

GOMOS Level 2 Daily Report

SUMMARY

[1. General Info](#)

[2. Summary of processed GOM_NL_2P products](#)

[3. Level 2 Quality information per product](#)

[3.1 Plot of level 2 quality information per product \(time dependant\)](#)

[3.2 Plot of level 2 quality information per product \(world map\)](#)

[4. Level 1 Quality information per product \(stored on level 2 products\)](#)

[4.1 Plot of level 1 quality information per product \(time dependant\)](#)

[4.1.1 Plot of level 1 quality information per product \(time dependant\): ASCENDING](#)

[4.1.2 Plot of level 1 quality information per product \(time dependant\): DESCENDING](#)

[4.2 Plot of level 1 quality information per product \(world map\)](#)

[4.2.1 Plot of level 1 quality information per product \(world map\): ASCENDING](#)

[4.2.2 Plot of level 1 quality information per product \(world map\): DESCENDING](#)

[5. Ozone profiles based on quality statistics and other trace gas profiles](#)

[5.1 Ozone statistics based on quality of products](#)

[5.2 Plot ozone profiles for all STD \(dark without errors\)](#)

[5.3 Plot ozone profiles where STD < 20% \(dark without errors\)](#)

[5.4. Plot ozone profiles where STD < 10% \(dark without errors\)](#)

[5.5. Plot ozone profiles where STD < 5% \(dark without errors\)](#)

[5.6 Plot NO2 profiles for all STD \(dark without errors\)](#)

[5.7 Plot NO3 profiles for all STD \(dark without errors\)](#)

[5.8 Plot H2O profiles \(only for occultations of stars 1,2,3,4,13,14,16,26,63 dark without errors\) for all STD](#)

[6. Auxiliary Data Files used for the production reported in section 2](#)

This report presents the daily analysis on parameters extracted from GOMOS level 2 data (GOM_NL__2P). It is intended to monitor some important parameters that will impact the quality of these products. A list of level 2 products (and content) that have arrived during the reporting day to the PCF is also given.

Item	Value
Time of report generation	19APR2013 05:05:11
Data source version	GOMOS/6.01
Start time of products	26-06-2004 (26JUN2004 00:00:00)
Stop time of products	27-06-2004 (27JUN2004 00:00:00)
Store outputs in DB	Yes
Nb of level 2 prods	423
Nb of prods with errors	0

2. Summary of processed GOM_NL__2P products.

Nr	Filename	UTC Start time	Limb	Duration	Star Id	Star Name	Star Mag	Star Temp	Nb Meas	Orbit	Prod. error
1	GOM_NL__2PRFIN20040626_000126_000000392028_00059_12137_4182.N1	26-JUN-2004 00:01:26	Bright	39.000	130	23Bet Dra	2.7990	5800.0	78	12137	No
2	GOM_NL__2PRFIN20040626_000335_000000392028_00059_12137_4183.N1	26-JUN-2004 00:03:35	Bright	38.500	119	14Eta Dra	2.7270	4700.0	77	12137	No
3	GOM_NL__2PRFIN20040626_000723_000000362028_00059_12137_4184.N1	26-JUN-2004 00:07:23	Bright	36.000	60	7Bet UMi	2.0810	3950.0	72	12137	No
4	GOM_NL__2PRFIN20040626_001148_000000372028_00059_12137_4185.N1	26-JUN-2004 00:11:48	Bright	37.000	49	1Alp UMi	1.9900	6300.0	74	12137	No
5	GOM_NL__2PRFIN20040626_001802_000000492028_00059_12137_4186.N1	26-JUN-2004 00:18:02	Bright	48.500	74	11Bet Cas	2.2680	6600.0	97	12137	No
6	GOM_NL__2PRFIN20040626_001938_000000492028_00059_12137_4187.N1	26-JUN-2004 00:19:38	Bright	48.500	68	18Alp Cas	2.2250	4500.0	97	12137	No
7	GOM_NL__2PRFIN20040626_002208_000000382028_00059_12137_4188.N1	26-JUN-2004 00:22:08	Bright	38.000	160	23Gam Per	2.9300	4700.0	76	12137	No
8	GOM_NL__2PRFIN20040626_002534_000000462028_00059_12137_4189.N1	26-JUN-2004 00:25:34	Bright	45.500	73	57Gam1And	2.2600	13100.	91	12137	No
9	GOM_NL__2PRFIN20040626_002803_000000652028_00059_12137_4190.N1	26-JUN-2004 00:28:03	Twilight	65.000	53	43Bet And	2.0480	3300.0	130	12137	No
10	GOM_NL__2PRFIN20040626_003202_000000622028_00059_12137_4191.N1	26-JUN-2004 00:32:02	Dark	62.000	50	13Alp Ari	2.0070	4250.0	124	12137	No
11	GOM_NL__2PRFIN20040626_003655_000000432028_00059_12137_4192.N1	26-JUN-2004 00:36:55	Dark	43.000	94	92Alp Cet	2.5260	3100.0	86	12137	No
12	GOM_NL__2PRFIN20040626_004046_000000472028_00059_12137_4193.N1	26-JUN-2004 00:40:46	Dark	46.500	165	34Gam Eri	2.9500	3200.0	93	12137	No
13	GOM_NL__2PRFIN20040626_005503_000000482028_00060_12138_4163.N1	26-JUN-2004 00:55:03	Dark	48.000	9	Alp Eri	0.45300	24000.	96	12138	No
14	GOM_NL__2PRFIN20040626_005959_000000402028_00060_12138_4164.N1	26-JUN-2004 00:59:59	Dark	40.000	135	Bet Hyi	2.8200	5800.0	80	12138	No
15	GOM_NL__2PRFIN20040626_010200_000000582028_00060_12138_4165.N1	26-JUN-2004 01:02:00	Straylight	57.500	63	Bet Gru	2.1500	2800.0	115	12138	No
16	GOM_NL__2PRFIN20040626_010401_000000512028_00060_12138_4166.N1	26-JUN-2004 01:04:01	Straylight	51.000	31	Alp Gru	1.7340	15200.	102	12138	No
17	GOM_NL__2PRFIN20040626_010741_000000452028_00060_12138_4167.N1	26-JUN-2004 01:07:41	Straylight	45.000	43	Alp TrA	1.9100	4250.0	90	12138	No
18	GOM_NL__2PRFIN20040626_011103_000000422028_00060_12138_4168.N1	26-JUN-2004 01:11:03	Straylight	42.000	141	Bet Ara	2.8400	4600.0	84	12138	No
19	GOM_NL__2PRFIN20040626_011227_000000402028_00060_12138_4169.N1	26-JUN-2004 01:12:27	Straylight	40.000	147	Alp Ara	2.8770	26000.	80	12138	No
20	GOM_NL__2PRFIN20040626_011413_000000462028_00060_12138_4170.N1	26-JUN-2004 01:14:13	Twilight	45.500	40	The Sco	1.8590	7100.0	91	12138	No
21	GOM_NL__2PRFIN20040626_011556_000000442028_00060_12138_4171.N1	26-JUN-2004 01:15:56	Twilight	44.000	25	35Lam Sco	1.6200	28000.	88	12138	No
22	GOM_NL__2PRFIN20040626_011716_000000572028_00060_12138_4172.N1	26-JUN-2004 01:17:16	Bright	57.000	116	19Del Sgr	2.7000	4100.0	114	12138	No
23	GOM_NL__2PRFIN20040626_011925_000000512028_00060_12138_4173.N1	26-JUN-2004 01:19:25	Bright	51.000	155	41Pi Sgr	2.9000	6600.0	102	12138	No
24	GOM_NL__2PRFIN20040626_012211_000000402028_00060_12138_4174.N1	26-JUN-2004 01:22:11	Bright	40.000	86	35Eta Oph	2.4300	10200.	80	12138	No
25	GOM_NL__2PRFIN20040626_012356_000000382028_00060_12138_4175.N1	26-JUN-2004 01:23:56	Bright	38.000	98	13Zet Oph	2.5710	30000.	76	12138	No
26	GOM_NL__2PRFIN20040626_012603_000000382028_00060_12138_4176.N1	26-JUN-2004 01:26:03	Bright	38.000	120	1Del Oph	2.7340	3200.0	76	12138	No
27	GOM_NL__2PRFIN20040626_012804_000000412028_00060_12138_4177.N1	26-JUN-2004 01:28:04	Bright	40.500	126	60Bet Oph	2.7700	4250.0	81	12138	No
28	GOM_NL__2PRFIN20040626_013026_000000402028_00060_12138_4178.N1	26-JUN-2004 01:30:26	Bright	40.000	59	55Alp Oph	2.0800	8900.0	80	12138	No
29	GOM_NL__2PRFIN20040626_013255_000000402028_00060_12138_4179.N1	26-JUN-2004 01:32:55	Bright	40.000	127	27Bet Her	2.7810	4700.0	80	12138	No
30	GOM_NL__2PRFIN20040626_013456_000000362028_00060_12138_4180.N1	26-JUN-2004 01:34:56	Bright	35.500	67	5Alp CrB	2.2210	11000.	71	12138	No
31	GOM_NL__2PRFIN20040626_013946_000000512028_00060_12138_4181.N1	26-JUN-2004 01:39:46	Bright	51.000	5	3Alp Lyr	0.033000	11000.	102	12138	No
32	GOM_NL__2PRFIN20040626_014201_000000452028_00060_12138_4182.N1	26-JUN-2004 01:42:01	Bright	45.000	130	23Bet Dra	2.7990	5800.0	90	12138	No
33	GOM_NL__2PRFIN20040626_014410_000000392028_00060_12138_4183.N1	26-JUN-2004 01:44:10	Bright	38.500	119	14Eta Dra	2.7270	4700.0	77	12138	No
34	GOM_NL__2PRFIN20040626_014759_000000372028_00060_12138_4184.N1	26-JUN-2004 01:47:59	Bright	37.000	60	7Bet UMi	2.0810	3950.0	74	12138	No
35	GOM_NL__2PRFIN20040626_015224_000000382028_00060_12138_4185.N1	26-JUN-2004 01:52:24	Bright	38.000	49	1Alp UMi	1.9900	6300.0	76	12138	No
36	GOM_NL__2PRFIN20040626_015838_000000492028_00060_12138_4186.N1	26-JUN-2004 01:58:38	Bright	48.500	74	11Bet Cas	2.2680	6600.0	97	12138	No
37	GOM_NL__2PRFIN20040626_020013_000000492028_00060_12138_4187.N1	26-JUN-2004 02:00:13	Bright	49.000	68	18Alp Cas	2.2250	4500.0	98	12138	No
38	GOM_NL__2PRFIN20040626_020243_000000412028_00060_12138_4188.N1	26-JUN-2004 02:02:43	Bright	41.000	160	23Gam Per	2.9300	4700.0	82	12138	No
39	GOM_NL__2PRFIN20040626_020610_000000482028_00060_12138_4189.N1	26-JUN-2004 02:06:10	Bright	47.500	73	57Gam1And	2.2600	13100.	95	12138	No
40	GOM_NL__2PRFIN20040626_020838_000000652028_00060_12138_4190.N1	26-JUN-2004 02:08:38	Twilight	65.000	53	43Bet And	2.0480	3300.0	130	12138	No
41	GOM_NL__2PRFIN20040626_021239_000000542028_00060_12138_4191.N1	26-JUN-2004 02:12:39	Dark	54.000	50	13Alp Ari	2.0070	4250.0	108	12138	No
42	GOM_NL__2PRFIN20040626_021731_000000462028_00060_12138_4192.N1	26-JUN-2004 02:17:31	Dark	45.500	94	92Alp Cet	2.5260	3100.0	91	12138	No

43	GOM_NL__2PRFIN20040626_022124_000000382028_00060_12138_4193.N1	26-JUN-2004 02:21:24	Dark	38.000	165	34Gam Eri	2.9500	3200.0	76	12138	No
44	GOM_NL__2PRFIN20040626_023053_000000652028_00060_12138_4194.N1	26-JUN-2004 02:30:53	Dark	65.000	52	16Bet Cet	2.0370	4500.0	130	12138	No
45	GOM_NL__2PRFIN20040626_023538_000000472028_00061_12139_4164.N1	26-JUN-2004 02:35:38	Dark	46.500	9	Alp Eri	0.45300	24000.	93	12139	No
46	GOM_NL__2PRFIN20040626_024036_000000392028_00061_12139_4165.N1	26-JUN-2004 02:40:36	Dark	39.000	135	Bet Hyi	2.8200	5800.0	78	12139	No
47	GOM_NL__2PRFIN20040626_024237_000000552028_00061_12139_4166.N1	26-JUN-2004 02:42:37	Straylight	54.500	63	Bet Gru	2.1500	2800.0	109	12139	No
48	GOM_NL__2PRFIN20040626_024437_000000512028_00061_12139_4167.N1	26-JUN-2004 02:44:37	Straylight	50.500	31	Alp Gru	1.7340	15200.	101	12139	No
49	GOM_NL__2PRFIN20040626_024818_000000442028_00061_12139_4168.N1	26-JUN-2004 02:48:18	Straylight	44.000	43	Alp TrA	1.9100	4250.0	88	12139	No
50	GOM_NL__2PRFIN20040626_025138_000000412028_00061_12139_4169.N1	26-JUN-2004 02:51:38	Straylight	40.500	141	Bet Ara	2.8400	4600.0	81	12139	No
51	GOM_NL__2PRFIN20040626_025304_000000402028_00061_12139_4170.N1	26-JUN-2004 02:53:04	Straylight	40.000	147	Alp Ara	2.8770	26000.	80	12139	No
52	GOM_NL__2PRFIN20040626_025451_000000432028_00061_12139_4171.N1	26-JUN-2004 02:54:51	Twi_and_stray	42.500	40	The Sco	1.8590	7100.0	85	12139	No
53	GOM_NL__2PRFIN20040626_025632_000000462028_00061_12139_4172.N1	26-JUN-2004 02:56:32	Twi_and_stray	45.500	25	35Lam Sco	1.6200	28000.	91	12139	No
54	GOM_NL__2PRFIN20040626_025754_000000512028_00061_12139_4173.N1	26-JUN-2004 02:57:54	Bright	50.500	116	19Del Sgr	2.7000	4100.0	101	12139	No
55	GOM_NL__2PRFIN20040626_030002_000000512028_00061_12139_4174.N1	26-JUN-2004 03:00:02	Bright	50.500	155	41Pi Sgr	2.9000	6600.0	101	12139	No
56	GOM_NL__2PRFIN20040626_030248_000000392028_00061_12139_4175.N1	26-JUN-2004 03:02:48	Bright	38.500	86	35Eta Oph	2.4300	10200.	77	12139	No
57	GOM_NL__2PRFIN20040626_030432_000000382028_00061_12139_4176.N1	26-JUN-2004 03:04:32	Bright	38.000	98	13Zet Oph	2.5710	30000.	76	12139	No
58	GOM_NL__2PRFIN20040626_030640_000000402028_00061_12139_4177.N1	26-JUN-2004 03:06:40	Bright	39.500	120	1Del Oph	2.7340	3200.0	79	12139	No
59	GOM_NL__2PRFIN20040626_030840_000000402028_00061_12139_4178.N1	26-JUN-2004 03:08:40	Bright	40.000	126	60Bet Oph	2.7700	4250.0	80	12139	No
60	GOM_NL__2PRFIN20040626_031102_000000392028_00061_12139_4179.N1	26-JUN-2004 03:11:02	Bright	39.000	59	55Alp Oph	2.0800	8900.0	78	12139	No
61	GOM_NL__2PRFIN20040626_031331_000000412028_00061_12139_4180.N1	26-JUN-2004 03:13:31	Bright	40.500	127	27Bet Her	2.7810	4700.0	81	12139	No
62	GOM_NL__2PRFIN20040626_031533_000000372028_00061_12139_4181.N1	26-JUN-2004 03:15:33	Bright	37.000	67	5Alp CrB	2.2210	11000.	74	12139	No
63	GOM_NL__2PRFIN20040626_032020_000000472028_00061_12139_4182.N1	26-JUN-2004 03:20:20	Bright	46.500	5	3Alp Lyr	0.033000	11000.	93	12139	No
64	GOM_NL__2PRFIN20040626_032237_000000392028_00061_12139_4183.N1	26-JUN-2004 03:22:37	Bright	38.500	130	23Bet Dra	2.7990	5800.0	77	12139	No
65	GOM_NL__2PRFIN20040626_032446_000000382028_00061_12139_4184.N1	26-JUN-2004 03:24:46	Bright	38.000	119	14Eta Dra	2.7270	4700.0	76	12139	No
66	GOM_NL__2PRFIN20040626_032837_000000352028_00061_12139_4185.N1	26-JUN-2004 03:28:37	Bright	34.500	60	7Bet UMi	2.0810	3950.0	69	12139	No
67	GOM_NL__2PRFIN20040626_033301_000000352028_00061_12139_4186.N1	26-JUN-2004 03:33:01	Bright	34.500	49	1Alp UMi	1.9900	6300.0	69	12139	No
68	GOM_NL__2PRFIN20040626_033913_000000502028_00061_12139_4187.N1	26-JUN-2004 03:39:13	Bright	49.500	74	11Bet Cas	2.2680	6600.0	99	12139	No
69	GOM_NL__2PRFIN20040626_034049_000000482028_00061_12139_4188.N1	26-JUN-2004 03:40:49	Bright	48.000	68	18Alp Cas	2.2250	4500.0	96	12139	No
70	GOM_NL__2PRFIN20040626_034319_000000542028_00061_12139_4189.N1	26-JUN-2004 03:43:19	Bright	54.000	160	23Gam Per	2.9300	4700.0	108	12139	No
71	GOM_NL__2PRFIN20040626_034646_000000462028_00061_12139_4190.N1	26-JUN-2004 03:46:46	Bright	45.500	73	57Gam1And	2.2600	13100.	91	12139	No
72	GOM_NL__2PRFIN20040626_034914_000000702028_00061_12139_4191.N1	26-JUN-2004 03:49:14	Twi_and_stray	69.500	53	43Bet And	2.0480	3300.0	139	12139	No
73	GOM_NL__2PRFIN20040626_035315_000000572028_00061_12139_4192.N1	26-JUN-2004 03:53:15	Dark	56.500	50	13Alp Ari	2.0070	4250.0	113	12139	No
74	GOM_NL__2PRFIN20040626_035807_000000502028_00061_12139_4193.N1	26-JUN-2004 03:58:07	Dark	50.000	94	92Alp Cet	2.5260	3100.0	100	12139	No
75	GOM_NL__2PRFIN20040626_040200_000000432028_00061_12139_4194.N1	26-JUN-2004 04:02:00	Dark	42.500	165	34Gam Eri	2.9500	3200.0	85	12139	No
76	GOM_NL__2PRFIN20040626_041130_000000742028_00061_12139_4195.N1	26-JUN-2004 04:11:30	Dark	73.500	52	16Bet Cet	2.0370	4500.0	147	12139	No
77	GOM_NL__2PRFIN20040626_041616_000000542028_00062_12140_4165.N1	26-JUN-2004 04:16:16	Dark	53.500	9	Alp Eri	0.45300	24000.	107	12140	No
78	GOM_NL__2PRFIN20040626_042112_000000402028_00062_12140_4166.N1	26-JUN-2004 04:21:12	Dark	39.500	135	Bet Hyi	2.8200	5800.0	79	12140	No
79	GOM_NL__2PRFIN20040626_042314_000000552028_00062_12140_4167.N1	26-JUN-2004 04:23:14	Straylight	54.500	63	Bet Gru	2.1500	2800.0	109	12140	No
80	GOM_NL__2PRFIN20040626_042514_000000542028_00062_12140_4168.N1	26-JUN-2004 04:25:14	Straylight	54.000	31	Alp Gru	1.7340	15200.	108	12140	No
81	GOM_NL__2PRFIN20040626_042855_000000422028_00062_12140_4169.N1	26-JUN-2004 04:28:55	Straylight	42.000	43	Alp TrA	1.9100	4250.0	84	12140	No
82	GOM_NL__2PRFIN20040626_043215_000000432028_00062_12140_4170.N1	26-JUN-2004 04:32:15	Straylight	43.000	141	Bet Ara	2.8400	4600.0	86	12140	No
83	GOM_NL__2PRFIN20040626_043341_000000392028_00062_12140_4171.N1	26-JUN-2004 04:33:41	Straylight	39.000	147	Alp Ara	2.8770	26000.	78	12140	No
84	GOM_NL__2PRFIN20040626_043528_000000402028_00062_12140_4172.N1	26-JUN-2004 04:35:28	Twi_and_stray	40.000	40	The Sco	1.8590	7100.0	80	12140	No
85	GOM_NL__2PRFIN20040626_043708_000000452028_00062_12140_4173.N1	26-JUN-2004 04:37:08	Twi_and_stray	44.500	25	35Lam Sco	1.6200	28000.	89	12140	No
86	GOM_NL__2PRFIN20040626_043830_000000562028_00062_12140_4174.N1	26-JUN-2004 04:38:30	Bright	56.000	116	19Del Sgr	2.7000	4100.0	112	12140	No
87	GOM_NL__2PRFIN20040626_044039_000000492028_00062_12140_4175.N1	26-JUN-2004 04:40:39	Bright	48.500	155	41Pi Sgr	2.9000	6600.0	97	12140	No
88	GOM_NL__2PRFIN20040626_044325_000000382028_00062_12140_4176.N1	26-JUN-2004 04:43:25	Bright	38.000	86	35Eta Oph	2.4300	10200.	76	12140	No
89	GOM_NL__2PRFIN20040626_044508_000000392028_00062_12140_4177.N1	26-JUN-2004 04:45:08	Bright	38.500	98	13Zet Oph	2.5710	30000.	77	12140	No
90	GOM_NL__2PRFIN20040626_044716_000000382028_00062_12140_4178.N1	26-JUN-2004 04:47:16	Bright	38.000	120	1Del Oph	2.7340	3200.0	76	12140	No
91	GOM_NL__2PRFIN20040626_044915_000000412028_00062_12140_4179.N1	26-JUN-2004 04:49:15	Bright	40.500	126	60Bet Oph	2.7700	4250.0	81	12140	No
92	GOM_NL__2PRFIN20040626_045138_000000412028_00062_12140_4180.N1	26-JUN-2004 04:51:38	Bright	41.000	59	55Alp Oph	2.0800	8900.0	82	12140	No
93	GOM_NL__2PRFIN20040626_045408_000000402028_00062_12140_4181.N1	26-JUN-2004 04:54:08	Bright	39.500	127	27Bet Her	2.7810	4700.0	79	12140	No
94	GOM_NL__2PRFIN20040626_045609_000000392028_00062_12140_4182.N1	26-JUN-2004 04:56:09	Bright	38.500	67	5Alp CrB	2.2210	11000.	77	12140	No
95	GOM_NL__2PRFIN20040626_050057_000000492028_00062_12140_4183.N1	26-JUN-2004 05:00:57	Bright	49.000	5	3Alp Lyr	0.033000	11000.	98	12140	No
96	GOM_NL__2PRFIN20040626_050312_000000402028_00062_12140_4184.N1	26-JUN-2004 05:03:12	Bright	40.000	130	23Bet Dra	2.7990	5800.0	80	12140	No
97	GOM_NL__2PRFIN20040626_050523_000000372028_00062_12140_4185.N1	26-JUN-2004 05:05:23	Bright	37.000	119	14Eta Dra	2.7270	4700.0	74	12140	No
98	GOM_NL__2PRFIN20040626_050913_000000352028_00062_12140_4186.N1	26-JUN-2004 05:09:13	Bright	35.000	60	7Bet UMi	2.0810	3950.0	70	12140	No
99	GOM_NL__2PRFIN20040626_051337_000000352028_00062_12140_4187.N1	26-JUN-2004 05:13:37	Bright	35.000	49	1Alp UMi	1.9900	6300.0	70	12140	No
100	GOM_NL__2PRFIN20040626_051948_000000492028_00062_12140_4188.N1	26-JUN-2004 05:19:48	Bright	49.000	74	11Bet Cas	2.2680	6600.0	98	12140	No
101	GOM_NL__2PRFIN20040626_052124_000000492028_00062_12140_4189.N1	26-JUN-2004 05:21:24	Bright	48.500	68	18Alp Cas	2.2250	4500.0	97	12140	No

102	GOM_NL__2PRFIN20040626_052355_000000402028_00062_12140_4190.N1	26-JUN-2004 05:23:55	Bright	39.500	160	23Gam Per	2.9300	4700.0	79	12140	No
103	GOM_NL__2PRFIN20040626_052722_000000472028_00062_12140_4191.N1	26-JUN-2004 05:27:22	Bright	47.000	73	57Gam1And	2.2600	13100.	94	12140	No
104	GOM_NL__2PRFIN20040626_052951_000000712028_00062_12140_4192.N1	26-JUN-2004 05:29:51	Twi_and_stray	71.000	53	43Bet And	2.0480	3300.0	142	12140	No
105	GOM_NL__2PRFIN20040626_053351_000000632028_00062_12140_4193.N1	26-JUN-2004 05:33:51	Dark	62.500	50	13Alp Ari	2.0070	4250.0	125	12140	No
106	GOM_NL__2PRFIN20040626_053844_000000552028_00062_12140_4194.N1	26-JUN-2004 05:38:44	Dark	54.500	94	92Alp Cet	2.5260	3100.0	109	12140	No
107	GOM_NL__2PRFIN20040626_054236_000000452028_00062_12140_4195.N1	26-JUN-2004 05:42:36	Dark	45.000	165	34Gam Eri	2.9500	3200.0	90	12140	No
108	GOM_NL__2PRFIN20040626_055208_000000812028_00062_12140_4196.N1	26-JUN-2004 05:52:08	Dark	80.500	52	16Bet Cet	2.0370	4500.0	161	12140	No
109	GOM_NL__2PRFIN20040626_055652_000000532028_00063_12141_4177.N1	26-JUN-2004 05:56:52	Dark	53.000	9	Alp Eri	0.45300	24000.	106	12141	No
110	GOM_NL__2PRFIN20040626_060149_000000392028_00063_12141_4178.N1	26-JUN-2004 06:01:49	Dark	38.500	135	Bet Hyi	2.8200	5800.0	77	12141	No
111	GOM_NL__2PRFIN20040626_060351_000000552028_00063_12141_4179.N1	26-JUN-2004 06:03:51	Straylight	55.000	63	Bet Gru	2.1500	2800.0	110	12141	No
112	GOM_NL__2PRFIN20040626_060551_000000512028_00063_12141_4180.N1	26-JUN-2004 06:05:51	Straylight	51.000	31	Alp Gru	1.7340	15200.	102	12141	No
113	GOM_NL__2PRFIN20040626_060931_000000452028_00063_12141_4181.N1	26-JUN-2004 06:09:31	Straylight	45.000	43	Alp TrA	1.9100	4250.0	90	12141	No
114	GOM_NL__2PRFIN20040626_061251_000000382028_00063_12141_4182.N1	26-JUN-2004 06:12:51	Straylight	38.000	141	Bet Ara	2.8400	4600.0	76	12141	No
115	GOM_NL__2PRFIN20040626_061417_000000382028_00063_12141_4183.N1	26-JUN-2004 06:14:17	Straylight	38.000	147	Alp Ara	2.8770	26000.	76	12141	No
116	GOM_NL__2PRFIN20040626_061604_000000452028_00063_12141_4184.N1	26-JUN-2004 06:16:04	Twi_and_stray	45.000	40	The Sco	1.8590	7100.0	90	12141	No
117	GOM_NL__2PRFIN20040626_061745_000000432028_00063_12141_4185.N1	26-JUN-2004 06:17:45	Twi_and_stray	42.500	25	35Lam Sco	1.6200	28000.	85	12141	No
118	GOM_NL__2PRFIN20040626_061907_000000572028_00063_12141_4186.N1	26-JUN-2004 06:19:07	Bright	57.000	116	19Del Sgr	2.7000	4100.0	114	12141	No
119	GOM_NL__2PRFIN20040626_062115_000000492028_00063_12141_4187.N1	26-JUN-2004 06:21:15	Bright	48.500	155	41Pi Sgr	2.9000	6600.0	97	12141	No
120	GOM_NL__2PRFIN20040626_062401_000000382028_00063_12141_4188.N1	26-JUN-2004 06:24:01	Bright	38.000	86	35Eta Oph	2.4300	10200.	76	12141	No
121	GOM_NL__2PRFIN20040626_062545_000000372028_00063_12141_4189.N1	26-JUN-2004 06:25:45	Bright	37.000	98	13Zet Oph	2.5710	30000.	74	12141	No
122	GOM_NL__2PRFIN20040626_062753_000000382028_00063_12141_4190.N1	26-JUN-2004 06:27:53	Bright	37.500	120	1Del Oph	2.7340	3200.0	75	12141	No
123	GOM_NL__2PRFIN20040626_062952_000000402028_00063_12141_4191.N1	26-JUN-2004 06:29:52	Bright	39.500	126	60Bet Oph	2.7700	4250.0	79	12141	No
124	GOM_NL__2PRFIN20040626_063214_000000382028_00063_12141_4192.N1	26-JUN-2004 06:32:14	Bright	38.000	59	55Alp Oph	2.0800	8900.0	76	12141	No
125	GOM_NL__2PRFIN20040626_063444_000000372028_00063_12141_4193.N1	26-JUN-2004 06:34:44	Bright	36.500	127	27Bet Her	2.7810	4700.0	73	12141	No
126	GOM_NL__2PRFIN20040626_063645_000000392028_00063_12141_4194.N1	26-JUN-2004 06:36:45	Bright	38.500	67	5Alp CrB	2.2210	11000.	77	12141	No
127	GOM_NL__2PRFIN20040626_064133_000000472028_00063_12141_4195.N1	26-JUN-2004 06:41:33	Bright	47.000	5	3Alp Lyr	0.033000	11000.	94	12141	No
128	GOM_NL__2PRFIN20040626_064348_000000402028_00063_12141_4196.N1	26-JUN-2004 06:43:48	Bright	39.500	130	23Bet Dra	2.7990	5800.0	79	12141	No
129	GOM_NL__2PRFIN20040626_064559_000000382028_00063_12141_4197.N1	26-JUN-2004 06:45:59	Bright	37.500	119	14Eta Dra	2.7270	4700.0	75	12141	No
130	GOM_NL__2PRFIN20040626_064950_000000392028_00063_12141_4198.N1	26-JUN-2004 06:49:50	Bright	39.000	60	7Bet UMi	2.0810	3950.0	78	12141	No
131	GOM_NL__2PRFIN20040626_065413_000000382028_00063_12141_4199.N1	26-JUN-2004 06:54:13	Bright	37.500	49	1Alp UMi	1.9900	6300.0	75	12141	No
132	GOM_NL__2PRFIN20040626_070024_000000492028_00063_12141_4200.N1	26-JUN-2004 07:00:24	Bright	48.500	74	11Bet Cas	2.2680	6600.0	97	12141	No
133	GOM_NL__2PRFIN20040626_070159_000000502028_00063_12141_4201.N1	26-JUN-2004 07:01:59	Bright	49.500	68	18Alp Cas	2.2250	4500.0	99	12141	No
134	GOM_NL__2PRFIN20040626_070432_000000412028_00063_12141_4202.N1	26-JUN-2004 07:04:32	Bright	40.500	160	23Gam Per	2.9300	4700.0	81	12141	No
135	GOM_NL__2PRFIN20040626_070758_000000482028_00063_12141_4203.N1	26-JUN-2004 07:07:58	Bright	48.000	73	57Gam1And	2.2600	13100.	96	12141	No
136	GOM_NL__2PRFIN20040626_071026_000000682028_00063_12141_4204.N1	26-JUN-2004 07:10:26	Twi_and_stray	68.000	53	43Bet And	2.0480	3300.0	136	12141	No
137	GOM_NL__2PRFIN20040626_071428_000000592028_00063_12141_4205.N1	26-JUN-2004 07:14:28	Dark	59.000	50	13Alp Ari	2.0070	4250.0	118	12141	No
138	GOM_NL__2PRFIN20040626_071920_000000502028_00063_12141_4206.N1	26-JUN-2004 07:19:20	Dark	50.000	94	92Alp Cet	2.5260	3100.0	100	12141	No
139	GOM_NL__2PRFIN20040626_072313_000000472028_00063_12141_4207.N1	26-JUN-2004 07:23:13	Dark	46.500	165	34Gam Eri	2.9500	3200.0	93	12141	No
140	GOM_NL__2PRFIN20040626_073245_000000782028_00063_12141_4208.N1	26-JUN-2004 07:32:45	Dark	77.500	52	16Bet Cet	2.0370	4500.0	155	12141	No
141	GOM_NL__2PRFIN20040626_073730_000000542028_00064_12142_2067.N1	26-JUN-2004 07:37:30	Dark	54.000	9	Alp Eri	0.45300	24000.	108	12142	No
142	GOM_NL__2PRFIN20040626_074225_000000382028_00064_12142_2068.N1	26-JUN-2004 07:42:25	Dark	37.500	135	Bet Hyi	2.8200	5800.0	75	12142	No
143	GOM_NL__2PRFIN20040626_074428_000000652028_00064_12142_2069.N1	26-JUN-2004 07:44:28	Straylight	64.500	63	Bet Gru	2.1500	2800.0	129	12142	No
144	GOM_NL__2PRFIN20040626_074628_000000522028_00064_12142_2070.N1	26-JUN-2004 07:46:28	Straylight	52.000	31	Alp Gru	1.7340	15200.	104	12142	No
145	GOM_NL__2PRFIN20040626_075007_000000442028_00064_12142_2071.N1	26-JUN-2004 07:50:07	Straylight	44.000	43	Alp TrA	1.9100	4250.0	88	12142	No
146	GOM_NL__2PRFIN20040626_075327_000000432028_00064_12142_2072.N1	26-JUN-2004 07:53:27	Straylight	43.000	141	Bet Ara	2.8400	4600.0	86	12142	No
147	GOM_NL__2PRFIN20040626_075453_000000412028_00064_12142_2073.N1	26-JUN-2004 07:54:53	Straylight	40.500	147	Alp Ara	2.8770	26000.	81	12142	No
148	GOM_NL__2PRFIN20040626_075641_000000452028_00064_12142_2074.N1	26-JUN-2004 07:56:41	Twi_and_stray	44.500	40	The Sco	1.8590	7100.0	89	12142	No
149	GOM_NL__2PRFIN20040626_075821_000000442028_00064_12142_2075.N1	26-JUN-2004 07:58:21	Twi_and_stray	43.500	25	35Lam Sco	1.6200	28000.	87	12142	No
150	GOM_NL__2PRFIN20040626_075943_000000572028_00064_12142_2076.N1	26-JUN-2004 07:59:43	Bright	57.000	116	19Del Sgr	2.7000	4100.0	114	12142	No
151	GOM_NL__2PRFIN20040626_080151_000000502028_00064_12142_2077.N1	26-JUN-2004 08:01:51	Bright	50.000	155	41Pi Sgr	2.9000	6600.0	100	12142	No
152	GOM_NL__2PRFIN20040626_080437_000000392028_00064_12142_2078.N1	26-JUN-2004 08:04:37	Bright	38.500	86	35Eta Oph	2.4300	10200.	77	12142	No
153	GOM_NL__2PRFIN20040626_080621_000000382028_00064_12142_2079.N1	26-JUN-2004 08:06:21	Bright	37.500	98	13Zet Oph	2.5710	30000.	75	12142	No
154	GOM_NL__2PRFIN20040626_080829_000000382028_00064_12142_2080.N1	26-JUN-2004 08:08:29	Bright	37.500	120	1Del Oph	2.7340	3200.0	75	12142	No
155	GOM_NL__2PRFIN20040626_081028_000000402028_00064_12142_2081.N1	26-JUN-2004 08:10:28	Bright	39.500	126	60Bet Oph	2.7700	4250.0	79	12142	No
156	GOM_NL__2PRFIN20040626_081250_000000402028_00064_12142_2082.N1	26-JUN-2004 08:12:50	Bright	40.000	59	55Alp Oph	2.0800	8900.0	80	12142	No
157	GOM_NL__2PRFIN20040626_081521_000000372028_00064_12142_2083.N1	26-JUN-2004 08:15:21	Bright	36.500	127	27Bet Her	2.7810	4700.0	73	12142	No
158	GOM_NL__2PRFIN20040626_081721_000000362028_00064_12142_2084.N1	26-JUN-2004 08:17:21	Bright	36.000	67	5Alp CrB	2.2210	11000.	72	12142	No
159	GOM_NL__2PRFIN20040626_082208_000000492028_00064_12142_2085.N1	26-JUN-2004 08:22:08	Bright	48.500	5	3Alp Lyr	0.033000	11000.	97	12142	No
160	GOM_NL__2PRFIN20040626_082424_000000412028_00064_12142_2086.N1	26-JUN-2004 08:24:24	Bright	40.500	130	23Bet Dra	2.7990	5800.0	81	12142	No

161	GOM_NL__2PRFIN20040626_082635_000000372028_00064_12142_2087.N1	26-JUN-2004 08:26:35	Bright	37.000	119	14Eta Dra	2.7270	4700.0	74	12142	No
162	GOM_NL__2PRFIN20040626_083026_000000392028_00064_12142_2088.N1	26-JUN-2004 08:30:26	Bright	38.500	60	7Bet UMi	2.0810	3950.0	77	12142	No
163	GOM_NL__2PRFIN20040626_083449_000000362028_00064_12142_2089.N1	26-JUN-2004 08:34:49	Bright	36.000	49	1Alp UMi	1.9900	6300.0	72	12142	No
164	GOM_NL__2PRFIN20040626_084059_000000502028_00064_12142_2090.N1	26-JUN-2004 08:40:59	Bright	50.000	74	11Bet Cas	2.2680	6600.0	100	12142	No
165	GOM_NL__2PRFIN20040626_084235_000000472028_00064_12142_2091.N1	26-JUN-2004 08:42:35	Bright	47.000	68	18Alp Cas	2.2250	4500.0	94	12142	No
166	GOM_NL__2PRFIN20040626_084508_000000402028_00064_12142_2092.N1	26-JUN-2004 08:45:08	Bright	40.000	160	23Gam Per	2.9300	4700.0	80	12142	No
167	GOM_NL__2PRFIN20040626_084833_000000472028_00064_12142_2093.N1	26-JUN-2004 08:48:33	Bright	46.500	73	57Gam1And	2.2600	13100.	93	12142	No
168	GOM_NL__2PRFIN20040626_085102_000000682028_00064_12142_2094.N1	26-JUN-2004 08:51:02	Tw_i_and_stray	68.000	53	43Bet And	2.0480	3300.0	136	12142	No
169	GOM_NL__2PRFIN20040626_085503_000000572028_00064_12142_2095.N1	26-JUN-2004 08:55:03	Dark	56.500	50	13Alp Ari	2.0070	4250.0	113	12142	No
170	GOM_NL__2PRFIN20040626_085956_000000492028_00064_12142_2096.N1	26-JUN-2004 08:59:56	Dark	48.500	94	92Alp Cet	2.5260	3100.0	97	12142	No
171	GOM_NL__2PRFIN20040626_090349_000000462028_00064_12142_2097.N1	26-JUN-2004 09:03:49	Dark	45.500	165	34Gam Eri	2.9500	3200.0	91	12142	No
172	GOM_NL__2PRFIN20040626_091323_000000682028_00064_12142_2098.N1	26-JUN-2004 09:13:23	Dark	67.500	52	16Bet Cet	2.0370	4500.0	135	12142	No
173	GOM_NL__2PRFIN20040626_091806_000000502028_00065_12143_2068.N1	26-JUN-2004 09:18:06	Dark	49.500	9	Alp Eri	0.45300	24000.	99	12143	No
174	GOM_NL__2PRFIN20040626_092301_000000392028_00065_12143_2069.N1	26-JUN-2004 09:23:01	Dark	38.500	135	Bet Hyi	2.8200	5800.0	77	12143	No
175	GOM_NL__2PRFIN20040626_092505_000000542028_00065_12143_2070.N1	26-JUN-2004 09:25:05	Straylight	54.000	63	Bet Gru	2.1500	2800.0	108	12143	No
176	GOM_NL__2PRFIN20040626_092706_000000522028_00065_12143_2071.N1	26-JUN-2004 09:27:06	Straylight	52.000	31	Alp Gru	1.7340	15200.	104	12143	No
177	GOM_NL__2PRFIN20040626_093043_000000432028_00065_12143_2072.N1	26-JUN-2004 09:30:43	Straylight	42.500	43	Alp TrA	1.9100	4250.0	85	12143	No
178	GOM_NL__2PRFIN20040626_093403_000000422028_00065_12143_2073.N1	26-JUN-2004 09:34:03	Straylight	41.500	141	Bet Ara	2.8400	4600.0	83	12143	No
179	GOM_NL__2PRFIN20040626_093530_000000422028_00065_12143_2074.N1	26-JUN-2004 09:35:30	Straylight	41.500	147	Alp Ara	2.8770	26000.	83	12143	No
180	GOM_NL__2PRFIN20040626_093716_000000442028_00065_12143_2075.N1	26-JUN-2004 09:37:16	Tw_i_and_stray	44.000	40	The Sco	1.8590	7100.0	88	12143	No
181	GOM_NL__2PRFIN20040626_093857_000000412028_00065_12143_2076.N1	26-JUN-2004 09:38:57	Tw_i_and_stray	41.000	25	35Lam Sco	1.6200	28000.	82	12143	No
182	GOM_NL__2PRFIN20040626_094019_000000552028_00065_12143_2077.N1	26-JUN-2004 09:40:19	Bright	55.000	116	19Del Sgr	2.7000	4100.0	110	12143	No
183	GOM_NL__2PRFIN20040626_094227_000000482028_00065_12143_2078.N1	26-JUN-2004 09:42:27	Bright	48.000	155	41Pi Sgr	2.9000	6600.0	96	12143	No
184	GOM_NL__2PRFIN20040626_094513_000000392028_00065_12143_2079.N1	26-JUN-2004 09:45:13	Bright	38.500	86	35Eta Oph	2.4300	10200.	77	12143	No
185	GOM_NL__2PRFIN20040626_094657_000000382028_00065_12143_2080.N1	26-JUN-2004 09:46:57	Bright	37.500	98	13Zet Oph	2.5710	30000.	75	12143	No
186	GOM_NL__2PRFIN20040626_094905_000000372028_00065_12143_2081.N1	26-JUN-2004 09:49:05	Bright	37.000	120	1Del Oph	2.7340	3200.0	74	12143	No
187	GOM_NL__2PRFIN20040626_095104_000000392028_00065_12143_2082.N1	26-JUN-2004 09:51:04	Bright	39.000	126	60Bet Oph	2.7700	4250.0	78	12143	No
188	GOM_NL__2PRFIN20040626_095326_000000412028_00065_12143_2083.N1	26-JUN-2004 09:53:26	Bright	40.500	59	55Alp Oph	2.0800	8900.0	81	12143	No
189	GOM_NL__2PRFIN20040626_095556_000000372028_00065_12143_2084.N1	26-JUN-2004 09:55:56	Bright	36.500	127	27Bet Her	2.7810	4700.0	73	12143	No
190	GOM_NL__2PRFIN20040626_095757_000000392028_00065_12143_2085.N1	26-JUN-2004 09:57:57	Bright	38.500	67	5Alp CrB	2.2210	11000.	77	12143	No
191	GOM_NL__2PRFIN20040626_100243_000000502028_00065_12143_2086.N1	26-JUN-2004 10:02:43	Bright	49.500	5	3Alp Lyr	0.033000	11000.	99	12143	No
192	GOM_NL__2PRFIN20040626_100459_000000412028_00065_12143_2087.N1	26-JUN-2004 10:04:59	Bright	41.000	130	23Bet Dra	2.7990	5800.0	82	12143	No
193	GOM_NL__2PRFIN20040626_100711_000000372028_00065_12143_2088.N1	26-JUN-2004 10:07:11	Bright	36.500	119	14Eta Dra	2.7270	4700.0	73	12143	No
194	GOM_NL__2PRFIN20040626_101102_000000402028_00065_12143_2089.N1	26-JUN-2004 10:11:02	Bright	39.500	60	7Bet UMi	2.0810	3950.0	79	12143	No
195	GOM_NL__2PRFIN20040626_101525_000000382028_00065_12143_2090.N1	26-JUN-2004 10:15:25	Bright	38.000	49	1Alp UMi	1.9900	6300.0	76	12143	No
196	GOM_NL__2PRFIN20040626_102134_000000482028_00065_12143_2091.N1	26-JUN-2004 10:21:34	Bright	48.000	74	11Bet Cas	2.2680	6600.0	96	12143	No
197	GOM_NL__2PRFIN20040626_102310_000000502028_00065_12143_2092.N1	26-JUN-2004 10:23:10	Bright	50.000	68	18Alp Cas	2.2250	4500.0	100	12143	No
198	GOM_NL__2PRFIN20040626_102543_000000542028_00065_12143_2093.N1	26-JUN-2004 10:25:43	Bright	54.000	160	23Gam Per	2.9300	4700.0	108	12143	No
199	GOM_NL__2PRFIN20040626_102909_000000472028_00065_12143_2094.N1	26-JUN-2004 10:29:09	Bright	47.000	73	57Gam1And	2.2600	13100.	94	12143	No
200	GOM_NL__2PRFIN20040626_103138_000000692028_00065_12143_2095.N1	26-JUN-2004 10:31:38	Tw_i_and_stray	69.000	53	43Bet And	2.0480	3300.0	138	12143	No
201	GOM_NL__2PRFIN20040626_103540_000000562028_00065_12143_2096.N1	26-JUN-2004 10:35:40	Dark	56.000	50	13Alp Ari	2.0070	4250.0	112	12143	No
202	GOM_NL__2PRFIN20040626_104033_000000552028_00065_12143_2097.N1	26-JUN-2004 10:40:33	Dark	54.500	94	92Alp Cet	2.5260	3100.0	109	12143	No
203	GOM_NL__2PRFIN20040626_104425_000000462028_00065_12143_2098.N1	26-JUN-2004 10:44:25	Dark	46.000	165	34Gam Eri	2.9500	3200.0	92	12143	No
204	GOM_NL__2PRFIN20040626_105401_000000812028_00065_12143_2099.N1	26-JUN-2004 10:54:01	Dark	80.500	52	16Bet Cet	2.0370	4500.0	161	12143	No
205	GOM_NL__2PRFIN20040626_105842_000000432028_00066_12144_2069.N1	26-JUN-2004 10:58:42	Dark	42.500	9	Alp Eri	0.45300	24000.	85	12144	No
206	GOM_NL__2PRFIN20040626_110334_000000422028_00066_12144_2070.N1	26-JUN-2004 11:03:34	Dark	41.500	135	Bet Hyi	2.8200	5800.0	83	12144	No
207	GOM_NL__2PRFIN20040626_110541_000000572028_00066_12144_2071.N1	26-JUN-2004 11:05:41	Straylight	57.000	63	Bet Gru	2.1500	2800.0	114	12144	No
208	GOM_NL__2PRFIN20040626_110742_000000512028_00066_12144_2072.N1	26-JUN-2004 11:07:42	Straylight	51.000	31	Alp Gru	1.7340	15200.	102	12144	No
209	GOM_NL__2PRFIN20040626_111119_000000422028_00066_12144_2073.N1	26-JUN-2004 11:11:19	Straylight	42.000	43	Alp TrA	1.9100	4250.0	84	12144	No
210	GOM_NL__2PRFIN20040626_111439_000000432028_00066_12144_2074.N1	26-JUN-2004 11:14:39	Straylight	43.000	141	Bet Ara	2.8400	4600.0	86	12144	No
211	GOM_NL__2PRFIN20040626_111605_000000412028_00066_12144_2075.N1	26-JUN-2004 11:16:05	Straylight	41.000	147	Alp Ara	2.8770	26000.	82	12144	No
212	GOM_NL__2PRFIN20040626_111752_000000452028_00066_12144_2076.N1	26-JUN-2004 11:17:52	Tw_i_and_stray	45.000	40	The Sco	1.8590	7100.0	90	12144	No
213	GOM_NL__2PRFIN20040626_111933_000000442028_00066_12144_2077.N1	26-JUN-2004 11:19:33	Tw_i_and_stray	43.500	25	35Lam Sco	1.6200	28000.	87	12144	No
214	GOM_NL__2PRFIN20040626_112055_000000502028_00066_12144_2078.N1	26-JUN-2004 11:20:55	Bright	50.000	116	19Del Sgr	2.7000	4100.0	100	12144	No
215	GOM_NL__2PRFIN20040626_112303_000000502028_00066_12144_2079.N1	26-JUN-2004 11:23:03	Bright	49.500	155	41Pi Sgr	2.9000	6600.0	99	12144	No
216	GOM_NL__2PRFIN20040626_112549_000000392028_00066_12144_2080.N1	26-JUN-2004 11:25:49	Bright	38.500	86	35Eta Oph	2.4300	10200.	77	12144	No
217	GOM_NL__2PRFIN20040626_112733_000000382028_00066_12144_2081.N1	26-JUN-2004 11:27:33	Bright	38.000	98	13Zet Oph	2.5710	30000.	76	12144	No
218	GOM_NL__2PRFIN20040626_112941_000000382028_00066_12144_2082.N1	26-JUN-2004 11:29:41	Bright	37.500	120	1Del Oph	2.7340	3200.0	75	12144	No
219	GOM_NL__2PRFIN20040626_113140_000000402028_00066_12144_2083.N1	26-JUN-2004 11:31:40	Bright	39.500	126	60Bet Oph	2.7700	4250.0	79	12144	No

220	GOM_NL__2PRFIN20040626_113401_000000392028_00066_12144_2084.N1	26-JUN-2004 11:34:01	Bright	39.000	59	55Alp Oph	2.0800	8900.0	78	12144	No
221	GOM_NL__2PRFIN20040626_113631_000000402028_00066_12144_2085.N1	26-JUN-2004 11:36:31	Bright	39.500	127	27Bet Her	2.7810	4700.0	79	12144	No
222	GOM_NL__2PRFIN20040626_113833_000000372028_00066_12144_2086.N1	26-JUN-2004 11:38:33	Bright	36.500	67	5Alp CrB	2.2210	11000.	73	12144	No
223	GOM_NL__2PRFIN20040626_114319_000000492028_00066_12144_2087.N1	26-JUN-2004 11:43:19	Bright	48.500	5	3Alp Lyr	0.033000	11000.	97	12144	No
224	GOM_NL__2PRFIN20040626_114535_000000392028_00066_12144_2088.N1	26-JUN-2004 11:45:35	Bright	38.500	130	23Bet Dra	2.7990	5800.0	77	12144	No
225	GOM_NL__2PRFIN20040626_114746_000000392028_00066_12144_2089.N1	26-JUN-2004 11:47:46	Bright	38.500	119	14Eta Dra	2.7270	4700.0	77	12144	No
226	GOM_NL__2PRFIN20040626_115137_000000392028_00066_12144_2090.N1	26-JUN-2004 11:51:37	Bright	39.000	60	7Bet UMi	2.0810	3950.0	78	12144	No
227	GOM_NL__2PRFIN20040626_115600_000000392028_00066_12144_2091.N1	26-JUN-2004 11:56:00	Bright	39.000	49	1Alp UMi	1.9900	6300.0	78	12144	No
228	GOM_NL__2PRFIN20040626_120210_000000462028_00066_12144_2092.N1	26-JUN-2004 12:02:10	Bright	45.500	74	11Bet Cas	2.2680	6600.0	91	12144	No
229	GOM_NL__2PRFIN20040626_120347_000000472028_00066_12144_2093.N1	26-JUN-2004 12:03:47	Bright	46.500	68	18Alp Cas	2.2250	4500.0	93	12144	No
230	GOM_NL__2PRFIN20040626_120619_000000382028_00066_12144_2094.N1	26-JUN-2004 12:06:19	Bright	38.000	160	23Gam Per	2.9300	4700.0	76	12144	No
231	GOM_NL__2PRFIN20040626_120945_000000472028_00066_12144_2095.N1	26-JUN-2004 12:09:45	Bright	47.000	73	57Gam1And	2.2600	13100.	94	12144	No
232	GOM_NL__2PRFIN20040626_121214_000000722028_00066_12144_2096.N1	26-JUN-2004 12:12:14	Tw_i_and_stray	71.500	53	43Bet And	2.0480	3300.0	143	12144	No
233	GOM_NL__2PRFIN20040626_121616_000000572028_00066_12144_2097.N1	26-JUN-2004 12:16:16	Dark	56.500	50	13Alp Ari	2.0070	4250.0	113	12144	No
234	GOM_NL__2PRFIN20040626_122109_000000502028_00066_12144_2098.N1	26-JUN-2004 12:21:09	Dark	49.500	94	92Alp Cet	2.5260	3100.0	99	12144	No
235	GOM_NL__2PRFIN20040626_122500_000000442028_00066_12144_2099.N1	26-JUN-2004 12:25:00	Dark	43.500	165	34Gam Eri	2.9500	3200.0	87	12144	No
236	GOM_NL__2PRFIN20040626_123438_000000802028_00066_12144_2100.N1	26-JUN-2004 12:34:38	Dark	80.000	52	16Bet Cet	2.0370	4500.0	160	12144	No
237	GOM_NL__2PRFIN20040626_123918_000000542028_00067_12145_2070.N1	26-JUN-2004 12:39:18	Dark	54.000	9	Alp Eri	0.45300	24000.	108	12145	No
238	GOM_NL__2PRFIN20040626_142449_000000402028_00068_12146_2072.N1	26-JUN-2004 14:24:49	Dark	39.500	135	Bet Hyi	2.8200	5800.0	79	12146	No
239	GOM_NL__2PRFIN20040626_142655_000000542028_00068_12146_2073.N1	26-JUN-2004 14:26:55	Straylight	54.000	63	Bet Gru	2.1500	2800.0	108	12146	No
240	GOM_NL__2PRFIN20040626_142856_000000522028_00068_12146_2074.N1	26-JUN-2004 14:28:56	Straylight	52.000	31	Alp Gru	1.7340	15200.	104	12146	No
241	GOM_NL__2PRFIN20040626_143231_000000412028_00068_12146_2075.N1	26-JUN-2004 14:32:31	Straylight	41.000	43	Alp TrA	1.9100	4250.0	82	12146	No
242	GOM_NL__2PRFIN20040626_143551_000000452028_00068_12146_2076.N1	26-JUN-2004 14:35:51	Straylight	44.500	141	Bet Ara	2.8400	4600.0	89	12146	No
243	GOM_NL__2PRFIN20040626_143717_000000402028_00068_12146_2077.N1	26-JUN-2004 14:37:17	Straylight	40.000	147	Alp Ara	2.8770	26000.	80	12146	No
244	GOM_NL__2PRFIN20040626_143904_000000452028_00068_12146_2078.N1	26-JUN-2004 14:39:04	Tw_i_and_stray	44.500	40	The Sco	1.8590	7100.0	89	12146	No
245	GOM_NL__2PRFIN20040626_144044_000000432028_00068_12146_2079.N1	26-JUN-2004 14:40:44	Tw_i_and_stray	42.500	25	35Lam Sco	1.6200	28000.	85	12146	No
246	GOM_NL__2PRFIN20040626_144208_000000492028_00068_12146_2080.N1	26-JUN-2004 14:42:08	Bright	48.500	116	19Del Sgr	2.7000	4100.0	97	12146	No
247	GOM_NL__2PRFIN20040626_144415_000000502028_00068_12146_2081.N1	26-JUN-2004 14:44:15	Bright	50.000	155	41Pi Sgr	2.9000	6600.0	100	12146	No
248	GOM_NL__2PRFIN20040626_144700_000000392028_00068_12146_2082.N1	26-JUN-2004 14:47:00	Bright	39.000	86	35Eta Oph	2.4300	10200.	78	12146	No
249	GOM_NL__2PRFIN20040626_144845_000000392028_00068_12146_2083.N1	26-JUN-2004 14:48:45	Bright	38.500	98	13Zet Oph	2.5710	30000.	77	12146	No
250	GOM_NL__2PRFIN20040626_145053_000000382028_00068_12146_2084.N1	26-JUN-2004 14:50:53	Bright	38.000	120	1Del Oph	2.7340	3200.0	76	12146	No
251	GOM_NL__2PRFIN20040626_145251_000000412028_00068_12146_2085.N1	26-JUN-2004 14:52:51	Bright	40.500	126	60Bet Oph	2.7700	4250.0	81	12146	No
252	GOM_NL__2PRFIN20040626_145512_000000402028_00068_12146_2086.N1	26-JUN-2004 14:55:12	Bright	40.000	59	55Alp Oph	2.0800	8900.0	80	12146	No
253	GOM_NL__2PRFIN20040626_145744_000000382028_00068_12146_2087.N1	26-JUN-2004 14:57:44	Bright	37.500	127	27Bet Her	2.7810	4700.0	75	12146	No
254	GOM_NL__2PRFIN20040626_145945_000000392028_00068_12146_2088.N1	26-JUN-2004 14:59:45	Bright	39.000	67	5Alp CrB	2.2210	11000.	78	12146	No
255	GOM_NL__2PRFIN20040626_150430_000000512028_00068_12146_2089.N1	26-JUN-2004 15:04:30	Bright	50.500	5	3Alp Lyr	0.033000	11000.	101	12146	No
256	GOM_NL__2PRFIN20040626_150646_000000392028_00068_12146_2090.N1	26-JUN-2004 15:06:46	Bright	38.500	130	23Bet Dra	2.7990	5800.0	77	12146	No
257	GOM_NL__2PRFIN20040626_150857_000000392028_00068_12146_2091.N1	26-JUN-2004 15:08:57	Bright	39.000	119	14Eta Dra	2.7270	4700.0	78	12146	No
258	GOM_NL__2PRFIN20040626_151250_000000402028_00068_12146_2092.N1	26-JUN-2004 15:12:50	Bright	39.500	60	7Bet UMi	2.0810	3950.0	79	12146	No
259	GOM_NL__2PRFIN20040626_151610_000000472028_00068_12146_2093.N1	26-JUN-2004 15:16:10	Bright	46.500	89	5Alp Cep	2.4510	8000.0	93	12146	No
260	GOM_NL__2PRFIN20040626_152321_000000492028_00068_12146_2094.N1	26-JUN-2004 15:23:21	Bright	48.500	74	11Bet Cas	2.2680	6600.0	97	12146	No
261	GOM_NL__2PRFIN20040626_152458_000000492028_00068_12146_2095.N1	26-JUN-2004 15:24:58	Bright	49.000	68	18Alp Cas	2.2250	4500.0	98	12146	No
262	GOM_NL__2PRFIN20040626_152731_000000552028_00068_12146_2096.N1	26-JUN-2004 15:27:31	Bright	55.000	160	23Gam Per	2.9300	4700.0	110	12146	No
263	GOM_NL__2PRFIN20040626_153057_000000462028_00068_12146_2097.N1	26-JUN-2004 15:30:57	Bright	46.000	73	57Gam1And	2.2600	13100.	92	12146	No
264	GOM_NL__2PRFIN20040626_153326_000000712028_00068_12146_2098.N1	26-JUN-2004 15:33:26	Tw_i_and_stray	70.500	53	43Bet And	2.0480	3300.0	141	12146	No
265	GOM_NL__2PRFIN20040626_153728_000000592028_00068_12146_2099.N1	26-JUN-2004 15:37:28	Dark	59.000	50	13Alp Ari	2.0070	4250.0	118	12146	No
266	GOM_NL__2PRFIN20040626_154221_000000492028_00068_12146_2100.N1	26-JUN-2004 15:42:21	Dark	48.500	94	92Alp Cet	2.5260	3100.0	97	12146	No
267	GOM_NL__2PRFIN20040626_154613_000000442028_00068_12146_2101.N1	26-JUN-2004 15:46:13	Dark	44.000	165	34Gam Eri	2.9500	3200.0	88	12146	No
268	GOM_NL__2PRFIN20040626_155553_000000672028_00068_12146_2102.N1	26-JUN-2004 15:55:53	Dark	67.000	52	16Bet Cet	2.0370	4500.0	134	12146	No
269	GOM_NL__2PRFIN20040626_160031_000000422028_00069_12147_2073.N1	26-JUN-2004 16:00:31	Dark	42.000	9	Alp Eri	0.45300	24000.	84	12147	No
270	GOM_NL__2PRFIN20040626_160525_000000412028_00069_12147_2074.N1	26-JUN-2004 16:05:25	Dark	40.500	135	Bet Hyi	2.8200	5800.0	81	12147	No
271	GOM_NL__2PRFIN20040626_160733_000000572028_00069_12147_2075.N1	26-JUN-2004 16:07:33	Straylight	56.500	63	Bet Gru	2.1500	2800.0	113	12147	No
272	GOM_NL__2PRFIN20040626_160933_000000522028_00069_12147_2076.N1	26-JUN-2004 16:09:33	Straylight	51.500	31	Alp Gru	1.7340	15200.	103	12147	No
273	GOM_NL__2PRFIN20040626_161307_000000422028_00069_12147_2077.N1	26-JUN-2004 16:13:07	Straylight	42.000	43	Alp TrA	1.9100	4250.0	84	12147	No
274	GOM_NL__2PRFIN20040626_161627_000000412028_00069_12147_2078.N1	26-JUN-2004 16:16:27	Straylight	41.000	141	Bet Ara	2.8400	4600.0	82	12147	No
275	GOM_NL__2PRFIN20040626_161754_000000392028_00069_12147_2079.N1	26-JUN-2004 16:17:54	Straylight	39.000	147	Alp Ara	2.8770	26000.	78	12147	No
276	GOM_NL__2PRFIN20040626_161941_000000432028_00069_12147_2080.N1	26-JUN-2004 16:19:41	Tw_i_and_stray	42.500	40	The Sco	1.8590	7100.0	85	12147	No
277	GOM_NL__2PRFIN20040626_162120_000000462028_00069_12147_2081.N1	26-JUN-2004 16:21:20	Tw_i_and_stray	45.500	25	35Lam Sco	1.6200	28000.	91	12147	No
278	GOM_NL__2PRFIN20040626_162244_000000502028_00069_12147_2082.N1	26-JUN-2004 16:22:44	Bright	50.000	116	19Del Sgr	2.7000	4100.0	100	12147	No

279	GOM_NL__2PRFIN20040626_162451_000000492028_00069_12147_2083.N1	26-JUN-2004 16:24:51	Bright	48.500	155	41Pi Sgr	2.9000	6600.0	97	12147	No
280	GOM_NL__2PRFIN20040626_162737_000000392028_00069_12147_2084.N1	26-JUN-2004 16:27:37	Bright	39.000	86	35Eta Oph	2.4300	10200.	78	12147	No
281	GOM_NL__2PRFIN20040626_162921_000000382028_00069_12147_2085.N1	26-JUN-2004 16:29:21	Bright	38.000	98	13Zet Oph	2.5710	30000.	76	12147	No
282	GOM_NL__2PRFIN20040626_163129_000000392028_00069_12147_2086.N1	26-JUN-2004 16:31:29	Bright	38.500	120	1Del Oph	2.7340	3200.0	77	12147	No
283	GOM_NL__2PRFIN20040626_163327_000000402028_00069_12147_2087.N1	26-JUN-2004 16:33:27	Bright	40.000	126	60Bet Oph	2.7700	4250.0	80	12147	No
284	GOM_NL__2PRFIN20040626_163548_000000402028_00069_12147_2088.N1	26-JUN-2004 16:35:48	Bright	40.000	59	55Alp Oph	2.0800	8900.0	80	12147	No
285	GOM_NL__2PRFIN20040626_163820_000000382028_00069_12147_2089.N1	26-JUN-2004 16:38:20	Bright	37.500	127	27Bet Her	2.7810	4700.0	75	12147	No
286	GOM_NL__2PRFIN20040626_164022_000000402028_00069_12147_2090.N1	26-JUN-2004 16:40:22	Bright	39.500	67	5Alp CrB	2.2210	11000.	79	12147	No
287	GOM_NL__2PRFIN20040626_164505_000000502028_00069_12147_2091.N1	26-JUN-2004 16:45:05	Bright	50.000	5	3Alp Lyr	0.033000	11000.	100	12147	No
288	GOM_NL__2PRFIN20040626_164722_000000412028_00069_12147_2092.N1	26-JUN-2004 16:47:22	Bright	40.500	130	23Bet Dra	2.7990	5800.0	81	12147	No
289	GOM_NL__2PRFIN20040626_164934_000000392028_00069_12147_2093.N1	26-JUN-2004 16:49:34	Bright	39.000	119	14Eta Dra	2.7270	4700.0	78	12147	No
290	GOM_NL__2PRFIN20040626_165326_000000382028_00069_12147_2094.N1	26-JUN-2004 16:53:26	Bright	38.000	60	7Bet UMi	2.0810	3950.0	76	12147	No
291	GOM_NL__2PRFIN20040626_165645_000000482028_00069_12147_2095.N1	26-JUN-2004 16:56:45	Bright	48.000	89	5Alp Cep	2.4510	8000.0	96	12147	No
292	GOM_NL__2PRFIN20040626_170356_000000482028_00069_12147_2096.N1	26-JUN-2004 17:03:56	Bright	47.500	74	11Bet Cas	2.2680	6600.0	95	12147	No
293	GOM_NL__2PRFIN20040626_170534_000000482028_00069_12147_2097.N1	26-JUN-2004 17:05:34	Bright	48.000	68	18Alp Cas	2.2250	4500.0	96	12147	No
294	GOM_NL__2PRFIN20040626_170806_000000392028_00069_12147_2098.N1	26-JUN-2004 17:08:06	Bright	38.500	160	23Gam Per	2.9300	4700.0	77	12147	No
295	GOM_NL__2PRFIN20040626_171133_000000482028_00069_12147_2099.N1	26-JUN-2004 17:11:33	Bright	47.500	73	57Gam1And	2.2600	13100.	95	12147	No
296	GOM_NL__2PRFIN20040626_171402_000000692028_00069_12147_2100.N1	26-JUN-2004 17:14:02	Twi_and_stray	69.000	53	43Bet And	2.0480	3300.0	138	12147	No
297	GOM_NL__2PRFIN20040626_171805_000000542028_00069_12147_2101.N1	26-JUN-2004 17:18:05	Dark	54.000	50	13Alp Ari	2.0070	4250.0	108	12147	No
298	GOM_NL__2PRFIN20040626_172258_000000482028_00069_12147_2102.N1	26-JUN-2004 17:22:58	Dark	47.500	94	92Alp Cet	2.5260	3100.0	95	12147	No
299	GOM_NL__2PRFIN20040626_172650_000000412028_00069_12147_2103.N1	26-JUN-2004 17:26:50	Dark	41.000	165	34Gam Eri	2.9500	3200.0	82	12147	No
300	GOM_NL__2PRFIN20040626_173630_000000772028_00069_12147_2104.N1	26-JUN-2004 17:36:30	Dark	76.500	52	16Bet Cet	2.0370	4500.0	153	12147	No
301	GOM_NL__2PRFIN20040626_174108_000000542028_00070_12148_2074.N1	26-JUN-2004 17:41:08	Dark	54.000	9	Alp Eri	0.45300	24000.	108	12148	No
302	GOM_NL__2PRFIN20040626_174559_000000422028_00070_12148_2075.N1	26-JUN-2004 17:45:59	Dark	41.500	135	Bet Hyi	2.8200	5800.0	83	12148	No
303	GOM_NL__2PRFIN20040626_174809_000000622028_00070_12148_2076.N1	26-JUN-2004 17:48:09	Straylight	62.000	63	Bet Gru	2.1500	2800.0	124	12148	No
304	GOM_NL__2PRFIN20040626_175010_000000512028_00070_12148_2077.N1	26-JUN-2004 17:50:10	Straylight	50.500	31	Alp Gru	1.7340	15200.	101	12148	No
305	GOM_NL__2PRFIN20040626_175343_000000402028_00070_12148_2078.N1	26-JUN-2004 17:53:43	Straylight	40.000	43	Alp TrA	1.9100	4250.0	80	12148	No
306	GOM_NL__2PRFIN20040626_175703_000000402028_00070_12148_2079.N1	26-JUN-2004 17:57:03	Straylight	39.500	141	Bet Ara	2.8400	4600.0	79	12148	No
307	GOM_NL__2PRFIN20040626_175830_000000402028_00070_12148_2080.N1	26-JUN-2004 17:58:30	Straylight	40.000	147	Alp Ara	2.8770	26000.	80	12148	No
308	GOM_NL__2PRFIN20040626_180017_000000462028_00070_12148_2081.N1	26-JUN-2004 18:00:17	Twi_and_stray	46.000	40	The Sco	1.8590	7100.0	92	12148	No
309	GOM_NL__2PRFIN20040626_180157_000000452028_00070_12148_2082.N1	26-JUN-2004 18:01:57	Twi_and_stray	44.500	25	35Lam Sco	1.6200	28000.	89	12148	No
310	GOM_NL__2PRFIN20040626_180320_000000522028_00070_12148_2083.N1	26-JUN-2004 18:03:20	Bright	52.000	116	19Del Sgr	2.7000	4100.0	104	12148	No
311	GOM_NL__2PRFIN20040626_180528_000000492028_00070_12148_2084.N1	26-JUN-2004 18:05:28	Bright	48.500	155	41Pi Sgr	2.9000	6600.0	97	12148	No
312	GOM_NL__2PRFIN20040626_180813_000000402028_00070_12148_2085.N1	26-JUN-2004 18:08:13	Bright	40.000	86	35Eta Oph	2.4300	10200.	80	12148	No
313	GOM_NL__2PRFIN20040626_180958_000000382028_00070_12148_2086.N1	26-JUN-2004 18:09:58	Bright	38.000	98	13Zet Oph	2.5710	30000.	76	12148	No
314	GOM_NL__2PRFIN20040626_181206_000000392028_00070_12148_2087.N1	26-JUN-2004 18:12:06	Bright	38.500	120	1Del Oph	2.7340	3200.0	77	12148	No
315	GOM_NL__2PRFIN20040626_181403_000000402028_00070_12148_2088.N1	26-JUN-2004 18:14:03	Bright	39.500	126	60Bet Oph	2.7700	4250.0	79	12148	No
316	GOM_NL__2PRFIN20040626_181624_000000402028_00070_12148_2089.N1	26-JUN-2004 18:16:24	Bright	39.500	59	55Alp Oph	2.0800	8900.0	79	12148	No
317	GOM_NL__2PRFIN20040626_181856_000000382028_00070_12148_2090.N1	26-JUN-2004 18:18:56	Bright	38.000	127	27Bet Her	2.7810	4700.0	76	12148	No
318	GOM_NL__2PRFIN20040626_182058_000000402028_00070_12148_2091.N1	26-JUN-2004 18:20:58	Bright	39.500	67	5Alp CrB	2.2210	11000.	79	12148	No
319	GOM_NL__2PRFIN20040626_182541_000000482028_00070_12148_2092.N1	26-JUN-2004 18:25:41	Bright	47.500	5	3Alp Lyr	0.033000	11000.	95	12148	No
320	GOM_NL__2PRFIN20040626_182758_000000412028_00070_12148_2093.N1	26-JUN-2004 18:27:58	Bright	41.000	130	23Bet Dra	2.7990	5800.0	82	12148	No
321	GOM_NL__2PRFIN20040626_183009_000000382028_00070_12148_2094.N1	26-JUN-2004 18:30:09	Bright	37.500	119	14Eta Dra	2.7270	4700.0	75	12148	No
322	GOM_NL__2PRFIN20040626_183402_000000392028_00070_12148_2095.N1	26-JUN-2004 18:34:02	Bright	39.000	60	7Bet UMi	2.0810	3950.0	78	12148	No
323	GOM_NL__2PRFIN20040626_183720_000000492028_00070_12148_2096.N1	26-JUN-2004 18:37:20	Bright	49.000	89	5Alp Cep	2.4510	8000.0	98	12148	No
324	GOM_NL__2PRFIN20040626_184431_000000682028_00070_12148_2097.N1	26-JUN-2004 18:44:31	Bright	68.000	74	11Bet Cas	2.2680	6600.0	136	12148	No
325	GOM_NL__2PRFIN20040626_184608_000000502028_00070_12148_2098.N1	26-JUN-2004 18:46:08	Bright	49.500	68	18Alp Cas	2.2250	4500.0	99	12148	No
326	GOM_NL__2PRFIN20040626_184843_000000552028_00070_12148_2099.N1	26-JUN-2004 18:48:43	Bright	55.000	160	23Gam Per	2.9300	4700.0	110	12148	No
327	GOM_NL__2PRFIN20040626_185208_000000452028_00070_12148_2100.N1	26-JUN-2004 18:52:08	Bright	45.000	73	57Gam1And	2.2600	13100.	90	12148	No
328	GOM_NL__2PRFIN20040626_185437_000000692028_00070_12148_2101.N1	26-JUN-2004 18:54:37	Twi_and_stray	69.000	53	43Bet And	2.0480	3300.0	138	12148	No
329	GOM_NL__2PRFIN20040626_185841_000000552028_00070_12148_2102.N1	26-JUN-2004 18:58:41	Dark	54.500	50	13Alp Ari	2.0070	4250.0	109	12148	No
330	GOM_NL__2PRFIN20040626_190334_000000492028_00070_12148_2103.N1	26-JUN-2004 19:03:34	Dark	48.500	94	92Alp Cet	2.5260	3100.0	97	12148	No
331	GOM_NL__2PRFIN20040626_190726_000000402028_00070_12148_2104.N1	26-JUN-2004 19:07:26	Dark	40.000	165	34Gam Eri	2.9500	3200.0	80	12148	No
332	GOM_NL__2PRFIN20040626_191708_000000772028_00070_12148_2105.N1	26-JUN-2004 19:17:08	Dark	76.500	52	16Bet Cet	2.0370	4500.0	153	12148	No
333	GOM_NL__2PRFIN20040626_192144_000000502028_00071_12149_4198.N1	26-JUN-2004 19:21:44	Dark	49.500	9	Alp Eri	0.45300	24000.	99	12149	No
334	GOM_NL__2PRFIN20040626_192637_000000412028_00071_12149_4199.N1	26-JUN-2004 19:26:37	Dark	40.500	135	Bet Hyi	2.8200	5800.0	81	12149	No
335	GOM_NL__2PRFIN20040626_192847_000000662028_00071_12149_4200.N1	26-JUN-2004 19:28:47	Straylight	66.000	63	Bet Gru	2.1500	2800.0	132	12149	No
336	GOM_NL__2PRFIN20040626_193046_000000522028_00071_12149_4201.N1	26-JUN-2004 19:30:46	Straylight	52.000	31	Alp Gru	1.7340	15200.	104	12149	No
337	GOM_NL__2PRFIN20040626_193420_000000512028_00071_12149_4202.N1	26-JUN-2004 19:34:20	Straylight	50.500	43	Alp TrA	1.9100	4250.0	101	12149	No

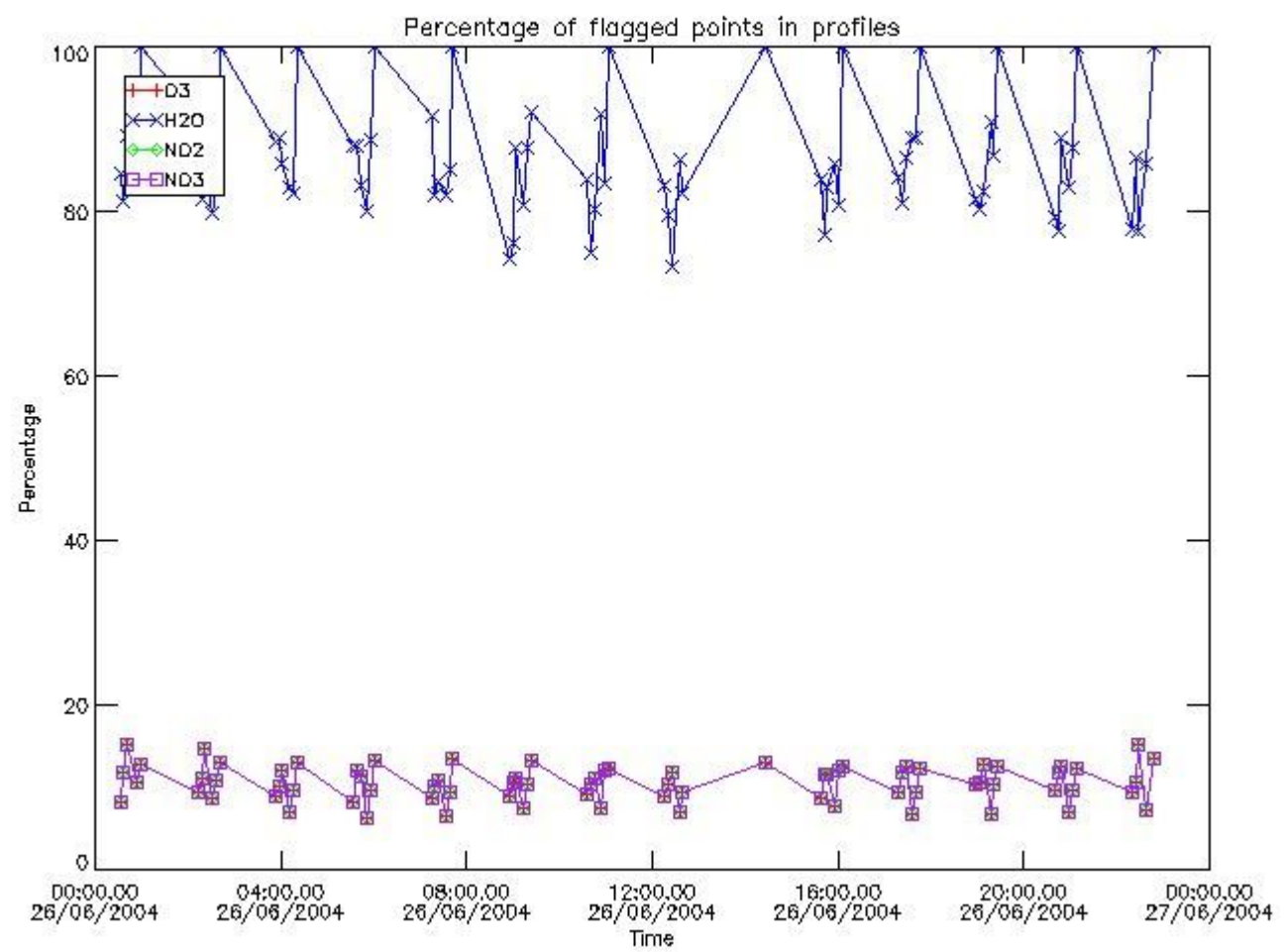
338	GOM_NL__2PRFIN20040626_193740_000000412028_00071_12149_4203.N1	26-JUN-2004 19:37:40	Straylight	40.500	141	Bet Ara	2.8400	4600.0	81	12149	No
339	GOM_NL__2PRFIN20040626_193905_000000412028_00071_12149_4204.N1	26-JUN-2004 19:39:05	Straylight	40.500	147	Alp Ara	2.8770	26000.	81	12149	No
340	GOM_NL__2PRFIN20040626_194053_000000462028_00071_12149_4205.N1	26-JUN-2004 19:40:53	Twi_and_stray	45.500	40	The Sco	1.8590	7100.0	91	12149	No
341	GOM_NL__2PRFIN20040626_194231_000000442028_00071_12149_4206.N1	26-JUN-2004 19:42:31	Twi_and_stray	44.000	25	35Lam Sco	1.6200	28000.	88	12149	No
342	GOM_NL__2PRFIN20040626_194356_000000492028_00071_12149_4207.N1	26-JUN-2004 19:43:56	Bright	48.500	116	19Del Sgr	2.7000	4100.0	97	12149	No
343	GOM_NL__2PRFIN20040626_194604_000000482028_00071_12149_4208.N1	26-JUN-2004 19:46:04	Bright	48.000	155	41Pi Sgr	2.9000	6600.0	96	12149	No
344	GOM_NL__2PRFIN20040626_194848_000000412028_00071_12149_4209.N1	26-JUN-2004 19:48:48	Bright	40.500	86	35Eta Oph	2.4300	10200.	81	12149	No
345	GOM_NL__2PRFIN20040626_195033_000000392028_00071_12149_4210.N1	26-JUN-2004 19:50:33	Bright	38.500	98	13Zet Oph	2.5710	30000.	77	12149	No
346	GOM_NL__2PRFIN20040626_195241_000000382028_00071_12149_4211.N1	26-JUN-2004 19:52:41	Bright	37.500	120	1Del Oph	2.7340	3200.0	75	12149	No
347	GOM_NL__2PRFIN20040626_195438_000000402028_00071_12149_4212.N1	26-JUN-2004 19:54:38	Bright	39.500	126	60Bet Oph	2.7700	4250.0	79	12149	No
348	GOM_NL__2PRFIN20040626_195700_000000422028_00071_12149_4213.N1	26-JUN-2004 19:57:00	Bright	41.500	59	55Alp Oph	2.0800	8900.0	83	12149	No
349	GOM_NL__2PRFIN20040626_195932_000000382028_00071_12149_4214.N1	26-JUN-2004 19:59:32	Bright	38.000	127	27Bet Her	2.7810	4700.0	76	12149	No
350	GOM_NL__2PRFIN20040626_200134_000000392028_00071_12149_4215.N1	26-JUN-2004 20:01:34	Bright	39.000	67	5Alp CrB	2.2210	11000.	78	12149	No
351	GOM_NL__2PRFIN20040626_200616_000000482028_00071_12149_4216.N1	26-JUN-2004 20:06:16	Bright	48.000	5	3Alp Lyr	0.033000	11000.	96	12149	No
352	GOM_NL__2PRFIN20040626_200834_000000412028_00071_12149_4217.N1	26-JUN-2004 20:08:34	Bright	40.500	130	23Bet Dra	2.7990	5800.0	81	12149	No
353	GOM_NL__2PRFIN20040626_201045_000000392028_00071_12149_4218.N1	26-JUN-2004 20:10:45	Bright	38.500	119	14Eta Dra	2.7270	4700.0	77	12149	No
354	GOM_NL__2PRFIN20040626_201438_000000372028_00071_12149_4219.N1	26-JUN-2004 20:14:38	Bright	36.500	60	7Bet UMi	2.0810	3950.0	73	12149	No
355	GOM_NL__2PRFIN20040626_201756_000000482028_00071_12149_4220.N1	26-JUN-2004 20:17:56	Bright	47.500	89	5Alp Cep	2.4510	8000.0	95	12149	No
356	GOM_NL__2PRFIN20040626_202507_000000492028_00071_12149_4221.N1	26-JUN-2004 20:25:07	Bright	49.000	74	11Bet Cas	2.2680	6600.0	98	12149	No
357	GOM_NL__2PRFIN20040626_202645_000000492028_00071_12149_4222.N1	26-JUN-2004 20:26:45	Bright	49.000	68	18Alp Cas	2.2250	4500.0	98	12149	No
358	GOM_NL__2PRFIN20040626_202916_000000412028_00071_12149_4223.N1	26-JUN-2004 20:29:16	Bright	41.000	160	23Gam Per	2.9300	4700.0	82	12149	No
359	GOM_NL__2PRFIN20040626_203245_000000472028_00071_12149_4224.N1	26-JUN-2004 20:32:45	Bright	46.500	73	57Gam1And	2.2600	13100.	93	12149	No
360	GOM_NL__2PRFIN20040626_203514_000000692028_00071_12149_4225.N1	26-JUN-2004 20:35:14	Twi_and_stray	69.000	53	43Bet And	2.0480	3300.0	138	12149	No
361	GOM_NL__2PRFIN20040626_203917_000000592028_00071_12149_4226.N1	26-JUN-2004 20:39:17	Dark	58.500	50	13Alp Ari	2.0070	4250.0	117	12149	No
362	GOM_NL__2PRFIN20040626_204410_000000432028_00071_12149_4227.N1	26-JUN-2004 20:44:10	Dark	42.500	94	92Alp Cet	2.5260	3100.0	85	12149	No
363	GOM_NL__2PRFIN20040626_204801_000000412028_00071_12149_4228.N1	26-JUN-2004 20:48:01	Dark	41.000	165	34Gam Eri	2.9500	3200.0	82	12149	No
364	GOM_NL__2PRFIN20040626_205746_000000792028_00071_12149_4229.N1	26-JUN-2004 20:57:46	Dark	79.000	52	16Bet Cet	2.0370	4500.0	158	12149	No
365	GOM_NL__2PRFIN20040626_210220_000000542028_00072_12150_4199.N1	26-JUN-2004 21:02:20	Dark	53.500	9	Alp Eri	0.45300	24000.	107	12150	No
366	GOM_NL__2PRFIN20040626_210711_000000422028_00072_12150_4200.N1	26-JUN-2004 21:07:11	Dark	41.500	135	Bet Hyi	2.8200	5800.0	83	12150	No
367	GOM_NL__2PRFIN20040626_210924_000000662028_00072_12150_4201.N1	26-JUN-2004 21:09:24	Straylight	66.000	63	Bet Gru	2.1500	2800.0	132	12150	No
368	GOM_NL__2PRFIN20040626_211123_000000512028_00072_12150_4202.N1	26-JUN-2004 21:11:23	Straylight	51.000	31	Alp Gru	1.7340	15200.	102	12150	No
369	GOM_NL__2PRFIN20040626_211455_000000502028_00072_12150_4203.N1	26-JUN-2004 21:14:55	Straylight	50.000	43	Alp TrA	1.9100	4250.0	100	12150	No
370	GOM_NL__2PRFIN20040626_211813_000000462028_00072_12150_4204.N1	26-JUN-2004 21:18:13	Straylight	45.500	141	Bet Ara	2.8400	4600.0	91	12150	No
371	GOM_NL__2PRFIN20040626_211941_000000402028_00072_12150_4205.N1	26-JUN-2004 21:19:41	Straylight	40.000	147	Alp Ara	2.8770	26000.	80	12150	No
372	GOM_NL__2PRFIN20040626_212129_000000452028_00072_12150_4206.N1	26-JUN-2004 21:21:29	Twi_and_stray	44.500	40	The Sco	1.8590	7100.0	89	12150	No
373	GOM_NL__2PRFIN20040626_212307_000000462028_00072_12150_4207.N1	26-JUN-2004 21:23:07	Twi_and_stray	46.000	25	35Lam Sco	1.6200	28000.	92	12150	No
374	GOM_NL__2PRFIN20040626_212432_000000512028_00072_12150_4208.N1	26-JUN-2004 21:24:32	Bright	50.500	116	19Del Sgr	2.7000	4100.0	101	12150	No
375	GOM_NL__2PRFIN20040626_212640_000000502028_00072_12150_4209.N1	26-JUN-2004 21:26:40	Bright	49.500	155	41Pi Sgr	2.9000	6600.0	99	12150	No
376	GOM_NL__2PRFIN20040626_212925_000000392028_00072_12150_4210.N1	26-JUN-2004 21:29:25	Bright	39.000	86	35Eta Oph	2.4300	10200.	78	12150	No
377	GOM_NL__2PRFIN20040626_213109_000000382028_00072_12150_4211.N1	26-JUN-2004 21:31:09	Bright	38.000	98	13Zet Oph	2.5710	30000.	76	12150	No
378	GOM_NL__2PRFIN20040626_213317_000000382028_00072_12150_4212.N1	26-JUN-2004 21:33:17	Bright	38.000	120	1Del Oph	2.7340	3200.0	76	12150	No
379	GOM_NL__2PRFIN20040626_213514_000000402028_00072_12150_4213.N1	26-JUN-2004 21:35:14	Bright	40.000	126	60Bet Oph	2.7700	4250.0	80	12150	No
380	GOM_NL__2PRFIN20040626_213735_000000402028_00072_12150_4214.N1	26-JUN-2004 21:37:35	Bright	40.000	59	55Alp Oph	2.0800	8900.0	80	12150	No
381	GOM_NL__2PRFIN20040626_214008_000000382028_00072_12150_4215.N1	26-JUN-2004 21:40:08	Bright	38.000	127	27Bet Her	2.7810	4700.0	76	12150	No
382	GOM_NL__2PRFIN20040626_214210_000000392028_00072_12150_4216.N1	26-JUN-2004 21:42:10	Bright	39.000	67	5Alp CrB	2.2210	11000.	78	12150	No
383	GOM_NL__2PRFIN20040626_214651_000000442028_00072_12150_4217.N1	26-JUN-2004 21:46:51	Bright	43.500	5	3Alp Lyr	0.033000	11000.	87	12150	No
384	GOM_NL__2PRFIN20040626_214910_000000412028_00072_12150_4218.N1	26-JUN-2004 21:49:10	Bright	40.500	130	23Bet Dra	2.7990	5800.0	81	12150	No
385	GOM_NL__2PRFIN20040626_215121_000000392028_00072_12150_4219.N1	26-JUN-2004 21:51:21	Bright	39.000	119	14Eta Dra	2.7270	4700.0	78	12150	No
386	GOM_NL__2PRFIN20040626_215514_000000392028_00072_12150_4220.N1	26-JUN-2004 21:55:14	Bright	39.000	60	7Bet UMi	2.0810	3950.0	78	12150	No
387	GOM_NL__2PRFIN20040626_215831_000000452028_00072_12150_4221.N1	26-JUN-2004 21:58:31	Bright	45.000	89	5Alp Cep	2.4510	8000.0	90	12150	No
388	GOM_NL__2PRFIN20040626_220543_000000682028_00072_12150_4222.N1	26-JUN-2004 22:05:43	Bright	68.000	74	11Bet Cas	2.2680	6600.0	136	12150	No
389	GOM_NL__2PRFIN20040626_220720_000000502028_00072_12150_4223.N1	26-JUN-2004 22:07:20	Bright	50.000	68	18Alp Cas	2.2250	4500.0	100	12150	No
390	GOM_NL__2PRFIN20040626_220954_000000462028_00072_12150_4224.N1	26-JUN-2004 22:09:54	Bright	45.500	160	23Gam Per	2.9300	4700.0	91	12150	No
391	GOM_NL__2PRFIN20040626_221320_000000462028_00072_12150_4225.N1	26-JUN-2004 22:13:20	Bright	46.000	73	57Gam1And	2.2600	13100.	92	12150	No
392	GOM_NL__2PRFIN20040626_221549_000000752028_00072_12150_4226.N1	26-JUN-2004 22:15:49	Twi_and_stray	74.500	53	43Bet And	2.0480	3300.0	149	12150	No
393	GOM_NL__2PRFIN20040626_221954_000000552028_00072_12150_4227.N1	26-JUN-2004 22:19:54	Dark	54.500	50	13Alp Ari	2.0070	4250.0	109	12150	No
394	GOM_NL__2PRFIN20040626_222446_000000492028_00072_12150_4228.N1	26-JUN-2004 22:24:46	Dark	48.500	94	92Alp Cet	2.5260	3100.0	97	12150	No
395	GOM_NL__2PRFIN20040626_222838_000000402028_00072_12150_4229.N1	26-JUN-2004 22:28:38	Dark	40.000	165	34Gam Eri	2.9500	3200.0	80	12150	No
396	GOM_NL__2PRFIN20040626_223823_000000782028_00072_12150_4230.N1	26-JUN-2004 22:38:23	Dark	77.500	52	16Bet Cet	2.0370	4500.0	155	12150	No

397	GOM_NL__2PRFIN20040626_224749_000000422028_00073_12151_4220.N1	26-JUN-2004 22:47:49	Dark	41.500	135	Bet Hyi	2.8200	5800.0	83	12151	No
398	GOM_NL__2PRFIN20040626_225000_000000632028_00073_12151_4221.N1	26-JUN-2004 22:50:00	Straylight	63.000	63	Bet Gru	2.1500	2800.0	126	12151	No
399	GOM_NL__2PRFIN20040626_225200_000000512028_00073_12151_4222.N1	26-JUN-2004 22:52:00	Straylight	51.000	31	Alp Gru	1.7340	15200.	102	12151	No
400	GOM_NL__2PRFIN20040626_225531_000000492028_00073_12151_4223.N1	26-JUN-2004 22:55:31	Straylight	49.000	43	Alp TrA	1.9100	4250.0	98	12151	No
401	GOM_NL__2PRFIN20040626_225851_000000462028_00073_12151_4224.N1	26-JUN-2004 22:58:51	Straylight	45.500	141	Bet Ara	2.8400	4600.0	91	12151	No
402	GOM_NL__2PRFIN20040626_230016_000000422028_00073_12151_4225.N1	26-JUN-2004 23:00:16	Straylight	41.500	147	Alp Ara	2.8770	26000.	83	12151	No
403	GOM_NL__2PRFIN20040626_230205_000000462028_00073_12151_4226.N1	26-JUN-2004 23:02:05	Tw_i_and_stray	46.000	40	The Sco	1.8590	7100.0	92	12151	No
404	GOM_NL__2PRFIN20040626_230345_000000462028_00073_12151_4227.N1	26-JUN-2004 23:03:45	Tw_i_and_stray	46.000	25	35Lam Sco	1.6200	28000.	92	12151	No
405	GOM_NL__2PRFIN20040626_230508_000000562028_00073_12151_4228.N1	26-JUN-2004 23:05:08	Bright	55.500	116	19Del Sgr	2.7000	4100.0	111	12151	No
406	GOM_NL__2PRFIN20040626_230716_000000492028_00073_12151_4229.N1	26-JUN-2004 23:07:16	Bright	49.000	155	41Pi Sgr	2.9000	6600.0	98	12151	No
407	GOM_NL__2PRFIN20040626_231000_000000392028_00073_12151_4230.N1	26-JUN-2004 23:10:00	Bright	39.000	86	35Eta Oph	2.4300	10200.	78	12151	No
408	GOM_NL__2PRFIN20040626_231145_000000382028_00073_12151_4231.N1	26-JUN-2004 23:11:45	Bright	37.500	98	13Zet Oph	2.5710	30000.	75	12151	No
409	GOM_NL__2PRFIN20040626_231353_000000392028_00073_12151_4232.N1	26-JUN-2004 23:13:53	Bright	39.000	120	1Del Oph	2.7340	3200.0	78	12151	No
410	GOM_NL__2PRFIN20040626_231549_000000412028_00073_12151_4233.N1	26-JUN-2004 23:15:49	Bright	40.500	126	60Bet Oph	2.7700	4250.0	81	12151	No
411	GOM_NL__2PRFIN20040626_231811_000000412028_00073_12151_4234.N1	26-JUN-2004 23:18:11	Bright	40.500	59	55Alp Oph	2.0800	8900.0	81	12151	No
412	GOM_NL__2PRFIN20040626_232043_000000372028_00073_12151_4235.N1	26-JUN-2004 23:20:43	Bright	37.000	127	27Bet Her	2.7810	4700.0	74	12151	No
413	GOM_NL__2PRFIN20040626_232246_000000372028_00073_12151_4236.N1	26-JUN-2004 23:22:46	Bright	36.500	67	5Alp CrB	2.2210	11000.	73	12151	No
414	GOM_NL__2PRFIN20040626_232727_000000472028_00073_12151_4237.N1	26-JUN-2004 23:27:27	Bright	47.000	5	3Alp Lyr	0.033000	11000.	94	12151	No
415	GOM_NL__2PRFIN20040626_232944_000000422028_00073_12151_4238.N1	26-JUN-2004 23:29:44	Bright	42.000	130	23Bet Dra	2.7990	5800.0	84	12151	No
416	GOM_NL__2PRFIN20040626_233155_000000412028_00073_12151_4239.N1	26-JUN-2004 23:31:55	Bright	41.000	119	14Eta Dra	2.7270	4700.0	82	12151	No
417	GOM_NL__2PRFIN20040626_233548_000000382028_00073_12151_4240.N1	26-JUN-2004 23:35:48	Bright	38.000	60	7Bet UMi	2.0810	3950.0	76	12151	No
418	GOM_NL__2PRFIN20040626_233906_000000482028_00073_12151_4241.N1	26-JUN-2004 23:39:06	Bright	48.000	89	5Alp Cep	2.4510	8000.0	96	12151	No
419	GOM_NL__2PRFIN20040626_234618_000000502028_00073_12151_4242.N1	26-JUN-2004 23:46:18	Bright	49.500	74	11Bet Cas	2.2680	6600.0	99	12151	No
420	GOM_NL__2PRFIN20040626_234756_000000492028_00073_12151_4243.N1	26-JUN-2004 23:47:56	Bright	49.000	68	18Alp Cas	2.2250	4500.0	98	12151	No
421	GOM_NL__2PRFIN20040626_235030_000000392028_00073_12151_4244.N1	26-JUN-2004 23:50:30	Bright	39.000	160	23Gam Per	2.9300	4700.0	78	12151	No
422	GOM_NL__2PRFIN20040626_235356_000000452028_00073_12151_4245.N1	26-JUN-2004 23:53:56	Bright	45.000	73	57Gam1And	2.2600	13100.	90	12151	No
423	GOM_NL__2PRFIN20040626_235626_000000732028_00073_12151_4246.N1	26-JUN-2004 23:56:26	Tw_i_and_stray	72.500	53	43Bet And	2.0480	3300.0	145	12151	No

3. Quality information per product

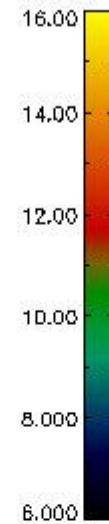
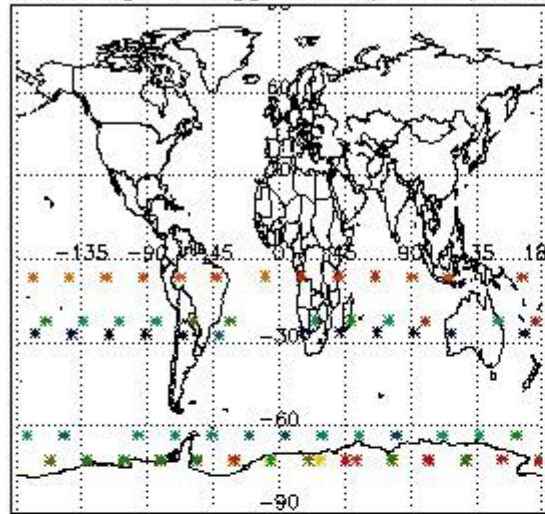
In this section it is plotted some information contained in the Quality Summary data set of the level 2 products. Only products in dark limb conditions and without errors (error flag in the MPH set to "0") are used.

3.1 Plot quality information per product (time dependant)

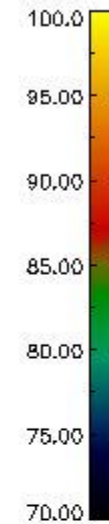
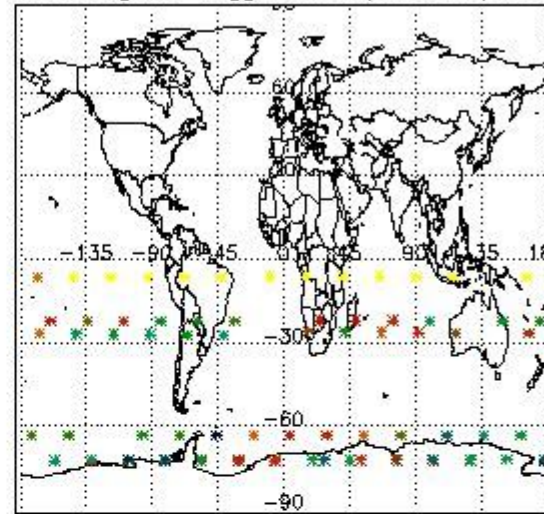


3.2 Plot quality information per product (world map)


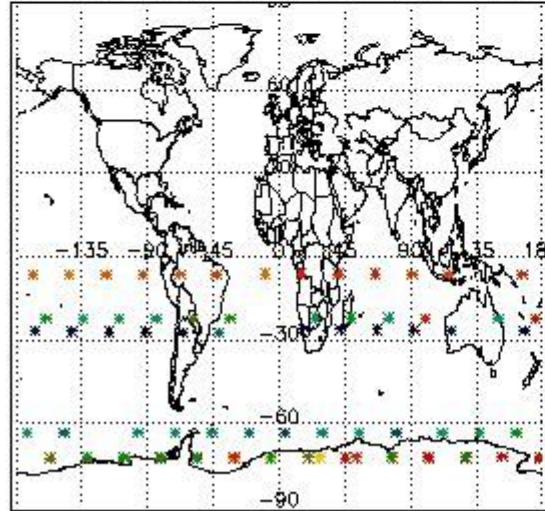
Percentage of flagged data per O3 profile



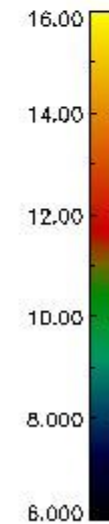
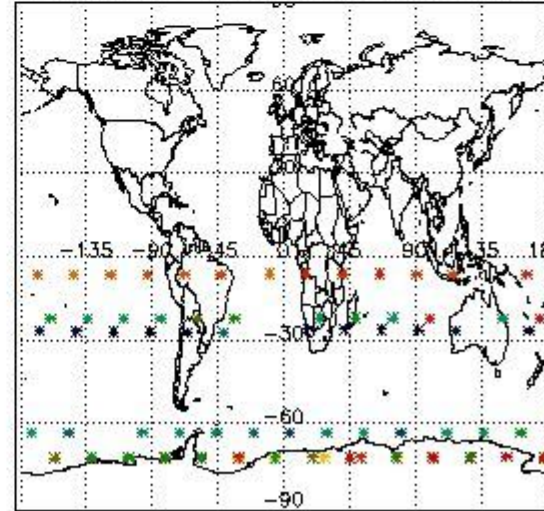
Percentage of flagged data per H2O profile



Percentage of flagged data per NO2 profile



Percentage of flagged data per NO3 profile

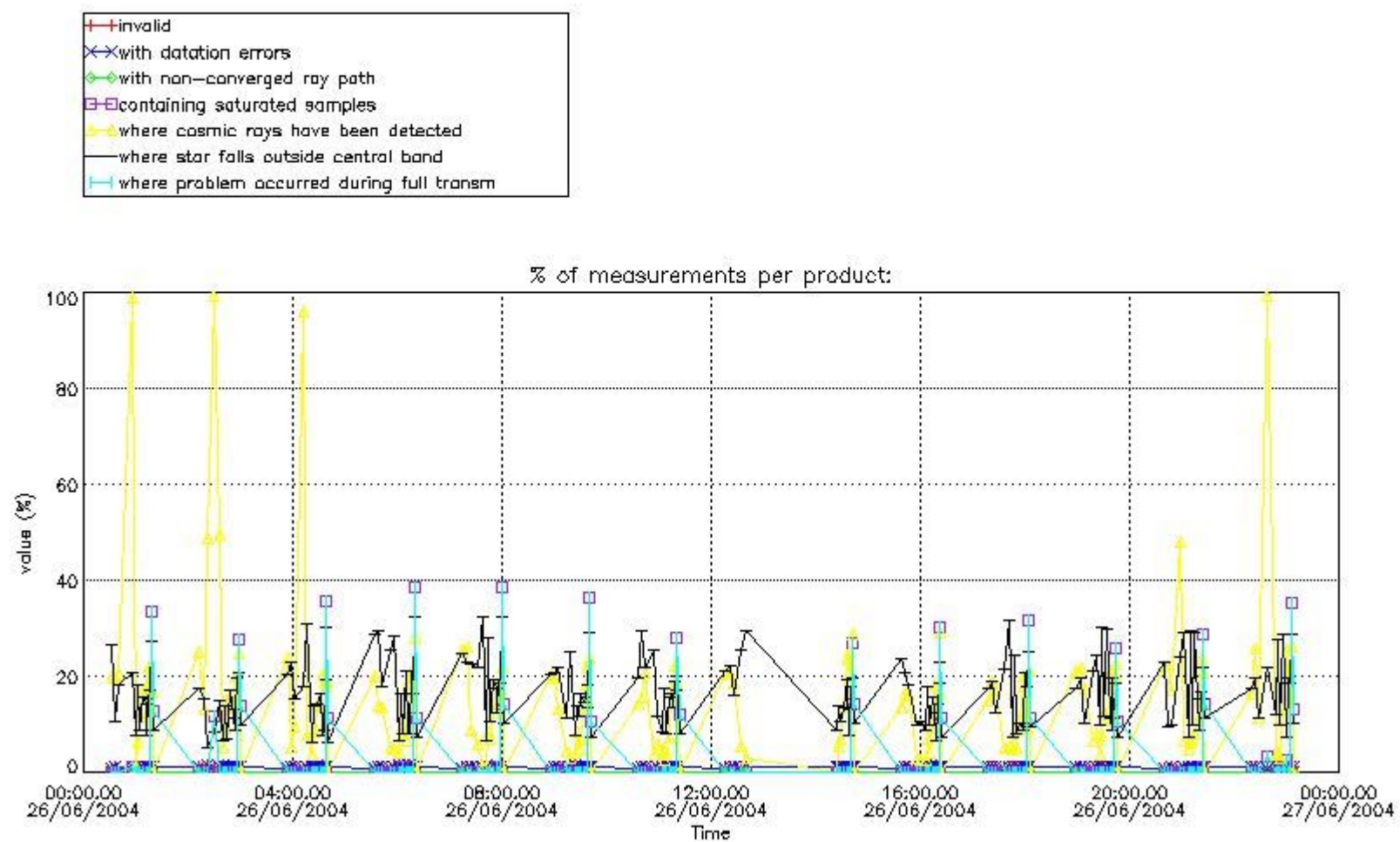


4. Level 1 quality information per product

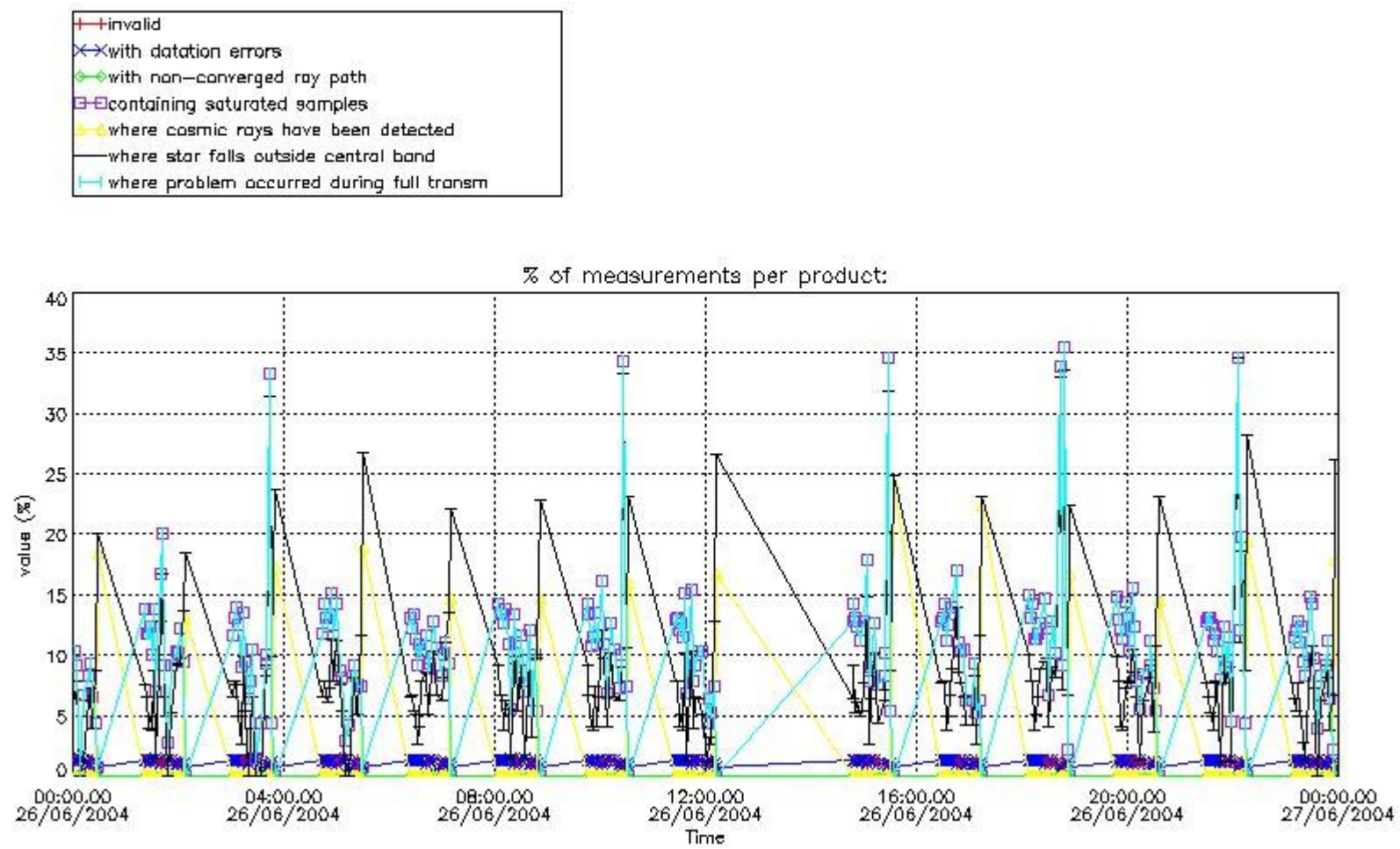
In this section it is plotted some information contained in the Quality Summary data set of the level 2 products that comes from the level 1b processing. Products without errors (error flag in the MPH set to "0") are used.

4.1 Plot quality information per product (time dependant) coming from level 1b processing

4.1.1 Plot level 1 quality information per product (time dependant): ENVISAT ASCENDING passes

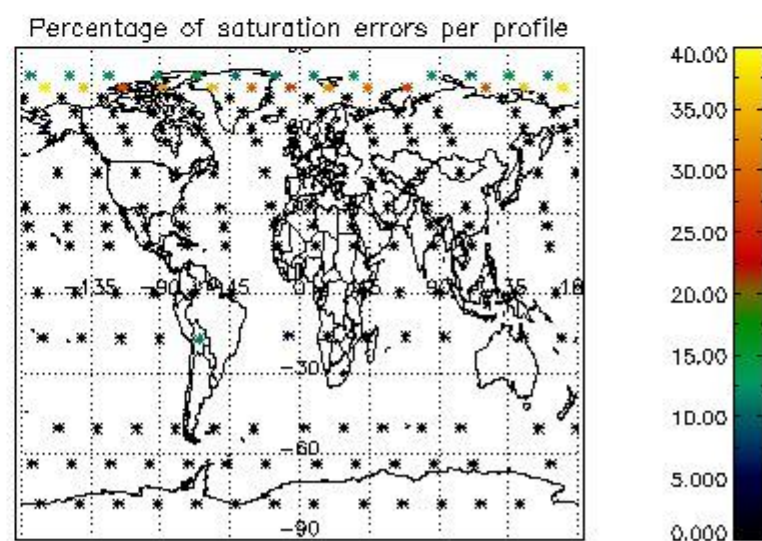
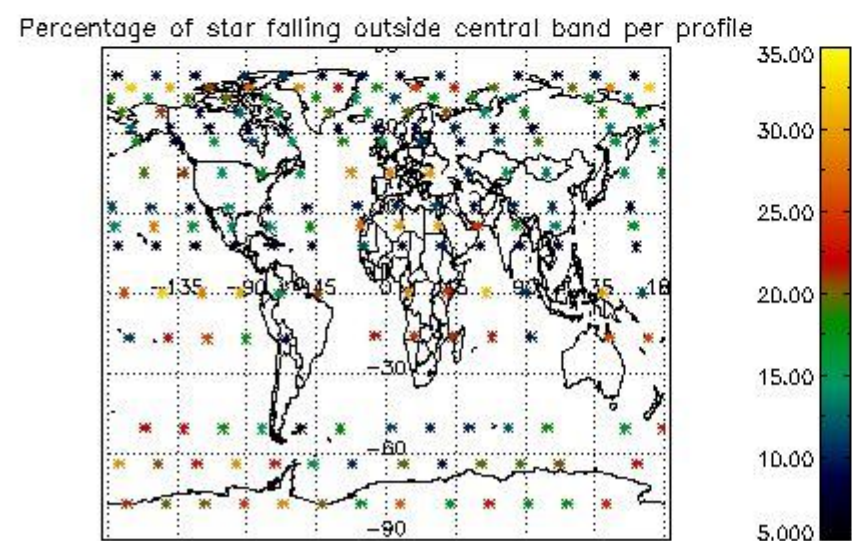
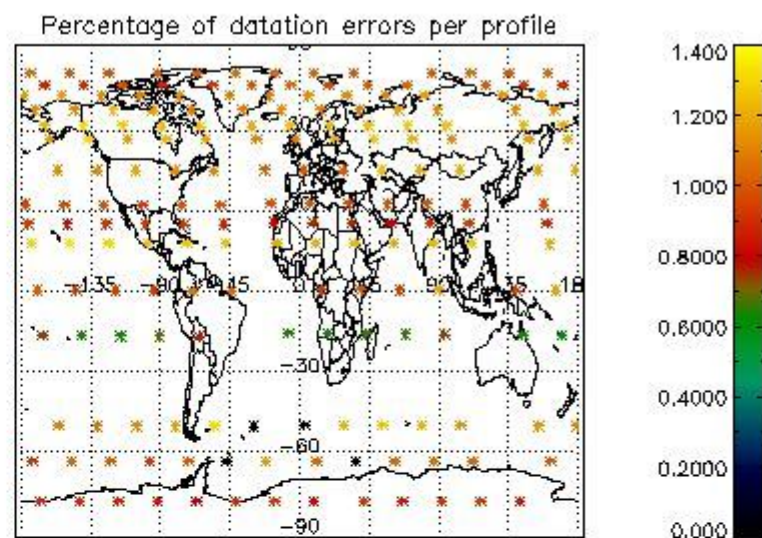
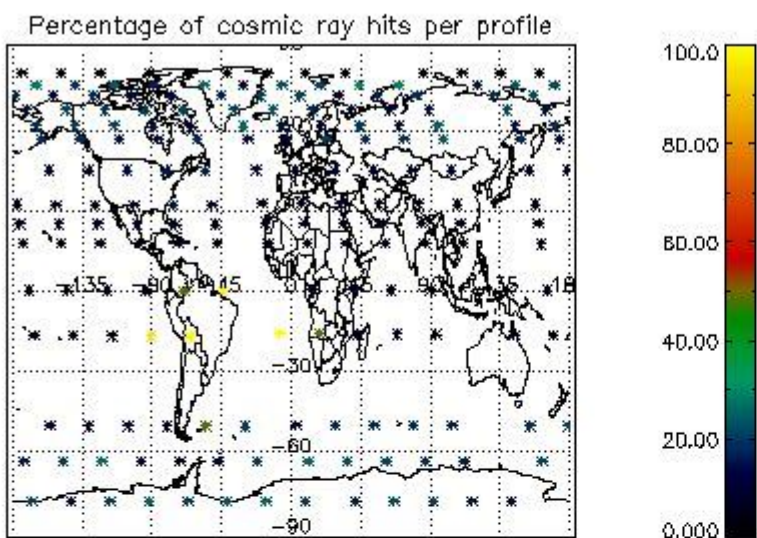


4.1.2 Plot level 1 quality information per product (time dependant): ENVI SAT DESCENDING passes

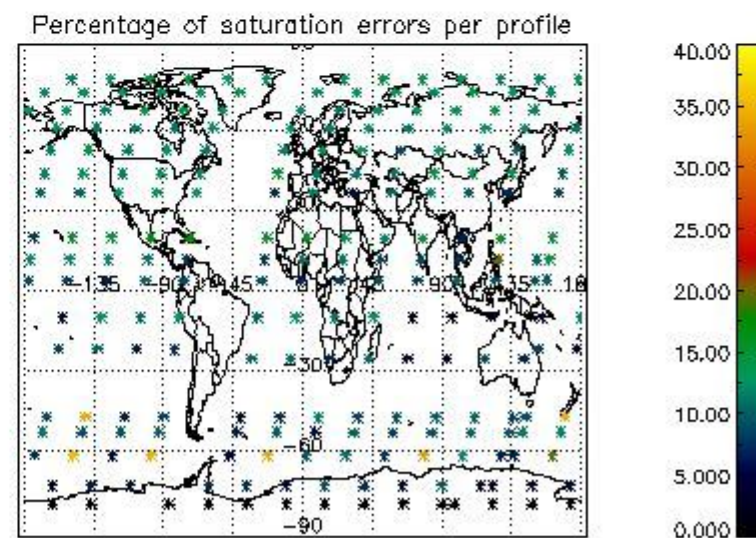
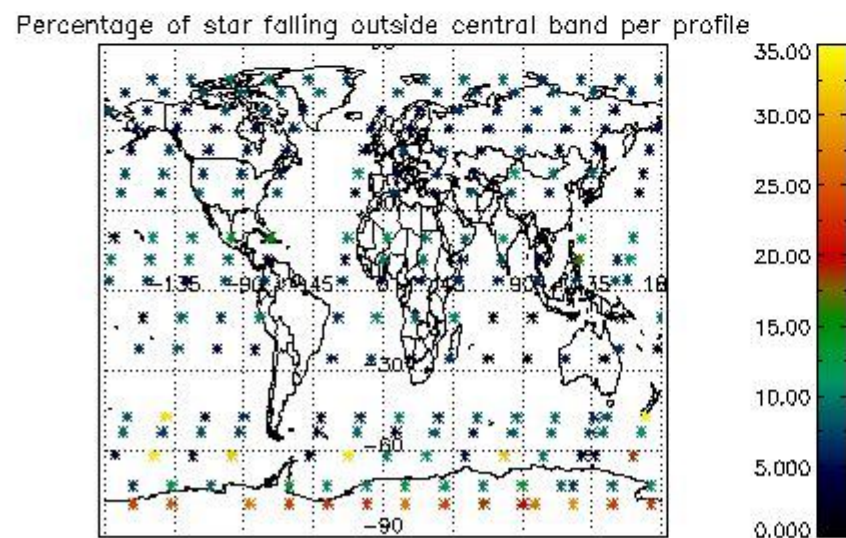
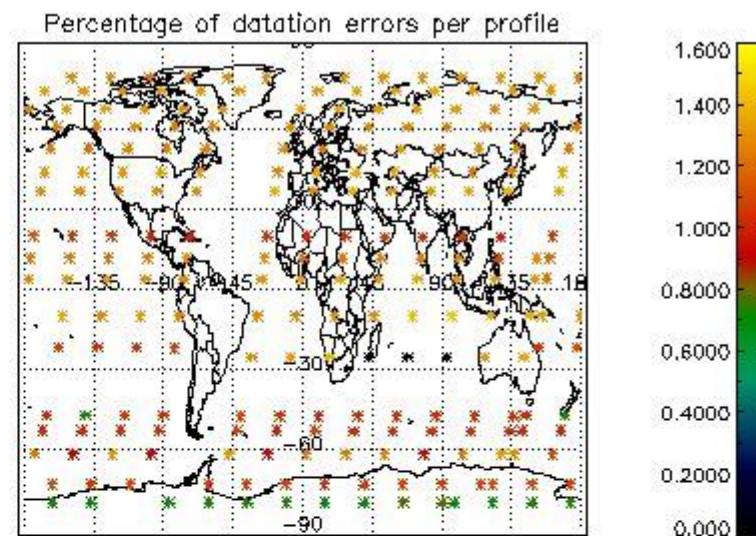
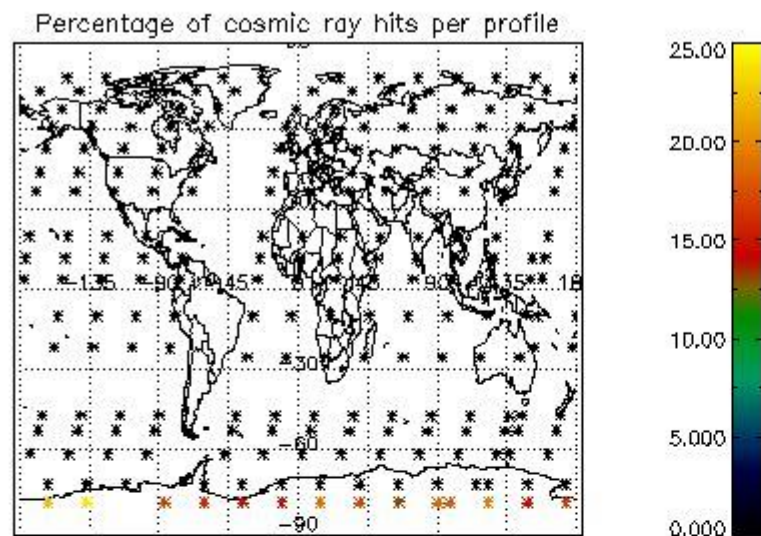


4.2 Plot quality information per product coming from level 1b processing (world map)

4.2.1 Plot level 1 quality information per product (world map): ENVISAT ASCENDING passes



4.2.2 Plot level 1 quality information per product (world map): ENVISAT DESCENDING passes



5. Trace gas profiles

5.1 Ozone statistics based on quality of products

The final quality of the products can be "measured" using the STD (Standard Deviation) attached to every point profile. This information is written to the parameter GOM_NL__2P/NL_LOCAL_SPECIES_DENSITY/o3_std of the level 2 products. The table below shows the statistics for given STD ranges.

The statistics are given with respect to the overall valid production:

- Products without fatal errors: GOM_NL__2P/MPH/PRODUCT_ERR=0
- Valid point profile: GOM_NL__2P/NL_LOCAL_SPECIES_DENSITY/pcd(0)=0

The 'Criteria' is applied to valid points of dark limb products:

- Products in dark limb illumination condition: GOM_NL__2P/NL_SUMMARY_QUALITY/obs_ill_cond=0
- Products without fatal errors: GOM_NL__2P/MPH/PRODUCT_ERR=0
- Valid point profile: GOM_NL__2P/NL_LOCAL_SPECIES_DENSITY/pcd(0)=0

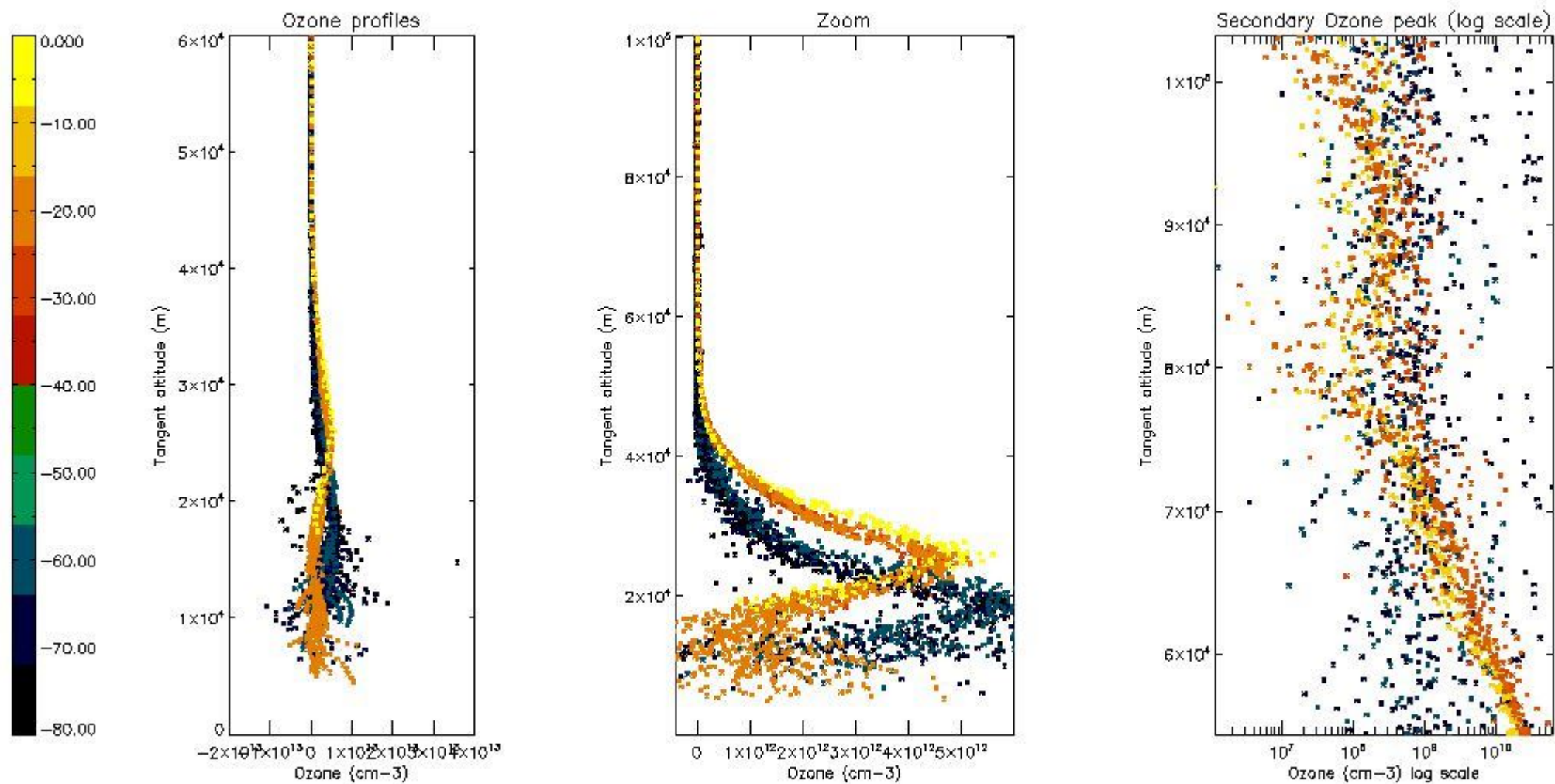
So, the table below shows the percentage of dark limb and valid observations for each criteria with respect to the overall valid daily observations.

Criteria	% of total production
All STD	21
STD < 20	7

STD < 10	5
STD < 5	2

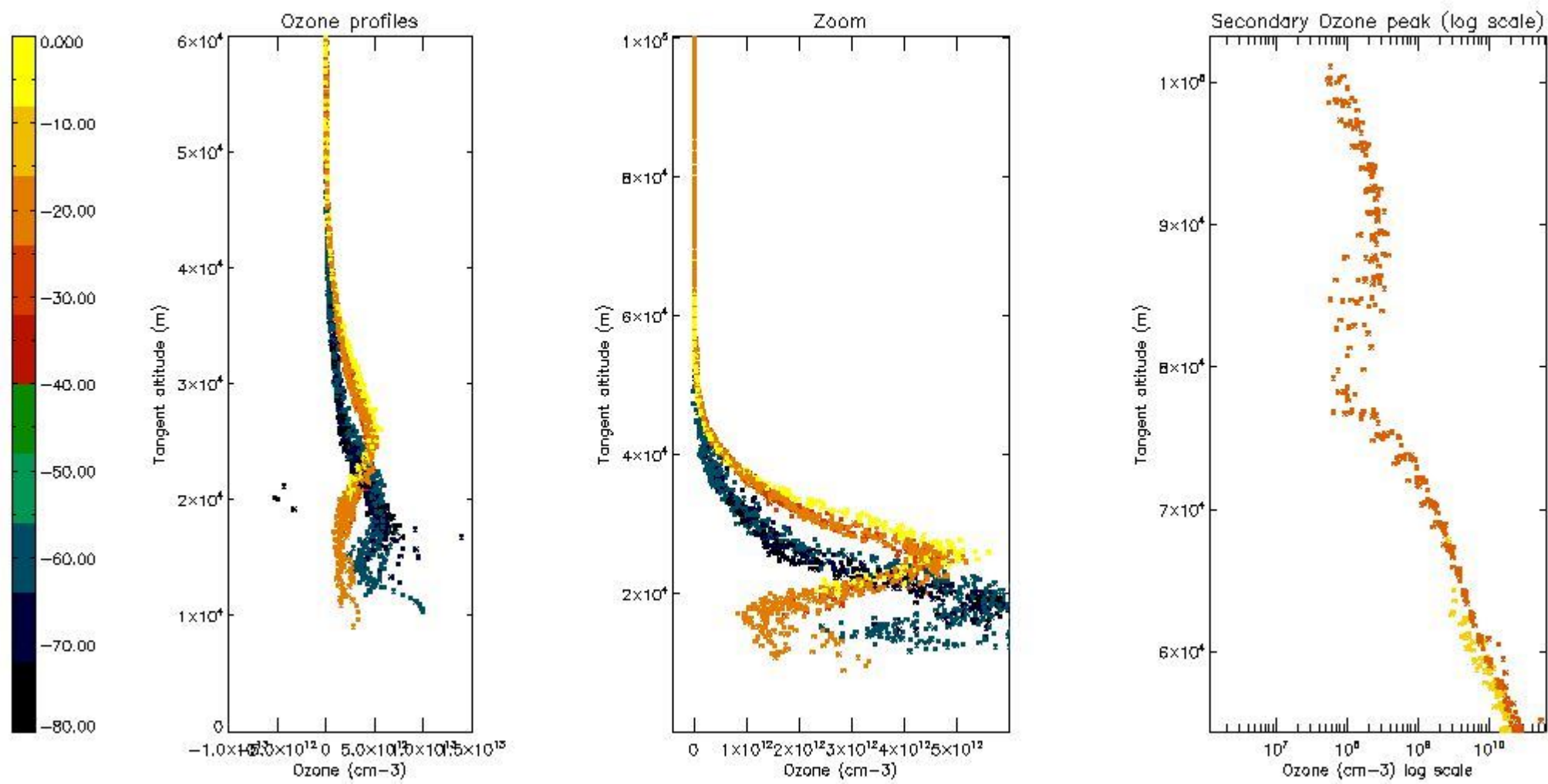
5.2 Plot ozone profiles for all STD (dark without errors)

The colorbar represents the latitude.



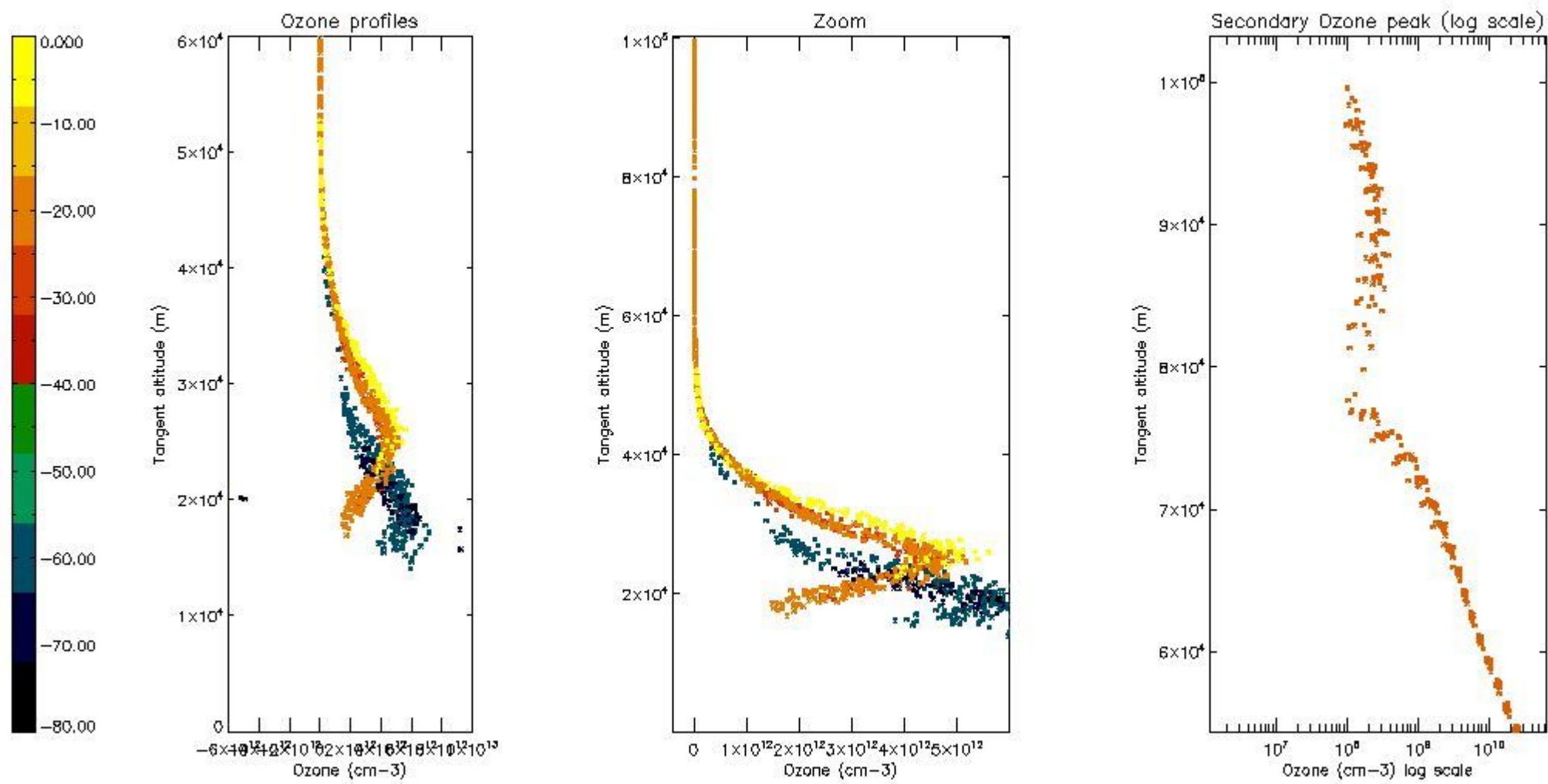
5.3 Plot ozone profiles where STD < 20% (dark without errors)

The colorbar represents the latitude.



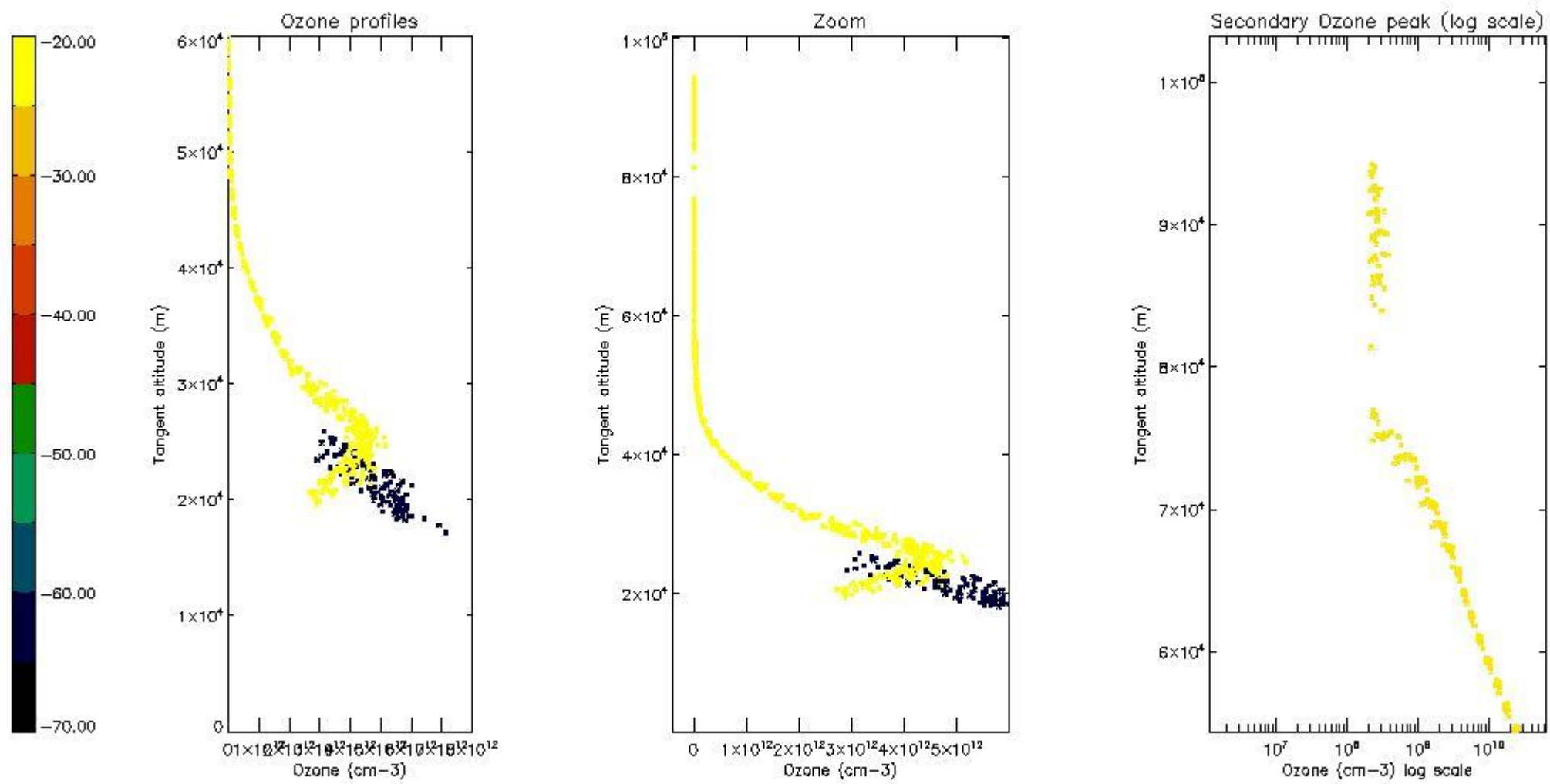
5.4 Plot ozone profiles where STD < 10% (dark without errors)

The colorbar represents the latitude.



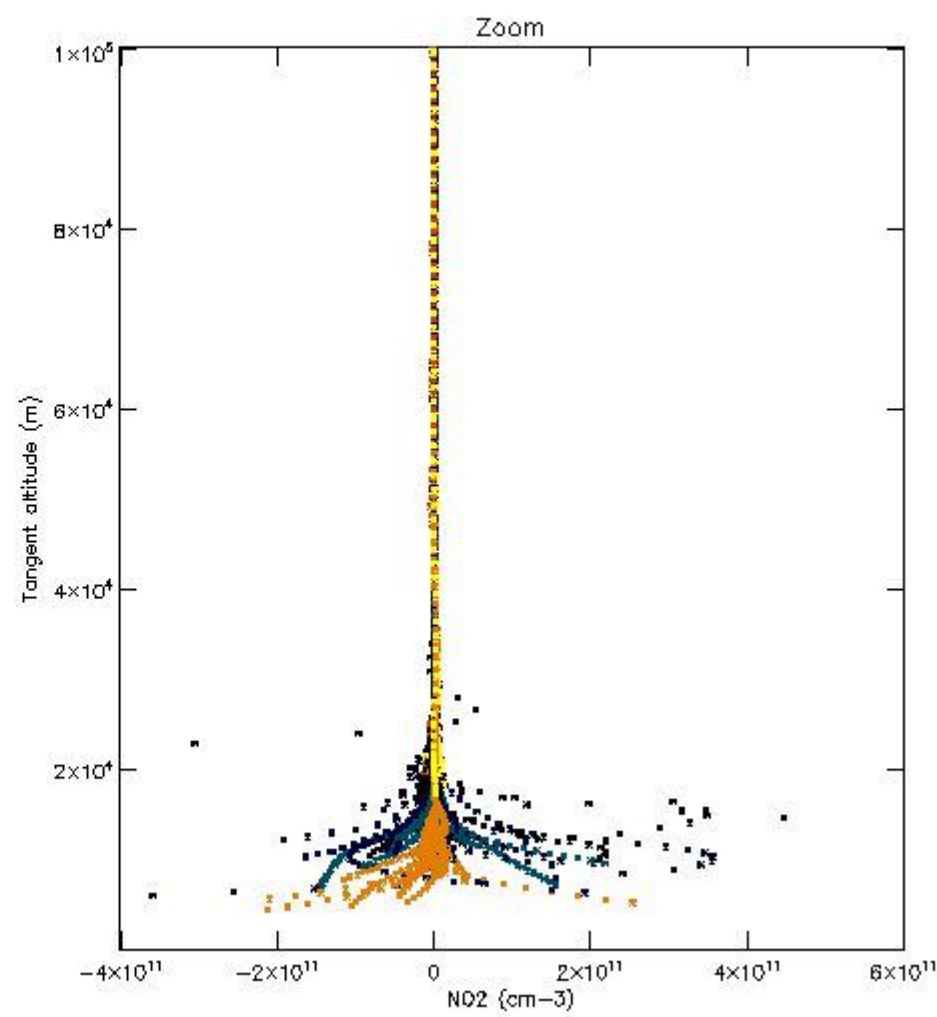
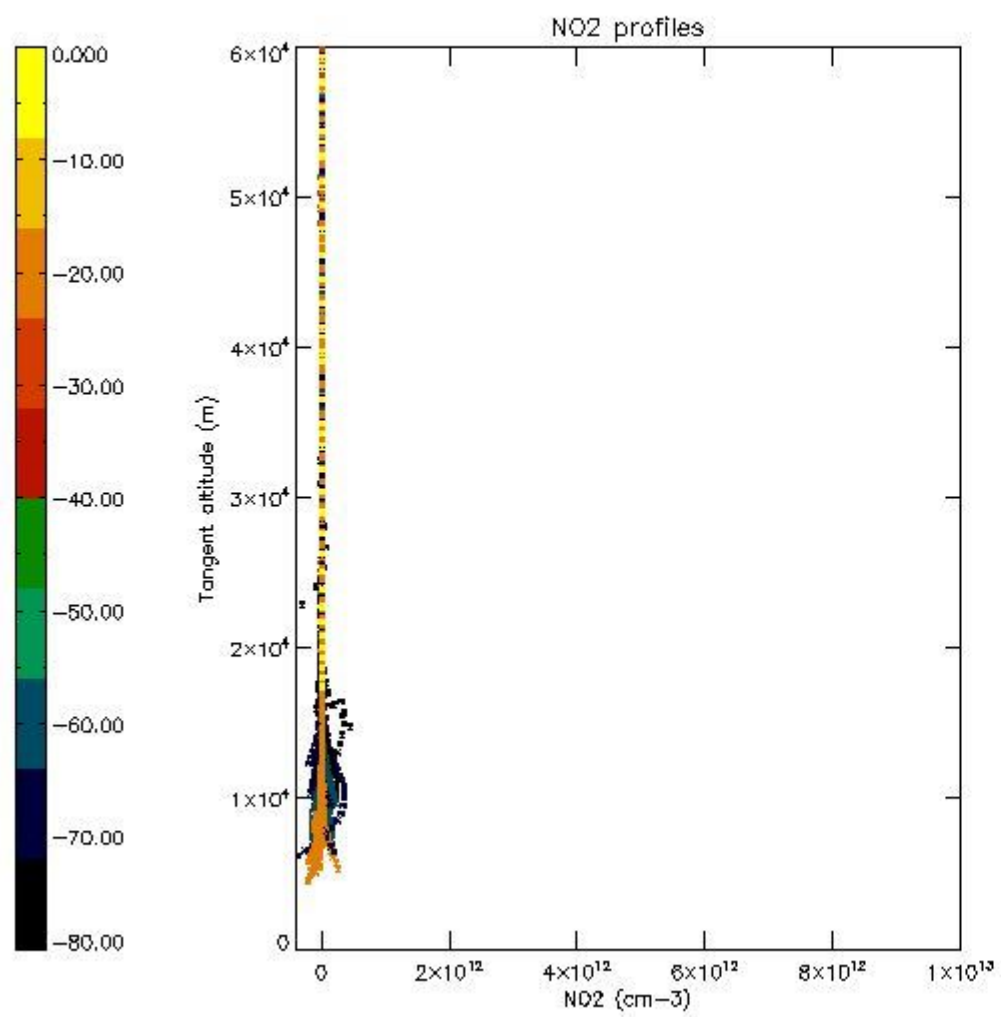
5.5 Plot ozone profiles where STD < 5% (dark without errors)

The colorbar represents the latitude.



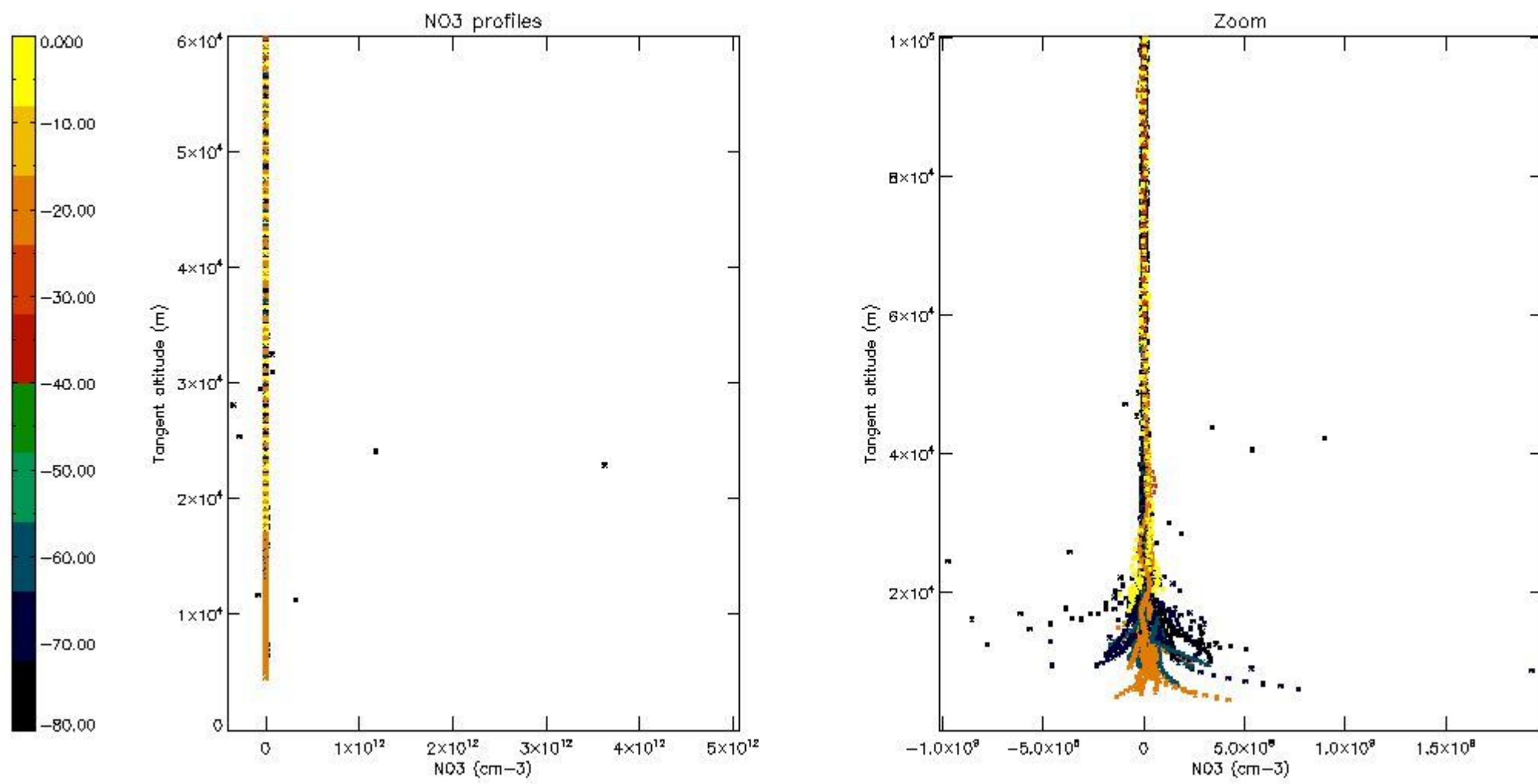
5.6 Plot NO₂ profiles for all STD (dark without errors)

The colorbar represents the latitude.



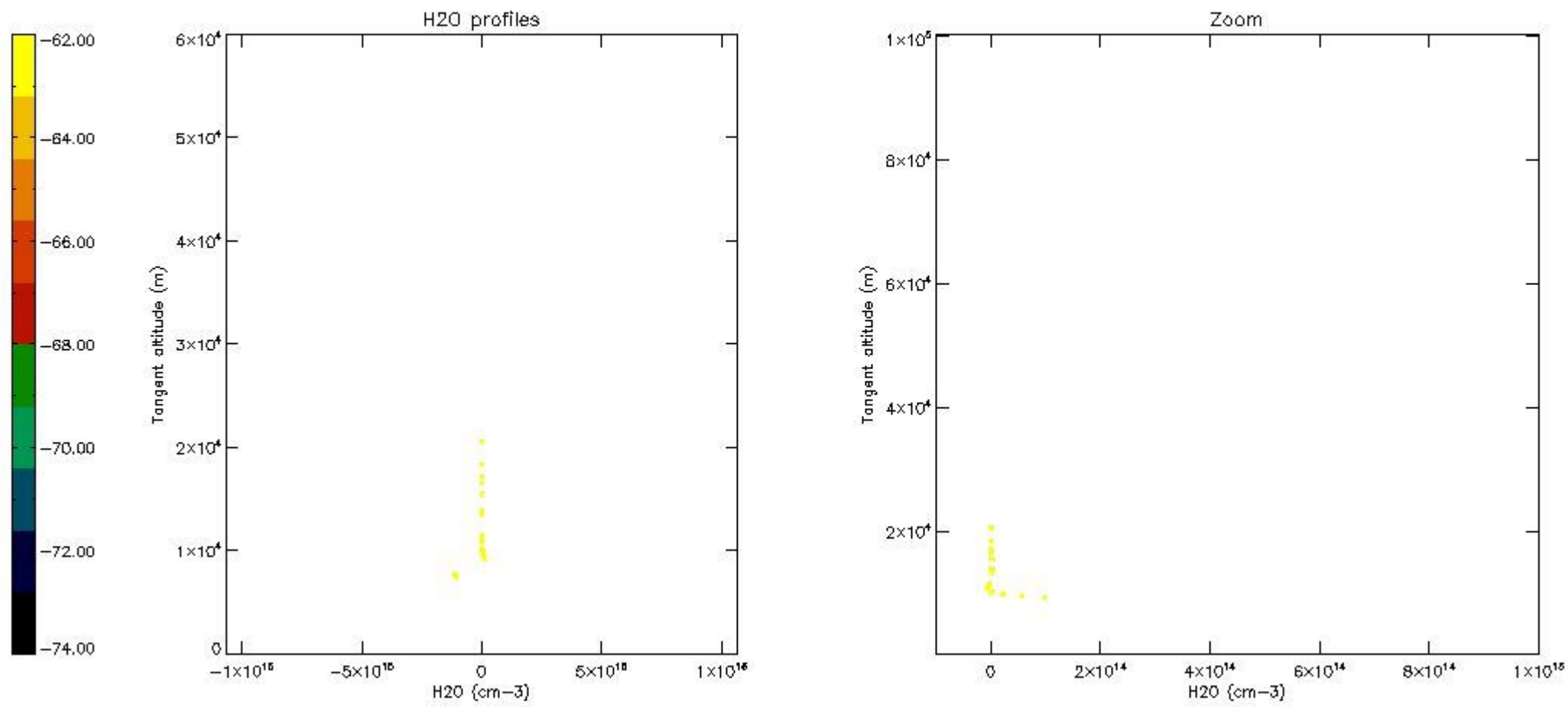
5.7 Plot NO3 profiles for all STD (dark without errors)

The colorbar represents the latitude.



5.8 Plot H2O profiles for all STD (only for occultations of stars 1,2,3,4,13,14,16,26,63 dark without errors)

The colorbar represents the latitude.



6. Auxiliary Data Files used for the production reported in section 2

The number reported in the third column indicates since which file (see list in section 2) the corresponding auxiliary file has been used. The fourth column is the date of those product files.

Type	Auxiliary Filename	Used since product	Used since product date
INST_PHYS_CHARACTERISTICS	GOM_INS_AXVIEC20091111_143220_20030716_120000_20500101_000000	1	26-JUN-2004 00:01:26
LEVEL-2_PROC_CONFIG	GOM_PR2_AXVIEC20091111_152718_20020301_000000_20500101_000000	1	26-JUN-2004 00:01:26
CROSS_SECTIONS_FILE	GOM_CRS_AXVIEC20091111_154832_20020301_000000_20500101_000000	1	26-JUN-2004 00:01:26

GOMOS Level 2 Daily Report

SUMMARY

[1. General Info](#)

[2. Summary of processed GOM_NL_2P products](#)

[3. Level 2 Quality information per product](#)

[3.1 Plot of level 2 quality information per product \(time dependant\)](#)

[3.2 Plot of level 2 quality information per product \(world map\)](#)

[4. Level 1 Quality information per product \(stored on level 2 products\)](#)

[4.1 Plot of level 1 quality information per product \(time dependant\)](#)

[4.1.1 Plot of level 1 quality information per product \(time dependant\): ASCENDING](#)

[4.1.2 Plot of level 1 quality information per product \(time dependant\): DESCENDING](#)

[4.2 Plot of level 1 quality information per product \(world map\)](#)

[4.2.1 Plot of level 1 quality information per product \(world map\): ASCENDING](#)

[4.2.2 Plot of level 1 quality information per product \(world map\): DESCENDING](#)

[5. Ozone profiles based on quality statistics and other trace gas profiles](#)

[5.1 Ozone statistics based on quality of products](#)

[5.2 Plot ozone profiles for all STD \(dark without errors\)](#)

[5.3 Plot ozone profiles where STD < 20% \(dark without errors\)](#)

[5.4. Plot ozone profiles where STD < 10% \(dark without errors\)](#)

[5.5. Plot ozone profiles where STD < 5% \(dark without errors\)](#)

[5.6 Plot NO2 profiles for all STD \(dark without errors\)](#)

[5.7 Plot NO3 profiles for all STD \(dark without errors\)](#)

[5.8 Plot H2O profiles \(only for occultations of stars 1,2,3,4,13,14,16,26,63 dark without errors\) for all STD](#)

[6. Auxiliary Data Files used for the production reported in section 2](#)

This report presents the daily analysis on parameters extracted from GOMOS level 2 data (GOM_NL__2P). It is intended to monitor some important parameters that will impact the quality of these products. A list of level 2 products (and content) that have arrived during the reporting day to the PCF is also given.

Item	Value
Time of report generation	19APR2013 05:05:11
Data source version	GOMOS/6.01
Start time of products	26-06-2004 (26JUN2004 00:00:00)
Stop time of products	27-06-2004 (27JUN2004 00:00:00)
Store outputs in DB	Yes
Nb of level 2 prods	423
Nb of prods with errors	0

2. Summary of processed GOM_NL__2P products.

Nr	Filename	UTC Start time	Limb	Duration	Star Id	Star Name	Star Mag	Star Temp	Nb Meas	Orbit	Prod. error
1	GOM_NL__2PRFIN20040626_000126_000000392028_00059_12137_4182.N1	26-JUN-2004 00:01:26	Bright	39.000	130	23Bet Dra	2.7990	5800.0	78	12137	No
2	GOM_NL__2PRFIN20040626_000335_000000392028_00059_12137_4183.N1	26-JUN-2004 00:03:35	Bright	38.500	119	14Eta Dra	2.7270	4700.0	77	12137	No
3	GOM_NL__2PRFIN20040626_000723_000000362028_00059_12137_4184.N1	26-JUN-2004 00:07:23	Bright	36.000	60	7Bet UMi	2.0810	3950.0	72	12137	No
4	GOM_NL__2PRFIN20040626_001148_000000372028_00059_12137_4185.N1	26-JUN-2004 00:11:48	Bright	37.000	49	1Alp UMi	1.9900	6300.0	74	12137	No
5	GOM_NL__2PRFIN20040626_001802_000000492028_00059_12137_4186.N1	26-JUN-2004 00:18:02	Bright	48.500	74	11Bet Cas	2.2680	6600.0	97	12137	No
6	GOM_NL__2PRFIN20040626_001938_000000492028_00059_12137_4187.N1	26-JUN-2004 00:19:38	Bright	48.500	68	18Alp Cas	2.2250	4500.0	97	12137	No
7	GOM_NL__2PRFIN20040626_002208_000000382028_00059_12137_4188.N1	26-JUN-2004 00:22:08	Bright	38.000	160	23Gam Per	2.9300	4700.0	76	12137	No
8	GOM_NL__2PRFIN20040626_002534_000000462028_00059_12137_4189.N1	26-JUN-2004 00:25:34	Bright	45.500	73	57Gam1And	2.2600	13100.	91	12137	No
9	GOM_NL__2PRFIN20040626_002803_000000652028_00059_12137_4190.N1	26-JUN-2004 00:28:03	Twilight	65.000	53	43Bet And	2.0480	3300.0	130	12137	No
10	GOM_NL__2PRFIN20040626_003202_000000622028_00059_12137_4191.N1	26-JUN-2004 00:32:02	Dark	62.000	50	13Alp Ari	2.0070	4250.0	124	12137	No
11	GOM_NL__2PRFIN20040626_003655_000000432028_00059_12137_4192.N1	26-JUN-2004 00:36:55	Dark	43.000	94	92Alp Cet	2.5260	3100.0	86	12137	No
12	GOM_NL__2PRFIN20040626_004046_000000472028_00059_12137_4193.N1	26-JUN-2004 00:40:46	Dark	46.500	165	34Gam Eri	2.9500	3200.0	93	12137	No
13	GOM_NL__2PRFIN20040626_005503_000000482028_00060_12138_4163.N1	26-JUN-2004 00:55:03	Dark	48.000	9	Alp Eri	0.45300	24000.	96	12138	No
14	GOM_NL__2PRFIN20040626_005959_000000402028_00060_12138_4164.N1	26-JUN-2004 00:59:59	Dark	40.000	135	Bet Hyi	2.8200	5800.0	80	12138	No
15	GOM_NL__2PRFIN20040626_010200_000000582028_00060_12138_4165.N1	26-JUN-2004 01:02:00	Straylight	57.500	63	Bet Gru	2.1500	2800.0	115	12138	No
16	GOM_NL__2PRFIN20040626_010401_000000512028_00060_12138_4166.N1	26-JUN-2004 01:04:01	Straylight	51.000	31	Alp Gru	1.7340	15200.	102	12138	No
17	GOM_NL__2PRFIN20040626_010741_000000452028_00060_12138_4167.N1	26-JUN-2004 01:07:41	Straylight	45.000	43	Alp TrA	1.9100	4250.0	90	12138	No
18	GOM_NL__2PRFIN20040626_011103_000000422028_00060_12138_4168.N1	26-JUN-2004 01:11:03	Straylight	42.000	141	Bet Ara	2.8400	4600.0	84	12138	No
19	GOM_NL__2PRFIN20040626_011227_000000402028_00060_12138_4169.N1	26-JUN-2004 01:12:27	Straylight	40.000	147	Alp Ara	2.8770	26000.	80	12138	No
20	GOM_NL__2PRFIN20040626_011413_000000462028_00060_12138_4170.N1	26-JUN-2004 01:14:13	Twilight	45.500	40	The Sco	1.8590	7100.0	91	12138	No
21	GOM_NL__2PRFIN20040626_011556_000000442028_00060_12138_4171.N1	26-JUN-2004 01:15:56	Twilight	44.000	25	35Lam Sco	1.6200	28000.	88	12138	No
22	GOM_NL__2PRFIN20040626_011716_000000572028_00060_12138_4172.N1	26-JUN-2004 01:17:16	Bright	57.000	116	19Del Sgr	2.7000	4100.0	114	12138	No
23	GOM_NL__2PRFIN20040626_011925_000000512028_00060_12138_4173.N1	26-JUN-2004 01:19:25	Bright	51.000	155	41Pi Sgr	2.9000	6600.0	102	12138	No
24	GOM_NL__2PRFIN20040626_012211_000000402028_00060_12138_4174.N1	26-JUN-2004 01:22:11	Bright	40.000	86	35Eta Oph	2.4300	10200.	80	12138	No
25	GOM_NL__2PRFIN20040626_012356_000000382028_00060_12138_4175.N1	26-JUN-2004 01:23:56	Bright	38.000	98	13Zet Oph	2.5710	30000.	76	12138	No
26	GOM_NL__2PRFIN20040626_012603_000000382028_00060_12138_4176.N1	26-JUN-2004 01:26:03	Bright	38.000	120	1Del Oph	2.7340	3200.0	76	12138	No
27	GOM_NL__2PRFIN20040626_012804_000000412028_00060_12138_4177.N1	26-JUN-2004 01:28:04	Bright	40.500	126	60Bet Oph	2.7700	4250.0	81	12138	No
28	GOM_NL__2PRFIN20040626_013026_000000402028_00060_12138_4178.N1	26-JUN-2004 01:30:26	Bright	40.000	59	55Alp Oph	2.0800	8900.0	80	12138	No
29	GOM_NL__2PRFIN20040626_013255_000000402028_00060_12138_4179.N1	26-JUN-2004 01:32:55	Bright	40.000	127	27Bet Her	2.7810	4700.0	80	12138	No
30	GOM_NL__2PRFIN20040626_013456_000000362028_00060_12138_4180.N1	26-JUN-2004 01:34:56	Bright	35.500	67	5Alp CrB	2.2210	11000.	71	12138	No
31	GOM_NL__2PRFIN20040626_013946_000000512028_00060_12138_4181.N1	26-JUN-2004 01:39:46	Bright	51.000	5	3Alp Lyr	0.033000	11000.	102	12138	No
32	GOM_NL__2PRFIN20040626_014201_000000452028_00060_12138_4182.N1	26-JUN-2004 01:42:01	Bright	45.000	130	23Bet Dra	2.7990	5800.0	90	12138	No
33	GOM_NL__2PRFIN20040626_014410_000000392028_00060_12138_4183.N1	26-JUN-2004 01:44:10	Bright	38.500	119	14Eta Dra	2.7270	4700.0	77	12138	No
34	GOM_NL__2PRFIN20040626_014759_000000372028_00060_12138_4184.N1	26-JUN-2004 01:47:59	Bright	37.000	60	7Bet UMi	2.0810	3950.0	74	12138	No
35	GOM_NL__2PRFIN20040626_015224_000000382028_00060_12138_4185.N1	26-JUN-2004 01:52:24	Bright	38.000	49	1Alp UMi	1.9900	6300.0	76	12138	No
36	GOM_NL__2PRFIN20040626_015838_000000492028_00060_12138_4186.N1	26-JUN-2004 01:58:38	Bright	48.500	74	11Bet Cas	2.2680	6600.0	97	12138	No
37	GOM_NL__2PRFIN20040626_020013_000000492028_00060_12138_4187.N1	26-JUN-2004 02:00:13	Bright	49.000	68	18Alp Cas	2.2250	4500.0	98	12138	No
38	GOM_NL__2PRFIN20040626_020243_000000412028_00060_12138_4188.N1	26-JUN-2004 02:02:43	Bright	41.000	160	23Gam Per	2.9300	4700.0	82	12138	No
39	GOM_NL__2PRFIN20040626_020610_000000482028_00060_12138_4189.N1	26-JUN-2004 02:06:10	Bright	47.500	73	57Gam1And	2.2600	13100.	95	12138	No
40	GOM_NL__2PRFIN20040626_020838_000000652028_00060_12138_4190.N1	26-JUN-2004 02:08:38	Twilight	65.000	53	43Bet And	2.0480	3300.0	130	12138	No
41	GOM_NL__2PRFIN20040626_021239_000000542028_00060_12138_4191.N1	26-JUN-2004 02:12:39	Dark	54.000	50	13Alp Ari	2.0070	4250.0	108	12138	No
42	GOM_NL__2PRFIN20040626_021731_000000462028_00060_12138_4192.N1	26-JUN-2004 02:17:31	Dark	45.500	94	92Alp Cet	2.5260	3100.0	91	12138	No

43	GOM_NL__2PRFIN20040626_022124_000000382028_00060_12138_4193.N1	26-JUN-2004 02:21:24	Dark	38.000	165	34Gam Eri	2.9500	3200.0	76	12138	No
44	GOM_NL__2PRFIN20040626_023053_000000652028_00060_12138_4194.N1	26-JUN-2004 02:30:53	Dark	65.000	52	16Bet Cet	2.0370	4500.0	130	12138	No
45	GOM_NL__2PRFIN20040626_023538_000000472028_00061_12139_4164.N1	26-JUN-2004 02:35:38	Dark	46.500	9	Alp Eri	0.45300	24000.	93	12139	No
46	GOM_NL__2PRFIN20040626_024036_000000392028_00061_12139_4165.N1	26-JUN-2004 02:40:36	Dark	39.000	135	Bet Hyi	2.8200	5800.0	78	12139	No
47	GOM_NL__2PRFIN20040626_024237_000000552028_00061_12139_4166.N1	26-JUN-2004 02:42:37	Straylight	54.500	63	Bet Gru	2.1500	2800.0	109	12139	No
48	GOM_NL__2PRFIN20040626_024437_000000512028_00061_12139_4167.N1	26-JUN-2004 02:44:37	Straylight	50.500	31	Alp Gru	1.7340	15200.	101	12139	No
49	GOM_NL__2PRFIN20040626_024818_000000442028_00061_12139_4168.N1	26-JUN-2004 02:48:18	Straylight	44.000	43	Alp TrA	1.9100	4250.0	88	12139	No
50	GOM_NL__2PRFIN20040626_025138_000000412028_00061_12139_4169.N1	26-JUN-2004 02:51:38	Straylight	40.500	141	Bet Ara	2.8400	4600.0	81	12139	No
51	GOM_NL__2PRFIN20040626_025304_000000402028_00061_12139_4170.N1	26-JUN-2004 02:53:04	Straylight	40.000	147	Alp Ara	2.8770	26000.	80	12139	No
52	GOM_NL__2PRFIN20040626_025451_000000432028_00061_12139_4171.N1	26-JUN-2004 02:54:51	Twi_and_stray	42.500	40	The Sco	1.8590	7100.0	85	12139	No
53	GOM_NL__2PRFIN20040626_025632_000000462028_00061_12139_4172.N1	26-JUN-2004 02:56:32	Twi_and_stray	45.500	25	35Lam Sco	1.6200	28000.	91	12139	No
54	GOM_NL__2PRFIN20040626_025754_000000512028_00061_12139_4173.N1	26-JUN-2004 02:57:54	Bright	50.500	116	19Del Sgr	2.7000	4100.0	101	12139	No
55	GOM_NL__2PRFIN20040626_030002_000000512028_00061_12139_4174.N1	26-JUN-2004 03:00:02	Bright	50.500	155	41Pi Sgr	2.9000	6600.0	101	12139	No
56	GOM_NL__2PRFIN20040626_030248_000000392028_00061_12139_4175.N1	26-JUN-2004 03:02:48	Bright	38.500	86	35Eta Oph	2.4300	10200.	77	12139	No
57	GOM_NL__2PRFIN20040626_030432_000000382028_00061_12139_4176.N1	26-JUN-2004 03:04:32	Bright	38.000	98	13Zet Oph	2.5710	30000.	76	12139	No
58	GOM_NL__2PRFIN20040626_030640_000000402028_00061_12139_4177.N1	26-JUN-2004 03:06:40	Bright	39.500	120	1Del Oph	2.7340	3200.0	79	12139	No
59	GOM_NL__2PRFIN20040626_030840_000000402028_00061_12139_4178.N1	26-JUN-2004 03:08:40	Bright	40.000	126	60Bet Oph	2.7700	4250.0	80	12139	No
60	GOM_NL__2PRFIN20040626_031102_000000392028_00061_12139_4179.N1	26-JUN-2004 03:11:02	Bright	39.000	59	55Alp Oph	2.0800	8900.0	78	12139	No
61	GOM_NL__2PRFIN20040626_031331_000000412028_00061_12139_4180.N1	26-JUN-2004 03:13:31	Bright	40.500	127	27Bet Her	2.7810	4700.0	81	12139	No
62	GOM_NL__2PRFIN20040626_031533_000000372028_00061_12139_4181.N1	26-JUN-2004 03:15:33	Bright	37.000	67	5Alp CrB	2.2210	11000.	74	12139	No
63	GOM_NL__2PRFIN20040626_032020_000000472028_00061_12139_4182.N1	26-JUN-2004 03:20:20	Bright	46.500	5	3Alp Lyr	0.033000	11000.	93	12139	No
64	GOM_NL__2PRFIN20040626_032237_000000392028_00061_12139_4183.N1	26-JUN-2004 03:22:37	Bright	38.500	130	23Bet Dra	2.7990	5800.0	77	12139	No
65	GOM_NL__2PRFIN20040626_032446_000000382028_00061_12139_4184.N1	26-JUN-2004 03:24:46	Bright	38.000	119	14Eta Dra	2.7270	4700.0	76	12139	No
66	GOM_NL__2PRFIN20040626_032837_000000352028_00061_12139_4185.N1	26-JUN-2004 03:28:37	Bright	34.500	60	7Bet UMi	2.0810	3950.0	69	12139	No
67	GOM_NL__2PRFIN20040626_033301_000000352028_00061_12139_4186.N1	26-JUN-2004 03:33:01	Bright	34.500	49	1Alp UMi	1.9900	6300.0	69	12139	No
68	GOM_NL__2PRFIN20040626_033913_000000502028_00061_12139_4187.N1	26-JUN-2004 03:39:13	Bright	49.500	74	11Bet Cas	2.2680	6600.0	99	12139	No
69	GOM_NL__2PRFIN20040626_034049_000000482028_00061_12139_4188.N1	26-JUN-2004 03:40:49	Bright	48.000	68	18Alp Cas	2.2250	4500.0	96	12139	No
70	GOM_NL__2PRFIN20040626_034319_000000542028_00061_12139_4189.N1	26-JUN-2004 03:43:19	Bright	54.000	160	23Gam Per	2.9300	4700.0	108	12139	No
71	GOM_NL__2PRFIN20040626_034646_000000462028_00061_12139_4190.N1	26-JUN-2004 03:46:46	Bright	45.500	73	57Gam1And	2.2600	13100.	91	12139	No
72	GOM_NL__2PRFIN20040626_034914_000000702028_00061_12139_4191.N1	26-JUN-2004 03:49:14	Twi_and_stray	69.500	53	43Bet And	2.0480	3300.0	139	12139	No
73	GOM_NL__2PRFIN20040626_035315_000000572028_00061_12139_4192.N1	26-JUN-2004 03:53:15	Dark	56.500	50	13Alp Ari	2.0070	4250.0	113	12139	No
74	GOM_NL__2PRFIN20040626_035807_000000502028_00061_12139_4193.N1	26-JUN-2004 03:58:07	Dark	50.000	94	92Alp Cet	2.5260	3100.0	100	12139	No
75	GOM_NL__2PRFIN20040626_040200_000000432028_00061_12139_4194.N1	26-JUN-2004 04:02:00	Dark	42.500	165	34Gam Eri	2.9500	3200.0	85	12139	No
76	GOM_NL__2PRFIN20040626_041130_000000742028_00061_12139_4195.N1	26-JUN-2004 04:11:30	Dark	73.500	52	16Bet Cet	2.0370	4500.0	147	12139	No
77	GOM_NL__2PRFIN20040626_041616_000000542028_00062_12140_4165.N1	26-JUN-2004 04:16:16	Dark	53.500	9	Alp Eri	0.45300	24000.	107	12140	No
78	GOM_NL__2PRFIN20040626_042112_000000402028_00062_12140_4166.N1	26-JUN-2004 04:21:12	Dark	39.500	135	Bet Hyi	2.8200	5800.0	79	12140	No
79	GOM_NL__2PRFIN20040626_042314_000000552028_00062_12140_4167.N1	26-JUN-2004 04:23:14	Straylight	54.500	63	Bet Gru	2.1500	2800.0	109	12140	No
80	GOM_NL__2PRFIN20040626_042514_000000542028_00062_12140_4168.N1	26-JUN-2004 04:25:14	Straylight	54.000	31	Alp Gru	1.7340	15200.	108	12140	No
81	GOM_NL__2PRFIN20040626_042855_000000422028_00062_12140_4169.N1	26-JUN-2004 04:28:55	Straylight	42.000	43	Alp TrA	1.9100	4250.0	84	12140	No
82	GOM_NL__2PRFIN20040626_043215_000000432028_00062_12140_4170.N1	26-JUN-2004 04:32:15	Straylight	43.000	141	Bet Ara	2.8400	4600.0	86	12140	No
83	GOM_NL__2PRFIN20040626_043341_000000392028_00062_12140_4171.N1	26-JUN-2004 04:33:41	Straylight	39.000	147	Alp Ara	2.8770	26000.	78	12140	No
84	GOM_NL__2PRFIN20040626_043528_000000402028_00062_12140_4172.N1	26-JUN-2004 04:35:28	Twi_and_stray	40.000	40	The Sco	1.8590	7100.0	80	12140	No
85	GOM_NL__2PRFIN20040626_043708_000000452028_00062_12140_4173.N1	26-JUN-2004 04:37:08	Twi_and_stray	44.500	25	35Lam Sco	1.6200	28000.	89	12140	No
86	GOM_NL__2PRFIN20040626_043830_000000562028_00062_12140_4174.N1	26-JUN-2004 04:38:30	Bright	56.000	116	19Del Sgr	2.7000	4100.0	112	12140	No
87	GOM_NL__2PRFIN20040626_044039_000000492028_00062_12140_4175.N1	26-JUN-2004 04:40:39	Bright	48.500	155	41Pi Sgr	2.9000	6600.0	97	12140	No
88	GOM_NL__2PRFIN20040626_044325_000000382028_00062_12140_4176.N1	26-JUN-2004 04:43:25	Bright	38.000	86	35Eta Oph	2.4300	10200.	76	12140	No
89	GOM_NL__2PRFIN20040626_044508_000000392028_00062_12140_4177.N1	26-JUN-2004 04:45:08	Bright	38.500	98	13Zet Oph	2.5710	30000.	77	12140	No
90	GOM_NL__2PRFIN20040626_044716_000000382028_00062_12140_4178.N1	26-JUN-2004 04:47:16	Bright	38.000	120	1Del Oph	2.7340	3200.0	76	12140	No
91	GOM_NL__2PRFIN20040626_044915_000000412028_00062_12140_4179.N1	26-JUN-2004 04:49:15	Bright	40.500	126	60Bet Oph	2.7700	4250.0	81	12140	No
92	GOM_NL__2PRFIN20040626_045138_000000412028_00062_12140_4180.N1	26-JUN-2004 04:51:38	Bright	41.000	59	55Alp Oph	2.0800	8900.0	82	12140	No
93	GOM_NL__2PRFIN20040626_045408_000000402028_00062_12140_4181.N1	26-JUN-2004 04:54:08	Bright	39.500	127	27Bet Her	2.7810	4700.0	79	12140	No
94	GOM_NL__2PRFIN20040626_045609_000000392028_00062_12140_4182.N1	26-JUN-2004 04:56:09	Bright	38.500	67	5Alp CrB	2.2210	11000.	77	12140	No
95	GOM_NL__2PRFIN20040626_050057_000000492028_00062_12140_4183.N1	26-JUN-2004 05:00:57	Bright	49.000	5	3Alp Lyr	0.033000	11000.	98	12140	No
96	GOM_NL__2PRFIN20040626_050312_000000402028_00062_12140_4184.N1	26-JUN-2004 05:03:12	Bright	40.000	130	23Bet Dra	2.7990	5800.0	80	12140	No
97	GOM_NL__2PRFIN20040626_050523_000000372028_00062_12140_4185.N1	26-JUN-2004 05:05:23	Bright	37.000	119	14Eta Dra	2.7270	4700.0	74	12140	No
98	GOM_NL__2PRFIN20040626_050913_000000352028_00062_12140_4186.N1	26-JUN-2004 05:09:13	Bright	35.000	60	7Bet UMi	2.0810	3950.0	70	12140	No
99	GOM_NL__2PRFIN20040626_051337_000000352028_00062_12140_4187.N1	26-JUN-2004 05:13:37	Bright	35.000	49	1Alp UMi	1.9900	6300.0	70	12140	No
100	GOM_NL__2PRFIN20040626_051948_000000492028_00062_12140_4188.N1	26-JUN-2004 05:19:48	Bright	49.000	74	11Bet Cas	2.2680	6600.0	98	12140	No
101	GOM_NL__2PRFIN20040626_052124_000000492028_00062_12140_4189.N1	26-JUN-2004 05:21:24	Bright	48.500	68	18Alp Cas	2.2250	4500.0	97	12140	No

102	GOM_NL__2PRFIN20040626_052355_000000402028_00062_12140_4190.N1	26-JUN-2004 05:23:55	Bright	39.500	160	23Gam Per	2.9300	4700.0	79	12140	No
103	GOM_NL__2PRFIN20040626_052722_000000472028_00062_12140_4191.N1	26-JUN-2004 05:27:22	Bright	47.000	73	57Gam1And	2.2600	13100.	94	12140	No
104	GOM_NL__2PRFIN20040626_052951_000000712028_00062_12140_4192.N1	26-JUN-2004 05:29:51	Twi_and_stray	71.000	53	43Bet And	2.0480	3300.0	142	12140	No
105	GOM_NL__2PRFIN20040626_053351_000000632028_00062_12140_4193.N1	26-JUN-2004 05:33:51	Dark	62.500	50	13Alp Ari	2.0070	4250.0	125	12140	No
106	GOM_NL__2PRFIN20040626_053844_000000552028_00062_12140_4194.N1	26-JUN-2004 05:38:44	Dark	54.500	94	92Alp Cet	2.5260	3100.0	109	12140	No
107	GOM_NL__2PRFIN20040626_054236_000000452028_00062_12140_4195.N1	26-JUN-2004 05:42:36	Dark	45.000	165	34Gam Eri	2.9500	3200.0	90	12140	No
108	GOM_NL__2PRFIN20040626_055208_000000812028_00062_12140_4196.N1	26-JUN-2004 05:52:08	Dark	80.500	52	16Bet Cet	2.0370	4500.0	161	12140	No
109	GOM_NL__2PRFIN20040626_055652_000000532028_00063_12141_4177.N1	26-JUN-2004 05:56:52	Dark	53.000	9	Alp Eri	0.45300	24000.	106	12141	No
110	GOM_NL__2PRFIN20040626_060149_000000392028_00063_12141_4178.N1	26-JUN-2004 06:01:49	Dark	38.500	135	Bet Hyi	2.8200	5800.0	77	12141	No
111	GOM_NL__2PRFIN20040626_060351_000000552028_00063_12141_4179.N1	26-JUN-2004 06:03:51	Straylight	55.000	63	Bet Gru	2.1500	2800.0	110	12141	No
112	GOM_NL__2PRFIN20040626_060551_000000512028_00063_12141_4180.N1	26-JUN-2004 06:05:51	Straylight	51.000	31	Alp Gru	1.7340	15200.	102	12141	No
113	GOM_NL__2PRFIN20040626_060931_000000452028_00063_12141_4181.N1	26-JUN-2004 06:09:31	Straylight	45.000	43	Alp TrA	1.9100	4250.0	90	12141	No
114	GOM_NL__2PRFIN20040626_061251_000000382028_00063_12141_4182.N1	26-JUN-2004 06:12:51	Straylight	38.000	141	Bet Ara	2.8400	4600.0	76	12141	No
115	GOM_NL__2PRFIN20040626_061417_000000382028_00063_12141_4183.N1	26-JUN-2004 06:14:17	Straylight	38.000	147	Alp Ara	2.8770	26000.	76	12141	No
116	GOM_NL__2PRFIN20040626_061604_000000452028_00063_12141_4184.N1	26-JUN-2004 06:16:04	Twi_and_stray	45.000	40	The Sco	1.8590	7100.0	90	12141	No
117	GOM_NL__2PRFIN20040626_061745_000000432028_00063_12141_4185.N1	26-JUN-2004 06:17:45	Twi_and_stray	42.500	25	35Lam Sco	1.6200	28000.	85	12141	No
118	GOM_NL__2PRFIN20040626_061907_000000572028_00063_12141_4186.N1	26-JUN-2004 06:19:07	Bright	57.000	116	19Del Sgr	2.7000	4100.0	114	12141	No
119	GOM_NL__2PRFIN20040626_062115_000000492028_00063_12141_4187.N1	26-JUN-2004 06:21:15	Bright	48.500	155	41Pi Sgr	2.9000	6600.0	97	12141	No
120	GOM_NL__2PRFIN20040626_062401_000000382028_00063_12141_4188.N1	26-JUN-2004 06:24:01	Bright	38.000	86	35Eta Oph	2.4300	10200.	76	12141	No
121	GOM_NL__2PRFIN20040626_062545_000000372028_00063_12141_4189.N1	26-JUN-2004 06:25:45	Bright	37.000	98	13Zet Oph	2.5710	30000.	74	12141	No
122	GOM_NL__2PRFIN20040626_062753_000000382028_00063_12141_4190.N1	26-JUN-2004 06:27:53	Bright	37.500	120	1Del Oph	2.7340	3200.0	75	12141	No
123	GOM_NL__2PRFIN20040626_062952_000000402028_00063_12141_4191.N1	26-JUN-2004 06:29:52	Bright	39.500	126	60Bet Oph	2.7700	4250.0	79	12141	No
124	GOM_NL__2PRFIN20040626_063214_000000382028_00063_12141_4192.N1	26-JUN-2004 06:32:14	Bright	38.000	59	55Alp Oph	2.0800	8900.0	76	12141	No
125	GOM_NL__2PRFIN20040626_063444_000000372028_00063_12141_4193.N1	26-JUN-2004 06:34:44	Bright	36.500	127	27Bet Her	2.7810	4700.0	73	12141	No
126	GOM_NL__2PRFIN20040626_063645_000000392028_00063_12141_4194.N1	26-JUN-2004 06:36:45	Bright	38.500	67	5Alp CrB	2.2210	11000.	77	12141	No
127	GOM_NL__2PRFIN20040626_064133_000000472028_00063_12141_4195.N1	26-JUN-2004 06:41:33	Bright	47.000	5	3Alp Lyr	0.033000	11000.	94	12141	No
128	GOM_NL__2PRFIN20040626_064348_000000402028_00063_12141_4196.N1	26-JUN-2004 06:43:48	Bright	39.500	130	23Bet Dra	2.7990	5800.0	79	12141	No
129	GOM_NL__2PRFIN20040626_064559_000000382028_00063_12141_4197.N1	26-JUN-2004 06:45:59	Bright	37.500	119	14Eta Dra	2.7270	4700.0	75	12141	No
130	GOM_NL__2PRFIN20040626_064950_000000392028_00063_12141_4198.N1	26-JUN-2004 06:49:50	Bright	39.000	60	7Bet UMi	2.0810	3950.0	78	12141	No
131	GOM_NL__2PRFIN20040626_065413_000000382028_00063_12141_4199.N1	26-JUN-2004 06:54:13	Bright	37.500	49	1Alp UMi	1.9900	6300.0	75	12141	No
132	GOM_NL__2PRFIN20040626_070024_000000492028_00063_12141_4200.N1	26-JUN-2004 07:00:24	Bright	48.500	74	11Bet Cas	2.2680	6600.0	97	12141	No
133	GOM_NL__2PRFIN20040626_070159_000000502028_00063_12141_4201.N1	26-JUN-2004 07:01:59	Bright	49.500	68	18Alp Cas	2.2250	4500.0	99	12141	No
134	GOM_NL__2PRFIN20040626_070432_000000412028_00063_12141_4202.N1	26-JUN-2004 07:04:32	Bright	40.500	160	23Gam Per	2.9300	4700.0	81	12141	No
135	GOM_NL__2PRFIN20040626_070758_000000482028_00063_12141_4203.N1	26-JUN-2004 07:07:58	Bright	48.000	73	57Gam1And	2.2600	13100.	96	12141	No
136	GOM_NL__2PRFIN20040626_071026_000000682028_00063_12141_4204.N1	26-JUN-2004 07:10:26	Twi_and_stray	68.000	53	43Bet And	2.0480	3300.0	136	12141	No
137	GOM_NL__2PRFIN20040626_071428_000000592028_00063_12141_4205.N1	26-JUN-2004 07:14:28	Dark	59.000	50	13Alp Ari	2.0070	4250.0	118	12141	No
138	GOM_NL__2PRFIN20040626_071920_000000502028_00063_12141_4206.N1	26-JUN-2004 07:19:20	Dark	50.000	94	92Alp Cet	2.5260	3100.0	100	12141	No
139	GOM_NL__2PRFIN20040626_072313_000000472028_00063_12141_4207.N1	26-JUN-2004 07:23:13	Dark	46.500	165	34Gam Eri	2.9500	3200.0	93	12141	No
140	GOM_NL__2PRFIN20040626_073245_000000782028_00063_12141_4208.N1	26-JUN-2004 07:32:45	Dark	77.500	52	16Bet Cet	2.0370	4500.0	155	12141	No
141	GOM_NL__2PRFIN20040626_073730_000000542028_00064_12142_2067.N1	26-JUN-2004 07:37:30	Dark	54.000	9	Alp Eri	0.45300	24000.	108	12142	No
142	GOM_NL__2PRFIN20040626_074225_000000382028_00064_12142_2068.N1	26-JUN-2004 07:42:25	Dark	37.500	135	Bet Hyi	2.8200	5800.0	75	12142	No
143	GOM_NL__2PRFIN20040626_074428_000000652028_00064_12142_2069.N1	26-JUN-2004 07:44:28	Straylight	64.500	63	Bet Gru	2.1500	2800.0	129	12142	No
144	GOM_NL__2PRFIN20040626_074628_000000522028_00064_12142_2070.N1	26-JUN-2004 07:46:28	Straylight	52.000	31	Alp Gru	1.7340	15200.	104	12142	No
145	GOM_NL__2PRFIN20040626_075007_000000442028_00064_12142_2071.N1	26-JUN-2004 07:50:07	Straylight	44.000	43	Alp TrA	1.9100	4250.0	88	12142	No
146	GOM_NL__2PRFIN20040626_075327_000000432028_00064_12142_2072.N1	26-JUN-2004 07:53:27	Straylight	43.000	141	Bet Ara	2.8400	4600.0	86	12142	No
147	GOM_NL__2PRFIN20040626_075453_000000412028_00064_12142_2073.N1	26-JUN-2004 07:54:53	Straylight	40.500	147	Alp Ara	2.8770	26000.	81	12142	No
148	GOM_NL__2PRFIN20040626_075641_000000452028_00064_12142_2074.N1	26-JUN-2004 07:56:41	Twi_and_stray	44.500	40	The Sco	1.8590	7100.0	89	12142	No
149	GOM_NL__2PRFIN20040626_075821_000000442028_00064_12142_2075.N1	26-JUN-2004 07:58:21	Twi_and_stray	43.500	25	35Lam Sco	1.6200	28000.	87	12142	No
150	GOM_NL__2PRFIN20040626_075943_000000572028_00064_12142_2076.N1	26-JUN-2004 07:59:43	Bright	57.000	116	19Del Sgr	2.7000	4100.0	114	12142	No
151	GOM_NL__2PRFIN20040626_080151_000000502028_00064_12142_2077.N1	26-JUN-2004 08:01:51	Bright	50.000	155	41Pi Sgr	2.9000	6600.0	100	12142	No
152	GOM_NL__2PRFIN20040626_080437_000000392028_00064_12142_2078.N1	26-JUN-2004 08:04:37	Bright	38.500	86	35Eta Oph	2.4300	10200.	77	12142	No
153	GOM_NL__2PRFIN20040626_080621_000000382028_00064_12142_2079.N1	26-JUN-2004 08:06:21	Bright	37.500	98	13Zet Oph	2.5710	30000.	75	12142	No
154	GOM_NL__2PRFIN20040626_080829_000000382028_00064_12142_2080.N1	26-JUN-2004 08:08:29	Bright	37.500	120	1Del Oph	2.7340	3200.0	75	12142	No
155	GOM_NL__2PRFIN20040626_081028_000000402028_00064_12142_2081.N1	26-JUN-2004 08:10:28	Bright	39.500	126	60Bet Oph	2.7700	4250.0	79	12142	No
156	GOM_NL__2PRFIN20040626_081250_000000402028_00064_12142_2082.N1	26-JUN-2004 08:12:50	Bright	40.000	59	55Alp Oph	2.0800	8900.0	80	12142	No
157	GOM_NL__2PRFIN20040626_081521_000000372028_00064_12142_2083.N1	26-JUN-2004 08:15:21	Bright	36.500	127	27Bet Her	2.7810	4700.0	73	12142	No
158	GOM_NL__2PRFIN20040626_081721_000000362028_00064_12142_2084.N1	26-JUN-2004 08:17:21	Bright	36.000	67	5Alp CrB	2.2210	11000.	72	12142	No
159	GOM_NL__2PRFIN20040626_082208_000000492028_00064_12142_2085.N1	26-JUN-2004 08:22:08	Bright	48.500	5	3Alp Lyr	0.033000	11000.	97	12142	No
160	GOM_NL__2PRFIN20040626_082424_000000412028_00064_12142_2086.N1	26-JUN-2004 08:24:24	Bright	40.500	130	23Bet Dra	2.7990	5800.0	81	12142	No

161	GOM_NL__2PRFIN20040626_082635_000000372028_00064_12142_2087.N1	26-JUN-2004 08:26:35	Bright	37.000	119	14Eta Dra	2.7270	4700.0	74	12142	No
162	GOM_NL__2PRFIN20040626_083026_000000392028_00064_12142_2088.N1	26-JUN-2004 08:30:26	Bright	38.500	60	7Bet UMi	2.0810	3950.0	77	12142	No
163	GOM_NL__2PRFIN20040626_083449_000000362028_00064_12142_2089.N1	26-JUN-2004 08:34:49	Bright	36.000	49	1Alp UMi	1.9900	6300.0	72	12142	No
164	GOM_NL__2PRFIN20040626_084059_000000502028_00064_12142_2090.N1	26-JUN-2004 08:40:59	Bright	50.000	74	11Bet Cas	2.2680	6600.0	100	12142	No
165	GOM_NL__2PRFIN20040626_084235_000000472028_00064_12142_2091.N1	26-JUN-2004 08:42:35	Bright	47.000	68	18Alp Cas	2.2250	4500.0	94	12142	No
166	GOM_NL__2PRFIN20040626_084508_000000402028_00064_12142_2092.N1	26-JUN-2004 08:45:08	Bright	40.000	160	23Gam Per	2.9300	4700.0	80	12142	No
167	GOM_NL__2PRFIN20040626_084833_000000472028_00064_12142_2093.N1	26-JUN-2004 08:48:33	Bright	46.500	73	57Gam1And	2.2600	13100.	93	12142	No
168	GOM_NL__2PRFIN20040626_085102_000000682028_00064_12142_2094.N1	26-JUN-2004 08:51:02	Tw_i_and_stray	68.000	53	43Bet And	2.0480	3300.0	136	12142	No
169	GOM_NL__2PRFIN20040626_085503_000000572028_00064_12142_2095.N1	26-JUN-2004 08:55:03	Dark	56.500	50	13Alp Ari	2.0070	4250.0	113	12142	No
170	GOM_NL__2PRFIN20040626_085956_000000492028_00064_12142_2096.N1	26-JUN-2004 08:59:56	Dark	48.500	94	92Alp Cet	2.5260	3100.0	97	12142	No
171	GOM_NL__2PRFIN20040626_090349_000000462028_00064_12142_2097.N1	26-JUN-2004 09:03:49	Dark	45.500	165	34Gam Eri	2.9500	3200.0	91	12142	No
172	GOM_NL__2PRFIN20040626_091323_000000682028_00064_12142_2098.N1	26-JUN-2004 09:13:23	Dark	67.500	52	16Bet Cet	2.0370	4500.0	135	12142	No
173	GOM_NL__2PRFIN20040626_091806_000000502028_00065_12143_2068.N1	26-JUN-2004 09:18:06	Dark	49.500	9	Alp Eri	0.45300	24000.	99	12143	No
174	GOM_NL__2PRFIN20040626_092301_000000392028_00065_12143_2069.N1	26-JUN-2004 09:23:01	Dark	38.500	135	Bet Hyi	2.8200	5800.0	77	12143	No
175	GOM_NL__2PRFIN20040626_092505_000000542028_00065_12143_2070.N1	26-JUN-2004 09:25:05	Straylight	54.000	63	Bet Gru	2.1500	2800.0	108	12143	No
176	GOM_NL__2PRFIN20040626_092706_000000522028_00065_12143_2071.N1	26-JUN-2004 09:27:06	Straylight	52.000	31	Alp Gru	1.7340	15200.	104	12143	No
177	GOM_NL__2PRFIN20040626_093043_000000432028_00065_12143_2072.N1	26-JUN-2004 09:30:43	Straylight	42.500	43	Alp TrA	1.9100	4250.0	85	12143	No
178	GOM_NL__2PRFIN20040626_093403_000000422028_00065_12143_2073.N1	26-JUN-2004 09:34:03	Straylight	41.500	141	Bet Ara	2.8400	4600.0	83	12143	No
179	GOM_NL__2PRFIN20040626_093530_000000422028_00065_12143_2074.N1	26-JUN-2004 09:35:30	Straylight	41.500	147	Alp Ara	2.8770	26000.	83	12143	No
180	GOM_NL__2PRFIN20040626_093716_000000442028_00065_12143_2075.N1	26-JUN-2004 09:37:16	Tw_i_and_stray	44.000	40	The Sco	1.8590	7100.0	88	12143	No
181	GOM_NL__2PRFIN20040626_093857_000000412028_00065_12143_2076.N1	26-JUN-2004 09:38:57	Tw_i_and_stray	41.000	25	35Lam Sco	1.6200	28000.	82	12143	No
182	GOM_NL__2PRFIN20040626_094019_000000552028_00065_12143_2077.N1	26-JUN-2004 09:40:19	Bright	55.000	116	19Del Sgr	2.7000	4100.0	110	12143	No
183	GOM_NL__2PRFIN20040626_094227_000000482028_00065_12143_2078.N1	26-JUN-2004 09:42:27	Bright	48.000	155	41Pi Sgr	2.9000	6600.0	96	12143	No
184	GOM_NL__2PRFIN20040626_094513_000000392028_00065_12143_2079.N1	26-JUN-2004 09:45:13	Bright	38.500	86	35Eta Oph	2.4300	10200.	77	12143	No
185	GOM_NL__2PRFIN20040626_094657_000000382028_00065_12143_2080.N1	26-JUN-2004 09:46:57	Bright	37.500	98	13Zet Oph	2.5710	30000.	75	12143	No
186	GOM_NL__2PRFIN20040626_094905_000000372028_00065_12143_2081.N1	26-JUN-2004 09:49:05	Bright	37.000	120	1Del Oph	2.7340	3200.0	74	12143	No
187	GOM_NL__2PRFIN20040626_095104_000000392028_00065_12143_2082.N1	26-JUN-2004 09:51:04	Bright	39.000	126	60Bet Oph	2.7700	4250.0	78	12143	No
188	GOM_NL__2PRFIN20040626_095326_000000412028_00065_12143_2083.N1	26-JUN-2004 09:53:26	Bright	40.500	59	55Alp Oph	2.0800	8900.0	81	12143	No
189	GOM_NL__2PRFIN20040626_095556_000000372028_00065_12143_2084.N1	26-JUN-2004 09:55:56	Bright	36.500	127	27Bet Her	2.7810	4700.0	73	12143	No
190	GOM_NL__2PRFIN20040626_095757_000000392028_00065_12143_2085.N1	26-JUN-2004 09:57:57	Bright	38.500	67	5Alp CrB	2.2210	11000.	77	12143	No
191	GOM_NL__2PRFIN20040626_100243_000000502028_00065_12143_2086.N1	26-JUN-2004 10:02:43	Bright	49.500	5	3Alp Lyr	0.033000	11000.	99	12143	No
192	GOM_NL__2PRFIN20040626_100459_000000412028_00065_12143_2087.N1	26-JUN-2004 10:04:59	Bright	41.000	130	23Bet Dra	2.7990	5800.0	82	12143	No
193	GOM_NL__2PRFIN20040626_100711_000000372028_00065_12143_2088.N1	26-JUN-2004 10:07:11	Bright	36.500	119	14Eta Dra	2.7270	4700.0	73	12143	No
194	GOM_NL__2PRFIN20040626_101102_000000402028_00065_12143_2089.N1	26-JUN-2004 10:11:02	Bright	39.500	60	7Bet UMi	2.0810	3950.0	79	12143	No
195	GOM_NL__2PRFIN20040626_101525_000000382028_00065_12143_2090.N1	26-JUN-2004 10:15:25	Bright	38.000	49	1Alp UMi	1.9900	6300.0	76	12143	No
196	GOM_NL__2PRFIN20040626_102134_000000482028_00065_12143_2091.N1	26-JUN-2004 10:21:34	Bright	48.000	74	11Bet Cas	2.2680	6600.0	96	12143	No
197	GOM_NL__2PRFIN20040626_102310_000000502028_00065_12143_2092.N1	26-JUN-2004 10:23:10	Bright	50.000	68	18Alp Cas	2.2250	4500.0	100	12143	No
198	GOM_NL__2PRFIN20040626_102543_000000542028_00065_12143_2093.N1	26-JUN-2004 10:25:43	Bright	54.000	160	23Gam Per	2.9300	4700.0	108	12143	No
199	GOM_NL__2PRFIN20040626_102909_000000472028_00065_12143_2094.N1	26-JUN-2004 10:29:09	Bright	47.000	73	57Gam1And	2.2600	13100.	94	12143	No
200	GOM_NL__2PRFIN20040626_103138_000000692028_00065_12143_2095.N1	26-JUN-2004 10:31:38	Tw_i_and_stray	69.000	53	43Bet And	2.0480	3300.0	138	12143	No
201	GOM_NL__2PRFIN20040626_103540_000000562028_00065_12143_2096.N1	26-JUN-2004 10:35:40	Dark	56.000	50	13Alp Ari	2.0070	4250.0	112	12143	No
202	GOM_NL__2PRFIN20040626_104033_000000552028_00065_12143_2097.N1	26-JUN-2004 10:40:33	Dark	54.500	94	92Alp Cet	2.5260	3100.0	109	12143	No
203	GOM_NL__2PRFIN20040626_104425_000000462028_00065_12143_2098.N1	26-JUN-2004 10:44:25	Dark	46.000	165	34Gam Eri	2.9500	3200.0	92	12143	No
204	GOM_NL__2PRFIN20040626_105401_000000812028_00065_12143_2099.N1	26-JUN-2004 10:54:01	Dark	80.500	52	16Bet Cet	2.0370	4500.0	161	12143	No
205	GOM_NL__2PRFIN20040626_105842_000000432028_00066_12144_2069.N1	26-JUN-2004 10:58:42	Dark	42.500	9	Alp Eri	0.45300	24000.	85	12144	No
206	GOM_NL__2PRFIN20040626_110334_000000422028_00066_12144_2070.N1	26-JUN-2004 11:03:34	Dark	41.500	135	Bet Hyi	2.8200	5800.0	83	12144	No
207	GOM_NL__2PRFIN20040626_110541_000000572028_00066_12144_2071.N1	26-JUN-2004 11:05:41	Straylight	57.000	63	Bet Gru	2.1500	2800.0	114	12144	No
208	GOM_NL__2PRFIN20040626_110742_000000512028_00066_12144_2072.N1	26-JUN-2004 11:07:42	Straylight	51.000	31	Alp Gru	1.7340	15200.	102	12144	No
209	GOM_NL__2PRFIN20040626_111119_000000422028_00066_12144_2073.N1	26-JUN-2004 11:11:19	Straylight	42.000	43	Alp TrA	1.9100	4250.0	84	12144	No
210	GOM_NL__2PRFIN20040626_111439_000000432028_00066_12144_2074.N1	26-JUN-2004 11:14:39	Straylight	43.000	141	Bet Ara	2.8400	4600.0	86	12144	No
211	GOM_NL__2PRFIN20040626_111605_000000412028_00066_12144_2075.N1	26-JUN-2004 11:16:05	Straylight	41.000	147	Alp Ara	2.8770	26000.	82	12144	No
212	GOM_NL__2PRFIN20040626_111752_000000452028_00066_12144_2076.N1	26-JUN-2004 11:17:52	Tw_i_and_stray	45.000	40	The Sco	1.8590	7100.0	90	12144	No
213	GOM_NL__2PRFIN20040626_111933_000000442028_00066_12144_2077.N1	26-JUN-2004 11:19:33	Tw_i_and_stray	43.500	25	35Lam Sco	1.6200	28000.	87	12144	No
214	GOM_NL__2PRFIN20040626_112055_000000502028_00066_12144_2078.N1	26-JUN-2004 11:20:55	Bright	50.000	116	19Del Sgr	2.7000	4100.0	100	12144	No
215	GOM_NL__2PRFIN20040626_112303_000000502028_00066_12144_2079.N1	26-JUN-2004 11:23:03	Bright	49.500	155	41Pi Sgr	2.9000	6600.0	99	12144	No
216	GOM_NL__2PRFIN20040626_112549_000000392028_00066_12144_2080.N1	26-JUN-2004 11:25:49	Bright	38.500	86	35Eta Oph	2.4300	10200.	77	12144	No
217	GOM_NL__2PRFIN20040626_112733_000000382028_00066_12144_2081.N1	26-JUN-2004 11:27:33	Bright	38.000	98	13Zet Oph	2.5710	30000.	76	12144	No
218	GOM_NL__2PRFIN20040626_112941_000000382028_00066_12144_2082.N1	26-JUN-2004 11:29:41	Bright	37.500	120	1Del Oph	2.7340	3200.0	75	12144	No
219	GOM_NL__2PRFIN20040626_113140_000000402028_00066_12144_2083.N1	26-JUN-2004 11:31:40	Bright	39.500	126	60Bet Oph	2.7700	4250.0	79	12144	No

220	GOM_NL__2PRFIN20040626_113401_000000392028_00066_12144_2084.N1	26-JUN-2004 11:34:01	Bright	39.000	59	55Alp Oph	2.0800	8900.0	78	12144	No
221	GOM_NL__2PRFIN20040626_113631_000000402028_00066_12144_2085.N1	26-JUN-2004 11:36:31	Bright	39.500	127	27Bet Her	2.7810	4700.0	79	12144	No
222	GOM_NL__2PRFIN20040626_113833_000000372028_00066_12144_2086.N1	26-JUN-2004 11:38:33	Bright	36.500	67	5Alp CrB	2.2210	11000.	73	12144	No
223	GOM_NL__2PRFIN20040626_114319_000000492028_00066_12144_2087.N1	26-JUN-2004 11:43:19	Bright	48.500	5	3Alp Lyr	0.033000	11000.	97	12144	No
224	GOM_NL__2PRFIN20040626_114535_000000392028_00066_12144_2088.N1	26-JUN-2004 11:45:35	Bright	38.500	130	23Bet Dra	2.7990	5800.0	77	12144	No
225	GOM_NL__2PRFIN20040626_114746_000000392028_00066_12144_2089.N1	26-JUN-2004 11:47:46	Bright	38.500	119	14Eta Dra	2.7270	4700.0	77	12144	No
226	GOM_NL__2PRFIN20040626_115137_000000392028_00066_12144_2090.N1	26-JUN-2004 11:51:37	Bright	39.000	60	7Bet UMi	2.0810	3950.0	78	12144	No
227	GOM_NL__2PRFIN20040626_115600_000000392028_00066_12144_2091.N1	26-JUN-2004 11:56:00	Bright	39.000	49	1Alp UMi	1.9900	6300.0	78	12144	No
228	GOM_NL__2PRFIN20040626_120210_000000462028_00066_12144_2092.N1	26-JUN-2004 12:02:10	Bright	45.500	74	11Bet Cas	2.2680	6600.0	91	12144	No
229	GOM_NL__2PRFIN20040626_120347_000000472028_00066_12144_2093.N1	26-JUN-2004 12:03:47	Bright	46.500	68	18Alp Cas	2.2250	4500.0	93	12144	No
230	GOM_NL__2PRFIN20040626_120619_000000382028_00066_12144_2094.N1	26-JUN-2004 12:06:19	Bright	38.000	160	23Gam Per	2.9300	4700.0	76	12144	No
231	GOM_NL__2PRFIN20040626_120945_000000472028_00066_12144_2095.N1	26-JUN-2004 12:09:45	Bright	47.000	73	57Gam1And	2.2600	13100.	94	12144	No
232	GOM_NL__2PRFIN20040626_121214_000000722028_00066_12144_2096.N1	26-JUN-2004 12:12:14	Tw_i_and_stray	71.500	53	43Bet And	2.0480	3300.0	143	12144	No
233	GOM_NL__2PRFIN20040626_121616_000000572028_00066_12144_2097.N1	26-JUN-2004 12:16:16	Dark	56.500	50	13Alp Ari	2.0070	4250.0	113	12144	No
234	GOM_NL__2PRFIN20040626_122109_000000502028_00066_12144_2098.N1	26-JUN-2004 12:21:09	Dark	49.500	94	92Alp Cet	2.5260	3100.0	99	12144	No
235	GOM_NL__2PRFIN20040626_122500_000000442028_00066_12144_2099.N1	26-JUN-2004 12:25:00	Dark	43.500	165	34Gam Eri	2.9500	3200.0	87	12144	No
236	GOM_NL__2PRFIN20040626_123438_000000802028_00066_12144_2100.N1	26-JUN-2004 12:34:38	Dark	80.000	52	16Bet Cet	2.0370	4500.0	160	12144	No
237	GOM_NL__2PRFIN20040626_123918_000000542028_00067_12145_2070.N1	26-JUN-2004 12:39:18	Dark	54.000	9	Alp Eri	0.45300	24000.	108	12145	No
238	GOM_NL__2PRFIN20040626_142449_000000402028_00068_12146_2072.N1	26-JUN-2004 14:24:49	Dark	39.500	135	Bet Hyi	2.8200	5800.0	79	12146	No
239	GOM_NL__2PRFIN20040626_142655_000000542028_00068_12146_2073.N1	26-JUN-2004 14:26:55	Straylight	54.000	63	Bet Gru	2.1500	2800.0	108	12146	No
240	GOM_NL__2PRFIN20040626_142856_000000522028_00068_12146_2074.N1	26-JUN-2004 14:28:56	Straylight	52.000	31	Alp Gru	1.7340	15200.	104	12146	No
241	GOM_NL__2PRFIN20040626_143231_000000412028_00068_12146_2075.N1	26-JUN-2004 14:32:31	Straylight	41.000	43	Alp TrA	1.9100	4250.0	82	12146	No
242	GOM_NL__2PRFIN20040626_143551_000000452028_00068_12146_2076.N1	26-JUN-2004 14:35:51	Straylight	44.500	141	Bet Ara	2.8400	4600.0	89	12146	No
243	GOM_NL__2PRFIN20040626_143717_000000402028_00068_12146_2077.N1	26-JUN-2004 14:37:17	Straylight	40.000	147	Alp Ara	2.8770	26000.	80	12146	No
244	GOM_NL__2PRFIN20040626_143904_000000452028_00068_12146_2078.N1	26-JUN-2004 14:39:04	Tw_i_and_stray	44.500	40	The Sco	1.8590	7100.0	89	12146	No
245	GOM_NL__2PRFIN20040626_144044_000000432028_00068_12146_2079.N1	26-JUN-2004 14:40:44	Tw_i_and_stray	42.500	25	35Lam Sco	1.6200	28000.	85	12146	No
246	GOM_NL__2PRFIN20040626_144208_000000492028_00068_12146_2080.N1	26-JUN-2004 14:42:08	Bright	48.500	116	19Del Sgr	2.7000	4100.0	97	12146	No
247	GOM_NL__2PRFIN20040626_144415_000000502028_00068_12146_2081.N1	26-JUN-2004 14:44:15	Bright	50.000	155	41Pi Sgr	2.9000	6600.0	100	12146	No
248	GOM_NL__2PRFIN20040626_144700_000000392028_00068_12146_2082.N1	26-JUN-2004 14:47:00	Bright	39.000	86	35Eta Oph	2.4300	10200.	78	12146	No
249	GOM_NL__2PRFIN20040626_144845_000000392028_00068_12146_2083.N1	26-JUN-2004 14:48:45	Bright	38.500	98	13Zet Oph	2.5710	30000.	77	12146	No
250	GOM_NL__2PRFIN20040626_145053_000000382028_00068_12146_2084.N1	26-JUN-2004 14:50:53	Bright	38.000	120	1Del Oph	2.7340	3200.0	76	12146	No
251	GOM_NL__2PRFIN20040626_145251_000000412028_00068_12146_2085.N1	26-JUN-2004 14:52:51	Bright	40.500	126	60Bet Oph	2.7700	4250.0	81	12146	No
252	GOM_NL__2PRFIN20040626_145512_000000402028_00068_12146_2086.N1	26-JUN-2004 14:55:12	Bright	40.000	59	55Alp Oph	2.0800	8900.0	80	12146	No
253	GOM_NL__2PRFIN20040626_145744_000000382028_00068_12146_2087.N1	26-JUN-2004 14:57:44	Bright	37.500	127	27Bet Her	2.7810	4700.0	75	12146	No
254	GOM_NL__2PRFIN20040626_145945_000000392028_00068_12146_2088.N1	26-JUN-2004 14:59:45	Bright	39.000	67	5Alp CrB	2.2210	11000.	78	12146	No
255	GOM_NL__2PRFIN20040626_150430_000000512028_00068_12146_2089.N1	26-JUN-2004 15:04:30	Bright	50.500	5	3Alp Lyr	0.033000	11000.	101	12146	No
256	GOM_NL__2PRFIN20040626_150646_000000392028_00068_12146_2090.N1	26-JUN-2004 15:06:46	Bright	38.500	130	23Bet Dra	2.7990	5800.0	77	12146	No
257	GOM_NL__2PRFIN20040626_150857_000000392028_00068_12146_2091.N1	26-JUN-2004 15:08:57	Bright	39.000	119	14Eta Dra	2.7270	4700.0	78	12146	No
258	GOM_NL__2PRFIN20040626_151250_000000402028_00068_12146_2092.N1	26-JUN-2004 15:12:50	Bright	39.500	60	7Bet UMi	2.0810	3950.0	79	12146	No
259	GOM_NL__2PRFIN20040626_151610_000000472028_00068_12146_2093.N1	26-JUN-2004 15:16:10	Bright	46.500	89	5Alp Cep	2.4510	8000.0	93	12146	No
260	GOM_NL__2PRFIN20040626_152321_000000492028_00068_12146_2094.N1	26-JUN-2004 15:23:21	Bright	48.500	74	11Bet Cas	2.2680	6600.0	97	12146	No
261	GOM_NL__2PRFIN20040626_152458_000000492028_00068_12146_2095.N1	26-JUN-2004 15:24:58	Bright	49.000	68	18Alp Cas	2.2250	4500.0	98	12146	No
262	GOM_NL__2PRFIN20040626_152731_000000552028_00068_12146_2096.N1	26-JUN-2004 15:27:31	Bright	55.000	160	23Gam Per	2.9300	4700.0	110	12146	No
263	GOM_NL__2PRFIN20040626_153057_000000462028_00068_12146_2097.N1	26-JUN-2004 15:30:57	Bright	46.000	73	57Gam1And	2.2600	13100.	92	12146	No
264	GOM_NL__2PRFIN20040626_153326_000000712028_00068_12146_2098.N1	26-JUN-2004 15:33:26	Tw_i_and_stray	70.500	53	43Bet And	2.0480	3300.0	141	12146	No
265	GOM_NL__2PRFIN20040626_153728_000000592028_00068_12146_2099.N1	26-JUN-2004 15:37:28	Dark	59.000	50	13Alp Ari	2.0070	4250.0	118	12146	No
266	GOM_NL__2PRFIN20040626_154221_000000492028_00068_12146_2100.N1	26-JUN-2004 15:42:21	Dark	48.500	94	92Alp Cet	2.5260	3100.0	97	12146	No
267	GOM_NL__2PRFIN20040626_154613_000000442028_00068_12146_2101.N1	26-JUN-2004 15:46:13	Dark	44.000	165	34Gam Eri	2.9500	3200.0	88	12146	No
268	GOM_NL__2PRFIN20040626_155553_000000672028_00068_12146_2102.N1	26-JUN-2004 15:55:53	Dark	67.000	52	16Bet Cet	2.0370	4500.0	134	12146	No
269	GOM_NL__2PRFIN20040626_160031_000000422028_00069_12147_2073.N1	26-JUN-2004 16:00:31	Dark	42.000	9	Alp Eri	0.45300	24000.	84	12147	No
270	GOM_NL__2PRFIN20040626_160525_000000412028_00069_12147_2074.N1	26-JUN-2004 16:05:25	Dark	40.500	135	Bet Hyi	2.8200	5800.0	81	12147	No
271	GOM_NL__2PRFIN20040626_160733_000000572028_00069_12147_2075.N1	26-JUN-2004 16:07:33	Straylight	56.500	63	Bet Gru	2.1500	2800.0	113	12147	No
272	GOM_NL__2PRFIN20040626_160933_000000522028_00069_12147_2076.N1	26-JUN-2004 16:09:33	Straylight	51.500	31	Alp Gru	1.7340	15200.	103	12147	No
273	GOM_NL__2PRFIN20040626_161307_000000422028_00069_12147_2077.N1	26-JUN-2004 16:13:07	Straylight	42.000	43	Alp TrA	1.9100	4250.0	84	12147	No
274	GOM_NL__2PRFIN20040626_161627_000000412028_00069_12147_2078.N1	26-JUN-2004 16:16:27	Straylight	41.000	141	Bet Ara	2.8400	4600.0	82	12147	No
275	GOM_NL__2PRFIN20040626_161754_000000392028_00069_12147_2079.N1	26-JUN-2004 16:17:54	Straylight	39.000	147	Alp Ara	2.8770	26000.	78	12147	No
276	GOM_NL__2PRFIN20040626_161941_000000432028_00069_12147_2080.N1	26-JUN-2004 16:19:41	Tw_i_and_stray	42.500	40	The Sco	1.8590	7100.0	85	12147	No
277	GOM_NL__2PRFIN20040626_162120_000000462028_00069_12147_2081.N1	26-JUN-2004 16:21:20	Tw_i_and_stray	45.500	25	35Lam Sco	1.6200	28000.	91	12147	No
278	GOM_NL__2PRFIN20040626_162244_000000502028_00069_12147_2082.N1	26-JUN-2004 16:22:44	Bright	50.000	116	19Del Sgr	2.7000	4100.0	100	12147	No

279	GOM_NL__2PRFIN20040626_162451_000000492028_00069_12147_2083.N1	26-JUN-2004 16:24:51	Bright	48.500	155	41Pi Sgr	2.9000	6600.0	97	12147	No
280	GOM_NL__2PRFIN20040626_162737_000000392028_00069_12147_2084.N1	26-JUN-2004 16:27:37	Bright	39.000	86	35Eta Oph	2.4300	10200.	78	12147	No
281	GOM_NL__2PRFIN20040626_162921_000000382028_00069_12147_2085.N1	26-JUN-2004 16:29:21	Bright	38.000	98	13Zet Oph	2.5710	30000.	76	12147	No
282	GOM_NL__2PRFIN20040626_163129_000000392028_00069_12147_2086.N1	26-JUN-2004 16:31:29	Bright	38.500	120	1Del Oph	2.7340	3200.0	77	12147	No
283	GOM_NL__2PRFIN20040626_163327_000000402028_00069_12147_2087.N1	26-JUN-2004 16:33:27	Bright	40.000	126	60Bet Oph	2.7700	4250.0	80	12147	No
284	GOM_NL__2PRFIN20040626_163548_000000402028_00069_12147_2088.N1	26-JUN-2004 16:35:48	Bright	40.000	59	55Alp Oph	2.0800	8900.0	80	12147	No
285	GOM_NL__2PRFIN20040626_163820_000000382028_00069_12147_2089.N1	26-JUN-2004 16:38:20	Bright	37.500	127	27Bet Her	2.7810	4700.0	75	12147	No
286	GOM_NL__2PRFIN20040626_164022_000000402028_00069_12147_2090.N1	26-JUN-2004 16:40:22	Bright	39.500	67	5Alp CrB	2.2210	11000.	79	12147	No
287	GOM_NL__2PRFIN20040626_164505_000000502028_00069_12147_2091.N1	26-JUN-2004 16:45:05	Bright	50.000	5	3Alp Lyr	0.033000	11000.	100	12147	No
288	GOM_NL__2PRFIN20040626_164722_000000412028_00069_12147_2092.N1	26-JUN-2004 16:47:22	Bright	40.500	130	23Bet Dra	2.7990	5800.0	81	12147	No
289	GOM_NL__2PRFIN20040626_164934_000000392028_00069_12147_2093.N1	26-JUN-2004 16:49:34	Bright	39.000	119	14Eta Dra	2.7270	4700.0	78	12147	No
290	GOM_NL__2PRFIN20040626_165326_000000382028_00069_12147_2094.N1	26-JUN-2004 16:53:26	Bright	38.000	60	7Bet UMi	2.0810	3950.0	76	12147	No
291	GOM_NL__2PRFIN20040626_165645_000000482028_00069_12147_2095.N1	26-JUN-2004 16:56:45	Bright	48.000	89	5Alp Cep	2.4510	8000.0	96	12147	No
292	GOM_NL__2PRFIN20040626_170356_000000482028_00069_12147_2096.N1	26-JUN-2004 17:03:56	Bright	47.500	74	11Bet Cas	2.2680	6600.0	95	12147	No
293	GOM_NL__2PRFIN20040626_170534_000000482028_00069_12147_2097.N1	26-JUN-2004 17:05:34	Bright	48.000	68	18Alp Cas	2.2250	4500.0	96	12147	No
294	GOM_NL__2PRFIN20040626_170806_000000392028_00069_12147_2098.N1	26-JUN-2004 17:08:06	Bright	38.500	160	23Gam Per	2.9300	4700.0	77	12147	No
295	GOM_NL__2PRFIN20040626_171133_000000482028_00069_12147_2099.N1	26-JUN-2004 17:11:33	Bright	47.500	73	57Gam1And	2.2600	13100.	95	12147	No
296	GOM_NL__2PRFIN20040626_171402_000000692028_00069_12147_2100.N1	26-JUN-2004 17:14:02	Twi_and_stray	69.000	53	43Bet And	2.0480	3300.0	138	12147	No
297	GOM_NL__2PRFIN20040626_171805_000000542028_00069_12147_2101.N1	26-JUN-2004 17:18:05	Dark	54.000	50	13Alp Ari	2.0070	4250.0	108	12147	No
298	GOM_NL__2PRFIN20040626_172258_000000482028_00069_12147_2102.N1	26-JUN-2004 17:22:58	Dark	47.500	94	92Alp Cet	2.5260	3100.0	95	12147	No
299	GOM_NL__2PRFIN20040626_172650_000000412028_00069_12147_2103.N1	26-JUN-2004 17:26:50	Dark	41.000	165	34Gam Eri	2.9500	3200.0	82	12147	No
300	GOM_NL__2PRFIN20040626_173630_000000772028_00069_12147_2104.N1	26-JUN-2004 17:36:30	Dark	76.500	52	16Bet Cet	2.0370	4500.0	153	12147	No
301	GOM_NL__2PRFIN20040626_174108_000000542028_00070_12148_2074.N1	26-JUN-2004 17:41:08	Dark	54.000	9	Alp Eri	0.45300	24000.	108	12148	No
302	GOM_NL__2PRFIN20040626_174559_000000422028_00070_12148_2075.N1	26-JUN-2004 17:45:59	Dark	41.500	135	Bet Hyi	2.8200	5800.0	83	12148	No
303	GOM_NL__2PRFIN20040626_174809_000000622028_00070_12148_2076.N1	26-JUN-2004 17:48:09	Straylight	62.000	63	Bet Gru	2.1500	2800.0	124	12148	No
304	GOM_NL__2PRFIN20040626_175010_000000512028_00070_12148_2077.N1	26-JUN-2004 17:50:10	Straylight	50.500	31	Alp Gru	1.7340	15200.	101	12148	No
305	GOM_NL__2PRFIN20040626_175343_000000402028_00070_12148_2078.N1	26-JUN-2004 17:53:43	Straylight	40.000	43	Alp TrA	1.9100	4250.0	80	12148	No
306	GOM_NL__2PRFIN20040626_175703_000000402028_00070_12148_2079.N1	26-JUN-2004 17:57:03	Straylight	39.500	141	Bet Ara	2.8400	4600.0	79	12148	No
307	GOM_NL__2PRFIN20040626_175830_000000402028_00070_12148_2080.N1	26-JUN-2004 17:58:30	Straylight	40.000	147	Alp Ara	2.8770	26000.	80	12148	No
308	GOM_NL__2PRFIN20040626_180017_000000462028_00070_12148_2081.N1	26-JUN-2004 18:00:17	Twi_and_stray	46.000	40	The Sco	1.8590	7100.0	92	12148	No
309	GOM_NL__2PRFIN20040626_180157_000000452028_00070_12148_2082.N1	26-JUN-2004 18:01:57	Twi_and_stray	44.500	25	35Lam Sco	1.6200	28000.	89	12148	No
310	GOM_NL__2PRFIN20040626_180320_000000522028_00070_12148_2083.N1	26-JUN-2004 18:03:20	Bright	52.000	116	19Del Sgr	2.7000	4100.0	104	12148	No
311	GOM_NL__2PRFIN20040626_180528_000000492028_00070_12148_2084.N1	26-JUN-2004 18:05:28	Bright	48.500	155	41Pi Sgr	2.9000	6600.0	97	12148	No
312	GOM_NL__2PRFIN20040626_180813_000000402028_00070_12148_2085.N1	26-JUN-2004 18:08:13	Bright	40.000	86	35Eta Oph	2.4300	10200.	80	12148	No
313	GOM_NL__2PRFIN20040626_180958_000000382028_00070_12148_2086.N1	26-JUN-2004 18:09:58	Bright	38.000	98	13Zet Oph	2.5710	30000.	76	12148	No
314	GOM_NL__2PRFIN20040626_181206_000000392028_00070_12148_2087.N1	26-JUN-2004 18:12:06	Bright	38.500	120	1Del Oph	2.7340	3200.0	77	12148	No
315	GOM_NL__2PRFIN20040626_181403_000000402028_00070_12148_2088.N1	26-JUN-2004 18:14:03	Bright	39.500	126	60Bet Oph	2.7700	4250.0	79	12148	No
316	GOM_NL__2PRFIN20040626_181624_000000402028_00070_12148_2089.N1	26-JUN-2004 18:16:24	Bright	39.500	59	55Alp Oph	2.0800	8900.0	79	12148	No
317	GOM_NL__2PRFIN20040626_181856_000000382028_00070_12148_2090.N1	26-JUN-2004 18:18:56	Bright	38.000	127	27Bet Her	2.7810	4700.0	76	12148	No
318	GOM_NL__2PRFIN20040626_182058_000000402028_00070_12148_2091.N1	26-JUN-2004 18:20:58	Bright	39.500	67	5Alp CrB	2.2210	11000.	79	12148	No
319	GOM_NL__2PRFIN20040626_182541_000000482028_00070_12148_2092.N1	26-JUN-2004 18:25:41	Bright	47.500	5	3Alp Lyr	0.033000	11000.	95	12148	No
320	GOM_NL__2PRFIN20040626_182758_000000412028_00070_12148_2093.N1	26-JUN-2004 18:27:58	Bright	41.000	130	23Bet Dra	2.7990	5800.0	82	12148	No
321	GOM_NL__2PRFIN20040626_183009_000000382028_00070_12148_2094.N1	26-JUN-2004 18:30:09	Bright	37.500	119	14Eta Dra	2.7270	4700.0	75	12148	No
322	GOM_NL__2PRFIN20040626_183402_000000392028_00070_12148_2095.N1	26-JUN-2004 18:34:02	Bright	39.000	60	7Bet UMi	2.0810	3950.0	78	12148	No
323	GOM_NL__2PRFIN20040626_183720_000000492028_00070_12148_2096.N1	26-JUN-2004 18:37:20	Bright	49.000	89	5Alp Cep	2.4510	8000.0	98	12148	No
324	GOM_NL__2PRFIN20040626_184431_000000682028_00070_12148_2097.N1	26-JUN-2004 18:44:31	Bright	68.000	74	11Bet Cas	2.2680	6600.0	136	12148	No
325	GOM_NL__2PRFIN20040626_184608_000000502028_00070_12148_2098.N1	26-JUN-2004 18:46:08	Bright	49.500	68	18Alp Cas	2.2250	4500.0	99	12148	No
326	GOM_NL__2PRFIN20040626_184843_000000552028_00070_12148_2099.N1	26-JUN-2004 18:48:43	Bright	55.000	160	23Gam Per	2.9300	4700.0	110	12148	No
327	GOM_NL__2PRFIN20040626_185208_000000452028_00070_12148_2100.N1	26-JUN-2004 18:52:08	Bright	45.000	73	57Gam1And	2.2600	13100.	90	12148	No
328	GOM_NL__2PRFIN20040626_185437_000000692028_00070_12148_2101.N1	26-JUN-2004 18:54:37	Twi_and_stray	69.000	53	43Bet And	2.0480	3300.0	138	12148	No
329	GOM_NL__2PRFIN20040626_185841_000000552028_00070_12148_2102.N1	26-JUN-2004 18:58:41	Dark	54.500	50	13Alp Ari	2.0070	4250.0	109	12148	No
330	GOM_NL__2PRFIN20040626_190334_000000492028_00070_12148_2103.N1	26-JUN-2004 19:03:34	Dark	48.500	94	92Alp Cet	2.5260	3100.0	97	12148	No
331	GOM_NL__2PRFIN20040626_190726_000000402028_00070_12148_2104.N1	26-JUN-2004 19:07:26	Dark	40.000	165	34Gam Eri	2.9500	3200.0	80	12148	No
332	GOM_NL__2PRFIN20040626_191708_000000772028_00070_12148_2105.N1	26-JUN-2004 19:17:08	Dark	76.500	52	16Bet Cet	2.0370	4500.0	153	12148	No
333	GOM_NL__2PRFIN20040626_192144_000000502028_00071_12149_4198.N1	26-JUN-2004 19:21:44	Dark	49.500	9	Alp Eri	0.45300	24000.	99	12149	No
334	GOM_NL__2PRFIN20040626_192637_000000412028_00071_12149_4199.N1	26-JUN-2004 19:26:37	Dark	40.500	135	Bet Hyi	2.8200	5800.0	81	12149	No
335	GOM_NL__2PRFIN20040626_192847_000000662028_00071_12149_4200.N1	26-JUN-2004 19:28:47	Straylight	66.000	63	Bet Gru	2.1500	2800.0	132	12149	No
336	GOM_NL__2PRFIN20040626_193046_000000522028_00071_12149_4201.N1	26-JUN-2004 19:30:46	Straylight	52.000	31	Alp Gru	1.7340	15200.	104	12149	No
337	GOM_NL__2PRFIN20040626_193420_000000512028_00071_12149_4202.N1	26-JUN-2004 19:34:20	Straylight	50.500	43	Alp TrA	1.9100	4250.0	101	12149	No

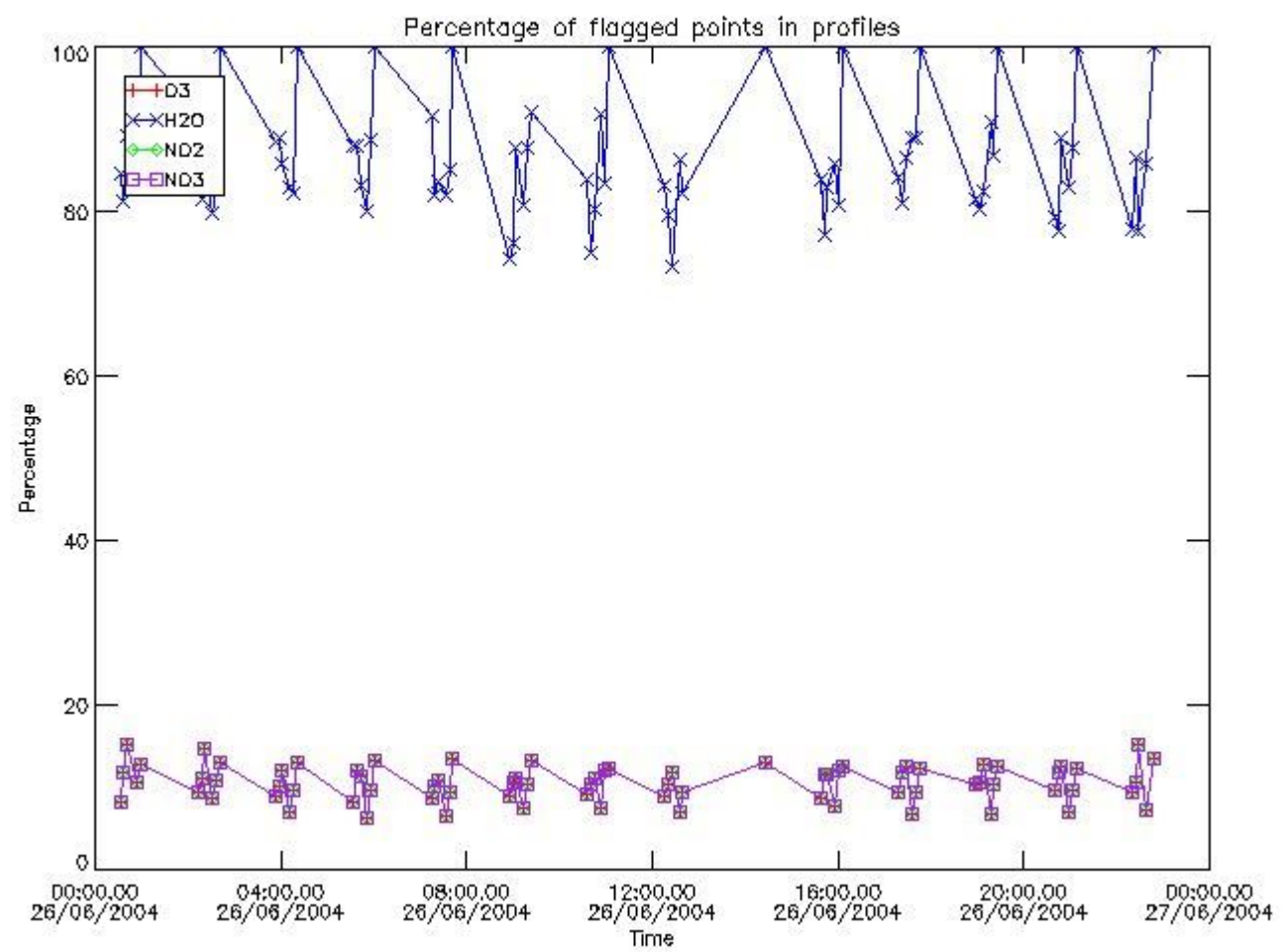
338	GOM_NL__2PRFIN20040626_193740_000000412028_00071_12149_4203.N1	26-JUN-2004 19:37:40	Straylight	40.500	141	Bet Ara	2.8400	4600.0	81	12149	No
339	GOM_NL__2PRFIN20040626_193905_000000412028_00071_12149_4204.N1	26-JUN-2004 19:39:05	Straylight	40.500	147	Alp Ara	2.8770	26000.	81	12149	No
340	GOM_NL__2PRFIN20040626_194053_000000462028_00071_12149_4205.N1	26-JUN-2004 19:40:53	Twi_and_stray	45.500	40	The Sco	1.8590	7100.0	91	12149	No
341	GOM_NL__2PRFIN20040626_194231_000000442028_00071_12149_4206.N1	26-JUN-2004 19:42:31	Twi_and_stray	44.000	25	35Lam Sco	1.6200	28000.	88	12149	No
342	GOM_NL__2PRFIN20040626_194356_000000492028_00071_12149_4207.N1	26-JUN-2004 19:43:56	Bright	48.500	116	19Del Sgr	2.7000	4100.0	97	12149	No
343	GOM_NL__2PRFIN20040626_194604_000000482028_00071_12149_4208.N1	26-JUN-2004 19:46:04	Bright	48.000	155	41Pi Sgr	2.9000	6600.0	96	12149	No
344	GOM_NL__2PRFIN20040626_194848_000000412028_00071_12149_4209.N1	26-JUN-2004 19:48:48	Bright	40.500	86	35Eta Oph	2.4300	10200.	81	12149	No
345	GOM_NL__2PRFIN20040626_195033_000000392028_00071_12149_4210.N1	26-JUN-2004 19:50:33	Bright	38.500	98	13Zet Oph	2.5710	30000.	77	12149	No
346	GOM_NL__2PRFIN20040626_195241_000000382028_00071_12149_4211.N1	26-JUN-2004 19:52:41	Bright	37.500	120	1Del Oph	2.7340	3200.0	75	12149	No
347	GOM_NL__2PRFIN20040626_195438_000000402028_00071_12149_4212.N1	26-JUN-2004 19:54:38	Bright	39.500	126	60Bet Oph	2.7700	4250.0	79	12149	No
348	GOM_NL__2PRFIN20040626_195700_000000422028_00071_12149_4213.N1	26-JUN-2004 19:57:00	Bright	41.500	59	55Alp Oph	2.0800	8900.0	83	12149	No
349	GOM_NL__2PRFIN20040626_195932_000000382028_00071_12149_4214.N1	26-JUN-2004 19:59:32	Bright	38.000	127	27Bet Her	2.7810	4700.0	76	12149	No
350	GOM_NL__2PRFIN20040626_200134_000000392028_00071_12149_4215.N1	26-JUN-2004 20:01:34	Bright	39.000	67	5Alp CrB	2.2210	11000.	78	12149	No
351	GOM_NL__2PRFIN20040626_200616_000000482028_00071_12149_4216.N1	26-JUN-2004 20:06:16	Bright	48.000	5	3Alp Lyr	0.033000	11000.	96	12149	No
352	GOM_NL__2PRFIN20040626_200834_000000412028_00071_12149_4217.N1	26-JUN-2004 20:08:34	Bright	40.500	130	23Bet Dra	2.7990	5800.0	81	12149	No
353	GOM_NL__2PRFIN20040626_201045_000000392028_00071_12149_4218.N1	26-JUN-2004 20:10:45	Bright	38.500	119	14Eta Dra	2.7270	4700.0	77	12149	No
354	GOM_NL__2PRFIN20040626_201438_000000372028_00071_12149_4219.N1	26-JUN-2004 20:14:38	Bright	36.500	60	7Bet UMi	2.0810	3950.0	73	12149	No
355	GOM_NL__2PRFIN20040626_201756_000000482028_00071_12149_4220.N1	26-JUN-2004 20:17:56	Bright	47.500	89	5Alp Cep	2.4510	8000.0	95	12149	No
356	GOM_NL__2PRFIN20040626_202507_000000492028_00071_12149_4221.N1	26-JUN-2004 20:25:07	Bright	49.000	74	11Bet Cas	2.2680	6600.0	98	12149	No
357	GOM_NL__2PRFIN20040626_202645_000000492028_00071_12149_4222.N1	26-JUN-2004 20:26:45	Bright	49.000	68	18Alp Cas	2.2250	4500.0	98	12149	No
358	GOM_NL__2PRFIN20040626_202916_000000412028_00071_12149_4223.N1	26-JUN-2004 20:29:16	Bright	41.000	160	23Gam Per	2.9300	4700.0	82	12149	No
359	GOM_NL__2PRFIN20040626_203245_000000472028_00071_12149_4224.N1	26-JUN-2004 20:32:45	Bright	46.500	73	57Gam1And	2.2600	13100.	93	12149	No
360	GOM_NL__2PRFIN20040626_203514_000000692028_00071_12149_4225.N1	26-JUN-2004 20:35:14	Twi_and_stray	69.000	53	43Bet And	2.0480	3300.0	138	12149	No
361	GOM_NL__2PRFIN20040626_203917_000000592028_00071_12149_4226.N1	26-JUN-2004 20:39:17	Dark	58.500	50	13Alp Ari	2.0070	4250.0	117	12149	No
362	GOM_NL__2PRFIN20040626_204410_000000432028_00071_12149_4227.N1	26-JUN-2004 20:44:10	Dark	42.500	94	92Alp Cet	2.5260	3100.0	85	12149	No
363	GOM_NL__2PRFIN20040626_204801_000000412028_00071_12149_4228.N1	26-JUN-2004 20:48:01	Dark	41.000	165	34Gam Eri	2.9500	3200.0	82	12149	No
364	GOM_NL__2PRFIN20040626_205746_000000792028_00071_12149_4229.N1	26-JUN-2004 20:57:46	Dark	79.000	52	16Bet Cet	2.0370	4500.0	158	12149	No
365	GOM_NL__2PRFIN20040626_210220_000000542028_00072_12150_4199.N1	26-JUN-2004 21:02:20	Dark	53.500	9	Alp Eri	0.45300	24000.	107	12150	No
366	GOM_NL__2PRFIN20040626_210711_000000422028_00072_12150_4200.N1	26-JUN-2004 21:07:11	Dark	41.500	135	Bet Hyi	2.8200	5800.0	83	12150	No
367	GOM_NL__2PRFIN20040626_210924_000000662028_00072_12150_4201.N1	26-JUN-2004 21:09:24	Straylight	66.000	63	Bet Gru	2.1500	2800.0	132	12150	No
368	GOM_NL__2PRFIN20040626_211123_000000512028_00072_12150_4202.N1	26-JUN-2004 21:11:23	Straylight	51.000	31	Alp Gru	1.7340	15200.	102	12150	No
369	GOM_NL__2PRFIN20040626_211455_000000502028_00072_12150_4203.N1	26-JUN-2004 21:14:55	Straylight	50.000	43	Alp TrA	1.9100	4250.0	100	12150	No
370	GOM_NL__2PRFIN20040626_211813_000000462028_00072_12150_4204.N1	26-JUN-2004 21:18:13	Straylight	45.500	141	Bet Ara	2.8400	4600.0	91	12150	No
371	GOM_NL__2PRFIN20040626_211941_000000402028_00072_12150_4205.N1	26-JUN-2004 21:19:41	Straylight	40.000	147	Alp Ara	2.8770	26000.	80	12150	No
372	GOM_NL__2PRFIN20040626_212129_000000452028_00072_12150_4206.N1	26-JUN-2004 21:21:29	Twi_and_stray	44.500	40	The Sco	1.8590	7100.0	89	12150	No
373	GOM_NL__2PRFIN20040626_212307_000000462028_00072_12150_4207.N1	26-JUN-2004 21:23:07	Twi_and_stray	46.000	25	35Lam Sco	1.6200	28000.	92	12150	No
374	GOM_NL__2PRFIN20040626_212432_000000512028_00072_12150_4208.N1	26-JUN-2004 21:24:32	Bright	50.500	116	19Del Sgr	2.7000	4100.0	101	12150	No
375	GOM_NL__2PRFIN20040626_212640_000000502028_00072_12150_4209.N1	26-JUN-2004 21:26:40	Bright	49.500	155	41Pi Sgr	2.9000	6600.0	99	12150	No
376	GOM_NL__2PRFIN20040626_212925_000000392028_00072_12150_4210.N1	26-JUN-2004 21:29:25	Bright	39.000	86	35Eta Oph	2.4300	10200.	78	12150	No
377	GOM_NL__2PRFIN20040626_213109_000000382028_00072_12150_4211.N1	26-JUN-2004 21:31:09	Bright	38.000	98	13Zet Oph	2.5710	30000.	76	12150	No
378	GOM_NL__2PRFIN20040626_213317_000000382028_00072_12150_4212.N1	26-JUN-2004 21:33:17	Bright	38.000	120	1Del Oph	2.7340	3200.0	76	12150	No
379	GOM_NL__2PRFIN20040626_213514_000000402028_00072_12150_4213.N1	26-JUN-2004 21:35:14	Bright	40.000	126	60Bet Oph	2.7700	4250.0	80	12150	No
380	GOM_NL__2PRFIN20040626_213735_000000402028_00072_12150_4214.N1	26-JUN-2004 21:37:35	Bright	40.000	59	55Alp Oph	2.0800	8900.0	80	12150	No
381	GOM_NL__2PRFIN20040626_214008_000000382028_00072_12150_4215.N1	26-JUN-2004 21:40:08	Bright	38.000	127	27Bet Her	2.7810	4700.0	76	12150	No
382	GOM_NL__2PRFIN20040626_214210_000000392028_00072_12150_4216.N1	26-JUN-2004 21:42:10	Bright	39.000	67	5Alp CrB	2.2210	11000.	78	12150	No
383	GOM_NL__2PRFIN20040626_214651_000000442028_00072_12150_4217.N1	26-JUN-2004 21:46:51	Bright	43.500	5	3Alp Lyr	0.033000	11000.	87	12150	No
384	GOM_NL__2PRFIN20040626_214910_000000412028_00072_12150_4218.N1	26-JUN-2004 21:49:10	Bright	40.500	130	23Bet Dra	2.7990	5800.0	81	12150	No
385	GOM_NL__2PRFIN20040626_215121_000000392028_00072_12150_4219.N1	26-JUN-2004 21:51:21	Bright	39.000	119	14Eta Dra	2.7270	4700.0	78	12150	No
386	GOM_NL__2PRFIN20040626_215514_000000392028_00072_12150_4220.N1	26-JUN-2004 21:55:14	Bright	39.000	60	7Bet UMi	2.0810	3950.0	78	12150	No
387	GOM_NL__2PRFIN20040626_215831_000000452028_00072_12150_4221.N1	26-JUN-2004 21:58:31	Bright	45.000	89	5Alp Cep	2.4510	8000.0	90	12150	No
388	GOM_NL__2PRFIN20040626_220543_000000682028_00072_12150_4222.N1	26-JUN-2004 22:05:43	Bright	68.000	74	11Bet Cas	2.2680	6600.0	136	12150	No
389	GOM_NL__2PRFIN20040626_220720_000000502028_00072_12150_4223.N1	26-JUN-2004 22:07:20	Bright	50.000	68	18Alp Cas	2.2250	4500.0	100	12150	No
390	GOM_NL__2PRFIN20040626_220954_000000462028_00072_12150_4224.N1	26-JUN-2004 22:09:54	Bright	45.500	160	23Gam Per	2.9300	4700.0	91	12150	No
391	GOM_NL__2PRFIN20040626_221320_000000462028_00072_12150_4225.N1	26-JUN-2004 22:13:20	Bright	46.000	73	57Gam1And	2.2600	13100.	92	12150	No
392	GOM_NL__2PRFIN20040626_221549_000000752028_00072_12150_4226.N1	26-JUN-2004 22:15:49	Twi_and_stray	74.500	53	43Bet And	2.0480	3300.0	149	12150	No
393	GOM_NL__2PRFIN20040626_221954_000000552028_00072_12150_4227.N1	26-JUN-2004 22:19:54	Dark	54.500	50	13Alp Ari	2.0070	4250.0	109	12150	No
394	GOM_NL__2PRFIN20040626_222446_000000492028_00072_12150_4228.N1	26-JUN-2004 22:24:46	Dark	48.500	94	92Alp Cet	2.5260	3100.0	97	12150	No
395	GOM_NL__2PRFIN20040626_222838_000000402028_00072_12150_4229.N1	26-JUN-2004 22:28:38	Dark	40.000	165	34Gam Eri	2.9500	3200.0	80	12150	No
396	GOM_NL__2PRFIN20040626_223823_000000782028_00072_12150_4230.N1	26-JUN-2004 22:38:23	Dark	77.500	52	16Bet Cet	2.0370	4500.0	155	12150	No

397	GOM_NL__2PRFIN20040626_224749_000000422028_00073_12151_4220.N1	26-JUN-2004 22:47:49	Dark	41.500	135	Bet Hyi	2.8200	5800.0	83	12151	No
398	GOM_NL__2PRFIN20040626_225000_000000632028_00073_12151_4221.N1	26-JUN-2004 22:50:00	Straylight	63.000	63	Bet Gru	2.1500	2800.0	126	12151	No
399	GOM_NL__2PRFIN20040626_225200_000000512028_00073_12151_4222.N1	26-JUN-2004 22:52:00	Straylight	51.000	31	Alp Gru	1.7340	15200.	102	12151	No
400	GOM_NL__2PRFIN20040626_225531_000000492028_00073_12151_4223.N1	26-JUN-2004 22:55:31	Straylight	49.000	43	Alp TrA	1.9100	4250.0	98	12151	No
401	GOM_NL__2PRFIN20040626_225851_000000462028_00073_12151_4224.N1	26-JUN-2004 22:58:51	Straylight	45.500	141	Bet Ara	2.8400	4600.0	91	12151	No
402	GOM_NL__2PRFIN20040626_230016_000000422028_00073_12151_4225.N1	26-JUN-2004 23:00:16	Straylight	41.500	147	Alp Ara	2.8770	26000.	83	12151	No
403	GOM_NL__2PRFIN20040626_230205_000000462028_00073_12151_4226.N1	26-JUN-2004 23:02:05	Tw_i_and_stray	46.000	40	The Sco	1.8590	7100.0	92	12151	No
404	GOM_NL__2PRFIN20040626_230345_000000462028_00073_12151_4227.N1	26-JUN-2004 23:03:45	Tw_i_and_stray	46.000	25	35Lam Sco	1.6200	28000.	92	12151	No
405	GOM_NL__2PRFIN20040626_230508_000000562028_00073_12151_4228.N1	26-JUN-2004 23:05:08	Bright	55.500	116	19Del Sgr	2.7000	4100.0	111	12151	No
406	GOM_NL__2PRFIN20040626_230716_000000492028_00073_12151_4229.N1	26-JUN-2004 23:07:16	Bright	49.000	155	41Pi Sgr	2.9000	6600.0	98	12151	No
407	GOM_NL__2PRFIN20040626_231000_000000392028_00073_12151_4230.N1	26-JUN-2004 23:10:00	Bright	39.000	86	35Eta Oph	2.4300	10200.	78	12151	No
408	GOM_NL__2PRFIN20040626_231145_000000382028_00073_12151_4231.N1	26-JUN-2004 23:11:45	Bright	37.500	98	13Zet Oph	2.5710	30000.	75	12151	No
409	GOM_NL__2PRFIN20040626_231353_000000392028_00073_12151_4232.N1	26-JUN-2004 23:13:53	Bright	39.000	120	1Del Oph	2.7340	3200.0	78	12151	No
410	GOM_NL__2PRFIN20040626_231549_000000412028_00073_12151_4233.N1	26-JUN-2004 23:15:49	Bright	40.500	126	60Bet Oph	2.7700	4250.0	81	12151	No
411	GOM_NL__2PRFIN20040626_231811_000000412028_00073_12151_4234.N1	26-JUN-2004 23:18:11	Bright	40.500	59	55Alp Oph	2.0800	8900.0	81	12151	No
412	GOM_NL__2PRFIN20040626_232043_000000372028_00073_12151_4235.N1	26-JUN-2004 23:20:43	Bright	37.000	127	27Bet Her	2.7810	4700.0	74	12151	No
413	GOM_NL__2PRFIN20040626_232246_000000372028_00073_12151_4236.N1	26-JUN-2004 23:22:46	Bright	36.500	67	5Alp CrB	2.2210	11000.	73	12151	No
414	GOM_NL__2PRFIN20040626_232727_000000472028_00073_12151_4237.N1	26-JUN-2004 23:27:27	Bright	47.000	5	3Alp Lyr	0.033000	11000.	94	12151	No
415	GOM_NL__2PRFIN20040626_232944_000000422028_00073_12151_4238.N1	26-JUN-2004 23:29:44	Bright	42.000	130	23Bet Dra	2.7990	5800.0	84	12151	No
416	GOM_NL__2PRFIN20040626_233155_000000412028_00073_12151_4239.N1	26-JUN-2004 23:31:55	Bright	41.000	119	14Eta Dra	2.7270	4700.0	82	12151	No
417	GOM_NL__2PRFIN20040626_233548_000000382028_00073_12151_4240.N1	26-JUN-2004 23:35:48	Bright	38.000	60	7Bet UMi	2.0810	3950.0	76	12151	No
418	GOM_NL__2PRFIN20040626_233906_000000482028_00073_12151_4241.N1	26-JUN-2004 23:39:06	Bright	48.000	89	5Alp Cep	2.4510	8000.0	96	12151	No
419	GOM_NL__2PRFIN20040626_234618_000000502028_00073_12151_4242.N1	26-JUN-2004 23:46:18	Bright	49.500	74	11Bet Cas	2.2680	6600.0	99	12151	No
420	GOM_NL__2PRFIN20040626_234756_000000492028_00073_12151_4243.N1	26-JUN-2004 23:47:56	Bright	49.000	68	18Alp Cas	2.2250	4500.0	98	12151	No
421	GOM_NL__2PRFIN20040626_235030_000000392028_00073_12151_4244.N1	26-JUN-2004 23:50:30	Bright	39.000	160	23Gam Per	2.9300	4700.0	78	12151	No
422	GOM_NL__2PRFIN20040626_235356_000000452028_00073_12151_4245.N1	26-JUN-2004 23:53:56	Bright	45.000	73	57Gam1And	2.2600	13100.	90	12151	No
423	GOM_NL__2PRFIN20040626_235626_000000732028_00073_12151_4246.N1	26-JUN-2004 23:56:26	Tw_i_and_stray	72.500	53	43Bet And	2.0480	3300.0	145	12151	No

3. Quality information per product

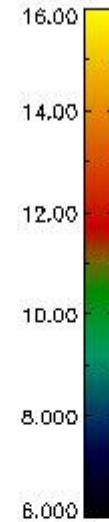
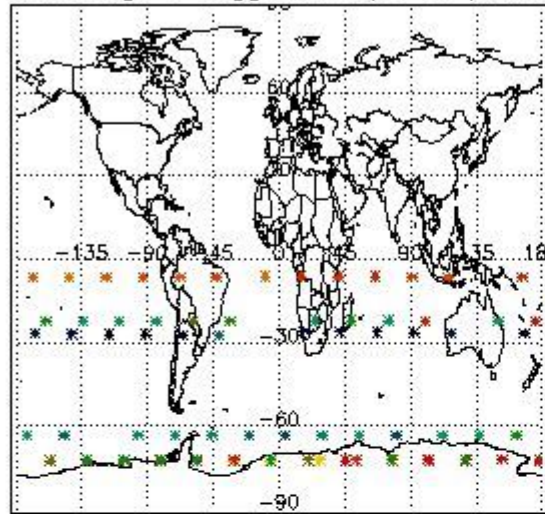
In this section it is plotted some information contained in the Quality Summary data set of the level 2 products. Only products in dark limb conditions and without errors (error flag in the MPH set to "0") are used.

3.1 Plot quality information per product (time dependant)

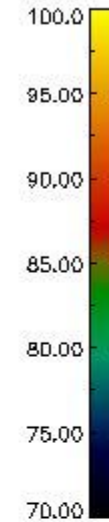
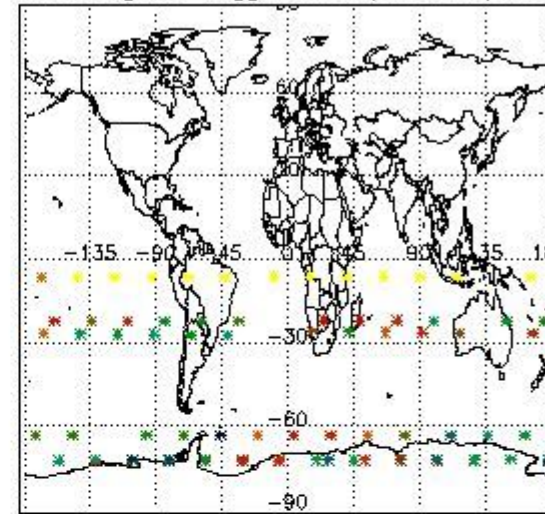


3.2 Plot quality information per product (world map)

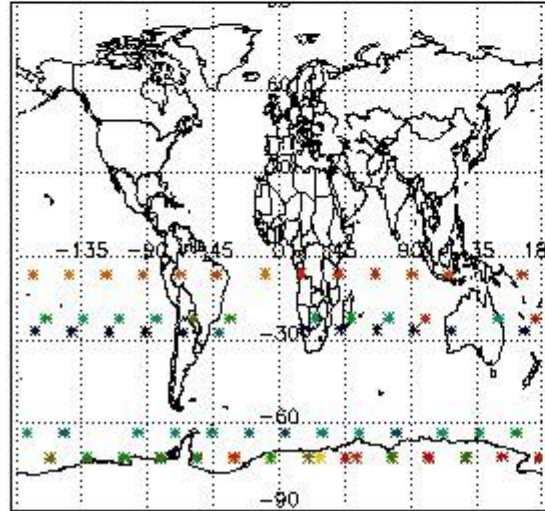
Percentage of flagged data per O3 profile



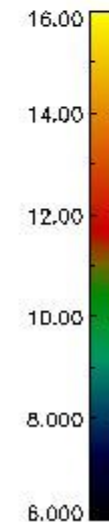
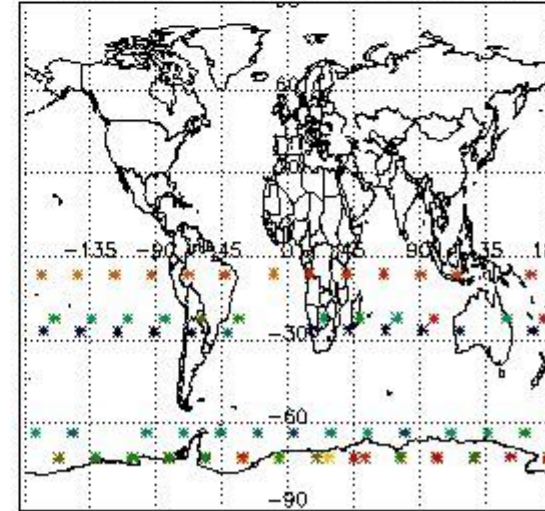
Percentage of flagged data per H2O profile



Percentage of flagged data per NO2 profile



Percentage of flagged data per NO3 profile

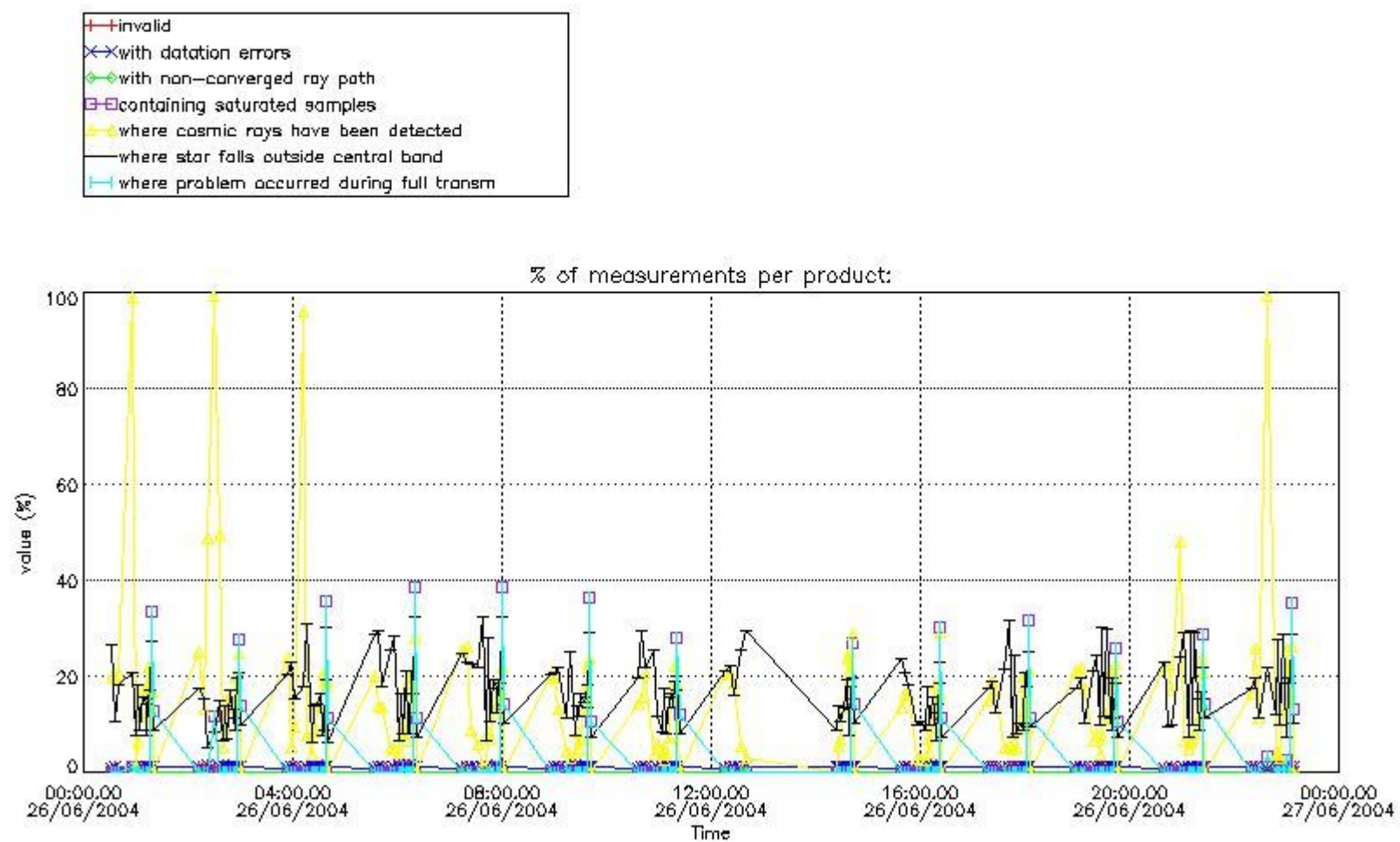


4. Level 1 quality information per product

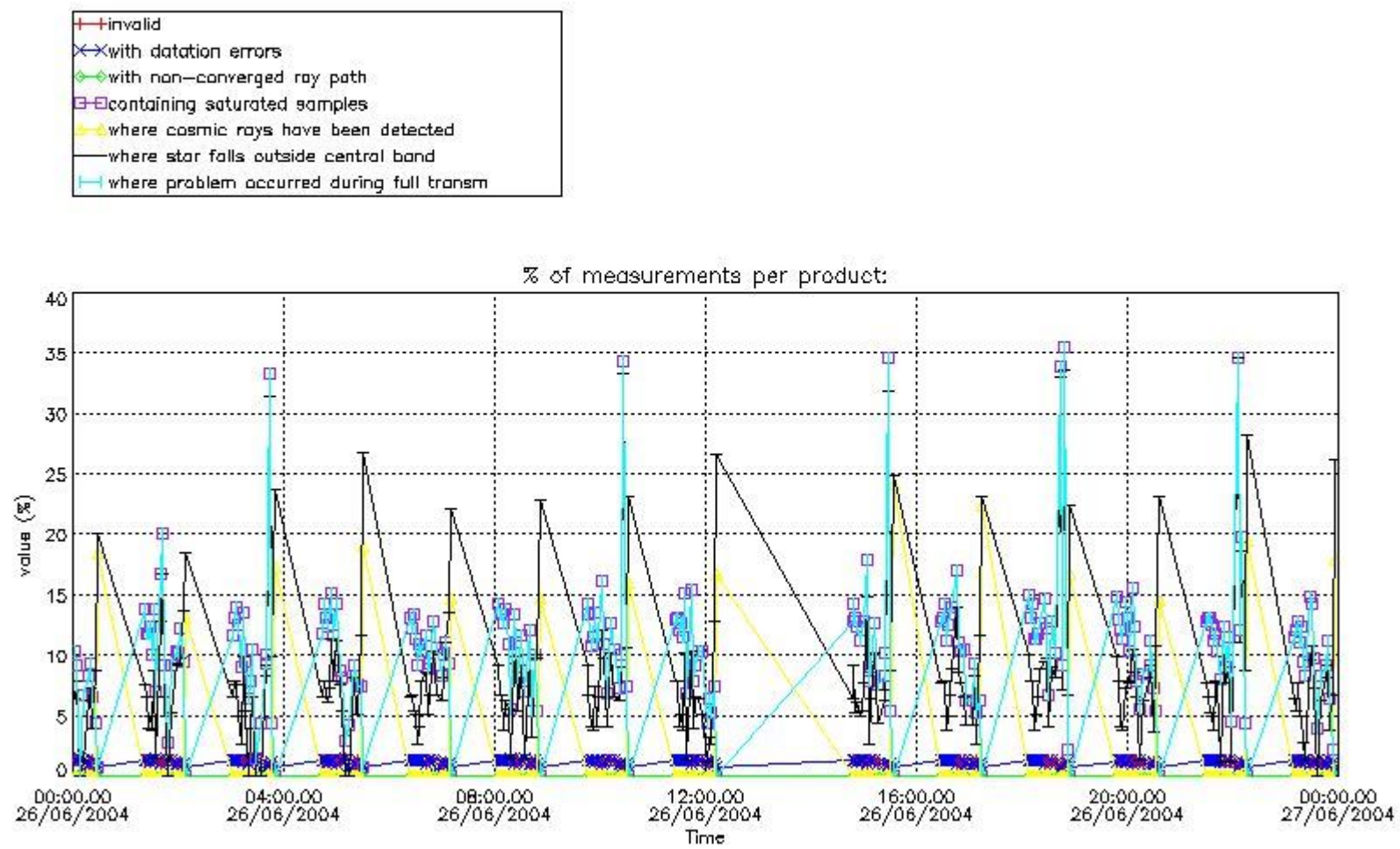
In this section it is plotted some information contained in the Quality Summary data set of the level 2 products that comes from the level 1b processing. Products without errors (error flag in the MPH set to "0") are used.

4.1 Plot quality information per product (time dependant) coming from level 1b processing

4.1.1 Plot level 1 quality information per product (time dependant): ENVISAT ASCENDING passes



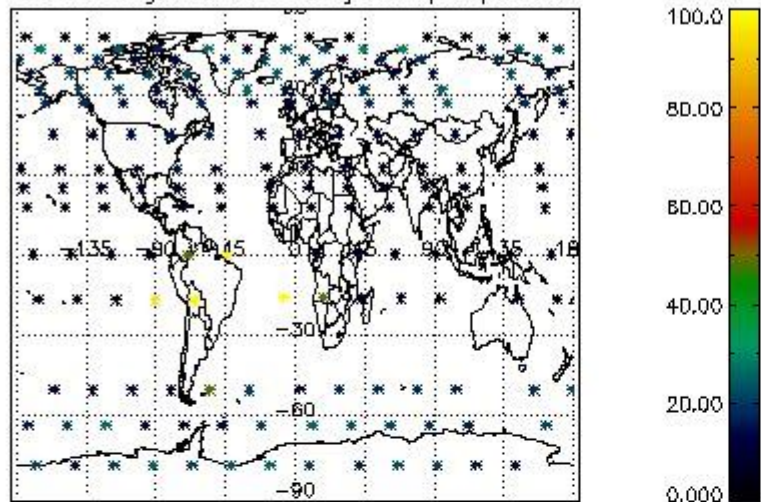
4.1.2 Plot level 1 quality information per product (time dependant): ENVI SAT DESCENDING passes



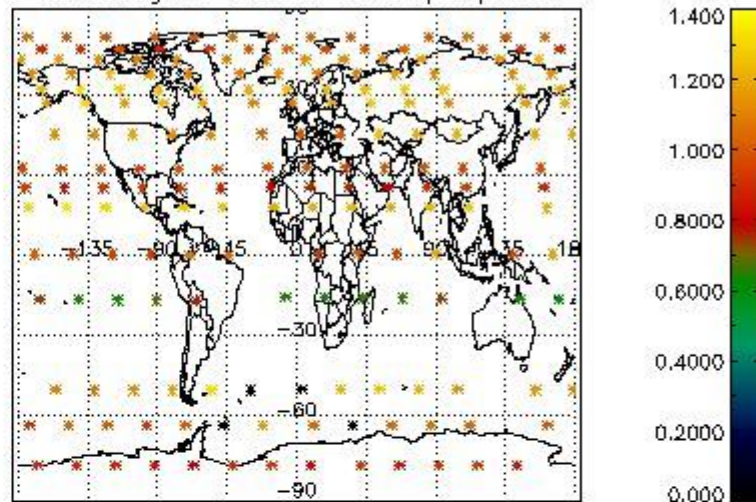
4.2 Plot quality information per product coming from level 1b processing (world map)

4.2.1 Plot level 1 quality information per product (world map): ENVISAT ASCENDING passes

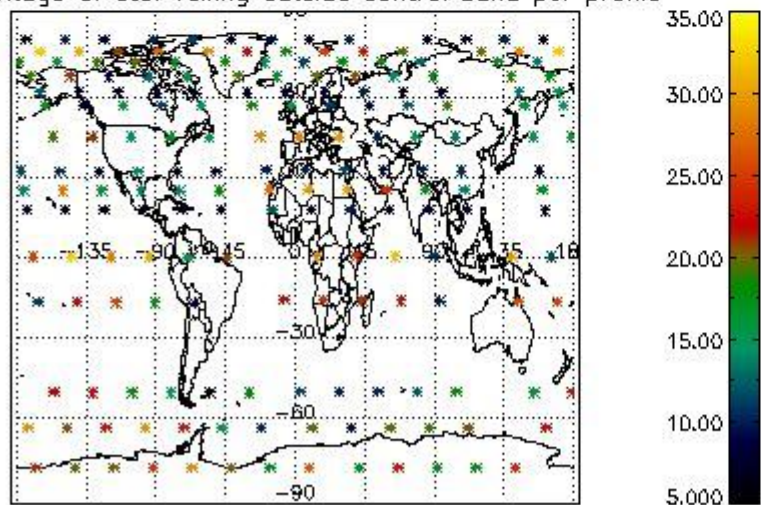
Percentage of cosmic ray hits per profile



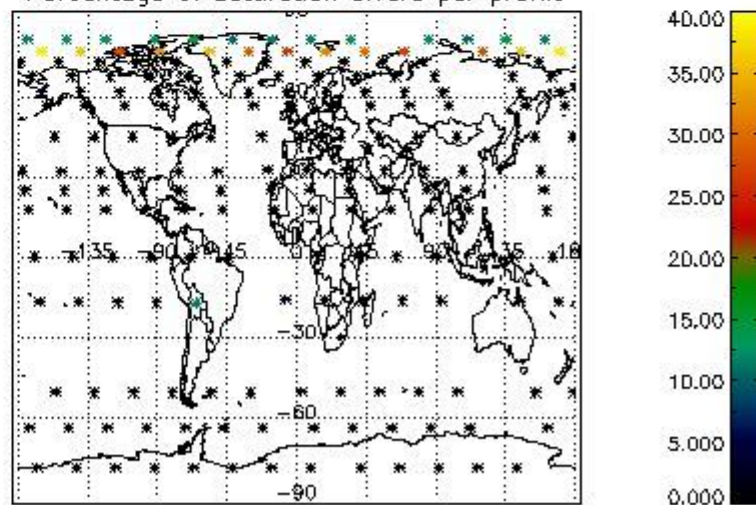
Percentage of datation errors per profile



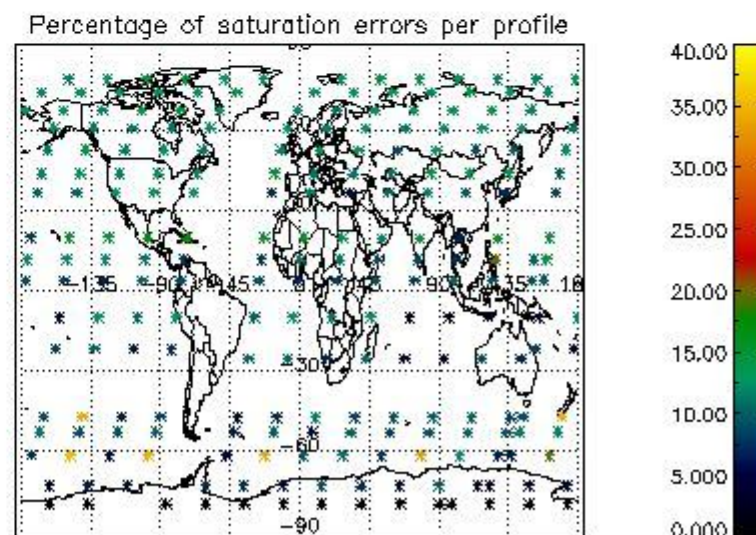
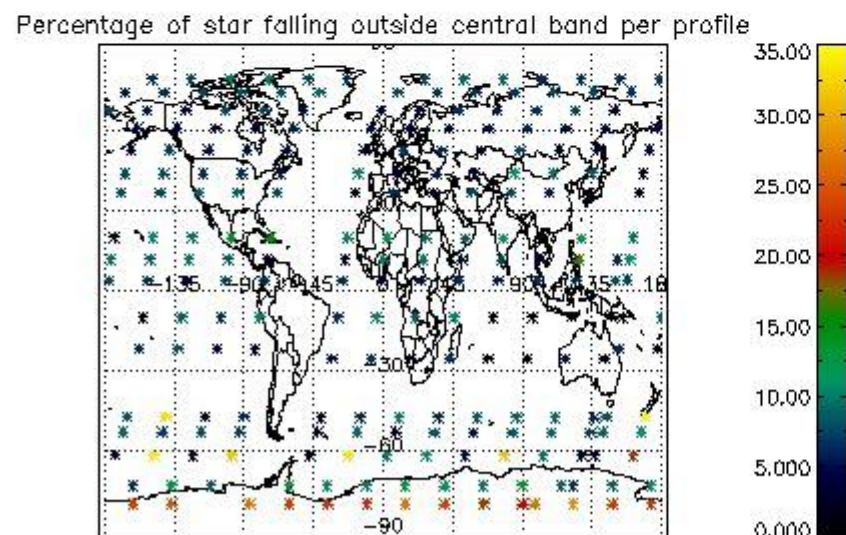
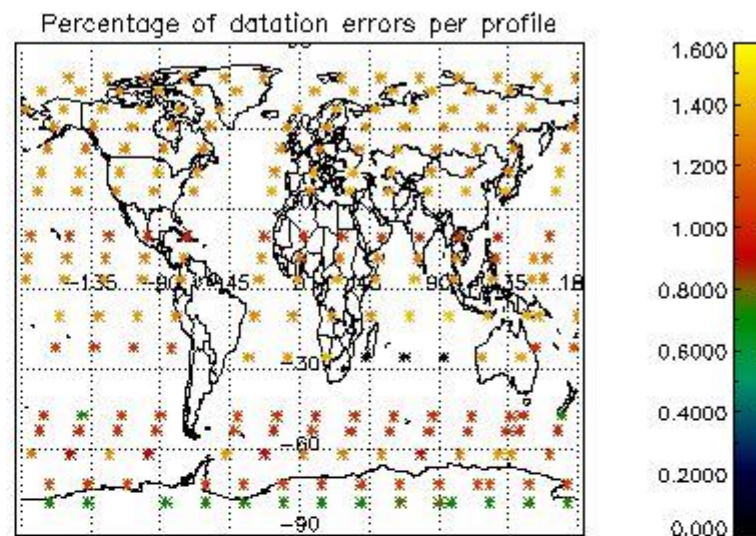
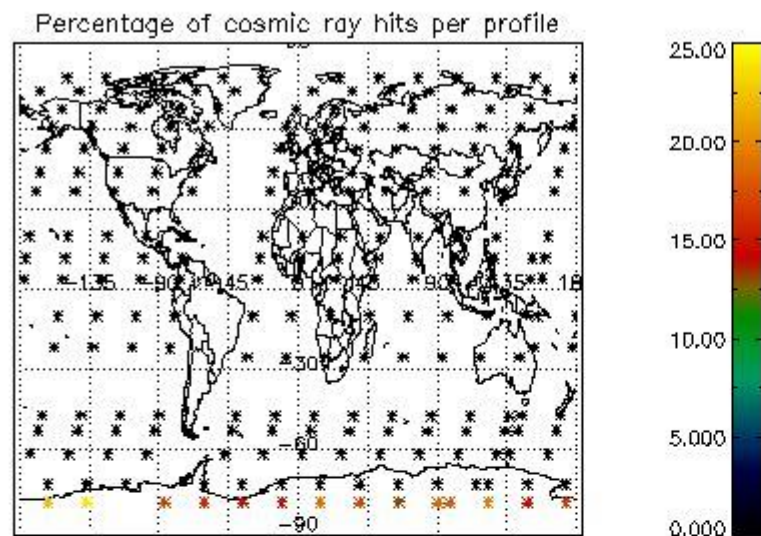
Percentage of star falling outside central band per profile



Percentage of saturation errors per profile



4.2.2 Plot level 1 quality information per product (world map): ENVISAT DESCENDING passes



5. Trace gas profiles

5.1 Ozone statistics based on quality of products

The final quality of the products can be "measured" using the STD (Standard Deviation) attached to every point profile. This information is written to the parameter GOM_NL__2P/NL_LOCAL_SPECIES_DENSITY/o3_std of the level 2 products. The table below shows the statistics for given STD ranges.

The statistics are given with respect to the overall valid production:

- Products without fatal errors: GOM_NL__2P/MPH/PRODUCT_ERR=0
- Valid point profile: GOM_NL__2P/NL_LOCAL_SPECIES_DENSITY/pcd(0)=0

The 'Criteria' is applied to valid points of dark limb products:

- Products in dark limb illumination condition: GOM_NL__2P/NL_SUMMARY_QUALITY/obs_ill_cond=0
- Products without fatal errors: GOM_NL__2P/MPH/PRODUCT_ERR=0
- Valid point profile: GOM_NL__2P/NL_LOCAL_SPECIES_DENSITY/pcd(0)=0

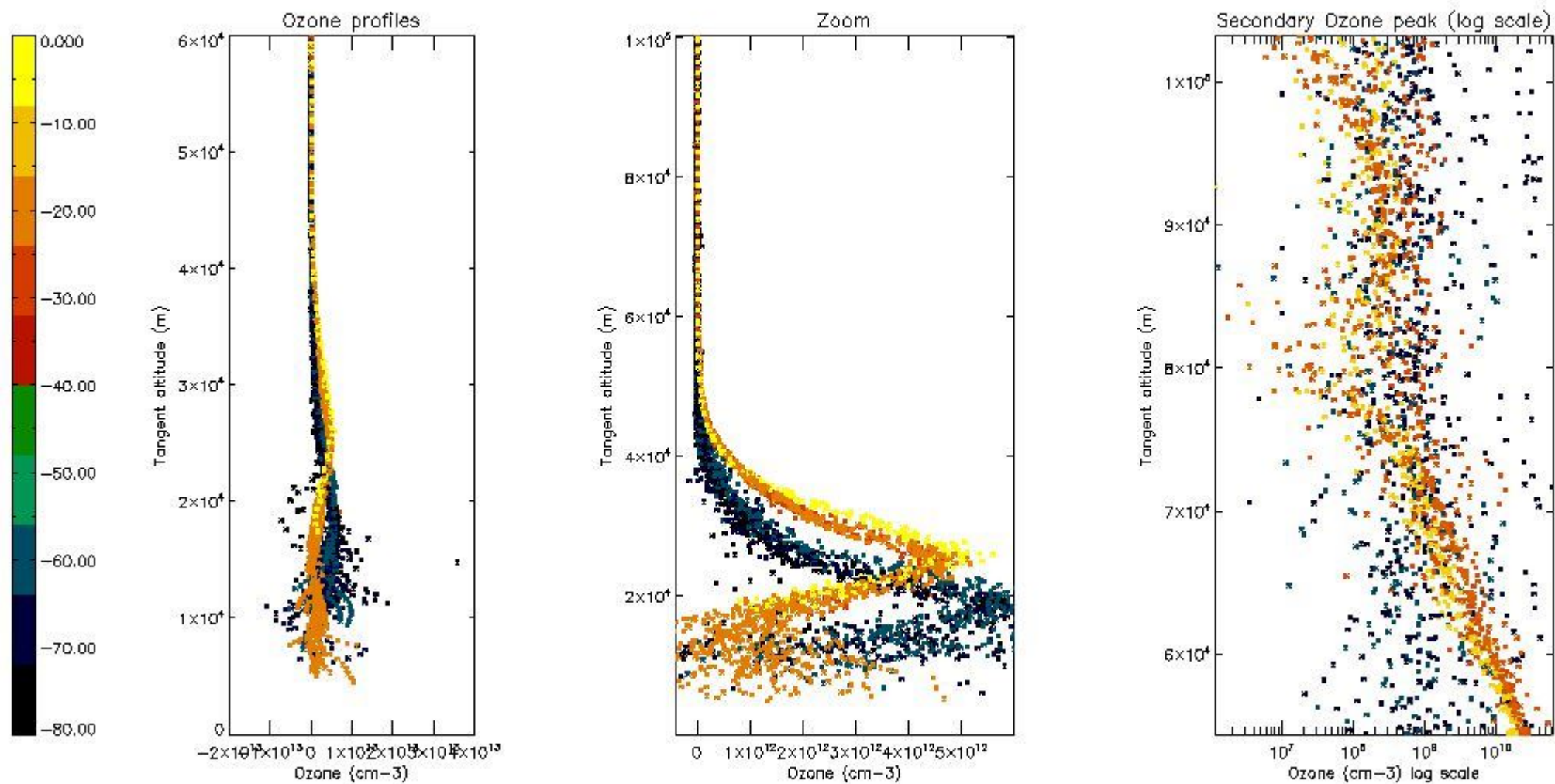
So, the table below shows the percentage of dark limb and valid observations for each criteria with respect to the overall valid daily observations.

Criteria	% of total production
All STD	21
STD < 20	7

STD < 10	5
STD < 5	2

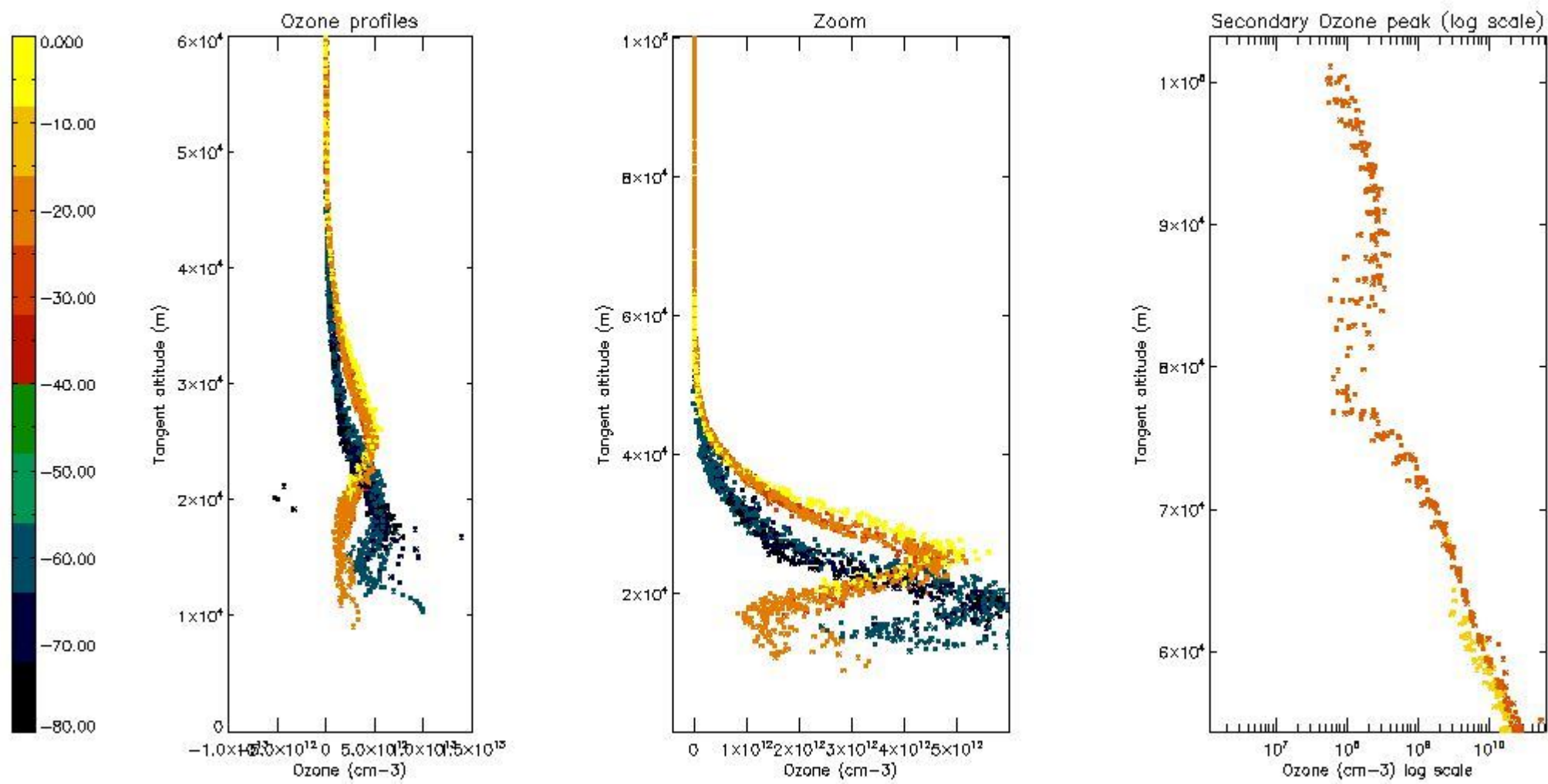
5.2 Plot ozone profiles for all STD (dark without errors)

The colorbar represents the latitude.



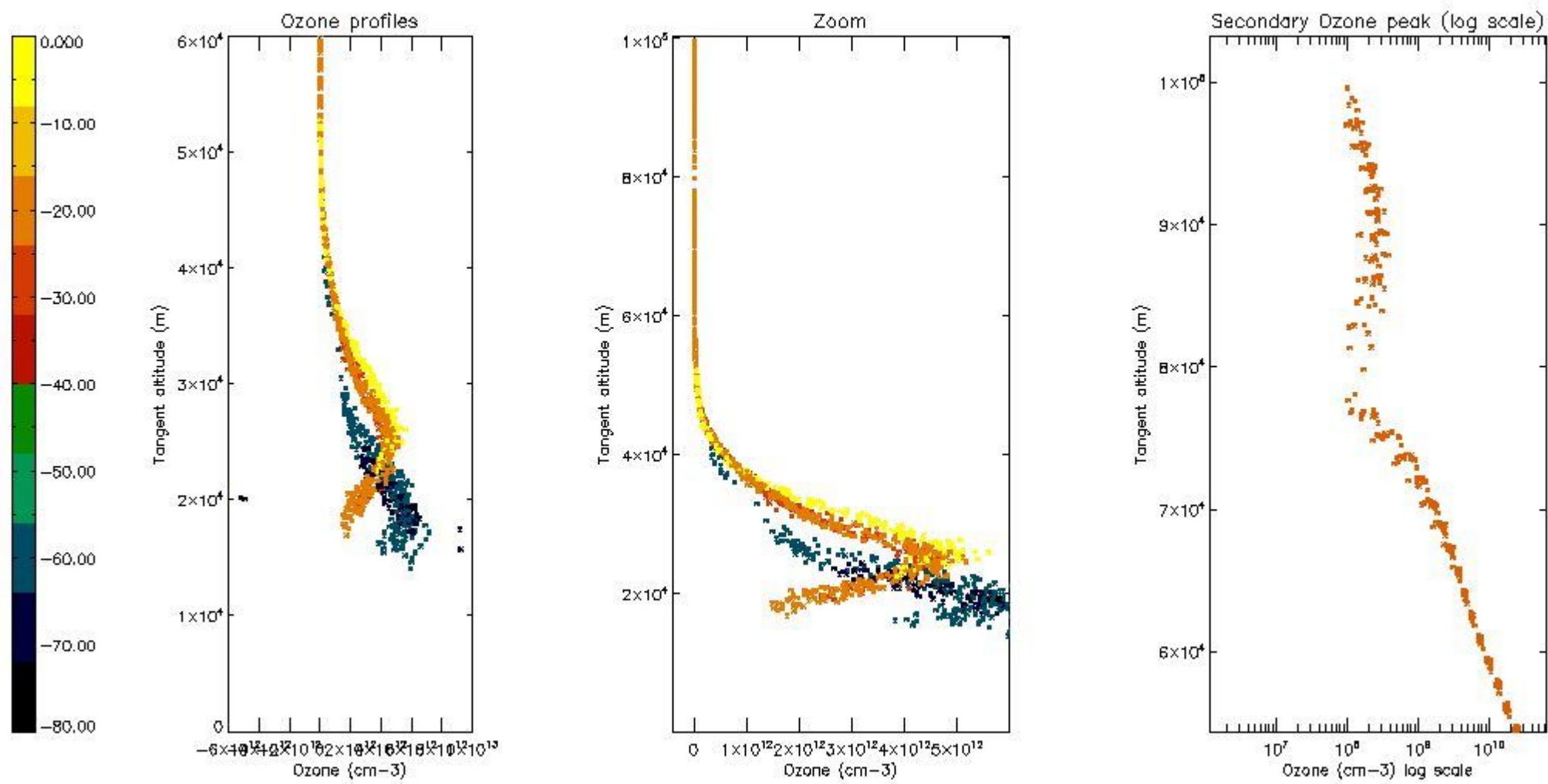
5.3 Plot ozone profiles where STD < 20% (dark without errors)

The colorbar represents the latitude.



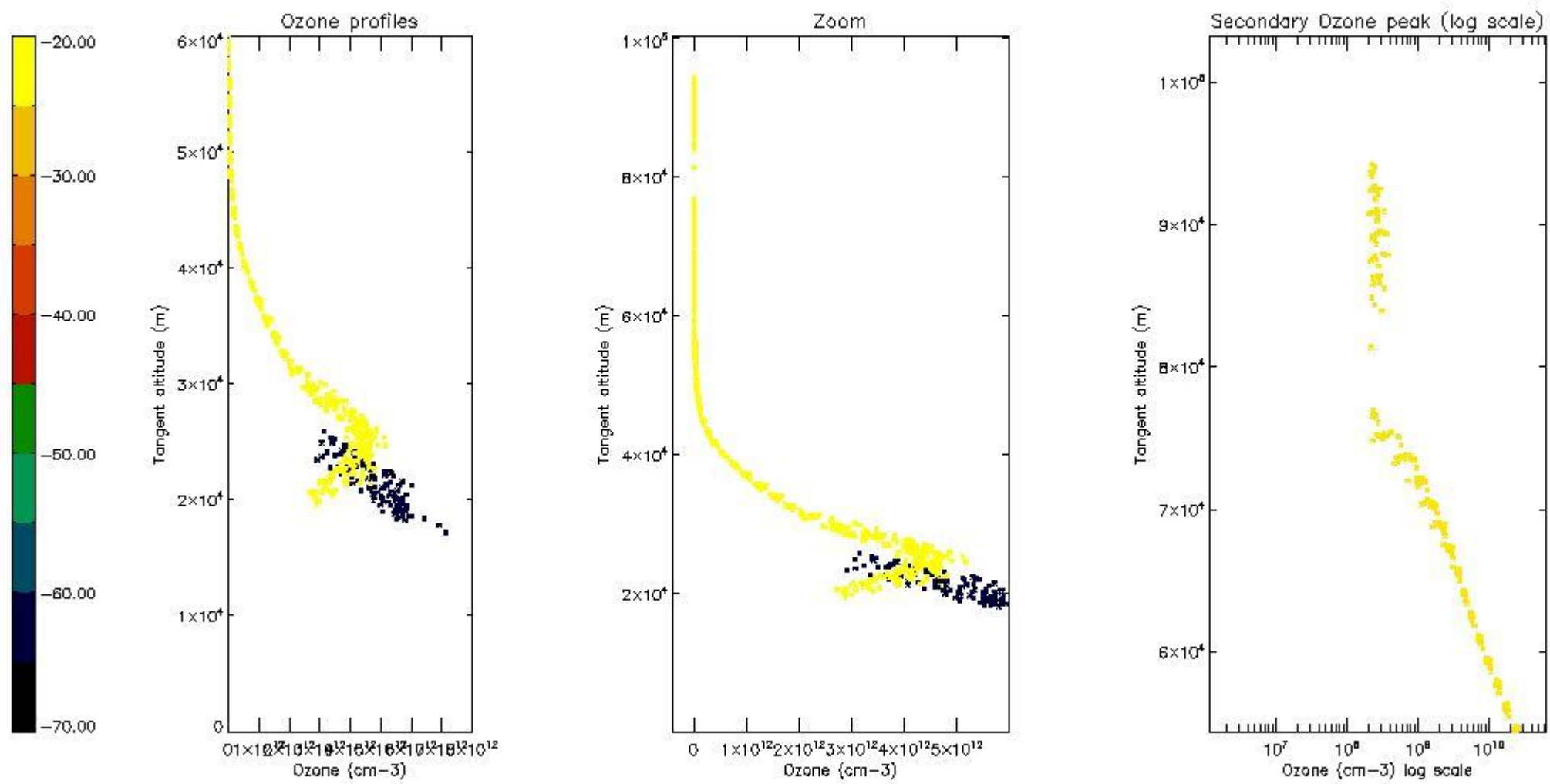
5.4 Plot ozone profiles where STD < 10% (dark without errors)

The colorbar represents the latitude.



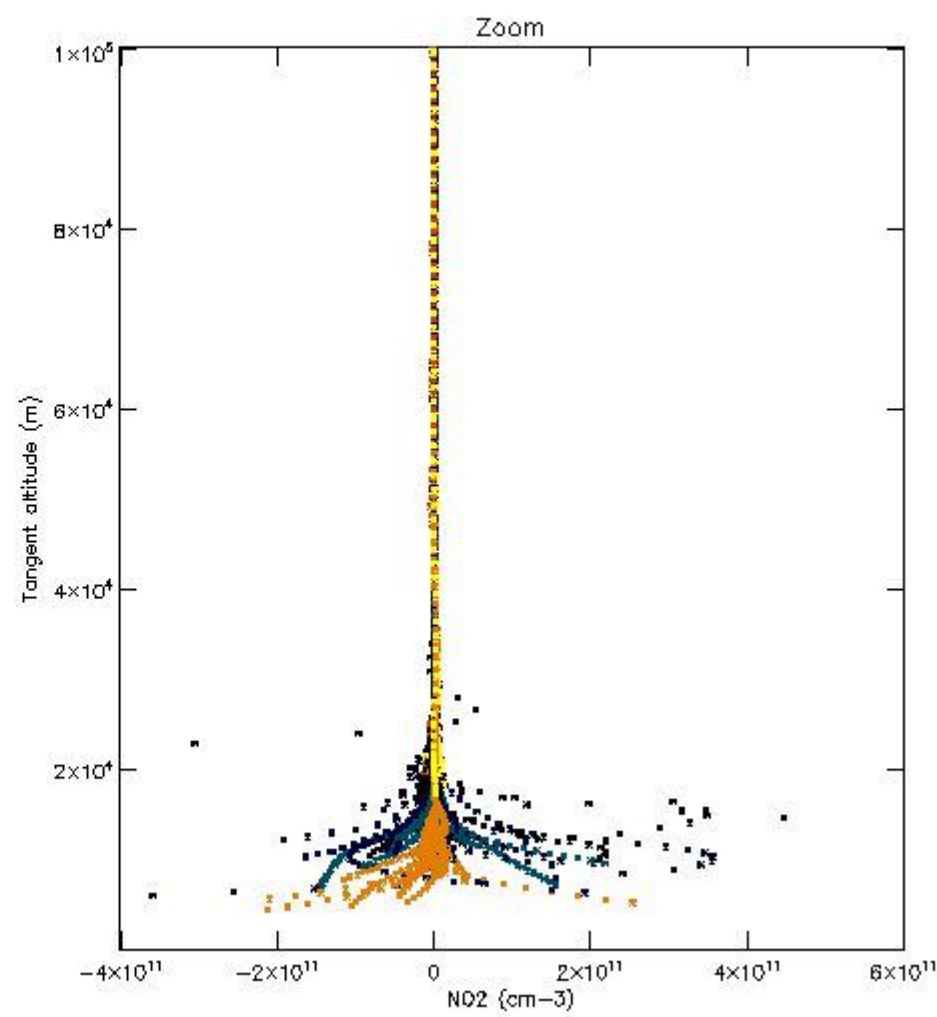
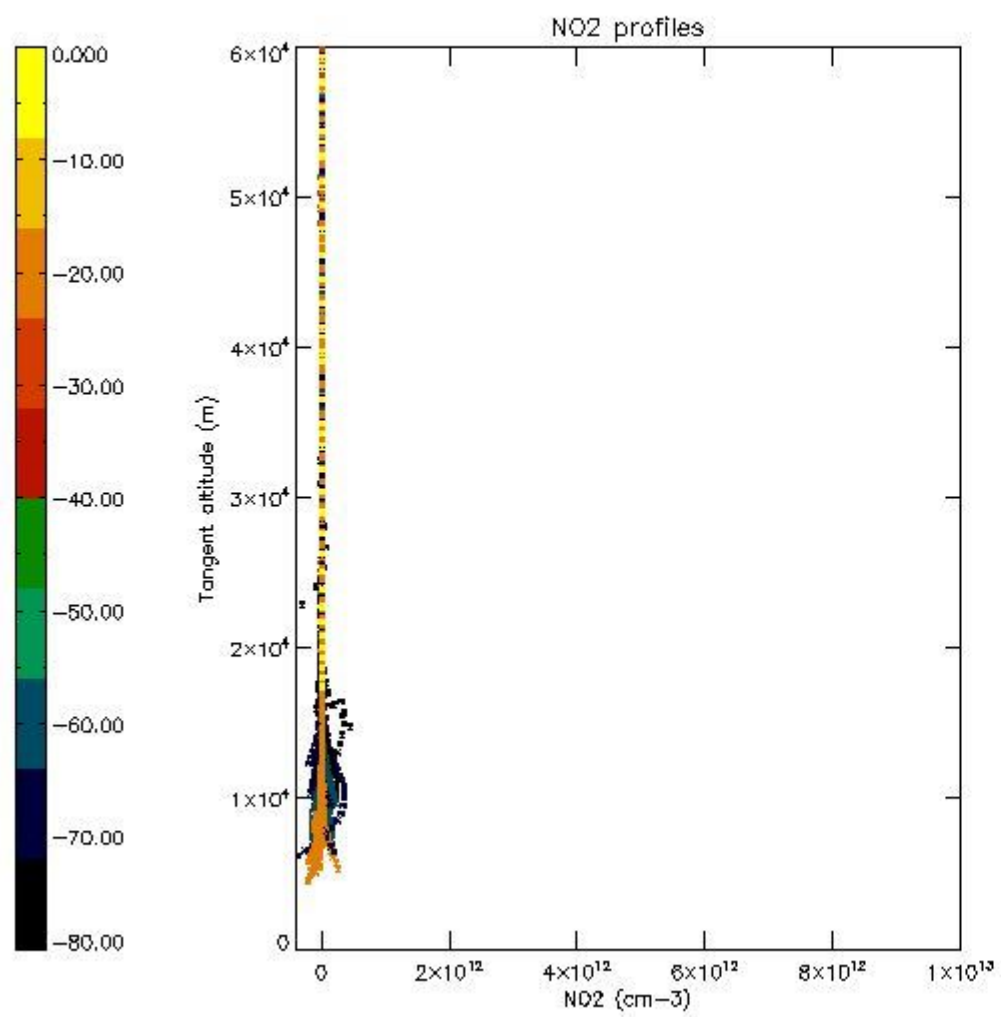
5.5 Plot ozone profiles where STD < 5% (dark without errors)

The colorbar represents the latitude.



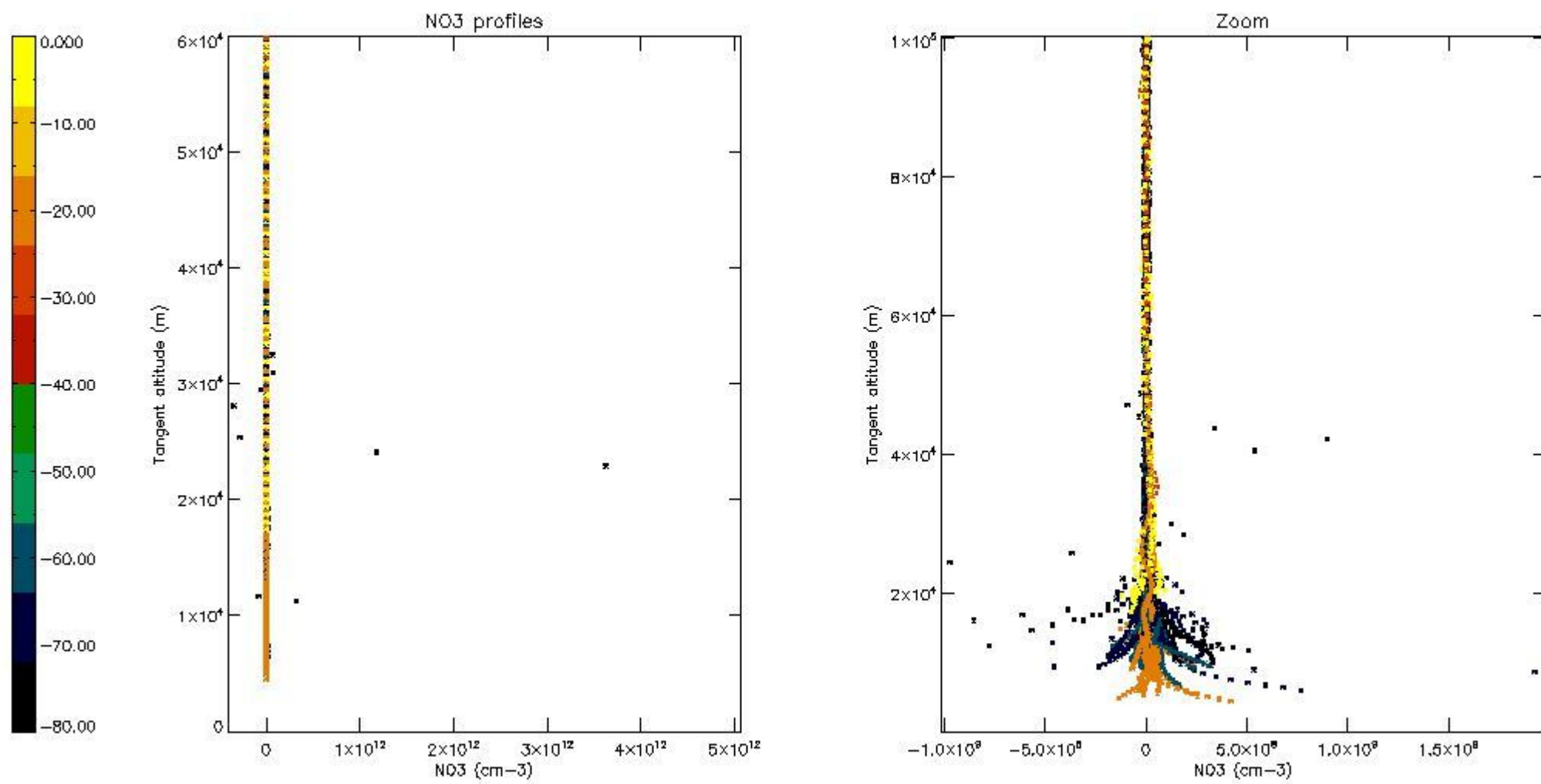
5.6 Plot NO₂ profiles for all STD (dark without errors)

The colorbar represents the latitude.



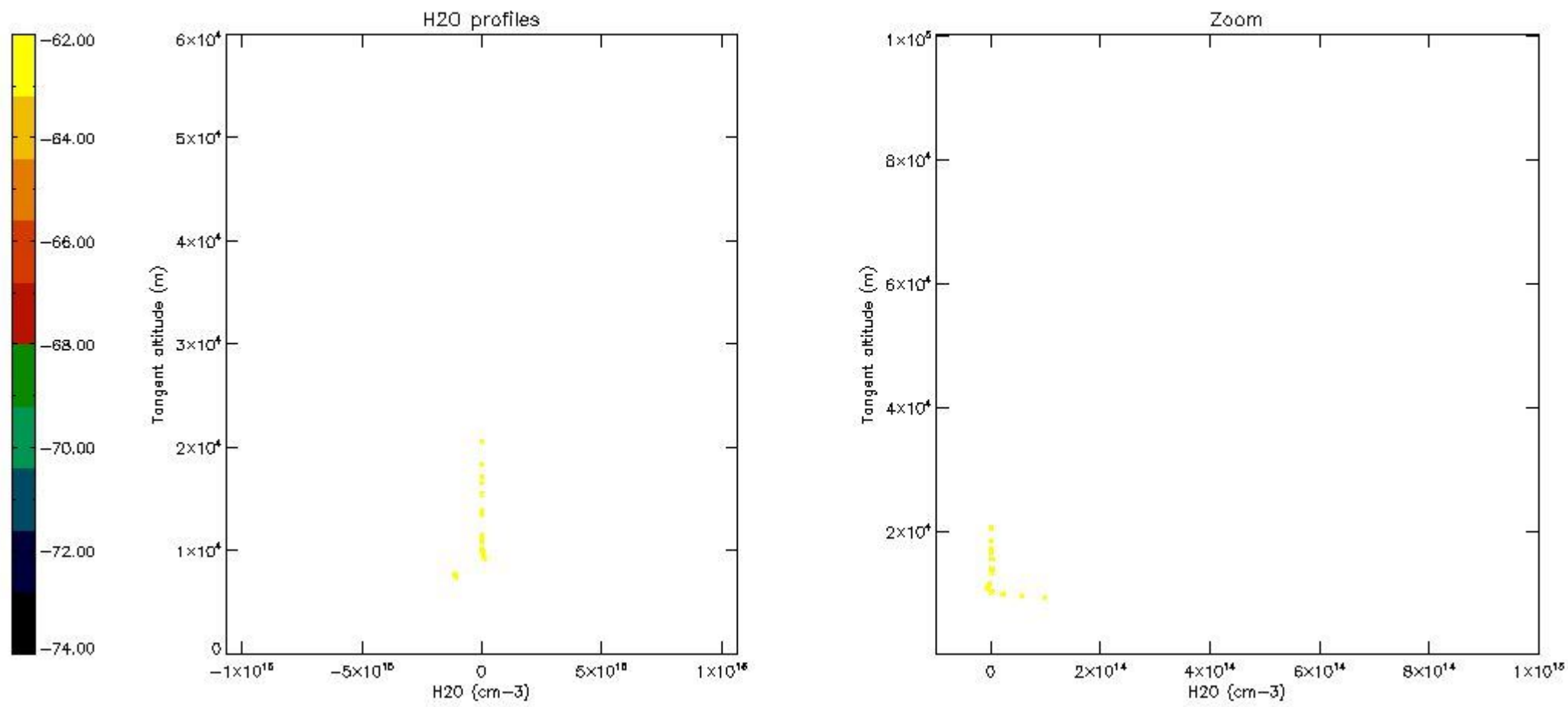
5.7 Plot NO3 profiles for all STD (dark without errors)

The colorbar represents the latitude.



5.8 Plot H2O profiles for all STD (only for occultations of stars 1,2,3,4,13,14,16,26,63 dark without errors)

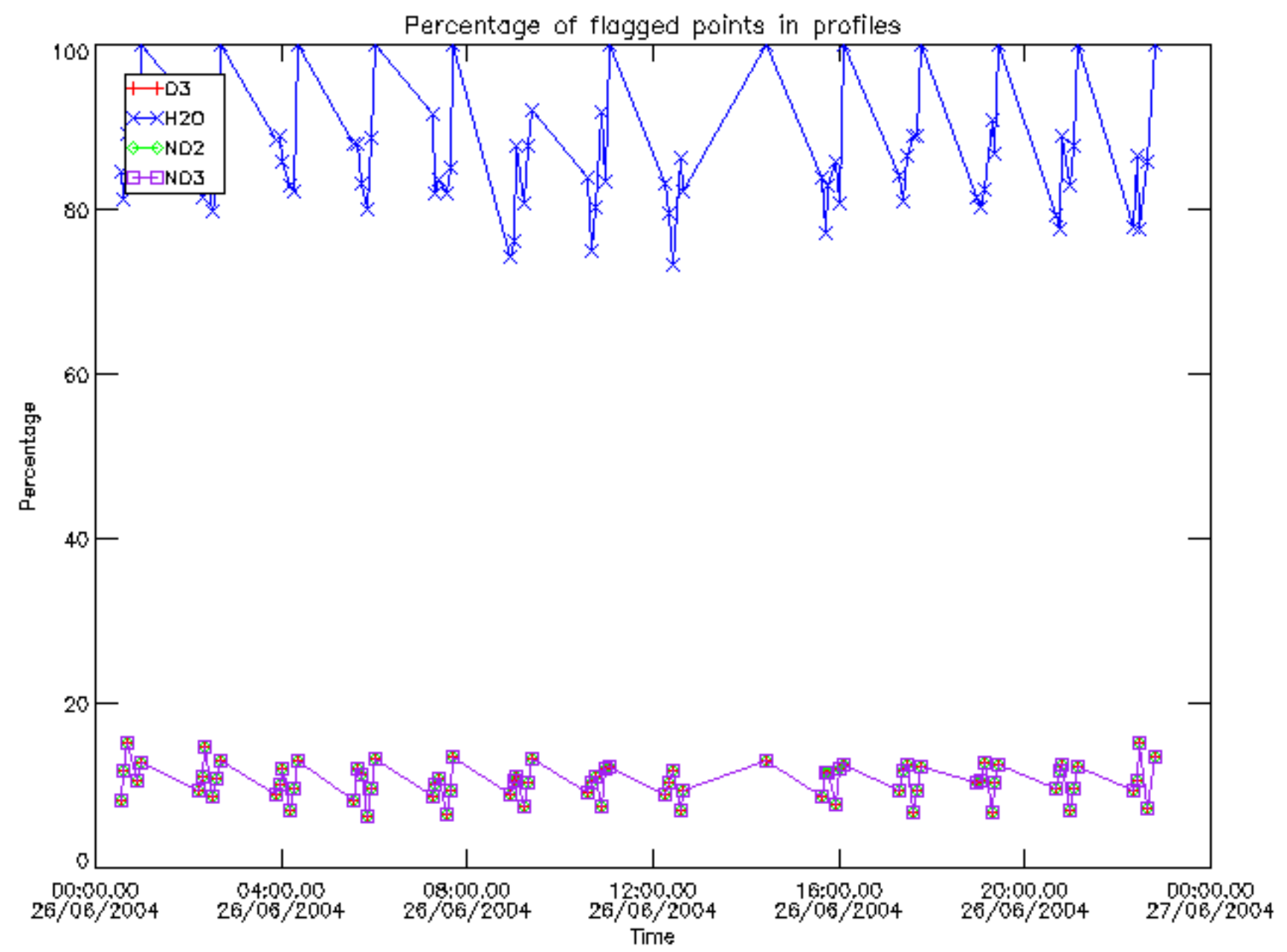
The colorbar represents the latitude.



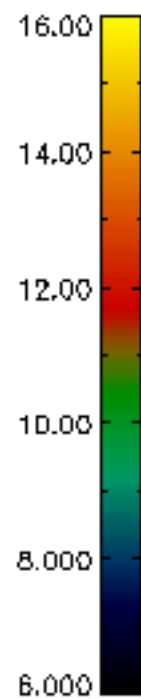
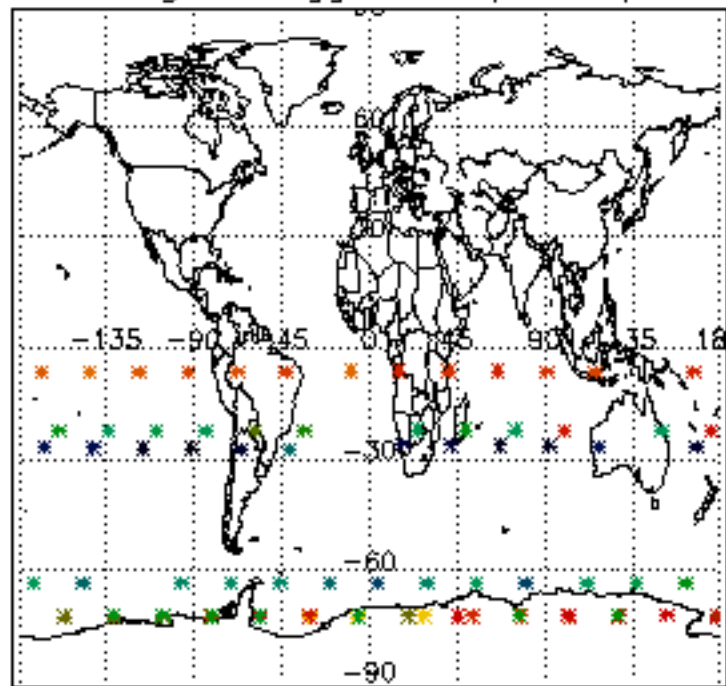
6. Auxiliary Data Files used for the production reported in section 2

The number reported in the third column indicates since which file (see list in section 2) the corresponding auxiliary file has been used. The fourth column is the date of those product files.

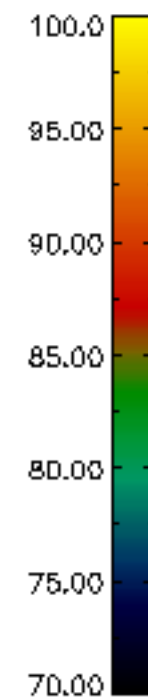
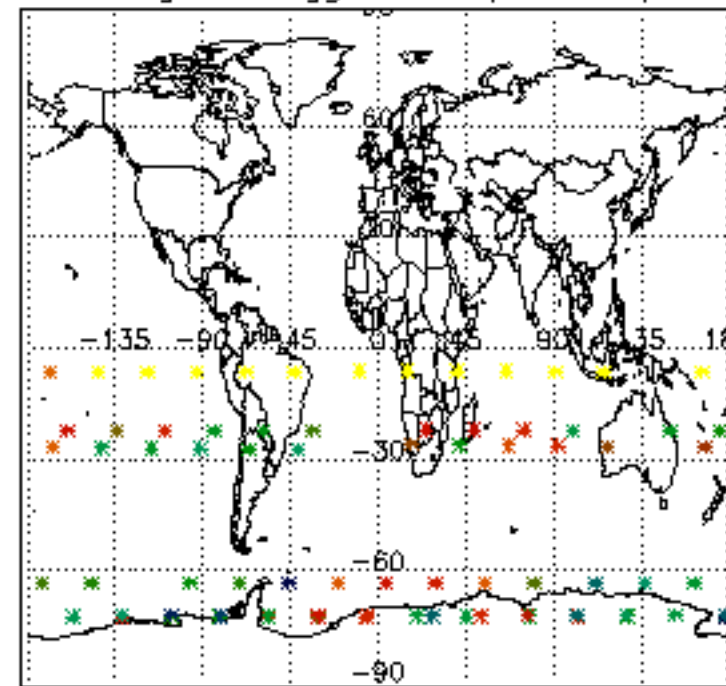
Type	Auxiliary Filename	Used since product	Used since product date
INST_PHYS_CHARACTERISTICS	GOM_INS_AXVIEC20091111_143220_20030716_120000_20500101_000000	1	26-JUN-2004 00:01:26
LEVEL-2_PROC_CONFIG	GOM_PR2_AXVIEC20091111_152718_20020301_000000_20500101_000000	1	26-JUN-2004 00:01:26
CROSS_SECTIONS_FILE	GOM_CRS_AXVIEC20091111_154832_20020301_000000_20500101_000000	1	26-JUN-2004 00:01:26



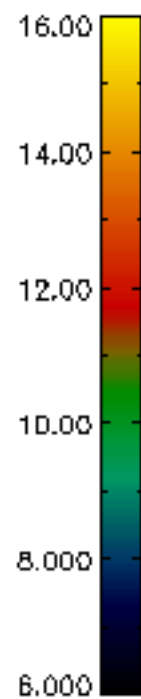
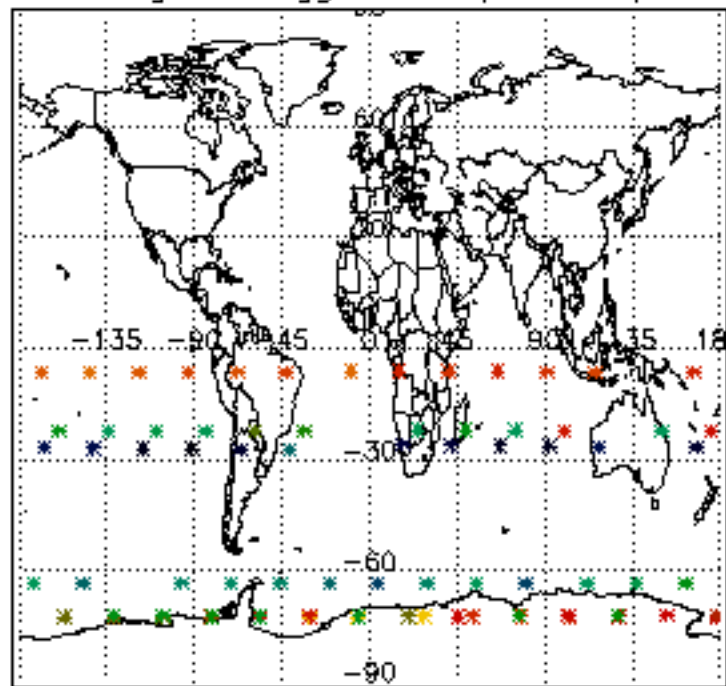
Percentage of flagged data per D3 profile



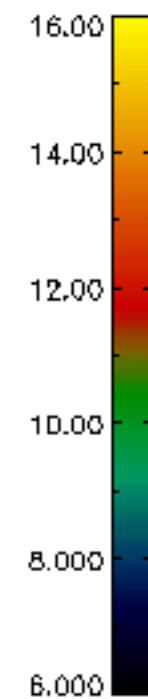
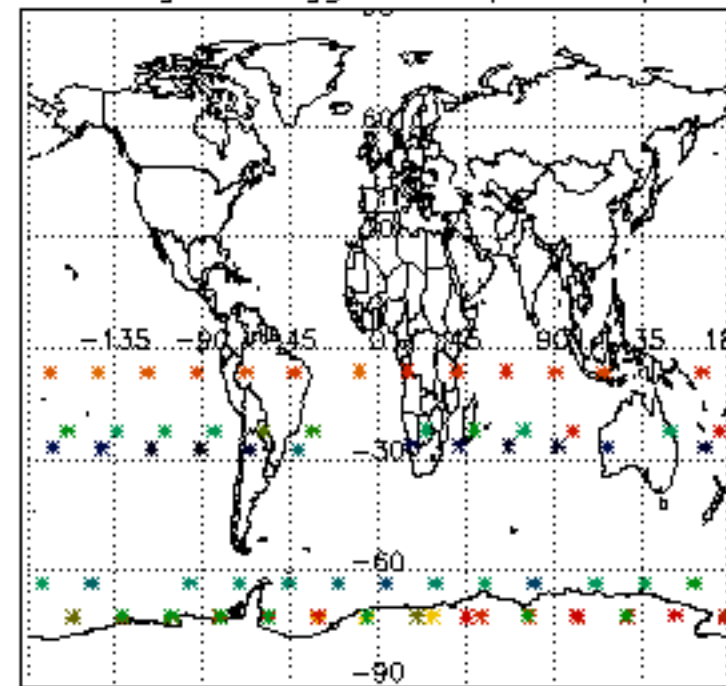
Percentage of flagged data per H2O profile

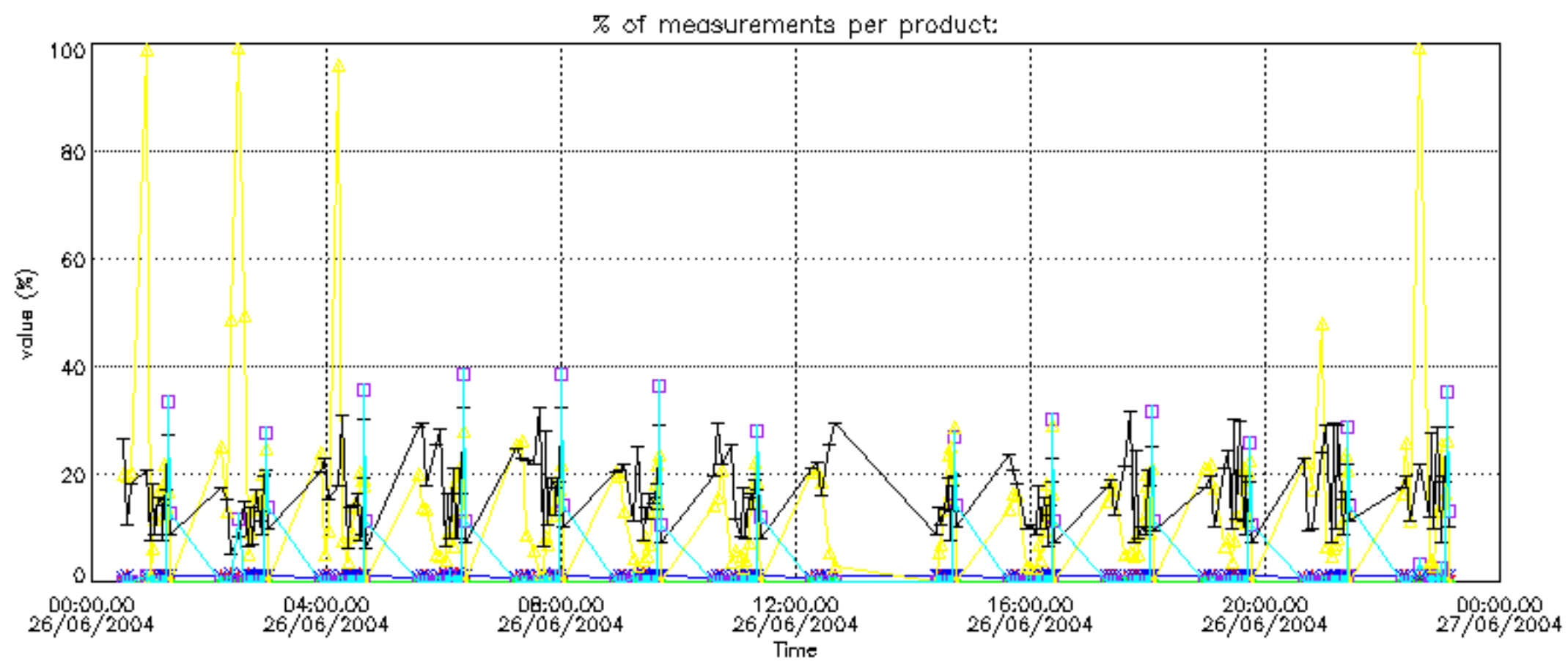
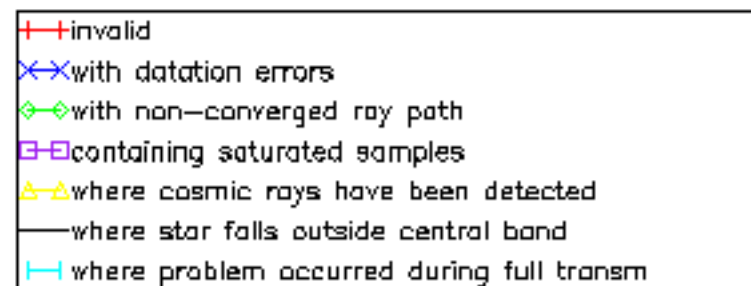


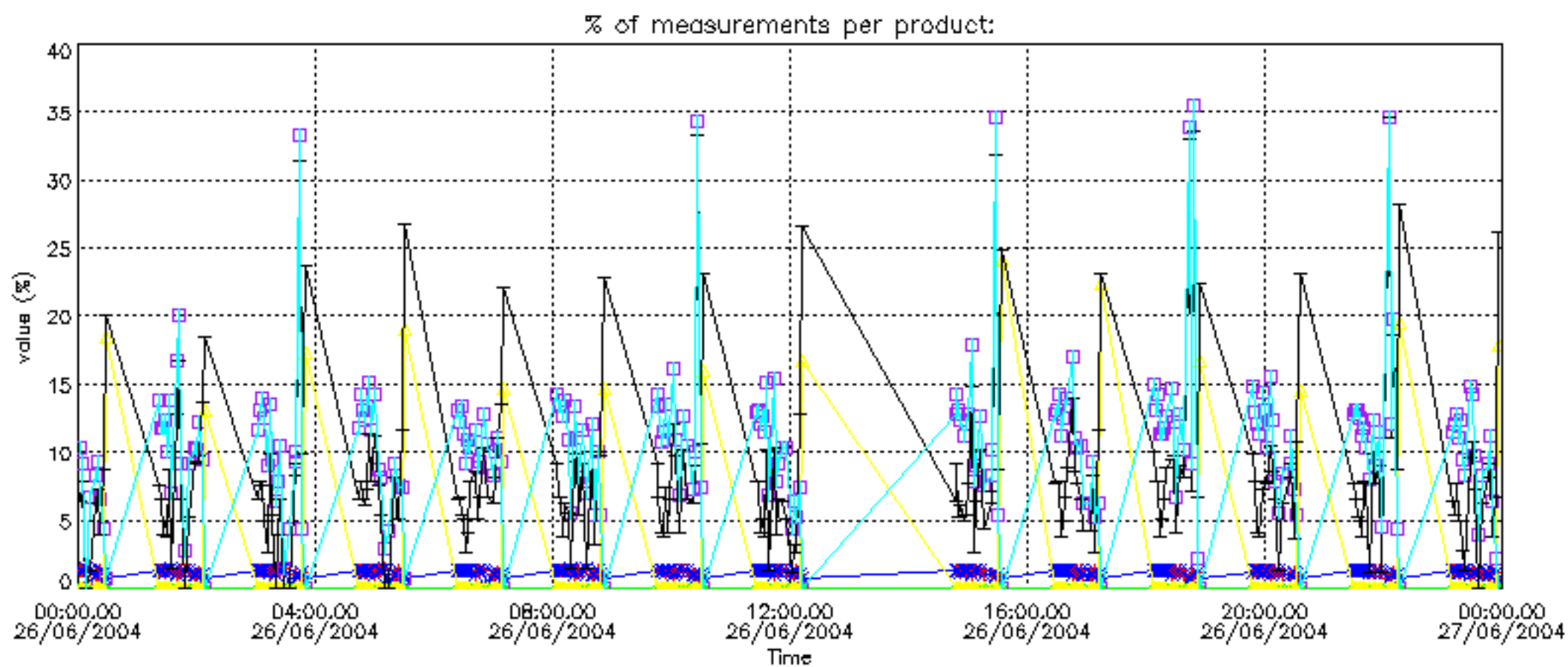
Percentage of flagged data per NO2 profile



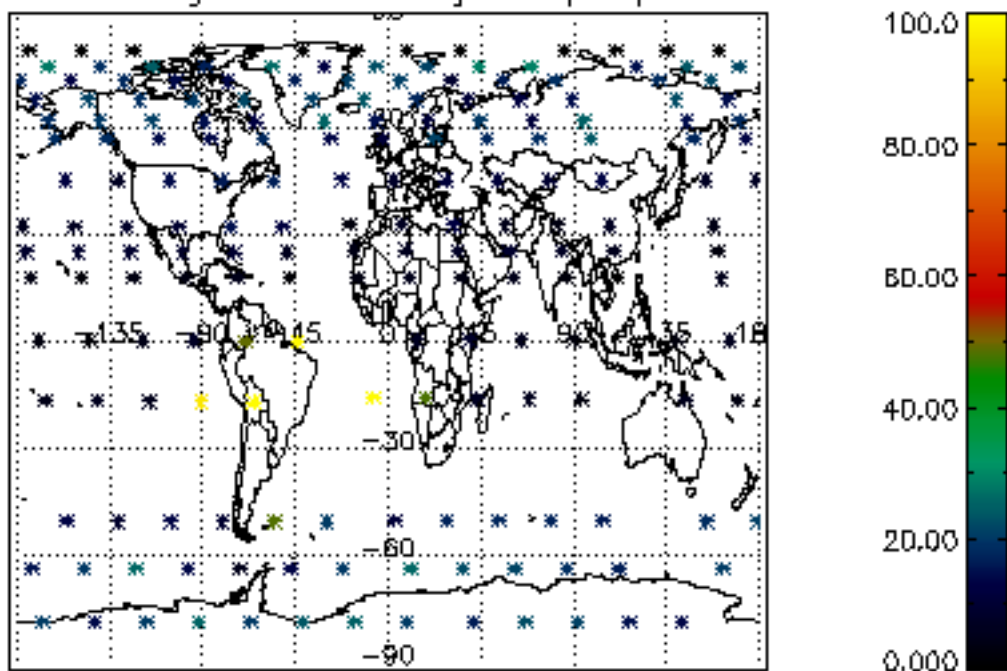
Percentage of flagged data per NO3 profile



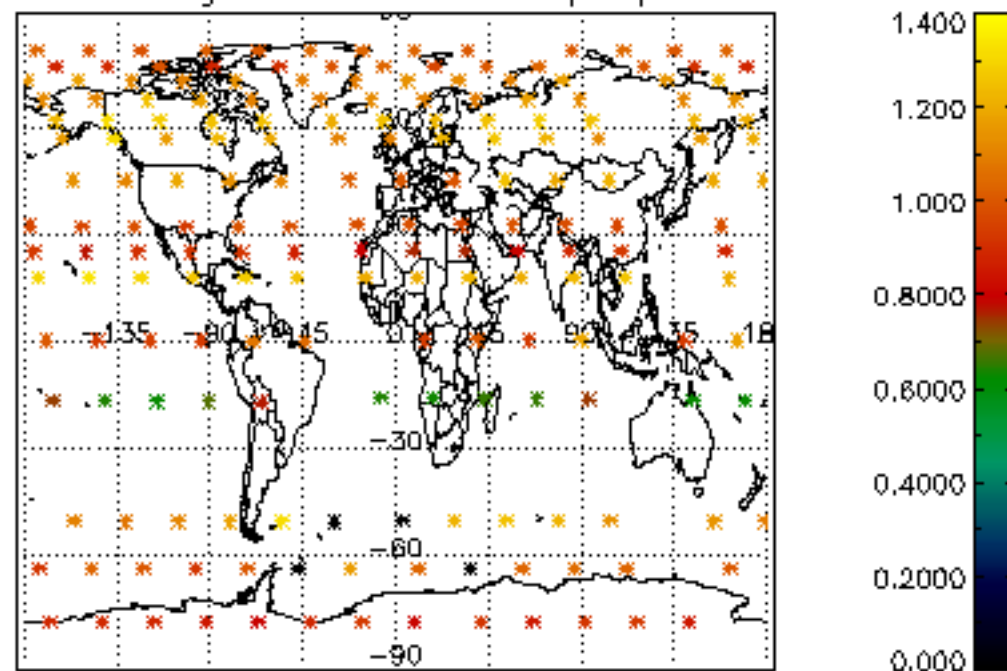




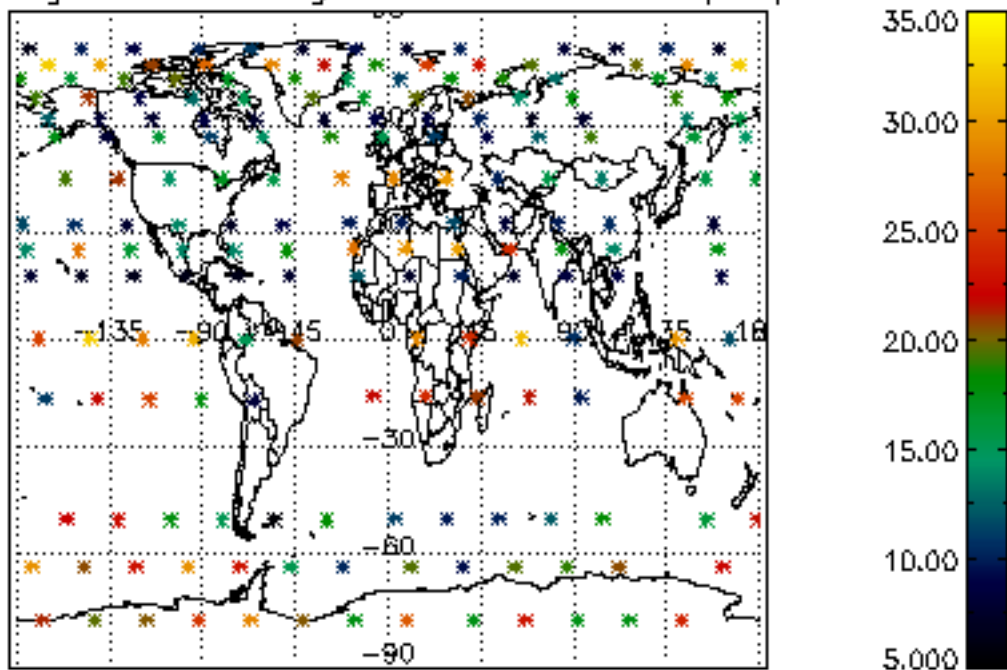
Percentage of cosmic ray hits per profile



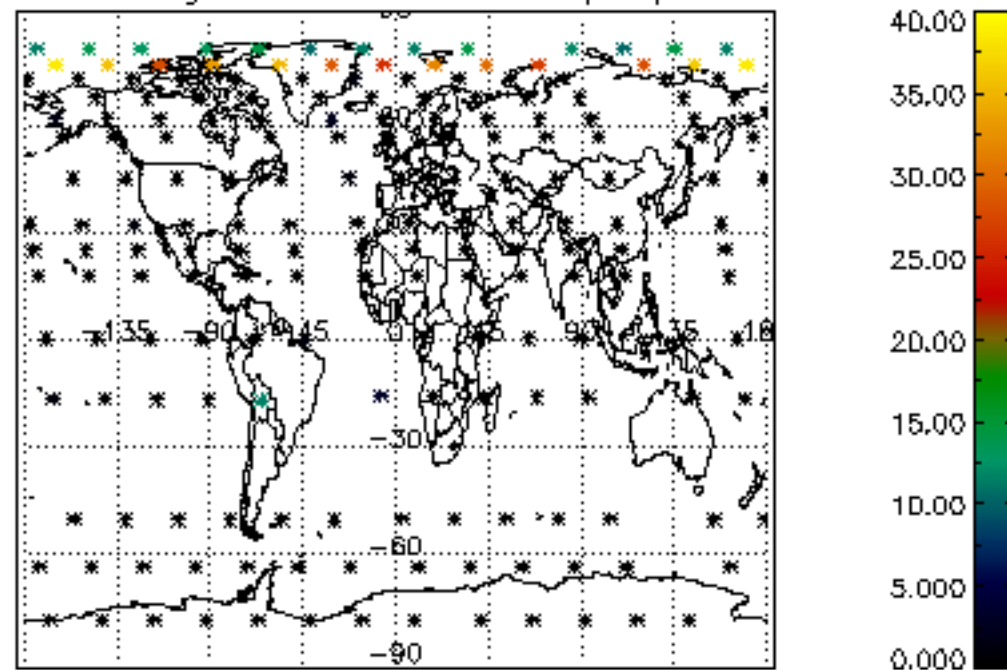
Percentage of datation errors per profile



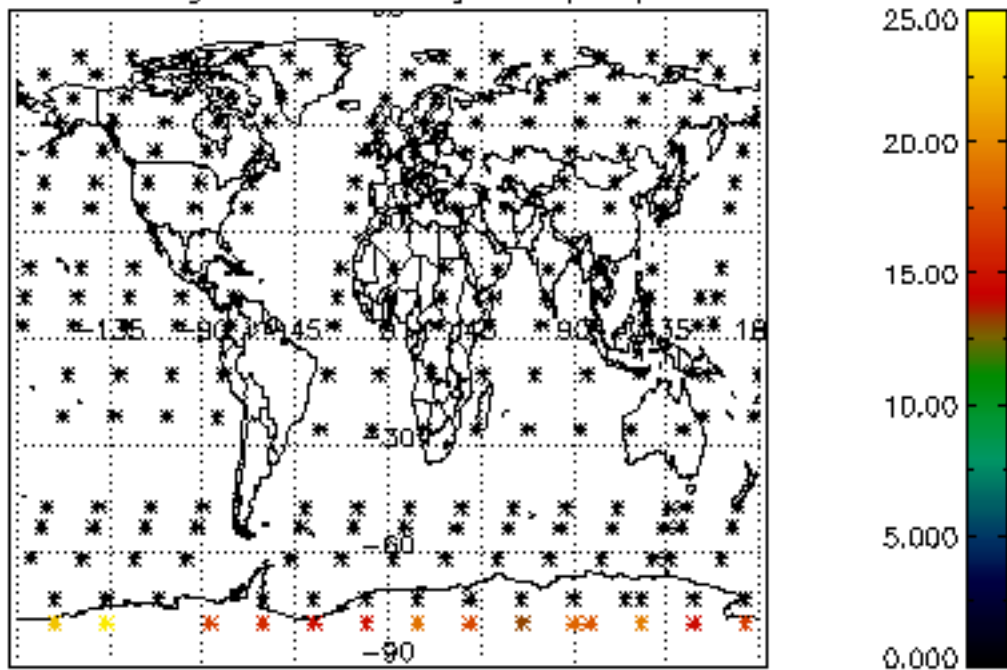
Percentage of star falling outside central band per profile



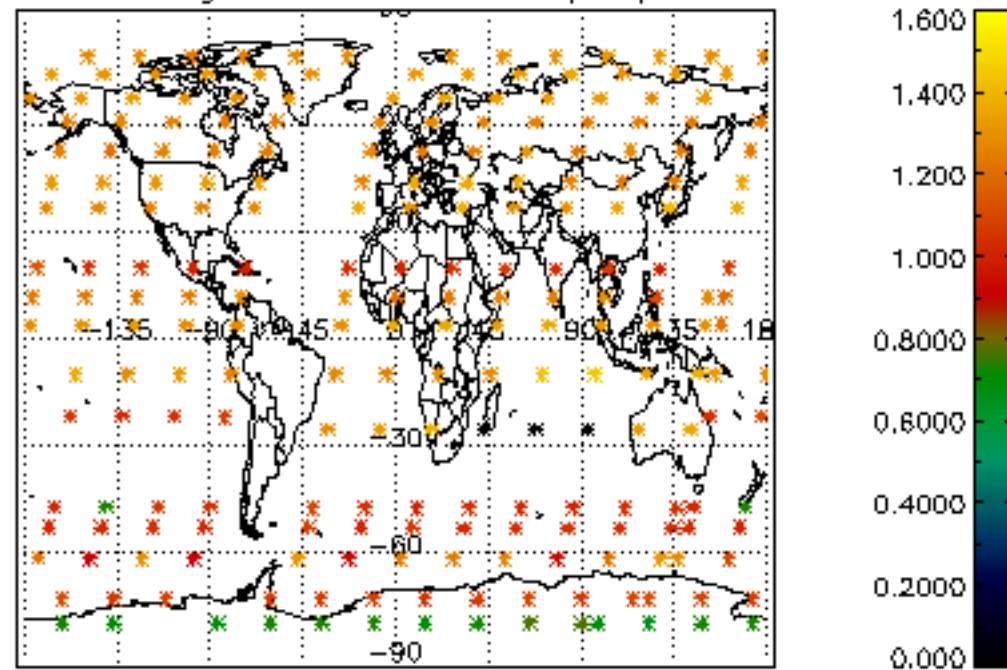
Percentage of saturation errors per profile



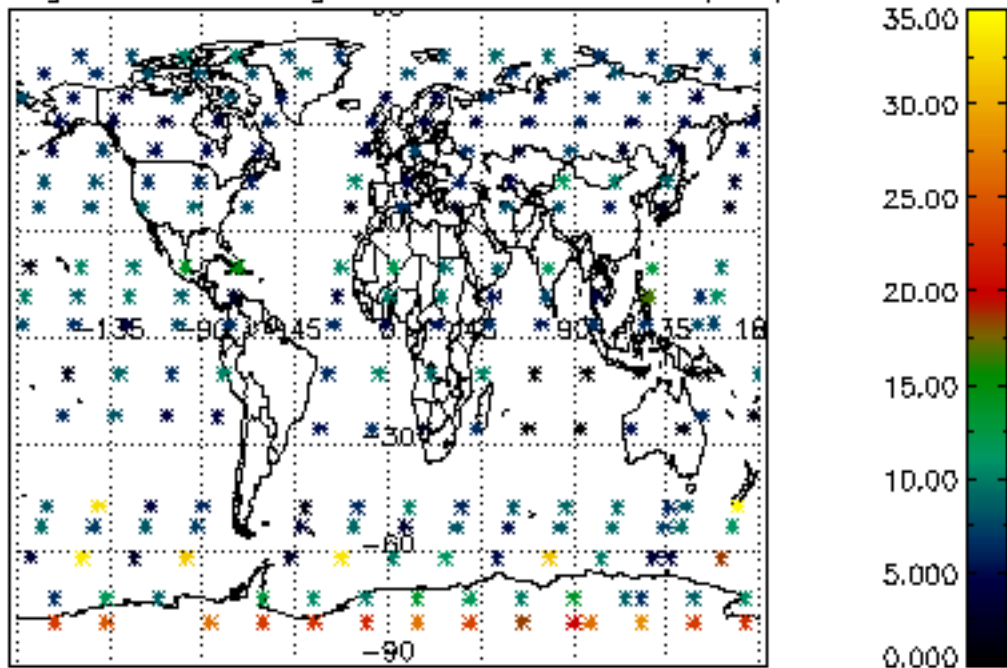
Percentage of cosmic ray hits per profile



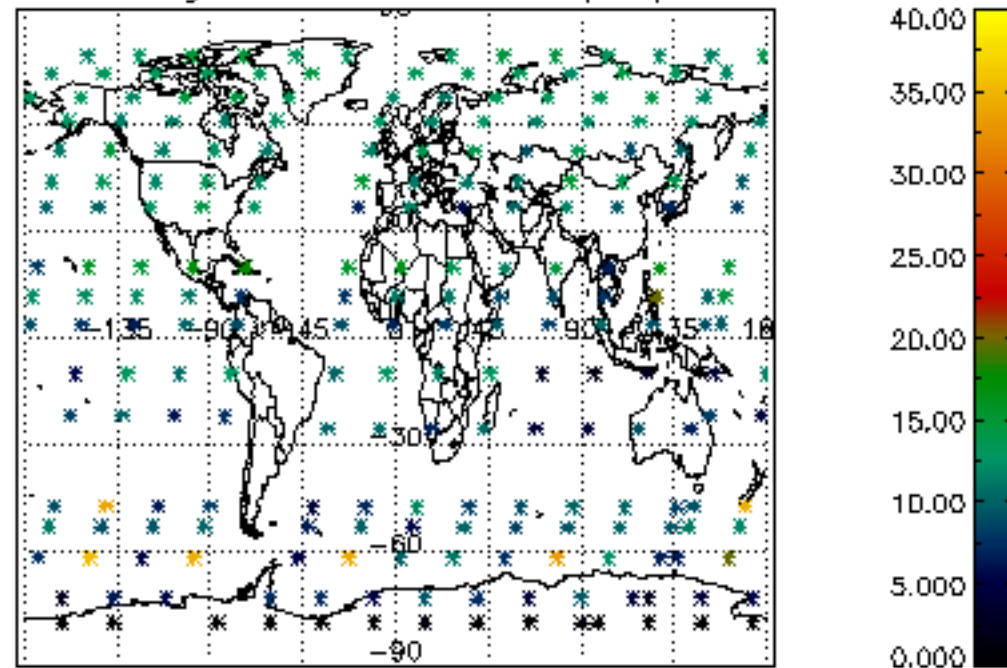
Percentage of datation errors per profile

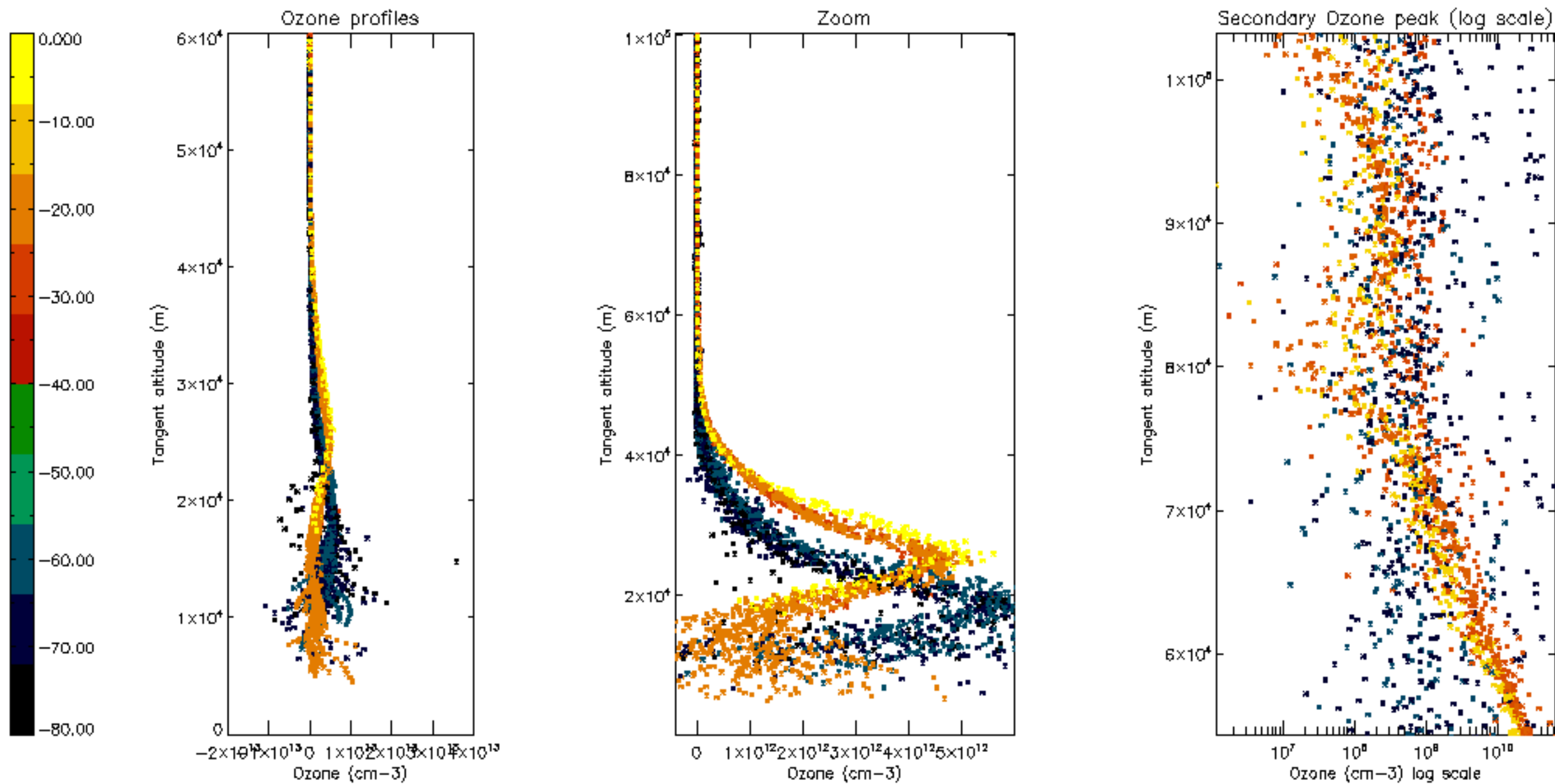


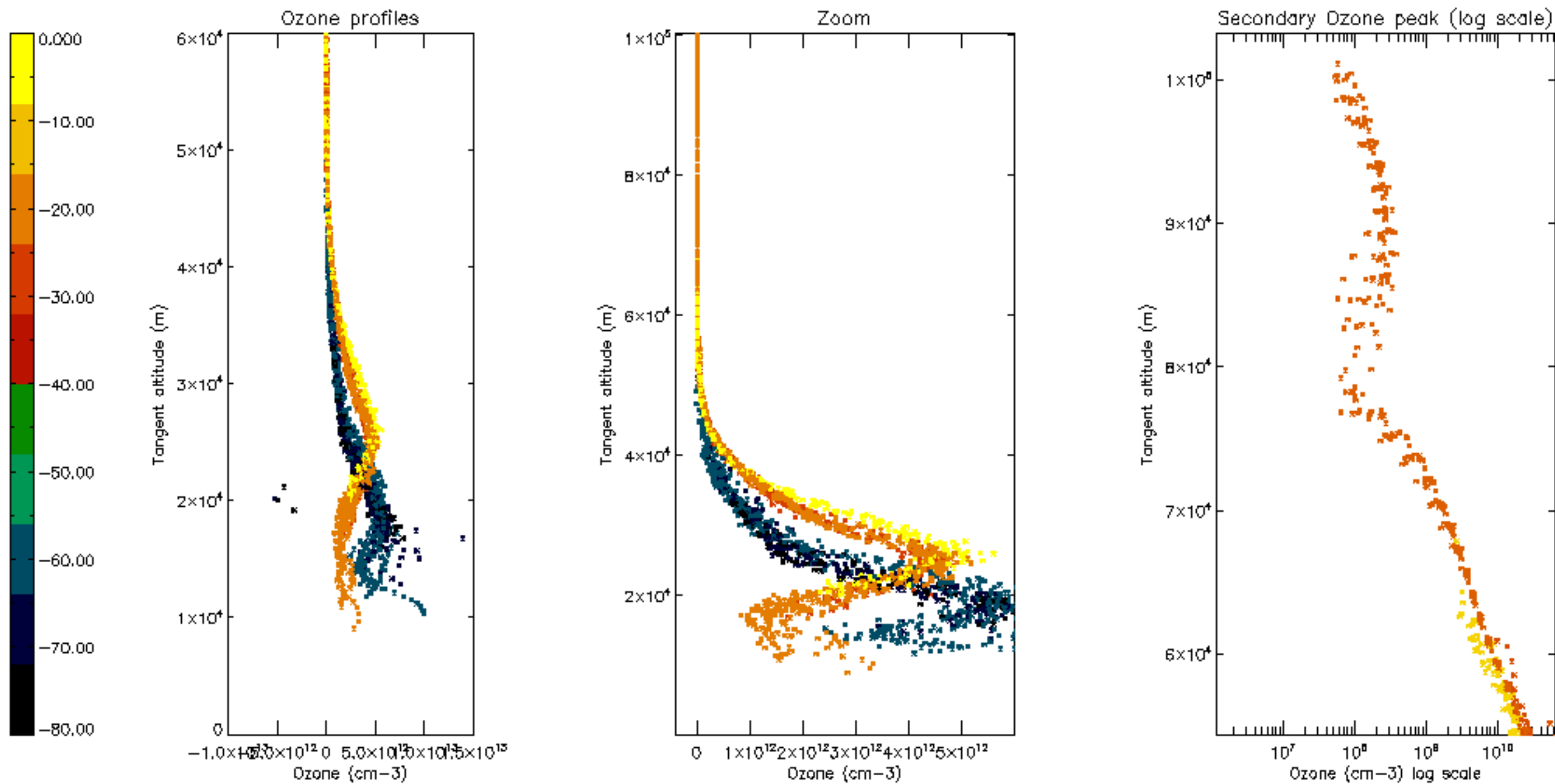
Percentage of star falling outside central band per profile

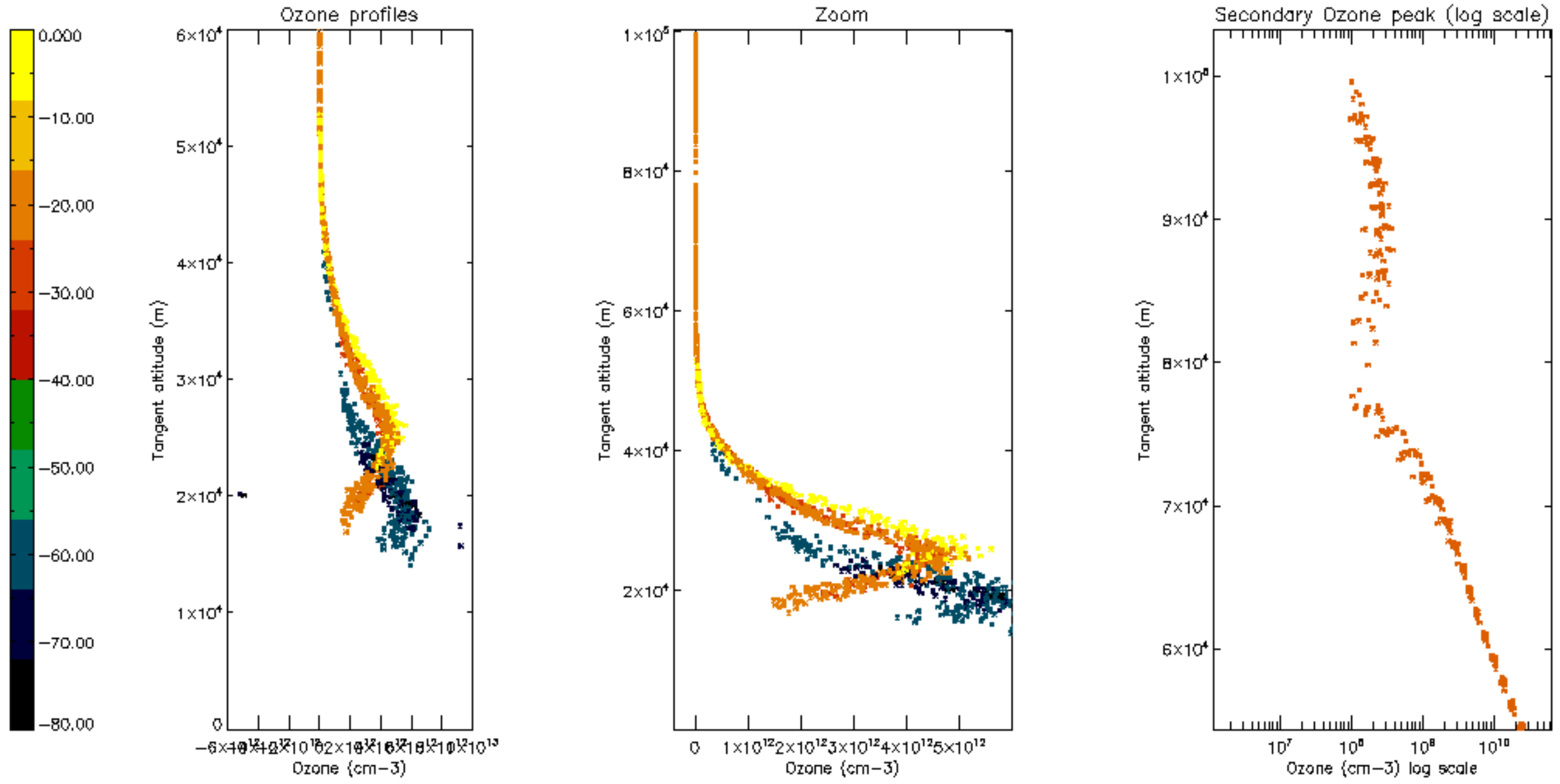


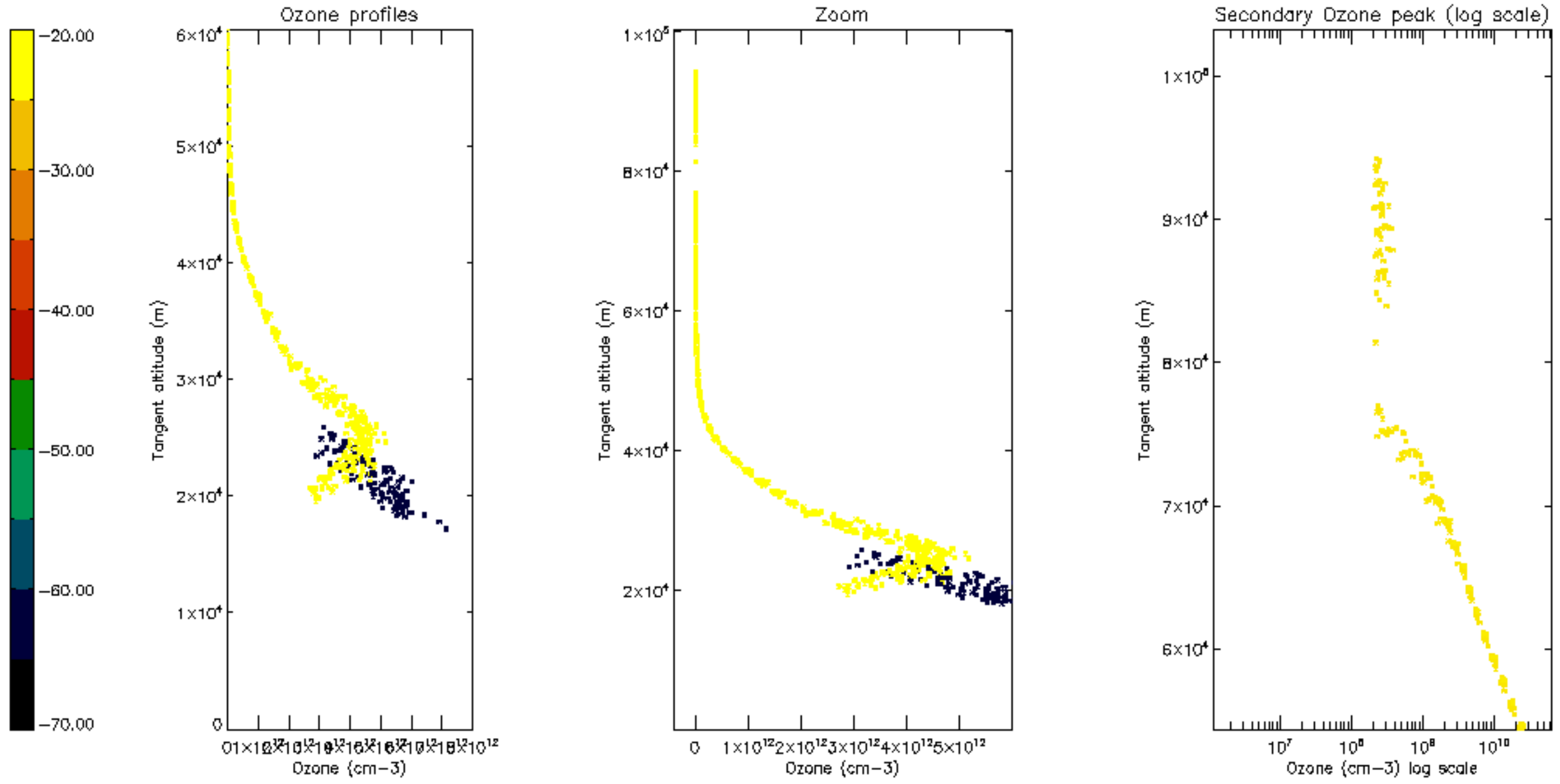
Percentage of saturation errors per profile

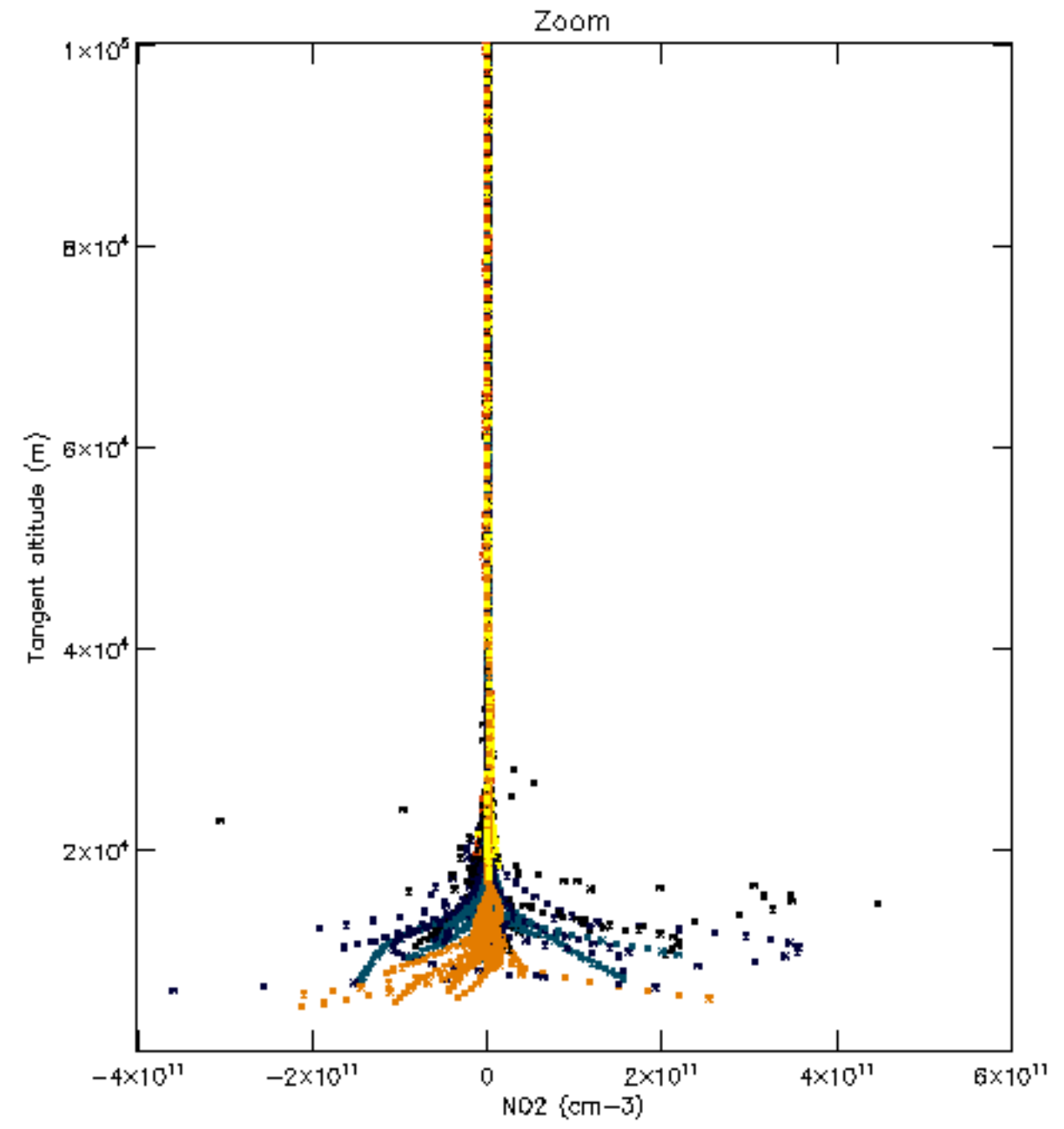
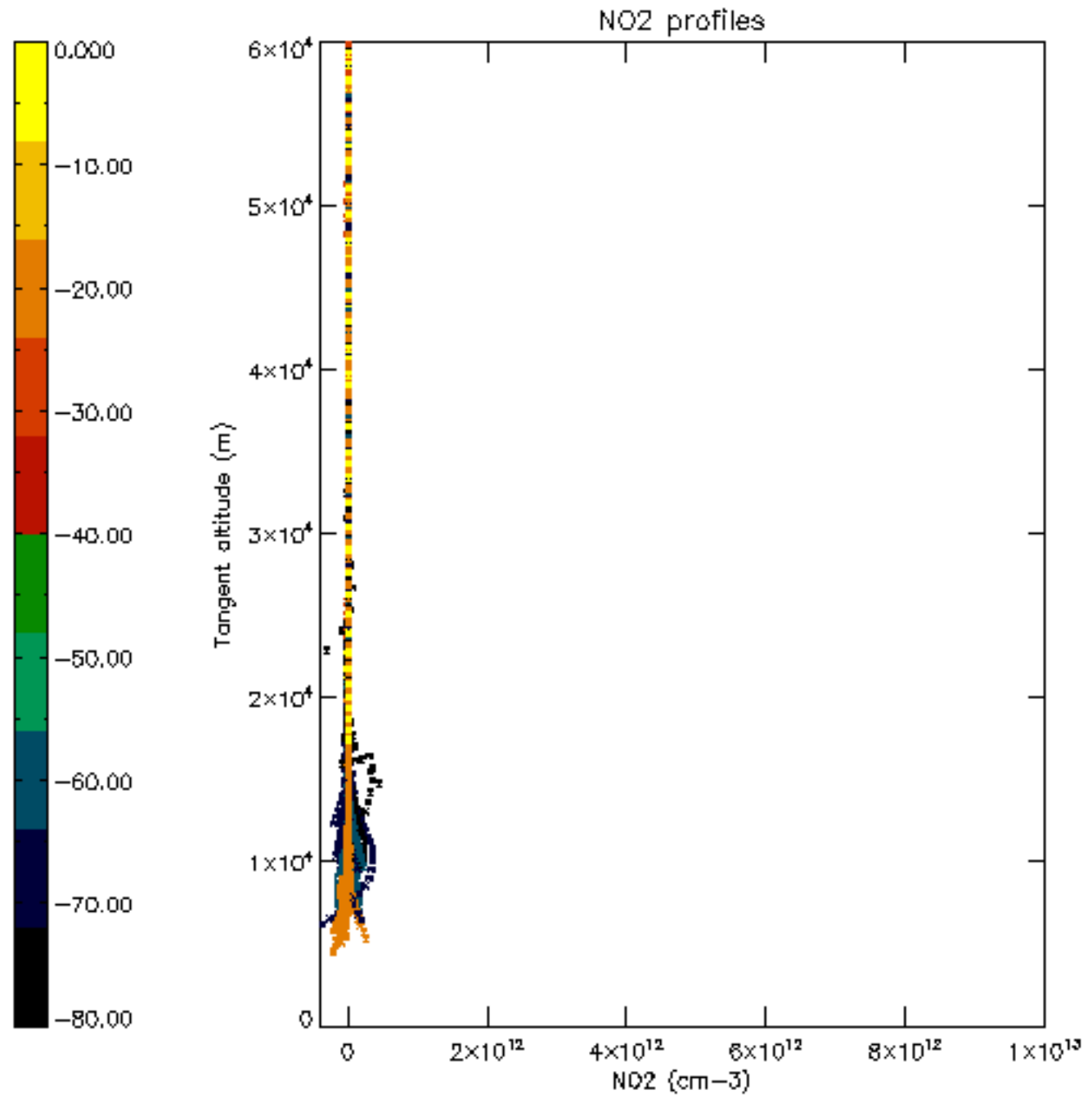


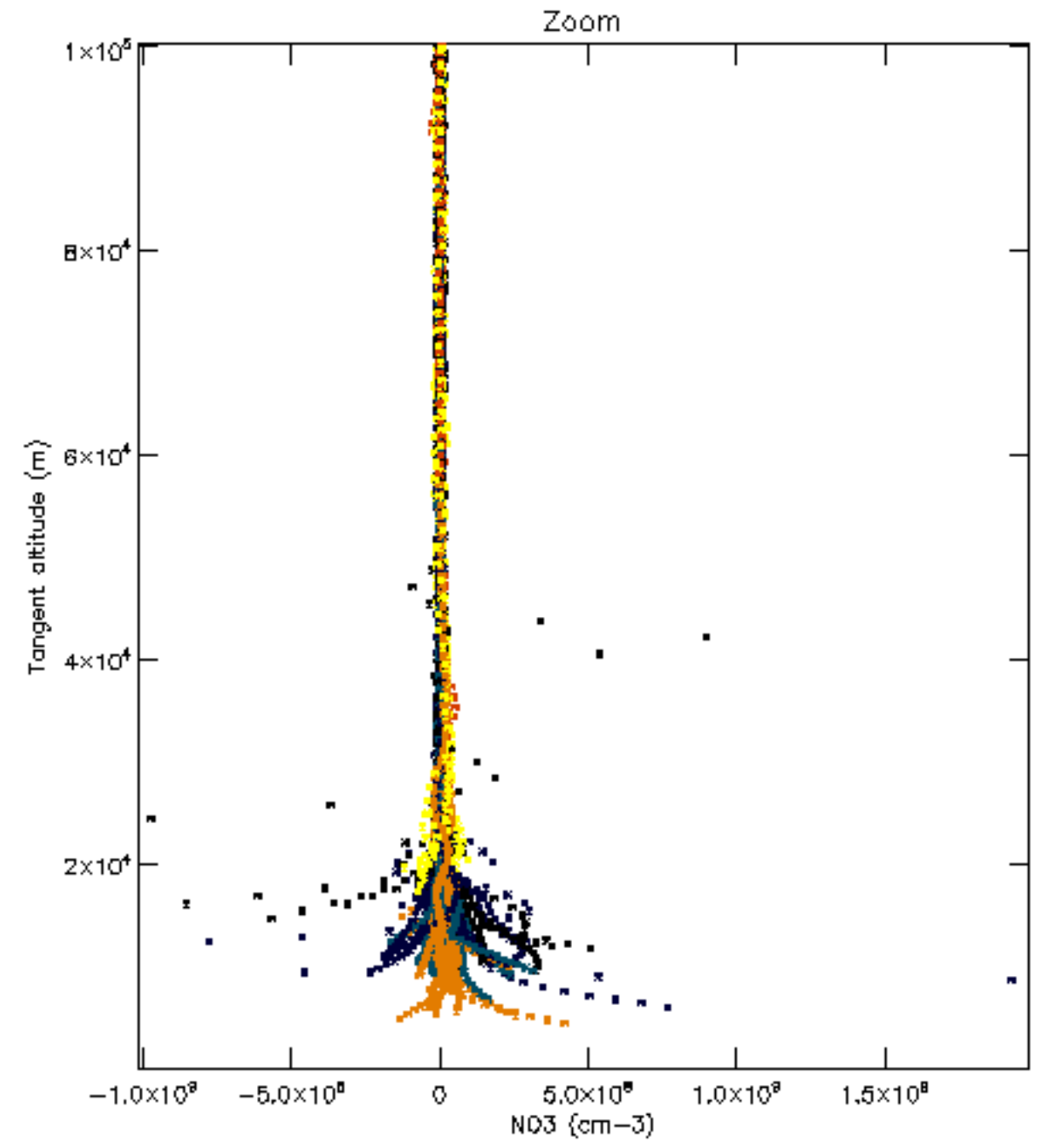
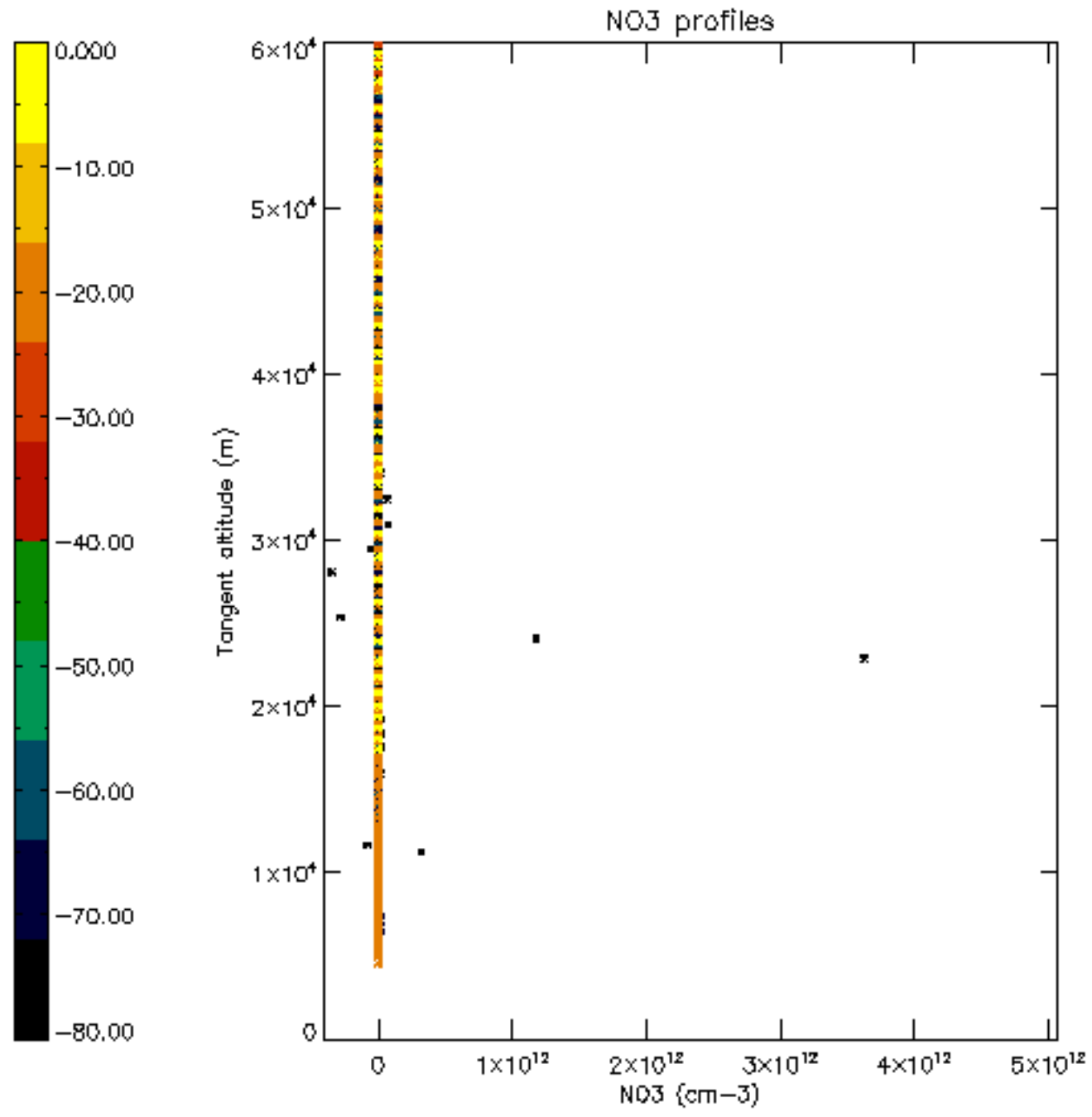


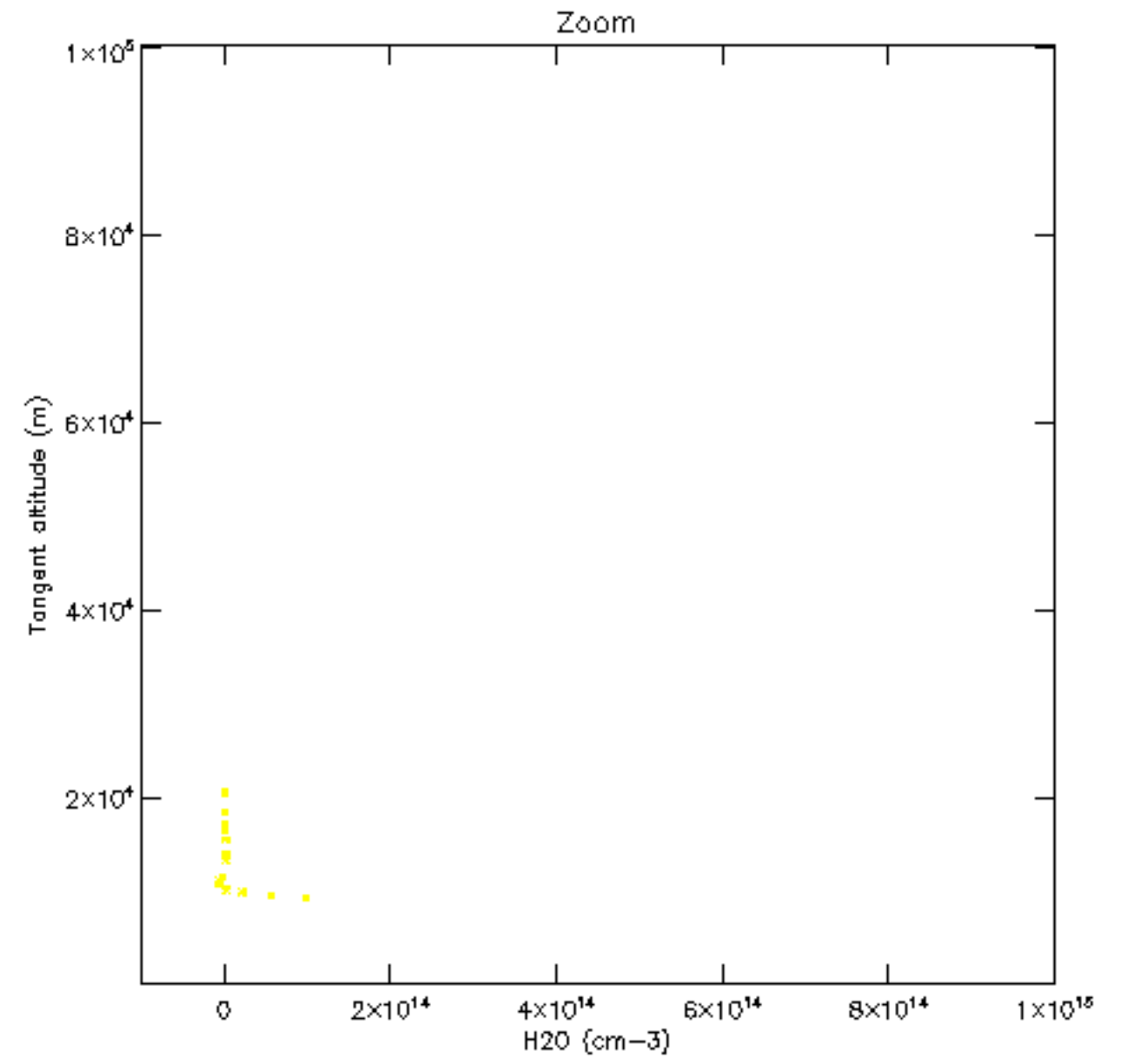
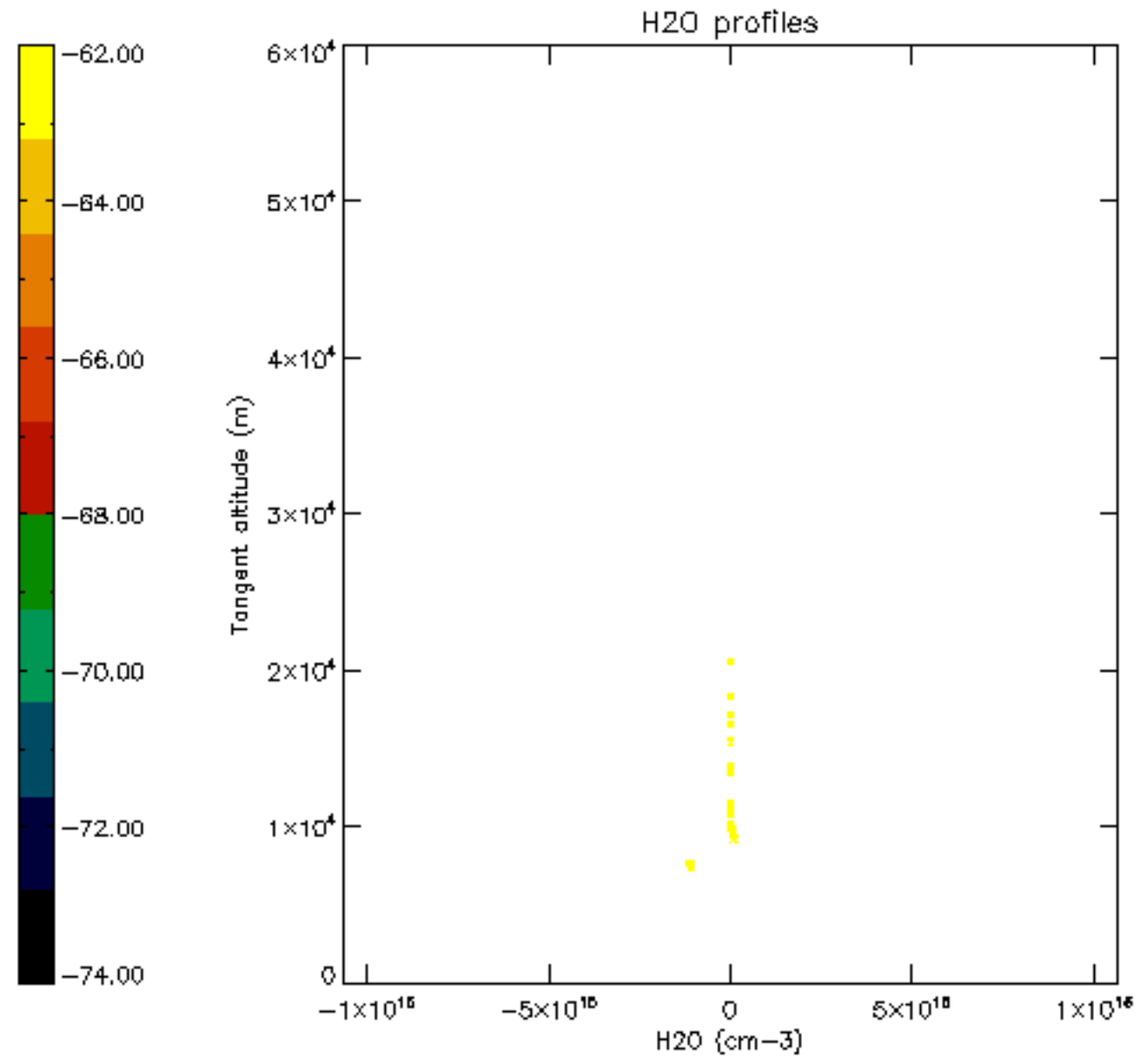


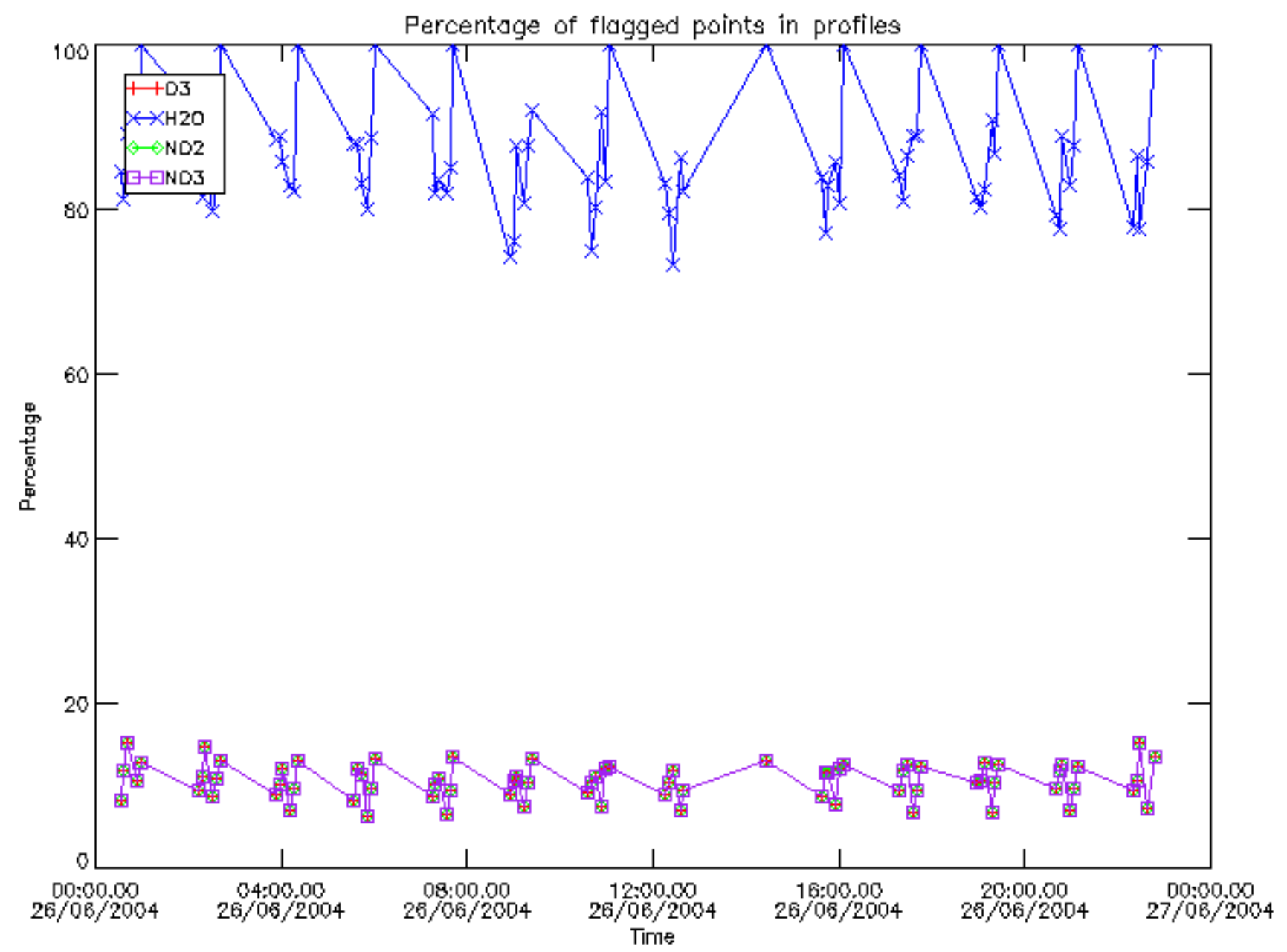




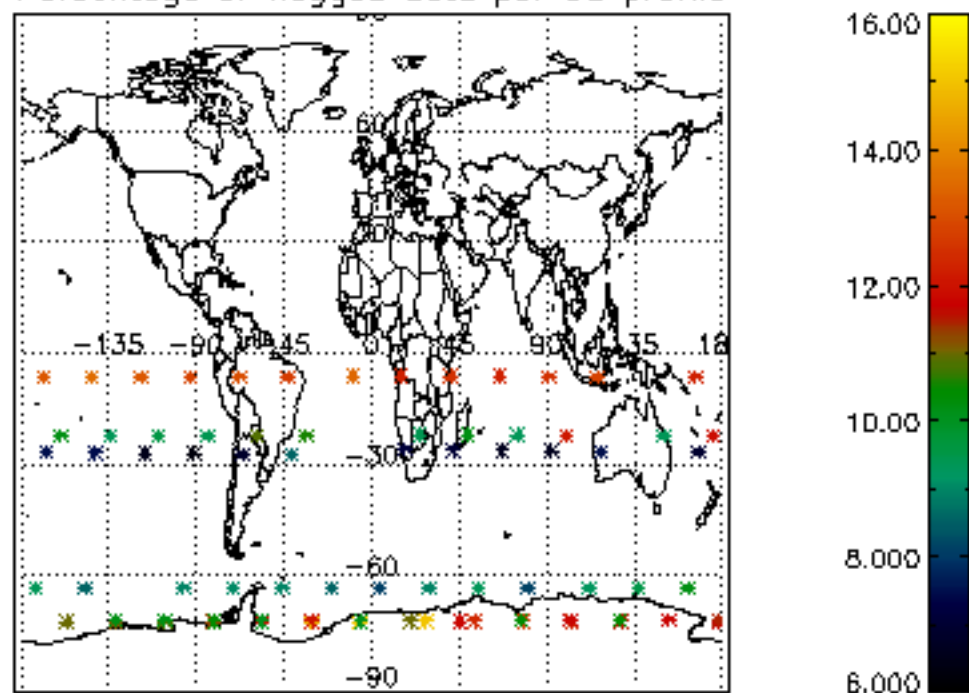




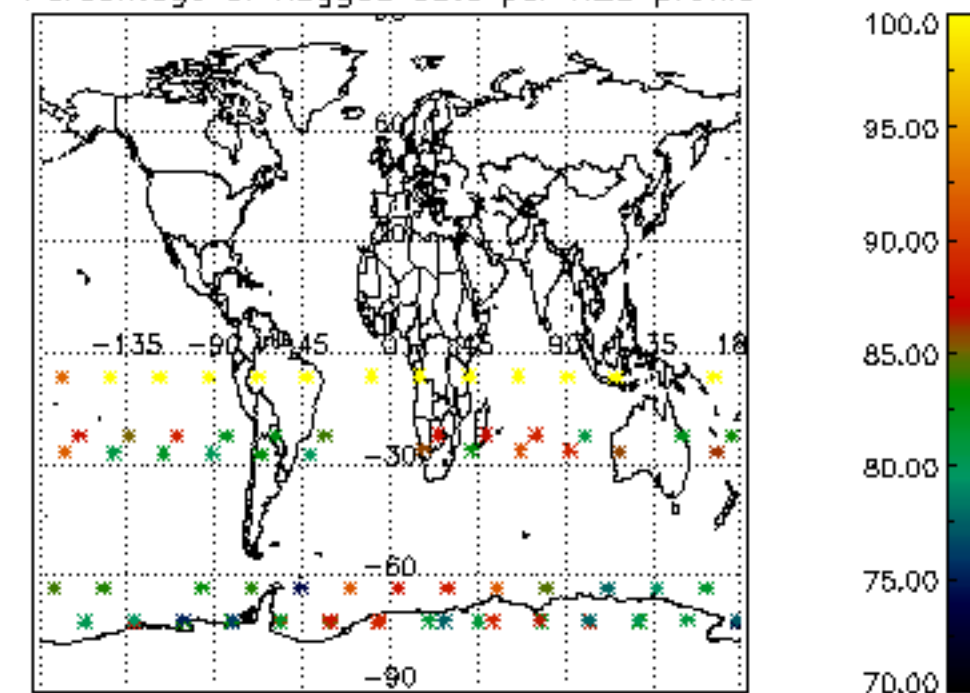




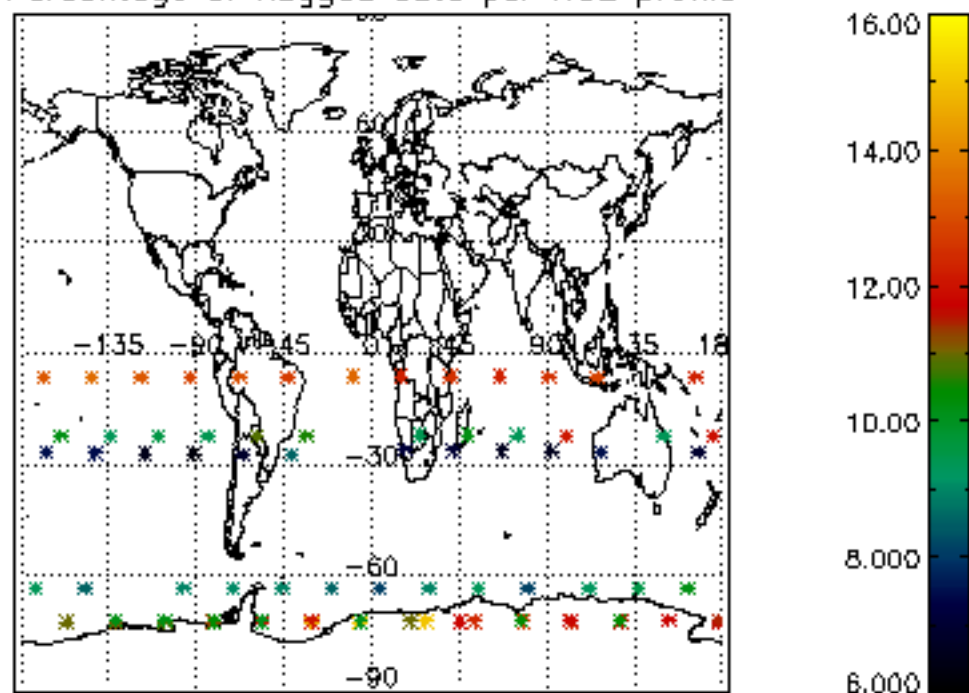
Percentage of flagged data per D3 profile



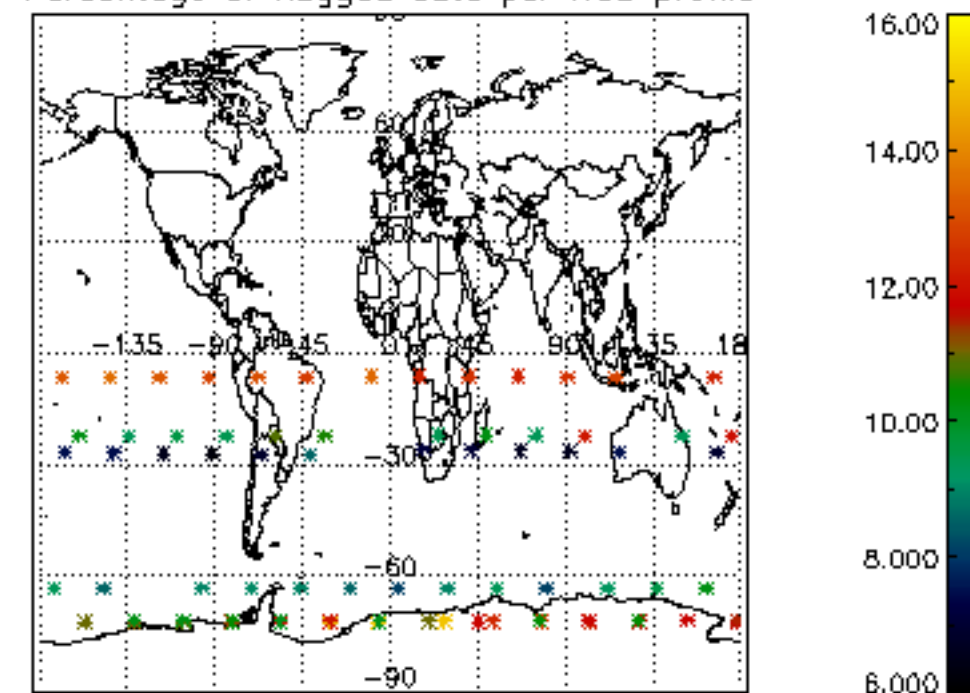
Percentage of flagged data per H2O profile

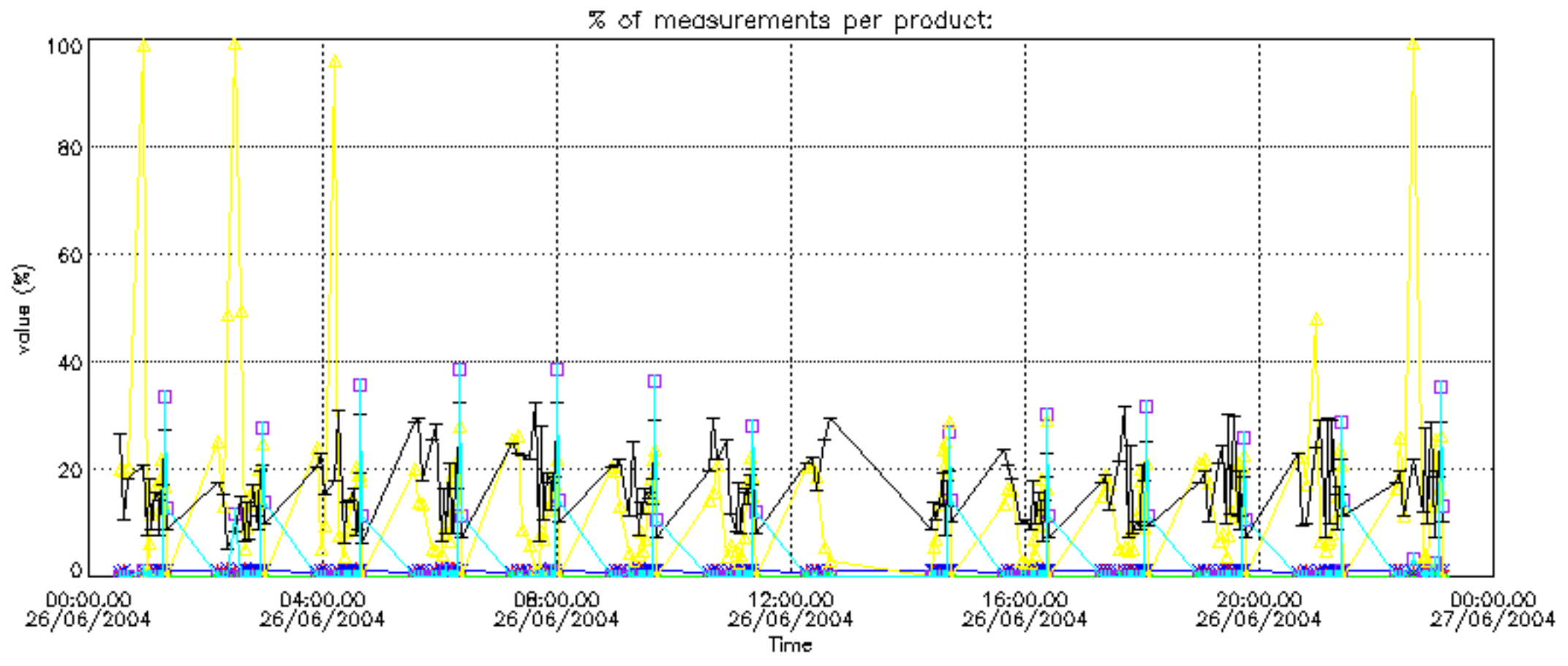


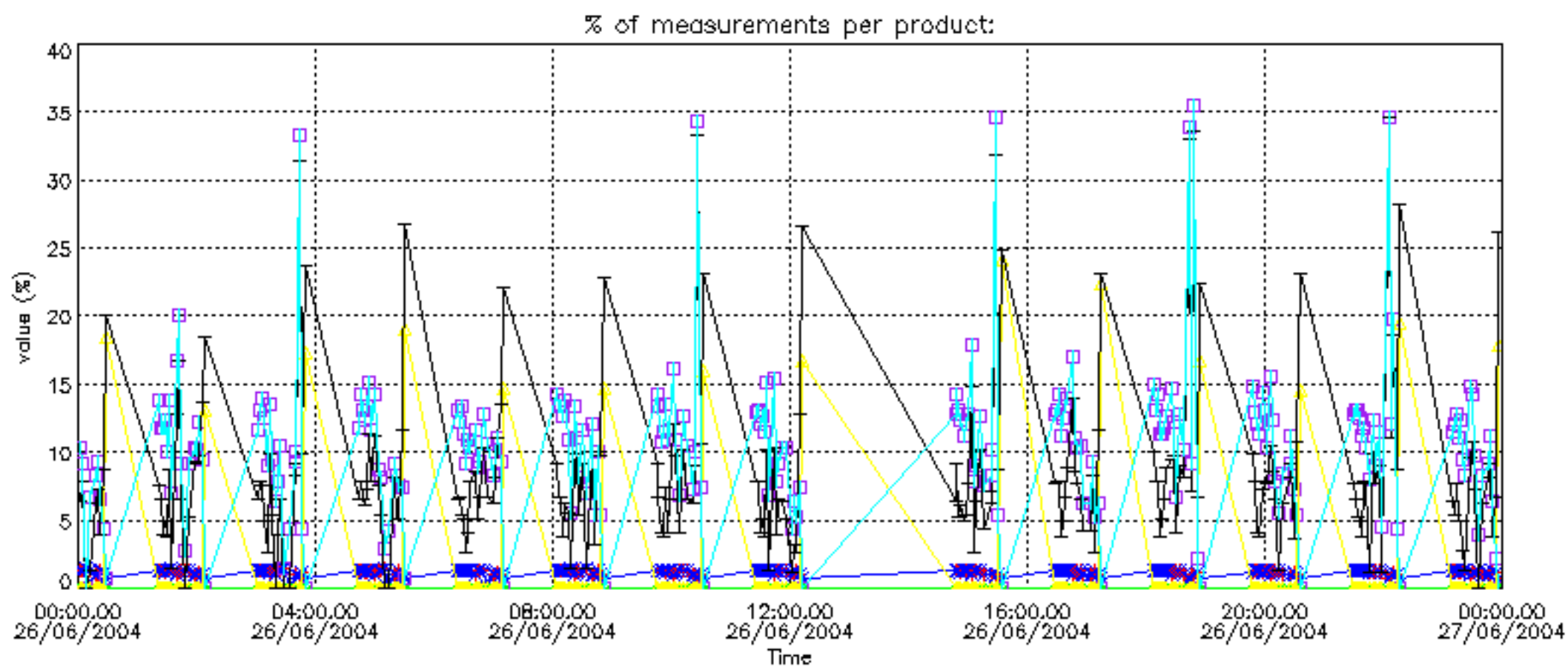
Percentage of flagged data per NO2 profile



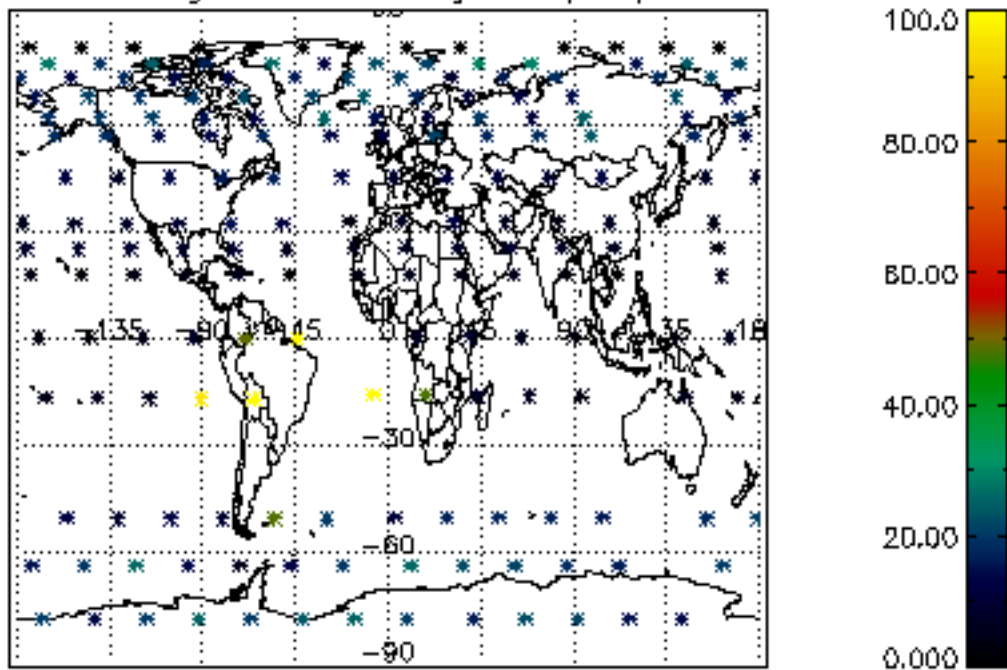
Percentage of flagged data per NO3 profile



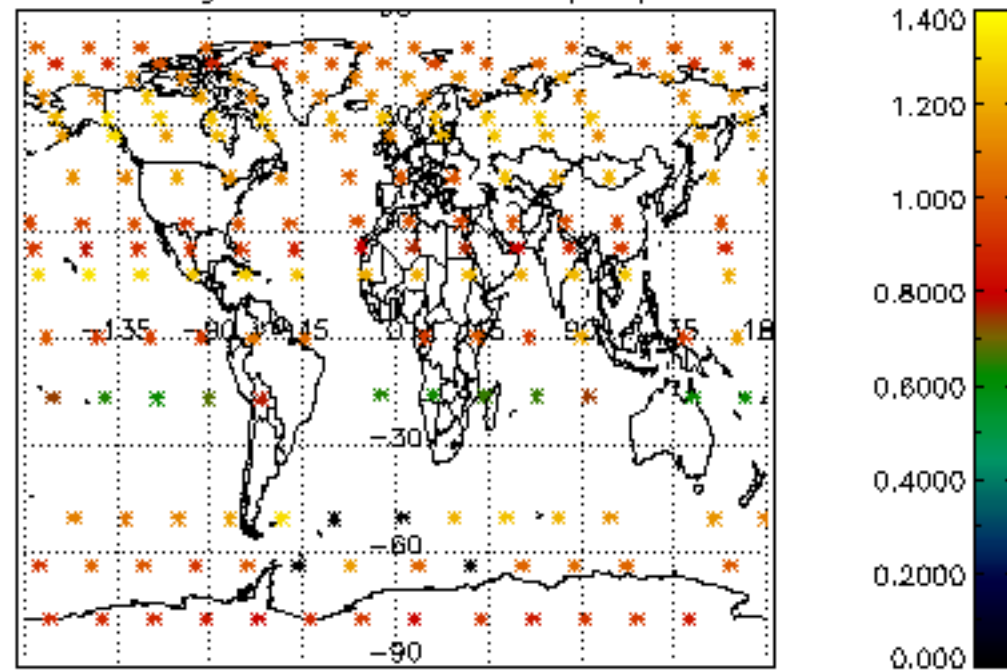




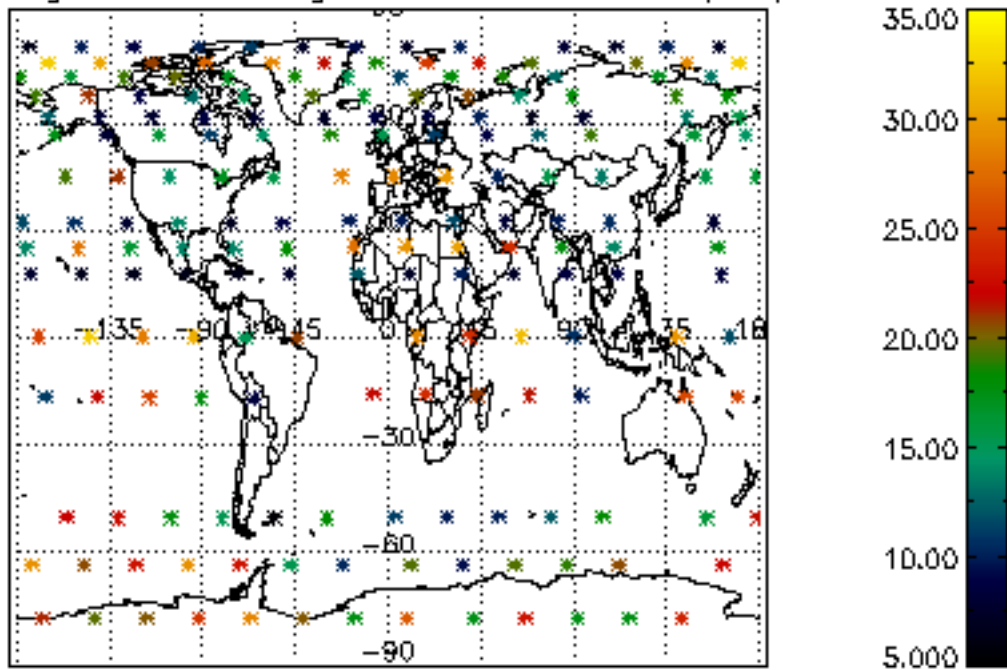
Percentage of cosmic ray hits per profile



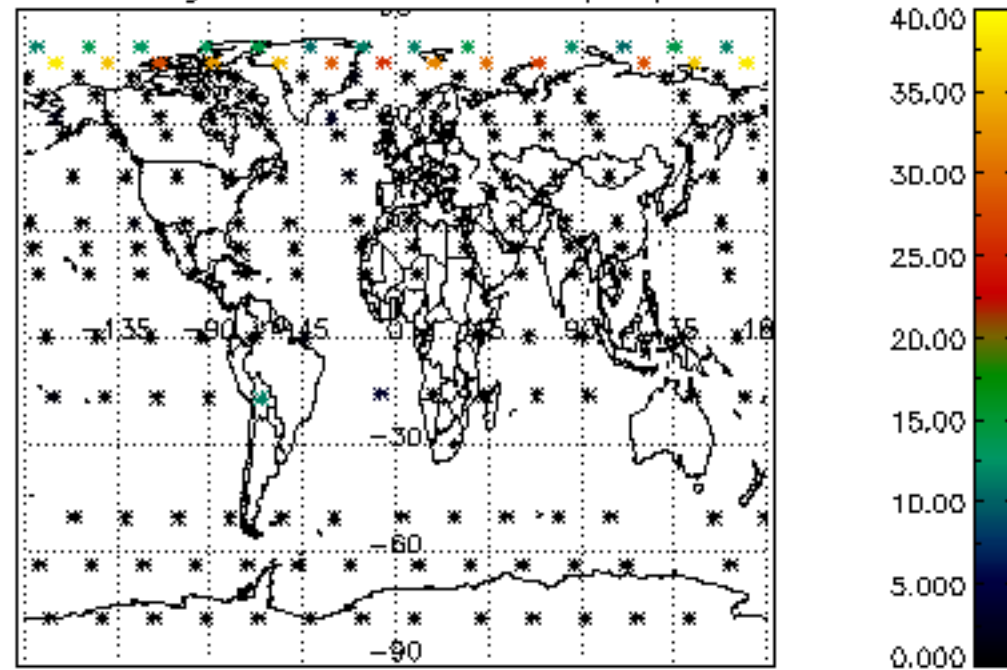
Percentage of datation errors per profile



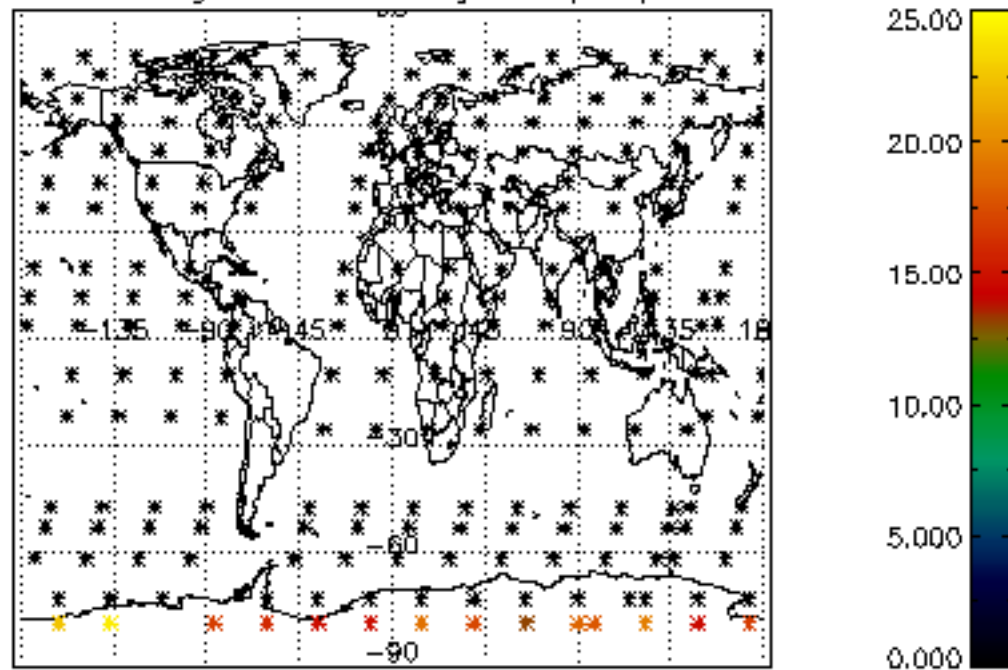
Percentage of star falling outside central band per profile



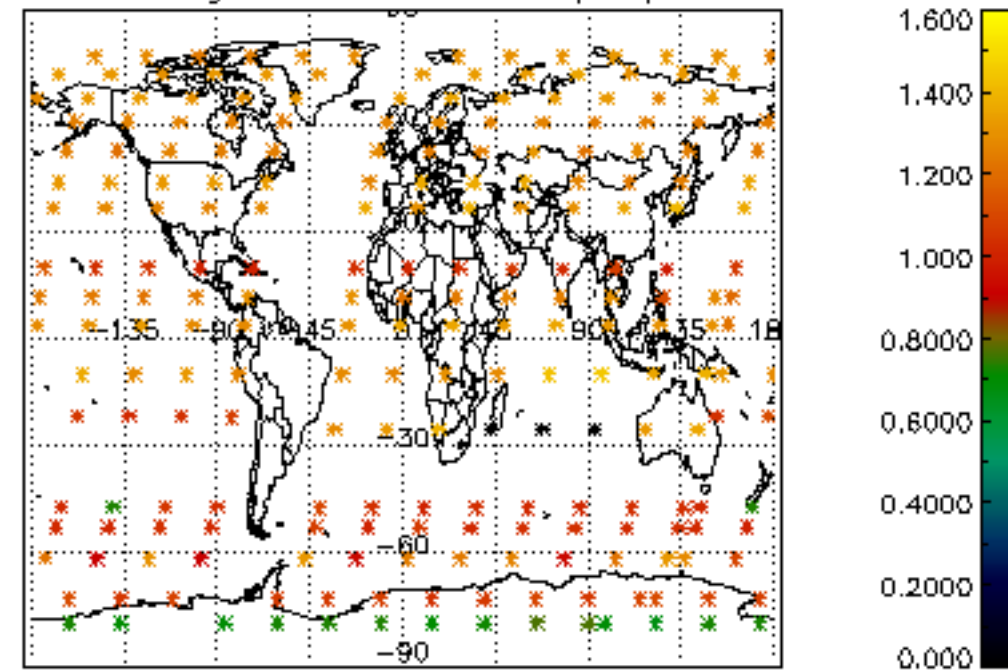
Percentage of saturation errors per profile



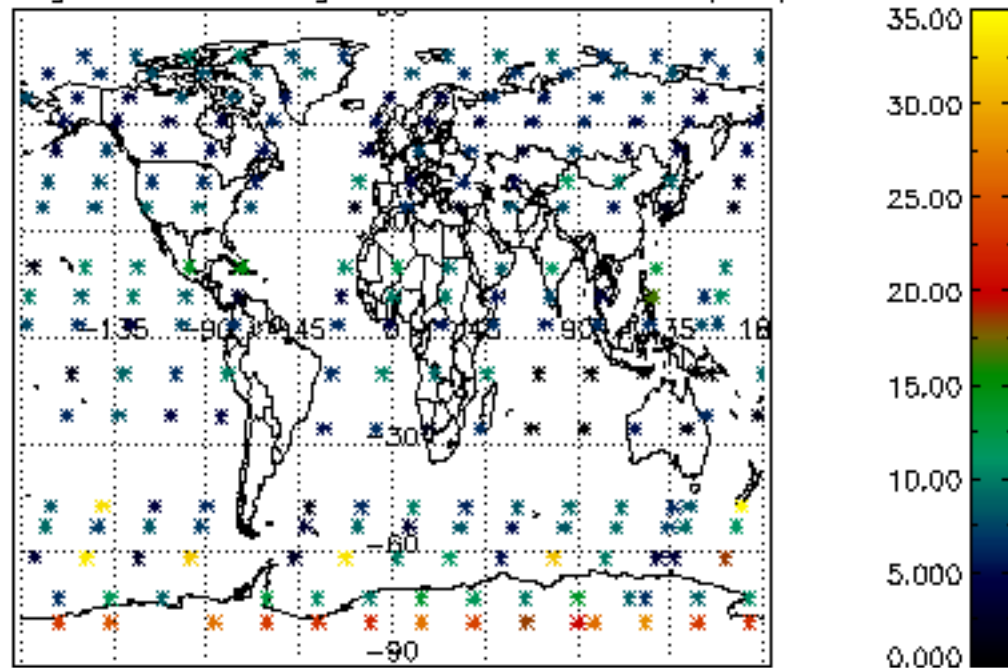
Percentage of cosmic ray hits per profile



Percentage of datation errors per profile



Percentage of star falling outside central band per profile



Percentage of saturation errors per profile

