

GOMOS Level 2 Daily Report

SUMMARY

[1. General Info](#)

[2. Summary of processed GOM_NL_2P products](#)

[3. Level 2 Quality information per product](#)

[3.1 Plot of level 2 quality information per product \(time dependant\)](#)

[3.2 Plot of level 2 quality information per product \(world map\)](#)

[4. Level 1 Quality information per product \(stored on level 2 products\)](#)

[4.1 Plot of level 1 quality information per product \(time dependant\)](#)

[4.1.1 Plot of level 1 quality information per product \(time dependant\): ASCENDING](#)

[4.1.2 Plot of level 1 quality information per product \(time dependant\): DESCENDING](#)

[4.2 Plot of level 1 quality information per product \(world map\)](#)

[4.2.1 Plot of level 1 quality information per product \(world map\): ASCENDING](#)

[4.2.2 Plot of level 1 quality information per product \(world map\): DESCENDING](#)

[5. Ozone profiles based on quality statistics and other trace gas profiles](#)

[5.1 Ozone statistics based on quality of products](#)

[5.2 Plot ozone profiles for all STD \(dark without errors\)](#)

[5.3 Plot ozone profiles where STD < 20% \(dark without errors\)](#)

[5.4. Plot ozone profiles where STD < 10% \(dark without errors\)](#)

[5.5. Plot ozone profiles where STD < 5% \(dark without errors\)](#)

[5.6 Plot NO2 profiles for all STD \(dark without errors\)](#)

[5.7 Plot NO3 profiles for all STD \(dark without errors\)](#)

[5.8 Plot H2O profiles \(only for occultations of stars 1,2,3,4,13,14,16,26,63 dark without errors\) for all STD](#)

[6. Auxiliary Data Files used for the production reported in section 2](#)

This report presents the daily analysis on parameters extracted from GOMOS level 2 data (GOM_NL__2P). It is intended to monitor some important parameters that will impact the quality of these products. A list of level 2 products (and content) that have arrived during the reporting day to the PCF is also given.

Item	Value
Time of report generation	19APR2013 04:56:37
Data source version	GOMOS/6.01
Start time of products	24-06-2004 (24JUN2004 00:00:00)
Stop time of products	25-06-2004 (25JUN2004 00:00:00)
Store outputs in DB	Yes
Nb of level 2 prods	366
Nb of prods with errors	0

2. Summary of processed GOM_NL__2P products.

Nr	Filename	UTC Start time	Limb	Duration	Star Id	Star Name	Star Mag	Star Temp	Nb Meas	Orbit	Prod. error
1	GOM_NL__2PRFIN20040624_044240_000000482028_00033_12111_2082.N1	24-JUN-2004 04:42:40	Bright	48.000	74	11Bet Cas	2.2680	6600.0	96	12111	No
2	GOM_NL__2PRFIN20040624_044413_000000502028_00033_12111_2083.N1	24-JUN-2004 04:44:13	Bright	49.500	68	18Alp Cas	2.2250	4500.0	99	12111	No
3	GOM_NL__2PRFIN20040624_044635_000000542028_00033_12111_2084.N1	24-JUN-2004 04:46:35	Bright	54.000	160	23Gam Per	2.9300	4700.0	108	12111	No
4	GOM_NL__2PRFIN20040624_044959_000000472028_00033_12111_2085.N1	24-JUN-2004 04:49:59	Bright	46.500	73	57Gam1And	2.2600	13100.	93	12111	No
5	GOM_NL__2PRFIN20040624_045225_000000692028_00033_12111_2086.N1	24-JUN-2004 04:52:25	Twilight	68.500	53	43Bet And	2.0480	3300.0	137	12111	No
6	GOM_NL__2PRFIN20040624_045621_000000582028_00033_12111_2087.N1	24-JUN-2004 04:56:21	Dark	57.500	50	13Alp Ari	2.0070	4250.0	115	12111	No
7	GOM_NL__2PRFIN20040624_050112_000000422028_00033_12111_2088.N1	24-JUN-2004 05:01:12	Dark	41.500	94	92Alp Cet	2.5260	3100.0	83	12111	No
8	GOM_NL__2PRFIN20040624_050510_000000452028_00033_12111_2089.N1	24-JUN-2004 05:05:10	Dark	44.500	165	34Gam Eri	2.9500	3200.0	89	12111	No
9	GOM_NL__2PRFIN20040624_051404_000000662028_00033_12111_2090.N1	24-JUN-2004 05:14:04	Dark	65.500	52	16Bet Cet	2.0370	4500.0	131	12111	No
10	GOM_NL__2PRFIN20040624_051919_000000532028_00034_12112_2091.N1	24-JUN-2004 05:19:19	Dark	53.000	9	Alp Eri	0.45300	24000.	106	12112	No
11	GOM_NL__2PRFIN20040624_052420_000000412028_00034_12112_2083.N1	24-JUN-2004 05:24:20	Dark	40.500	135	Bet Hyi	2.8200	5800.0	81	12112	No
12	GOM_NL__2PRFIN20040624_052601_000000552028_00034_12112_2084.N1	24-JUN-2004 05:26:01	Straylight	54.500	63	Bet Gru	2.1500	2800.0	109	12112	No
13	GOM_NL__2PRFIN20040624_052802_000000502028_00034_12112_2085.N1	24-JUN-2004 05:28:02	Straylight	50.000	31	Alp Gru	1.7340	15200.	100	12112	No
14	GOM_NL__2PRFIN20040624_053103_000000442028_00034_12112_2086.N1	24-JUN-2004 05:31:03	Straylight	44.000	45	Alp Pav	1.9400	26000.	88	12112	No
15	GOM_NL__2PRFIN20040624_053524_000000432028_00034_12112_2087.N1	24-JUN-2004 05:35:24	Straylight	43.000	141	Bet Ara	2.8400	4600.0	86	12112	No
16	GOM_NL__2PRFIN20040624_053648_000000422028_00034_12112_2088.N1	24-JUN-2004 05:36:48	Straylight	42.000	147	Alp Ara	2.8770	26000.	84	12112	No
17	GOM_NL__2PRFIN20040624_053836_000000402028_00034_12112_2089.N1	24-JUN-2004 05:38:36	Twilight	39.500	40	The Sco	1.8590	7100.0	79	12112	No
18	GOM_NL__2PRFIN20040624_054013_000000472028_00034_12112_2090.N1	24-JUN-2004 05:40:13	Twilight	46.500	38	20Eps Sgr	1.8360	11000.	93	12112	No
19	GOM_NL__2PRFIN20040624_054138_000000502028_00034_12112_2091.N1	24-JUN-2004 05:41:38	Bright	49.500	116	19Del Sgr	2.7000	4100.0	99	12112	No
20	GOM_NL__2PRFIN20040624_054346_000000512028_00034_12112_2092.N1	24-JUN-2004 05:43:46	Bright	51.000	155	41Pi Sgr	2.9000	6600.0	102	12112	No
21	GOM_NL__2PRFIN20040624_054636_000000402028_00034_12112_2093.N1	24-JUN-2004 05:46:36	Bright	39.500	86	35Eta Oph	2.4300	10200.	79	12112	No
22	GOM_NL__2PRFIN20040624_054819_000000382028_00034_12112_2094.N1	24-JUN-2004 05:48:19	Bright	37.500	98	13Zet Oph	2.5710	30000.	75	12112	No
23	GOM_NL__2PRFIN20040624_055026_000000382028_00034_12112_2095.N1	24-JUN-2004 05:50:26	Bright	37.500	120	1Del Oph	2.7340	3200.0	75	12112	No
24	GOM_NL__2PRFIN20040624_055233_000000402028_00034_12112_2096.N1	24-JUN-2004 05:52:33	Bright	40.000	126	60Bet Oph	2.7700	4250.0	80	12112	No
25	GOM_NL__2PRFIN20040624_055456_000000402028_00034_12112_2097.N1	24-JUN-2004 05:54:56	Bright	39.500	59	55Alp Oph	2.0800	8900.0	79	12112	No
26	GOM_NL__2PRFIN20040624_055721_000000402028_00034_12112_2098.N1	24-JUN-2004 05:57:21	Bright	39.500	127	27Bet Her	2.7810	4700.0	79	12112	No
27	GOM_NL__2PRFIN20040624_055916_000000392028_00034_12112_2099.N1	24-JUN-2004 05:59:16	Bright	38.500	67	5Alp CrB	2.2210	11000.	77	12112	No
28	GOM_NL__2PRFIN20040624_060429_000000492028_00034_12112_2100.N1	24-JUN-2004 06:04:29	Bright	49.000	5	3Alp Lyr	0.033000	11000.	98	12112	No
29	GOM_NL__2PRFIN20040624_060634_000000402028_00034_12112_2101.N1	24-JUN-2004 06:06:34	Bright	40.000	130	23Bet Dra	2.7990	5800.0	80	12112	No
30	GOM_NL__2PRFIN20040624_060838_000000372028_00034_12112_2102.N1	24-JUN-2004 06:08:38	Bright	36.500	119	14Eta Dra	2.7270	4700.0	73	12112	No
31	GOM_NL__2PRFIN20040624_061226_000000392028_00034_12112_2103.N1	24-JUN-2004 06:12:26	Bright	38.500	60	7Bet UMi	2.0810	3950.0	77	12112	No
32	GOM_NL__2PRFIN20040624_061652_000000382028_00034_12112_2104.N1	24-JUN-2004 06:16:52	Bright	37.500	49	1Alp UMi	1.9900	6300.0	75	12112	No
33	GOM_NL__2PRFIN20040624_062314_000000482028_00034_12112_2105.N1	24-JUN-2004 06:23:14	Bright	47.500	74	11Bet Cas	2.2680	6600.0	95	12112	No
34	GOM_NL__2PRFIN20040624_062449_000000492028_00034_12112_2106.N1	24-JUN-2004 06:24:49	Bright	49.000	68	18Alp Cas	2.2250	4500.0	98	12112	No
35	GOM_NL__2PRFIN20040624_062711_000000542028_00034_12112_2107.N1	24-JUN-2004 06:27:11	Bright	54.000	160	23Gam Per	2.9300	4700.0	108	12112	No
36	GOM_NL__2PRFIN20040624_063036_000000472028_00034_12112_2108.N1	24-JUN-2004 06:30:36	Bright	47.000	73	57Gam1And	2.2600	13100.	94	12112	No
37	GOM_NL__2PRFIN20040624_063303_000000652028_00034_12112_2109.N1	24-JUN-2004 06:33:03	Twilight	65.000	53	43Bet And	2.0480	3300.0	130	12112	No
38	GOM_NL__2PRFIN20040624_063657_000000562028_00034_12112_2110.N1	24-JUN-2004 06:36:57	Dark	55.500	50	13Alp Ari	2.0070	4250.0	111	12112	No
39	GOM_NL__2PRFIN20040624_064148_000000472028_00034_12112_2111.N1	24-JUN-2004 06:41:48	Dark	46.500	94	92Alp Cet	2.5260	3100.0	93	12112	No
40	GOM_NL__2PRFIN20040624_064546_000000452028_00034_12112_2112.N1	24-JUN-2004 06:45:46	Dark	45.000	165	34Gam Eri	2.9500	3200.0	90	12112	No
41	GOM_NL__2PRFIN20040624_065441_000000722028_00034_12112_2113.N1	24-JUN-2004 06:54:41	Dark	72.000	52	16Bet Cet	2.0370	4500.0	144	12112	No
42	GOM_NL__2PRFIN20040624_065955_000000522028_00035_12113_2114.N1	24-JUN-2004 06:59:55	Dark	51.500	9	Alp Eri	0.45300	24000.	103	12113	No

43	GOM_NL__2PRFIN20040624_070457_000000392028_00035_12113_2084.N1	24-JUN-2004 07:04:57	Dark	39.000	135	Bet Hyi	2.8200	5800.0	78	12113	No
44	GOM_NL__2PRFIN20040624_070638_000000552028_00035_12113_2085.N1	24-JUN-2004 07:06:38	Straylight	54.500	63	Bet Gru	2.1500	2800.0	109	12113	No
45	GOM_NL__2PRFIN20040624_070839_000000512028_00035_12113_2086.N1	24-JUN-2004 07:08:39	Straylight	51.000	31	Alp Gru	1.7340	15200.	102	12113	No
46	GOM_NL__2PRFIN20040624_071140_000000422028_00035_12113_2087.N1	24-JUN-2004 07:11:40	Straylight	42.000	45	Alp Pav	1.9400	26000.	84	12113	No
47	GOM_NL__2PRFIN20040624_071600_000000422028_00035_12113_2088.N1	24-JUN-2004 07:16:00	Straylight	42.000	141	Bet Ara	2.8400	4600.0	84	12113	No
48	GOM_NL__2PRFIN20040624_071725_000000422028_00035_12113_2089.N1	24-JUN-2004 07:17:25	Straylight	41.500	147	Alp Ara	2.8770	26000.	83	12113	No
49	GOM_NL__2PRFIN20040624_071912_000000472028_00035_12113_2090.N1	24-JUN-2004 07:19:12	Twi_and_stray	46.500	40	The Sco	1.8590	7100.0	93	12113	No
50	GOM_NL__2PRFIN20040624_072050_000000472028_00035_12113_2091.N1	24-JUN-2004 07:20:50	Twi_and_stray	47.000	38	20Eps Sgr	1.8360	11000.	94	12113	No
51	GOM_NL__2PRFIN20040624_072214_000000462028_00035_12113_2092.N1	24-JUN-2004 07:22:14	Bright	46.000	116	19Del Sgr	2.7000	4100.0	92	12113	No
52	GOM_NL__2PRFIN20040624_072423_000000512028_00035_12113_2093.N1	24-JUN-2004 07:24:23	Bright	51.000	155	41Pi Sgr	2.9000	6600.0	102	12113	No
53	GOM_NL__2PRFIN20040624_072712_000000392028_00035_12113_2094.N1	24-JUN-2004 07:27:12	Bright	39.000	86	35Eta Oph	2.4300	10200.	78	12113	No
54	GOM_NL__2PRFIN20040624_072856_000000372028_00035_12113_2095.N1	24-JUN-2004 07:28:56	Bright	37.000	98	13Zet Oph	2.5710	30000.	74	12113	No
55	GOM_NL__2PRFIN20040624_073103_000000372028_00035_12113_2096.N1	24-JUN-2004 07:31:03	Bright	37.000	120	1Del Oph	2.7340	3200.0	74	12113	No
56	GOM_NL__2PRFIN20040624_073309_000000402028_00035_12113_2097.N1	24-JUN-2004 07:33:09	Bright	40.000	126	60Bet Oph	2.7700	4250.0	80	12113	No
57	GOM_NL__2PRFIN20040624_073532_000000402028_00035_12113_2098.N1	24-JUN-2004 07:35:32	Bright	39.500	59	55Alp Oph	2.0800	8900.0	79	12113	No
58	GOM_NL__2PRFIN20040624_073757_000000372028_00035_12113_2099.N1	24-JUN-2004 07:37:57	Bright	37.000	127	27Bet Her	2.7810	4700.0	74	12113	No
59	GOM_NL__2PRFIN20040624_073953_000000362028_00035_12113_2100.N1	24-JUN-2004 07:39:53	Bright	35.500	67	5Alp CrB	2.2210	11000.	71	12113	No
60	GOM_NL__2PRFIN20040624_074505_000000532028_00035_12113_2101.N1	24-JUN-2004 07:45:05	Bright	53.000	5	3Alp Lyr	0.033000	11000.	106	12113	No
61	GOM_NL__2PRFIN20040624_074710_000000402028_00035_12113_2102.N1	24-JUN-2004 07:47:10	Bright	40.000	130	23Bet Dra	2.7990	5800.0	80	12113	No
62	GOM_NL__2PRFIN20040624_074914_000000382028_00035_12113_2103.N1	24-JUN-2004 07:49:14	Bright	37.500	119	14Eta Dra	2.7270	4700.0	75	12113	No
63	GOM_NL__2PRFIN20040624_075302_000000382028_00035_12113_2104.N1	24-JUN-2004 07:53:02	Bright	37.500	60	7Bet UMi	2.0810	3950.0	75	12113	No
64	GOM_NL__2PRFIN20040624_075728_000000352028_00035_12113_2105.N1	24-JUN-2004 07:57:28	Bright	34.500	49	1Alp UMi	1.9900	6300.0	69	12113	No
65	GOM_NL__2PRFIN20040624_080350_000000482028_00035_12113_2106.N1	24-JUN-2004 08:03:50	Bright	47.500	74	11Bet Cas	2.2680	6600.0	95	12113	No
66	GOM_NL__2PRFIN20040624_080525_000000472028_00035_12113_2107.N1	24-JUN-2004 08:05:25	Bright	47.000	68	18Alp Cas	2.2250	4500.0	94	12113	No
67	GOM_NL__2PRFIN20040624_080747_000000492028_00035_12113_2108.N1	24-JUN-2004 08:07:47	Bright	49.000	160	23Gam Per	2.9300	4700.0	98	12113	No
68	GOM_NL__2PRFIN20040624_081112_000000492028_00035_12113_2109.N1	24-JUN-2004 08:11:12	Bright	48.500	73	57Gam1And	2.2600	13100.	97	12113	No
69	GOM_NL__2PRFIN20040624_081338_000000672028_00035_12113_2110.N1	24-JUN-2004 08:13:38	Twi_and_stray	66.500	53	43Bet And	2.0480	3300.0	133	12113	No
70	GOM_NL__2PRFIN20040624_081733_000000562028_00035_12113_2111.N1	24-JUN-2004 08:17:33	Dark	56.000	50	13Alp Ari	2.0070	4250.0	112	12113	No
71	GOM_NL__2PRFIN20040624_082225_000000482028_00035_12113_2112.N1	24-JUN-2004 08:22:25	Dark	48.000	94	92Alp Cet	2.5260	3100.0	96	12113	No
72	GOM_NL__2PRFIN20040624_082622_000000462028_00035_12113_2113.N1	24-JUN-2004 08:26:22	Dark	45.500	165	34Gam Eri	2.9500	3200.0	91	12113	No
73	GOM_NL__2PRFIN20040624_083518_000000742028_00035_12113_2114.N1	24-JUN-2004 08:35:18	Dark	74.000	52	16Bet Cet	2.0370	4500.0	148	12113	No
74	GOM_NL__2PRFIN20040624_084031_000000522028_00036_12114_2115.N1	24-JUN-2004 08:40:31	Dark	51.500	9	Alp Eri	0.45300	24000.	103	12114	No
75	GOM_NL__2PRFIN20040624_084533_000000412028_00036_12114_4112.N1	24-JUN-2004 08:45:33	Dark	41.000	135	Bet Hyi	2.8200	5800.0	82	12114	No
76	GOM_NL__2PRFIN20040624_084714_000000582028_00036_12114_4113.N1	24-JUN-2004 08:47:14	Straylight	58.000	63	Bet Gru	2.1500	2800.0	116	12114	No
77	GOM_NL__2PRFIN20040624_084916_000000532028_00036_12114_4114.N1	24-JUN-2004 08:49:16	Straylight	52.500	31	Alp Gru	1.7340	15200.	105	12114	No
78	GOM_NL__2PRFIN20040624_085216_000000442028_00036_12114_4115.N1	24-JUN-2004 08:52:16	Straylight	44.000	45	Alp Pav	1.9400	26000.	88	12114	No
79	GOM_NL__2PRFIN20040624_085636_000000482028_00036_12114_4116.N1	24-JUN-2004 08:56:36	Straylight	48.000	141	Bet Ara	2.8400	4600.0	96	12114	No
80	GOM_NL__2PRFIN20040624_085801_000000412028_00036_12114_4117.N1	24-JUN-2004 08:58:01	Straylight	40.500	147	Alp Ara	2.8770	26000.	81	12114	No
81	GOM_NL__2PRFIN20040624_085948_000000442028_00036_12114_4118.N1	24-JUN-2004 08:59:48	Twi_and_stray	44.000	40	The Sco	1.8590	7100.0	88	12114	No
82	GOM_NL__2PRFIN20040624_090126_000000472028_00036_12114_4119.N1	24-JUN-2004 09:01:26	Twi_and_stray	46.500	38	20Eps Sgr	1.8360	11000.	93	12114	No
83	GOM_NL__2PRFIN20040624_090250_000000442028_00036_12114_4120.N1	24-JUN-2004 09:02:50	Bright	43.500	116	19Del Sgr	2.7000	4100.0	87	12114	No
84	GOM_NL__2PRFIN20040624_090459_000000512028_00036_12114_4121.N1	24-JUN-2004 09:04:59	Bright	50.500	155	41Pi Sgr	2.9000	6600.0	101	12114	No
85	GOM_NL__2PRFIN20040624_090748_000000392028_00036_12114_4122.N1	24-JUN-2004 09:07:48	Bright	39.000	86	35Eta Oph	2.4300	10200.	78	12114	No
86	GOM_NL__2PRFIN20040624_090931_000000382028_00036_12114_4123.N1	24-JUN-2004 09:09:31	Bright	37.500	98	13Zet Oph	2.5710	30000.	75	12114	No
87	GOM_NL__2PRFIN20040624_091139_000000372028_00036_12114_4124.N1	24-JUN-2004 09:11:39	Bright	36.500	120	1Del Oph	2.7340	3200.0	73	12114	No
88	GOM_NL__2PRFIN20040624_091345_000000402028_00036_12114_4125.N1	24-JUN-2004 09:13:45	Bright	40.000	126	60Bet Oph	2.7700	4250.0	80	12114	No
89	GOM_NL__2PRFIN20040624_091608_000000402028_00036_12114_4126.N1	24-JUN-2004 09:16:08	Bright	39.500	59	55Alp Oph	2.0800	8900.0	79	12114	No
90	GOM_NL__2PRFIN20040624_091833_000000382028_00036_12114_4127.N1	24-JUN-2004 09:18:33	Bright	38.000	127	27Bet Her	2.7810	4700.0	76	12114	No
91	GOM_NL__2PRFIN20040624_092028_000000382028_00036_12114_4128.N1	24-JUN-2004 09:20:28	Bright	38.000	67	5Alp CrB	2.2210	11000.	76	12114	No
92	GOM_NL__2PRFIN20040624_092540_000000532028_00036_12114_4129.N1	24-JUN-2004 09:25:40	Bright	52.500	5	3Alp Lyr	0.033000	11000.	105	12114	No
93	GOM_NL__2PRFIN20040624_092745_000000402028_00036_12114_4130.N1	24-JUN-2004 09:27:45	Bright	39.500	130	23Bet Dra	2.7990	5800.0	79	12114	No
94	GOM_NL__2PRFIN20040624_092950_000000382028_00036_12114_4131.N1	24-JUN-2004 09:29:50	Bright	38.000	119	14Eta Dra	2.7270	4700.0	76	12114	No
95	GOM_NL__2PRFIN20040624_093337_000000362028_00036_12114_4132.N1	24-JUN-2004 09:33:37	Bright	35.500	60	7Bet UMi	2.0810	3950.0	71	12114	No
96	GOM_NL__2PRFIN20040624_093803_000000372028_00036_12114_4133.N1	24-JUN-2004 09:38:03	Bright	37.000	49	1Alp UMi	1.9900	6300.0	74	12114	No
97	GOM_NL__2PRFIN20040624_094426_000000492028_00036_12114_4134.N1	24-JUN-2004 09:44:26	Bright	48.500	74	11Bet Cas	2.2680	6600.0	97	12114	No
98	GOM_NL__2PRFIN20040624_094600_000000492028_00036_12114_4135.N1	24-JUN-2004 09:46:00	Bright	49.000	68	18Alp Cas	2.2250	4500.0	98	12114	No
99	GOM_NL__2PRFIN20040624_094823_000000542028_00036_12114_4136.N1	24-JUN-2004 09:48:23	Bright	54.000	160	23Gam Per	2.9300	4700.0	108	12114	No
100	GOM_NL__2PRFIN20040624_095148_000000462028_00036_12114_4137.N1	24-JUN-2004 09:51:48	Bright	46.000	73	57Gam1And	2.2600	13100.	92	12114	No
101	GOM_NL__2PRFIN20040624_095415_000000642028_00036_12114_4138.N1	24-JUN-2004 09:54:15	Twi_and_stray	64.000	53	43Bet And	2.0480	3300.0	128	12114	No

102	GOM_NL__2PRFIN20040624_095810_000000622028_00036_12114_4139.N1	24-JUN-2004 09:58:10	Dark	61.500	50	13Alp Ari	2.0070	4250.0	123	12114	No
103	GOM_NL__2PRFIN20040624_100300_000000502028_00036_12114_4140.N1	24-JUN-2004 10:03:00	Dark	50.000	94	92Alp Cet	2.5260	3100.0	100	12114	No
104	GOM_NL__2PRFIN20040624_100657_000000472028_00036_12114_4141.N1	24-JUN-2004 10:06:57	Dark	46.500	165	34Gam Eri	2.9500	3200.0	93	12114	No
105	GOM_NL__2PRFIN20040624_101553_000000672028_00036_12114_4142.N1	24-JUN-2004 10:15:53	Dark	67.000	52	16Bet Cet	2.0370	4500.0	134	12114	No
106	GOM_NL__2PRFIN20040624_102107_000000462028_00037_12115_4143.N1	24-JUN-2004 10:21:07	Dark	46.000	9	Alp Eri	0.45300	24000.	92	12115	No
107	GOM_NL__2PRFIN20040624_102608_000000402028_00037_12115_4112.N1	24-JUN-2004 10:26:08	Dark	39.500	135	Bet Hyi	2.8200	5800.0	79	12115	No
108	GOM_NL__2PRFIN20040624_102752_000000572028_00037_12115_4113.N1	24-JUN-2004 10:27:52	Straylight	57.000	63	Bet Gru	2.1500	2800.0	114	12115	No
109	GOM_NL__2PRFIN20040624_102953_000000502028_00037_12115_4114.N1	24-JUN-2004 10:29:53	Straylight	50.000	31	Alp Gru	1.7340	15200.	100	12115	No
110	GOM_NL__2PRFIN20040624_103355_000000422028_00037_12115_4115.N1	24-JUN-2004 10:33:55	Straylight	41.500	43	Alp TrA	1.9100	4250.0	83	12115	No
111	GOM_NL__2PRFIN20040624_103712_000000422028_00037_12115_4116.N1	24-JUN-2004 10:37:12	Straylight	41.500	141	Bet Ara	2.8400	4600.0	83	12115	No
112	GOM_NL__2PRFIN20040624_103837_000000412028_00037_12115_4117.N1	24-JUN-2004 10:38:37	Straylight	41.000	147	Alp Ara	2.8770	26000.	82	12115	No
113	GOM_NL__2PRFIN20040624_104024_000000472028_00037_12115_4118.N1	24-JUN-2004 10:40:24	Tw_i_and_stray	46.500	40	The Sco	1.8590	7100.0	93	12115	No
114	GOM_NL__2PRFIN20040624_104205_000000422028_00037_12115_4119.N1	24-JUN-2004 10:42:05	Tw_i_and_stray	41.500	25	35Lam Sco	1.6200	28000.	83	12115	No
115	GOM_NL__2PRFIN20040624_104326_000000562028_00037_12115_4120.N1	24-JUN-2004 10:43:26	Bright	56.000	116	19Del Sgr	2.7000	4100.0	112	12115	No
116	GOM_NL__2PRFIN20040624_104535_000000522028_00037_12115_4121.N1	24-JUN-2004 10:45:35	Bright	51.500	155	41Pi Sgr	2.9000	6600.0	103	12115	No
117	GOM_NL__2PRFIN20040624_104823_000000382028_00037_12115_4122.N1	24-JUN-2004 10:48:23	Bright	37.500	86	35Eta Oph	2.4300	10200.	75	12115	No
118	GOM_NL__2PRFIN20040624_105007_000000382028_00037_12115_4123.N1	24-JUN-2004 10:50:07	Bright	37.500	98	13Zet Oph	2.5710	30000.	75	12115	No
119	GOM_NL__2PRFIN20040624_105214_000000372028_00037_12115_4124.N1	24-JUN-2004 10:52:14	Bright	37.000	120	1Del Oph	2.7340	3200.0	74	12115	No
120	GOM_NL__2PRFIN20040624_105420_000000412028_00037_12115_4125.N1	24-JUN-2004 10:54:20	Bright	40.500	126	60Bet Oph	2.7700	4250.0	81	12115	No
121	GOM_NL__2PRFIN20040624_105643_000000392028_00037_12115_4126.N1	24-JUN-2004 10:56:43	Bright	38.500	59	55Alp Oph	2.0800	8900.0	77	12115	No
122	GOM_NL__2PRFIN20040624_105909_000000382028_00037_12115_4127.N1	24-JUN-2004 10:59:09	Bright	38.000	127	27Bet Her	2.7810	4700.0	76	12115	No
123	GOM_NL__2PRFIN20040624_110105_000000372028_00037_12115_4128.N1	24-JUN-2004 11:01:05	Bright	36.500	67	5Alp CrB	2.2210	11000.	73	12115	No
124	GOM_NL__2PRFIN20040624_110614_000000532028_00037_12115_4129.N1	24-JUN-2004 11:06:14	Bright	52.500	5	3Alp Lyr	0.033000	11000.	105	12115	No
125	GOM_NL__2PRFIN20040624_110821_000000412028_00037_12115_4130.N1	24-JUN-2004 11:08:21	Bright	41.000	130	23Bet Dra	2.7990	5800.0	82	12115	No
126	GOM_NL__2PRFIN20040624_111025_000000392028_00037_12115_4131.N1	24-JUN-2004 11:10:25	Bright	38.500	119	14Eta Dra	2.7270	4700.0	77	12115	No
127	GOM_NL__2PRFIN20040624_111411_000000412028_00037_12115_4132.N1	24-JUN-2004 11:14:11	Bright	41.000	60	7Bet UMi	2.0810	3950.0	82	12115	No
128	GOM_NL__2PRFIN20040624_111839_000000382028_00037_12115_4133.N1	24-JUN-2004 11:18:39	Bright	38.000	49	1Alp UMi	1.9900	6300.0	76	12115	No
129	GOM_NL__2PRFIN20040624_112502_000000472028_00037_12115_4134.N1	24-JUN-2004 11:25:02	Bright	47.000	74	11Bet Cas	2.2680	6600.0	94	12115	No
130	GOM_NL__2PRFIN20040624_112635_000000472028_00037_12115_4135.N1	24-JUN-2004 11:26:35	Bright	46.500	68	18Alp Cas	2.2250	4500.0	93	12115	No
131	GOM_NL__2PRFIN20040624_112858_000000412028_00037_12115_4136.N1	24-JUN-2004 11:28:58	Bright	40.500	160	23Gam Per	2.9300	4700.0	81	12115	No
132	GOM_NL__2PRFIN20040624_113224_000000472028_00037_12115_4137.N1	24-JUN-2004 11:32:24	Bright	46.500	73	57Gam1And	2.2600	13100.	93	12115	No
133	GOM_NL__2PRFIN20040624_113451_000000672028_00037_12115_4138.N1	24-JUN-2004 11:34:51	Tw_i_and_stray	66.500	53	43Bet And	2.0480	3300.0	133	12115	No
134	GOM_NL__2PRFIN20040624_113846_000000592028_00037_12115_4139.N1	24-JUN-2004 11:38:46	Dark	58.500	50	13Alp Ari	2.0070	4250.0	117	12115	No
135	GOM_NL__2PRFIN20040624_114336_000000552028_00037_12115_4140.N1	24-JUN-2004 11:43:36	Dark	55.000	94	92Alp Cet	2.5260	3100.0	110	12115	No
136	GOM_NL__2PRFIN20040624_114733_000000462028_00037_12115_4141.N1	24-JUN-2004 11:47:33	Dark	46.000	165	34Gam Eri	2.9500	3200.0	92	12115	No
137	GOM_NL__2PRFIN20040624_115632_000000752028_00037_12115_4142.N1	24-JUN-2004 11:56:32	Dark	75.000	52	16Bet Cet	2.0370	4500.0	150	12115	No
138	GOM_NL__2PRFIN20040624_120143_000000502028_00038_12116_4143.N1	24-JUN-2004 12:01:43	Dark	50.000	9	Alp Eri	0.45300	24000.	100	12116	No
139	GOM_NL__2PRFIN20040624_120643_000000412028_00038_12116_4112.N1	24-JUN-2004 12:06:43	Dark	41.000	135	Bet Hyi	2.8200	5800.0	82	12116	No
140	GOM_NL__2PRFIN20040624_120829_000000542028_00038_12116_4113.N1	24-JUN-2004 12:08:29	Straylight	53.500	63	Bet Gru	2.1500	2800.0	107	12116	No
141	GOM_NL__2PRFIN20040624_121030_000000532028_00038_12116_4114.N1	24-JUN-2004 12:10:30	Straylight	52.500	31	Alp Gru	1.7340	15200.	105	12116	No
142	GOM_NL__2PRFIN20040624_121431_000000422028_00038_12116_4115.N1	24-JUN-2004 12:14:31	Straylight	41.500	43	Alp TrA	1.9100	4250.0	83	12116	No
143	GOM_NL__2PRFIN20040624_121747_000000442028_00038_12116_4116.N1	24-JUN-2004 12:17:47	Straylight	44.000	141	Bet Ara	2.8400	4600.0	88	12116	No
144	GOM_NL__2PRFIN20040624_121912_000000412028_00038_12116_4117.N1	24-JUN-2004 12:19:12	Straylight	40.500	147	Alp Ara	2.8770	26000.	81	12116	No
145	GOM_NL__2PRFIN20040624_122100_000000432028_00038_12116_4118.N1	24-JUN-2004 12:21:00	Tw_i_and_stray	43.000	40	The Sco	1.8590	7100.0	86	12116	No
146	GOM_NL__2PRFIN20040624_122240_000000422028_00038_12116_4119.N1	24-JUN-2004 12:22:40	Tw_i_and_stray	42.000	25	35Lam Sco	1.6200	28000.	84	12116	No
147	GOM_NL__2PRFIN20040624_122402_000000492028_00038_12116_4120.N1	24-JUN-2004 12:24:02	Bright	48.500	116	19Del Sgr	2.7000	4100.0	97	12116	No
148	GOM_NL__2PRFIN20040624_122609_000000532028_00038_12116_4121.N1	24-JUN-2004 12:26:09	Bright	52.500	155	41Pi Sgr	2.9000	6600.0	105	12116	No
149	GOM_NL__2PRFIN20040624_122859_000000392028_00038_12116_4122.N1	24-JUN-2004 12:28:59	Bright	38.500	86	35Eta Oph	2.4300	10200.	77	12116	No
150	GOM_NL__2PRFIN20040624_123043_000000382028_00038_12116_4123.N1	24-JUN-2004 12:30:43	Bright	37.500	98	13Zet Oph	2.5710	30000.	75	12116	No
151	GOM_NL__2PRFIN20040624_123250_000000392028_00038_12116_4124.N1	24-JUN-2004 12:32:50	Bright	38.500	120	1Del Oph	2.7340	3200.0	77	12116	No
152	GOM_NL__2PRFIN20040624_123455_000000412028_00038_12116_4125.N1	24-JUN-2004 12:34:55	Bright	40.500	126	60Bet Oph	2.7700	4250.0	81	12116	No
153	GOM_NL__2PRFIN20040624_123718_000000412028_00038_12116_4126.N1	24-JUN-2004 12:37:18	Bright	40.500	59	55Alp Oph	2.0800	8900.0	81	12116	No
154	GOM_NL__2PRFIN20040624_123944_000000392028_00038_12116_4127.N1	24-JUN-2004 12:39:44	Bright	38.500	127	27Bet Her	2.7810	4700.0	77	12116	No
155	GOM_NL__2PRFIN20040624_124139_000000402028_00038_12116_4128.N1	24-JUN-2004 12:41:39	Bright	40.000	67	5Alp CrB	2.2210	11000.	80	12116	No
156	GOM_NL__2PRFIN20040624_124650_000000492028_00038_12116_4129.N1	24-JUN-2004 12:46:50	Bright	49.000	5	3Alp Lyr	0.033000	11000.	98	12116	No
157	GOM_NL__2PRFIN20040624_124855_000000422028_00038_12116_4130.N1	24-JUN-2004 12:48:55	Bright	42.000	130	23Bet Dra	2.7990	5800.0	84	12116	No
158	GOM_NL__2PRFIN20040624_125100_000000392028_00038_12116_4131.N1	24-JUN-2004 12:51:00	Bright	39.000	119	14Eta Dra	2.7270	4700.0	78	12116	No
159	GOM_NL__2PRFIN20040624_125448_000000402028_00038_12116_4132.N1	24-JUN-2004 12:54:48	Bright	39.500	60	7Bet UMi	2.0810	3950.0	79	12116	No
160	GOM_NL__2PRFIN20040624_125914_000000392028_00038_12116_4133.N1	24-JUN-2004 12:59:14	Bright	39.000	49	1Alp UMi	1.9900	6300.0	78	12116	No

161	GOM_NL__2PRFIN20040624_130538_000000482028_00038_12116_4134.N1	24-JUN-2004 13:05:38	Bright	48.000	74	11Bet Cas	2.2680	6600.0	96	12116	No
162	GOM_NL__2PRFIN20040624_130711_000000482028_00038_12116_4135.N1	24-JUN-2004 13:07:11	Bright	48.000	68	18Alp Cas	2.2250	4500.0	96	12116	No
163	GOM_NL__2PRFIN20040624_130934_000000382028_00038_12116_4136.N1	24-JUN-2004 13:09:34	Bright	38.000	160	23Gam Per	2.9300	4700.0	76	12116	No
164	GOM_NL__2PRFIN20040624_131300_000000462028_00038_12116_4137.N1	24-JUN-2004 13:13:00	Bright	46.000	73	57Gam1And	2.2600	13100.	92	12116	No
165	GOM_NL__2PRFIN20040624_131527_000000672028_00038_12116_4138.N1	24-JUN-2004 13:15:27	Tw_i_and_stray	66.500	53	43Bet And	2.0480	3300.0	133	12116	No
166	GOM_NL__2PRFIN20040624_131923_000000592028_00038_12116_4139.N1	24-JUN-2004 13:19:23	Dark	58.500	50	13Alp Ari	2.0070	4250.0	117	12116	No
167	GOM_NL__2PRFIN20040624_132413_000000492028_00038_12116_4140.N1	24-JUN-2004 13:24:13	Dark	49.000	94	92Alp Cet	2.5260	3100.0	98	12116	No
168	GOM_NL__2PRFIN20040624_132807_000000472028_00038_12116_4141.N1	24-JUN-2004 13:28:07	Dark	47.000	165	34Gam Eri	2.9500	3200.0	94	12116	No
169	GOM_NL__2PRFIN20040624_133710_000000762028_00038_12116_4142.N1	24-JUN-2004 13:37:10	Dark	75.500	52	16Bet Cet	2.0370	4500.0	151	12116	No
170	GOM_NL__2PRFIN20040624_134219_000000522028_00039_12117_4143.N1	24-JUN-2004 13:42:19	Dark	51.500	9	Alp Eri	0.45300	24000.	103	12117	No
171	GOM_NL__2PRFIN20040624_134721_000000392028_00039_12117_4112.N1	24-JUN-2004 13:47:21	Dark	39.000	135	Bet Hyi	2.8200	5800.0	78	12117	No
172	GOM_NL__2PRFIN20040624_134906_000000542028_00039_12117_4113.N1	24-JUN-2004 13:49:06	Straylight	54.000	63	Bet Gru	2.1500	2800.0	108	12117	No
173	GOM_NL__2PRFIN20040624_135107_000000532028_00039_12117_4114.N1	24-JUN-2004 13:51:07	Straylight	52.500	31	Alp Gru	1.7340	15200.	105	12117	No
174	GOM_NL__2PRFIN20040624_135507_000000412028_00039_12117_4115.N1	24-JUN-2004 13:55:07	Straylight	40.500	43	Alp TrA	1.9100	4250.0	81	12117	No
175	GOM_NL__2PRFIN20040624_135823_000000412028_00039_12117_4116.N1	24-JUN-2004 13:58:23	Straylight	40.500	141	Bet Ara	2.8400	4600.0	81	12117	No
176	GOM_NL__2PRFIN20040624_135949_000000392028_00039_12117_4117.N1	24-JUN-2004 13:59:49	Straylight	38.500	147	Alp Ara	2.8770	26000.	77	12117	No
177	GOM_NL__2PRFIN20040624_140135_000000462028_00039_12117_4118.N1	24-JUN-2004 14:01:35	Tw_i_and_stray	46.000	40	The Sco	1.8590	7100.0	92	12117	No
178	GOM_NL__2PRFIN20040624_140314_000000462028_00039_12117_4119.N1	24-JUN-2004 14:03:14	Tw_i_and_stray	45.500	25	35Lam Sco	1.6200	28000.	91	12117	No
179	GOM_NL__2PRFIN20040624_140438_000000482028_00039_12117_4120.N1	24-JUN-2004 14:04:38	Bright	47.500	116	19Del Sgr	2.7000	4100.0	95	12117	No
180	GOM_NL__2PRFIN20040624_140645_000000552028_00039_12117_4121.N1	24-JUN-2004 14:06:45	Bright	54.500	155	41Pi Sgr	2.9000	6600.0	109	12117	No
181	GOM_NL__2PRFIN20040624_140934_000000402028_00039_12117_4122.N1	24-JUN-2004 14:09:34	Bright	40.000	86	35Eta Oph	2.4300	10200.	80	12117	No
182	GOM_NL__2PRFIN20040624_141116_000000422028_00039_12117_4123.N1	24-JUN-2004 14:11:16	Bright	41.500	98	13Zet Oph	2.5710	30000.	83	12117	No
183	GOM_NL__2PRFIN20040624_141324_000000402028_00039_12117_4124.N1	24-JUN-2004 14:13:24	Bright	39.500	120	1Del Oph	2.7340	3200.0	79	12117	No
184	GOM_NL__2PRFIN20040624_141531_000000412028_00039_12117_4125.N1	24-JUN-2004 14:15:31	Bright	40.500	126	60Bet Oph	2.7700	4250.0	81	12117	No
185	GOM_NL__2PRFIN20040624_141754_000000432028_00039_12117_4126.N1	24-JUN-2004 14:17:54	Bright	43.000	59	55Alp Oph	2.0800	8900.0	86	12117	No
186	GOM_NL__2PRFIN20040624_142019_000000402028_00039_12117_4127.N1	24-JUN-2004 14:20:19	Bright	39.500	127	27Bet Her	2.7810	4700.0	79	12117	No
187	GOM_NL__2PRFIN20040624_142216_000000392028_00039_12117_4128.N1	24-JUN-2004 14:22:16	Bright	39.000	67	5Alp CrB	2.2210	11000.	78	12117	No
188	GOM_NL__2PRFIN20040624_142725_000000482028_00039_12117_4129.N1	24-JUN-2004 14:27:25	Bright	47.500	5	3Alp Lyr	0.033000	11000.	95	12117	No
189	GOM_NL__2PRFIN20040624_142931_000000402028_00039_12117_4130.N1	24-JUN-2004 14:29:31	Bright	40.000	130	23Bet Dra	2.7990	5800.0	80	12117	No
190	GOM_NL__2PRFIN20040624_143134_000000422028_00039_12117_4131.N1	24-JUN-2004 14:31:34	Bright	41.500	119	14Eta Dra	2.7270	4700.0	83	12117	No
191	GOM_NL__2PRFIN20040624_143524_000000422028_00039_12117_4132.N1	24-JUN-2004 14:35:24	Bright	42.000	60	7Bet UMi	2.0810	3950.0	84	12117	No
192	GOM_NL__2PRFIN20040624_143950_000000382028_00039_12117_4133.N1	24-JUN-2004 14:39:50	Bright	38.000	49	1Alp UMi	1.9900	6300.0	76	12117	No
193	GOM_NL__2PRFIN20040624_144613_000000482028_00039_12117_4134.N1	24-JUN-2004 14:46:13	Bright	47.500	74	11Bet Cas	2.2680	6600.0	95	12117	No
194	GOM_NL__2PRFIN20040624_144747_000000472028_00039_12117_4135.N1	24-JUN-2004 14:47:47	Bright	47.000	68	18Alp Cas	2.2250	4500.0	94	12117	No
195	GOM_NL__2PRFIN20040624_145010_000000542028_00039_12117_4136.N1	24-JUN-2004 14:50:10	Bright	54.000	160	23Gam Per	2.9300	4700.0	108	12117	No
196	GOM_NL__2PRFIN20040624_145336_000000452028_00039_12117_4137.N1	24-JUN-2004 14:53:36	Bright	45.000	73	57Gam1And	2.2600	13100.	90	12117	No
197	GOM_NL__2PRFIN20040624_145604_000000662028_00039_12117_4138.N1	24-JUN-2004 14:56:04	Tw_i_and_stray	66.000	53	43Bet And	2.0480	3300.0	132	12117	No
198	GOM_NL__2PRFIN20040624_145958_000000552028_00039_12117_4139.N1	24-JUN-2004 14:59:58	Dark	54.500	50	13Alp Ari	2.0070	4250.0	109	12117	No
199	GOM_NL__2PRFIN20040624_150448_000000552028_00039_12117_4140.N1	24-JUN-2004 15:04:48	Dark	55.000	94	92Alp Cet	2.5260	3100.0	110	12117	No
200	GOM_NL__2PRFIN20040624_150844_000000452028_00039_12117_4141.N1	24-JUN-2004 15:08:44	Dark	44.500	165	34Gam Eri	2.9500	3200.0	89	12117	No
201	GOM_NL__2PRFIN20040624_151746_000000672028_00039_12117_4142.N1	24-JUN-2004 15:17:46	Dark	66.500	52	16Bet Cet	2.0370	4500.0	133	12117	No
202	GOM_NL__2PRFIN20040624_152254_000000442028_00040_12118_4143.N1	24-JUN-2004 15:22:54	Dark	44.000	9	Alp Eri	0.45300	24000.	88	12118	No
203	GOM_NL__2PRFIN20040624_152757_000000402028_00040_12118_4112.N1	24-JUN-2004 15:27:57	Dark	39.500	135	Bet Hyi	2.8200	5800.0	79	12118	No
204	GOM_NL__2PRFIN20040624_152943_000000572028_00040_12118_4113.N1	24-JUN-2004 15:29:43	Straylight	56.500	63	Bet Gru	2.1500	2800.0	113	12118	No
205	GOM_NL__2PRFIN20040624_153144_000000542028_00040_12118_4114.N1	24-JUN-2004 15:31:44	Straylight	53.500	31	Alp Gru	1.7340	15200.	107	12118	No
206	GOM_NL__2PRFIN20040624_153542_000000392028_00040_12118_4115.N1	24-JUN-2004 15:35:42	Straylight	39.000	43	Alp TrA	1.9100	4250.0	78	12118	No
207	GOM_NL__2PRFIN20040624_153857_000000472028_00040_12118_4116.N1	24-JUN-2004 15:38:57	Straylight	47.000	141	Bet Ara	2.8400	4600.0	94	12118	No
208	GOM_NL__2PRFIN20040624_154025_000000402028_00040_12118_4117.N1	24-JUN-2004 15:40:25	Straylight	40.000	147	Alp Ara	2.8770	26000.	80	12118	No
209	GOM_NL__2PRFIN20040624_154211_000000422028_00040_12118_4118.N1	24-JUN-2004 15:42:11	Tw_i_and_stray	41.500	40	The Sco	1.8590	7100.0	83	12118	No
210	GOM_NL__2PRFIN20040624_154350_000000432028_00040_12118_4119.N1	24-JUN-2004 15:43:50	Tw_i_and_stray	43.000	25	35Lam Sco	1.6200	28000.	86	12118	No
211	GOM_NL__2PRFIN20040624_154514_000000472028_00040_12118_4120.N1	24-JUN-2004 15:45:14	Bright	47.000	116	19Del Sgr	2.7000	4100.0	94	12118	No
212	GOM_NL__2PRFIN20040624_154723_000000512028_00040_12118_4121.N1	24-JUN-2004 15:47:23	Bright	50.500	155	41Pi Sgr	2.9000	6600.0	101	12118	No
213	GOM_NL__2PRFIN20040624_155010_000000402028_00040_12118_4122.N1	24-JUN-2004 15:50:10	Bright	40.000	86	35Eta Oph	2.4300	10200.	80	12118	No
214	GOM_NL__2PRFIN20040624_155154_000000402028_00040_12118_4123.N1	24-JUN-2004 15:51:54	Bright	39.500	98	13Zet Oph	2.5710	30000.	79	12118	No
215	GOM_NL__2PRFIN20040624_155400_000000412028_00040_12118_4124.N1	24-JUN-2004 15:54:00	Bright	40.500	120	1Del Oph	2.7340	3200.0	81	12118	No
216	GOM_NL__2PRFIN20040624_155607_000000412028_00040_12118_4125.N1	24-JUN-2004 15:56:07	Bright	41.000	126	60Bet Oph	2.7700	4250.0	82	12118	No
217	GOM_NL__2PRFIN20040624_155830_000000422028_00040_12118_4126.N1	24-JUN-2004 15:58:30	Bright	41.500	59	55Alp Oph	2.0800	8900.0	83	12118	No
218	GOM_NL__2PRFIN20040624_160054_000000422028_00040_12118_4127.N1	24-JUN-2004 16:00:54	Bright	41.500	127	27Bet Her	2.7810	4700.0	83	12118	No
219	GOM_NL__2PRFIN20040624_160252_000000402028_00040_12118_4128.N1	24-JUN-2004 16:02:52	Bright	40.000	67	5Alp CrB	2.2210	11000.	80	12118	No

220	GOM_NL__2PRFIN20040624_160801_000000502028_00040_12118_4129.N1	24-JUN-2004 16:08:01	Bright	50.000	5	3Alp Lyr	0.033000	11000.	100	12118	No
221	GOM_NL__2PRFIN20040624_161006_000000412028_00040_12118_4130.N1	24-JUN-2004 16:10:06	Bright	41.000	130	23Bet Dra	2.7990	5800.0	82	12118	No
222	GOM_NL__2PRFIN20040624_161210_000000382028_00040_12118_4131.N1	24-JUN-2004 16:12:10	Bright	37.500	119	14Eta Dra	2.7270	4700.0	75	12118	No
223	GOM_NL__2PRFIN20040624_161600_000000412028_00040_12118_4132.N1	24-JUN-2004 16:16:00	Bright	40.500	60	7Bet UMi	2.0810	3950.0	81	12118	No
224	GOM_NL__2PRFIN20040624_162026_000000392028_00040_12118_4133.N1	24-JUN-2004 16:20:26	Bright	38.500	49	1Alp UMi	1.9900	6300.0	77	12118	No
225	GOM_NL__2PRFIN20040624_162648_000000482028_00040_12118_4134.N1	24-JUN-2004 16:26:48	Bright	48.000	74	11Bet Cas	2.2680	6600.0	96	12118	No
226	GOM_NL__2PRFIN20040624_162822_000000532028_00040_12118_4135.N1	24-JUN-2004 16:28:22	Bright	52.500	68	18Alp Cas	2.2250	4500.0	105	12118	No
227	GOM_NL__2PRFIN20040624_163047_000000362028_00040_12118_4136.N1	24-JUN-2004 16:30:47	Bright	36.000	160	23Gam Per	2.9300	4700.0	72	12118	No
228	GOM_NL__2PRFIN20040624_163412_000000472028_00040_12118_4137.N1	24-JUN-2004 16:34:12	Bright	47.000	73	57Gam1And	2.2600	13100.	94	12118	No
229	GOM_NL__2PRFIN20040624_163639_000000702028_00040_12118_4138.N1	24-JUN-2004 16:36:39	Twi_and_stray	69.500	53	43Bet And	2.0480	3300.0	139	12118	No
230	GOM_NL__2PRFIN20040624_164034_000000552028_00040_12118_4139.N1	24-JUN-2004 16:40:34	Dark	54.500	50	13Alp Ari	2.0070	4250.0	109	12118	No
231	GOM_NL__2PRFIN20040624_164525_000000552028_00040_12118_4140.N1	24-JUN-2004 16:45:25	Dark	55.000	94	92Alp Cet	2.5260	3100.0	110	12118	No
232	GOM_NL__2PRFIN20040624_164921_000000442028_00040_12118_4141.N1	24-JUN-2004 16:49:21	Dark	43.500	165	34Gam Eri	2.9500	3200.0	87	12118	No
233	GOM_NL__2PRFIN20040624_165825_000000792028_00040_12118_4142.N1	24-JUN-2004 16:58:25	Dark	79.000	52	16Bet Cet	2.0370	4500.0	158	12118	No
234	GOM_NL__2PRFIN20040624_170330_000000442028_00041_12119_4143.N1	24-JUN-2004 17:03:30	Dark	44.000	9	Alp Eri	0.45300	24000.	88	12119	No
235	GOM_NL__2PRFIN20040624_170833_000000412028_00041_12119_4112.N1	24-JUN-2004 17:08:33	Dark	40.500	135	Bet Hyi	2.8200	5800.0	81	12119	No
236	GOM_NL__2PRFIN20040624_171019_000000562028_00041_12119_4113.N1	24-JUN-2004 17:10:19	Straylight	56.000	63	Bet Gru	2.1500	2800.0	112	12119	No
237	GOM_NL__2PRFIN20040624_171221_000000492028_00041_12119_4114.N1	24-JUN-2004 17:12:21	Straylight	49.000	31	Alp Gru	1.7340	15200.	98	12119	No
238	GOM_NL__2PRFIN20040624_171619_000000412028_00041_12119_4115.N1	24-JUN-2004 17:16:19	Straylight	40.500	43	Alp TrA	1.9100	4250.0	81	12119	No
239	GOM_NL__2PRFIN20040624_171936_000000472028_00041_12119_4116.N1	24-JUN-2004 17:19:36	Straylight	46.500	141	Bet Ara	2.8400	4600.0	93	12119	No
240	GOM_NL__2PRFIN20040624_172101_000000412028_00041_12119_4117.N1	24-JUN-2004 17:21:01	Straylight	40.500	147	Alp Ara	2.8770	26000.	81	12119	No
241	GOM_NL__2PRFIN20040624_172248_000000462028_00041_12119_4118.N1	24-JUN-2004 17:22:48	Twi_and_stray	46.000	40	The Sco	1.8590	7100.0	92	12119	No
242	GOM_NL__2PRFIN20040624_172429_000000462028_00041_12119_4119.N1	24-JUN-2004 17:24:29	Twi_and_stray	45.500	25	35Lam Sco	1.6200	28000.	91	12119	No
243	GOM_NL__2PRFIN20040624_172551_000000502028_00041_12119_4120.N1	24-JUN-2004 17:25:51	Bright	49.500	116	19Del Sgr	2.7000	4100.0	99	12119	No
244	GOM_NL__2PRFIN20040624_172759_000000532028_00041_12119_4121.N1	24-JUN-2004 17:27:59	Bright	52.500	155	41Pi Sgr	2.9000	6600.0	105	12119	No
245	GOM_NL__2PRFIN20040624_173047_000000402028_00041_12119_4122.N1	24-JUN-2004 17:30:47	Bright	39.500	86	35Eta Oph	2.4300	10200.	79	12119	No
246	GOM_NL__2PRFIN20040624_173231_000000392028_00041_12119_4123.N1	24-JUN-2004 17:32:31	Bright	38.500	98	13Zet Oph	2.5710	30000.	77	12119	No
247	GOM_NL__2PRFIN20040624_173438_000000392028_00041_12119_4124.N1	24-JUN-2004 17:34:38	Bright	39.000	120	1Del Oph	2.7340	3200.0	78	12119	No
248	GOM_NL__2PRFIN20040624_173643_000000412028_00041_12119_4125.N1	24-JUN-2004 17:36:43	Bright	40.500	126	60Bet Oph	2.7700	4250.0	81	12119	No
249	GOM_NL__2PRFIN20040624_173904_000000432028_00041_12119_4126.N1	24-JUN-2004 17:39:04	Bright	42.500	59	55Alp Oph	2.0800	8900.0	85	12119	No
250	GOM_NL__2PRFIN20040624_174130_000000422028_00041_12119_4127.N1	24-JUN-2004 17:41:30	Bright	42.000	127	27Bet Her	2.7810	4700.0	84	12119	No
251	GOM_NL__2PRFIN20040624_174326_000000412028_00041_12119_4128.N1	24-JUN-2004 17:43:26	Bright	40.500	67	5Alp CrB	2.2210	11000.	81	12119	No
252	GOM_NL__2PRFIN20040624_174836_000000522028_00041_12119_4129.N1	24-JUN-2004 17:48:36	Bright	52.000	5	3Alp Lyr	0.033000	11000.	104	12119	No
253	GOM_NL__2PRFIN20040624_175043_000000392028_00041_12119_4130.N1	24-JUN-2004 17:50:43	Bright	39.000	130	23Bet Dra	2.7990	5800.0	78	12119	No
254	GOM_NL__2PRFIN20040624_175248_000000382028_00041_12119_4131.N1	24-JUN-2004 17:52:48	Bright	38.000	119	14Eta Dra	2.7270	4700.0	76	12119	No
255	GOM_NL__2PRFIN20040624_175635_000000382028_00041_12119_4132.N1	24-JUN-2004 17:56:35	Bright	37.500	60	7Bet UMi	2.0810	3950.0	75	12119	No
256	GOM_NL__2PRFIN20040624_180102_000000392028_00041_12119_4133.N1	24-JUN-2004 18:01:02	Bright	39.000	49	1Alp UMi	1.9900	6300.0	78	12119	No
257	GOM_NL__2PRFIN20040624_180724_000000472028_00041_12119_4134.N1	24-JUN-2004 18:07:24	Bright	47.000	74	11Bet Cas	2.2680	6600.0	94	12119	No
258	GOM_NL__2PRFIN20040624_180858_000000472028_00041_12119_4135.N1	24-JUN-2004 18:08:58	Bright	47.000	68	18Alp Cas	2.2250	4500.0	94	12119	No
259	GOM_NL__2PRFIN20040624_181122_000000372028_00041_12119_4136.N1	24-JUN-2004 18:11:22	Bright	36.500	160	23Gam Per	2.9300	4700.0	73	12119	No
260	GOM_NL__2PRFIN20040624_181448_000000462028_00041_12119_4137.N1	24-JUN-2004 18:14:48	Bright	46.000	73	57Gam1And	2.2600	13100.	92	12119	No
261	GOM_NL__2PRFIN20040624_181715_000000742028_00041_12119_4138.N1	24-JUN-2004 18:17:15	Twi_and_stray	73.500	53	43Bet And	2.0480	3300.0	147	12119	No
262	GOM_NL__2PRFIN20040624_182111_000000552028_00041_12119_4139.N1	24-JUN-2004 18:21:11	Dark	55.000	50	13Alp Ari	2.0070	4250.0	110	12119	No
263	GOM_NL__2PRFIN20040624_182602_000000482028_00041_12119_4140.N1	24-JUN-2004 18:26:02	Dark	48.000	94	92Alp Cet	2.5260	3100.0	96	12119	No
264	GOM_NL__2PRFIN20040624_182958_000000462028_00041_12119_4141.N1	24-JUN-2004 18:29:58	Dark	45.500	165	34Gam Eri	2.9500	3200.0	91	12119	No
265	GOM_NL__2PRFIN20040624_183903_000000772028_00041_12119_4142.N1	24-JUN-2004 18:39:03	Dark	76.500	52	16Bet Cet	2.0370	4500.0	153	12119	No
266	GOM_NL__2PRFIN20040624_184409_000000542028_00042_12120_4143.N1	24-JUN-2004 18:44:09	Dark	53.500	9	Alp Eri	0.45300	24000.	107	12120	No
267	GOM_NL__2PRFIN20040624_184909_000000402028_00042_12120_4112.N1	24-JUN-2004 18:49:09	Dark	39.500	135	Bet Hyi	2.8200	5800.0	79	12120	No
268	GOM_NL__2PRFIN20040624_185056_000000682028_00042_12120_4113.N1	24-JUN-2004 18:50:56	Straylight	67.500	63	Bet Gru	2.1500	2800.0	135	12120	No
269	GOM_NL__2PRFIN20040624_185258_000000502028_00042_12120_4114.N1	24-JUN-2004 18:52:58	Straylight	50.000	31	Alp Gru	1.7340	15200.	100	12120	No
270	GOM_NL__2PRFIN20040624_185655_000000422028_00042_12120_4115.N1	24-JUN-2004 18:56:55	Straylight	41.500	43	Alp TrA	1.9100	4250.0	83	12120	No
271	GOM_NL__2PRFIN20040624_190012_000000452028_00042_12120_4116.N1	24-JUN-2004 19:00:12	Straylight	45.000	141	Bet Ara	2.8400	4600.0	90	12120	No
272	GOM_NL__2PRFIN20040624_190137_000000392028_00042_12120_4117.N1	24-JUN-2004 19:01:37	Straylight	39.000	147	Alp Ara	2.8770	26000.	78	12120	No
273	GOM_NL__2PRFIN20040624_190325_000000452028_00042_12120_4118.N1	24-JUN-2004 19:03:25	Twi_and_stray	45.000	40	The Sco	1.8590	7100.0	90	12120	No
274	GOM_NL__2PRFIN20040624_190505_000000432028_00042_12120_4119.N1	24-JUN-2004 19:05:05	Twi_and_stray	43.000	25	35Lam Sco	1.6200	28000.	86	12120	No
275	GOM_NL__2PRFIN20040624_190627_000000492028_00042_12120_4120.N1	24-JUN-2004 19:06:27	Bright	49.000	116	19Del Sgr	2.7000	4100.0	98	12120	No
276	GOM_NL__2PRFIN20040624_190835_000000522028_00042_12120_4121.N1	24-JUN-2004 19:08:35	Bright	52.000	155	41Pi Sgr	2.9000	6600.0	104	12120	No
277	GOM_NL__2PRFIN20040624_191124_000000392028_00042_12120_4122.N1	24-JUN-2004 19:11:24	Bright	38.500	86	35Eta Oph	2.4300	10200.	77	12120	No
278	GOM_NL__2PRFIN20040624_191307_000000392028_00042_12120_4123.N1	24-JUN-2004 19:13:07	Bright	38.500	98	13Zet Oph	2.5710	30000.	77	12120	No

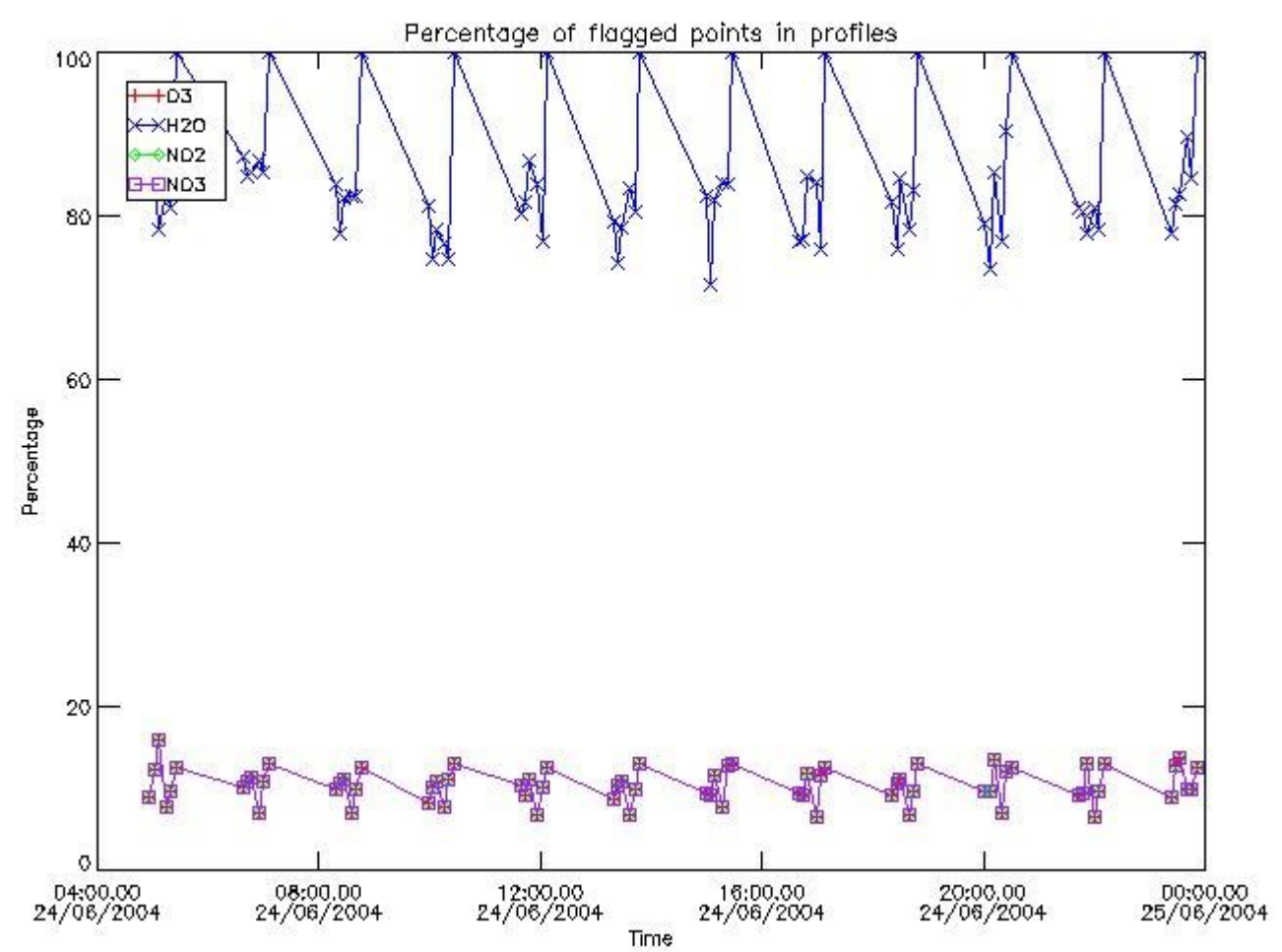
279	GOM_NL__2PRFIN20040624_191515_000000392028_00042_12120_4124.N1	24-JUN-2004 19:15:15	Bright	38.500	120	1Del Oph	2.7340	3200.0	77	12120	No
280	GOM_NL__2PRFIN20040624_191720_000000402028_00042_12120_4125.N1	24-JUN-2004 19:17:20	Bright	40.000	126	60Bet Oph	2.7700	4250.0	80	12120	No
281	GOM_NL__2PRFIN20040624_191943_000000402028_00042_12120_4126.N1	24-JUN-2004 19:19:43	Bright	39.500	59	55Alp Oph	2.0800	8900.0	79	12120	No
282	GOM_NL__2PRFIN20040624_192208_000000402028_00042_12120_4127.N1	24-JUN-2004 19:22:08	Bright	39.500	127	27Bet Her	2.7810	4700.0	79	12120	No
283	GOM_NL__2PRFIN20040624_192402_000000412028_00042_12120_4128.N1	24-JUN-2004 19:24:02	Bright	41.000	67	5Alp CrB	2.2210	11000.	82	12120	No
284	GOM_NL__2PRFIN20040624_192912_000000452028_00042_12120_4129.N1	24-JUN-2004 19:29:12	Bright	45.000	5	3Alp Lyr	0.033000	11000.	90	12120	No
285	GOM_NL__2PRFIN20040624_193119_000000402028_00042_12120_4130.N1	24-JUN-2004 19:31:19	Bright	39.500	130	23Bet Dra	2.7990	5800.0	79	12120	No
286	GOM_NL__2PRFIN20040624_193325_000000392028_00042_12120_4131.N1	24-JUN-2004 19:33:25	Bright	39.000	119	14Eta Dra	2.7270	4700.0	78	12120	No
287	GOM_NL__2PRFIN20040624_193713_000000402028_00042_12120_4132.N1	24-JUN-2004 19:37:13	Bright	39.500	60	7Bet UMi	2.0810	3950.0	79	12120	No
288	GOM_NL__2PRFIN20040624_194139_000000392028_00042_12120_4133.N1	24-JUN-2004 19:41:39	Bright	38.500	49	1Alp UMi	1.9900	6300.0	77	12120	No
289	GOM_NL__2PRFIN20040624_194758_000000682028_00042_12120_4134.N1	24-JUN-2004 19:47:58	Bright	68.000	74	11Bet Cas	2.2680	6600.0	136	12120	No
290	GOM_NL__2PRFIN20040624_194933_000000482028_00042_12120_4135.N1	24-JUN-2004 19:49:33	Bright	48.000	68	18Alp Cas	2.2250	4500.0	96	12120	No
291	GOM_NL__2PRFIN20040624_195158_000000382028_00042_12120_4136.N1	24-JUN-2004 19:51:58	Bright	37.500	160	23Gam Per	2.9300	4700.0	75	12120	No
292	GOM_NL__2PRFIN20040624_195523_000000462028_00042_12120_4137.N1	24-JUN-2004 19:55:23	Bright	45.500	73	57Gam1And	2.2600	13100.	91	12120	No
293	GOM_NL__2PRFIN20040624_195750_000000662028_00042_12120_4138.N1	24-JUN-2004 19:57:50	Twi_and_stray	65.500	53	43Bet And	2.0480	3300.0	131	12120	No
294	GOM_NL__2PRFIN20040624_200147_000000532028_00042_12120_4139.N1	24-JUN-2004 20:01:47	Dark	53.000	50	13Alp Ari	2.0070	4250.0	106	12120	No
295	GOM_NL__2PRFIN20040624_200637_000000542028_00042_12120_4140.N1	24-JUN-2004 20:06:37	Dark	53.500	94	92Alp Cet	2.5260	3100.0	107	12120	No
296	GOM_NL__2PRFIN20040624_201034_000000382028_00042_12120_4141.N1	24-JUN-2004 20:10:34	Dark	38.000	165	34Gam Eri	2.9500	3200.0	76	12120	No
297	GOM_NL__2PRFIN20040624_201940_000000722028_00042_12120_4142.N1	24-JUN-2004 20:19:40	Dark	72.000	52	16Bet Cet	2.0370	4500.0	144	12120	No
298	GOM_NL__2PRFIN20040624_202445_000000422028_00043_12121_4143.N1	24-JUN-2004 20:24:45	Dark	42.000	9	Alp Eri	0.45300	24000.	84	12121	No
299	GOM_NL__2PRFIN20040624_202945_000000412028_00043_12121_4132.N1	24-JUN-2004 20:29:45	Dark	41.000	135	Bet Hyi	2.8200	5800.0	82	12121	No
300	GOM_NL__2PRFIN20040624_203133_000000572028_00043_12121_4133.N1	24-JUN-2004 20:31:33	Straylight	56.500	63	Bet Gru	2.1500	2800.0	113	12121	No
301	GOM_NL__2PRFIN20040624_203334_000000492028_00043_12121_4134.N1	24-JUN-2004 20:33:34	Straylight	48.500	31	Alp Gru	1.7340	15200.	97	12121	No
302	GOM_NL__2PRFIN20040624_203731_000000412028_00043_12121_4135.N1	24-JUN-2004 20:37:31	Straylight	40.500	43	Alp TrA	1.9100	4250.0	81	12121	No
303	GOM_NL__2PRFIN20040624_204049_000000402028_00043_12121_4136.N1	24-JUN-2004 20:40:49	Straylight	40.000	141	Bet Ara	2.8400	4600.0	80	12121	No
304	GOM_NL__2PRFIN20040624_204214_000000412028_00043_12121_4137.N1	24-JUN-2004 20:42:14	Straylight	40.500	147	Alp Ara	2.8770	26000.	81	12121	No
305	GOM_NL__2PRFIN20040624_204401_000000442028_00043_12121_4138.N1	24-JUN-2004 20:44:01	Twi_and_stray	43.500	40	The Sco	1.8590	7100.0	87	12121	No
306	GOM_NL__2PRFIN20040624_204542_000000412028_00043_12121_4139.N1	24-JUN-2004 20:45:42	Twi_and_stray	40.500	25	35Lam Sco	1.6200	28000.	81	12121	No
307	GOM_NL__2PRFIN20040624_204704_000000462028_00043_12121_4140.N1	24-JUN-2004 20:47:04	Bright	45.500	116	19Del Sgr	2.7000	4100.0	91	12121	No
308	GOM_NL__2PRFIN20040624_204912_000000512028_00043_12121_4141.N1	24-JUN-2004 20:49:12	Bright	51.000	155	41Pi Sgr	2.9000	6600.0	102	12121	No
309	GOM_NL__2PRFIN20040624_205200_000000382028_00043_12121_4142.N1	24-JUN-2004 20:52:00	Bright	38.000	86	35Eta Oph	2.4300	10200.	76	12121	No
310	GOM_NL__2PRFIN20040624_205344_000000382028_00043_12121_4143.N1	24-JUN-2004 20:53:44	Bright	37.500	98	13Zet Oph	2.5710	30000.	75	12121	No
311	GOM_NL__2PRFIN20040624_205551_000000382028_00043_12121_4144.N1	24-JUN-2004 20:55:51	Bright	37.500	120	1Del Oph	2.7340	3200.0	75	12121	No
312	GOM_NL__2PRFIN20040624_205755_000000402028_00043_12121_4145.N1	24-JUN-2004 20:57:55	Bright	40.000	126	60Bet Oph	2.7700	4250.0	80	12121	No
313	GOM_NL__2PRFIN20040624_210018_000000402028_00043_12121_4146.N1	24-JUN-2004 21:00:18	Bright	40.000	59	55Alp Oph	2.0800	8900.0	80	12121	No
314	GOM_NL__2PRFIN20040624_210244_000000362028_00043_12121_4147.N1	24-JUN-2004 21:02:44	Bright	36.000	127	27Bet Her	2.7810	4700.0	72	12121	No
315	GOM_NL__2PRFIN20040624_210441_000000392028_00043_12121_4148.N1	24-JUN-2004 21:04:41	Bright	39.000	67	5Alp CrB	2.2210	11000.	78	12121	No
316	GOM_NL__2PRFIN20040624_210947_000000482028_00043_12121_4149.N1	24-JUN-2004 21:09:47	Bright	47.500	5	3Alp Lyr	0.033000	11000.	95	12121	No
317	GOM_NL__2PRFIN20040624_211155_000000402028_00043_12121_4150.N1	24-JUN-2004 21:11:55	Bright	40.000	130	23Bet Dra	2.7990	5800.0	80	12121	No
318	GOM_NL__2PRFIN20040624_211401_000000392028_00043_12121_4151.N1	24-JUN-2004 21:14:01	Bright	39.000	119	14Eta Dra	2.7270	4700.0	78	12121	No
319	GOM_NL__2PRFIN20040624_211749_000000402028_00043_12121_4152.N1	24-JUN-2004 21:17:49	Bright	40.000	60	7Bet UMi	2.0810	3950.0	80	12121	No
320	GOM_NL__2PRFIN20040624_212214_000000352028_00043_12121_4153.N1	24-JUN-2004 21:22:14	Bright	34.500	49	1Alp UMi	1.9900	6300.0	69	12121	No
321	GOM_NL__2PRFIN20040624_212834_000000482028_00043_12121_4154.N1	24-JUN-2004 21:28:34	Bright	47.500	74	11Bet Cas	2.2680	6600.0	95	12121	No
322	GOM_NL__2PRFIN20040624_213008_000000482028_00043_12121_4155.N1	24-JUN-2004 21:30:08	Bright	48.000	68	18Alp Cas	2.2250	4500.0	96	12121	No
323	GOM_NL__2PRFIN20040624_213234_000000372028_00043_12121_4156.N1	24-JUN-2004 21:32:34	Bright	36.500	160	23Gam Per	2.9300	4700.0	73	12121	No
324	GOM_NL__2PRFIN20040624_213559_000000462028_00043_12121_4157.N1	24-JUN-2004 21:35:59	Bright	46.000	73	57Gam1And	2.2600	13100.	92	12121	No
325	GOM_NL__2PRFIN20040624_213824_000000662028_00043_12121_4158.N1	24-JUN-2004 21:38:24	Twi_and_stray	66.000	53	43Bet And	2.0480	3300.0	132	12121	No
326	GOM_NL__2PRFIN20040624_214224_000000562028_00043_12121_4159.N1	24-JUN-2004 21:42:24	Dark	55.500	50	13Alp Ari	2.0070	4250.0	111	12121	No
327	GOM_NL__2PRFIN20040624_214714_000000552028_00043_12121_4160.N1	24-JUN-2004 21:47:14	Dark	54.500	94	92Alp Cet	2.5260	3100.0	109	12121	No
328	GOM_NL__2PRFIN20040624_215110_000000392028_00043_12121_4161.N1	24-JUN-2004 21:51:10	Dark	39.000	165	34Gam Eri	2.9500	3200.0	78	12121	No
329	GOM_NL__2PRFIN20040624_220017_000000772028_00043_12121_4162.N1	24-JUN-2004 22:00:17	Dark	77.000	52	16Bet Cet	2.0370	4500.0	154	12121	No
330	GOM_NL__2PRFIN20040624_220521_000000542028_00044_12122_4163.N1	24-JUN-2004 22:05:21	Dark	53.500	9	Alp Eri	0.45300	24000.	107	12122	No
331	GOM_NL__2PRFIN20040624_221022_000000402028_00044_12122_4132.N1	24-JUN-2004 22:10:22	Dark	39.500	135	Bet Hyi	2.8200	5800.0	79	12122	No
332	GOM_NL__2PRFIN20040624_221210_000000522028_00044_12122_4133.N1	24-JUN-2004 22:12:10	Straylight	52.000	63	Bet Gru	2.1500	2800.0	104	12122	No
333	GOM_NL__2PRFIN20040624_221411_000000512028_00044_12122_4134.N1	24-JUN-2004 22:14:11	Straylight	51.000	31	Alp Gru	1.7340	15200.	102	12122	No
334	GOM_NL__2PRFIN20040624_221807_000000502028_00044_12122_4135.N1	24-JUN-2004 22:18:07	Straylight	49.500	43	Alp TrA	1.9100	4250.0	99	12122	No
335	GOM_NL__2PRFIN20040624_222124_000000442028_00044_12122_4136.N1	24-JUN-2004 22:21:24	Straylight	44.000	141	Bet Ara	2.8400	4600.0	88	12122	No
336	GOM_NL__2PRFIN20040624_222250_000000392028_00044_12122_4137.N1	24-JUN-2004 22:22:50	Straylight	39.000	147	Alp Ara	2.8770	26000.	78	12122	No
337	GOM_NL__2PRFIN20040624_222437_000000442028_00044_12122_4138.N1	24-JUN-2004 22:24:37	Twi_and_stray	44.000	40	The Sco	1.8590	7100.0	88	12122	No

338	GOM_NL__2PRFIN20040624_222617_000000452028_00044_12122_4139.N1	24-JUN-2004 22:26:17	Twilight	44.500	25	35Lam Sco	1.6200	28000.	89	12122	No
339	GOM_NL__2PRFIN20040624_222739_000000492028_00044_12122_4140.N1	24-JUN-2004 22:27:39	Bright	48.500	116	19Del Sgr	2.7000	4100.0	97	12122	No
340	GOM_NL__2PRFIN20040624_222948_000000512028_00044_12122_4141.N1	24-JUN-2004 22:29:48	Bright	50.500	155	41Pi Sgr	2.9000	6600.0	101	12122	No
341	GOM_NL__2PRFIN20040624_223235_000000392028_00044_12122_4142.N1	24-JUN-2004 22:32:35	Bright	38.500	86	35Eta Oph	2.4300	10200.	77	12122	No
342	GOM_NL__2PRFIN20040624_223419_000000382028_00044_12122_4143.N1	24-JUN-2004 22:34:19	Bright	37.500	98	13Zet Oph	2.5710	30000.	75	12122	No
343	GOM_NL__2PRFIN20040624_223627_000000382028_00044_12122_4144.N1	24-JUN-2004 22:36:27	Bright	37.500	120	1Del Oph	2.7340	3200.0	75	12122	No
344	GOM_NL__2PRFIN20040624_223830_000000422028_00044_12122_4145.N1	24-JUN-2004 22:38:30	Bright	41.500	126	60Bet Oph	2.7700	4250.0	83	12122	No
345	GOM_NL__2PRFIN20040624_224053_000000412028_00044_12122_4146.N1	24-JUN-2004 22:40:53	Bright	41.000	59	55Alp Oph	2.0800	8900.0	82	12122	No
346	GOM_NL__2PRFIN20040624_224320_000000392028_00044_12122_4147.N1	24-JUN-2004 22:43:20	Bright	39.000	127	27Bet Her	2.7810	4700.0	78	12122	No
347	GOM_NL__2PRFIN20040624_224517_000000402028_00044_12122_4148.N1	24-JUN-2004 22:45:17	Bright	39.500	67	5Alp CrB	2.2210	11000.	79	12122	No
348	GOM_NL__2PRFIN20040624_225022_000000452028_00044_12122_4149.N1	24-JUN-2004 22:50:22	Bright	44.500	5	3Alp Lyr	0.033000	11000.	89	12122	No
349	GOM_NL__2PRFIN20040624_225230_000000422028_00044_12122_4150.N1	24-JUN-2004 22:52:30	Bright	41.500	130	23Bet Dra	2.7990	5800.0	83	12122	No
350	GOM_NL__2PRFIN20040624_225436_000000382028_00044_12122_4151.N1	24-JUN-2004 22:54:36	Bright	37.500	119	14Eta Dra	2.7270	4700.0	75	12122	No
351	GOM_NL__2PRFIN20040624_225823_000000412028_00044_12122_4152.N1	24-JUN-2004 22:58:23	Bright	41.000	60	7Bet UMi	2.0810	3950.0	82	12122	No
352	GOM_NL__2PRFIN20040624_230250_000000352028_00044_12122_4153.N1	24-JUN-2004 23:02:50	Bright	34.500	49	1Alp UMi	1.9900	6300.0	69	12122	No
353	GOM_NL__2PRFIN20040624_230910_000000682028_00044_12122_4154.N1	24-JUN-2004 23:09:10	Bright	68.000	74	11Bet Cas	2.2680	6600.0	136	12122	No
354	GOM_NL__2PRFIN20040624_231044_000000502028_00044_12122_4155.N1	24-JUN-2004 23:10:44	Bright	50.000	68	18Alp Cas	2.2250	4500.0	100	12122	No
355	GOM_NL__2PRFIN20040624_231310_000000542028_00044_12122_4156.N1	24-JUN-2004 23:13:10	Bright	54.000	160	23Gam Per	2.9300	4700.0	108	12122	No
356	GOM_NL__2PRFIN20040624_231635_000000462028_00044_12122_4157.N1	24-JUN-2004 23:16:35	Bright	45.500	73	57Gam1And	2.2600	13100.	91	12122	No
357	GOM_NL__2PRFIN20040624_231903_000000692028_00044_12122_4158.N1	24-JUN-2004 23:19:03	Twilight	68.500	53	43Bet And	2.0480	3300.0	137	12122	No
358	GOM_NL__2PRFIN20040624_232259_000000572028_00044_12122_4159.N1	24-JUN-2004 23:22:59	Dark	57.000	50	13Alp Ari	2.0070	4250.0	114	12122	No
359	GOM_NL__2PRFIN20040624_232748_000000442028_00044_12122_4160.N1	24-JUN-2004 23:27:48	Dark	43.500	94	92Alp Cet	2.5260	3100.0	87	12122	No
360	GOM_NL__2PRFIN20040624_233146_000000412028_00044_12122_4161.N1	24-JUN-2004 23:31:46	Dark	40.500	165	34Gam Eri	2.9500	3200.0	81	12122	No
361	GOM_NL__2PRFIN20040624_234054_000000722028_00044_12122_4162.N1	24-JUN-2004 23:40:54	Dark	72.000	52	16Bet Cet	2.0370	4500.0	144	12122	No
362	GOM_NL__2PRFIN20040624_234556_000000522028_00045_12123_4163.N1	24-JUN-2004 23:45:56	Dark	52.000	9	Alp Eri	0.45300	24000.	104	12123	No
363	GOM_NL__2PRFIN20040624_235056_000000412028_00045_12123_4132.N1	24-JUN-2004 23:50:56	Dark	41.000	135	Bet Hyi	2.8200	5800.0	82	12123	No
364	GOM_NL__2PRFIN20040624_235247_000000562028_00045_12123_4133.N1	24-JUN-2004 23:52:47	Straylight	56.000	63	Bet Gru	2.1500	2800.0	112	12123	No
365	GOM_NL__2PRFIN20040624_235448_000000512028_00045_12123_4134.N1	24-JUN-2004 23:54:48	Straylight	51.000	31	Alp Gru	1.7340	15200.	102	12123	No
366	GOM_NL__2PRFIN20040624_235843_000000502028_00045_12123_4135.N1	24-JUN-2004 23:58:43	Straylight	49.500	43	Alp TrA	1.9100	4250.0	99	12123	No

3. Quality information per product

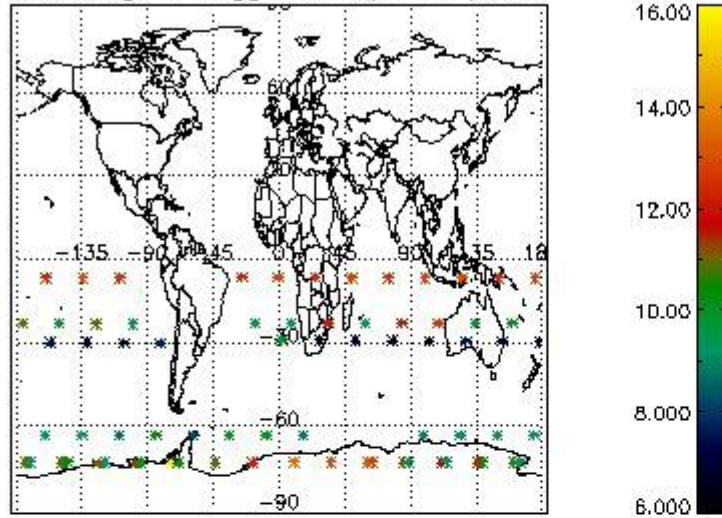
In this section it is plotted some information contained in the Quality Summary data set of the level 2 products. Only products in dark limb conditions and without errors (error flag in the MPH set to "0") are used.

3.1 Plot quality information per product (time dependant)

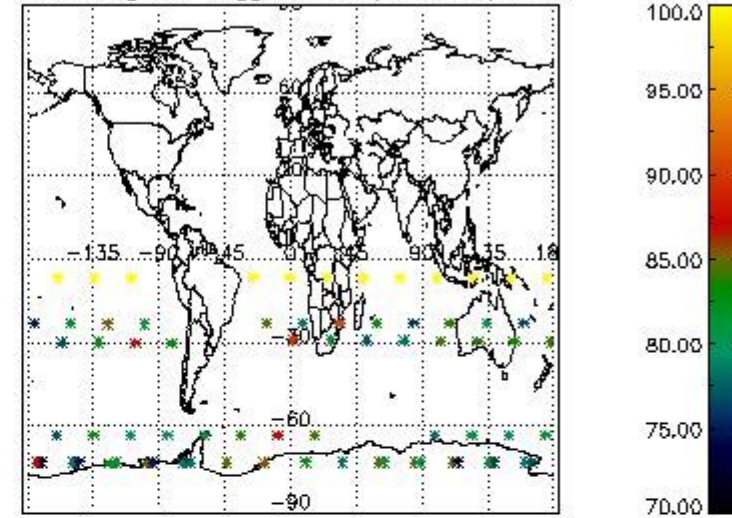


3.2 Plot quality information per product (world map)

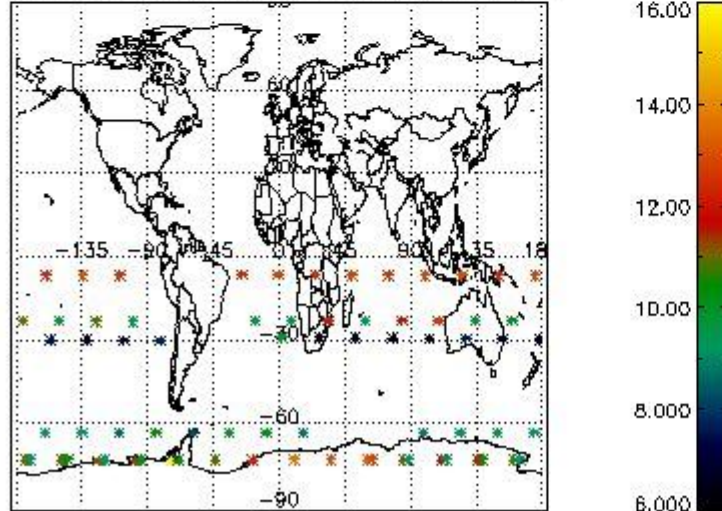
Percentage of flagged data per O3 profile



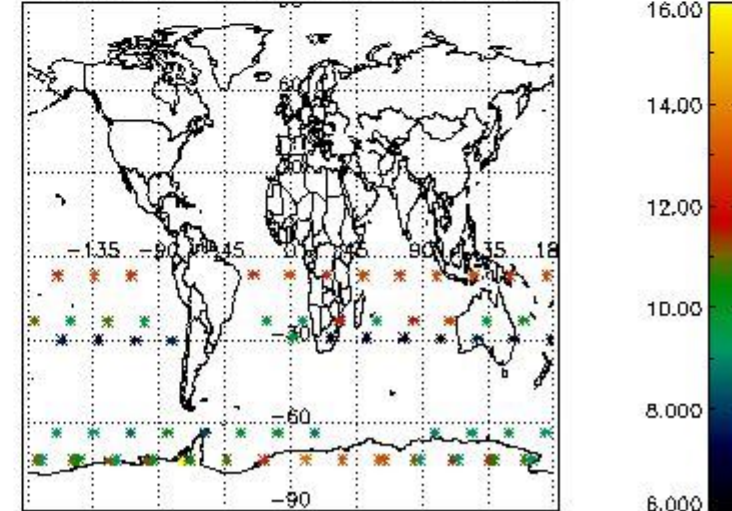
Percentage of flagged data per H2O profile



Percentage of flagged data per NO2 profile



Percentage of flagged data per NO3 profile

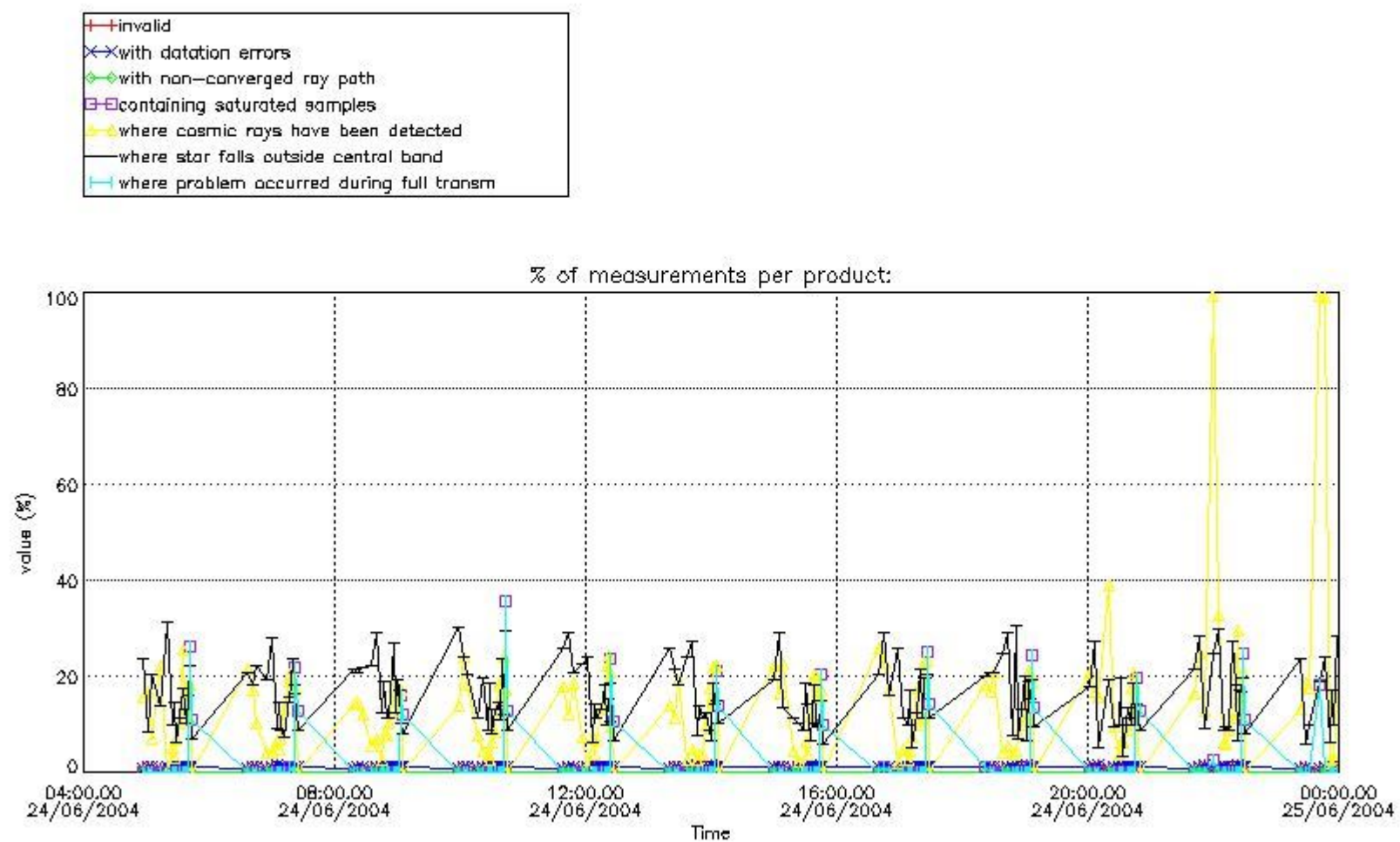


4. Level 1 quality information per product

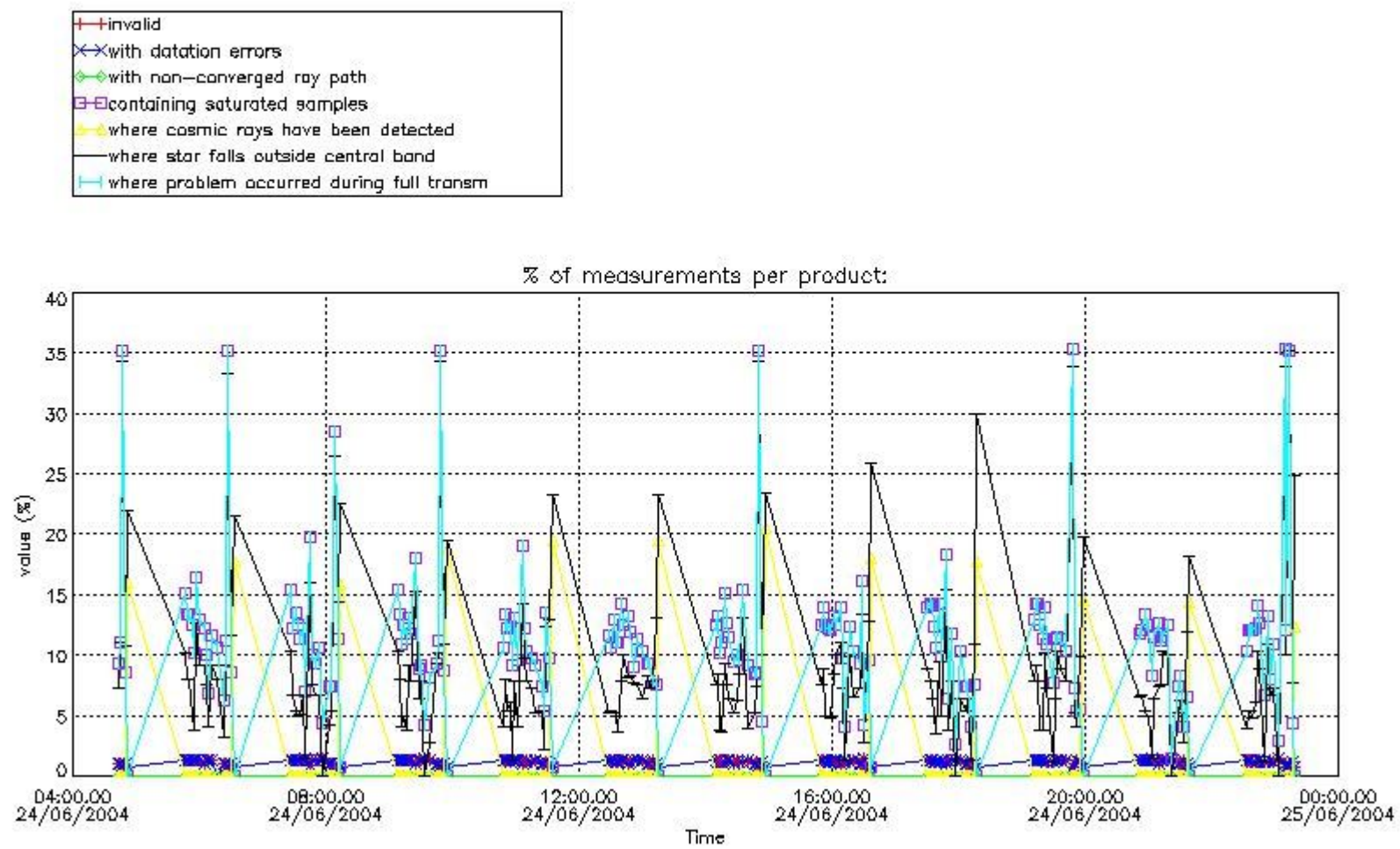
In this section it is plotted some information contained in the Quality Summary data set of the level 2 products that comes from the level 1b processing. Products without errors (error flag in the MPH set to "0") are used.

4.1 Plot quality information per product (time dependant) coming from level 1b processing

4.1.1 Plot level 1 quality information per product (time dependant): ENVISAT ASCENDING passes



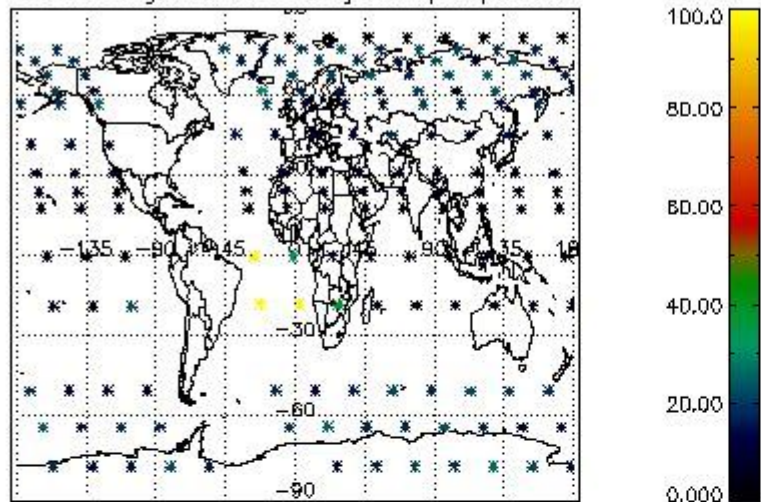
4.1.2 Plot level 1 quality information per product (time dependant): ENVI SAT DESCENDING passes



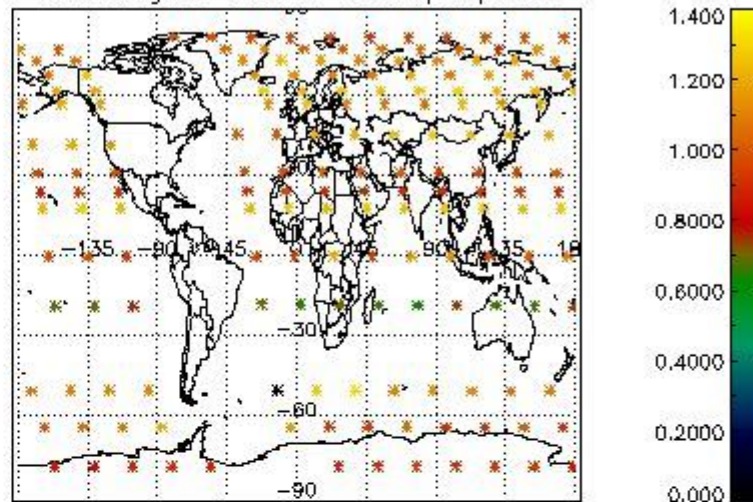
4.2 Plot quality information per product coming from level 1b processing (world map)

4.2.1 Plot level 1 quality information per product (world map): ENVISAT ASCENDING passes

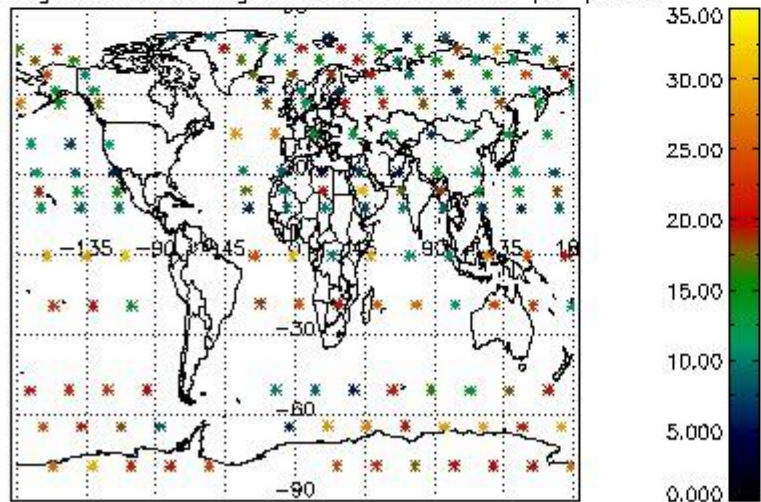
Percentage of cosmic ray hits per profile



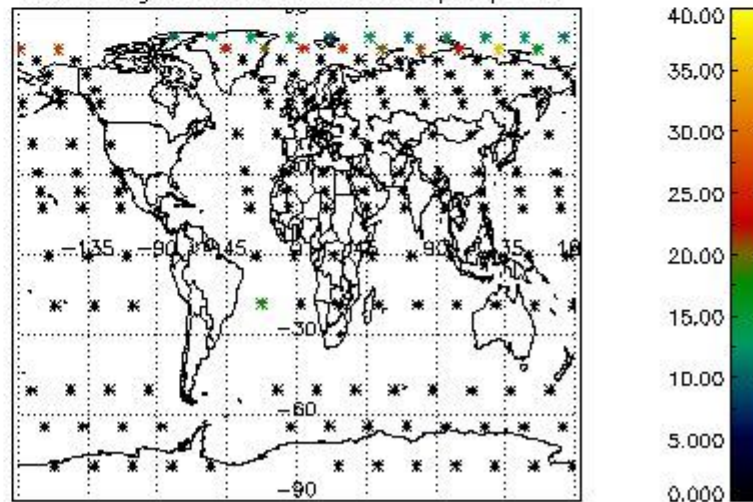
Percentage of datation errors per profile



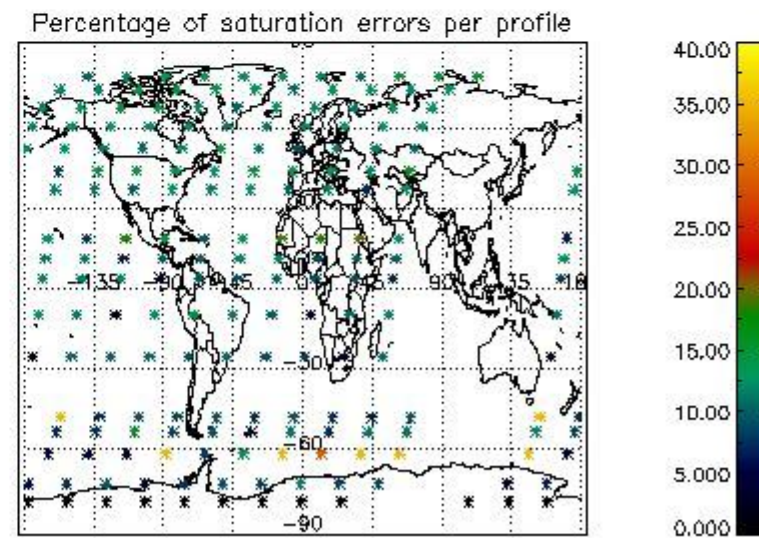
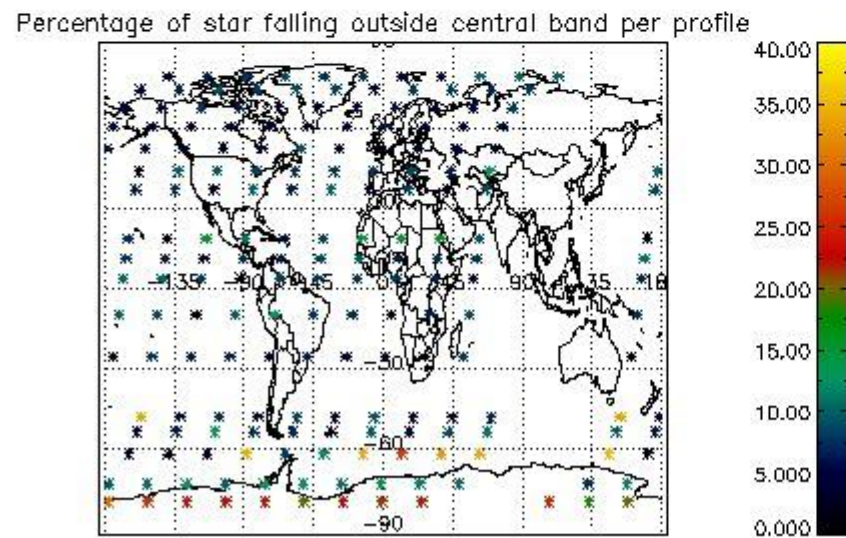
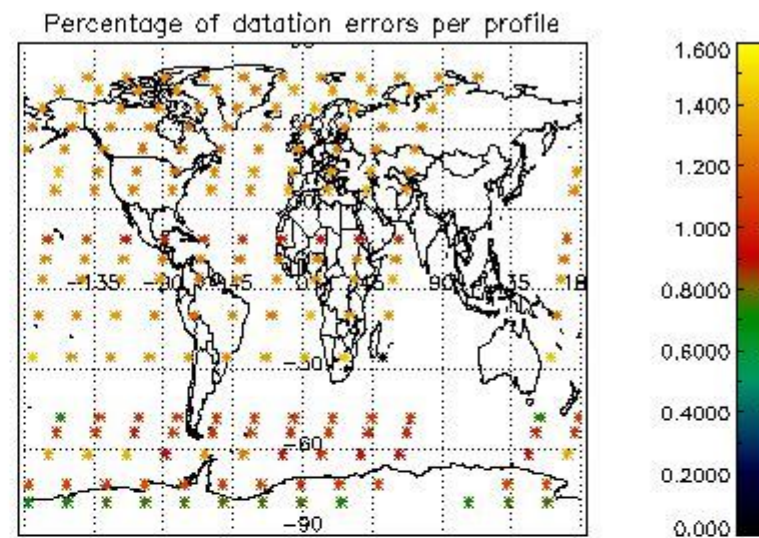
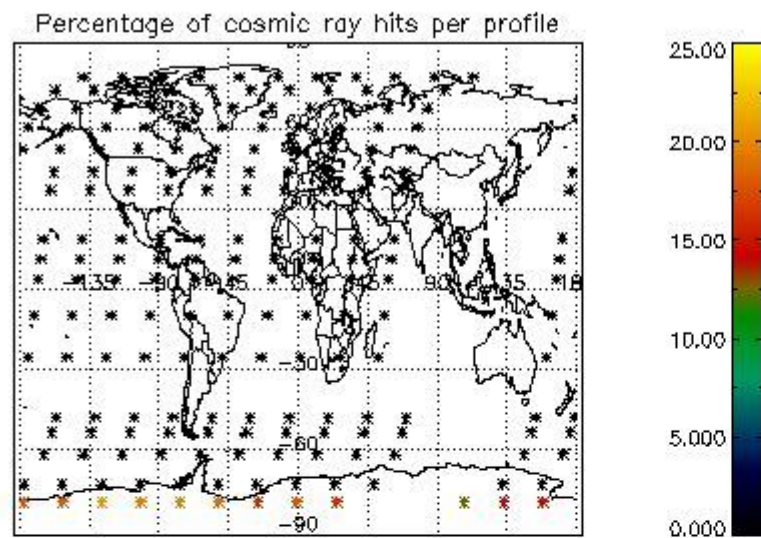
Percentage of star falling outside central band per profile



Percentage of saturation errors per profile



4.2.2 Plot level 1 quality information per product (world map): ENVISAT DESCENDING passes



5. Trace gas profiles

5.1 Ozone statistics based on quality of products

The final quality of the products can be "measured" using the STD (Standard Deviation) attached to every point profile. This information is written to the parameter GOM_NL__2P/NL_LOCAL_SPECIES_DENSITY/o3_std of the level 2 products. The table below shows the statistics for given STD ranges.

The statistics are given with respect to the overall valid production:

- Products without fatal errors: GOM_NL__2P/MPH/PRODUCT_ERR=0
- Valid point profile: GOM_NL__2P/NL_LOCAL_SPECIES_DENSITY/pcd(0)=0

The 'Criteria' is applied to valid points of dark limb products:

- Products in dark limb illumination condition: GOM_NL__2P/NL_SUMMARY_QUALITY/obs_ill_cond=0
- Products without fatal errors: GOM_NL__2P/MPH/PRODUCT_ERR=0
- Valid point profile: GOM_NL__2P/NL_LOCAL_SPECIES_DENSITY/pcd(0)=0

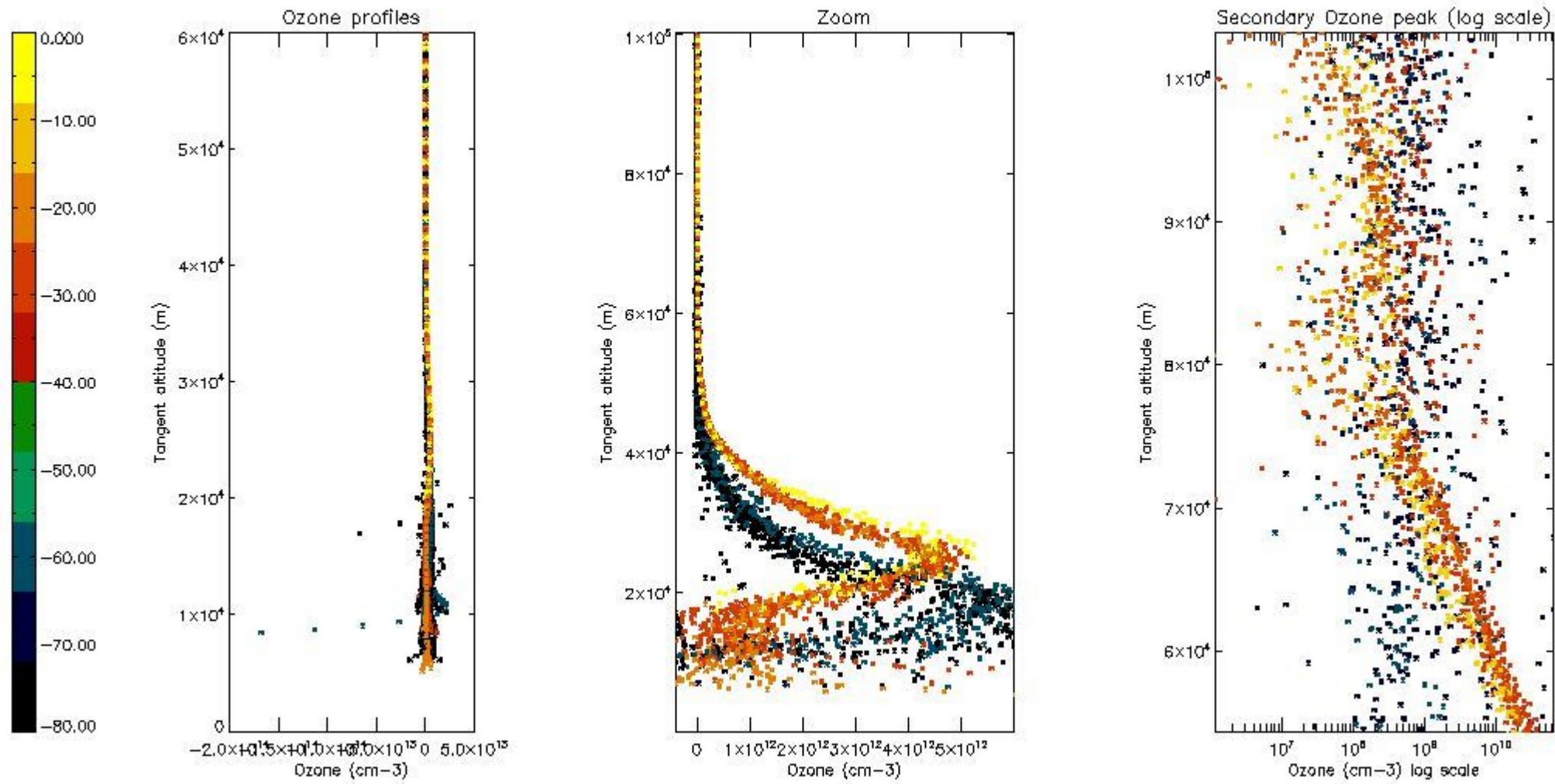
So, the table below shows the percentage of dark limb and valid observations for each criteria with respect to the overall valid daily observations.

Criteria	% of total production
All STD	23
STD < 20	8

STD < 10	5
STD < 5	2

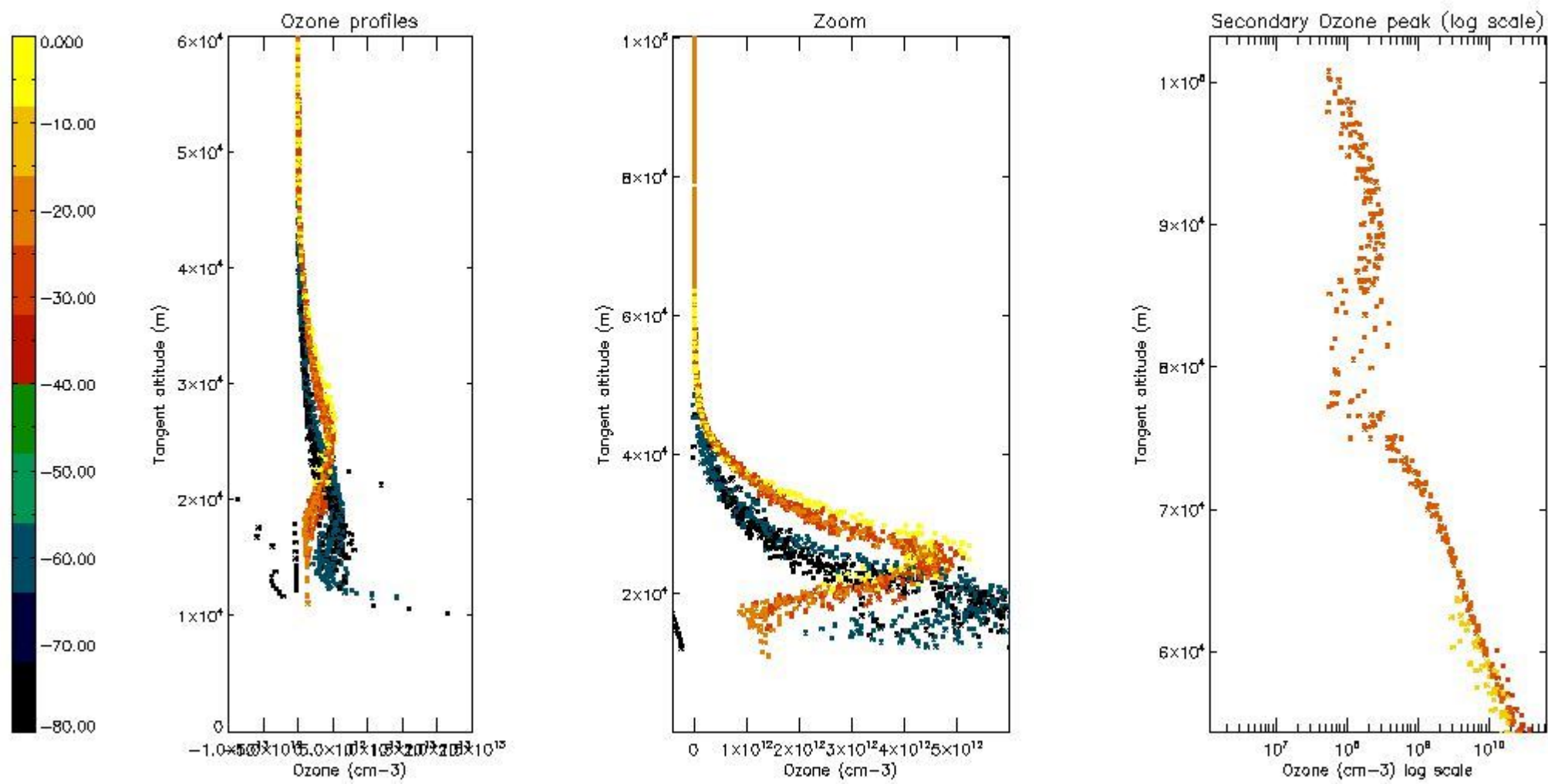
5.2 Plot ozone profiles for all STD (dark without errors)

The colorbar represents the latitude.



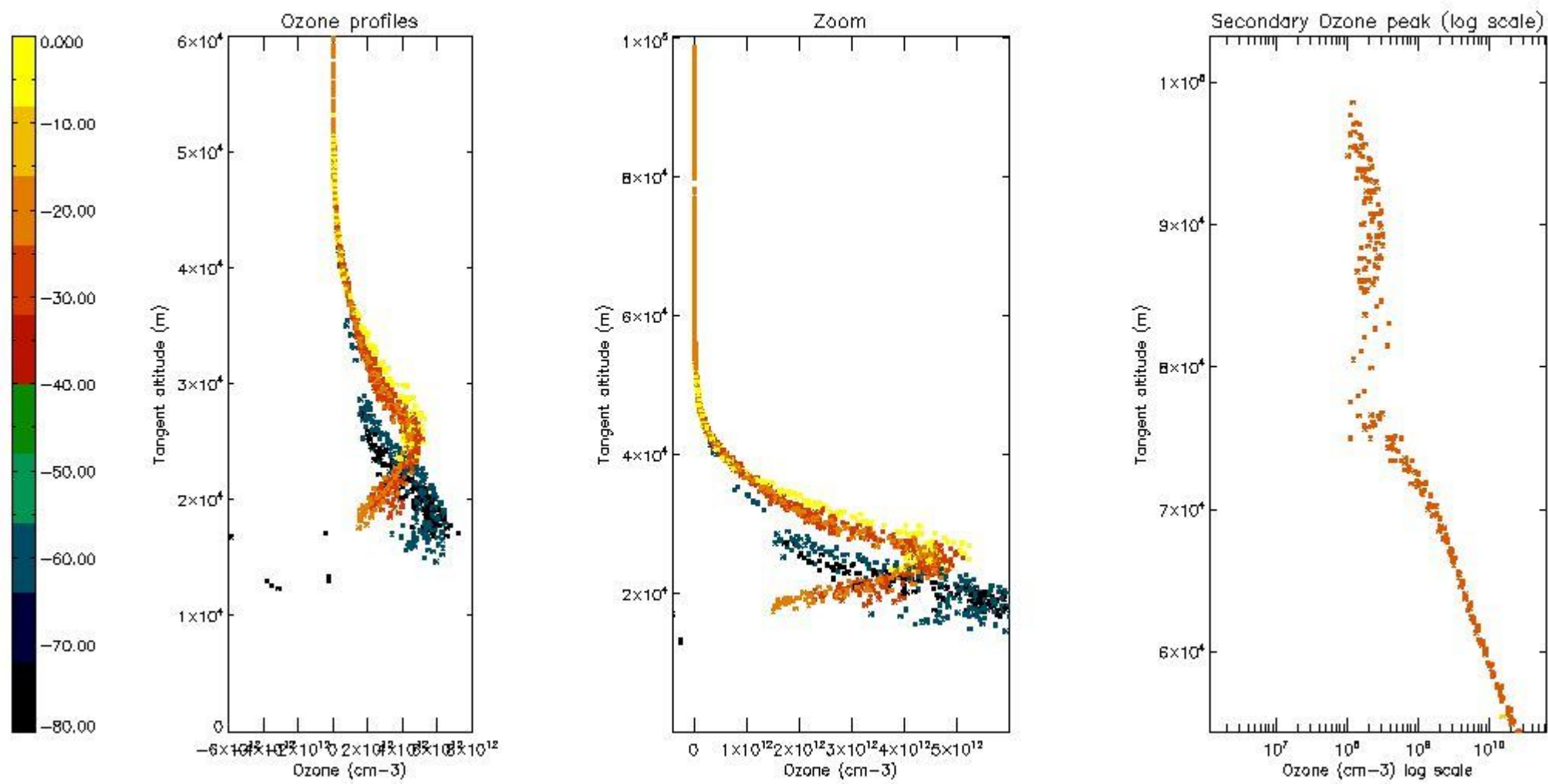
5.3 Plot ozone profiles where STD < 20% (dark without errors)

The colorbar represents the latitude.



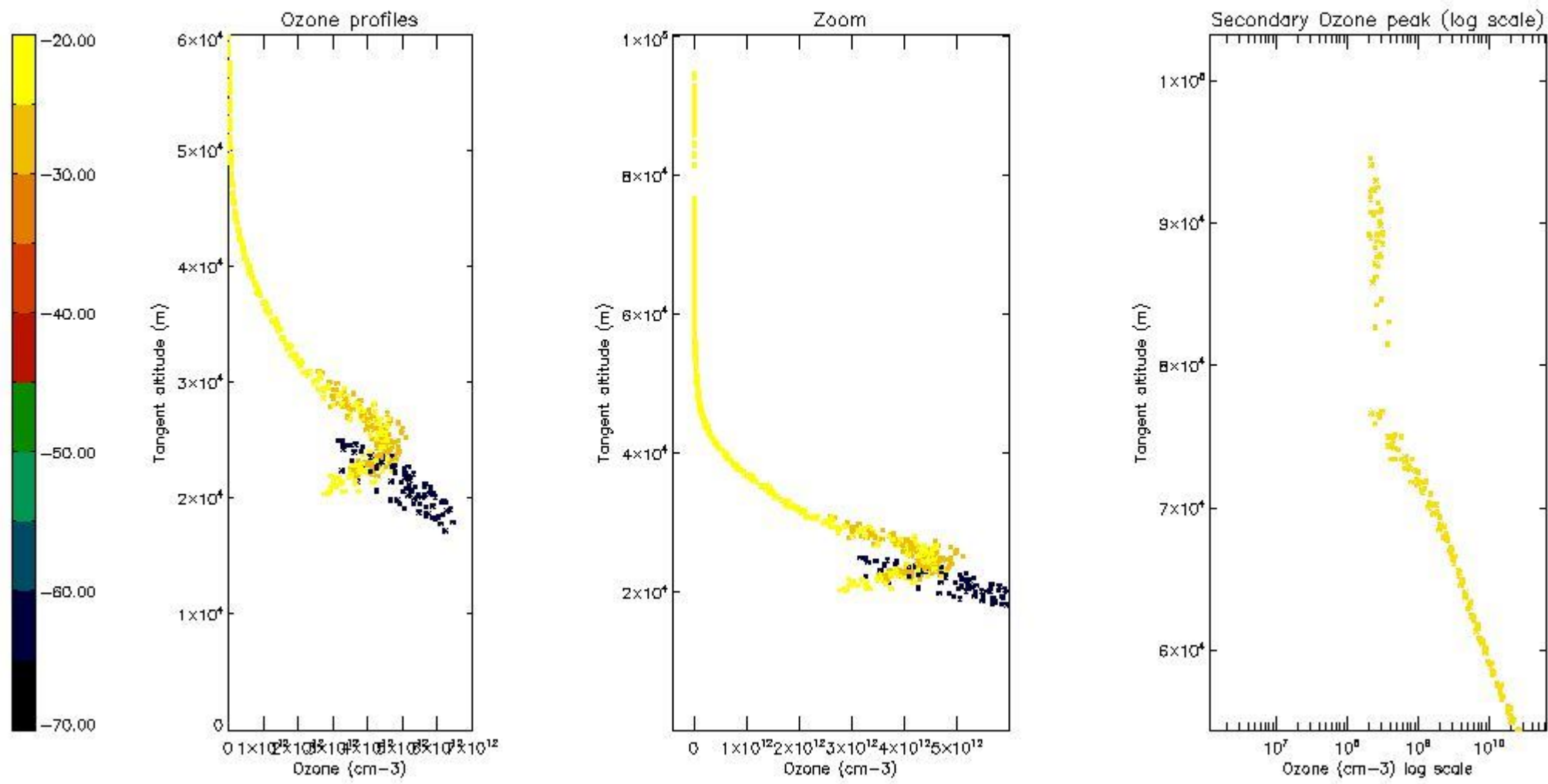
5.4 Plot ozone profiles where STD < 10% (dark without errors)

The colorbar represents the latitude.



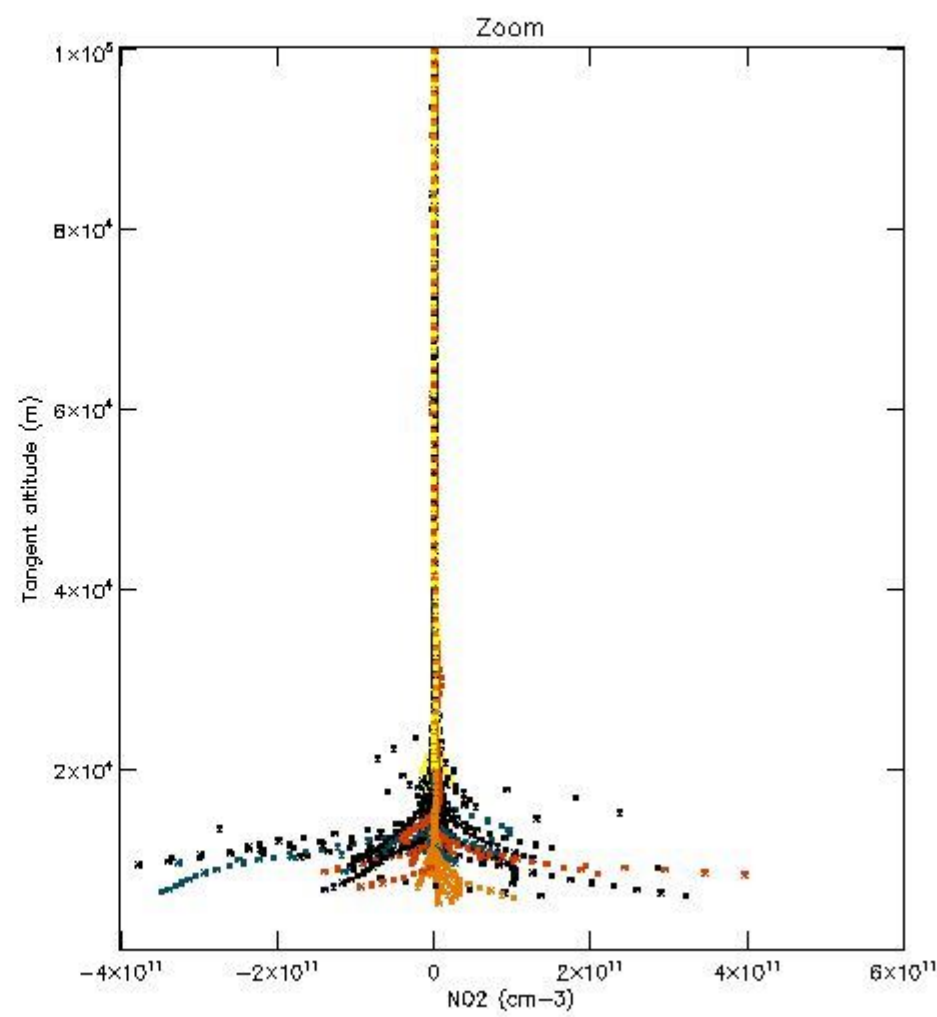
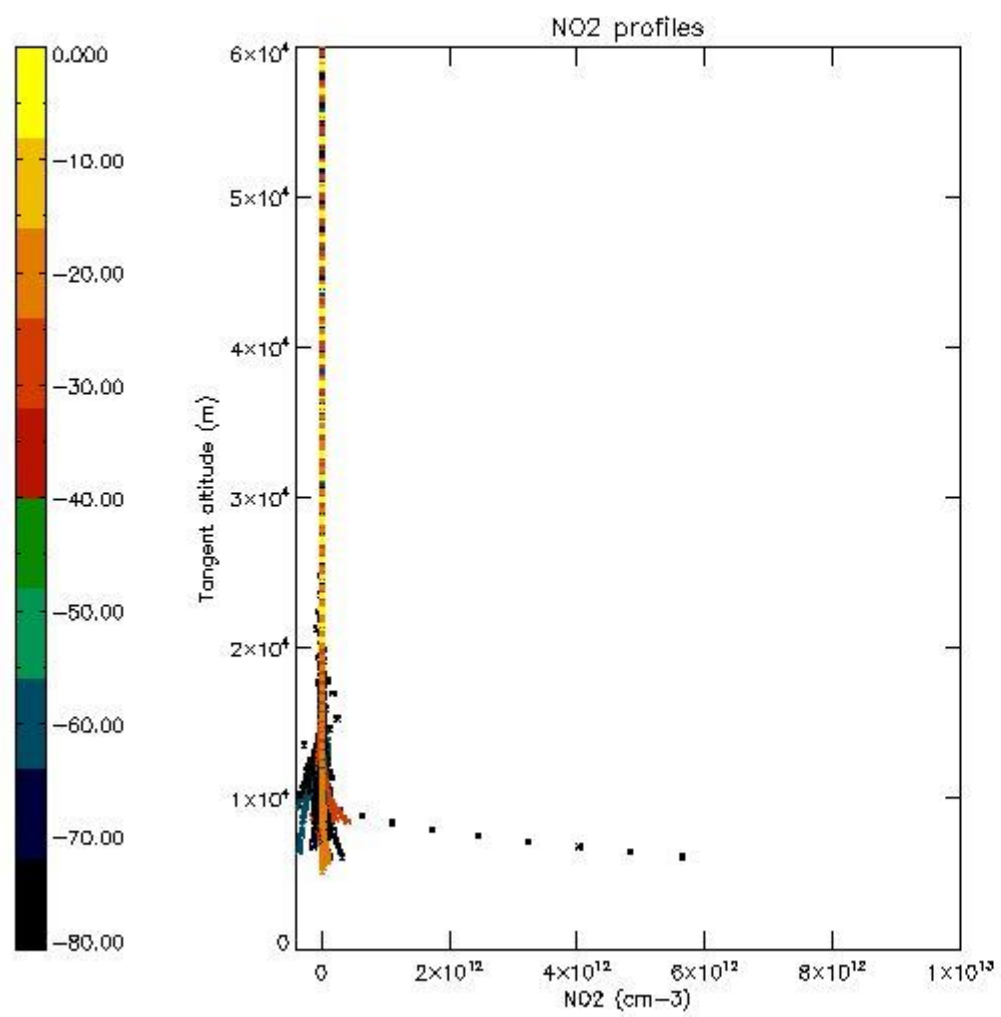
5.5 Plot ozone profiles where STD < 5% (dark without errors)

The colorbar represents the latitude.



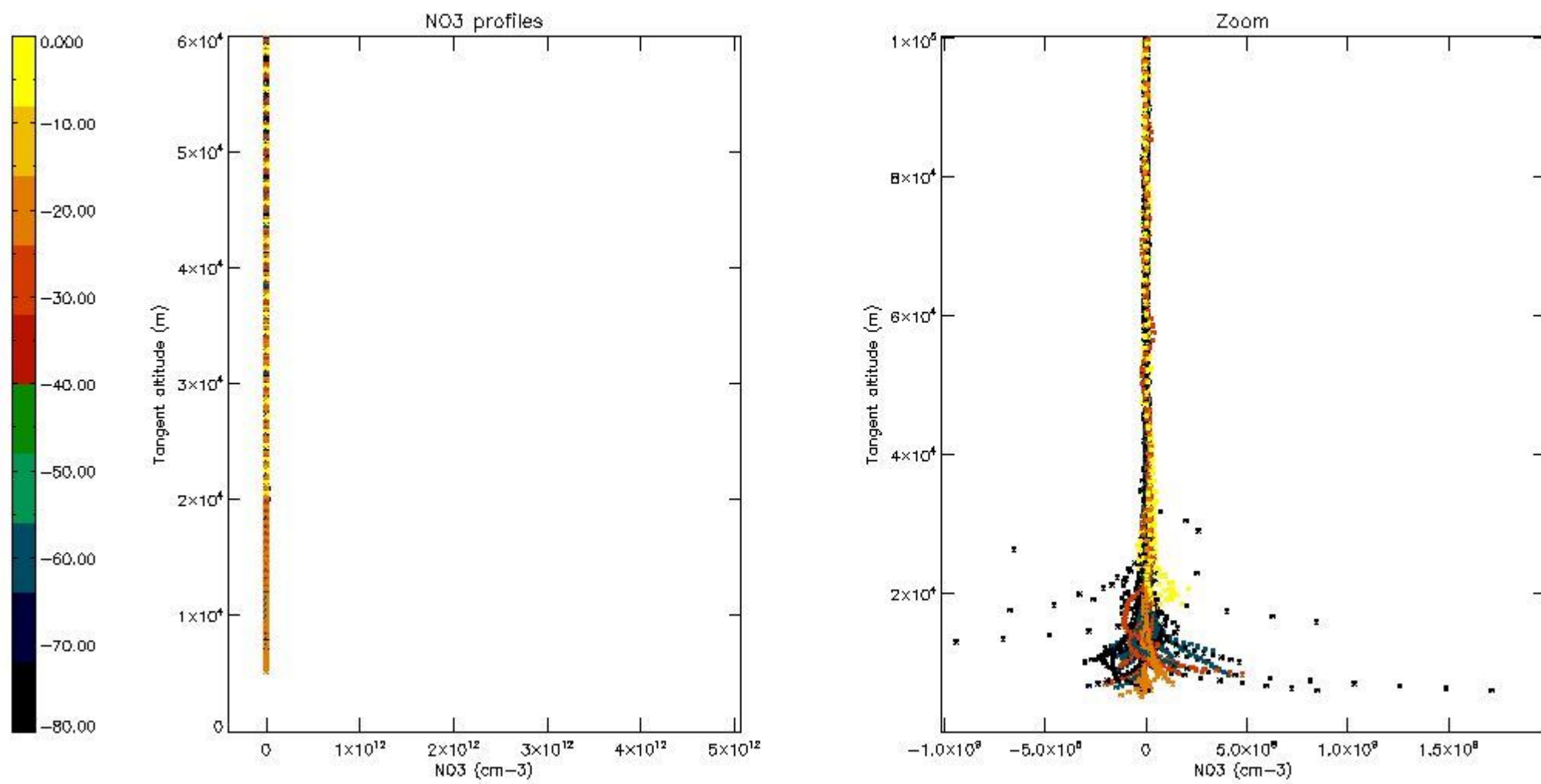
5.6 Plot NO₂ profiles for all STD (dark without errors)

The colorbar represents the latitude.



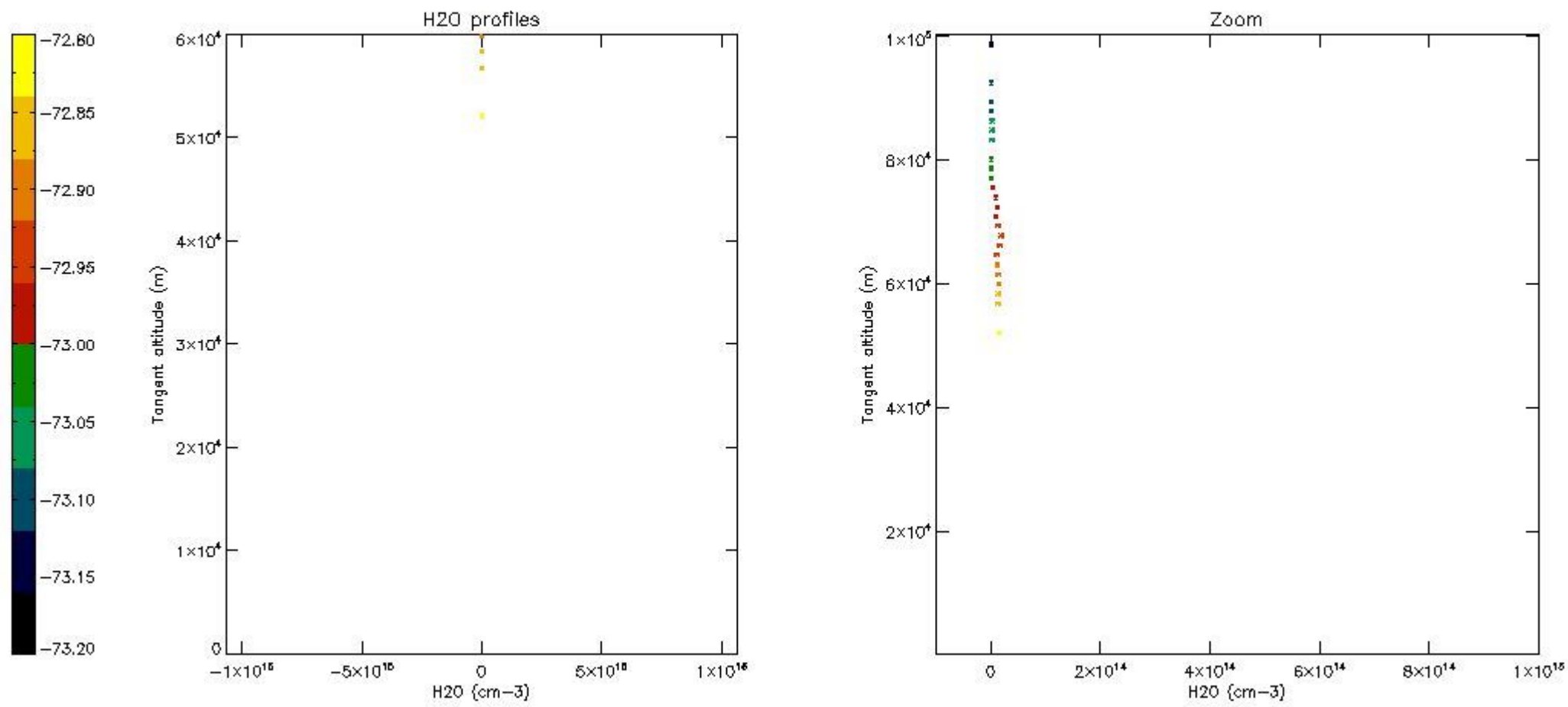
5.7 Plot NO3 profiles for all STD (dark without errors)

The colorbar represents the latitude.



5.8 Plot H2O profiles for all STD (only for occultations of stars 1,2,3,4,13,14,16,26,63 dark without errors)

The colorbar represents the latitude.



6. Auxiliary Data Files used for the production reported in section 2

The number reported in the third column indicates since which file (see list in section 2) the corresponding auxiliary file has been used. The fourth column is the date of those product files.

Type	Auxiliary Filename	Used since product	Used since product date
INST_PHYS_CHARACTERISTICS	GOM_INS_AXVIEC20091111_143220_20030716_120000_20500101_000000	1	24-JUN-2004 04:42:40
LEVEL-2_PROC_CONFIG	GOM_PR2_AXVIEC20091111_152718_20020301_000000_20500101_000000	1	24-JUN-2004 04:42:40
CROSS_SECTIONS_FILE	GOM_CRS_AXVIEC20091111_154832_20020301_000000_20500101_000000	1	24-JUN-2004 04:42:40

GOMOS Level 2 Daily Report

SUMMARY

[1. General Info](#)

[2. Summary of processed GOM_NL_2P products](#)

[3. Level 2 Quality information per product](#)

[3.1 Plot of level 2 quality information per product \(time dependant\)](#)

[3.2 Plot of level 2 quality information per product \(world map\)](#)

[4. Level 1 Quality information per product \(stored on level 2 products\)](#)

[4.1 Plot of level 1 quality information per product \(time dependant\)](#)

[4.1.1 Plot of level 1 quality information per product \(time dependant\): ASCENDING](#)

[4.1.2 Plot of level 1 quality information per product \(time dependant\): DESCENDING](#)

[4.2 Plot of level 1 quality information per product \(world map\)](#)

[4.2.1 Plot of level 1 quality information per product \(world map\): ASCENDING](#)

[4.2.2 Plot of level 1 quality information per product \(world map\): DESCENDING](#)

[5. Ozone profiles based on quality statistics and other trace gas profiles](#)

[5.1 Ozone statistics based on quality of products](#)

[5.2 Plot ozone profiles for all STD \(dark without errors\)](#)

[5.3 Plot ozone profiles where STD < 20% \(dark without errors\)](#)

[5.4. Plot ozone profiles where STD < 10% \(dark without errors\)](#)

[5.5. Plot ozone profiles where STD < 5% \(dark without errors\)](#)

[5.6 Plot NO2 profiles for all STD \(dark without errors\)](#)

[5.7 Plot NO3 profiles for all STD \(dark without errors\)](#)

[5.8 Plot H2O profiles \(only for occultations of stars 1,2,3,4,13,14,16,26,63 dark without errors\) for all STD](#)

[6. Auxiliary Data Files used for the production reported in section 2](#)

This report presents the daily analysis on parameters extracted from GOMOS level 2 data (GOM_NL__2P). It is intended to monitor some important parameters that will impact the quality of these products. A list of level 2 products (and content) that have arrived during the reporting day to the PCF is also given.

Item	Value
Time of report generation	19APR2013 04:56:37
Data source version	GOMOS/6.01
Start time of products	24-06-2004 (24JUN2004 00:00:00)
Stop time of products	25-06-2004 (25JUN2004 00:00:00)
Store outputs in DB	Yes
Nb of level 2 prods	366
Nb of prods with errors	0

2. Summary of processed GOM_NL__2P products.

Nr	Filename	UTC Start time	Limb	Duration	Star Id	Star Name	Star Mag	Star Temp	Nb Meas	Orbit	Prod. error
1	GOM_NL__2PRFIN20040624_044240_000000482028_00033_12111_2082.N1	24-JUN-2004 04:42:40	Bright	48.000	74	11Bet Cas	2.2680	6600.0	96	12111	No
2	GOM_NL__2PRFIN20040624_044413_000000502028_00033_12111_2083.N1	24-JUN-2004 04:44:13	Bright	49.500	68	18Alp Cas	2.2250	4500.0	99	12111	No
3	GOM_NL__2PRFIN20040624_044635_000000542028_00033_12111_2084.N1	24-JUN-2004 04:46:35	Bright	54.000	160	23Gam Per	2.9300	4700.0	108	12111	No
4	GOM_NL__2PRFIN20040624_044959_000000472028_00033_12111_2085.N1	24-JUN-2004 04:49:59	Bright	46.500	73	57Gam1And	2.2600	13100.	93	12111	No
5	GOM_NL__2PRFIN20040624_045225_000000692028_00033_12111_2086.N1	24-JUN-2004 04:52:25	Twi_and_stray	68.500	53	43Bet And	2.0480	3300.0	137	12111	No
6	GOM_NL__2PRFIN20040624_045621_000000582028_00033_12111_2087.N1	24-JUN-2004 04:56:21	Dark	57.500	50	13Alp Ari	2.0070	4250.0	115	12111	No
7	GOM_NL__2PRFIN20040624_050112_000000422028_00033_12111_2088.N1	24-JUN-2004 05:01:12	Dark	41.500	94	92Alp Cet	2.5260	3100.0	83	12111	No
8	GOM_NL__2PRFIN20040624_050510_000000452028_00033_12111_2089.N1	24-JUN-2004 05:05:10	Dark	44.500	165	34Gam Eri	2.9500	3200.0	89	12111	No
9	GOM_NL__2PRFIN20040624_051404_000000662028_00033_12111_2090.N1	24-JUN-2004 05:14:04	Dark	65.500	52	16Bet Cet	2.0370	4500.0	131	12111	No
10	GOM_NL__2PRFIN20040624_051919_000000532028_00034_12112_2091.N1	24-JUN-2004 05:19:19	Dark	53.000	9	Alp Eri	0.45300	24000.	106	12112	No
11	GOM_NL__2PRFIN20040624_052420_000000412028_00034_12112_2083.N1	24-JUN-2004 05:24:20	Dark	40.500	135	Bet Hyi	2.8200	5800.0	81	12112	No
12	GOM_NL__2PRFIN20040624_052601_000000552028_00034_12112_2084.N1	24-JUN-2004 05:26:01	Straylight	54.500	63	Bet Gru	2.1500	2800.0	109	12112	No
13	GOM_NL__2PRFIN20040624_052802_000000502028_00034_12112_2085.N1	24-JUN-2004 05:28:02	Straylight	50.000	31	Alp Gru	1.7340	15200.	100	12112	No
14	GOM_NL__2PRFIN20040624_053103_000000442028_00034_12112_2086.N1	24-JUN-2004 05:31:03	Straylight	44.000	45	Alp Pav	1.9400	26000.	88	12112	No
15	GOM_NL__2PRFIN20040624_053524_000000432028_00034_12112_2087.N1	24-JUN-2004 05:35:24	Straylight	43.000	141	Bet Ara	2.8400	4600.0	86	12112	No
16	GOM_NL__2PRFIN20040624_053648_000000422028_00034_12112_2088.N1	24-JUN-2004 05:36:48	Straylight	42.000	147	Alp Ara	2.8770	26000.	84	12112	No
17	GOM_NL__2PRFIN20040624_053836_000000402028_00034_12112_2089.N1	24-JUN-2004 05:38:36	Twi_and_stray	39.500	40	The Sco	1.8590	7100.0	79	12112	No
18	GOM_NL__2PRFIN20040624_054013_000000472028_00034_12112_2090.N1	24-JUN-2004 05:40:13	Twi_and_stray	46.500	38	20Eps Sgr	1.8360	11000.	93	12112	No
19	GOM_NL__2PRFIN20040624_054138_000000502028_00034_12112_2091.N1	24-JUN-2004 05:41:38	Bright	49.500	116	19Del Sgr	2.7000	4100.0	99	12112	No
20	GOM_NL__2PRFIN20040624_054346_000000512028_00034_12112_2092.N1	24-JUN-2004 05:43:46	Bright	51.000	155	41Pi Sgr	2.9000	6600.0	102	12112	No
21	GOM_NL__2PRFIN20040624_054636_000000402028_00034_12112_2093.N1	24-JUN-2004 05:46:36	Bright	39.500	86	35Eta Oph	2.4300	10200.	79	12112	No
22	GOM_NL__2PRFIN20040624_054819_000000382028_00034_12112_2094.N1	24-JUN-2004 05:48:19	Bright	37.500	98	13Zet Oph	2.5710	30000.	75	12112	No
23	GOM_NL__2PRFIN20040624_055026_000000382028_00034_12112_2095.N1	24-JUN-2004 05:50:26	Bright	37.500	120	1Del Oph	2.7340	3200.0	75	12112	No
24	GOM_NL__2PRFIN20040624_055233_000000402028_00034_12112_2096.N1	24-JUN-2004 05:52:33	Bright	40.000	126	60Bet Oph	2.7700	4250.0	80	12112	No
25	GOM_NL__2PRFIN20040624_055456_000000402028_00034_12112_2097.N1	24-JUN-2004 05:54:56	Bright	39.500	59	55Alp Oph	2.0800	8900.0	79	12112	No
26	GOM_NL__2PRFIN20040624_055721_000000402028_00034_12112_2098.N1	24-JUN-2004 05:57:21	Bright	39.500	127	27Bet Her	2.7810	4700.0	79	12112	No
27	GOM_NL__2PRFIN20040624_055916_000000392028_00034_12112_2099.N1	24-JUN-2004 05:59:16	Bright	38.500	67	5Alp CrB	2.2210	11000.	77	12112	No
28	GOM_NL__2PRFIN20040624_060429_000000492028_00034_12112_2100.N1	24-JUN-2004 06:04:29	Bright	49.000	5	3Alp Lyr	0.033000	11000.	98	12112	No
29	GOM_NL__2PRFIN20040624_060634_000000402028_00034_12112_2101.N1	24-JUN-2004 06:06:34	Bright	40.000	130	23Bet Dra	2.7990	5800.0	80	12112	No
30	GOM_NL__2PRFIN20040624_060838_000000372028_00034_12112_2102.N1	24-JUN-2004 06:08:38	Bright	36.500	119	14Eta Dra	2.7270	4700.0	73	12112	No
31	GOM_NL__2PRFIN20040624_061226_000000392028_00034_12112_2103.N1	24-JUN-2004 06:12:26	Bright	38.500	60	7Bet UMi	2.0810	3950.0	77	12112	No
32	GOM_NL__2PRFIN20040624_061652_000000382028_00034_12112_2104.N1	24-JUN-2004 06:16:52	Bright	37.500	49	1Alp UMi	1.9900	6300.0	75	12112	No
33	GOM_NL__2PRFIN20040624_062314_000000482028_00034_12112_2105.N1	24-JUN-2004 06:23:14	Bright	47.500	74	11Bet Cas	2.2680	6600.0	95	12112	No
34	GOM_NL__2PRFIN20040624_062449_000000492028_00034_12112_2106.N1	24-JUN-2004 06:24:49	Bright	49.000	68	18Alp Cas	2.2250	4500.0	98	12112	No
35	GOM_NL__2PRFIN20040624_062711_000000542028_00034_12112_2107.N1	24-JUN-2004 06:27:11	Bright	54.000	160	23Gam Per	2.9300	4700.0	108	12112	No
36	GOM_NL__2PRFIN20040624_063036_000000472028_00034_12112_2108.N1	24-JUN-2004 06:30:36	Bright	47.000	73	57Gam1And	2.2600	13100.	94	12112	No
37	GOM_NL__2PRFIN20040624_063303_000000652028_00034_12112_2109.N1	24-JUN-2004 06:33:03	Twi_and_stray	65.000	53	43Bet And	2.0480	3300.0	130	12112	No
38	GOM_NL__2PRFIN20040624_063657_000000562028_00034_12112_2110.N1	24-JUN-2004 06:36:57	Dark	55.500	50	13Alp Ari	2.0070	4250.0	111	12112	No
39	GOM_NL__2PRFIN20040624_064148_000000472028_00034_12112_2111.N1	24-JUN-2004 06:41:48	Dark	46.500	94	92Alp Cet	2.5260	3100.0	93	12112	No
40	GOM_NL__2PRFIN20040624_064546_000000452028_00034_12112_2112.N1	24-JUN-2004 06:45:46	Dark	45.000	165	34Gam Eri	2.9500	3200.0	90	12112	No
41	GOM_NL__2PRFIN20040624_065441_000000722028_00034_12112_2113.N1	24-JUN-2004 06:54:41	Dark	72.000	52	16Bet Cet	2.0370	4500.0	144	12112	No
42	GOM_NL__2PRFIN20040624_065955_000000522028_00035_12113_2114.N1	24-JUN-2004 06:59:55	Dark	51.500	9	Alp Eri	0.45300	24000.	103	12113	No

43	GOM_NL__2PRFIN20040624_070457_000000392028_00035_12113_2084.N1	24-JUN-2004 07:04:57	Dark	39.000	135	Bet Hyi	2.8200	5800.0	78	12113	No
44	GOM_NL__2PRFIN20040624_070638_000000552028_00035_12113_2085.N1	24-JUN-2004 07:06:38	Straylight	54.500	63	Bet Gru	2.1500	2800.0	109	12113	No
45	GOM_NL__2PRFIN20040624_070839_000000512028_00035_12113_2086.N1	24-JUN-2004 07:08:39	Straylight	51.000	31	Alp Gru	1.7340	15200.	102	12113	No
46	GOM_NL__2PRFIN20040624_071140_000000422028_00035_12113_2087.N1	24-JUN-2004 07:11:40	Straylight	42.000	45	Alp Pav	1.9400	26000.	84	12113	No
47	GOM_NL__2PRFIN20040624_071600_000000422028_00035_12113_2088.N1	24-JUN-2004 07:16:00	Straylight	42.000	141	Bet Ara	2.8400	4600.0	84	12113	No
48	GOM_NL__2PRFIN20040624_071725_000000422028_00035_12113_2089.N1	24-JUN-2004 07:17:25	Straylight	41.500	147	Alp Ara	2.8770	26000.	83	12113	No
49	GOM_NL__2PRFIN20040624_071912_000000472028_00035_12113_2090.N1	24-JUN-2004 07:19:12	Twi_and_stray	46.500	40	The Sco	1.8590	7100.0	93	12113	No
50	GOM_NL__2PRFIN20040624_072050_000000472028_00035_12113_2091.N1	24-JUN-2004 07:20:50	Twi_and_stray	47.000	38	20Eps Sgr	1.8360	11000.	94	12113	No
51	GOM_NL__2PRFIN20040624_072214_000000462028_00035_12113_2092.N1	24-JUN-2004 07:22:14	Bright	46.000	116	19Del Sgr	2.7000	4100.0	92	12113	No
52	GOM_NL__2PRFIN20040624_072423_000000512028_00035_12113_2093.N1	24-JUN-2004 07:24:23	Bright	51.000	155	41Pi Sgr	2.9000	6600.0	102	12113	No
53	GOM_NL__2PRFIN20040624_072712_000000392028_00035_12113_2094.N1	24-JUN-2004 07:27:12	Bright	39.000	86	35Eta Oph	2.4300	10200.	78	12113	No
54	GOM_NL__2PRFIN20040624_072856_000000372028_00035_12113_2095.N1	24-JUN-2004 07:28:56	Bright	37.000	98	13Zet Oph	2.5710	30000.	74	12113	No
55	GOM_NL__2PRFIN20040624_073103_000000372028_00035_12113_2096.N1	24-JUN-2004 07:31:03	Bright	37.000	120	1Del Oph	2.7340	3200.0	74	12113	No
56	GOM_NL__2PRFIN20040624_073309_000000402028_00035_12113_2097.N1	24-JUN-2004 07:33:09	Bright	40.000	126	60Bet Oph	2.7700	4250.0	80	12113	No
57	GOM_NL__2PRFIN20040624_073532_000000402028_00035_12113_2098.N1	24-JUN-2004 07:35:32	Bright	39.500	59	55Alp Oph	2.0800	8900.0	79	12113	No
58	GOM_NL__2PRFIN20040624_073757_000000372028_00035_12113_2099.N1	24-JUN-2004 07:37:57	Bright	37.000	127	27Bet Her	2.7810	4700.0	74	12113	No
59	GOM_NL__2PRFIN20040624_073953_000000362028_00035_12113_2100.N1	24-JUN-2004 07:39:53	Bright	35.500	67	5Alp CrB	2.2210	11000.	71	12113	No
60	GOM_NL__2PRFIN20040624_074505_000000532028_00035_12113_2101.N1	24-JUN-2004 07:45:05	Bright	53.000	5	3Alp Lyr	0.033000	11000.	106	12113	No
61	GOM_NL__2PRFIN20040624_074710_000000402028_00035_12113_2102.N1	24-JUN-2004 07:47:10	Bright	40.000	130	23Bet Dra	2.7990	5800.0	80	12113	No
62	GOM_NL__2PRFIN20040624_074914_000000382028_00035_12113_2103.N1	24-JUN-2004 07:49:14	Bright	37.500	119	14Eta Dra	2.7270	4700.0	75	12113	No
63	GOM_NL__2PRFIN20040624_075302_000000382028_00035_12113_2104.N1	24-JUN-2004 07:53:02	Bright	37.500	60	7Bet UMi	2.0810	3950.0	75	12113	No
64	GOM_NL__2PRFIN20040624_075728_000000352028_00035_12113_2105.N1	24-JUN-2004 07:57:28	Bright	34.500	49	1Alp UMi	1.9900	6300.0	69	12113	No
65	GOM_NL__2PRFIN20040624_080350_000000482028_00035_12113_2106.N1	24-JUN-2004 08:03:50	Bright	47.500	74	11Bet Cas	2.2680	6600.0	95	12113	No
66	GOM_NL__2PRFIN20040624_080525_000000472028_00035_12113_2107.N1	24-JUN-2004 08:05:25	Bright	47.000	68	18Alp Cas	2.2250	4500.0	94	12113	No
67	GOM_NL__2PRFIN20040624_080747_000000492028_00035_12113_2108.N1	24-JUN-2004 08:07:47	Bright	49.000	160	23Gam Per	2.9300	4700.0	98	12113	No
68	GOM_NL__2PRFIN20040624_081112_000000492028_00035_12113_2109.N1	24-JUN-2004 08:11:12	Bright	48.500	73	57Gam1And	2.2600	13100.	97	12113	No
69	GOM_NL__2PRFIN20040624_081338_000000672028_00035_12113_2110.N1	24-JUN-2004 08:13:38	Twi_and_stray	66.500	53	43Bet And	2.0480	3300.0	133	12113	No
70	GOM_NL__2PRFIN20040624_081733_000000562028_00035_12113_2111.N1	24-JUN-2004 08:17:33	Dark	56.000	50	13Alp Ari	2.0070	4250.0	112	12113	No
71	GOM_NL__2PRFIN20040624_082225_000000482028_00035_12113_2112.N1	24-JUN-2004 08:22:25	Dark	48.000	94	92Alp Cet	2.5260	3100.0	96	12113	No
72	GOM_NL__2PRFIN20040624_082622_000000462028_00035_12113_2113.N1	24-JUN-2004 08:26:22	Dark	45.500	165	34Gam Eri	2.9500	3200.0	91	12113	No
73	GOM_NL__2PRFIN20040624_083518_000000742028_00035_12113_2114.N1	24-JUN-2004 08:35:18	Dark	74.000	52	16Bet Cet	2.0370	4500.0	148	12113	No
74	GOM_NL__2PRFIN20040624_084031_000000522028_00036_12114_2115.N1	24-JUN-2004 08:40:31	Dark	51.500	9	Alp Eri	0.45300	24000.	103	12114	No
75	GOM_NL__2PRFIN20040624_084533_000000412028_00036_12114_4112.N1	24-JUN-2004 08:45:33	Dark	41.000	135	Bet Hyi	2.8200	5800.0	82	12114	No
76	GOM_NL__2PRFIN20040624_084714_000000582028_00036_12114_4113.N1	24-JUN-2004 08:47:14	Straylight	58.000	63	Bet Gru	2.1500	2800.0	116	12114	No
77	GOM_NL__2PRFIN20040624_084916_000000532028_00036_12114_4114.N1	24-JUN-2004 08:49:16	Straylight	52.500	31	Alp Gru	1.7340	15200.	105	12114	No
78	GOM_NL__2PRFIN20040624_085216_000000442028_00036_12114_4115.N1	24-JUN-2004 08:52:16	Straylight	44.000	45	Alp Pav	1.9400	26000.	88	12114	No
79	GOM_NL__2PRFIN20040624_085636_000000482028_00036_12114_4116.N1	24-JUN-2004 08:56:36	Straylight	48.000	141	Bet Ara	2.8400	4600.0	96	12114	No
80	GOM_NL__2PRFIN20040624_085801_000000412028_00036_12114_4117.N1	24-JUN-2004 08:58:01	Straylight	40.500	147	Alp Ara	2.8770	26000.	81	12114	No
81	GOM_NL__2PRFIN20040624_085948_000000442028_00036_12114_4118.N1	24-JUN-2004 08:59:48	Twi_and_stray	44.000	40	The Sco	1.8590	7100.0	88	12114	No
82	GOM_NL__2PRFIN20040624_090126_000000472028_00036_12114_4119.N1	24-JUN-2004 09:01:26	Twi_and_stray	46.500	38	20Eps Sgr	1.8360	11000.	93	12114	No
83	GOM_NL__2PRFIN20040624_090250_000000442028_00036_12114_4120.N1	24-JUN-2004 09:02:50	Bright	43.500	116	19Del Sgr	2.7000	4100.0	87	12114	No
84	GOM_NL__2PRFIN20040624_090459_000000512028_00036_12114_4121.N1	24-JUN-2004 09:04:59	Bright	50.500	155	41Pi Sgr	2.9000	6600.0	101	12114	No
85	GOM_NL__2PRFIN20040624_090748_000000392028_00036_12114_4122.N1	24-JUN-2004 09:07:48	Bright	39.000	86	35Eta Oph	2.4300	10200.	78	12114	No
86	GOM_NL__2PRFIN20040624_090931_000000382028_00036_12114_4123.N1	24-JUN-2004 09:09:31	Bright	37.500	98	13Zet Oph	2.5710	30000.	75	12114	No
87	GOM_NL__2PRFIN20040624_091139_000000372028_00036_12114_4124.N1	24-JUN-2004 09:11:39	Bright	36.500	120	1Del Oph	2.7340	3200.0	73	12114	No
88	GOM_NL__2PRFIN20040624_091345_000000402028_00036_12114_4125.N1	24-JUN-2004 09:13:45	Bright	40.000	126	60Bet Oph	2.7700	4250.0	80	12114	No
89	GOM_NL__2PRFIN20040624_091608_000000402028_00036_12114_4126.N1	24-JUN-2004 09:16:08	Bright	39.500	59	55Alp Oph	2.0800	8900.0	79	12114	No
90	GOM_NL__2PRFIN20040624_091833_000000382028_00036_12114_4127.N1	24-JUN-2004 09:18:33	Bright	38.000	127	27Bet Her	2.7810	4700.0	76	12114	No
91	GOM_NL__2PRFIN20040624_092028_000000382028_00036_12114_4128.N1	24-JUN-2004 09:20:28	Bright	38.000	67	5Alp CrB	2.2210	11000.	76	12114	No
92	GOM_NL__2PRFIN20040624_092540_000000532028_00036_12114_4129.N1	24-JUN-2004 09:25:40	Bright	52.500	5	3Alp Lyr	0.033000	11000.	105	12114	No
93	GOM_NL__2PRFIN20040624_092745_000000402028_00036_12114_4130.N1	24-JUN-2004 09:27:45	Bright	39.500	130	23Bet Dra	2.7990	5800.0	79	12114	No
94	GOM_NL__2PRFIN20040624_092950_000000382028_00036_12114_4131.N1	24-JUN-2004 09:29:50	Bright	38.000	119	14Eta Dra	2.7270	4700.0	76	12114	No
95	GOM_NL__2PRFIN20040624_093337_000000362028_00036_12114_4132.N1	24-JUN-2004 09:33:37	Bright	35.500	60	7Bet UMi	2.0810	3950.0	71	12114	No
96	GOM_NL__2PRFIN20040624_093803_000000372028_00036_12114_4133.N1	24-JUN-2004 09:38:03	Bright	37.000	49	1Alp UMi	1.9900	6300.0	74	12114	No
97	GOM_NL__2PRFIN20040624_094426_000000492028_00036_12114_4134.N1	24-JUN-2004 09:44:26	Bright	48.500	74	11Bet Cas	2.2680	6600.0	97	12114	No
98	GOM_NL__2PRFIN20040624_094600_000000492028_00036_12114_4135.N1	24-JUN-2004 09:46:00	Bright	49.000	68	18Alp Cas	2.2250	4500.0	98	12114	No
99	GOM_NL__2PRFIN20040624_094823_000000542028_00036_12114_4136.N1	24-JUN-2004 09:48:23	Bright	54.000	160	23Gam Per	2.9300	4700.0	108	12114	No
100	GOM_NL__2PRFIN20040624_095148_000000462028_00036_12114_4137.N1	24-JUN-2004 09:51:48	Bright	46.000	73	57Gam1And	2.2600	13100.	92	12114	No
101	GOM_NL__2PRFIN20040624_095415_000000642028_00036_12114_4138.N1	24-JUN-2004 09:54:15	Twi_and_stray	64.000	53	43Bet And	2.0480	3300.0	128	12114	No

102	GOM_NL__2PRFIN20040624_095810_000000622028_00036_12114_4139.N1	24-JUN-2004 09:58:10	Dark	61.500	50	13Alp Ari	2.0070	4250.0	123	12114	No
103	GOM_NL__2PRFIN20040624_100300_000000502028_00036_12114_4140.N1	24-JUN-2004 10:03:00	Dark	50.000	94	92Alp Cet	2.5260	3100.0	100	12114	No
104	GOM_NL__2PRFIN20040624_100657_000000472028_00036_12114_4141.N1	24-JUN-2004 10:06:57	Dark	46.500	165	34Gam Eri	2.9500	3200.0	93	12114	No
105	GOM_NL__2PRFIN20040624_101553_000000672028_00036_12114_4142.N1	24-JUN-2004 10:15:53	Dark	67.000	52	16Bet Cet	2.0370	4500.0	134	12114	No
106	GOM_NL__2PRFIN20040624_102107_000000462028_00037_12115_4143.N1	24-JUN-2004 10:21:07	Dark	46.000	9	Alp Eri	0.45300	24000.	92	12115	No
107	GOM_NL__2PRFIN20040624_102608_000000402028_00037_12115_4112.N1	24-JUN-2004 10:26:08	Dark	39.500	135	Bet Hyi	2.8200	5800.0	79	12115	No
108	GOM_NL__2PRFIN20040624_102752_000000572028_00037_12115_4113.N1	24-JUN-2004 10:27:52	Straylight	57.000	63	Bet Gru	2.1500	2800.0	114	12115	No
109	GOM_NL__2PRFIN20040624_102953_000000502028_00037_12115_4114.N1	24-JUN-2004 10:29:53	Straylight	50.000	31	Alp Gru	1.7340	15200.	100	12115	No
110	GOM_NL__2PRFIN20040624_103355_000000422028_00037_12115_4115.N1	24-JUN-2004 10:33:55	Straylight	41.500	43	Alp TrA	1.9100	4250.0	83	12115	No
111	GOM_NL__2PRFIN20040624_103712_000000422028_00037_12115_4116.N1	24-JUN-2004 10:37:12	Straylight	41.500	141	Bet Ara	2.8400	4600.0	83	12115	No
112	GOM_NL__2PRFIN20040624_103837_000000412028_00037_12115_4117.N1	24-JUN-2004 10:38:37	Straylight	41.000	147	Alp Ara	2.8770	26000.	82	12115	No
113	GOM_NL__2PRFIN20040624_104024_000000472028_00037_12115_4118.N1	24-JUN-2004 10:40:24	Tw_i_and_stray	46.500	40	The Sco	1.8590	7100.0	93	12115	No
114	GOM_NL__2PRFIN20040624_104205_000000422028_00037_12115_4119.N1	24-JUN-2004 10:42:05	Tw_i_and_stray	41.500	25	35Lam Sco	1.6200	28000.	83	12115	No
115	GOM_NL__2PRFIN20040624_104326_000000562028_00037_12115_4120.N1	24-JUN-2004 10:43:26	Bright	56.000	116	19Del Sgr	2.7000	4100.0	112	12115	No
116	GOM_NL__2PRFIN20040624_104535_000000522028_00037_12115_4121.N1	24-JUN-2004 10:45:35	Bright	51.500	155	41Pi Sgr	2.9000	6600.0	103	12115	No
117	GOM_NL__2PRFIN20040624_104823_000000382028_00037_12115_4122.N1	24-JUN-2004 10:48:23	Bright	37.500	86	35Eta Oph	2.4300	10200.	75	12115	No
118	GOM_NL__2PRFIN20040624_105007_000000382028_00037_12115_4123.N1	24-JUN-2004 10:50:07	Bright	37.500	98	13Zet Oph	2.5710	30000.	75	12115	No
119	GOM_NL__2PRFIN20040624_105214_000000372028_00037_12115_4124.N1	24-JUN-2004 10:52:14	Bright	37.000	120	1Del Oph	2.7340	3200.0	74	12115	No
120	GOM_NL__2PRFIN20040624_105420_000000412028_00037_12115_4125.N1	24-JUN-2004 10:54:20	Bright	40.500	126	60Bet Oph	2.7700	4250.0	81	12115	No
121	GOM_NL__2PRFIN20040624_105643_000000392028_00037_12115_4126.N1	24-JUN-2004 10:56:43	Bright	38.500	59	55Alp Oph	2.0800	8900.0	77	12115	No
122	GOM_NL__2PRFIN20040624_105909_000000382028_00037_12115_4127.N1	24-JUN-2004 10:59:09	Bright	38.000	127	27Bet Her	2.7810	4700.0	76	12115	No
123	GOM_NL__2PRFIN20040624_110105_000000372028_00037_12115_4128.N1	24-JUN-2004 11:01:05	Bright	36.500	67	5Alp CrB	2.2210	11000.	73	12115	No
124	GOM_NL__2PRFIN20040624_110614_000000532028_00037_12115_4129.N1	24-JUN-2004 11:06:14	Bright	52.500	5	3Alp Lyr	0.033000	11000.	105	12115	No
125	GOM_NL__2PRFIN20040624_110821_000000412028_00037_12115_4130.N1	24-JUN-2004 11:08:21	Bright	41.000	130	23Bet Dra	2.7990	5800.0	82	12115	No
126	GOM_NL__2PRFIN20040624_111025_000000392028_00037_12115_4131.N1	24-JUN-2004 11:10:25	Bright	38.500	119	14Eta Dra	2.7270	4700.0	77	12115	No
127	GOM_NL__2PRFIN20040624_111411_000000412028_00037_12115_4132.N1	24-JUN-2004 11:14:11	Bright	41.000	60	7Bet UMi	2.0810	3950.0	82	12115	No
128	GOM_NL__2PRFIN20040624_111839_000000382028_00037_12115_4133.N1	24-JUN-2004 11:18:39	Bright	38.000	49	1Alp UMi	1.9900	6300.0	76	12115	No
129	GOM_NL__2PRFIN20040624_112502_000000472028_00037_12115_4134.N1	24-JUN-2004 11:25:02	Bright	47.000	74	11Bet Cas	2.2680	6600.0	94	12115	No
130	GOM_NL__2PRFIN20040624_112635_000000472028_00037_12115_4135.N1	24-JUN-2004 11:26:35	Bright	46.500	68	18Alp Cas	2.2250	4500.0	93	12115	No
131	GOM_NL__2PRFIN20040624_112858_000000412028_00037_12115_4136.N1	24-JUN-2004 11:28:58	Bright	40.500	160	23Gam Per	2.9300	4700.0	81	12115	No
132	GOM_NL__2PRFIN20040624_113224_000000472028_00037_12115_4137.N1	24-JUN-2004 11:32:24	Bright	46.500	73	57Gam1And	2.2600	13100.	93	12115	No
133	GOM_NL__2PRFIN20040624_113451_000000672028_00037_12115_4138.N1	24-JUN-2004 11:34:51	Tw_i_and_stray	66.500	53	43Bet And	2.0480	3300.0	133	12115	No
134	GOM_NL__2PRFIN20040624_113846_000000592028_00037_12115_4139.N1	24-JUN-2004 11:38:46	Dark	58.500	50	13Alp Ari	2.0070	4250.0	117	12115	No
135	GOM_NL__2PRFIN20040624_114336_000000552028_00037_12115_4140.N1	24-JUN-2004 11:43:36	Dark	55.000	94	92Alp Cet	2.5260	3100.0	110	12115	No
136	GOM_NL__2PRFIN20040624_114733_000000462028_00037_12115_4141.N1	24-JUN-2004 11:47:33	Dark	46.000	165	34Gam Eri	2.9500	3200.0	92	12115	No
137	GOM_NL__2PRFIN20040624_115632_000000752028_00037_12115_4142.N1	24-JUN-2004 11:56:32	Dark	75.000	52	16Bet Cet	2.0370	4500.0	150	12115	No
138	GOM_NL__2PRFIN20040624_120143_000000502028_00038_12116_4143.N1	24-JUN-2004 12:01:43	Dark	50.000	9	Alp Eri	0.45300	24000.	100	12116	No
139	GOM_NL__2PRFIN20040624_120643_000000412028_00038_12116_4112.N1	24-JUN-2004 12:06:43	Dark	41.000	135	Bet Hyi	2.8200	5800.0	82	12116	No
140	GOM_NL__2PRFIN20040624_120829_000000542028_00038_12116_4113.N1	24-JUN-2004 12:08:29	Straylight	53.500	63	Bet Gru	2.1500	2800.0	107	12116	No
141	GOM_NL__2PRFIN20040624_121030_000000532028_00038_12116_4114.N1	24-JUN-2004 12:10:30	Straylight	52.500	31	Alp Gru	1.7340	15200.	105	12116	No
142	GOM_NL__2PRFIN20040624_121431_000000422028_00038_12116_4115.N1	24-JUN-2004 12:14:31	Straylight	41.500	43	Alp TrA	1.9100	4250.0	83	12116	No
143	GOM_NL__2PRFIN20040624_121747_000000442028_00038_12116_4116.N1	24-JUN-2004 12:17:47	Straylight	44.000	141	Bet Ara	2.8400	4600.0	88	12116	No
144	GOM_NL__2PRFIN20040624_121912_000000412028_00038_12116_4117.N1	24-JUN-2004 12:19:12	Straylight	40.500	147	Alp Ara	2.8770	26000.	81	12116	No
145	GOM_NL__2PRFIN20040624_122100_000000432028_00038_12116_4118.N1	24-JUN-2004 12:21:00	Tw_i_and_stray	43.000	40	The Sco	1.8590	7100.0	86	12116	No
146	GOM_NL__2PRFIN20040624_122240_000000422028_00038_12116_4119.N1	24-JUN-2004 12:22:40	Tw_i_and_stray	42.000	25	35Lam Sco	1.6200	28000.	84	12116	No
147	GOM_NL__2PRFIN20040624_122402_000000492028_00038_12116_4120.N1	24-JUN-2004 12:24:02	Bright	48.500	116	19Del Sgr	2.7000	4100.0	97	12116	No
148	GOM_NL__2PRFIN20040624_122609_000000532028_00038_12116_4121.N1	24-JUN-2004 12:26:09	Bright	52.500	155	41Pi Sgr	2.9000	6600.0	105	12116	No
149	GOM_NL__2PRFIN20040624_122859_000000392028_00038_12116_4122.N1	24-JUN-2004 12:28:59	Bright	38.500	86	35Eta Oph	2.4300	10200.	77	12116	No
150	GOM_NL__2PRFIN20040624_123043_000000382028_00038_12116_4123.N1	24-JUN-2004 12:30:43	Bright	37.500	98	13Zet Oph	2.5710	30000.	75	12116	No
151	GOM_NL__2PRFIN20040624_123250_000000392028_00038_12116_4124.N1	24-JUN-2004 12:32:50	Bright	38.500	120	1Del Oph	2.7340	3200.0	77	12116	No
152	GOM_NL__2PRFIN20040624_123455_000000412028_00038_12116_4125.N1	24-JUN-2004 12:34:55	Bright	40.500	126	60Bet Oph	2.7700	4250.0	81	12116	No
153	GOM_NL__2PRFIN20040624_123718_000000412028_00038_12116_4126.N1	24-JUN-2004 12:37:18	Bright	40.500	59	55Alp Oph	2.0800	8900.0	81	12116	No
154	GOM_NL__2PRFIN20040624_123944_000000392028_00038_12116_4127.N1	24-JUN-2004 12:39:44	Bright	38.500	127	27Bet Her	2.7810	4700.0	77	12116	No
155	GOM_NL__2PRFIN20040624_124139_000000402028_00038_12116_4128.N1	24-JUN-2004 12:41:39	Bright	40.000	67	5Alp CrB	2.2210	11000.	80	12116	No
156	GOM_NL__2PRFIN20040624_124650_000000492028_00038_12116_4129.N1	24-JUN-2004 12:46:50	Bright	49.000	5	3Alp Lyr	0.033000	11000.	98	12116	No
157	GOM_NL__2PRFIN20040624_124855_000000422028_00038_12116_4130.N1	24-JUN-2004 12:48:55	Bright	42.000	130	23Bet Dra	2.7990	5800.0	84	12116	No
158	GOM_NL__2PRFIN20040624_125100_000000392028_00038_12116_4131.N1	24-JUN-2004 12:51:00	Bright	39.000	119	14Eta Dra	2.7270	4700.0	78	12116	No
159	GOM_NL__2PRFIN20040624_125448_000000402028_00038_12116_4132.N1	24-JUN-2004 12:54:48	Bright	39.500	60	7Bet UMi	2.0810	3950.0	79	12116	No
160	GOM_NL__2PRFIN20040624_125914_000000392028_00038_12116_4133.N1	24-JUN-2004 12:59:14	Bright	39.000	49	1Alp UMi	1.9900	6300.0	78	12116	No

161	GOM_NL__2PRFIN20040624_130538_000000482028_00038_12116_4134.N1	24-JUN-2004 13:05:38	Bright	48.000	74	11Bet Cas	2.2680	6600.0	96	12116	No
162	GOM_NL__2PRFIN20040624_130711_000000482028_00038_12116_4135.N1	24-JUN-2004 13:07:11	Bright	48.000	68	18Alp Cas	2.2250	4500.0	96	12116	No
163	GOM_NL__2PRFIN20040624_130934_000000382028_00038_12116_4136.N1	24-JUN-2004 13:09:34	Bright	38.000	160	23Gam Per	2.9300	4700.0	76	12116	No
164	GOM_NL__2PRFIN20040624_131300_000000462028_00038_12116_4137.N1	24-JUN-2004 13:13:00	Bright	46.000	73	57Gam1And	2.2600	13100.	92	12116	No
165	GOM_NL__2PRFIN20040624_131527_000000672028_00038_12116_4138.N1	24-JUN-2004 13:15:27	Tw_i_and_stray	66.500	53	43Bet And	2.0480	3300.0	133	12116	No
166	GOM_NL__2PRFIN20040624_131923_000000592028_00038_12116_4139.N1	24-JUN-2004 13:19:23	Dark	58.500	50	13Alp Ari	2.0070	4250.0	117	12116	No
167	GOM_NL__2PRFIN20040624_132413_000000492028_00038_12116_4140.N1	24-JUN-2004 13:24:13	Dark	49.000	94	92Alp Cet	2.5260	3100.0	98	12116	No
168	GOM_NL__2PRFIN20040624_132807_000000472028_00038_12116_4141.N1	24-JUN-2004 13:28:07	Dark	47.000	165	34Gam Eri	2.9500	3200.0	94	12116	No
169	GOM_NL__2PRFIN20040624_133710_000000762028_00038_12116_4142.N1	24-JUN-2004 13:37:10	Dark	75.500	52	16Bet Cet	2.0370	4500.0	151	12116	No
170	GOM_NL__2PRFIN20040624_134219_000000522028_00039_12117_4143.N1	24-JUN-2004 13:42:19	Dark	51.500	9	Alp Eri	0.45300	24000.	103	12117	No
171	GOM_NL__2PRFIN20040624_134721_000000392028_00039_12117_4112.N1	24-JUN-2004 13:47:21	Dark	39.000	135	Bet Hyi	2.8200	5800.0	78	12117	No
172	GOM_NL__2PRFIN20040624_134906_000000542028_00039_12117_4113.N1	24-JUN-2004 13:49:06	Straylight	54.000	63	Bet Gru	2.1500	2800.0	108	12117	No
173	GOM_NL__2PRFIN20040624_135107_000000532028_00039_12117_4114.N1	24-JUN-2004 13:51:07	Straylight	52.500	31	Alp Gru	1.7340	15200.	105	12117	No
174	GOM_NL__2PRFIN20040624_135507_000000412028_00039_12117_4115.N1	24-JUN-2004 13:55:07	Straylight	40.500	43	Alp TrA	1.9100	4250.0	81	12117	No
175	GOM_NL__2PRFIN20040624_135823_000000412028_00039_12117_4116.N1	24-JUN-2004 13:58:23	Straylight	40.500	141	Bet Ara	2.8400	4600.0	81	12117	No
176	GOM_NL__2PRFIN20040624_135949_000000392028_00039_12117_4117.N1	24-JUN-2004 13:59:49	Straylight	38.500	147	Alp Ara	2.8770	26000.	77	12117	No
177	GOM_NL__2PRFIN20040624_140135_000000462028_00039_12117_4118.N1	24-JUN-2004 14:01:35	Tw_i_and_stray	46.000	40	The Sco	1.8590	7100.0	92	12117	No
178	GOM_NL__2PRFIN20040624_140314_000000462028_00039_12117_4119.N1	24-JUN-2004 14:03:14	Tw_i_and_stray	45.500	25	35Lam Sco	1.6200	28000.	91	12117	No
179	GOM_NL__2PRFIN20040624_140438_000000482028_00039_12117_4120.N1	24-JUN-2004 14:04:38	Bright	47.500	116	19Del Sgr	2.7000	4100.0	95	12117	No
180	GOM_NL__2PRFIN20040624_140645_000000552028_00039_12117_4121.N1	24-JUN-2004 14:06:45	Bright	54.500	155	41Pi Sgr	2.9000	6600.0	109	12117	No
181	GOM_NL__2PRFIN20040624_140934_000000402028_00039_12117_4122.N1	24-JUN-2004 14:09:34	Bright	40.000	86	35Eta Oph	2.4300	10200.	80	12117	No
182	GOM_NL__2PRFIN20040624_141116_000000422028_00039_12117_4123.N1	24-JUN-2004 14:11:16	Bright	41.500	98	13Zet Oph	2.5710	30000.	83	12117	No
183	GOM_NL__2PRFIN20040624_141324_000000402028_00039_12117_4124.N1	24-JUN-2004 14:13:24	Bright	39.500	120	1Del Oph	2.7340	3200.0	79	12117	No
184	GOM_NL__2PRFIN20040624_141531_000000412028_00039_12117_4125.N1	24-JUN-2004 14:15:31	Bright	40.500	126	60Bet Oph	2.7700	4250.0	81	12117	No
185	GOM_NL__2PRFIN20040624_141754_000000432028_00039_12117_4126.N1	24-JUN-2004 14:17:54	Bright	43.000	59	55Alp Oph	2.0800	8900.0	86	12117	No
186	GOM_NL__2PRFIN20040624_142019_000000402028_00039_12117_4127.N1	24-JUN-2004 14:20:19	Bright	39.500	127	27Bet Her	2.7810	4700.0	79	12117	No
187	GOM_NL__2PRFIN20040624_142216_000000392028_00039_12117_4128.N1	24-JUN-2004 14:22:16	Bright	39.000	67	5Alp CrB	2.2210	11000.	78	12117	No
188	GOM_NL__2PRFIN20040624_142725_000000482028_00039_12117_4129.N1	24-JUN-2004 14:27:25	Bright	47.500	5	3Alp Lyr	0.033000	11000.	95	12117	No
189	GOM_NL__2PRFIN20040624_142931_000000402028_00039_12117_4130.N1	24-JUN-2004 14:29:31	Bright	40.000	130	23Bet Dra	2.7990	5800.0	80	12117	No
190	GOM_NL__2PRFIN20040624_143134_000000422028_00039_12117_4131.N1	24-JUN-2004 14:31:34	Bright	41.500	119	14Eta Dra	2.7270	4700.0	83	12117	No
191	GOM_NL__2PRFIN20040624_143524_000000422028_00039_12117_4132.N1	24-JUN-2004 14:35:24	Bright	42.000	60	7Bet UMi	2.0810	3950.0	84	12117	No
192	GOM_NL__2PRFIN20040624_143950_000000382028_00039_12117_4133.N1	24-JUN-2004 14:39:50	Bright	38.000	49	1Alp UMi	1.9900	6300.0	76	12117	No
193	GOM_NL__2PRFIN20040624_144613_000000482028_00039_12117_4134.N1	24-JUN-2004 14:46:13	Bright	47.500	74	11Bet Cas	2.2680	6600.0	95	12117	No
194	GOM_NL__2PRFIN20040624_144747_000000472028_00039_12117_4135.N1	24-JUN-2004 14:47:47	Bright	47.000	68	18Alp Cas	2.2250	4500.0	94	12117	No
195	GOM_NL__2PRFIN20040624_145010_000000542028_00039_12117_4136.N1	24-JUN-2004 14:50:10	Bright	54.000	160	23Gam Per	2.9300	4700.0	108	12117	No
196	GOM_NL__2PRFIN20040624_145336_000000452028_00039_12117_4137.N1	24-JUN-2004 14:53:36	Bright	45.000	73	57Gam1And	2.2600	13100.	90	12117	No
197	GOM_NL__2PRFIN20040624_145604_000000662028_00039_12117_4138.N1	24-JUN-2004 14:56:04	Tw_i_and_stray	66.000	53	43Bet And	2.0480	3300.0	132	12117	No
198	GOM_NL__2PRFIN20040624_145958_000000552028_00039_12117_4139.N1	24-JUN-2004 14:59:58	Dark	54.500	50	13Alp Ari	2.0070	4250.0	109	12117	No
199	GOM_NL__2PRFIN20040624_150448_000000552028_00039_12117_4140.N1	24-JUN-2004 15:04:48	Dark	55.000	94	92Alp Cet	2.5260	3100.0	110	12117	No
200	GOM_NL__2PRFIN20040624_150844_000000452028_00039_12117_4141.N1	24-JUN-2004 15:08:44	Dark	44.500	165	34Gam Eri	2.9500	3200.0	89	12117	No
201	GOM_NL__2PRFIN20040624_151746_000000672028_00039_12117_4142.N1	24-JUN-2004 15:17:46	Dark	66.500	52	16Bet Cet	2.0370	4500.0	133	12117	No
202	GOM_NL__2PRFIN20040624_152254_000000442028_00040_12118_4143.N1	24-JUN-2004 15:22:54	Dark	44.000	9	Alp Eri	0.45300	24000.	88	12118	No
203	GOM_NL__2PRFIN20040624_152757_000000402028_00040_12118_4112.N1	24-JUN-2004 15:27:57	Dark	39.500	135	Bet Hyi	2.8200	5800.0	79	12118	No
204	GOM_NL__2PRFIN20040624_152943_000000572028_00040_12118_4113.N1	24-JUN-2004 15:29:43	Straylight	56.500	63	Bet Gru	2.1500	2800.0	113	12118	No
205	GOM_NL__2PRFIN20040624_153144_000000542028_00040_12118_4114.N1	24-JUN-2004 15:31:44	Straylight	53.500	31	Alp Gru	1.7340	15200.	107	12118	No
206	GOM_NL__2PRFIN20040624_153542_000000392028_00040_12118_4115.N1	24-JUN-2004 15:35:42	Straylight	39.000	43	Alp TrA	1.9100	4250.0	78	12118	No
207	GOM_NL__2PRFIN20040624_153857_000000472028_00040_12118_4116.N1	24-JUN-2004 15:38:57	Straylight	47.000	141	Bet Ara	2.8400	4600.0	94	12118	No
208	GOM_NL__2PRFIN20040624_154025_000000402028_00040_12118_4117.N1	24-JUN-2004 15:40:25	Straylight	40.000	147	Alp Ara	2.8770	26000.	80	12118	No
209	GOM_NL__2PRFIN20040624_154211_000000422028_00040_12118_4118.N1	24-JUN-2004 15:42:11	Tw_i_and_stray	41.500	40	The Sco	1.8590	7100.0	83	12118	No
210	GOM_NL__2PRFIN20040624_154350_000000432028_00040_12118_4119.N1	24-JUN-2004 15:43:50	Tw_i_and_stray	43.000	25	35Lam Sco	1.6200	28000.	86	12118	No
211	GOM_NL__2PRFIN20040624_154514_000000472028_00040_12118_4120.N1	24-JUN-2004 15:45:14	Bright	47.000	116	19Del Sgr	2.7000	4100.0	94	12118	No
212	GOM_NL__2PRFIN20040624_154723_000000512028_00040_12118_4121.N1	24-JUN-2004 15:47:23	Bright	50.500	155	41Pi Sgr	2.9000	6600.0	101	12118	No
213	GOM_NL__2PRFIN20040624_155010_000000402028_00040_12118_4122.N1	24-JUN-2004 15:50:10	Bright	40.000	86	35Eta Oph	2.4300	10200.	80	12118	No
214	GOM_NL__2PRFIN20040624_155154_000000402028_00040_12118_4123.N1	24-JUN-2004 15:51:54	Bright	39.500	98	13Zet Oph	2.5710	30000.	79	12118	No
215	GOM_NL__2PRFIN20040624_155400_000000412028_00040_12118_4124.N1	24-JUN-2004 15:54:00	Bright	40.500	120	1Del Oph	2.7340	3200.0	81	12118	No
216	GOM_NL__2PRFIN20040624_155607_000000412028_00040_12118_4125.N1	24-JUN-2004 15:56:07	Bright	41.000	126	60Bet Oph	2.7700	4250.0	82	12118	No
217	GOM_NL__2PRFIN20040624_155830_000000422028_00040_12118_4126.N1	24-JUN-2004 15:58:30	Bright	41.500	59	55Alp Oph	2.0800	8900.0	83	12118	No
218	GOM_NL__2PRFIN20040624_160054_000000422028_00040_12118_4127.N1	24-JUN-2004 16:00:54	Bright	41.500	127	27Bet Her	2.7810	4700.0	83	12118	No
219	GOM_NL__2PRFIN20040624_160252_000000402028_00040_12118_4128.N1	24-JUN-2004 16:02:52	Bright	40.000	67	5Alp CrB	2.2210	11000.	80	12118	No

220	GOM_NL__2PRFIN20040624_160801_000000502028_00040_12118_4129.N1	24-JUN-2004 16:08:01	Bright	50.000	5	3Alp Lyr	0.033000	11000.	100	12118	No
221	GOM_NL__2PRFIN20040624_161006_000000412028_00040_12118_4130.N1	24-JUN-2004 16:10:06	Bright	41.000	130	23Bet Dra	2.7990	5800.0	82	12118	No
222	GOM_NL__2PRFIN20040624_161210_000000382028_00040_12118_4131.N1	24-JUN-2004 16:12:10	Bright	37.500	119	14Eta Dra	2.7270	4700.0	75	12118	No
223	GOM_NL__2PRFIN20040624_161600_000000412028_00040_12118_4132.N1	24-JUN-2004 16:16:00	Bright	40.500	60	7Bet UMi	2.0810	3950.0	81	12118	No
224	GOM_NL__2PRFIN20040624_162026_000000392028_00040_12118_4133.N1	24-JUN-2004 16:20:26	Bright	38.500	49	1Alp UMi	1.9900	6300.0	77	12118	No
225	GOM_NL__2PRFIN20040624_162648_000000482028_00040_12118_4134.N1	24-JUN-2004 16:26:48	Bright	48.000	74	11Bet Cas	2.2680	6600.0	96	12118	No
226	GOM_NL__2PRFIN20040624_162822_000000532028_00040_12118_4135.N1	24-JUN-2004 16:28:22	Bright	52.500	68	18Alp Cas	2.2250	4500.0	105	12118	No
227	GOM_NL__2PRFIN20040624_163047_000000362028_00040_12118_4136.N1	24-JUN-2004 16:30:47	Bright	36.000	160	23Gam Per	2.9300	4700.0	72	12118	No
228	GOM_NL__2PRFIN20040624_163412_000000472028_00040_12118_4137.N1	24-JUN-2004 16:34:12	Bright	47.000	73	57Gam1And	2.2600	13100.	94	12118	No
229	GOM_NL__2PRFIN20040624_163639_000000702028_00040_12118_4138.N1	24-JUN-2004 16:36:39	Twi_and_stray	69.500	53	43Bet And	2.0480	3300.0	139	12118	No
230	GOM_NL__2PRFIN20040624_164034_000000552028_00040_12118_4139.N1	24-JUN-2004 16:40:34	Dark	54.500	50	13Alp Ari	2.0070	4250.0	109	12118	No
231	GOM_NL__2PRFIN20040624_164525_000000552028_00040_12118_4140.N1	24-JUN-2004 16:45:25	Dark	55.000	94	92Alp Cet	2.5260	3100.0	110	12118	No
232	GOM_NL__2PRFIN20040624_164921_000000442028_00040_12118_4141.N1	24-JUN-2004 16:49:21	Dark	43.500	165	34Gam Eri	2.9500	3200.0	87	12118	No
233	GOM_NL__2PRFIN20040624_165825_000000792028_00040_12118_4142.N1	24-JUN-2004 16:58:25	Dark	79.000	52	16Bet Cet	2.0370	4500.0	158	12118	No
234	GOM_NL__2PRFIN20040624_170330_000000442028_00041_12119_4143.N1	24-JUN-2004 17:03:30	Dark	44.000	9	Alp Eri	0.45300	24000.	88	12119	No
235	GOM_NL__2PRFIN20040624_170833_000000412028_00041_12119_4112.N1	24-JUN-2004 17:08:33	Dark	40.500	135	Bet Hyi	2.8200	5800.0	81	12119	No
236	GOM_NL__2PRFIN20040624_171019_000000562028_00041_12119_4113.N1	24-JUN-2004 17:10:19	Straylight	56.000	63	Bet Gru	2.1500	2800.0	112	12119	No
237	GOM_NL__2PRFIN20040624_171221_000000492028_00041_12119_4114.N1	24-JUN-2004 17:12:21	Straylight	49.000	31	Alp Gru	1.7340	15200.	98	12119	No
238	GOM_NL__2PRFIN20040624_171619_000000412028_00041_12119_4115.N1	24-JUN-2004 17:16:19	Straylight	40.500	43	Alp TrA	1.9100	4250.0	81	12119	No
239	GOM_NL__2PRFIN20040624_171936_000000472028_00041_12119_4116.N1	24-JUN-2004 17:19:36	Straylight	46.500	141	Bet Ara	2.8400	4600.0	93	12119	No
240	GOM_NL__2PRFIN20040624_172101_000000412028_00041_12119_4117.N1	24-JUN-2004 17:21:01	Straylight	40.500	147	Alp Ara	2.8770	26000.	81	12119	No
241	GOM_NL__2PRFIN20040624_172248_000000462028_00041_12119_4118.N1	24-JUN-2004 17:22:48	Twi_and_stray	46.000	40	The Sco	1.8590	7100.0	92	12119	No
242	GOM_NL__2PRFIN20040624_172429_000000462028_00041_12119_4119.N1	24-JUN-2004 17:24:29	Twi_and_stray	45.500	25	35Lam Sco	1.6200	28000.	91	12119	No
243	GOM_NL__2PRFIN20040624_172551_000000502028_00041_12119_4120.N1	24-JUN-2004 17:25:51	Bright	49.500	116	19Del Sgr	2.7000	4100.0	99	12119	No
244	GOM_NL__2PRFIN20040624_172759_000000532028_00041_12119_4121.N1	24-JUN-2004 17:27:59	Bright	52.500	155	41Pi Sgr	2.9000	6600.0	105	12119	No
245	GOM_NL__2PRFIN20040624_173047_000000402028_00041_12119_4122.N1	24-JUN-2004 17:30:47	Bright	39.500	86	35Eta Oph	2.4300	10200.	79	12119	No
246	GOM_NL__2PRFIN20040624_173231_000000392028_00041_12119_4123.N1	24-JUN-2004 17:32:31	Bright	38.500	98	13Zet Oph	2.5710	30000.	77	12119	No
247	GOM_NL__2PRFIN20040624_173438_000000392028_00041_12119_4124.N1	24-JUN-2004 17:34:38	Bright	39.000	120	1Del Oph	2.7340	3200.0	78	12119	No
248	GOM_NL__2PRFIN20040624_173643_000000412028_00041_12119_4125.N1	24-JUN-2004 17:36:43	Bright	40.500	126	60Bet Oph	2.7700	4250.0	81	12119	No
249	GOM_NL__2PRFIN20040624_173904_000000432028_00041_12119_4126.N1	24-JUN-2004 17:39:04	Bright	42.500	59	55Alp Oph	2.0800	8900.0	85	12119	No
250	GOM_NL__2PRFIN20040624_174130_000000422028_00041_12119_4127.N1	24-JUN-2004 17:41:30	Bright	42.000	127	27Bet Her	2.7810	4700.0	84	12119	No
251	GOM_NL__2PRFIN20040624_174326_000000412028_00041_12119_4128.N1	24-JUN-2004 17:43:26	Bright	40.500	67	5Alp CrB	2.2210	11000.	81	12119	No
252	GOM_NL__2PRFIN20040624_174836_000000522028_00041_12119_4129.N1	24-JUN-2004 17:48:36	Bright	52.000	5	3Alp Lyr	0.033000	11000.	104	12119	No
253	GOM_NL__2PRFIN20040624_175043_000000392028_00041_12119_4130.N1	24-JUN-2004 17:50:43	Bright	39.000	130	23Bet Dra	2.7990	5800.0	78	12119	No
254	GOM_NL__2PRFIN20040624_175248_000000382028_00041_12119_4131.N1	24-JUN-2004 17:52:48	Bright	38.000	119	14Eta Dra	2.7270	4700.0	76	12119	No
255	GOM_NL__2PRFIN20040624_175635_000000382028_00041_12119_4132.N1	24-JUN-2004 17:56:35	Bright	37.500	60	7Bet UMi	2.0810	3950.0	75	12119	No
256	GOM_NL__2PRFIN20040624_180102_000000392028_00041_12119_4133.N1	24-JUN-2004 18:01:02	Bright	39.000	49	1Alp UMi	1.9900	6300.0	78	12119	No
257	GOM_NL__2PRFIN20040624_180724_000000472028_00041_12119_4134.N1	24-JUN-2004 18:07:24	Bright	47.000	74	11Bet Cas	2.2680	6600.0	94	12119	No
258	GOM_NL__2PRFIN20040624_180858_000000472028_00041_12119_4135.N1	24-JUN-2004 18:08:58	Bright	47.000	68	18Alp Cas	2.2250	4500.0	94	12119	No
259	GOM_NL__2PRFIN20040624_181122_000000372028_00041_12119_4136.N1	24-JUN-2004 18:11:22	Bright	36.500	160	23Gam Per	2.9300	4700.0	73	12119	No
260	GOM_NL__2PRFIN20040624_181448_000000462028_00041_12119_4137.N1	24-JUN-2004 18:14:48	Bright	46.000	73	57Gam1And	2.2600	13100.	92	12119	No
261	GOM_NL__2PRFIN20040624_181715_000000742028_00041_12119_4138.N1	24-JUN-2004 18:17:15	Twi_and_stray	73.500	53	43Bet And	2.0480	3300.0	147	12119	No
262	GOM_NL__2PRFIN20040624_182111_000000552028_00041_12119_4139.N1	24-JUN-2004 18:21:11	Dark	55.000	50	13Alp Ari	2.0070	4250.0	110	12119	No
263	GOM_NL__2PRFIN20040624_182602_000000482028_00041_12119_4140.N1	24-JUN-2004 18:26:02	Dark	48.000	94	92Alp Cet	2.5260	3100.0	96	12119	No
264	GOM_NL__2PRFIN20040624_182958_000000462028_00041_12119_4141.N1	24-JUN-2004 18:29:58	Dark	45.500	165	34Gam Eri	2.9500	3200.0	91	12119	No
265	GOM_NL__2PRFIN20040624_183903_000000772028_00041_12119_4142.N1	24-JUN-2004 18:39:03	Dark	76.500	52	16Bet Cet	2.0370	4500.0	153	12119	No
266	GOM_NL__2PRFIN20040624_184409_000000542028_00042_12120_4143.N1	24-JUN-2004 18:44:09	Dark	53.500	9	Alp Eri	0.45300	24000.	107	12120	No
267	GOM_NL__2PRFIN20040624_184909_000000402028_00042_12120_4112.N1	24-JUN-2004 18:49:09	Dark	39.500	135	Bet Hyi	2.8200	5800.0	79	12120	No
268	GOM_NL__2PRFIN20040624_185056_000000682028_00042_12120_4113.N1	24-JUN-2004 18:50:56	Straylight	67.500	63	Bet Gru	2.1500	2800.0	135	12120	No
269	GOM_NL__2PRFIN20040624_185258_000000502028_00042_12120_4114.N1	24-JUN-2004 18:52:58	Straylight	50.000	31	Alp Gru	1.7340	15200.	100	12120	No
270	GOM_NL__2PRFIN20040624_185655_000000422028_00042_12120_4115.N1	24-JUN-2004 18:56:55	Straylight	41.500	43	Alp TrA	1.9100	4250.0	83	12120	No
271	GOM_NL__2PRFIN20040624_190012_000000452028_00042_12120_4116.N1	24-JUN-2004 19:00:12	Straylight	45.000	141	Bet Ara	2.8400	4600.0	90	12120	No
272	GOM_NL__2PRFIN20040624_190137_000000392028_00042_12120_4117.N1	24-JUN-2004 19:01:37	Straylight	39.000	147	Alp Ara	2.8770	26000.	78	12120	No
273	GOM_NL__2PRFIN20040624_190325_000000452028_00042_12120_4118.N1	24-JUN-2004 19:03:25	Twi_and_stray	45.000	40	The Sco	1.8590	7100.0	90	12120	No
274	GOM_NL__2PRFIN20040624_190505_000000432028_00042_12120_4119.N1	24-JUN-2004 19:05:05	Twi_and_stray	43.000	25	35Lam Sco	1.6200	28000.	86	12120	No
275	GOM_NL__2PRFIN20040624_190627_000000492028_00042_12120_4120.N1	24-JUN-2004 19:06:27	Bright	49.000	116	19Del Sgr	2.7000	4100.0	98	12120	No
276	GOM_NL__2PRFIN20040624_190835_000000522028_00042_12120_4121.N1	24-JUN-2004 19:08:35	Bright	52.000	155	41Pi Sgr	2.9000	6600.0	104	12120	No
277	GOM_NL__2PRFIN20040624_191124_000000392028_00042_12120_4122.N1	24-JUN-2004 19:11:24	Bright	38.500	86	35Eta Oph	2.4300	10200.	77	12120	No
278	GOM_NL__2PRFIN20040624_191307_000000392028_00042_12120_4123.N1	24-JUN-2004 19:13:07	Bright	38.500	98	13Zet Oph	2.5710	30000.	77	12120	No

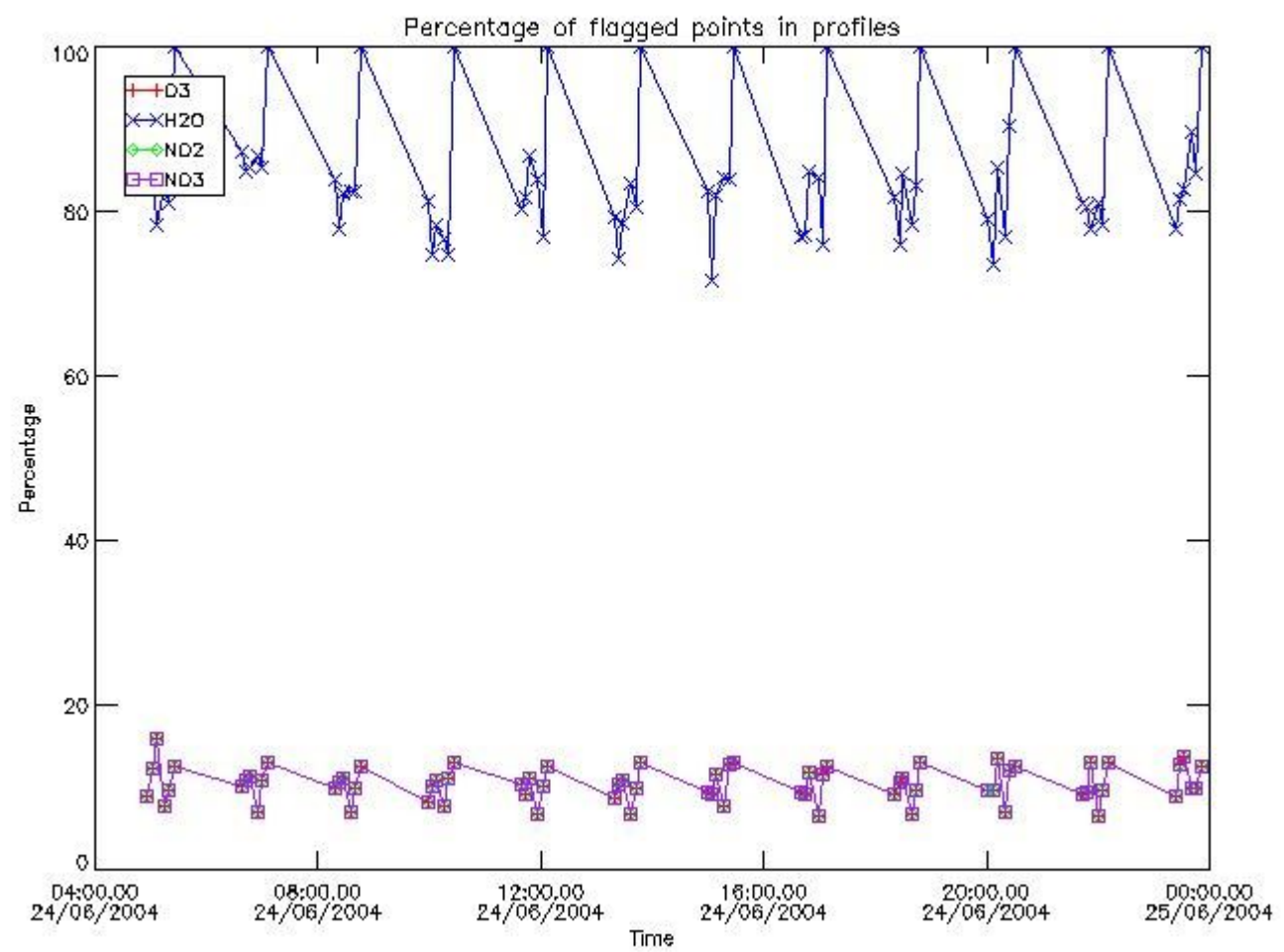
279	GOM_NL__2PRFIN20040624_191515_000000392028_00042_12120_4124.N1	24-JUN-2004 19:15:15	Bright	38.500	120	1Del Oph	2.7340	3200.0	77	12120	No
280	GOM_NL__2PRFIN20040624_191720_000000402028_00042_12120_4125.N1	24-JUN-2004 19:17:20	Bright	40.000	126	60Bet Oph	2.7700	4250.0	80	12120	No
281	GOM_NL__2PRFIN20040624_191943_000000402028_00042_12120_4126.N1	24-JUN-2004 19:19:43	Bright	39.500	59	55Alp Oph	2.0800	8900.0	79	12120	No
282	GOM_NL__2PRFIN20040624_192208_000000402028_00042_12120_4127.N1	24-JUN-2004 19:22:08	Bright	39.500	127	27Bet Her	2.7810	4700.0	79	12120	No
283	GOM_NL__2PRFIN20040624_192402_000000412028_00042_12120_4128.N1	24-JUN-2004 19:24:02	Bright	41.000	67	5Alp CrB	2.2210	11000.	82	12120	No
284	GOM_NL__2PRFIN20040624_192912_000000452028_00042_12120_4129.N1	24-JUN-2004 19:29:12	Bright	45.000	5	3Alp Lyr	0.033000	11000.	90	12120	No
285	GOM_NL__2PRFIN20040624_193119_000000402028_00042_12120_4130.N1	24-JUN-2004 19:31:19	Bright	39.500	130	23Bet Dra	2.7990	5800.0	79	12120	No
286	GOM_NL__2PRFIN20040624_193325_000000392028_00042_12120_4131.N1	24-JUN-2004 19:33:25	Bright	39.000	119	14Eta Dra	2.7270	4700.0	78	12120	No
287	GOM_NL__2PRFIN20040624_193713_000000402028_00042_12120_4132.N1	24-JUN-2004 19:37:13	Bright	39.500	60	7Bet UMi	2.0810	3950.0	79	12120	No
288	GOM_NL__2PRFIN20040624_194139_000000392028_00042_12120_4133.N1	24-JUN-2004 19:41:39	Bright	38.500	49	1Alp UMi	1.9900	6300.0	77	12120	No
289	GOM_NL__2PRFIN20040624_194758_000000682028_00042_12120_4134.N1	24-JUN-2004 19:47:58	Bright	68.000	74	11Bet Cas	2.2680	6600.0	136	12120	No
290	GOM_NL__2PRFIN20040624_194933_000000482028_00042_12120_4135.N1	24-JUN-2004 19:49:33	Bright	48.000	68	18Alp Cas	2.2250	4500.0	96	12120	No
291	GOM_NL__2PRFIN20040624_195158_000000382028_00042_12120_4136.N1	24-JUN-2004 19:51:58	Bright	37.500	160	23Gam Per	2.9300	4700.0	75	12120	No
292	GOM_NL__2PRFIN20040624_195523_000000462028_00042_12120_4137.N1	24-JUN-2004 19:55:23	Bright	45.500	73	57Gam1And	2.2600	13100.	91	12120	No
293	GOM_NL__2PRFIN20040624_195750_000000662028_00042_12120_4138.N1	24-JUN-2004 19:57:50	Twi_and_stray	65.500	53	43Bet And	2.0480	3300.0	131	12120	No
294	GOM_NL__2PRFIN20040624_200147_000000532028_00042_12120_4139.N1	24-JUN-2004 20:01:47	Dark	53.000	50	13Alp Ari	2.0070	4250.0	106	12120	No
295	GOM_NL__2PRFIN20040624_200637_000000542028_00042_12120_4140.N1	24-JUN-2004 20:06:37	Dark	53.500	94	92Alp Cet	2.5260	3100.0	107	12120	No
296	GOM_NL__2PRFIN20040624_201034_000000382028_00042_12120_4141.N1	24-JUN-2004 20:10:34	Dark	38.000	165	34Gam Eri	2.9500	3200.0	76	12120	No
297	GOM_NL__2PRFIN20040624_201940_000000722028_00042_12120_4142.N1	24-JUN-2004 20:19:40	Dark	72.000	52	16Bet Cet	2.0370	4500.0	144	12120	No
298	GOM_NL__2PRFIN20040624_202445_000000422028_00043_12121_4143.N1	24-JUN-2004 20:24:45	Dark	42.000	9	Alp Eri	0.45300	24000.	84	12121	No
299	GOM_NL__2PRFIN20040624_202945_000000412028_00043_12121_4132.N1	24-JUN-2004 20:29:45	Dark	41.000	135	Bet Hyi	2.8200	5800.0	82	12121	No
300	GOM_NL__2PRFIN20040624_203133_000000572028_00043_12121_4133.N1	24-JUN-2004 20:31:33	Straylight	56.500	63	Bet Gru	2.1500	2800.0	113	12121	No
301	GOM_NL__2PRFIN20040624_203334_000000492028_00043_12121_4134.N1	24-JUN-2004 20:33:34	Straylight	48.500	31	Alp Gru	1.7340	15200.	97	12121	No
302	GOM_NL__2PRFIN20040624_203731_000000412028_00043_12121_4135.N1	24-JUN-2004 20:37:31	Straylight	40.500	43	Alp TrA	1.9100	4250.0	81	12121	No
303	GOM_NL__2PRFIN20040624_204049_000000402028_00043_12121_4136.N1	24-JUN-2004 20:40:49	Straylight	40.000	141	Bet Ara	2.8400	4600.0	80	12121	No
304	GOM_NL__2PRFIN20040624_204214_000000412028_00043_12121_4137.N1	24-JUN-2004 20:42:14	Straylight	40.500	147	Alp Ara	2.8770	26000.	81	12121	No
305	GOM_NL__2PRFIN20040624_204401_000000442028_00043_12121_4138.N1	24-JUN-2004 20:44:01	Twi_and_stray	43.500	40	The Sco	1.8590	7100.0	87	12121	No
306	GOM_NL__2PRFIN20040624_204542_000000412028_00043_12121_4139.N1	24-JUN-2004 20:45:42	Twi_and_stray	40.500	25	35Lam Sco	1.6200	28000.	81	12121	No
307	GOM_NL__2PRFIN20040624_204704_000000462028_00043_12121_4140.N1	24-JUN-2004 20:47:04	Bright	45.500	116	19Del Sgr	2.7000	4100.0	91	12121	No
308	GOM_NL__2PRFIN20040624_204912_000000512028_00043_12121_4141.N1	24-JUN-2004 20:49:12	Bright	51.000	155	41Pi Sgr	2.9000	6600.0	102	12121	No
309	GOM_NL__2PRFIN20040624_205200_000000382028_00043_12121_4142.N1	24-JUN-2004 20:52:00	Bright	38.000	86	35Eta Oph	2.4300	10200.	76	12121	No
310	GOM_NL__2PRFIN20040624_205344_000000382028_00043_12121_4143.N1	24-JUN-2004 20:53:44	Bright	37.500	98	13Zet Oph	2.5710	30000.	75	12121	No
311	GOM_NL__2PRFIN20040624_205551_000000382028_00043_12121_4144.N1	24-JUN-2004 20:55:51	Bright	37.500	120	1Del Oph	2.7340	3200.0	75	12121	No
312	GOM_NL__2PRFIN20040624_205755_000000402028_00043_12121_4145.N1	24-JUN-2004 20:57:55	Bright	40.000	126	60Bet Oph	2.7700	4250.0	80	12121	No
313	GOM_NL__2PRFIN20040624_210018_000000402028_00043_12121_4146.N1	24-JUN-2004 21:00:18	Bright	40.000	59	55Alp Oph	2.0800	8900.0	80	12121	No
314	GOM_NL__2PRFIN20040624_210244_000000362028_00043_12121_4147.N1	24-JUN-2004 21:02:44	Bright	36.000	127	27Bet Her	2.7810	4700.0	72	12121	No
315	GOM_NL__2PRFIN20040624_210441_000000392028_00043_12121_4148.N1	24-JUN-2004 21:04:41	Bright	39.000	67	5Alp CrB	2.2210	11000.	78	12121	No
316	GOM_NL__2PRFIN20040624_210947_000000482028_00043_12121_4149.N1	24-JUN-2004 21:09:47	Bright	47.500	5	3Alp Lyr	0.033000	11000.	95	12121	No
317	GOM_NL__2PRFIN20040624_211155_000000402028_00043_12121_4150.N1	24-JUN-2004 21:11:55	Bright	40.000	130	23Bet Dra	2.7990	5800.0	80	12121	No
318	GOM_NL__2PRFIN20040624_211401_000000392028_00043_12121_4151.N1	24-JUN-2004 21:14:01	Bright	39.000	119	14Eta Dra	2.7270	4700.0	78	12121	No
319	GOM_NL__2PRFIN20040624_211749_000000402028_00043_12121_4152.N1	24-JUN-2004 21:17:49	Bright	40.000	60	7Bet UMi	2.0810	3950.0	80	12121	No
320	GOM_NL__2PRFIN20040624_212214_000000352028_00043_12121_4153.N1	24-JUN-2004 21:22:14	Bright	34.500	49	1Alp UMi	1.9900	6300.0	69	12121	No
321	GOM_NL__2PRFIN20040624_212834_000000482028_00043_12121_4154.N1	24-JUN-2004 21:28:34	Bright	47.500	74	11Bet Cas	2.2680	6600.0	95	12121	No
322	GOM_NL__2PRFIN20040624_213008_000000482028_00043_12121_4155.N1	24-JUN-2004 21:30:08	Bright	48.000	68	18Alp Cas	2.2250	4500.0	96	12121	No
323	GOM_NL__2PRFIN20040624_213234_000000372028_00043_12121_4156.N1	24-JUN-2004 21:32:34	Bright	36.500	160	23Gam Per	2.9300	4700.0	73	12121	No
324	GOM_NL__2PRFIN20040624_213559_000000462028_00043_12121_4157.N1	24-JUN-2004 21:35:59	Bright	46.000	73	57Gam1And	2.2600	13100.	92	12121	No
325	GOM_NL__2PRFIN20040624_213824_000000662028_00043_12121_4158.N1	24-JUN-2004 21:38:24	Twi_and_stray	66.000	53	43Bet And	2.0480	3300.0	132	12121	No
326	GOM_NL__2PRFIN20040624_214224_000000562028_00043_12121_4159.N1	24-JUN-2004 21:42:24	Dark	55.500	50	13Alp Ari	2.0070	4250.0	111	12121	No
327	GOM_NL__2PRFIN20040624_214714_000000552028_00043_12121_4160.N1	24-JUN-2004 21:47:14	Dark	54.500	94	92Alp Cet	2.5260	3100.0	109	12121	No
328	GOM_NL__2PRFIN20040624_215110_000000392028_00043_12121_4161.N1	24-JUN-2004 21:51:10	Dark	39.000	165	34Gam Eri	2.9500	3200.0	78	12121	No
329	GOM_NL__2PRFIN20040624_220017_000000772028_00043_12121_4162.N1	24-JUN-2004 22:00:17	Dark	77.000	52	16Bet Cet	2.0370	4500.0	154	12121	No
330	GOM_NL__2PRFIN20040624_220521_000000542028_00044_12122_4163.N1	24-JUN-2004 22:05:21	Dark	53.500	9	Alp Eri	0.45300	24000.	107	12122	No
331	GOM_NL__2PRFIN20040624_221022_000000402028_00044_12122_4132.N1	24-JUN-2004 22:10:22	Dark	39.500	135	Bet Hyi	2.8200	5800.0	79	12122	No
332	GOM_NL__2PRFIN20040624_221210_000000522028_00044_12122_4133.N1	24-JUN-2004 22:12:10	Straylight	52.000	63	Bet Gru	2.1500	2800.0	104	12122	No
333	GOM_NL__2PRFIN20040624_221411_000000512028_00044_12122_4134.N1	24-JUN-2004 22:14:11	Straylight	51.000	31	Alp Gru	1.7340	15200.	102	12122	No
334	GOM_NL__2PRFIN20040624_221807_000000502028_00044_12122_4135.N1	24-JUN-2004 22:18:07	Straylight	49.500	43	Alp TrA	1.9100	4250.0	99	12122	No
335	GOM_NL__2PRFIN20040624_222124_000000442028_00044_12122_4136.N1	24-JUN-2004 22:21:24	Straylight	44.000	141	Bet Ara	2.8400	4600.0	88	12122	No
336	GOM_NL__2PRFIN20040624_222250_000000392028_00044_12122_4137.N1	24-JUN-2004 22:22:50	Straylight	39.000	147	Alp Ara	2.8770	26000.	78	12122	No
337	GOM_NL__2PRFIN20040624_222437_000000442028_00044_12122_4138.N1	24-JUN-2004 22:24:37	Twi_and_stray	44.000	40	The Sco	1.8590	7100.0	88	12122	No

338	GOM_NL__2PRFIN20040624_222617_000000452028_00044_12122_4139.N1	24-JUN-2004 22:26:17	Twilight	44.500	25	35Lam Sco	1.6200	28000.	89	12122	No
339	GOM_NL__2PRFIN20040624_222739_000000492028_00044_12122_4140.N1	24-JUN-2004 22:27:39	Bright	48.500	116	19Del Sgr	2.7000	4100.0	97	12122	No
340	GOM_NL__2PRFIN20040624_222948_000000512028_00044_12122_4141.N1	24-JUN-2004 22:29:48	Bright	50.500	155	41Pi Sgr	2.9000	6600.0	101	12122	No
341	GOM_NL__2PRFIN20040624_223235_000000392028_00044_12122_4142.N1	24-JUN-2004 22:32:35	Bright	38.500	86	35Eta Oph	2.4300	10200.	77	12122	No
342	GOM_NL__2PRFIN20040624_223419_000000382028_00044_12122_4143.N1	24-JUN-2004 22:34:19	Bright	37.500	98	13Zet Oph	2.5710	30000.	75	12122	No
343	GOM_NL__2PRFIN20040624_223627_000000382028_00044_12122_4144.N1	24-JUN-2004 22:36:27	Bright	37.500	120	1Del Oph	2.7340	3200.0	75	12122	No
344	GOM_NL__2PRFIN20040624_223830_000000422028_00044_12122_4145.N1	24-JUN-2004 22:38:30	Bright	41.500	126	60Bet Oph	2.7700	4250.0	83	12122	No
345	GOM_NL__2PRFIN20040624_224053_000000412028_00044_12122_4146.N1	24-JUN-2004 22:40:53	Bright	41.000	59	55Alp Oph	2.0800	8900.0	82	12122	No
346	GOM_NL__2PRFIN20040624_224320_000000392028_00044_12122_4147.N1	24-JUN-2004 22:43:20	Bright	39.000	127	27Bet Her	2.7810	4700.0	78	12122	No
347	GOM_NL__2PRFIN20040624_224517_000000402028_00044_12122_4148.N1	24-JUN-2004 22:45:17	Bright	39.500	67	5Alp CrB	2.2210	11000.	79	12122	No
348	GOM_NL__2PRFIN20040624_225022_000000452028_00044_12122_4149.N1	24-JUN-2004 22:50:22	Bright	44.500	5	3Alp Lyr	0.033000	11000.	89	12122	No
349	GOM_NL__2PRFIN20040624_225230_000000422028_00044_12122_4150.N1	24-JUN-2004 22:52:30	Bright	41.500	130	23Bet Dra	2.7990	5800.0	83	12122	No
350	GOM_NL__2PRFIN20040624_225436_000000382028_00044_12122_4151.N1	24-JUN-2004 22:54:36	Bright	37.500	119	14Eta Dra	2.7270	4700.0	75	12122	No
351	GOM_NL__2PRFIN20040624_225823_000000412028_00044_12122_4152.N1	24-JUN-2004 22:58:23	Bright	41.000	60	7Bet UMi	2.0810	3950.0	82	12122	No
352	GOM_NL__2PRFIN20040624_230250_000000352028_00044_12122_4153.N1	24-JUN-2004 23:02:50	Bright	34.500	49	1Alp UMi	1.9900	6300.0	69	12122	No
353	GOM_NL__2PRFIN20040624_230910_000000682028_00044_12122_4154.N1	24-JUN-2004 23:09:10	Bright	68.000	74	11Bet Cas	2.2680	6600.0	136	12122	No
354	GOM_NL__2PRFIN20040624_231044_000000502028_00044_12122_4155.N1	24-JUN-2004 23:10:44	Bright	50.000	68	18Alp Cas	2.2250	4500.0	100	12122	No
355	GOM_NL__2PRFIN20040624_231310_000000542028_00044_12122_4156.N1	24-JUN-2004 23:13:10	Bright	54.000	160	23Gam Per	2.9300	4700.0	108	12122	No
356	GOM_NL__2PRFIN20040624_231635_000000462028_00044_12122_4157.N1	24-JUN-2004 23:16:35	Bright	45.500	73	57Gam1And	2.2600	13100.	91	12122	No
357	GOM_NL__2PRFIN20040624_231903_000000692028_00044_12122_4158.N1	24-JUN-2004 23:19:03	Twilight	68.500	53	43Bet And	2.0480	3300.0	137	12122	No
358	GOM_NL__2PRFIN20040624_232259_000000572028_00044_12122_4159.N1	24-JUN-2004 23:22:59	Dark	57.000	50	13Alp Ari	2.0070	4250.0	114	12122	No
359	GOM_NL__2PRFIN20040624_232748_000000442028_00044_12122_4160.N1	24-JUN-2004 23:27:48	Dark	43.500	94	92Alp Cet	2.5260	3100.0	87	12122	No
360	GOM_NL__2PRFIN20040624_233146_000000412028_00044_12122_4161.N1	24-JUN-2004 23:31:46	Dark	40.500	165	34Gam Eri	2.9500	3200.0	81	12122	No
361	GOM_NL__2PRFIN20040624_234054_000000722028_00044_12122_4162.N1	24-JUN-2004 23:40:54	Dark	72.000	52	16Bet Cet	2.0370	4500.0	144	12122	No
362	GOM_NL__2PRFIN20040624_234556_000000522028_00045_12123_4163.N1	24-JUN-2004 23:45:56	Dark	52.000	9	Alp Eri	0.45300	24000.	104	12123	No
363	GOM_NL__2PRFIN20040624_235056_000000412028_00045_12123_4132.N1	24-JUN-2004 23:50:56	Dark	41.000	135	Bet Hyi	2.8200	5800.0	82	12123	No
364	GOM_NL__2PRFIN20040624_235247_000000562028_00045_12123_4133.N1	24-JUN-2004 23:52:47	Straylight	56.000	63	Bet Gru	2.1500	2800.0	112	12123	No
365	GOM_NL__2PRFIN20040624_235448_000000512028_00045_12123_4134.N1	24-JUN-2004 23:54:48	Straylight	51.000	31	Alp Gru	1.7340	15200.	102	12123	No
366	GOM_NL__2PRFIN20040624_235843_000000502028_00045_12123_4135.N1	24-JUN-2004 23:58:43	Straylight	49.500	43	Alp TrA	1.9100	4250.0	99	12123	No

3. Quality information per product

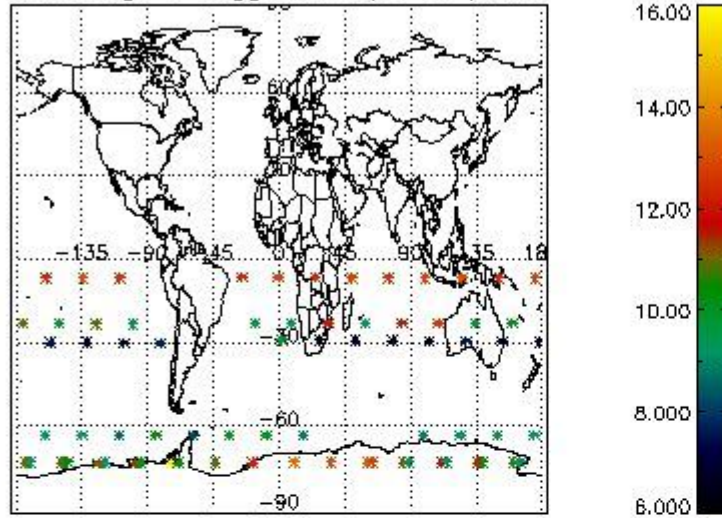
In this section it is plotted some information contained in the Quality Summary data set of the level 2 products. Only products in dark limb conditions and without errors (error flag in the MPH set to "0") are used.

3.1 Plot quality information per product (time dependant)

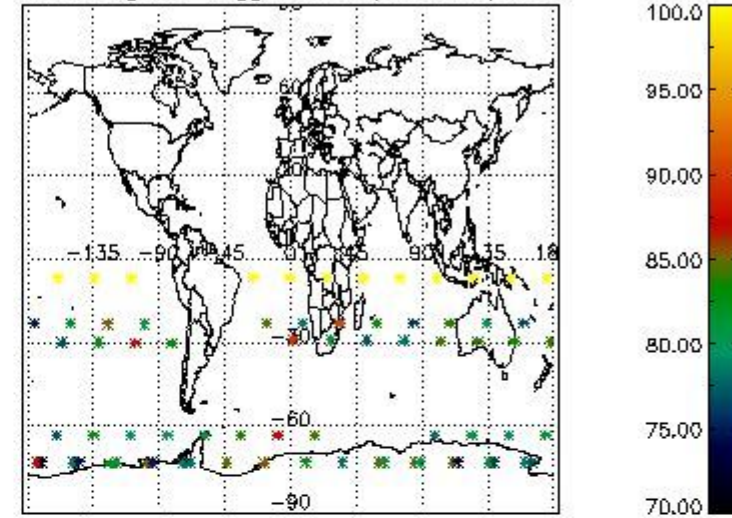


3.2 Plot quality information per product (world map)

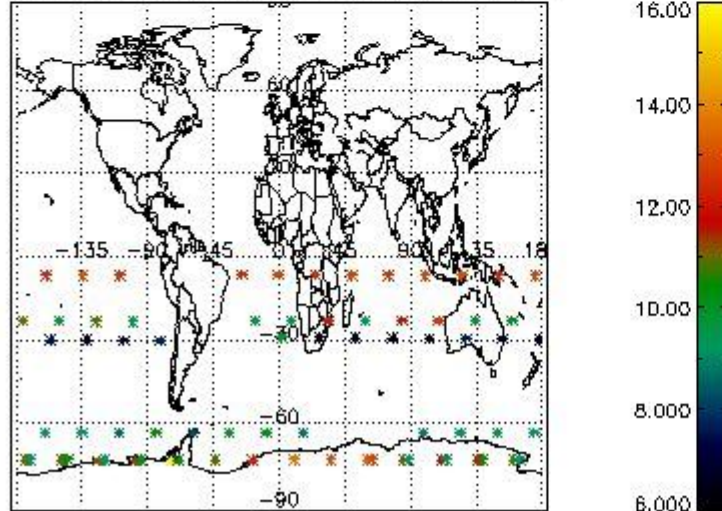
Percentage of flagged data per O3 profile



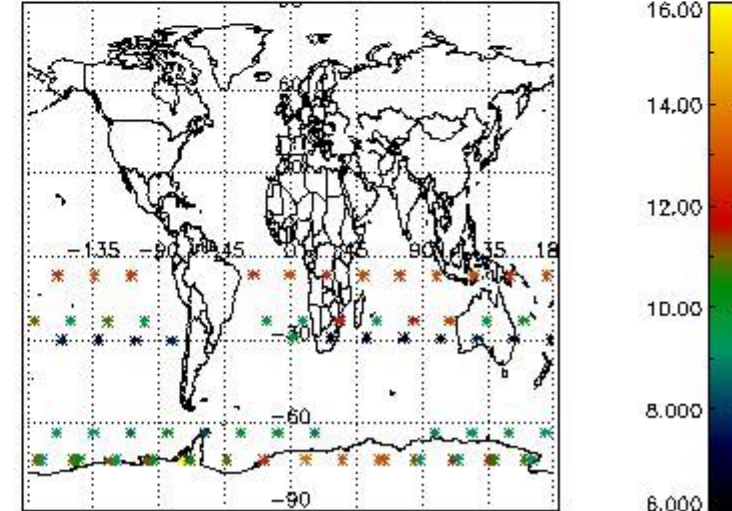
Percentage of flagged data per H2O profile



Percentage of flagged data per NO2 profile



Percentage of flagged data per NO3 profile

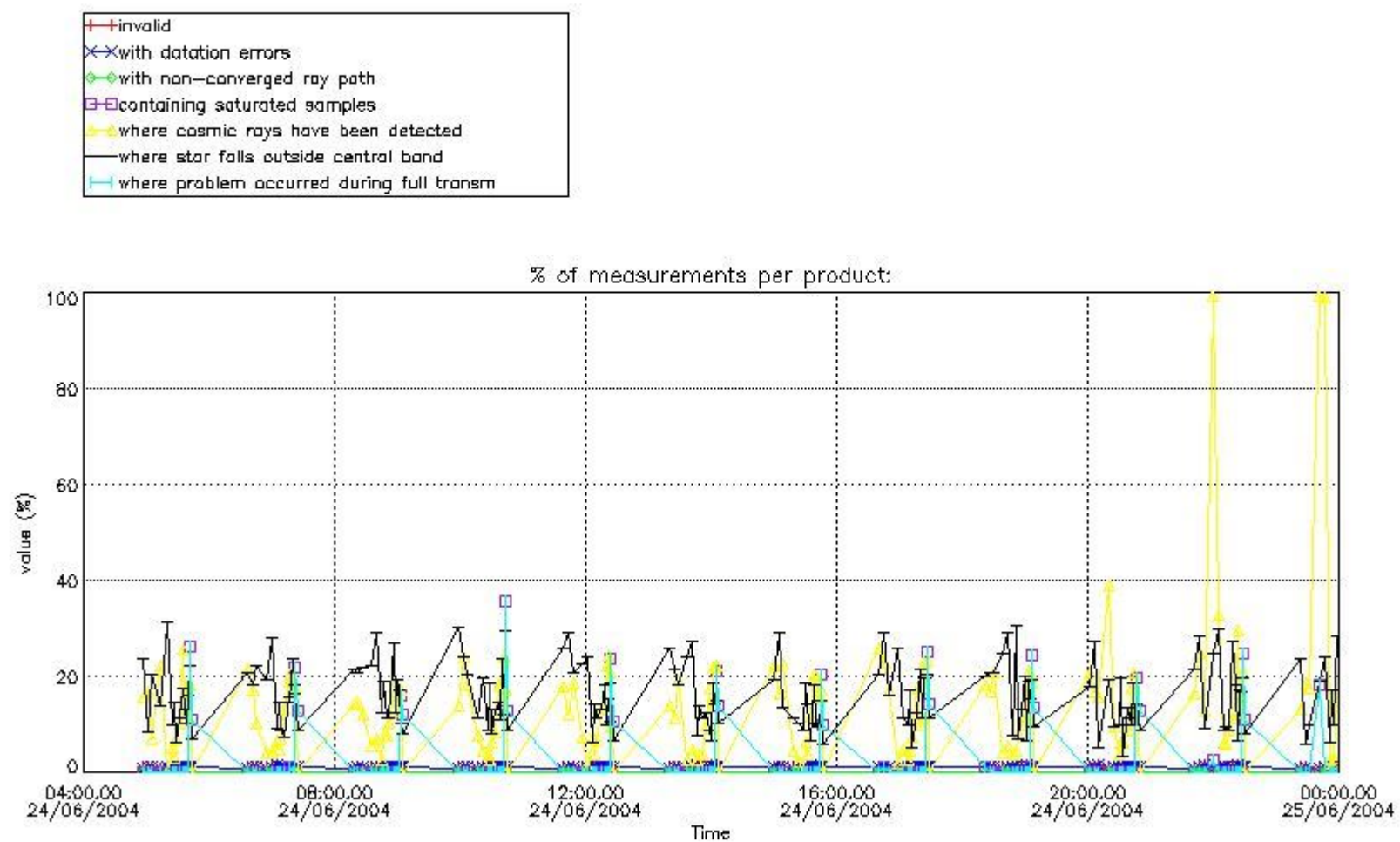


4. Level 1 quality information per product

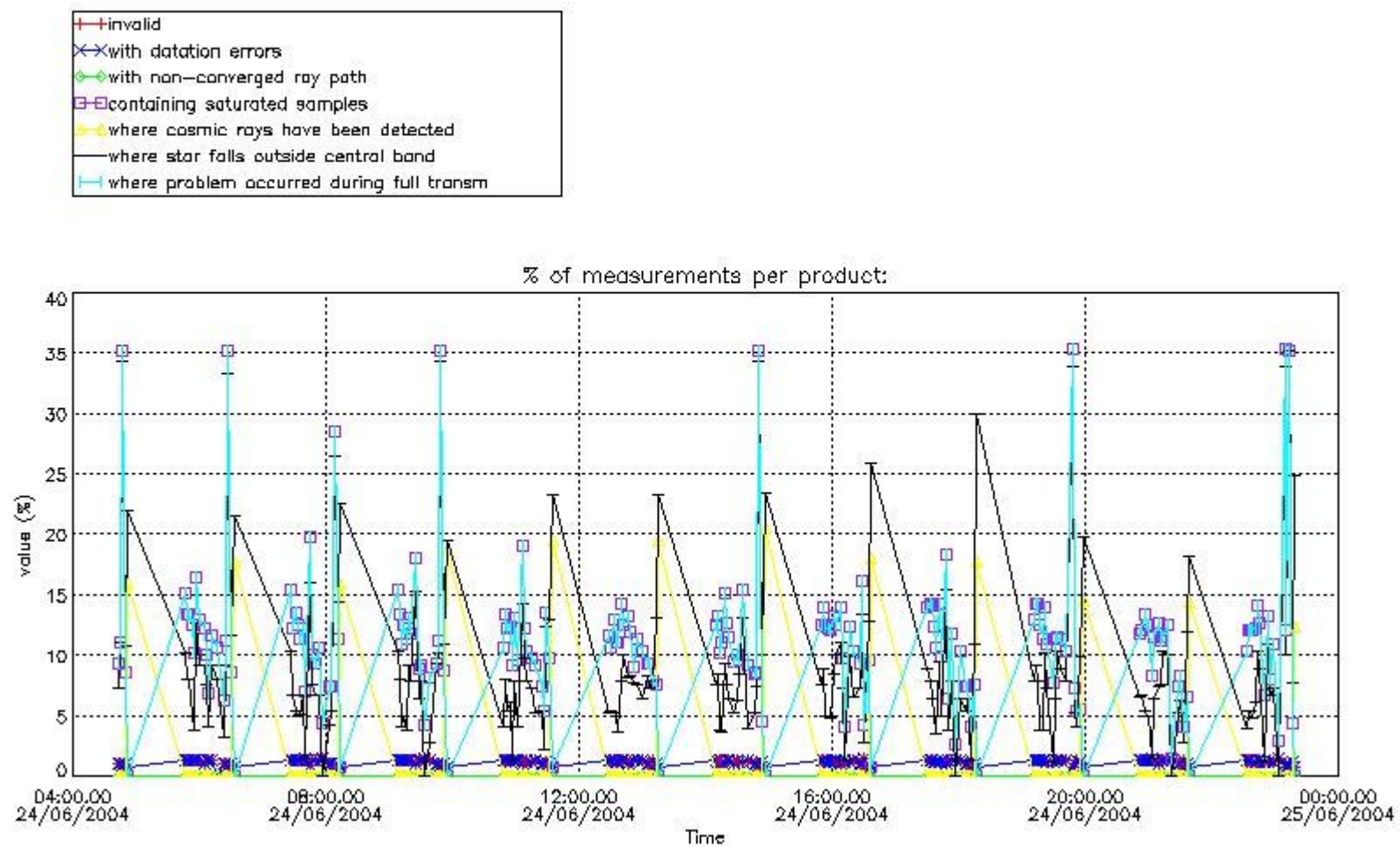
In this section it is plotted some information contained in the Quality Summary data set of the level 2 products that comes from the level 1b processing. Products without errors (error flag in the MPH set to "0") are used.

4.1 Plot quality information per product (time dependant) coming from level 1b processing

4.1.1 Plot level 1 quality information per product (time dependant): ENVISAT ASCENDING passes

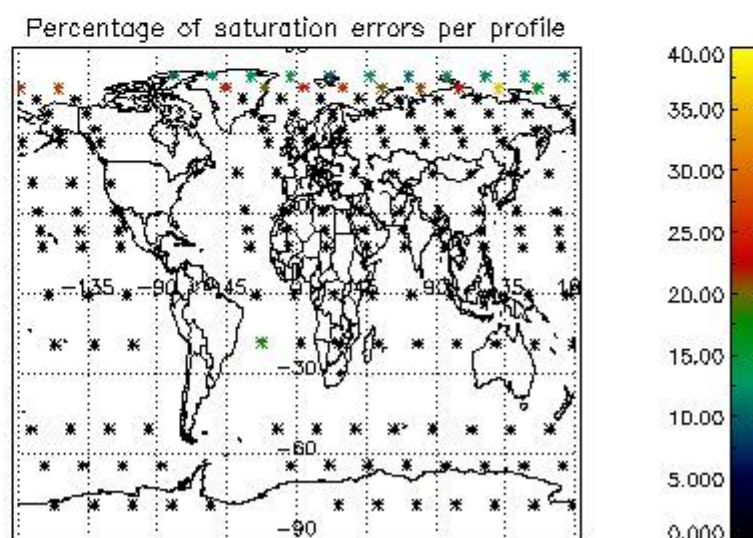
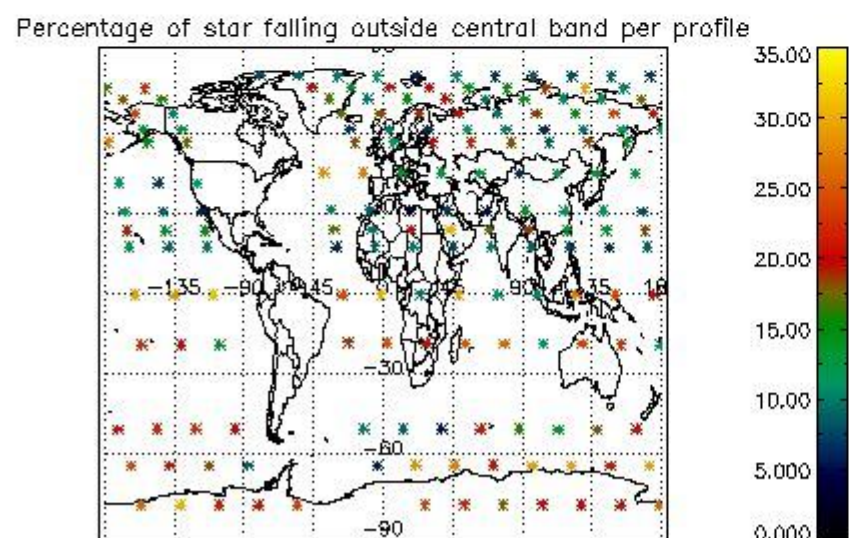
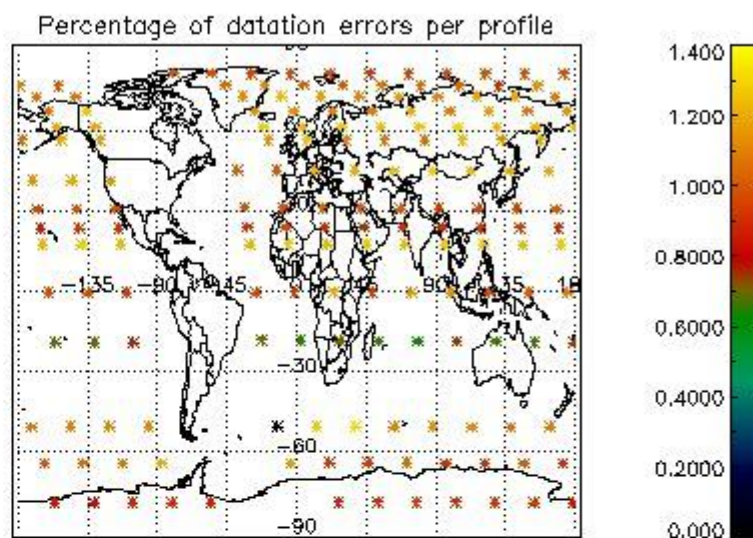
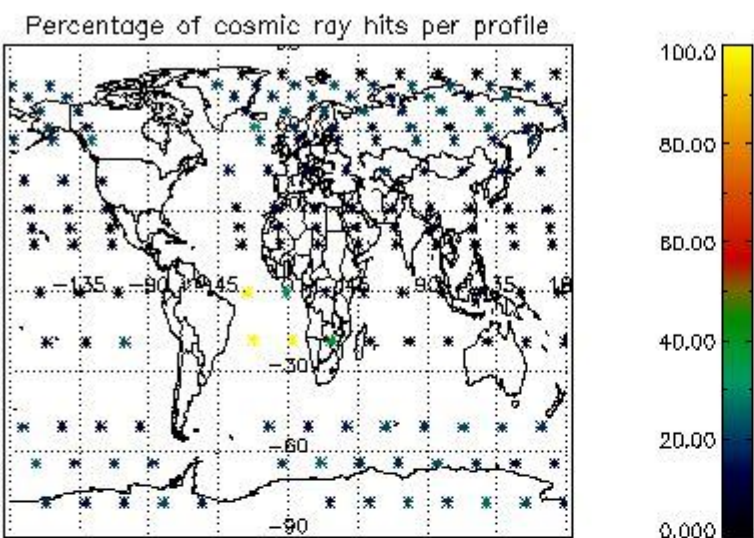


4.1.2 Plot level 1 quality information per product (time dependant): ENVI SAT DESCENDING passes

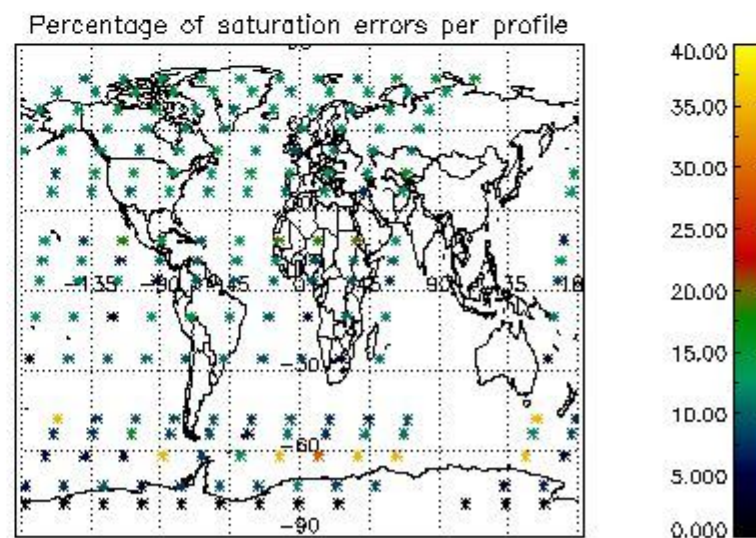
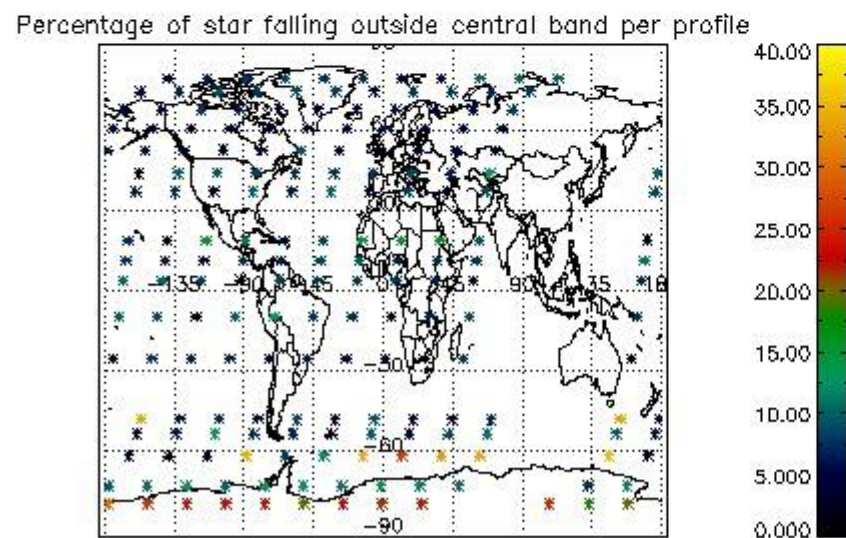
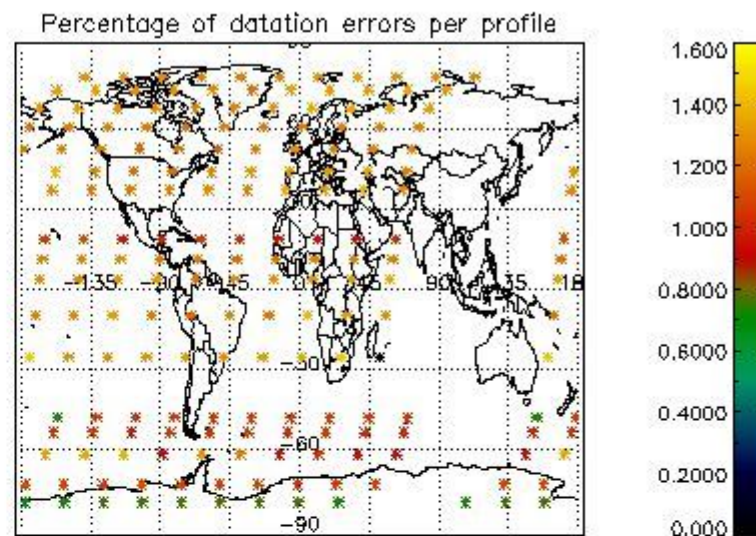
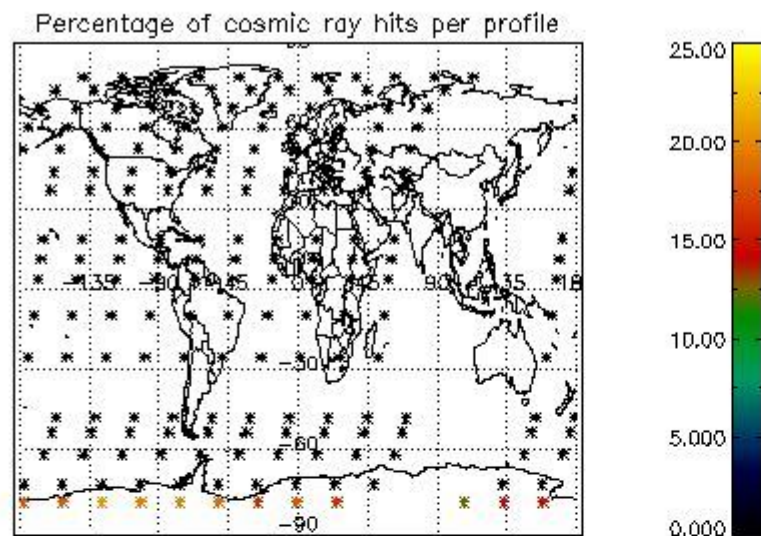


4.2 Plot quality information per product coming from level 1b processing (world map)

4.2.1 Plot level 1 quality information per product (world map): ENVISAT ASCENDING passes



4.2.2 Plot level 1 quality information per product (world map): ENVISAT DESCENDING passes



5. Trace gas profiles

5.1 Ozone statistics based on quality of products

The final quality of the products can be "measured" using the STD (Standard Deviation) attached to every point profile. This information is written to the parameter GOM_NL__2P/NL_LOCAL_SPECIES_DENSITY/o3_std of the level 2 products. The table below shows the statistics for given STD ranges.

The statistics are given with respect to the overall valid production:

- Products without fatal errors: GOM_NL__2P/MPH/PRODUCT_ERR=0
- Valid point profile: GOM_NL__2P/NL_LOCAL_SPECIES_DENSITY/pcd(0)=0

The 'Criteria' is applied to valid points of dark limb products:

- Products in dark limb illumination condition: GOM_NL__2P/NL_SUMMARY_QUALITY/obs_ill_cond=0
- Products without fatal errors: GOM_NL__2P/MPH/PRODUCT_ERR=0
- Valid point profile: GOM_NL__2P/NL_LOCAL_SPECIES_DENSITY/pcd(0)=0

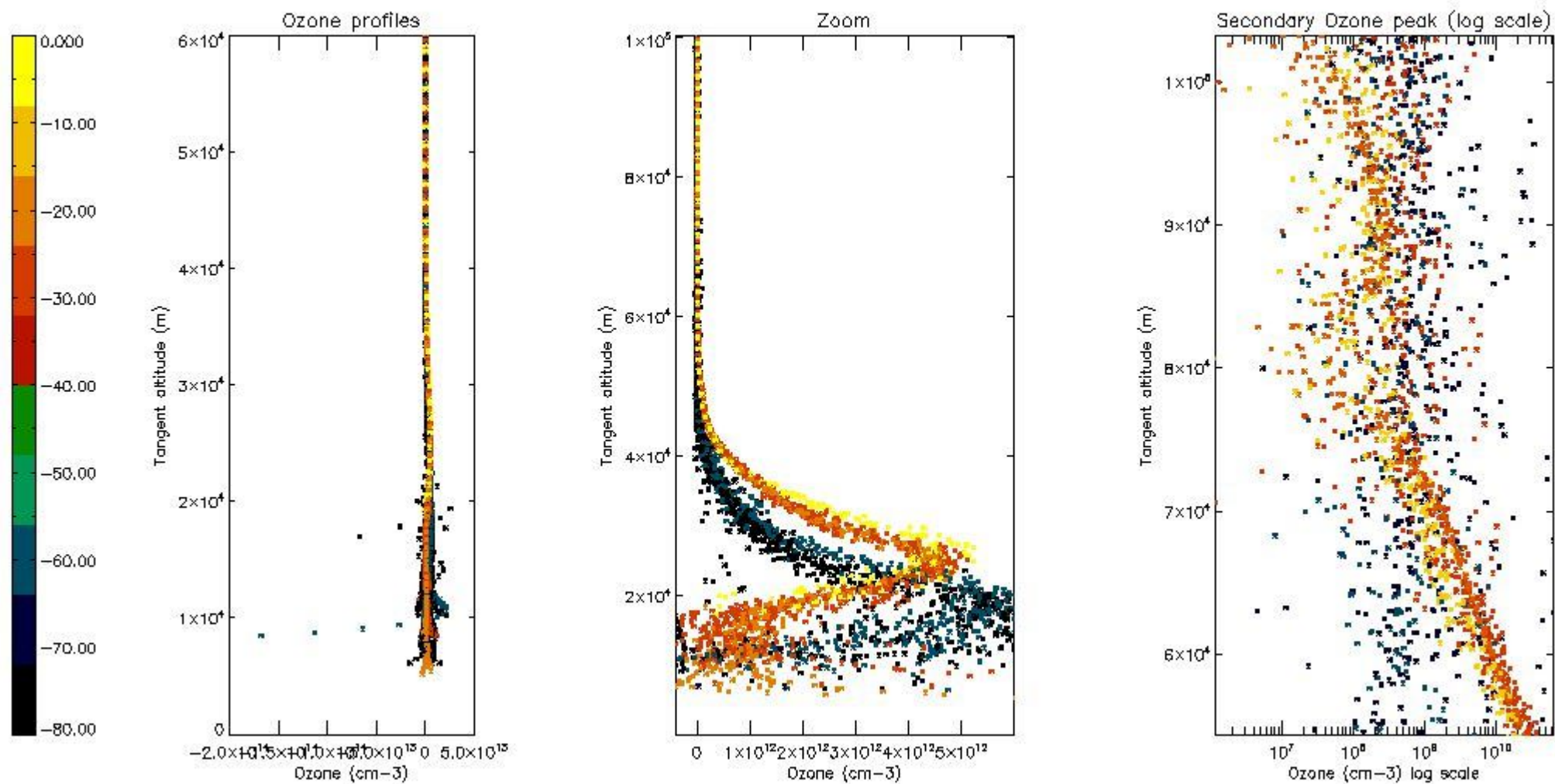
So, the table below shows the percentage of dark limb and valid observations for each criteria with respect to the overall valid daily observations.

Criteria	% of total production
All STD	23
STD < 20	8

STD < 10	5
STD < 5	2

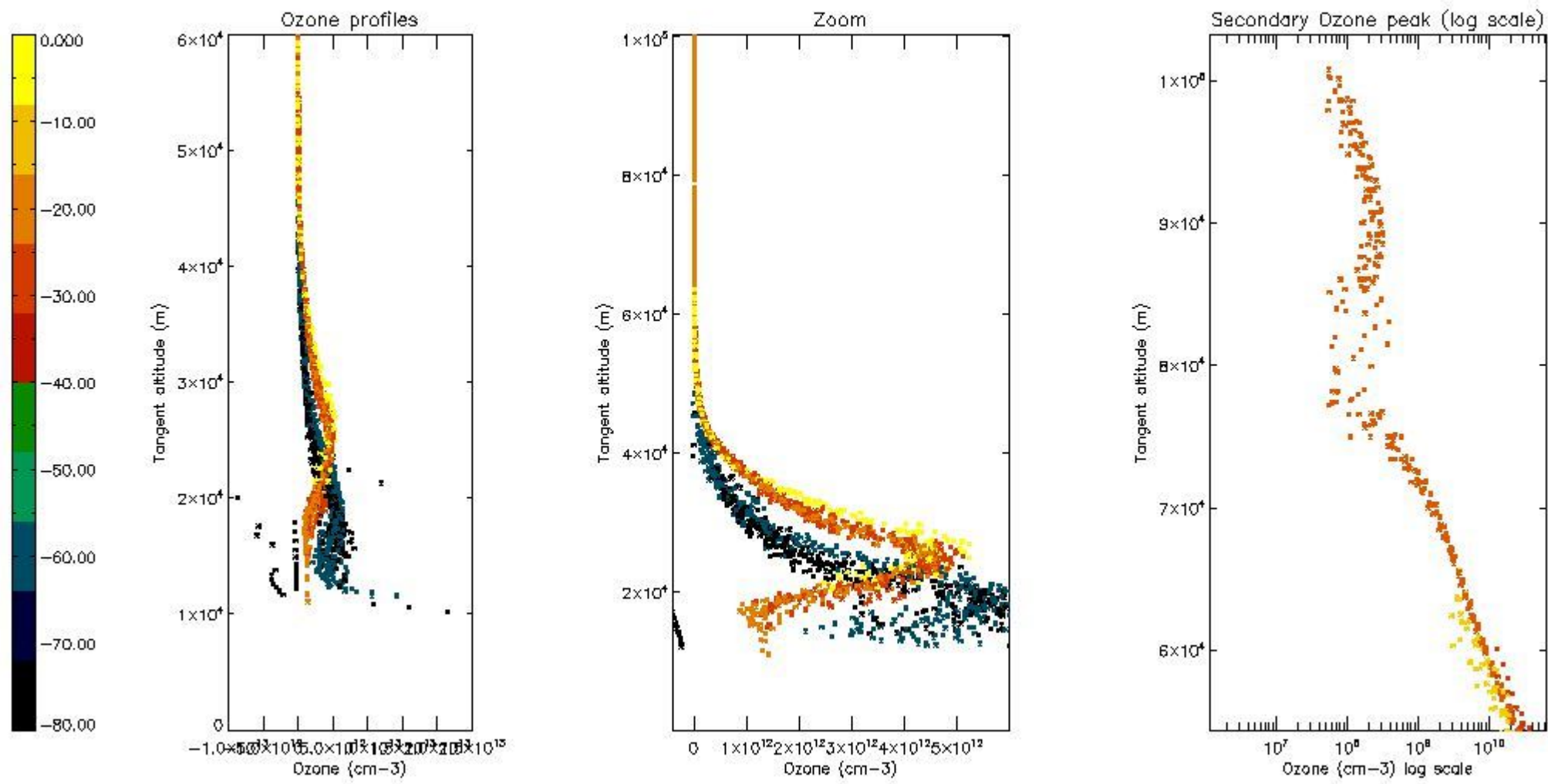
5.2 Plot ozone profiles for all STD (dark without errors)

The colorbar represents the latitude.



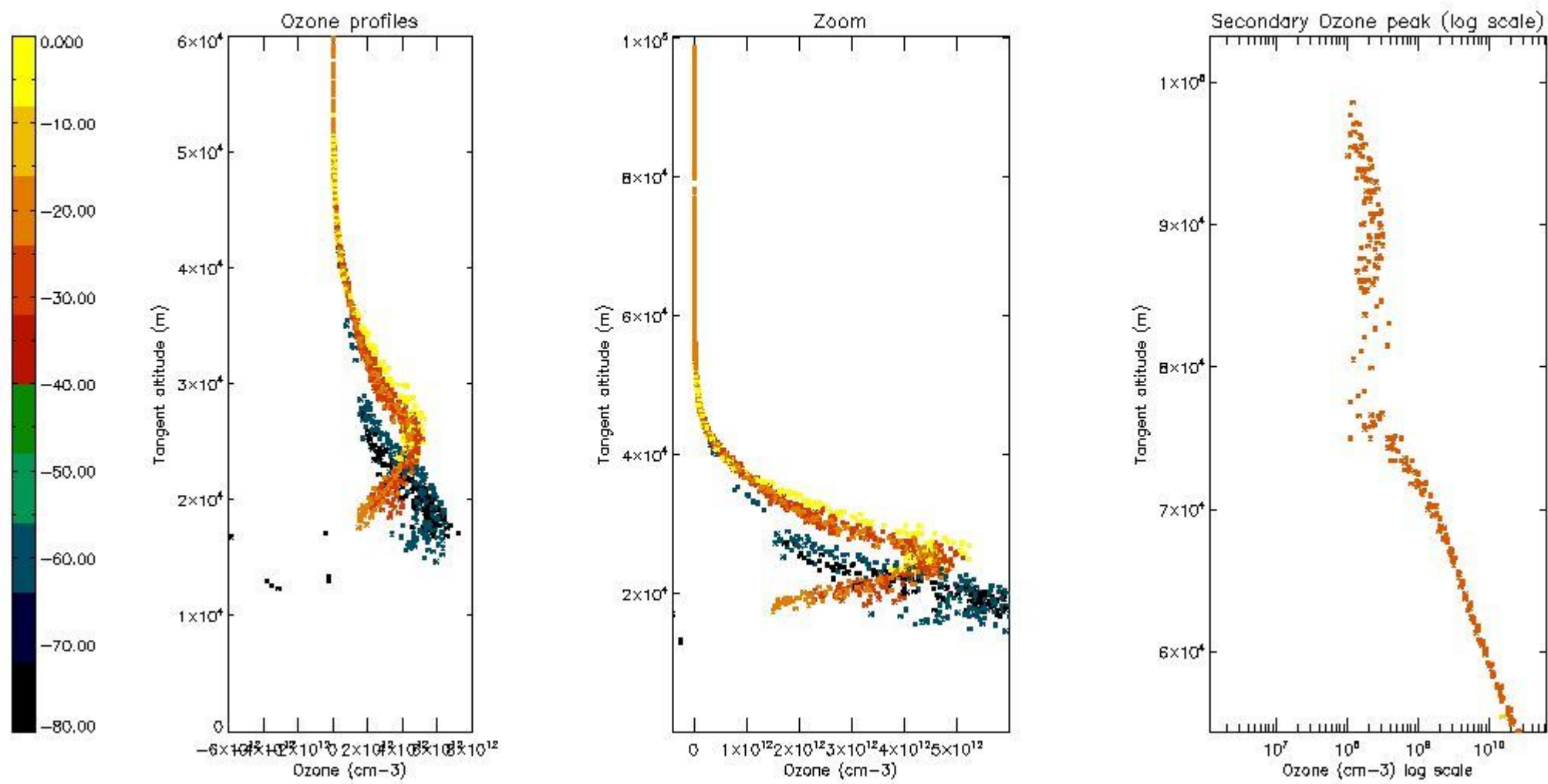
5.3 Plot ozone profiles where STD < 20% (dark without errors)

The colorbar represents the latitude.



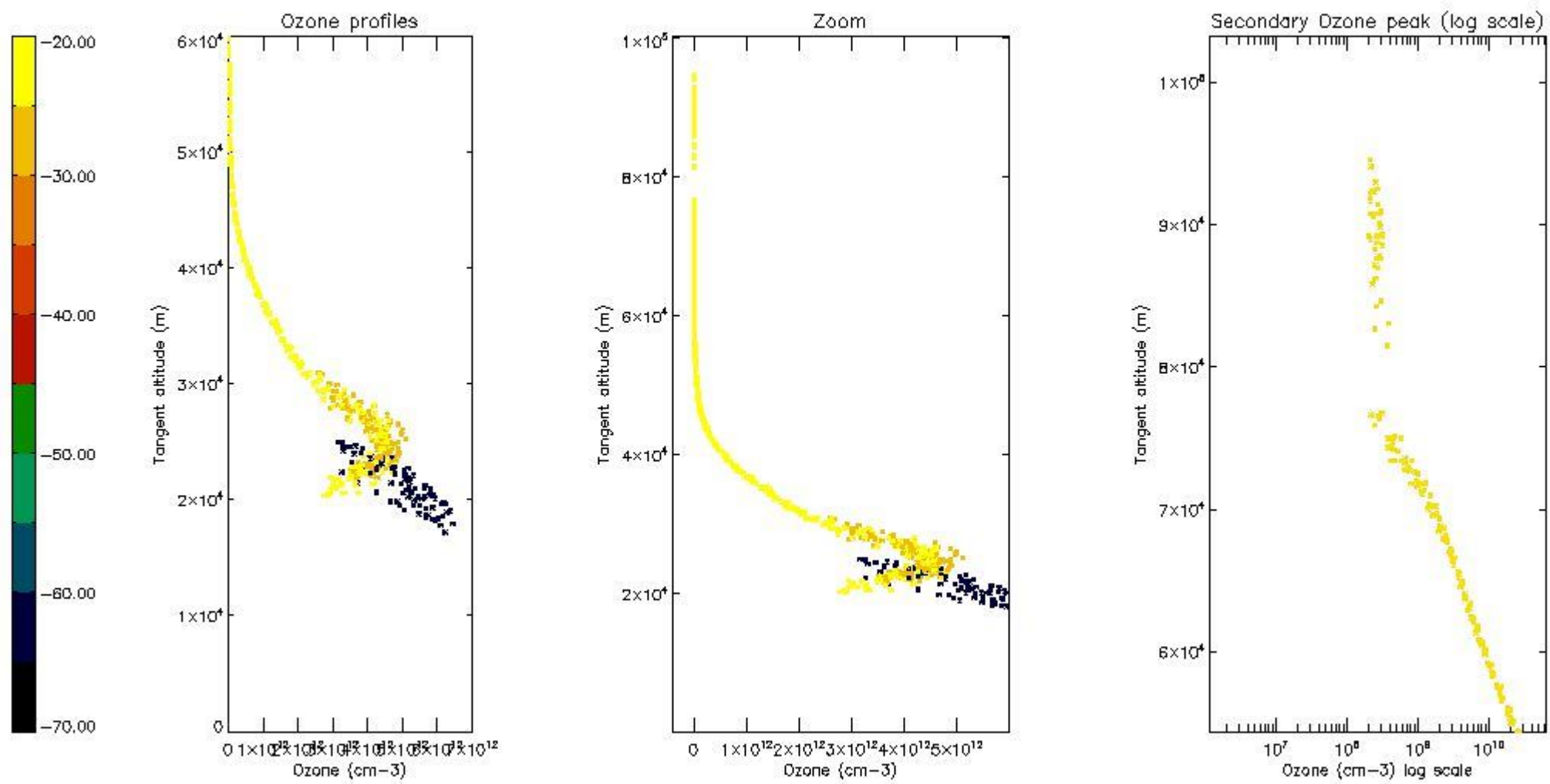
5.4 Plot ozone profiles where $STD < 10\%$ (dark without errors)

The colorbar represents the latitude.



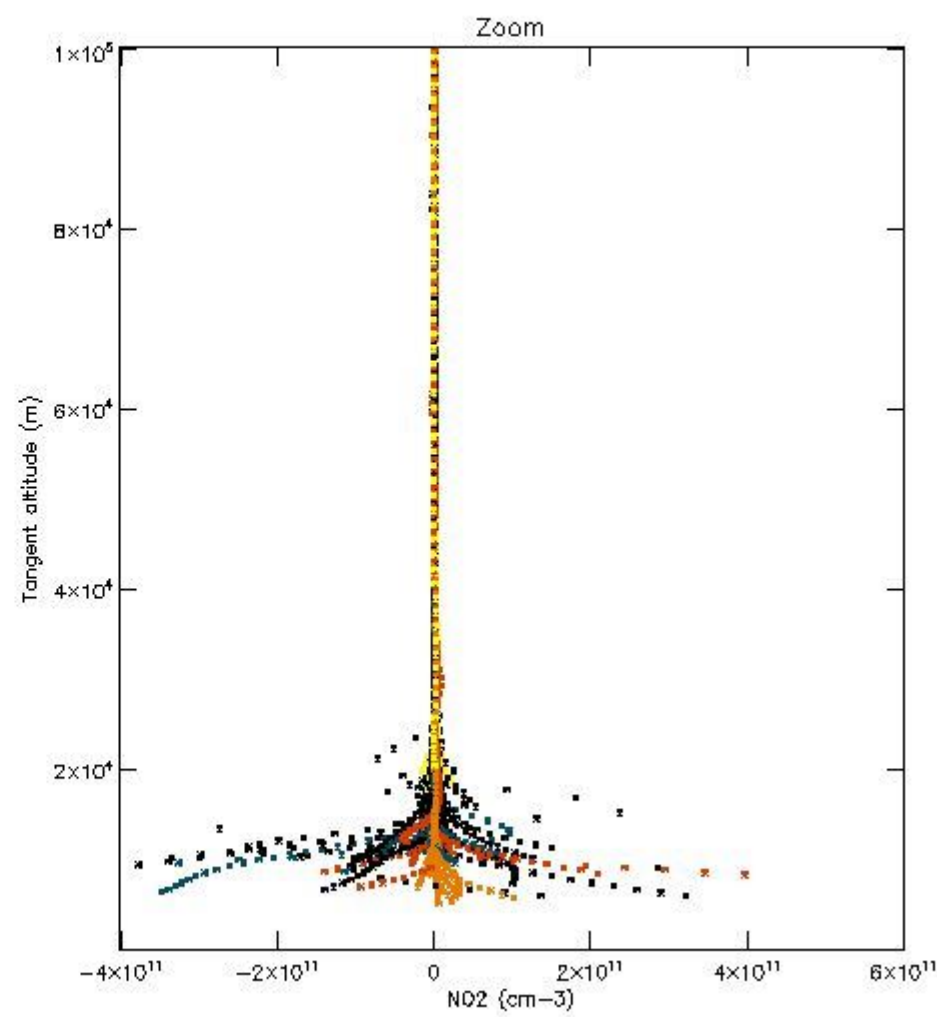
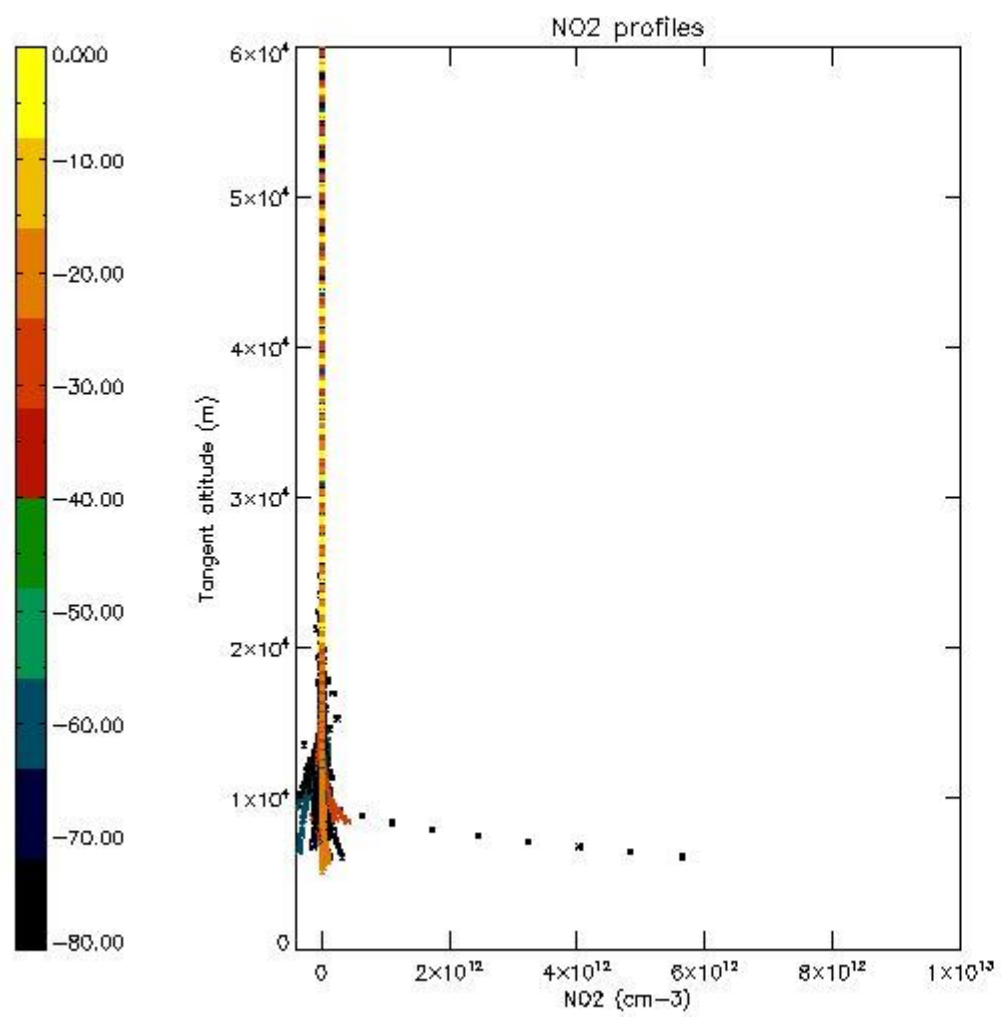
5.5 Plot ozone profiles where STD < 5% (dark without errors)

The colorbar represents the latitude.



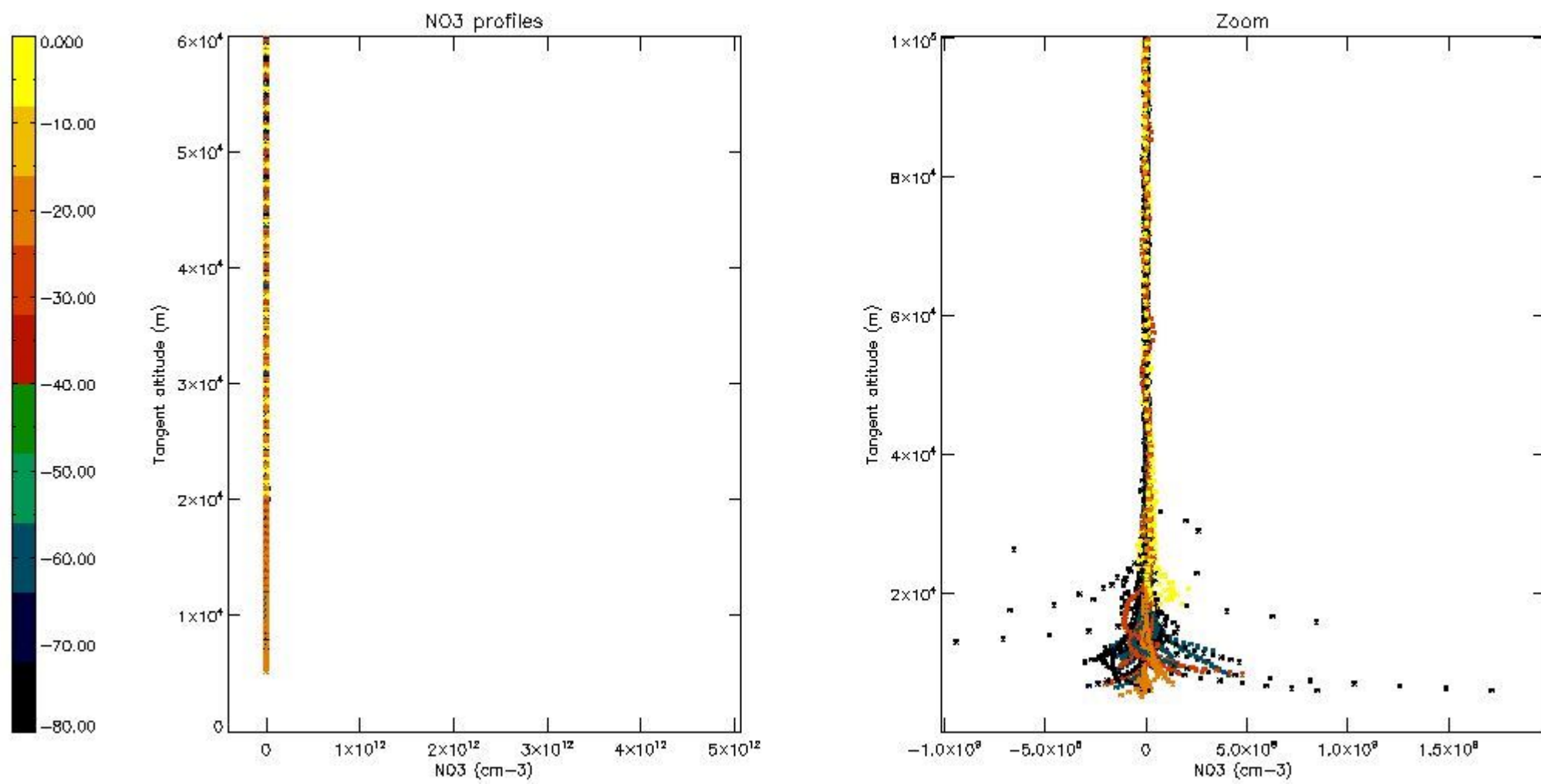
5.6 Plot NO₂ profiles for all STD (dark without errors)

The colorbar represents the latitude.



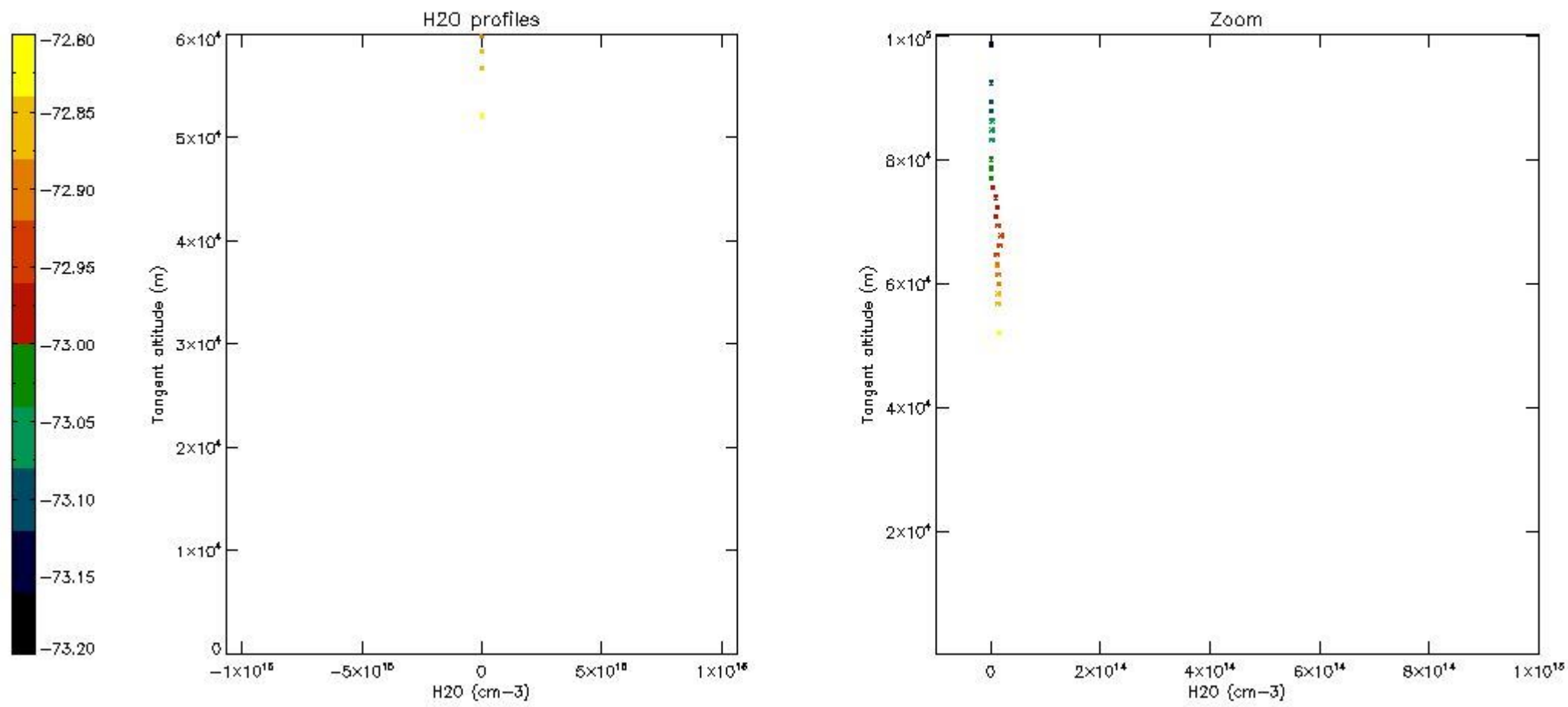
5.7 Plot NO3 profiles for all STD (dark without errors)

The colorbar represents the latitude.



5.8 Plot H2O profiles for all STD (only for occultations of stars 1,2,3,4,13,14,16,26,63 dark without errors)

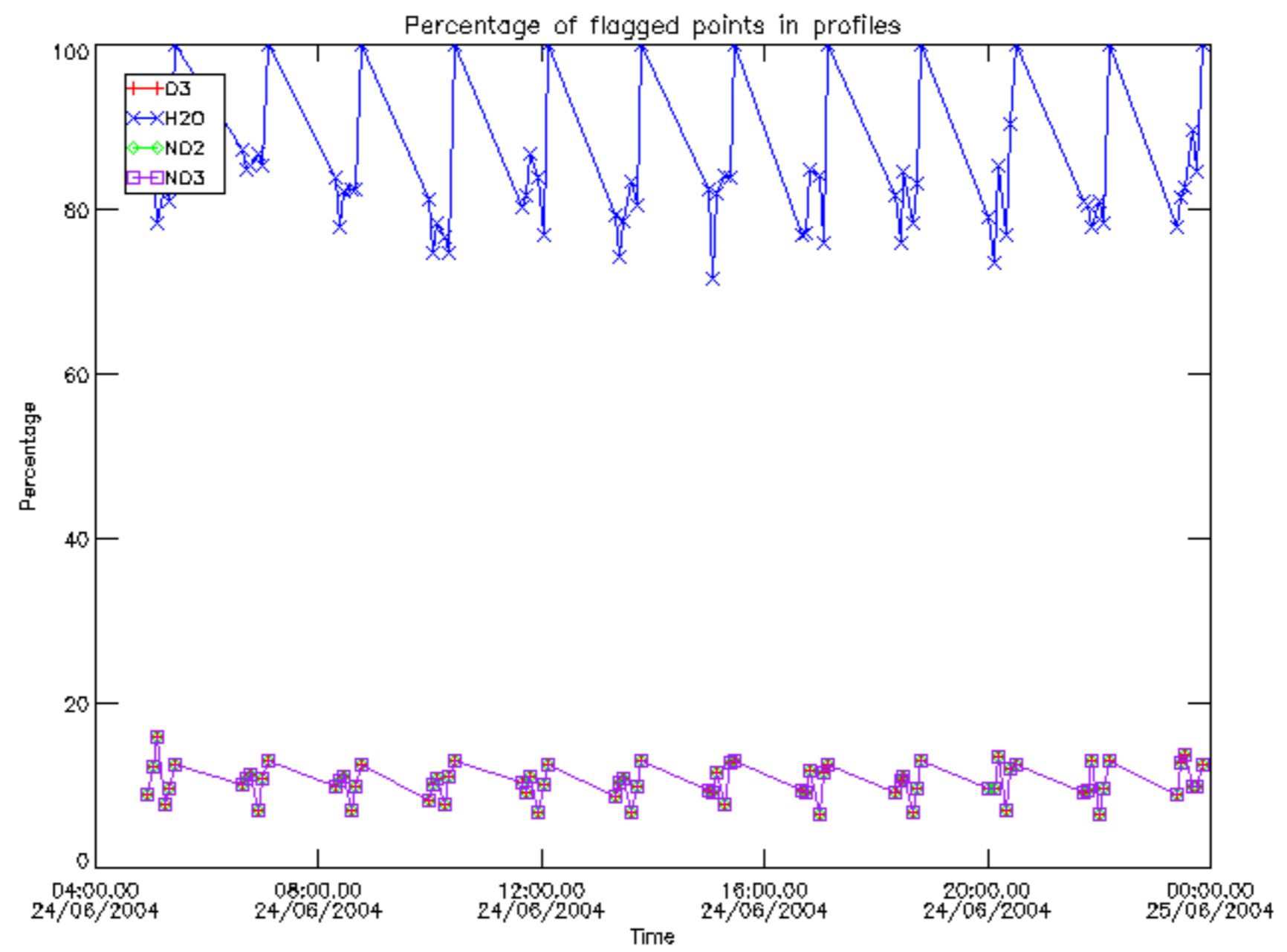
The colorbar represents the latitude.



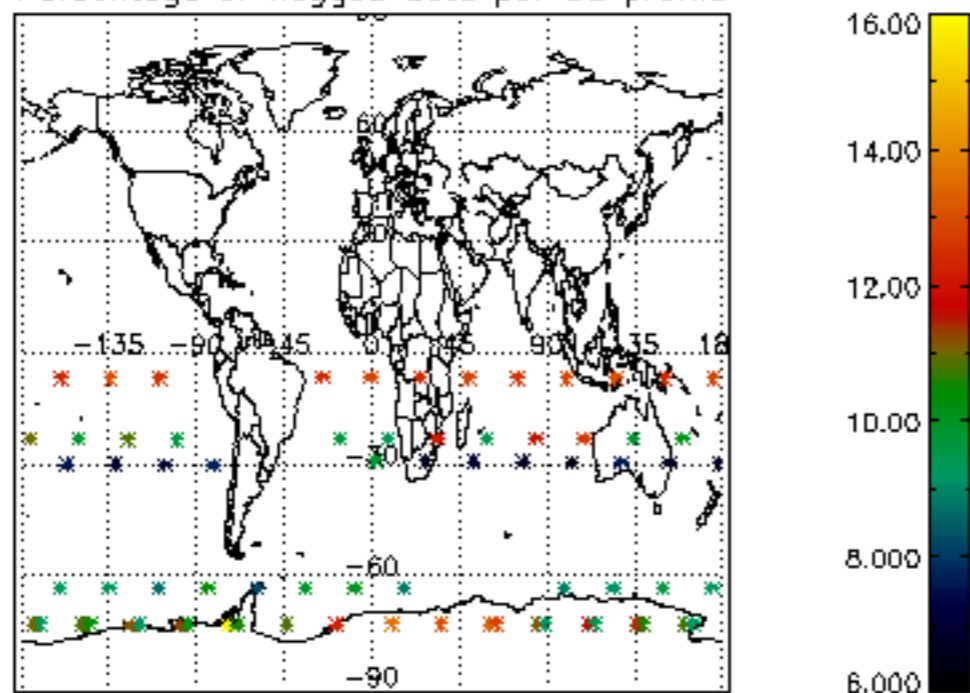
6. Auxiliary Data Files used for the production reported in section 2

The number reported in the third column indicates since which file (see list in section 2) the corresponding auxiliary file has been used. The fourth column is the date of those product files.

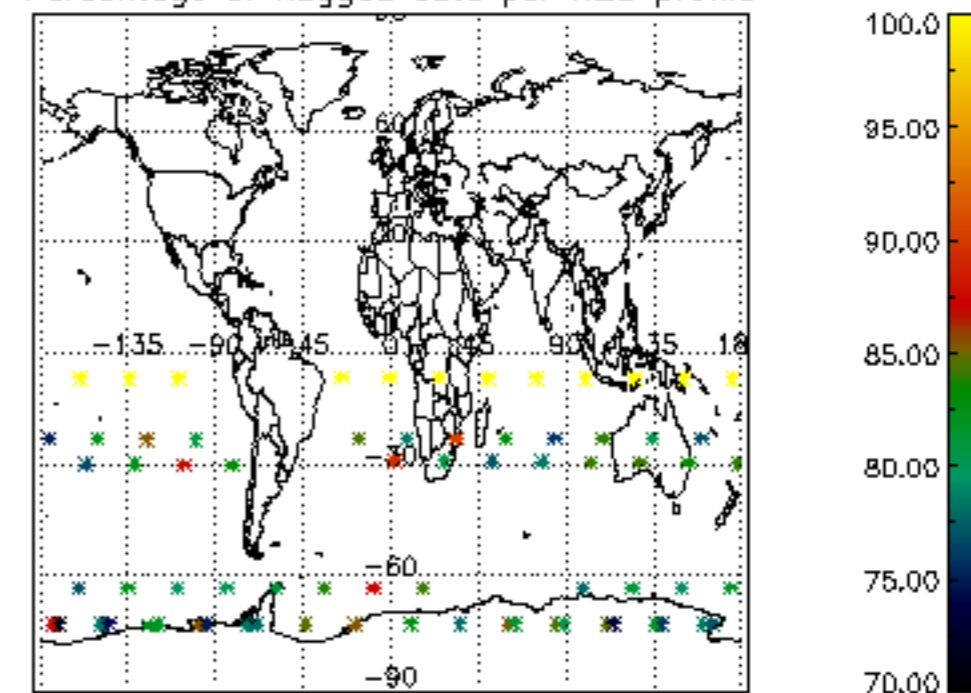
Type	Auxiliary Filename	Used since product	Used since product date
INST_PHYS_CHARACTERISTICS	GOM_INS_AXVIEC20091111_143220_20030716_120000_20500101_000000	1	24-JUN-2004 04:42:40
LEVEL-2_PROC_CONFIG	GOM_PR2_AXVIEC20091111_152718_20020301_000000_20500101_000000	1	24-JUN-2004 04:42:40
CROSS_SECTIONS_FILE	GOM_CRS_AXVIEC20091111_154832_20020301_000000_20500101_000000	1	24-JUN-2004 04:42:40



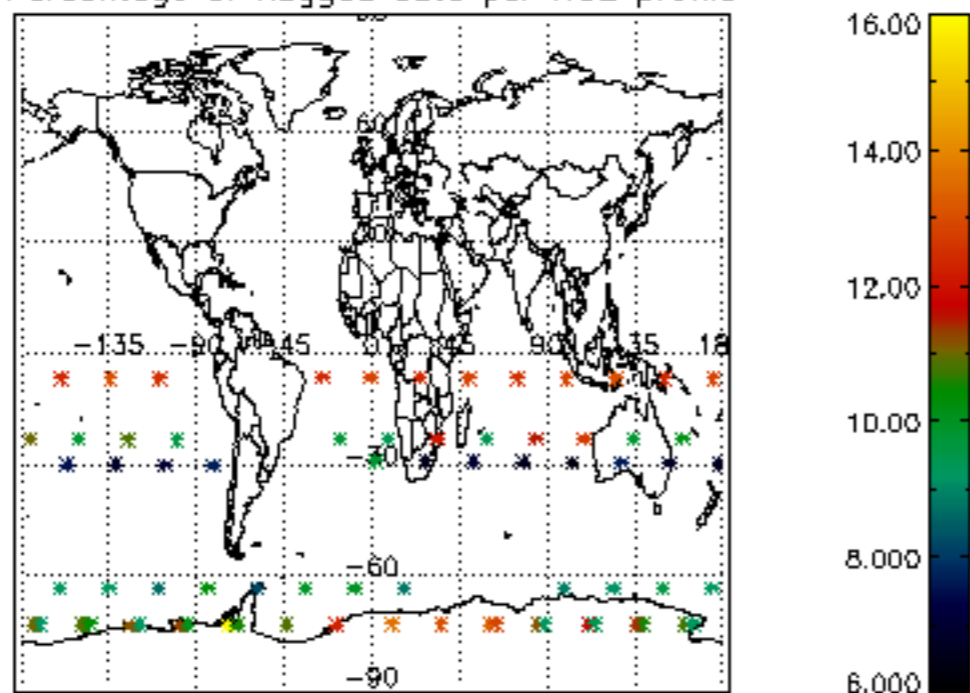
Percentage of flagged data per D3 profile



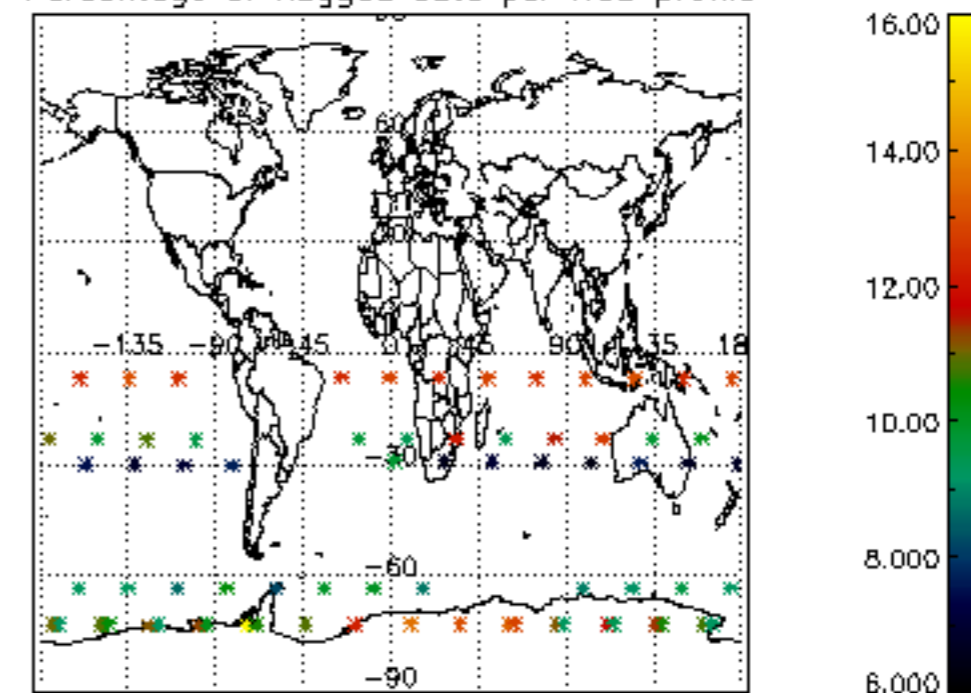
Percentage of flagged data per H2O profile

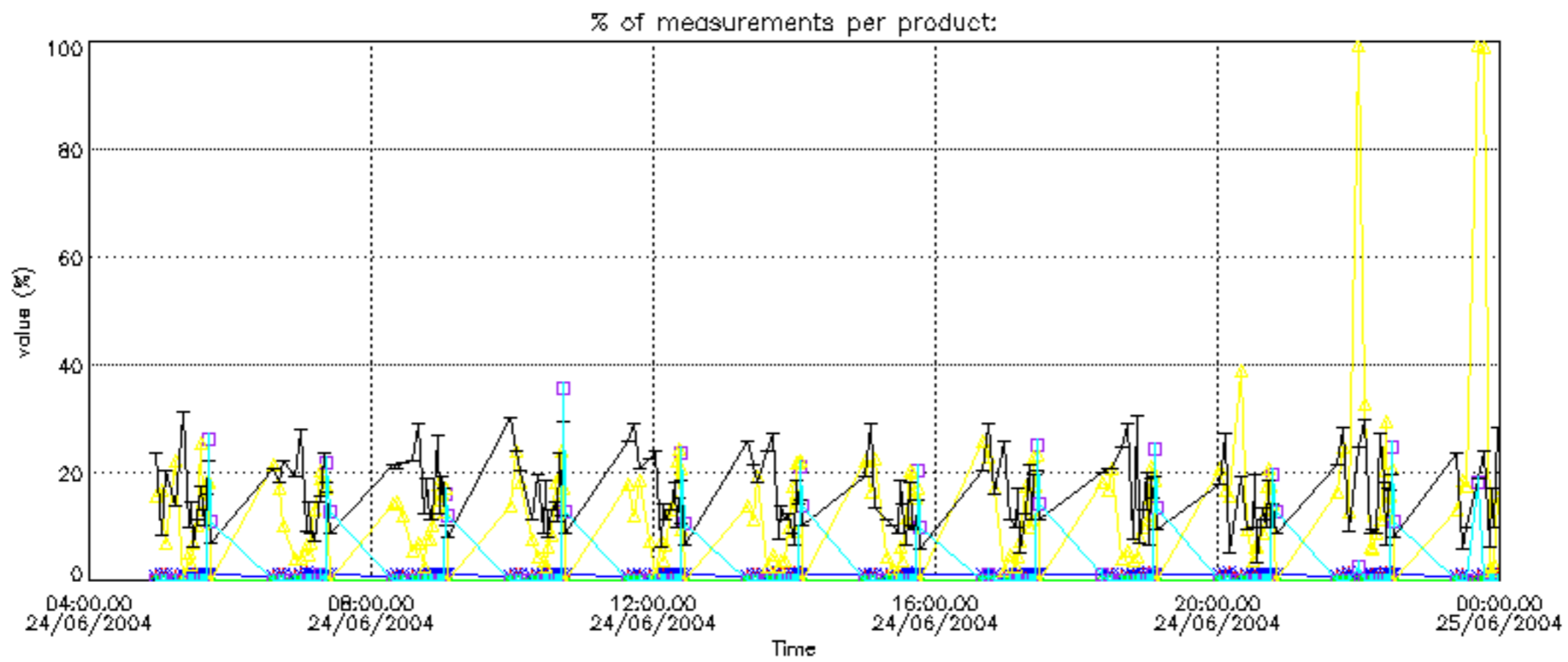


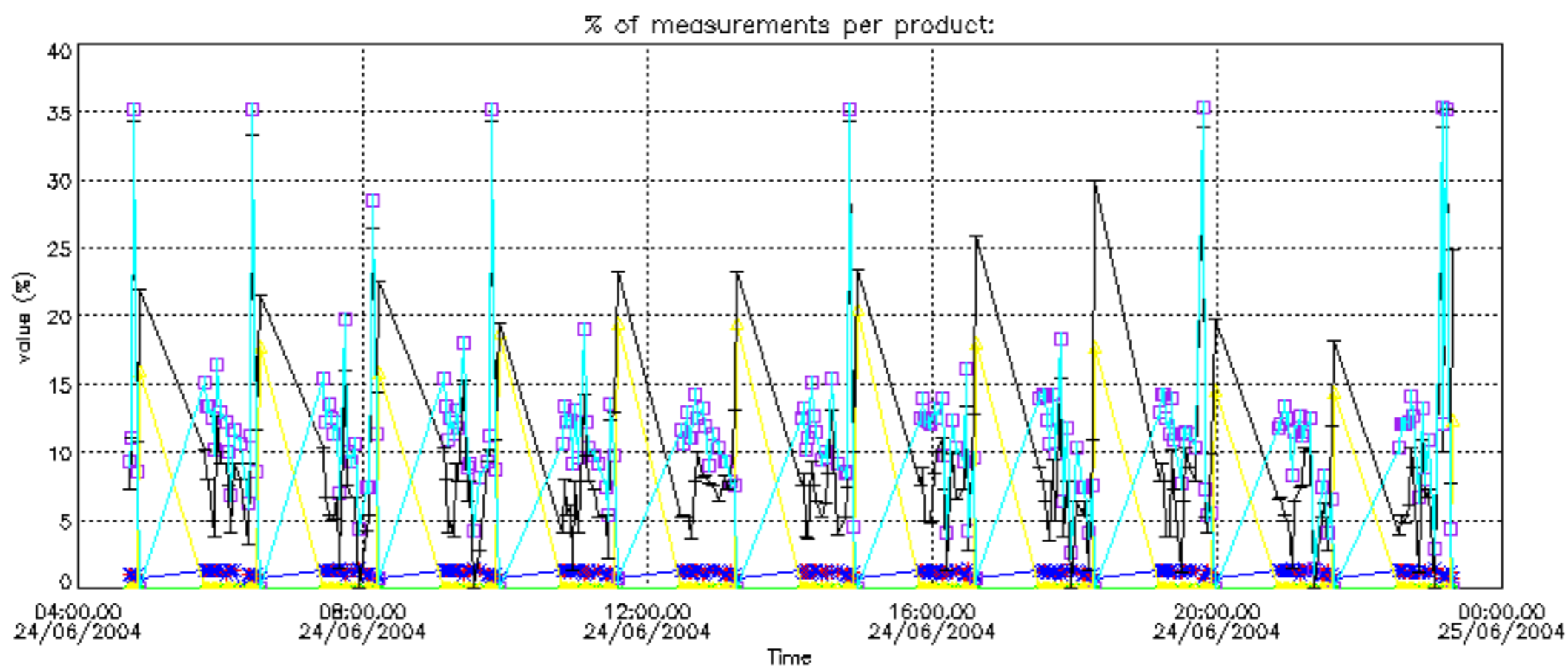
Percentage of flagged data per NO2 profile



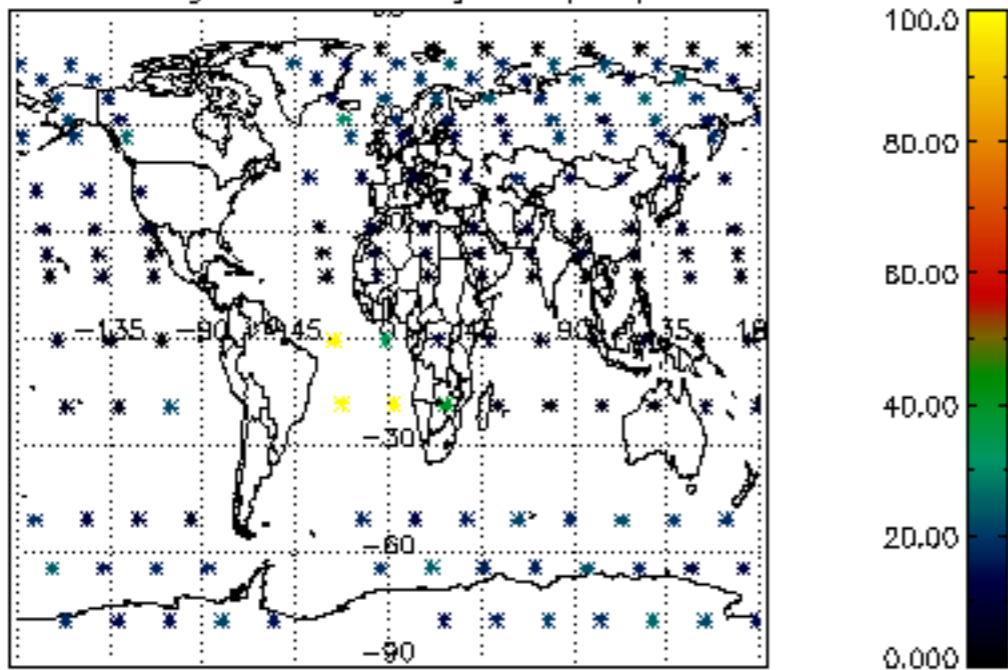
Percentage of flagged data per NO3 profile



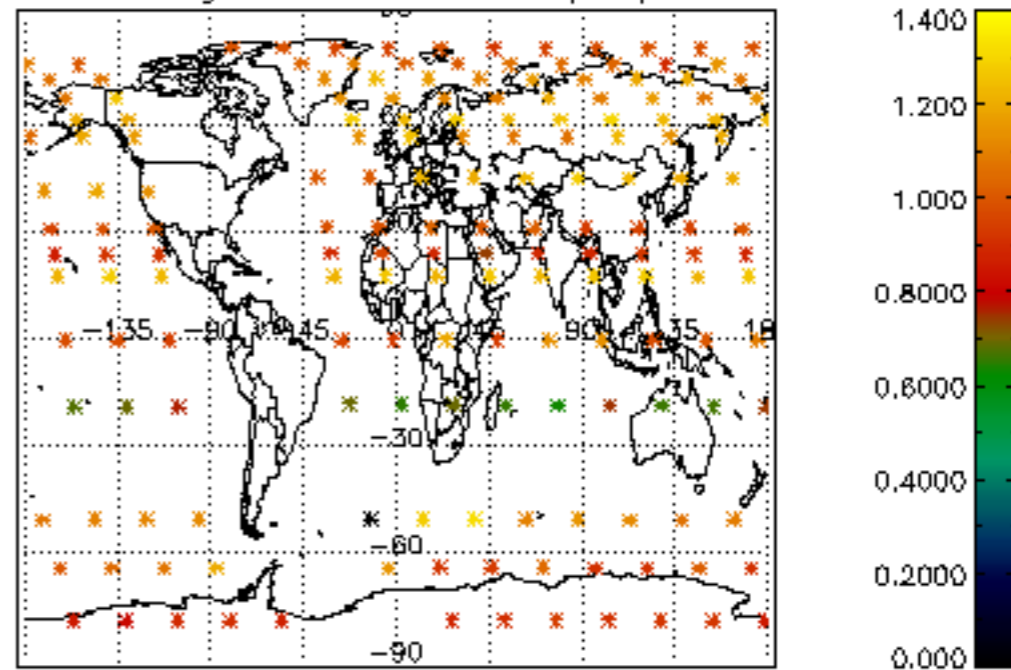




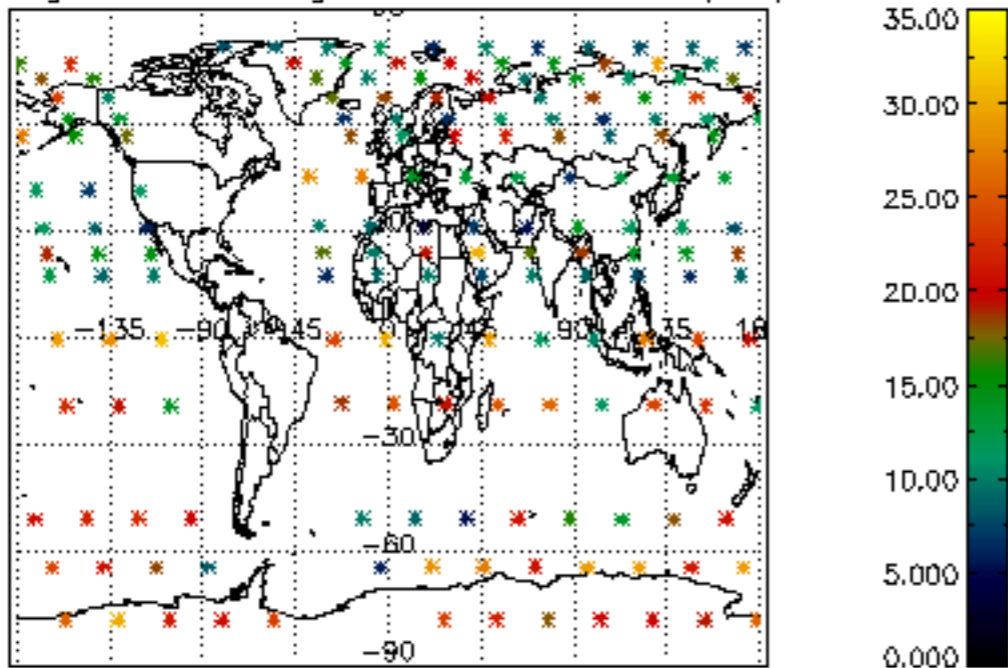
Percentage of cosmic ray hits per profile



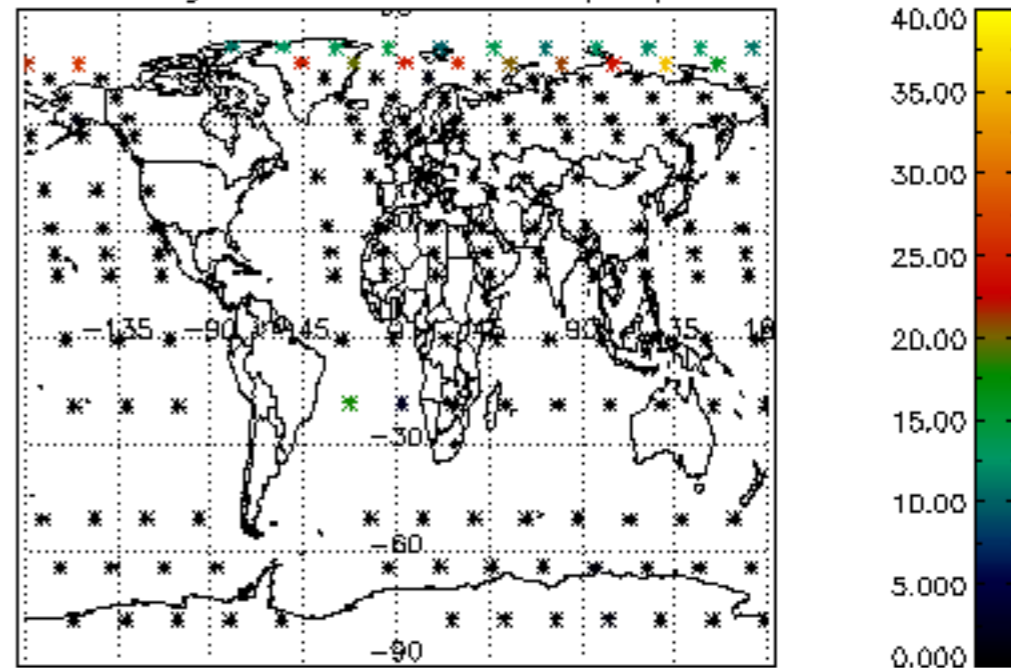
Percentage of datation errors per profile



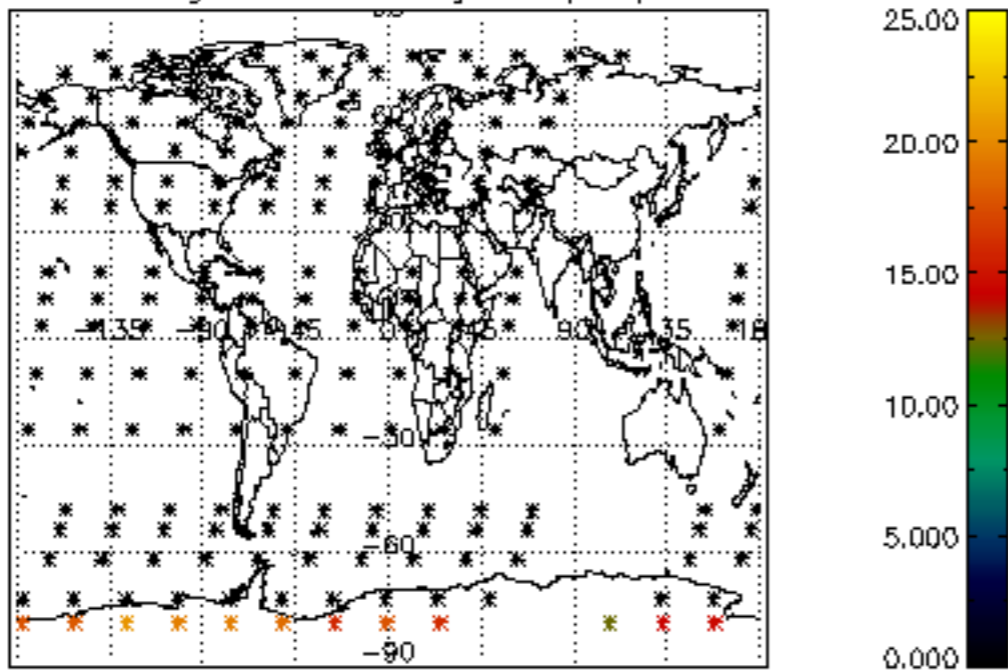
Percentage of star falling outside central band per profile



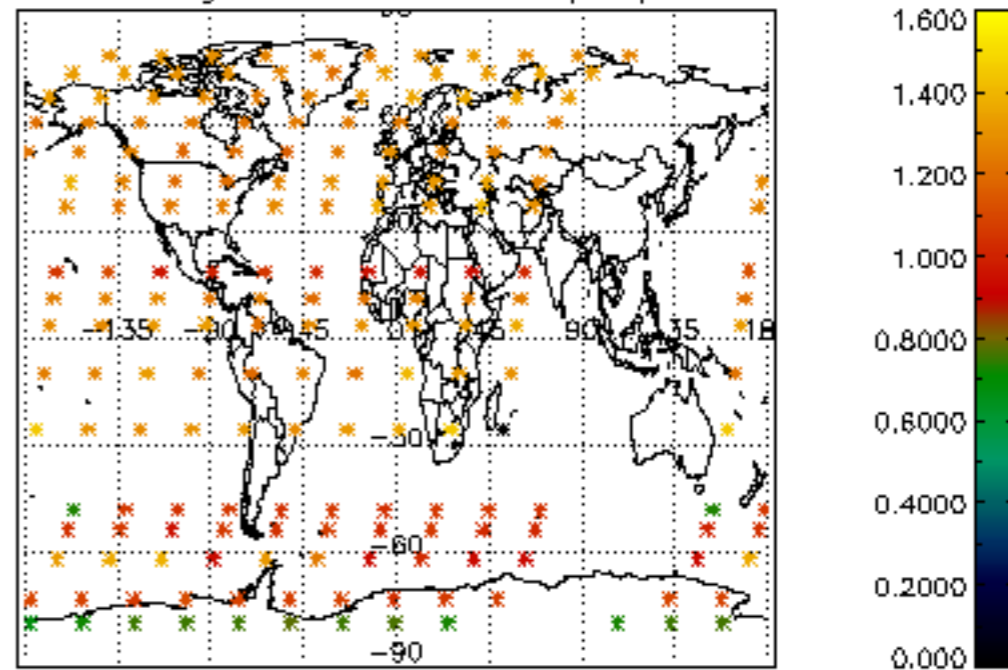
Percentage of saturation errors per profile



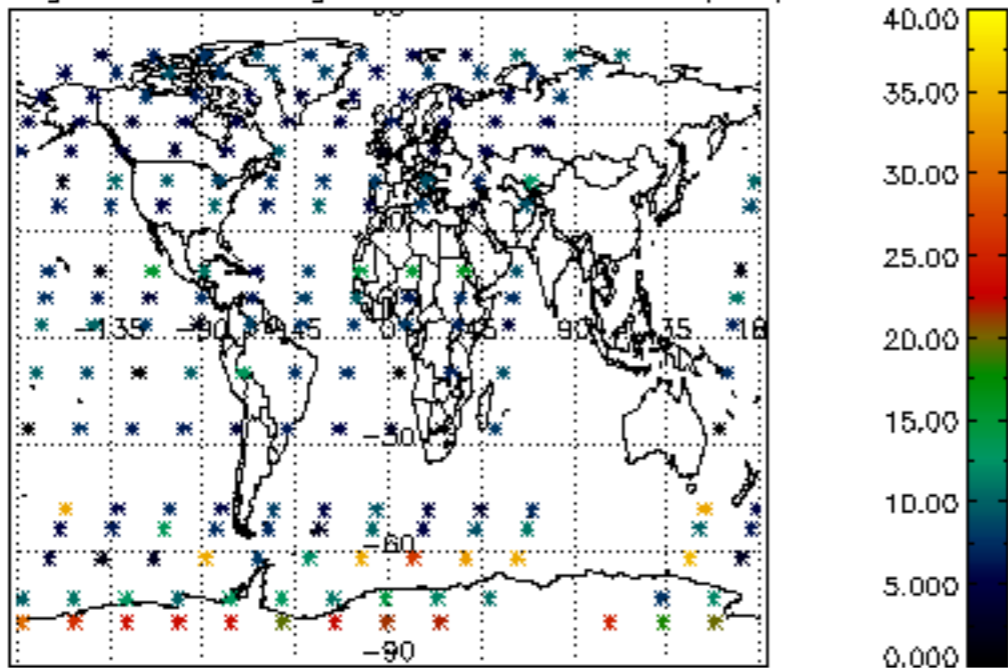
Percentage of cosmic ray hits per profile



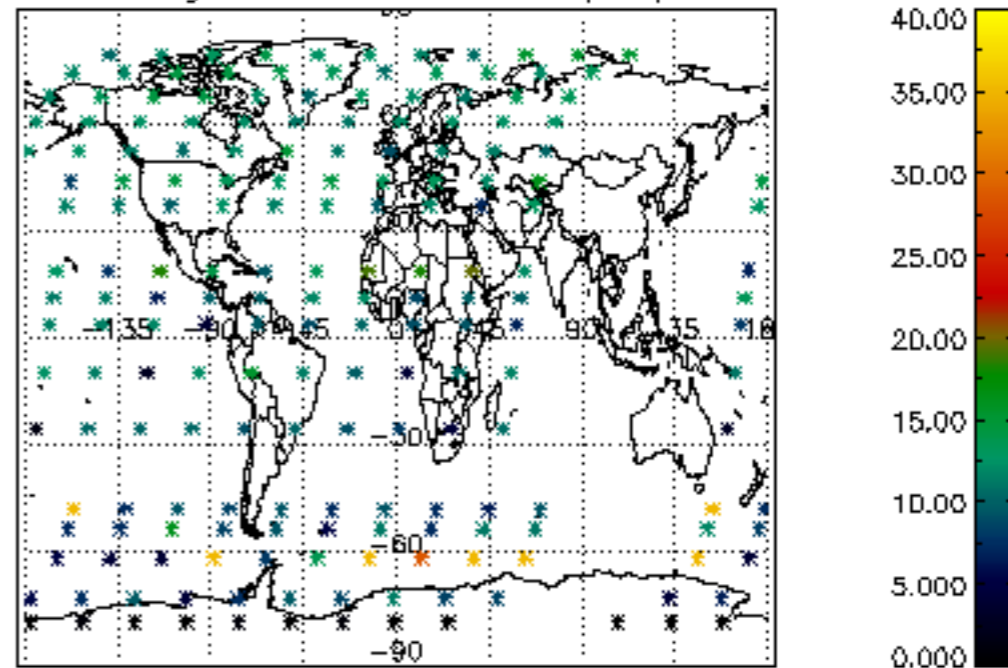
Percentage of datation errors per profile

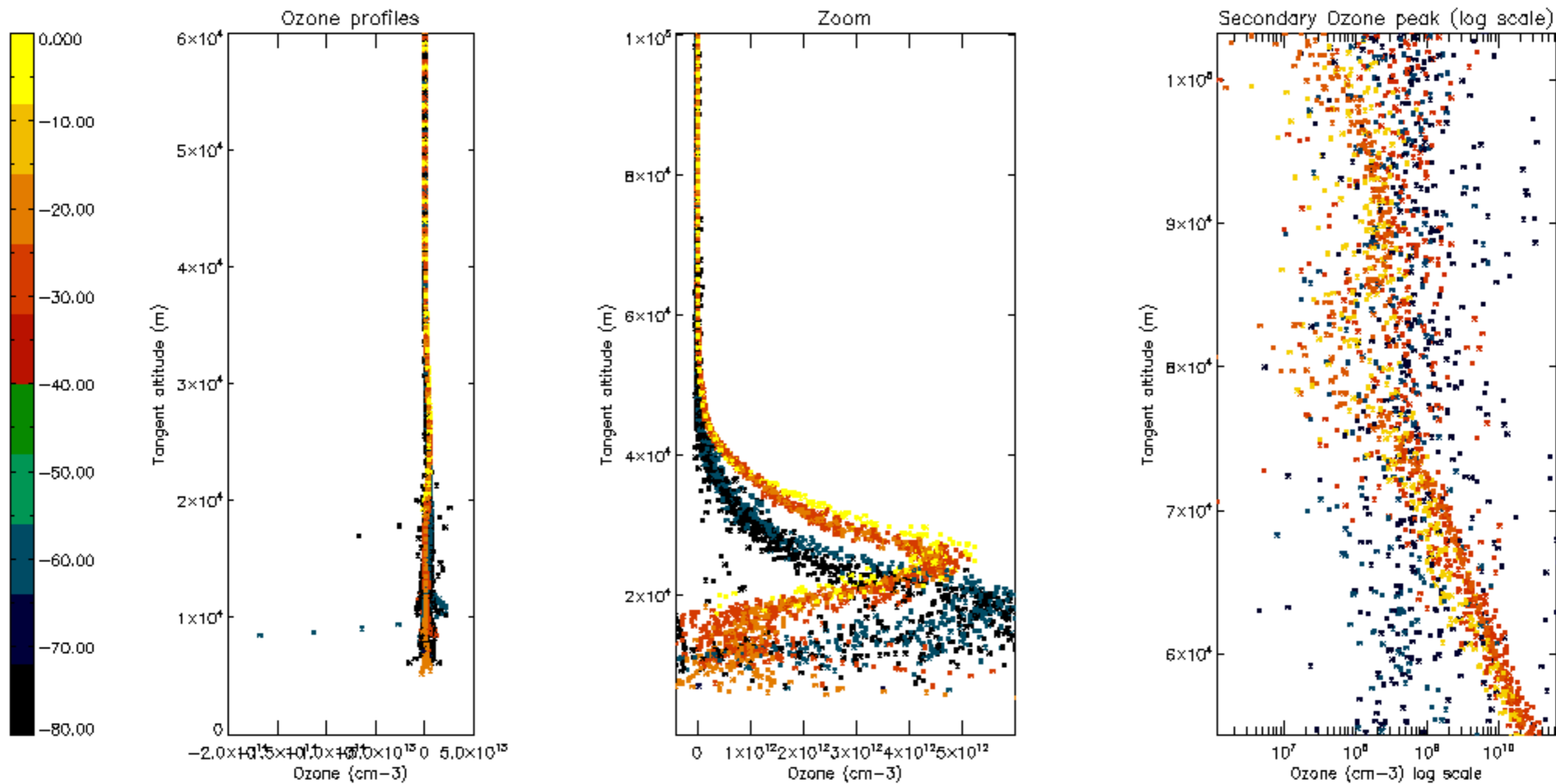


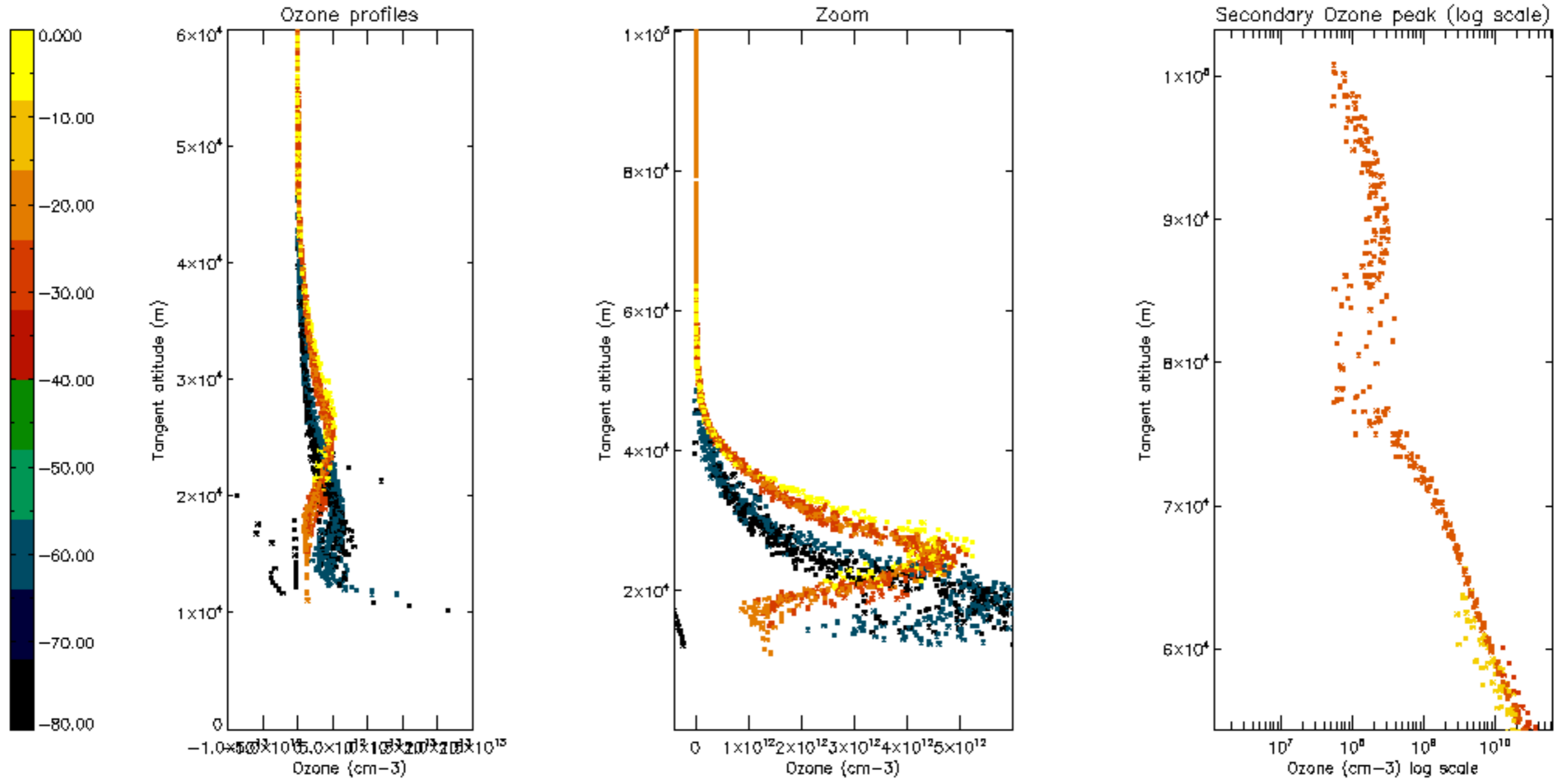
Percentage of star falling outside central band per profile

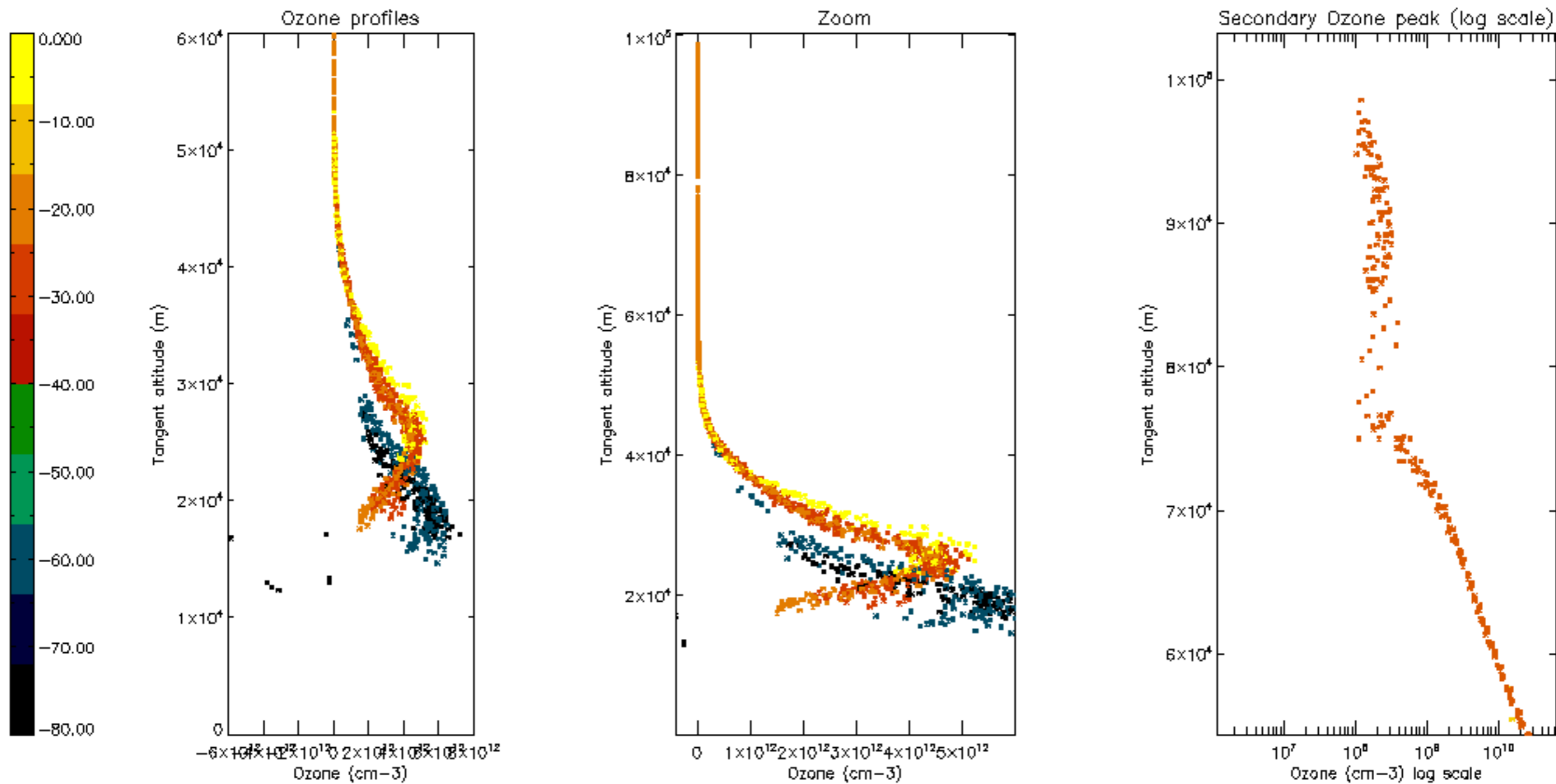


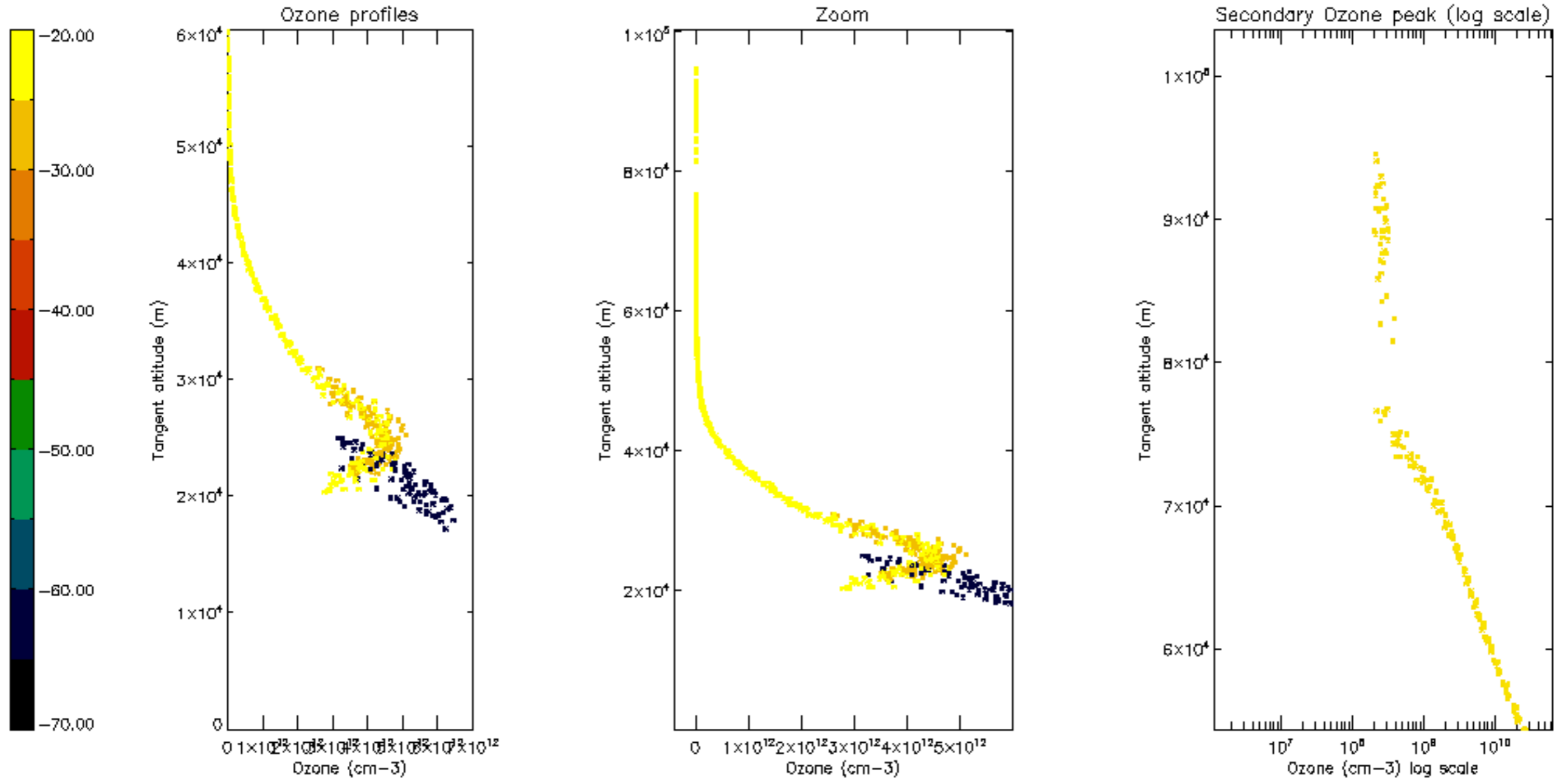
Percentage of saturation errors per profile

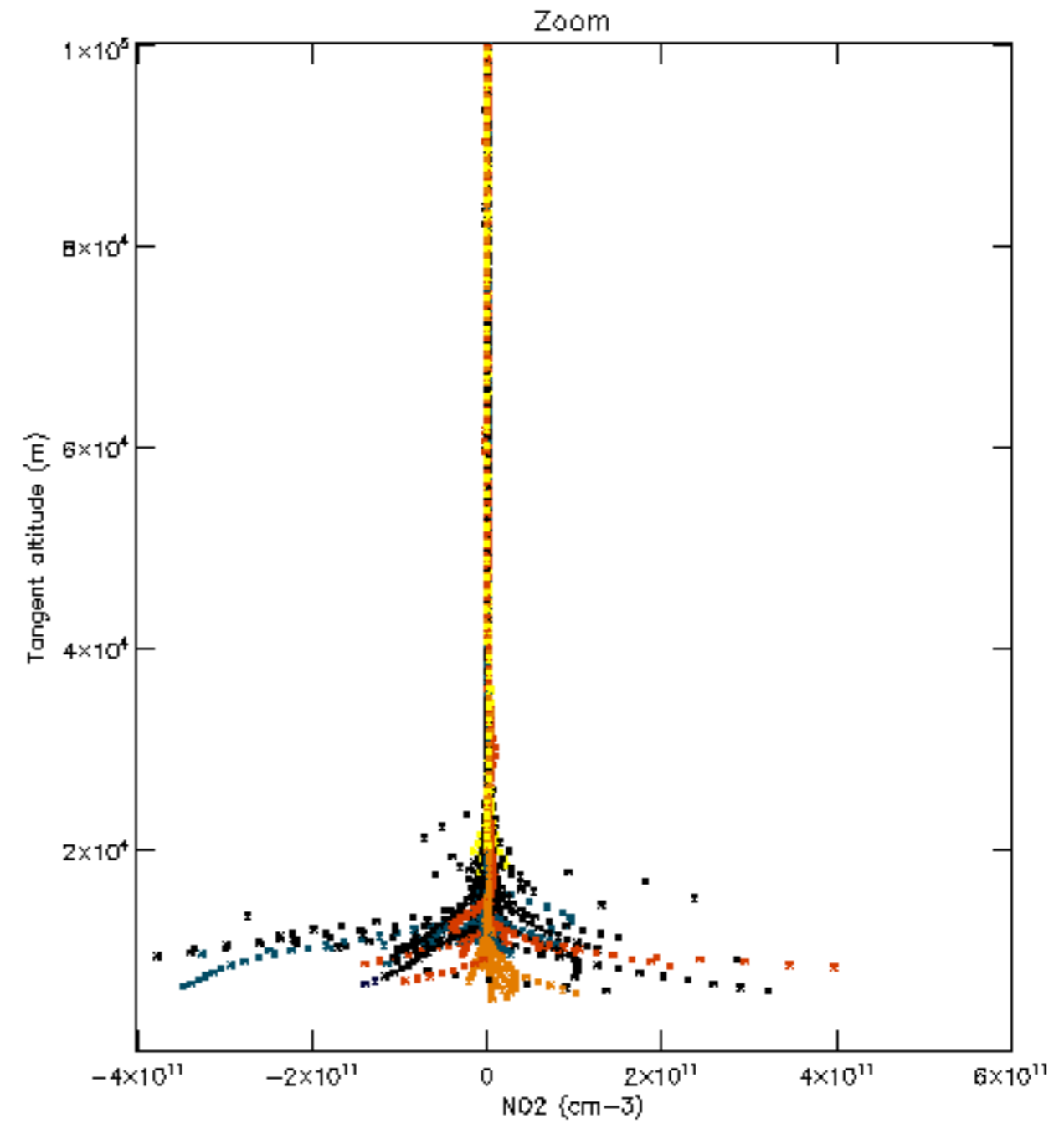
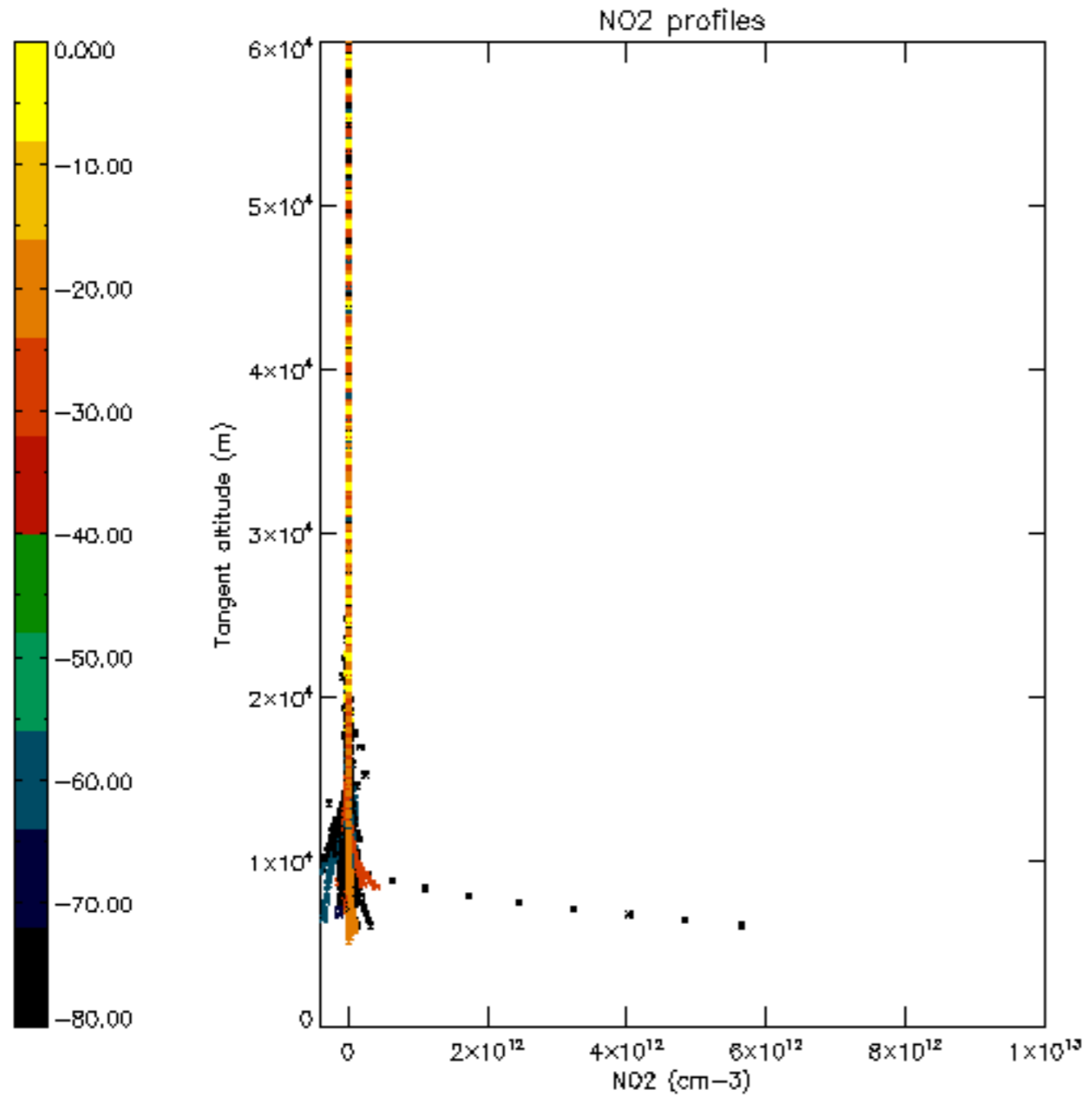


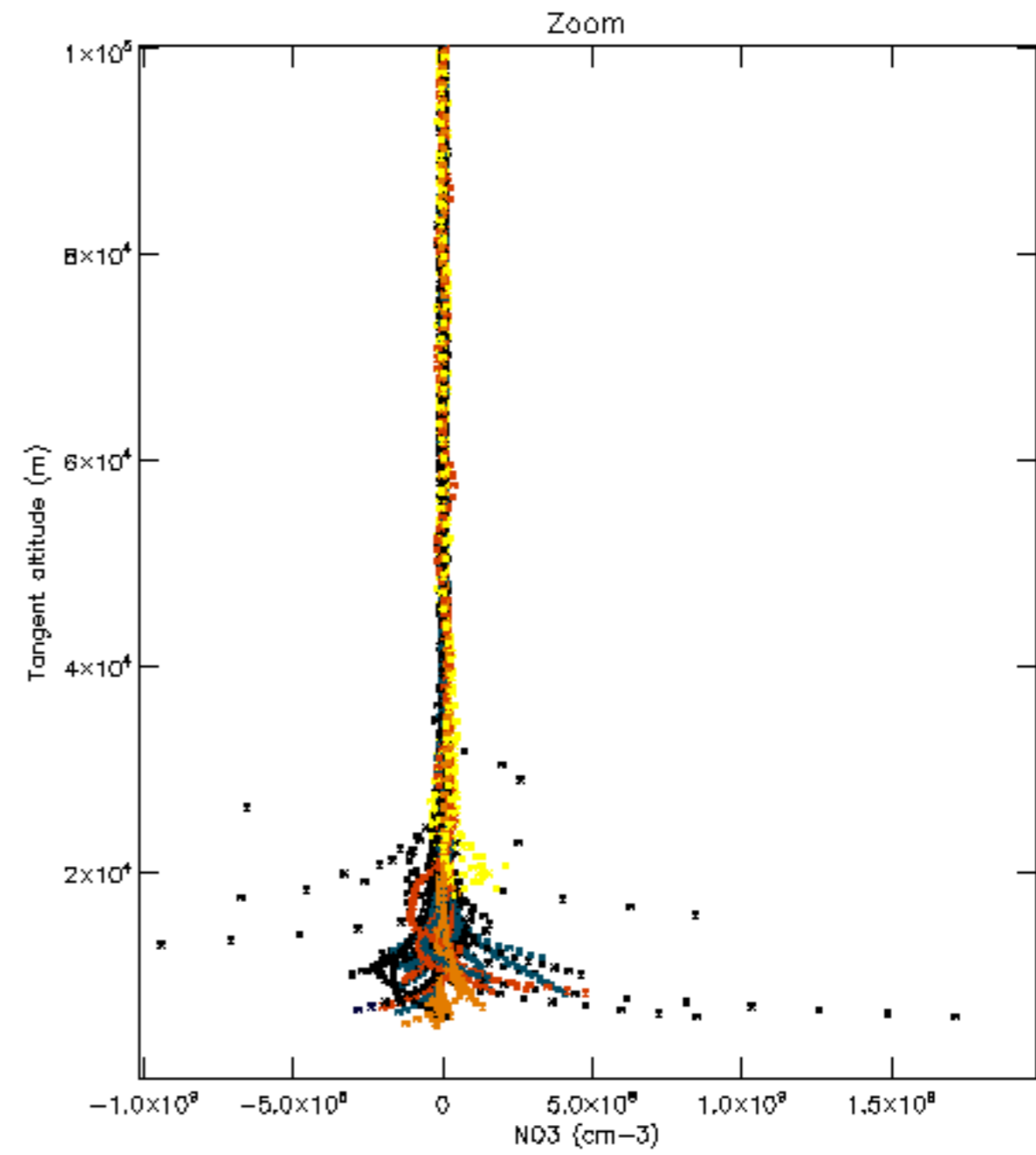
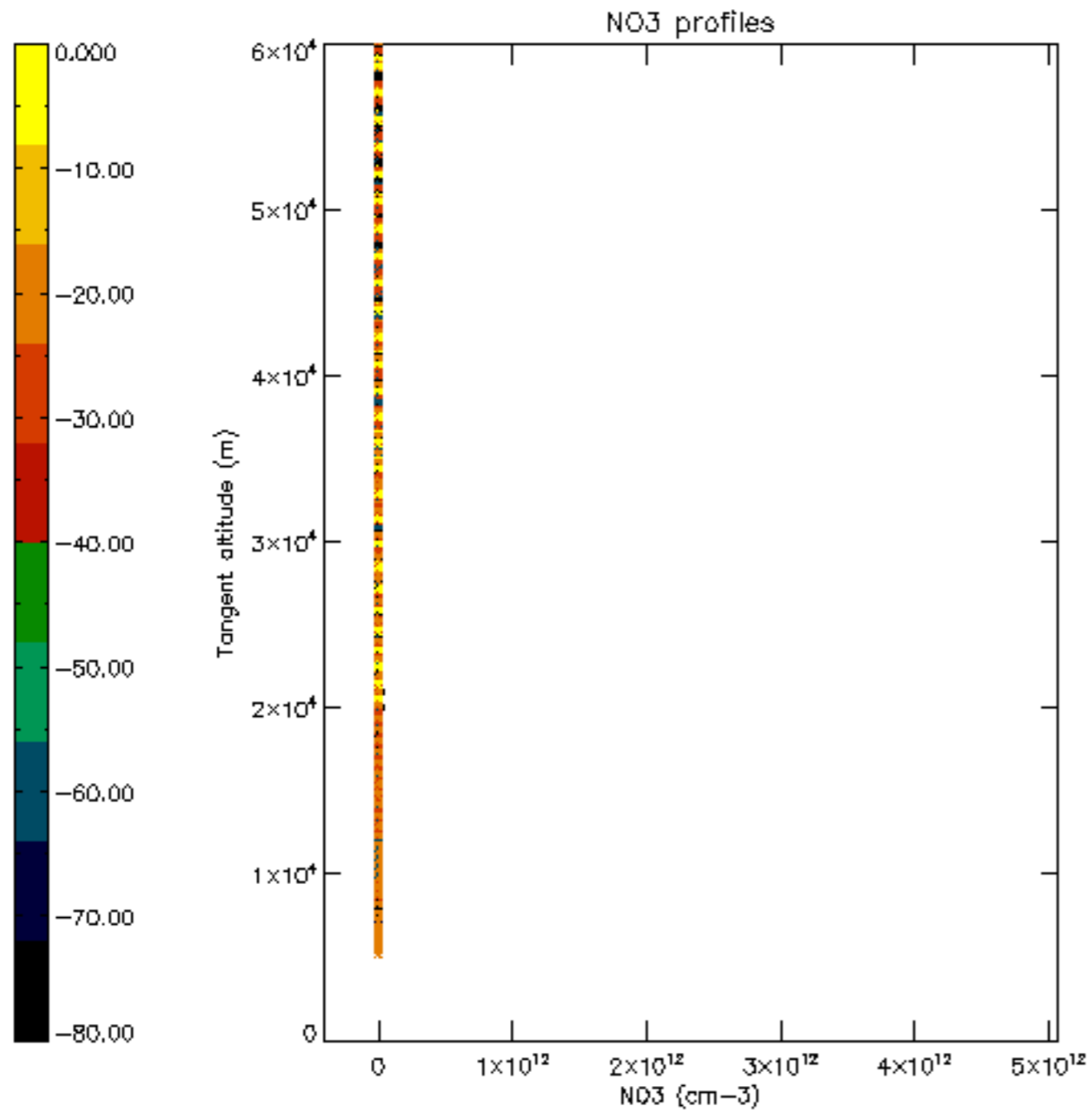


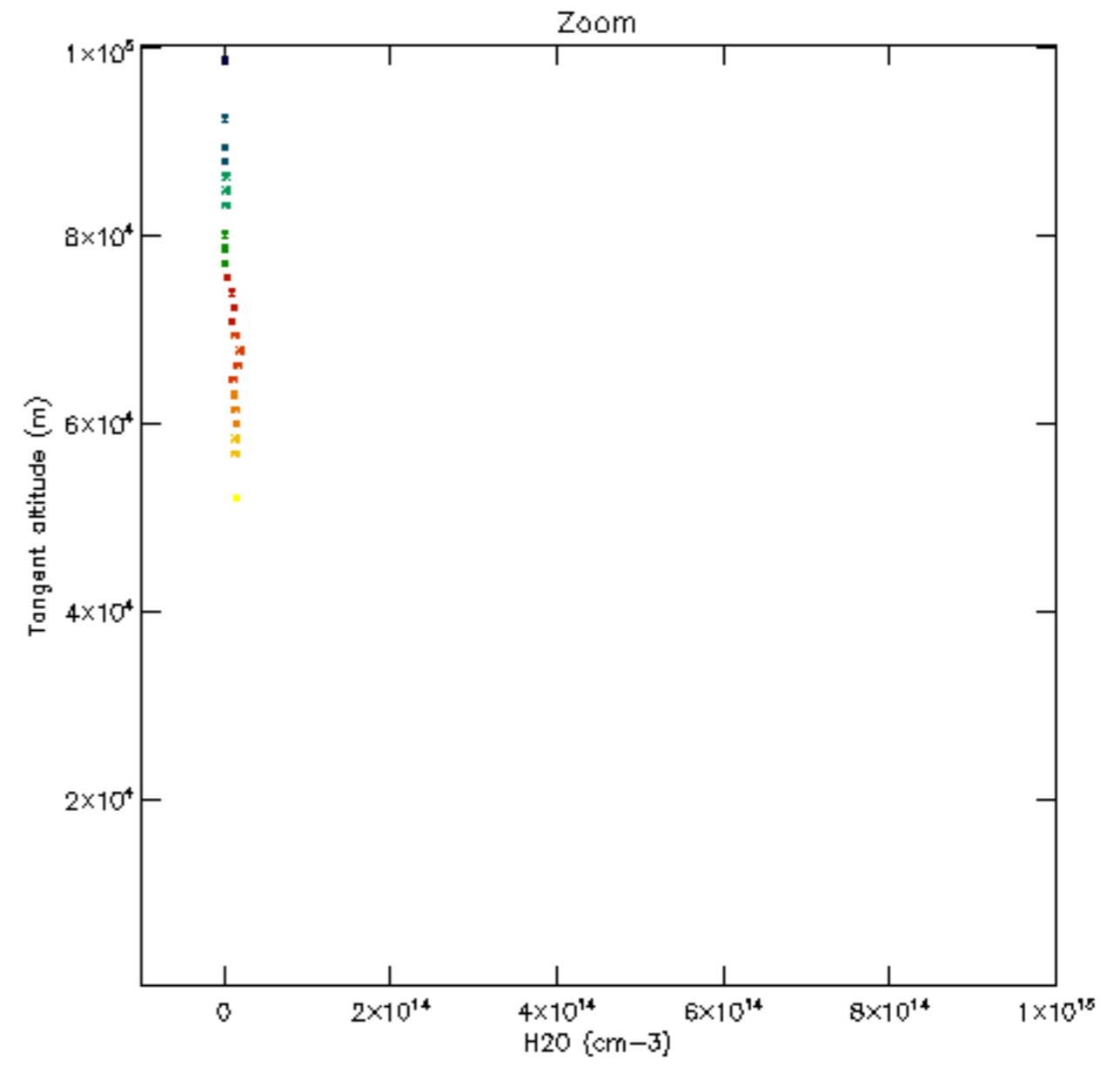
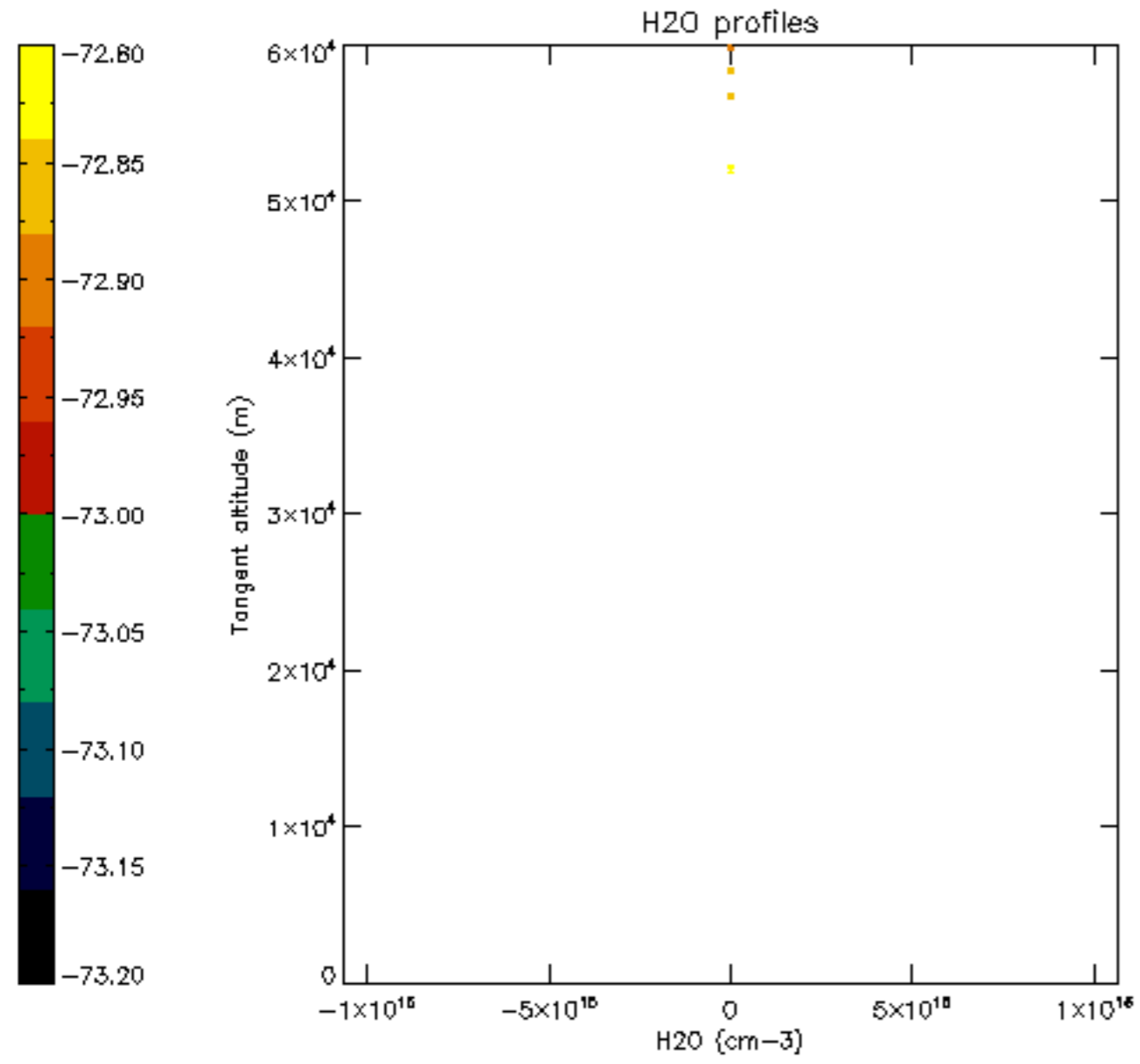


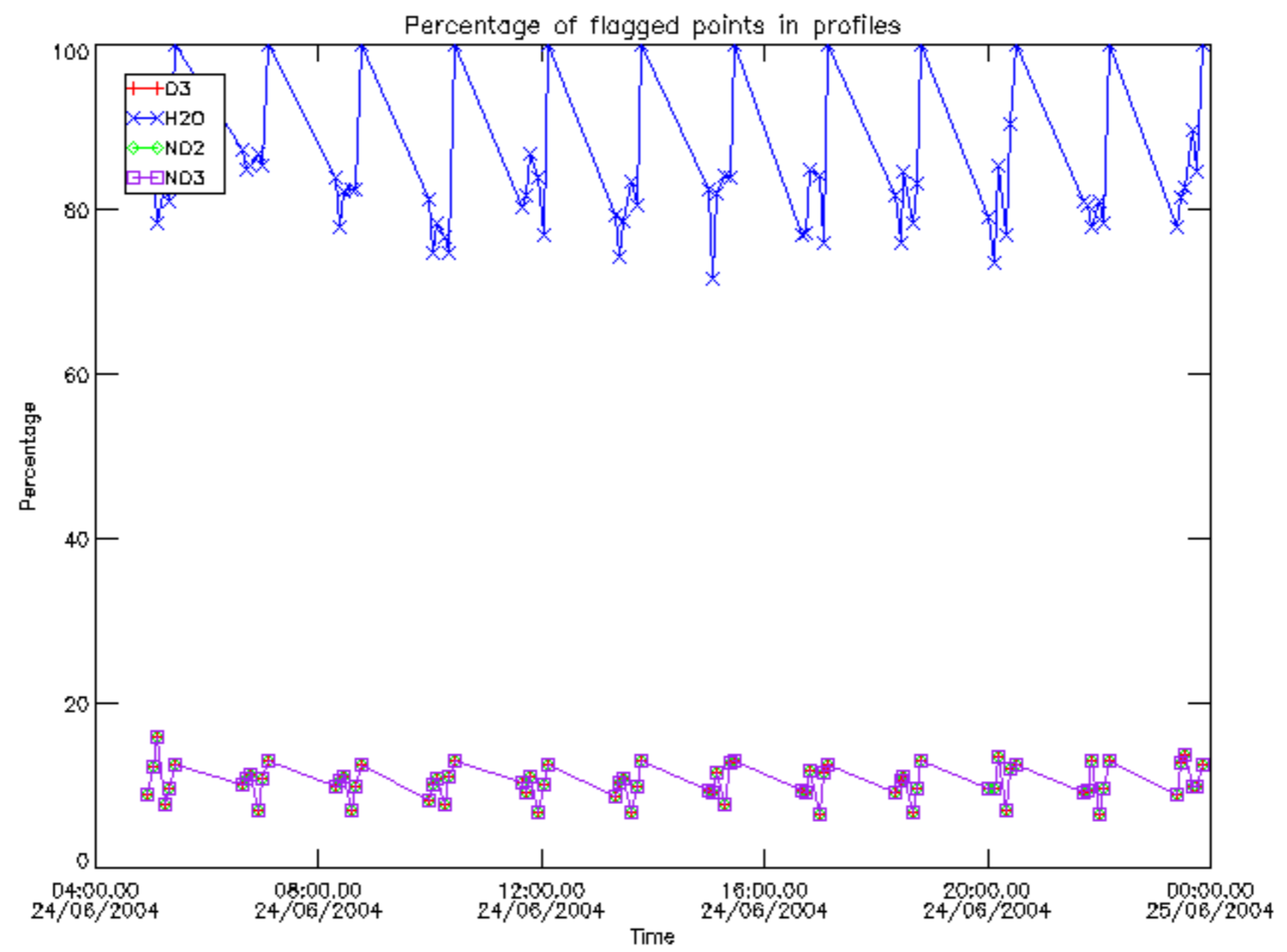




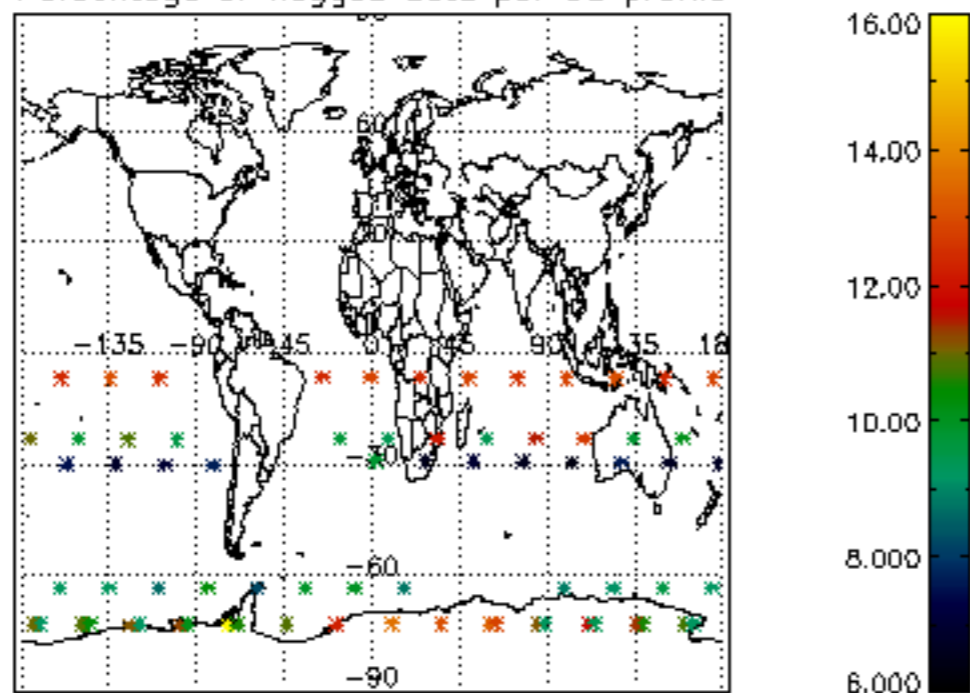




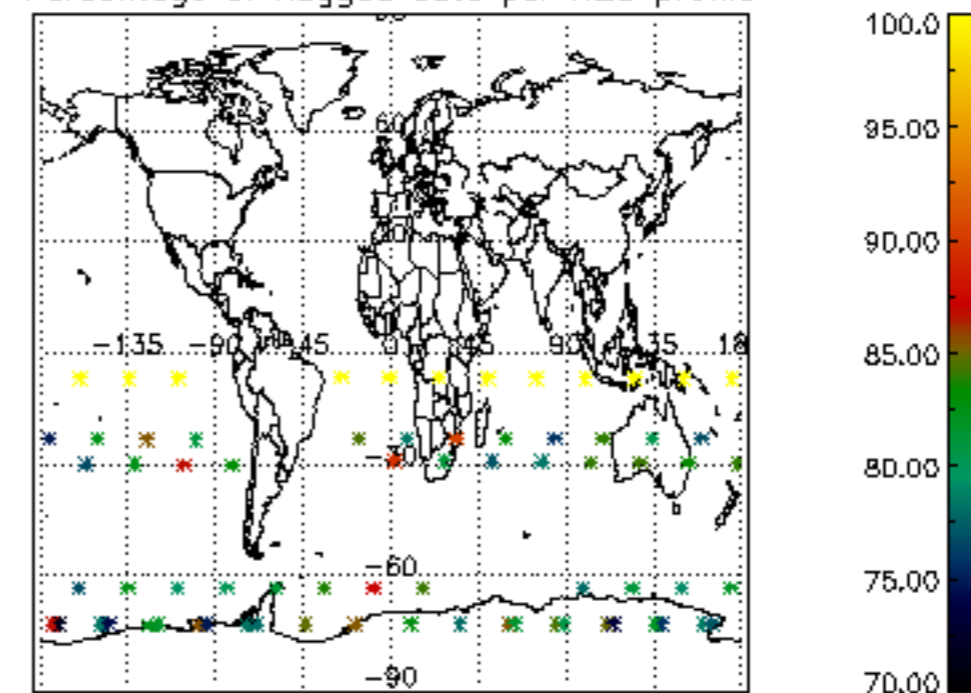




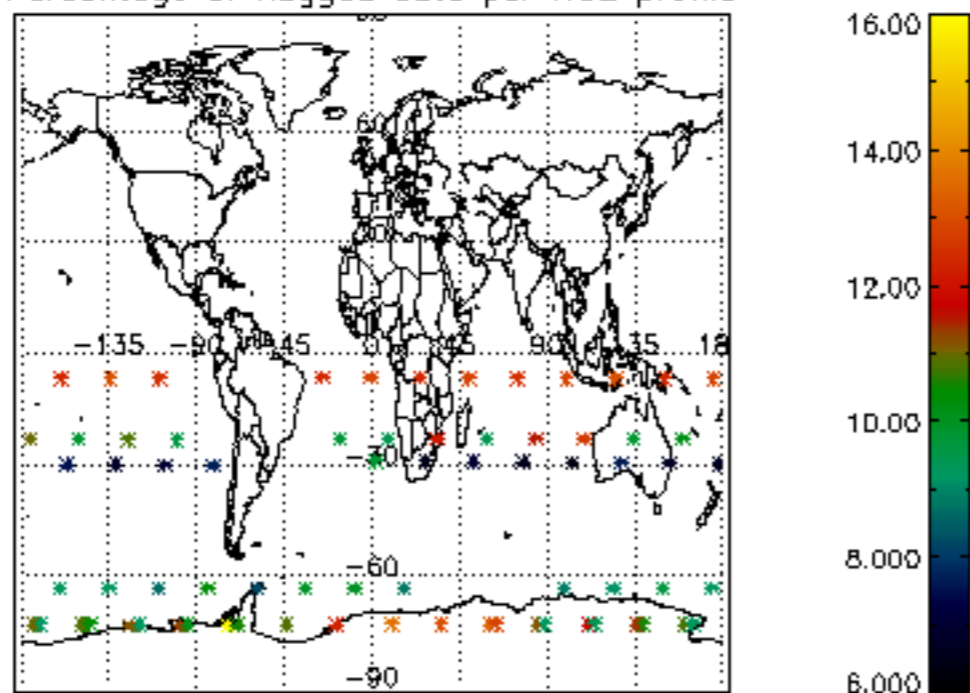
Percentage of flagged data per D3 profile



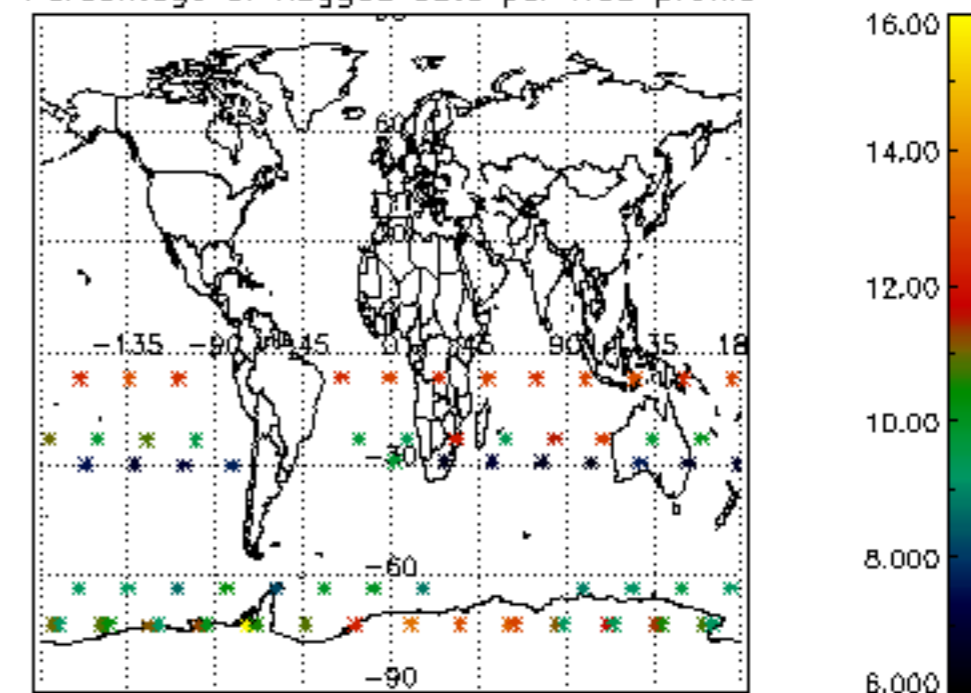
Percentage of flagged data per H2O profile

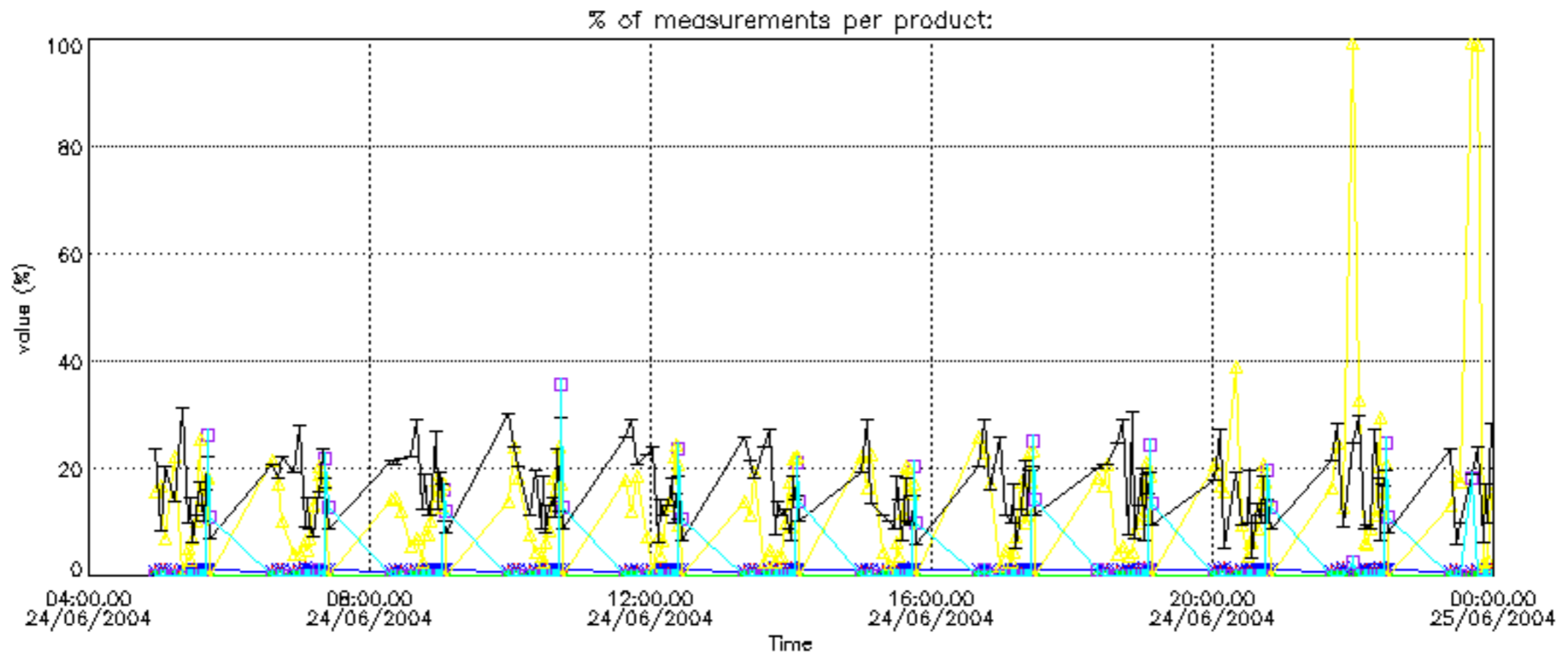


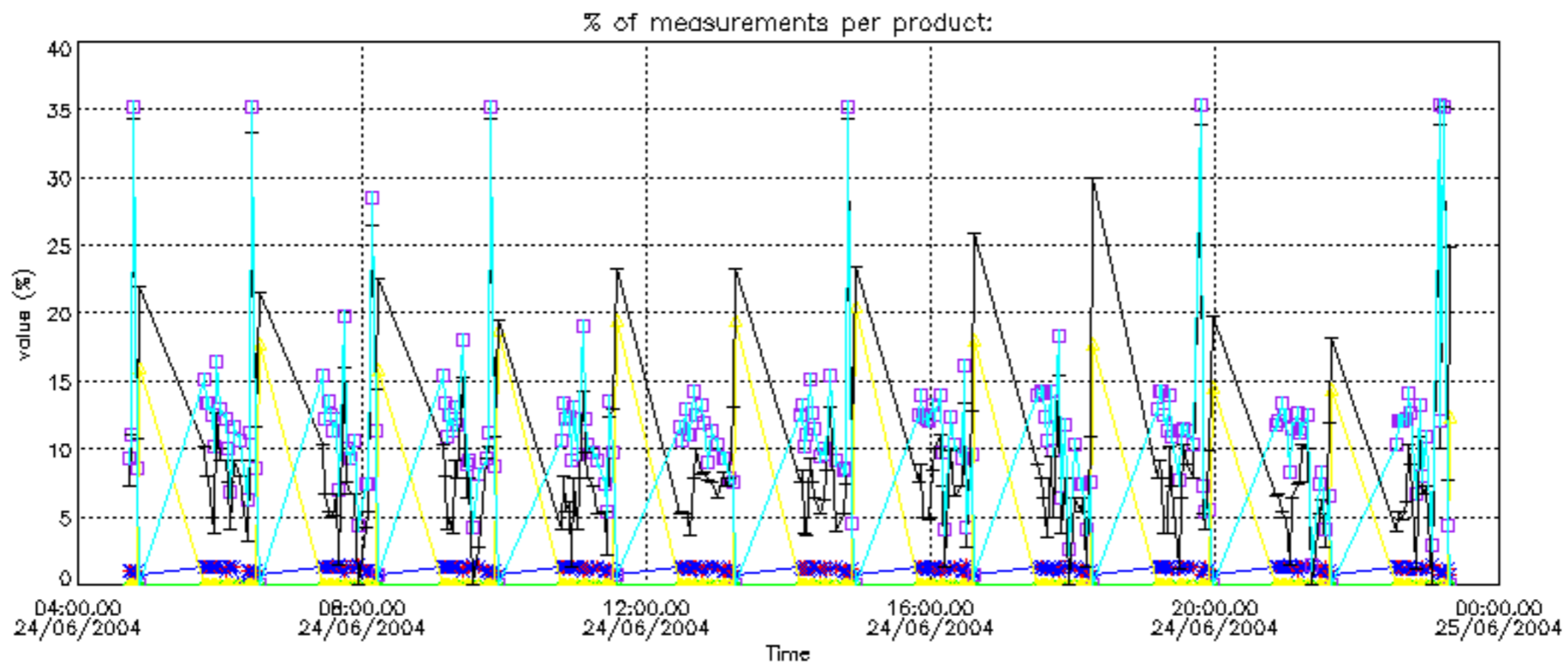
Percentage of flagged data per NO2 profile



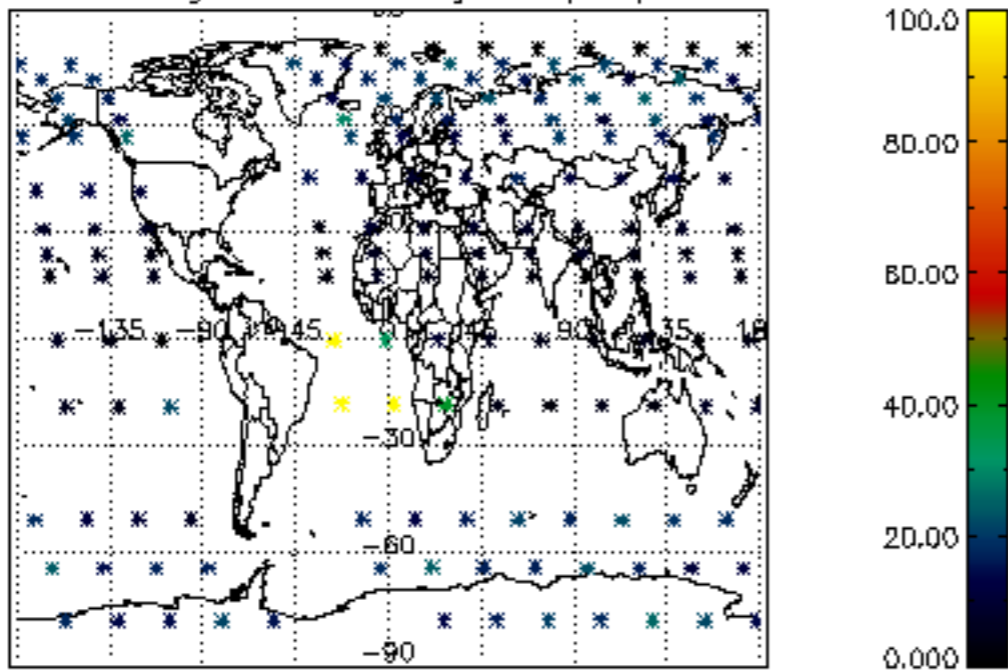
Percentage of flagged data per NO3 profile



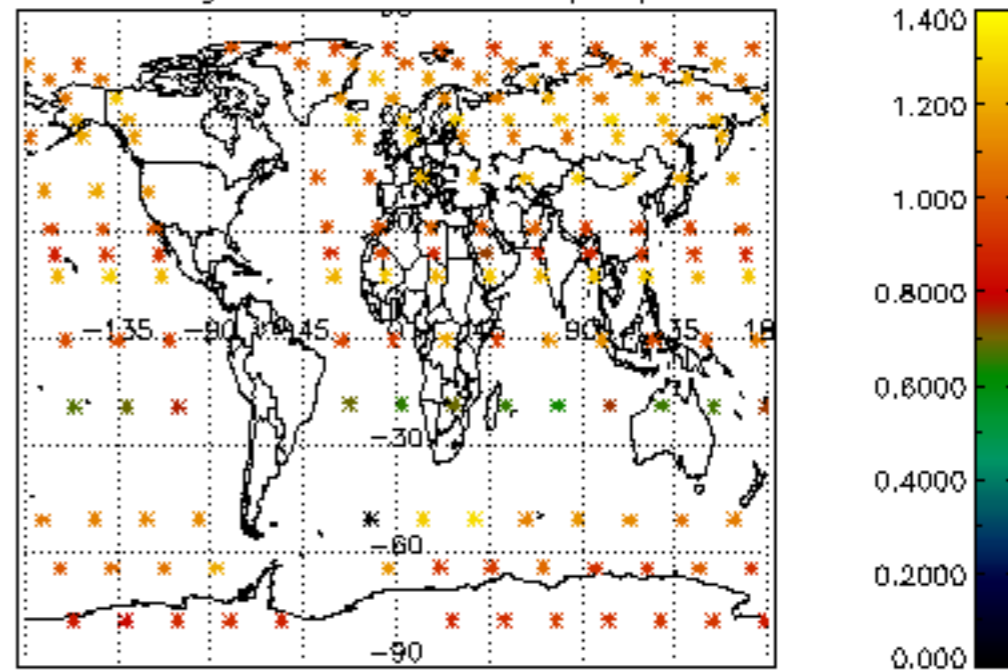




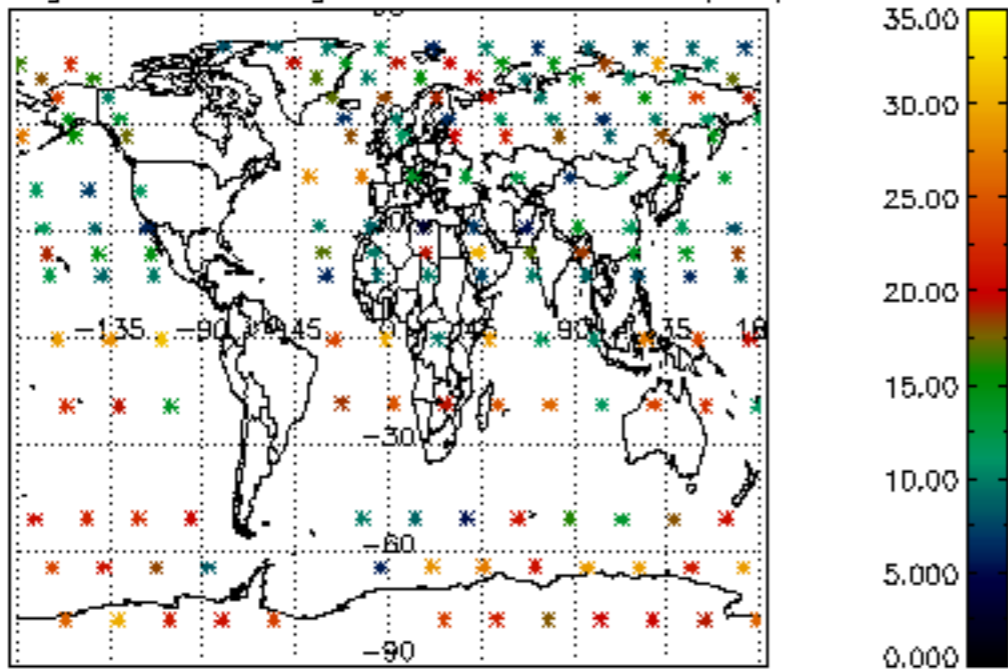
Percentage of cosmic ray hits per profile



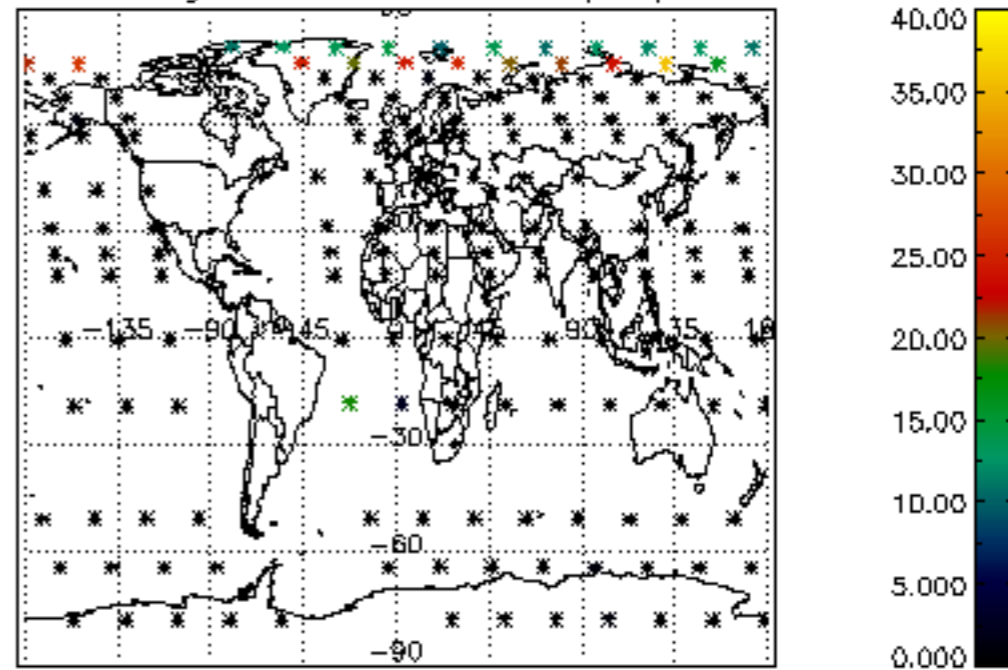
Percentage of datation errors per profile



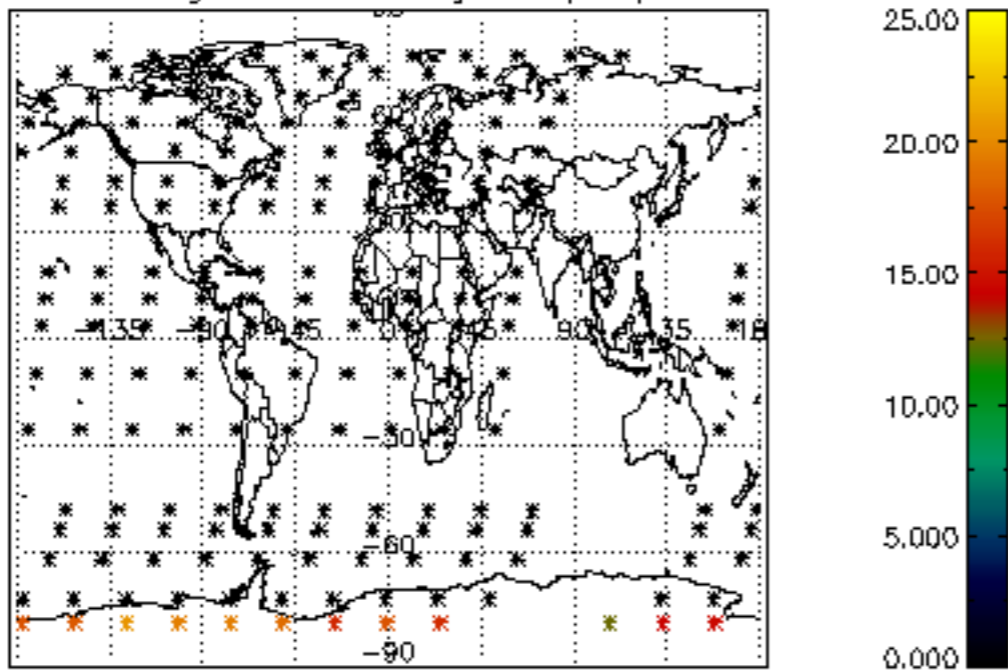
Percentage of star falling outside central band per profile



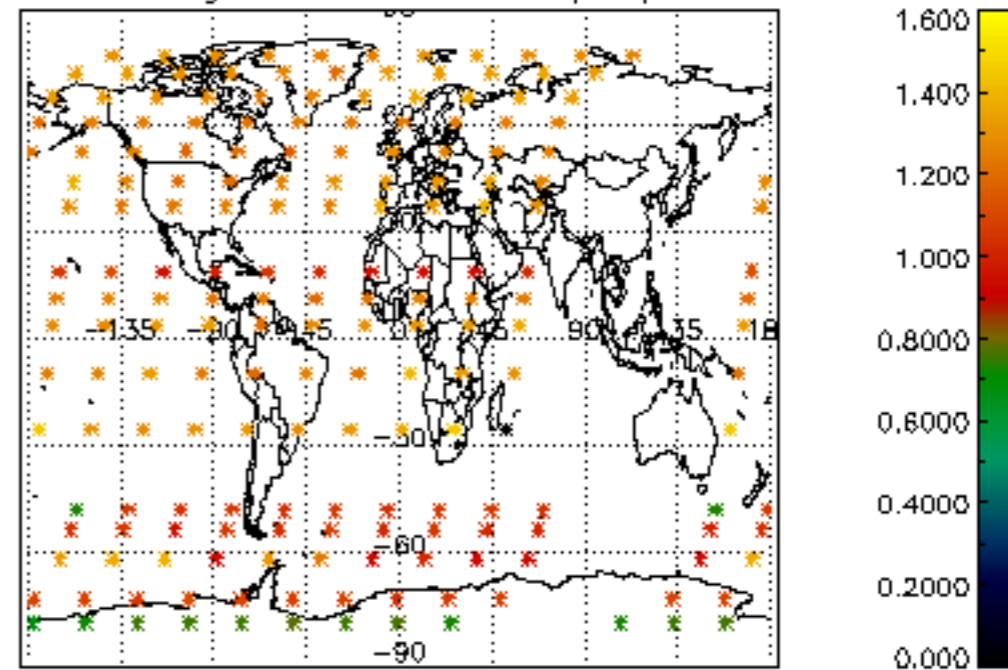
Percentage of saturation errors per profile



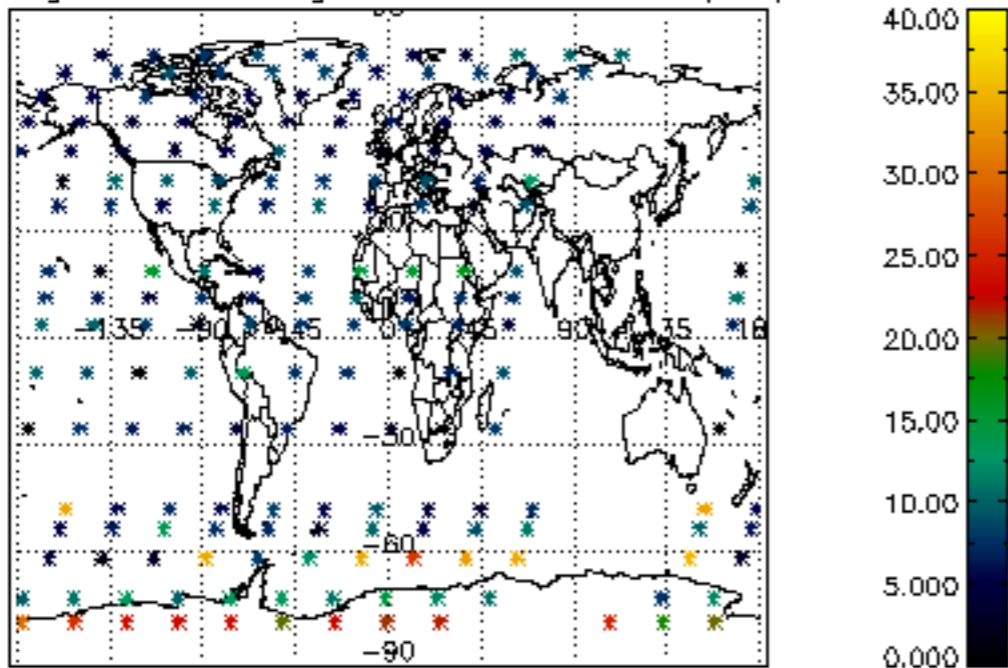
Percentage of cosmic ray hits per profile



Percentage of datation errors per profile



Percentage of star falling outside central band per profile



Percentage of saturation errors per profile

