

# GOMOS Level 2 Daily Report

## SUMMARY

### [1. General Info](#)

### [2. Summary of processed GOM\\_NL\\_2P products](#)

### [3. Level 2 Quality information per product](#)

#### [3.1 Plot of level 2 quality information per product \(time dependant\)](#)

#### [3.2 Plot of level 2 quality information per product \(world map\)](#)

### [4. Level 1 Quality information per product \(stored on level 2 products\)](#)

#### [4.1 Plot of level 1 quality information per product \(time dependant\)](#)

##### [4.1.1 Plot of level 1 quality information per product \(time dependant\): ASCENDING](#)

##### [4.1.2 Plot of level 1 quality information per product \(time dependant\): DESCENDING](#)

#### [4.2 Plot of level 1 quality information per product \(world map\)](#)

##### [4.2.1 Plot of level 1 quality information per product \(world map\): ASCENDING](#)

##### [4.2.2 Plot of level 1 quality information per product \(world map\): DESCENDING](#)

### [5. Ozone profiles based on quality statistics and other trace gas profiles](#)

#### [5.1 Ozone statistics based on quality of products](#)

#### [5.2 Plot ozone profiles for all STD \(dark without errors\)](#)

#### [5.3 Plot ozone profiles where STD < 20% \(dark without errors\)](#)

#### [5.4. Plot ozone profiles where STD < 10% \(dark without errors\)](#)

#### [5.5. Plot ozone profiles where STD < 5% \(dark without errors\)](#)

#### [5.6 Plot NO2 profiles for all STD \(dark without errors\)](#)

#### [5.7 Plot NO3 profiles for all STD \(dark without errors\)](#)

#### [5.8 Plot H2O profiles \(only for occultations of stars 1,2,3,4,13,14,16,26,63 dark without errors\) for all STD](#)

### [6. Auxiliary Data Files used for the production reported in section 2](#)

This report presents the daily analysis on parameters extracted from GOMOS level 2 data (GOM\_NL\_\_2P). It is intended to monitor some important parameters that will impact the quality of these products. A list of level 2 products (and content) that have arrived during the reporting day to the PCF is also given.

Item	Value
Time of report generation	19APR2013 04:52:53
Data source version	GOMOS/6.01
Start time of products	23-06-2004 (23JUN2004 00:00:00)
Stop time of products	24-06-2004 (24JUN2004 00:00:00)
Store outputs in DB	Yes
Nb of level 2 prods	401
Nb of prods with errors	0

## 2. Summary of processed GOM\_NL\_\_2P products.

Nr	Filename	UTC Start time	Limb	Duration	Star Id	Star Name	Star Mag	Star Temp	Nb Meas	Orbit	Prod. error
1	GOM_NL__2PRFIN20040623_000137_000000382028_00016_12094_4080.N1	23-JUN-2004 00:01:37	Bright	37.500	60	7Bet UMi	2.0810	3950.0	75	12094	No
2	GOM_NL__2PRFIN20040623_000336_000000682028_00016_12094_4081.N1	23-JUN-2004 00:03:36	Bright	68.000	19	50Alp Cyg	1.2460	10500.	136	12094	No
3	GOM_NL__2PRFIN20040623_000605_000000362028_00016_12094_4082.N1	23-JUN-2004 00:06:05	Bright	35.500	49	1Alp UMi	1.9900	6300.0	71	12094	No
4	GOM_NL__2PRFIN20040623_001236_000000482028_00016_12094_4083.N1	23-JUN-2004 00:12:36	Bright	48.000	74	11Bet Cas	2.2680	6600.0	96	12094	No
5	GOM_NL__2PRFIN20040623_001408_000000662028_00016_12094_4084.N1	23-JUN-2004 00:14:08	Bright	66.000	68	18Alp Cas	2.2250	4500.0	132	12094	No
6	GOM_NL__2PRFIN20040623_001624_000000372028_00016_12094_4085.N1	23-JUN-2004 00:16:24	Bright	36.500	160	23Gam Per	2.9300	4700.0	73	12094	No
7	GOM_NL__2PRFIN20040623_001950_000000452028_00016_12094_4086.N1	23-JUN-2004 00:19:50	Bright	45.000	73	57Gam1And	2.2600	13100.	90	12094	No
8	GOM_NL__2PRFIN20040623_002216_000000662028_00016_12094_4087.N1	23-JUN-2004 00:22:16	Twilight	65.500	53	43Bet And	2.0480	3300.0	131	12094	No
9	GOM_NL__2PRFIN20040623_002606_000000542028_00016_12094_4088.N1	23-JUN-2004 00:26:06	Dark	53.500	50	13Alp Ari	2.0070	4250.0	107	12094	No
10	GOM_NL__2PRFIN20040623_003056_000000472028_00016_12094_4089.N1	23-JUN-2004 00:30:56	Dark	47.000	94	92Alp Cet	2.5260	3100.0	94	12094	No
11	GOM_NL__2PRFIN20040623_003456_000000402028_00016_12094_4090.N1	23-JUN-2004 00:34:56	Dark	39.500	165	34Gam Eri	2.9500	3200.0	79	12094	No
12	GOM_NL__2PRFIN20040623_004330_000000632028_00016_12094_4091.N1	23-JUN-2004 00:43:30	Dark	63.000	52	16Bet Cet	2.0370	4500.0	126	12094	No
13	GOM_NL__2PRFIN20040623_004901_000000522028_00016_12094_4092.N1	23-JUN-2004 00:49:01	Dark	52.000	9	Alp Eri	0.45300	24000.	104	12094	No
14	GOM_NL__2PRFIN20040623_005404_000000422028_00017_12095_4061.N1	23-JUN-2004 00:54:04	Dark	41.500	135	Bet Hyi	2.8200	5800.0	83	12095	No
15	GOM_NL__2PRFIN20040623_005735_000000522028_00017_12095_4062.N1	23-JUN-2004 00:57:35	Straylight	51.500	31	Alp Gru	1.7340	15200.	103	12095	No
16	GOM_NL__2PRFIN20040623_010155_000000492028_00017_12095_4063.N1	23-JUN-2004 01:01:55	Straylight	49.000	43	Alp TrA	1.9100	4250.0	98	12095	No
17	GOM_NL__2PRFIN20040623_010509_000000442028_00017_12095_4064.N1	23-JUN-2004 01:05:09	Straylight	43.500	141	Bet Ara	2.8400	4600.0	87	12095	No
18	GOM_NL__2PRFIN20040623_010633_000000412028_00017_12095_4065.N1	23-JUN-2004 01:06:33	Straylight	40.500	147	Alp Ara	2.8770	26000.	81	12095	No
19	GOM_NL__2PRFIN20040623_010820_000000432028_00017_12095_4066.N1	23-JUN-2004 01:08:20	Twilight	43.000	40	The Sco	1.8590	7100.0	86	12095	No
20	GOM_NL__2PRFIN20040623_011000_000000442028_00017_12095_4067.N1	23-JUN-2004 01:10:00	Twilight	44.000	25	35Lam Sco	1.6200	28000.	88	12095	No
21	GOM_NL__2PRFIN20040623_011122_000000552028_00017_12095_4068.N1	23-JUN-2004 01:11:22	Bright	54.500	116	19Del Sgr	2.7000	4100.0	109	12095	No
22	GOM_NL__2PRFIN20040623_011332_000000532028_00017_12095_4069.N1	23-JUN-2004 01:13:32	Bright	53.000	155	41Pi Sgr	2.9000	6600.0	106	12095	No
23	GOM_NL__2PRFIN20040623_011622_000000392028_00017_12095_4070.N1	23-JUN-2004 01:16:22	Bright	38.500	86	35Eta Oph	2.4300	10200.	77	12095	No
24	GOM_NL__2PRFIN20040623_011806_000000392028_00017_12095_4071.N1	23-JUN-2004 01:18:06	Bright	39.000	98	13Zet Oph	2.5710	30000.	78	12095	No
25	GOM_NL__2PRFIN20040623_012012_000000372028_00017_12095_4072.N1	23-JUN-2004 01:20:12	Bright	37.000	120	1Del Oph	2.7340	3200.0	74	12095	No
26	GOM_NL__2PRFIN20040623_012223_000000412028_00017_12095_4073.N1	23-JUN-2004 01:22:23	Bright	41.000	126	60Bet Oph	2.7700	4250.0	82	12095	No
27	GOM_NL__2PRFIN20040623_012448_000000412028_00017_12095_4074.N1	23-JUN-2004 01:24:48	Bright	40.500	59	55Alp Oph	2.0800	8900.0	81	12095	No
28	GOM_NL__2PRFIN20040623_012709_000000402028_00017_12095_4075.N1	23-JUN-2004 01:27:09	Bright	39.500	127	27Bet Her	2.7810	4700.0	79	12095	No
29	GOM_NL__2PRFIN20040623_012901_000000362028_00017_12095_4076.N1	23-JUN-2004 01:29:01	Bright	36.000	67	5Alp CrB	2.2210	11000.	72	12095	No
30	GOM_NL__2PRFIN20040623_013430_000000462028_00017_12095_4077.N1	23-JUN-2004 01:34:30	Bright	46.000	5	3Alp Lyr	0.033000	11000.	92	12095	No
31	GOM_NL__2PRFIN20040623_013627_000000392028_00017_12095_4078.N1	23-JUN-2004 01:36:27	Bright	38.500	130	23Bet Dra	2.7990	5800.0	77	12095	No
32	GOM_NL__2PRFIN20040623_013827_000000382028_00017_12095_4079.N1	23-JUN-2004 01:38:27	Bright	38.000	119	14Eta Dra	2.7270	4700.0	76	12095	No
33	GOM_NL__2PRFIN20040623_014213_000000392028_00017_12095_4080.N1	23-JUN-2004 01:42:13	Bright	38.500	60	7Bet UMi	2.0810	3950.0	77	12095	No
34	GOM_NL__2PRFIN20040623_014410_000000662028_00017_12095_4081.N1	23-JUN-2004 01:44:10	Bright	66.000	19	50Alp Cyg	1.2460	10500.	132	12095	No
35	GOM_NL__2PRFIN20040623_014641_000000382028_00017_12095_4082.N1	23-JUN-2004 01:46:41	Bright	37.500	49	1Alp UMi	1.9900	6300.0	75	12095	No
36	GOM_NL__2PRFIN20040623_015312_000000492028_00017_12095_4083.N1	23-JUN-2004 01:53:12	Bright	49.000	74	11Bet Cas	2.2680	6600.0	98	12095	No
37	GOM_NL__2PRFIN20040623_015442_000000502028_00017_12095_4084.N1	23-JUN-2004 01:54:42	Bright	50.000	68	18Alp Cas	2.2250	4500.0	100	12095	No
38	GOM_NL__2PRFIN20040623_015700_000000412028_00017_12095_4085.N1	23-JUN-2004 01:57:00	Bright	41.000	160	23Gam Per	2.9300	4700.0	82	12095	No
39	GOM_NL__2PRFIN20040623_020025_000000482028_00017_12095_4086.N1	23-JUN-2004 02:00:25	Bright	47.500	73	57Gam1And	2.2600	13100.	95	12095	No
40	GOM_NL__2PRFIN20040623_020252_000000732028_00017_12095_4087.N1	23-JUN-2004 02:02:52	Twilight	72.500	53	43Bet And	2.0480	3300.0	145	12095	No
41	GOM_NL__2PRFIN20040623_020642_000000592028_00017_12095_4088.N1	23-JUN-2004 02:06:42	Dark	58.500	50	13Alp Ari	2.0070	4250.0	117	12095	No
42	GOM_NL__2PRFIN20040623_021132_000000432028_00017_12095_4089.N1	23-JUN-2004 02:11:32	Dark	43.000	94	92Alp Cet	2.5260	3100.0	86	12095	No

43	GOM_NL__2PRFIN20040623_021532_000000402028_00017_12095_4090.N1	23-JUN-2004 02:15:32	Dark	39.500	165	34Gam Eri	2.9500	3200.0	79	12095	No
44	GOM_NL__2PRFIN20040623_022407_000000652028_00017_12095_4091.N1	23-JUN-2004 02:24:07	Dark	64.500	52	16Bet Cet	2.0370	4500.0	129	12095	No
45	GOM_NL__2PRFIN20040623_022937_000000442028_00017_12095_4092.N1	23-JUN-2004 02:29:37	Dark	44.000	9	Alp Eri	0.45300	24000.	88	12095	No
46	GOM_NL__2PRFIN20040623_023440_000000422028_00018_12096_4180.N1	23-JUN-2004 02:34:40	Dark	41.500	135	Bet Hyi	2.8200	5800.0	83	12096	No
47	GOM_NL__2PRFIN20040623_023812_000000562028_00018_12096_4181.N1	23-JUN-2004 02:38:12	Straylight	55.500	31	Alp Gru	1.7340	15200.	111	12096	No
48	GOM_NL__2PRFIN20040623_024231_000000482028_00018_12096_4182.N1	23-JUN-2004 02:42:31	Straylight	47.500	43	Alp TrA	1.9100	4250.0	95	12096	No
49	GOM_NL__2PRFIN20040623_024544_000000422028_00018_12096_4183.N1	23-JUN-2004 02:45:44	Straylight	41.500	141	Bet Ara	2.8400	4600.0	83	12096	No
50	GOM_NL__2PRFIN20040623_024707_000000422028_00018_12096_4184.N1	23-JUN-2004 02:47:07	Straylight	42.000	147	Alp Ara	2.8770	26000.	84	12096	No
51	GOM_NL__2PRFIN20040623_024856_000000442028_00018_12096_4185.N1	23-JUN-2004 02:48:56	Twi_and_stray	44.000	40	The Sco	1.8590	7100.0	88	12096	No
52	GOM_NL__2PRFIN20040623_025037_000000422028_00018_12096_4186.N1	23-JUN-2004 02:50:37	Twi_and_stray	42.000	25	35Lam Sco	1.6200	28000.	84	12096	No
53	GOM_NL__2PRFIN20040623_025158_000000562028_00018_12096_4187.N1	23-JUN-2004 02:51:58	Bright	55.500	116	19Del Sgr	2.7000	4100.0	111	12096	No
54	GOM_NL__2PRFIN20040623_025408_000000522028_00018_12096_4188.N1	23-JUN-2004 02:54:08	Bright	51.500	155	41Pi Sgr	2.9000	6600.0	103	12096	No
55	GOM_NL__2PRFIN20040623_025658_000000402028_00018_12096_4189.N1	23-JUN-2004 02:56:58	Bright	39.500	86	35Eta Oph	2.4300	10200.	79	12096	No
56	GOM_NL__2PRFIN20040623_025841_000000392028_00018_12096_4190.N1	23-JUN-2004 02:58:41	Bright	38.500	98	13Zet Oph	2.5710	30000.	77	12096	No
57	GOM_NL__2PRFIN20040623_030048_000000392028_00018_12096_4191.N1	23-JUN-2004 03:00:48	Bright	38.500	120	1Del Oph	2.7340	3200.0	77	12096	No
58	GOM_NL__2PRFIN20040623_030259_000000422028_00018_12096_4192.N1	23-JUN-2004 03:02:59	Bright	41.500	126	60Bet Oph	2.7700	4250.0	83	12096	No
59	GOM_NL__2PRFIN20040623_030523_000000432028_00018_12096_4193.N1	23-JUN-2004 03:05:23	Bright	42.500	59	55Alp Oph	2.0800	8900.0	85	12096	No
60	GOM_NL__2PRFIN20040623_030745_000000392028_00018_12096_4194.N1	23-JUN-2004 03:07:45	Bright	39.000	127	27Bet Her	2.7810	4700.0	78	12096	No
61	GOM_NL__2PRFIN20040623_030937_000000382028_00018_12096_4195.N1	23-JUN-2004 03:09:37	Bright	38.000	67	5Alp CrB	2.2210	11000.	76	12096	No
62	GOM_NL__2PRFIN20040623_031505_000000472028_00018_12096_4196.N1	23-JUN-2004 03:15:05	Bright	46.500	5	3Alp Lyr	0.033000	11000.	93	12096	No
63	GOM_NL__2PRFIN20040623_031703_000000392028_00018_12096_4197.N1	23-JUN-2004 03:17:03	Bright	39.000	130	23Bet Dra	2.7990	5800.0	78	12096	No
64	GOM_NL__2PRFIN20040623_031903_000000362028_00018_12096_4198.N1	23-JUN-2004 03:19:03	Bright	36.000	119	14Eta Dra	2.7270	4700.0	72	12096	No
65	GOM_NL__2PRFIN20040623_032249_000000362028_00018_12096_4199.N1	23-JUN-2004 03:22:49	Bright	36.000	60	7Bet UMi	2.0810	3950.0	72	12096	No
66	GOM_NL__2PRFIN20040623_032444_000000682028_00018_12096_4200.N1	23-JUN-2004 03:24:44	Bright	67.500	19	50Alp Cyg	1.2460	10500.	135	12096	No
67	GOM_NL__2PRFIN20040623_032716_000000352028_00018_12096_4201.N1	23-JUN-2004 03:27:16	Bright	35.000	49	1Alp UMi	1.9900	6300.0	70	12096	No
68	GOM_NL__2PRFIN20040623_033348_000000482028_00018_12096_4202.N1	23-JUN-2004 03:33:48	Bright	48.000	74	11Bet Cas	2.2680	6600.0	96	12096	No
69	GOM_NL__2PRFIN20040623_033517_000000512028_00018_12096_4203.N1	23-JUN-2004 03:35:17	Bright	51.000	68	18Alp Cas	2.2250	4500.0	102	12096	No
70	GOM_NL__2PRFIN20040623_033736_000000542028_00018_12096_4204.N1	23-JUN-2004 03:37:36	Bright	54.000	160	23Gam Per	2.9300	4700.0	108	12096	No
71	GOM_NL__2PRFIN20040623_034101_000000462028_00018_12096_4205.N1	23-JUN-2004 03:41:01	Bright	46.000	73	57Gam1And	2.2600	13100.	92	12096	No
72	GOM_NL__2PRFIN20040623_034328_000000622028_00018_12096_4206.N1	23-JUN-2004 03:43:28	Twi_and_stray	62.000	53	43Bet And	2.0480	3300.0	124	12096	No
73	GOM_NL__2PRFIN20040623_034718_000000492028_00018_12096_4207.N1	23-JUN-2004 03:47:18	Dark	48.500	50	13Alp Ari	2.0070	4250.0	97	12096	No
74	GOM_NL__2PRFIN20040623_035208_000000422028_00018_12096_4208.N1	23-JUN-2004 03:52:08	Dark	41.500	94	92Alp Cet	2.5260	3100.0	83	12096	No
75	GOM_NL__2PRFIN20040623_035608_000000422028_00018_12096_4209.N1	23-JUN-2004 03:56:08	Dark	41.500	165	34Gam Eri	2.9500	3200.0	83	12096	No
76	GOM_NL__2PRFIN20040623_040444_000000692028_00018_12096_4210.N1	23-JUN-2004 04:04:44	Dark	68.500	52	16Bet Cet	2.0370	4500.0	137	12096	No
77	GOM_NL__2PRFIN20040623_041014_000000512028_00018_12096_4211.N1	23-JUN-2004 04:10:14	Dark	51.000	9	Alp Eri	0.45300	24000.	102	12096	No
78	GOM_NL__2PRFIN20040623_041516_000000412028_00019_12097_4063.N1	23-JUN-2004 04:15:16	Dark	40.500	135	Bet Hyi	2.8200	5800.0	81	12097	No
79	GOM_NL__2PRFIN20040623_041849_000000532028_00019_12097_4064.N1	23-JUN-2004 04:18:49	Straylight	52.500	31	Alp Gru	1.7340	15200.	105	12097	No
80	GOM_NL__2PRFIN20040623_042307_000000422028_00019_12097_4065.N1	23-JUN-2004 04:23:07	Straylight	41.500	43	Alp TrA	1.9100	4250.0	83	12097	No
81	GOM_NL__2PRFIN20040623_042621_000000402028_00019_12097_4066.N1	23-JUN-2004 04:26:21	Straylight	40.000	141	Bet Ara	2.8400	4600.0	80	12097	No
82	GOM_NL__2PRFIN20040623_042743_000000422028_00019_12097_4067.N1	23-JUN-2004 04:27:43	Straylight	42.000	147	Alp Ara	2.8770	26000.	84	12097	No
83	GOM_NL__2PRFIN20040623_042933_000000432028_00019_12097_4068.N1	23-JUN-2004 04:29:33	Twi_and_stray	43.000	40	The Sco	1.8590	7100.0	86	12097	No
84	GOM_NL__2PRFIN20040623_043113_000000442028_00019_12097_4069.N1	23-JUN-2004 04:31:13	Twi_and_stray	43.500	25	35Lam Sco	1.6200	28000.	87	12097	No
85	GOM_NL__2PRFIN20040623_043235_000000502028_00019_12097_4070.N1	23-JUN-2004 04:32:35	Bright	50.000	116	19Del Sgr	2.7000	4100.0	100	12097	No
86	GOM_NL__2PRFIN20040623_043445_000000522028_00019_12097_4071.N1	23-JUN-2004 04:34:45	Bright	51.500	155	41Pi Sgr	2.9000	6600.0	103	12097	No
87	GOM_NL__2PRFIN20040623_043734_000000392028_00019_12097_4072.N1	23-JUN-2004 04:37:34	Bright	39.000	86	35Eta Oph	2.4300	10200.	78	12097	No
88	GOM_NL__2PRFIN20040623_043918_000000382028_00019_12097_4073.N1	23-JUN-2004 04:39:18	Bright	38.000	98	13Zet Oph	2.5710	30000.	76	12097	No
89	GOM_NL__2PRFIN20040623_044125_000000382028_00019_12097_4074.N1	23-JUN-2004 04:41:25	Bright	37.500	120	1Del Oph	2.7340	3200.0	75	12097	No
90	GOM_NL__2PRFIN20040623_044335_000000422028_00019_12097_4075.N1	23-JUN-2004 04:43:35	Bright	41.500	126	60Bet Oph	2.7700	4250.0	83	12097	No
91	GOM_NL__2PRFIN20040623_044600_000000422028_00019_12097_4076.N1	23-JUN-2004 04:46:00	Bright	42.000	59	55Alp Oph	2.0800	8900.0	84	12097	No
92	GOM_NL__2PRFIN20040623_044821_000000382028_00019_12097_4077.N1	23-JUN-2004 04:48:21	Bright	38.000	127	27Bet Her	2.7810	4700.0	76	12097	No
93	GOM_NL__2PRFIN20040623_045013_000000392028_00019_12097_4078.N1	23-JUN-2004 04:50:13	Bright	39.000	67	5Alp CrB	2.2210	11000.	78	12097	No
94	GOM_NL__2PRFIN20040623_045540_000000512028_00019_12097_4079.N1	23-JUN-2004 04:55:40	Bright	50.500	5	3Alp Lyr	0.033000	11000.	101	12097	No
95	GOM_NL__2PRFIN20040623_045738_000000412028_00019_12097_4080.N1	23-JUN-2004 04:57:38	Bright	40.500	130	23Bet Dra	2.7990	5800.0	81	12097	No
96	GOM_NL__2PRFIN20040623_045939_000000392028_00019_12097_4081.N1	23-JUN-2004 04:59:39	Bright	38.500	119	14Eta Dra	2.7270	4700.0	77	12097	No
97	GOM_NL__2PRFIN20040623_050325_000000382028_00019_12097_4082.N1	23-JUN-2004 05:03:25	Bright	37.500	60	7Bet UMi	2.0810	3950.0	75	12097	No
98	GOM_NL__2PRFIN20040623_050519_000000682028_00019_12097_4083.N1	23-JUN-2004 05:05:19	Bright	68.000	19	50Alp Cyg	1.2460	10500.	136	12097	No
99	GOM_NL__2PRFIN20040623_050752_000000342028_00019_12097_4084.N1	23-JUN-2004 05:07:52	Bright	34.000	49	1Alp UMi	1.9900	6300.0	68	12097	No
100	GOM_NL__2PRFIN20040623_051422_000000492028_00019_12097_4085.N1	23-JUN-2004 05:14:22	Bright	48.500	74	11Bet Cas	2.2680	6600.0	97	12097	No
101	GOM_NL__2PRFIN20040623_051555_000000662028_00019_12097_4086.N1	23-JUN-2004 05:15:55	Bright	66.000	68	18Alp Cas	2.2250	4500.0	132	12097	No

102	GOM_NL__2PRFIN20040623_051812_000000362028_00019_12097_4087.N1	23-JUN-2004 05:18:12	Bright	35.500	160	23Gam Per	2.9300	4700.0	71	12097	No
103	GOM_NL__2PRFIN20040623_052135_000000482028_00019_12097_4088.N1	23-JUN-2004 05:21:35	Bright	47.500	73	57Gam1And	2.2600	13100.	95	12097	No
104	GOM_NL__2PRFIN20040623_052404_000000682028_00019_12097_4089.N1	23-JUN-2004 05:24:04	Tw_i_and_stray	67.500	53	43Bet And	2.0480	3300.0	135	12097	No
105	GOM_NL__2PRFIN20040623_052755_000000562028_00019_12097_4090.N1	23-JUN-2004 05:27:55	Dark	56.000	50	13Alp Ari	2.0070	4250.0	112	12097	No
106	GOM_NL__2PRFIN20040623_053245_000000462028_00019_12097_4091.N1	23-JUN-2004 05:32:45	Dark	46.000	94	92Alp Cet	2.5260	3100.0	92	12097	No
107	GOM_NL__2PRFIN20040623_053644_000000452028_00019_12097_4092.N1	23-JUN-2004 05:36:44	Dark	44.500	165	34Gam Eri	2.9500	3200.0	89	12097	No
108	GOM_NL__2PRFIN20040623_054521_000000662028_00019_12097_4093.N1	23-JUN-2004 05:45:21	Dark	66.000	52	16Bet Cet	2.0370	4500.0	132	12097	No
109	GOM_NL__2PRFIN20040623_055050_000000442028_00019_12097_4094.N1	23-JUN-2004 05:50:50	Dark	44.000	9	Alp Eri	0.45300	24000.	88	12097	No
110	GOM_NL__2PRFIN20040623_055552_000000412028_00020_12098_1985.N1	23-JUN-2004 05:55:52	Dark	41.000	135	Bet Hyi	2.8200	5800.0	82	12098	No
111	GOM_NL__2PRFIN20040623_055926_000000542028_00020_12098_1986.N1	23-JUN-2004 05:59:26	Straylight	53.500	31	Alp Gru	1.7340	15200.	107	12098	No
112	GOM_NL__2PRFIN20040623_060343_000000392028_00020_12098_1987.N1	23-JUN-2004 06:03:43	Straylight	39.000	43	Alp TrA	1.9100	4250.0	78	12098	No
113	GOM_NL__2PRFIN20040623_060658_000000482028_00020_12098_1988.N1	23-JUN-2004 06:06:58	Straylight	48.000	141	Bet Ara	2.8400	4600.0	96	12098	No
114	GOM_NL__2PRFIN20040623_060822_000000422028_00020_12098_1989.N1	23-JUN-2004 06:08:22	Straylight	41.500	147	Alp Ara	2.8770	26000.	83	12098	No
115	GOM_NL__2PRFIN20040623_061009_000000452028_00020_12098_1990.N1	23-JUN-2004 06:10:09	Tw_i_and_stray	45.000	40	The Sco	1.8590	7100.0	90	12098	No
116	GOM_NL__2PRFIN20040623_061150_000000442028_00020_12098_1991.N1	23-JUN-2004 06:11:50	Tw_i_and_stray	43.500	25	35Lam Sco	1.6200	28000.	87	12098	No
117	GOM_NL__2PRFIN20040623_061311_000000502028_00020_12098_1992.N1	23-JUN-2004 06:13:11	Bright	49.500	116	19Del Sgr	2.7000	4100.0	99	12098	No
118	GOM_NL__2PRFIN20040623_061520_000000522028_00020_12098_1993.N1	23-JUN-2004 06:15:20	Bright	52.000	155	41Pi Sgr	2.9000	6600.0	104	12098	No
119	GOM_NL__2PRFIN20040623_061811_000000392028_00020_12098_1994.N1	23-JUN-2004 06:18:11	Bright	38.500	86	35Eta Oph	2.4300	10200.	77	12098	No
120	GOM_NL__2PRFIN20040623_061954_000000372028_00020_12098_1995.N1	23-JUN-2004 06:19:54	Bright	37.000	98	13Zet Oph	2.5710	30000.	74	12098	No
121	GOM_NL__2PRFIN20040623_062201_000000382028_00020_12098_1996.N1	23-JUN-2004 06:22:01	Bright	37.500	120	1Del Oph	2.7340	3200.0	75	12098	No
122	GOM_NL__2PRFIN20040623_062411_000000402028_00020_12098_1997.N1	23-JUN-2004 06:24:11	Bright	40.000	126	60Bet Oph	2.7700	4250.0	80	12098	No
123	GOM_NL__2PRFIN20040623_062636_000000402028_00020_12098_1998.N1	23-JUN-2004 06:26:36	Bright	39.500	59	55Alp Oph	2.0800	8900.0	79	12098	No
124	GOM_NL__2PRFIN20040623_062857_000000392028_00020_12098_1999.N1	23-JUN-2004 06:28:57	Bright	39.000	127	27Bet Her	2.7810	4700.0	78	12098	No
125	GOM_NL__2PRFIN20040623_063049_000000382028_00020_12098_2000.N1	23-JUN-2004 06:30:49	Bright	37.500	67	5Alp CrB	2.2210	11000.	75	12098	No
126	GOM_NL__2PRFIN20040623_063616_000000502028_00020_12098_2001.N1	23-JUN-2004 06:36:16	Bright	49.500	5	3Alp Lyr	0.033000	11000.	99	12098	No
127	GOM_NL__2PRFIN20040623_063814_000000402028_00020_12098_2002.N1	23-JUN-2004 06:38:14	Bright	39.500	130	23Bet Dra	2.7990	5800.0	79	12098	No
128	GOM_NL__2PRFIN20040623_064015_000000392028_00020_12098_2003.N1	23-JUN-2004 06:40:15	Bright	38.500	119	14Eta Dra	2.7270	4700.0	77	12098	No
129	GOM_NL__2PRFIN20040623_064401_000000392028_00020_12098_2004.N1	23-JUN-2004 06:44:01	Bright	39.000	60	7Bet UMi	2.0810	3950.0	78	12098	No
130	GOM_NL__2PRFIN20040623_064553_000000622028_00020_12098_2005.N1	23-JUN-2004 06:45:53	Bright	62.000	19	50Alp Cyg	1.2460	10500.	124	12098	No
131	GOM_NL__2PRFIN20040623_064829_000000352028_00020_12098_2006.N1	23-JUN-2004 06:48:29	Bright	35.000	49	1Alp UMi	1.9900	6300.0	70	12098	No
132	GOM_NL__2PRFIN20040623_065458_000000472028_00020_12098_2007.N1	23-JUN-2004 06:54:58	Bright	47.000	74	11Bet Cas	2.2680	6600.0	94	12098	No
133	GOM_NL__2PRFIN20040623_065630_000000482028_00020_12098_2008.N1	23-JUN-2004 06:56:30	Bright	48.000	68	18Alp Cas	2.2250	4500.0	96	12098	No
134	GOM_NL__2PRFIN20040623_065848_000000542028_00020_12098_2009.N1	23-JUN-2004 06:58:48	Bright	54.000	160	23Gam Per	2.9300	4700.0	108	12098	No
135	GOM_NL__2PRFIN20040623_070211_000000492028_00020_12098_2010.N1	23-JUN-2004 07:02:11	Bright	48.500	73	57Gam1And	2.2600	13100.	97	12098	No
136	GOM_NL__2PRFIN20040623_070440_000000742028_00020_12098_2011.N1	23-JUN-2004 07:04:40	Tw_i_and_stray	74.000	53	43Bet And	2.0480	3300.0	148	12098	No
137	GOM_NL__2PRFIN20040623_070830_000000542028_00020_12098_2012.N1	23-JUN-2004 07:08:30	Dark	53.500	50	13Alp Ari	2.0070	4250.0	107	12098	No
138	GOM_NL__2PRFIN20040623_071321_000000482028_00020_12098_2013.N1	23-JUN-2004 07:13:21	Dark	47.500	94	92Alp Cet	2.5260	3100.0	95	12098	No
139	GOM_NL__2PRFIN20040623_071720_000000452028_00020_12098_2014.N1	23-JUN-2004 07:17:20	Dark	45.000	165	34Gam Eri	2.9500	3200.0	90	12098	No
140	GOM_NL__2PRFIN20040623_072559_000000632028_00020_12098_2015.N1	23-JUN-2004 07:25:59	Dark	63.000	52	16Bet Cet	2.0370	4500.0	126	12098	No
141	GOM_NL__2PRFIN20040623_073127_000000502028_00020_12098_2016.N1	23-JUN-2004 07:31:27	Dark	49.500	9	Alp Eri	0.45300	24000.	99	12098	No
142	GOM_NL__2PRFIN20040623_073630_000000402028_00021_12099_1986.N1	23-JUN-2004 07:36:30	Dark	39.500	135	Bet Hyi	2.8200	5800.0	79	12099	No
143	GOM_NL__2PRFIN20040623_074003_000000542028_00021_12099_1987.N1	23-JUN-2004 07:40:03	Straylight	54.000	31	Alp Gru	1.7340	15200.	108	12099	No
144	GOM_NL__2PRFIN20040623_074419_000000392028_00021_12099_1988.N1	23-JUN-2004 07:44:19	Straylight	39.000	43	Alp TrA	1.9100	4250.0	78	12099	No
145	GOM_NL__2PRFIN20040623_074734_000000432028_00021_12099_1989.N1	23-JUN-2004 07:47:34	Straylight	43.000	141	Bet Ara	2.8400	4600.0	86	12099	No
146	GOM_NL__2PRFIN20040623_074858_000000402028_00021_12099_1990.N1	23-JUN-2004 07:48:58	Straylight	40.000	147	Alp Ara	2.8770	26000.	80	12099	No
147	GOM_NL__2PRFIN20040623_075046_000000432028_00021_12099_1991.N1	23-JUN-2004 07:50:46	Tw_i_and_stray	43.000	40	The Sco	1.8590	7100.0	86	12099	No
148	GOM_NL__2PRFIN20040623_075226_000000452028_00021_12099_1992.N1	23-JUN-2004 07:52:26	Tw_i_and_stray	44.500	25	35Lam Sco	1.6200	28000.	89	12099	No
149	GOM_NL__2PRFIN20040623_075348_000000502028_00021_12099_1993.N1	23-JUN-2004 07:53:48	Bright	50.000	116	19Del Sgr	2.7000	4100.0	100	12099	No
150	GOM_NL__2PRFIN20040623_075556_000000522028_00021_12099_1994.N1	23-JUN-2004 07:55:56	Bright	51.500	155	41Pi Sgr	2.9000	6600.0	103	12099	No
151	GOM_NL__2PRFIN20040623_075847_000000392028_00021_12099_1995.N1	23-JUN-2004 07:58:47	Bright	39.000	86	35Eta Oph	2.4300	10200.	78	12099	No
152	GOM_NL__2PRFIN20040623_080031_000000372028_00021_12099_1996.N1	23-JUN-2004 08:00:31	Bright	36.500	98	13Zet Oph	2.5710	30000.	73	12099	No
153	GOM_NL__2PRFIN20040623_080237_000000372028_00021_12099_1997.N1	23-JUN-2004 08:02:37	Bright	37.000	120	1Del Oph	2.7340	3200.0	74	12099	No
154	GOM_NL__2PRFIN20040623_080447_000000402028_00021_12099_1998.N1	23-JUN-2004 08:04:47	Bright	40.000	126	60Bet Oph	2.7700	4250.0	80	12099	No
155	GOM_NL__2PRFIN20040623_080711_000000412028_00021_12099_1999.N1	23-JUN-2004 08:07:11	Bright	40.500	59	55Alp Oph	2.0800	8900.0	81	12099	No
156	GOM_NL__2PRFIN20040623_080933_000000362028_00021_12099_2000.N1	23-JUN-2004 08:09:33	Bright	36.000	127	27Bet Her	2.7810	4700.0	72	12099	No
157	GOM_NL__2PRFIN20040623_081125_000000392028_00021_12099_2001.N1	23-JUN-2004 08:11:25	Bright	38.500	67	5Alp CrB	2.2210	11000.	77	12099	No
158	GOM_NL__2PRFIN20040623_081651_000000482028_00021_12099_2002.N1	23-JUN-2004 08:16:51	Bright	48.000	5	3Alp Lyr	0.033000	11000.	96	12099	No
159	GOM_NL__2PRFIN20040623_081850_000000422028_00021_12099_2003.N1	23-JUN-2004 08:18:50	Bright	41.500	130	23Bet Dra	2.7990	5800.0	83	12099	No
160	GOM_NL__2PRFIN20040623_082051_000000382028_00021_12099_2004.N1	23-JUN-2004 08:20:51	Bright	38.000	119	14Eta Dra	2.7270	4700.0	76	12099	No

161	GOM_NL__2PRFIN20040623_082437_000000402028_00021_12099_2005.N1	23-JUN-2004 08:24:37	Bright	39.500	60	7Bet UMi	2.0810	3950.0	79	12099	No
162	GOM_NL__2PRFIN20040623_082628_000000692028_00021_12099_2006.N1	23-JUN-2004 08:26:28	Bright	69.000	19	50Alp Cyg	1.2460	10500.	138	12099	No
163	GOM_NL__2PRFIN20040623_082904_000000382028_00021_12099_2007.N1	23-JUN-2004 08:29:04	Bright	37.500	49	1Alp UMi	1.9900	6300.0	75	12099	No
164	GOM_NL__2PRFIN20040623_083534_000000482028_00021_12099_2008.N1	23-JUN-2004 08:35:34	Bright	47.500	74	11Bet Cas	2.2680	6600.0	95	12099	No
165	GOM_NL__2PRFIN20040623_083706_000000482028_00021_12099_2009.N1	23-JUN-2004 08:37:06	Bright	48.000	68	18Alp Cas	2.2250	4500.0	96	12099	No
166	GOM_NL__2PRFIN20040623_083923_000000422028_00021_12099_2010.N1	23-JUN-2004 08:39:23	Bright	41.500	160	23Gam Per	2.9300	4700.0	83	12099	No
167	GOM_NL__2PRFIN20040623_084249_000000492028_00021_12099_2011.N1	23-JUN-2004 08:42:49	Bright	49.000	73	57Gam1And	2.2600	13100.	98	12099	No
168	GOM_NL__2PRFIN20040623_084516_000000712028_00021_12099_2012.N1	23-JUN-2004 08:45:16	Tw_i_and_stray	70.500	53	43Bet And	2.0480	3300.0	141	12099	No
169	GOM_NL__2PRFIN20040623_084907_000000542028_00021_12099_2013.N1	23-JUN-2004 08:49:07	Dark	53.500	50	13Alp Ari	2.0070	4250.0	107	12099	No
170	GOM_NL__2PRFIN20040623_085357_000000492028_00021_12099_2014.N1	23-JUN-2004 08:53:57	Dark	49.000	94	92Alp Cet	2.5260	3100.0	98	12099	No
171	GOM_NL__2PRFIN20040623_085756_000000442028_00021_12099_2015.N1	23-JUN-2004 08:57:56	Dark	44.000	165	34Gam Eri	2.9500	3200.0	88	12099	No
172	GOM_NL__2PRFIN20040623_090636_000000782028_00021_12099_2016.N1	23-JUN-2004 09:06:36	Dark	77.500	52	16Bet Cet	2.0370	4500.0	155	12099	No
173	GOM_NL__2PRFIN20040623_091202_000000522028_00021_12099_2017.N1	23-JUN-2004 09:12:02	Dark	51.500	9	Alp Eri	0.45300	24000.	103	12099	No
174	GOM_NL__2PRFIN20040623_091706_000000392028_00022_12100_1987.N1	23-JUN-2004 09:17:06	Dark	39.000	135	Bet Hyi	2.8200	5800.0	78	12100	No
175	GOM_NL__2PRFIN20040623_091838_000000642028_00022_12100_1988.N1	23-JUN-2004 09:18:38	Dark	64.000	63	Bet Gru	2.1500	2800.0	128	12100	No
176	GOM_NL__2PRFIN20040623_092040_000000522028_00022_12100_1989.N1	23-JUN-2004 09:20:40	Straylight	52.000	31	Alp Gru	1.7340	15200.	104	12100	No
177	GOM_NL__2PRFIN20040623_092455_000000462028_00022_12100_1990.N1	23-JUN-2004 09:24:55	Straylight	46.000	43	Alp TrA	1.9100	4250.0	92	12100	No
178	GOM_NL__2PRFIN20040623_092810_000000422028_00022_12100_1991.N1	23-JUN-2004 09:28:10	Straylight	42.000	141	Bet Ara	2.8400	4600.0	84	12100	No
179	GOM_NL__2PRFIN20040623_092934_000000412028_00022_12100_1992.N1	23-JUN-2004 09:29:34	Straylight	41.000	147	Alp Ara	2.8770	26000.	82	12100	No
180	GOM_NL__2PRFIN20040623_093122_000000442028_00022_12100_1993.N1	23-JUN-2004 09:31:22	Tw_i_and_stray	43.500	40	The Sco	1.8590	7100.0	87	12100	No
181	GOM_NL__2PRFIN20040623_093301_000000482028_00022_12100_1994.N1	23-JUN-2004 09:33:01	Tw_i_and_stray	47.500	25	35Lam Sco	1.6200	28000.	95	12100	No
182	GOM_NL__2PRFIN20040623_093423_000000492028_00022_12100_1995.N1	23-JUN-2004 09:34:23	Bright	48.500	116	19Del Sgr	2.7000	4100.0	97	12100	No
183	GOM_NL__2PRFIN20040623_093632_000000522028_00022_12100_1996.N1	23-JUN-2004 09:36:32	Bright	52.000	155	41Pi Sgr	2.9000	6600.0	104	12100	No
184	GOM_NL__2PRFIN20040623_093923_000000392028_00022_12100_1997.N1	23-JUN-2004 09:39:23	Bright	39.000	86	35Eta Oph	2.4300	10200.	78	12100	No
185	GOM_NL__2PRFIN20040623_094106_000000382028_00022_12100_1998.N1	23-JUN-2004 09:41:06	Bright	37.500	98	13Zet Oph	2.5710	30000.	75	12100	No
186	GOM_NL__2PRFIN20040623_094313_000000382028_00022_12100_1999.N1	23-JUN-2004 09:43:13	Bright	37.500	120	1Del Oph	2.7340	3200.0	75	12100	No
187	GOM_NL__2PRFIN20040623_094523_000000412028_00022_12100_2000.N1	23-JUN-2004 09:45:23	Bright	41.000	126	60Bet Oph	2.7700	4250.0	82	12100	No
188	GOM_NL__2PRFIN20040623_094747_000000412028_00022_12100_2001.N1	23-JUN-2004 09:47:47	Bright	40.500	59	55Alp Oph	2.0800	8900.0	81	12100	No
189	GOM_NL__2PRFIN20040623_095009_000000392028_00022_12100_2002.N1	23-JUN-2004 09:50:09	Bright	38.500	127	27Bet Her	2.7810	4700.0	77	12100	No
190	GOM_NL__2PRFIN20040623_095201_000000402028_00022_12100_2003.N1	23-JUN-2004 09:52:01	Bright	40.000	67	5Alp CrB	2.2210	11000.	80	12100	No
191	GOM_NL__2PRFIN20040623_095726_000000542028_00022_12100_2004.N1	23-JUN-2004 09:57:26	Bright	53.500	5	3Alp Lyr	0.033000	11000.	107	12100	No
192	GOM_NL__2PRFIN20040623_095925_000000422028_00022_12100_2005.N1	23-JUN-2004 09:59:25	Bright	41.500	130	23Bet Dra	2.7990	5800.0	83	12100	No
193	GOM_NL__2PRFIN20040623_100126_000000392028_00022_12100_2006.N1	23-JUN-2004 10:01:26	Bright	38.500	119	14Eta Dra	2.7270	4700.0	77	12100	No
194	GOM_NL__2PRFIN20040623_100513_000000402028_00022_12100_2007.N1	23-JUN-2004 10:05:13	Bright	40.000	60	7Bet UMi	2.0810	3950.0	80	12100	No
195	GOM_NL__2PRFIN20040623_100703_000000682028_00022_12100_2008.N1	23-JUN-2004 10:07:03	Bright	67.500	19	50Alp Cyg	1.2460	10500.	135	12100	No
196	GOM_NL__2PRFIN20040623_100940_000000392028_00022_12100_2009.N1	23-JUN-2004 10:09:40	Bright	38.500	49	1Alp UMi	1.9900	6300.0	77	12100	No
197	GOM_NL__2PRFIN20040623_101609_000000492028_00022_12100_2010.N1	23-JUN-2004 10:16:09	Bright	48.500	74	11Bet Cas	2.2680	6600.0	97	12100	No
198	GOM_NL__2PRFIN20040623_101741_000000502028_00022_12100_2011.N1	23-JUN-2004 10:17:41	Bright	49.500	68	18Alp Cas	2.2250	4500.0	99	12100	No
199	GOM_NL__2PRFIN20040623_102000_000000362028_00022_12100_2012.N1	23-JUN-2004 10:20:00	Bright	36.000	160	23Gam Per	2.9300	4700.0	72	12100	No
200	GOM_NL__2PRFIN20040623_102325_000000462028_00022_12100_2013.N1	23-JUN-2004 10:23:25	Bright	45.500	73	57Gam1And	2.2600	13100.	91	12100	No
201	GOM_NL__2PRFIN20040623_102552_000000652028_00022_12100_2014.N1	23-JUN-2004 10:25:52	Tw_i_and_stray	64.500	53	43Bet And	2.0480	3300.0	129	12100	No
202	GOM_NL__2PRFIN20040623_102943_000000532028_00022_12100_2015.N1	23-JUN-2004 10:29:43	Dark	52.500	50	13Alp Ari	2.0070	4250.0	105	12100	No
203	GOM_NL__2PRFIN20040623_103433_000000512028_00022_12100_2016.N1	23-JUN-2004 10:34:33	Dark	50.500	94	92Alp Cet	2.5260	3100.0	101	12100	No
204	GOM_NL__2PRFIN20040623_103830_000000472028_00022_12100_2017.N1	23-JUN-2004 10:38:30	Dark	46.500	165	34Gam Eri	2.9500	3200.0	93	12100	No
205	GOM_NL__2PRFIN20040623_104713_000000652028_00022_12100_2018.N1	23-JUN-2004 10:47:13	Dark	64.500	52	16Bet Cet	2.0370	4500.0	129	12100	No
206	GOM_NL__2PRFIN20040623_105743_000000402028_00023_12101_1988.N1	23-JUN-2004 10:57:43	Dark	39.500	135	Bet Hyi	2.8200	5800.0	79	12101	No
207	GOM_NL__2PRFIN20040623_105915_000000542028_00023_12101_1989.N1	23-JUN-2004 10:59:15	Dark	54.000	63	Bet Gru	2.1500	2800.0	108	12101	No
208	GOM_NL__2PRFIN20040623_110116_000000512028_00023_12101_1990.N1	23-JUN-2004 11:01:16	Straylight	51.000	31	Alp Gru	1.7340	15200.	102	12101	No
209	GOM_NL__2PRFIN20040623_110531_000000422028_00023_12101_1991.N1	23-JUN-2004 11:05:31	Straylight	41.500	43	Alp TrA	1.9100	4250.0	83	12101	No
210	GOM_NL__2PRFIN20040623_110846_000000402028_00023_12101_1992.N1	23-JUN-2004 11:08:46	Straylight	40.000	141	Bet Ara	2.8400	4600.0	80	12101	No
211	GOM_NL__2PRFIN20040623_111010_000000422028_00023_12101_1993.N1	23-JUN-2004 11:10:10	Straylight	41.500	147	Alp Ara	2.8770	26000.	83	12101	No
212	GOM_NL__2PRFIN20040623_111157_000000422028_00023_12101_1994.N1	23-JUN-2004 11:11:57	Tw_i_and_stray	42.000	40	The Sco	1.8590	7100.0	84	12101	No
213	GOM_NL__2PRFIN20040623_111336_000000452028_00023_12101_1995.N1	23-JUN-2004 11:13:36	Tw_i_and_stray	45.000	25	35Lam Sco	1.6200	28000.	90	12101	No
214	GOM_NL__2PRFIN20040623_111459_000000522028_00023_12101_1996.N1	23-JUN-2004 11:14:59	Bright	52.000	116	19Del Sgr	2.7000	4100.0	104	12101	No
215	GOM_NL__2PRFIN20040623_111709_000000532028_00023_12101_1997.N1	23-JUN-2004 11:17:09	Bright	52.500	155	41Pi Sgr	2.9000	6600.0	105	12101	No
216	GOM_NL__2PRFIN20040623_111958_000000402028_00023_12101_1998.N1	23-JUN-2004 11:19:58	Bright	39.500	86	35Eta Oph	2.4300	10200.	79	12101	No
217	GOM_NL__2PRFIN20040623_112141_000000402028_00023_12101_1999.N1	23-JUN-2004 11:21:41	Bright	39.500	98	13Zet Oph	2.5710	30000.	79	12101	No
218	GOM_NL__2PRFIN20040623_112349_000000392028_00023_12101_2000.N1	23-JUN-2004 11:23:49	Bright	38.500	120	1Del Oph	2.7340	3200.0	77	12101	No
219	GOM_NL__2PRFIN20040623_112558_000000412028_00023_12101_2001.N1	23-JUN-2004 11:25:58	Bright	41.000	126	60Bet Oph	2.7700	4250.0	82	12101	No

220	GOM_NL__2PRFIN20040623_112822_000000402028_00023_12101_2002.N1	23-JUN-2004 11:28:22	Bright	39.500	59	55Alp Oph	2.0800	8900.0	79	12101	No
221	GOM_NL__2PRFIN20040623_113044_000000412028_00023_12101_2003.N1	23-JUN-2004 11:30:44	Bright	40.500	127	27Bet Her	2.7810	4700.0	81	12101	No
222	GOM_NL__2PRFIN20040623_113236_000000412028_00023_12101_2004.N1	23-JUN-2004 11:32:36	Bright	41.000	67	5Alp CrB	2.2210	11000.	82	12101	No
223	GOM_NL__2PRFIN20040623_113802_000000502028_00023_12101_2005.N1	23-JUN-2004 11:38:02	Bright	49.500	5	3Alp Lyr	0.033000	11000.	99	12101	No
224	GOM_NL__2PRFIN20040623_113958_000000442028_00023_12101_2006.N1	23-JUN-2004 11:39:58	Bright	44.000	130	23Bet Dra	2.7990	5800.0	88	12101	No
225	GOM_NL__2PRFIN20040623_114200_000000432028_00023_12101_2007.N1	23-JUN-2004 11:42:00	Bright	42.500	119	14Eta Dra	2.7270	4700.0	85	12101	No
226	GOM_NL__2PRFIN20040623_114548_000000402028_00023_12101_2008.N1	23-JUN-2004 11:45:48	Bright	39.500	60	7Bet UMi	2.0810	3950.0	79	12101	No
227	GOM_NL__2PRFIN20040623_114738_000000672028_00023_12101_2009.N1	23-JUN-2004 11:47:38	Bright	66.500	19	50Alp Cyg	1.2460	10500.	133	12101	No
228	GOM_NL__2PRFIN20040623_115015_000000392028_00023_12101_2010.N1	23-JUN-2004 11:50:15	Bright	39.000	49	1Alp UMi	1.9900	6300.0	78	12101	No
229	GOM_NL__2PRFIN20040623_115645_000000472028_00023_12101_2011.N1	23-JUN-2004 11:56:45	Bright	47.000	74	11Bet Cas	2.2680	6600.0	94	12101	No
230	GOM_NL__2PRFIN20040623_115818_000000452028_00023_12101_2012.N1	23-JUN-2004 11:58:18	Bright	44.500	68	18Alp Cas	2.2250	4500.0	89	12101	No
231	GOM_NL__2PRFIN20040623_120036_000000362028_00023_12101_2013.N1	23-JUN-2004 12:00:36	Bright	36.000	160	23Gam Per	2.9300	4700.0	72	12101	No
232	GOM_NL__2PRFIN20040623_120401_000000442028_00023_12101_2014.N1	23-JUN-2004 12:04:01	Bright	44.000	73	57Gam1And	2.2600	13100.	88	12101	No
233	GOM_NL__2PRFIN20040623_120628_000000632028_00023_12101_2015.N1	23-JUN-2004 12:06:28	Tw_i_and_stray	63.000	53	43Bet And	2.0480	3300.0	126	12101	No
234	GOM_NL__2PRFIN20040623_121020_000000542028_00023_12101_2016.N1	23-JUN-2004 12:10:20	Dark	53.500	50	13Alp Ari	2.0070	4250.0	107	12101	No
235	GOM_NL__2PRFIN20040623_121509_000000522028_00023_12101_2017.N1	23-JUN-2004 12:15:09	Dark	51.500	94	92Alp Cet	2.5260	3100.0	103	12101	No
236	GOM_NL__2PRFIN20040623_121908_000000442028_00023_12101_2018.N1	23-JUN-2004 12:19:08	Dark	44.000	165	34Gam Eri	2.9500	3200.0	88	12101	No
237	GOM_NL__2PRFIN20040623_122751_000000752028_00023_12101_2019.N1	23-JUN-2004 12:27:51	Dark	74.500	52	16Bet Cet	2.0370	4500.0	149	12101	No
238	GOM_NL__2PRFIN20040623_123819_000000392028_00024_12102_4089.N1	23-JUN-2004 12:38:19	Dark	39.000	135	Bet Hyi	2.8200	5800.0	78	12102	No
239	GOM_NL__2PRFIN20040623_123952_000000542028_00024_12102_4090.N1	23-JUN-2004 12:39:52	Dark	53.500	63	Bet Gru	2.1500	2800.0	107	12102	No
240	GOM_NL__2PRFIN20040623_124154_000000512028_00024_12102_4091.N1	23-JUN-2004 12:41:54	Straylight	50.500	31	Alp Gru	1.7340	15200.	101	12102	No
241	GOM_NL__2PRFIN20040623_124607_000000412028_00024_12102_4092.N1	23-JUN-2004 12:46:07	Straylight	41.000	43	Alp TrA	1.9100	4250.0	82	12102	No
242	GOM_NL__2PRFIN20040623_124919_000000472028_00024_12102_4093.N1	23-JUN-2004 12:49:19	Straylight	46.500	141	Bet Ara	2.8400	4600.0	93	12102	No
243	GOM_NL__2PRFIN20040623_125046_000000412028_00024_12102_4094.N1	23-JUN-2004 12:50:46	Straylight	40.500	147	Alp Ara	2.8770	26000.	81	12102	No
244	GOM_NL__2PRFIN20040623_125233_000000472028_00024_12102_4095.N1	23-JUN-2004 12:52:33	Tw_i_and_stray	47.000	40	The Sco	1.8590	7100.0	94	12102	No
245	GOM_NL__2PRFIN20040623_125412_000000442028_00024_12102_4096.N1	23-JUN-2004 12:54:12	Tw_i_and_stray	43.500	25	35Lam Sco	1.6200	28000.	87	12102	No
246	GOM_NL__2PRFIN20040623_125535_000000482028_00024_12102_4097.N1	23-JUN-2004 12:55:35	Bright	48.000	116	19Del Sgr	2.7000	4100.0	96	12102	No
247	GOM_NL__2PRFIN20040623_125746_000000512028_00024_12102_4098.N1	23-JUN-2004 12:57:46	Bright	51.000	155	41Pi Sgr	2.9000	6600.0	102	12102	No
248	GOM_NL__2PRFIN20040623_130032_000000422028_00024_12102_4099.N1	23-JUN-2004 13:00:32	Bright	41.500	86	35Eta Oph	2.4300	10200.	83	12102	No
249	GOM_NL__2PRFIN20040623_130217_000000402028_00024_12102_4100.N1	23-JUN-2004 13:02:17	Bright	39.500	98	13Zet Oph	2.5710	30000.	79	12102	No
250	GOM_NL__2PRFIN20040623_130424_000000392028_00024_12102_4101.N1	23-JUN-2004 13:04:24	Bright	38.500	120	1Del Oph	2.7340	3200.0	77	12102	No
251	GOM_NL__2PRFIN20040623_130633_000000422028_00024_12102_4102.N1	23-JUN-2004 13:06:33	Bright	41.500	126	60Bet Oph	2.7700	4250.0	83	12102	No
252	GOM_NL__2PRFIN20040623_130858_000000422028_00024_12102_4103.N1	23-JUN-2004 13:08:58	Bright	42.000	59	55Alp Oph	2.0800	8900.0	84	12102	No
253	GOM_NL__2PRFIN20040623_131120_000000382028_00024_12102_4104.N1	23-JUN-2004 13:11:20	Bright	37.500	127	27Bet Her	2.7810	4700.0	75	12102	No
254	GOM_NL__2PRFIN20040623_131314_000000392028_00024_12102_4105.N1	23-JUN-2004 13:13:14	Bright	39.000	67	5Alp CrB	2.2210	11000.	78	12102	No
255	GOM_NL__2PRFIN20040623_131837_000000452028_00024_12102_4106.N1	23-JUN-2004 13:18:37	Bright	44.500	5	3Alp Lyr	0.033000	11000.	89	12102	No
256	GOM_NL__2PRFIN20040623_132036_000000412028_00024_12102_4107.N1	23-JUN-2004 13:20:36	Bright	40.500	130	23Bet Dra	2.7990	5800.0	81	12102	No
257	GOM_NL__2PRFIN20040623_132237_000000412028_00024_12102_4108.N1	23-JUN-2004 13:22:37	Bright	40.500	119	14Eta Dra	2.7270	4700.0	81	12102	No
258	GOM_NL__2PRFIN20040623_132624_000000422028_00024_12102_4109.N1	23-JUN-2004 13:26:24	Bright	41.500	60	7Bet UMi	2.0810	3950.0	83	12102	No
259	GOM_NL__2PRFIN20040623_132812_000000652028_00024_12102_4110.N1	23-JUN-2004 13:28:12	Bright	65.000	19	50Alp Cyg	1.2460	10500.	130	12102	No
260	GOM_NL__2PRFIN20040623_133051_000000392028_00024_12102_4111.N1	23-JUN-2004 13:30:51	Bright	39.000	49	1Alp UMi	1.9900	6300.0	78	12102	No
261	GOM_NL__2PRFIN20040623_133721_000000472028_00024_12102_4112.N1	23-JUN-2004 13:37:21	Bright	46.500	74	11Bet Cas	2.2680	6600.0	93	12102	No
262	GOM_NL__2PRFIN20040623_133854_000000472028_00024_12102_4113.N1	23-JUN-2004 13:38:54	Bright	46.500	68	18Alp Cas	2.2250	4500.0	93	12102	No
263	GOM_NL__2PRFIN20040623_134112_000000432028_00024_12102_4114.N1	23-JUN-2004 13:41:12	Bright	42.500	160	23Gam Per	2.9300	4700.0	85	12102	No
264	GOM_NL__2PRFIN20040623_134437_000000462028_00024_12102_4115.N1	23-JUN-2004 13:44:37	Bright	46.000	73	57Gam1And	2.2600	13100.	92	12102	No
265	GOM_NL__2PRFIN20040623_134704_000000662028_00024_12102_4116.N1	23-JUN-2004 13:47:04	Tw_i_and_stray	65.500	53	43Bet And	2.0480	3300.0	131	12102	No
266	GOM_NL__2PRFIN20040623_135056_000000542028_00024_12102_4117.N1	23-JUN-2004 13:50:56	Dark	53.500	50	13Alp Ari	2.0070	4250.0	107	12102	No
267	GOM_NL__2PRFIN20040623_135545_000000472028_00024_12102_4118.N1	23-JUN-2004 13:55:45	Dark	47.000	94	92Alp Cet	2.5260	3100.0	94	12102	No
268	GOM_NL__2PRFIN20040623_135944_000000452028_00024_12102_4119.N1	23-JUN-2004 13:59:44	Dark	44.500	165	34Gam Eri	2.9500	3200.0	89	12102	No
269	GOM_NL__2PRFIN20040623_140828_000000702028_00024_12102_4120.N1	23-JUN-2004 14:08:28	Dark	69.500	52	16Bet Cet	2.0370	4500.0	139	12102	No
270	GOM_NL__2PRFIN20040623_141855_000000402028_00025_12103_1989.N1	23-JUN-2004 14:18:55	Dark	39.500	135	Bet Hyi	2.8200	5800.0	79	12103	No
271	GOM_NL__2PRFIN20040623_142029_000000552028_00025_12103_1990.N1	23-JUN-2004 14:20:29	Dark	55.000	63	Bet Gru	2.1500	2800.0	110	12103	No
272	GOM_NL__2PRFIN20040623_142230_000000532028_00025_12103_1991.N1	23-JUN-2004 14:22:30	Straylight	53.000	31	Alp Gru	1.7340	15200.	106	12103	No
273	GOM_NL__2PRFIN20040623_142643_000000392028_00025_12103_1992.N1	23-JUN-2004 14:26:43	Straylight	39.000	43	Alp TrA	1.9100	4250.0	78	12103	No
274	GOM_NL__2PRFIN20040623_142957_000000462028_00025_12103_1993.N1	23-JUN-2004 14:29:57	Straylight	46.000	141	Bet Ara	2.8400	4600.0	92	12103	No
275	GOM_NL__2PRFIN20040623_143122_000000402028_00025_12103_1994.N1	23-JUN-2004 14:31:22	Straylight	39.500	147	Alp Ara	2.8770	26000.	79	12103	No
276	GOM_NL__2PRFIN20040623_143309_000000452028_00025_12103_1995.N1	23-JUN-2004 14:33:09	Tw_i_and_stray	44.500	40	The Sco	1.8590	7100.0	89	12103	No
277	GOM_NL__2PRFIN20040623_143448_000000472028_00025_12103_1996.N1	23-JUN-2004 14:34:48	Tw_i_and_stray	46.500	25	35Lam Sco	1.6200	28000.	93	12103	No
278	GOM_NL__2PRFIN20040623_143609_000000492028_00025_12103_1997.N1	23-JUN-2004 14:36:09	Bright	48.500	116	19Del Sgr	2.7000	4100.0	97	12103	No

279	GOM_NL__2PRFIN20040623_143822_000000522028_00025_12103_1998.N1	23-JUN-2004 14:38:22	Bright	51.500	155	41Pi Sgr	2.9000	6600.0	103	12103	No
280	GOM_NL__2PRFIN20040623_144108_000000412028_00025_12103_1999.N1	23-JUN-2004 14:41:08	Bright	41.000	86	35Eta Oph	2.4300	10200.	82	12103	No
281	GOM_NL__2PRFIN20040623_144252_000000412028_00025_12103_2000.N1	23-JUN-2004 14:42:52	Bright	41.000	98	13Zet Oph	2.5710	30000.	82	12103	No
282	GOM_NL__2PRFIN20040623_144500_000000392028_00025_12103_2001.N1	23-JUN-2004 14:45:00	Bright	38.500	120	1Del Oph	2.7340	3200.0	77	12103	No
283	GOM_NL__2PRFIN20040623_144710_000000412028_00025_12103_2002.N1	23-JUN-2004 14:47:10	Bright	41.000	126	60Bet Oph	2.7700	4250.0	82	12103	No
284	GOM_NL__2PRFIN20040623_144934_000000422028_00025_12103_2003.N1	23-JUN-2004 14:49:34	Bright	41.500	59	55Alp Oph	2.0800	8900.0	83	12103	No
285	GOM_NL__2PRFIN20040623_145154_000000422028_00025_12103_2004.N1	23-JUN-2004 14:51:54	Bright	41.500	127	27Bet Her	2.7810	4700.0	83	12103	No
286	GOM_NL__2PRFIN20040623_145349_000000402028_00025_12103_2005.N1	23-JUN-2004 14:53:49	Bright	39.500	67	5Alp CrB	2.2210	11000.	79	12103	No
287	GOM_NL__2PRFIN20040623_145912_000000472028_00025_12103_2006.N1	23-JUN-2004 14:59:12	Bright	47.000	5	3Alp Lyr	0.033000	11000.	94	12103	No
288	GOM_NL__2PRFIN20040623_150111_000000422028_00025_12103_2007.N1	23-JUN-2004 15:01:11	Bright	42.000	130	23Bet Dra	2.7990	5800.0	84	12103	No
289	GOM_NL__2PRFIN20040623_150312_000000422028_00025_12103_2008.N1	23-JUN-2004 15:03:12	Bright	42.000	119	14Eta Dra	2.7270	4700.0	84	12103	No
290	GOM_NL__2PRFIN20040623_150700_000000412028_00025_12103_2009.N1	23-JUN-2004 15:07:00	Bright	41.000	60	7Bet UMi	2.0810	3950.0	82	12103	No
291	GOM_NL__2PRFIN20040623_150846_000000672028_00025_12103_2010.N1	23-JUN-2004 15:08:46	Bright	67.000	19	50Alp Cyg	1.2460	10500.	134	12103	No
292	GOM_NL__2PRFIN20040623_151125_000000402028_00025_12103_2011.N1	23-JUN-2004 15:11:25	Bright	40.000	49	1Alp UMi	1.9900	6300.0	80	12103	No
293	GOM_NL__2PRFIN20040623_151756_000000482028_00025_12103_2012.N1	23-JUN-2004 15:17:56	Bright	47.500	74	11Bet Cas	2.2680	6600.0	95	12103	No
294	GOM_NL__2PRFIN20040623_151926_000000502028_00025_12103_2013.N1	23-JUN-2004 15:19:26	Bright	49.500	68	18Alp Cas	2.2250	4500.0	99	12103	No
295	GOM_NL__2PRFIN20040623_152148_000000542028_00025_12103_2014.N1	23-JUN-2004 15:21:48	Bright	54.000	160	23Gam Per	2.9300	4700.0	108	12103	No
296	GOM_NL__2PRFIN20040623_152510_000000472028_00025_12103_2015.N1	23-JUN-2004 15:25:10	Bright	47.000	73	57Gam1And	2.2600	13100.	94	12103	No
297	GOM_NL__2PRFIN20040623_152740_000000682028_00025_12103_2016.N1	23-JUN-2004 15:27:40	Twilight	67.500	53	43Bet And	2.0480	3300.0	135	12103	No
298	GOM_NL__2PRFIN20040623_153132_000000572028_00025_12103_2017.N1	23-JUN-2004 15:31:32	Dark	56.500	50	13Alp Ari	2.0070	4250.0	113	12103	No
299	GOM_NL__2PRFIN20040623_153622_000000542028_00025_12103_2018.N1	23-JUN-2004 15:36:22	Dark	54.000	94	92Alp Cet	2.5260	3100.0	108	12103	No
300	GOM_NL__2PRFIN20040623_154018_000000502028_00025_12103_2019.N1	23-JUN-2004 15:40:18	Dark	50.000	165	34Gam Eri	2.9500	3200.0	100	12103	No
301	GOM_NL__2PRFIN20040623_154906_000000742028_00025_12103_2020.N1	23-JUN-2004 15:49:06	Dark	74.000	52	16Bet Cet	2.0370	4500.0	148	12103	No
302	GOM_NL__2PRFIN20040623_155931_000000402028_00026_12104_4095.N1	23-JUN-2004 15:59:31	Dark	39.500	135	Bet Hyi	2.8200	5800.0	79	12104	No
303	GOM_NL__2PRFIN20040623_160106_000000562028_00026_12104_4096.N1	23-JUN-2004 16:01:06	Dark	56.000	63	Bet Gru	2.1500	2800.0	112	12104	No
304	GOM_NL__2PRFIN20040623_160308_000000522028_00026_12104_4097.N1	23-JUN-2004 16:03:08	Straylight	52.000	31	Alp Gru	1.7340	15200.	104	12104	No
305	GOM_NL__2PRFIN20040623_160718_000000422028_00026_12104_4098.N1	23-JUN-2004 16:07:18	Straylight	42.000	43	Alp TrA	1.9100	4250.0	84	12104	No
306	GOM_NL__2PRFIN20040623_161034_000000422028_00026_12104_4099.N1	23-JUN-2004 16:10:34	Straylight	41.500	141	Bet Ara	2.8400	4600.0	83	12104	No
307	GOM_NL__2PRFIN20040623_161159_000000412028_00026_12104_4100.N1	23-JUN-2004 16:11:59	Straylight	40.500	147	Alp Ara	2.8770	26000.	81	12104	No
308	GOM_NL__2PRFIN20040623_161346_000000462028_00026_12104_4101.N1	23-JUN-2004 16:13:46	Twilight	45.500	40	The Sco	1.8590	7100.0	91	12104	No
309	GOM_NL__2PRFIN20040623_161526_000000442028_00026_12104_4102.N1	23-JUN-2004 16:15:26	Twilight	43.500	25	35Lam Sco	1.6200	28000.	87	12104	No
310	GOM_NL__2PRFIN20040623_161645_000000522028_00026_12104_4103.N1	23-JUN-2004 16:16:45	Bright	52.000	116	19Del Sgr	2.7000	4100.0	104	12104	No
311	GOM_NL__2PRFIN20040623_161858_000000532028_00026_12104_4104.N1	23-JUN-2004 16:18:58	Bright	52.500	155	41Pi Sgr	2.9000	6600.0	105	12104	No
312	GOM_NL__2PRFIN20040623_162146_000000412028_00026_12104_4105.N1	23-JUN-2004 16:21:46	Bright	40.500	86	35Eta Oph	2.4300	10200.	81	12104	No
313	GOM_NL__2PRFIN20040623_162329_000000392028_00026_12104_4106.N1	23-JUN-2004 16:23:29	Bright	38.500	98	13Zet Oph	2.5710	30000.	77	12104	No
314	GOM_NL__2PRFIN20040623_162536_000000392028_00026_12104_4107.N1	23-JUN-2004 16:25:36	Bright	38.500	120	1Del Oph	2.7340	3200.0	77	12104	No
315	GOM_NL__2PRFIN20040623_162745_000000422028_00026_12104_4108.N1	23-JUN-2004 16:27:45	Bright	41.500	126	60Bet Oph	2.7700	4250.0	83	12104	No
316	GOM_NL__2PRFIN20040623_163010_000000412028_00026_12104_4109.N1	23-JUN-2004 16:30:10	Bright	40.500	59	55Alp Oph	2.0800	8900.0	81	12104	No
317	GOM_NL__2PRFIN20040623_163232_000000382028_00026_12104_4110.N1	23-JUN-2004 16:32:32	Bright	38.000	127	27Bet Her	2.7810	4700.0	76	12104	No
318	GOM_NL__2PRFIN20040623_163424_000000422028_00026_12104_4111.N1	23-JUN-2004 16:34:24	Bright	41.500	67	5Alp CrB	2.2210	11000.	83	12104	No
319	GOM_NL__2PRFIN20040623_163947_000000522028_00026_12104_4112.N1	23-JUN-2004 16:39:47	Bright	51.500	5	3Alp Lyr	0.033000	11000.	103	12104	No
320	GOM_NL__2PRFIN20040623_164148_000000422028_00026_12104_4113.N1	23-JUN-2004 16:41:48	Bright	41.500	130	23Bet Dra	2.7990	5800.0	83	12104	No
321	GOM_NL__2PRFIN20040623_164350_000000362028_00026_12104_4114.N1	23-JUN-2004 16:43:50	Bright	36.000	119	14Eta Dra	2.7270	4700.0	72	12104	No
322	GOM_NL__2PRFIN20040623_164736_000000352028_00026_12104_4115.N1	23-JUN-2004 16:47:36	Bright	34.500	60	7Bet UMi	2.0810	3950.0	69	12104	No
323	GOM_NL__2PRFIN20040623_164921_000000672028_00026_12104_4116.N1	23-JUN-2004 16:49:21	Bright	66.500	19	50Alp Cyg	1.2460	10500.	133	12104	No
324	GOM_NL__2PRFIN20040623_165203_000000392028_00026_12104_4117.N1	23-JUN-2004 16:52:03	Bright	39.000	49	1Alp UMi	1.9900	6300.0	78	12104	No
325	GOM_NL__2PRFIN20040623_165831_000000482028_00026_12104_4118.N1	23-JUN-2004 16:58:31	Bright	47.500	74	11Bet Cas	2.2680	6600.0	95	12104	No
326	GOM_NL__2PRFIN20040623_170002_000000662028_00026_12104_4119.N1	23-JUN-2004 17:00:02	Bright	66.000	68	18Alp Cas	2.2250	4500.0	132	12104	No
327	GOM_NL__2PRFIN20040623_170224_000000542028_00026_12104_4120.N1	23-JUN-2004 17:02:24	Bright	54.000	160	23Gam Per	2.9300	4700.0	108	12104	No
328	GOM_NL__2PRFIN20040623_170546_000000502028_00026_12104_4121.N1	23-JUN-2004 17:05:46	Bright	50.000	73	57Gam1And	2.2600	13100.	100	12104	No
329	GOM_NL__2PRFIN20040623_170816_000000672028_00026_12104_4122.N1	23-JUN-2004 17:08:16	Twilight	66.500	53	43Bet And	2.0480	3300.0	133	12104	No
330	GOM_NL__2PRFIN20040623_171208_000000562028_00026_12104_4123.N1	23-JUN-2004 17:12:08	Dark	55.500	50	13Alp Ari	2.0070	4250.0	111	12104	No
331	GOM_NL__2PRFIN20040623_171658_000000492028_00026_12104_4124.N1	23-JUN-2004 17:16:58	Dark	49.000	94	92Alp Cet	2.5260	3100.0	98	12104	No
332	GOM_NL__2PRFIN20040623_172056_000000452028_00026_12104_4125.N1	23-JUN-2004 17:20:56	Dark	45.000	165	34Gam Eri	2.9500	3200.0	90	12104	No
333	GOM_NL__2PRFIN20040623_172943_000000702028_00026_12104_4126.N1	23-JUN-2004 17:29:43	Dark	69.500	52	16Bet Cet	2.0370	4500.0	139	12104	No
334	GOM_NL__2PRFIN20040623_174005_000000412028_00027_12105_1990.N1	23-JUN-2004 17:40:05	Dark	41.000	135	Bet Hyi	2.8200	5800.0	82	12105	No
335	GOM_NL__2PRFIN20040623_174143_000000562028_00027_12105_1991.N1	23-JUN-2004 17:41:43	Dark	55.500	63	Bet Gru	2.1500	2800.0	111	12105	No
336	GOM_NL__2PRFIN20040623_174344_000000522028_00027_12105_1992.N1	23-JUN-2004 17:43:44	Straylight	51.500	31	Alp Gru	1.7340	15200.	103	12105	No
337	GOM_NL__2PRFIN20040623_174754_000000522028_00027_12105_1993.N1	23-JUN-2004 17:47:54	Straylight	51.500	43	Alp TrA	1.9100	4250.0	103	12105	No

338	GOM_NL__2PRFIN20040623_175110_000000482028_00027_12105_1994.N1	23-JUN-2004 17:51:10	Straylight	47.500	141	Bet Ara	2.8400	4600.0	95	12105	No
339	GOM_NL__2PRFIN20040623_175233_000000452028_00027_12105_1995.N1	23-JUN-2004 17:52:33	Straylight	44.500	147	Alp Ara	2.8770	26000.	89	12105	No
340	GOM_NL__2PRFIN20040623_175422_000000462028_00027_12105_1996.N1	23-JUN-2004 17:54:22	Twi_and_stray	46.000	40	The Sco	1.8590	7100.0	92	12105	No
341	GOM_NL__2PRFIN20040623_175602_000000452028_00027_12105_1997.N1	23-JUN-2004 17:56:02	Twi_and_stray	44.500	25	35Lam Sco	1.6200	28000.	89	12105	No
342	GOM_NL__2PRFIN20040623_175724_000000582028_00027_12105_1998.N1	23-JUN-2004 17:57:24	Bright	58.000	116	19Del Sgr	2.7000	4100.0	116	12105	No
343	GOM_NL__2PRFIN20040623_175934_000000512028_00027_12105_1999.N1	23-JUN-2004 17:59:34	Bright	50.500	155	41Pi Sgr	2.9000	6600.0	101	12105	No
344	GOM_NL__2PRFIN20040623_180222_000000402028_00027_12105_2000.N1	23-JUN-2004 18:02:22	Bright	40.000	86	35Eta Oph	2.4300	10200.	80	12105	No
345	GOM_NL__2PRFIN20040623_180405_000000382028_00027_12105_2001.N1	23-JUN-2004 18:04:05	Bright	38.000	98	13Zet Oph	2.5710	30000.	76	12105	No
346	GOM_NL__2PRFIN20040623_180613_000000382028_00027_12105_2002.N1	23-JUN-2004 18:06:13	Bright	37.500	120	1Del Oph	2.7340	3200.0	75	12105	No
347	GOM_NL__2PRFIN20040623_180821_000000422028_00027_12105_2003.N1	23-JUN-2004 18:08:21	Bright	41.500	126	60Bet Oph	2.7700	4250.0	83	12105	No
348	GOM_NL__2PRFIN20040623_181046_000000412028_00027_12105_2004.N1	23-JUN-2004 18:10:46	Bright	40.500	59	55Alp Oph	2.0800	8900.0	81	12105	No
349	GOM_NL__2PRFIN20040623_181306_000000422028_00027_12105_2005.N1	23-JUN-2004 18:13:06	Bright	42.000	127	27Bet Her	2.7810	4700.0	84	12105	No
350	GOM_NL__2PRFIN20040623_181502_000000402028_00027_12105_2006.N1	23-JUN-2004 18:15:02	Bright	40.000	67	5Alp CrB	2.2210	11000.	80	12105	No
351	GOM_NL__2PRFIN20040623_182023_000000542028_00027_12105_2007.N1	23-JUN-2004 18:20:23	Bright	53.500	5	3Alp Lyr	0.033000	11000.	107	12105	No
352	GOM_NL__2PRFIN20040623_182224_000000422028_00027_12105_2008.N1	23-JUN-2004 18:22:24	Bright	41.500	130	23Bet Dra	2.7990	5800.0	83	12105	No
353	GOM_NL__2PRFIN20040623_182425_000000392028_00027_12105_2009.N1	23-JUN-2004 18:24:25	Bright	39.000	119	14Eta Dra	2.7270	4700.0	78	12105	No
354	GOM_NL__2PRFIN20040623_183239_000000402028_00027_12105_2010.N1	23-JUN-2004 18:32:39	Bright	39.500	49	1Alp UMi	1.9900	6300.0	79	12105	No
355	GOM_NL__2PRFIN20040623_183907_000000482028_00027_12105_2011.N1	23-JUN-2004 18:39:07	Bright	47.500	74	11Bet Cas	2.2680	6600.0	95	12105	No
356	GOM_NL__2PRFIN20040623_184039_000000492028_00027_12105_2012.N1	23-JUN-2004 18:40:39	Bright	49.000	68	18Alp Cas	2.2250	4500.0	98	12105	No
357	GOM_NL__2PRFIN20040623_184259_000000382028_00027_12105_2013.N1	23-JUN-2004 18:42:59	Bright	37.500	160	23Gam Per	2.9300	4700.0	75	12105	No
358	GOM_NL__2PRFIN20040623_184624_000000492028_00027_12105_2014.N1	23-JUN-2004 18:46:24	Bright	49.000	73	57Gam1And	2.2600	13100.	98	12105	No
359	GOM_NL__2PRFIN20040623_184852_000000652028_00027_12105_2015.N1	23-JUN-2004 18:48:52	Twi_and_stray	65.000	53	43Bet And	2.0480	3300.0	130	12105	No
360	GOM_NL__2PRFIN20040623_185244_000000532028_00027_12105_2016.N1	23-JUN-2004 18:52:44	Dark	53.000	50	13Alp Ari	2.0070	4250.0	106	12105	No
361	GOM_NL__2PRFIN20040623_185734_000000482028_00027_12105_2017.N1	23-JUN-2004 18:57:34	Dark	47.500	94	92Alp Cet	2.5260	3100.0	95	12105	No
362	GOM_NL__2PRFIN20040623_190132_000000472028_00027_12105_2018.N1	23-JUN-2004 19:01:32	Dark	46.500	165	34Gam Eri	2.9500	3200.0	93	12105	No
363	GOM_NL__2PRFIN20040623_191020_000000702028_00027_12105_2019.N1	23-JUN-2004 19:10:20	Dark	70.000	52	16Bet Cet	2.0370	4500.0	140	12105	No
364	GOM_NL__2PRFIN20040623_191541_000000522028_00028_12106_2020.N1	23-JUN-2004 19:15:41	Dark	52.000	9	Alp Eri	0.45300	24000.	104	12106	No
365	GOM_NL__2PRFIN20040623_192044_000000402028_00028_12106_4095.N1	23-JUN-2004 19:20:44	Dark	39.500	135	Bet Hyi	2.8200	5800.0	79	12106	No
366	GOM_NL__2PRFIN20040623_192220_000000572028_00028_12106_4096.N1	23-JUN-2004 19:22:20	Dark	56.500	63	Bet Gru	2.1500	2800.0	113	12106	No
367	GOM_NL__2PRFIN20040623_192421_000000522028_00028_12106_4097.N1	23-JUN-2004 19:24:21	Straylight	52.000	31	Alp Gru	1.7340	15200.	104	12106	No
368	GOM_NL__2PRFIN20040623_192831_000000512028_00028_12106_4098.N1	23-JUN-2004 19:28:31	Straylight	50.500	43	Alp TrA	1.9100	4250.0	101	12106	No
369	GOM_NL__2PRFIN20040623_193147_000000402028_00028_12106_4099.N1	23-JUN-2004 19:31:47	Straylight	39.500	141	Bet Ara	2.8400	4600.0	79	12106	No
370	GOM_NL__2PRFIN20040623_193312_000000392028_00028_12106_4100.N1	23-JUN-2004 19:33:12	Straylight	39.000	147	Alp Ara	2.8770	26000.	78	12106	No
371	GOM_NL__2PRFIN20040623_193459_000000452028_00028_12106_4101.N1	23-JUN-2004 19:34:59	Twi_and_stray	45.000	40	The Sco	1.8590	7100.0	90	12106	No
372	GOM_NL__2PRFIN20040623_193639_000000442028_00028_12106_4102.N1	23-JUN-2004 19:36:39	Twi_and_stray	43.500	25	35Lam Sco	1.6200	28000.	87	12106	No
373	GOM_NL__2PRFIN20040623_193800_000000472028_00028_12106_4103.N1	23-JUN-2004 19:38:00	Bright	47.000	116	19Del Sgr	2.7000	4100.0	94	12106	No
374	GOM_NL__2PRFIN20040623_194010_000000502028_00028_12106_4104.N1	23-JUN-2004 19:40:10	Bright	50.000	155	41Pi Sgr	2.9000	6600.0	100	12106	No
375	GOM_NL__2PRFIN20040623_194258_000000392028_00028_12106_4105.N1	23-JUN-2004 19:42:58	Bright	38.500	86	35Eta Oph	2.4300	10200.	77	12106	No
376	GOM_NL__2PRFIN20040623_194442_000000392028_00028_12106_4106.N1	23-JUN-2004 19:44:42	Bright	38.500	98	13Zet Oph	2.5710	30000.	77	12106	No
377	GOM_NL__2PRFIN20040623_194649_000000382028_00028_12106_4107.N1	23-JUN-2004 19:46:49	Bright	38.000	120	1Del Oph	2.7340	3200.0	76	12106	No
378	GOM_NL__2PRFIN20040623_194857_000000412028_00028_12106_4108.N1	23-JUN-2004 19:48:57	Bright	41.000	126	60Bet Oph	2.7700	4250.0	82	12106	No
379	GOM_NL__2PRFIN20040623_195121_000000412028_00028_12106_4109.N1	23-JUN-2004 19:51:21	Bright	41.000	59	55Alp Oph	2.0800	8900.0	82	12106	No
380	GOM_NL__2PRFIN20040623_195344_000000402028_00028_12106_4110.N1	23-JUN-2004 19:53:44	Bright	39.500	127	27Bet Her	2.7810	4700.0	79	12106	No
381	GOM_NL__2PRFIN20040623_195539_000000382028_00028_12106_4111.N1	23-JUN-2004 19:55:39	Bright	38.000	67	5Alp CrB	2.2210	11000.	76	12106	No
382	GOM_NL__2PRFIN20040623_200058_000000472028_00028_12106_4112.N1	23-JUN-2004 20:00:58	Bright	46.500	5	3Alp Lyr	0.033000	11000.	93	12106	No
383	GOM_NL__2PRFIN20040623_200300_000000402028_00028_12106_4113.N1	23-JUN-2004 20:03:00	Bright	40.000	130	23Bet Dra	2.7990	5800.0	80	12106	No
384	GOM_NL__2PRFIN20040623_200502_000000392028_00028_12106_4114.N1	23-JUN-2004 20:05:02	Bright	39.000	119	14Eta Dra	2.7270	4700.0	78	12106	No
385	GOM_NL__2PRFIN20040623_201316_000000392028_00028_12106_4115.N1	23-JUN-2004 20:13:16	Bright	38.500	49	1Alp UMi	1.9900	6300.0	77	12106	No
386	GOM_NL__2PRFIN20040623_201942_000000512028_00028_12106_4116.N1	23-JUN-2004 20:19:42	Bright	51.000	74	11Bet Cas	2.2680	6600.0	102	12106	No
387	GOM_NL__2PRFIN20040623_202113_000000512028_00028_12106_4117.N1	23-JUN-2004 20:21:13	Bright	51.000	68	18Alp Cas	2.2250	4500.0	102	12106	No
388	GOM_NL__2PRFIN20040623_202335_000000542028_00028_12106_4118.N1	23-JUN-2004 20:23:35	Bright	54.000	160	23Gam Per	2.9300	4700.0	108	12106	No
389	GOM_NL__2PRFIN20040623_202701_000000452028_00028_12106_4119.N1	23-JUN-2004 20:27:01	Bright	44.500	73	57Gam1And	2.2600	13100.	89	12106	No
390	GOM_NL__2PRFIN20040623_202925_000000672028_00028_12106_4120.N1	23-JUN-2004 20:29:25	Twi_and_stray	67.000	53	43Bet And	2.0480	3300.0	134	12106	No
391	GOM_NL__2PRFIN20040623_203321_000000532028_00028_12106_4121.N1	23-JUN-2004 20:33:21	Dark	53.000	50	13Alp Ari	2.0070	4250.0	106	12106	No
392	GOM_NL__2PRFIN20040623_203810_000000502028_00028_12106_4122.N1	23-JUN-2004 20:38:10	Dark	50.000	94	92Alp Cet	2.5260	3100.0	100	12106	No
393	GOM_NL__2PRFIN20040623_204209_000000392028_00028_12106_4123.N1	23-JUN-2004 20:42:09	Dark	39.000	165	34Gam Eri	2.9500	3200.0	78	12106	No
394	GOM_NL__2PRFIN20040623_205057_000000722028_00028_12106_4124.N1	23-JUN-2004 20:50:57	Dark	71.500	52	16Bet Cet	2.0370	4500.0	143	12106	No
395	GOM_NL__2PRFIN20040623_205617_000000462028_00029_12107_4125.N1	23-JUN-2004 20:56:17	Dark	45.500	9	Alp Eri	0.45300	24000.	91	12107	No
396	GOM_NL__2PRFIN20040623_210120_000000402028_00029_12107_1991.N1	23-JUN-2004 21:01:20	Dark	39.500	135	Bet Hyi	2.8200	5800.0	79	12107	No

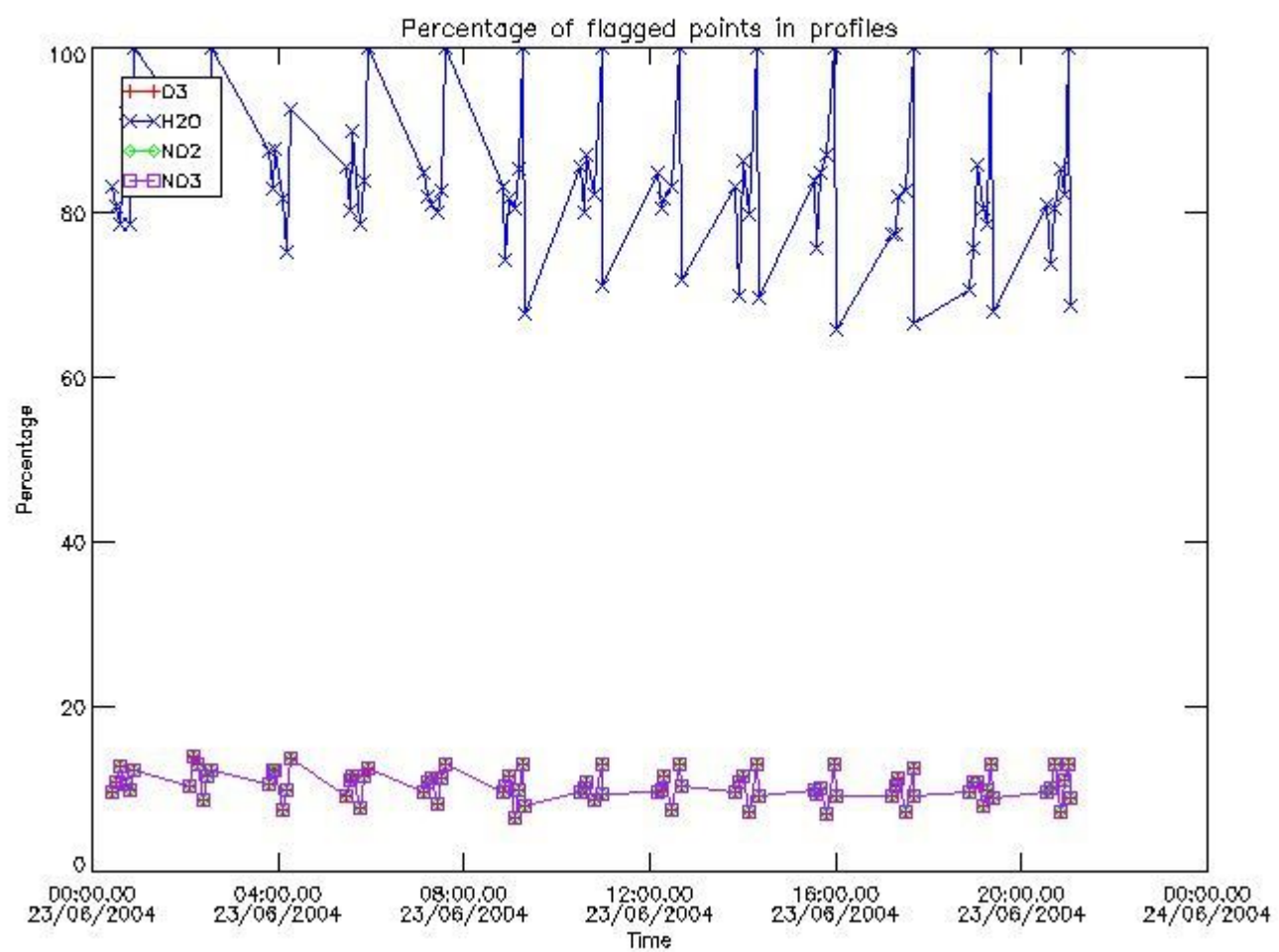


397	GOM_NL__2PRFIN20040623_210256_000000572028_00029_12107_1992.N1	23-JUN-2004 21:02:56	Dark	56.500	63	Bet Gru	2.1500	2800.0	113	12107	No
398	GOM_NL__2PRFIN20040623_210458_000000512028_00029_12107_1993.N1	23-JUN-2004 21:04:58	Straylight	51.000	31	Alp Gru	1.7340	15200.	102	12107	No
399	GOM_NL__2PRFIN20040623_210907_000000412028_00029_12107_1994.N1	23-JUN-2004 21:09:07	Straylight	41.000	43	Alp TrA	1.9100	4250.0	82	12107	No
400	GOM_NL__2PRFIN20040623_211223_000000452028_00029_12107_1995.N1	23-JUN-2004 21:12:23	Straylight	45.000	141	Bet Ara	2.8400	4600.0	90	12107	No
401	GOM_NL__2PRFIN20040623_211348_000000392028_00029_12107_1996.N1	23-JUN-2004 21:13:48	Straylight	39.000	147	Alp Ara	2.8770	26000.	78	12107	No

### 3. Quality information per product


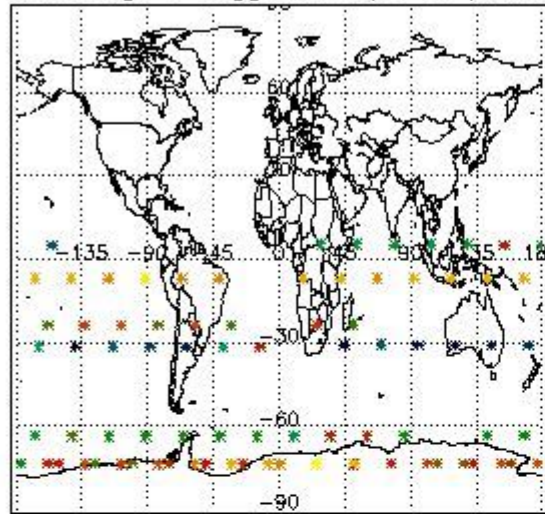
In this section it is plotted some information contained in the Quality Summary data set of the level 2 products. Only products in dark limb conditions and without errors (error flag in the MPH set to "0") are used.

#### 3.1 Plot quality information per product (time dependant)

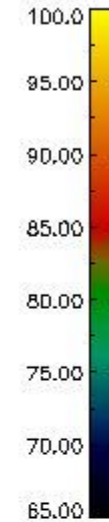
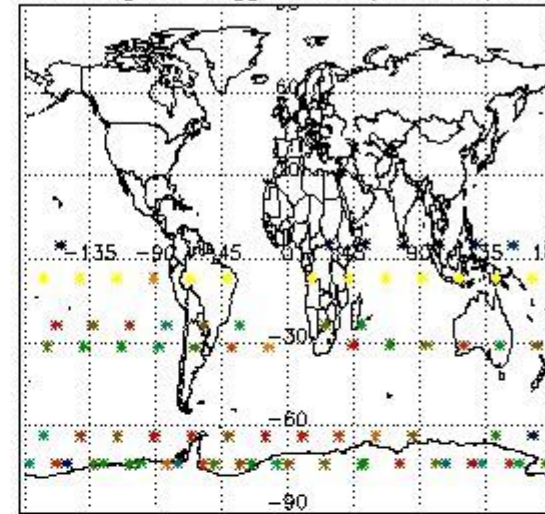


#### 3.2 Plot quality information per product (world map)

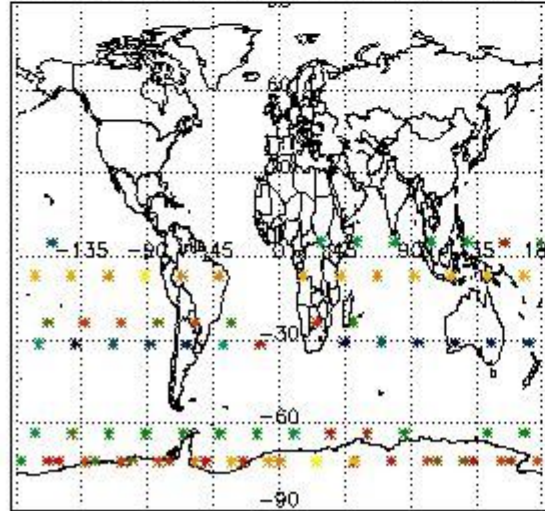
Percentage of flagged data per O3 profile



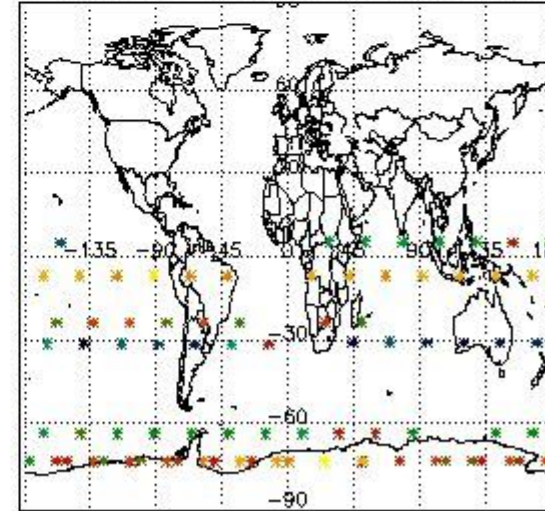
Percentage of flagged data per H2O profile



Percentage of flagged data per NO2 profile



Percentage of flagged data per NO3 profile

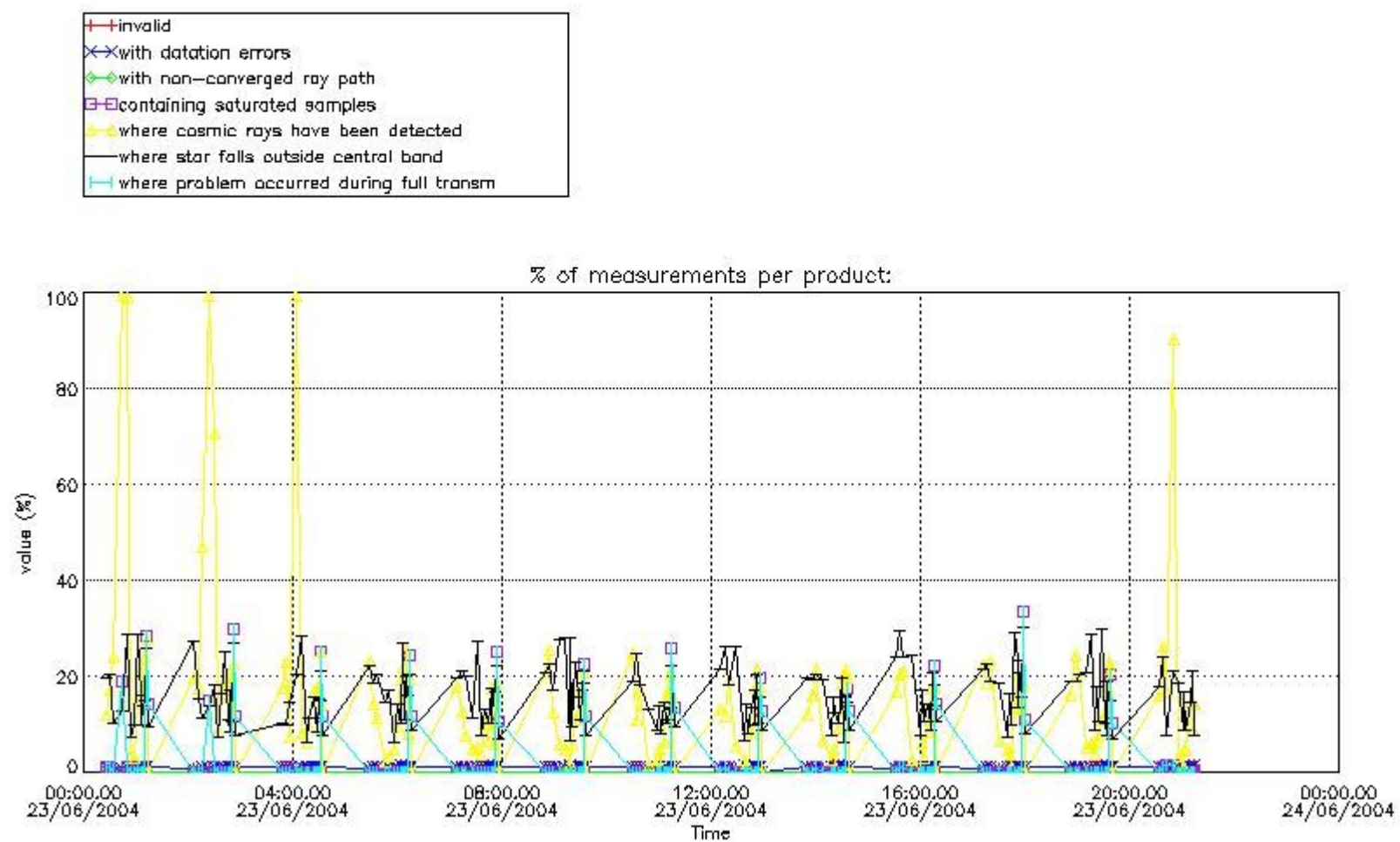


#### 4. Level 1 quality information per product

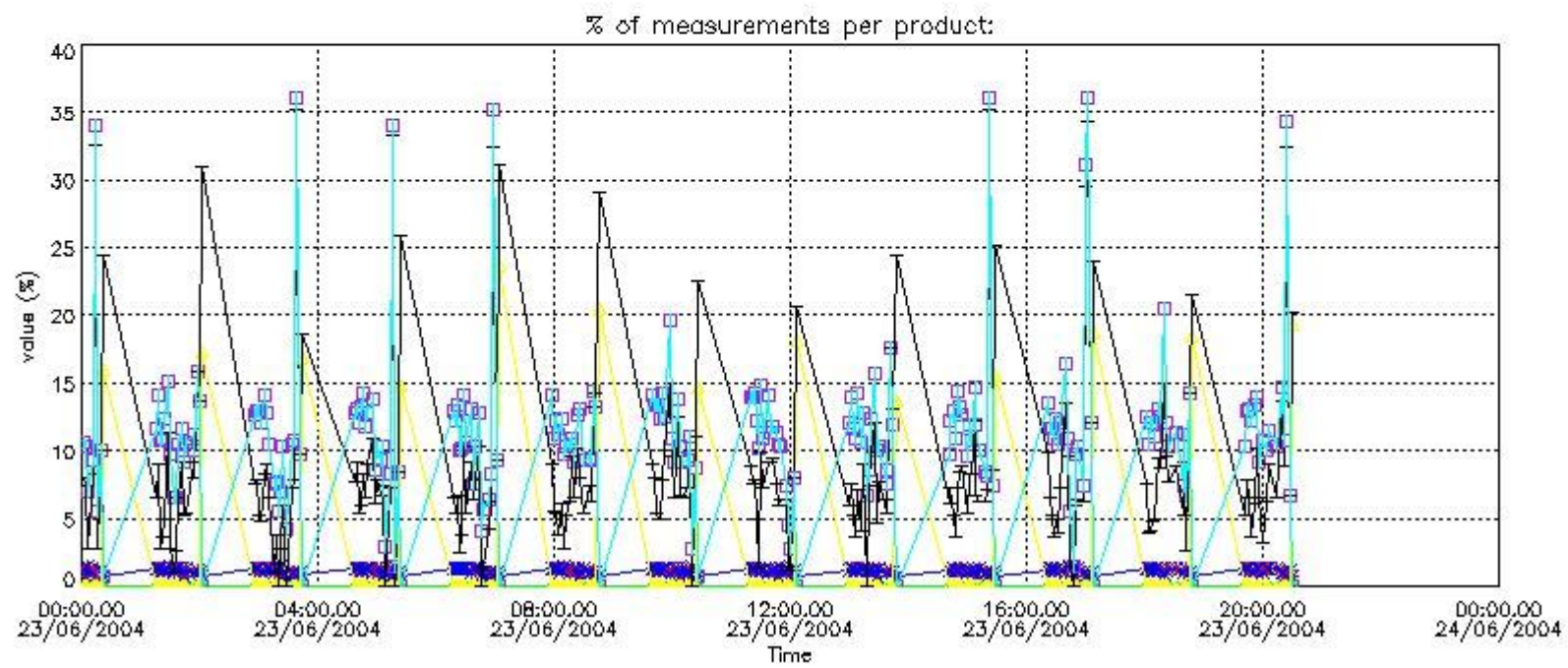
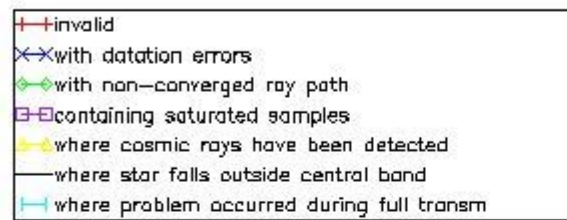
In this section it is plotted some information contained in the Quality Summary data set of the level 2 products that comes from the level 1b processing. Products without errors (error flag in the MPH set to "0") are used.

##### 4.1 Plot quality information per product (time dependant) coming from level 1b processing

###### 4.1.1 Plot level 1 quality information per product (time dependant): ENVISAT ASCENDING passes

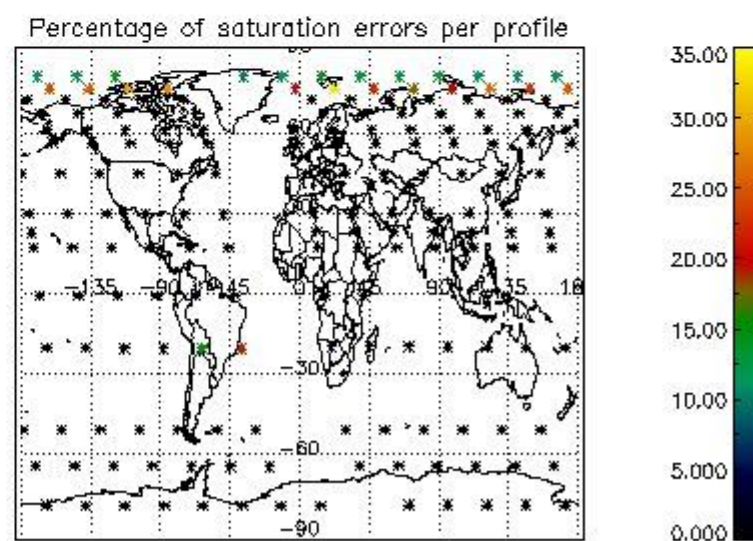
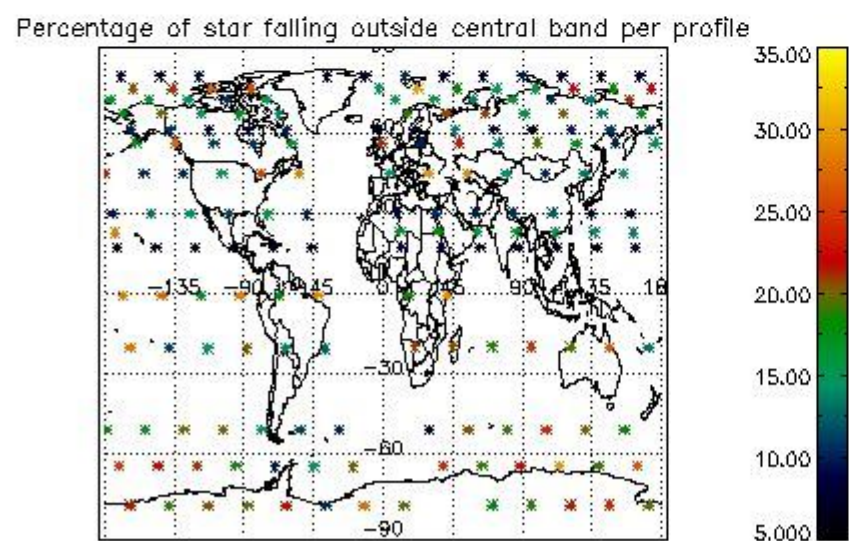
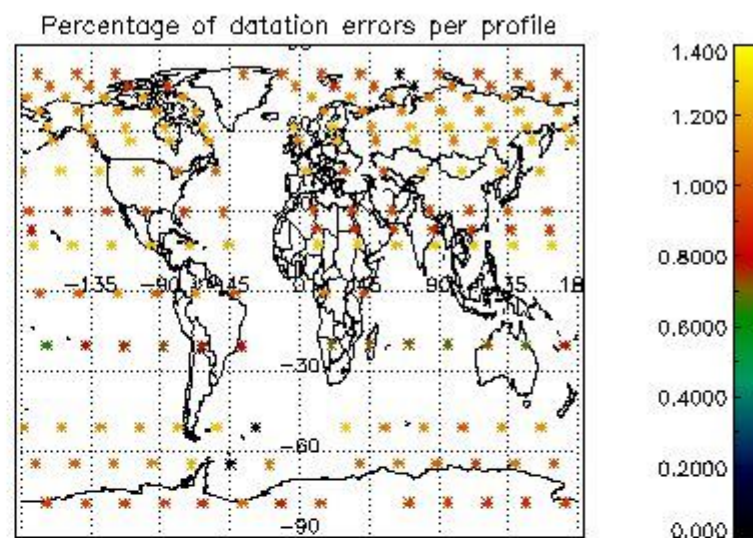
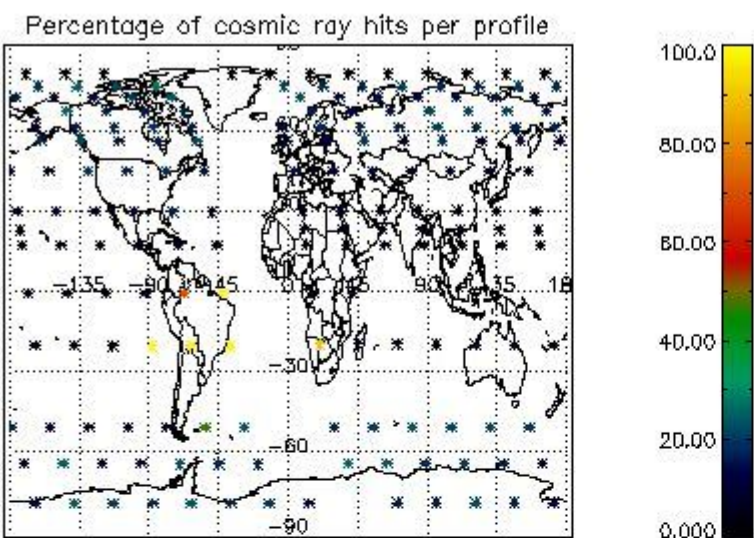


4.1.2 Plot level 1 quality information per product (time dependant): ENVISAT DESCENDING passes

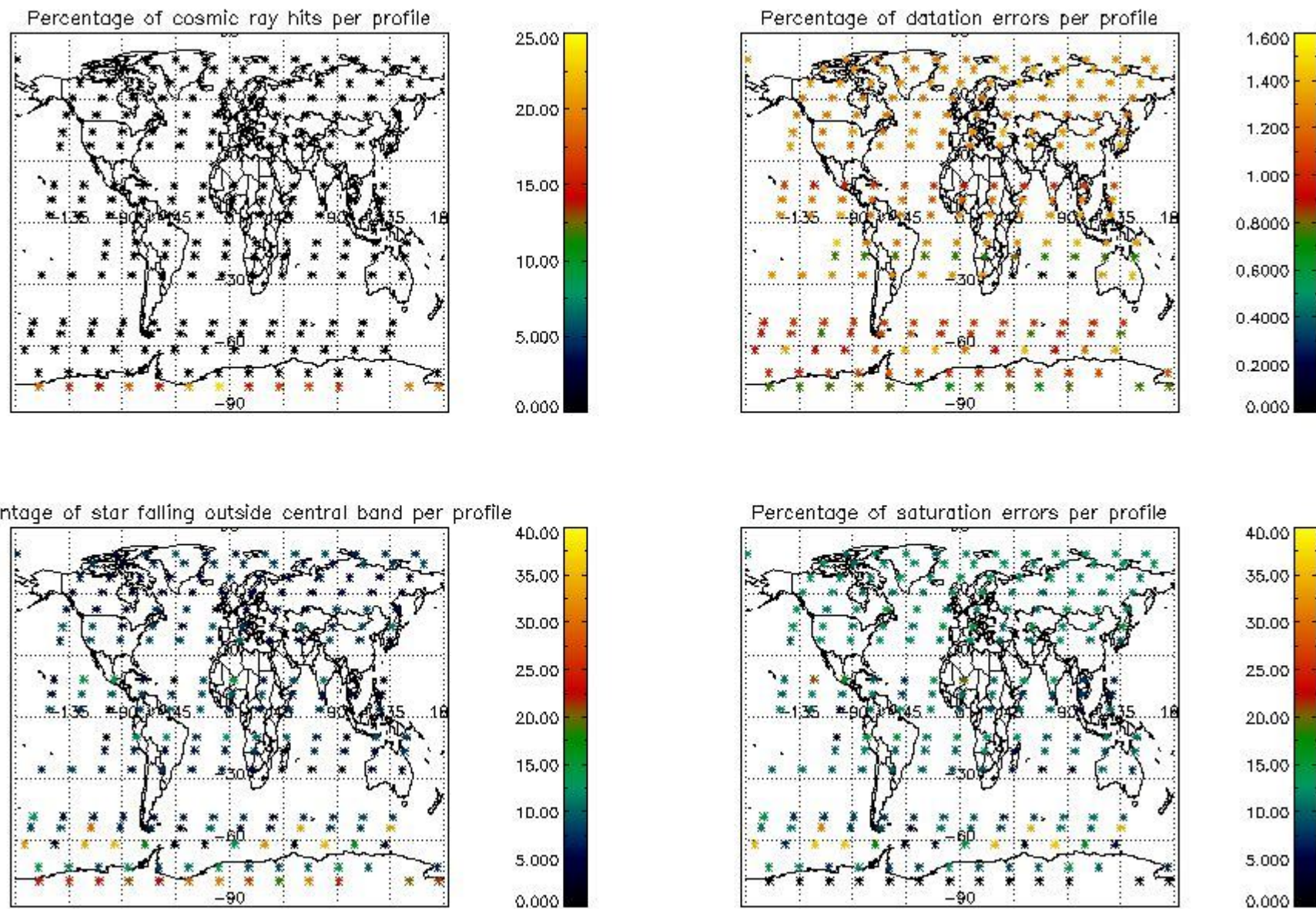


#### 4.2 Plot quality information per product coming from level 1b processing (world map)

##### 4.2.1 Plot level 1 quality information per product (world map): ENVI SAT ASCENDING passes



4.2.2 Plot level 1 quality information per product (world map): ENVISAT DESCENDING passes



## 5. Trace gas profiles

### 5.1 Ozone statistics based on quality of products

The final quality of the products can be "measured" using the STD (Standard Deviation) attached to every point profile. This information is written to the parameter GOM\_NL\_\_2P/NL\_LOCAL\_SPECIES\_DENSITY/o3\_std of the level 2 products. The table below shows the statistics for given STD ranges.

The statistics are given with respect to the overall valid production:

- Products without fatal errors: GOM\_NL\_\_2P/MPH/PRODUCT\_ERR=0
- Valid point profile: GOM\_NL\_\_2P/NL\_LOCAL\_SPECIES\_DENSITY/pcd(0)=0

The 'Criteria' is applied to valid points of dark limb products:

- Products in dark limb illumination condition: GOM\_NL\_\_2P/NL\_SUMMARY\_QUALITY/obs\_ill\_cond=0
- Products without fatal errors: GOM\_NL\_\_2P/MPH/PRODUCT\_ERR=0
- Valid point profile: GOM\_NL\_\_2P/NL\_LOCAL\_SPECIES\_DENSITY/pcd(0)=0

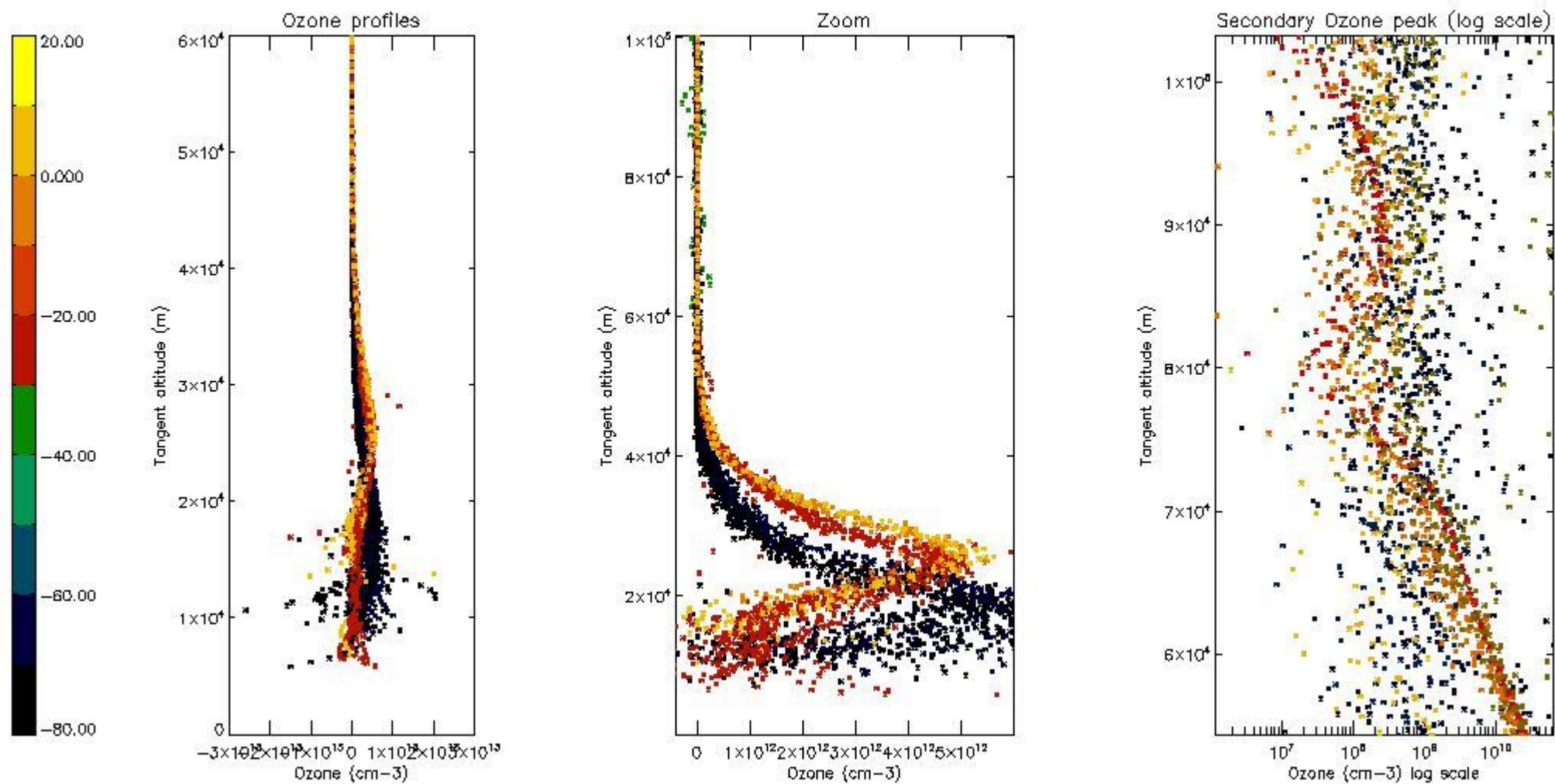
So, the table below shows the percentage of dark limb and valid observations for each criteria with respect to the overall valid daily observations.

Criteria	% of total production
All STD	23
STD < 20	7

STD < 10	4
STD < 5	2

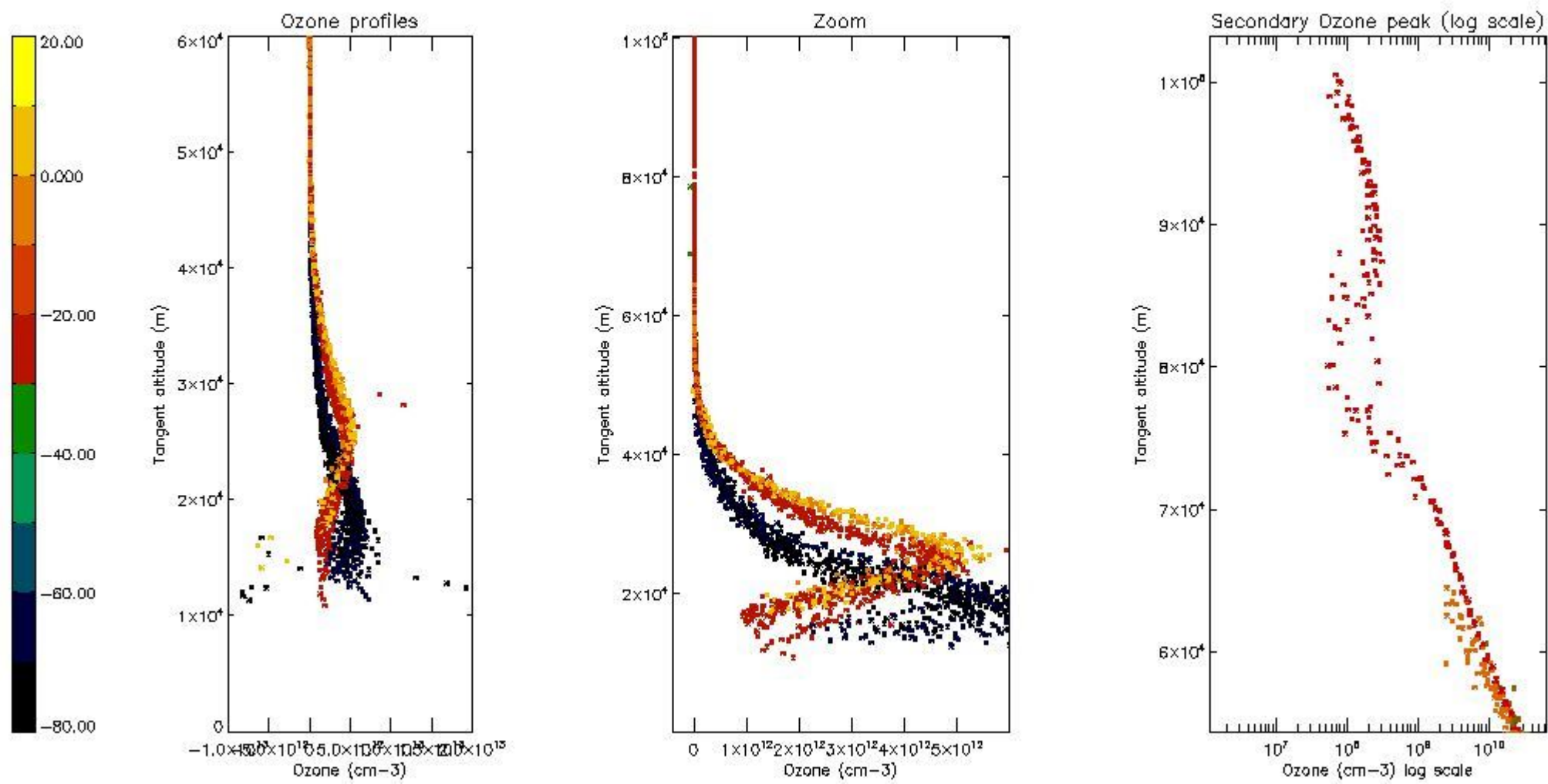
5.2 Plot ozone profiles for all STD (dark without errors)

The colorbar represents the latitude.



5.3 Plot ozone profiles where STD < 20% (dark without errors)

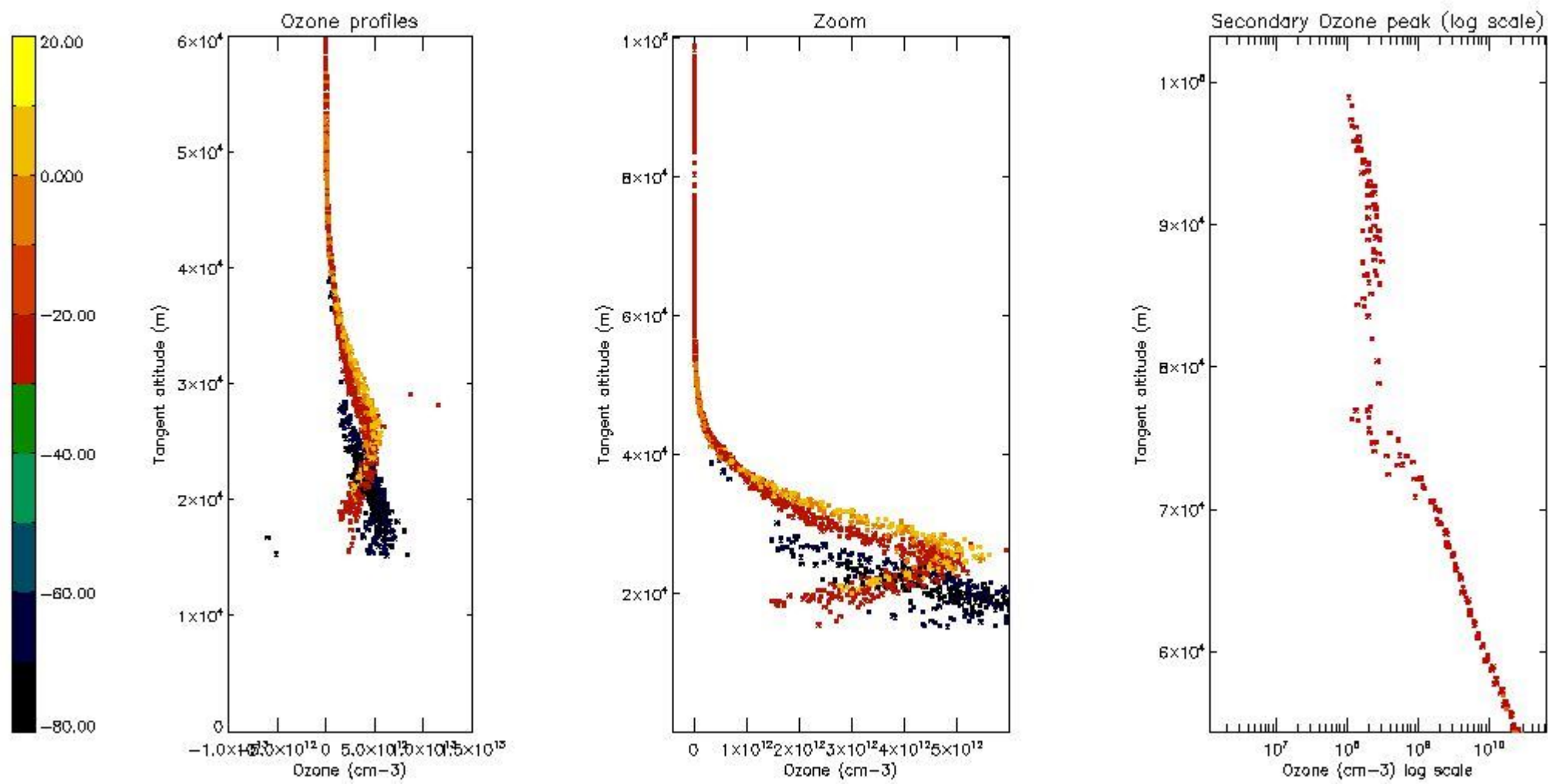
The colorbar represents the latitude.



*5.4 Plot ozone profiles where  $STD < 10\%$  (dark without errors)*

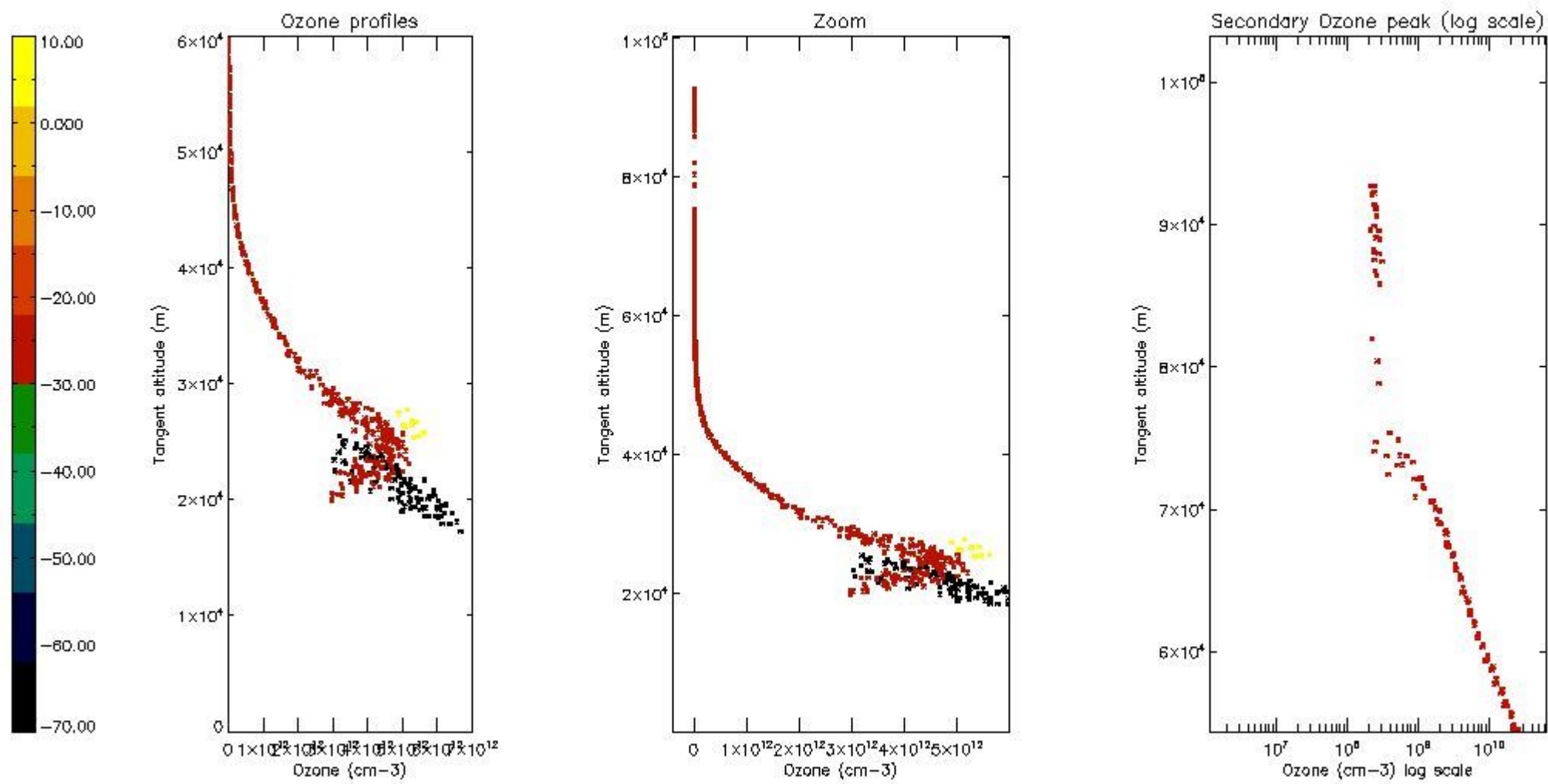
The colorbar represents the latitude.





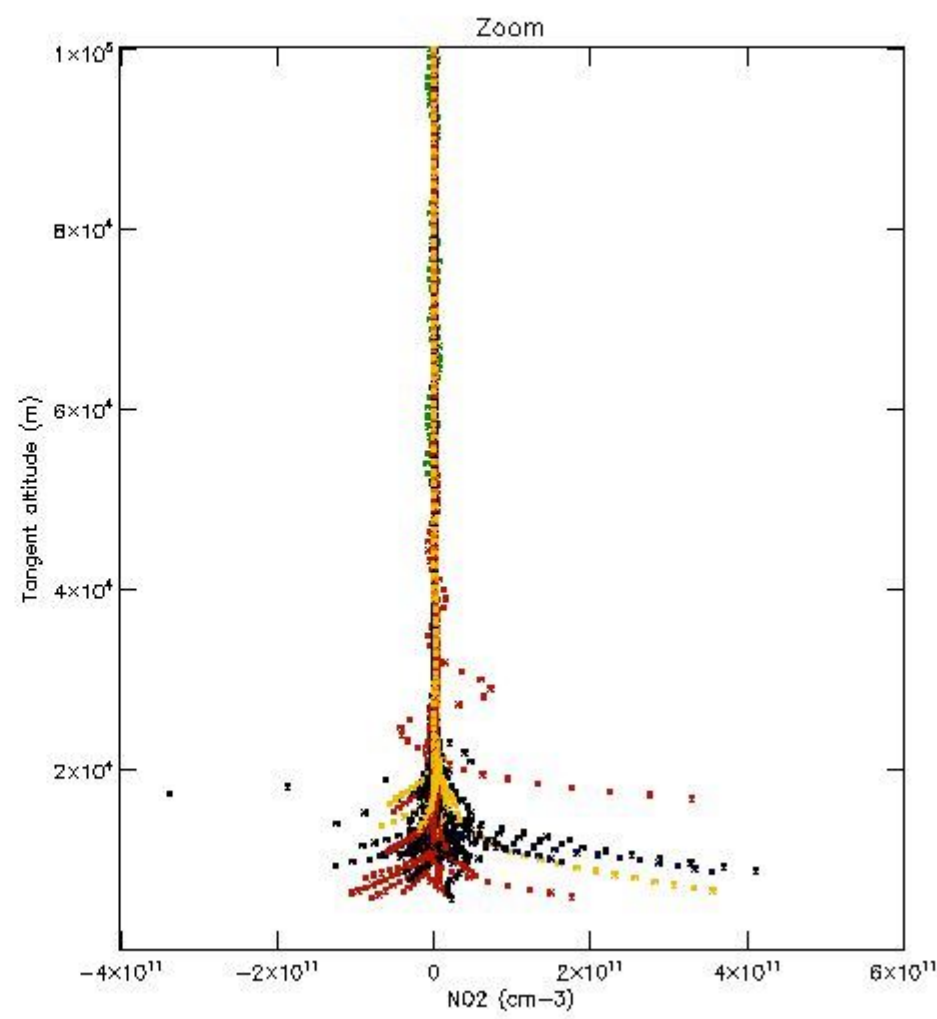
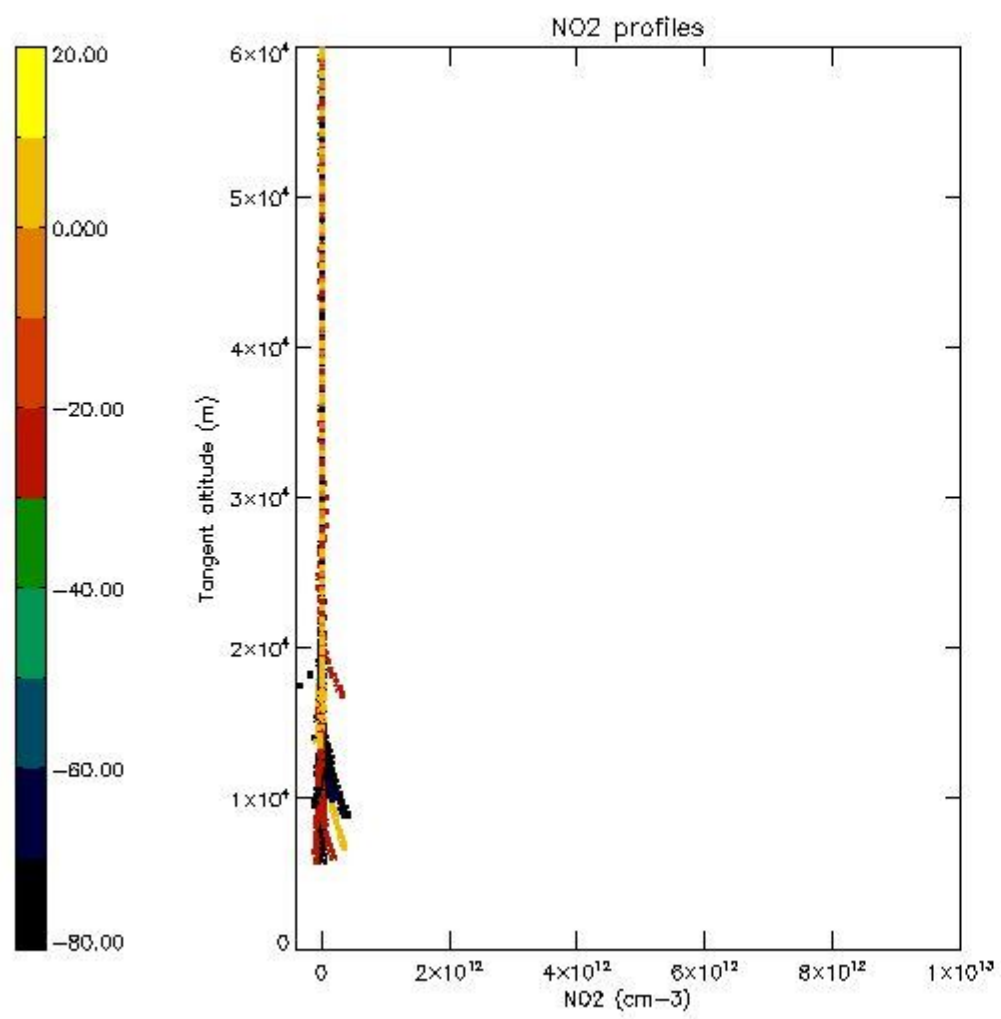
*5.5 Plot ozone profiles where  $STD < 5\%$  (dark without errors)*

The colorbar represents the latitude.



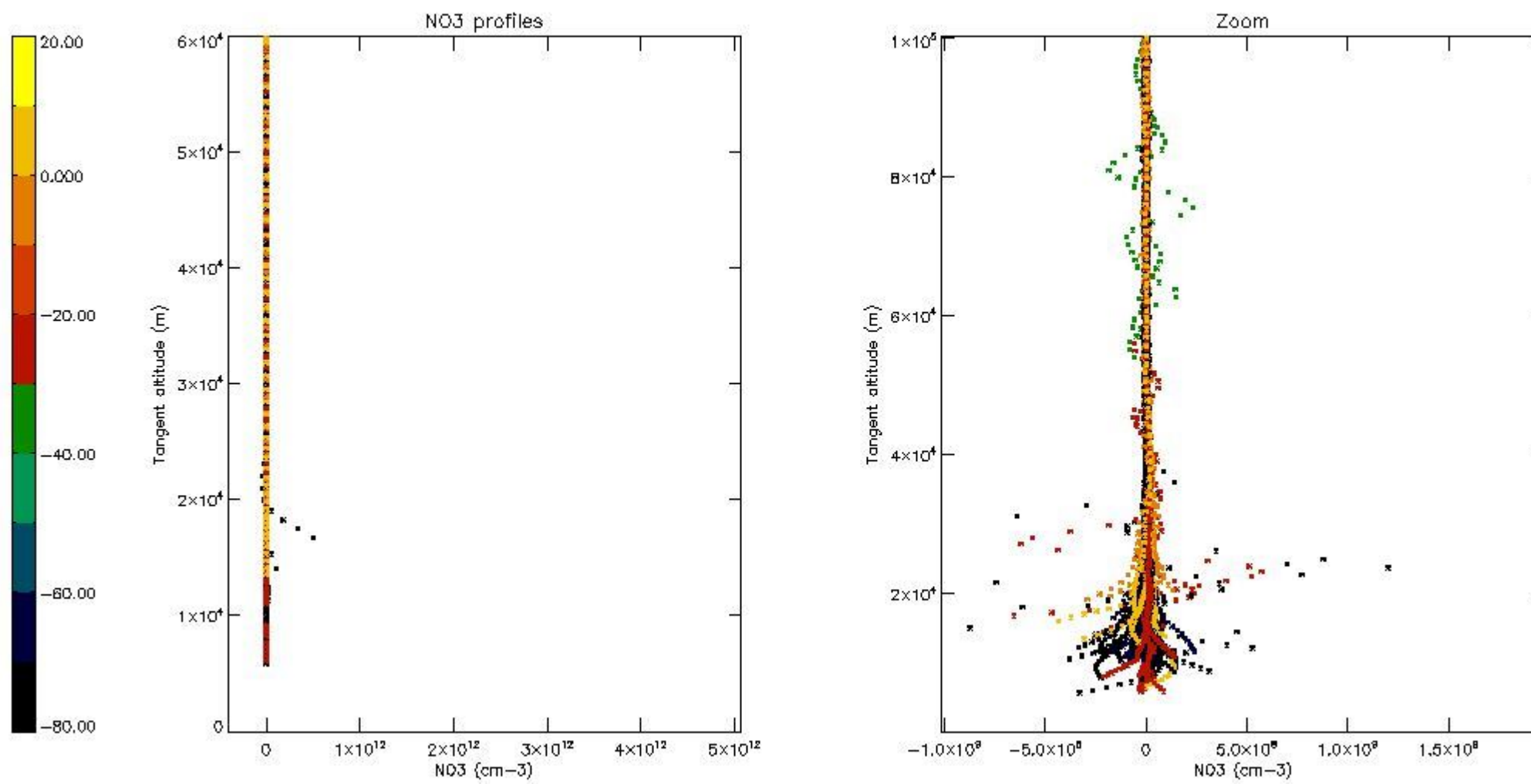
*5.6 Plot NO<sub>2</sub> profiles for all STD (dark without errors)*

The colorbar represents the latitude.



*5.7 Plot NO3 profiles for all STD (dark without errors)*

The colorbar represents the latitude.



## 6. Auxiliary Data Files used for the production reported in section 2

The number reported in the third column indicates since which file (see list in section 2) the corresponding auxiliary file has been used. The fourth column is the date of those product files.

Type	Auxiliary Filename	Used since product	Used since product date
INST_PHYS_CHARACTERISTICS	GOM_INS_AXVIEC20091111_143220_20030716_120000_20500101_000000	1	23-JUN-2004 00:01:37
LEVEL-2_PROC_CONFIG	GOM_PR2_AXVIEC20091111_152718_20020301_000000_20500101_000000	1	23-JUN-2004 00:01:37
CROSS_SECTIONS_FILE	GOM_CRS_AXVIEC20091111_154832_20020301_000000_20500101_000000	1	23-JUN-2004 00:01:37

# GOMOS Level 2 Daily Report

## SUMMARY

### [1. General Info](#)

### [2. Summary of processed GOM\\_NL\\_2P products](#)

### [3. Level 2 Quality information per product](#)

#### [3.1 Plot of level 2 quality information per product \(time dependant\)](#)

#### [3.2 Plot of level 2 quality information per product \(world map\)](#)

### [4. Level 1 Quality information per product \(stored on level 2 products\)](#)

#### [4.1 Plot of level 1 quality information per product \(time dependant\)](#)

##### [4.1.1 Plot of level 1 quality information per product \(time dependant\): ASCENDING](#)

##### [4.1.2 Plot of level 1 quality information per product \(time dependant\): DESCENDING](#)

#### [4.2 Plot of level 1 quality information per product \(world map\)](#)

##### [4.2.1 Plot of level 1 quality information per product \(world map\): ASCENDING](#)

##### [4.2.2 Plot of level 1 quality information per product \(world map\): DESCENDING](#)

### [5. Ozone profiles based on quality statistics and other trace gas profiles](#)

#### [5.1 Ozone statistics based on quality of products](#)

#### [5.2 Plot ozone profiles for all STD \(dark without errors\)](#)

#### [5.3 Plot ozone profiles where STD < 20% \(dark without errors\)](#)

#### [5.4. Plot ozone profiles where STD < 10% \(dark without errors\)](#)

#### [5.5. Plot ozone profiles where STD < 5% \(dark without errors\)](#)

#### [5.6 Plot NO2 profiles for all STD \(dark without errors\)](#)

#### [5.7 Plot NO3 profiles for all STD \(dark without errors\)](#)

#### [5.8 Plot H2O profiles \(only for occultations of stars 1,2,3,4,13,14,16,26,63 dark without errors\) for all STD](#)

### [6. Auxiliary Data Files used for the production reported in section 2](#)

This report presents the daily analysis on parameters extracted from GOMOS level 2 data (GOM\_NL\_\_2P). It is intended to monitor some important parameters that will impact the quality of these products. A list of level 2 products (and content) that have arrived during the reporting day to the PCF is also given.

Item	Value
Time of report generation	19APR2013 04:52:53
Data source version	GOMOS/6.01
Start time of products	23-06-2004 (23JUN2004 00:00:00)
Stop time of products	24-06-2004 (24JUN2004 00:00:00)
Store outputs in DB	Yes
Nb of level 2 prods	401
Nb of prods with errors	0

## 2. Summary of processed GOM\_NL\_\_2P products.

Nr	Filename	UTC Start time	Limb	Duration	Star Id	Star Name	Star Mag	Star Temp	Nb Meas	Orbit	Prod. error
1	GOM_NL__2PRFIN20040623_000137_000000382028_00016_12094_4080.N1	23-JUN-2004 00:01:37	Bright	37.500	60	7Bet UMi	2.0810	3950.0	75	12094	No
2	GOM_NL__2PRFIN20040623_000336_000000682028_00016_12094_4081.N1	23-JUN-2004 00:03:36	Bright	68.000	19	50Alp Cyg	1.2460	10500.	136	12094	No
3	GOM_NL__2PRFIN20040623_000605_000000362028_00016_12094_4082.N1	23-JUN-2004 00:06:05	Bright	35.500	49	1Alp UMi	1.9900	6300.0	71	12094	No
4	GOM_NL__2PRFIN20040623_001236_000000482028_00016_12094_4083.N1	23-JUN-2004 00:12:36	Bright	48.000	74	11Bet Cas	2.2680	6600.0	96	12094	No
5	GOM_NL__2PRFIN20040623_001408_000000662028_00016_12094_4084.N1	23-JUN-2004 00:14:08	Bright	66.000	68	18Alp Cas	2.2250	4500.0	132	12094	No
6	GOM_NL__2PRFIN20040623_001624_000000372028_00016_12094_4085.N1	23-JUN-2004 00:16:24	Bright	36.500	160	23Gam Per	2.9300	4700.0	73	12094	No
7	GOM_NL__2PRFIN20040623_001950_000000452028_00016_12094_4086.N1	23-JUN-2004 00:19:50	Bright	45.000	73	57Gam1And	2.2600	13100.	90	12094	No
8	GOM_NL__2PRFIN20040623_002216_000000662028_00016_12094_4087.N1	23-JUN-2004 00:22:16	Twilight	65.500	53	43Bet And	2.0480	3300.0	131	12094	No
9	GOM_NL__2PRFIN20040623_002606_000000542028_00016_12094_4088.N1	23-JUN-2004 00:26:06	Dark	53.500	50	13Alp Ari	2.0070	4250.0	107	12094	No
10	GOM_NL__2PRFIN20040623_003056_000000472028_00016_12094_4089.N1	23-JUN-2004 00:30:56	Dark	47.000	94	92Alp Cet	2.5260	3100.0	94	12094	No
11	GOM_NL__2PRFIN20040623_003456_000000402028_00016_12094_4090.N1	23-JUN-2004 00:34:56	Dark	39.500	165	34Gam Eri	2.9500	3200.0	79	12094	No
12	GOM_NL__2PRFIN20040623_004330_000000632028_00016_12094_4091.N1	23-JUN-2004 00:43:30	Dark	63.000	52	16Bet Cet	2.0370	4500.0	126	12094	No
13	GOM_NL__2PRFIN20040623_004901_000000522028_00016_12094_4092.N1	23-JUN-2004 00:49:01	Dark	52.000	9	Alp Eri	0.45300	24000.	104	12094	No
14	GOM_NL__2PRFIN20040623_005404_000000422028_00017_12095_4061.N1	23-JUN-2004 00:54:04	Dark	41.500	135	Bet Hyi	2.8200	5800.0	83	12095	No
15	GOM_NL__2PRFIN20040623_005735_000000522028_00017_12095_4062.N1	23-JUN-2004 00:57:35	Straylight	51.500	31	Alp Gru	1.7340	15200.	103	12095	No
16	GOM_NL__2PRFIN20040623_010155_000000492028_00017_12095_4063.N1	23-JUN-2004 01:01:55	Straylight	49.000	43	Alp TrA	1.9100	4250.0	98	12095	No
17	GOM_NL__2PRFIN20040623_010509_000000442028_00017_12095_4064.N1	23-JUN-2004 01:05:09	Straylight	43.500	141	Bet Ara	2.8400	4600.0	87	12095	No
18	GOM_NL__2PRFIN20040623_010633_000000412028_00017_12095_4065.N1	23-JUN-2004 01:06:33	Straylight	40.500	147	Alp Ara	2.8770	26000.	81	12095	No
19	GOM_NL__2PRFIN20040623_010820_000000432028_00017_12095_4066.N1	23-JUN-2004 01:08:20	Twilight	43.000	40	The Sco	1.8590	7100.0	86	12095	No
20	GOM_NL__2PRFIN20040623_011000_000000442028_00017_12095_4067.N1	23-JUN-2004 01:10:00	Twilight	44.000	25	35Lam Sco	1.6200	28000.	88	12095	No
21	GOM_NL__2PRFIN20040623_011122_000000552028_00017_12095_4068.N1	23-JUN-2004 01:11:22	Bright	54.500	116	19Del Sgr	2.7000	4100.0	109	12095	No
22	GOM_NL__2PRFIN20040623_011332_000000532028_00017_12095_4069.N1	23-JUN-2004 01:13:32	Bright	53.000	155	41Pi Sgr	2.9000	6600.0	106	12095	No
23	GOM_NL__2PRFIN20040623_011622_000000392028_00017_12095_4070.N1	23-JUN-2004 01:16:22	Bright	38.500	86	35Eta Oph	2.4300	10200.	77	12095	No
24	GOM_NL__2PRFIN20040623_011806_000000392028_00017_12095_4071.N1	23-JUN-2004 01:18:06	Bright	39.000	98	13Zet Oph	2.5710	30000.	78	12095	No
25	GOM_NL__2PRFIN20040623_012012_000000372028_00017_12095_4072.N1	23-JUN-2004 01:20:12	Bright	37.000	120	1Del Oph	2.7340	3200.0	74	12095	No
26	GOM_NL__2PRFIN20040623_012223_000000412028_00017_12095_4073.N1	23-JUN-2004 01:22:23	Bright	41.000	126	60Bet Oph	2.7700	4250.0	82	12095	No
27	GOM_NL__2PRFIN20040623_012448_000000412028_00017_12095_4074.N1	23-JUN-2004 01:24:48	Bright	40.500	59	55Alp Oph	2.0800	8900.0	81	12095	No
28	GOM_NL__2PRFIN20040623_012709_000000402028_00017_12095_4075.N1	23-JUN-2004 01:27:09	Bright	39.500	127	27Bet Her	2.7810	4700.0	79	12095	No
29	GOM_NL__2PRFIN20040623_012901_000000362028_00017_12095_4076.N1	23-JUN-2004 01:29:01	Bright	36.000	67	5Alp CrB	2.2210	11000.	72	12095	No
30	GOM_NL__2PRFIN20040623_013430_000000462028_00017_12095_4077.N1	23-JUN-2004 01:34:30	Bright	46.000	5	3Alp Lyr	0.033000	11000.	92	12095	No
31	GOM_NL__2PRFIN20040623_013627_000000392028_00017_12095_4078.N1	23-JUN-2004 01:36:27	Bright	38.500	130	23Bet Dra	2.7990	5800.0	77	12095	No
32	GOM_NL__2PRFIN20040623_013827_000000382028_00017_12095_4079.N1	23-JUN-2004 01:38:27	Bright	38.000	119	14Eta Dra	2.7270	4700.0	76	12095	No
33	GOM_NL__2PRFIN20040623_014213_000000392028_00017_12095_4080.N1	23-JUN-2004 01:42:13	Bright	38.500	60	7Bet UMi	2.0810	3950.0	77	12095	No
34	GOM_NL__2PRFIN20040623_014410_000000662028_00017_12095_4081.N1	23-JUN-2004 01:44:10	Bright	66.000	19	50Alp Cyg	1.2460	10500.	132	12095	No
35	GOM_NL__2PRFIN20040623_014641_000000382028_00017_12095_4082.N1	23-JUN-2004 01:46:41	Bright	37.500	49	1Alp UMi	1.9900	6300.0	75	12095	No
36	GOM_NL__2PRFIN20040623_015312_000000492028_00017_12095_4083.N1	23-JUN-2004 01:53:12	Bright	49.000	74	11Bet Cas	2.2680	6600.0	98	12095	No
37	GOM_NL__2PRFIN20040623_015442_000000502028_00017_12095_4084.N1	23-JUN-2004 01:54:42	Bright	50.000	68	18Alp Cas	2.2250	4500.0	100	12095	No
38	GOM_NL__2PRFIN20040623_015700_000000412028_00017_12095_4085.N1	23-JUN-2004 01:57:00	Bright	41.000	160	23Gam Per	2.9300	4700.0	82	12095	No
39	GOM_NL__2PRFIN20040623_020025_000000482028_00017_12095_4086.N1	23-JUN-2004 02:00:25	Bright	47.500	73	57Gam1And	2.2600	13100.	95	12095	No
40	GOM_NL__2PRFIN20040623_020252_000000732028_00017_12095_4087.N1	23-JUN-2004 02:02:52	Twilight	72.500	53	43Bet And	2.0480	3300.0	145	12095	No
41	GOM_NL__2PRFIN20040623_020642_000000592028_00017_12095_4088.N1	23-JUN-2004 02:06:42	Dark	58.500	50	13Alp Ari	2.0070	4250.0	117	12095	No
42	GOM_NL__2PRFIN20040623_021132_000000432028_00017_12095_4089.N1	23-JUN-2004 02:11:32	Dark	43.000	94	92Alp Cet	2.5260	3100.0	86	12095	No

43	GOM_NL__2PRFIN20040623_021532_000000402028_00017_12095_4090.N1	23-JUN-2004 02:15:32	Dark	39.500	165	34Gam Eri	2.9500	3200.0	79	12095	No
44	GOM_NL__2PRFIN20040623_022407_000000652028_00017_12095_4091.N1	23-JUN-2004 02:24:07	Dark	64.500	52	16Bet Cet	2.0370	4500.0	129	12095	No
45	GOM_NL__2PRFIN20040623_022937_000000442028_00017_12095_4092.N1	23-JUN-2004 02:29:37	Dark	44.000	9	Alp Eri	0.45300	24000.	88	12095	No
46	GOM_NL__2PRFIN20040623_023440_000000422028_00018_12096_4180.N1	23-JUN-2004 02:34:40	Dark	41.500	135	Bet Hyi	2.8200	5800.0	83	12096	No
47	GOM_NL__2PRFIN20040623_023812_000000562028_00018_12096_4181.N1	23-JUN-2004 02:38:12	Straylight	55.500	31	Alp Gru	1.7340	15200.	111	12096	No
48	GOM_NL__2PRFIN20040623_024231_000000482028_00018_12096_4182.N1	23-JUN-2004 02:42:31	Straylight	47.500	43	Alp TrA	1.9100	4250.0	95	12096	No
49	GOM_NL__2PRFIN20040623_024544_000000422028_00018_12096_4183.N1	23-JUN-2004 02:45:44	Straylight	41.500	141	Bet Ara	2.8400	4600.0	83	12096	No
50	GOM_NL__2PRFIN20040623_024707_000000422028_00018_12096_4184.N1	23-JUN-2004 02:47:07	Straylight	42.000	147	Alp Ara	2.8770	26000.	84	12096	No
51	GOM_NL__2PRFIN20040623_024856_000000442028_00018_12096_4185.N1	23-JUN-2004 02:48:56	Twi_and_stray	44.000	40	The Sco	1.8590	7100.0	88	12096	No
52	GOM_NL__2PRFIN20040623_025037_000000422028_00018_12096_4186.N1	23-JUN-2004 02:50:37	Twi_and_stray	42.000	25	35Lam Sco	1.6200	28000.	84	12096	No
53	GOM_NL__2PRFIN20040623_025158_000000562028_00018_12096_4187.N1	23-JUN-2004 02:51:58	Bright	55.500	116	19Del Sgr	2.7000	4100.0	111	12096	No
54	GOM_NL__2PRFIN20040623_025408_000000522028_00018_12096_4188.N1	23-JUN-2004 02:54:08	Bright	51.500	155	41Pi Sgr	2.9000	6600.0	103	12096	No
55	GOM_NL__2PRFIN20040623_025658_000000402028_00018_12096_4189.N1	23-JUN-2004 02:56:58	Bright	39.500	86	35Eta Oph	2.4300	10200.	79	12096	No
56	GOM_NL__2PRFIN20040623_025841_000000392028_00018_12096_4190.N1	23-JUN-2004 02:58:41	Bright	38.500	98	13Zet Oph	2.5710	30000.	77	12096	No
57	GOM_NL__2PRFIN20040623_030048_000000392028_00018_12096_4191.N1	23-JUN-2004 03:00:48	Bright	38.500	120	1Del Oph	2.7340	3200.0	77	12096	No
58	GOM_NL__2PRFIN20040623_030259_000000422028_00018_12096_4192.N1	23-JUN-2004 03:02:59	Bright	41.500	126	60Bet Oph	2.7700	4250.0	83	12096	No
59	GOM_NL__2PRFIN20040623_030523_000000432028_00018_12096_4193.N1	23-JUN-2004 03:05:23	Bright	42.500	59	55Alp Oph	2.0800	8900.0	85	12096	No
60	GOM_NL__2PRFIN20040623_030745_000000392028_00018_12096_4194.N1	23-JUN-2004 03:07:45	Bright	39.000	127	27Bet Her	2.7810	4700.0	78	12096	No
61	GOM_NL__2PRFIN20040623_030937_000000382028_00018_12096_4195.N1	23-JUN-2004 03:09:37	Bright	38.000	67	5Alp CrB	2.2210	11000.	76	12096	No
62	GOM_NL__2PRFIN20040623_031505_000000472028_00018_12096_4196.N1	23-JUN-2004 03:15:05	Bright	46.500	5	3Alp Lyr	0.033000	11000.	93	12096	No
63	GOM_NL__2PRFIN20040623_031703_000000392028_00018_12096_4197.N1	23-JUN-2004 03:17:03	Bright	39.000	130	23Bet Dra	2.7990	5800.0	78	12096	No
64	GOM_NL__2PRFIN20040623_031903_000000362028_00018_12096_4198.N1	23-JUN-2004 03:19:03	Bright	36.000	119	14Eta Dra	2.7270	4700.0	72	12096	No
65	GOM_NL__2PRFIN20040623_032249_000000362028_00018_12096_4199.N1	23-JUN-2004 03:22:49	Bright	36.000	60	7Bet UMi	2.0810	3950.0	72	12096	No
66	GOM_NL__2PRFIN20040623_032444_000000682028_00018_12096_4200.N1	23-JUN-2004 03:24:44	Bright	67.500	19	50Alp Cyg	1.2460	10500.	135	12096	No
67	GOM_NL__2PRFIN20040623_032716_000000352028_00018_12096_4201.N1	23-JUN-2004 03:27:16	Bright	35.000	49	1Alp UMi	1.9900	6300.0	70	12096	No
68	GOM_NL__2PRFIN20040623_033348_000000482028_00018_12096_4202.N1	23-JUN-2004 03:33:48	Bright	48.000	74	11Bet Cas	2.2680	6600.0	96	12096	No
69	GOM_NL__2PRFIN20040623_033517_000000512028_00018_12096_4203.N1	23-JUN-2004 03:35:17	Bright	51.000	68	18Alp Cas	2.2250	4500.0	102	12096	No
70	GOM_NL__2PRFIN20040623_033736_000000542028_00018_12096_4204.N1	23-JUN-2004 03:37:36	Bright	54.000	160	23Gam Per	2.9300	4700.0	108	12096	No
71	GOM_NL__2PRFIN20040623_034101_000000462028_00018_12096_4205.N1	23-JUN-2004 03:41:01	Bright	46.000	73	57Gam1And	2.2600	13100.	92	12096	No
72	GOM_NL__2PRFIN20040623_034328_000000622028_00018_12096_4206.N1	23-JUN-2004 03:43:28	Twi_and_stray	62.000	53	43Bet And	2.0480	3300.0	124	12096	No
73	GOM_NL__2PRFIN20040623_034718_000000492028_00018_12096_4207.N1	23-JUN-2004 03:47:18	Dark	48.500	50	13Alp Ari	2.0070	4250.0	97	12096	No
74	GOM_NL__2PRFIN20040623_035208_000000422028_00018_12096_4208.N1	23-JUN-2004 03:52:08	Dark	41.500	94	92Alp Cet	2.5260	3100.0	83	12096	No
75	GOM_NL__2PRFIN20040623_035608_000000422028_00018_12096_4209.N1	23-JUN-2004 03:56:08	Dark	41.500	165	34Gam Eri	2.9500	3200.0	83	12096	No
76	GOM_NL__2PRFIN20040623_040444_000000692028_00018_12096_4210.N1	23-JUN-2004 04:04:44	Dark	68.500	52	16Bet Cet	2.0370	4500.0	137	12096	No
77	GOM_NL__2PRFIN20040623_041014_000000512028_00018_12096_4211.N1	23-JUN-2004 04:10:14	Dark	51.000	9	Alp Eri	0.45300	24000.	102	12096	No
78	GOM_NL__2PRFIN20040623_041516_000000412028_00019_12097_4063.N1	23-JUN-2004 04:15:16	Dark	40.500	135	Bet Hyi	2.8200	5800.0	81	12097	No
79	GOM_NL__2PRFIN20040623_041849_000000532028_00019_12097_4064.N1	23-JUN-2004 04:18:49	Straylight	52.500	31	Alp Gru	1.7340	15200.	105	12097	No
80	GOM_NL__2PRFIN20040623_042307_000000422028_00019_12097_4065.N1	23-JUN-2004 04:23:07	Straylight	41.500	43	Alp TrA	1.9100	4250.0	83	12097	No
81	GOM_NL__2PRFIN20040623_042621_000000402028_00019_12097_4066.N1	23-JUN-2004 04:26:21	Straylight	40.000	141	Bet Ara	2.8400	4600.0	80	12097	No
82	GOM_NL__2PRFIN20040623_042743_000000422028_00019_12097_4067.N1	23-JUN-2004 04:27:43	Straylight	42.000	147	Alp Ara	2.8770	26000.	84	12097	No
83	GOM_NL__2PRFIN20040623_042933_000000432028_00019_12097_4068.N1	23-JUN-2004 04:29:33	Twi_and_stray	43.000	40	The Sco	1.8590	7100.0	86	12097	No
84	GOM_NL__2PRFIN20040623_043113_000000442028_00019_12097_4069.N1	23-JUN-2004 04:31:13	Twi_and_stray	43.500	25	35Lam Sco	1.6200	28000.	87	12097	No
85	GOM_NL__2PRFIN20040623_043235_000000502028_00019_12097_4070.N1	23-JUN-2004 04:32:35	Bright	50.000	116	19Del Sgr	2.7000	4100.0	100	12097	No
86	GOM_NL__2PRFIN20040623_043445_000000522028_00019_12097_4071.N1	23-JUN-2004 04:34:45	Bright	51.500	155	41Pi Sgr	2.9000	6600.0	103	12097	No
87	GOM_NL__2PRFIN20040623_043734_000000392028_00019_12097_4072.N1	23-JUN-2004 04:37:34	Bright	39.000	86	35Eta Oph	2.4300	10200.	78	12097	No
88	GOM_NL__2PRFIN20040623_043918_000000382028_00019_12097_4073.N1	23-JUN-2004 04:39:18	Bright	38.000	98	13Zet Oph	2.5710	30000.	76	12097	No
89	GOM_NL__2PRFIN20040623_044125_000000382028_00019_12097_4074.N1	23-JUN-2004 04:41:25	Bright	37.500	120	1Del Oph	2.7340	3200.0	75	12097	No
90	GOM_NL__2PRFIN20040623_044335_000000422028_00019_12097_4075.N1	23-JUN-2004 04:43:35	Bright	41.500	126	60Bet Oph	2.7700	4250.0	83	12097	No
91	GOM_NL__2PRFIN20040623_044600_000000422028_00019_12097_4076.N1	23-JUN-2004 04:46:00	Bright	42.000	59	55Alp Oph	2.0800	8900.0	84	12097	No
92	GOM_NL__2PRFIN20040623_044821_000000382028_00019_12097_4077.N1	23-JUN-2004 04:48:21	Bright	38.000	127	27Bet Her	2.7810	4700.0	76	12097	No
93	GOM_NL__2PRFIN20040623_045013_000000392028_00019_12097_4078.N1	23-JUN-2004 04:50:13	Bright	39.000	67	5Alp CrB	2.2210	11000.	78	12097	No
94	GOM_NL__2PRFIN20040623_045540_000000512028_00019_12097_4079.N1	23-JUN-2004 04:55:40	Bright	50.500	5	3Alp Lyr	0.033000	11000.	101	12097	No
95	GOM_NL__2PRFIN20040623_045738_000000412028_00019_12097_4080.N1	23-JUN-2004 04:57:38	Bright	40.500	130	23Bet Dra	2.7990	5800.0	81	12097	No
96	GOM_NL__2PRFIN20040623_045939_000000392028_00019_12097_4081.N1	23-JUN-2004 04:59:39	Bright	38.500	119	14Eta Dra	2.7270	4700.0	77	12097	No
97	GOM_NL__2PRFIN20040623_050325_000000382028_00019_12097_4082.N1	23-JUN-2004 05:03:25	Bright	37.500	60	7Bet UMi	2.0810	3950.0	75	12097	No
98	GOM_NL__2PRFIN20040623_050519_000000682028_00019_12097_4083.N1	23-JUN-2004 05:05:19	Bright	68.000	19	50Alp Cyg	1.2460	10500.	136	12097	No
99	GOM_NL__2PRFIN20040623_050752_000000342028_00019_12097_4084.N1	23-JUN-2004 05:07:52	Bright	34.000	49	1Alp UMi	1.9900	6300.0	68	12097	No
100	GOM_NL__2PRFIN20040623_051422_000000492028_00019_12097_4085.N1	23-JUN-2004 05:14:22	Bright	48.500	74	11Bet Cas	2.2680	6600.0	97	12097	No
101	GOM_NL__2PRFIN20040623_051555_000000662028_00019_12097_4086.N1	23-JUN-2004 05:15:55	Bright	66.000	68	18Alp Cas	2.2250	4500.0	132	12097	No

102	GOM_NL__2PRFIN20040623_051812_000000362028_00019_12097_4087.N1	23-JUN-2004 05:18:12	Bright	35.500	160	23Gam Per	2.9300	4700.0	71	12097	No
103	GOM_NL__2PRFIN20040623_052135_000000482028_00019_12097_4088.N1	23-JUN-2004 05:21:35	Bright	47.500	73	57Gam1And	2.2600	13100.	95	12097	No
104	GOM_NL__2PRFIN20040623_052404_000000682028_00019_12097_4089.N1	23-JUN-2004 05:24:04	Tw_i_and_stray	67.500	53	43Bet And	2.0480	3300.0	135	12097	No
105	GOM_NL__2PRFIN20040623_052755_000000562028_00019_12097_4090.N1	23-JUN-2004 05:27:55	Dark	56.000	50	13Alp Ari	2.0070	4250.0	112	12097	No
106	GOM_NL__2PRFIN20040623_053245_000000462028_00019_12097_4091.N1	23-JUN-2004 05:32:45	Dark	46.000	94	92Alp Cet	2.5260	3100.0	92	12097	No
107	GOM_NL__2PRFIN20040623_053644_000000452028_00019_12097_4092.N1	23-JUN-2004 05:36:44	Dark	44.500	165	34Gam Eri	2.9500	3200.0	89	12097	No
108	GOM_NL__2PRFIN20040623_054521_000000662028_00019_12097_4093.N1	23-JUN-2004 05:45:21	Dark	66.000	52	16Bet Cet	2.0370	4500.0	132	12097	No
109	GOM_NL__2PRFIN20040623_055050_000000442028_00019_12097_4094.N1	23-JUN-2004 05:50:50	Dark	44.000	9	Alp Eri	0.45300	24000.	88	12097	No
110	GOM_NL__2PRFIN20040623_055552_000000412028_00020_12098_1985.N1	23-JUN-2004 05:55:52	Dark	41.000	135	Bet Hyi	2.8200	5800.0	82	12098	No
111	GOM_NL__2PRFIN20040623_055926_000000542028_00020_12098_1986.N1	23-JUN-2004 05:59:26	Straylight	53.500	31	Alp Gru	1.7340	15200.	107	12098	No
112	GOM_NL__2PRFIN20040623_060343_000000392028_00020_12098_1987.N1	23-JUN-2004 06:03:43	Straylight	39.000	43	Alp TrA	1.9100	4250.0	78	12098	No
113	GOM_NL__2PRFIN20040623_060658_000000482028_00020_12098_1988.N1	23-JUN-2004 06:06:58	Straylight	48.000	141	Bet Ara	2.8400	4600.0	96	12098	No
114	GOM_NL__2PRFIN20040623_060822_000000422028_00020_12098_1989.N1	23-JUN-2004 06:08:22	Straylight	41.500	147	Alp Ara	2.8770	26000.	83	12098	No
115	GOM_NL__2PRFIN20040623_061009_000000452028_00020_12098_1990.N1	23-JUN-2004 06:10:09	Tw_i_and_stray	45.000	40	The Sco	1.8590	7100.0	90	12098	No
116	GOM_NL__2PRFIN20040623_061150_000000442028_00020_12098_1991.N1	23-JUN-2004 06:11:50	Tw_i_and_stray	43.500	25	35Lam Sco	1.6200	28000.	87	12098	No
117	GOM_NL__2PRFIN20040623_061311_000000502028_00020_12098_1992.N1	23-JUN-2004 06:13:11	Bright	49.500	116	19Del Sgr	2.7000	4100.0	99	12098	No
118	GOM_NL__2PRFIN20040623_061520_000000522028_00020_12098_1993.N1	23-JUN-2004 06:15:20	Bright	52.000	155	41Pi Sgr	2.9000	6600.0	104	12098	No
119	GOM_NL__2PRFIN20040623_061811_000000392028_00020_12098_1994.N1	23-JUN-2004 06:18:11	Bright	38.500	86	35Eta Oph	2.4300	10200.	77	12098	No
120	GOM_NL__2PRFIN20040623_061954_000000372028_00020_12098_1995.N1	23-JUN-2004 06:19:54	Bright	37.000	98	13Zet Oph	2.5710	30000.	74	12098	No
121	GOM_NL__2PRFIN20040623_062201_000000382028_00020_12098_1996.N1	23-JUN-2004 06:22:01	Bright	37.500	120	1Del Oph	2.7340	3200.0	75	12098	No
122	GOM_NL__2PRFIN20040623_062411_000000402028_00020_12098_1997.N1	23-JUN-2004 06:24:11	Bright	40.000	126	60Bet Oph	2.7700	4250.0	80	12098	No
123	GOM_NL__2PRFIN20040623_062636_000000402028_00020_12098_1998.N1	23-JUN-2004 06:26:36	Bright	39.500	59	55Alp Oph	2.0800	8900.0	79	12098	No
124	GOM_NL__2PRFIN20040623_062857_000000392028_00020_12098_1999.N1	23-JUN-2004 06:28:57	Bright	39.000	127	27Bet Her	2.7810	4700.0	78	12098	No
125	GOM_NL__2PRFIN20040623_063049_000000382028_00020_12098_2000.N1	23-JUN-2004 06:30:49	Bright	37.500	67	5Alp CrB	2.2210	11000.	75	12098	No
126	GOM_NL__2PRFIN20040623_063616_000000502028_00020_12098_2001.N1	23-JUN-2004 06:36:16	Bright	49.500	5	3Alp Lyr	0.033000	11000.	99	12098	No
127	GOM_NL__2PRFIN20040623_063814_000000402028_00020_12098_2002.N1	23-JUN-2004 06:38:14	Bright	39.500	130	23Bet Dra	2.7990	5800.0	79	12098	No
128	GOM_NL__2PRFIN20040623_064015_000000392028_00020_12098_2003.N1	23-JUN-2004 06:40:15	Bright	38.500	119	14Eta Dra	2.7270	4700.0	77	12098	No
129	GOM_NL__2PRFIN20040623_064401_000000392028_00020_12098_2004.N1	23-JUN-2004 06:44:01	Bright	39.000	60	7Bet UMi	2.0810	3950.0	78	12098	No
130	GOM_NL__2PRFIN20040623_064553_000000622028_00020_12098_2005.N1	23-JUN-2004 06:45:53	Bright	62.000	19	50Alp Cyg	1.2460	10500.	124	12098	No
131	GOM_NL__2PRFIN20040623_064829_000000352028_00020_12098_2006.N1	23-JUN-2004 06:48:29	Bright	35.000	49	1Alp UMi	1.9900	6300.0	70	12098	No
132	GOM_NL__2PRFIN20040623_065458_000000472028_00020_12098_2007.N1	23-JUN-2004 06:54:58	Bright	47.000	74	11Bet Cas	2.2680	6600.0	94	12098	No
133	GOM_NL__2PRFIN20040623_065630_000000482028_00020_12098_2008.N1	23-JUN-2004 06:56:30	Bright	48.000	68	18Alp Cas	2.2250	4500.0	96	12098	No
134	GOM_NL__2PRFIN20040623_065848_000000542028_00020_12098_2009.N1	23-JUN-2004 06:58:48	Bright	54.000	160	23Gam Per	2.9300	4700.0	108	12098	No
135	GOM_NL__2PRFIN20040623_070211_000000492028_00020_12098_2010.N1	23-JUN-2004 07:02:11	Bright	48.500	73	57Gam1And	2.2600	13100.	97	12098	No
136	GOM_NL__2PRFIN20040623_070440_000000742028_00020_12098_2011.N1	23-JUN-2004 07:04:40	Tw_i_and_stray	74.000	53	43Bet And	2.0480	3300.0	148	12098	No
137	GOM_NL__2PRFIN20040623_070830_000000542028_00020_12098_2012.N1	23-JUN-2004 07:08:30	Dark	53.500	50	13Alp Ari	2.0070	4250.0	107	12098	No
138	GOM_NL__2PRFIN20040623_071321_000000482028_00020_12098_2013.N1	23-JUN-2004 07:13:21	Dark	47.500	94	92Alp Cet	2.5260	3100.0	95	12098	No
139	GOM_NL__2PRFIN20040623_071720_000000452028_00020_12098_2014.N1	23-JUN-2004 07:17:20	Dark	45.000	165	34Gam Eri	2.9500	3200.0	90	12098	No
140	GOM_NL__2PRFIN20040623_072559_000000632028_00020_12098_2015.N1	23-JUN-2004 07:25:59	Dark	63.000	52	16Bet Cet	2.0370	4500.0	126	12098	No
141	GOM_NL__2PRFIN20040623_073127_000000502028_00020_12098_2016.N1	23-JUN-2004 07:31:27	Dark	49.500	9	Alp Eri	0.45300	24000.	99	12098	No
142	GOM_NL__2PRFIN20040623_073630_000000402028_00021_12099_1986.N1	23-JUN-2004 07:36:30	Dark	39.500	135	Bet Hyi	2.8200	5800.0	79	12099	No
143	GOM_NL__2PRFIN20040623_074003_000000542028_00021_12099_1987.N1	23-JUN-2004 07:40:03	Straylight	54.000	31	Alp Gru	1.7340	15200.	108	12099	No
144	GOM_NL__2PRFIN20040623_074419_000000392028_00021_12099_1988.N1	23-JUN-2004 07:44:19	Straylight	39.000	43	Alp TrA	1.9100	4250.0	78	12099	No
145	GOM_NL__2PRFIN20040623_074734_000000432028_00021_12099_1989.N1	23-JUN-2004 07:47:34	Straylight	43.000	141	Bet Ara	2.8400	4600.0	86	12099	No
146	GOM_NL__2PRFIN20040623_074858_000000402028_00021_12099_1990.N1	23-JUN-2004 07:48:58	Straylight	40.000	147	Alp Ara	2.8770	26000.	80	12099	No
147	GOM_NL__2PRFIN20040623_075046_000000432028_00021_12099_1991.N1	23-JUN-2004 07:50:46	Tw_i_and_stray	43.000	40	The Sco	1.8590	7100.0	86	12099	No
148	GOM_NL__2PRFIN20040623_075226_000000452028_00021_12099_1992.N1	23-JUN-2004 07:52:26	Tw_i_and_stray	44.500	25	35Lam Sco	1.6200	28000.	89	12099	No
149	GOM_NL__2PRFIN20040623_075348_000000502028_00021_12099_1993.N1	23-JUN-2004 07:53:48	Bright	50.000	116	19Del Sgr	2.7000	4100.0	100	12099	No
150	GOM_NL__2PRFIN20040623_075556_000000522028_00021_12099_1994.N1	23-JUN-2004 07:55:56	Bright	51.500	155	41Pi Sgr	2.9000	6600.0	103	12099	No
151	GOM_NL__2PRFIN20040623_075847_000000392028_00021_12099_1995.N1	23-JUN-2004 07:58:47	Bright	39.000	86	35Eta Oph	2.4300	10200.	78	12099	No
152	GOM_NL__2PRFIN20040623_080031_000000372028_00021_12099_1996.N1	23-JUN-2004 08:00:31	Bright	36.500	98	13Zet Oph	2.5710	30000.	73	12099	No
153	GOM_NL__2PRFIN20040623_080237_000000372028_00021_12099_1997.N1	23-JUN-2004 08:02:37	Bright	37.000	120	1Del Oph	2.7340	3200.0	74	12099	No
154	GOM_NL__2PRFIN20040623_080447_000000402028_00021_12099_1998.N1	23-JUN-2004 08:04:47	Bright	40.000	126	60Bet Oph	2.7700	4250.0	80	12099	No
155	GOM_NL__2PRFIN20040623_080711_000000412028_00021_12099_1999.N1	23-JUN-2004 08:07:11	Bright	40.500	59	55Alp Oph	2.0800	8900.0	81	12099	No
156	GOM_NL__2PRFIN20040623_080933_000000362028_00021_12099_2000.N1	23-JUN-2004 08:09:33	Bright	36.000	127	27Bet Her	2.7810	4700.0	72	12099	No
157	GOM_NL__2PRFIN20040623_081125_000000392028_00021_12099_2001.N1	23-JUN-2004 08:11:25	Bright	38.500	67	5Alp CrB	2.2210	11000.	77	12099	No
158	GOM_NL__2PRFIN20040623_081651_000000482028_00021_12099_2002.N1	23-JUN-2004 08:16:51	Bright	48.000	5	3Alp Lyr	0.033000	11000.	96	12099	No
159	GOM_NL__2PRFIN20040623_081850_000000422028_00021_12099_2003.N1	23-JUN-2004 08:18:50	Bright	41.500	130	23Bet Dra	2.7990	5800.0	83	12099	No
160	GOM_NL__2PRFIN20040623_082051_000000382028_00021_12099_2004.N1	23-JUN-2004 08:20:51	Bright	38.000	119	14Eta Dra	2.7270	4700.0	76	12099	No



161	GOM_NL__2PRFIN20040623_082437_000000402028_00021_12099_2005.N1	23-JUN-2004 08:24:37	Bright	39.500	60	7Bet UMi	2.0810	3950.0	79	12099	No
162	GOM_NL__2PRFIN20040623_082628_000000692028_00021_12099_2006.N1	23-JUN-2004 08:26:28	Bright	69.000	19	50Alp Cyg	1.2460	10500.	138	12099	No
163	GOM_NL__2PRFIN20040623_082904_000000382028_00021_12099_2007.N1	23-JUN-2004 08:29:04	Bright	37.500	49	1Alp UMi	1.9900	6300.0	75	12099	No
164	GOM_NL__2PRFIN20040623_083534_000000482028_00021_12099_2008.N1	23-JUN-2004 08:35:34	Bright	47.500	74	11Bet Cas	2.2680	6600.0	95	12099	No
165	GOM_NL__2PRFIN20040623_083706_000000482028_00021_12099_2009.N1	23-JUN-2004 08:37:06	Bright	48.000	68	18Alp Cas	2.2250	4500.0	96	12099	No
166	GOM_NL__2PRFIN20040623_083923_000000422028_00021_12099_2010.N1	23-JUN-2004 08:39:23	Bright	41.500	160	23Gam Per	2.9300	4700.0	83	12099	No
167	GOM_NL__2PRFIN20040623_084249_000000492028_00021_12099_2011.N1	23-JUN-2004 08:42:49	Bright	49.000	73	57Gam1And	2.2600	13100.	98	12099	No
168	GOM_NL__2PRFIN20040623_084516_000000712028_00021_12099_2012.N1	23-JUN-2004 08:45:16	Tw_i_and_stray	70.500	53	43Bet And	2.0480	3300.0	141	12099	No
169	GOM_NL__2PRFIN20040623_084907_000000542028_00021_12099_2013.N1	23-JUN-2004 08:49:07	Dark	53.500	50	13Alp Ari	2.0070	4250.0	107	12099	No
170	GOM_NL__2PRFIN20040623_085357_000000492028_00021_12099_2014.N1	23-JUN-2004 08:53:57	Dark	49.000	94	92Alp Cet	2.5260	3100.0	98	12099	No
171	GOM_NL__2PRFIN20040623_085756_000000442028_00021_12099_2015.N1	23-JUN-2004 08:57:56	Dark	44.000	165	34Gam Eri	2.9500	3200.0	88	12099	No
172	GOM_NL__2PRFIN20040623_090636_000000782028_00021_12099_2016.N1	23-JUN-2004 09:06:36	Dark	77.500	52	16Bet Cet	2.0370	4500.0	155	12099	No
173	GOM_NL__2PRFIN20040623_091202_000000522028_00021_12099_2017.N1	23-JUN-2004 09:12:02	Dark	51.500	9	Alp Eri	0.45300	24000.	103	12099	No
174	GOM_NL__2PRFIN20040623_091706_000000392028_00022_12100_1987.N1	23-JUN-2004 09:17:06	Dark	39.000	135	Bet Hyi	2.8200	5800.0	78	12100	No
175	GOM_NL__2PRFIN20040623_091838_000000642028_00022_12100_1988.N1	23-JUN-2004 09:18:38	Dark	64.000	63	Bet Gru	2.1500	2800.0	128	12100	No
176	GOM_NL__2PRFIN20040623_092040_000000522028_00022_12100_1989.N1	23-JUN-2004 09:20:40	Straylight	52.000	31	Alp Gru	1.7340	15200.	104	12100	No
177	GOM_NL__2PRFIN20040623_092455_000000462028_00022_12100_1990.N1	23-JUN-2004 09:24:55	Straylight	46.000	43	Alp TrA	1.9100	4250.0	92	12100	No
178	GOM_NL__2PRFIN20040623_092810_000000422028_00022_12100_1991.N1	23-JUN-2004 09:28:10	Straylight	42.000	141	Bet Ara	2.8400	4600.0	84	12100	No
179	GOM_NL__2PRFIN20040623_092934_000000412028_00022_12100_1992.N1	23-JUN-2004 09:29:34	Straylight	41.000	147	Alp Ara	2.8770	26000.	82	12100	No
180	GOM_NL__2PRFIN20040623_093122_000000442028_00022_12100_1993.N1	23-JUN-2004 09:31:22	Tw_i_and_stray	43.500	40	The Sco	1.8590	7100.0	87	12100	No
181	GOM_NL__2PRFIN20040623_093301_000000482028_00022_12100_1994.N1	23-JUN-2004 09:33:01	Tw_i_and_stray	47.500	25	35Lam Sco	1.6200	28000.	95	12100	No
182	GOM_NL__2PRFIN20040623_093423_000000492028_00022_12100_1995.N1	23-JUN-2004 09:34:23	Bright	48.500	116	19Del Sgr	2.7000	4100.0	97	12100	No
183	GOM_NL__2PRFIN20040623_093632_000000522028_00022_12100_1996.N1	23-JUN-2004 09:36:32	Bright	52.000	155	41Pi Sgr	2.9000	6600.0	104	12100	No
184	GOM_NL__2PRFIN20040623_093923_000000392028_00022_12100_1997.N1	23-JUN-2004 09:39:23	Bright	39.000	86	35Eta Oph	2.4300	10200.	78	12100	No
185	GOM_NL__2PRFIN20040623_094106_000000382028_00022_12100_1998.N1	23-JUN-2004 09:41:06	Bright	37.500	98	13Zet Oph	2.5710	30000.	75	12100	No
186	GOM_NL__2PRFIN20040623_094313_000000382028_00022_12100_1999.N1	23-JUN-2004 09:43:13	Bright	37.500	120	1Del Oph	2.7340	3200.0	75	12100	No
187	GOM_NL__2PRFIN20040623_094523_000000412028_00022_12100_2000.N1	23-JUN-2004 09:45:23	Bright	41.000	126	60Bet Oph	2.7700	4250.0	82	12100	No
188	GOM_NL__2PRFIN20040623_094747_000000412028_00022_12100_2001.N1	23-JUN-2004 09:47:47	Bright	40.500	59	55Alp Oph	2.0800	8900.0	81	12100	No
189	GOM_NL__2PRFIN20040623_095009_000000392028_00022_12100_2002.N1	23-JUN-2004 09:50:09	Bright	38.500	127	27Bet Her	2.7810	4700.0	77	12100	No
190	GOM_NL__2PRFIN20040623_095201_000000402028_00022_12100_2003.N1	23-JUN-2004 09:52:01	Bright	40.000	67	5Alp CrB	2.2210	11000.	80	12100	No
191	GOM_NL__2PRFIN20040623_095726_000000542028_00022_12100_2004.N1	23-JUN-2004 09:57:26	Bright	53.500	5	3Alp Lyr	0.033000	11000.	107	12100	No
192	GOM_NL__2PRFIN20040623_095925_000000422028_00022_12100_2005.N1	23-JUN-2004 09:59:25	Bright	41.500	130	23Bet Dra	2.7990	5800.0	83	12100	No
193	GOM_NL__2PRFIN20040623_100126_000000392028_00022_12100_2006.N1	23-JUN-2004 10:01:26	Bright	38.500	119	14Eta Dra	2.7270	4700.0	77	12100	No
194	GOM_NL__2PRFIN20040623_100513_000000402028_00022_12100_2007.N1	23-JUN-2004 10:05:13	Bright	40.000	60	7Bet UMi	2.0810	3950.0	80	12100	No
195	GOM_NL__2PRFIN20040623_100703_000000682028_00022_12100_2008.N1	23-JUN-2004 10:07:03	Bright	67.500	19	50Alp Cyg	1.2460	10500.	135	12100	No
196	GOM_NL__2PRFIN20040623_100940_000000392028_00022_12100_2009.N1	23-JUN-2004 10:09:40	Bright	38.500	49	1Alp UMi	1.9900	6300.0	77	12100	No
197	GOM_NL__2PRFIN20040623_101609_000000492028_00022_12100_2010.N1	23-JUN-2004 10:16:09	Bright	48.500	74	11Bet Cas	2.2680	6600.0	97	12100	No
198	GOM_NL__2PRFIN20040623_101741_000000502028_00022_12100_2011.N1	23-JUN-2004 10:17:41	Bright	49.500	68	18Alp Cas	2.2250	4500.0	99	12100	No
199	GOM_NL__2PRFIN20040623_102000_000000362028_00022_12100_2012.N1	23-JUN-2004 10:20:00	Bright	36.000	160	23Gam Per	2.9300	4700.0	72	12100	No
200	GOM_NL__2PRFIN20040623_102325_000000462028_00022_12100_2013.N1	23-JUN-2004 10:23:25	Bright	45.500	73	57Gam1And	2.2600	13100.	91	12100	No
201	GOM_NL__2PRFIN20040623_102552_000000652028_00022_12100_2014.N1	23-JUN-2004 10:25:52	Tw_i_and_stray	64.500	53	43Bet And	2.0480	3300.0	129	12100	No
202	GOM_NL__2PRFIN20040623_102943_000000532028_00022_12100_2015.N1	23-JUN-2004 10:29:43	Dark	52.500	50	13Alp Ari	2.0070	4250.0	105	12100	No
203	GOM_NL__2PRFIN20040623_103433_000000512028_00022_12100_2016.N1	23-JUN-2004 10:34:33	Dark	50.500	94	92Alp Cet	2.5260	3100.0	101	12100	No
204	GOM_NL__2PRFIN20040623_103830_000000472028_00022_12100_2017.N1	23-JUN-2004 10:38:30	Dark	46.500	165	34Gam Eri	2.9500	3200.0	93	12100	No
205	GOM_NL__2PRFIN20040623_104713_000000652028_00022_12100_2018.N1	23-JUN-2004 10:47:13	Dark	64.500	52	16Bet Cet	2.0370	4500.0	129	12100	No
206	GOM_NL__2PRFIN20040623_105743_000000402028_00023_12101_1988.N1	23-JUN-2004 10:57:43	Dark	39.500	135	Bet Hyi	2.8200	5800.0	79	12101	No
207	GOM_NL__2PRFIN20040623_105915_000000542028_00023_12101_1989.N1	23-JUN-2004 10:59:15	Dark	54.000	63	Bet Gru	2.1500	2800.0	108	12101	No
208	GOM_NL__2PRFIN20040623_110116_000000512028_00023_12101_1990.N1	23-JUN-2004 11:01:16	Straylight	51.000	31	Alp Gru	1.7340	15200.	102	12101	No
209	GOM_NL__2PRFIN20040623_110531_000000422028_00023_12101_1991.N1	23-JUN-2004 11:05:31	Straylight	41.500	43	Alp TrA	1.9100	4250.0	83	12101	No
210	GOM_NL__2PRFIN20040623_110846_000000402028_00023_12101_1992.N1	23-JUN-2004 11:08:46	Straylight	40.000	141	Bet Ara	2.8400	4600.0	80	12101	No
211	GOM_NL__2PRFIN20040623_111010_000000422028_00023_12101_1993.N1	23-JUN-2004 11:10:10	Straylight	41.500	147	Alp Ara	2.8770	26000.	83	12101	No
212	GOM_NL__2PRFIN20040623_111157_000000422028_00023_12101_1994.N1	23-JUN-2004 11:11:57	Tw_i_and_stray	42.000	40	The Sco	1.8590	7100.0	84	12101	No
213	GOM_NL__2PRFIN20040623_111336_000000452028_00023_12101_1995.N1	23-JUN-2004 11:13:36	Tw_i_and_stray	45.000	25	35Lam Sco	1.6200	28000.	90	12101	No
214	GOM_NL__2PRFIN20040623_111459_000000522028_00023_12101_1996.N1	23-JUN-2004 11:14:59	Bright	52.000	116	19Del Sgr	2.7000	4100.0	104	12101	No
215	GOM_NL__2PRFIN20040623_111709_000000532028_00023_12101_1997.N1	23-JUN-2004 11:17:09	Bright	52.500	155	41Pi Sgr	2.9000	6600.0	105	12101	No
216	GOM_NL__2PRFIN20040623_111958_000000402028_00023_12101_1998.N1	23-JUN-2004 11:19:58	Bright	39.500	86	35Eta Oph	2.4300	10200.	79	12101	No
217	GOM_NL__2PRFIN20040623_112141_000000402028_00023_12101_1999.N1	23-JUN-2004 11:21:41	Bright	39.500	98	13Zet Oph	2.5710	30000.	79	12101	No
218	GOM_NL__2PRFIN20040623_112349_000000392028_00023_12101_2000.N1	23-JUN-2004 11:23:49	Bright	38.500	120	1Del Oph	2.7340	3200.0	77	12101	No
219	GOM_NL__2PRFIN20040623_112558_000000412028_00023_12101_2001.N1	23-JUN-2004 11:25:58	Bright	41.000	126	60Bet Oph	2.7700	4250.0	82	12101	No

220	GOM_NL__2PRFIN20040623_112822_000000402028_00023_12101_2002.N1	23-JUN-2004 11:28:22	Bright	39.500	59	55Alp Oph	2.0800	8900.0	79	12101	No
221	GOM_NL__2PRFIN20040623_113044_000000412028_00023_12101_2003.N1	23-JUN-2004 11:30:44	Bright	40.500	127	27Bet Her	2.7810	4700.0	81	12101	No
222	GOM_NL__2PRFIN20040623_113236_000000412028_00023_12101_2004.N1	23-JUN-2004 11:32:36	Bright	41.000	67	5Alp CrB	2.2210	11000.	82	12101	No
223	GOM_NL__2PRFIN20040623_113802_000000502028_00023_12101_2005.N1	23-JUN-2004 11:38:02	Bright	49.500	5	3Alp Lyr	0.033000	11000.	99	12101	No
224	GOM_NL__2PRFIN20040623_113958_000000442028_00023_12101_2006.N1	23-JUN-2004 11:39:58	Bright	44.000	130	23Bet Dra	2.7990	5800.0	88	12101	No
225	GOM_NL__2PRFIN20040623_114200_000000432028_00023_12101_2007.N1	23-JUN-2004 11:42:00	Bright	42.500	119	14Eta Dra	2.7270	4700.0	85	12101	No
226	GOM_NL__2PRFIN20040623_114548_000000402028_00023_12101_2008.N1	23-JUN-2004 11:45:48	Bright	39.500	60	7Bet UMi	2.0810	3950.0	79	12101	No
227	GOM_NL__2PRFIN20040623_114738_000000672028_00023_12101_2009.N1	23-JUN-2004 11:47:38	Bright	66.500	19	50Alp Cyg	1.2460	10500.	133	12101	No
228	GOM_NL__2PRFIN20040623_115015_000000392028_00023_12101_2010.N1	23-JUN-2004 11:50:15	Bright	39.000	49	1Alp UMi	1.9900	6300.0	78	12101	No
229	GOM_NL__2PRFIN20040623_115645_000000472028_00023_12101_2011.N1	23-JUN-2004 11:56:45	Bright	47.000	74	11Bet Cas	2.2680	6600.0	94	12101	No
230	GOM_NL__2PRFIN20040623_115818_000000452028_00023_12101_2012.N1	23-JUN-2004 11:58:18	Bright	44.500	68	18Alp Cas	2.2250	4500.0	89	12101	No
231	GOM_NL__2PRFIN20040623_120036_000000362028_00023_12101_2013.N1	23-JUN-2004 12:00:36	Bright	36.000	160	23Gam Per	2.9300	4700.0	72	12101	No
232	GOM_NL__2PRFIN20040623_120401_000000442028_00023_12101_2014.N1	23-JUN-2004 12:04:01	Bright	44.000	73	57Gam1And	2.2600	13100.	88	12101	No
233	GOM_NL__2PRFIN20040623_120628_000000632028_00023_12101_2015.N1	23-JUN-2004 12:06:28	Tw_i_and_stray	63.000	53	43Bet And	2.0480	3300.0	126	12101	No
234	GOM_NL__2PRFIN20040623_121020_000000542028_00023_12101_2016.N1	23-JUN-2004 12:10:20	Dark	53.500	50	13Alp Ari	2.0070	4250.0	107	12101	No
235	GOM_NL__2PRFIN20040623_121509_000000522028_00023_12101_2017.N1	23-JUN-2004 12:15:09	Dark	51.500	94	92Alp Cet	2.5260	3100.0	103	12101	No
236	GOM_NL__2PRFIN20040623_121908_000000442028_00023_12101_2018.N1	23-JUN-2004 12:19:08	Dark	44.000	165	34Gam Eri	2.9500	3200.0	88	12101	No
237	GOM_NL__2PRFIN20040623_122751_000000752028_00023_12101_2019.N1	23-JUN-2004 12:27:51	Dark	74.500	52	16Bet Cet	2.0370	4500.0	149	12101	No
238	GOM_NL__2PRFIN20040623_123819_000000392028_00024_12102_4089.N1	23-JUN-2004 12:38:19	Dark	39.000	135	Bet Hyi	2.8200	5800.0	78	12102	No
239	GOM_NL__2PRFIN20040623_123952_000000542028_00024_12102_4090.N1	23-JUN-2004 12:39:52	Dark	53.500	63	Bet Gru	2.1500	2800.0	107	12102	No
240	GOM_NL__2PRFIN20040623_124154_000000512028_00024_12102_4091.N1	23-JUN-2004 12:41:54	Straylight	50.500	31	Alp Gru	1.7340	15200.	101	12102	No
241	GOM_NL__2PRFIN20040623_124607_000000412028_00024_12102_4092.N1	23-JUN-2004 12:46:07	Straylight	41.000	43	Alp TrA	1.9100	4250.0	82	12102	No
242	GOM_NL__2PRFIN20040623_124919_000000472028_00024_12102_4093.N1	23-JUN-2004 12:49:19	Straylight	46.500	141	Bet Ara	2.8400	4600.0	93	12102	No
243	GOM_NL__2PRFIN20040623_125046_000000412028_00024_12102_4094.N1	23-JUN-2004 12:50:46	Straylight	40.500	147	Alp Ara	2.8770	26000.	81	12102	No
244	GOM_NL__2PRFIN20040623_125233_000000472028_00024_12102_4095.N1	23-JUN-2004 12:52:33	Tw_i_and_stray	47.000	40	The Sco	1.8590	7100.0	94	12102	No
245	GOM_NL__2PRFIN20040623_125412_000000442028_00024_12102_4096.N1	23-JUN-2004 12:54:12	Tw_i_and_stray	43.500	25	35Lam Sco	1.6200	28000.	87	12102	No
246	GOM_NL__2PRFIN20040623_125535_000000482028_00024_12102_4097.N1	23-JUN-2004 12:55:35	Bright	48.000	116	19Del Sgr	2.7000	4100.0	96	12102	No
247	GOM_NL__2PRFIN20040623_125746_000000512028_00024_12102_4098.N1	23-JUN-2004 12:57:46	Bright	51.000	155	41Pi Sgr	2.9000	6600.0	102	12102	No
248	GOM_NL__2PRFIN20040623_130032_000000422028_00024_12102_4099.N1	23-JUN-2004 13:00:32	Bright	41.500	86	35Eta Oph	2.4300	10200.	83	12102	No
249	GOM_NL__2PRFIN20040623_130217_000000402028_00024_12102_4100.N1	23-JUN-2004 13:02:17	Bright	39.500	98	13Zet Oph	2.5710	30000.	79	12102	No
250	GOM_NL__2PRFIN20040623_130424_000000392028_00024_12102_4101.N1	23-JUN-2004 13:04:24	Bright	38.500	120	1Del Oph	2.7340	3200.0	77	12102	No
251	GOM_NL__2PRFIN20040623_130633_000000422028_00024_12102_4102.N1	23-JUN-2004 13:06:33	Bright	41.500	126	60Bet Oph	2.7700	4250.0	83	12102	No
252	GOM_NL__2PRFIN20040623_130858_000000422028_00024_12102_4103.N1	23-JUN-2004 13:08:58	Bright	42.000	59	55Alp Oph	2.0800	8900.0	84	12102	No
253	GOM_NL__2PRFIN20040623_131120_000000382028_00024_12102_4104.N1	23-JUN-2004 13:11:20	Bright	37.500	127	27Bet Her	2.7810	4700.0	75	12102	No
254	GOM_NL__2PRFIN20040623_131314_000000392028_00024_12102_4105.N1	23-JUN-2004 13:13:14	Bright	39.000	67	5Alp CrB	2.2210	11000.	78	12102	No
255	GOM_NL__2PRFIN20040623_131837_000000452028_00024_12102_4106.N1	23-JUN-2004 13:18:37	Bright	44.500	5	3Alp Lyr	0.033000	11000.	89	12102	No
256	GOM_NL__2PRFIN20040623_132036_000000412028_00024_12102_4107.N1	23-JUN-2004 13:20:36	Bright	40.500	130	23Bet Dra	2.7990	5800.0	81	12102	No
257	GOM_NL__2PRFIN20040623_132237_000000412028_00024_12102_4108.N1	23-JUN-2004 13:22:37	Bright	40.500	119	14Eta Dra	2.7270	4700.0	81	12102	No
258	GOM_NL__2PRFIN20040623_132624_000000422028_00024_12102_4109.N1	23-JUN-2004 13:26:24	Bright	41.500	60	7Bet UMi	2.0810	3950.0	83	12102	No
259	GOM_NL__2PRFIN20040623_132812_000000652028_00024_12102_4110.N1	23-JUN-2004 13:28:12	Bright	65.000	19	50Alp Cyg	1.2460	10500.	130	12102	No
260	GOM_NL__2PRFIN20040623_133051_000000392028_00024_12102_4111.N1	23-JUN-2004 13:30:51	Bright	39.000	49	1Alp UMi	1.9900	6300.0	78	12102	No
261	GOM_NL__2PRFIN20040623_133721_000000472028_00024_12102_4112.N1	23-JUN-2004 13:37:21	Bright	46.500	74	11Bet Cas	2.2680	6600.0	93	12102	No
262	GOM_NL__2PRFIN20040623_133854_000000472028_00024_12102_4113.N1	23-JUN-2004 13:38:54	Bright	46.500	68	18Alp Cas	2.2250	4500.0	93	12102	No
263	GOM_NL__2PRFIN20040623_134112_000000432028_00024_12102_4114.N1	23-JUN-2004 13:41:12	Bright	42.500	160	23Gam Per	2.9300	4700.0	85	12102	No
264	GOM_NL__2PRFIN20040623_134437_000000462028_00024_12102_4115.N1	23-JUN-2004 13:44:37	Bright	46.000	73	57Gam1And	2.2600	13100.	92	12102	No
265	GOM_NL__2PRFIN20040623_134704_000000662028_00024_12102_4116.N1	23-JUN-2004 13:47:04	Tw_i_and_stray	65.500	53	43Bet And	2.0480	3300.0	131	12102	No
266	GOM_NL__2PRFIN20040623_135056_000000542028_00024_12102_4117.N1	23-JUN-2004 13:50:56	Dark	53.500	50	13Alp Ari	2.0070	4250.0	107	12102	No
267	GOM_NL__2PRFIN20040623_135545_000000472028_00024_12102_4118.N1	23-JUN-2004 13:55:45	Dark	47.000	94	92Alp Cet	2.5260	3100.0	94	12102	No
268	GOM_NL__2PRFIN20040623_135944_000000452028_00024_12102_4119.N1	23-JUN-2004 13:59:44	Dark	44.500	165	34Gam Eri	2.9500	3200.0	89	12102	No
269	GOM_NL__2PRFIN20040623_140828_000000702028_00024_12102_4120.N1	23-JUN-2004 14:08:28	Dark	69.500	52	16Bet Cet	2.0370	4500.0	139	12102	No
270	GOM_NL__2PRFIN20040623_141855_000000402028_00025_12103_1989.N1	23-JUN-2004 14:18:55	Dark	39.500	135	Bet Hyi	2.8200	5800.0	79	12103	No
271	GOM_NL__2PRFIN20040623_142029_000000552028_00025_12103_1990.N1	23-JUN-2004 14:20:29	Dark	55.000	63	Bet Gru	2.1500	2800.0	110	12103	No
272	GOM_NL__2PRFIN20040623_142230_000000532028_00025_12103_1991.N1	23-JUN-2004 14:22:30	Straylight	53.000	31	Alp Gru	1.7340	15200.	106	12103	No
273	GOM_NL__2PRFIN20040623_142643_000000392028_00025_12103_1992.N1	23-JUN-2004 14:26:43	Straylight	39.000	43	Alp TrA	1.9100	4250.0	78	12103	No
274	GOM_NL__2PRFIN20040623_142957_000000462028_00025_12103_1993.N1	23-JUN-2004 14:29:57	Straylight	46.000	141	Bet Ara	2.8400	4600.0	92	12103	No
275	GOM_NL__2PRFIN20040623_143122_000000402028_00025_12103_1994.N1	23-JUN-2004 14:31:22	Straylight	39.500	147	Alp Ara	2.8770	26000.	79	12103	No
276	GOM_NL__2PRFIN20040623_143309_000000452028_00025_12103_1995.N1	23-JUN-2004 14:33:09	Tw_i_and_stray	44.500	40	The Sco	1.8590	7100.0	89	12103	No
277	GOM_NL__2PRFIN20040623_143448_000000472028_00025_12103_1996.N1	23-JUN-2004 14:34:48	Tw_i_and_stray	46.500	25	35Lam Sco	1.6200	28000.	93	12103	No
278	GOM_NL__2PRFIN20040623_143609_000000492028_00025_12103_1997.N1	23-JUN-2004 14:36:09	Bright	48.500	116	19Del Sgr	2.7000	4100.0	97	12103	No

279	GOM_NL__2PRFIN20040623_143822_000000522028_00025_12103_1998.N1	23-JUN-2004 14:38:22	Bright	51.500	155	41Pi Sgr	2.9000	6600.0	103	12103	No
280	GOM_NL__2PRFIN20040623_144108_000000412028_00025_12103_1999.N1	23-JUN-2004 14:41:08	Bright	41.000	86	35Eta Oph	2.4300	10200.	82	12103	No
281	GOM_NL__2PRFIN20040623_144252_000000412028_00025_12103_2000.N1	23-JUN-2004 14:42:52	Bright	41.000	98	13Zet Oph	2.5710	30000.	82	12103	No
282	GOM_NL__2PRFIN20040623_144500_000000392028_00025_12103_2001.N1	23-JUN-2004 14:45:00	Bright	38.500	120	1Del Oph	2.7340	3200.0	77	12103	No
283	GOM_NL__2PRFIN20040623_144710_000000412028_00025_12103_2002.N1	23-JUN-2004 14:47:10	Bright	41.000	126	60Bet Oph	2.7700	4250.0	82	12103	No
284	GOM_NL__2PRFIN20040623_144934_000000422028_00025_12103_2003.N1	23-JUN-2004 14:49:34	Bright	41.500	59	55Alp Oph	2.0800	8900.0	83	12103	No
285	GOM_NL__2PRFIN20040623_145154_000000422028_00025_12103_2004.N1	23-JUN-2004 14:51:54	Bright	41.500	127	27Bet Her	2.7810	4700.0	83	12103	No
286	GOM_NL__2PRFIN20040623_145349_000000402028_00025_12103_2005.N1	23-JUN-2004 14:53:49	Bright	39.500	67	5Alp CrB	2.2210	11000.	79	12103	No
287	GOM_NL__2PRFIN20040623_145912_000000472028_00025_12103_2006.N1	23-JUN-2004 14:59:12	Bright	47.000	5	3Alp Lyr	0.033000	11000.	94	12103	No
288	GOM_NL__2PRFIN20040623_150111_000000422028_00025_12103_2007.N1	23-JUN-2004 15:01:11	Bright	42.000	130	23Bet Dra	2.7990	5800.0	84	12103	No
289	GOM_NL__2PRFIN20040623_150312_000000422028_00025_12103_2008.N1	23-JUN-2004 15:03:12	Bright	42.000	119	14Eta Dra	2.7270	4700.0	84	12103	No
290	GOM_NL__2PRFIN20040623_150700_000000412028_00025_12103_2009.N1	23-JUN-2004 15:07:00	Bright	41.000	60	7Bet UMi	2.0810	3950.0	82	12103	No
291	GOM_NL__2PRFIN20040623_150846_000000672028_00025_12103_2010.N1	23-JUN-2004 15:08:46	Bright	67.000	19	50Alp Cyg	1.2460	10500.	134	12103	No
292	GOM_NL__2PRFIN20040623_151125_000000402028_00025_12103_2011.N1	23-JUN-2004 15:11:25	Bright	40.000	49	1Alp UMi	1.9900	6300.0	80	12103	No
293	GOM_NL__2PRFIN20040623_151756_000000482028_00025_12103_2012.N1	23-JUN-2004 15:17:56	Bright	47.500	74	11Bet Cas	2.2680	6600.0	95	12103	No
294	GOM_NL__2PRFIN20040623_151926_000000502028_00025_12103_2013.N1	23-JUN-2004 15:19:26	Bright	49.500	68	18Alp Cas	2.2250	4500.0	99	12103	No
295	GOM_NL__2PRFIN20040623_152148_000000542028_00025_12103_2014.N1	23-JUN-2004 15:21:48	Bright	54.000	160	23Gam Per	2.9300	4700.0	108	12103	No
296	GOM_NL__2PRFIN20040623_152510_000000472028_00025_12103_2015.N1	23-JUN-2004 15:25:10	Bright	47.000	73	57Gam1And	2.2600	13100.	94	12103	No
297	GOM_NL__2PRFIN20040623_152740_000000682028_00025_12103_2016.N1	23-JUN-2004 15:27:40	Twilight	67.500	53	43Bet And	2.0480	3300.0	135	12103	No
298	GOM_NL__2PRFIN20040623_153132_000000572028_00025_12103_2017.N1	23-JUN-2004 15:31:32	Dark	56.500	50	13Alp Ari	2.0070	4250.0	113	12103	No
299	GOM_NL__2PRFIN20040623_153622_000000542028_00025_12103_2018.N1	23-JUN-2004 15:36:22	Dark	54.000	94	92Alp Cet	2.5260	3100.0	108	12103	No
300	GOM_NL__2PRFIN20040623_154018_000000502028_00025_12103_2019.N1	23-JUN-2004 15:40:18	Dark	50.000	165	34Gam Eri	2.9500	3200.0	100	12103	No
301	GOM_NL__2PRFIN20040623_154906_000000742028_00025_12103_2020.N1	23-JUN-2004 15:49:06	Dark	74.000	52	16Bet Cet	2.0370	4500.0	148	12103	No
302	GOM_NL__2PRFIN20040623_155931_000000402028_00026_12104_4095.N1	23-JUN-2004 15:59:31	Dark	39.500	135	Bet Hyi	2.8200	5800.0	79	12104	No
303	GOM_NL__2PRFIN20040623_160106_000000562028_00026_12104_4096.N1	23-JUN-2004 16:01:06	Dark	56.000	63	Bet Gru	2.1500	2800.0	112	12104	No
304	GOM_NL__2PRFIN20040623_160308_000000522028_00026_12104_4097.N1	23-JUN-2004 16:03:08	Straylight	52.000	31	Alp Gru	1.7340	15200.	104	12104	No
305	GOM_NL__2PRFIN20040623_160718_000000422028_00026_12104_4098.N1	23-JUN-2004 16:07:18	Straylight	42.000	43	Alp TrA	1.9100	4250.0	84	12104	No
306	GOM_NL__2PRFIN20040623_161034_000000422028_00026_12104_4099.N1	23-JUN-2004 16:10:34	Straylight	41.500	141	Bet Ara	2.8400	4600.0	83	12104	No
307	GOM_NL__2PRFIN20040623_161159_000000412028_00026_12104_4100.N1	23-JUN-2004 16:11:59	Straylight	40.500	147	Alp Ara	2.8770	26000.	81	12104	No
308	GOM_NL__2PRFIN20040623_161346_000000462028_00026_12104_4101.N1	23-JUN-2004 16:13:46	Twilight	45.500	40	The Sco	1.8590	7100.0	91	12104	No
309	GOM_NL__2PRFIN20040623_161526_000000442028_00026_12104_4102.N1	23-JUN-2004 16:15:26	Twilight	43.500	25	35Lam Sco	1.6200	28000.	87	12104	No
310	GOM_NL__2PRFIN20040623_161645_000000522028_00026_12104_4103.N1	23-JUN-2004 16:16:45	Bright	52.000	116	19Del Sgr	2.7000	4100.0	104	12104	No
311	GOM_NL__2PRFIN20040623_161858_000000532028_00026_12104_4104.N1	23-JUN-2004 16:18:58	Bright	52.500	155	41Pi Sgr	2.9000	6600.0	105	12104	No
312	GOM_NL__2PRFIN20040623_162146_000000412028_00026_12104_4105.N1	23-JUN-2004 16:21:46	Bright	40.500	86	35Eta Oph	2.4300	10200.	81	12104	No
313	GOM_NL__2PRFIN20040623_162329_000000392028_00026_12104_4106.N1	23-JUN-2004 16:23:29	Bright	38.500	98	13Zet Oph	2.5710	30000.	77	12104	No
314	GOM_NL__2PRFIN20040623_162536_000000392028_00026_12104_4107.N1	23-JUN-2004 16:25:36	Bright	38.500	120	1Del Oph	2.7340	3200.0	77	12104	No
315	GOM_NL__2PRFIN20040623_162745_000000422028_00026_12104_4108.N1	23-JUN-2004 16:27:45	Bright	41.500	126	60Bet Oph	2.7700	4250.0	83	12104	No
316	GOM_NL__2PRFIN20040623_163010_000000412028_00026_12104_4109.N1	23-JUN-2004 16:30:10	Bright	40.500	59	55Alp Oph	2.0800	8900.0	81	12104	No
317	GOM_NL__2PRFIN20040623_163232_000000382028_00026_12104_4110.N1	23-JUN-2004 16:32:32	Bright	38.000	127	27Bet Her	2.7810	4700.0	76	12104	No
318	GOM_NL__2PRFIN20040623_163424_000000422028_00026_12104_4111.N1	23-JUN-2004 16:34:24	Bright	41.500	67	5Alp CrB	2.2210	11000.	83	12104	No
319	GOM_NL__2PRFIN20040623_163947_000000522028_00026_12104_4112.N1	23-JUN-2004 16:39:47	Bright	51.500	5	3Alp Lyr	0.033000	11000.	103	12104	No
320	GOM_NL__2PRFIN20040623_164148_000000422028_00026_12104_4113.N1	23-JUN-2004 16:41:48	Bright	41.500	130	23Bet Dra	2.7990	5800.0	83	12104	No
321	GOM_NL__2PRFIN20040623_164350_000000362028_00026_12104_4114.N1	23-JUN-2004 16:43:50	Bright	36.000	119	14Eta Dra	2.7270	4700.0	72	12104	No
322	GOM_NL__2PRFIN20040623_164736_000000352028_00026_12104_4115.N1	23-JUN-2004 16:47:36	Bright	34.500	60	7Bet UMi	2.0810	3950.0	69	12104	No
323	GOM_NL__2PRFIN20040623_164921_000000672028_00026_12104_4116.N1	23-JUN-2004 16:49:21	Bright	66.500	19	50Alp Cyg	1.2460	10500.	133	12104	No
324	GOM_NL__2PRFIN20040623_165203_000000392028_00026_12104_4117.N1	23-JUN-2004 16:52:03	Bright	39.000	49	1Alp UMi	1.9900	6300.0	78	12104	No
325	GOM_NL__2PRFIN20040623_165831_000000482028_00026_12104_4118.N1	23-JUN-2004 16:58:31	Bright	47.500	74	11Bet Cas	2.2680	6600.0	95	12104	No
326	GOM_NL__2PRFIN20040623_170002_000000662028_00026_12104_4119.N1	23-JUN-2004 17:00:02	Bright	66.000	68	18Alp Cas	2.2250	4500.0	132	12104	No
327	GOM_NL__2PRFIN20040623_170224_000000542028_00026_12104_4120.N1	23-JUN-2004 17:02:24	Bright	54.000	160	23Gam Per	2.9300	4700.0	108	12104	No
328	GOM_NL__2PRFIN20040623_170546_000000502028_00026_12104_4121.N1	23-JUN-2004 17:05:46	Bright	50.000	73	57Gam1And	2.2600	13100.	100	12104	No
329	GOM_NL__2PRFIN20040623_170816_000000672028_00026_12104_4122.N1	23-JUN-2004 17:08:16	Twilight	66.500	53	43Bet And	2.0480	3300.0	133	12104	No
330	GOM_NL__2PRFIN20040623_171208_000000562028_00026_12104_4123.N1	23-JUN-2004 17:12:08	Dark	55.500	50	13Alp Ari	2.0070	4250.0	111	12104	No
331	GOM_NL__2PRFIN20040623_171658_000000492028_00026_12104_4124.N1	23-JUN-2004 17:16:58	Dark	49.000	94	92Alp Cet	2.5260	3100.0	98	12104	No
332	GOM_NL__2PRFIN20040623_172056_000000452028_00026_12104_4125.N1	23-JUN-2004 17:20:56	Dark	45.000	165	34Gam Eri	2.9500	3200.0	90	12104	No
333	GOM_NL__2PRFIN20040623_172943_000000702028_00026_12104_4126.N1	23-JUN-2004 17:29:43	Dark	69.500	52	16Bet Cet	2.0370	4500.0	139	12104	No
334	GOM_NL__2PRFIN20040623_174005_000000412028_00027_12105_1990.N1	23-JUN-2004 17:40:05	Dark	41.000	135	Bet Hyi	2.8200	5800.0	82	12105	No
335	GOM_NL__2PRFIN20040623_174143_000000562028_00027_12105_1991.N1	23-JUN-2004 17:41:43	Dark	55.500	63	Bet Gru	2.1500	2800.0	111	12105	No
336	GOM_NL__2PRFIN20040623_174344_000000522028_00027_12105_1992.N1	23-JUN-2004 17:43:44	Straylight	51.500	31	Alp Gru	1.7340	15200.	103	12105	No
337	GOM_NL__2PRFIN20040623_174754_000000522028_00027_12105_1993.N1	23-JUN-2004 17:47:54	Straylight	51.500	43	Alp TrA	1.9100	4250.0	103	12105	No

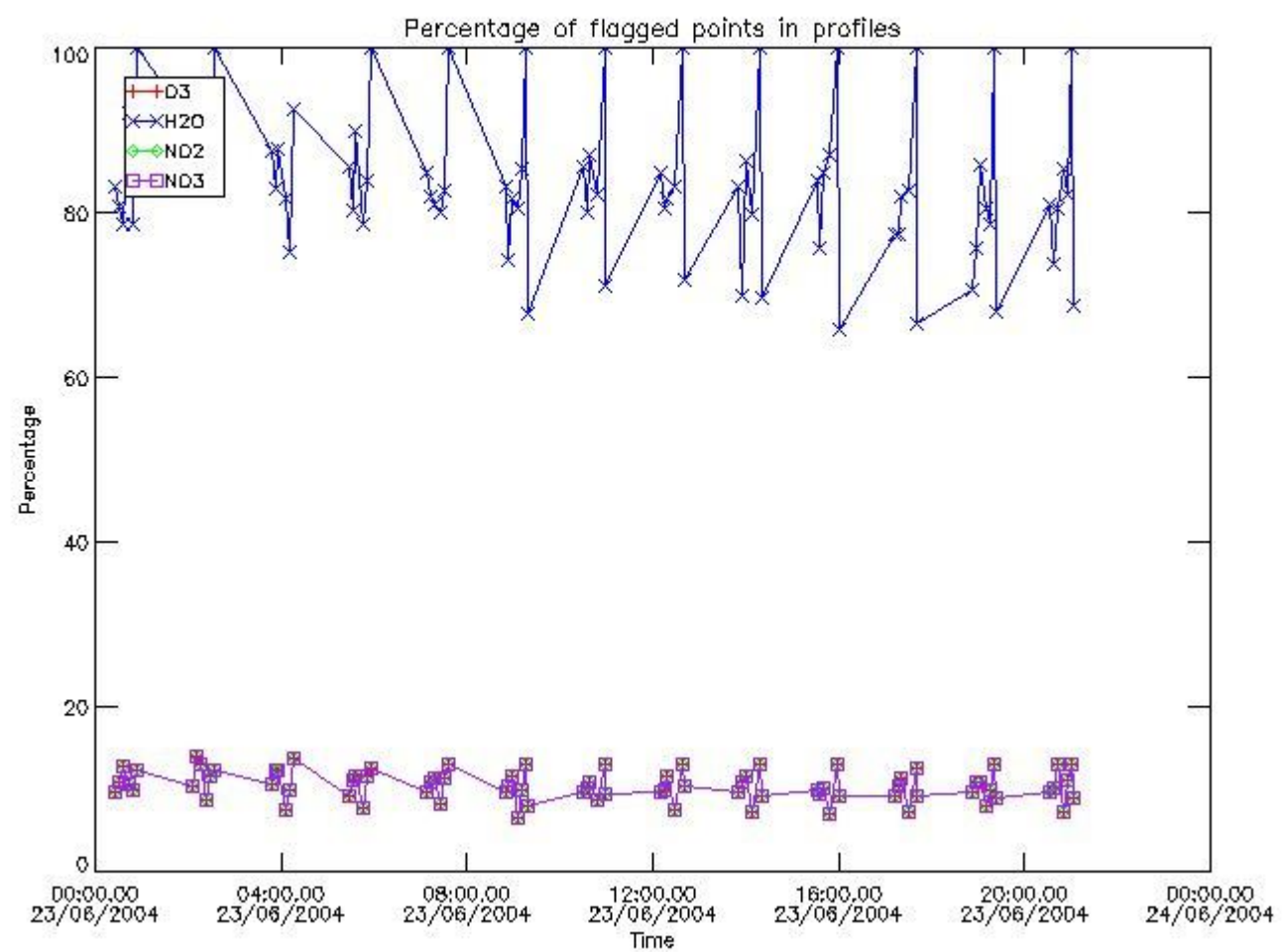
338	GOM_NL__2PRFIN20040623_175110_000000482028_00027_12105_1994.N1	23-JUN-2004 17:51:10	Straylight	47.500	141	Bet Ara	2.8400	4600.0	95	12105	No
339	GOM_NL__2PRFIN20040623_175233_000000452028_00027_12105_1995.N1	23-JUN-2004 17:52:33	Straylight	44.500	147	Alp Ara	2.8770	26000.	89	12105	No
340	GOM_NL__2PRFIN20040623_175422_000000462028_00027_12105_1996.N1	23-JUN-2004 17:54:22	Twi_and_stray	46.000	40	The Sco	1.8590	7100.0	92	12105	No
341	GOM_NL__2PRFIN20040623_175602_000000452028_00027_12105_1997.N1	23-JUN-2004 17:56:02	Twi_and_stray	44.500	25	35Lam Sco	1.6200	28000.	89	12105	No
342	GOM_NL__2PRFIN20040623_175724_000000582028_00027_12105_1998.N1	23-JUN-2004 17:57:24	Bright	58.000	116	19Del Sgr	2.7000	4100.0	116	12105	No
343	GOM_NL__2PRFIN20040623_175934_000000512028_00027_12105_1999.N1	23-JUN-2004 17:59:34	Bright	50.500	155	41Pi Sgr	2.9000	6600.0	101	12105	No
344	GOM_NL__2PRFIN20040623_180222_000000402028_00027_12105_2000.N1	23-JUN-2004 18:02:22	Bright	40.000	86	35Eta Oph	2.4300	10200.	80	12105	No
345	GOM_NL__2PRFIN20040623_180405_000000382028_00027_12105_2001.N1	23-JUN-2004 18:04:05	Bright	38.000	98	13Zet Oph	2.5710	30000.	76	12105	No
346	GOM_NL__2PRFIN20040623_180613_000000382028_00027_12105_2002.N1	23-JUN-2004 18:06:13	Bright	37.500	120	1Del Oph	2.7340	3200.0	75	12105	No
347	GOM_NL__2PRFIN20040623_180821_000000422028_00027_12105_2003.N1	23-JUN-2004 18:08:21	Bright	41.500	126	60Bet Oph	2.7700	4250.0	83	12105	No
348	GOM_NL__2PRFIN20040623_181046_000000412028_00027_12105_2004.N1	23-JUN-2004 18:10:46	Bright	40.500	59	55Alp Oph	2.0800	8900.0	81	12105	No
349	GOM_NL__2PRFIN20040623_181306_000000422028_00027_12105_2005.N1	23-JUN-2004 18:13:06	Bright	42.000	127	27Bet Her	2.7810	4700.0	84	12105	No
350	GOM_NL__2PRFIN20040623_181502_000000402028_00027_12105_2006.N1	23-JUN-2004 18:15:02	Bright	40.000	67	5Alp CrB	2.2210	11000.	80	12105	No
351	GOM_NL__2PRFIN20040623_182023_000000542028_00027_12105_2007.N1	23-JUN-2004 18:20:23	Bright	53.500	5	3Alp Lyr	0.033000	11000.	107	12105	No
352	GOM_NL__2PRFIN20040623_182224_000000422028_00027_12105_2008.N1	23-JUN-2004 18:22:24	Bright	41.500	130	23Bet Dra	2.7990	5800.0	83	12105	No
353	GOM_NL__2PRFIN20040623_182425_000000392028_00027_12105_2009.N1	23-JUN-2004 18:24:25	Bright	39.000	119	14Eta Dra	2.7270	4700.0	78	12105	No
354	GOM_NL__2PRFIN20040623_183239_000000402028_00027_12105_2010.N1	23-JUN-2004 18:32:39	Bright	39.500	49	1Alp UMi	1.9900	6300.0	79	12105	No
355	GOM_NL__2PRFIN20040623_183907_000000482028_00027_12105_2011.N1	23-JUN-2004 18:39:07	Bright	47.500	74	11Bet Cas	2.2680	6600.0	95	12105	No
356	GOM_NL__2PRFIN20040623_184039_000000492028_00027_12105_2012.N1	23-JUN-2004 18:40:39	Bright	49.000	68	18Alp Cas	2.2250	4500.0	98	12105	No
357	GOM_NL__2PRFIN20040623_184259_000000382028_00027_12105_2013.N1	23-JUN-2004 18:42:59	Bright	37.500	160	23Gam Per	2.9300	4700.0	75	12105	No
358	GOM_NL__2PRFIN20040623_184624_000000492028_00027_12105_2014.N1	23-JUN-2004 18:46:24	Bright	49.000	73	57Gam1And	2.2600	13100.	98	12105	No
359	GOM_NL__2PRFIN20040623_184852_000000652028_00027_12105_2015.N1	23-JUN-2004 18:48:52	Twi_and_stray	65.000	53	43Bet And	2.0480	3300.0	130	12105	No
360	GOM_NL__2PRFIN20040623_185244_000000532028_00027_12105_2016.N1	23-JUN-2004 18:52:44	Dark	53.000	50	13Alp Ari	2.0070	4250.0	106	12105	No
361	GOM_NL__2PRFIN20040623_185734_000000482028_00027_12105_2017.N1	23-JUN-2004 18:57:34	Dark	47.500	94	92Alp Cet	2.5260	3100.0	95	12105	No
362	GOM_NL__2PRFIN20040623_190132_000000472028_00027_12105_2018.N1	23-JUN-2004 19:01:32	Dark	46.500	165	34Gam Eri	2.9500	3200.0	93	12105	No
363	GOM_NL__2PRFIN20040623_191020_000000702028_00027_12105_2019.N1	23-JUN-2004 19:10:20	Dark	70.000	52	16Bet Cet	2.0370	4500.0	140	12105	No
364	GOM_NL__2PRFIN20040623_191541_000000522028_00028_12106_2020.N1	23-JUN-2004 19:15:41	Dark	52.000	9	Alp Eri	0.45300	24000.	104	12106	No
365	GOM_NL__2PRFIN20040623_192044_000000402028_00028_12106_4095.N1	23-JUN-2004 19:20:44	Dark	39.500	135	Bet Hyi	2.8200	5800.0	79	12106	No
366	GOM_NL__2PRFIN20040623_192220_000000572028_00028_12106_4096.N1	23-JUN-2004 19:22:20	Dark	56.500	63	Bet Gru	2.1500	2800.0	113	12106	No
367	GOM_NL__2PRFIN20040623_192421_000000522028_00028_12106_4097.N1	23-JUN-2004 19:24:21	Straylight	52.000	31	Alp Gru	1.7340	15200.	104	12106	No
368	GOM_NL__2PRFIN20040623_192831_000000512028_00028_12106_4098.N1	23-JUN-2004 19:28:31	Straylight	50.500	43	Alp TrA	1.9100	4250.0	101	12106	No
369	GOM_NL__2PRFIN20040623_193147_000000402028_00028_12106_4099.N1	23-JUN-2004 19:31:47	Straylight	39.500	141	Bet Ara	2.8400	4600.0	79	12106	No
370	GOM_NL__2PRFIN20040623_193312_000000392028_00028_12106_4100.N1	23-JUN-2004 19:33:12	Straylight	39.000	147	Alp Ara	2.8770	26000.	78	12106	No
371	GOM_NL__2PRFIN20040623_193459_000000452028_00028_12106_4101.N1	23-JUN-2004 19:34:59	Twi_and_stray	45.000	40	The Sco	1.8590	7100.0	90	12106	No
372	GOM_NL__2PRFIN20040623_193639_000000442028_00028_12106_4102.N1	23-JUN-2004 19:36:39	Twi_and_stray	43.500	25	35Lam Sco	1.6200	28000.	87	12106	No
373	GOM_NL__2PRFIN20040623_193800_000000472028_00028_12106_4103.N1	23-JUN-2004 19:38:00	Bright	47.000	116	19Del Sgr	2.7000	4100.0	94	12106	No
374	GOM_NL__2PRFIN20040623_194010_000000502028_00028_12106_4104.N1	23-JUN-2004 19:40:10	Bright	50.000	155	41Pi Sgr	2.9000	6600.0	100	12106	No
375	GOM_NL__2PRFIN20040623_194258_000000392028_00028_12106_4105.N1	23-JUN-2004 19:42:58	Bright	38.500	86	35Eta Oph	2.4300	10200.	77	12106	No
376	GOM_NL__2PRFIN20040623_194442_000000392028_00028_12106_4106.N1	23-JUN-2004 19:44:42	Bright	38.500	98	13Zet Oph	2.5710	30000.	77	12106	No
377	GOM_NL__2PRFIN20040623_194649_000000382028_00028_12106_4107.N1	23-JUN-2004 19:46:49	Bright	38.000	120	1Del Oph	2.7340	3200.0	76	12106	No
378	GOM_NL__2PRFIN20040623_194857_000000412028_00028_12106_4108.N1	23-JUN-2004 19:48:57	Bright	41.000	126	60Bet Oph	2.7700	4250.0	82	12106	No
379	GOM_NL__2PRFIN20040623_195121_000000412028_00028_12106_4109.N1	23-JUN-2004 19:51:21	Bright	41.000	59	55Alp Oph	2.0800	8900.0	82	12106	No
380	GOM_NL__2PRFIN20040623_195344_000000402028_00028_12106_4110.N1	23-JUN-2004 19:53:44	Bright	39.500	127	27Bet Her	2.7810	4700.0	79	12106	No
381	GOM_NL__2PRFIN20040623_195539_000000382028_00028_12106_4111.N1	23-JUN-2004 19:55:39	Bright	38.000	67	5Alp CrB	2.2210	11000.	76	12106	No
382	GOM_NL__2PRFIN20040623_200058_000000472028_00028_12106_4112.N1	23-JUN-2004 20:00:58	Bright	46.500	5	3Alp Lyr	0.033000	11000.	93	12106	No
383	GOM_NL__2PRFIN20040623_200300_000000402028_00028_12106_4113.N1	23-JUN-2004 20:03:00	Bright	40.000	130	23Bet Dra	2.7990	5800.0	80	12106	No
384	GOM_NL__2PRFIN20040623_200502_000000392028_00028_12106_4114.N1	23-JUN-2004 20:05:02	Bright	39.000	119	14Eta Dra	2.7270	4700.0	78	12106	No
385	GOM_NL__2PRFIN20040623_201316_000000392028_00028_12106_4115.N1	23-JUN-2004 20:13:16	Bright	38.500	49	1Alp UMi	1.9900	6300.0	77	12106	No
386	GOM_NL__2PRFIN20040623_201942_000000512028_00028_12106_4116.N1	23-JUN-2004 20:19:42	Bright	51.000	74	11Bet Cas	2.2680	6600.0	102	12106	No
387	GOM_NL__2PRFIN20040623_202113_000000512028_00028_12106_4117.N1	23-JUN-2004 20:21:13	Bright	51.000	68	18Alp Cas	2.2250	4500.0	102	12106	No
388	GOM_NL__2PRFIN20040623_202335_000000542028_00028_12106_4118.N1	23-JUN-2004 20:23:35	Bright	54.000	160	23Gam Per	2.9300	4700.0	108	12106	No
389	GOM_NL__2PRFIN20040623_202701_000000452028_00028_12106_4119.N1	23-JUN-2004 20:27:01	Bright	44.500	73	57Gam1And	2.2600	13100.	89	12106	No
390	GOM_NL__2PRFIN20040623_202925_000000672028_00028_12106_4120.N1	23-JUN-2004 20:29:25	Twi_and_stray	67.000	53	43Bet And	2.0480	3300.0	134	12106	No
391	GOM_NL__2PRFIN20040623_203321_000000532028_00028_12106_4121.N1	23-JUN-2004 20:33:21	Dark	53.000	50	13Alp Ari	2.0070	4250.0	106	12106	No
392	GOM_NL__2PRFIN20040623_203810_000000502028_00028_12106_4122.N1	23-JUN-2004 20:38:10	Dark	50.000	94	92Alp Cet	2.5260	3100.0	100	12106	No
393	GOM_NL__2PRFIN20040623_204209_000000392028_00028_12106_4123.N1	23-JUN-2004 20:42:09	Dark	39.000	165	34Gam Eri	2.9500	3200.0	78	12106	No
394	GOM_NL__2PRFIN20040623_205057_000000722028_00028_12106_4124.N1	23-JUN-2004 20:50:57	Dark	71.500	52	16Bet Cet	2.0370	4500.0	143	12106	No
395	GOM_NL__2PRFIN20040623_205617_000000462028_00029_12107_4125.N1	23-JUN-2004 20:56:17	Dark	45.500	9	Alp Eri	0.45300	24000.	91	12107	No
396	GOM_NL__2PRFIN20040623_210120_000000402028_00029_12107_1991.N1	23-JUN-2004 21:01:20	Dark	39.500	135	Bet Hyi	2.8200	5800.0	79	12107	No

397	GOM_NL__2PRFIN20040623_210256_000000572028_00029_12107_1992.N1	23-JUN-2004 21:02:56	Dark	56.500	63	Bet Gru	2.1500	2800.0	113	12107	No
398	GOM_NL__2PRFIN20040623_210458_000000512028_00029_12107_1993.N1	23-JUN-2004 21:04:58	Straylight	51.000	31	Alp Gru	1.7340	15200.	102	12107	No
399	GOM_NL__2PRFIN20040623_210907_000000412028_00029_12107_1994.N1	23-JUN-2004 21:09:07	Straylight	41.000	43	Alp TrA	1.9100	4250.0	82	12107	No
400	GOM_NL__2PRFIN20040623_211223_000000452028_00029_12107_1995.N1	23-JUN-2004 21:12:23	Straylight	45.000	141	Bet Ara	2.8400	4600.0	90	12107	No
401	GOM_NL__2PRFIN20040623_211348_000000392028_00029_12107_1996.N1	23-JUN-2004 21:13:48	Straylight	39.000	147	Alp Ara	2.8770	26000.	78	12107	No

### 3. Quality information per product

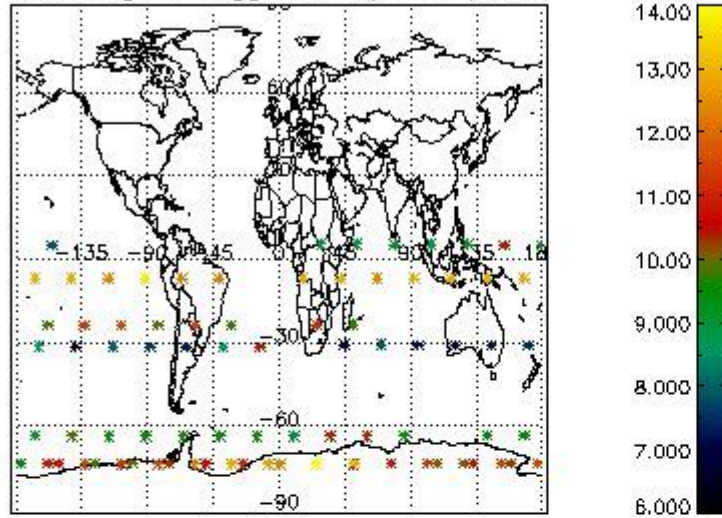
In this section it is plotted some information contained in the Quality Summary data set of the level 2 products. Only products in dark limb conditions and without errors (error flag in the MPH set to "0") are used.

#### 3.1 Plot quality information per product (time dependant)

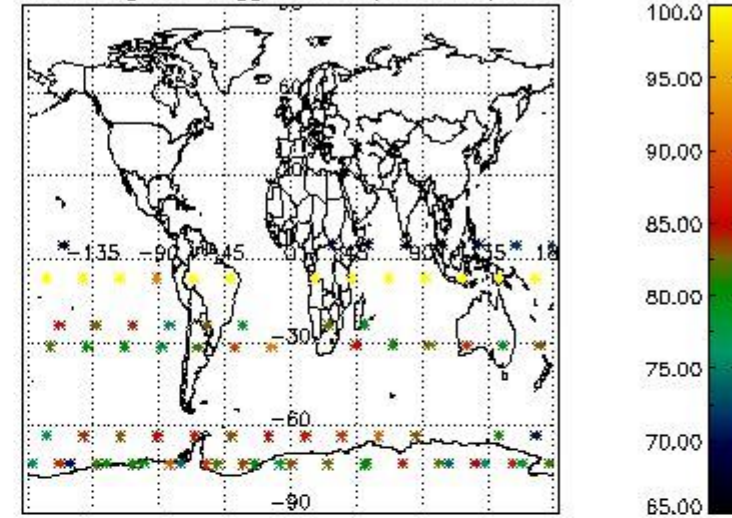


#### 3.2 Plot quality information per product (world map)

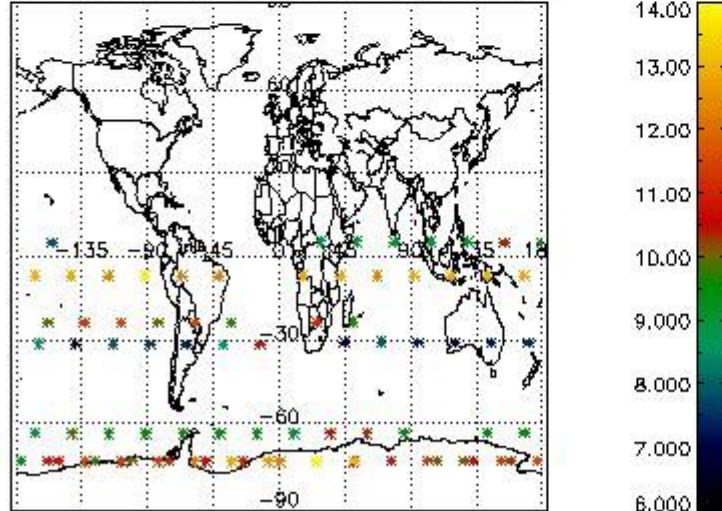
Percentage of flagged data per O3 profile



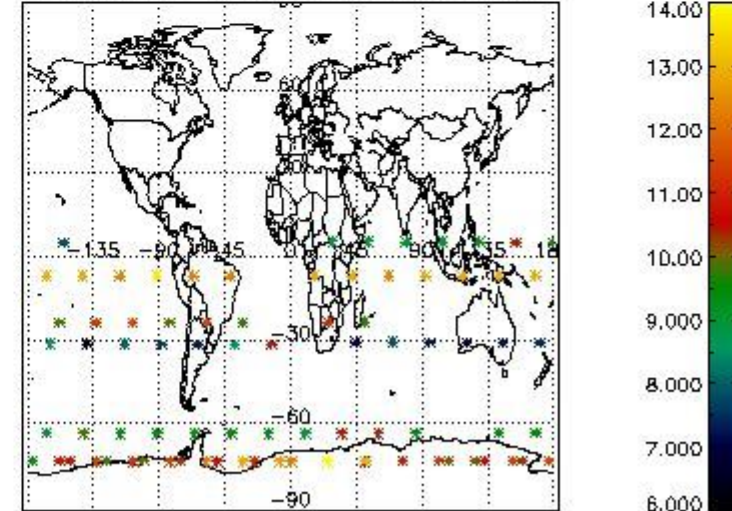
Percentage of flagged data per H2O profile



Percentage of flagged data per NO2 profile



Percentage of flagged data per NO3 profile

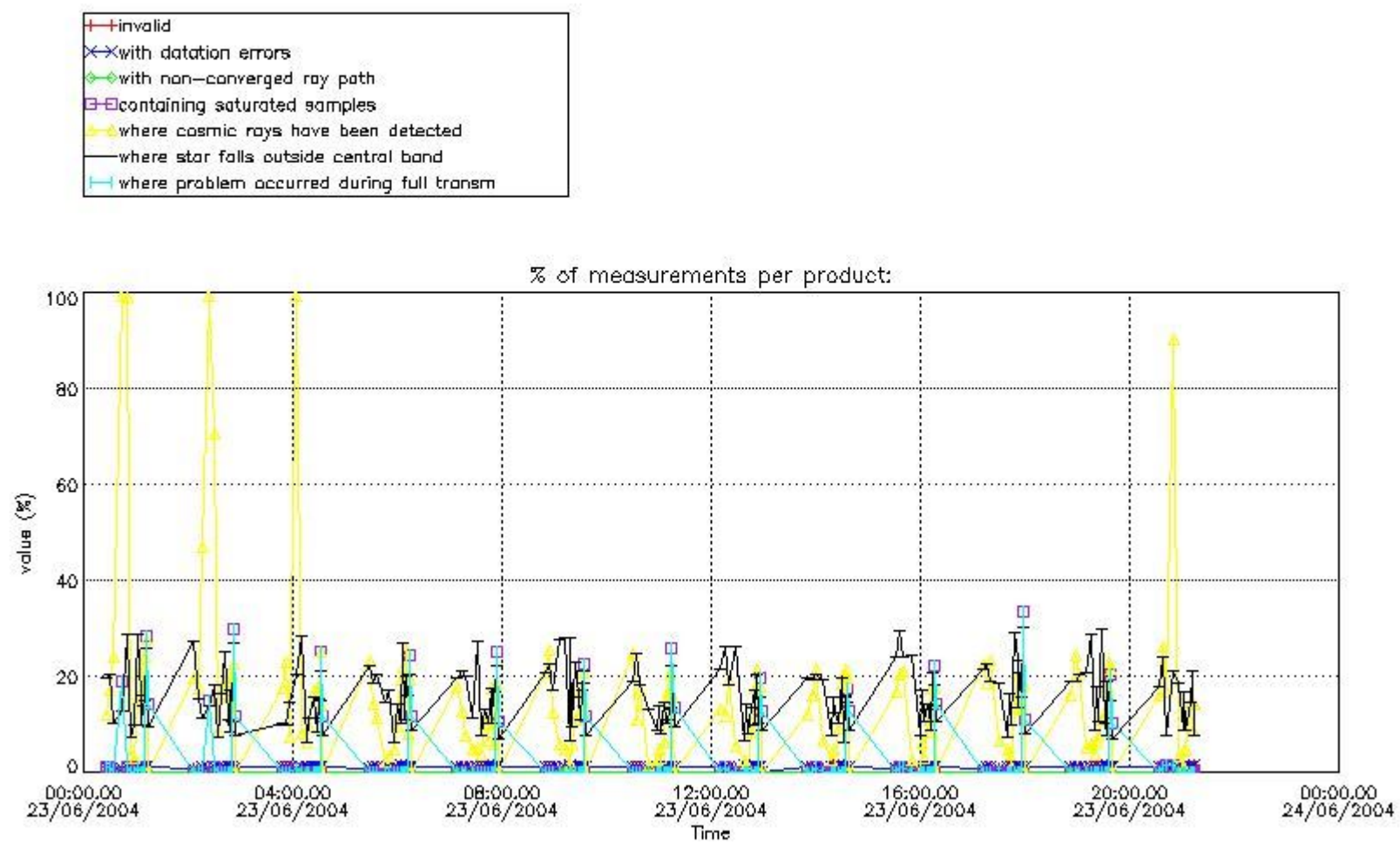


#### 4. Level 1 quality information per product

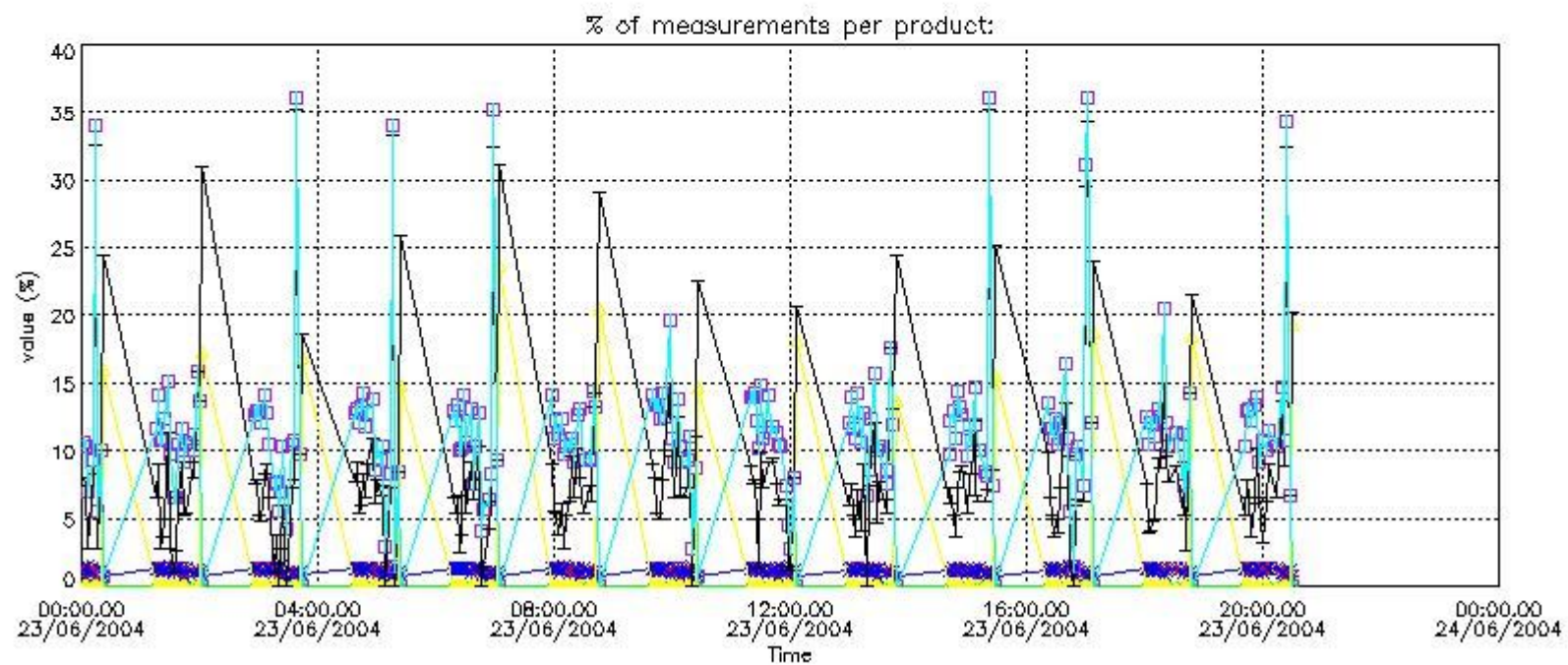
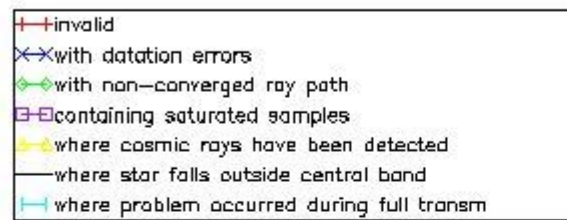
In this section it is plotted some information contained in the Quality Summary data set of the level 2 products that comes from the level 1b processing. Products without errors (error flag in the MPH set to "0") are used.

##### 4.1 Plot quality information per product (time dependant) coming from level 1b processing

###### 4.1.1 Plot level 1 quality information per product (time dependant): ENVISAT ASCENDING passes



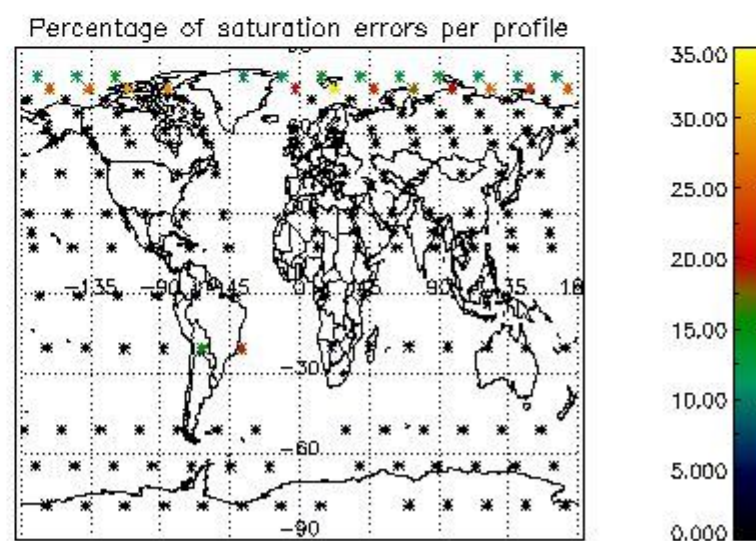
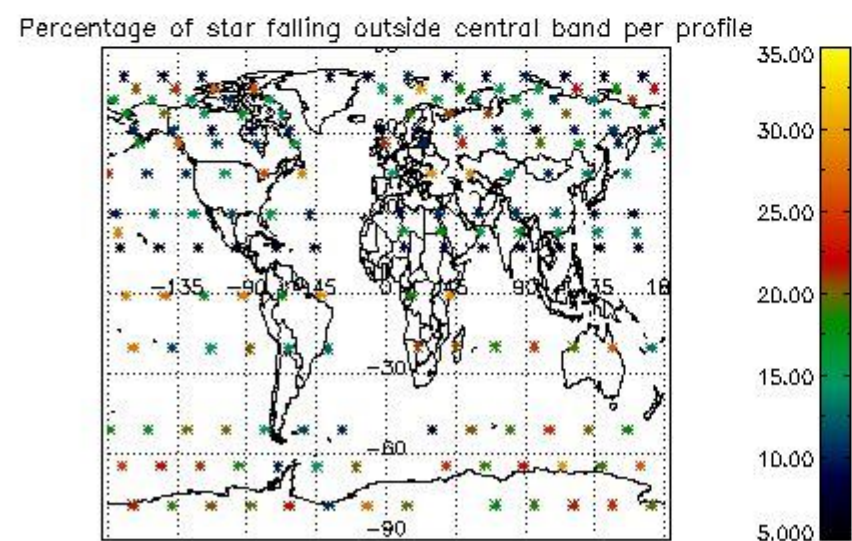
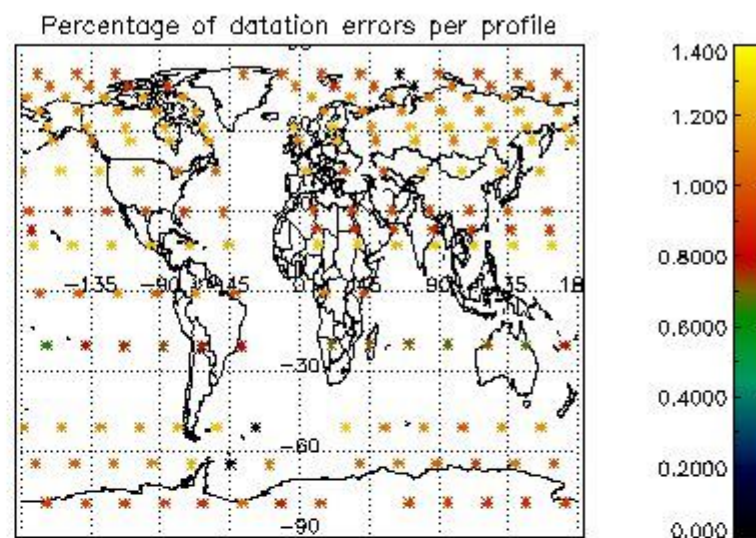
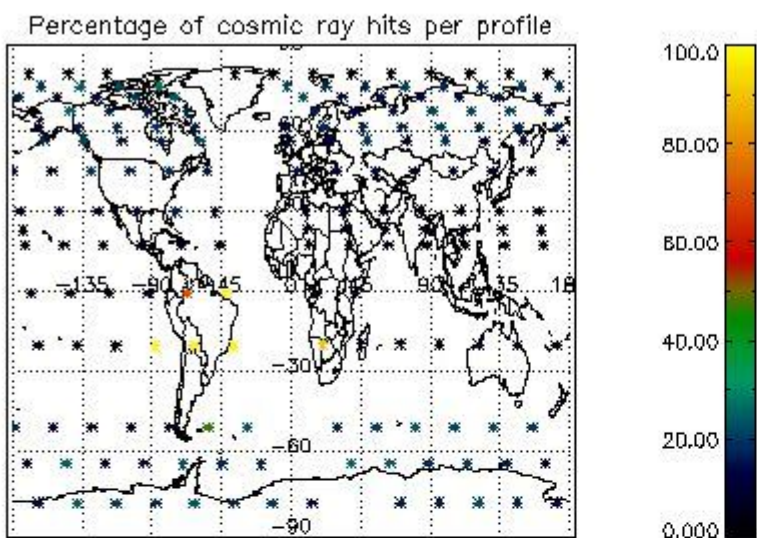
4.1.2 Plot level 1 quality information per product (time dependant): ENVISAT DESCENDING passes



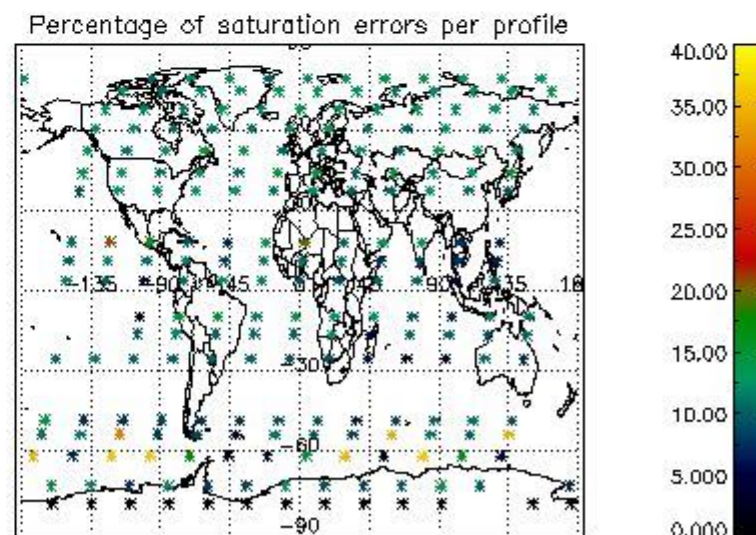
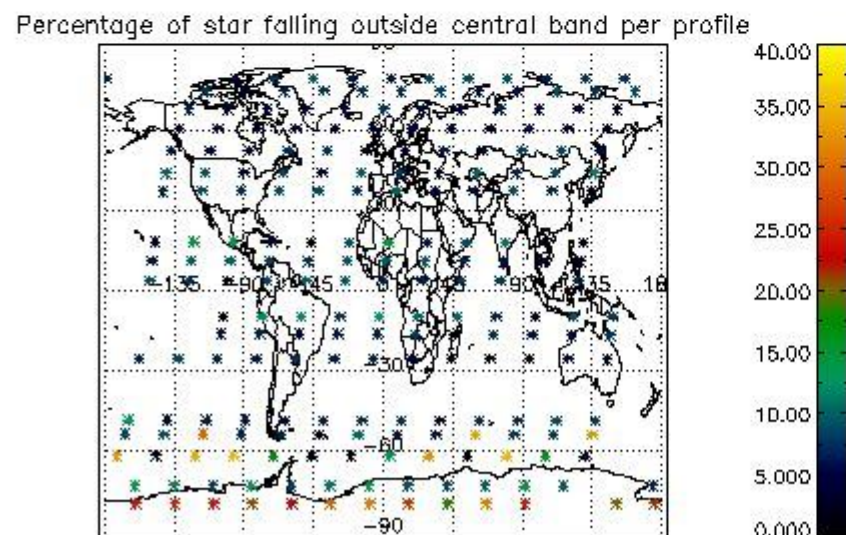
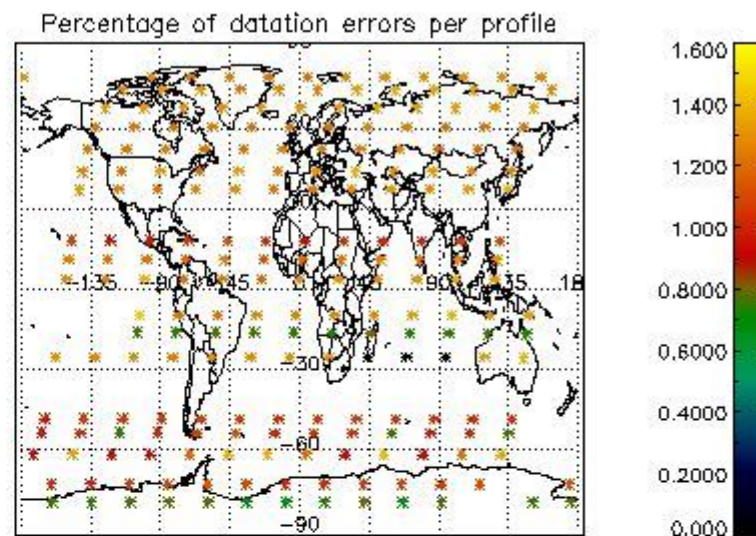
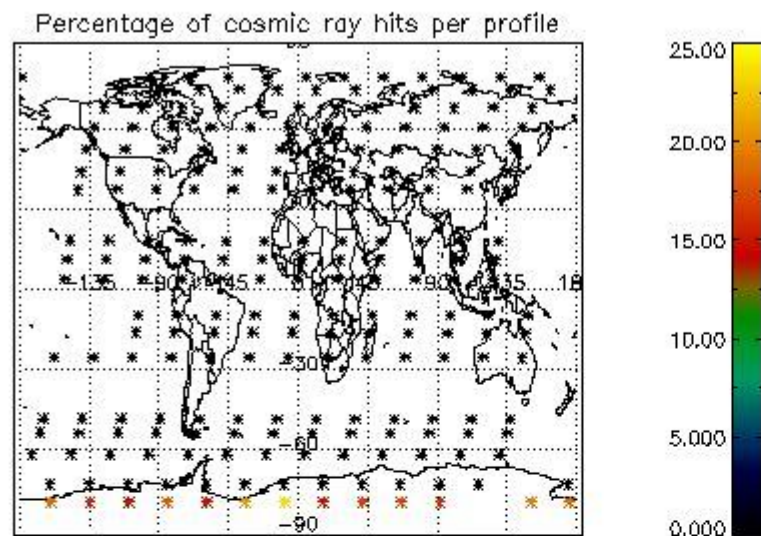
#### 4.2 Plot quality information per product coming from level 1b processing (world map)

##### 4.2.1 Plot level 1 quality information per product (world map): ENVI SAT ASCENDING passes





4.2.2 Plot level 1 quality information per product (world map): ENVISAT DESCENDING passes



## 5. Trace gas profiles

### 5.1 Ozone statistics based on quality of products

The final quality of the products can be "measured" using the STD (Standard Deviation) attached to every point profile. This information is written to the parameter GOM\_NL\_\_2P/NL\_LOCAL\_SPECIES\_DENSITY/o3\_std of the level 2 products. The table below shows the statistics for given STD ranges.

The statistics are given with respect to the overall valid production:

- Products without fatal errors: GOM\_NL\_\_2P/MPH/PRODUCT\_ERR=0
- Valid point profile: GOM\_NL\_\_2P/NL\_LOCAL\_SPECIES\_DENSITY/pcd(0)=0

The 'Criteria' is applied to valid points of dark limb products:

- Products in dark limb illumination condition: GOM\_NL\_\_2P/NL\_SUMMARY\_QUALITY/obs\_ill\_cond=0
- Products without fatal errors: GOM\_NL\_\_2P/MPH/PRODUCT\_ERR=0
- Valid point profile: GOM\_NL\_\_2P/NL\_LOCAL\_SPECIES\_DENSITY/pcd(0)=0

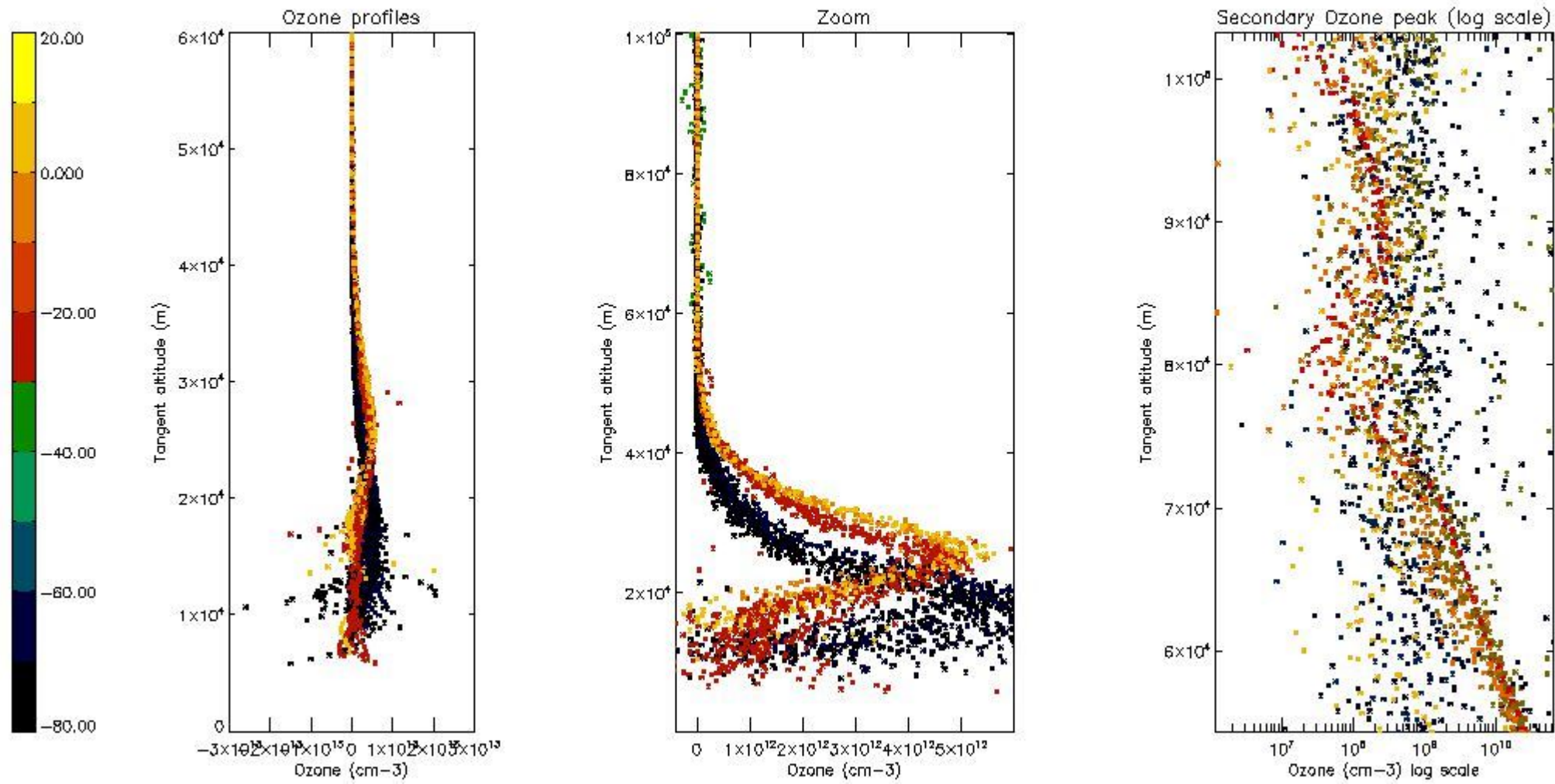
So, the table below shows the percentage of dark limb and valid observations for each criteria with respect to the overall valid daily observations.

Criteria	% of total production
All STD	23
STD < 20	7

STD < 10	4
STD < 5	2

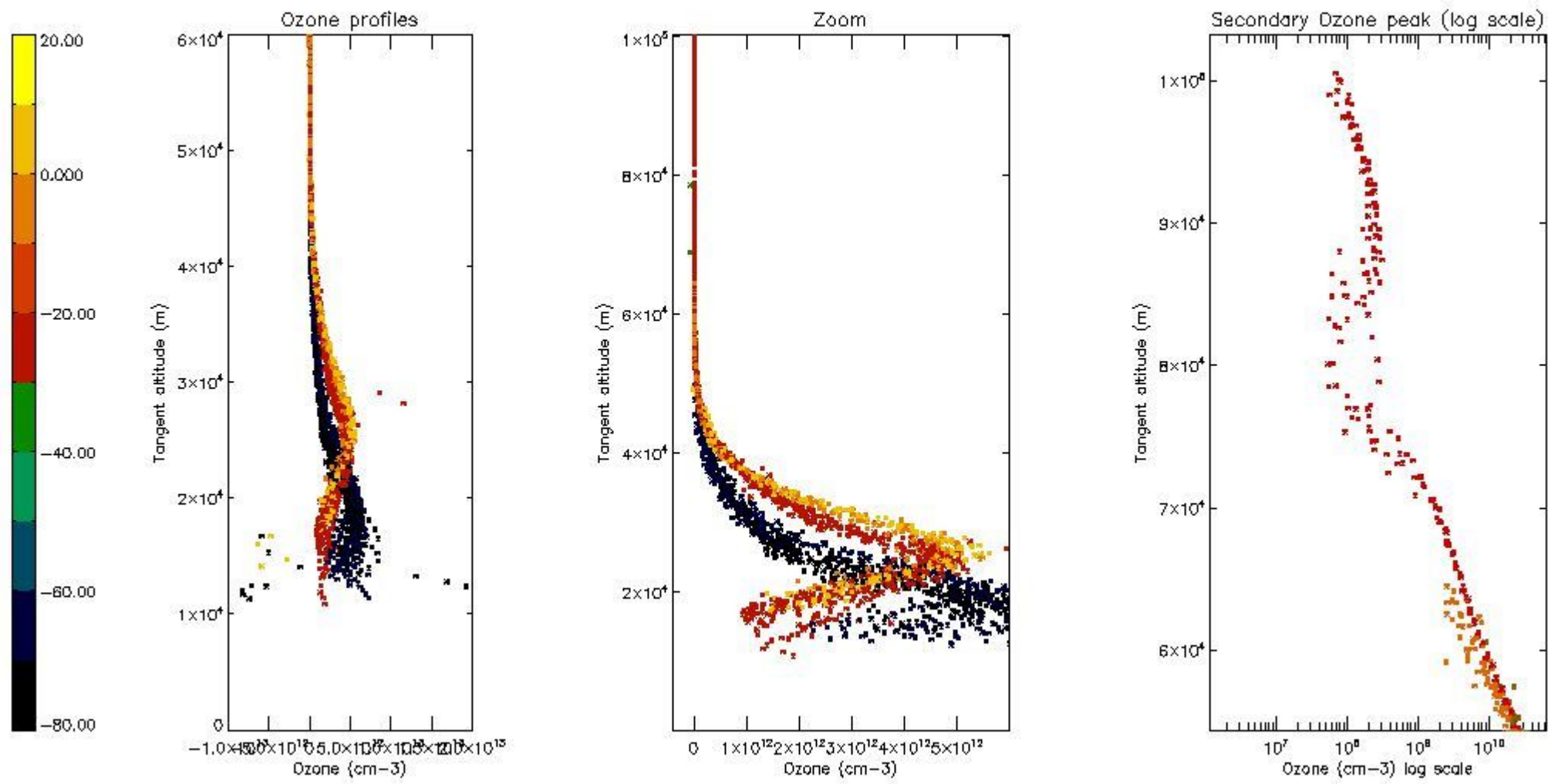
5.2 Plot ozone profiles for all STD (dark without errors)

The colorbar represents the latitude.



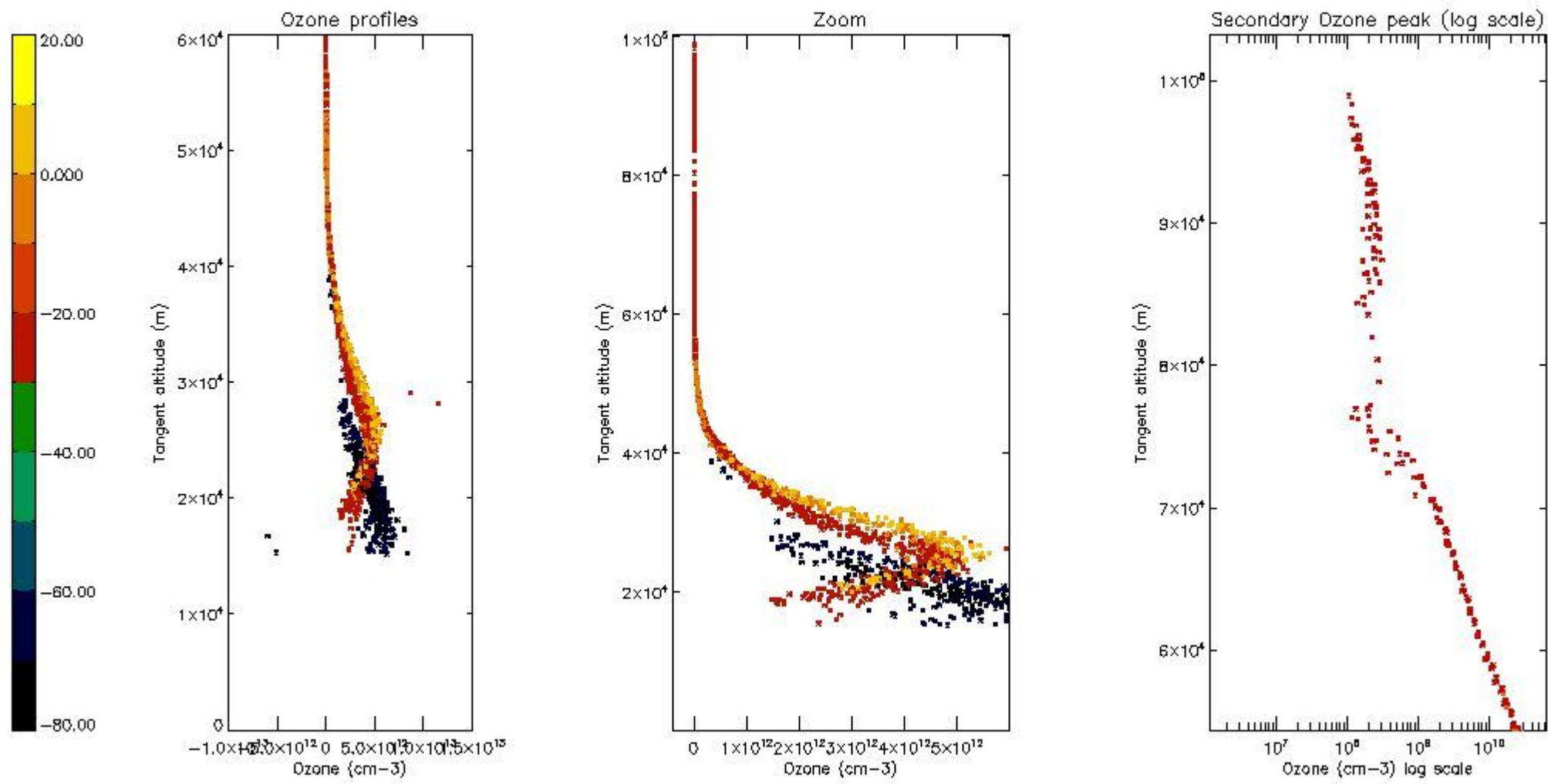
5.3 Plot ozone profiles where STD < 20% (dark without errors)

The colorbar represents the latitude.



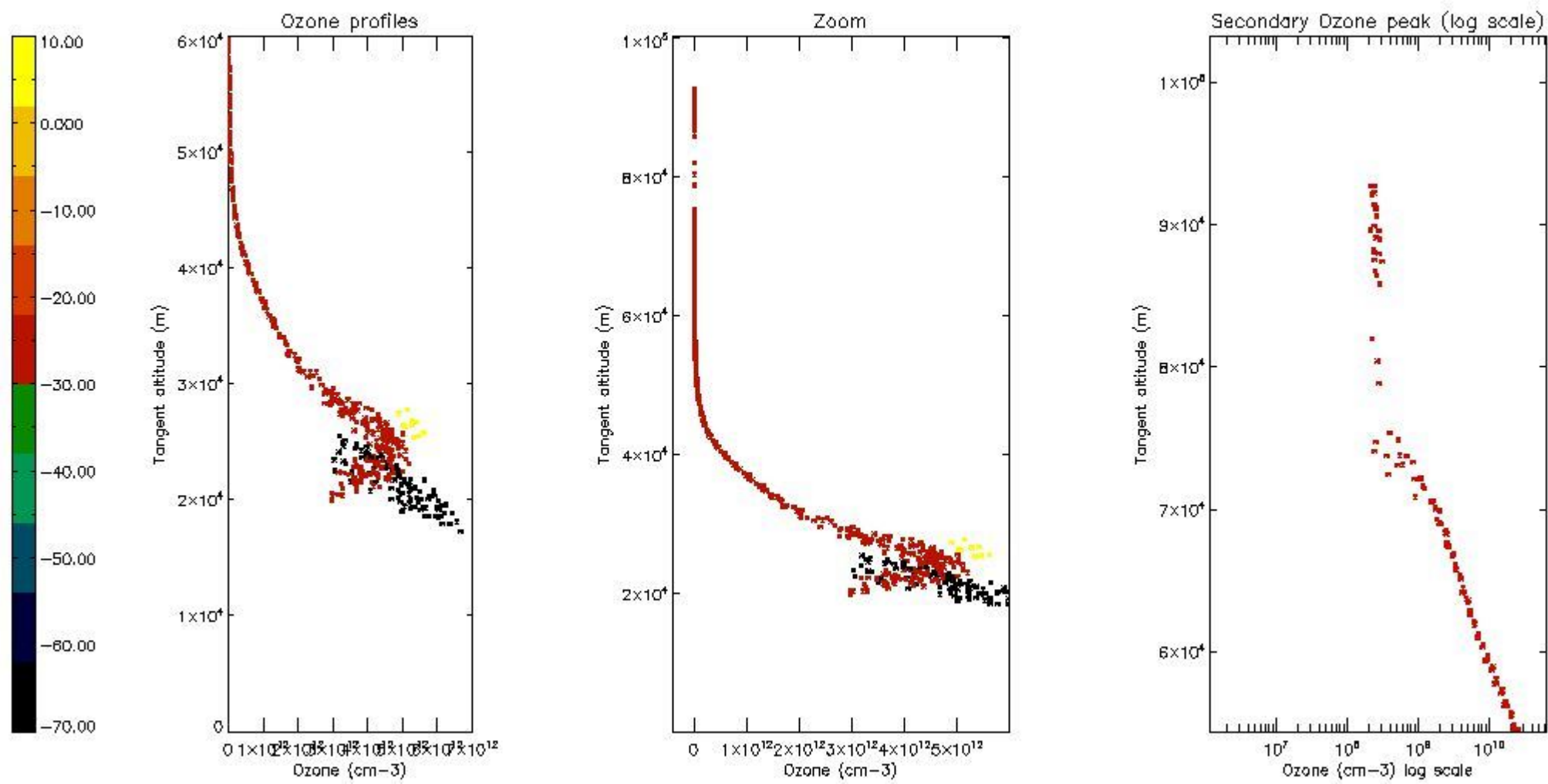
*5.4 Plot ozone profiles where  $STD < 10\%$  (dark without errors)*

The colorbar represents the latitude.



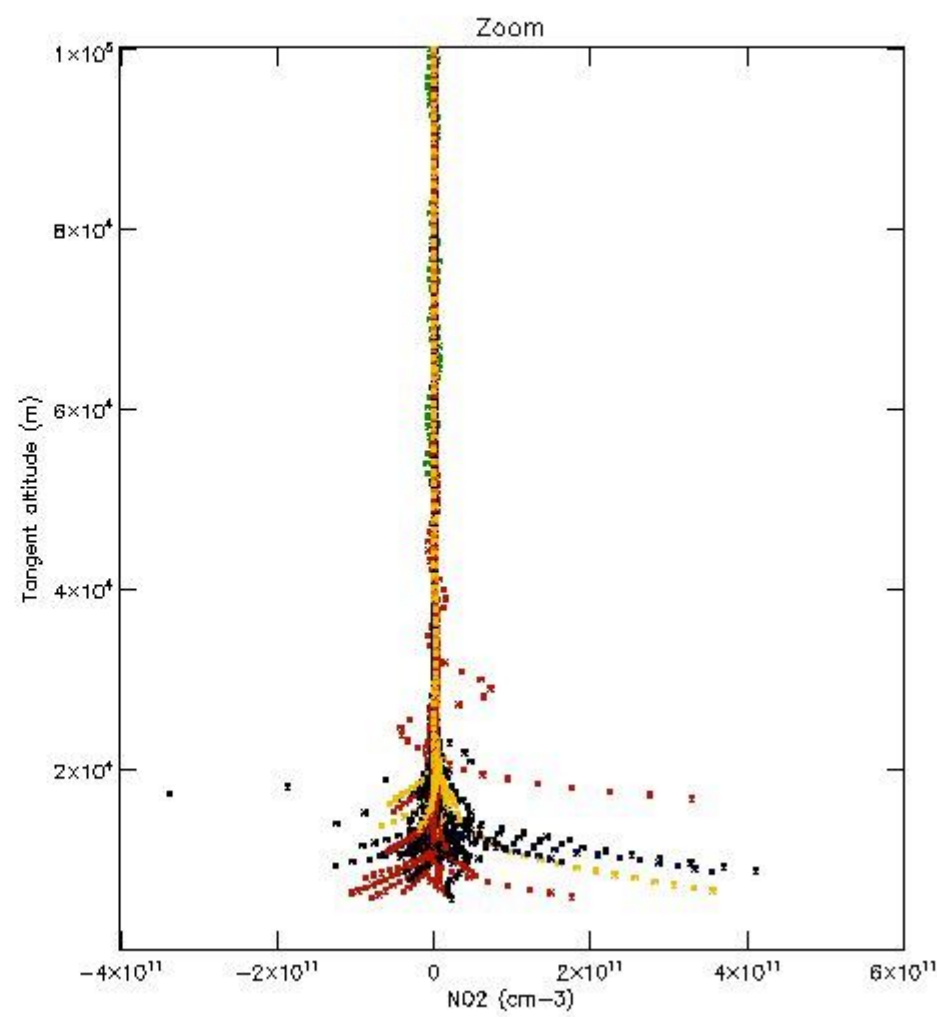
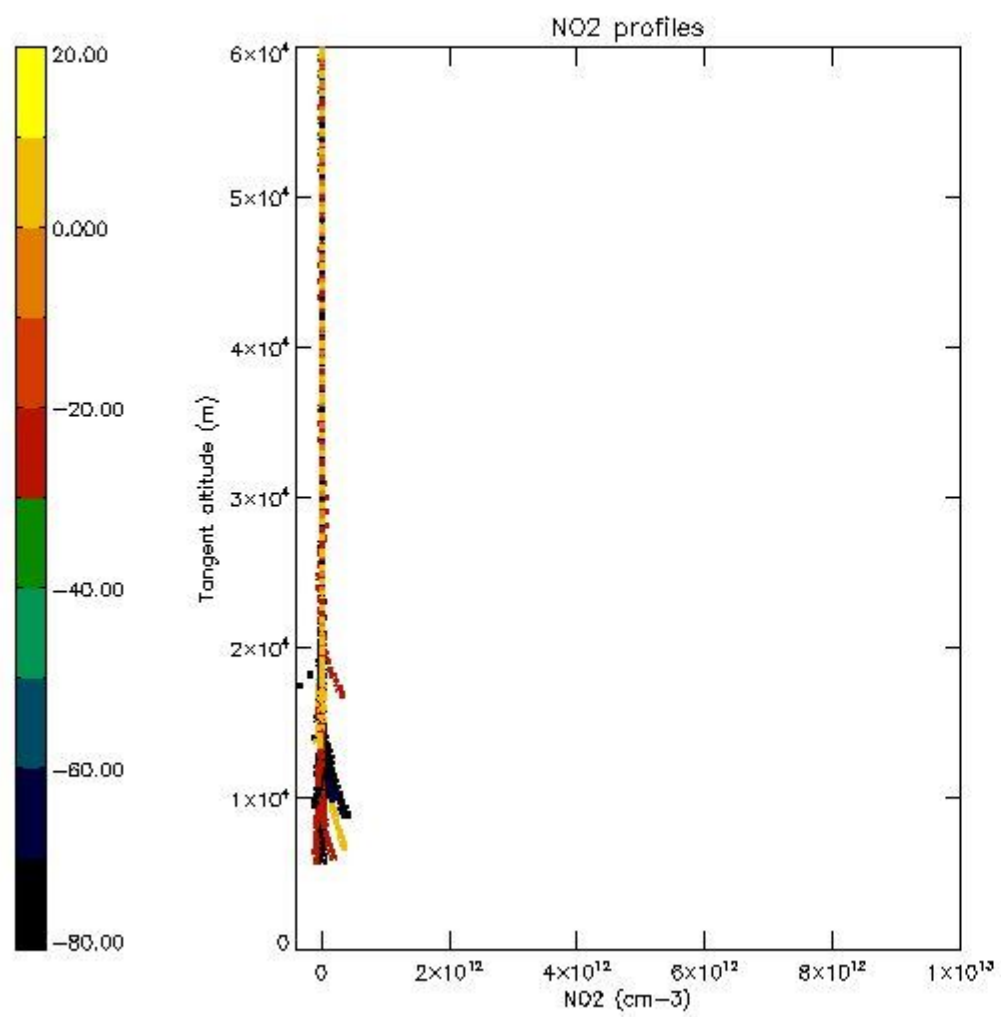
*5.5 Plot ozone profiles where STD < 5% (dark without errors)*

The colorbar represents the latitude.



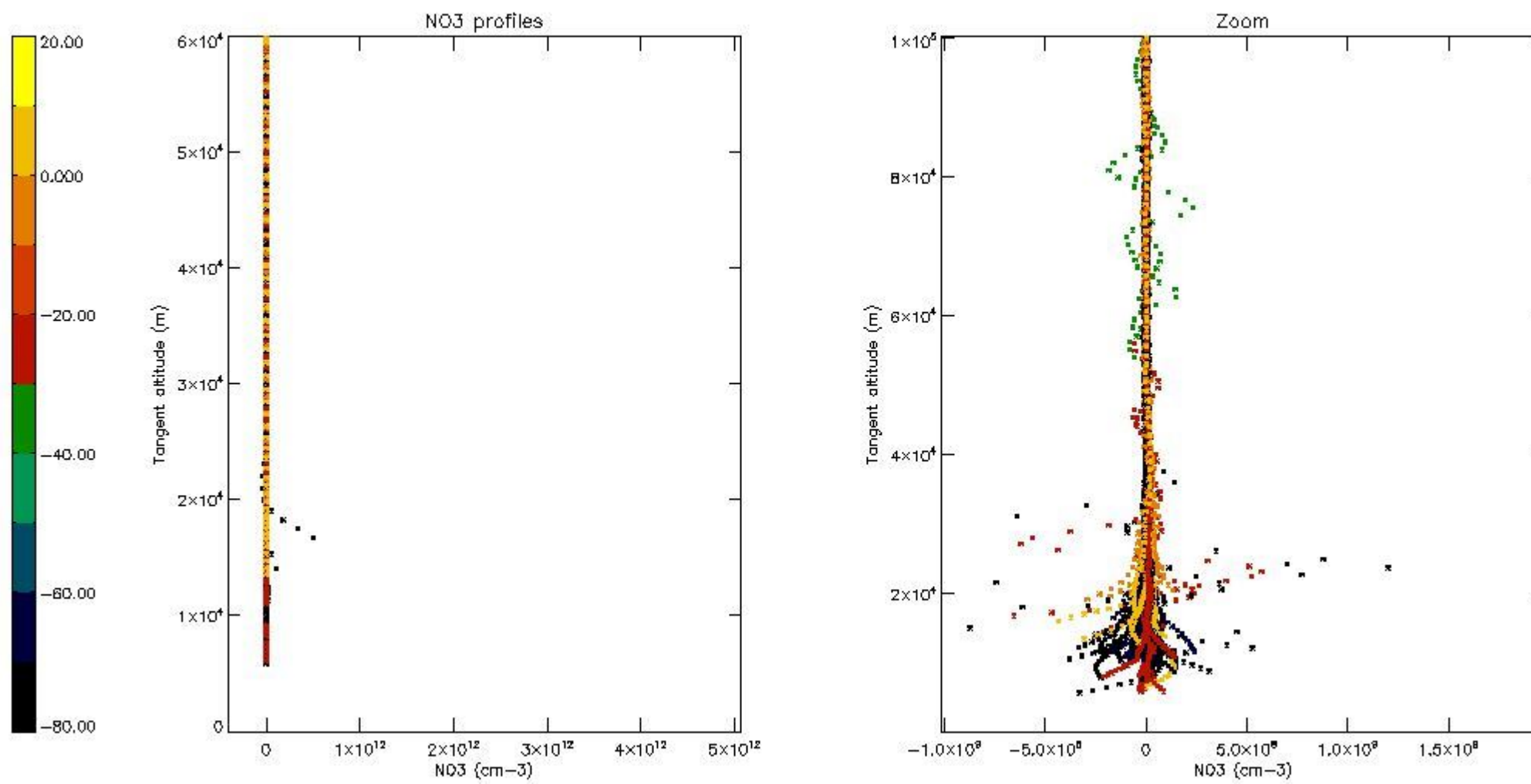
*5.6 Plot NO<sub>2</sub> profiles for all STD (dark without errors)*

The colorbar represents the latitude.



*5.7 Plot NO3 profiles for all STD (dark without errors)*

The colorbar represents the latitude.

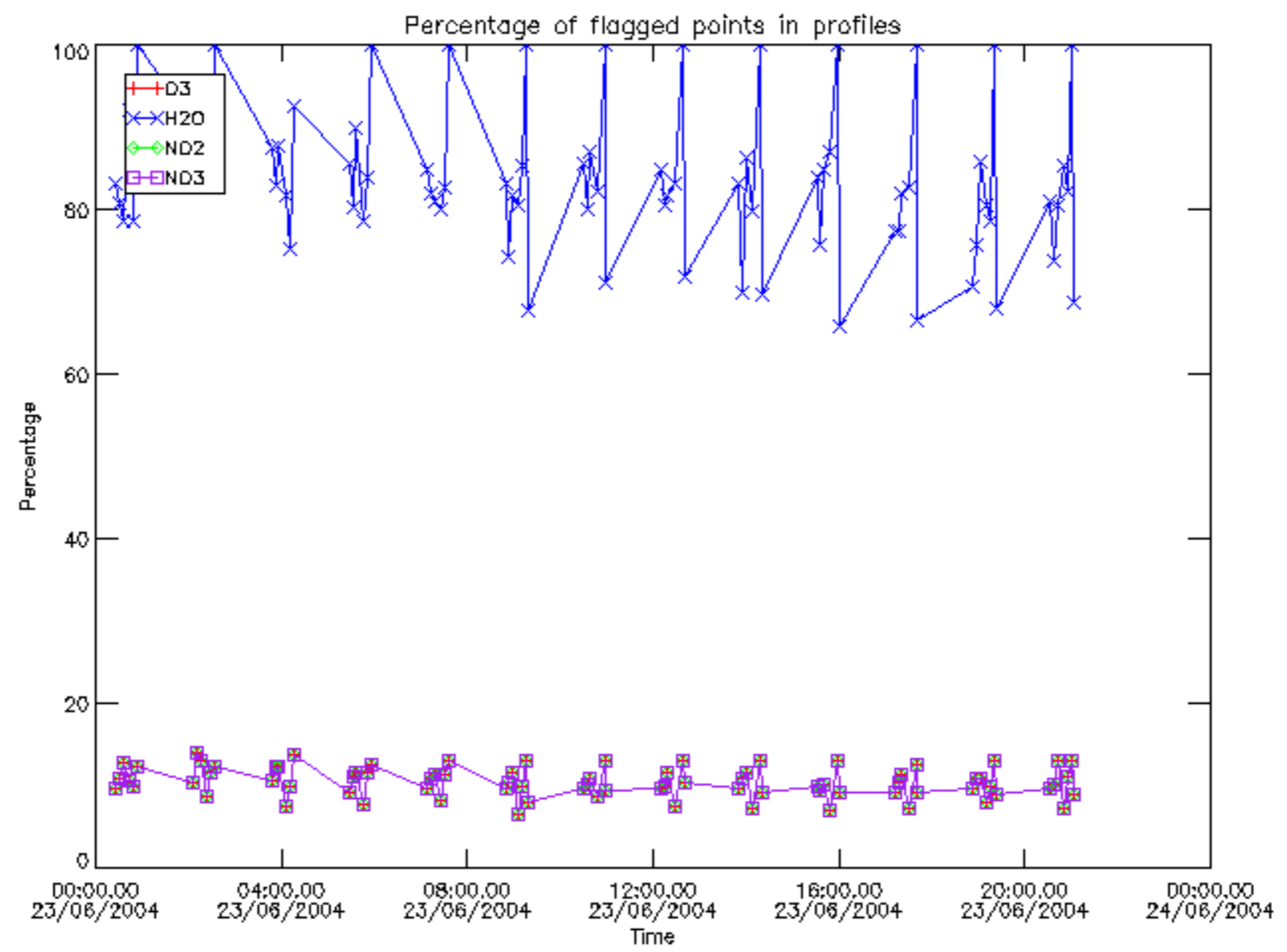


## 6. Auxiliary Data Files used for the production reported in section 2

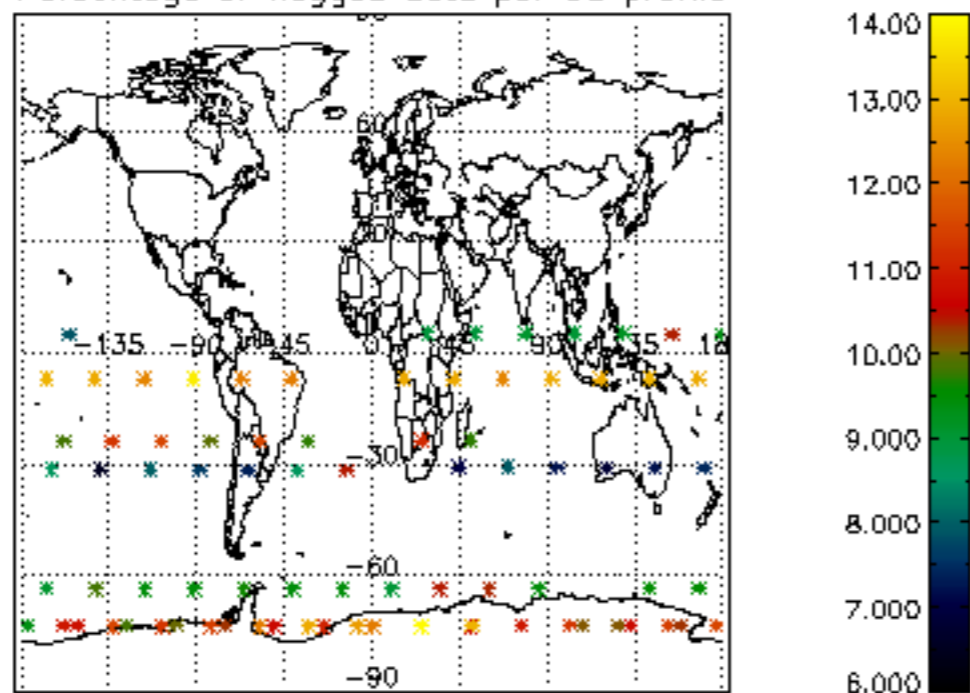
The number reported in the third column indicates since which file (see list in section 2) the corresponding auxiliary file has been used. The fourth column is the date of those product files.

Type	Auxiliary Filename	Used since product	Used since product date
INST_PHYS_CHARACTERISTICS	GOM_INS_AXVIEC20091111_143220_20030716_120000_20500101_000000	1	23-JUN-2004 00:01:37
LEVEL-2_PROC_CONFIG	GOM_PR2_AXVIEC20091111_152718_20020301_000000_20500101_000000	1	23-JUN-2004 00:01:37
CROSS_SECTIONS_FILE	GOM_CRS_AXVIEC20091111_154832_20020301_000000_20500101_000000	1	23-JUN-2004 00:01:37

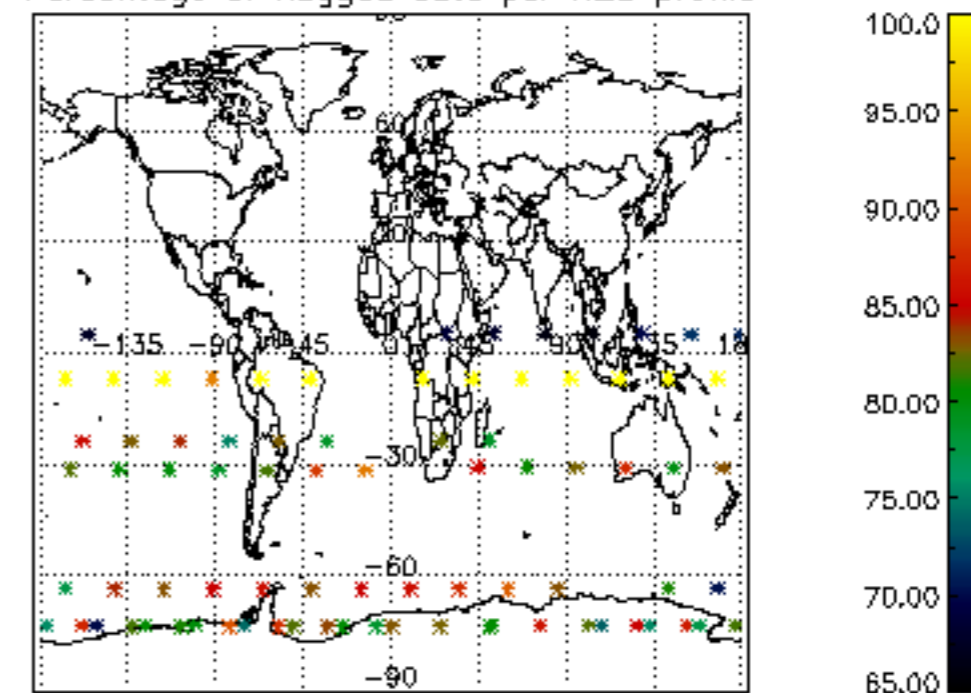




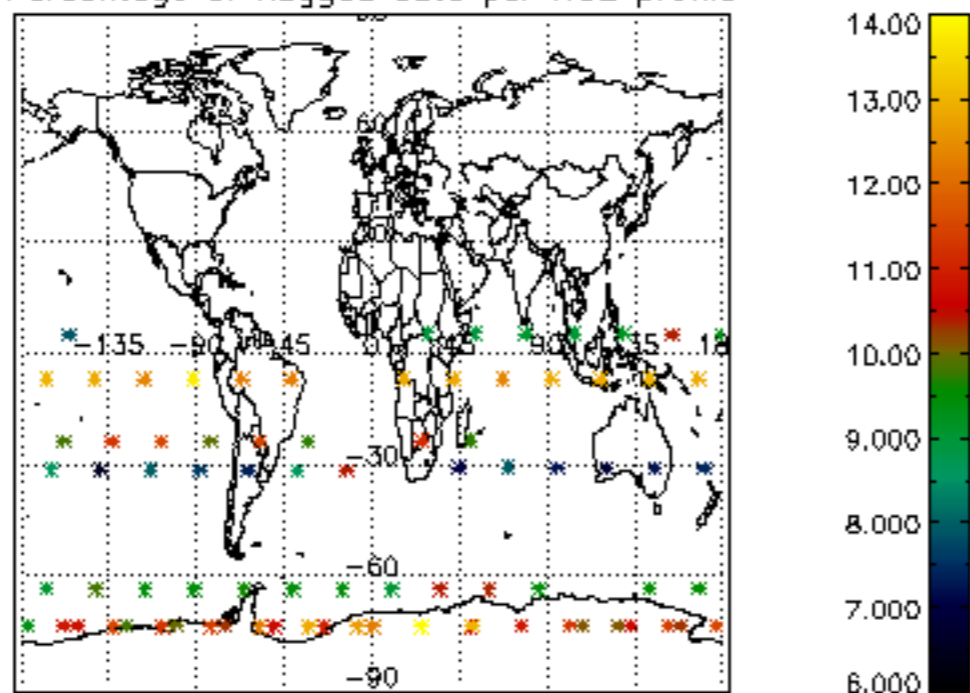
Percentage of flagged data per D3 profile



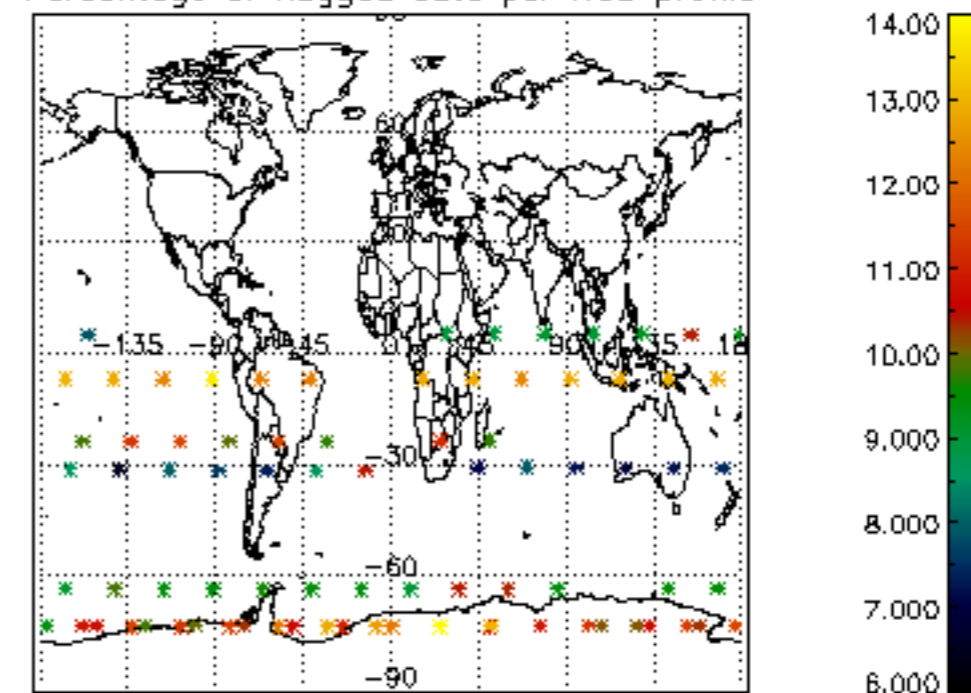
Percentage of flagged data per H2O profile

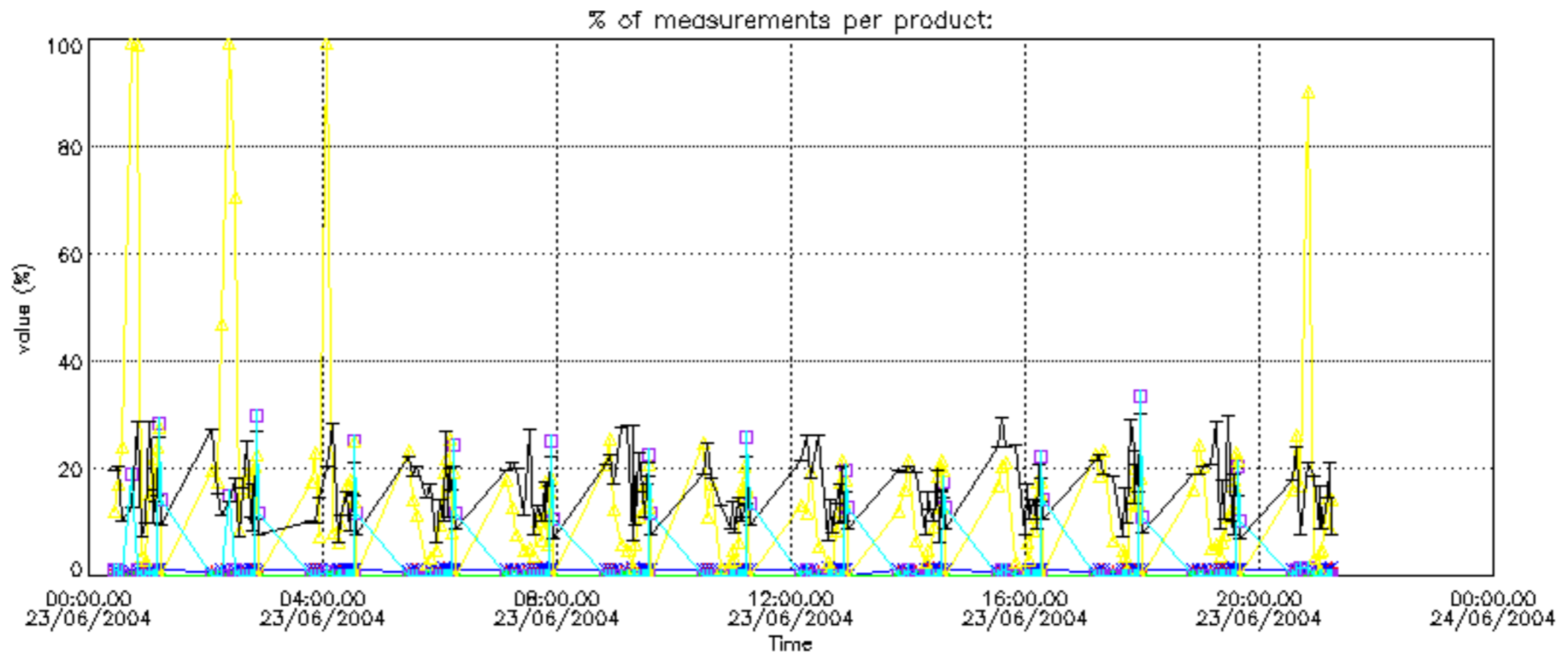


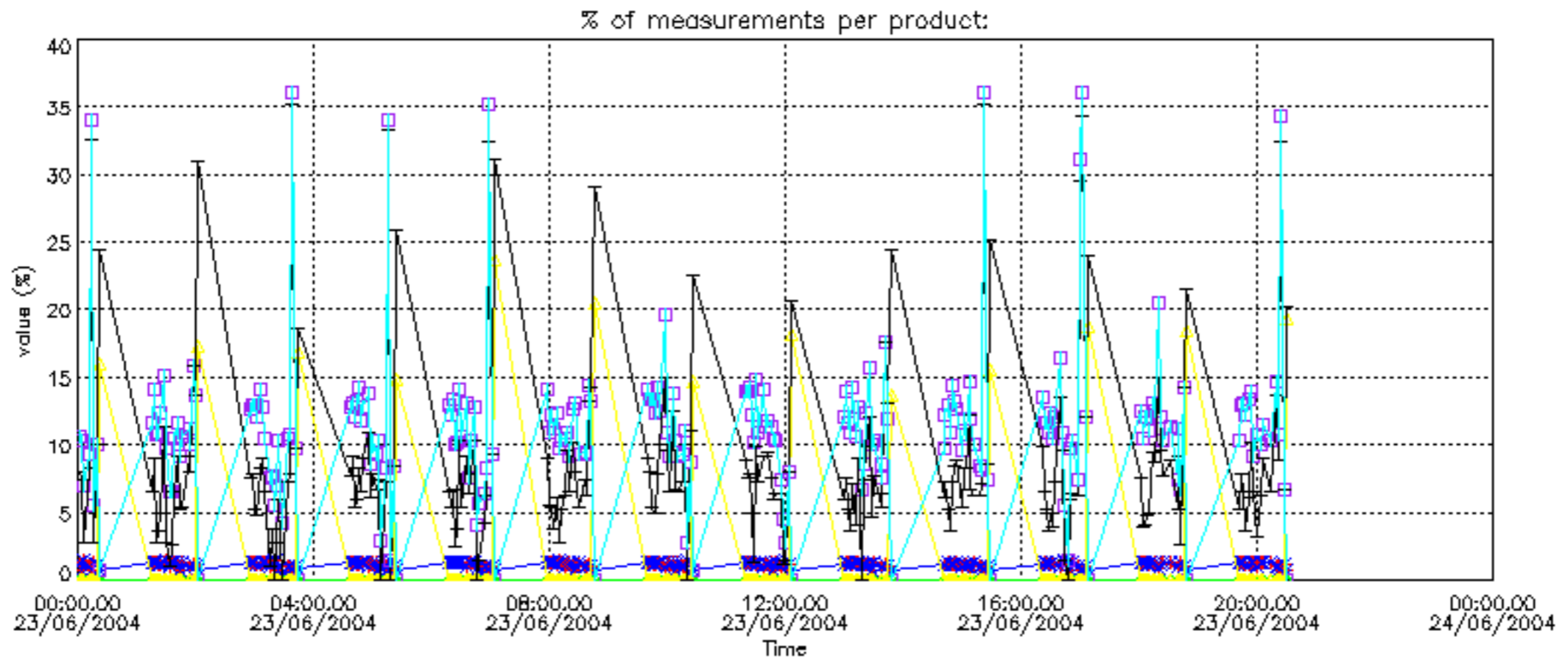
Percentage of flagged data per NO2 profile



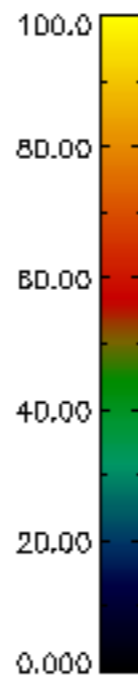
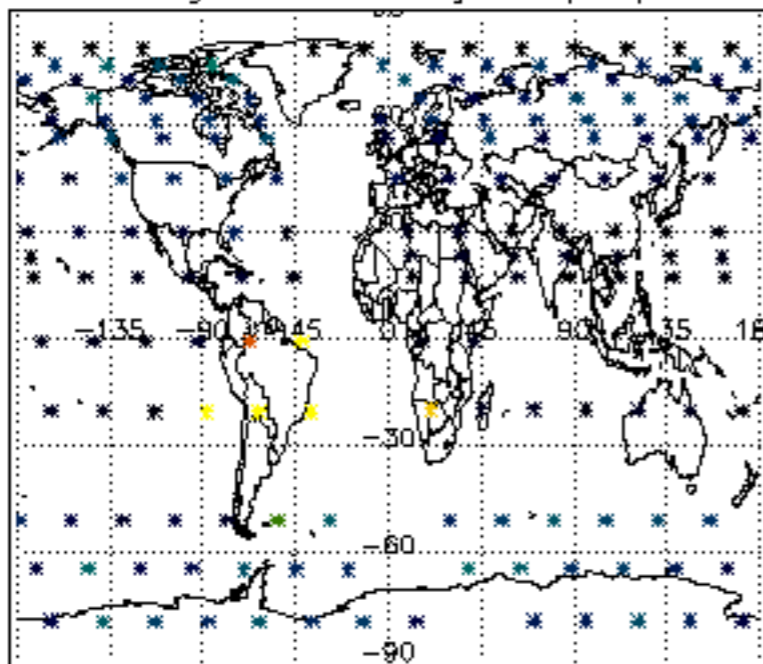
Percentage of flagged data per NO3 profile



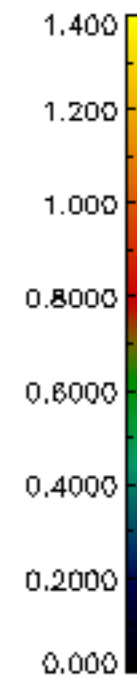
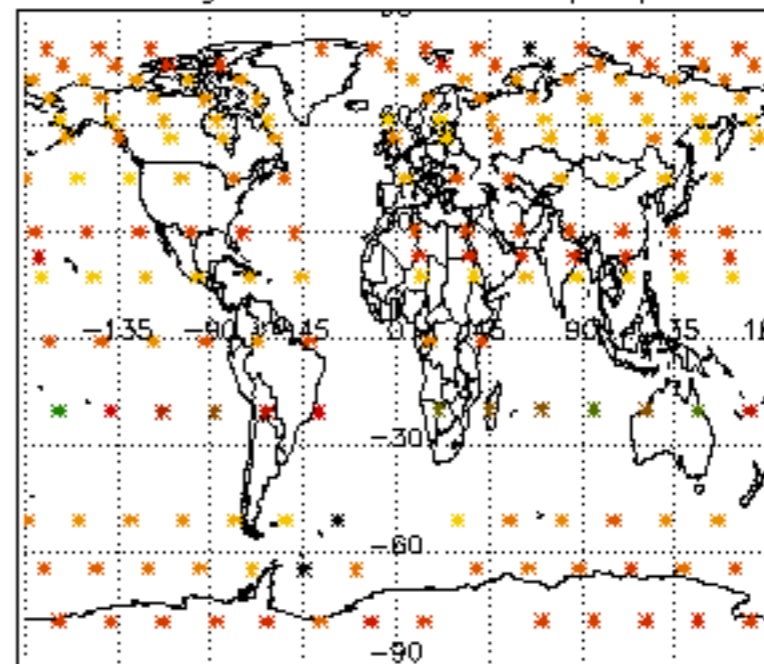




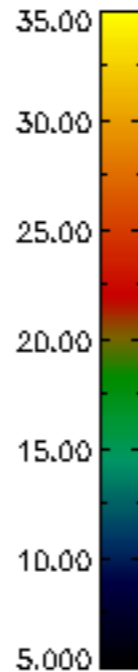
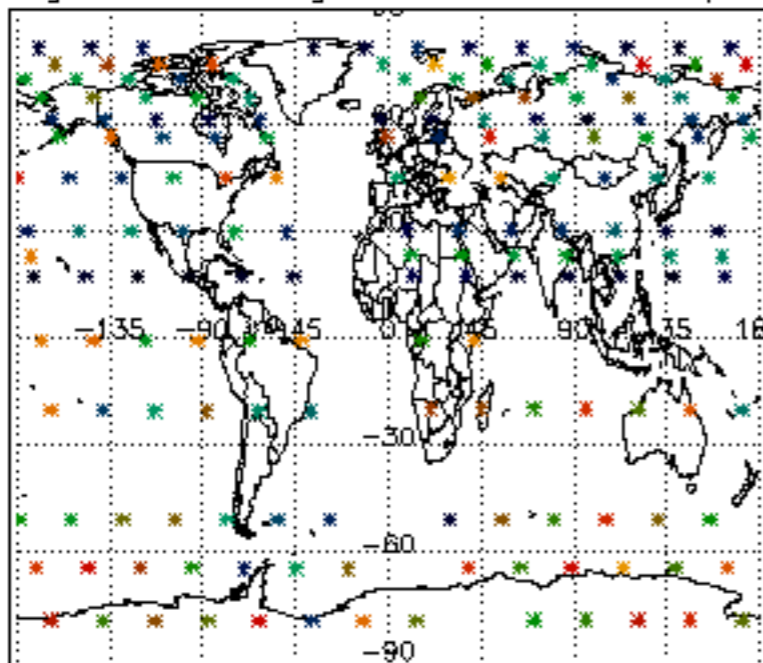
Percentage of cosmic ray hits per profile



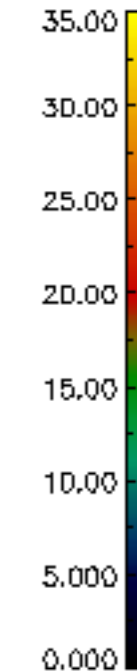
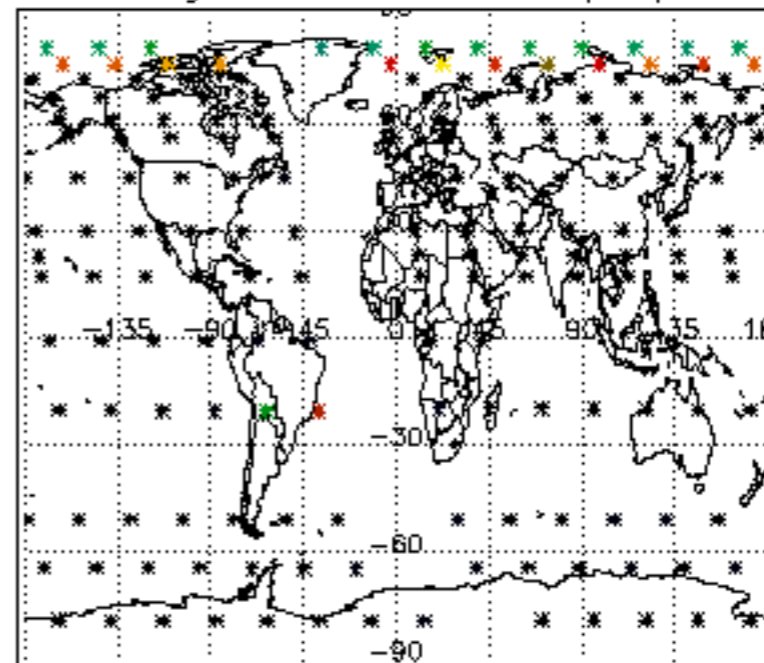
Percentage of datation errors per profile



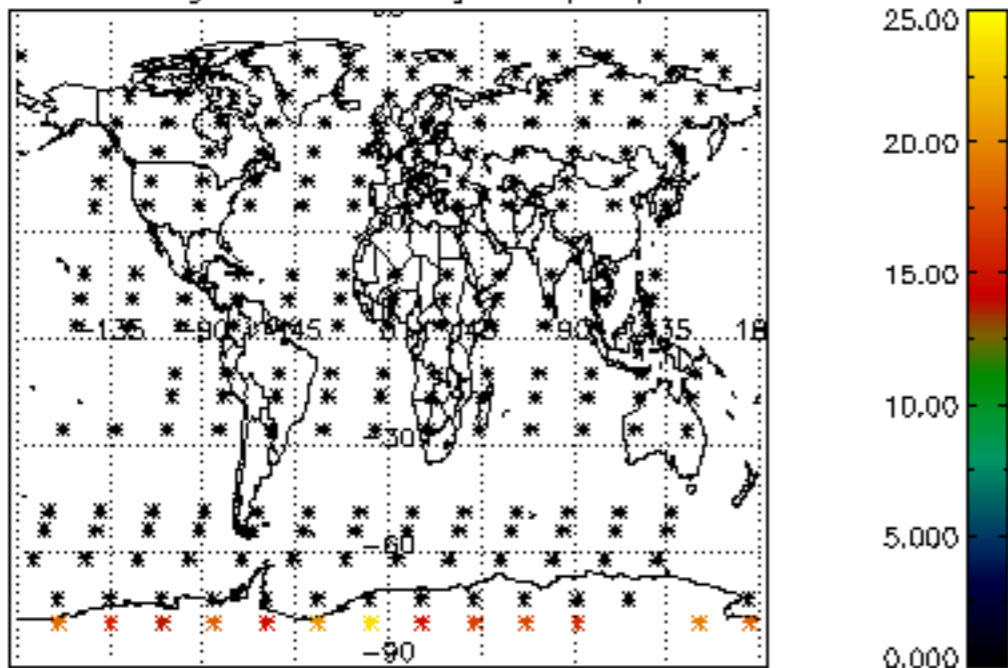
Percentage of star falling outside central band per profile



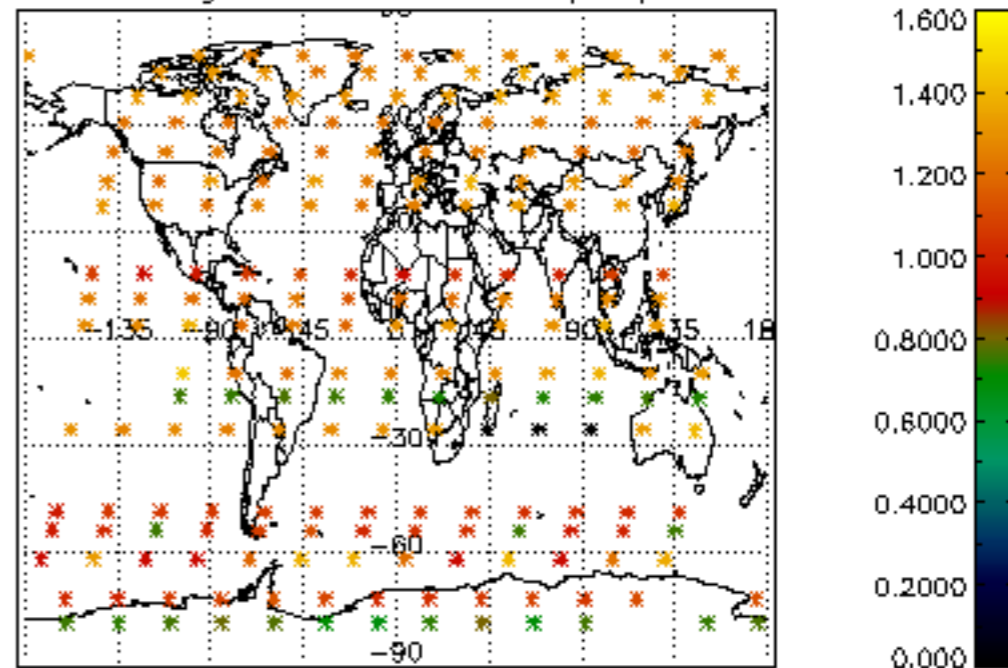
Percentage of saturation errors per profile



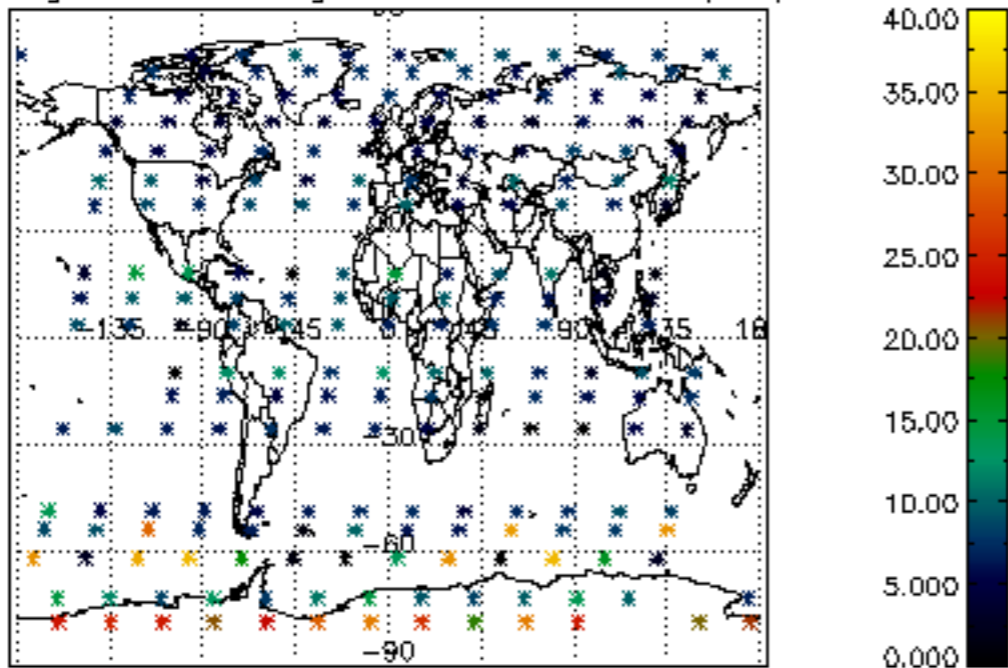
Percentage of cosmic ray hits per profile



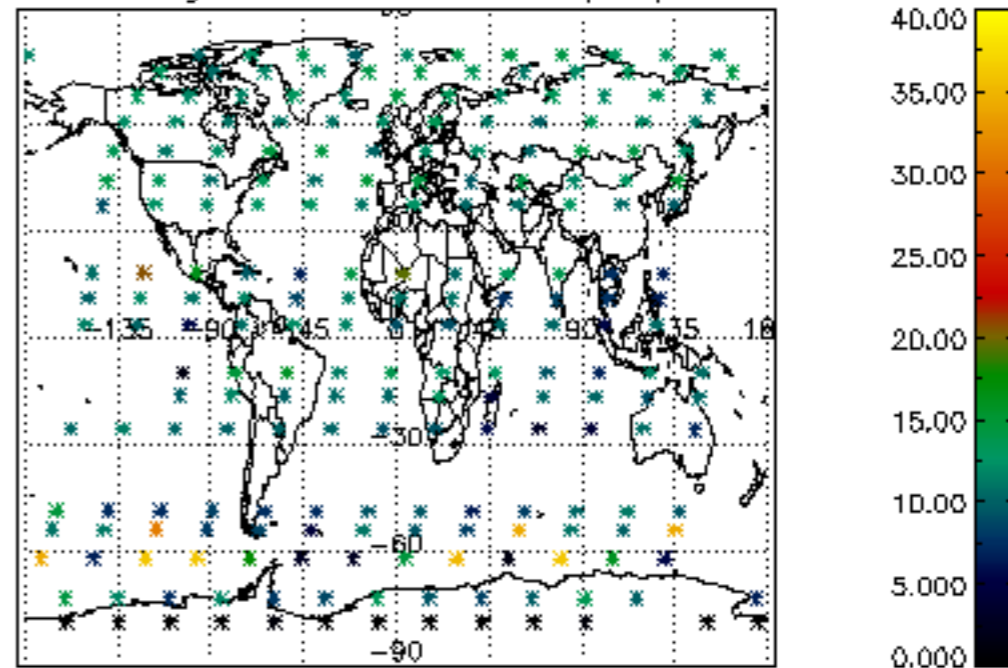
Percentage of datation errors per profile

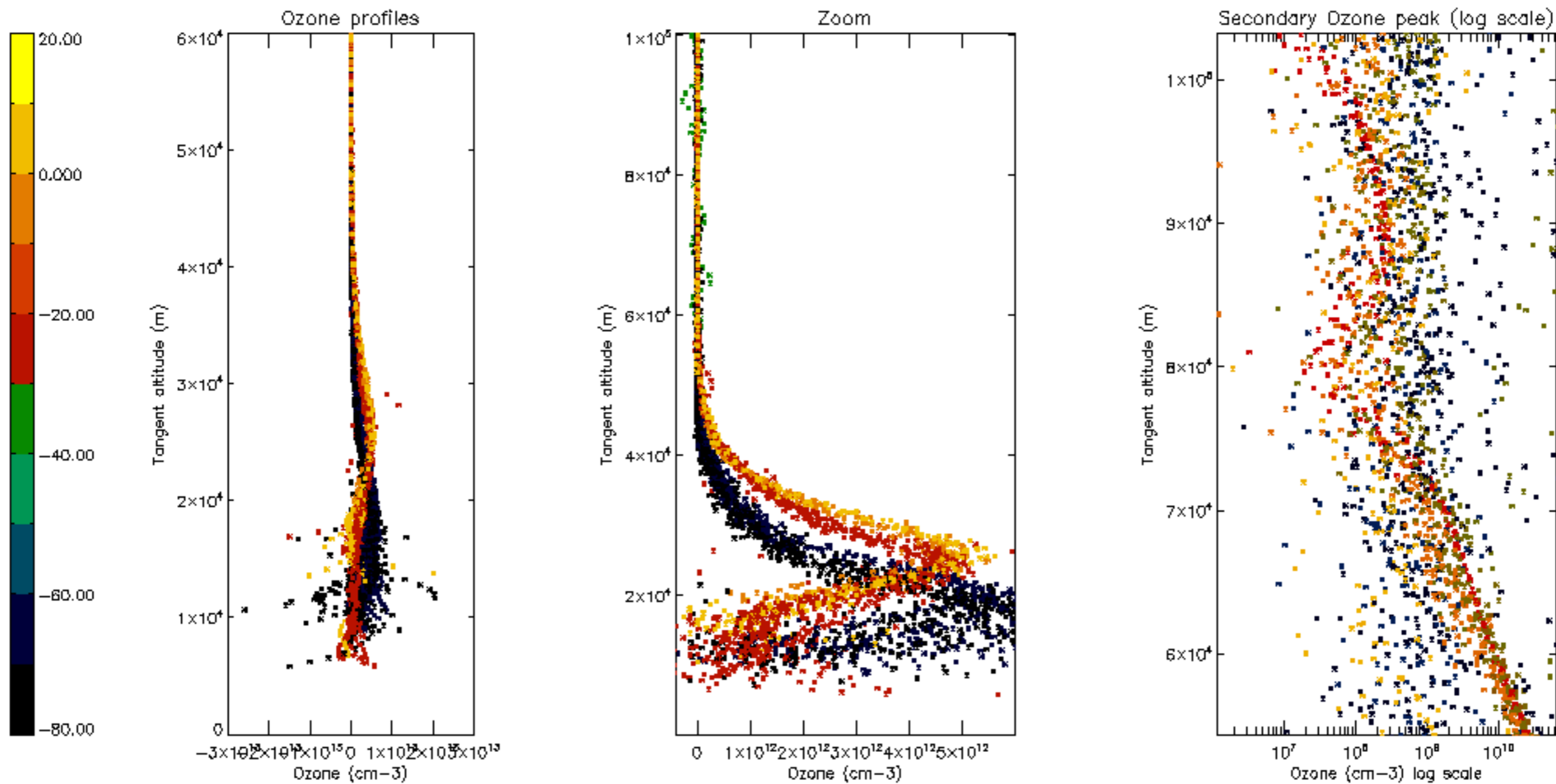


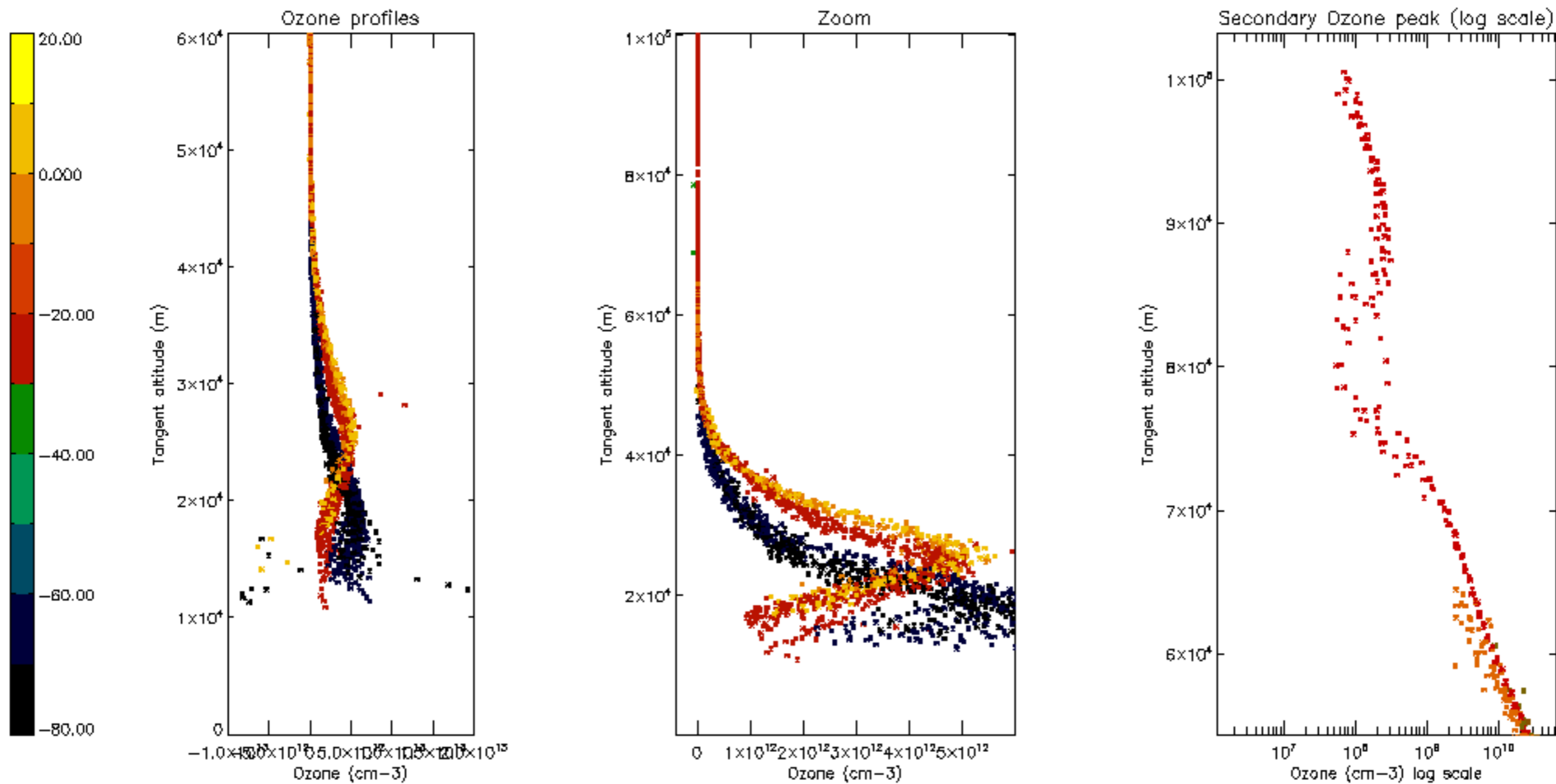
Percentage of star falling outside central band per profile



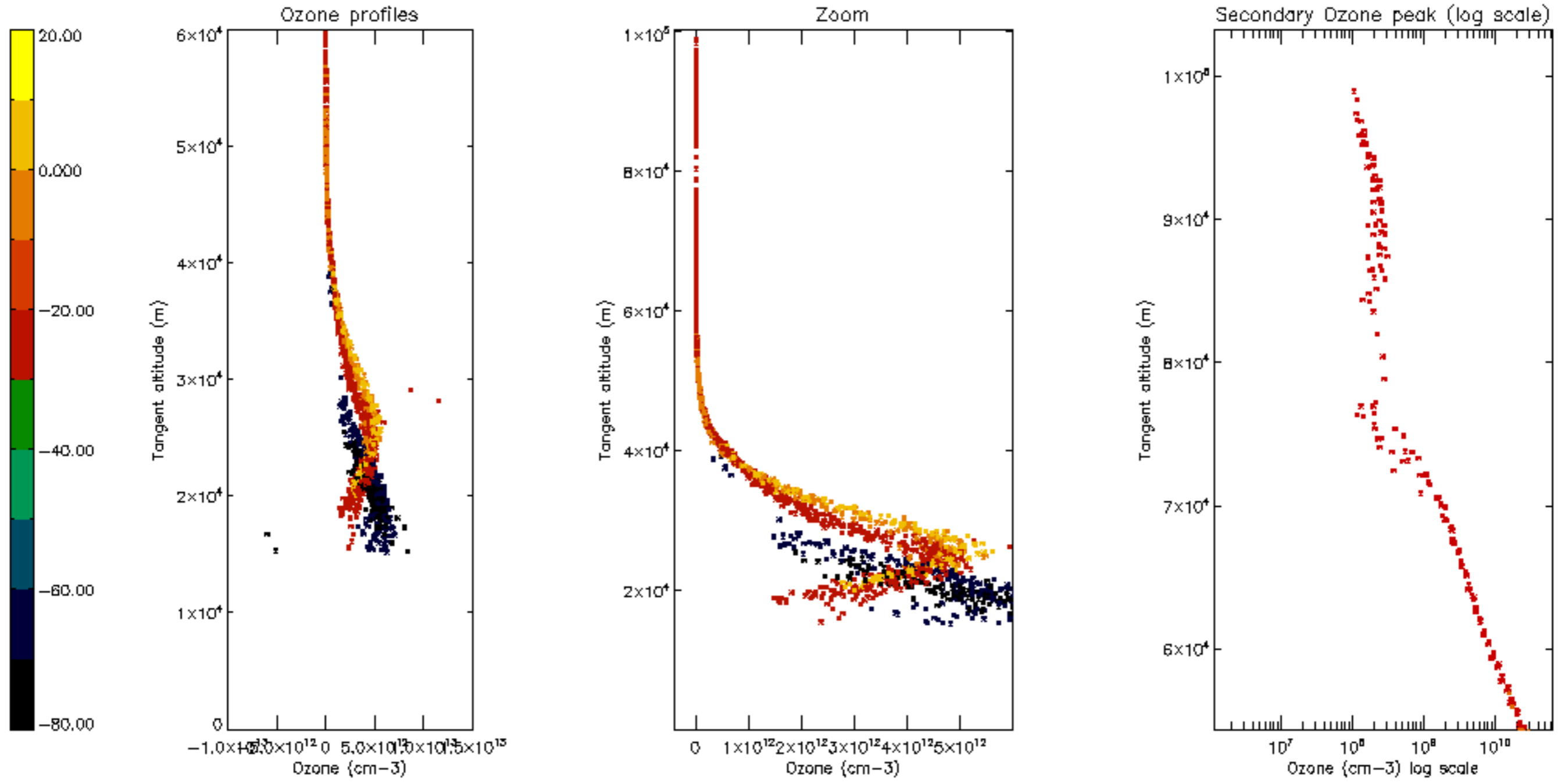
Percentage of saturation errors per profile

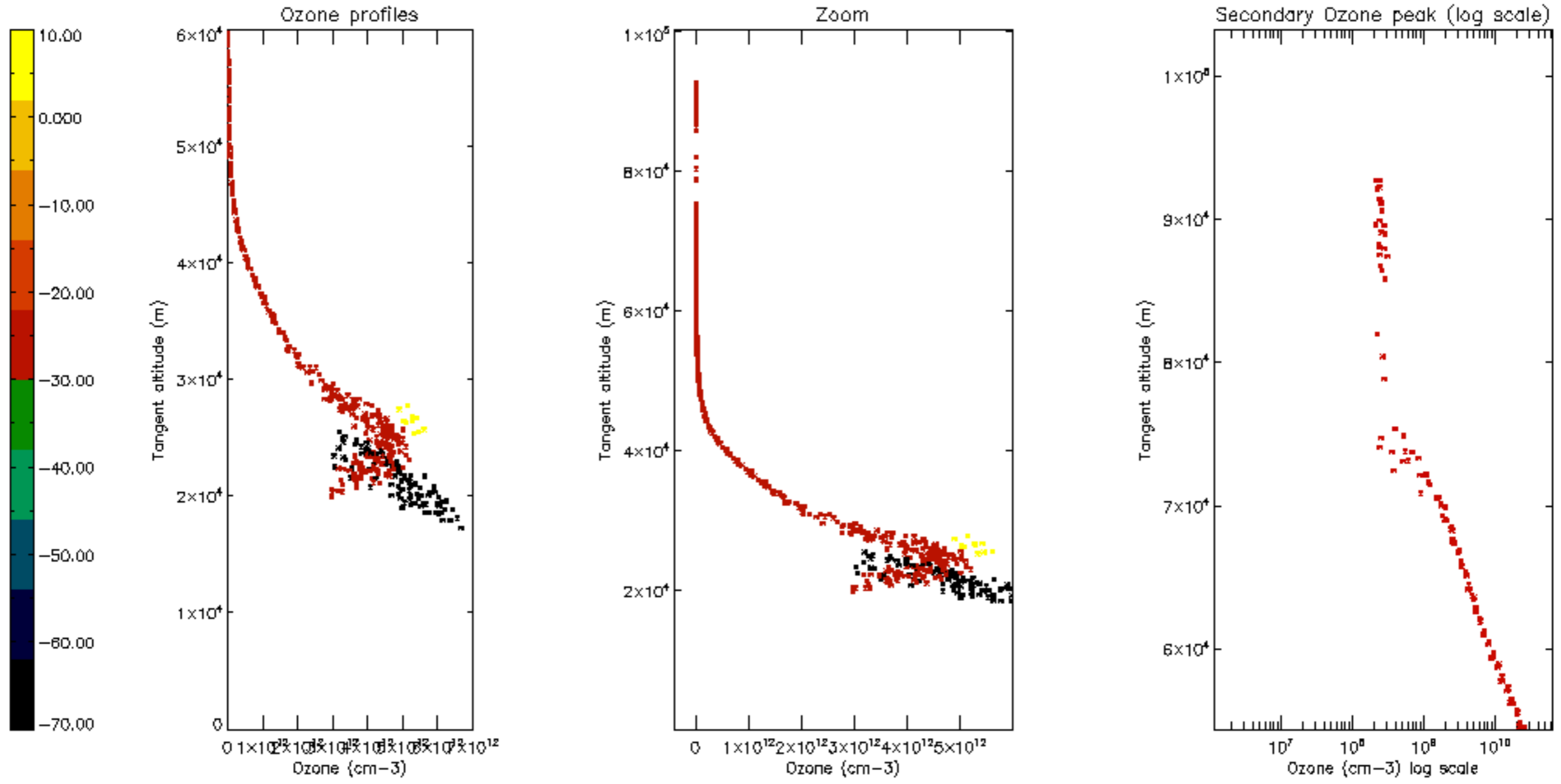


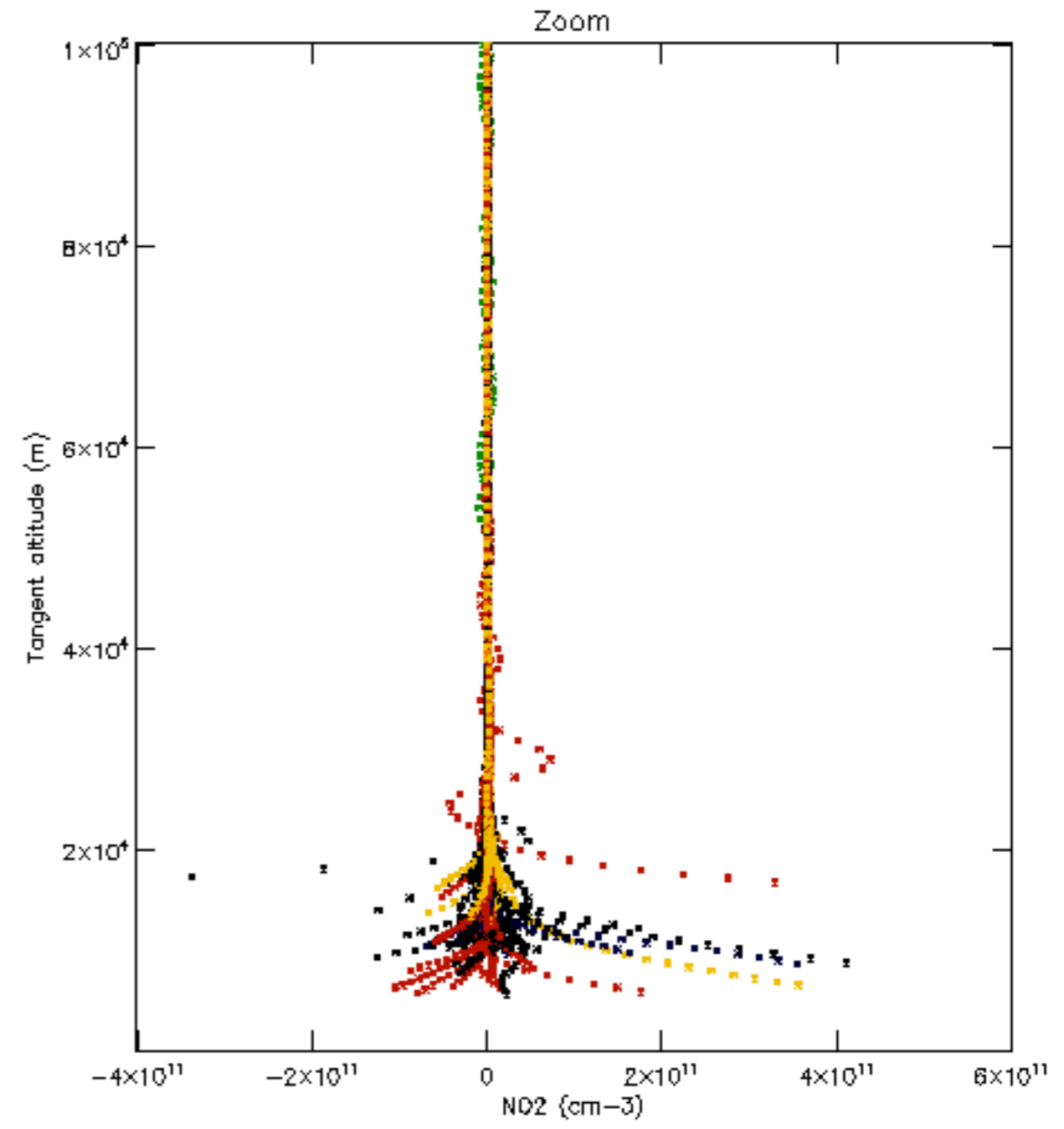
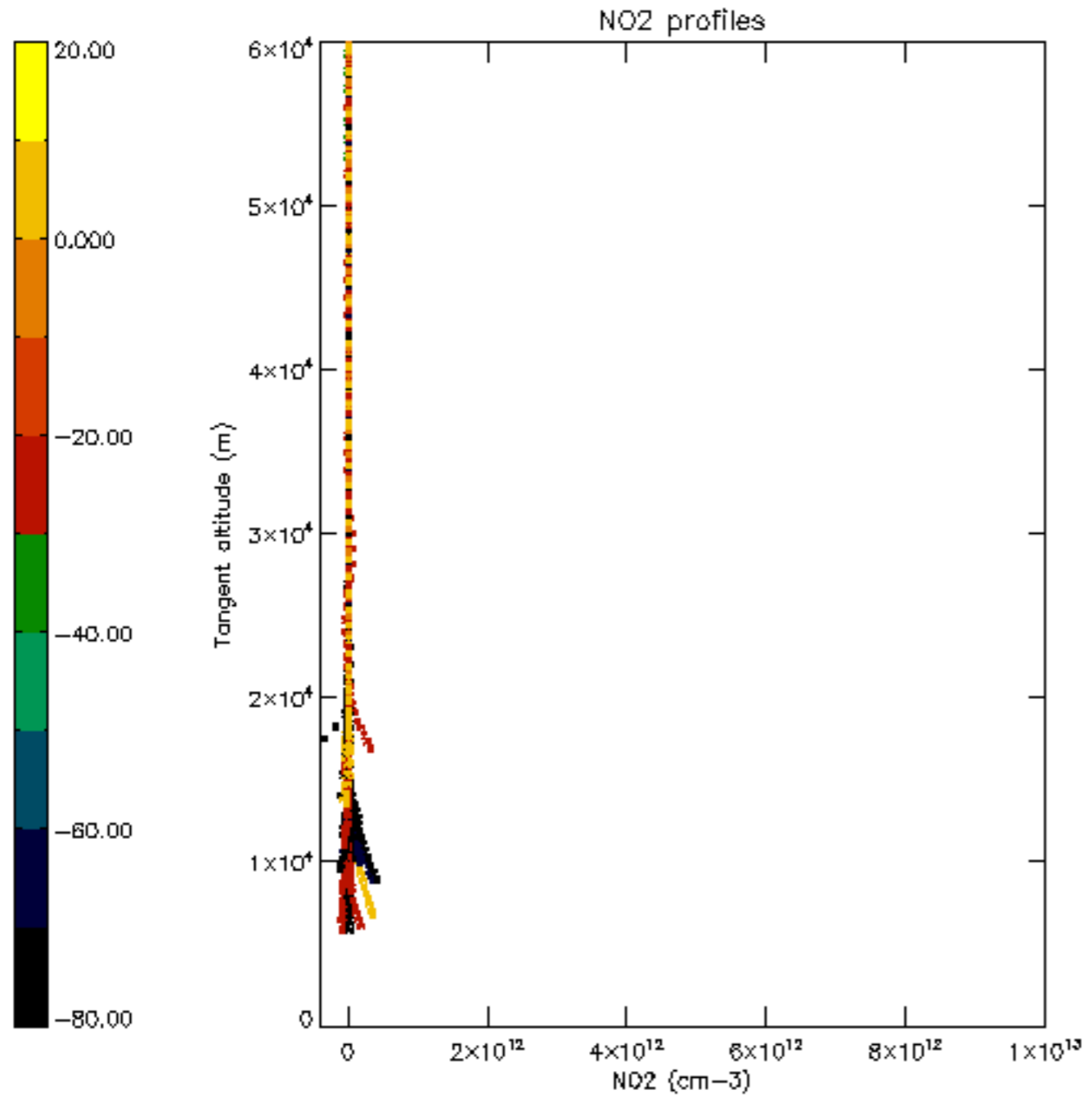


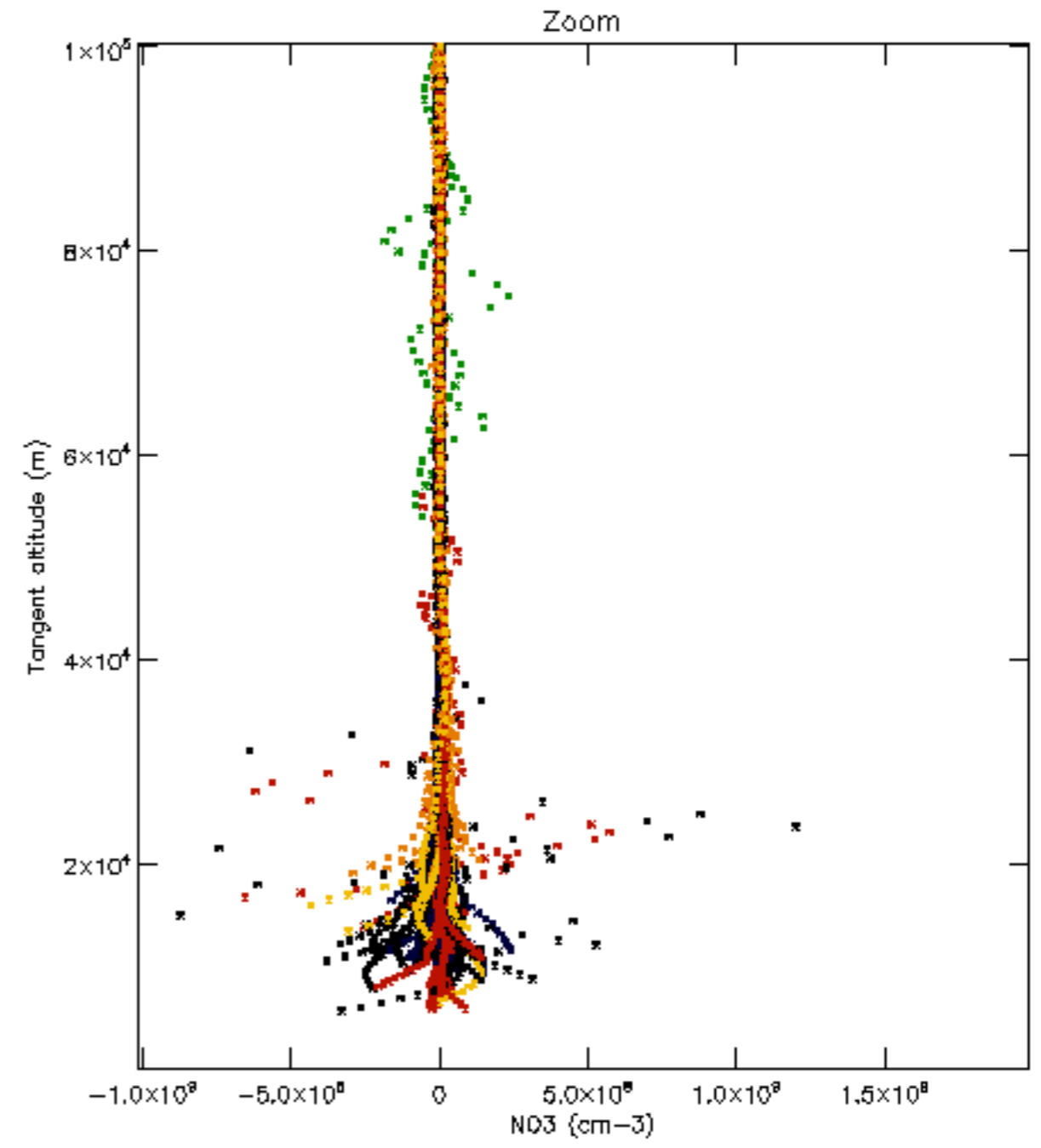
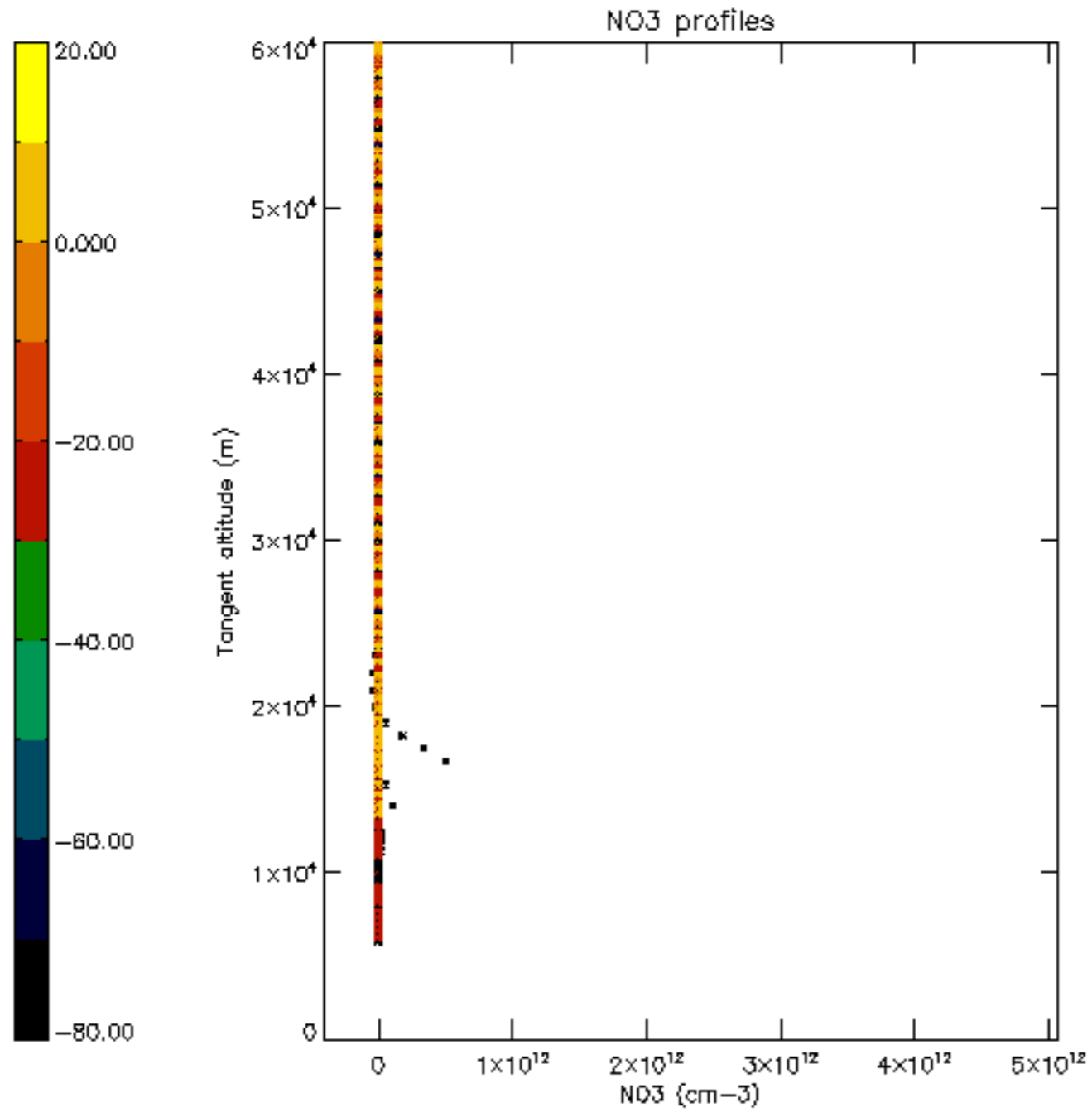


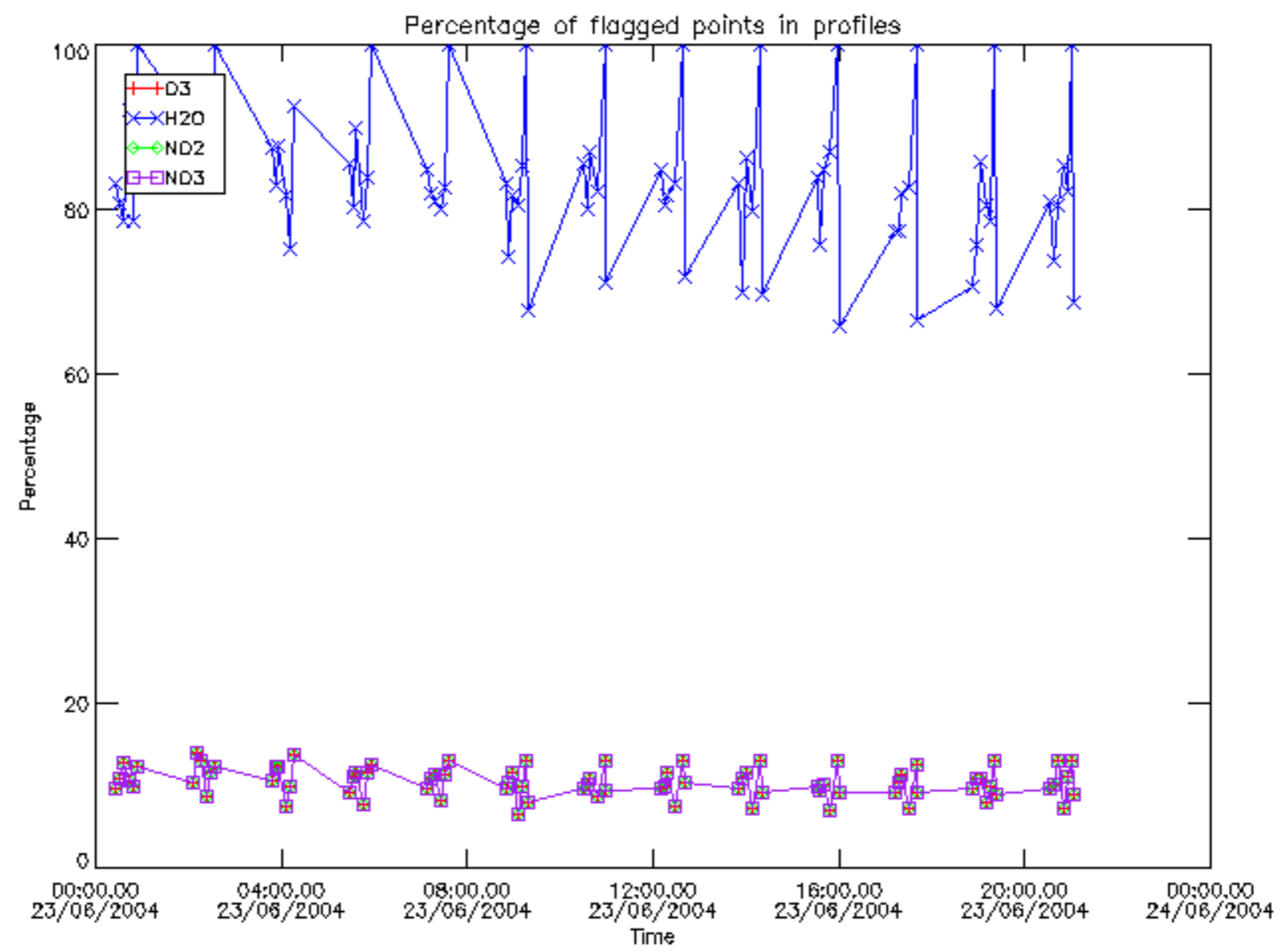




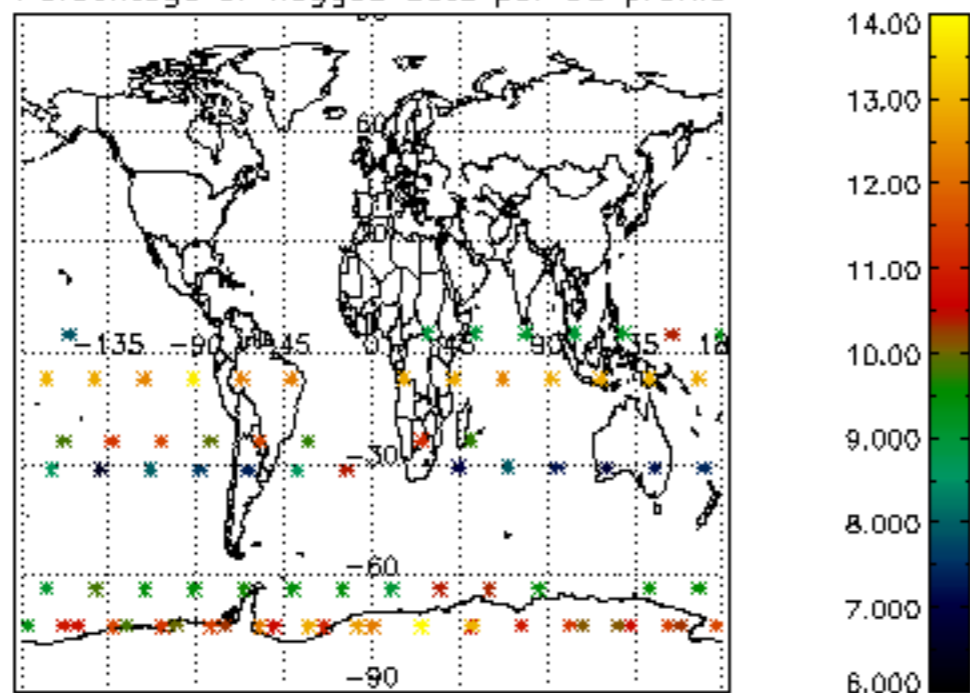




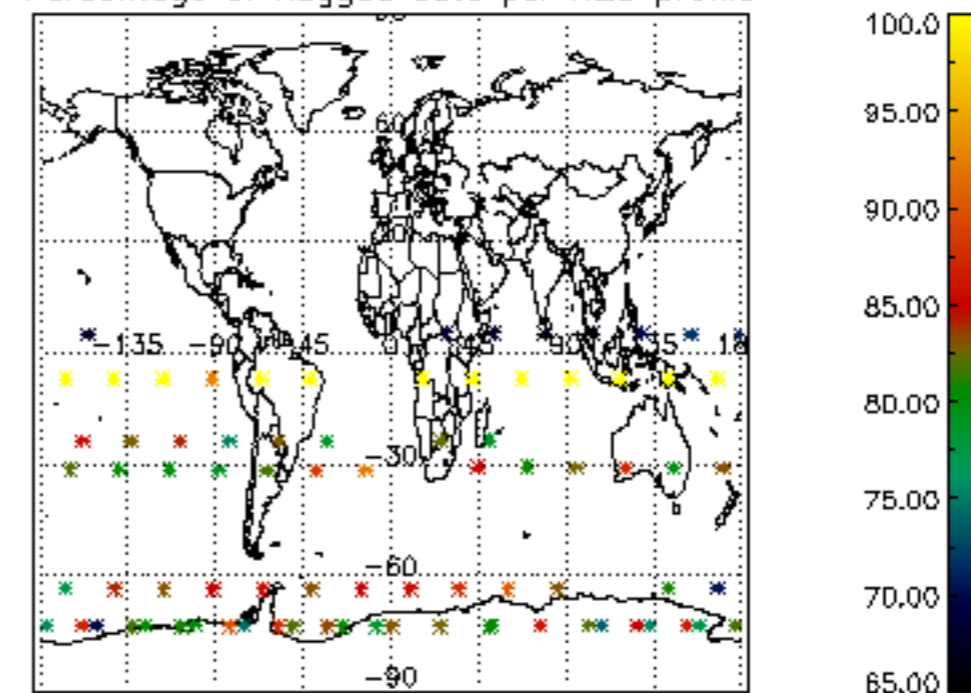




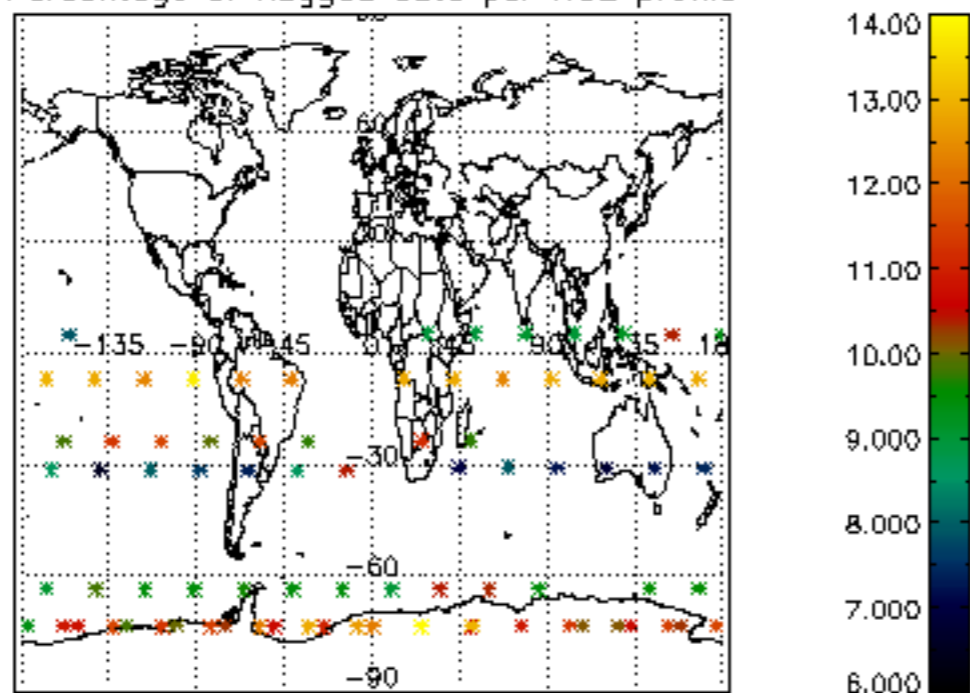
Percentage of flagged data per D3 profile



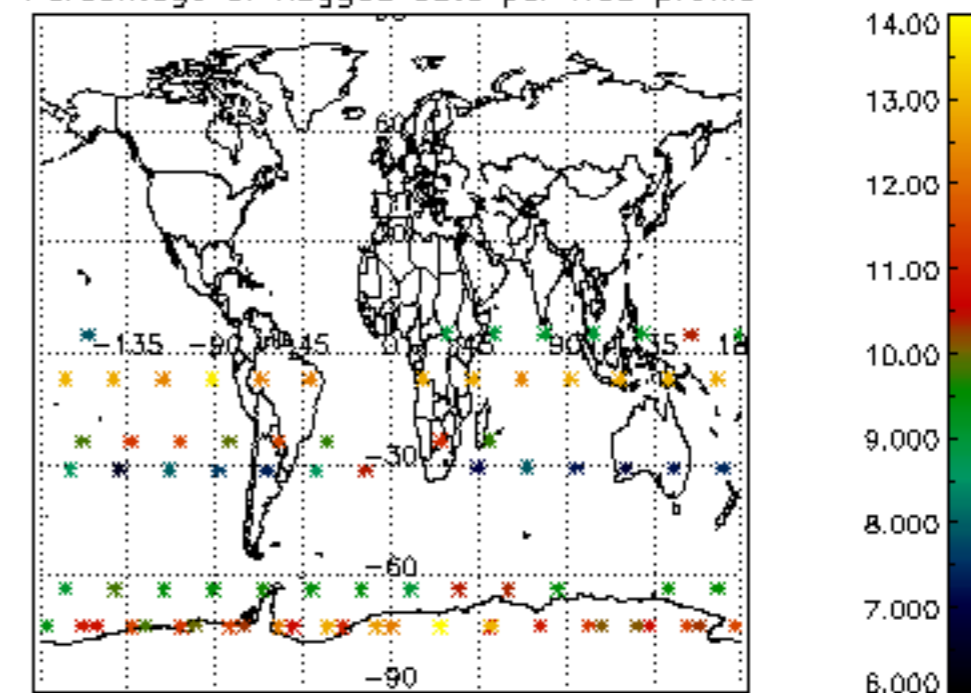
Percentage of flagged data per H2O profile

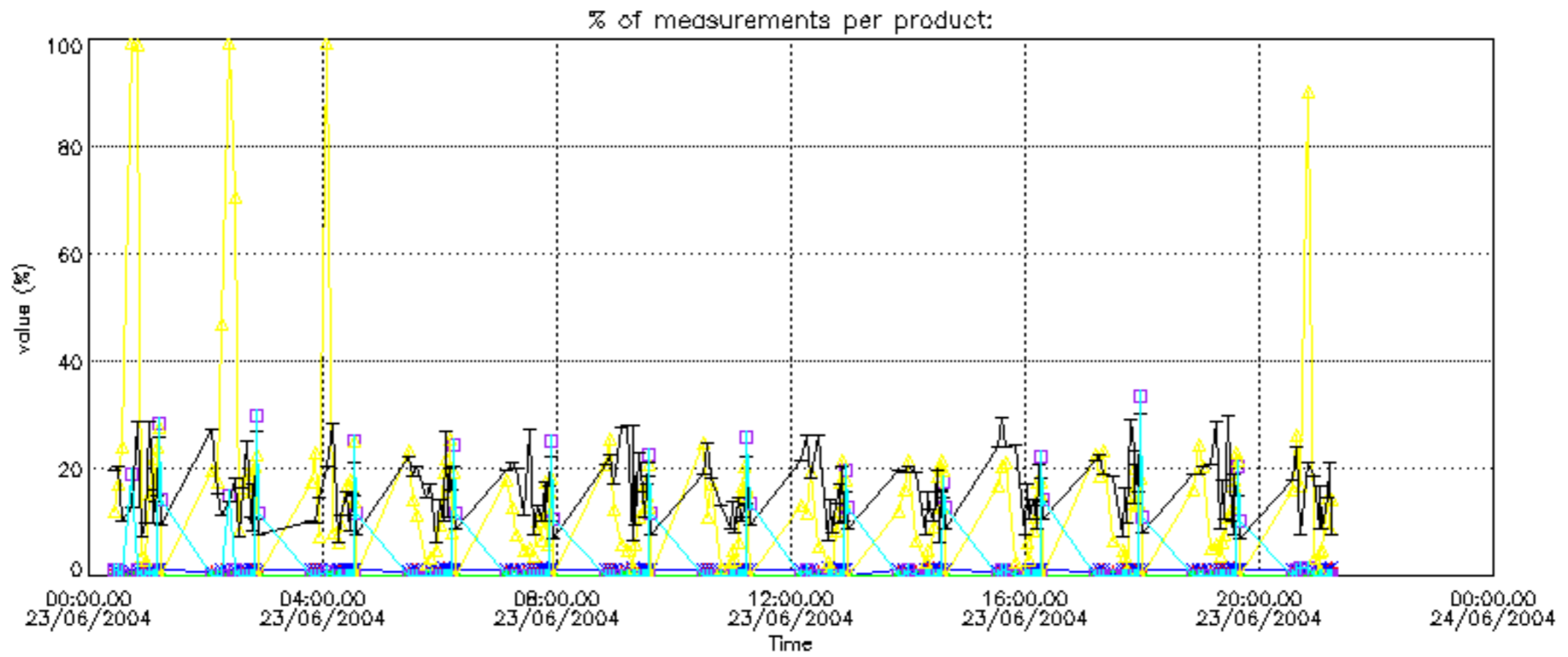


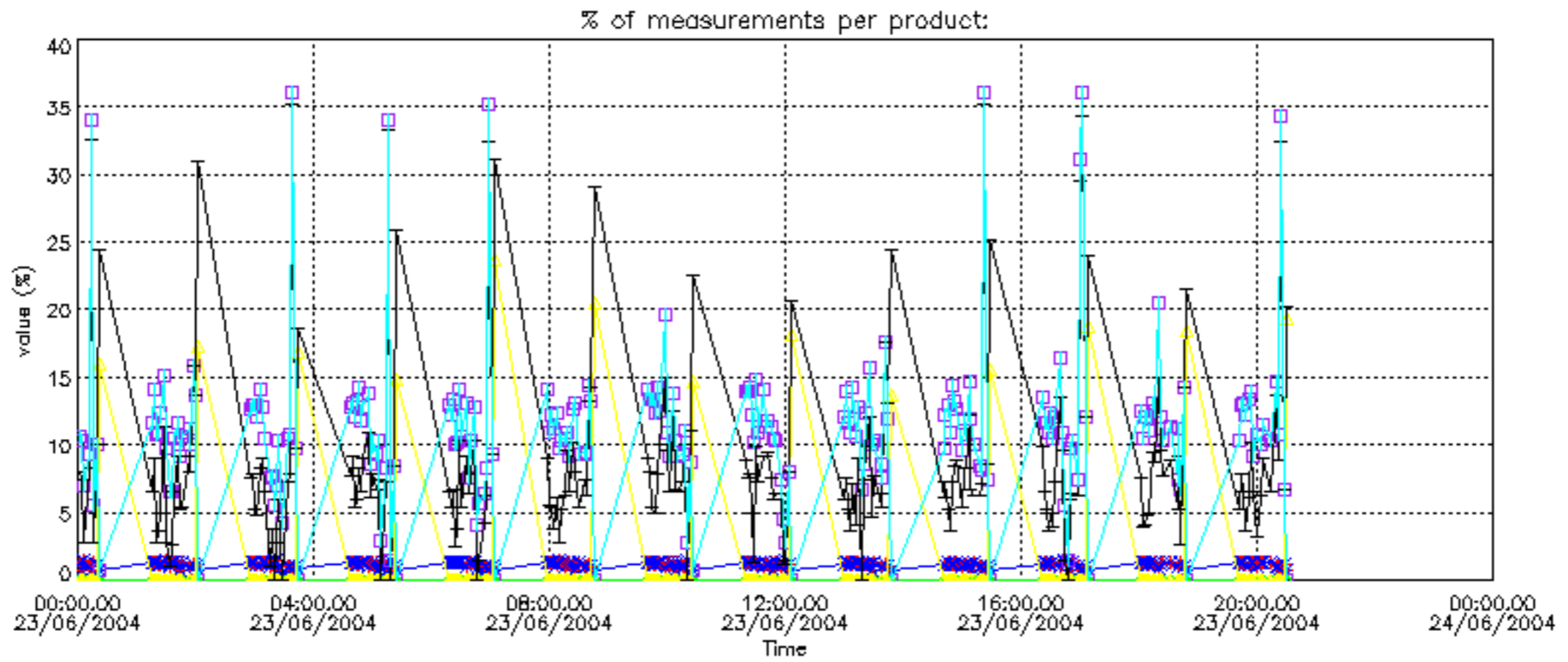
Percentage of flagged data per NO2 profile



Percentage of flagged data per NO3 profile

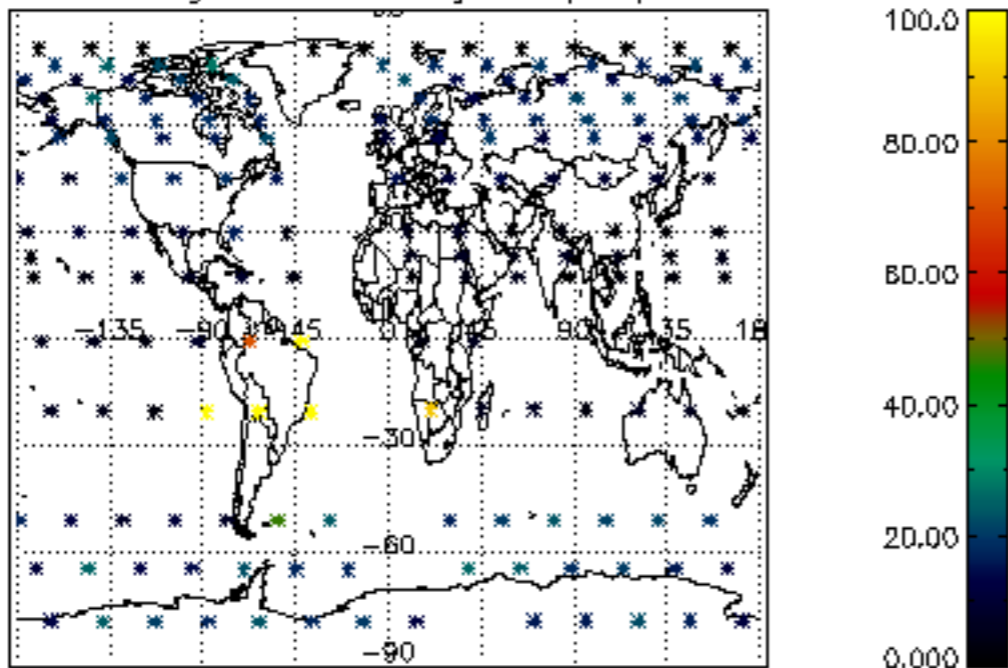




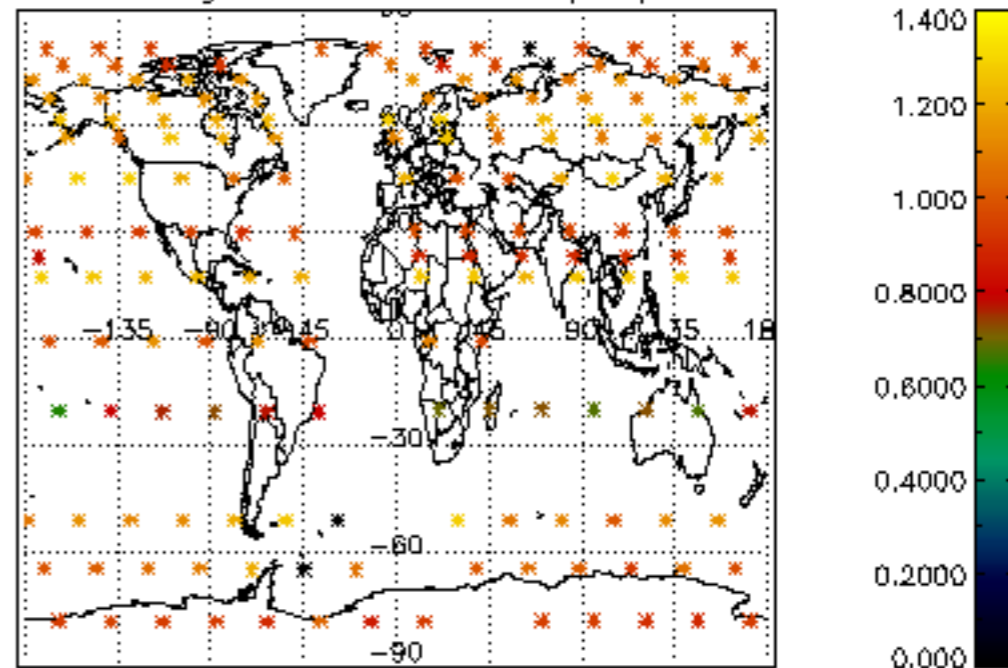




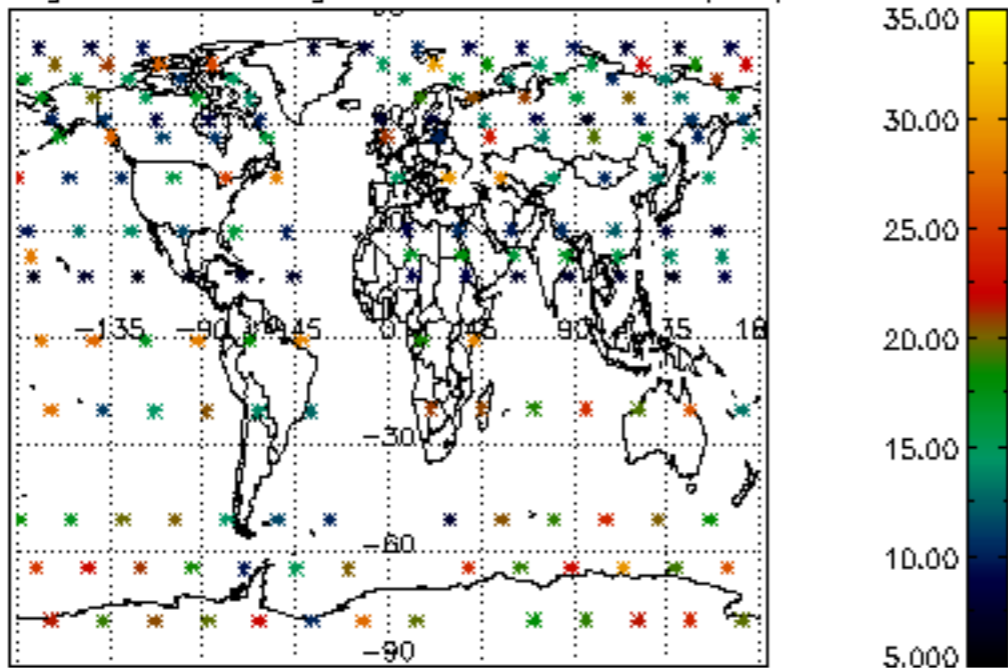
Percentage of cosmic ray hits per profile



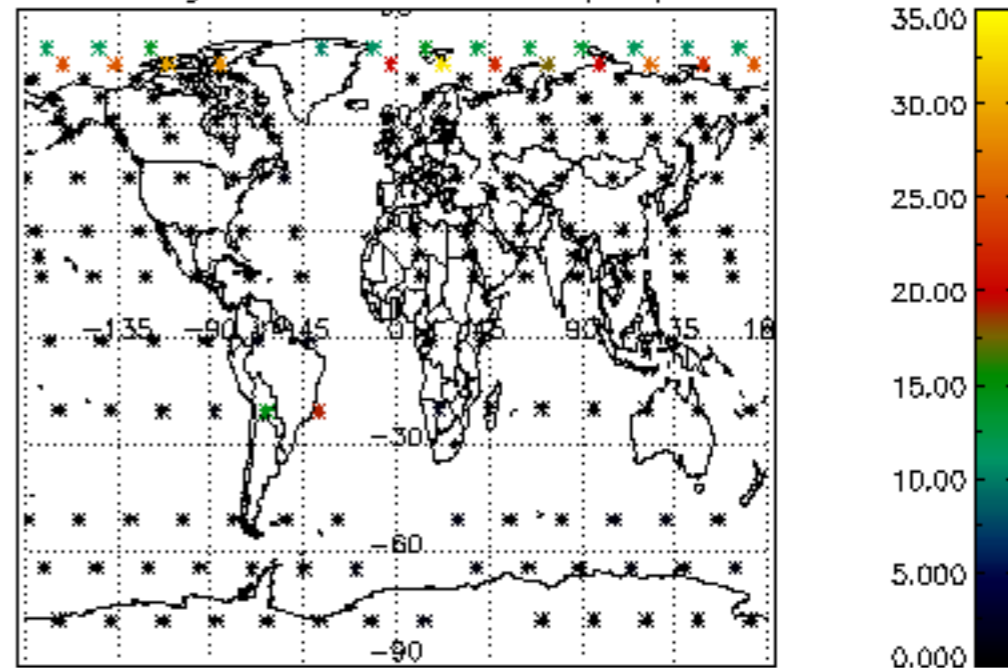
Percentage of datation errors per profile



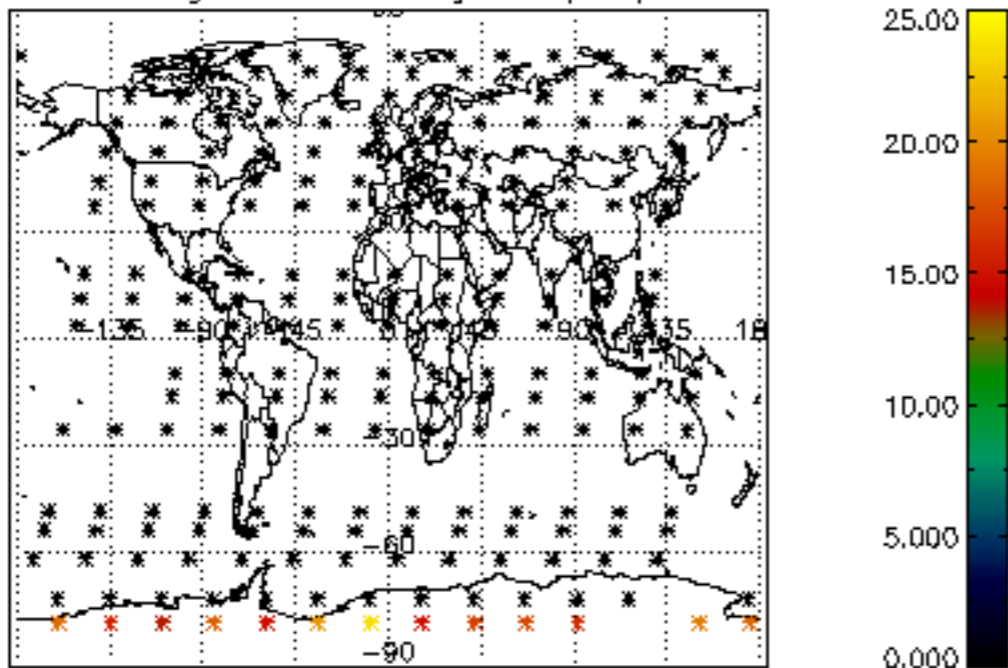
Percentage of star falling outside central band per profile



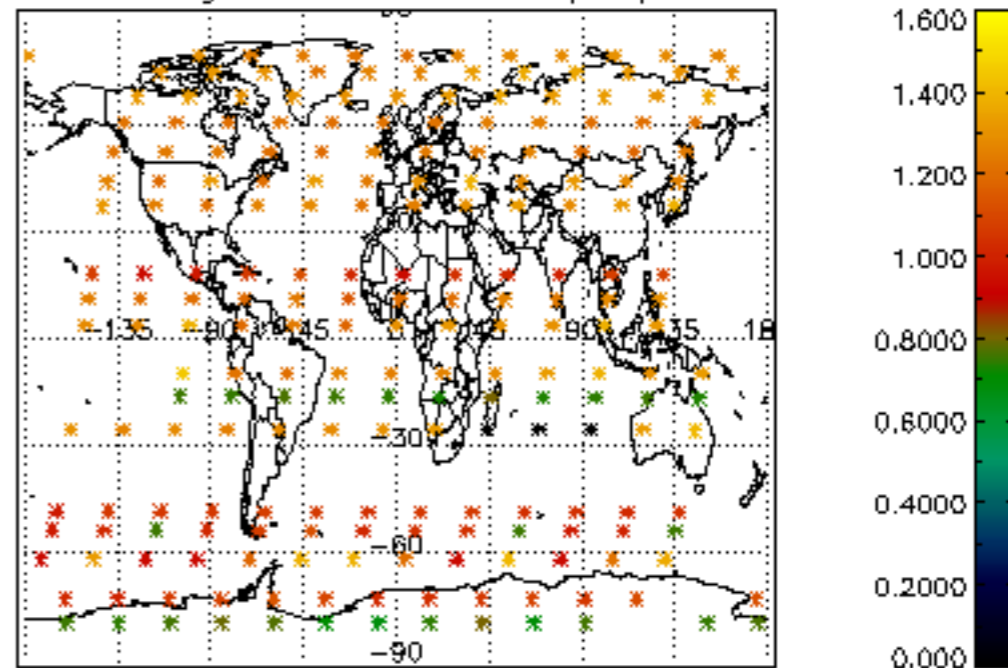
Percentage of saturation errors per profile



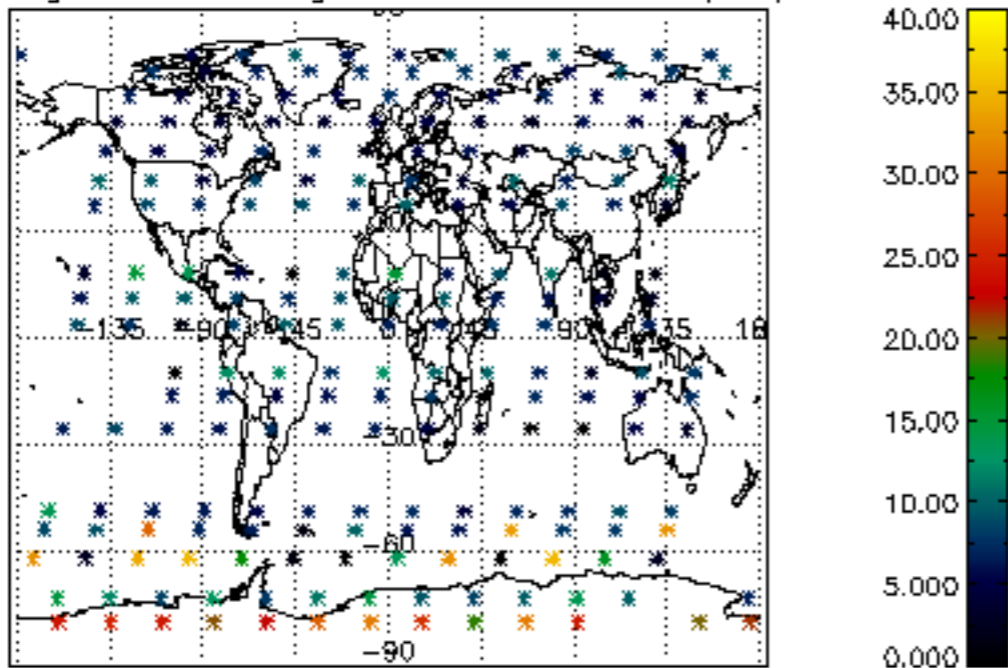
Percentage of cosmic ray hits per profile



Percentage of datation errors per profile



Percentage of star falling outside central band per profile



Percentage of saturation errors per profile

