

GOMOS Level 2 Daily Report

SUMMARY

[1. General Info](#)

[2. Summary of processed GOM_NL_2P products](#)

[3. Level 2 Quality information per product](#)

[3.1 Plot of level 2 quality information per product \(time dependant\)](#)

[3.2 Plot of level 2 quality information per product \(world map\)](#)

[4. Level 1 Quality information per product \(stored on level 2 products\)](#)

[4.1 Plot of level 1 quality information per product \(time dependant\)](#)

[4.1.1 Plot of level 1 quality information per product \(time dependant\): ASCENDING](#)

[4.1.2 Plot of level 1 quality information per product \(time dependant\): DESCENDING](#)

[4.2 Plot of level 1 quality information per product \(world map\)](#)

[4.2.1 Plot of level 1 quality information per product \(world map\): ASCENDING](#)

[4.2.2 Plot of level 1 quality information per product \(world map\): DESCENDING](#)

[5. Ozone profiles based on quality statistics and other trace gas profiles](#)

[5.1 Ozone statistics based on quality of products](#)

[5.2 Plot ozone profiles for all STD \(dark without errors\)](#)

[5.3 Plot ozone profiles where STD < 20% \(dark without errors\)](#)

[5.4. Plot ozone profiles where STD < 10% \(dark without errors\)](#)

[5.5. Plot ozone profiles where STD < 5% \(dark without errors\)](#)

[5.6 Plot NO2 profiles for all STD \(dark without errors\)](#)

[5.7 Plot NO3 profiles for all STD \(dark without errors\)](#)

[5.8 Plot H2O profiles \(only for occultations of stars 1,2,3,4,13,14,16,26,63 dark without errors\) for all STD](#)

[6. Auxiliary Data Files used for the production reported in section 2](#)

This report presents the daily analysis on parameters extracted from GOMOS level 2 data (GOM_NL__2P). It is intended to monitor some important parameters that will impact the quality of these products. A list of level 2 products (and content) that have arrived during the reporting day to the PCF is also given.

Item	Value
Time of report generation	19APR2013 04:48:51
Data source version	GOMOS/6.01
Start time of products	22-06-2004 (22JUN2004 00:00:00)
Stop time of products	23-06-2004 (23JUN2004 00:00:00)
Store outputs in DB	Yes
Nb of level 2 prods	452
Nb of prods with errors	0

2. Summary of processed GOM_NL__2P products.

Nr	Filename	UTC Start time	Limb	Duration	Star Id	Star Name	Star Mag	Star Temp	Nb Meas	Orbit	Prod. error
1	GOM_NL__2PRFIN20040622_000102_000000402028_00002_12080_4037.N1	22-JUN-2004 00:01:02	Twilight	40.000	25	35Lam Sco	1.6200	28000.	80	12080	No
2	GOM_NL__2PRFIN20040622_000222_000000442028_00002_12080_4038.N1	22-JUN-2004 00:02:22	Twilight	44.000	116	19Del Sgr	2.7000	4100.0	88	12080	No
3	GOM_NL__2PRFIN20040622_000433_000000482028_00002_12080_4039.N1	22-JUN-2004 00:04:33	Bright	48.000	155	41Pi Sgr	2.9000	6600.0	96	12080	No
4	GOM_NL__2PRFIN20040622_000724_000000372028_00002_12080_4040.N1	22-JUN-2004 00:07:24	Bright	36.500	86	35Eta Oph	2.4300	10200.	73	12080	No
5	GOM_NL__2PRFIN20040622_000908_000000362028_00002_12080_4041.N1	22-JUN-2004 00:09:08	Bright	35.500	98	13Zet Oph	2.5710	30000.	71	12080	No
6	GOM_NL__2PRFIN20040622_001114_000000352028_00002_12080_4042.N1	22-JUN-2004 00:11:14	Bright	35.000	120	1Del Oph	2.7340	3200.0	70	12080	No
7	GOM_NL__2PRFIN20040622_001329_000000382028_00002_12080_4043.N1	22-JUN-2004 00:13:29	Bright	38.000	126	60Bet Oph	2.7700	4250.0	76	12080	No
8	GOM_NL__2PRFIN20040622_001554_000000392028_00002_12080_4044.N1	22-JUN-2004 00:15:54	Bright	39.000	59	55Alp Oph	2.0800	8900.0	78	12080	No
9	GOM_NL__2PRFIN20040622_001813_000000352028_00002_12080_4045.N1	22-JUN-2004 00:18:13	Bright	35.000	127	27Bet Her	2.7810	4700.0	70	12080	No
10	GOM_NL__2PRFIN20040622_002001_000000362028_00002_12080_4046.N1	22-JUN-2004 00:20:01	Bright	35.500	67	5Alp CrB	2.2210	11000.	71	12080	No
11	GOM_NL__2PRFIN20040622_002417_000000352028_00002_12080_4047.N1	22-JUN-2004 00:24:17	Bright	34.500	180	27Gam Boo	3.0400	8000.0	69	12080	No
12	GOM_NL__2PRFIN20040622_002735_000000382028_00002_12080_4048.N1	22-JUN-2004 00:27:35	Bright	38.000	130	23Bet Dra	2.7990	5800.0	76	12080	No
13	GOM_NL__2PRFIN20040622_002932_000000362028_00002_12080_4049.N1	22-JUN-2004 00:29:32	Bright	35.500	119	14Eta Dra	2.7270	4700.0	71	12080	No
14	GOM_NL__2PRFIN20040622_003106_000000532028_00002_12080_4050.N1	22-JUN-2004 00:31:06	Bright	53.000	144	18Del Cyg	2.8600	11000.	106	12080	No
15	GOM_NL__2PRFIN20040622_003315_000000332028_00002_12080_4051.N1	22-JUN-2004 00:33:15	Bright	33.000	60	7Bet UMi	2.0810	3950.0	66	12080	No
16	GOM_NL__2PRFIN20040622_003744_000000362028_00002_12080_4052.N1	22-JUN-2004 00:37:44	Bright	35.500	49	1Alp UMi	1.9900	6300.0	71	12080	No
17	GOM_NL__2PRFIN20040622_004422_000000452028_00002_12080_4053.N1	22-JUN-2004 00:44:22	Bright	45.000	74	11Bet Cas	2.2680	6600.0	90	12080	No
18	GOM_NL__2PRFIN20040622_004553_000000652028_00002_12080_4054.N1	22-JUN-2004 00:45:53	Bright	65.000	68	18Alp Cas	2.2250	4500.0	130	12080	No
19	GOM_NL__2PRFIN20040622_004803_000000352028_00002_12080_4055.N1	22-JUN-2004 00:48:03	Bright	34.500	160	23Gam Per	2.9300	4700.0	69	12080	No
20	GOM_NL__2PRFIN20040622_005129_000000432028_00002_12080_4056.N1	22-JUN-2004 00:51:29	Bright	43.000	73	57Gam1And	2.2600	13100.	86	12080	No
21	GOM_NL__2PRFIN20040622_005355_000000602028_00002_12080_4057.N1	22-JUN-2004 00:53:55	Twilight	59.500	53	43Bet And	2.0480	3300.0	119	12080	No
22	GOM_NL__2PRFIN20040622_005741_000000532028_00002_12080_4058.N1	22-JUN-2004 00:57:41	Twilight	52.500	50	13Alp Ari	2.0070	4250.0	105	12080	No
23	GOM_NL__2PRFIN20040622_010230_000000472028_00002_12080_4059.N1	22-JUN-2004 01:02:30	Dark	47.000	94	92Alp Cet	2.5260	3100.0	94	12080	No
24	GOM_NL__2PRFIN20040622_010632_000000402028_00002_12080_4060.N1	22-JUN-2004 01:06:32	Dark	40.000	165	34Gam Eri	2.9500	3200.0	80	12080	No
25	GOM_NL__2PRFIN20040622_011450_000000682028_00002_12080_4061.N1	22-JUN-2004 01:14:50	Dark	68.000	52	16Bet Cet	2.0370	4500.0	136	12080	No
26	GOM_NL__2PRFIN20040622_012034_000000392028_00002_12080_4062.N1	22-JUN-2004 01:20:34	Dark	38.500	9	Alp Eri	0.45300	24000.	77	12080	No
27	GOM_NL__2PRFIN20040622_012649_000000732028_00003_12081_4032.N1	22-JUN-2004 01:26:49	Dark	72.500	18	24Alp PsA	1.1660	9700.0	145	12081	No
28	GOM_NL__2PRFIN20040622_013333_000000402028_00003_12081_4033.N1	22-JUN-2004 01:33:33	Straylight	39.500	43	Alp TrA	1.9100	4250.0	79	12081	No
29	GOM_NL__2PRFIN20040622_013646_000000392028_00003_12081_4034.N1	22-JUN-2004 01:36:46	Straylight	38.500	141	Bet Ara	2.8400	4600.0	77	12081	No
30	GOM_NL__2PRFIN20040622_013810_000000372028_00003_12081_4035.N1	22-JUN-2004 01:38:10	Straylight	36.500	147	Alp Ara	2.8770	26000.	73	12081	No
31	GOM_NL__2PRFIN20040622_013957_000000382028_00003_12081_4036.N1	22-JUN-2004 01:39:57	Twilight	37.500	40	The Sco	1.8590	7100.0	75	12081	No
32	GOM_NL__2PRFIN20040622_014138_000000432028_00003_12081_4037.N1	22-JUN-2004 01:41:38	Twilight	43.000	25	35Lam Sco	1.6200	28000.	86	12081	No
33	GOM_NL__2PRFIN20040622_014259_000000472028_00003_12081_4038.N1	22-JUN-2004 01:42:59	Twilight	47.000	116	19Del Sgr	2.7000	4100.0	94	12081	No
34	GOM_NL__2PRFIN20040622_014509_000000472028_00003_12081_4039.N1	22-JUN-2004 01:45:09	Bright	47.000	155	41Pi Sgr	2.9000	6600.0	94	12081	No
35	GOM_NL__2PRFIN20040622_014800_000000372028_00003_12081_4040.N1	22-JUN-2004 01:48:00	Bright	36.500	86	35Eta Oph	2.4300	10200.	73	12081	No
36	GOM_NL__2PRFIN20040622_014944_000000352028_00003_12081_4041.N1	22-JUN-2004 01:49:44	Bright	35.000	98	13Zet Oph	2.5710	30000.	70	12081	No
37	GOM_NL__2PRFIN20040622_015150_000000352028_00003_12081_4042.N1	22-JUN-2004 01:51:50	Bright	35.000	120	1Del Oph	2.7340	3200.0	70	12081	No
38	GOM_NL__2PRFIN20040622_015405_000000392028_00003_12081_4043.N1	22-JUN-2004 01:54:05	Bright	38.500	126	60Bet Oph	2.7700	4250.0	77	12081	No
39	GOM_NL__2PRFIN20040622_015630_000000382028_00003_12081_4044.N1	22-JUN-2004 01:56:30	Bright	38.000	59	55Alp Oph	2.0800	8900.0	76	12081	No
40	GOM_NL__2PRFIN20040622_015848_000000352028_00003_12081_4045.N1	22-JUN-2004 01:58:48	Bright	34.500	127	27Bet Her	2.7810	4700.0	69	12081	No
41	GOM_NL__2PRFIN20040622_020038_000000352028_00003_12081_4046.N1	22-JUN-2004 02:00:38	Bright	34.500	67	5Alp CrB	2.2210	11000.	69	12081	No
42	GOM_NL__2PRFIN20040622_020453_000000352028_00003_12081_4047.N1	22-JUN-2004 02:04:53	Bright	34.500	180	27Gam Boo	3.0400	8000.0	69	12081	No

43	GOM_NL__2PRFIN20040622_020811_000000392028_00003_12081_4048.N1	22-JUN-2004 02:08:11	Bright	38.500	130	23Bet Dra	2.7990	5800.0	77	12081	No
44	GOM_NL__2PRFIN20040622_021007_000000332028_00003_12081_4049.N1	22-JUN-2004 02:10:07	Bright	33.000	119	14Eta Dra	2.7270	4700.0	66	12081	No
45	GOM_NL__2PRFIN20040622_021140_000000522028_00003_12081_4050.N1	22-JUN-2004 02:11:40	Bright	52.000	144	18Del Cyg	2.8600	11000.	104	12081	No
46	GOM_NL__2PRFIN20040622_021351_000000322028_00003_12081_4051.N1	22-JUN-2004 02:13:51	Bright	32.000	60	7Bet UMi	2.0810	3950.0	64	12081	No
47	GOM_NL__2PRFIN20040622_021820_000000352028_00003_12081_4052.N1	22-JUN-2004 02:18:20	Bright	34.500	49	1Alp UMi	1.9900	6300.0	69	12081	No
48	GOM_NL__2PRFIN20040622_022457_000000462028_00003_12081_4053.N1	22-JUN-2004 02:24:57	Bright	45.500	74	11Bet Cas	2.2680	6600.0	91	12081	No
49	GOM_NL__2PRFIN20040622_022629_000000452028_00003_12081_4054.N1	22-JUN-2004 02:26:29	Bright	44.500	68	18Alp Cas	2.2250	4500.0	89	12081	No
50	GOM_NL__2PRFIN20040622_022839_000000462028_00003_12081_4055.N1	22-JUN-2004 02:28:39	Bright	45.500	160	23Gam Per	2.9300	4700.0	91	12081	No
51	GOM_NL__2PRFIN20040622_023205_000000432028_00003_12081_4056.N1	22-JUN-2004 02:32:05	Bright	43.000	73	57Gam1And	2.2600	13100.	86	12081	No
52	GOM_NL__2PRFIN20040622_023431_000000702028_00003_12081_4057.N1	22-JUN-2004 02:34:31	Twi_and_stray	69.500	53	43Bet And	2.0480	3300.0	139	12081	No
53	GOM_NL__2PRFIN20040622_023818_000000512028_00003_12081_4058.N1	22-JUN-2004 02:38:18	Dark	51.000	50	13Alp Ari	2.0070	4250.0	102	12081	No
54	GOM_NL__2PRFIN20040622_024306_000000432028_00003_12081_4059.N1	22-JUN-2004 02:43:06	Dark	43.000	94	92Alp Cet	2.5260	3100.0	86	12081	No
55	GOM_NL__2PRFIN20040622_024708_000000382028_00003_12081_4060.N1	22-JUN-2004 02:47:08	Dark	37.500	165	34Gam Eri	2.9500	3200.0	75	12081	No
56	GOM_NL__2PRFIN20040622_025527_000000672028_00003_12081_4061.N1	22-JUN-2004 02:55:27	Dark	66.500	52	16Bet Cet	2.0370	4500.0	133	12081	No
57	GOM_NL__2PRFIN20040622_030110_000000502028_00003_12081_4062.N1	22-JUN-2004 03:01:10	Dark	50.000	9	Alp Eri	0.45300	24000.	100	12081	No
58	GOM_NL__2PRFIN20040622_030727_000000762028_00004_12082_4032.N1	22-JUN-2004 03:07:27	Dark	75.500	18	24Alp PsA	1.1660	9700.0	151	12082	No
59	GOM_NL__2PRFIN20040622_031409_000000422028_00004_12082_4033.N1	22-JUN-2004 03:14:09	Straylight	42.000	43	Alp TrA	1.9100	4250.0	84	12082	No
60	GOM_NL__2PRFIN20040622_031722_000000382028_00004_12082_4034.N1	22-JUN-2004 03:17:22	Straylight	38.000	141	Bet Ara	2.8400	4600.0	76	12082	No
61	GOM_NL__2PRFIN20040622_031846_000000372028_00004_12082_4035.N1	22-JUN-2004 03:18:46	Straylight	37.000	147	Alp Ara	2.8770	26000.	74	12082	No
62	GOM_NL__2PRFIN20040622_032033_000000402028_00004_12082_4036.N1	22-JUN-2004 03:20:33	Twi_and_stray	39.500	40	The Sco	1.8590	7100.0	79	12082	No
63	GOM_NL__2PRFIN20040622_032214_000000402028_00004_12082_4037.N1	22-JUN-2004 03:22:14	Twi_and_stray	39.500	25	35Lam Sco	1.6200	28000.	79	12082	No
64	GOM_NL__2PRFIN20040622_032335_000000442028_00004_12082_4038.N1	22-JUN-2004 03:23:35	Twi_and_stray	43.500	116	19Del Sgr	2.7000	4100.0	87	12082	No
65	GOM_NL__2PRFIN20040622_032546_000000492028_00004_12082_4039.N1	22-JUN-2004 03:25:46	Bright	49.000	155	41Pi Sgr	2.9000	6600.0	98	12082	No
66	GOM_NL__2PRFIN20040622_032836_000000372028_00004_12082_4040.N1	22-JUN-2004 03:28:36	Bright	37.000	86	35Eta Oph	2.4300	10200.	74	12082	No
67	GOM_NL__2PRFIN20040622_033020_000000352028_00004_12082_4041.N1	22-JUN-2004 03:30:20	Bright	34.500	98	13Zet Oph	2.5710	30000.	69	12082	No
68	GOM_NL__2PRFIN20040622_033226_000000352028_00004_12082_4042.N1	22-JUN-2004 03:32:26	Bright	35.000	120	1Del Oph	2.7340	3200.0	70	12082	No
69	GOM_NL__2PRFIN20040622_033441_000000392028_00004_12082_4043.N1	22-JUN-2004 03:34:41	Bright	38.500	126	60Bet Oph	2.7700	4250.0	77	12082	No
70	GOM_NL__2PRFIN20040622_033706_000000412028_00004_12082_4044.N1	22-JUN-2004 03:37:06	Bright	40.500	59	55Alp Oph	2.0800	8900.0	81	12082	No
71	GOM_NL__2PRFIN20040622_033924_000000382028_00004_12082_4045.N1	22-JUN-2004 03:39:24	Bright	37.500	127	27Bet Her	2.7810	4700.0	75	12082	No
72	GOM_NL__2PRFIN20040622_034114_000000372028_00004_12082_4046.N1	22-JUN-2004 03:41:14	Bright	37.000	67	5Alp CrB	2.2210	11000.	74	12082	No
73	GOM_NL__2PRFIN20040622_034529_000000362028_00004_12082_4047.N1	22-JUN-2004 03:45:29	Bright	36.000	180	27Gam Boo	3.0400	8000.0	72	12082	No
74	GOM_NL__2PRFIN20040622_034846_000000362028_00004_12082_4048.N1	22-JUN-2004 03:48:46	Bright	35.500	130	23Bet Dra	2.7990	5800.0	71	12082	No
75	GOM_NL__2PRFIN20040622_035043_000000322028_00004_12082_4049.N1	22-JUN-2004 03:50:43	Bright	31.500	119	14Eta Dra	2.7270	4700.0	63	12082	No
76	GOM_NL__2PRFIN20040622_035215_000000532028_00004_12082_4050.N1	22-JUN-2004 03:52:15	Bright	52.500	144	18Del Cyg	2.8600	11000.	105	12082	No
77	GOM_NL__2PRFIN20040622_035427_000000382028_00004_12082_4051.N1	22-JUN-2004 03:54:27	Bright	37.500	60	7Bet UMi	2.0810	3950.0	75	12082	No
78	GOM_NL__2PRFIN20040622_035856_000000362028_00004_12082_4052.N1	22-JUN-2004 03:58:56	Bright	36.000	49	1Alp UMi	1.9900	6300.0	72	12082	No
79	GOM_NL__2PRFIN20040622_040533_000000462028_00004_12082_4053.N1	22-JUN-2004 04:05:33	Bright	46.000	74	11Bet Cas	2.2680	6600.0	92	12082	No
80	GOM_NL__2PRFIN20040622_040704_000000452028_00004_12082_4054.N1	22-JUN-2004 04:07:04	Bright	44.500	68	18Alp Cas	2.2250	4500.0	89	12082	No
81	GOM_NL__2PRFIN20040622_040915_000000542028_00004_12082_4055.N1	22-JUN-2004 04:09:15	Bright	54.000	160	23Gam Per	2.9300	4700.0	108	12082	No
82	GOM_NL__2PRFIN20040622_041241_000000422028_00004_12082_4056.N1	22-JUN-2004 04:12:41	Bright	42.000	73	57Gam1And	2.2600	13100.	84	12082	No
83	GOM_NL__2PRFIN20040622_041507_000000662028_00004_12082_4057.N1	22-JUN-2004 04:15:07	Twi_and_stray	66.000	53	43Bet And	2.0480	3300.0	132	12082	No
84	GOM_NL__2PRFIN20040622_041854_000000532028_00004_12082_4058.N1	22-JUN-2004 04:18:54	Dark	53.000	50	13Alp Ari	2.0070	4250.0	106	12082	No
85	GOM_NL__2PRFIN20040622_042342_000000402028_00004_12082_4059.N1	22-JUN-2004 04:23:42	Dark	40.000	94	92Alp Cet	2.5260	3100.0	80	12082	No
86	GOM_NL__2PRFIN20040622_042744_000000422028_00004_12082_4060.N1	22-JUN-2004 04:27:44	Dark	42.000	165	34Gam Eri	2.9500	3200.0	84	12082	No
87	GOM_NL__2PRFIN20040622_043605_000000632028_00004_12082_4061.N1	22-JUN-2004 04:36:05	Dark	63.000	52	16Bet Cet	2.0370	4500.0	126	12082	No
88	GOM_NL__2PRFIN20040622_044147_000000522028_00004_12082_4062.N1	22-JUN-2004 04:41:47	Dark	52.000	9	Alp Eri	0.45300	24000.	104	12082	No
89	GOM_NL__2PRFIN20040622_044805_000000772028_00005_12083_4033.N1	22-JUN-2004 04:48:05	Dark	77.000	18	24Alp PsA	1.1660	9700.0	154	12083	No
90	GOM_NL__2PRFIN20040622_045445_000000462028_00005_12083_4034.N1	22-JUN-2004 04:54:45	Straylight	45.500	43	Alp TrA	1.9100	4250.0	91	12083	No
91	GOM_NL__2PRFIN20040622_045758_000000422028_00005_12083_4035.N1	22-JUN-2004 04:57:58	Straylight	41.500	141	Bet Ara	2.8400	4600.0	83	12083	No
92	GOM_NL__2PRFIN20040622_045923_000000362028_00005_12083_4036.N1	22-JUN-2004 04:59:23	Straylight	35.500	147	Alp Ara	2.8770	26000.	71	12083	No
93	GOM_NL__2PRFIN20040622_050109_000000442028_00005_12083_4037.N1	22-JUN-2004 05:01:09	Twi_and_stray	43.500	40	The Sco	1.8590	7100.0	87	12083	No
94	GOM_NL__2PRFIN20040622_050250_000000392028_00005_12083_4038.N1	22-JUN-2004 05:02:50	Twi_and_stray	38.500	25	35Lam Sco	1.6200	28000.	77	12083	No
95	GOM_NL__2PRFIN20040622_050411_000000502028_00005_12083_4039.N1	22-JUN-2004 05:04:11	Bright	50.000	116	19Del Sgr	2.7000	4100.0	100	12083	No
96	GOM_NL__2PRFIN20040622_050622_000000482028_00005_12083_4040.N1	22-JUN-2004 05:06:22	Bright	48.000	155	41Pi Sgr	2.9000	6600.0	96	12083	No
97	GOM_NL__2PRFIN20040622_050912_000000362028_00005_12083_4041.N1	22-JUN-2004 05:09:12	Bright	36.000	86	35Eta Oph	2.4300	10200.	72	12083	No
98	GOM_NL__2PRFIN20040622_051056_000000362028_00005_12083_4042.N1	22-JUN-2004 05:10:56	Bright	36.000	98	13Zet Oph	2.5710	30000.	72	12083	No
99	GOM_NL__2PRFIN20040622_051302_000000352028_00005_12083_4043.N1	22-JUN-2004 05:13:02	Bright	35.000	120	1Del Oph	2.7340	3200.0	70	12083	No
100	GOM_NL__2PRFIN20040622_051517_000000392028_00005_12083_4044.N1	22-JUN-2004 05:15:17	Bright	39.000	126	60Bet Oph	2.7700	4250.0	78	12083	No
101	GOM_NL__2PRFIN20040622_051742_000000382028_00005_12083_4045.N1	22-JUN-2004 05:17:42	Bright	37.500	59	55Alp Oph	2.0800	8900.0	75	12083	No

102	GOM_NL__2PRFIN20040622_052000_000000372028_00005_12083_4046.N1	22-JUN-2004 05:20:00	Bright	36.500	127	27Bet Her	2.7810	4700.0	73	12083	No
103	GOM_NL__2PRFIN20040622_052150_000000362028_00005_12083_4047.N1	22-JUN-2004 05:21:50	Bright	36.000	67	5Alp CrB	2.2210	11000.	72	12083	No
104	GOM_NL__2PRFIN20040622_052605_000000352028_00005_12083_4048.N1	22-JUN-2004 05:26:05	Bright	35.000	180	27Gam Boo	3.0400	8000.0	70	12083	No
105	GOM_NL__2PRFIN20040622_052922_000000382028_00005_12083_4049.N1	22-JUN-2004 05:29:22	Bright	37.500	130	23Bet Dra	2.7990	5800.0	75	12083	No
106	GOM_NL__2PRFIN20040622_053119_000000362028_00005_12083_4050.N1	22-JUN-2004 05:31:19	Bright	35.500	119	14Eta Dra	2.7270	4700.0	71	12083	No
107	GOM_NL__2PRFIN20040622_053250_000000512028_00005_12083_4051.N1	22-JUN-2004 05:32:50	Bright	51.000	144	18Del Cyg	2.8600	11000.	102	12083	No
108	GOM_NL__2PRFIN20040622_053503_000000372028_00005_12083_4052.N1	22-JUN-2004 05:35:03	Bright	37.000	60	7Bet UMi	2.0810	3950.0	74	12083	No
109	GOM_NL__2PRFIN20040622_053932_000000342028_00005_12083_4053.N1	22-JUN-2004 05:39:32	Bright	33.500	49	1Alp UMi	1.9900	6300.0	67	12083	No
110	GOM_NL__2PRFIN20040622_054609_000000452028_00005_12083_4054.N1	22-JUN-2004 05:46:09	Bright	45.000	74	11Bet Cas	2.2680	6600.0	90	12083	No
111	GOM_NL__2PRFIN20040622_054740_000000452028_00005_12083_4055.N1	22-JUN-2004 05:47:40	Bright	44.500	68	18Alp Cas	2.2250	4500.0	89	12083	No
112	GOM_NL__2PRFIN20040622_054951_000000542028_00005_12083_4056.N1	22-JUN-2004 05:49:51	Bright	54.000	160	23Gam Per	2.9300	4700.0	108	12083	No
113	GOM_NL__2PRFIN20040622_055317_000000412028_00005_12083_4057.N1	22-JUN-2004 05:53:17	Bright	40.500	73	57Gam1And	2.2600	13100.	81	12083	No
114	GOM_NL__2PRFIN20040622_055543_000000592028_00005_12083_4058.N1	22-JUN-2004 05:55:43	Twi_and_stray	59.000	53	43Bet And	2.0480	3300.0	118	12083	No
115	GOM_NL__2PRFIN20040622_055930_000000522028_00005_12083_4059.N1	22-JUN-2004 05:59:30	Dark	52.000	50	13Alp Ari	2.0070	4250.0	104	12083	No
116	GOM_NL__2PRFIN20040622_060419_000000402028_00005_12083_4060.N1	22-JUN-2004 06:04:19	Dark	40.000	94	92Alp Cet	2.5260	3100.0	80	12083	No
117	GOM_NL__2PRFIN20040622_060820_000000412028_00005_12083_4061.N1	22-JUN-2004 06:08:20	Dark	41.000	165	34Gam Eri	2.9500	3200.0	82	12083	No
118	GOM_NL__2PRFIN20040622_061642_000000622028_00005_12083_4062.N1	22-JUN-2004 06:16:42	Dark	61.500	52	16Bet Cet	2.0370	4500.0	123	12083	No
119	GOM_NL__2PRFIN20040622_062223_000000382028_00005_12083_4063.N1	22-JUN-2004 06:22:23	Dark	38.000	9	Alp Eri	0.45300	24000.	76	12083	No
120	GOM_NL__2PRFIN20040622_062843_000000782028_00006_12084_4034.N1	22-JUN-2004 06:28:43	Dark	77.500	18	24Alp PsA	1.1660	9700.0	155	12084	No
121	GOM_NL__2PRFIN20040622_063521_000000512028_00006_12084_4035.N1	22-JUN-2004 06:35:21	Straylight	50.500	43	Alp TrA	1.9100	4250.0	101	12084	No
122	GOM_NL__2PRFIN20040622_063834_000000402028_00006_12084_4036.N1	22-JUN-2004 06:38:34	Straylight	39.500	141	Bet Ara	2.8400	4600.0	79	12084	No
123	GOM_NL__2PRFIN20040622_063959_000000372028_00006_12084_4037.N1	22-JUN-2004 06:39:59	Straylight	37.000	147	Alp Ara	2.8770	26000.	74	12084	No
124	GOM_NL__2PRFIN20040622_064145_000000452028_00006_12084_4038.N1	22-JUN-2004 06:41:45	Twi_and_stray	44.500	40	The Sco	1.8590	7100.0	89	12084	No
125	GOM_NL__2PRFIN20040622_064326_000000402028_00006_12084_4039.N1	22-JUN-2004 06:43:26	Twi_and_stray	39.500	25	35Lam Sco	1.6200	28000.	79	12084	No
126	GOM_NL__2PRFIN20040622_064447_000000462028_00006_12084_4040.N1	22-JUN-2004 06:44:47	Twi_and_stray	45.500	116	19Del Sgr	2.7000	4100.0	91	12084	No
127	GOM_NL__2PRFIN20040622_064658_000000502028_00006_12084_4041.N1	22-JUN-2004 06:46:58	Bright	50.000	155	41Pi Sgr	2.9000	6600.0	100	12084	No
128	GOM_NL__2PRFIN20040622_064948_000000382028_00006_12084_4042.N1	22-JUN-2004 06:49:48	Bright	37.500	86	35Eta Oph	2.4300	10200.	75	12084	No
129	GOM_NL__2PRFIN20040622_065132_000000362028_00006_12084_4043.N1	22-JUN-2004 06:51:32	Bright	35.500	98	13Zet Oph	2.5710	30000.	71	12084	No
130	GOM_NL__2PRFIN20040622_065338_000000352028_00006_12084_4044.N1	22-JUN-2004 06:53:38	Bright	35.000	120	1Del Oph	2.7340	3200.0	70	12084	No
131	GOM_NL__2PRFIN20040622_065553_000000392028_00006_12084_4045.N1	22-JUN-2004 06:55:53	Bright	39.000	126	60Bet Oph	2.7700	4250.0	78	12084	No
132	GOM_NL__2PRFIN20040622_065817_000000392028_00006_12084_4046.N1	22-JUN-2004 06:58:17	Bright	38.500	59	55Alp Oph	2.0800	8900.0	77	12084	No
133	GOM_NL__2PRFIN20040622_070036_000000372028_00006_12084_4047.N1	22-JUN-2004 07:00:36	Bright	37.000	127	27Bet Her	2.7810	4700.0	74	12084	No
134	GOM_NL__2PRFIN20040622_070226_000000362028_00006_12084_4048.N1	22-JUN-2004 07:02:26	Bright	36.000	67	5Alp CrB	2.2210	11000.	72	12084	No
135	GOM_NL__2PRFIN20040622_070642_000000372028_00006_12084_4049.N1	22-JUN-2004 07:06:42	Bright	37.000	180	27Gam Boo	3.0400	8000.0	74	12084	No
136	GOM_NL__2PRFIN20040622_070958_000000392028_00006_12084_4050.N1	22-JUN-2004 07:09:58	Bright	38.500	130	23Bet Dra	2.7990	5800.0	77	12084	No
137	GOM_NL__2PRFIN20040622_071155_000000362028_00006_12084_4051.N1	22-JUN-2004 07:11:55	Bright	36.000	119	14Eta Dra	2.7270	4700.0	72	12084	No
138	GOM_NL__2PRFIN20040622_071325_000000502028_00006_12084_4052.N1	22-JUN-2004 07:13:25	Bright	50.000	144	18Del Cyg	2.8600	11000.	100	12084	No
139	GOM_NL__2PRFIN20040622_071539_000000372028_00006_12084_4053.N1	22-JUN-2004 07:15:39	Bright	36.500	60	7Bet UMi	2.0810	3950.0	73	12084	No
140	GOM_NL__2PRFIN20040622_072008_000000352028_00006_12084_4054.N1	22-JUN-2004 07:20:08	Bright	34.500	49	1Alp UMi	1.9900	6300.0	69	12084	No
141	GOM_NL__2PRFIN20040622_072644_000000452028_00006_12084_4055.N1	22-JUN-2004 07:26:44	Bright	44.500	74	11Bet Cas	2.2680	6600.0	89	12084	No
142	GOM_NL__2PRFIN20040622_072816_000000462028_00006_12084_4056.N1	22-JUN-2004 07:28:16	Bright	45.500	68	18Alp Cas	2.2250	4500.0	91	12084	No
143	GOM_NL__2PRFIN20040622_073027_000000542028_00006_12084_4057.N1	22-JUN-2004 07:30:27	Bright	54.000	160	23Gam Per	2.9300	4700.0	108	12084	No
144	GOM_NL__2PRFIN20040622_073353_000000602028_00006_12084_4058.N1	22-JUN-2004 07:33:53	Bright	60.000	73	57Gam1And	2.2600	13100.	120	12084	No
145	GOM_NL__2PRFIN20040622_073619_000000632028_00006_12084_4059.N1	22-JUN-2004 07:36:19	Twi_and_stray	62.500	53	43Bet And	2.0480	3300.0	125	12084	No
146	GOM_NL__2PRFIN20040622_074006_000000492028_00006_12084_4060.N1	22-JUN-2004 07:40:06	Dark	48.500	50	13Alp Ari	2.0070	4250.0	97	12084	No
147	GOM_NL__2PRFIN20040622_074455_000000452028_00006_12084_4061.N1	22-JUN-2004 07:44:55	Dark	44.500	94	92Alp Cet	2.5260	3100.0	89	12084	No
148	GOM_NL__2PRFIN20040622_074856_000000412028_00006_12084_4062.N1	22-JUN-2004 07:48:56	Dark	40.500	165	34Gam Eri	2.9500	3200.0	81	12084	No
149	GOM_NL__2PRFIN20040622_075719_000000632028_00006_12084_4063.N1	22-JUN-2004 07:57:19	Dark	62.500	52	16Bet Cet	2.0370	4500.0	125	12084	No
150	GOM_NL__2PRFIN20040622_080300_000000512028_00006_12084_4064.N1	22-JUN-2004 08:03:00	Dark	50.500	9	Alp Eri	0.45300	24000.	101	12084	No
151	GOM_NL__2PRFIN20040622_080927_000000512028_00007_12085_4035.N1	22-JUN-2004 08:09:27	Dark	51.000	63	Bet Gru	2.1500	2800.0	102	12085	No
152	GOM_NL__2PRFIN20040622_081129_000000532028_00007_12085_4036.N1	22-JUN-2004 08:11:29	Straylight	53.000	31	Alp Gru	1.7340	15200.	106	12085	No
153	GOM_NL__2PRFIN20040622_081556_000000412028_00007_12085_4037.N1	22-JUN-2004 08:15:56	Straylight	40.500	43	Alp TrA	1.9100	4250.0	81	12085	No
154	GOM_NL__2PRFIN20040622_081910_000000392028_00007_12085_4038.N1	22-JUN-2004 08:19:10	Straylight	39.000	141	Bet Ara	2.8400	4600.0	78	12085	No
155	GOM_NL__2PRFIN20040622_082035_000000392028_00007_12085_4039.N1	22-JUN-2004 08:20:35	Straylight	39.000	147	Alp Ara	2.8770	26000.	78	12085	No
156	GOM_NL__2PRFIN20040622_082221_000000402028_00007_12085_4040.N1	22-JUN-2004 08:22:21	Twi_and_stray	40.000	40	The Sco	1.8590	7100.0	80	12085	No
157	GOM_NL__2PRFIN20040622_082402_000000412028_00007_12085_4041.N1	22-JUN-2004 08:24:02	Twi_and_stray	40.500	25	35Lam Sco	1.6200	28000.	81	12085	No
158	GOM_NL__2PRFIN20040622_082523_000000582028_00007_12085_4042.N1	22-JUN-2004 08:25:23	Bright	58.000	116	19Del Sgr	2.7000	4100.0	116	12085	No
159	GOM_NL__2PRFIN20040622_082734_000000492028_00007_12085_4043.N1	22-JUN-2004 08:27:34	Bright	48.500	155	41Pi Sgr	2.9000	6600.0	97	12085	No
160	GOM_NL__2PRFIN20040622_083024_000000372028_00007_12085_4044.N1	22-JUN-2004 08:30:24	Bright	37.000	86	35Eta Oph	2.4300	10200.	74	12085	No

161	GOM_NL__2PRFIN20040622_083208_000000362028_00007_12085_4045.N1	22-JUN-2004 08:32:08	Bright	35.500	98	13Zet Oph	2.5710	30000.	71	12085	No
162	GOM_NL__2PRFIN20040622_083414_000000352028_00007_12085_4046.N1	22-JUN-2004 08:34:14	Bright	34.500	120	1Del Oph	2.7340	3200.0	69	12085	No
163	GOM_NL__2PRFIN20040622_083628_000000392028_00007_12085_4047.N1	22-JUN-2004 08:36:28	Bright	38.500	126	60Bet Oph	2.7700	4250.0	77	12085	No
164	GOM_NL__2PRFIN20040622_083853_000000382028_00007_12085_4048.N1	22-JUN-2004 08:38:53	Bright	38.000	59	55Alp Oph	2.0800	8900.0	76	12085	No
165	GOM_NL__2PRFIN20040622_084112_000000362028_00007_12085_4049.N1	22-JUN-2004 08:41:12	Bright	36.000	127	27Bet Her	2.7810	4700.0	72	12085	No
166	GOM_NL__2PRFIN20040622_084302_000000362028_00007_12085_4050.N1	22-JUN-2004 08:43:02	Bright	35.500	67	5Alp CrB	2.2210	11000.	71	12085	No
167	GOM_NL__2PRFIN20040622_084841_000000522028_00007_12085_4051.N1	22-JUN-2004 08:48:41	Bright	51.500	5	3Alp Lyr	0.033000	11000.	103	12085	No
168	GOM_NL__2PRFIN20040622_085033_000000402028_00007_12085_4052.N1	22-JUN-2004 08:50:33	Bright	39.500	130	23Bet Dra	2.7990	5800.0	79	12085	No
169	GOM_NL__2PRFIN20040622_085231_000000352028_00007_12085_4053.N1	22-JUN-2004 08:52:31	Bright	35.000	119	14Eta Dra	2.7270	4700.0	70	12085	No
170	GOM_NL__2PRFIN20040622_085615_000000362028_00007_12085_4054.N1	22-JUN-2004 08:56:15	Bright	35.500	60	7Bet UMi	2.0810	3950.0	71	12085	No
171	GOM_NL__2PRFIN20040622_090044_000000362028_00007_12085_4055.N1	22-JUN-2004 09:00:44	Bright	35.500	49	1Alp UMi	1.9900	6300.0	71	12085	No
172	GOM_NL__2PRFIN20040622_090720_000000452028_00007_12085_4056.N1	22-JUN-2004 09:07:20	Bright	45.000	74	11Bet Cas	2.2680	6600.0	90	12085	No
173	GOM_NL__2PRFIN20040622_090851_000000462028_00007_12085_4057.N1	22-JUN-2004 09:08:51	Bright	45.500	68	18Alp Cas	2.2250	4500.0	91	12085	No
174	GOM_NL__2PRFIN20040622_091103_000000432028_00007_12085_4058.N1	22-JUN-2004 09:11:03	Bright	42.500	160	23Gam Per	2.9300	4700.0	85	12085	No
175	GOM_NL__2PRFIN20040622_091429_000000432028_00007_12085_4059.N1	22-JUN-2004 09:14:29	Bright	42.500	73	57Gam1And	2.2600	13100.	85	12085	No
176	GOM_NL__2PRFIN20040622_091655_000000612028_00007_12085_4060.N1	22-JUN-2004 09:16:55	Twi_and_stray	60.500	53	43Bet And	2.0480	3300.0	121	12085	No
177	GOM_NL__2PRFIN20040622_092043_000000522028_00007_12085_4061.N1	22-JUN-2004 09:20:43	Dark	52.000	50	13Alp Ari	2.0070	4250.0	104	12085	No
178	GOM_NL__2PRFIN20040622_092532_000000432028_00007_12085_4062.N1	22-JUN-2004 09:25:32	Dark	43.000	94	92Alp Cet	2.5260	3100.0	86	12085	No
179	GOM_NL__2PRFIN20040622_092932_000000422028_00007_12085_4063.N1	22-JUN-2004 09:29:32	Dark	42.000	165	34Gam Eri	2.9500	3200.0	84	12085	No
180	GOM_NL__2PRFIN20040622_093757_000000642028_00007_12085_4064.N1	22-JUN-2004 09:37:57	Dark	64.000	52	16Bet Cet	2.0370	4500.0	128	12085	No
181	GOM_NL__2PRFIN20040622_094336_000000492028_00007_12085_4065.N1	22-JUN-2004 09:43:36	Dark	48.500	9	Alp Eri	0.45300	24000.	97	12085	No
182	GOM_NL__2PRFIN20040622_095004_000000532028_00008_12086_4036.N1	22-JUN-2004 09:50:04	Dark	52.500	63	Bet Gru	2.1500	2800.0	105	12086	No
183	GOM_NL__2PRFIN20040622_095206_000000482028_00008_12086_4037.N1	22-JUN-2004 09:52:06	Straylight	47.500	31	Alp Gru	1.7340	15200.	95	12086	No
184	GOM_NL__2PRFIN20040622_095632_000000402028_00008_12086_4038.N1	22-JUN-2004 09:56:32	Straylight	40.000	43	Alp TrA	1.9100	4250.0	80	12086	No
185	GOM_NL__2PRFIN20040622_095946_000000412028_00008_12086_4039.N1	22-JUN-2004 09:59:46	Straylight	40.500	141	Bet Ara	2.8400	4600.0	81	12086	No
186	GOM_NL__2PRFIN20040622_100111_000000382028_00008_12086_4040.N1	22-JUN-2004 10:01:11	Straylight	38.000	147	Alp Ara	2.8770	26000.	76	12086	No
187	GOM_NL__2PRFIN20040622_100258_000000422028_00008_12086_4041.N1	22-JUN-2004 10:02:58	Twi_and_stray	41.500	40	The Sco	1.8590	7100.0	83	12086	No
188	GOM_NL__2PRFIN20040622_100439_000000442028_00008_12086_4042.N1	22-JUN-2004 10:04:39	Twi_and_stray	44.000	25	35Lam Sco	1.6200	28000.	88	12086	No
189	GOM_NL__2PRFIN20040622_100559_000000492028_00008_12086_4043.N1	22-JUN-2004 10:05:59	Bright	48.500	116	19Del Sgr	2.7000	4100.0	97	12086	No
190	GOM_NL__2PRFIN20040622_100810_000000502028_00008_12086_4044.N1	22-JUN-2004 10:08:10	Bright	49.500	155	41Pi Sgr	2.9000	6600.0	99	12086	No
191	GOM_NL__2PRFIN20040622_101100_000000372028_00008_12086_4045.N1	22-JUN-2004 10:11:00	Bright	36.500	86	35Eta Oph	2.4300	10200.	73	12086	No
192	GOM_NL__2PRFIN20040622_101244_000000352028_00008_12086_4046.N1	22-JUN-2004 10:12:44	Bright	35.000	98	13Zet Oph	2.5710	30000.	70	12086	No
193	GOM_NL__2PRFIN20040622_101450_000000352028_00008_12086_4047.N1	22-JUN-2004 10:14:50	Bright	35.000	120	1Del Oph	2.7340	3200.0	70	12086	No
194	GOM_NL__2PRFIN20040622_101704_000000392028_00008_12086_4048.N1	22-JUN-2004 10:17:04	Bright	38.500	126	60Bet Oph	2.7700	4250.0	77	12086	No
195	GOM_NL__2PRFIN20040622_101929_000000402028_00008_12086_4049.N1	22-JUN-2004 10:19:29	Bright	40.000	59	55Alp Oph	2.0800	8900.0	80	12086	No
196	GOM_NL__2PRFIN20040622_102148_000000362028_00008_12086_4050.N1	22-JUN-2004 10:21:48	Bright	36.000	127	27Bet Her	2.7810	4700.0	72	12086	No
197	GOM_NL__2PRFIN20040622_102338_000000342028_00008_12086_4051.N1	22-JUN-2004 10:23:38	Bright	34.000	67	5Alp CrB	2.2210	11000.	68	12086	No
198	GOM_NL__2PRFIN20040622_102916_000000492028_00008_12086_4052.N1	22-JUN-2004 10:29:16	Bright	49.000	5	3Alp Lyr	0.033000	11000.	98	12086	No
199	GOM_NL__2PRFIN20040622_103109_000000382028_00008_12086_4053.N1	22-JUN-2004 10:31:09	Bright	38.000	130	23Bet Dra	2.7990	5800.0	76	12086	No
200	GOM_NL__2PRFIN20040622_103307_000000352028_00008_12086_4054.N1	22-JUN-2004 10:33:07	Bright	34.500	119	14Eta Dra	2.7270	4700.0	69	12086	No
201	GOM_NL__2PRFIN20040622_103651_000000372028_00008_12086_4055.N1	22-JUN-2004 10:36:51	Bright	37.000	60	7Bet UMi	2.0810	3950.0	74	12086	No
202	GOM_NL__2PRFIN20040622_104120_000000362028_00008_12086_4056.N1	22-JUN-2004 10:41:20	Bright	36.000	49	1Alp UMi	1.9900	6300.0	72	12086	No
203	GOM_NL__2PRFIN20040622_104755_000000442028_00008_12086_4057.N1	22-JUN-2004 10:47:55	Bright	43.500	74	11Bet Cas	2.2680	6600.0	87	12086	No
204	GOM_NL__2PRFIN20040622_104927_000000452028_00008_12086_4058.N1	22-JUN-2004 10:49:27	Bright	45.000	68	18Alp Cas	2.2250	4500.0	90	12086	No
205	GOM_NL__2PRFIN20040622_105139_000000342028_00008_12086_4059.N1	22-JUN-2004 10:51:39	Bright	34.000	160	23Gam Per	2.9300	4700.0	68	12086	No
206	GOM_NL__2PRFIN20040622_105505_000000422028_00008_12086_4060.N1	22-JUN-2004 10:55:05	Bright	42.000	73	57Gam1And	2.2600	13100.	84	12086	No
207	GOM_NL__2PRFIN20040622_105731_000000592028_00008_12086_4061.N1	22-JUN-2004 10:57:31	Twi_and_stray	58.500	53	43Bet And	2.0480	3300.0	117	12086	No
208	GOM_NL__2PRFIN20040622_110119_000000502028_00008_12086_4062.N1	22-JUN-2004 11:01:19	Dark	50.000	50	13Alp Ari	2.0070	4250.0	100	12086	No
209	GOM_NL__2PRFIN20040622_110608_000000452028_00008_12086_4063.N1	22-JUN-2004 11:06:08	Dark	44.500	94	92Alp Cet	2.5260	3100.0	89	12086	No
210	GOM_NL__2PRFIN20040622_111009_000000422028_00008_12086_4064.N1	22-JUN-2004 11:10:09	Dark	42.000	165	34Gam Eri	2.9500	3200.0	84	12086	No
211	GOM_NL__2PRFIN20040622_111834_000000572028_00008_12086_4065.N1	22-JUN-2004 11:18:34	Dark	56.500	52	16Bet Cet	2.0370	4500.0	113	12086	No
212	GOM_NL__2PRFIN20040622_112412_000000382028_00008_12086_4066.N1	22-JUN-2004 11:24:12	Dark	38.000	9	Alp Eri	0.45300	24000.	76	12086	No
213	GOM_NL__2PRFIN20040622_113041_000000512028_00009_12087_4037.N1	22-JUN-2004 11:30:41	Dark	51.000	63	Bet Gru	2.1500	2800.0	102	12087	No
214	GOM_NL__2PRFIN20040622_113243_000000482028_00009_12087_4038.N1	22-JUN-2004 11:32:43	Straylight	48.000	31	Alp Gru	1.7340	15200.	96	12087	No
215	GOM_NL__2PRFIN20040622_113708_000000432028_00009_12087_4039.N1	22-JUN-2004 11:37:08	Straylight	43.000	43	Alp TrA	1.9100	4250.0	86	12087	No
216	GOM_NL__2PRFIN20040622_114022_000000392028_00009_12087_4040.N1	22-JUN-2004 11:40:22	Straylight	38.500	141	Bet Ara	2.8400	4600.0	77	12087	No
217	GOM_NL__2PRFIN20040622_114147_000000382028_00009_12087_4041.N1	22-JUN-2004 11:41:47	Straylight	37.500	147	Alp Ara	2.8770	26000.	75	12087	No
218	GOM_NL__2PRFIN20040622_114334_000000422028_00009_12087_4042.N1	22-JUN-2004 11:43:34	Twi_and_stray	42.000	40	The Sco	1.8590	7100.0	84	12087	No
219	GOM_NL__2PRFIN20040622_114515_000000402028_00009_12087_4043.N1	22-JUN-2004 11:45:15	Twi_and_stray	39.500	25	35Lam Sco	1.6200	28000.	79	12087	No

220	GOM_NL__2PRFIN20040622_114636_000000452028_00009_12087_4044.N1	22-JUN-2004 11:46:36	Twilight	44.500	116	19Del Sgr	2.7000	4100.0	89	12087	No
221	GOM_NL__2PRFIN20040622_114846_000000502028_00009_12087_4045.N1	22-JUN-2004 11:48:46	Bright	50.000	155	41Pi Sgr	2.9000	6600.0	100	12087	No
222	GOM_NL__2PRFIN20040622_115133_000000412028_00009_12087_4046.N1	22-JUN-2004 11:51:33	Bright	40.500	86	35Eta Oph	2.4300	10200.	81	12087	No
223	GOM_NL__2PRFIN20040622_115317_000000382028_00009_12087_4047.N1	22-JUN-2004 11:53:17	Bright	38.000	98	13Zet Oph	2.5710	30000.	76	12087	No
224	GOM_NL__2PRFIN20040622_115521_000000412028_00009_12087_4048.N1	22-JUN-2004 11:55:21	Bright	40.500	120	1Del Oph	2.7340	3200.0	81	12087	No
225	GOM_NL__2PRFIN20040622_115736_000000432028_00009_12087_4049.N1	22-JUN-2004 11:57:36	Bright	42.500	126	60Bet Oph	2.7700	4250.0	85	12087	No
226	GOM_NL__2PRFIN20040622_120001_000000412028_00009_12087_4050.N1	22-JUN-2004 12:00:01	Bright	41.000	59	55Alp Oph	2.0800	8900.0	82	12087	No
227	GOM_NL__2PRFIN20040622_120219_000000422028_00009_12087_4051.N1	22-JUN-2004 12:02:19	Bright	41.500	127	27Bet Her	2.7810	4700.0	83	12087	No
228	GOM_NL__2PRFIN20040622_120411_000000402028_00009_12087_4052.N1	22-JUN-2004 12:04:11	Bright	39.500	67	5Alp CrB	2.2210	11000.	79	12087	No
229	GOM_NL__2PRFIN20040622_120949_000000502028_00009_12087_4053.N1	22-JUN-2004 12:09:49	Bright	49.500	5	3Alp Lyr	0.033000	11000.	99	12087	No
230	GOM_NL__2PRFIN20040622_121142_000000402028_00009_12087_4054.N1	22-JUN-2004 12:11:42	Bright	40.000	130	23Bet Dra	2.7990	5800.0	80	12087	No
231	GOM_NL__2PRFIN20040622_121338_000000422028_00009_12087_4055.N1	22-JUN-2004 12:13:38	Bright	42.000	119	14Eta Dra	2.7270	4700.0	84	12087	No
232	GOM_NL__2PRFIN20040622_121722_000000412028_00009_12087_4056.N1	22-JUN-2004 12:17:22	Bright	41.000	60	7Bet UMi	2.0810	3950.0	82	12087	No
233	GOM_NL__2PRFIN20040622_122152_000000402028_00009_12087_4057.N1	22-JUN-2004 12:21:52	Bright	39.500	49	1Alp UMi	1.9900	6300.0	79	12087	No
234	GOM_NL__2PRFIN20040622_122828_000000482028_00009_12087_4058.N1	22-JUN-2004 12:28:28	Bright	48.000	74	11Bet Cas	2.2680	6600.0	96	12087	No
235	GOM_NL__2PRFIN20040622_123000_000000462028_00009_12087_4059.N1	22-JUN-2004 12:30:00	Bright	45.500	68	18Alp Cas	2.2250	4500.0	91	12087	No
236	GOM_NL__2PRFIN20040622_123213_000000422028_00009_12087_4060.N1	22-JUN-2004 12:32:13	Bright	42.000	160	23Gam Per	2.9300	4700.0	84	12087	No
237	GOM_NL__2PRFIN20040622_123538_000000462028_00009_12087_4061.N1	22-JUN-2004 12:35:38	Bright	46.000	73	57Gam1And	2.2600	13100.	92	12087	No
238	GOM_NL__2PRFIN20040622_123805_000000612028_00009_12087_4062.N1	22-JUN-2004 12:38:05	Twilight	61.000	53	43Bet And	2.0480	3300.0	122	12087	No
239	GOM_NL__2PRFIN20040622_124152_000000552028_00009_12087_4063.N1	22-JUN-2004 12:41:52	Dark	54.500	50	13Alp Ari	2.0070	4250.0	109	12087	No
240	GOM_NL__2PRFIN20040622_124642_000000462028_00009_12087_4064.N1	22-JUN-2004 12:46:42	Dark	46.000	94	92Alp Cet	2.5260	3100.0	92	12087	No
241	GOM_NL__2PRFIN20040622_125043_000000432028_00009_12087_4065.N1	22-JUN-2004 12:50:43	Dark	42.500	165	34Gam Eri	2.9500	3200.0	85	12087	No
242	GOM_NL__2PRFIN20040622_125909_000000722028_00009_12087_4066.N1	22-JUN-2004 12:59:09	Dark	72.000	52	16Bet Cet	2.0370	4500.0	144	12087	No
243	GOM_NL__2PRFIN20040622_130445_000000502028_00009_12087_4067.N1	22-JUN-2004 13:04:45	Dark	49.500	9	Alp Eri	0.45300	24000.	99	12087	No
244	GOM_NL__2PRFIN20040622_131115_000000552028_00010_12088_4058.N1	22-JUN-2004 13:11:15	Dark	55.000	63	Bet Gru	2.1500	2800.0	110	12088	No
245	GOM_NL__2PRFIN20040622_131317_000000512028_00010_12088_4059.N1	22-JUN-2004 13:13:17	Straylight	50.500	31	Alp Gru	1.7340	15200.	101	12088	No
246	GOM_NL__2PRFIN20040622_131743_000000402028_00010_12088_4060.N1	22-JUN-2004 13:17:43	Straylight	40.000	43	Alp TrA	1.9100	4250.0	80	12088	No
247	GOM_NL__2PRFIN20040622_132056_000000402028_00010_12088_4061.N1	22-JUN-2004 13:20:56	Straylight	39.500	141	Bet Ara	2.8400	4600.0	79	12088	No
248	GOM_NL__2PRFIN20040622_132220_000000412028_00010_12088_4062.N1	22-JUN-2004 13:22:20	Straylight	40.500	147	Alp Ara	2.8770	26000.	81	12088	No
249	GOM_NL__2PRFIN20040622_132406_000000452028_00010_12088_4063.N1	22-JUN-2004 13:24:06	Twilight	45.000	40	The Sco	1.8590	7100.0	90	12088	No
250	GOM_NL__2PRFIN20040622_132548_000000452028_00010_12088_4064.N1	22-JUN-2004 13:25:48	Twilight	45.000	25	35Lam Sco	1.6200	28000.	90	12088	No
251	GOM_NL__2PRFIN20040622_132706_000000482028_00010_12088_4065.N1	22-JUN-2004 13:27:06	Twilight	48.000	116	19Del Sgr	2.7000	4100.0	96	12088	No
252	GOM_NL__2PRFIN20040622_132919_000000532028_00010_12088_4066.N1	22-JUN-2004 13:29:19	Bright	53.000	155	41Pi Sgr	2.9000	6600.0	106	12088	No
253	GOM_NL__2PRFIN20040622_133209_000000402028_00010_12088_4067.N1	22-JUN-2004 13:32:09	Bright	40.000	86	35Eta Oph	2.4300	10200.	80	12088	No
254	GOM_NL__2PRFIN20040622_133353_000000382028_00010_12088_4068.N1	22-JUN-2004 13:33:53	Bright	38.000	98	13Zet Oph	2.5710	30000.	76	12088	No
255	GOM_NL__2PRFIN20040622_133559_000000392028_00010_12088_4069.N1	22-JUN-2004 13:35:59	Bright	39.000	120	1Del Oph	2.7340	3200.0	78	12088	No
256	GOM_NL__2PRFIN20040622_133812_000000422028_00010_12088_4070.N1	22-JUN-2004 13:38:12	Bright	42.000	126	60Bet Oph	2.7700	4250.0	84	12088	No
257	GOM_NL__2PRFIN20040622_134037_000000422028_00010_12088_4071.N1	22-JUN-2004 13:40:37	Bright	41.500	59	55Alp Oph	2.0800	8900.0	83	12088	No
258	GOM_NL__2PRFIN20040622_134255_000000402028_00010_12088_4072.N1	22-JUN-2004 13:42:55	Bright	39.500	127	27Bet Her	2.7810	4700.0	79	12088	No
259	GOM_NL__2PRFIN20040622_134447_000000382028_00010_12088_4073.N1	22-JUN-2004 13:44:47	Bright	37.500	67	5Alp CrB	2.2210	11000.	75	12088	No
260	GOM_NL__2PRFIN20040622_135024_000000522028_00010_12088_4074.N1	22-JUN-2004 13:50:24	Bright	52.000	5	3Alp Lyr	0.033000	11000.	104	12088	No
261	GOM_NL__2PRFIN20040622_135218_000000402028_00010_12088_4075.N1	22-JUN-2004 13:52:18	Bright	40.000	130	23Bet Dra	2.7990	5800.0	80	12088	No
262	GOM_NL__2PRFIN20040622_135413_000000412028_00010_12088_4076.N1	22-JUN-2004 13:54:13	Bright	41.000	119	14Eta Dra	2.7270	4700.0	82	12088	No
263	GOM_NL__2PRFIN20040622_135800_000000362028_00010_12088_4077.N1	22-JUN-2004 13:58:00	Bright	36.000	60	7Bet UMi	2.0810	3950.0	72	12088	No
264	GOM_NL__2PRFIN20040622_140228_000000392028_00010_12088_4078.N1	22-JUN-2004 14:02:28	Bright	38.500	49	1Alp UMi	1.9900	6300.0	77	12088	No
265	GOM_NL__2PRFIN20040622_140903_000000472028_00010_12088_4079.N1	22-JUN-2004 14:09:03	Bright	46.500	74	11Bet Cas	2.2680	6600.0	93	12088	No
266	GOM_NL__2PRFIN20040622_141034_000000482028_00010_12088_4080.N1	22-JUN-2004 14:10:34	Bright	48.000	68	18Alp Cas	2.2250	4500.0	96	12088	No
267	GOM_NL__2PRFIN20040622_141249_000000452028_00010_12088_4081.N1	22-JUN-2004 14:12:49	Bright	44.500	160	23Gam Per	2.9300	4700.0	89	12088	No
268	GOM_NL__2PRFIN20040622_141613_000000462028_00010_12088_4082.N1	22-JUN-2004 14:16:13	Bright	46.000	73	57Gam1And	2.2600	13100.	92	12088	No
269	GOM_NL__2PRFIN20040622_141841_000000662028_00010_12088_4083.N1	22-JUN-2004 14:18:41	Twilight	65.500	53	43Bet And	2.0480	3300.0	131	12088	No
270	GOM_NL__2PRFIN20040622_142229_000000532028_00010_12088_4084.N1	22-JUN-2004 14:22:29	Dark	53.000	50	13Alp Ari	2.0070	4250.0	106	12088	No
271	GOM_NL__2PRFIN20040622_142718_000000502028_00010_12088_4085.N1	22-JUN-2004 14:27:18	Dark	50.000	94	92Alp Cet	2.5260	3100.0	100	12088	No
272	GOM_NL__2PRFIN20040622_143120_000000442028_00010_12088_4086.N1	22-JUN-2004 14:31:20	Dark	44.000	165	34Gam Eri	2.9500	3200.0	88	12088	No
273	GOM_NL__2PRFIN20040622_143946_000000712028_00010_12088_4087.N1	22-JUN-2004 14:39:46	Dark	70.500	52	16Bet Cet	2.0370	4500.0	141	12088	No
274	GOM_NL__2PRFIN20040622_144522_000000422028_00010_12088_4088.N1	22-JUN-2004 14:45:22	Dark	42.000	9	Alp Eri	0.45300	24000.	84	12088	No
275	GOM_NL__2PRFIN20040622_145152_000000572028_00011_12089_4059.N1	22-JUN-2004 14:51:52	Dark	56.500	63	Bet Gru	2.1500	2800.0	113	12089	No
276	GOM_NL__2PRFIN20040622_145354_000000532028_00011_12089_4060.N1	22-JUN-2004 14:53:54	Straylight	52.500	31	Alp Gru	1.7340	15200.	105	12089	No
277	GOM_NL__2PRFIN20040622_145818_000000432028_00011_12089_4061.N1	22-JUN-2004 14:58:18	Straylight	42.500	43	Alp TrA	1.9100	4250.0	85	12089	No
278	GOM_NL__2PRFIN20040622_150132_000000412028_00011_12089_4062.N1	22-JUN-2004 15:01:32	Straylight	40.500	141	Bet Ara	2.8400	4600.0	81	12089	No

279	GOM_NL__2PRFIN20040622_150257_000000402028_00011_12089_4063.N1	22-JUN-2004 15:02:57	Straylight	39.500	147	Alp Ara	2.8770	26000.	79	12089	No
280	GOM_NL__2PRFIN20040622_150443_000000462028_00011_12089_4064.N1	22-JUN-2004 15:04:43	Tw_i_and_stray	45.500	40	The Sco	1.8590	7100.0	91	12089	No
281	GOM_NL__2PRFIN20040622_150625_000000442028_00011_12089_4065.N1	22-JUN-2004 15:06:25	Tw_i_and_stray	44.000	25	35Lam Sco	1.6200	28000.	88	12089	No
282	GOM_NL__2PRFIN20040622_150745_000000492028_00011_12089_4066.N1	22-JUN-2004 15:07:45	Bright	48.500	116	19Del Sgr	2.7000	4100.0	97	12089	No
283	GOM_NL__2PRFIN20040622_150955_000000542028_00011_12089_4067.N1	22-JUN-2004 15:09:55	Bright	53.500	155	41Pi Sgr	2.9000	6600.0	107	12089	No
284	GOM_NL__2PRFIN20040622_151246_000000402028_00011_12089_4068.N1	22-JUN-2004 15:12:46	Bright	39.500	86	35Eta Oph	2.4300	10200.	79	12089	No
285	GOM_NL__2PRFIN20040622_151429_000000392028_00011_12089_4069.N1	22-JUN-2004 15:14:29	Bright	38.500	98	13Zet Oph	2.5710	30000.	77	12089	No
286	GOM_NL__2PRFIN20040622_151636_000000382028_00011_12089_4070.N1	22-JUN-2004 15:16:36	Bright	37.500	120	1Del Oph	2.7340	3200.0	75	12089	No
287	GOM_NL__2PRFIN20040622_151848_000000422028_00011_12089_4071.N1	22-JUN-2004 15:18:48	Bright	41.500	126	60Bet Oph	2.7700	4250.0	83	12089	No
288	GOM_NL__2PRFIN20040622_152114_000000412028_00011_12089_4072.N1	22-JUN-2004 15:21:14	Bright	40.500	59	55Alp Oph	2.0800	8900.0	81	12089	No
289	GOM_NL__2PRFIN20040622_152333_000000392028_00011_12089_4073.N1	22-JUN-2004 15:23:33	Bright	39.000	127	27Bet Her	2.7810	4700.0	78	12089	No
290	GOM_NL__2PRFIN20040622_152524_000000382028_00011_12089_4074.N1	22-JUN-2004 15:25:24	Bright	38.000	67	5Alp CrB	2.2210	11000.	76	12089	No
291	GOM_NL__2PRFIN20040622_153059_000000452028_00011_12089_4075.N1	22-JUN-2004 15:30:59	Bright	45.000	5	3Alp Lyr	0.033000	11000.	90	12089	No
292	GOM_NL__2PRFIN20040622_153254_000000392028_00011_12089_4076.N1	22-JUN-2004 15:32:54	Bright	38.500	130	23Bet Dra	2.7990	5800.0	77	12089	No
293	GOM_NL__2PRFIN20040622_153452_000000402028_00011_12089_4077.N1	22-JUN-2004 15:34:52	Bright	39.500	119	14Eta Dra	2.7270	4700.0	79	12089	No
294	GOM_NL__2PRFIN20040622_153837_000000352028_00011_12089_4078.N1	22-JUN-2004 15:38:37	Bright	34.500	60	7Bet UMi	2.0810	3950.0	69	12089	No
295	GOM_NL__2PRFIN20040622_154305_000000382028_00011_12089_4079.N1	22-JUN-2004 15:43:05	Bright	38.000	49	1Alp UMi	1.9900	6300.0	76	12089	No
296	GOM_NL__2PRFIN20040622_154939_000000452028_00011_12089_4080.N1	22-JUN-2004 15:49:39	Bright	45.000	74	11Bet Cas	2.2680	6600.0	90	12089	No
297	GOM_NL__2PRFIN20040622_155111_000000452028_00011_12089_4081.N1	22-JUN-2004 15:51:11	Bright	45.000	68	18Alp Cas	2.2250	4500.0	90	12089	No
298	GOM_NL__2PRFIN20040622_155324_000000372028_00011_12089_4082.N1	22-JUN-2004 15:53:24	Bright	36.500	160	23Gam Per	2.9300	4700.0	73	12089	No
299	GOM_NL__2PRFIN20040622_155649_000000462028_00011_12089_4083.N1	22-JUN-2004 15:56:49	Bright	46.000	73	57Gam1And	2.2600	13100.	92	12089	No
300	GOM_NL__2PRFIN20040622_155917_000000732028_00011_12089_4084.N1	22-JUN-2004 15:59:17	Tw_i_and_stray	73.000	53	43Bet And	2.0480	3300.0	146	12089	No
301	GOM_NL__2PRFIN20040622_160304_000000592028_00011_12089_4085.N1	22-JUN-2004 16:03:04	Dark	58.500	50	13Alp Ari	2.0070	4250.0	117	12089	No
302	GOM_NL__2PRFIN20040622_160755_000000512028_00011_12089_4086.N1	22-JUN-2004 16:07:55	Dark	50.500	94	92Alp Cet	2.5260	3100.0	101	12089	No
303	GOM_NL__2PRFIN20040622_161156_000000472028_00011_12089_4087.N1	22-JUN-2004 16:11:56	Dark	47.000	165	34Gam Eri	2.9500	3200.0	94	12089	No
304	GOM_NL__2PRFIN20040622_162023_000000732028_00011_12089_4088.N1	22-JUN-2004 16:20:23	Dark	72.500	52	16Bet Cet	2.0370	4500.0	145	12089	No
305	GOM_NL__2PRFIN20040622_162559_000000482028_00011_12089_4089.N1	22-JUN-2004 16:25:59	Dark	48.000	9	Alp Eri	0.45300	24000.	96	12089	No
306	GOM_NL__2PRFIN20040622_163105_000000402028_00012_12090_4060.N1	22-JUN-2004 16:31:05	Dark	40.000	135	Bet Hyi	2.8200	5800.0	80	12090	No
307	GOM_NL__2PRFIN20040622_163431_000000522028_00012_12090_4061.N1	22-JUN-2004 16:34:31	Straylight	51.500	31	Alp Gru	1.7340	15200.	103	12090	No
308	GOM_NL__2PRFIN20040622_163854_000000422028_00012_12090_4062.N1	22-JUN-2004 16:38:54	Straylight	41.500	43	Alp TrA	1.9100	4250.0	83	12090	No
309	GOM_NL__2PRFIN20040622_164209_000000392028_00012_12090_4063.N1	22-JUN-2004 16:42:09	Straylight	39.000	141	Bet Ara	2.8400	4600.0	78	12090	No
310	GOM_NL__2PRFIN20040622_164332_000000412028_00012_12090_4064.N1	22-JUN-2004 16:43:32	Straylight	41.000	147	Alp Ara	2.8770	26000.	82	12090	No
311	GOM_NL__2PRFIN20040622_164520_000000452028_00012_12090_4065.N1	22-JUN-2004 16:45:20	Tw_i_and_stray	45.000	40	The Sco	1.8590	7100.0	90	12090	No
312	GOM_NL__2PRFIN20040622_164701_000000452028_00012_12090_4066.N1	22-JUN-2004 16:47:01	Tw_i_and_stray	45.000	25	35Lam Sco	1.6200	28000.	90	12090	No
313	GOM_NL__2PRFIN20040622_164821_000000482028_00012_12090_4067.N1	22-JUN-2004 16:48:21	Bright	47.500	116	19Del Sgr	2.7000	4100.0	95	12090	No
314	GOM_NL__2PRFIN20040622_165032_000000532028_00012_12090_4068.N1	22-JUN-2004 16:50:32	Bright	53.000	155	41Pi Sgr	2.9000	6600.0	106	12090	No
315	GOM_NL__2PRFIN20040622_165322_000000412028_00012_12090_4069.N1	22-JUN-2004 16:53:22	Bright	40.500	86	35Eta Oph	2.4300	10200.	81	12090	No
316	GOM_NL__2PRFIN20040622_165505_000000392028_00012_12090_4070.N1	22-JUN-2004 16:55:05	Bright	39.000	98	13Zet Oph	2.5710	30000.	78	12090	No
317	GOM_NL__2PRFIN20040622_165712_000000382028_00012_12090_4071.N1	22-JUN-2004 16:57:12	Bright	38.000	120	1Del Oph	2.7340	3200.0	76	12090	No
318	GOM_NL__2PRFIN20040622_165924_000000422028_00012_12090_4072.N1	22-JUN-2004 16:59:24	Bright	41.500	126	60Bet Oph	2.7700	4250.0	83	12090	No
319	GOM_NL__2PRFIN20040622_170149_000000412028_00012_12090_4073.N1	22-JUN-2004 17:01:49	Bright	41.000	59	55Alp Oph	2.0800	8900.0	82	12090	No
320	GOM_NL__2PRFIN20040622_170409_000000392028_00012_12090_4074.N1	22-JUN-2004 17:04:09	Bright	39.000	127	27Bet Her	2.7810	4700.0	78	12090	No
321	GOM_NL__2PRFIN20040622_170600_000000372028_00012_12090_4075.N1	22-JUN-2004 17:06:00	Bright	37.000	67	5Alp CrB	2.2210	11000.	74	12090	No
322	GOM_NL__2PRFIN20040622_171134_000000522028_00012_12090_4076.N1	22-JUN-2004 17:11:34	Bright	51.500	5	3Alp Lyr	0.033000	11000.	103	12090	No
323	GOM_NL__2PRFIN20040622_171328_000000432028_00012_12090_4077.N1	22-JUN-2004 17:13:28	Bright	42.500	130	23Bet Dra	2.7990	5800.0	85	12090	No
324	GOM_NL__2PRFIN20040622_171527_000000382028_00012_12090_4078.N1	22-JUN-2004 17:15:27	Bright	38.000	119	14Eta Dra	2.7270	4700.0	76	12090	No
325	GOM_NL__2PRFIN20040622_171913_000000372028_00012_12090_4079.N1	22-JUN-2004 17:19:13	Bright	36.500	60	7Bet UMi	2.0810	3950.0	73	12090	No
326	GOM_NL__2PRFIN20040622_172118_000000702028_00012_12090_4080.N1	22-JUN-2004 17:21:18	Bright	70.000	19	50Alp Cyg	1.2460	10500.	140	12090	No
327	GOM_NL__2PRFIN20040622_172341_000000392028_00012_12090_4081.N1	22-JUN-2004 17:23:41	Bright	39.000	49	1Alp UMi	1.9900	6300.0	78	12090	No
328	GOM_NL__2PRFIN20040622_173012_000000502028_00012_12090_4082.N1	22-JUN-2004 17:30:12	Bright	50.000	74	11Bet Cas	2.2680	6600.0	100	12090	No
329	GOM_NL__2PRFIN20040622_173146_000000492028_00012_12090_4083.N1	22-JUN-2004 17:31:46	Bright	49.000	68	18Alp Cas	2.2250	4500.0	98	12090	No
330	GOM_NL__2PRFIN20040622_173401_000000542028_00012_12090_4084.N1	22-JUN-2004 17:34:01	Bright	54.000	160	23Gam Per	2.9300	4700.0	108	12090	No
331	GOM_NL__2PRFIN20040622_173726_000000472028_00012_12090_4085.N1	22-JUN-2004 17:37:26	Bright	47.000	73	57Gam1And	2.2600	13100.	94	12090	No
332	GOM_NL__2PRFIN20040622_173953_000000692028_00012_12090_4086.N1	22-JUN-2004 17:39:53	Tw_i_and_stray	68.500	53	43Bet And	2.0480	3300.0	137	12090	No
333	GOM_NL__2PRFIN20040622_174341_000000542028_00012_12090_4087.N1	22-JUN-2004 17:43:41	Dark	53.500	50	13Alp Ari	2.0070	4250.0	107	12090	No
334	GOM_NL__2PRFIN20040622_174831_000000492028_00012_12090_4088.N1	22-JUN-2004 17:48:31	Dark	49.000	94	92Alp Cet	2.5260	3100.0	98	12090	No
335	GOM_NL__2PRFIN20040622_175231_000000452028_00012_12090_4089.N1	22-JUN-2004 17:52:31	Dark	45.000	165	34Gam Eri	2.9500	3200.0	90	12090	No
336	GOM_NL__2PRFIN20040622_180101_000000712028_00012_12090_4090.N1	22-JUN-2004 18:01:01	Dark	71.000	52	16Bet Cet	2.0370	4500.0	142	12090	No
337	GOM_NL__2PRFIN20040622_180636_000000542028_00012_12090_4091.N1	22-JUN-2004 18:06:36	Dark	54.000	9	Alp Eri	0.45300	24000.	108	12090	No

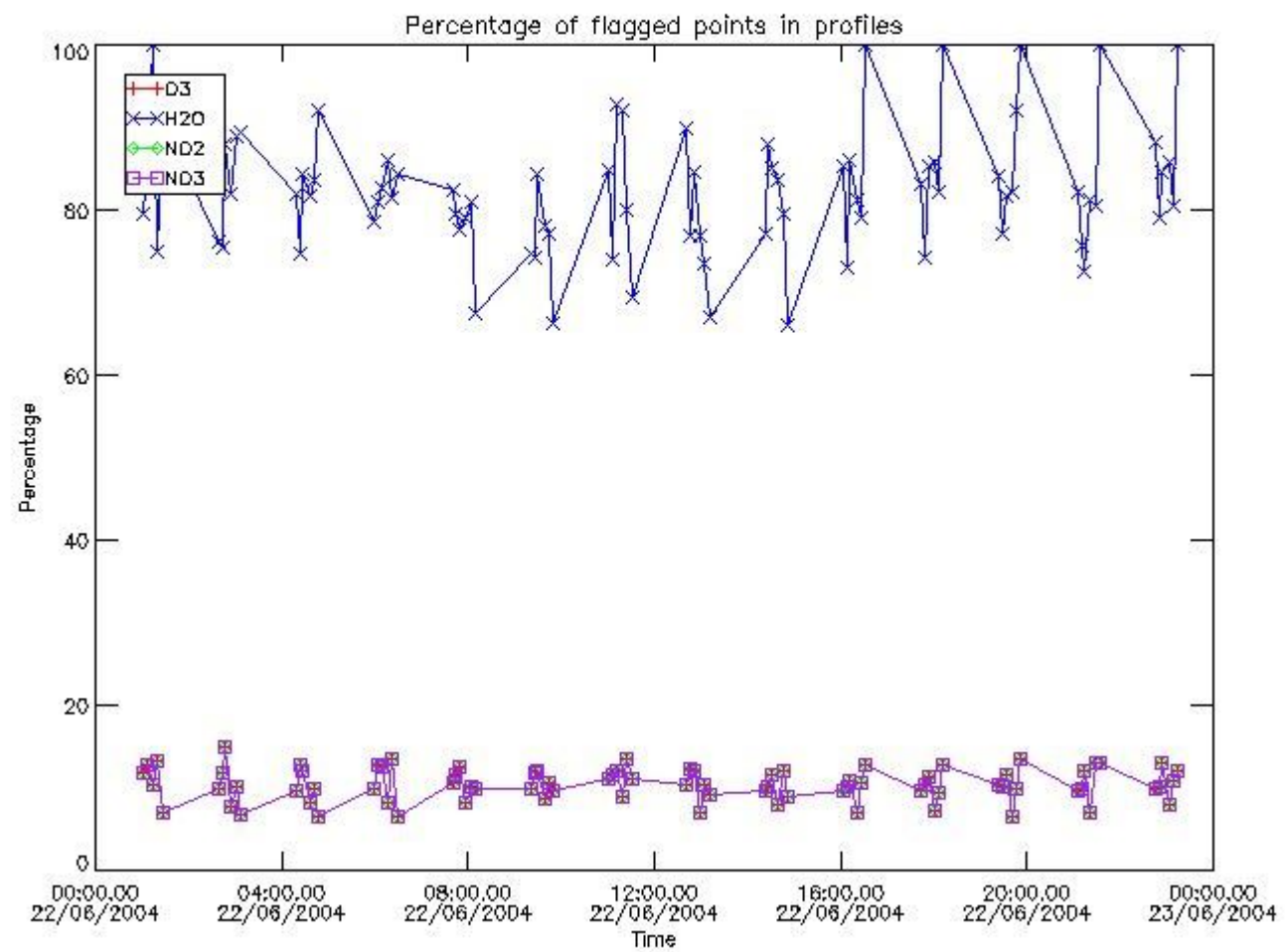
338	GOM_NL__2PRFIN20040622_181143_000000402028_00013_12091_4061.N1	22-JUN-2004 18:11:43	Dark	40.000	135	Bet Hyi	2.8200	5800.0	80	12091	No
339	GOM_NL__2PRFIN20040622_181509_000000532028_00013_12091_4062.N1	22-JUN-2004 18:15:09	Straylight	52.500	31	Alp Gru	1.7340	15200.	105	12091	No
340	GOM_NL__2PRFIN20040622_181931_000000402028_00013_12091_4063.N1	22-JUN-2004 18:19:31	Straylight	40.000	43	Alp TrA	1.9100	4250.0	80	12091	No
341	GOM_NL__2PRFIN20040622_182245_000000462028_00013_12091_4064.N1	22-JUN-2004 18:22:45	Straylight	46.000	141	Bet Ara	2.8400	4600.0	92	12091	No
342	GOM_NL__2PRFIN20040622_182410_000000402028_00013_12091_4065.N1	22-JUN-2004 18:24:10	Straylight	39.500	147	Alp Ara	2.8770	26000.	79	12091	No
343	GOM_NL__2PRFIN20040622_182556_000000442028_00013_12091_4066.N1	22-JUN-2004 18:25:56	Twi_and_stray	43.500	40	The Sco	1.8590	7100.0	87	12091	No
344	GOM_NL__2PRFIN20040622_182737_000000442028_00013_12091_4067.N1	22-JUN-2004 18:27:37	Twi_and_stray	44.000	25	35Lam Sco	1.6200	28000.	88	12091	No
345	GOM_NL__2PRFIN20040622_182858_000000502028_00013_12091_4068.N1	22-JUN-2004 18:28:58	Bright	50.000	116	19Del Sgr	2.7000	4100.0	100	12091	No
346	GOM_NL__2PRFIN20040622_183108_000000522028_00013_12091_4069.N1	22-JUN-2004 18:31:08	Bright	51.500	155	41Pi Sgr	2.9000	6600.0	103	12091	No
347	GOM_NL__2PRFIN20040622_183359_000000382028_00013_12091_4070.N1	22-JUN-2004 18:33:59	Bright	38.000	86	35Eta Oph	2.4300	10200.	76	12091	No
348	GOM_NL__2PRFIN20040622_183542_000000382028_00013_12091_4071.N1	22-JUN-2004 18:35:42	Bright	37.500	98	13Zet Oph	2.5710	30000.	75	12091	No
349	GOM_NL__2PRFIN20040622_183749_000000382028_00013_12091_4072.N1	22-JUN-2004 18:37:49	Bright	37.500	120	1Del Oph	2.7340	3200.0	75	12091	No
350	GOM_NL__2PRFIN20040622_184001_000000412028_00013_12091_4073.N1	22-JUN-2004 18:40:01	Bright	40.500	126	60Bet Oph	2.7700	4250.0	81	12091	No
351	GOM_NL__2PRFIN20040622_184226_000000412028_00013_12091_4074.N1	22-JUN-2004 18:42:26	Bright	40.500	59	55Alp Oph	2.0800	8900.0	81	12091	No
352	GOM_NL__2PRFIN20040622_184446_000000382028_00013_12091_4075.N1	22-JUN-2004 18:44:46	Bright	37.500	127	27Bet Her	2.7810	4700.0	75	12091	No
353	GOM_NL__2PRFIN20040622_184637_000000372028_00013_12091_4076.N1	22-JUN-2004 18:46:37	Bright	37.000	67	5Alp CrB	2.2210	11000.	74	12091	No
354	GOM_NL__2PRFIN20040622_185210_000000482028_00013_12091_4077.N1	22-JUN-2004 18:52:10	Bright	48.000	5	3Alp Lyr	0.033000	11000.	96	12091	No
355	GOM_NL__2PRFIN20040622_185405_000000412028_00013_12091_4078.N1	22-JUN-2004 18:54:05	Bright	40.500	130	23Bet Dra	2.7990	5800.0	81	12091	No
356	GOM_NL__2PRFIN20040622_185604_000000362028_00013_12091_4079.N1	22-JUN-2004 18:56:04	Bright	35.500	119	14Eta Dra	2.7270	4700.0	71	12091	No
357	GOM_NL__2PRFIN20040622_185950_000000382028_00013_12091_4080.N1	22-JUN-2004 18:59:50	Bright	38.000	60	7Bet UMi	2.0810	3950.0	76	12091	No
358	GOM_NL__2PRFIN20040622_190153_000000702028_00013_12091_4081.N1	22-JUN-2004 19:01:53	Bright	69.500	19	50Alp Cyg	1.2460	10500.	139	12091	No
359	GOM_NL__2PRFIN20040622_190418_000000372028_00013_12091_4082.N1	22-JUN-2004 19:04:18	Bright	36.500	49	1Alp UMi	1.9900	6300.0	73	12091	No
360	GOM_NL__2PRFIN20040622_191050_000000472028_00013_12091_4083.N1	22-JUN-2004 19:10:50	Bright	47.000	74	11Bet Cas	2.2680	6600.0	94	12091	No
361	GOM_NL__2PRFIN20040622_191221_000000492028_00013_12091_4084.N1	22-JUN-2004 19:12:21	Bright	48.500	68	18Alp Cas	2.2250	4500.0	97	12091	No
362	GOM_NL__2PRFIN20040622_191437_000000542028_00013_12091_4085.N1	22-JUN-2004 19:14:37	Bright	54.000	160	23Gam Per	2.9300	4700.0	108	12091	No
363	GOM_NL__2PRFIN20040622_191803_000000482028_00013_12091_4086.N1	22-JUN-2004 19:18:03	Bright	47.500	73	57Gam1And	2.2600	13100.	95	12091	No
364	GOM_NL__2PRFIN20040622_192028_000000662028_00013_12091_4087.N1	22-JUN-2004 19:20:28	Twi_and_stray	65.500	53	43Bet And	2.0480	3300.0	131	12091	No
365	GOM_NL__2PRFIN20040622_192418_000000542028_00013_12091_4088.N1	22-JUN-2004 19:24:18	Dark	53.500	50	13Alp Ari	2.0070	4250.0	107	12091	No
366	GOM_NL__2PRFIN20040622_192908_000000512028_00013_12091_4089.N1	22-JUN-2004 19:29:08	Dark	50.500	94	92Alp Cet	2.5260	3100.0	101	12091	No
367	GOM_NL__2PRFIN20040622_193308_000000442028_00013_12091_4090.N1	22-JUN-2004 19:33:08	Dark	44.000	165	34Gam Eri	2.9500	3200.0	88	12091	No
368	GOM_NL__2PRFIN20040622_194138_000000792028_00013_12091_4091.N1	22-JUN-2004 19:41:38	Dark	79.000	52	16Bet Cet	2.0370	4500.0	158	12091	No
369	GOM_NL__2PRFIN20040622_194713_000000512028_00013_12091_4092.N1	22-JUN-2004 19:47:13	Dark	51.000	9	Alp Eri	0.45300	24000.	102	12091	No
370	GOM_NL__2PRFIN20040622_195219_000000382028_00014_12092_4061.N1	22-JUN-2004 19:52:19	Dark	37.500	135	Bet Hyi	2.8200	5800.0	75	12092	No
371	GOM_NL__2PRFIN20040622_195545_000000502028_00014_12092_4062.N1	22-JUN-2004 19:55:45	Straylight	50.000	31	Alp Gru	1.7340	15200.	100	12092	No
372	GOM_NL__2PRFIN20040622_200007_000000422028_00014_12092_4063.N1	22-JUN-2004 20:00:07	Straylight	41.500	43	Alp TrA	1.9100	4250.0	83	12092	No
373	GOM_NL__2PRFIN20040622_200322_000000452028_00014_12092_4064.N1	22-JUN-2004 20:03:22	Straylight	44.500	141	Bet Ara	2.8400	4600.0	89	12092	No
374	GOM_NL__2PRFIN20040622_200446_000000412028_00014_12092_4065.N1	22-JUN-2004 20:04:46	Straylight	40.500	147	Alp Ara	2.8770	26000.	81	12092	No
375	GOM_NL__2PRFIN20040622_200633_000000442028_00014_12092_4066.N1	22-JUN-2004 20:06:33	Twi_and_stray	44.000	40	The Sco	1.8590	7100.0	88	12092	No
376	GOM_NL__2PRFIN20040622_200814_000000442028_00014_12092_4067.N1	22-JUN-2004 20:08:14	Twi_and_stray	43.500	25	35Lam Sco	1.6200	28000.	87	12092	No
377	GOM_NL__2PRFIN20040622_200935_000000562028_00014_12092_4068.N1	22-JUN-2004 20:09:35	Bright	55.500	116	19Del Sgr	2.7000	4100.0	111	12092	No
378	GOM_NL__2PRFIN20040622_201145_000000522028_00014_12092_4069.N1	22-JUN-2004 20:11:45	Bright	51.500	155	41Pi Sgr	2.9000	6600.0	103	12092	No
379	GOM_NL__2PRFIN20040622_201435_000000402028_00014_12092_4070.N1	22-JUN-2004 20:14:35	Bright	39.500	86	35Eta Oph	2.4300	10200.	79	12092	No
380	GOM_NL__2PRFIN20040622_201618_000000382028_00014_12092_4071.N1	22-JUN-2004 20:16:18	Bright	38.000	98	13Zet Oph	2.5710	30000.	76	12092	No
381	GOM_NL__2PRFIN20040622_201825_000000382028_00014_12092_4072.N1	22-JUN-2004 20:18:25	Bright	37.500	120	1Del Oph	2.7340	3200.0	75	12092	No
382	GOM_NL__2PRFIN20040622_202037_000000402028_00014_12092_4073.N1	22-JUN-2004 20:20:37	Bright	40.000	126	60Bet Oph	2.7700	4250.0	80	12092	No
383	GOM_NL__2PRFIN20040622_202301_000000412028_00014_12092_4074.N1	22-JUN-2004 20:23:01	Bright	40.500	59	55Alp Oph	2.0800	8900.0	81	12092	No
384	GOM_NL__2PRFIN20040622_202522_000000392028_00014_12092_4075.N1	22-JUN-2004 20:25:22	Bright	39.000	127	27Bet Her	2.7810	4700.0	78	12092	No
385	GOM_NL__2PRFIN20040622_202714_000000372028_00014_12092_4076.N1	22-JUN-2004 20:27:14	Bright	37.000	67	5Alp CrB	2.2210	11000.	74	12092	No
386	GOM_NL__2PRFIN20040622_203245_000000532028_00014_12092_4077.N1	22-JUN-2004 20:32:45	Bright	52.500	5	3Alp Lyr	0.033000	11000.	105	12092	No
387	GOM_NL__2PRFIN20040622_203441_000000412028_00014_12092_4078.N1	22-JUN-2004 20:34:41	Bright	40.500	130	23Bet Dra	2.7990	5800.0	81	12092	No
388	GOM_NL__2PRFIN20040622_203640_000000402028_00014_12092_4079.N1	22-JUN-2004 20:36:40	Bright	39.500	119	14Eta Dra	2.7270	4700.0	79	12092	No
389	GOM_NL__2PRFIN20040622_204026_000000392028_00014_12092_4080.N1	22-JUN-2004 20:40:26	Bright	39.000	60	7Bet UMi	2.0810	3950.0	78	12092	No
390	GOM_NL__2PRFIN20040622_204227_000000672028_00014_12092_4081.N1	22-JUN-2004 20:42:27	Bright	66.500	19	50Alp Cyg	1.2460	10500.	133	12092	No
391	GOM_NL__2PRFIN20040622_204454_000000382028_00014_12092_4082.N1	22-JUN-2004 20:44:54	Bright	37.500	49	1Alp UMi	1.9900	6300.0	75	12092	No
392	GOM_NL__2PRFIN20040622_205126_000000472028_00014_12092_4083.N1	22-JUN-2004 20:51:26	Bright	46.500	74	11Bet Cas	2.2680	6600.0	93	12092	No
393	GOM_NL__2PRFIN20040622_205258_000000472028_00014_12092_4084.N1	22-JUN-2004 20:52:58	Bright	46.500	68	18Alp Cas	2.2250	4500.0	93	12092	No
394	GOM_NL__2PRFIN20040622_205513_000000402028_00014_12092_4085.N1	22-JUN-2004 20:55:13	Bright	39.500	160	23Gam Per	2.9300	4700.0	79	12092	No
395	GOM_NL__2PRFIN20040622_205839_000000452028_00014_12092_4086.N1	22-JUN-2004 20:58:39	Bright	44.500	73	57Gam1And	2.2600	13100.	89	12092	No
396	GOM_NL__2PRFIN20040622_210104_000000632028_00014_12092_4087.N1	22-JUN-2004 21:01:04	Twi_and_stray	62.500	53	43Bet And	2.0480	3300.0	125	12092	No

397	GOM_NL__2PRFIN20040622_210454_000000542028_00014_12092_4088.N1	22-JUN-2004 21:04:54	Dark	53.500	50	13Alp Ari	2.0070	4250.0	107	12092	No
398	GOM_NL__2PRFIN20040622_210944_000000522028_00014_12092_4089.N1	22-JUN-2004 21:09:44	Dark	52.000	94	92Alp Cet	2.5260	3100.0	104	12092	No
399	GOM_NL__2PRFIN20040622_211344_000000422028_00014_12092_4090.N1	22-JUN-2004 21:13:44	Dark	42.000	165	34Gam Eri	2.9500	3200.0	84	12092	No
400	GOM_NL__2PRFIN20040622_212215_000000722028_00014_12092_4091.N1	22-JUN-2004 21:22:15	Dark	72.000	52	16Bet Cet	2.0370	4500.0	144	12092	No
401	GOM_NL__2PRFIN20040622_212749_000000392028_00014_12092_4092.N1	22-JUN-2004 21:27:49	Dark	39.000	9	Alp Eri	0.45300	24000.	78	12092	No
402	GOM_NL__2PRFIN20040622_213255_000000402028_00015_12093_4061.N1	22-JUN-2004 21:32:55	Dark	39.500	135	Bet Hyi	2.8200	5800.0	79	12093	No
403	GOM_NL__2PRFIN20040622_213622_000000532028_00015_12093_4062.N1	22-JUN-2004 21:36:22	Straylight	53.000	31	Alp Gru	1.7340	15200.	106	12093	No
404	GOM_NL__2PRFIN20040622_214043_000000422028_00015_12093_4063.N1	22-JUN-2004 21:40:43	Straylight	42.000	43	Alp TrA	1.9100	4250.0	84	12093	No
405	GOM_NL__2PRFIN20040622_214358_000000392028_00015_12093_4064.N1	22-JUN-2004 21:43:58	Straylight	39.000	141	Bet Ara	2.8400	4600.0	78	12093	No
406	GOM_NL__2PRFIN20040622_214522_000000402028_00015_12093_4065.N1	22-JUN-2004 21:45:22	Straylight	40.000	147	Alp Ara	2.8770	26000.	80	12093	No
407	GOM_NL__2PRFIN20040622_214709_000000452028_00015_12093_4066.N1	22-JUN-2004 21:47:09	Tw_i_and_stray	44.500	40	The Sco	1.8590	7100.0	89	12093	No
408	GOM_NL__2PRFIN20040622_214850_000000452028_00015_12093_4067.N1	22-JUN-2004 21:48:50	Tw_i_and_stray	44.500	25	35Lam Sco	1.6200	28000.	89	12093	No
409	GOM_NL__2PRFIN20040622_215010_000000492028_00015_12093_4068.N1	22-JUN-2004 21:50:10	Bright	48.500	116	19Del Sgr	2.7000	4100.0	97	12093	No
410	GOM_NL__2PRFIN20040622_215220_000000532028_00015_12093_4069.N1	22-JUN-2004 21:52:20	Bright	52.500	155	41Pi Sgr	2.9000	6600.0	105	12093	No
411	GOM_NL__2PRFIN20040622_215511_000000402028_00015_12093_4070.N1	22-JUN-2004 21:55:11	Bright	39.500	86	35Eta Oph	2.4300	10200.	79	12093	No
412	GOM_NL__2PRFIN20040622_215654_000000382028_00015_12093_4071.N1	22-JUN-2004 21:56:54	Bright	38.000	98	13Zet Oph	2.5710	30000.	76	12093	No
413	GOM_NL__2PRFIN20040622_215901_000000382028_00015_12093_4072.N1	22-JUN-2004 21:59:01	Bright	38.000	120	1Del Oph	2.7340	3200.0	76	12093	No
414	GOM_NL__2PRFIN20040622_220112_000000412028_00015_12093_4073.N1	22-JUN-2004 22:01:12	Bright	40.500	126	60Bet Oph	2.7700	4250.0	81	12093	No
415	GOM_NL__2PRFIN20040622_220337_000000402028_00015_12093_4074.N1	22-JUN-2004 22:03:37	Bright	40.000	59	55Alp Oph	2.0800	8900.0	80	12093	No
416	GOM_NL__2PRFIN20040622_220558_000000382028_00015_12093_4075.N1	22-JUN-2004 22:05:58	Bright	37.500	127	27Bet Her	2.7810	4700.0	75	12093	No
417	GOM_NL__2PRFIN20040622_220750_000000352028_00015_12093_4076.N1	22-JUN-2004 22:07:50	Bright	35.000	67	5Alp CrB	2.2210	11000.	70	12093	No
418	GOM_NL__2PRFIN20040622_221320_000000512028_00015_12093_4077.N1	22-JUN-2004 22:13:20	Bright	51.000	5	3Alp Lyr	0.033000	11000.	102	12093	No
419	GOM_NL__2PRFIN20040622_221516_000000412028_00015_12093_4078.N1	22-JUN-2004 22:15:16	Bright	40.500	130	23Bet Dra	2.7990	5800.0	81	12093	No
420	GOM_NL__2PRFIN20040622_221716_000000352028_00015_12093_4079.N1	22-JUN-2004 22:17:16	Bright	34.500	119	14Eta Dra	2.7270	4700.0	69	12093	No
421	GOM_NL__2PRFIN20040622_222102_000000382028_00015_12093_4080.N1	22-JUN-2004 22:21:02	Bright	37.500	60	7Bet UMi	2.0810	3950.0	75	12093	No
422	GOM_NL__2PRFIN20040622_222301_000000682028_00015_12093_4081.N1	22-JUN-2004 22:23:01	Bright	67.500	19	50Alp Cyg	1.2460	10500.	135	12093	No
423	GOM_NL__2PRFIN20040622_222530_000000352028_00015_12093_4082.N1	22-JUN-2004 22:25:30	Bright	35.000	49	1Alp UMi	1.9900	6300.0	70	12093	No
424	GOM_NL__2PRFIN20040622_223201_000000472028_00015_12093_4083.N1	22-JUN-2004 22:32:01	Bright	47.000	74	11Bet Cas	2.2680	6600.0	94	12093	No
425	GOM_NL__2PRFIN20040622_223333_000000492028_00015_12093_4084.N1	22-JUN-2004 22:33:33	Bright	48.500	68	18Alp Cas	2.2250	4500.0	97	12093	No
426	GOM_NL__2PRFIN20040622_223549_000000542028_00015_12093_4085.N1	22-JUN-2004 22:35:49	Bright	54.000	160	23Gam Per	2.9300	4700.0	108	12093	No
427	GOM_NL__2PRFIN20040622_223914_000000452028_00015_12093_4086.N1	22-JUN-2004 22:39:14	Bright	45.000	73	57Gam1And	2.2600	13100.	90	12093	No
428	GOM_NL__2PRFIN20040622_224141_000000622028_00015_12093_4087.N1	22-JUN-2004 22:41:41	Tw_i_and_stray	61.500	53	43Bet And	2.0480	3300.0	123	12093	No
429	GOM_NL__2PRFIN20040622_224530_000000522028_00015_12093_4088.N1	22-JUN-2004 22:45:30	Dark	51.500	50	13Alp Ari	2.0070	4250.0	103	12093	No
430	GOM_NL__2PRFIN20040622_225020_000000512028_00015_12093_4089.N1	22-JUN-2004 22:50:20	Dark	50.500	94	92Alp Cet	2.5260	3100.0	101	12093	No
431	GOM_NL__2PRFIN20040622_225420_000000392028_00015_12093_4090.N1	22-JUN-2004 22:54:20	Dark	39.000	165	34Gam Eri	2.9500	3200.0	78	12093	No
432	GOM_NL__2PRFIN20040622_230252_000000782028_00015_12093_4091.N1	22-JUN-2004 23:02:52	Dark	77.500	52	16Bet Cet	2.0370	4500.0	155	12093	No
433	GOM_NL__2PRFIN20040622_230825_000000522028_00015_12093_4092.N1	22-JUN-2004 23:08:25	Dark	52.000	9	Alp Eri	0.45300	24000.	104	12093	No
434	GOM_NL__2PRFIN20040622_231328_000000432028_00016_12094_4061.N1	22-JUN-2004 23:13:28	Dark	42.500	135	Bet Hyi	2.8200	5800.0	85	12094	No
435	GOM_NL__2PRFIN20040622_231659_000000532028_00016_12094_4062.N1	22-JUN-2004 23:16:59	Straylight	52.500	31	Alp Gru	1.7340	15200.	105	12094	No
436	GOM_NL__2PRFIN20040622_232118_000000412028_00016_12094_4063.N1	22-JUN-2004 23:21:18	Straylight	40.500	43	Alp TrA	1.9100	4250.0	81	12094	No
437	GOM_NL__2PRFIN20040622_232433_000000402028_00016_12094_4064.N1	22-JUN-2004 23:24:33	Straylight	39.500	141	Bet Ara	2.8400	4600.0	79	12094	No
438	GOM_NL__2PRFIN20040622_232557_000000392028_00016_12094_4065.N1	22-JUN-2004 23:25:57	Straylight	39.000	147	Alp Ara	2.8770	26000.	78	12094	No
439	GOM_NL__2PRFIN20040622_232744_000000432028_00016_12094_4066.N1	22-JUN-2004 23:27:44	Tw_i_and_stray	42.500	40	The Sco	1.8590	7100.0	85	12094	No
440	GOM_NL__2PRFIN20040622_232925_000000452028_00016_12094_4067.N1	22-JUN-2004 23:29:25	Tw_i_and_stray	44.500	25	35Lam Sco	1.6200	28000.	89	12094	No
441	GOM_NL__2PRFIN20040622_233045_000000512028_00016_12094_4068.N1	22-JUN-2004 23:30:45	Bright	50.500	116	19Del Sgr	2.7000	4100.0	101	12094	No
442	GOM_NL__2PRFIN20040622_233256_000000532028_00016_12094_4069.N1	22-JUN-2004 23:32:56	Bright	52.500	155	41Pi Sgr	2.9000	6600.0	105	12094	No
443	GOM_NL__2PRFIN20040622_233546_000000402028_00016_12094_4070.N1	22-JUN-2004 23:35:46	Bright	39.500	86	35Eta Oph	2.4300	10200.	79	12094	No
444	GOM_NL__2PRFIN20040622_233730_000000382028_00016_12094_4071.N1	22-JUN-2004 23:37:30	Bright	37.500	98	13Zet Oph	2.5710	30000.	75	12094	No
445	GOM_NL__2PRFIN20040622_233936_000000382028_00016_12094_4072.N1	22-JUN-2004 23:39:36	Bright	37.500	120	1Del Oph	2.7340	3200.0	75	12094	No
446	GOM_NL__2PRFIN20040622_234148_000000412028_00016_12094_4073.N1	22-JUN-2004 23:41:48	Bright	41.000	126	60Bet Oph	2.7700	4250.0	82	12094	No
447	GOM_NL__2PRFIN20040622_234412_000000432028_00016_12094_4074.N1	22-JUN-2004 23:44:12	Bright	42.500	59	55Alp Oph	2.0800	8900.0	85	12094	No
448	GOM_NL__2PRFIN20040622_234634_000000372028_00016_12094_4075.N1	22-JUN-2004 23:46:34	Bright	37.000	127	27Bet Her	2.7810	4700.0	74	12094	No
449	GOM_NL__2PRFIN20040622_234825_000000392028_00016_12094_4076.N1	22-JUN-2004 23:48:25	Bright	38.500	67	5Alp CrB	2.2210	11000.	77	12094	No
450	GOM_NL__2PRFIN20040622_235355_000000482028_00016_12094_4077.N1	22-JUN-2004 23:53:55	Bright	47.500	5	3Alp Lyr	0.033000	11000.	95	12094	No
451	GOM_NL__2PRFIN20040622_235552_000000402028_00016_12094_4078.N1	22-JUN-2004 23:55:52	Bright	40.000	130	23Bet Dra	2.7990	5800.0	80	12094	No
452	GOM_NL__2PRFIN20040622_235752_000000382028_00016_12094_4079.N1	22-JUN-2004 23:57:52	Bright	38.000	119	14Eta Dra	2.7270	4700.0	76	12094	No

3. Quality information per product

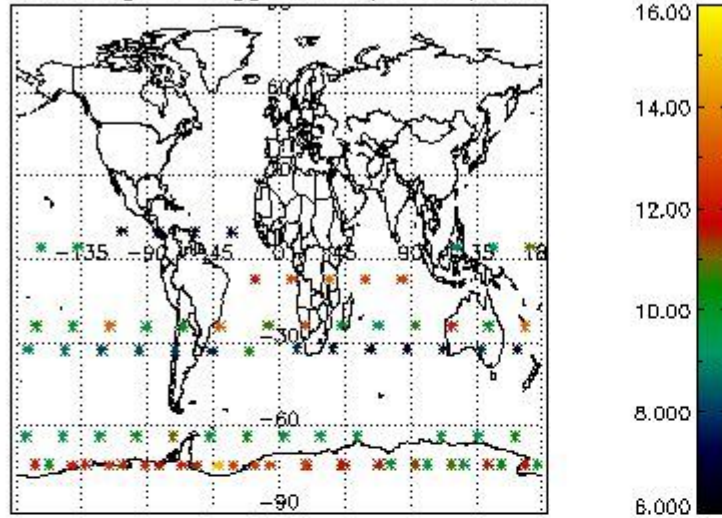
In this section it is plotted some information contained in the Quality Summary data set of the level 2 products. Only products in dark limb conditions and without errors (error flag in the MPH set to "0") are used.

3.1 Plot quality information per product (time dependant)

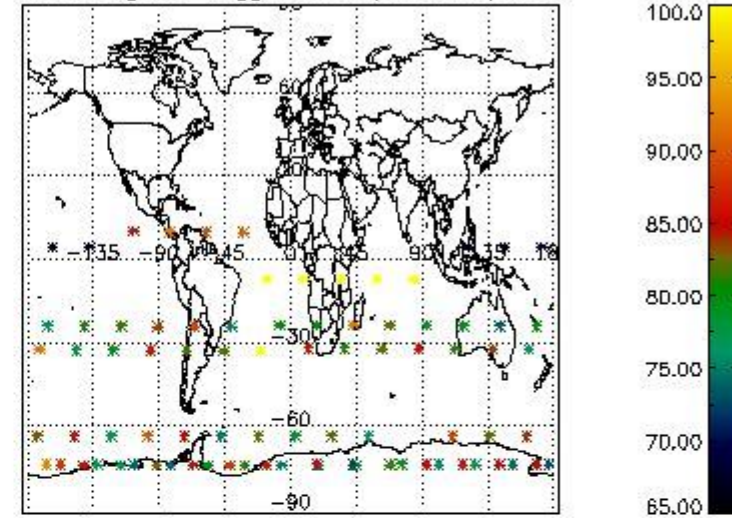


3.2 Plot quality information per product (world map)

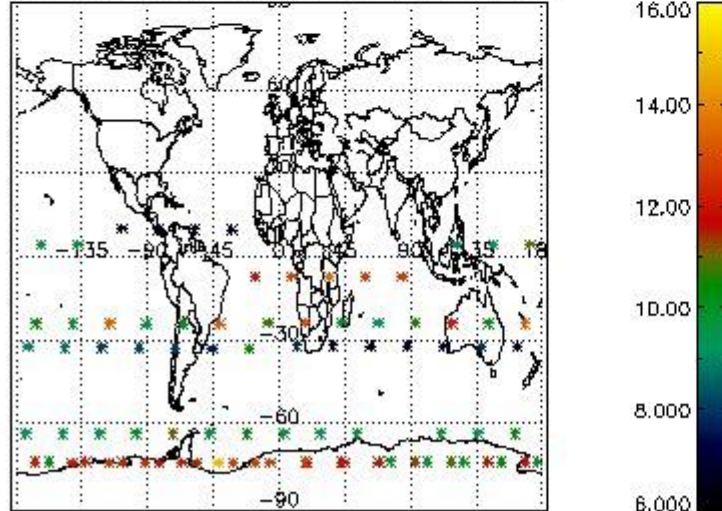
Percentage of flagged data per O3 profile



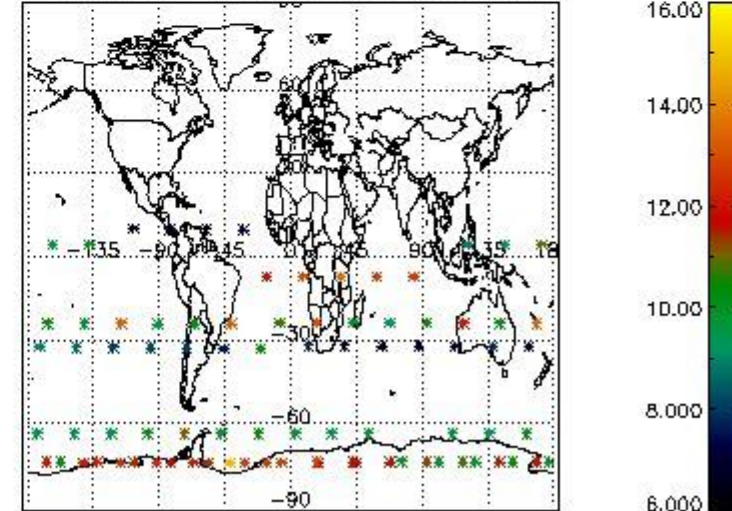
Percentage of flagged data per H2O profile



Percentage of flagged data per NO2 profile



Percentage of flagged data per NO3 profile

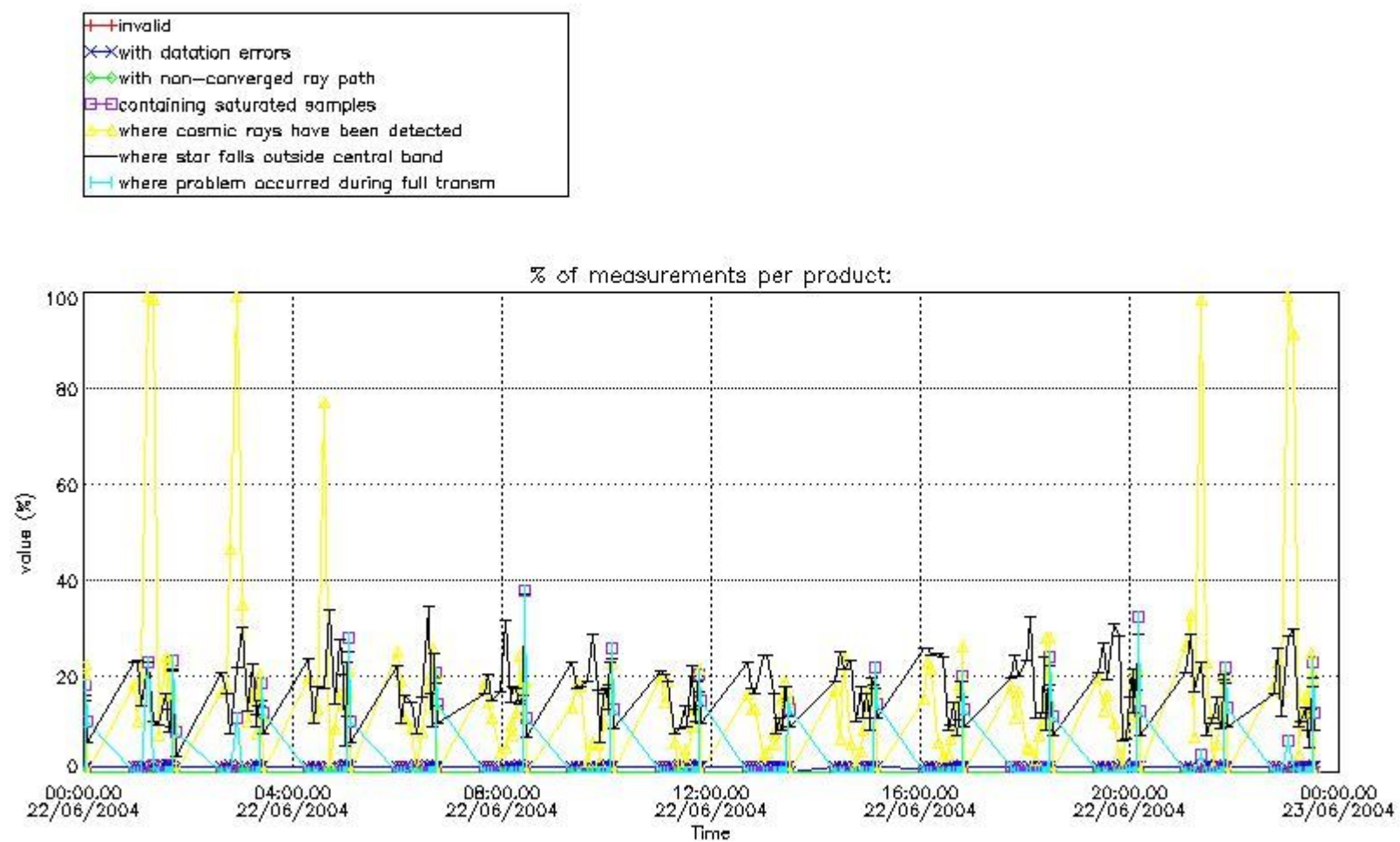


4. Level 1 quality information per product

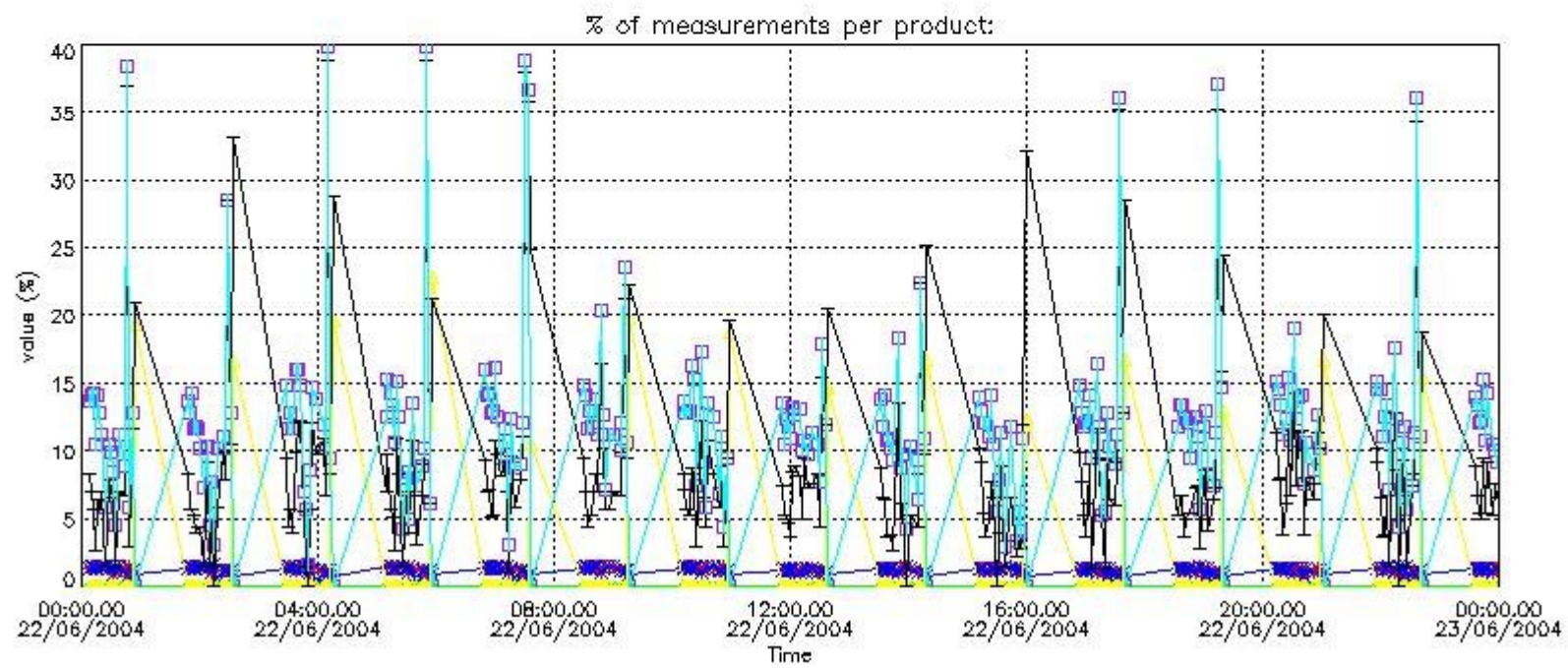
In this section it is plotted some information contained in the Quality Summary data set of the level 2 products that comes from the level 1b processing. Products without errors (error flag in the MPH set to "0") are used.

4.1 Plot quality information per product (time dependant) coming from level 1b processing

4.1.1 Plot level 1 quality information per product (time dependant): ENVISAT ASCENDING passes

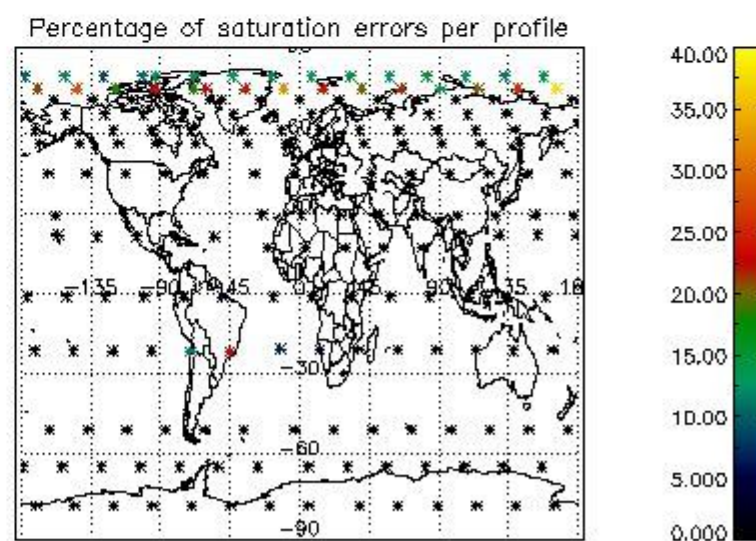
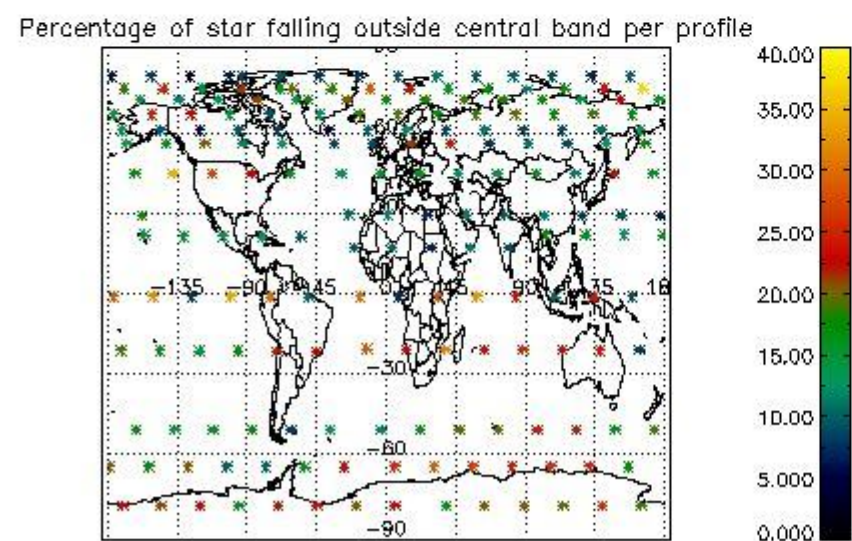
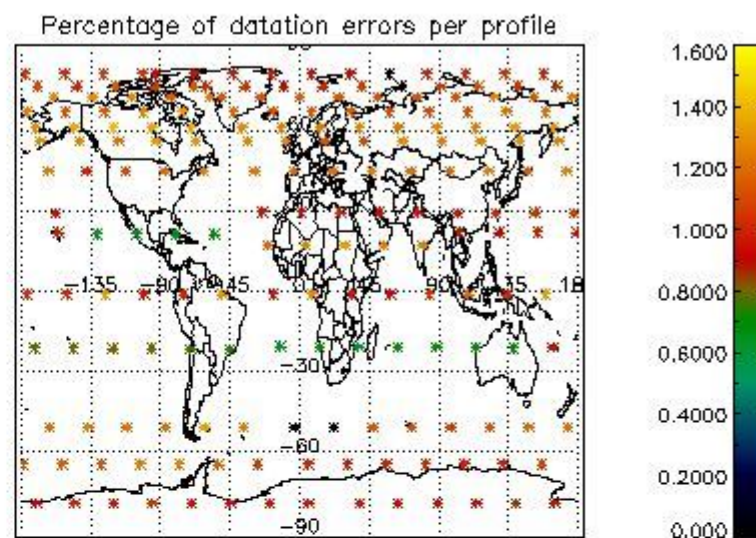
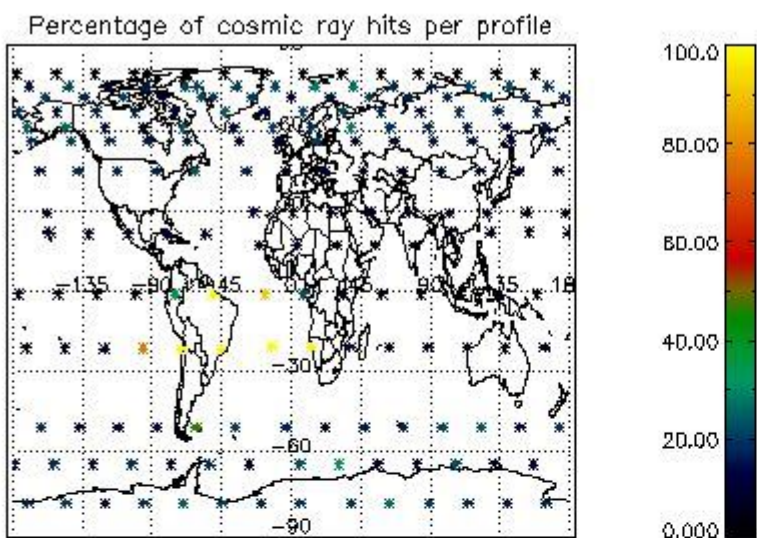


4.1.2 Plot level 1 quality information per product (time dependant): ENVI SAT DESCENDING passes

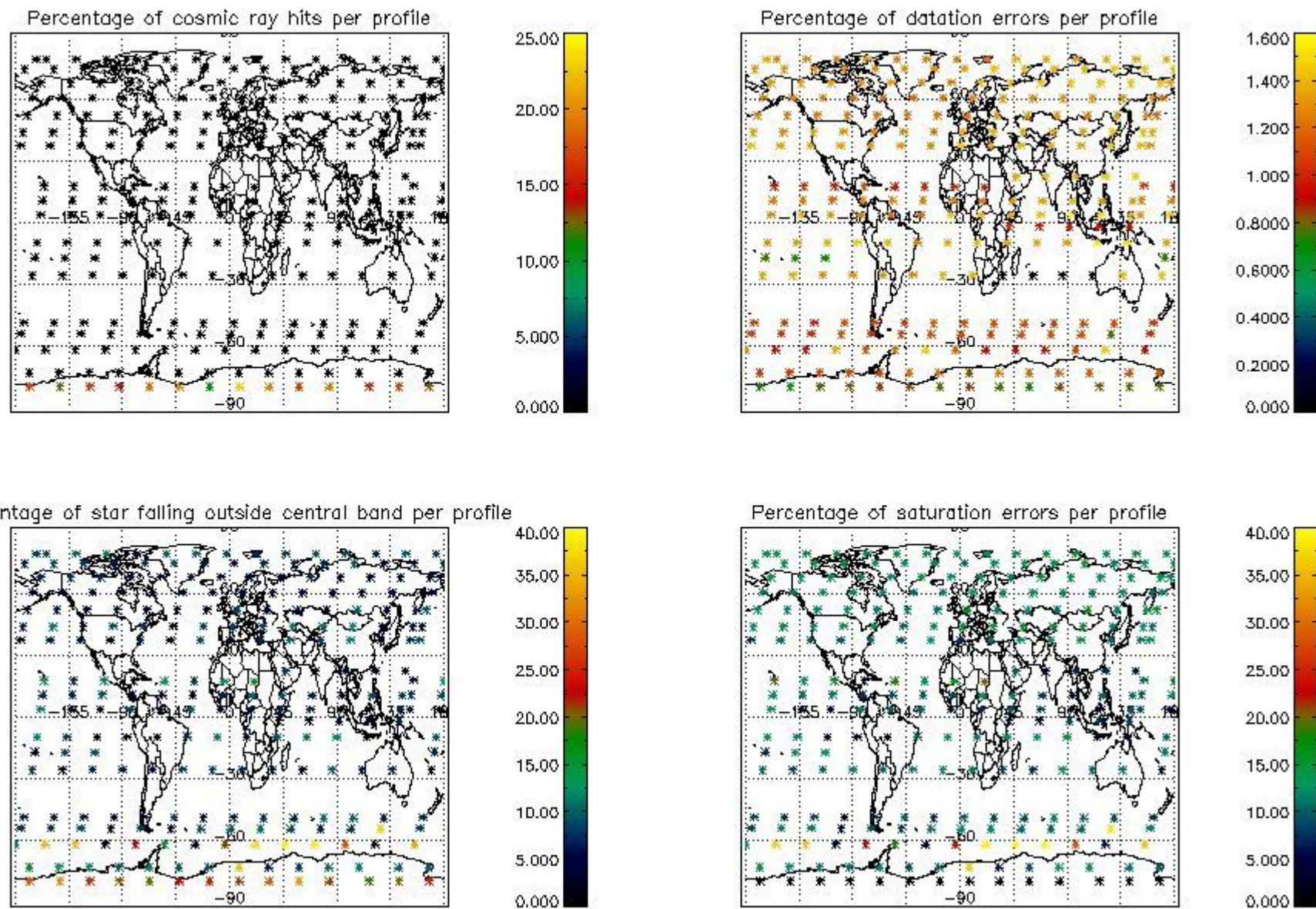


4.2 Plot quality information per product coming from level 1b processing (world map)

4.2.1 Plot level 1 quality information per product (world map): ENVISAT ASCENDING passes



4.2.2 Plot level 1 quality information per product (world map): ENVISAT DESCENDING passes



5. Trace gas profiles

5.1 Ozone statistics based on quality of products

The final quality of the products can be "measured" using the STD (Standard Deviation) attached to every point profile. This information is written to the parameter GOM_NL__2P/NL_LOCAL_SPECIES_DENSITY/o3_std of the level 2 products. The table below shows the statistics for given STD ranges.

The statistics are given with respect to the overall valid production:

- Products without fatal errors: GOM_NL__2P/MPH/PRODUCT_ERR=0
- Valid point profile: GOM_NL__2P/NL_LOCAL_SPECIES_DENSITY/pcd(0)=0

The 'Criteria' is applied to valid points of dark limb products:

- Products in dark limb illumination condition: GOM_NL__2P/NL_SUMMARY_QUALITY/obs_ill_cond=0
- Products without fatal errors: GOM_NL__2P/MPH/PRODUCT_ERR=0
- Valid point profile: GOM_NL__2P/NL_LOCAL_SPECIES_DENSITY/pcd(0)=0

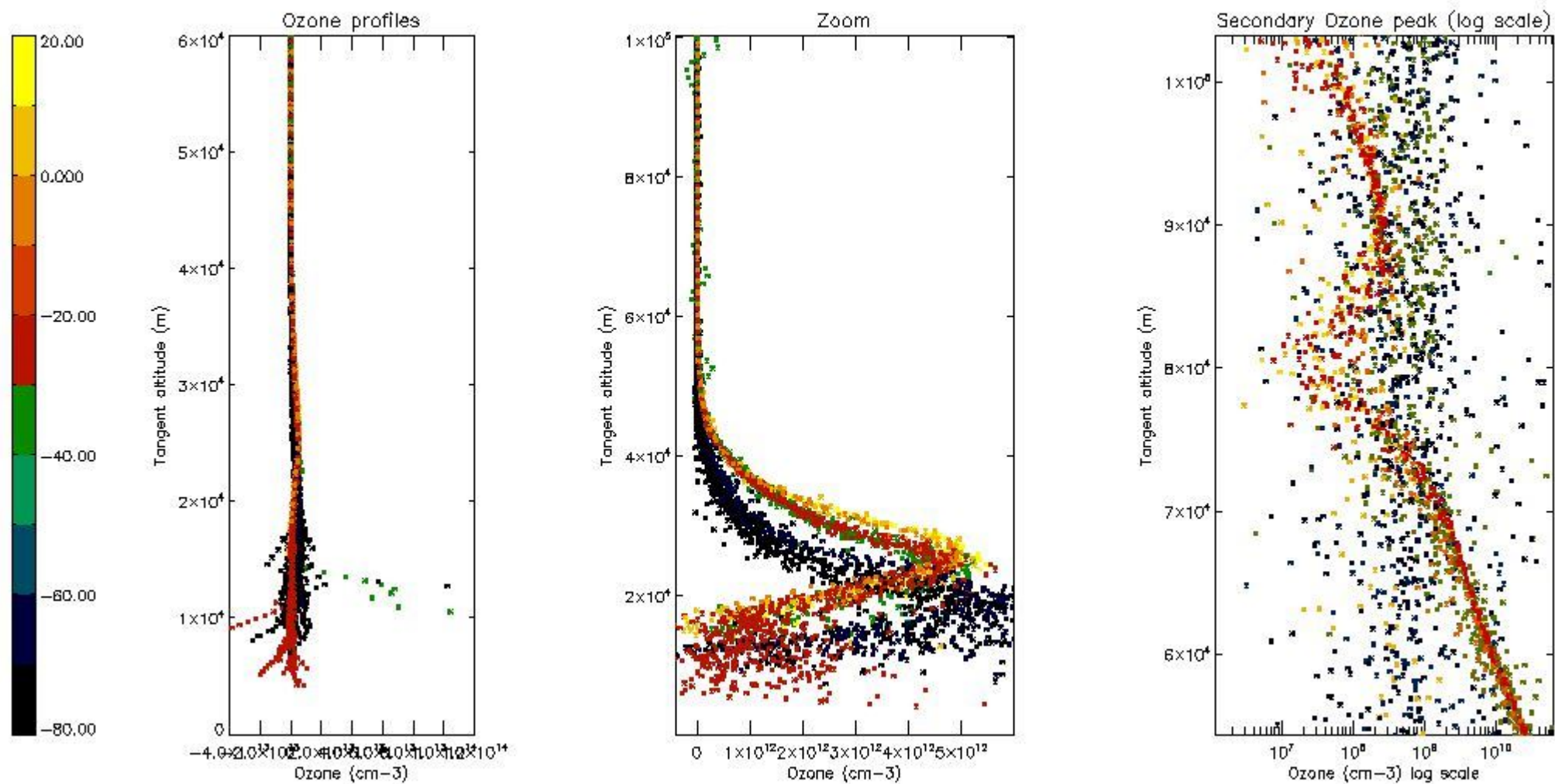
So, the table below shows the percentage of dark limb and valid observations for each criteria with respect to the overall valid daily observations.

Criteria	% of total production
All STD	22
STD < 20	8

STD < 10	5
STD < 5	3

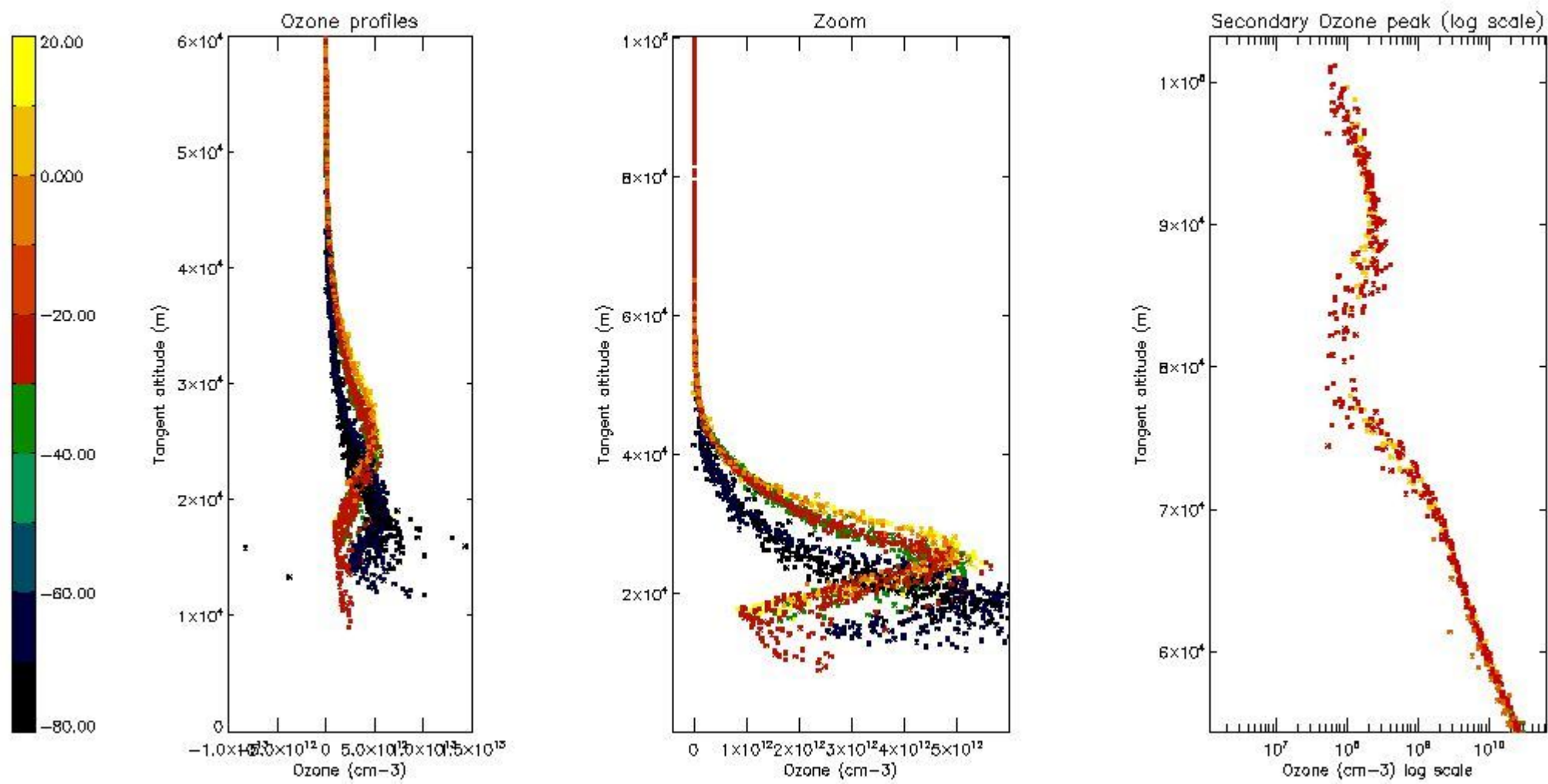
5.2 Plot ozone profiles for all STD (dark without errors)

The colorbar represents the latitude.



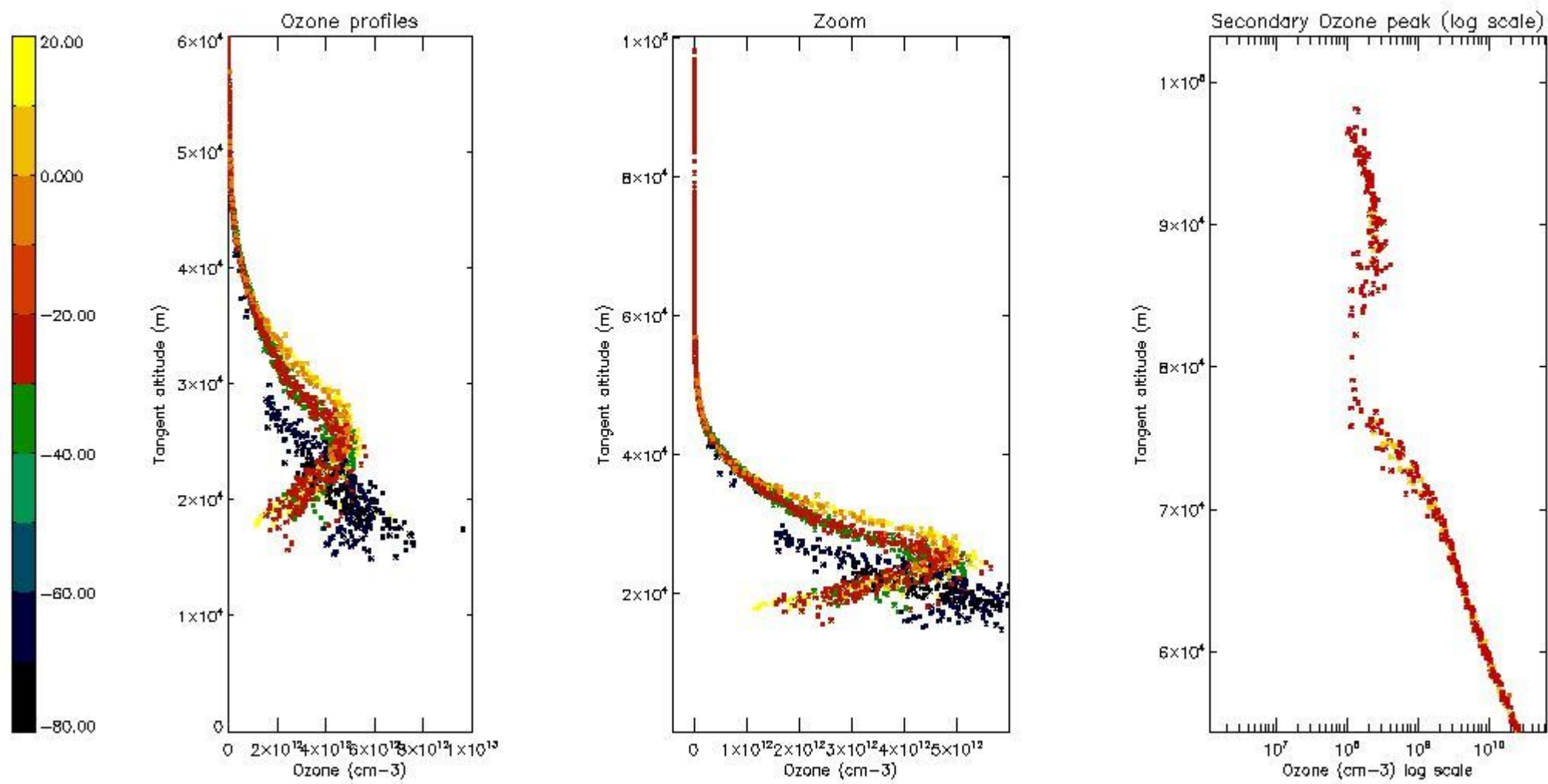
5.3 Plot ozone profiles where STD < 20% (dark without errors)

The colorbar represents the latitude.



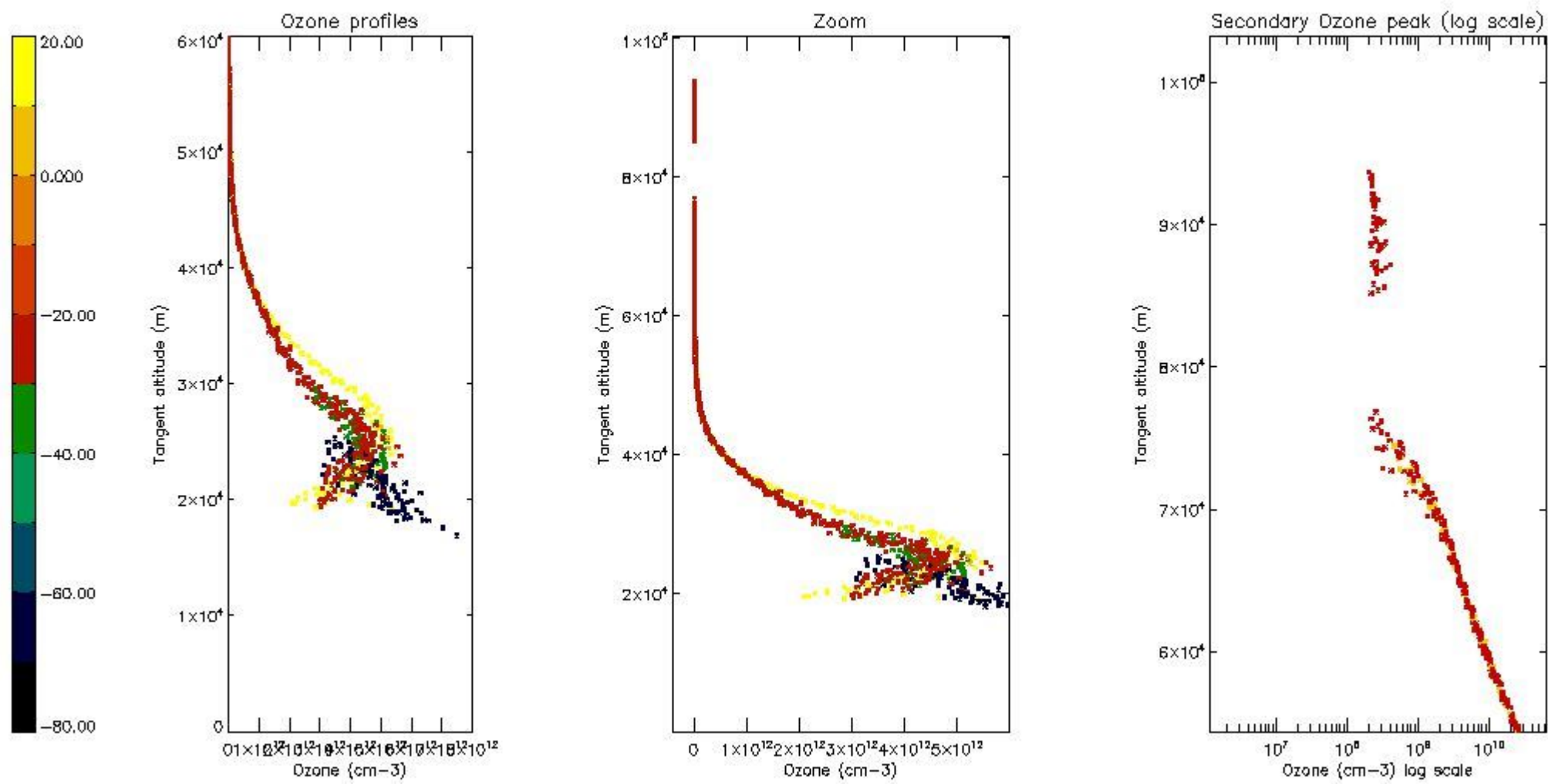
5.4 Plot ozone profiles where STD < 10% (dark without errors)

The colorbar represents the latitude.



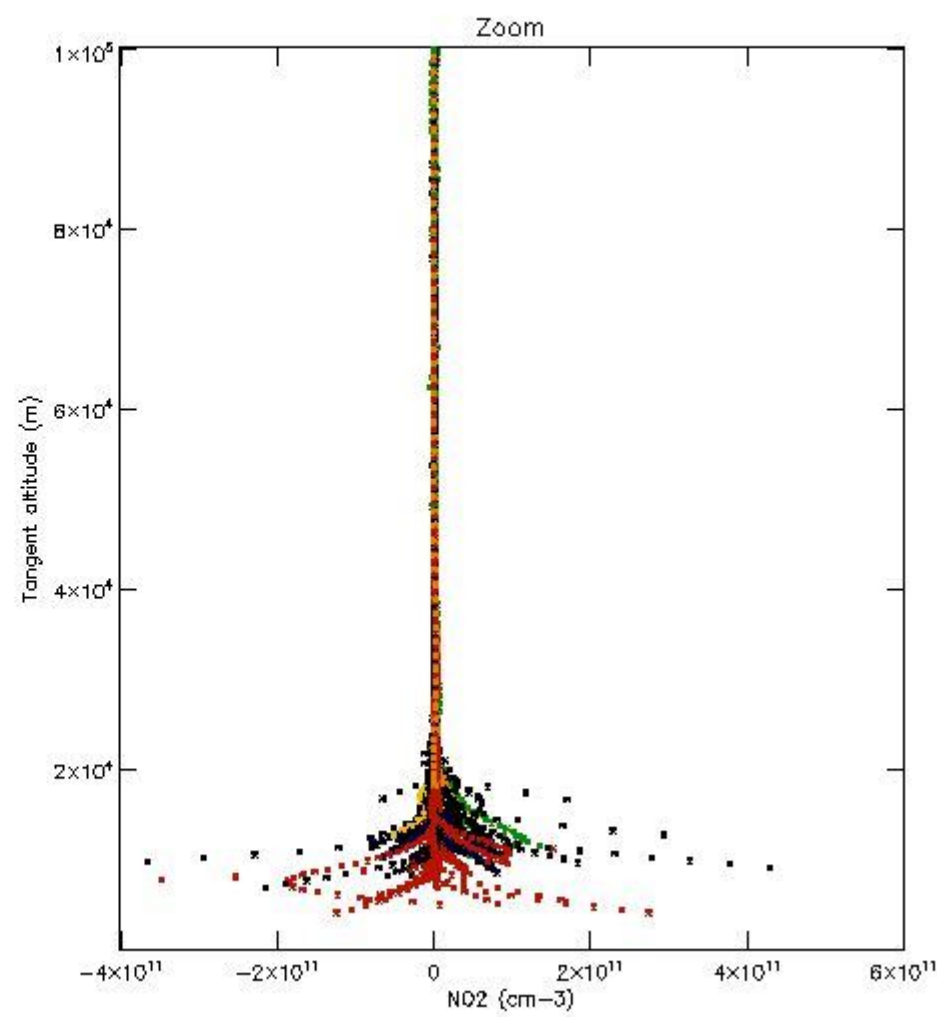
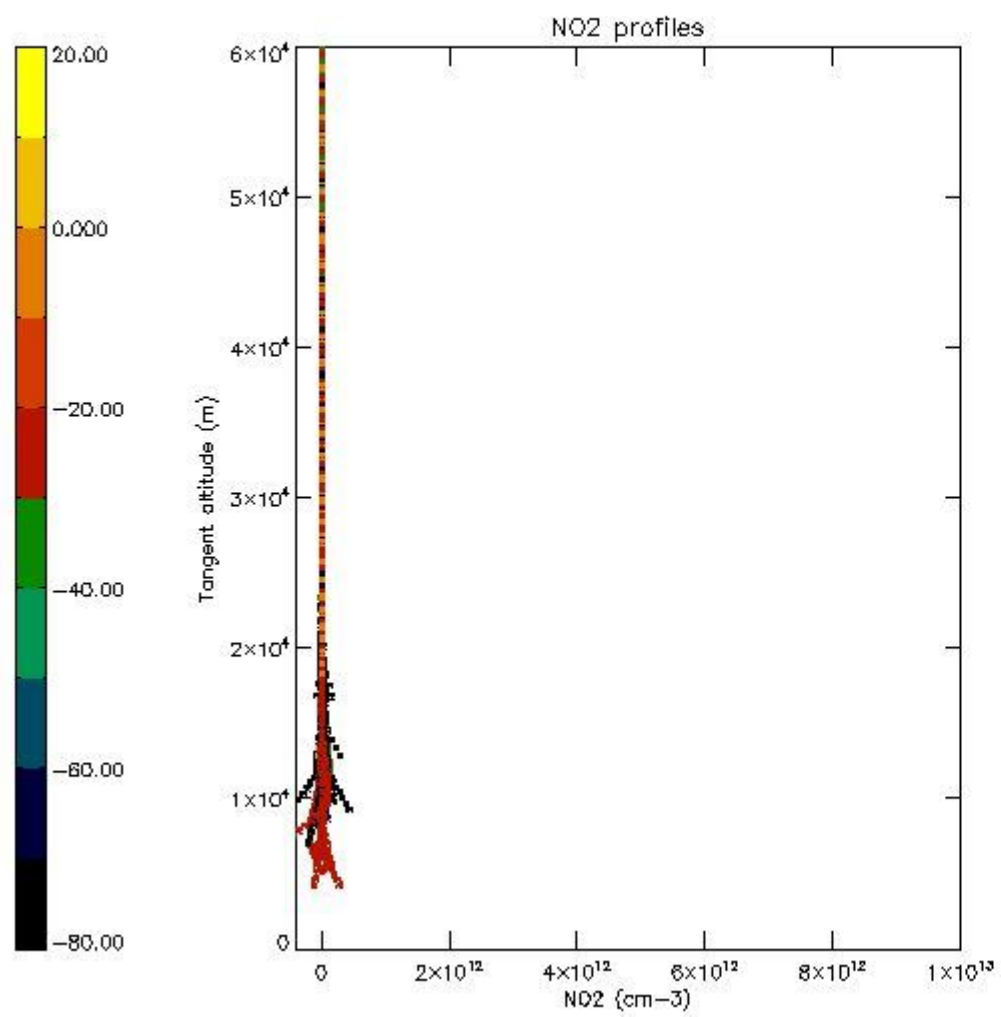
5.5 Plot ozone profiles where STD < 5% (dark without errors)

The colorbar represents the latitude.



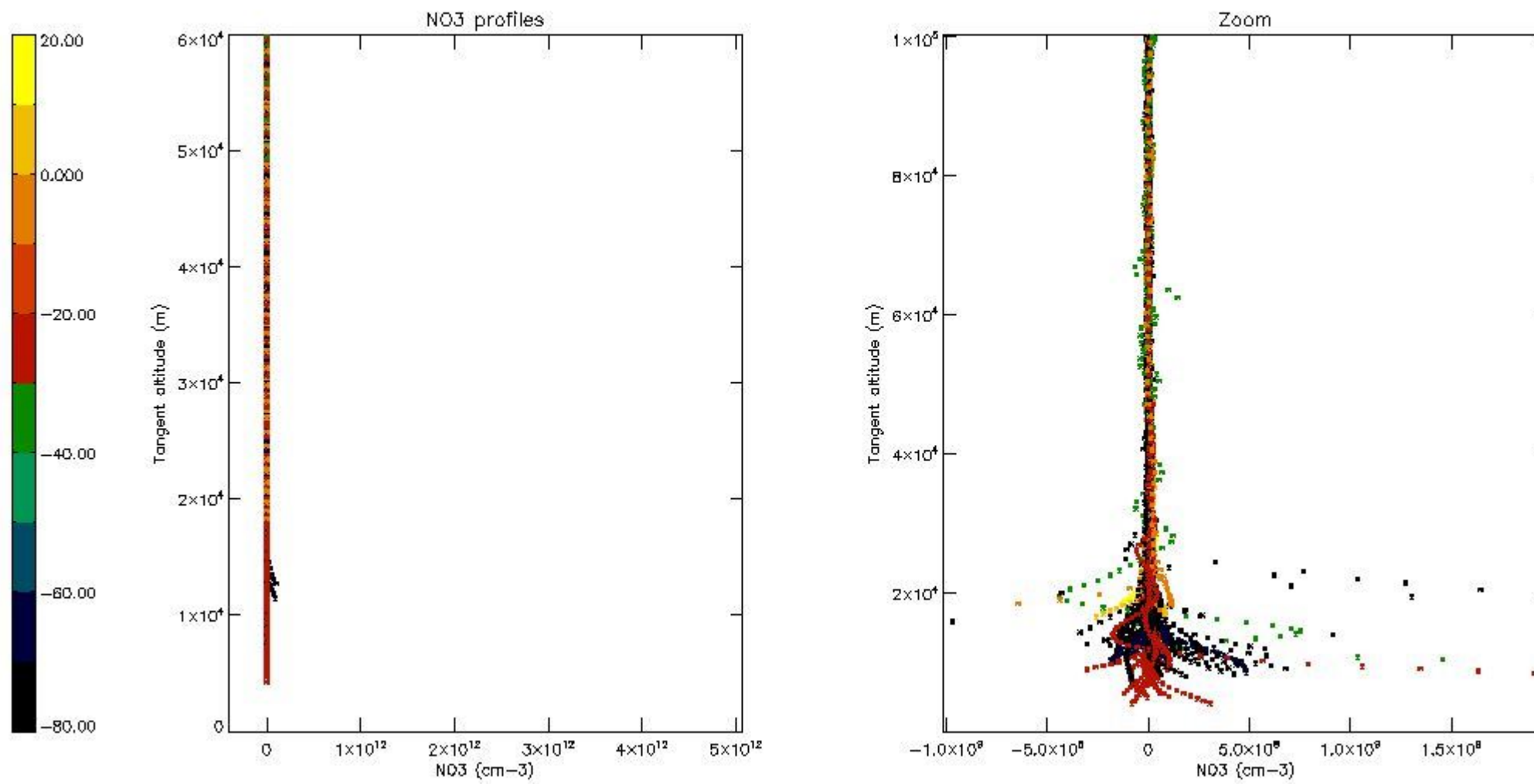
5.6 Plot NO₂ profiles for all STD (dark without errors)

The colorbar represents the latitude.



5.7 Plot NO3 profiles for all STD (dark without errors)

The colorbar represents the latitude.



6. Auxiliary Data Files used for the production reported in section 2

The number reported in the third column indicates since which file (see list in section 2) the corresponding auxiliary file has been used. The fourth column is the date of those product files.

Type	Auxiliary Filename	Used since product	Used since product date
INST_PHYS_CHARACTERISTICS	GOM_INS_AXVIEC20091111_143220_20030716_120000_20500101_000000	1	22-JUN-2004 00:01:02
LEVEL-2_PROC_CONFIG	GOM_PR2_AXVIEC20091111_152718_20020301_000000_20500101_000000	1	22-JUN-2004 00:01:02
CROSS_SECTIONS_FILE	GOM_CR2_AXVIEC20091111_154832_20020301_000000_20500101_000000	1	22-JUN-2004 00:01:02

GOMOS Level 2 Daily Report

SUMMARY

[1. General Info](#)

[2. Summary of processed GOM_NL_2P products](#)

[3. Level 2 Quality information per product](#)

[3.1 Plot of level 2 quality information per product \(time dependant\)](#)

[3.2 Plot of level 2 quality information per product \(world map\)](#)

[4. Level 1 Quality information per product \(stored on level 2 products\)](#)

[4.1 Plot of level 1 quality information per product \(time dependant\)](#)

[4.1.1 Plot of level 1 quality information per product \(time dependant\): ASCENDING](#)

[4.1.2 Plot of level 1 quality information per product \(time dependant\): DESCENDING](#)

[4.2 Plot of level 1 quality information per product \(world map\)](#)

[4.2.1 Plot of level 1 quality information per product \(world map\): ASCENDING](#)

[4.2.2 Plot of level 1 quality information per product \(world map\): DESCENDING](#)

[5. Ozone profiles based on quality statistics and other trace gas profiles](#)

[5.1 Ozone statistics based on quality of products](#)

[5.2 Plot ozone profiles for all STD \(dark without errors\)](#)

[5.3 Plot ozone profiles where STD < 20% \(dark without errors\)](#)

[5.4. Plot ozone profiles where STD < 10% \(dark without errors\)](#)

[5.5. Plot ozone profiles where STD < 5% \(dark without errors\)](#)

[5.6 Plot NO2 profiles for all STD \(dark without errors\)](#)

[5.7 Plot NO3 profiles for all STD \(dark without errors\)](#)

[5.8 Plot H2O profiles \(only for occultations of stars 1,2,3,4,13,14,16,26,63 dark without errors\) for all STD](#)

[6. Auxiliary Data Files used for the production reported in section 2](#)

This report presents the daily analysis on parameters extracted from GOMOS level 2 data (GOM_NL__2P). It is intended to monitor some important parameters that will impact the quality of these products. A list of level 2 products (and content) that have arrived during the reporting day to the PCF is also given.

Item	Value
Time of report generation	19APR2013 04:48:51
Data source version	GOMOS/6.01
Start time of products	22-06-2004 (22JUN2004 00:00:00)
Stop time of products	23-06-2004 (23JUN2004 00:00:00)
Store outputs in DB	Yes
Nb of level 2 prods	452
Nb of prods with errors	0

2. Summary of processed GOM_NL__2P products.

Nr	Filename	UTC Start time	Limb	Duration	Star Id	Star Name	Star Mag	Star Temp	Nb Meas	Orbit	Prod. error
1	GOM_NL__2PRFIN20040622_000102_000000402028_00002_12080_4037.N1	22-JUN-2004 00:01:02	Twilight	40.000	25	35Lam Sco	1.6200	28000.	80	12080	No
2	GOM_NL__2PRFIN20040622_000222_000000442028_00002_12080_4038.N1	22-JUN-2004 00:02:22	Twilight	44.000	116	19Del Sgr	2.7000	4100.0	88	12080	No
3	GOM_NL__2PRFIN20040622_000433_000000482028_00002_12080_4039.N1	22-JUN-2004 00:04:33	Bright	48.000	155	41Pi Sgr	2.9000	6600.0	96	12080	No
4	GOM_NL__2PRFIN20040622_000724_000000372028_00002_12080_4040.N1	22-JUN-2004 00:07:24	Bright	36.500	86	35Eta Oph	2.4300	10200.	73	12080	No
5	GOM_NL__2PRFIN20040622_000908_000000362028_00002_12080_4041.N1	22-JUN-2004 00:09:08	Bright	35.500	98	13Zet Oph	2.5710	30000.	71	12080	No
6	GOM_NL__2PRFIN20040622_001114_000000352028_00002_12080_4042.N1	22-JUN-2004 00:11:14	Bright	35.000	120	1Del Oph	2.7340	3200.0	70	12080	No
7	GOM_NL__2PRFIN20040622_001329_000000382028_00002_12080_4043.N1	22-JUN-2004 00:13:29	Bright	38.000	126	60Bet Oph	2.7700	4250.0	76	12080	No
8	GOM_NL__2PRFIN20040622_001554_000000392028_00002_12080_4044.N1	22-JUN-2004 00:15:54	Bright	39.000	59	55Alp Oph	2.0800	8900.0	78	12080	No
9	GOM_NL__2PRFIN20040622_001813_000000352028_00002_12080_4045.N1	22-JUN-2004 00:18:13	Bright	35.000	127	27Bet Her	2.7810	4700.0	70	12080	No
10	GOM_NL__2PRFIN20040622_002001_000000362028_00002_12080_4046.N1	22-JUN-2004 00:20:01	Bright	35.500	67	5Alp CrB	2.2210	11000.	71	12080	No
11	GOM_NL__2PRFIN20040622_002417_000000352028_00002_12080_4047.N1	22-JUN-2004 00:24:17	Bright	34.500	180	27Gam Boo	3.0400	8000.0	69	12080	No
12	GOM_NL__2PRFIN20040622_002735_000000382028_00002_12080_4048.N1	22-JUN-2004 00:27:35	Bright	38.000	130	23Bet Dra	2.7990	5800.0	76	12080	No
13	GOM_NL__2PRFIN20040622_002932_000000362028_00002_12080_4049.N1	22-JUN-2004 00:29:32	Bright	35.500	119	14Eta Dra	2.7270	4700.0	71	12080	No
14	GOM_NL__2PRFIN20040622_003106_000000532028_00002_12080_4050.N1	22-JUN-2004 00:31:06	Bright	53.000	144	18Del Cyg	2.8600	11000.	106	12080	No
15	GOM_NL__2PRFIN20040622_003315_000000332028_00002_12080_4051.N1	22-JUN-2004 00:33:15	Bright	33.000	60	7Bet UMi	2.0810	3950.0	66	12080	No
16	GOM_NL__2PRFIN20040622_003744_000000362028_00002_12080_4052.N1	22-JUN-2004 00:37:44	Bright	35.500	49	1Alp UMi	1.9900	6300.0	71	12080	No
17	GOM_NL__2PRFIN20040622_004422_000000452028_00002_12080_4053.N1	22-JUN-2004 00:44:22	Bright	45.000	74	11Bet Cas	2.2680	6600.0	90	12080	No
18	GOM_NL__2PRFIN20040622_004553_000000652028_00002_12080_4054.N1	22-JUN-2004 00:45:53	Bright	65.000	68	18Alp Cas	2.2250	4500.0	130	12080	No
19	GOM_NL__2PRFIN20040622_004803_000000352028_00002_12080_4055.N1	22-JUN-2004 00:48:03	Bright	34.500	160	23Gam Per	2.9300	4700.0	69	12080	No
20	GOM_NL__2PRFIN20040622_005129_000000432028_00002_12080_4056.N1	22-JUN-2004 00:51:29	Bright	43.000	73	57Gam1And	2.2600	13100.	86	12080	No
21	GOM_NL__2PRFIN20040622_005355_000000602028_00002_12080_4057.N1	22-JUN-2004 00:53:55	Twilight	59.500	53	43Bet And	2.0480	3300.0	119	12080	No
22	GOM_NL__2PRFIN20040622_005741_000000532028_00002_12080_4058.N1	22-JUN-2004 00:57:41	Twilight	52.500	50	13Alp Ari	2.0070	4250.0	105	12080	No
23	GOM_NL__2PRFIN20040622_010230_000000472028_00002_12080_4059.N1	22-JUN-2004 01:02:30	Dark	47.000	94	92Alp Cet	2.5260	3100.0	94	12080	No
24	GOM_NL__2PRFIN20040622_010632_000000402028_00002_12080_4060.N1	22-JUN-2004 01:06:32	Dark	40.000	165	34Gam Eri	2.9500	3200.0	80	12080	No
25	GOM_NL__2PRFIN20040622_011450_000000682028_00002_12080_4061.N1	22-JUN-2004 01:14:50	Dark	68.000	52	16Bet Cet	2.0370	4500.0	136	12080	No
26	GOM_NL__2PRFIN20040622_012034_000000392028_00002_12080_4062.N1	22-JUN-2004 01:20:34	Dark	38.500	9	Alp Eri	0.45300	24000.	77	12080	No
27	GOM_NL__2PRFIN20040622_012649_000000732028_00003_12081_4032.N1	22-JUN-2004 01:26:49	Dark	72.500	18	24Alp PsA	1.1660	9700.0	145	12081	No
28	GOM_NL__2PRFIN20040622_013333_000000402028_00003_12081_4033.N1	22-JUN-2004 01:33:33	Straylight	39.500	43	Alp TrA	1.9100	4250.0	79	12081	No
29	GOM_NL__2PRFIN20040622_013646_000000392028_00003_12081_4034.N1	22-JUN-2004 01:36:46	Straylight	38.500	141	Bet Ara	2.8400	4600.0	77	12081	No
30	GOM_NL__2PRFIN20040622_013810_000000372028_00003_12081_4035.N1	22-JUN-2004 01:38:10	Straylight	36.500	147	Alp Ara	2.8770	26000.	73	12081	No
31	GOM_NL__2PRFIN20040622_013957_000000382028_00003_12081_4036.N1	22-JUN-2004 01:39:57	Twilight	37.500	40	The Sco	1.8590	7100.0	75	12081	No
32	GOM_NL__2PRFIN20040622_014138_000000432028_00003_12081_4037.N1	22-JUN-2004 01:41:38	Twilight	43.000	25	35Lam Sco	1.6200	28000.	86	12081	No
33	GOM_NL__2PRFIN20040622_014259_000000472028_00003_12081_4038.N1	22-JUN-2004 01:42:59	Twilight	47.000	116	19Del Sgr	2.7000	4100.0	94	12081	No
34	GOM_NL__2PRFIN20040622_014509_000000472028_00003_12081_4039.N1	22-JUN-2004 01:45:09	Bright	47.000	155	41Pi Sgr	2.9000	6600.0	94	12081	No
35	GOM_NL__2PRFIN20040622_014800_000000372028_00003_12081_4040.N1	22-JUN-2004 01:48:00	Bright	36.500	86	35Eta Oph	2.4300	10200.	73	12081	No
36	GOM_NL__2PRFIN20040622_014944_000000352028_00003_12081_4041.N1	22-JUN-2004 01:49:44	Bright	35.000	98	13Zet Oph	2.5710	30000.	70	12081	No
37	GOM_NL__2PRFIN20040622_015150_000000352028_00003_12081_4042.N1	22-JUN-2004 01:51:50	Bright	35.000	120	1Del Oph	2.7340	3200.0	70	12081	No
38	GOM_NL__2PRFIN20040622_015405_000000392028_00003_12081_4043.N1	22-JUN-2004 01:54:05	Bright	38.500	126	60Bet Oph	2.7700	4250.0	77	12081	No
39	GOM_NL__2PRFIN20040622_015630_000000382028_00003_12081_4044.N1	22-JUN-2004 01:56:30	Bright	38.000	59	55Alp Oph	2.0800	8900.0	76	12081	No
40	GOM_NL__2PRFIN20040622_015848_000000352028_00003_12081_4045.N1	22-JUN-2004 01:58:48	Bright	34.500	127	27Bet Her	2.7810	4700.0	69	12081	No
41	GOM_NL__2PRFIN20040622_020038_000000352028_00003_12081_4046.N1	22-JUN-2004 02:00:38	Bright	34.500	67	5Alp CrB	2.2210	11000.	69	12081	No
42	GOM_NL__2PRFIN20040622_020453_000000352028_00003_12081_4047.N1	22-JUN-2004 02:04:53	Bright	34.500	180	27Gam Boo	3.0400	8000.0	69	12081	No

43	GOM_NL__2PRFIN20040622_020811_000000392028_00003_12081_4048.N1	22-JUN-2004 02:08:11	Bright	38.500	130	23Bet Dra	2.7990	5800.0	77	12081	No
44	GOM_NL__2PRFIN20040622_021007_000000332028_00003_12081_4049.N1	22-JUN-2004 02:10:07	Bright	33.000	119	14Eta Dra	2.7270	4700.0	66	12081	No
45	GOM_NL__2PRFIN20040622_021140_000000522028_00003_12081_4050.N1	22-JUN-2004 02:11:40	Bright	52.000	144	18Del Cyg	2.8600	11000.	104	12081	No
46	GOM_NL__2PRFIN20040622_021351_000000322028_00003_12081_4051.N1	22-JUN-2004 02:13:51	Bright	32.000	60	7Bet UMi	2.0810	3950.0	64	12081	No
47	GOM_NL__2PRFIN20040622_021820_000000352028_00003_12081_4052.N1	22-JUN-2004 02:18:20	Bright	34.500	49	1Alp UMi	1.9900	6300.0	69	12081	No
48	GOM_NL__2PRFIN20040622_022457_000000462028_00003_12081_4053.N1	22-JUN-2004 02:24:57	Bright	45.500	74	11Bet Cas	2.2680	6600.0	91	12081	No
49	GOM_NL__2PRFIN20040622_022629_000000452028_00003_12081_4054.N1	22-JUN-2004 02:26:29	Bright	44.500	68	18Alp Cas	2.2250	4500.0	89	12081	No
50	GOM_NL__2PRFIN20040622_022839_000000462028_00003_12081_4055.N1	22-JUN-2004 02:28:39	Bright	45.500	160	23Gam Per	2.9300	4700.0	91	12081	No
51	GOM_NL__2PRFIN20040622_023205_000000432028_00003_12081_4056.N1	22-JUN-2004 02:32:05	Bright	43.000	73	57Gam1And	2.2600	13100.	86	12081	No
52	GOM_NL__2PRFIN20040622_023431_000000702028_00003_12081_4057.N1	22-JUN-2004 02:34:31	Twi_and_stray	69.500	53	43Bet And	2.0480	3300.0	139	12081	No
53	GOM_NL__2PRFIN20040622_023818_000000512028_00003_12081_4058.N1	22-JUN-2004 02:38:18	Dark	51.000	50	13Alp Ari	2.0070	4250.0	102	12081	No
54	GOM_NL__2PRFIN20040622_024306_000000432028_00003_12081_4059.N1	22-JUN-2004 02:43:06	Dark	43.000	94	92Alp Cet	2.5260	3100.0	86	12081	No
55	GOM_NL__2PRFIN20040622_024708_000000382028_00003_12081_4060.N1	22-JUN-2004 02:47:08	Dark	37.500	165	34Gam Eri	2.9500	3200.0	75	12081	No
56	GOM_NL__2PRFIN20040622_025527_000000672028_00003_12081_4061.N1	22-JUN-2004 02:55:27	Dark	66.500	52	16Bet Cet	2.0370	4500.0	133	12081	No
57	GOM_NL__2PRFIN20040622_030110_000000502028_00003_12081_4062.N1	22-JUN-2004 03:01:10	Dark	50.000	9	Alp Eri	0.45300	24000.	100	12081	No
58	GOM_NL__2PRFIN20040622_030727_000000762028_00004_12082_4032.N1	22-JUN-2004 03:07:27	Dark	75.500	18	24Alp PsA	1.1660	9700.0	151	12082	No
59	GOM_NL__2PRFIN20040622_031409_000000422028_00004_12082_4033.N1	22-JUN-2004 03:14:09	Straylight	42.000	43	Alp TrA	1.9100	4250.0	84	12082	No
60	GOM_NL__2PRFIN20040622_031722_000000382028_00004_12082_4034.N1	22-JUN-2004 03:17:22	Straylight	38.000	141	Bet Ara	2.8400	4600.0	76	12082	No
61	GOM_NL__2PRFIN20040622_031846_000000372028_00004_12082_4035.N1	22-JUN-2004 03:18:46	Straylight	37.000	147	Alp Ara	2.8770	26000.	74	12082	No
62	GOM_NL__2PRFIN20040622_032033_000000402028_00004_12082_4036.N1	22-JUN-2004 03:20:33	Twi_and_stray	39.500	40	The Sco	1.8590	7100.0	79	12082	No
63	GOM_NL__2PRFIN20040622_032214_000000402028_00004_12082_4037.N1	22-JUN-2004 03:22:14	Twi_and_stray	39.500	25	35Lam Sco	1.6200	28000.	79	12082	No
64	GOM_NL__2PRFIN20040622_032335_000000442028_00004_12082_4038.N1	22-JUN-2004 03:23:35	Twi_and_stray	43.500	116	19Del Sgr	2.7000	4100.0	87	12082	No
65	GOM_NL__2PRFIN20040622_032546_000000492028_00004_12082_4039.N1	22-JUN-2004 03:25:46	Bright	49.000	155	41Pi Sgr	2.9000	6600.0	98	12082	No
66	GOM_NL__2PRFIN20040622_032836_000000372028_00004_12082_4040.N1	22-JUN-2004 03:28:36	Bright	37.000	86	35Eta Oph	2.4300	10200.	74	12082	No
67	GOM_NL__2PRFIN20040622_033020_000000352028_00004_12082_4041.N1	22-JUN-2004 03:30:20	Bright	34.500	98	13Zet Oph	2.5710	30000.	69	12082	No
68	GOM_NL__2PRFIN20040622_033226_000000352028_00004_12082_4042.N1	22-JUN-2004 03:32:26	Bright	35.000	120	1Del Oph	2.7340	3200.0	70	12082	No
69	GOM_NL__2PRFIN20040622_033441_000000392028_00004_12082_4043.N1	22-JUN-2004 03:34:41	Bright	38.500	126	60Bet Oph	2.7700	4250.0	77	12082	No
70	GOM_NL__2PRFIN20040622_033706_000000412028_00004_12082_4044.N1	22-JUN-2004 03:37:06	Bright	40.500	59	55Alp Oph	2.0800	8900.0	81	12082	No
71	GOM_NL__2PRFIN20040622_033924_000000382028_00004_12082_4045.N1	22-JUN-2004 03:39:24	Bright	37.500	127	27Bet Her	2.7810	4700.0	75	12082	No
72	GOM_NL__2PRFIN20040622_034114_000000372028_00004_12082_4046.N1	22-JUN-2004 03:41:14	Bright	37.000	67	5Alp CrB	2.2210	11000.	74	12082	No
73	GOM_NL__2PRFIN20040622_034529_000000362028_00004_12082_4047.N1	22-JUN-2004 03:45:29	Bright	36.000	180	27Gam Boo	3.0400	8000.0	72	12082	No
74	GOM_NL__2PRFIN20040622_034846_000000362028_00004_12082_4048.N1	22-JUN-2004 03:48:46	Bright	35.500	130	23Bet Dra	2.7990	5800.0	71	12082	No
75	GOM_NL__2PRFIN20040622_035043_000000322028_00004_12082_4049.N1	22-JUN-2004 03:50:43	Bright	31.500	119	14Eta Dra	2.7270	4700.0	63	12082	No
76	GOM_NL__2PRFIN20040622_035215_000000532028_00004_12082_4050.N1	22-JUN-2004 03:52:15	Bright	52.500	144	18Del Cyg	2.8600	11000.	105	12082	No
77	GOM_NL__2PRFIN20040622_035427_000000382028_00004_12082_4051.N1	22-JUN-2004 03:54:27	Bright	37.500	60	7Bet UMi	2.0810	3950.0	75	12082	No
78	GOM_NL__2PRFIN20040622_035856_000000362028_00004_12082_4052.N1	22-JUN-2004 03:58:56	Bright	36.000	49	1Alp UMi	1.9900	6300.0	72	12082	No
79	GOM_NL__2PRFIN20040622_040533_000000462028_00004_12082_4053.N1	22-JUN-2004 04:05:33	Bright	46.000	74	11Bet Cas	2.2680	6600.0	92	12082	No
80	GOM_NL__2PRFIN20040622_040704_000000452028_00004_12082_4054.N1	22-JUN-2004 04:07:04	Bright	44.500	68	18Alp Cas	2.2250	4500.0	89	12082	No
81	GOM_NL__2PRFIN20040622_040915_000000542028_00004_12082_4055.N1	22-JUN-2004 04:09:15	Bright	54.000	160	23Gam Per	2.9300	4700.0	108	12082	No
82	GOM_NL__2PRFIN20040622_041241_000000422028_00004_12082_4056.N1	22-JUN-2004 04:12:41	Bright	42.000	73	57Gam1And	2.2600	13100.	84	12082	No
83	GOM_NL__2PRFIN20040622_041507_000000662028_00004_12082_4057.N1	22-JUN-2004 04:15:07	Twi_and_stray	66.000	53	43Bet And	2.0480	3300.0	132	12082	No
84	GOM_NL__2PRFIN20040622_041854_000000532028_00004_12082_4058.N1	22-JUN-2004 04:18:54	Dark	53.000	50	13Alp Ari	2.0070	4250.0	106	12082	No
85	GOM_NL__2PRFIN20040622_042342_000000402028_00004_12082_4059.N1	22-JUN-2004 04:23:42	Dark	40.000	94	92Alp Cet	2.5260	3100.0	80	12082	No
86	GOM_NL__2PRFIN20040622_042744_000000422028_00004_12082_4060.N1	22-JUN-2004 04:27:44	Dark	42.000	165	34Gam Eri	2.9500	3200.0	84	12082	No
87	GOM_NL__2PRFIN20040622_043605_000000632028_00004_12082_4061.N1	22-JUN-2004 04:36:05	Dark	63.000	52	16Bet Cet	2.0370	4500.0	126	12082	No
88	GOM_NL__2PRFIN20040622_044147_000000522028_00004_12082_4062.N1	22-JUN-2004 04:41:47	Dark	52.000	9	Alp Eri	0.45300	24000.	104	12082	No
89	GOM_NL__2PRFIN20040622_044805_000000772028_00005_12083_4033.N1	22-JUN-2004 04:48:05	Dark	77.000	18	24Alp PsA	1.1660	9700.0	154	12083	No
90	GOM_NL__2PRFIN20040622_045445_000000462028_00005_12083_4034.N1	22-JUN-2004 04:54:45	Straylight	45.500	43	Alp TrA	1.9100	4250.0	91	12083	No
91	GOM_NL__2PRFIN20040622_045758_000000422028_00005_12083_4035.N1	22-JUN-2004 04:57:58	Straylight	41.500	141	Bet Ara	2.8400	4600.0	83	12083	No
92	GOM_NL__2PRFIN20040622_045923_000000362028_00005_12083_4036.N1	22-JUN-2004 04:59:23	Straylight	35.500	147	Alp Ara	2.8770	26000.	71	12083	No
93	GOM_NL__2PRFIN20040622_050109_000000442028_00005_12083_4037.N1	22-JUN-2004 05:01:09	Twi_and_stray	43.500	40	The Sco	1.8590	7100.0	87	12083	No
94	GOM_NL__2PRFIN20040622_050250_000000392028_00005_12083_4038.N1	22-JUN-2004 05:02:50	Twi_and_stray	38.500	25	35Lam Sco	1.6200	28000.	77	12083	No
95	GOM_NL__2PRFIN20040622_050411_000000502028_00005_12083_4039.N1	22-JUN-2004 05:04:11	Bright	50.000	116	19Del Sgr	2.7000	4100.0	100	12083	No
96	GOM_NL__2PRFIN20040622_050622_000000482028_00005_12083_4040.N1	22-JUN-2004 05:06:22	Bright	48.000	155	41Pi Sgr	2.9000	6600.0	96	12083	No
97	GOM_NL__2PRFIN20040622_050912_000000362028_00005_12083_4041.N1	22-JUN-2004 05:09:12	Bright	36.000	86	35Eta Oph	2.4300	10200.	72	12083	No
98	GOM_NL__2PRFIN20040622_051056_000000362028_00005_12083_4042.N1	22-JUN-2004 05:10:56	Bright	36.000	98	13Zet Oph	2.5710	30000.	72	12083	No
99	GOM_NL__2PRFIN20040622_051302_000000352028_00005_12083_4043.N1	22-JUN-2004 05:13:02	Bright	35.000	120	1Del Oph	2.7340	3200.0	70	12083	No
100	GOM_NL__2PRFIN20040622_051517_000000392028_00005_12083_4044.N1	22-JUN-2004 05:15:17	Bright	39.000	126	60Bet Oph	2.7700	4250.0	78	12083	No
101	GOM_NL__2PRFIN20040622_051742_000000382028_00005_12083_4045.N1	22-JUN-2004 05:17:42	Bright	37.500	59	55Alp Oph	2.0800	8900.0	75	12083	No

102	GOM_NL__2PRFIN20040622_052000_000000372028_00005_12083_4046.N1	22-JUN-2004 05:20:00	Bright	36.500	127	27Bet Her	2.7810	4700.0	73	12083	No
103	GOM_NL__2PRFIN20040622_052150_000000362028_00005_12083_4047.N1	22-JUN-2004 05:21:50	Bright	36.000	67	5Alp CrB	2.2210	11000.	72	12083	No
104	GOM_NL__2PRFIN20040622_052605_000000352028_00005_12083_4048.N1	22-JUN-2004 05:26:05	Bright	35.000	180	27Gam Boo	3.0400	8000.0	70	12083	No
105	GOM_NL__2PRFIN20040622_052922_000000382028_00005_12083_4049.N1	22-JUN-2004 05:29:22	Bright	37.500	130	23Bet Dra	2.7990	5800.0	75	12083	No
106	GOM_NL__2PRFIN20040622_053119_000000362028_00005_12083_4050.N1	22-JUN-2004 05:31:19	Bright	35.500	119	14Eta Dra	2.7270	4700.0	71	12083	No
107	GOM_NL__2PRFIN20040622_053250_000000512028_00005_12083_4051.N1	22-JUN-2004 05:32:50	Bright	51.000	144	18Del Cyg	2.8600	11000.	102	12083	No
108	GOM_NL__2PRFIN20040622_053503_000000372028_00005_12083_4052.N1	22-JUN-2004 05:35:03	Bright	37.000	60	7Bet UMi	2.0810	3950.0	74	12083	No
109	GOM_NL__2PRFIN20040622_053932_000000342028_00005_12083_4053.N1	22-JUN-2004 05:39:32	Bright	33.500	49	1Alp UMi	1.9900	6300.0	67	12083	No
110	GOM_NL__2PRFIN20040622_054609_000000452028_00005_12083_4054.N1	22-JUN-2004 05:46:09	Bright	45.000	74	11Bet Cas	2.2680	6600.0	90	12083	No
111	GOM_NL__2PRFIN20040622_054740_000000452028_00005_12083_4055.N1	22-JUN-2004 05:47:40	Bright	44.500	68	18Alp Cas	2.2250	4500.0	89	12083	No
112	GOM_NL__2PRFIN20040622_054951_000000542028_00005_12083_4056.N1	22-JUN-2004 05:49:51	Bright	54.000	160	23Gam Per	2.9300	4700.0	108	12083	No
113	GOM_NL__2PRFIN20040622_055317_000000412028_00005_12083_4057.N1	22-JUN-2004 05:53:17	Bright	40.500	73	57Gam1And	2.2600	13100.	81	12083	No
114	GOM_NL__2PRFIN20040622_055543_000000592028_00005_12083_4058.N1	22-JUN-2004 05:55:43	Twi_and_stray	59.000	53	43Bet And	2.0480	3300.0	118	12083	No
115	GOM_NL__2PRFIN20040622_055930_000000522028_00005_12083_4059.N1	22-JUN-2004 05:59:30	Dark	52.000	50	13Alp Ari	2.0070	4250.0	104	12083	No
116	GOM_NL__2PRFIN20040622_060419_000000402028_00005_12083_4060.N1	22-JUN-2004 06:04:19	Dark	40.000	94	92Alp Cet	2.5260	3100.0	80	12083	No
117	GOM_NL__2PRFIN20040622_060820_000000412028_00005_12083_4061.N1	22-JUN-2004 06:08:20	Dark	41.000	165	34Gam Eri	2.9500	3200.0	82	12083	No
118	GOM_NL__2PRFIN20040622_061642_000000622028_00005_12083_4062.N1	22-JUN-2004 06:16:42	Dark	61.500	52	16Bet Cet	2.0370	4500.0	123	12083	No
119	GOM_NL__2PRFIN20040622_062223_000000382028_00005_12083_4063.N1	22-JUN-2004 06:22:23	Dark	38.000	9	Alp Eri	0.45300	24000.	76	12083	No
120	GOM_NL__2PRFIN20040622_062843_000000782028_00006_12084_4034.N1	22-JUN-2004 06:28:43	Dark	77.500	18	24Alp PsA	1.1660	9700.0	155	12084	No
121	GOM_NL__2PRFIN20040622_063521_000000512028_00006_12084_4035.N1	22-JUN-2004 06:35:21	Straylight	50.500	43	Alp TrA	1.9100	4250.0	101	12084	No
122	GOM_NL__2PRFIN20040622_063834_000000402028_00006_12084_4036.N1	22-JUN-2004 06:38:34	Straylight	39.500	141	Bet Ara	2.8400	4600.0	79	12084	No
123	GOM_NL__2PRFIN20040622_063959_000000372028_00006_12084_4037.N1	22-JUN-2004 06:39:59	Straylight	37.000	147	Alp Ara	2.8770	26000.	74	12084	No
124	GOM_NL__2PRFIN20040622_064145_000000452028_00006_12084_4038.N1	22-JUN-2004 06:41:45	Twi_and_stray	44.500	40	The Sco	1.8590	7100.0	89	12084	No
125	GOM_NL__2PRFIN20040622_064326_000000402028_00006_12084_4039.N1	22-JUN-2004 06:43:26	Twi_and_stray	39.500	25	35Lam Sco	1.6200	28000.	79	12084	No
126	GOM_NL__2PRFIN20040622_064447_000000462028_00006_12084_4040.N1	22-JUN-2004 06:44:47	Twi_and_stray	45.500	116	19Del Sgr	2.7000	4100.0	91	12084	No
127	GOM_NL__2PRFIN20040622_064658_000000502028_00006_12084_4041.N1	22-JUN-2004 06:46:58	Bright	50.000	155	41Pi Sgr	2.9000	6600.0	100	12084	No
128	GOM_NL__2PRFIN20040622_064948_000000382028_00006_12084_4042.N1	22-JUN-2004 06:49:48	Bright	37.500	86	35Eta Oph	2.4300	10200.	75	12084	No
129	GOM_NL__2PRFIN20040622_065132_000000362028_00006_12084_4043.N1	22-JUN-2004 06:51:32	Bright	35.500	98	13Zet Oph	2.5710	30000.	71	12084	No
130	GOM_NL__2PRFIN20040622_065338_000000352028_00006_12084_4044.N1	22-JUN-2004 06:53:38	Bright	35.000	120	1Del Oph	2.7340	3200.0	70	12084	No
131	GOM_NL__2PRFIN20040622_065553_000000392028_00006_12084_4045.N1	22-JUN-2004 06:55:53	Bright	39.000	126	60Bet Oph	2.7700	4250.0	78	12084	No
132	GOM_NL__2PRFIN20040622_065817_000000392028_00006_12084_4046.N1	22-JUN-2004 06:58:17	Bright	38.500	59	55Alp Oph	2.0800	8900.0	77	12084	No
133	GOM_NL__2PRFIN20040622_070036_000000372028_00006_12084_4047.N1	22-JUN-2004 07:00:36	Bright	37.000	127	27Bet Her	2.7810	4700.0	74	12084	No
134	GOM_NL__2PRFIN20040622_070226_000000362028_00006_12084_4048.N1	22-JUN-2004 07:02:26	Bright	36.000	67	5Alp CrB	2.2210	11000.	72	12084	No
135	GOM_NL__2PRFIN20040622_070642_000000372028_00006_12084_4049.N1	22-JUN-2004 07:06:42	Bright	37.000	180	27Gam Boo	3.0400	8000.0	74	12084	No
136	GOM_NL__2PRFIN20040622_070958_000000392028_00006_12084_4050.N1	22-JUN-2004 07:09:58	Bright	38.500	130	23Bet Dra	2.7990	5800.0	77	12084	No
137	GOM_NL__2PRFIN20040622_071155_000000362028_00006_12084_4051.N1	22-JUN-2004 07:11:55	Bright	36.000	119	14Eta Dra	2.7270	4700.0	72	12084	No
138	GOM_NL__2PRFIN20040622_071325_000000502028_00006_12084_4052.N1	22-JUN-2004 07:13:25	Bright	50.000	144	18Del Cyg	2.8600	11000.	100	12084	No
139	GOM_NL__2PRFIN20040622_071539_000000372028_00006_12084_4053.N1	22-JUN-2004 07:15:39	Bright	36.500	60	7Bet UMi	2.0810	3950.0	73	12084	No
140	GOM_NL__2PRFIN20040622_072008_000000352028_00006_12084_4054.N1	22-JUN-2004 07:20:08	Bright	34.500	49	1Alp UMi	1.9900	6300.0	69	12084	No
141	GOM_NL__2PRFIN20040622_072644_000000452028_00006_12084_4055.N1	22-JUN-2004 07:26:44	Bright	44.500	74	11Bet Cas	2.2680	6600.0	89	12084	No
142	GOM_NL__2PRFIN20040622_072816_000000462028_00006_12084_4056.N1	22-JUN-2004 07:28:16	Bright	45.500	68	18Alp Cas	2.2250	4500.0	91	12084	No
143	GOM_NL__2PRFIN20040622_073027_000000542028_00006_12084_4057.N1	22-JUN-2004 07:30:27	Bright	54.000	160	23Gam Per	2.9300	4700.0	108	12084	No
144	GOM_NL__2PRFIN20040622_073353_000000602028_00006_12084_4058.N1	22-JUN-2004 07:33:53	Bright	60.000	73	57Gam1And	2.2600	13100.	120	12084	No
145	GOM_NL__2PRFIN20040622_073619_000000632028_00006_12084_4059.N1	22-JUN-2004 07:36:19	Twi_and_stray	62.500	53	43Bet And	2.0480	3300.0	125	12084	No
146	GOM_NL__2PRFIN20040622_074006_000000492028_00006_12084_4060.N1	22-JUN-2004 07:40:06	Dark	48.500	50	13Alp Ari	2.0070	4250.0	97	12084	No
147	GOM_NL__2PRFIN20040622_074455_000000452028_00006_12084_4061.N1	22-JUN-2004 07:44:55	Dark	44.500	94	92Alp Cet	2.5260	3100.0	89	12084	No
148	GOM_NL__2PRFIN20040622_074856_000000412028_00006_12084_4062.N1	22-JUN-2004 07:48:56	Dark	40.500	165	34Gam Eri	2.9500	3200.0	81	12084	No
149	GOM_NL__2PRFIN20040622_075719_000000632028_00006_12084_4063.N1	22-JUN-2004 07:57:19	Dark	62.500	52	16Bet Cet	2.0370	4500.0	125	12084	No
150	GOM_NL__2PRFIN20040622_080300_000000512028_00006_12084_4064.N1	22-JUN-2004 08:03:00	Dark	50.500	9	Alp Eri	0.45300	24000.	101	12084	No
151	GOM_NL__2PRFIN20040622_080927_000000512028_00007_12085_4035.N1	22-JUN-2004 08:09:27	Dark	51.000	63	Bet Gru	2.1500	2800.0	102	12085	No
152	GOM_NL__2PRFIN20040622_081129_000000532028_00007_12085_4036.N1	22-JUN-2004 08:11:29	Straylight	53.000	31	Alp Gru	1.7340	15200.	106	12085	No
153	GOM_NL__2PRFIN20040622_081556_000000412028_00007_12085_4037.N1	22-JUN-2004 08:15:56	Straylight	40.500	43	Alp TrA	1.9100	4250.0	81	12085	No
154	GOM_NL__2PRFIN20040622_081910_000000392028_00007_12085_4038.N1	22-JUN-2004 08:19:10	Straylight	39.000	141	Bet Ara	2.8400	4600.0	78	12085	No
155	GOM_NL__2PRFIN20040622_082035_000000392028_00007_12085_4039.N1	22-JUN-2004 08:20:35	Straylight	39.000	147	Alp Ara	2.8770	26000.	78	12085	No
156	GOM_NL__2PRFIN20040622_082221_000000402028_00007_12085_4040.N1	22-JUN-2004 08:22:21	Twi_and_stray	40.000	40	The Sco	1.8590	7100.0	80	12085	No
157	GOM_NL__2PRFIN20040622_082402_000000412028_00007_12085_4041.N1	22-JUN-2004 08:24:02	Twi_and_stray	40.500	25	35Lam Sco	1.6200	28000.	81	12085	No
158	GOM_NL__2PRFIN20040622_082523_000000582028_00007_12085_4042.N1	22-JUN-2004 08:25:23	Bright	58.000	116	19Del Sgr	2.7000	4100.0	116	12085	No
159	GOM_NL__2PRFIN20040622_082734_000000492028_00007_12085_4043.N1	22-JUN-2004 08:27:34	Bright	48.500	155	41Pi Sgr	2.9000	6600.0	97	12085	No
160	GOM_NL__2PRFIN20040622_083024_000000372028_00007_12085_4044.N1	22-JUN-2004 08:30:24	Bright	37.000	86	35Eta Oph	2.4300	10200.	74	12085	No

161	GOM_NL__2PRFIN20040622_083208_000000362028_00007_12085_4045.N1	22-JUN-2004 08:32:08	Bright	35.500	98	13Zet Oph	2.5710	30000.	71	12085	No
162	GOM_NL__2PRFIN20040622_083414_000000352028_00007_12085_4046.N1	22-JUN-2004 08:34:14	Bright	34.500	120	1Del Oph	2.7340	3200.0	69	12085	No
163	GOM_NL__2PRFIN20040622_083628_000000392028_00007_12085_4047.N1	22-JUN-2004 08:36:28	Bright	38.500	126	60Bet Oph	2.7700	4250.0	77	12085	No
164	GOM_NL__2PRFIN20040622_083853_000000382028_00007_12085_4048.N1	22-JUN-2004 08:38:53	Bright	38.000	59	55Alp Oph	2.0800	8900.0	76	12085	No
165	GOM_NL__2PRFIN20040622_084112_000000362028_00007_12085_4049.N1	22-JUN-2004 08:41:12	Bright	36.000	127	27Bet Her	2.7810	4700.0	72	12085	No
166	GOM_NL__2PRFIN20040622_084302_000000362028_00007_12085_4050.N1	22-JUN-2004 08:43:02	Bright	35.500	67	5Alp CrB	2.2210	11000.	71	12085	No
167	GOM_NL__2PRFIN20040622_084841_000000522028_00007_12085_4051.N1	22-JUN-2004 08:48:41	Bright	51.500	5	3Alp Lyr	0.033000	11000.	103	12085	No
168	GOM_NL__2PRFIN20040622_085033_000000402028_00007_12085_4052.N1	22-JUN-2004 08:50:33	Bright	39.500	130	23Bet Dra	2.7990	5800.0	79	12085	No
169	GOM_NL__2PRFIN20040622_085231_000000352028_00007_12085_4053.N1	22-JUN-2004 08:52:31	Bright	35.000	119	14Eta Dra	2.7270	4700.0	70	12085	No
170	GOM_NL__2PRFIN20040622_085615_000000362028_00007_12085_4054.N1	22-JUN-2004 08:56:15	Bright	35.500	60	7Bet UMi	2.0810	3950.0	71	12085	No
171	GOM_NL__2PRFIN20040622_090044_000000362028_00007_12085_4055.N1	22-JUN-2004 09:00:44	Bright	35.500	49	1Alp UMi	1.9900	6300.0	71	12085	No
172	GOM_NL__2PRFIN20040622_090720_000000452028_00007_12085_4056.N1	22-JUN-2004 09:07:20	Bright	45.000	74	11Bet Cas	2.2680	6600.0	90	12085	No
173	GOM_NL__2PRFIN20040622_090851_000000462028_00007_12085_4057.N1	22-JUN-2004 09:08:51	Bright	45.500	68	18Alp Cas	2.2250	4500.0	91	12085	No
174	GOM_NL__2PRFIN20040622_091103_000000432028_00007_12085_4058.N1	22-JUN-2004 09:11:03	Bright	42.500	160	23Gam Per	2.9300	4700.0	85	12085	No
175	GOM_NL__2PRFIN20040622_091429_000000432028_00007_12085_4059.N1	22-JUN-2004 09:14:29	Bright	42.500	73	57Gam1And	2.2600	13100.	85	12085	No
176	GOM_NL__2PRFIN20040622_091655_000000612028_00007_12085_4060.N1	22-JUN-2004 09:16:55	Twi_and_stray	60.500	53	43Bet And	2.0480	3300.0	121	12085	No
177	GOM_NL__2PRFIN20040622_092043_000000522028_00007_12085_4061.N1	22-JUN-2004 09:20:43	Dark	52.000	50	13Alp Ari	2.0070	4250.0	104	12085	No
178	GOM_NL__2PRFIN20040622_092532_000000432028_00007_12085_4062.N1	22-JUN-2004 09:25:32	Dark	43.000	94	92Alp Cet	2.5260	3100.0	86	12085	No
179	GOM_NL__2PRFIN20040622_092932_000000422028_00007_12085_4063.N1	22-JUN-2004 09:29:32	Dark	42.000	165	34Gam Eri	2.9500	3200.0	84	12085	No
180	GOM_NL__2PRFIN20040622_093757_000000642028_00007_12085_4064.N1	22-JUN-2004 09:37:57	Dark	64.000	52	16Bet Cet	2.0370	4500.0	128	12085	No
181	GOM_NL__2PRFIN20040622_094336_000000492028_00007_12085_4065.N1	22-JUN-2004 09:43:36	Dark	48.500	9	Alp Eri	0.45300	24000.	97	12085	No
182	GOM_NL__2PRFIN20040622_095004_000000532028_00008_12086_4036.N1	22-JUN-2004 09:50:04	Dark	52.500	63	Bet Gru	2.1500	2800.0	105	12086	No
183	GOM_NL__2PRFIN20040622_095206_000000482028_00008_12086_4037.N1	22-JUN-2004 09:52:06	Straylight	47.500	31	Alp Gru	1.7340	15200.	95	12086	No
184	GOM_NL__2PRFIN20040622_095632_000000402028_00008_12086_4038.N1	22-JUN-2004 09:56:32	Straylight	40.000	43	Alp TrA	1.9100	4250.0	80	12086	No
185	GOM_NL__2PRFIN20040622_095946_000000412028_00008_12086_4039.N1	22-JUN-2004 09:59:46	Straylight	40.500	141	Bet Ara	2.8400	4600.0	81	12086	No
186	GOM_NL__2PRFIN20040622_100111_000000382028_00008_12086_4040.N1	22-JUN-2004 10:01:11	Straylight	38.000	147	Alp Ara	2.8770	26000.	76	12086	No
187	GOM_NL__2PRFIN20040622_100258_000000422028_00008_12086_4041.N1	22-JUN-2004 10:02:58	Twi_and_stray	41.500	40	The Sco	1.8590	7100.0	83	12086	No
188	GOM_NL__2PRFIN20040622_100439_000000442028_00008_12086_4042.N1	22-JUN-2004 10:04:39	Twi_and_stray	44.000	25	35Lam Sco	1.6200	28000.	88	12086	No
189	GOM_NL__2PRFIN20040622_100559_000000492028_00008_12086_4043.N1	22-JUN-2004 10:05:59	Bright	48.500	116	19Del Sgr	2.7000	4100.0	97	12086	No
190	GOM_NL__2PRFIN20040622_100810_000000502028_00008_12086_4044.N1	22-JUN-2004 10:08:10	Bright	49.500	155	41Pi Sgr	2.9000	6600.0	99	12086	No
191	GOM_NL__2PRFIN20040622_101100_000000372028_00008_12086_4045.N1	22-JUN-2004 10:11:00	Bright	36.500	86	35Eta Oph	2.4300	10200.	73	12086	No
192	GOM_NL__2PRFIN20040622_101244_000000352028_00008_12086_4046.N1	22-JUN-2004 10:12:44	Bright	35.000	98	13Zet Oph	2.5710	30000.	70	12086	No
193	GOM_NL__2PRFIN20040622_101450_000000352028_00008_12086_4047.N1	22-JUN-2004 10:14:50	Bright	35.000	120	1Del Oph	2.7340	3200.0	70	12086	No
194	GOM_NL__2PRFIN20040622_101704_000000392028_00008_12086_4048.N1	22-JUN-2004 10:17:04	Bright	38.500	126	60Bet Oph	2.7700	4250.0	77	12086	No
195	GOM_NL__2PRFIN20040622_101929_000000402028_00008_12086_4049.N1	22-JUN-2004 10:19:29	Bright	40.000	59	55Alp Oph	2.0800	8900.0	80	12086	No
196	GOM_NL__2PRFIN20040622_102148_000000362028_00008_12086_4050.N1	22-JUN-2004 10:21:48	Bright	36.000	127	27Bet Her	2.7810	4700.0	72	12086	No
197	GOM_NL__2PRFIN20040622_102338_000000342028_00008_12086_4051.N1	22-JUN-2004 10:23:38	Bright	34.000	67	5Alp CrB	2.2210	11000.	68	12086	No
198	GOM_NL__2PRFIN20040622_102916_000000492028_00008_12086_4052.N1	22-JUN-2004 10:29:16	Bright	49.000	5	3Alp Lyr	0.033000	11000.	98	12086	No
199	GOM_NL__2PRFIN20040622_103109_000000382028_00008_12086_4053.N1	22-JUN-2004 10:31:09	Bright	38.000	130	23Bet Dra	2.7990	5800.0	76	12086	No
200	GOM_NL__2PRFIN20040622_103307_000000352028_00008_12086_4054.N1	22-JUN-2004 10:33:07	Bright	34.500	119	14Eta Dra	2.7270	4700.0	69	12086	No
201	GOM_NL__2PRFIN20040622_103651_000000372028_00008_12086_4055.N1	22-JUN-2004 10:36:51	Bright	37.000	60	7Bet UMi	2.0810	3950.0	74	12086	No
202	GOM_NL__2PRFIN20040622_104120_000000362028_00008_12086_4056.N1	22-JUN-2004 10:41:20	Bright	36.000	49	1Alp UMi	1.9900	6300.0	72	12086	No
203	GOM_NL__2PRFIN20040622_104755_000000442028_00008_12086_4057.N1	22-JUN-2004 10:47:55	Bright	43.500	74	11Bet Cas	2.2680	6600.0	87	12086	No
204	GOM_NL__2PRFIN20040622_104927_000000452028_00008_12086_4058.N1	22-JUN-2004 10:49:27	Bright	45.000	68	18Alp Cas	2.2250	4500.0	90	12086	No
205	GOM_NL__2PRFIN20040622_105139_000000342028_00008_12086_4059.N1	22-JUN-2004 10:51:39	Bright	34.000	160	23Gam Per	2.9300	4700.0	68	12086	No
206	GOM_NL__2PRFIN20040622_105505_000000422028_00008_12086_4060.N1	22-JUN-2004 10:55:05	Bright	42.000	73	57Gam1And	2.2600	13100.	84	12086	No
207	GOM_NL__2PRFIN20040622_105731_000000592028_00008_12086_4061.N1	22-JUN-2004 10:57:31	Twi_and_stray	58.500	53	43Bet And	2.0480	3300.0	117	12086	No
208	GOM_NL__2PRFIN20040622_110119_000000502028_00008_12086_4062.N1	22-JUN-2004 11:01:19	Dark	50.000	50	13Alp Ari	2.0070	4250.0	100	12086	No
209	GOM_NL__2PRFIN20040622_110608_000000452028_00008_12086_4063.N1	22-JUN-2004 11:06:08	Dark	44.500	94	92Alp Cet	2.5260	3100.0	89	12086	No
210	GOM_NL__2PRFIN20040622_111009_000000422028_00008_12086_4064.N1	22-JUN-2004 11:10:09	Dark	42.000	165	34Gam Eri	2.9500	3200.0	84	12086	No
211	GOM_NL__2PRFIN20040622_111834_000000572028_00008_12086_4065.N1	22-JUN-2004 11:18:34	Dark	56.500	52	16Bet Cet	2.0370	4500.0	113	12086	No
212	GOM_NL__2PRFIN20040622_112412_000000382028_00008_12086_4066.N1	22-JUN-2004 11:24:12	Dark	38.000	9	Alp Eri	0.45300	24000.	76	12086	No
213	GOM_NL__2PRFIN20040622_113041_000000512028_00009_12087_4037.N1	22-JUN-2004 11:30:41	Dark	51.000	63	Bet Gru	2.1500	2800.0	102	12087	No
214	GOM_NL__2PRFIN20040622_113243_000000482028_00009_12087_4038.N1	22-JUN-2004 11:32:43	Straylight	48.000	31	Alp Gru	1.7340	15200.	96	12087	No
215	GOM_NL__2PRFIN20040622_113708_000000432028_00009_12087_4039.N1	22-JUN-2004 11:37:08	Straylight	43.000	43	Alp TrA	1.9100	4250.0	86	12087	No
216	GOM_NL__2PRFIN20040622_114022_000000392028_00009_12087_4040.N1	22-JUN-2004 11:40:22	Straylight	38.500	141	Bet Ara	2.8400	4600.0	77	12087	No
217	GOM_NL__2PRFIN20040622_114147_000000382028_00009_12087_4041.N1	22-JUN-2004 11:41:47	Straylight	37.500	147	Alp Ara	2.8770	26000.	75	12087	No
218	GOM_NL__2PRFIN20040622_114334_000000422028_00009_12087_4042.N1	22-JUN-2004 11:43:34	Twi_and_stray	42.000	40	The Sco	1.8590	7100.0	84	12087	No
219	GOM_NL__2PRFIN20040622_114515_000000402028_00009_12087_4043.N1	22-JUN-2004 11:45:15	Twi_and_stray	39.500	25	35Lam Sco	1.6200	28000.	79	12087	No

220	GOM_NL__2PRFIN20040622_114636_000000452028_00009_12087_4044.N1	22-JUN-2004 11:46:36	Twl_and_stray	44.500	116	19Del Sgr	2.7000	4100.0	89	12087	No
221	GOM_NL__2PRFIN20040622_114846_000000502028_00009_12087_4045.N1	22-JUN-2004 11:48:46	Bright	50.000	155	41Pi Sgr	2.9000	6600.0	100	12087	No
222	GOM_NL__2PRFIN20040622_115133_000000412028_00009_12087_4046.N1	22-JUN-2004 11:51:33	Bright	40.500	86	35Eta Oph	2.4300	10200.	81	12087	No
223	GOM_NL__2PRFIN20040622_115317_000000382028_00009_12087_4047.N1	22-JUN-2004 11:53:17	Bright	38.000	98	13Zet Oph	2.5710	30000.	76	12087	No
224	GOM_NL__2PRFIN20040622_115521_000000412028_00009_12087_4048.N1	22-JUN-2004 11:55:21	Bright	40.500	120	1Del Oph	2.7340	3200.0	81	12087	No
225	GOM_NL__2PRFIN20040622_115736_000000432028_00009_12087_4049.N1	22-JUN-2004 11:57:36	Bright	42.500	126	60Bet Oph	2.7700	4250.0	85	12087	No
226	GOM_NL__2PRFIN20040622_120001_000000412028_00009_12087_4050.N1	22-JUN-2004 12:00:01	Bright	41.000	59	55Alp Oph	2.0800	8900.0	82	12087	No
227	GOM_NL__2PRFIN20040622_120219_000000422028_00009_12087_4051.N1	22-JUN-2004 12:02:19	Bright	41.500	127	27Bet Her	2.7810	4700.0	83	12087	No
228	GOM_NL__2PRFIN20040622_120411_000000402028_00009_12087_4052.N1	22-JUN-2004 12:04:11	Bright	39.500	67	5Alp CrB	2.2210	11000.	79	12087	No
229	GOM_NL__2PRFIN20040622_120949_000000502028_00009_12087_4053.N1	22-JUN-2004 12:09:49	Bright	49.500	5	3Alp Lyr	0.033000	11000.	99	12087	No
230	GOM_NL__2PRFIN20040622_121142_000000402028_00009_12087_4054.N1	22-JUN-2004 12:11:42	Bright	40.000	130	23Bet Dra	2.7990	5800.0	80	12087	No
231	GOM_NL__2PRFIN20040622_121338_000000422028_00009_12087_4055.N1	22-JUN-2004 12:13:38	Bright	42.000	119	14Eta Dra	2.7270	4700.0	84	12087	No
232	GOM_NL__2PRFIN20040622_121722_000000412028_00009_12087_4056.N1	22-JUN-2004 12:17:22	Bright	41.000	60	7Bet UMi	2.0810	3950.0	82	12087	No
233	GOM_NL__2PRFIN20040622_122152_000000402028_00009_12087_4057.N1	22-JUN-2004 12:21:52	Bright	39.500	49	1Alp UMi	1.9900	6300.0	79	12087	No
234	GOM_NL__2PRFIN20040622_122828_000000482028_00009_12087_4058.N1	22-JUN-2004 12:28:28	Bright	48.000	74	11Bet Cas	2.2680	6600.0	96	12087	No
235	GOM_NL__2PRFIN20040622_123000_000000462028_00009_12087_4059.N1	22-JUN-2004 12:30:00	Bright	45.500	68	18Alp Cas	2.2250	4500.0	91	12087	No
236	GOM_NL__2PRFIN20040622_123213_000000422028_00009_12087_4060.N1	22-JUN-2004 12:32:13	Bright	42.000	160	23Gam Per	2.9300	4700.0	84	12087	No
237	GOM_NL__2PRFIN20040622_123538_000000462028_00009_12087_4061.N1	22-JUN-2004 12:35:38	Bright	46.000	73	57Gam1And	2.2600	13100.	92	12087	No
238	GOM_NL__2PRFIN20040622_123805_000000612028_00009_12087_4062.N1	22-JUN-2004 12:38:05	Twl_and_stray	61.000	53	43Bet And	2.0480	3300.0	122	12087	No
239	GOM_NL__2PRFIN20040622_124152_000000552028_00009_12087_4063.N1	22-JUN-2004 12:41:52	Dark	54.500	50	13Alp Ari	2.0070	4250.0	109	12087	No
240	GOM_NL__2PRFIN20040622_124642_000000462028_00009_12087_4064.N1	22-JUN-2004 12:46:42	Dark	46.000	94	92Alp Cet	2.5260	3100.0	92	12087	No
241	GOM_NL__2PRFIN20040622_125043_000000432028_00009_12087_4065.N1	22-JUN-2004 12:50:43	Dark	42.500	165	34Gam Eri	2.9500	3200.0	85	12087	No
242	GOM_NL__2PRFIN20040622_125909_000000722028_00009_12087_4066.N1	22-JUN-2004 12:59:09	Dark	72.000	52	16Bet Cet	2.0370	4500.0	144	12087	No
243	GOM_NL__2PRFIN20040622_130445_000000502028_00009_12087_4067.N1	22-JUN-2004 13:04:45	Dark	49.500	9	Alp Eri	0.45300	24000.	99	12087	No
244	GOM_NL__2PRFIN20040622_131115_000000552028_00010_12088_4058.N1	22-JUN-2004 13:11:15	Dark	55.000	63	Bet Gru	2.1500	2800.0	110	12088	No
245	GOM_NL__2PRFIN20040622_131317_000000512028_00010_12088_4059.N1	22-JUN-2004 13:13:17	Straylight	50.500	31	Alp Gru	1.7340	15200.	101	12088	No
246	GOM_NL__2PRFIN20040622_131743_000000402028_00010_12088_4060.N1	22-JUN-2004 13:17:43	Straylight	40.000	43	Alp TrA	1.9100	4250.0	80	12088	No
247	GOM_NL__2PRFIN20040622_132056_000000402028_00010_12088_4061.N1	22-JUN-2004 13:20:56	Straylight	39.500	141	Bet Ara	2.8400	4600.0	79	12088	No
248	GOM_NL__2PRFIN20040622_132220_000000412028_00010_12088_4062.N1	22-JUN-2004 13:22:20	Straylight	40.500	147	Alp Ara	2.8770	26000.	81	12088	No
249	GOM_NL__2PRFIN20040622_132406_000000452028_00010_12088_4063.N1	22-JUN-2004 13:24:06	Twl_and_stray	45.000	40	The Sco	1.8590	7100.0	90	12088	No
250	GOM_NL__2PRFIN20040622_132548_000000452028_00010_12088_4064.N1	22-JUN-2004 13:25:48	Twl_and_stray	45.000	25	35Lam Sco	1.6200	28000.	90	12088	No
251	GOM_NL__2PRFIN20040622_132706_000000482028_00010_12088_4065.N1	22-JUN-2004 13:27:06	Twl_and_stray	48.000	116	19Del Sgr	2.7000	4100.0	96	12088	No
252	GOM_NL__2PRFIN20040622_132919_000000532028_00010_12088_4066.N1	22-JUN-2004 13:29:19	Bright	53.000	155	41Pi Sgr	2.9000	6600.0	106	12088	No
253	GOM_NL__2PRFIN20040622_133209_000000402028_00010_12088_4067.N1	22-JUN-2004 13:32:09	Bright	40.000	86	35Eta Oph	2.4300	10200.	80	12088	No
254	GOM_NL__2PRFIN20040622_133353_000000382028_00010_12088_4068.N1	22-JUN-2004 13:33:53	Bright	38.000	98	13Zet Oph	2.5710	30000.	76	12088	No
255	GOM_NL__2PRFIN20040622_133559_000000392028_00010_12088_4069.N1	22-JUN-2004 13:35:59	Bright	39.000	120	1Del Oph	2.7340	3200.0	78	12088	No
256	GOM_NL__2PRFIN20040622_133812_000000422028_00010_12088_4070.N1	22-JUN-2004 13:38:12	Bright	42.000	126	60Bet Oph	2.7700	4250.0	84	12088	No
257	GOM_NL__2PRFIN20040622_134037_000000422028_00010_12088_4071.N1	22-JUN-2004 13:40:37	Bright	41.500	59	55Alp Oph	2.0800	8900.0	83	12088	No
258	GOM_NL__2PRFIN20040622_134255_000000402028_00010_12088_4072.N1	22-JUN-2004 13:42:55	Bright	39.500	127	27Bet Her	2.7810	4700.0	79	12088	No
259	GOM_NL__2PRFIN20040622_134447_000000382028_00010_12088_4073.N1	22-JUN-2004 13:44:47	Bright	37.500	67	5Alp CrB	2.2210	11000.	75	12088	No
260	GOM_NL__2PRFIN20040622_135024_000000522028_00010_12088_4074.N1	22-JUN-2004 13:50:24	Bright	52.000	5	3Alp Lyr	0.033000	11000.	104	12088	No
261	GOM_NL__2PRFIN20040622_135218_000000402028_00010_12088_4075.N1	22-JUN-2004 13:52:18	Bright	40.000	130	23Bet Dra	2.7990	5800.0	80	12088	No
262	GOM_NL__2PRFIN20040622_135413_000000412028_00010_12088_4076.N1	22-JUN-2004 13:54:13	Bright	41.000	119	14Eta Dra	2.7270	4700.0	82	12088	No
263	GOM_NL__2PRFIN20040622_135800_000000362028_00010_12088_4077.N1	22-JUN-2004 13:58:00	Bright	36.000	60	7Bet UMi	2.0810	3950.0	72	12088	No
264	GOM_NL__2PRFIN20040622_140228_000000392028_00010_12088_4078.N1	22-JUN-2004 14:02:28	Bright	38.500	49	1Alp UMi	1.9900	6300.0	77	12088	No
265	GOM_NL__2PRFIN20040622_140903_000000472028_00010_12088_4079.N1	22-JUN-2004 14:09:03	Bright	46.500	74	11Bet Cas	2.2680	6600.0	93	12088	No
266	GOM_NL__2PRFIN20040622_141034_000000482028_00010_12088_4080.N1	22-JUN-2004 14:10:34	Bright	48.000	68	18Alp Cas	2.2250	4500.0	96	12088	No
267	GOM_NL__2PRFIN20040622_141249_000000452028_00010_12088_4081.N1	22-JUN-2004 14:12:49	Bright	44.500	160	23Gam Per	2.9300	4700.0	89	12088	No
268	GOM_NL__2PRFIN20040622_141613_000000462028_00010_12088_4082.N1	22-JUN-2004 14:16:13	Bright	46.000	73	57Gam1And	2.2600	13100.	92	12088	No
269	GOM_NL__2PRFIN20040622_141841_000000662028_00010_12088_4083.N1	22-JUN-2004 14:18:41	Twl_and_stray	65.500	53	43Bet And	2.0480	3300.0	131	12088	No
270	GOM_NL__2PRFIN20040622_142229_000000532028_00010_12088_4084.N1	22-JUN-2004 14:22:29	Dark	53.000	50	13Alp Ari	2.0070	4250.0	106	12088	No
271	GOM_NL__2PRFIN20040622_142718_000000502028_00010_12088_4085.N1	22-JUN-2004 14:27:18	Dark	50.000	94	92Alp Cet	2.5260	3100.0	100	12088	No
272	GOM_NL__2PRFIN20040622_143120_000000442028_00010_12088_4086.N1	22-JUN-2004 14:31:20	Dark	44.000	165	34Gam Eri	2.9500	3200.0	88	12088	No
273	GOM_NL__2PRFIN20040622_143946_000000712028_00010_12088_4087.N1	22-JUN-2004 14:39:46	Dark	70.500	52	16Bet Cet	2.0370	4500.0	141	12088	No
274	GOM_NL__2PRFIN20040622_144522_000000422028_00010_12088_4088.N1	22-JUN-2004 14:45:22	Dark	42.000	9	Alp Eri	0.45300	24000.	84	12088	No
275	GOM_NL__2PRFIN20040622_145152_000000572028_00011_12089_4059.N1	22-JUN-2004 14:51:52	Dark	56.500	63	Bet Gru	2.1500	2800.0	113	12089	No
276	GOM_NL__2PRFIN20040622_145354_000000532028_00011_12089_4060.N1	22-JUN-2004 14:53:54	Straylight	52.500	31	Alp Gru	1.7340	15200.	105	12089	No
277	GOM_NL__2PRFIN20040622_145818_000000432028_00011_12089_4061.N1	22-JUN-2004 14:58:18	Straylight	42.500	43	Alp TrA	1.9100	4250.0	85	12089	No
278	GOM_NL__2PRFIN20040622_150132_000000412028_00011_12089_4062.N1	22-JUN-2004 15:01:32	Straylight	40.500	141	Bet Ara	2.8400	4600.0	81	12089	No

279	GOM_NL_2PRFIN20040622_150257_000000402028_00011_12089_4063.N1	22-JUN-2004 15:02:57	Straylight	39.500	147	Alp Ara	2.8770	26000.	79	12089	No
280	GOM_NL_2PRFIN20040622_150443_000000462028_00011_12089_4064.N1	22-JUN-2004 15:04:43	Tw_i_and_stray	45.500	40	The Sco	1.8590	7100.0	91	12089	No
281	GOM_NL_2PRFIN20040622_150625_000000442028_00011_12089_4065.N1	22-JUN-2004 15:06:25	Tw_i_and_stray	44.000	25	35Lam Sco	1.6200	28000.	88	12089	No
282	GOM_NL_2PRFIN20040622_150745_000000492028_00011_12089_4066.N1	22-JUN-2004 15:07:45	Bright	48.500	116	19Del Sgr	2.7000	4100.0	97	12089	No
283	GOM_NL_2PRFIN20040622_150955_000000542028_00011_12089_4067.N1	22-JUN-2004 15:09:55	Bright	53.500	155	41Pi Sgr	2.9000	6600.0	107	12089	No
284	GOM_NL_2PRFIN20040622_151246_000000402028_00011_12089_4068.N1	22-JUN-2004 15:12:46	Bright	39.500	86	35Eta Oph	2.4300	10200.	79	12089	No
285	GOM_NL_2PRFIN20040622_151429_000000392028_00011_12089_4069.N1	22-JUN-2004 15:14:29	Bright	38.500	98	13Zet Oph	2.5710	30000.	77	12089	No
286	GOM_NL_2PRFIN20040622_151636_000000382028_00011_12089_4070.N1	22-JUN-2004 15:16:36	Bright	37.500	120	1Del Oph	2.7340	3200.0	75	12089	No
287	GOM_NL_2PRFIN20040622_151848_000000422028_00011_12089_4071.N1	22-JUN-2004 15:18:48	Bright	41.500	126	60Bet Oph	2.7700	4250.0	83	12089	No
288	GOM_NL_2PRFIN20040622_152114_000000412028_00011_12089_4072.N1	22-JUN-2004 15:21:14	Bright	40.500	59	55Alp Oph	2.0800	8900.0	81	12089	No
289	GOM_NL_2PRFIN20040622_152333_000000392028_00011_12089_4073.N1	22-JUN-2004 15:23:33	Bright	39.000	127	27Bet Her	2.7810	4700.0	78	12089	No
290	GOM_NL_2PRFIN20040622_152524_000000382028_00011_12089_4074.N1	22-JUN-2004 15:25:24	Bright	38.000	67	5Alp CrB	2.2210	11000.	76	12089	No
291	GOM_NL_2PRFIN20040622_153059_000000452028_00011_12089_4075.N1	22-JUN-2004 15:30:59	Bright	45.000	5	3Alp Lyr	0.033000	11000.	90	12089	No
292	GOM_NL_2PRFIN20040622_153254_000000392028_00011_12089_4076.N1	22-JUN-2004 15:32:54	Bright	38.500	130	23Bet Dra	2.7990	5800.0	77	12089	No
293	GOM_NL_2PRFIN20040622_153452_000000402028_00011_12089_4077.N1	22-JUN-2004 15:34:52	Bright	39.500	119	14Eta Dra	2.7270	4700.0	79	12089	No
294	GOM_NL_2PRFIN20040622_153837_000000352028_00011_12089_4078.N1	22-JUN-2004 15:38:37	Bright	34.500	60	7Bet UMi	2.0810	3950.0	69	12089	No
295	GOM_NL_2PRFIN20040622_154305_000000382028_00011_12089_4079.N1	22-JUN-2004 15:43:05	Bright	38.000	49	1Alp UMi	1.9900	6300.0	76	12089	No
296	GOM_NL_2PRFIN20040622_154939_000000452028_00011_12089_4080.N1	22-JUN-2004 15:49:39	Bright	45.000	74	11Bet Cas	2.2680	6600.0	90	12089	No
297	GOM_NL_2PRFIN20040622_155111_000000452028_00011_12089_4081.N1	22-JUN-2004 15:51:11	Bright	45.000	68	18Alp Cas	2.2250	4500.0	90	12089	No
298	GOM_NL_2PRFIN20040622_155324_000000372028_00011_12089_4082.N1	22-JUN-2004 15:53:24	Bright	36.500	160	23Gam Per	2.9300	4700.0	73	12089	No
299	GOM_NL_2PRFIN20040622_155649_000000462028_00011_12089_4083.N1	22-JUN-2004 15:56:49	Bright	46.000	73	57Gam1And	2.2600	13100.	92	12089	No
300	GOM_NL_2PRFIN20040622_155917_000000732028_00011_12089_4084.N1	22-JUN-2004 15:59:17	Tw_i_and_stray	73.000	53	43Bet And	2.0480	3300.0	146	12089	No
301	GOM_NL_2PRFIN20040622_160304_000000592028_00011_12089_4085.N1	22-JUN-2004 16:03:04	Dark	58.500	50	13Alp Ari	2.0070	4250.0	117	12089	No
302	GOM_NL_2PRFIN20040622_160755_000000512028_00011_12089_4086.N1	22-JUN-2004 16:07:55	Dark	50.500	94	92Alp Cet	2.5260	3100.0	101	12089	No
303	GOM_NL_2PRFIN20040622_161156_000000472028_00011_12089_4087.N1	22-JUN-2004 16:11:56	Dark	47.000	165	34Gam Eri	2.9500	3200.0	94	12089	No
304	GOM_NL_2PRFIN20040622_162023_000000732028_00011_12089_4088.N1	22-JUN-2004 16:20:23	Dark	72.500	52	16Bet Cet	2.0370	4500.0	145	12089	No
305	GOM_NL_2PRFIN20040622_162559_000000482028_00011_12089_4089.N1	22-JUN-2004 16:25:59	Dark	48.000	9	Alp Eri	0.45300	24000.	96	12089	No
306	GOM_NL_2PRFIN20040622_163105_000000402028_00012_12090_4060.N1	22-JUN-2004 16:31:05	Dark	40.000	135	Bet Hyi	2.8200	5800.0	80	12090	No
307	GOM_NL_2PRFIN20040622_163431_000000522028_00012_12090_4061.N1	22-JUN-2004 16:34:31	Straylight	51.500	31	Alp Gru	1.7340	15200.	103	12090	No
308	GOM_NL_2PRFIN20040622_163854_000000422028_00012_12090_4062.N1	22-JUN-2004 16:38:54	Straylight	41.500	43	Alp TrA	1.9100	4250.0	83	12090	No
309	GOM_NL_2PRFIN20040622_164209_000000392028_00012_12090_4063.N1	22-JUN-2004 16:42:09	Straylight	39.000	141	Bet Ara	2.8400	4600.0	78	12090	No
310	GOM_NL_2PRFIN20040622_164332_000000412028_00012_12090_4064.N1	22-JUN-2004 16:43:32	Straylight	41.000	147	Alp Ara	2.8770	26000.	82	12090	No
311	GOM_NL_2PRFIN20040622_164520_000000452028_00012_12090_4065.N1	22-JUN-2004 16:45:20	Tw_i_and_stray	45.000	40	The Sco	1.8590	7100.0	90	12090	No
312	GOM_NL_2PRFIN20040622_164701_000000452028_00012_12090_4066.N1	22-JUN-2004 16:47:01	Tw_i_and_stray	45.000	25	35Lam Sco	1.6200	28000.	90	12090	No
313	GOM_NL_2PRFIN20040622_164821_000000482028_00012_12090_4067.N1	22-JUN-2004 16:48:21	Bright	47.500	116	19Del Sgr	2.7000	4100.0	95	12090	No
314	GOM_NL_2PRFIN20040622_165032_000000532028_00012_12090_4068.N1	22-JUN-2004 16:50:32	Bright	53.000	155	41Pi Sgr	2.9000	6600.0	106	12090	No
315	GOM_NL_2PRFIN20040622_165322_000000412028_00012_12090_4069.N1	22-JUN-2004 16:53:22	Bright	40.500	86	35Eta Oph	2.4300	10200.	81	12090	No
316	GOM_NL_2PRFIN20040622_165505_000000392028_00012_12090_4070.N1	22-JUN-2004 16:55:05	Bright	39.000	98	13Zet Oph	2.5710	30000.	78	12090	No
317	GOM_NL_2PRFIN20040622_165712_000000382028_00012_12090_4071.N1	22-JUN-2004 16:57:12	Bright	38.000	120	1Del Oph	2.7340	3200.0	76	12090	No
318	GOM_NL_2PRFIN20040622_165924_000000422028_00012_12090_4072.N1	22-JUN-2004 16:59:24	Bright	41.500	126	60Bet Oph	2.7700	4250.0	83	12090	No
319	GOM_NL_2PRFIN20040622_170149_000000412028_00012_12090_4073.N1	22-JUN-2004 17:01:49	Bright	41.000	59	55Alp Oph	2.0800	8900.0	82	12090	No
320	GOM_NL_2PRFIN20040622_170409_000000392028_00012_12090_4074.N1	22-JUN-2004 17:04:09	Bright	39.000	127	27Bet Her	2.7810	4700.0	78	12090	No
321	GOM_NL_2PRFIN20040622_170600_000000372028_00012_12090_4075.N1	22-JUN-2004 17:06:00	Bright	37.000	67	5Alp CrB	2.2210	11000.	74	12090	No
322	GOM_NL_2PRFIN20040622_171134_000000522028_00012_12090_4076.N1	22-JUN-2004 17:11:34	Bright	51.500	5	3Alp Lyr	0.033000	11000.	103	12090	No
323	GOM_NL_2PRFIN20040622_171328_000000432028_00012_12090_4077.N1	22-JUN-2004 17:13:28	Bright	42.500	130	23Bet Dra	2.7990	5800.0	85	12090	No
324	GOM_NL_2PRFIN20040622_171527_000000382028_00012_12090_4078.N1	22-JUN-2004 17:15:27	Bright	38.000	119	14Eta Dra	2.7270	4700.0	76	12090	No
325	GOM_NL_2PRFIN20040622_171913_000000372028_00012_12090_4079.N1	22-JUN-2004 17:19:13	Bright	36.500	60	7Bet UMi	2.0810	3950.0	73	12090	No
326	GOM_NL_2PRFIN20040622_172118_000000702028_00012_12090_4080.N1	22-JUN-2004 17:21:18	Bright	70.000	19	50Alp Cyg	1.2460	10500.	140	12090	No
327	GOM_NL_2PRFIN20040622_172341_000000392028_00012_12090_4081.N1	22-JUN-2004 17:23:41	Bright	39.000	49	1Alp UMi	1.9900	6300.0	78	12090	No
328	GOM_NL_2PRFIN20040622_173012_000000502028_00012_12090_4082.N1	22-JUN-2004 17:30:12	Bright	50.000	74	11Bet Cas	2.2680	6600.0	100	12090	No
329	GOM_NL_2PRFIN20040622_173146_000000492028_00012_12090_4083.N1	22-JUN-2004 17:31:46	Bright	49.000	68	18Alp Cas	2.2250	4500.0	98	12090	No
330	GOM_NL_2PRFIN20040622_173401_000000542028_00012_12090_4084.N1	22-JUN-2004 17:34:01	Bright	54.000	160	23Gam Per	2.9300	4700.0	108	12090	No
331	GOM_NL_2PRFIN20040622_173726_000000472028_00012_12090_4085.N1	22-JUN-2004 17:37:26	Bright	47.000	73	57Gam1And	2.2600	13100.	94	12090	No
332	GOM_NL_2PRFIN20040622_173953_000000692028_00012_12090_4086.N1	22-JUN-2004 17:39:53	Tw_i_and_stray	68.500	53	43Bet And	2.0480	3300.0	137	12090	No
333	GOM_NL_2PRFIN20040622_174341_000000542028_00012_12090_4087.N1	22-JUN-2004 17:43:41	Dark	53.500	50	13Alp Ari	2.0070	4250.0	107	12090	No
334	GOM_NL_2PRFIN20040622_174831_000000492028_00012_12090_4088.N1	22-JUN-2004 17:48:31	Dark	49.000	94	92Alp Cet	2.5260	3100.0	98	12090	No
335	GOM_NL_2PRFIN20040622_175231_000000452028_00012_12090_4089.N1	22-JUN-2004 17:52:31	Dark	45.000	165	34Gam Eri	2.9500	3200.0	90	12090	No
336	GOM_NL_2PRFIN20040622_180101_000000712028_00012_12090_4090.N1	22-JUN-2004 18:01:01	Dark	71.000	52	16Bet Cet	2.0370	4500.0	142	12090	No
337	GOM_NL_2PRFIN20040622_180636_000000542028_00012_12090_4091.N1	22-JUN-2004 18:06:36	Dark	54.000	9	Alp Eri	0.45300	24000.	108	12090	No

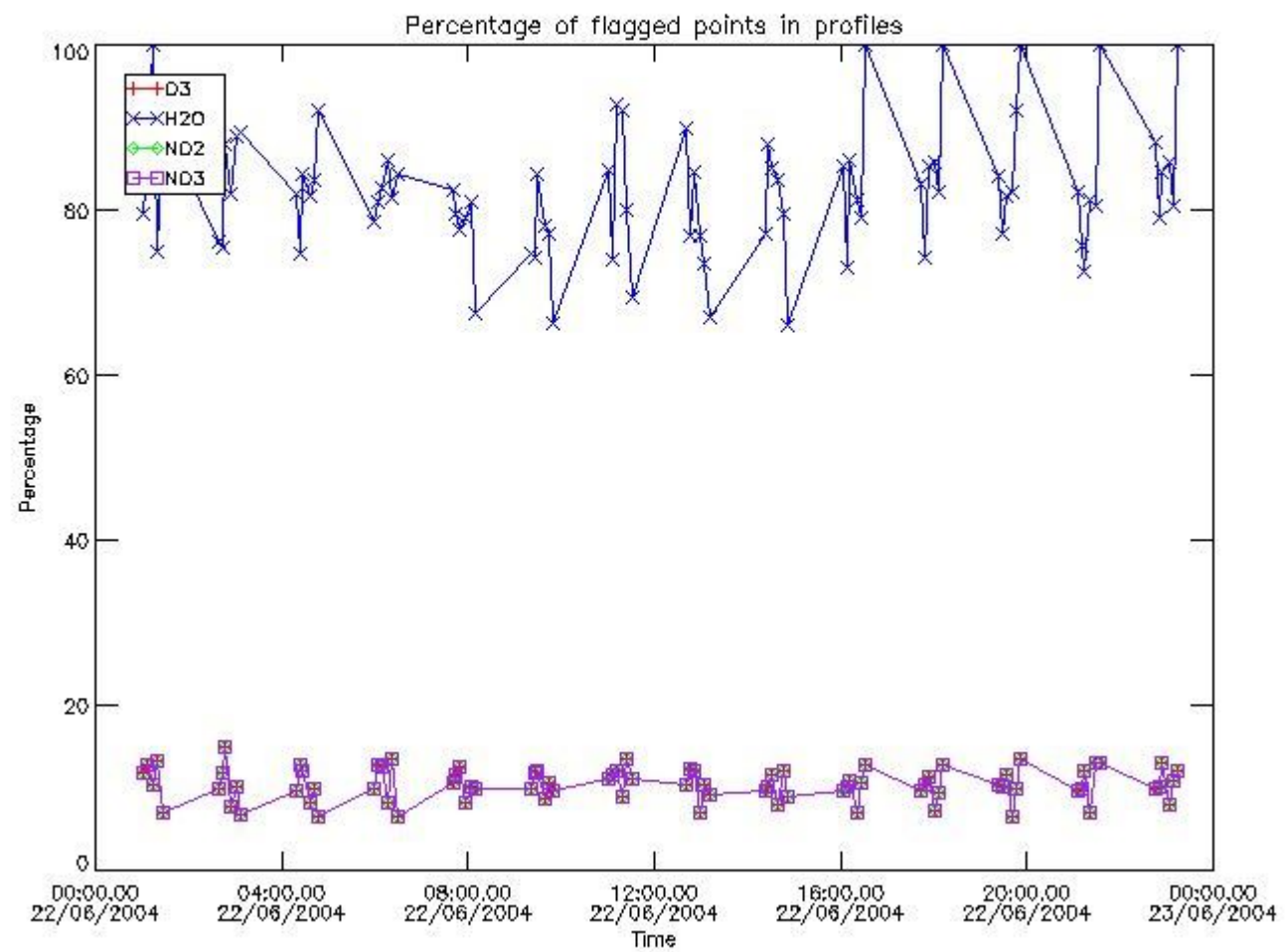
338	GOM_NL__2PRFIN20040622_181143_000000402028_00013_12091_4061.N1	22-JUN-2004 18:11:43	Dark	40.000	135	Bet Hyi	2.8200	5800.0	80	12091	No
339	GOM_NL__2PRFIN20040622_181509_000000532028_00013_12091_4062.N1	22-JUN-2004 18:15:09	Straylight	52.500	31	Alp Gru	1.7340	15200.	105	12091	No
340	GOM_NL__2PRFIN20040622_181931_000000402028_00013_12091_4063.N1	22-JUN-2004 18:19:31	Straylight	40.000	43	Alp TrA	1.9100	4250.0	80	12091	No
341	GOM_NL__2PRFIN20040622_182245_000000462028_00013_12091_4064.N1	22-JUN-2004 18:22:45	Straylight	46.000	141	Bet Ara	2.8400	4600.0	92	12091	No
342	GOM_NL__2PRFIN20040622_182410_000000402028_00013_12091_4065.N1	22-JUN-2004 18:24:10	Straylight	39.500	147	Alp Ara	2.8770	26000.	79	12091	No
343	GOM_NL__2PRFIN20040622_182556_000000442028_00013_12091_4066.N1	22-JUN-2004 18:25:56	Twi_and_stray	43.500	40	The Sco	1.8590	7100.0	87	12091	No
344	GOM_NL__2PRFIN20040622_182737_000000442028_00013_12091_4067.N1	22-JUN-2004 18:27:37	Twi_and_stray	44.000	25	35Lam Sco	1.6200	28000.	88	12091	No
345	GOM_NL__2PRFIN20040622_182858_000000502028_00013_12091_4068.N1	22-JUN-2004 18:28:58	Bright	50.000	116	19Del Sgr	2.7000	4100.0	100	12091	No
346	GOM_NL__2PRFIN20040622_183108_000000522028_00013_12091_4069.N1	22-JUN-2004 18:31:08	Bright	51.500	155	41Pi Sgr	2.9000	6600.0	103	12091	No
347	GOM_NL__2PRFIN20040622_183359_000000382028_00013_12091_4070.N1	22-JUN-2004 18:33:59	Bright	38.000	86	35Eta Oph	2.4300	10200.	76	12091	No
348	GOM_NL__2PRFIN20040622_183542_000000382028_00013_12091_4071.N1	22-JUN-2004 18:35:42	Bright	37.500	98	13Zet Oph	2.5710	30000.	75	12091	No
349	GOM_NL__2PRFIN20040622_183749_000000382028_00013_12091_4072.N1	22-JUN-2004 18:37:49	Bright	37.500	120	1Del Oph	2.7340	3200.0	75	12091	No
350	GOM_NL__2PRFIN20040622_184001_000000412028_00013_12091_4073.N1	22-JUN-2004 18:40:01	Bright	40.500	126	60Bet Oph	2.7700	4250.0	81	12091	No
351	GOM_NL__2PRFIN20040622_184226_000000412028_00013_12091_4074.N1	22-JUN-2004 18:42:26	Bright	40.500	59	55Alp Oph	2.0800	8900.0	81	12091	No
352	GOM_NL__2PRFIN20040622_184446_000000382028_00013_12091_4075.N1	22-JUN-2004 18:44:46	Bright	37.500	127	27Bet Her	2.7810	4700.0	75	12091	No
353	GOM_NL__2PRFIN20040622_184637_000000372028_00013_12091_4076.N1	22-JUN-2004 18:46:37	Bright	37.000	67	5Alp CrB	2.2210	11000.	74	12091	No
354	GOM_NL__2PRFIN20040622_185210_000000482028_00013_12091_4077.N1	22-JUN-2004 18:52:10	Bright	48.000	5	3Alp Lyr	0.033000	11000.	96	12091	No
355	GOM_NL__2PRFIN20040622_185405_000000412028_00013_12091_4078.N1	22-JUN-2004 18:54:05	Bright	40.500	130	23Bet Dra	2.7990	5800.0	81	12091	No
356	GOM_NL__2PRFIN20040622_185604_000000362028_00013_12091_4079.N1	22-JUN-2004 18:56:04	Bright	35.500	119	14Eta Dra	2.7270	4700.0	71	12091	No
357	GOM_NL__2PRFIN20040622_185950_000000382028_00013_12091_4080.N1	22-JUN-2004 18:59:50	Bright	38.000	60	7Bet UMi	2.0810	3950.0	76	12091	No
358	GOM_NL__2PRFIN20040622_190153_000000702028_00013_12091_4081.N1	22-JUN-2004 19:01:53	Bright	69.500	19	50Alp Cyg	1.2460	10500.	139	12091	No
359	GOM_NL__2PRFIN20040622_190418_000000372028_00013_12091_4082.N1	22-JUN-2004 19:04:18	Bright	36.500	49	1Alp UMi	1.9900	6300.0	73	12091	No
360	GOM_NL__2PRFIN20040622_191050_000000472028_00013_12091_4083.N1	22-JUN-2004 19:10:50	Bright	47.000	74	11Bet Cas	2.2680	6600.0	94	12091	No
361	GOM_NL__2PRFIN20040622_191221_000000492028_00013_12091_4084.N1	22-JUN-2004 19:12:21	Bright	48.500	68	18Alp Cas	2.2250	4500.0	97	12091	No
362	GOM_NL__2PRFIN20040622_191437_000000542028_00013_12091_4085.N1	22-JUN-2004 19:14:37	Bright	54.000	160	23Gam Per	2.9300	4700.0	108	12091	No
363	GOM_NL__2PRFIN20040622_191803_000000482028_00013_12091_4086.N1	22-JUN-2004 19:18:03	Bright	47.500	73	57Gam1And	2.2600	13100.	95	12091	No
364	GOM_NL__2PRFIN20040622_192028_000000662028_00013_12091_4087.N1	22-JUN-2004 19:20:28	Twi_and_stray	65.500	53	43Bet And	2.0480	3300.0	131	12091	No
365	GOM_NL__2PRFIN20040622_192418_000000542028_00013_12091_4088.N1	22-JUN-2004 19:24:18	Dark	53.500	50	13Alp Ari	2.0070	4250.0	107	12091	No
366	GOM_NL__2PRFIN20040622_192908_000000512028_00013_12091_4089.N1	22-JUN-2004 19:29:08	Dark	50.500	94	92Alp Cet	2.5260	3100.0	101	12091	No
367	GOM_NL__2PRFIN20040622_193308_000000442028_00013_12091_4090.N1	22-JUN-2004 19:33:08	Dark	44.000	165	34Gam Eri	2.9500	3200.0	88	12091	No
368	GOM_NL__2PRFIN20040622_194138_000000792028_00013_12091_4091.N1	22-JUN-2004 19:41:38	Dark	79.000	52	16Bet Cet	2.0370	4500.0	158	12091	No
369	GOM_NL__2PRFIN20040622_194713_000000512028_00013_12091_4092.N1	22-JUN-2004 19:47:13	Dark	51.000	9	Alp Eri	0.45300	24000.	102	12091	No
370	GOM_NL__2PRFIN20040622_195219_000000382028_00014_12092_4061.N1	22-JUN-2004 19:52:19	Dark	37.500	135	Bet Hyi	2.8200	5800.0	75	12092	No
371	GOM_NL__2PRFIN20040622_195545_000000502028_00014_12092_4062.N1	22-JUN-2004 19:55:45	Straylight	50.000	31	Alp Gru	1.7340	15200.	100	12092	No
372	GOM_NL__2PRFIN20040622_200007_000000422028_00014_12092_4063.N1	22-JUN-2004 20:00:07	Straylight	41.500	43	Alp TrA	1.9100	4250.0	83	12092	No
373	GOM_NL__2PRFIN20040622_200322_000000452028_00014_12092_4064.N1	22-JUN-2004 20:03:22	Straylight	44.500	141	Bet Ara	2.8400	4600.0	89	12092	No
374	GOM_NL__2PRFIN20040622_200446_000000412028_00014_12092_4065.N1	22-JUN-2004 20:04:46	Straylight	40.500	147	Alp Ara	2.8770	26000.	81	12092	No
375	GOM_NL__2PRFIN20040622_200633_000000442028_00014_12092_4066.N1	22-JUN-2004 20:06:33	Twi_and_stray	44.000	40	The Sco	1.8590	7100.0	88	12092	No
376	GOM_NL__2PRFIN20040622_200814_000000442028_00014_12092_4067.N1	22-JUN-2004 20:08:14	Twi_and_stray	43.500	25	35Lam Sco	1.6200	28000.	87	12092	No
377	GOM_NL__2PRFIN20040622_200935_000000562028_00014_12092_4068.N1	22-JUN-2004 20:09:35	Bright	55.500	116	19Del Sgr	2.7000	4100.0	111	12092	No
378	GOM_NL__2PRFIN20040622_201145_000000522028_00014_12092_4069.N1	22-JUN-2004 20:11:45	Bright	51.500	155	41Pi Sgr	2.9000	6600.0	103	12092	No
379	GOM_NL__2PRFIN20040622_201435_000000402028_00014_12092_4070.N1	22-JUN-2004 20:14:35	Bright	39.500	86	35Eta Oph	2.4300	10200.	79	12092	No
380	GOM_NL__2PRFIN20040622_201618_000000382028_00014_12092_4071.N1	22-JUN-2004 20:16:18	Bright	38.000	98	13Zet Oph	2.5710	30000.	76	12092	No
381	GOM_NL__2PRFIN20040622_201825_000000382028_00014_12092_4072.N1	22-JUN-2004 20:18:25	Bright	37.500	120	1Del Oph	2.7340	3200.0	75	12092	No
382	GOM_NL__2PRFIN20040622_202037_000000402028_00014_12092_4073.N1	22-JUN-2004 20:20:37	Bright	40.000	126	60Bet Oph	2.7700	4250.0	80	12092	No
383	GOM_NL__2PRFIN20040622_202301_000000412028_00014_12092_4074.N1	22-JUN-2004 20:23:01	Bright	40.500	59	55Alp Oph	2.0800	8900.0	81	12092	No
384	GOM_NL__2PRFIN20040622_202522_000000392028_00014_12092_4075.N1	22-JUN-2004 20:25:22	Bright	39.000	127	27Bet Her	2.7810	4700.0	78	12092	No
385	GOM_NL__2PRFIN20040622_202714_000000372028_00014_12092_4076.N1	22-JUN-2004 20:27:14	Bright	37.000	67	5Alp CrB	2.2210	11000.	74	12092	No
386	GOM_NL__2PRFIN20040622_203245_000000532028_00014_12092_4077.N1	22-JUN-2004 20:32:45	Bright	52.500	5	3Alp Lyr	0.033000	11000.	105	12092	No
387	GOM_NL__2PRFIN20040622_203441_000000412028_00014_12092_4078.N1	22-JUN-2004 20:34:41	Bright	40.500	130	23Bet Dra	2.7990	5800.0	81	12092	No
388	GOM_NL__2PRFIN20040622_203640_000000402028_00014_12092_4079.N1	22-JUN-2004 20:36:40	Bright	39.500	119	14Eta Dra	2.7270	4700.0	79	12092	No
389	GOM_NL__2PRFIN20040622_204026_000000392028_00014_12092_4080.N1	22-JUN-2004 20:40:26	Bright	39.000	60	7Bet UMi	2.0810	3950.0	78	12092	No
390	GOM_NL__2PRFIN20040622_204227_000000672028_00014_12092_4081.N1	22-JUN-2004 20:42:27	Bright	66.500	19	50Alp Cyg	1.2460	10500.	133	12092	No
391	GOM_NL__2PRFIN20040622_204454_000000382028_00014_12092_4082.N1	22-JUN-2004 20:44:54	Bright	37.500	49	1Alp UMi	1.9900	6300.0	75	12092	No
392	GOM_NL__2PRFIN20040622_205126_000000472028_00014_12092_4083.N1	22-JUN-2004 20:51:26	Bright	46.500	74	11Bet Cas	2.2680	6600.0	93	12092	No
393	GOM_NL__2PRFIN20040622_205258_000000472028_00014_12092_4084.N1	22-JUN-2004 20:52:58	Bright	46.500	68	18Alp Cas	2.2250	4500.0	93	12092	No
394	GOM_NL__2PRFIN20040622_205513_000000402028_00014_12092_4085.N1	22-JUN-2004 20:55:13	Bright	39.500	160	23Gam Per	2.9300	4700.0	79	12092	No
395	GOM_NL__2PRFIN20040622_205839_000000452028_00014_12092_4086.N1	22-JUN-2004 20:58:39	Bright	44.500	73	57Gam1And	2.2600	13100.	89	12092	No
396	GOM_NL__2PRFIN20040622_210104_000000632028_00014_12092_4087.N1	22-JUN-2004 21:01:04	Twi_and_stray	62.500	53	43Bet And	2.0480	3300.0	125	12092	No

397	GOM_NL__2PRFIN20040622_210454_000000542028_00014_12092_4088.N1	22-JUN-2004 21:04:54	Dark	53.500	50	13Alp Ari	2.0070	4250.0	107	12092	No
398	GOM_NL__2PRFIN20040622_210944_000000522028_00014_12092_4089.N1	22-JUN-2004 21:09:44	Dark	52.000	94	92Alp Cet	2.5260	3100.0	104	12092	No
399	GOM_NL__2PRFIN20040622_211344_000000422028_00014_12092_4090.N1	22-JUN-2004 21:13:44	Dark	42.000	165	34Gam Eri	2.9500	3200.0	84	12092	No
400	GOM_NL__2PRFIN20040622_212215_000000722028_00014_12092_4091.N1	22-JUN-2004 21:22:15	Dark	72.000	52	16Bet Cet	2.0370	4500.0	144	12092	No
401	GOM_NL__2PRFIN20040622_212749_000000392028_00014_12092_4092.N1	22-JUN-2004 21:27:49	Dark	39.000	9	Alp Eri	0.45300	24000.	78	12092	No
402	GOM_NL__2PRFIN20040622_213255_000000402028_00015_12093_4061.N1	22-JUN-2004 21:32:55	Dark	39.500	135	Bet Hyi	2.8200	5800.0	79	12093	No
403	GOM_NL__2PRFIN20040622_213622_000000532028_00015_12093_4062.N1	22-JUN-2004 21:36:22	Straylight	53.000	31	Alp Gru	1.7340	15200.	106	12093	No
404	GOM_NL__2PRFIN20040622_214043_000000422028_00015_12093_4063.N1	22-JUN-2004 21:40:43	Straylight	42.000	43	Alp TrA	1.9100	4250.0	84	12093	No
405	GOM_NL__2PRFIN20040622_214358_000000392028_00015_12093_4064.N1	22-JUN-2004 21:43:58	Straylight	39.000	141	Bet Ara	2.8400	4600.0	78	12093	No
406	GOM_NL__2PRFIN20040622_214522_000000402028_00015_12093_4065.N1	22-JUN-2004 21:45:22	Straylight	40.000	147	Alp Ara	2.8770	26000.	80	12093	No
407	GOM_NL__2PRFIN20040622_214709_000000452028_00015_12093_4066.N1	22-JUN-2004 21:47:09	Tw_i_and_stray	44.500	40	The Sco	1.8590	7100.0	89	12093	No
408	GOM_NL__2PRFIN20040622_214850_000000452028_00015_12093_4067.N1	22-JUN-2004 21:48:50	Tw_i_and_stray	44.500	25	35Lam Sco	1.6200	28000.	89	12093	No
409	GOM_NL__2PRFIN20040622_215010_000000492028_00015_12093_4068.N1	22-JUN-2004 21:50:10	Bright	48.500	116	19Del Sgr	2.7000	4100.0	97	12093	No
410	GOM_NL__2PRFIN20040622_215220_000000532028_00015_12093_4069.N1	22-JUN-2004 21:52:20	Bright	52.500	155	41Pi Sgr	2.9000	6600.0	105	12093	No
411	GOM_NL__2PRFIN20040622_215511_000000402028_00015_12093_4070.N1	22-JUN-2004 21:55:11	Bright	39.500	86	35Eta Oph	2.4300	10200.	79	12093	No
412	GOM_NL__2PRFIN20040622_215654_000000382028_00015_12093_4071.N1	22-JUN-2004 21:56:54	Bright	38.000	98	13Zet Oph	2.5710	30000.	76	12093	No
413	GOM_NL__2PRFIN20040622_215901_000000382028_00015_12093_4072.N1	22-JUN-2004 21:59:01	Bright	38.000	120	1Del Oph	2.7340	3200.0	76	12093	No
414	GOM_NL__2PRFIN20040622_220112_000000412028_00015_12093_4073.N1	22-JUN-2004 22:01:12	Bright	40.500	126	60Bet Oph	2.7700	4250.0	81	12093	No
415	GOM_NL__2PRFIN20040622_220337_000000402028_00015_12093_4074.N1	22-JUN-2004 22:03:37	Bright	40.000	59	55Alp Oph	2.0800	8900.0	80	12093	No
416	GOM_NL__2PRFIN20040622_220558_000000382028_00015_12093_4075.N1	22-JUN-2004 22:05:58	Bright	37.500	127	27Bet Her	2.7810	4700.0	75	12093	No
417	GOM_NL__2PRFIN20040622_220750_000000352028_00015_12093_4076.N1	22-JUN-2004 22:07:50	Bright	35.000	67	5Alp CrB	2.2210	11000.	70	12093	No
418	GOM_NL__2PRFIN20040622_221320_000000512028_00015_12093_4077.N1	22-JUN-2004 22:13:20	Bright	51.000	5	3Alp Lyr	0.033000	11000.	102	12093	No
419	GOM_NL__2PRFIN20040622_221516_000000412028_00015_12093_4078.N1	22-JUN-2004 22:15:16	Bright	40.500	130	23Bet Dra	2.7990	5800.0	81	12093	No
420	GOM_NL__2PRFIN20040622_221716_000000352028_00015_12093_4079.N1	22-JUN-2004 22:17:16	Bright	34.500	119	14Eta Dra	2.7270	4700.0	69	12093	No
421	GOM_NL__2PRFIN20040622_222102_000000382028_00015_12093_4080.N1	22-JUN-2004 22:21:02	Bright	37.500	60	7Bet UMi	2.0810	3950.0	75	12093	No
422	GOM_NL__2PRFIN20040622_222301_000000682028_00015_12093_4081.N1	22-JUN-2004 22:23:01	Bright	67.500	19	50Alp Cyg	1.2460	10500.	135	12093	No
423	GOM_NL__2PRFIN20040622_222530_000000352028_00015_12093_4082.N1	22-JUN-2004 22:25:30	Bright	35.000	49	1Alp UMi	1.9900	6300.0	70	12093	No
424	GOM_NL__2PRFIN20040622_223201_000000472028_00015_12093_4083.N1	22-JUN-2004 22:32:01	Bright	47.000	74	11Bet Cas	2.2680	6600.0	94	12093	No
425	GOM_NL__2PRFIN20040622_223333_000000492028_00015_12093_4084.N1	22-JUN-2004 22:33:33	Bright	48.500	68	18Alp Cas	2.2250	4500.0	97	12093	No
426	GOM_NL__2PRFIN20040622_223549_000000542028_00015_12093_4085.N1	22-JUN-2004 22:35:49	Bright	54.000	160	23Gam Per	2.9300	4700.0	108	12093	No
427	GOM_NL__2PRFIN20040622_223914_000000452028_00015_12093_4086.N1	22-JUN-2004 22:39:14	Bright	45.000	73	57Gam1And	2.2600	13100.	90	12093	No
428	GOM_NL__2PRFIN20040622_224141_000000622028_00015_12093_4087.N1	22-JUN-2004 22:41:41	Tw_i_and_stray	61.500	53	43Bet And	2.0480	3300.0	123	12093	No
429	GOM_NL__2PRFIN20040622_224530_000000522028_00015_12093_4088.N1	22-JUN-2004 22:45:30	Dark	51.500	50	13Alp Ari	2.0070	4250.0	103	12093	No
430	GOM_NL__2PRFIN20040622_225020_000000512028_00015_12093_4089.N1	22-JUN-2004 22:50:20	Dark	50.500	94	92Alp Cet	2.5260	3100.0	101	12093	No
431	GOM_NL__2PRFIN20040622_225420_000000392028_00015_12093_4090.N1	22-JUN-2004 22:54:20	Dark	39.000	165	34Gam Eri	2.9500	3200.0	78	12093	No
432	GOM_NL__2PRFIN20040622_230252_000000782028_00015_12093_4091.N1	22-JUN-2004 23:02:52	Dark	77.500	52	16Bet Cet	2.0370	4500.0	155	12093	No
433	GOM_NL__2PRFIN20040622_230825_000000522028_00015_12093_4092.N1	22-JUN-2004 23:08:25	Dark	52.000	9	Alp Eri	0.45300	24000.	104	12093	No
434	GOM_NL__2PRFIN20040622_231328_000000432028_00016_12094_4061.N1	22-JUN-2004 23:13:28	Dark	42.500	135	Bet Hyi	2.8200	5800.0	85	12094	No
435	GOM_NL__2PRFIN20040622_231659_000000532028_00016_12094_4062.N1	22-JUN-2004 23:16:59	Straylight	52.500	31	Alp Gru	1.7340	15200.	105	12094	No
436	GOM_NL__2PRFIN20040622_232118_000000412028_00016_12094_4063.N1	22-JUN-2004 23:21:18	Straylight	40.500	43	Alp TrA	1.9100	4250.0	81	12094	No
437	GOM_NL__2PRFIN20040622_232433_000000402028_00016_12094_4064.N1	22-JUN-2004 23:24:33	Straylight	39.500	141	Bet Ara	2.8400	4600.0	79	12094	No
438	GOM_NL__2PRFIN20040622_232557_000000392028_00016_12094_4065.N1	22-JUN-2004 23:25:57	Straylight	39.000	147	Alp Ara	2.8770	26000.	78	12094	No
439	GOM_NL__2PRFIN20040622_232744_000000432028_00016_12094_4066.N1	22-JUN-2004 23:27:44	Tw_i_and_stray	42.500	40	The Sco	1.8590	7100.0	85	12094	No
440	GOM_NL__2PRFIN20040622_232925_000000452028_00016_12094_4067.N1	22-JUN-2004 23:29:25	Tw_i_and_stray	44.500	25	35Lam Sco	1.6200	28000.	89	12094	No
441	GOM_NL__2PRFIN20040622_233045_000000512028_00016_12094_4068.N1	22-JUN-2004 23:30:45	Bright	50.500	116	19Del Sgr	2.7000	4100.0	101	12094	No
442	GOM_NL__2PRFIN20040622_233256_000000532028_00016_12094_4069.N1	22-JUN-2004 23:32:56	Bright	52.500	155	41Pi Sgr	2.9000	6600.0	105	12094	No
443	GOM_NL__2PRFIN20040622_233546_000000402028_00016_12094_4070.N1	22-JUN-2004 23:35:46	Bright	39.500	86	35Eta Oph	2.4300	10200.	79	12094	No
444	GOM_NL__2PRFIN20040622_233730_000000382028_00016_12094_4071.N1	22-JUN-2004 23:37:30	Bright	37.500	98	13Zet Oph	2.5710	30000.	75	12094	No
445	GOM_NL__2PRFIN20040622_233936_000000382028_00016_12094_4072.N1	22-JUN-2004 23:39:36	Bright	37.500	120	1Del Oph	2.7340	3200.0	75	12094	No
446	GOM_NL__2PRFIN20040622_234148_000000412028_00016_12094_4073.N1	22-JUN-2004 23:41:48	Bright	41.000	126	60Bet Oph	2.7700	4250.0	82	12094	No
447	GOM_NL__2PRFIN20040622_234412_000000432028_00016_12094_4074.N1	22-JUN-2004 23:44:12	Bright	42.500	59	55Alp Oph	2.0800	8900.0	85	12094	No
448	GOM_NL__2PRFIN20040622_234634_000000372028_00016_12094_4075.N1	22-JUN-2004 23:46:34	Bright	37.000	127	27Bet Her	2.7810	4700.0	74	12094	No
449	GOM_NL__2PRFIN20040622_234825_000000392028_00016_12094_4076.N1	22-JUN-2004 23:48:25	Bright	38.500	67	5Alp CrB	2.2210	11000.	77	12094	No
450	GOM_NL__2PRFIN20040622_235355_000000482028_00016_12094_4077.N1	22-JUN-2004 23:53:55	Bright	47.500	5	3Alp Lyr	0.033000	11000.	95	12094	No
451	GOM_NL__2PRFIN20040622_235552_000000402028_00016_12094_4078.N1	22-JUN-2004 23:55:52	Bright	40.000	130	23Bet Dra	2.7990	5800.0	80	12094	No
452	GOM_NL__2PRFIN20040622_235752_000000382028_00016_12094_4079.N1	22-JUN-2004 23:57:52	Bright	38.000	119	14Eta Dra	2.7270	4700.0	76	12094	No

3. Quality information per product

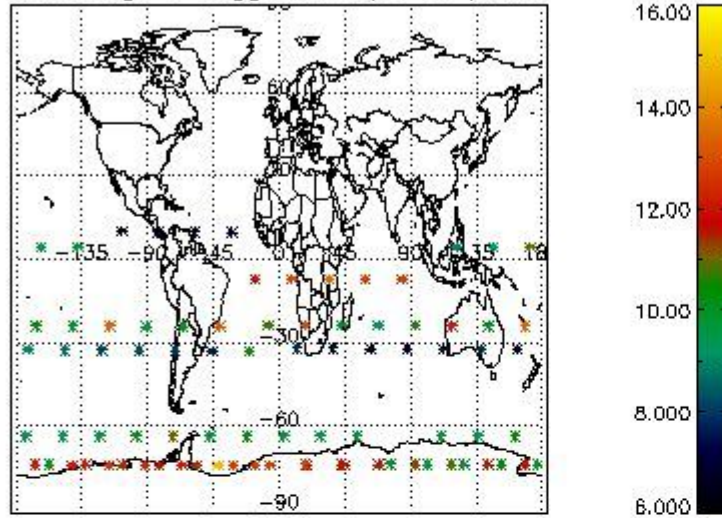
In this section it is plotted some information contained in the Quality Summary data set of the level 2 products. Only products in dark limb conditions and without errors (error flag in the MPH set to "0") are used.

3.1 Plot quality information per product (time dependant)

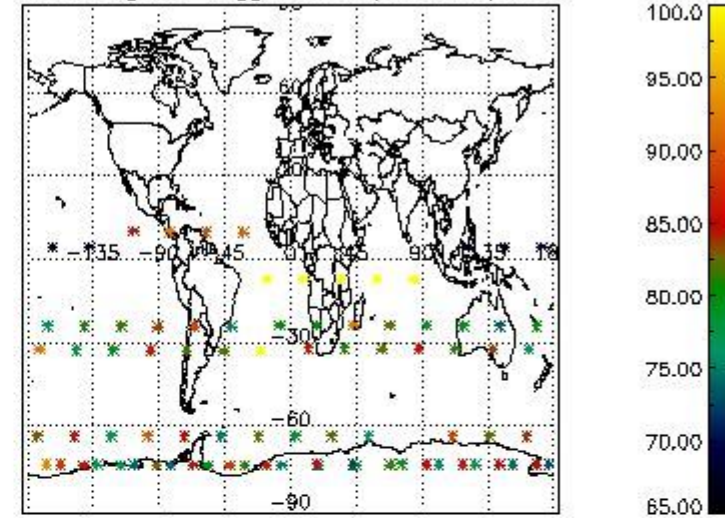


3.2 Plot quality information per product (world map)

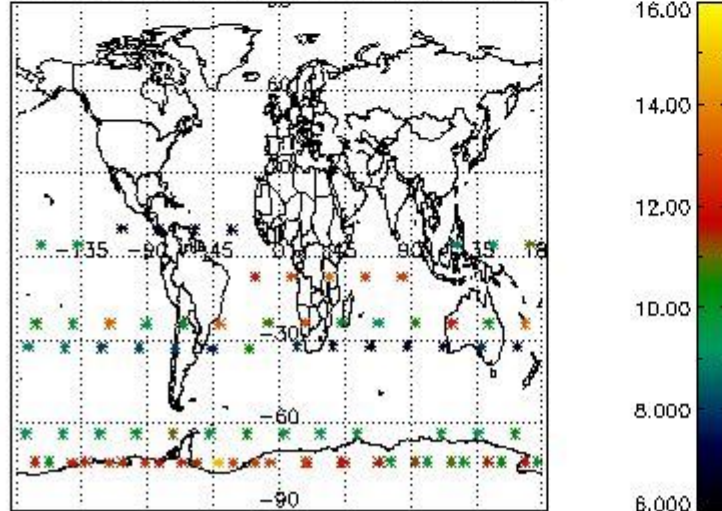
Percentage of flagged data per O3 profile



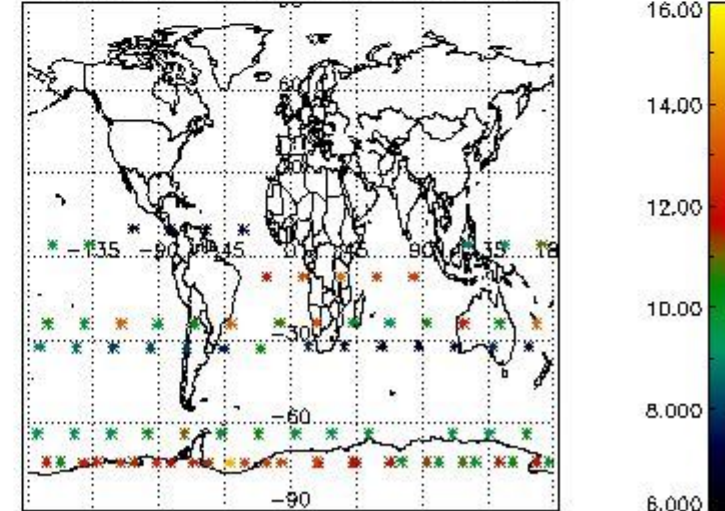
Percentage of flagged data per H2O profile



Percentage of flagged data per NO2 profile



Percentage of flagged data per NO3 profile

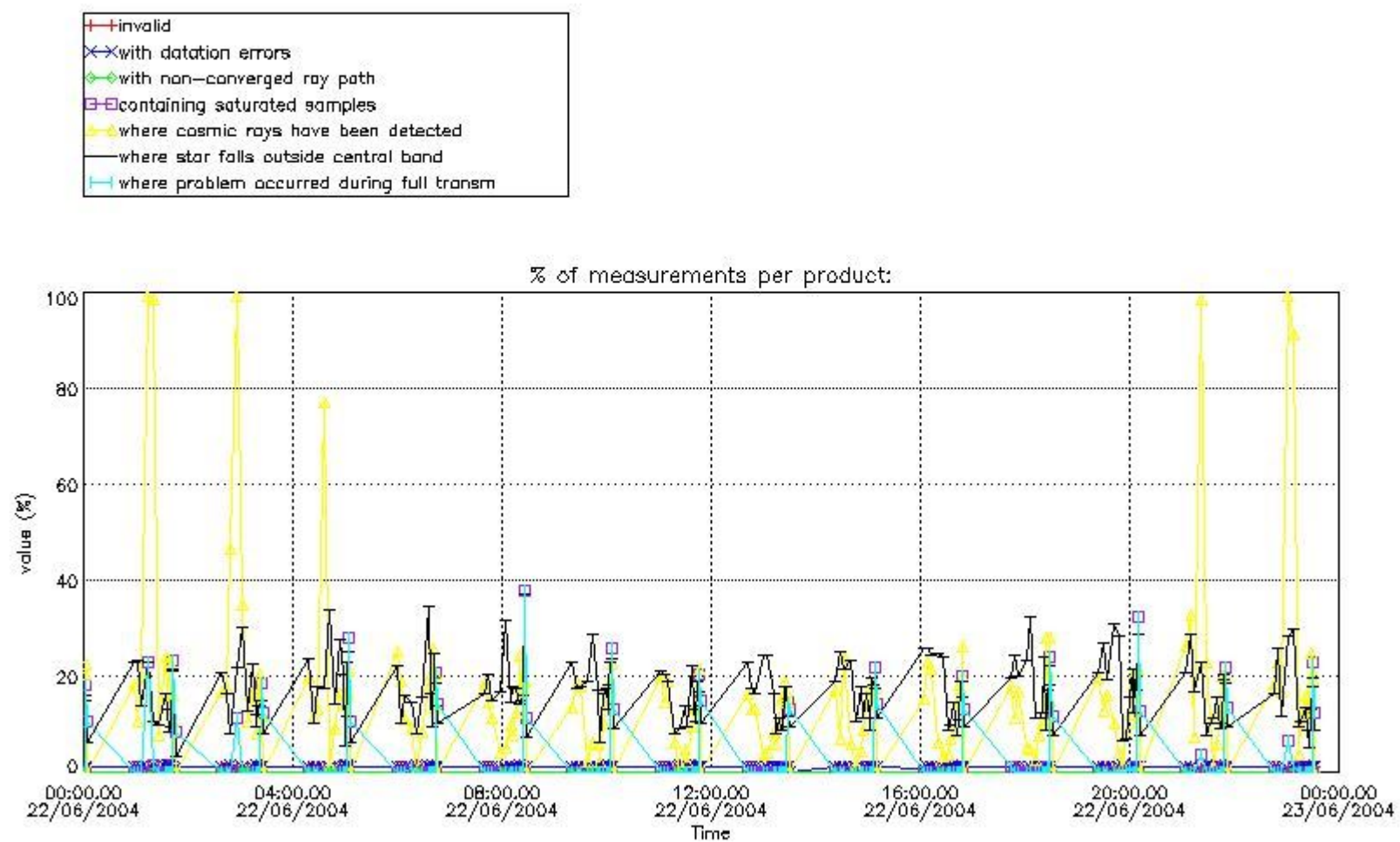


4. Level 1 quality information per product

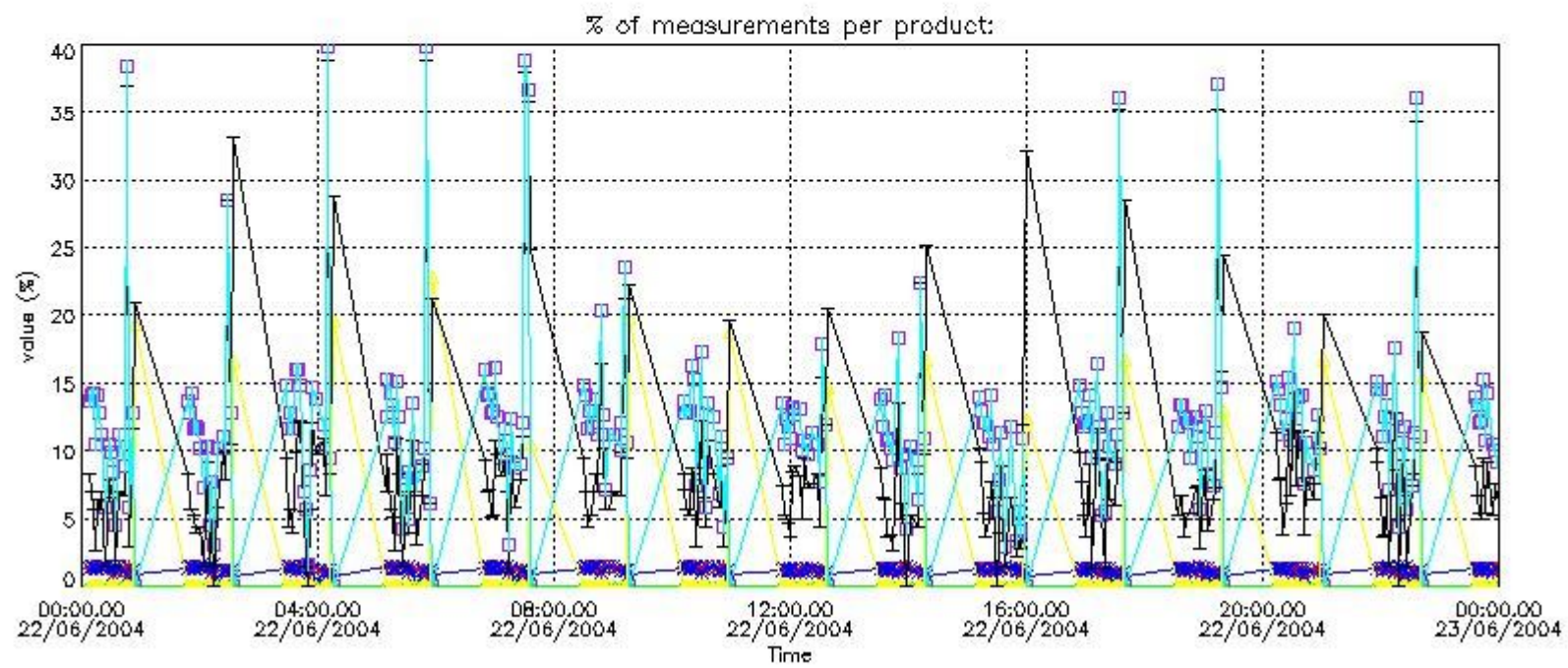
In this section it is plotted some information contained in the Quality Summary data set of the level 2 products that comes from the level 1b processing. Products without errors (error flag in the MPH set to "0") are used.

4.1 Plot quality information per product (time dependant) coming from level 1b processing

4.1.1 Plot level 1 quality information per product (time dependant): ENVISAT ASCENDING passes

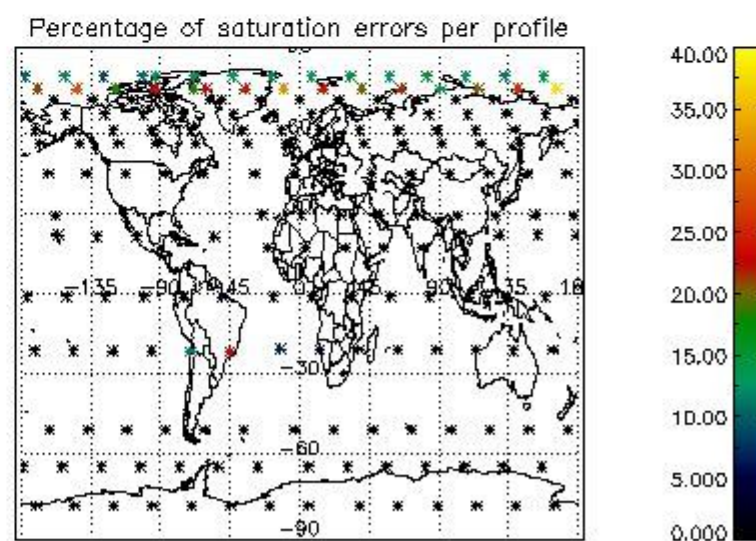
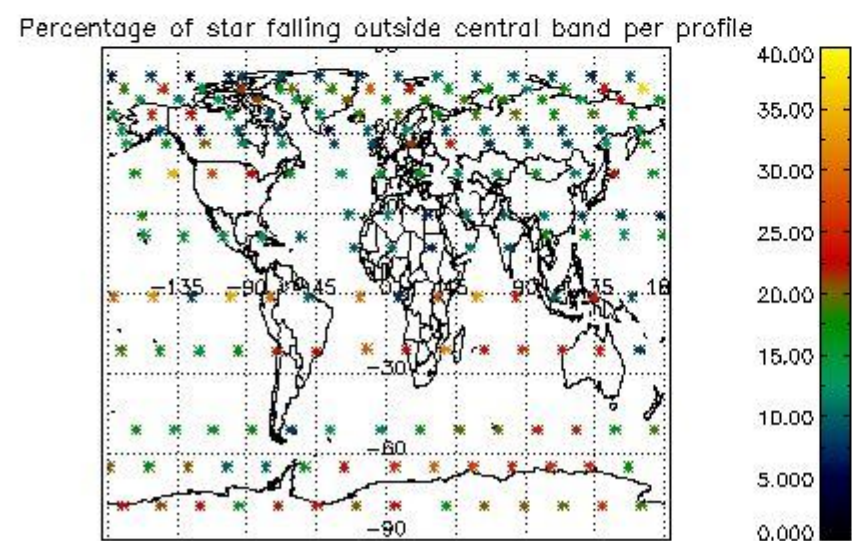
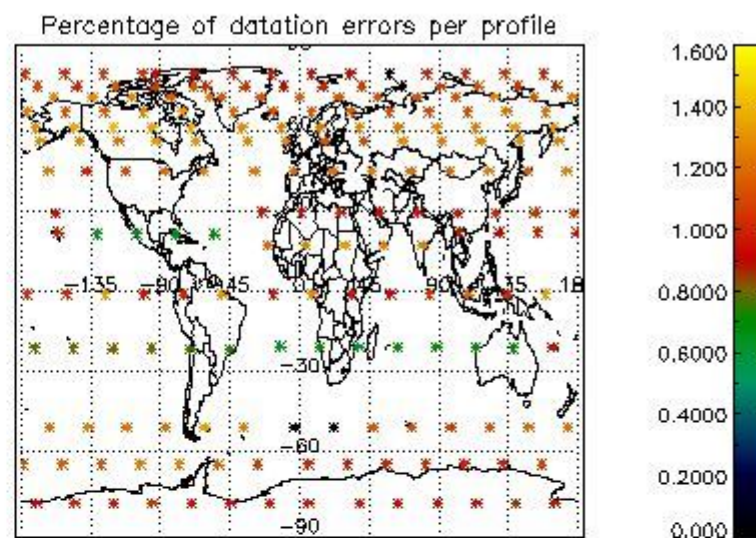
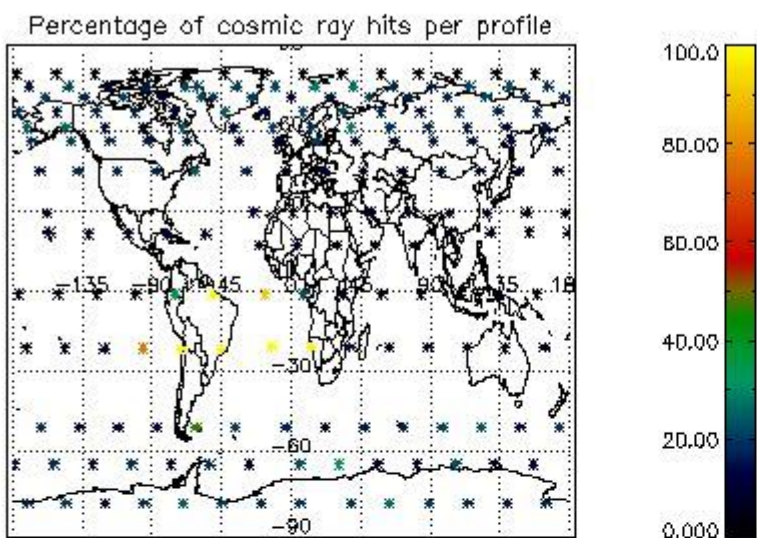


4.1.2 Plot level 1 quality information per product (time dependant): ENVISAT DESCENDING passes

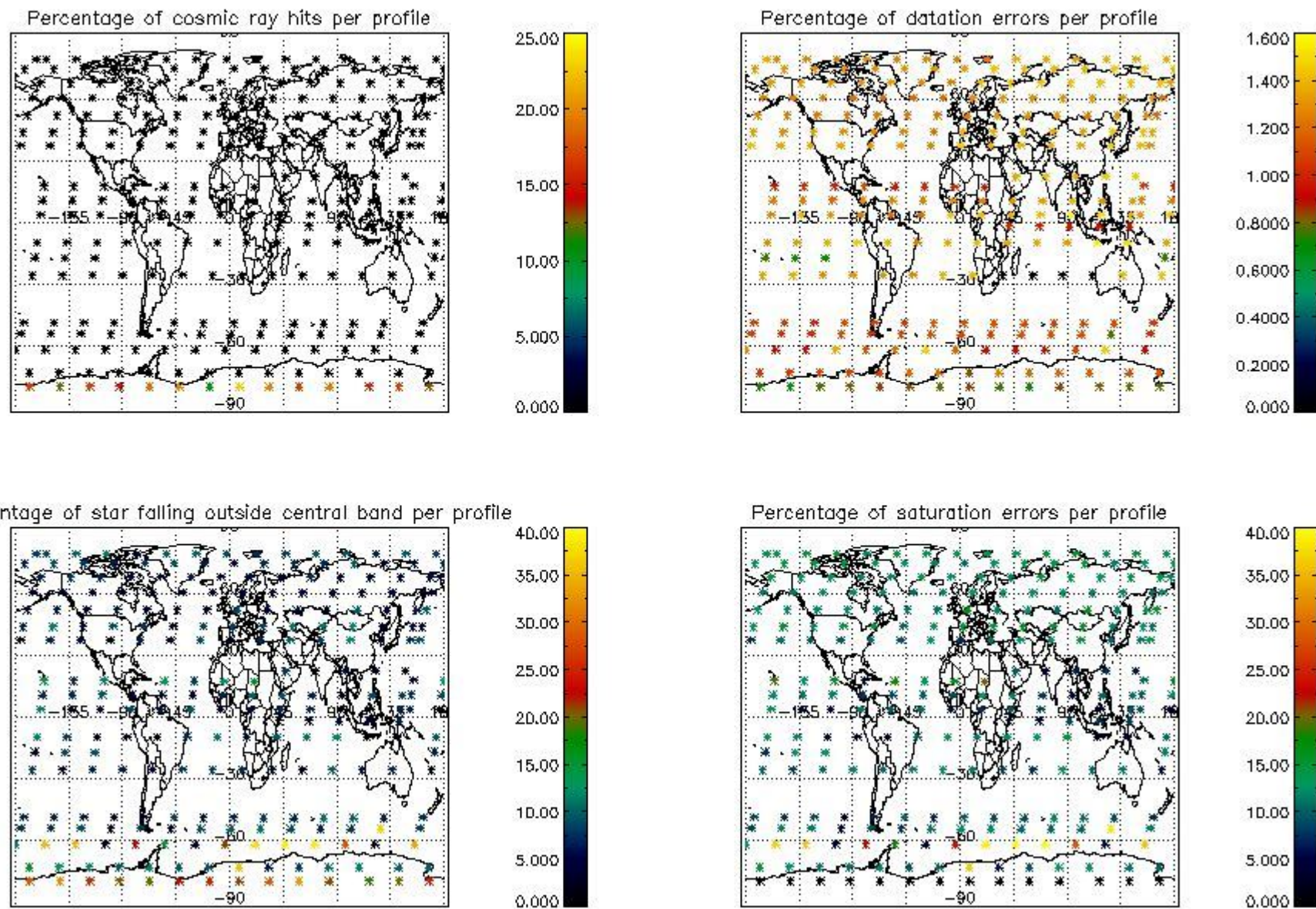


4.2 Plot quality information per product coming from level 1b processing (world map)

4.2.1 Plot level 1 quality information per product (world map): ENVISAT ASCENDING passes



4.2.2 Plot level 1 quality information per product (world map): ENVISAT DESCENDING passes



5. Trace gas profiles

5.1 Ozone statistics based on quality of products

The final quality of the products can be "measured" using the STD (Standard Deviation) attached to every point profile. This information is written to the parameter GOM_NL__2P/NL_LOCAL_SPECIES_DENSITY/o3_std of the level 2 products. The table below shows the statistics for given STD ranges.

The statistics are given with respect to the overall valid production:

- Products without fatal errors: GOM_NL__2P/MPH/PRODUCT_ERR=0
- Valid point profile: GOM_NL__2P/NL_LOCAL_SPECIES_DENSITY/pcd(0)=0

The 'Criteria' is applied to valid points of dark limb products:

- Products in dark limb illumination condition: GOM_NL__2P/NL_SUMMARY_QUALITY/obs_ill_cond=0
- Products without fatal errors: GOM_NL__2P/MPH/PRODUCT_ERR=0
- Valid point profile: GOM_NL__2P/NL_LOCAL_SPECIES_DENSITY/pcd(0)=0

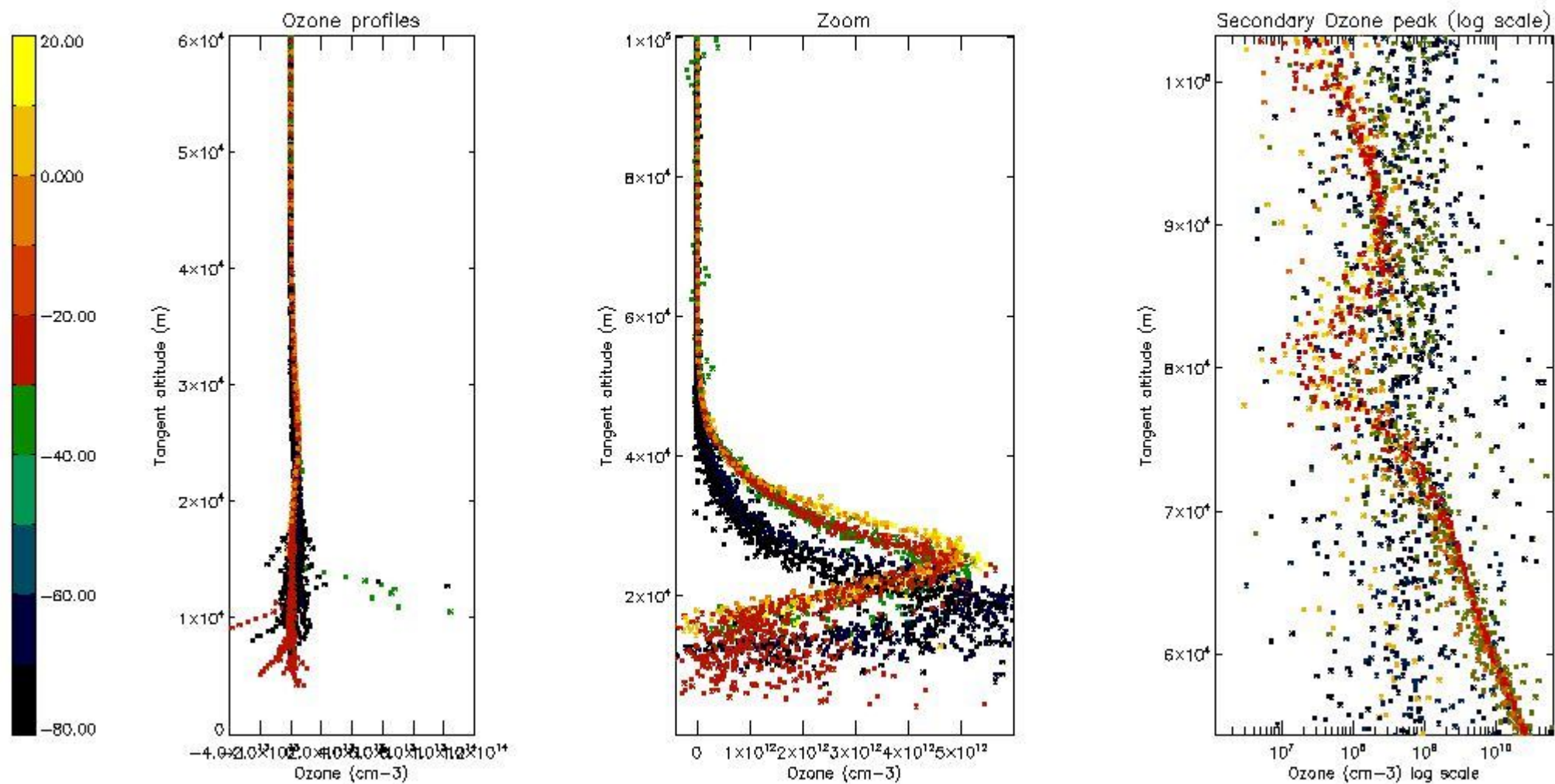
So, the table below shows the percentage of dark limb and valid observations for each criteria with respect to the overall valid daily observations.

Criteria	% of total production
All STD	22
STD < 20	8

STD < 10	5
STD < 5	3

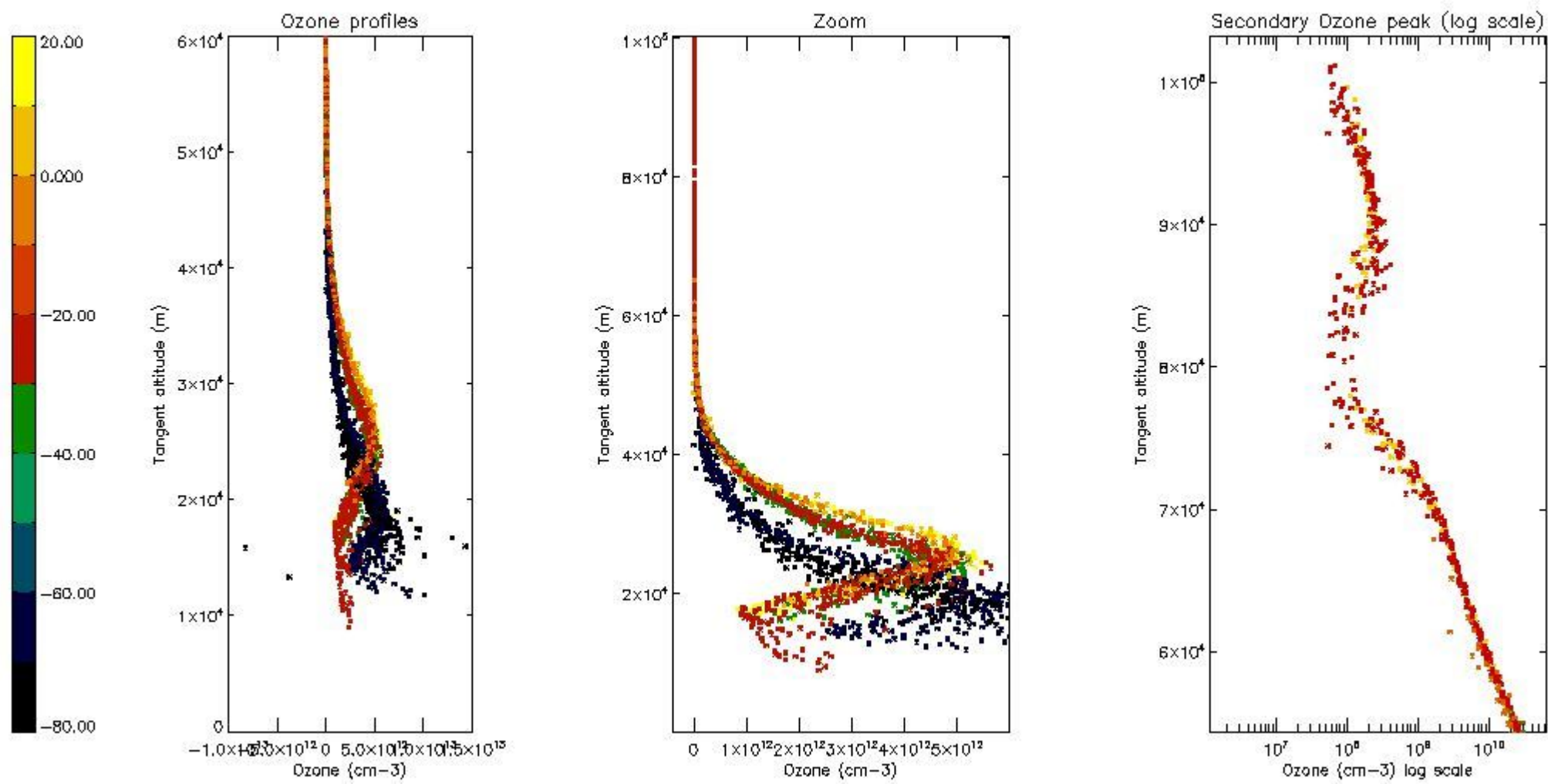
5.2 Plot ozone profiles for all STD (dark without errors)

The colorbar represents the latitude.



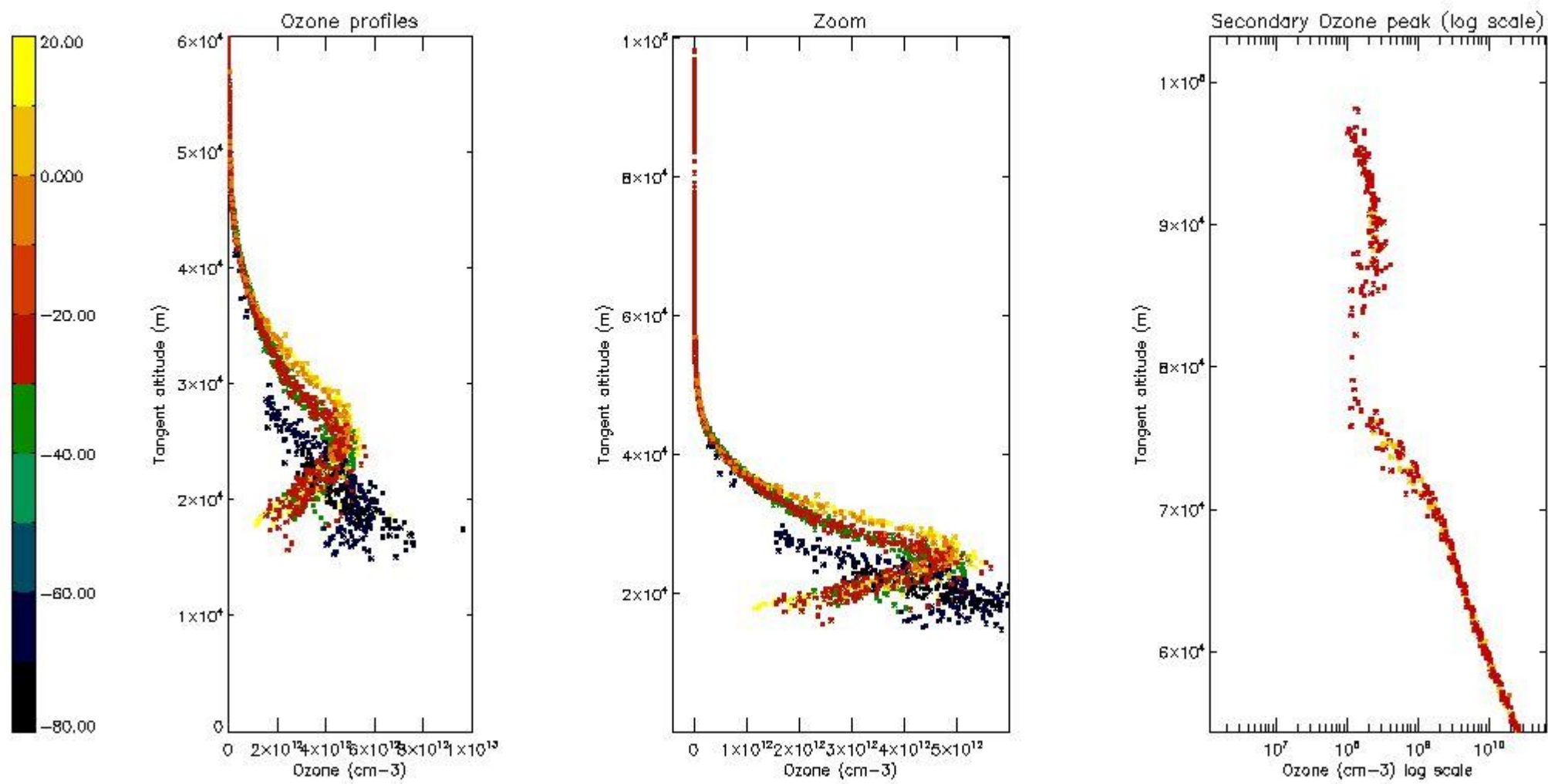
5.3 Plot ozone profiles where STD < 20% (dark without errors)

The colorbar represents the latitude.



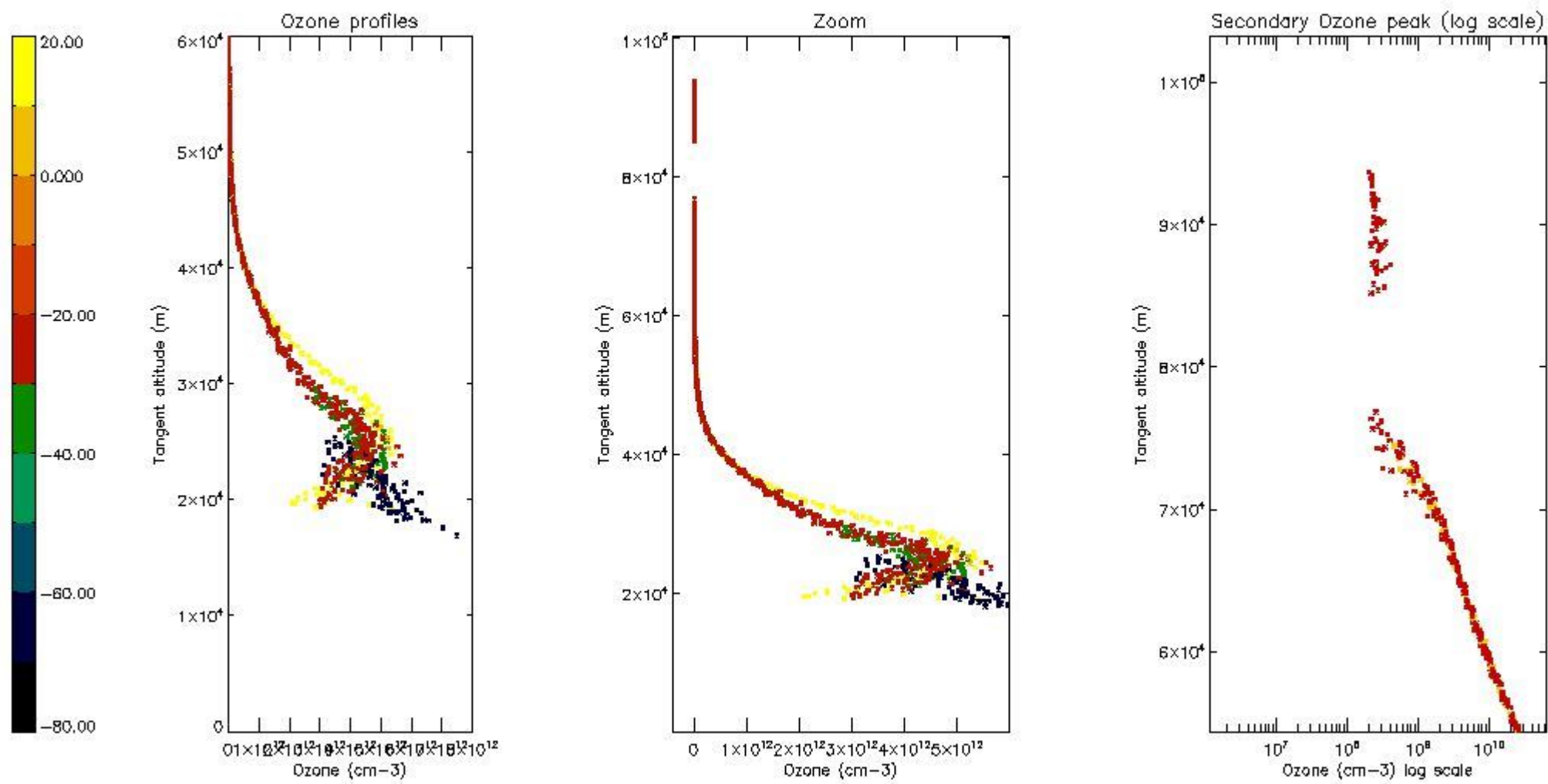
5.4 Plot ozone profiles where STD < 10% (dark without errors)

The colorbar represents the latitude.



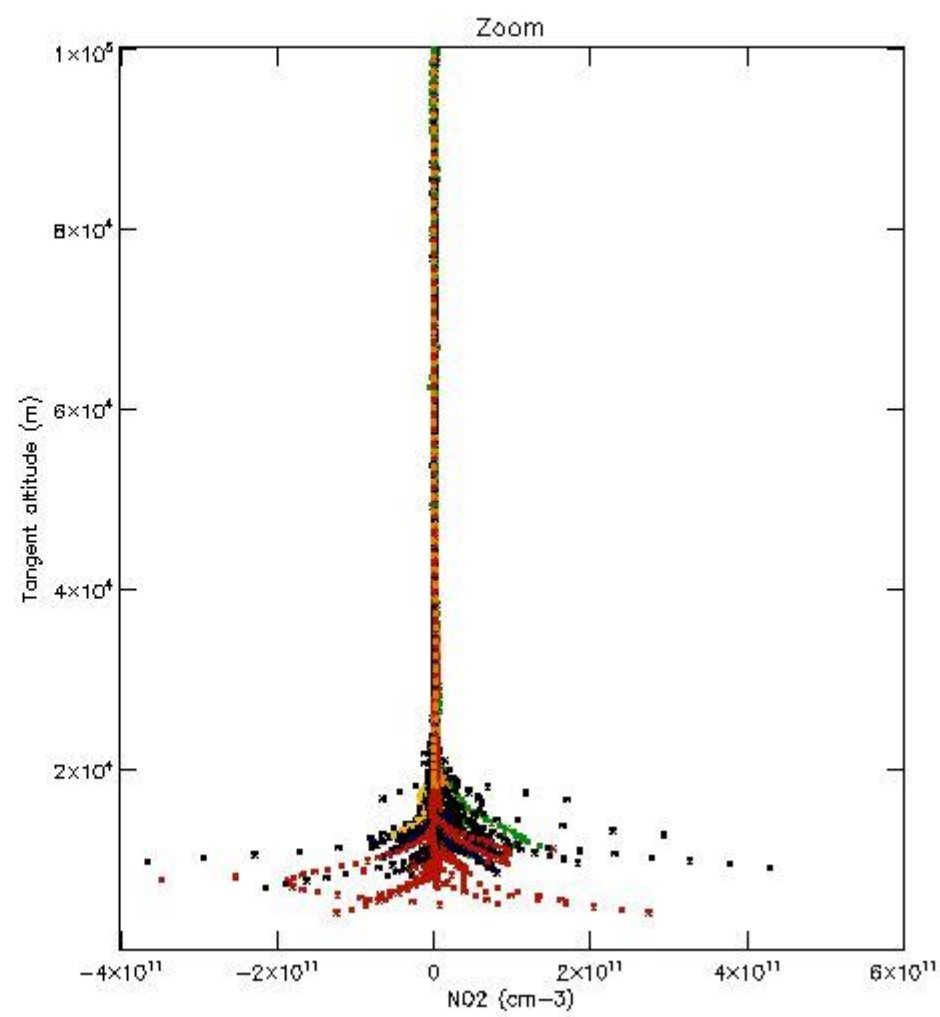
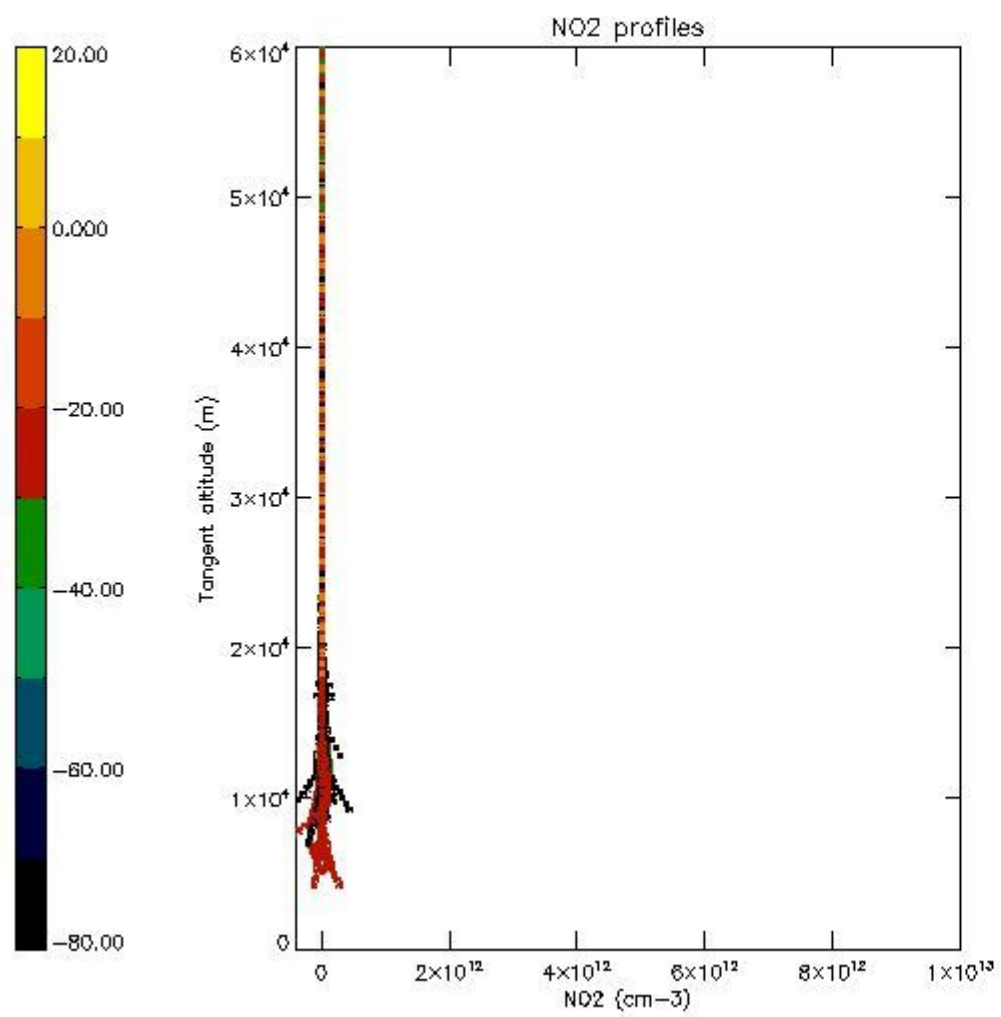
5.5 Plot ozone profiles where STD < 5% (dark without errors)

The colorbar represents the latitude.



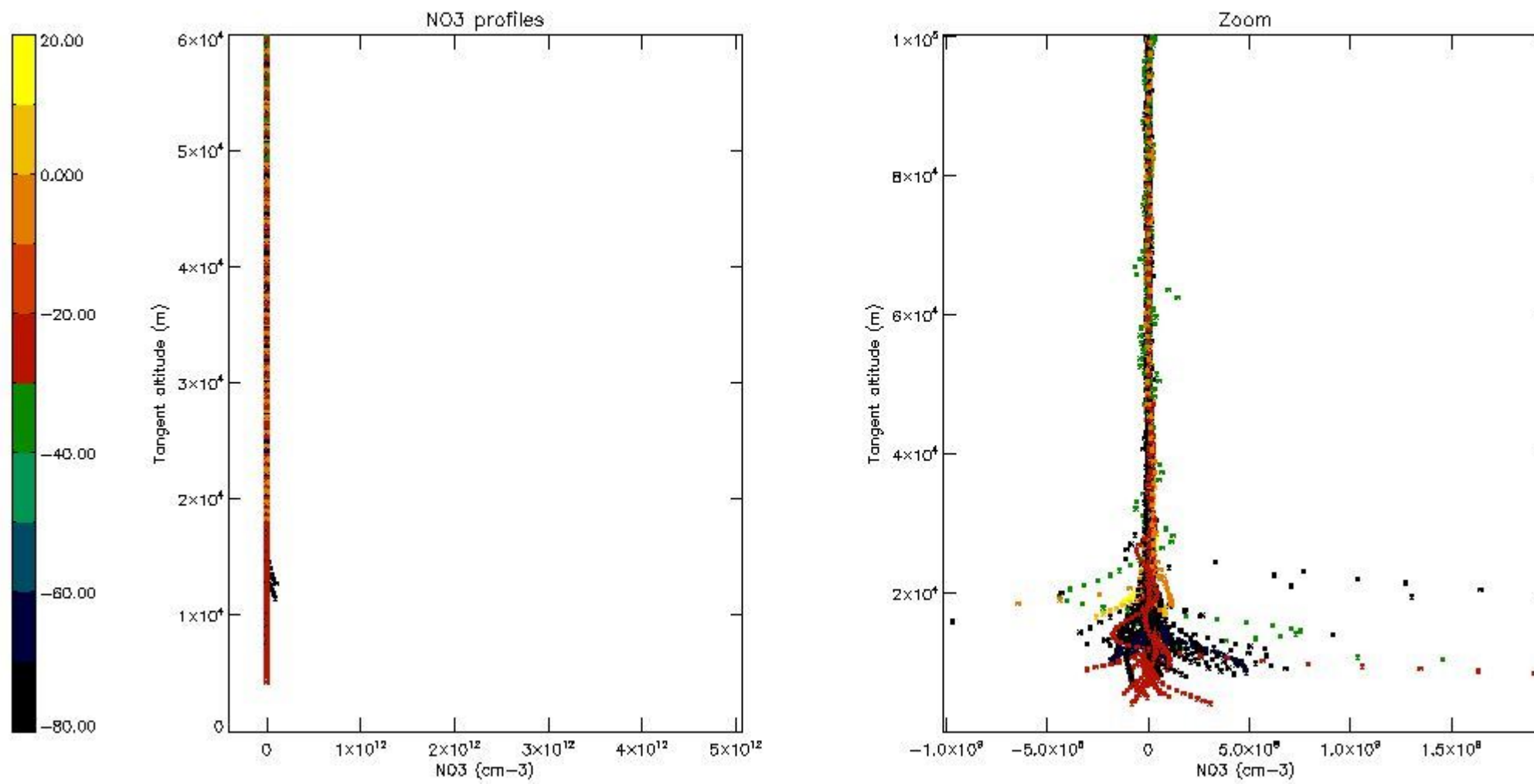
5.6 Plot NO₂ profiles for all STD (dark without errors)

The colorbar represents the latitude.



5.7 Plot NO3 profiles for all STD (dark without errors)

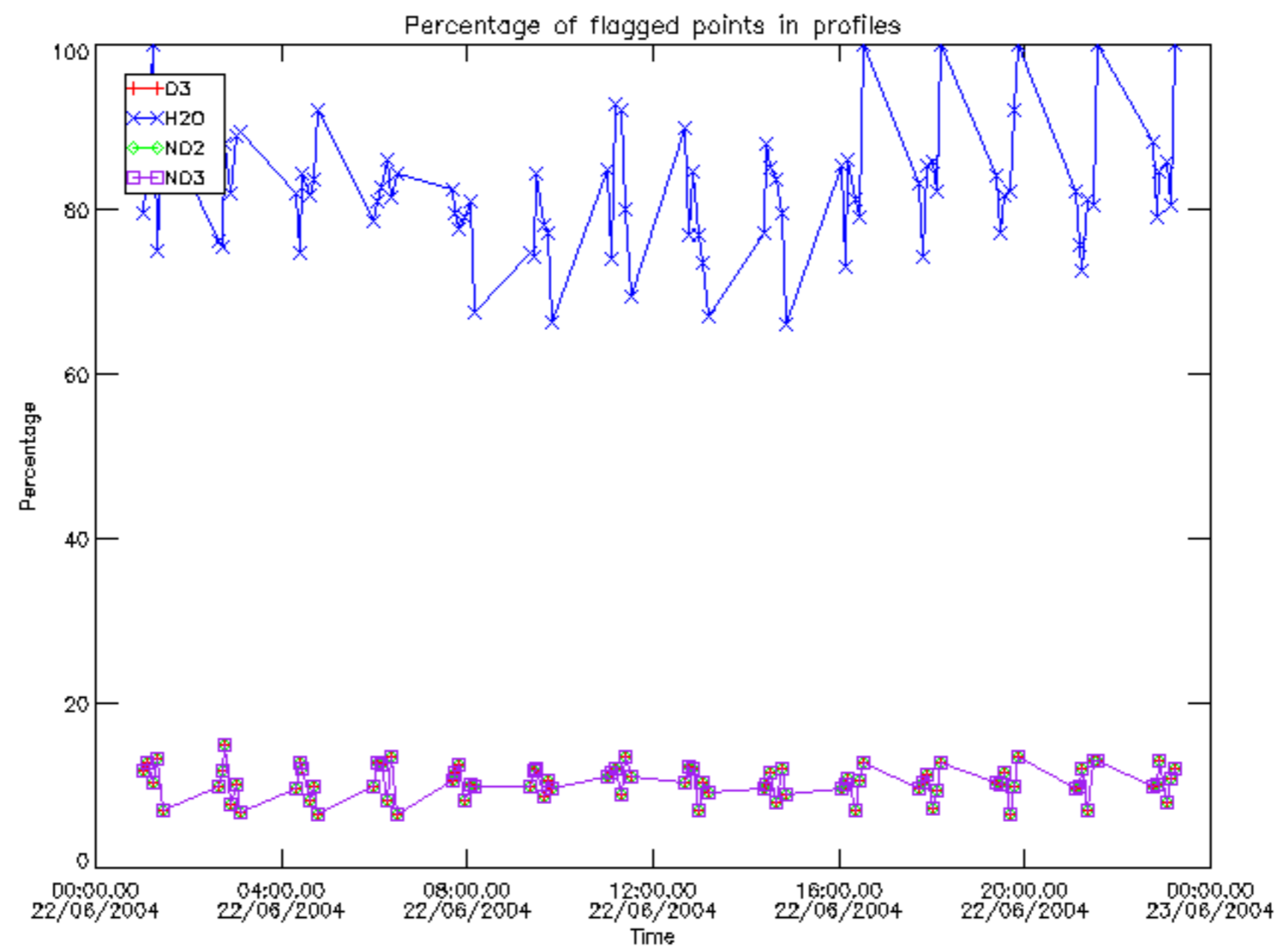
The colorbar represents the latitude.



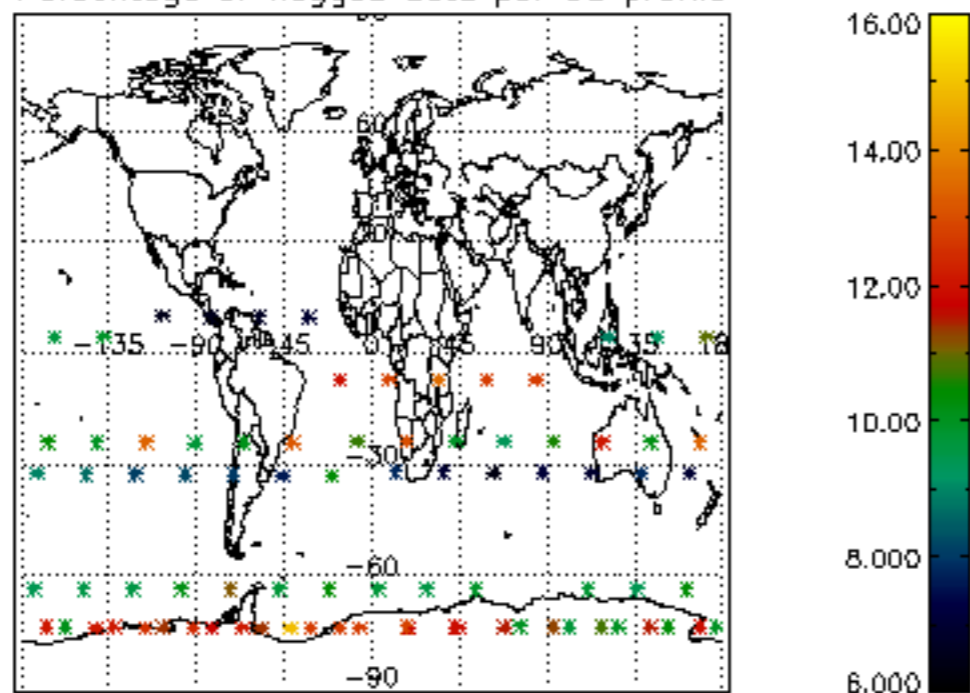
6. Auxiliary Data Files used for the production reported in section 2

The number reported in the third column indicates since which file (see list in section 2) the corresponding auxiliary file has been used. The fourth column is the date of those product files.

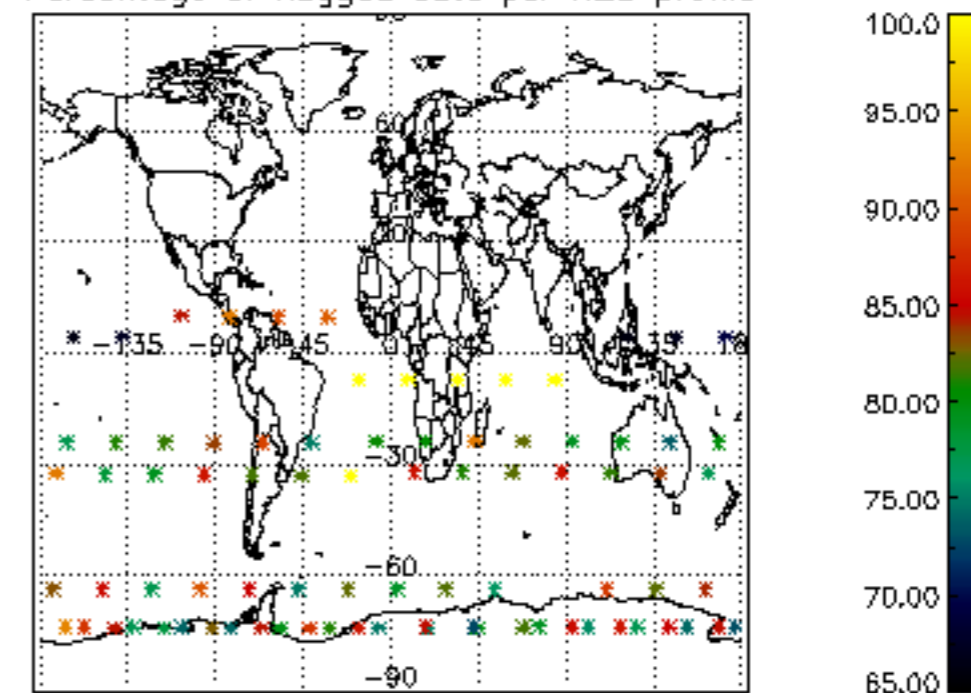
Type	Auxiliary Filename	Used since product	Used since product date
INST_PHYS_CHARACTERISTICS	GOM_INS_AXVIEC20091111_143220_20030716_120000_20500101_000000	1	22-JUN-2004 00:01:02
LEVEL-2_PROC_CONFIG	GOM_PR2_AXVIEC20091111_152718_20020301_000000_20500101_000000	1	22-JUN-2004 00:01:02
CROSS_SECTIONS_FILE	GOM_CRS_AXVIEC20091111_154832_20020301_000000_20500101_000000	1	22-JUN-2004 00:01:02



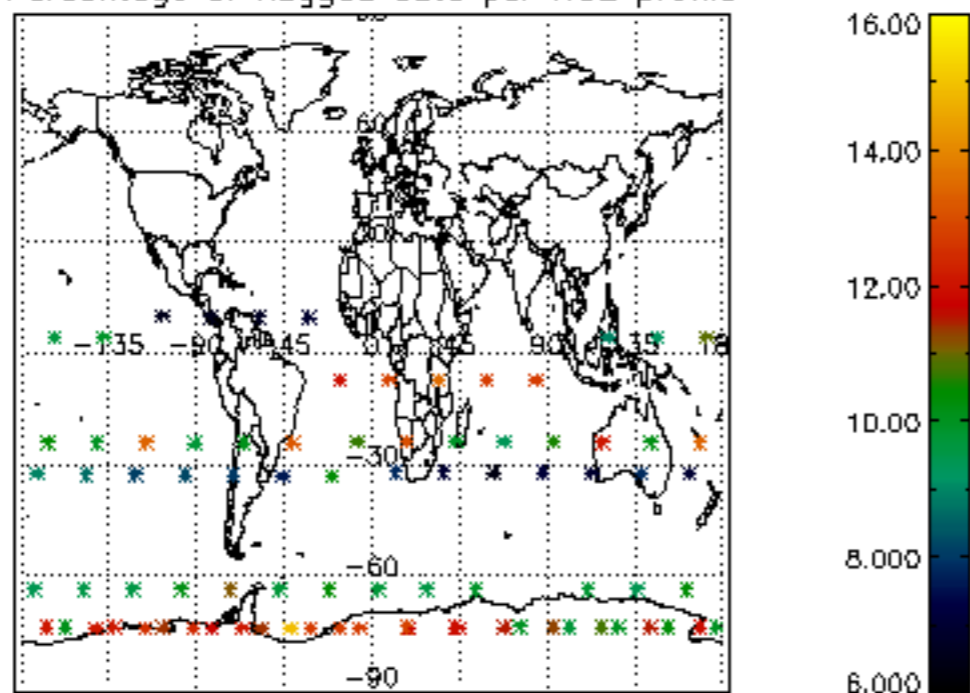
Percentage of flagged data per D3 profile



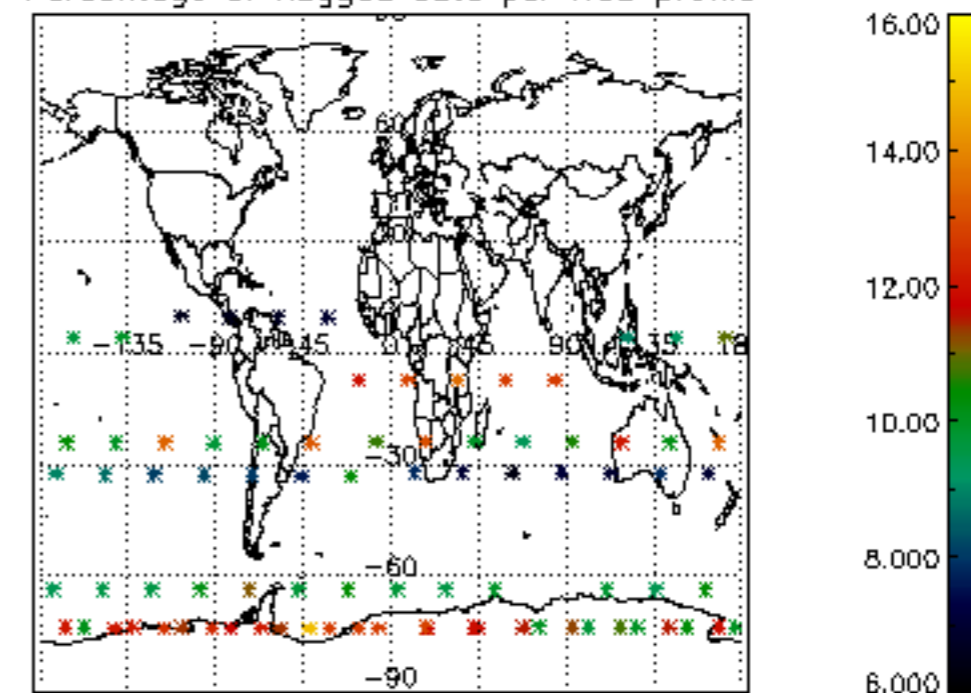
Percentage of flagged data per H2O profile

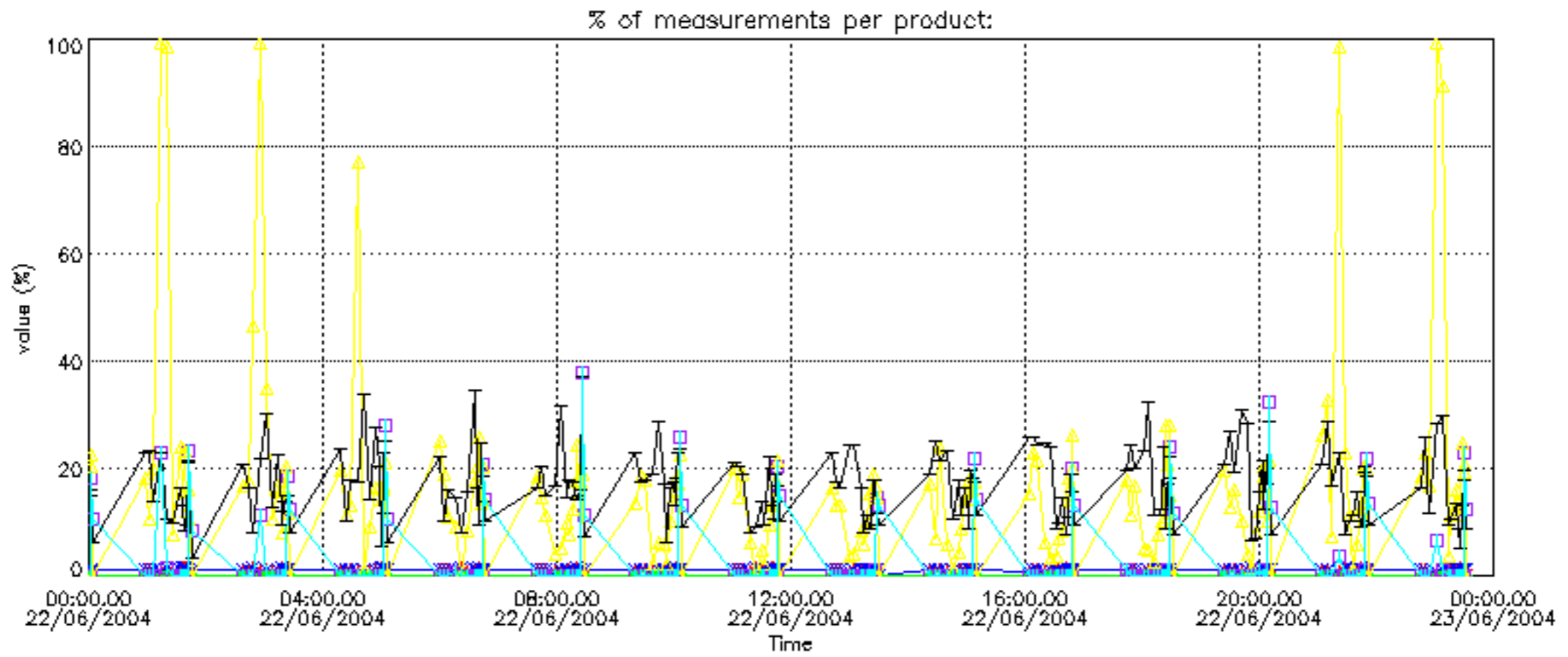


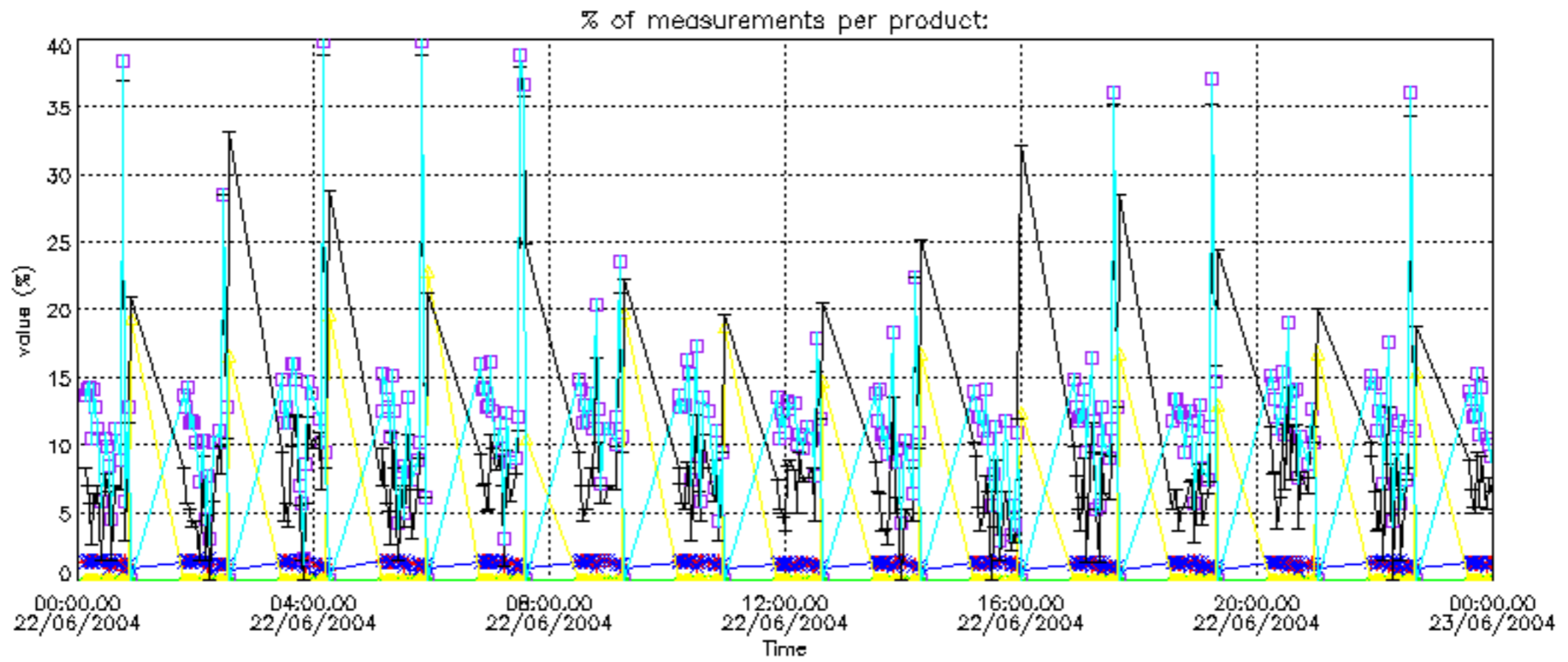
Percentage of flagged data per NO2 profile



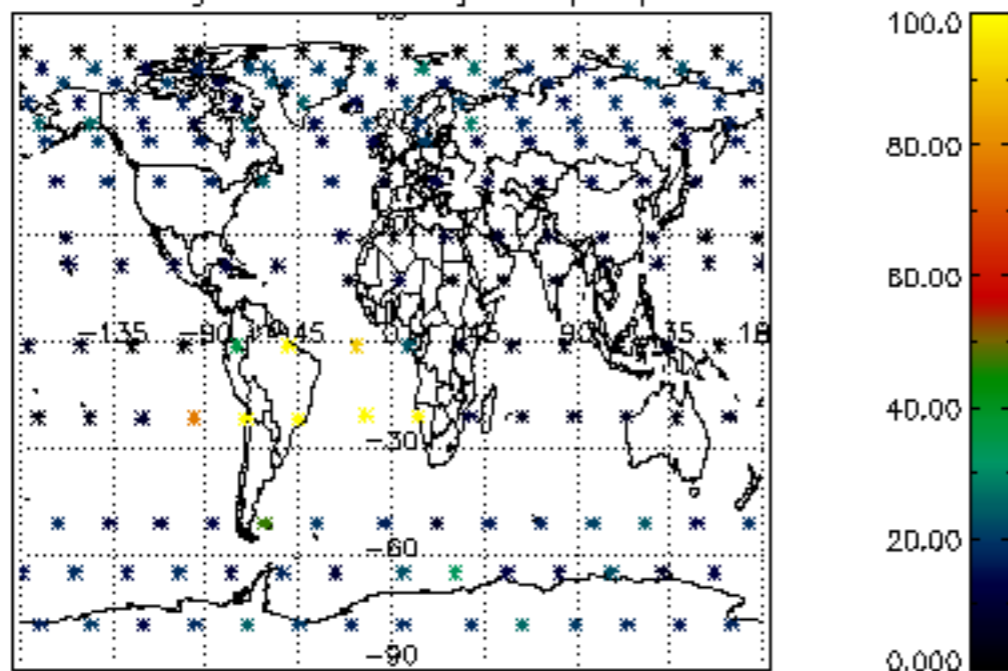
Percentage of flagged data per NO3 profile



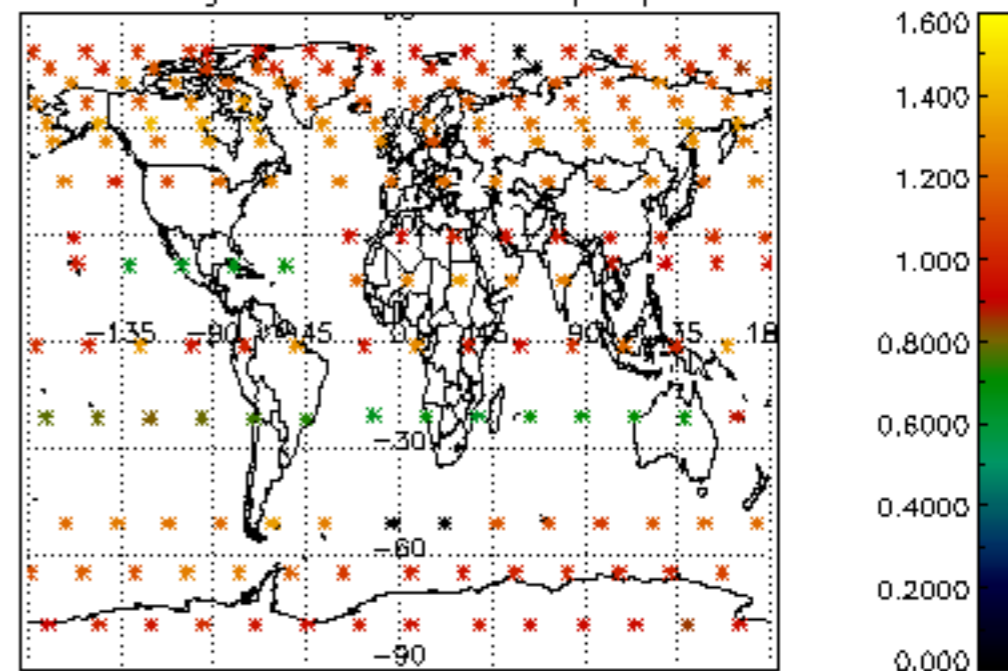




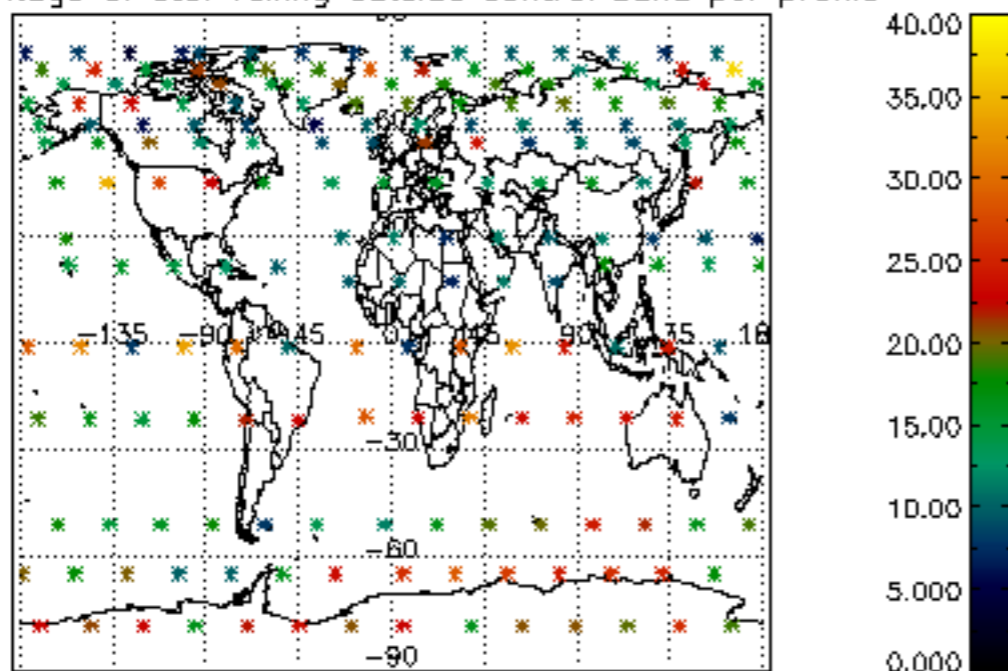
Percentage of cosmic ray hits per profile



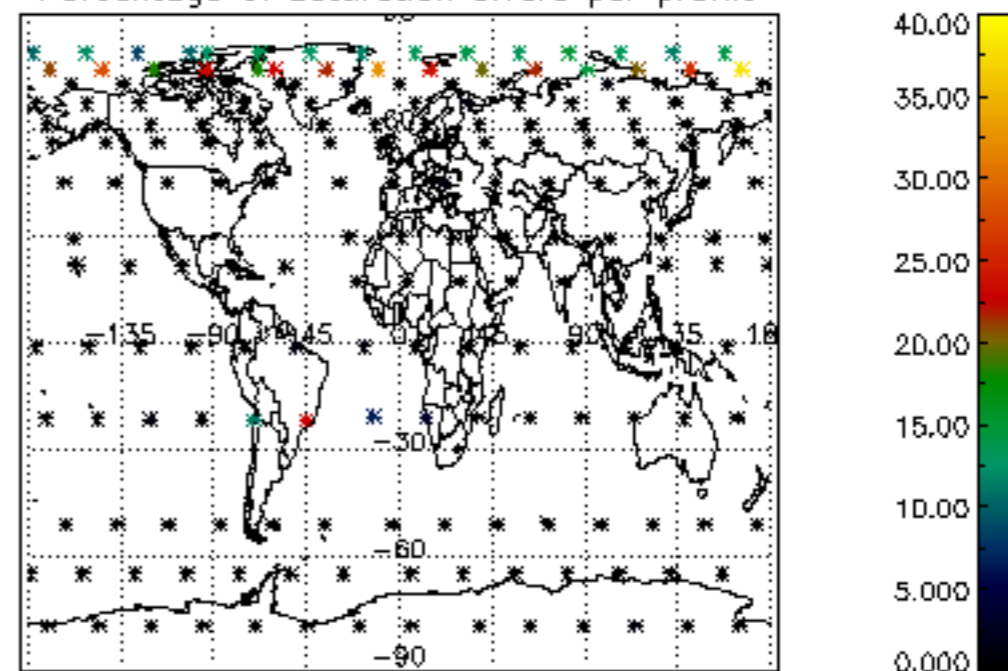
Percentage of datation errors per profile



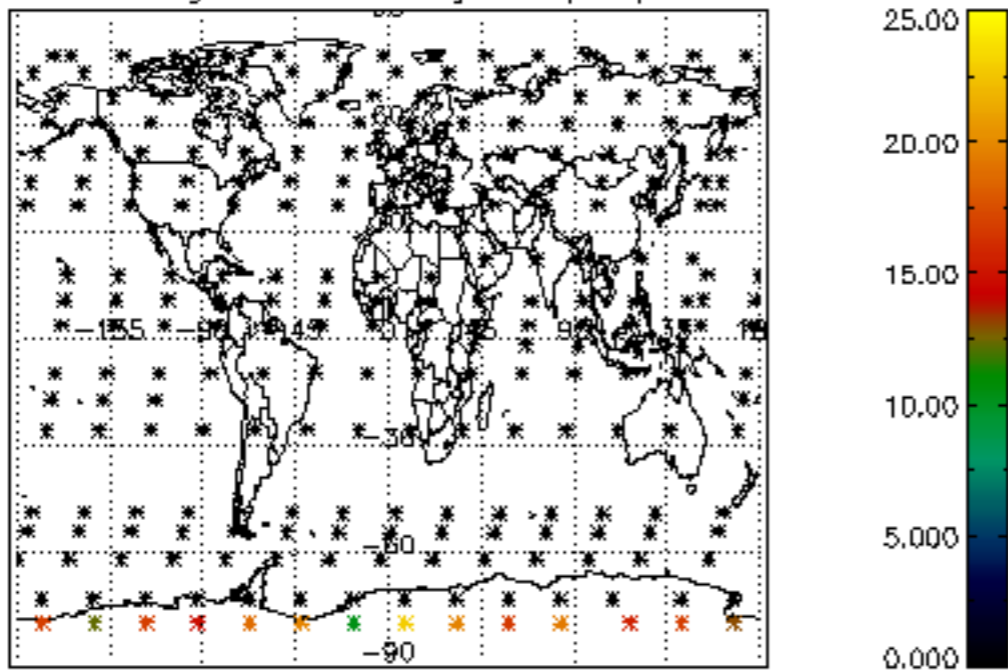
Percentage of star falling outside central band per profile



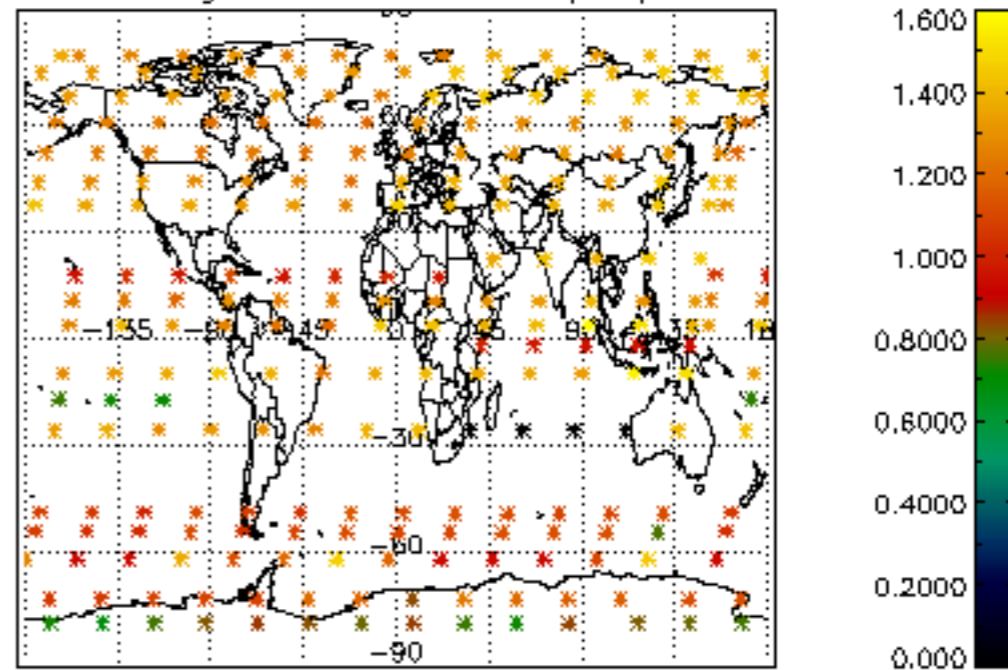
Percentage of saturation errors per profile



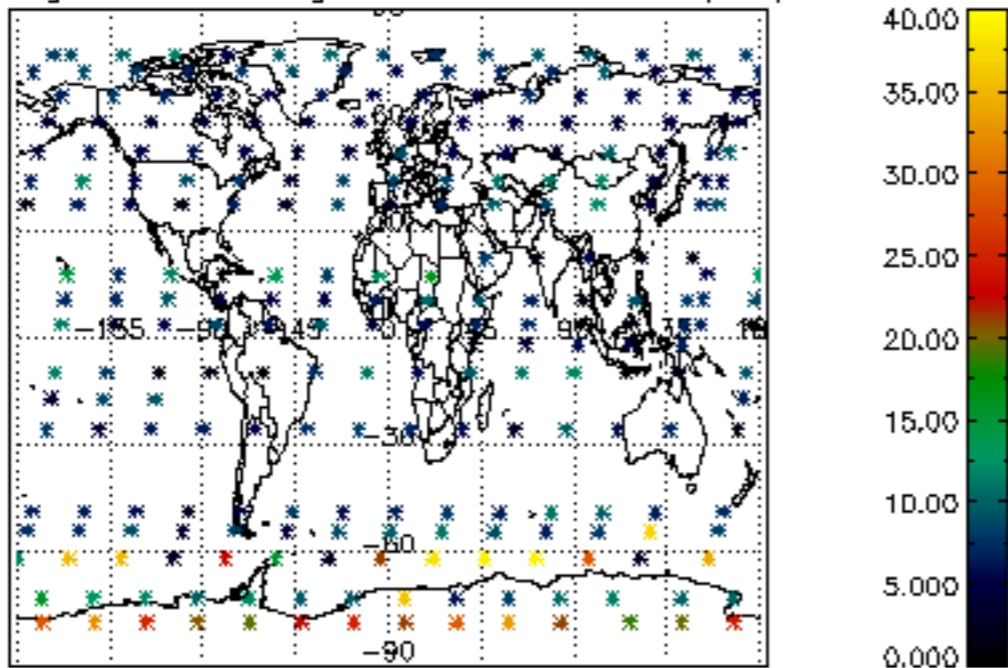
Percentage of cosmic ray hits per profile



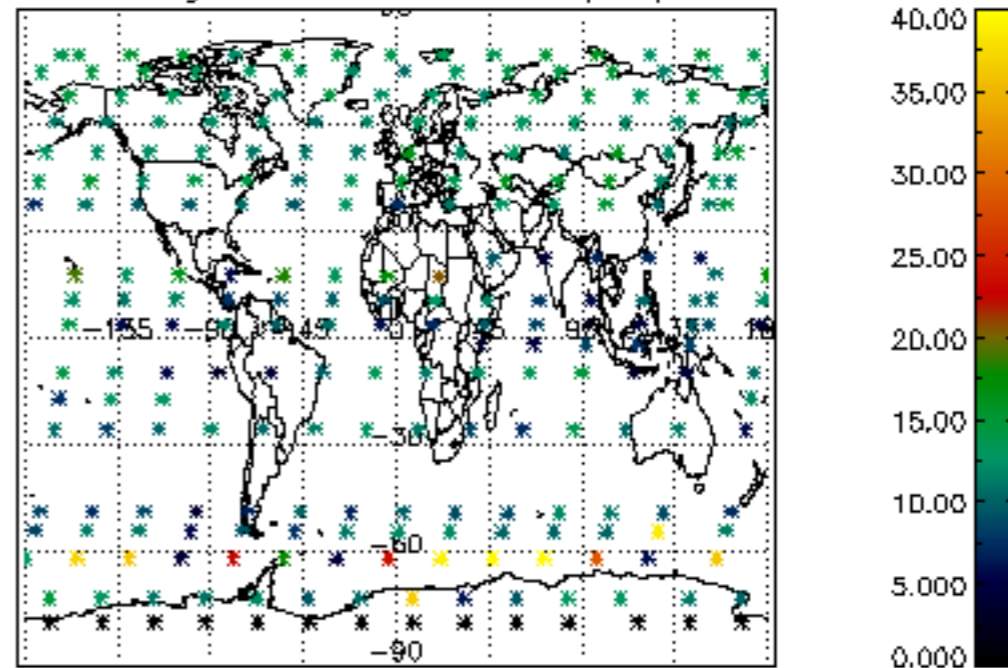
Percentage of datation errors per profile

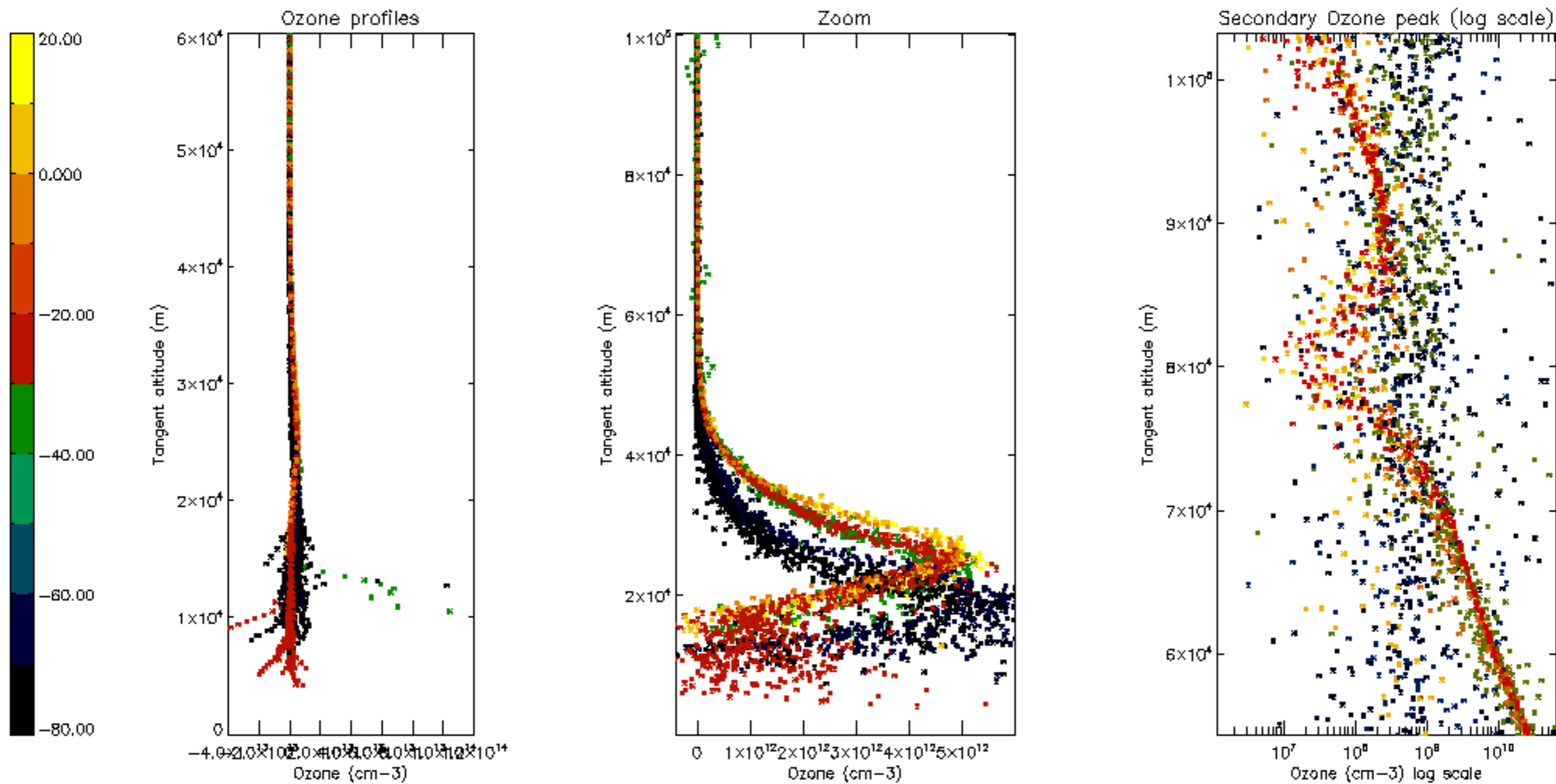


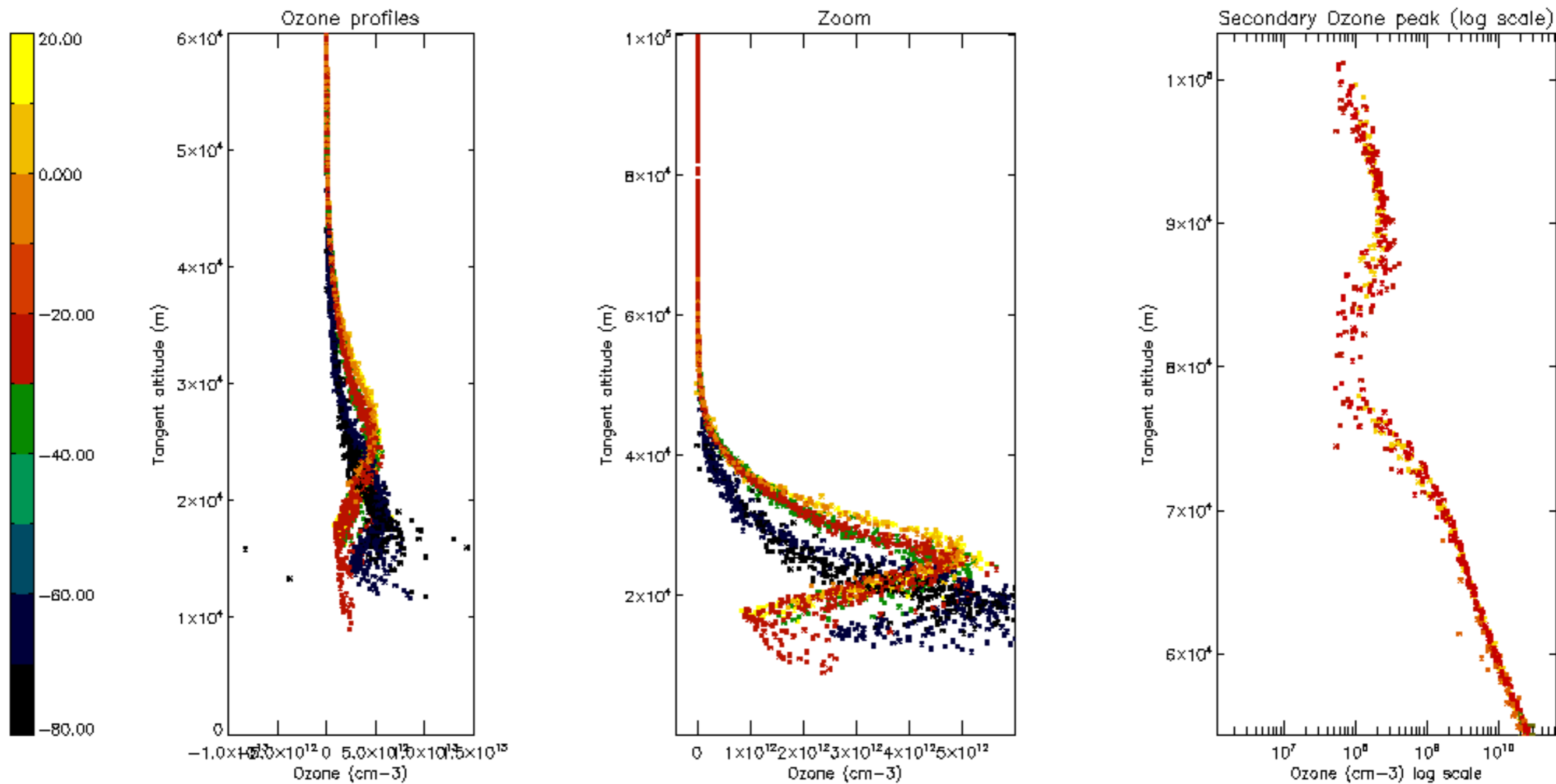
Percentage of star falling outside central band per profile

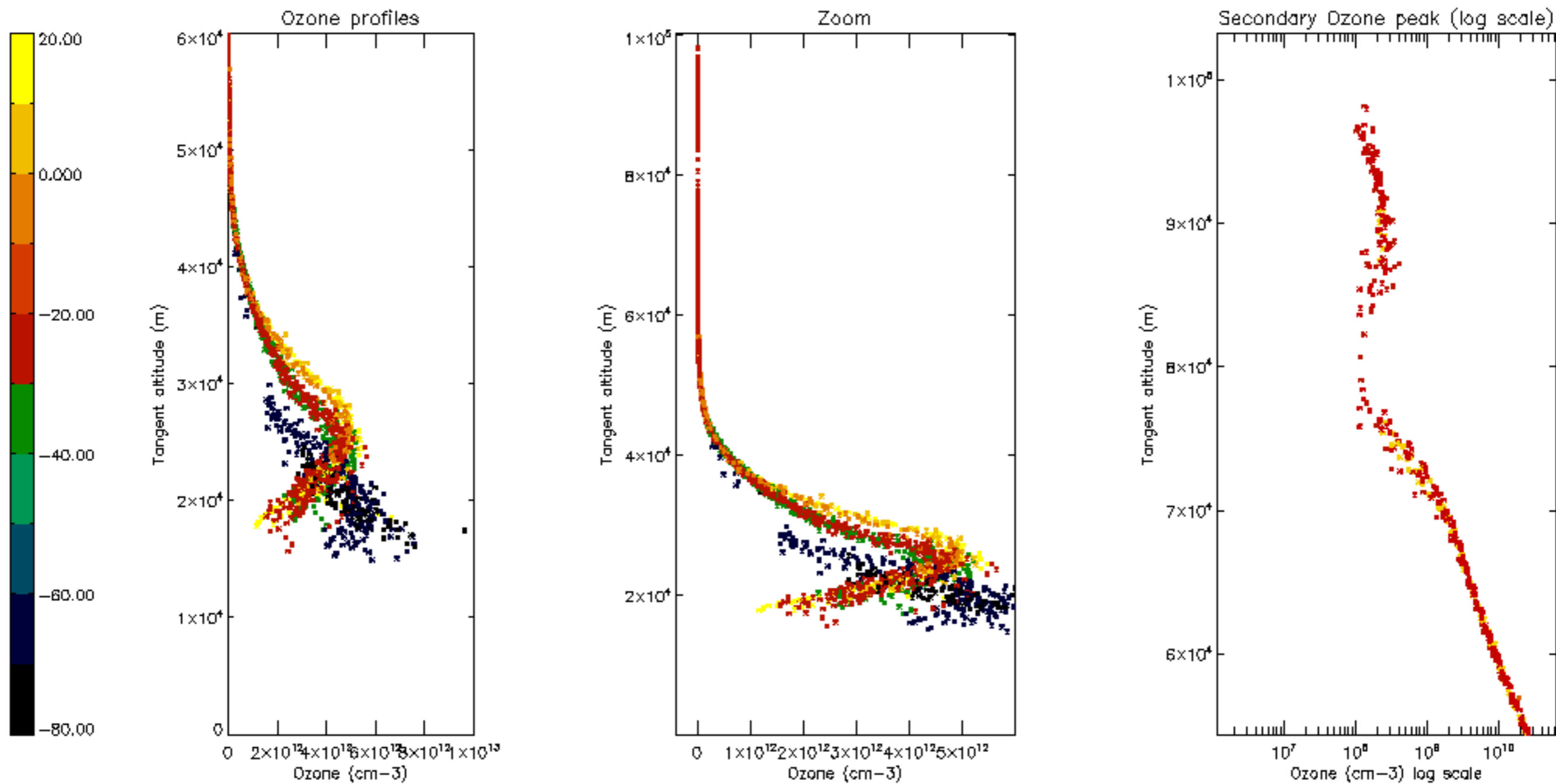


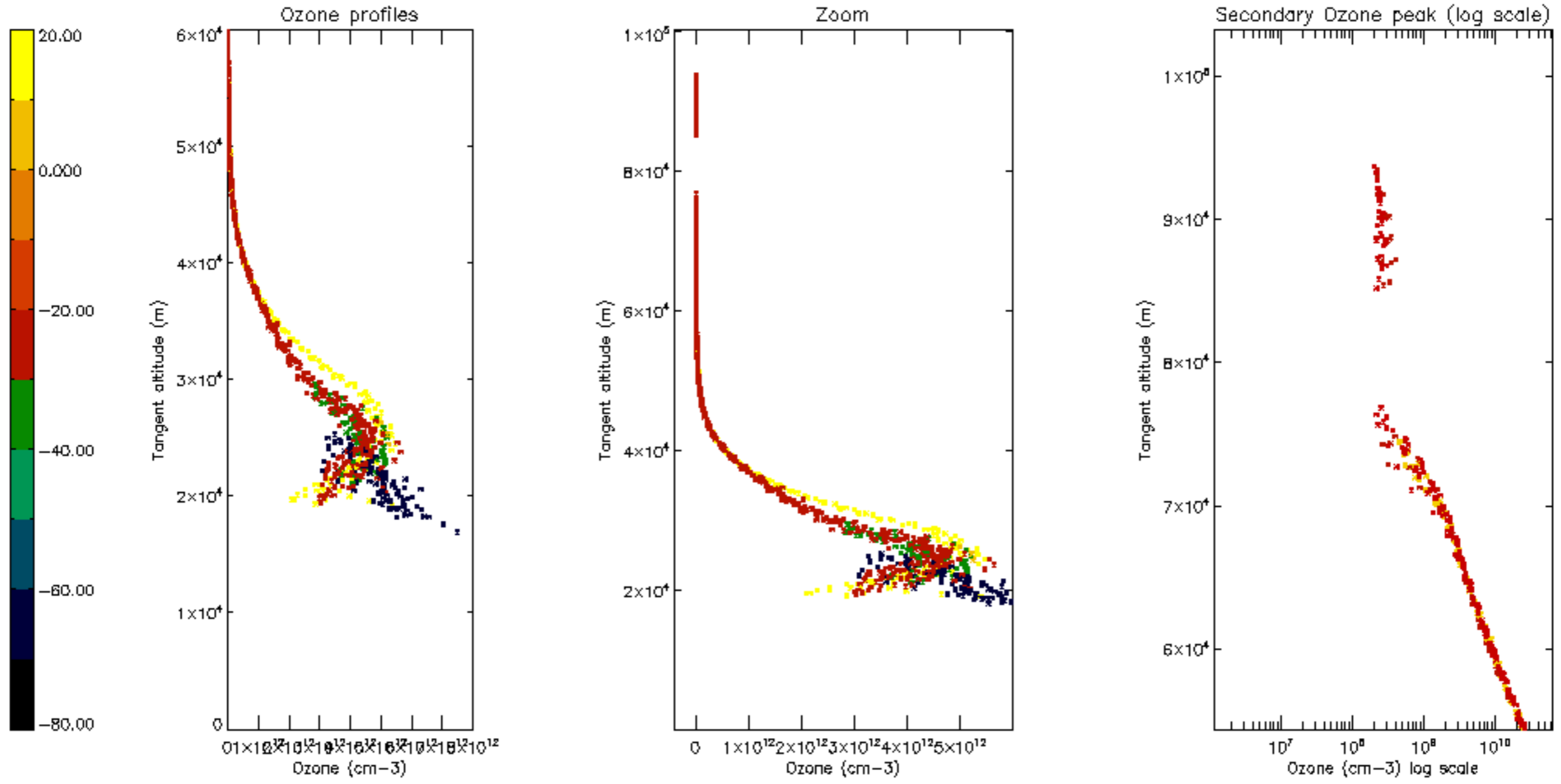
Percentage of saturation errors per profile

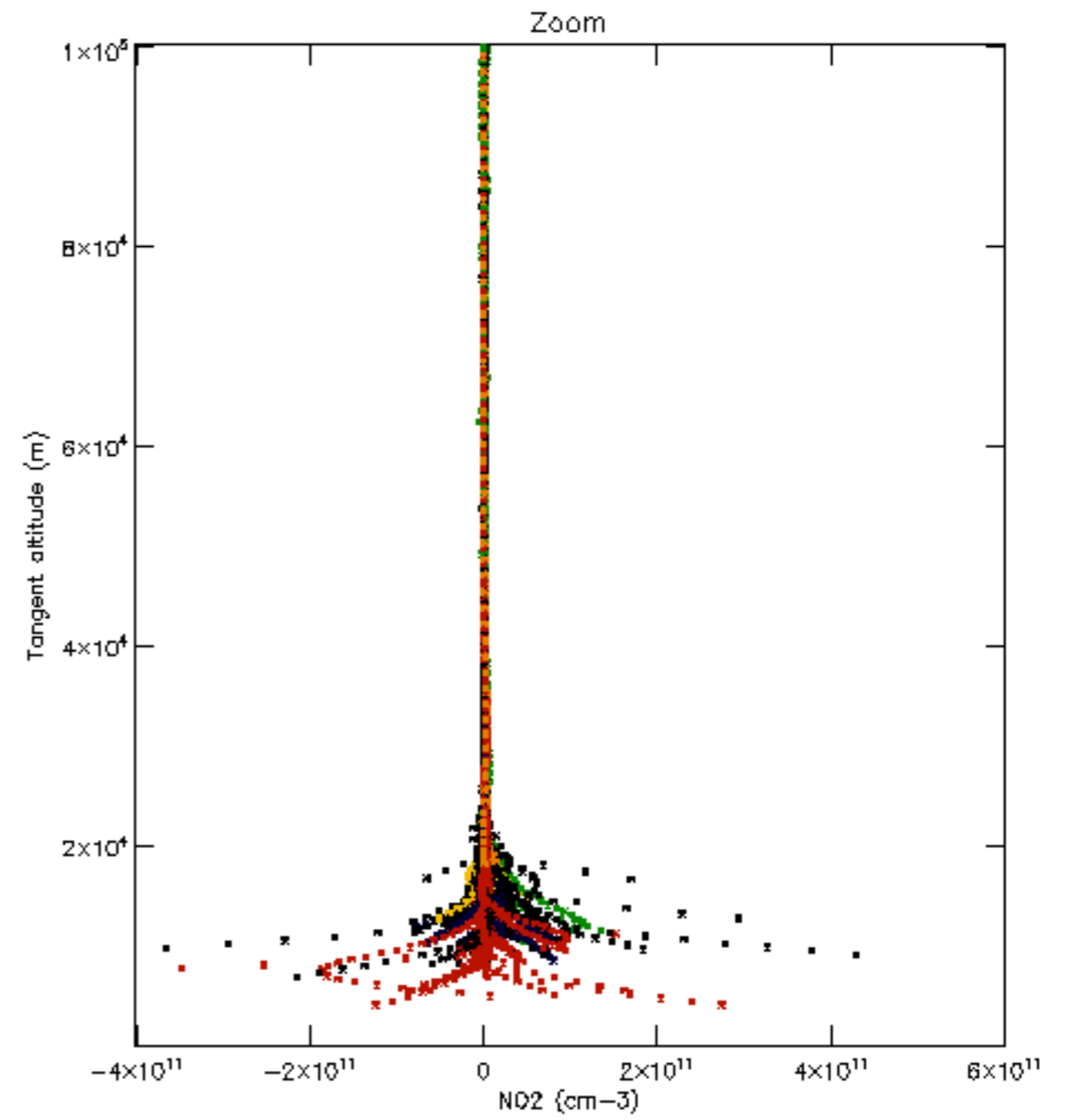
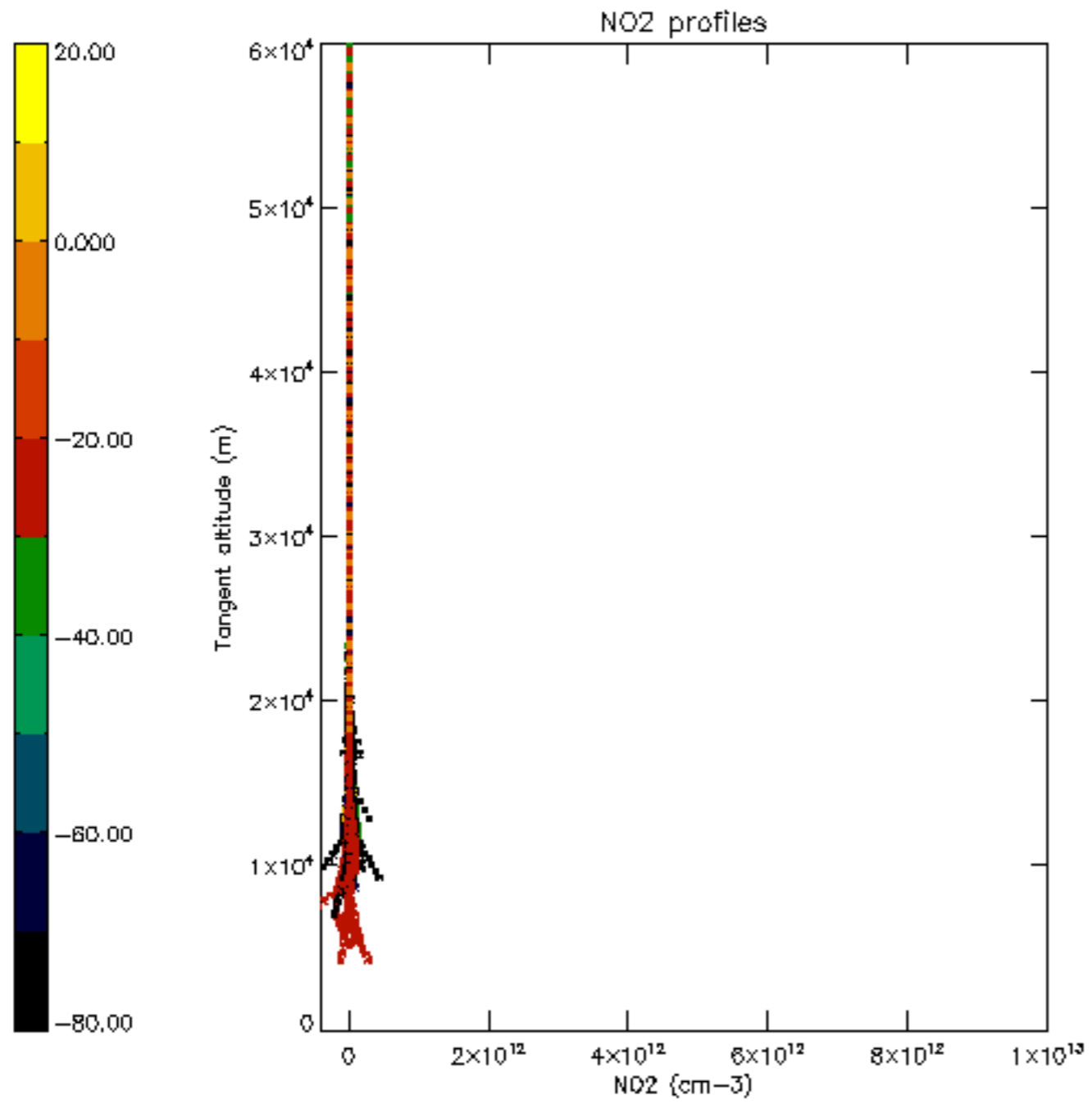


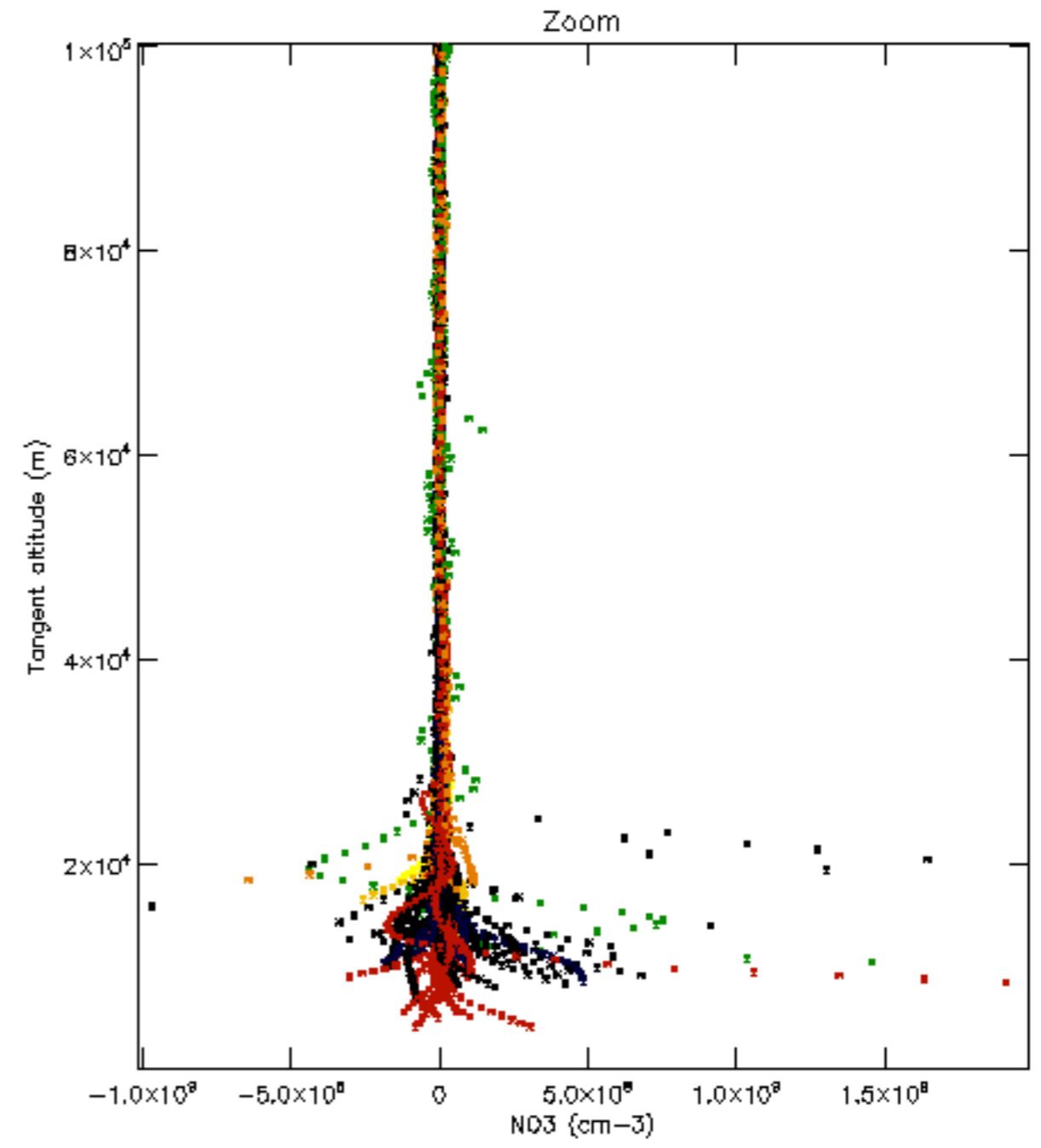
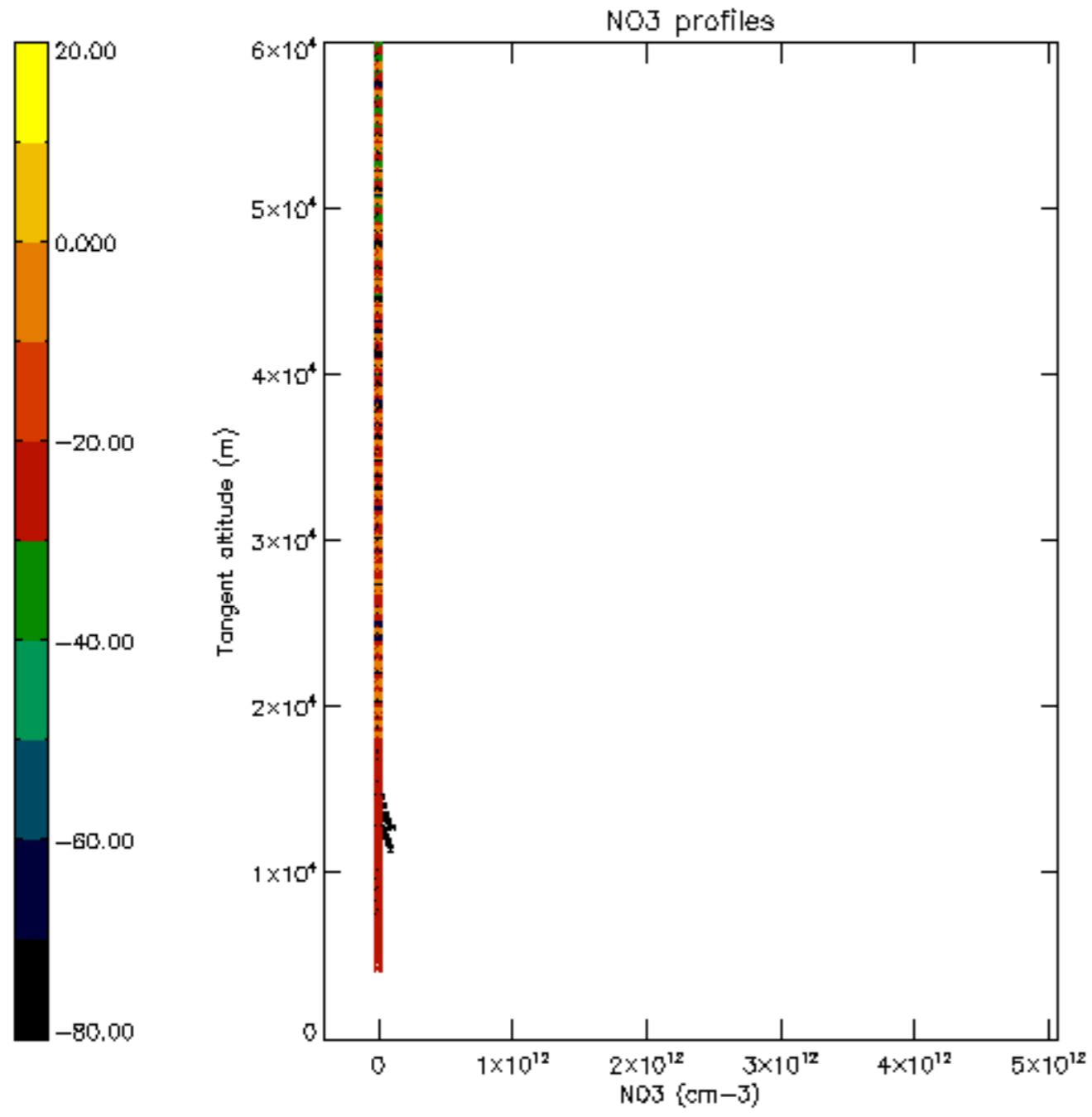


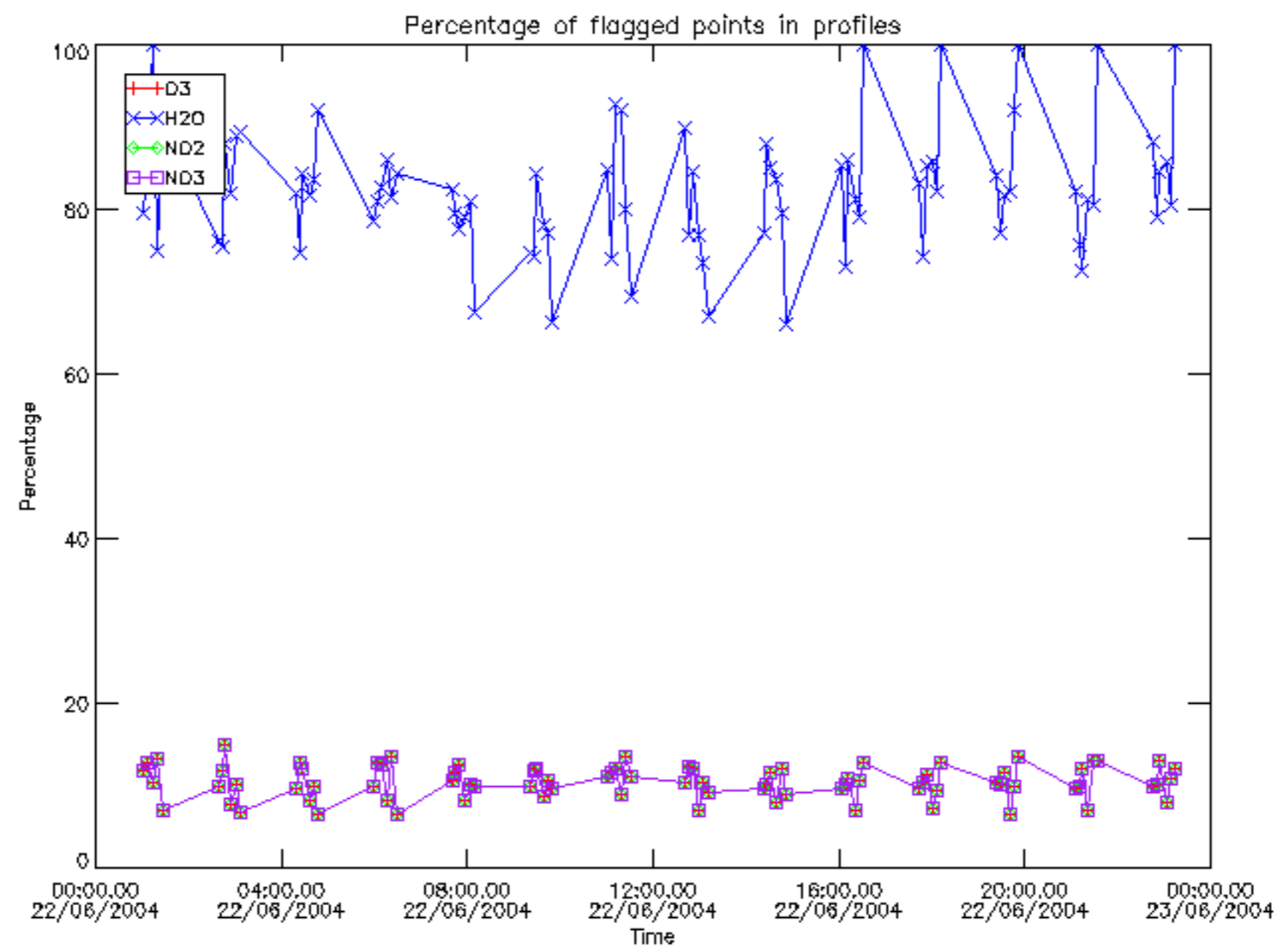




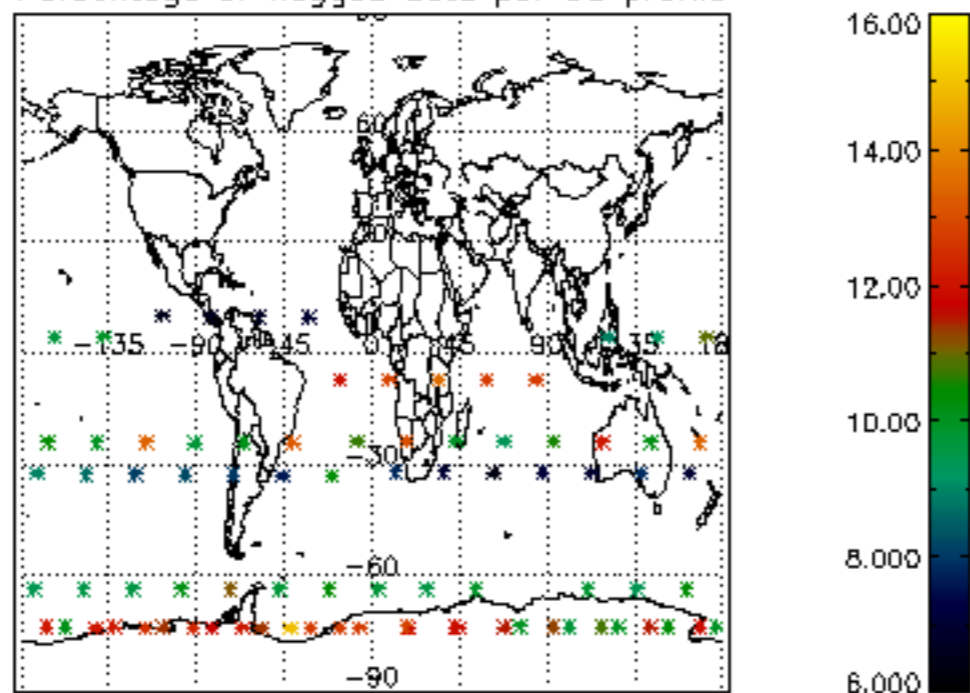




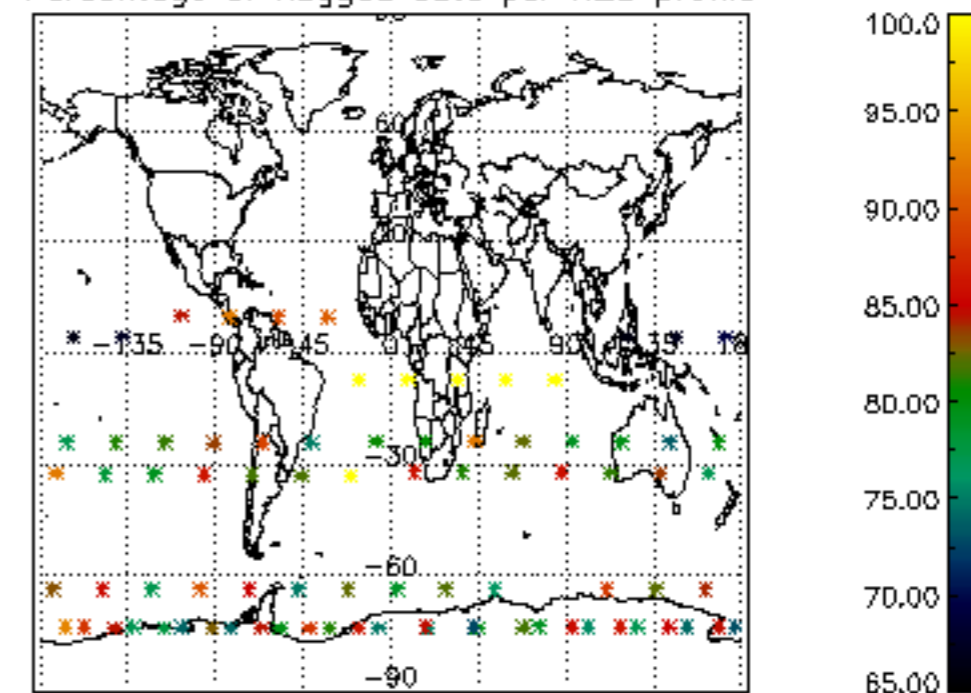




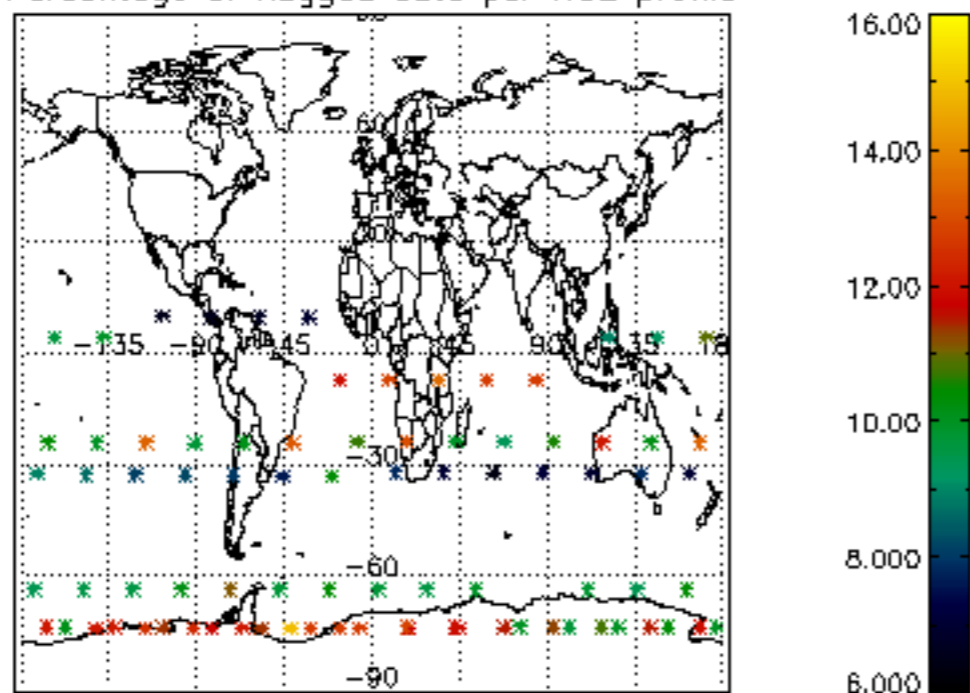
Percentage of flagged data per D3 profile



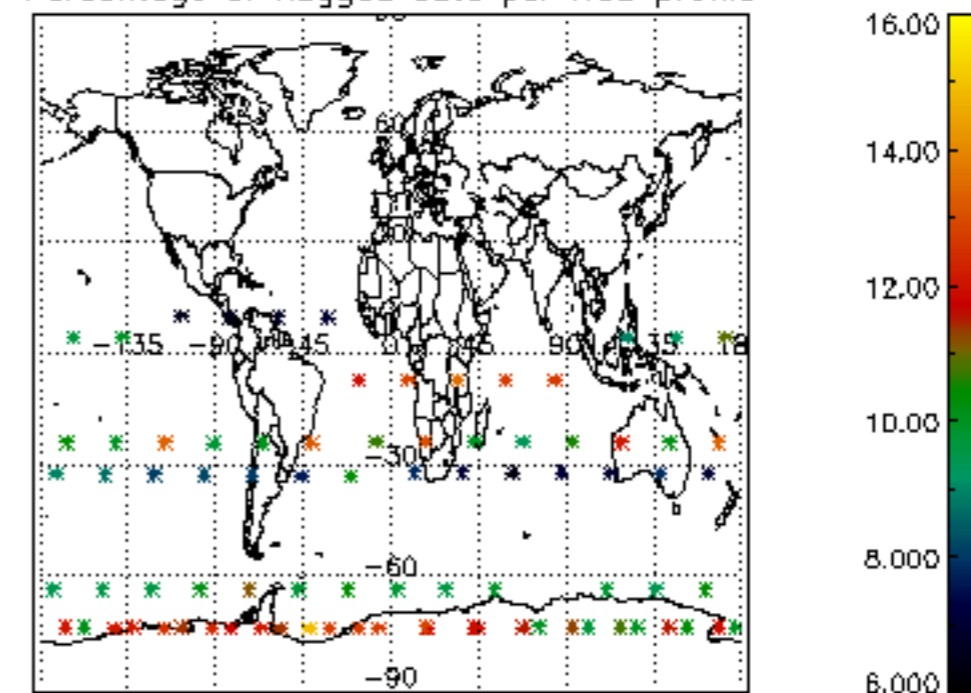
Percentage of flagged data per H2O profile

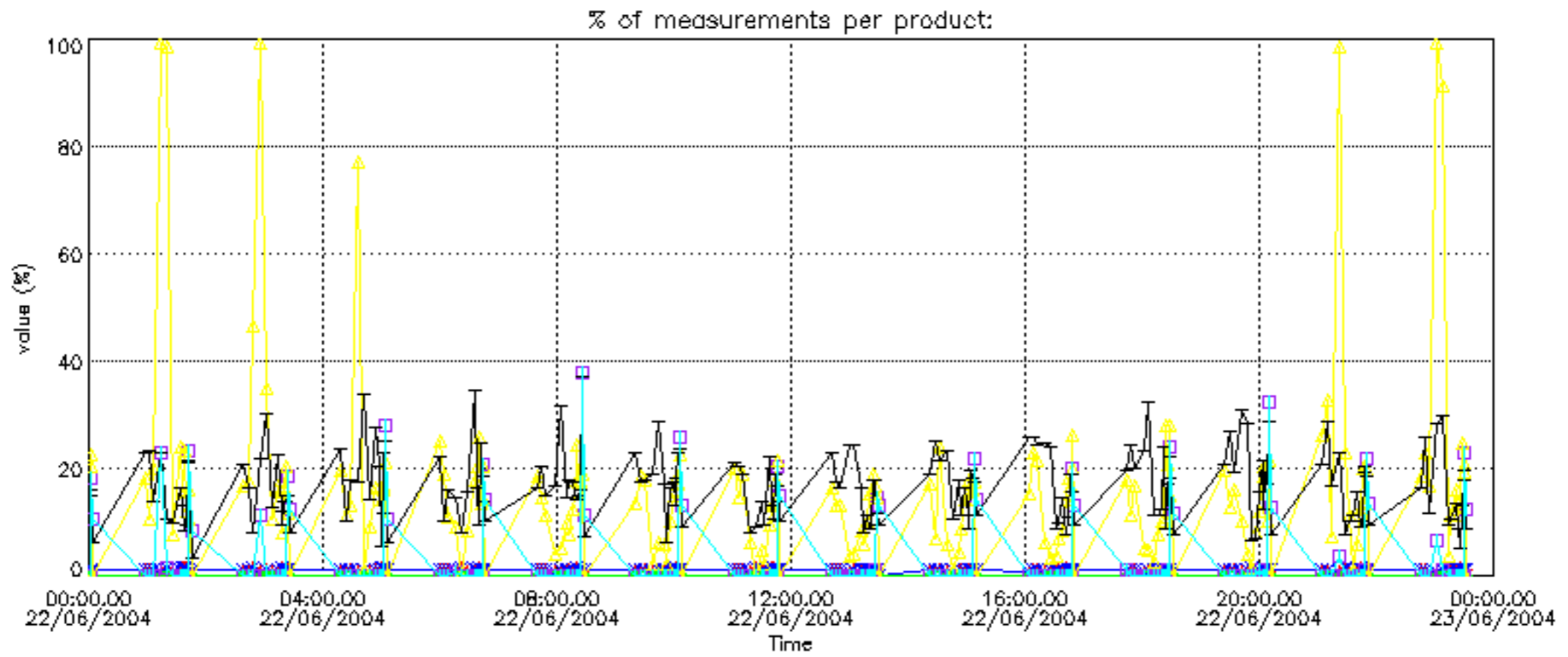


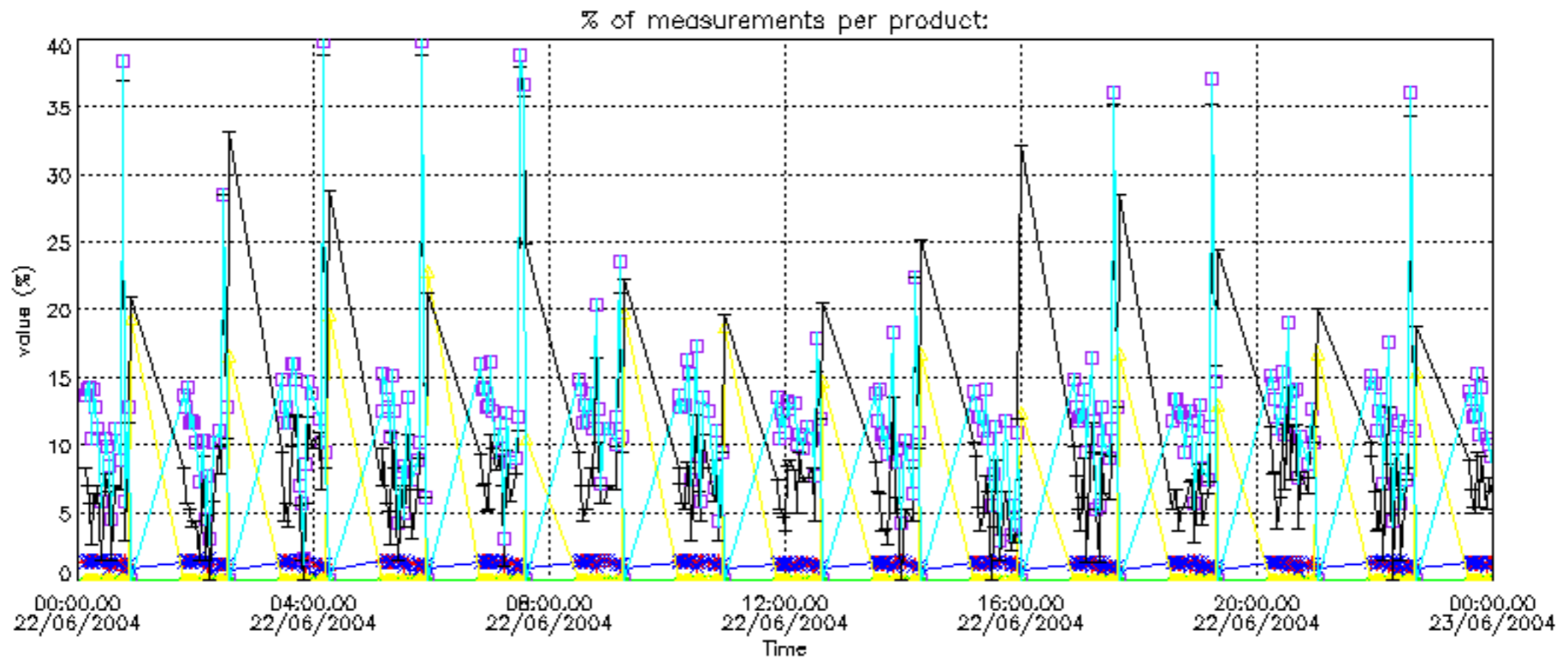
Percentage of flagged data per NO2 profile



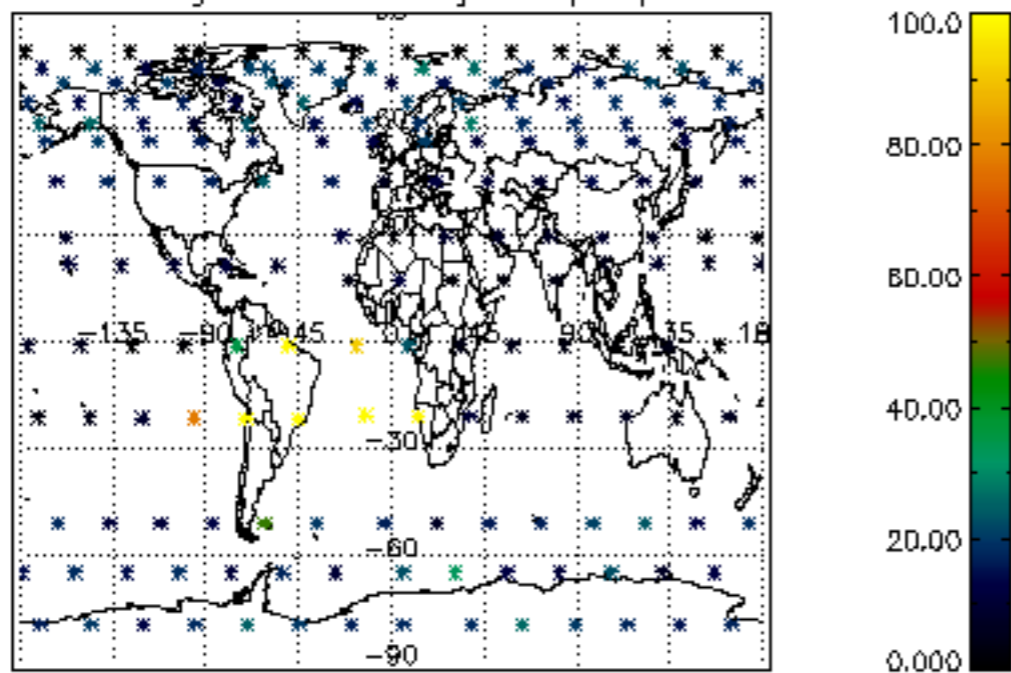
Percentage of flagged data per NO3 profile



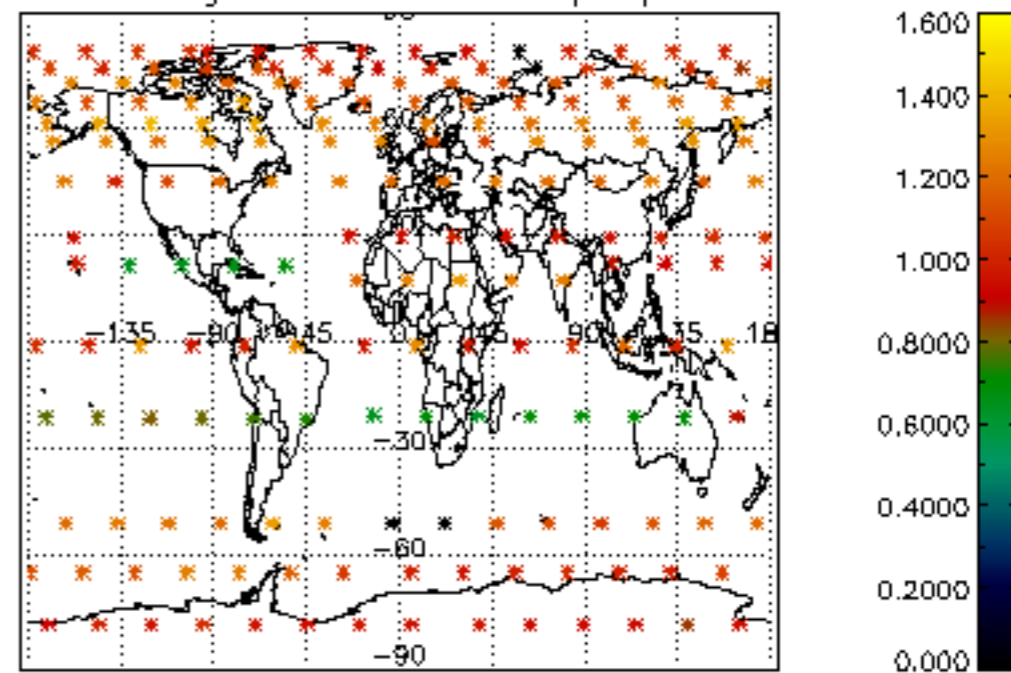




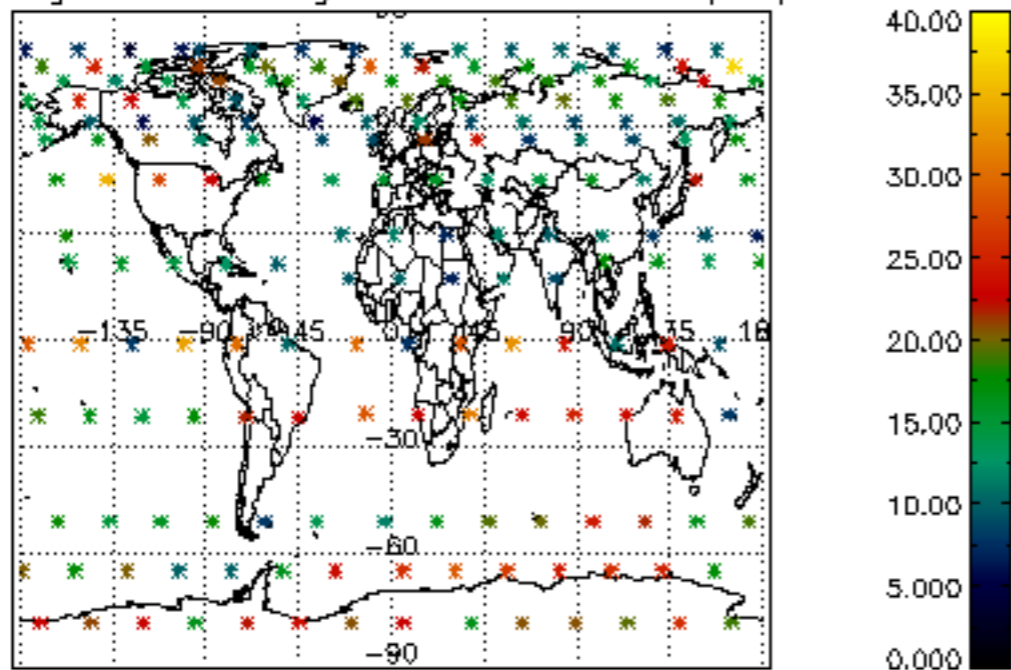
Percentage of cosmic ray hits per profile



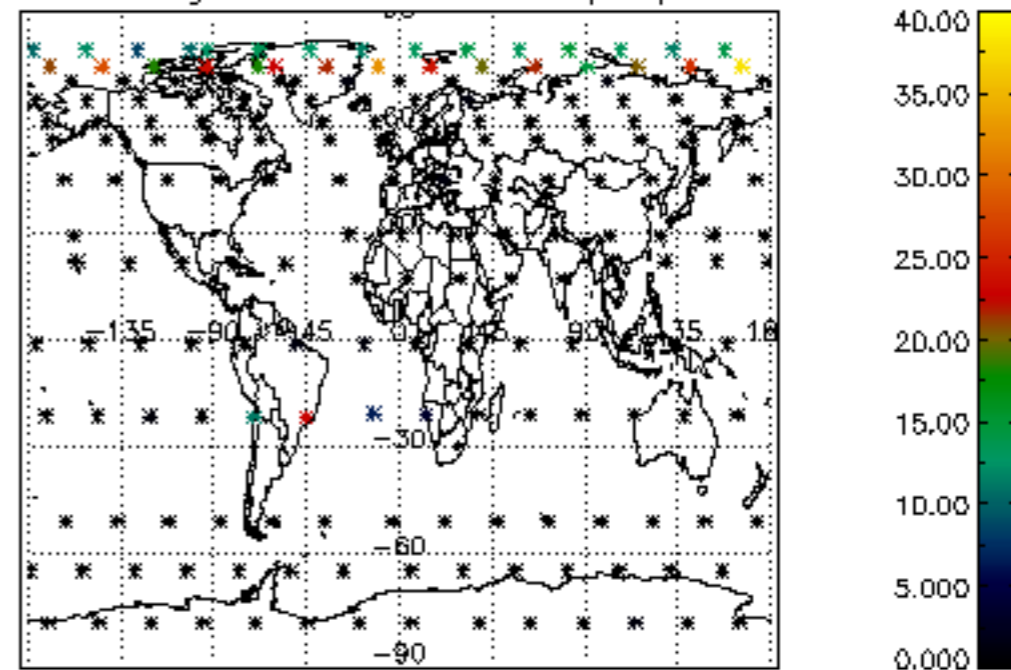
Percentage of datation errors per profile



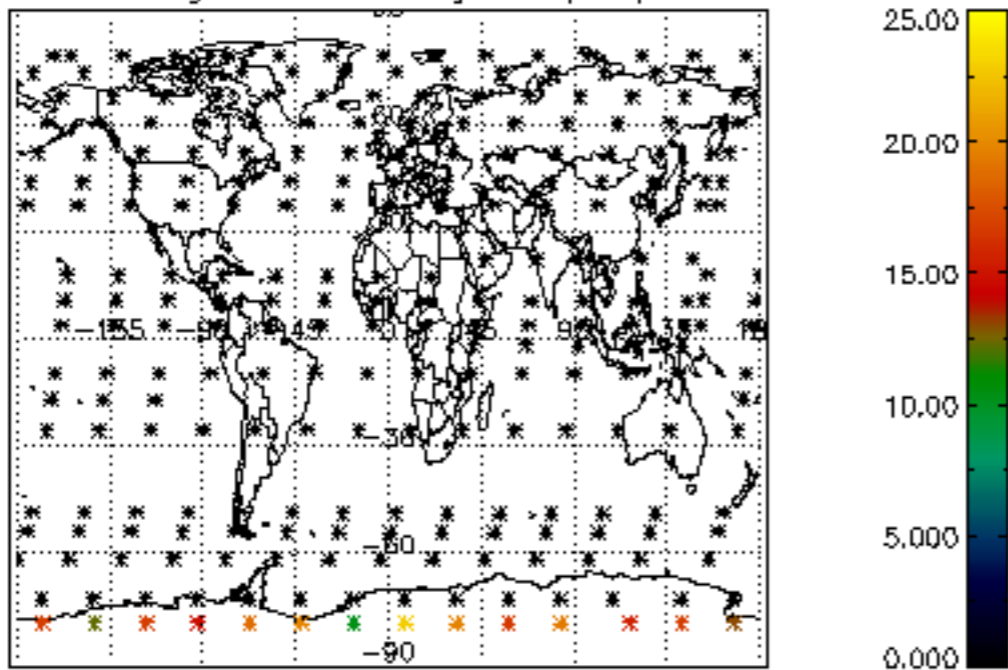
Percentage of star falling outside central band per profile



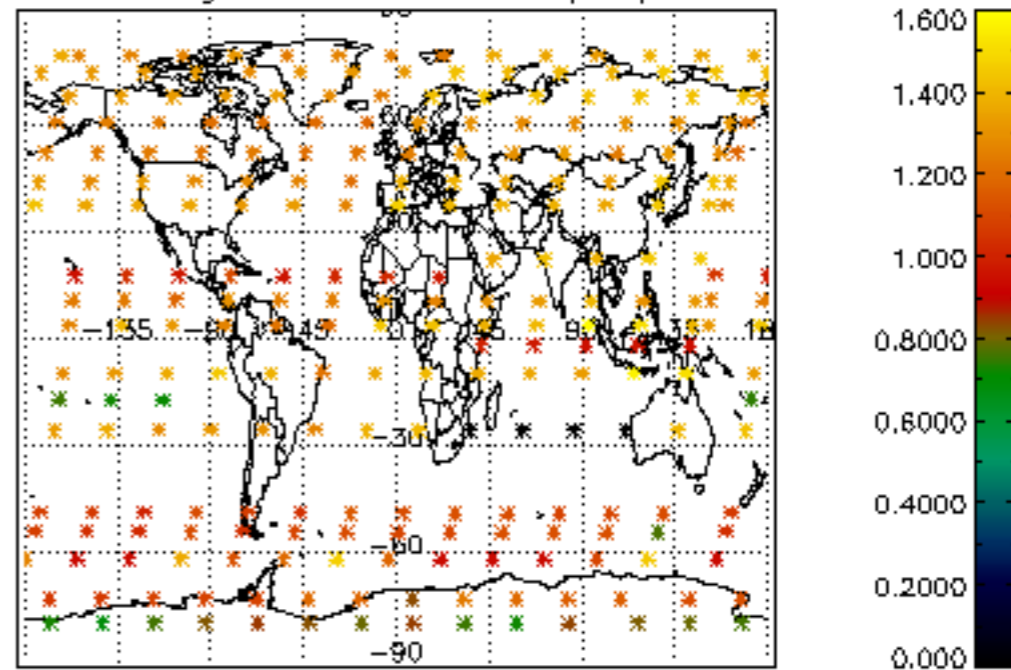
Percentage of saturation errors per profile



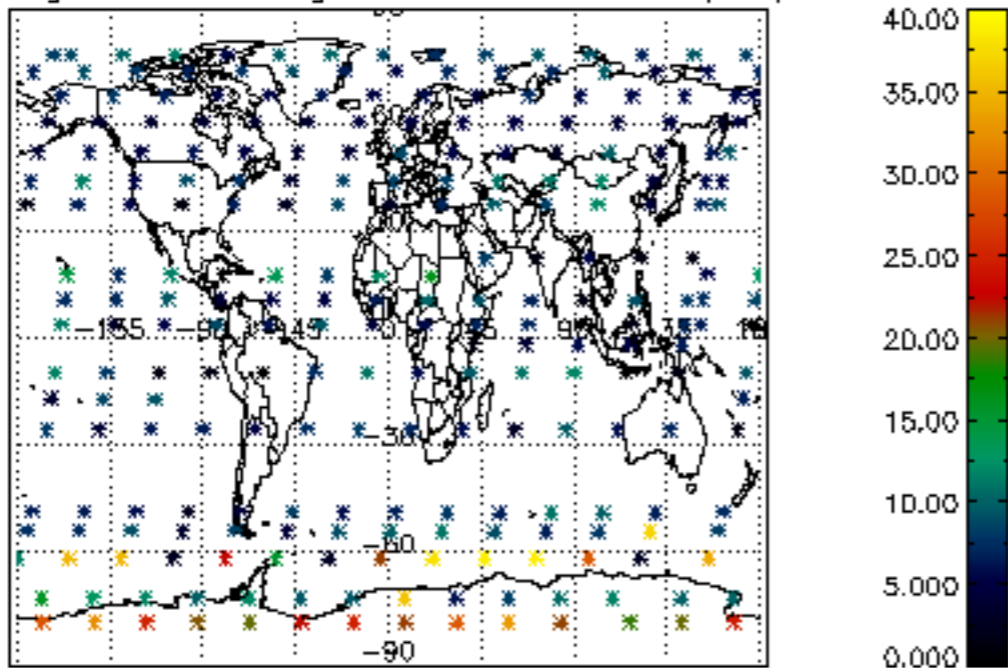
Percentage of cosmic ray hits per profile



Percentage of datation errors per profile



Percentage of star falling outside central band per profile



Percentage of saturation errors per profile

