

GOMOS Level 2 Daily Report

SUMMARY

[1. General Info](#)

[2. Summary of processed GOM_NL_2P products](#)

[3. Level 2 Quality information per product](#)

[3.1 Plot of level 2 quality information per product \(time dependant\)](#)

[3.2 Plot of level 2 quality information per product \(world map\)](#)

[4. Level 1 Quality information per product \(stored on level 2 products\)](#)

[4.1 Plot of level 1 quality information per product \(time dependant\)](#)

[4.1.1 Plot of level 1 quality information per product \(time dependant\): ASCENDING](#)

[4.1.2 Plot of level 1 quality information per product \(time dependant\): DESCENDING](#)

[4.2 Plot of level 1 quality information per product \(world map\)](#)

[4.2.1 Plot of level 1 quality information per product \(world map\): ASCENDING](#)

[4.2.2 Plot of level 1 quality information per product \(world map\): DESCENDING](#)

[5. Ozone profiles based on quality statistics and other trace gas profiles](#)

[5.1 Ozone statistics based on quality of products](#)

[5.2 Plot ozone profiles for all STD \(dark without errors\)](#)

[5.3 Plot ozone profiles where STD < 20% \(dark without errors\)](#)

[5.4. Plot ozone profiles where STD < 10% \(dark without errors\)](#)

[5.5. Plot ozone profiles where STD < 5% \(dark without errors\)](#)

[5.6 Plot NO2 profiles for all STD \(dark without errors\)](#)

[5.7 Plot NO3 profiles for all STD \(dark without errors\)](#)

[5.8 Plot H2O profiles \(only for occultations of stars 1,2,3,4,13,14,16,26,63 dark without errors\) for all STD](#)

[6. Auxiliary Data Files used for the production reported in section 2](#)

This report presents the daily analysis on parameters extracted from GOMOS level 2 data (GOM_NL__2P). It is intended to monitor some important parameters that will impact the quality of these products. A list of level 2 products (and content) that have arrived during the reporting day to the PCF is also given.

Item	Value
Time of report generation	19APR2013 04:44:31
Data source version	GOMOS/6.01
Start time of products	21-06-2004 (21JUN2004 00:00:00)
Stop time of products	22-06-2004 (22JUN2004 00:00:00)
Store outputs in DB	Yes
Nb of level 2 prods	396
Nb of prods with errors	0

2. Summary of processed GOM_NL__2P products.

Nr	Filename	UTC Start time	Limb	Duration	Star Id	Star Name	Star Mag	Star Temp	Nb Meas	Orbit	Prod. error
1	GOM_NL__2PRFIN20040621_000529_000000622027_00488_12065_3992.N1	21-JUN-2004 00:05:29	Dark	62.000	52	16Bet Cet	2.0370	4500.0	124	12065	No
2	GOM_NL__2PRFIN20040621_001127_000000532027_00488_12065_3993.N1	21-JUN-2004 00:11:27	Dark	52.500	9	Alp Eri	0.45300	24000.	105	12065	No
3	GOM_NL__2PRFIN20040621_001722_000000752027_00489_12066_4126.N1	21-JUN-2004 00:17:22	Dark	74.500	18	24Alp PsA	1.1660	9700.0	149	12066	No
4	GOM_NL__2PRFIN20040621_001946_000000512027_00489_12066_4127.N1	21-JUN-2004 00:19:46	Straylight	50.500	31	Alp Gru	1.7340	15200.	101	12066	No
5	GOM_NL__2PRFIN20040621_002206_000000612027_00489_12066_4128.N1	21-JUN-2004 00:22:06	Straylight	60.500	172	Gam Gru	3.0030	13100.	121	12066	No
6	GOM_NL__2PRFIN20040621_002430_000000482027_00489_12066_4129.N1	21-JUN-2004 00:24:30	Straylight	48.000	43	Alp TrA	1.9100	4250.0	96	12066	No
7	GOM_NL__2PRFIN20040621_002740_000000452027_00489_12066_4130.N1	21-JUN-2004 00:27:40	Straylight	44.500	141	Bet Ara	2.8400	4600.0	89	12066	No
8	GOM_NL__2PRFIN20040621_002905_000000412027_00489_12066_4131.N1	21-JUN-2004 00:29:05	Straylight	40.500	147	Alp Ara	2.8770	26000.	81	12066	No
9	GOM_NL__2PRFIN20040621_003050_000000462027_00489_12066_4132.N1	21-JUN-2004 00:30:50	Twilight	45.500	40	The Sco	1.8590	7100.0	91	12066	No
10	GOM_NL__2PRFIN20040621_003230_000000482027_00489_12066_4133.N1	21-JUN-2004 00:32:30	Twilight	47.500	25	35Lam Sco	1.6200	28000.	95	12066	No
11	GOM_NL__2PRFIN20040621_003352_000000492027_00489_12066_4134.N1	21-JUN-2004 00:33:52	Twilight	49.000	116	19Del Sgr	2.7000	4100.0	98	12066	No
12	GOM_NL__2PRFIN20040621_003604_000000542027_00489_12066_4135.N1	21-JUN-2004 00:36:04	Bright	53.500	155	41Pi Sgr	2.9000	6600.0	107	12066	No
13	GOM_NL__2PRFIN20040621_003856_000000402027_00489_12066_4136.N1	21-JUN-2004 00:38:56	Bright	40.000	86	35Eta Oph	2.4300	10200.	80	12066	No
14	GOM_NL__2PRFIN20040621_004039_000000392027_00489_12066_4137.N1	21-JUN-2004 00:40:39	Bright	38.500	98	13Zet Oph	2.5710	30000.	77	12066	No
15	GOM_NL__2PRFIN20040621_004244_000000402027_00489_12066_4138.N1	21-JUN-2004 00:42:44	Bright	40.000	120	1Del Oph	2.7340	3200.0	80	12066	No
16	GOM_NL__2PRFIN20040621_004505_000000432027_00489_12066_4139.N1	21-JUN-2004 00:45:05	Bright	42.500	126	60Bet Oph	2.7700	4250.0	85	12066	No
17	GOM_NL__2PRFIN20040621_004730_000000432027_00489_12066_4140.N1	21-JUN-2004 00:47:30	Bright	42.500	59	55Alp Oph	2.0800	8900.0	85	12066	No
18	GOM_NL__2PRFIN20040621_004947_000000382027_00489_12066_4141.N1	21-JUN-2004 00:49:47	Bright	38.000	127	27Bet Her	2.7810	4700.0	76	12066	No
19	GOM_NL__2PRFIN20040621_005132_000000382027_00489_12066_4142.N1	21-JUN-2004 00:51:32	Bright	38.000	67	5Alp CrB	2.2210	11000.	76	12066	No
20	GOM_NL__2PRFIN20040621_005546_000000382027_00489_12066_4143.N1	21-JUN-2004 00:55:46	Bright	38.000	180	27Gam Boo	3.0400	8000.0	76	12066	No
21	GOM_NL__2PRFIN20040621_005730_000000472027_00489_12066_4144.N1	21-JUN-2004 00:57:30	Bright	47.000	5	3Alp Lyr	0.033000	11000.	94	12066	No
22	GOM_NL__2PRFIN20040621_005913_000000402027_00489_12066_4145.N1	21-JUN-2004 00:59:13	Bright	39.500	130	23Bet Dra	2.7990	5800.0	79	12066	No
23	GOM_NL__2PRFIN20040621_010107_000000392027_00489_12066_4146.N1	21-JUN-2004 01:01:07	Bright	39.000	119	14Eta Dra	2.7270	4700.0	78	12066	No
24	GOM_NL__2PRFIN20040621_010447_000000372027_00489_12066_4147.N1	21-JUN-2004 01:04:47	Bright	36.500	60	7Bet UMi	2.0810	3950.0	73	12066	No
25	GOM_NL__2PRFIN20040621_010918_000000392027_00489_12066_4148.N1	21-JUN-2004 01:09:18	Bright	39.000	49	1Alp UMi	1.9900	6300.0	78	12066	No
26	GOM_NL__2PRFIN20040621_011601_000000492027_00489_12066_4149.N1	21-JUN-2004 01:16:01	Bright	49.000	74	11Bet Cas	2.2680	6600.0	98	12066	No
27	GOM_NL__2PRFIN20040621_011733_000000472027_00489_12066_4150.N1	21-JUN-2004 01:17:33	Bright	47.000	68	18Alp Cas	2.2250	4500.0	94	12066	No
28	GOM_NL__2PRFIN20040621_011938_000000372027_00489_12066_4151.N1	21-JUN-2004 01:19:38	Bright	37.000	160	23Gam Per	2.9300	4700.0	74	12066	No
29	GOM_NL__2PRFIN20040621_012304_000000442027_00489_12066_4152.N1	21-JUN-2004 01:23:04	Bright	43.500	73	57Gam1And	2.2600	13100.	87	12066	No
30	GOM_NL__2PRFIN20040621_012528_000000622027_00489_12066_4153.N1	21-JUN-2004 01:25:28	Twilight	62.000	53	43Bet And	2.0480	3300.0	124	12066	No
31	GOM_NL__2PRFIN20040621_012913_000000612027_00489_12066_4154.N1	21-JUN-2004 01:29:13	Twilight	60.500	50	13Alp Ari	2.0070	4250.0	121	12066	No
32	GOM_NL__2PRFIN20040621_013400_000000482027_00489_12066_4155.N1	21-JUN-2004 01:34:00	Dark	47.500	94	92Alp Cet	2.5260	3100.0	95	12066	No
33	GOM_NL__2PRFIN20040621_013806_000000402027_00489_12066_4156.N1	21-JUN-2004 01:38:06	Dark	39.500	165	34Gam Eri	2.9500	3200.0	79	12066	No
34	GOM_NL__2PRFIN20040621_014606_000000662027_00489_12066_4157.N1	21-JUN-2004 01:46:06	Dark	66.000	52	16Bet Cet	2.0370	4500.0	132	12066	No
35	GOM_NL__2PRFIN20040621_015202_000000532027_00489_12066_4158.N1	21-JUN-2004 01:52:02	Dark	53.000	9	Alp Eri	0.45300	24000.	106	12066	No
36	GOM_NL__2PRFIN20040621_015800_000000852027_00490_12067_4011.N1	21-JUN-2004 01:58:00	Dark	85.000	18	24Alp PsA	1.1660	9700.0	170	12067	No
37	GOM_NL__2PRFIN20040621_020023_000000522027_00490_12067_4012.N1	21-JUN-2004 02:00:23	Straylight	52.000	31	Alp Gru	1.7340	15200.	104	12067	No
38	GOM_NL__2PRFIN20040621_020243_000000612027_00490_12067_4013.N1	21-JUN-2004 02:02:43	Straylight	61.000	172	Gam Gru	3.0030	13100.	122	12067	No
39	GOM_NL__2PRFIN20040621_020506_000000452027_00490_12067_4014.N1	21-JUN-2004 02:05:06	Straylight	45.000	43	Alp TrA	1.9100	4250.0	90	12067	No
40	GOM_NL__2PRFIN20040621_020814_000000472027_00490_12067_4015.N1	21-JUN-2004 02:08:14	Straylight	47.000	141	Bet Ara	2.8400	4600.0	94	12067	No
41	GOM_NL__2PRFIN20040621_020941_000000402027_00490_12067_4016.N1	21-JUN-2004 02:09:41	Straylight	39.500	147	Alp Ara	2.8770	26000.	79	12067	No
42	GOM_NL__2PRFIN20040621_021127_000000472027_00490_12067_4017.N1	21-JUN-2004 02:11:27	Twilight	47.000	40	The Sco	1.8590	7100.0	94	12067	No

43	GOM_NL__2PRFIN20040621_021308_000000472027_00490_12067_4018.N1	21-JUN-2004 02:13:08	Twilight	46.500	25	35Lam Sco	1.6200	28000.	93	12067	No
44	GOM_NL__2PRFIN20040621_021429_000000472027_00490_12067_4019.N1	21-JUN-2004 02:14:29	Twilight	47.000	116	19Del Sgr	2.7000	4100.0	94	12067	No
45	GOM_NL__2PRFIN20040621_021640_000000532027_00490_12067_4020.N1	21-JUN-2004 02:16:40	Bright	52.500	155	41Pi Sgr	2.9000	6600.0	105	12067	No
46	GOM_NL__2PRFIN20040621_021932_000000412027_00490_12067_4021.N1	21-JUN-2004 02:19:32	Bright	40.500	86	35Eta Oph	2.4300	10200.	81	12067	No
47	GOM_NL__2PRFIN20040621_022113_000000412027_00490_12067_4022.N1	21-JUN-2004 02:21:13	Bright	40.500	98	13Zet Oph	2.5710	30000.	81	12067	No
48	GOM_NL__2PRFIN20040621_022322_000000392027_00490_12067_4023.N1	21-JUN-2004 02:23:22	Bright	38.500	120	1Del Oph	2.7340	3200.0	77	12067	No
49	GOM_NL__2PRFIN20040621_022541_000000422027_00490_12067_4024.N1	21-JUN-2004 02:25:41	Bright	41.500	126	60Bet Oph	2.7700	4250.0	83	12067	No
50	GOM_NL__2PRFIN20040621_022807_000000412027_00490_12067_4025.N1	21-JUN-2004 02:28:07	Bright	40.500	59	55Alp Oph	2.0800	8900.0	81	12067	No
51	GOM_NL__2PRFIN20040621_023022_000000372027_00490_12067_4026.N1	21-JUN-2004 02:30:22	Bright	37.000	127	27Bet Her	2.7810	4700.0	74	12067	No
52	GOM_NL__2PRFIN20040621_023207_000000412027_00490_12067_4027.N1	21-JUN-2004 02:32:07	Bright	40.500	67	5Alp CrB	2.2210	11000.	81	12067	No
53	GOM_NL__2PRFIN20040621_023622_000000372027_00490_12067_4028.N1	21-JUN-2004 02:36:22	Bright	37.000	180	27Gam Boo	3.0400	8000.0	74	12067	No
54	GOM_NL__2PRFIN20040621_023804_000000522027_00490_12067_4029.N1	21-JUN-2004 02:38:04	Bright	51.500	5	3Alp Lyr	0.033000	11000.	103	12067	No
55	GOM_NL__2PRFIN20040621_023949_000000402027_00490_12067_4030.N1	21-JUN-2004 02:39:49	Bright	39.500	130	23Bet Dra	2.7990	5800.0	79	12067	No
56	GOM_NL__2PRFIN20040621_024142_000000372027_00490_12067_4031.N1	21-JUN-2004 02:41:42	Bright	37.000	119	14Eta Dra	2.7270	4700.0	74	12067	No
57	GOM_NL__2PRFIN20040621_024523_000000402027_00490_12067_4032.N1	21-JUN-2004 02:45:23	Bright	39.500	60	7Bet UMi	2.0810	3950.0	79	12067	No
58	GOM_NL__2PRFIN20040621_024952_000000392027_00490_12067_4033.N1	21-JUN-2004 02:49:52	Bright	39.000	49	1Alp UMi	1.9900	6300.0	78	12067	No
59	GOM_NL__2PRFIN20040621_025637_000000472027_00490_12067_4034.N1	21-JUN-2004 02:56:37	Bright	46.500	74	11Bet Cas	2.2680	6600.0	93	12067	No
60	GOM_NL__2PRFIN20040621_025808_000000482027_00490_12067_4035.N1	21-JUN-2004 02:58:08	Bright	47.500	68	18Alp Cas	2.2250	4500.0	95	12067	No
61	GOM_NL__2PRFIN20040621_030014_000000362027_00490_12067_4036.N1	21-JUN-2004 03:00:14	Bright	36.000	160	23Gam Per	2.9300	4700.0	72	12067	No
62	GOM_NL__2PRFIN20040621_030340_000000462027_00490_12067_4037.N1	21-JUN-2004 03:03:40	Bright	45.500	73	57Gam1And	2.2600	13100.	91	12067	No
63	GOM_NL__2PRFIN20040621_030605_000000622027_00490_12067_4038.N1	21-JUN-2004 03:06:05	Twilight	62.000	53	43Bet And	2.0480	3300.0	124	12067	No
64	GOM_NL__2PRFIN20040621_030948_000000542027_00490_12067_4039.N1	21-JUN-2004 03:09:48	Twilight	54.000	50	13Alp Ari	2.0070	4250.0	108	12067	No
65	GOM_NL__2PRFIN20040621_031437_000000432027_00490_12067_4040.N1	21-JUN-2004 03:14:37	Dark	42.500	94	92Alp Cet	2.5260	3100.0	85	12067	No
66	GOM_NL__2PRFIN20040621_031842_000000382027_00490_12067_4041.N1	21-JUN-2004 03:18:42	Dark	37.500	165	34Gam Eri	2.9500	3200.0	75	12067	No
67	GOM_NL__2PRFIN20040621_032644_000000662027_00490_12067_4042.N1	21-JUN-2004 03:26:44	Dark	65.500	52	16Bet Cet	2.0370	4500.0	131	12067	No
68	GOM_NL__2PRFIN20040621_033239_000000452027_00490_12067_4043.N1	21-JUN-2004 03:32:39	Dark	45.000	9	Alp Eri	0.45300	24000.	90	12067	No
69	GOM_NL__2PRFIN20040621_033837_000000772027_00491_12068_4011.N1	21-JUN-2004 03:38:37	Dark	76.500	18	24Alp PsA	1.1660	9700.0	153	12068	No
70	GOM_NL__2PRFIN20040621_034059_000000532027_00491_12068_4012.N1	21-JUN-2004 03:40:59	Straylight	52.500	31	Alp Gru	1.7340	15200.	105	12068	No
71	GOM_NL__2PRFIN20040621_034320_000000642027_00491_12068_4013.N1	21-JUN-2004 03:43:20	Straylight	64.000	172	Gam Gru	3.0030	13100.	128	12068	No
72	GOM_NL__2PRFIN20040621_034542_000000422027_00491_12068_4014.N1	21-JUN-2004 03:45:42	Straylight	42.000	43	Alp TrA	1.9100	4250.0	84	12068	No
73	GOM_NL__2PRFIN20040621_034853_000000412027_00491_12068_4015.N1	21-JUN-2004 03:48:53	Straylight	41.000	141	Bet Ara	2.8400	4600.0	82	12068	No
74	GOM_NL__2PRFIN20040621_035015_000000432027_00491_12068_4016.N1	21-JUN-2004 03:50:15	Straylight	43.000	147	Alp Ara	2.8770	26000.	86	12068	No
75	GOM_NL__2PRFIN20040621_035203_000000462027_00491_12068_4017.N1	21-JUN-2004 03:52:03	Twilight	45.500	40	The Sco	1.8590	7100.0	91	12068	No
76	GOM_NL__2PRFIN20040621_035344_000000422027_00491_12068_4018.N1	21-JUN-2004 03:53:44	Twilight	42.000	25	35Lam Sco	1.6200	28000.	84	12068	No
77	GOM_NL__2PRFIN20040621_035505_000000592027_00491_12068_4019.N1	21-JUN-2004 03:55:05	Twilight	59.000	116	19Del Sgr	2.7000	4100.0	118	12068	No
78	GOM_NL__2PRFIN20040621_035714_000000572027_00491_12068_4020.N1	21-JUN-2004 03:57:14	Bright	56.500	155	41Pi Sgr	2.9000	6600.0	113	12068	No
79	GOM_NL__2PRFIN20040621_040009_000000402027_00491_12068_4021.N1	21-JUN-2004 04:00:09	Bright	39.500	86	35Eta Oph	2.4300	10200.	79	12068	No
80	GOM_NL__2PRFIN20040621_040152_000000392027_00491_12068_4022.N1	21-JUN-2004 04:01:52	Bright	39.000	98	13Zet Oph	2.5710	30000.	78	12068	No
81	GOM_NL__2PRFIN20040621_040358_000000392027_00491_12068_4023.N1	21-JUN-2004 04:03:58	Bright	38.500	120	1Del Oph	2.7340	3200.0	77	12068	No
82	GOM_NL__2PRFIN20040621_040617_000000422027_00491_12068_4024.N1	21-JUN-2004 04:06:17	Bright	41.500	126	60Bet Oph	2.7700	4250.0	83	12068	No
83	GOM_NL__2PRFIN20040621_040843_000000412027_00491_12068_4025.N1	21-JUN-2004 04:08:43	Bright	40.500	59	55Alp Oph	2.0800	8900.0	81	12068	No
84	GOM_NL__2PRFIN20040621_041059_000000392027_00491_12068_4026.N1	21-JUN-2004 04:10:59	Bright	38.500	127	27Bet Her	2.7810	4700.0	77	12068	No
85	GOM_NL__2PRFIN20040621_041245_000000382027_00491_12068_4027.N1	21-JUN-2004 04:12:45	Bright	38.000	67	5Alp CrB	2.2210	11000.	76	12068	No
86	GOM_NL__2PRFIN20040621_041658_000000412027_00491_12068_4028.N1	21-JUN-2004 04:16:58	Bright	40.500	180	27Gam Boo	3.0400	8000.0	81	12068	No
87	GOM_NL__2PRFIN20040621_041839_000000552027_00491_12068_4029.N1	21-JUN-2004 04:18:39	Bright	55.000	5	3Alp Lyr	0.033000	11000.	110	12068	No
88	GOM_NL__2PRFIN20040621_042025_000000402027_00491_12068_4030.N1	21-JUN-2004 04:20:25	Bright	40.000	130	23Bet Dra	2.7990	5800.0	80	12068	No
89	GOM_NL__2PRFIN20040621_042219_000000382027_00491_12068_4031.N1	21-JUN-2004 04:22:19	Bright	37.500	119	14Eta Dra	2.7270	4700.0	75	12068	No
90	GOM_NL__2PRFIN20040621_042600_000000392027_00491_12068_4032.N1	21-JUN-2004 04:26:00	Bright	39.000	60	7Bet UMi	2.0810	3950.0	78	12068	No
91	GOM_NL__2PRFIN20040621_043031_000000382027_00491_12068_4033.N1	21-JUN-2004 04:30:31	Bright	37.500	49	1Alp UMi	1.9900	6300.0	75	12068	No
92	GOM_NL__2PRFIN20040621_043713_000000472027_00491_12068_4034.N1	21-JUN-2004 04:37:13	Bright	47.000	74	11Bet Cas	2.2680	6600.0	94	12068	No
93	GOM_NL__2PRFIN20040621_043844_000000472027_00491_12068_4035.N1	21-JUN-2004 04:38:44	Bright	47.000	68	18Alp Cas	2.2250	4500.0	94	12068	No
94	GOM_NL__2PRFIN20040621_044050_000000532027_00491_12068_4036.N1	21-JUN-2004 04:40:50	Bright	52.500	160	23Gam Per	2.9300	4700.0	105	12068	No
95	GOM_NL__2PRFIN20040621_061748_000000492027_00492_12069_4011.N1	21-JUN-2004 06:17:48	Bright	48.500	74	11Bet Cas	2.2680	6600.0	97	12069	No
96	GOM_NL__2PRFIN20040621_061919_000000472027_00492_12069_4012.N1	21-JUN-2004 06:19:19	Bright	47.000	68	18Alp Cas	2.2250	4500.0	94	12069	No
97	GOM_NL__2PRFIN20040621_062126_000000532027_00492_12069_4013.N1	21-JUN-2004 06:21:26	Bright	53.000	160	23Gam Per	2.9300	4700.0	106	12069	No
98	GOM_NL__2PRFIN20040621_062452_000000462027_00492_12069_4014.N1	21-JUN-2004 06:24:52	Bright	46.000	73	57Gam1And	2.2600	13100.	92	12069	No
99	GOM_NL__2PRFIN20040621_062716_000000652027_00492_12069_4015.N1	21-JUN-2004 06:27:16	Twilight	64.500	53	43Bet And	2.0480	3300.0	129	12069	No
100	GOM_NL__2PRFIN20040621_063101_000000562027_00492_12069_4016.N1	21-JUN-2004 06:31:01	Twilight	55.500	50	13Alp Ari	2.0070	4250.0	111	12069	No
101	GOM_NL__2PRFIN20040621_063547_000000452027_00492_12069_4017.N1	21-JUN-2004 06:35:47	Dark	44.500	94	92Alp Cet	2.5260	3100.0	89	12069	No

102	GOM_NL__2PRFIN20040621_063954_000000412027_00492_12069_4018.N1	21-JUN-2004 06:39:54	Dark	41.000	165	34Gam Eri	2.9500	3200.0	82	12069	No
103	GOM_NL__2PRFIN20040621_064759_000000752027_00492_12069_4019.N1	21-JUN-2004 06:47:59	Dark	74.500	52	16Bet Cet	2.0370	4500.0	149	12069	No
104	GOM_NL__2PRFIN20040621_065353_000000452027_00492_12069_4020.N1	21-JUN-2004 06:53:53	Dark	45.000	9	Alp Eri	0.45300	24000.	90	12069	No
105	GOM_NL__2PRFIN20040621_065953_000000792027_00493_12070_4011.N1	21-JUN-2004 06:59:53	Dark	78.500	18	24Alp PsA	1.1660	9700.0	157	12070	No
106	GOM_NL__2PRFIN20040621_070213_000000572027_00493_12070_4012.N1	21-JUN-2004 07:02:13	Straylight	56.500	31	Alp Gru	1.7340	15200.	113	12070	No
107	GOM_NL__2PRFIN20040621_070532_000000432027_00493_12070_4013.N1	21-JUN-2004 07:05:32	Straylight	43.000	45	Alp Pav	1.9400	26000.	86	12070	No
108	GOM_NL__2PRFIN20040621_071006_000000412027_00493_12070_4014.N1	21-JUN-2004 07:10:06	Straylight	41.000	141	Bet Ara	2.8400	4600.0	82	12070	No
109	GOM_NL__2PRFIN20040621_071130_000000422027_00493_12070_4015.N1	21-JUN-2004 07:11:30	Straylight	41.500	147	Alp Ara	2.8770	26000.	83	12070	No
110	GOM_NL__2PRFIN20040621_071316_000000432027_00493_12070_4016.N1	21-JUN-2004 07:13:16	Tw_i_and_stray	43.000	40	The Sco	1.8590	7100.0	86	12070	No
111	GOM_NL__2PRFIN20040621_071458_000000462027_00493_12070_4017.N1	21-JUN-2004 07:14:58	Tw_i_and_stray	45.500	25	35Lam Sco	1.6200	28000.	91	12070	No
112	GOM_NL__2PRFIN20040621_071618_000000492027_00493_12070_4018.N1	21-JUN-2004 07:16:18	Tw_i_and_stray	48.500	116	19Del Sgr	2.7000	4100.0	97	12070	No
113	GOM_NL__2PRFIN20040621_071829_000000522027_00493_12070_4019.N1	21-JUN-2004 07:18:29	Bright	51.500	155	41Pi Sgr	2.9000	6600.0	103	12070	No
114	GOM_NL__2PRFIN20040621_072121_000000402027_00493_12070_4020.N1	21-JUN-2004 07:21:21	Bright	40.000	86	35Eta Oph	2.4300	10200.	80	12070	No
115	GOM_NL__2PRFIN20040621_072305_000000372027_00493_12070_4021.N1	21-JUN-2004 07:23:05	Bright	36.500	98	13Zet Oph	2.5710	30000.	73	12070	No
116	GOM_NL__2PRFIN20040621_072511_000000372027_00493_12070_4022.N1	21-JUN-2004 07:25:11	Bright	37.000	120	1Del Oph	2.7340	3200.0	74	12070	No
117	GOM_NL__2PRFIN20040621_072729_000000422027_00493_12070_4023.N1	21-JUN-2004 07:27:29	Bright	42.000	126	60Bet Oph	2.7700	4250.0	84	12070	No
118	GOM_NL__2PRFIN20040621_072955_000000412027_00493_12070_4024.N1	21-JUN-2004 07:29:55	Bright	40.500	59	55Alp Oph	2.0800	8900.0	81	12070	No
119	GOM_NL__2PRFIN20040621_073211_000000392027_00493_12070_4025.N1	21-JUN-2004 07:32:11	Bright	38.500	127	27Bet Her	2.7810	4700.0	77	12070	No
120	GOM_NL__2PRFIN20040621_073359_000000372027_00493_12070_4026.N1	21-JUN-2004 07:33:59	Bright	37.000	67	5Alp CrB	2.2210	11000.	74	12070	No
121	GOM_NL__2PRFIN20040621_073812_000000362027_00493_12070_4027.N1	21-JUN-2004 07:38:12	Bright	36.000	180	27Gam Boo	3.0400	8000.0	72	12070	No
122	GOM_NL__2PRFIN20040621_074137_000000412027_00493_12070_4028.N1	21-JUN-2004 07:41:37	Bright	41.000	130	23Bet Dra	2.7990	5800.0	82	12070	No
123	GOM_NL__2PRFIN20040621_074331_000000382027_00493_12070_4029.N1	21-JUN-2004 07:43:31	Bright	37.500	119	14Eta Dra	2.7270	4700.0	75	12070	No
124	GOM_NL__2PRFIN20040621_074713_000000392027_00493_12070_4030.N1	21-JUN-2004 07:47:13	Bright	38.500	60	7Bet UMi	2.0810	3950.0	77	12070	No
125	GOM_NL__2PRFIN20040621_075143_000000382027_00493_12070_4031.N1	21-JUN-2004 07:51:43	Bright	37.500	49	1Alp UMi	1.9900	6300.0	75	12070	No
126	GOM_NL__2PRFIN20040621_075825_000000472027_00493_12070_4032.N1	21-JUN-2004 07:58:25	Bright	46.500	74	11Bet Cas	2.2680	6600.0	93	12070	No
127	GOM_NL__2PRFIN20040621_075956_000000452027_00493_12070_4033.N1	21-JUN-2004 07:59:56	Bright	44.500	68	18Alp Cas	2.2250	4500.0	89	12070	No
128	GOM_NL__2PRFIN20040621_080202_000000432027_00493_12070_4034.N1	21-JUN-2004 08:02:02	Bright	42.500	160	23Gam Per	2.9300	4700.0	85	12070	No
129	GOM_NL__2PRFIN20040621_080530_000000452027_00493_12070_4035.N1	21-JUN-2004 08:05:30	Bright	45.000	73	57Gam1And	2.2600	13100.	90	12070	No
130	GOM_NL__2PRFIN20040621_080755_000000592027_00493_12070_4036.N1	21-JUN-2004 08:07:55	Tw_i_and_stray	59.000	53	43Bet And	2.0480	3300.0	118	12070	No
131	GOM_NL__2PRFIN20040621_081139_000000522027_00493_12070_4037.N1	21-JUN-2004 08:11:39	Twilight	51.500	50	13Alp Ari	2.0070	4250.0	103	12070	No
132	GOM_NL__2PRFIN20040621_081627_000000392027_00493_12070_4038.N1	21-JUN-2004 08:16:27	Dark	38.500	94	92Alp Cet	2.5260	3100.0	77	12070	No
133	GOM_NL__2PRFIN20040621_082032_000000432027_00493_12070_4039.N1	21-JUN-2004 08:20:32	Dark	42.500	165	34Gam Eri	2.9500	3200.0	85	12070	No
134	GOM_NL__2PRFIN20040621_082838_000000622027_00493_12070_4040.N1	21-JUN-2004 08:28:38	Dark	62.000	52	16Bet Cet	2.0370	4500.0	124	12070	No
135	GOM_NL__2PRFIN20040621_083431_000000482027_00493_12070_4041.N1	21-JUN-2004 08:34:31	Dark	47.500	9	Alp Eri	0.45300	24000.	95	12070	No
136	GOM_NL__2PRFIN20040621_084032_000000742027_00494_12071_4011.N1	21-JUN-2004 08:40:32	Dark	74.000	18	24Alp PsA	1.1660	9700.0	148	12071	No
137	GOM_NL__2PRFIN20040621_084252_000000512027_00494_12071_4012.N1	21-JUN-2004 08:42:52	Straylight	51.000	31	Alp Gru	1.7340	15200.	102	12071	No
138	GOM_NL__2PRFIN20040621_084610_000000432027_00494_12071_4013.N1	21-JUN-2004 08:46:10	Straylight	42.500	45	Alp Pav	1.9400	26000.	85	12071	No
139	GOM_NL__2PRFIN20040621_085044_000000402027_00494_12071_4014.N1	21-JUN-2004 08:50:44	Straylight	39.500	141	Bet Ara	2.8400	4600.0	79	12071	No
140	GOM_NL__2PRFIN20040621_085208_000000392027_00494_12071_4015.N1	21-JUN-2004 08:52:08	Straylight	39.000	147	Alp Ara	2.8770	26000.	78	12071	No
141	GOM_NL__2PRFIN20040621_085355_000000422027_00494_12071_4016.N1	21-JUN-2004 08:53:55	Tw_i_and_stray	41.500	40	The Sco	1.8590	7100.0	83	12071	No
142	GOM_NL__2PRFIN20040621_085536_000000432027_00494_12071_4017.N1	21-JUN-2004 08:55:36	Tw_i_and_stray	43.000	25	35Lam Sco	1.6200	28000.	86	12071	No
143	GOM_NL__2PRFIN20040621_085656_000000452027_00494_12071_4018.N1	21-JUN-2004 08:56:56	Tw_i_and_stray	45.000	116	19Del Sgr	2.7000	4100.0	90	12071	No
144	GOM_NL__2PRFIN20040621_085908_000000502027_00494_12071_4019.N1	21-JUN-2004 08:59:08	Bright	50.000	155	41Pi Sgr	2.9000	6600.0	100	12071	No
145	GOM_NL__2PRFIN20040621_090159_000000362027_00494_12071_4020.N1	21-JUN-2004 09:01:59	Bright	36.000	86	35Eta Oph	2.4300	10200.	72	12071	No
146	GOM_NL__2PRFIN20040621_090343_000000352027_00494_12071_4021.N1	21-JUN-2004 09:03:43	Bright	34.500	98	13Zet Oph	2.5710	30000.	69	12071	No
147	GOM_NL__2PRFIN20040621_090549_000000352027_00494_12071_4022.N1	21-JUN-2004 09:05:49	Bright	35.000	120	1Del Oph	2.7340	3200.0	70	12071	No
148	GOM_NL__2PRFIN20040621_090807_000000402027_00494_12071_4023.N1	21-JUN-2004 09:08:07	Bright	39.500	126	60Bet Oph	2.7700	4250.0	79	12071	No
149	GOM_NL__2PRFIN20040621_091033_000000392027_00494_12071_4024.N1	21-JUN-2004 09:10:33	Bright	38.500	59	55Alp Oph	2.0800	8900.0	77	12071	No
150	GOM_NL__2PRFIN20040621_091249_000000352027_00494_12071_4025.N1	21-JUN-2004 09:12:49	Bright	34.500	127	27Bet Her	2.7810	4700.0	69	12071	No
151	GOM_NL__2PRFIN20040621_091437_000000342027_00494_12071_4026.N1	21-JUN-2004 09:14:37	Bright	34.000	67	5Alp CrB	2.2210	11000.	68	12071	No
152	GOM_NL__2PRFIN20040621_091850_000000372027_00494_12071_4027.N1	21-JUN-2004 09:18:50	Bright	37.000	180	27Gam Boo	3.0400	8000.0	74	12071	No
153	GOM_NL__2PRFIN20040621_092214_000000392027_00494_12071_4028.N1	21-JUN-2004 09:22:14	Bright	38.500	130	23Bet Dra	2.7990	5800.0	77	12071	No
154	GOM_NL__2PRFIN20040621_092409_000000362027_00494_12071_4029.N1	21-JUN-2004 09:24:09	Bright	35.500	119	14Eta Dra	2.7270	4700.0	71	12071	No
155	GOM_NL__2PRFIN20040621_092751_000000332027_00494_12071_4030.N1	21-JUN-2004 09:27:51	Bright	33.000	60	7Bet UMi	2.0810	3950.0	66	12071	No
156	GOM_NL__2PRFIN20040621_093221_000000362027_00494_12071_4031.N1	21-JUN-2004 09:32:21	Bright	35.500	49	1Alp UMi	1.9900	6300.0	71	12071	No
157	GOM_NL__2PRFIN20040621_093903_000000452027_00494_12071_4032.N1	21-JUN-2004 09:39:03	Bright	45.000	74	11Bet Cas	2.2680	6600.0	90	12071	No
158	GOM_NL__2PRFIN20040621_094033_000000652027_00494_12071_4033.N1	21-JUN-2004 09:40:33	Bright	65.000	68	18Alp Cas	2.2250	4500.0	130	12071	No
159	GOM_NL__2PRFIN20040621_094240_000000352027_00494_12071_4034.N1	21-JUN-2004 09:42:40	Bright	34.500	160	23Gam Per	2.9300	4700.0	69	12071	No
160	GOM_NL__2PRFIN20040621_094606_000000422027_00494_12071_4035.N1	21-JUN-2004 09:46:06	Bright	41.500	73	57Gam1And	2.2600	13100.	83	12071	No

161	GOM_NL__2PRFIN20040621_094832_000000592027_00494_12071_4036.N1	21-JUN-2004 09:48:32	Twilight	58.500	53	43Bet And	2.0480	3300.0	117	12071	No
162	GOM_NL__2PRFIN20040621_095216_000000492027_00494_12071_4037.N1	21-JUN-2004 09:52:16	Twilight	49.000	50	13Alp Ari	2.0070	4250.0	98	12071	No
163	GOM_NL__2PRFIN20040621_095705_000000502027_00494_12071_4038.N1	21-JUN-2004 09:57:05	Dark	49.500	94	92Alp Cet	2.5260	3100.0	99	12071	No
164	GOM_NL__2PRFIN20040621_100108_000000412027_00494_12071_4039.N1	21-JUN-2004 10:01:08	Dark	40.500	165	34Gam Eri	2.9500	3200.0	81	12071	No
165	GOM_NL__2PRFIN20040621_100916_000000642027_00494_12071_4040.N1	21-JUN-2004 10:09:16	Dark	64.000	52	16Bet Cet	2.0370	4500.0	128	12071	No
166	GOM_NL__2PRFIN20040621_101508_000000392027_00494_12071_4041.N1	21-JUN-2004 10:15:08	Dark	39.000	9	Alp Eri	0.45300	24000.	78	12071	No
167	GOM_NL__2PRFIN20040621_102110_000000722027_00495_12072_4011.N1	21-JUN-2004 10:21:10	Dark	72.000	18	24Alp PsA	1.1660	9700.0	144	12072	No
168	GOM_NL__2PRFIN20040621_102330_000000482027_00495_12072_4012.N1	21-JUN-2004 10:23:30	Straylight	48.000	31	Alp Gru	1.7340	15200.	96	12072	No
169	GOM_NL__2PRFIN20040621_102647_000000412027_00495_12072_4013.N1	21-JUN-2004 10:26:47	Straylight	40.500	45	Alp Pav	1.9400	26000.	81	12072	No
170	GOM_NL__2PRFIN20040621_103120_000000402027_00495_12072_4014.N1	21-JUN-2004 10:31:20	Straylight	39.500	141	Bet Ara	2.8400	4600.0	79	12072	No
171	GOM_NL__2PRFIN20040621_103245_000000382027_00495_12072_4015.N1	21-JUN-2004 10:32:45	Straylight	38.000	147	Alp Ara	2.8770	26000.	76	12072	No
172	GOM_NL__2PRFIN20040621_103431_000000402027_00495_12072_4016.N1	21-JUN-2004 10:34:31	Twilight	39.500	40	The Sco	1.8590	7100.0	79	12072	No
173	GOM_NL__2PRFIN20040621_103612_000000422027_00495_12072_4017.N1	21-JUN-2004 10:36:12	Twilight	41.500	25	35Lam Sco	1.6200	28000.	83	12072	No
174	GOM_NL__2PRFIN20040621_103733_000000592027_00495_12072_4018.N1	21-JUN-2004 10:37:33	Bright	59.000	116	19Del Sgr	2.7000	4100.0	118	12072	No
175	GOM_NL__2PRFIN20040621_103944_000000492027_00495_12072_4019.N1	21-JUN-2004 10:39:44	Bright	49.000	155	41Pi Sgr	2.9000	6600.0	98	12072	No
176	GOM_NL__2PRFIN20040621_104235_000000362027_00495_12072_4020.N1	21-JUN-2004 10:42:35	Bright	36.000	86	35Eta Oph	2.4300	10200.	72	12072	No
177	GOM_NL__2PRFIN20040621_104419_000000352027_00495_12072_4021.N1	21-JUN-2004 10:44:19	Bright	34.500	98	13Zet Oph	2.5710	30000.	69	12072	No
178	GOM_NL__2PRFIN20040621_104626_000000342027_00495_12072_4022.N1	21-JUN-2004 10:46:26	Bright	34.000	120	1Del Oph	2.7340	3200.0	68	12072	No
179	GOM_NL__2PRFIN20040621_104843_000000392027_00495_12072_4023.N1	21-JUN-2004 10:48:43	Bright	39.000	126	60Bet Oph	2.7700	4250.0	78	12072	No
180	GOM_NL__2PRFIN20040621_105108_000000402027_00495_12072_4024.N1	21-JUN-2004 10:51:08	Bright	39.500	59	55Alp Oph	2.0800	8900.0	79	12072	No
181	GOM_NL__2PRFIN20040621_105325_000000352027_00495_12072_4025.N1	21-JUN-2004 10:53:25	Bright	35.000	127	27Bet Her	2.7810	4700.0	70	12072	No
182	GOM_NL__2PRFIN20040621_105513_000000372027_00495_12072_4026.N1	21-JUN-2004 10:55:13	Bright	36.500	67	5Alp CrB	2.2210	11000.	73	12072	No
183	GOM_NL__2PRFIN20040621_105926_000000372027_00495_12072_4027.N1	21-JUN-2004 10:59:26	Bright	36.500	180	27Gam Boo	3.0400	8000.0	73	12072	No
184	GOM_NL__2PRFIN20040621_110250_000000412027_00495_12072_4028.N1	21-JUN-2004 11:02:50	Bright	40.500	130	23Bet Dra	2.7990	5800.0	81	12072	No
185	GOM_NL__2PRFIN20040621_110445_000000372027_00495_12072_4029.N1	21-JUN-2004 11:04:45	Bright	36.500	119	14Eta Dra	2.7270	4700.0	73	12072	No
186	GOM_NL__2PRFIN20040621_110827_000000362027_00495_12072_4030.N1	21-JUN-2004 11:08:27	Bright	35.500	60	7Bet UMi	2.0810	3950.0	71	12072	No
187	GOM_NL__2PRFIN20040621_111257_000000352027_00495_12072_4031.N1	21-JUN-2004 11:12:57	Bright	35.000	49	1Alp UMi	1.9900	6300.0	70	12072	No
188	GOM_NL__2PRFIN20040621_111938_000000612027_00495_12072_4032.N1	21-JUN-2004 11:19:38	Bright	61.000	74	11Bet Cas	2.2680	6600.0	122	12072	No
189	GOM_NL__2PRFIN20040621_112108_000000452027_00495_12072_4033.N1	21-JUN-2004 11:21:08	Bright	45.000	68	18Alp Cas	2.2250	4500.0	90	12072	No
190	GOM_NL__2PRFIN20040621_112316_000000342027_00495_12072_4034.N1	21-JUN-2004 11:23:16	Bright	34.000	160	23Gam Per	2.9300	4700.0	68	12072	No
191	GOM_NL__2PRFIN20040621_112642_000000462027_00495_12072_4035.N1	21-JUN-2004 11:26:42	Bright	45.500	73	57Gam1And	2.2600	13100.	91	12072	No
192	GOM_NL__2PRFIN20040621_112907_000000602027_00495_12072_4036.N1	21-JUN-2004 11:29:07	Twilight	60.000	53	43Bet And	2.0480	3300.0	120	12072	No
193	GOM_NL__2PRFIN20040621_113252_000000482027_00495_12072_4037.N1	21-JUN-2004 11:32:52	Twilight	48.000	50	13Alp Ari	2.0070	4250.0	96	12072	No
194	GOM_NL__2PRFIN20040621_113741_000000472027_00495_12072_4038.N1	21-JUN-2004 11:37:41	Dark	46.500	94	92Alp Cet	2.5260	3100.0	93	12072	No
195	GOM_NL__2PRFIN20040621_114144_000000402027_00495_12072_4039.N1	21-JUN-2004 11:41:44	Dark	39.500	165	34Gam Eri	2.9500	3200.0	79	12072	No
196	GOM_NL__2PRFIN20040621_114953_000000622027_00495_12072_4040.N1	21-JUN-2004 11:49:53	Dark	61.500	52	16Bet Cet	2.0370	4500.0	123	12072	No
197	GOM_NL__2PRFIN20040621_115544_000000402027_00495_12072_4041.N1	21-JUN-2004 11:55:44	Dark	39.500	9	Alp Eri	0.45300	24000.	79	12072	No
198	GOM_NL__2PRFIN20040621_120148_000000772027_00496_12073_4011.N1	21-JUN-2004 12:01:48	Dark	76.500	18	24Alp PsA	1.1660	9700.0	153	12073	No
199	GOM_NL__2PRFIN20040621_120407_000000502027_00496_12073_4012.N1	21-JUN-2004 12:04:07	Straylight	50.000	31	Alp Gru	1.7340	15200.	100	12073	No
200	GOM_NL__2PRFIN20040621_120723_000000422027_00496_12073_4013.N1	21-JUN-2004 12:07:23	Straylight	41.500	45	Alp Pav	1.9400	26000.	83	12073	No
201	GOM_NL__2PRFIN20040621_121156_000000382027_00496_12073_4014.N1	21-JUN-2004 12:11:56	Straylight	38.000	141	Bet Ara	2.8400	4600.0	76	12073	No
202	GOM_NL__2PRFIN20040621_121321_000000372027_00496_12073_4015.N1	21-JUN-2004 12:13:21	Straylight	36.500	147	Alp Ara	2.8770	26000.	73	12073	No
203	GOM_NL__2PRFIN20040621_121507_000000392027_00496_12073_4016.N1	21-JUN-2004 12:15:07	Twilight	39.000	40	The Sco	1.8590	7100.0	78	12073	No
204	GOM_NL__2PRFIN20040621_121648_000000412027_00496_12073_4017.N1	21-JUN-2004 12:16:48	Twilight	41.000	25	35Lam Sco	1.6200	28000.	82	12073	No
205	GOM_NL__2PRFIN20040621_121809_000000462027_00496_12073_4018.N1	21-JUN-2004 12:18:09	Twilight	46.000	116	19Del Sgr	2.7000	4100.0	92	12073	No
206	GOM_NL__2PRFIN20040621_122020_000000502027_00496_12073_4019.N1	21-JUN-2004 12:20:20	Bright	49.500	155	41Pi Sgr	2.9000	6600.0	99	12073	No
207	GOM_NL__2PRFIN20040621_122312_000000372027_00496_12073_4020.N1	21-JUN-2004 12:23:12	Bright	36.500	86	35Eta Oph	2.4300	10200.	73	12073	No
208	GOM_NL__2PRFIN20040621_122455_000000352027_00496_12073_4021.N1	21-JUN-2004 12:24:55	Bright	34.500	98	13Zet Oph	2.5710	30000.	69	12073	No
209	GOM_NL__2PRFIN20040621_122701_000000342027_00496_12073_4022.N1	21-JUN-2004 12:27:01	Bright	34.000	120	1Del Oph	2.7340	3200.0	68	12073	No
210	GOM_NL__2PRFIN20040621_122919_000000402027_00496_12073_4023.N1	21-JUN-2004 12:29:19	Bright	39.500	126	60Bet Oph	2.7700	4250.0	79	12073	No
211	GOM_NL__2PRFIN20040621_123144_000000372027_00496_12073_4024.N1	21-JUN-2004 12:31:44	Bright	37.000	59	55Alp Oph	2.0800	8900.0	74	12073	No
212	GOM_NL__2PRFIN20040621_123401_000000372027_00496_12073_4025.N1	21-JUN-2004 12:34:01	Bright	36.500	127	27Bet Her	2.7810	4700.0	73	12073	No
213	GOM_NL__2PRFIN20040621_123549_000000372027_00496_12073_4026.N1	21-JUN-2004 12:35:49	Bright	37.000	67	5Alp CrB	2.2210	11000.	74	12073	No
214	GOM_NL__2PRFIN20040621_124002_000000362027_00496_12073_4027.N1	21-JUN-2004 12:40:02	Bright	35.500	180	27Gam Boo	3.0400	8000.0	71	12073	No
215	GOM_NL__2PRFIN20040621_124326_000000392027_00496_12073_4028.N1	21-JUN-2004 12:43:26	Bright	38.500	130	23Bet Dra	2.7990	5800.0	77	12073	No
216	GOM_NL__2PRFIN20040621_124520_000000362027_00496_12073_4029.N1	21-JUN-2004 12:45:20	Bright	36.000	119	14Eta Dra	2.7270	4700.0	72	12073	No
217	GOM_NL__2PRFIN20040621_124903_000000372027_00496_12073_4030.N1	21-JUN-2004 12:49:03	Bright	36.500	60	7Bet UMi	2.0810	3950.0	73	12073	No
218	GOM_NL__2PRFIN20040621_125333_000000372027_00496_12073_4031.N1	21-JUN-2004 12:53:33	Bright	36.500	49	1Alp UMi	1.9900	6300.0	73	12073	No
219	GOM_NL__2PRFIN20040621_130013_000000442027_00496_12073_4032.N1	21-JUN-2004 13:00:13	Bright	43.500	74	11Bet Cas	2.2680	6600.0	87	12073	No

220	GOM_NL__2PRFIN20040621_130144_000000452027_00496_12073_4033.N1	21-JUN-2004 13:01:44	Bright	44.500	68	18Alp Cas	2.2250	4500.0	89	12073	No
221	GOM_NL__2PRFIN20040621_130352_000000422027_00496_12073_4034.N1	21-JUN-2004 13:03:52	Bright	41.500	160	23Gam Per	2.9300	4700.0	83	12073	No
222	GOM_NL__2PRFIN20040621_130718_000000422027_00496_12073_4035.N1	21-JUN-2004 13:07:18	Bright	42.000	73	57Gam1And	2.2600	13100.	84	12073	No
223	GOM_NL__2PRFIN20040621_130944_000000622027_00496_12073_4036.N1	21-JUN-2004 13:09:44	Twi_and_stray	62.000	53	43Bet And	2.0480	3300.0	124	12073	No
224	GOM_NL__2PRFIN20040621_131329_000000532027_00496_12073_4037.N1	21-JUN-2004 13:13:29	Twilight	52.500	50	13Alp Ari	2.0070	4250.0	105	12073	No
225	GOM_NL__2PRFIN20040621_131817_000000442027_00496_12073_4038.N1	21-JUN-2004 13:18:17	Dark	43.500	94	92Alp Cet	2.5260	3100.0	87	12073	No
226	GOM_NL__2PRFIN20040621_132219_000000412027_00496_12073_4039.N1	21-JUN-2004 13:22:19	Dark	41.000	165	34Gam Eri	2.9500	3200.0	82	12073	No
227	GOM_NL__2PRFIN20040621_133030_000000642027_00496_12073_4040.N1	21-JUN-2004 13:30:30	Dark	64.000	52	16Bet Cet	2.0370	4500.0	128	12073	No
228	GOM_NL__2PRFIN20040621_133620_000000512027_00496_12073_4041.N1	21-JUN-2004 13:36:20	Dark	50.500	9	Alp Eri	0.45300	24000.	101	12073	No
229	GOM_NL__2PRFIN20040621_134225_000000752027_00497_12074_4011.N1	21-JUN-2004 13:42:25	Dark	75.000	18	24Alp PsA	1.1660	9700.0	150	12074	No
230	GOM_NL__2PRFIN20040621_134443_000000482027_00497_12074_4012.N1	21-JUN-2004 13:44:43	Straylight	47.500	31	Alp Gru	1.7340	15200.	95	12074	No
231	GOM_NL__2PRFIN20040621_134759_000000412027_00497_12074_4013.N1	21-JUN-2004 13:47:59	Straylight	41.000	45	Alp Pav	1.9400	26000.	82	12074	No
232	GOM_NL__2PRFIN20040621_135232_000000412027_00497_12074_4014.N1	21-JUN-2004 13:52:32	Straylight	41.000	141	Bet Ara	2.8400	4600.0	82	12074	No
233	GOM_NL__2PRFIN20040621_135357_000000372027_00497_12074_4015.N1	21-JUN-2004 13:53:57	Straylight	37.000	147	Alp Ara	2.8770	26000.	74	12074	No
234	GOM_NL__2PRFIN20040621_135543_000000412027_00497_12074_4016.N1	21-JUN-2004 13:55:43	Twi_and_stray	41.000	40	The Sco	1.8590	7100.0	82	12074	No
235	GOM_NL__2PRFIN20040621_135724_000000422027_00497_12074_4017.N1	21-JUN-2004 13:57:24	Twi_and_stray	41.500	25	35Lam Sco	1.6200	28000.	83	12074	No
236	GOM_NL__2PRFIN20040621_135845_000000452027_00497_12074_4018.N1	21-JUN-2004 13:58:45	Twi_and_stray	44.500	116	19Del Sgr	2.7000	4100.0	89	12074	No
237	GOM_NL__2PRFIN20040621_140056_000000492027_00497_12074_4019.N1	21-JUN-2004 14:00:56	Bright	49.000	155	41Pi Sgr	2.9000	6600.0	98	12074	No
238	GOM_NL__2PRFIN20040621_140347_000000372027_00497_12074_4020.N1	21-JUN-2004 14:03:47	Bright	37.000	86	35Eta Oph	2.4300	10200.	74	12074	No
239	GOM_NL__2PRFIN20040621_140531_000000362027_00497_12074_4021.N1	21-JUN-2004 14:05:31	Bright	35.500	98	13Zet Oph	2.5710	30000.	71	12074	No
240	GOM_NL__2PRFIN20040621_140738_000000352027_00497_12074_4022.N1	21-JUN-2004 14:07:38	Bright	35.000	120	1Del Oph	2.7340	3200.0	70	12074	No
241	GOM_NL__2PRFIN20040621_140954_000000402027_00497_12074_4023.N1	21-JUN-2004 14:09:54	Bright	40.000	126	60Bet Oph	2.7700	4250.0	80	12074	No
242	GOM_NL__2PRFIN20040621_141220_000000372027_00497_12074_4024.N1	21-JUN-2004 14:12:20	Bright	37.000	59	55Alp Oph	2.0800	8900.0	74	12074	No
243	GOM_NL__2PRFIN20040621_141437_000000382027_00497_12074_4025.N1	21-JUN-2004 14:14:37	Bright	37.500	127	27Bet Her	2.7810	4700.0	75	12074	No
244	GOM_NL__2PRFIN20040621_141625_000000362027_00497_12074_4026.N1	21-JUN-2004 14:16:25	Bright	35.500	67	5Alp CrB	2.2210	11000.	71	12074	No
245	GOM_NL__2PRFIN20040621_142038_000000372027_00497_12074_4027.N1	21-JUN-2004 14:20:38	Bright	36.500	180	27Gam Boo	3.0400	8000.0	73	12074	No
246	GOM_NL__2PRFIN20040621_142401_000000372027_00497_12074_4028.N1	21-JUN-2004 14:24:01	Bright	37.000	130	23Bet Dra	2.7990	5800.0	74	12074	No
247	GOM_NL__2PRFIN20040621_142556_000000362027_00497_12074_4029.N1	21-JUN-2004 14:25:56	Bright	36.000	119	14Eta Dra	2.7270	4700.0	72	12074	No
248	GOM_NL__2PRFIN20040621_142939_000000372027_00497_12074_4030.N1	21-JUN-2004 14:29:39	Bright	36.500	60	7Bet UMi	2.0810	3950.0	73	12074	No
249	GOM_NL__2PRFIN20040621_143409_000000342027_00497_12074_4031.N1	21-JUN-2004 14:34:09	Bright	33.500	49	1Alp UMi	1.9900	6300.0	67	12074	No
250	GOM_NL__2PRFIN20040621_144049_000000442027_00497_12074_4032.N1	21-JUN-2004 14:40:49	Bright	43.500	74	11Bet Cas	2.2680	6600.0	87	12074	No
251	GOM_NL__2PRFIN20040621_144219_000000452027_00497_12074_4033.N1	21-JUN-2004 14:42:19	Bright	45.000	68	18Alp Cas	2.2250	4500.0	90	12074	No
252	GOM_NL__2PRFIN20040621_144428_000000382027_00497_12074_4034.N1	21-JUN-2004 14:44:28	Bright	37.500	160	23Gam Per	2.9300	4700.0	75	12074	No
253	GOM_NL__2PRFIN20040621_144754_000000432027_00497_12074_4035.N1	21-JUN-2004 14:47:54	Bright	43.000	73	57Gam1And	2.2600	13100.	86	12074	No
254	GOM_NL__2PRFIN20040621_145020_000000592027_00497_12074_4036.N1	21-JUN-2004 14:50:20	Twi_and_stray	59.000	53	43Bet And	2.0480	3300.0	118	12074	No
255	GOM_NL__2PRFIN20040621_145405_000000512027_00497_12074_4037.N1	21-JUN-2004 14:54:05	Twilight	50.500	50	13Alp Ari	2.0070	4250.0	101	12074	No
256	GOM_NL__2PRFIN20040621_145853_000000442027_00497_12074_4038.N1	21-JUN-2004 14:58:53	Dark	44.000	94	92Alp Cet	2.5260	3100.0	88	12074	No
257	GOM_NL__2PRFIN20040621_150255_000000432027_00497_12074_4039.N1	21-JUN-2004 15:02:55	Dark	42.500	165	34Gam Eri	2.9500	3200.0	85	12074	No
258	GOM_NL__2PRFIN20040621_151107_000000672027_00497_12074_4040.N1	21-JUN-2004 15:11:07	Dark	67.000	52	16Bet Cet	2.0370	4500.0	134	12074	No
259	GOM_NL__2PRFIN20040621_151656_000000512027_00497_12074_4041.N1	21-JUN-2004 15:16:56	Dark	51.000	9	Alp Eri	0.45300	24000.	102	12074	No
260	GOM_NL__2PRFIN20040621_152303_000000752027_00498_12075_4011.N1	21-JUN-2004 15:23:03	Dark	74.500	18	24Alp PsA	1.1660	9700.0	149	12075	No
261	GOM_NL__2PRFIN20040621_152520_000000492027_00498_12075_4012.N1	21-JUN-2004 15:25:20	Straylight	49.000	31	Alp Gru	1.7340	15200.	98	12075	No
262	GOM_NL__2PRFIN20040621_152743_000000602027_00498_12075_4013.N1	21-JUN-2004 15:27:43	Straylight	59.500	172	Gam Gru	3.0030	13100.	119	12075	No
263	GOM_NL__2PRFIN20040621_152956_000000402027_00498_12075_4014.N1	21-JUN-2004 15:29:56	Straylight	40.000	43	Alp TrA	1.9100	4250.0	80	12075	No
264	GOM_NL__2PRFIN20040621_153309_000000402027_00498_12075_4015.N1	21-JUN-2004 15:33:09	Straylight	40.000	141	Bet Ara	2.8400	4600.0	80	12075	No
265	GOM_NL__2PRFIN20040621_153433_000000372027_00498_12075_4016.N1	21-JUN-2004 15:34:33	Straylight	36.500	147	Alp Ara	2.8770	26000.	73	12075	No
266	GOM_NL__2PRFIN20040621_153619_000000442027_00498_12075_4017.N1	21-JUN-2004 15:36:19	Twi_and_stray	43.500	40	The Sco	1.8590	7100.0	87	12075	No
267	GOM_NL__2PRFIN20040621_153801_000000412027_00498_12075_4018.N1	21-JUN-2004 15:38:01	Twi_and_stray	41.000	25	35Lam Sco	1.6200	28000.	82	12075	No
268	GOM_NL__2PRFIN20040621_153921_000000482027_00498_12075_4019.N1	21-JUN-2004 15:39:21	Twi_and_stray	48.000	116	19Del Sgr	2.7000	4100.0	96	12075	No
269	GOM_NL__2PRFIN20040621_154132_000000512027_00498_12075_4020.N1	21-JUN-2004 15:41:32	Bright	51.000	155	41Pi Sgr	2.9000	6600.0	102	12075	No
270	GOM_NL__2PRFIN20040621_154424_000000372027_00498_12075_4021.N1	21-JUN-2004 15:44:24	Bright	37.000	86	35Eta Oph	2.4300	10200.	74	12075	No
271	GOM_NL__2PRFIN20040621_154607_000000362027_00498_12075_4022.N1	21-JUN-2004 15:46:07	Bright	36.000	98	13Zet Oph	2.5710	30000.	72	12075	No
272	GOM_NL__2PRFIN20040621_154814_000000362027_00498_12075_4023.N1	21-JUN-2004 15:48:14	Bright	35.500	120	1Del Oph	2.7340	3200.0	71	12075	No
273	GOM_NL__2PRFIN20040621_155030_000000392027_00498_12075_4024.N1	21-JUN-2004 15:50:30	Bright	39.000	126	60Bet Oph	2.7700	4250.0	78	12075	No
274	GOM_NL__2PRFIN20040621_155256_000000382027_00498_12075_4025.N1	21-JUN-2004 15:52:56	Bright	38.000	59	55Alp Oph	2.0800	8900.0	76	12075	No
275	GOM_NL__2PRFIN20040621_155513_000000352027_00498_12075_4026.N1	21-JUN-2004 15:55:13	Bright	34.500	127	27Bet Her	2.7810	4700.0	69	12075	No
276	GOM_NL__2PRFIN20040621_155701_000000342027_00498_12075_4027.N1	21-JUN-2004 15:57:01	Bright	34.000	67	5Alp CrB	2.2210	11000.	68	12075	No
277	GOM_NL__2PRFIN20040621_160115_000000372027_00498_12075_4028.N1	21-JUN-2004 16:01:15	Bright	37.000	180	27Gam Boo	3.0400	8000.0	74	12075	No
278	GOM_NL__2PRFIN20040621_160437_000000372027_00498_12075_4029.N1	21-JUN-2004 16:04:37	Bright	37.000	130	23Bet Dra	2.7990	5800.0	74	12075	No

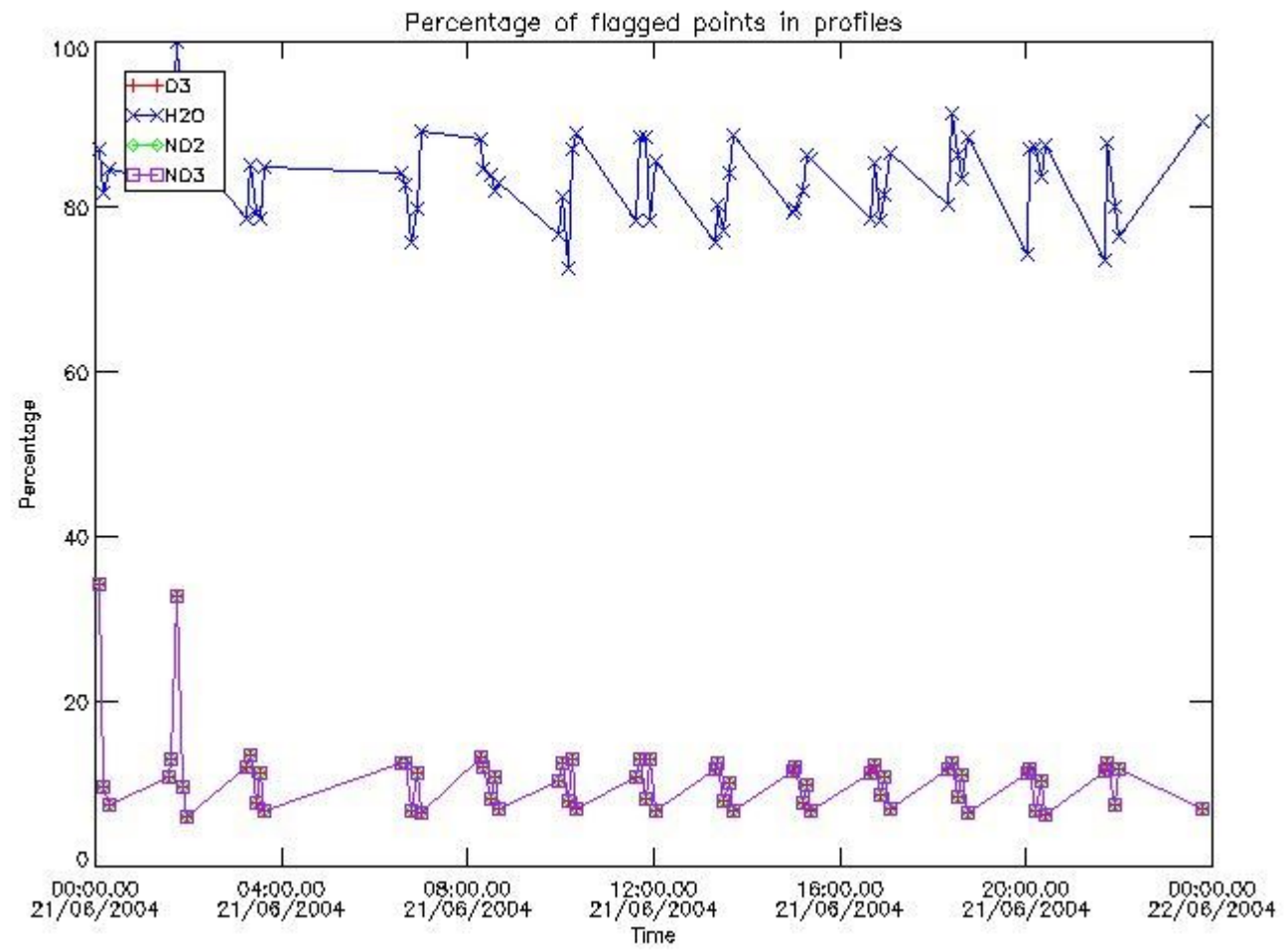
279	GOM_NL__2PRFIN20040621_160632_000000342027_00498_12075_4030.N1	21-JUN-2004 16:06:32	Bright	34.000	119	14Eta Dra	2.7270	4700.0	68	12075	No
280	GOM_NL__2PRFIN20040621_160812_000000502027_00498_12075_4031.N1	21-JUN-2004 16:08:12	Bright	49.500	144	18Del Cyg	2.8600	11000.	99	12075	No
281	GOM_NL__2PRFIN20040621_161015_000000352027_00498_12075_4032.N1	21-JUN-2004 16:10:15	Bright	34.500	60	7Bet UMi	2.0810	3950.0	69	12075	No
282	GOM_NL__2PRFIN20040621_161445_000000362027_00498_12075_4033.N1	21-JUN-2004 16:14:45	Bright	36.000	49	1Alp UMi	1.9900	6300.0	72	12075	No
283	GOM_NL__2PRFIN20040621_162124_000000452027_00498_12075_4034.N1	21-JUN-2004 16:21:24	Bright	44.500	74	11Bet Cas	2.2680	6600.0	89	12075	No
284	GOM_NL__2PRFIN20040621_162255_000000422027_00498_12075_4035.N1	21-JUN-2004 16:22:55	Bright	42.000	68	18Alp Cas	2.2250	4500.0	84	12075	No
285	GOM_NL__2PRFIN20040621_162504_000000342027_00498_12075_4036.N1	21-JUN-2004 16:25:04	Bright	33.500	160	23Gam Per	2.9300	4700.0	67	12075	No
286	GOM_NL__2PRFIN20040621_162830_000000412027_00498_12075_4037.N1	21-JUN-2004 16:28:30	Bright	41.000	73	57Gam1And	2.2600	13100.	82	12075	No
287	GOM_NL__2PRFIN20040621_163055_000000592027_00498_12075_4038.N1	21-JUN-2004 16:30:55	Twi_and_stray	59.000	53	43Bet And	2.0480	3300.0	118	12075	No
288	GOM_NL__2PRFIN20040621_163441_000000522027_00498_12075_4039.N1	21-JUN-2004 16:34:41	Twilight	52.000	50	13Alp Ari	2.0070	4250.0	104	12075	No
289	GOM_NL__2PRFIN20040621_163929_000000452027_00498_12075_4040.N1	21-JUN-2004 16:39:29	Dark	45.000	94	92Alp Cet	2.5260	3100.0	90	12075	No
290	GOM_NL__2PRFIN20040621_164332_000000422027_00498_12075_4041.N1	21-JUN-2004 16:43:32	Dark	41.500	165	34Gam Eri	2.9500	3200.0	83	12075	No
291	GOM_NL__2PRFIN20040621_165144_000000582027_00498_12075_4042.N1	21-JUN-2004 16:51:44	Dark	58.000	52	16Bet Cet	2.0370	4500.0	116	12075	No
292	GOM_NL__2PRFIN20040621_165733_000000472027_00498_12075_4043.N1	21-JUN-2004 16:57:33	Dark	46.500	9	Alp Eri	0.45300	24000.	93	12075	No
293	GOM_NL__2PRFIN20040621_170341_000000742027_00499_12076_4011.N1	21-JUN-2004 17:03:41	Dark	74.000	18	24Alp PsA	1.1660	9700.0	148	12076	No
294	GOM_NL__2PRFIN20040621_170557_000000482027_00499_12076_4012.N1	21-JUN-2004 17:05:57	Straylight	47.500	31	Alp Gru	1.7340	15200.	95	12076	No
295	GOM_NL__2PRFIN20040621_170821_000000592027_00499_12076_4013.N1	21-JUN-2004 17:08:21	Straylight	59.000	172	Gam Gru	3.0030	13100.	118	12076	No
296	GOM_NL__2PRFIN20040621_171032_000000392027_00499_12076_4014.N1	21-JUN-2004 17:10:32	Straylight	39.000	43	Alp TrA	1.9100	4250.0	78	12076	No
297	GOM_NL__2PRFIN20040621_171345_000000362027_00499_12076_4015.N1	21-JUN-2004 17:13:45	Straylight	36.000	141	Bet Ara	2.8400	4600.0	72	12076	No
298	GOM_NL__2PRFIN20040621_171509_000000372027_00499_12076_4016.N1	21-JUN-2004 17:15:09	Straylight	37.000	147	Alp Ara	2.8770	26000.	74	12076	No
299	GOM_NL__2PRFIN20040621_171656_000000432027_00499_12076_4017.N1	21-JUN-2004 17:16:56	Twi_and_stray	42.500	40	The Sco	1.8590	7100.0	85	12076	No
300	GOM_NL__2PRFIN20040621_171837_000000402027_00499_12076_4018.N1	21-JUN-2004 17:18:37	Twi_and_stray	39.500	25	35Lam Sco	1.6200	28000.	79	12076	No
301	GOM_NL__2PRFIN20040621_171957_000000532027_00499_12076_4019.N1	21-JUN-2004 17:19:57	Bright	52.500	116	19Del Sgr	2.7000	4100.0	105	12076	No
302	GOM_NL__2PRFIN20040621_172209_000000492027_00499_12076_4020.N1	21-JUN-2004 17:22:09	Bright	49.000	155	41Pi Sgr	2.9000	6600.0	98	12076	No
303	GOM_NL__2PRFIN20040621_172500_000000382027_00499_12076_4021.N1	21-JUN-2004 17:25:00	Bright	37.500	86	35Eta Oph	2.4300	10200.	75	12076	No
304	GOM_NL__2PRFIN20040621_172644_000000362027_00499_12076_4022.N1	21-JUN-2004 17:26:44	Bright	36.000	98	13Zet Oph	2.5710	30000.	72	12076	No
305	GOM_NL__2PRFIN20040621_172850_000000362027_00499_12076_4023.N1	21-JUN-2004 17:28:50	Bright	35.500	120	1Del Oph	2.7340	3200.0	71	12076	No
306	GOM_NL__2PRFIN20040621_173106_000000392027_00499_12076_4024.N1	21-JUN-2004 17:31:06	Bright	39.000	126	60Bet Oph	2.7700	4250.0	78	12076	No
307	GOM_NL__2PRFIN20040621_173332_000000392027_00499_12076_4025.N1	21-JUN-2004 17:33:32	Bright	38.500	59	55Alp Oph	2.0800	8900.0	77	12076	No
308	GOM_NL__2PRFIN20040621_173549_000000362027_00499_12076_4026.N1	21-JUN-2004 17:35:49	Bright	36.000	127	27Bet Her	2.7810	4700.0	72	12076	No
309	GOM_NL__2PRFIN20040621_173737_000000362027_00499_12076_4027.N1	21-JUN-2004 17:37:37	Bright	36.000	67	5Alp CrB	2.2210	11000.	72	12076	No
310	GOM_NL__2PRFIN20040621_174151_000000352027_00499_12076_4028.N1	21-JUN-2004 17:41:51	Bright	35.000	180	27Gam Boo	3.0400	8000.0	70	12076	No
311	GOM_NL__2PRFIN20040621_174513_000000402027_00499_12076_4029.N1	21-JUN-2004 17:45:13	Bright	39.500	130	23Bet Dra	2.7990	5800.0	79	12076	No
312	GOM_NL__2PRFIN20040621_174708_000000372027_00499_12076_4030.N1	21-JUN-2004 17:47:08	Bright	36.500	119	14Eta Dra	2.7270	4700.0	73	12076	No
313	GOM_NL__2PRFIN20040621_174847_000000522027_00499_12076_4031.N1	21-JUN-2004 17:48:47	Bright	52.000	144	18Del Cyg	2.8600	11000.	104	12076	No
314	GOM_NL__2PRFIN20040621_175051_000000372027_00499_12076_4032.N1	21-JUN-2004 17:50:51	Bright	37.000	60	7Bet UMi	2.0810	3950.0	74	12076	No
315	GOM_NL__2PRFIN20040621_175521_000000362027_00499_12076_4033.N1	21-JUN-2004 17:55:21	Bright	36.000	49	1Alp UMi	1.9900	6300.0	72	12076	No
316	GOM_NL__2PRFIN20040621_180200_000000432027_00499_12076_4034.N1	21-JUN-2004 18:02:00	Bright	43.000	74	11Bet Cas	2.2680	6600.0	86	12076	No
317	GOM_NL__2PRFIN20040621_180331_000000452027_00499_12076_4035.N1	21-JUN-2004 18:03:31	Bright	45.000	68	18Alp Cas	2.2250	4500.0	90	12076	No
318	GOM_NL__2PRFIN20040621_180540_000000452027_00499_12076_4036.N1	21-JUN-2004 18:05:40	Bright	44.500	160	23Gam Per	2.9300	4700.0	89	12076	No
319	GOM_NL__2PRFIN20040621_180906_000000422027_00499_12076_4037.N1	21-JUN-2004 18:09:06	Bright	42.000	73	57Gam1And	2.2600	13100.	84	12076	No
320	GOM_NL__2PRFIN20040621_181131_000000702027_00499_12076_4038.N1	21-JUN-2004 18:11:31	Twi_and_stray	70.000	53	43Bet And	2.0480	3300.0	140	12076	No
321	GOM_NL__2PRFIN20040621_181517_000000522027_00499_12076_4039.N1	21-JUN-2004 18:15:17	Twilight	52.000	50	13Alp Ari	2.0070	4250.0	104	12076	No
322	GOM_NL__2PRFIN20040621_182005_000000442027_00499_12076_4040.N1	21-JUN-2004 18:20:05	Dark	43.500	94	92Alp Cet	2.5260	3100.0	87	12076	No
323	GOM_NL__2PRFIN20040621_182408_000000412027_00499_12076_4041.N1	21-JUN-2004 18:24:08	Dark	41.000	165	34Gam Eri	2.9500	3200.0	82	12076	No
324	GOM_NL__2PRFIN20040621_183222_000000672027_00499_12076_4042.N1	21-JUN-2004 18:32:22	Dark	66.500	52	16Bet Cet	2.0370	4500.0	133	12076	No
325	GOM_NL__2PRFIN20040621_183809_000000462027_00499_12076_4043.N1	21-JUN-2004 18:38:09	Dark	45.500	9	Alp Eri	0.45300	24000.	91	12076	No
326	GOM_NL__2PRFIN20040621_184419_000000792027_00500_12077_4031.N1	21-JUN-2004 18:44:19	Dark	79.000	18	24Alp PsA	1.1660	9700.0	158	12077	No
327	GOM_NL__2PRFIN20040621_184634_000000492027_00500_12077_4032.N1	21-JUN-2004 18:46:34	Straylight	49.000	31	Alp Gru	1.7340	15200.	98	12077	No
328	GOM_NL__2PRFIN20040621_184858_000000582027_00500_12077_4033.N1	21-JUN-2004 18:48:58	Straylight	57.500	172	Gam Gru	3.0030	13100.	115	12077	No
329	GOM_NL__2PRFIN20040621_185108_000000462027_00500_12077_4034.N1	21-JUN-2004 18:51:08	Straylight	46.000	43	Alp TrA	1.9100	4250.0	92	12077	No
330	GOM_NL__2PRFIN20040621_185421_000000372027_00500_12077_4035.N1	21-JUN-2004 18:54:21	Straylight	36.500	141	Bet Ara	2.8400	4600.0	73	12077	No
331	GOM_NL__2PRFIN20040621_185546_000000372027_00500_12077_4036.N1	21-JUN-2004 18:55:46	Straylight	37.000	147	Alp Ara	2.8770	26000.	74	12077	No
332	GOM_NL__2PRFIN20040621_185732_000000412027_00500_12077_4037.N1	21-JUN-2004 18:57:32	Twi_and_stray	41.000	40	The Sco	1.8590	7100.0	82	12077	No
333	GOM_NL__2PRFIN20040621_185913_000000432027_00500_12077_4038.N1	21-JUN-2004 18:59:13	Twi_and_stray	42.500	25	35Lam Sco	1.6200	28000.	85	12077	No
334	GOM_NL__2PRFIN20040621_190034_000000502027_00500_12077_4039.N1	21-JUN-2004 19:00:34	Twi_and_stray	50.000	116	19Del Sgr	2.7000	4100.0	100	12077	No
335	GOM_NL__2PRFIN20040621_190245_000000502027_00500_12077_4040.N1	21-JUN-2004 19:02:45	Bright	50.000	155	41Pi Sgr	2.9000	6600.0	100	12077	No
336	GOM_NL__2PRFIN20040621_190536_000000372027_00500_12077_4041.N1	21-JUN-2004 19:05:36	Bright	37.000	86	35Eta Oph	2.4300	10200.	74	12077	No
337	GOM_NL__2PRFIN20040621_190720_000000362027_00500_12077_4042.N1	21-JUN-2004 19:07:20	Bright	35.500	98	13Zet Oph	2.5710	30000.	71	12077	No

338	GOM_NL__2PRFIN20040621_190926_000000352027_00500_12077_4043.N1	21-JUN-2004 19:09:26	Bright	34.500	120	1Del Oph	2.7340	3200.0	69	12077	No
339	GOM_NL__2PRFIN20040621_191142_000000392027_00500_12077_4044.N1	21-JUN-2004 19:11:42	Bright	39.000	126	60Bet Oph	2.7700	4250.0	78	12077	No
340	GOM_NL__2PRFIN20040621_191407_000000402027_00500_12077_4045.N1	21-JUN-2004 19:14:07	Bright	39.500	59	55Alp Oph	2.0800	8900.0	79	12077	No
341	GOM_NL__2PRFIN20040621_191625_000000372027_00500_12077_4046.N1	21-JUN-2004 19:16:25	Bright	37.000	127	27Bet Her	2.7810	4700.0	74	12077	No
342	GOM_NL__2PRFIN20040621_191813_000000362027_00500_12077_4047.N1	21-JUN-2004 19:18:13	Bright	35.500	67	5Alp CrB	2.2210	11000.	71	12077	No
343	GOM_NL__2PRFIN20040621_192228_000000362027_00500_12077_4048.N1	21-JUN-2004 19:22:28	Bright	36.000	180	27Gam Boo	3.0400	8000.0	72	12077	No
344	GOM_NL__2PRFIN20040621_192548_000000382027_00500_12077_4049.N1	21-JUN-2004 19:25:48	Bright	37.500	130	23Bet Dra	2.7990	5800.0	75	12077	No
345	GOM_NL__2PRFIN20040621_192744_000000342027_00500_12077_4050.N1	21-JUN-2004 19:27:44	Bright	34.000	119	14Eta Dra	2.7270	4700.0	68	12077	No
346	GOM_NL__2PRFIN20040621_192921_000000522027_00500_12077_4051.N1	21-JUN-2004 19:29:21	Bright	52.000	144	18Del Cyg	2.8600	11000.	104	12077	No
347	GOM_NL__2PRFIN20040621_193127_000000372027_00500_12077_4052.N1	21-JUN-2004 19:31:27	Bright	37.000	60	7Bet UMi	2.0810	3950.0	74	12077	No
348	GOM_NL__2PRFIN20040621_193557_000000352027_00500_12077_4053.N1	21-JUN-2004 19:35:57	Bright	34.500	49	1Alp UMi	1.9900	6300.0	69	12077	No
349	GOM_NL__2PRFIN20040621_194235_000000662027_00500_12077_4054.N1	21-JUN-2004 19:42:35	Bright	66.000	74	11Bet Cas	2.2680	6600.0	132	12077	No
350	GOM_NL__2PRFIN20040621_194406_000000452027_00500_12077_4055.N1	21-JUN-2004 19:44:06	Bright	45.000	68	18Alp Cas	2.2250	4500.0	90	12077	No
351	GOM_NL__2PRFIN20040621_194616_000000542027_00500_12077_4056.N1	21-JUN-2004 19:46:16	Bright	54.000	160	23Gam Per	2.9300	4700.0	108	12077	No
352	GOM_NL__2PRFIN20040621_194942_000000442027_00500_12077_4057.N1	21-JUN-2004 19:49:42	Bright	44.000	73	57Gam1And	2.2600	13100.	88	12077	No
353	GOM_NL__2PRFIN20040621_195207_000000602027_00500_12077_4058.N1	21-JUN-2004 19:52:07	Tw_i_and_stray	59.500	53	43Bet And	2.0480	3300.0	119	12077	No
354	GOM_NL__2PRFIN20040621_195553_000000572027_00500_12077_4059.N1	21-JUN-2004 19:55:53	Twilight	57.000	50	13Alp Ari	2.0070	4250.0	114	12077	No
355	GOM_NL__2PRFIN20040621_200042_000000452027_00500_12077_4060.N1	21-JUN-2004 20:00:42	Dark	45.000	94	92Alp Cet	2.5260	3100.0	90	12077	No
356	GOM_NL__2PRFIN20040621_200444_000000432027_00500_12077_4061.N1	21-JUN-2004 20:04:44	Dark	43.000	165	34Gam Eri	2.9500	3200.0	86	12077	No
357	GOM_NL__2PRFIN20040621_201259_000000762027_00500_12077_4062.N1	21-JUN-2004 20:12:59	Dark	75.500	52	16Bet Cet	2.0370	4500.0	151	12077	No
358	GOM_NL__2PRFIN20040621_201845_000000502027_00500_12077_4063.N1	21-JUN-2004 20:18:45	Dark	49.500	9	Alp Eri	0.45300	24000.	99	12077	No
359	GOM_NL__2PRFIN20040621_202457_000000812027_00501_12078_4031.N1	21-JUN-2004 20:24:57	Dark	81.000	18	24Alp PsA	1.1660	9700.0	162	12078	No
360	GOM_NL__2PRFIN20040621_202711_000000482027_00501_12078_4032.N1	21-JUN-2004 20:27:11	Straylight	47.500	31	Alp Gru	1.7340	15200.	95	12078	No
361	GOM_NL__2PRFIN20040621_202935_000000582027_00501_12078_4033.N1	21-JUN-2004 20:29:35	Straylight	58.000	172	Gam Gru	3.0030	13100.	116	12078	No
362	GOM_NL__2PRFIN20040621_203144_000000392027_00501_12078_4034.N1	21-JUN-2004 20:31:44	Straylight	38.500	43	Alp TrA	1.9100	4250.0	77	12078	No
363	GOM_NL__2PRFIN20040621_203457_000000452027_00501_12078_4035.N1	21-JUN-2004 20:34:57	Straylight	44.500	141	Bet Ara	2.8400	4600.0	89	12078	No
364	GOM_NL__2PRFIN20040621_203622_000000372027_00501_12078_4036.N1	21-JUN-2004 20:36:22	Straylight	36.500	147	Alp Ara	2.8770	26000.	73	12078	No
365	GOM_NL__2PRFIN20040621_203808_000000432027_00501_12078_4037.N1	21-JUN-2004 20:38:08	Tw_i_and_stray	42.500	40	The Sco	1.8590	7100.0	85	12078	No
366	GOM_NL__2PRFIN20040621_203949_000000422027_00501_12078_4038.N1	21-JUN-2004 20:39:49	Tw_i_and_stray	42.000	25	35Lam Sco	1.6200	28000.	84	12078	No
367	GOM_NL__2PRFIN20040621_204110_000000432027_00501_12078_4039.N1	21-JUN-2004 20:41:10	Tw_i_and_stray	42.500	116	19Del Sgr	2.7000	4100.0	85	12078	No
368	GOM_NL__2PRFIN20040621_204321_000000492027_00501_12078_4040.N1	21-JUN-2004 20:43:21	Bright	49.000	155	41Pi Sgr	2.9000	6600.0	98	12078	No
369	GOM_NL__2PRFIN20040621_204612_000000362027_00501_12078_4041.N1	21-JUN-2004 20:46:12	Bright	36.000	86	35Eta Oph	2.4300	10200.	72	12078	No
370	GOM_NL__2PRFIN20040621_204756_000000362027_00501_12078_4042.N1	21-JUN-2004 20:47:56	Bright	35.500	98	13Zet Oph	2.5710	30000.	71	12078	No
371	GOM_NL__2PRFIN20040621_205002_000000352027_00501_12078_4043.N1	21-JUN-2004 20:50:02	Bright	34.500	120	1Del Oph	2.7340	3200.0	69	12078	No
372	GOM_NL__2PRFIN20040621_205218_000000392027_00501_12078_4044.N1	21-JUN-2004 20:52:18	Bright	39.000	126	60Bet Oph	2.7700	4250.0	78	12078	No
373	GOM_NL__2PRFIN20040621_205443_000000392027_00501_12078_4045.N1	21-JUN-2004 20:54:43	Bright	38.500	59	55Alp Oph	2.0800	8900.0	77	12078	No
374	GOM_NL__2PRFIN20040621_205701_000000352027_00501_12078_4046.N1	21-JUN-2004 20:57:01	Bright	35.000	127	27Bet Her	2.7810	4700.0	70	12078	No
375	GOM_NL__2PRFIN20040621_205849_000000372027_00501_12078_4047.N1	21-JUN-2004 20:58:49	Bright	36.500	67	5Alp CrB	2.2210	11000.	73	12078	No
376	GOM_NL__2PRFIN20040621_210304_000000362027_00501_12078_4048.N1	21-JUN-2004 21:03:04	Bright	36.000	180	27Gam Boo	3.0400	8000.0	72	12078	No
377	GOM_NL__2PRFIN20040621_210624_000000402027_00501_12078_4049.N1	21-JUN-2004 21:06:24	Bright	40.000	130	23Bet Dra	2.7990	5800.0	80	12078	No
378	GOM_NL__2PRFIN20040621_210820_000000372027_00501_12078_4050.N1	21-JUN-2004 21:08:20	Bright	37.000	119	14Eta Dra	2.7270	4700.0	74	12078	No
379	GOM_NL__2PRFIN20040621_210956_000000522027_00501_12078_4051.N1	21-JUN-2004 21:09:56	Bright	52.000	144	18Del Cyg	2.8600	11000.	104	12078	No
380	GOM_NL__2PRFIN20040621_211203_000000372027_00501_12078_4052.N1	21-JUN-2004 21:12:03	Bright	37.000	60	7Bet UMi	2.0810	3950.0	74	12078	No
381	GOM_NL__2PRFIN20040621_211633_000000352027_00501_12078_4053.N1	21-JUN-2004 21:16:33	Bright	34.500	49	1Alp UMi	1.9900	6300.0	69	12078	No
382	GOM_NL__2PRFIN20040621_212311_000000452027_00501_12078_4054.N1	21-JUN-2004 21:23:11	Bright	45.000	74	11Bet Cas	2.2680	6600.0	90	12078	No
383	GOM_NL__2PRFIN20040621_212442_000000452027_00501_12078_4055.N1	21-JUN-2004 21:24:42	Bright	44.500	68	18Alp Cas	2.2250	4500.0	89	12078	No
384	GOM_NL__2PRFIN20040621_212651_000000362027_00501_12078_4056.N1	21-JUN-2004 21:26:51	Bright	35.500	160	23Gam Per	2.9300	4700.0	71	12078	No
385	GOM_NL__2PRFIN20040621_213017_000000422027_00501_12078_4057.N1	21-JUN-2004 21:30:17	Bright	42.000	73	57Gam1And	2.2600	13100.	84	12078	No
386	GOM_NL__2PRFIN20040621_213243_000000612027_00501_12078_4058.N1	21-JUN-2004 21:32:43	Tw_i_and_stray	61.000	53	43Bet And	2.0480	3300.0	122	12078	No
387	GOM_NL__2PRFIN20040621_213629_000000502027_00501_12078_4059.N1	21-JUN-2004 21:36:29	Twilight	49.500	50	13Alp Ari	2.0070	4250.0	99	12078	No
388	GOM_NL__2PRFIN20040621_214118_000000442027_00501_12078_4060.N1	21-JUN-2004 21:41:18	Dark	44.000	94	92Alp Cet	2.5260	3100.0	88	12078	No
389	GOM_NL__2PRFIN20040621_214520_000000412027_00501_12078_4061.N1	21-JUN-2004 21:45:20	Dark	40.500	165	34Gam Eri	2.9500	3200.0	81	12078	No
390	GOM_NL__2PRFIN20040621_215336_000000682027_00501_12078_4062.N1	21-JUN-2004 21:53:36	Dark	68.000	52	16Bet Cet	2.0370	4500.0	136	12078	No
391	GOM_NL__2PRFIN20040621_215922_000000432027_00501_12078_4063.N1	21-JUN-2004 21:59:22	Dark	42.500	9	Alp Eri	0.45300	24000.	85	12078	No
392	GOM_NL__2PRFIN20040621_234612_000000742028_00002_12080_4032.N1	21-JUN-2004 23:46:12	Dark	73.500	18	24Alp PsA	1.1660	9700.0	147	12080	No
393	GOM_NL__2PRFIN20040621_235257_000000382028_00002_12080_4033.N1	21-JUN-2004 23:52:57	Straylight	38.000	43	Alp TrA	1.9100	4250.0	76	12080	No
394	GOM_NL__2PRFIN20040621_235610_000000452028_00002_12080_4034.N1	21-JUN-2004 23:56:10	Straylight	44.500	141	Bet Ara	2.8400	4600.0	89	12080	No
395	GOM_NL__2PRFIN20040621_235734_000000382028_00002_12080_4035.N1	21-JUN-2004 23:57:34	Straylight	37.500	147	Alp Ara	2.8770	26000.	75	12080	No
396	GOM_NL__2PRFIN20040621_235920_000000422028_00002_12080_4036.N1	21-JUN-2004 23:59:20	Tw_i_and_stray	41.500	40	The Sco	1.8590	7100.0	83	12080	No

3. Quality information per product

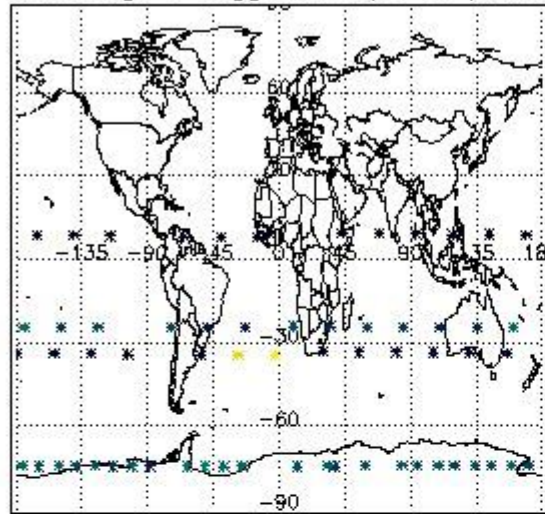
In this section it is plotted some information contained in the Quality Summary data set of the level 2 products. Only products in dark limb conditions and without errors (error flag in the MPH set to "0") are used.

3.1 Plot quality information per product (time dependant)

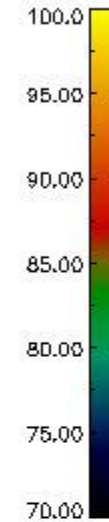
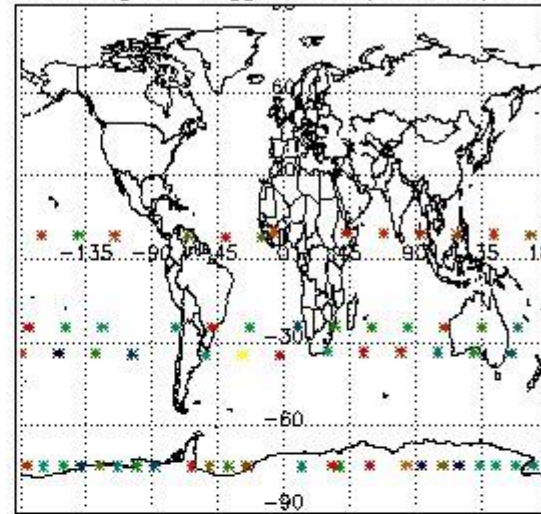


3.2 Plot quality information per product (world map)

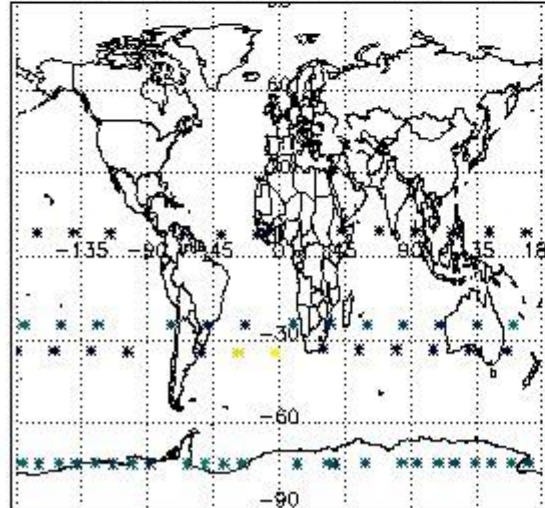
Percentage of flagged data per O3 profile



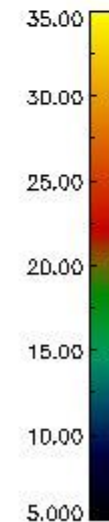
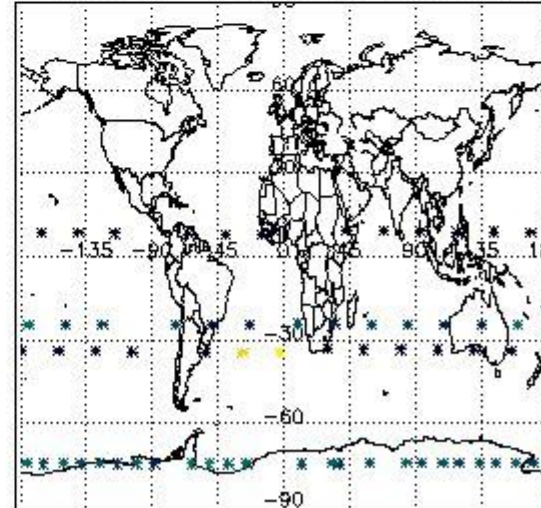
Percentage of flagged data per H2O profile



Percentage of flagged data per NO2 profile



Percentage of flagged data per NO3 profile

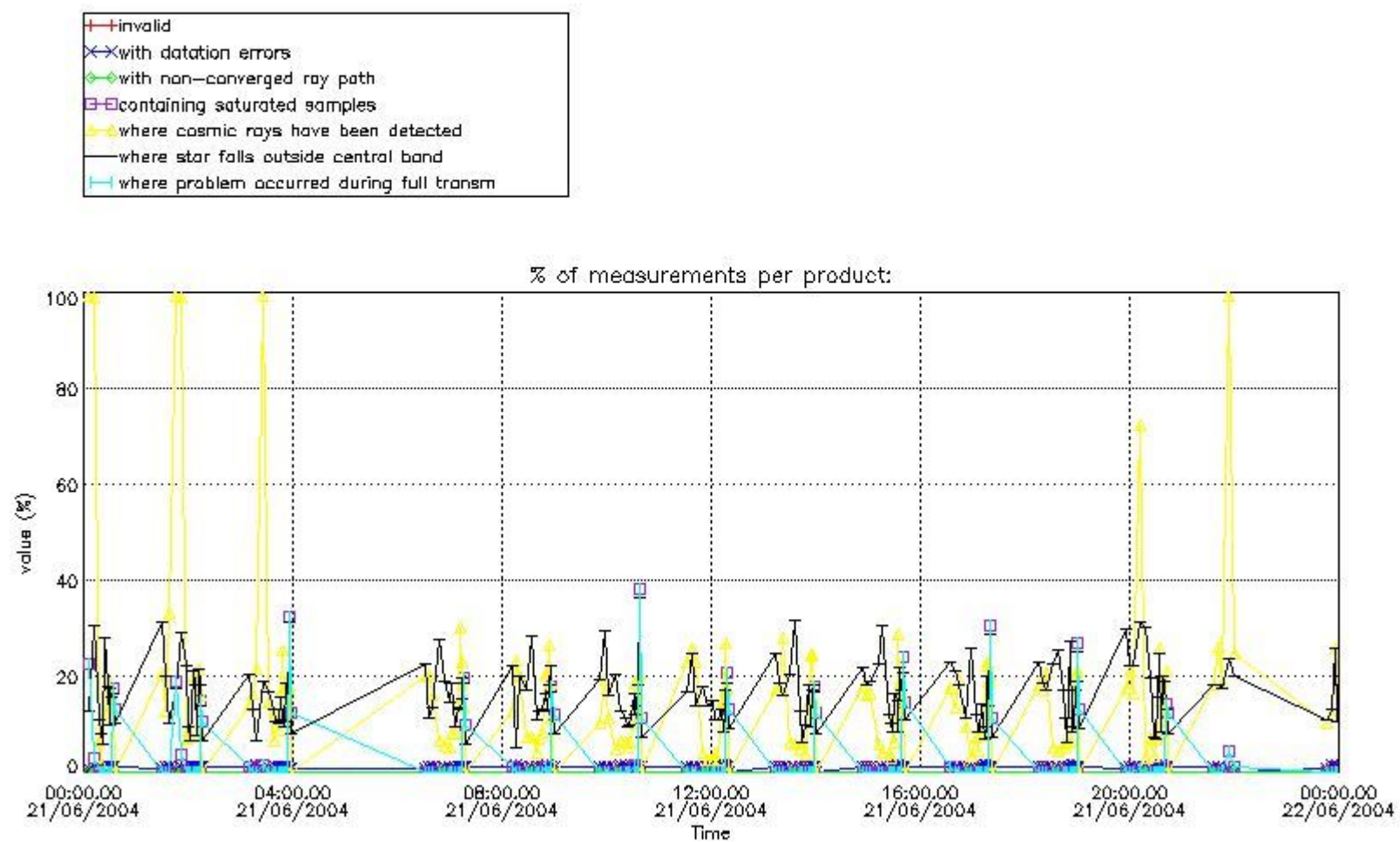


4. Level 1 quality information per product

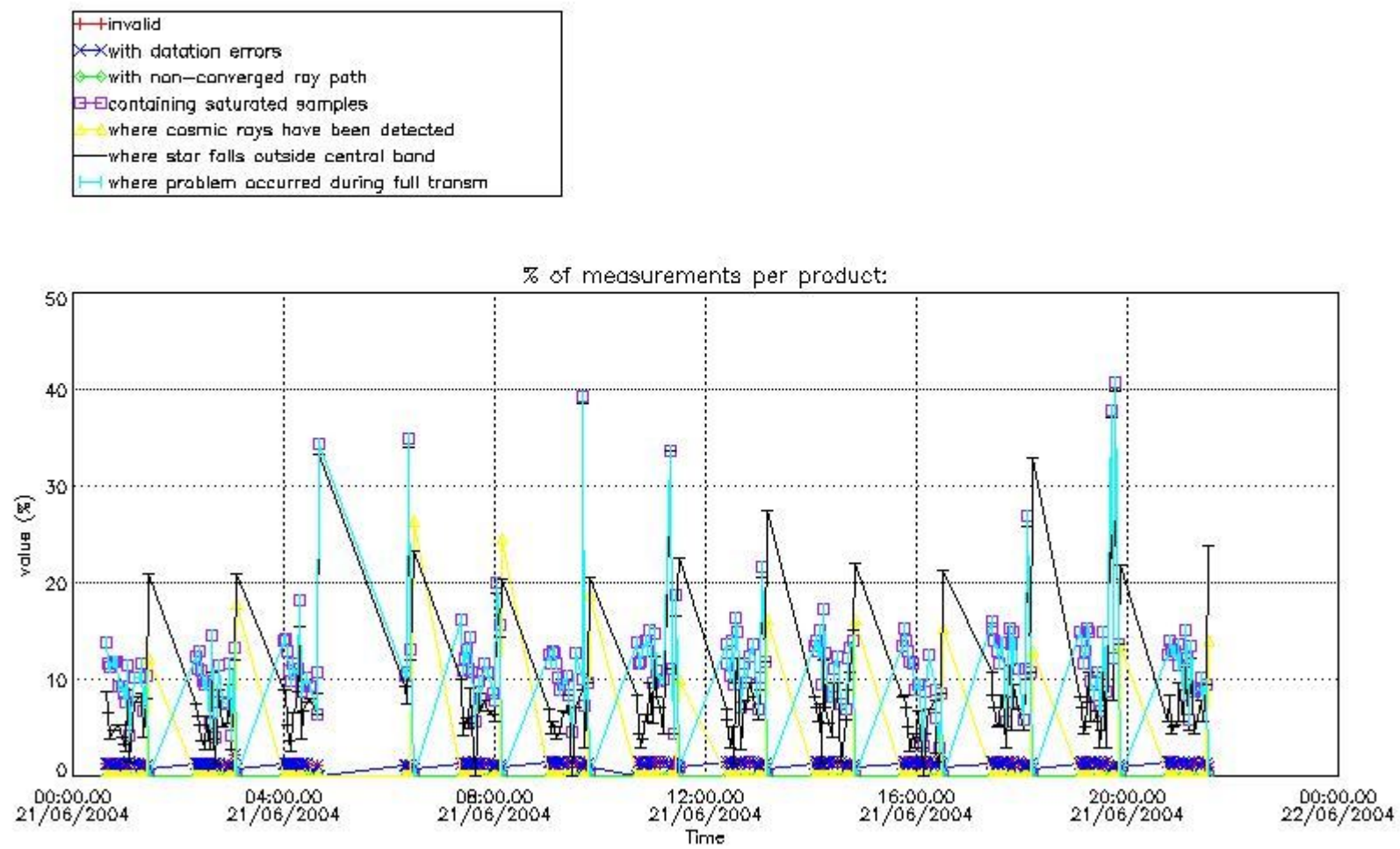
In this section it is plotted some information contained in the Quality Summary data set of the level 2 products that comes from the level 1b processing. Products without errors (error flag in the MPH set to "0") are used.

4.1 Plot quality information per product (time dependant) coming from level 1b processing

4.1.1 Plot level 1 quality information per product (time dependant): ENVISAT ASCENDING passes

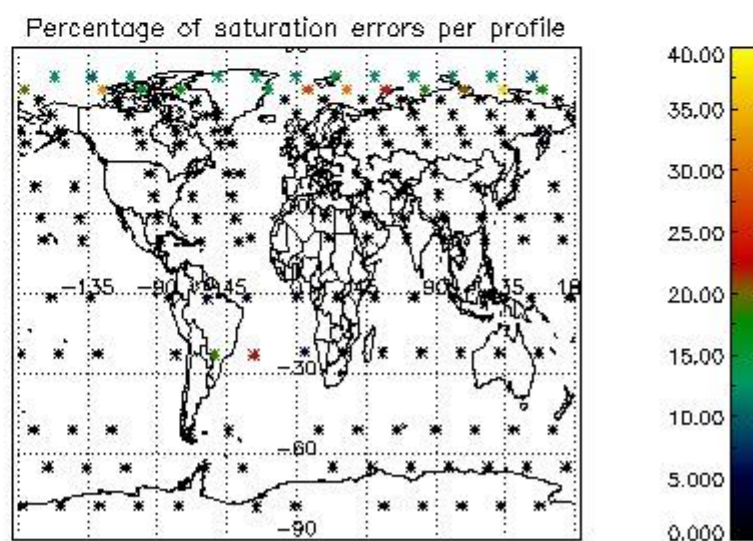
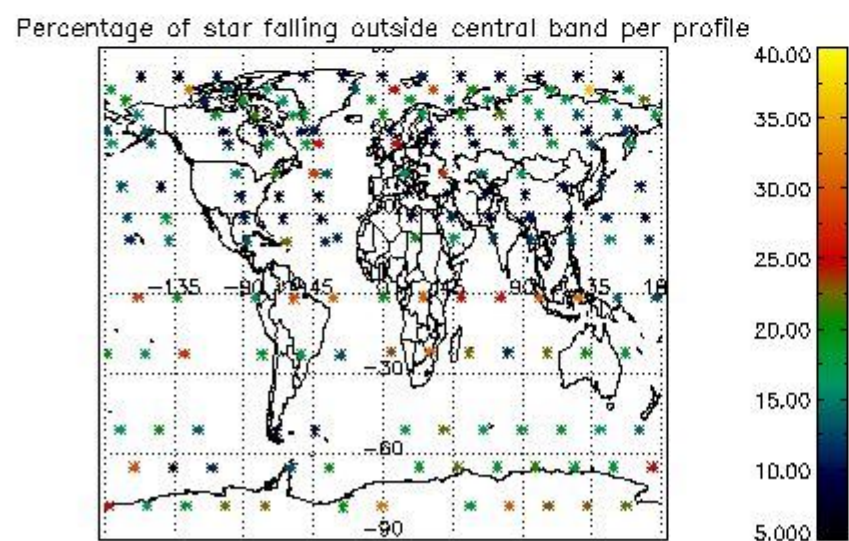
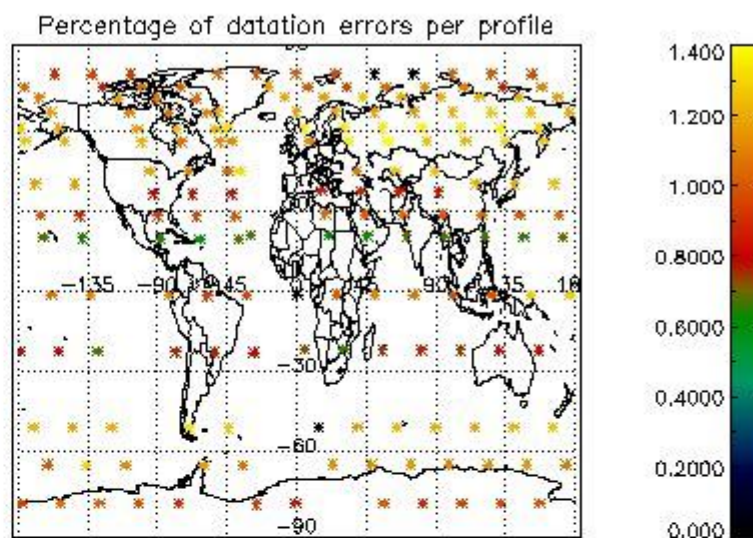
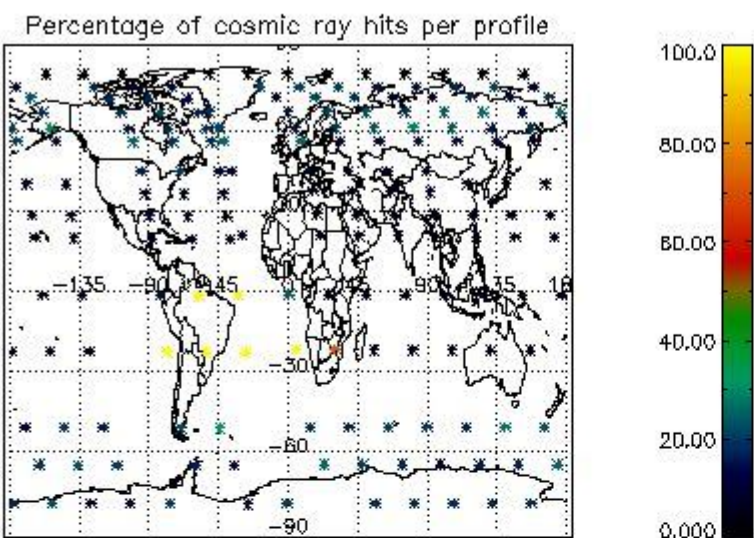


4.1.2 Plot level 1 quality information per product (time dependant): ENVISAT DESCENDING passes

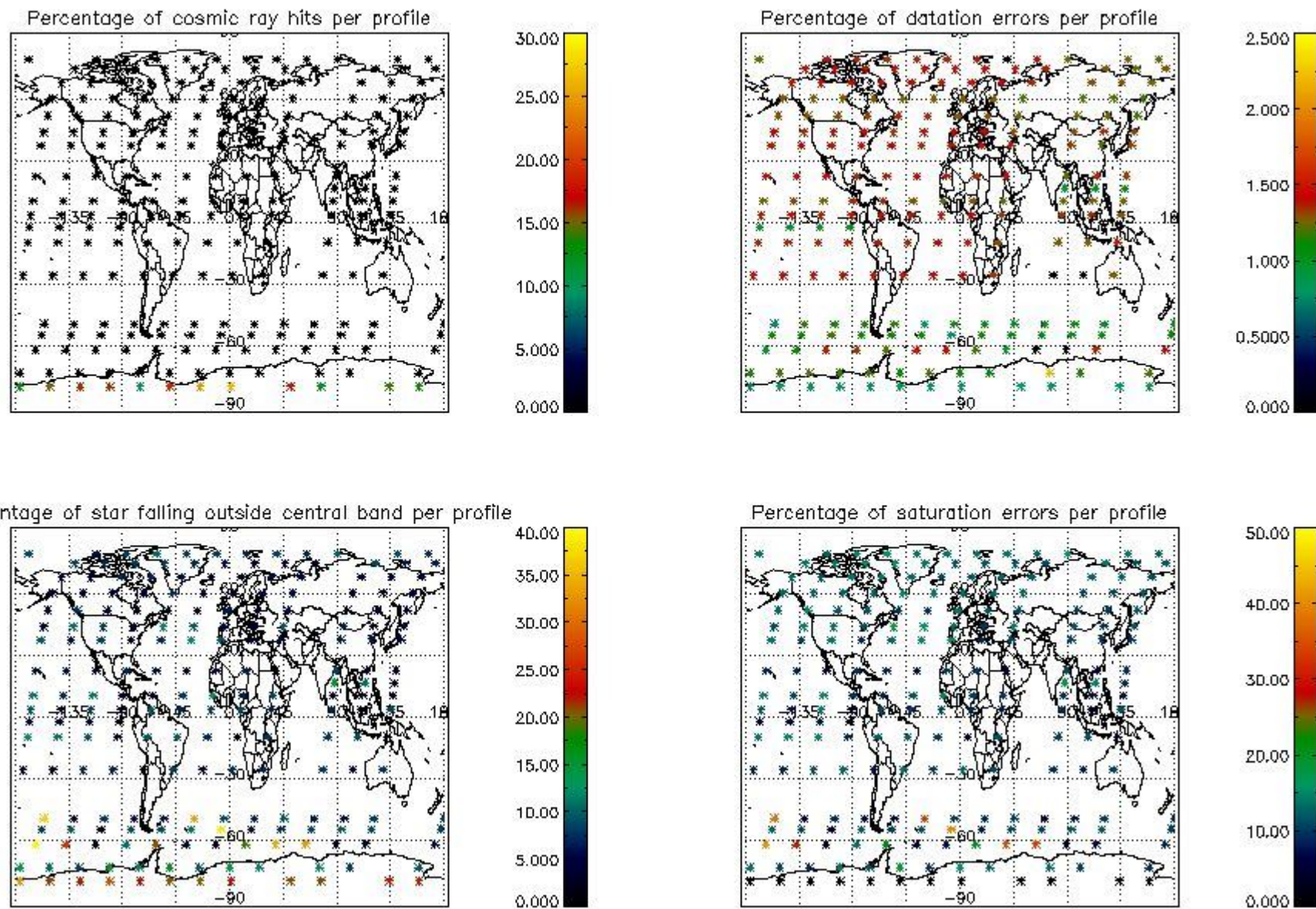


4.2 Plot quality information per product coming from level 1b processing (world map)

4.2.1 Plot level 1 quality information per product (world map): ENVISAT ASCENDING passes



4.2.2 Plot level 1 quality information per product (world map): ENVISAT DESCENDING passes



5. Trace gas profiles

5.1 Ozone statistics based on quality of products

The final quality of the products can be "measured" using the STD (Standard Deviation) attached to every point profile. This information is written to the parameter GOM_NL__2P/NL_LOCAL_SPECIES_DENSITY/o3_std of the level 2 products. The table below shows the statistics for given STD ranges.

The statistics are given with respect to the overall valid production:

- Products without fatal errors: GOM_NL__2P/MPH/PRODUCT_ERR=0
- Valid point profile: GOM_NL__2P/NL_LOCAL_SPECIES_DENSITY/pcd(0)=0

The 'Criteria' is applied to valid points of dark limb products:

- Products in dark limb illumination condition: GOM_NL__2P/NL_SUMMARY_QUALITY/obs_ill_cond=0
- Products without fatal errors: GOM_NL__2P/MPH/PRODUCT_ERR=0
- Valid point profile: GOM_NL__2P/NL_LOCAL_SPECIES_DENSITY/pcd(0)=0

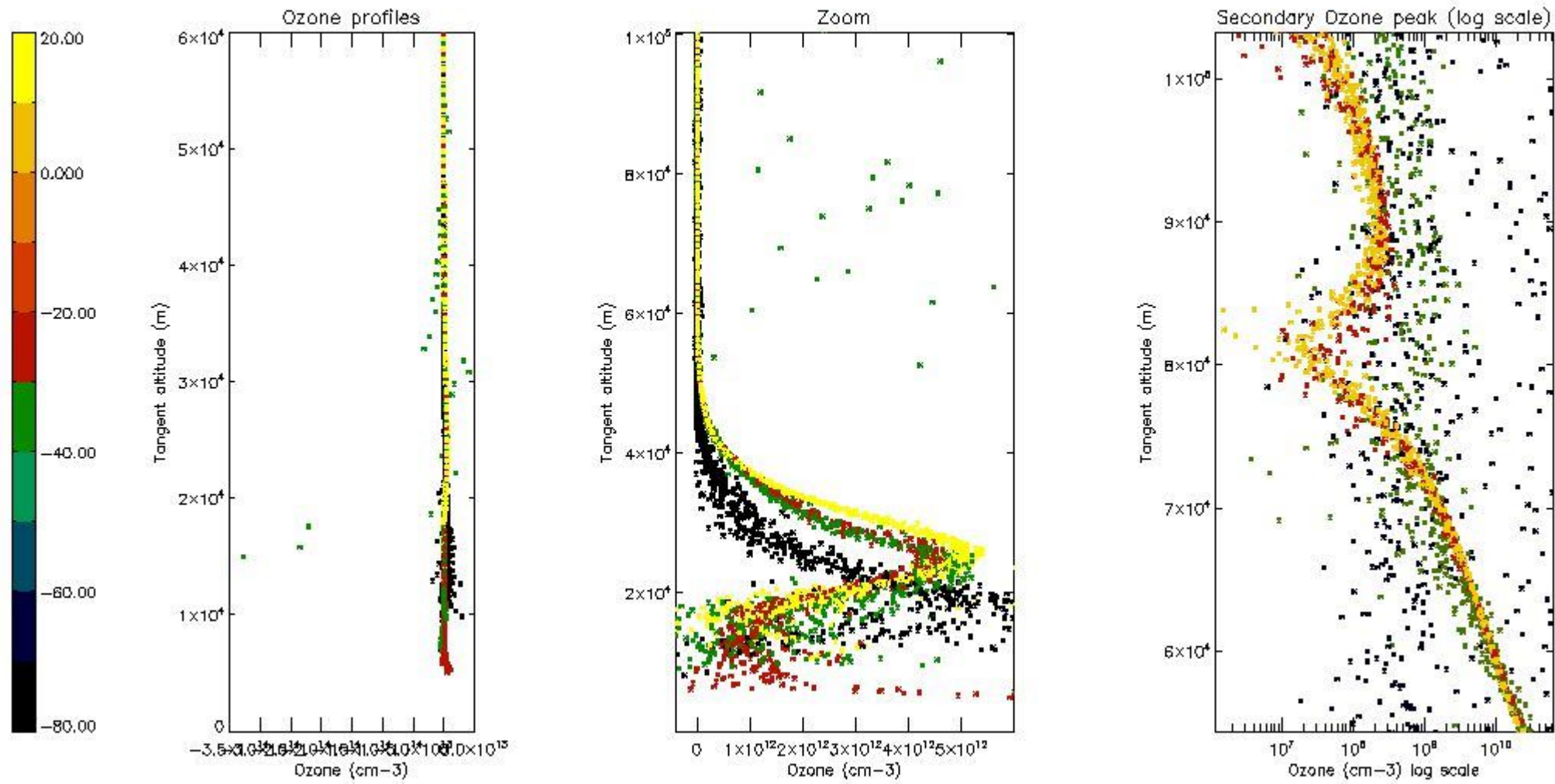
So, the table below shows the percentage of dark limb and valid observations for each criteria with respect to the overall valid daily observations.

Criteria	% of total production
All STD	20
STD < 20	9

STD < 10	7
STD < 5	5

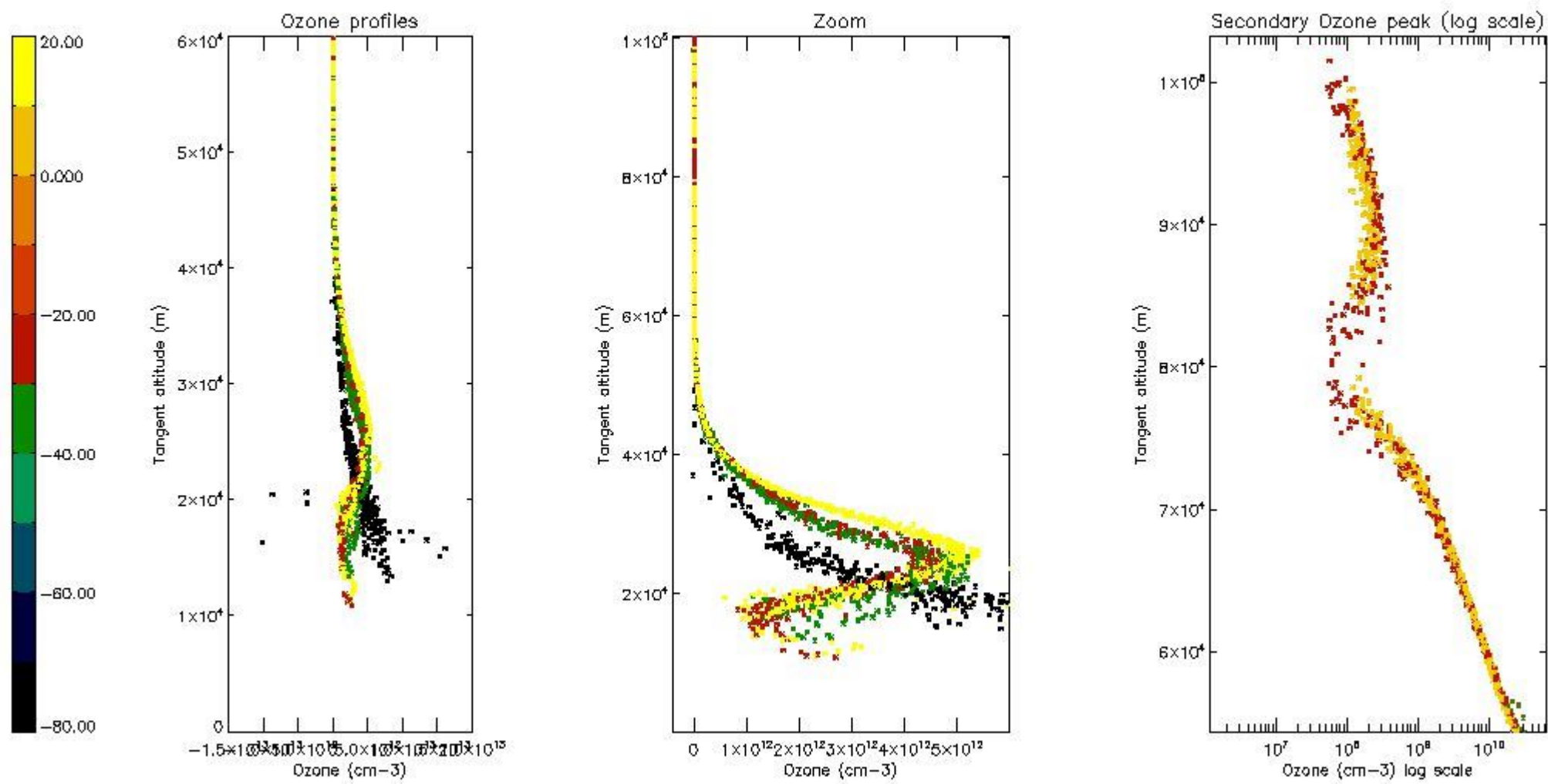
5.2 Plot ozone profiles for all STD (dark without errors)

The colorbar represents the latitude.



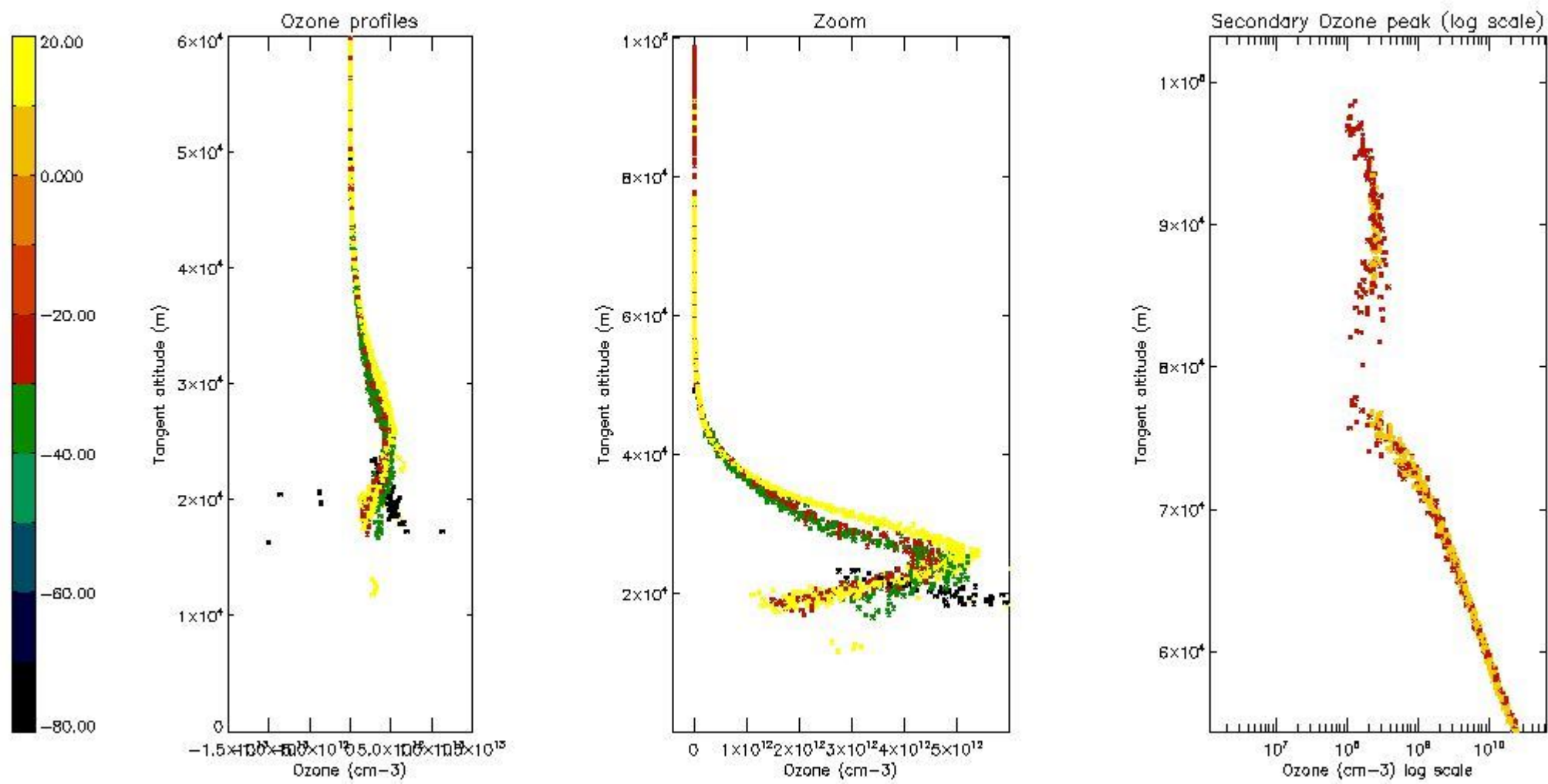
5.3 Plot ozone profiles where STD < 20% (dark without errors)

The colorbar represents the latitude.



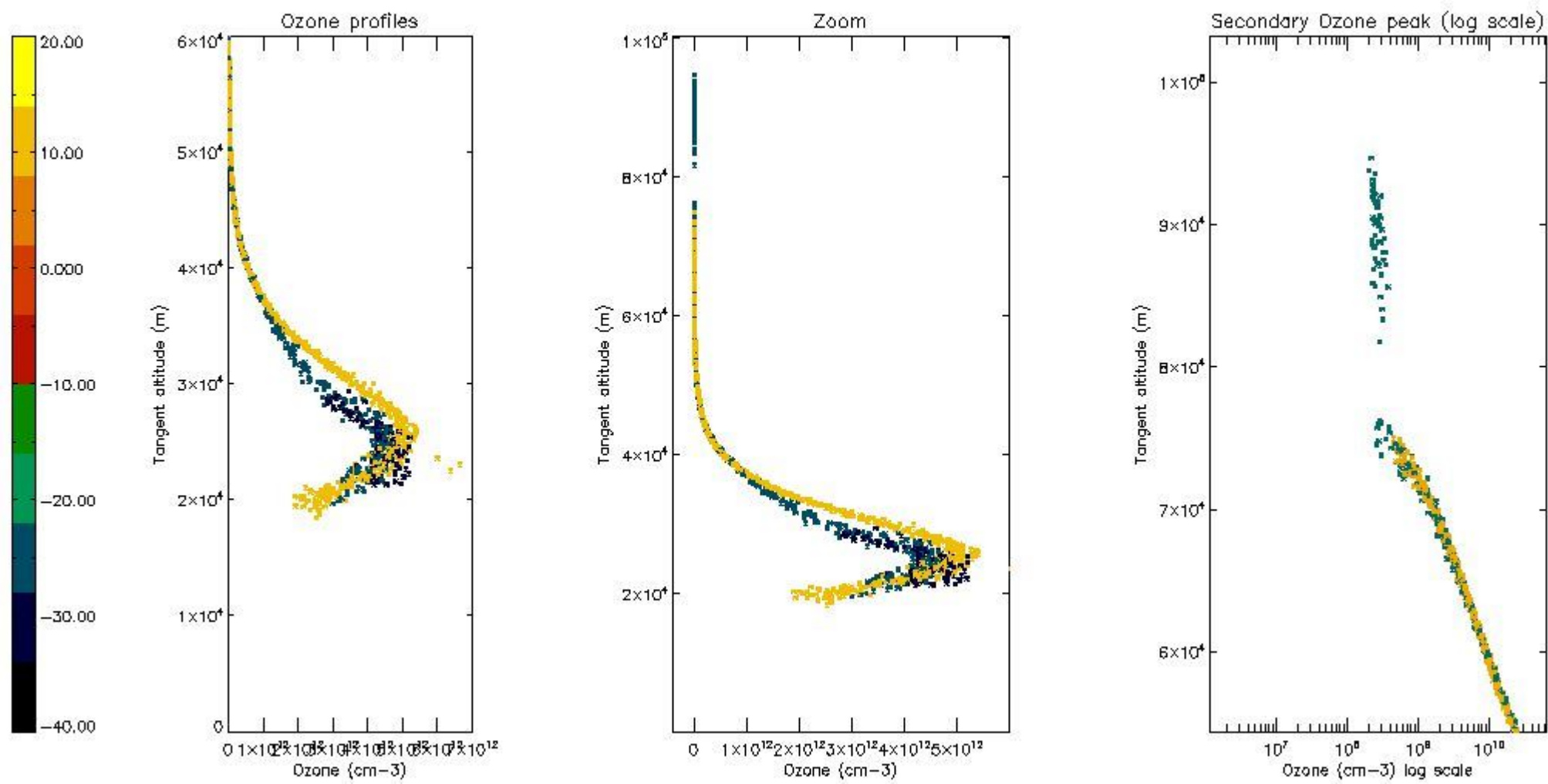
5.4 Plot ozone profiles where STD < 10% (dark without errors)

The colorbar represents the latitude.



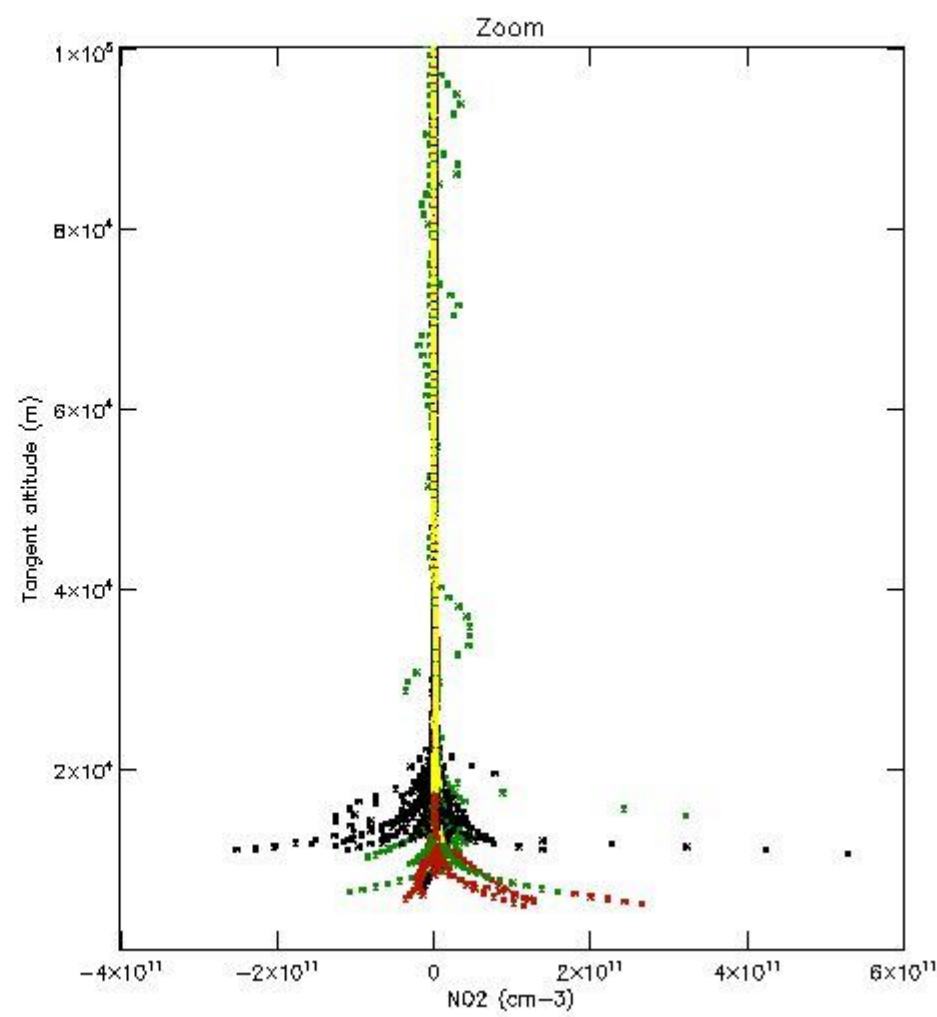
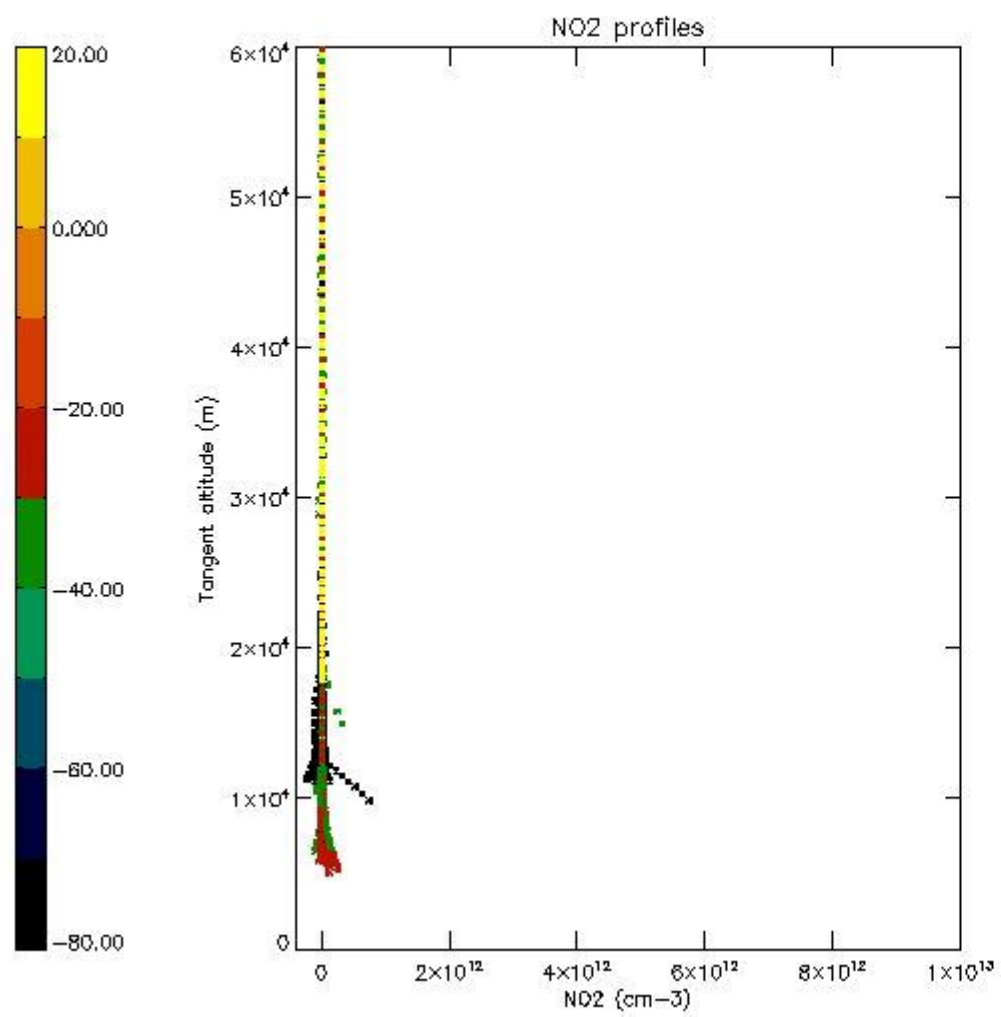
5.5 Plot ozone profiles where STD < 5% (dark without errors)

The colorbar represents the latitude.



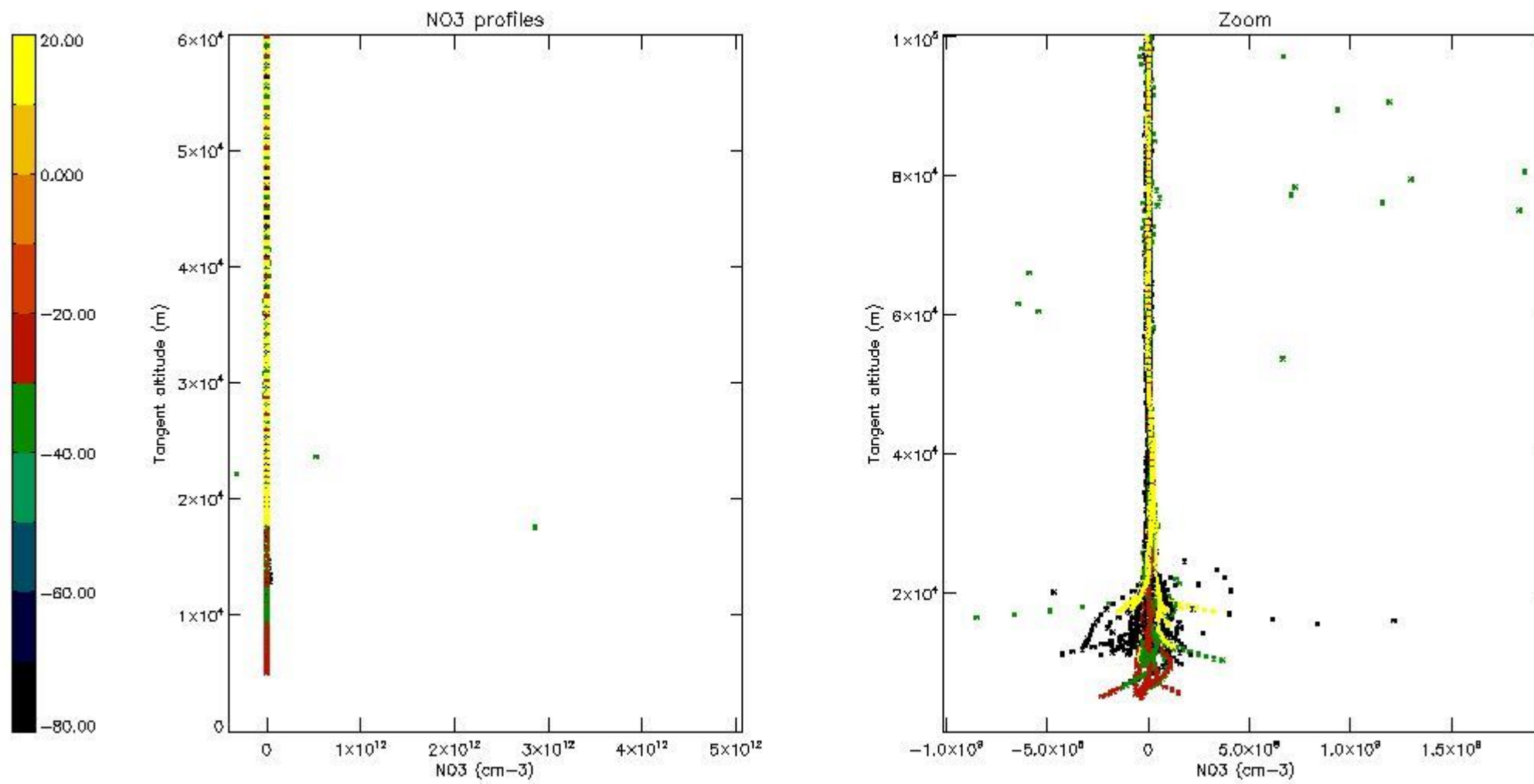
5.6 Plot NO₂ profiles for all STD (dark without errors)

The colorbar represents the latitude.



5.7 Plot NO3 profiles for all STD (dark without errors)

The colorbar represents the latitude.



6. Auxiliary Data Files used for the production reported in section 2

The number reported in the third column indicates since which file (see list in section 2) the corresponding auxiliary file has been used. The fourth column is the date of those product files.

Type	Auxiliary Filename	Used since product	Used since product date
INST_PHYS_CHARACTERISTICS	GOM_INS_AXVIEC20091111_143220_20030716_120000_20500101_000000	1	21-JUN-2004 00:05:29
LEVEL-2_PROC_CONFIG	GOM_PR2_AXVIEC20091111_152718_20020301_000000_20500101_000000	1	21-JUN-2004 00:05:29
CROSS_SECTIONS_FILE	GOM_CRS_AXVIEC20091111_154832_20020301_000000_20500101_000000	1	21-JUN-2004 00:05:29

GOMOS Level 2 Daily Report

SUMMARY

[1. General Info](#)

[2. Summary of processed GOM_NL_2P products](#)

[3. Level 2 Quality information per product](#)

[3.1 Plot of level 2 quality information per product \(time dependant\)](#)

[3.2 Plot of level 2 quality information per product \(world map\)](#)

[4. Level 1 Quality information per product \(stored on level 2 products\)](#)

[4.1 Plot of level 1 quality information per product \(time dependant\)](#)

[4.1.1 Plot of level 1 quality information per product \(time dependant\): ASCENDING](#)

[4.1.2 Plot of level 1 quality information per product \(time dependant\): DESCENDING](#)

[4.2 Plot of level 1 quality information per product \(world map\)](#)

[4.2.1 Plot of level 1 quality information per product \(world map\): ASCENDING](#)

[4.2.2 Plot of level 1 quality information per product \(world map\): DESCENDING](#)

[5. Ozone profiles based on quality statistics and other trace gas profiles](#)

[5.1 Ozone statistics based on quality of products](#)

[5.2 Plot ozone profiles for all STD \(dark without errors\)](#)

[5.3 Plot ozone profiles where STD < 20% \(dark without errors\)](#)

[5.4. Plot ozone profiles where STD < 10% \(dark without errors\)](#)

[5.5. Plot ozone profiles where STD < 5% \(dark without errors\)](#)

[5.6 Plot NO2 profiles for all STD \(dark without errors\)](#)

[5.7 Plot NO3 profiles for all STD \(dark without errors\)](#)

[5.8 Plot H2O profiles \(only for occultations of stars 1,2,3,4,13,14,16,26,63 dark without errors\) for all STD](#)

[6. Auxiliary Data Files used for the production reported in section 2](#)

This report presents the daily analysis on parameters extracted from GOMOS level 2 data (GOM_NL__2P). It is intended to monitor some important parameters that will impact the quality of these products. A list of level 2 products (and content) that have arrived during the reporting day to the PCF is also given.

Item	Value
Time of report generation	19APR2013 04:44:31
Data source version	GOMOS/6.01
Start time of products	21-06-2004 (21JUN2004 00:00:00)
Stop time of products	22-06-2004 (22JUN2004 00:00:00)
Store outputs in DB	Yes
Nb of level 2 prods	396
Nb of prods with errors	0

2. Summary of processed GOM_NL__2P products.

Nr	Filename	UTC Start time	Limb	Duration	Star Id	Star Name	Star Mag	Star Temp	Nb Meas	Orbit	Prod. error
1	GOM_NL__2PRFIN20040621_000529_000000622027_00488_12065_3992.N1	21-JUN-2004 00:05:29	Dark	62.000	52	16Bet Cet	2.0370	4500.0	124	12065	No
2	GOM_NL__2PRFIN20040621_001127_000000532027_00488_12065_3993.N1	21-JUN-2004 00:11:27	Dark	52.500	9	Alp Eri	0.45300	24000.	105	12065	No
3	GOM_NL__2PRFIN20040621_001722_000000752027_00489_12066_4126.N1	21-JUN-2004 00:17:22	Dark	74.500	18	24Alp PsA	1.1660	9700.0	149	12066	No
4	GOM_NL__2PRFIN20040621_001946_000000512027_00489_12066_4127.N1	21-JUN-2004 00:19:46	Straylight	50.500	31	Alp Gru	1.7340	15200.	101	12066	No
5	GOM_NL__2PRFIN20040621_002206_000000612027_00489_12066_4128.N1	21-JUN-2004 00:22:06	Straylight	60.500	172	Gam Gru	3.0030	13100.	121	12066	No
6	GOM_NL__2PRFIN20040621_002430_000000482027_00489_12066_4129.N1	21-JUN-2004 00:24:30	Straylight	48.000	43	Alp TrA	1.9100	4250.0	96	12066	No
7	GOM_NL__2PRFIN20040621_002740_000000452027_00489_12066_4130.N1	21-JUN-2004 00:27:40	Straylight	44.500	141	Bet Ara	2.8400	4600.0	89	12066	No
8	GOM_NL__2PRFIN20040621_002905_000000412027_00489_12066_4131.N1	21-JUN-2004 00:29:05	Straylight	40.500	147	Alp Ara	2.8770	26000.	81	12066	No
9	GOM_NL__2PRFIN20040621_003050_000000462027_00489_12066_4132.N1	21-JUN-2004 00:30:50	Twilight	45.500	40	The Sco	1.8590	7100.0	91	12066	No
10	GOM_NL__2PRFIN20040621_003230_000000482027_00489_12066_4133.N1	21-JUN-2004 00:32:30	Twilight	47.500	25	35Lam Sco	1.6200	28000.	95	12066	No
11	GOM_NL__2PRFIN20040621_003352_000000492027_00489_12066_4134.N1	21-JUN-2004 00:33:52	Twilight	49.000	116	19Del Sgr	2.7000	4100.0	98	12066	No
12	GOM_NL__2PRFIN20040621_003604_000000542027_00489_12066_4135.N1	21-JUN-2004 00:36:04	Bright	53.500	155	41Pi Sgr	2.9000	6600.0	107	12066	No
13	GOM_NL__2PRFIN20040621_003856_000000402027_00489_12066_4136.N1	21-JUN-2004 00:38:56	Bright	40.000	86	35Eta Oph	2.4300	10200.	80	12066	No
14	GOM_NL__2PRFIN20040621_004039_000000392027_00489_12066_4137.N1	21-JUN-2004 00:40:39	Bright	38.500	98	13Zet Oph	2.5710	30000.	77	12066	No
15	GOM_NL__2PRFIN20040621_004244_000000402027_00489_12066_4138.N1	21-JUN-2004 00:42:44	Bright	40.000	120	1Del Oph	2.7340	3200.0	80	12066	No
16	GOM_NL__2PRFIN20040621_004505_000000432027_00489_12066_4139.N1	21-JUN-2004 00:45:05	Bright	42.500	126	60Bet Oph	2.7700	4250.0	85	12066	No
17	GOM_NL__2PRFIN20040621_004730_000000432027_00489_12066_4140.N1	21-JUN-2004 00:47:30	Bright	42.500	59	55Alp Oph	2.0800	8900.0	85	12066	No
18	GOM_NL__2PRFIN20040621_004947_000000382027_00489_12066_4141.N1	21-JUN-2004 00:49:47	Bright	38.000	127	27Bet Her	2.7810	4700.0	76	12066	No
19	GOM_NL__2PRFIN20040621_005132_000000382027_00489_12066_4142.N1	21-JUN-2004 00:51:32	Bright	38.000	67	5Alp CrB	2.2210	11000.	76	12066	No
20	GOM_NL__2PRFIN20040621_005546_000000382027_00489_12066_4143.N1	21-JUN-2004 00:55:46	Bright	38.000	180	27Gam Boo	3.0400	8000.0	76	12066	No
21	GOM_NL__2PRFIN20040621_005730_000000472027_00489_12066_4144.N1	21-JUN-2004 00:57:30	Bright	47.000	5	3Alp Lyr	0.033000	11000.	94	12066	No
22	GOM_NL__2PRFIN20040621_005913_000000402027_00489_12066_4145.N1	21-JUN-2004 00:59:13	Bright	39.500	130	23Bet Dra	2.7990	5800.0	79	12066	No
23	GOM_NL__2PRFIN20040621_010107_000000392027_00489_12066_4146.N1	21-JUN-2004 01:01:07	Bright	39.000	119	14Eta Dra	2.7270	4700.0	78	12066	No
24	GOM_NL__2PRFIN20040621_010447_000000372027_00489_12066_4147.N1	21-JUN-2004 01:04:47	Bright	36.500	60	7Bet UMi	2.0810	3950.0	73	12066	No
25	GOM_NL__2PRFIN20040621_010918_000000392027_00489_12066_4148.N1	21-JUN-2004 01:09:18	Bright	39.000	49	1Alp UMi	1.9900	6300.0	78	12066	No
26	GOM_NL__2PRFIN20040621_011601_000000492027_00489_12066_4149.N1	21-JUN-2004 01:16:01	Bright	49.000	74	11Bet Cas	2.2680	6600.0	98	12066	No
27	GOM_NL__2PRFIN20040621_011733_000000472027_00489_12066_4150.N1	21-JUN-2004 01:17:33	Bright	47.000	68	18Alp Cas	2.2250	4500.0	94	12066	No
28	GOM_NL__2PRFIN20040621_011938_000000372027_00489_12066_4151.N1	21-JUN-2004 01:19:38	Bright	37.000	160	23Gam Per	2.9300	4700.0	74	12066	No
29	GOM_NL__2PRFIN20040621_012304_000000442027_00489_12066_4152.N1	21-JUN-2004 01:23:04	Bright	43.500	73	57Gam1And	2.2600	13100.	87	12066	No
30	GOM_NL__2PRFIN20040621_012528_000000622027_00489_12066_4153.N1	21-JUN-2004 01:25:28	Twilight	62.000	53	43Bet And	2.0480	3300.0	124	12066	No
31	GOM_NL__2PRFIN20040621_012913_000000612027_00489_12066_4154.N1	21-JUN-2004 01:29:13	Twilight	60.500	50	13Alp Ari	2.0070	4250.0	121	12066	No
32	GOM_NL__2PRFIN20040621_013400_000000482027_00489_12066_4155.N1	21-JUN-2004 01:34:00	Dark	47.500	94	92Alp Cet	2.5260	3100.0	95	12066	No
33	GOM_NL__2PRFIN20040621_013806_000000402027_00489_12066_4156.N1	21-JUN-2004 01:38:06	Dark	39.500	165	34Gam Eri	2.9500	3200.0	79	12066	No
34	GOM_NL__2PRFIN20040621_014606_000000662027_00489_12066_4157.N1	21-JUN-2004 01:46:06	Dark	66.000	52	16Bet Cet	2.0370	4500.0	132	12066	No
35	GOM_NL__2PRFIN20040621_015202_000000532027_00489_12066_4158.N1	21-JUN-2004 01:52:02	Dark	53.000	9	Alp Eri	0.45300	24000.	106	12066	No
36	GOM_NL__2PRFIN20040621_015800_000000852027_00490_12067_4011.N1	21-JUN-2004 01:58:00	Dark	85.000	18	24Alp PsA	1.1660	9700.0	170	12067	No
37	GOM_NL__2PRFIN20040621_020023_000000522027_00490_12067_4012.N1	21-JUN-2004 02:00:23	Straylight	52.000	31	Alp Gru	1.7340	15200.	104	12067	No
38	GOM_NL__2PRFIN20040621_020243_000000612027_00490_12067_4013.N1	21-JUN-2004 02:02:43	Straylight	61.000	172	Gam Gru	3.0030	13100.	122	12067	No
39	GOM_NL__2PRFIN20040621_020506_000000452027_00490_12067_4014.N1	21-JUN-2004 02:05:06	Straylight	45.000	43	Alp TrA	1.9100	4250.0	90	12067	No
40	GOM_NL__2PRFIN20040621_020814_000000472027_00490_12067_4015.N1	21-JUN-2004 02:08:14	Straylight	47.000	141	Bet Ara	2.8400	4600.0	94	12067	No
41	GOM_NL__2PRFIN20040621_020941_000000402027_00490_12067_4016.N1	21-JUN-2004 02:09:41	Straylight	39.500	147	Alp Ara	2.8770	26000.	79	12067	No
42	GOM_NL__2PRFIN20040621_021127_000000472027_00490_12067_4017.N1	21-JUN-2004 02:11:27	Twilight	47.000	40	The Sco	1.8590	7100.0	94	12067	No

43	GOM_NL__2PRFIN20040621_021308_000000472027_00490_12067_4018.N1	21-JUN-2004 02:13:08	Twilight	46.500	25	35Lam Sco	1.6200	28000.	93	12067	No
44	GOM_NL__2PRFIN20040621_021429_000000472027_00490_12067_4019.N1	21-JUN-2004 02:14:29	Twilight	47.000	116	19Del Sgr	2.7000	4100.0	94	12067	No
45	GOM_NL__2PRFIN20040621_021640_000000532027_00490_12067_4020.N1	21-JUN-2004 02:16:40	Bright	52.500	155	41Pi Sgr	2.9000	6600.0	105	12067	No
46	GOM_NL__2PRFIN20040621_021932_000000412027_00490_12067_4021.N1	21-JUN-2004 02:19:32	Bright	40.500	86	35Eta Oph	2.4300	10200.	81	12067	No
47	GOM_NL__2PRFIN20040621_022113_000000412027_00490_12067_4022.N1	21-JUN-2004 02:21:13	Bright	40.500	98	13Zet Oph	2.5710	30000.	81	12067	No
48	GOM_NL__2PRFIN20040621_022322_000000392027_00490_12067_4023.N1	21-JUN-2004 02:23:22	Bright	38.500	120	1Del Oph	2.7340	3200.0	77	12067	No
49	GOM_NL__2PRFIN20040621_022541_000000422027_00490_12067_4024.N1	21-JUN-2004 02:25:41	Bright	41.500	126	60Bet Oph	2.7700	4250.0	83	12067	No
50	GOM_NL__2PRFIN20040621_022807_000000412027_00490_12067_4025.N1	21-JUN-2004 02:28:07	Bright	40.500	59	55Alp Oph	2.0800	8900.0	81	12067	No
51	GOM_NL__2PRFIN20040621_023022_000000372027_00490_12067_4026.N1	21-JUN-2004 02:30:22	Bright	37.000	127	27Bet Her	2.7810	4700.0	74	12067	No
52	GOM_NL__2PRFIN20040621_023207_000000412027_00490_12067_4027.N1	21-JUN-2004 02:32:07	Bright	40.500	67	5Alp CrB	2.2210	11000.	81	12067	No
53	GOM_NL__2PRFIN20040621_023622_000000372027_00490_12067_4028.N1	21-JUN-2004 02:36:22	Bright	37.000	180	27Gam Boo	3.0400	8000.0	74	12067	No
54	GOM_NL__2PRFIN20040621_023804_000000522027_00490_12067_4029.N1	21-JUN-2004 02:38:04	Bright	51.500	5	3Alp Lyr	0.033000	11000.	103	12067	No
55	GOM_NL__2PRFIN20040621_023949_000000402027_00490_12067_4030.N1	21-JUN-2004 02:39:49	Bright	39.500	130	23Bet Dra	2.7990	5800.0	79	12067	No
56	GOM_NL__2PRFIN20040621_024142_000000372027_00490_12067_4031.N1	21-JUN-2004 02:41:42	Bright	37.000	119	14Eta Dra	2.7270	4700.0	74	12067	No
57	GOM_NL__2PRFIN20040621_024523_000000402027_00490_12067_4032.N1	21-JUN-2004 02:45:23	Bright	39.500	60	7Bet UMi	2.0810	3950.0	79	12067	No
58	GOM_NL__2PRFIN20040621_024952_000000392027_00490_12067_4033.N1	21-JUN-2004 02:49:52	Bright	39.000	49	1Alp UMi	1.9900	6300.0	78	12067	No
59	GOM_NL__2PRFIN20040621_025637_000000472027_00490_12067_4034.N1	21-JUN-2004 02:56:37	Bright	46.500	74	11Bet Cas	2.2680	6600.0	93	12067	No
60	GOM_NL__2PRFIN20040621_025808_000000482027_00490_12067_4035.N1	21-JUN-2004 02:58:08	Bright	47.500	68	18Alp Cas	2.2250	4500.0	95	12067	No
61	GOM_NL__2PRFIN20040621_030014_000000362027_00490_12067_4036.N1	21-JUN-2004 03:00:14	Bright	36.000	160	23Gam Per	2.9300	4700.0	72	12067	No
62	GOM_NL__2PRFIN20040621_030340_000000462027_00490_12067_4037.N1	21-JUN-2004 03:03:40	Bright	45.500	73	57Gam1And	2.2600	13100.	91	12067	No
63	GOM_NL__2PRFIN20040621_030605_000000622027_00490_12067_4038.N1	21-JUN-2004 03:06:05	Twilight	62.000	53	43Bet And	2.0480	3300.0	124	12067	No
64	GOM_NL__2PRFIN20040621_030948_000000542027_00490_12067_4039.N1	21-JUN-2004 03:09:48	Twilight	54.000	50	13Alp Ari	2.0070	4250.0	108	12067	No
65	GOM_NL__2PRFIN20040621_031437_000000432027_00490_12067_4040.N1	21-JUN-2004 03:14:37	Dark	42.500	94	92Alp Cet	2.5260	3100.0	85	12067	No
66	GOM_NL__2PRFIN20040621_031842_000000382027_00490_12067_4041.N1	21-JUN-2004 03:18:42	Dark	37.500	165	34Gam Eri	2.9500	3200.0	75	12067	No
67	GOM_NL__2PRFIN20040621_032644_000000662027_00490_12067_4042.N1	21-JUN-2004 03:26:44	Dark	65.500	52	16Bet Cet	2.0370	4500.0	131	12067	No
68	GOM_NL__2PRFIN20040621_033239_000000452027_00490_12067_4043.N1	21-JUN-2004 03:32:39	Dark	45.000	9	Alp Eri	0.45300	24000.	90	12067	No
69	GOM_NL__2PRFIN20040621_033837_000000772027_00491_12068_4011.N1	21-JUN-2004 03:38:37	Dark	76.500	18	24Alp PsA	1.1660	9700.0	153	12068	No
70	GOM_NL__2PRFIN20040621_034059_000000532027_00491_12068_4012.N1	21-JUN-2004 03:40:59	Straylight	52.500	31	Alp Gru	1.7340	15200.	105	12068	No
71	GOM_NL__2PRFIN20040621_034320_000000642027_00491_12068_4013.N1	21-JUN-2004 03:43:20	Straylight	64.000	172	Gam Gru	3.0030	13100.	128	12068	No
72	GOM_NL__2PRFIN20040621_034542_000000422027_00491_12068_4014.N1	21-JUN-2004 03:45:42	Straylight	42.000	43	Alp TrA	1.9100	4250.0	84	12068	No
73	GOM_NL__2PRFIN20040621_034853_000000412027_00491_12068_4015.N1	21-JUN-2004 03:48:53	Straylight	41.000	141	Bet Ara	2.8400	4600.0	82	12068	No
74	GOM_NL__2PRFIN20040621_035015_000000432027_00491_12068_4016.N1	21-JUN-2004 03:50:15	Straylight	43.000	147	Alp Ara	2.8770	26000.	86	12068	No
75	GOM_NL__2PRFIN20040621_035203_000000462027_00491_12068_4017.N1	21-JUN-2004 03:52:03	Twilight	45.500	40	The Sco	1.8590	7100.0	91	12068	No
76	GOM_NL__2PRFIN20040621_035344_000000422027_00491_12068_4018.N1	21-JUN-2004 03:53:44	Twilight	42.000	25	35Lam Sco	1.6200	28000.	84	12068	No
77	GOM_NL__2PRFIN20040621_035505_000000592027_00491_12068_4019.N1	21-JUN-2004 03:55:05	Twilight	59.000	116	19Del Sgr	2.7000	4100.0	118	12068	No
78	GOM_NL__2PRFIN20040621_035714_000000572027_00491_12068_4020.N1	21-JUN-2004 03:57:14	Bright	56.500	155	41Pi Sgr	2.9000	6600.0	113	12068	No
79	GOM_NL__2PRFIN20040621_040009_000000402027_00491_12068_4021.N1	21-JUN-2004 04:00:09	Bright	39.500	86	35Eta Oph	2.4300	10200.	79	12068	No
80	GOM_NL__2PRFIN20040621_040152_000000392027_00491_12068_4022.N1	21-JUN-2004 04:01:52	Bright	39.000	98	13Zet Oph	2.5710	30000.	78	12068	No
81	GOM_NL__2PRFIN20040621_040358_000000392027_00491_12068_4023.N1	21-JUN-2004 04:03:58	Bright	38.500	120	1Del Oph	2.7340	3200.0	77	12068	No
82	GOM_NL__2PRFIN20040621_040617_000000422027_00491_12068_4024.N1	21-JUN-2004 04:06:17	Bright	41.500	126	60Bet Oph	2.7700	4250.0	83	12068	No
83	GOM_NL__2PRFIN20040621_040843_000000412027_00491_12068_4025.N1	21-JUN-2004 04:08:43	Bright	40.500	59	55Alp Oph	2.0800	8900.0	81	12068	No
84	GOM_NL__2PRFIN20040621_041059_000000392027_00491_12068_4026.N1	21-JUN-2004 04:10:59	Bright	38.500	127	27Bet Her	2.7810	4700.0	77	12068	No
85	GOM_NL__2PRFIN20040621_041245_000000382027_00491_12068_4027.N1	21-JUN-2004 04:12:45	Bright	38.000	67	5Alp CrB	2.2210	11000.	76	12068	No
86	GOM_NL__2PRFIN20040621_041658_000000412027_00491_12068_4028.N1	21-JUN-2004 04:16:58	Bright	40.500	180	27Gam Boo	3.0400	8000.0	81	12068	No
87	GOM_NL__2PRFIN20040621_041839_000000552027_00491_12068_4029.N1	21-JUN-2004 04:18:39	Bright	55.000	5	3Alp Lyr	0.033000	11000.	110	12068	No
88	GOM_NL__2PRFIN20040621_042025_000000402027_00491_12068_4030.N1	21-JUN-2004 04:20:25	Bright	40.000	130	23Bet Dra	2.7990	5800.0	80	12068	No
89	GOM_NL__2PRFIN20040621_042219_000000382027_00491_12068_4031.N1	21-JUN-2004 04:22:19	Bright	37.500	119	14Eta Dra	2.7270	4700.0	75	12068	No
90	GOM_NL__2PRFIN20040621_042600_000000392027_00491_12068_4032.N1	21-JUN-2004 04:26:00	Bright	39.000	60	7Bet UMi	2.0810	3950.0	78	12068	No
91	GOM_NL__2PRFIN20040621_043031_000000382027_00491_12068_4033.N1	21-JUN-2004 04:30:31	Bright	37.500	49	1Alp UMi	1.9900	6300.0	75	12068	No
92	GOM_NL__2PRFIN20040621_043713_000000472027_00491_12068_4034.N1	21-JUN-2004 04:37:13	Bright	47.000	74	11Bet Cas	2.2680	6600.0	94	12068	No
93	GOM_NL__2PRFIN20040621_043844_000000472027_00491_12068_4035.N1	21-JUN-2004 04:38:44	Bright	47.000	68	18Alp Cas	2.2250	4500.0	94	12068	No
94	GOM_NL__2PRFIN20040621_044050_000000532027_00491_12068_4036.N1	21-JUN-2004 04:40:50	Bright	52.500	160	23Gam Per	2.9300	4700.0	105	12068	No
95	GOM_NL__2PRFIN20040621_061748_000000492027_00492_12069_4011.N1	21-JUN-2004 06:17:48	Bright	48.500	74	11Bet Cas	2.2680	6600.0	97	12069	No
96	GOM_NL__2PRFIN20040621_061919_000000472027_00492_12069_4012.N1	21-JUN-2004 06:19:19	Bright	47.000	68	18Alp Cas	2.2250	4500.0	94	12069	No
97	GOM_NL__2PRFIN20040621_062126_000000532027_00492_12069_4013.N1	21-JUN-2004 06:21:26	Bright	53.000	160	23Gam Per	2.9300	4700.0	106	12069	No
98	GOM_NL__2PRFIN20040621_062452_000000462027_00492_12069_4014.N1	21-JUN-2004 06:24:52	Bright	46.000	73	57Gam1And	2.2600	13100.	92	12069	No
99	GOM_NL__2PRFIN20040621_062716_000000652027_00492_12069_4015.N1	21-JUN-2004 06:27:16	Twilight	64.500	53	43Bet And	2.0480	3300.0	129	12069	No
100	GOM_NL__2PRFIN20040621_063101_000000562027_00492_12069_4016.N1	21-JUN-2004 06:31:01	Twilight	55.500	50	13Alp Ari	2.0070	4250.0	111	12069	No
101	GOM_NL__2PRFIN20040621_063547_000000452027_00492_12069_4017.N1	21-JUN-2004 06:35:47	Dark	44.500	94	92Alp Cet	2.5260	3100.0	89	12069	No

102	GOM_NL__2PRFIN20040621_063954_000000412027_00492_12069_4018.N1	21-JUN-2004 06:39:54	Dark	41.000	165	34Gam Eri	2.9500	3200.0	82	12069	No
103	GOM_NL__2PRFIN20040621_064759_000000752027_00492_12069_4019.N1	21-JUN-2004 06:47:59	Dark	74.500	52	16Bet Cet	2.0370	4500.0	149	12069	No
104	GOM_NL__2PRFIN20040621_065353_000000452027_00492_12069_4020.N1	21-JUN-2004 06:53:53	Dark	45.000	9	Alp Eri	0.45300	24000.	90	12069	No
105	GOM_NL__2PRFIN20040621_065953_000000792027_00493_12070_4011.N1	21-JUN-2004 06:59:53	Dark	78.500	18	24Alp PsA	1.1660	9700.0	157	12070	No
106	GOM_NL__2PRFIN20040621_070213_000000572027_00493_12070_4012.N1	21-JUN-2004 07:02:13	Straylight	56.500	31	Alp Gru	1.7340	15200.	113	12070	No
107	GOM_NL__2PRFIN20040621_070532_000000432027_00493_12070_4013.N1	21-JUN-2004 07:05:32	Straylight	43.000	45	Alp Pav	1.9400	26000.	86	12070	No
108	GOM_NL__2PRFIN20040621_071006_000000412027_00493_12070_4014.N1	21-JUN-2004 07:10:06	Straylight	41.000	141	Bet Ara	2.8400	4600.0	82	12070	No
109	GOM_NL__2PRFIN20040621_071130_000000422027_00493_12070_4015.N1	21-JUN-2004 07:11:30	Straylight	41.500	147	Alp Ara	2.8770	26000.	83	12070	No
110	GOM_NL__2PRFIN20040621_071316_000000432027_00493_12070_4016.N1	21-JUN-2004 07:13:16	Tw_i_and_stray	43.000	40	The Sco	1.8590	7100.0	86	12070	No
111	GOM_NL__2PRFIN20040621_071458_000000462027_00493_12070_4017.N1	21-JUN-2004 07:14:58	Tw_i_and_stray	45.500	25	35Lam Sco	1.6200	28000.	91	12070	No
112	GOM_NL__2PRFIN20040621_071618_000000492027_00493_12070_4018.N1	21-JUN-2004 07:16:18	Tw_i_and_stray	48.500	116	19Del Sgr	2.7000	4100.0	97	12070	No
113	GOM_NL__2PRFIN20040621_071829_000000522027_00493_12070_4019.N1	21-JUN-2004 07:18:29	Bright	51.500	155	41Pi Sgr	2.9000	6600.0	103	12070	No
114	GOM_NL__2PRFIN20040621_072121_000000402027_00493_12070_4020.N1	21-JUN-2004 07:21:21	Bright	40.000	86	35Eta Oph	2.4300	10200.	80	12070	No
115	GOM_NL__2PRFIN20040621_072305_000000372027_00493_12070_4021.N1	21-JUN-2004 07:23:05	Bright	36.500	98	13Zet Oph	2.5710	30000.	73	12070	No
116	GOM_NL__2PRFIN20040621_072511_000000372027_00493_12070_4022.N1	21-JUN-2004 07:25:11	Bright	37.000	120	1Del Oph	2.7340	3200.0	74	12070	No
117	GOM_NL__2PRFIN20040621_072729_000000422027_00493_12070_4023.N1	21-JUN-2004 07:27:29	Bright	42.000	126	60Bet Oph	2.7700	4250.0	84	12070	No
118	GOM_NL__2PRFIN20040621_072955_000000412027_00493_12070_4024.N1	21-JUN-2004 07:29:55	Bright	40.500	59	55Alp Oph	2.0800	8900.0	81	12070	No
119	GOM_NL__2PRFIN20040621_073211_000000392027_00493_12070_4025.N1	21-JUN-2004 07:32:11	Bright	38.500	127	27Bet Her	2.7810	4700.0	77	12070	No
120	GOM_NL__2PRFIN20040621_073359_000000372027_00493_12070_4026.N1	21-JUN-2004 07:33:59	Bright	37.000	67	5Alp CrB	2.2210	11000.	74	12070	No
121	GOM_NL__2PRFIN20040621_073812_000000362027_00493_12070_4027.N1	21-JUN-2004 07:38:12	Bright	36.000	180	27Gam Boo	3.0400	8000.0	72	12070	No
122	GOM_NL__2PRFIN20040621_074137_000000412027_00493_12070_4028.N1	21-JUN-2004 07:41:37	Bright	41.000	130	23Bet Dra	2.7990	5800.0	82	12070	No
123	GOM_NL__2PRFIN20040621_074331_000000382027_00493_12070_4029.N1	21-JUN-2004 07:43:31	Bright	37.500	119	14Eta Dra	2.7270	4700.0	75	12070	No
124	GOM_NL__2PRFIN20040621_074713_000000392027_00493_12070_4030.N1	21-JUN-2004 07:47:13	Bright	38.500	60	7Bet UMi	2.0810	3950.0	77	12070	No
125	GOM_NL__2PRFIN20040621_075143_000000382027_00493_12070_4031.N1	21-JUN-2004 07:51:43	Bright	37.500	49	1Alp UMi	1.9900	6300.0	75	12070	No
126	GOM_NL__2PRFIN20040621_075825_000000472027_00493_12070_4032.N1	21-JUN-2004 07:58:25	Bright	46.500	74	11Bet Cas	2.2680	6600.0	93	12070	No
127	GOM_NL__2PRFIN20040621_075956_000000452027_00493_12070_4033.N1	21-JUN-2004 07:59:56	Bright	44.500	68	18Alp Cas	2.2250	4500.0	89	12070	No
128	GOM_NL__2PRFIN20040621_080202_000000432027_00493_12070_4034.N1	21-JUN-2004 08:02:02	Bright	42.500	160	23Gam Per	2.9300	4700.0	85	12070	No
129	GOM_NL__2PRFIN20040621_080530_000000452027_00493_12070_4035.N1	21-JUN-2004 08:05:30	Bright	45.000	73	57Gam1And	2.2600	13100.	90	12070	No
130	GOM_NL__2PRFIN20040621_080755_000000592027_00493_12070_4036.N1	21-JUN-2004 08:07:55	Tw_i_and_stray	59.000	53	43Bet And	2.0480	3300.0	118	12070	No
131	GOM_NL__2PRFIN20040621_081139_000000522027_00493_12070_4037.N1	21-JUN-2004 08:11:39	Twilight	51.500	50	13Alp Ari	2.0070	4250.0	103	12070	No
132	GOM_NL__2PRFIN20040621_081627_000000392027_00493_12070_4038.N1	21-JUN-2004 08:16:27	Dark	38.500	94	92Alp Cet	2.5260	3100.0	77	12070	No
133	GOM_NL__2PRFIN20040621_082032_000000432027_00493_12070_4039.N1	21-JUN-2004 08:20:32	Dark	42.500	165	34Gam Eri	2.9500	3200.0	85	12070	No
134	GOM_NL__2PRFIN20040621_082838_000000622027_00493_12070_4040.N1	21-JUN-2004 08:28:38	Dark	62.000	52	16Bet Cet	2.0370	4500.0	124	12070	No
135	GOM_NL__2PRFIN20040621_083431_000000482027_00493_12070_4041.N1	21-JUN-2004 08:34:31	Dark	47.500	9	Alp Eri	0.45300	24000.	95	12070	No
136	GOM_NL__2PRFIN20040621_084032_000000742027_00494_12071_4011.N1	21-JUN-2004 08:40:32	Dark	74.000	18	24Alp PsA	1.1660	9700.0	148	12071	No
137	GOM_NL__2PRFIN20040621_084252_000000512027_00494_12071_4012.N1	21-JUN-2004 08:42:52	Straylight	51.000	31	Alp Gru	1.7340	15200.	102	12071	No
138	GOM_NL__2PRFIN20040621_084610_000000432027_00494_12071_4013.N1	21-JUN-2004 08:46:10	Straylight	42.500	45	Alp Pav	1.9400	26000.	85	12071	No
139	GOM_NL__2PRFIN20040621_085044_000000402027_00494_12071_4014.N1	21-JUN-2004 08:50:44	Straylight	39.500	141	Bet Ara	2.8400	4600.0	79	12071	No
140	GOM_NL__2PRFIN20040621_085208_000000392027_00494_12071_4015.N1	21-JUN-2004 08:52:08	Straylight	39.000	147	Alp Ara	2.8770	26000.	78	12071	No
141	GOM_NL__2PRFIN20040621_085355_000000422027_00494_12071_4016.N1	21-JUN-2004 08:53:55	Tw_i_and_stray	41.500	40	The Sco	1.8590	7100.0	83	12071	No
142	GOM_NL__2PRFIN20040621_085536_000000432027_00494_12071_4017.N1	21-JUN-2004 08:55:36	Tw_i_and_stray	43.000	25	35Lam Sco	1.6200	28000.	86	12071	No
143	GOM_NL__2PRFIN20040621_085656_000000452027_00494_12071_4018.N1	21-JUN-2004 08:56:56	Tw_i_and_stray	45.000	116	19Del Sgr	2.7000	4100.0	90	12071	No
144	GOM_NL__2PRFIN20040621_085908_000000502027_00494_12071_4019.N1	21-JUN-2004 08:59:08	Bright	50.000	155	41Pi Sgr	2.9000	6600.0	100	12071	No
145	GOM_NL__2PRFIN20040621_090159_000000362027_00494_12071_4020.N1	21-JUN-2004 09:01:59	Bright	36.000	86	35Eta Oph	2.4300	10200.	72	12071	No
146	GOM_NL__2PRFIN20040621_090343_000000352027_00494_12071_4021.N1	21-JUN-2004 09:03:43	Bright	34.500	98	13Zet Oph	2.5710	30000.	69	12071	No
147	GOM_NL__2PRFIN20040621_090549_000000352027_00494_12071_4022.N1	21-JUN-2004 09:05:49	Bright	35.000	120	1Del Oph	2.7340	3200.0	70	12071	No
148	GOM_NL__2PRFIN20040621_090807_000000402027_00494_12071_4023.N1	21-JUN-2004 09:08:07	Bright	39.500	126	60Bet Oph	2.7700	4250.0	79	12071	No
149	GOM_NL__2PRFIN20040621_091033_000000392027_00494_12071_4024.N1	21-JUN-2004 09:10:33	Bright	38.500	59	55Alp Oph	2.0800	8900.0	77	12071	No
150	GOM_NL__2PRFIN20040621_091249_000000352027_00494_12071_4025.N1	21-JUN-2004 09:12:49	Bright	34.500	127	27Bet Her	2.7810	4700.0	69	12071	No
151	GOM_NL__2PRFIN20040621_091437_000000342027_00494_12071_4026.N1	21-JUN-2004 09:14:37	Bright	34.000	67	5Alp CrB	2.2210	11000.	68	12071	No
152	GOM_NL__2PRFIN20040621_091850_000000372027_00494_12071_4027.N1	21-JUN-2004 09:18:50	Bright	37.000	180	27Gam Boo	3.0400	8000.0	74	12071	No
153	GOM_NL__2PRFIN20040621_092214_000000392027_00494_12071_4028.N1	21-JUN-2004 09:22:14	Bright	38.500	130	23Bet Dra	2.7990	5800.0	77	12071	No
154	GOM_NL__2PRFIN20040621_092409_000000362027_00494_12071_4029.N1	21-JUN-2004 09:24:09	Bright	35.500	119	14Eta Dra	2.7270	4700.0	71	12071	No
155	GOM_NL__2PRFIN20040621_092751_000000332027_00494_12071_4030.N1	21-JUN-2004 09:27:51	Bright	33.000	60	7Bet UMi	2.0810	3950.0	66	12071	No
156	GOM_NL__2PRFIN20040621_093221_000000362027_00494_12071_4031.N1	21-JUN-2004 09:32:21	Bright	35.500	49	1Alp UMi	1.9900	6300.0	71	12071	No
157	GOM_NL__2PRFIN20040621_093903_000000452027_00494_12071_4032.N1	21-JUN-2004 09:39:03	Bright	45.000	74	11Bet Cas	2.2680	6600.0	90	12071	No
158	GOM_NL__2PRFIN20040621_094033_000000652027_00494_12071_4033.N1	21-JUN-2004 09:40:33	Bright	65.000	68	18Alp Cas	2.2250	4500.0	130	12071	No
159	GOM_NL__2PRFIN20040621_094240_000000352027_00494_12071_4034.N1	21-JUN-2004 09:42:40	Bright	34.500	160	23Gam Per	2.9300	4700.0	69	12071	No
160	GOM_NL__2PRFIN20040621_094606_000000422027_00494_12071_4035.N1	21-JUN-2004 09:46:06	Bright	41.500	73	57Gam1And	2.2600	13100.	83	12071	No

161	GOM_NL__2PRFIN20040621_094832_000000592027_00494_12071_4036.N1	21-JUN-2004 09:48:32	Twilight	58.500	53	43Bet And	2.0480	3300.0	117	12071	No
162	GOM_NL__2PRFIN20040621_095216_000000492027_00494_12071_4037.N1	21-JUN-2004 09:52:16	Twilight	49.000	50	13Alp Ari	2.0070	4250.0	98	12071	No
163	GOM_NL__2PRFIN20040621_095705_000000502027_00494_12071_4038.N1	21-JUN-2004 09:57:05	Dark	49.500	94	92Alp Cet	2.5260	3100.0	99	12071	No
164	GOM_NL__2PRFIN20040621_100108_000000412027_00494_12071_4039.N1	21-JUN-2004 10:01:08	Dark	40.500	165	34Gam Eri	2.9500	3200.0	81	12071	No
165	GOM_NL__2PRFIN20040621_100916_000000642027_00494_12071_4040.N1	21-JUN-2004 10:09:16	Dark	64.000	52	16Bet Cet	2.0370	4500.0	128	12071	No
166	GOM_NL__2PRFIN20040621_101508_000000392027_00494_12071_4041.N1	21-JUN-2004 10:15:08	Dark	39.000	9	Alp Eri	0.45300	24000.	78	12071	No
167	GOM_NL__2PRFIN20040621_102110_000000722027_00495_12072_4011.N1	21-JUN-2004 10:21:10	Dark	72.000	18	24Alp PsA	1.1660	9700.0	144	12072	No
168	GOM_NL__2PRFIN20040621_102330_000000482027_00495_12072_4012.N1	21-JUN-2004 10:23:30	Straylight	48.000	31	Alp Gru	1.7340	15200.	96	12072	No
169	GOM_NL__2PRFIN20040621_102647_000000412027_00495_12072_4013.N1	21-JUN-2004 10:26:47	Straylight	40.500	45	Alp Pav	1.9400	26000.	81	12072	No
170	GOM_NL__2PRFIN20040621_103120_000000402027_00495_12072_4014.N1	21-JUN-2004 10:31:20	Straylight	39.500	141	Bet Ara	2.8400	4600.0	79	12072	No
171	GOM_NL__2PRFIN20040621_103245_000000382027_00495_12072_4015.N1	21-JUN-2004 10:32:45	Straylight	38.000	147	Alp Ara	2.8770	26000.	76	12072	No
172	GOM_NL__2PRFIN20040621_103431_000000402027_00495_12072_4016.N1	21-JUN-2004 10:34:31	Twilight	39.500	40	The Sco	1.8590	7100.0	79	12072	No
173	GOM_NL__2PRFIN20040621_103612_000000422027_00495_12072_4017.N1	21-JUN-2004 10:36:12	Twilight	41.500	25	35Lam Sco	1.6200	28000.	83	12072	No
174	GOM_NL__2PRFIN20040621_103733_000000592027_00495_12072_4018.N1	21-JUN-2004 10:37:33	Bright	59.000	116	19Del Sgr	2.7000	4100.0	118	12072	No
175	GOM_NL__2PRFIN20040621_103944_000000492027_00495_12072_4019.N1	21-JUN-2004 10:39:44	Bright	49.000	155	41Pi Sgr	2.9000	6600.0	98	12072	No
176	GOM_NL__2PRFIN20040621_104235_000000362027_00495_12072_4020.N1	21-JUN-2004 10:42:35	Bright	36.000	86	35Eta Oph	2.4300	10200.	72	12072	No
177	GOM_NL__2PRFIN20040621_104419_000000352027_00495_12072_4021.N1	21-JUN-2004 10:44:19	Bright	34.500	98	13Zet Oph	2.5710	30000.	69	12072	No
178	GOM_NL__2PRFIN20040621_104626_000000342027_00495_12072_4022.N1	21-JUN-2004 10:46:26	Bright	34.000	120	1Del Oph	2.7340	3200.0	68	12072	No
179	GOM_NL__2PRFIN20040621_104843_000000392027_00495_12072_4023.N1	21-JUN-2004 10:48:43	Bright	39.000	126	60Bet Oph	2.7700	4250.0	78	12072	No
180	GOM_NL__2PRFIN20040621_105108_000000402027_00495_12072_4024.N1	21-JUN-2004 10:51:08	Bright	39.500	59	55Alp Oph	2.0800	8900.0	79	12072	No
181	GOM_NL__2PRFIN20040621_105325_000000352027_00495_12072_4025.N1	21-JUN-2004 10:53:25	Bright	35.000	127	27Bet Her	2.7810	4700.0	70	12072	No
182	GOM_NL__2PRFIN20040621_105513_000000372027_00495_12072_4026.N1	21-JUN-2004 10:55:13	Bright	36.500	67	5Alp CrB	2.2210	11000.	73	12072	No
183	GOM_NL__2PRFIN20040621_105926_000000372027_00495_12072_4027.N1	21-JUN-2004 10:59:26	Bright	36.500	180	27Gam Boo	3.0400	8000.0	73	12072	No
184	GOM_NL__2PRFIN20040621_110250_000000412027_00495_12072_4028.N1	21-JUN-2004 11:02:50	Bright	40.500	130	23Bet Dra	2.7990	5800.0	81	12072	No
185	GOM_NL__2PRFIN20040621_110445_000000372027_00495_12072_4029.N1	21-JUN-2004 11:04:45	Bright	36.500	119	14Eta Dra	2.7270	4700.0	73	12072	No
186	GOM_NL__2PRFIN20040621_110827_000000362027_00495_12072_4030.N1	21-JUN-2004 11:08:27	Bright	35.500	60	7Bet UMi	2.0810	3950.0	71	12072	No
187	GOM_NL__2PRFIN20040621_111257_000000352027_00495_12072_4031.N1	21-JUN-2004 11:12:57	Bright	35.000	49	1Alp UMi	1.9900	6300.0	70	12072	No
188	GOM_NL__2PRFIN20040621_111938_000000612027_00495_12072_4032.N1	21-JUN-2004 11:19:38	Bright	61.000	74	11Bet Cas	2.2680	6600.0	122	12072	No
189	GOM_NL__2PRFIN20040621_112108_000000452027_00495_12072_4033.N1	21-JUN-2004 11:21:08	Bright	45.000	68	18Alp Cas	2.2250	4500.0	90	12072	No
190	GOM_NL__2PRFIN20040621_112316_000000342027_00495_12072_4034.N1	21-JUN-2004 11:23:16	Bright	34.000	160	23Gam Per	2.9300	4700.0	68	12072	No
191	GOM_NL__2PRFIN20040621_112642_000000462027_00495_12072_4035.N1	21-JUN-2004 11:26:42	Bright	45.500	73	57Gam1And	2.2600	13100.	91	12072	No
192	GOM_NL__2PRFIN20040621_112907_000000602027_00495_12072_4036.N1	21-JUN-2004 11:29:07	Twilight	60.000	53	43Bet And	2.0480	3300.0	120	12072	No
193	GOM_NL__2PRFIN20040621_113252_000000482027_00495_12072_4037.N1	21-JUN-2004 11:32:52	Twilight	48.000	50	13Alp Ari	2.0070	4250.0	96	12072	No
194	GOM_NL__2PRFIN20040621_113741_000000472027_00495_12072_4038.N1	21-JUN-2004 11:37:41	Dark	46.500	94	92Alp Cet	2.5260	3100.0	93	12072	No
195	GOM_NL__2PRFIN20040621_114144_000000402027_00495_12072_4039.N1	21-JUN-2004 11:41:44	Dark	39.500	165	34Gam Eri	2.9500	3200.0	79	12072	No
196	GOM_NL__2PRFIN20040621_114953_000000622027_00495_12072_4040.N1	21-JUN-2004 11:49:53	Dark	61.500	52	16Bet Cet	2.0370	4500.0	123	12072	No
197	GOM_NL__2PRFIN20040621_115544_000000402027_00495_12072_4041.N1	21-JUN-2004 11:55:44	Dark	39.500	9	Alp Eri	0.45300	24000.	79	12072	No
198	GOM_NL__2PRFIN20040621_120148_000000772027_00496_12073_4011.N1	21-JUN-2004 12:01:48	Dark	76.500	18	24Alp PsA	1.1660	9700.0	153	12073	No
199	GOM_NL__2PRFIN20040621_120407_000000502027_00496_12073_4012.N1	21-JUN-2004 12:04:07	Straylight	50.000	31	Alp Gru	1.7340	15200.	100	12073	No
200	GOM_NL__2PRFIN20040621_120723_000000422027_00496_12073_4013.N1	21-JUN-2004 12:07:23	Straylight	41.500	45	Alp Pav	1.9400	26000.	83	12073	No
201	GOM_NL__2PRFIN20040621_121156_000000382027_00496_12073_4014.N1	21-JUN-2004 12:11:56	Straylight	38.000	141	Bet Ara	2.8400	4600.0	76	12073	No
202	GOM_NL__2PRFIN20040621_121321_000000372027_00496_12073_4015.N1	21-JUN-2004 12:13:21	Straylight	36.500	147	Alp Ara	2.8770	26000.	73	12073	No
203	GOM_NL__2PRFIN20040621_121507_000000392027_00496_12073_4016.N1	21-JUN-2004 12:15:07	Twilight	39.000	40	The Sco	1.8590	7100.0	78	12073	No
204	GOM_NL__2PRFIN20040621_121648_000000412027_00496_12073_4017.N1	21-JUN-2004 12:16:48	Twilight	41.000	25	35Lam Sco	1.6200	28000.	82	12073	No
205	GOM_NL__2PRFIN20040621_121809_000000462027_00496_12073_4018.N1	21-JUN-2004 12:18:09	Twilight	46.000	116	19Del Sgr	2.7000	4100.0	92	12073	No
206	GOM_NL__2PRFIN20040621_122020_000000502027_00496_12073_4019.N1	21-JUN-2004 12:20:20	Bright	49.500	155	41Pi Sgr	2.9000	6600.0	99	12073	No
207	GOM_NL__2PRFIN20040621_122312_000000372027_00496_12073_4020.N1	21-JUN-2004 12:23:12	Bright	36.500	86	35Eta Oph	2.4300	10200.	73	12073	No
208	GOM_NL__2PRFIN20040621_122455_000000352027_00496_12073_4021.N1	21-JUN-2004 12:24:55	Bright	34.500	98	13Zet Oph	2.5710	30000.	69	12073	No
209	GOM_NL__2PRFIN20040621_122701_000000342027_00496_12073_4022.N1	21-JUN-2004 12:27:01	Bright	34.000	120	1Del Oph	2.7340	3200.0	68	12073	No
210	GOM_NL__2PRFIN20040621_122919_000000402027_00496_12073_4023.N1	21-JUN-2004 12:29:19	Bright	39.500	126	60Bet Oph	2.7700	4250.0	79	12073	No
211	GOM_NL__2PRFIN20040621_123144_000000372027_00496_12073_4024.N1	21-JUN-2004 12:31:44	Bright	37.000	59	55Alp Oph	2.0800	8900.0	74	12073	No
212	GOM_NL__2PRFIN20040621_123401_000000372027_00496_12073_4025.N1	21-JUN-2004 12:34:01	Bright	36.500	127	27Bet Her	2.7810	4700.0	73	12073	No
213	GOM_NL__2PRFIN20040621_123549_000000372027_00496_12073_4026.N1	21-JUN-2004 12:35:49	Bright	37.000	67	5Alp CrB	2.2210	11000.	74	12073	No
214	GOM_NL__2PRFIN20040621_124002_000000362027_00496_12073_4027.N1	21-JUN-2004 12:40:02	Bright	35.500	180	27Gam Boo	3.0400	8000.0	71	12073	No
215	GOM_NL__2PRFIN20040621_124326_000000392027_00496_12073_4028.N1	21-JUN-2004 12:43:26	Bright	38.500	130	23Bet Dra	2.7990	5800.0	77	12073	No
216	GOM_NL__2PRFIN20040621_124520_000000362027_00496_12073_4029.N1	21-JUN-2004 12:45:20	Bright	36.000	119	14Eta Dra	2.7270	4700.0	72	12073	No
217	GOM_NL__2PRFIN20040621_124903_000000372027_00496_12073_4030.N1	21-JUN-2004 12:49:03	Bright	36.500	60	7Bet UMi	2.0810	3950.0	73	12073	No
218	GOM_NL__2PRFIN20040621_125333_000000372027_00496_12073_4031.N1	21-JUN-2004 12:53:33	Bright	36.500	49	1Alp UMi	1.9900	6300.0	73	12073	No
219	GOM_NL__2PRFIN20040621_130013_000000442027_00496_12073_4032.N1	21-JUN-2004 13:00:13	Bright	43.500	74	11Bet Cas	2.2680	6600.0	87	12073	No

220	GOM_NL__2PRFIN20040621_130144_000000452027_00496_12073_4033.N1	21-JUN-2004 13:01:44	Bright	44.500	68	18Alp Cas	2.2250	4500.0	89	12073	No
221	GOM_NL__2PRFIN20040621_130352_000000422027_00496_12073_4034.N1	21-JUN-2004 13:03:52	Bright	41.500	160	23Gam Per	2.9300	4700.0	83	12073	No
222	GOM_NL__2PRFIN20040621_130718_000000422027_00496_12073_4035.N1	21-JUN-2004 13:07:18	Bright	42.000	73	57Gam1And	2.2600	13100.	84	12073	No
223	GOM_NL__2PRFIN20040621_130944_000000622027_00496_12073_4036.N1	21-JUN-2004 13:09:44	Twi_and_stray	62.000	53	43Bet And	2.0480	3300.0	124	12073	No
224	GOM_NL__2PRFIN20040621_131329_000000532027_00496_12073_4037.N1	21-JUN-2004 13:13:29	Twilight	52.500	50	13Alp Ari	2.0070	4250.0	105	12073	No
225	GOM_NL__2PRFIN20040621_131817_000000442027_00496_12073_4038.N1	21-JUN-2004 13:18:17	Dark	43.500	94	92Alp Cet	2.5260	3100.0	87	12073	No
226	GOM_NL__2PRFIN20040621_132219_000000412027_00496_12073_4039.N1	21-JUN-2004 13:22:19	Dark	41.000	165	34Gam Eri	2.9500	3200.0	82	12073	No
227	GOM_NL__2PRFIN20040621_133030_000000642027_00496_12073_4040.N1	21-JUN-2004 13:30:30	Dark	64.000	52	16Bet Cet	2.0370	4500.0	128	12073	No
228	GOM_NL__2PRFIN20040621_133620_000000512027_00496_12073_4041.N1	21-JUN-2004 13:36:20	Dark	50.500	9	Alp Eri	0.45300	24000.	101	12073	No
229	GOM_NL__2PRFIN20040621_134225_000000752027_00497_12074_4011.N1	21-JUN-2004 13:42:25	Dark	75.000	18	24Alp PsA	1.1660	9700.0	150	12074	No
230	GOM_NL__2PRFIN20040621_134443_000000482027_00497_12074_4012.N1	21-JUN-2004 13:44:43	Straylight	47.500	31	Alp Gru	1.7340	15200.	95	12074	No
231	GOM_NL__2PRFIN20040621_134759_000000412027_00497_12074_4013.N1	21-JUN-2004 13:47:59	Straylight	41.000	45	Alp Pav	1.9400	26000.	82	12074	No
232	GOM_NL__2PRFIN20040621_135232_000000412027_00497_12074_4014.N1	21-JUN-2004 13:52:32	Straylight	41.000	141	Bet Ara	2.8400	4600.0	82	12074	No
233	GOM_NL__2PRFIN20040621_135357_000000372027_00497_12074_4015.N1	21-JUN-2004 13:53:57	Straylight	37.000	147	Alp Ara	2.8770	26000.	74	12074	No
234	GOM_NL__2PRFIN20040621_135543_000000412027_00497_12074_4016.N1	21-JUN-2004 13:55:43	Twi_and_stray	41.000	40	The Sco	1.8590	7100.0	82	12074	No
235	GOM_NL__2PRFIN20040621_135724_000000422027_00497_12074_4017.N1	21-JUN-2004 13:57:24	Twi_and_stray	41.500	25	35Lam Sco	1.6200	28000.	83	12074	No
236	GOM_NL__2PRFIN20040621_135845_000000452027_00497_12074_4018.N1	21-JUN-2004 13:58:45	Twi_and_stray	44.500	116	19Del Sgr	2.7000	4100.0	89	12074	No
237	GOM_NL__2PRFIN20040621_140056_000000492027_00497_12074_4019.N1	21-JUN-2004 14:00:56	Bright	49.000	155	41Pi Sgr	2.9000	6600.0	98	12074	No
238	GOM_NL__2PRFIN20040621_140347_000000372027_00497_12074_4020.N1	21-JUN-2004 14:03:47	Bright	37.000	86	35Eta Oph	2.4300	10200.	74	12074	No
239	GOM_NL__2PRFIN20040621_140531_000000362027_00497_12074_4021.N1	21-JUN-2004 14:05:31	Bright	35.500	98	13Zet Oph	2.5710	30000.	71	12074	No
240	GOM_NL__2PRFIN20040621_140738_000000352027_00497_12074_4022.N1	21-JUN-2004 14:07:38	Bright	35.000	120	1Del Oph	2.7340	3200.0	70	12074	No
241	GOM_NL__2PRFIN20040621_140954_000000402027_00497_12074_4023.N1	21-JUN-2004 14:09:54	Bright	40.000	126	60Bet Oph	2.7700	4250.0	80	12074	No
242	GOM_NL__2PRFIN20040621_141220_000000372027_00497_12074_4024.N1	21-JUN-2004 14:12:20	Bright	37.000	59	55Alp Oph	2.0800	8900.0	74	12074	No
243	GOM_NL__2PRFIN20040621_141437_000000382027_00497_12074_4025.N1	21-JUN-2004 14:14:37	Bright	37.500	127	27Bet Her	2.7810	4700.0	75	12074	No
244	GOM_NL__2PRFIN20040621_141625_000000362027_00497_12074_4026.N1	21-JUN-2004 14:16:25	Bright	35.500	67	5Alp CrB	2.2210	11000.	71	12074	No
245	GOM_NL__2PRFIN20040621_142038_000000372027_00497_12074_4027.N1	21-JUN-2004 14:20:38	Bright	36.500	180	27Gam Boo	3.0400	8000.0	73	12074	No
246	GOM_NL__2PRFIN20040621_142401_000000372027_00497_12074_4028.N1	21-JUN-2004 14:24:01	Bright	37.000	130	23Bet Dra	2.7990	5800.0	74	12074	No
247	GOM_NL__2PRFIN20040621_142556_000000362027_00497_12074_4029.N1	21-JUN-2004 14:25:56	Bright	36.000	119	14Eta Dra	2.7270	4700.0	72	12074	No
248	GOM_NL__2PRFIN20040621_142939_000000372027_00497_12074_4030.N1	21-JUN-2004 14:29:39	Bright	36.500	60	7Bet UMi	2.0810	3950.0	73	12074	No
249	GOM_NL__2PRFIN20040621_143409_000000342027_00497_12074_4031.N1	21-JUN-2004 14:34:09	Bright	33.500	49	1Alp UMi	1.9900	6300.0	67	12074	No
250	GOM_NL__2PRFIN20040621_144049_000000442027_00497_12074_4032.N1	21-JUN-2004 14:40:49	Bright	43.500	74	11Bet Cas	2.2680	6600.0	87	12074	No
251	GOM_NL__2PRFIN20040621_144219_000000452027_00497_12074_4033.N1	21-JUN-2004 14:42:19	Bright	45.000	68	18Alp Cas	2.2250	4500.0	90	12074	No
252	GOM_NL__2PRFIN20040621_144428_000000382027_00497_12074_4034.N1	21-JUN-2004 14:44:28	Bright	37.500	160	23Gam Per	2.9300	4700.0	75	12074	No
253	GOM_NL__2PRFIN20040621_144754_000000432027_00497_12074_4035.N1	21-JUN-2004 14:47:54	Bright	43.000	73	57Gam1And	2.2600	13100.	86	12074	No
254	GOM_NL__2PRFIN20040621_145020_000000592027_00497_12074_4036.N1	21-JUN-2004 14:50:20	Twi_and_stray	59.000	53	43Bet And	2.0480	3300.0	118	12074	No
255	GOM_NL__2PRFIN20040621_145405_000000512027_00497_12074_4037.N1	21-JUN-2004 14:54:05	Twilight	50.500	50	13Alp Ari	2.0070	4250.0	101	12074	No
256	GOM_NL__2PRFIN20040621_145853_000000442027_00497_12074_4038.N1	21-JUN-2004 14:58:53	Dark	44.000	94	92Alp Cet	2.5260	3100.0	88	12074	No
257	GOM_NL__2PRFIN20040621_150255_000000432027_00497_12074_4039.N1	21-JUN-2004 15:02:55	Dark	42.500	165	34Gam Eri	2.9500	3200.0	85	12074	No
258	GOM_NL__2PRFIN20040621_151107_000000672027_00497_12074_4040.N1	21-JUN-2004 15:11:07	Dark	67.000	52	16Bet Cet	2.0370	4500.0	134	12074	No
259	GOM_NL__2PRFIN20040621_151656_000000512027_00497_12074_4041.N1	21-JUN-2004 15:16:56	Dark	51.000	9	Alp Eri	0.45300	24000.	102	12074	No
260	GOM_NL__2PRFIN20040621_152303_000000752027_00498_12075_4011.N1	21-JUN-2004 15:23:03	Dark	74.500	18	24Alp PsA	1.1660	9700.0	149	12075	No
261	GOM_NL__2PRFIN20040621_152520_000000492027_00498_12075_4012.N1	21-JUN-2004 15:25:20	Straylight	49.000	31	Alp Gru	1.7340	15200.	98	12075	No
262	GOM_NL__2PRFIN20040621_152743_000000602027_00498_12075_4013.N1	21-JUN-2004 15:27:43	Straylight	59.500	172	Gam Gru	3.0030	13100.	119	12075	No
263	GOM_NL__2PRFIN20040621_152956_000000402027_00498_12075_4014.N1	21-JUN-2004 15:29:56	Straylight	40.000	43	Alp TrA	1.9100	4250.0	80	12075	No
264	GOM_NL__2PRFIN20040621_153309_000000402027_00498_12075_4015.N1	21-JUN-2004 15:33:09	Straylight	40.000	141	Bet Ara	2.8400	4600.0	80	12075	No
265	GOM_NL__2PRFIN20040621_153433_000000372027_00498_12075_4016.N1	21-JUN-2004 15:34:33	Straylight	36.500	147	Alp Ara	2.8770	26000.	73	12075	No
266	GOM_NL__2PRFIN20040621_153619_000000442027_00498_12075_4017.N1	21-JUN-2004 15:36:19	Twi_and_stray	43.500	40	The Sco	1.8590	7100.0	87	12075	No
267	GOM_NL__2PRFIN20040621_153801_000000412027_00498_12075_4018.N1	21-JUN-2004 15:38:01	Twi_and_stray	41.000	25	35Lam Sco	1.6200	28000.	82	12075	No
268	GOM_NL__2PRFIN20040621_153921_000000482027_00498_12075_4019.N1	21-JUN-2004 15:39:21	Twi_and_stray	48.000	116	19Del Sgr	2.7000	4100.0	96	12075	No
269	GOM_NL__2PRFIN20040621_154132_000000512027_00498_12075_4020.N1	21-JUN-2004 15:41:32	Bright	51.000	155	41Pi Sgr	2.9000	6600.0	102	12075	No
270	GOM_NL__2PRFIN20040621_154424_000000372027_00498_12075_4021.N1	21-JUN-2004 15:44:24	Bright	37.000	86	35Eta Oph	2.4300	10200.	74	12075	No
271	GOM_NL__2PRFIN20040621_154607_000000362027_00498_12075_4022.N1	21-JUN-2004 15:46:07	Bright	36.000	98	13Zet Oph	2.5710	30000.	72	12075	No
272	GOM_NL__2PRFIN20040621_154814_000000362027_00498_12075_4023.N1	21-JUN-2004 15:48:14	Bright	35.500	120	1Del Oph	2.7340	3200.0	71	12075	No
273	GOM_NL__2PRFIN20040621_155030_000000392027_00498_12075_4024.N1	21-JUN-2004 15:50:30	Bright	39.000	126	60Bet Oph	2.7700	4250.0	78	12075	No
274	GOM_NL__2PRFIN20040621_155256_000000382027_00498_12075_4025.N1	21-JUN-2004 15:52:56	Bright	38.000	59	55Alp Oph	2.0800	8900.0	76	12075	No
275	GOM_NL__2PRFIN20040621_155513_000000352027_00498_12075_4026.N1	21-JUN-2004 15:55:13	Bright	34.500	127	27Bet Her	2.7810	4700.0	69	12075	No
276	GOM_NL__2PRFIN20040621_155701_000000342027_00498_12075_4027.N1	21-JUN-2004 15:57:01	Bright	34.000	67	5Alp CrB	2.2210	11000.	68	12075	No
277	GOM_NL__2PRFIN20040621_160115_000000372027_00498_12075_4028.N1	21-JUN-2004 16:01:15	Bright	37.000	180	27Gam Boo	3.0400	8000.0	74	12075	No
278	GOM_NL__2PRFIN20040621_160437_000000372027_00498_12075_4029.N1	21-JUN-2004 16:04:37	Bright	37.000	130	23Bet Dra	2.7990	5800.0	74	12075	No

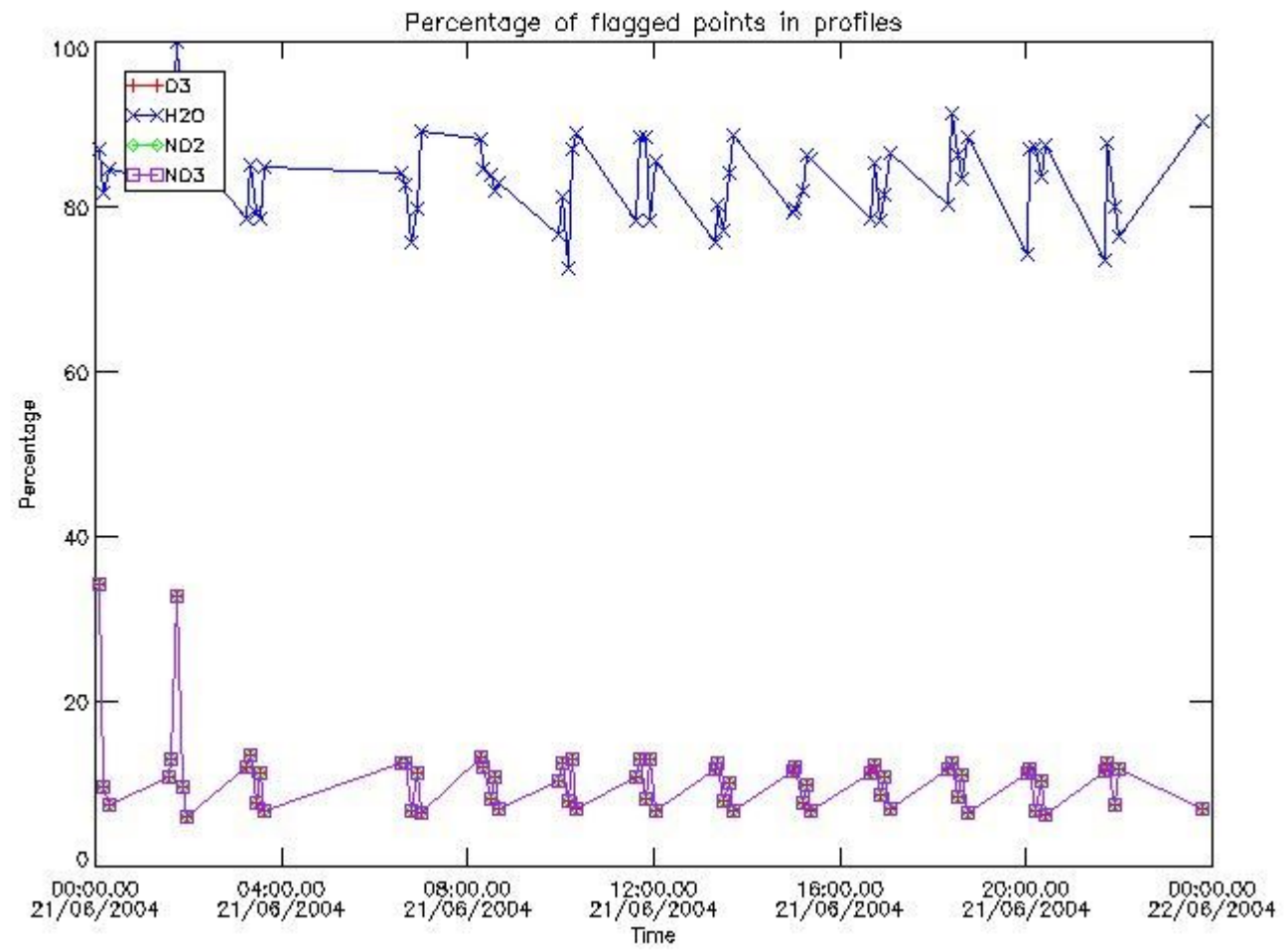
279	GOM_NL__2PRFIN20040621_160632_000000342027_00498_12075_4030.N1	21-JUN-2004 16:06:32	Bright	34.000	119	14Eta Dra	2.7270	4700.0	68	12075	No
280	GOM_NL__2PRFIN20040621_160812_000000502027_00498_12075_4031.N1	21-JUN-2004 16:08:12	Bright	49.500	144	18Del Cyg	2.8600	11000.	99	12075	No
281	GOM_NL__2PRFIN20040621_161015_000000352027_00498_12075_4032.N1	21-JUN-2004 16:10:15	Bright	34.500	60	7Bet UMi	2.0810	3950.0	69	12075	No
282	GOM_NL__2PRFIN20040621_161445_000000362027_00498_12075_4033.N1	21-JUN-2004 16:14:45	Bright	36.000	49	1Alp UMi	1.9900	6300.0	72	12075	No
283	GOM_NL__2PRFIN20040621_162124_000000452027_00498_12075_4034.N1	21-JUN-2004 16:21:24	Bright	44.500	74	11Bet Cas	2.2680	6600.0	89	12075	No
284	GOM_NL__2PRFIN20040621_162255_000000422027_00498_12075_4035.N1	21-JUN-2004 16:22:55	Bright	42.000	68	18Alp Cas	2.2250	4500.0	84	12075	No
285	GOM_NL__2PRFIN20040621_162504_000000342027_00498_12075_4036.N1	21-JUN-2004 16:25:04	Bright	33.500	160	23Gam Per	2.9300	4700.0	67	12075	No
286	GOM_NL__2PRFIN20040621_162830_000000412027_00498_12075_4037.N1	21-JUN-2004 16:28:30	Bright	41.000	73	57Gam1And	2.2600	13100.	82	12075	No
287	GOM_NL__2PRFIN20040621_163055_000000592027_00498_12075_4038.N1	21-JUN-2004 16:30:55	Twi_and_stray	59.000	53	43Bet And	2.0480	3300.0	118	12075	No
288	GOM_NL__2PRFIN20040621_163441_000000522027_00498_12075_4039.N1	21-JUN-2004 16:34:41	Twilight	52.000	50	13Alp Ari	2.0070	4250.0	104	12075	No
289	GOM_NL__2PRFIN20040621_163929_000000452027_00498_12075_4040.N1	21-JUN-2004 16:39:29	Dark	45.000	94	92Alp Cet	2.5260	3100.0	90	12075	No
290	GOM_NL__2PRFIN20040621_164332_000000422027_00498_12075_4041.N1	21-JUN-2004 16:43:32	Dark	41.500	165	34Gam Eri	2.9500	3200.0	83	12075	No
291	GOM_NL__2PRFIN20040621_165144_000000582027_00498_12075_4042.N1	21-JUN-2004 16:51:44	Dark	58.000	52	16Bet Cet	2.0370	4500.0	116	12075	No
292	GOM_NL__2PRFIN20040621_165733_000000472027_00498_12075_4043.N1	21-JUN-2004 16:57:33	Dark	46.500	9	Alp Eri	0.45300	24000.	93	12075	No
293	GOM_NL__2PRFIN20040621_170341_000000742027_00499_12076_4011.N1	21-JUN-2004 17:03:41	Dark	74.000	18	24Alp PsA	1.1660	9700.0	148	12076	No
294	GOM_NL__2PRFIN20040621_170557_000000482027_00499_12076_4012.N1	21-JUN-2004 17:05:57	Straylight	47.500	31	Alp Gru	1.7340	15200.	95	12076	No
295	GOM_NL__2PRFIN20040621_170821_000000592027_00499_12076_4013.N1	21-JUN-2004 17:08:21	Straylight	59.000	172	Gam Gru	3.0030	13100.	118	12076	No
296	GOM_NL__2PRFIN20040621_171032_000000392027_00499_12076_4014.N1	21-JUN-2004 17:10:32	Straylight	39.000	43	Alp TrA	1.9100	4250.0	78	12076	No
297	GOM_NL__2PRFIN20040621_171345_000000362027_00499_12076_4015.N1	21-JUN-2004 17:13:45	Straylight	36.000	141	Bet Ara	2.8400	4600.0	72	12076	No
298	GOM_NL__2PRFIN20040621_171509_000000372027_00499_12076_4016.N1	21-JUN-2004 17:15:09	Straylight	37.000	147	Alp Ara	2.8770	26000.	74	12076	No
299	GOM_NL__2PRFIN20040621_171656_000000432027_00499_12076_4017.N1	21-JUN-2004 17:16:56	Twi_and_stray	42.500	40	The Sco	1.8590	7100.0	85	12076	No
300	GOM_NL__2PRFIN20040621_171837_000000402027_00499_12076_4018.N1	21-JUN-2004 17:18:37	Twi_and_stray	39.500	25	35Lam Sco	1.6200	28000.	79	12076	No
301	GOM_NL__2PRFIN20040621_171957_000000532027_00499_12076_4019.N1	21-JUN-2004 17:19:57	Bright	52.500	116	19Del Sgr	2.7000	4100.0	105	12076	No
302	GOM_NL__2PRFIN20040621_172209_000000492027_00499_12076_4020.N1	21-JUN-2004 17:22:09	Bright	49.000	155	41Pi Sgr	2.9000	6600.0	98	12076	No
303	GOM_NL__2PRFIN20040621_172500_000000382027_00499_12076_4021.N1	21-JUN-2004 17:25:00	Bright	37.500	86	35Eta Oph	2.4300	10200.	75	12076	No
304	GOM_NL__2PRFIN20040621_172644_000000362027_00499_12076_4022.N1	21-JUN-2004 17:26:44	Bright	36.000	98	13Zet Oph	2.5710	30000.	72	12076	No
305	GOM_NL__2PRFIN20040621_172850_000000362027_00499_12076_4023.N1	21-JUN-2004 17:28:50	Bright	35.500	120	1Del Oph	2.7340	3200.0	71	12076	No
306	GOM_NL__2PRFIN20040621_173106_000000392027_00499_12076_4024.N1	21-JUN-2004 17:31:06	Bright	39.000	126	60Bet Oph	2.7700	4250.0	78	12076	No
307	GOM_NL__2PRFIN20040621_173332_000000392027_00499_12076_4025.N1	21-JUN-2004 17:33:32	Bright	38.500	59	55Alp Oph	2.0800	8900.0	77	12076	No
308	GOM_NL__2PRFIN20040621_173549_000000362027_00499_12076_4026.N1	21-JUN-2004 17:35:49	Bright	36.000	127	27Bet Her	2.7810	4700.0	72	12076	No
309	GOM_NL__2PRFIN20040621_173737_000000362027_00499_12076_4027.N1	21-JUN-2004 17:37:37	Bright	36.000	67	5Alp CrB	2.2210	11000.	72	12076	No
310	GOM_NL__2PRFIN20040621_174151_000000352027_00499_12076_4028.N1	21-JUN-2004 17:41:51	Bright	35.000	180	27Gam Boo	3.0400	8000.0	70	12076	No
311	GOM_NL__2PRFIN20040621_174513_000000402027_00499_12076_4029.N1	21-JUN-2004 17:45:13	Bright	39.500	130	23Bet Dra	2.7990	5800.0	79	12076	No
312	GOM_NL__2PRFIN20040621_174708_000000372027_00499_12076_4030.N1	21-JUN-2004 17:47:08	Bright	36.500	119	14Eta Dra	2.7270	4700.0	73	12076	No
313	GOM_NL__2PRFIN20040621_174847_000000522027_00499_12076_4031.N1	21-JUN-2004 17:48:47	Bright	52.000	144	18Del Cyg	2.8600	11000.	104	12076	No
314	GOM_NL__2PRFIN20040621_175051_000000372027_00499_12076_4032.N1	21-JUN-2004 17:50:51	Bright	37.000	60	7Bet UMi	2.0810	3950.0	74	12076	No
315	GOM_NL__2PRFIN20040621_175521_000000362027_00499_12076_4033.N1	21-JUN-2004 17:55:21	Bright	36.000	49	1Alp UMi	1.9900	6300.0	72	12076	No
316	GOM_NL__2PRFIN20040621_180200_000000432027_00499_12076_4034.N1	21-JUN-2004 18:02:00	Bright	43.000	74	11Bet Cas	2.2680	6600.0	86	12076	No
317	GOM_NL__2PRFIN20040621_180331_000000452027_00499_12076_4035.N1	21-JUN-2004 18:03:31	Bright	45.000	68	18Alp Cas	2.2250	4500.0	90	12076	No
318	GOM_NL__2PRFIN20040621_180540_000000452027_00499_12076_4036.N1	21-JUN-2004 18:05:40	Bright	44.500	160	23Gam Per	2.9300	4700.0	89	12076	No
319	GOM_NL__2PRFIN20040621_180906_000000422027_00499_12076_4037.N1	21-JUN-2004 18:09:06	Bright	42.000	73	57Gam1And	2.2600	13100.	84	12076	No
320	GOM_NL__2PRFIN20040621_181131_000000702027_00499_12076_4038.N1	21-JUN-2004 18:11:31	Twi_and_stray	70.000	53	43Bet And	2.0480	3300.0	140	12076	No
321	GOM_NL__2PRFIN20040621_181517_000000522027_00499_12076_4039.N1	21-JUN-2004 18:15:17	Twilight	52.000	50	13Alp Ari	2.0070	4250.0	104	12076	No
322	GOM_NL__2PRFIN20040621_182005_000000442027_00499_12076_4040.N1	21-JUN-2004 18:20:05	Dark	43.500	94	92Alp Cet	2.5260	3100.0	87	12076	No
323	GOM_NL__2PRFIN20040621_182408_000000412027_00499_12076_4041.N1	21-JUN-2004 18:24:08	Dark	41.000	165	34Gam Eri	2.9500	3200.0	82	12076	No
324	GOM_NL__2PRFIN20040621_183222_000000672027_00499_12076_4042.N1	21-JUN-2004 18:32:22	Dark	66.500	52	16Bet Cet	2.0370	4500.0	133	12076	No
325	GOM_NL__2PRFIN20040621_183809_000000462027_00499_12076_4043.N1	21-JUN-2004 18:38:09	Dark	45.500	9	Alp Eri	0.45300	24000.	91	12076	No
326	GOM_NL__2PRFIN20040621_184419_000000792027_00500_12077_4031.N1	21-JUN-2004 18:44:19	Dark	79.000	18	24Alp PsA	1.1660	9700.0	158	12077	No
327	GOM_NL__2PRFIN20040621_184634_000000492027_00500_12077_4032.N1	21-JUN-2004 18:46:34	Straylight	49.000	31	Alp Gru	1.7340	15200.	98	12077	No
328	GOM_NL__2PRFIN20040621_184858_000000582027_00500_12077_4033.N1	21-JUN-2004 18:48:58	Straylight	57.500	172	Gam Gru	3.0030	13100.	115	12077	No
329	GOM_NL__2PRFIN20040621_185108_000000462027_00500_12077_4034.N1	21-JUN-2004 18:51:08	Straylight	46.000	43	Alp TrA	1.9100	4250.0	92	12077	No
330	GOM_NL__2PRFIN20040621_185421_000000372027_00500_12077_4035.N1	21-JUN-2004 18:54:21	Straylight	36.500	141	Bet Ara	2.8400	4600.0	73	12077	No
331	GOM_NL__2PRFIN20040621_185546_000000372027_00500_12077_4036.N1	21-JUN-2004 18:55:46	Straylight	37.000	147	Alp Ara	2.8770	26000.	74	12077	No
332	GOM_NL__2PRFIN20040621_185732_000000412027_00500_12077_4037.N1	21-JUN-2004 18:57:32	Twi_and_stray	41.000	40	The Sco	1.8590	7100.0	82	12077	No
333	GOM_NL__2PRFIN20040621_185913_000000432027_00500_12077_4038.N1	21-JUN-2004 18:59:13	Twi_and_stray	42.500	25	35Lam Sco	1.6200	28000.	85	12077	No
334	GOM_NL__2PRFIN20040621_190034_000000502027_00500_12077_4039.N1	21-JUN-2004 19:00:34	Twi_and_stray	50.000	116	19Del Sgr	2.7000	4100.0	100	12077	No
335	GOM_NL__2PRFIN20040621_190245_000000502027_00500_12077_4040.N1	21-JUN-2004 19:02:45	Bright	50.000	155	41Pi Sgr	2.9000	6600.0	100	12077	No
336	GOM_NL__2PRFIN20040621_190536_000000372027_00500_12077_4041.N1	21-JUN-2004 19:05:36	Bright	37.000	86	35Eta Oph	2.4300	10200.	74	12077	No
337	GOM_NL__2PRFIN20040621_190720_000000362027_00500_12077_4042.N1	21-JUN-2004 19:07:20	Bright	35.500	98	13Zet Oph	2.5710	30000.	71	12077	No

338	GOM_NL__2PRFIN20040621_190926_000000352027_00500_12077_4043.N1	21-JUN-2004 19:09:26	Bright	34.500	120	1Del Oph	2.7340	3200.0	69	12077	No
339	GOM_NL__2PRFIN20040621_191142_000000392027_00500_12077_4044.N1	21-JUN-2004 19:11:42	Bright	39.000	126	60Bet Oph	2.7700	4250.0	78	12077	No
340	GOM_NL__2PRFIN20040621_191407_000000402027_00500_12077_4045.N1	21-JUN-2004 19:14:07	Bright	39.500	59	55Alp Oph	2.0800	8900.0	79	12077	No
341	GOM_NL__2PRFIN20040621_191625_000000372027_00500_12077_4046.N1	21-JUN-2004 19:16:25	Bright	37.000	127	27Bet Her	2.7810	4700.0	74	12077	No
342	GOM_NL__2PRFIN20040621_191813_000000362027_00500_12077_4047.N1	21-JUN-2004 19:18:13	Bright	35.500	67	5Alp CrB	2.2210	11000.	71	12077	No
343	GOM_NL__2PRFIN20040621_192228_000000362027_00500_12077_4048.N1	21-JUN-2004 19:22:28	Bright	36.000	180	27Gam Boo	3.0400	8000.0	72	12077	No
344	GOM_NL__2PRFIN20040621_192548_000000382027_00500_12077_4049.N1	21-JUN-2004 19:25:48	Bright	37.500	130	23Bet Dra	2.7990	5800.0	75	12077	No
345	GOM_NL__2PRFIN20040621_192744_000000342027_00500_12077_4050.N1	21-JUN-2004 19:27:44	Bright	34.000	119	14Eta Dra	2.7270	4700.0	68	12077	No
346	GOM_NL__2PRFIN20040621_192921_000000522027_00500_12077_4051.N1	21-JUN-2004 19:29:21	Bright	52.000	144	18Del Cyg	2.8600	11000.	104	12077	No
347	GOM_NL__2PRFIN20040621_193127_000000372027_00500_12077_4052.N1	21-JUN-2004 19:31:27	Bright	37.000	60	7Bet UMi	2.0810	3950.0	74	12077	No
348	GOM_NL__2PRFIN20040621_193557_000000352027_00500_12077_4053.N1	21-JUN-2004 19:35:57	Bright	34.500	49	1Alp UMi	1.9900	6300.0	69	12077	No
349	GOM_NL__2PRFIN20040621_194235_000000662027_00500_12077_4054.N1	21-JUN-2004 19:42:35	Bright	66.000	74	11Bet Cas	2.2680	6600.0	132	12077	No
350	GOM_NL__2PRFIN20040621_194406_000000452027_00500_12077_4055.N1	21-JUN-2004 19:44:06	Bright	45.000	68	18Alp Cas	2.2250	4500.0	90	12077	No
351	GOM_NL__2PRFIN20040621_194616_000000542027_00500_12077_4056.N1	21-JUN-2004 19:46:16	Bright	54.000	160	23Gam Per	2.9300	4700.0	108	12077	No
352	GOM_NL__2PRFIN20040621_194942_000000442027_00500_12077_4057.N1	21-JUN-2004 19:49:42	Bright	44.000	73	57Gam1And	2.2600	13100.	88	12077	No
353	GOM_NL__2PRFIN20040621_195207_000000602027_00500_12077_4058.N1	21-JUN-2004 19:52:07	Tw_i_and_stray	59.500	53	43Bet And	2.0480	3300.0	119	12077	No
354	GOM_NL__2PRFIN20040621_195553_000000572027_00500_12077_4059.N1	21-JUN-2004 19:55:53	Twilight	57.000	50	13Alp Ari	2.0070	4250.0	114	12077	No
355	GOM_NL__2PRFIN20040621_200042_000000452027_00500_12077_4060.N1	21-JUN-2004 20:00:42	Dark	45.000	94	92Alp Cet	2.5260	3100.0	90	12077	No
356	GOM_NL__2PRFIN20040621_200444_000000432027_00500_12077_4061.N1	21-JUN-2004 20:04:44	Dark	43.000	165	34Gam Eri	2.9500	3200.0	86	12077	No
357	GOM_NL__2PRFIN20040621_201259_000000762027_00500_12077_4062.N1	21-JUN-2004 20:12:59	Dark	75.500	52	16Bet Cet	2.0370	4500.0	151	12077	No
358	GOM_NL__2PRFIN20040621_201845_000000502027_00500_12077_4063.N1	21-JUN-2004 20:18:45	Dark	49.500	9	Alp Eri	0.45300	24000.	99	12077	No
359	GOM_NL__2PRFIN20040621_202457_000000812027_00501_12078_4031.N1	21-JUN-2004 20:24:57	Dark	81.000	18	24Alp PsA	1.1660	9700.0	162	12078	No
360	GOM_NL__2PRFIN20040621_202711_000000482027_00501_12078_4032.N1	21-JUN-2004 20:27:11	Straylight	47.500	31	Alp Gru	1.7340	15200.	95	12078	No
361	GOM_NL__2PRFIN20040621_202935_000000582027_00501_12078_4033.N1	21-JUN-2004 20:29:35	Straylight	58.000	172	Gam Gru	3.0030	13100.	116	12078	No
362	GOM_NL__2PRFIN20040621_203144_000000392027_00501_12078_4034.N1	21-JUN-2004 20:31:44	Straylight	38.500	43	Alp TrA	1.9100	4250.0	77	12078	No
363	GOM_NL__2PRFIN20040621_203457_000000452027_00501_12078_4035.N1	21-JUN-2004 20:34:57	Straylight	44.500	141	Bet Ara	2.8400	4600.0	89	12078	No
364	GOM_NL__2PRFIN20040621_203622_000000372027_00501_12078_4036.N1	21-JUN-2004 20:36:22	Straylight	36.500	147	Alp Ara	2.8770	26000.	73	12078	No
365	GOM_NL__2PRFIN20040621_203808_000000432027_00501_12078_4037.N1	21-JUN-2004 20:38:08	Tw_i_and_stray	42.500	40	The Sco	1.8590	7100.0	85	12078	No
366	GOM_NL__2PRFIN20040621_203949_000000422027_00501_12078_4038.N1	21-JUN-2004 20:39:49	Tw_i_and_stray	42.000	25	35Lam Sco	1.6200	28000.	84	12078	No
367	GOM_NL__2PRFIN20040621_204110_000000432027_00501_12078_4039.N1	21-JUN-2004 20:41:10	Tw_i_and_stray	42.500	116	19Del Sgr	2.7000	4100.0	85	12078	No
368	GOM_NL__2PRFIN20040621_204321_000000492027_00501_12078_4040.N1	21-JUN-2004 20:43:21	Bright	49.000	155	41Pi Sgr	2.9000	6600.0	98	12078	No
369	GOM_NL__2PRFIN20040621_204612_000000362027_00501_12078_4041.N1	21-JUN-2004 20:46:12	Bright	36.000	86	35Eta Oph	2.4300	10200.	72	12078	No
370	GOM_NL__2PRFIN20040621_204756_000000362027_00501_12078_4042.N1	21-JUN-2004 20:47:56	Bright	35.500	98	13Zet Oph	2.5710	30000.	71	12078	No
371	GOM_NL__2PRFIN20040621_205002_000000352027_00501_12078_4043.N1	21-JUN-2004 20:50:02	Bright	34.500	120	1Del Oph	2.7340	3200.0	69	12078	No
372	GOM_NL__2PRFIN20040621_205218_000000392027_00501_12078_4044.N1	21-JUN-2004 20:52:18	Bright	39.000	126	60Bet Oph	2.7700	4250.0	78	12078	No
373	GOM_NL__2PRFIN20040621_205443_000000392027_00501_12078_4045.N1	21-JUN-2004 20:54:43	Bright	38.500	59	55Alp Oph	2.0800	8900.0	77	12078	No
374	GOM_NL__2PRFIN20040621_205701_000000352027_00501_12078_4046.N1	21-JUN-2004 20:57:01	Bright	35.000	127	27Bet Her	2.7810	4700.0	70	12078	No
375	GOM_NL__2PRFIN20040621_205849_000000372027_00501_12078_4047.N1	21-JUN-2004 20:58:49	Bright	36.500	67	5Alp CrB	2.2210	11000.	73	12078	No
376	GOM_NL__2PRFIN20040621_210304_000000362027_00501_12078_4048.N1	21-JUN-2004 21:03:04	Bright	36.000	180	27Gam Boo	3.0400	8000.0	72	12078	No
377	GOM_NL__2PRFIN20040621_210624_000000402027_00501_12078_4049.N1	21-JUN-2004 21:06:24	Bright	40.000	130	23Bet Dra	2.7990	5800.0	80	12078	No
378	GOM_NL__2PRFIN20040621_210820_000000372027_00501_12078_4050.N1	21-JUN-2004 21:08:20	Bright	37.000	119	14Eta Dra	2.7270	4700.0	74	12078	No
379	GOM_NL__2PRFIN20040621_210956_000000522027_00501_12078_4051.N1	21-JUN-2004 21:09:56	Bright	52.000	144	18Del Cyg	2.8600	11000.	104	12078	No
380	GOM_NL__2PRFIN20040621_211203_000000372027_00501_12078_4052.N1	21-JUN-2004 21:12:03	Bright	37.000	60	7Bet UMi	2.0810	3950.0	74	12078	No
381	GOM_NL__2PRFIN20040621_211633_000000352027_00501_12078_4053.N1	21-JUN-2004 21:16:33	Bright	34.500	49	1Alp UMi	1.9900	6300.0	69	12078	No
382	GOM_NL__2PRFIN20040621_212311_000000452027_00501_12078_4054.N1	21-JUN-2004 21:23:11	Bright	45.000	74	11Bet Cas	2.2680	6600.0	90	12078	No
383	GOM_NL__2PRFIN20040621_212442_000000452027_00501_12078_4055.N1	21-JUN-2004 21:24:42	Bright	44.500	68	18Alp Cas	2.2250	4500.0	89	12078	No
384	GOM_NL__2PRFIN20040621_212651_000000362027_00501_12078_4056.N1	21-JUN-2004 21:26:51	Bright	35.500	160	23Gam Per	2.9300	4700.0	71	12078	No
385	GOM_NL__2PRFIN20040621_213017_000000422027_00501_12078_4057.N1	21-JUN-2004 21:30:17	Bright	42.000	73	57Gam1And	2.2600	13100.	84	12078	No
386	GOM_NL__2PRFIN20040621_213243_000000612027_00501_12078_4058.N1	21-JUN-2004 21:32:43	Tw_i_and_stray	61.000	53	43Bet And	2.0480	3300.0	122	12078	No
387	GOM_NL__2PRFIN20040621_213629_000000502027_00501_12078_4059.N1	21-JUN-2004 21:36:29	Twilight	49.500	50	13Alp Ari	2.0070	4250.0	99	12078	No
388	GOM_NL__2PRFIN20040621_214118_000000442027_00501_12078_4060.N1	21-JUN-2004 21:41:18	Dark	44.000	94	92Alp Cet	2.5260	3100.0	88	12078	No
389	GOM_NL__2PRFIN20040621_214520_000000412027_00501_12078_4061.N1	21-JUN-2004 21:45:20	Dark	40.500	165	34Gam Eri	2.9500	3200.0	81	12078	No
390	GOM_NL__2PRFIN20040621_215336_000000682027_00501_12078_4062.N1	21-JUN-2004 21:53:36	Dark	68.000	52	16Bet Cet	2.0370	4500.0	136	12078	No
391	GOM_NL__2PRFIN20040621_215922_000000432027_00501_12078_4063.N1	21-JUN-2004 21:59:22	Dark	42.500	9	Alp Eri	0.45300	24000.	85	12078	No
392	GOM_NL__2PRFIN20040621_234612_000000742028_00002_12080_4032.N1	21-JUN-2004 23:46:12	Dark	73.500	18	24Alp PsA	1.1660	9700.0	147	12080	No
393	GOM_NL__2PRFIN20040621_235257_000000382028_00002_12080_4033.N1	21-JUN-2004 23:52:57	Straylight	38.000	43	Alp TrA	1.9100	4250.0	76	12080	No
394	GOM_NL__2PRFIN20040621_235610_000000452028_00002_12080_4034.N1	21-JUN-2004 23:56:10	Straylight	44.500	141	Bet Ara	2.8400	4600.0	89	12080	No
395	GOM_NL__2PRFIN20040621_235734_000000382028_00002_12080_4035.N1	21-JUN-2004 23:57:34	Straylight	37.500	147	Alp Ara	2.8770	26000.	75	12080	No
396	GOM_NL__2PRFIN20040621_235920_000000422028_00002_12080_4036.N1	21-JUN-2004 23:59:20	Tw_i_and_stray	41.500	40	The Sco	1.8590	7100.0	83	12080	No

3. Quality information per product

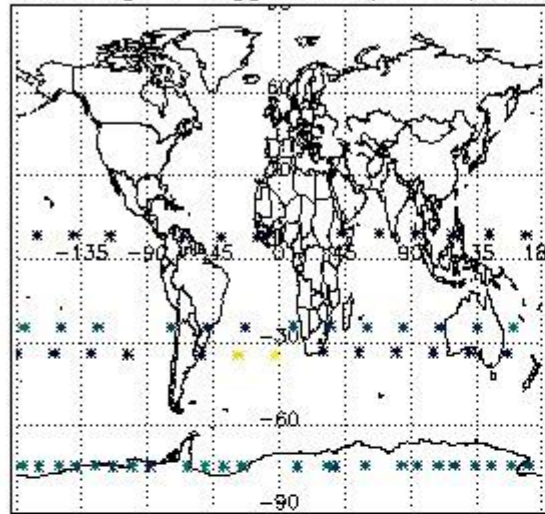
In this section it is plotted some information contained in the Quality Summary data set of the level 2 products. Only products in dark limb conditions and without errors (error flag in the MPH set to "0") are used.

3.1 Plot quality information per product (time dependant)

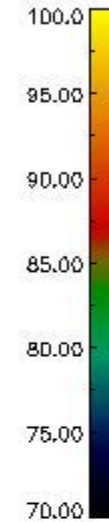
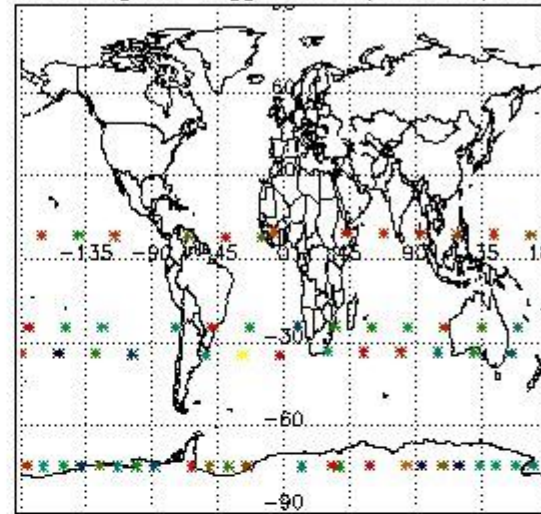


3.2 Plot quality information per product (world map)

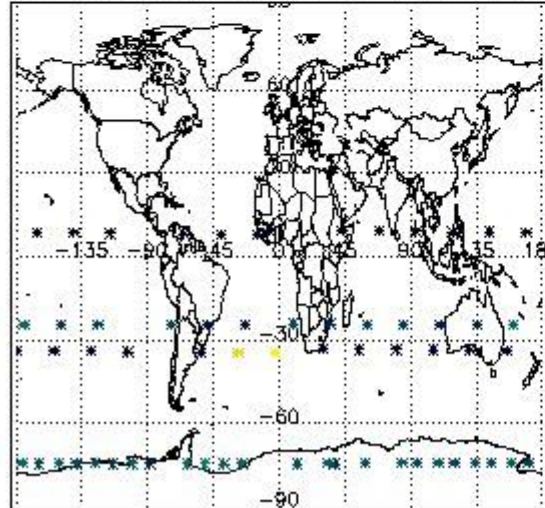
Percentage of flagged data per O3 profile



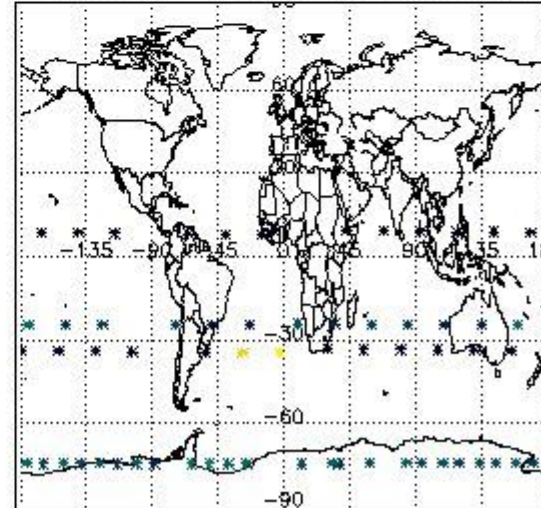
Percentage of flagged data per H2O profile



Percentage of flagged data per NO2 profile



Percentage of flagged data per NO3 profile

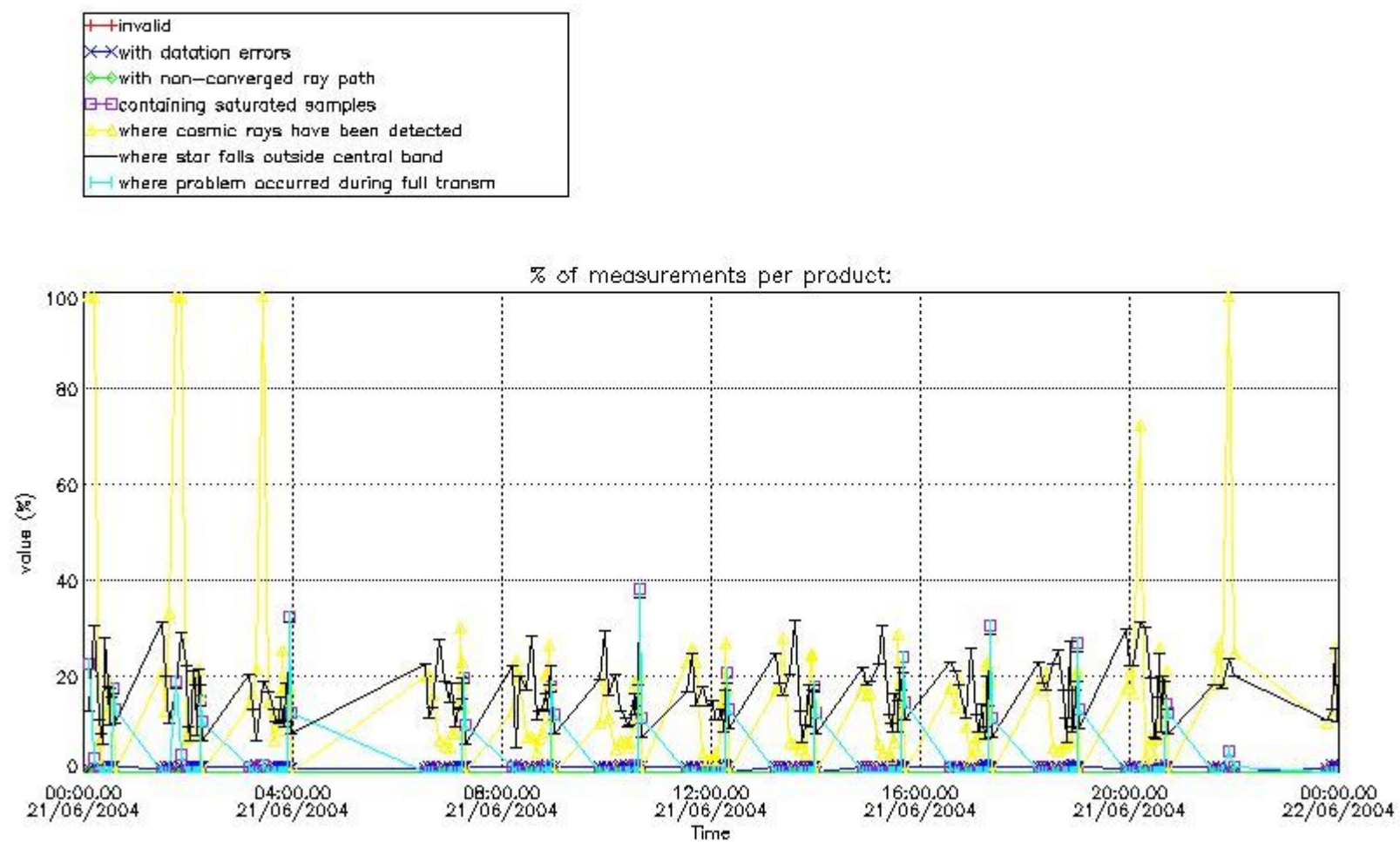


4. Level 1 quality information per product

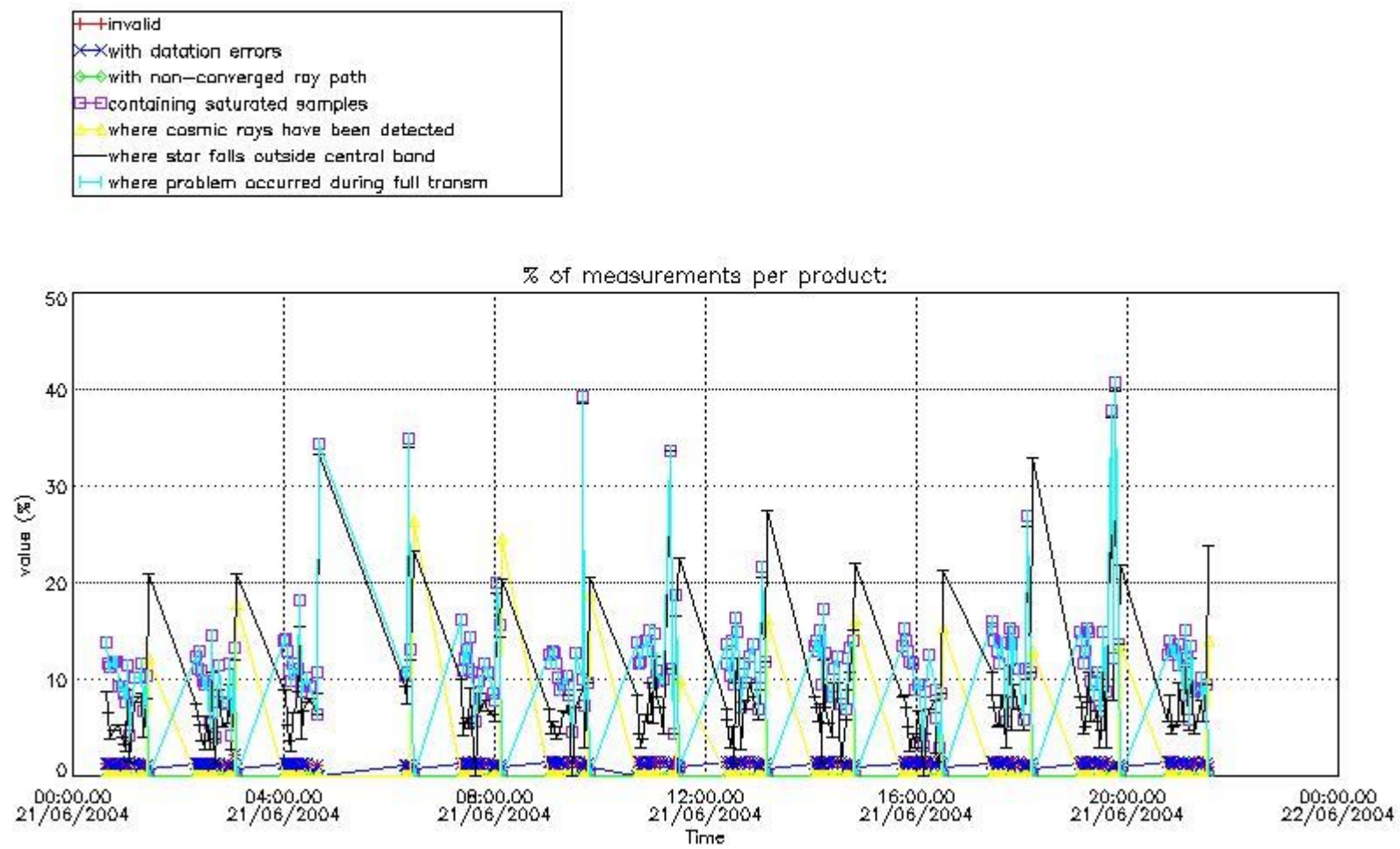
In this section it is plotted some information contained in the Quality Summary data set of the level 2 products that comes from the level 1b processing. Products without errors (error flag in the MPH set to "0") are used.

4.1 Plot quality information per product (time dependant) coming from level 1b processing

4.1.1 Plot level 1 quality information per product (time dependant): ENVISAT ASCENDING passes

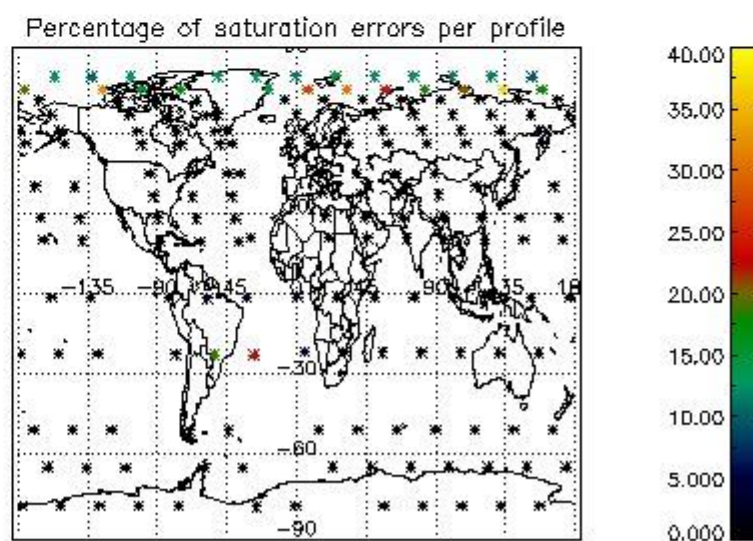
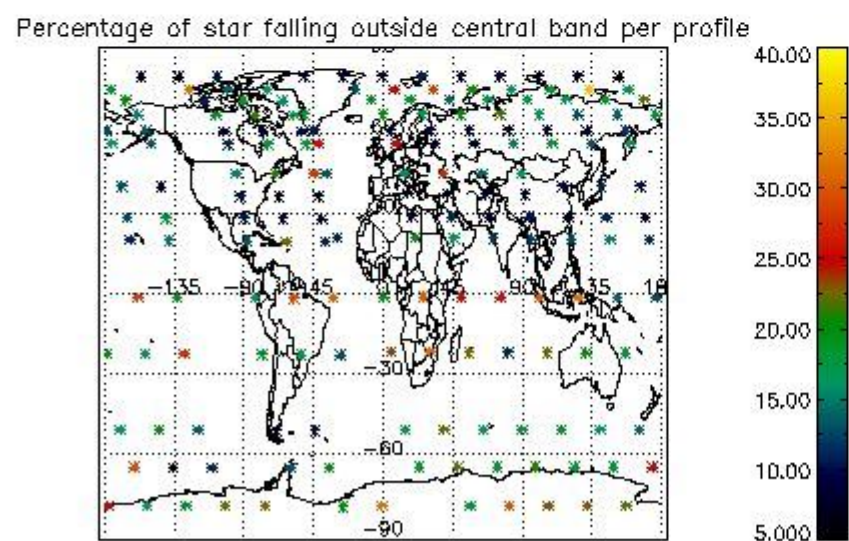
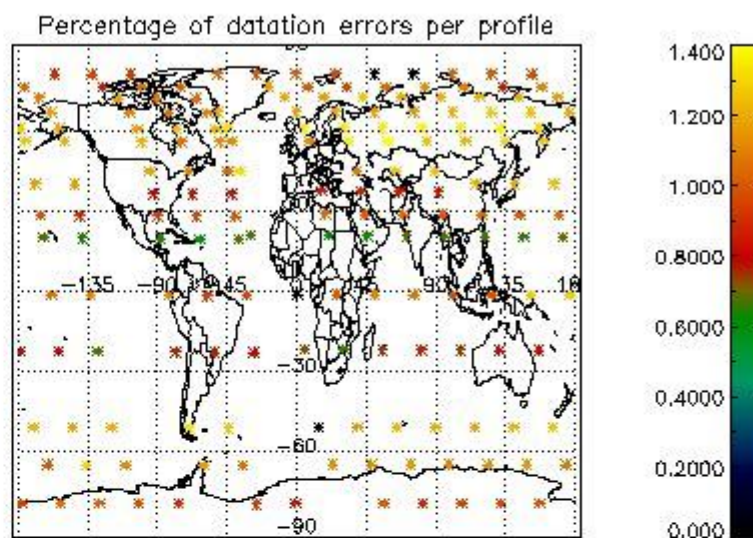
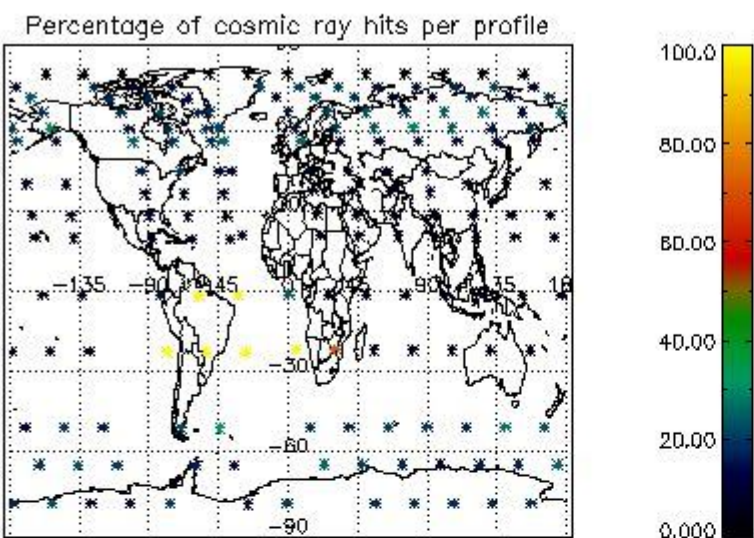


4.1.2 Plot level 1 quality information per product (time dependant): ENVISAT DESCENDING passes

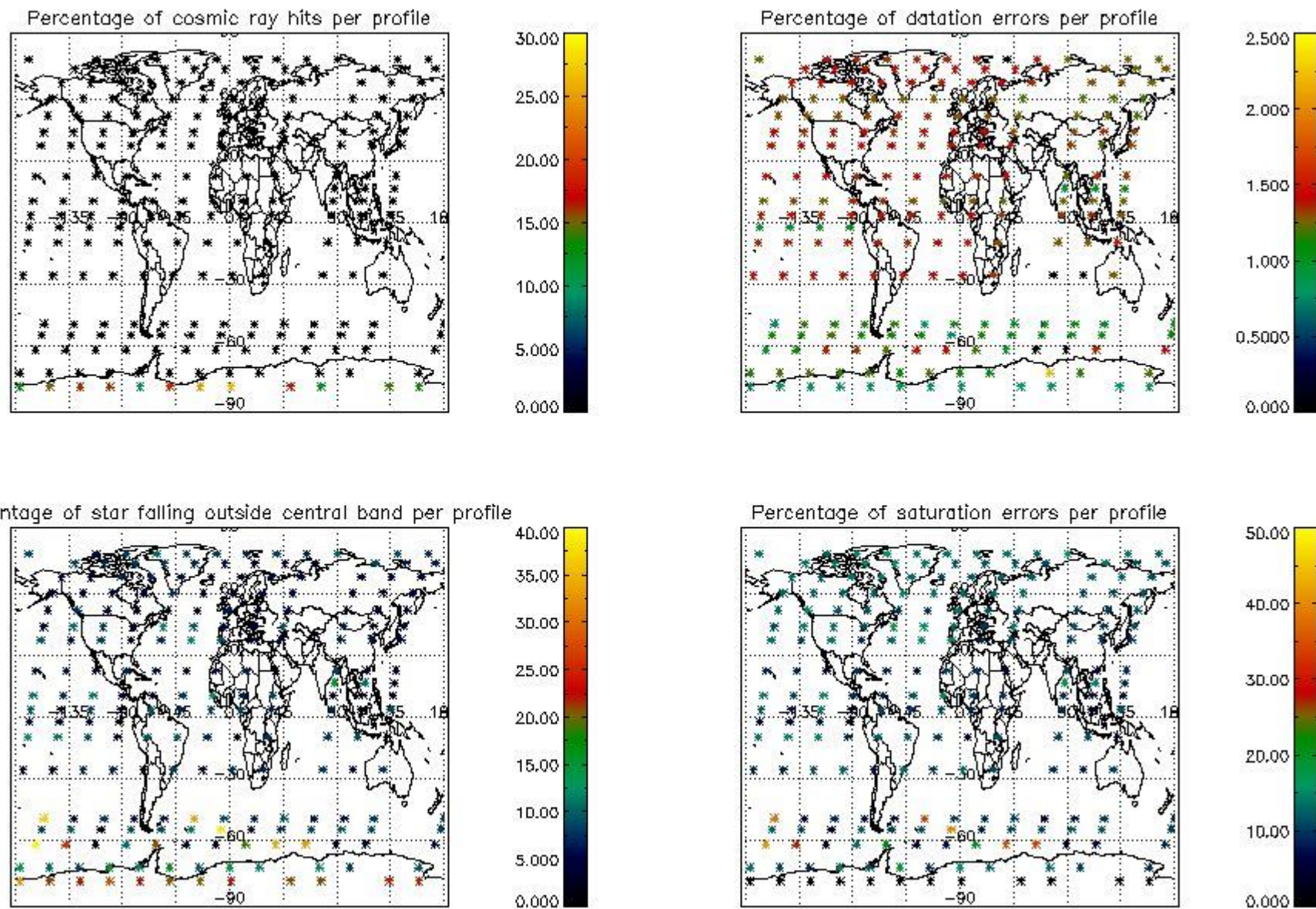


4.2 Plot quality information per product coming from level 1b processing (world map)

4.2.1 Plot level 1 quality information per product (world map): ENVISAT ASCENDING passes



4.2.2 Plot level 1 quality information per product (world map): ENVISAT DESCENDING passes



5. Trace gas profiles

5.1 Ozone statistics based on quality of products

The final quality of the products can be "measured" using the STD (Standard Deviation) attached to every point profile. This information is written to the parameter GOM_NL__2P/NL_LOCAL_SPECIES_DENSITY/o3_std of the level 2 products. The table below shows the statistics for given STD ranges.

The statistics are given with respect to the overall valid production:

- Products without fatal errors: GOM_NL__2P/MPH/PRODUCT_ERR=0
- Valid point profile: GOM_NL__2P/NL_LOCAL_SPECIES_DENSITY/pcd(0)=0

The 'Criteria' is applied to valid points of dark limb products:

- Products in dark limb illumination condition: GOM_NL__2P/NL_SUMMARY_QUALITY/obs_ill_cond=0
- Products without fatal errors: GOM_NL__2P/MPH/PRODUCT_ERR=0
- Valid point profile: GOM_NL__2P/NL_LOCAL_SPECIES_DENSITY/pcd(0)=0

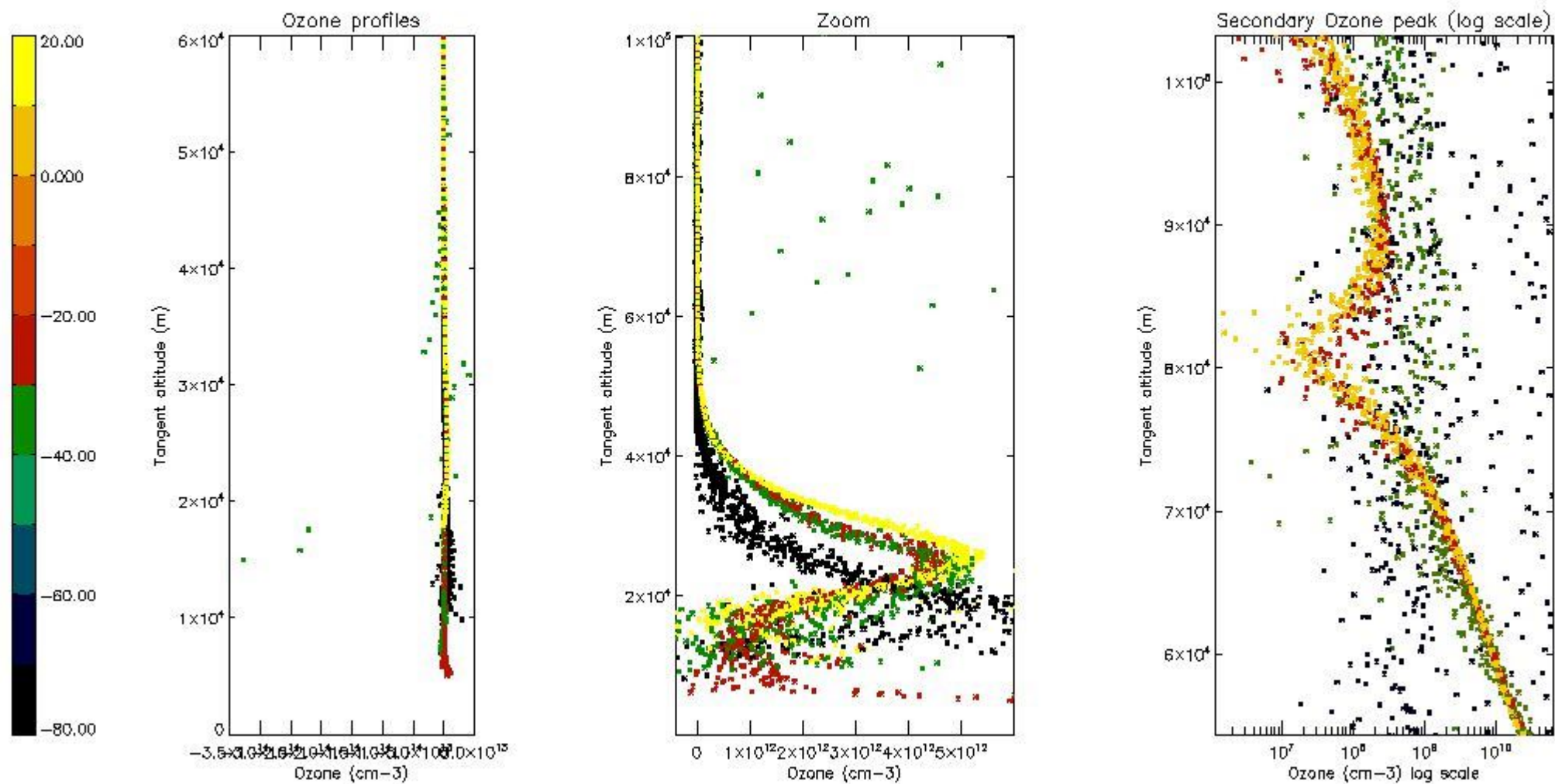
So, the table below shows the percentage of dark limb and valid observations for each criteria with respect to the overall valid daily observations.

Criteria	% of total production
All STD	20
STD < 20	9

STD < 10	7
STD < 5	5

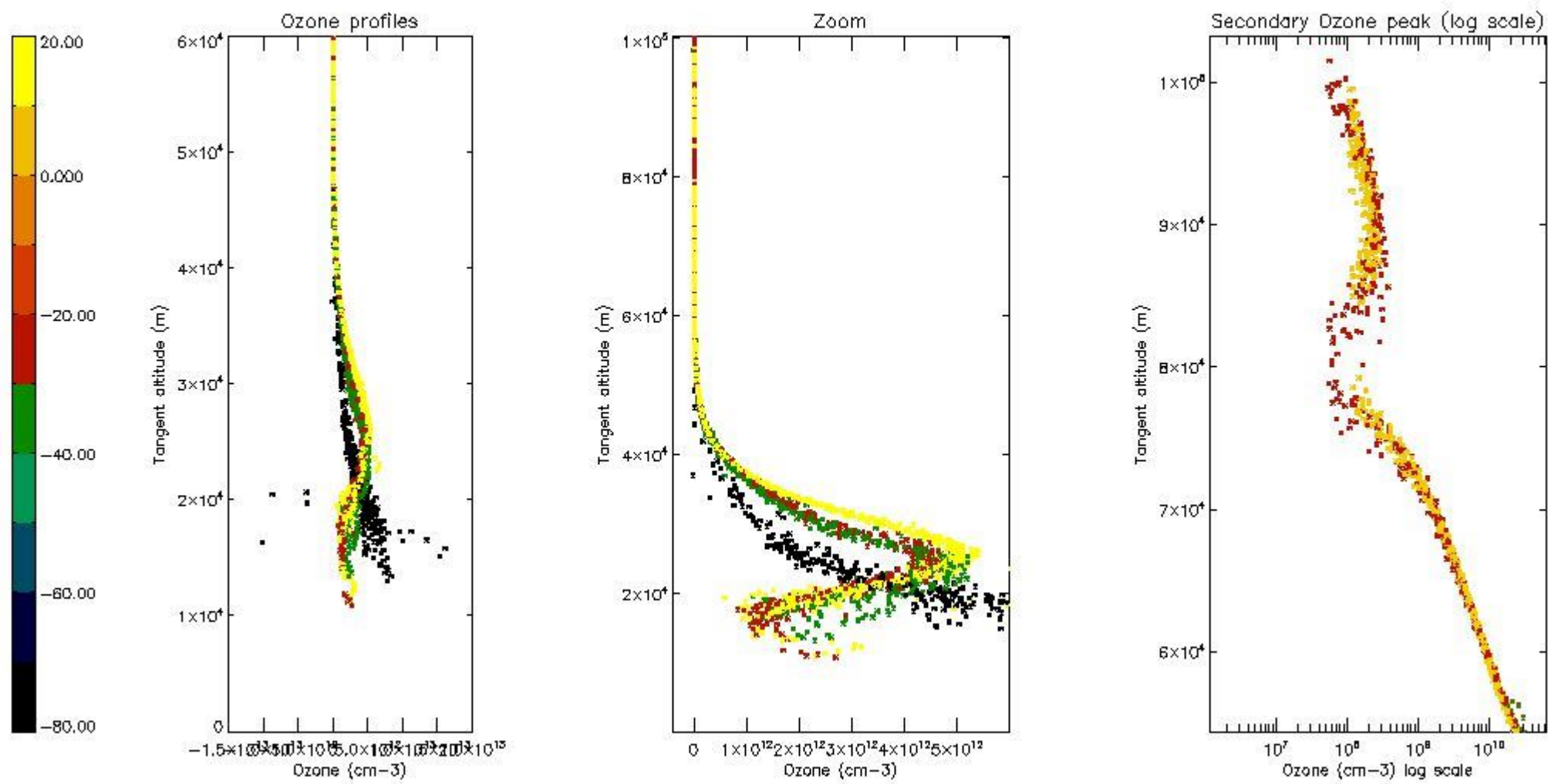
5.2 Plot ozone profiles for all STD (dark without errors)

The colorbar represents the latitude.



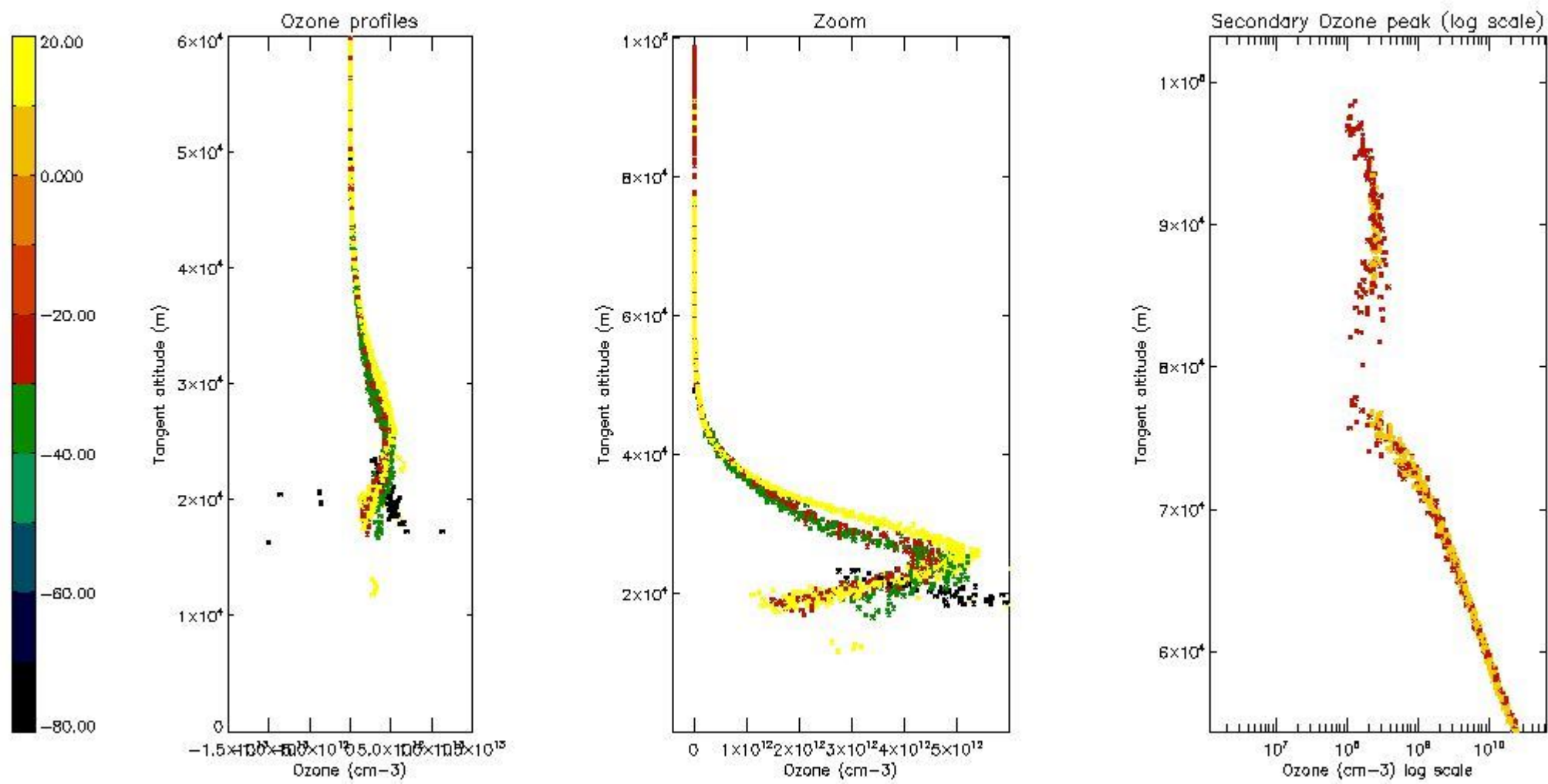
5.3 Plot ozone profiles where STD < 20% (dark without errors)

The colorbar represents the latitude.



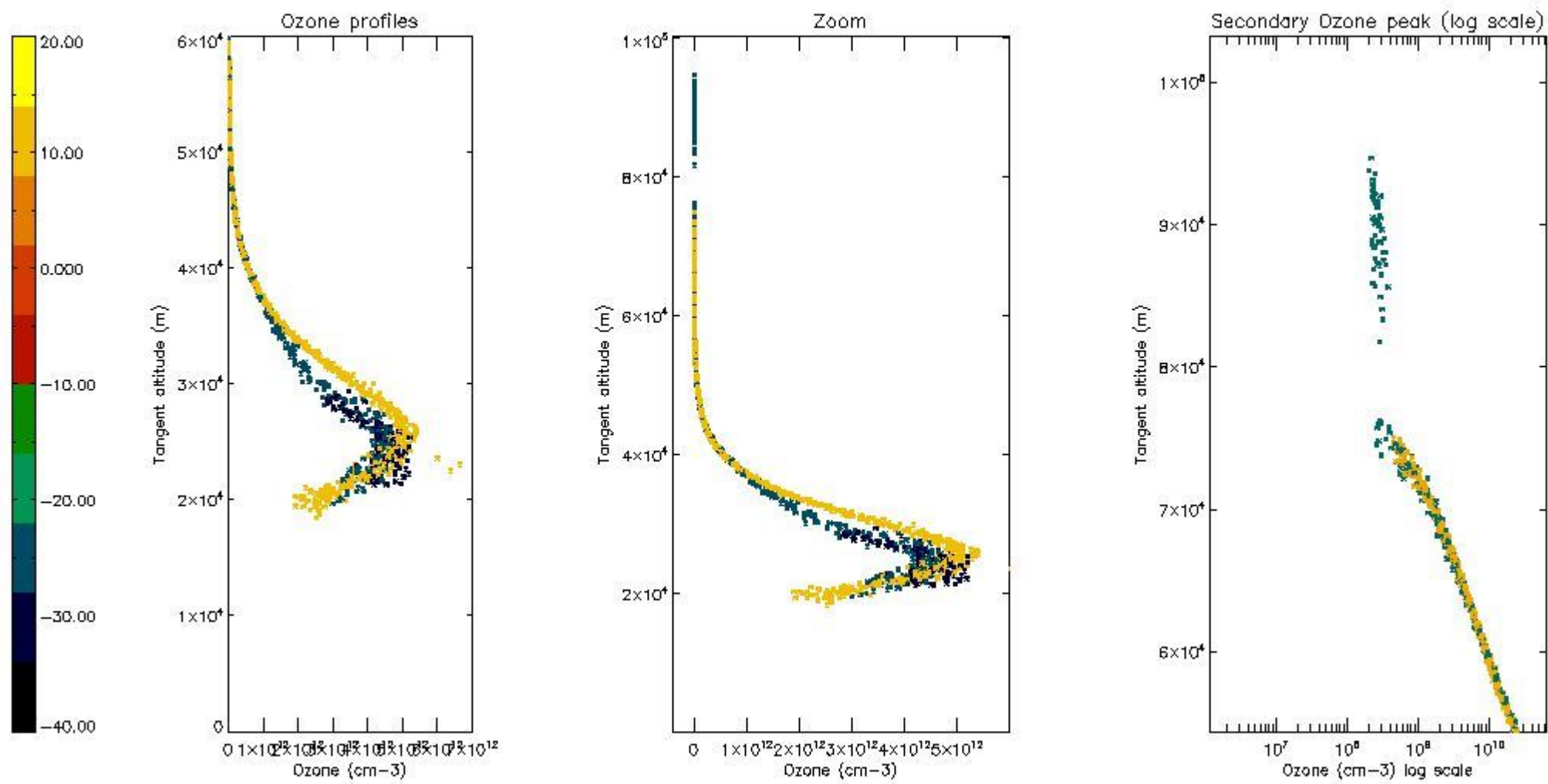
5.4 Plot ozone profiles where STD < 10% (dark without errors)

The colorbar represents the latitude.



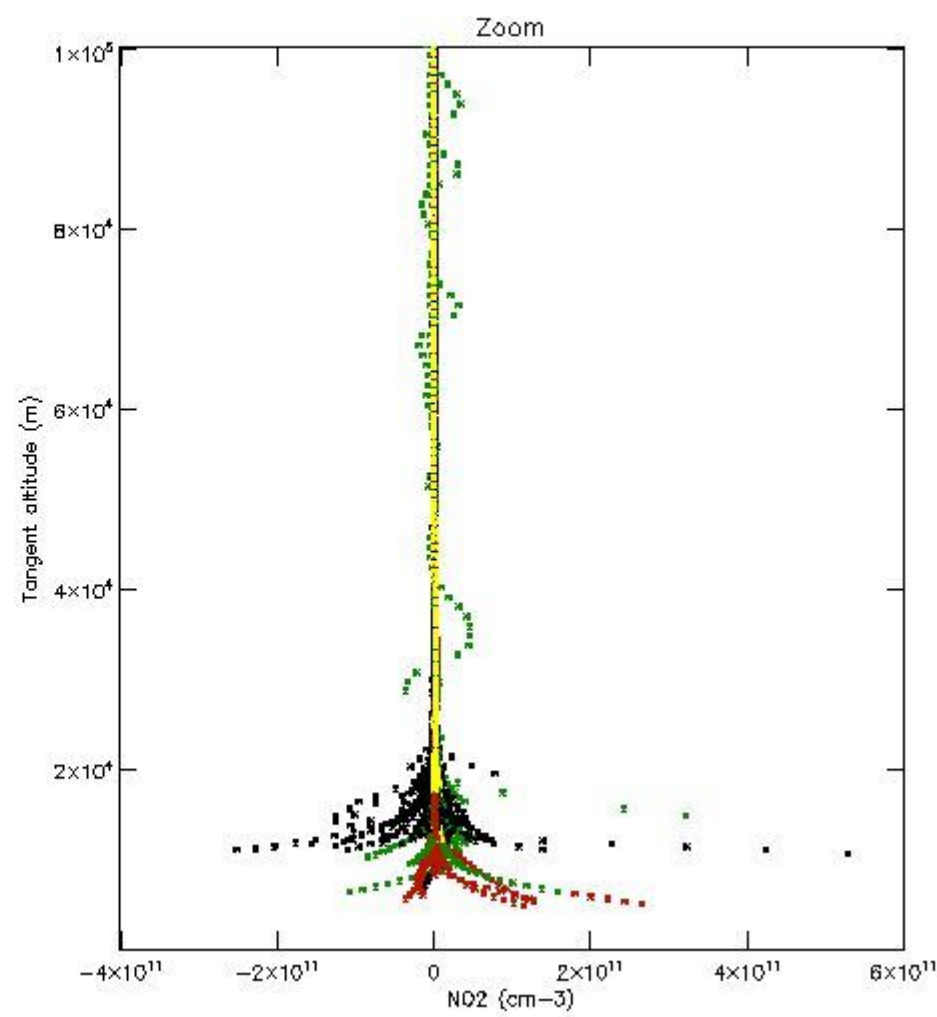
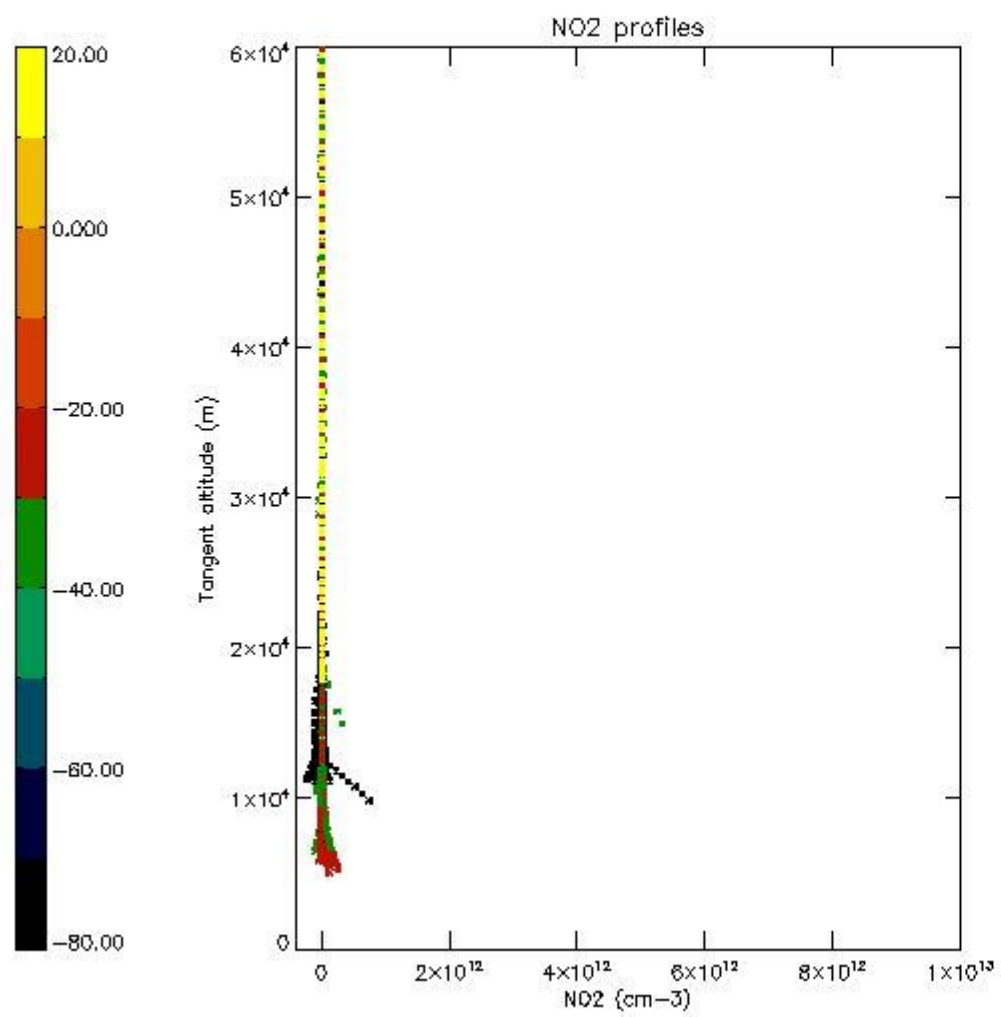
5.5 Plot ozone profiles where STD < 5% (dark without errors)

The colorbar represents the latitude.



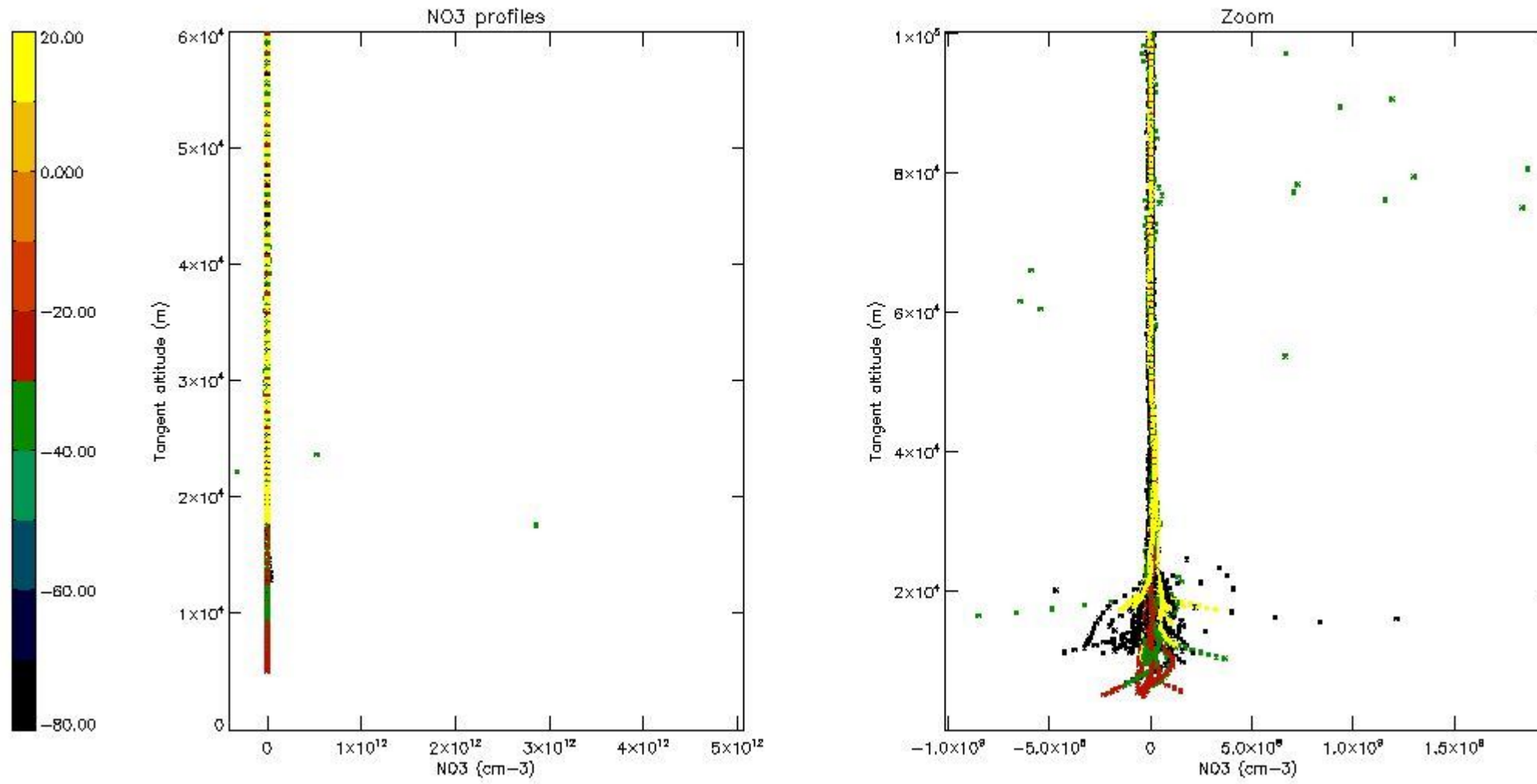
5.6 Plot NO₂ profiles for all STD (dark without errors)

The colorbar represents the latitude.



5.7 Plot NO3 profiles for all STD (dark without errors)

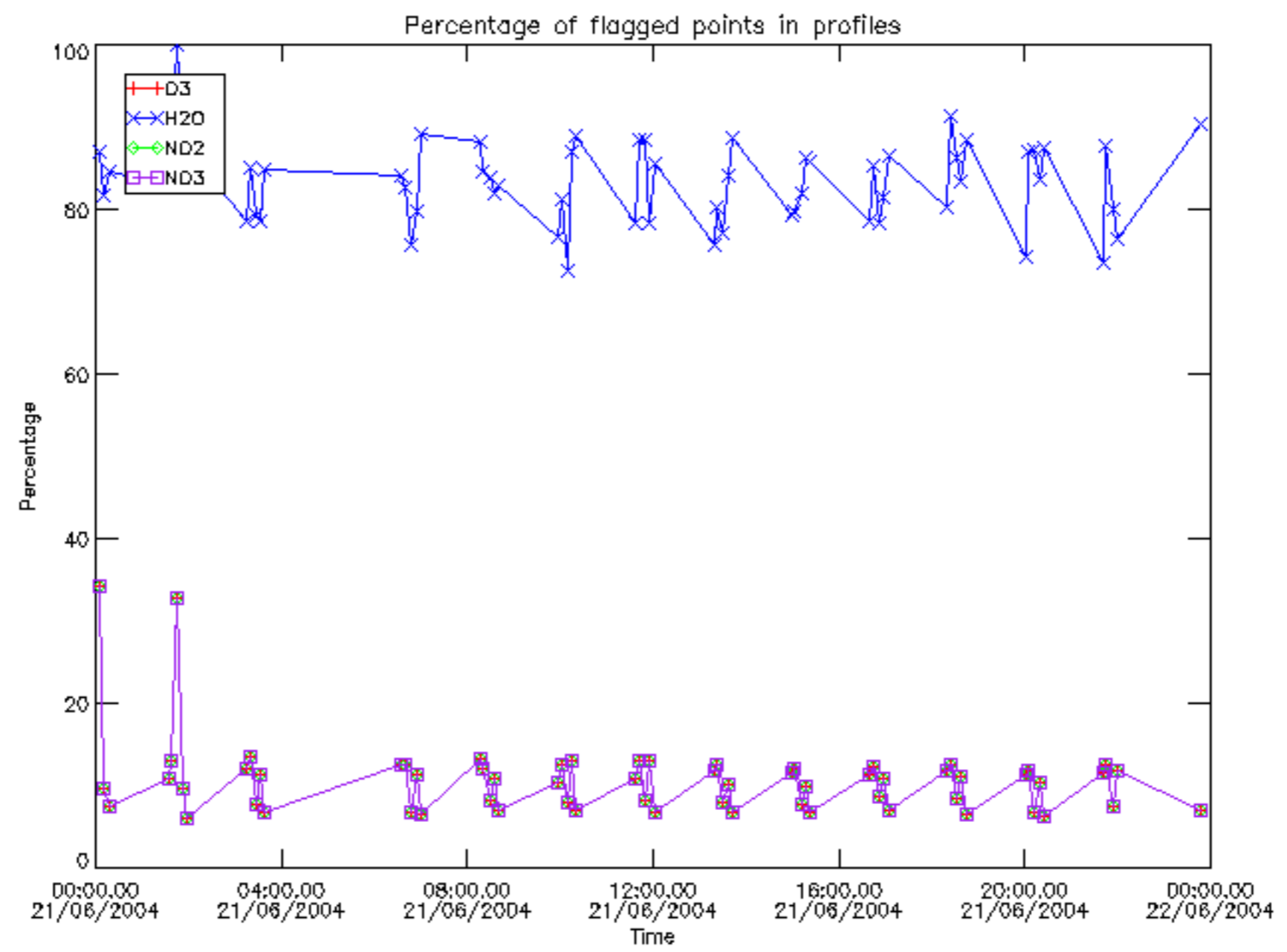
The colorbar represents the latitude.



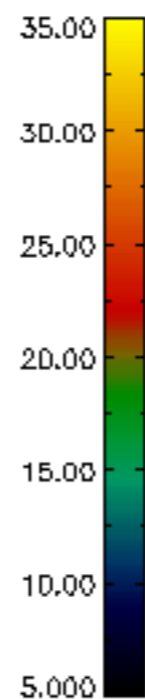
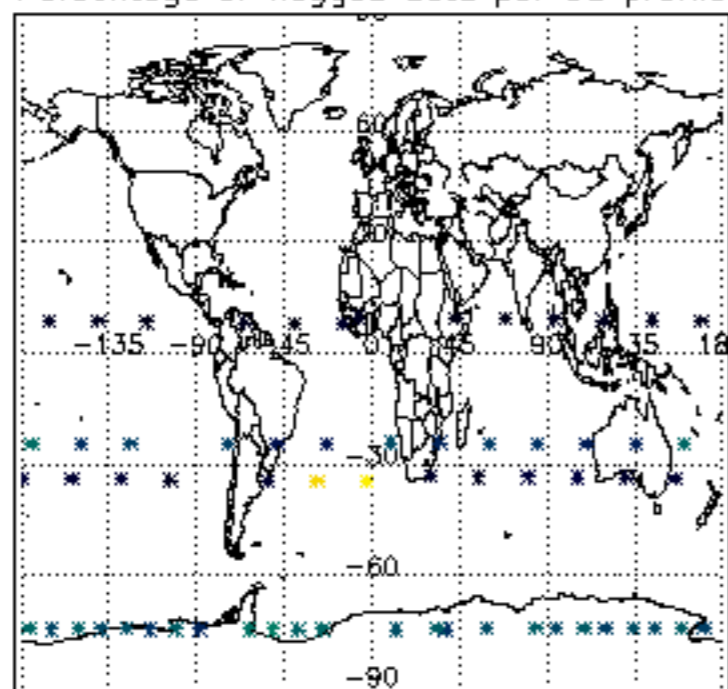
6. Auxiliary Data Files used for the production reported in section 2

The number reported in the third column indicates since which file (see list in section 2) the corresponding auxiliary file has been used. The fourth column is the date of those product files.

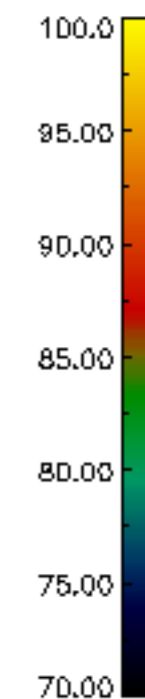
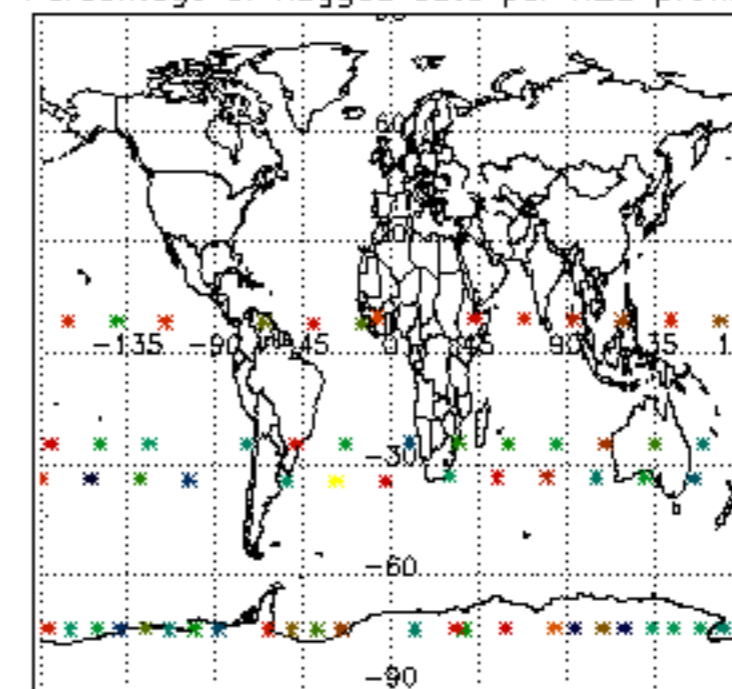
Type	Auxiliary Filename	Used since product	Used since product date
INST_PHYS_CHARACTERISTICS	GOM_INS_AXVIEC20091111_143220_20030716_120000_20500101_000000	1	21-JUN-2004 00:05:29
LEVEL-2_PROC_CONFIG	GOM_PR2_AXVIEC20091111_152718_20020301_000000_20500101_000000	1	21-JUN-2004 00:05:29
CROSS_SECTIONS_FILE	GOM_CRS_AXVIEC20091111_154832_20020301_000000_20500101_000000	1	21-JUN-2004 00:05:29



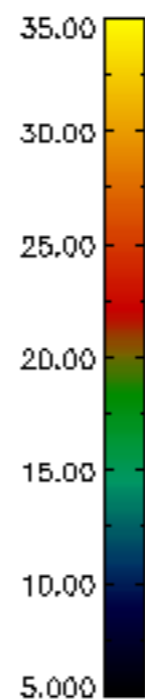
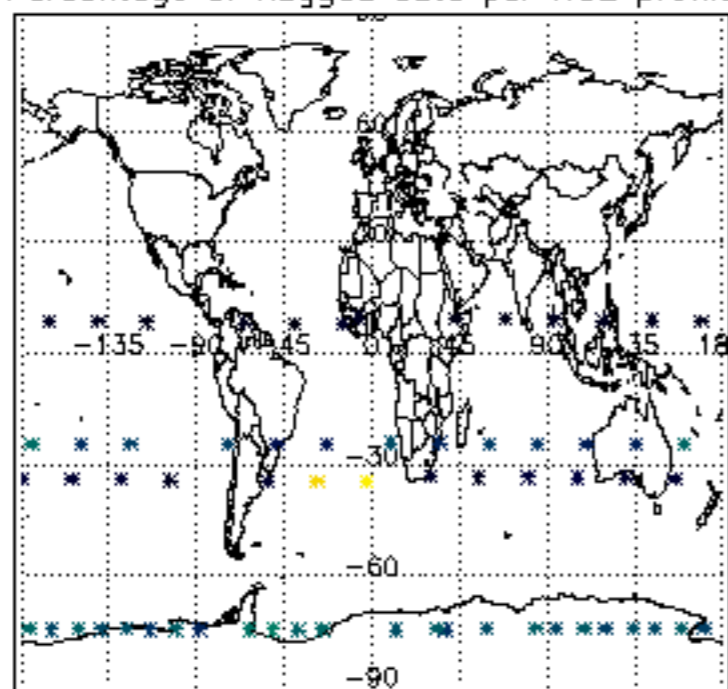
Percentage of flagged data per D3 profile



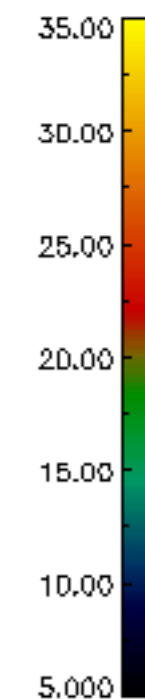
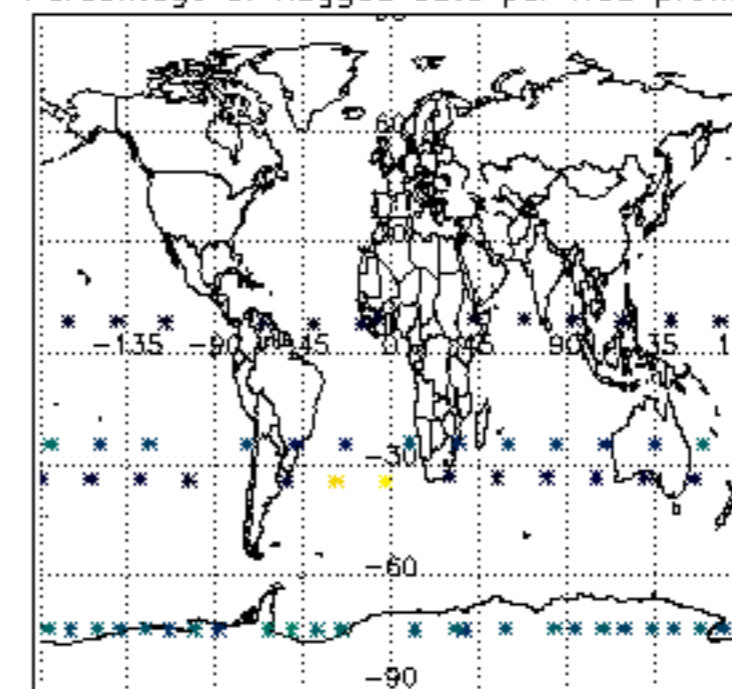
Percentage of flagged data per H2O profile

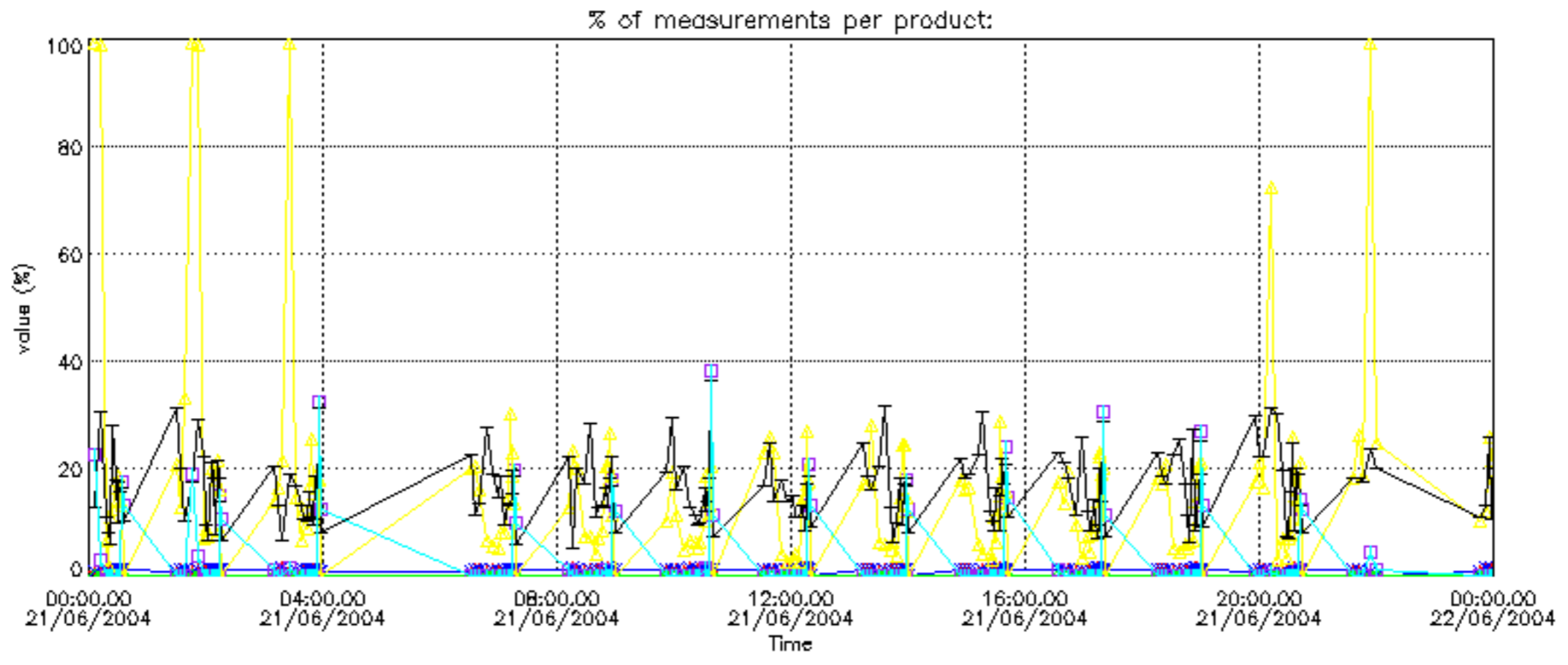
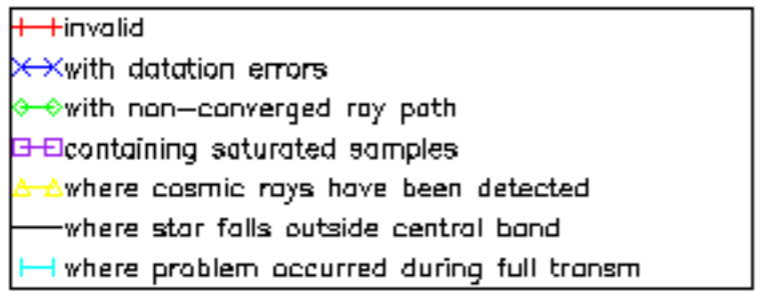


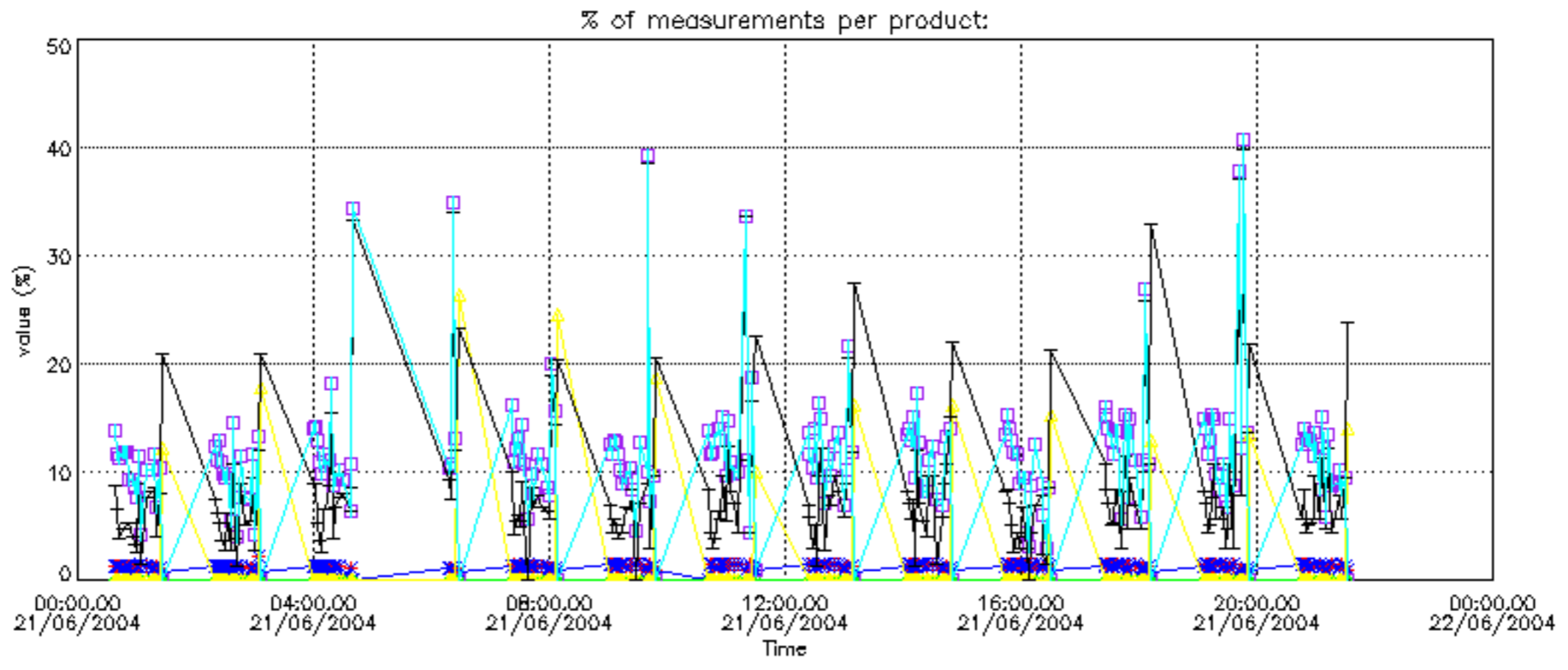
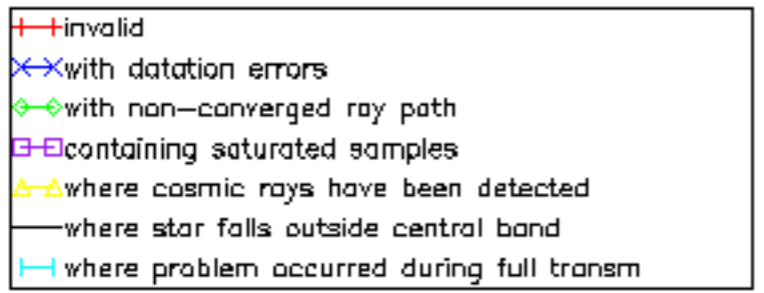
Percentage of flagged data per NO2 profile



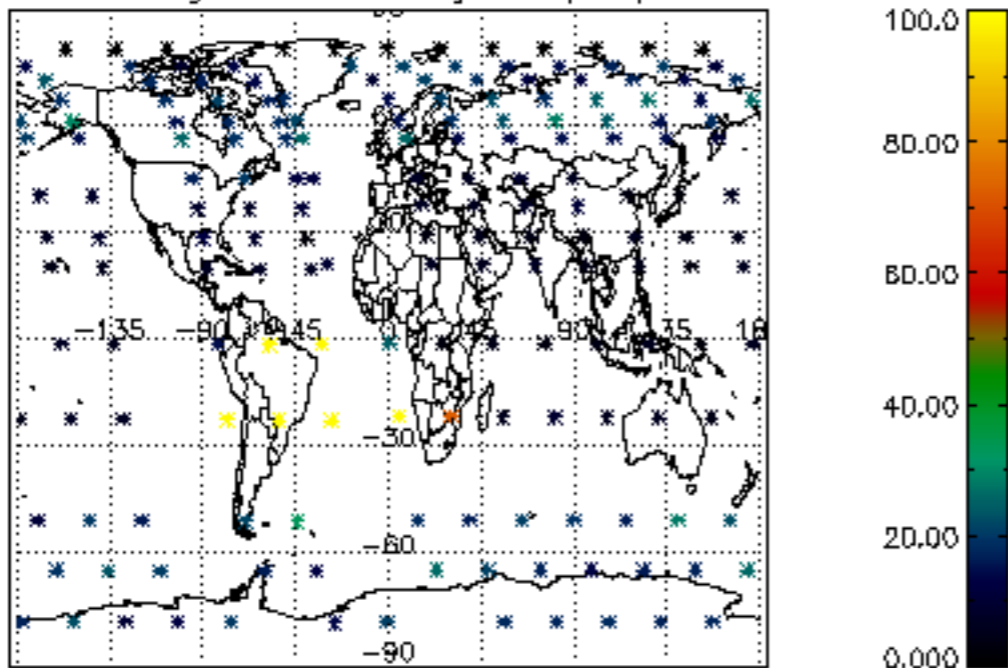
Percentage of flagged data per NO3 profile



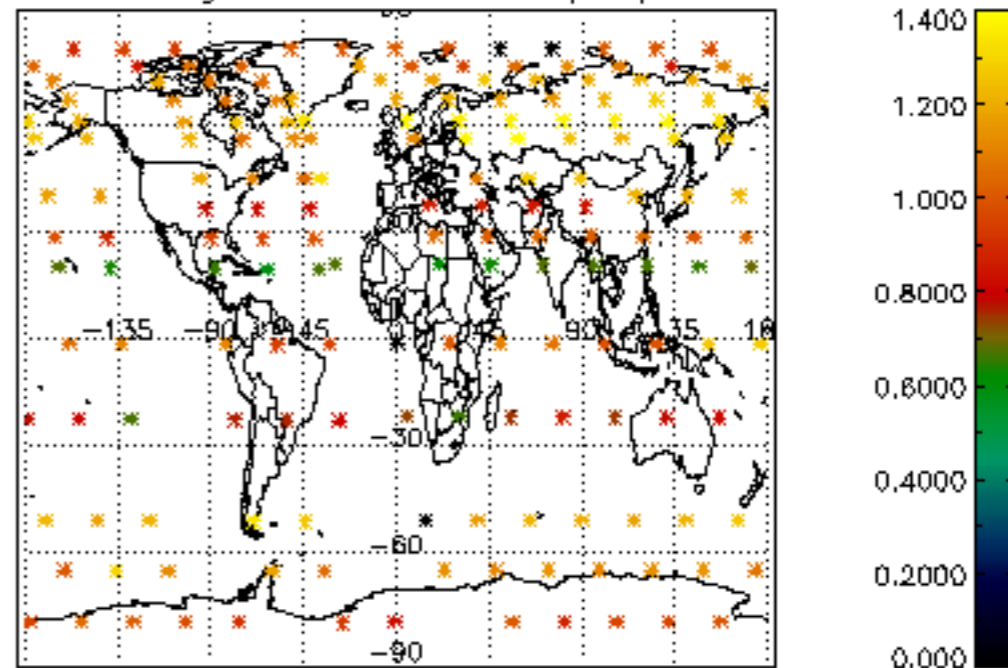




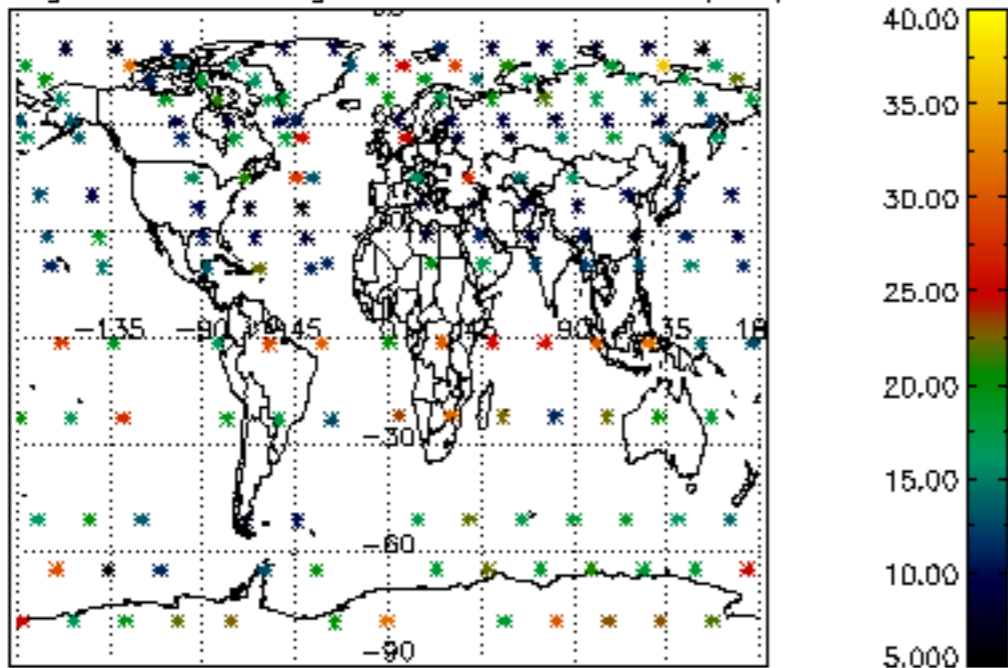
Percentage of cosmic ray hits per profile



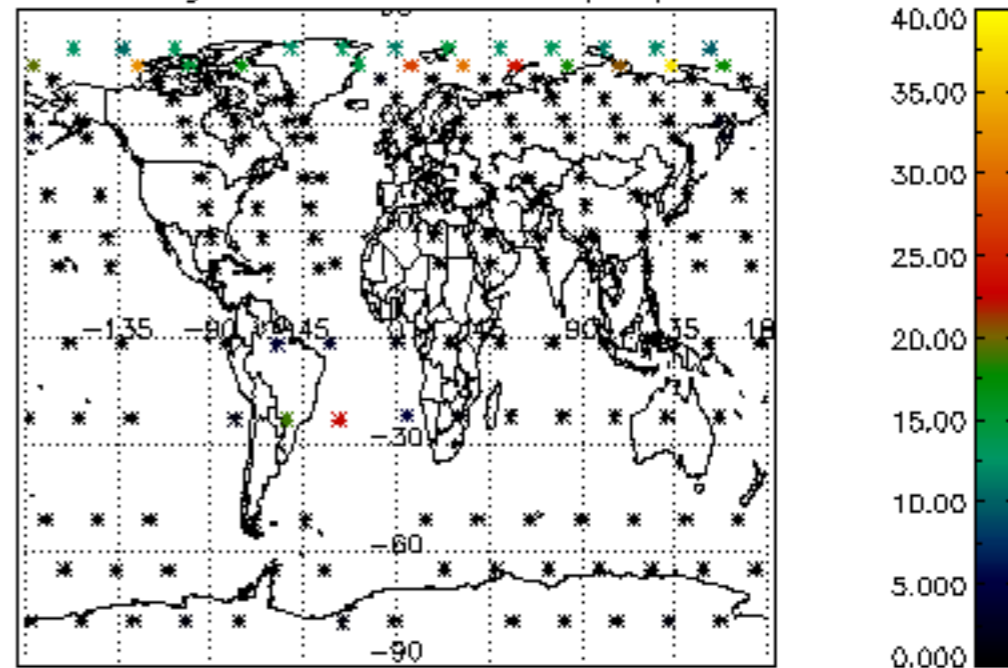
Percentage of datation errors per profile



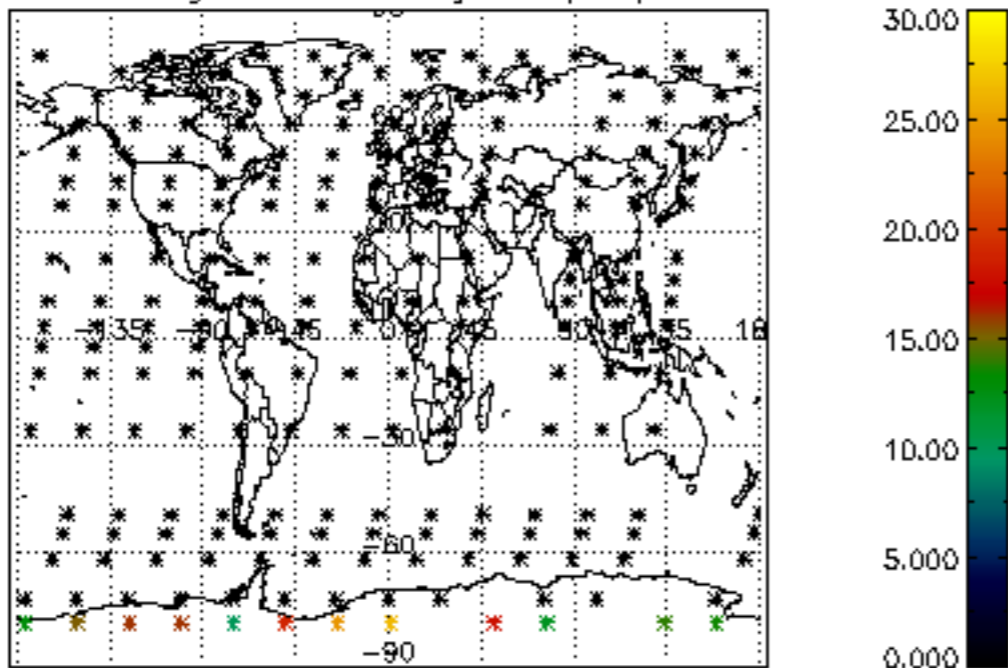
Percentage of star falling outside central band per profile



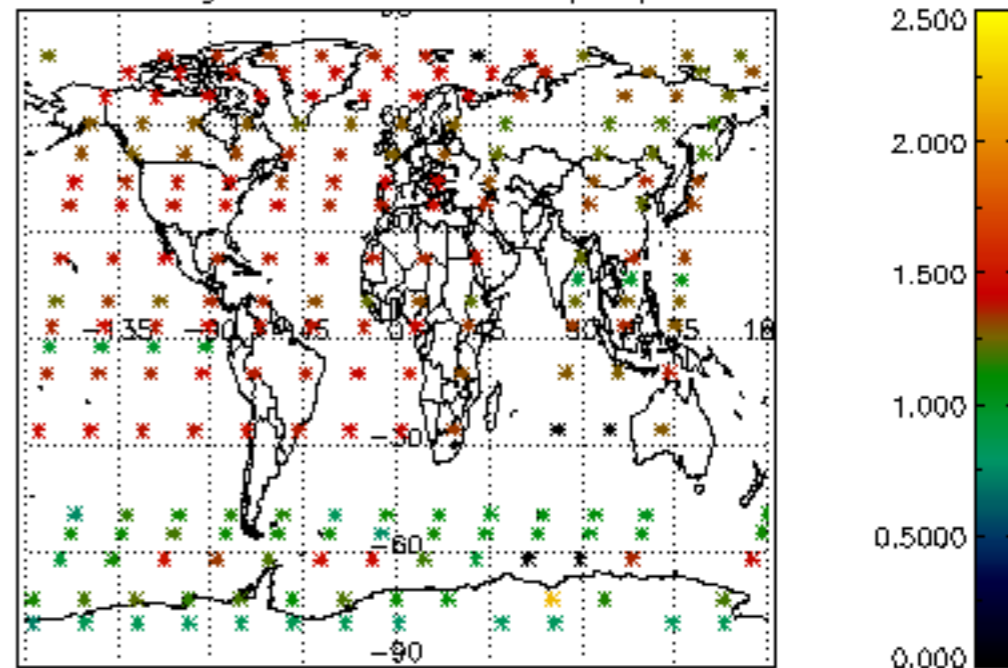
Percentage of saturation errors per profile



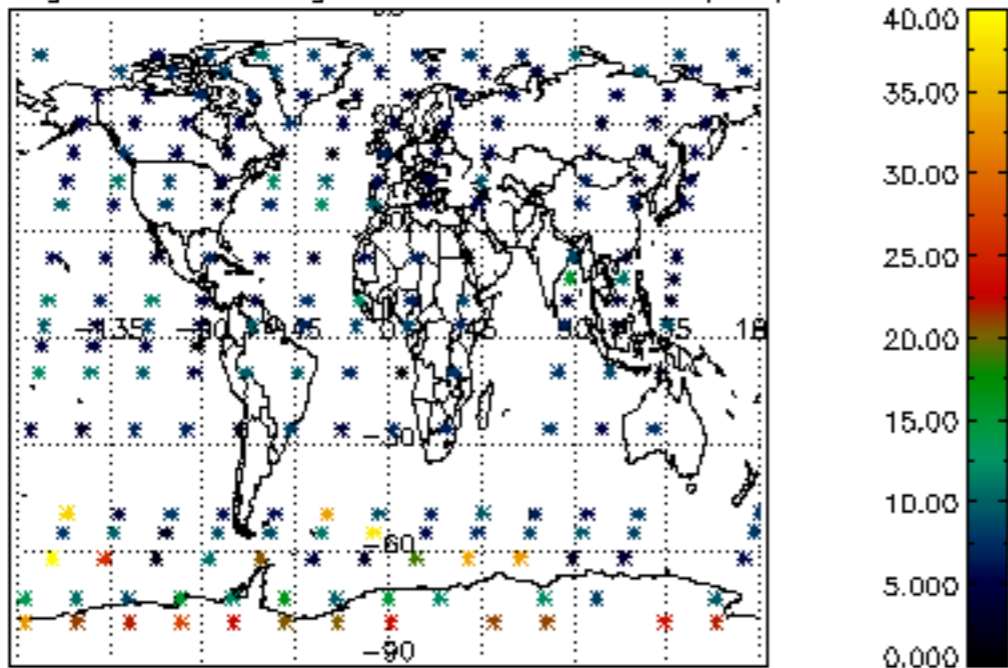
Percentage of cosmic ray hits per profile



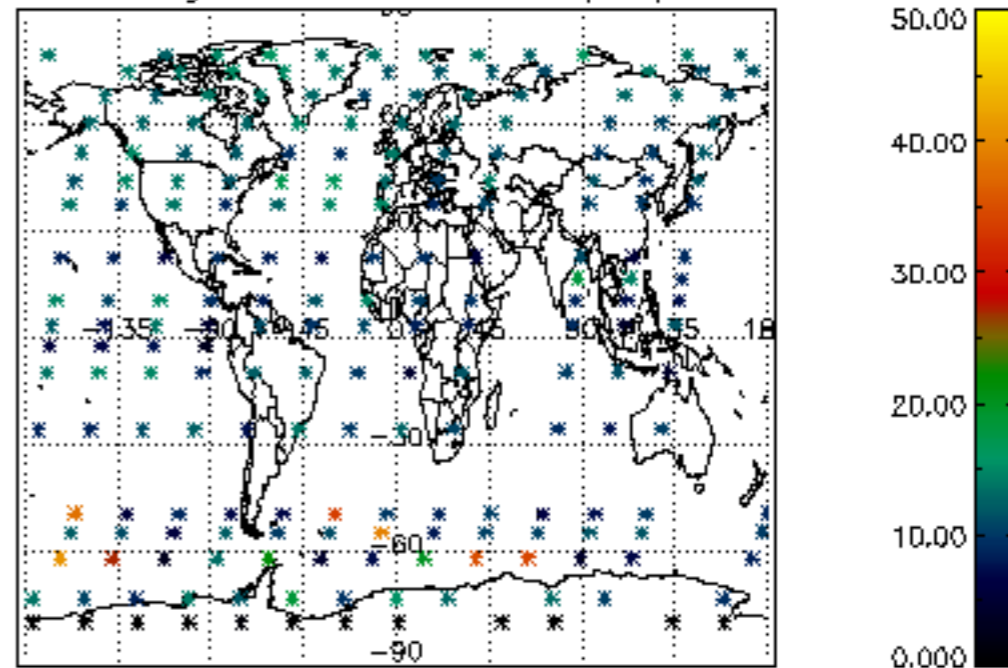
Percentage of datation errors per profile

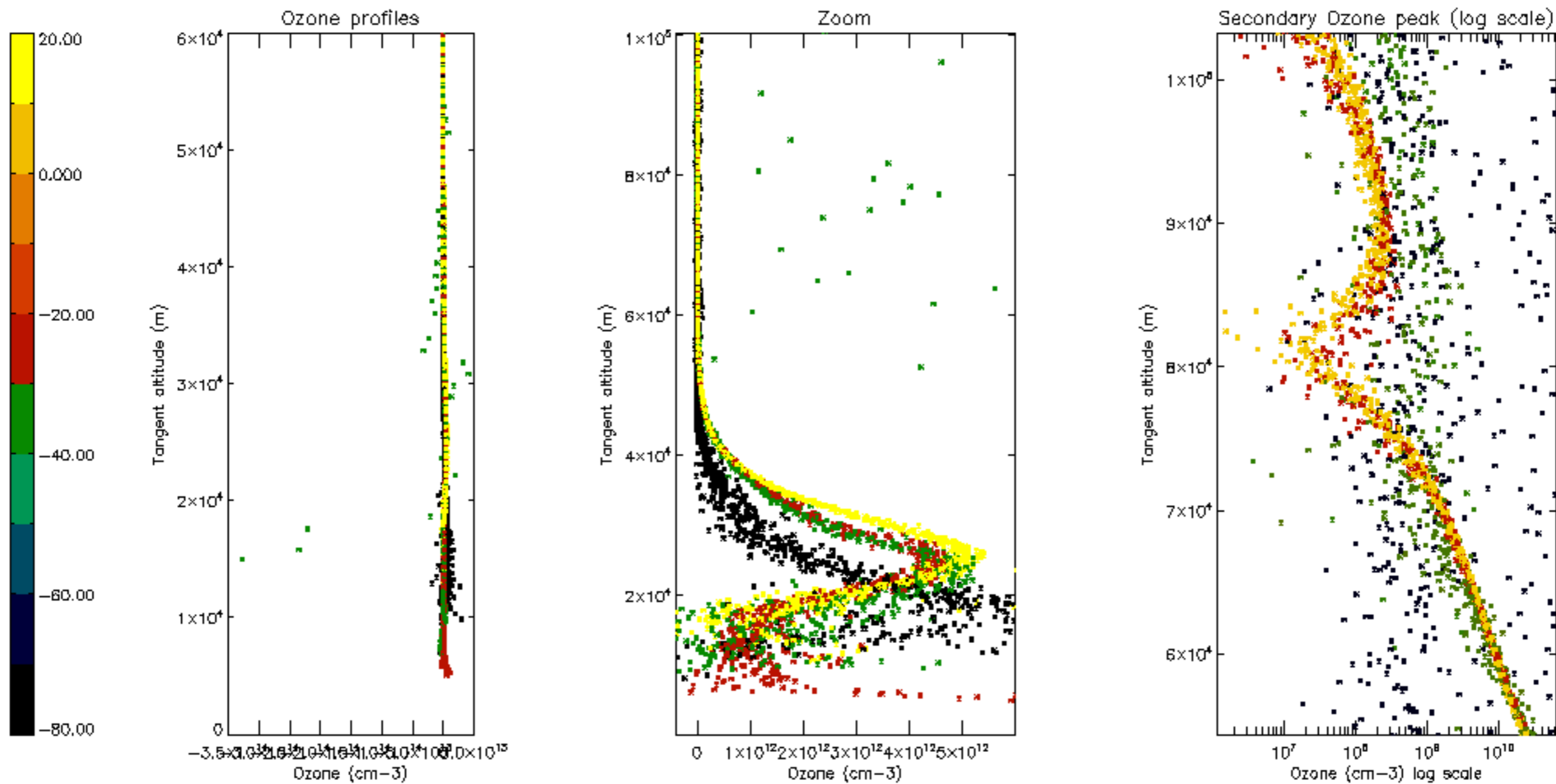


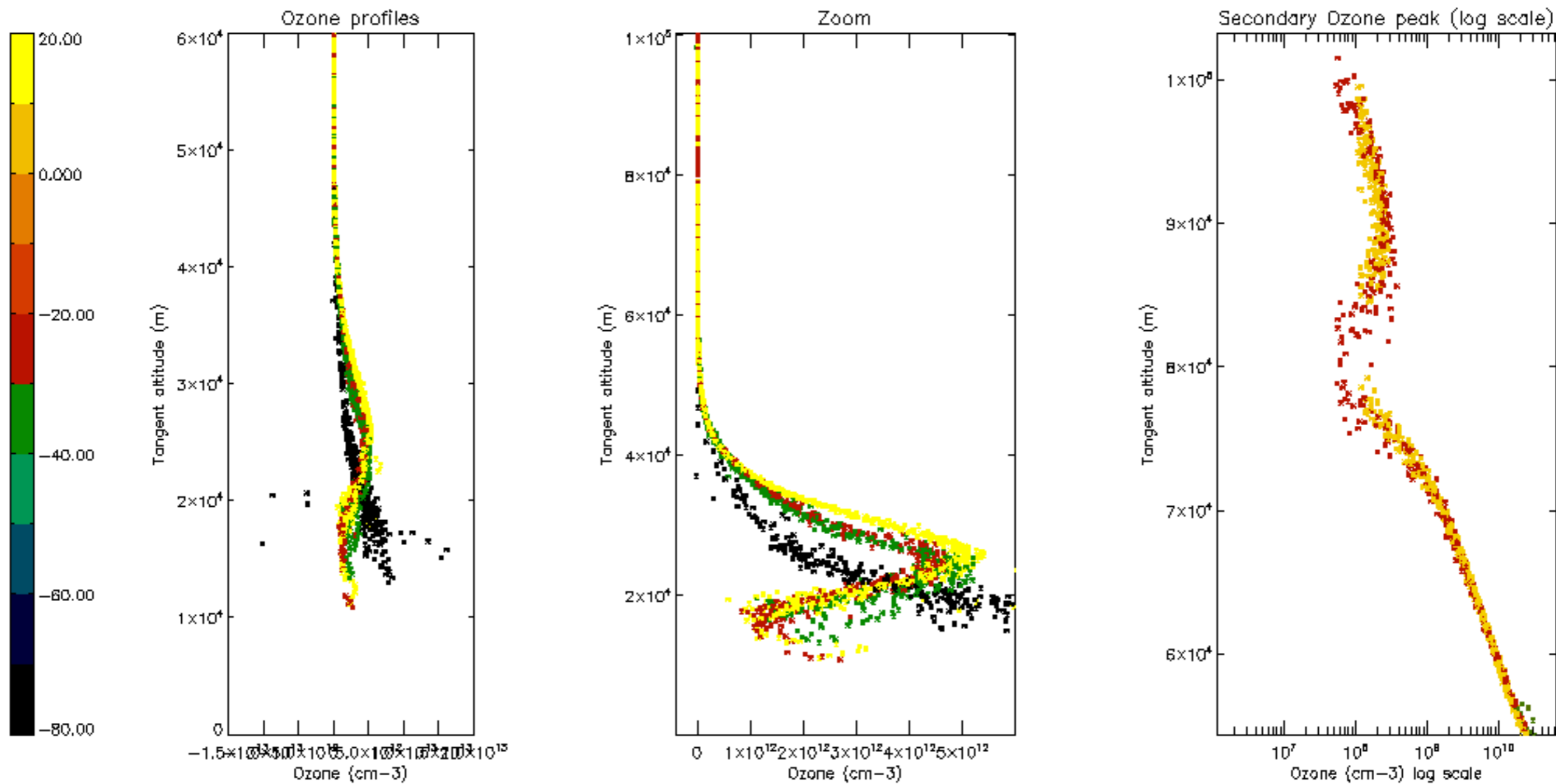
Percentage of star falling outside central band per profile

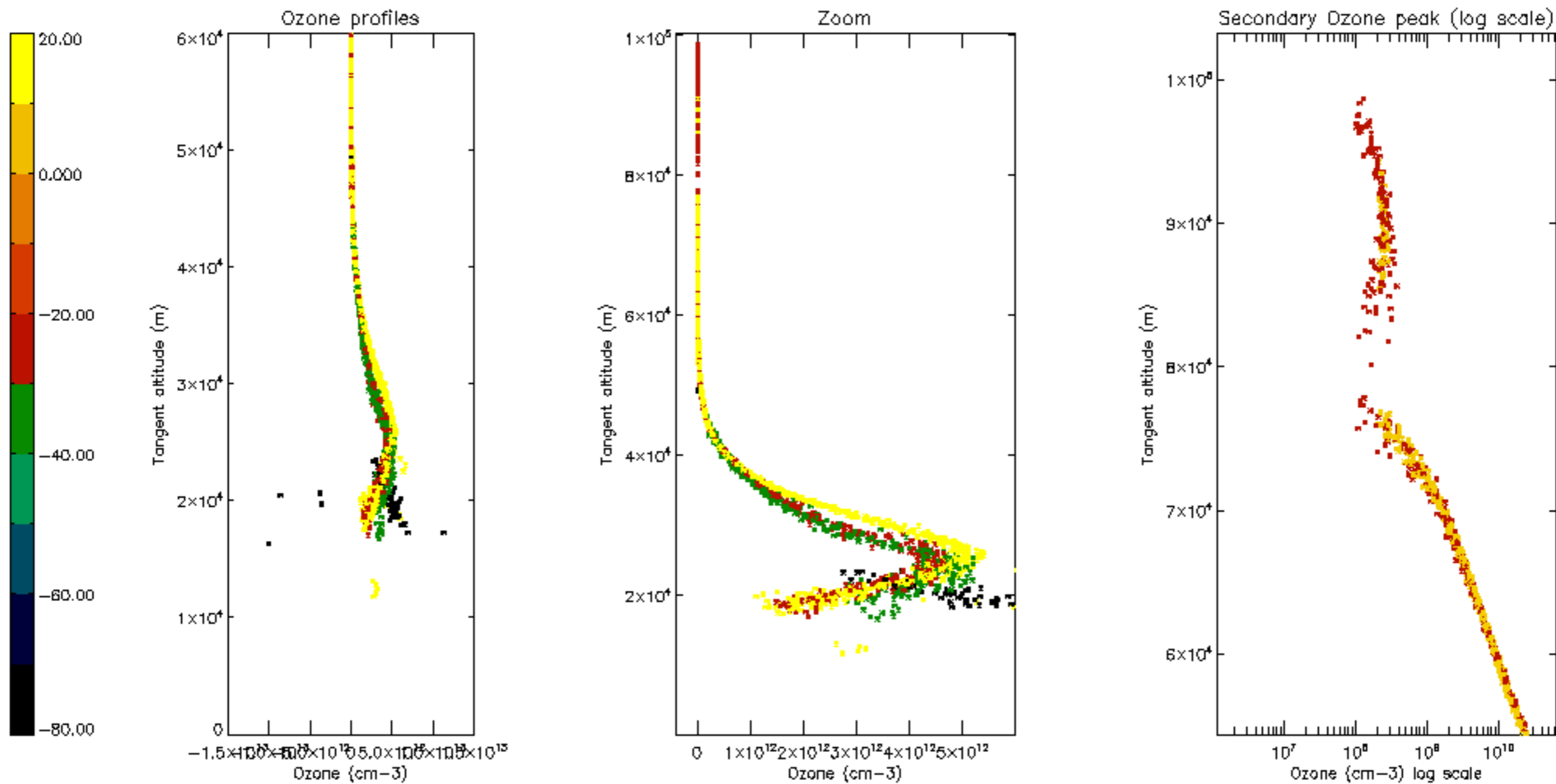


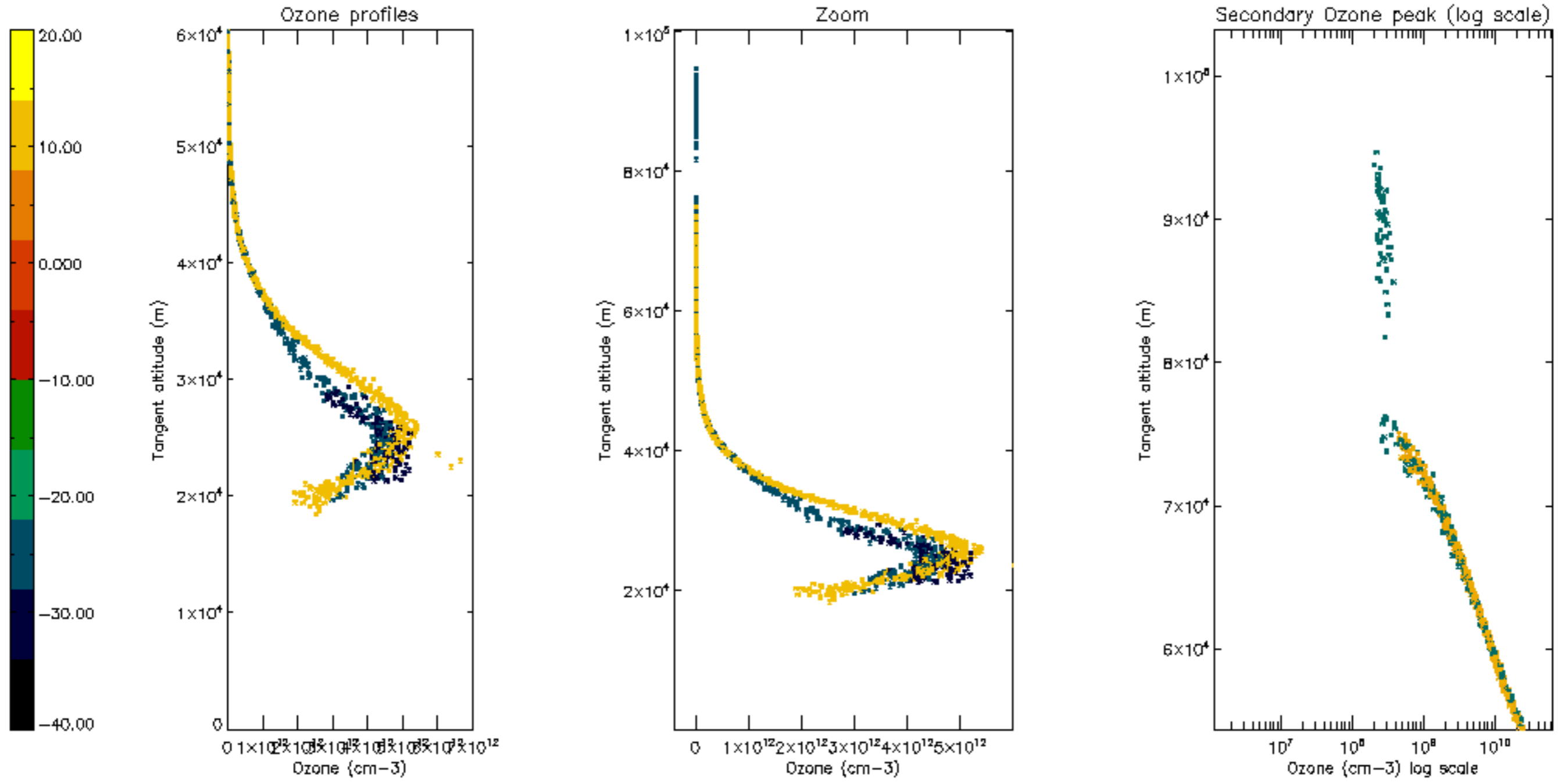
Percentage of saturation errors per profile

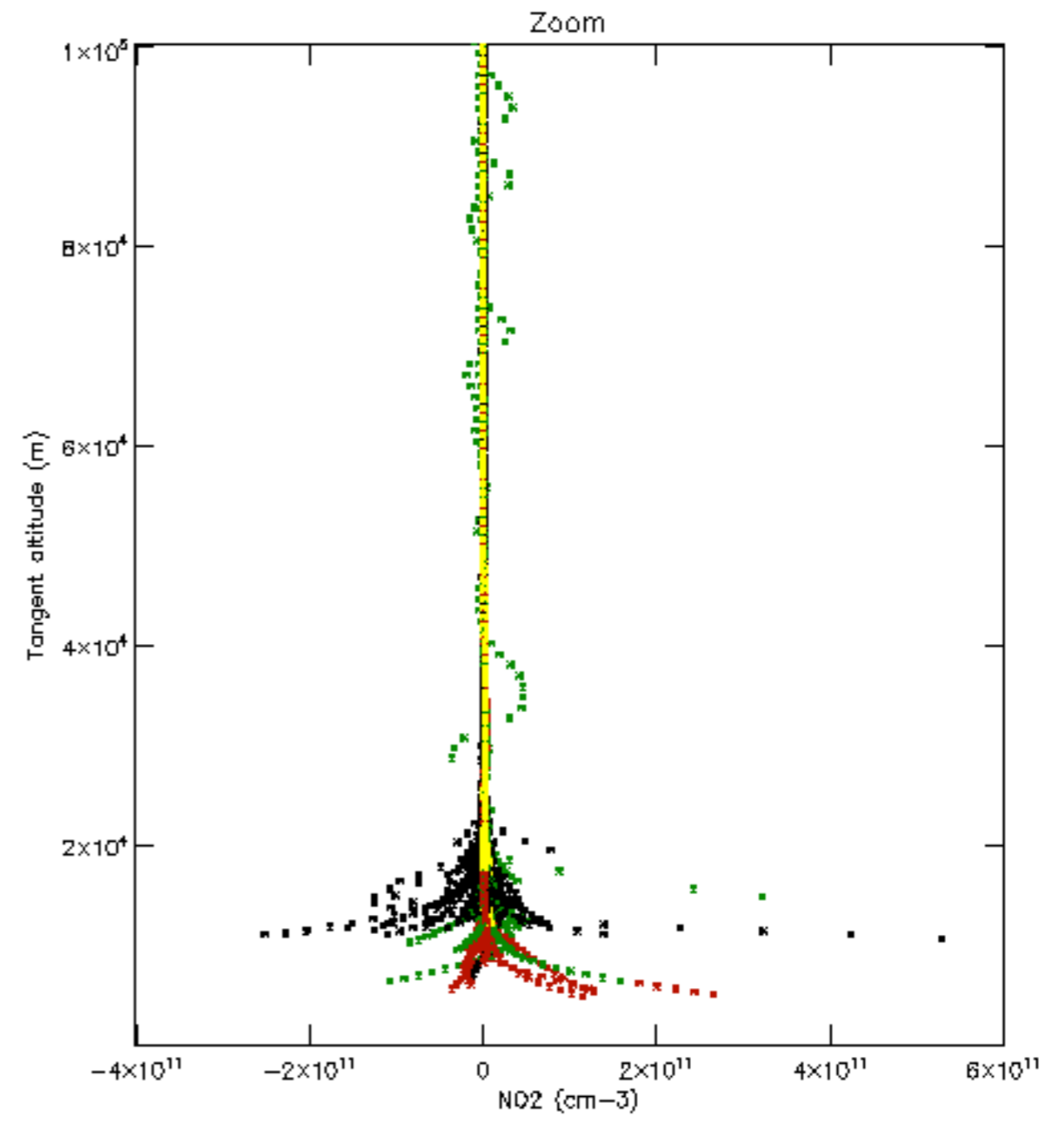
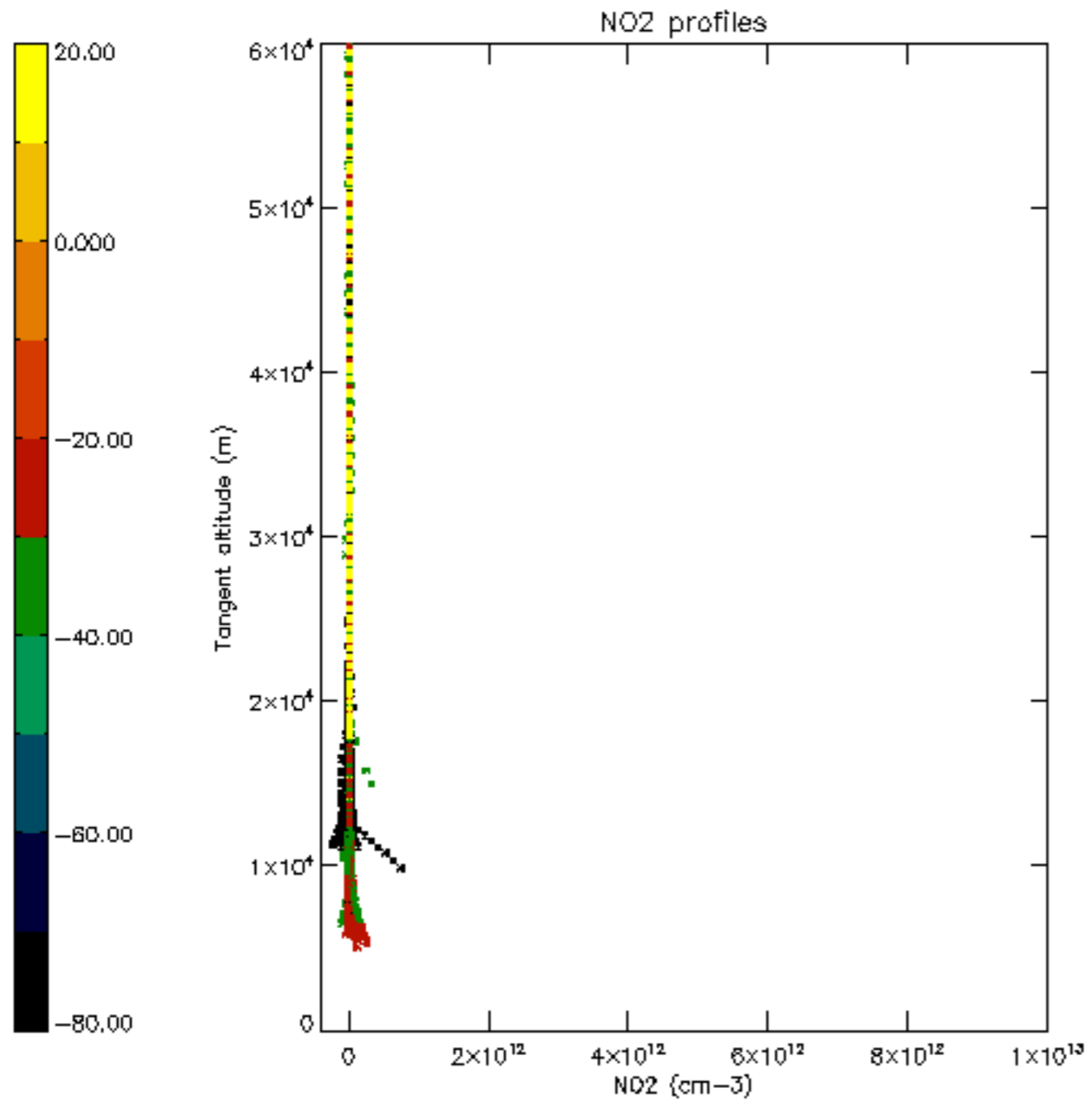


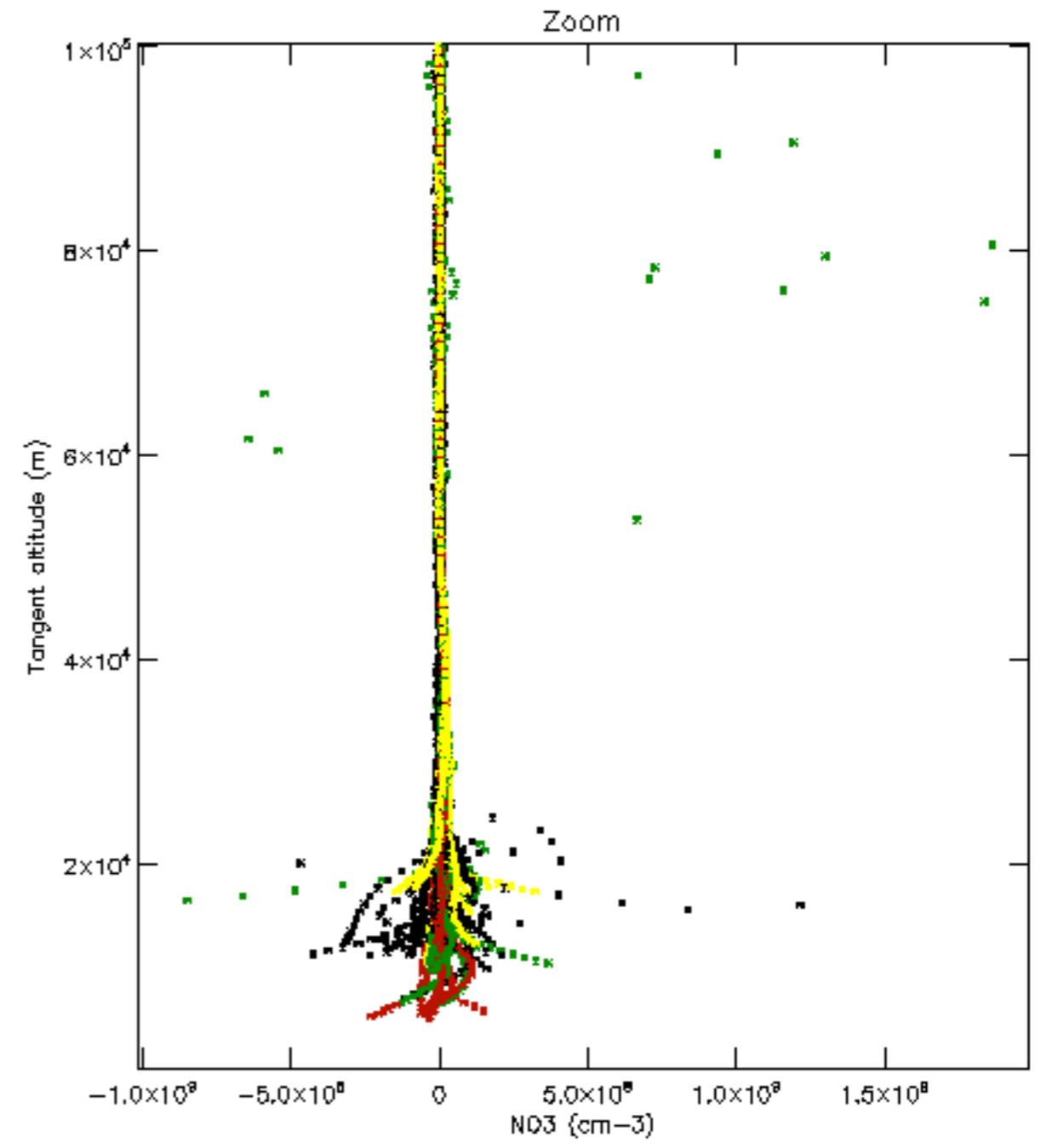
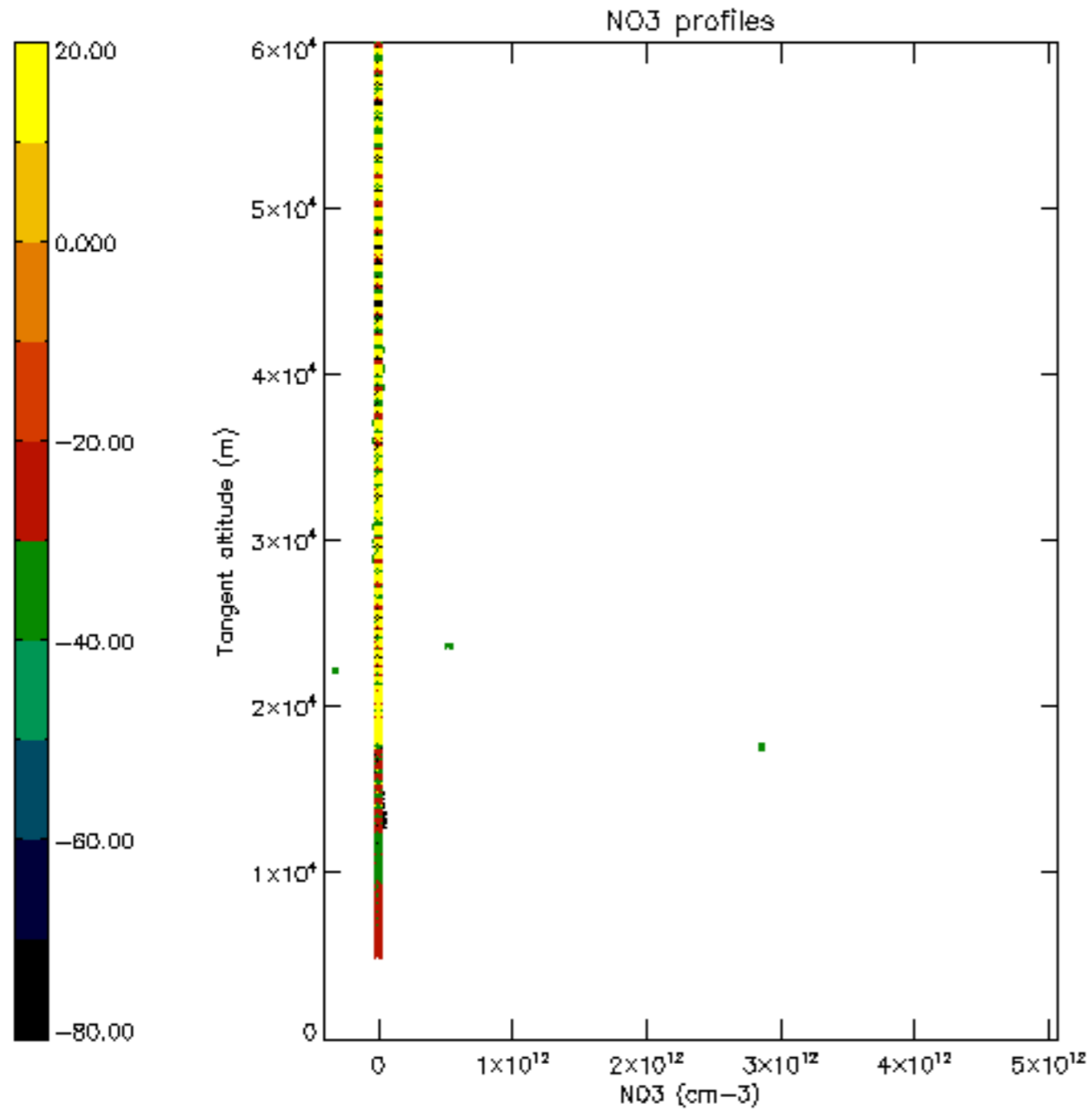


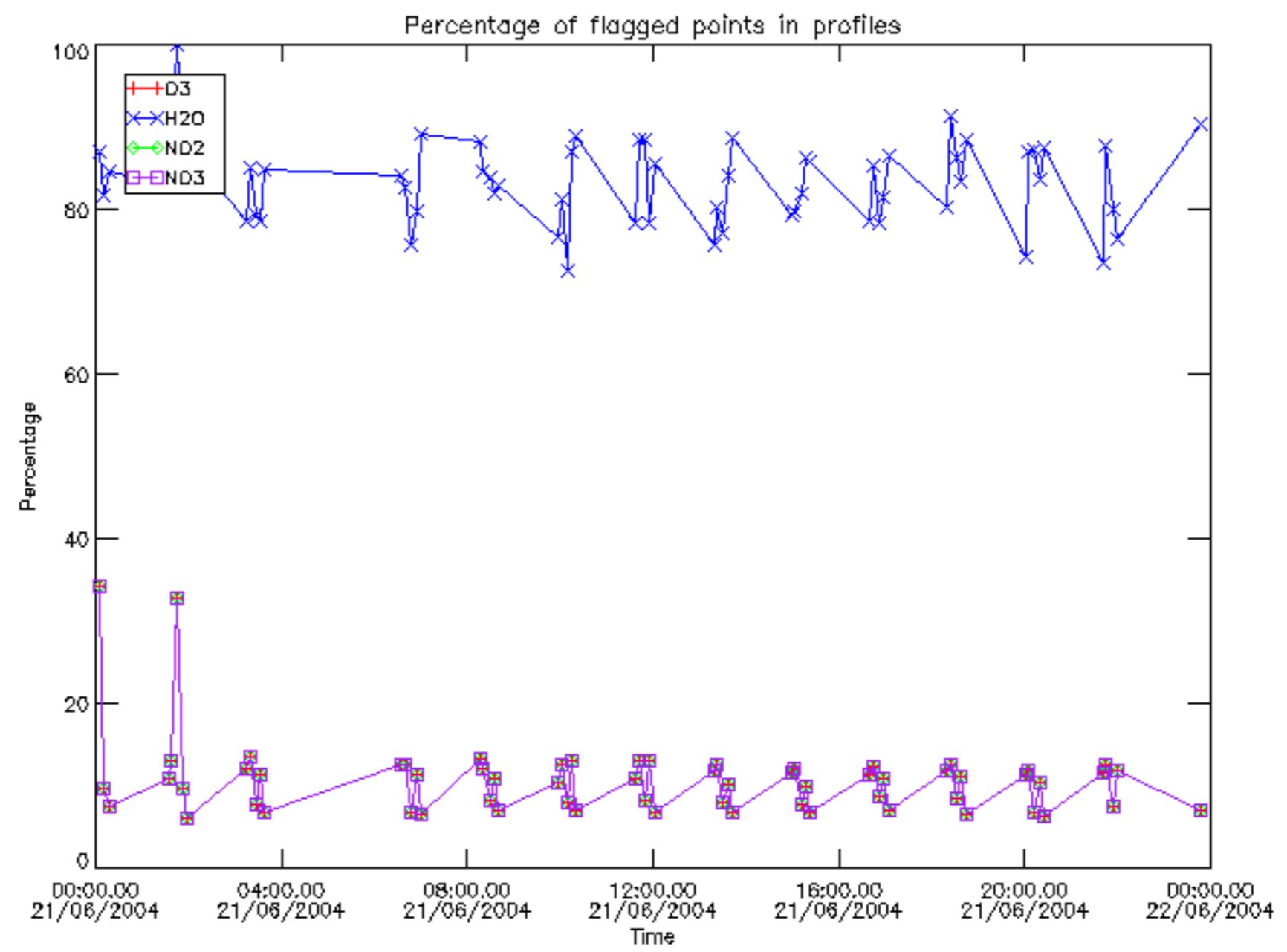




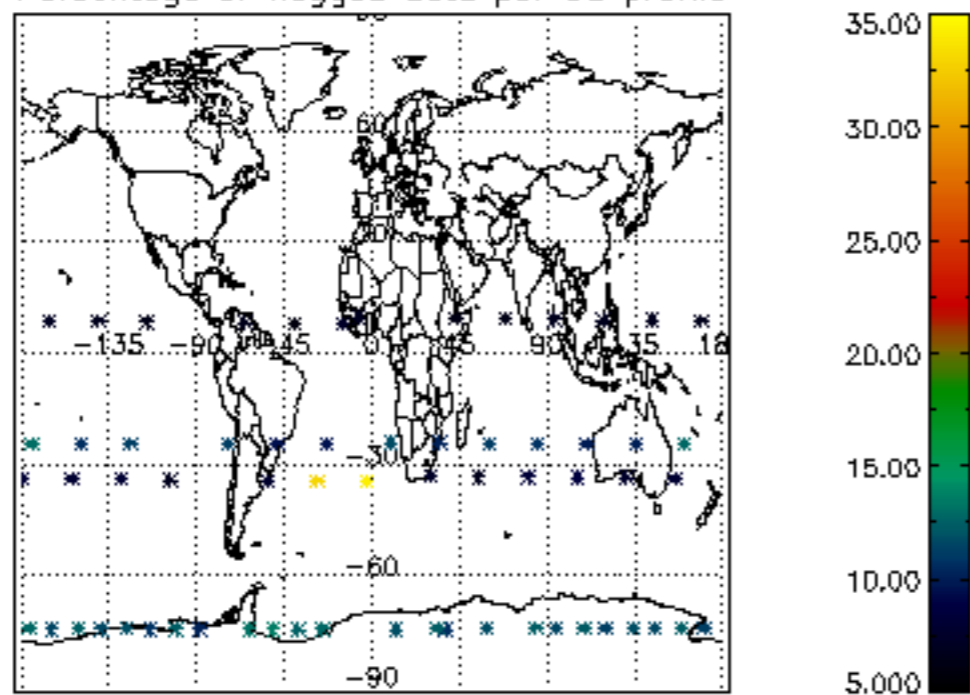




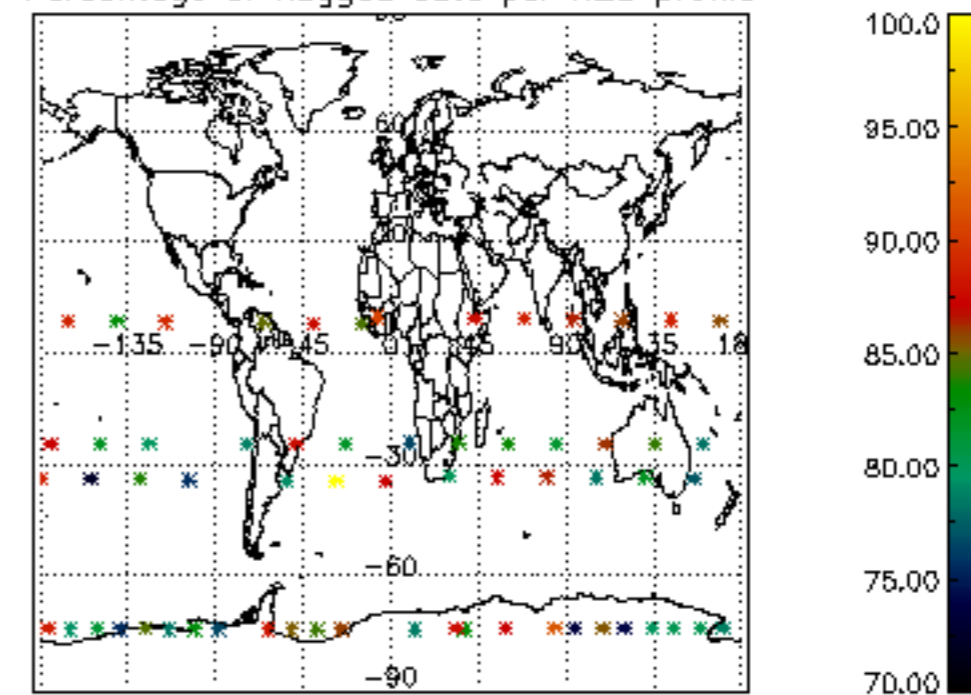




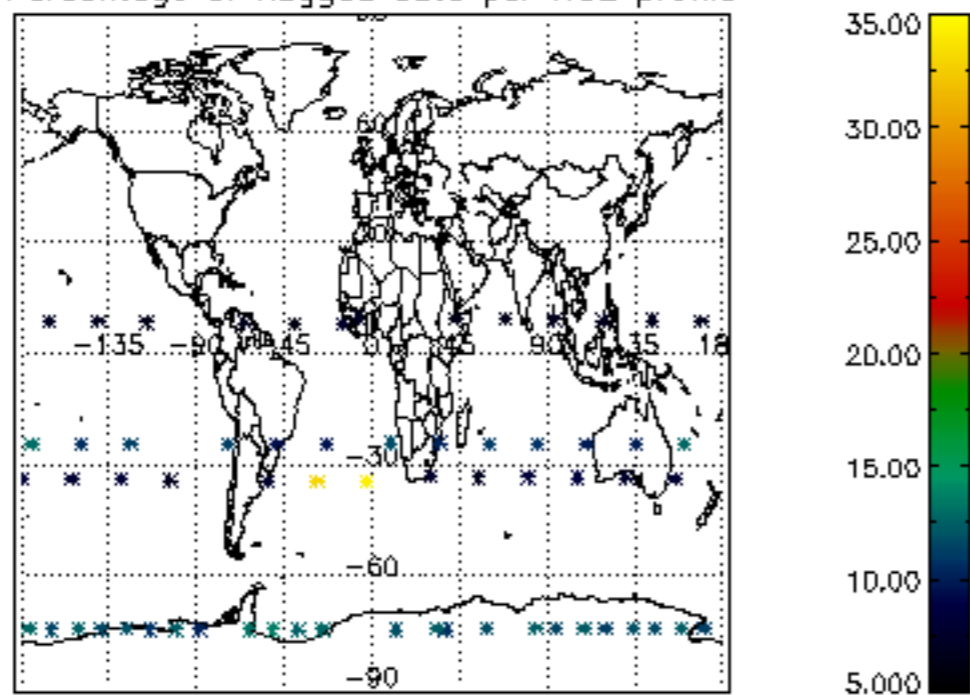
Percentage of flagged data per D3 profile



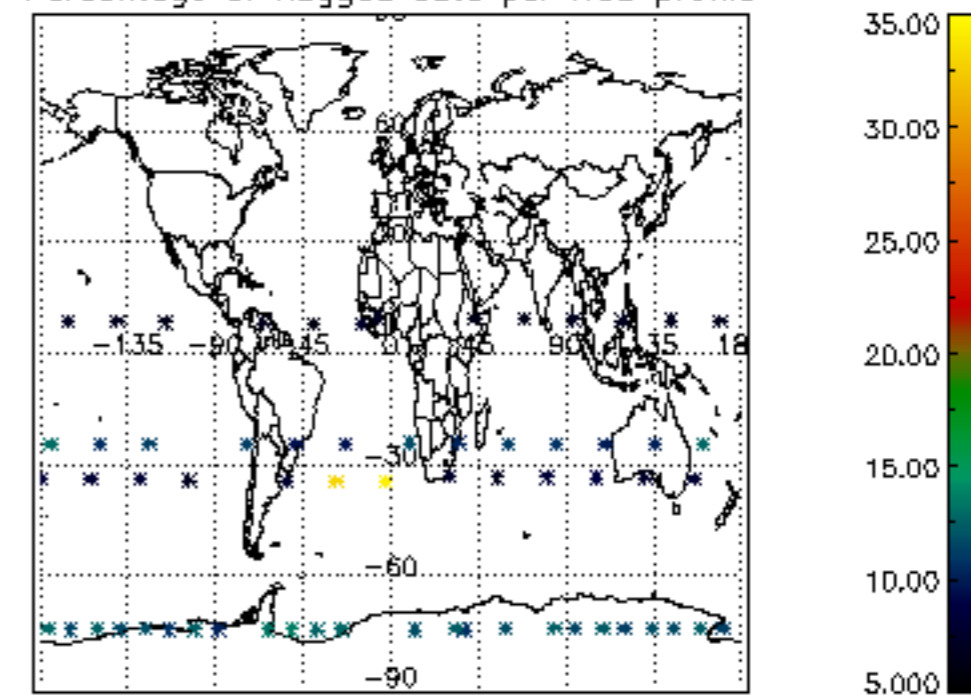
Percentage of flagged data per H2O profile

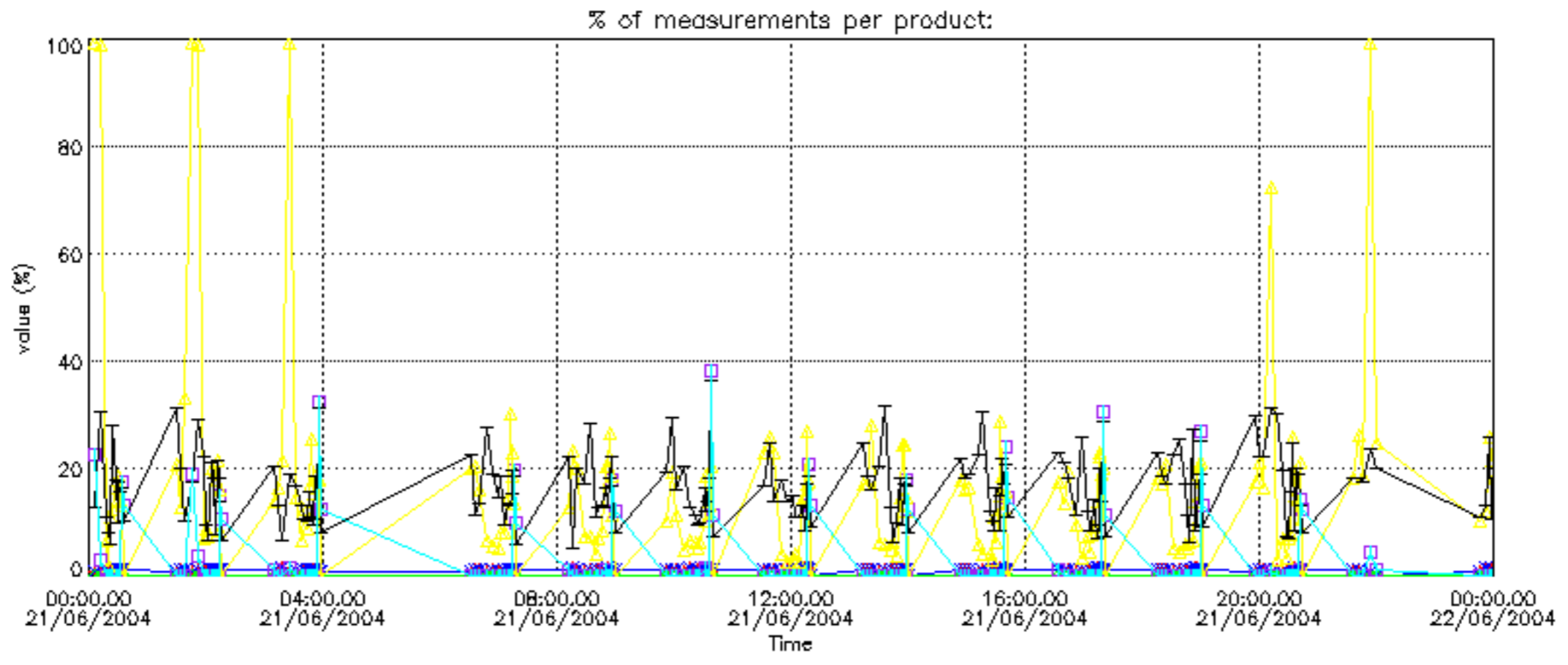
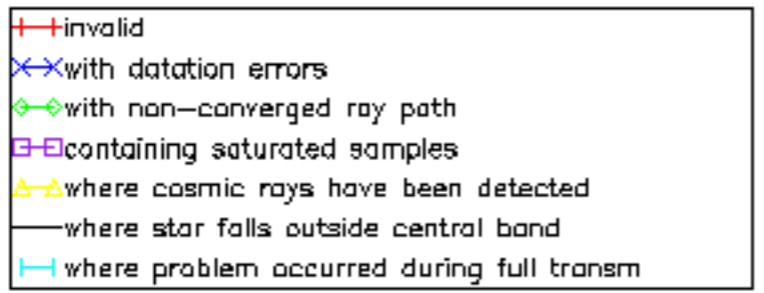


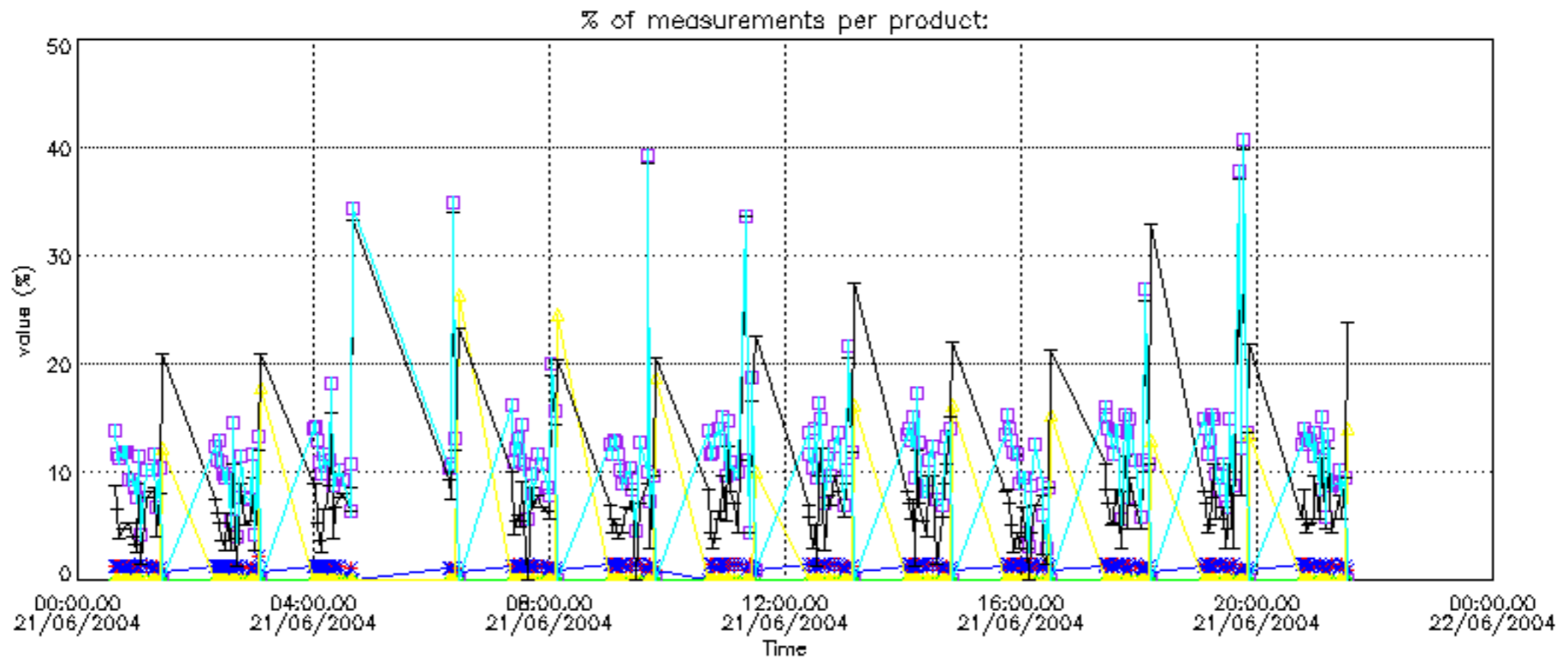
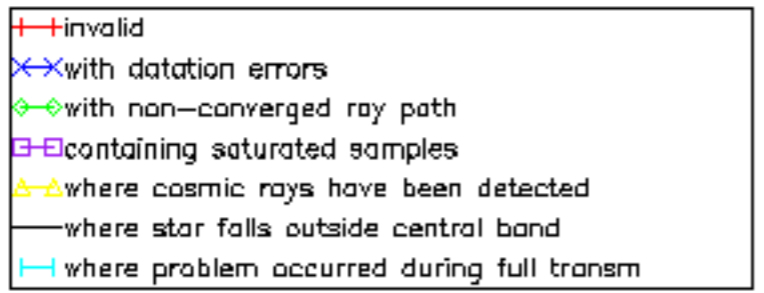
Percentage of flagged data per NO2 profile



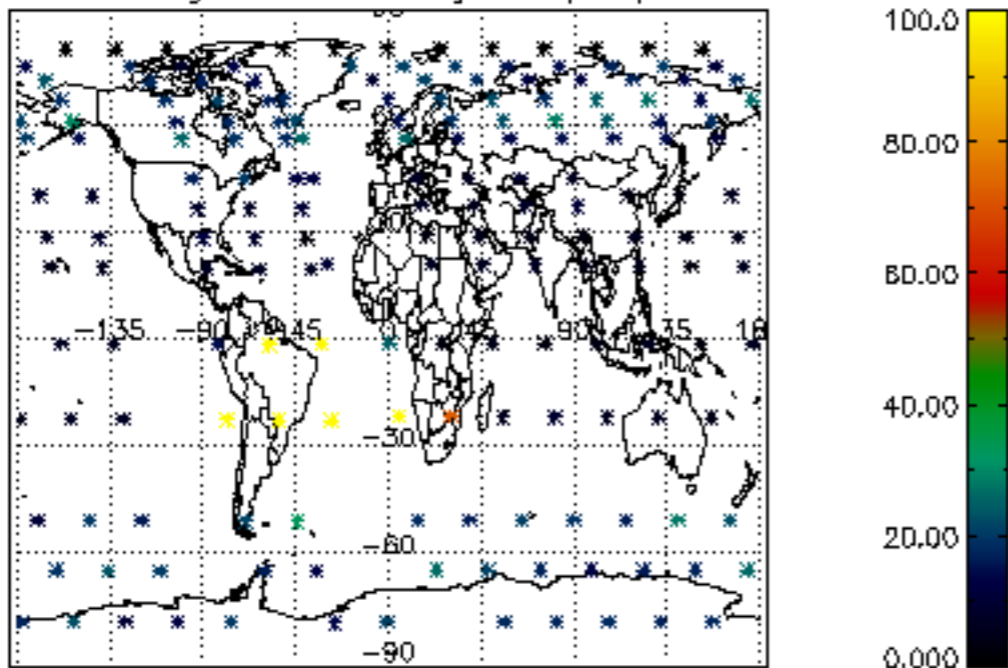
Percentage of flagged data per NO3 profile



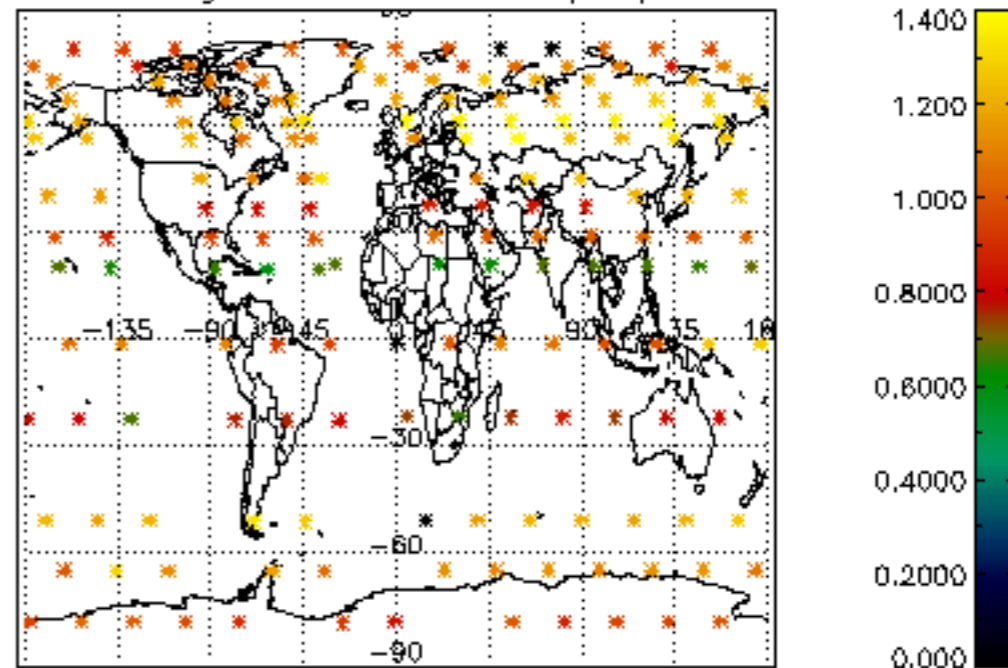




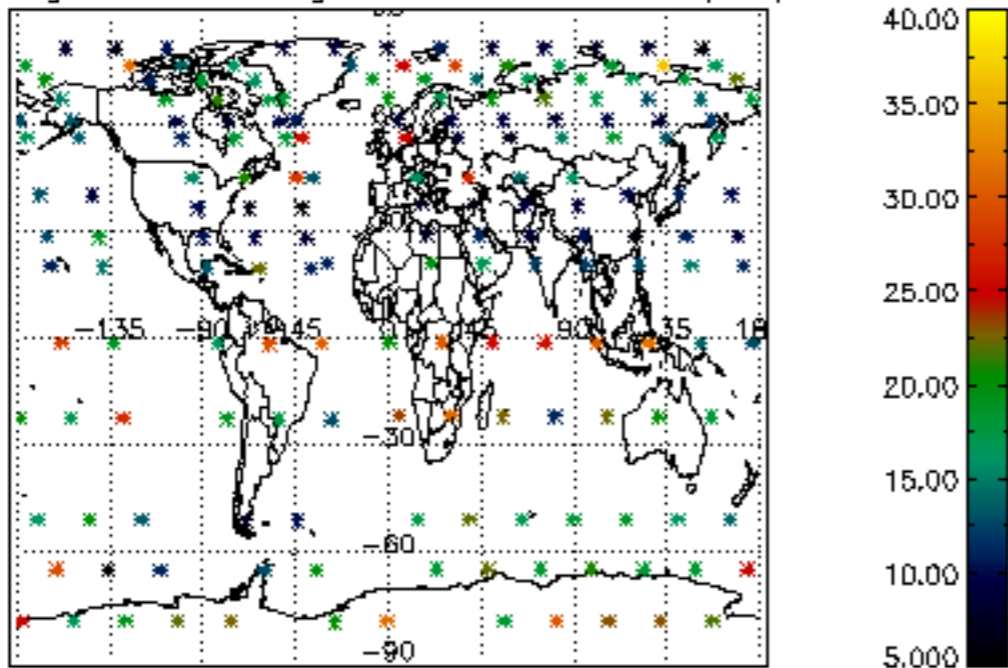
Percentage of cosmic ray hits per profile



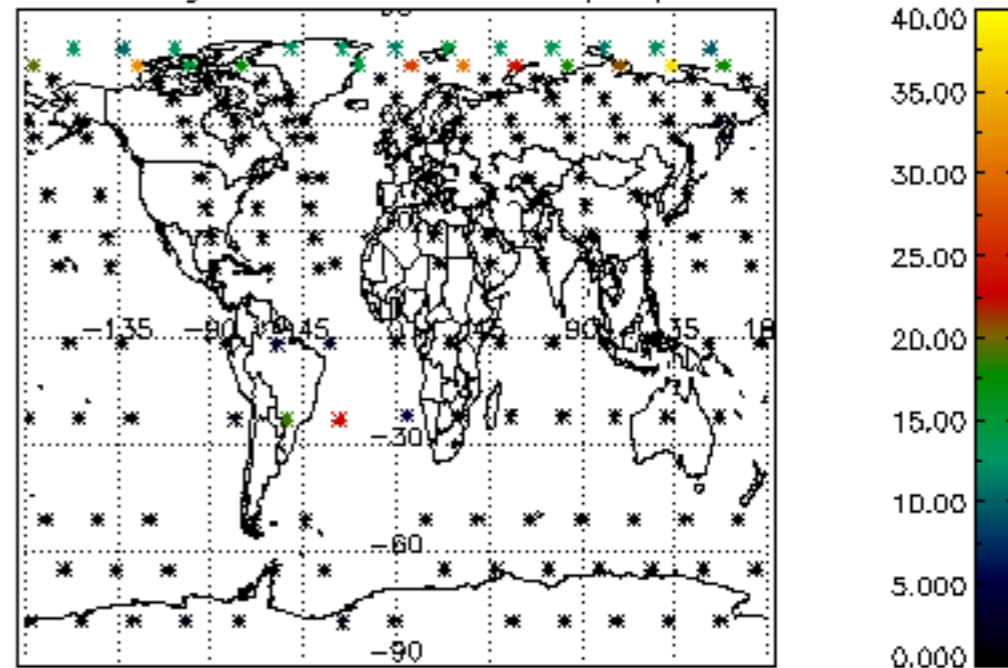
Percentage of datation errors per profile



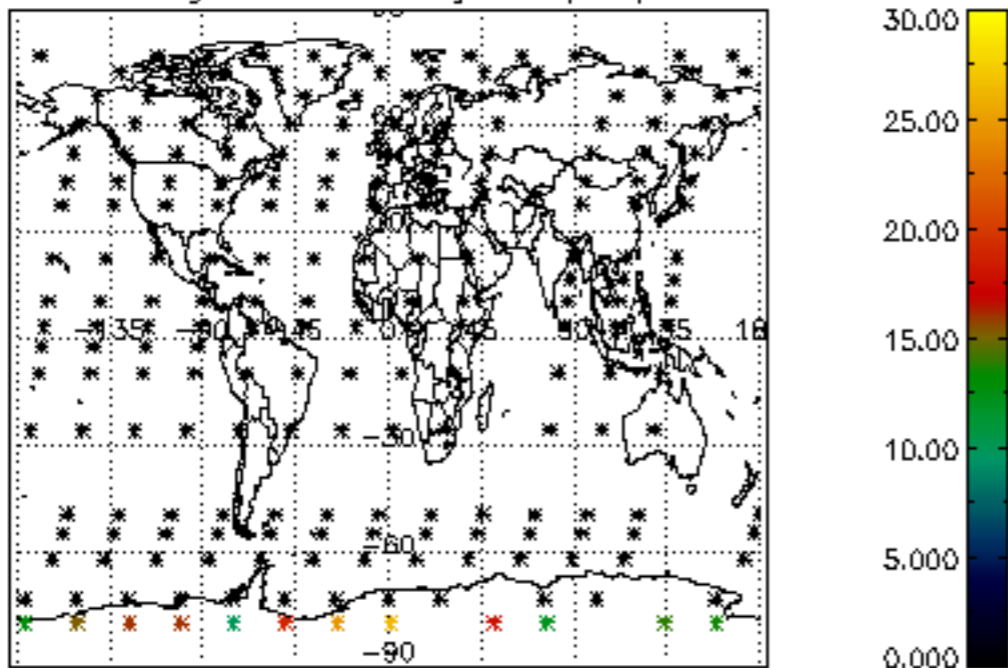
Percentage of star falling outside central band per profile



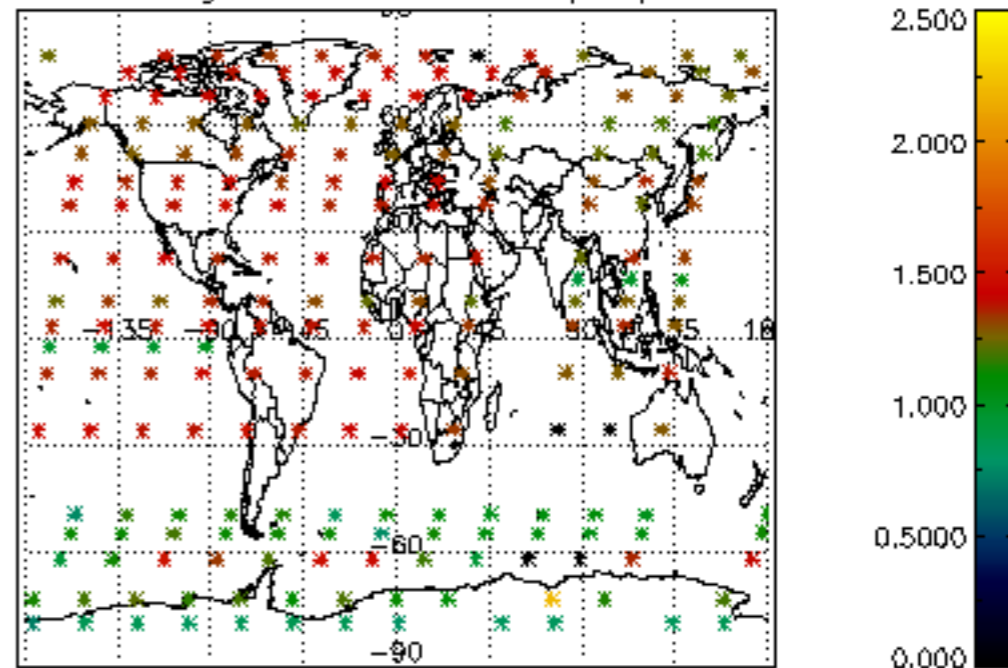
Percentage of saturation errors per profile



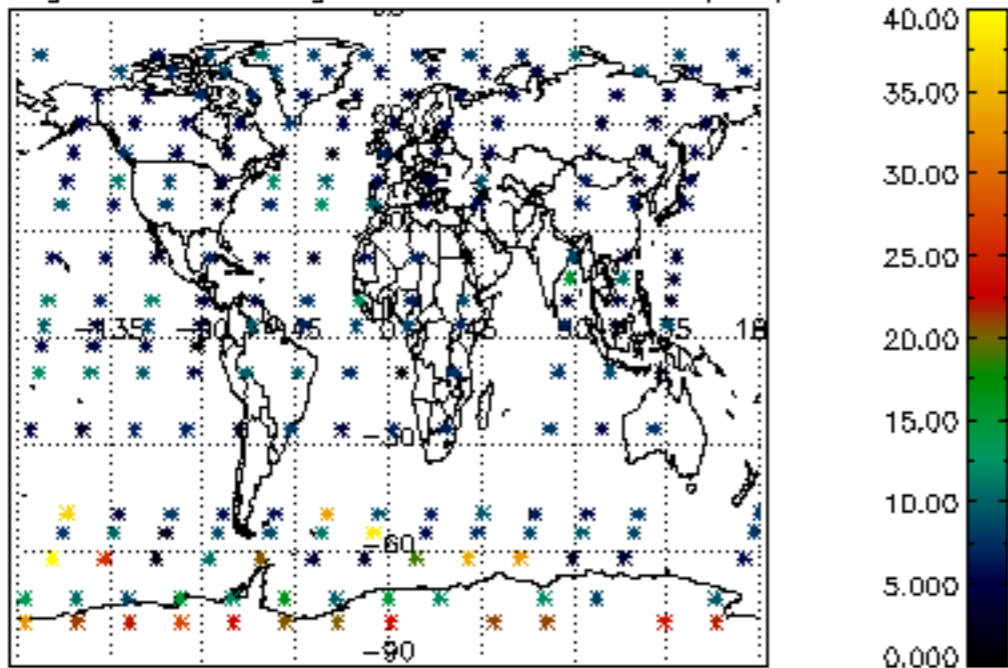
Percentage of cosmic ray hits per profile



Percentage of datation errors per profile



Percentage of star falling outside central band per profile



Percentage of saturation errors per profile

