

GOMOS Level 2 Daily Report

SUMMARY

[1. General Info](#)

[2. Summary of processed GOM_NL_2P products](#)

[3. Level 2 Quality information per product](#)

[3.1 Plot of level 2 quality information per product \(time dependant\)](#)

[3.2 Plot of level 2 quality information per product \(world map\)](#)

[4. Level 1 Quality information per product \(stored on level 2 products\)](#)

[4.1 Plot of level 1 quality information per product \(time dependant\)](#)

[4.1.1 Plot of level 1 quality information per product \(time dependant\): ASCENDING](#)

[4.1.2 Plot of level 1 quality information per product \(time dependant\): DESCENDING](#)

[4.2 Plot of level 1 quality information per product \(world map\)](#)

[4.2.1 Plot of level 1 quality information per product \(world map\): ASCENDING](#)

[4.2.2 Plot of level 1 quality information per product \(world map\): DESCENDING](#)

[5. Ozone profiles based on quality statistics and other trace gas profiles](#)

[5.1 Ozone statistics based on quality of products](#)

[5.2 Plot ozone profiles for all STD \(dark without errors\)](#)

[5.3 Plot ozone profiles where STD < 20% \(dark without errors\)](#)

[5.4. Plot ozone profiles where STD < 10% \(dark without errors\)](#)

[5.5. Plot ozone profiles where STD < 5% \(dark without errors\)](#)

[5.6 Plot NO2 profiles for all STD \(dark without errors\)](#)

[5.7 Plot NO3 profiles for all STD \(dark without errors\)](#)

[5.8 Plot H2O profiles \(only for occultations of stars 1,2,3,4,13,14,16,26,63 dark without errors\) for all STD](#)

[6. Auxiliary Data Files used for the production reported in section 2](#)

This report presents the daily analysis on parameters extracted from GOMOS level 2 data (GOM_NL__2P). It is intended to monitor some important parameters that will impact the quality of these products. A list of level 2 products (and content) that have arrived during the reporting day to the PCF is also given.

Item	Value
Time of report generation	19APR2013 04:32:42
Data source version	GOMOS/6.01
Start time of products	18-06-2004 (18JUN2004 00:00:00)
Stop time of products	19-06-2004 (19JUN2004 00:00:00)
Store outputs in DB	Yes
Nb of level 2 prods	396
Nb of prods with errors	0

2. Summary of processed GOM_NL__2P products.

Nr	Filename	UTC Start time	Limb	Duration	Star Id	Star Name	Star Mag	Star Temp	Nb Meas	Orbit	Prod. error
1	GOM_NL__2PRFIN20040618_000525_000000492027_00445_12022_3939.N1	18-JUN-2004 00:05:25	Dark	49.000	9	Alp Eri	0.45300	24000.	98	12022	No
2	GOM_NL__2PRFIN20040618_001020_000000732027_00446_12023_3907.N1	18-JUN-2004 00:10:20	Dark	72.500	18	24Alp PsA	1.1660	9700.0	145	12023	No
3	GOM_NL__2PRFIN20040618_001319_000000512027_00446_12023_3908.N1	18-JUN-2004 00:13:19	Straylight	50.500	31	Alp Gru	1.7340	15200.	101	12023	No
4	GOM_NL__2PRFIN20040618_001655_000000442027_00446_12023_3909.N1	18-JUN-2004 00:16:55	Straylight	44.000	45	Alp Pav	1.9400	26000.	88	12023	No
5	GOM_NL__2PRFIN20040618_001839_000000492027_00446_12023_3910.N1	18-JUN-2004 00:18:39	Straylight	49.000	43	Alp TrA	1.9100	4250.0	98	12023	No
6	GOM_NL__2PRFIN20040618_002033_000000392027_00446_12023_3911.N1	18-JUN-2004 00:20:33	Straylight	38.500	134	Bet TrA	2.8100	6600.0	77	12023	No
7	GOM_NL__2PRFIN20040618_002308_000000432027_00446_12023_3912.N1	18-JUN-2004 00:23:08	Straylight	43.000	147	Alp Ara	2.8770	26000.	86	12023	No
8	GOM_NL__2PRFIN20040618_002454_000000482027_00446_12023_3913.N1	18-JUN-2004 00:24:54	Twilight	48.000	40	The Sco	1.8590	7100.0	96	12023	No
9	GOM_NL__2PRFIN20040618_002636_000000452027_00446_12023_3914.N1	18-JUN-2004 00:26:36	Twilight	45.000	25	35Lam Sco	1.6200	28000.	90	12023	No
10	GOM_NL__2PRFIN20040618_002759_000000472027_00446_12023_3915.N1	18-JUN-2004 00:27:59	Twilight	46.500	75	26Eps Sco	2.2910	4250.0	93	12023	No
11	GOM_NL__2PRFIN20040618_003009_000000552027_00446_12023_3916.N1	18-JUN-2004 00:30:09	Bright	55.000	155	41Pi Sgr	2.9000	6600.0	110	12023	No
12	GOM_NL__2PRFIN20040618_003306_000000412027_00446_12023_3917.N1	18-JUN-2004 00:33:06	Bright	40.500	86	35Eta Oph	2.4300	10200.	81	12023	No
13	GOM_NL__2PRFIN20040618_003447_000000402027_00446_12023_3918.N1	18-JUN-2004 00:34:47	Bright	40.000	98	13Zet Oph	2.5710	30000.	80	12023	No
14	GOM_NL__2PRFIN20040618_003654_000000402027_00446_12023_3919.N1	18-JUN-2004 00:36:54	Bright	40.000	120	1Del Oph	2.7340	3200.0	80	12023	No
15	GOM_NL__2PRFIN20040618_003928_000000432027_00446_12023_3920.N1	18-JUN-2004 00:39:28	Bright	43.000	126	60Bet Oph	2.7700	4250.0	86	12023	No
16	GOM_NL__2PRFIN20040618_004156_000000432027_00446_12023_3921.N1	18-JUN-2004 00:41:56	Bright	43.000	59	55Alp Oph	2.0800	8900.0	86	12023	No
17	GOM_NL__2PRFIN20040618_004403_000000382027_00446_12023_3922.N1	18-JUN-2004 00:44:03	Bright	38.000	127	27Bet Her	2.7810	4700.0	76	12023	No
18	GOM_NL__2PRFIN20040618_004539_000000402027_00446_12023_3923.N1	18-JUN-2004 00:45:39	Bright	40.000	67	5Alp CrB	2.2210	11000.	80	12023	No
19	GOM_NL__2PRFIN20040618_004702_000000402027_00446_12023_3924.N1	18-JUN-2004 00:47:02	Bright	39.500	133	40Zet Her	2.8070	6000.0	79	12023	No
20	GOM_NL__2PRFIN20040618_004944_000000382027_00446_12023_3925.N1	18-JUN-2004 00:49:44	Bright	38.000	180	27Gam Boo	3.0400	8000.0	76	12023	No
21	GOM_NL__2PRFIN20040618_005219_000000492027_00446_12023_3926.N1	18-JUN-2004 00:52:19	Bright	48.500	5	3Alp Lyr	0.033000	11000.	97	12023	No
22	GOM_NL__2PRFIN20040618_005409_000000462027_00446_12023_3927.N1	18-JUN-2004 00:54:09	Bright	45.500	69	33Gam Dra	2.2310	3800.0	91	12023	No
23	GOM_NL__2PRFIN20040618_005900_000000352027_00446_12023_3928.N1	18-JUN-2004 00:59:00	Bright	35.000	60	7Bet UMi	2.0810	3950.0	70	12023	No
24	GOM_NL__2PRFIN20040618_010334_000000392027_00446_12023_3929.N1	18-JUN-2004 01:03:34	Bright	38.500	49	1Alp UMi	1.9900	6300.0	77	12023	No
25	GOM_NL__2PRFIN20040618_011034_000000572027_00446_12023_3930.N1	18-JUN-2004 01:10:34	Bright	57.000	74	11Bet Cas	2.2680	6600.0	114	12023	No
26	GOM_NL__2PRFIN20040618_011200_000000452027_00446_12023_3931.N1	18-JUN-2004 01:12:00	Bright	44.500	68	18Alp Cas	2.2250	4500.0	89	12023	No
27	GOM_NL__2PRFIN20040618_011352_000000372027_00446_12023_3932.N1	18-JUN-2004 01:13:52	Bright	36.500	160	23Gam Per	2.9300	4700.0	73	12023	No
28	GOM_NL__2PRFIN20040618_011718_000000442027_00446_12023_3933.N1	18-JUN-2004 01:17:18	Bright	44.000	73	57Gam1And	2.2600	13100.	88	12023	No
29	GOM_NL__2PRFIN20040618_011942_000000622027_00446_12023_3934.N1	18-JUN-2004 01:19:42	Twilight	62.000	53	43Bet And	2.0480	3300.0	124	12023	No
30	GOM_NL__2PRFIN20040618_012317_000000492027_00446_12023_3935.N1	18-JUN-2004 01:23:17	Twilight	49.000	50	13Alp Ari	2.0070	4250.0	98	12023	No
31	GOM_NL__2PRFIN20040618_012801_000000482027_00446_12023_3936.N1	18-JUN-2004 01:28:01	Dark	47.500	94	92Alp Cet	2.5260	3100.0	95	12023	No
32	GOM_NL__2PRFIN20040618_013020_000000822027_00446_12023_3937.N1	18-JUN-2004 01:30:20	Dark	82.000	140	88Gam Peg	2.8340	26000.	164	12023	No
33	GOM_NL__2PRFIN20040618_013930_000000712027_00446_12023_3938.N1	18-JUN-2004 01:39:30	Dark	71.000	52	16Bet Cet	2.0370	4500.0	142	12023	No
34	GOM_NL__2PRFIN20040618_014559_000000532027_00446_12023_3939.N1	18-JUN-2004 01:45:59	Dark	52.500	9	Alp Eri	0.45300	24000.	105	12023	No
35	GOM_NL__2PRFIN20040618_015059_000000772027_00447_12024_3908.N1	18-JUN-2004 01:50:59	Dark	77.000	18	24Alp PsA	1.1660	9700.0	154	12024	No
36	GOM_NL__2PRFIN20040618_015356_000000562027_00447_12024_3909.N1	18-JUN-2004 01:53:56	Straylight	55.500	31	Alp Gru	1.7340	15200.	111	12024	No
37	GOM_NL__2PRFIN20040618_015731_000000472027_00447_12024_3910.N1	18-JUN-2004 01:57:31	Straylight	46.500	45	Alp Pav	1.9400	26000.	93	12024	No
38	GOM_NL__2PRFIN20040618_015915_000000442027_00447_12024_3911.N1	18-JUN-2004 01:59:15	Straylight	43.500	43	Alp TrA	1.9100	4250.0	87	12024	No
39	GOM_NL__2PRFIN20040618_020109_000000412027_00447_12024_3912.N1	18-JUN-2004 02:01:09	Straylight	40.500	134	Bet TrA	2.8100	6600.0	81	12024	No
40	GOM_NL__2PRFIN20040618_020344_000000422027_00447_12024_3913.N1	18-JUN-2004 02:03:44	Straylight	41.500	147	Alp Ara	2.8770	26000.	83	12024	No
41	GOM_NL__2PRFIN20040618_020530_000000442027_00447_12024_3914.N1	18-JUN-2004 02:05:30	Twilight	44.000	40	The Sco	1.8590	7100.0	88	12024	No
42	GOM_NL__2PRFIN20040618_020712_000000422027_00447_12024_3915.N1	18-JUN-2004 02:07:12	Twilight	41.500	25	35Lam Sco	1.6200	28000.	83	12024	No

43	GOM_NL__2PRFIN20040618_020836_000000472027_00447_12024_3916.N1	18-JUN-2004 02:08:36	Twilight	46.500	75	26Eps Sco	2.2910	4250.0	93	12024	No
44	GOM_NL__2PRFIN20040618_021045_000000572027_00447_12024_3917.N1	18-JUN-2004 02:10:45	Bright	56.500	155	41Pi Sgr	2.9000	6600.0	113	12024	No
45	GOM_NL__2PRFIN20040618_021342_000000412027_00447_12024_3918.N1	18-JUN-2004 02:13:42	Bright	41.000	86	35Eta Oph	2.4300	10200.	82	12024	No
46	GOM_NL__2PRFIN20040618_021523_000000412027_00447_12024_3919.N1	18-JUN-2004 02:15:23	Bright	41.000	98	13Zet Oph	2.5710	30000.	82	12024	No
47	GOM_NL__2PRFIN20040618_021731_000000392027_00447_12024_3920.N1	18-JUN-2004 02:17:31	Bright	38.500	120	1Del Oph	2.7340	3200.0	77	12024	No
48	GOM_NL__2PRFIN20040618_022004_000000442027_00447_12024_3921.N1	18-JUN-2004 02:20:04	Bright	44.000	126	60Bet Oph	2.7700	4250.0	88	12024	No
49	GOM_NL__2PRFIN20040618_022232_000000452027_00447_12024_3922.N1	18-JUN-2004 02:22:32	Bright	44.500	59	55Alp Oph	2.0800	8900.0	89	12024	No
50	GOM_NL__2PRFIN20040618_022438_000000382027_00447_12024_3923.N1	18-JUN-2004 02:24:38	Bright	38.000	127	27Bet Her	2.7810	4700.0	76	12024	No
51	GOM_NL__2PRFIN20040618_022617_000000382027_00447_12024_3924.N1	18-JUN-2004 02:26:17	Bright	38.000	67	5Alp CrB	2.2210	11000.	76	12024	No
52	GOM_NL__2PRFIN20040618_022738_000000402027_00447_12024_3925.N1	18-JUN-2004 02:27:38	Bright	39.500	133	40Zet Her	2.8070	6000.0	79	12024	No
53	GOM_NL__2PRFIN20040618_023021_000000372027_00447_12024_3926.N1	18-JUN-2004 02:30:21	Bright	36.500	180	27Gam Boo	3.0400	8000.0	73	12024	No
54	GOM_NL__2PRFIN20040618_023254_000000492027_00447_12024_3927.N1	18-JUN-2004 02:32:54	Bright	48.500	5	3Alp Lyr	0.033000	11000.	97	12024	No
55	GOM_NL__2PRFIN20040618_023444_000000412027_00447_12024_3928.N1	18-JUN-2004 02:34:44	Bright	40.500	69	33Gam Dra	2.2310	3800.0	81	12024	No
56	GOM_NL__2PRFIN20040618_023936_000000392027_00447_12024_3929.N1	18-JUN-2004 02:39:36	Bright	38.500	60	7Bet UMi	2.0810	3950.0	77	12024	No
57	GOM_NL__2PRFIN20040618_024410_000000372027_00447_12024_3930.N1	18-JUN-2004 02:44:10	Bright	37.000	49	1Alp UMi	1.9900	6300.0	74	12024	No
58	GOM_NL__2PRFIN20040618_025110_000000472027_00447_12024_3931.N1	18-JUN-2004 02:51:10	Bright	46.500	74	11Bet Cas	2.2680	6600.0	93	12024	No
59	GOM_NL__2PRFIN20040618_025236_000000472027_00447_12024_3932.N1	18-JUN-2004 02:52:36	Bright	47.000	68	18Alp Cas	2.2250	4500.0	94	12024	No
60	GOM_NL__2PRFIN20040618_025428_000000372027_00447_12024_3933.N1	18-JUN-2004 02:54:28	Bright	37.000	160	23Gam Per	2.9300	4700.0	74	12024	No
61	GOM_NL__2PRFIN20040618_025754_000000442027_00447_12024_3934.N1	18-JUN-2004 02:57:54	Bright	44.000	73	57Gam1And	2.2600	13100.	88	12024	No
62	GOM_NL__2PRFIN20040618_030018_000000682027_00447_12024_3935.N1	18-JUN-2004 03:00:18	Twilight	67.500	53	43Bet And	2.0480	3300.0	135	12024	No
63	GOM_NL__2PRFIN20040618_030353_000000482027_00447_12024_3936.N1	18-JUN-2004 03:03:53	Twilight	48.000	50	13Alp Ari	2.0070	4250.0	96	12024	No
64	GOM_NL__2PRFIN20040618_030839_000000492027_00447_12024_3937.N1	18-JUN-2004 03:08:39	Dark	49.000	94	92Alp Cet	2.5260	3100.0	98	12024	No
65	GOM_NL__2PRFIN20040618_031057_000000862027_00447_12024_3938.N1	18-JUN-2004 03:10:57	Dark	86.000	140	88Gam Peg	2.8340	26000.	172	12024	No
66	GOM_NL__2PRFIN20040618_032008_000000592027_00447_12024_3939.N1	18-JUN-2004 03:20:08	Dark	58.500	52	16Bet Cet	2.0370	4500.0	117	12024	No
67	GOM_NL__2PRFIN20040618_032638_000000502027_00447_12024_3940.N1	18-JUN-2004 03:26:38	Dark	50.000	9	Alp Eri	0.45300	24000.	100	12024	No
68	GOM_NL__2PRFIN20040618_033135_000000762027_00448_12025_3907.N1	18-JUN-2004 03:31:35	Dark	76.000	18	24Alp PsA	1.1660	9700.0	152	12025	No
69	GOM_NL__2PRFIN20040618_033433_000000512027_00448_12025_3908.N1	18-JUN-2004 03:34:33	Straylight	51.000	31	Alp Gru	1.7340	15200.	102	12025	No
70	GOM_NL__2PRFIN20040618_033809_000000432027_00448_12025_3909.N1	18-JUN-2004 03:38:09	Straylight	43.000	45	Alp Pav	1.9400	26000.	86	12025	No
71	GOM_NL__2PRFIN20040618_033952_000000432027_00448_12025_3910.N1	18-JUN-2004 03:39:52	Straylight	43.000	43	Alp TrA	1.9100	4250.0	86	12025	No
72	GOM_NL__2PRFIN20040618_034145_000000402027_00448_12025_3911.N1	18-JUN-2004 03:41:45	Straylight	39.500	134	Bet TrA	2.8100	6600.0	79	12025	No
73	GOM_NL__2PRFIN20040618_034422_000000392027_00448_12025_3912.N1	18-JUN-2004 03:44:22	Straylight	39.000	147	Alp Ara	2.8770	26000.	78	12025	No
74	GOM_NL__2PRFIN20040618_034607_000000462027_00448_12025_3913.N1	18-JUN-2004 03:46:07	Twilight	45.500	40	The Sco	1.8590	7100.0	91	12025	No
75	GOM_NL__2PRFIN20040618_034749_000000452027_00448_12025_3914.N1	18-JUN-2004 03:47:49	Twilight	45.000	25	35Lam Sco	1.6200	28000.	90	12025	No
76	GOM_NL__2PRFIN20040618_034913_000000452027_00448_12025_3915.N1	18-JUN-2004 03:49:13	Twilight	45.000	167	10Gam2Sgr	2.9840	4500.0	90	12025	No
77	GOM_NL__2PRFIN20040618_035121_000000562027_00448_12025_3916.N1	18-JUN-2004 03:51:21	Bright	55.500	155	41Pi Sgr	2.9000	6600.0	111	12025	No
78	GOM_NL__2PRFIN20040618_035419_000000402027_00448_12025_3917.N1	18-JUN-2004 03:54:19	Bright	40.000	86	35Eta Oph	2.4300	10200.	80	12025	No
79	GOM_NL__2PRFIN20040618_035602_000000392027_00448_12025_3918.N1	18-JUN-2004 03:56:02	Bright	38.500	98	13Zet Oph	2.5710	30000.	77	12025	No
80	GOM_NL__2PRFIN20040618_035809_000000382027_00448_12025_3919.N1	18-JUN-2004 03:58:09	Bright	37.500	120	1Del Oph	2.7340	3200.0	75	12025	No
81	GOM_NL__2PRFIN20040618_040040_000000432027_00448_12025_3920.N1	18-JUN-2004 04:00:40	Bright	42.500	126	60Bet Oph	2.7700	4250.0	85	12025	No
82	GOM_NL__2PRFIN20040618_040308_000000432027_00448_12025_3921.N1	18-JUN-2004 04:03:08	Bright	43.000	59	55Alp Oph	2.0800	8900.0	86	12025	No
83	GOM_NL__2PRFIN20040618_040515_000000372027_00448_12025_3922.N1	18-JUN-2004 04:05:15	Bright	37.000	127	27Bet Her	2.7810	4700.0	74	12025	No
84	GOM_NL__2PRFIN20040618_040654_000000372027_00448_12025_3923.N1	18-JUN-2004 04:06:54	Bright	37.000	67	5Alp CrB	2.2210	11000.	74	12025	No
85	GOM_NL__2PRFIN20040618_040814_000000382027_00448_12025_3924.N1	18-JUN-2004 04:08:14	Bright	37.500	133	40Zet Her	2.8070	6000.0	75	12025	No
86	GOM_NL__2PRFIN20040618_041058_000000382027_00448_12025_3925.N1	18-JUN-2004 04:10:58	Bright	38.000	180	27Gam Boo	3.0400	8000.0	76	12025	No
87	GOM_NL__2PRFIN20040618_041329_000000512027_00448_12025_3926.N1	18-JUN-2004 04:13:29	Bright	51.000	5	3Alp Lyr	0.033000	11000.	102	12025	No
88	GOM_NL__2PRFIN20040618_041520_000000412027_00448_12025_3927.N1	18-JUN-2004 04:15:20	Bright	40.500	69	33Gam Dra	2.2310	3800.0	81	12025	No
89	GOM_NL__2PRFIN20040618_042013_000000352027_00448_12025_3928.N1	18-JUN-2004 04:20:13	Bright	34.500	60	7Bet UMi	2.0810	3950.0	69	12025	No
90	GOM_NL__2PRFIN20040618_042447_000000372027_00448_12025_3929.N1	18-JUN-2004 04:24:47	Bright	36.500	49	1Alp UMi	1.9900	6300.0	73	12025	No
91	GOM_NL__2PRFIN20040618_043311_000000472027_00448_12025_3930.N1	18-JUN-2004 04:33:11	Bright	47.000	68	18Alp Cas	2.2250	4500.0	94	12025	No
92	GOM_NL__2PRFIN20040618_043504_000000372027_00448_12025_3931.N1	18-JUN-2004 04:35:04	Bright	36.500	160	23Gam Per	2.9300	4700.0	73	12025	No
93	GOM_NL__2PRFIN20040618_043830_000000442027_00448_12025_3932.N1	18-JUN-2004 04:38:30	Bright	44.000	73	57Gam1And	2.2600	13100.	88	12025	No
94	GOM_NL__2PRFIN20040618_044054_000000612027_00448_12025_3933.N1	18-JUN-2004 04:40:54	Twilight	61.000	53	43Bet And	2.0480	3300.0	122	12025	No
95	GOM_NL__2PRFIN20040618_044430_000000542027_00448_12025_3934.N1	18-JUN-2004 04:44:30	Twilight	53.500	50	13Alp Ari	2.0070	4250.0	107	12025	No
96	GOM_NL__2PRFIN20040618_044916_000000492027_00448_12025_3935.N1	18-JUN-2004 04:49:16	Dark	48.500	94	92Alp Cet	2.5260	3100.0	97	12025	No
97	GOM_NL__2PRFIN20040618_045134_000000872027_00448_12025_3936.N1	18-JUN-2004 04:51:34	Dark	87.000	140	88Gam Peg	2.8340	26000.	174	12025	No
98	GOM_NL__2PRFIN20040618_050045_000000622027_00448_12025_3937.N1	18-JUN-2004 05:00:45	Dark	61.500	52	16Bet Cet	2.0370	4500.0	123	12025	No
99	GOM_NL__2PRFIN20040618_051214_000000712027_00449_12026_3908.N1	18-JUN-2004 05:12:14	Dark	70.500	18	24Alp PsA	1.1660	9700.0	141	12026	No
100	GOM_NL__2PRFIN20040618_051510_000000532027_00449_12026_3909.N1	18-JUN-2004 05:15:10	Straylight	52.500	31	Alp Gru	1.7340	15200.	105	12026	No
101	GOM_NL__2PRFIN20040618_051846_000000432027_00449_12026_3910.N1	18-JUN-2004 05:18:46	Straylight	43.000	45	Alp Pav	1.9400	26000.	86	12026	No

102	GOM_NL__2PRFIN20040618_052028_000000152027_00449_12026_3911.N1	18-JUN-2004 05:20:28	Straylight	14.500	43	Alp TrA	1.9100	4250.0	29	12026	No
103	GOM_NL__2PRFIN20040618_061347_000000462027_00449_12026_3912.N1	18-JUN-2004 06:13:47	Bright	46.000	68	18Alp Cas	2.2250	4500.0	92	12026	No
104	GOM_NL__2PRFIN20040618_061541_000000372027_00449_12026_3913.N1	18-JUN-2004 06:15:41	Bright	37.000	160	23Gam Per	2.9300	4700.0	74	12026	No
105	GOM_NL__2PRFIN20040618_061907_000000442027_00449_12026_3914.N1	18-JUN-2004 06:19:07	Bright	44.000	73	57Gam1And	2.2600	13100.	88	12026	No
106	GOM_NL__2PRFIN20040618_062129_000000632027_00449_12026_3915.N1	18-JUN-2004 06:21:29	Twi_and_stray	62.500	53	43Bet And	2.0480	3300.0	125	12026	No
107	GOM_NL__2PRFIN20040618_062507_000000582027_00449_12026_3916.N1	18-JUN-2004 06:25:07	Twilight	58.000	50	13Alp Ari	2.0070	4250.0	116	12026	No
108	GOM_NL__2PRFIN20040618_062953_000000462027_00449_12026_3917.N1	18-JUN-2004 06:29:53	Dark	46.000	94	92Alp Cet	2.5260	3100.0	92	12026	No
109	GOM_NL__2PRFIN20040618_063211_000000892027_00449_12026_3918.N1	18-JUN-2004 06:32:11	Dark	88.500	140	88Gam Peg	2.8340	26000.	177	12026	No
110	GOM_NL__2PRFIN20040618_064123_000000642027_00449_12026_3919.N1	18-JUN-2004 06:41:23	Dark	64.000	52	16Bet Cet	2.0370	4500.0	128	12026	No
111	GOM_NL__2PRFIN20040618_065251_000000732027_00450_12027_3908.N1	18-JUN-2004 06:52:51	Dark	73.000	18	24Alp PsA	1.1660	9700.0	146	12027	No
112	GOM_NL__2PRFIN20040618_065547_000000522027_00450_12027_3909.N1	18-JUN-2004 06:55:47	Straylight	52.000	31	Alp Gru	1.7340	15200.	104	12027	No
113	GOM_NL__2PRFIN20040618_065922_000000432027_00450_12027_3910.N1	18-JUN-2004 06:59:22	Straylight	43.000	45	Alp Pav	1.9400	26000.	86	12027	No
114	GOM_NL__2PRFIN20040618_070104_000000442027_00450_12027_3911.N1	18-JUN-2004 07:01:04	Straylight	43.500	43	Alp TrA	1.9100	4250.0	87	12027	No
115	GOM_NL__2PRFIN20040618_070257_000000402027_00450_12027_3912.N1	18-JUN-2004 07:02:57	Straylight	39.500	134	Bet TrA	2.8100	6600.0	79	12027	No
116	GOM_NL__2PRFIN20040618_070535_000000422027_00450_12027_3913.N1	18-JUN-2004 07:05:35	Straylight	41.500	147	Alp Ara	2.8770	26000.	83	12027	No
117	GOM_NL__2PRFIN20040618_070720_000000422027_00450_12027_3914.N1	18-JUN-2004 07:07:20	Twi_and_stray	42.000	40	The Sco	1.8590	7100.0	84	12027	No
118	GOM_NL__2PRFIN20040618_070902_000000432027_00450_12027_3915.N1	18-JUN-2004 07:09:02	Twi_and_stray	43.000	25	35Lam Sco	1.6200	28000.	86	12027	No
119	GOM_NL__2PRFIN20040618_071026_000000462027_00450_12027_3916.N1	18-JUN-2004 07:10:26	Twi_and_stray	46.000	167	10Gam2Sgr	2.9840	4500.0	92	12027	No
120	GOM_NL__2PRFIN20040618_071234_000000552027_00450_12027_3917.N1	18-JUN-2004 07:12:34	Bright	54.500	155	41Pi Sgr	2.9000	6600.0	109	12027	No
121	GOM_NL__2PRFIN20040618_071531_000000402027_00450_12027_3918.N1	18-JUN-2004 07:15:31	Bright	40.000	86	35Eta Oph	2.4300	10200.	80	12027	No
122	GOM_NL__2PRFIN20040618_071715_000000372027_00450_12027_3919.N1	18-JUN-2004 07:17:15	Bright	37.000	98	13Zet Oph	2.5710	30000.	74	12027	No
123	GOM_NL__2PRFIN20040618_071921_000000372027_00450_12027_3920.N1	18-JUN-2004 07:19:21	Bright	36.500	120	1Del Oph	2.7340	3200.0	73	12027	No
124	GOM_NL__2PRFIN20040618_072152_000000432027_00450_12027_3921.N1	18-JUN-2004 07:21:52	Bright	42.500	126	60Bet Oph	2.7700	4250.0	85	12027	No
125	GOM_NL__2PRFIN20040618_072420_000000422027_00450_12027_3922.N1	18-JUN-2004 07:24:20	Bright	41.500	59	55Alp Oph	2.0800	8900.0	83	12027	No
126	GOM_NL__2PRFIN20040618_072627_000000372027_00450_12027_3923.N1	18-JUN-2004 07:26:27	Bright	36.500	127	27Bet Her	2.7810	4700.0	73	12027	No
127	GOM_NL__2PRFIN20040618_072807_000000352027_00450_12027_3924.N1	18-JUN-2004 07:28:07	Bright	35.000	67	5Alp CrB	2.2210	11000.	70	12027	No
128	GOM_NL__2PRFIN20040618_072926_000000372027_00450_12027_3925.N1	18-JUN-2004 07:29:26	Bright	37.000	133	40Zet Her	2.8070	6000.0	74	12027	No
129	GOM_NL__2PRFIN20040618_073211_000000382027_00450_12027_3926.N1	18-JUN-2004 07:32:11	Bright	38.000	180	27Gam Boo	3.0400	8000.0	76	12027	No
130	GOM_NL__2PRFIN20040618_073440_000000552027_00450_12027_3927.N1	18-JUN-2004 07:34:40	Bright	55.000	5	3Alp Lyr	0.033000	11000.	110	12027	No
131	GOM_NL__2PRFIN20040618_073631_000000432027_00450_12027_3928.N1	18-JUN-2004 07:36:31	Bright	42.500	69	33Gam Dra	2.2310	3800.0	85	12027	No
132	GOM_NL__2PRFIN20040618_074125_000000392027_00450_12027_3929.N1	18-JUN-2004 07:41:25	Bright	38.500	60	7Bet UMi	2.0810	3950.0	77	12027	No
133	GOM_NL__2PRFIN20040618_074559_000000352027_00450_12027_3930.N1	18-JUN-2004 07:45:59	Bright	35.000	49	1Alp UMi	1.9900	6300.0	70	12027	No
134	GOM_NL__2PRFIN20040618_075423_000000472027_00450_12027_3931.N1	18-JUN-2004 07:54:23	Bright	46.500	68	18Alp Cas	2.2250	4500.0	93	12027	No
135	GOM_NL__2PRFIN20040618_075617_000000422027_00450_12027_3932.N1	18-JUN-2004 07:56:17	Bright	42.000	160	23Gam Per	2.9300	4700.0	84	12027	No
136	GOM_NL__2PRFIN20040618_075943_000000582027_00450_12027_3933.N1	18-JUN-2004 07:59:43	Bright	58.000	73	57Gam1And	2.2600	13100.	116	12027	No
137	GOM_NL__2PRFIN20040618_080206_000000622027_00450_12027_3934.N1	18-JUN-2004 08:02:06	Twi_and_stray	62.000	53	43Bet And	2.0480	3300.0	124	12027	No
138	GOM_NL__2PRFIN20040618_080542_000000532027_00450_12027_3935.N1	18-JUN-2004 08:05:42	Twilight	53.000	50	13Alp Ari	2.0070	4250.0	106	12027	No
139	GOM_NL__2PRFIN20040618_081029_000000382027_00450_12027_3936.N1	18-JUN-2004 08:10:29	Dark	37.500	94	92Alp Cet	2.5260	3100.0	75	12027	No
140	GOM_NL__2PRFIN20040618_081248_000000872027_00450_12027_3937.N1	18-JUN-2004 08:12:48	Dark	86.500	140	88Gam Peg	2.8340	26000.	173	12027	No
141	GOM_NL__2PRFIN20040618_082159_000000612027_00450_12027_3938.N1	18-JUN-2004 08:21:59	Dark	60.500	52	16Bet Cet	2.0370	4500.0	121	12027	No
142	GOM_NL__2PRFIN20040618_083328_000000712027_00451_12028_4060.N1	18-JUN-2004 08:33:28	Dark	71.000	18	24Alp PsA	1.1660	9700.0	142	12028	No
143	GOM_NL__2PRFIN20040618_083624_000000532027_00451_12028_4061.N1	18-JUN-2004 08:36:24	Straylight	53.000	31	Alp Gru	1.7340	15200.	106	12028	No
144	GOM_NL__2PRFIN20040618_083959_000000462027_00451_12028_4062.N1	18-JUN-2004 08:39:59	Straylight	45.500	45	Alp Pav	1.9400	26000.	91	12028	No
145	GOM_NL__2PRFIN20040618_084140_000000432027_00451_12028_4063.N1	18-JUN-2004 08:41:40	Straylight	43.000	43	Alp TrA	1.9100	4250.0	86	12028	No
146	GOM_NL__2PRFIN20040618_084333_000000392027_00451_12028_4064.N1	18-JUN-2004 08:43:33	Straylight	39.000	134	Bet TrA	2.8100	6600.0	78	12028	No
147	GOM_NL__2PRFIN20040618_084611_000000392027_00451_12028_4065.N1	18-JUN-2004 08:46:11	Straylight	39.000	147	Alp Ara	2.8770	26000.	78	12028	No
148	GOM_NL__2PRFIN20040618_084756_000000432027_00451_12028_4066.N1	18-JUN-2004 08:47:56	Twi_and_stray	42.500	40	The Sco	1.8590	7100.0	85	12028	No
149	GOM_NL__2PRFIN20040618_084938_000000452027_00451_12028_4067.N1	18-JUN-2004 08:49:38	Twi_and_stray	44.500	25	35Lam Sco	1.6200	28000.	89	12028	No
150	GOM_NL__2PRFIN20040618_085102_000000472027_00451_12028_4068.N1	18-JUN-2004 08:51:02	Twi_and_stray	47.000	167	10Gam2Sgr	2.9840	4500.0	94	12028	No
151	GOM_NL__2PRFIN20040618_085310_000000552027_00451_12028_4069.N1	18-JUN-2004 08:53:10	Bright	55.000	155	41Pi Sgr	2.9000	6600.0	110	12028	No
152	GOM_NL__2PRFIN20040618_085607_000000402027_00451_12028_4070.N1	18-JUN-2004 08:56:07	Bright	40.000	86	35Eta Oph	2.4300	10200.	80	12028	No
153	GOM_NL__2PRFIN20040618_085751_000000372027_00451_12028_4071.N1	18-JUN-2004 08:57:51	Bright	36.500	98	13Zet Oph	2.5710	30000.	73	12028	No
154	GOM_NL__2PRFIN20040618_085957_000000372027_00451_12028_4072.N1	18-JUN-2004 08:59:57	Bright	36.500	120	1Del Oph	2.7340	3200.0	73	12028	No
155	GOM_NL__2PRFIN20040618_090227_000000432027_00451_12028_4073.N1	18-JUN-2004 09:02:27	Bright	42.500	126	60Bet Oph	2.7700	4250.0	85	12028	No
156	GOM_NL__2PRFIN20040618_090456_000000422027_00451_12028_4074.N1	18-JUN-2004 09:04:56	Bright	42.000	59	55Alp Oph	2.0800	8900.0	84	12028	No
157	GOM_NL__2PRFIN20040618_090703_000000372027_00451_12028_4075.N1	18-JUN-2004 09:07:03	Bright	37.000	127	27Bet Her	2.7810	4700.0	74	12028	No
158	GOM_NL__2PRFIN20040618_090842_000000372027_00451_12028_4076.N1	18-JUN-2004 09:08:42	Bright	36.500	67	5Alp CrB	2.2210	11000.	73	12028	No
159	GOM_NL__2PRFIN20040618_091002_000000382027_00451_12028_4077.N1	18-JUN-2004 09:10:02	Bright	38.000	133	40Zet Her	2.8070	6000.0	76	12028	No
160	GOM_NL__2PRFIN20040618_091247_000000372027_00451_12028_4078.N1	18-JUN-2004 09:12:47	Bright	36.500	180	27Gam Boo	3.0400	8000.0	73	12028	No

161	GOM_NL__2PRFIN20040618_091514_000000562027_00451_12028_4079.N1	18-JUN-2004 09:15:14	Bright	56.000	5	3Alp Lyr	0.033000	11000.	112	12028	No
162	GOM_NL__2PRFIN20040618_091706_000000452027_00451_12028_4080.N1	18-JUN-2004 09:17:06	Bright	45.000	69	33Gam Dra	2.2310	3800.0	90	12028	No
163	GOM_NL__2PRFIN20040618_092201_000000392027_00451_12028_4081.N1	18-JUN-2004 09:22:01	Bright	38.500	60	7Bet UMi	2.0810	3950.0	77	12028	No
164	GOM_NL__2PRFIN20040618_092635_000000392027_00451_12028_4082.N1	18-JUN-2004 09:26:35	Bright	38.500	49	1Alp UMi	1.9900	6300.0	77	12028	No
165	GOM_NL__2PRFIN20040618_093459_000000482027_00451_12028_4083.N1	18-JUN-2004 09:34:59	Bright	47.500	68	18Alp Cas	2.2250	4500.0	95	12028	No
166	GOM_NL__2PRFIN20040618_093652_000000532027_00451_12028_4084.N1	18-JUN-2004 09:36:52	Bright	53.000	160	23Gam Per	2.9300	4700.0	106	12028	No
167	GOM_NL__2PRFIN20040618_094019_000000442027_00451_12028_4085.N1	18-JUN-2004 09:40:19	Bright	44.000	73	57Gam1And	2.2600	13100.	88	12028	No
168	GOM_NL__2PRFIN20040618_094241_000000692027_00451_12028_4086.N1	18-JUN-2004 09:42:41	Twilight	69.000	53	43Bet And	2.0480	3300.0	138	12028	No
169	GOM_NL__2PRFIN20040618_094618_000000512027_00451_12028_4087.N1	18-JUN-2004 09:46:18	Twilight	51.000	50	13Alp Ari	2.0070	4250.0	102	12028	No
170	GOM_NL__2PRFIN20040618_095105_000000392027_00451_12028_4088.N1	18-JUN-2004 09:51:05	Dark	39.000	94	92Alp Cet	2.5260	3100.0	78	12028	No
171	GOM_NL__2PRFIN20040618_095326_000000892027_00451_12028_4089.N1	18-JUN-2004 09:53:26	Dark	88.500	140	88Gam Peg	2.8340	26000.	177	12028	No
172	GOM_NL__2PRFIN20040618_100236_000000612027_00451_12028_4090.N1	18-JUN-2004 10:02:36	Dark	60.500	52	16Bet Cet	2.0370	4500.0	121	12028	No
173	GOM_NL__2PRFIN20040618_101406_000000752027_00452_12029_4057.N1	18-JUN-2004 10:14:06	Dark	75.000	18	24Alp PsA	1.1660	9700.0	150	12029	No
174	GOM_NL__2PRFIN20040618_101701_000000532027_00452_12029_4058.N1	18-JUN-2004 10:17:01	Straylight	53.000	31	Alp Gru	1.7340	15200.	106	12029	No
175	GOM_NL__2PRFIN20040618_102035_000000462027_00452_12029_4059.N1	18-JUN-2004 10:20:35	Straylight	45.500	45	Alp Pav	1.9400	26000.	91	12029	No
176	GOM_NL__2PRFIN20040618_102216_000000492027_00452_12029_4060.N1	18-JUN-2004 10:22:16	Straylight	48.500	43	Alp TrA	1.9100	4250.0	97	12029	No
177	GOM_NL__2PRFIN20040618_102409_000000392027_00452_12029_4061.N1	18-JUN-2004 10:24:09	Straylight	38.500	134	Bet TrA	2.8100	6600.0	77	12029	No
178	GOM_NL__2PRFIN20040618_102647_000000402027_00452_12029_4062.N1	18-JUN-2004 10:26:47	Straylight	40.000	147	Alp Ara	2.8770	26000.	80	12029	No
179	GOM_NL__2PRFIN20040618_102832_000000442027_00452_12029_4063.N1	18-JUN-2004 10:28:32	Twilight	44.000	40	The Sco	1.8590	7100.0	88	12029	No
180	GOM_NL__2PRFIN20040618_103014_000000432027_00452_12029_4064.N1	18-JUN-2004 10:30:14	Twilight	42.500	25	35Lam Sco	1.6200	28000.	85	12029	No
181	GOM_NL__2PRFIN20040618_103138_000000452027_00452_12029_4065.N1	18-JUN-2004 10:31:38	Twilight	44.500	167	10Gam2Sgr	2.9840	4500.0	89	12029	No
182	GOM_NL__2PRFIN20040618_103346_000000562027_00452_12029_4066.N1	18-JUN-2004 10:33:46	Bright	56.000	155	41Pi Sgr	2.9000	6600.0	112	12029	No
183	GOM_NL__2PRFIN20040618_103643_000000402027_00452_12029_4067.N1	18-JUN-2004 10:36:43	Bright	40.000	86	35Eta Oph	2.4300	10200.	80	12029	No
184	GOM_NL__2PRFIN20040618_103827_000000382027_00452_12029_4068.N1	18-JUN-2004 10:38:27	Bright	38.000	98	13Zet Oph	2.5710	30000.	76	12029	No
185	GOM_NL__2PRFIN20040618_104033_000000372027_00452_12029_4069.N1	18-JUN-2004 10:40:33	Bright	36.500	120	1Del Oph	2.7340	3200.0	73	12029	No
186	GOM_NL__2PRFIN20040618_104303_000000432027_00452_12029_4070.N1	18-JUN-2004 10:43:03	Bright	42.500	126	60Bet Oph	2.7700	4250.0	85	12029	No
187	GOM_NL__2PRFIN20040618_104531_000000432027_00452_12029_4071.N1	18-JUN-2004 10:45:31	Bright	42.500	59	55Alp Oph	2.0800	8900.0	85	12029	No
188	GOM_NL__2PRFIN20040618_104739_000000392027_00452_12029_4072.N1	18-JUN-2004 10:47:39	Bright	39.000	127	27Bet Her	2.7810	4700.0	78	12029	No
189	GOM_NL__2PRFIN20040618_104918_000000392027_00452_12029_4073.N1	18-JUN-2004 10:49:18	Bright	38.500	67	5Alp CrB	2.2210	11000.	77	12029	No
190	GOM_NL__2PRFIN20040618_105037_000000412027_00452_12029_4074.N1	18-JUN-2004 10:50:37	Bright	41.000	133	40Zet Her	2.8070	6000.0	82	12029	No
191	GOM_NL__2PRFIN20040618_105323_000000382027_00452_12029_4075.N1	18-JUN-2004 10:53:23	Bright	37.500	180	27Gam Boo	3.0400	8000.0	75	12029	No
192	GOM_NL__2PRFIN20040618_105549_000000552027_00452_12029_4076.N1	18-JUN-2004 10:55:49	Bright	55.000	5	3Alp Lyr	0.033000	11000.	110	12029	No
193	GOM_NL__2PRFIN20040618_105741_000000472027_00452_12029_4077.N1	18-JUN-2004 10:57:41	Bright	46.500	69	33Gam Dra	2.2310	3800.0	93	12029	No
194	GOM_NL__2PRFIN20040618_110236_000000402027_00452_12029_4078.N1	18-JUN-2004 11:02:36	Bright	39.500	60	7Bet UMi	2.0810	3950.0	79	12029	No
195	GOM_NL__2PRFIN20040618_110710_000000382027_00452_12029_4079.N1	18-JUN-2004 11:07:10	Bright	37.500	49	1Alp UMi	1.9900	6300.0	75	12029	No
196	GOM_NL__2PRFIN20040618_111534_000000472027_00452_12029_4080.N1	18-JUN-2004 11:15:34	Bright	47.000	68	18Alp Cas	2.2250	4500.0	94	12029	No
197	GOM_NL__2PRFIN20040618_111729_000000452027_00452_12029_4081.N1	18-JUN-2004 11:17:29	Bright	45.000	160	23Gam Per	2.9300	4700.0	90	12029	No
198	GOM_NL__2PRFIN20040618_112054_000000452027_00452_12029_4082.N1	18-JUN-2004 11:20:54	Bright	44.500	73	57Gam1And	2.2600	13100.	89	12029	No
199	GOM_NL__2PRFIN20040618_112318_000000592027_00452_12029_4083.N1	18-JUN-2004 11:23:18	Twilight	59.000	53	43Bet And	2.0480	3300.0	118	12029	No
200	GOM_NL__2PRFIN20040618_112654_000000592027_00452_12029_4084.N1	18-JUN-2004 11:26:54	Twilight	59.000	50	13Alp Ari	2.0070	4250.0	118	12029	No
201	GOM_NL__2PRFIN20040618_113139_000000492027_00452_12029_4085.N1	18-JUN-2004 11:31:39	Dark	49.000	94	92Alp Cet	2.5260	3100.0	98	12029	No
202	GOM_NL__2PRFIN20040618_113403_000000882027_00452_12029_4086.N1	18-JUN-2004 11:34:03	Dark	87.500	140	88Gam Peg	2.8340	26000.	175	12029	No
203	GOM_NL__2PRFIN20040618_114312_000000612027_00452_12029_4087.N1	18-JUN-2004 11:43:12	Dark	61.000	52	16Bet Cet	2.0370	4500.0	122	12029	No
204	GOM_NL__2PRFIN20040618_115444_000000722027_00453_12030_4059.N1	18-JUN-2004 11:54:44	Dark	71.500	18	24Alp PsA	1.1660	9700.0	143	12030	No
205	GOM_NL__2PRFIN20040618_115737_000000532027_00453_12030_4060.N1	18-JUN-2004 11:57:37	Straylight	52.500	31	Alp Gru	1.7340	15200.	105	12030	No
206	GOM_NL__2PRFIN20040618_120111_000000452027_00453_12030_4061.N1	18-JUN-2004 12:01:11	Straylight	45.000	45	Alp Pav	1.9400	26000.	90	12030	No
207	GOM_NL__2PRFIN20040618_120252_000000402027_00453_12030_4062.N1	18-JUN-2004 12:02:52	Straylight	39.500	43	Alp TrA	1.9100	4250.0	79	12030	No
208	GOM_NL__2PRFIN20040618_120559_000000452027_00453_12030_4063.N1	18-JUN-2004 12:05:59	Straylight	44.500	141	Bet Ara	2.8400	4600.0	89	12030	No
209	GOM_NL__2PRFIN20040618_120723_000000402027_00453_12030_4064.N1	18-JUN-2004 12:07:23	Straylight	40.000	147	Alp Ara	2.8770	26000.	80	12030	No
210	GOM_NL__2PRFIN20040618_120908_000000432027_00453_12030_4065.N1	18-JUN-2004 12:09:08	Twilight	43.000	40	The Sco	1.8590	7100.0	86	12030	No
211	GOM_NL__2PRFIN20040618_121050_000000452027_00453_12030_4066.N1	18-JUN-2004 12:10:50	Twilight	45.000	25	35Lam Sco	1.6200	28000.	90	12030	No
212	GOM_NL__2PRFIN20040618_121214_000000442027_00453_12030_4067.N1	18-JUN-2004 12:12:14	Bright	43.500	75	26Eps Sco	2.2910	4250.0	87	12030	No
213	GOM_NL__2PRFIN20040618_121422_000000552027_00453_12030_4068.N1	18-JUN-2004 12:14:22	Bright	55.000	155	41Pi Sgr	2.9000	6600.0	110	12030	No
214	GOM_NL__2PRFIN20040618_121719_000000402027_00453_12030_4069.N1	18-JUN-2004 12:17:19	Bright	40.000	86	35Eta Oph	2.4300	10200.	80	12030	No
215	GOM_NL__2PRFIN20040618_121903_000000392027_00453_12030_4070.N1	18-JUN-2004 12:19:03	Bright	38.500	98	13Zet Oph	2.5710	30000.	77	12030	No
216	GOM_NL__2PRFIN20040618_122109_000000382027_00453_12030_4071.N1	18-JUN-2004 12:21:09	Bright	37.500	120	1Del Oph	2.7340	3200.0	75	12030	No
217	GOM_NL__2PRFIN20040618_122338_000000432027_00453_12030_4072.N1	18-JUN-2004 12:23:38	Bright	43.000	126	60Bet Oph	2.7700	4250.0	86	12030	No
218	GOM_NL__2PRFIN20040618_122607_000000422027_00453_12030_4073.N1	18-JUN-2004 12:26:07	Bright	42.000	59	55Alp Oph	2.0800	8900.0	84	12030	No
219	GOM_NL__2PRFIN20040618_122815_000000372027_00453_12030_4074.N1	18-JUN-2004 12:28:15	Bright	36.500	127	27Bet Her	2.7810	4700.0	73	12030	No

220	GOM_NL__2PRFIN20040618_123359_000000382027_00453_12030_4075.N1	18-JUN-2004 12:33:59	Bright	38.000	180	27Gam Boo	3.0400	8000.0	76	12030	No
221	GOM_NL__2PRFIN20040618_123624_000000562027_00453_12030_4076.N1	18-JUN-2004 12:36:24	Bright	56.000	5	3Alp Lyr	0.033000	11000.	112	12030	No
222	GOM_NL__2PRFIN20040618_123817_000000472027_00453_12030_4077.N1	18-JUN-2004 12:38:17	Bright	47.000	69	33Gam Dra	2.2310	3800.0	94	12030	No
223	GOM_NL__2PRFIN20040618_124312_000000362027_00453_12030_4078.N1	18-JUN-2004 12:43:12	Bright	36.000	60	7Bet UMi	2.0810	3950.0	72	12030	No
224	GOM_NL__2PRFIN20040618_125443_000000652027_00453_12030_4079.N1	18-JUN-2004 12:54:43	Bright	65.000	74	11Bet Cas	2.2680	6600.0	130	12030	No
225	GOM_NL__2PRFIN20040618_125610_000000462027_00453_12030_4080.N1	18-JUN-2004 12:56:10	Bright	45.500	68	18Alp Cas	2.2250	4500.0	91	12030	No
226	GOM_NL__2PRFIN20040618_125804_000000492027_00453_12030_4081.N1	18-JUN-2004 12:58:04	Bright	49.000	160	23Gam Per	2.9300	4700.0	98	12030	No
227	GOM_NL__2PRFIN20040618_130131_000000432027_00453_12030_4082.N1	18-JUN-2004 13:01:31	Bright	42.500	73	57Gam1And	2.2600	13100.	85	12030	No
228	GOM_NL__2PRFIN20040618_130354_000000632027_00453_12030_4083.N1	18-JUN-2004 13:03:54	Twi_and_stray	63.000	53	43Bet And	2.0480	3300.0	126	12030	No
229	GOM_NL__2PRFIN20040618_130731_000000512027_00453_12030_4084.N1	18-JUN-2004 13:07:31	Twilight	50.500	50	13Alp Ari	2.0070	4250.0	101	12030	No
230	GOM_NL__2PRFIN20040618_131218_000000482027_00453_12030_4085.N1	18-JUN-2004 13:12:18	Dark	48.000	94	92Alp Cet	2.5260	3100.0	96	12030	No
231	GOM_NL__2PRFIN20040618_131440_000000872027_00453_12030_4086.N1	18-JUN-2004 13:14:40	Dark	86.500	140	88Gam Peg	2.8340	26000.	173	12030	No
232	GOM_NL__2PRFIN20040618_132349_000000672027_00453_12030_4087.N1	18-JUN-2004 13:23:49	Dark	67.000	52	16Bet Cet	2.0370	4500.0	134	12030	No
233	GOM_NL__2PRFIN20040618_133016_000000522027_00453_12030_4088.N1	18-JUN-2004 13:30:16	Dark	51.500	9	Alp Eri	0.45300	24000.	103	12030	No
234	GOM_NL__2PRFIN20040618_133522_000000702027_00454_12031_4060.N1	18-JUN-2004 13:35:22	Dark	69.500	18	24Alp PsA	1.1660	9700.0	139	12031	No
235	GOM_NL__2PRFIN20040618_133814_000000532027_00454_12031_4061.N1	18-JUN-2004 13:38:14	Straylight	52.500	31	Alp Gru	1.7340	15200.	105	12031	No
236	GOM_NL__2PRFIN20040618_134147_000000442027_00454_12031_4062.N1	18-JUN-2004 13:41:47	Straylight	44.000	45	Alp Pav	1.9400	26000.	88	12031	No
237	GOM_NL__2PRFIN20040618_134328_000000412027_00454_12031_4063.N1	18-JUN-2004 13:43:28	Straylight	40.500	43	Alp TrA	1.9100	4250.0	81	12031	No
238	GOM_NL__2PRFIN20040618_134635_000000412027_00454_12031_4064.N1	18-JUN-2004 13:46:35	Straylight	41.000	141	Bet Ara	2.8400	4600.0	82	12031	No
239	GOM_NL__2PRFIN20040618_134759_000000412027_00454_12031_4065.N1	18-JUN-2004 13:47:59	Straylight	41.000	147	Alp Ara	2.8770	26000.	82	12031	No
240	GOM_NL__2PRFIN20040618_134944_000000462027_00454_12031_4066.N1	18-JUN-2004 13:49:44	Twi_and_stray	45.500	40	The Sco	1.8590	7100.0	91	12031	No
241	GOM_NL__2PRFIN20040618_135126_000000452027_00454_12031_4067.N1	18-JUN-2004 13:51:26	Twi_and_stray	44.500	25	35Lam Sco	1.6200	28000.	89	12031	No
242	GOM_NL__2PRFIN20040618_135250_000000442027_00454_12031_4068.N1	18-JUN-2004 13:52:50	Bright	43.500	75	26Eps Sco	2.2910	4250.0	87	12031	No
243	GOM_NL__2PRFIN20040618_135458_000000542027_00454_12031_4069.N1	18-JUN-2004 13:54:58	Bright	53.500	155	41Pi Sgr	2.9000	6600.0	107	12031	No
244	GOM_NL__2PRFIN20040618_135755_000000402027_00454_12031_4070.N1	18-JUN-2004 13:57:55	Bright	40.000	86	35Eta Oph	2.4300	10200.	80	12031	No
245	GOM_NL__2PRFIN20040618_135938_000000392027_00454_12031_4071.N1	18-JUN-2004 13:59:38	Bright	38.500	98	13Zet Oph	2.5710	30000.	77	12031	No
246	GOM_NL__2PRFIN20040618_140144_000000382027_00454_12031_4072.N1	18-JUN-2004 14:01:44	Bright	37.500	120	1Del Oph	2.7340	3200.0	75	12031	No
247	GOM_NL__2PRFIN20040618_140414_000000432027_00454_12031_4073.N1	18-JUN-2004 14:04:14	Bright	43.000	126	60Bet Oph	2.7700	4250.0	86	12031	No
248	GOM_NL__2PRFIN20040618_140642_000000432027_00454_12031_4074.N1	18-JUN-2004 14:06:42	Bright	43.000	59	55Alp Oph	2.0800	8900.0	86	12031	No
249	GOM_NL__2PRFIN20040618_140851_000000372027_00454_12031_4075.N1	18-JUN-2004 14:08:51	Bright	37.000	127	27Bet Her	2.7810	4700.0	74	12031	No
250	GOM_NL__2PRFIN20040618_141435_000000392027_00454_12031_4076.N1	18-JUN-2004 14:14:35	Bright	39.000	180	27Gam Boo	3.0400	8000.0	78	12031	No
251	GOM_NL__2PRFIN20040618_141700_000000542027_00454_12031_4077.N1	18-JUN-2004 14:17:00	Bright	53.500	5	3Alp Lyr	0.033000	11000.	107	12031	No
252	GOM_NL__2PRFIN20040618_141852_000000462027_00454_12031_4078.N1	18-JUN-2004 14:18:52	Bright	45.500	69	33Gam Dra	2.2310	3800.0	91	12031	No
253	GOM_NL__2PRFIN20040618_142348_000000392027_00454_12031_4079.N1	18-JUN-2004 14:23:48	Bright	39.000	60	7Bet UMi	2.0810	3950.0	78	12031	No
254	GOM_NL__2PRFIN20040618_143518_000000472027_00454_12031_4080.N1	18-JUN-2004 14:35:18	Bright	47.000	74	11Bet Cas	2.2680	6600.0	94	12031	No
255	GOM_NL__2PRFIN20040618_143646_000000462027_00454_12031_4081.N1	18-JUN-2004 14:36:46	Bright	45.500	68	18Alp Cas	2.2250	4500.0	91	12031	No
256	GOM_NL__2PRFIN20040618_143840_000000512027_00454_12031_4082.N1	18-JUN-2004 14:38:40	Bright	51.000	160	23Gam Per	2.9300	4700.0	102	12031	No
257	GOM_NL__2PRFIN20040618_144206_000000442027_00454_12031_4083.N1	18-JUN-2004 14:42:06	Bright	44.000	73	57Gam1And	2.2600	13100.	88	12031	No
258	GOM_NL__2PRFIN20040618_144429_000000602027_00454_12031_4084.N1	18-JUN-2004 14:44:29	Twi_and_stray	60.000	53	43Bet And	2.0480	3300.0	120	12031	No
259	GOM_NL__2PRFIN20040618_144807_000000522027_00454_12031_4085.N1	18-JUN-2004 14:48:07	Twilight	51.500	50	13Alp Ari	2.0070	4250.0	103	12031	No
260	GOM_NL__2PRFIN20040618_145254_000000472027_00454_12031_4086.N1	18-JUN-2004 14:52:54	Dark	46.500	94	92Alp Cet	2.5260	3100.0	93	12031	No
261	GOM_NL__2PRFIN20040618_145518_000000882027_00454_12031_4087.N1	18-JUN-2004 14:55:18	Dark	87.500	140	88Gam Peg	2.8340	26000.	175	12031	No
262	GOM_NL__2PRFIN20040618_150427_000000682027_00454_12031_4088.N1	18-JUN-2004 15:04:27	Dark	68.000	52	16Bet Cet	2.0370	4500.0	136	12031	No
263	GOM_NL__2PRFIN20040618_151052_000000502027_00454_12031_4089.N1	18-JUN-2004 15:10:52	Dark	49.500	9	Alp Eri	0.45300	24000.	99	12031	No
264	GOM_NL__2PRFIN20040618_151600_000000732027_00455_12032_4046.N1	18-JUN-2004 15:16:00	Dark	73.000	18	24Alp PsA	1.1660	9700.0	146	12032	No
265	GOM_NL__2PRFIN20040618_151852_000000512027_00455_12032_4047.N1	18-JUN-2004 15:18:52	Straylight	50.500	31	Alp Gru	1.7340	15200.	101	12032	No
266	GOM_NL__2PRFIN20040618_152221_000000482027_00455_12032_4048.N1	18-JUN-2004 15:22:21	Straylight	47.500	45	Alp Pav	1.9400	26000.	95	12032	No
267	GOM_NL__2PRFIN20040618_152404_000000412027_00455_12032_4049.N1	18-JUN-2004 15:24:04	Straylight	40.500	43	Alp TrA	1.9100	4250.0	81	12032	No
268	GOM_NL__2PRFIN20040618_152711_000000422027_00455_12032_4050.N1	18-JUN-2004 15:27:11	Straylight	41.500	141	Bet Ara	2.8400	4600.0	83	12032	No
269	GOM_NL__2PRFIN20040618_152834_000000402027_00455_12032_4051.N1	18-JUN-2004 15:28:34	Straylight	39.500	147	Alp Ara	2.8770	26000.	79	12032	No
270	GOM_NL__2PRFIN20040618_153020_000000442027_00455_12032_4052.N1	18-JUN-2004 15:30:20	Twi_and_stray	44.000	40	The Sco	1.8590	7100.0	88	12032	No
271	GOM_NL__2PRFIN20040618_153202_000000452027_00455_12032_4053.N1	18-JUN-2004 15:32:02	Twi_and_stray	44.500	25	35Lam Sco	1.6200	28000.	89	12032	No
272	GOM_NL__2PRFIN20040618_153326_000000452027_00455_12032_4054.N1	18-JUN-2004 15:33:26	Bright	44.500	75	26Eps Sco	2.2910	4250.0	89	12032	No
273	GOM_NL__2PRFIN20040618_153535_000000552027_00455_12032_4055.N1	18-JUN-2004 15:35:35	Bright	55.000	155	41Pi Sgr	2.9000	6600.0	110	12032	No
274	GOM_NL__2PRFIN20040618_153831_000000412027_00455_12032_4056.N1	18-JUN-2004 15:38:31	Bright	40.500	86	35Eta Oph	2.4300	10200.	81	12032	No
275	GOM_NL__2PRFIN20040618_154014_000000392027_00455_12032_4057.N1	18-JUN-2004 15:40:14	Bright	39.000	98	13Zet Oph	2.5710	30000.	78	12032	No
276	GOM_NL__2PRFIN20040618_154220_000000382027_00455_12032_4058.N1	18-JUN-2004 15:42:20	Bright	38.000	120	1Del Oph	2.7340	3200.0	76	12032	No
277	GOM_NL__2PRFIN20040618_154450_000000432027_00455_12032_4059.N1	18-JUN-2004 15:44:50	Bright	43.000	126	60Bet Oph	2.7700	4250.0	86	12032	No
278	GOM_NL__2PRFIN20040618_154717_000000422027_00455_12032_4060.N1	18-JUN-2004 15:47:17	Bright	42.000	59	55Alp Oph	2.0800	8900.0	84	12032	No

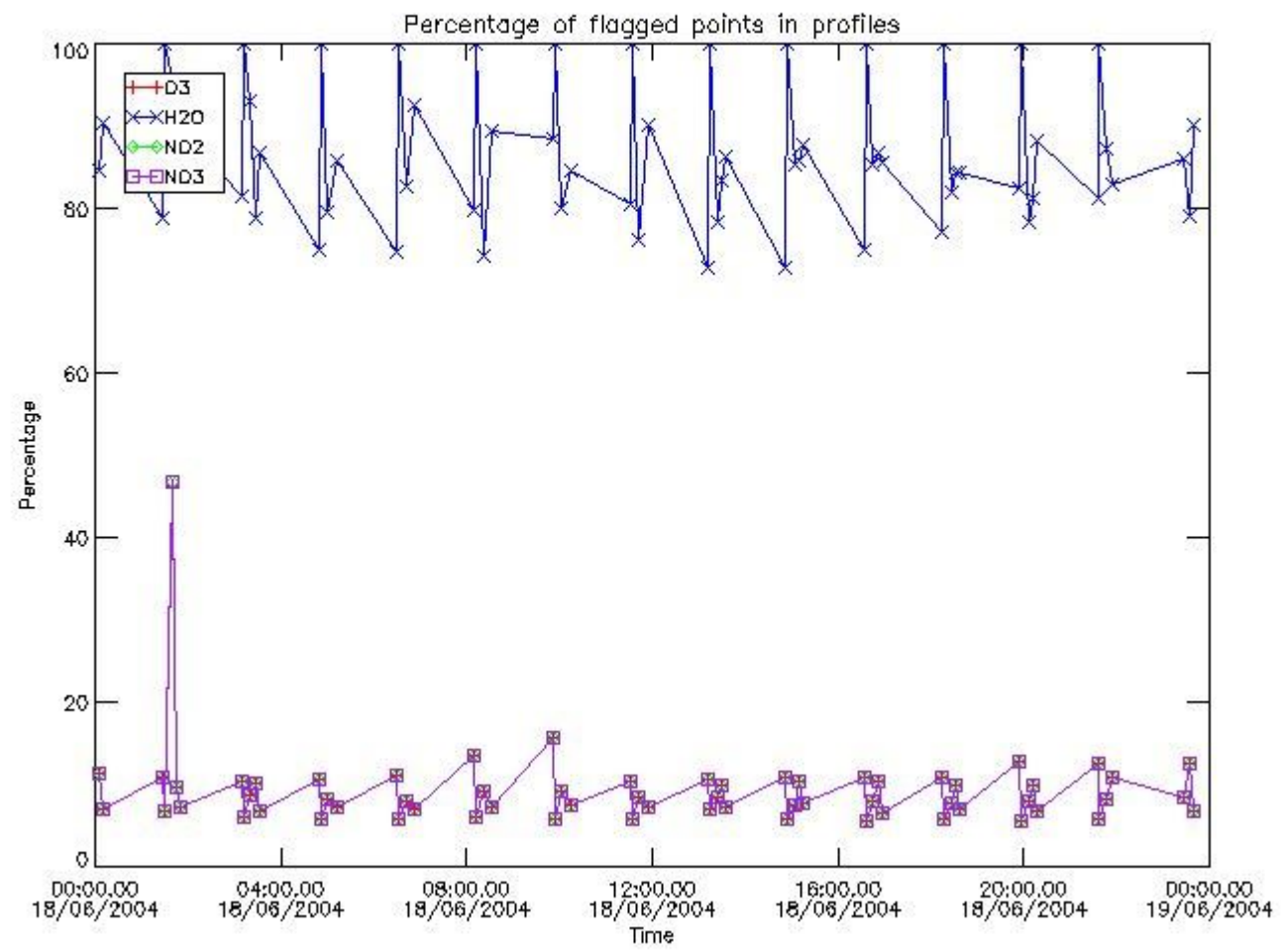
279	GOM_NL__2PRFIN20040618_154926_000000382027_00455_12032_4061.N1	18-JUN-2004 15:49:26	Bright	38.000	127	27Bet Her	2.7810	4700.0	76	12032	No
280	GOM_NL__2PRFIN20040618_155512_000000382027_00455_12032_4062.N1	18-JUN-2004 15:55:12	Bright	38.000	180	27Gam Boo	3.0400	8000.0	76	12032	No
281	GOM_NL__2PRFIN20040618_155735_000000532027_00455_12032_4063.N1	18-JUN-2004 15:57:35	Bright	52.500	5	3Alp Lyr	0.033000	11000.	105	12032	No
282	GOM_NL__2PRFIN20040618_155927_000000462027_00455_12032_4064.N1	18-JUN-2004 15:59:27	Bright	45.500	69	33Gam Dra	2.2310	3800.0	91	12032	No
283	GOM_NL__2PRFIN20040618_160424_000000402027_00455_12032_4065.N1	18-JUN-2004 16:04:24	Bright	39.500	60	7Bet UMi	2.0810	3950.0	79	12032	No
284	GOM_NL__2PRFIN20040618_161553_000000482027_00455_12032_4066.N1	18-JUN-2004 16:15:53	Bright	47.500	74	11Bet Cas	2.2680	6600.0	95	12032	No
285	GOM_NL__2PRFIN20040618_161722_000000452027_00455_12032_4067.N1	18-JUN-2004 16:17:22	Bright	45.000	68	18Alp Cas	2.2250	4500.0	90	12032	No
286	GOM_NL__2PRFIN20040618_161916_000000362027_00455_12032_4068.N1	18-JUN-2004 16:19:16	Bright	35.500	160	23Gam Per	2.9300	4700.0	71	12032	No
287	GOM_NL__2PRFIN20040618_162242_000000442027_00455_12032_4069.N1	18-JUN-2004 16:22:42	Bright	43.500	73	57Gam1And	2.2600	13100.	87	12032	No
288	GOM_NL__2PRFIN20040618_162506_000000692027_00455_12032_4070.N1	18-JUN-2004 16:25:06	Twi_and_stray	69.000	53	43Bet And	2.0480	3300.0	138	12032	No
289	GOM_NL__2PRFIN20040618_162842_000000542027_00455_12032_4071.N1	18-JUN-2004 16:28:42	Twilight	53.500	50	13Alp Ari	2.0070	4250.0	107	12032	No
290	GOM_NL__2PRFIN20040618_163330_000000472027_00455_12032_4072.N1	18-JUN-2004 16:33:30	Dark	46.500	94	92Alp Cet	2.5260	3100.0	93	12032	No
291	GOM_NL__2PRFIN20040618_163555_000000912027_00455_12032_4073.N1	18-JUN-2004 16:35:55	Dark	91.000	140	88Gam Peg	2.8340	26000.	182	12032	No
292	GOM_NL__2PRFIN20040618_164504_000000652027_00455_12032_4074.N1	18-JUN-2004 16:45:04	Dark	65.000	52	16Bet Cet	2.0370	4500.0	130	12032	No
293	GOM_NL__2PRFIN20040618_165128_000000502027_00455_12032_4075.N1	18-JUN-2004 16:51:28	Dark	49.500	9	Alp Eri	0.45300	24000.	99	12032	No
294	GOM_NL__2PRFIN20040618_165638_000000772027_00456_12033_4047.N1	18-JUN-2004 16:56:38	Dark	77.000	18	24Alp PsA	1.1660	9700.0	154	12033	No
295	GOM_NL__2PRFIN20040618_165928_000000512027_00456_12033_4048.N1	18-JUN-2004 16:59:28	Straylight	50.500	31	Alp Gru	1.7340	15200.	101	12033	No
296	GOM_NL__2PRFIN20040618_170301_000000452027_00456_12033_4049.N1	18-JUN-2004 17:03:01	Straylight	45.000	45	Alp Pav	1.9400	26000.	90	12033	No
297	GOM_NL__2PRFIN20040618_170440_000000422027_00456_12033_4050.N1	18-JUN-2004 17:04:40	Straylight	41.500	43	Alp TrA	1.9100	4250.0	83	12033	No
298	GOM_NL__2PRFIN20040618_170748_000000492027_00456_12033_4051.N1	18-JUN-2004 17:07:48	Straylight	49.000	141	Bet Ara	2.8400	4600.0	98	12033	No
299	GOM_NL__2PRFIN20040618_170911_000000402027_00456_12033_4052.N1	18-JUN-2004 17:09:11	Straylight	40.000	147	Alp Ara	2.8770	26000.	80	12033	No
300	GOM_NL__2PRFIN20040618_171057_000000482027_00456_12033_4053.N1	18-JUN-2004 17:10:57	Twi_and_stray	48.000	40	The Sco	1.8590	7100.0	96	12033	No
301	GOM_NL__2PRFIN20040618_171239_000000462027_00456_12033_4054.N1	18-JUN-2004 17:12:39	Twi_and_stray	45.500	25	35Lam Sco	1.6200	28000.	91	12033	No
302	GOM_NL__2PRFIN20040618_171402_000000462027_00456_12033_4055.N1	18-JUN-2004 17:14:02	Bright	45.500	75	26Eps Sco	2.2910	4250.0	91	12033	No
303	GOM_NL__2PRFIN20040618_171611_000000572027_00456_12033_4056.N1	18-JUN-2004 17:16:11	Bright	57.000	155	41Pi Sgr	2.9000	6600.0	114	12033	No
304	GOM_NL__2PRFIN20040618_171907_000000402027_00456_12033_4057.N1	18-JUN-2004 17:19:07	Bright	40.000	86	35Eta Oph	2.4300	10200.	80	12033	No
305	GOM_NL__2PRFIN20040618_172051_000000392027_00456_12033_4058.N1	18-JUN-2004 17:20:51	Bright	38.500	98	13Zet Oph	2.5710	30000.	77	12033	No
306	GOM_NL__2PRFIN20040618_172257_000000372027_00456_12033_4059.N1	18-JUN-2004 17:22:57	Bright	37.000	120	1Del Oph	2.7340	3200.0	74	12033	No
307	GOM_NL__2PRFIN20040618_172526_000000432027_00456_12033_4060.N1	18-JUN-2004 17:25:26	Bright	43.000	126	60Bet Oph	2.7700	4250.0	86	12033	No
308	GOM_NL__2PRFIN20040618_172754_000000442027_00456_12033_4061.N1	18-JUN-2004 17:27:54	Bright	43.500	59	55Alp Oph	2.0800	8900.0	87	12033	No
309	GOM_NL__2PRFIN20040618_173002_000000372027_00456_12033_4062.N1	18-JUN-2004 17:30:02	Bright	36.500	127	27Bet Her	2.7810	4700.0	73	12033	No
310	GOM_NL__2PRFIN20040618_173547_000000382027_00456_12033_4063.N1	18-JUN-2004 17:35:47	Bright	38.000	180	27Gam Boo	3.0400	8000.0	76	12033	No
311	GOM_NL__2PRFIN20040618_173810_000000542027_00456_12033_4064.N1	18-JUN-2004 17:38:10	Bright	54.000	5	3Alp Lyr	0.033000	11000.	108	12033	No
312	GOM_NL__2PRFIN20040618_174003_000000452027_00456_12033_4065.N1	18-JUN-2004 17:40:03	Bright	45.000	69	33Gam Dra	2.2310	3800.0	90	12033	No
313	GOM_NL__2PRFIN20040618_174459_000000392027_00456_12033_4066.N1	18-JUN-2004 17:44:59	Bright	39.000	60	7Bet UMi	2.0810	3950.0	78	12033	No
314	GOM_NL__2PRFIN20040618_175629_000000452027_00456_12033_4067.N1	18-JUN-2004 17:56:29	Bright	45.000	74	11Bet Cas	2.2680	6600.0	90	12033	No
315	GOM_NL__2PRFIN20040618_175757_000000642027_00456_12033_4068.N1	18-JUN-2004 17:57:57	Bright	64.000	68	18Alp Cas	2.2250	4500.0	128	12033	No
316	GOM_NL__2PRFIN20040618_175952_000000422027_00456_12033_4069.N1	18-JUN-2004 17:59:52	Bright	42.000	160	23Gam Per	2.9300	4700.0	84	12033	No
317	GOM_NL__2PRFIN20040618_180318_000000422027_00456_12033_4070.N1	18-JUN-2004 18:03:18	Bright	41.500	73	57Gam1And	2.2600	13100.	83	12033	No
318	GOM_NL__2PRFIN20040618_180541_000000572027_00456_12033_4071.N1	18-JUN-2004 18:05:41	Twi_and_stray	56.500	53	43Bet And	2.0480	3300.0	113	12033	No
319	GOM_NL__2PRFIN20040618_180919_000000582027_00456_12033_4072.N1	18-JUN-2004 18:09:19	Twilight	58.000	50	13Alp Ari	2.0070	4250.0	116	12033	No
320	GOM_NL__2PRFIN20040618_181407_000000472027_00456_12033_4073.N1	18-JUN-2004 18:14:07	Dark	46.500	94	92Alp Cet	2.5260	3100.0	93	12033	No
321	GOM_NL__2PRFIN20040618_181632_000000892027_00456_12033_4074.N1	18-JUN-2004 18:16:32	Dark	89.000	140	88Gam Peg	2.8340	26000.	178	12033	No
322	GOM_NL__2PRFIN20040618_182541_000000672027_00456_12033_4075.N1	18-JUN-2004 18:25:41	Dark	67.000	52	16Bet Cet	2.0370	4500.0	134	12033	No
323	GOM_NL__2PRFIN20040618_183205_000000522027_00456_12033_4076.N1	18-JUN-2004 18:32:05	Dark	51.500	9	Alp Eri	0.45300	24000.	103	12033	No
324	GOM_NL__2PRFIN20040618_183715_000000742027_00457_12034_4048.N1	18-JUN-2004 18:37:15	Dark	74.000	18	24Alp PsA	1.1660	9700.0	148	12034	No
325	GOM_NL__2PRFIN20040618_184006_000000502027_00457_12034_4049.N1	18-JUN-2004 18:40:06	Straylight	50.000	31	Alp Gru	1.7340	15200.	100	12034	No
326	GOM_NL__2PRFIN20040618_184337_000000432027_00457_12034_4050.N1	18-JUN-2004 18:43:37	Straylight	43.000	45	Alp Pav	1.9400	26000.	86	12034	No
327	GOM_NL__2PRFIN20040618_184516_000000412027_00457_12034_4051.N1	18-JUN-2004 18:45:16	Straylight	41.000	43	Alp TrA	1.9100	4250.0	82	12034	No
328	GOM_NL__2PRFIN20040618_184824_000000482027_00457_12034_4052.N1	18-JUN-2004 18:48:24	Straylight	47.500	141	Bet Ara	2.8400	4600.0	95	12034	No
329	GOM_NL__2PRFIN20040618_184948_000000392027_00457_12034_4053.N1	18-JUN-2004 18:49:48	Straylight	39.000	147	Alp Ara	2.8770	26000.	78	12034	No
330	GOM_NL__2PRFIN20040618_185133_000000462027_00457_12034_4054.N1	18-JUN-2004 18:51:33	Twi_and_stray	46.000	40	The Sco	1.8590	7100.0	92	12034	No
331	GOM_NL__2PRFIN20040618_185315_000000422027_00457_12034_4055.N1	18-JUN-2004 18:53:15	Twi_and_stray	41.500	25	35Lam Sco	1.6200	28000.	83	12034	No
332	GOM_NL__2PRFIN20040618_185438_000000452027_00457_12034_4056.N1	18-JUN-2004 18:54:38	Bright	45.000	75	26Eps Sco	2.2910	4250.0	90	12034	No
333	GOM_NL__2PRFIN20040618_185647_000000552027_00457_12034_4057.N1	18-JUN-2004 18:56:47	Bright	55.000	155	41Pi Sgr	2.9000	6600.0	110	12034	No
334	GOM_NL__2PRFIN20040618_185943_000000402027_00457_12034_4058.N1	18-JUN-2004 18:59:43	Bright	40.000	86	35Eta Oph	2.4300	10200.	80	12034	No
335	GOM_NL__2PRFIN20040618_190127_000000392027_00457_12034_4059.N1	18-JUN-2004 19:01:27	Bright	38.500	98	13Zet Oph	2.5710	30000.	77	12034	No
336	GOM_NL__2PRFIN20040618_190333_000000382027_00457_12034_4060.N1	18-JUN-2004 19:03:33	Bright	37.500	120	1Del Oph	2.7340	3200.0	75	12034	No
337	GOM_NL__2PRFIN20040618_190602_000000432027_00457_12034_4061.N1	18-JUN-2004 19:06:02	Bright	42.500	126	60Bet Oph	2.7700	4250.0	85	12034	No

338	GOM_NL__2PRFIN20040618_190829_000000422027_00457_12034_4062.N1	18-JUN-2004 19:08:29	Bright	42.000	59	55Alp Oph	2.0800	8900.0	84	12034	No
339	GOM_NL__2PRFIN20040618_191038_000000402027_00457_12034_4063.N1	18-JUN-2004 19:10:38	Bright	39.500	127	27Bet Her	2.7810	4700.0	79	12034	No
340	GOM_NL__2PRFIN20040618_191624_000000392027_00457_12034_4064.N1	18-JUN-2004 19:16:24	Bright	39.000	180	27Gam Boo	3.0400	8000.0	78	12034	No
341	GOM_NL__2PRFIN20040618_191846_000000532027_00457_12034_4065.N1	18-JUN-2004 19:18:46	Bright	52.500	5	3Alp Lyr	0.033000	11000.	105	12034	No
342	GOM_NL__2PRFIN20040618_192039_000000452027_00457_12034_4066.N1	18-JUN-2004 19:20:39	Bright	45.000	69	33Gam Dra	2.2310	3800.0	90	12034	No
343	GOM_NL__2PRFIN20040618_192536_000000412027_00457_12034_4067.N1	18-JUN-2004 19:25:36	Bright	40.500	60	7Bet UMi	2.0810	3950.0	81	12034	No
344	GOM_NL__2PRFIN20040618_193705_000000532027_00457_12034_4068.N1	18-JUN-2004 19:37:05	Bright	53.000	74	11Bet Cas	2.2680	6600.0	106	12034	No
345	GOM_NL__2PRFIN20040618_193833_000000442027_00457_12034_4069.N1	18-JUN-2004 19:38:33	Bright	43.500	68	18Alp Cas	2.2250	4500.0	87	12034	No
346	GOM_NL__2PRFIN20040618_194028_000000382027_00457_12034_4070.N1	18-JUN-2004 19:40:28	Bright	38.000	160	23Gam Per	2.9300	4700.0	76	12034	No
347	GOM_NL__2PRFIN20040618_194354_000000442027_00457_12034_4071.N1	18-JUN-2004 19:43:54	Bright	43.500	73	57Gam1And	2.2600	13100.	87	12034	No
348	GOM_NL__2PRFIN20040618_194618_000000602027_00457_12034_4072.N1	18-JUN-2004 19:46:18	Twilight	59.500	53	43Bet And	2.0480	3300.0	119	12034	No
349	GOM_NL__2PRFIN20040618_194955_000000512027_00457_12034_4073.N1	18-JUN-2004 19:49:55	Twilight	51.000	50	13Alp Ari	2.0070	4250.0	102	12034	No
350	GOM_NL__2PRFIN20040618_195443_000000402027_00457_12034_4074.N1	18-JUN-2004 19:54:43	Dark	40.000	94	92Alp Cet	2.5260	3100.0	80	12034	No
351	GOM_NL__2PRFIN20040618_195709_000000932027_00457_12034_4075.N1	18-JUN-2004 19:57:09	Dark	92.500	140	88Gam Peg	2.8340	26000.	185	12034	No
352	GOM_NL__2PRFIN20040618_200618_000000652027_00457_12034_4076.N1	18-JUN-2004 20:06:18	Dark	65.000	52	16Bet Cet	2.0370	4500.0	130	12034	No
353	GOM_NL__2PRFIN20040618_201241_000000512027_00457_12034_4077.N1	18-JUN-2004 20:12:41	Dark	51.000	9	Alp Eri	0.45300	24000.	102	12034	No
354	GOM_NL__2PRFIN20040618_201753_000000762027_00458_12035_4049.N1	18-JUN-2004 20:17:53	Dark	76.000	18	24Alp PsA	1.1660	9700.0	152	12035	No
355	GOM_NL__2PRFIN20040618_202042_000000522027_00458_12035_4050.N1	18-JUN-2004 20:20:42	Straylight	51.500	31	Alp Gru	1.7340	15200.	103	12035	No
356	GOM_NL__2PRFIN20040618_202414_000000432027_00458_12035_4051.N1	18-JUN-2004 20:24:14	Straylight	43.000	45	Alp Pav	1.9400	26000.	86	12035	No
357	GOM_NL__2PRFIN20040618_202552_000000432027_00458_12035_4052.N1	18-JUN-2004 20:25:52	Straylight	42.500	43	Alp TrA	1.9100	4250.0	85	12035	No
358	GOM_NL__2PRFIN20040618_202900_000000392027_00458_12035_4053.N1	18-JUN-2004 20:29:00	Straylight	39.000	141	Bet Ara	2.8400	4600.0	78	12035	No
359	GOM_NL__2PRFIN20040618_203024_000000402027_00458_12035_4054.N1	18-JUN-2004 20:30:24	Straylight	39.500	147	Alp Ara	2.8770	26000.	79	12035	No
360	GOM_NL__2PRFIN20040618_203209_000000452027_00458_12035_4055.N1	18-JUN-2004 20:32:09	Twilight	45.000	40	The Sco	1.8590	7100.0	90	12035	No
361	GOM_NL__2PRFIN20040618_203351_000000442027_00458_12035_4056.N1	18-JUN-2004 20:33:51	Twilight	44.000	25	35Lam Sco	1.6200	28000.	88	12035	No
362	GOM_NL__2PRFIN20040618_203514_000000452027_00458_12035_4057.N1	18-JUN-2004 20:35:14	Bright	45.000	75	26Eps Sco	2.2910	4250.0	90	12035	No
363	GOM_NL__2PRFIN20040618_203724_000000552027_00458_12035_4058.N1	18-JUN-2004 20:37:24	Bright	55.000	155	41Pi Sgr	2.9000	6600.0	110	12035	No
364	GOM_NL__2PRFIN20040618_204019_000000412027_00458_12035_4059.N1	18-JUN-2004 20:40:19	Bright	40.500	86	35Eta Oph	2.4300	10200.	81	12035	No
365	GOM_NL__2PRFIN20040618_204203_000000382027_00458_12035_4060.N1	18-JUN-2004 20:42:03	Bright	38.000	98	13Zet Oph	2.5710	30000.	76	12035	No
366	GOM_NL__2PRFIN20040618_204409_000000382027_00458_12035_4061.N1	18-JUN-2004 20:44:09	Bright	38.000	120	1Del Oph	2.7340	3200.0	76	12035	No
367	GOM_NL__2PRFIN20040618_204637_000000432027_00458_12035_4062.N1	18-JUN-2004 20:46:37	Bright	42.500	126	60Bet Oph	2.7700	4250.0	85	12035	No
368	GOM_NL__2PRFIN20040618_204905_000000442027_00458_12035_4063.N1	18-JUN-2004 20:49:05	Bright	43.500	59	55Alp Oph	2.0800	8900.0	87	12035	No
369	GOM_NL__2PRFIN20040618_205114_000000392027_00458_12035_4064.N1	18-JUN-2004 20:51:14	Bright	38.500	127	27Bet Her	2.7810	4700.0	77	12035	No
370	GOM_NL__2PRFIN20040618_205255_000000382027_00458_12035_4065.N1	18-JUN-2004 20:52:55	Bright	38.000	67	5Alp CrB	2.2210	11000.	76	12035	No
371	GOM_NL__2PRFIN20040618_205701_000000402027_00458_12035_4066.N1	18-JUN-2004 20:57:01	Bright	39.500	180	27Gam Boo	3.0400	8000.0	79	12035	No
372	GOM_NL__2PRFIN20040618_205920_000000532027_00458_12035_4067.N1	18-JUN-2004 20:59:20	Bright	52.500	5	3Alp Lyr	0.033000	11000.	105	12035	No
373	GOM_NL__2PRFIN20040618_210114_000000452027_00458_12035_4068.N1	18-JUN-2004 21:01:14	Bright	44.500	69	33Gam Dra	2.2310	3800.0	89	12035	No
374	GOM_NL__2PRFIN20040618_211046_000000372027_00458_12035_4069.N1	18-JUN-2004 21:10:46	Bright	37.000	49	1Alp UMi	1.9900	6300.0	74	12035	No
375	GOM_NL__2PRFIN20040618_211740_000000472027_00458_12035_4070.N1	18-JUN-2004 21:17:40	Bright	47.000	74	11Bet Cas	2.2680	6600.0	94	12035	No
376	GOM_NL__2PRFIN20040618_211908_000000462027_00458_12035_4071.N1	18-JUN-2004 21:19:08	Bright	46.000	68	18Alp Cas	2.2250	4500.0	92	12035	No
377	GOM_NL__2PRFIN20040618_212104_000000372027_00458_12035_4072.N1	18-JUN-2004 21:21:04	Bright	36.500	160	23Gam Per	2.9300	4700.0	73	12035	No
378	GOM_NL__2PRFIN20040618_212430_000000442027_00458_12035_4073.N1	18-JUN-2004 21:24:30	Bright	43.500	73	57Gam1And	2.2600	13100.	87	12035	No
379	GOM_NL__2PRFIN20040618_212654_000000612027_00458_12035_4074.N1	18-JUN-2004 21:26:54	Twilight	60.500	53	43Bet And	2.0480	3300.0	121	12035	No
380	GOM_NL__2PRFIN20040618_213032_000000502027_00458_12035_4075.N1	18-JUN-2004 21:30:32	Twilight	50.000	50	13Alp Ari	2.0070	4250.0	100	12035	No
381	GOM_NL__2PRFIN20040618_213519_000000412027_00458_12035_4076.N1	18-JUN-2004 21:35:19	Dark	40.500	94	92Alp Cet	2.5260	3100.0	81	12035	No
382	GOM_NL__2PRFIN20040618_213747_000000892027_00458_12035_4077.N1	18-JUN-2004 21:37:47	Dark	89.000	140	88Gam Peg	2.8340	26000.	178	12035	No
383	GOM_NL__2PRFIN20040618_214656_000000632027_00458_12035_4078.N1	18-JUN-2004 21:46:56	Dark	62.500	52	16Bet Cet	2.0370	4500.0	125	12035	No
384	GOM_NL__2PRFIN20040618_215317_000000472027_00458_12035_4079.N1	18-JUN-2004 21:53:17	Dark	47.000	9	Alp Eri	0.45300	24000.	94	12035	No
385	GOM_NL__2PRFIN20040618_232732_000000612027_00459_12036_3929.N1	18-JUN-2004 23:27:32	Dark	61.000	52	16Bet Cet	2.0370	4500.0	122	12036	No
386	GOM_NL__2PRFIN20040618_233353_000000412027_00459_12036_3930.N1	18-JUN-2004 23:33:53	Dark	40.500	9	Alp Eri	0.45300	24000.	81	12036	No
387	GOM_NL__2PRFIN20040618_233908_000000762027_00460_12037_4062.N1	18-JUN-2004 23:39:08	Dark	76.000	18	24Alp PsA	1.1660	9700.0	152	12037	No
388	GOM_NL__2PRFIN20040618_234156_000000502027_00460_12037_4063.N1	18-JUN-2004 23:41:56	Straylight	50.000	31	Alp Gru	1.7340	15200.	100	12037	No
389	GOM_NL__2PRFIN20040618_234526_000000452027_00460_12037_4064.N1	18-JUN-2004 23:45:26	Straylight	45.000	45	Alp Pav	1.9400	26000.	90	12037	No
390	GOM_NL__2PRFIN20040618_234704_000000432027_00460_12037_4065.N1	18-JUN-2004 23:47:04	Straylight	43.000	43	Alp TrA	1.9100	4250.0	86	12037	No
391	GOM_NL__2PRFIN20040618_235012_000000402027_00460_12037_4066.N1	18-JUN-2004 23:50:12	Straylight	40.000	141	Bet Ara	2.8400	4600.0	80	12037	No
392	GOM_NL__2PRFIN20040618_235135_000000402027_00460_12037_4067.N1	18-JUN-2004 23:51:35	Straylight	39.500	147	Alp Ara	2.8770	26000.	79	12037	No
393	GOM_NL__2PRFIN20040618_235321_000000452027_00460_12037_4068.N1	18-JUN-2004 23:53:21	Twilight	45.000	40	The Sco	1.8590	7100.0	90	12037	No
394	GOM_NL__2PRFIN20040618_235502_000000452027_00460_12037_4069.N1	18-JUN-2004 23:55:02	Twilight	44.500	25	35Lam Sco	1.6200	28000.	89	12037	No
395	GOM_NL__2PRFIN20040618_235627_000000472027_00460_12037_4070.N1	18-JUN-2004 23:56:27	Bright	46.500	75	26Eps Sco	2.2910	4250.0	93	12037	No
396	GOM_NL__2PRFIN20040618_235836_000000562027_00460_12037_4071.N1	18-JUN-2004 23:58:36	Bright	56.000	155	41Pi Sgr	2.9000	6600.0	112	12037	No

3. Quality information per product


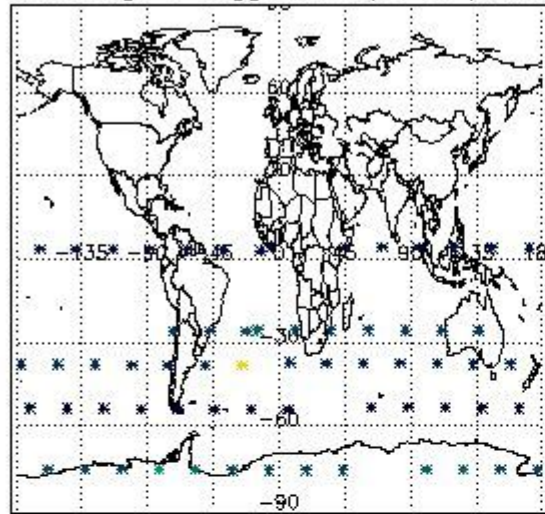
In this section it is plotted some information contained in the Quality Summary data set of the level 2 products. Only products in dark limb conditions and without errors (error flag in the MPH set to "0") are used.

3.1 Plot quality information per product (time dependant)

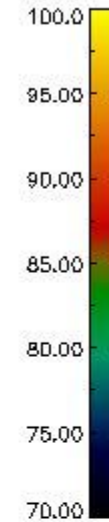
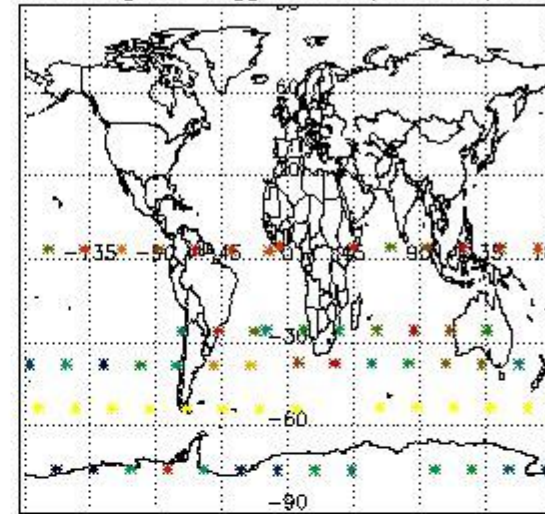


3.2 Plot quality information per product (world map)


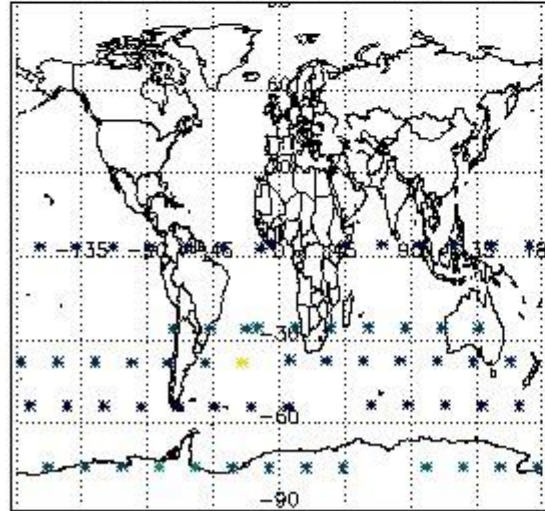
Percentage of flagged data per O3 profile



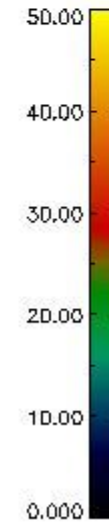
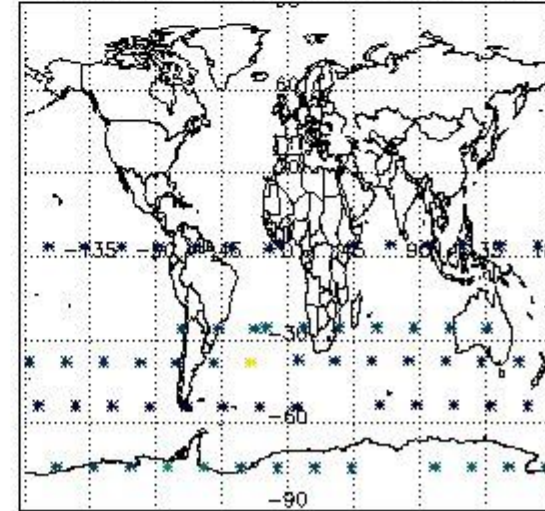
Percentage of flagged data per H2O profile



Percentage of flagged data per NO2 profile



Percentage of flagged data per NO3 profile

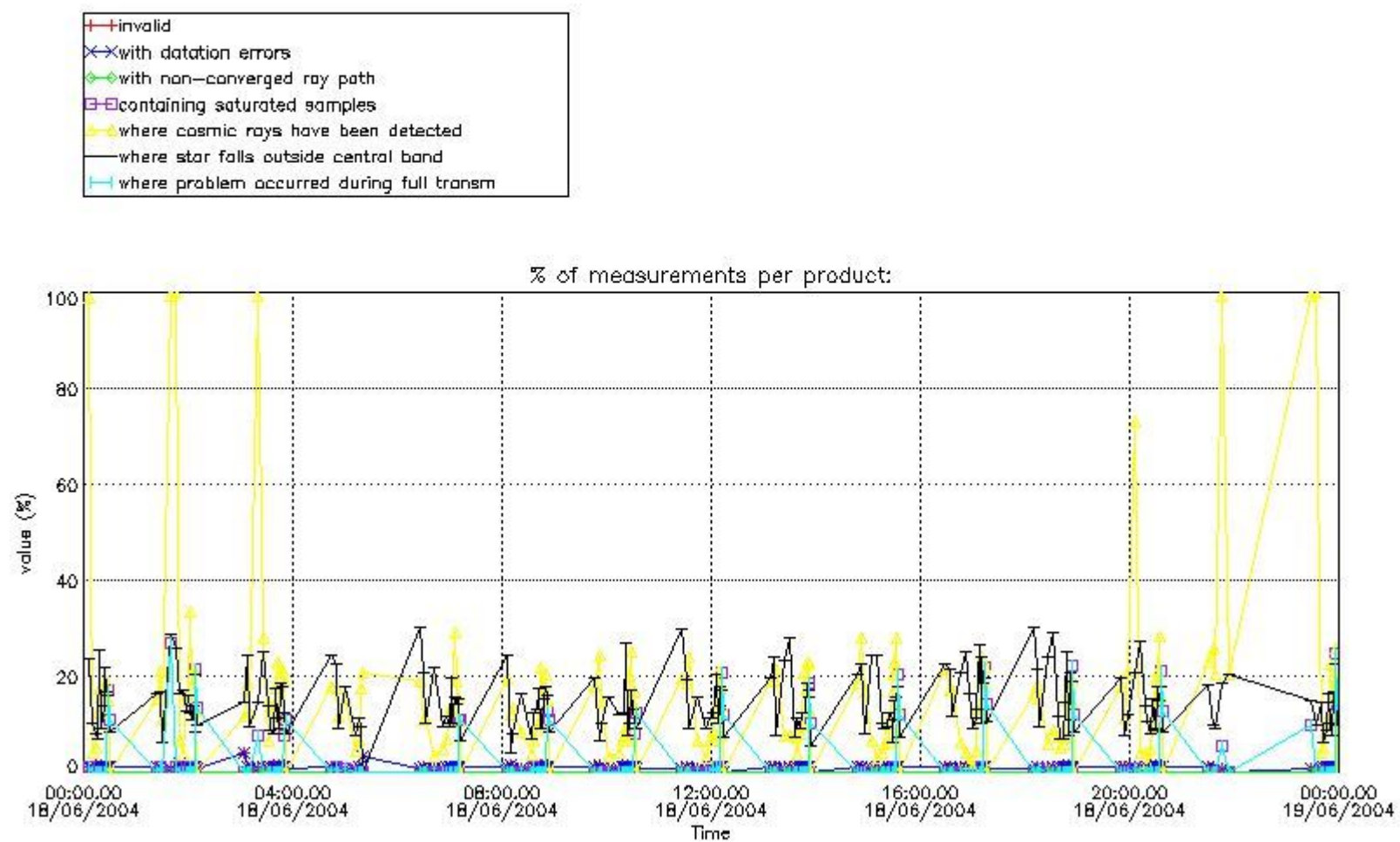


4. Level 1 quality information per product

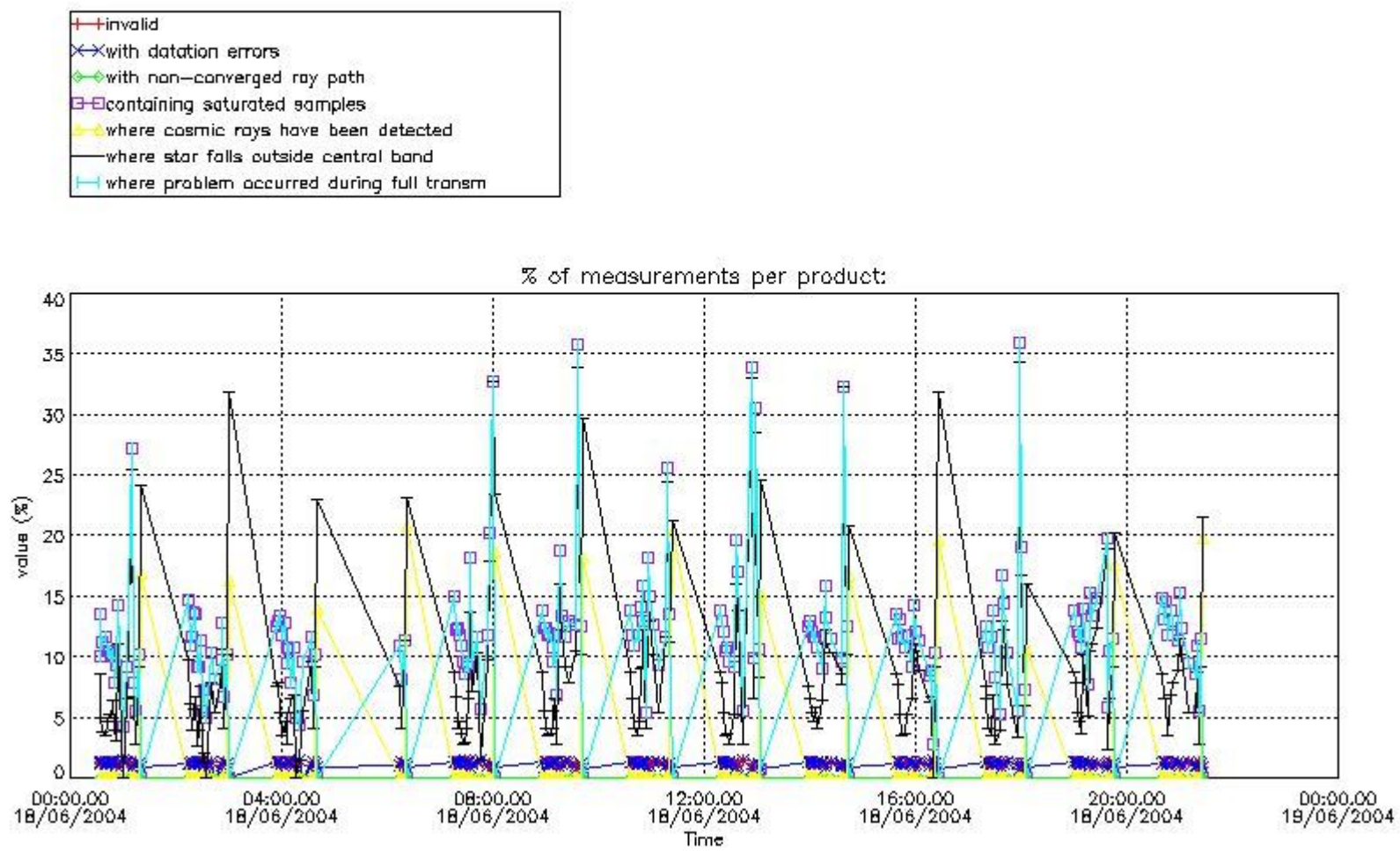
In this section it is plotted some information contained in the Quality Summary data set of the level 2 products that comes from the level 1b processing. Products without errors (error flag in the MPH set to "0") are used.

4.1 Plot quality information per product (time dependant) coming from level 1b processing

4.1.1 Plot level 1 quality information per product (time dependant): ENVISAT ASCENDING passes



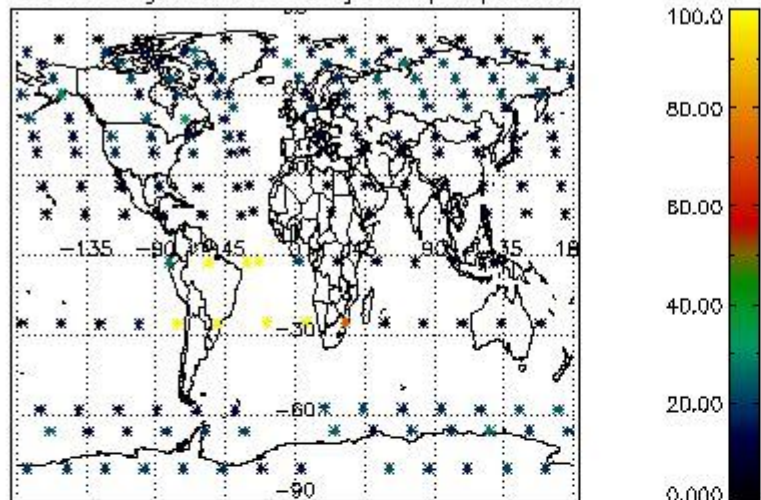
4.1.2 Plot level 1 quality information per product (time dependant): ENVISAT DESCENDING passes



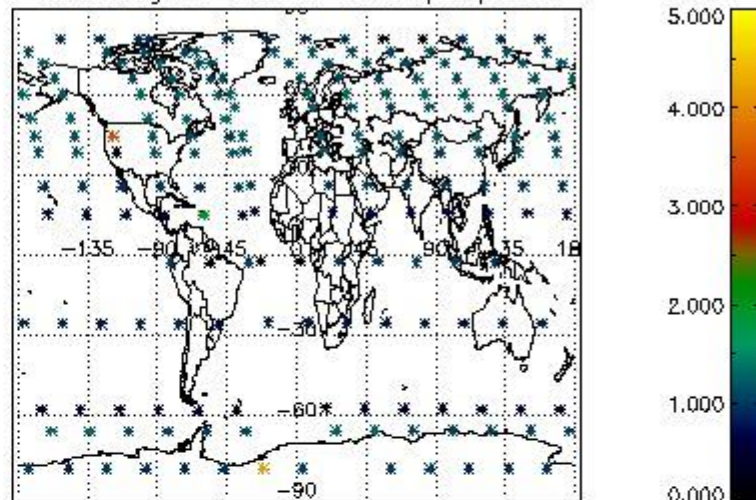
4.2 Plot quality information per product coming from level 1b processing (world map)

4.2.1 Plot level 1 quality information per product (world map): ENVISAT ASCENDING passes

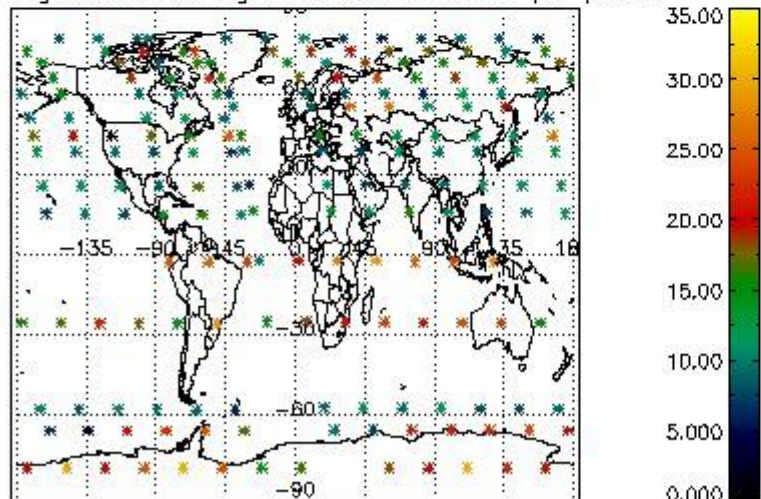
Percentage of cosmic ray hits per profile



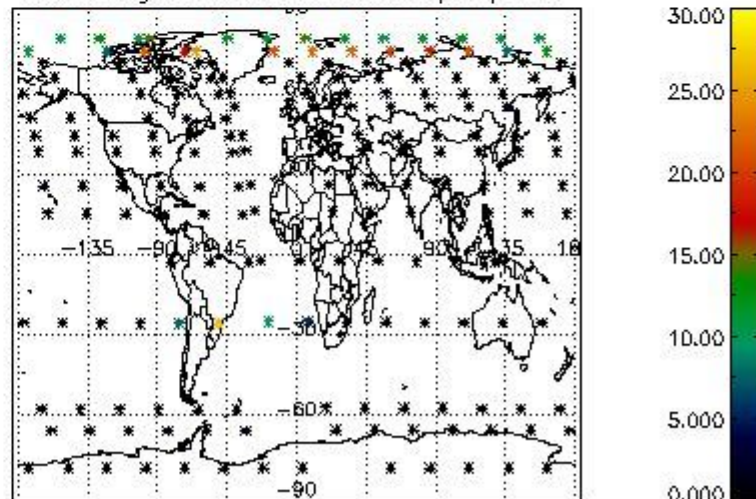
Percentage of datation errors per profile



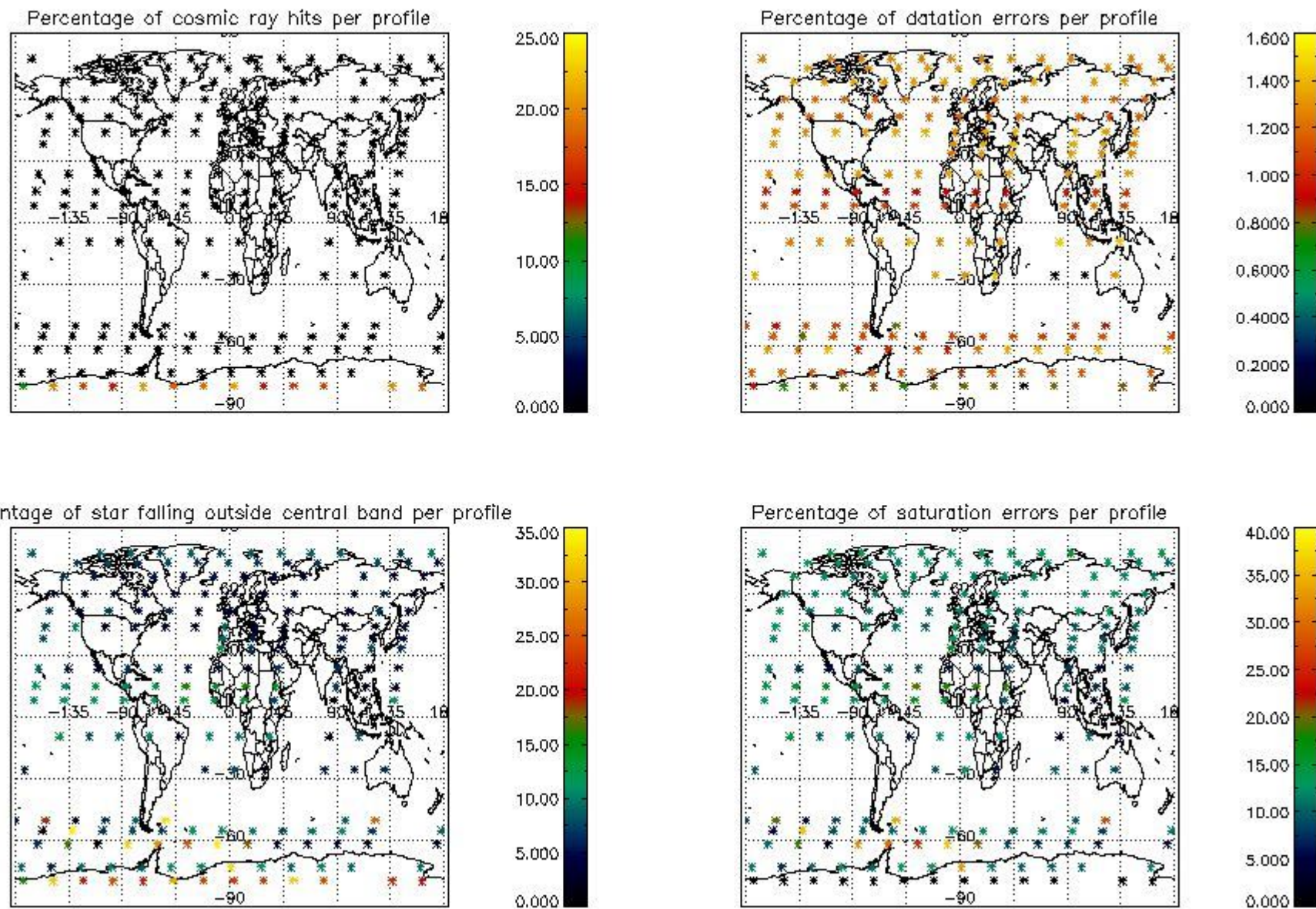
Percentage of star falling outside central band per profile



Percentage of saturation errors per profile



4.2.2 Plot level 1 quality information per product (world map): ENVISAT DESCENDING passes



5. Trace gas profiles

5.1 Ozone statistics based on quality of products

The final quality of the products can be "measured" using the STD (Standard Deviation) attached to every point profile. This information is written to the parameter GOM_NL__2P/NL_LOCAL_SPECIES_DENSITY/o3_std of the level 2 products. The table below shows the statistics for given STD ranges.

The statistics are given with respect to the overall valid production:

- Products without fatal errors: GOM_NL__2P/MPH/PRODUCT_ERR=0
- Valid point profile: GOM_NL__2P/NL_LOCAL_SPECIES_DENSITY/pcd(0)=0

The 'Criteria' is applied to valid points of dark limb products:

- Products in dark limb illumination condition: GOM_NL__2P/NL_SUMMARY_QUALITY/obs_ill_cond=0
- Products without fatal errors: GOM_NL__2P/MPH/PRODUCT_ERR=0
- Valid point profile: GOM_NL__2P/NL_LOCAL_SPECIES_DENSITY/pcd(0)=0

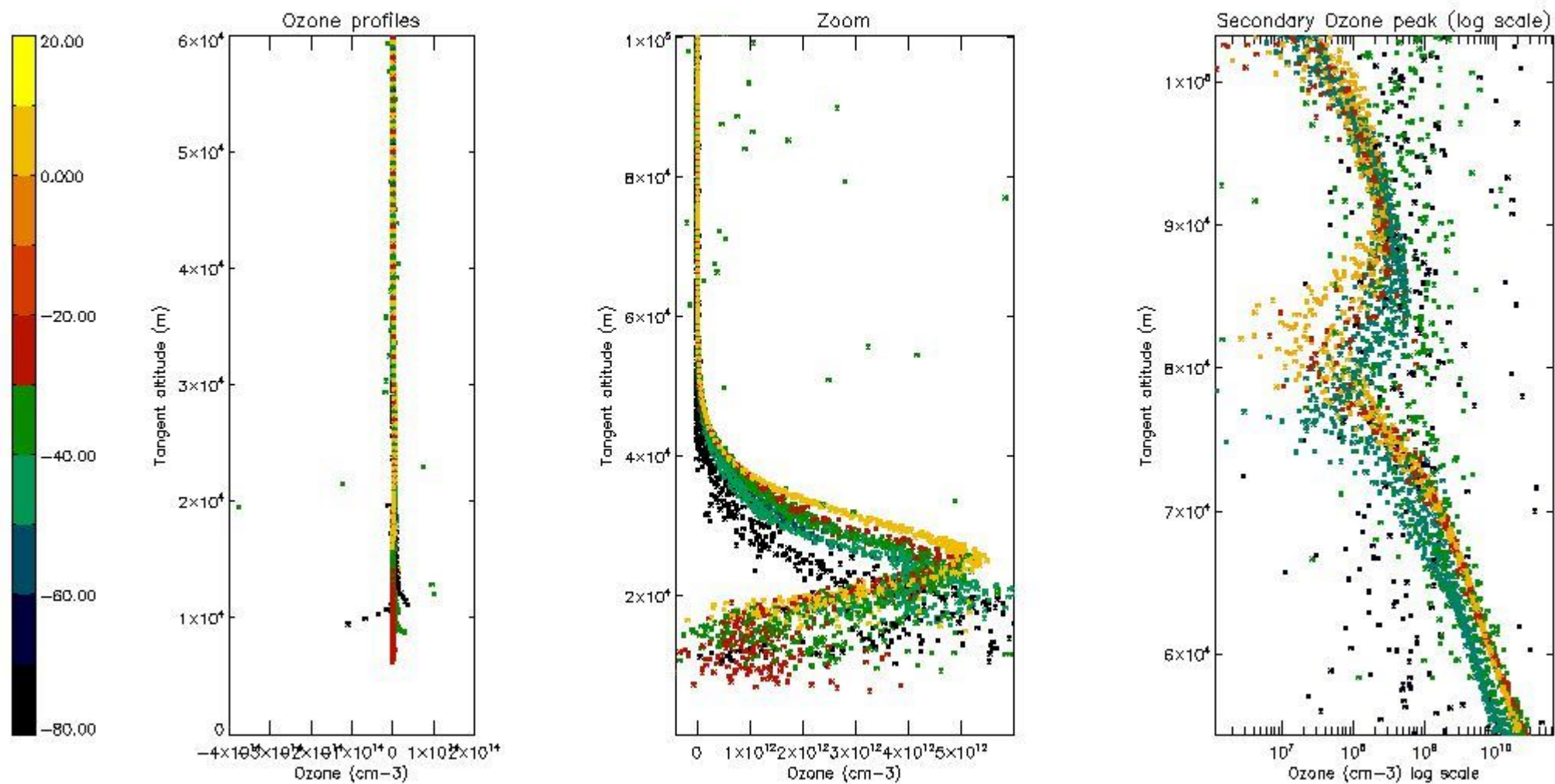
So, the table below shows the percentage of dark limb and valid observations for each criteria with respect to the overall valid daily observations.

Criteria	% of total production
All STD	23
STD < 20	12

STD < 10	10
STD < 5	8

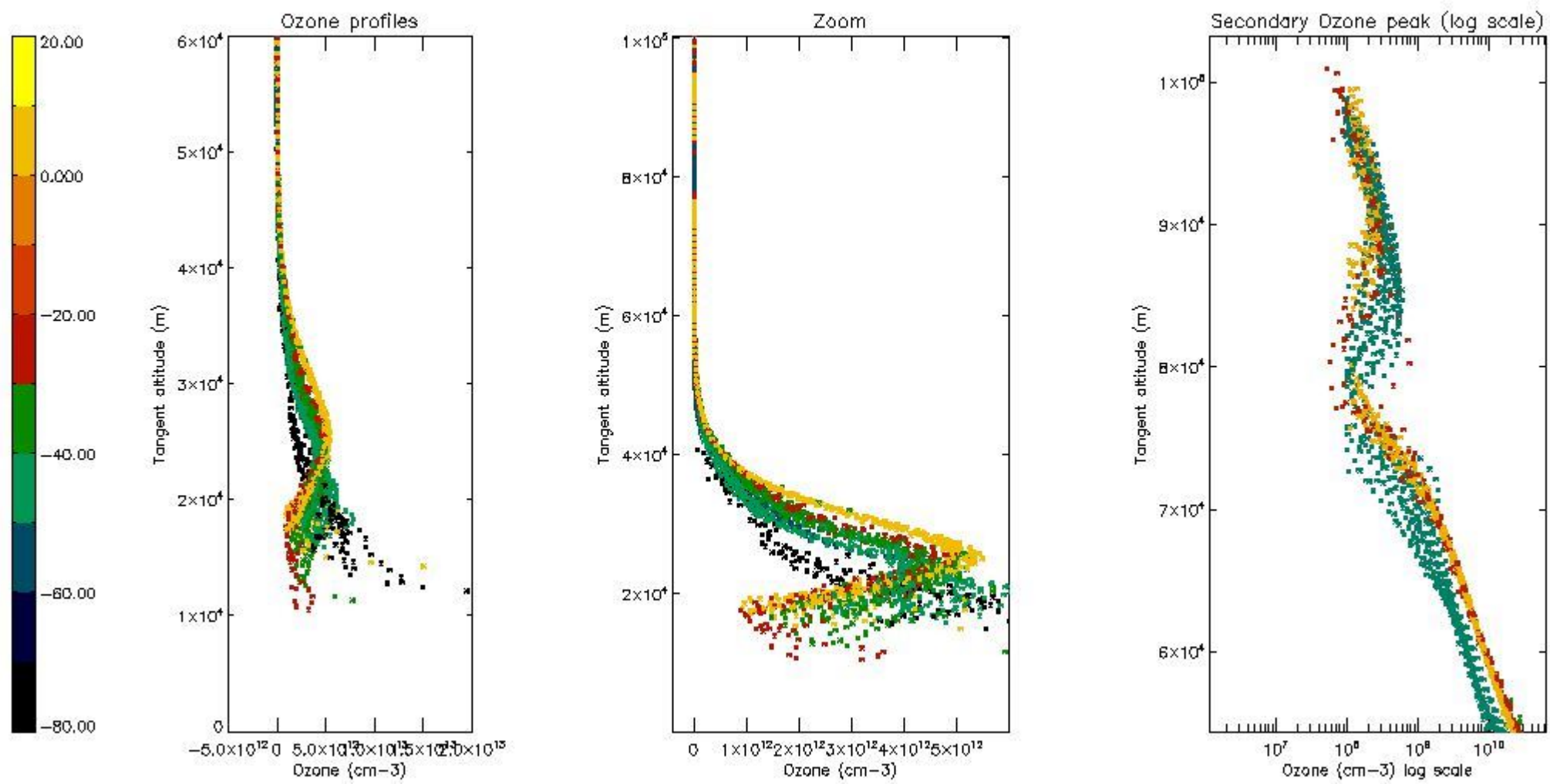
5.2 Plot ozone profiles for all STD (dark without errors)

The colorbar represents the latitude.



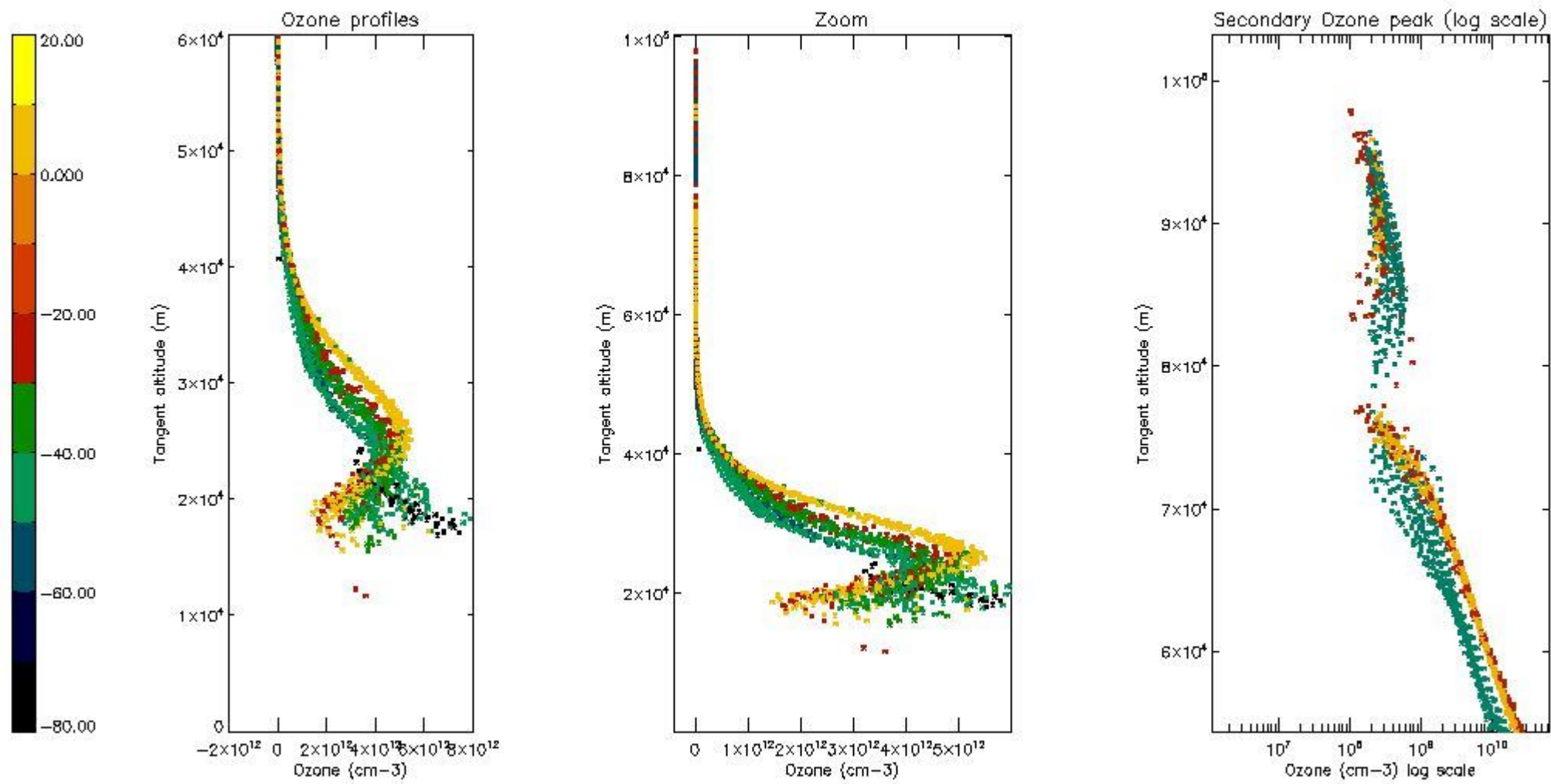
5.3 Plot ozone profiles where STD < 20% (dark without errors)

The colorbar represents the latitude.



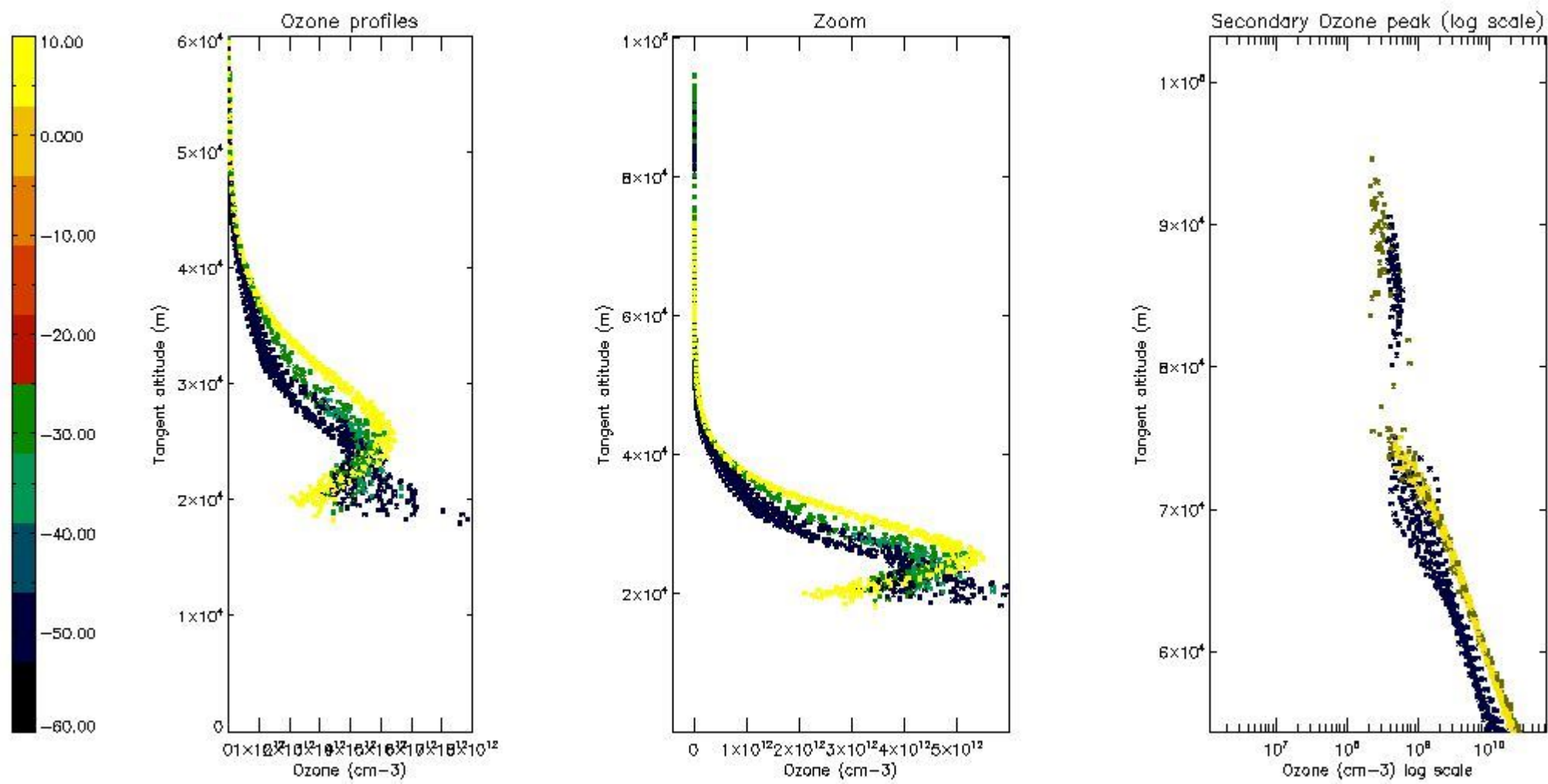
5.4 Plot ozone profiles where STD < 10% (dark without errors)

The colorbar represents the latitude.



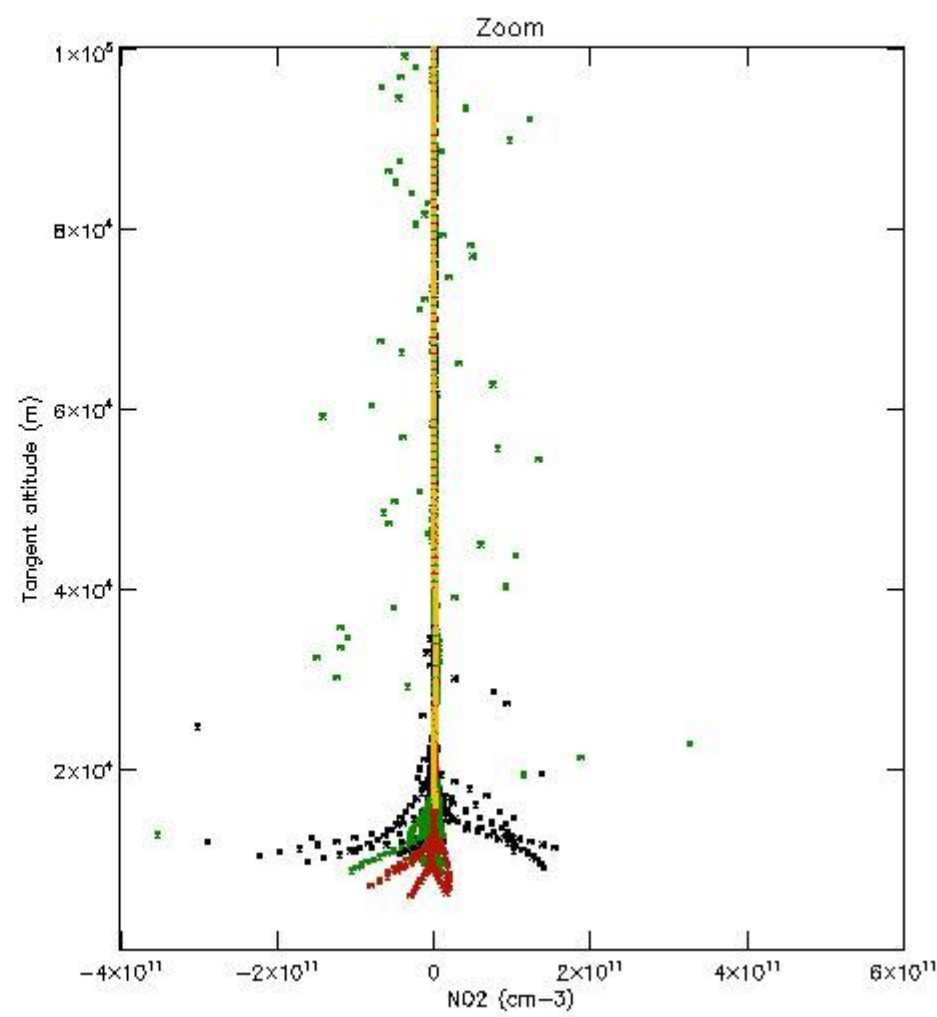
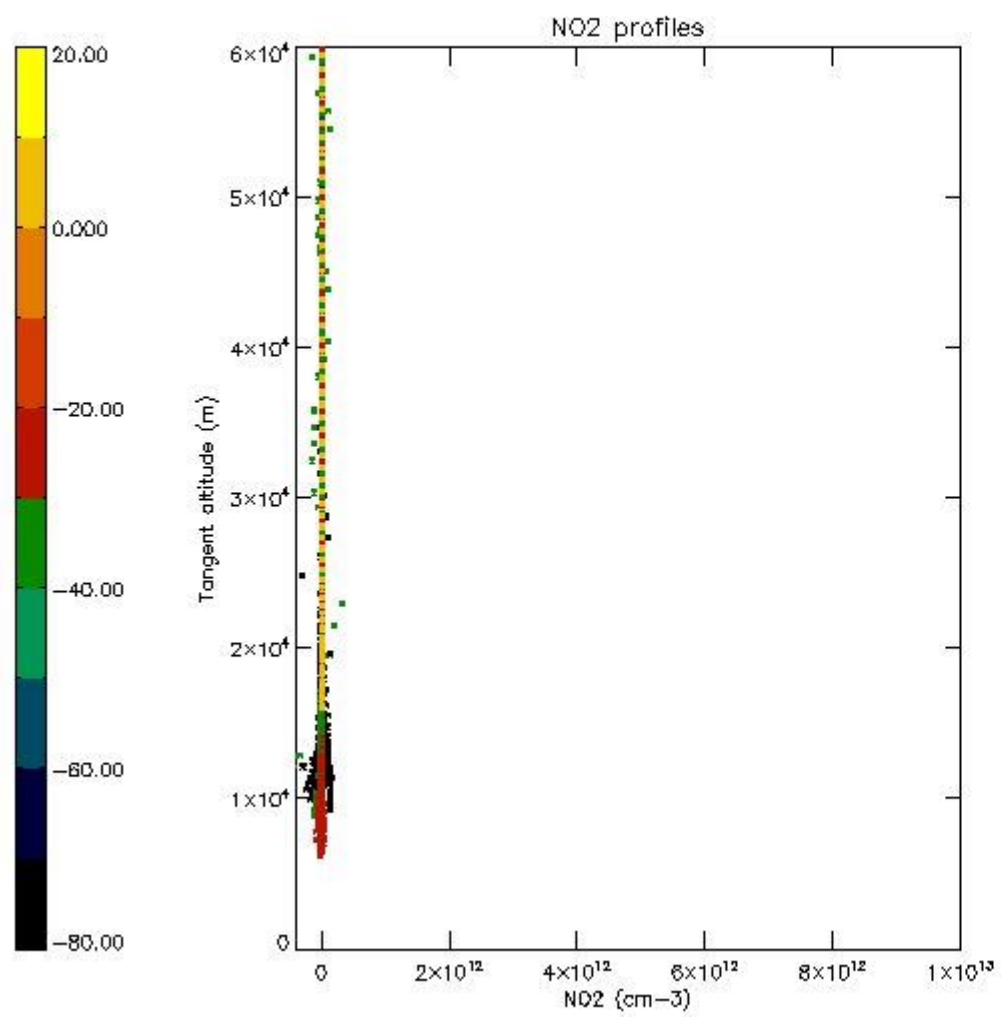
5.5 Plot ozone profiles where STD < 5% (dark without errors)

The colorbar represents the latitude.



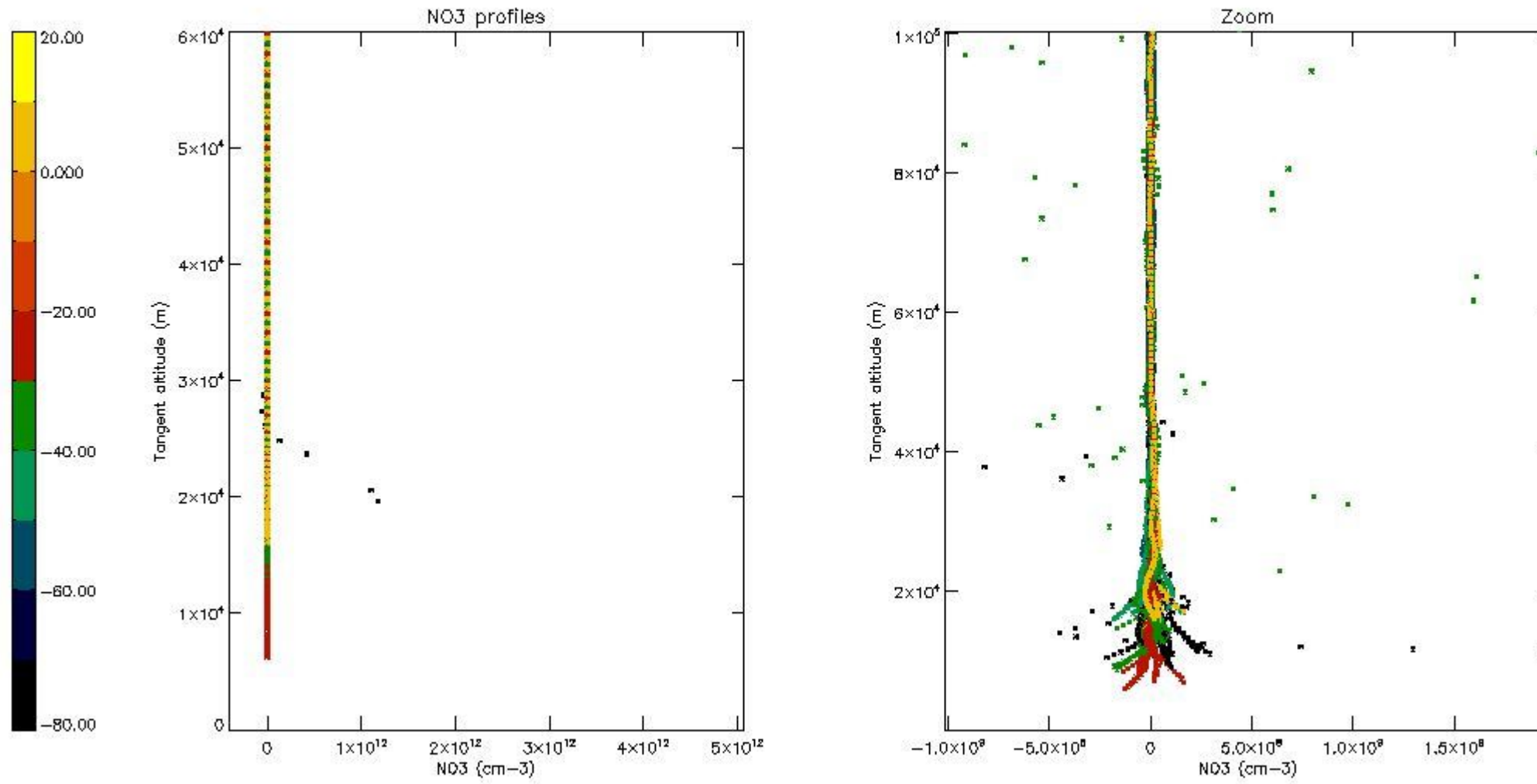
5.6 Plot NO₂ profiles for all STD (dark without errors)

The colorbar represents the latitude.



5.7 Plot NO3 profiles for all STD (dark without errors)

The colorbar represents the latitude.



6. Auxiliary Data Files used for the production reported in section 2

The number reported in the third column indicates since which file (see list in section 2) the corresponding auxiliary file has been used. The fourth column is the date of those product files.

Type	Auxiliary Filename	Used since product	Used since product date
INST_PHYS_CHARACTERISTICS	GOM_INS_AXVIEC20091111_143220_20030716_120000_20500101_000000	1	18-JUN-2004 00:05:25
LEVEL-2_PROC_CONFIG	GOM_PR2_AXVIEC20091111_152718_20020301_000000_20500101_000000	1	18-JUN-2004 00:05:25
CROSS_SECTIONS_FILE	GOM_CRS_AXVIEC20091111_154832_20020301_000000_20500101_000000	1	18-JUN-2004 00:05:25

GOMOS Level 2 Daily Report

SUMMARY

[1. General Info](#)

[2. Summary of processed GOM_NL_2P products](#)

[3. Level 2 Quality information per product](#)

[3.1 Plot of level 2 quality information per product \(time dependant\)](#)

[3.2 Plot of level 2 quality information per product \(world map\)](#)

[4. Level 1 Quality information per product \(stored on level 2 products\)](#)

[4.1 Plot of level 1 quality information per product \(time dependant\)](#)

[4.1.1 Plot of level 1 quality information per product \(time dependant\): ASCENDING](#)

[4.1.2 Plot of level 1 quality information per product \(time dependant\): DESCENDING](#)

[4.2 Plot of level 1 quality information per product \(world map\)](#)

[4.2.1 Plot of level 1 quality information per product \(world map\): ASCENDING](#)

[4.2.2 Plot of level 1 quality information per product \(world map\): DESCENDING](#)

[5. Ozone profiles based on quality statistics and other trace gas profiles](#)

[5.1 Ozone statistics based on quality of products](#)

[5.2 Plot ozone profiles for all STD \(dark without errors\)](#)

[5.3 Plot ozone profiles where STD < 20% \(dark without errors\)](#)

[5.4. Plot ozone profiles where STD < 10% \(dark without errors\)](#)

[5.5. Plot ozone profiles where STD < 5% \(dark without errors\)](#)

[5.6 Plot NO2 profiles for all STD \(dark without errors\)](#)

[5.7 Plot NO3 profiles for all STD \(dark without errors\)](#)

[5.8 Plot H2O profiles \(only for occultations of stars 1,2,3,4,13,14,16,26,63 dark without errors\) for all STD](#)

[6. Auxiliary Data Files used for the production reported in section 2](#)

This report presents the daily analysis on parameters extracted from GOMOS level 2 data (GOM_NL__2P). It is intended to monitor some important parameters that will impact the quality of these products. A list of level 2 products (and content) that have arrived during the reporting day to the PCF is also given.

Item	Value
Time of report generation	19APR2013 04:32:42
Data source version	GOMOS/6.01
Start time of products	18-06-2004 (18JUN2004 00:00:00)
Stop time of products	19-06-2004 (19JUN2004 00:00:00)
Store outputs in DB	Yes
Nb of level 2 prods	396
Nb of prods with errors	0

2. Summary of processed GOM_NL__2P products.

Nr	Filename	UTC Start time	Limb	Duration	Star Id	Star Name	Star Mag	Star Temp	Nb Meas	Orbit	Prod. error
1	GOM_NL__2PRFIN20040618_000525_000000492027_00445_12022_3939.N1	18-JUN-2004 00:05:25	Dark	49.000	9	Alp Eri	0.45300	24000.	98	12022	No
2	GOM_NL__2PRFIN20040618_001020_000000732027_00446_12023_3907.N1	18-JUN-2004 00:10:20	Dark	72.500	18	24Alp PsA	1.1660	9700.0	145	12023	No
3	GOM_NL__2PRFIN20040618_001319_000000512027_00446_12023_3908.N1	18-JUN-2004 00:13:19	Straylight	50.500	31	Alp Gru	1.7340	15200.	101	12023	No
4	GOM_NL__2PRFIN20040618_001655_000000442027_00446_12023_3909.N1	18-JUN-2004 00:16:55	Straylight	44.000	45	Alp Pav	1.9400	26000.	88	12023	No
5	GOM_NL__2PRFIN20040618_001839_000000492027_00446_12023_3910.N1	18-JUN-2004 00:18:39	Straylight	49.000	43	Alp TrA	1.9100	4250.0	98	12023	No
6	GOM_NL__2PRFIN20040618_002033_000000392027_00446_12023_3911.N1	18-JUN-2004 00:20:33	Straylight	38.500	134	Bet TrA	2.8100	6600.0	77	12023	No
7	GOM_NL__2PRFIN20040618_002308_000000432027_00446_12023_3912.N1	18-JUN-2004 00:23:08	Straylight	43.000	147	Alp Ara	2.8770	26000.	86	12023	No
8	GOM_NL__2PRFIN20040618_002454_000000482027_00446_12023_3913.N1	18-JUN-2004 00:24:54	Twilight	48.000	40	The Sco	1.8590	7100.0	96	12023	No
9	GOM_NL__2PRFIN20040618_002636_000000452027_00446_12023_3914.N1	18-JUN-2004 00:26:36	Twilight	45.000	25	35Lam Sco	1.6200	28000.	90	12023	No
10	GOM_NL__2PRFIN20040618_002759_000000472027_00446_12023_3915.N1	18-JUN-2004 00:27:59	Twilight	46.500	75	26Eps Sco	2.2910	4250.0	93	12023	No
11	GOM_NL__2PRFIN20040618_003009_000000552027_00446_12023_3916.N1	18-JUN-2004 00:30:09	Bright	55.000	155	41Pi Sgr	2.9000	6600.0	110	12023	No
12	GOM_NL__2PRFIN20040618_003306_000000412027_00446_12023_3917.N1	18-JUN-2004 00:33:06	Bright	40.500	86	35Eta Oph	2.4300	10200.	81	12023	No
13	GOM_NL__2PRFIN20040618_003447_000000402027_00446_12023_3918.N1	18-JUN-2004 00:34:47	Bright	40.000	98	13Zet Oph	2.5710	30000.	80	12023	No
14	GOM_NL__2PRFIN20040618_003654_000000402027_00446_12023_3919.N1	18-JUN-2004 00:36:54	Bright	40.000	120	1Del Oph	2.7340	3200.0	80	12023	No
15	GOM_NL__2PRFIN20040618_003928_000000432027_00446_12023_3920.N1	18-JUN-2004 00:39:28	Bright	43.000	126	60Bet Oph	2.7700	4250.0	86	12023	No
16	GOM_NL__2PRFIN20040618_004156_000000432027_00446_12023_3921.N1	18-JUN-2004 00:41:56	Bright	43.000	59	55Alp Oph	2.0800	8900.0	86	12023	No
17	GOM_NL__2PRFIN20040618_004403_000000382027_00446_12023_3922.N1	18-JUN-2004 00:44:03	Bright	38.000	127	27Bet Her	2.7810	4700.0	76	12023	No
18	GOM_NL__2PRFIN20040618_004539_000000402027_00446_12023_3923.N1	18-JUN-2004 00:45:39	Bright	40.000	67	5Alp CrB	2.2210	11000.	80	12023	No
19	GOM_NL__2PRFIN20040618_004702_000000402027_00446_12023_3924.N1	18-JUN-2004 00:47:02	Bright	39.500	133	40Zet Her	2.8070	6000.0	79	12023	No
20	GOM_NL__2PRFIN20040618_004944_000000382027_00446_12023_3925.N1	18-JUN-2004 00:49:44	Bright	38.000	180	27Gam Boo	3.0400	8000.0	76	12023	No
21	GOM_NL__2PRFIN20040618_005219_000000492027_00446_12023_3926.N1	18-JUN-2004 00:52:19	Bright	48.500	5	3Alp Lyr	0.033000	11000.	97	12023	No
22	GOM_NL__2PRFIN20040618_005409_000000462027_00446_12023_3927.N1	18-JUN-2004 00:54:09	Bright	45.500	69	33Gam Dra	2.2310	3800.0	91	12023	No
23	GOM_NL__2PRFIN20040618_005900_000000352027_00446_12023_3928.N1	18-JUN-2004 00:59:00	Bright	35.000	60	7Bet UMi	2.0810	3950.0	70	12023	No
24	GOM_NL__2PRFIN20040618_010334_000000392027_00446_12023_3929.N1	18-JUN-2004 01:03:34	Bright	38.500	49	1Alp UMi	1.9900	6300.0	77	12023	No
25	GOM_NL__2PRFIN20040618_011034_000000572027_00446_12023_3930.N1	18-JUN-2004 01:10:34	Bright	57.000	74	11Bet Cas	2.2680	6600.0	114	12023	No
26	GOM_NL__2PRFIN20040618_011200_000000452027_00446_12023_3931.N1	18-JUN-2004 01:12:00	Bright	44.500	68	18Alp Cas	2.2250	4500.0	89	12023	No
27	GOM_NL__2PRFIN20040618_011352_000000372027_00446_12023_3932.N1	18-JUN-2004 01:13:52	Bright	36.500	160	23Gam Per	2.9300	4700.0	73	12023	No
28	GOM_NL__2PRFIN20040618_011718_000000442027_00446_12023_3933.N1	18-JUN-2004 01:17:18	Bright	44.000	73	57Gam1And	2.2600	13100.	88	12023	No
29	GOM_NL__2PRFIN20040618_011942_000000622027_00446_12023_3934.N1	18-JUN-2004 01:19:42	Twilight	62.000	53	43Bet And	2.0480	3300.0	124	12023	No
30	GOM_NL__2PRFIN20040618_012317_000000492027_00446_12023_3935.N1	18-JUN-2004 01:23:17	Twilight	49.000	50	13Alp Ari	2.0070	4250.0	98	12023	No
31	GOM_NL__2PRFIN20040618_012801_000000482027_00446_12023_3936.N1	18-JUN-2004 01:28:01	Dark	47.500	94	92Alp Cet	2.5260	3100.0	95	12023	No
32	GOM_NL__2PRFIN20040618_013020_000000822027_00446_12023_3937.N1	18-JUN-2004 01:30:20	Dark	82.000	140	88Gam Peg	2.8340	26000.	164	12023	No
33	GOM_NL__2PRFIN20040618_013930_000000712027_00446_12023_3938.N1	18-JUN-2004 01:39:30	Dark	71.000	52	16Bet Cet	2.0370	4500.0	142	12023	No
34	GOM_NL__2PRFIN20040618_014559_000000532027_00446_12023_3939.N1	18-JUN-2004 01:45:59	Dark	52.500	9	Alp Eri	0.45300	24000.	105	12023	No
35	GOM_NL__2PRFIN20040618_015059_000000772027_00447_12024_3908.N1	18-JUN-2004 01:50:59	Dark	77.000	18	24Alp PsA	1.1660	9700.0	154	12024	No
36	GOM_NL__2PRFIN20040618_015356_000000562027_00447_12024_3909.N1	18-JUN-2004 01:53:56	Straylight	55.500	31	Alp Gru	1.7340	15200.	111	12024	No
37	GOM_NL__2PRFIN20040618_015731_000000472027_00447_12024_3910.N1	18-JUN-2004 01:57:31	Straylight	46.500	45	Alp Pav	1.9400	26000.	93	12024	No
38	GOM_NL__2PRFIN20040618_015915_000000442027_00447_12024_3911.N1	18-JUN-2004 01:59:15	Straylight	43.500	43	Alp TrA	1.9100	4250.0	87	12024	No
39	GOM_NL__2PRFIN20040618_020109_000000412027_00447_12024_3912.N1	18-JUN-2004 02:01:09	Straylight	40.500	134	Bet TrA	2.8100	6600.0	81	12024	No
40	GOM_NL__2PRFIN20040618_020344_000000422027_00447_12024_3913.N1	18-JUN-2004 02:03:44	Straylight	41.500	147	Alp Ara	2.8770	26000.	83	12024	No
41	GOM_NL__2PRFIN20040618_020530_000000442027_00447_12024_3914.N1	18-JUN-2004 02:05:30	Twilight	44.000	40	The Sco	1.8590	7100.0	88	12024	No
42	GOM_NL__2PRFIN20040618_020712_000000422027_00447_12024_3915.N1	18-JUN-2004 02:07:12	Twilight	41.500	25	35Lam Sco	1.6200	28000.	83	12024	No

43	GOM_NL__2PRFIN20040618_020836_000000472027_00447_12024_3916.N1	18-JUN-2004 02:08:36	Twilight	46.500	75	26Eps Sco	2.2910	4250.0	93	12024	No
44	GOM_NL__2PRFIN20040618_021045_000000572027_00447_12024_3917.N1	18-JUN-2004 02:10:45	Bright	56.500	155	41Pi Sgr	2.9000	6600.0	113	12024	No
45	GOM_NL__2PRFIN20040618_021342_000000412027_00447_12024_3918.N1	18-JUN-2004 02:13:42	Bright	41.000	86	35Eta Oph	2.4300	10200.	82	12024	No
46	GOM_NL__2PRFIN20040618_021523_000000412027_00447_12024_3919.N1	18-JUN-2004 02:15:23	Bright	41.000	98	13Zet Oph	2.5710	30000.	82	12024	No
47	GOM_NL__2PRFIN20040618_021731_000000392027_00447_12024_3920.N1	18-JUN-2004 02:17:31	Bright	38.500	120	1Del Oph	2.7340	3200.0	77	12024	No
48	GOM_NL__2PRFIN20040618_022004_000000442027_00447_12024_3921.N1	18-JUN-2004 02:20:04	Bright	44.000	126	60Bet Oph	2.7700	4250.0	88	12024	No
49	GOM_NL__2PRFIN20040618_022232_000000452027_00447_12024_3922.N1	18-JUN-2004 02:22:32	Bright	44.500	59	55Alp Oph	2.0800	8900.0	89	12024	No
50	GOM_NL__2PRFIN20040618_022438_000000382027_00447_12024_3923.N1	18-JUN-2004 02:24:38	Bright	38.000	127	27Bet Her	2.7810	4700.0	76	12024	No
51	GOM_NL__2PRFIN20040618_022617_000000382027_00447_12024_3924.N1	18-JUN-2004 02:26:17	Bright	38.000	67	5Alp CrB	2.2210	11000.	76	12024	No
52	GOM_NL__2PRFIN20040618_022738_000000402027_00447_12024_3925.N1	18-JUN-2004 02:27:38	Bright	39.500	133	40Zet Her	2.8070	6000.0	79	12024	No
53	GOM_NL__2PRFIN20040618_023021_000000372027_00447_12024_3926.N1	18-JUN-2004 02:30:21	Bright	36.500	180	27Gam Boo	3.0400	8000.0	73	12024	No
54	GOM_NL__2PRFIN20040618_023254_000000492027_00447_12024_3927.N1	18-JUN-2004 02:32:54	Bright	48.500	5	3Alp Lyr	0.033000	11000.	97	12024	No
55	GOM_NL__2PRFIN20040618_023444_000000412027_00447_12024_3928.N1	18-JUN-2004 02:34:44	Bright	40.500	69	33Gam Dra	2.2310	3800.0	81	12024	No
56	GOM_NL__2PRFIN20040618_023936_000000392027_00447_12024_3929.N1	18-JUN-2004 02:39:36	Bright	38.500	60	7Bet UMi	2.0810	3950.0	77	12024	No
57	GOM_NL__2PRFIN20040618_024410_000000372027_00447_12024_3930.N1	18-JUN-2004 02:44:10	Bright	37.000	49	1Alp UMi	1.9900	6300.0	74	12024	No
58	GOM_NL__2PRFIN20040618_025110_000000472027_00447_12024_3931.N1	18-JUN-2004 02:51:10	Bright	46.500	74	11Bet Cas	2.2680	6600.0	93	12024	No
59	GOM_NL__2PRFIN20040618_025236_000000472027_00447_12024_3932.N1	18-JUN-2004 02:52:36	Bright	47.000	68	18Alp Cas	2.2250	4500.0	94	12024	No
60	GOM_NL__2PRFIN20040618_025428_000000372027_00447_12024_3933.N1	18-JUN-2004 02:54:28	Bright	37.000	160	23Gam Per	2.9300	4700.0	74	12024	No
61	GOM_NL__2PRFIN20040618_025754_000000442027_00447_12024_3934.N1	18-JUN-2004 02:57:54	Bright	44.000	73	57Gam1And	2.2600	13100.	88	12024	No
62	GOM_NL__2PRFIN20040618_030018_000000682027_00447_12024_3935.N1	18-JUN-2004 03:00:18	Twilight	67.500	53	43Bet And	2.0480	3300.0	135	12024	No
63	GOM_NL__2PRFIN20040618_030353_000000482027_00447_12024_3936.N1	18-JUN-2004 03:03:53	Twilight	48.000	50	13Alp Ari	2.0070	4250.0	96	12024	No
64	GOM_NL__2PRFIN20040618_030839_000000492027_00447_12024_3937.N1	18-JUN-2004 03:08:39	Dark	49.000	94	92Alp Cet	2.5260	3100.0	98	12024	No
65	GOM_NL__2PRFIN20040618_031057_000000862027_00447_12024_3938.N1	18-JUN-2004 03:10:57	Dark	86.000	140	88Gam Peg	2.8340	26000.	172	12024	No
66	GOM_NL__2PRFIN20040618_032008_000000592027_00447_12024_3939.N1	18-JUN-2004 03:20:08	Dark	58.500	52	16Bet Cet	2.0370	4500.0	117	12024	No
67	GOM_NL__2PRFIN20040618_032638_000000502027_00447_12024_3940.N1	18-JUN-2004 03:26:38	Dark	50.000	9	Alp Eri	0.45300	24000.	100	12024	No
68	GOM_NL__2PRFIN20040618_033135_000000762027_00448_12025_3907.N1	18-JUN-2004 03:31:35	Dark	76.000	18	24Alp PsA	1.1660	9700.0	152	12025	No
69	GOM_NL__2PRFIN20040618_033433_000000512027_00448_12025_3908.N1	18-JUN-2004 03:34:33	Straylight	51.000	31	Alp Gru	1.7340	15200.	102	12025	No
70	GOM_NL__2PRFIN20040618_033809_000000432027_00448_12025_3909.N1	18-JUN-2004 03:38:09	Straylight	43.000	45	Alp Pav	1.9400	26000.	86	12025	No
71	GOM_NL__2PRFIN20040618_033952_000000432027_00448_12025_3910.N1	18-JUN-2004 03:39:52	Straylight	43.000	43	Alp TrA	1.9100	4250.0	86	12025	No
72	GOM_NL__2PRFIN20040618_034145_000000402027_00448_12025_3911.N1	18-JUN-2004 03:41:45	Straylight	39.500	134	Bet TrA	2.8100	6600.0	79	12025	No
73	GOM_NL__2PRFIN20040618_034422_000000392027_00448_12025_3912.N1	18-JUN-2004 03:44:22	Straylight	39.000	147	Alp Ara	2.8770	26000.	78	12025	No
74	GOM_NL__2PRFIN20040618_034607_000000462027_00448_12025_3913.N1	18-JUN-2004 03:46:07	Twilight	45.500	40	The Sco	1.8590	7100.0	91	12025	No
75	GOM_NL__2PRFIN20040618_034749_000000452027_00448_12025_3914.N1	18-JUN-2004 03:47:49	Twilight	45.000	25	35Lam Sco	1.6200	28000.	90	12025	No
76	GOM_NL__2PRFIN20040618_034913_000000452027_00448_12025_3915.N1	18-JUN-2004 03:49:13	Twilight	45.000	167	10Gam2Sgr	2.9840	4500.0	90	12025	No
77	GOM_NL__2PRFIN20040618_035121_000000562027_00448_12025_3916.N1	18-JUN-2004 03:51:21	Bright	55.500	155	41Pi Sgr	2.9000	6600.0	111	12025	No
78	GOM_NL__2PRFIN20040618_035419_000000402027_00448_12025_3917.N1	18-JUN-2004 03:54:19	Bright	40.000	86	35Eta Oph	2.4300	10200.	80	12025	No
79	GOM_NL__2PRFIN20040618_035602_000000392027_00448_12025_3918.N1	18-JUN-2004 03:56:02	Bright	38.500	98	13Zet Oph	2.5710	30000.	77	12025	No
80	GOM_NL__2PRFIN20040618_035809_000000382027_00448_12025_3919.N1	18-JUN-2004 03:58:09	Bright	37.500	120	1Del Oph	2.7340	3200.0	75	12025	No
81	GOM_NL__2PRFIN20040618_040040_000000432027_00448_12025_3920.N1	18-JUN-2004 04:00:40	Bright	42.500	126	60Bet Oph	2.7700	4250.0	85	12025	No
82	GOM_NL__2PRFIN20040618_040308_000000432027_00448_12025_3921.N1	18-JUN-2004 04:03:08	Bright	43.000	59	55Alp Oph	2.0800	8900.0	86	12025	No
83	GOM_NL__2PRFIN20040618_040515_000000372027_00448_12025_3922.N1	18-JUN-2004 04:05:15	Bright	37.000	127	27Bet Her	2.7810	4700.0	74	12025	No
84	GOM_NL__2PRFIN20040618_040654_000000372027_00448_12025_3923.N1	18-JUN-2004 04:06:54	Bright	37.000	67	5Alp CrB	2.2210	11000.	74	12025	No
85	GOM_NL__2PRFIN20040618_040814_000000382027_00448_12025_3924.N1	18-JUN-2004 04:08:14	Bright	37.500	133	40Zet Her	2.8070	6000.0	75	12025	No
86	GOM_NL__2PRFIN20040618_041058_000000382027_00448_12025_3925.N1	18-JUN-2004 04:10:58	Bright	38.000	180	27Gam Boo	3.0400	8000.0	76	12025	No
87	GOM_NL__2PRFIN20040618_041329_000000512027_00448_12025_3926.N1	18-JUN-2004 04:13:29	Bright	51.000	5	3Alp Lyr	0.033000	11000.	102	12025	No
88	GOM_NL__2PRFIN20040618_041520_000000412027_00448_12025_3927.N1	18-JUN-2004 04:15:20	Bright	40.500	69	33Gam Dra	2.2310	3800.0	81	12025	No
89	GOM_NL__2PRFIN20040618_042013_000000352027_00448_12025_3928.N1	18-JUN-2004 04:20:13	Bright	34.500	60	7Bet UMi	2.0810	3950.0	69	12025	No
90	GOM_NL__2PRFIN20040618_042447_000000372027_00448_12025_3929.N1	18-JUN-2004 04:24:47	Bright	36.500	49	1Alp UMi	1.9900	6300.0	73	12025	No
91	GOM_NL__2PRFIN20040618_043311_000000472027_00448_12025_3930.N1	18-JUN-2004 04:33:11	Bright	47.000	68	18Alp Cas	2.2250	4500.0	94	12025	No
92	GOM_NL__2PRFIN20040618_043504_000000372027_00448_12025_3931.N1	18-JUN-2004 04:35:04	Bright	36.500	160	23Gam Per	2.9300	4700.0	73	12025	No
93	GOM_NL__2PRFIN20040618_043830_000000442027_00448_12025_3932.N1	18-JUN-2004 04:38:30	Bright	44.000	73	57Gam1And	2.2600	13100.	88	12025	No
94	GOM_NL__2PRFIN20040618_044054_000000612027_00448_12025_3933.N1	18-JUN-2004 04:40:54	Twilight	61.000	53	43Bet And	2.0480	3300.0	122	12025	No
95	GOM_NL__2PRFIN20040618_044430_000000542027_00448_12025_3934.N1	18-JUN-2004 04:44:30	Twilight	53.500	50	13Alp Ari	2.0070	4250.0	107	12025	No
96	GOM_NL__2PRFIN20040618_044916_000000492027_00448_12025_3935.N1	18-JUN-2004 04:49:16	Dark	48.500	94	92Alp Cet	2.5260	3100.0	97	12025	No
97	GOM_NL__2PRFIN20040618_045134_000000872027_00448_12025_3936.N1	18-JUN-2004 04:51:34	Dark	87.000	140	88Gam Peg	2.8340	26000.	174	12025	No
98	GOM_NL__2PRFIN20040618_050045_000000622027_00448_12025_3937.N1	18-JUN-2004 05:00:45	Dark	61.500	52	16Bet Cet	2.0370	4500.0	123	12025	No
99	GOM_NL__2PRFIN20040618_051214_000000712027_00449_12026_3908.N1	18-JUN-2004 05:12:14	Dark	70.500	18	24Alp PsA	1.1660	9700.0	141	12026	No
100	GOM_NL__2PRFIN20040618_051510_000000532027_00449_12026_3909.N1	18-JUN-2004 05:15:10	Straylight	52.500	31	Alp Gru	1.7340	15200.	105	12026	No
101	GOM_NL__2PRFIN20040618_051846_000000432027_00449_12026_3910.N1	18-JUN-2004 05:18:46	Straylight	43.000	45	Alp Pav	1.9400	26000.	86	12026	No

102	GOM_NL__2PRFIN20040618_052028_000000152027_00449_12026_3911.N1	18-JUN-2004 05:20:28	Straylight	14.500	43	Alp TrA	1.9100	4250.0	29	12026	No
103	GOM_NL__2PRFIN20040618_061347_000000462027_00449_12026_3912.N1	18-JUN-2004 06:13:47	Bright	46.000	68	18Alp Cas	2.2250	4500.0	92	12026	No
104	GOM_NL__2PRFIN20040618_061541_000000372027_00449_12026_3913.N1	18-JUN-2004 06:15:41	Bright	37.000	160	23Gam Per	2.9300	4700.0	74	12026	No
105	GOM_NL__2PRFIN20040618_061907_000000442027_00449_12026_3914.N1	18-JUN-2004 06:19:07	Bright	44.000	73	57Gam1And	2.2600	13100.	88	12026	No
106	GOM_NL__2PRFIN20040618_062129_000000632027_00449_12026_3915.N1	18-JUN-2004 06:21:29	Twi_and_stray	62.500	53	43Bet And	2.0480	3300.0	125	12026	No
107	GOM_NL__2PRFIN20040618_062507_000000582027_00449_12026_3916.N1	18-JUN-2004 06:25:07	Twilight	58.000	50	13Alp Ari	2.0070	4250.0	116	12026	No
108	GOM_NL__2PRFIN20040618_062953_000000462027_00449_12026_3917.N1	18-JUN-2004 06:29:53	Dark	46.000	94	92Alp Cet	2.5260	3100.0	92	12026	No
109	GOM_NL__2PRFIN20040618_063211_000000892027_00449_12026_3918.N1	18-JUN-2004 06:32:11	Dark	88.500	140	88Gam Peg	2.8340	26000.	177	12026	No
110	GOM_NL__2PRFIN20040618_064123_000000642027_00449_12026_3919.N1	18-JUN-2004 06:41:23	Dark	64.000	52	16Bet Cet	2.0370	4500.0	128	12026	No
111	GOM_NL__2PRFIN20040618_065251_000000732027_00450_12027_3908.N1	18-JUN-2004 06:52:51	Dark	73.000	18	24Alp PsA	1.1660	9700.0	146	12027	No
112	GOM_NL__2PRFIN20040618_065547_000000522027_00450_12027_3909.N1	18-JUN-2004 06:55:47	Straylight	52.000	31	Alp Gru	1.7340	15200.	104	12027	No
113	GOM_NL__2PRFIN20040618_065922_000000432027_00450_12027_3910.N1	18-JUN-2004 06:59:22	Straylight	43.000	45	Alp Pav	1.9400	26000.	86	12027	No
114	GOM_NL__2PRFIN20040618_070104_000000442027_00450_12027_3911.N1	18-JUN-2004 07:01:04	Straylight	43.500	43	Alp TrA	1.9100	4250.0	87	12027	No
115	GOM_NL__2PRFIN20040618_070257_000000402027_00450_12027_3912.N1	18-JUN-2004 07:02:57	Straylight	39.500	134	Bet TrA	2.8100	6600.0	79	12027	No
116	GOM_NL__2PRFIN20040618_070535_000000422027_00450_12027_3913.N1	18-JUN-2004 07:05:35	Straylight	41.500	147	Alp Ara	2.8770	26000.	83	12027	No
117	GOM_NL__2PRFIN20040618_070720_000000422027_00450_12027_3914.N1	18-JUN-2004 07:07:20	Twi_and_stray	42.000	40	The Sco	1.8590	7100.0	84	12027	No
118	GOM_NL__2PRFIN20040618_070902_000000432027_00450_12027_3915.N1	18-JUN-2004 07:09:02	Twi_and_stray	43.000	25	35Lam Sco	1.6200	28000.	86	12027	No
119	GOM_NL__2PRFIN20040618_071026_000000462027_00450_12027_3916.N1	18-JUN-2004 07:10:26	Twi_and_stray	46.000	167	10Gam2Sgr	2.9840	4500.0	92	12027	No
120	GOM_NL__2PRFIN20040618_071234_000000552027_00450_12027_3917.N1	18-JUN-2004 07:12:34	Bright	54.500	155	41Pi Sgr	2.9000	6600.0	109	12027	No
121	GOM_NL__2PRFIN20040618_071531_000000402027_00450_12027_3918.N1	18-JUN-2004 07:15:31	Bright	40.000	86	35Eta Oph	2.4300	10200.	80	12027	No
122	GOM_NL__2PRFIN20040618_071715_000000372027_00450_12027_3919.N1	18-JUN-2004 07:17:15	Bright	37.000	98	13Zet Oph	2.5710	30000.	74	12027	No
123	GOM_NL__2PRFIN20040618_071921_000000372027_00450_12027_3920.N1	18-JUN-2004 07:19:21	Bright	36.500	120	1Del Oph	2.7340	3200.0	73	12027	No
124	GOM_NL__2PRFIN20040618_072152_000000432027_00450_12027_3921.N1	18-JUN-2004 07:21:52	Bright	42.500	126	60Bet Oph	2.7700	4250.0	85	12027	No
125	GOM_NL__2PRFIN20040618_072420_000000422027_00450_12027_3922.N1	18-JUN-2004 07:24:20	Bright	41.500	59	55Alp Oph	2.0800	8900.0	83	12027	No
126	GOM_NL__2PRFIN20040618_072627_000000372027_00450_12027_3923.N1	18-JUN-2004 07:26:27	Bright	36.500	127	27Bet Her	2.7810	4700.0	73	12027	No
127	GOM_NL__2PRFIN20040618_072807_000000352027_00450_12027_3924.N1	18-JUN-2004 07:28:07	Bright	35.000	67	5Alp CrB	2.2210	11000.	70	12027	No
128	GOM_NL__2PRFIN20040618_072926_000000372027_00450_12027_3925.N1	18-JUN-2004 07:29:26	Bright	37.000	133	40Zet Her	2.8070	6000.0	74	12027	No
129	GOM_NL__2PRFIN20040618_073211_000000382027_00450_12027_3926.N1	18-JUN-2004 07:32:11	Bright	38.000	180	27Gam Boo	3.0400	8000.0	76	12027	No
130	GOM_NL__2PRFIN20040618_073440_000000552027_00450_12027_3927.N1	18-JUN-2004 07:34:40	Bright	55.000	5	3Alp Lyr	0.033000	11000.	110	12027	No
131	GOM_NL__2PRFIN20040618_073631_000000432027_00450_12027_3928.N1	18-JUN-2004 07:36:31	Bright	42.500	69	33Gam Dra	2.2310	3800.0	85	12027	No
132	GOM_NL__2PRFIN20040618_074125_000000392027_00450_12027_3929.N1	18-JUN-2004 07:41:25	Bright	38.500	60	7Bet UMi	2.0810	3950.0	77	12027	No
133	GOM_NL__2PRFIN20040618_074559_000000352027_00450_12027_3930.N1	18-JUN-2004 07:45:59	Bright	35.000	49	1Alp UMi	1.9900	6300.0	70	12027	No
134	GOM_NL__2PRFIN20040618_075423_000000472027_00450_12027_3931.N1	18-JUN-2004 07:54:23	Bright	46.500	68	18Alp Cas	2.2250	4500.0	93	12027	No
135	GOM_NL__2PRFIN20040618_075617_000000422027_00450_12027_3932.N1	18-JUN-2004 07:56:17	Bright	42.000	160	23Gam Per	2.9300	4700.0	84	12027	No
136	GOM_NL__2PRFIN20040618_075943_000000582027_00450_12027_3933.N1	18-JUN-2004 07:59:43	Bright	58.000	73	57Gam1And	2.2600	13100.	116	12027	No
137	GOM_NL__2PRFIN20040618_080206_000000622027_00450_12027_3934.N1	18-JUN-2004 08:02:06	Twi_and_stray	62.000	53	43Bet And	2.0480	3300.0	124	12027	No
138	GOM_NL__2PRFIN20040618_080542_000000532027_00450_12027_3935.N1	18-JUN-2004 08:05:42	Twilight	53.000	50	13Alp Ari	2.0070	4250.0	106	12027	No
139	GOM_NL__2PRFIN20040618_081029_000000382027_00450_12027_3936.N1	18-JUN-2004 08:10:29	Dark	37.500	94	92Alp Cet	2.5260	3100.0	75	12027	No
140	GOM_NL__2PRFIN20040618_081248_000000872027_00450_12027_3937.N1	18-JUN-2004 08:12:48	Dark	86.500	140	88Gam Peg	2.8340	26000.	173	12027	No
141	GOM_NL__2PRFIN20040618_082159_000000612027_00450_12027_3938.N1	18-JUN-2004 08:21:59	Dark	60.500	52	16Bet Cet	2.0370	4500.0	121	12027	No
142	GOM_NL__2PRFIN20040618_083328_000000712027_00451_12028_4060.N1	18-JUN-2004 08:33:28	Dark	71.000	18	24Alp PsA	1.1660	9700.0	142	12028	No
143	GOM_NL__2PRFIN20040618_083624_000000532027_00451_12028_4061.N1	18-JUN-2004 08:36:24	Straylight	53.000	31	Alp Gru	1.7340	15200.	106	12028	No
144	GOM_NL__2PRFIN20040618_083959_000000462027_00451_12028_4062.N1	18-JUN-2004 08:39:59	Straylight	45.500	45	Alp Pav	1.9400	26000.	91	12028	No
145	GOM_NL__2PRFIN20040618_084140_000000432027_00451_12028_4063.N1	18-JUN-2004 08:41:40	Straylight	43.000	43	Alp TrA	1.9100	4250.0	86	12028	No
146	GOM_NL__2PRFIN20040618_084333_000000392027_00451_12028_4064.N1	18-JUN-2004 08:43:33	Straylight	39.000	134	Bet TrA	2.8100	6600.0	78	12028	No
147	GOM_NL__2PRFIN20040618_084611_000000392027_00451_12028_4065.N1	18-JUN-2004 08:46:11	Straylight	39.000	147	Alp Ara	2.8770	26000.	78	12028	No
148	GOM_NL__2PRFIN20040618_084756_000000432027_00451_12028_4066.N1	18-JUN-2004 08:47:56	Twi_and_stray	42.500	40	The Sco	1.8590	7100.0	85	12028	No
149	GOM_NL__2PRFIN20040618_084938_000000452027_00451_12028_4067.N1	18-JUN-2004 08:49:38	Twi_and_stray	44.500	25	35Lam Sco	1.6200	28000.	89	12028	No
150	GOM_NL__2PRFIN20040618_085102_000000472027_00451_12028_4068.N1	18-JUN-2004 08:51:02	Twi_and_stray	47.000	167	10Gam2Sgr	2.9840	4500.0	94	12028	No
151	GOM_NL__2PRFIN20040618_085310_000000552027_00451_12028_4069.N1	18-JUN-2004 08:53:10	Bright	55.000	155	41Pi Sgr	2.9000	6600.0	110	12028	No
152	GOM_NL__2PRFIN20040618_085607_000000402027_00451_12028_4070.N1	18-JUN-2004 08:56:07	Bright	40.000	86	35Eta Oph	2.4300	10200.	80	12028	No
153	GOM_NL__2PRFIN20040618_085751_000000372027_00451_12028_4071.N1	18-JUN-2004 08:57:51	Bright	36.500	98	13Zet Oph	2.5710	30000.	73	12028	No
154	GOM_NL__2PRFIN20040618_085957_000000372027_00451_12028_4072.N1	18-JUN-2004 08:59:57	Bright	36.500	120	1Del Oph	2.7340	3200.0	73	12028	No
155	GOM_NL__2PRFIN20040618_090227_000000432027_00451_12028_4073.N1	18-JUN-2004 09:02:27	Bright	42.500	126	60Bet Oph	2.7700	4250.0	85	12028	No
156	GOM_NL__2PRFIN20040618_090456_000000422027_00451_12028_4074.N1	18-JUN-2004 09:04:56	Bright	42.000	59	55Alp Oph	2.0800	8900.0	84	12028	No
157	GOM_NL__2PRFIN20040618_090703_000000372027_00451_12028_4075.N1	18-JUN-2004 09:07:03	Bright	37.000	127	27Bet Her	2.7810	4700.0	74	12028	No
158	GOM_NL__2PRFIN20040618_090842_000000372027_00451_12028_4076.N1	18-JUN-2004 09:08:42	Bright	36.500	67	5Alp CrB	2.2210	11000.	73	12028	No
159	GOM_NL__2PRFIN20040618_091002_000000382027_00451_12028_4077.N1	18-JUN-2004 09:10:02	Bright	38.000	133	40Zet Her	2.8070	6000.0	76	12028	No
160	GOM_NL__2PRFIN20040618_091247_000000372027_00451_12028_4078.N1	18-JUN-2004 09:12:47	Bright	36.500	180	27Gam Boo	3.0400	8000.0	73	12028	No

161	GOM_NL__2PRFIN20040618_091514_000000562027_00451_12028_4079.N1	18-JUN-2004 09:15:14	Bright	56.000	5	3Alp Lyr	0.033000	11000.	112	12028	No
162	GOM_NL__2PRFIN20040618_091706_000000452027_00451_12028_4080.N1	18-JUN-2004 09:17:06	Bright	45.000	69	33Gam Dra	2.2310	3800.0	90	12028	No
163	GOM_NL__2PRFIN20040618_092201_000000392027_00451_12028_4081.N1	18-JUN-2004 09:22:01	Bright	38.500	60	7Bet UMi	2.0810	3950.0	77	12028	No
164	GOM_NL__2PRFIN20040618_092635_000000392027_00451_12028_4082.N1	18-JUN-2004 09:26:35	Bright	38.500	49	1Alp UMi	1.9900	6300.0	77	12028	No
165	GOM_NL__2PRFIN20040618_093459_000000482027_00451_12028_4083.N1	18-JUN-2004 09:34:59	Bright	47.500	68	18Alp Cas	2.2250	4500.0	95	12028	No
166	GOM_NL__2PRFIN20040618_093652_000000532027_00451_12028_4084.N1	18-JUN-2004 09:36:52	Bright	53.000	160	23Gam Per	2.9300	4700.0	106	12028	No
167	GOM_NL__2PRFIN20040618_094019_000000442027_00451_12028_4085.N1	18-JUN-2004 09:40:19	Bright	44.000	73	57Gam1And	2.2600	13100.	88	12028	No
168	GOM_NL__2PRFIN20040618_094241_000000692027_00451_12028_4086.N1	18-JUN-2004 09:42:41	Twilight	69.000	53	43Bet And	2.0480	3300.0	138	12028	No
169	GOM_NL__2PRFIN20040618_094618_000000512027_00451_12028_4087.N1	18-JUN-2004 09:46:18	Twilight	51.000	50	13Alp Ari	2.0070	4250.0	102	12028	No
170	GOM_NL__2PRFIN20040618_095105_000000392027_00451_12028_4088.N1	18-JUN-2004 09:51:05	Dark	39.000	94	92Alp Cet	2.5260	3100.0	78	12028	No
171	GOM_NL__2PRFIN20040618_095326_000000892027_00451_12028_4089.N1	18-JUN-2004 09:53:26	Dark	88.500	140	88Gam Peg	2.8340	26000.	177	12028	No
172	GOM_NL__2PRFIN20040618_100236_000000612027_00451_12028_4090.N1	18-JUN-2004 10:02:36	Dark	60.500	52	16Bet Cet	2.0370	4500.0	121	12028	No
173	GOM_NL__2PRFIN20040618_101406_000000752027_00452_12029_4057.N1	18-JUN-2004 10:14:06	Dark	75.000	18	24Alp PsA	1.1660	9700.0	150	12029	No
174	GOM_NL__2PRFIN20040618_101701_000000532027_00452_12029_4058.N1	18-JUN-2004 10:17:01	Straylight	53.000	31	Alp Gru	1.7340	15200.	106	12029	No
175	GOM_NL__2PRFIN20040618_102035_000000462027_00452_12029_4059.N1	18-JUN-2004 10:20:35	Straylight	45.500	45	Alp Pav	1.9400	26000.	91	12029	No
176	GOM_NL__2PRFIN20040618_102216_000000492027_00452_12029_4060.N1	18-JUN-2004 10:22:16	Straylight	48.500	43	Alp TrA	1.9100	4250.0	97	12029	No
177	GOM_NL__2PRFIN20040618_102409_000000392027_00452_12029_4061.N1	18-JUN-2004 10:24:09	Straylight	38.500	134	Bet TrA	2.8100	6600.0	77	12029	No
178	GOM_NL__2PRFIN20040618_102647_000000402027_00452_12029_4062.N1	18-JUN-2004 10:26:47	Straylight	40.000	147	Alp Ara	2.8770	26000.	80	12029	No
179	GOM_NL__2PRFIN20040618_102832_000000442027_00452_12029_4063.N1	18-JUN-2004 10:28:32	Twilight	44.000	40	The Sco	1.8590	7100.0	88	12029	No
180	GOM_NL__2PRFIN20040618_103014_000000432027_00452_12029_4064.N1	18-JUN-2004 10:30:14	Twilight	42.500	25	35Lam Sco	1.6200	28000.	85	12029	No
181	GOM_NL__2PRFIN20040618_103138_000000452027_00452_12029_4065.N1	18-JUN-2004 10:31:38	Twilight	44.500	167	10Gam2Sgr	2.9840	4500.0	89	12029	No
182	GOM_NL__2PRFIN20040618_103346_000000562027_00452_12029_4066.N1	18-JUN-2004 10:33:46	Bright	56.000	155	41Pi Sgr	2.9000	6600.0	112	12029	No
183	GOM_NL__2PRFIN20040618_103643_000000402027_00452_12029_4067.N1	18-JUN-2004 10:36:43	Bright	40.000	86	35Eta Oph	2.4300	10200.	80	12029	No
184	GOM_NL__2PRFIN20040618_103827_000000382027_00452_12029_4068.N1	18-JUN-2004 10:38:27	Bright	38.000	98	13Zet Oph	2.5710	30000.	76	12029	No
185	GOM_NL__2PRFIN20040618_104033_000000372027_00452_12029_4069.N1	18-JUN-2004 10:40:33	Bright	36.500	120	1Del Oph	2.7340	3200.0	73	12029	No
186	GOM_NL__2PRFIN20040618_104303_000000432027_00452_12029_4070.N1	18-JUN-2004 10:43:03	Bright	42.500	126	60Bet Oph	2.7700	4250.0	85	12029	No
187	GOM_NL__2PRFIN20040618_104531_000000432027_00452_12029_4071.N1	18-JUN-2004 10:45:31	Bright	42.500	59	55Alp Oph	2.0800	8900.0	85	12029	No
188	GOM_NL__2PRFIN20040618_104739_000000392027_00452_12029_4072.N1	18-JUN-2004 10:47:39	Bright	39.000	127	27Bet Her	2.7810	4700.0	78	12029	No
189	GOM_NL__2PRFIN20040618_104918_000000392027_00452_12029_4073.N1	18-JUN-2004 10:49:18	Bright	38.500	67	5Alp CrB	2.2210	11000.	77	12029	No
190	GOM_NL__2PRFIN20040618_105037_000000412027_00452_12029_4074.N1	18-JUN-2004 10:50:37	Bright	41.000	133	40Zet Her	2.8070	6000.0	82	12029	No
191	GOM_NL__2PRFIN20040618_105323_000000382027_00452_12029_4075.N1	18-JUN-2004 10:53:23	Bright	37.500	180	27Gam Boo	3.0400	8000.0	75	12029	No
192	GOM_NL__2PRFIN20040618_105549_000000552027_00452_12029_4076.N1	18-JUN-2004 10:55:49	Bright	55.000	5	3Alp Lyr	0.033000	11000.	110	12029	No
193	GOM_NL__2PRFIN20040618_105741_000000472027_00452_12029_4077.N1	18-JUN-2004 10:57:41	Bright	46.500	69	33Gam Dra	2.2310	3800.0	93	12029	No
194	GOM_NL__2PRFIN20040618_110236_000000402027_00452_12029_4078.N1	18-JUN-2004 11:02:36	Bright	39.500	60	7Bet UMi	2.0810	3950.0	79	12029	No
195	GOM_NL__2PRFIN20040618_110710_000000382027_00452_12029_4079.N1	18-JUN-2004 11:07:10	Bright	37.500	49	1Alp UMi	1.9900	6300.0	75	12029	No
196	GOM_NL__2PRFIN20040618_111534_000000472027_00452_12029_4080.N1	18-JUN-2004 11:15:34	Bright	47.000	68	18Alp Cas	2.2250	4500.0	94	12029	No
197	GOM_NL__2PRFIN20040618_111729_000000452027_00452_12029_4081.N1	18-JUN-2004 11:17:29	Bright	45.000	160	23Gam Per	2.9300	4700.0	90	12029	No
198	GOM_NL__2PRFIN20040618_112054_000000452027_00452_12029_4082.N1	18-JUN-2004 11:20:54	Bright	44.500	73	57Gam1And	2.2600	13100.	89	12029	No
199	GOM_NL__2PRFIN20040618_112318_000000592027_00452_12029_4083.N1	18-JUN-2004 11:23:18	Twilight	59.000	53	43Bet And	2.0480	3300.0	118	12029	No
200	GOM_NL__2PRFIN20040618_112654_000000592027_00452_12029_4084.N1	18-JUN-2004 11:26:54	Twilight	59.000	50	13Alp Ari	2.0070	4250.0	118	12029	No
201	GOM_NL__2PRFIN20040618_113139_000000492027_00452_12029_4085.N1	18-JUN-2004 11:31:39	Dark	49.000	94	92Alp Cet	2.5260	3100.0	98	12029	No
202	GOM_NL__2PRFIN20040618_113403_000000882027_00452_12029_4086.N1	18-JUN-2004 11:34:03	Dark	87.500	140	88Gam Peg	2.8340	26000.	175	12029	No
203	GOM_NL__2PRFIN20040618_114312_000000612027_00452_12029_4087.N1	18-JUN-2004 11:43:12	Dark	61.000	52	16Bet Cet	2.0370	4500.0	122	12029	No
204	GOM_NL__2PRFIN20040618_115444_000000722027_00453_12030_4059.N1	18-JUN-2004 11:54:44	Dark	71.500	18	24Alp PsA	1.1660	9700.0	143	12030	No
205	GOM_NL__2PRFIN20040618_115737_000000532027_00453_12030_4060.N1	18-JUN-2004 11:57:37	Straylight	52.500	31	Alp Gru	1.7340	15200.	105	12030	No
206	GOM_NL__2PRFIN20040618_120111_000000452027_00453_12030_4061.N1	18-JUN-2004 12:01:11	Straylight	45.000	45	Alp Pav	1.9400	26000.	90	12030	No
207	GOM_NL__2PRFIN20040618_120252_000000402027_00453_12030_4062.N1	18-JUN-2004 12:02:52	Straylight	39.500	43	Alp TrA	1.9100	4250.0	79	12030	No
208	GOM_NL__2PRFIN20040618_120559_000000452027_00453_12030_4063.N1	18-JUN-2004 12:05:59	Straylight	44.500	141	Bet Ara	2.8400	4600.0	89	12030	No
209	GOM_NL__2PRFIN20040618_120723_000000402027_00453_12030_4064.N1	18-JUN-2004 12:07:23	Straylight	40.000	147	Alp Ara	2.8770	26000.	80	12030	No
210	GOM_NL__2PRFIN20040618_120908_000000432027_00453_12030_4065.N1	18-JUN-2004 12:09:08	Twilight	43.000	40	The Sco	1.8590	7100.0	86	12030	No
211	GOM_NL__2PRFIN20040618_121050_000000452027_00453_12030_4066.N1	18-JUN-2004 12:10:50	Twilight	45.000	25	35Lam Sco	1.6200	28000.	90	12030	No
212	GOM_NL__2PRFIN20040618_121214_000000442027_00453_12030_4067.N1	18-JUN-2004 12:12:14	Bright	43.500	75	26Eps Sco	2.2910	4250.0	87	12030	No
213	GOM_NL__2PRFIN20040618_121422_000000552027_00453_12030_4068.N1	18-JUN-2004 12:14:22	Bright	55.000	155	41Pi Sgr	2.9000	6600.0	110	12030	No
214	GOM_NL__2PRFIN20040618_121719_000000402027_00453_12030_4069.N1	18-JUN-2004 12:17:19	Bright	40.000	86	35Eta Oph	2.4300	10200.	80	12030	No
215	GOM_NL__2PRFIN20040618_121903_000000392027_00453_12030_4070.N1	18-JUN-2004 12:19:03	Bright	38.500	98	13Zet Oph	2.5710	30000.	77	12030	No
216	GOM_NL__2PRFIN20040618_122109_000000382027_00453_12030_4071.N1	18-JUN-2004 12:21:09	Bright	37.500	120	1Del Oph	2.7340	3200.0	75	12030	No
217	GOM_NL__2PRFIN20040618_122338_000000432027_00453_12030_4072.N1	18-JUN-2004 12:23:38	Bright	43.000	126	60Bet Oph	2.7700	4250.0	86	12030	No
218	GOM_NL__2PRFIN20040618_122607_000000422027_00453_12030_4073.N1	18-JUN-2004 12:26:07	Bright	42.000	59	55Alp Oph	2.0800	8900.0	84	12030	No
219	GOM_NL__2PRFIN20040618_122815_000000372027_00453_12030_4074.N1	18-JUN-2004 12:28:15	Bright	36.500	127	27Bet Her	2.7810	4700.0	73	12030	No

220	GOM_NL__2PRFIN20040618_123359_000000382027_00453_12030_4075.N1	18-JUN-2004 12:33:59	Bright	38.000	180	27Gam Boo	3.0400	8000.0	76	12030	No
221	GOM_NL__2PRFIN20040618_123624_000000562027_00453_12030_4076.N1	18-JUN-2004 12:36:24	Bright	56.000	5	3Alp Lyr	0.033000	11000.	112	12030	No
222	GOM_NL__2PRFIN20040618_123817_000000472027_00453_12030_4077.N1	18-JUN-2004 12:38:17	Bright	47.000	69	33Gam Dra	2.2310	3800.0	94	12030	No
223	GOM_NL__2PRFIN20040618_124312_000000362027_00453_12030_4078.N1	18-JUN-2004 12:43:12	Bright	36.000	60	7Bet UMi	2.0810	3950.0	72	12030	No
224	GOM_NL__2PRFIN20040618_125443_000000652027_00453_12030_4079.N1	18-JUN-2004 12:54:43	Bright	65.000	74	11Bet Cas	2.2680	6600.0	130	12030	No
225	GOM_NL__2PRFIN20040618_125610_000000462027_00453_12030_4080.N1	18-JUN-2004 12:56:10	Bright	45.500	68	18Alp Cas	2.2250	4500.0	91	12030	No
226	GOM_NL__2PRFIN20040618_125804_000000492027_00453_12030_4081.N1	18-JUN-2004 12:58:04	Bright	49.000	160	23Gam Per	2.9300	4700.0	98	12030	No
227	GOM_NL__2PRFIN20040618_130131_000000432027_00453_12030_4082.N1	18-JUN-2004 13:01:31	Bright	42.500	73	57Gam1And	2.2600	13100.	85	12030	No
228	GOM_NL__2PRFIN20040618_130354_000000632027_00453_12030_4083.N1	18-JUN-2004 13:03:54	Twilight	63.000	53	43Bet And	2.0480	3300.0	126	12030	No
229	GOM_NL__2PRFIN20040618_130731_000000512027_00453_12030_4084.N1	18-JUN-2004 13:07:31	Twilight	50.500	50	13Alp Ari	2.0070	4250.0	101	12030	No
230	GOM_NL__2PRFIN20040618_131218_000000482027_00453_12030_4085.N1	18-JUN-2004 13:12:18	Dark	48.000	94	92Alp Cet	2.5260	3100.0	96	12030	No
231	GOM_NL__2PRFIN20040618_131440_000000872027_00453_12030_4086.N1	18-JUN-2004 13:14:40	Dark	86.500	140	88Gam Peg	2.8340	26000.	173	12030	No
232	GOM_NL__2PRFIN20040618_132349_000000672027_00453_12030_4087.N1	18-JUN-2004 13:23:49	Dark	67.000	52	16Bet Cet	2.0370	4500.0	134	12030	No
233	GOM_NL__2PRFIN20040618_133016_000000522027_00453_12030_4088.N1	18-JUN-2004 13:30:16	Dark	51.500	9	Alp Eri	0.45300	24000.	103	12030	No
234	GOM_NL__2PRFIN20040618_133522_000000702027_00454_12031_4060.N1	18-JUN-2004 13:35:22	Dark	69.500	18	24Alp PsA	1.1660	9700.0	139	12031	No
235	GOM_NL__2PRFIN20040618_133814_000000532027_00454_12031_4061.N1	18-JUN-2004 13:38:14	Straylight	52.500	31	Alp Gru	1.7340	15200.	105	12031	No
236	GOM_NL__2PRFIN20040618_134147_000000442027_00454_12031_4062.N1	18-JUN-2004 13:41:47	Straylight	44.000	45	Alp Pav	1.9400	26000.	88	12031	No
237	GOM_NL__2PRFIN20040618_134328_000000412027_00454_12031_4063.N1	18-JUN-2004 13:43:28	Straylight	40.500	43	Alp TrA	1.9100	4250.0	81	12031	No
238	GOM_NL__2PRFIN20040618_134635_000000412027_00454_12031_4064.N1	18-JUN-2004 13:46:35	Straylight	41.000	141	Bet Ara	2.8400	4600.0	82	12031	No
239	GOM_NL__2PRFIN20040618_134759_000000412027_00454_12031_4065.N1	18-JUN-2004 13:47:59	Straylight	41.000	147	Alp Ara	2.8770	26000.	82	12031	No
240	GOM_NL__2PRFIN20040618_134944_000000462027_00454_12031_4066.N1	18-JUN-2004 13:49:44	Twilight	45.500	40	The Sco	1.8590	7100.0	91	12031	No
241	GOM_NL__2PRFIN20040618_135126_000000452027_00454_12031_4067.N1	18-JUN-2004 13:51:26	Twilight	44.500	25	35Lam Sco	1.6200	28000.	89	12031	No
242	GOM_NL__2PRFIN20040618_135250_000000442027_00454_12031_4068.N1	18-JUN-2004 13:52:50	Bright	43.500	75	26Eps Sco	2.2910	4250.0	87	12031	No
243	GOM_NL__2PRFIN20040618_135458_000000542027_00454_12031_4069.N1	18-JUN-2004 13:54:58	Bright	53.500	155	41Pi Sgr	2.9000	6600.0	107	12031	No
244	GOM_NL__2PRFIN20040618_135755_000000402027_00454_12031_4070.N1	18-JUN-2004 13:57:55	Bright	40.000	86	35Eta Oph	2.4300	10200.	80	12031	No
245	GOM_NL__2PRFIN20040618_135938_000000392027_00454_12031_4071.N1	18-JUN-2004 13:59:38	Bright	38.500	98	13Zet Oph	2.5710	30000.	77	12031	No
246	GOM_NL__2PRFIN20040618_140144_000000382027_00454_12031_4072.N1	18-JUN-2004 14:01:44	Bright	37.500	120	1Del Oph	2.7340	3200.0	75	12031	No
247	GOM_NL__2PRFIN20040618_140414_000000432027_00454_12031_4073.N1	18-JUN-2004 14:04:14	Bright	43.000	126	60Bet Oph	2.7700	4250.0	86	12031	No
248	GOM_NL__2PRFIN20040618_140642_000000432027_00454_12031_4074.N1	18-JUN-2004 14:06:42	Bright	43.000	59	55Alp Oph	2.0800	8900.0	86	12031	No
249	GOM_NL__2PRFIN20040618_140851_000000372027_00454_12031_4075.N1	18-JUN-2004 14:08:51	Bright	37.000	127	27Bet Her	2.7810	4700.0	74	12031	No
250	GOM_NL__2PRFIN20040618_141435_000000392027_00454_12031_4076.N1	18-JUN-2004 14:14:35	Bright	39.000	180	27Gam Boo	3.0400	8000.0	78	12031	No
251	GOM_NL__2PRFIN20040618_141700_000000542027_00454_12031_4077.N1	18-JUN-2004 14:17:00	Bright	53.500	5	3Alp Lyr	0.033000	11000.	107	12031	No
252	GOM_NL__2PRFIN20040618_141852_000000462027_00454_12031_4078.N1	18-JUN-2004 14:18:52	Bright	45.500	69	33Gam Dra	2.2310	3800.0	91	12031	No
253	GOM_NL__2PRFIN20040618_142348_000000392027_00454_12031_4079.N1	18-JUN-2004 14:23:48	Bright	39.000	60	7Bet UMi	2.0810	3950.0	78	12031	No
254	GOM_NL__2PRFIN20040618_143518_000000472027_00454_12031_4080.N1	18-JUN-2004 14:35:18	Bright	47.000	74	11Bet Cas	2.2680	6600.0	94	12031	No
255	GOM_NL__2PRFIN20040618_143646_000000462027_00454_12031_4081.N1	18-JUN-2004 14:36:46	Bright	45.500	68	18Alp Cas	2.2250	4500.0	91	12031	No
256	GOM_NL__2PRFIN20040618_143840_000000512027_00454_12031_4082.N1	18-JUN-2004 14:38:40	Bright	51.000	160	23Gam Per	2.9300	4700.0	102	12031	No
257	GOM_NL__2PRFIN20040618_144206_000000442027_00454_12031_4083.N1	18-JUN-2004 14:42:06	Bright	44.000	73	57Gam1And	2.2600	13100.	88	12031	No
258	GOM_NL__2PRFIN20040618_144429_000000602027_00454_12031_4084.N1	18-JUN-2004 14:44:29	Twilight	60.000	53	43Bet And	2.0480	3300.0	120	12031	No
259	GOM_NL__2PRFIN20040618_144807_000000522027_00454_12031_4085.N1	18-JUN-2004 14:48:07	Twilight	51.500	50	13Alp Ari	2.0070	4250.0	103	12031	No
260	GOM_NL__2PRFIN20040618_145254_000000472027_00454_12031_4086.N1	18-JUN-2004 14:52:54	Dark	46.500	94	92Alp Cet	2.5260	3100.0	93	12031	No
261	GOM_NL__2PRFIN20040618_145518_000000882027_00454_12031_4087.N1	18-JUN-2004 14:55:18	Dark	87.500	140	88Gam Peg	2.8340	26000.	175	12031	No
262	GOM_NL__2PRFIN20040618_150427_000000682027_00454_12031_4088.N1	18-JUN-2004 15:04:27	Dark	68.000	52	16Bet Cet	2.0370	4500.0	136	12031	No
263	GOM_NL__2PRFIN20040618_151052_000000502027_00454_12031_4089.N1	18-JUN-2004 15:10:52	Dark	49.500	9	Alp Eri	0.45300	24000.	99	12031	No
264	GOM_NL__2PRFIN20040618_151600_000000732027_00455_12032_4046.N1	18-JUN-2004 15:16:00	Dark	73.000	18	24Alp PsA	1.1660	9700.0	146	12032	No
265	GOM_NL__2PRFIN20040618_151852_000000512027_00455_12032_4047.N1	18-JUN-2004 15:18:52	Straylight	50.500	31	Alp Gru	1.7340	15200.	101	12032	No
266	GOM_NL__2PRFIN20040618_152221_000000482027_00455_12032_4048.N1	18-JUN-2004 15:22:21	Straylight	47.500	45	Alp Pav	1.9400	26000.	95	12032	No
267	GOM_NL__2PRFIN20040618_152404_000000412027_00455_12032_4049.N1	18-JUN-2004 15:24:04	Straylight	40.500	43	Alp TrA	1.9100	4250.0	81	12032	No
268	GOM_NL__2PRFIN20040618_152711_000000422027_00455_12032_4050.N1	18-JUN-2004 15:27:11	Straylight	41.500	141	Bet Ara	2.8400	4600.0	83	12032	No
269	GOM_NL__2PRFIN20040618_152834_000000402027_00455_12032_4051.N1	18-JUN-2004 15:28:34	Straylight	39.500	147	Alp Ara	2.8770	26000.	79	12032	No
270	GOM_NL__2PRFIN20040618_153020_000000442027_00455_12032_4052.N1	18-JUN-2004 15:30:20	Twilight	44.000	40	The Sco	1.8590	7100.0	88	12032	No
271	GOM_NL__2PRFIN20040618_153202_000000452027_00455_12032_4053.N1	18-JUN-2004 15:32:02	Twilight	44.500	25	35Lam Sco	1.6200	28000.	89	12032	No
272	GOM_NL__2PRFIN20040618_153326_000000452027_00455_12032_4054.N1	18-JUN-2004 15:33:26	Bright	44.500	75	26Eps Sco	2.2910	4250.0	89	12032	No
273	GOM_NL__2PRFIN20040618_153535_000000552027_00455_12032_4055.N1	18-JUN-2004 15:35:35	Bright	55.000	155	41Pi Sgr	2.9000	6600.0	110	12032	No
274	GOM_NL__2PRFIN20040618_153831_000000412027_00455_12032_4056.N1	18-JUN-2004 15:38:31	Bright	40.500	86	35Eta Oph	2.4300	10200.	81	12032	No
275	GOM_NL__2PRFIN20040618_154014_000000392027_00455_12032_4057.N1	18-JUN-2004 15:40:14	Bright	39.000	98	13Zet Oph	2.5710	30000.	78	12032	No
276	GOM_NL__2PRFIN20040618_154220_000000382027_00455_12032_4058.N1	18-JUN-2004 15:42:20	Bright	38.000	120	1Del Oph	2.7340	3200.0	76	12032	No
277	GOM_NL__2PRFIN20040618_154450_000000432027_00455_12032_4059.N1	18-JUN-2004 15:44:50	Bright	43.000	126	60Bet Oph	2.7700	4250.0	86	12032	No
278	GOM_NL__2PRFIN20040618_154717_000000422027_00455_12032_4060.N1	18-JUN-2004 15:47:17	Bright	42.000	59	55Alp Oph	2.0800	8900.0	84	12032	No

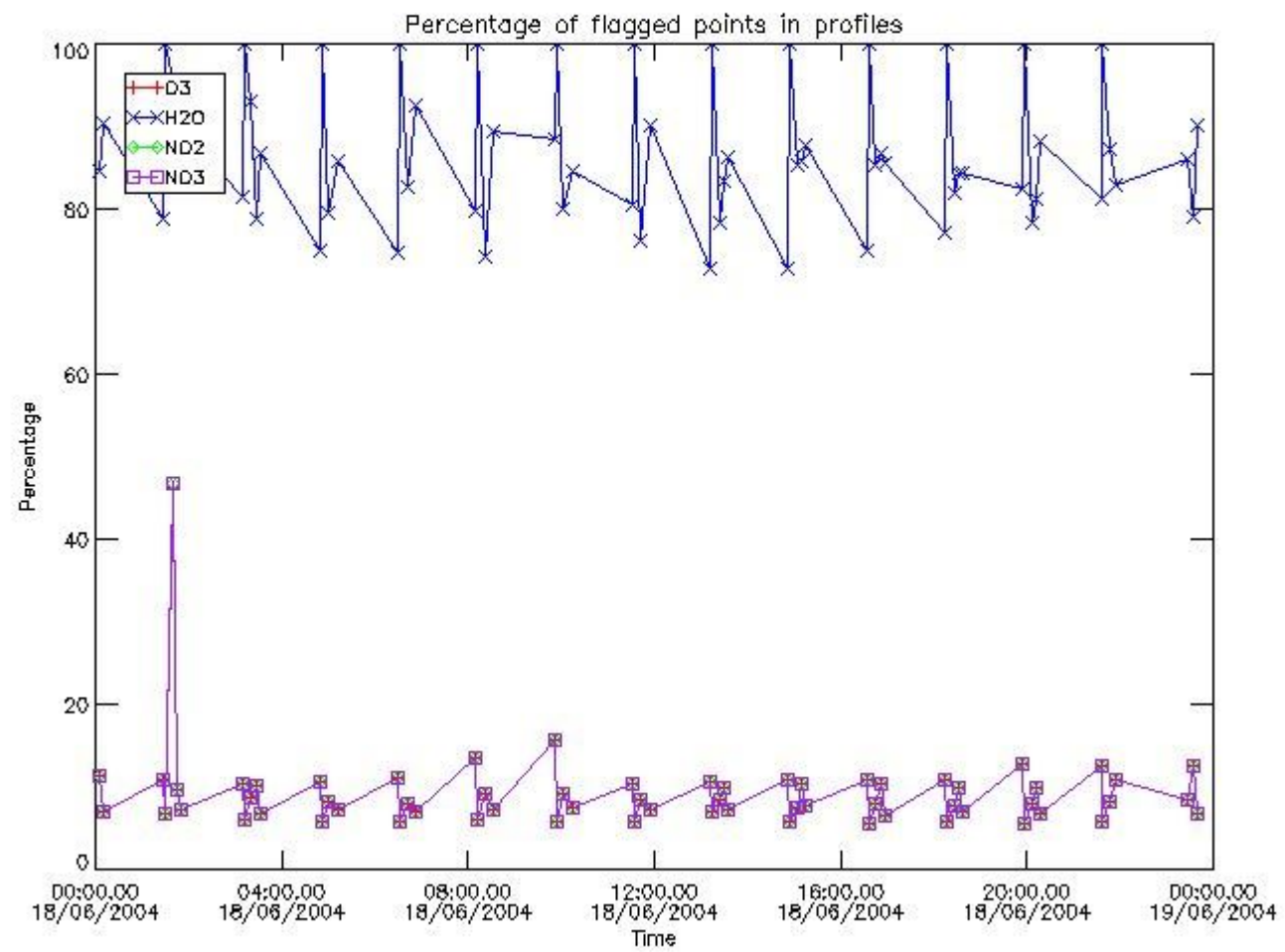
279	GOM_NL__2PRFIN20040618_154926_000000382027_00455_12032_4061.N1	18-JUN-2004 15:49:26	Bright	38.000	127	27Bet Her	2.7810	4700.0	76	12032	No
280	GOM_NL__2PRFIN20040618_155512_000000382027_00455_12032_4062.N1	18-JUN-2004 15:55:12	Bright	38.000	180	27Gam Boo	3.0400	8000.0	76	12032	No
281	GOM_NL__2PRFIN20040618_155735_000000532027_00455_12032_4063.N1	18-JUN-2004 15:57:35	Bright	52.500	5	3Alp Lyr	0.033000	11000.	105	12032	No
282	GOM_NL__2PRFIN20040618_155927_000000462027_00455_12032_4064.N1	18-JUN-2004 15:59:27	Bright	45.500	69	33Gam Dra	2.2310	3800.0	91	12032	No
283	GOM_NL__2PRFIN20040618_160424_000000402027_00455_12032_4065.N1	18-JUN-2004 16:04:24	Bright	39.500	60	7Bet UMi	2.0810	3950.0	79	12032	No
284	GOM_NL__2PRFIN20040618_161553_000000482027_00455_12032_4066.N1	18-JUN-2004 16:15:53	Bright	47.500	74	11Bet Cas	2.2680	6600.0	95	12032	No
285	GOM_NL__2PRFIN20040618_161722_000000452027_00455_12032_4067.N1	18-JUN-2004 16:17:22	Bright	45.000	68	18Alp Cas	2.2250	4500.0	90	12032	No
286	GOM_NL__2PRFIN20040618_161916_000000362027_00455_12032_4068.N1	18-JUN-2004 16:19:16	Bright	35.500	160	23Gam Per	2.9300	4700.0	71	12032	No
287	GOM_NL__2PRFIN20040618_162242_000000442027_00455_12032_4069.N1	18-JUN-2004 16:22:42	Bright	43.500	73	57Gam1And	2.2600	13100.	87	12032	No
288	GOM_NL__2PRFIN20040618_162506_000000692027_00455_12032_4070.N1	18-JUN-2004 16:25:06	Twilight	69.000	53	43Bet And	2.0480	3300.0	138	12032	No
289	GOM_NL__2PRFIN20040618_162842_000000542027_00455_12032_4071.N1	18-JUN-2004 16:28:42	Twilight	53.500	50	13Alp Ari	2.0070	4250.0	107	12032	No
290	GOM_NL__2PRFIN20040618_163330_000000472027_00455_12032_4072.N1	18-JUN-2004 16:33:30	Dark	46.500	94	92Alp Cet	2.5260	3100.0	93	12032	No
291	GOM_NL__2PRFIN20040618_163555_000000912027_00455_12032_4073.N1	18-JUN-2004 16:35:55	Dark	91.000	140	88Gam Peg	2.8340	26000.	182	12032	No
292	GOM_NL__2PRFIN20040618_164504_000000652027_00455_12032_4074.N1	18-JUN-2004 16:45:04	Dark	65.000	52	16Bet Cet	2.0370	4500.0	130	12032	No
293	GOM_NL__2PRFIN20040618_165128_000000502027_00455_12032_4075.N1	18-JUN-2004 16:51:28	Dark	49.500	9	Alp Eri	0.45300	24000.	99	12032	No
294	GOM_NL__2PRFIN20040618_165638_000000772027_00456_12033_4047.N1	18-JUN-2004 16:56:38	Dark	77.000	18	24Alp PsA	1.1660	9700.0	154	12033	No
295	GOM_NL__2PRFIN20040618_165928_000000512027_00456_12033_4048.N1	18-JUN-2004 16:59:28	Straylight	50.500	31	Alp Gru	1.7340	15200.	101	12033	No
296	GOM_NL__2PRFIN20040618_170301_000000452027_00456_12033_4049.N1	18-JUN-2004 17:03:01	Straylight	45.000	45	Alp Pav	1.9400	26000.	90	12033	No
297	GOM_NL__2PRFIN20040618_170440_000000422027_00456_12033_4050.N1	18-JUN-2004 17:04:40	Straylight	41.500	43	Alp TrA	1.9100	4250.0	83	12033	No
298	GOM_NL__2PRFIN20040618_170748_000000492027_00456_12033_4051.N1	18-JUN-2004 17:07:48	Straylight	49.000	141	Bet Ara	2.8400	4600.0	98	12033	No
299	GOM_NL__2PRFIN20040618_170911_000000402027_00456_12033_4052.N1	18-JUN-2004 17:09:11	Straylight	40.000	147	Alp Ara	2.8770	26000.	80	12033	No
300	GOM_NL__2PRFIN20040618_171057_000000482027_00456_12033_4053.N1	18-JUN-2004 17:10:57	Twilight	48.000	40	The Sco	1.8590	7100.0	96	12033	No
301	GOM_NL__2PRFIN20040618_171239_000000462027_00456_12033_4054.N1	18-JUN-2004 17:12:39	Twilight	45.500	25	35Lam Sco	1.6200	28000.	91	12033	No
302	GOM_NL__2PRFIN20040618_171402_000000462027_00456_12033_4055.N1	18-JUN-2004 17:14:02	Bright	45.500	75	26Eps Sco	2.2910	4250.0	91	12033	No
303	GOM_NL__2PRFIN20040618_171611_000000572027_00456_12033_4056.N1	18-JUN-2004 17:16:11	Bright	57.000	155	41Pi Sgr	2.9000	6600.0	114	12033	No
304	GOM_NL__2PRFIN20040618_171907_000000402027_00456_12033_4057.N1	18-JUN-2004 17:19:07	Bright	40.000	86	35Eta Oph	2.4300	10200.	80	12033	No
305	GOM_NL__2PRFIN20040618_172051_000000392027_00456_12033_4058.N1	18-JUN-2004 17:20:51	Bright	38.500	98	13Zet Oph	2.5710	30000.	77	12033	No
306	GOM_NL__2PRFIN20040618_172257_000000372027_00456_12033_4059.N1	18-JUN-2004 17:22:57	Bright	37.000	120	1Del Oph	2.7340	3200.0	74	12033	No
307	GOM_NL__2PRFIN20040618_172526_000000432027_00456_12033_4060.N1	18-JUN-2004 17:25:26	Bright	43.000	126	60Bet Oph	2.7700	4250.0	86	12033	No
308	GOM_NL__2PRFIN20040618_172754_000000442027_00456_12033_4061.N1	18-JUN-2004 17:27:54	Bright	43.500	59	55Alp Oph	2.0800	8900.0	87	12033	No
309	GOM_NL__2PRFIN20040618_173002_000000372027_00456_12033_4062.N1	18-JUN-2004 17:30:02	Bright	36.500	127	27Bet Her	2.7810	4700.0	73	12033	No
310	GOM_NL__2PRFIN20040618_173547_000000382027_00456_12033_4063.N1	18-JUN-2004 17:35:47	Bright	38.000	180	27Gam Boo	3.0400	8000.0	76	12033	No
311	GOM_NL__2PRFIN20040618_173810_000000542027_00456_12033_4064.N1	18-JUN-2004 17:38:10	Bright	54.000	5	3Alp Lyr	0.033000	11000.	108	12033	No
312	GOM_NL__2PRFIN20040618_174003_000000452027_00456_12033_4065.N1	18-JUN-2004 17:40:03	Bright	45.000	69	33Gam Dra	2.2310	3800.0	90	12033	No
313	GOM_NL__2PRFIN20040618_174459_000000392027_00456_12033_4066.N1	18-JUN-2004 17:44:59	Bright	39.000	60	7Bet UMi	2.0810	3950.0	78	12033	No
314	GOM_NL__2PRFIN20040618_175629_000000452027_00456_12033_4067.N1	18-JUN-2004 17:56:29	Bright	45.000	74	11Bet Cas	2.2680	6600.0	90	12033	No
315	GOM_NL__2PRFIN20040618_175757_000000642027_00456_12033_4068.N1	18-JUN-2004 17:57:57	Bright	64.000	68	18Alp Cas	2.2250	4500.0	128	12033	No
316	GOM_NL__2PRFIN20040618_175952_000000422027_00456_12033_4069.N1	18-JUN-2004 17:59:52	Bright	42.000	160	23Gam Per	2.9300	4700.0	84	12033	No
317	GOM_NL__2PRFIN20040618_180318_000000422027_00456_12033_4070.N1	18-JUN-2004 18:03:18	Bright	41.500	73	57Gam1And	2.2600	13100.	83	12033	No
318	GOM_NL__2PRFIN20040618_180541_000000572027_00456_12033_4071.N1	18-JUN-2004 18:05:41	Twilight	56.500	53	43Bet And	2.0480	3300.0	113	12033	No
319	GOM_NL__2PRFIN20040618_180919_000000582027_00456_12033_4072.N1	18-JUN-2004 18:09:19	Twilight	58.000	50	13Alp Ari	2.0070	4250.0	116	12033	No
320	GOM_NL__2PRFIN20040618_181407_000000472027_00456_12033_4073.N1	18-JUN-2004 18:14:07	Dark	46.500	94	92Alp Cet	2.5260	3100.0	93	12033	No
321	GOM_NL__2PRFIN20040618_181632_000000892027_00456_12033_4074.N1	18-JUN-2004 18:16:32	Dark	89.000	140	88Gam Peg	2.8340	26000.	178	12033	No
322	GOM_NL__2PRFIN20040618_182541_000000672027_00456_12033_4075.N1	18-JUN-2004 18:25:41	Dark	67.000	52	16Bet Cet	2.0370	4500.0	134	12033	No
323	GOM_NL__2PRFIN20040618_183205_000000522027_00456_12033_4076.N1	18-JUN-2004 18:32:05	Dark	51.500	9	Alp Eri	0.45300	24000.	103	12033	No
324	GOM_NL__2PRFIN20040618_183715_000000742027_00457_12034_4048.N1	18-JUN-2004 18:37:15	Dark	74.000	18	24Alp PsA	1.1660	9700.0	148	12034	No
325	GOM_NL__2PRFIN20040618_184006_000000502027_00457_12034_4049.N1	18-JUN-2004 18:40:06	Straylight	50.000	31	Alp Gru	1.7340	15200.	100	12034	No
326	GOM_NL__2PRFIN20040618_184337_000000432027_00457_12034_4050.N1	18-JUN-2004 18:43:37	Straylight	43.000	45	Alp Pav	1.9400	26000.	86	12034	No
327	GOM_NL__2PRFIN20040618_184516_000000412027_00457_12034_4051.N1	18-JUN-2004 18:45:16	Straylight	41.000	43	Alp TrA	1.9100	4250.0	82	12034	No
328	GOM_NL__2PRFIN20040618_184824_000000482027_00457_12034_4052.N1	18-JUN-2004 18:48:24	Straylight	47.500	141	Bet Ara	2.8400	4600.0	95	12034	No
329	GOM_NL__2PRFIN20040618_184948_000000392027_00457_12034_4053.N1	18-JUN-2004 18:49:48	Straylight	39.000	147	Alp Ara	2.8770	26000.	78	12034	No
330	GOM_NL__2PRFIN20040618_185133_000000462027_00457_12034_4054.N1	18-JUN-2004 18:51:33	Twilight	46.000	40	The Sco	1.8590	7100.0	92	12034	No
331	GOM_NL__2PRFIN20040618_185315_000000422027_00457_12034_4055.N1	18-JUN-2004 18:53:15	Twilight	41.500	25	35Lam Sco	1.6200	28000.	83	12034	No
332	GOM_NL__2PRFIN20040618_185438_000000452027_00457_12034_4056.N1	18-JUN-2004 18:54:38	Bright	45.000	75	26Eps Sco	2.2910	4250.0	90	12034	No
333	GOM_NL__2PRFIN20040618_185647_000000552027_00457_12034_4057.N1	18-JUN-2004 18:56:47	Bright	55.000	155	41Pi Sgr	2.9000	6600.0	110	12034	No
334	GOM_NL__2PRFIN20040618_185943_000000402027_00457_12034_4058.N1	18-JUN-2004 18:59:43	Bright	40.000	86	35Eta Oph	2.4300	10200.	80	12034	No
335	GOM_NL__2PRFIN20040618_190127_000000392027_00457_12034_4059.N1	18-JUN-2004 19:01:27	Bright	38.500	98	13Zet Oph	2.5710	30000.	77	12034	No
336	GOM_NL__2PRFIN20040618_190333_000000382027_00457_12034_4060.N1	18-JUN-2004 19:03:33	Bright	37.500	120	1Del Oph	2.7340	3200.0	75	12034	No
337	GOM_NL__2PRFIN20040618_190602_000000432027_00457_12034_4061.N1	18-JUN-2004 19:06:02	Bright	42.500	126	60Bet Oph	2.7700	4250.0	85	12034	No

338	GOM_NL__2PRFIN20040618_190829_000000422027_00457_12034_4062.N1	18-JUN-2004 19:08:29	Bright	42.000	59	55Alp Oph	2.0800	8900.0	84	12034	No
339	GOM_NL__2PRFIN20040618_191038_000000402027_00457_12034_4063.N1	18-JUN-2004 19:10:38	Bright	39.500	127	27Bet Her	2.7810	4700.0	79	12034	No
340	GOM_NL__2PRFIN20040618_191624_000000392027_00457_12034_4064.N1	18-JUN-2004 19:16:24	Bright	39.000	180	27Gam Boo	3.0400	8000.0	78	12034	No
341	GOM_NL__2PRFIN20040618_191846_000000532027_00457_12034_4065.N1	18-JUN-2004 19:18:46	Bright	52.500	5	3Alp Lyr	0.033000	11000.	105	12034	No
342	GOM_NL__2PRFIN20040618_192039_000000452027_00457_12034_4066.N1	18-JUN-2004 19:20:39	Bright	45.000	69	33Gam Dra	2.2310	3800.0	90	12034	No
343	GOM_NL__2PRFIN20040618_192536_000000412027_00457_12034_4067.N1	18-JUN-2004 19:25:36	Bright	40.500	60	7Bet UMi	2.0810	3950.0	81	12034	No
344	GOM_NL__2PRFIN20040618_193705_000000532027_00457_12034_4068.N1	18-JUN-2004 19:37:05	Bright	53.000	74	11Bet Cas	2.2680	6600.0	106	12034	No
345	GOM_NL__2PRFIN20040618_193833_000000442027_00457_12034_4069.N1	18-JUN-2004 19:38:33	Bright	43.500	68	18Alp Cas	2.2250	4500.0	87	12034	No
346	GOM_NL__2PRFIN20040618_194028_000000382027_00457_12034_4070.N1	18-JUN-2004 19:40:28	Bright	38.000	160	23Gam Per	2.9300	4700.0	76	12034	No
347	GOM_NL__2PRFIN20040618_194354_000000442027_00457_12034_4071.N1	18-JUN-2004 19:43:54	Bright	43.500	73	57Gam1And	2.2600	13100.	87	12034	No
348	GOM_NL__2PRFIN20040618_194618_000000602027_00457_12034_4072.N1	18-JUN-2004 19:46:18	Twilight	59.500	53	43Bet And	2.0480	3300.0	119	12034	No
349	GOM_NL__2PRFIN20040618_194955_000000512027_00457_12034_4073.N1	18-JUN-2004 19:49:55	Twilight	51.000	50	13Alp Ari	2.0070	4250.0	102	12034	No
350	GOM_NL__2PRFIN20040618_195443_000000402027_00457_12034_4074.N1	18-JUN-2004 19:54:43	Dark	40.000	94	92Alp Cet	2.5260	3100.0	80	12034	No
351	GOM_NL__2PRFIN20040618_195709_000000932027_00457_12034_4075.N1	18-JUN-2004 19:57:09	Dark	92.500	140	88Gam Peg	2.8340	26000.	185	12034	No
352	GOM_NL__2PRFIN20040618_200618_000000652027_00457_12034_4076.N1	18-JUN-2004 20:06:18	Dark	65.000	52	16Bet Cet	2.0370	4500.0	130	12034	No
353	GOM_NL__2PRFIN20040618_201241_000000512027_00457_12034_4077.N1	18-JUN-2004 20:12:41	Dark	51.000	9	Alp Eri	0.45300	24000.	102	12034	No
354	GOM_NL__2PRFIN20040618_201753_000000762027_00458_12035_4049.N1	18-JUN-2004 20:17:53	Dark	76.000	18	24Alp PsA	1.1660	9700.0	152	12035	No
355	GOM_NL__2PRFIN20040618_202042_000000522027_00458_12035_4050.N1	18-JUN-2004 20:20:42	Straylight	51.500	31	Alp Gru	1.7340	15200.	103	12035	No
356	GOM_NL__2PRFIN20040618_202414_000000432027_00458_12035_4051.N1	18-JUN-2004 20:24:14	Straylight	43.000	45	Alp Pav	1.9400	26000.	86	12035	No
357	GOM_NL__2PRFIN20040618_202552_000000432027_00458_12035_4052.N1	18-JUN-2004 20:25:52	Straylight	42.500	43	Alp TrA	1.9100	4250.0	85	12035	No
358	GOM_NL__2PRFIN20040618_202900_000000392027_00458_12035_4053.N1	18-JUN-2004 20:29:00	Straylight	39.000	141	Bet Ara	2.8400	4600.0	78	12035	No
359	GOM_NL__2PRFIN20040618_203024_000000402027_00458_12035_4054.N1	18-JUN-2004 20:30:24	Straylight	39.500	147	Alp Ara	2.8770	26000.	79	12035	No
360	GOM_NL__2PRFIN20040618_203209_000000452027_00458_12035_4055.N1	18-JUN-2004 20:32:09	Twilight	45.000	40	The Sco	1.8590	7100.0	90	12035	No
361	GOM_NL__2PRFIN20040618_203351_000000442027_00458_12035_4056.N1	18-JUN-2004 20:33:51	Twilight	44.000	25	35Lam Sco	1.6200	28000.	88	12035	No
362	GOM_NL__2PRFIN20040618_203514_000000452027_00458_12035_4057.N1	18-JUN-2004 20:35:14	Bright	45.000	75	26Eps Sco	2.2910	4250.0	90	12035	No
363	GOM_NL__2PRFIN20040618_203724_000000552027_00458_12035_4058.N1	18-JUN-2004 20:37:24	Bright	55.000	155	41Pi Sgr	2.9000	6600.0	110	12035	No
364	GOM_NL__2PRFIN20040618_204019_000000412027_00458_12035_4059.N1	18-JUN-2004 20:40:19	Bright	40.500	86	35Eta Oph	2.4300	10200.	81	12035	No
365	GOM_NL__2PRFIN20040618_204203_000000382027_00458_12035_4060.N1	18-JUN-2004 20:42:03	Bright	38.000	98	13Zet Oph	2.5710	30000.	76	12035	No
366	GOM_NL__2PRFIN20040618_204409_000000382027_00458_12035_4061.N1	18-JUN-2004 20:44:09	Bright	38.000	120	1Del Oph	2.7340	3200.0	76	12035	No
367	GOM_NL__2PRFIN20040618_204637_000000432027_00458_12035_4062.N1	18-JUN-2004 20:46:37	Bright	42.500	126	60Bet Oph	2.7700	4250.0	85	12035	No
368	GOM_NL__2PRFIN20040618_204905_000000442027_00458_12035_4063.N1	18-JUN-2004 20:49:05	Bright	43.500	59	55Alp Oph	2.0800	8900.0	87	12035	No
369	GOM_NL__2PRFIN20040618_205114_000000392027_00458_12035_4064.N1	18-JUN-2004 20:51:14	Bright	38.500	127	27Bet Her	2.7810	4700.0	77	12035	No
370	GOM_NL__2PRFIN20040618_205255_000000382027_00458_12035_4065.N1	18-JUN-2004 20:52:55	Bright	38.000	67	5Alp CrB	2.2210	11000.	76	12035	No
371	GOM_NL__2PRFIN20040618_205701_000000402027_00458_12035_4066.N1	18-JUN-2004 20:57:01	Bright	39.500	180	27Gam Boo	3.0400	8000.0	79	12035	No
372	GOM_NL__2PRFIN20040618_205920_000000532027_00458_12035_4067.N1	18-JUN-2004 20:59:20	Bright	52.500	5	3Alp Lyr	0.033000	11000.	105	12035	No
373	GOM_NL__2PRFIN20040618_210114_000000452027_00458_12035_4068.N1	18-JUN-2004 21:01:14	Bright	44.500	69	33Gam Dra	2.2310	3800.0	89	12035	No
374	GOM_NL__2PRFIN20040618_211046_000000372027_00458_12035_4069.N1	18-JUN-2004 21:10:46	Bright	37.000	49	1Alp UMi	1.9900	6300.0	74	12035	No
375	GOM_NL__2PRFIN20040618_211740_000000472027_00458_12035_4070.N1	18-JUN-2004 21:17:40	Bright	47.000	74	11Bet Cas	2.2680	6600.0	94	12035	No
376	GOM_NL__2PRFIN20040618_211908_000000462027_00458_12035_4071.N1	18-JUN-2004 21:19:08	Bright	46.000	68	18Alp Cas	2.2250	4500.0	92	12035	No
377	GOM_NL__2PRFIN20040618_212104_000000372027_00458_12035_4072.N1	18-JUN-2004 21:21:04	Bright	36.500	160	23Gam Per	2.9300	4700.0	73	12035	No
378	GOM_NL__2PRFIN20040618_212430_000000442027_00458_12035_4073.N1	18-JUN-2004 21:24:30	Bright	43.500	73	57Gam1And	2.2600	13100.	87	12035	No
379	GOM_NL__2PRFIN20040618_212654_000000612027_00458_12035_4074.N1	18-JUN-2004 21:26:54	Twilight	60.500	53	43Bet And	2.0480	3300.0	121	12035	No
380	GOM_NL__2PRFIN20040618_213032_000000502027_00458_12035_4075.N1	18-JUN-2004 21:30:32	Twilight	50.000	50	13Alp Ari	2.0070	4250.0	100	12035	No
381	GOM_NL__2PRFIN20040618_213519_000000412027_00458_12035_4076.N1	18-JUN-2004 21:35:19	Dark	40.500	94	92Alp Cet	2.5260	3100.0	81	12035	No
382	GOM_NL__2PRFIN20040618_213747_000000892027_00458_12035_4077.N1	18-JUN-2004 21:37:47	Dark	89.000	140	88Gam Peg	2.8340	26000.	178	12035	No
383	GOM_NL__2PRFIN20040618_214656_000000632027_00458_12035_4078.N1	18-JUN-2004 21:46:56	Dark	62.500	52	16Bet Cet	2.0370	4500.0	125	12035	No
384	GOM_NL__2PRFIN20040618_215317_000000472027_00458_12035_4079.N1	18-JUN-2004 21:53:17	Dark	47.000	9	Alp Eri	0.45300	24000.	94	12035	No
385	GOM_NL__2PRFIN20040618_232732_000000612027_00459_12036_3929.N1	18-JUN-2004 23:27:32	Dark	61.000	52	16Bet Cet	2.0370	4500.0	122	12036	No
386	GOM_NL__2PRFIN20040618_233353_000000412027_00459_12036_3930.N1	18-JUN-2004 23:33:53	Dark	40.500	9	Alp Eri	0.45300	24000.	81	12036	No
387	GOM_NL__2PRFIN20040618_233908_000000762027_00460_12037_4062.N1	18-JUN-2004 23:39:08	Dark	76.000	18	24Alp PsA	1.1660	9700.0	152	12037	No
388	GOM_NL__2PRFIN20040618_234156_000000502027_00460_12037_4063.N1	18-JUN-2004 23:41:56	Straylight	50.000	31	Alp Gru	1.7340	15200.	100	12037	No
389	GOM_NL__2PRFIN20040618_234526_000000452027_00460_12037_4064.N1	18-JUN-2004 23:45:26	Straylight	45.000	45	Alp Pav	1.9400	26000.	90	12037	No
390	GOM_NL__2PRFIN20040618_234704_000000432027_00460_12037_4065.N1	18-JUN-2004 23:47:04	Straylight	43.000	43	Alp TrA	1.9100	4250.0	86	12037	No
391	GOM_NL__2PRFIN20040618_235012_000000402027_00460_12037_4066.N1	18-JUN-2004 23:50:12	Straylight	40.000	141	Bet Ara	2.8400	4600.0	80	12037	No
392	GOM_NL__2PRFIN20040618_235135_000000402027_00460_12037_4067.N1	18-JUN-2004 23:51:35	Straylight	39.500	147	Alp Ara	2.8770	26000.	79	12037	No
393	GOM_NL__2PRFIN20040618_235321_000000452027_00460_12037_4068.N1	18-JUN-2004 23:53:21	Twilight	45.000	40	The Sco	1.8590	7100.0	90	12037	No
394	GOM_NL__2PRFIN20040618_235502_000000452027_00460_12037_4069.N1	18-JUN-2004 23:55:02	Twilight	44.500	25	35Lam Sco	1.6200	28000.	89	12037	No
395	GOM_NL__2PRFIN20040618_235627_000000472027_00460_12037_4070.N1	18-JUN-2004 23:56:27	Bright	46.500	75	26Eps Sco	2.2910	4250.0	93	12037	No
396	GOM_NL__2PRFIN20040618_235836_000000562027_00460_12037_4071.N1	18-JUN-2004 23:58:36	Bright	56.000	155	41Pi Sgr	2.9000	6600.0	112	12037	No

3. Quality information per product

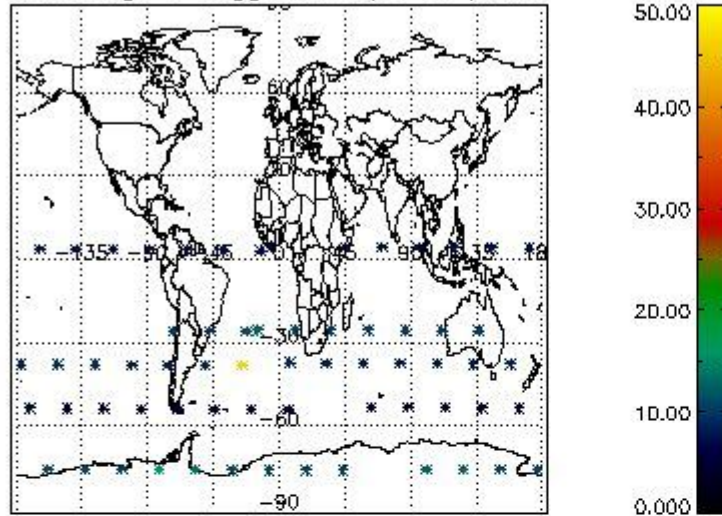
In this section it is plotted some information contained in the Quality Summary data set of the level 2 products. Only products in dark limb conditions and without errors (error flag in the MPH set to "0") are used.

3.1 Plot quality information per product (time dependant)

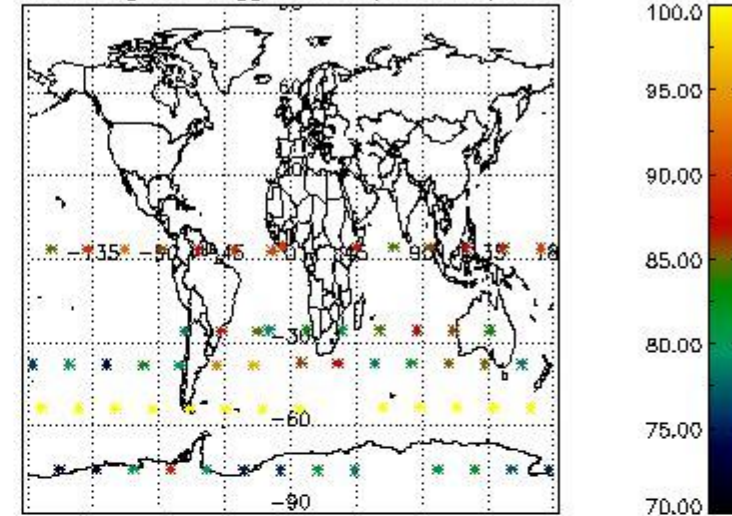


3.2 Plot quality information per product (world map)

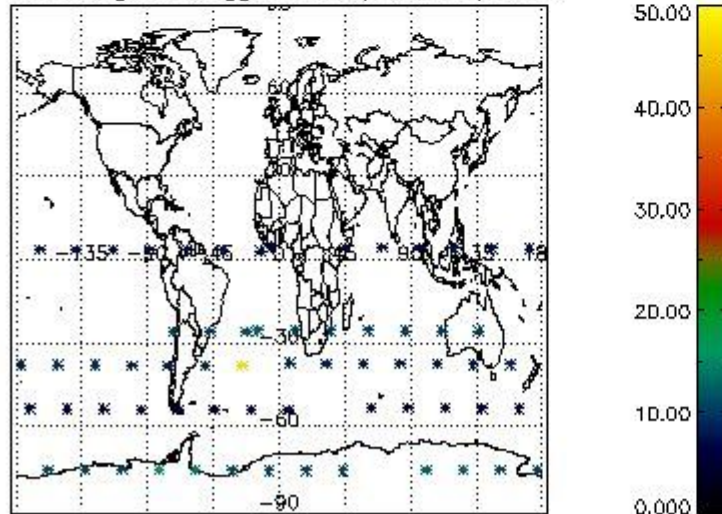
Percentage of flagged data per O3 profile



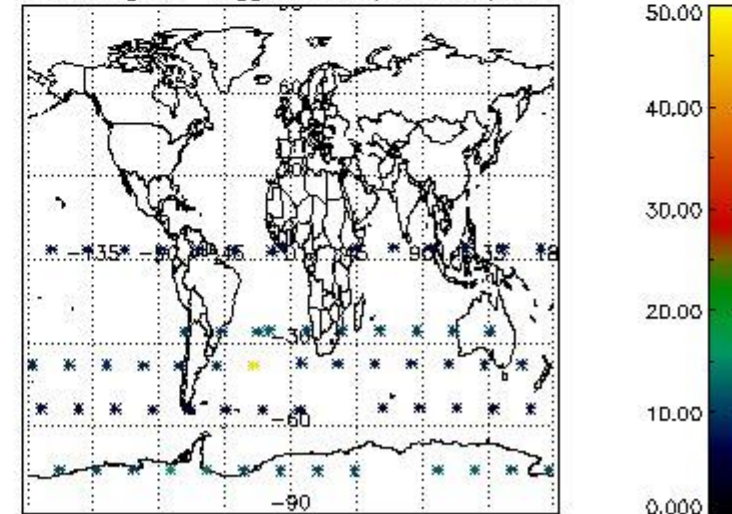
Percentage of flagged data per H2O profile



Percentage of flagged data per NO2 profile



Percentage of flagged data per NO3 profile

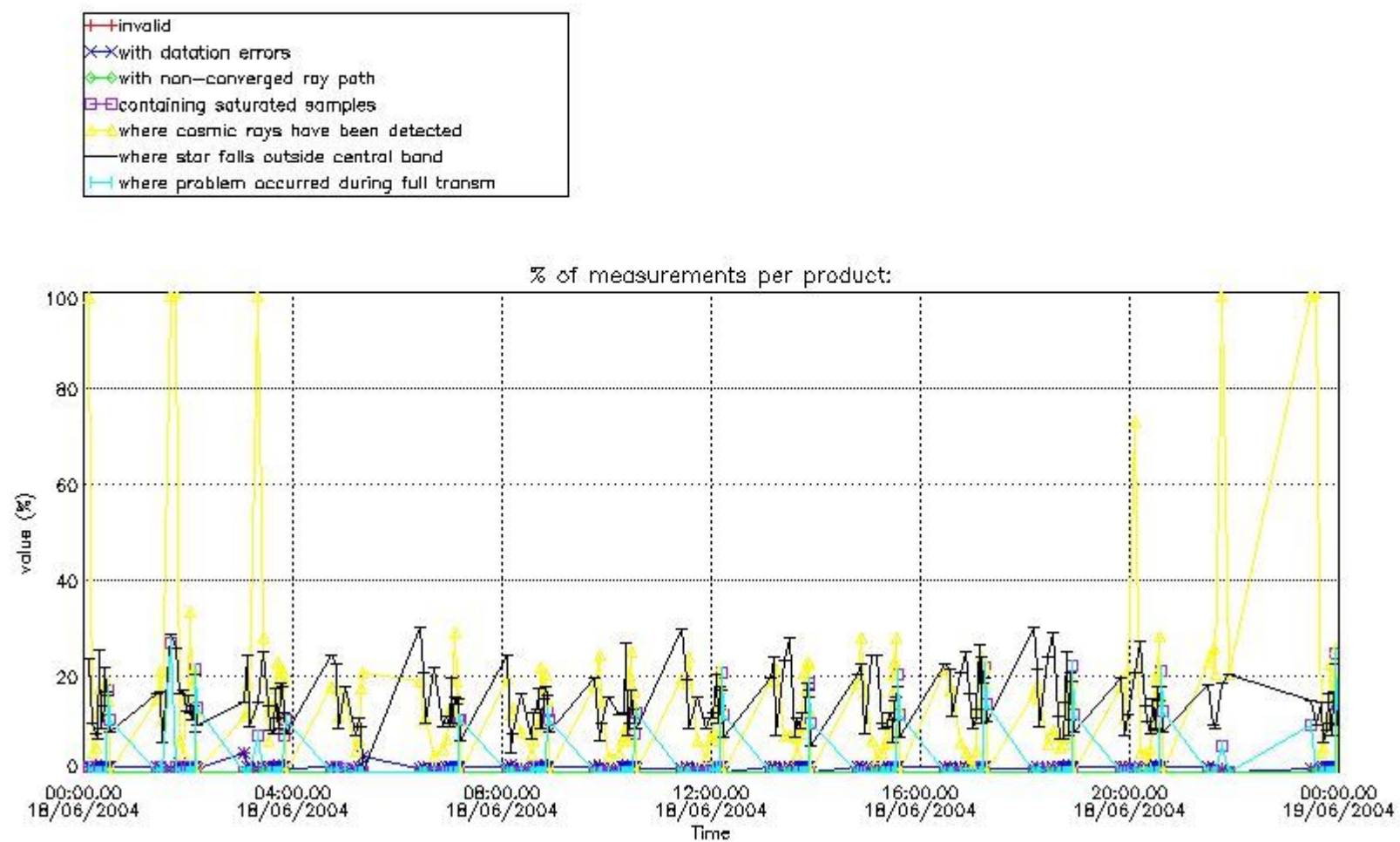


4. Level 1 quality information per product

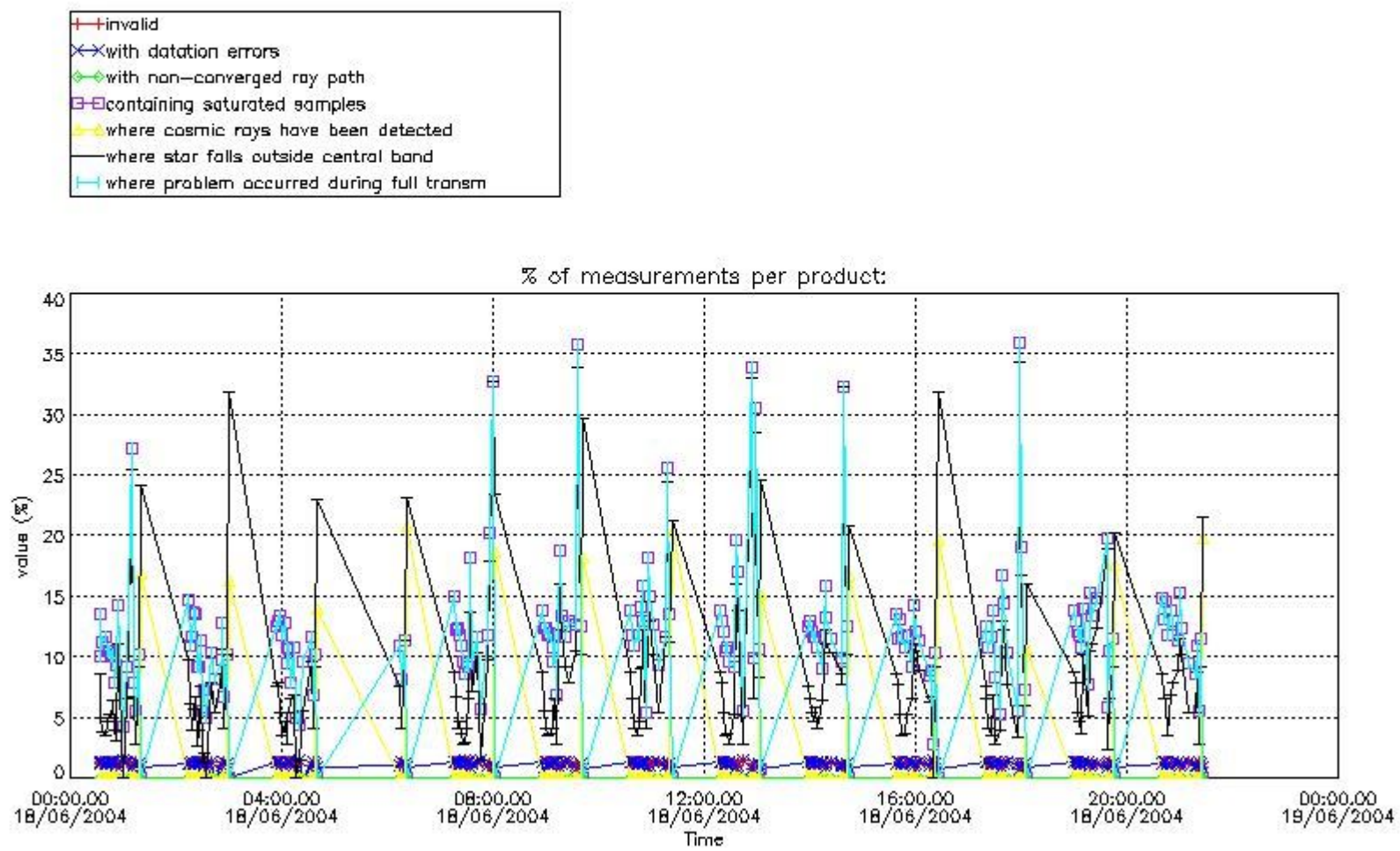
In this section it is plotted some information contained in the Quality Summary data set of the level 2 products that comes from the level 1b processing. Products without errors (error flag in the MPH set to "0") are used.

4.1 Plot quality information per product (time dependant) coming from level 1b processing

4.1.1 Plot level 1 quality information per product (time dependant): ENVISAT ASCENDING passes



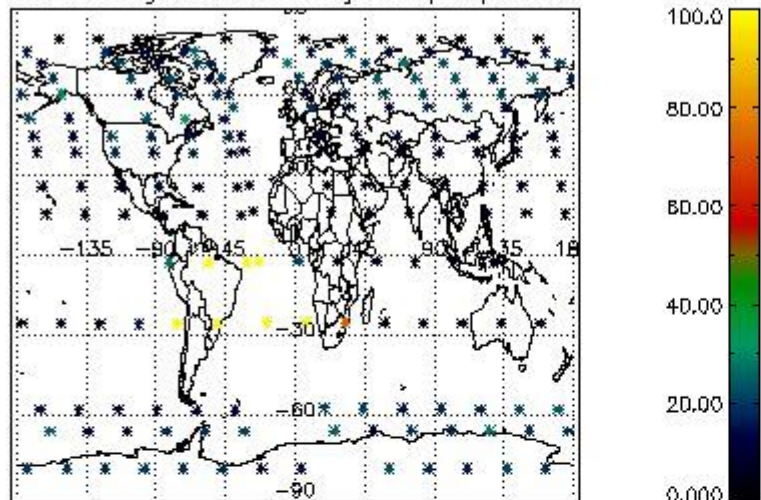
4.1.2 Plot level 1 quality information per product (time dependant): ENVI SAT DESCENDING passes



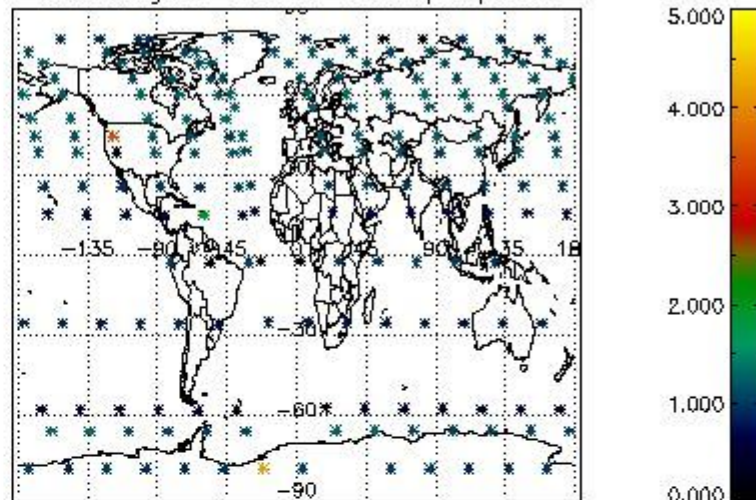
4.2 Plot quality information per product coming from level 1b processing (world map)

4.2.1 Plot level 1 quality information per product (world map): ENVISAT ASCENDING passes

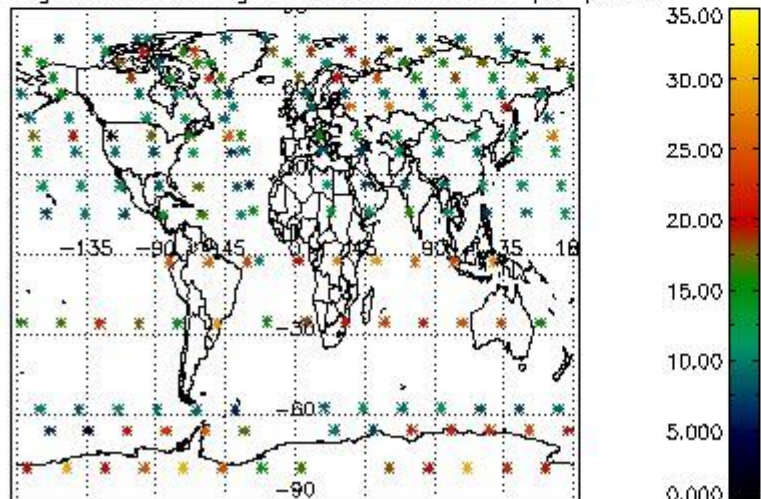
Percentage of cosmic ray hits per profile



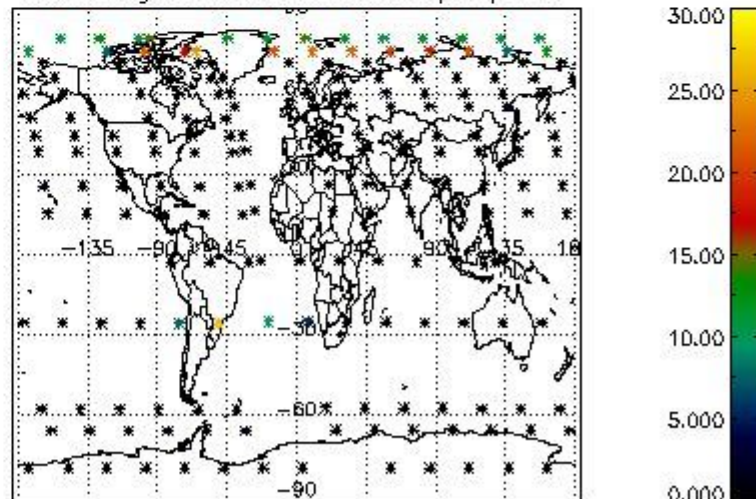
Percentage of datation errors per profile



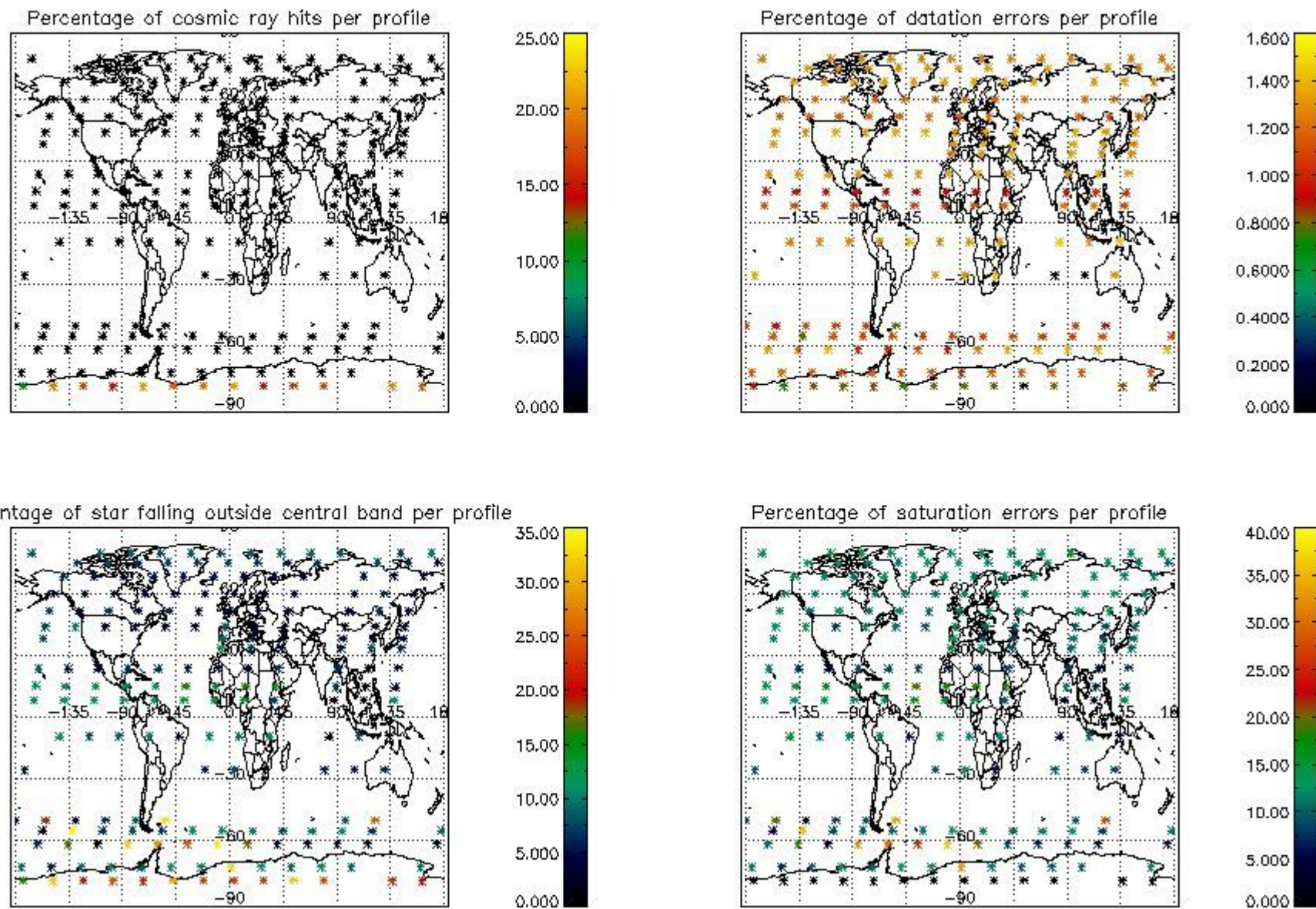
Percentage of star falling outside central band per profile



Percentage of saturation errors per profile



4.2.2 Plot level 1 quality information per product (world map): ENVISAT DESCENDING passes



5. Trace gas profiles

5.1 Ozone statistics based on quality of products

The final quality of the products can be "measured" using the STD (Standard Deviation) attached to every point profile. This information is written to the parameter GOM_NL__2P/NL_LOCAL_SPECIES_DENSITY/o3_std of the level 2 products. The table below shows the statistics for given STD ranges.

The statistics are given with respect to the overall valid production:

- Products without fatal errors: GOM_NL__2P/MPH/PRODUCT_ERR=0
- Valid point profile: GOM_NL__2P/NL_LOCAL_SPECIES_DENSITY/pcd(0)=0

The 'Criteria' is applied to valid points of dark limb products:

- Products in dark limb illumination condition: GOM_NL__2P/NL_SUMMARY_QUALITY/obs_ill_cond=0
- Products without fatal errors: GOM_NL__2P/MPH/PRODUCT_ERR=0
- Valid point profile: GOM_NL__2P/NL_LOCAL_SPECIES_DENSITY/pcd(0)=0

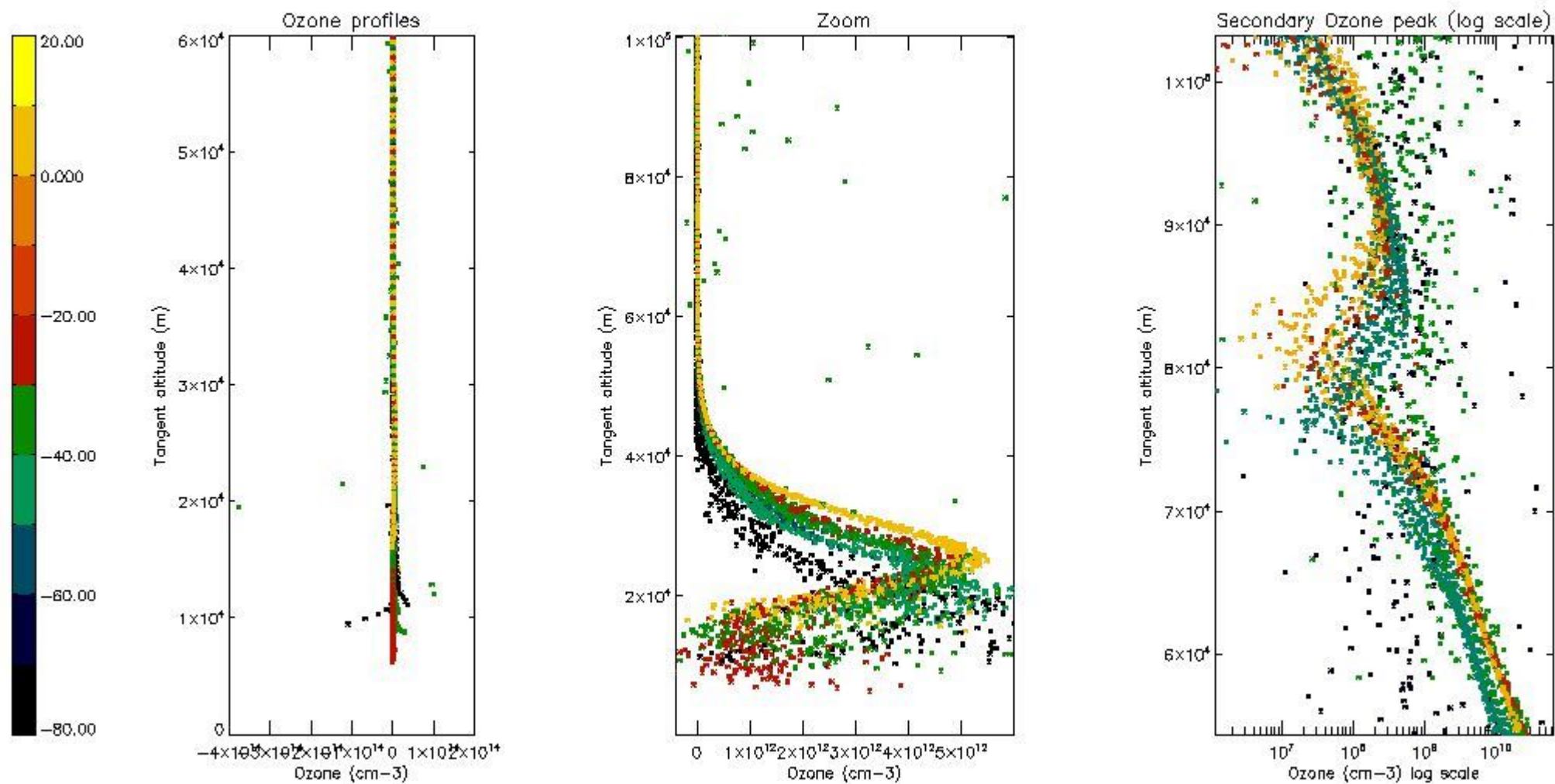
So, the table below shows the percentage of dark limb and valid observations for each criteria with respect to the overall valid daily observations.

Criteria	% of total production
All STD	23
STD < 20	12

STD < 10	10
STD < 5	8

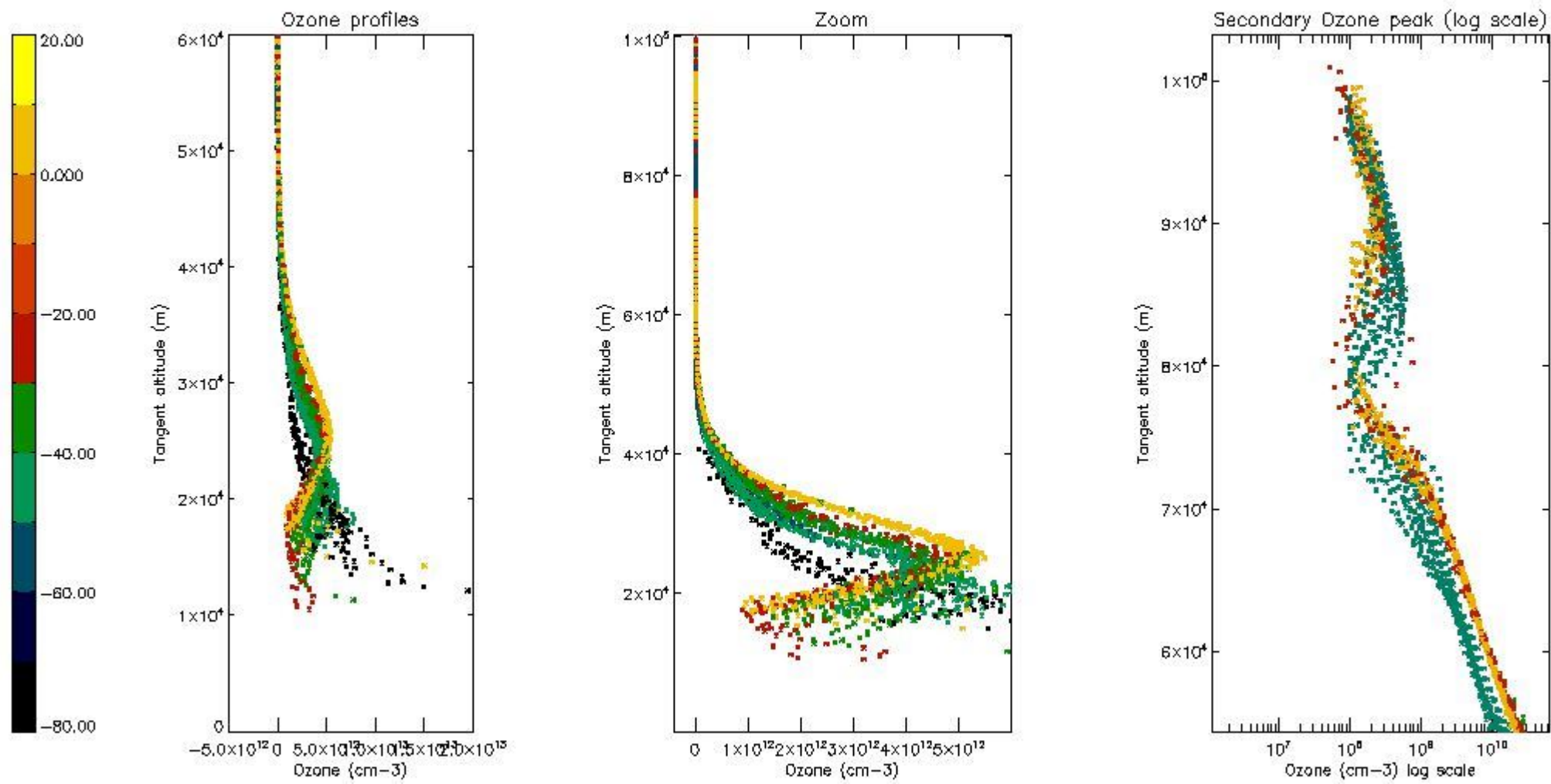
5.2 Plot ozone profiles for all STD (dark without errors)

The colorbar represents the latitude.



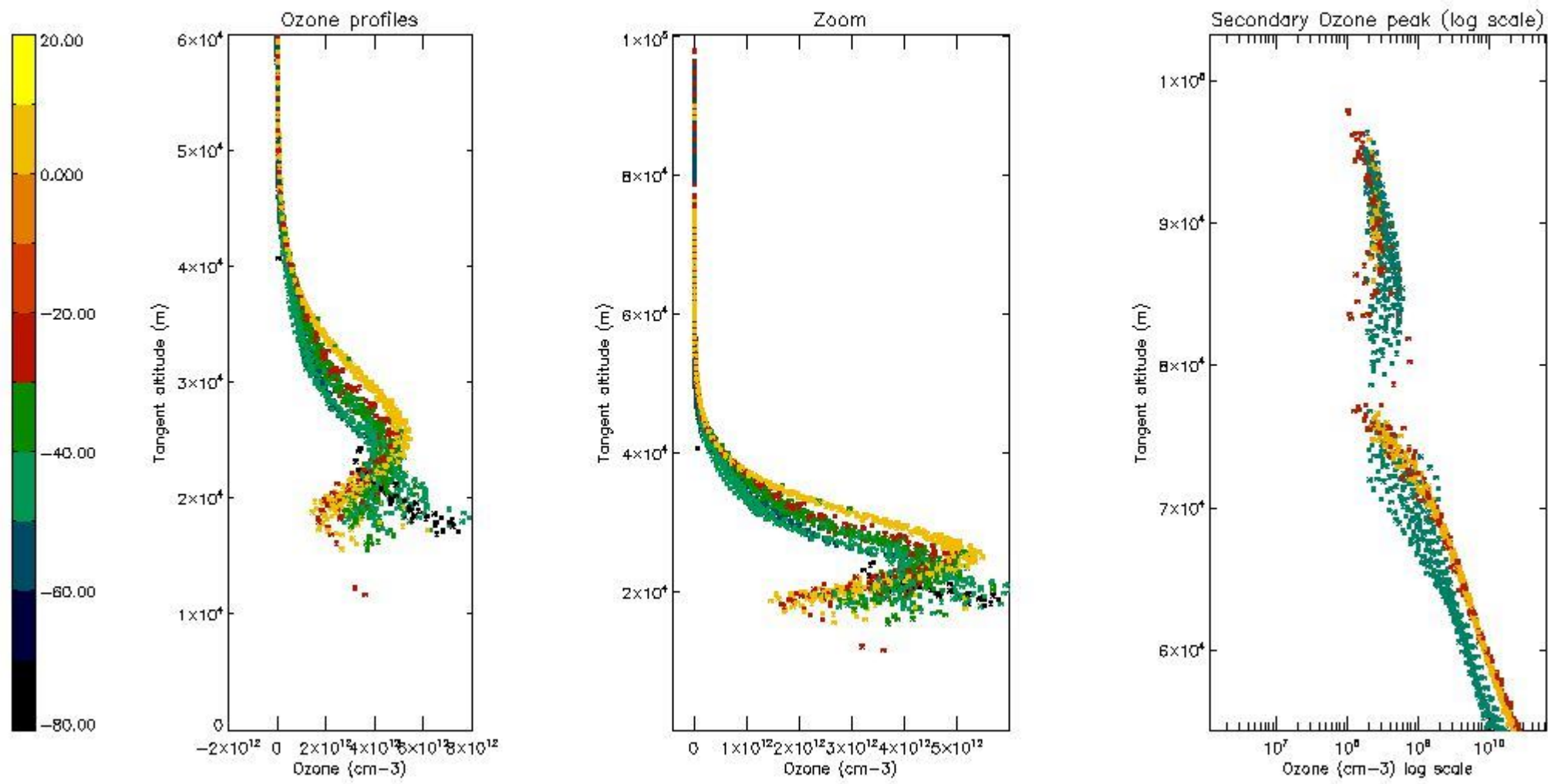
5.3 Plot ozone profiles where STD < 20% (dark without errors)

The colorbar represents the latitude.



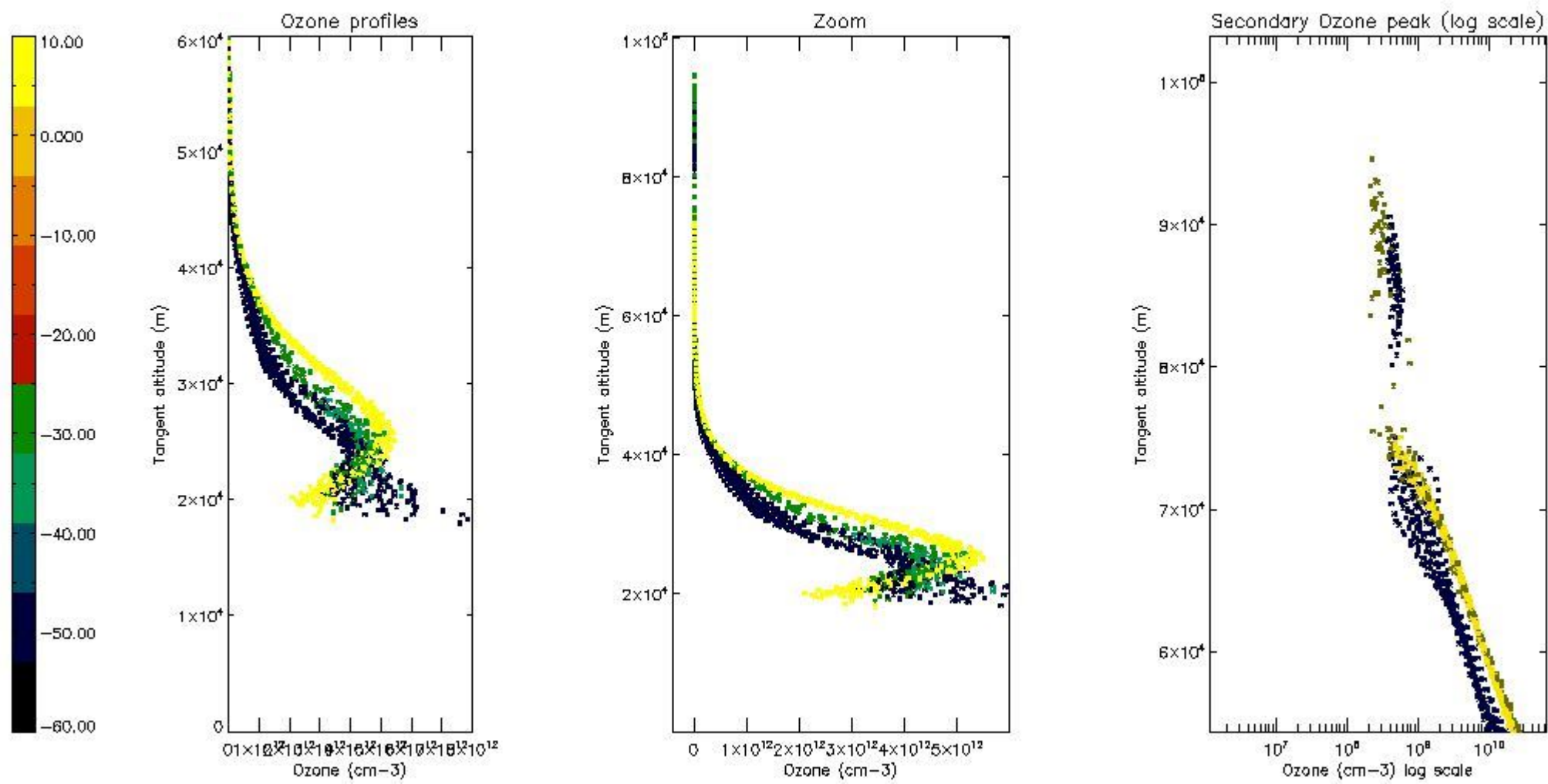
5.4 Plot ozone profiles where STD < 10% (dark without errors)

The colorbar represents the latitude.



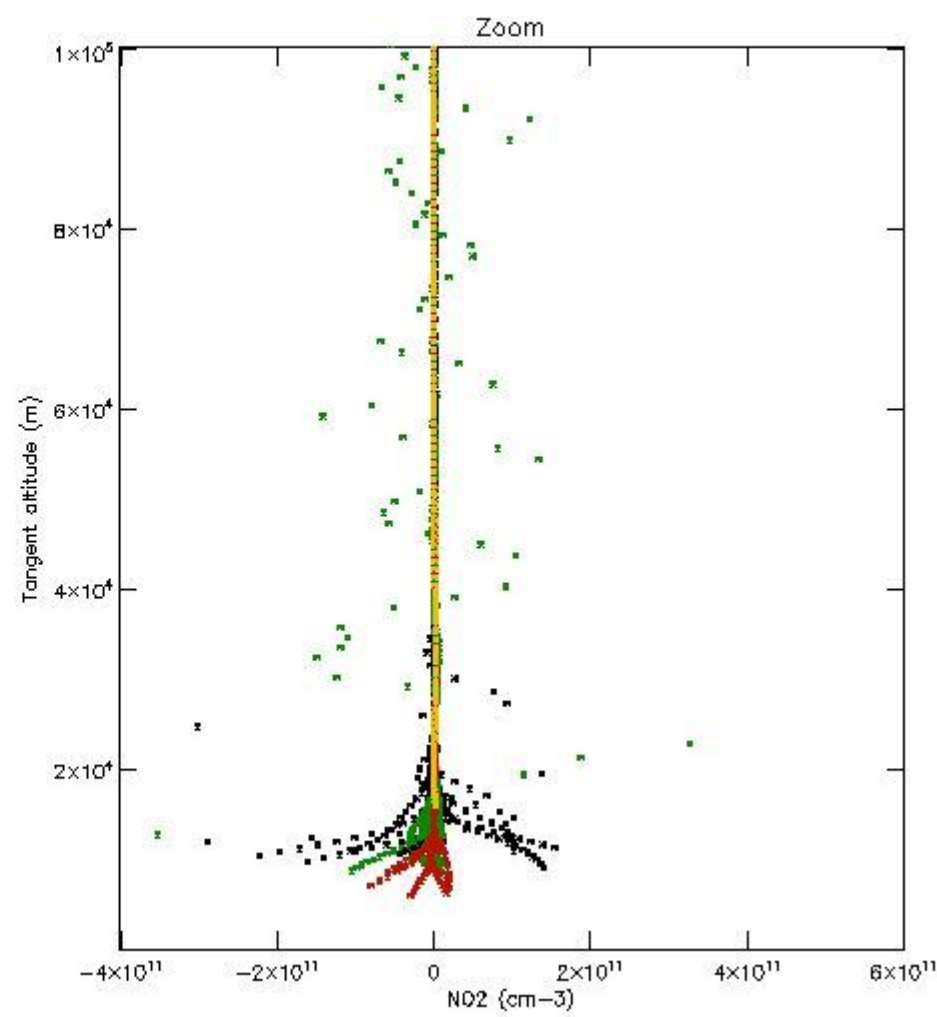
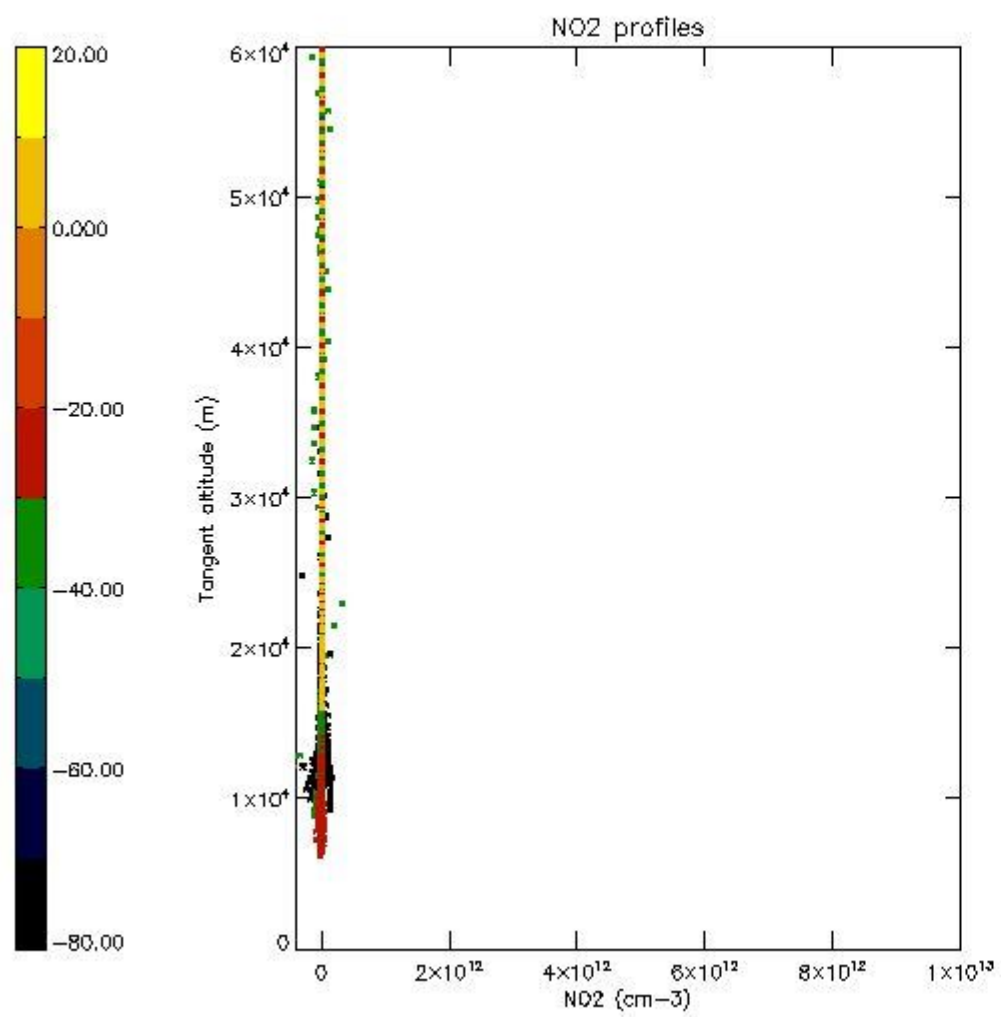
5.5 Plot ozone profiles where STD < 5% (dark without errors)

The colorbar represents the latitude.



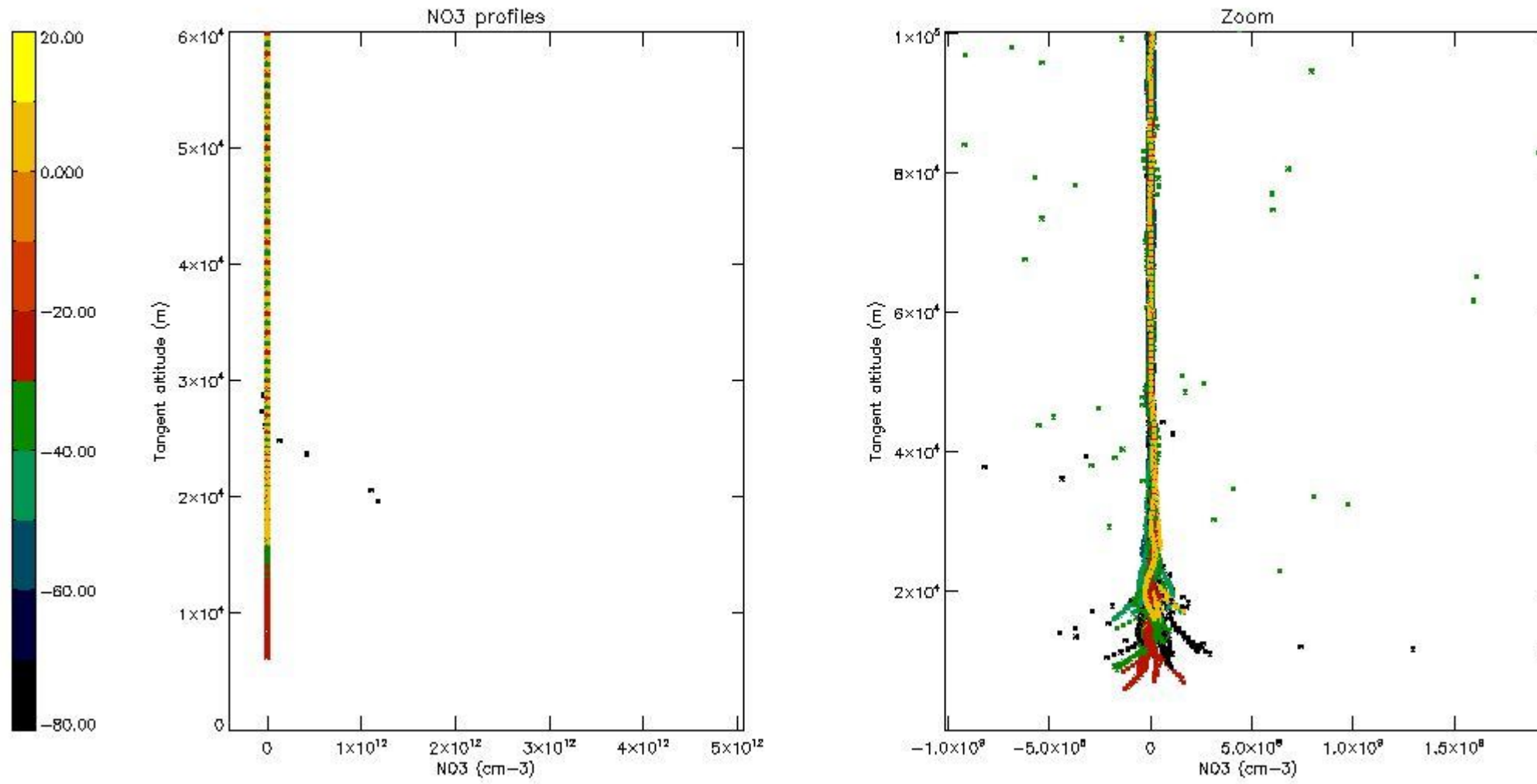
5.6 Plot NO₂ profiles for all STD (dark without errors)

The colorbar represents the latitude.



5.7 Plot NO3 profiles for all STD (dark without errors)

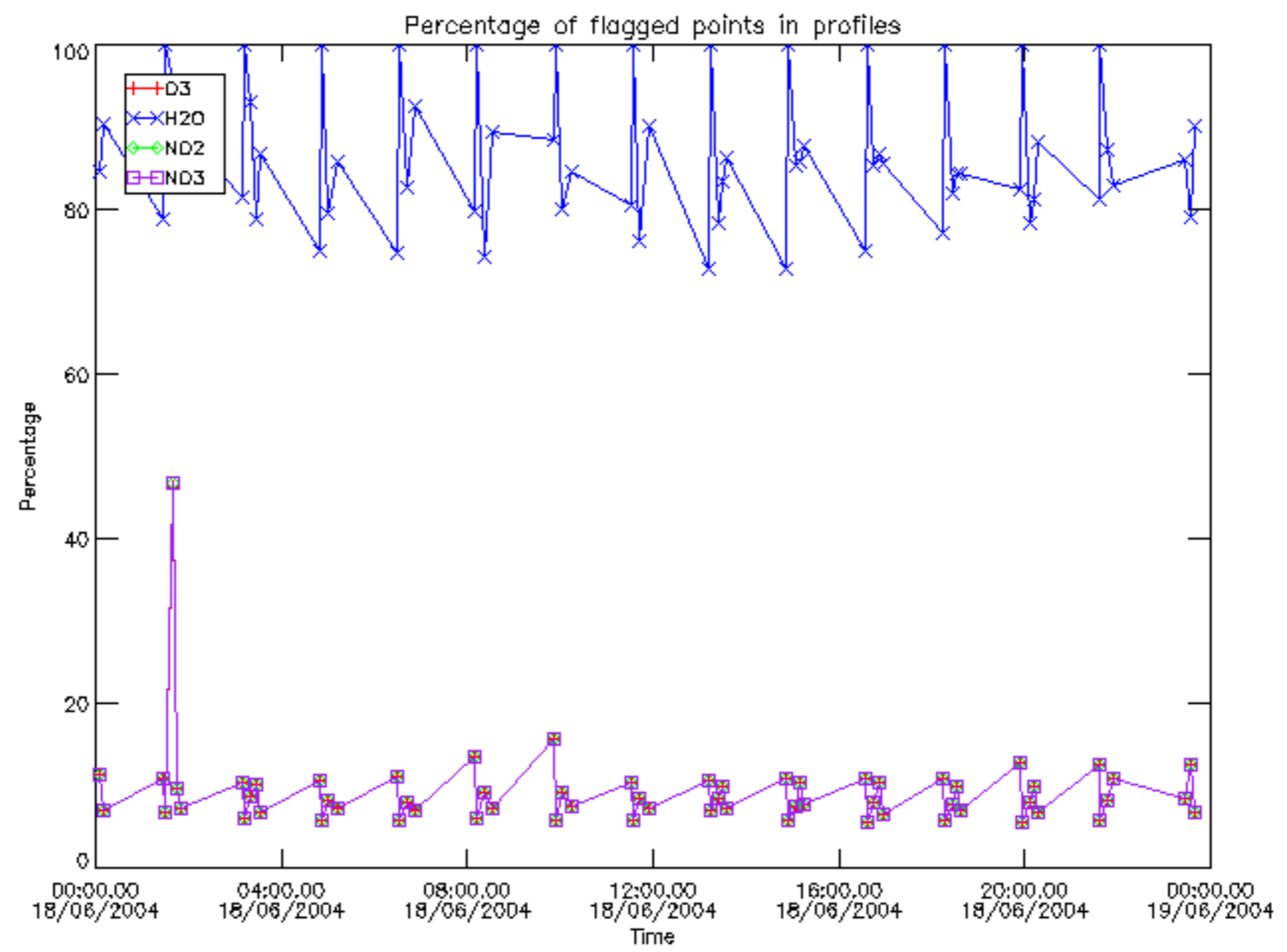
The colorbar represents the latitude.



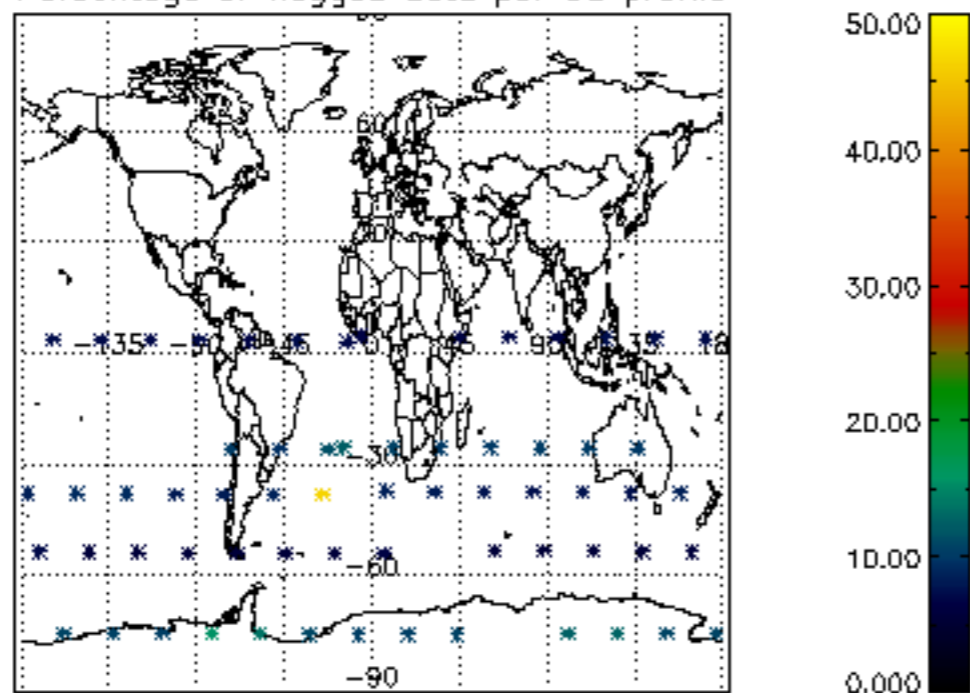
6. Auxiliary Data Files used for the production reported in section 2

The number reported in the third column indicates since which file (see list in section 2) the corresponding auxiliary file has been used. The fourth column is the date of those product files.

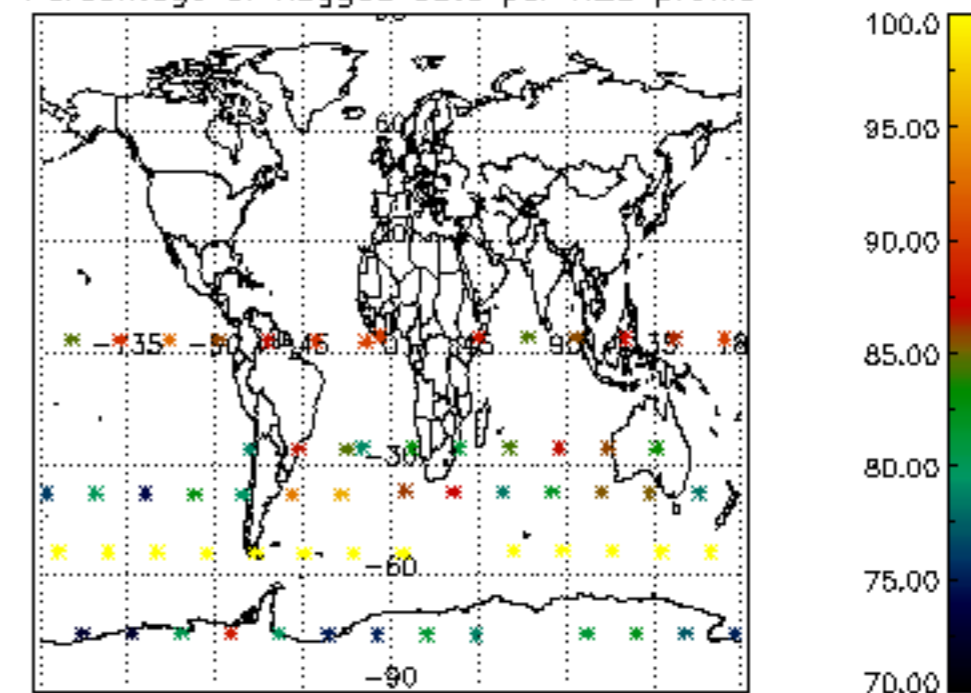
Type	Auxiliary Filename	Used since product	Used since product date
INST_PHYS_CHARACTERISTICS	GOM_INS_AXVIEC20091111_143220_20030716_120000_20500101_000000	1	18-JUN-2004 00:05:25
LEVEL-2_PROC_CONFIG	GOM_PR2_AXVIEC20091111_152718_20020301_000000_20500101_000000	1	18-JUN-2004 00:05:25
CROSS_SECTIONS_FILE	GOM_CRS_AXVIEC20091111_154832_20020301_000000_20500101_000000	1	18-JUN-2004 00:05:25



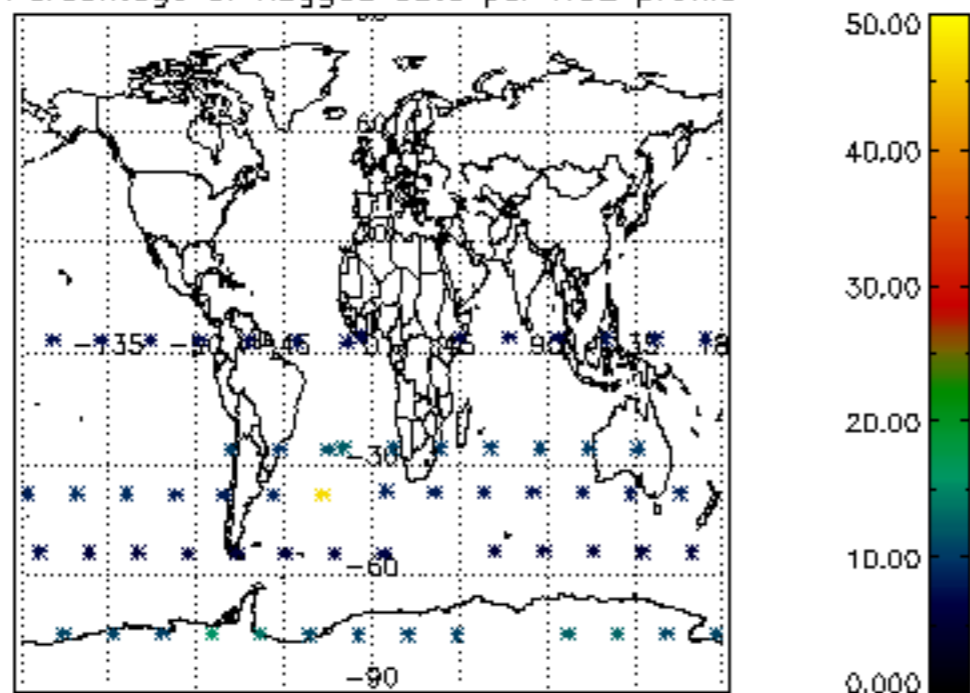
Percentage of flagged data per D3 profile



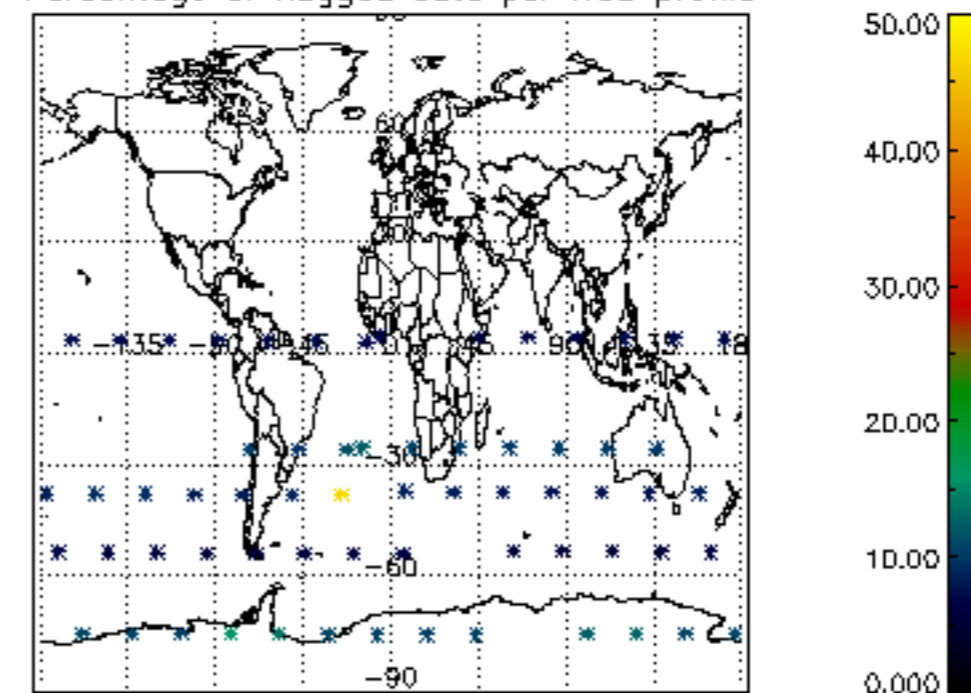
Percentage of flagged data per H2O profile

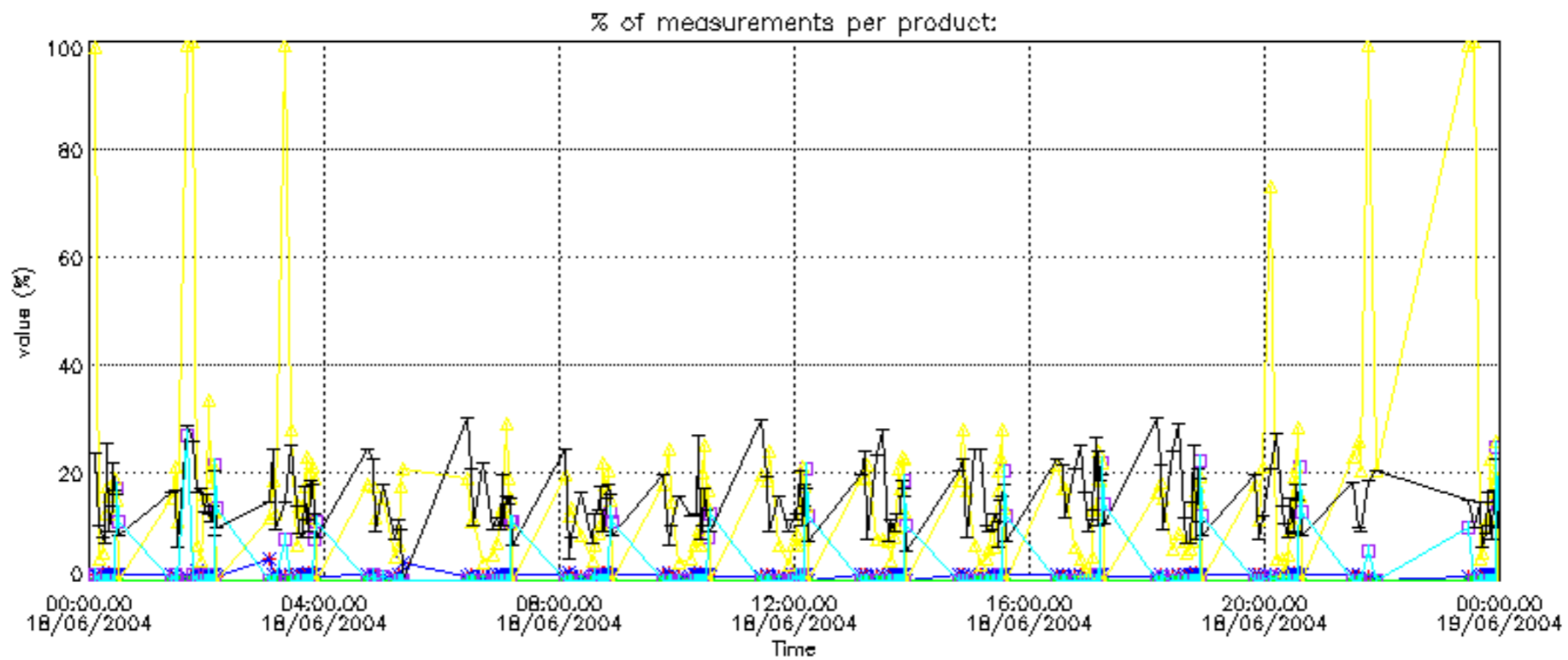


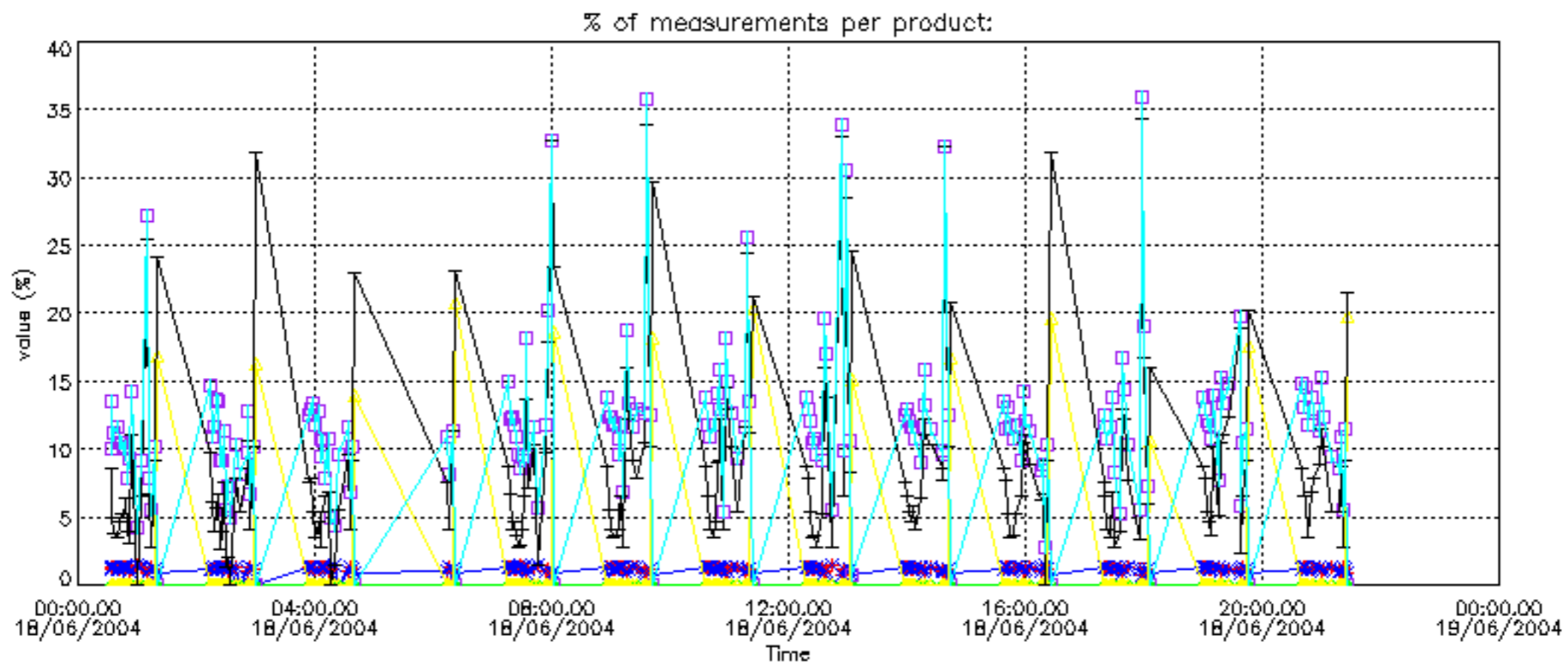
Percentage of flagged data per NO2 profile



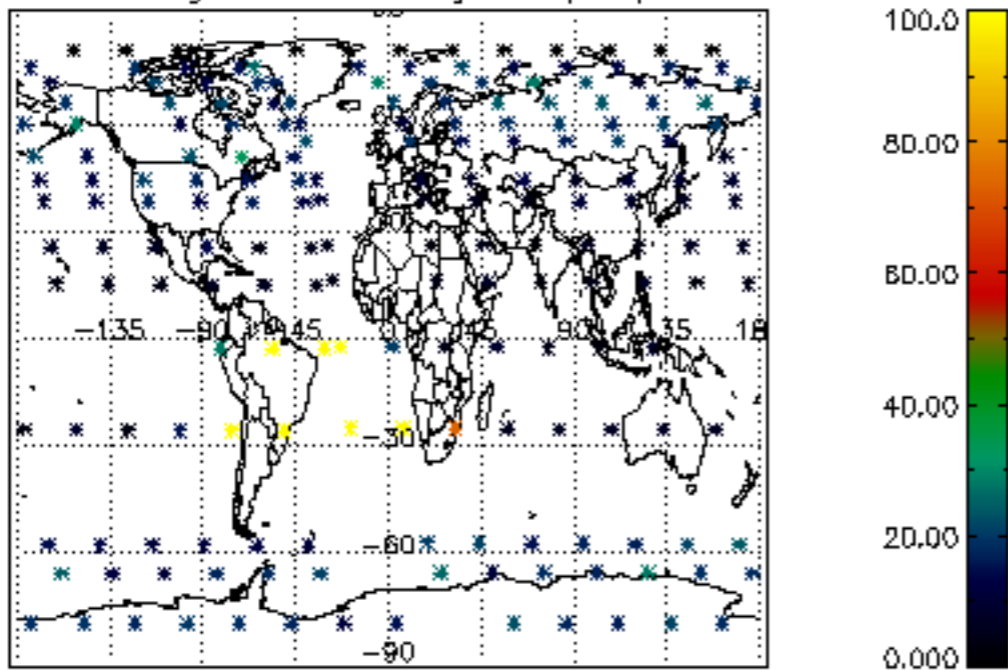
Percentage of flagged data per NO3 profile



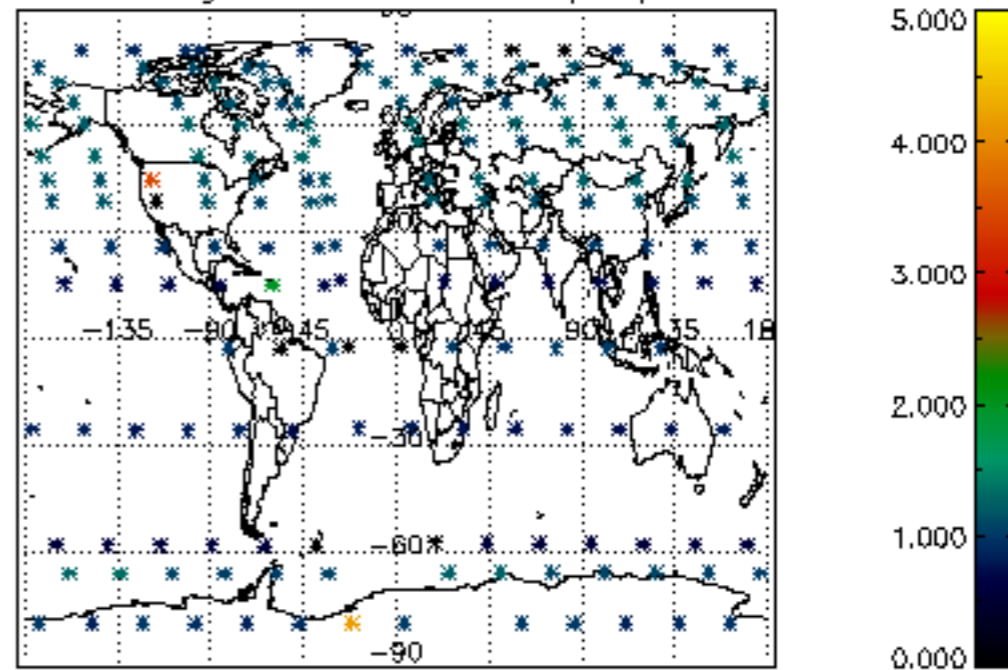




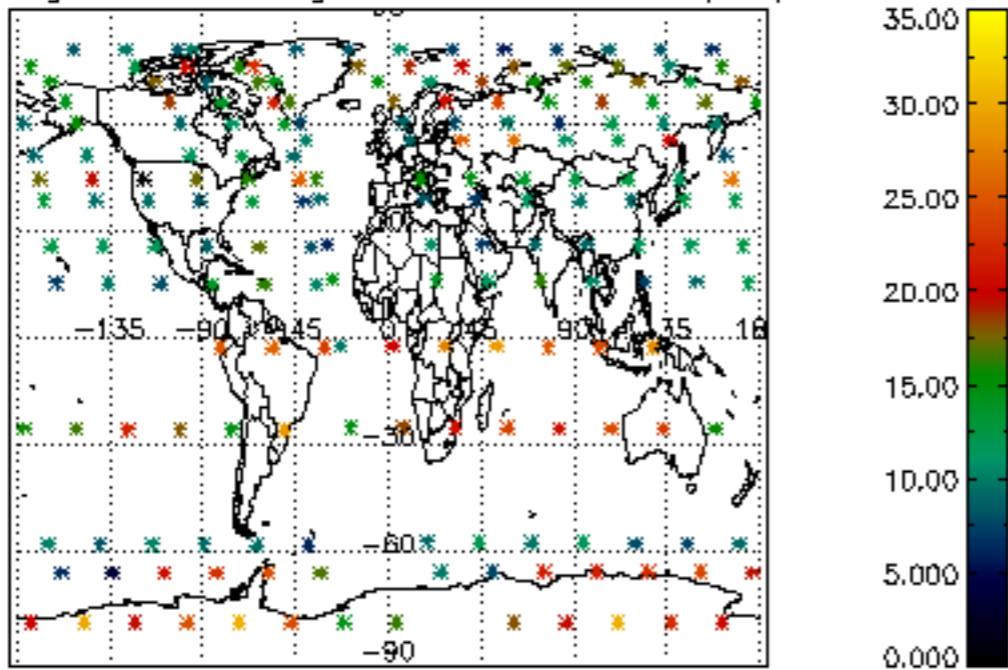
Percentage of cosmic ray hits per profile



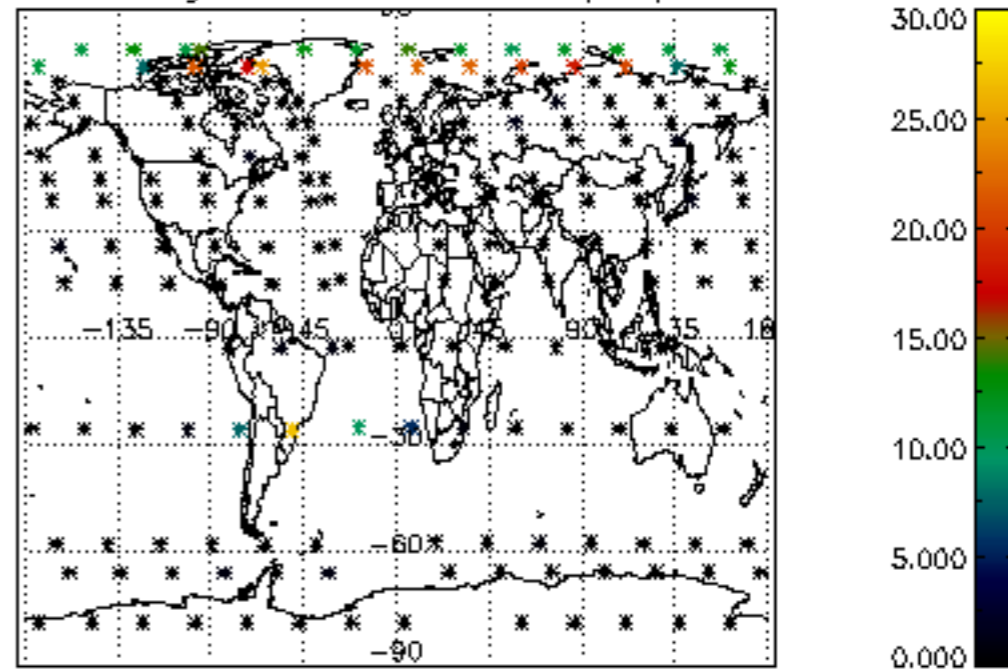
Percentage of datation errors per profile



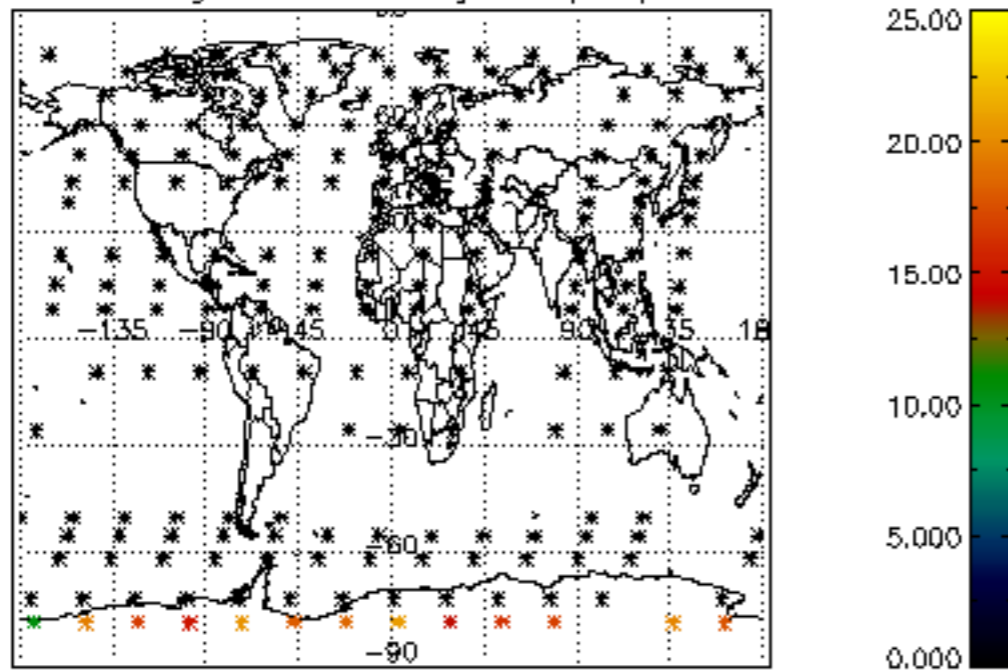
Percentage of star falling outside central band per profile



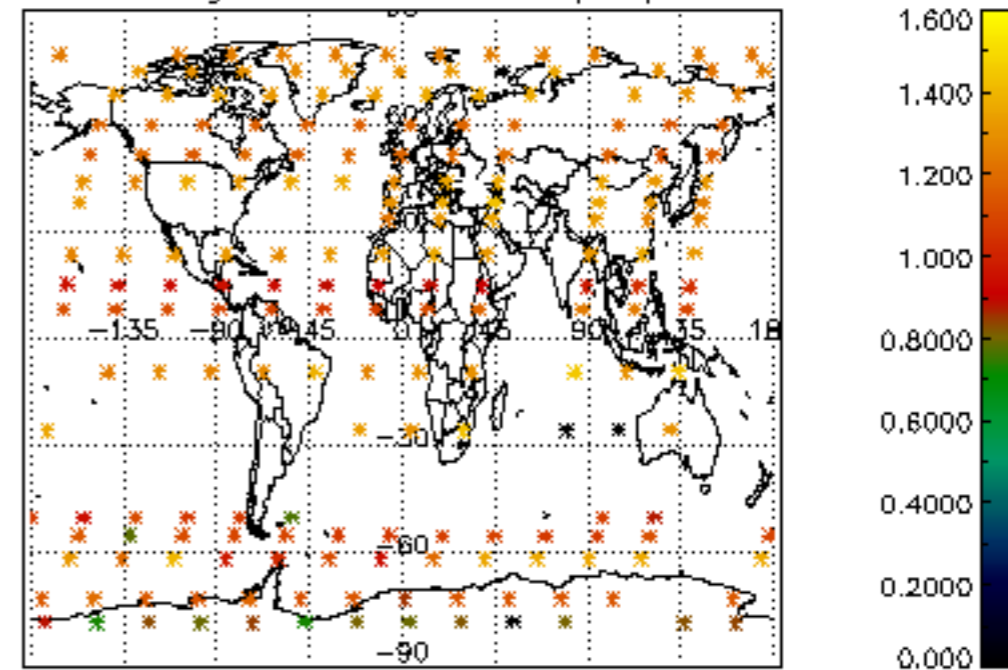
Percentage of saturation errors per profile



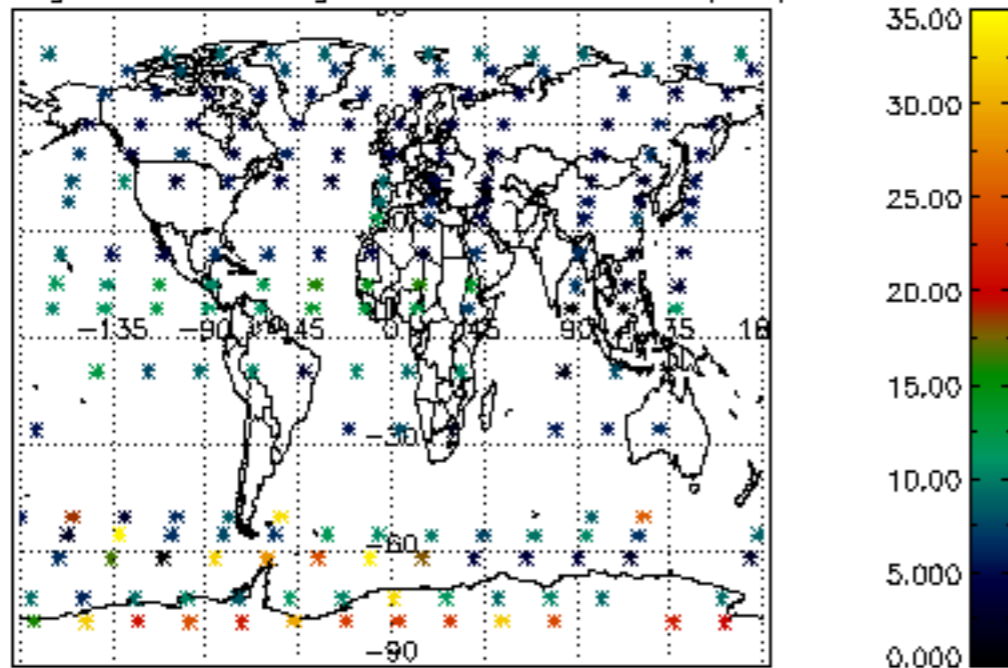
Percentage of cosmic ray hits per profile



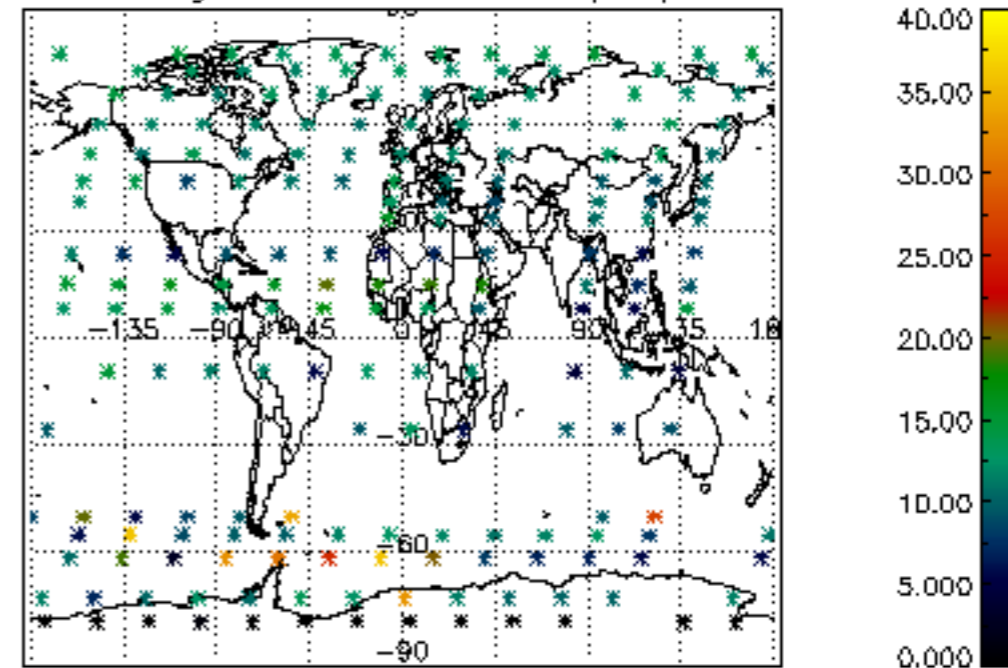
Percentage of datation errors per profile

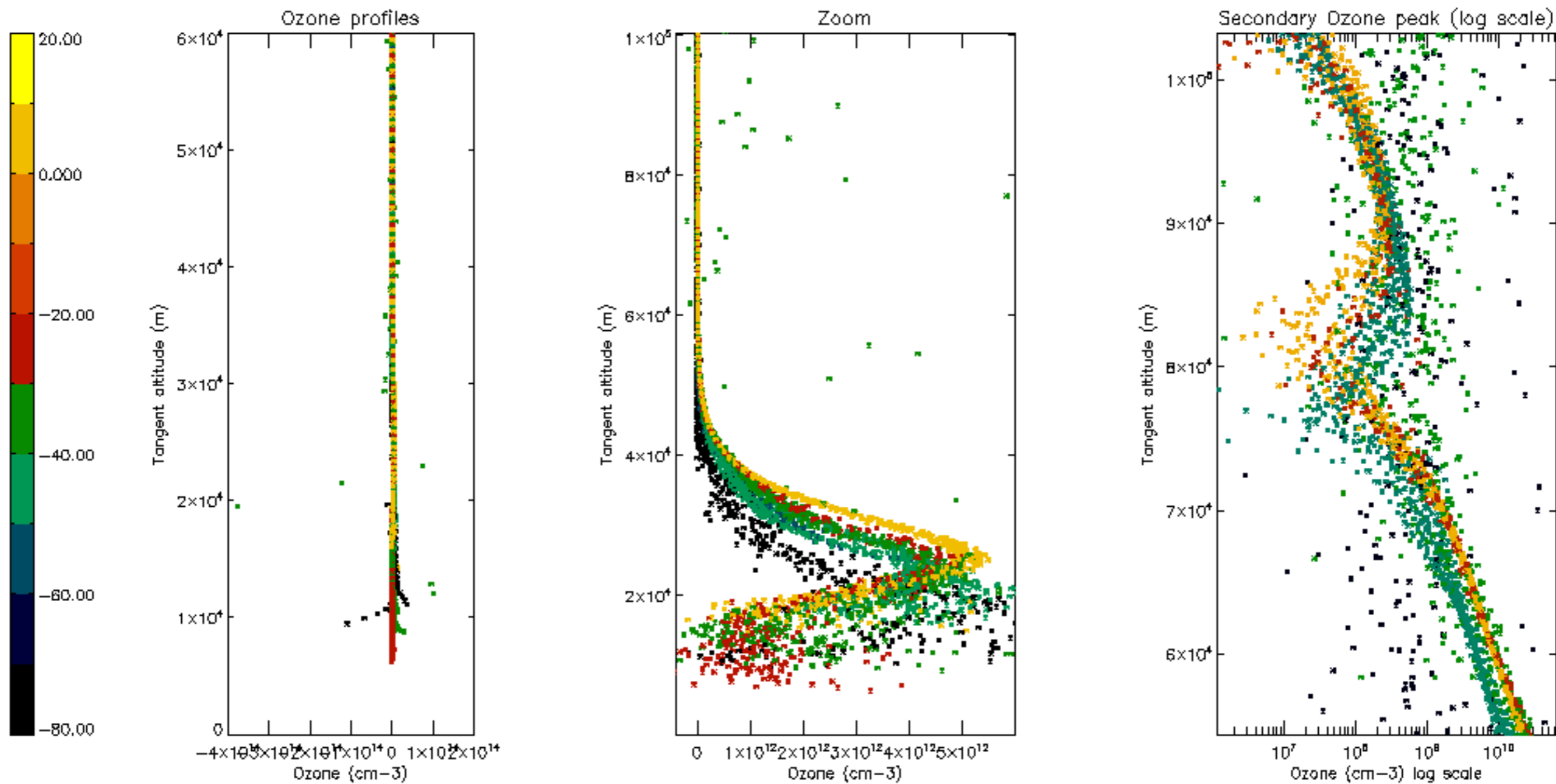


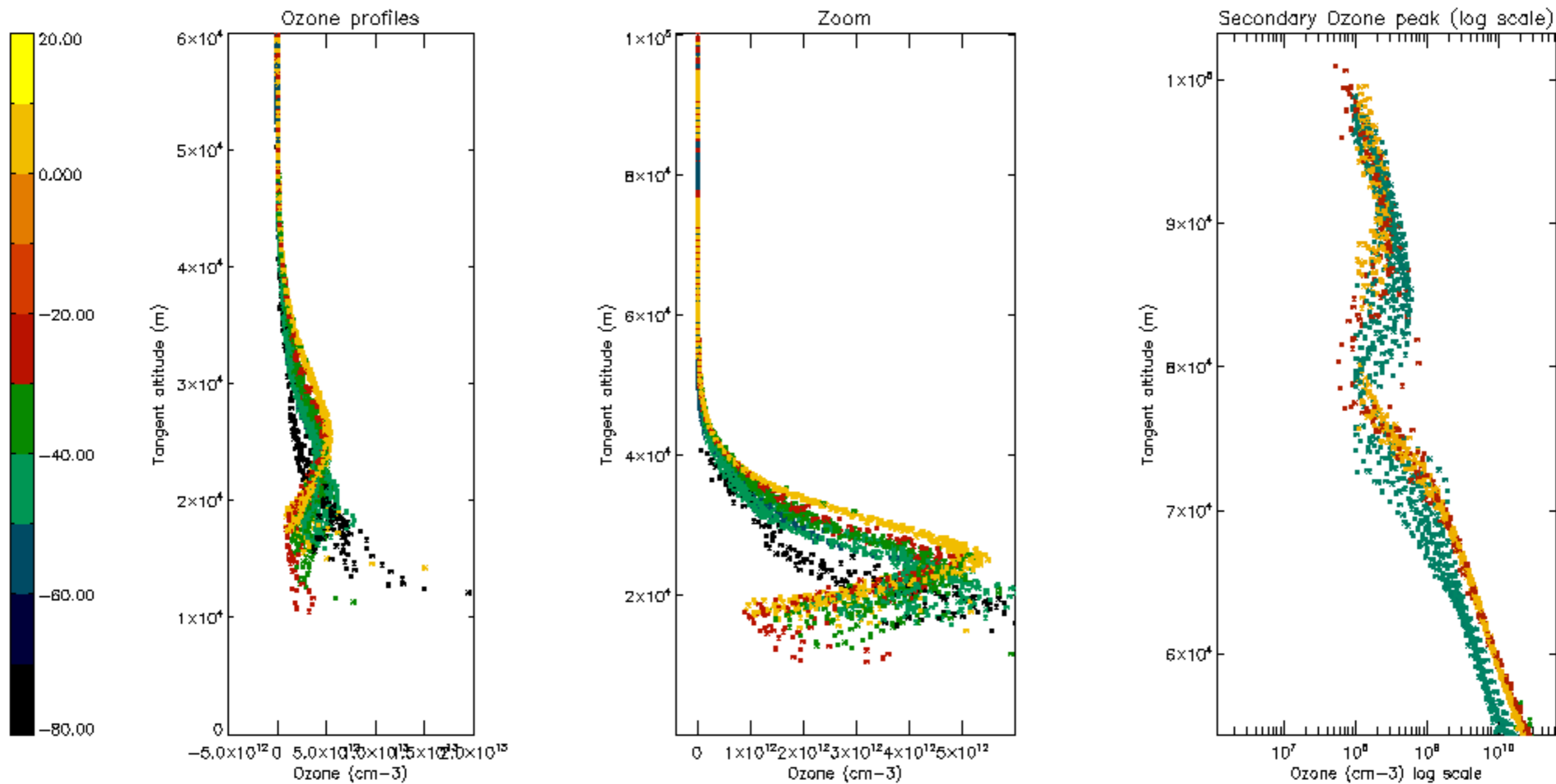
Percentage of star falling outside central band per profile

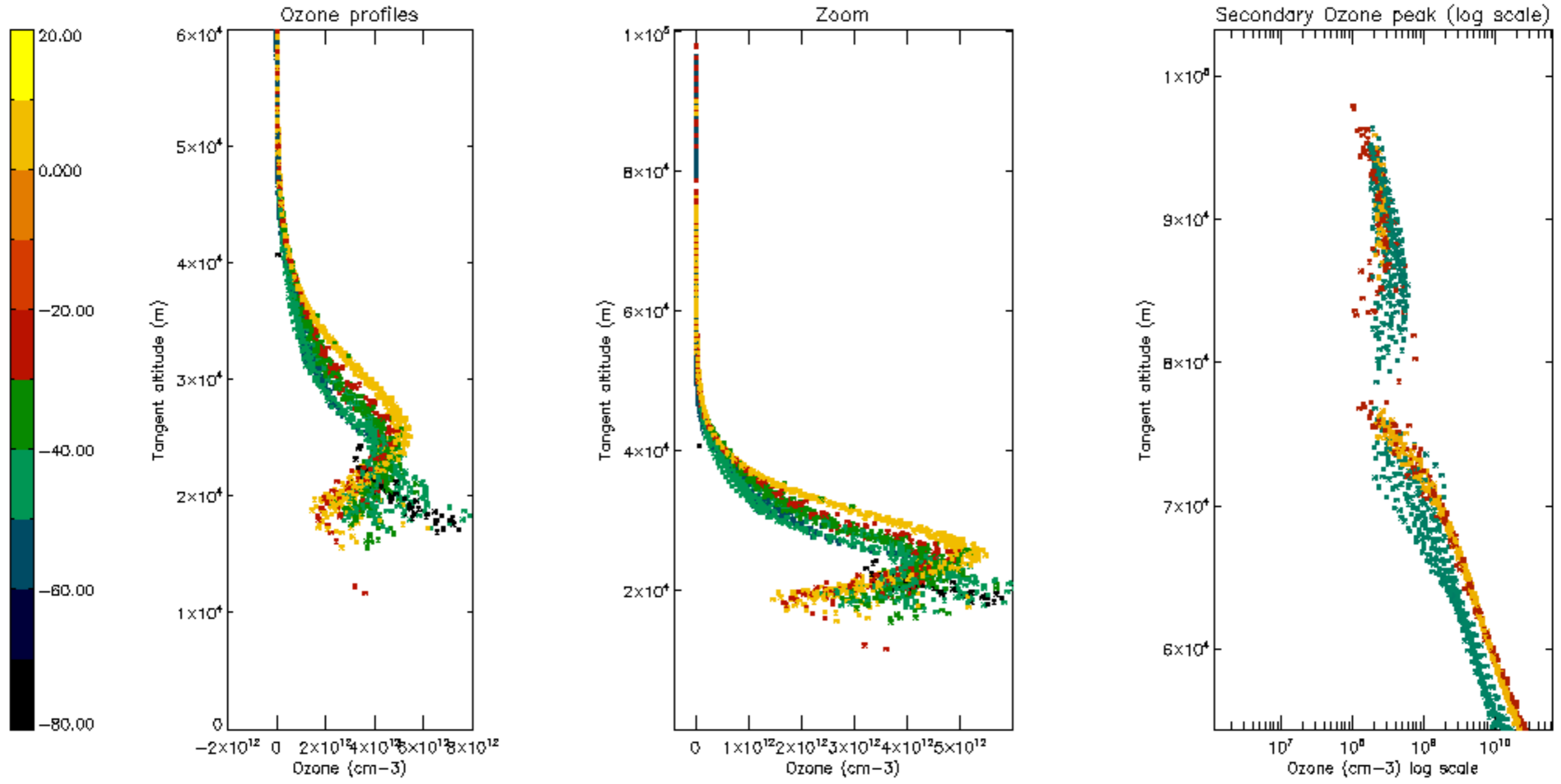


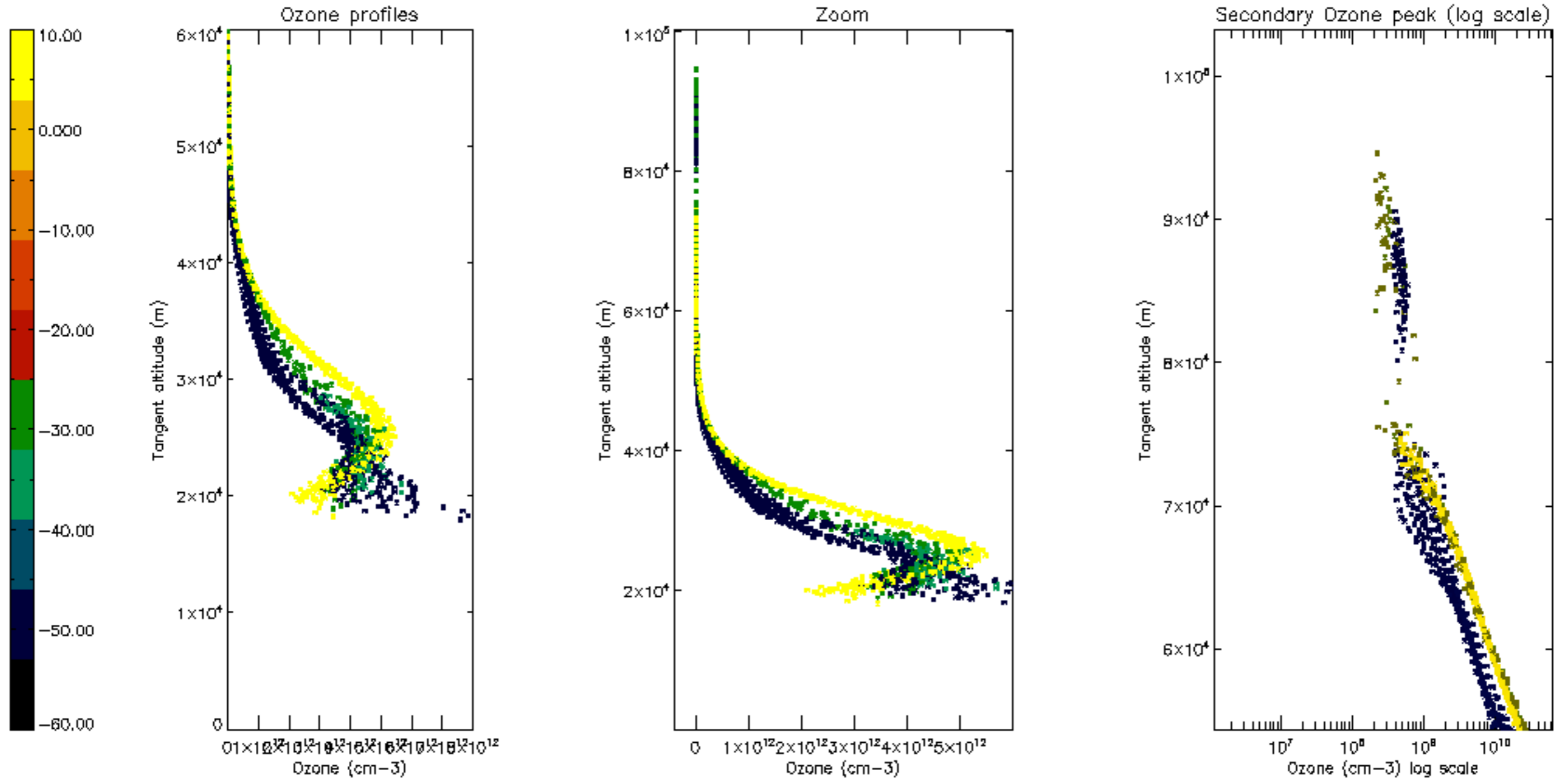
Percentage of saturation errors per profile

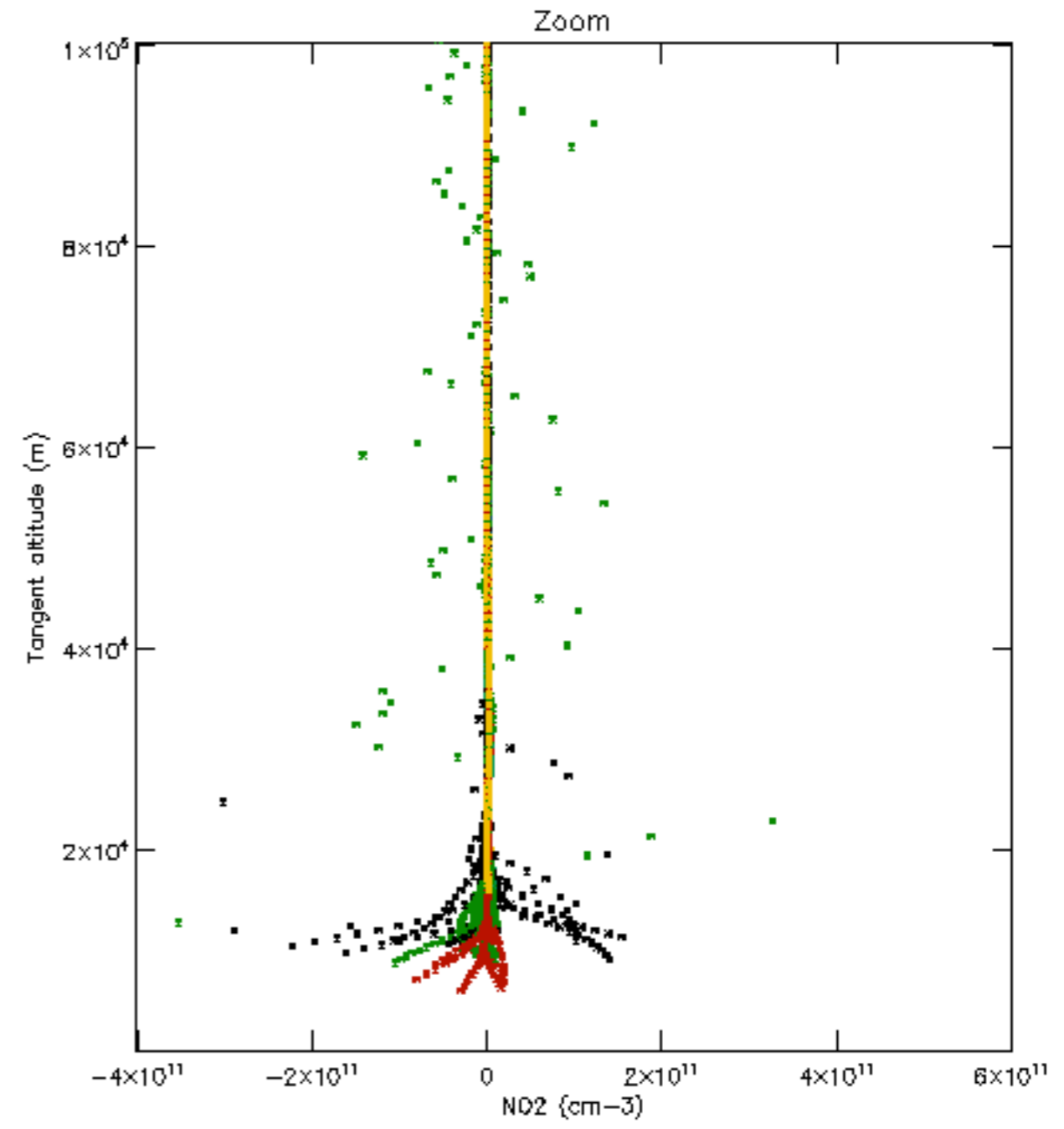
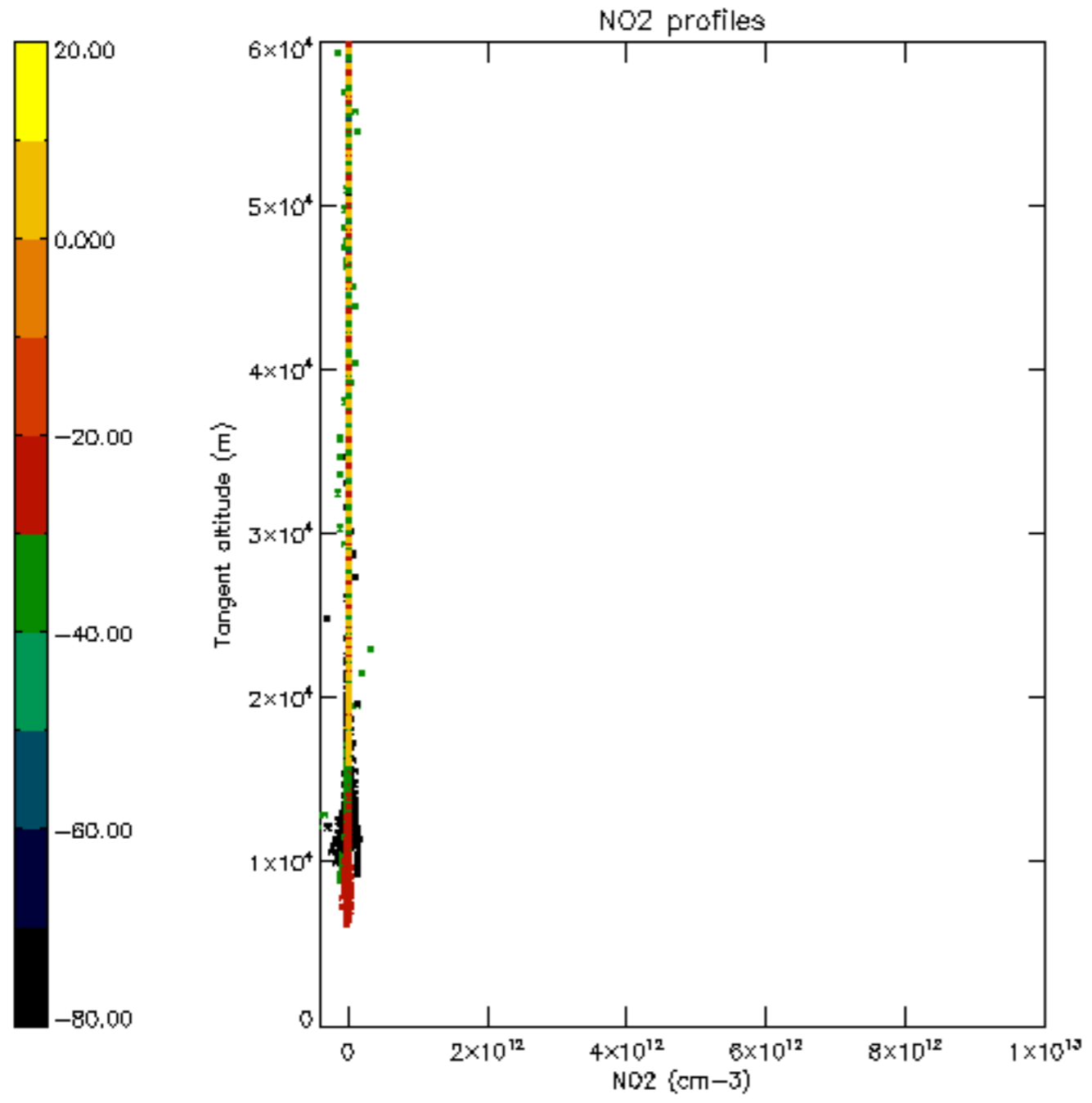


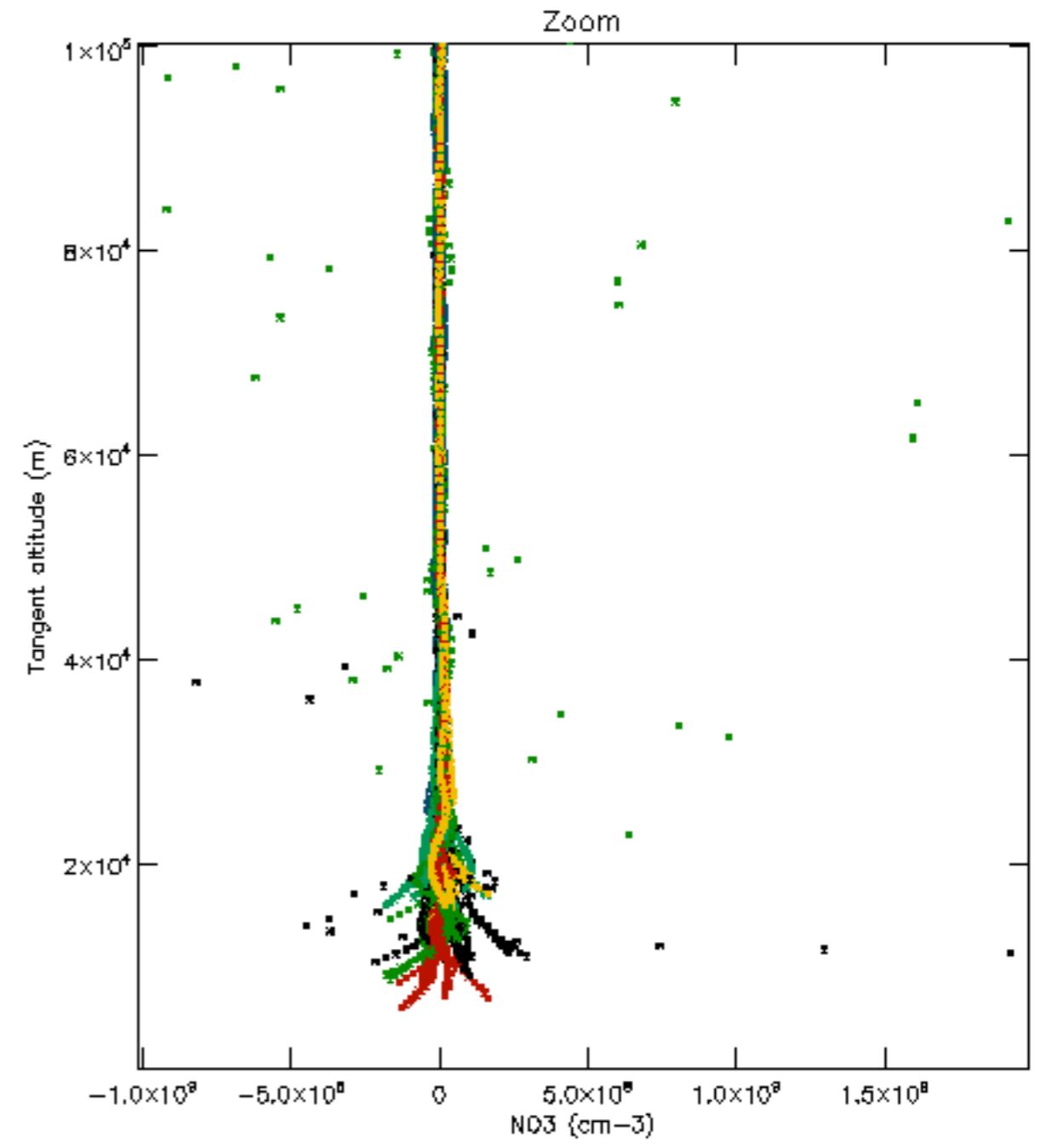
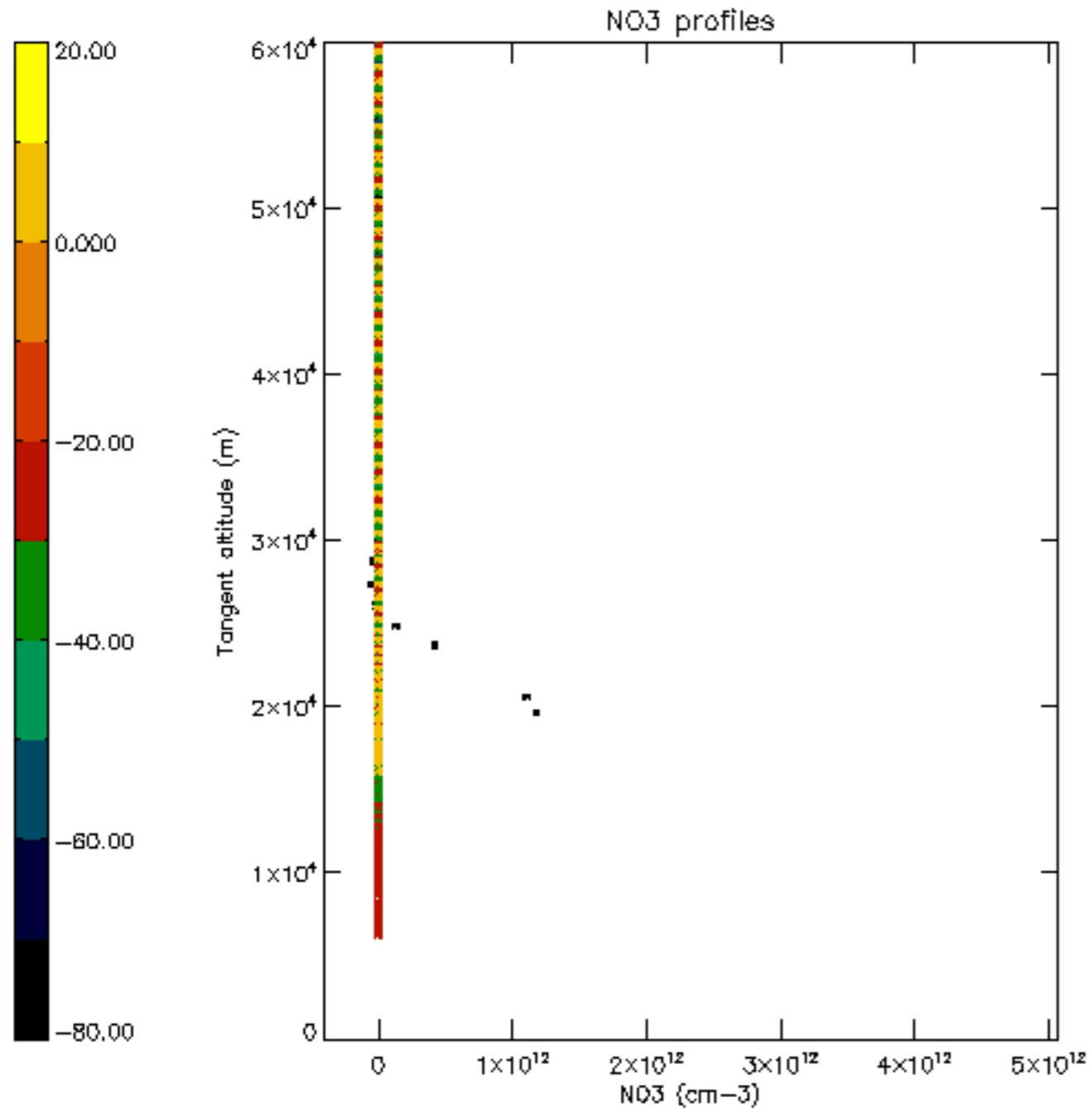


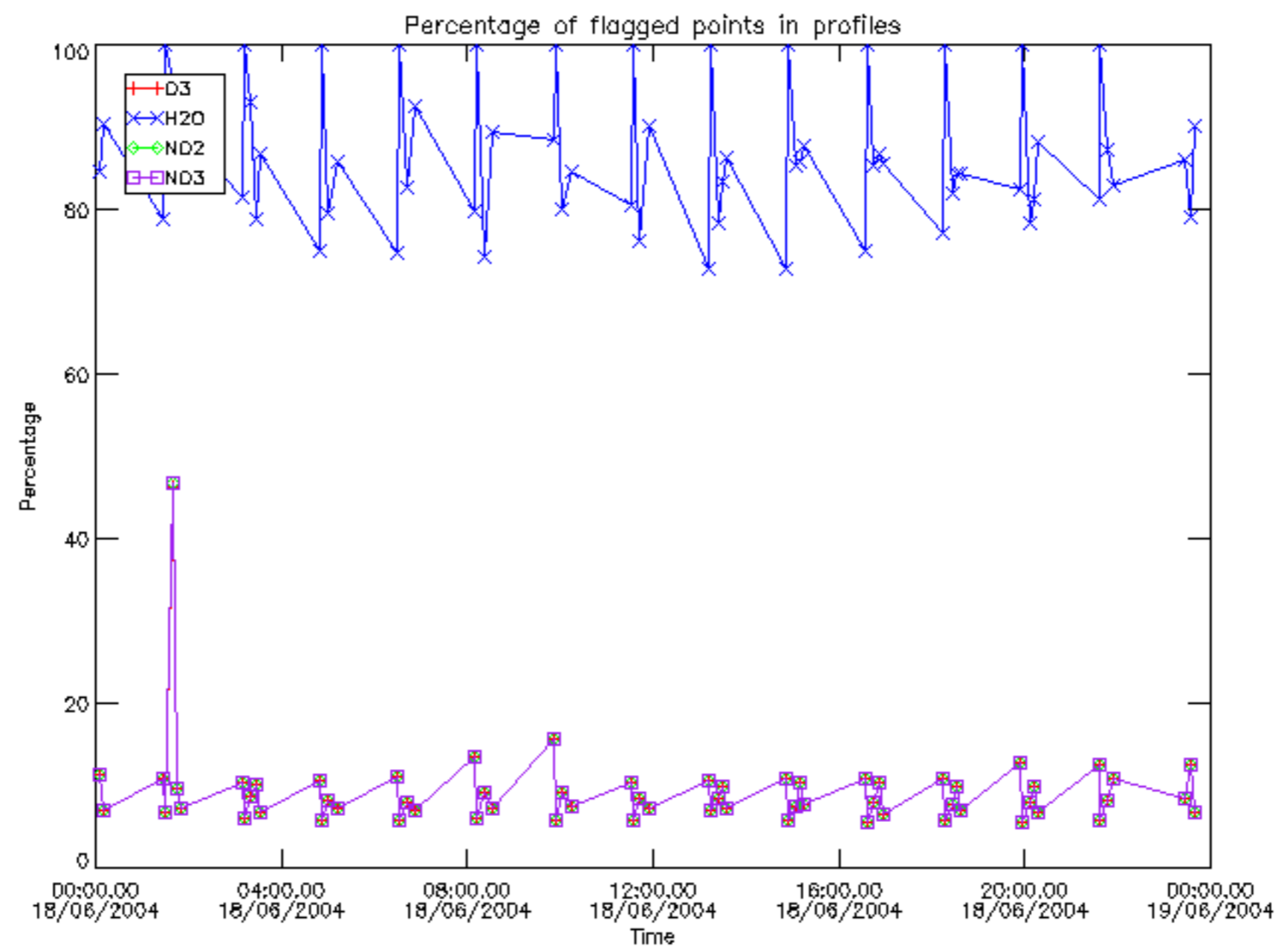




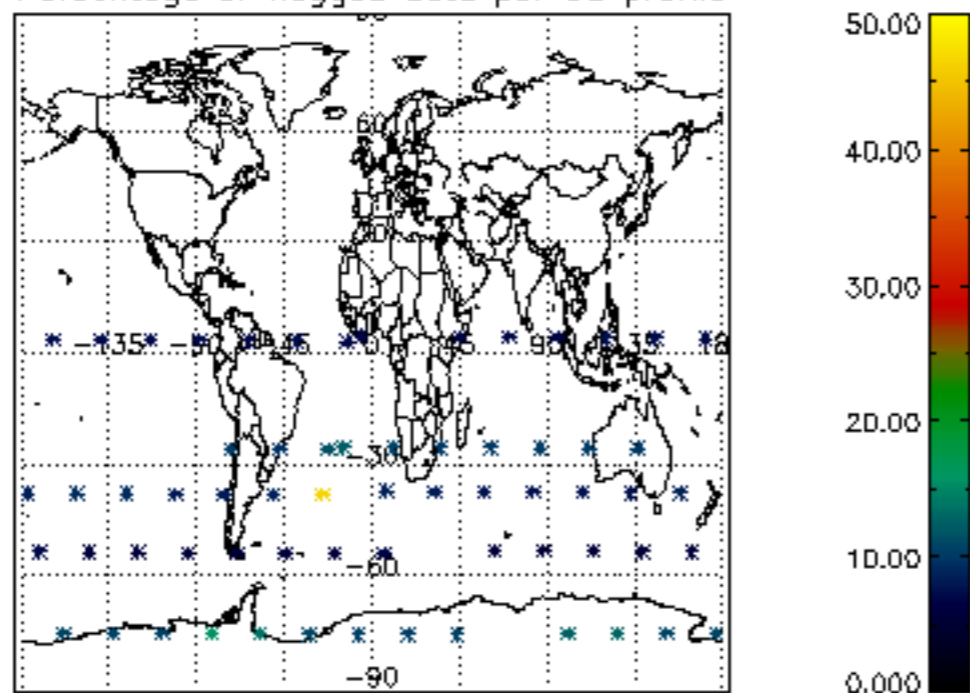




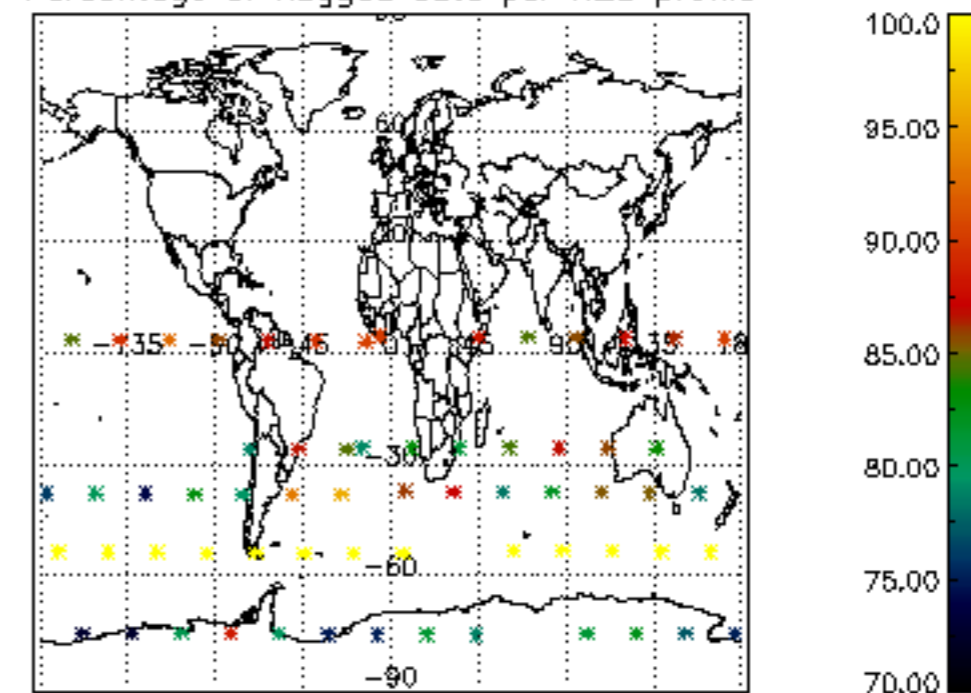




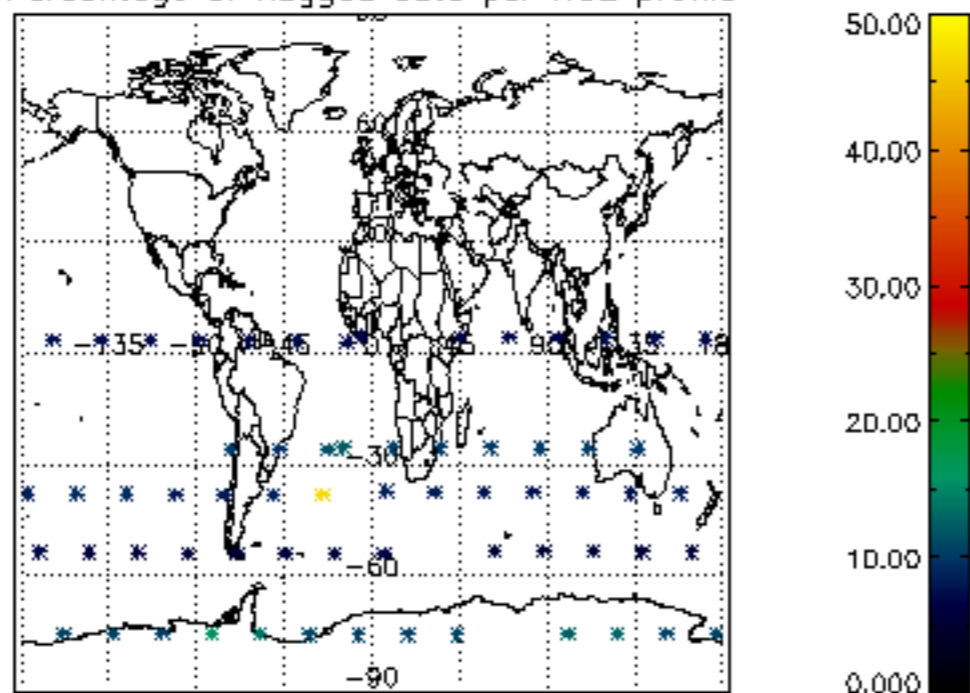
Percentage of flagged data per D3 profile



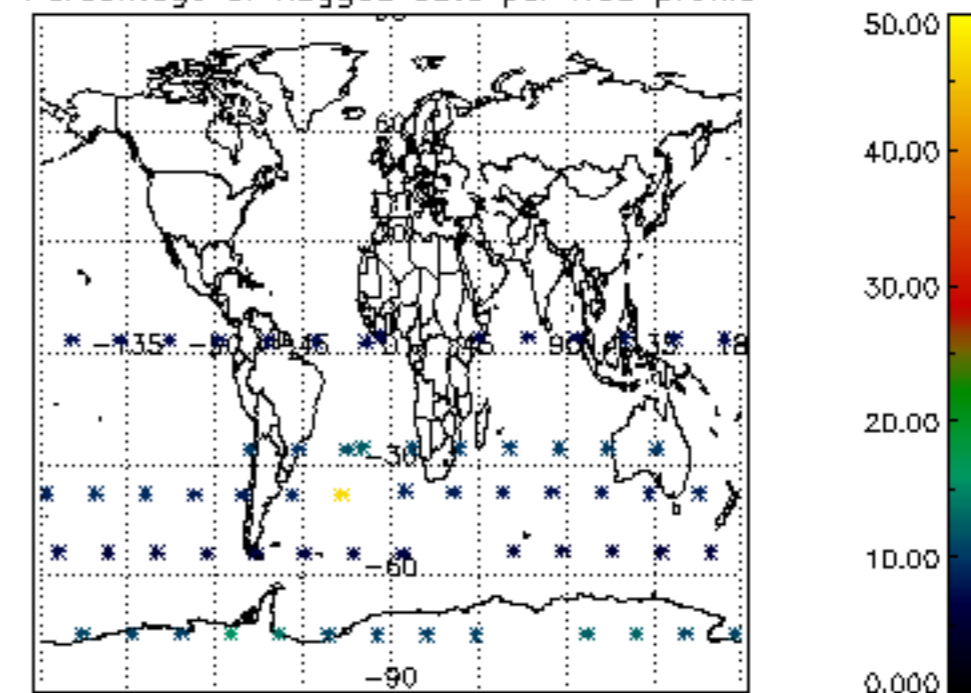
Percentage of flagged data per H2O profile

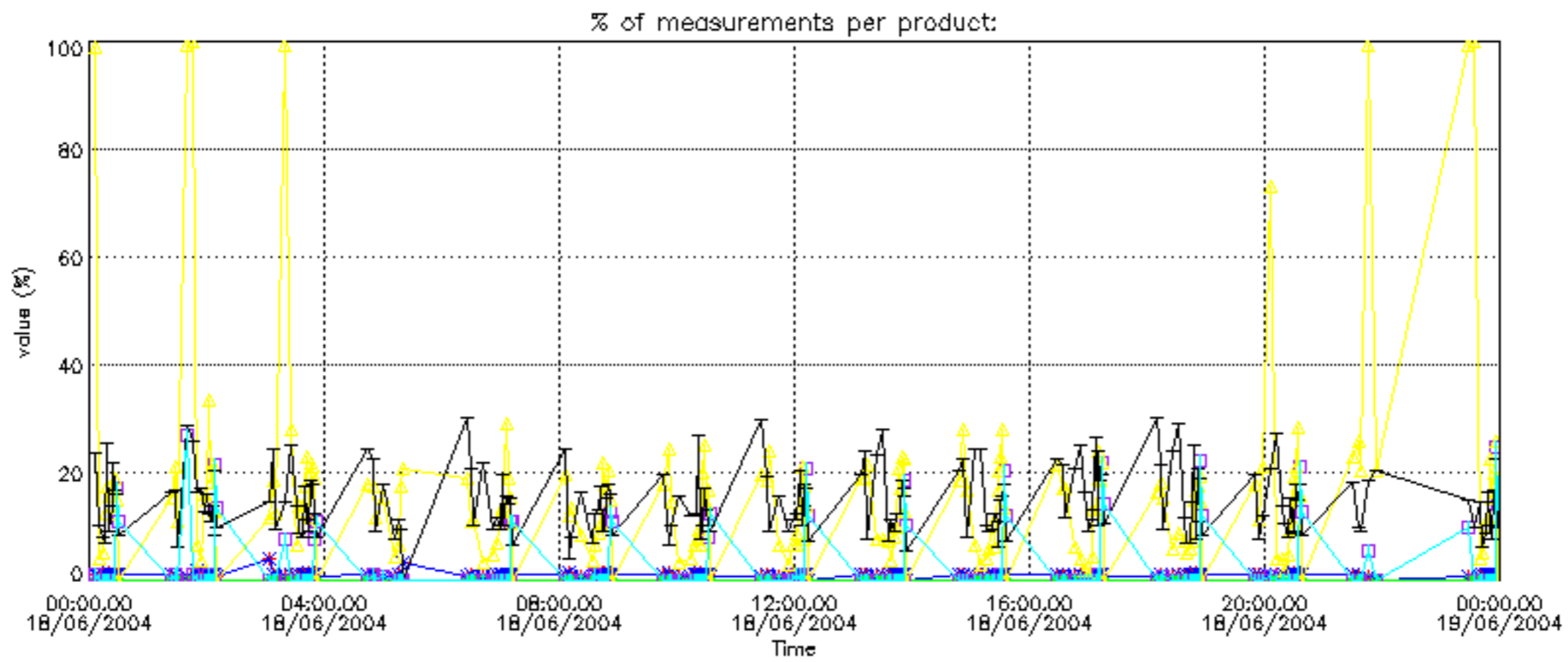


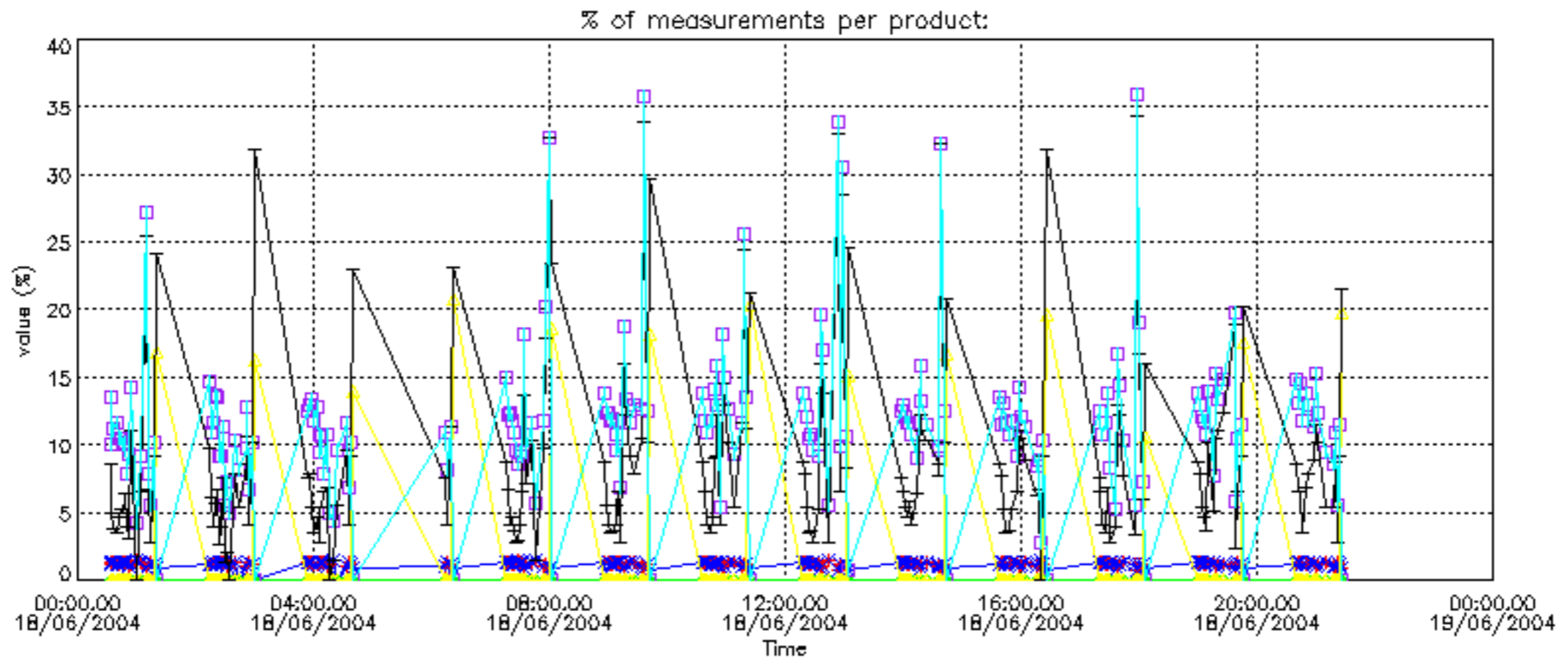
Percentage of flagged data per NO2 profile



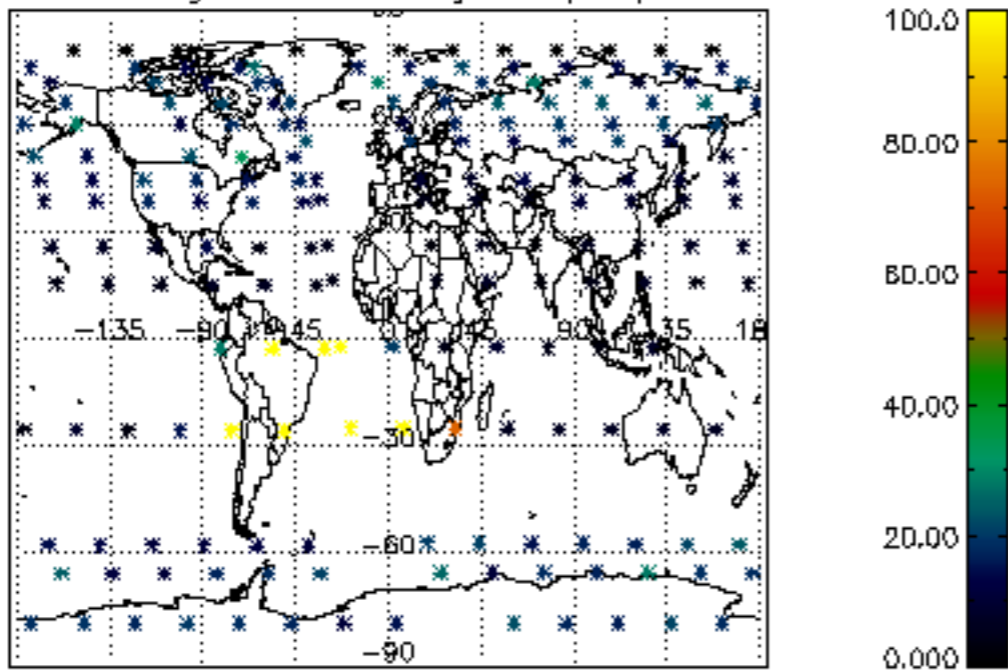
Percentage of flagged data per NO3 profile



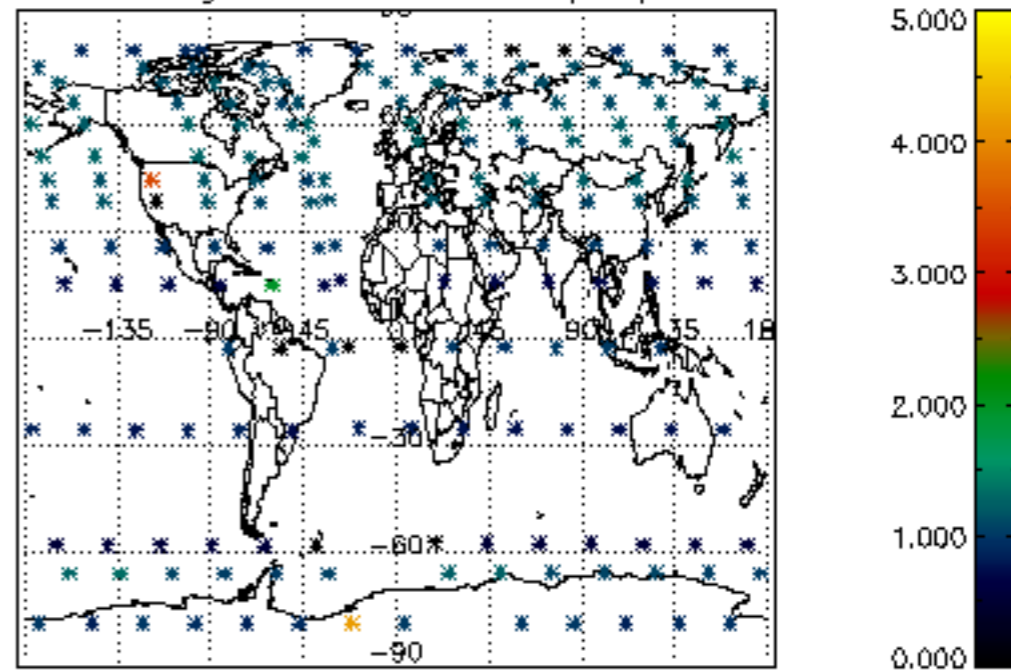




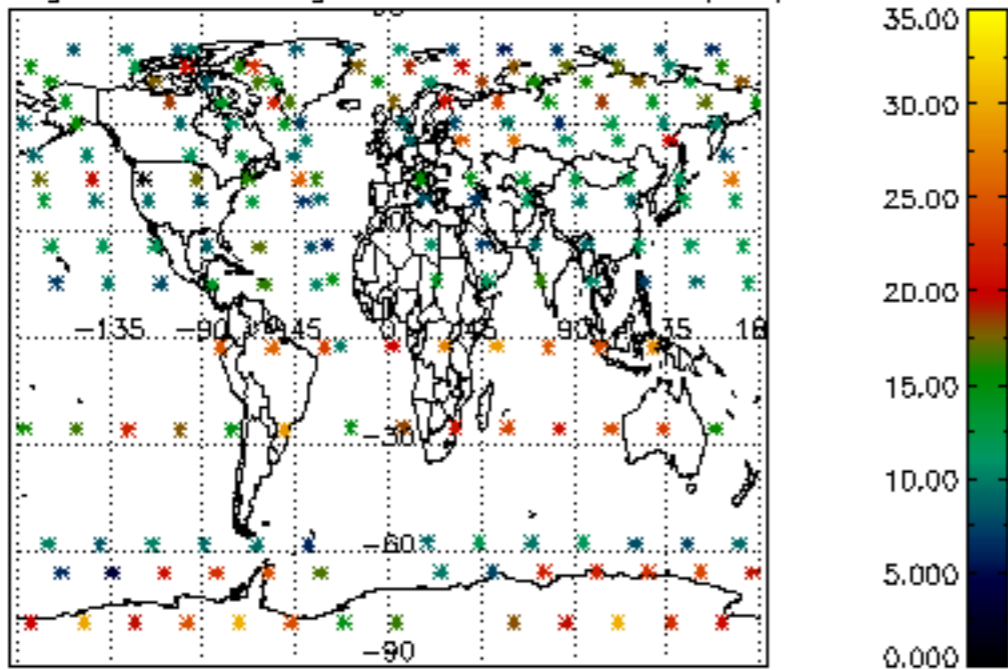
Percentage of cosmic ray hits per profile



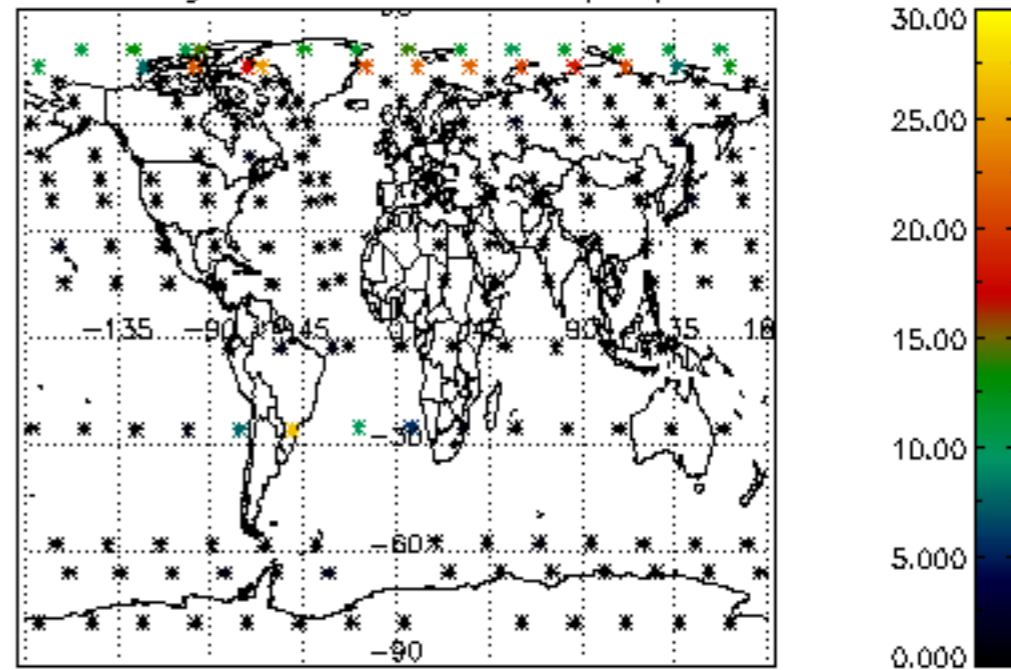
Percentage of datation errors per profile



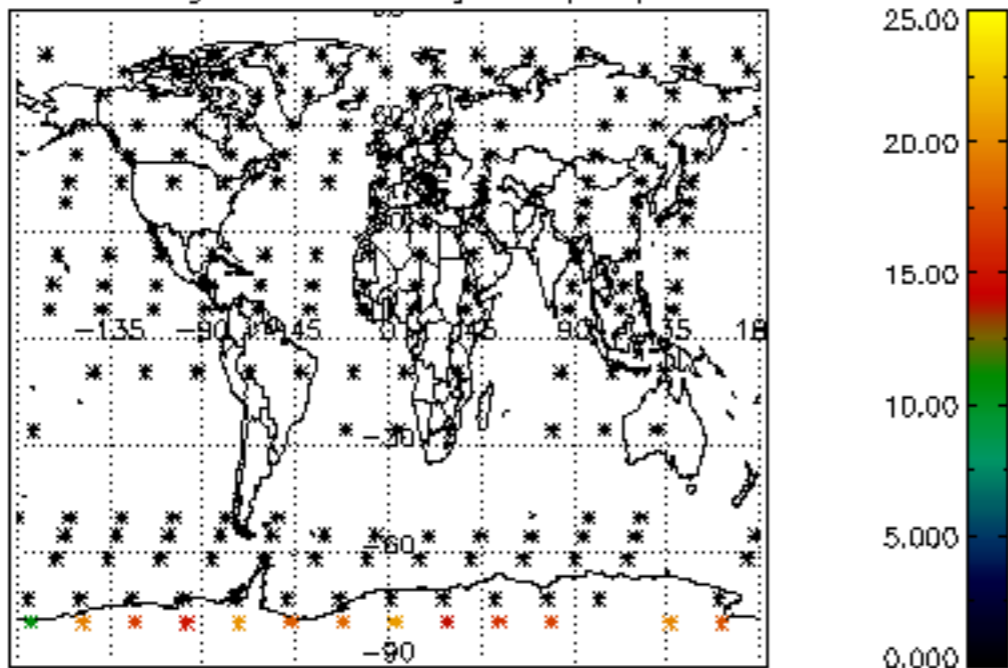
Percentage of star falling outside central band per profile



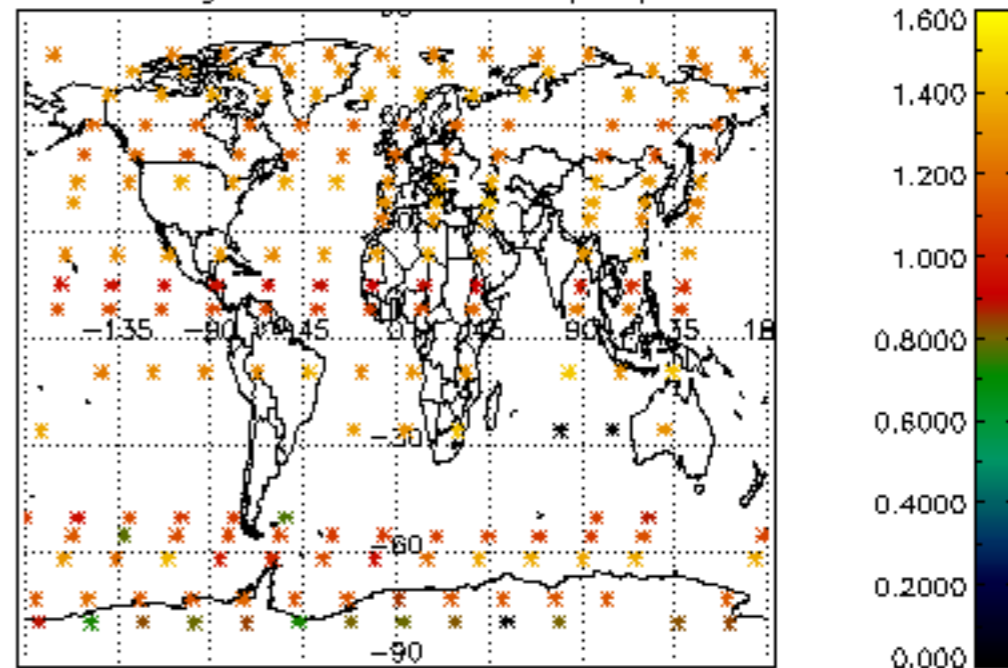
Percentage of saturation errors per profile



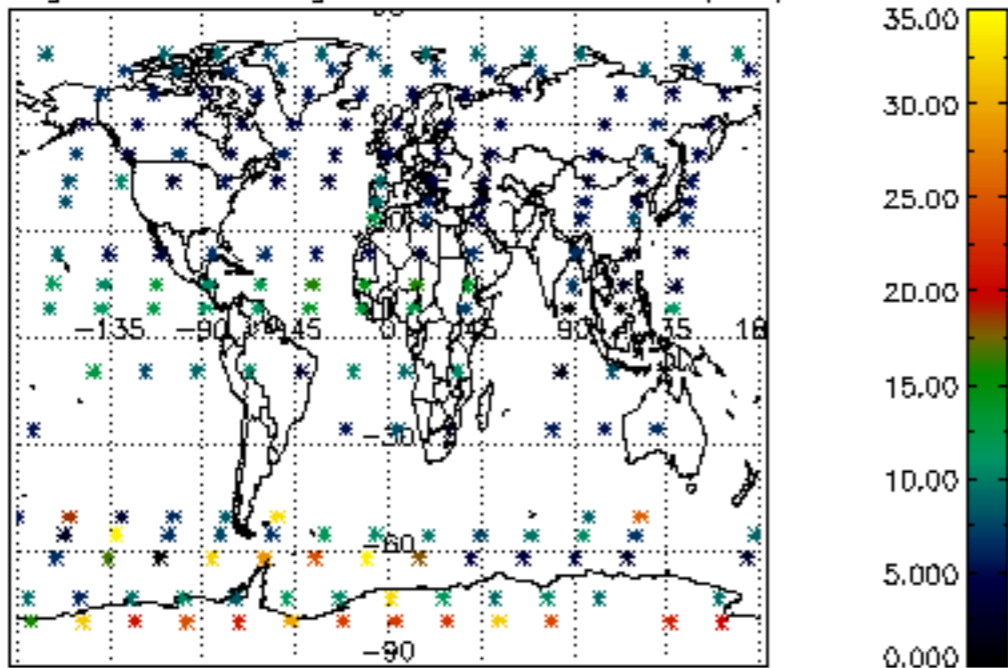
Percentage of cosmic ray hits per profile



Percentage of datation errors per profile



Percentage of star falling outside central band per profile



Percentage of saturation errors per profile

