

# GOMOS Level 2 Daily Report

## SUMMARY

### [1. General Info](#)

### [2. Summary of processed GOM\\_NL\\_2P products](#)

### [3. Level 2 Quality information per product](#)

#### [3.1 Plot of level 2 quality information per product \(time dependant\)](#)

#### [3.2 Plot of level 2 quality information per product \(world map\)](#)

### [4. Level 1 Quality information per product \(stored on level 2 products\)](#)

#### [4.1 Plot of level 1 quality information per product \(time dependant\)](#)

##### [4.1.1 Plot of level 1 quality information per product \(time dependant\): ASCENDING](#)

##### [4.1.2 Plot of level 1 quality information per product \(time dependant\): DESCENDING](#)

#### [4.2 Plot of level 1 quality information per product \(world map\)](#)

##### [4.2.1 Plot of level 1 quality information per product \(world map\): ASCENDING](#)

##### [4.2.2 Plot of level 1 quality information per product \(world map\): DESCENDING](#)

### [5. Ozone profiles based on quality statistics and other trace gas profiles](#)

#### [5.1 Ozone statistics based on quality of products](#)

#### [5.2 Plot ozone profiles for all STD \(dark without errors\)](#)

#### [5.3 Plot ozone profiles where STD < 20% \(dark without errors\)](#)

#### [5.4. Plot ozone profiles where STD < 10% \(dark without errors\)](#)

#### [5.5. Plot ozone profiles where STD < 5% \(dark without errors\)](#)

#### [5.6 Plot NO2 profiles for all STD \(dark without errors\)](#)

#### [5.7 Plot NO3 profiles for all STD \(dark without errors\)](#)

#### [5.8 Plot H2O profiles \(only for occultations of stars 1,2,3,4,13,14,16,26,63 dark without errors\) for all STD](#)

### [6. Auxiliary Data Files used for the production reported in section 2](#)

This report presents the daily analysis on parameters extracted from GOMOS level 2 data (GOM\_NL\_\_2P). It is intended to monitor some important parameters that will impact the quality of these products. A list of level 2 products (and content) that have arrived during the reporting day to the PCF is also given.

Item	Value
Time of report generation	19APR2013 04:24:08
Data source version	GOMOS/6.01
Start time of products	16-06-2004 (16JUN2004 00:00:00)
Stop time of products	17-06-2004 (17JUN2004 00:00:00)
Store outputs in DB	Yes
Nb of level 2 prods	297
Nb of prods with errors	1

## 2. Summary of processed GOM\_NL\_\_2P products.

Nr	Filename	UTC Start time	Limb	Duration	Star Id	Star Name	Star Mag	Star Temp	Nb Meas	Orbit	Prod. error
1	GOM_NL__2PRFIN20040616_063806_000000402027_00421_11998_3989.N1	16-JUN-2004 06:38:06	Bright	40.000	86	35Eta Oph	2.4300	10200.	80	11998	No
2	GOM_NL__2PRFIN20040616_063950_000000392027_00421_11998_3990.N1	16-JUN-2004 06:39:50	Bright	38.500	98	13Zet Oph	2.5710	30000.	77	11998	No
3	GOM_NL__2PRFIN20040616_064156_000000372027_00421_11998_3991.N1	16-JUN-2004 06:41:56	Bright	36.500	120	1Del Oph	2.7340	3200.0	73	11998	No
4	GOM_NL__2PRFIN20040616_064459_000000382027_00421_11998_3992.N1	16-JUN-2004 06:44:59	Bright	37.500	102	24Alp Ser	2.6000	4250.0	75	11998	No
5	GOM_NL__2PRFIN20040616_064706_000000432027_00421_11998_3993.N1	16-JUN-2004 06:47:06	Bright	43.000	59	55Alp Oph	2.0800	8900.0	86	11998	No
6	GOM_NL__2PRFIN20040616_064907_000000392027_00421_11998_3994.N1	16-JUN-2004 06:49:07	Bright	39.000	127	27Bet Her	2.7810	4700.0	78	11998	No
7	GOM_NL__2PRFIN20040616_065041_000000372027_00421_11998_3995.N1	16-JUN-2004 06:50:41	Bright	36.500	67	5Alp CrB	2.2210	11000.	73	11998	No
8	GOM_NL__2PRFIN20040616_065208_000000382027_00421_11998_3996.N1	16-JUN-2004 06:52:08	Bright	38.000	133	40Zet Her	2.8070	6000.0	76	11998	No
9	GOM_NL__2PRFIN20040616_065439_000000392027_00421_11998_3997.N1	16-JUN-2004 06:54:39	Bright	39.000	180	27Gam Boo	3.0400	8000.0	78	11998	No
10	GOM_NL__2PRFIN20040616_065826_000000402027_00421_11998_3998.N1	16-JUN-2004 06:58:26	Bright	40.000	39	85Eta UMa	1.8540	24000.	80	11998	No
11	GOM_NL__2PRFIN20040616_070031_000000382027_00421_11998_3999.N1	16-JUN-2004 07:00:31	Bright	38.000	119	14Eta Dra	2.7270	4700.0	76	11998	No
12	GOM_NL__2PRFIN20040616_070401_000000382027_00421_11998_4000.N1	16-JUN-2004 07:04:01	Bright	37.500	60	7Bet UMi	2.0810	3950.0	75	11998	No
13	GOM_NL__2PRFIN20040616_070838_000000352027_00421_11998_4001.N1	16-JUN-2004 07:08:38	Bright	34.500	49	1Alp UMi	1.9900	6300.0	69	11998	No
14	GOM_NL__2PRFIN20040616_071545_000000472027_00421_11998_4002.N1	16-JUN-2004 07:15:45	Bright	46.500	74	11Bet Cas	2.2680	6600.0	93	11998	No
15	GOM_NL__2PRFIN20040616_071709_000000462027_00421_11998_4003.N1	16-JUN-2004 07:17:09	Bright	45.500	68	18Alp Cas	2.2250	4500.0	91	11998	No
16	GOM_NL__2PRFIN20040616_071853_000000362027_00421_11998_4004.N1	16-JUN-2004 07:18:53	Bright	35.500	160	23Gam Per	2.9300	4700.0	71	11998	No
17	GOM_NL__2PRFIN20040616_072220_000000432027_00421_11998_4005.N1	16-JUN-2004 07:22:20	Bright	43.000	73	57Gam1And	2.2600	13100.	86	11998	No
18	GOM_NL__2PRFIN20040616_072440_000000632027_00421_11998_4006.N1	16-JUN-2004 07:24:40	Twilight	63.000	53	43Bet And	2.0480	3300.0	126	11998	No
19	GOM_NL__2PRFIN20040616_072814_000000522027_00421_11998_4007.N1	16-JUN-2004 07:28:14	Twilight	51.500	50	13Alp Ari	2.0070	4250.0	103	11998	No
20	GOM_NL__2PRFIN20040616_073300_000000462027_00421_11998_4008.N1	16-JUN-2004 07:33:00	Dark	45.500	94	92Alp Cet	2.5260	3100.0	91	11998	No
21	GOM_NL__2PRFIN20040616_073451_000000812027_00421_11998_4009.N1	16-JUN-2004 07:34:51	Dark	81.000	140	88Gam Peg	2.8340	26000.	162	11998	No
22	GOM_NL__2PRFIN20040616_075056_000000452027_00421_11998_4010.N1	16-JUN-2004 07:50:56	Dark	44.500	9	Alp Eri	0.45300	24000.	89	11998	No
23	GOM_NL__2PRFIN20040616_075515_000000732027_00422_11999_3997.N1	16-JUN-2004 07:55:15	Dark	72.500	18	24Alp PsA	1.1660	9700.0	145	11999	No
24	GOM_NL__2PRFIN20040616_075833_000000492027_00422_11999_3998.N1	16-JUN-2004 07:58:33	Straylight	48.500	31	Alp Gru	1.7340	15200.	97	11999	No
25	GOM_NL__2PRFIN20040616_080220_000000452027_00422_11999_3999.N1	16-JUN-2004 08:02:20	Straylight	44.500	45	Alp Pav	1.9400	26000.	89	11999	No
26	GOM_NL__2PRFIN20040616_080414_000000432027_00422_11999_4000.N1	16-JUN-2004 08:04:14	Straylight	43.000	43	Alp TrA	1.9100	4250.0	86	11999	No
27	GOM_NL__2PRFIN20040616_080608_000000392027_00422_11999_4001.N1	16-JUN-2004 08:06:08	Straylight	39.000	134	Bet TrA	2.8100	6600.0	78	11999	No
28	GOM_NL__2PRFIN20040616_080840_000000402027_00422_11999_4002.N1	16-JUN-2004 08:08:40	Straylight	39.500	147	Alp Ara	2.8770	26000.	79	11999	No
29	GOM_NL__2PRFIN20040616_081026_000000432027_00422_11999_4003.N1	16-JUN-2004 08:10:26	Twilight	43.000	40	The Sco	1.8590	7100.0	86	11999	No
30	GOM_NL__2PRFIN20040616_081208_000000462027_00422_11999_4004.N1	16-JUN-2004 08:12:08	Twilight	45.500	25	35Lam Sco	1.6200	28000.	91	11999	No
31	GOM_NL__2PRFIN20040616_081334_000000462027_00422_11999_4005.N1	16-JUN-2004 08:13:34	Twilight	46.000	75	26Eps Sco	2.2910	4250.0	92	11999	No
32	GOM_NL__2PRFIN20040616_081540_000000602027_00422_11999_4006.N1	16-JUN-2004 08:15:40	Bright	59.500	155	41Pi Sgr	2.9000	6600.0	119	11999	No
33	GOM_NL__2PRFIN20040616_081842_000000412027_00422_11999_4007.N1	16-JUN-2004 08:18:42	Bright	41.000	86	35Eta Oph	2.4300	10200.	82	11999	No
34	GOM_NL__2PRFIN20040616_082026_000000382027_00422_11999_4008.N1	16-JUN-2004 08:20:26	Bright	38.000	98	13Zet Oph	2.5710	30000.	76	11999	No
35	GOM_NL__2PRFIN20040616_082232_000000372027_00422_11999_4009.N1	16-JUN-2004 08:22:32	Bright	36.500	120	1Del Oph	2.7340	3200.0	73	11999	No
36	GOM_NL__2PRFIN20040616_082535_000000362027_00422_11999_4010.N1	16-JUN-2004 08:25:35	Bright	36.000	102	24Alp Ser	2.6000	4250.0	72	11999	No
37	GOM_NL__2PRFIN20040616_082741_000000452027_00422_11999_4011.N1	16-JUN-2004 08:27:41	Bright	45.000	59	55Alp Oph	2.0800	8900.0	90	11999	No
38	GOM_NL__2PRFIN20040616_082943_000000372027_00422_11999_4012.N1	16-JUN-2004 08:29:43	Bright	37.000	127	27Bet Her	2.7810	4700.0	74	11999	No
39	GOM_NL__2PRFIN20040616_083117_000000362027_00422_11999_4013.N1	16-JUN-2004 08:31:17	Bright	36.000	67	5Alp CrB	2.2210	11000.	72	11999	No
40	GOM_NL__2PRFIN20040616_083244_000000382027_00422_11999_4014.N1	16-JUN-2004 08:32:44	Bright	37.500	133	40Zet Her	2.8070	6000.0	75	11999	No
41	GOM_NL__2PRFIN20040616_083515_000000372027_00422_11999_4015.N1	16-JUN-2004 08:35:15	Bright	37.000	180	27Gam Boo	3.0400	8000.0	74	11999	No
42	GOM_NL__2PRFIN20040616_083902_000000392027_00422_11999_4016.N1	16-JUN-2004 08:39:02	Bright	39.000	39	85Eta UMa	1.8540	24000.	78	11999	No

43	GOM_NL__2PRFIN20040616_084107_000000382027_00422_11999_4017.N1	16-JUN-2004 08:41:07	Bright	38.000	119	14Eta Dra	2.7270	4700.0	76	11999	No
44	GOM_NL__2PRFIN20040616_084437_000000362027_00422_11999_4018.N1	16-JUN-2004 08:44:37	Bright	35.500	60	7Bet UMi	2.0810	3950.0	71	11999	No
45	GOM_NL__2PRFIN20040616_084913_000000362027_00422_11999_4019.N1	16-JUN-2004 08:49:13	Bright	35.500	49	1Alp UMi	1.9900	6300.0	71	11999	No
46	GOM_NL__2PRFIN20040616_085621_000000462027_00422_11999_4020.N1	16-JUN-2004 08:56:21	Bright	46.000	74	11Bet Cas	2.2680	6600.0	92	11999	No
47	GOM_NL__2PRFIN20040616_085745_000000632027_00422_11999_4021.N1	16-JUN-2004 08:57:45	Bright	63.000	68	18Alp Cas	2.2250	4500.0	126	11999	No
48	GOM_NL__2PRFIN20040616_085929_000000522027_00422_11999_4022.N1	16-JUN-2004 08:59:29	Bright	52.000	160	23Gam Per	2.9300	4700.0	104	11999	No
49	GOM_NL__2PRFIN20040616_090256_000000432027_00422_11999_4023.N1	16-JUN-2004 09:02:56	Bright	43.000	73	57Gam1And	2.2600	13100.	86	11999	No
50	GOM_NL__2PRFIN20040616_090518_000000672027_00422_11999_4024.N1	16-JUN-2004 09:05:18	Twilight	67.000	53	43Bet And	2.0480	3300.0	134	11999	No
51	GOM_NL__2PRFIN20040616_090850_000000512027_00422_11999_4025.N1	16-JUN-2004 09:08:50	Twilight	51.000	50	13Alp Ari	2.0070	4250.0	102	11999	No
52	GOM_NL__2PRFIN20040616_091335_000000402027_00422_11999_4026.N1	16-JUN-2004 09:13:35	Dark	40.000	94	92Alp Cet	2.5260	3100.0	80	11999	No
53	GOM_NL__2PRFIN20040616_091529_000000832027_00422_11999_4027.N1	16-JUN-2004 09:15:29	Dark	83.000	140	88Gam Peg	2.8340	26000.	166	11999	No
54	GOM_NL__2PRFIN20040616_093131_000000502027_00422_11999_4028.N1	16-JUN-2004 09:31:31	Dark	49.500	9	Alp Eri	0.45300	24000.	99	11999	No
55	GOM_NL__2PRFIN20040616_093555_000000712027_00423_12000_3995.N1	16-JUN-2004 09:35:55	Dark	71.000	18	24Alp PsA	1.1660	9700.0	142	12000	No
56	GOM_NL__2PRFIN20040616_093911_000000602027_00423_12000_3996.N1	16-JUN-2004 09:39:11	Straylight	60.000	31	Alp Gru	1.7340	15200.	120	12000	No
57	GOM_NL__2PRFIN20040616_094256_000000442027_00423_12000_3997.N1	16-JUN-2004 09:42:56	Straylight	44.000	45	Alp Pav	1.9400	26000.	88	12000	No
58	GOM_NL__2PRFIN20040616_094449_000000512027_00423_12000_3998.N1	16-JUN-2004 09:44:49	Straylight	51.000	43	Alp TrA	1.9100	4250.0	102	12000	No
59	GOM_NL__2PRFIN20040616_094644_000000402027_00423_12000_3999.N1	16-JUN-2004 09:46:44	Straylight	40.000	134	Bet TrA	2.8100	6600.0	80	12000	No
60	GOM_NL__2PRFIN20040616_094917_000000402027_00423_12000_4000.N1	16-JUN-2004 09:49:17	Straylight	40.000	147	Alp Ara	2.8770	26000.	80	12000	No
61	GOM_NL__2PRFIN20040616_095102_000000442027_00423_12000_4001.N1	16-JUN-2004 09:51:02	Twilight	44.000	40	The Sco	1.8590	7100.0	88	12000	No
62	GOM_NL__2PRFIN20040616_095244_000000432027_00423_12000_4002.N1	16-JUN-2004 09:52:44	Twilight	42.500	25	35Lam Sco	1.6200	28000.	85	12000	No
63	GOM_NL__2PRFIN20040616_095410_000000442027_00423_12000_4003.N1	16-JUN-2004 09:54:10	Twilight	44.000	75	26Eps Sco	2.2910	4250.0	88	12000	No
64	GOM_NL__2PRFIN20040616_095617_000000572027_00423_12000_4004.N1	16-JUN-2004 09:56:17	Bright	57.000	155	41Pi Sgr	2.9000	6600.0	114	12000	No
65	GOM_NL__2PRFIN20040616_095918_000000412027_00423_12000_4005.N1	16-JUN-2004 09:59:18	Bright	41.000	86	35Eta Oph	2.4300	10200.	82	12000	No
66	GOM_NL__2PRFIN20040616_100102_000000382027_00423_12000_4006.N1	16-JUN-2004 10:01:02	Bright	37.500	98	13Zet Oph	2.5710	30000.	75	12000	No
67	GOM_NL__2PRFIN20040616_100308_000000372027_00423_12000_4007.N1	16-JUN-2004 10:03:08	Bright	37.000	120	1Del Oph	2.7340	3200.0	74	12000	No
68	GOM_NL__2PRFIN20040616_100610_000000372027_00423_12000_4008.N1	16-JUN-2004 10:06:10	Bright	36.500	102	24Alp Ser	2.6000	4250.0	73	12000	No
69	GOM_NL__2PRFIN20040616_100817_000000432027_00423_12000_4009.N1	16-JUN-2004 10:08:17	Bright	43.000	59	55Alp Oph	2.0800	8900.0	86	12000	No
70	GOM_NL__2PRFIN20040616_101018_000000402027_00423_12000_4010.N1	16-JUN-2004 10:10:18	Bright	40.000	127	27Bet Her	2.7810	4700.0	80	12000	No
71	GOM_NL__2PRFIN20040616_101152_000000372027_00423_12000_4011.N1	16-JUN-2004 10:11:52	Bright	37.000	67	5Alp CrB	2.2210	11000.	74	12000	No
72	GOM_NL__2PRFIN20040616_101320_000000372027_00423_12000_4012.N1	16-JUN-2004 10:13:20	Bright	37.000	133	40Zet Her	2.8070	6000.0	74	12000	No
73	GOM_NL__2PRFIN20040616_101551_000000372027_00423_12000_4013.N1	16-JUN-2004 10:15:51	Bright	37.000	180	27Gam Boo	3.0400	8000.0	74	12000	No
74	GOM_NL__2PRFIN20040616_101938_000000372027_00423_12000_4014.N1	16-JUN-2004 10:19:38	Bright	37.000	39	85Eta UMa	1.8540	24000.	74	12000	No
75	GOM_NL__2PRFIN20040616_102142_000000392027_00423_12000_4015.N1	16-JUN-2004 10:21:42	Bright	38.500	119	14Eta Dra	2.7270	4700.0	77	12000	No
76	GOM_NL__2PRFIN20040616_102512_000000392027_00423_12000_4016.N1	16-JUN-2004 10:25:12	Bright	38.500	60	7Bet UMi	2.0810	3950.0	77	12000	No
77	GOM_NL__2PRFIN20040616_102948_000000382027_00423_12000_4017.N1	16-JUN-2004 10:29:48	Bright	38.000	49	1Alp UMi	1.9900	6300.0	76	12000	No
78	GOM_NL__2PRFIN20040616_103657_000000442027_00423_12000_4018.N1	16-JUN-2004 10:36:57	Bright	43.500	74	11Bet Cas	2.2680	6600.0	87	12000	No
79	GOM_NL__2PRFIN20040616_103820_000000452027_00423_12000_4019.N1	16-JUN-2004 10:38:20	Bright	44.500	68	18Alp Cas	2.2250	4500.0	89	12000	No
80	GOM_NL__2PRFIN20040616_104002_000000462027_00423_12000_4020.N1	16-JUN-2004 10:40:02	Bright	45.500	160	23Gam Per	2.9300	4700.0	91	12000	No
81	GOM_NL__2PRFIN20040616_104333_000000452027_00423_12000_4021.N1	16-JUN-2004 10:43:33	Bright	44.500	73	57Gam1And	2.2600	13100.	89	12000	No
82	GOM_NL__2PRFIN20040616_104554_000000622027_00423_12000_4022.N1	16-JUN-2004 10:45:54	Twilight	62.000	53	43Bet And	2.0480	3300.0	124	12000	No
83	GOM_NL__2PRFIN20040616_104926_000000512027_00423_12000_4023.N1	16-JUN-2004 10:49:26	Twilight	51.000	50	13Alp Ari	2.0070	4250.0	102	12000	No
84	GOM_NL__2PRFIN20040616_105411_000000392027_00423_12000_4024.N1	16-JUN-2004 10:54:11	Dark	39.000	94	92Alp Cet	2.5260	3100.0	78	12000	No
85	GOM_NL__2PRFIN20040616_105606_000000802027_00423_12000_4025.N1	16-JUN-2004 10:56:06	Dark	79.500	140	88Gam Peg	2.8340	26000.	159	12000	No
86	GOM_NL__2PRFIN20040616_111632_000000752027_00424_12001_3992.N1	16-JUN-2004 11:16:32	Dark	75.000	18	24Alp PsA	1.1660	9700.0	150	12001	No
87	GOM_NL__2PRFIN20040616_111947_000000532027_00424_12001_3993.N1	16-JUN-2004 11:19:47	Straylight	52.500	31	Alp Gru	1.7340	15200.	105	12001	No
88	GOM_NL__2PRFIN20040616_112332_000000452027_00424_12001_3994.N1	16-JUN-2004 11:23:32	Straylight	44.500	45	Alp Pav	1.9400	26000.	89	12001	No
89	GOM_NL__2PRFIN20040616_112525_000000432027_00424_12001_3995.N1	16-JUN-2004 11:25:25	Straylight	43.000	43	Alp TrA	1.9100	4250.0	86	12001	No
90	GOM_NL__2PRFIN20040616_112720_000000412027_00424_12001_3996.N1	16-JUN-2004 11:27:20	Straylight	40.500	134	Bet TrA	2.8100	6600.0	81	12001	No
91	GOM_NL__2PRFIN20040616_112951_000000412027_00424_12001_3997.N1	16-JUN-2004 11:29:51	Straylight	40.500	147	Alp Ara	2.8770	26000.	81	12001	No
92	GOM_NL__2PRFIN20040616_113137_000000462027_00424_12001_3998.N1	16-JUN-2004 11:31:37	Twilight	45.500	40	The Sco	1.8590	7100.0	91	12001	No
93	GOM_NL__2PRFIN20040616_113320_000000472027_00424_12001_3999.N1	16-JUN-2004 11:33:20	Twilight	46.500	25	35Lam Sco	1.6200	28000.	93	12001	No
94	GOM_NL__2PRFIN20040616_113446_000000442027_00424_12001_4000.N1	16-JUN-2004 11:34:46	Twilight	43.500	75	26Eps Sco	2.2910	4250.0	87	12001	No
95	GOM_NL__2PRFIN20040616_113652_000000572027_00424_12001_4001.N1	16-JUN-2004 11:36:52	Bright	57.000	155	41Pi Sgr	2.9000	6600.0	114	12001	No
96	GOM_NL__2PRFIN20040616_113953_000000412027_00424_12001_4002.N1	16-JUN-2004 11:39:53	Bright	40.500	86	35Eta Oph	2.4300	10200.	81	12001	No
97	GOM_NL__2PRFIN20040616_114137_000000392027_00424_12001_4003.N1	16-JUN-2004 11:41:37	Bright	38.500	98	13Zet Oph	2.5710	30000.	77	12001	No
98	GOM_NL__2PRFIN20040616_114343_000000382027_00424_12001_4004.N1	16-JUN-2004 11:43:43	Bright	38.000	120	1Del Oph	2.7340	3200.0	76	12001	No
99	GOM_NL__2PRFIN20040616_114644_000000392027_00424_12001_4005.N1	16-JUN-2004 11:46:44	Bright	39.000	102	24Alp Ser	2.6000	4250.0	78	12001	No
100	GOM_NL__2PRFIN20040616_114852_000000432027_00424_12001_4006.N1	16-JUN-2004 11:48:52	Bright	43.000	59	55Alp Oph	2.0800	8900.0	86	12001	No
101	GOM_NL__2PRFIN20040616_115053_000000412027_00424_12001_4007.N1	16-JUN-2004 11:50:53	Bright	40.500	127	27Bet Her	2.7810	4700.0	81	12001	No

102	GOM_NL__2PRFIN20040616_115228_000000382027_00424_12001_4008.N1	16-JUN-2004 11:52:28	Bright	38.000	67	5Alp CrB	2.2210	11000.	76	12001	No
103	GOM_NL__2PRFIN20040616_115355_000000402027_00424_12001_4009.N1	16-JUN-2004 11:53:55	Bright	39.500	133	40Zet Her	2.8070	6000.0	79	12001	No
104	GOM_NL__2PRFIN20040616_115627_000000402027_00424_12001_4010.N1	16-JUN-2004 11:56:27	Bright	40.000	180	27Gam Boo	3.0400	8000.0	80	12001	No
105	GOM_NL__2PRFIN20040616_120014_000000402027_00424_12001_4011.N1	16-JUN-2004 12:00:14	Bright	39.500	39	85Eta UMa	1.8540	24000.	79	12001	No
106	GOM_NL__2PRFIN20040616_120218_000000412027_00424_12001_4012.N1	16-JUN-2004 12:02:18	Bright	40.500	119	14Eta Dra	2.7270	4700.0	81	12001	No
107	GOM_NL__2PRFIN20040616_120548_000000412027_00424_12001_4013.N1	16-JUN-2004 12:05:48	Bright	40.500	60	7Bet UMi	2.0810	3950.0	81	12001	No
108	GOM_NL__2PRFIN20040616_121024_000000392027_00424_12001_4014.N1	16-JUN-2004 12:10:24	Bright	39.000	49	1Alp UMi	1.9900	6300.0	78	12001	No
109	GOM_NL__2PRFIN20040616_121732_000000442027_00424_12001_4015.N1	16-JUN-2004 12:17:32	Bright	44.000	74	11Bet Cas	2.2680	6600.0	88	12001	No
110	GOM_NL__2PRFIN20040616_121856_000000632027_00424_12001_4016.N1	16-JUN-2004 12:18:56	Bright	63.000	68	18Alp Cas	2.2250	4500.0	126	12001	No
111	GOM_NL__2PRFIN20040616_122041_000000522027_00424_12001_4017.N1	16-JUN-2004 12:20:41	Bright	51.500	160	23Gam Per	2.9300	4700.0	103	12001	No
112	GOM_NL__2PRFIN20040616_122409_000000422027_00424_12001_4018.N1	16-JUN-2004 12:24:09	Bright	41.500	73	57Gam1And	2.2600	13100.	83	12001	No
113	GOM_NL__2PRFIN20040616_122630_000000602027_00424_12001_4019.N1	16-JUN-2004 12:26:30	Twilight	60.000	53	43Bet And	2.0480	3300.0	120	12001	No
114	GOM_NL__2PRFIN20040616_123003_000000502027_00424_12001_4020.N1	16-JUN-2004 12:30:03	Twilight	49.500	50	13Alp Ari	2.0070	4250.0	99	12001	No
115	GOM_NL__2PRFIN20040616_123447_000000482027_00424_12001_4021.N1	16-JUN-2004 12:34:47	Dark	48.000	94	92Alp Cet	2.5260	3100.0	96	12001	No
116	GOM_NL__2PRFIN20040616_123643_000000792027_00424_12001_4022.N1	16-JUN-2004 12:36:43	Dark	78.500	140	88Gam Peg	2.8340	26000.	157	12001	No
117	GOM_NL__2PRFIN20040616_125709_000000752027_00425_12002_3996.N1	16-JUN-2004 12:57:09	Dark	74.500	18	24Alp PsA	1.1660	9700.0	149	12002	No
118	GOM_NL__2PRFIN20040616_130024_000000562027_00425_12002_3997.N1	16-JUN-2004 13:00:24	Straylight	55.500	31	Alp Gru	1.7340	15200.	111	12002	No
119	GOM_NL__2PRFIN20040616_130408_000000452027_00425_12002_3998.N1	16-JUN-2004 13:04:08	Straylight	45.000	45	Alp Pav	1.9400	26000.	90	12002	No
120	GOM_NL__2PRFIN20040616_130602_000000422027_00425_12002_3999.N1	16-JUN-2004 13:06:02	Straylight	41.500	43	Alp TrA	1.9100	4250.0	83	12002	No
121	GOM_NL__2PRFIN20040616_130756_000000392027_00425_12002_4000.N1	16-JUN-2004 13:07:56	Straylight	39.000	134	Bet TrA	2.8100	6600.0	78	12002	No
122	GOM_NL__2PRFIN20040616_131026_000000432027_00425_12002_4001.N1	16-JUN-2004 13:10:26	Straylight	42.500	147	Alp Ara	2.8770	26000.	85	12002	No
123	GOM_NL__2PRFIN20040616_131211_000000482027_00425_12002_4002.N1	16-JUN-2004 13:12:11	Twilight	47.500	40	The Sco	1.8590	7100.0	95	12002	No
124	GOM_NL__2PRFIN20040616_131356_000000452027_00425_12002_4003.N1	16-JUN-2004 13:13:56	Twilight	44.500	25	35Lam Sco	1.6200	28000.	89	12002	No
125	GOM_NL__2PRFIN20040616_131521_000000462027_00425_12002_4004.N1	16-JUN-2004 13:15:21	Twilight	46.000	75	26Eps Sco	2.2910	4250.0	92	12002	No
126	GOM_NL__2PRFIN20040616_131730_000000582027_00425_12002_4005.N1	16-JUN-2004 13:17:30	Bright	58.000	155	41Pi Sgr	2.9000	6600.0	116	12002	No
127	GOM_NL__2PRFIN20040616_132029_000000412027_00425_12002_4006.N1	16-JUN-2004 13:20:29	Bright	40.500	86	35Eta Oph	2.4300	10200.	81	12002	No
128	GOM_NL__2PRFIN20040616_132211_000000422027_00425_12002_4007.N1	16-JUN-2004 13:22:11	Bright	41.500	98	13Zet Oph	2.5710	30000.	83	12002	No
129	GOM_NL__2PRFIN20040616_132417_000000402027_00425_12002_4008.N1	16-JUN-2004 13:24:17	Bright	40.000	120	1Del Oph	2.7340	3200.0	80	12002	No
130	GOM_NL__2PRFIN20040616_132722_000000382027_00425_12002_4009.N1	16-JUN-2004 13:27:22	Bright	37.500	102	24Alp Ser	2.6000	4250.0	75	12002	No
131	GOM_NL__2PRFIN20040616_132928_000000432027_00425_12002_4010.N1	16-JUN-2004 13:29:28	Bright	42.500	59	55Alp Oph	2.0800	8900.0	85	12002	No
132	GOM_NL__2PRFIN20040616_133127_000000422027_00425_12002_4011.N1	16-JUN-2004 13:31:27	Bright	41.500	127	27Bet Her	2.7810	4700.0	83	12002	No
133	GOM_NL__2PRFIN20040616_133303_000000382027_00425_12002_4012.N1	16-JUN-2004 13:33:03	Bright	37.500	67	5Alp CrB	2.2210	11000.	75	12002	No
134	GOM_NL__2PRFIN20040616_133428_000000412027_00425_12002_4013.N1	16-JUN-2004 13:34:28	Bright	41.000	133	40Zet Her	2.8070	6000.0	82	12002	No
135	GOM_NL__2PRFIN20040616_133704_000000392027_00425_12002_4014.N1	16-JUN-2004 13:37:04	Bright	38.500	180	27Gam Boo	3.0400	8000.0	77	12002	No
136	GOM_NL__2PRFIN20040616_134051_000000372027_00425_12002_4015.N1	16-JUN-2004 13:40:51	Bright	36.500	39	85Eta UMa	1.8540	24000.	73	12002	No
137	GOM_NL__2PRFIN20040616_134254_000000392027_00425_12002_4016.N1	16-JUN-2004 13:42:54	Bright	38.500	119	14Eta Dra	2.7270	4700.0	77	12002	No
138	GOM_NL__2PRFIN20040616_134624_000000382027_00425_12002_4017.N1	16-JUN-2004 13:46:24	Bright	38.000	60	7Bet UMi	2.0810	3950.0	76	12002	No
139	GOM_NL__2PRFIN20040616_135100_000000372027_00425_12002_4018.N1	16-JUN-2004 13:51:00	Bright	36.500	49	1Alp UMi	1.9900	6300.0	73	12002	No
140	GOM_NL__2PRFIN20040616_135808_000000652027_00425_12002_4019.N1	16-JUN-2004 13:58:08	Bright	65.000	74	11Bet Cas	2.2680	6600.0	130	12002	No
141	GOM_NL__2PRFIN20040616_135932_000000442027_00425_12002_4020.N1	16-JUN-2004 13:59:32	Bright	44.000	68	18Alp Cas	2.2250	4500.0	88	12002	No
142	GOM_NL__2PRFIN20040616_140117_000000532027_00425_12002_4021.N1	16-JUN-2004 14:01:17	Bright	53.000	160	23Gam Per	2.9300	4700.0	106	12002	No
143	GOM_NL__2PRFIN20040616_140445_000000422027_00425_12002_4022.N1	16-JUN-2004 14:04:45	Bright	41.500	73	57Gam1And	2.2600	13100.	83	12002	No
144	GOM_NL__2PRFIN20040616_140707_000000602027_00425_12002_4023.N1	16-JUN-2004 14:07:07	Twilight	60.000	53	43Bet And	2.0480	3300.0	120	12002	No
145	GOM_NL__2PRFIN20040616_141039_000000492027_00425_12002_4024.N1	16-JUN-2004 14:10:39	Twilight	49.000	50	13Alp Ari	2.0070	4250.0	98	12002	No
146	GOM_NL__2PRFIN20040616_141523_000000462027_00425_12002_4025.N1	16-JUN-2004 14:15:23	Dark	45.500	94	92Alp Cet	2.5260	3100.0	91	12002	No
147	GOM_NL__2PRFIN20040616_141720_000000802027_00425_12002_4026.N1	16-JUN-2004 14:17:20	Dark	79.500	140	88Gam Peg	2.8340	26000.	159	12002	No
148	GOM_NL__2PRFIN20040616_143748_000000762027_00426_12003_3994.N1	16-JUN-2004 14:37:48	Dark	75.500	18	24Alp PsA	1.1660	9700.0	151	12003	No
149	GOM_NL__2PRFIN20040616_144102_000000522027_00426_12003_3995.N1	16-JUN-2004 14:41:02	Straylight	51.500	31	Alp Gru	1.7340	15200.	103	12003	No
150	GOM_NL__2PRFIN20040616_144444_000000442027_00426_12003_3996.N1	16-JUN-2004 14:44:44	Straylight	43.500	45	Alp Pav	1.9400	26000.	87	12003	No
151	GOM_NL__2PRFIN20040616_144638_000000422027_00426_12003_3997.N1	16-JUN-2004 14:46:38	Straylight	41.500	43	Alp TrA	1.9100	4250.0	83	12003	No
152	GOM_NL__2PRFIN20040616_144832_000000402027_00426_12003_3998.N1	16-JUN-2004 14:48:32	Straylight	40.000	134	Bet TrA	2.8100	6600.0	80	12003	No
153	GOM_NL__2PRFIN20040616_145104_000000422027_00426_12003_3999.N1	16-JUN-2004 14:51:04	Straylight	42.000	147	Alp Ara	2.8770	26000.	84	12003	No
154	GOM_NL__2PRFIN20040616_145249_000000482027_00426_12003_4000.N1	16-JUN-2004 14:52:49	Twilight	47.500	40	The Sco	1.8590	7100.0	95	12003	No
155	GOM_NL__2PRFIN20040616_145432_000000462027_00426_12003_4001.N1	16-JUN-2004 14:54:32	Twilight	45.500	25	35Lam Sco	1.6200	28000.	91	12003	No
156	GOM_NL__2PRFIN20040616_145558_000000452027_00426_12003_4002.N1	16-JUN-2004 14:55:58	Twilight	44.500	75	26Eps Sco	2.2910	4250.0	89	12003	No
157	GOM_NL__2PRFIN20040616_145805_000000572027_00426_12003_4003.N1	16-JUN-2004 14:58:05	Bright	56.500	155	41Pi Sgr	2.9000	6600.0	113	12003	No
158	GOM_NL__2PRFIN20040616_150105_000000412027_00426_12003_4004.N1	16-JUN-2004 15:01:05	Bright	41.000	86	35Eta Oph	2.4300	10200.	82	12003	No
159	GOM_NL__2PRFIN20040616_150247_000000412027_00426_12003_4005.N1	16-JUN-2004 15:02:47	Bright	41.000	98	13Zet Oph	2.5710	30000.	82	12003	No
160	GOM_NL__2PRFIN20040616_150455_000000392027_00426_12003_4006.N1	16-JUN-2004 15:04:55	Bright	38.500	120	1Del Oph	2.7340	3200.0	77	12003	No

161	GOM_NL__2PRFIN20040616_150758_000000382027_00426_12003_4007.N1	16-JUN-2004 15:07:58	Bright	38.000	102	24Alp Ser	2.6000	4250.0	76	12003	No
162	GOM_NL__2PRFIN20040616_151004_000000432027_00426_12003_4008.N1	16-JUN-2004 15:10:04	Bright	43.000	59	55Alp Oph	2.0800	8900.0	86	12003	No
163	GOM_NL__2PRFIN20040616_151205_000000392027_00426_12003_4009.N1	16-JUN-2004 15:12:05	Bright	38.500	127	27Bet Her	2.7810	4700.0	77	12003	No
164	GOM_NL__2PRFIN20040616_151340_000000382027_00426_12003_4010.N1	16-JUN-2004 15:13:40	Bright	38.000	67	5Alp CrB	2.2210	11000.	76	12003	No
165	GOM_NL__2PRFIN20040616_151505_000000402027_00426_12003_4011.N1	16-JUN-2004 15:15:05	Bright	39.500	133	40Zet Her	2.8070	6000.0	79	12003	No
166	GOM_NL__2PRFIN20040616_151740_000000402027_00426_12003_4012.N1	16-JUN-2004 15:17:40	Bright	40.000	180	27Gam Boo	3.0400	8000.0	80	12003	No
167	GOM_NL__2PRFIN20040616_152127_000000412027_00426_12003_4013.N1	16-JUN-2004 15:21:27	Bright	40.500	39	85Eta UMa	1.8540	24000.	81	12003	No
168	GOM_NL__2PRFIN20040616_152330_000000392027_00426_12003_4014.N1	16-JUN-2004 15:23:30	Bright	39.000	119	14Eta Dra	2.7270	4700.0	78	12003	No
169	GOM_NL__2PRFIN20040616_152700_000000412027_00426_12003_4015.N1	16-JUN-2004 15:27:00	Bright	40.500	60	7Bet UMi	2.0810	3950.0	81	12003	No
170	GOM_NL__2PRFIN20040616_153136_000000392027_00426_12003_4016.N1	16-JUN-2004 15:31:36	Bright	38.500	49	1Alp UMi	1.9900	6300.0	77	12003	No
171	GOM_NL__2PRFIN20040616_153844_000000442027_00426_12003_4017.N1	16-JUN-2004 15:38:44	Bright	44.000	74	11Bet Cas	2.2680	6600.0	88	12003	No
172	GOM_NL__2PRFIN20040616_154007_000000442027_00426_12003_4018.N1	16-JUN-2004 15:40:07	Bright	43.500	68	18Alp Cas	2.2250	4500.0	87	12003	No
173	GOM_NL__2PRFIN20040616_154152_000000532027_00426_12003_4019.N1	16-JUN-2004 15:41:52	Bright	53.000	160	23Gam Per	2.9300	4700.0	106	12003	No
174	GOM_NL__2PRFIN20040616_154521_000000442027_00426_12003_4020.N1	16-JUN-2004 15:45:21	Bright	43.500	73	57Gam1And	2.2600	13100.	87	12003	No
175	GOM_NL__2PRFIN20040616_154740_000000612027_00426_12003_4021.N1	16-JUN-2004 15:47:40	Twi_and_stray	60.500	53	43Bet And	2.0480	3300.0	121	12003	No
176	GOM_NL__2PRFIN20040616_155115_000000512027_00426_12003_4022.N1	16-JUN-2004 15:51:15	Twilight	50.500	50	13Alp Ari	2.0070	4250.0	101	12003	No
177	GOM_NL__2PRFIN20040616_155600_000000452027_00426_12003_4023.N1	16-JUN-2004 15:56:00	Dark	44.500	94	92Alp Cet	2.5260	3100.0	89	12003	No
178	GOM_NL__2PRFIN20040616_155757_000000782027_00426_12003_4024.N1	16-JUN-2004 15:57:57	Dark	78.000	140	88Gam Peg	2.8340	26000.	156	12003	No
179	GOM_NL__2PRFIN20040616_161825_000000712027_00427_12004_3982.N1	16-JUN-2004 16:18:25	Dark	70.500	18	24Alp PsA	1.1660	9700.0	141	12004	No
180	GOM_NL__2PRFIN20040616_162138_000000512027_00427_12004_3983.N1	16-JUN-2004 16:21:38	Straylight	51.000	31	Alp Gru	1.7340	15200.	102	12004	No
181	GOM_NL__2PRFIN20040616_162522_000000452027_00427_12004_3984.N1	16-JUN-2004 16:25:22	Straylight	45.000	45	Alp Pav	1.9400	26000.	90	12004	No
182	GOM_NL__2PRFIN20040616_162714_000000422027_00427_12004_3985.N1	16-JUN-2004 16:27:14	Straylight	41.500	43	Alp TrA	1.9100	4250.0	83	12004	No
183	GOM_NL__2PRFIN20040616_162908_000000382027_00427_12004_3986.N1	16-JUN-2004 16:29:08	Straylight	38.000	134	Bet TrA	2.8100	6600.0	76	12004	No
184	GOM_NL__2PRFIN20040616_163141_000000402027_00427_12004_3987.N1	16-JUN-2004 16:31:41	Straylight	40.000	147	Alp Ara	2.8770	26000.	80	12004	No
185	GOM_NL__2PRFIN20040616_163326_000000492027_00427_12004_3988.N1	16-JUN-2004 16:33:26	Twi_and_stray	49.000	40	The Sco	1.8590	7100.0	98	12004	No
186	GOM_NL__2PRFIN20040616_163508_000000462027_00427_12004_3989.N1	16-JUN-2004 16:35:08	Twi_and_stray	46.000	25	35Lam Sco	1.6200	28000.	92	12004	No
187	GOM_NL__2PRFIN20040616_163635_000000452027_00427_12004_3990.N1	16-JUN-2004 16:36:35	Twi_and_stray	44.500	75	26Eps Sco	2.2910	4250.0	89	12004	No
188	GOM_NL__2PRFIN20040616_163841_000000592027_00427_12004_3991.N1	16-JUN-2004 16:38:41	Bright	58.500	155	41Pi Sgr	2.9000	6600.0	117	12004	No
189	GOM_NL__2PRFIN20040616_164141_000000412027_00427_12004_3992.N1	16-JUN-2004 16:41:41	Bright	41.000	86	35Eta Oph	2.4300	10200.	82	12004	No
190	GOM_NL__2PRFIN20040616_164325_000000402027_00427_12004_3993.N1	16-JUN-2004 16:43:25	Bright	39.500	98	13Zet Oph	2.5710	30000.	79	12004	No
191	GOM_NL__2PRFIN20040616_164531_000000382027_00427_12004_3994.N1	16-JUN-2004 16:45:31	Bright	37.500	120	1Del Oph	2.7340	3200.0	75	12004	No
192	GOM_NL__2PRFIN20040616_164834_000000382027_00427_12004_3995.N1	16-JUN-2004 16:48:34	Bright	37.500	102	24Alp Ser	2.6000	4250.0	75	12004	No
193	GOM_NL__2PRFIN20040616_165039_000000452027_00427_12004_3996.N1	16-JUN-2004 16:50:39	Bright	45.000	59	55Alp Oph	2.0800	8900.0	90	12004	No
194	GOM_NL__2PRFIN20040616_165241_000000392027_00427_12004_3997.N1	16-JUN-2004 16:52:41	Bright	39.000	127	27Bet Her	2.7810	4700.0	78	12004	No
195	GOM_NL__2PRFIN20040616_165414_000000412027_00427_12004_3998.N1	16-JUN-2004 16:54:14	Bright	40.500	67	5Alp CrB	2.2210	11000.	81	12004	No
196	GOM_NL__2PRFIN20040616_165542_000000402027_00427_12004_3999.N1	16-JUN-2004 16:55:42	Bright	39.500	133	40Zet Her	2.8070	6000.0	79	12004	No
197	GOM_NL__2PRFIN20040616_165816_000000382027_00427_12004_4000.N1	16-JUN-2004 16:58:16	Bright	37.500	180	27Gam Boo	3.0400	8000.0	75	12004	No
198	GOM_NL__2PRFIN20040616_170203_000000382027_00427_12004_4001.N1	16-JUN-2004 17:02:03	Bright	38.000	39	85Eta UMa	1.8540	24000.	76	12004	No
199	GOM_NL__2PRFIN20040616_170406_000000402027_00427_12004_4002.N1	16-JUN-2004 17:04:06	Bright	39.500	119	14Eta Dra	2.7270	4700.0	79	12004	No
200	GOM_NL__2PRFIN20040616_170736_000000392027_00427_12004_4003.N1	16-JUN-2004 17:07:36	Bright	38.500	60	7Bet UMi	2.0810	3950.0	77	12004	No
201	GOM_NL__2PRFIN20040616_171212_000000392027_00427_12004_4004.N1	16-JUN-2004 17:12:12	Bright	38.500	49	1Alp UMi	1.9900	6300.0	77	12004	No
202	GOM_NL__2PRFIN20040616_171919_000000452027_00427_12004_4005.N1	16-JUN-2004 17:19:19	Bright	45.000	74	11Bet Cas	2.2680	6600.0	90	12004	No
203	GOM_NL__2PRFIN20040616_172043_000000472027_00427_12004_4006.N1	16-JUN-2004 17:20:43	Bright	46.500	68	18Alp Cas	2.2250	4500.0	93	12004	No
204	GOM_NL__2PRFIN20040616_172229_000000432027_00427_12004_4007.N1	16-JUN-2004 17:22:29	Bright	43.000	160	23Gam Per	2.9300	4700.0	86	12004	No
205	GOM_NL__2PRFIN20040616_172557_000000412027_00427_12004_4008.N1	16-JUN-2004 17:25:57	Bright	40.500	73	57Gam1And	2.2600	13100.	81	12004	No
206	GOM_NL__2PRFIN20040616_172818_000000642027_00427_12004_4009.N1	16-JUN-2004 17:28:18	Twi_and_stray	64.000	53	43Bet And	2.0480	3300.0	128	12004	No
207	GOM_NL__2PRFIN20040616_173151_000000522027_00427_12004_4010.N1	16-JUN-2004 17:31:51	Twilight	52.000	50	13Alp Ari	2.0070	4250.0	104	12004	No
208	GOM_NL__2PRFIN20040616_173636_000000482027_00427_12004_4011.N1	16-JUN-2004 17:36:36	Dark	48.000	94	92Alp Cet	2.5260	3100.0	96	12004	No
209	GOM_NL__2PRFIN20040616_173835_000000822027_00427_12004_4012.N1	16-JUN-2004 17:38:35	Dark	82.000	140	88Gam Peg	2.8340	26000.	164	12004	No
210	GOM_NL__2PRFIN20040616_175903_000000712027_00428_12005_3984.N1	16-JUN-2004 17:59:03	Dark	71.000	18	24Alp PsA	1.1660	9700.0	142	12005	No
211	GOM_NL__2PRFIN20040616_180215_000000522027_00428_12005_3985.N1	16-JUN-2004 18:02:15	Straylight	51.500	31	Alp Gru	1.7340	15200.	103	12005	No
212	GOM_NL__2PRFIN20040616_180558_000000442027_00428_12005_3986.N1	16-JUN-2004 18:05:58	Straylight	44.000	45	Alp Pav	1.9400	26000.	88	12005	No
213	GOM_NL__2PRFIN20040616_180750_000000412027_00428_12005_3987.N1	16-JUN-2004 18:07:50	Straylight	40.500	43	Alp TrA	1.9100	4250.0	81	12005	No
214	GOM_NL__2PRFIN20040616_180944_000000402027_00428_12005_3988.N1	16-JUN-2004 18:09:44	Straylight	40.000	134	Bet TrA	2.8100	6600.0	80	12005	No
215	GOM_NL__2PRFIN20040616_181217_000000402027_00428_12005_3989.N1	16-JUN-2004 18:12:17	Straylight	40.000	147	Alp Ara	2.8770	26000.	80	12005	No
216	GOM_NL__2PRFIN20040616_181402_000000472027_00428_12005_3990.N1	16-JUN-2004 18:14:02	Twi_and_stray	47.000	40	The Sco	1.8590	7100.0	94	12005	No
217	GOM_NL__2PRFIN20040616_181545_000000452027_00428_12005_3991.N1	16-JUN-2004 18:15:45	Twi_and_stray	44.500	25	35Lam Sco	1.6200	28000.	89	12005	No
218	GOM_NL__2PRFIN20040616_181711_000000482027_00428_12005_3992.N1	16-JUN-2004 18:17:11	Twi_and_stray	48.000	75	26Eps Sco	2.2910	4250.0	96	12005	No
219	GOM_NL__2PRFIN20040616_181917_000000592027_00428_12005_3993.N1	16-JUN-2004 18:19:17	Bright	58.500	155	41Pi Sgr	2.9000	6600.0	117	12005	No

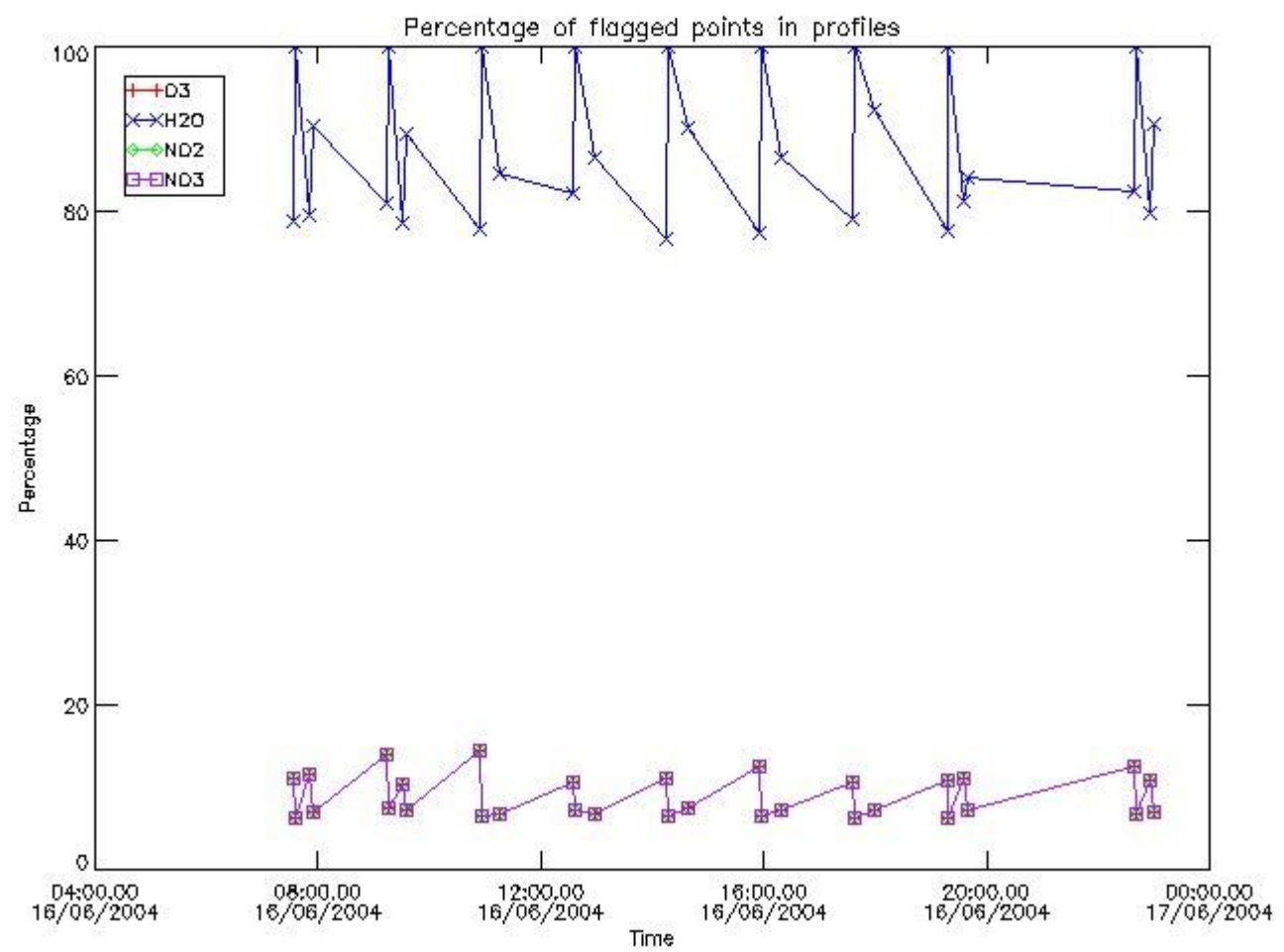
220	GOM_NL__2PRFIN20040616_182217_000000402027_00428_12005_3994.N1	16-JUN-2004 18:22:17	Bright	39.500	86	35Eta Oph	2.4300	10200.	79	12005	No
221	GOM_NL__2PRFIN20040616_182401_000000402027_00428_12005_3995.N1	16-JUN-2004 18:24:01	Bright	39.500	98	13Zet Oph	2.5710	30000.	79	12005	No
222	GOM_NL__2PRFIN20040616_182607_000000382027_00428_12005_3996.N1	16-JUN-2004 18:26:07	Bright	38.000	120	1Del Oph	2.7340	3200.0	76	12005	No
223	GOM_NL__2PRFIN20040616_182911_000000382027_00428_12005_3997.N1	16-JUN-2004 18:29:11	Bright	38.000	102	24Alp Ser	2.6000	4250.0	76	12005	No
224	GOM_NL__2PRFIN20040616_183115_000000452027_00428_12005_3998.N1	16-JUN-2004 18:31:15	Bright	44.500	59	55Alp Oph	2.0800	8900.0	89	12005	No
225	GOM_NL__2PRFIN20040616_183317_000000412027_00428_12005_3999.N1	16-JUN-2004 18:33:17	Bright	41.000	127	27Bet Her	2.7810	4700.0	82	12005	No
226	GOM_NL__2PRFIN20040616_183450_000000422027_00428_12005_4000.N1	16-JUN-2004 18:34:50	Bright	42.000	67	5Alp CrB	2.2210	11000.	84	12005	No
227	GOM_NL__2PRFIN20040616_183618_000000412027_00428_12005_4001.N1	16-JUN-2004 18:36:18	Bright	40.500	133	40Zet Her	2.8070	6000.0	81	12005	No
228	GOM_NL__2PRFIN20040616_183852_000000402027_00428_12005_4002.N1	16-JUN-2004 18:38:52	Bright	40.000	180	27Gam Boo	3.0400	8000.0	80	12005	No
229	GOM_NL__2PRFIN20040616_184240_000000392027_00428_12005_4003.N1	16-JUN-2004 18:42:40	Bright	38.500	39	85Eta UMa	1.8540	24000.	77	12005	No
230	GOM_NL__2PRFIN20040616_184441_000000392027_00428_12005_4004.N1	16-JUN-2004 18:44:41	Bright	39.000	119	14Eta Dra	2.7270	4700.0	78	12005	No
231	GOM_NL__2PRFIN20040616_184812_000000412027_00428_12005_4005.N1	16-JUN-2004 18:48:12	Bright	40.500	60	7Bet UMi	2.0810	3950.0	81	12005	No
232	GOM_NL__2PRFIN20040616_185248_000000382027_00428_12005_4006.N1	16-JUN-2004 18:52:48	Bright	38.000	49	1Alp UMi	1.9900	6300.0	76	12005	No
233	GOM_NL__2PRFIN20040616_185955_000000452027_00428_12005_4007.N1	16-JUN-2004 18:59:55	Bright	44.500	74	11Bet Cas	2.2680	6600.0	89	12005	No
234	GOM_NL__2PRFIN20040616_190119_000000462027_00428_12005_4008.N1	16-JUN-2004 19:01:19	Bright	46.000	68	18Alp Cas	2.2250	4500.0	92	12005	No
235	GOM_NL__2PRFIN20040616_190305_000000382027_00428_12005_4009.N1	16-JUN-2004 19:03:05	Bright	38.000	160	23Gam Per	2.9300	4700.0	76	12005	No
236	GOM_NL__2PRFIN20040616_190633_000000412027_00428_12005_4010.N1	16-JUN-2004 19:06:33	Bright	41.000	73	57Gam1And	2.2600	13100.	82	12005	No
237	GOM_NL__2PRFIN20040616_190852_000000632027_00428_12005_4011.N1	16-JUN-2004 19:08:52	Twilight	62.500	53	43Bet And	2.0480	3300.0	125	12005	No
238	GOM_NL__2PRFIN20040616_191226_000000502027_00428_12005_4012.N1	16-JUN-2004 19:12:26	Twilight	50.000	50	13Alp Ari	2.0070	4250.0	100	12005	No
239	GOM_NL__2PRFIN20040616_191712_000000482027_00428_12005_4013.N1	16-JUN-2004 19:17:12	Dark	47.500	94	92Alp Cet	2.5260	3100.0	95	12005	No
240	GOM_NL__2PRFIN20040616_191911_000000832027_00428_12005_4014.N1	16-JUN-2004 19:19:11	Dark	82.500	140	88Gam Peg	2.8340	26000.	165	12005	No
241	GOM_NL__2PRFIN20040616_193509_000000462027_00428_12005_4015.N1	16-JUN-2004 19:35:09	Dark	45.500	9	Alp Eri	0.45300	24000.	91	12005	No
242	GOM_NL__2PRFIN20040616_193940_000000702027_00429_12006_3986.N1	16-JUN-2004 19:39:40	Dark	69.500	18	24Alp PsA	1.1660	9700.0	139	12006	No
243	GOM_NL__2PRFIN20040616_194252_000000512027_00429_12006_3987.N1	16-JUN-2004 19:42:52	Straylight	50.500	31	Alp Gru	1.7340	15200.	101	12006	No
244	GOM_NL__2PRFIN20040616_194635_000000432027_00429_12006_3988.N1	16-JUN-2004 19:46:35	Straylight	43.000	45	Alp Pav	1.9400	26000.	86	12006	No
245	GOM_NL__2PRFIN20040616_194827_000000392027_00429_12006_3989.N1	16-JUN-2004 19:48:27	Straylight	39.000	43	Alp TrA	1.9100	4250.0	78	12006	No
246	GOM_NL__2PRFIN20040616_195020_000000402027_00429_12006_3990.N1	16-JUN-2004 19:50:20	Straylight	40.000	134	Bet TrA	2.8100	6600.0	80	12006	No
247	GOM_NL__2PRFIN20040616_213057_000000402027_00430_12007_3869.N1	16-JUN-2004 21:30:57	Dark	39.500	134	Bet TrA	2.8100	6600.0	79	12007	Yes
248	GOM_NL__2PRFIN20040616_213329_000000412027_00430_12007_3870.N1	16-JUN-2004 21:33:29	Straylight	40.500	147	Alp Ara	2.8770	26000.	81	12007	No
249	GOM_NL__2PRFIN20040616_213515_000000452027_00430_12007_3871.N1	16-JUN-2004 21:35:15	Twilight	45.000	40	The Sco	1.8590	7100.0	90	12007	No
250	GOM_NL__2PRFIN20040616_213657_000000422027_00430_12007_3872.N1	16-JUN-2004 21:36:57	Twilight	42.000	25	35Lam Sco	1.6200	28000.	84	12007	No
251	GOM_NL__2PRFIN20040616_213822_000000462027_00430_12007_3873.N1	16-JUN-2004 21:38:22	Twilight	45.500	75	26Eps Sco	2.2910	4250.0	91	12007	No
252	GOM_NL__2PRFIN20040616_214027_000000612027_00430_12007_3874.N1	16-JUN-2004 21:40:27	Bright	60.500	155	41Pi Sgr	2.9000	6600.0	121	12007	No
253	GOM_NL__2PRFIN20040616_214329_000000422027_00430_12007_3875.N1	16-JUN-2004 21:43:29	Bright	41.500	86	35Eta Oph	2.4300	10200.	83	12007	No
254	GOM_NL__2PRFIN20040616_214513_000000402027_00430_12007_3876.N1	16-JUN-2004 21:45:13	Bright	39.500	98	13Zet Oph	2.5710	30000.	79	12007	No
255	GOM_NL__2PRFIN20040616_214719_000000382027_00430_12007_3877.N1	16-JUN-2004 21:47:19	Bright	38.000	120	1Del Oph	2.7340	3200.0	76	12007	No
256	GOM_NL__2PRFIN20040616_215023_000000372027_00430_12007_3878.N1	16-JUN-2004 21:50:23	Bright	36.500	102	24Alp Ser	2.6000	4250.0	73	12007	No
257	GOM_NL__2PRFIN20040616_215226_000000442027_00430_12007_3879.N1	16-JUN-2004 21:52:26	Bright	44.000	59	55Alp Oph	2.0800	8900.0	88	12007	No
258	GOM_NL__2PRFIN20040616_215429_000000392027_00430_12007_3880.N1	16-JUN-2004 21:54:29	Bright	39.000	127	27Bet Her	2.7810	4700.0	78	12007	No
259	GOM_NL__2PRFIN20040616_215604_000000382027_00430_12007_3881.N1	16-JUN-2004 21:56:04	Bright	37.500	67	5Alp CrB	2.2210	11000.	75	12007	No
260	GOM_NL__2PRFIN20040616_215729_000000412027_00430_12007_3882.N1	16-JUN-2004 21:57:29	Bright	40.500	133	40Zet Her	2.8070	6000.0	81	12007	No
261	GOM_NL__2PRFIN20040616_220004_000000392027_00430_12007_3883.N1	16-JUN-2004 22:00:04	Bright	39.000	180	27Gam Boo	3.0400	8000.0	78	12007	No
262	GOM_NL__2PRFIN20040616_220353_000000402027_00430_12007_3884.N1	16-JUN-2004 22:03:53	Bright	39.500	39	85Eta UMa	1.8540	24000.	79	12007	No
263	GOM_NL__2PRFIN20040616_220552_000000392027_00430_12007_3885.N1	16-JUN-2004 22:05:52	Bright	39.000	119	14Eta Dra	2.7270	4700.0	78	12007	No
264	GOM_NL__2PRFIN20040616_220924_000000382027_00430_12007_3886.N1	16-JUN-2004 22:09:24	Bright	38.000	60	7Bet UMi	2.0810	3950.0	76	12007	No
265	GOM_NL__2PRFIN20040616_221400_000000382027_00430_12007_3887.N1	16-JUN-2004 22:14:00	Bright	37.500	49	1Alp UMi	1.9900	6300.0	75	12007	No
266	GOM_NL__2PRFIN20040616_222106_000000452027_00430_12007_3888.N1	16-JUN-2004 22:21:06	Bright	44.500	74	11Bet Cas	2.2680	6600.0	89	12007	No
267	GOM_NL__2PRFIN20040616_222230_000000462027_00430_12007_3889.N1	16-JUN-2004 22:22:30	Bright	46.000	68	18Alp Cas	2.2250	4500.0	92	12007	No
268	GOM_NL__2PRFIN20040616_222417_000000382027_00430_12007_3890.N1	16-JUN-2004 22:24:17	Bright	37.500	160	23Gam Per	2.9300	4700.0	75	12007	No
269	GOM_NL__2PRFIN20040616_222744_000000422027_00430_12007_3891.N1	16-JUN-2004 22:27:44	Bright	42.000	73	57Gam1And	2.2600	13100.	84	12007	No
270	GOM_NL__2PRFIN20040616_223006_000000652027_00430_12007_3892.N1	16-JUN-2004 22:30:06	Twilight	65.000	53	43Bet And	2.0480	3300.0	130	12007	No
271	GOM_NL__2PRFIN20040616_223339_000000482027_00430_12007_3893.N1	16-JUN-2004 22:33:39	Twilight	48.000	50	13Alp Ari	2.0070	4250.0	96	12007	No
272	GOM_NL__2PRFIN20040616_223824_000000412027_00430_12007_3894.N1	16-JUN-2004 22:38:24	Dark	40.500	94	92Alp Cet	2.5260	3100.0	81	12007	No
273	GOM_NL__2PRFIN20040616_224026_000000822027_00430_12007_3895.N1	16-JUN-2004 22:40:26	Dark	82.000	140	88Gam Peg	2.8340	26000.	164	12007	No
274	GOM_NL__2PRFIN20040616_225621_000000482027_00430_12007_3896.N1	16-JUN-2004 22:56:21	Dark	47.500	9	Alp Eri	0.45300	24000.	95	12007	No
275	GOM_NL__2PRFIN20040616_230055_000000742027_00431_12008_3889.N1	16-JUN-2004 23:00:55	Dark	74.000	18	24Alp PsA	1.1660	9700.0	148	12008	No
276	GOM_NL__2PRFIN20040616_230406_000000512027_00431_12008_3890.N1	16-JUN-2004 23:04:06	Straylight	51.000	31	Alp Gru	1.7340	15200.	102	12008	No
277	GOM_NL__2PRFIN20040616_230747_000000482027_00431_12008_3891.N1	16-JUN-2004 23:07:47	Straylight	47.500	45	Alp Pav	1.9400	26000.	95	12008	No
278	GOM_NL__2PRFIN20040616_230938_000000472027_00431_12008_3892.N1	16-JUN-2004 23:09:38	Straylight	46.500	43	Alp TrA	1.9100	4250.0	93	12008	No

279	GOM_NL__2PRFIN20040616_231132_000000392027_00431_12008_3893.N1	16-JUN-2004 23:11:32	Straylight	38.500	134	Bet TrA	2.8100	6600.0	77	12008	No
280	GOM_NL__2PRFIN20040616_231405_000000412027_00431_12008_3894.N1	16-JUN-2004 23:14:05	Straylight	40.500	147	Alp Ara	2.8770	26000.	81	12008	No
281	GOM_NL__2PRFIN20040616_231550_000000462027_00431_12008_3895.N1	16-JUN-2004 23:15:50	Tw_i_and_stray	45.500	40	The Sco	1.8590	7100.0	91	12008	No
282	GOM_NL__2PRFIN20040616_231733_000000462027_00431_12008_3896.N1	16-JUN-2004 23:17:33	Tw_i_and_stray	45.500	25	35Lam Sco	1.6200	28000.	91	12008	No
283	GOM_NL__2PRFIN20040616_231857_000000472027_00431_12008_3897.N1	16-JUN-2004 23:18:57	Tw_i_and_stray	46.500	75	26Eps Sco	2.2910	4250.0	93	12008	No
284	GOM_NL__2PRFIN20040616_232104_000000602027_00431_12008_3898.N1	16-JUN-2004 23:21:04	Bright	60.000	155	41Pi Sgr	2.9000	6600.0	120	12008	No
285	GOM_NL__2PRFIN20040616_232406_000000402027_00431_12008_3899.N1	16-JUN-2004 23:24:06	Bright	40.000	86	35Eta Oph	2.4300	10200.	80	12008	No
286	GOM_NL__2PRFIN20040616_232549_000000402027_00431_12008_3900.N1	16-JUN-2004 23:25:49	Bright	39.500	98	13Zet Oph	2.5710	30000.	79	12008	No
287	GOM_NL__2PRFIN20040616_232755_000000392027_00431_12008_3901.N1	16-JUN-2004 23:27:55	Bright	38.500	120	1Del Oph	2.7340	3200.0	77	12008	No
288	GOM_NL__2PRFIN20040616_233059_000000372027_00431_12008_3902.N1	16-JUN-2004 23:30:59	Bright	37.000	102	24Alp Ser	2.6000	4250.0	74	12008	No
289	GOM_NL__2PRFIN20040616_233302_000000422027_00431_12008_3903.N1	16-JUN-2004 23:33:02	Bright	42.000	59	55Alp Oph	2.0800	8900.0	84	12008	No
290	GOM_NL__2PRFIN20040616_233505_000000382027_00431_12008_3904.N1	16-JUN-2004 23:35:05	Bright	38.000	127	27Bet Her	2.7810	4700.0	76	12008	No
291	GOM_NL__2PRFIN20040616_233638_000000402027_00431_12008_3905.N1	16-JUN-2004 23:36:38	Bright	39.500	67	5Alp CrB	2.2210	11000.	79	12008	No
292	GOM_NL__2PRFIN20040616_233805_000000392027_00431_12008_3906.N1	16-JUN-2004 23:38:05	Bright	39.000	133	40Zet Her	2.8070	6000.0	78	12008	No
293	GOM_NL__2PRFIN20040616_234039_000000402027_00431_12008_3907.N1	16-JUN-2004 23:40:39	Bright	39.500	180	27Gam Boo	3.0400	8000.0	79	12008	No
294	GOM_NL__2PRFIN20040616_234429_000000402027_00431_12008_3908.N1	16-JUN-2004 23:44:29	Bright	40.000	39	85Eta UMa	1.8540	24000.	80	12008	No
295	GOM_NL__2PRFIN20040616_234629_000000372027_00431_12008_3909.N1	16-JUN-2004 23:46:29	Bright	37.000	119	14Eta Dra	2.7270	4700.0	74	12008	No
296	GOM_NL__2PRFIN20040616_235000_000000392027_00431_12008_3910.N1	16-JUN-2004 23:50:00	Bright	39.000	60	7Bet UMi	2.0810	3950.0	78	12008	No
297	GOM_NL__2PRFIN20040616_235436_000000372027_00431_12008_3911.N1	16-JUN-2004 23:54:36	Bright	37.000	49	1Alp UMi	1.9900	6300.0	74	12008	No

### 3. Quality information per product

In this section it is plotted some information contained in the Quality Summary data set of the level 2 products. Only products in dark limb conditions and without errors (error flag in the MPH set to "0") are used.

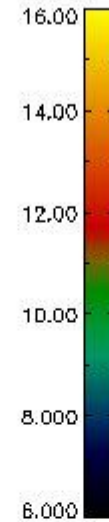
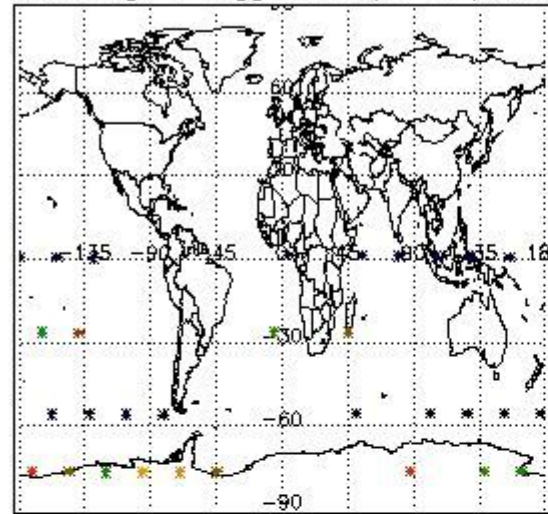
#### 3.1 Plot quality information per product (time dependant)



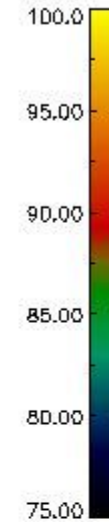
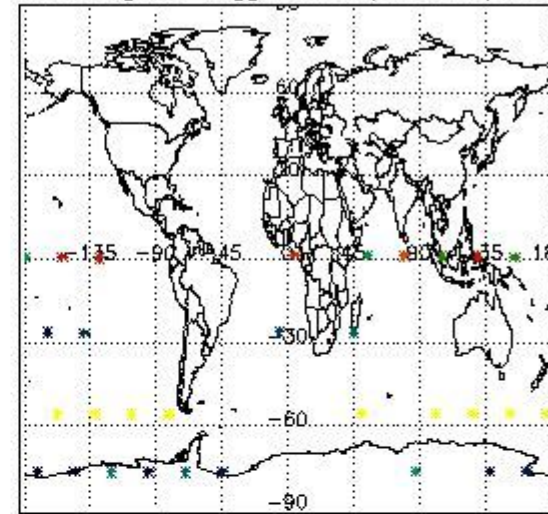
3.2 Plot quality information per product (world map)



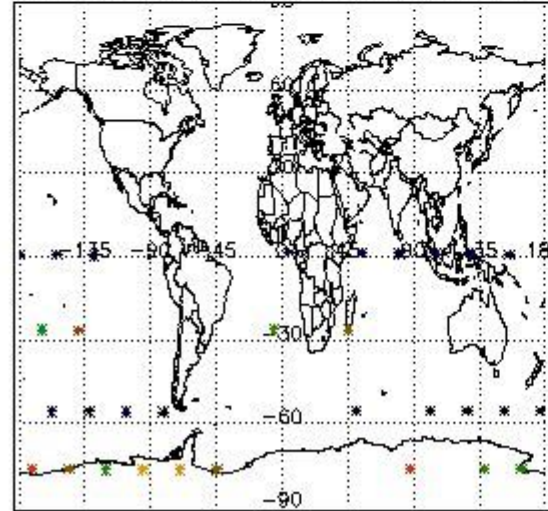
Percentage of flagged data per O3 profile



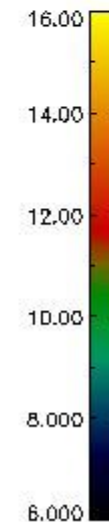
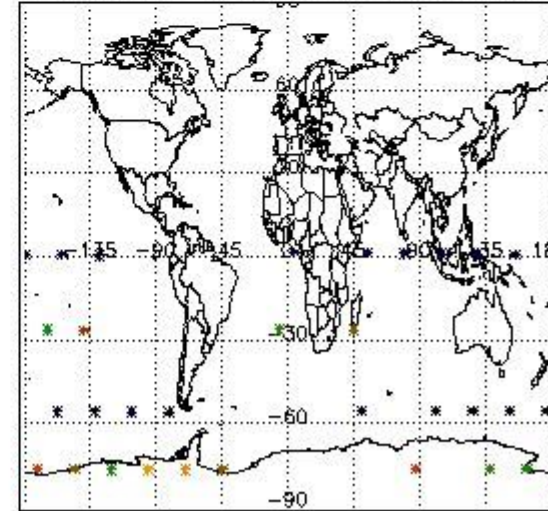
Percentage of flagged data per H2O profile



Percentage of flagged data per NO2 profile



Percentage of flagged data per NO3 profile

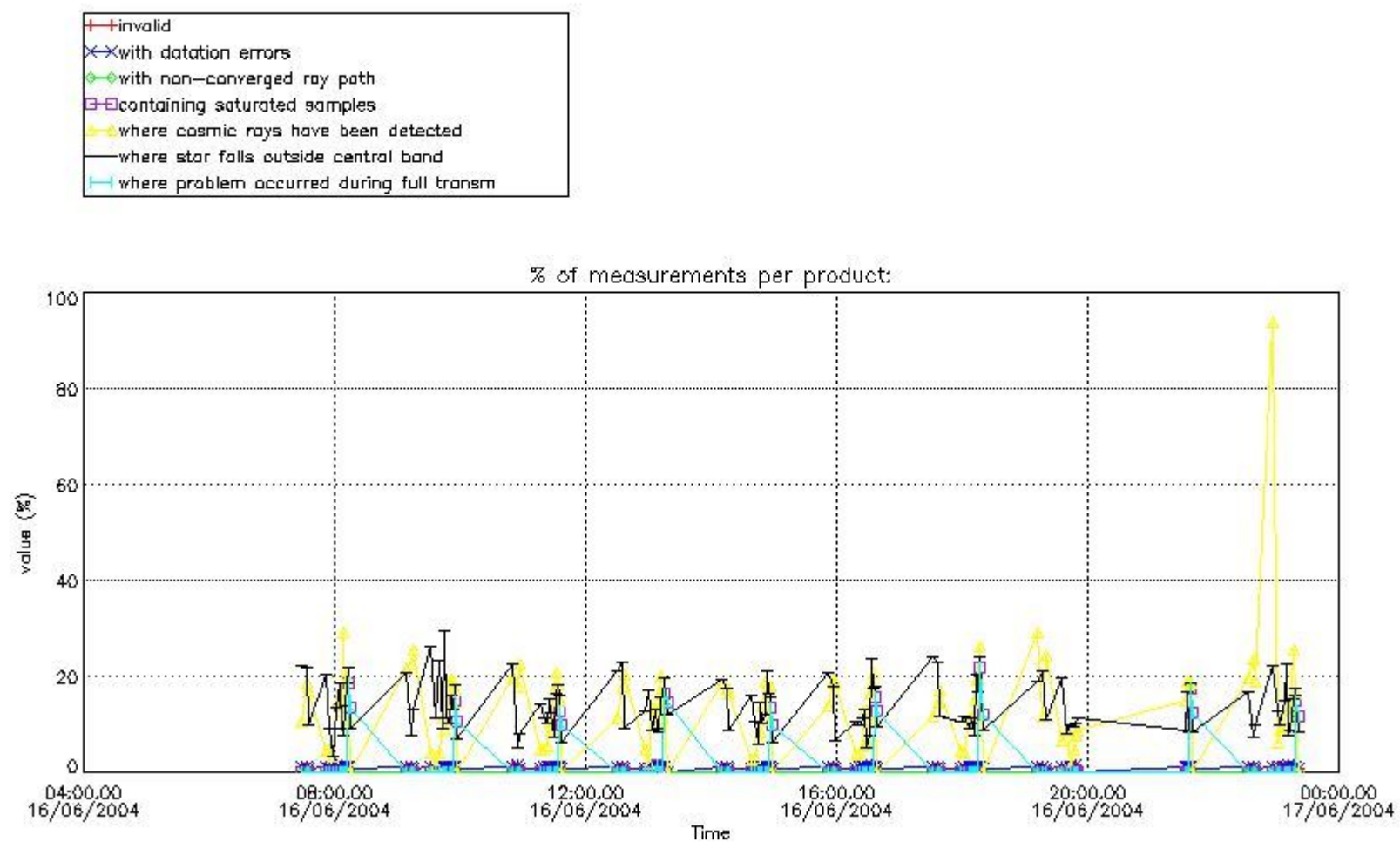


#### 4. Level 1 quality information per product

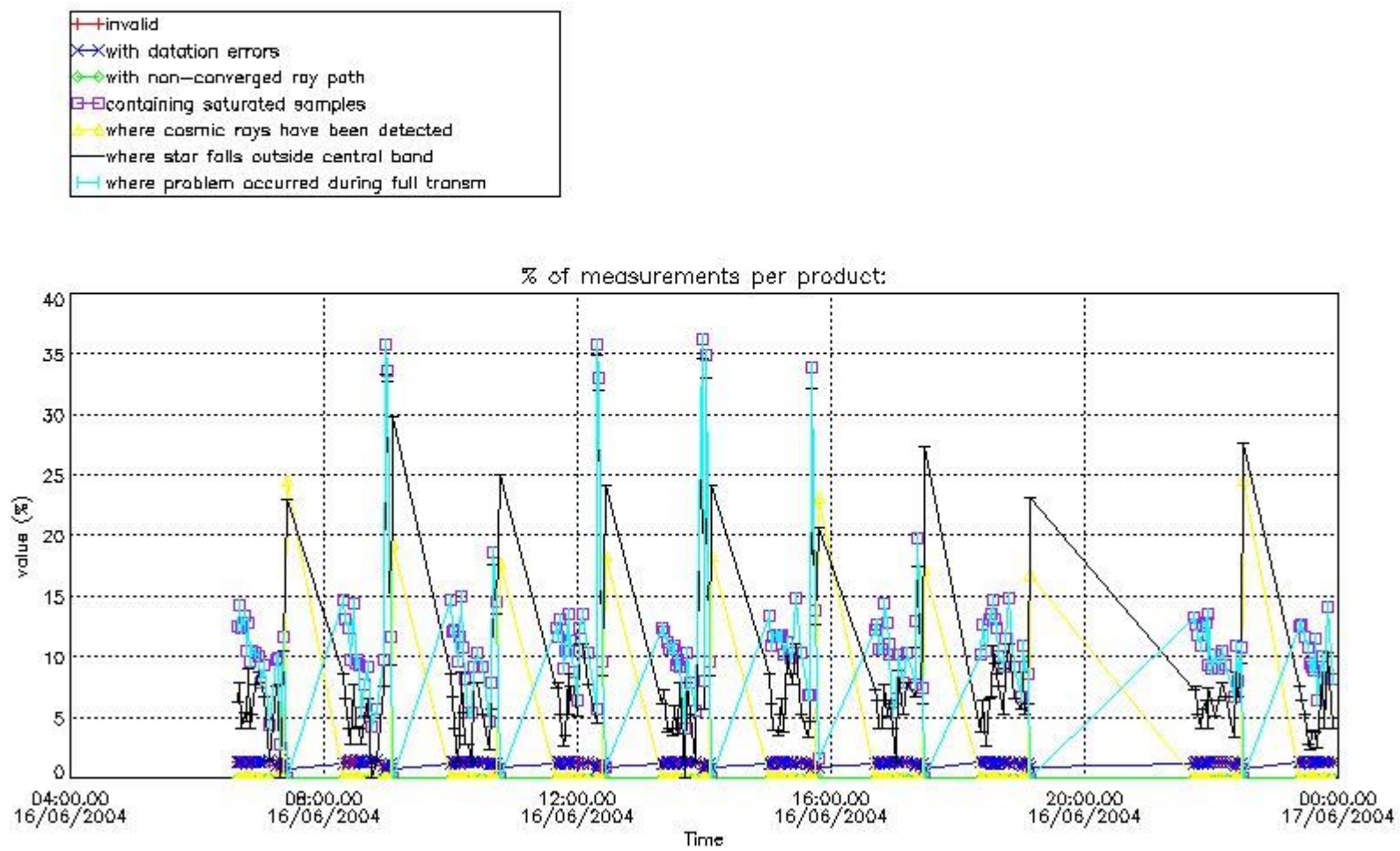
In this section it is plotted some information contained in the Quality Summary data set of the level 2 products that comes from the level 1b processing. Products without errors (error flag in the MPH set to "0") are used.

##### 4.1 Plot quality information per product (time dependant) coming from level 1b processing

###### 4.1.1 Plot level 1 quality information per product (time dependant): ENVISAT ASCENDING passes

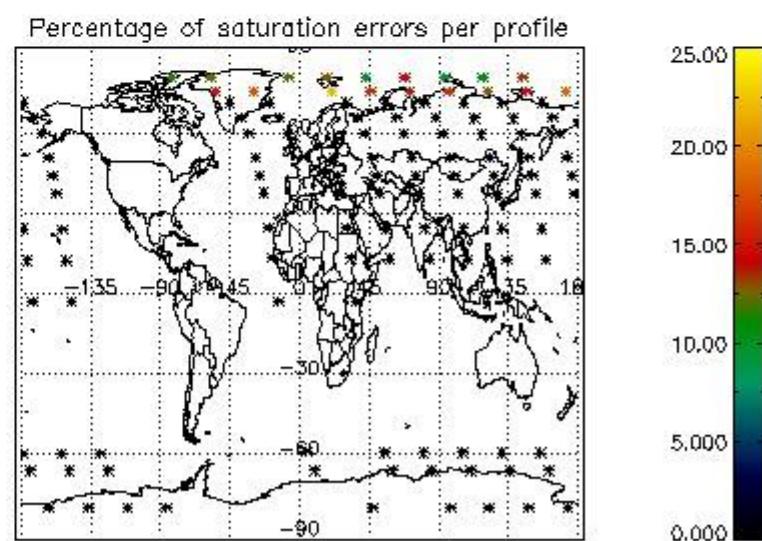
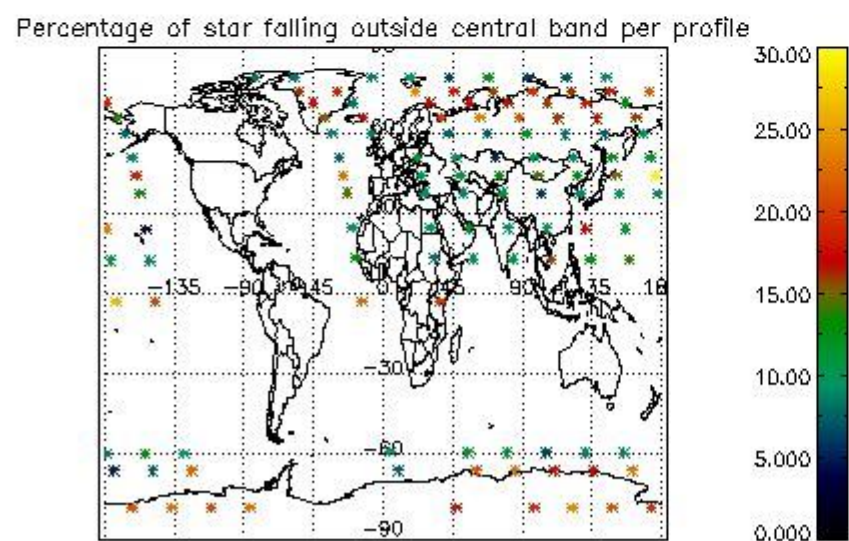
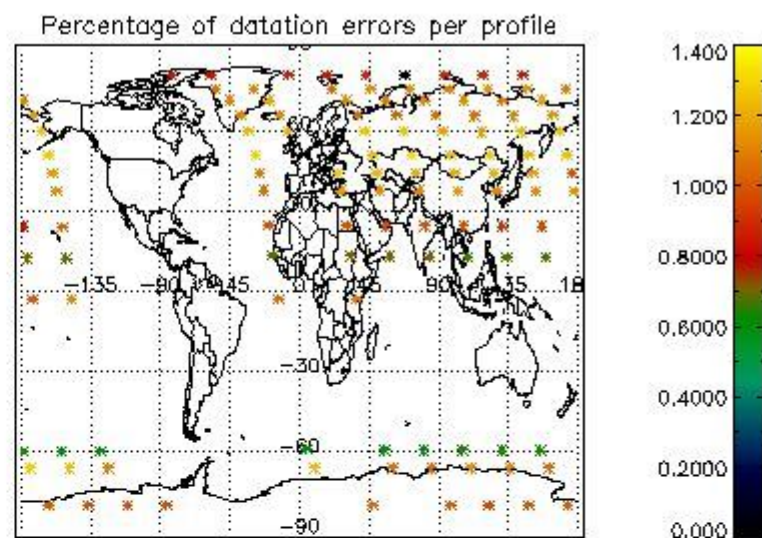
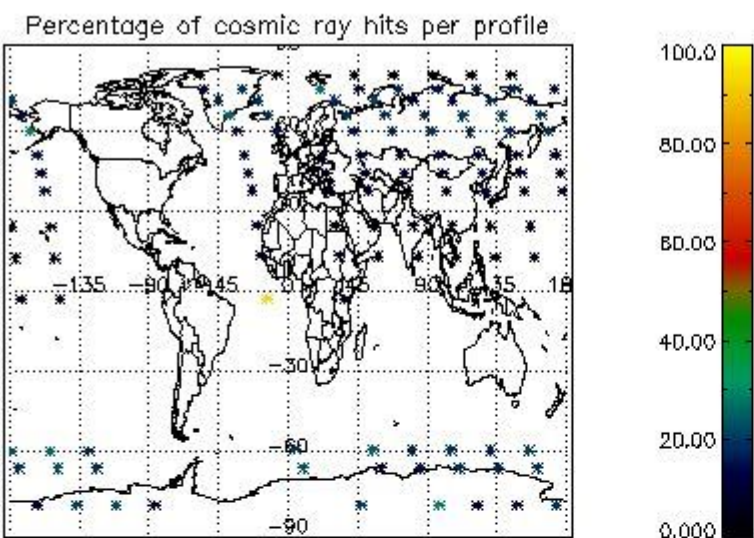


4.1.2 Plot level 1 quality information per product (time dependant): ENVISAT DESCENDING passes

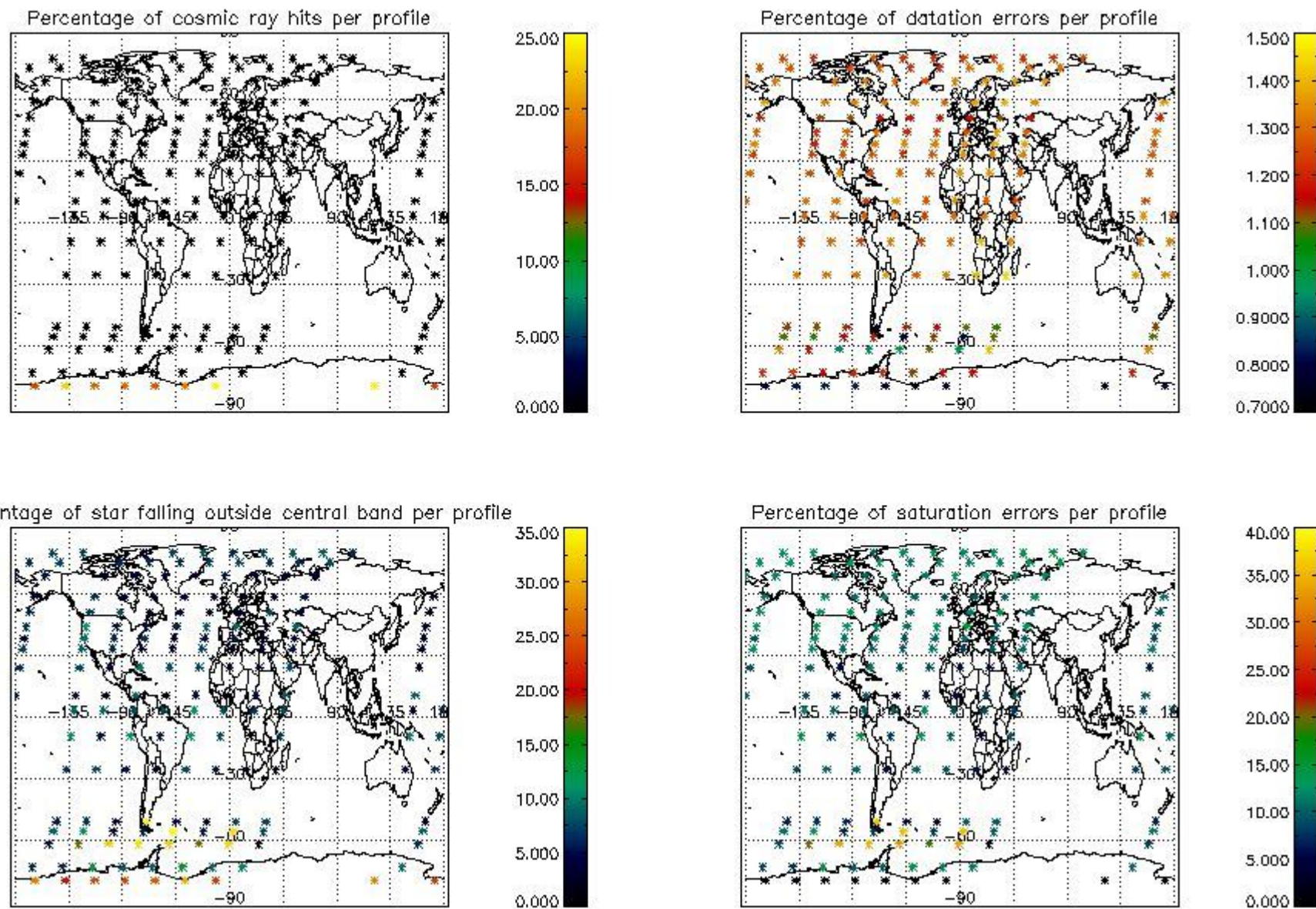


*4.2 Plot quality information per product coming from level 1b processing (world map)*

*4.2.1 Plot level 1 quality information per product (world map): ENVISAT ASCENDING passes*



4.2.2 Plot level 1 quality information per product (world map): ENVISAT DESCENDING passes



## 5. Trace gas profiles

### 5.1 Ozone statistics based on quality of products

The final quality of the products can be "measured" using the STD (Standard Deviation) attached to every point profile. This information is written to the parameter GOM\_NL\_\_2P/NL\_LOCAL\_SPECIES\_DENSITY/o3\_std of the level 2 products. The table below shows the statistics for given STD ranges.

The statistics are given with respect to the overall valid production:

- Products without fatal errors: GOM\_NL\_\_2P/MPH/PRODUCT\_ERR=0
- Valid point profile: GOM\_NL\_\_2P/NL\_LOCAL\_SPECIES\_DENSITY/pcd(0)=0

The 'Criteria' is applied to valid points of dark limb products:

- Products in dark limb illumination condition: GOM\_NL\_\_2P/NL\_SUMMARY\_QUALITY/obs\_ill\_cond=0
- Products without fatal errors: GOM\_NL\_\_2P/MPH/PRODUCT\_ERR=0
- Valid point profile: GOM\_NL\_\_2P/NL\_LOCAL\_SPECIES\_DENSITY/pcd(0)=0

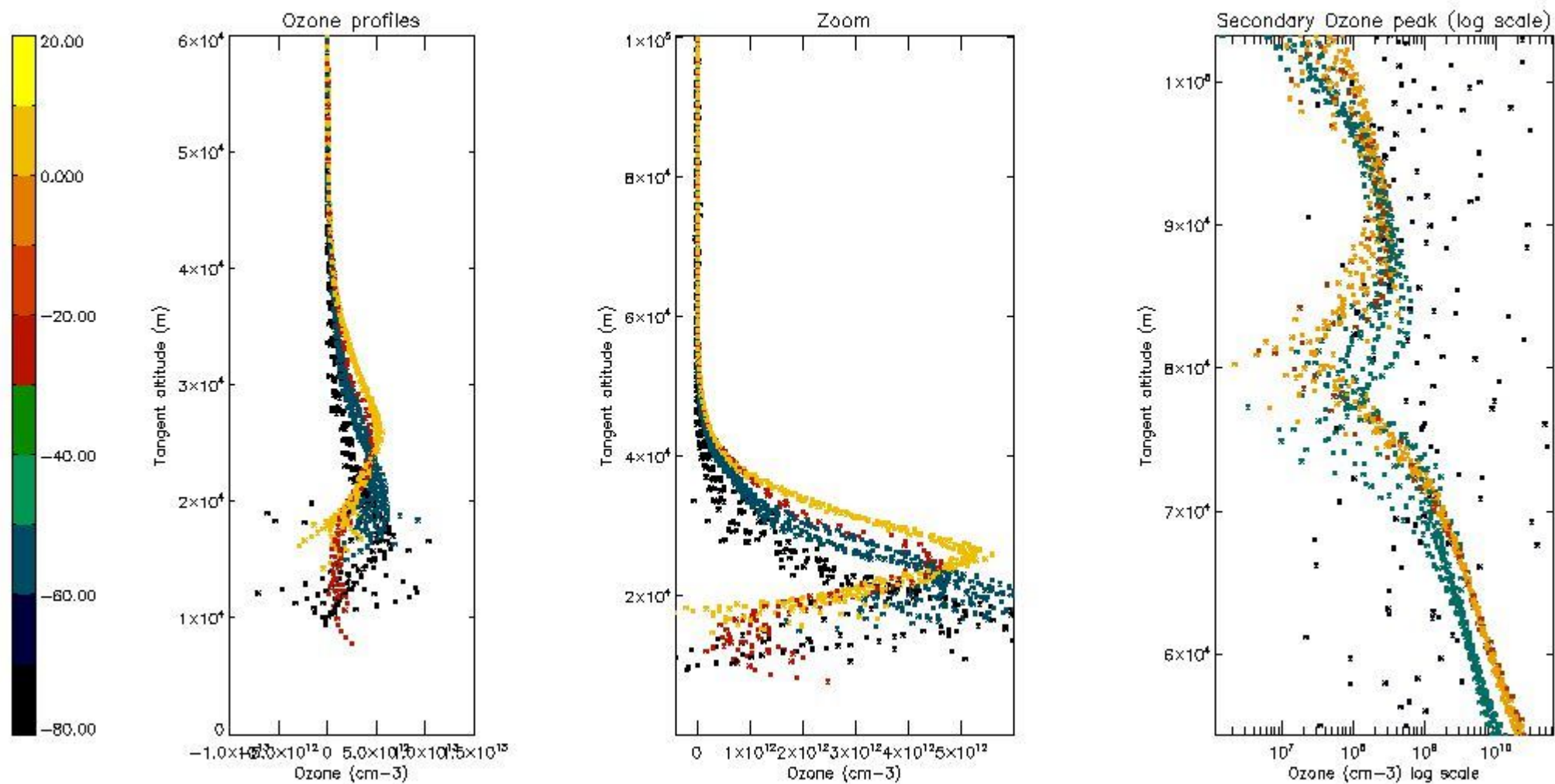
So, the table below shows the percentage of dark limb and valid observations for each criteria with respect to the overall valid daily observations.

Criteria	% of total production
All STD	15
STD < 20	9

STD < 10	8
STD < 5	6

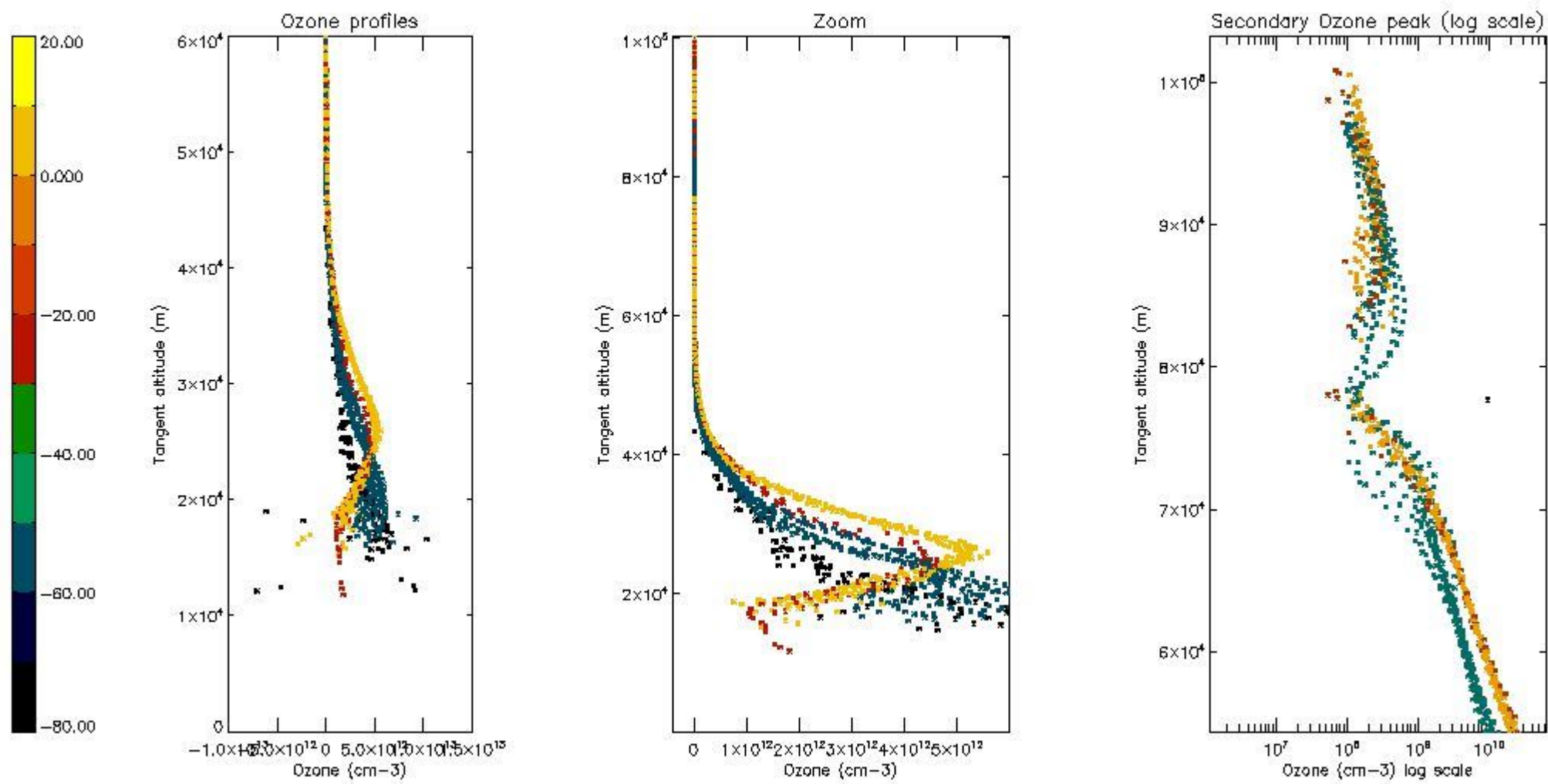
5.2 Plot ozone profiles for all STD (dark without errors)

The colorbar represents the latitude.



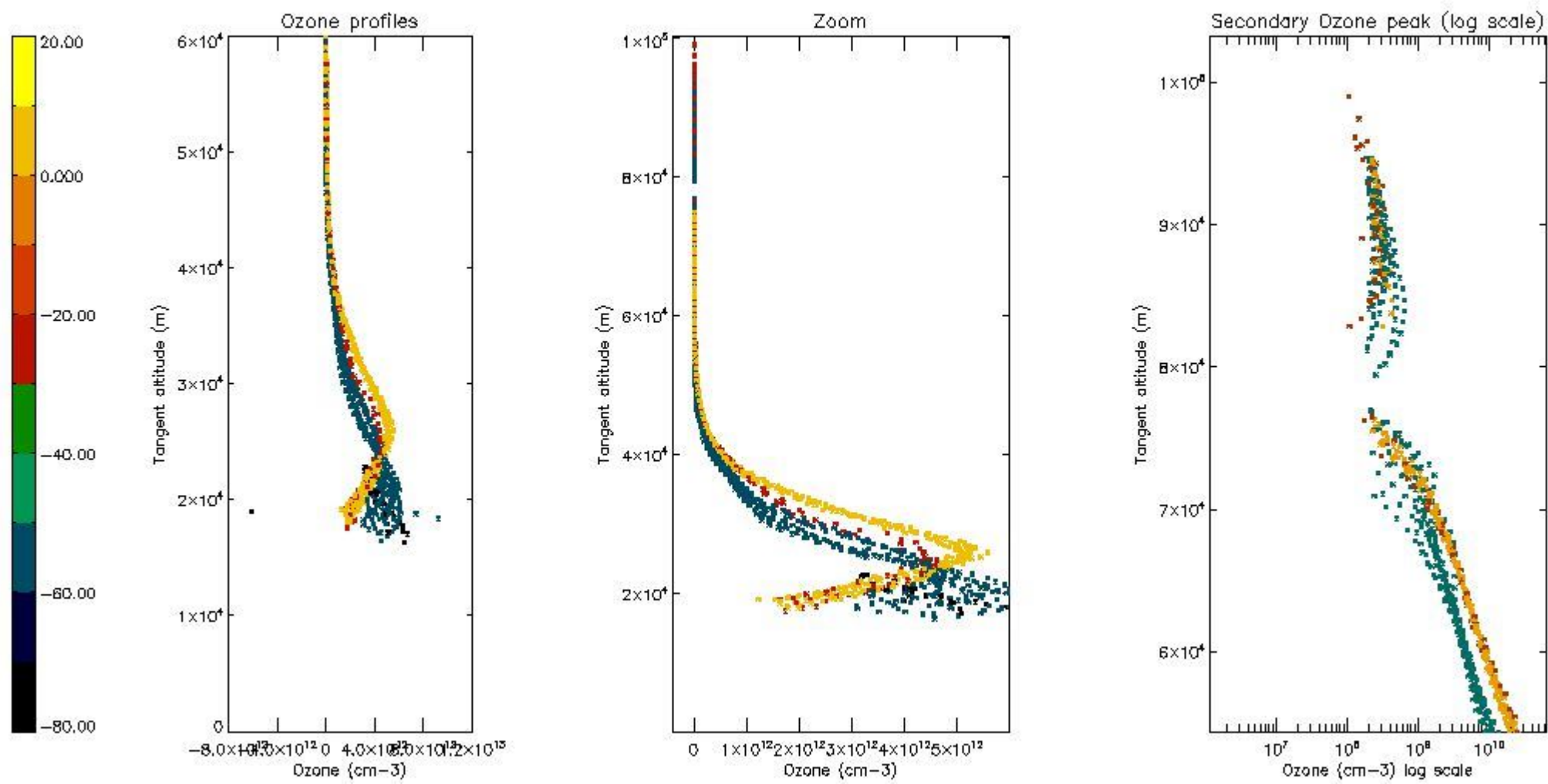
5.3 Plot ozone profiles where STD < 20% (dark without errors)

The colorbar represents the latitude.



*5.4 Plot ozone profiles where STD < 10% (dark without errors)*

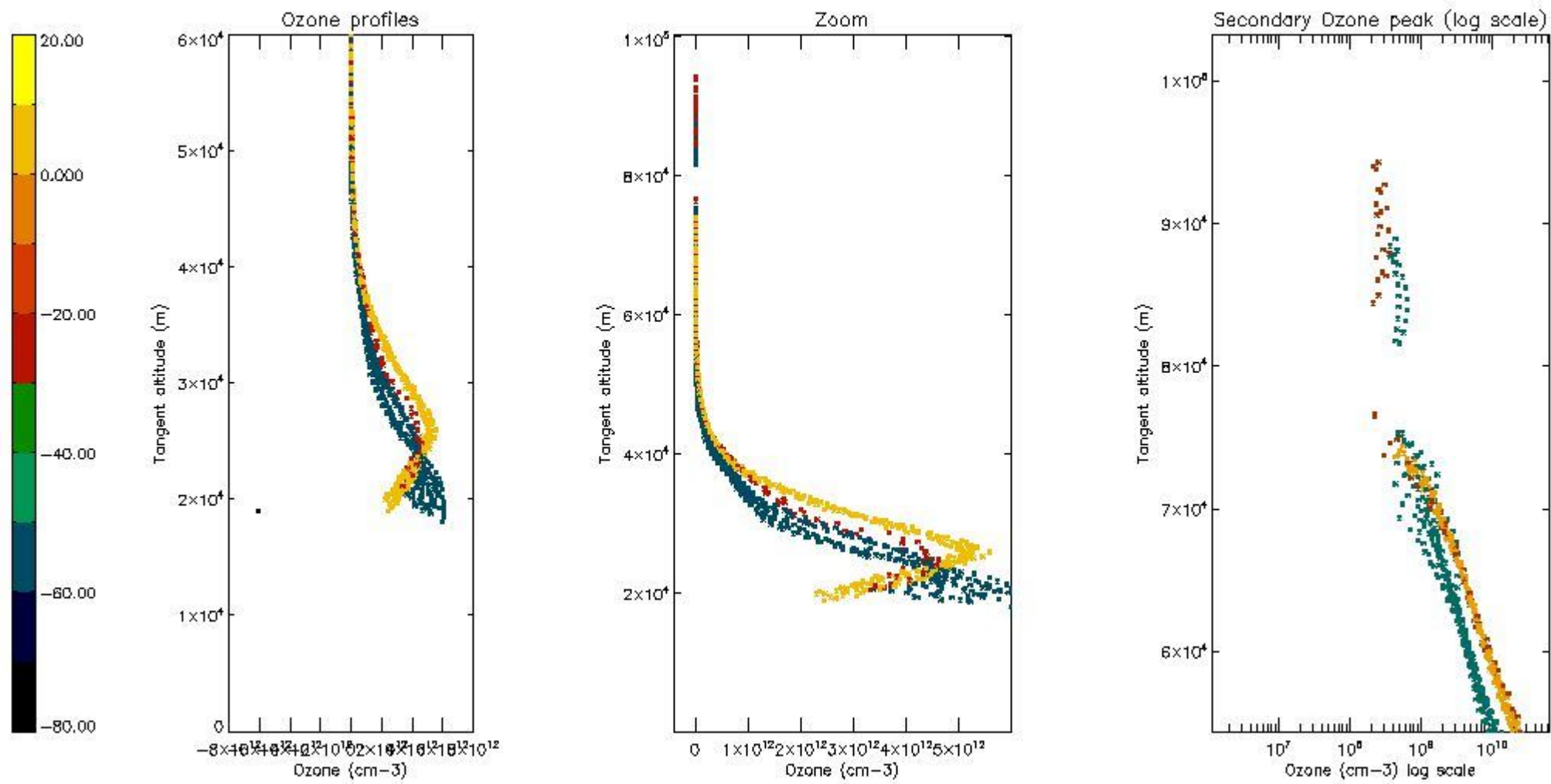
The colorbar represents the latitude.



*5.5 Plot ozone profiles where STD < 5% (dark without errors)*

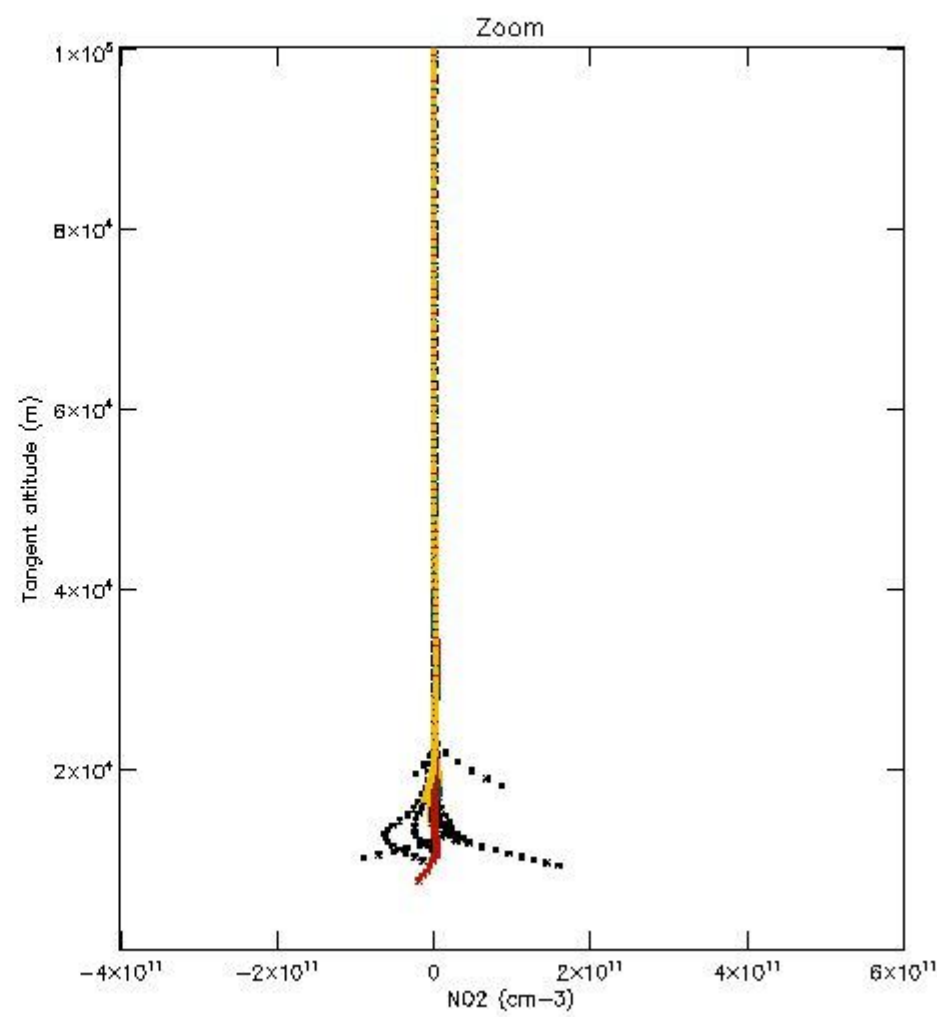
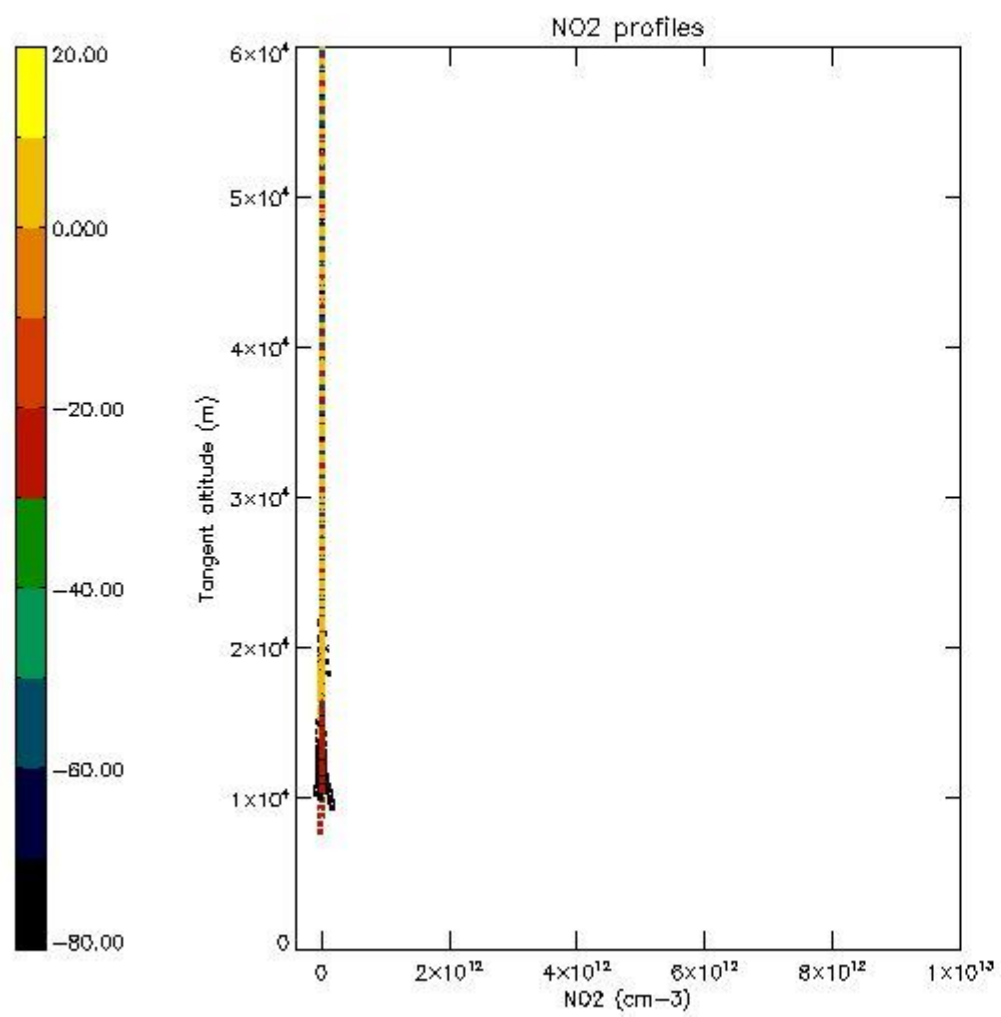
The colorbar represents the latitude.





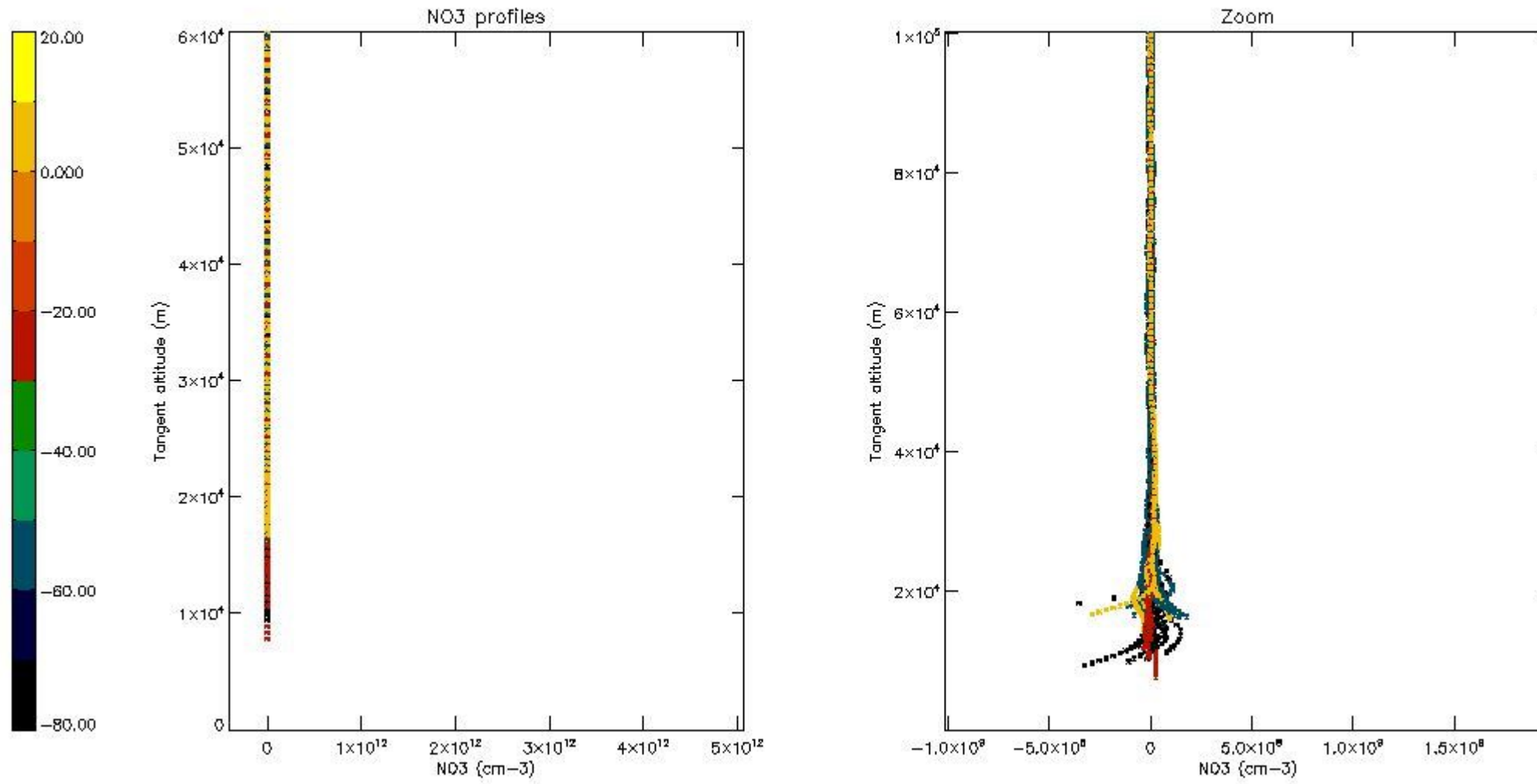
*5.6 Plot NO<sub>2</sub> profiles for all STD (dark without errors)*

The colorbar represents the latitude.



*5.7 Plot NO3 profiles for all STD (dark without errors)*

The colorbar represents the latitude.



## 6. Auxiliary Data Files used for the production reported in section 2

The number reported in the third column indicates since which file (see list in section 2) the corresponding auxiliary file has been used. The fourth column is the date of those product files.

Type	Auxiliary Filename	Used since product	Used since product date
INST_PHYS_CHARACTERISTICS	GOM_INS_AXVIEC20091111_143220_20030716_120000_20500101_000000	1	16-JUN-2004 06:38:06
LEVEL-2_PROC_CONFIG	GOM_PR2_AXVIEC20091111_152718_20020301_000000_20500101_000000	1	16-JUN-2004 06:38:06
CROSS_SECTIONS_FILE	GOM_CRS_AXVIEC20091111_154832_20020301_000000_20500101_000000	1	16-JUN-2004 06:38:06

# GOMOS Level 2 Daily Report

## SUMMARY

### [1. General Info](#)

### [2. Summary of processed GOM\\_NL\\_2P products](#)

### [3. Level 2 Quality information per product](#)

#### [3.1 Plot of level 2 quality information per product \(time dependant\)](#)

#### [3.2 Plot of level 2 quality information per product \(world map\)](#)

### [4. Level 1 Quality information per product \(stored on level 2 products\)](#)

#### [4.1 Plot of level 1 quality information per product \(time dependant\)](#)

##### [4.1.1 Plot of level 1 quality information per product \(time dependant\): ASCENDING](#)

##### [4.1.2 Plot of level 1 quality information per product \(time dependant\): DESCENDING](#)

#### [4.2 Plot of level 1 quality information per product \(world map\)](#)

##### [4.2.1 Plot of level 1 quality information per product \(world map\): ASCENDING](#)

##### [4.2.2 Plot of level 1 quality information per product \(world map\): DESCENDING](#)

### [5. Ozone profiles based on quality statistics and other trace gas profiles](#)

#### [5.1 Ozone statistics based on quality of products](#)

#### [5.2 Plot ozone profiles for all STD \(dark without errors\)](#)

#### [5.3 Plot ozone profiles where STD < 20% \(dark without errors\)](#)

#### [5.4. Plot ozone profiles where STD < 10% \(dark without errors\)](#)

#### [5.5. Plot ozone profiles where STD < 5% \(dark without errors\)](#)

#### [5.6 Plot NO2 profiles for all STD \(dark without errors\)](#)

#### [5.7 Plot NO3 profiles for all STD \(dark without errors\)](#)

#### [5.8 Plot H2O profiles \(only for occultations of stars 1,2,3,4,13,14,16,26,63 dark without errors\) for all STD](#)

### [6. Auxiliary Data Files used for the production reported in section 2](#)

This report presents the daily analysis on parameters extracted from GOMOS level 2 data (GOM\_NL\_\_2P). It is intended to monitor some important parameters that will impact the quality of these products. A list of level 2 products (and content) that have arrived during the reporting day to the PCF is also given.

Item	Value
Time of report generation	19APR2013 04:24:08
Data source version	GOMOS/6.01
Start time of products	16-06-2004 (16JUN2004 00:00:00)
Stop time of products	17-06-2004 (17JUN2004 00:00:00)
Store outputs in DB	Yes
Nb of level 2 prods	297
Nb of prods with errors	1

## 2. Summary of processed GOM\_NL\_\_2P products.

Nr	Filename	UTC Start time	Limb	Duration	Star Id	Star Name	Star Mag	Star Temp	Nb Meas	Orbit	Prod. error
1	GOM_NL__2PRFIN20040616_063806_000000402027_00421_11998_3989.N1	16-JUN-2004 06:38:06	Bright	40.000	86	35Eta Oph	2.4300	10200.	80	11998	No
2	GOM_NL__2PRFIN20040616_063950_000000392027_00421_11998_3990.N1	16-JUN-2004 06:39:50	Bright	38.500	98	13Zet Oph	2.5710	30000.	77	11998	No
3	GOM_NL__2PRFIN20040616_064156_000000372027_00421_11998_3991.N1	16-JUN-2004 06:41:56	Bright	36.500	120	1Del Oph	2.7340	3200.0	73	11998	No
4	GOM_NL__2PRFIN20040616_064459_000000382027_00421_11998_3992.N1	16-JUN-2004 06:44:59	Bright	37.500	102	24Alp Ser	2.6000	4250.0	75	11998	No
5	GOM_NL__2PRFIN20040616_064706_000000432027_00421_11998_3993.N1	16-JUN-2004 06:47:06	Bright	43.000	59	55Alp Oph	2.0800	8900.0	86	11998	No
6	GOM_NL__2PRFIN20040616_064907_000000392027_00421_11998_3994.N1	16-JUN-2004 06:49:07	Bright	39.000	127	27Bet Her	2.7810	4700.0	78	11998	No
7	GOM_NL__2PRFIN20040616_065041_000000372027_00421_11998_3995.N1	16-JUN-2004 06:50:41	Bright	36.500	67	5Alp CrB	2.2210	11000.	73	11998	No
8	GOM_NL__2PRFIN20040616_065208_000000382027_00421_11998_3996.N1	16-JUN-2004 06:52:08	Bright	38.000	133	40Zet Her	2.8070	6000.0	76	11998	No
9	GOM_NL__2PRFIN20040616_065439_000000392027_00421_11998_3997.N1	16-JUN-2004 06:54:39	Bright	39.000	180	27Gam Boo	3.0400	8000.0	78	11998	No
10	GOM_NL__2PRFIN20040616_065826_000000402027_00421_11998_3998.N1	16-JUN-2004 06:58:26	Bright	40.000	39	85Eta UMa	1.8540	24000.	80	11998	No
11	GOM_NL__2PRFIN20040616_070031_000000382027_00421_11998_3999.N1	16-JUN-2004 07:00:31	Bright	38.000	119	14Eta Dra	2.7270	4700.0	76	11998	No
12	GOM_NL__2PRFIN20040616_070401_000000382027_00421_11998_4000.N1	16-JUN-2004 07:04:01	Bright	37.500	60	7Bet UMi	2.0810	3950.0	75	11998	No
13	GOM_NL__2PRFIN20040616_070838_000000352027_00421_11998_4001.N1	16-JUN-2004 07:08:38	Bright	34.500	49	1Alp UMi	1.9900	6300.0	69	11998	No
14	GOM_NL__2PRFIN20040616_071545_000000472027_00421_11998_4002.N1	16-JUN-2004 07:15:45	Bright	46.500	74	11Bet Cas	2.2680	6600.0	93	11998	No
15	GOM_NL__2PRFIN20040616_071709_000000462027_00421_11998_4003.N1	16-JUN-2004 07:17:09	Bright	45.500	68	18Alp Cas	2.2250	4500.0	91	11998	No
16	GOM_NL__2PRFIN20040616_071853_000000362027_00421_11998_4004.N1	16-JUN-2004 07:18:53	Bright	35.500	160	23Gam Per	2.9300	4700.0	71	11998	No
17	GOM_NL__2PRFIN20040616_072220_000000432027_00421_11998_4005.N1	16-JUN-2004 07:22:20	Bright	43.000	73	57Gam1And	2.2600	13100.	86	11998	No
18	GOM_NL__2PRFIN20040616_072440_000000632027_00421_11998_4006.N1	16-JUN-2004 07:24:40	Twilight	63.000	53	43Bet And	2.0480	3300.0	126	11998	No
19	GOM_NL__2PRFIN20040616_072814_000000522027_00421_11998_4007.N1	16-JUN-2004 07:28:14	Twilight	51.500	50	13Alp Ari	2.0070	4250.0	103	11998	No
20	GOM_NL__2PRFIN20040616_073300_000000462027_00421_11998_4008.N1	16-JUN-2004 07:33:00	Dark	45.500	94	92Alp Cet	2.5260	3100.0	91	11998	No
21	GOM_NL__2PRFIN20040616_073451_000000812027_00421_11998_4009.N1	16-JUN-2004 07:34:51	Dark	81.000	140	88Gam Peg	2.8340	26000.	162	11998	No
22	GOM_NL__2PRFIN20040616_075056_000000452027_00421_11998_4010.N1	16-JUN-2004 07:50:56	Dark	44.500	9	Alp Eri	0.45300	24000.	89	11998	No
23	GOM_NL__2PRFIN20040616_075515_000000732027_00422_11999_3997.N1	16-JUN-2004 07:55:15	Dark	72.500	18	24Alp PsA	1.1660	9700.0	145	11999	No
24	GOM_NL__2PRFIN20040616_075833_000000492027_00422_11999_3998.N1	16-JUN-2004 07:58:33	Straylight	48.500	31	Alp Gru	1.7340	15200.	97	11999	No
25	GOM_NL__2PRFIN20040616_080220_000000452027_00422_11999_3999.N1	16-JUN-2004 08:02:20	Straylight	44.500	45	Alp Pav	1.9400	26000.	89	11999	No
26	GOM_NL__2PRFIN20040616_080414_000000432027_00422_11999_4000.N1	16-JUN-2004 08:04:14	Straylight	43.000	43	Alp TrA	1.9100	4250.0	86	11999	No
27	GOM_NL__2PRFIN20040616_080608_000000392027_00422_11999_4001.N1	16-JUN-2004 08:06:08	Straylight	39.000	134	Bet TrA	2.8100	6600.0	78	11999	No
28	GOM_NL__2PRFIN20040616_080840_000000402027_00422_11999_4002.N1	16-JUN-2004 08:08:40	Straylight	39.500	147	Alp Ara	2.8770	26000.	79	11999	No
29	GOM_NL__2PRFIN20040616_081026_000000432027_00422_11999_4003.N1	16-JUN-2004 08:10:26	Twilight	43.000	40	The Sco	1.8590	7100.0	86	11999	No
30	GOM_NL__2PRFIN20040616_081208_000000462027_00422_11999_4004.N1	16-JUN-2004 08:12:08	Twilight	45.500	25	35Lam Sco	1.6200	28000.	91	11999	No
31	GOM_NL__2PRFIN20040616_081334_000000462027_00422_11999_4005.N1	16-JUN-2004 08:13:34	Twilight	46.000	75	26Eps Sco	2.2910	4250.0	92	11999	No
32	GOM_NL__2PRFIN20040616_081540_000000602027_00422_11999_4006.N1	16-JUN-2004 08:15:40	Bright	59.500	155	41Pi Sgr	2.9000	6600.0	119	11999	No
33	GOM_NL__2PRFIN20040616_081842_000000412027_00422_11999_4007.N1	16-JUN-2004 08:18:42	Bright	41.000	86	35Eta Oph	2.4300	10200.	82	11999	No
34	GOM_NL__2PRFIN20040616_082026_000000382027_00422_11999_4008.N1	16-JUN-2004 08:20:26	Bright	38.000	98	13Zet Oph	2.5710	30000.	76	11999	No
35	GOM_NL__2PRFIN20040616_082232_000000372027_00422_11999_4009.N1	16-JUN-2004 08:22:32	Bright	36.500	120	1Del Oph	2.7340	3200.0	73	11999	No
36	GOM_NL__2PRFIN20040616_082535_000000362027_00422_11999_4010.N1	16-JUN-2004 08:25:35	Bright	36.000	102	24Alp Ser	2.6000	4250.0	72	11999	No
37	GOM_NL__2PRFIN20040616_082741_000000452027_00422_11999_4011.N1	16-JUN-2004 08:27:41	Bright	45.000	59	55Alp Oph	2.0800	8900.0	90	11999	No
38	GOM_NL__2PRFIN20040616_082943_000000372027_00422_11999_4012.N1	16-JUN-2004 08:29:43	Bright	37.000	127	27Bet Her	2.7810	4700.0	74	11999	No
39	GOM_NL__2PRFIN20040616_083117_000000362027_00422_11999_4013.N1	16-JUN-2004 08:31:17	Bright	36.000	67	5Alp CrB	2.2210	11000.	72	11999	No
40	GOM_NL__2PRFIN20040616_083244_000000382027_00422_11999_4014.N1	16-JUN-2004 08:32:44	Bright	37.500	133	40Zet Her	2.8070	6000.0	75	11999	No
41	GOM_NL__2PRFIN20040616_083515_000000372027_00422_11999_4015.N1	16-JUN-2004 08:35:15	Bright	37.000	180	27Gam Boo	3.0400	8000.0	74	11999	No
42	GOM_NL__2PRFIN20040616_083902_000000392027_00422_11999_4016.N1	16-JUN-2004 08:39:02	Bright	39.000	39	85Eta UMa	1.8540	24000.	78	11999	No

43	GOM_NL__2PRFIN20040616_084107_000000382027_00422_11999_4017.N1	16-JUN-2004 08:41:07	Bright	38.000	119	14Eta Dra	2.7270	4700.0	76	11999	No
44	GOM_NL__2PRFIN20040616_084437_000000362027_00422_11999_4018.N1	16-JUN-2004 08:44:37	Bright	35.500	60	7Bet UMi	2.0810	3950.0	71	11999	No
45	GOM_NL__2PRFIN20040616_084913_000000362027_00422_11999_4019.N1	16-JUN-2004 08:49:13	Bright	35.500	49	1Alp UMi	1.9900	6300.0	71	11999	No
46	GOM_NL__2PRFIN20040616_085621_000000462027_00422_11999_4020.N1	16-JUN-2004 08:56:21	Bright	46.000	74	11Bet Cas	2.2680	6600.0	92	11999	No
47	GOM_NL__2PRFIN20040616_085745_000000632027_00422_11999_4021.N1	16-JUN-2004 08:57:45	Bright	63.000	68	18Alp Cas	2.2250	4500.0	126	11999	No
48	GOM_NL__2PRFIN20040616_085929_000000522027_00422_11999_4022.N1	16-JUN-2004 08:59:29	Bright	52.000	160	23Gam Per	2.9300	4700.0	104	11999	No
49	GOM_NL__2PRFIN20040616_090256_000000432027_00422_11999_4023.N1	16-JUN-2004 09:02:56	Bright	43.000	73	57Gam1And	2.2600	13100.	86	11999	No
50	GOM_NL__2PRFIN20040616_090518_000000672027_00422_11999_4024.N1	16-JUN-2004 09:05:18	Twilight	67.000	53	43Bet And	2.0480	3300.0	134	11999	No
51	GOM_NL__2PRFIN20040616_090850_000000512027_00422_11999_4025.N1	16-JUN-2004 09:08:50	Twilight	51.000	50	13Alp Ari	2.0070	4250.0	102	11999	No
52	GOM_NL__2PRFIN20040616_091335_000000402027_00422_11999_4026.N1	16-JUN-2004 09:13:35	Dark	40.000	94	92Alp Cet	2.5260	3100.0	80	11999	No
53	GOM_NL__2PRFIN20040616_091529_000000832027_00422_11999_4027.N1	16-JUN-2004 09:15:29	Dark	83.000	140	88Gam Peg	2.8340	26000.	166	11999	No
54	GOM_NL__2PRFIN20040616_093131_000000502027_00422_11999_4028.N1	16-JUN-2004 09:31:31	Dark	49.500	9	Alp Eri	0.45300	24000.	99	11999	No
55	GOM_NL__2PRFIN20040616_093555_000000712027_00423_12000_3995.N1	16-JUN-2004 09:35:55	Dark	71.000	18	24Alp PsA	1.1660	9700.0	142	12000	No
56	GOM_NL__2PRFIN20040616_093911_000000602027_00423_12000_3996.N1	16-JUN-2004 09:39:11	Straylight	60.000	31	Alp Gru	1.7340	15200.	120	12000	No
57	GOM_NL__2PRFIN20040616_094256_000000442027_00423_12000_3997.N1	16-JUN-2004 09:42:56	Straylight	44.000	45	Alp Pav	1.9400	26000.	88	12000	No
58	GOM_NL__2PRFIN20040616_094449_000000512027_00423_12000_3998.N1	16-JUN-2004 09:44:49	Straylight	51.000	43	Alp TrA	1.9100	4250.0	102	12000	No
59	GOM_NL__2PRFIN20040616_094644_000000402027_00423_12000_3999.N1	16-JUN-2004 09:46:44	Straylight	40.000	134	Bet TrA	2.8100	6600.0	80	12000	No
60	GOM_NL__2PRFIN20040616_094917_000000402027_00423_12000_4000.N1	16-JUN-2004 09:49:17	Straylight	40.000	147	Alp Ara	2.8770	26000.	80	12000	No
61	GOM_NL__2PRFIN20040616_095102_000000442027_00423_12000_4001.N1	16-JUN-2004 09:51:02	Twilight	44.000	40	The Sco	1.8590	7100.0	88	12000	No
62	GOM_NL__2PRFIN20040616_095244_000000432027_00423_12000_4002.N1	16-JUN-2004 09:52:44	Twilight	42.500	25	35Lam Sco	1.6200	28000.	85	12000	No
63	GOM_NL__2PRFIN20040616_095410_000000442027_00423_12000_4003.N1	16-JUN-2004 09:54:10	Twilight	44.000	75	26Eps Sco	2.2910	4250.0	88	12000	No
64	GOM_NL__2PRFIN20040616_095617_000000572027_00423_12000_4004.N1	16-JUN-2004 09:56:17	Bright	57.000	155	41Pi Sgr	2.9000	6600.0	114	12000	No
65	GOM_NL__2PRFIN20040616_095918_000000412027_00423_12000_4005.N1	16-JUN-2004 09:59:18	Bright	41.000	86	35Eta Oph	2.4300	10200.	82	12000	No
66	GOM_NL__2PRFIN20040616_100102_000000382027_00423_12000_4006.N1	16-JUN-2004 10:01:02	Bright	37.500	98	13Zet Oph	2.5710	30000.	75	12000	No
67	GOM_NL__2PRFIN20040616_100308_000000372027_00423_12000_4007.N1	16-JUN-2004 10:03:08	Bright	37.000	120	1Del Oph	2.7340	3200.0	74	12000	No
68	GOM_NL__2PRFIN20040616_100610_000000372027_00423_12000_4008.N1	16-JUN-2004 10:06:10	Bright	36.500	102	24Alp Ser	2.6000	4250.0	73	12000	No
69	GOM_NL__2PRFIN20040616_100817_000000432027_00423_12000_4009.N1	16-JUN-2004 10:08:17	Bright	43.000	59	55Alp Oph	2.0800	8900.0	86	12000	No
70	GOM_NL__2PRFIN20040616_101018_000000402027_00423_12000_4010.N1	16-JUN-2004 10:10:18	Bright	40.000	127	27Bet Her	2.7810	4700.0	80	12000	No
71	GOM_NL__2PRFIN20040616_101152_000000372027_00423_12000_4011.N1	16-JUN-2004 10:11:52	Bright	37.000	67	5Alp CrB	2.2210	11000.	74	12000	No
72	GOM_NL__2PRFIN20040616_101320_000000372027_00423_12000_4012.N1	16-JUN-2004 10:13:20	Bright	37.000	133	40Zet Her	2.8070	6000.0	74	12000	No
73	GOM_NL__2PRFIN20040616_101551_000000372027_00423_12000_4013.N1	16-JUN-2004 10:15:51	Bright	37.000	180	27Gam Boo	3.0400	8000.0	74	12000	No
74	GOM_NL__2PRFIN20040616_101938_000000372027_00423_12000_4014.N1	16-JUN-2004 10:19:38	Bright	37.000	39	85Eta UMa	1.8540	24000.	74	12000	No
75	GOM_NL__2PRFIN20040616_102142_000000392027_00423_12000_4015.N1	16-JUN-2004 10:21:42	Bright	38.500	119	14Eta Dra	2.7270	4700.0	77	12000	No
76	GOM_NL__2PRFIN20040616_102512_000000392027_00423_12000_4016.N1	16-JUN-2004 10:25:12	Bright	38.500	60	7Bet UMi	2.0810	3950.0	77	12000	No
77	GOM_NL__2PRFIN20040616_102948_000000382027_00423_12000_4017.N1	16-JUN-2004 10:29:48	Bright	38.000	49	1Alp UMi	1.9900	6300.0	76	12000	No
78	GOM_NL__2PRFIN20040616_103657_000000442027_00423_12000_4018.N1	16-JUN-2004 10:36:57	Bright	43.500	74	11Bet Cas	2.2680	6600.0	87	12000	No
79	GOM_NL__2PRFIN20040616_103820_000000452027_00423_12000_4019.N1	16-JUN-2004 10:38:20	Bright	44.500	68	18Alp Cas	2.2250	4500.0	89	12000	No
80	GOM_NL__2PRFIN20040616_104002_000000462027_00423_12000_4020.N1	16-JUN-2004 10:40:02	Bright	45.500	160	23Gam Per	2.9300	4700.0	91	12000	No
81	GOM_NL__2PRFIN20040616_104333_000000452027_00423_12000_4021.N1	16-JUN-2004 10:43:33	Bright	44.500	73	57Gam1And	2.2600	13100.	89	12000	No
82	GOM_NL__2PRFIN20040616_104554_000000622027_00423_12000_4022.N1	16-JUN-2004 10:45:54	Twilight	62.000	53	43Bet And	2.0480	3300.0	124	12000	No
83	GOM_NL__2PRFIN20040616_104926_000000512027_00423_12000_4023.N1	16-JUN-2004 10:49:26	Twilight	51.000	50	13Alp Ari	2.0070	4250.0	102	12000	No
84	GOM_NL__2PRFIN20040616_105411_000000392027_00423_12000_4024.N1	16-JUN-2004 10:54:11	Dark	39.000	94	92Alp Cet	2.5260	3100.0	78	12000	No
85	GOM_NL__2PRFIN20040616_105606_000000802027_00423_12000_4025.N1	16-JUN-2004 10:56:06	Dark	79.500	140	88Gam Peg	2.8340	26000.	159	12000	No
86	GOM_NL__2PRFIN20040616_111632_000000752027_00424_12001_3992.N1	16-JUN-2004 11:16:32	Dark	75.000	18	24Alp PsA	1.1660	9700.0	150	12001	No
87	GOM_NL__2PRFIN20040616_111947_000000532027_00424_12001_3993.N1	16-JUN-2004 11:19:47	Straylight	52.500	31	Alp Gru	1.7340	15200.	105	12001	No
88	GOM_NL__2PRFIN20040616_112332_000000452027_00424_12001_3994.N1	16-JUN-2004 11:23:32	Straylight	44.500	45	Alp Pav	1.9400	26000.	89	12001	No
89	GOM_NL__2PRFIN20040616_112525_000000432027_00424_12001_3995.N1	16-JUN-2004 11:25:25	Straylight	43.000	43	Alp TrA	1.9100	4250.0	86	12001	No
90	GOM_NL__2PRFIN20040616_112720_000000412027_00424_12001_3996.N1	16-JUN-2004 11:27:20	Straylight	40.500	134	Bet TrA	2.8100	6600.0	81	12001	No
91	GOM_NL__2PRFIN20040616_112951_000000412027_00424_12001_3997.N1	16-JUN-2004 11:29:51	Straylight	40.500	147	Alp Ara	2.8770	26000.	81	12001	No
92	GOM_NL__2PRFIN20040616_113137_000000462027_00424_12001_3998.N1	16-JUN-2004 11:31:37	Twilight	45.500	40	The Sco	1.8590	7100.0	91	12001	No
93	GOM_NL__2PRFIN20040616_113320_000000472027_00424_12001_3999.N1	16-JUN-2004 11:33:20	Twilight	46.500	25	35Lam Sco	1.6200	28000.	93	12001	No
94	GOM_NL__2PRFIN20040616_113446_000000442027_00424_12001_4000.N1	16-JUN-2004 11:34:46	Twilight	43.500	75	26Eps Sco	2.2910	4250.0	87	12001	No
95	GOM_NL__2PRFIN20040616_113652_000000572027_00424_12001_4001.N1	16-JUN-2004 11:36:52	Bright	57.000	155	41Pi Sgr	2.9000	6600.0	114	12001	No
96	GOM_NL__2PRFIN20040616_113953_000000412027_00424_12001_4002.N1	16-JUN-2004 11:39:53	Bright	40.500	86	35Eta Oph	2.4300	10200.	81	12001	No
97	GOM_NL__2PRFIN20040616_114137_000000392027_00424_12001_4003.N1	16-JUN-2004 11:41:37	Bright	38.500	98	13Zet Oph	2.5710	30000.	77	12001	No
98	GOM_NL__2PRFIN20040616_114343_000000382027_00424_12001_4004.N1	16-JUN-2004 11:43:43	Bright	38.000	120	1Del Oph	2.7340	3200.0	76	12001	No
99	GOM_NL__2PRFIN20040616_114644_000000392027_00424_12001_4005.N1	16-JUN-2004 11:46:44	Bright	39.000	102	24Alp Ser	2.6000	4250.0	78	12001	No
100	GOM_NL__2PRFIN20040616_114852_000000432027_00424_12001_4006.N1	16-JUN-2004 11:48:52	Bright	43.000	59	55Alp Oph	2.0800	8900.0	86	12001	No
101	GOM_NL__2PRFIN20040616_115053_000000412027_00424_12001_4007.N1	16-JUN-2004 11:50:53	Bright	40.500	127	27Bet Her	2.7810	4700.0	81	12001	No

102	GOM_NL__2PRFIN20040616_115228_000000382027_00424_12001_4008.N1	16-JUN-2004 11:52:28	Bright	38.000	67	5Alp CrB	2.2210	11000.	76	12001	No
103	GOM_NL__2PRFIN20040616_115355_000000402027_00424_12001_4009.N1	16-JUN-2004 11:53:55	Bright	39.500	133	40Zet Her	2.8070	6000.0	79	12001	No
104	GOM_NL__2PRFIN20040616_115627_000000402027_00424_12001_4010.N1	16-JUN-2004 11:56:27	Bright	40.000	180	27Gam Boo	3.0400	8000.0	80	12001	No
105	GOM_NL__2PRFIN20040616_120014_000000402027_00424_12001_4011.N1	16-JUN-2004 12:00:14	Bright	39.500	39	85Eta UMa	1.8540	24000.	79	12001	No
106	GOM_NL__2PRFIN20040616_120218_000000412027_00424_12001_4012.N1	16-JUN-2004 12:02:18	Bright	40.500	119	14Eta Dra	2.7270	4700.0	81	12001	No
107	GOM_NL__2PRFIN20040616_120548_000000412027_00424_12001_4013.N1	16-JUN-2004 12:05:48	Bright	40.500	60	7Bet UMi	2.0810	3950.0	81	12001	No
108	GOM_NL__2PRFIN20040616_121024_000000392027_00424_12001_4014.N1	16-JUN-2004 12:10:24	Bright	39.000	49	1Alp UMi	1.9900	6300.0	78	12001	No
109	GOM_NL__2PRFIN20040616_121732_000000442027_00424_12001_4015.N1	16-JUN-2004 12:17:32	Bright	44.000	74	11Bet Cas	2.2680	6600.0	88	12001	No
110	GOM_NL__2PRFIN20040616_121856_000000632027_00424_12001_4016.N1	16-JUN-2004 12:18:56	Bright	63.000	68	18Alp Cas	2.2250	4500.0	126	12001	No
111	GOM_NL__2PRFIN20040616_122041_000000522027_00424_12001_4017.N1	16-JUN-2004 12:20:41	Bright	51.500	160	23Gam Per	2.9300	4700.0	103	12001	No
112	GOM_NL__2PRFIN20040616_122409_000000422027_00424_12001_4018.N1	16-JUN-2004 12:24:09	Bright	41.500	73	57Gam1And	2.2600	13100.	83	12001	No
113	GOM_NL__2PRFIN20040616_122630_000000602027_00424_12001_4019.N1	16-JUN-2004 12:26:30	Twilight	60.000	53	43Bet And	2.0480	3300.0	120	12001	No
114	GOM_NL__2PRFIN20040616_123003_000000502027_00424_12001_4020.N1	16-JUN-2004 12:30:03	Twilight	49.500	50	13Alp Ari	2.0070	4250.0	99	12001	No
115	GOM_NL__2PRFIN20040616_123447_000000482027_00424_12001_4021.N1	16-JUN-2004 12:34:47	Dark	48.000	94	92Alp Cet	2.5260	3100.0	96	12001	No
116	GOM_NL__2PRFIN20040616_123643_000000792027_00424_12001_4022.N1	16-JUN-2004 12:36:43	Dark	78.500	140	88Gam Peg	2.8340	26000.	157	12001	No
117	GOM_NL__2PRFIN20040616_125709_000000752027_00425_12002_3996.N1	16-JUN-2004 12:57:09	Dark	74.500	18	24Alp PsA	1.1660	9700.0	149	12002	No
118	GOM_NL__2PRFIN20040616_130024_000000562027_00425_12002_3997.N1	16-JUN-2004 13:00:24	Straylight	55.500	31	Alp Gru	1.7340	15200.	111	12002	No
119	GOM_NL__2PRFIN20040616_130408_000000452027_00425_12002_3998.N1	16-JUN-2004 13:04:08	Straylight	45.000	45	Alp Pav	1.9400	26000.	90	12002	No
120	GOM_NL__2PRFIN20040616_130602_000000422027_00425_12002_3999.N1	16-JUN-2004 13:06:02	Straylight	41.500	43	Alp TrA	1.9100	4250.0	83	12002	No
121	GOM_NL__2PRFIN20040616_130756_000000392027_00425_12002_4000.N1	16-JUN-2004 13:07:56	Straylight	39.000	134	Bet TrA	2.8100	6600.0	78	12002	No
122	GOM_NL__2PRFIN20040616_131026_000000432027_00425_12002_4001.N1	16-JUN-2004 13:10:26	Straylight	42.500	147	Alp Ara	2.8770	26000.	85	12002	No
123	GOM_NL__2PRFIN20040616_131211_000000482027_00425_12002_4002.N1	16-JUN-2004 13:12:11	Twilight	47.500	40	The Sco	1.8590	7100.0	95	12002	No
124	GOM_NL__2PRFIN20040616_131356_000000452027_00425_12002_4003.N1	16-JUN-2004 13:13:56	Twilight	44.500	25	35Lam Sco	1.6200	28000.	89	12002	No
125	GOM_NL__2PRFIN20040616_131521_000000462027_00425_12002_4004.N1	16-JUN-2004 13:15:21	Twilight	46.000	75	26Eps Sco	2.2910	4250.0	92	12002	No
126	GOM_NL__2PRFIN20040616_131730_000000582027_00425_12002_4005.N1	16-JUN-2004 13:17:30	Bright	58.000	155	41Pi Sgr	2.9000	6600.0	116	12002	No
127	GOM_NL__2PRFIN20040616_132029_000000412027_00425_12002_4006.N1	16-JUN-2004 13:20:29	Bright	40.500	86	35Eta Oph	2.4300	10200.	81	12002	No
128	GOM_NL__2PRFIN20040616_132211_000000422027_00425_12002_4007.N1	16-JUN-2004 13:22:11	Bright	41.500	98	13Zet Oph	2.5710	30000.	83	12002	No
129	GOM_NL__2PRFIN20040616_132417_000000402027_00425_12002_4008.N1	16-JUN-2004 13:24:17	Bright	40.000	120	1Del Oph	2.7340	3200.0	80	12002	No
130	GOM_NL__2PRFIN20040616_132722_000000382027_00425_12002_4009.N1	16-JUN-2004 13:27:22	Bright	37.500	102	24Alp Ser	2.6000	4250.0	75	12002	No
131	GOM_NL__2PRFIN20040616_132928_000000432027_00425_12002_4010.N1	16-JUN-2004 13:29:28	Bright	42.500	59	55Alp Oph	2.0800	8900.0	85	12002	No
132	GOM_NL__2PRFIN20040616_133127_000000422027_00425_12002_4011.N1	16-JUN-2004 13:31:27	Bright	41.500	127	27Bet Her	2.7810	4700.0	83	12002	No
133	GOM_NL__2PRFIN20040616_133303_000000382027_00425_12002_4012.N1	16-JUN-2004 13:33:03	Bright	37.500	67	5Alp CrB	2.2210	11000.	75	12002	No
134	GOM_NL__2PRFIN20040616_133428_000000412027_00425_12002_4013.N1	16-JUN-2004 13:34:28	Bright	41.000	133	40Zet Her	2.8070	6000.0	82	12002	No
135	GOM_NL__2PRFIN20040616_133704_000000392027_00425_12002_4014.N1	16-JUN-2004 13:37:04	Bright	38.500	180	27Gam Boo	3.0400	8000.0	77	12002	No
136	GOM_NL__2PRFIN20040616_134051_000000372027_00425_12002_4015.N1	16-JUN-2004 13:40:51	Bright	36.500	39	85Eta UMa	1.8540	24000.	73	12002	No
137	GOM_NL__2PRFIN20040616_134254_000000392027_00425_12002_4016.N1	16-JUN-2004 13:42:54	Bright	38.500	119	14Eta Dra	2.7270	4700.0	77	12002	No
138	GOM_NL__2PRFIN20040616_134624_000000382027_00425_12002_4017.N1	16-JUN-2004 13:46:24	Bright	38.000	60	7Bet UMi	2.0810	3950.0	76	12002	No
139	GOM_NL__2PRFIN20040616_135100_000000372027_00425_12002_4018.N1	16-JUN-2004 13:51:00	Bright	36.500	49	1Alp UMi	1.9900	6300.0	73	12002	No
140	GOM_NL__2PRFIN20040616_135808_000000652027_00425_12002_4019.N1	16-JUN-2004 13:58:08	Bright	65.000	74	11Bet Cas	2.2680	6600.0	130	12002	No
141	GOM_NL__2PRFIN20040616_135932_000000442027_00425_12002_4020.N1	16-JUN-2004 13:59:32	Bright	44.000	68	18Alp Cas	2.2250	4500.0	88	12002	No
142	GOM_NL__2PRFIN20040616_140117_000000532027_00425_12002_4021.N1	16-JUN-2004 14:01:17	Bright	53.000	160	23Gam Per	2.9300	4700.0	106	12002	No
143	GOM_NL__2PRFIN20040616_140445_000000422027_00425_12002_4022.N1	16-JUN-2004 14:04:45	Bright	41.500	73	57Gam1And	2.2600	13100.	83	12002	No
144	GOM_NL__2PRFIN20040616_140707_000000602027_00425_12002_4023.N1	16-JUN-2004 14:07:07	Twilight	60.000	53	43Bet And	2.0480	3300.0	120	12002	No
145	GOM_NL__2PRFIN20040616_141039_000000492027_00425_12002_4024.N1	16-JUN-2004 14:10:39	Twilight	49.000	50	13Alp Ari	2.0070	4250.0	98	12002	No
146	GOM_NL__2PRFIN20040616_141523_000000462027_00425_12002_4025.N1	16-JUN-2004 14:15:23	Dark	45.500	94	92Alp Cet	2.5260	3100.0	91	12002	No
147	GOM_NL__2PRFIN20040616_141720_000000802027_00425_12002_4026.N1	16-JUN-2004 14:17:20	Dark	79.500	140	88Gam Peg	2.8340	26000.	159	12002	No
148	GOM_NL__2PRFIN20040616_143748_000000762027_00426_12003_3994.N1	16-JUN-2004 14:37:48	Dark	75.500	18	24Alp PsA	1.1660	9700.0	151	12003	No
149	GOM_NL__2PRFIN20040616_144102_000000522027_00426_12003_3995.N1	16-JUN-2004 14:41:02	Straylight	51.500	31	Alp Gru	1.7340	15200.	103	12003	No
150	GOM_NL__2PRFIN20040616_144444_000000442027_00426_12003_3996.N1	16-JUN-2004 14:44:44	Straylight	43.500	45	Alp Pav	1.9400	26000.	87	12003	No
151	GOM_NL__2PRFIN20040616_144638_000000422027_00426_12003_3997.N1	16-JUN-2004 14:46:38	Straylight	41.500	43	Alp TrA	1.9100	4250.0	83	12003	No
152	GOM_NL__2PRFIN20040616_144832_000000402027_00426_12003_3998.N1	16-JUN-2004 14:48:32	Straylight	40.000	134	Bet TrA	2.8100	6600.0	80	12003	No
153	GOM_NL__2PRFIN20040616_145104_000000422027_00426_12003_3999.N1	16-JUN-2004 14:51:04	Straylight	42.000	147	Alp Ara	2.8770	26000.	84	12003	No
154	GOM_NL__2PRFIN20040616_145249_000000482027_00426_12003_4000.N1	16-JUN-2004 14:52:49	Twilight	47.500	40	The Sco	1.8590	7100.0	95	12003	No
155	GOM_NL__2PRFIN20040616_145432_000000462027_00426_12003_4001.N1	16-JUN-2004 14:54:32	Twilight	45.500	25	35Lam Sco	1.6200	28000.	91	12003	No
156	GOM_NL__2PRFIN20040616_145558_000000452027_00426_12003_4002.N1	16-JUN-2004 14:55:58	Twilight	44.500	75	26Eps Sco	2.2910	4250.0	89	12003	No
157	GOM_NL__2PRFIN20040616_145805_000000572027_00426_12003_4003.N1	16-JUN-2004 14:58:05	Bright	56.500	155	41Pi Sgr	2.9000	6600.0	113	12003	No
158	GOM_NL__2PRFIN20040616_150105_000000412027_00426_12003_4004.N1	16-JUN-2004 15:01:05	Bright	41.000	86	35Eta Oph	2.4300	10200.	82	12003	No
159	GOM_NL__2PRFIN20040616_150247_000000412027_00426_12003_4005.N1	16-JUN-2004 15:02:47	Bright	41.000	98	13Zet Oph	2.5710	30000.	82	12003	No
160	GOM_NL__2PRFIN20040616_150455_000000392027_00426_12003_4006.N1	16-JUN-2004 15:04:55	Bright	38.500	120	1Del Oph	2.7340	3200.0	77	12003	No

161	GOM_NL__2PRFIN20040616_150758_000000382027_00426_12003_4007.N1	16-JUN-2004 15:07:58	Bright	38.000	102	24Alp Ser	2.6000	4250.0	76	12003	No
162	GOM_NL__2PRFIN20040616_151004_000000432027_00426_12003_4008.N1	16-JUN-2004 15:10:04	Bright	43.000	59	55Alp Oph	2.0800	8900.0	86	12003	No
163	GOM_NL__2PRFIN20040616_151205_000000392027_00426_12003_4009.N1	16-JUN-2004 15:12:05	Bright	38.500	127	27Bet Her	2.7810	4700.0	77	12003	No
164	GOM_NL__2PRFIN20040616_151340_000000382027_00426_12003_4010.N1	16-JUN-2004 15:13:40	Bright	38.000	67	5Alp CrB	2.2210	11000.	76	12003	No
165	GOM_NL__2PRFIN20040616_151505_000000402027_00426_12003_4011.N1	16-JUN-2004 15:15:05	Bright	39.500	133	40Zet Her	2.8070	6000.0	79	12003	No
166	GOM_NL__2PRFIN20040616_151740_000000402027_00426_12003_4012.N1	16-JUN-2004 15:17:40	Bright	40.000	180	27Gam Boo	3.0400	8000.0	80	12003	No
167	GOM_NL__2PRFIN20040616_152127_000000412027_00426_12003_4013.N1	16-JUN-2004 15:21:27	Bright	40.500	39	85Eta UMa	1.8540	24000.	81	12003	No
168	GOM_NL__2PRFIN20040616_152330_000000392027_00426_12003_4014.N1	16-JUN-2004 15:23:30	Bright	39.000	119	14Eta Dra	2.7270	4700.0	78	12003	No
169	GOM_NL__2PRFIN20040616_152700_000000412027_00426_12003_4015.N1	16-JUN-2004 15:27:00	Bright	40.500	60	7Bet UMi	2.0810	3950.0	81	12003	No
170	GOM_NL__2PRFIN20040616_153136_000000392027_00426_12003_4016.N1	16-JUN-2004 15:31:36	Bright	38.500	49	1Alp UMi	1.9900	6300.0	77	12003	No
171	GOM_NL__2PRFIN20040616_153844_000000442027_00426_12003_4017.N1	16-JUN-2004 15:38:44	Bright	44.000	74	11Bet Cas	2.2680	6600.0	88	12003	No
172	GOM_NL__2PRFIN20040616_154007_000000442027_00426_12003_4018.N1	16-JUN-2004 15:40:07	Bright	43.500	68	18Alp Cas	2.2250	4500.0	87	12003	No
173	GOM_NL__2PRFIN20040616_154152_000000532027_00426_12003_4019.N1	16-JUN-2004 15:41:52	Bright	53.000	160	23Gam Per	2.9300	4700.0	106	12003	No
174	GOM_NL__2PRFIN20040616_154521_000000442027_00426_12003_4020.N1	16-JUN-2004 15:45:21	Bright	43.500	73	57Gam1And	2.2600	13100.	87	12003	No
175	GOM_NL__2PRFIN20040616_154740_000000612027_00426_12003_4021.N1	16-JUN-2004 15:47:40	Twi_and_stray	60.500	53	43Bet And	2.0480	3300.0	121	12003	No
176	GOM_NL__2PRFIN20040616_155115_000000512027_00426_12003_4022.N1	16-JUN-2004 15:51:15	Twilight	50.500	50	13Alp Ari	2.0070	4250.0	101	12003	No
177	GOM_NL__2PRFIN20040616_155600_000000452027_00426_12003_4023.N1	16-JUN-2004 15:56:00	Dark	44.500	94	92Alp Cet	2.5260	3100.0	89	12003	No
178	GOM_NL__2PRFIN20040616_155757_000000782027_00426_12003_4024.N1	16-JUN-2004 15:57:57	Dark	78.000	140	88Gam Peg	2.8340	26000.	156	12003	No
179	GOM_NL__2PRFIN20040616_161825_000000712027_00427_12004_3982.N1	16-JUN-2004 16:18:25	Dark	70.500	18	24Alp PsA	1.1660	9700.0	141	12004	No
180	GOM_NL__2PRFIN20040616_162138_000000512027_00427_12004_3983.N1	16-JUN-2004 16:21:38	Straylight	51.000	31	Alp Gru	1.7340	15200.	102	12004	No
181	GOM_NL__2PRFIN20040616_162522_000000452027_00427_12004_3984.N1	16-JUN-2004 16:25:22	Straylight	45.000	45	Alp Pav	1.9400	26000.	90	12004	No
182	GOM_NL__2PRFIN20040616_162714_000000422027_00427_12004_3985.N1	16-JUN-2004 16:27:14	Straylight	41.500	43	Alp TrA	1.9100	4250.0	83	12004	No
183	GOM_NL__2PRFIN20040616_162908_000000382027_00427_12004_3986.N1	16-JUN-2004 16:29:08	Straylight	38.000	134	Bet TrA	2.8100	6600.0	76	12004	No
184	GOM_NL__2PRFIN20040616_163141_000000402027_00427_12004_3987.N1	16-JUN-2004 16:31:41	Straylight	40.000	147	Alp Ara	2.8770	26000.	80	12004	No
185	GOM_NL__2PRFIN20040616_163326_000000492027_00427_12004_3988.N1	16-JUN-2004 16:33:26	Twi_and_stray	49.000	40	The Sco	1.8590	7100.0	98	12004	No
186	GOM_NL__2PRFIN20040616_163508_000000462027_00427_12004_3989.N1	16-JUN-2004 16:35:08	Twi_and_stray	46.000	25	35Lam Sco	1.6200	28000.	92	12004	No
187	GOM_NL__2PRFIN20040616_163635_000000452027_00427_12004_3990.N1	16-JUN-2004 16:36:35	Twi_and_stray	44.500	75	26Eps Sco	2.2910	4250.0	89	12004	No
188	GOM_NL__2PRFIN20040616_163841_000000592027_00427_12004_3991.N1	16-JUN-2004 16:38:41	Bright	58.500	155	41Pi Sgr	2.9000	6600.0	117	12004	No
189	GOM_NL__2PRFIN20040616_164141_000000412027_00427_12004_3992.N1	16-JUN-2004 16:41:41	Bright	41.000	86	35Eta Oph	2.4300	10200.	82	12004	No
190	GOM_NL__2PRFIN20040616_164325_000000402027_00427_12004_3993.N1	16-JUN-2004 16:43:25	Bright	39.500	98	13Zet Oph	2.5710	30000.	79	12004	No
191	GOM_NL__2PRFIN20040616_164531_000000382027_00427_12004_3994.N1	16-JUN-2004 16:45:31	Bright	37.500	120	1Del Oph	2.7340	3200.0	75	12004	No
192	GOM_NL__2PRFIN20040616_164834_000000382027_00427_12004_3995.N1	16-JUN-2004 16:48:34	Bright	37.500	102	24Alp Ser	2.6000	4250.0	75	12004	No
193	GOM_NL__2PRFIN20040616_165039_000000452027_00427_12004_3996.N1	16-JUN-2004 16:50:39	Bright	45.000	59	55Alp Oph	2.0800	8900.0	90	12004	No
194	GOM_NL__2PRFIN20040616_165241_000000392027_00427_12004_3997.N1	16-JUN-2004 16:52:41	Bright	39.000	127	27Bet Her	2.7810	4700.0	78	12004	No
195	GOM_NL__2PRFIN20040616_165414_000000412027_00427_12004_3998.N1	16-JUN-2004 16:54:14	Bright	40.500	67	5Alp CrB	2.2210	11000.	81	12004	No
196	GOM_NL__2PRFIN20040616_165542_000000402027_00427_12004_3999.N1	16-JUN-2004 16:55:42	Bright	39.500	133	40Zet Her	2.8070	6000.0	79	12004	No
197	GOM_NL__2PRFIN20040616_165816_000000382027_00427_12004_4000.N1	16-JUN-2004 16:58:16	Bright	37.500	180	27Gam Boo	3.0400	8000.0	75	12004	No
198	GOM_NL__2PRFIN20040616_170203_000000382027_00427_12004_4001.N1	16-JUN-2004 17:02:03	Bright	38.000	39	85Eta UMa	1.8540	24000.	76	12004	No
199	GOM_NL__2PRFIN20040616_170406_000000402027_00427_12004_4002.N1	16-JUN-2004 17:04:06	Bright	39.500	119	14Eta Dra	2.7270	4700.0	79	12004	No
200	GOM_NL__2PRFIN20040616_170736_000000392027_00427_12004_4003.N1	16-JUN-2004 17:07:36	Bright	38.500	60	7Bet UMi	2.0810	3950.0	77	12004	No
201	GOM_NL__2PRFIN20040616_171212_000000392027_00427_12004_4004.N1	16-JUN-2004 17:12:12	Bright	38.500	49	1Alp UMi	1.9900	6300.0	77	12004	No
202	GOM_NL__2PRFIN20040616_171919_000000452027_00427_12004_4005.N1	16-JUN-2004 17:19:19	Bright	45.000	74	11Bet Cas	2.2680	6600.0	90	12004	No
203	GOM_NL__2PRFIN20040616_172043_000000472027_00427_12004_4006.N1	16-JUN-2004 17:20:43	Bright	46.500	68	18Alp Cas	2.2250	4500.0	93	12004	No
204	GOM_NL__2PRFIN20040616_172229_000000432027_00427_12004_4007.N1	16-JUN-2004 17:22:29	Bright	43.000	160	23Gam Per	2.9300	4700.0	86	12004	No
205	GOM_NL__2PRFIN20040616_172557_000000412027_00427_12004_4008.N1	16-JUN-2004 17:25:57	Bright	40.500	73	57Gam1And	2.2600	13100.	81	12004	No
206	GOM_NL__2PRFIN20040616_172818_000000642027_00427_12004_4009.N1	16-JUN-2004 17:28:18	Twi_and_stray	64.000	53	43Bet And	2.0480	3300.0	128	12004	No
207	GOM_NL__2PRFIN20040616_173151_000000522027_00427_12004_4010.N1	16-JUN-2004 17:31:51	Twilight	52.000	50	13Alp Ari	2.0070	4250.0	104	12004	No
208	GOM_NL__2PRFIN20040616_173636_000000482027_00427_12004_4011.N1	16-JUN-2004 17:36:36	Dark	48.000	94	92Alp Cet	2.5260	3100.0	96	12004	No
209	GOM_NL__2PRFIN20040616_173835_000000822027_00427_12004_4012.N1	16-JUN-2004 17:38:35	Dark	82.000	140	88Gam Peg	2.8340	26000.	164	12004	No
210	GOM_NL__2PRFIN20040616_175903_000000712027_00428_12005_3984.N1	16-JUN-2004 17:59:03	Dark	71.000	18	24Alp PsA	1.1660	9700.0	142	12005	No
211	GOM_NL__2PRFIN20040616_180215_000000522027_00428_12005_3985.N1	16-JUN-2004 18:02:15	Straylight	51.500	31	Alp Gru	1.7340	15200.	103	12005	No
212	GOM_NL__2PRFIN20040616_180558_000000442027_00428_12005_3986.N1	16-JUN-2004 18:05:58	Straylight	44.000	45	Alp Pav	1.9400	26000.	88	12005	No
213	GOM_NL__2PRFIN20040616_180750_000000412027_00428_12005_3987.N1	16-JUN-2004 18:07:50	Straylight	40.500	43	Alp TrA	1.9100	4250.0	81	12005	No
214	GOM_NL__2PRFIN20040616_180944_000000402027_00428_12005_3988.N1	16-JUN-2004 18:09:44	Straylight	40.000	134	Bet TrA	2.8100	6600.0	80	12005	No
215	GOM_NL__2PRFIN20040616_181217_000000402027_00428_12005_3989.N1	16-JUN-2004 18:12:17	Straylight	40.000	147	Alp Ara	2.8770	26000.	80	12005	No
216	GOM_NL__2PRFIN20040616_181402_000000472027_00428_12005_3990.N1	16-JUN-2004 18:14:02	Twi_and_stray	47.000	40	The Sco	1.8590	7100.0	94	12005	No
217	GOM_NL__2PRFIN20040616_181545_000000452027_00428_12005_3991.N1	16-JUN-2004 18:15:45	Twi_and_stray	44.500	25	35Lam Sco	1.6200	28000.	89	12005	No
218	GOM_NL__2PRFIN20040616_181711_000000482027_00428_12005_3992.N1	16-JUN-2004 18:17:11	Twi_and_stray	48.000	75	26Eps Sco	2.2910	4250.0	96	12005	No
219	GOM_NL__2PRFIN20040616_181917_000000592027_00428_12005_3993.N1	16-JUN-2004 18:19:17	Bright	58.500	155	41Pi Sgr	2.9000	6600.0	117	12005	No



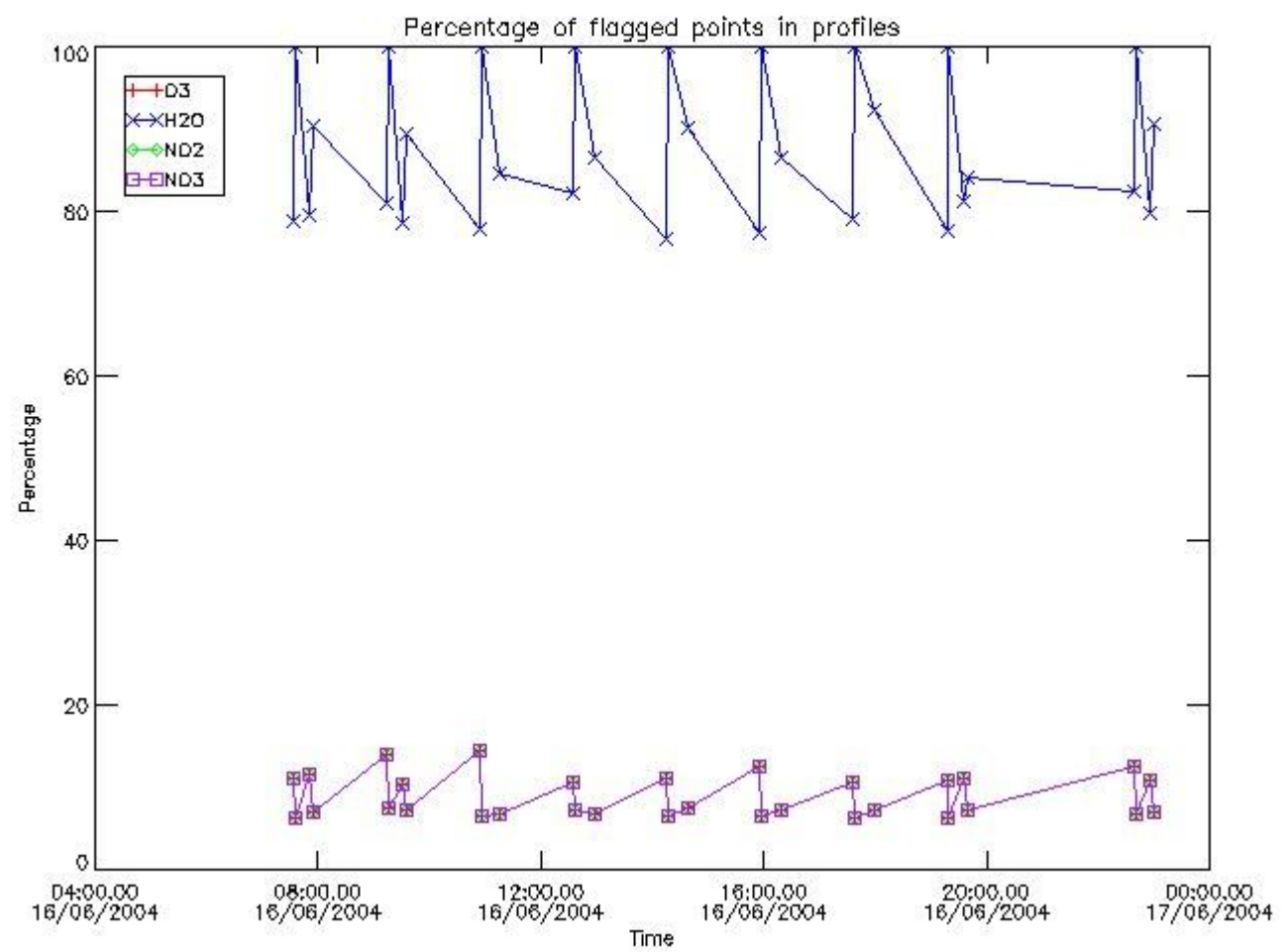
220	GOM_NL__2PRFIN20040616_182217_000000402027_00428_12005_3994.N1	16-JUN-2004 18:22:17	Bright	39.500	86	35Eta Oph	2.4300	10200.	79	12005	No
221	GOM_NL__2PRFIN20040616_182401_000000402027_00428_12005_3995.N1	16-JUN-2004 18:24:01	Bright	39.500	98	13Zet Oph	2.5710	30000.	79	12005	No
222	GOM_NL__2PRFIN20040616_182607_000000382027_00428_12005_3996.N1	16-JUN-2004 18:26:07	Bright	38.000	120	1Del Oph	2.7340	3200.0	76	12005	No
223	GOM_NL__2PRFIN20040616_182911_000000382027_00428_12005_3997.N1	16-JUN-2004 18:29:11	Bright	38.000	102	24Alp Ser	2.6000	4250.0	76	12005	No
224	GOM_NL__2PRFIN20040616_183115_000000452027_00428_12005_3998.N1	16-JUN-2004 18:31:15	Bright	44.500	59	55Alp Oph	2.0800	8900.0	89	12005	No
225	GOM_NL__2PRFIN20040616_183317_000000412027_00428_12005_3999.N1	16-JUN-2004 18:33:17	Bright	41.000	127	27Bet Her	2.7810	4700.0	82	12005	No
226	GOM_NL__2PRFIN20040616_183450_000000422027_00428_12005_4000.N1	16-JUN-2004 18:34:50	Bright	42.000	67	5Alp CrB	2.2210	11000.	84	12005	No
227	GOM_NL__2PRFIN20040616_183618_000000412027_00428_12005_4001.N1	16-JUN-2004 18:36:18	Bright	40.500	133	40Zet Her	2.8070	6000.0	81	12005	No
228	GOM_NL__2PRFIN20040616_183852_000000402027_00428_12005_4002.N1	16-JUN-2004 18:38:52	Bright	40.000	180	27Gam Boo	3.0400	8000.0	80	12005	No
229	GOM_NL__2PRFIN20040616_184240_000000392027_00428_12005_4003.N1	16-JUN-2004 18:42:40	Bright	38.500	39	85Eta UMa	1.8540	24000.	77	12005	No
230	GOM_NL__2PRFIN20040616_184441_000000392027_00428_12005_4004.N1	16-JUN-2004 18:44:41	Bright	39.000	119	14Eta Dra	2.7270	4700.0	78	12005	No
231	GOM_NL__2PRFIN20040616_184812_000000412027_00428_12005_4005.N1	16-JUN-2004 18:48:12	Bright	40.500	60	7Bet UMi	2.0810	3950.0	81	12005	No
232	GOM_NL__2PRFIN20040616_185248_000000382027_00428_12005_4006.N1	16-JUN-2004 18:52:48	Bright	38.000	49	1Alp UMi	1.9900	6300.0	76	12005	No
233	GOM_NL__2PRFIN20040616_185955_000000452027_00428_12005_4007.N1	16-JUN-2004 18:59:55	Bright	44.500	74	11Bet Cas	2.2680	6600.0	89	12005	No
234	GOM_NL__2PRFIN20040616_190119_000000462027_00428_12005_4008.N1	16-JUN-2004 19:01:19	Bright	46.000	68	18Alp Cas	2.2250	4500.0	92	12005	No
235	GOM_NL__2PRFIN20040616_190305_000000382027_00428_12005_4009.N1	16-JUN-2004 19:03:05	Bright	38.000	160	23Gam Per	2.9300	4700.0	76	12005	No
236	GOM_NL__2PRFIN20040616_190633_000000412027_00428_12005_4010.N1	16-JUN-2004 19:06:33	Bright	41.000	73	57Gam1And	2.2600	13100.	82	12005	No
237	GOM_NL__2PRFIN20040616_190852_000000632027_00428_12005_4011.N1	16-JUN-2004 19:08:52	Twilight	62.500	53	43Bet And	2.0480	3300.0	125	12005	No
238	GOM_NL__2PRFIN20040616_191226_000000502027_00428_12005_4012.N1	16-JUN-2004 19:12:26	Twilight	50.000	50	13Alp Ari	2.0070	4250.0	100	12005	No
239	GOM_NL__2PRFIN20040616_191712_000000482027_00428_12005_4013.N1	16-JUN-2004 19:17:12	Dark	47.500	94	92Alp Cet	2.5260	3100.0	95	12005	No
240	GOM_NL__2PRFIN20040616_191911_000000832027_00428_12005_4014.N1	16-JUN-2004 19:19:11	Dark	82.500	140	88Gam Peg	2.8340	26000.	165	12005	No
241	GOM_NL__2PRFIN20040616_193509_000000462027_00428_12005_4015.N1	16-JUN-2004 19:35:09	Dark	45.500	9	Alp Eri	0.45300	24000.	91	12005	No
242	GOM_NL__2PRFIN20040616_193940_000000702027_00429_12006_3986.N1	16-JUN-2004 19:39:40	Dark	69.500	18	24Alp PsA	1.1660	9700.0	139	12006	No
243	GOM_NL__2PRFIN20040616_194252_000000512027_00429_12006_3987.N1	16-JUN-2004 19:42:52	Straylight	50.500	31	Alp Gru	1.7340	15200.	101	12006	No
244	GOM_NL__2PRFIN20040616_194635_000000432027_00429_12006_3988.N1	16-JUN-2004 19:46:35	Straylight	43.000	45	Alp Pav	1.9400	26000.	86	12006	No
245	GOM_NL__2PRFIN20040616_194827_000000392027_00429_12006_3989.N1	16-JUN-2004 19:48:27	Straylight	39.000	43	Alp TrA	1.9100	4250.0	78	12006	No
246	GOM_NL__2PRFIN20040616_195020_000000402027_00429_12006_3990.N1	16-JUN-2004 19:50:20	Straylight	40.000	134	Bet TrA	2.8100	6600.0	80	12006	No
247	GOM_NL__2PRFIN20040616_213057_000000402027_00430_12007_3869.N1	16-JUN-2004 21:30:57	Dark	39.500	134	Bet TrA	2.8100	6600.0	79	12007	Yes
248	GOM_NL__2PRFIN20040616_213329_000000412027_00430_12007_3870.N1	16-JUN-2004 21:33:29	Straylight	40.500	147	Alp Ara	2.8770	26000.	81	12007	No
249	GOM_NL__2PRFIN20040616_213515_000000452027_00430_12007_3871.N1	16-JUN-2004 21:35:15	Twilight	45.000	40	The Sco	1.8590	7100.0	90	12007	No
250	GOM_NL__2PRFIN20040616_213657_000000422027_00430_12007_3872.N1	16-JUN-2004 21:36:57	Twilight	42.000	25	35Lam Sco	1.6200	28000.	84	12007	No
251	GOM_NL__2PRFIN20040616_213822_000000462027_00430_12007_3873.N1	16-JUN-2004 21:38:22	Twilight	45.500	75	26Eps Sco	2.2910	4250.0	91	12007	No
252	GOM_NL__2PRFIN20040616_214027_000000612027_00430_12007_3874.N1	16-JUN-2004 21:40:27	Bright	60.500	155	41Pi Sgr	2.9000	6600.0	121	12007	No
253	GOM_NL__2PRFIN20040616_214329_000000422027_00430_12007_3875.N1	16-JUN-2004 21:43:29	Bright	41.500	86	35Eta Oph	2.4300	10200.	83	12007	No
254	GOM_NL__2PRFIN20040616_214513_000000402027_00430_12007_3876.N1	16-JUN-2004 21:45:13	Bright	39.500	98	13Zet Oph	2.5710	30000.	79	12007	No
255	GOM_NL__2PRFIN20040616_214719_000000382027_00430_12007_3877.N1	16-JUN-2004 21:47:19	Bright	38.000	120	1Del Oph	2.7340	3200.0	76	12007	No
256	GOM_NL__2PRFIN20040616_215023_000000372027_00430_12007_3878.N1	16-JUN-2004 21:50:23	Bright	36.500	102	24Alp Ser	2.6000	4250.0	73	12007	No
257	GOM_NL__2PRFIN20040616_215226_000000442027_00430_12007_3879.N1	16-JUN-2004 21:52:26	Bright	44.000	59	55Alp Oph	2.0800	8900.0	88	12007	No
258	GOM_NL__2PRFIN20040616_215429_000000392027_00430_12007_3880.N1	16-JUN-2004 21:54:29	Bright	39.000	127	27Bet Her	2.7810	4700.0	78	12007	No
259	GOM_NL__2PRFIN20040616_215604_000000382027_00430_12007_3881.N1	16-JUN-2004 21:56:04	Bright	37.500	67	5Alp CrB	2.2210	11000.	75	12007	No
260	GOM_NL__2PRFIN20040616_215729_000000412027_00430_12007_3882.N1	16-JUN-2004 21:57:29	Bright	40.500	133	40Zet Her	2.8070	6000.0	81	12007	No
261	GOM_NL__2PRFIN20040616_220004_000000392027_00430_12007_3883.N1	16-JUN-2004 22:00:04	Bright	39.000	180	27Gam Boo	3.0400	8000.0	78	12007	No
262	GOM_NL__2PRFIN20040616_220353_000000402027_00430_12007_3884.N1	16-JUN-2004 22:03:53	Bright	39.500	39	85Eta UMa	1.8540	24000.	79	12007	No
263	GOM_NL__2PRFIN20040616_220552_000000392027_00430_12007_3885.N1	16-JUN-2004 22:05:52	Bright	39.000	119	14Eta Dra	2.7270	4700.0	78	12007	No
264	GOM_NL__2PRFIN20040616_220924_000000382027_00430_12007_3886.N1	16-JUN-2004 22:09:24	Bright	38.000	60	7Bet UMi	2.0810	3950.0	76	12007	No
265	GOM_NL__2PRFIN20040616_221400_000000382027_00430_12007_3887.N1	16-JUN-2004 22:14:00	Bright	37.500	49	1Alp UMi	1.9900	6300.0	75	12007	No
266	GOM_NL__2PRFIN20040616_222106_000000452027_00430_12007_3888.N1	16-JUN-2004 22:21:06	Bright	44.500	74	11Bet Cas	2.2680	6600.0	89	12007	No
267	GOM_NL__2PRFIN20040616_222230_000000462027_00430_12007_3889.N1	16-JUN-2004 22:22:30	Bright	46.000	68	18Alp Cas	2.2250	4500.0	92	12007	No
268	GOM_NL__2PRFIN20040616_222417_000000382027_00430_12007_3890.N1	16-JUN-2004 22:24:17	Bright	37.500	160	23Gam Per	2.9300	4700.0	75	12007	No
269	GOM_NL__2PRFIN20040616_222744_000000422027_00430_12007_3891.N1	16-JUN-2004 22:27:44	Bright	42.000	73	57Gam1And	2.2600	13100.	84	12007	No
270	GOM_NL__2PRFIN20040616_223006_000000652027_00430_12007_3892.N1	16-JUN-2004 22:30:06	Twilight	65.000	53	43Bet And	2.0480	3300.0	130	12007	No
271	GOM_NL__2PRFIN20040616_223339_000000482027_00430_12007_3893.N1	16-JUN-2004 22:33:39	Twilight	48.000	50	13Alp Ari	2.0070	4250.0	96	12007	No
272	GOM_NL__2PRFIN20040616_223824_000000412027_00430_12007_3894.N1	16-JUN-2004 22:38:24	Dark	40.500	94	92Alp Cet	2.5260	3100.0	81	12007	No
273	GOM_NL__2PRFIN20040616_224026_000000822027_00430_12007_3895.N1	16-JUN-2004 22:40:26	Dark	82.000	140	88Gam Peg	2.8340	26000.	164	12007	No
274	GOM_NL__2PRFIN20040616_225621_000000482027_00430_12007_3896.N1	16-JUN-2004 22:56:21	Dark	47.500	9	Alp Eri	0.45300	24000.	95	12007	No
275	GOM_NL__2PRFIN20040616_230055_000000742027_00431_12008_3889.N1	16-JUN-2004 23:00:55	Dark	74.000	18	24Alp PsA	1.1660	9700.0	148	12008	No
276	GOM_NL__2PRFIN20040616_230406_000000512027_00431_12008_3890.N1	16-JUN-2004 23:04:06	Straylight	51.000	31	Alp Gru	1.7340	15200.	102	12008	No
277	GOM_NL__2PRFIN20040616_230747_000000482027_00431_12008_3891.N1	16-JUN-2004 23:07:47	Straylight	47.500	45	Alp Pav	1.9400	26000.	95	12008	No
278	GOM_NL__2PRFIN20040616_230938_000000472027_00431_12008_3892.N1	16-JUN-2004 23:09:38	Straylight	46.500	43	Alp TrA	1.9100	4250.0	93	12008	No

279	GOM_NL__2PRFIN20040616_231132_000000392027_00431_12008_3893.N1	16-JUN-2004 23:11:32	Straylight	38.500	134	Bet TrA	2.8100	6600.0	77	12008	No
280	GOM_NL__2PRFIN20040616_231405_000000412027_00431_12008_3894.N1	16-JUN-2004 23:14:05	Straylight	40.500	147	Alp Ara	2.8770	26000.	81	12008	No
281	GOM_NL__2PRFIN20040616_231550_000000462027_00431_12008_3895.N1	16-JUN-2004 23:15:50	Tw_i_and_stray	45.500	40	The Sco	1.8590	7100.0	91	12008	No
282	GOM_NL__2PRFIN20040616_231733_000000462027_00431_12008_3896.N1	16-JUN-2004 23:17:33	Tw_i_and_stray	45.500	25	35Lam Sco	1.6200	28000.	91	12008	No
283	GOM_NL__2PRFIN20040616_231857_000000472027_00431_12008_3897.N1	16-JUN-2004 23:18:57	Tw_i_and_stray	46.500	75	26Eps Sco	2.2910	4250.0	93	12008	No
284	GOM_NL__2PRFIN20040616_232104_000000602027_00431_12008_3898.N1	16-JUN-2004 23:21:04	Bright	60.000	155	41Pi Sgr	2.9000	6600.0	120	12008	No
285	GOM_NL__2PRFIN20040616_232406_000000402027_00431_12008_3899.N1	16-JUN-2004 23:24:06	Bright	40.000	86	35Eta Oph	2.4300	10200.	80	12008	No
286	GOM_NL__2PRFIN20040616_232549_000000402027_00431_12008_3900.N1	16-JUN-2004 23:25:49	Bright	39.500	98	13Zet Oph	2.5710	30000.	79	12008	No
287	GOM_NL__2PRFIN20040616_232755_000000392027_00431_12008_3901.N1	16-JUN-2004 23:27:55	Bright	38.500	120	1Del Oph	2.7340	3200.0	77	12008	No
288	GOM_NL__2PRFIN20040616_233059_000000372027_00431_12008_3902.N1	16-JUN-2004 23:30:59	Bright	37.000	102	24Alp Ser	2.6000	4250.0	74	12008	No
289	GOM_NL__2PRFIN20040616_233302_000000422027_00431_12008_3903.N1	16-JUN-2004 23:33:02	Bright	42.000	59	55Alp Oph	2.0800	8900.0	84	12008	No
290	GOM_NL__2PRFIN20040616_233505_000000382027_00431_12008_3904.N1	16-JUN-2004 23:35:05	Bright	38.000	127	27Bet Her	2.7810	4700.0	76	12008	No
291	GOM_NL__2PRFIN20040616_233638_000000402027_00431_12008_3905.N1	16-JUN-2004 23:36:38	Bright	39.500	67	5Alp CrB	2.2210	11000.	79	12008	No
292	GOM_NL__2PRFIN20040616_233805_000000392027_00431_12008_3906.N1	16-JUN-2004 23:38:05	Bright	39.000	133	40Zet Her	2.8070	6000.0	78	12008	No
293	GOM_NL__2PRFIN20040616_234039_000000402027_00431_12008_3907.N1	16-JUN-2004 23:40:39	Bright	39.500	180	27Gam Boo	3.0400	8000.0	79	12008	No
294	GOM_NL__2PRFIN20040616_234429_000000402027_00431_12008_3908.N1	16-JUN-2004 23:44:29	Bright	40.000	39	85Eta UMa	1.8540	24000.	80	12008	No
295	GOM_NL__2PRFIN20040616_234629_000000372027_00431_12008_3909.N1	16-JUN-2004 23:46:29	Bright	37.000	119	14Eta Dra	2.7270	4700.0	74	12008	No
296	GOM_NL__2PRFIN20040616_235000_000000392027_00431_12008_3910.N1	16-JUN-2004 23:50:00	Bright	39.000	60	7Bet UMi	2.0810	3950.0	78	12008	No
297	GOM_NL__2PRFIN20040616_235436_000000372027_00431_12008_3911.N1	16-JUN-2004 23:54:36	Bright	37.000	49	1Alp UMi	1.9900	6300.0	74	12008	No

### 3. Quality information per product

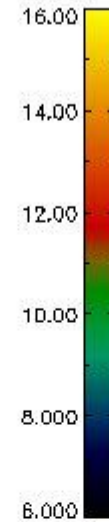
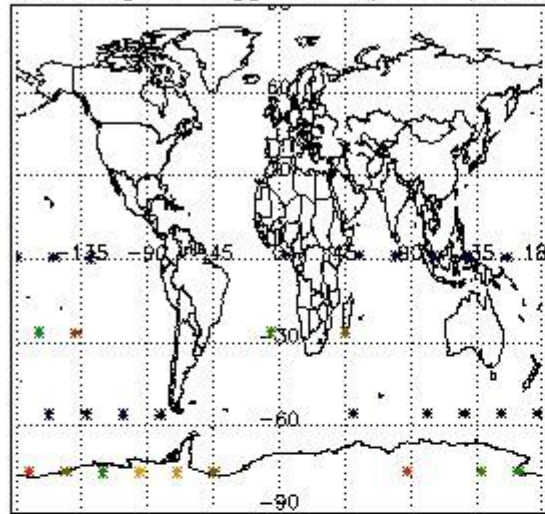
In this section it is plotted some information contained in the Quality Summary data set of the level 2 products. Only products in dark limb conditions and without errors (error flag in the MPH set to "0") are used.

#### 3.1 Plot quality information per product (time dependant)

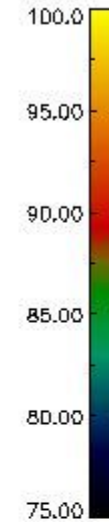
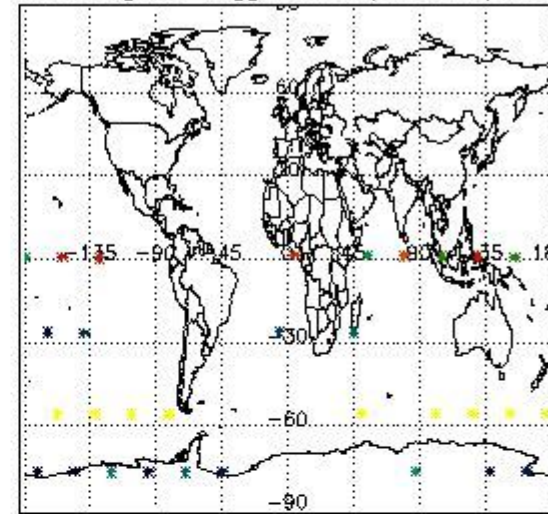


3.2 Plot quality information per product (world map)

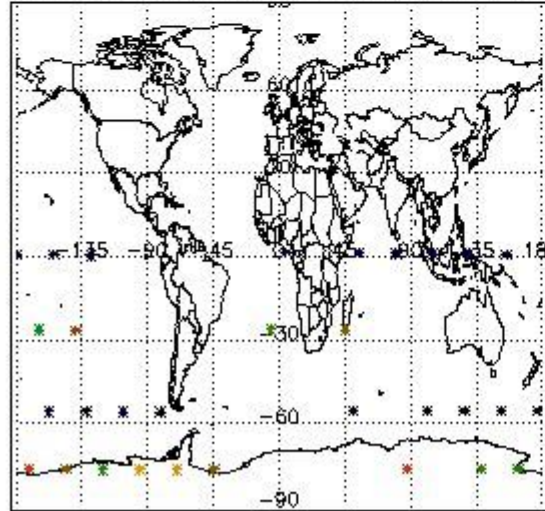
Percentage of flagged data per O3 profile



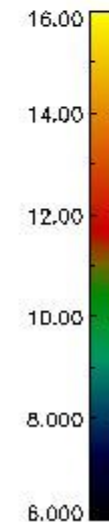
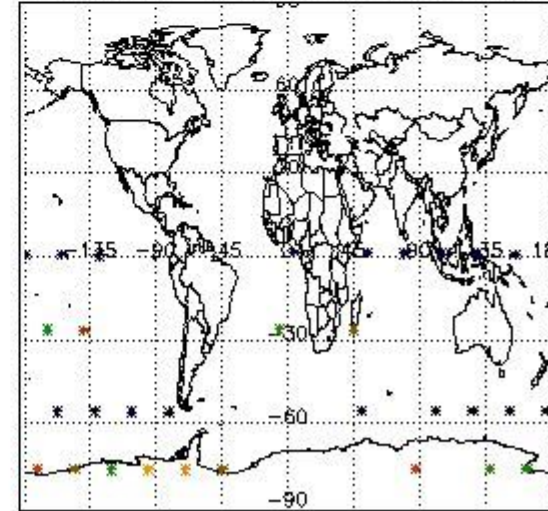
Percentage of flagged data per H2O profile



Percentage of flagged data per NO2 profile



Percentage of flagged data per NO3 profile

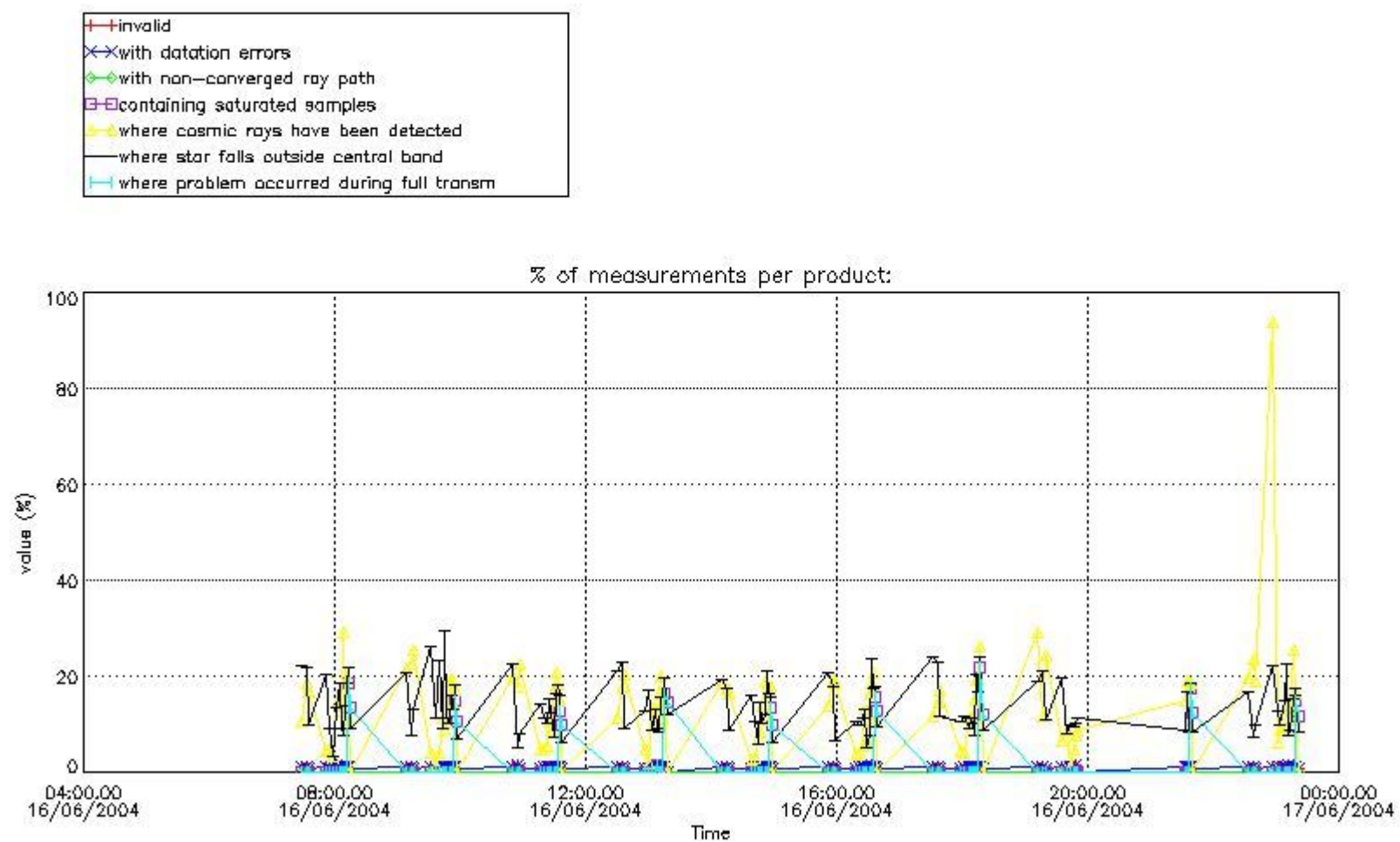


#### 4. Level 1 quality information per product

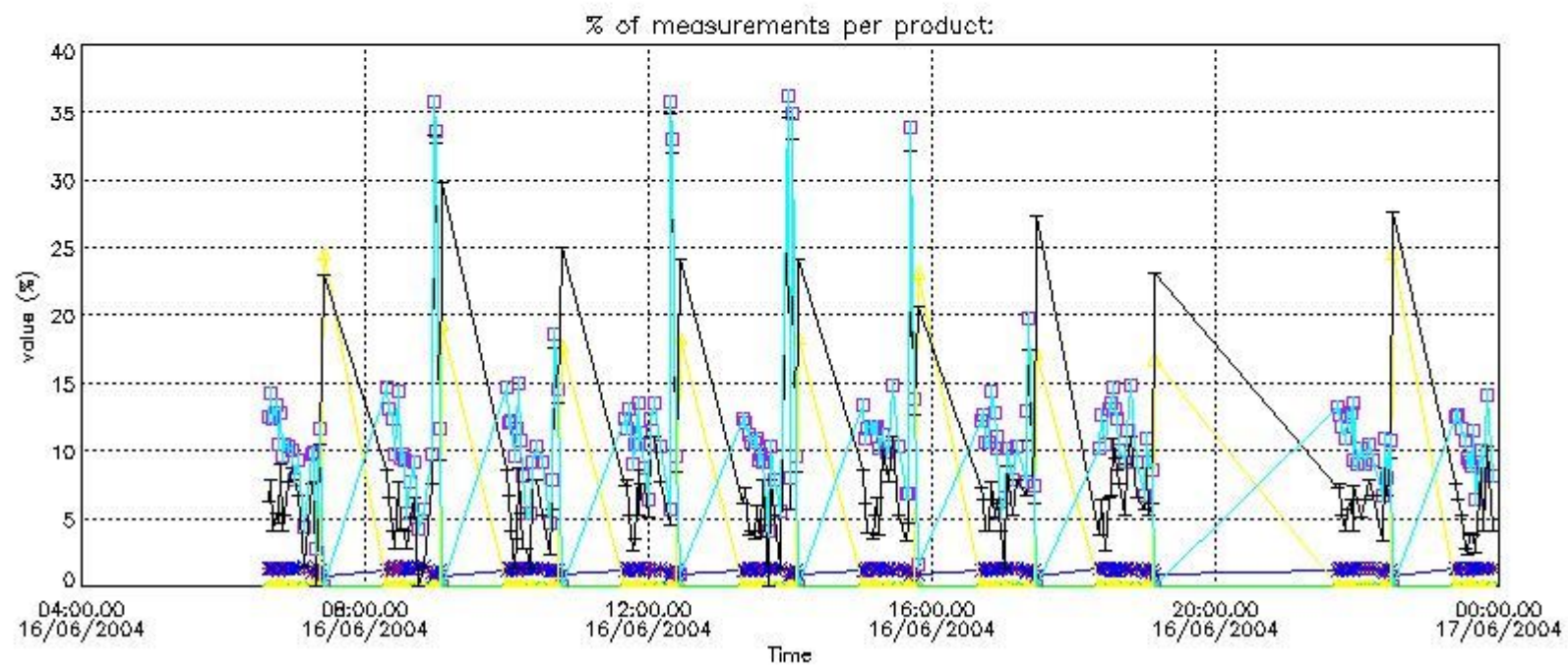
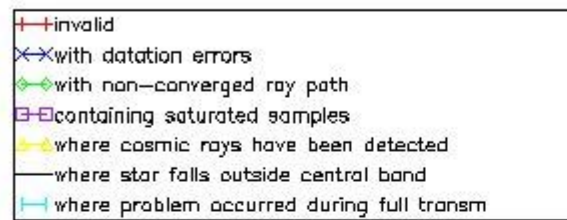
In this section it is plotted some information contained in the Quality Summary data set of the level 2 products that comes from the level 1b processing. Products without errors (error flag in the MPH set to "0") are used.

##### 4.1 Plot quality information per product (time dependant) coming from level 1b processing

###### 4.1.1 Plot level 1 quality information per product (time dependant): ENVISAT ASCENDING passes

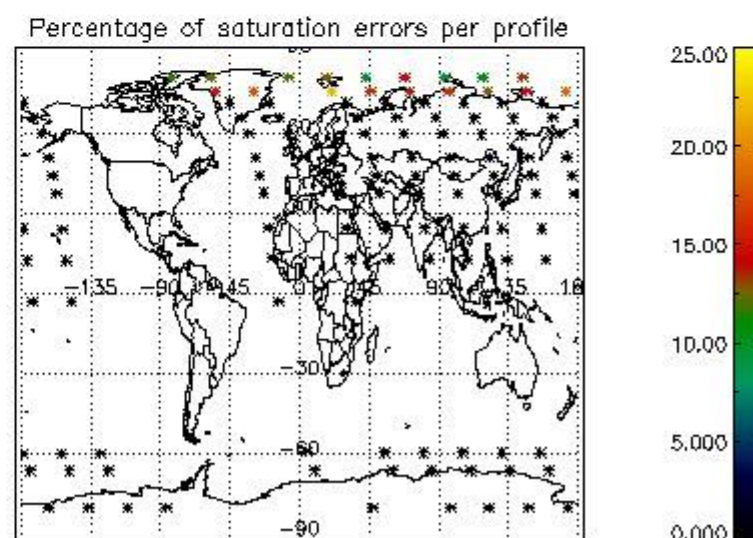
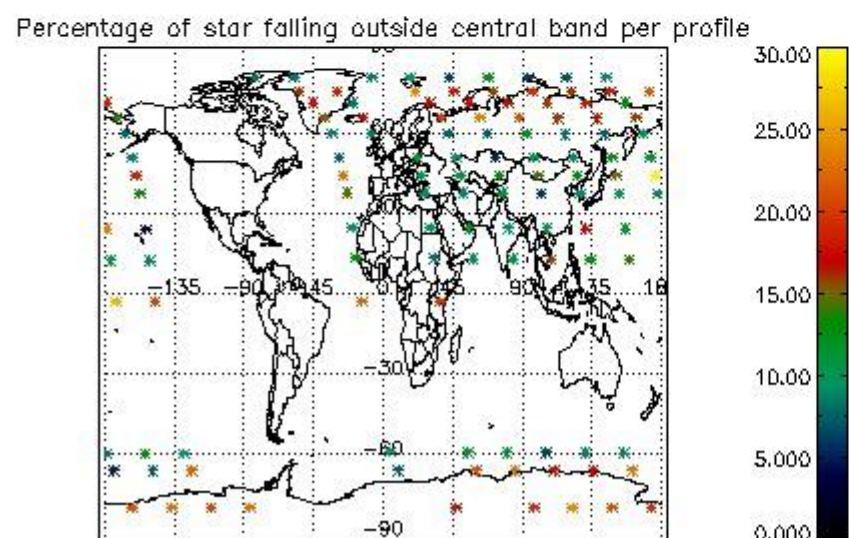
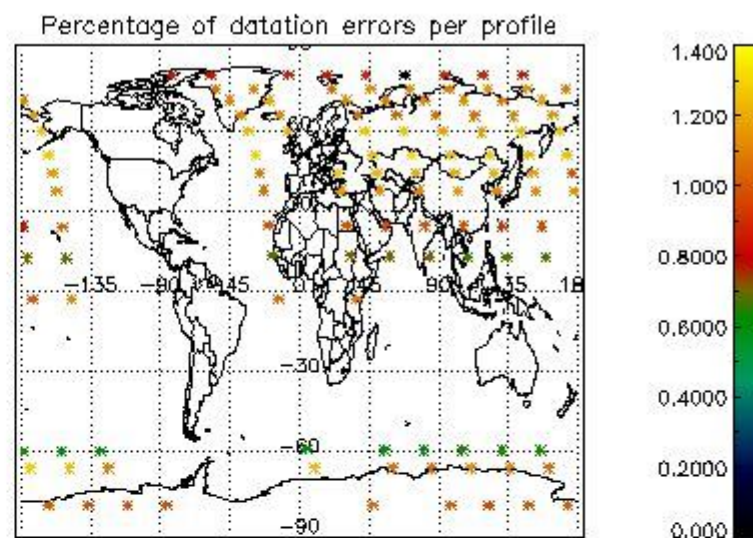
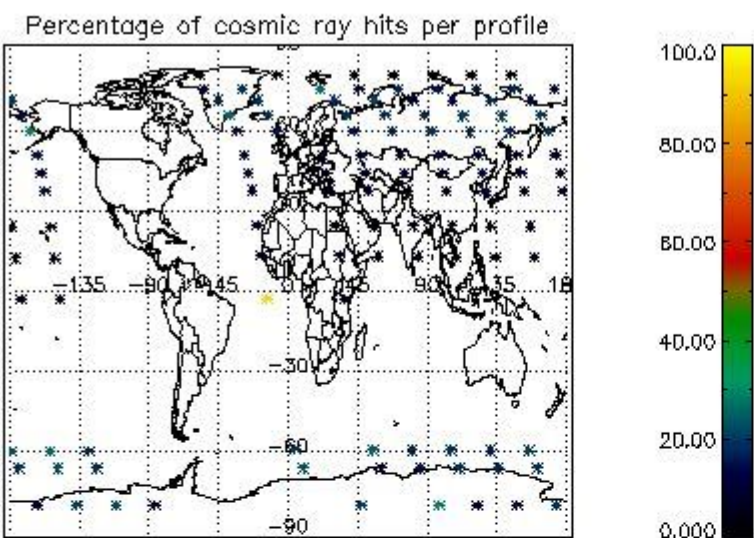


4.1.2 Plot level 1 quality information per product (time dependant): ENVISAT DESCENDING passes

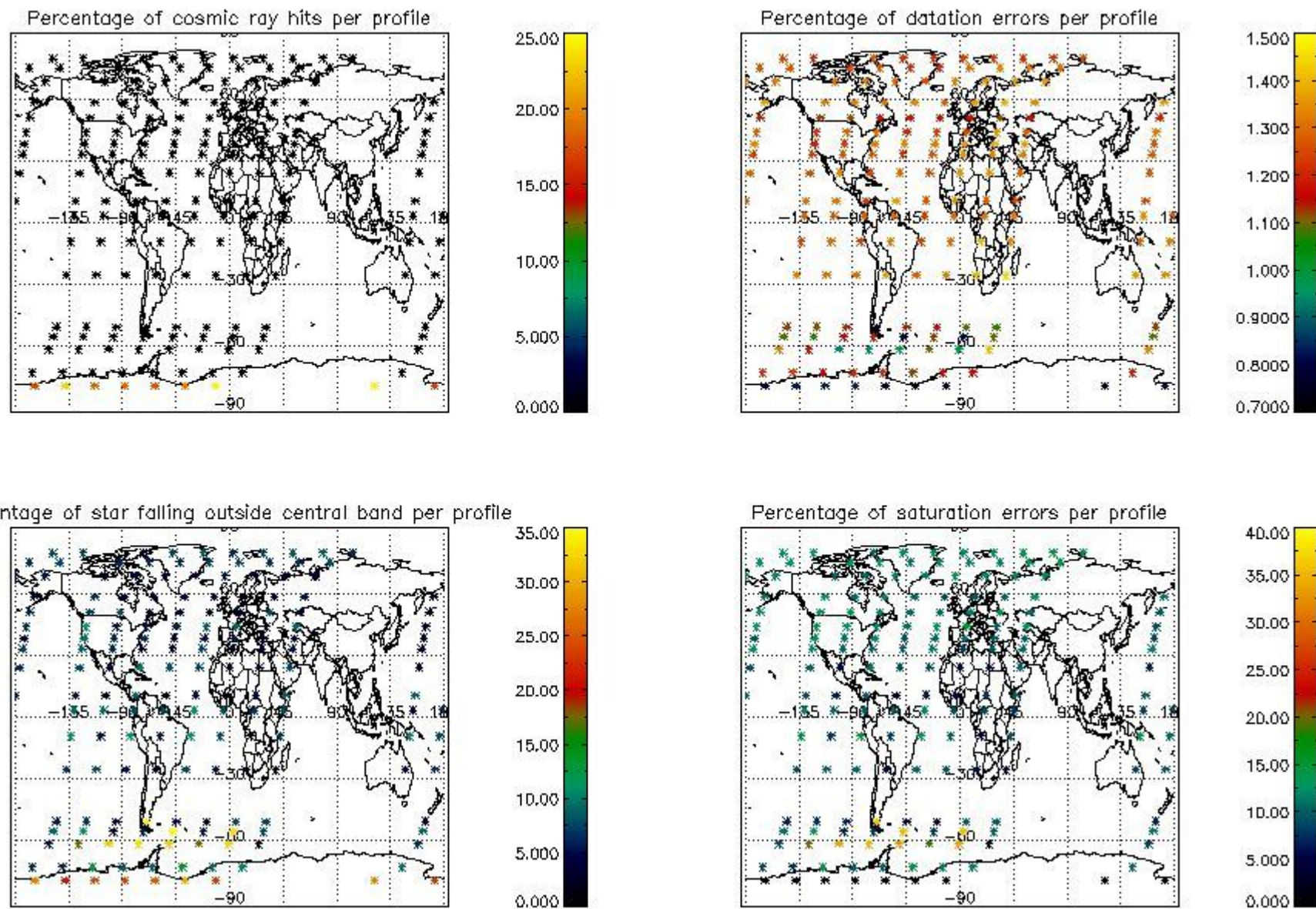


*4.2 Plot quality information per product coming from level 1b processing (world map)*

*4.2.1 Plot level 1 quality information per product (world map): ENVISAT ASCENDING passes*



4.2.2 Plot level 1 quality information per product (world map): ENVISAT DESCENDING passes



## 5. Trace gas profiles

### 5.1 Ozone statistics based on quality of products

The final quality of the products can be "measured" using the STD (Standard Deviation) attached to every point profile. This information is written to the parameter GOM\_NL\_\_2P/NL\_LOCAL\_SPECIES\_DENSITY/o3\_std of the level 2 products. The table below shows the statistics for given STD ranges.

The statistics are given with respect to the overall valid production:

- Products without fatal errors: GOM\_NL\_\_2P/MPH/PRODUCT\_ERR=0
- Valid point profile: GOM\_NL\_\_2P/NL\_LOCAL\_SPECIES\_DENSITY/pcd(0)=0

The 'Criteria' is applied to valid points of dark limb products:

- Products in dark limb illumination condition: GOM\_NL\_\_2P/NL\_SUMMARY\_QUALITY/obs\_ill\_cond=0
- Products without fatal errors: GOM\_NL\_\_2P/MPH/PRODUCT\_ERR=0
- Valid point profile: GOM\_NL\_\_2P/NL\_LOCAL\_SPECIES\_DENSITY/pcd(0)=0

So, the table below shows the percentage of dark limb and valid observations for each criteria with respect to the overall valid daily observations.

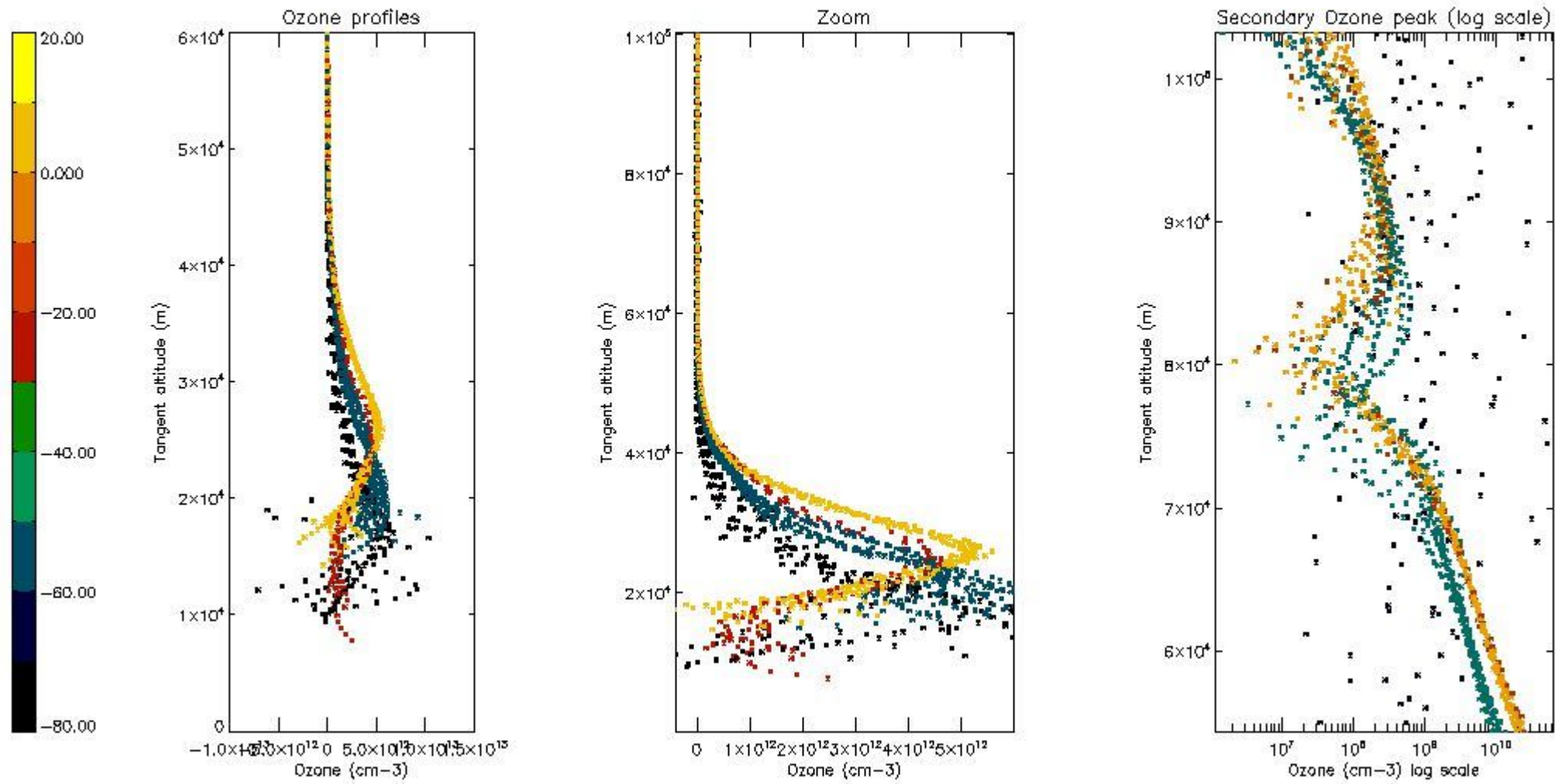
Criteria	% of total production
All STD	15
STD < 20	9



STD < 10	8
STD < 5	6

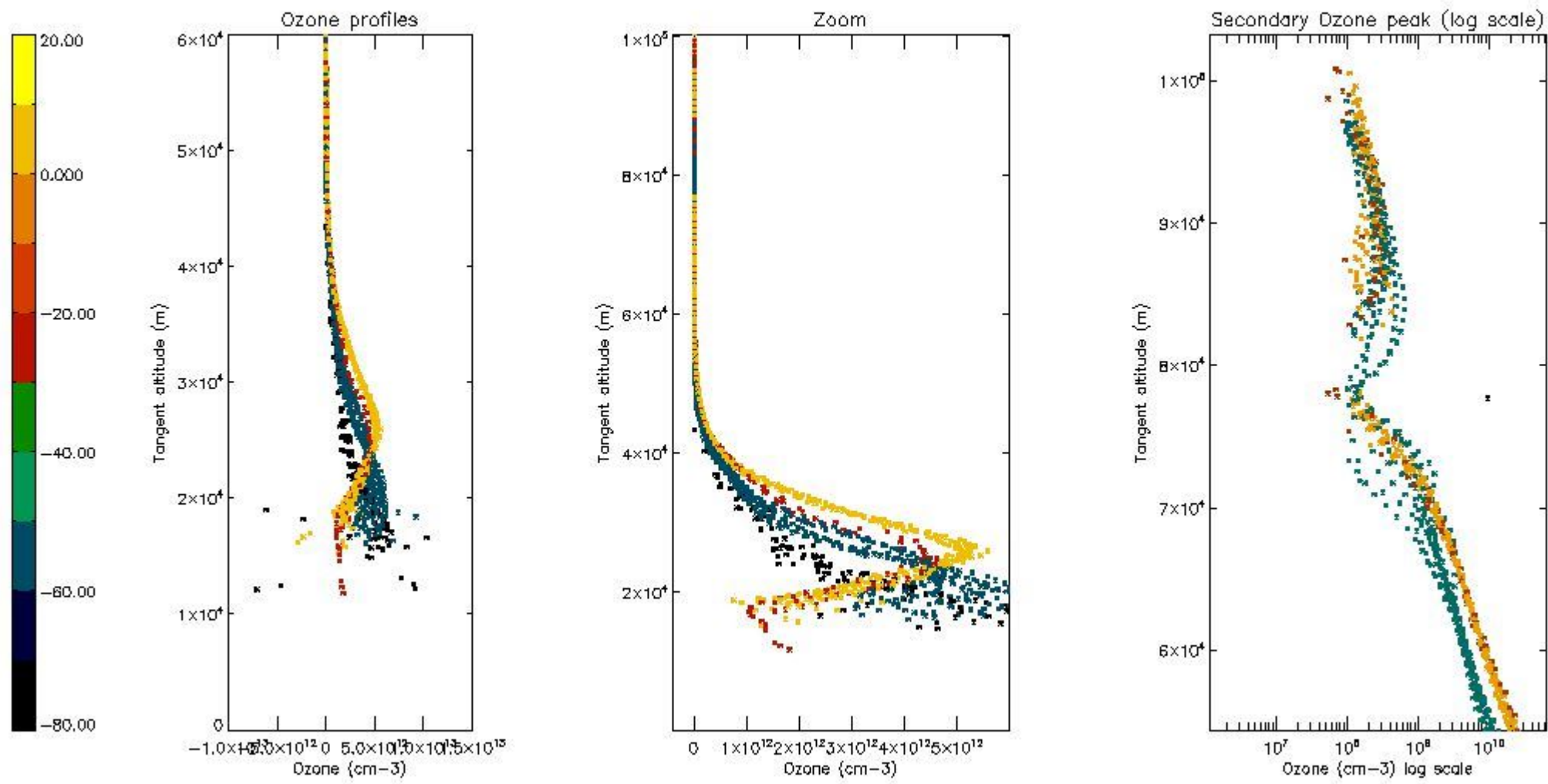
5.2 Plot ozone profiles for all STD (dark without errors)

The colorbar represents the latitude.



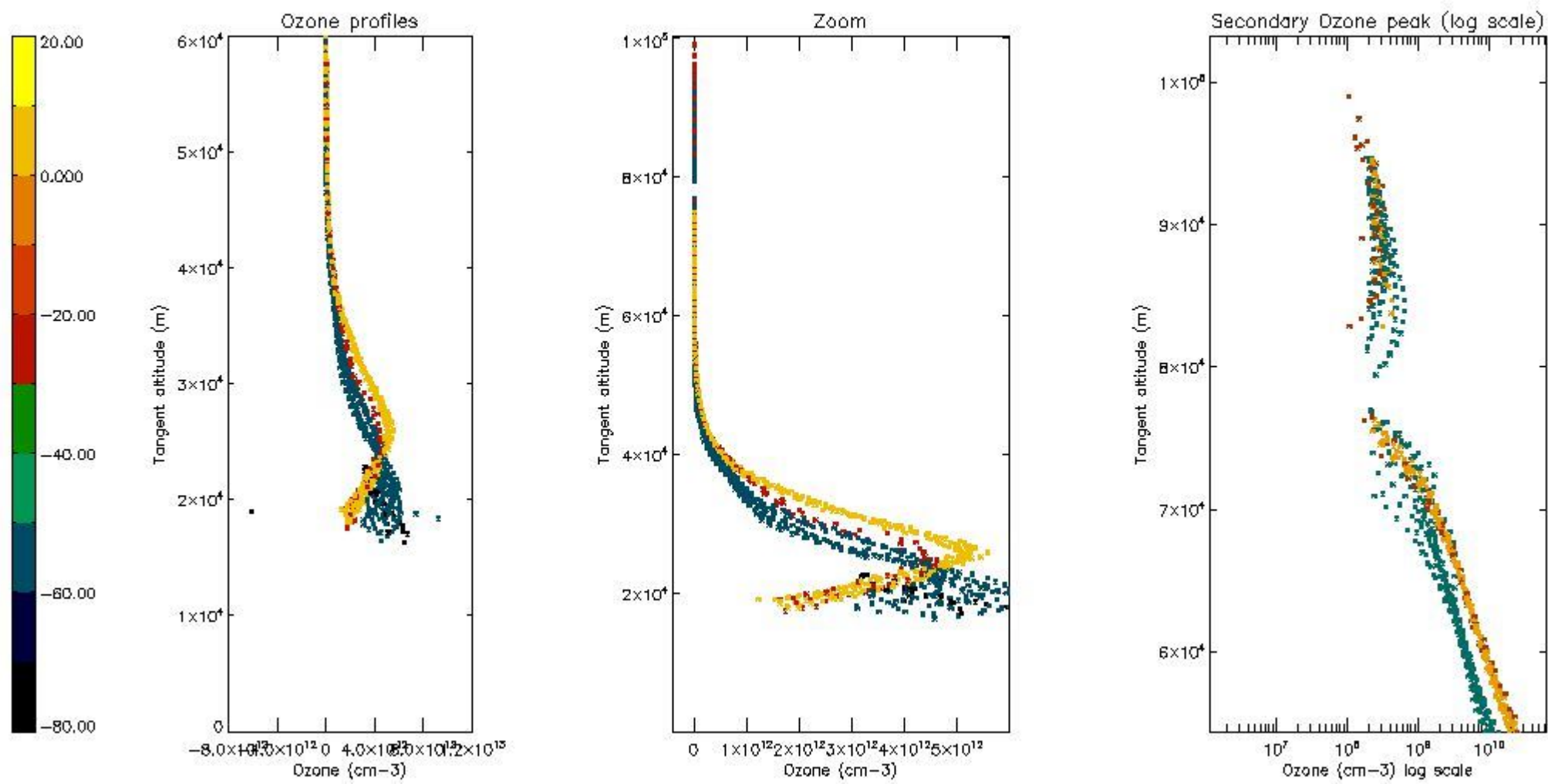
5.3 Plot ozone profiles where STD < 20% (dark without errors)

The colorbar represents the latitude.



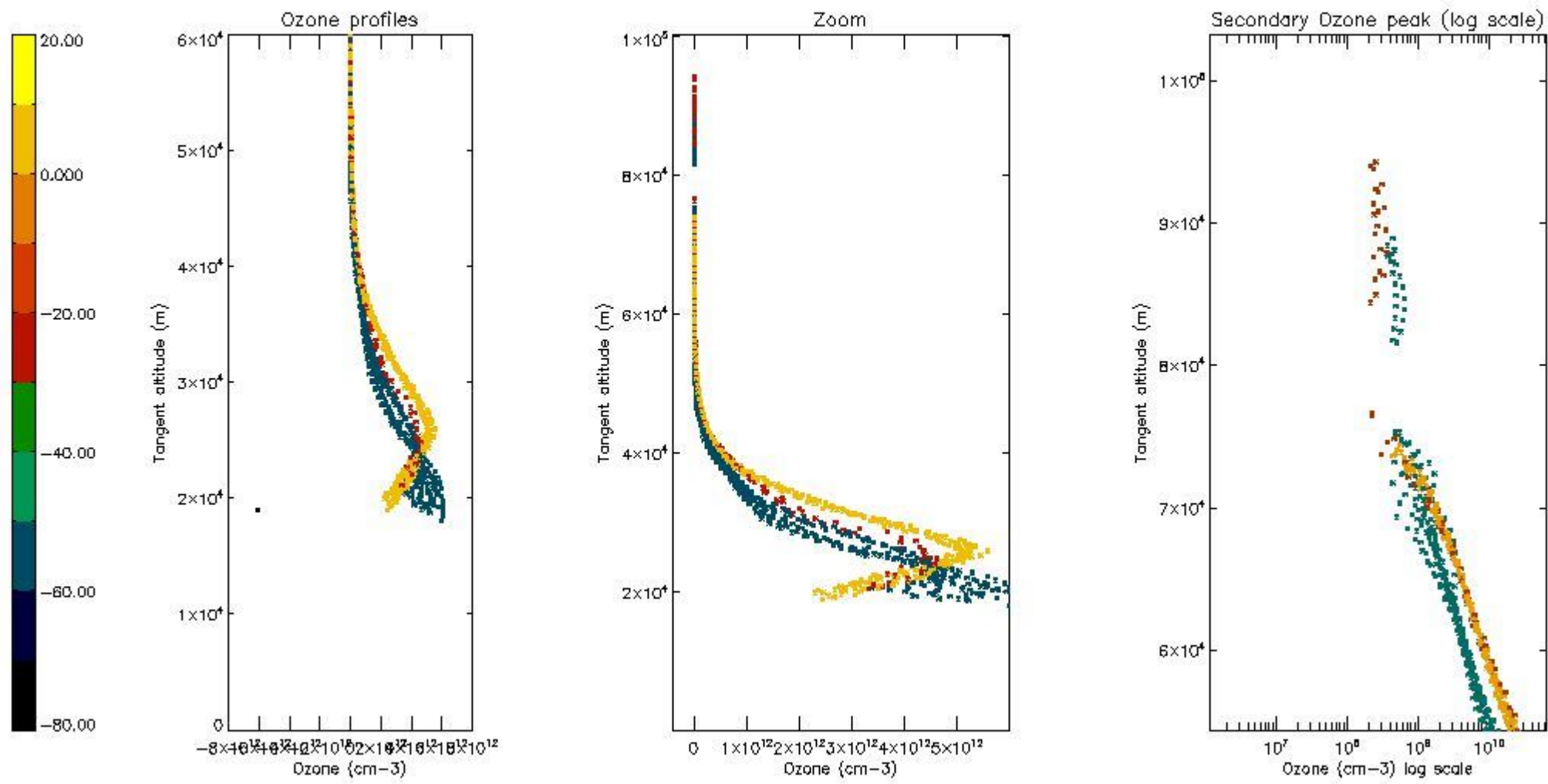
*5.4 Plot ozone profiles where STD < 10% (dark without errors)*

The colorbar represents the latitude.



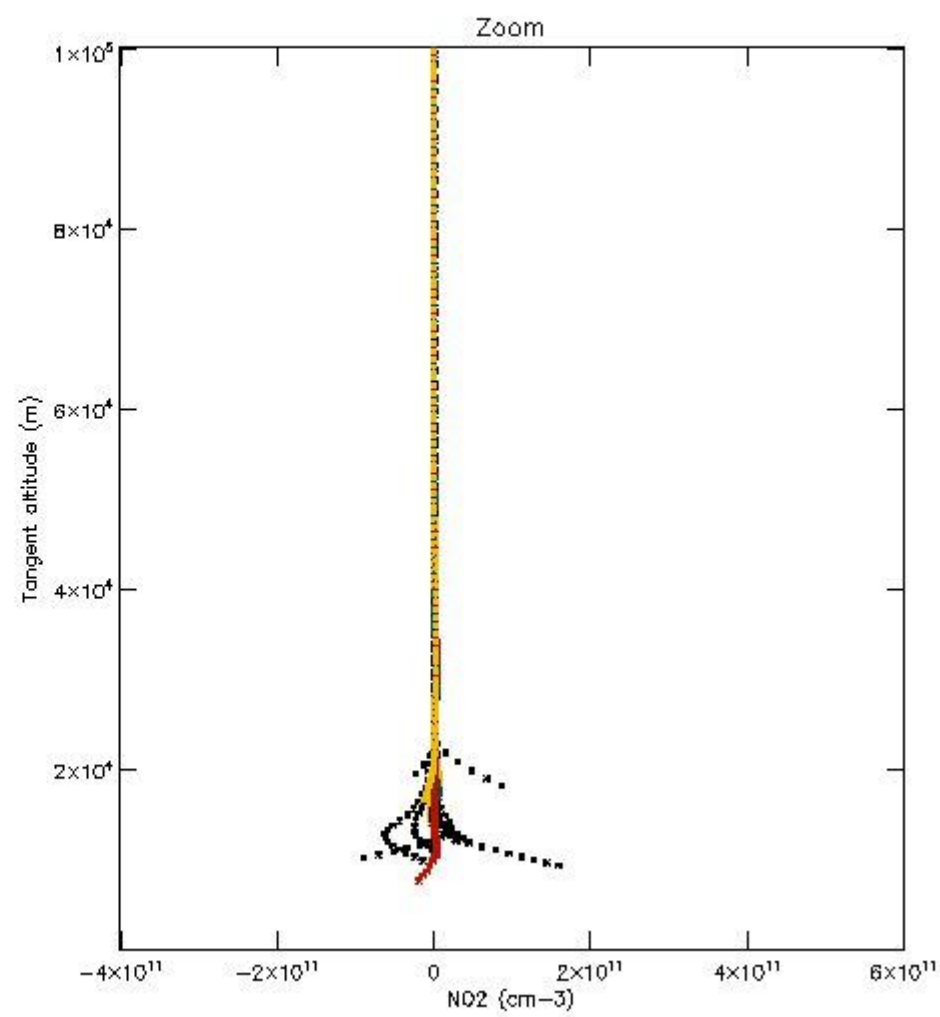
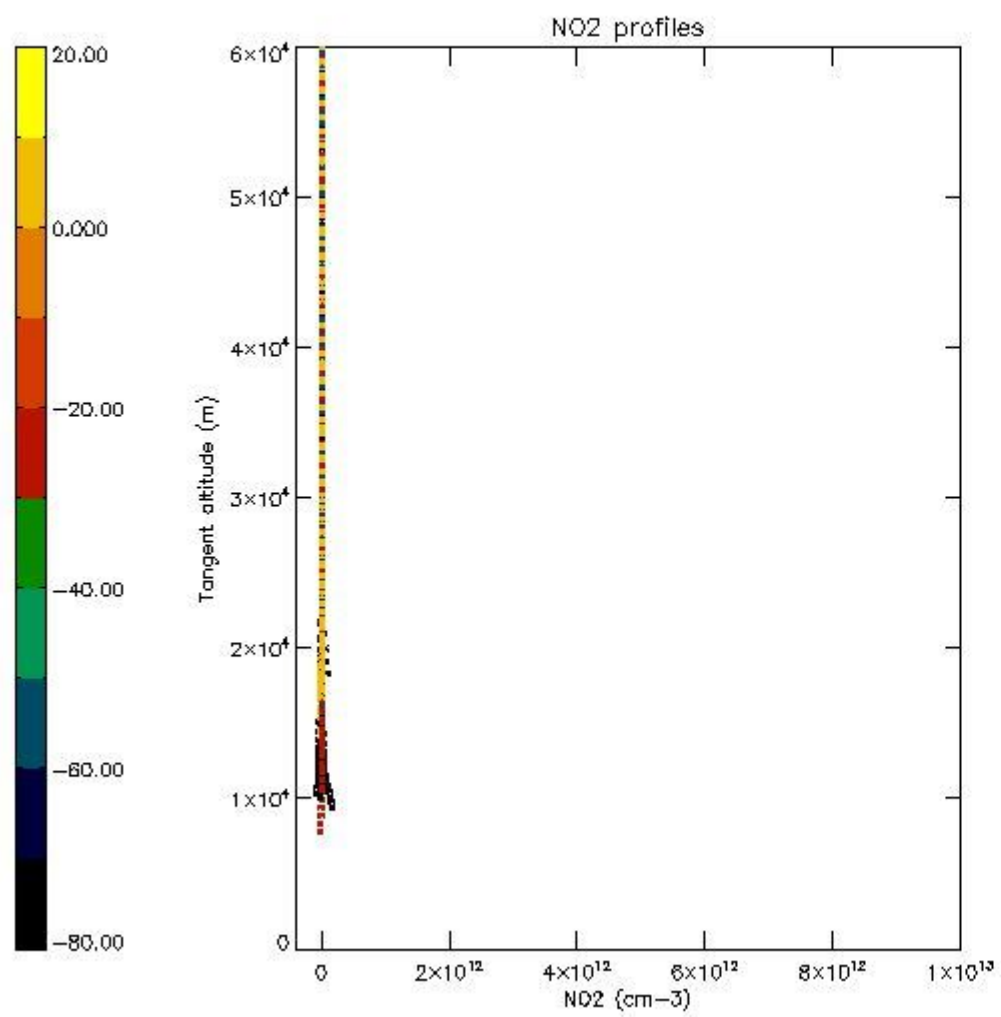
*5.5 Plot ozone profiles where STD < 5% (dark without errors)*

The colorbar represents the latitude.



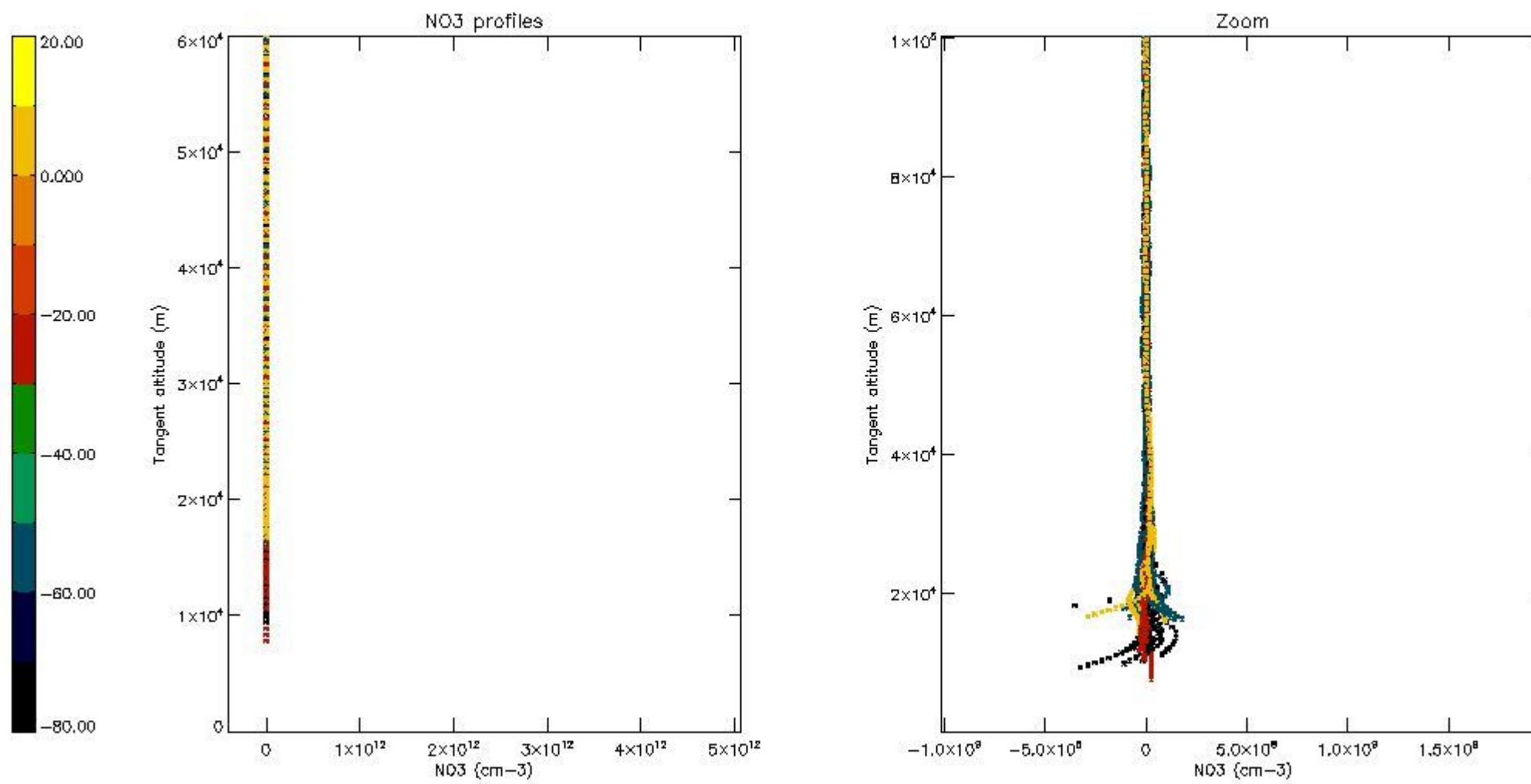
*5.6 Plot NO<sub>2</sub> profiles for all STD (dark without errors)*

The colorbar represents the latitude.



*5.7 Plot NO3 profiles for all STD (dark without errors)*

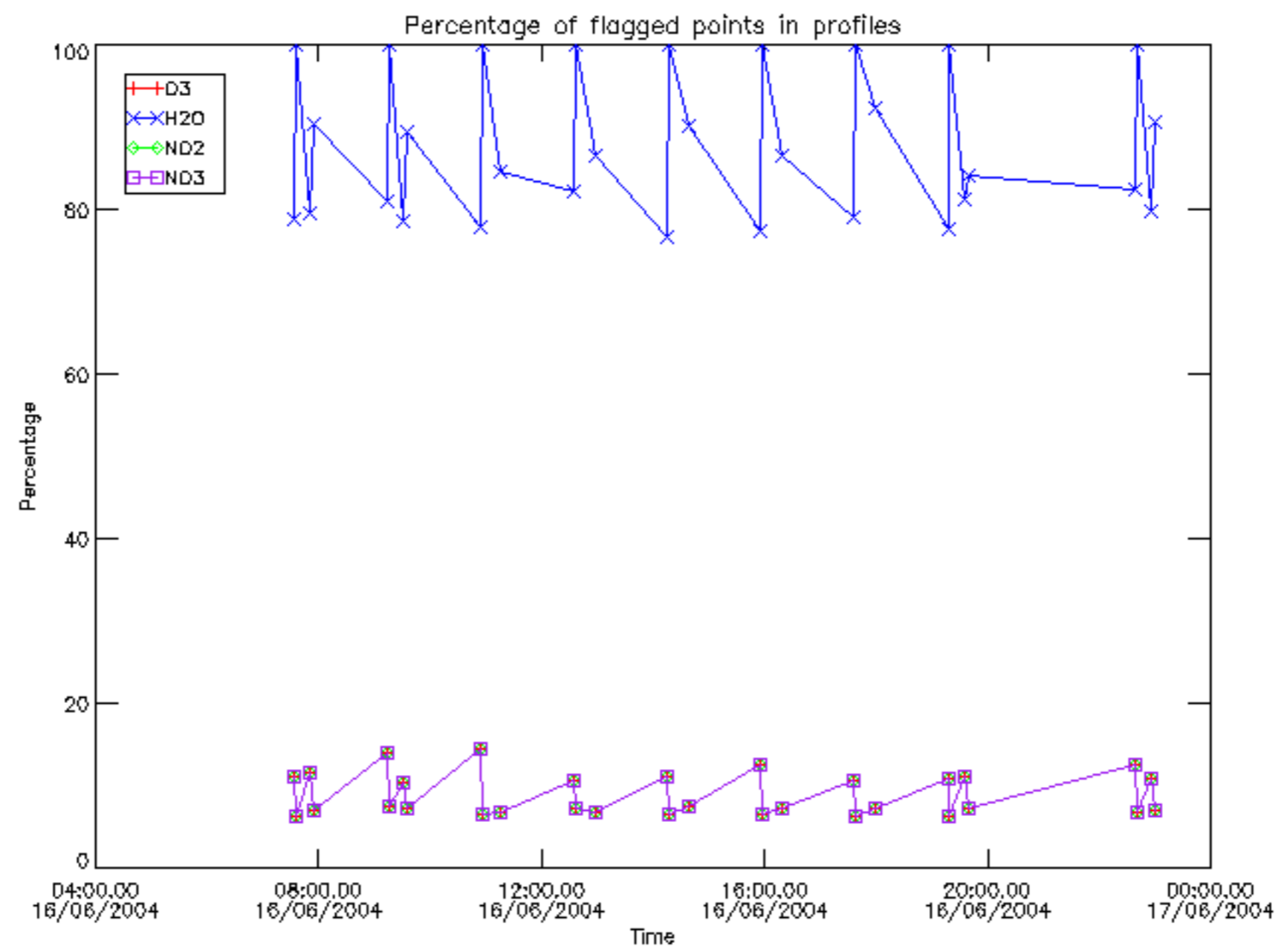
The colorbar represents the latitude.



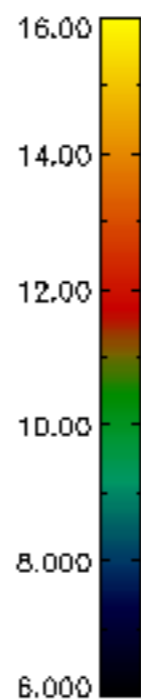
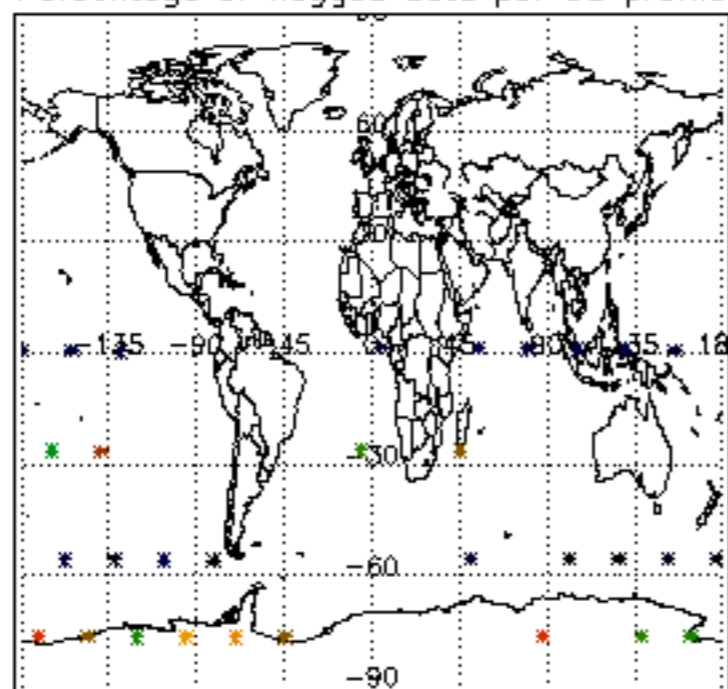
## 6. Auxiliary Data Files used for the production reported in section 2

The number reported in the third column indicates since which file (see list in section 2) the corresponding auxiliary file has been used. The fourth column is the date of those product files.

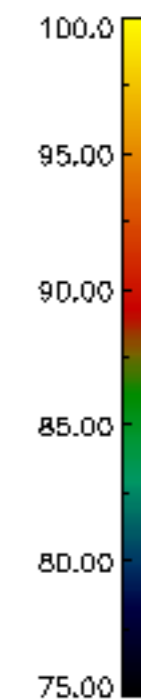
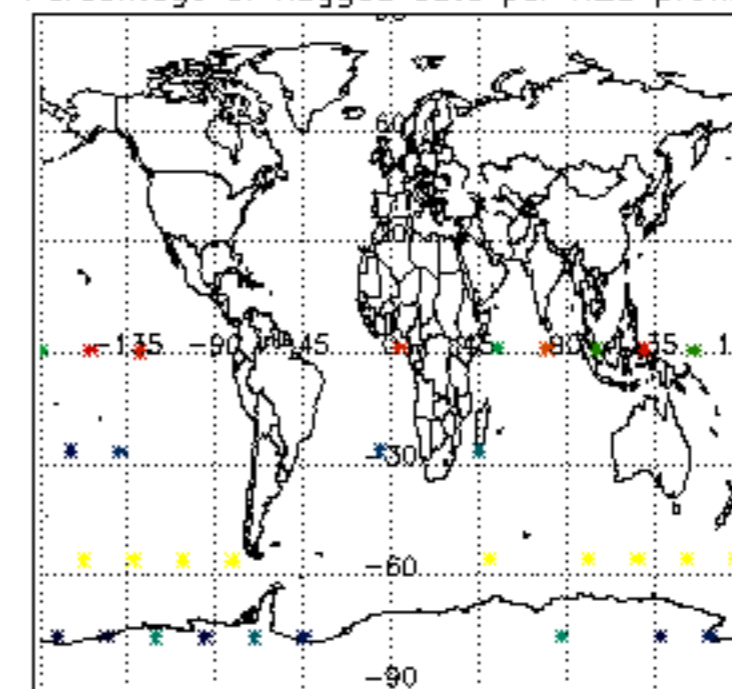
Type	Auxiliary Filename	Used since product	Used since product date
INST_PHYS_CHARACTERISTICS	GOM_INS_AXVIEC20091111_143220_20030716_120000_20500101_000000	1	16-JUN-2004 06:38:06
LEVEL-2_PROC_CONFIG	GOM_PR2_AXVIEC20091111_152718_20020301_000000_20500101_000000	1	16-JUN-2004 06:38:06
CROSS_SECTIONS_FILE	GOM_CRS_AXVIEC20091111_154832_20020301_000000_20500101_000000	1	16-JUN-2004 06:38:06



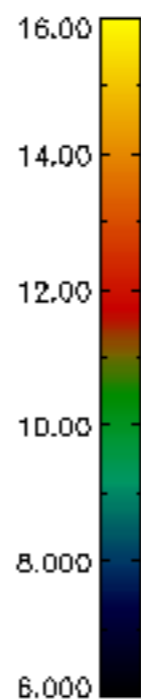
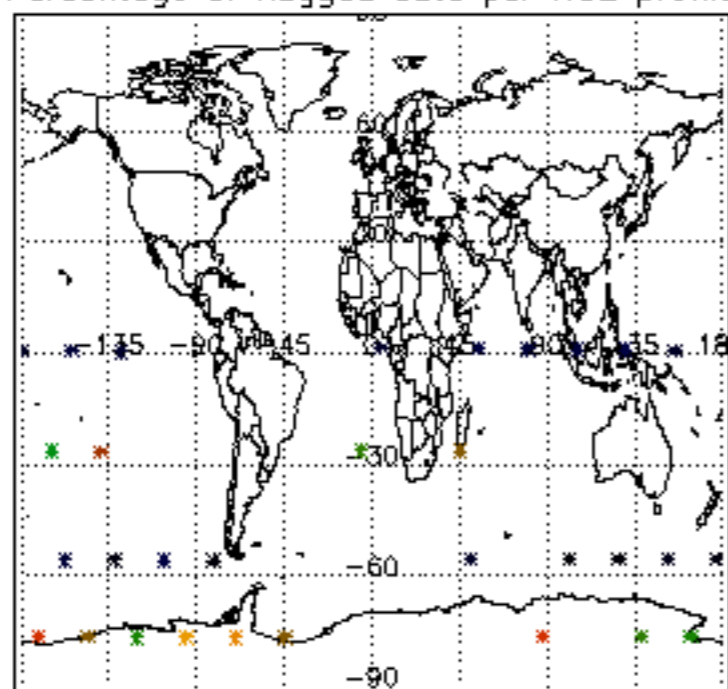
Percentage of flagged data per D3 profile



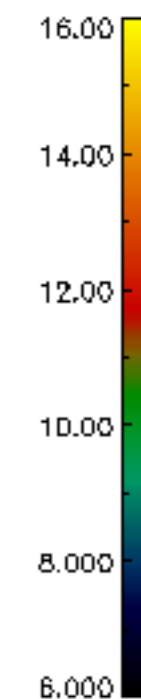
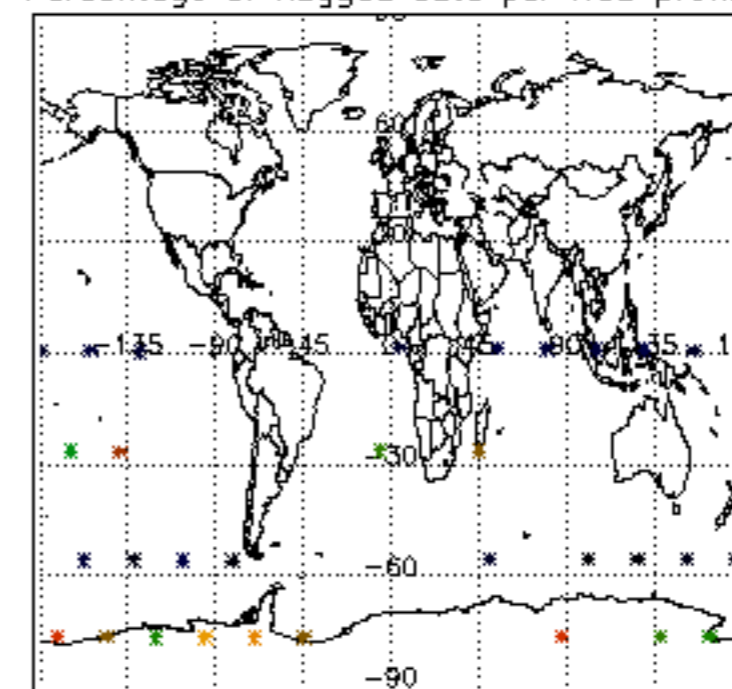
Percentage of flagged data per H2O profile



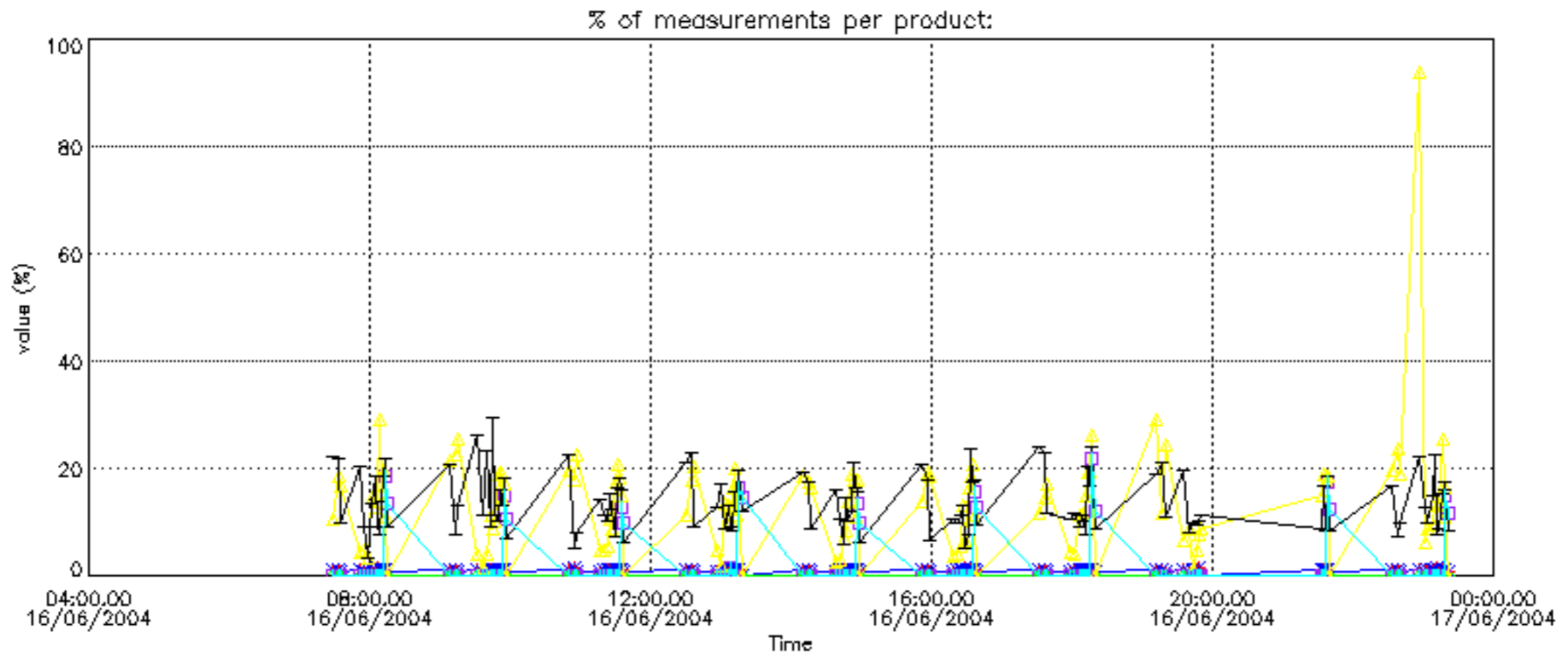
Percentage of flagged data per NO2 profile

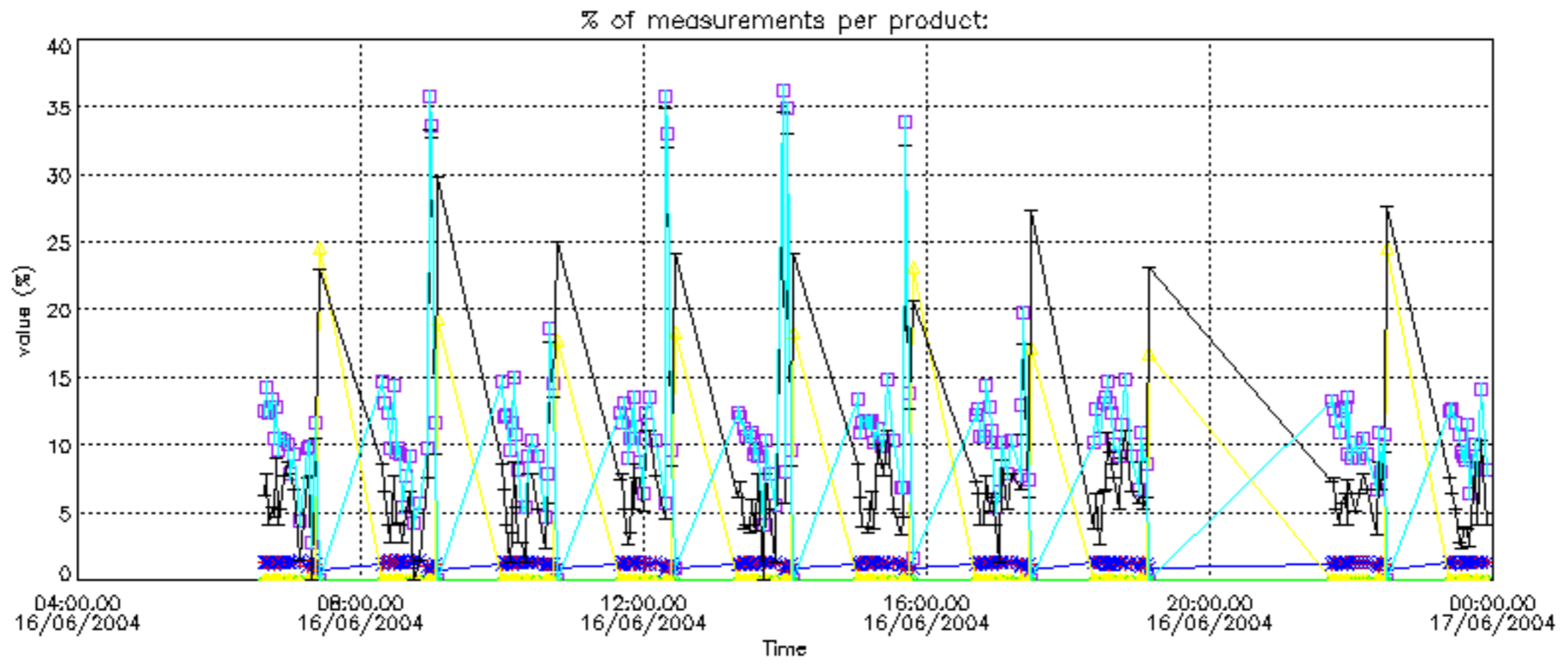


Percentage of flagged data per NO3 profile

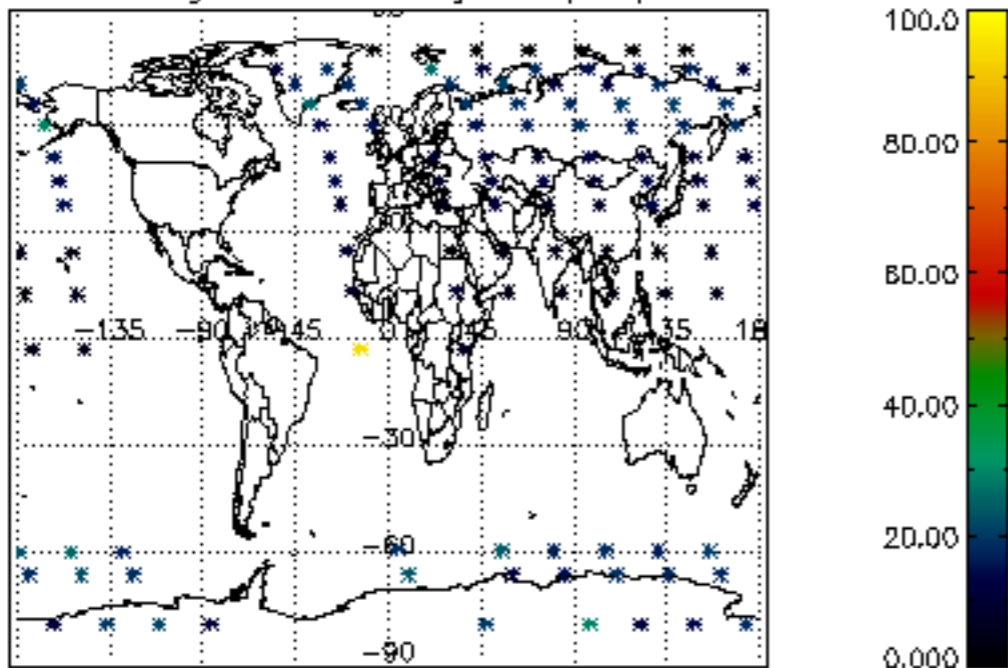




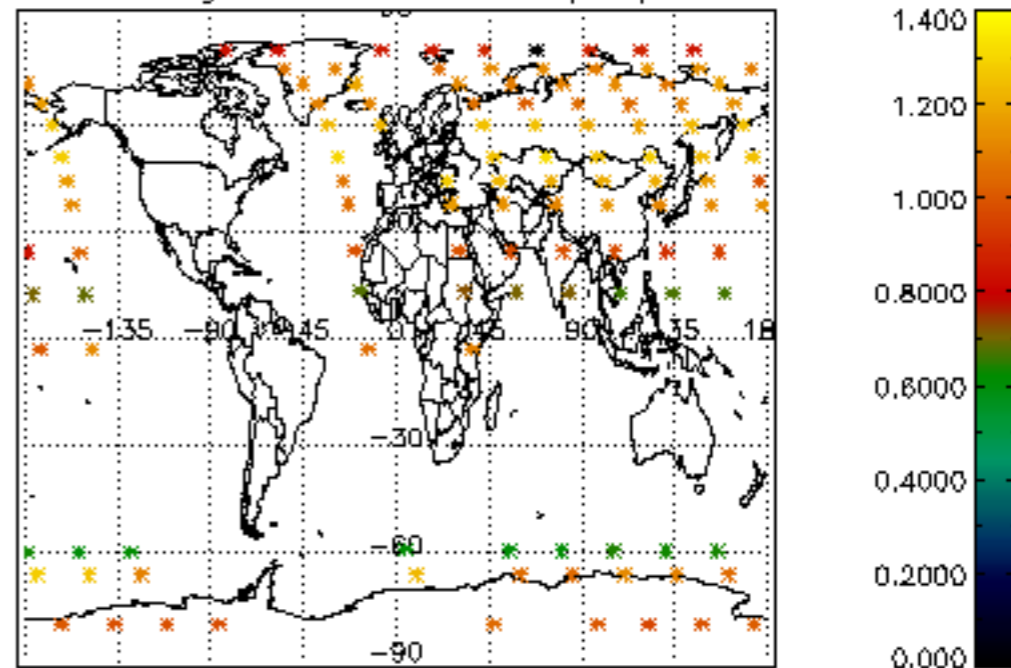




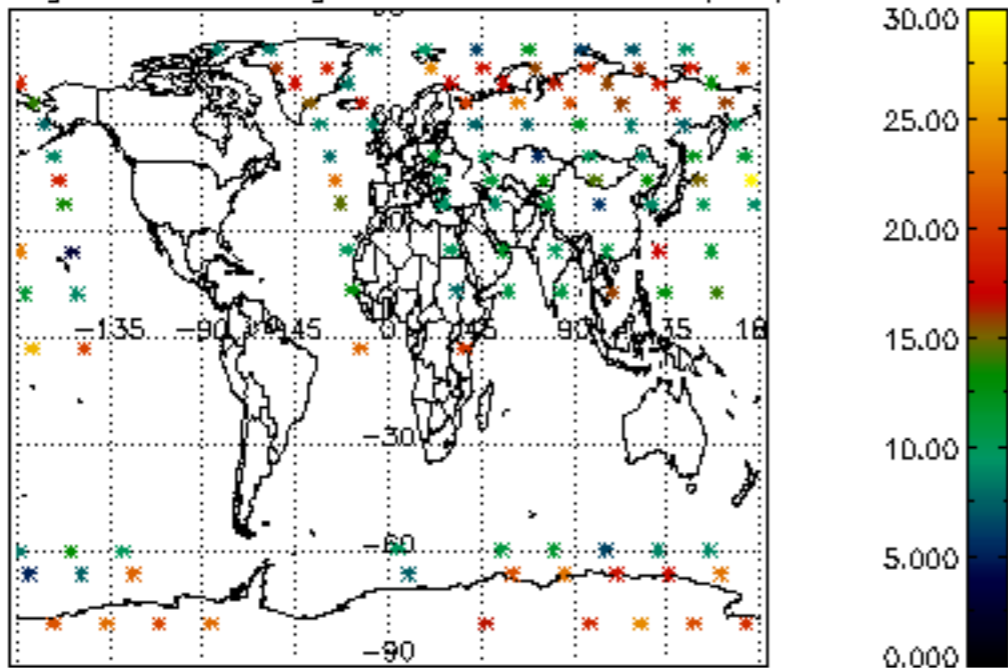
Percentage of cosmic ray hits per profile



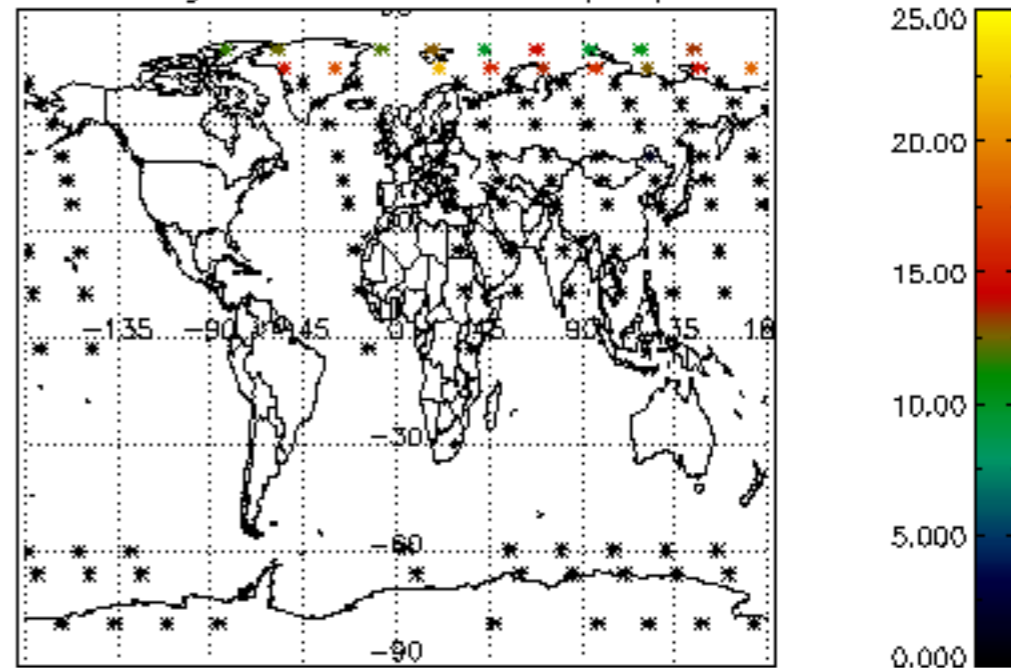
Percentage of datation errors per profile



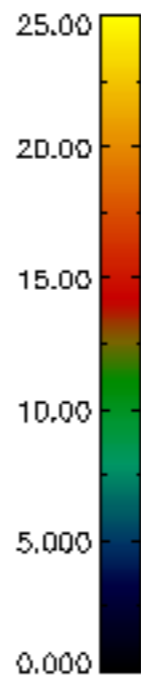
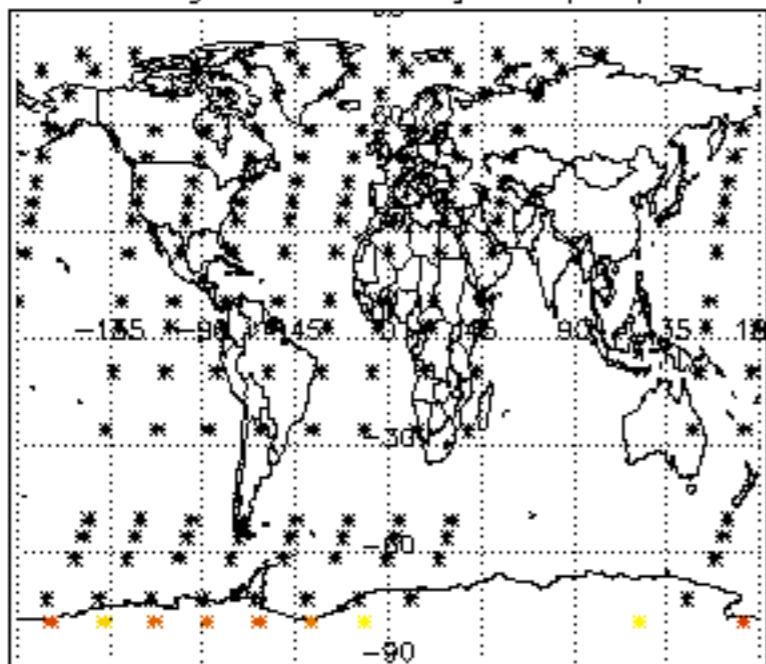
Percentage of star falling outside central band per profile



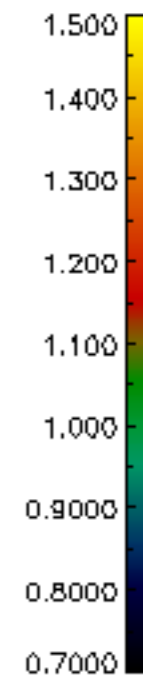
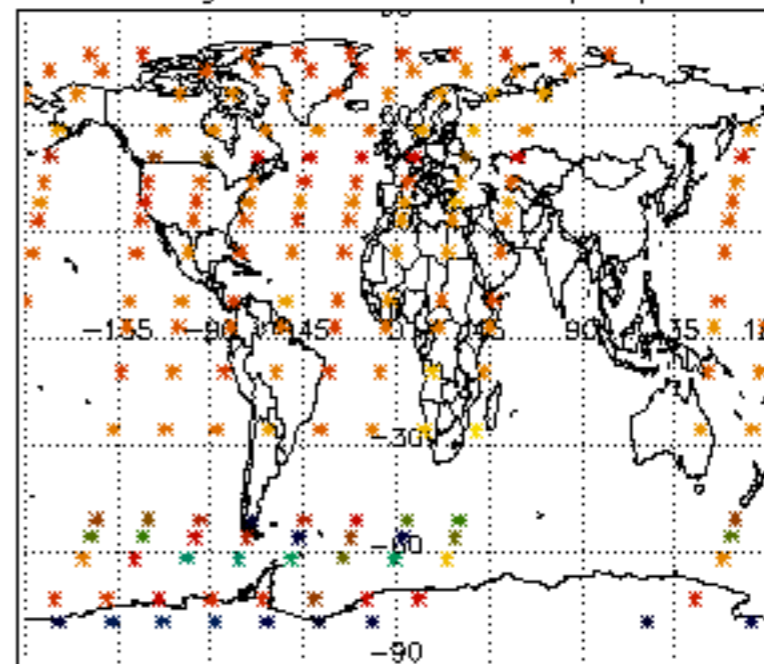
Percentage of saturation errors per profile



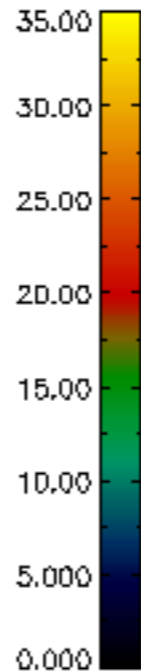
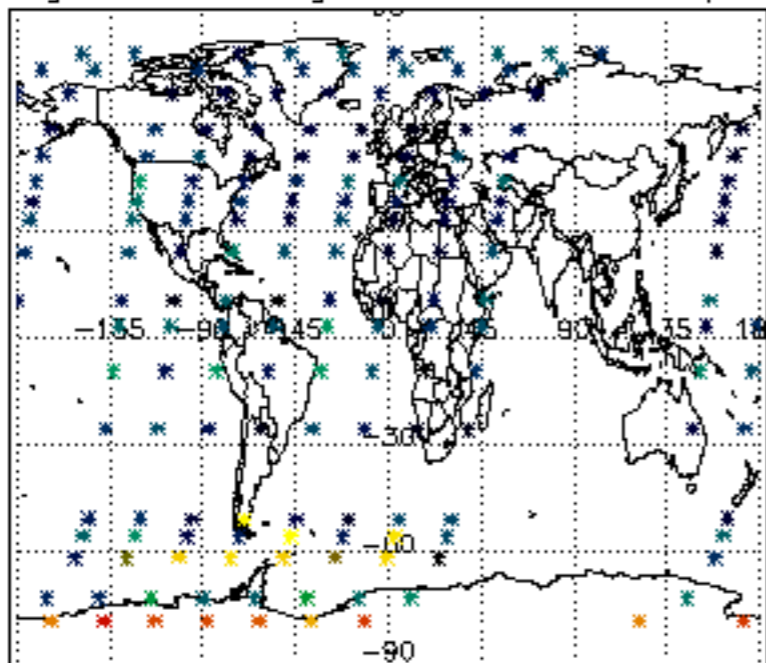
Percentage of cosmic ray hits per profile




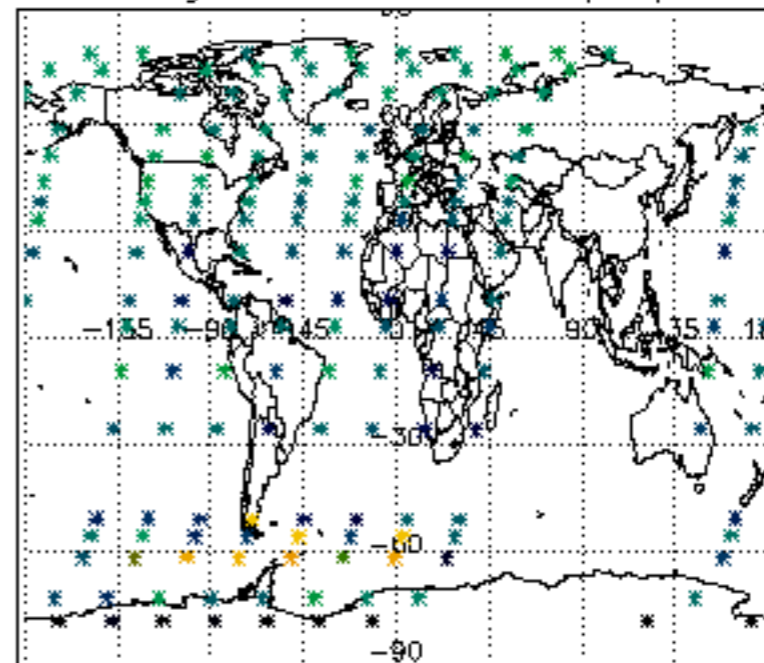
Percentage of datation errors per profile

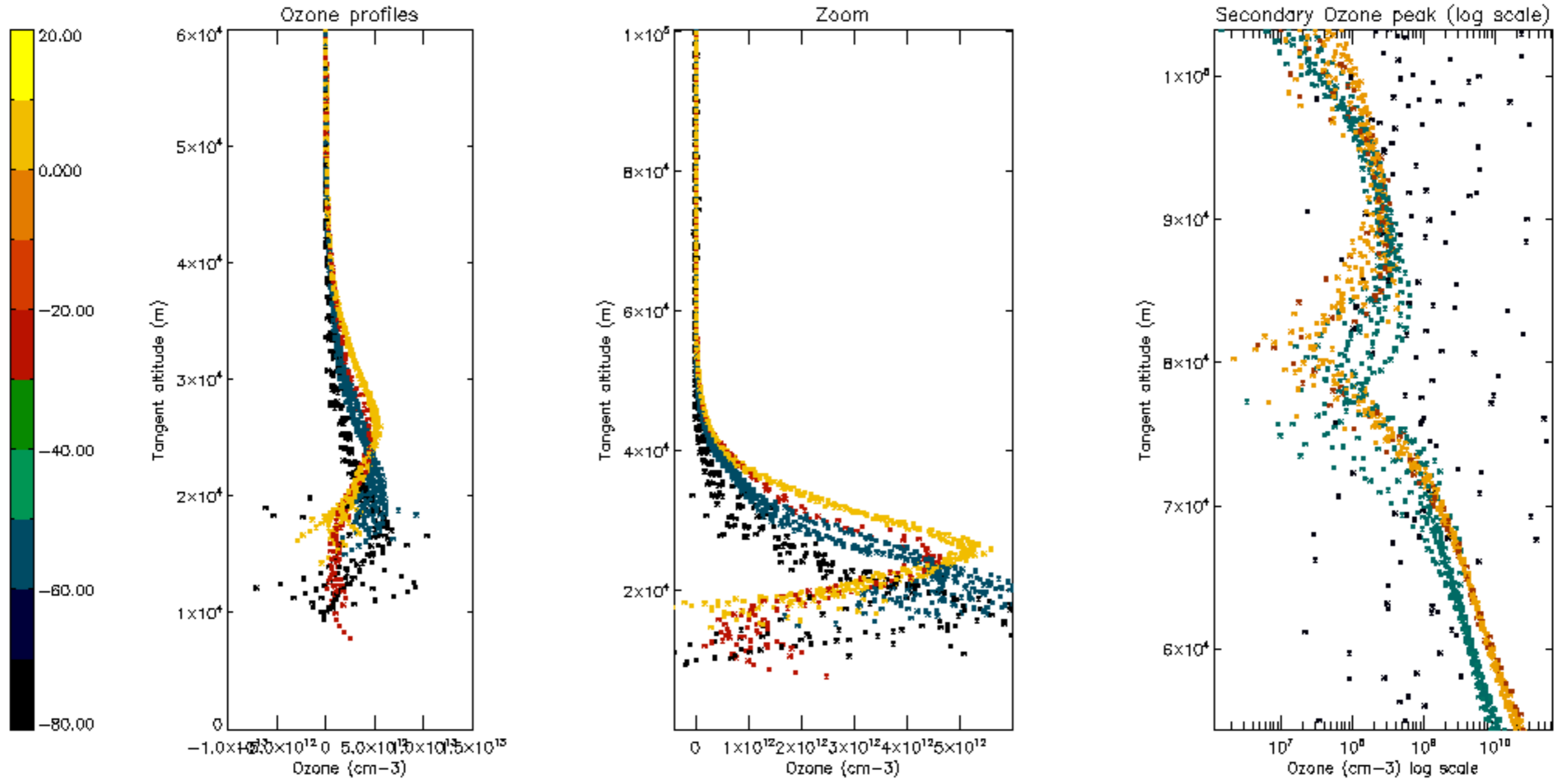


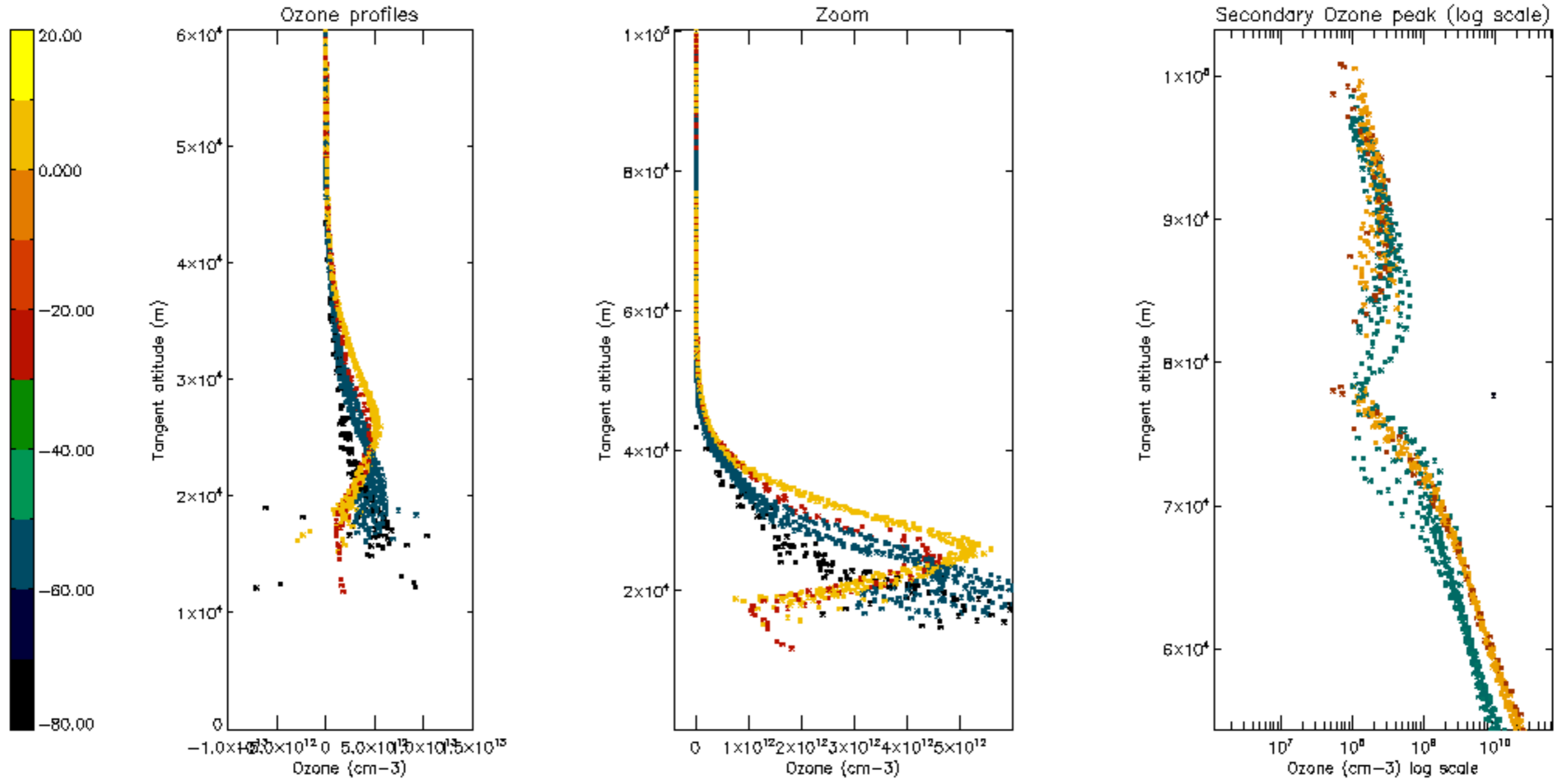
Percentage of star falling outside central band per profile

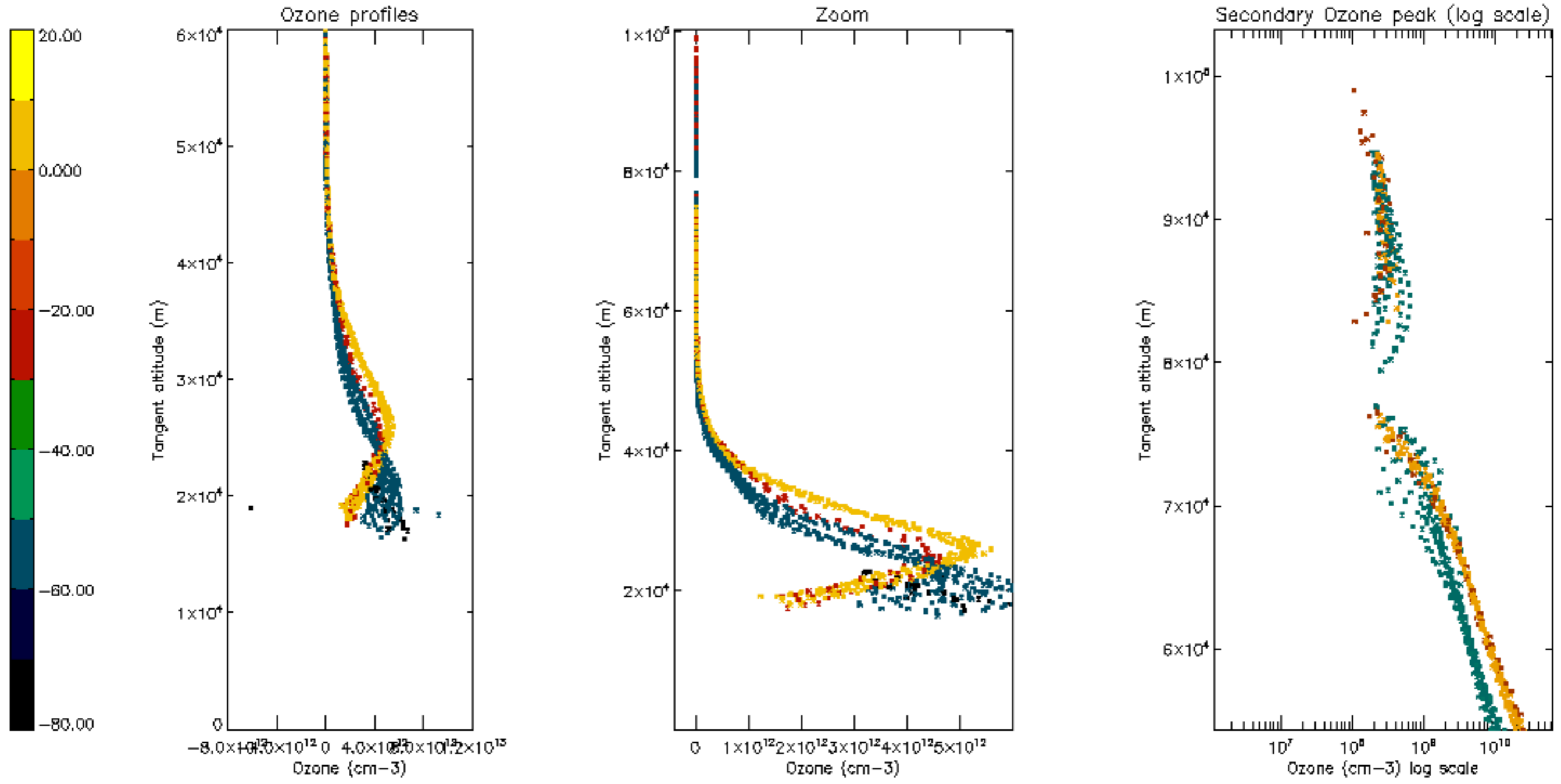


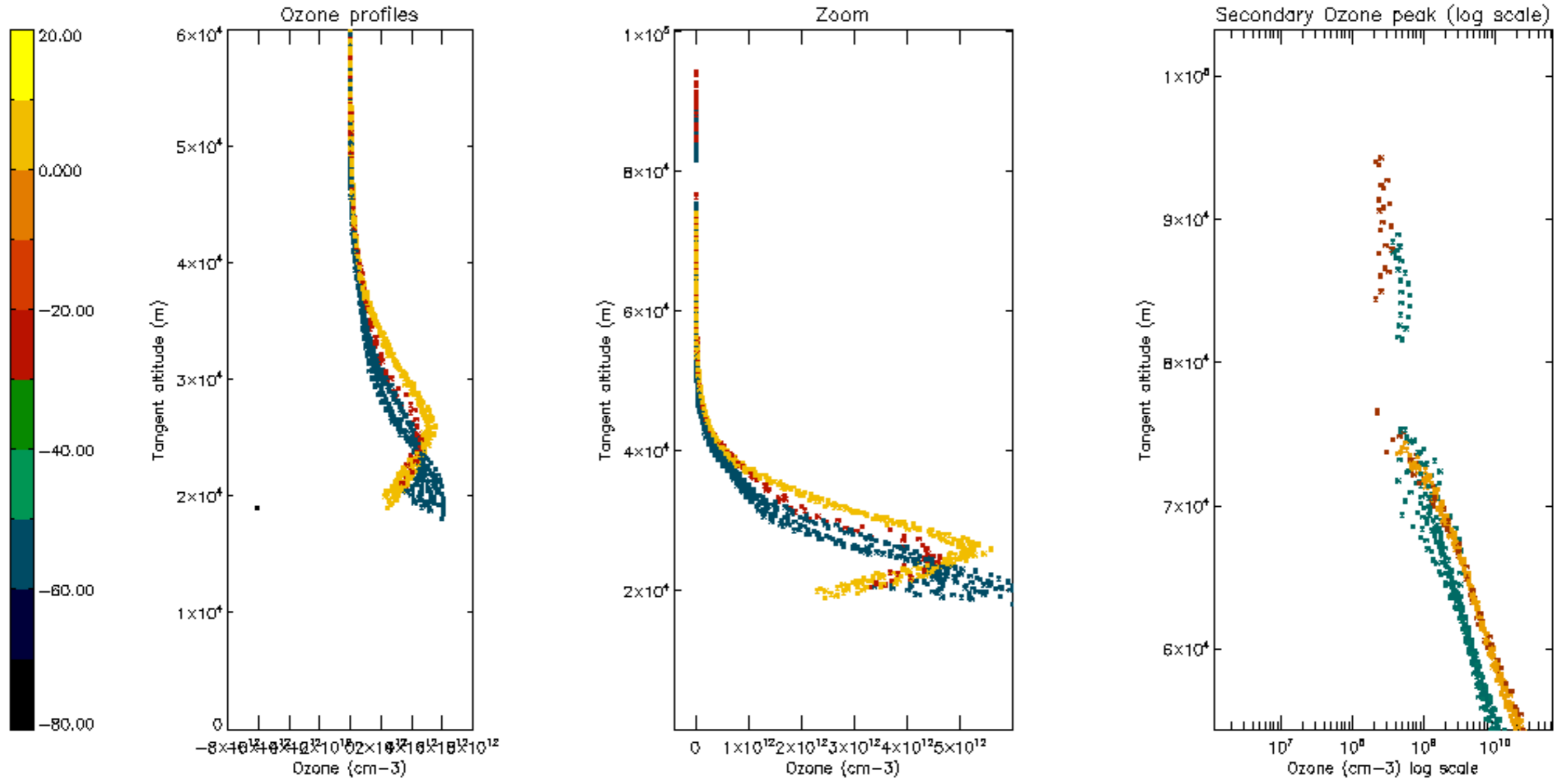
Percentage of saturation errors per profile



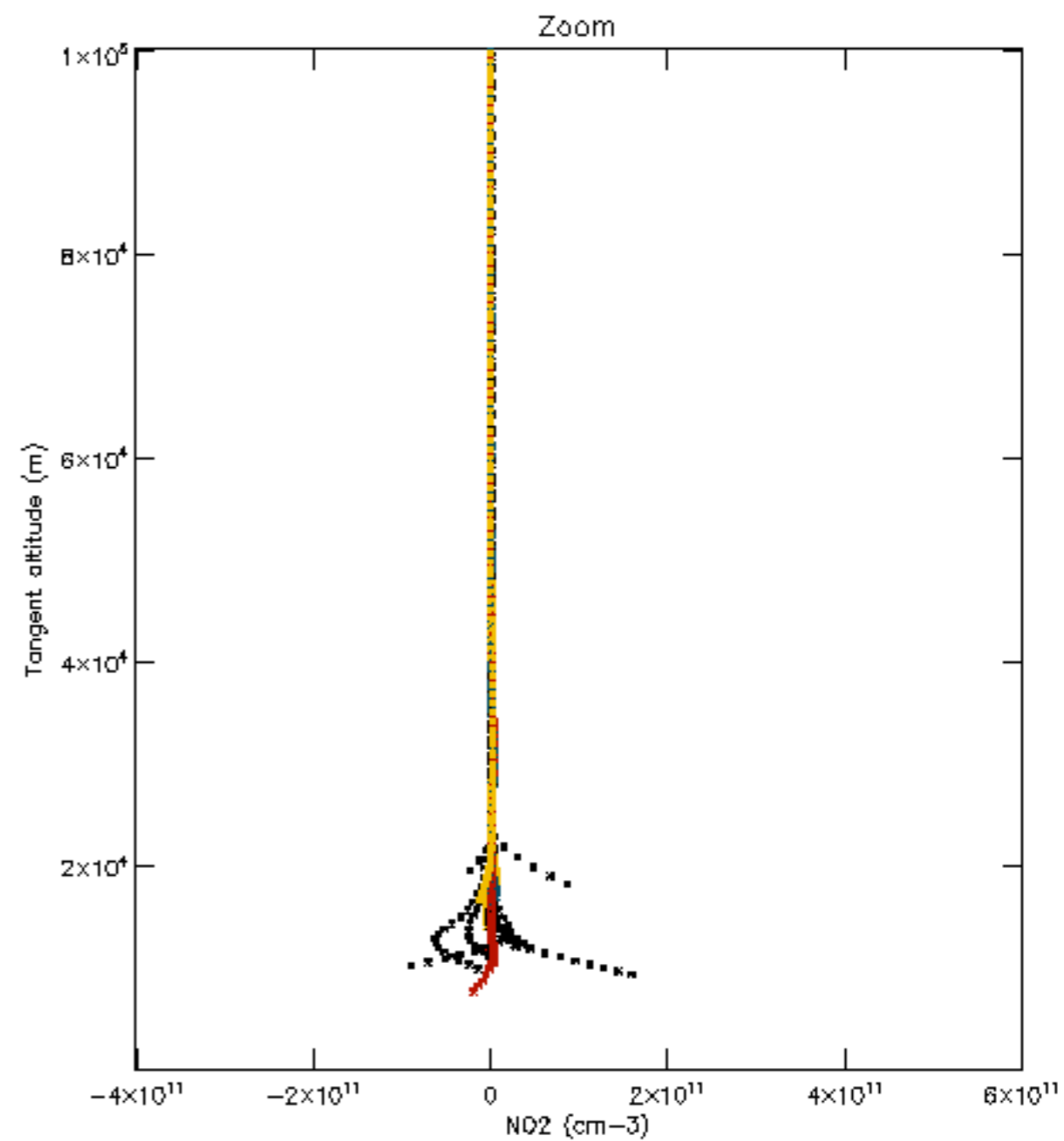
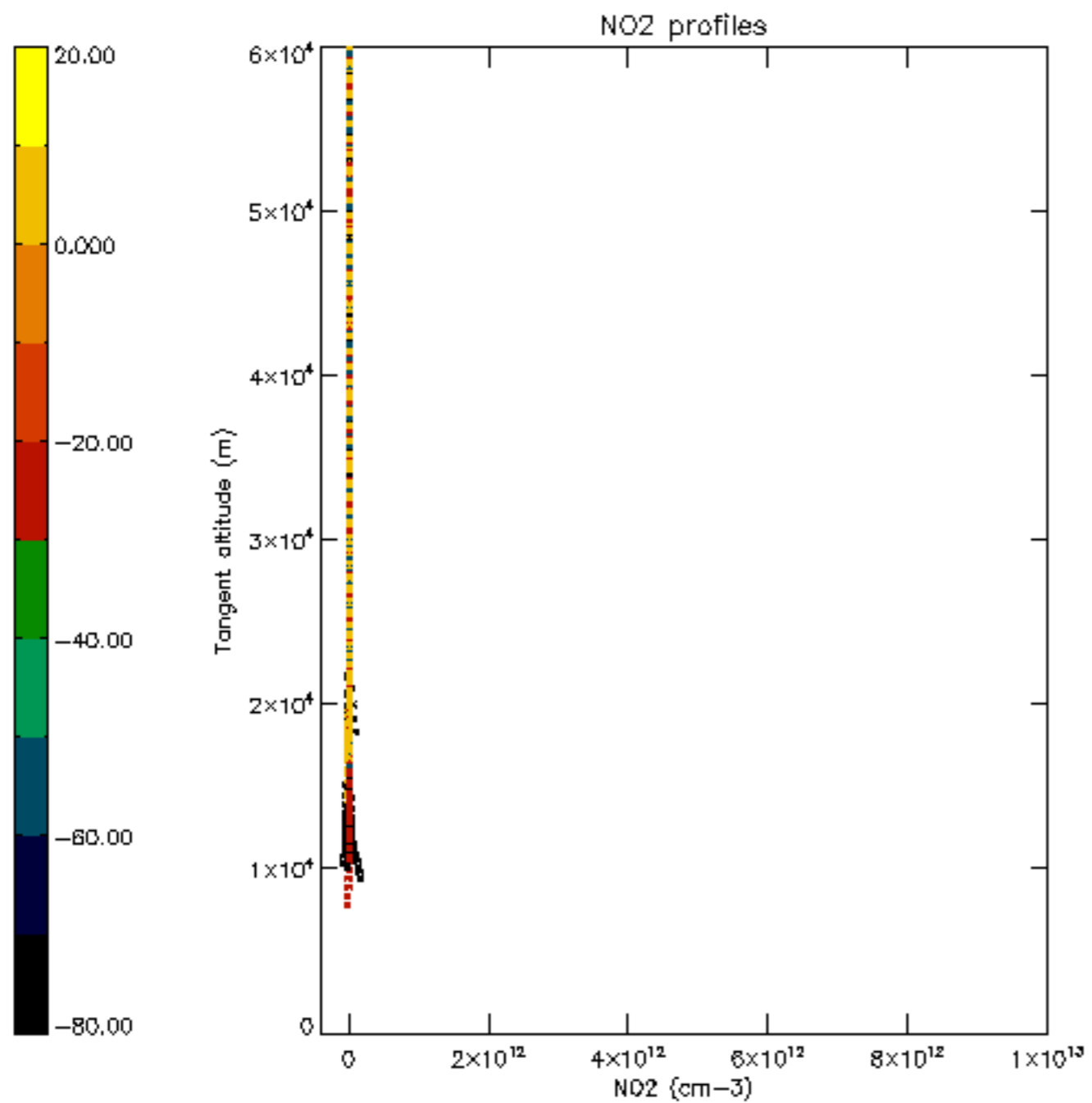


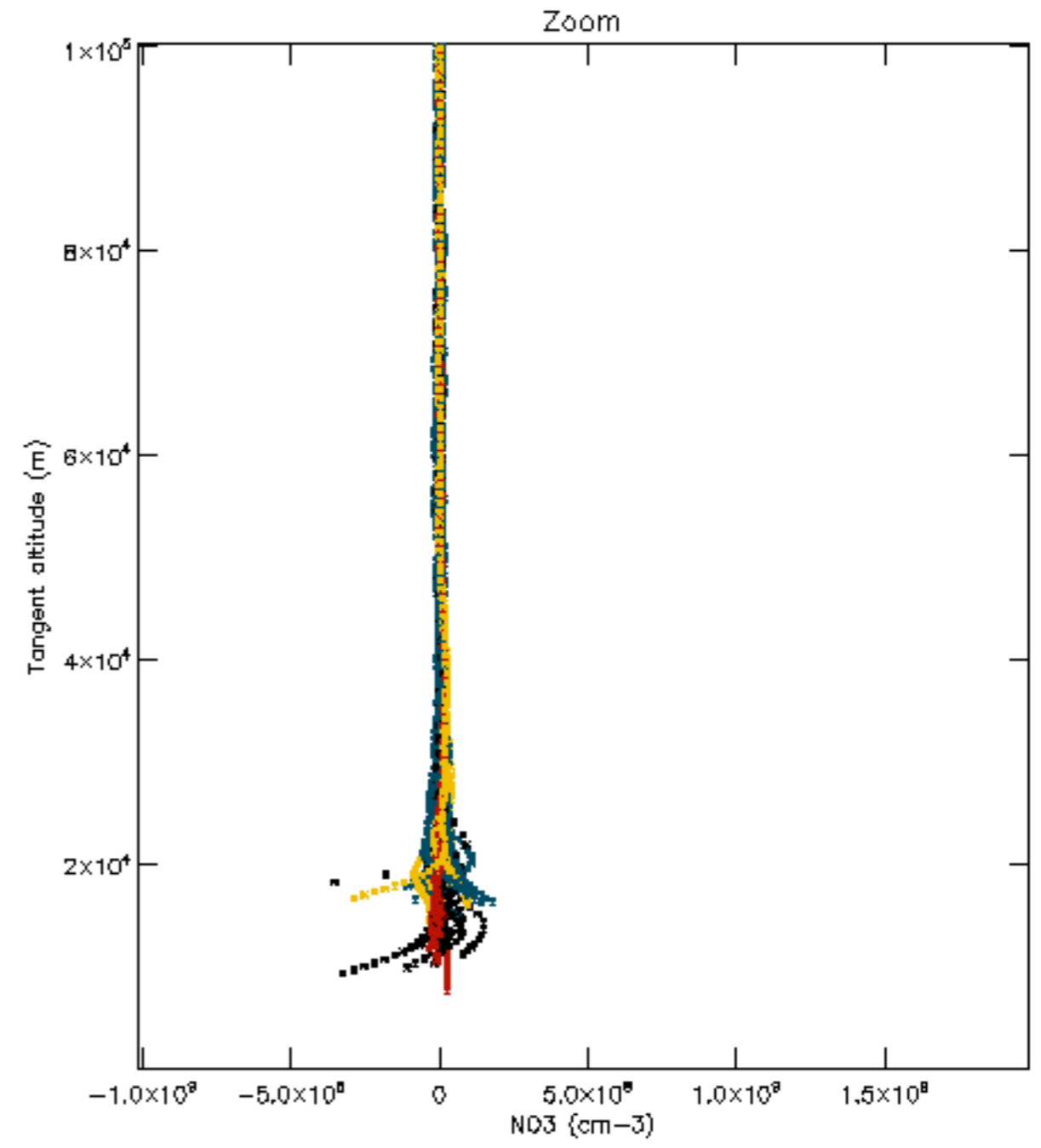
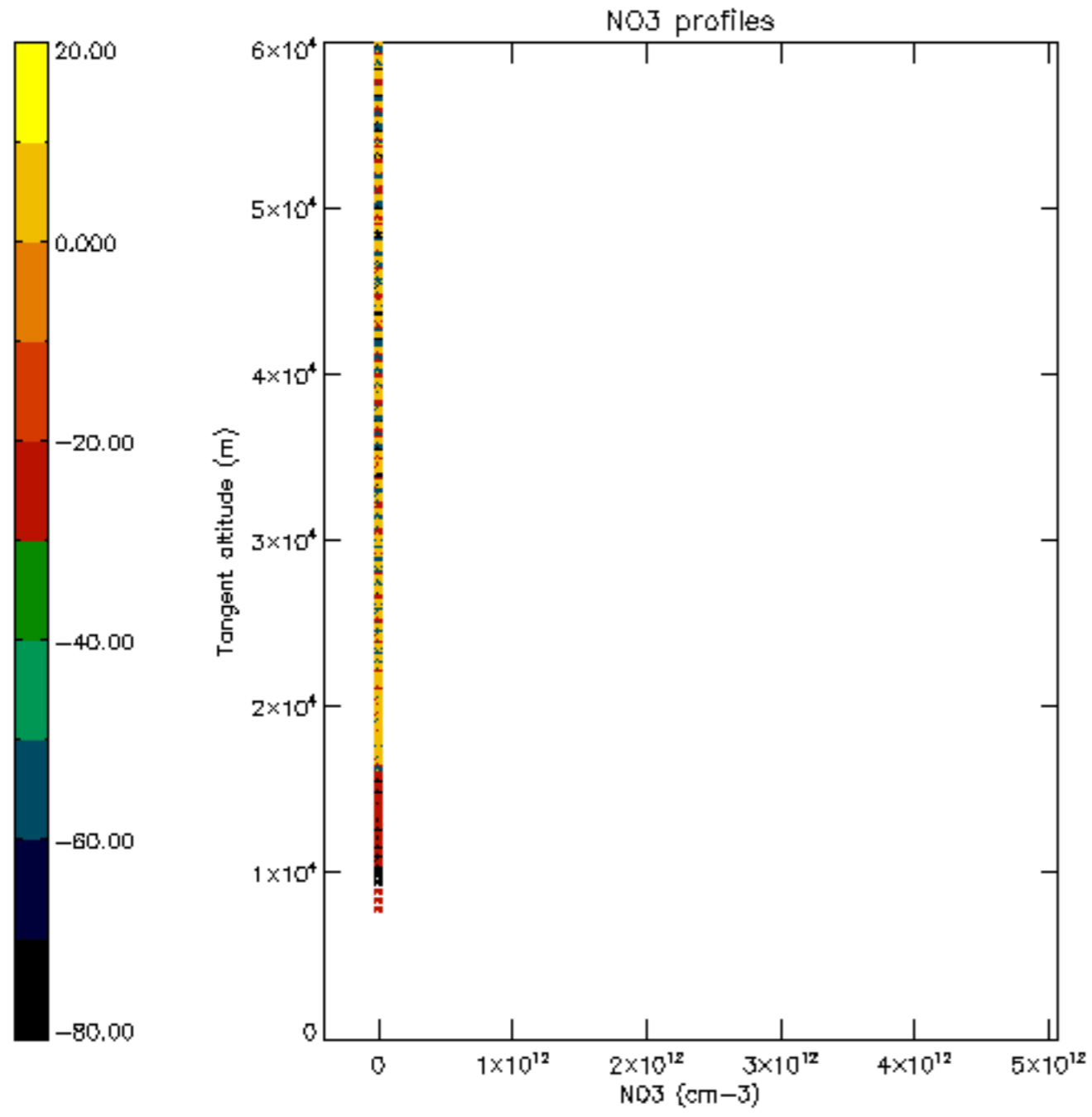


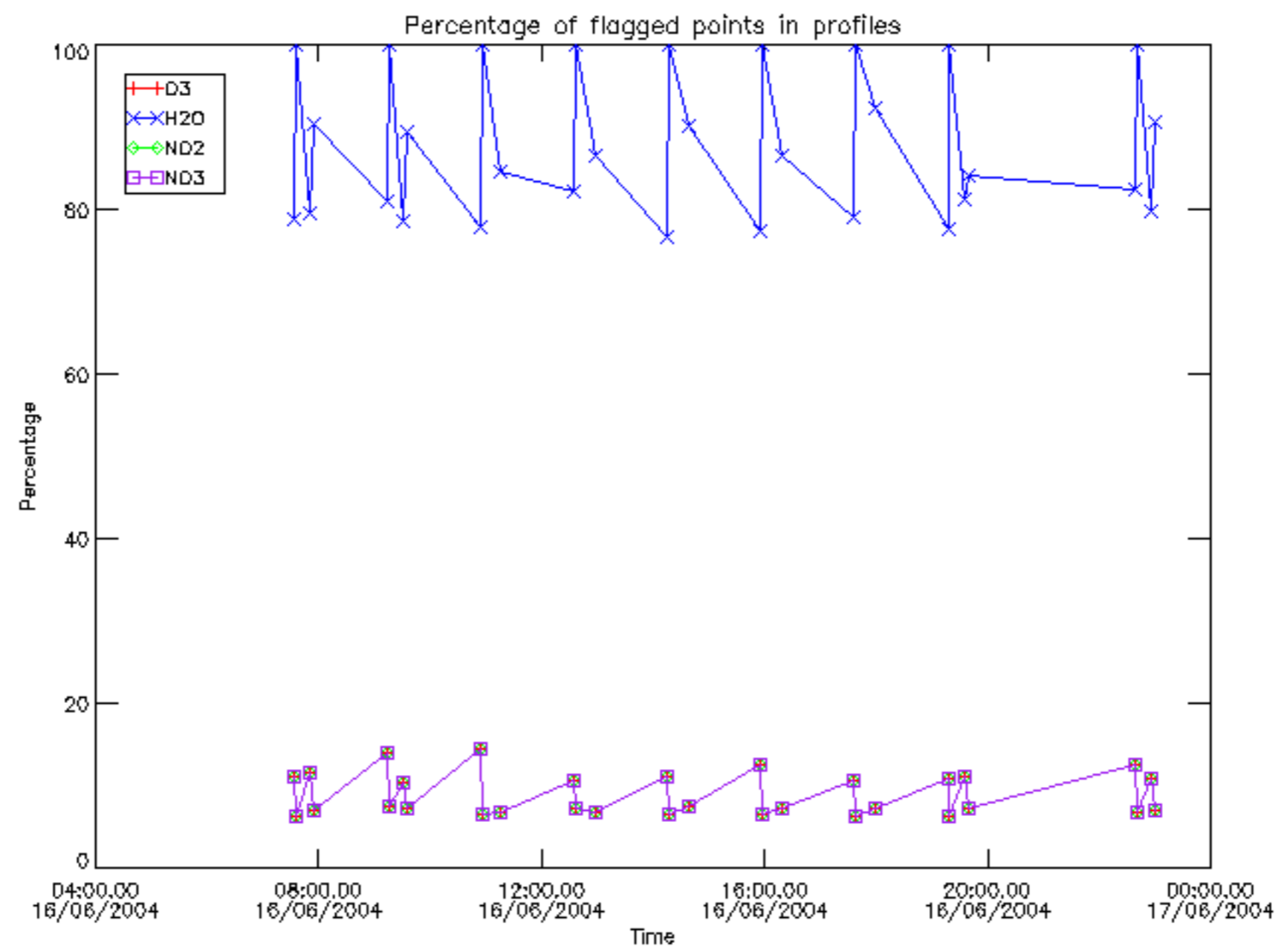




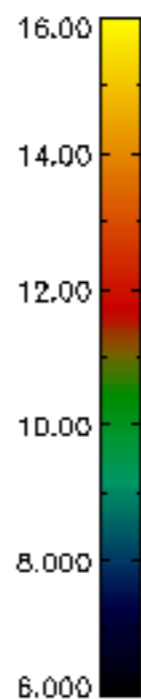
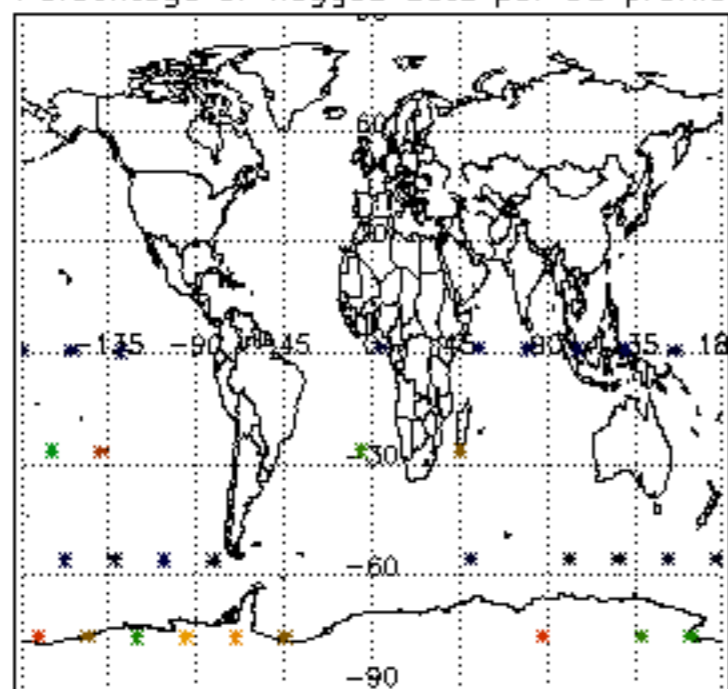




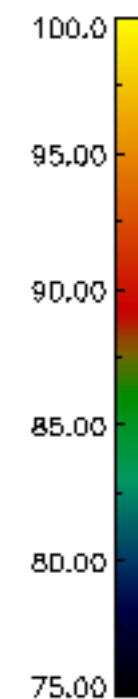
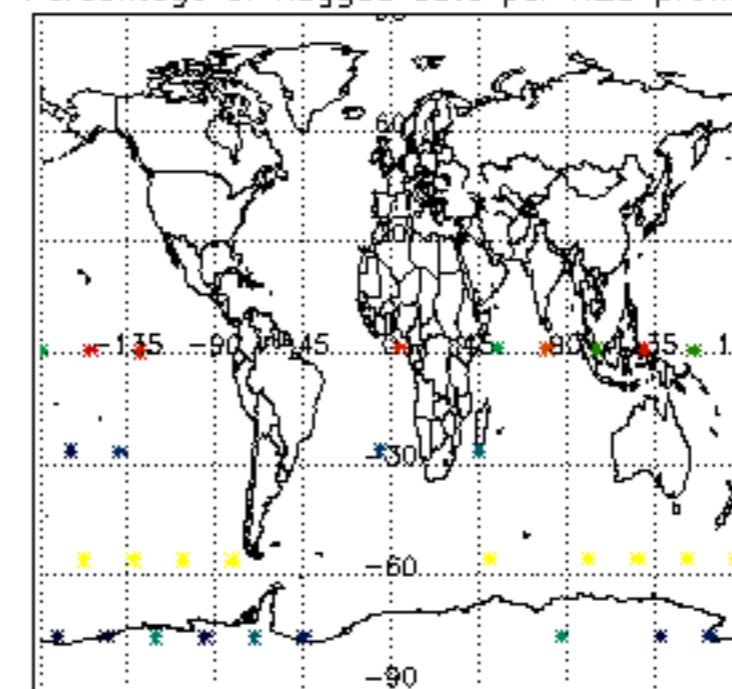




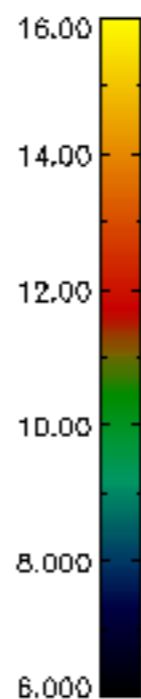
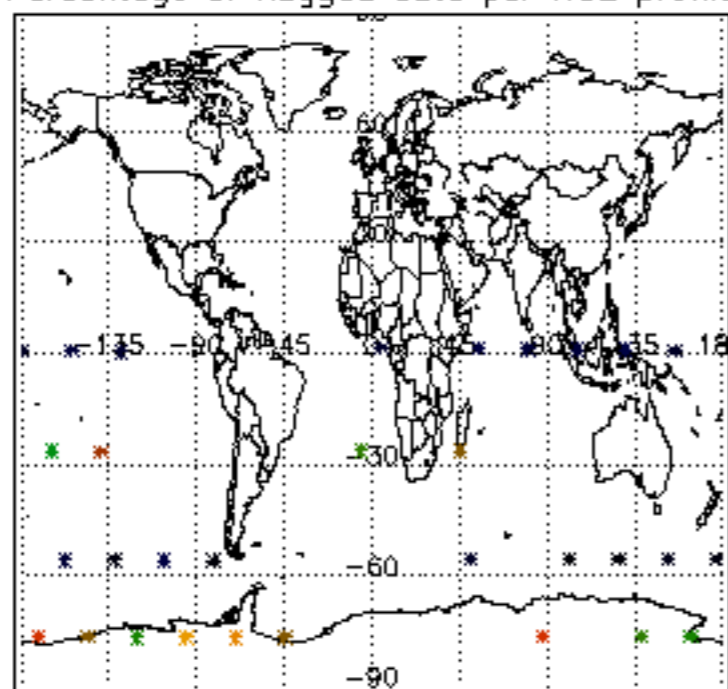
Percentage of flagged data per D3 profile



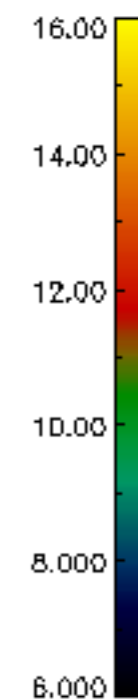
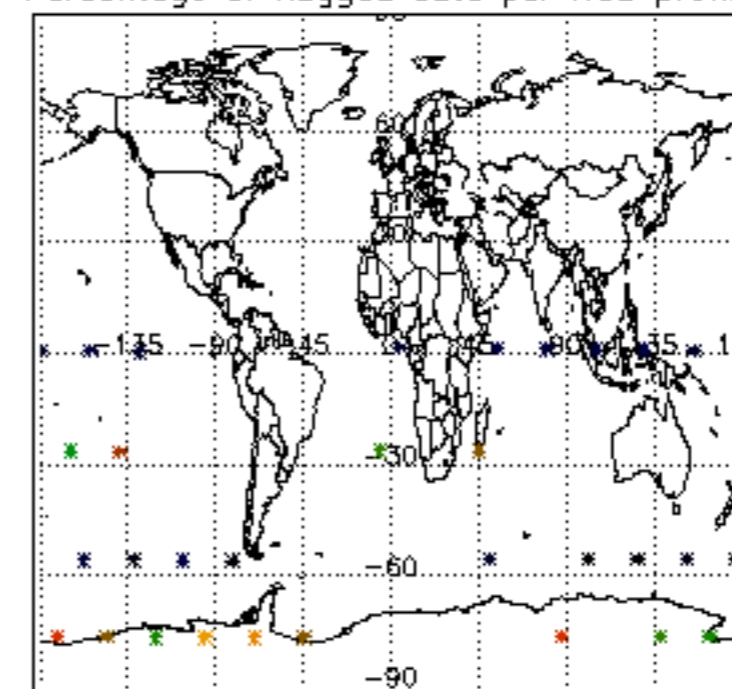
Percentage of flagged data per H2O profile

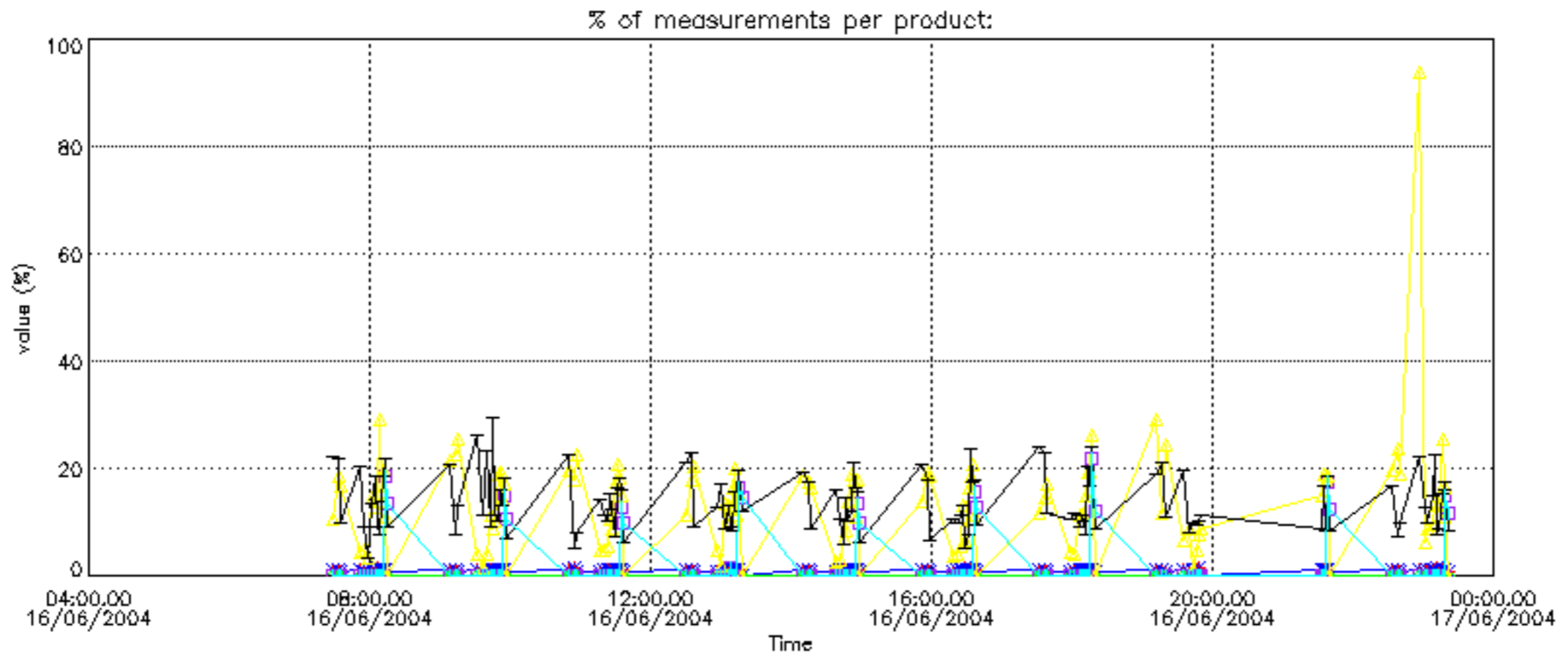


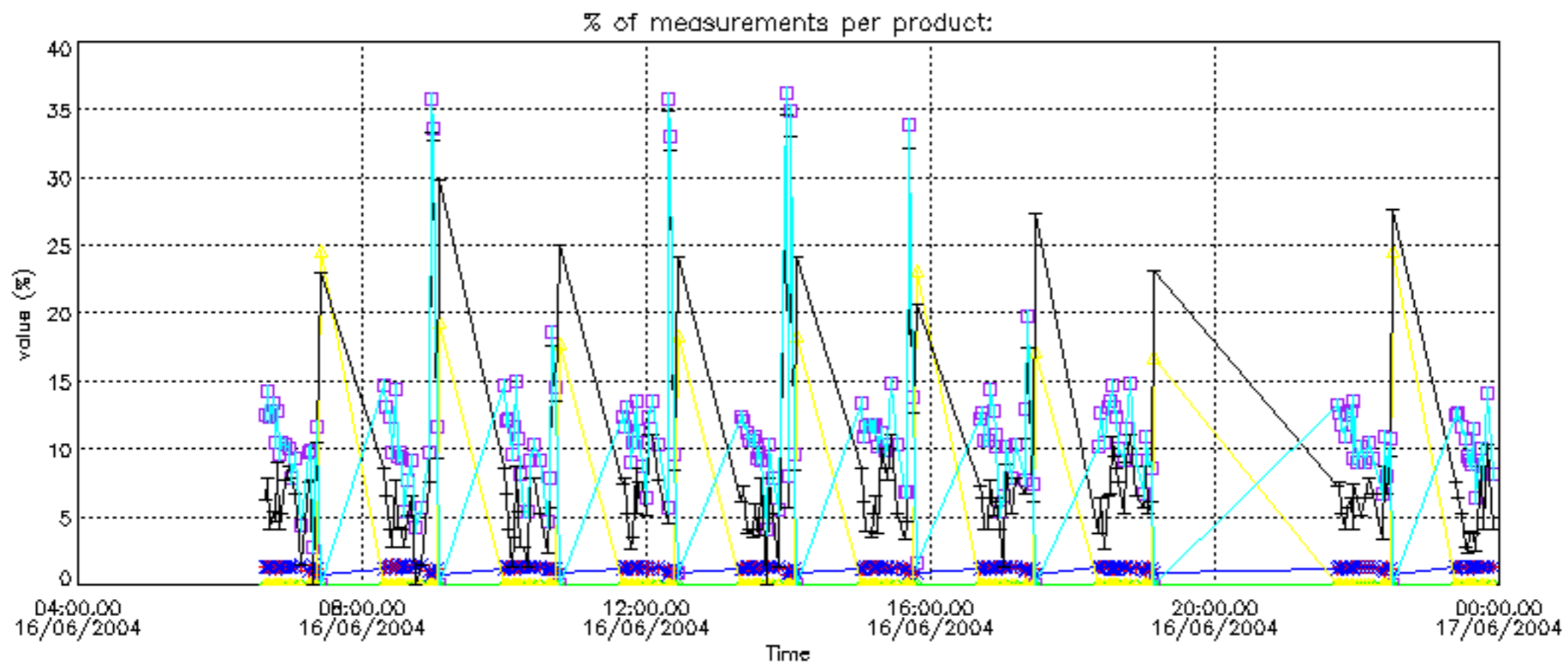
Percentage of flagged data per NO2 profile



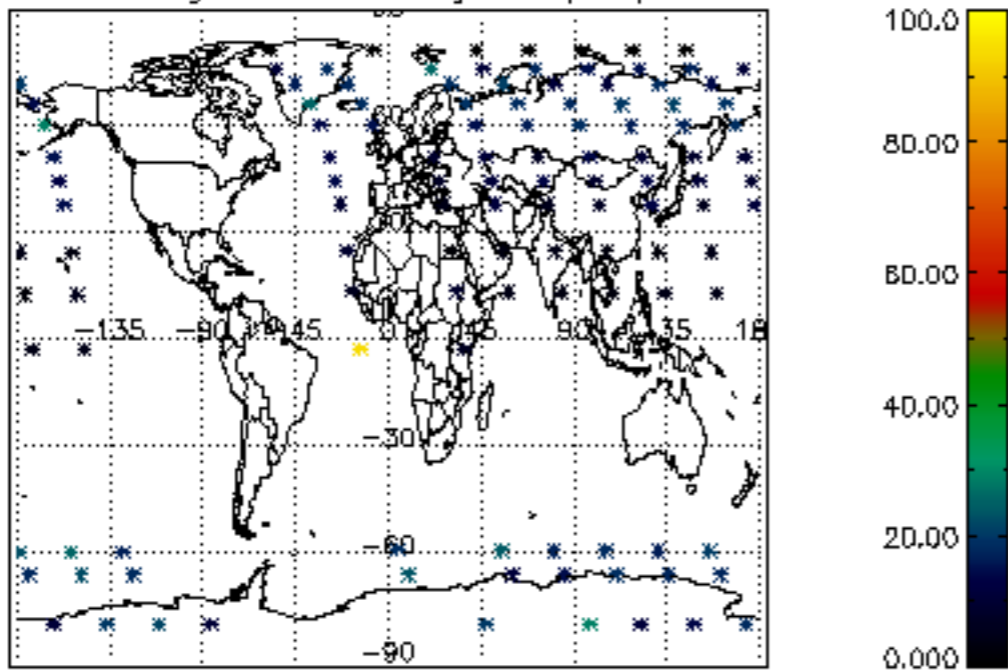
Percentage of flagged data per NO3 profile



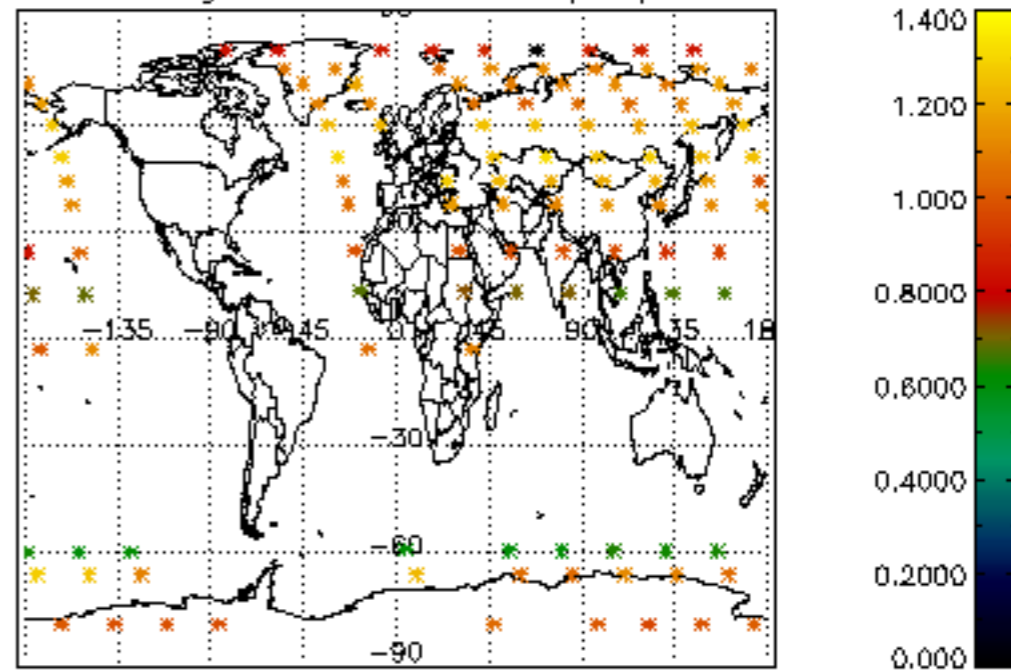




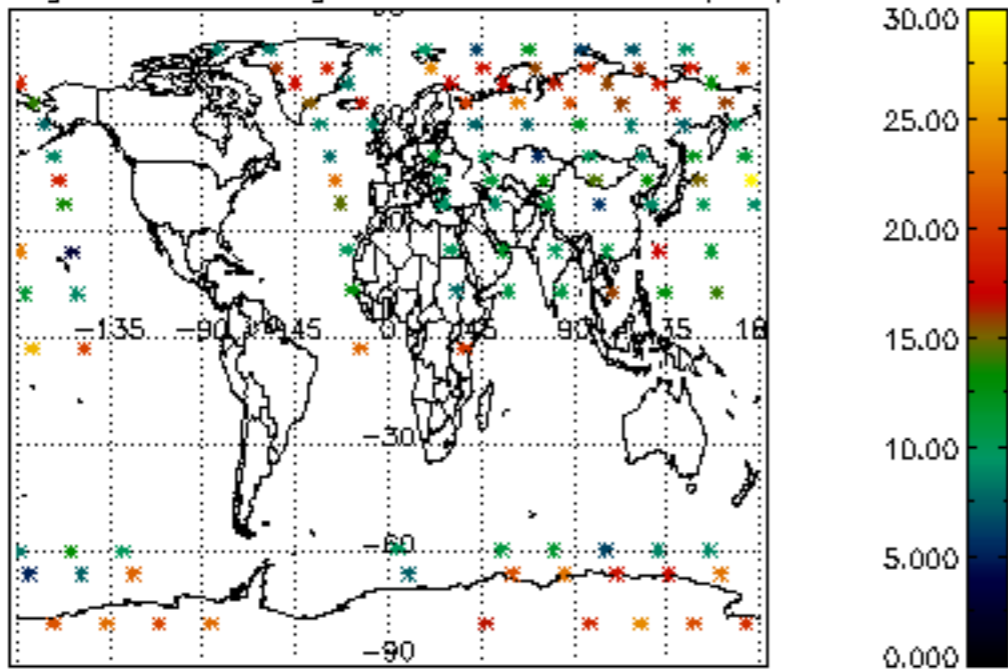
Percentage of cosmic ray hits per profile



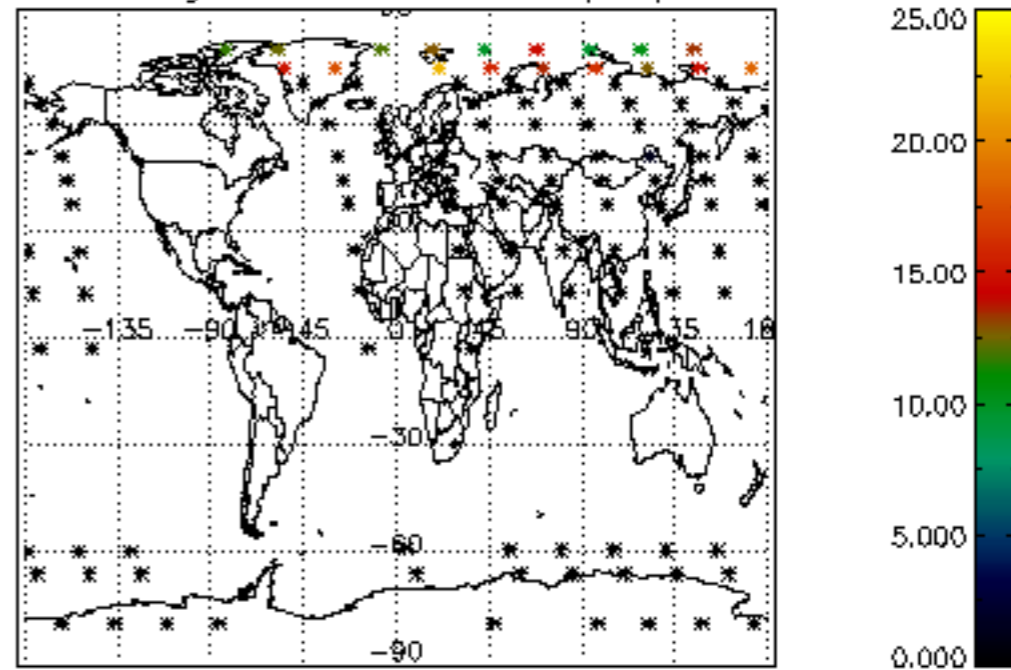
Percentage of datation errors per profile



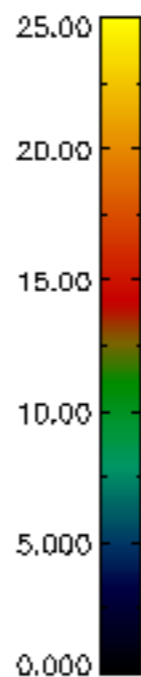
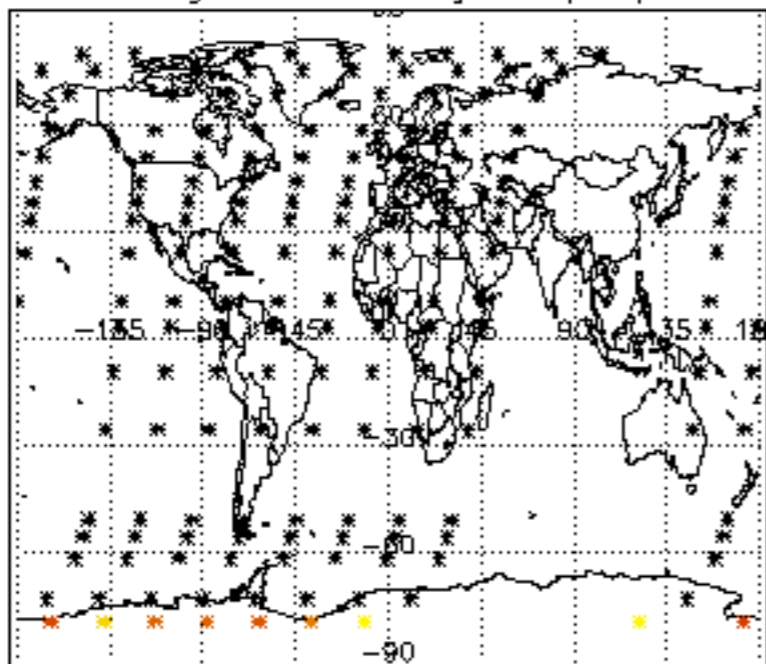
Percentage of star falling outside central band per profile



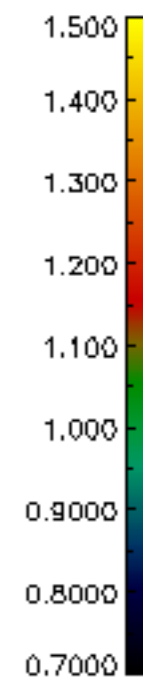
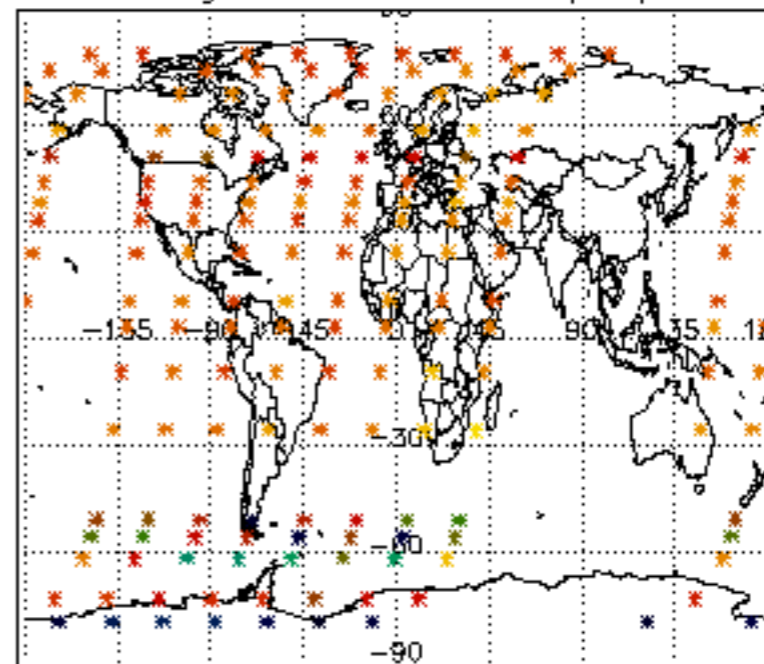
Percentage of saturation errors per profile



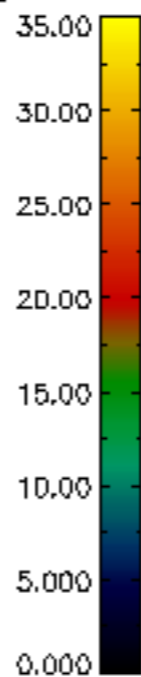
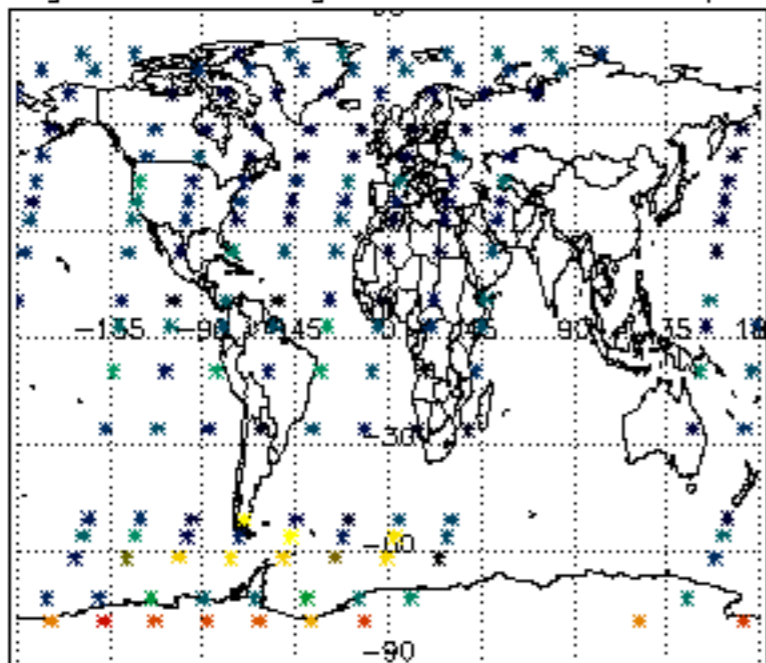
Percentage of cosmic ray hits per profile



Percentage of datation errors per profile



Percentage of star falling outside central band per profile



Percentage of saturation errors per profile

