

GOMOS Level 2 Daily Report

SUMMARY

[1. General Info](#)

[2. Summary of processed GOM_NL_2P products](#)

[3. Level 2 Quality information per product](#)

[3.1 Plot of level 2 quality information per product \(time dependant\)](#)

[3.2 Plot of level 2 quality information per product \(world map\)](#)

[4. Level 1 Quality information per product \(stored on level 2 products\)](#)

[4.1 Plot of level 1 quality information per product \(time dependant\)](#)

[4.1.1 Plot of level 1 quality information per product \(time dependant\): ASCENDING](#)

[4.1.2 Plot of level 1 quality information per product \(time dependant\): DESCENDING](#)

[4.2 Plot of level 1 quality information per product \(world map\)](#)

[4.2.1 Plot of level 1 quality information per product \(world map\): ASCENDING](#)

[4.2.2 Plot of level 1 quality information per product \(world map\): DESCENDING](#)

[5. Ozone profiles based on quality statistics and other trace gas profiles](#)

[5.1 Ozone statistics based on quality of products](#)

[5.2 Plot ozone profiles for all STD \(dark without errors\)](#)

[5.3 Plot ozone profiles where STD < 20% \(dark without errors\)](#)

[5.4. Plot ozone profiles where STD < 10% \(dark without errors\)](#)

[5.5. Plot ozone profiles where STD < 5% \(dark without errors\)](#)

[5.6 Plot NO2 profiles for all STD \(dark without errors\)](#)

[5.7 Plot NO3 profiles for all STD \(dark without errors\)](#)

[5.8 Plot H2O profiles \(only for occultations of stars 1,2,3,4,13,14,16,26,63 dark without errors\) for all STD](#)

[6. Auxiliary Data Files used for the production reported in section 2](#)

This report presents the daily analysis on parameters extracted from GOMOS level 2 data (GOM_NL__2P). It is intended to monitor some important parameters that will impact the quality of these products. A list of level 2 products (and content) that have arrived during the reporting day to the PCF is also given.

Item	Value
Time of report generation	19APR2013 04:20:56
Data source version	GOMOS/6.01
Start time of products	15-06-2004 (15JUN2004 00:00:00)
Stop time of products	16-06-2004 (16JUN2004 00:00:00)
Store outputs in DB	Yes
Nb of level 2 prods	467
Nb of prods with errors	0

2. Summary of processed GOM_NL__2P products.

Nr	Filename	UTC Start time	Limb	Duration	Star Id	Star Name	Star Mag	Star Temp	Nb Meas	Orbit	Prod. error
1	GOM_NL__2PRFIN20040615_000322_000000712027_00403_11980_3823.N1	15-JUN-2004 00:03:22	Dark	70.500	18	24Alp PsA	1.1660	9700.0	141	11980	No
2	GOM_NL__2PRFIN20040615_000652_000000502027_00403_11980_3824.N1	15-JUN-2004 00:06:52	Dark	50.000	31	Alp Gru	1.7340	15200.	100	11980	No
3	GOM_NL__2PRFIN20040615_000844_000000612027_00403_11980_3825.N1	15-JUN-2004 00:08:44	Straylight	61.000	172	Gam Gru	3.0030	13100.	122	11980	No
4	GOM_NL__2PRFIN20040615_001045_000000452027_00403_11980_3826.N1	15-JUN-2004 00:10:45	Straylight	44.500	45	Alp Pav	1.9400	26000.	89	11980	No
5	GOM_NL__2PRFIN20040615_001249_000000432027_00403_11980_3827.N1	15-JUN-2004 00:12:49	Straylight	42.500	43	Alp TrA	1.9100	4250.0	85	11980	No
6	GOM_NL__2PRFIN20040615_001443_000000412027_00403_11980_3828.N1	15-JUN-2004 00:14:43	Straylight	41.000	134	Bet TrA	2.8100	6600.0	82	11980	No
7	GOM_NL__2PRFIN20040615_001711_000000402027_00403_11980_3829.N1	15-JUN-2004 00:17:11	Straylight	40.000	147	Alp Ara	2.8770	26000.	80	11980	No
8	GOM_NL__2PRFIN20040615_001856_000000472027_00403_11980_3830.N1	15-JUN-2004 00:18:56	Twilight	47.000	40	The Sco	1.8590	7100.0	94	11980	No
9	GOM_NL__2PRFIN20040615_002037_000000492027_00403_11980_3831.N1	15-JUN-2004 00:20:37	Twilight	48.500	25	35Lam Sco	1.6200	28000.	97	11980	No
10	GOM_NL__2PRFIN20040615_002207_000000472027_00403_11980_3832.N1	15-JUN-2004 00:22:07	Twilight	47.000	75	26Eps Sco	2.2910	4250.0	94	11980	No
11	GOM_NL__2PRFIN20040615_002412_000000602027_00403_11980_3833.N1	15-JUN-2004 00:24:12	Bright	60.000	155	41Pi Sgr	2.9000	6600.0	120	11980	No
12	GOM_NL__2PRFIN20040615_002716_000000422027_00403_11980_3834.N1	15-JUN-2004 00:27:16	Bright	41.500	86	35Eta Oph	2.4300	10200.	83	11980	No
13	GOM_NL__2PRFIN20040615_002901_000000392027_00403_11980_3835.N1	15-JUN-2004 00:29:01	Bright	39.000	98	13Zet Oph	2.5710	30000.	78	11980	No
14	GOM_NL__2PRFIN20040615_003107_000000382027_00403_11980_3836.N1	15-JUN-2004 00:31:07	Bright	37.500	120	1Del Oph	2.7340	3200.0	75	11980	No
15	GOM_NL__2PRFIN20040615_003408_000000382027_00403_11980_3837.N1	15-JUN-2004 00:34:08	Bright	37.500	102	24Alp Ser	2.6000	4250.0	75	11980	No
16	GOM_NL__2PRFIN20040615_003624_000000462027_00403_11980_3838.N1	15-JUN-2004 00:36:24	Bright	46.000	59	55Alp Oph	2.0800	8900.0	92	11980	No
17	GOM_NL__2PRFIN20040615_003821_000000392027_00403_11980_3839.N1	15-JUN-2004 00:38:21	Bright	38.500	127	27Bet Her	2.7810	4700.0	77	11980	No
18	GOM_NL__2PRFIN20040615_003952_000000372027_00403_11980_3840.N1	15-JUN-2004 00:39:52	Bright	37.000	67	5Alp CrB	2.2210	11000.	74	11980	No
19	GOM_NL__2PRFIN20040615_004124_000000402027_00403_11980_3841.N1	15-JUN-2004 00:41:24	Bright	40.000	133	40Zet Her	2.8070	6000.0	80	11980	No
20	GOM_NL__2PRFIN20040615_004347_000000372027_00403_11980_3842.N1	15-JUN-2004 00:43:47	Bright	37.000	180	27Gam Boo	3.0400	8000.0	74	11980	No
21	GOM_NL__2PRFIN20040615_004732_000000372027_00403_11980_3843.N1	15-JUN-2004 00:47:32	Bright	37.000	39	85Eta UMa	1.8540	24000.	74	11980	No
22	GOM_NL__2PRFIN20040615_004946_000000402027_00403_11980_3844.N1	15-JUN-2004 00:49:46	Bright	40.000	119	14Eta Dra	2.7270	4700.0	80	11980	No
23	GOM_NL__2PRFIN20040615_005313_000000332027_00403_11980_3845.N1	15-JUN-2004 00:53:13	Bright	33.000	60	7Bet UMi	2.0810	3950.0	66	11980	No
24	GOM_NL__2PRFIN20040615_005751_000000372027_00403_11980_3846.N1	15-JUN-2004 00:57:51	Bright	37.000	49	1Alp UMi	1.9900	6300.0	74	11980	No
25	GOM_NL__2PRFIN20040615_010505_000000462027_00403_11980_3847.N1	15-JUN-2004 01:05:05	Bright	46.000	74	11Bet Cas	2.2680	6600.0	92	11980	No
26	GOM_NL__2PRFIN20040615_010627_000000452027_00403_11980_3848.N1	15-JUN-2004 01:06:27	Bright	44.500	68	18Alp Cas	2.2250	4500.0	89	11980	No
27	GOM_NL__2PRFIN20040615_010806_000000362027_00403_11980_3849.N1	15-JUN-2004 01:08:06	Bright	36.000	160	23Gam Per	2.9300	4700.0	72	11980	No
28	GOM_NL__2PRFIN20040615_011133_000000422027_00403_11980_3850.N1	15-JUN-2004 01:11:33	Bright	41.500	73	57Gam1And	2.2600	13100.	83	11980	No
29	GOM_NL__2PRFIN20040615_011355_000000562027_00403_11980_3851.N1	15-JUN-2004 01:13:55	Twilight	55.500	53	43Bet And	2.0480	3300.0	111	11980	No
30	GOM_NL__2PRFIN20040615_011723_000000572027_00403_11980_3852.N1	15-JUN-2004 01:17:23	Twilight	56.500	50	13Alp Ari	2.0070	4250.0	113	11980	No
31	GOM_NL__2PRFIN20040615_012209_000000382027_00403_11980_3853.N1	15-JUN-2004 01:22:09	Dark	38.000	94	92Alp Cet	2.5260	3100.0	76	11980	No
32	GOM_NL__2PRFIN20040615_012345_000000772027_00403_11980_3854.N1	15-JUN-2004 01:23:45	Dark	77.000	140	88Gam Peg	2.8340	26000.	154	11980	No
33	GOM_NL__2PRFIN20040615_014001_000000452027_00403_11980_3855.N1	15-JUN-2004 01:40:01	Dark	45.000	9	Alp Eri	0.45300	24000.	90	11980	No
34	GOM_NL__2PRFIN20040615_014400_000000702027_00404_11981_3823.N1	15-JUN-2004 01:44:00	Dark	70.000	18	24Alp PsA	1.1660	9700.0	140	11981	No
35	GOM_NL__2PRFIN20040615_014729_000000492027_00404_11981_3824.N1	15-JUN-2004 01:47:29	Dark	48.500	31	Alp Gru	1.7340	15200.	97	11981	No
36	GOM_NL__2PRFIN20040615_014922_000000622027_00404_11981_3825.N1	15-JUN-2004 01:49:22	Straylight	62.000	172	Gam Gru	3.0030	13100.	124	11981	No
37	GOM_NL__2PRFIN20040615_015121_000000472027_00404_11981_3826.N1	15-JUN-2004 01:51:21	Straylight	47.000	45	Alp Pav	1.9400	26000.	94	11981	No
38	GOM_NL__2PRFIN20040615_015325_000000432027_00404_11981_3827.N1	15-JUN-2004 01:53:25	Straylight	43.000	43	Alp TrA	1.9100	4250.0	86	11981	No
39	GOM_NL__2PRFIN20040615_015519_000000432027_00404_11981_3828.N1	15-JUN-2004 01:55:19	Straylight	43.000	134	Bet TrA	2.8100	6600.0	86	11981	No
40	GOM_NL__2PRFIN20040615_015745_000000432027_00404_11981_3829.N1	15-JUN-2004 01:57:45	Straylight	42.500	147	Alp Ara	2.8770	26000.	85	11981	No
41	GOM_NL__2PRFIN20040615_015930_000000472027_00404_11981_3830.N1	15-JUN-2004 01:59:30	Twilight	46.500	40	The Sco	1.8590	7100.0	93	11981	No
42	GOM_NL__2PRFIN20040615_020115_000000442027_00404_11981_3831.N1	15-JUN-2004 02:01:15	Twilight	43.500	25	35Lam Sco	1.6200	28000.	87	11981	No

43	GOM_NL__2PRFIN20040615_020243_000000462027_00404_11981_3832.N1	15-JUN-2004 02:02:43	Twilight	46.000	75	26Eps Sco	2.2910	4250.0	92	11981	No
44	GOM_NL__2PRFIN20040615_020449_000000592027_00404_11981_3833.N1	15-JUN-2004 02:04:49	Bright	58.500	155	41Pi Sgr	2.9000	6600.0	117	11981	No
45	GOM_NL__2PRFIN20040615_020752_000000422027_00404_11981_3834.N1	15-JUN-2004 02:07:52	Bright	41.500	86	35Eta Oph	2.4300	10200.	83	11981	No
46	GOM_NL__2PRFIN20040615_020937_000000382027_00404_11981_3835.N1	15-JUN-2004 02:09:37	Bright	37.500	98	13Zet Oph	2.5710	30000.	75	11981	No
47	GOM_NL__2PRFIN20040615_021143_000000382027_00404_11981_3836.N1	15-JUN-2004 02:11:43	Bright	38.000	120	1Del Oph	2.7340	3200.0	76	11981	No
48	GOM_NL__2PRFIN20040615_021443_000000402027_00404_11981_3837.N1	15-JUN-2004 02:14:43	Bright	39.500	102	24Alp Ser	2.6000	4250.0	79	11981	No
49	GOM_NL__2PRFIN20040615_021700_000000452027_00404_11981_3838.N1	15-JUN-2004 02:17:00	Bright	44.500	59	55Alp Oph	2.0800	8900.0	89	11981	No
50	GOM_NL__2PRFIN20040615_021857_000000402027_00404_11981_3839.N1	15-JUN-2004 02:18:57	Bright	40.000	127	27Bet Her	2.7810	4700.0	80	11981	No
51	GOM_NL__2PRFIN20040615_022027_000000382027_00404_11981_3840.N1	15-JUN-2004 02:20:27	Bright	38.000	67	5Alp CrB	2.2210	11000.	76	11981	No
52	GOM_NL__2PRFIN20040615_022159_000000392027_00404_11981_3841.N1	15-JUN-2004 02:21:59	Bright	39.000	133	40Zet Her	2.8070	6000.0	78	11981	No
53	GOM_NL__2PRFIN20040615_022423_000000372027_00404_11981_3842.N1	15-JUN-2004 02:24:23	Bright	37.000	180	27Gam Boo	3.0400	8000.0	74	11981	No
54	GOM_NL__2PRFIN20040615_022808_000000362027_00404_11981_3843.N1	15-JUN-2004 02:28:08	Bright	36.000	39	85Eta UMa	1.8540	24000.	72	11981	No
55	GOM_NL__2PRFIN20040615_023022_000000362027_00404_11981_3844.N1	15-JUN-2004 02:30:22	Bright	36.000	119	14Eta Dra	2.7270	4700.0	72	11981	No
56	GOM_NL__2PRFIN20040615_023348_000000392027_00404_11981_3845.N1	15-JUN-2004 02:33:48	Bright	39.000	60	7Bet UMi	2.0810	3950.0	78	11981	No
57	GOM_NL__2PRFIN20040615_023826_000000372027_00404_11981_3846.N1	15-JUN-2004 02:38:26	Bright	37.000	49	1Alp UMi	1.9900	6300.0	74	11981	No
58	GOM_NL__2PRFIN20040615_024541_000000552027_00404_11981_3847.N1	15-JUN-2004 02:45:41	Bright	54.500	74	11Bet Cas	2.2680	6600.0	109	11981	No
59	GOM_NL__2PRFIN20040615_024702_000000462027_00404_11981_3848.N1	15-JUN-2004 02:47:02	Bright	45.500	68	18Alp Cas	2.2250	4500.0	91	11981	No
60	GOM_NL__2PRFIN20040615_024841_000000362027_00404_11981_3849.N1	15-JUN-2004 02:48:41	Bright	36.000	160	23Gam Per	2.9300	4700.0	72	11981	No
61	GOM_NL__2PRFIN20040615_025208_000000432027_00404_11981_3850.N1	15-JUN-2004 02:52:08	Bright	42.500	73	57Gam1And	2.2600	13100.	85	11981	No
62	GOM_NL__2PRFIN20040615_025430_000000582027_00404_11981_3851.N1	15-JUN-2004 02:54:30	Twilight	57.500	53	43Bet And	2.0480	3300.0	115	11981	No
63	GOM_NL__2PRFIN20040615_025758_000000512027_00404_11981_3852.N1	15-JUN-2004 02:57:58	Twilight	50.500	50	13Alp Ari	2.0070	4250.0	101	11981	No
64	GOM_NL__2PRFIN20040615_030244_000000392027_00404_11981_3853.N1	15-JUN-2004 03:02:44	Dark	39.000	94	92Alp Cet	2.5260	3100.0	78	11981	No
65	GOM_NL__2PRFIN20040615_030422_000000782027_00404_11981_3854.N1	15-JUN-2004 03:04:22	Dark	77.500	140	88Gam Peg	2.8340	26000.	155	11981	No
66	GOM_NL__2PRFIN20040615_032038_000000472027_00404_11981_3855.N1	15-JUN-2004 03:20:38	Dark	47.000	9	Alp Eri	0.45300	24000.	94	11981	No
67	GOM_NL__2PRFIN20040615_032438_000000692027_00405_11982_3823.N1	15-JUN-2004 03:24:38	Dark	68.500	18	24Alp PsA	1.1660	9700.0	137	11982	No
68	GOM_NL__2PRFIN20040615_032806_000000522027_00405_11982_3824.N1	15-JUN-2004 03:28:06	Dark	51.500	31	Alp Gru	1.7340	15200.	103	11982	No
69	GOM_NL__2PRFIN20040615_032959_000000622027_00405_11982_3825.N1	15-JUN-2004 03:29:59	Straylight	62.000	172	Gam Gru	3.0030	13100.	124	11982	No
70	GOM_NL__2PRFIN20040615_033158_000000462027_00405_11982_3826.N1	15-JUN-2004 03:31:58	Straylight	46.000	45	Alp Pav	1.9400	26000.	92	11982	No
71	GOM_NL__2PRFIN20040615_033400_000000422027_00405_11982_3827.N1	15-JUN-2004 03:34:00	Straylight	41.500	43	Alp TrA	1.9100	4250.0	83	11982	No
72	GOM_NL__2PRFIN20040615_033555_000000392027_00405_11982_3828.N1	15-JUN-2004 03:35:55	Straylight	39.000	134	Bet TrA	2.8100	6600.0	78	11982	No
73	GOM_NL__2PRFIN20040615_033823_000000422027_00405_11982_3829.N1	15-JUN-2004 03:38:23	Straylight	41.500	147	Alp Ara	2.8770	26000.	83	11982	No
74	GOM_NL__2PRFIN20040615_034008_000000432027_00405_11982_3830.N1	15-JUN-2004 03:40:08	Twilight	43.000	40	The Sco	1.8590	7100.0	86	11982	No
75	GOM_NL__2PRFIN20040615_034151_000000492027_00405_11982_3831.N1	15-JUN-2004 03:41:51	Twilight	48.500	25	35Lam Sco	1.6200	28000.	97	11982	No
76	GOM_NL__2PRFIN20040615_034319_000000462027_00405_11982_3832.N1	15-JUN-2004 03:43:19	Twilight	46.000	75	26Eps Sco	2.2910	4250.0	92	11982	No
77	GOM_NL__2PRFIN20040615_034525_000000602027_00405_11982_3833.N1	15-JUN-2004 03:45:25	Bright	59.500	155	41Pi Sgr	2.9000	6600.0	119	11982	No
78	GOM_NL__2PRFIN20040615_034829_000000422027_00405_11982_3834.N1	15-JUN-2004 03:48:29	Bright	41.500	86	35Eta Oph	2.4300	10200.	83	11982	No
79	GOM_NL__2PRFIN20040615_035012_000000402027_00405_11982_3835.N1	15-JUN-2004 03:50:12	Bright	40.000	98	13Zet Oph	2.5710	30000.	80	11982	No
80	GOM_NL__2PRFIN20040615_035219_000000382027_00405_11982_3836.N1	15-JUN-2004 03:52:19	Bright	38.000	120	1Del Oph	2.7340	3200.0	76	11982	No
81	GOM_NL__2PRFIN20040615_035521_000000372027_00405_11982_3837.N1	15-JUN-2004 03:55:21	Bright	37.000	102	24Alp Ser	2.6000	4250.0	74	11982	No
82	GOM_NL__2PRFIN20040615_035735_000000442027_00405_11982_3838.N1	15-JUN-2004 03:57:35	Bright	44.000	59	55Alp Oph	2.0800	8900.0	88	11982	No
83	GOM_NL__2PRFIN20040615_035933_000000372027_00405_11982_3839.N1	15-JUN-2004 03:59:33	Bright	36.500	127	27Bet Her	2.7810	4700.0	73	11982	No
84	GOM_NL__2PRFIN20040615_040103_000000372027_00405_11982_3840.N1	15-JUN-2004 04:01:03	Bright	37.000	67	5Alp CrB	2.2210	11000.	74	11982	No
85	GOM_NL__2PRFIN20040615_040236_000000382027_00405_11982_3841.N1	15-JUN-2004 04:02:36	Bright	37.500	133	40Zet Her	2.8070	6000.0	75	11982	No
86	GOM_NL__2PRFIN20040615_040459_000000382027_00405_11982_3842.N1	15-JUN-2004 04:04:59	Bright	37.500	180	27Gam Boo	3.0400	8000.0	75	11982	No
87	GOM_NL__2PRFIN20040615_040845_000000392027_00405_11982_3843.N1	15-JUN-2004 04:08:45	Bright	38.500	39	85Eta UMa	1.8540	24000.	77	11982	No
88	GOM_NL__2PRFIN20040615_041058_000000392027_00405_11982_3844.N1	15-JUN-2004 04:10:58	Bright	38.500	119	14Eta Dra	2.7270	4700.0	77	11982	No
89	GOM_NL__2PRFIN20040615_041425_000000392027_00405_11982_3845.N1	15-JUN-2004 04:14:25	Bright	38.500	60	7Bet UMi	2.0810	3950.0	77	11982	No
90	GOM_NL__2PRFIN20040615_041902_000000372027_00405_11982_3846.N1	15-JUN-2004 04:19:02	Bright	37.000	49	1Alp UMi	1.9900	6300.0	74	11982	No
91	GOM_NL__2PRFIN20040615_042616_000000462027_00405_11982_3847.N1	15-JUN-2004 04:26:16	Bright	45.500	74	11Bet Cas	2.2680	6600.0	91	11982	No
92	GOM_NL__2PRFIN20040615_042738_000000442027_00405_11982_3848.N1	15-JUN-2004 04:27:38	Bright	43.500	68	18Alp Cas	2.2250	4500.0	87	11982	No
93	GOM_NL__2PRFIN20040615_042918_000000422027_00405_11982_3849.N1	15-JUN-2004 04:29:18	Bright	41.500	160	23Gam Per	2.9300	4700.0	83	11982	No
94	GOM_NL__2PRFIN20040615_043244_000000432027_00405_11982_3850.N1	15-JUN-2004 04:32:44	Bright	42.500	73	57Gam1And	2.2600	13100.	85	11982	No
95	GOM_NL__2PRFIN20040615_043507_000000582027_00405_11982_3851.N1	15-JUN-2004 04:35:07	Twilight	58.000	53	43Bet And	2.0480	3300.0	116	11982	No
96	GOM_NL__2PRFIN20040615_043834_000000502027_00405_11982_3852.N1	15-JUN-2004 04:38:34	Twilight	49.500	50	13Alp Ari	2.0070	4250.0	99	11982	No
97	GOM_NL__2PRFIN20040615_044321_000000402027_00405_11982_3853.N1	15-JUN-2004 04:43:21	Dark	39.500	94	92Alp Cet	2.5260	3100.0	79	11982	No
98	GOM_NL__2PRFIN20040615_044500_000000782027_00405_11982_3854.N1	15-JUN-2004 04:45:00	Dark	78.000	140	88Gam Peg	2.8340	26000.	156	11982	No
99	GOM_NL__2PRFIN20040615_050114_000000482027_00405_11982_3855.N1	15-JUN-2004 05:01:14	Dark	48.000	9	Alp Eri	0.45300	24000.	96	11982	No
100	GOM_NL__2PRFIN20040615_050515_000000712027_00406_11983_3824.N1	15-JUN-2004 05:05:15	Dark	71.000	18	24Alp PsA	1.1660	9700.0	142	11983	No
101	GOM_NL__2PRFIN20040615_050843_000000552027_00406_11983_3825.N1	15-JUN-2004 05:08:43	Dark	55.000	31	Alp Gru	1.7340	15200.	110	11983	No

102	GOM_NL__2PRFIN20040615_051036_000000622027_00406_11983_3826.N1	15-JUN-2004 05:10:36	Straylight	61.500	172	Gam Gru	3.0030	13100.	123	11983	No
103	GOM_NL__2PRFIN20040615_051235_000000452027_00406_11983_3827.N1	15-JUN-2004 05:12:35	Straylight	44.500	45	Alp Pav	1.9400	26000.	89	11983	No
104	GOM_NL__2PRFIN20040615_051437_000000492027_00406_11983_3828.N1	15-JUN-2004 05:14:37	Straylight	49.000	43	Alp TrA	1.9100	4250.0	98	11983	No
105	GOM_NL__2PRFIN20040615_051632_000000392027_00406_11983_3829.N1	15-JUN-2004 05:16:32	Straylight	38.500	134	Bet TrA	2.8100	6600.0	77	11983	No
106	GOM_NL__2PRFIN20040615_051901_000000412027_00406_11983_3830.N1	15-JUN-2004 05:19:01	Straylight	40.500	147	Alp Ara	2.8770	26000.	81	11983	No
107	GOM_NL__2PRFIN20040615_052046_000000422027_00406_11983_3831.N1	15-JUN-2004 05:20:46	Twi_and_stray	42.000	40	The Sco	1.8590	7100.0	84	11983	No
108	GOM_NL__2PRFIN20040615_052229_000000442027_00406_11983_3832.N1	15-JUN-2004 05:22:29	Twi_and_stray	44.000	25	35Lam Sco	1.6200	28000.	88	11983	No
109	GOM_NL__2PRFIN20040615_052356_000000472027_00406_11983_3833.N1	15-JUN-2004 05:23:56	Twi_and_stray	46.500	75	26Eps Sco	2.2910	4250.0	93	11983	No
110	GOM_NL__2PRFIN20040615_052601_000000602027_00406_11983_3834.N1	15-JUN-2004 05:26:01	Bright	60.000	155	41Pi Sgr	2.9000	6600.0	120	11983	No
111	GOM_NL__2PRFIN20040615_052905_000000402027_00406_11983_3835.N1	15-JUN-2004 05:29:05	Bright	40.000	86	35Eta Oph	2.4300	10200.	80	11983	No
112	GOM_NL__2PRFIN20040615_053049_000000392027_00406_11983_3836.N1	15-JUN-2004 05:30:49	Bright	38.500	98	13Zet Oph	2.5710	30000.	77	11983	No
113	GOM_NL__2PRFIN20040615_053255_000000382027_00406_11983_3837.N1	15-JUN-2004 05:32:55	Bright	37.500	120	1Del Oph	2.7340	3200.0	75	11983	No
114	GOM_NL__2PRFIN20040615_053558_000000372027_00406_11983_3838.N1	15-JUN-2004 05:35:58	Bright	36.500	102	24Alp Ser	2.6000	4250.0	73	11983	No
115	GOM_NL__2PRFIN20040615_053811_000000442027_00406_11983_3839.N1	15-JUN-2004 05:38:11	Bright	44.000	59	55Alp Oph	2.0800	8900.0	88	11983	No
116	GOM_NL__2PRFIN20040615_054010_000000382027_00406_11983_3840.N1	15-JUN-2004 05:40:10	Bright	38.000	127	27Bet Her	2.7810	4700.0	76	11983	No
117	GOM_NL__2PRFIN20040615_054140_000000372027_00406_11983_3841.N1	15-JUN-2004 05:41:40	Bright	37.000	67	5Alp CrB	2.2210	11000.	74	11983	No
118	GOM_NL__2PRFIN20040615_054312_000000392027_00406_11983_3842.N1	15-JUN-2004 05:43:12	Bright	39.000	133	40Zet Her	2.8070	6000.0	78	11983	No
119	GOM_NL__2PRFIN20040615_054536_000000372027_00406_11983_3843.N1	15-JUN-2004 05:45:36	Bright	37.000	180	27Gam Boo	3.0400	8000.0	74	11983	No
120	GOM_NL__2PRFIN20040615_054922_000000352027_00406_11983_3844.N1	15-JUN-2004 05:49:22	Bright	35.000	39	85Eta UMa	1.8540	24000.	70	11983	No
121	GOM_NL__2PRFIN20040615_055134_000000382027_00406_11983_3845.N1	15-JUN-2004 05:51:34	Bright	38.000	119	14Eta Dra	2.7270	4700.0	76	11983	No
122	GOM_NL__2PRFIN20040615_055501_000000362027_00406_11983_3846.N1	15-JUN-2004 05:55:01	Bright	35.500	60	7Bet UMi	2.0810	3950.0	71	11983	No
123	GOM_NL__2PRFIN20040615_055938_000000362027_00406_11983_3847.N1	15-JUN-2004 05:59:38	Bright	35.500	49	1Alp UMi	1.9900	6300.0	71	11983	No
124	GOM_NL__2PRFIN20040615_060652_000000502027_00406_11983_3848.N1	15-JUN-2004 06:06:52	Bright	49.500	74	11Bet Cas	2.2680	6600.0	99	11983	No
125	GOM_NL__2PRFIN20040615_060813_000000472027_00406_11983_3849.N1	15-JUN-2004 06:08:13	Bright	47.000	68	18Alp Cas	2.2250	4500.0	94	11983	No
126	GOM_NL__2PRFIN20040615_060954_000000362027_00406_11983_3850.N1	15-JUN-2004 06:09:54	Bright	36.000	160	23Gam Per	2.9300	4700.0	72	11983	No
127	GOM_NL__2PRFIN20040615_061321_000000422027_00406_11983_3851.N1	15-JUN-2004 06:13:21	Bright	42.000	73	57Gam1And	2.2600	13100.	84	11983	No
128	GOM_NL__2PRFIN20040615_061542_000000662027_00406_11983_3852.N1	15-JUN-2004 06:15:42	Twi_and_stray	66.000	53	43Bet And	2.0480	3300.0	132	11983	No
129	GOM_NL__2PRFIN20040615_061911_000000512027_00406_11983_3853.N1	15-JUN-2004 06:19:11	Twilight	51.000	50	13Alp Ari	2.0070	4250.0	102	11983	No
130	GOM_NL__2PRFIN20040615_062357_000000472027_00406_11983_3854.N1	15-JUN-2004 06:23:57	Dark	46.500	94	92Alp Cet	2.5260	3100.0	93	11983	No
131	GOM_NL__2PRFIN20040615_062537_000000822027_00406_11983_3855.N1	15-JUN-2004 06:25:37	Dark	81.500	140	88Gam Peg	2.8340	26000.	163	11983	No
132	GOM_NL__2PRFIN20040615_064151_000000522027_00406_11983_3856.N1	15-JUN-2004 06:41:51	Dark	52.000	9	Alp Eri	0.45300	24000.	104	11983	No
133	GOM_NL__2PRFIN20040615_064553_000000722027_00407_11984_3825.N1	15-JUN-2004 06:45:53	Dark	71.500	18	24Alp PsA	1.1660	9700.0	143	11984	No
134	GOM_NL__2PRFIN20040615_064920_000000522027_00407_11984_3826.N1	15-JUN-2004 06:49:20	Dark	51.500	31	Alp Gru	1.7340	15200.	103	11984	No
135	GOM_NL__2PRFIN20040615_065114_000000612027_00407_11984_3827.N1	15-JUN-2004 06:51:14	Straylight	61.000	172	Gam Gru	3.0030	13100.	122	11984	No
136	GOM_NL__2PRFIN20040615_065312_000000422027_00407_11984_3828.N1	15-JUN-2004 06:53:12	Straylight	42.000	45	Alp Pav	1.9400	26000.	84	11984	No
137	GOM_NL__2PRFIN20040615_065513_000000482027_00407_11984_3829.N1	15-JUN-2004 06:55:13	Straylight	48.000	43	Alp TrA	1.9100	4250.0	96	11984	No
138	GOM_NL__2PRFIN20040615_065708_000000382027_00407_11984_3830.N1	15-JUN-2004 06:57:08	Straylight	38.000	134	Bet TrA	2.8100	6600.0	76	11984	No
139	GOM_NL__2PRFIN20040615_065937_000000402027_00407_11984_3831.N1	15-JUN-2004 06:59:37	Straylight	39.500	147	Alp Ara	2.8770	26000.	79	11984	No
140	GOM_NL__2PRFIN20040615_070122_000000452027_00407_11984_3832.N1	15-JUN-2004 07:01:22	Twi_and_stray	45.000	40	The Sco	1.8590	7100.0	90	11984	No
141	GOM_NL__2PRFIN20040615_070305_000000452027_00407_11984_3833.N1	15-JUN-2004 07:03:05	Twi_and_stray	44.500	25	35Lam Sco	1.6200	28000.	89	11984	No
142	GOM_NL__2PRFIN20040615_070432_000000442027_00407_11984_3834.N1	15-JUN-2004 07:04:32	Twi_and_stray	44.000	75	26Eps Sco	2.2910	4250.0	88	11984	No
143	GOM_NL__2PRFIN20040615_070637_000000582027_00407_11984_3835.N1	15-JUN-2004 07:06:37	Bright	57.500	155	41Pi Sgr	2.9000	6600.0	115	11984	No
144	GOM_NL__2PRFIN20040615_070941_000000402027_00407_11984_3836.N1	15-JUN-2004 07:09:41	Bright	39.500	86	35Eta Oph	2.4300	10200.	79	11984	No
145	GOM_NL__2PRFIN20040615_071125_000000392027_00407_11984_3837.N1	15-JUN-2004 07:11:25	Bright	39.000	98	13Zet Oph	2.5710	30000.	78	11984	No
146	GOM_NL__2PRFIN20040615_071332_000000372027_00407_11984_3838.N1	15-JUN-2004 07:13:32	Bright	37.000	120	1Del Oph	2.7340	3200.0	74	11984	No
147	GOM_NL__2PRFIN20040615_071634_000000362027_00407_11984_3839.N1	15-JUN-2004 07:16:34	Bright	36.000	102	24Alp Ser	2.6000	4250.0	72	11984	No
148	GOM_NL__2PRFIN20040615_071847_000000442027_00407_11984_3840.N1	15-JUN-2004 07:18:47	Bright	44.000	59	55Alp Oph	2.0800	8900.0	88	11984	No
149	GOM_NL__2PRFIN20040615_072046_000000392027_00407_11984_3841.N1	15-JUN-2004 07:20:46	Bright	38.500	127	27Bet Her	2.7810	4700.0	77	11984	No
150	GOM_NL__2PRFIN20040615_072216_000000382027_00407_11984_3842.N1	15-JUN-2004 07:22:16	Bright	37.500	67	5Alp CrB	2.2210	11000.	75	11984	No
151	GOM_NL__2PRFIN20040615_072348_000000392027_00407_11984_3843.N1	15-JUN-2004 07:23:48	Bright	38.500	133	40Zet Her	2.8070	6000.0	77	11984	No
152	GOM_NL__2PRFIN20040615_072612_000000382027_00407_11984_3844.N1	15-JUN-2004 07:26:12	Bright	38.000	180	27Gam Boo	3.0400	8000.0	76	11984	No
153	GOM_NL__2PRFIN20040615_072958_000000392027_00407_11984_3845.N1	15-JUN-2004 07:29:58	Bright	39.000	39	85Eta UMa	1.8540	24000.	78	11984	No
154	GOM_NL__2PRFIN20040615_073210_000000392027_00407_11984_3846.N1	15-JUN-2004 07:32:10	Bright	38.500	119	14Eta Dra	2.7270	4700.0	77	11984	No
155	GOM_NL__2PRFIN20040615_073537_000000372027_00407_11984_3847.N1	15-JUN-2004 07:35:37	Bright	36.500	60	7Bet UMi	2.0810	3950.0	73	11984	No
156	GOM_NL__2PRFIN20040615_074014_000000372027_00407_11984_3848.N1	15-JUN-2004 07:40:14	Bright	36.500	49	1Alp UMi	1.9900	6300.0	73	11984	No
157	GOM_NL__2PRFIN20040615_074728_000000572027_00407_11984_3849.N1	15-JUN-2004 07:47:28	Bright	56.500	74	11Bet Cas	2.2680	6600.0	113	11984	No
158	GOM_NL__2PRFIN20040615_074850_000000462027_00407_11984_3850.N1	15-JUN-2004 07:48:50	Bright	46.000	68	18Alp Cas	2.2250	4500.0	92	11984	No
159	GOM_NL__2PRFIN20040615_075029_000000362027_00407_11984_3851.N1	15-JUN-2004 07:50:29	Bright	36.000	160	23Gam Per	2.9300	4700.0	72	11984	No
160	GOM_NL__2PRFIN20040615_075356_000000562027_00407_11984_3852.N1	15-JUN-2004 07:53:56	Bright	55.500	73	57Gam1And	2.2600	13100.	111	11984	No

161	GOM_NL__2PRFIN20040615_075619_000000582027_00407_11984_3853.N1	15-JUN-2004 07:56:19	Twilight	57.500	53	43Bet And	2.0480	3300.0	115	11984	No
162	GOM_NL__2PRFIN20040615_075947_000000522027_00407_11984_3854.N1	15-JUN-2004 07:59:47	Twilight	51.500	50	13Alp Ari	2.0070	4250.0	103	11984	No
163	GOM_NL__2PRFIN20040615_080433_000000462027_00407_11984_3855.N1	15-JUN-2004 08:04:33	Dark	46.000	94	92Alp Cet	2.5260	3100.0	92	11984	No
164	GOM_NL__2PRFIN20040615_080613_000000792027_00407_11984_3856.N1	15-JUN-2004 08:06:13	Dark	79.000	140	88Gam Peg	2.8340	26000.	158	11984	No
165	GOM_NL__2PRFIN20040615_082227_000000452027_00407_11984_3857.N1	15-JUN-2004 08:22:27	Dark	44.500	9	Alp Eri	0.45300	24000.	89	11984	No
166	GOM_NL__2PRFIN20040615_082630_000000672027_00408_11985_3845.N1	15-JUN-2004 08:26:30	Dark	67.000	18	24Alp PsA	1.1660	9700.0	134	11985	No
167	GOM_NL__2PRFIN20040615_082957_000000512027_00408_11985_3846.N1	15-JUN-2004 08:29:57	Dark	51.000	31	Alp Gru	1.7340	15200.	102	11985	No
168	GOM_NL__2PRFIN20040615_083150_000000602027_00408_11985_3847.N1	15-JUN-2004 08:31:50	Straylight	60.000	172	Gam Gru	3.0030	13100.	120	11985	No
169	GOM_NL__2PRFIN20040615_083348_000000422027_00408_11985_3848.N1	15-JUN-2004 08:33:48	Straylight	42.000	45	Alp Pav	1.9400	26000.	84	11985	No
170	GOM_NL__2PRFIN20040615_083549_000000442027_00408_11985_3849.N1	15-JUN-2004 08:35:49	Straylight	43.500	43	Alp TrA	1.9100	4250.0	87	11985	No
171	GOM_NL__2PRFIN20040615_083744_000000402027_00408_11985_3850.N1	15-JUN-2004 08:37:44	Straylight	40.000	134	Bet TrA	2.8100	6600.0	80	11985	No
172	GOM_NL__2PRFIN20040615_084013_000000412027_00408_11985_3851.N1	15-JUN-2004 08:40:13	Straylight	40.500	147	Alp Ara	2.8770	26000.	81	11985	No
173	GOM_NL__2PRFIN20040615_084158_000000442027_00408_11985_3852.N1	15-JUN-2004 08:41:58	Twilight	44.000	40	The Sco	1.8590	7100.0	88	11985	No
174	GOM_NL__2PRFIN20040615_084341_000000472027_00408_11985_3853.N1	15-JUN-2004 08:43:41	Twilight	46.500	25	35Lam Sco	1.6200	28000.	93	11985	No
175	GOM_NL__2PRFIN20040615_084509_000000452027_00408_11985_3854.N1	15-JUN-2004 08:45:09	Twilight	44.500	75	26Eps Sco	2.2910	4250.0	89	11985	No
176	GOM_NL__2PRFIN20040615_084714_000000602027_00408_11985_3855.N1	15-JUN-2004 08:47:14	Bright	60.000	155	41Pi Sgr	2.9000	6600.0	120	11985	No
177	GOM_NL__2PRFIN20040615_085017_000000402027_00408_11985_3856.N1	15-JUN-2004 08:50:17	Bright	39.500	86	35Eta Oph	2.4300	10200.	79	11985	No
178	GOM_NL__2PRFIN20040615_085202_000000392027_00408_11985_3857.N1	15-JUN-2004 08:52:02	Bright	38.500	98	13Zet Oph	2.5710	30000.	77	11985	No
179	GOM_NL__2PRFIN20040615_085408_000000372027_00408_11985_3858.N1	15-JUN-2004 08:54:08	Bright	36.500	120	1Del Oph	2.7340	3200.0	73	11985	No
180	GOM_NL__2PRFIN20040615_085710_000000362027_00408_11985_3859.N1	15-JUN-2004 08:57:10	Bright	35.500	102	24Alp Ser	2.6000	4250.0	71	11985	No
181	GOM_NL__2PRFIN20040615_085923_000000452027_00408_11985_3860.N1	15-JUN-2004 08:59:23	Bright	45.000	59	55Alp Oph	2.0800	8900.0	90	11985	No
182	GOM_NL__2PRFIN20040615_090121_000000382027_00408_11985_3861.N1	15-JUN-2004 09:01:21	Bright	37.500	127	27Bet Her	2.7810	4700.0	75	11985	No
183	GOM_NL__2PRFIN20040615_090252_000000372027_00408_11985_3862.N1	15-JUN-2004 09:02:52	Bright	36.500	67	5Alp CrB	2.2210	11000.	73	11985	No
184	GOM_NL__2PRFIN20040615_090424_000000382027_00408_11985_3863.N1	15-JUN-2004 09:04:24	Bright	37.500	133	40Zet Her	2.8070	6000.0	75	11985	No
185	GOM_NL__2PRFIN20040615_090648_000000372027_00408_11985_3864.N1	15-JUN-2004 09:06:48	Bright	37.000	180	27Gam Boo	3.0400	8000.0	74	11985	No
186	GOM_NL__2PRFIN20040615_091034_000000402027_00408_11985_3865.N1	15-JUN-2004 09:10:34	Bright	39.500	39	85Eta UMa	1.8540	24000.	79	11985	No
187	GOM_NL__2PRFIN20040615_091246_000000392027_00408_11985_3866.N1	15-JUN-2004 09:12:46	Bright	38.500	119	14Eta Dra	2.7270	4700.0	77	11985	No
188	GOM_NL__2PRFIN20040615_091613_000000382027_00408_11985_3867.N1	15-JUN-2004 09:16:13	Bright	38.000	60	7Bet UMi	2.0810	3950.0	76	11985	No
189	GOM_NL__2PRFIN20040615_092050_000000372027_00408_11985_3868.N1	15-JUN-2004 09:20:50	Bright	37.000	49	1Alp UMi	1.9900	6300.0	74	11985	No
190	GOM_NL__2PRFIN20040615_092803_000000462027_00408_11985_3869.N1	15-JUN-2004 09:28:03	Bright	46.000	74	11Bet Cas	2.2680	6600.0	92	11985	No
191	GOM_NL__2PRFIN20040615_092926_000000512027_00408_11985_3870.N1	15-JUN-2004 09:29:26	Bright	51.000	68	18Alp Cas	2.2250	4500.0	102	11985	No
192	GOM_NL__2PRFIN20040615_093105_000000522027_00408_11985_3871.N1	15-JUN-2004 09:31:05	Bright	52.000	160	23Gam Per	2.9300	4700.0	104	11985	No
193	GOM_NL__2PRFIN20040615_093432_000000432027_00408_11985_3872.N1	15-JUN-2004 09:34:32	Bright	43.000	73	57Gam1And	2.2600	13100.	86	11985	No
194	GOM_NL__2PRFIN20040615_093655_000000592027_00408_11985_3873.N1	15-JUN-2004 09:36:55	Twilight	58.500	53	43Bet And	2.0480	3300.0	117	11985	No
195	GOM_NL__2PRFIN20040615_094023_000000522027_00408_11985_3874.N1	15-JUN-2004 09:40:23	Twilight	51.500	50	13Alp Ari	2.0070	4250.0	103	11985	No
196	GOM_NL__2PRFIN20040615_094509_000000482027_00408_11985_3875.N1	15-JUN-2004 09:45:09	Dark	48.000	94	92Alp Cet	2.5260	3100.0	96	11985	No
197	GOM_NL__2PRFIN20040615_094650_000000782027_00408_11985_3876.N1	15-JUN-2004 09:46:50	Dark	78.000	140	88Gam Peg	2.8340	26000.	156	11985	No
198	GOM_NL__2PRFIN20040615_100304_000000392027_00408_11985_3877.N1	15-JUN-2004 10:03:04	Dark	38.500	9	Alp Eri	0.45300	24000.	77	11985	No
199	GOM_NL__2PRFIN20040615_100707_000000722027_00409_11986_3845.N1	15-JUN-2004 10:07:07	Dark	71.500	18	24Alp PsA	1.1660	9700.0	143	11986	No
200	GOM_NL__2PRFIN20040615_101034_000000502027_00409_11986_3846.N1	15-JUN-2004 10:10:34	Dark	49.500	31	Alp Gru	1.7340	15200.	99	11986	No
201	GOM_NL__2PRFIN20040615_101228_000000602027_00409_11986_3847.N1	15-JUN-2004 10:12:28	Straylight	59.500	172	Gam Gru	3.0030	13100.	119	11986	No
202	GOM_NL__2PRFIN20040615_101425_000000442027_00409_11986_3848.N1	15-JUN-2004 10:14:25	Straylight	44.000	45	Alp Pav	1.9400	26000.	88	11986	No
203	GOM_NL__2PRFIN20040615_101625_000000432027_00409_11986_3849.N1	15-JUN-2004 10:16:25	Straylight	42.500	43	Alp TrA	1.9100	4250.0	85	11986	No
204	GOM_NL__2PRFIN20040615_101820_000000412027_00409_11986_3850.N1	15-JUN-2004 10:18:20	Straylight	40.500	134	Bet TrA	2.8100	6600.0	81	11986	No
205	GOM_NL__2PRFIN20040615_102050_000000392027_00409_11986_3851.N1	15-JUN-2004 10:20:50	Straylight	39.000	147	Alp Ara	2.8770	26000.	78	11986	No
206	GOM_NL__2PRFIN20040615_102234_000000512027_00409_11986_3852.N1	15-JUN-2004 10:22:34	Twilight	50.500	40	The Sco	1.8590	7100.0	101	11986	No
207	GOM_NL__2PRFIN20040615_102417_000000442027_00409_11986_3853.N1	15-JUN-2004 10:24:17	Twilight	43.500	25	35Lam Sco	1.6200	28000.	87	11986	No
208	GOM_NL__2PRFIN20040615_102545_000000432027_00409_11986_3854.N1	15-JUN-2004 10:25:45	Twilight	42.500	75	26Eps Sco	2.2910	4250.0	85	11986	No
209	GOM_NL__2PRFIN20040615_102750_000000612027_00409_11986_3855.N1	15-JUN-2004 10:27:50	Bright	60.500	155	41Pi Sgr	2.9000	6600.0	121	11986	No
210	GOM_NL__2PRFIN20040615_103053_000000412027_00409_11986_3856.N1	15-JUN-2004 10:30:53	Bright	40.500	86	35Eta Oph	2.4300	10200.	81	11986	No
211	GOM_NL__2PRFIN20040615_103238_000000382027_00409_11986_3857.N1	15-JUN-2004 10:32:38	Bright	38.000	98	13Zet Oph	2.5710	30000.	76	11986	No
212	GOM_NL__2PRFIN20040615_103443_000000382027_00409_11986_3858.N1	15-JUN-2004 10:34:43	Bright	37.500	120	1Del Oph	2.7340	3200.0	75	11986	No
213	GOM_NL__2PRFIN20040615_103746_000000362027_00409_11986_3859.N1	15-JUN-2004 10:37:46	Bright	36.000	102	24Alp Ser	2.6000	4250.0	72	11986	No
214	GOM_NL__2PRFIN20040615_103958_000000442027_00409_11986_3860.N1	15-JUN-2004 10:39:58	Bright	44.000	59	55Alp Oph	2.0800	8900.0	88	11986	No
215	GOM_NL__2PRFIN20040615_104157_000000392027_00409_11986_3861.N1	15-JUN-2004 10:41:57	Bright	38.500	127	27Bet Her	2.7810	4700.0	77	11986	No
216	GOM_NL__2PRFIN20040615_104328_000000392027_00409_11986_3862.N1	15-JUN-2004 10:43:28	Bright	39.000	67	5Alp CrB	2.2210	11000.	78	11986	No
217	GOM_NL__2PRFIN20040615_104459_000000372027_00409_11986_3863.N1	15-JUN-2004 10:44:59	Bright	37.000	133	40Zet Her	2.8070	6000.0	74	11986	No
218	GOM_NL__2PRFIN20040615_104724_000000382027_00409_11986_3864.N1	15-JUN-2004 10:47:24	Bright	38.000	180	27Gam Boo	3.0400	8000.0	76	11986	No
219	GOM_NL__2PRFIN20040615_105110_000000382027_00409_11986_3865.N1	15-JUN-2004 10:51:10	Bright	37.500	39	85Eta UMa	1.8540	24000.	75	11986	No

220	GOM_NL__2PRFIN20040615_105321_000000382027_00409_11986_3866.N1	15-JUN-2004 10:53:21	Bright	38.000	119	14Eta Dra	2.7270	4700.0	76	11986	No
221	GOM_NL__2PRFIN20040615_105649_000000402027_00409_11986_3867.N1	15-JUN-2004 10:56:49	Bright	39.500	60	7Bet UMi	2.0810	3950.0	79	11986	No
222	GOM_NL__2PRFIN20040615_110126_000000382027_00409_11986_3868.N1	15-JUN-2004 11:01:26	Bright	37.500	49	1Alp UMi	1.9900	6300.0	75	11986	No
223	GOM_NL__2PRFIN20040615_110838_000000442027_00409_11986_3869.N1	15-JUN-2004 11:08:38	Bright	43.500	74	11Bet Cas	2.2680	6600.0	87	11986	No
224	GOM_NL__2PRFIN20040615_111002_000000452027_00409_11986_3870.N1	15-JUN-2004 11:10:02	Bright	45.000	68	18Alp Cas	2.2250	4500.0	90	11986	No
225	GOM_NL__2PRFIN20040615_111141_000000382027_00409_11986_3871.N1	15-JUN-2004 11:11:41	Bright	37.500	160	23Gam Per	2.9300	4700.0	75	11986	No
226	GOM_NL__2PRFIN20040615_111509_000000432027_00409_11986_3872.N1	15-JUN-2004 11:15:09	Bright	42.500	73	57Gam1And	2.2600	13100.	85	11986	No
227	GOM_NL__2PRFIN20040615_111730_000000582027_00409_11986_3873.N1	15-JUN-2004 11:17:30	Twilight	58.000	53	43Bet And	2.0480	3300.0	116	11986	No
228	GOM_NL__2PRFIN20040615_112059_000000502027_00409_11986_3874.N1	15-JUN-2004 11:20:59	Twilight	49.500	50	13Alp Ari	2.0070	4250.0	99	11986	No
229	GOM_NL__2PRFIN20040615_112545_000000472027_00409_11986_3875.N1	15-JUN-2004 11:25:45	Dark	46.500	94	92Alp Cet	2.5260	3100.0	93	11986	No
230	GOM_NL__2PRFIN20040615_112728_000000792027_00409_11986_3876.N1	15-JUN-2004 11:27:28	Dark	78.500	140	88Gam Peg	2.8340	26000.	157	11986	No
231	GOM_NL__2PRFIN20040615_114339_000000482027_00409_11986_3877.N1	15-JUN-2004 11:43:39	Dark	47.500	9	Alp Eri	0.45300	24000.	95	11986	No
232	GOM_NL__2PRFIN20040615_114745_000000662027_00410_11987_3845.N1	15-JUN-2004 11:47:45	Dark	66.000	18	24Alp PsA	1.1660	9700.0	132	11987	No
233	GOM_NL__2PRFIN20040615_115110_000000522027_00410_11987_3846.N1	15-JUN-2004 11:51:10	Dark	51.500	31	Alp Gru	1.7340	15200.	103	11987	No
234	GOM_NL__2PRFIN20040615_115305_000000622027_00410_11987_3847.N1	15-JUN-2004 11:53:05	Straylight	61.500	172	Gam Gru	3.0030	13100.	123	11987	No
235	GOM_NL__2PRFIN20040615_115501_000000462027_00410_11987_3848.N1	15-JUN-2004 11:55:01	Straylight	46.000	45	Alp Pav	1.9400	26000.	92	11987	No
236	GOM_NL__2PRFIN20040615_115701_000000412027_00410_11987_3849.N1	15-JUN-2004 11:57:01	Straylight	41.000	43	Alp TrA	1.9100	4250.0	82	11987	No
237	GOM_NL__2PRFIN20040615_115856_000000402027_00410_11987_3850.N1	15-JUN-2004 11:58:56	Straylight	40.000	134	Bet TrA	2.8100	6600.0	80	11987	No
238	GOM_NL__2PRFIN20040615_120125_000000422027_00410_11987_3851.N1	15-JUN-2004 12:01:25	Straylight	41.500	147	Alp Ara	2.8770	26000.	83	11987	No
239	GOM_NL__2PRFIN20040615_120310_000000482027_00410_11987_3852.N1	15-JUN-2004 12:03:10	Twilight	48.000	40	The Sco	1.8590	7100.0	96	11987	No
240	GOM_NL__2PRFIN20040615_120453_000000452027_00410_11987_3853.N1	15-JUN-2004 12:04:53	Twilight	45.000	25	35Lam Sco	1.6200	28000.	90	11987	No
241	GOM_NL__2PRFIN20040615_120619_000000462027_00410_11987_3854.N1	15-JUN-2004 12:06:19	Twilight	46.000	75	26Eps Sco	2.2910	4250.0	92	11987	No
242	GOM_NL__2PRFIN20040615_120825_000000582027_00410_11987_3855.N1	15-JUN-2004 12:08:25	Bright	58.000	155	41Pi Sgr	2.9000	6600.0	116	11987	No
243	GOM_NL__2PRFIN20040615_121126_000000432027_00410_11987_3856.N1	15-JUN-2004 12:11:26	Bright	42.500	86	35Eta Oph	2.4300	10200.	85	11987	No
244	GOM_NL__2PRFIN20040615_121313_000000392027_00410_11987_3857.N1	15-JUN-2004 12:13:13	Bright	39.000	98	13Zet Oph	2.5710	30000.	78	11987	No
245	GOM_NL__2PRFIN20040615_121519_000000382027_00410_11987_3858.N1	15-JUN-2004 12:15:19	Bright	38.000	120	1Del Oph	2.7340	3200.0	76	11987	No
246	GOM_NL__2PRFIN20040615_121821_000000402027_00410_11987_3859.N1	15-JUN-2004 12:18:21	Bright	39.500	102	24Alp Ser	2.6000	4250.0	79	11987	No
247	GOM_NL__2PRFIN20040615_122034_000000442027_00410_11987_3860.N1	15-JUN-2004 12:20:34	Bright	44.000	59	55Alp Oph	2.0800	8900.0	88	11987	No
248	GOM_NL__2PRFIN20040615_122232_000000382027_00410_11987_3861.N1	15-JUN-2004 12:22:32	Bright	37.500	127	27Bet Her	2.7810	4700.0	75	11987	No
249	GOM_NL__2PRFIN20040615_122403_000000372027_00410_11987_3862.N1	15-JUN-2004 12:24:03	Bright	36.500	67	5Alp CrB	2.2210	11000.	73	11987	No
250	GOM_NL__2PRFIN20040615_122534_000000412027_00410_11987_3863.N1	15-JUN-2004 12:25:34	Bright	40.500	133	40Zet Her	2.8070	6000.0	81	11987	No
251	GOM_NL__2PRFIN20040615_122800_000000392027_00410_11987_3864.N1	15-JUN-2004 12:28:00	Bright	38.500	180	27Gam Boo	3.0400	8000.0	77	11987	No
252	GOM_NL__2PRFIN20040615_123146_000000402027_00410_11987_3865.N1	15-JUN-2004 12:31:46	Bright	39.500	39	85Eta UMa	1.8540	24000.	79	11987	No
253	GOM_NL__2PRFIN20040615_123356_000000402027_00410_11987_3866.N1	15-JUN-2004 12:33:56	Bright	39.500	119	14Eta Dra	2.7270	4700.0	79	11987	No
254	GOM_NL__2PRFIN20040615_123724_000000392027_00410_11987_3867.N1	15-JUN-2004 12:37:24	Bright	38.500	60	7Bet UMi	2.0810	3950.0	77	11987	No
255	GOM_NL__2PRFIN20040615_124201_000000392027_00410_11987_3868.N1	15-JUN-2004 12:42:01	Bright	38.500	49	1Alp UMi	1.9900	6300.0	77	11987	No
256	GOM_NL__2PRFIN20040615_124914_000000462027_00410_11987_3869.N1	15-JUN-2004 12:49:14	Bright	45.500	74	11Bet Cas	2.2680	6600.0	91	11987	No
257	GOM_NL__2PRFIN20040615_125037_000000442027_00410_11987_3870.N1	15-JUN-2004 12:50:37	Bright	44.000	68	18Alp Cas	2.2250	4500.0	88	11987	No
258	GOM_NL__2PRFIN20040615_125215_000000382027_00410_11987_3871.N1	15-JUN-2004 12:52:15	Bright	38.000	160	23Gam Per	2.9300	4700.0	76	11987	No
259	GOM_NL__2PRFIN20040615_125544_000000442027_00410_11987_3872.N1	15-JUN-2004 12:55:44	Bright	43.500	73	57Gam1And	2.2600	13100.	87	11987	No
260	GOM_NL__2PRFIN20040615_125807_000000582027_00410_11987_3873.N1	15-JUN-2004 12:58:07	Twilight	58.000	53	43Bet And	2.0480	3300.0	116	11987	No
261	GOM_NL__2PRFIN20040615_130135_000000512027_00410_11987_3874.N1	15-JUN-2004 13:01:35	Twilight	50.500	50	13Alp Ari	2.0070	4250.0	101	11987	No
262	GOM_NL__2PRFIN20040615_130621_000000472027_00410_11987_3875.N1	15-JUN-2004 13:06:21	Dark	46.500	94	92Alp Cet	2.5260	3100.0	93	11987	No
263	GOM_NL__2PRFIN20040615_130804_000000802027_00410_11987_3876.N1	15-JUN-2004 13:08:04	Dark	80.000	140	88Gam Peg	2.8340	26000.	160	11987	No
264	GOM_NL__2PRFIN20040615_132415_000000482027_00410_11987_3877.N1	15-JUN-2004 13:24:15	Dark	48.000	9	Alp Eri	0.45300	24000.	96	11987	No
265	GOM_NL__2PRFIN20040615_132822_000000692027_00411_11988_3956.N1	15-JUN-2004 13:28:22	Dark	68.500	18	24Alp PsA	1.1660	9700.0	137	11988	No
266	GOM_NL__2PRFIN20040615_133148_000000522027_00411_11988_3957.N1	15-JUN-2004 13:31:48	Dark	51.500	31	Alp Gru	1.7340	15200.	103	11988	No
267	GOM_NL__2PRFIN20040615_133342_000000602027_00411_11988_3958.N1	15-JUN-2004 13:33:42	Straylight	60.000	172	Gam Gru	3.0030	13100.	120	11988	No
268	GOM_NL__2PRFIN20040615_133537_000000442027_00411_11988_3959.N1	15-JUN-2004 13:35:37	Straylight	44.000	45	Alp Pav	1.9400	26000.	88	11988	No
269	GOM_NL__2PRFIN20040615_133737_000000442027_00411_11988_3960.N1	15-JUN-2004 13:37:37	Straylight	43.500	43	Alp TrA	1.9100	4250.0	87	11988	No
270	GOM_NL__2PRFIN20040615_133932_000000402027_00411_11988_3961.N1	15-JUN-2004 13:39:32	Straylight	39.500	134	Bet TrA	2.8100	6600.0	79	11988	No
271	GOM_NL__2PRFIN20040615_134201_000000402027_00411_11988_3962.N1	15-JUN-2004 13:42:01	Straylight	39.500	147	Alp Ara	2.8770	26000.	79	11988	No
272	GOM_NL__2PRFIN20040615_134346_000000432027_00411_11988_3963.N1	15-JUN-2004 13:43:46	Twilight	42.500	40	The Sco	1.8590	7100.0	85	11988	No
273	GOM_NL__2PRFIN20040615_134529_000000462027_00411_11988_3964.N1	15-JUN-2004 13:45:29	Twilight	46.000	25	35Lam Sco	1.6200	28000.	92	11988	No
274	GOM_NL__2PRFIN20040615_134654_000000462027_00411_11988_3965.N1	15-JUN-2004 13:46:54	Twilight	46.000	75	26Eps Sco	2.2910	4250.0	92	11988	No
275	GOM_NL__2PRFIN20040615_134902_000000592027_00411_11988_3966.N1	15-JUN-2004 13:49:02	Bright	59.000	155	41Pi Sgr	2.9000	6600.0	118	11988	No
276	GOM_NL__2PRFIN20040615_135204_000000432027_00411_11988_3967.N1	15-JUN-2004 13:52:04	Bright	42.500	86	35Eta Oph	2.4300	10200.	85	11988	No
277	GOM_NL__2PRFIN20040615_135348_000000382027_00411_11988_3968.N1	15-JUN-2004 13:53:48	Bright	38.000	98	13Zet Oph	2.5710	30000.	76	11988	No
278	GOM_NL__2PRFIN20040615_135555_000000382027_00411_11988_3969.N1	15-JUN-2004 13:55:55	Bright	38.000	120	1Del Oph	2.7340	3200.0	76	11988	No

279	GOM_NL__2PRFIN20040615_135858_000000372027_00411_11988_3970.N1	15-JUN-2004 13:58:58	Bright	37.000	102	24Alp Ser	2.6000	4250.0	74	11988	No
280	GOM_NL__2PRFIN20040615_140109_000000442027_00411_11988_3971.N1	15-JUN-2004 14:01:09	Bright	44.000	59	55Alp Oph	2.0800	8900.0	88	11988	No
281	GOM_NL__2PRFIN20040615_140308_000000392027_00411_11988_3972.N1	15-JUN-2004 14:03:08	Bright	38.500	127	27Bet Her	2.7810	4700.0	77	11988	No
282	GOM_NL__2PRFIN20040615_140439_000000362027_00411_11988_3973.N1	15-JUN-2004 14:04:39	Bright	36.000	67	5Alp CrB	2.2210	11000.	72	11988	No
283	GOM_NL__2PRFIN20040615_140610_000000392027_00411_11988_3974.N1	15-JUN-2004 14:06:10	Bright	38.500	133	40Zet Her	2.8070	6000.0	77	11988	No
284	GOM_NL__2PRFIN20040615_140836_000000392027_00411_11988_3975.N1	15-JUN-2004 14:08:36	Bright	38.500	180	27Gam Boo	3.0400	8000.0	77	11988	No
285	GOM_NL__2PRFIN20040615_141222_000000402027_00411_11988_3976.N1	15-JUN-2004 14:12:22	Bright	39.500	39	85Eta UMa	1.8540	24000.	79	11988	No
286	GOM_NL__2PRFIN20040615_141432_000000382027_00411_11988_3977.N1	15-JUN-2004 14:14:32	Bright	38.000	119	14Eta Dra	2.7270	4700.0	76	11988	No
287	GOM_NL__2PRFIN20040615_141801_000000392027_00411_11988_3978.N1	15-JUN-2004 14:18:01	Bright	38.500	60	7Bet UMi	2.0810	3950.0	77	11988	No
288	GOM_NL__2PRFIN20040615_142237_000000362027_00411_11988_3979.N1	15-JUN-2004 14:22:37	Bright	36.000	49	1Alp UMi	1.9900	6300.0	72	11988	No
289	GOM_NL__2PRFIN20040615_142950_000000432027_00411_11988_3980.N1	15-JUN-2004 14:29:50	Bright	42.500	74	11Bet Cas	2.2680	6600.0	85	11988	No
290	GOM_NL__2PRFIN20040615_143112_000000462027_00411_11988_3981.N1	15-JUN-2004 14:31:12	Bright	45.500	68	18Alp Cas	2.2250	4500.0	91	11988	No
291	GOM_NL__2PRFIN20040615_143251_000000372027_00411_11988_3982.N1	15-JUN-2004 14:32:51	Bright	37.000	160	23Gam Per	2.9300	4700.0	74	11988	No
292	GOM_NL__2PRFIN20040615_143618_000000452027_00411_11988_3983.N1	15-JUN-2004 14:36:18	Bright	44.500	73	57Gam1And	2.2600	13100.	89	11988	No
293	GOM_NL__2PRFIN20040615_143842_000000622027_00411_11988_3984.N1	15-JUN-2004 14:38:42	Twi_and_stray	61.500	53	43Bet And	2.0480	3300.0	123	11988	No
294	GOM_NL__2PRFIN20040615_144212_000000522027_00411_11988_3985.N1	15-JUN-2004 14:42:12	Twilight	51.500	50	13Alp Ari	2.0070	4250.0	103	11988	No
295	GOM_NL__2PRFIN20040615_144658_000000462027_00411_11988_3986.N1	15-JUN-2004 14:46:58	Dark	46.000	94	92Alp Cet	2.5260	3100.0	92	11988	No
296	GOM_NL__2PRFIN20040615_144841_000000752027_00411_11988_3987.N1	15-JUN-2004 14:48:41	Dark	74.500	140	88Gam Peg	2.8340	26000.	149	11988	No
297	GOM_NL__2PRFIN20040615_150450_000000532027_00411_11988_3988.N1	15-JUN-2004 15:04:50	Dark	52.500	9	Alp Eri	0.45300	24000.	105	11988	No
298	GOM_NL__2PRFIN20040615_150900_000000702027_00412_11989_3957.N1	15-JUN-2004 15:09:00	Dark	69.500	18	24Alp PsA	1.1660	9700.0	139	11989	No
299	GOM_NL__2PRFIN20040615_151225_000000492027_00412_11989_3958.N1	15-JUN-2004 15:12:25	Dark	48.500	31	Alp Gru	1.7340	15200.	97	11989	No
300	GOM_NL__2PRFIN20040615_151420_000000612027_00412_11989_3959.N1	15-JUN-2004 15:14:20	Straylight	61.000	172	Gam Gru	3.0030	13100.	122	11989	No
301	GOM_NL__2PRFIN20040615_151614_000000452027_00412_11989_3960.N1	15-JUN-2004 15:16:14	Straylight	45.000	45	Alp Pav	1.9400	26000.	90	11989	No
302	GOM_NL__2PRFIN20040615_151813_000000422027_00412_11989_3961.N1	15-JUN-2004 15:18:13	Straylight	41.500	43	Alp TrA	1.9100	4250.0	83	11989	No
303	GOM_NL__2PRFIN20040615_152007_000000392027_00412_11989_3962.N1	15-JUN-2004 15:20:07	Straylight	39.000	134	Bet TrA	2.8100	6600.0	78	11989	No
304	GOM_NL__2PRFIN20040615_152238_000000392027_00412_11989_3963.N1	15-JUN-2004 15:22:38	Straylight	39.000	147	Alp Ara	2.8770	26000.	78	11989	No
305	GOM_NL__2PRFIN20040615_152423_000000452027_00412_11989_3964.N1	15-JUN-2004 15:24:23	Twi_and_stray	45.000	40	The Sco	1.8590	7100.0	90	11989	No
306	GOM_NL__2PRFIN20040615_152606_000000462027_00412_11989_3965.N1	15-JUN-2004 15:26:06	Twi_and_stray	46.000	25	35Lam Sco	1.6200	28000.	92	11989	No
307	GOM_NL__2PRFIN20040615_152732_000000452027_00412_11989_3966.N1	15-JUN-2004 15:27:32	Twi_and_stray	45.000	75	26Eps Sco	2.2910	4250.0	90	11989	No
308	GOM_NL__2PRFIN20040615_152938_000000582027_00412_11989_3967.N1	15-JUN-2004 15:29:38	Bright	58.000	155	41Pi Sgr	2.9000	6600.0	116	11989	No
309	GOM_NL__2PRFIN20040615_153241_000000412027_00412_11989_3968.N1	15-JUN-2004 15:32:41	Bright	41.000	86	35Eta Oph	2.4300	10200.	82	11989	No
310	GOM_NL__2PRFIN20040615_153425_000000392027_00412_11989_3969.N1	15-JUN-2004 15:34:25	Bright	39.000	98	13Zet Oph	2.5710	30000.	78	11989	No
311	GOM_NL__2PRFIN20040615_153631_000000382027_00412_11989_3970.N1	15-JUN-2004 15:36:31	Bright	38.000	120	1Del Oph	2.7340	3200.0	76	11989	No
312	GOM_NL__2PRFIN20040615_153934_000000372027_00412_11989_3971.N1	15-JUN-2004 15:39:34	Bright	36.500	102	24Alp Ser	2.6000	4250.0	73	11989	No
313	GOM_NL__2PRFIN20040615_154145_000000442027_00412_11989_3972.N1	15-JUN-2004 15:41:45	Bright	43.500	59	55Alp Oph	2.0800	8900.0	87	11989	No
314	GOM_NL__2PRFIN20040615_154344_000000382027_00412_11989_3973.N1	15-JUN-2004 15:43:44	Bright	38.000	127	27Bet Her	2.7810	4700.0	76	11989	No
315	GOM_NL__2PRFIN20040615_154516_000000372027_00412_11989_3974.N1	15-JUN-2004 15:45:16	Bright	37.000	67	5Alp CrB	2.2210	11000.	74	11989	No
316	GOM_NL__2PRFIN20040615_154646_000000402027_00412_11989_3975.N1	15-JUN-2004 15:46:46	Bright	40.000	133	40Zet Her	2.8070	6000.0	80	11989	No
317	GOM_NL__2PRFIN20040615_154913_000000382027_00412_11989_3976.N1	15-JUN-2004 15:49:13	Bright	38.000	180	27Gam Boo	3.0400	8000.0	76	11989	No
318	GOM_NL__2PRFIN20040615_155259_000000412027_00412_11989_3977.N1	15-JUN-2004 15:52:59	Bright	40.500	39	85Eta UMa	1.8540	24000.	81	11989	No
319	GOM_NL__2PRFIN20040615_155508_000000392027_00412_11989_3978.N1	15-JUN-2004 15:55:08	Bright	39.000	119	14Eta Dra	2.7270	4700.0	78	11989	No
320	GOM_NL__2PRFIN20040615_155837_000000402027_00412_11989_3979.N1	15-JUN-2004 15:58:37	Bright	39.500	60	7Bet UMi	2.0810	3950.0	79	11989	No
321	GOM_NL__2PRFIN20040615_160314_000000372027_00412_11989_3980.N1	15-JUN-2004 16:03:14	Bright	37.000	49	1Alp UMi	1.9900	6300.0	74	11989	No
322	GOM_NL__2PRFIN20040615_161025_000000462027_00412_11989_3981.N1	15-JUN-2004 16:10:25	Bright	45.500	74	11Bet Cas	2.2680	6600.0	91	11989	No
323	GOM_NL__2PRFIN20040615_161148_000000462027_00412_11989_3982.N1	15-JUN-2004 16:11:48	Bright	46.000	68	18Alp Cas	2.2250	4500.0	92	11989	No
324	GOM_NL__2PRFIN20040615_161329_000000532027_00412_11989_3983.N1	15-JUN-2004 16:13:29	Bright	53.000	160	23Gam Per	2.9300	4700.0	106	11989	No
325	GOM_NL__2PRFIN20040615_161656_000000452027_00412_11989_3984.N1	15-JUN-2004 16:16:56	Bright	44.500	73	57Gam1And	2.2600	13100.	89	11989	No
326	GOM_NL__2PRFIN20040615_161918_000000582027_00412_11989_3985.N1	15-JUN-2004 16:19:18	Twi_and_stray	57.500	53	43Bet And	2.0480	3300.0	115	11989	No
327	GOM_NL__2PRFIN20040615_162248_000000492027_00412_11989_3986.N1	15-JUN-2004 16:22:48	Twilight	48.500	50	13Alp Ari	2.0070	4250.0	97	11989	No
328	GOM_NL__2PRFIN20040615_162734_000000472027_00412_11989_3987.N1	15-JUN-2004 16:27:34	Dark	47.000	94	92Alp Cet	2.5260	3100.0	94	11989	No
329	GOM_NL__2PRFIN20040615_162918_000000752027_00412_11989_3988.N1	15-JUN-2004 16:29:18	Dark	74.500	140	88Gam Peg	2.8340	26000.	149	11989	No
330	GOM_NL__2PRFIN20040615_164529_000000512027_00412_11989_3989.N1	15-JUN-2004 16:45:29	Dark	51.000	9	Alp Eri	0.45300	24000.	102	11989	No
331	GOM_NL__2PRFIN20040615_164939_000000722027_00413_11990_3958.N1	15-JUN-2004 16:49:39	Dark	71.500	18	24Alp PsA	1.1660	9700.0	143	11990	No
332	GOM_NL__2PRFIN20040615_165302_000000512027_00413_11990_3959.N1	15-JUN-2004 16:53:02	Dark	50.500	31	Alp Gru	1.7340	15200.	101	11990	No
333	GOM_NL__2PRFIN20040615_165651_000000442027_00413_11990_3960.N1	15-JUN-2004 16:56:51	Straylight	44.000	45	Alp Pav	1.9400	26000.	88	11990	No
334	GOM_NL__2PRFIN20040615_165849_000000422027_00413_11990_3961.N1	15-JUN-2004 16:58:49	Straylight	41.500	43	Alp TrA	1.9100	4250.0	83	11990	No
335	GOM_NL__2PRFIN20040615_170043_000000412027_00413_11990_3962.N1	15-JUN-2004 17:00:43	Straylight	40.500	134	Bet TrA	2.8100	6600.0	81	11990	No
336	GOM_NL__2PRFIN20040615_170314_000000392027_00413_11990_3963.N1	15-JUN-2004 17:03:14	Straylight	39.000	147	Alp Ara	2.8770	26000.	78	11990	No
337	GOM_NL__2PRFIN20040615_170459_000000462027_00413_11990_3964.N1	15-JUN-2004 17:04:59	Twi_and_stray	45.500	40	The Sco	1.8590	7100.0	91	11990	No

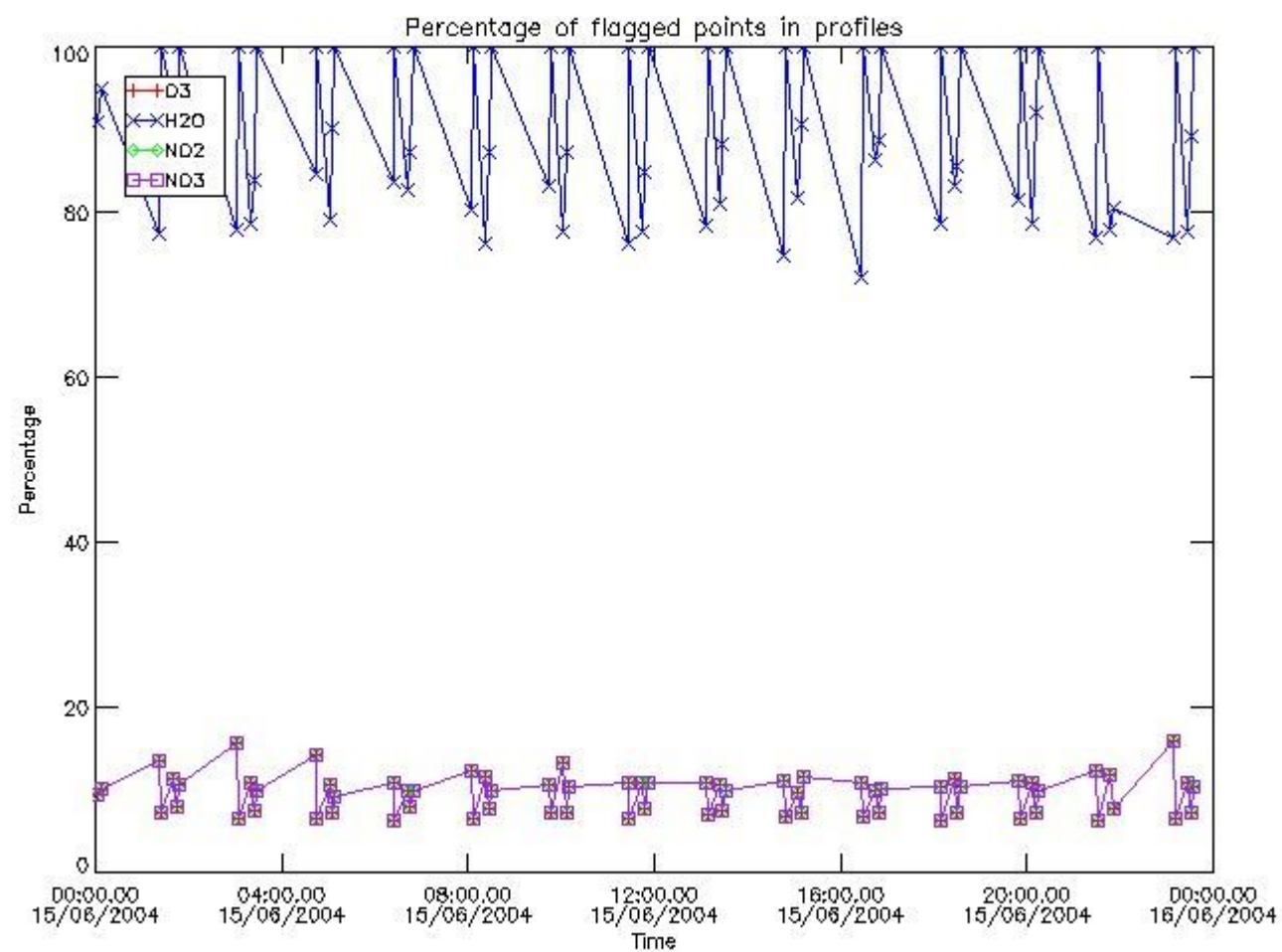
338	GOM_NL__2PRFIN20040615_170629_000000502027_00413_11990_3965.N1	15-JUN-2004 17:06:29	Twilight	49.500	38	20Eps Sgr	1.8360	11000.	99	11990	No
339	GOM_NL__2PRFIN20040615_170808_000000462027_00413_11990_3966.N1	15-JUN-2004 17:08:08	Twilight	45.500	75	26Eps Sco	2.2910	4250.0	91	11990	No
340	GOM_NL__2PRFIN20040615_171015_000000592027_00413_11990_3967.N1	15-JUN-2004 17:10:15	Bright	58.500	155	41Pi Sgr	2.9000	6600.0	117	11990	No
341	GOM_NL__2PRFIN20040615_171317_000000422027_00413_11990_3968.N1	15-JUN-2004 17:13:17	Bright	42.000	86	35Eta Oph	2.4300	10200.	84	11990	No
342	GOM_NL__2PRFIN20040615_171501_000000392027_00413_11990_3969.N1	15-JUN-2004 17:15:01	Bright	39.000	98	13Zet Oph	2.5710	30000.	78	11990	No
343	GOM_NL__2PRFIN20040615_171707_000000382027_00413_11990_3970.N1	15-JUN-2004 17:17:07	Bright	37.500	120	1Del Oph	2.7340	3200.0	75	11990	No
344	GOM_NL__2PRFIN20040615_172010_000000382027_00413_11990_3971.N1	15-JUN-2004 17:20:10	Bright	37.500	102	24Alp Ser	2.6000	4250.0	75	11990	No
345	GOM_NL__2PRFIN20040615_172220_000000472027_00413_11990_3972.N1	15-JUN-2004 17:22:20	Bright	47.000	59	55Alp Oph	2.0800	8900.0	94	11990	No
346	GOM_NL__2PRFIN20040615_172420_000000392027_00413_11990_3973.N1	15-JUN-2004 17:24:20	Bright	39.000	127	27Bet Her	2.7810	4700.0	78	11990	No
347	GOM_NL__2PRFIN20040615_172551_000000382027_00413_11990_3974.N1	15-JUN-2004 17:25:51	Bright	38.000	67	5Alp CrB	2.2210	11000.	76	11990	No
348	GOM_NL__2PRFIN20040615_172722_000000412027_00413_11990_3975.N1	15-JUN-2004 17:27:22	Bright	40.500	133	40Zet Her	2.8070	6000.0	81	11990	No
349	GOM_NL__2PRFIN20040615_172949_000000372027_00413_11990_3976.N1	15-JUN-2004 17:29:49	Bright	37.000	180	27Gam Boo	3.0400	8000.0	74	11990	No
350	GOM_NL__2PRFIN20040615_173335_000000402027_00413_11990_3977.N1	15-JUN-2004 17:33:35	Bright	40.000	39	85Eta UMa	1.8540	24000.	80	11990	No
351	GOM_NL__2PRFIN20040615_173544_000000392027_00413_11990_3978.N1	15-JUN-2004 17:35:44	Bright	38.500	119	14Eta Dra	2.7270	4700.0	77	11990	No
352	GOM_NL__2PRFIN20040615_173913_000000392027_00413_11990_3979.N1	15-JUN-2004 17:39:13	Bright	38.500	60	7Bet UMi	2.0810	3950.0	77	11990	No
353	GOM_NL__2PRFIN20040615_174349_000000382027_00413_11990_3980.N1	15-JUN-2004 17:43:49	Bright	38.000	49	1Alp UMi	1.9900	6300.0	76	11990	No
354	GOM_NL__2PRFIN20040615_175101_000000442027_00413_11990_3981.N1	15-JUN-2004 17:51:01	Bright	44.000	74	11Bet Cas	2.2680	6600.0	88	11990	No
355	GOM_NL__2PRFIN20040615_175224_000000452027_00413_11990_3982.N1	15-JUN-2004 17:52:24	Bright	44.500	68	18Alp Cas	2.2250	4500.0	89	11990	No
356	GOM_NL__2PRFIN20040615_175405_000000372027_00413_11990_3983.N1	15-JUN-2004 17:54:05	Bright	37.000	160	23Gam Per	2.9300	4700.0	74	11990	No
357	GOM_NL__2PRFIN20040615_175732_000000452027_00413_11990_3984.N1	15-JUN-2004 17:57:32	Bright	44.500	73	57Gam1And	2.2600	13100.	89	11990	No
358	GOM_NL__2PRFIN20040615_175954_000000592027_00413_11990_3985.N1	15-JUN-2004 17:59:54	Twilight	59.000	53	43Bet And	2.0480	3300.0	118	11990	No
359	GOM_NL__2PRFIN20040615_180324_000000582027_00413_11990_3986.N1	15-JUN-2004 18:03:24	Twilight	58.000	50	13Alp Ari	2.0070	4250.0	116	11990	No
360	GOM_NL__2PRFIN20040615_180810_000000502027_00413_11990_3987.N1	15-JUN-2004 18:08:10	Dark	49.500	94	92Alp Cet	2.5260	3100.0	99	11990	No
361	GOM_NL__2PRFIN20040615_180955_000000812027_00413_11990_3988.N1	15-JUN-2004 18:09:55	Dark	80.500	140	88Gam Peg	2.8340	26000.	161	11990	No
362	GOM_NL__2PRFIN20040615_182605_000000452027_00413_11990_3989.N1	15-JUN-2004 18:26:05	Dark	45.000	9	Alp Eri	0.45300	24000.	90	11990	No
363	GOM_NL__2PRFIN20040615_183017_000000702027_00414_11991_3945.N1	15-JUN-2004 18:30:17	Dark	69.500	18	24Alp PsA	1.1660	9700.0	139	11991	No
364	GOM_NL__2PRFIN20040615_183339_000000502027_00414_11991_3946.N1	15-JUN-2004 18:33:39	Dark	49.500	31	Alp Gru	1.7340	15200.	99	11991	No
365	GOM_NL__2PRFIN20040615_183728_000000442027_00414_11991_3947.N1	15-JUN-2004 18:37:28	Straylight	43.500	45	Alp Pav	1.9400	26000.	87	11991	No
366	GOM_NL__2PRFIN20040615_183926_000000392027_00414_11991_3948.N1	15-JUN-2004 18:39:26	Straylight	38.500	43	Alp TrA	1.9100	4250.0	77	11991	No
367	GOM_NL__2PRFIN20040615_184120_000000392027_00414_11991_3949.N1	15-JUN-2004 18:41:20	Straylight	38.500	134	Bet TrA	2.8100	6600.0	77	11991	No
368	GOM_NL__2PRFIN20040615_184351_000000392027_00414_11991_3950.N1	15-JUN-2004 18:43:51	Straylight	39.000	147	Alp Ara	2.8770	26000.	78	11991	No
369	GOM_NL__2PRFIN20040615_184536_000000452027_00414_11991_3951.N1	15-JUN-2004 18:45:36	Twilight	45.000	40	The Sco	1.8590	7100.0	90	11991	No
370	GOM_NL__2PRFIN20040615_184706_000000492027_00414_11991_3952.N1	15-JUN-2004 18:47:06	Twilight	49.000	38	20Eps Sgr	1.8360	11000.	98	11991	No
371	GOM_NL__2PRFIN20040615_184845_000000432027_00414_11991_3953.N1	15-JUN-2004 18:48:45	Twilight	43.000	75	26Eps Sco	2.2910	4250.0	86	11991	No
372	GOM_NL__2PRFIN20040615_185051_000000592027_00414_11991_3954.N1	15-JUN-2004 18:50:51	Bright	58.500	155	41Pi Sgr	2.9000	6600.0	117	11991	No
373	GOM_NL__2PRFIN20040615_185353_000000412027_00414_11991_3955.N1	15-JUN-2004 18:53:53	Bright	41.000	86	35Eta Oph	2.4300	10200.	82	11991	No
374	GOM_NL__2PRFIN20040615_185538_000000392027_00414_11991_3956.N1	15-JUN-2004 18:55:38	Bright	38.500	98	13Zet Oph	2.5710	30000.	77	11991	No
375	GOM_NL__2PRFIN20040615_185744_000000372027_00414_11991_3957.N1	15-JUN-2004 18:57:44	Bright	37.000	120	1Del Oph	2.7340	3200.0	74	11991	No
376	GOM_NL__2PRFIN20040615_190047_000000372027_00414_11991_3958.N1	15-JUN-2004 19:00:47	Bright	37.000	102	24Alp Ser	2.6000	4250.0	74	11991	No
377	GOM_NL__2PRFIN20040615_190257_000000452027_00414_11991_3959.N1	15-JUN-2004 19:02:57	Bright	44.500	59	55Alp Oph	2.0800	8900.0	89	11991	No
378	GOM_NL__2PRFIN20040615_190456_000000402027_00414_11991_3960.N1	15-JUN-2004 19:04:56	Bright	39.500	127	27Bet Her	2.7810	4700.0	79	11991	No
379	GOM_NL__2PRFIN20040615_190628_000000372027_00414_11991_3961.N1	15-JUN-2004 19:06:28	Bright	37.000	67	5Alp CrB	2.2210	11000.	74	11991	No
380	GOM_NL__2PRFIN20040615_190758_000000382027_00414_11991_3962.N1	15-JUN-2004 19:07:58	Bright	38.000	133	40Zet Her	2.8070	6000.0	76	11991	No
381	GOM_NL__2PRFIN20040615_191026_000000372027_00414_11991_3963.N1	15-JUN-2004 19:10:26	Bright	37.000	180	27Gam Boo	3.0400	8000.0	74	11991	No
382	GOM_NL__2PRFIN20040615_191412_000000392027_00414_11991_3964.N1	15-JUN-2004 19:14:12	Bright	38.500	39	85Eta UMa	1.8540	24000.	77	11991	No
383	GOM_NL__2PRFIN20040615_191621_000000362027_00414_11991_3965.N1	15-JUN-2004 19:16:21	Bright	36.000	119	14Eta Dra	2.7270	4700.0	72	11991	No
384	GOM_NL__2PRFIN20040615_191949_000000372027_00414_11991_3966.N1	15-JUN-2004 19:19:49	Bright	36.500	60	7Bet UMi	2.0810	3950.0	73	11991	No
385	GOM_NL__2PRFIN20040615_192426_000000382027_00414_11991_3967.N1	15-JUN-2004 19:24:26	Bright	37.500	49	1Alp UMi	1.9900	6300.0	75	11991	No
386	GOM_NL__2PRFIN20040615_193137_000000442027_00414_11991_3968.N1	15-JUN-2004 19:31:37	Bright	43.500	74	11Bet Cas	2.2680	6600.0	87	11991	No
387	GOM_NL__2PRFIN20040615_193259_000000472027_00414_11991_3969.N1	15-JUN-2004 19:32:59	Bright	47.000	68	18Alp Cas	2.2250	4500.0	94	11991	No
388	GOM_NL__2PRFIN20040615_193441_000000532027_00414_11991_3970.N1	15-JUN-2004 19:34:41	Bright	53.000	160	23Gam Per	2.9300	4700.0	106	11991	No
389	GOM_NL__2PRFIN20040615_193809_000000432027_00414_11991_3971.N1	15-JUN-2004 19:38:09	Bright	43.000	73	57Gam1And	2.2600	13100.	86	11991	No
390	GOM_NL__2PRFIN20040615_194031_000000662027_00414_11991_3972.N1	15-JUN-2004 19:40:31	Twilight	66.000	53	43Bet And	2.0480	3300.0	132	11991	No
391	GOM_NL__2PRFIN20040615_194401_000000482027_00414_11991_3973.N1	15-JUN-2004 19:44:01	Twilight	48.000	50	13Alp Ari	2.0070	4250.0	96	11991	No
392	GOM_NL__2PRFIN20040615_194847_000000462027_00414_11991_3974.N1	15-JUN-2004 19:48:47	Dark	46.000	94	92Alp Cet	2.5260	3100.0	92	11991	No
393	GOM_NL__2PRFIN20040615_195032_000000802027_00414_11991_3975.N1	15-JUN-2004 19:50:32	Dark	79.500	140	88Gam Peg	2.8340	26000.	159	11991	No
394	GOM_NL__2PRFIN20040615_200642_000000472027_00414_11991_3976.N1	15-JUN-2004 20:06:42	Dark	47.000	9	Alp Eri	0.45300	24000.	94	11991	No
395	GOM_NL__2PRFIN20040615_201054_000000702027_00415_11992_3946.N1	15-JUN-2004 20:10:54	Dark	70.000	18	24Alp PsA	1.1660	9700.0	140	11992	No
396	GOM_NL__2PRFIN20040615_201416_000000512027_00415_11992_3947.N1	15-JUN-2004 20:14:16	Dark	51.000	31	Alp Gru	1.7340	15200.	102	11992	No

456	GOM_NL__2PRFIN20040615_230959_000000422027_00416_11993_3976.N1	15-JUN-2004 23:09:59	Dark	41.500	94	92Alp Cet	2.5260	3100.0	83	11993	No
457	GOM_NL__2PRFIN20040615_231145_000000802027_00416_11993_3977.N1	15-JUN-2004 23:11:45	Dark	79.500	140	88Gam Peg	2.8340	26000.	159	11993	No
458	GOM_NL__2PRFIN20040615_232754_000000482027_00416_11993_3978.N1	15-JUN-2004 23:27:54	Dark	47.500	9	Alp Eri	0.45300	24000.	95	11993	No
459	GOM_NL__2PRFIN20040615_233209_000000702027_00417_11994_3960.N1	15-JUN-2004 23:32:09	Dark	69.500	18	24Alp PsA	1.1660	9700.0	139	11994	No
460	GOM_NL__2PRFIN20040615_233529_000000502027_00417_11994_3961.N1	15-JUN-2004 23:35:29	Dark	49.500	31	Alp Gru	1.7340	15200.	99	11994	No
461	GOM_NL__2PRFIN20040615_233917_000000452027_00417_11994_3962.N1	15-JUN-2004 23:39:17	Straylight	44.500	45	Alp Pav	1.9400	26000.	89	11994	No
462	GOM_NL__2PRFIN20040615_234114_000000522027_00417_11994_3963.N1	15-JUN-2004 23:41:14	Straylight	51.500	43	Alp TrA	1.9100	4250.0	103	11994	No
463	GOM_NL__2PRFIN20040615_234308_000000412027_00417_11994_3964.N1	15-JUN-2004 23:43:08	Straylight	41.000	134	Bet TrA	2.8100	6600.0	82	11994	No
464	GOM_NL__2PRFIN20040615_234539_000000412027_00417_11994_3965.N1	15-JUN-2004 23:45:39	Straylight	41.000	147	Alp Ara	2.8770	26000.	82	11994	No
465	GOM_NL__2PRFIN20040615_234723_000000522027_00417_11994_3966.N1	15-JUN-2004 23:47:23	Twilight_stray	51.500	40	The Sco	1.8590	7100.0	103	11994	No
466	GOM_NL__2PRFIN20040615_234854_000000482027_00417_11994_3967.N1	15-JUN-2004 23:48:54	Twilight_stray	47.500	38	20Eps Sgr	1.8360	11000.	95	11994	No
467	GOM_NL__2PRFIN20040615_235032_000000482027_00417_11994_3968.N1	15-JUN-2004 23:50:32	Twilight_stray	48.000	75	26Eps Sco	2.2910	4250.0	96	11994	No

3. Quality information per product

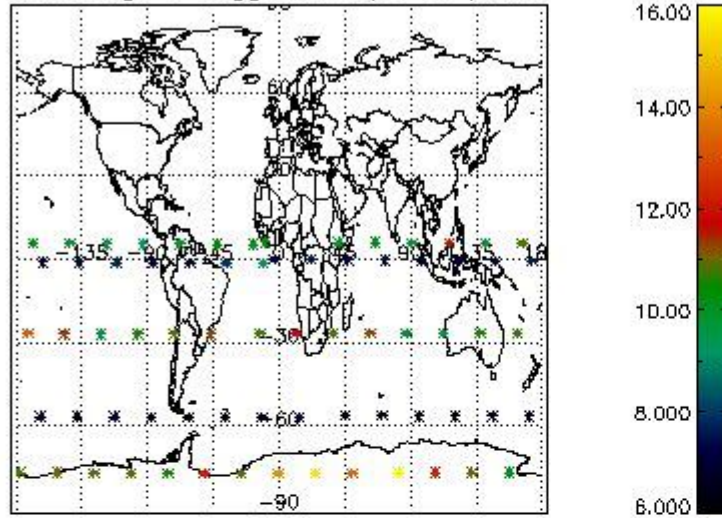
In this section it is plotted some information contained in the Quality Summary data set of the level 2 products. Only products in dark limb conditions and without errors (error flag in the MPH set to "0") are used.

3.1 Plot quality information per product (time dependant)

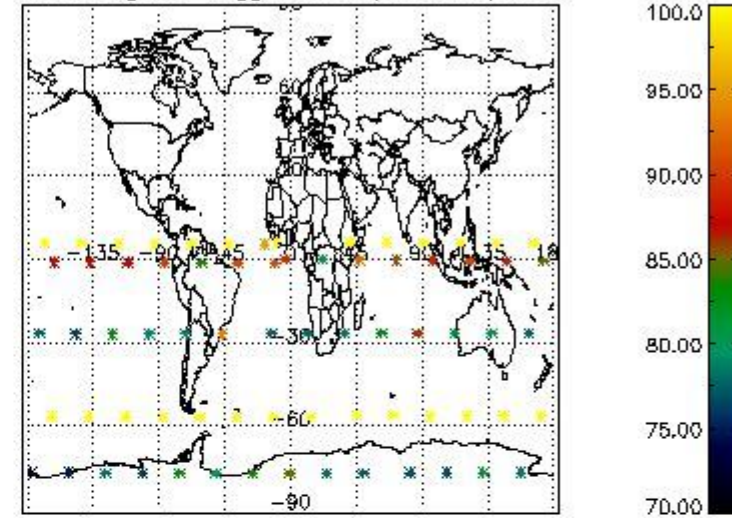


3.2 Plot quality information per product (world map)

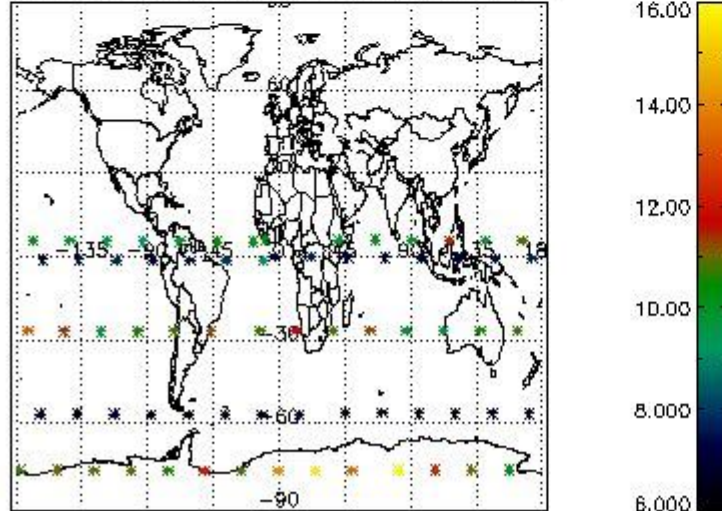
Percentage of flagged data per O3 profile



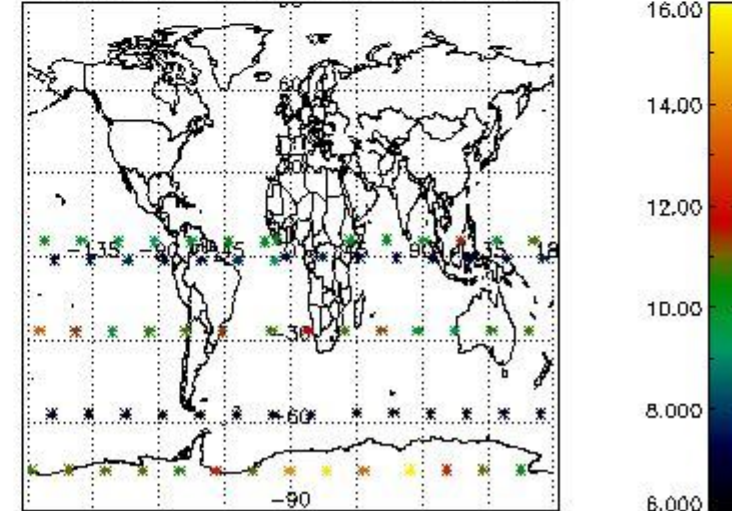
Percentage of flagged data per H2O profile



Percentage of flagged data per NO2 profile



Percentage of flagged data per NO3 profile

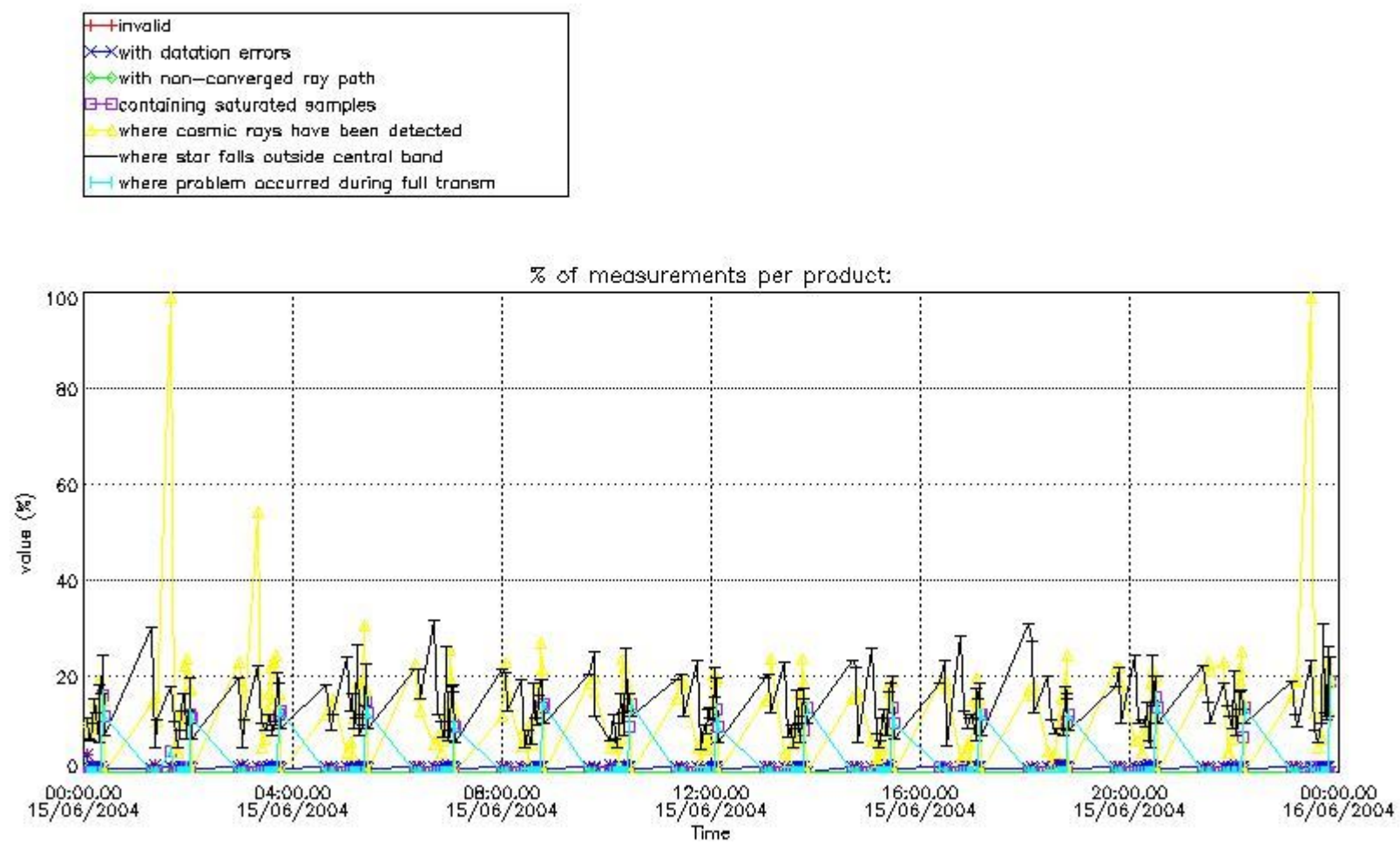


4. Level 1 quality information per product

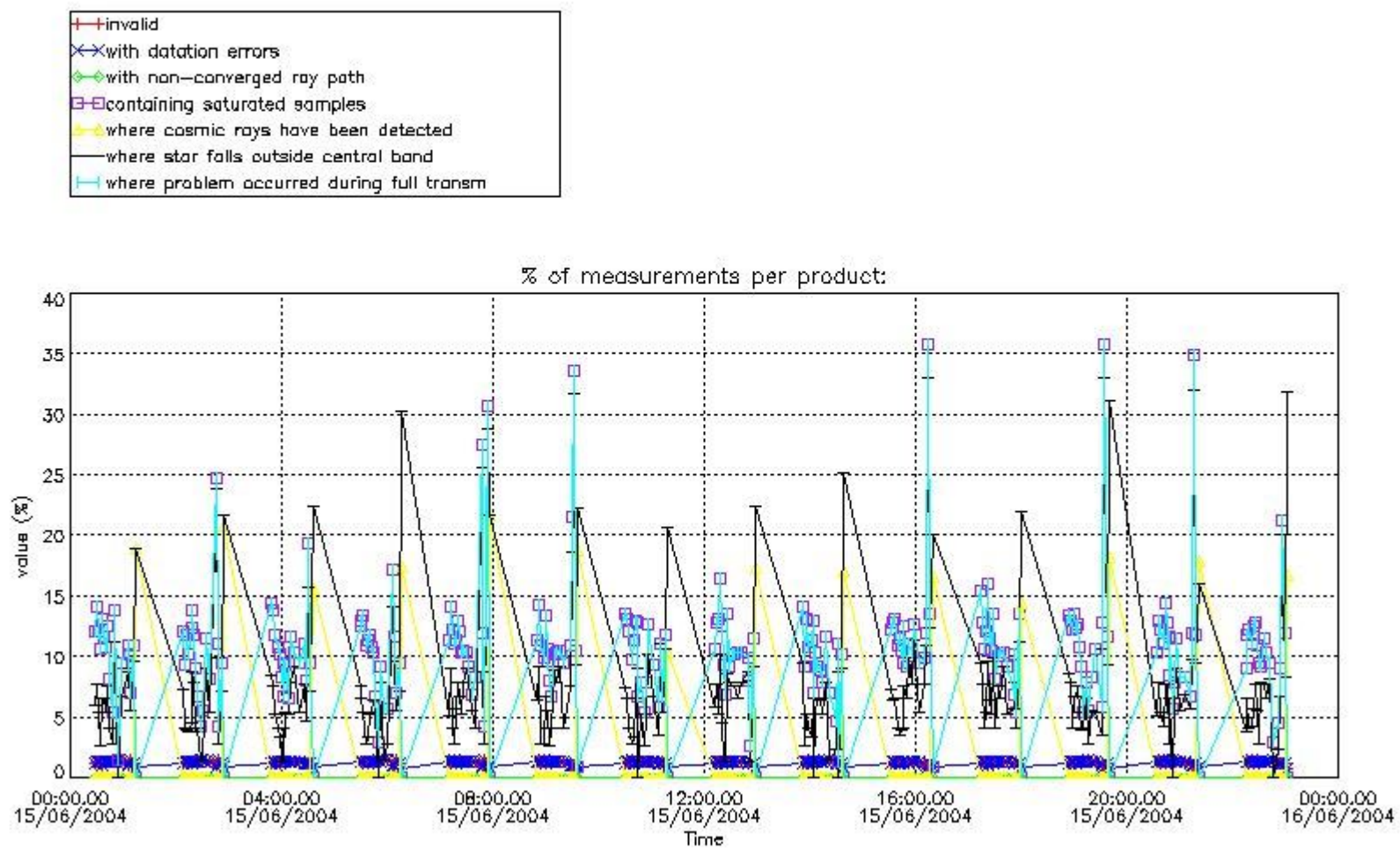
In this section it is plotted some information contained in the Quality Summary data set of the level 2 products that comes from the level 1b processing. Products without errors (error flag in the MPH set to "0") are used.

4.1 Plot quality information per product (time dependant) coming from level 1b processing

4.1.1 Plot level 1 quality information per product (time dependant): ENVISAT ASCENDING passes

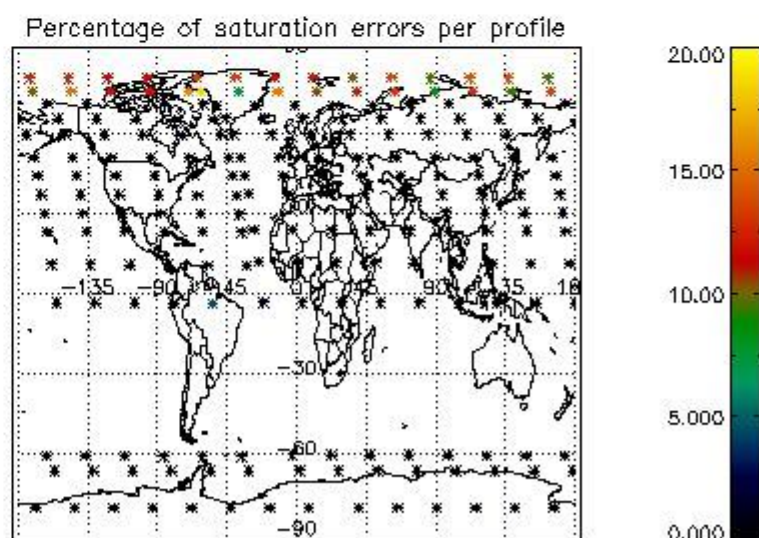
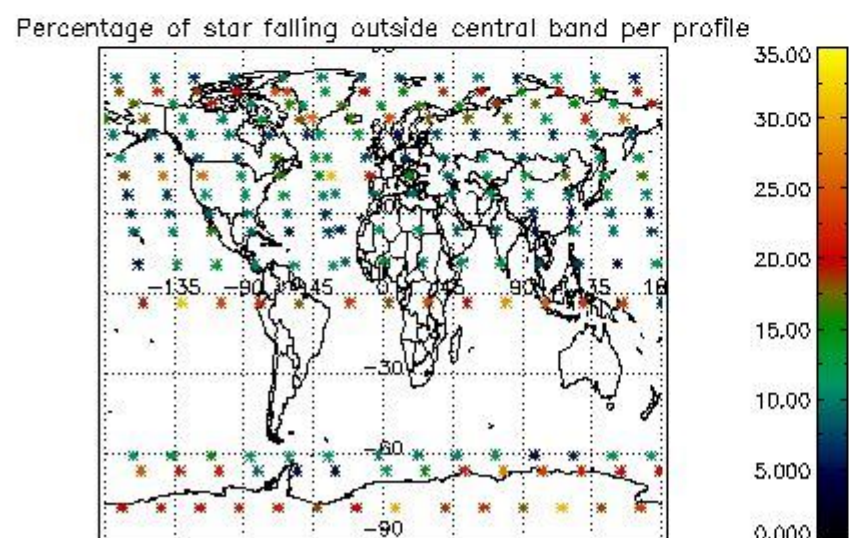
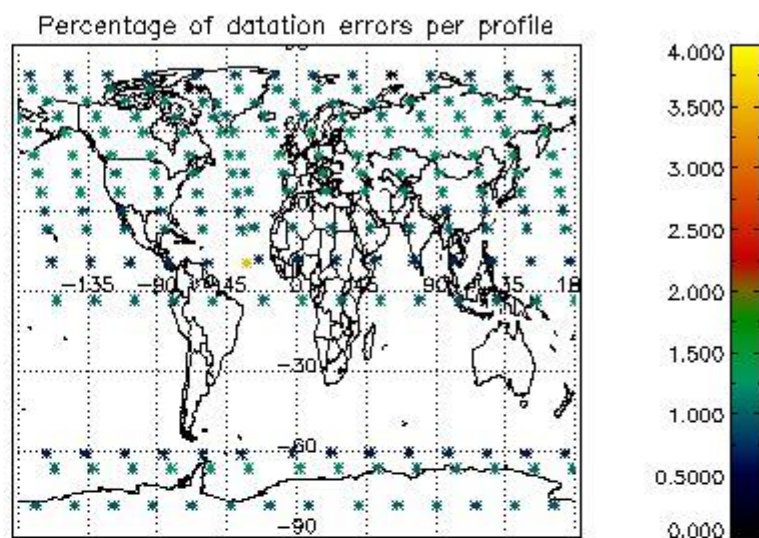
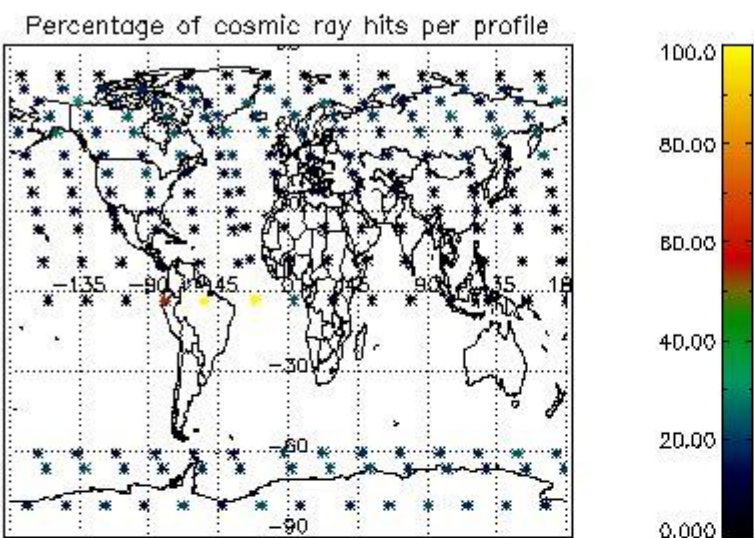


4.1.2 Plot level 1 quality information per product (time dependant): ENVI SAT DESCENDING passes

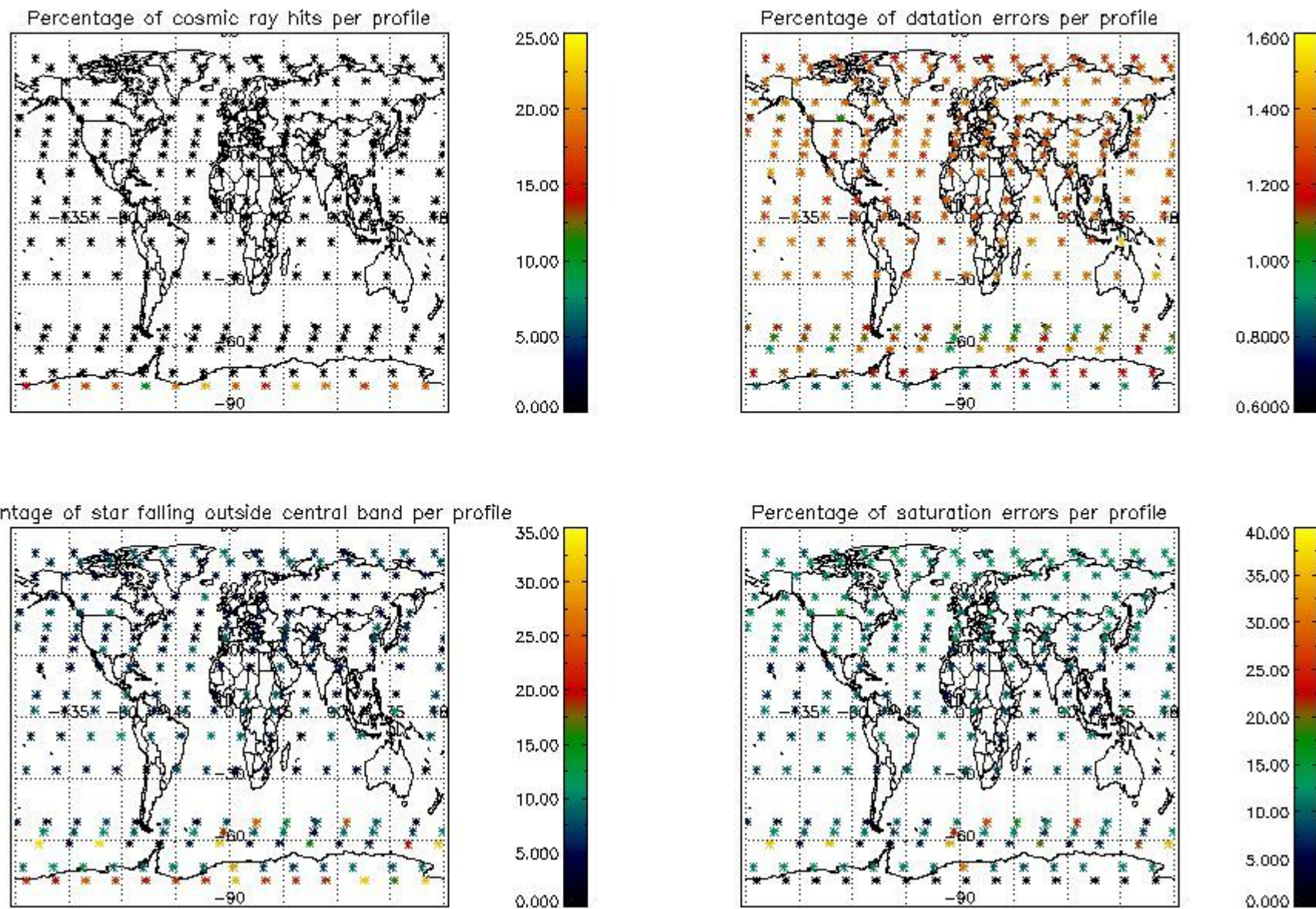


4.2 Plot quality information per product coming from level 1b processing (world map)

4.2.1 Plot level 1 quality information per product (world map): ENVISAT ASCENDING passes



4.2.2 Plot level 1 quality information per product (world map): ENVISAT DESCENDING passes



5. Trace gas profiles

5.1 Ozone statistics based on quality of products

The final quality of the products can be "measured" using the STD (Standard Deviation) attached to every point profile. This information is written to the parameter GOM_NL__2P/NL_LOCAL_SPECIES_DENSITY/o3_std of the level 2 products. The table below shows the statistics for given STD ranges.

The statistics are given with respect to the overall valid production:

- Products without fatal errors: GOM_NL__2P/MPH/PRODUCT_ERR=0
- Valid point profile: GOM_NL__2P/NL_LOCAL_SPECIES_DENSITY/pcd(0)=0

The 'Criteria' is applied to valid points of dark limb products:

- Products in dark limb illumination condition: GOM_NL__2P/NL_SUMMARY_QUALITY/obs_ill_cond=0
- Products without fatal errors: GOM_NL__2P/MPH/PRODUCT_ERR=0
- Valid point profile: GOM_NL__2P/NL_LOCAL_SPECIES_DENSITY/pcd(0)=0

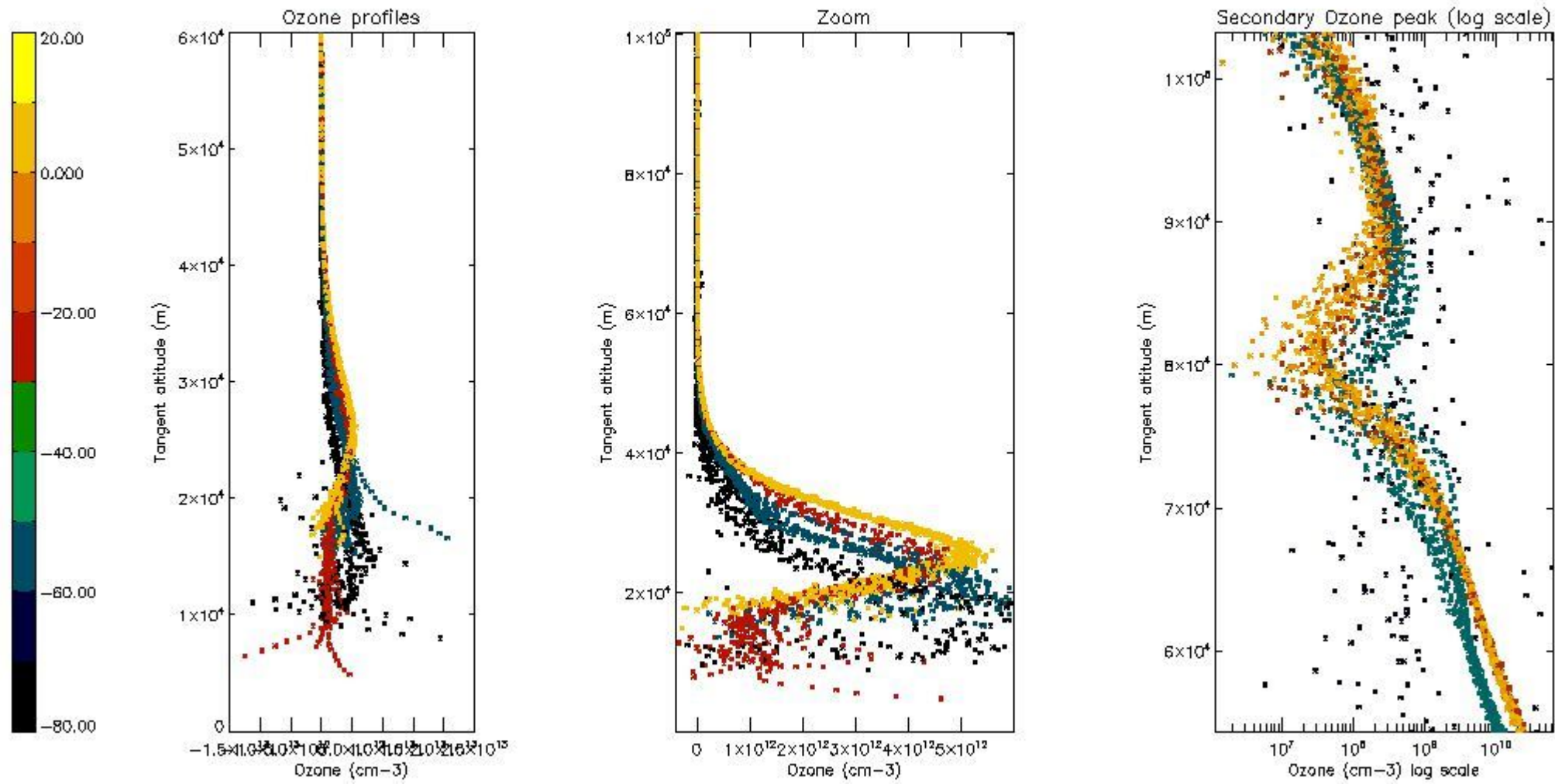
So, the table below shows the percentage of dark limb and valid observations for each criteria with respect to the overall valid daily observations.

Criteria	% of total production
All STD	20
STD < 20	12

STD < 10	10
STD < 5	9

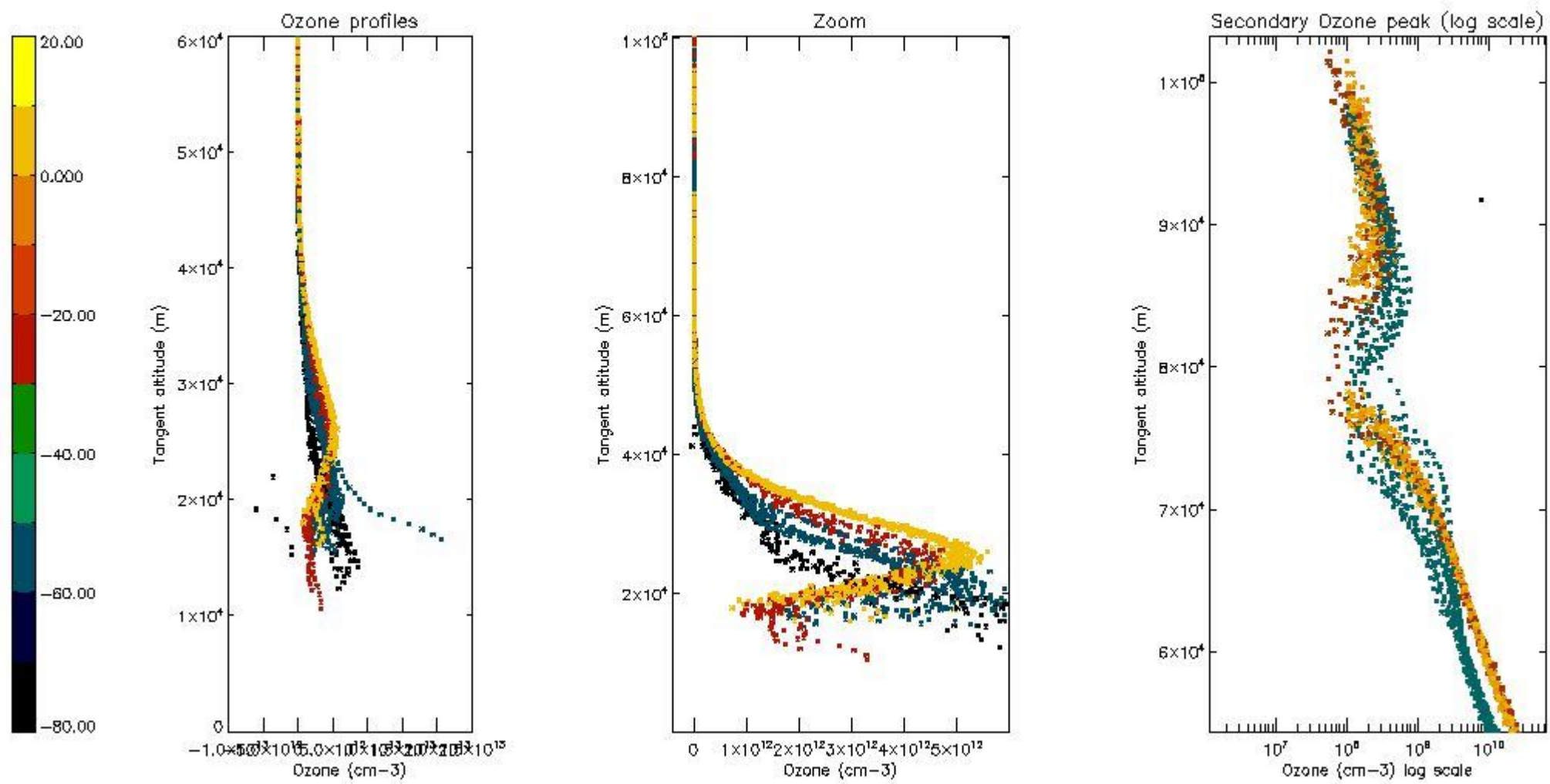
5.2 Plot ozone profiles for all STD (dark without errors)

The colorbar represents the latitude.



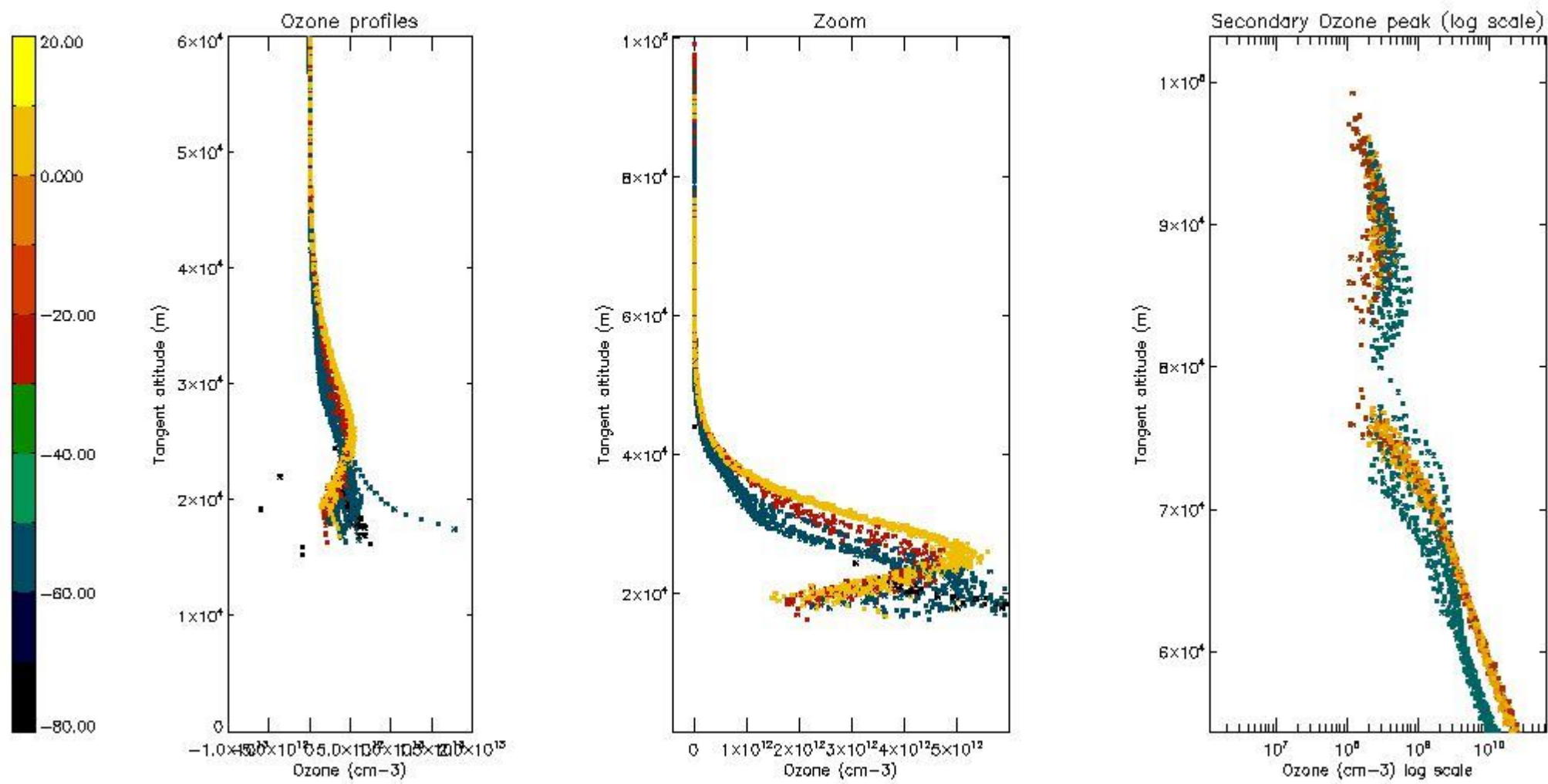
5.3 Plot ozone profiles where STD < 20% (dark without errors)

The colorbar represents the latitude.



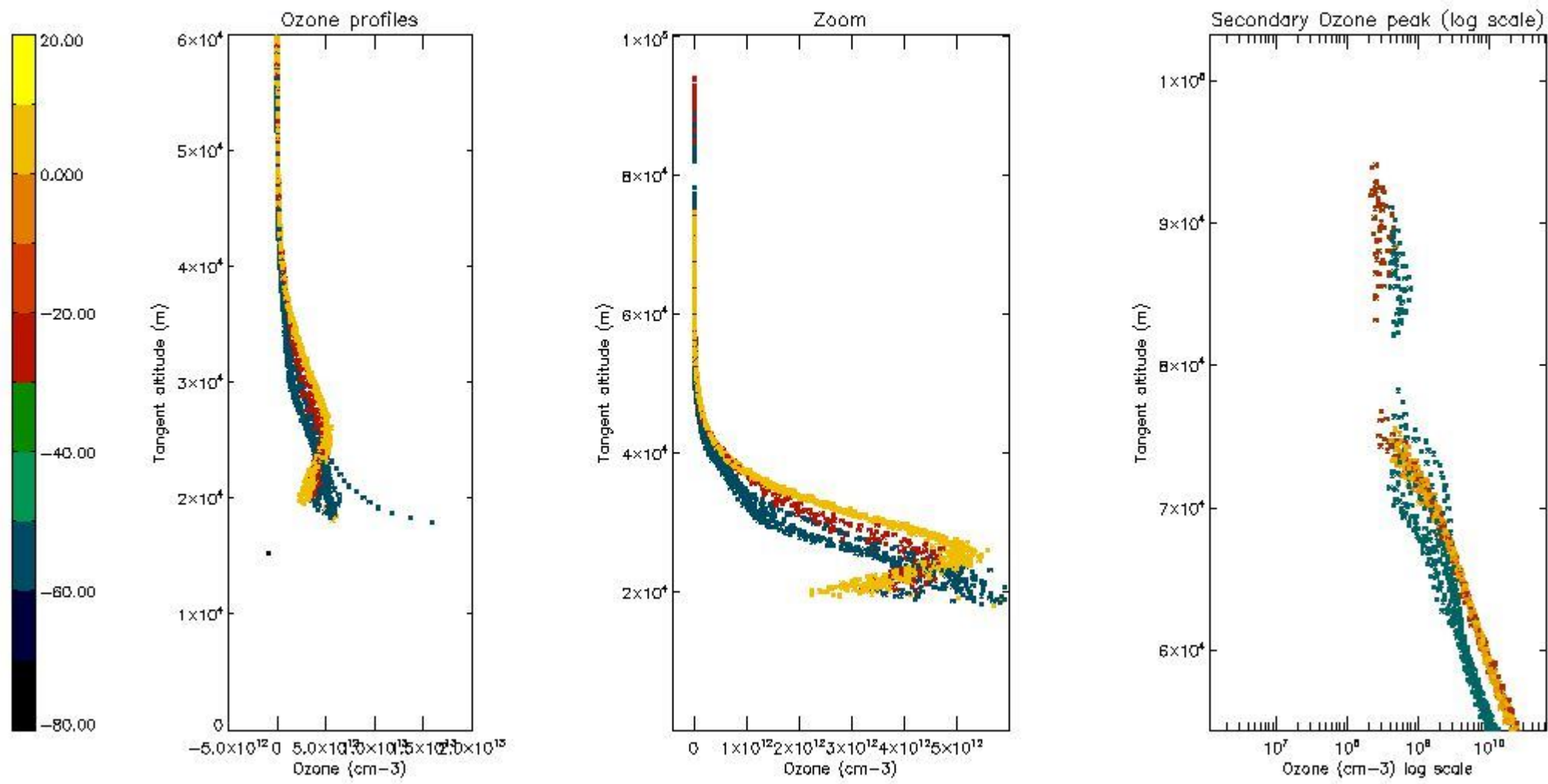
5.4 Plot ozone profiles where $STD < 10\%$ (dark without errors)

The colorbar represents the latitude.



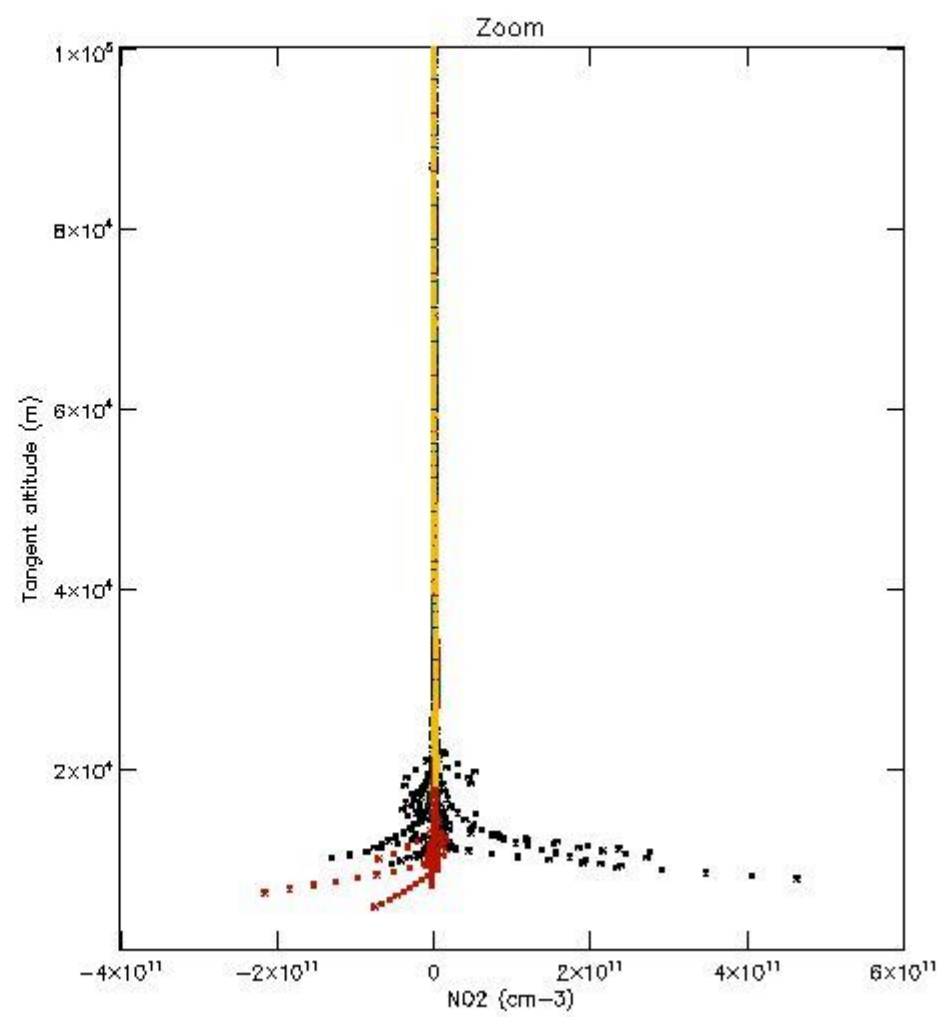
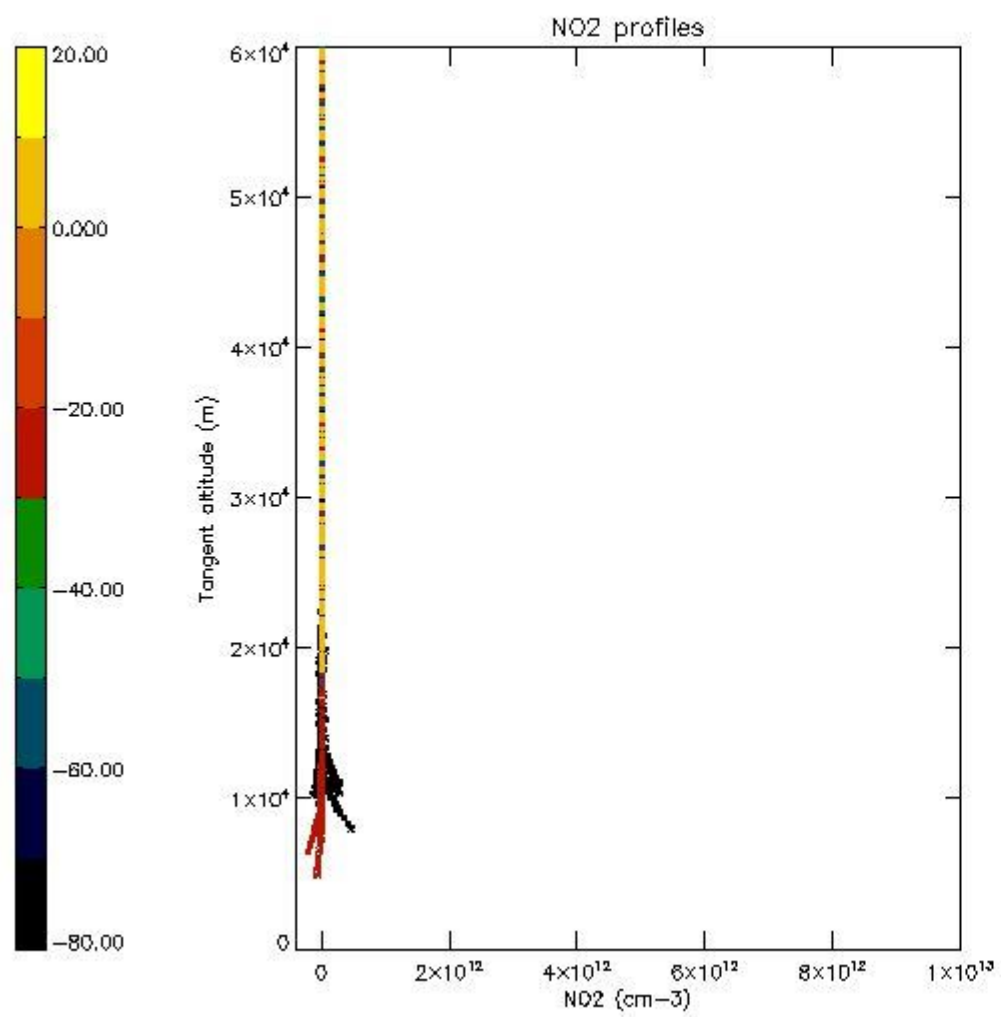
5.5 Plot ozone profiles where STD < 5% (dark without errors)

The colorbar represents the latitude.



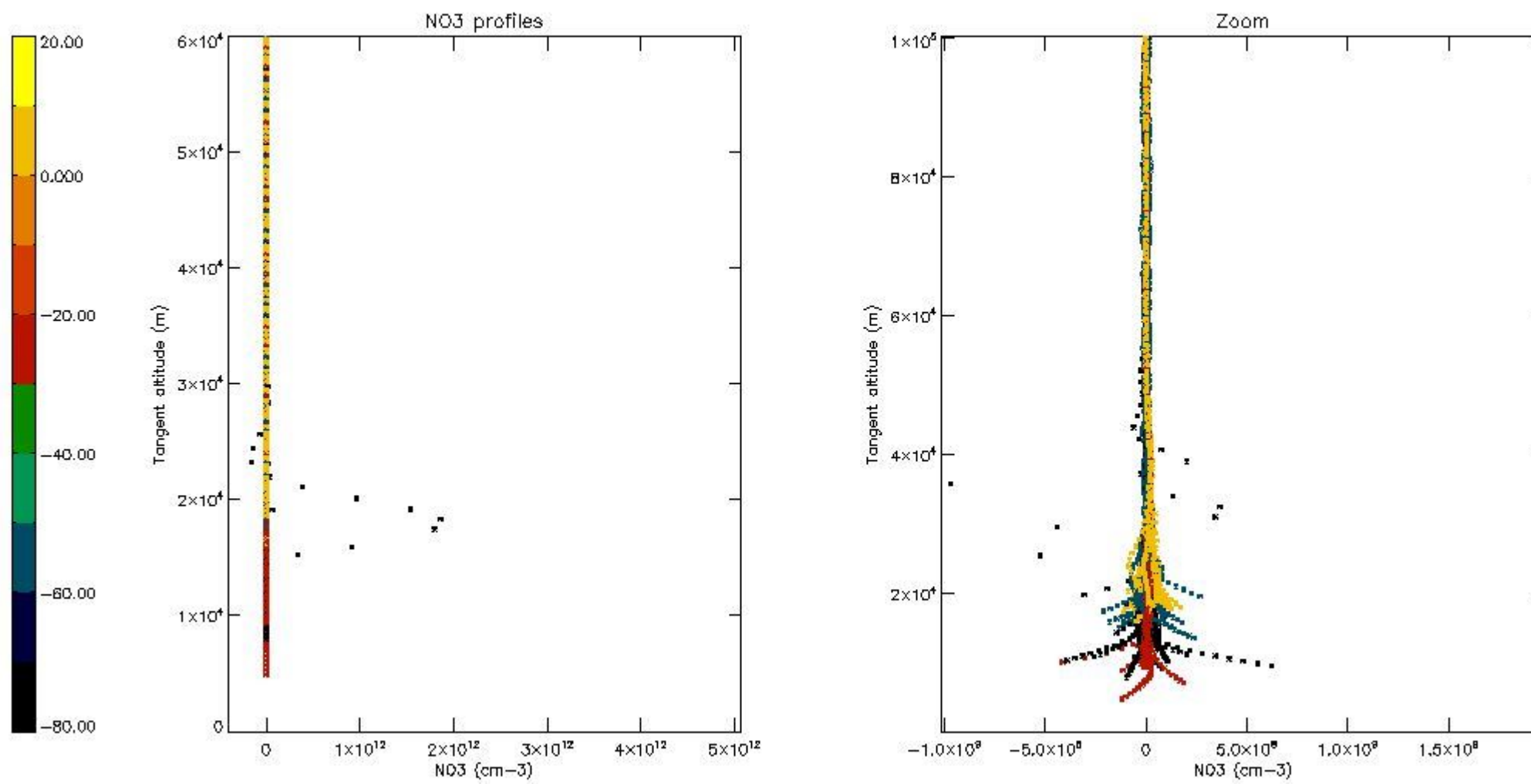
5.6 Plot NO₂ profiles for all STD (dark without errors)

The colorbar represents the latitude.



5.7 Plot NO3 profiles for all STD (dark without errors)

The colorbar represents the latitude.



6. Auxiliary Data Files used for the production reported in section 2

The number reported in the third column indicates since which file (see list in section 2) the corresponding auxiliary file has been used. The fourth column is the date of those product files.

Type	Auxiliary Filename	Used since product	Used since product date
INST_PHYS_CHARACTERISTICS	GOM_INS_AXVIEC20091111_143220_20030716_120000_20500101_000000	1	15-JUN-2004 00:03:22
LEVEL-2_PROC_CONFIG	GOM_PR2_AXVIEC20091111_152718_20020301_000000_20500101_000000	1	15-JUN-2004 00:03:22
CROSS_SECTIONS_FILE	GOM_CRS_AXVIEC20091111_154832_20020301_000000_20500101_000000	1	15-JUN-2004 00:03:22

GOMOS Level 2 Daily Report

SUMMARY

[1. General Info](#)

[2. Summary of processed GOM_NL_2P products](#)

[3. Level 2 Quality information per product](#)

[3.1 Plot of level 2 quality information per product \(time dependant\)](#)

[3.2 Plot of level 2 quality information per product \(world map\)](#)

[4. Level 1 Quality information per product \(stored on level 2 products\)](#)

[4.1 Plot of level 1 quality information per product \(time dependant\)](#)

[4.1.1 Plot of level 1 quality information per product \(time dependant\): ASCENDING](#)

[4.1.2 Plot of level 1 quality information per product \(time dependant\): DESCENDING](#)

[4.2 Plot of level 1 quality information per product \(world map\)](#)

[4.2.1 Plot of level 1 quality information per product \(world map\): ASCENDING](#)

[4.2.2 Plot of level 1 quality information per product \(world map\): DESCENDING](#)

[5. Ozone profiles based on quality statistics and other trace gas profiles](#)

[5.1 Ozone statistics based on quality of products](#)

[5.2 Plot ozone profiles for all STD \(dark without errors\)](#)

[5.3 Plot ozone profiles where STD < 20% \(dark without errors\)](#)

[5.4. Plot ozone profiles where STD < 10% \(dark without errors\)](#)

[5.5. Plot ozone profiles where STD < 5% \(dark without errors\)](#)

[5.6 Plot NO2 profiles for all STD \(dark without errors\)](#)

[5.7 Plot NO3 profiles for all STD \(dark without errors\)](#)

[5.8 Plot H2O profiles \(only for occultations of stars 1,2,3,4,13,14,16,26,63 dark without errors\) for all STD](#)

[6. Auxiliary Data Files used for the production reported in section 2](#)

This report presents the daily analysis on parameters extracted from GOMOS level 2 data (GOM_NL__2P). It is intended to monitor some important parameters that will impact the quality of these products. A list of level 2 products (and content) that have arrived during the reporting day to the PCF is also given.

Item	Value
Time of report generation	19APR2013 04:20:56
Data source version	GOMOS/6.01
Start time of products	15-06-2004 (15JUN2004 00:00:00)
Stop time of products	16-06-2004 (16JUN2004 00:00:00)
Store outputs in DB	Yes
Nb of level 2 prods	467
Nb of prods with errors	0

2. Summary of processed GOM_NL__2P products.

Nr	Filename	UTC Start time	Limb	Duration	Star Id	Star Name	Star Mag	Star Temp	Nb Meas	Orbit	Prod. error
1	GOM_NL__2PRFIN20040615_000322_000000712027_00403_11980_3823.N1	15-JUN-2004 00:03:22	Dark	70.500	18	24Alp PsA	1.1660	9700.0	141	11980	No
2	GOM_NL__2PRFIN20040615_000652_000000502027_00403_11980_3824.N1	15-JUN-2004 00:06:52	Dark	50.000	31	Alp Gru	1.7340	15200.	100	11980	No
3	GOM_NL__2PRFIN20040615_000844_000000612027_00403_11980_3825.N1	15-JUN-2004 00:08:44	Straylight	61.000	172	Gam Gru	3.0030	13100.	122	11980	No
4	GOM_NL__2PRFIN20040615_001045_000000452027_00403_11980_3826.N1	15-JUN-2004 00:10:45	Straylight	44.500	45	Alp Pav	1.9400	26000.	89	11980	No
5	GOM_NL__2PRFIN20040615_001249_000000432027_00403_11980_3827.N1	15-JUN-2004 00:12:49	Straylight	42.500	43	Alp TrA	1.9100	4250.0	85	11980	No
6	GOM_NL__2PRFIN20040615_001443_000000412027_00403_11980_3828.N1	15-JUN-2004 00:14:43	Straylight	41.000	134	Bet TrA	2.8100	6600.0	82	11980	No
7	GOM_NL__2PRFIN20040615_001711_000000402027_00403_11980_3829.N1	15-JUN-2004 00:17:11	Straylight	40.000	147	Alp Ara	2.8770	26000.	80	11980	No
8	GOM_NL__2PRFIN20040615_001856_000000472027_00403_11980_3830.N1	15-JUN-2004 00:18:56	Twilight	47.000	40	The Sco	1.8590	7100.0	94	11980	No
9	GOM_NL__2PRFIN20040615_002037_000000492027_00403_11980_3831.N1	15-JUN-2004 00:20:37	Twilight	48.500	25	35Lam Sco	1.6200	28000.	97	11980	No
10	GOM_NL__2PRFIN20040615_002207_000000472027_00403_11980_3832.N1	15-JUN-2004 00:22:07	Twilight	47.000	75	26Eps Sco	2.2910	4250.0	94	11980	No
11	GOM_NL__2PRFIN20040615_002412_000000602027_00403_11980_3833.N1	15-JUN-2004 00:24:12	Bright	60.000	155	41Pi Sgr	2.9000	6600.0	120	11980	No
12	GOM_NL__2PRFIN20040615_002716_000000422027_00403_11980_3834.N1	15-JUN-2004 00:27:16	Bright	41.500	86	35Eta Oph	2.4300	10200.	83	11980	No
13	GOM_NL__2PRFIN20040615_002901_000000392027_00403_11980_3835.N1	15-JUN-2004 00:29:01	Bright	39.000	98	13Zet Oph	2.5710	30000.	78	11980	No
14	GOM_NL__2PRFIN20040615_003107_000000382027_00403_11980_3836.N1	15-JUN-2004 00:31:07	Bright	37.500	120	1Del Oph	2.7340	3200.0	75	11980	No
15	GOM_NL__2PRFIN20040615_003408_000000382027_00403_11980_3837.N1	15-JUN-2004 00:34:08	Bright	37.500	102	24Alp Ser	2.6000	4250.0	75	11980	No
16	GOM_NL__2PRFIN20040615_003624_000000462027_00403_11980_3838.N1	15-JUN-2004 00:36:24	Bright	46.000	59	55Alp Oph	2.0800	8900.0	92	11980	No
17	GOM_NL__2PRFIN20040615_003821_000000392027_00403_11980_3839.N1	15-JUN-2004 00:38:21	Bright	38.500	127	27Bet Her	2.7810	4700.0	77	11980	No
18	GOM_NL__2PRFIN20040615_003952_000000372027_00403_11980_3840.N1	15-JUN-2004 00:39:52	Bright	37.000	67	5Alp CrB	2.2210	11000.	74	11980	No
19	GOM_NL__2PRFIN20040615_004124_000000402027_00403_11980_3841.N1	15-JUN-2004 00:41:24	Bright	40.000	133	40Zet Her	2.8070	6000.0	80	11980	No
20	GOM_NL__2PRFIN20040615_004347_000000372027_00403_11980_3842.N1	15-JUN-2004 00:43:47	Bright	37.000	180	27Gam Boo	3.0400	8000.0	74	11980	No
21	GOM_NL__2PRFIN20040615_004732_000000372027_00403_11980_3843.N1	15-JUN-2004 00:47:32	Bright	37.000	39	85Eta UMa	1.8540	24000.	74	11980	No
22	GOM_NL__2PRFIN20040615_004946_000000402027_00403_11980_3844.N1	15-JUN-2004 00:49:46	Bright	40.000	119	14Eta Dra	2.7270	4700.0	80	11980	No
23	GOM_NL__2PRFIN20040615_005313_000000332027_00403_11980_3845.N1	15-JUN-2004 00:53:13	Bright	33.000	60	7Bet UMi	2.0810	3950.0	66	11980	No
24	GOM_NL__2PRFIN20040615_005751_000000372027_00403_11980_3846.N1	15-JUN-2004 00:57:51	Bright	37.000	49	1Alp UMi	1.9900	6300.0	74	11980	No
25	GOM_NL__2PRFIN20040615_010505_000000462027_00403_11980_3847.N1	15-JUN-2004 01:05:05	Bright	46.000	74	11Bet Cas	2.2680	6600.0	92	11980	No
26	GOM_NL__2PRFIN20040615_010627_000000452027_00403_11980_3848.N1	15-JUN-2004 01:06:27	Bright	44.500	68	18Alp Cas	2.2250	4500.0	89	11980	No
27	GOM_NL__2PRFIN20040615_010806_000000362027_00403_11980_3849.N1	15-JUN-2004 01:08:06	Bright	36.000	160	23Gam Per	2.9300	4700.0	72	11980	No
28	GOM_NL__2PRFIN20040615_011133_000000422027_00403_11980_3850.N1	15-JUN-2004 01:11:33	Bright	41.500	73	57Gam1And	2.2600	13100.	83	11980	No
29	GOM_NL__2PRFIN20040615_011355_000000562027_00403_11980_3851.N1	15-JUN-2004 01:13:55	Twilight	55.500	53	43Bet And	2.0480	3300.0	111	11980	No
30	GOM_NL__2PRFIN20040615_011723_000000572027_00403_11980_3852.N1	15-JUN-2004 01:17:23	Twilight	56.500	50	13Alp Ari	2.0070	4250.0	113	11980	No
31	GOM_NL__2PRFIN20040615_012209_000000382027_00403_11980_3853.N1	15-JUN-2004 01:22:09	Dark	38.000	94	92Alp Cet	2.5260	3100.0	76	11980	No
32	GOM_NL__2PRFIN20040615_012345_000000772027_00403_11980_3854.N1	15-JUN-2004 01:23:45	Dark	77.000	140	88Gam Peg	2.8340	26000.	154	11980	No
33	GOM_NL__2PRFIN20040615_014001_000000452027_00403_11980_3855.N1	15-JUN-2004 01:40:01	Dark	45.000	9	Alp Eri	0.45300	24000.	90	11980	No
34	GOM_NL__2PRFIN20040615_014400_000000702027_00404_11981_3823.N1	15-JUN-2004 01:44:00	Dark	70.000	18	24Alp PsA	1.1660	9700.0	140	11981	No
35	GOM_NL__2PRFIN20040615_014729_000000492027_00404_11981_3824.N1	15-JUN-2004 01:47:29	Dark	48.500	31	Alp Gru	1.7340	15200.	97	11981	No
36	GOM_NL__2PRFIN20040615_014922_000000622027_00404_11981_3825.N1	15-JUN-2004 01:49:22	Straylight	62.000	172	Gam Gru	3.0030	13100.	124	11981	No
37	GOM_NL__2PRFIN20040615_015121_000000472027_00404_11981_3826.N1	15-JUN-2004 01:51:21	Straylight	47.000	45	Alp Pav	1.9400	26000.	94	11981	No
38	GOM_NL__2PRFIN20040615_015325_000000432027_00404_11981_3827.N1	15-JUN-2004 01:53:25	Straylight	43.000	43	Alp TrA	1.9100	4250.0	86	11981	No
39	GOM_NL__2PRFIN20040615_015519_000000432027_00404_11981_3828.N1	15-JUN-2004 01:55:19	Straylight	43.000	134	Bet TrA	2.8100	6600.0	86	11981	No
40	GOM_NL__2PRFIN20040615_015745_000000432027_00404_11981_3829.N1	15-JUN-2004 01:57:45	Straylight	42.500	147	Alp Ara	2.8770	26000.	85	11981	No
41	GOM_NL__2PRFIN20040615_015930_000000472027_00404_11981_3830.N1	15-JUN-2004 01:59:30	Twilight	46.500	40	The Sco	1.8590	7100.0	93	11981	No
42	GOM_NL__2PRFIN20040615_020115_000000442027_00404_11981_3831.N1	15-JUN-2004 02:01:15	Twilight	43.500	25	35Lam Sco	1.6200	28000.	87	11981	No

43	GOM_NL__2PRFIN20040615_020243_000000462027_00404_11981_3832.N1	15-JUN-2004 02:02:43	Twilight	46.000	75	26Eps Sco	2.2910	4250.0	92	11981	No
44	GOM_NL__2PRFIN20040615_020449_000000592027_00404_11981_3833.N1	15-JUN-2004 02:04:49	Bright	58.500	155	41Pi Sgr	2.9000	6600.0	117	11981	No
45	GOM_NL__2PRFIN20040615_020752_000000422027_00404_11981_3834.N1	15-JUN-2004 02:07:52	Bright	41.500	86	35Eta Oph	2.4300	10200.	83	11981	No
46	GOM_NL__2PRFIN20040615_020937_000000382027_00404_11981_3835.N1	15-JUN-2004 02:09:37	Bright	37.500	98	13Zet Oph	2.5710	30000.	75	11981	No
47	GOM_NL__2PRFIN20040615_021143_000000382027_00404_11981_3836.N1	15-JUN-2004 02:11:43	Bright	38.000	120	1Del Oph	2.7340	3200.0	76	11981	No
48	GOM_NL__2PRFIN20040615_021443_000000402027_00404_11981_3837.N1	15-JUN-2004 02:14:43	Bright	39.500	102	24Alp Ser	2.6000	4250.0	79	11981	No
49	GOM_NL__2PRFIN20040615_021700_000000452027_00404_11981_3838.N1	15-JUN-2004 02:17:00	Bright	44.500	59	55Alp Oph	2.0800	8900.0	89	11981	No
50	GOM_NL__2PRFIN20040615_021857_000000402027_00404_11981_3839.N1	15-JUN-2004 02:18:57	Bright	40.000	127	27Bet Her	2.7810	4700.0	80	11981	No
51	GOM_NL__2PRFIN20040615_022027_000000382027_00404_11981_3840.N1	15-JUN-2004 02:20:27	Bright	38.000	67	5Alp CrB	2.2210	11000.	76	11981	No
52	GOM_NL__2PRFIN20040615_022159_000000392027_00404_11981_3841.N1	15-JUN-2004 02:21:59	Bright	39.000	133	40Zet Her	2.8070	6000.0	78	11981	No
53	GOM_NL__2PRFIN20040615_022423_000000372027_00404_11981_3842.N1	15-JUN-2004 02:24:23	Bright	37.000	180	27Gam Boo	3.0400	8000.0	74	11981	No
54	GOM_NL__2PRFIN20040615_022808_000000362027_00404_11981_3843.N1	15-JUN-2004 02:28:08	Bright	36.000	39	85Eta UMa	1.8540	24000.	72	11981	No
55	GOM_NL__2PRFIN20040615_023022_000000362027_00404_11981_3844.N1	15-JUN-2004 02:30:22	Bright	36.000	119	14Eta Dra	2.7270	4700.0	72	11981	No
56	GOM_NL__2PRFIN20040615_023348_000000392027_00404_11981_3845.N1	15-JUN-2004 02:33:48	Bright	39.000	60	7Bet UMi	2.0810	3950.0	78	11981	No
57	GOM_NL__2PRFIN20040615_023826_000000372027_00404_11981_3846.N1	15-JUN-2004 02:38:26	Bright	37.000	49	1Alp UMi	1.9900	6300.0	74	11981	No
58	GOM_NL__2PRFIN20040615_024541_000000552027_00404_11981_3847.N1	15-JUN-2004 02:45:41	Bright	54.500	74	11Bet Cas	2.2680	6600.0	109	11981	No
59	GOM_NL__2PRFIN20040615_024702_000000462027_00404_11981_3848.N1	15-JUN-2004 02:47:02	Bright	45.500	68	18Alp Cas	2.2250	4500.0	91	11981	No
60	GOM_NL__2PRFIN20040615_024841_000000362027_00404_11981_3849.N1	15-JUN-2004 02:48:41	Bright	36.000	160	23Gam Per	2.9300	4700.0	72	11981	No
61	GOM_NL__2PRFIN20040615_025208_000000432027_00404_11981_3850.N1	15-JUN-2004 02:52:08	Bright	42.500	73	57Gam1And	2.2600	13100.	85	11981	No
62	GOM_NL__2PRFIN20040615_025430_000000582027_00404_11981_3851.N1	15-JUN-2004 02:54:30	Twilight	57.500	53	43Bet And	2.0480	3300.0	115	11981	No
63	GOM_NL__2PRFIN20040615_025758_000000512027_00404_11981_3852.N1	15-JUN-2004 02:57:58	Twilight	50.500	50	13Alp Ari	2.0070	4250.0	101	11981	No
64	GOM_NL__2PRFIN20040615_030244_000000392027_00404_11981_3853.N1	15-JUN-2004 03:02:44	Dark	39.000	94	92Alp Cet	2.5260	3100.0	78	11981	No
65	GOM_NL__2PRFIN20040615_030422_000000782027_00404_11981_3854.N1	15-JUN-2004 03:04:22	Dark	77.500	140	88Gam Peg	2.8340	26000.	155	11981	No
66	GOM_NL__2PRFIN20040615_032038_000000472027_00404_11981_3855.N1	15-JUN-2004 03:20:38	Dark	47.000	9	Alp Eri	0.45300	24000.	94	11981	No
67	GOM_NL__2PRFIN20040615_032438_000000692027_00405_11982_3823.N1	15-JUN-2004 03:24:38	Dark	68.500	18	24Alp PsA	1.1660	9700.0	137	11982	No
68	GOM_NL__2PRFIN20040615_032806_000000522027_00405_11982_3824.N1	15-JUN-2004 03:28:06	Dark	51.500	31	Alp Gru	1.7340	15200.	103	11982	No
69	GOM_NL__2PRFIN20040615_032959_000000622027_00405_11982_3825.N1	15-JUN-2004 03:29:59	Straylight	62.000	172	Gam Gru	3.0030	13100.	124	11982	No
70	GOM_NL__2PRFIN20040615_033158_000000462027_00405_11982_3826.N1	15-JUN-2004 03:31:58	Straylight	46.000	45	Alp Pav	1.9400	26000.	92	11982	No
71	GOM_NL__2PRFIN20040615_033400_000000422027_00405_11982_3827.N1	15-JUN-2004 03:34:00	Straylight	41.500	43	Alp TrA	1.9100	4250.0	83	11982	No
72	GOM_NL__2PRFIN20040615_033555_000000392027_00405_11982_3828.N1	15-JUN-2004 03:35:55	Straylight	39.000	134	Bet TrA	2.8100	6600.0	78	11982	No
73	GOM_NL__2PRFIN20040615_033823_000000422027_00405_11982_3829.N1	15-JUN-2004 03:38:23	Straylight	41.500	147	Alp Ara	2.8770	26000.	83	11982	No
74	GOM_NL__2PRFIN20040615_034008_000000432027_00405_11982_3830.N1	15-JUN-2004 03:40:08	Twilight	43.000	40	The Sco	1.8590	7100.0	86	11982	No
75	GOM_NL__2PRFIN20040615_034151_000000492027_00405_11982_3831.N1	15-JUN-2004 03:41:51	Twilight	48.500	25	35Lam Sco	1.6200	28000.	97	11982	No
76	GOM_NL__2PRFIN20040615_034319_000000462027_00405_11982_3832.N1	15-JUN-2004 03:43:19	Twilight	46.000	75	26Eps Sco	2.2910	4250.0	92	11982	No
77	GOM_NL__2PRFIN20040615_034525_000000602027_00405_11982_3833.N1	15-JUN-2004 03:45:25	Bright	59.500	155	41Pi Sgr	2.9000	6600.0	119	11982	No
78	GOM_NL__2PRFIN20040615_034829_000000422027_00405_11982_3834.N1	15-JUN-2004 03:48:29	Bright	41.500	86	35Eta Oph	2.4300	10200.	83	11982	No
79	GOM_NL__2PRFIN20040615_035012_000000402027_00405_11982_3835.N1	15-JUN-2004 03:50:12	Bright	40.000	98	13Zet Oph	2.5710	30000.	80	11982	No
80	GOM_NL__2PRFIN20040615_035219_000000382027_00405_11982_3836.N1	15-JUN-2004 03:52:19	Bright	38.000	120	1Del Oph	2.7340	3200.0	76	11982	No
81	GOM_NL__2PRFIN20040615_035521_000000372027_00405_11982_3837.N1	15-JUN-2004 03:55:21	Bright	37.000	102	24Alp Ser	2.6000	4250.0	74	11982	No
82	GOM_NL__2PRFIN20040615_035735_000000442027_00405_11982_3838.N1	15-JUN-2004 03:57:35	Bright	44.000	59	55Alp Oph	2.0800	8900.0	88	11982	No
83	GOM_NL__2PRFIN20040615_035933_000000372027_00405_11982_3839.N1	15-JUN-2004 03:59:33	Bright	36.500	127	27Bet Her	2.7810	4700.0	73	11982	No
84	GOM_NL__2PRFIN20040615_040103_000000372027_00405_11982_3840.N1	15-JUN-2004 04:01:03	Bright	37.000	67	5Alp CrB	2.2210	11000.	74	11982	No
85	GOM_NL__2PRFIN20040615_040236_000000382027_00405_11982_3841.N1	15-JUN-2004 04:02:36	Bright	37.500	133	40Zet Her	2.8070	6000.0	75	11982	No
86	GOM_NL__2PRFIN20040615_040459_000000382027_00405_11982_3842.N1	15-JUN-2004 04:04:59	Bright	37.500	180	27Gam Boo	3.0400	8000.0	75	11982	No
87	GOM_NL__2PRFIN20040615_040845_000000392027_00405_11982_3843.N1	15-JUN-2004 04:08:45	Bright	38.500	39	85Eta UMa	1.8540	24000.	77	11982	No
88	GOM_NL__2PRFIN20040615_041058_000000392027_00405_11982_3844.N1	15-JUN-2004 04:10:58	Bright	38.500	119	14Eta Dra	2.7270	4700.0	77	11982	No
89	GOM_NL__2PRFIN20040615_041425_000000392027_00405_11982_3845.N1	15-JUN-2004 04:14:25	Bright	38.500	60	7Bet UMi	2.0810	3950.0	77	11982	No
90	GOM_NL__2PRFIN20040615_041902_000000372027_00405_11982_3846.N1	15-JUN-2004 04:19:02	Bright	37.000	49	1Alp UMi	1.9900	6300.0	74	11982	No
91	GOM_NL__2PRFIN20040615_042616_000000462027_00405_11982_3847.N1	15-JUN-2004 04:26:16	Bright	45.500	74	11Bet Cas	2.2680	6600.0	91	11982	No
92	GOM_NL__2PRFIN20040615_042738_000000442027_00405_11982_3848.N1	15-JUN-2004 04:27:38	Bright	43.500	68	18Alp Cas	2.2250	4500.0	87	11982	No
93	GOM_NL__2PRFIN20040615_042918_000000422027_00405_11982_3849.N1	15-JUN-2004 04:29:18	Bright	41.500	160	23Gam Per	2.9300	4700.0	83	11982	No
94	GOM_NL__2PRFIN20040615_043244_000000432027_00405_11982_3850.N1	15-JUN-2004 04:32:44	Bright	42.500	73	57Gam1And	2.2600	13100.	85	11982	No
95	GOM_NL__2PRFIN20040615_043507_000000582027_00405_11982_3851.N1	15-JUN-2004 04:35:07	Twilight	58.000	53	43Bet And	2.0480	3300.0	116	11982	No
96	GOM_NL__2PRFIN20040615_043834_000000502027_00405_11982_3852.N1	15-JUN-2004 04:38:34	Twilight	49.500	50	13Alp Ari	2.0070	4250.0	99	11982	No
97	GOM_NL__2PRFIN20040615_044321_000000402027_00405_11982_3853.N1	15-JUN-2004 04:43:21	Dark	39.500	94	92Alp Cet	2.5260	3100.0	79	11982	No
98	GOM_NL__2PRFIN20040615_044500_000000782027_00405_11982_3854.N1	15-JUN-2004 04:45:00	Dark	78.000	140	88Gam Peg	2.8340	26000.	156	11982	No
99	GOM_NL__2PRFIN20040615_050114_000000482027_00405_11982_3855.N1	15-JUN-2004 05:01:14	Dark	48.000	9	Alp Eri	0.45300	24000.	96	11982	No
100	GOM_NL__2PRFIN20040615_050515_000000712027_00406_11983_3824.N1	15-JUN-2004 05:05:15	Dark	71.000	18	24Alp PsA	1.1660	9700.0	142	11983	No
101	GOM_NL__2PRFIN20040615_050843_000000552027_00406_11983_3825.N1	15-JUN-2004 05:08:43	Dark	55.000	31	Alp Gru	1.7340	15200.	110	11983	No

102	GOM_NL__2PRFIN20040615_051036_000000622027_00406_11983_3826.N1	15-JUN-2004 05:10:36	Straylight	61.500	172	Gam Gru	3.0030	13100.	123	11983	No
103	GOM_NL__2PRFIN20040615_051235_000000452027_00406_11983_3827.N1	15-JUN-2004 05:12:35	Straylight	44.500	45	Alp Pav	1.9400	26000.	89	11983	No
104	GOM_NL__2PRFIN20040615_051437_000000492027_00406_11983_3828.N1	15-JUN-2004 05:14:37	Straylight	49.000	43	Alp TrA	1.9100	4250.0	98	11983	No
105	GOM_NL__2PRFIN20040615_051632_000000392027_00406_11983_3829.N1	15-JUN-2004 05:16:32	Straylight	38.500	134	Bet TrA	2.8100	6600.0	77	11983	No
106	GOM_NL__2PRFIN20040615_051901_000000412027_00406_11983_3830.N1	15-JUN-2004 05:19:01	Straylight	40.500	147	Alp Ara	2.8770	26000.	81	11983	No
107	GOM_NL__2PRFIN20040615_052046_000000422027_00406_11983_3831.N1	15-JUN-2004 05:20:46	Twi_and_stray	42.000	40	The Sco	1.8590	7100.0	84	11983	No
108	GOM_NL__2PRFIN20040615_052229_000000442027_00406_11983_3832.N1	15-JUN-2004 05:22:29	Twi_and_stray	44.000	25	35Lam Sco	1.6200	28000.	88	11983	No
109	GOM_NL__2PRFIN20040615_052356_000000472027_00406_11983_3833.N1	15-JUN-2004 05:23:56	Twi_and_stray	46.500	75	26Eps Sco	2.2910	4250.0	93	11983	No
110	GOM_NL__2PRFIN20040615_052601_000000602027_00406_11983_3834.N1	15-JUN-2004 05:26:01	Bright	60.000	155	41Pi Sgr	2.9000	6600.0	120	11983	No
111	GOM_NL__2PRFIN20040615_052905_000000402027_00406_11983_3835.N1	15-JUN-2004 05:29:05	Bright	40.000	86	35Eta Oph	2.4300	10200.	80	11983	No
112	GOM_NL__2PRFIN20040615_053049_000000392027_00406_11983_3836.N1	15-JUN-2004 05:30:49	Bright	38.500	98	13Zet Oph	2.5710	30000.	77	11983	No
113	GOM_NL__2PRFIN20040615_053255_000000382027_00406_11983_3837.N1	15-JUN-2004 05:32:55	Bright	37.500	120	1Del Oph	2.7340	3200.0	75	11983	No
114	GOM_NL__2PRFIN20040615_053558_000000372027_00406_11983_3838.N1	15-JUN-2004 05:35:58	Bright	36.500	102	24Alp Ser	2.6000	4250.0	73	11983	No
115	GOM_NL__2PRFIN20040615_053811_000000442027_00406_11983_3839.N1	15-JUN-2004 05:38:11	Bright	44.000	59	55Alp Oph	2.0800	8900.0	88	11983	No
116	GOM_NL__2PRFIN20040615_054010_000000382027_00406_11983_3840.N1	15-JUN-2004 05:40:10	Bright	38.000	127	27Bet Her	2.7810	4700.0	76	11983	No
117	GOM_NL__2PRFIN20040615_054140_000000372027_00406_11983_3841.N1	15-JUN-2004 05:41:40	Bright	37.000	67	5Alp CrB	2.2210	11000.	74	11983	No
118	GOM_NL__2PRFIN20040615_054312_000000392027_00406_11983_3842.N1	15-JUN-2004 05:43:12	Bright	39.000	133	40Zet Her	2.8070	6000.0	78	11983	No
119	GOM_NL__2PRFIN20040615_054536_000000372027_00406_11983_3843.N1	15-JUN-2004 05:45:36	Bright	37.000	180	27Gam Boo	3.0400	8000.0	74	11983	No
120	GOM_NL__2PRFIN20040615_054922_000000352027_00406_11983_3844.N1	15-JUN-2004 05:49:22	Bright	35.000	39	85Eta UMa	1.8540	24000.	70	11983	No
121	GOM_NL__2PRFIN20040615_055134_000000382027_00406_11983_3845.N1	15-JUN-2004 05:51:34	Bright	38.000	119	14Eta Dra	2.7270	4700.0	76	11983	No
122	GOM_NL__2PRFIN20040615_055501_000000362027_00406_11983_3846.N1	15-JUN-2004 05:55:01	Bright	35.500	60	7Bet UMi	2.0810	3950.0	71	11983	No
123	GOM_NL__2PRFIN20040615_055938_000000362027_00406_11983_3847.N1	15-JUN-2004 05:59:38	Bright	35.500	49	1Alp UMi	1.9900	6300.0	71	11983	No
124	GOM_NL__2PRFIN20040615_060652_000000502027_00406_11983_3848.N1	15-JUN-2004 06:06:52	Bright	49.500	74	11Bet Cas	2.2680	6600.0	99	11983	No
125	GOM_NL__2PRFIN20040615_060813_000000472027_00406_11983_3849.N1	15-JUN-2004 06:08:13	Bright	47.000	68	18Alp Cas	2.2250	4500.0	94	11983	No
126	GOM_NL__2PRFIN20040615_060954_000000362027_00406_11983_3850.N1	15-JUN-2004 06:09:54	Bright	36.000	160	23Gam Per	2.9300	4700.0	72	11983	No
127	GOM_NL__2PRFIN20040615_061321_000000422027_00406_11983_3851.N1	15-JUN-2004 06:13:21	Bright	42.000	73	57Gam1And	2.2600	13100.	84	11983	No
128	GOM_NL__2PRFIN20040615_061542_000000662027_00406_11983_3852.N1	15-JUN-2004 06:15:42	Twi_and_stray	66.000	53	43Bet And	2.0480	3300.0	132	11983	No
129	GOM_NL__2PRFIN20040615_061911_000000512027_00406_11983_3853.N1	15-JUN-2004 06:19:11	Twilight	51.000	50	13Alp Ari	2.0070	4250.0	102	11983	No
130	GOM_NL__2PRFIN20040615_062357_000000472027_00406_11983_3854.N1	15-JUN-2004 06:23:57	Dark	46.500	94	92Alp Cet	2.5260	3100.0	93	11983	No
131	GOM_NL__2PRFIN20040615_062537_000000822027_00406_11983_3855.N1	15-JUN-2004 06:25:37	Dark	81.500	140	88Gam Peg	2.8340	26000.	163	11983	No
132	GOM_NL__2PRFIN20040615_064151_000000522027_00406_11983_3856.N1	15-JUN-2004 06:41:51	Dark	52.000	9	Alp Eri	0.45300	24000.	104	11983	No
133	GOM_NL__2PRFIN20040615_064553_000000722027_00407_11984_3825.N1	15-JUN-2004 06:45:53	Dark	71.500	18	24Alp PsA	1.1660	9700.0	143	11984	No
134	GOM_NL__2PRFIN20040615_064920_000000522027_00407_11984_3826.N1	15-JUN-2004 06:49:20	Dark	51.500	31	Alp Gru	1.7340	15200.	103	11984	No
135	GOM_NL__2PRFIN20040615_065114_000000612027_00407_11984_3827.N1	15-JUN-2004 06:51:14	Straylight	61.000	172	Gam Gru	3.0030	13100.	122	11984	No
136	GOM_NL__2PRFIN20040615_065312_000000422027_00407_11984_3828.N1	15-JUN-2004 06:53:12	Straylight	42.000	45	Alp Pav	1.9400	26000.	84	11984	No
137	GOM_NL__2PRFIN20040615_065513_000000482027_00407_11984_3829.N1	15-JUN-2004 06:55:13	Straylight	48.000	43	Alp TrA	1.9100	4250.0	96	11984	No
138	GOM_NL__2PRFIN20040615_065708_000000382027_00407_11984_3830.N1	15-JUN-2004 06:57:08	Straylight	38.000	134	Bet TrA	2.8100	6600.0	76	11984	No
139	GOM_NL__2PRFIN20040615_065937_000000402027_00407_11984_3831.N1	15-JUN-2004 06:59:37	Straylight	39.500	147	Alp Ara	2.8770	26000.	79	11984	No
140	GOM_NL__2PRFIN20040615_070122_000000452027_00407_11984_3832.N1	15-JUN-2004 07:01:22	Twi_and_stray	45.000	40	The Sco	1.8590	7100.0	90	11984	No
141	GOM_NL__2PRFIN20040615_070305_000000452027_00407_11984_3833.N1	15-JUN-2004 07:03:05	Twi_and_stray	44.500	25	35Lam Sco	1.6200	28000.	89	11984	No
142	GOM_NL__2PRFIN20040615_070432_000000442027_00407_11984_3834.N1	15-JUN-2004 07:04:32	Twi_and_stray	44.000	75	26Eps Sco	2.2910	4250.0	88	11984	No
143	GOM_NL__2PRFIN20040615_070637_000000582027_00407_11984_3835.N1	15-JUN-2004 07:06:37	Bright	57.500	155	41Pi Sgr	2.9000	6600.0	115	11984	No
144	GOM_NL__2PRFIN20040615_070941_000000402027_00407_11984_3836.N1	15-JUN-2004 07:09:41	Bright	39.500	86	35Eta Oph	2.4300	10200.	79	11984	No
145	GOM_NL__2PRFIN20040615_071125_000000392027_00407_11984_3837.N1	15-JUN-2004 07:11:25	Bright	39.000	98	13Zet Oph	2.5710	30000.	78	11984	No
146	GOM_NL__2PRFIN20040615_071332_000000372027_00407_11984_3838.N1	15-JUN-2004 07:13:32	Bright	37.000	120	1Del Oph	2.7340	3200.0	74	11984	No
147	GOM_NL__2PRFIN20040615_071634_000000362027_00407_11984_3839.N1	15-JUN-2004 07:16:34	Bright	36.000	102	24Alp Ser	2.6000	4250.0	72	11984	No
148	GOM_NL__2PRFIN20040615_071847_000000442027_00407_11984_3840.N1	15-JUN-2004 07:18:47	Bright	44.000	59	55Alp Oph	2.0800	8900.0	88	11984	No
149	GOM_NL__2PRFIN20040615_072046_000000392027_00407_11984_3841.N1	15-JUN-2004 07:20:46	Bright	38.500	127	27Bet Her	2.7810	4700.0	77	11984	No
150	GOM_NL__2PRFIN20040615_072216_000000382027_00407_11984_3842.N1	15-JUN-2004 07:22:16	Bright	37.500	67	5Alp CrB	2.2210	11000.	75	11984	No
151	GOM_NL__2PRFIN20040615_072348_000000392027_00407_11984_3843.N1	15-JUN-2004 07:23:48	Bright	38.500	133	40Zet Her	2.8070	6000.0	77	11984	No
152	GOM_NL__2PRFIN20040615_072612_000000382027_00407_11984_3844.N1	15-JUN-2004 07:26:12	Bright	38.000	180	27Gam Boo	3.0400	8000.0	76	11984	No
153	GOM_NL__2PRFIN20040615_072958_000000392027_00407_11984_3845.N1	15-JUN-2004 07:29:58	Bright	39.000	39	85Eta UMa	1.8540	24000.	78	11984	No
154	GOM_NL__2PRFIN20040615_073210_000000392027_00407_11984_3846.N1	15-JUN-2004 07:32:10	Bright	38.500	119	14Eta Dra	2.7270	4700.0	77	11984	No
155	GOM_NL__2PRFIN20040615_073537_000000372027_00407_11984_3847.N1	15-JUN-2004 07:35:37	Bright	36.500	60	7Bet UMi	2.0810	3950.0	73	11984	No
156	GOM_NL__2PRFIN20040615_074014_000000372027_00407_11984_3848.N1	15-JUN-2004 07:40:14	Bright	36.500	49	1Alp UMi	1.9900	6300.0	73	11984	No
157	GOM_NL__2PRFIN20040615_074728_000000572027_00407_11984_3849.N1	15-JUN-2004 07:47:28	Bright	56.500	74	11Bet Cas	2.2680	6600.0	113	11984	No
158	GOM_NL__2PRFIN20040615_074850_000000462027_00407_11984_3850.N1	15-JUN-2004 07:48:50	Bright	46.000	68	18Alp Cas	2.2250	4500.0	92	11984	No
159	GOM_NL__2PRFIN20040615_075029_000000362027_00407_11984_3851.N1	15-JUN-2004 07:50:29	Bright	36.000	160	23Gam Per	2.9300	4700.0	72	11984	No
160	GOM_NL__2PRFIN20040615_075356_000000562027_00407_11984_3852.N1	15-JUN-2004 07:53:56	Bright	55.500	73	57Gam1And	2.2600	13100.	111	11984	No

161	GOM_NL__2PRFIN20040615_075619_000000582027_00407_11984_3853.N1	15-JUN-2004 07:56:19	Twilight	57.500	53	43Bet Ari	2.0480	3300.0	115	11984	No
162	GOM_NL__2PRFIN20040615_075947_000000522027_00407_11984_3854.N1	15-JUN-2004 07:59:47	Twilight	51.500	50	13Alp Ari	2.0070	4250.0	103	11984	No
163	GOM_NL__2PRFIN20040615_080433_000000462027_00407_11984_3855.N1	15-JUN-2004 08:04:33	Dark	46.000	94	92Alp Cet	2.5260	3100.0	92	11984	No
164	GOM_NL__2PRFIN20040615_080613_000000792027_00407_11984_3856.N1	15-JUN-2004 08:06:13	Dark	79.000	140	88Gam Peg	2.8340	26000.	158	11984	No
165	GOM_NL__2PRFIN20040615_082227_000000452027_00407_11984_3857.N1	15-JUN-2004 08:22:27	Dark	44.500	9	Alp Eri	0.45300	24000.	89	11984	No
166	GOM_NL__2PRFIN20040615_082630_000000672027_00408_11985_3845.N1	15-JUN-2004 08:26:30	Dark	67.000	18	24Alp PsA	1.1660	9700.0	134	11985	No
167	GOM_NL__2PRFIN20040615_082957_000000512027_00408_11985_3846.N1	15-JUN-2004 08:29:57	Dark	51.000	31	Alp Gru	1.7340	15200.	102	11985	No
168	GOM_NL__2PRFIN20040615_083150_000000602027_00408_11985_3847.N1	15-JUN-2004 08:31:50	Straylight	60.000	172	Gam Gru	3.0030	13100.	120	11985	No
169	GOM_NL__2PRFIN20040615_083348_000000422027_00408_11985_3848.N1	15-JUN-2004 08:33:48	Straylight	42.000	45	Alp Pav	1.9400	26000.	84	11985	No
170	GOM_NL__2PRFIN20040615_083549_000000442027_00408_11985_3849.N1	15-JUN-2004 08:35:49	Straylight	43.500	43	Alp TrA	1.9100	4250.0	87	11985	No
171	GOM_NL__2PRFIN20040615_083744_000000402027_00408_11985_3850.N1	15-JUN-2004 08:37:44	Straylight	40.000	134	Bet TrA	2.8100	6600.0	80	11985	No
172	GOM_NL__2PRFIN20040615_084013_000000412027_00408_11985_3851.N1	15-JUN-2004 08:40:13	Straylight	40.500	147	Alp Ara	2.8770	26000.	81	11985	No
173	GOM_NL__2PRFIN20040615_084158_000000442027_00408_11985_3852.N1	15-JUN-2004 08:41:58	Twilight	44.000	40	The Sco	1.8590	7100.0	88	11985	No
174	GOM_NL__2PRFIN20040615_084341_000000472027_00408_11985_3853.N1	15-JUN-2004 08:43:41	Twilight	46.500	25	35Lam Sco	1.6200	28000.	93	11985	No
175	GOM_NL__2PRFIN20040615_084509_000000452027_00408_11985_3854.N1	15-JUN-2004 08:45:09	Twilight	44.500	75	26Eps Sco	2.2910	4250.0	89	11985	No
176	GOM_NL__2PRFIN20040615_084714_000000602027_00408_11985_3855.N1	15-JUN-2004 08:47:14	Bright	60.000	155	41Pi Sgr	2.9000	6600.0	120	11985	No
177	GOM_NL__2PRFIN20040615_085017_000000402027_00408_11985_3856.N1	15-JUN-2004 08:50:17	Bright	39.500	86	35Eta Oph	2.4300	10200.	79	11985	No
178	GOM_NL__2PRFIN20040615_085202_000000392027_00408_11985_3857.N1	15-JUN-2004 08:52:02	Bright	38.500	98	13Zet Oph	2.5710	30000.	77	11985	No
179	GOM_NL__2PRFIN20040615_085408_000000372027_00408_11985_3858.N1	15-JUN-2004 08:54:08	Bright	36.500	120	1Del Oph	2.7340	3200.0	73	11985	No
180	GOM_NL__2PRFIN20040615_085710_000000362027_00408_11985_3859.N1	15-JUN-2004 08:57:10	Bright	35.500	102	24Alp Ser	2.6000	4250.0	71	11985	No
181	GOM_NL__2PRFIN20040615_085923_000000452027_00408_11985_3860.N1	15-JUN-2004 08:59:23	Bright	45.000	59	55Alp Oph	2.0800	8900.0	90	11985	No
182	GOM_NL__2PRFIN20040615_090121_000000382027_00408_11985_3861.N1	15-JUN-2004 09:01:21	Bright	37.500	127	27Bet Her	2.7810	4700.0	75	11985	No
183	GOM_NL__2PRFIN20040615_090252_000000372027_00408_11985_3862.N1	15-JUN-2004 09:02:52	Bright	36.500	67	5Alp CrB	2.2210	11000.	73	11985	No
184	GOM_NL__2PRFIN20040615_090424_000000382027_00408_11985_3863.N1	15-JUN-2004 09:04:24	Bright	37.500	133	40Zet Her	2.8070	6000.0	75	11985	No
185	GOM_NL__2PRFIN20040615_090648_000000372027_00408_11985_3864.N1	15-JUN-2004 09:06:48	Bright	37.000	180	27Gam Boo	3.0400	8000.0	74	11985	No
186	GOM_NL__2PRFIN20040615_091034_000000402027_00408_11985_3865.N1	15-JUN-2004 09:10:34	Bright	39.500	39	85Eta UMa	1.8540	24000.	79	11985	No
187	GOM_NL__2PRFIN20040615_091246_000000392027_00408_11985_3866.N1	15-JUN-2004 09:12:46	Bright	38.500	119	14Eta Dra	2.7270	4700.0	77	11985	No
188	GOM_NL__2PRFIN20040615_091613_000000382027_00408_11985_3867.N1	15-JUN-2004 09:16:13	Bright	38.000	60	7Bet UMi	2.0810	3950.0	76	11985	No
189	GOM_NL__2PRFIN20040615_092050_000000372027_00408_11985_3868.N1	15-JUN-2004 09:20:50	Bright	37.000	49	1Alp UMi	1.9900	6300.0	74	11985	No
190	GOM_NL__2PRFIN20040615_092803_000000462027_00408_11985_3869.N1	15-JUN-2004 09:28:03	Bright	46.000	74	11Bet Cas	2.2680	6600.0	92	11985	No
191	GOM_NL__2PRFIN20040615_092926_000000512027_00408_11985_3870.N1	15-JUN-2004 09:29:26	Bright	51.000	68	18Alp Cas	2.2250	4500.0	102	11985	No
192	GOM_NL__2PRFIN20040615_093105_000000522027_00408_11985_3871.N1	15-JUN-2004 09:31:05	Bright	52.000	160	23Gam Per	2.9300	4700.0	104	11985	No
193	GOM_NL__2PRFIN20040615_093432_000000432027_00408_11985_3872.N1	15-JUN-2004 09:34:32	Bright	43.000	73	57Gam1And	2.2600	13100.	86	11985	No
194	GOM_NL__2PRFIN20040615_093655_000000592027_00408_11985_3873.N1	15-JUN-2004 09:36:55	Twilight	58.500	53	43Bet Ari	2.0480	3300.0	117	11985	No
195	GOM_NL__2PRFIN20040615_094023_000000522027_00408_11985_3874.N1	15-JUN-2004 09:40:23	Twilight	51.500	50	13Alp Ari	2.0070	4250.0	103	11985	No
196	GOM_NL__2PRFIN20040615_094509_000000482027_00408_11985_3875.N1	15-JUN-2004 09:45:09	Dark	48.000	94	92Alp Cet	2.5260	3100.0	96	11985	No
197	GOM_NL__2PRFIN20040615_094650_000000782027_00408_11985_3876.N1	15-JUN-2004 09:46:50	Dark	78.000	140	88Gam Peg	2.8340	26000.	156	11985	No
198	GOM_NL__2PRFIN20040615_100304_000000392027_00408_11985_3877.N1	15-JUN-2004 10:03:04	Dark	38.500	9	Alp Eri	0.45300	24000.	77	11985	No
199	GOM_NL__2PRFIN20040615_100707_000000722027_00409_11986_3845.N1	15-JUN-2004 10:07:07	Dark	71.500	18	24Alp PsA	1.1660	9700.0	143	11986	No
200	GOM_NL__2PRFIN20040615_101034_000000502027_00409_11986_3846.N1	15-JUN-2004 10:10:34	Dark	49.500	31	Alp Gru	1.7340	15200.	99	11986	No
201	GOM_NL__2PRFIN20040615_101228_000000602027_00409_11986_3847.N1	15-JUN-2004 10:12:28	Straylight	59.500	172	Gam Gru	3.0030	13100.	119	11986	No
202	GOM_NL__2PRFIN20040615_101425_000000442027_00409_11986_3848.N1	15-JUN-2004 10:14:25	Straylight	44.000	45	Alp Pav	1.9400	26000.	88	11986	No
203	GOM_NL__2PRFIN20040615_101625_000000432027_00409_11986_3849.N1	15-JUN-2004 10:16:25	Straylight	42.500	43	Alp TrA	1.9100	4250.0	85	11986	No
204	GOM_NL__2PRFIN20040615_101820_000000412027_00409_11986_3850.N1	15-JUN-2004 10:18:20	Straylight	40.500	134	Bet TrA	2.8100	6600.0	81	11986	No
205	GOM_NL__2PRFIN20040615_102050_000000392027_00409_11986_3851.N1	15-JUN-2004 10:20:50	Straylight	39.000	147	Alp Ara	2.8770	26000.	78	11986	No
206	GOM_NL__2PRFIN20040615_102234_000000512027_00409_11986_3852.N1	15-JUN-2004 10:22:34	Twilight	50.500	40	The Sco	1.8590	7100.0	101	11986	No
207	GOM_NL__2PRFIN20040615_102417_000000442027_00409_11986_3853.N1	15-JUN-2004 10:24:17	Twilight	43.500	25	35Lam Sco	1.6200	28000.	87	11986	No
208	GOM_NL__2PRFIN20040615_102545_000000432027_00409_11986_3854.N1	15-JUN-2004 10:25:45	Twilight	42.500	75	26Eps Sco	2.2910	4250.0	85	11986	No
209	GOM_NL__2PRFIN20040615_102750_000000612027_00409_11986_3855.N1	15-JUN-2004 10:27:50	Bright	60.500	155	41Pi Sgr	2.9000	6600.0	121	11986	No
210	GOM_NL__2PRFIN20040615_103053_000000412027_00409_11986_3856.N1	15-JUN-2004 10:30:53	Bright	40.500	86	35Eta Oph	2.4300	10200.	81	11986	No
211	GOM_NL__2PRFIN20040615_103238_000000382027_00409_11986_3857.N1	15-JUN-2004 10:32:38	Bright	38.000	98	13Zet Oph	2.5710	30000.	76	11986	No
212	GOM_NL__2PRFIN20040615_103443_000000382027_00409_11986_3858.N1	15-JUN-2004 10:34:43	Bright	37.500	120	1Del Oph	2.7340	3200.0	75	11986	No
213	GOM_NL__2PRFIN20040615_103746_000000362027_00409_11986_3859.N1	15-JUN-2004 10:37:46	Bright	36.000	102	24Alp Ser	2.6000	4250.0	72	11986	No
214	GOM_NL__2PRFIN20040615_103958_000000442027_00409_11986_3860.N1	15-JUN-2004 10:39:58	Bright	44.000	59	55Alp Oph	2.0800	8900.0	88	11986	No
215	GOM_NL__2PRFIN20040615_104157_000000392027_00409_11986_3861.N1	15-JUN-2004 10:41:57	Bright	38.500	127	27Bet Her	2.7810	4700.0	77	11986	No
216	GOM_NL__2PRFIN20040615_104328_000000392027_00409_11986_3862.N1	15-JUN-2004 10:43:28	Bright	39.000	67	5Alp CrB	2.2210	11000.	78	11986	No
217	GOM_NL__2PRFIN20040615_104459_000000372027_00409_11986_3863.N1	15-JUN-2004 10:44:59	Bright	37.000	133	40Zet Her	2.8070	6000.0	74	11986	No
218	GOM_NL__2PRFIN20040615_104724_000000382027_00409_11986_3864.N1	15-JUN-2004 10:47:24	Bright	38.000	180	27Gam Boo	3.0400	8000.0	76	11986	No
219	GOM_NL__2PRFIN20040615_105110_000000382027_00409_11986_3865.N1	15-JUN-2004 10:51:10	Bright	37.500	39	85Eta UMa	1.8540	24000.	75	11986	No

338	GOM_NL__2PRFIN20040615_170629_000000502027_00413_11990_3965.N1	15-JUN-2004 17:06:29	Twilight	49.500	38	20Eps Sgr	1.8360	11000.	99	11990	No
339	GOM_NL__2PRFIN20040615_170808_000000462027_00413_11990_3966.N1	15-JUN-2004 17:08:08	Twilight	45.500	75	26Eps Sco	2.2910	4250.0	91	11990	No
340	GOM_NL__2PRFIN20040615_171015_000000592027_00413_11990_3967.N1	15-JUN-2004 17:10:15	Bright	58.500	155	41Pi Sgr	2.9000	6600.0	117	11990	No
341	GOM_NL__2PRFIN20040615_171317_000000422027_00413_11990_3968.N1	15-JUN-2004 17:13:17	Bright	42.000	86	35Eta Oph	2.4300	10200.	84	11990	No
342	GOM_NL__2PRFIN20040615_171501_000000392027_00413_11990_3969.N1	15-JUN-2004 17:15:01	Bright	39.000	98	13Zet Oph	2.5710	30000.	78	11990	No
343	GOM_NL__2PRFIN20040615_171707_000000382027_00413_11990_3970.N1	15-JUN-2004 17:17:07	Bright	37.500	120	1Del Oph	2.7340	3200.0	75	11990	No
344	GOM_NL__2PRFIN20040615_172010_000000382027_00413_11990_3971.N1	15-JUN-2004 17:20:10	Bright	37.500	102	24Alp Ser	2.6000	4250.0	75	11990	No
345	GOM_NL__2PRFIN20040615_172220_000000472027_00413_11990_3972.N1	15-JUN-2004 17:22:20	Bright	47.000	59	55Alp Oph	2.0800	8900.0	94	11990	No
346	GOM_NL__2PRFIN20040615_172420_000000392027_00413_11990_3973.N1	15-JUN-2004 17:24:20	Bright	39.000	127	27Bet Her	2.7810	4700.0	78	11990	No
347	GOM_NL__2PRFIN20040615_172551_000000382027_00413_11990_3974.N1	15-JUN-2004 17:25:51	Bright	38.000	67	5Alp CrB	2.2210	11000.	76	11990	No
348	GOM_NL__2PRFIN20040615_172722_000000412027_00413_11990_3975.N1	15-JUN-2004 17:27:22	Bright	40.500	133	40Zet Her	2.8070	6000.0	81	11990	No
349	GOM_NL__2PRFIN20040615_172949_000000372027_00413_11990_3976.N1	15-JUN-2004 17:29:49	Bright	37.000	180	27Gam Boo	3.0400	8000.0	74	11990	No
350	GOM_NL__2PRFIN20040615_173335_000000402027_00413_11990_3977.N1	15-JUN-2004 17:33:35	Bright	40.000	39	85Eta UMa	1.8540	24000.	80	11990	No
351	GOM_NL__2PRFIN20040615_173544_000000392027_00413_11990_3978.N1	15-JUN-2004 17:35:44	Bright	38.500	119	14Eta Dra	2.7270	4700.0	77	11990	No
352	GOM_NL__2PRFIN20040615_173913_000000392027_00413_11990_3979.N1	15-JUN-2004 17:39:13	Bright	38.500	60	7Bet UMi	2.0810	3950.0	77	11990	No
353	GOM_NL__2PRFIN20040615_174349_000000382027_00413_11990_3980.N1	15-JUN-2004 17:43:49	Bright	38.000	49	1Alp UMi	1.9900	6300.0	76	11990	No
354	GOM_NL__2PRFIN20040615_175101_000000442027_00413_11990_3981.N1	15-JUN-2004 17:51:01	Bright	44.000	74	11Bet Cas	2.2680	6600.0	88	11990	No
355	GOM_NL__2PRFIN20040615_175224_000000452027_00413_11990_3982.N1	15-JUN-2004 17:52:24	Bright	44.500	68	18Alp Cas	2.2250	4500.0	89	11990	No
356	GOM_NL__2PRFIN20040615_175405_000000372027_00413_11990_3983.N1	15-JUN-2004 17:54:05	Bright	37.000	160	23Gam Per	2.9300	4700.0	74	11990	No
357	GOM_NL__2PRFIN20040615_175732_000000452027_00413_11990_3984.N1	15-JUN-2004 17:57:32	Bright	44.500	73	57Gam1And	2.2600	13100.	89	11990	No
358	GOM_NL__2PRFIN20040615_175954_000000592027_00413_11990_3985.N1	15-JUN-2004 17:59:54	Twilight	59.000	53	43Bet And	2.0480	3300.0	118	11990	No
359	GOM_NL__2PRFIN20040615_180324_000000582027_00413_11990_3986.N1	15-JUN-2004 18:03:24	Twilight	58.000	50	13Alp Ari	2.0070	4250.0	116	11990	No
360	GOM_NL__2PRFIN20040615_180810_000000502027_00413_11990_3987.N1	15-JUN-2004 18:08:10	Dark	49.500	94	92Alp Cet	2.5260	3100.0	99	11990	No
361	GOM_NL__2PRFIN20040615_180955_000000812027_00413_11990_3988.N1	15-JUN-2004 18:09:55	Dark	80.500	140	88Gam Peg	2.8340	26000.	161	11990	No
362	GOM_NL__2PRFIN20040615_182605_000000452027_00413_11990_3989.N1	15-JUN-2004 18:26:05	Dark	45.000	9	Alp Eri	0.45300	24000.	90	11990	No
363	GOM_NL__2PRFIN20040615_183017_000000702027_00414_11991_3945.N1	15-JUN-2004 18:30:17	Dark	69.500	18	24Alp PsA	1.1660	9700.0	139	11991	No
364	GOM_NL__2PRFIN20040615_183339_000000502027_00414_11991_3946.N1	15-JUN-2004 18:33:39	Dark	49.500	31	Alp Gru	1.7340	15200.	99	11991	No
365	GOM_NL__2PRFIN20040615_183728_000000442027_00414_11991_3947.N1	15-JUN-2004 18:37:28	Straylight	43.500	45	Alp Pav	1.9400	26000.	87	11991	No
366	GOM_NL__2PRFIN20040615_183926_000000392027_00414_11991_3948.N1	15-JUN-2004 18:39:26	Straylight	38.500	43	Alp TrA	1.9100	4250.0	77	11991	No
367	GOM_NL__2PRFIN20040615_184120_000000392027_00414_11991_3949.N1	15-JUN-2004 18:41:20	Straylight	38.500	134	Bet TrA	2.8100	6600.0	77	11991	No
368	GOM_NL__2PRFIN20040615_184351_000000392027_00414_11991_3950.N1	15-JUN-2004 18:43:51	Straylight	39.000	147	Alp Ara	2.8770	26000.	78	11991	No
369	GOM_NL__2PRFIN20040615_184536_000000452027_00414_11991_3951.N1	15-JUN-2004 18:45:36	Twilight	45.000	40	The Sco	1.8590	7100.0	90	11991	No
370	GOM_NL__2PRFIN20040615_184706_000000492027_00414_11991_3952.N1	15-JUN-2004 18:47:06	Twilight	49.000	38	20Eps Sgr	1.8360	11000.	98	11991	No
371	GOM_NL__2PRFIN20040615_184845_000000432027_00414_11991_3953.N1	15-JUN-2004 18:48:45	Twilight	43.000	75	26Eps Sco	2.2910	4250.0	86	11991	No
372	GOM_NL__2PRFIN20040615_185051_000000592027_00414_11991_3954.N1	15-JUN-2004 18:50:51	Bright	58.500	155	41Pi Sgr	2.9000	6600.0	117	11991	No
373	GOM_NL__2PRFIN20040615_185353_000000412027_00414_11991_3955.N1	15-JUN-2004 18:53:53	Bright	41.000	86	35Eta Oph	2.4300	10200.	82	11991	No
374	GOM_NL__2PRFIN20040615_185538_000000392027_00414_11991_3956.N1	15-JUN-2004 18:55:38	Bright	38.500	98	13Zet Oph	2.5710	30000.	77	11991	No
375	GOM_NL__2PRFIN20040615_185744_000000372027_00414_11991_3957.N1	15-JUN-2004 18:57:44	Bright	37.000	120	1Del Oph	2.7340	3200.0	74	11991	No
376	GOM_NL__2PRFIN20040615_190047_000000372027_00414_11991_3958.N1	15-JUN-2004 19:00:47	Bright	37.000	102	24Alp Ser	2.6000	4250.0	74	11991	No
377	GOM_NL__2PRFIN20040615_190257_000000452027_00414_11991_3959.N1	15-JUN-2004 19:02:57	Bright	44.500	59	55Alp Oph	2.0800	8900.0	89	11991	No
378	GOM_NL__2PRFIN20040615_190456_000000402027_00414_11991_3960.N1	15-JUN-2004 19:04:56	Bright	39.500	127	27Bet Her	2.7810	4700.0	79	11991	No
379	GOM_NL__2PRFIN20040615_190628_000000372027_00414_11991_3961.N1	15-JUN-2004 19:06:28	Bright	37.000	67	5Alp CrB	2.2210	11000.	74	11991	No
380	GOM_NL__2PRFIN20040615_190758_000000382027_00414_11991_3962.N1	15-JUN-2004 19:07:58	Bright	38.000	133	40Zet Her	2.8070	6000.0	76	11991	No
381	GOM_NL__2PRFIN20040615_191026_000000372027_00414_11991_3963.N1	15-JUN-2004 19:10:26	Bright	37.000	180	27Gam Boo	3.0400	8000.0	74	11991	No
382	GOM_NL__2PRFIN20040615_191412_000000392027_00414_11991_3964.N1	15-JUN-2004 19:14:12	Bright	38.500	39	85Eta UMa	1.8540	24000.	77	11991	No
383	GOM_NL__2PRFIN20040615_191621_000000362027_00414_11991_3965.N1	15-JUN-2004 19:16:21	Bright	36.000	119	14Eta Dra	2.7270	4700.0	72	11991	No
384	GOM_NL__2PRFIN20040615_191949_000000372027_00414_11991_3966.N1	15-JUN-2004 19:19:49	Bright	36.500	60	7Bet UMi	2.0810	3950.0	73	11991	No
385	GOM_NL__2PRFIN20040615_192426_000000382027_00414_11991_3967.N1	15-JUN-2004 19:24:26	Bright	37.500	49	1Alp UMi	1.9900	6300.0	75	11991	No
386	GOM_NL__2PRFIN20040615_193137_000000442027_00414_11991_3968.N1	15-JUN-2004 19:31:37	Bright	43.500	74	11Bet Cas	2.2680	6600.0	87	11991	No
387	GOM_NL__2PRFIN20040615_193259_000000472027_00414_11991_3969.N1	15-JUN-2004 19:32:59	Bright	47.000	68	18Alp Cas	2.2250	4500.0	94	11991	No
388	GOM_NL__2PRFIN20040615_193441_000000532027_00414_11991_3970.N1	15-JUN-2004 19:34:41	Bright	53.000	160	23Gam Per	2.9300	4700.0	106	11991	No
389	GOM_NL__2PRFIN20040615_193809_000000432027_00414_11991_3971.N1	15-JUN-2004 19:38:09	Bright	43.000	73	57Gam1And	2.2600	13100.	86	11991	No
390	GOM_NL__2PRFIN20040615_194031_000000662027_00414_11991_3972.N1	15-JUN-2004 19:40:31	Twilight	66.000	53	43Bet And	2.0480	3300.0	132	11991	No
391	GOM_NL__2PRFIN20040615_194401_000000482027_00414_11991_3973.N1	15-JUN-2004 19:44:01	Twilight	48.000	50	13Alp Ari	2.0070	4250.0	96	11991	No
392	GOM_NL__2PRFIN20040615_194847_000000462027_00414_11991_3974.N1	15-JUN-2004 19:48:47	Dark	46.000	94	92Alp Cet	2.5260	3100.0	92	11991	No
393	GOM_NL__2PRFIN20040615_195032_000000802027_00414_11991_3975.N1	15-JUN-2004 19:50:32	Dark	79.500	140	88Gam Peg	2.8340	26000.	159	11991	No
394	GOM_NL__2PRFIN20040615_200642_000000472027_00414_11991_3976.N1	15-JUN-2004 20:06:42	Dark	47.000	9	Alp Eri	0.45300	24000.	94	11991	No
395	GOM_NL__2PRFIN20040615_201054_000000702027_00415_11992_3946.N1	15-JUN-2004 20:10:54	Dark	70.000	18	24Alp PsA	1.1660	9700.0	140	11992	No
396	GOM_NL__2PRFIN20040615_201416_000000512027_00415_11992_3947.N1	15-JUN-2004 20:14:16	Dark	51.000	31	Alp Gru	1.7340	15200.	102	11992	No

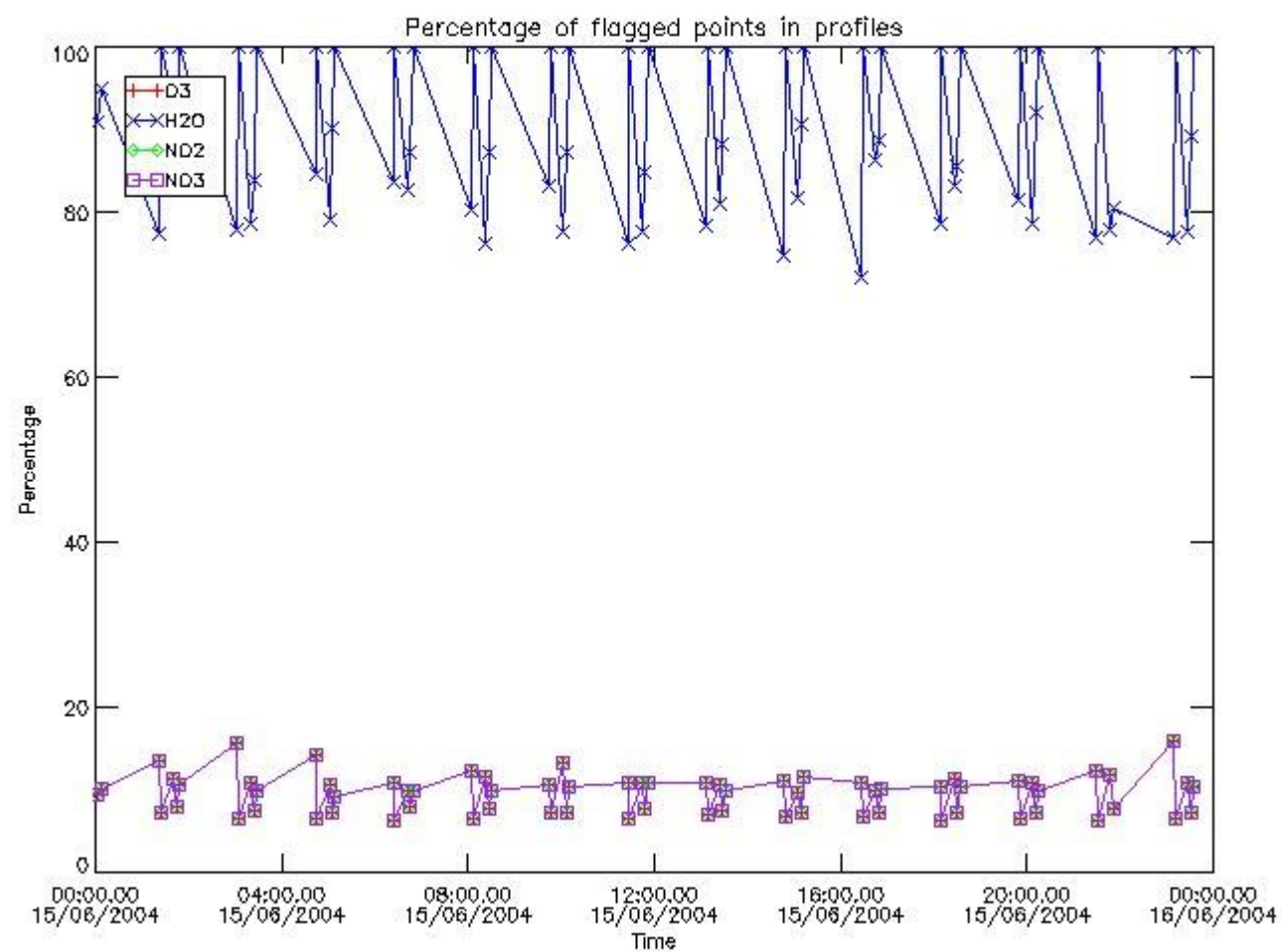
397	GOM_NL__2PRFIN20040615_201804_000000432027_00415_11992_3948.N1	15-JUN-2004 20:18:04	Straylight	43.000	45	Alp Pav	1.9400	26000.	86	11992	No
398	GOM_NL__2PRFIN20040615_202002_000000412027_00415_11992_3949.N1	15-JUN-2004 20:20:02	Straylight	41.000	43	Alp TrA	1.9100	4250.0	82	11992	No
399	GOM_NL__2PRFIN20040615_202156_000000382027_00415_11992_3950.N1	15-JUN-2004 20:21:56	Straylight	38.000	134	Bet TrA	2.8100	6600.0	76	11992	No
400	GOM_NL__2PRFIN20040615_202427_000000382027_00415_11992_3951.N1	15-JUN-2004 20:24:27	Straylight	38.000	147	Alp Ara	2.8770	26000.	76	11992	No
401	GOM_NL__2PRFIN20040615_202612_000000492027_00415_11992_3952.N1	15-JUN-2004 20:26:12	Twi_and_stray	49.000	40	The Sco	1.8590	7100.0	98	11992	No
402	GOM_NL__2PRFIN20040615_202742_000000482027_00415_11992_3953.N1	15-JUN-2004 20:27:42	Twi_and_stray	47.500	38	20Eps Sgr	1.8360	11000.	95	11992	No
403	GOM_NL__2PRFIN20040615_202921_000000452027_00415_11992_3954.N1	15-JUN-2004 20:29:21	Twi_and_stray	45.000	75	26Eps Sco	2.2910	4250.0	90	11992	No
404	GOM_NL__2PRFIN20040615_203127_000000602027_00415_11992_3955.N1	15-JUN-2004 20:31:27	Bright	59.500	155	41Pi Sgr	2.9000	6600.0	119	11992	No
405	GOM_NL__2PRFIN20040615_203429_000000392027_00415_11992_3956.N1	15-JUN-2004 20:34:29	Bright	39.000	86	35Eta Oph	2.4300	10200.	78	11992	No
406	GOM_NL__2PRFIN20040615_203614_000000392027_00415_11992_3957.N1	15-JUN-2004 20:36:14	Bright	38.500	98	13Zet Oph	2.5710	30000.	77	11992	No
407	GOM_NL__2PRFIN20040615_203820_000000372027_00415_11992_3958.N1	15-JUN-2004 20:38:20	Bright	37.000	120	1Del Oph	2.7340	3200.0	74	11992	No
408	GOM_NL__2PRFIN20040615_204123_000000362027_00415_11992_3959.N1	15-JUN-2004 20:41:23	Bright	36.000	102	24Alp Ser	2.6000	4250.0	72	11992	No
409	GOM_NL__2PRFIN20040615_204332_000000452027_00415_11992_3960.N1	15-JUN-2004 20:43:32	Bright	45.000	59	55Alp Oph	2.0800	8900.0	90	11992	No
410	GOM_NL__2PRFIN20040615_204532_000000392027_00415_11992_3961.N1	15-JUN-2004 20:45:32	Bright	39.000	127	27Bet Her	2.7810	4700.0	78	11992	No
411	GOM_NL__2PRFIN20040615_204705_000000362027_00415_11992_3962.N1	15-JUN-2004 20:47:05	Bright	35.500	67	5Alp CrB	2.2210	11000.	71	11992	No
412	GOM_NL__2PRFIN20040615_204834_000000392027_00415_11992_3963.N1	15-JUN-2004 20:48:34	Bright	38.500	133	40Zet Her	2.8070	6000.0	77	11992	No
413	GOM_NL__2PRFIN20040615_205102_000000352027_00415_11992_3964.N1	15-JUN-2004 20:51:02	Bright	35.000	180	27Gam Boo	3.0400	8000.0	70	11992	No
414	GOM_NL__2PRFIN20040615_205448_000000392027_00415_11992_3965.N1	15-JUN-2004 20:54:48	Bright	38.500	39	85Eta UMa	1.8540	24000.	77	11992	No
415	GOM_NL__2PRFIN20040615_205656_000000392027_00415_11992_3966.N1	15-JUN-2004 20:56:56	Bright	39.000	119	14Eta Dra	2.7270	4700.0	78	11992	No
416	GOM_NL__2PRFIN20040615_210025_000000372027_00415_11992_3967.N1	15-JUN-2004 21:00:25	Bright	36.500	60	7Bet UMi	2.0810	3950.0	73	11992	No
417	GOM_NL__2PRFIN20040615_210502_000000372027_00415_11992_3968.N1	15-JUN-2004 21:05:02	Bright	36.500	49	1Alp UMi	1.9900	6300.0	73	11992	No
418	GOM_NL__2PRFIN20040615_211212_000000452027_00415_11992_3969.N1	15-JUN-2004 21:12:12	Bright	44.500	74	11Bet Cas	2.2680	6600.0	89	11992	No
419	GOM_NL__2PRFIN20040615_211335_000000462027_00415_11992_3970.N1	15-JUN-2004 21:13:35	Bright	46.000	68	18Alp Cas	2.2250	4500.0	92	11992	No
420	GOM_NL__2PRFIN20040615_211518_000000522027_00415_11992_3971.N1	15-JUN-2004 21:15:18	Bright	51.500	160	23Gam Per	2.9300	4700.0	103	11992	No
421	GOM_NL__2PRFIN20040615_211845_000000432027_00415_11992_3972.N1	15-JUN-2004 21:18:45	Bright	42.500	73	57Gam1And	2.2600	13100.	85	11992	No
422	GOM_NL__2PRFIN20040615_212107_000000532027_00415_11992_3973.N1	15-JUN-2004 21:21:07	Twi_and_stray	53.000	53	43Bet And	2.0480	3300.0	106	11992	No
423	GOM_NL__2PRFIN20040615_212437_000000502027_00415_11992_3974.N1	15-JUN-2004 21:24:37	Twilight	50.000	50	13Alp Ari	2.0070	4250.0	100	11992	No
424	GOM_NL__2PRFIN20040615_212923_000000422027_00415_11992_3975.N1	15-JUN-2004 21:29:23	Dark	41.500	94	92Alp Cet	2.5260	3100.0	83	11992	No
425	GOM_NL__2PRFIN20040615_213108_000000802027_00415_11992_3976.N1	15-JUN-2004 21:31:08	Dark	80.000	140	88Gam Peg	2.8340	26000.	160	11992	No
426	GOM_NL__2PRFIN20040615_214718_000000442027_00415_11992_3977.N1	15-JUN-2004 21:47:18	Dark	43.500	9	Alp Eri	0.45300	24000.	87	11992	No
427	GOM_NL__2PRFIN20040615_215132_000000732027_00416_11993_3947.N1	15-JUN-2004 21:51:32	Dark	72.500	18	24Alp PsA	1.1660	9700.0	145	11993	No
428	GOM_NL__2PRFIN20040615_215453_000000522027_00416_11993_3948.N1	15-JUN-2004 21:54:53	Straylight	52.000	31	Alp Gru	1.7340	15200.	104	11993	No
429	GOM_NL__2PRFIN20040615_215840_000000442027_00416_11993_3949.N1	15-JUN-2004 21:58:40	Straylight	43.500	45	Alp Pav	1.9400	26000.	87	11993	No
430	GOM_NL__2PRFIN20040615_220038_000000452027_00416_11993_3950.N1	15-JUN-2004 22:00:38	Straylight	45.000	43	Alp TrA	1.9100	4250.0	90	11993	No
431	GOM_NL__2PRFIN20040615_220232_000000392027_00416_11993_3951.N1	15-JUN-2004 22:02:32	Straylight	38.500	134	Bet TrA	2.8100	6600.0	77	11993	No
432	GOM_NL__2PRFIN20040615_220503_000000422027_00416_11993_3952.N1	15-JUN-2004 22:05:03	Straylight	42.000	147	Alp Ara	2.8770	26000.	84	11993	No
433	GOM_NL__2PRFIN20040615_220648_000000452027_00416_11993_3953.N1	15-JUN-2004 22:06:48	Twi_and_stray	45.000	40	The Sco	1.8590	7100.0	90	11993	No
434	GOM_NL__2PRFIN20040615_220818_000000502027_00416_11993_3954.N1	15-JUN-2004 22:08:18	Twi_and_stray	50.000	38	20Eps Sgr	1.8360	11000.	100	11993	No
435	GOM_NL__2PRFIN20040615_220957_000000422027_00416_11993_3955.N1	15-JUN-2004 22:09:57	Twi_and_stray	41.500	75	26Eps Sco	2.2910	4250.0	83	11993	No
436	GOM_NL__2PRFIN20040615_221203_000000602027_00416_11993_3956.N1	15-JUN-2004 22:12:03	Bright	59.500	155	41Pi Sgr	2.9000	6600.0	119	11993	No
437	GOM_NL__2PRFIN20040615_221505_000000392027_00416_11993_3957.N1	15-JUN-2004 22:15:05	Bright	39.000	86	35Eta Oph	2.4300	10200.	78	11993	No
438	GOM_NL__2PRFIN20040615_221650_000000382027_00416_11993_3958.N1	15-JUN-2004 22:16:50	Bright	38.000	98	13Zet Oph	2.5710	30000.	76	11993	No
439	GOM_NL__2PRFIN20040615_221856_000000372027_00416_11993_3959.N1	15-JUN-2004 22:18:56	Bright	37.000	120	1Del Oph	2.7340	3200.0	74	11993	No
440	GOM_NL__2PRFIN20040615_222159_000000362027_00416_11993_3960.N1	15-JUN-2004 22:21:59	Bright	36.000	102	24Alp Ser	2.6000	4250.0	72	11993	No
441	GOM_NL__2PRFIN20040615_222408_000000442027_00416_11993_3961.N1	15-JUN-2004 22:24:08	Bright	44.000	59	55Alp Oph	2.0800	8900.0	88	11993	No
442	GOM_NL__2PRFIN20040615_222608_000000392027_00416_11993_3962.N1	15-JUN-2004 22:26:08	Bright	39.000	127	27Bet Her	2.7810	4700.0	78	11993	No
443	GOM_NL__2PRFIN20040615_222740_000000372027_00416_11993_3963.N1	15-JUN-2004 22:27:40	Bright	36.500	67	5Alp CrB	2.2210	11000.	73	11993	No
444	GOM_NL__2PRFIN20040615_222910_000000372027_00416_11993_3964.N1	15-JUN-2004 22:29:10	Bright	37.000	133	40Zet Her	2.8070	6000.0	74	11993	No
445	GOM_NL__2PRFIN20040615_223138_000000382027_00416_11993_3965.N1	15-JUN-2004 22:31:38	Bright	38.000	180	27Gam Boo	3.0400	8000.0	76	11993	No
446	GOM_NL__2PRFIN20040615_223525_000000392027_00416_11993_3966.N1	15-JUN-2004 22:35:25	Bright	39.000	39	85Eta UMa	1.8540	24000.	78	11993	No
447	GOM_NL__2PRFIN20040615_223732_000000392027_00416_11993_3967.N1	15-JUN-2004 22:37:32	Bright	38.500	119	14Eta Dra	2.7270	4700.0	77	11993	No
448	GOM_NL__2PRFIN20040615_224101_000000372027_00416_11993_3968.N1	15-JUN-2004 22:41:01	Bright	37.000	60	7Bet UMi	2.0810	3950.0	74	11993	No
449	GOM_NL__2PRFIN20040615_224538_000000342027_00416_11993_3969.N1	15-JUN-2004 22:45:38	Bright	34.000	49	1Alp UMi	1.9900	6300.0	68	11993	No
450	GOM_NL__2PRFIN20040615_225247_000000442027_00416_11993_3970.N1	15-JUN-2004 22:52:47	Bright	44.000	74	11Bet Cas	2.2680	6600.0	88	11993	No
451	GOM_NL__2PRFIN20040615_225411_000000452027_00416_11993_3971.N1	15-JUN-2004 22:54:11	Bright	44.500	68	18Alp Cas	2.2250	4500.0	89	11993	No
452	GOM_NL__2PRFIN20040615_225554_000000432027_00416_11993_3972.N1	15-JUN-2004 22:55:54	Bright	42.500	160	23Gam Per	2.9300	4700.0	85	11993	No
453	GOM_NL__2PRFIN20040615_225921_000000422027_00416_11993_3973.N1	15-JUN-2004 22:59:21	Bright	42.000	73	57Gam1And	2.2600	13100.	84	11993	No
454	GOM_NL__2PRFIN20040615_230143_000000662027_00416_11993_3974.N1	15-JUN-2004 23:01:43	Twi_and_stray	66.000	53	43Bet And	2.0480	3300.0	132	11993	No
455	GOM_NL__2PRFIN20040615_230513_000000482027_00416_11993_3975.N1	15-JUN-2004 23:05:13	Twilight	48.000	50	13Alp Ari	2.0070	4250.0	96	11993	No

456	GOM_NL__2PRFIN20040615_230959_000000422027_00416_11993_3976.N1	15-JUN-2004 23:09:59	Dark	41.500	94	92Alp Cet	2.5260	3100.0	83	11993	No
457	GOM_NL__2PRFIN20040615_231145_000000802027_00416_11993_3977.N1	15-JUN-2004 23:11:45	Dark	79.500	140	88Gam Peg	2.8340	26000.	159	11993	No
458	GOM_NL__2PRFIN20040615_232754_000000482027_00416_11993_3978.N1	15-JUN-2004 23:27:54	Dark	47.500	9	Alp Eri	0.45300	24000.	95	11993	No
459	GOM_NL__2PRFIN20040615_233209_000000702027_00417_11994_3960.N1	15-JUN-2004 23:32:09	Dark	69.500	18	24Alp PsA	1.1660	9700.0	139	11994	No
460	GOM_NL__2PRFIN20040615_233529_000000502027_00417_11994_3961.N1	15-JUN-2004 23:35:29	Dark	49.500	31	Alp Gru	1.7340	15200.	99	11994	No
461	GOM_NL__2PRFIN20040615_233917_000000452027_00417_11994_3962.N1	15-JUN-2004 23:39:17	Straylight	44.500	45	Alp Pav	1.9400	26000.	89	11994	No
462	GOM_NL__2PRFIN20040615_234114_000000522027_00417_11994_3963.N1	15-JUN-2004 23:41:14	Straylight	51.500	43	Alp TrA	1.9100	4250.0	103	11994	No
463	GOM_NL__2PRFIN20040615_234308_000000412027_00417_11994_3964.N1	15-JUN-2004 23:43:08	Straylight	41.000	134	Bet TrA	2.8100	6600.0	82	11994	No
464	GOM_NL__2PRFIN20040615_234539_000000412027_00417_11994_3965.N1	15-JUN-2004 23:45:39	Straylight	41.000	147	Alp Ara	2.8770	26000.	82	11994	No
465	GOM_NL__2PRFIN20040615_234723_000000522027_00417_11994_3966.N1	15-JUN-2004 23:47:23	Twilight_and_stray	51.500	40	The Sco	1.8590	7100.0	103	11994	No
466	GOM_NL__2PRFIN20040615_234854_000000482027_00417_11994_3967.N1	15-JUN-2004 23:48:54	Twilight_and_stray	47.500	38	20Eps Sgr	1.8360	11000.	95	11994	No
467	GOM_NL__2PRFIN20040615_235032_000000482027_00417_11994_3968.N1	15-JUN-2004 23:50:32	Twilight_and_stray	48.000	75	26Eps Sco	2.2910	4250.0	96	11994	No

3. Quality information per product

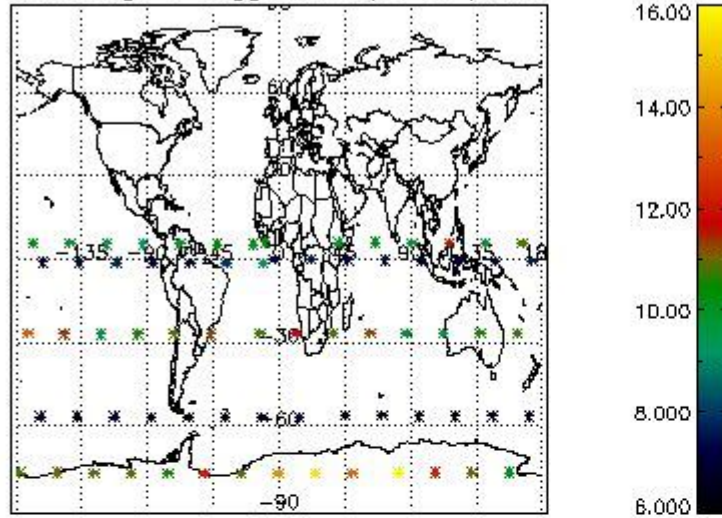
In this section it is plotted some information contained in the Quality Summary data set of the level 2 products. Only products in dark limb conditions and without errors (error flag in the MPH set to "0") are used.

3.1 Plot quality information per product (time dependant)

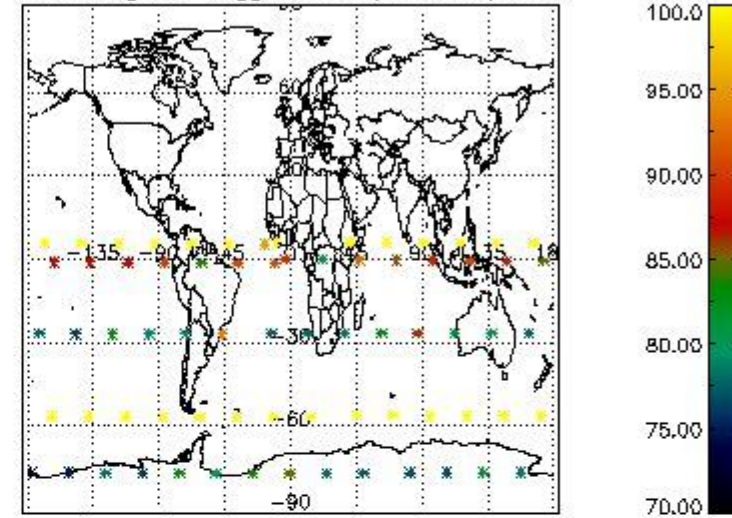


3.2 Plot quality information per product (world map)

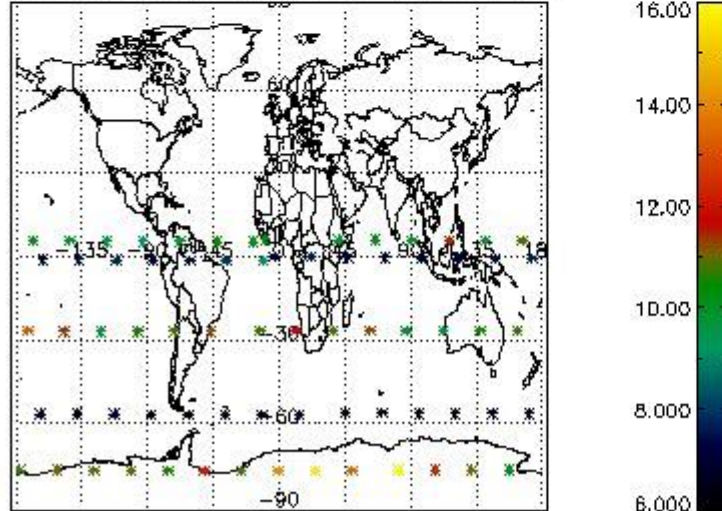
Percentage of flagged data per O3 profile



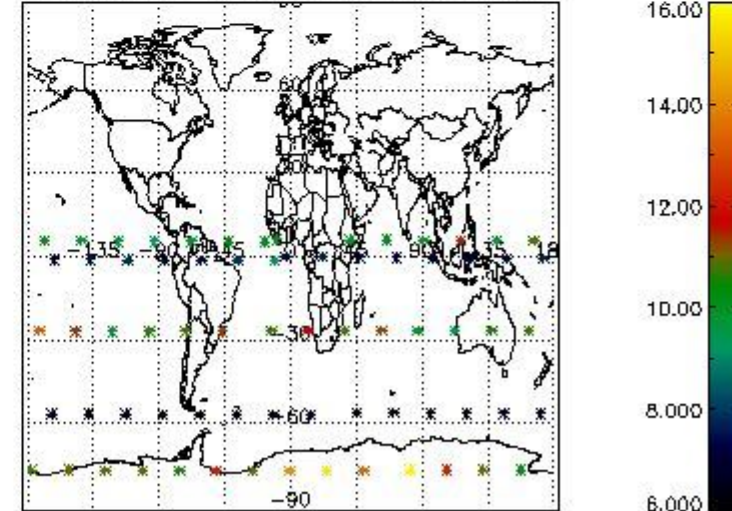
Percentage of flagged data per H2O profile



Percentage of flagged data per NO2 profile



Percentage of flagged data per NO3 profile

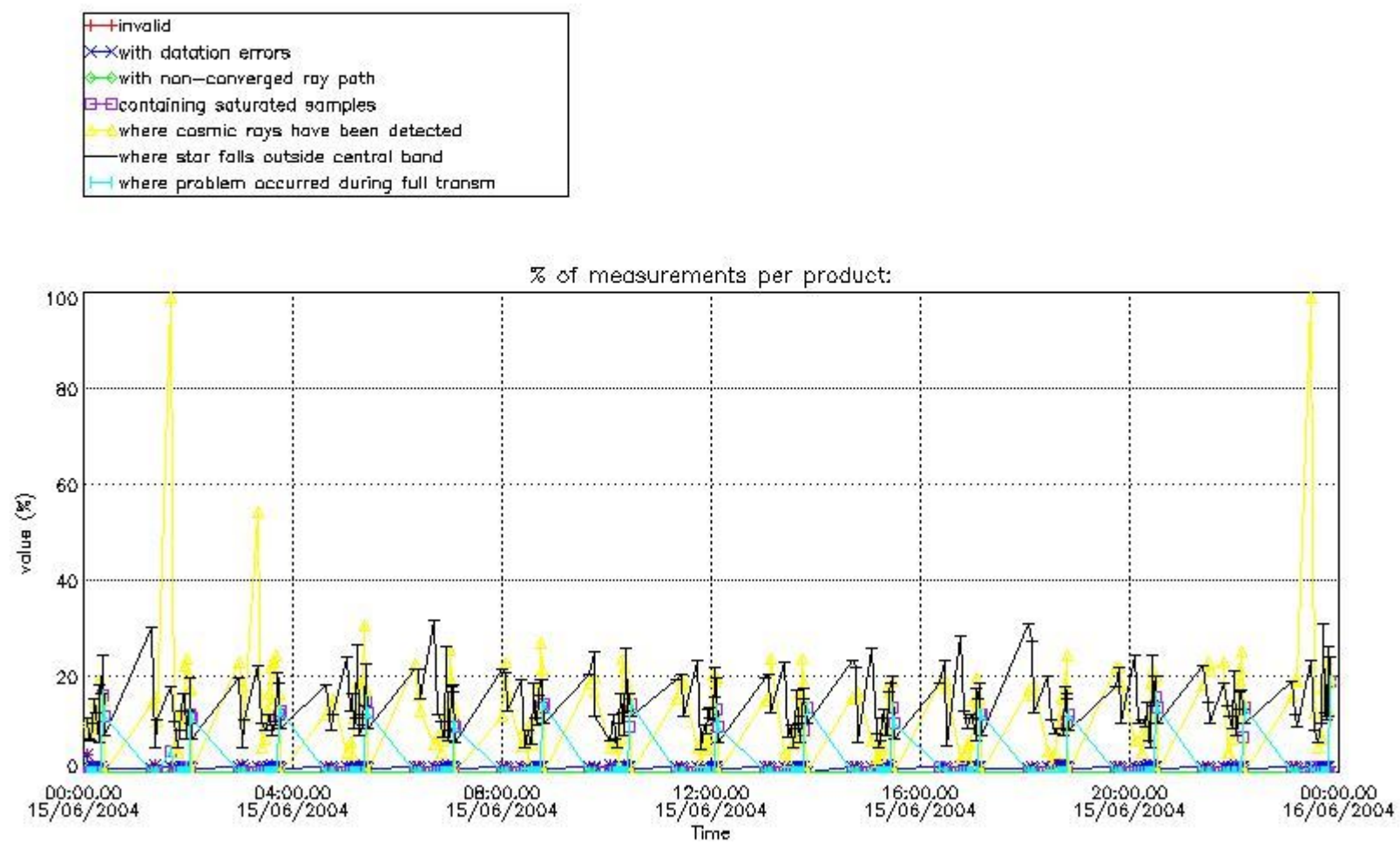


4. Level 1 quality information per product

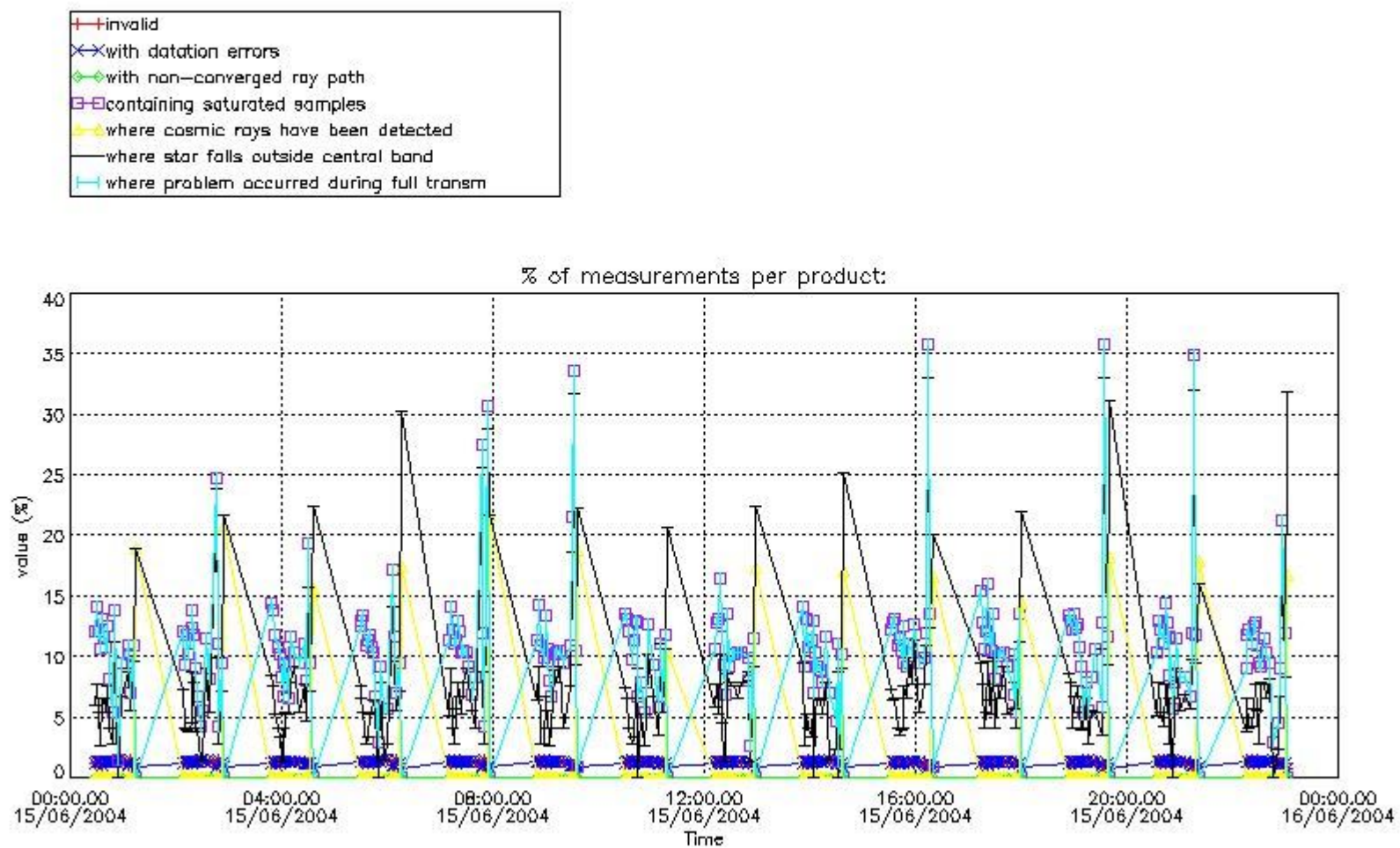
In this section it is plotted some information contained in the Quality Summary data set of the level 2 products that comes from the level 1b processing. Products without errors (error flag in the MPH set to "0") are used.

4.1 Plot quality information per product (time dependant) coming from level 1b processing

4.1.1 Plot level 1 quality information per product (time dependant): ENVISAT ASCENDING passes

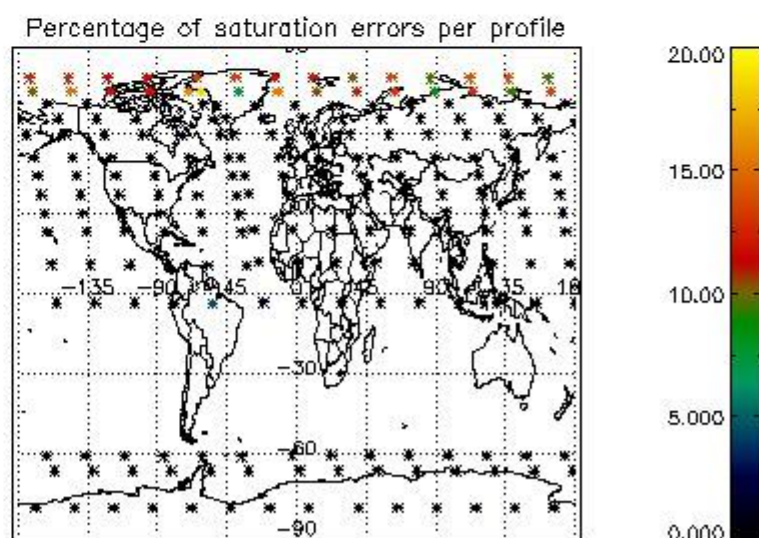
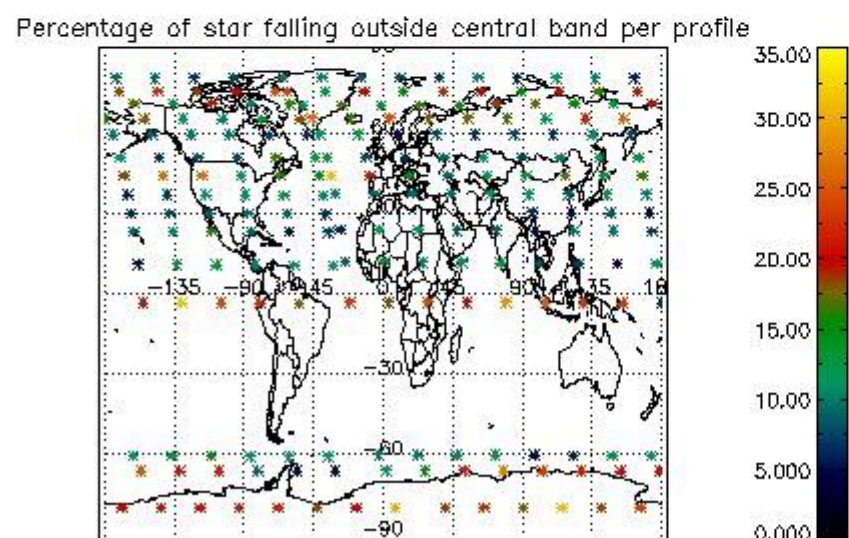
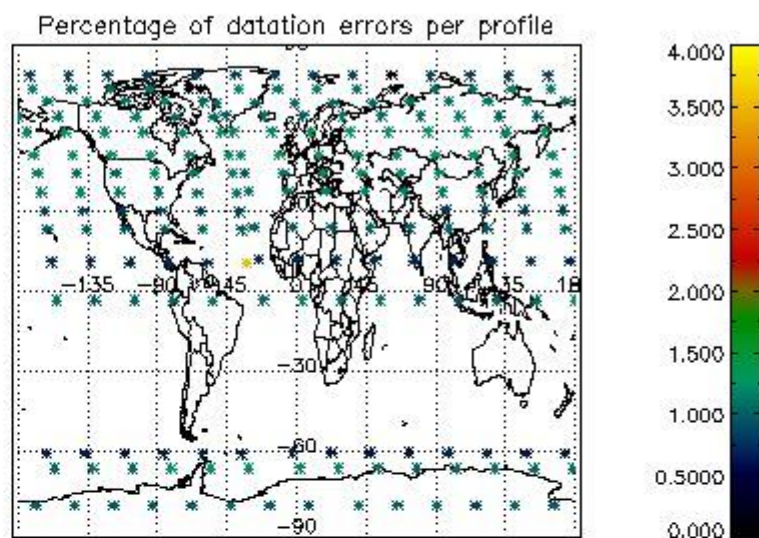
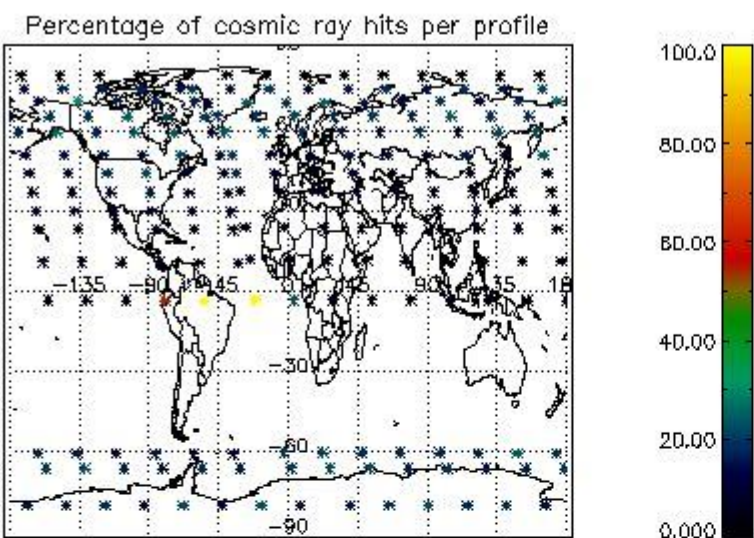


4.1.2 Plot level 1 quality information per product (time dependant): ENVI SAT DESCENDING passes

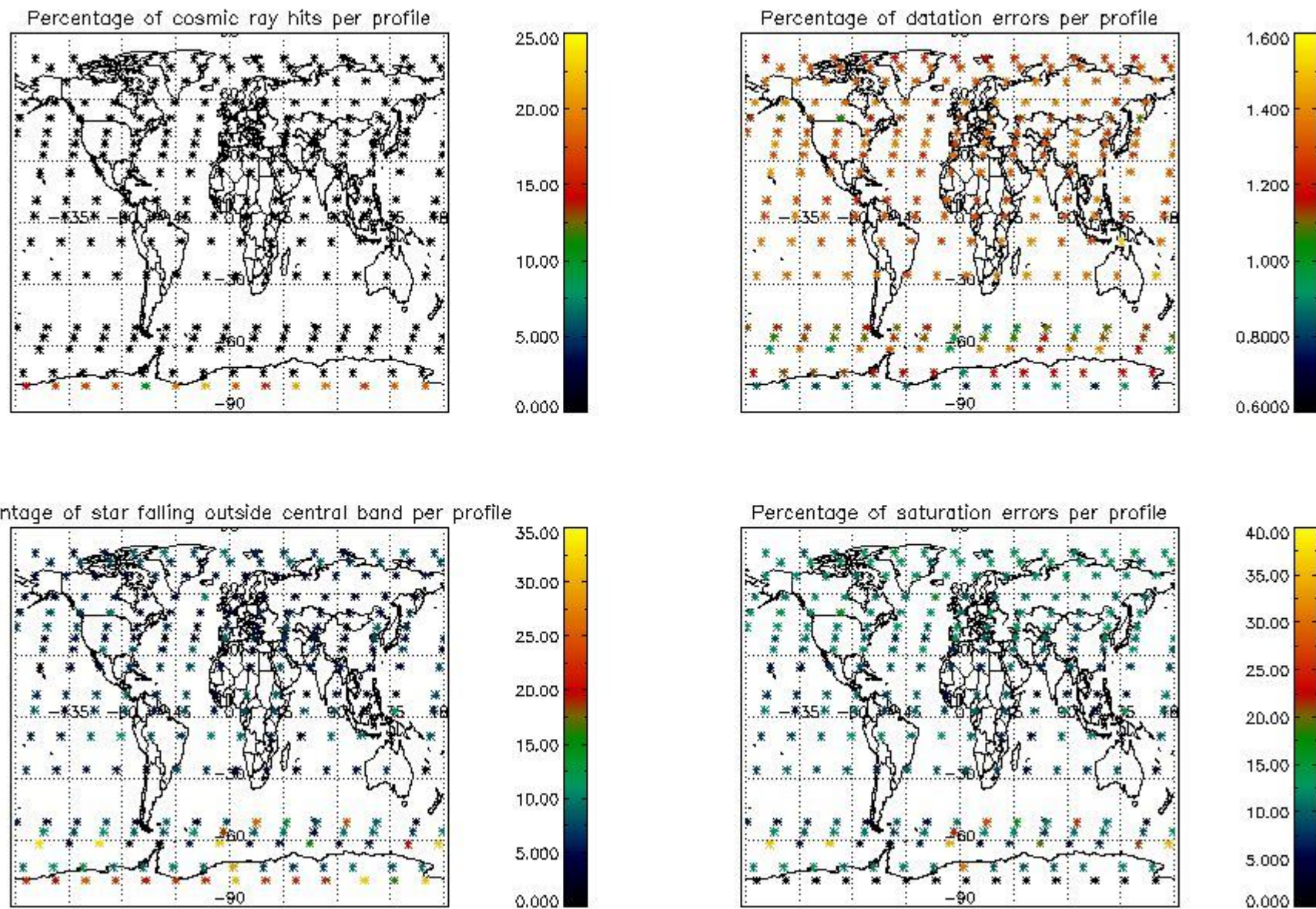


4.2 Plot quality information per product coming from level 1b processing (world map)

4.2.1 Plot level 1 quality information per product (world map): ENVISAT ASCENDING passes



4.2.2 Plot level 1 quality information per product (world map): ENVISAT DESCENDING passes



5. Trace gas profiles

5.1 Ozone statistics based on quality of products

The final quality of the products can be "measured" using the STD (Standard Deviation) attached to every point profile. This information is written to the parameter GOM_NL__2P/NL_LOCAL_SPECIES_DENSITY/o3_std of the level 2 products. The table below shows the statistics for given STD ranges.

The statistics are given with respect to the overall valid production:

- Products without fatal errors: GOM_NL__2P/MPH/PRODUCT_ERR=0
- Valid point profile: GOM_NL__2P/NL_LOCAL_SPECIES_DENSITY/pcd(0)=0

The 'Criteria' is applied to valid points of dark limb products:

- Products in dark limb illumination condition: GOM_NL__2P/NL_SUMMARY_QUALITY/obs_ill_cond=0
- Products without fatal errors: GOM_NL__2P/MPH/PRODUCT_ERR=0
- Valid point profile: GOM_NL__2P/NL_LOCAL_SPECIES_DENSITY/pcd(0)=0

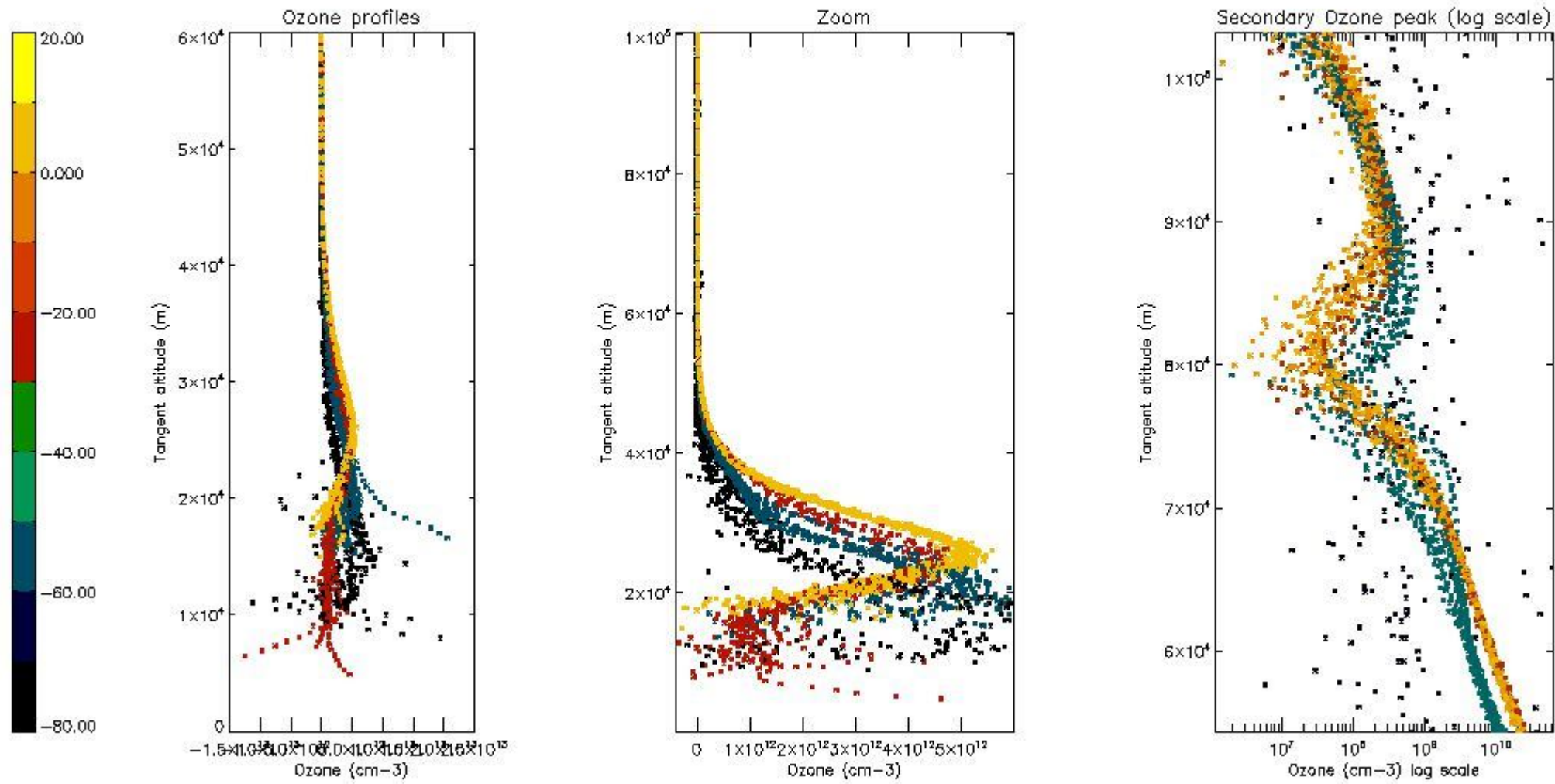
So, the table below shows the percentage of dark limb and valid observations for each criteria with respect to the overall valid daily observations.

Criteria	% of total production
All STD	20
STD < 20	12

STD < 10	10
STD < 5	9

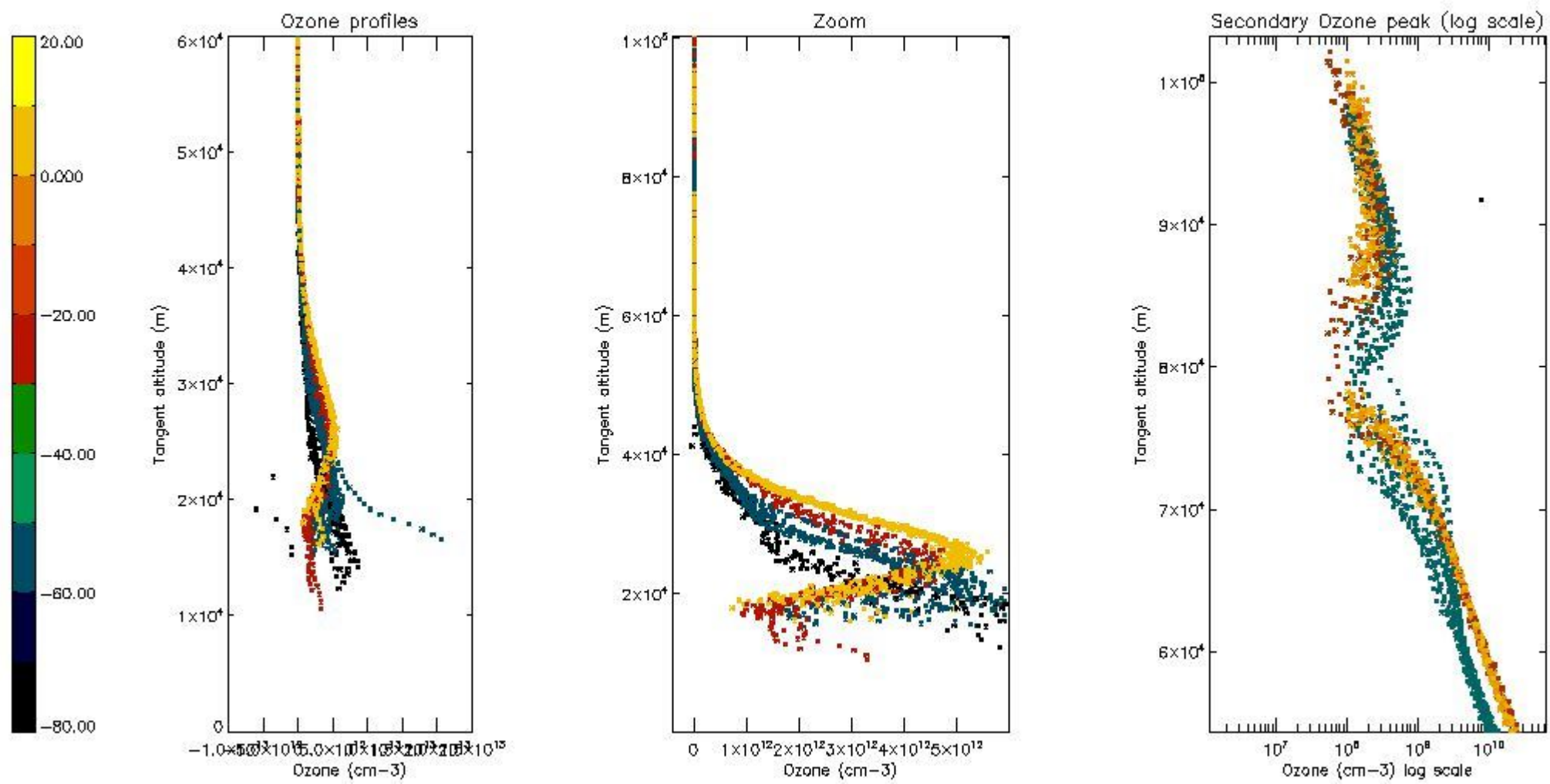
5.2 Plot ozone profiles for all STD (dark without errors)

The colorbar represents the latitude.



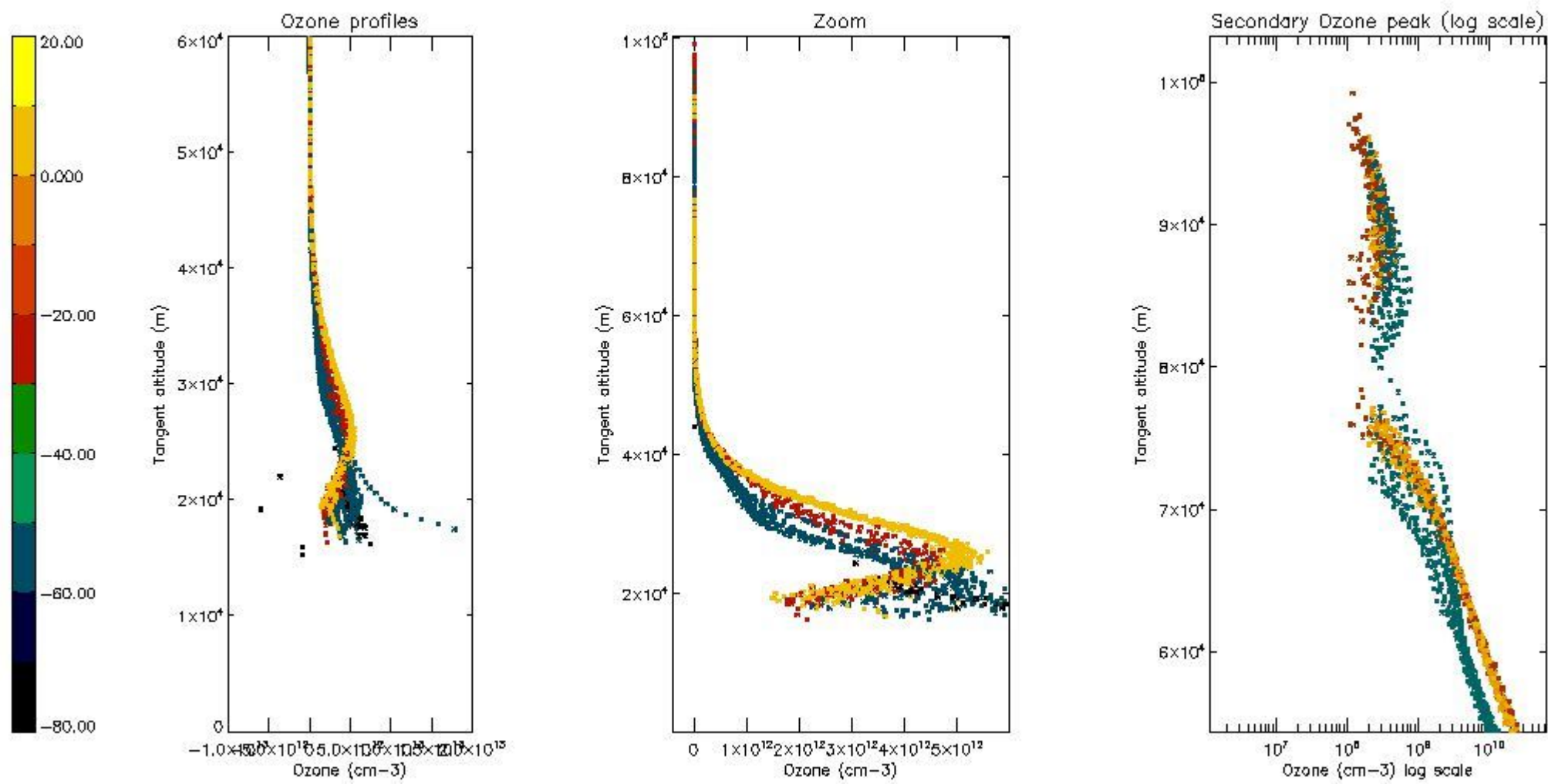
5.3 Plot ozone profiles where STD < 20% (dark without errors)

The colorbar represents the latitude.



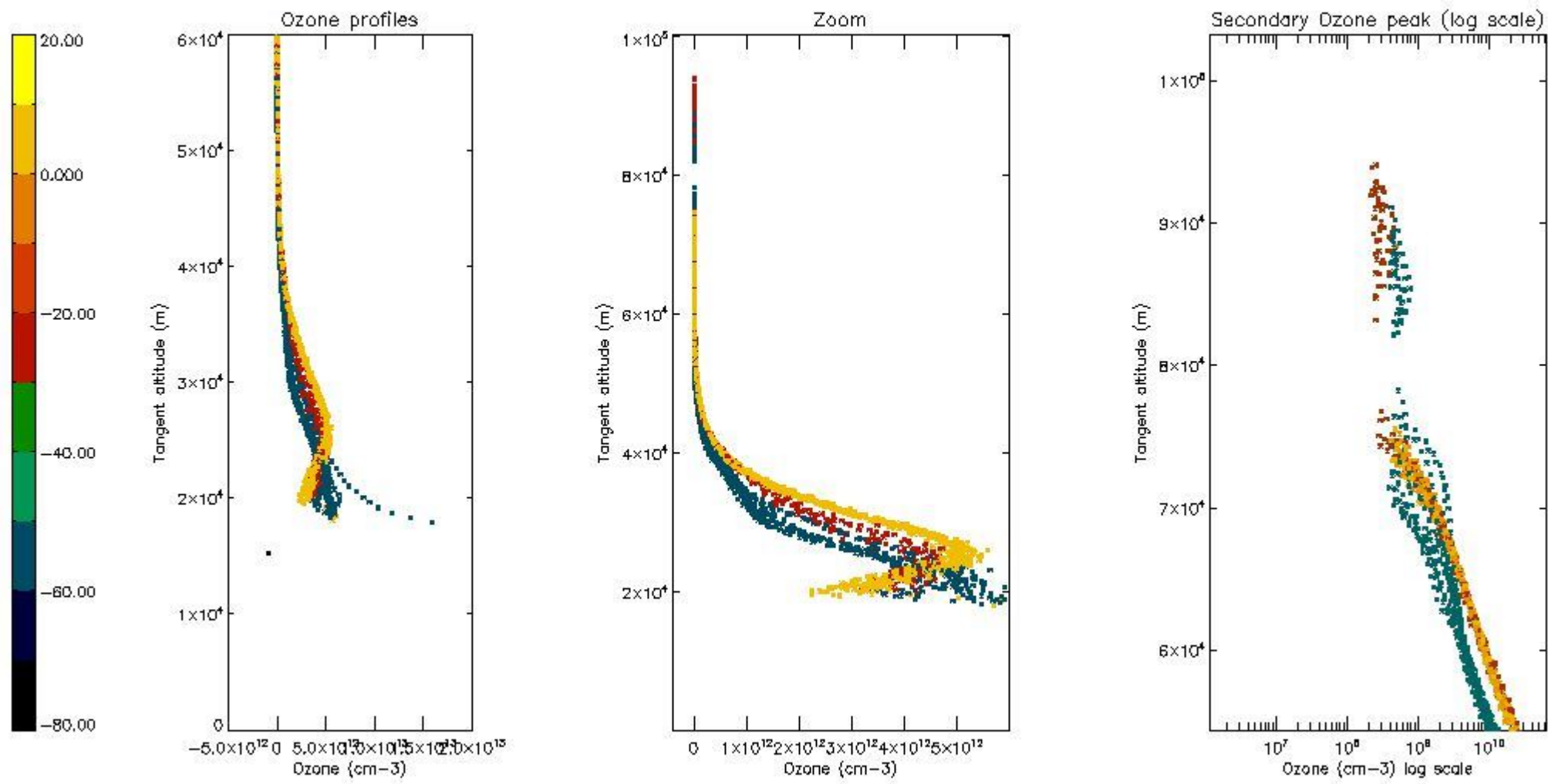
5.4 Plot ozone profiles where $STD < 10\%$ (dark without errors)

The colorbar represents the latitude.



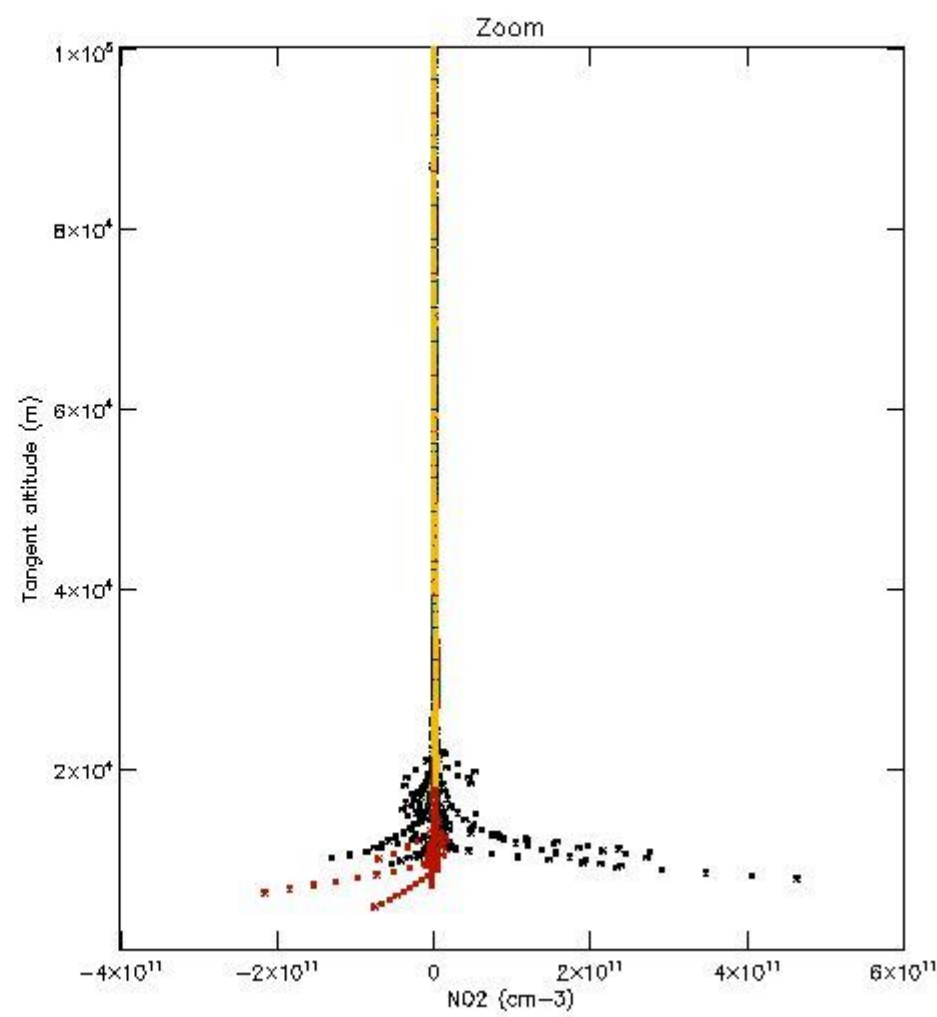
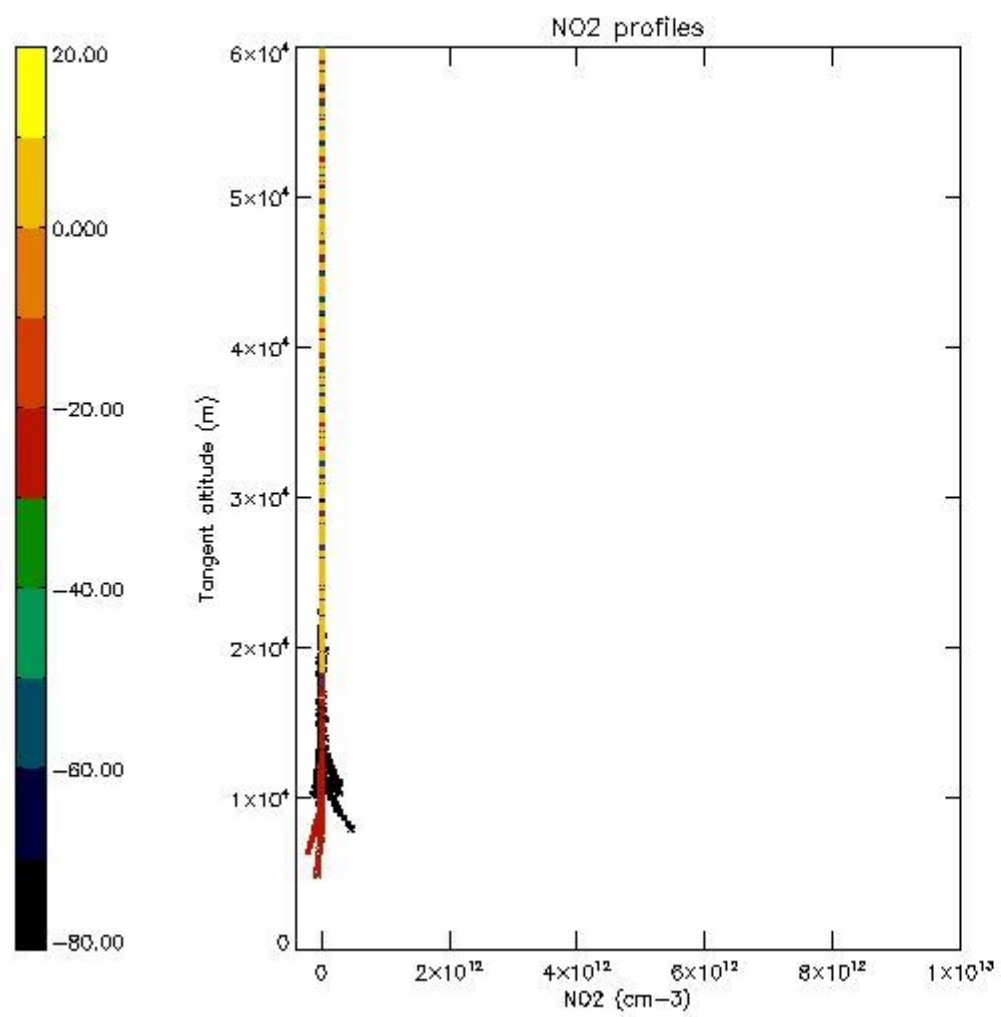
5.5 Plot ozone profiles where STD < 5% (dark without errors)

The colorbar represents the latitude.



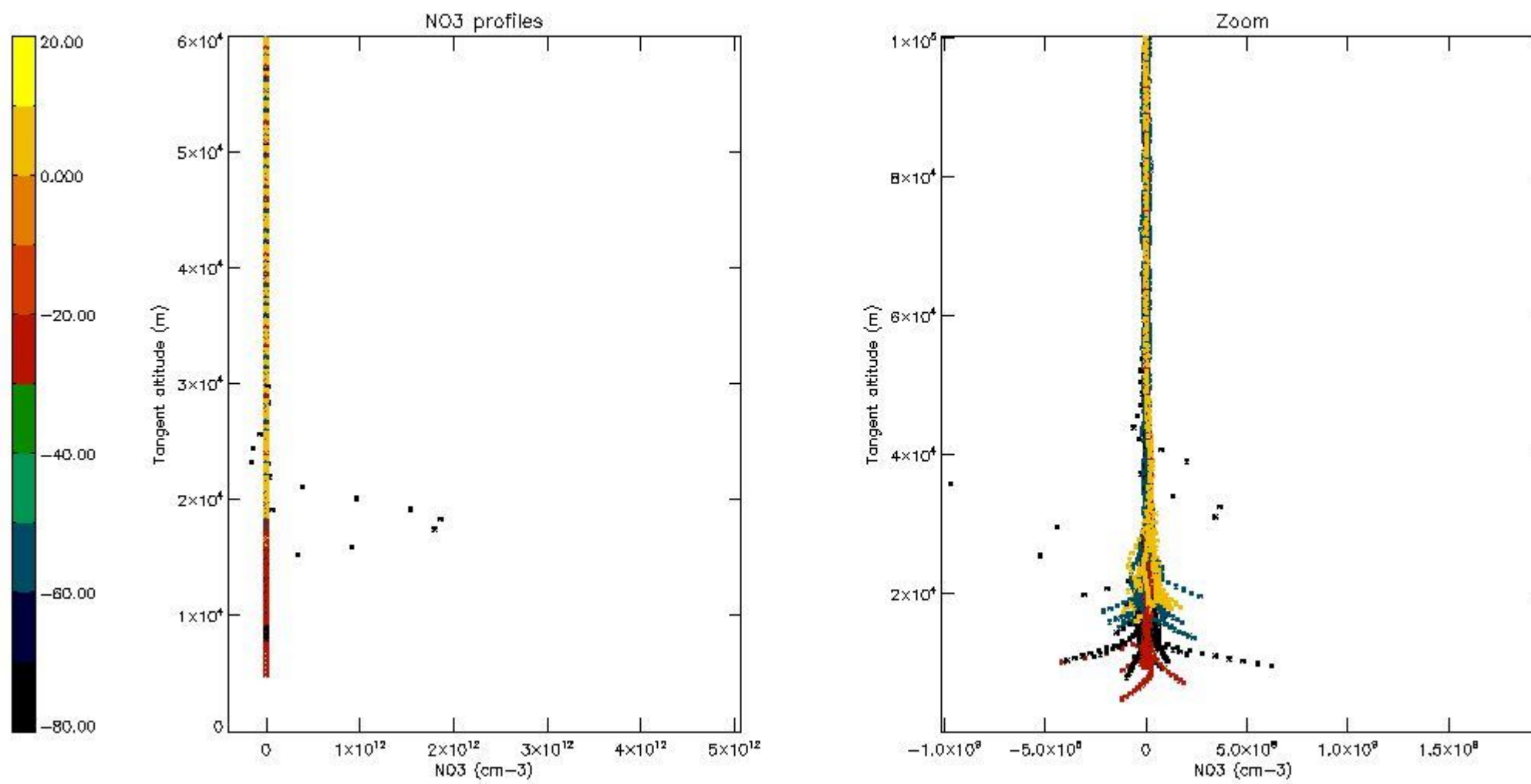
5.6 Plot NO₂ profiles for all STD (dark without errors)

The colorbar represents the latitude.



5.7 Plot NO3 profiles for all STD (dark without errors)

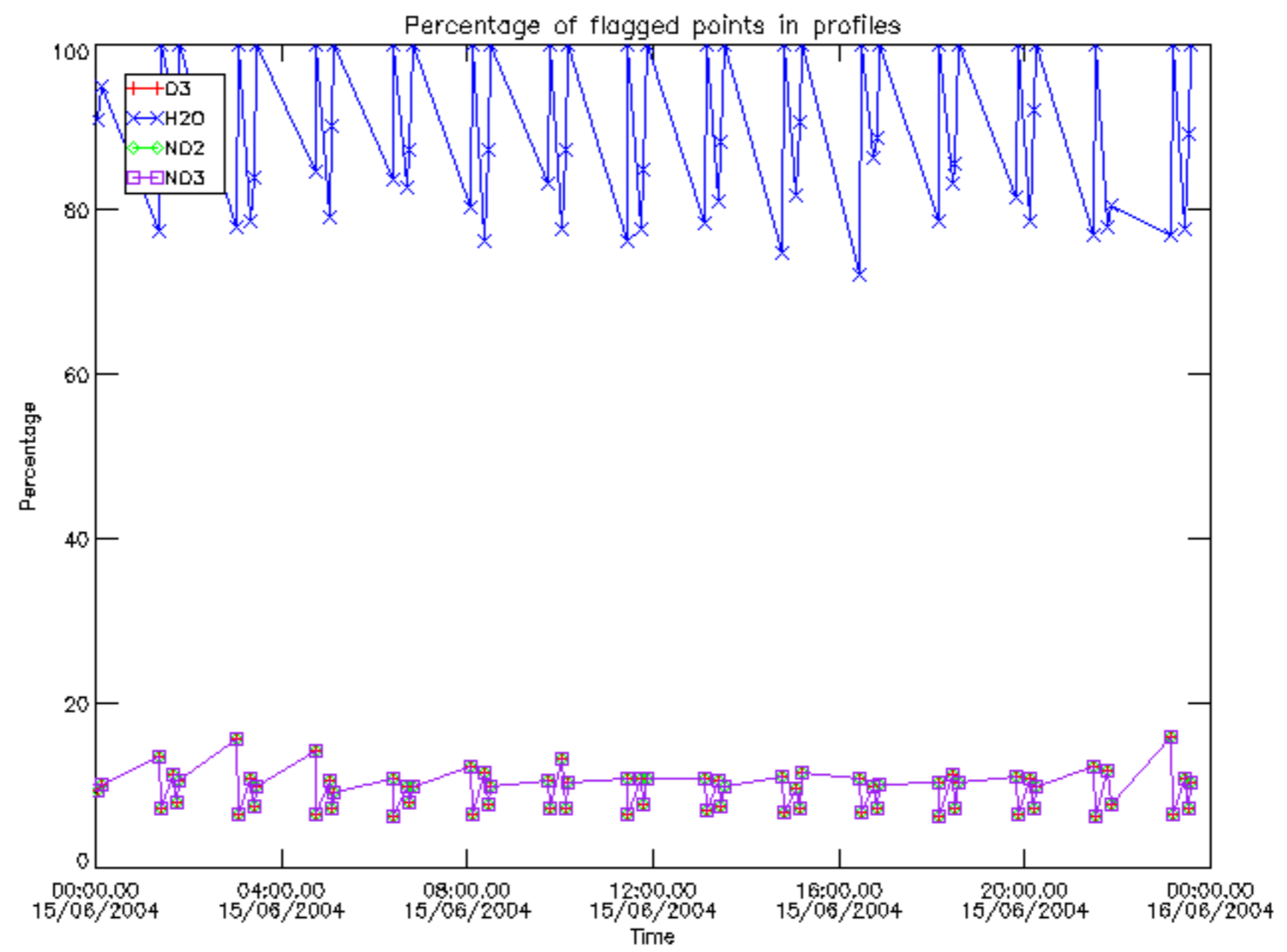
The colorbar represents the latitude.



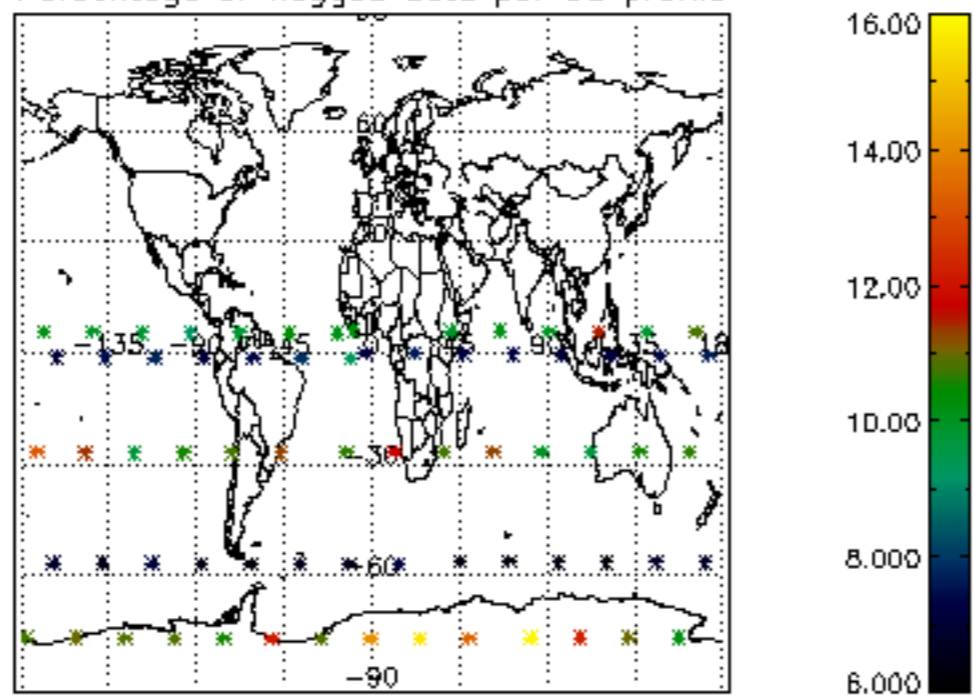
6. Auxiliary Data Files used for the production reported in section 2

The number reported in the third column indicates since which file (see list in section 2) the corresponding auxiliary file has been used. The fourth column is the date of those product files.

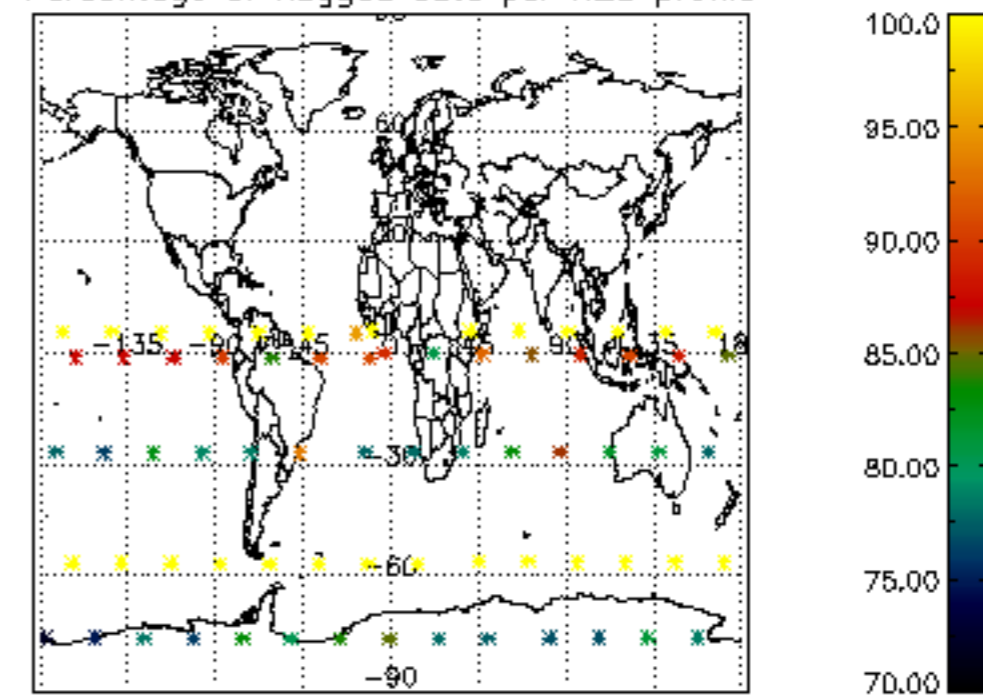
Type	Auxiliary Filename	Used since product	Used since product date
INST_PHYS_CHARACTERISTICS	GOM_INS_AXVIEC20091111_143220_20030716_120000_20500101_000000	1	15-JUN-2004 00:03:22
LEVEL-2_PROC_CONFIG	GOM_PR2_AXVIEC20091111_152718_20020301_000000_20500101_000000	1	15-JUN-2004 00:03:22
CROSS_SECTIONS_FILE	GOM_CRS_AXVIEC20091111_154832_20020301_000000_20500101_000000	1	15-JUN-2004 00:03:22



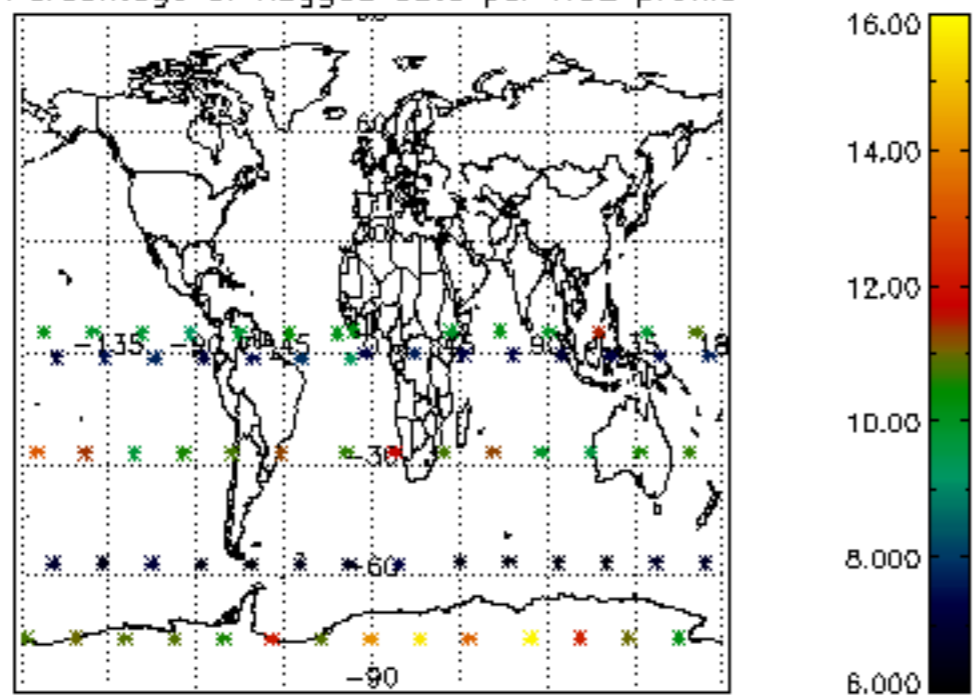
Percentage of flagged data per D3 profile



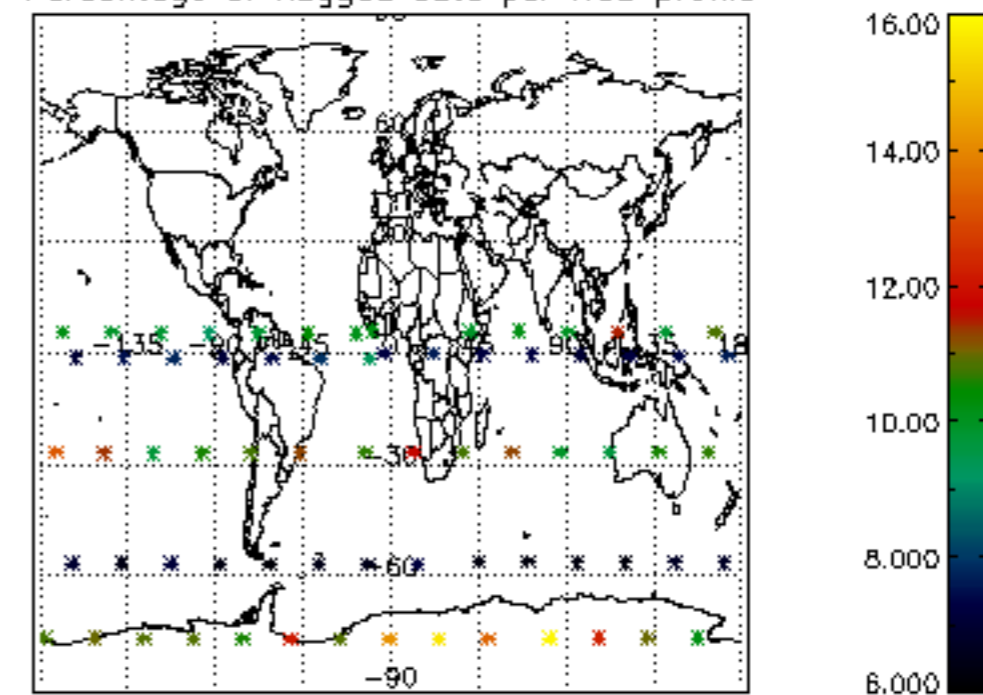
Percentage of flagged data per H2O profile

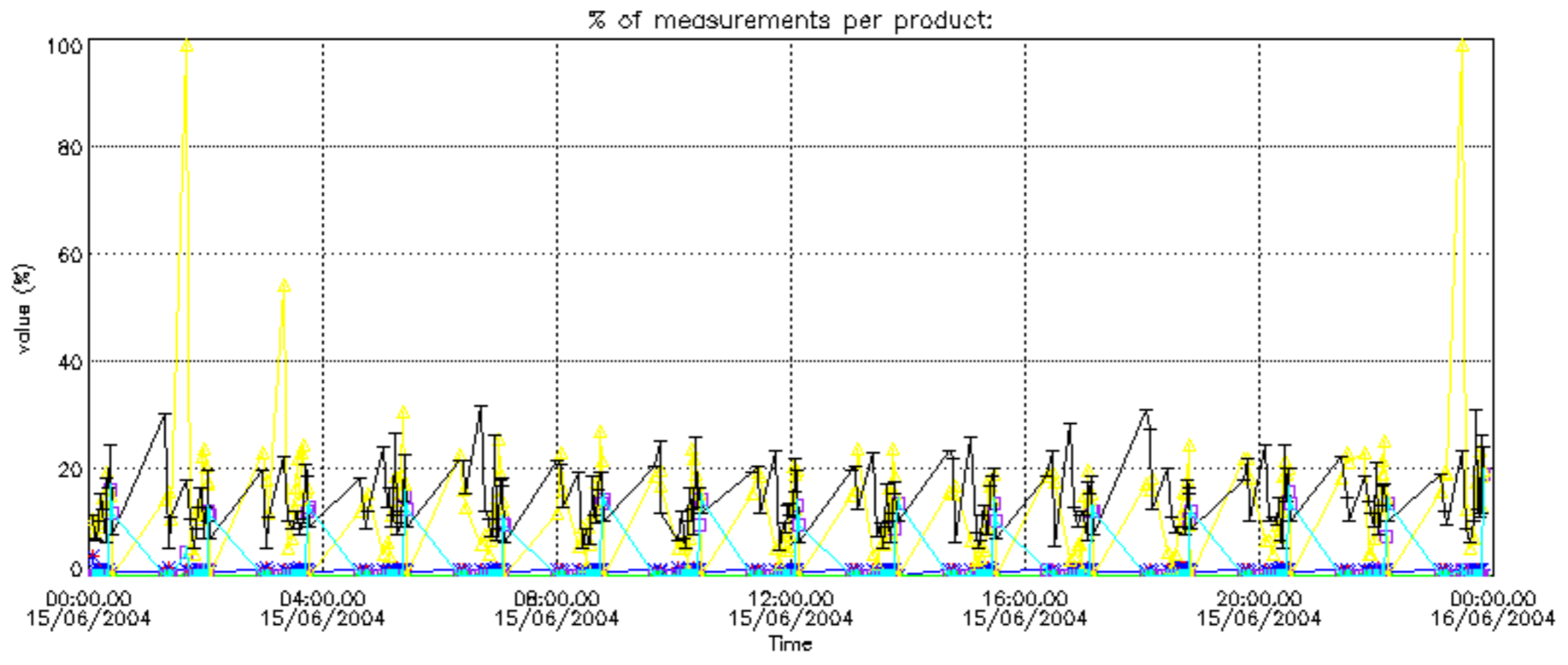


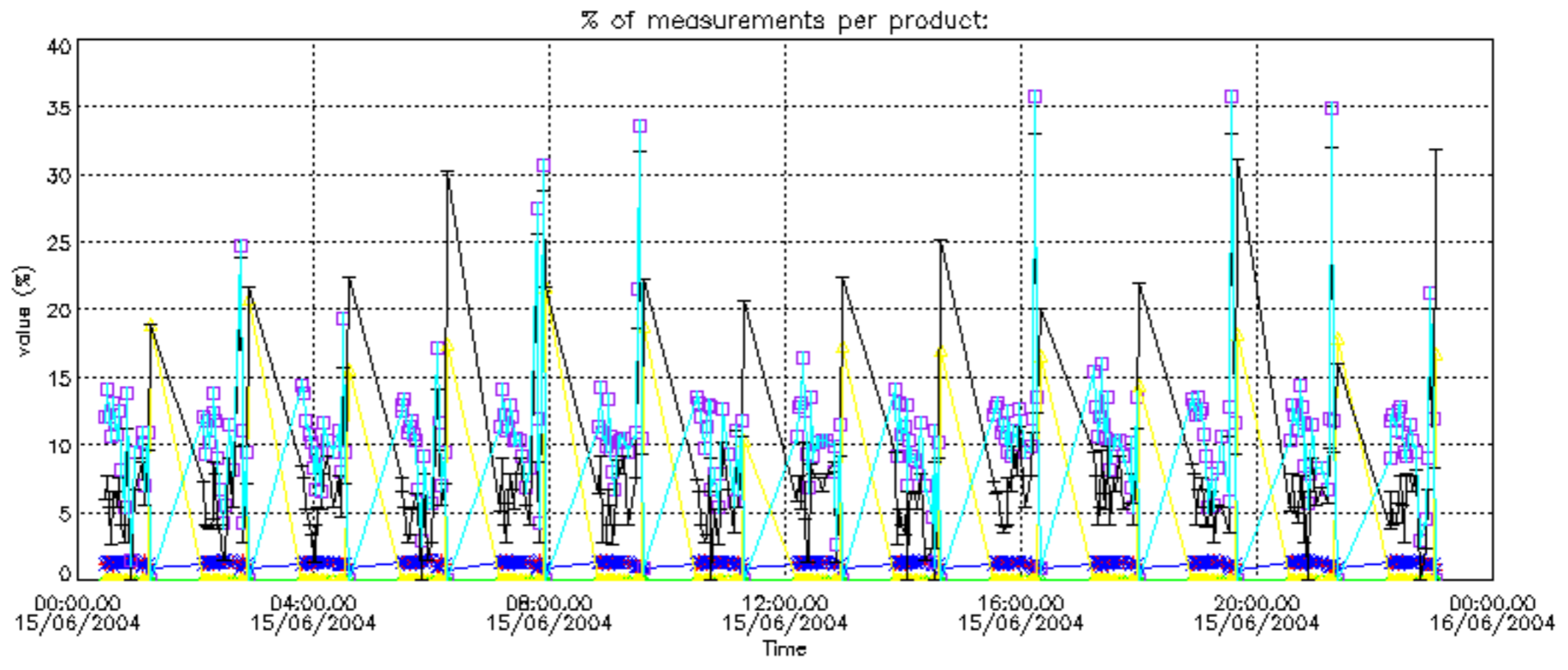
Percentage of flagged data per NO2 profile



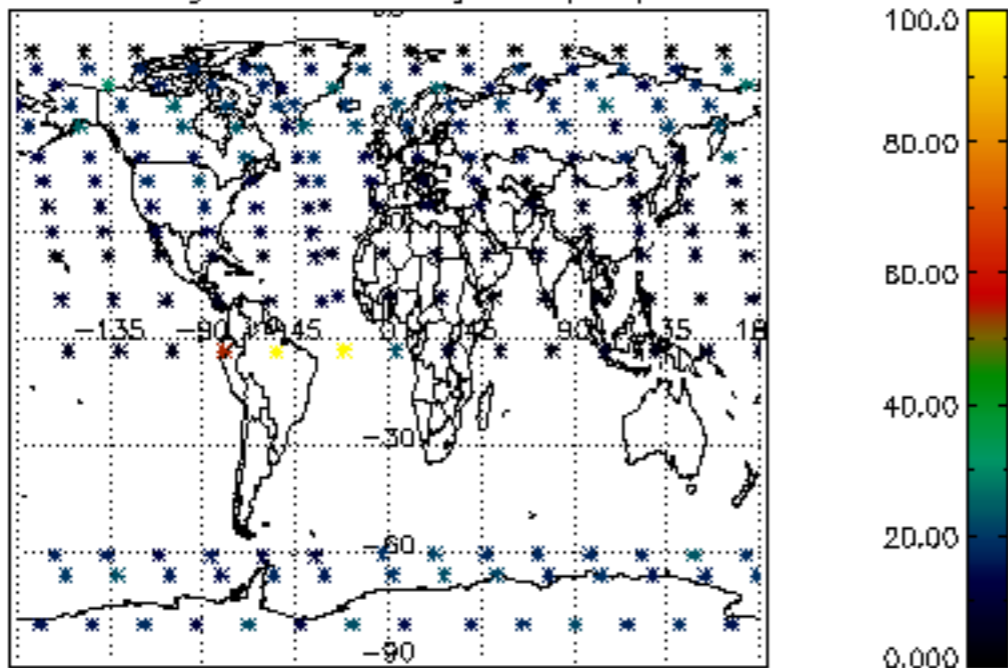
Percentage of flagged data per NO3 profile



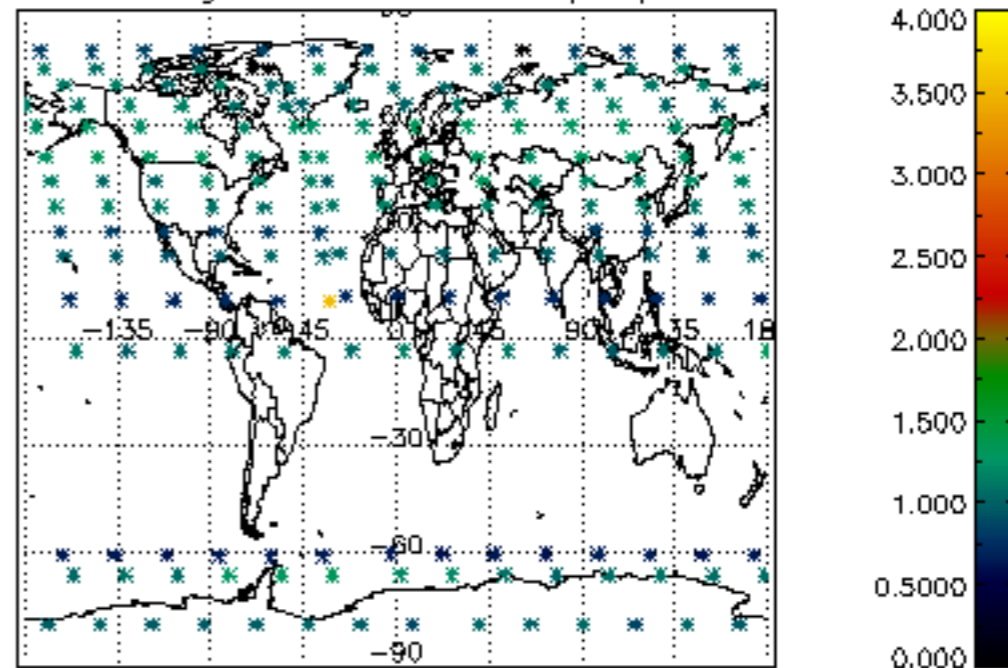




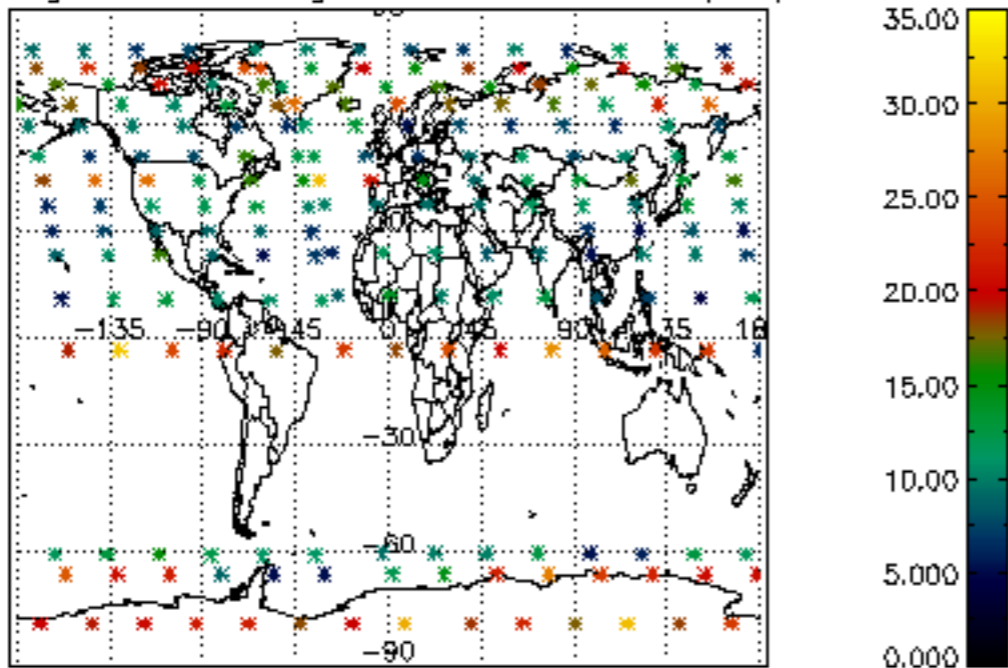
Percentage of cosmic ray hits per profile



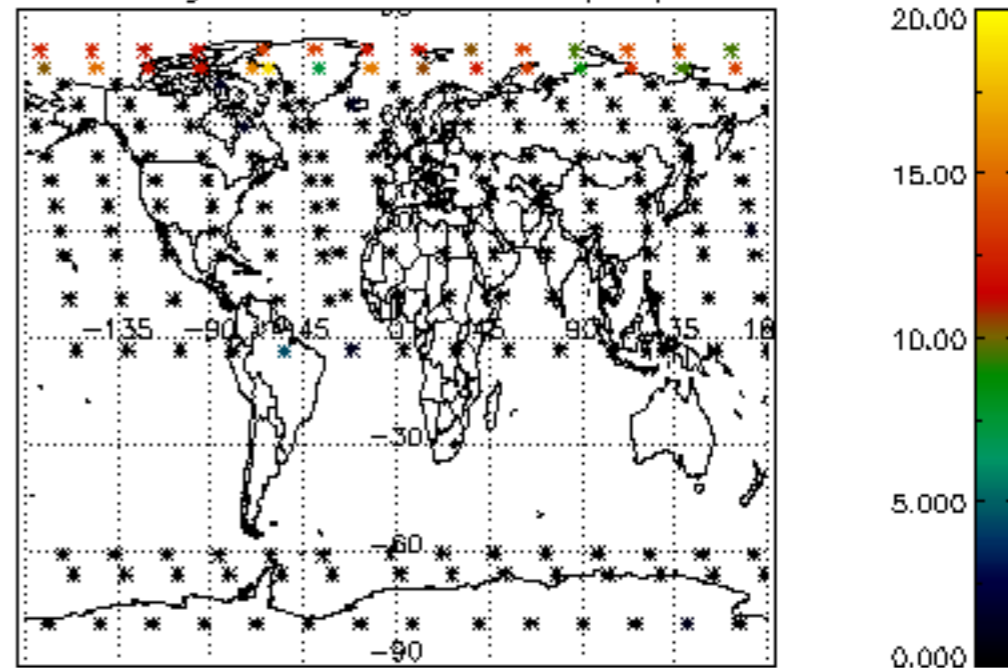
Percentage of datation errors per profile



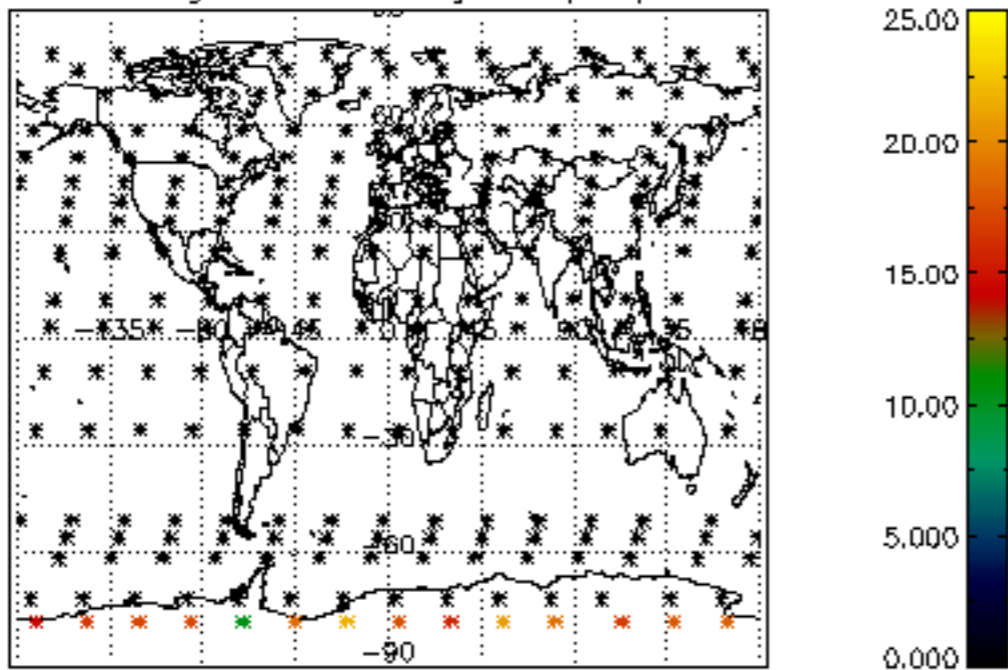
Percentage of star falling outside central band per profile



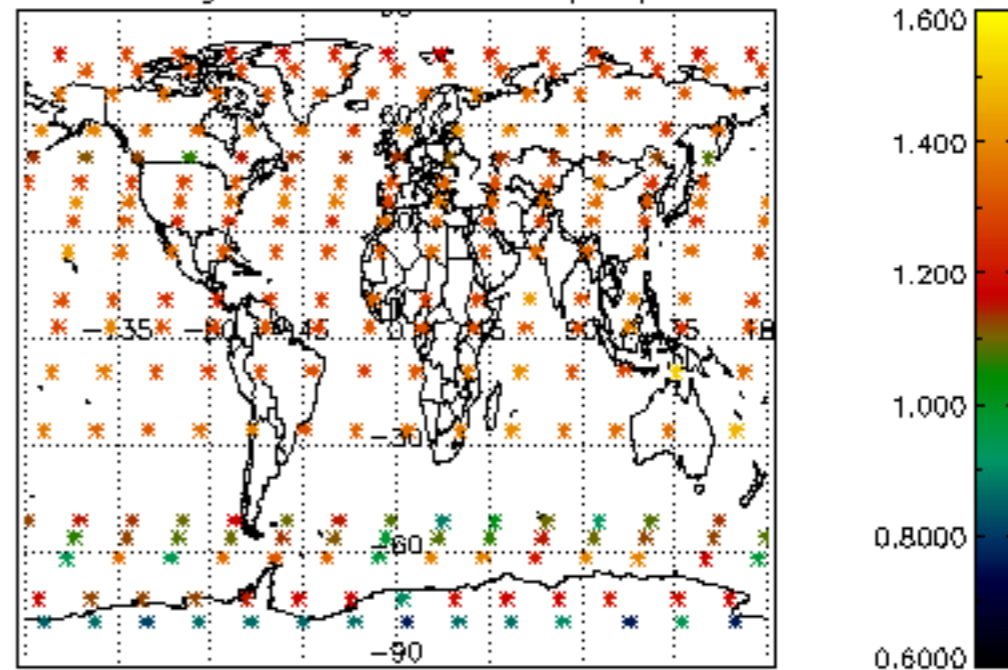
Percentage of saturation errors per profile



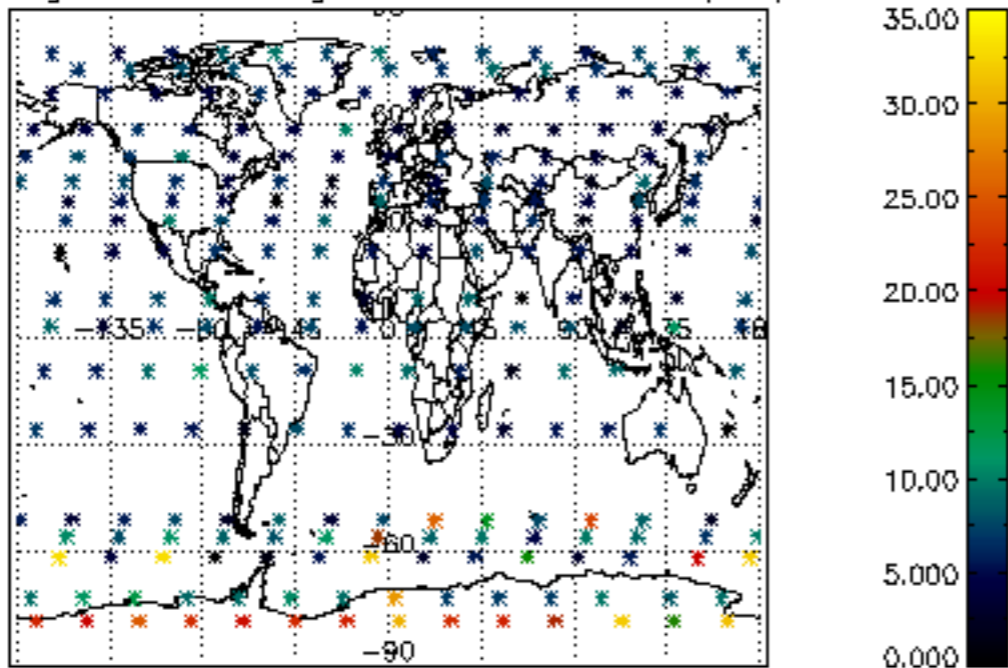
Percentage of cosmic ray hits per profile



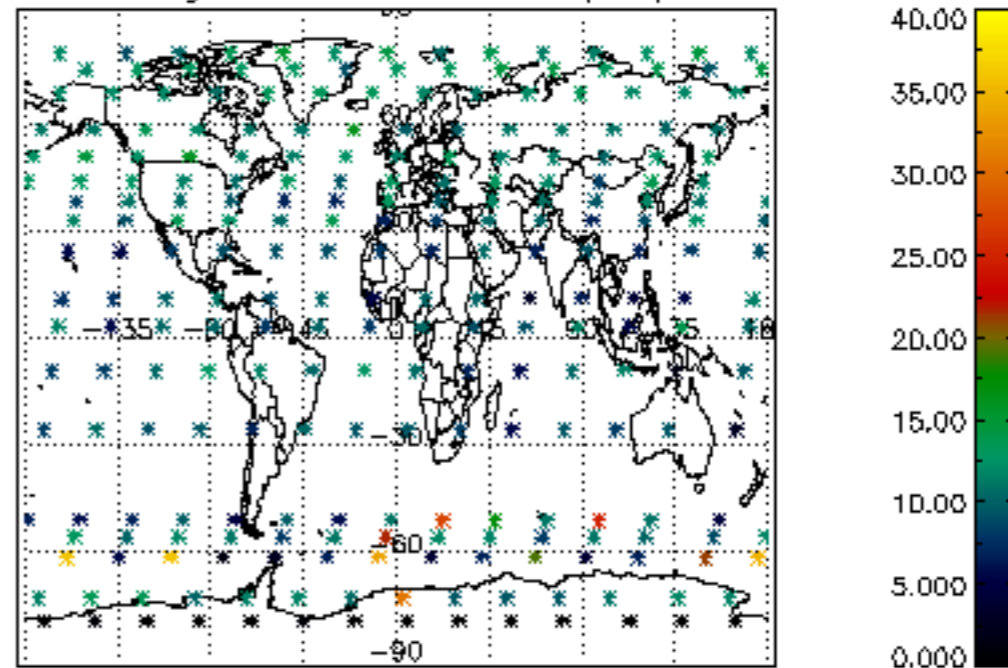
Percentage of datation errors per profile

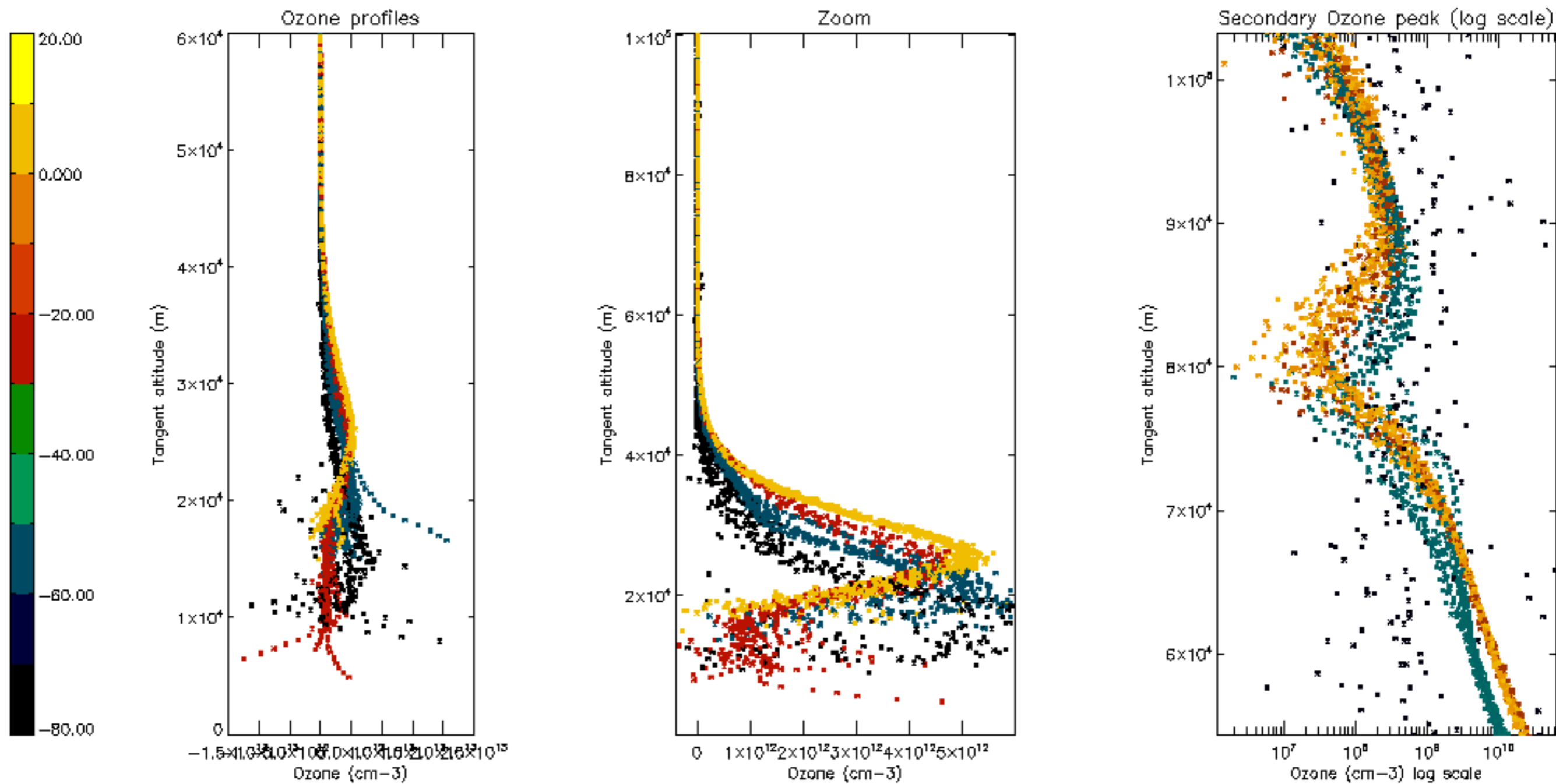


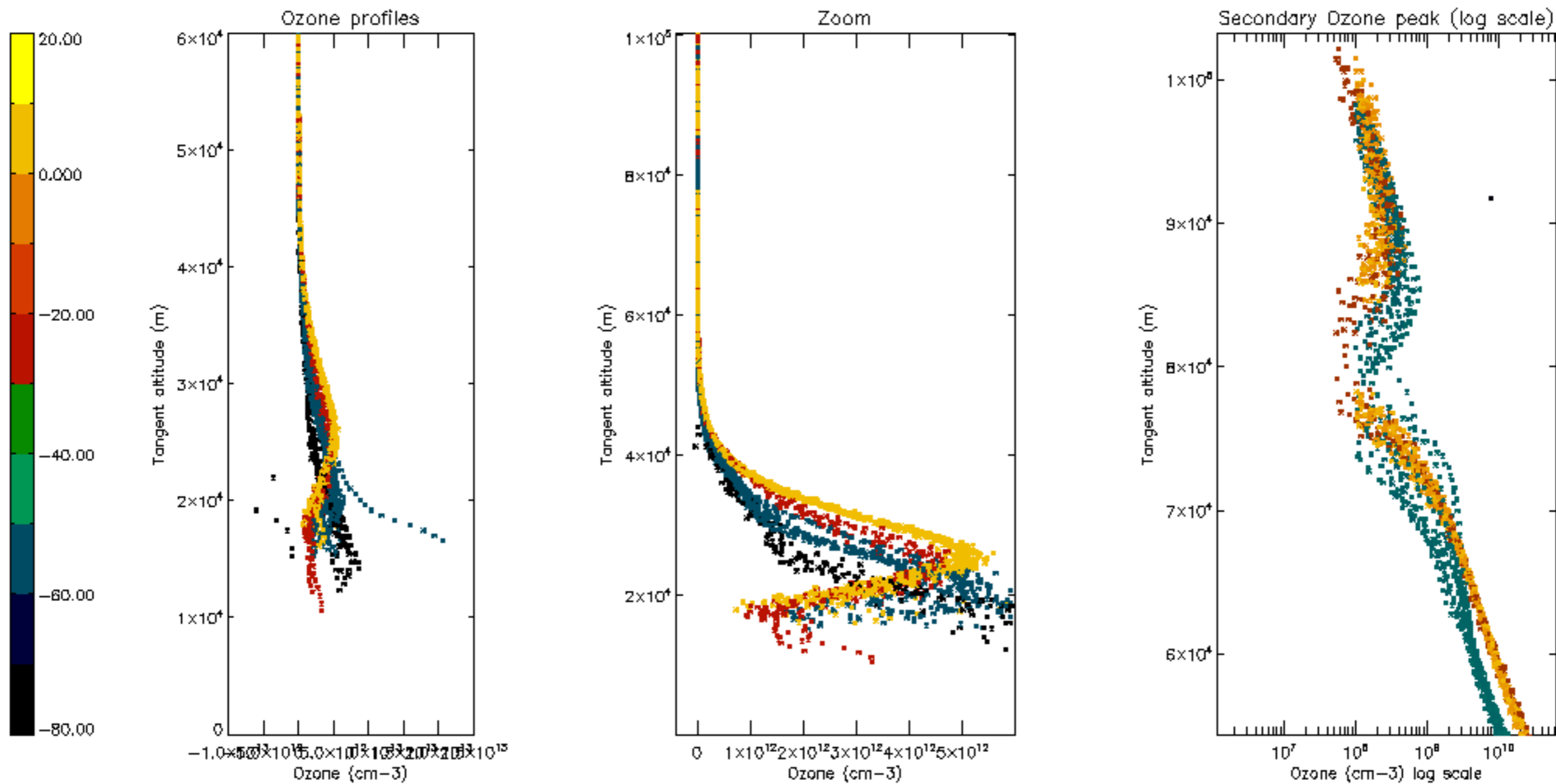
Percentage of star falling outside central band per profile

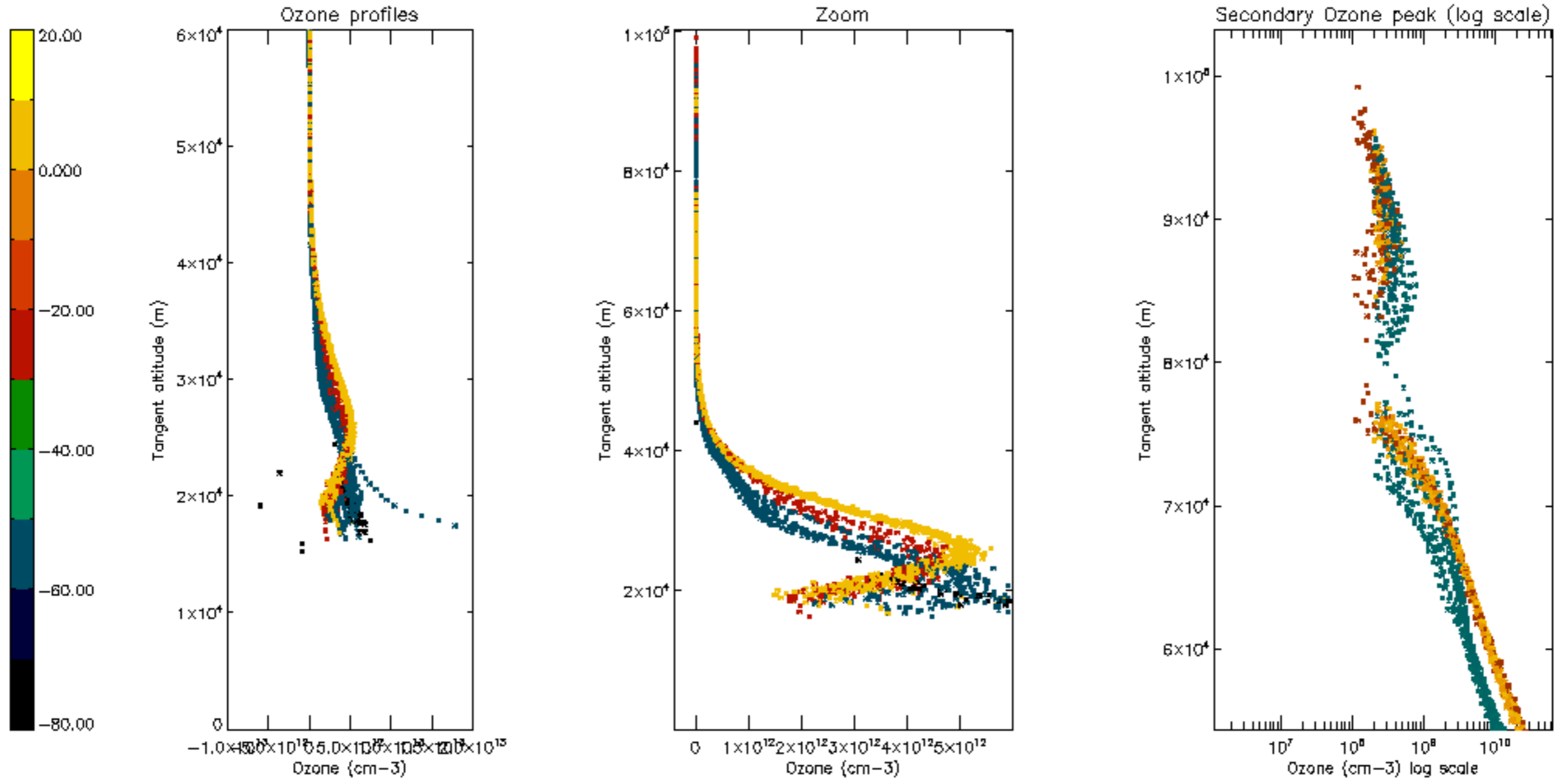


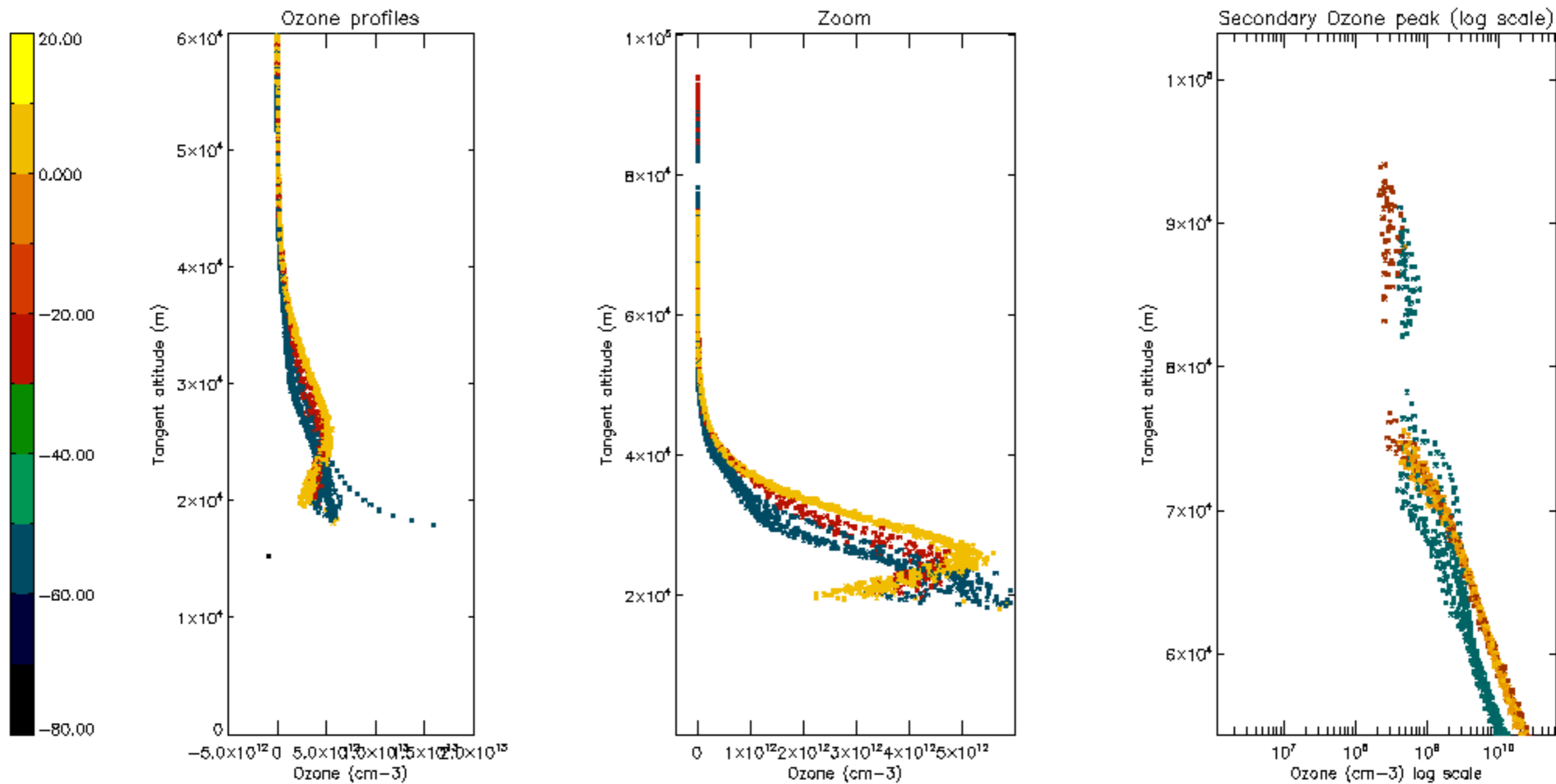
Percentage of saturation errors per profile

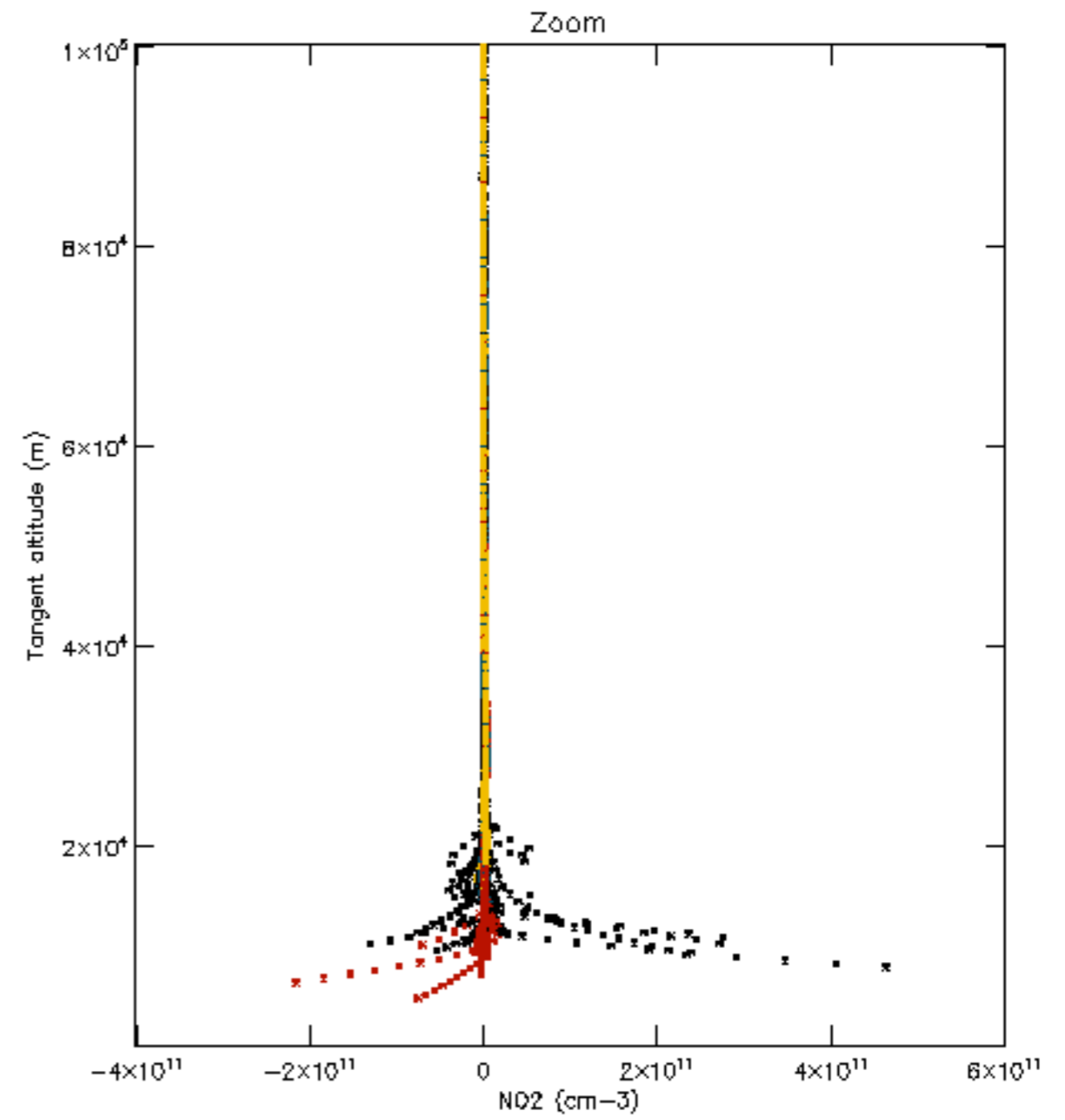
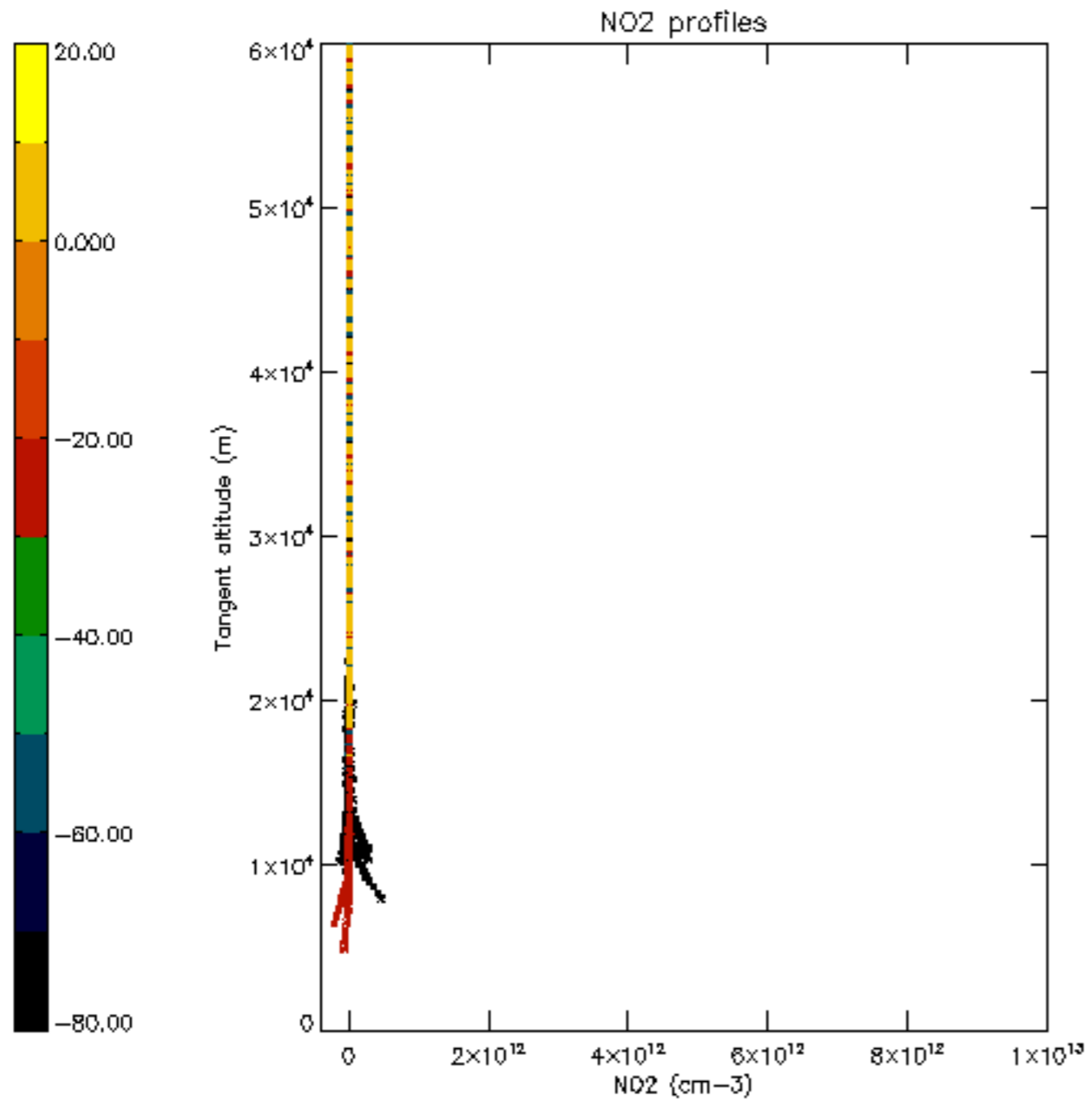


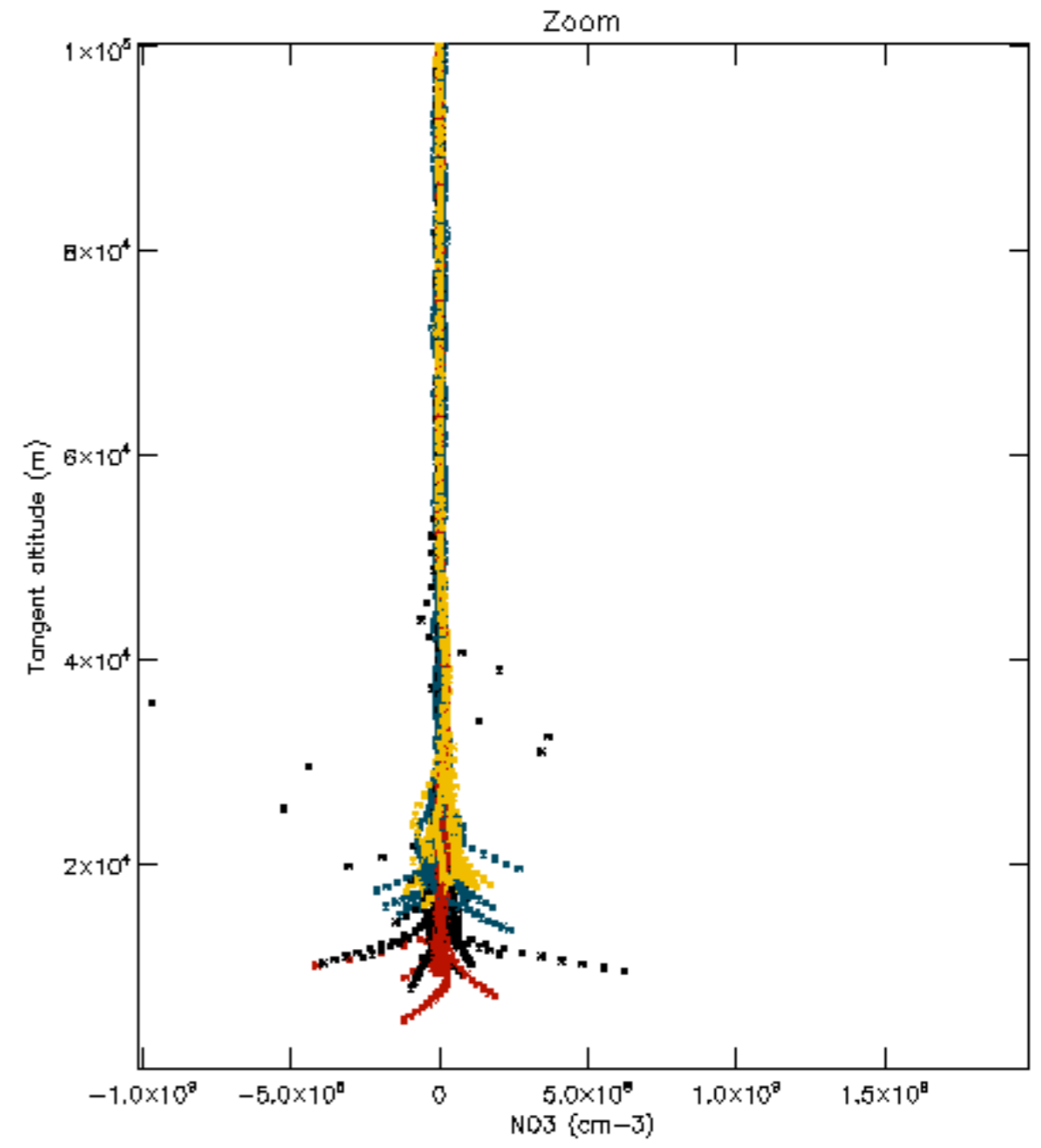
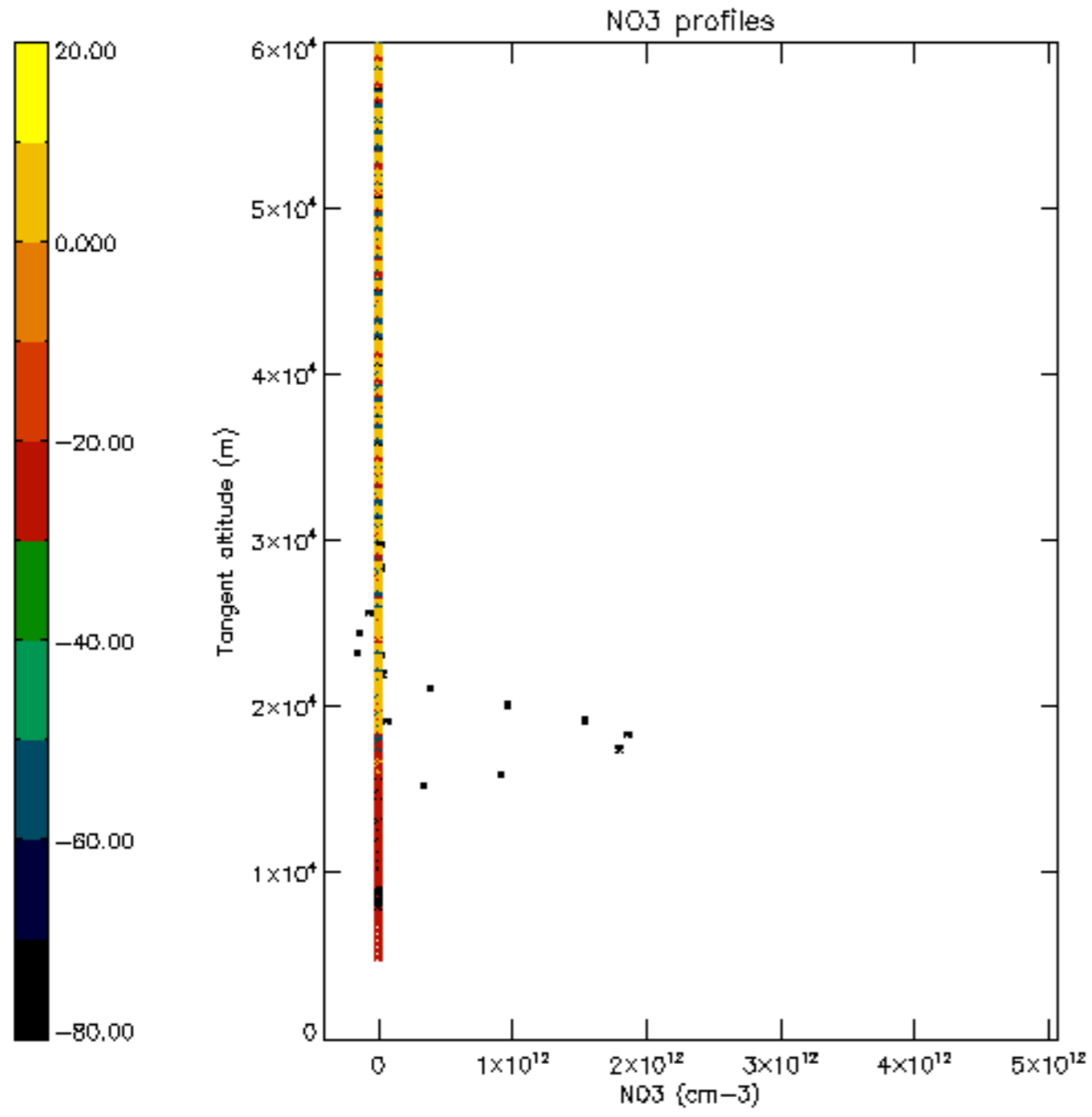


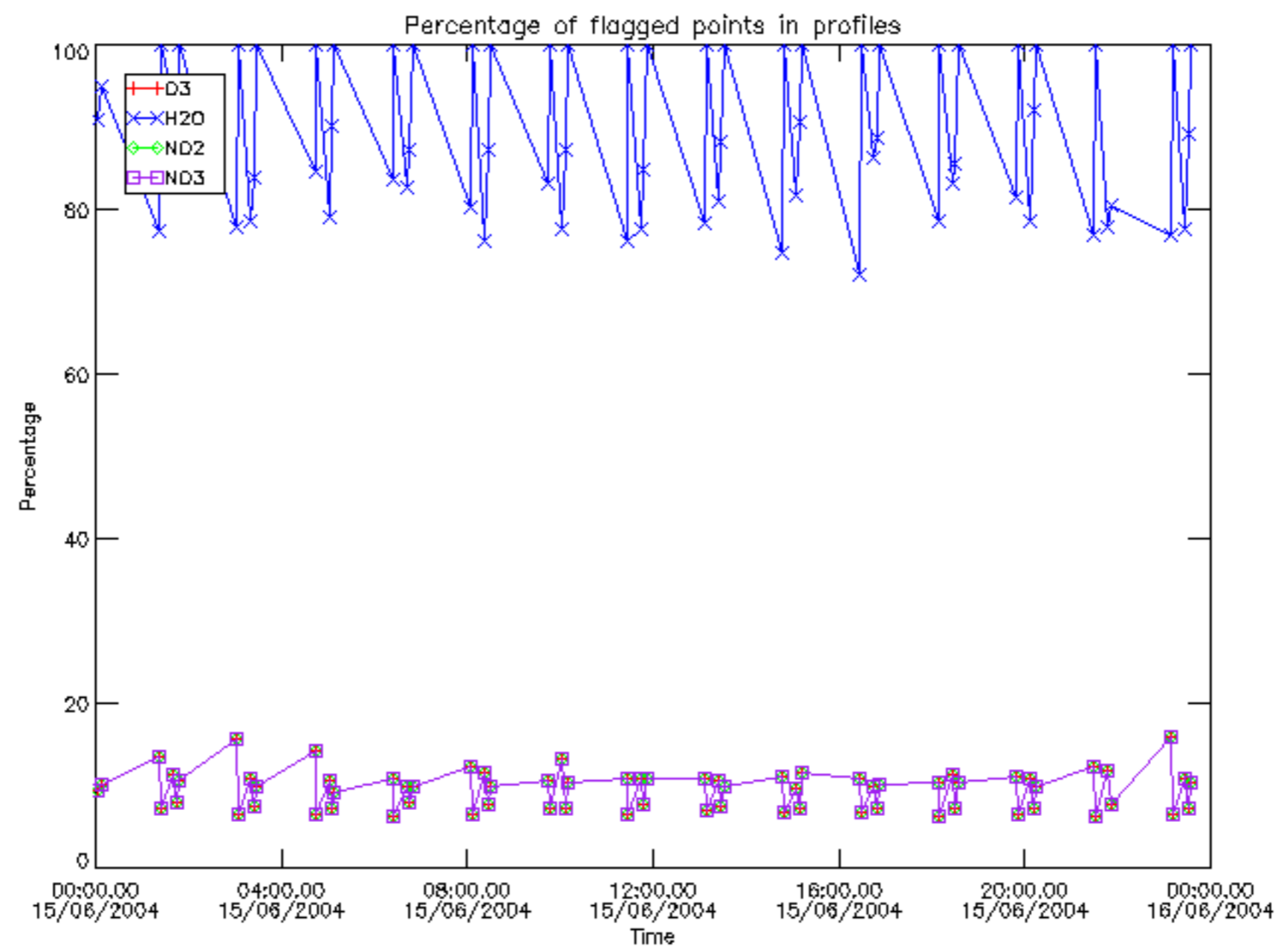




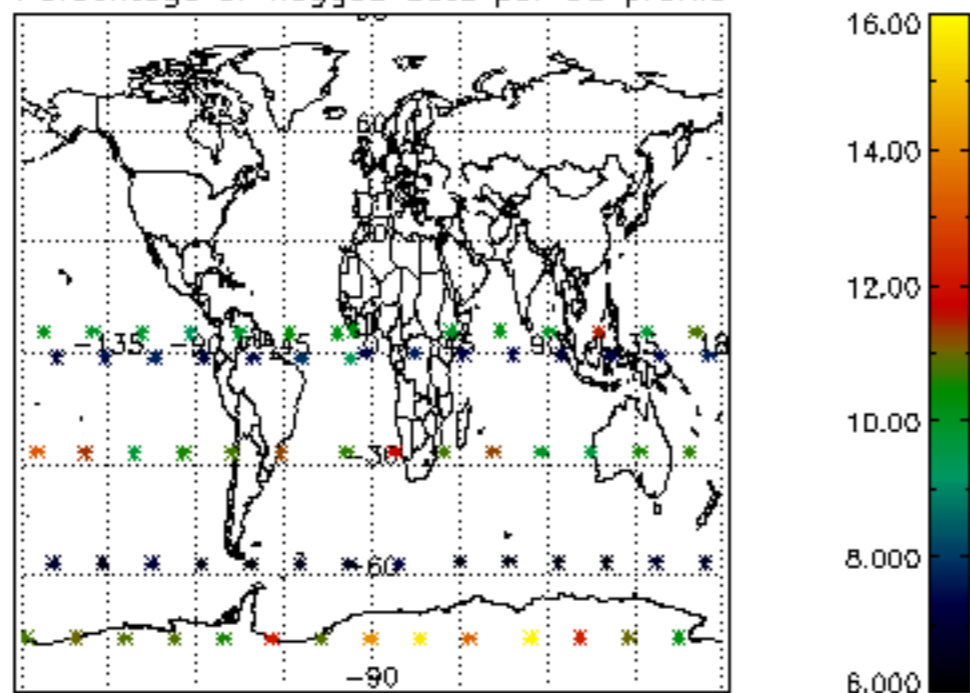




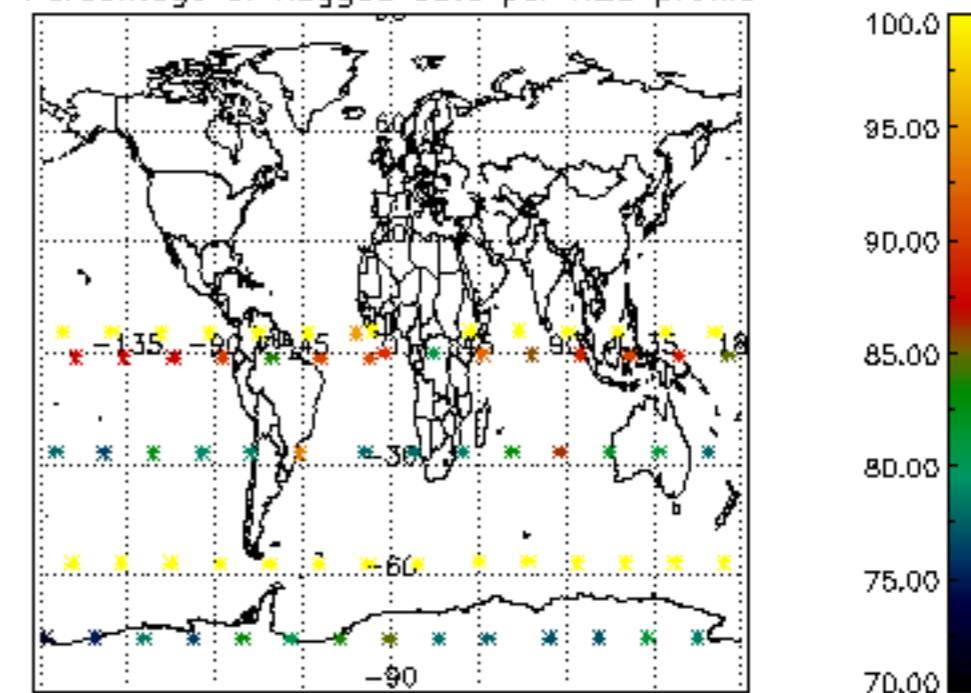




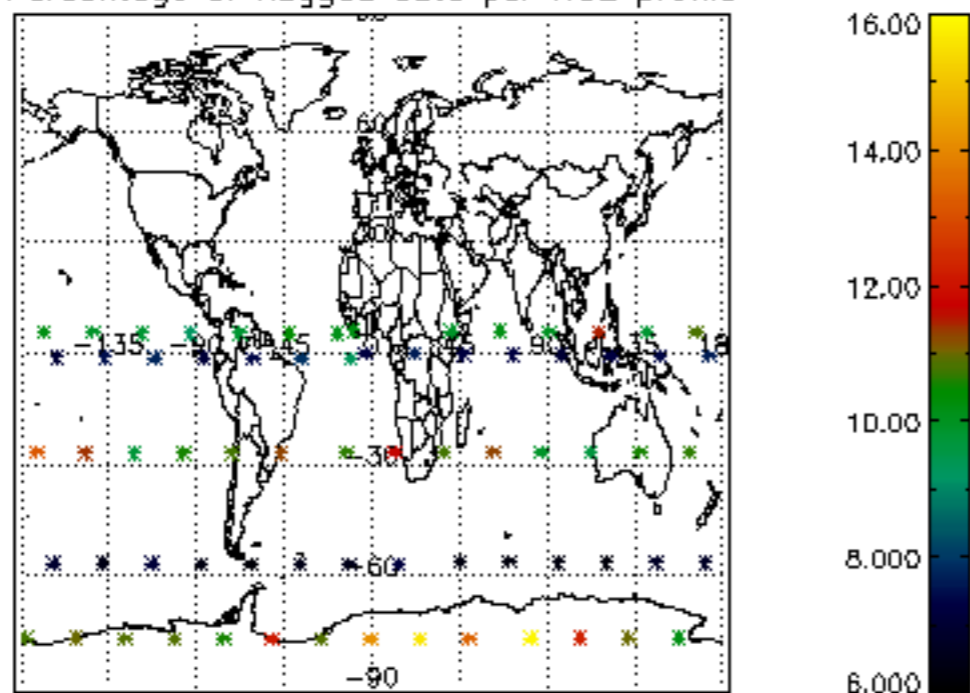
Percentage of flagged data per D3 profile



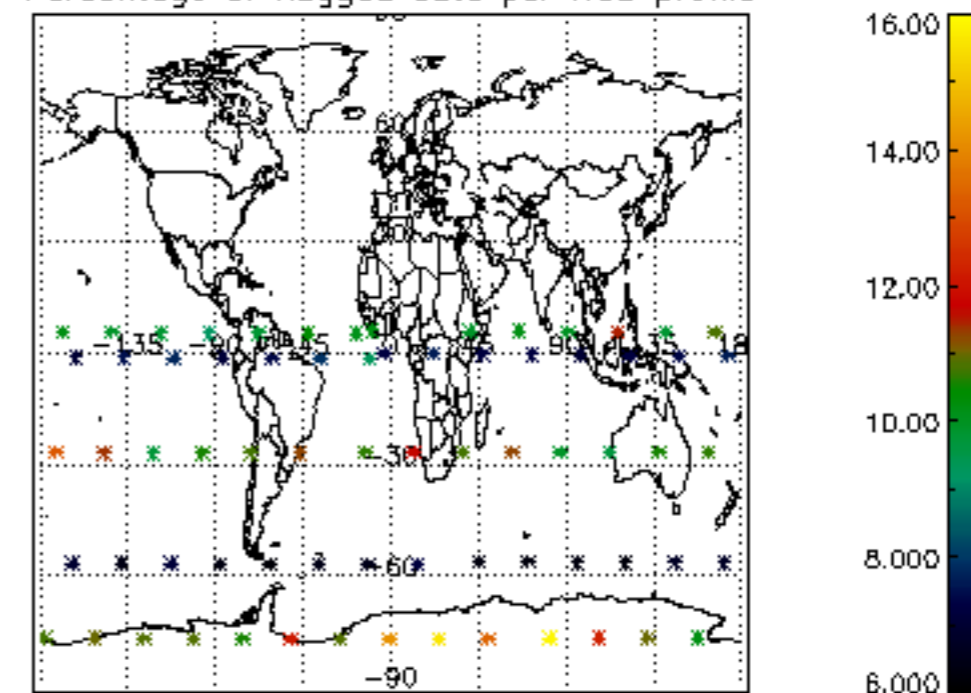
Percentage of flagged data per H2O profile

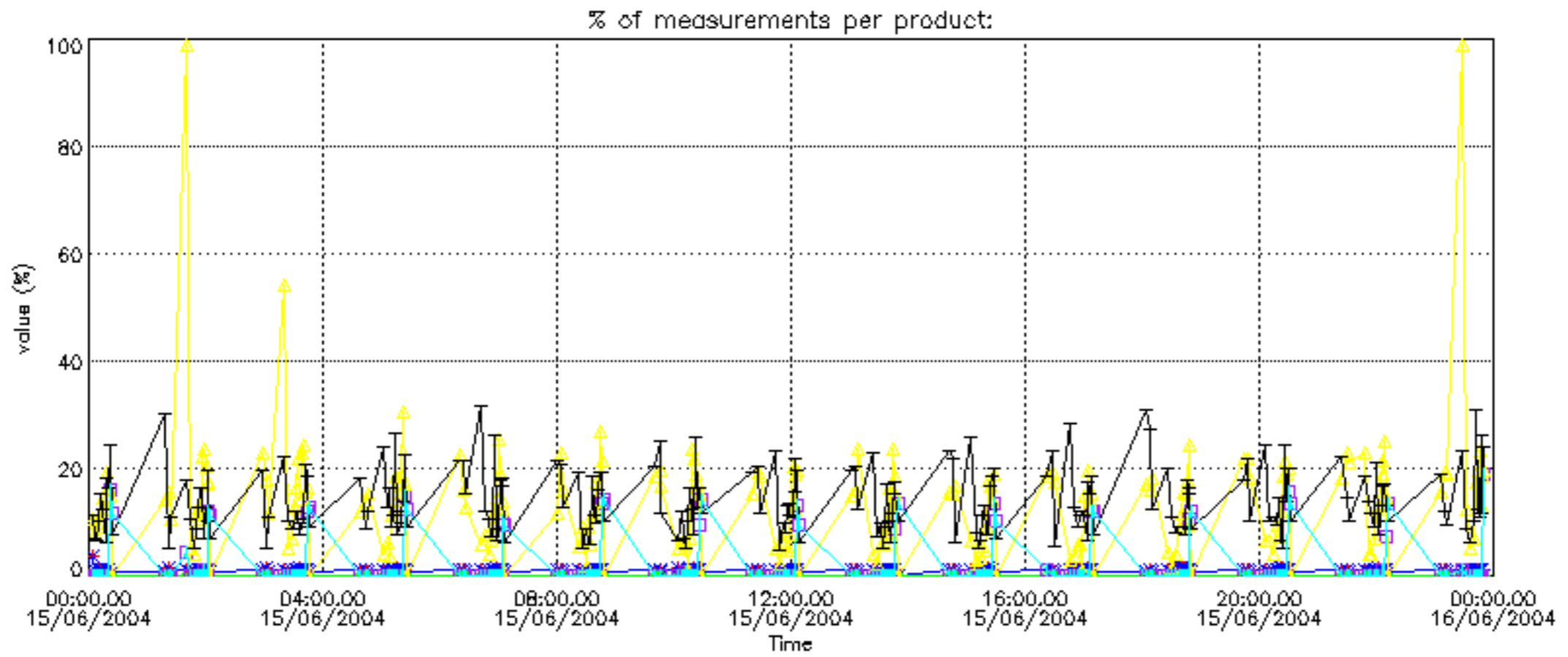


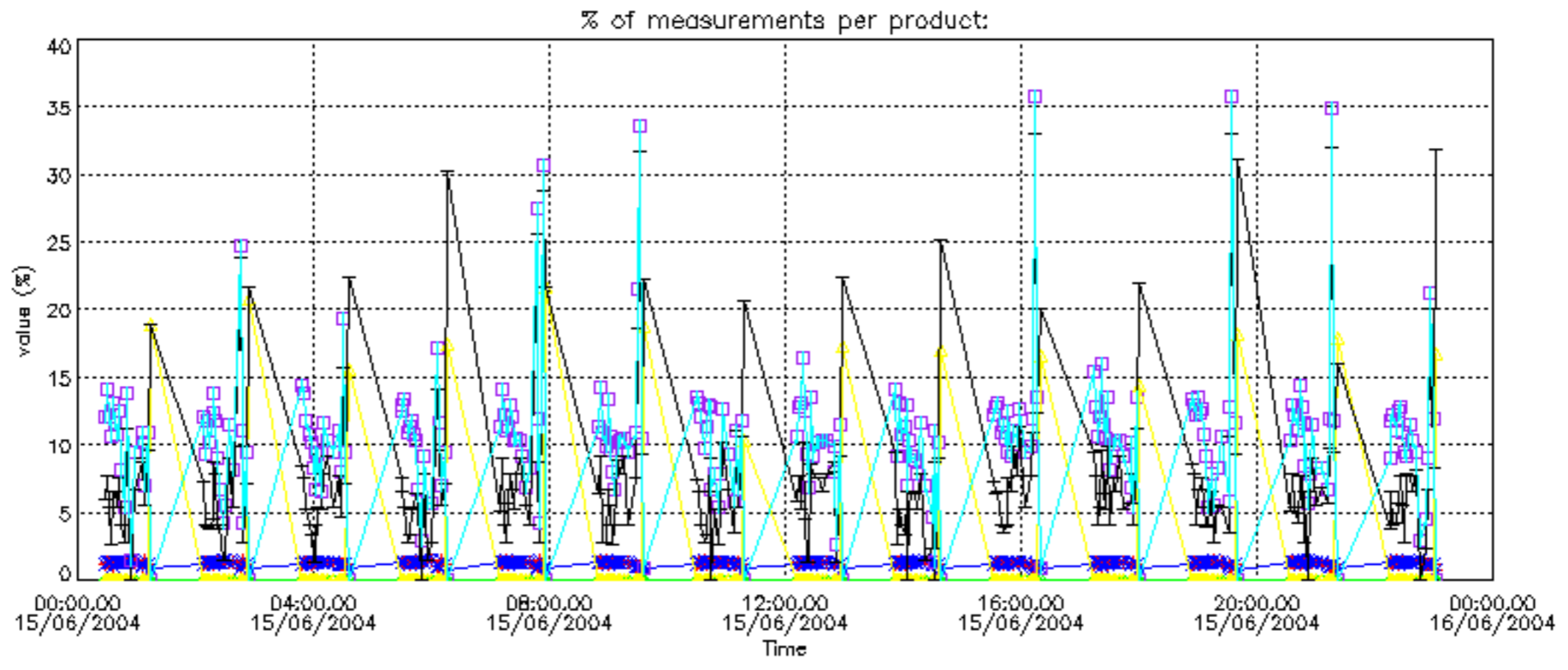
Percentage of flagged data per NO2 profile



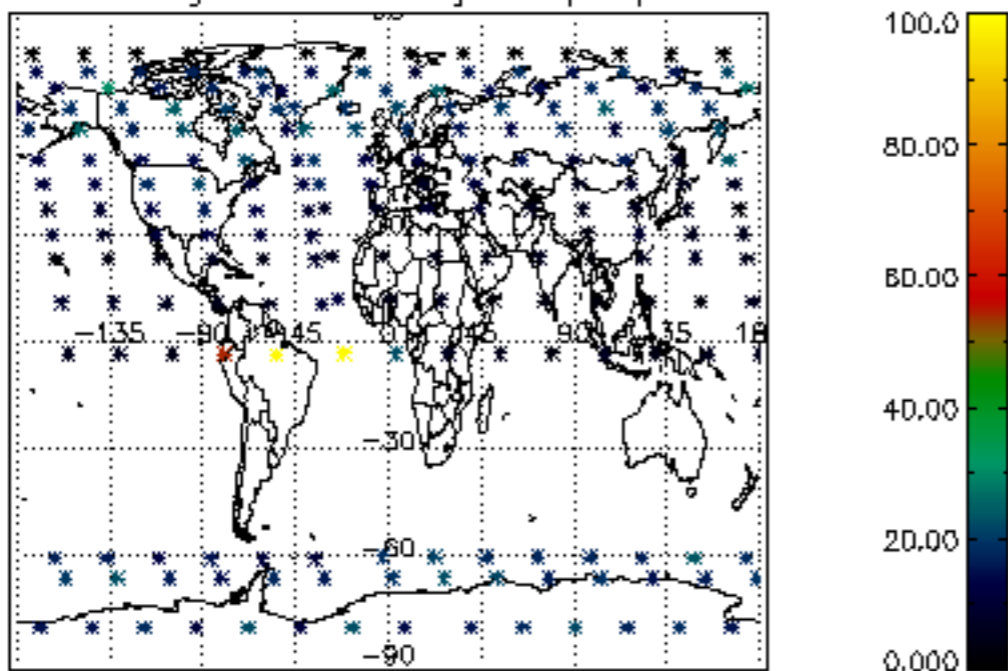
Percentage of flagged data per NO3 profile



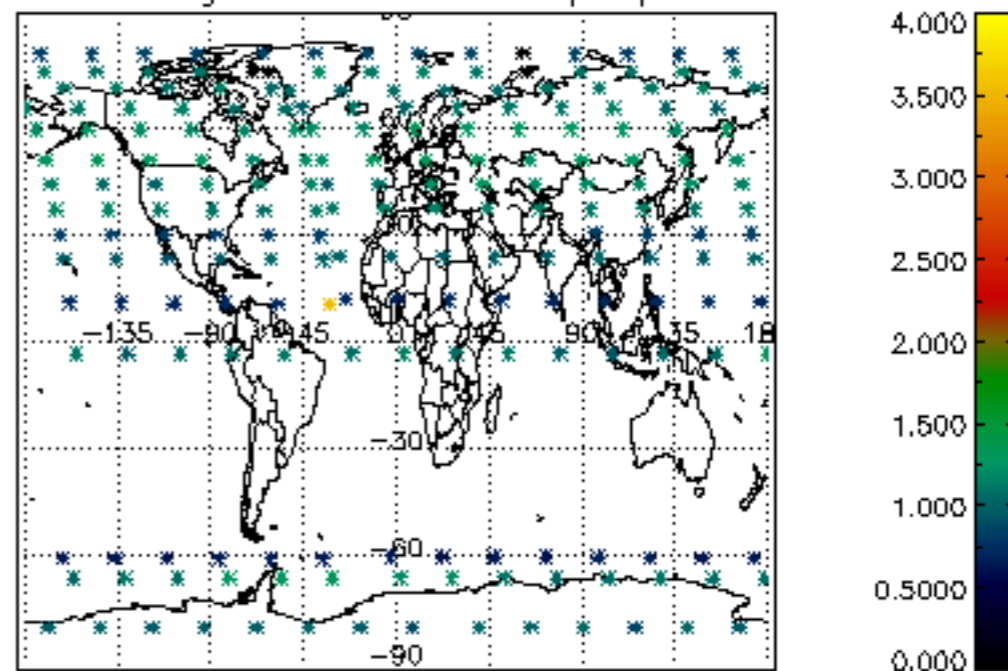




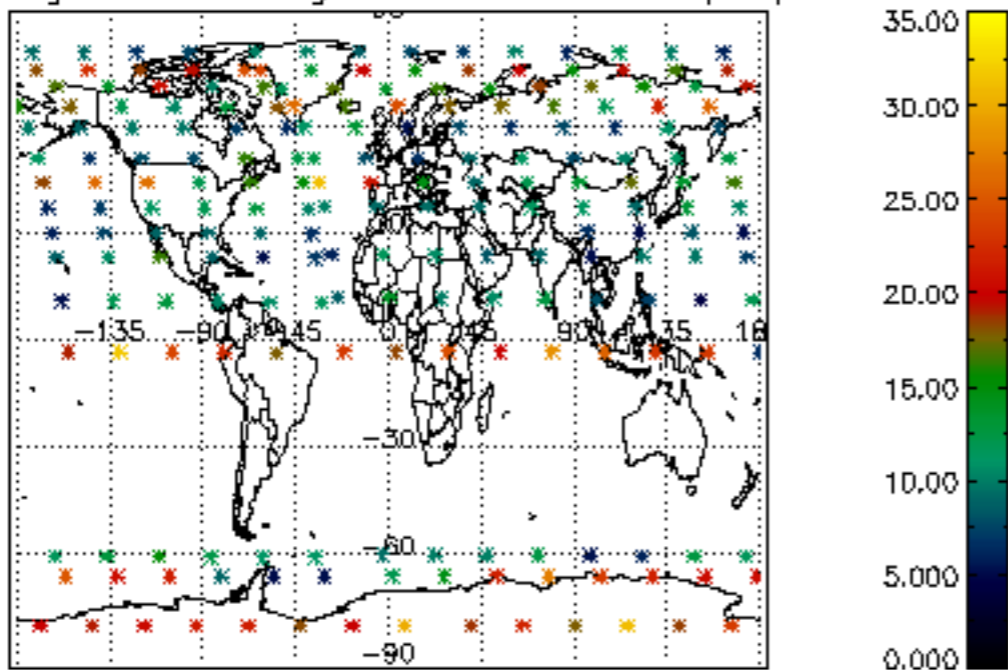
Percentage of cosmic ray hits per profile



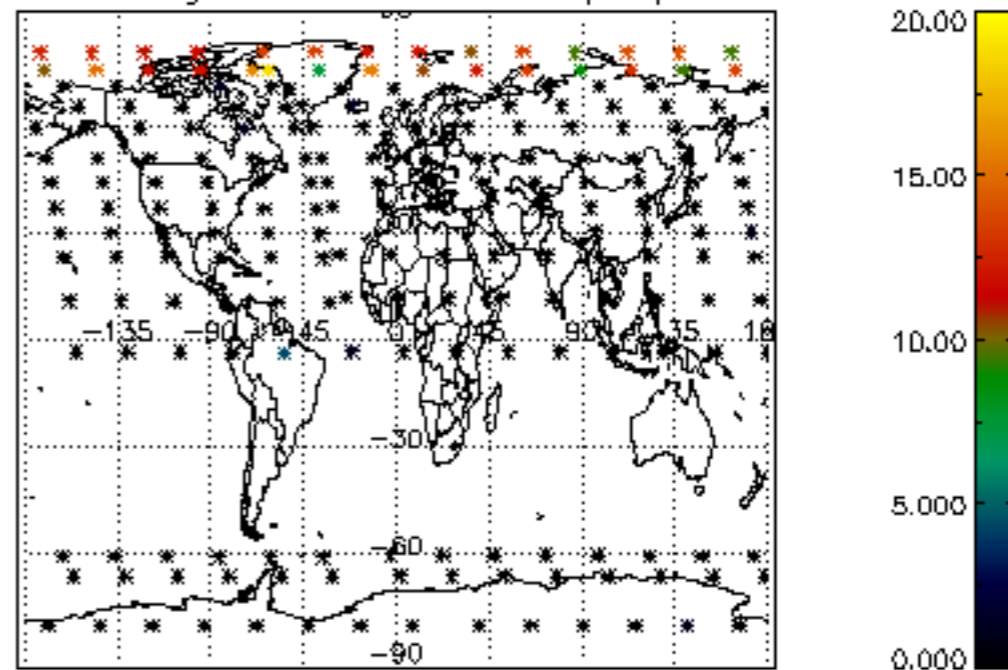
Percentage of datation errors per profile



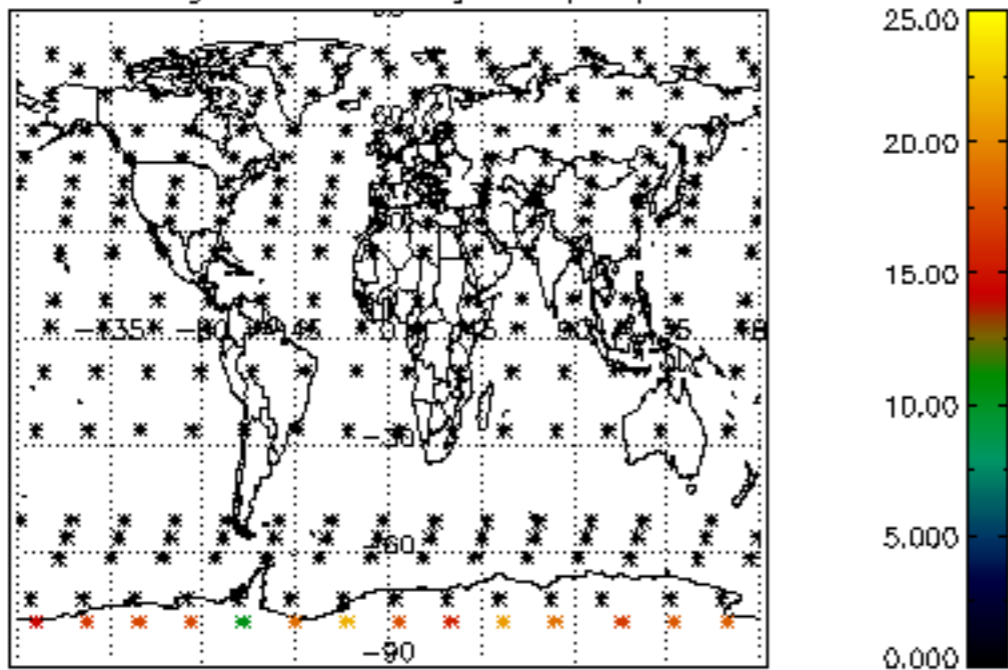
Percentage of star falling outside central band per profile



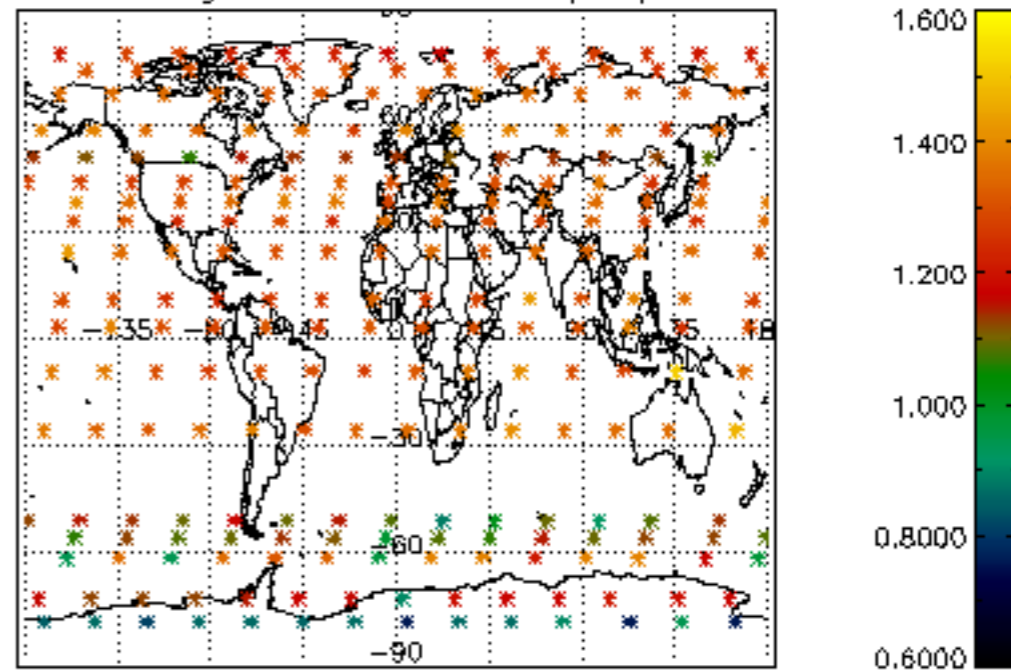
Percentage of saturation errors per profile



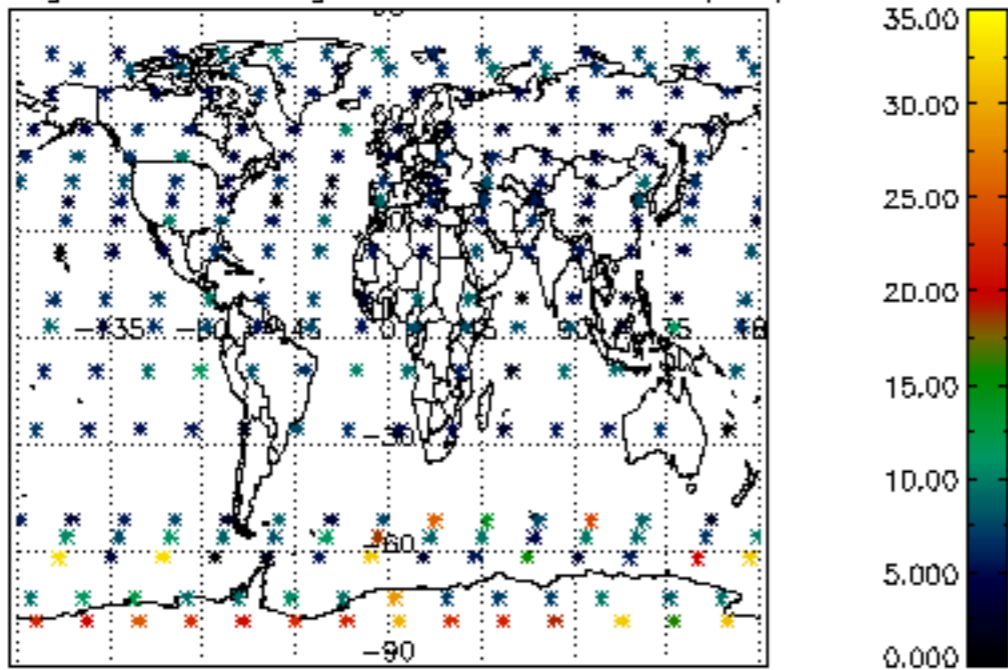
Percentage of cosmic ray hits per profile



Percentage of datation errors per profile



Percentage of star falling outside central band per profile



Percentage of saturation errors per profile

