

# GOMOS Level 2 Daily Report

## SUMMARY

### [1. General Info](#)

### [2. Summary of processed GOM\\_NL\\_2P products](#)

### [3. Level 2 Quality information per product](#)

#### [3.1 Plot of level 2 quality information per product \(time dependant\)](#)

#### [3.2 Plot of level 2 quality information per product \(world map\)](#)

### [4. Level 1 Quality information per product \(stored on level 2 products\)](#)

#### [4.1 Plot of level 1 quality information per product \(time dependant\)](#)

##### [4.1.1 Plot of level 1 quality information per product \(time dependant\): ASCENDING](#)

##### [4.1.2 Plot of level 1 quality information per product \(time dependant\): DESCENDING](#)

#### [4.2 Plot of level 1 quality information per product \(world map\)](#)

##### [4.2.1 Plot of level 1 quality information per product \(world map\): ASCENDING](#)

##### [4.2.2 Plot of level 1 quality information per product \(world map\): DESCENDING](#)

### [5. Ozone profiles based on quality statistics and other trace gas profiles](#)

#### [5.1 Ozone statistics based on quality of products](#)

#### [5.2 Plot ozone profiles for all STD \(dark without errors\)](#)

#### [5.3 Plot ozone profiles where STD < 20% \(dark without errors\)](#)

#### [5.4. Plot ozone profiles where STD < 10% \(dark without errors\)](#)

#### [5.5. Plot ozone profiles where STD < 5% \(dark without errors\)](#)

#### [5.6 Plot NO2 profiles for all STD \(dark without errors\)](#)

#### [5.7 Plot NO3 profiles for all STD \(dark without errors\)](#)

#### [5.8 Plot H2O profiles \(only for occultations of stars 1,2,3,4,13,14,16,26,63 dark without errors\) for all STD](#)

### [6. Auxiliary Data Files used for the production reported in section 2](#)

This report presents the daily analysis on parameters extracted from GOMOS level 2 data (GOM\_NL\_\_2P). It is intended to monitor some important parameters that will impact the quality of these products. A list of level 2 products (and content) that have arrived during the reporting day to the PCF is also given.

Item	Value
Time of report generation	19APR2013 04:16:27
Data source version	GOMOS/6.01
Start time of products	14-06-2004 (14JUN2004 00:00:00)
Stop time of products	15-06-2004 (15JUN2004 00:00:00)
Store outputs in DB	Yes
Nb of level 2 prods	425
Nb of prods with errors	0

## 2. Summary of processed GOM\_NL\_\_2P products.

Nr	Filename	UTC Start time	Limb	Duration	Star Id	Star Name	Star Mag	Star Temp	Nb Meas	Orbit	Prod. error
1	GOM_NL__2PRFIN20040614_000234_000000422027_00388_11965_3829.N1	14-JUN-2004 00:02:34	Bright	42.000	73	57Gam1And	2.2600	13100.	84	11965	No
2	GOM_NL__2PRFIN20040614_000455_000000542027_00388_11965_3830.N1	14-JUN-2004 00:04:55	Twilight	54.000	53	43Bet And	2.0480	3300.0	108	11965	No
3	GOM_NL__2PRFIN20040614_000820_000000532027_00388_11965_3831.N1	14-JUN-2004 00:08:20	Twilight	52.500	50	13Alp Ari	2.0070	4250.0	105	11965	No
4	GOM_NL__2PRFIN20040614_001102_000001852027_00388_11965_3832.N1	14-JUN-2004 00:11:02	Dark	185.00	93	53Bet Peg	2.5200	3100.0	370	11965	No
5	GOM_NL__2PRFIN20040614_002518_000000402027_00388_11965_3833.N1	14-JUN-2004 00:25:18	Dark	39.500	157	The1Eri	2.9060	9300.0	79	11965	No
6	GOM_NL__2PRFIN20040614_003058_000000432027_00388_11965_3834.N1	14-JUN-2004 00:30:58	Dark	43.000	9	Alp Eri	0.45300	24000.	86	11965	No
7	GOM_NL__2PRFIN20040614_003436_000000702027_00389_11966_3863.N1	14-JUN-2004 00:34:36	Dark	69.500	18	24Alp PsA	1.1660	9700.0	139	11966	No
8	GOM_NL__2PRFIN20040614_003815_000000532027_00389_11966_3864.N1	14-JUN-2004 00:38:15	Dark	53.000	31	Alp Gru	1.7340	15200.	106	11966	No
9	GOM_NL__2PRFIN20040614_004003_000000592027_00389_11966_3865.N1	14-JUN-2004 00:40:03	Straylight	59.000	172	Gam Gru	3.0030	13100.	118	11966	No
10	GOM_NL__2PRFIN20040614_004213_000000462027_00389_11966_3866.N1	14-JUN-2004 00:42:13	Straylight	46.000	45	Alp Pav	1.9400	26000.	92	11966	No
11	GOM_NL__2PRFIN20040614_004423_000000502027_00389_11966_3867.N1	14-JUN-2004 00:44:23	Straylight	50.000	43	Alp TrA	1.9100	4250.0	100	11966	No
12	GOM_NL__2PRFIN20040614_004720_000000452027_00389_11966_3868.N1	14-JUN-2004 00:47:20	Straylight	44.500	141	Bet Ara	2.8400	4600.0	89	11966	No
13	GOM_NL__2PRFIN20040614_004844_000000422027_00389_11966_3869.N1	14-JUN-2004 00:48:44	Straylight	41.500	147	Alp Ara	2.8770	26000.	83	11966	No
14	GOM_NL__2PRFIN20040614_005029_000000442027_00389_11966_3870.N1	14-JUN-2004 00:50:29	Twilight	43.500	40	The Sco	1.8590	7100.0	87	11966	No
15	GOM_NL__2PRFIN20040614_005212_000000452027_00389_11966_3871.N1	14-JUN-2004 00:52:12	Twilight	44.500	25	35Lam Sco	1.6200	28000.	89	11966	No
16	GOM_NL__2PRFIN20040614_005339_000000452027_00389_11966_3872.N1	14-JUN-2004 00:53:39	Twilight	44.500	75	26Eps Sco	2.2910	4250.0	89	11966	No
17	GOM_NL__2PRFIN20040614_005545_000000622027_00389_11966_3873.N1	14-JUN-2004 00:55:45	Bright	61.500	155	41Pi Sgr	2.9000	6600.0	123	11966	No
18	GOM_NL__2PRFIN20040614_005852_000000402027_00389_11966_3874.N1	14-JUN-2004 00:58:52	Bright	40.000	86	35Eta Oph	2.4300	10200.	80	11966	No
19	GOM_NL__2PRFIN20040614_010037_000000402027_00389_11966_3875.N1	14-JUN-2004 01:00:37	Bright	39.500	98	13Zet Oph	2.5710	30000.	79	11966	No
20	GOM_NL__2PRFIN20040614_010242_000000392027_00389_11966_3876.N1	14-JUN-2004 01:02:42	Bright	39.000	120	1Del Oph	2.7340	3200.0	78	11966	No
21	GOM_NL__2PRFIN20040614_010542_000000402027_00389_11966_3877.N1	14-JUN-2004 01:05:42	Bright	39.500	102	24Alp Ser	2.6000	4250.0	79	11966	No
22	GOM_NL__2PRFIN20040614_010807_000000452027_00389_11966_3878.N1	14-JUN-2004 01:08:07	Bright	45.000	59	55Alp Oph	2.0800	8900.0	90	11966	No
23	GOM_NL__2PRFIN20040614_010959_000000402027_00389_11966_3879.N1	14-JUN-2004 01:09:59	Bright	40.000	127	27Bet Her	2.7810	4700.0	80	11966	No
24	GOM_NL__2PRFIN20040614_011127_000000382027_00389_11966_3880.N1	14-JUN-2004 01:11:27	Bright	38.000	67	5Alp CrB	2.2210	11000.	76	11966	No
25	GOM_NL__2PRFIN20040614_011304_000000412027_00389_11966_3881.N1	14-JUN-2004 01:13:04	Bright	41.000	133	40Zet Her	2.8070	6000.0	82	11966	No
26	GOM_NL__2PRFIN20040614_011520_000000372027_00389_11966_3882.N1	14-JUN-2004 01:15:20	Bright	37.000	180	27Gam Boo	3.0400	8000.0	74	11966	No
27	GOM_NL__2PRFIN20040614_011904_000000402027_00389_11966_3883.N1	14-JUN-2004 01:19:04	Bright	39.500	39	85Eta UMa	1.8540	24000.	79	11966	No
28	GOM_NL__2PRFIN20040614_012057_000000372027_00389_11966_3884.N1	14-JUN-2004 01:20:57	Bright	36.500	55	79Zet UMa	2.0600	10200.	73	11966	No
29	GOM_NL__2PRFIN20040614_012448_000000372027_00389_11966_3885.N1	14-JUN-2004 01:24:48	Bright	37.000	60	7Bet UMi	2.0810	3950.0	74	11966	No
30	GOM_NL__2PRFIN20040614_012927_000000362027_00389_11966_3886.N1	14-JUN-2004 01:29:27	Bright	35.500	49	1Alp UMi	1.9900	6300.0	71	11966	No
31	GOM_NL__2PRFIN20040614_013647_000000642027_00389_11966_3887.N1	14-JUN-2004 01:36:47	Bright	64.000	74	11Bet Cas	2.2680	6600.0	128	11966	No
32	GOM_NL__2PRFIN20040614_013939_000000442027_00389_11966_3888.N1	14-JUN-2004 01:39:39	Bright	44.000	160	23Gam Per	2.9300	4700.0	88	11966	No
33	GOM_NL__2PRFIN20040614_014310_000000422027_00389_11966_3889.N1	14-JUN-2004 01:43:10	Bright	42.000	73	57Gam1And	2.2600	13100.	84	11966	No
34	GOM_NL__2PRFIN20040614_014531_000000582027_00389_11966_3890.N1	14-JUN-2004 01:45:31	Twilight	58.000	53	43Bet And	2.0480	3300.0	116	11966	No
35	GOM_NL__2PRFIN20040614_014856_000000572027_00389_11966_3891.N1	14-JUN-2004 01:48:56	Twilight	56.500	50	13Alp Ari	2.0070	4250.0	113	11966	No
36	GOM_NL__2PRFIN20040614_015139_000001872027_00389_11966_3892.N1	14-JUN-2004 01:51:39	Dark	187.00	93	53Bet Peg	2.5200	3100.0	374	11966	No
37	GOM_NL__2PRFIN20040614_021134_000000462027_00389_11966_3893.N1	14-JUN-2004 02:11:34	Dark	46.000	9	Alp Eri	0.45300	24000.	92	11966	No
38	GOM_NL__2PRFIN20040614_021514_000000692027_00390_11967_3803.N1	14-JUN-2004 02:15:14	Dark	68.500	18	24Alp PsA	1.1660	9700.0	137	11967	No
39	GOM_NL__2PRFIN20040614_021852_000000522027_00390_11967_3804.N1	14-JUN-2004 02:18:52	Dark	51.500	31	Alp Gru	1.7340	15200.	103	11967	No
40	GOM_NL__2PRFIN20040614_022040_000000602027_00390_11967_3805.N1	14-JUN-2004 02:20:40	Straylight	60.000	172	Gam Gru	3.0030	13100.	120	11967	No
41	GOM_NL__2PRFIN20040614_022250_000000462027_00390_11967_3806.N1	14-JUN-2004 02:22:50	Straylight	46.000	45	Alp Pav	1.9400	26000.	92	11967	No
42	GOM_NL__2PRFIN20040614_022500_000000442027_00390_11967_3807.N1	14-JUN-2004 02:25:00	Straylight	44.000	43	Alp TrA	1.9100	4250.0	88	11967	No

43	GOM_NL__2PRFIN20040614_022757_000000442027_00390_11967_3808.N1	14-JUN-2004 02:27:57	Straylight	43.500	141	Bet Ara	2.8400	4600.0	87	11967	No
44	GOM_NL__2PRFIN20040614_022920_000000402027_00390_11967_3809.N1	14-JUN-2004 02:29:20	Straylight	40.000	147	Alp Ara	2.8770	26000.	80	11967	No
45	GOM_NL__2PRFIN20040614_023106_000000472027_00390_11967_3810.N1	14-JUN-2004 02:31:06	Twilight	46.500	40	The Sco	1.8590	7100.0	93	11967	No
46	GOM_NL__2PRFIN20040614_023248_000000462027_00390_11967_3811.N1	14-JUN-2004 02:32:48	Twilight	46.000	25	35Lam Sco	1.6200	28000.	92	11967	No
47	GOM_NL__2PRFIN20040614_023415_000000472027_00390_11967_3812.N1	14-JUN-2004 02:34:15	Twilight	46.500	75	26Eps Sco	2.2910	4250.0	93	11967	No
48	GOM_NL__2PRFIN20040614_023622_000000622027_00390_11967_3813.N1	14-JUN-2004 02:36:22	Bright	61.500	155	41Pi Sgr	2.9000	6600.0	123	11967	No
49	GOM_NL__2PRFIN20040614_023928_000000412027_00390_11967_3814.N1	14-JUN-2004 02:39:28	Bright	41.000	86	35Eta Oph	2.4300	10200.	82	11967	No
50	GOM_NL__2PRFIN20040614_024113_000000392027_00390_11967_3815.N1	14-JUN-2004 02:41:13	Bright	38.500	98	13Zet Oph	2.5710	30000.	77	11967	No
51	GOM_NL__2PRFIN20040614_024318_000000402027_00390_11967_3816.N1	14-JUN-2004 02:43:18	Bright	39.500	120	1Del Oph	2.7340	3200.0	79	11967	No
52	GOM_NL__2PRFIN20040614_024618_000000402027_00390_11967_3817.N1	14-JUN-2004 02:46:18	Bright	39.500	102	24Alp Ser	2.6000	4250.0	79	11967	No
53	GOM_NL__2PRFIN20040614_024842_000000442027_00390_11967_3818.N1	14-JUN-2004 02:48:42	Bright	43.500	59	55Alp Oph	2.0800	8900.0	87	11967	No
54	GOM_NL__2PRFIN20040614_025034_000000402027_00390_11967_3819.N1	14-JUN-2004 02:50:34	Bright	39.500	127	27Bet Her	2.7810	4700.0	79	11967	No
55	GOM_NL__2PRFIN20040614_025200_000000402027_00390_11967_3820.N1	14-JUN-2004 02:52:00	Bright	39.500	67	5Alp CrB	2.2210	11000.	79	11967	No
56	GOM_NL__2PRFIN20040614_025338_000000402027_00390_11967_3821.N1	14-JUN-2004 02:53:38	Bright	39.500	133	40Zet Her	2.8070	6000.0	79	11967	No
57	GOM_NL__2PRFIN20040614_025556_000000382027_00390_11967_3822.N1	14-JUN-2004 02:55:56	Bright	37.500	180	27Gam Boo	3.0400	8000.0	75	11967	No
58	GOM_NL__2PRFIN20040614_025940_000000352027_00390_11967_3823.N1	14-JUN-2004 02:59:40	Bright	35.000	39	85Eta UMa	1.8540	24000.	70	11967	No
59	GOM_NL__2PRFIN20040614_030133_000000392027_00390_11967_3824.N1	14-JUN-2004 03:01:33	Bright	39.000	55	79Zet UMa	2.0600	10200.	78	11967	No
60	GOM_NL__2PRFIN20040614_030522_000000372027_00390_11967_3825.N1	14-JUN-2004 03:05:22	Bright	36.500	60	7Bet UMi	2.0810	3950.0	73	11967	No
61	GOM_NL__2PRFIN20040614_031002_000000392027_00390_11967_3826.N1	14-JUN-2004 03:10:02	Bright	38.500	49	1Alp UMi	1.9900	6300.0	77	11967	No
62	GOM_NL__2PRFIN20040614_031722_000000452027_00390_11967_3827.N1	14-JUN-2004 03:17:22	Bright	45.000	74	11Bet Cas	2.2680	6600.0	90	11967	No
63	GOM_NL__2PRFIN20040614_032015_000000522027_00390_11967_3828.N1	14-JUN-2004 03:20:15	Bright	52.000	160	23Gam Per	2.9300	4700.0	104	11967	No
64	GOM_NL__2PRFIN20040614_032345_000000442027_00390_11967_3829.N1	14-JUN-2004 03:23:45	Bright	43.500	73	57Gam1And	2.2600	13100.	87	11967	No
65	GOM_NL__2PRFIN20040614_032607_000000552027_00390_11967_3830.N1	14-JUN-2004 03:26:07	Twilight	54.500	53	43Bet And	2.0480	3300.0	109	11967	No
66	GOM_NL__2PRFIN20040614_032932_000000532027_00390_11967_3831.N1	14-JUN-2004 03:29:32	Twilight	52.500	50	13Alp Ari	2.0070	4250.0	105	11967	No
67	GOM_NL__2PRFIN20040614_033216_0000002082027_00390_11967_3832.N1	14-JUN-2004 03:32:16	Dark	207.50	93	53Bet Peg	2.5200	3100.0	415	11967	No
68	GOM_NL__2PRFIN20040614_034630_000000412027_00390_11967_3833.N1	14-JUN-2004 03:46:30	Dark	41.000	157	The1Eri	2.9060	9300.0	82	11967	No
69	GOM_NL__2PRFIN20040614_035211_000000462027_00390_11967_3834.N1	14-JUN-2004 03:52:11	Dark	46.000	9	Alp Eri	0.45300	24000.	92	11967	No
70	GOM_NL__2PRFIN20040614_035551_000000692027_00391_11968_3803.N1	14-JUN-2004 03:55:51	Dark	68.500	18	24Alp PsA	1.1660	9700.0	137	11968	No
71	GOM_NL__2PRFIN20040614_035929_000000522027_00391_11968_3804.N1	14-JUN-2004 03:59:29	Dark	51.500	31	Alp Gru	1.7340	15200.	103	11968	No
72	GOM_NL__2PRFIN20040614_040117_000000602027_00391_11968_3805.N1	14-JUN-2004 04:01:17	Straylight	60.000	172	Gam Gru	3.0030	13100.	120	11968	No
73	GOM_NL__2PRFIN20040614_040326_000000442027_00391_11968_3806.N1	14-JUN-2004 04:03:26	Straylight	44.000	45	Alp Pav	1.9400	26000.	88	11968	No
74	GOM_NL__2PRFIN20040614_040536_000000432027_00391_11968_3807.N1	14-JUN-2004 04:05:36	Straylight	42.500	43	Alp TrA	1.9100	4250.0	85	11968	No
75	GOM_NL__2PRFIN20040614_040836_000000402027_00391_11968_3808.N1	14-JUN-2004 04:08:36	Straylight	40.000	141	Bet Ara	2.8400	4600.0	80	11968	No
76	GOM_NL__2PRFIN20040614_040957_000000412027_00391_11968_3809.N1	14-JUN-2004 04:09:57	Straylight	41.000	147	Alp Ara	2.8770	26000.	82	11968	No
77	GOM_NL__2PRFIN20040614_041142_000000462027_00391_11968_3810.N1	14-JUN-2004 04:11:42	Twilight	45.500	40	The Sco	1.8590	7100.0	91	11968	No
78	GOM_NL__2PRFIN20040614_041324_000000492027_00391_11968_3811.N1	14-JUN-2004 04:13:24	Twilight	48.500	25	35Lam Sco	1.6200	28000.	97	11968	No
79	GOM_NL__2PRFIN20040614_041454_000000452027_00391_11968_3812.N1	14-JUN-2004 04:14:54	Twilight	45.000	75	26Eps Sco	2.2910	4250.0	90	11968	No
80	GOM_NL__2PRFIN20040614_041657_000000612027_00391_11968_3813.N1	14-JUN-2004 04:16:57	Bright	60.500	155	41Pi Sgr	2.9000	6600.0	121	11968	No
81	GOM_NL__2PRFIN20040614_042004_000000422027_00391_11968_3814.N1	14-JUN-2004 04:20:04	Bright	41.500	86	35Eta Oph	2.4300	10200.	83	11968	No
82	GOM_NL__2PRFIN20040614_042149_000000392027_00391_11968_3815.N1	14-JUN-2004 04:21:49	Bright	39.000	98	13Zet Oph	2.5710	30000.	78	11968	No
83	GOM_NL__2PRFIN20040614_042355_000000392027_00391_11968_3816.N1	14-JUN-2004 04:23:55	Bright	38.500	120	1Del Oph	2.7340	3200.0	77	11968	No
84	GOM_NL__2PRFIN20040614_042657_000000372027_00391_11968_3817.N1	14-JUN-2004 04:26:57	Bright	37.000	102	24Alp Ser	2.6000	4250.0	74	11968	No
85	GOM_NL__2PRFIN20040614_042917_000000442027_00391_11968_3818.N1	14-JUN-2004 04:29:17	Bright	43.500	59	55Alp Oph	2.0800	8900.0	87	11968	No
86	GOM_NL__2PRFIN20040614_043111_000000412027_00391_11968_3819.N1	14-JUN-2004 04:31:11	Bright	41.000	127	27Bet Her	2.7810	4700.0	82	11968	No
87	GOM_NL__2PRFIN20040614_043239_000000392027_00391_11968_3820.N1	14-JUN-2004 04:32:39	Bright	39.000	67	5Alp CrB	2.2210	11000.	78	11968	No
88	GOM_NL__2PRFIN20040614_043415_000000402027_00391_11968_3821.N1	14-JUN-2004 04:34:15	Bright	40.000	133	40Zet Her	2.8070	6000.0	80	11968	No
89	GOM_NL__2PRFIN20040614_043633_000000372027_00391_11968_3822.N1	14-JUN-2004 04:36:33	Bright	36.500	180	27Gam Boo	3.0400	8000.0	73	11968	No
90	GOM_NL__2PRFIN20040614_044017_000000382027_00391_11968_3823.N1	14-JUN-2004 04:40:17	Bright	37.500	39	85Eta UMa	1.8540	24000.	75	11968	No
91	GOM_NL__2PRFIN20040614_044210_000000362027_00391_11968_3824.N1	14-JUN-2004 04:42:10	Bright	35.500	55	79Zet UMa	2.0600	10200.	71	11968	No
92	GOM_NL__2PRFIN20040614_044601_000000372027_00391_11968_3825.N1	14-JUN-2004 04:46:01	Bright	36.500	60	7Bet UMi	2.0810	3950.0	73	11968	No
93	GOM_NL__2PRFIN20040614_045039_000000372027_00391_11968_3826.N1	14-JUN-2004 04:50:39	Bright	37.000	49	1Alp UMi	1.9900	6300.0	74	11968	No
94	GOM_NL__2PRFIN20040614_045757_000000462027_00391_11968_3827.N1	14-JUN-2004 04:57:57	Bright	46.000	74	11Bet Cas	2.2680	6600.0	92	11968	No
95	GOM_NL__2PRFIN20040614_050053_000000432027_00391_11968_3828.N1	14-JUN-2004 05:00:53	Bright	42.500	160	23Gam Per	2.9300	4700.0	85	11968	No
96	GOM_NL__2PRFIN20040614_050419_000000442027_00391_11968_3829.N1	14-JUN-2004 05:04:19	Bright	43.500	73	57Gam1And	2.2600	13100.	87	11968	No
97	GOM_NL__2PRFIN20040614_050643_000000622027_00391_11968_3830.N1	14-JUN-2004 05:06:43	Twilight	61.500	53	43Bet And	2.0480	3300.0	123	11968	No
98	GOM_NL__2PRFIN20040614_051009_000000492027_00391_11968_3831.N1	14-JUN-2004 05:10:09	Twilight	49.000	50	13Alp Ari	2.0070	4250.0	98	11968	No
99	GOM_NL__2PRFIN20040614_051253_0000001842027_00391_11968_3832.N1	14-JUN-2004 05:12:53	Dark	183.50	93	53Bet Peg	2.5200	3100.0	367	11968	No
100	GOM_NL__2PRFIN20040614_052707_000000422027_00391_11968_3833.N1	14-JUN-2004 05:27:07	Dark	42.000	157	The1Eri	2.9060	9300.0	84	11968	No
101	GOM_NL__2PRFIN20040614_053247_000000442027_00391_11968_3834.N1	14-JUN-2004 05:32:47	Dark	44.000	9	Alp Eri	0.45300	24000.	88	11968	No

102	GOM_NL__2PRFIN20040614_053629_000000692027_00392_11969_3803.N1	14-JUN-2004 05:36:29	Dark	69.000	18	24Alp PsA	1.1660	9700.0	138	11969	No
103	GOM_NL__2PRFIN20040614_054006_000000502027_00392_11969_3804.N1	14-JUN-2004 05:40:06	Dark	50.000	31	Alp Gru	1.7340	15200.	100	11969	No
104	GOM_NL__2PRFIN20040614_054154_000000612027_00392_11969_3805.N1	14-JUN-2004 05:41:54	Straylight	60.500	172	Gam Gru	3.0030	13100.	121	11969	No
105	GOM_NL__2PRFIN20040614_054403_000000452027_00392_11969_3806.N1	14-JUN-2004 05:44:03	Straylight	44.500	45	Alp Pav	1.9400	26000.	89	11969	No
106	GOM_NL__2PRFIN20040614_054612_000000502027_00392_11969_3807.N1	14-JUN-2004 05:46:12	Straylight	49.500	43	Alp TrA	1.9100	4250.0	99	11969	No
107	GOM_NL__2PRFIN20040614_054912_000000502027_00392_11969_3808.N1	14-JUN-2004 05:49:12	Straylight	49.500	141	Bet Ara	2.8400	4600.0	99	11969	No
108	GOM_NL__2PRFIN20040614_055034_000000412027_00392_11969_3809.N1	14-JUN-2004 05:50:34	Straylight	41.000	147	Alp Ara	2.8770	26000.	82	11969	No
109	GOM_NL__2PRFIN20040614_055219_000000512027_00392_11969_3810.N1	14-JUN-2004 05:52:19	Tw_i_and_stray	50.500	40	The Sco	1.8590	7100.0	101	11969	No
110	GOM_NL__2PRFIN20040614_055401_000000452027_00392_11969_3811.N1	14-JUN-2004 05:54:01	Tw_i_and_stray	44.500	25	35Lam Sco	1.6200	28000.	89	11969	No
111	GOM_NL__2PRFIN20040614_055530_000000462027_00392_11969_3812.N1	14-JUN-2004 05:55:30	Tw_i_and_stray	45.500	75	26Eps Sco	2.2910	4250.0	91	11969	No
112	GOM_NL__2PRFIN20040614_055734_000000622027_00392_11969_3813.N1	14-JUN-2004 05:57:34	Bright	61.500	155	41Pi Sgr	2.9000	6600.0	123	11969	No
113	GOM_NL__2PRFIN20040614_060040_000000412027_00392_11969_3814.N1	14-JUN-2004 06:00:40	Bright	41.000	86	35Eta Oph	2.4300	10200.	82	11969	No
114	GOM_NL__2PRFIN20040614_060225_000000392027_00392_11969_3815.N1	14-JUN-2004 06:02:25	Bright	38.500	98	13Zet Oph	2.5710	30000.	77	11969	No
115	GOM_NL__2PRFIN20040614_060431_000000382027_00392_11969_3816.N1	14-JUN-2004 06:04:31	Bright	37.500	120	1Del Oph	2.7340	3200.0	75	11969	No
116	GOM_NL__2PRFIN20040614_060733_000000372027_00392_11969_3817.N1	14-JUN-2004 06:07:33	Bright	36.500	102	24Alp Ser	2.6000	4250.0	73	11969	No
117	GOM_NL__2PRFIN20040614_060954_000000442027_00392_11969_3818.N1	14-JUN-2004 06:09:54	Bright	44.000	59	55Alp Oph	2.0800	8900.0	88	11969	No
118	GOM_NL__2PRFIN20040614_061148_000000372027_00392_11969_3819.N1	14-JUN-2004 06:11:48	Bright	37.000	127	27Bet Her	2.7810	4700.0	74	11969	No
119	GOM_NL__2PRFIN20040614_061316_000000362027_00392_11969_3820.N1	14-JUN-2004 06:13:16	Bright	35.500	67	5Alp CrB	2.2210	11000.	71	11969	No
120	GOM_NL__2PRFIN20040614_061452_000000402027_00392_11969_3821.N1	14-JUN-2004 06:14:52	Bright	39.500	133	40Zet Her	2.8070	6000.0	79	11969	No
121	GOM_NL__2PRFIN20040614_061709_000000372027_00392_11969_3822.N1	14-JUN-2004 06:17:09	Bright	37.000	180	27Gam Boo	3.0400	8000.0	74	11969	No
122	GOM_NL__2PRFIN20040614_062053_000000382027_00392_11969_3823.N1	14-JUN-2004 06:20:53	Bright	37.500	39	85Eta UMa	1.8540	24000.	75	11969	No
123	GOM_NL__2PRFIN20040614_062246_000000402027_00392_11969_3824.N1	14-JUN-2004 06:22:46	Bright	39.500	55	79Zet UMa	2.0600	10200.	79	11969	No
124	GOM_NL__2PRFIN20040614_062637_000000382027_00392_11969_3825.N1	14-JUN-2004 06:26:37	Bright	37.500	60	7Bet UMi	2.0810	3950.0	75	11969	No
125	GOM_NL__2PRFIN20040614_063116_000000382027_00392_11969_3826.N1	14-JUN-2004 06:31:16	Bright	38.000	49	1Alp UMi	1.9900	6300.0	76	11969	No
126	GOM_NL__2PRFIN20040614_063833_000000442027_00392_11969_3827.N1	14-JUN-2004 06:38:33	Bright	44.000	74	11Bet Cas	2.2680	6600.0	88	11969	No
127	GOM_NL__2PRFIN20040614_064130_000000452027_00392_11969_3828.N1	14-JUN-2004 06:41:30	Bright	44.500	160	23Gam Per	2.9300	4700.0	89	11969	No
128	GOM_NL__2PRFIN20040614_064458_000000432027_00392_11969_3829.N1	14-JUN-2004 06:44:58	Bright	42.500	73	57Gam1And	2.2600	13100.	85	11969	No
129	GOM_NL__2PRFIN20040614_064719_000000542027_00392_11969_3830.N1	14-JUN-2004 06:47:19	Tw_i_and_stray	54.000	53	43Bet And	2.0480	3300.0	108	11969	No
130	GOM_NL__2PRFIN20040614_065046_000000482027_00392_11969_3831.N1	14-JUN-2004 06:50:46	Twilight	48.000	50	13Alp Ari	2.0070	4250.0	96	11969	No
131	GOM_NL__2PRFIN20040614_065331_000001912027_00392_11969_3832.N1	14-JUN-2004 06:53:31	Dark	190.50	93	53Bet Peg	2.5200	3100.0	381	11969	No
132	GOM_NL__2PRFIN20040614_070743_000000422027_00392_11969_3833.N1	14-JUN-2004 07:07:43	Dark	41.500	157	The1Eri	2.9060	9300.0	83	11969	No
133	GOM_NL__2PRFIN20040614_071324_000000452027_00392_11969_3834.N1	14-JUN-2004 07:13:24	Dark	45.000	9	Alp Eri	0.45300	24000.	90	11969	No
134	GOM_NL__2PRFIN20040614_071707_000000672027_00393_11970_3803.N1	14-JUN-2004 07:17:07	Dark	67.000	18	24Alp PsA	1.1660	9700.0	134	11970	No
135	GOM_NL__2PRFIN20040614_072043_000000502027_00393_11970_3804.N1	14-JUN-2004 07:20:43	Dark	49.500	31	Alp Gru	1.7340	15200.	99	11970	No
136	GOM_NL__2PRFIN20040614_072232_000000602027_00393_11970_3805.N1	14-JUN-2004 07:22:32	Straylight	60.000	172	Gam Gru	3.0030	13100.	120	11970	No
137	GOM_NL__2PRFIN20040614_072440_000000422027_00393_11970_3806.N1	14-JUN-2004 07:24:40	Straylight	41.500	45	Alp Pav	1.9400	26000.	83	11970	No
138	GOM_NL__2PRFIN20040614_072648_000000402027_00393_11970_3807.N1	14-JUN-2004 07:26:48	Straylight	39.500	43	Alp TrA	1.9100	4250.0	79	11970	No
139	GOM_NL__2PRFIN20040614_072844_000000402027_00393_11970_3808.N1	14-JUN-2004 07:28:44	Straylight	39.500	134	Bet TrA	2.8100	6600.0	79	11970	No
140	GOM_NL__2PRFIN20040614_073110_000000402027_00393_11970_3809.N1	14-JUN-2004 07:31:10	Straylight	40.000	147	Alp Ara	2.8770	26000.	80	11970	No
141	GOM_NL__2PRFIN20040614_073255_000000452027_00393_11970_3810.N1	14-JUN-2004 07:32:55	Tw_i_and_stray	45.000	40	The Sco	1.8590	7100.0	90	11970	No
142	GOM_NL__2PRFIN20040614_073438_000000432027_00393_11970_3811.N1	14-JUN-2004 07:34:38	Tw_i_and_stray	43.000	25	35Lam Sco	1.6200	28000.	86	11970	No
143	GOM_NL__2PRFIN20040614_073606_000000472027_00393_11970_3812.N1	14-JUN-2004 07:36:06	Tw_i_and_stray	46.500	75	26Eps Sco	2.2910	4250.0	93	11970	No
144	GOM_NL__2PRFIN20040614_073810_000000622027_00393_11970_3813.N1	14-JUN-2004 07:38:10	Bright	61.500	155	41Pi Sgr	2.9000	6600.0	123	11970	No
145	GOM_NL__2PRFIN20040614_074117_000000402027_00393_11970_3814.N1	14-JUN-2004 07:41:17	Bright	39.500	86	35Eta Oph	2.4300	10200.	79	11970	No
146	GOM_NL__2PRFIN20040614_074301_000000392027_00393_11970_3815.N1	14-JUN-2004 07:43:01	Bright	38.500	98	13Zet Oph	2.5710	30000.	77	11970	No
147	GOM_NL__2PRFIN20040614_074508_000000372027_00393_11970_3816.N1	14-JUN-2004 07:45:08	Bright	37.000	120	1Del Oph	2.7340	3200.0	74	11970	No
148	GOM_NL__2PRFIN20040614_074810_000000372027_00393_11970_3817.N1	14-JUN-2004 07:48:10	Bright	36.500	102	24Alp Ser	2.6000	4250.0	73	11970	No
149	GOM_NL__2PRFIN20040614_075029_000000442027_00393_11970_3818.N1	14-JUN-2004 07:50:29	Bright	44.000	59	55Alp Oph	2.0800	8900.0	88	11970	No
150	GOM_NL__2PRFIN20040614_075224_000000402027_00393_11970_3819.N1	14-JUN-2004 07:52:24	Bright	39.500	127	27Bet Her	2.7810	4700.0	79	11970	No
151	GOM_NL__2PRFIN20040614_075352_000000392027_00393_11970_3820.N1	14-JUN-2004 07:53:52	Bright	38.500	67	5Alp CrB	2.2210	11000.	77	11970	No
152	GOM_NL__2PRFIN20040614_075527_000000392027_00393_11970_3821.N1	14-JUN-2004 07:55:27	Bright	38.500	133	40Zet Her	2.8070	6000.0	77	11970	No
153	GOM_NL__2PRFIN20040614_075745_000000372027_00393_11970_3822.N1	14-JUN-2004 07:57:45	Bright	37.000	180	27Gam Boo	3.0400	8000.0	74	11970	No
154	GOM_NL__2PRFIN20040614_080129_000000392027_00393_11970_3823.N1	14-JUN-2004 08:01:29	Bright	38.500	39	85Eta UMa	1.8540	24000.	77	11970	No
155	GOM_NL__2PRFIN20040614_080349_000000382027_00393_11970_3824.N1	14-JUN-2004 08:03:49	Bright	37.500	119	14Eta Dra	2.7270	4700.0	75	11970	No
156	GOM_NL__2PRFIN20040614_080713_000000362027_00393_11970_3825.N1	14-JUN-2004 08:07:13	Bright	36.000	60	7Bet UMi	2.0810	3950.0	72	11970	No
157	GOM_NL__2PRFIN20040614_081152_000000352027_00393_11970_3826.N1	14-JUN-2004 08:11:52	Bright	34.500	49	1Alp UMi	1.9900	6300.0	69	11970	No
158	GOM_NL__2PRFIN20040614_081909_000000442027_00393_11970_3827.N1	14-JUN-2004 08:19:09	Bright	44.000	74	11Bet Cas	2.2680	6600.0	88	11970	No
159	GOM_NL__2PRFIN20040614_082205_000000402027_00393_11970_3828.N1	14-JUN-2004 08:22:05	Bright	39.500	160	23Gam Per	2.9300	4700.0	79	11970	No
160	GOM_NL__2PRFIN20040614_082533_000000432027_00393_11970_3829.N1	14-JUN-2004 08:25:33	Bright	43.000	73	57Gam1And	2.2600	13100.	86	11970	No



161	GOM_NL__2PRFIN20040614_082756_000000572027_00393_11970_3830.N1	14-JUN-2004 08:27:56	Twilight	56.500	53	43Bet And	2.0480	3300.0	113	11970	No
162	GOM_NL__2PRFIN20040614_083121_000000522027_00393_11970_3831.N1	14-JUN-2004 08:31:21	Twilight	52.000	50	13Alp Ari	2.0070	4250.0	104	11970	No
163	GOM_NL__2PRFIN20040614_083408_000001892027_00393_11970_3832.N1	14-JUN-2004 08:34:08	Dark	188.50	93	53Bet Peg	2.5200	3100.0	377	11970	No
164	GOM_NL__2PRFIN20040614_084818_000000422027_00393_11970_3833.N1	14-JUN-2004 08:48:18	Dark	42.000	157	The1Eri	2.9060	9300.0	84	11970	No
165	GOM_NL__2PRFIN20040614_085400_000000432027_00393_11970_3834.N1	14-JUN-2004 08:54:00	Dark	43.000	9	Alp Eri	0.45300	24000.	86	11970	No
166	GOM_NL__2PRFIN20040614_085744_000000702027_00394_11971_3803.N1	14-JUN-2004 08:57:44	Dark	70.000	18	24Alp PsA	1.1660	9700.0	140	11971	No
167	GOM_NL__2PRFIN20040614_090120_000000512027_00394_11971_3804.N1	14-JUN-2004 09:01:20	Dark	50.500	31	Alp Gru	1.7340	15200.	101	11971	No
168	GOM_NL__2PRFIN20040614_090309_000000582027_00394_11971_3805.N1	14-JUN-2004 09:03:09	Straylight	58.000	172	Gam Gru	3.0030	13100.	116	11971	No
169	GOM_NL__2PRFIN20040614_090516_000000432027_00394_11971_3806.N1	14-JUN-2004 09:05:16	Straylight	43.000	45	Alp Pav	1.9400	26000.	86	11971	No
170	GOM_NL__2PRFIN20040614_090724_000000432027_00394_11971_3807.N1	14-JUN-2004 09:07:24	Straylight	43.000	43	Alp TrA	1.9100	4250.0	86	11971	No
171	GOM_NL__2PRFIN20040614_090920_000000382027_00394_11971_3808.N1	14-JUN-2004 09:09:20	Straylight	37.500	134	Bet TrA	2.8100	6600.0	75	11971	No
172	GOM_NL__2PRFIN20040614_091146_000000402027_00394_11971_3809.N1	14-JUN-2004 09:11:46	Straylight	39.500	147	Alp Ara	2.8770	26000.	79	11971	No
173	GOM_NL__2PRFIN20040614_091332_000000432027_00394_11971_3810.N1	14-JUN-2004 09:13:32	Twilight	43.000	40	The Sco	1.8590	7100.0	86	11971	No
174	GOM_NL__2PRFIN20040614_091514_000000442027_00394_11971_3811.N1	14-JUN-2004 09:15:14	Twilight	44.000	25	35Lam Sco	1.6200	28000.	88	11971	No
175	GOM_NL__2PRFIN20040614_091643_000000452027_00394_11971_3812.N1	14-JUN-2004 09:16:43	Twilight	44.500	75	26Eps Sco	2.2910	4250.0	89	11971	No
176	GOM_NL__2PRFIN20040614_091846_000000612027_00394_11971_3813.N1	14-JUN-2004 09:18:46	Bright	61.000	155	41Pi Sgr	2.9000	6600.0	122	11971	No
177	GOM_NL__2PRFIN20040614_092153_000000412027_00394_11971_3814.N1	14-JUN-2004 09:21:53	Bright	40.500	86	35Eta Oph	2.4300	10200.	81	11971	No
178	GOM_NL__2PRFIN20040614_092337_000000392027_00394_11971_3815.N1	14-JUN-2004 09:23:37	Bright	38.500	98	13Zet Oph	2.5710	30000.	77	11971	No
179	GOM_NL__2PRFIN20040614_092543_000000372027_00394_11971_3816.N1	14-JUN-2004 09:25:43	Bright	37.000	120	1Del Oph	2.7340	3200.0	74	11971	No
180	GOM_NL__2PRFIN20040614_092845_000000372027_00394_11971_3817.N1	14-JUN-2004 09:28:45	Bright	36.500	102	24Alp Ser	2.6000	4250.0	73	11971	No
181	GOM_NL__2PRFIN20040614_093104_000000462027_00394_11971_3818.N1	14-JUN-2004 09:31:04	Bright	46.000	59	55Alp Oph	2.0800	8900.0	92	11971	No
182	GOM_NL__2PRFIN20040614_093259_000000392027_00394_11971_3819.N1	14-JUN-2004 09:32:59	Bright	39.000	127	27Bet Her	2.7810	4700.0	78	11971	No
183	GOM_NL__2PRFIN20040614_093428_000000382027_00394_11971_3820.N1	14-JUN-2004 09:34:28	Bright	38.000	67	5Alp CrB	2.2210	11000.	76	11971	No
184	GOM_NL__2PRFIN20040614_093603_000000412027_00394_11971_3821.N1	14-JUN-2004 09:36:03	Bright	40.500	133	40Zet Her	2.8070	6000.0	81	11971	No
185	GOM_NL__2PRFIN20040614_093821_000000372027_00394_11971_3822.N1	14-JUN-2004 09:38:21	Bright	37.000	180	27Gam Boo	3.0400	8000.0	74	11971	No
186	GOM_NL__2PRFIN20040614_094206_000000392027_00394_11971_3823.N1	14-JUN-2004 09:42:06	Bright	38.500	39	85Eta UMa	1.8540	24000.	77	11971	No
187	GOM_NL__2PRFIN20040614_094424_000000402027_00394_11971_3824.N1	14-JUN-2004 09:44:24	Bright	39.500	119	14Eta Dra	2.7270	4700.0	79	11971	No
188	GOM_NL__2PRFIN20040614_094749_000000392027_00394_11971_3825.N1	14-JUN-2004 09:47:49	Bright	38.500	60	7Bet UMi	2.0810	3950.0	77	11971	No
189	GOM_NL__2PRFIN20040614_095227_000000392027_00394_11971_3826.N1	14-JUN-2004 09:52:27	Bright	38.500	49	1Alp UMi	1.9900	6300.0	77	11971	No
190	GOM_NL__2PRFIN20040614_095945_000000642027_00394_11971_3827.N1	14-JUN-2004 09:59:45	Bright	64.000	74	11Bet Cas	2.2680	6600.0	128	11971	No
191	GOM_NL__2PRFIN20040614_100241_000000532027_00394_11971_3828.N1	14-JUN-2004 10:02:41	Bright	53.000	160	23Gam Per	2.9300	4700.0	106	11971	No
192	GOM_NL__2PRFIN20040614_100609_000000432027_00394_11971_3829.N1	14-JUN-2004 10:06:09	Bright	43.000	73	57Gam1And	2.2600	13100.	86	11971	No
193	GOM_NL__2PRFIN20040614_100831_000000572027_00394_11971_3830.N1	14-JUN-2004 10:08:31	Twilight	56.500	53	43Bet And	2.0480	3300.0	113	11971	No
194	GOM_NL__2PRFIN20040614_101157_000000542027_00394_11971_3831.N1	14-JUN-2004 10:11:57	Twilight	53.500	50	13Alp Ari	2.0070	4250.0	107	11971	No
195	GOM_NL__2PRFIN20040614_101445_000002332027_00394_11971_3832.N1	14-JUN-2004 10:14:45	Dark	232.50	93	53Bet Peg	2.5200	3100.0	465	11971	No
196	GOM_NL__2PRFIN20040614_102854_000000392027_00394_11971_3833.N1	14-JUN-2004 10:28:54	Dark	39.000	157	The1Eri	2.9060	9300.0	78	11971	No
197	GOM_NL__2PRFIN20040614_103436_000000422027_00394_11971_3834.N1	14-JUN-2004 10:34:36	Dark	41.500	9	Alp Eri	0.45300	24000.	83	11971	No
198	GOM_NL__2PRFIN20040614_103821_000000692027_00395_11972_3803.N1	14-JUN-2004 10:38:21	Dark	69.000	18	24Alp PsA	1.1660	9700.0	138	11972	No
199	GOM_NL__2PRFIN20040614_104157_000000512027_00395_11972_3804.N1	14-JUN-2004 10:41:57	Dark	51.000	31	Alp Gru	1.7340	15200.	102	11972	No
200	GOM_NL__2PRFIN20040614_104346_000000612027_00395_11972_3805.N1	14-JUN-2004 10:43:46	Straylight	60.500	172	Gam Gru	3.0030	13100.	121	11972	No
201	GOM_NL__2PRFIN20040614_104553_000000462027_00395_11972_3806.N1	14-JUN-2004 10:45:53	Straylight	45.500	45	Alp Pav	1.9400	26000.	91	11972	No
202	GOM_NL__2PRFIN20040614_104801_000000432027_00395_11972_3807.N1	14-JUN-2004 10:48:01	Straylight	42.500	43	Alp TrA	1.9100	4250.0	85	11972	No
203	GOM_NL__2PRFIN20040614_104956_000000402027_00395_11972_3808.N1	14-JUN-2004 10:49:56	Straylight	40.000	134	Bet TrA	2.8100	6600.0	80	11972	No
204	GOM_NL__2PRFIN20040614_105222_000000412027_00395_11972_3809.N1	14-JUN-2004 10:52:22	Straylight	40.500	147	Alp Ara	2.8770	26000.	81	11972	No
205	GOM_NL__2PRFIN20040614_105408_000000432027_00395_11972_3810.N1	14-JUN-2004 10:54:08	Twilight	43.000	40	The Sco	1.8590	7100.0	86	11972	No
206	GOM_NL__2PRFIN20040614_105550_000000452027_00395_11972_3811.N1	14-JUN-2004 10:55:50	Twilight	44.500	25	35Lam Sco	1.6200	28000.	89	11972	No
207	GOM_NL__2PRFIN20040614_105719_000000452027_00395_11972_3812.N1	14-JUN-2004 10:57:19	Twilight	45.000	75	26Eps Sco	2.2910	4250.0	90	11972	No
208	GOM_NL__2PRFIN20040614_105920_000000642027_00395_11972_3813.N1	14-JUN-2004 10:59:20	Bright	63.500	155	41Pi Sgr	2.9000	6600.0	127	11972	No
209	GOM_NL__2PRFIN20040614_110228_000000412027_00395_11972_3814.N1	14-JUN-2004 11:02:28	Bright	41.000	86	35Eta Oph	2.4300	10200.	82	11972	No
210	GOM_NL__2PRFIN20040614_110413_000000392027_00395_11972_3815.N1	14-JUN-2004 11:04:13	Bright	39.000	98	13Zet Oph	2.5710	30000.	78	11972	No
211	GOM_NL__2PRFIN20040614_110619_000000382027_00395_11972_3816.N1	14-JUN-2004 11:06:19	Bright	37.500	120	1Del Oph	2.7340	3200.0	75	11972	No
212	GOM_NL__2PRFIN20040614_110921_000000362027_00395_11972_3817.N1	14-JUN-2004 11:09:21	Bright	36.000	102	24Alp Ser	2.6000	4250.0	72	11972	No
213	GOM_NL__2PRFIN20040614_111140_000000442027_00395_11972_3818.N1	14-JUN-2004 11:11:40	Bright	43.500	59	55Alp Oph	2.0800	8900.0	87	11972	No
214	GOM_NL__2PRFIN20040614_111335_000000382027_00395_11972_3819.N1	14-JUN-2004 11:13:35	Bright	38.000	127	27Bet Her	2.7810	4700.0	76	11972	No
215	GOM_NL__2PRFIN20040614_111504_000000372027_00395_11972_3820.N1	14-JUN-2004 11:15:04	Bright	36.500	67	5Alp CrB	2.2210	11000.	73	11972	No
216	GOM_NL__2PRFIN20040614_111638_000000392027_00395_11972_3821.N1	14-JUN-2004 11:16:38	Bright	38.500	133	40Zet Her	2.8070	6000.0	77	11972	No
217	GOM_NL__2PRFIN20040614_111857_000000392027_00395_11972_3822.N1	14-JUN-2004 11:18:57	Bright	38.500	180	27Gam Boo	3.0400	8000.0	77	11972	No
218	GOM_NL__2PRFIN20040614_112242_000000402027_00395_11972_3823.N1	14-JUN-2004 11:22:42	Bright	40.000	39	85Eta UMa	1.8540	24000.	80	11972	No
219	GOM_NL__2PRFIN20040614_112500_000000392027_00395_11972_3824.N1	14-JUN-2004 11:25:00	Bright	38.500	119	14Eta Dra	2.7270	4700.0	77	11972	No

220	GOM_NL__2PRFIN20040614_112825_000000392027_00395_11972_3825.N1	14-JUN-2004 11:28:25	Bright	38.500	60	7Bet UMi	2.0810	3950.0	77	11972	No
221	GOM_NL__2PRFIN20040614_113303_000000382027_00395_11972_3826.N1	14-JUN-2004 11:33:03	Bright	37.500	49	1Alp UMi	1.9900	6300.0	75	11972	No
222	GOM_NL__2PRFIN20040614_114020_000000642027_00395_11972_3827.N1	14-JUN-2004 11:40:20	Bright	64.000	74	11Bet Cas	2.2680	6600.0	128	11972	No
223	GOM_NL__2PRFIN20040614_114317_000000532027_00395_11972_3828.N1	14-JUN-2004 11:43:17	Bright	53.000	160	23Gam Per	2.9300	4700.0	106	11972	No
224	GOM_NL__2PRFIN20040614_114643_000000452027_00395_11972_3829.N1	14-JUN-2004 11:46:43	Bright	45.000	73	57Gam1And	2.2600	13100.	90	11972	No
225	GOM_NL__2PRFIN20040614_114907_000000572027_00395_11972_3830.N1	14-JUN-2004 11:49:07	Twi_and_stray	57.000	53	43Bet And	2.0480	3300.0	114	11972	No
226	GOM_NL__2PRFIN20040614_115233_000000502027_00395_11972_3831.N1	14-JUN-2004 11:52:33	Twilight	50.000	50	13Alp Ari	2.0070	4250.0	100	11972	No
227	GOM_NL__2PRFIN20040614_115522_000002432027_00395_11972_3832.N1	14-JUN-2004 11:55:22	Dark	243.00	93	53Bet Peg	2.5200	3100.0	486	11972	No
228	GOM_NL__2PRFIN20040614_120931_000000402027_00395_11972_3833.N1	14-JUN-2004 12:09:31	Dark	40.000	157	The1Eri	2.9060	9300.0	80	11972	No
229	GOM_NL__2PRFIN20040614_121512_000000502027_00395_11972_3834.N1	14-JUN-2004 12:15:12	Dark	49.500	9	Alp Eri	0.45300	24000.	99	11972	No
230	GOM_NL__2PRFIN20040614_121858_000000692027_00396_11973_3803.N1	14-JUN-2004 12:18:58	Dark	68.500	18	24Alp PsA	1.1660	9700.0	137	11973	No
231	GOM_NL__2PRFIN20040614_122234_000000502027_00396_11973_3804.N1	14-JUN-2004 12:22:34	Dark	50.000	31	Alp Gru	1.7340	15200.	100	11973	No
232	GOM_NL__2PRFIN20040614_122424_000000612027_00396_11973_3805.N1	14-JUN-2004 12:24:24	Straylight	60.500	172	Gam Gru	3.0030	13100.	121	11973	No
233	GOM_NL__2PRFIN20040614_122630_000000462027_00396_11973_3806.N1	14-JUN-2004 12:26:30	Straylight	45.500	45	Alp Pav	1.9400	26000.	91	11973	No
234	GOM_NL__2PRFIN20040614_122836_000000392027_00396_11973_3807.N1	14-JUN-2004 12:28:36	Straylight	39.000	43	Alp TrA	1.9100	4250.0	78	11973	No
235	GOM_NL__2PRFIN20040614_123031_000000412027_00396_11973_3808.N1	14-JUN-2004 12:30:31	Straylight	40.500	134	Bet TrA	2.8100	6600.0	81	11973	No
236	GOM_NL__2PRFIN20040614_123258_000000412027_00396_11973_3809.N1	14-JUN-2004 12:32:58	Straylight	40.500	147	Alp Ara	2.8770	26000.	81	11973	No
237	GOM_NL__2PRFIN20040614_123444_000000462027_00396_11973_3810.N1	14-JUN-2004 12:34:44	Twi_and_stray	45.500	40	The Sco	1.8590	7100.0	91	11973	No
238	GOM_NL__2PRFIN20040614_123626_000000462027_00396_11973_3811.N1	14-JUN-2004 12:36:26	Twi_and_stray	46.000	25	35Lam Sco	1.6200	28000.	92	11973	No
239	GOM_NL__2PRFIN20040614_123754_000000442027_00396_11973_3812.N1	14-JUN-2004 12:37:54	Twi_and_stray	43.500	75	26Eps Sco	2.2910	4250.0	87	11973	No
240	GOM_NL__2PRFIN20040614_123958_000000612027_00396_11973_3813.N1	14-JUN-2004 12:39:58	Bright	60.500	155	41Pi Sgr	2.9000	6600.0	121	11973	No
241	GOM_NL__2PRFIN20040614_124304_000000422027_00396_11973_3814.N1	14-JUN-2004 12:43:04	Bright	41.500	86	35Eta Oph	2.4300	10200.	83	11973	No
242	GOM_NL__2PRFIN20040614_124449_000000392027_00396_11973_3815.N1	14-JUN-2004 12:44:49	Bright	38.500	98	13Zet Oph	2.5710	30000.	77	11973	No
243	GOM_NL__2PRFIN20040614_124655_000000382027_00396_11973_3816.N1	14-JUN-2004 12:46:55	Bright	38.000	120	1Del Oph	2.7340	3200.0	76	11973	No
244	GOM_NL__2PRFIN20040614_124957_000000372027_00396_11973_3817.N1	14-JUN-2004 12:49:57	Bright	36.500	102	24Alp Ser	2.6000	4250.0	73	11973	No
245	GOM_NL__2PRFIN20040614_125215_000000452027_00396_11973_3818.N1	14-JUN-2004 12:52:15	Bright	44.500	59	55Alp Oph	2.0800	8900.0	89	11973	No
246	GOM_NL__2PRFIN20040614_125410_000000382027_00396_11973_3819.N1	14-JUN-2004 12:54:10	Bright	37.500	127	27Bet Her	2.7810	4700.0	75	11973	No
247	GOM_NL__2PRFIN20040614_125539_000000392027_00396_11973_3820.N1	14-JUN-2004 12:55:39	Bright	38.500	67	5Alp CrB	2.2210	11000.	77	11973	No
248	GOM_NL__2PRFIN20040614_125714_000000422027_00396_11973_3821.N1	14-JUN-2004 12:57:14	Bright	41.500	133	40Zet Her	2.8070	6000.0	83	11973	No
249	GOM_NL__2PRFIN20040614_125933_000000372027_00396_11973_3822.N1	14-JUN-2004 12:59:33	Bright	36.500	180	27Gam Boo	3.0400	8000.0	73	11973	No
250	GOM_NL__2PRFIN20040614_130318_000000402027_00396_11973_3823.N1	14-JUN-2004 13:03:18	Bright	40.000	39	85Eta UMa	1.8540	24000.	80	11973	No
251	GOM_NL__2PRFIN20040614_130536_000000392027_00396_11973_3824.N1	14-JUN-2004 13:05:36	Bright	38.500	119	14Eta Dra	2.7270	4700.0	77	11973	No
252	GOM_NL__2PRFIN20040614_130901_000000372027_00396_11973_3825.N1	14-JUN-2004 13:09:01	Bright	36.500	60	7Bet UMi	2.0810	3950.0	73	11973	No
253	GOM_NL__2PRFIN20040614_131339_000000352027_00396_11973_3826.N1	14-JUN-2004 13:13:39	Bright	35.000	49	1Alp UMi	1.9900	6300.0	70	11973	No
254	GOM_NL__2PRFIN20040614_132056_000000642027_00396_11973_3827.N1	14-JUN-2004 13:20:56	Bright	64.000	74	11Bet Cas	2.2680	6600.0	128	11973	No
255	GOM_NL__2PRFIN20040614_132351_000000532027_00396_11973_3828.N1	14-JUN-2004 13:23:51	Bright	53.000	160	23Gam Per	2.9300	4700.0	106	11973	No
256	GOM_NL__2PRFIN20040614_132719_000000462027_00396_11973_3829.N1	14-JUN-2004 13:27:19	Bright	45.500	73	57Gam1And	2.2600	13100.	91	11973	No
257	GOM_NL__2PRFIN20040614_132943_000000562027_00396_11973_3830.N1	14-JUN-2004 13:29:43	Twi_and_stray	56.000	53	43Bet And	2.0480	3300.0	112	11973	No
258	GOM_NL__2PRFIN20040614_133310_000000502027_00396_11973_3831.N1	14-JUN-2004 13:33:10	Twilight	50.000	50	13Alp Ari	2.0070	4250.0	100	11973	No
259	GOM_NL__2PRFIN20040614_133559_000001942027_00396_11973_3832.N1	14-JUN-2004 13:35:59	Dark	193.50	93	53Bet Peg	2.5200	3100.0	387	11973	No
260	GOM_NL__2PRFIN20040614_135006_000000412027_00396_11973_3833.N1	14-JUN-2004 13:50:06	Dark	41.000	157	The1Eri	2.9060	9300.0	82	11973	No
261	GOM_NL__2PRFIN20040614_135548_000000472027_00396_11973_3834.N1	14-JUN-2004 13:55:48	Dark	46.500	9	Alp Eri	0.45300	24000.	93	11973	No
262	GOM_NL__2PRFIN20040614_135937_000000672027_00397_11974_3823.N1	14-JUN-2004 13:59:37	Dark	67.000	18	24Alp PsA	1.1660	9700.0	134	11974	No
263	GOM_NL__2PRFIN20040614_140311_000000522027_00397_11974_3824.N1	14-JUN-2004 14:03:11	Dark	51.500	31	Alp Gru	1.7340	15200.	103	11974	No
264	GOM_NL__2PRFIN20040614_140501_000000592027_00397_11974_3825.N1	14-JUN-2004 14:05:01	Straylight	59.000	172	Gam Gru	3.0030	13100.	118	11974	No
265	GOM_NL__2PRFIN20040614_140707_000000452027_00397_11974_3826.N1	14-JUN-2004 14:07:07	Straylight	45.000	45	Alp Pav	1.9400	26000.	90	11974	No
266	GOM_NL__2PRFIN20040614_140912_000000432027_00397_11974_3827.N1	14-JUN-2004 14:09:12	Straylight	42.500	43	Alp TrA	1.9100	4250.0	85	11974	No
267	GOM_NL__2PRFIN20040614_141107_000000392027_00397_11974_3828.N1	14-JUN-2004 14:11:07	Straylight	39.000	134	Bet TrA	2.8100	6600.0	78	11974	No
268	GOM_NL__2PRFIN20040614_141335_000000412027_00397_11974_3829.N1	14-JUN-2004 14:13:35	Straylight	41.000	147	Alp Ara	2.8770	26000.	82	11974	No
269	GOM_NL__2PRFIN20040614_141520_000000442027_00397_11974_3830.N1	14-JUN-2004 14:15:20	Twi_and_stray	43.500	40	The Sco	1.8590	7100.0	87	11974	No
270	GOM_NL__2PRFIN20040614_141703_000000452027_00397_11974_3831.N1	14-JUN-2004 14:17:03	Twi_and_stray	45.000	25	35Lam Sco	1.6200	28000.	90	11974	No
271	GOM_NL__2PRFIN20040614_141831_000000432027_00397_11974_3832.N1	14-JUN-2004 14:18:31	Twi_and_stray	43.000	75	26Eps Sco	2.2910	4250.0	86	11974	No
272	GOM_NL__2PRFIN20040614_142035_000000612027_00397_11974_3833.N1	14-JUN-2004 14:20:35	Bright	61.000	155	41Pi Sgr	2.9000	6600.0	122	11974	No
273	GOM_NL__2PRFIN20040614_142341_000000412027_00397_11974_3834.N1	14-JUN-2004 14:23:41	Bright	41.000	86	35Eta Oph	2.4300	10200.	82	11974	No
274	GOM_NL__2PRFIN20040614_142525_000000392027_00397_11974_3835.N1	14-JUN-2004 14:25:25	Bright	39.000	98	13Zet Oph	2.5710	30000.	78	11974	No
275	GOM_NL__2PRFIN20040614_142731_000000372027_00397_11974_3836.N1	14-JUN-2004 14:27:31	Bright	37.000	120	1Del Oph	2.7340	3200.0	74	11974	No
276	GOM_NL__2PRFIN20040614_143034_000000372027_00397_11974_3837.N1	14-JUN-2004 14:30:34	Bright	36.500	102	24Alp Ser	2.6000	4250.0	73	11974	No
277	GOM_NL__2PRFIN20040614_143251_000000442027_00397_11974_3838.N1	14-JUN-2004 14:32:51	Bright	44.000	59	55Alp Oph	2.0800	8900.0	88	11974	No
278	GOM_NL__2PRFIN20040614_143447_000000382027_00397_11974_3839.N1	14-JUN-2004 14:34:47	Bright	38.000	127	27Bet Her	2.7810	4700.0	76	11974	No

279	GOM_NL__2PRFIN20040614_143616_000000362027_00397_11974_3840.N1	14-JUN-2004 14:36:16	Bright	36.000	67	5Alp CrB	2.2210	11000.	72	11974	No
280	GOM_NL__2PRFIN20040614_143750_000000382027_00397_11974_3841.N1	14-JUN-2004 14:37:50	Bright	37.500	133	40Zet Her	2.8070	6000.0	75	11974	No
281	GOM_NL__2PRFIN20040614_144009_000000402027_00397_11974_3842.N1	14-JUN-2004 14:40:09	Bright	39.500	180	27Gam Boo	3.0400	8000.0	79	11974	No
282	GOM_NL__2PRFIN20040614_144354_000000392027_00397_11974_3843.N1	14-JUN-2004 14:43:54	Bright	39.000	39	85Eta UMa	1.8540	24000.	78	11974	No
283	GOM_NL__2PRFIN20040614_144612_000000382027_00397_11974_3844.N1	14-JUN-2004 14:46:12	Bright	38.000	119	14Eta Dra	2.7270	4700.0	76	11974	No
284	GOM_NL__2PRFIN20040614_144937_000000392027_00397_11974_3845.N1	14-JUN-2004 14:49:37	Bright	39.000	60	7Bet UMi	2.0810	3950.0	78	11974	No
285	GOM_NL__2PRFIN20040614_145415_000000362027_00397_11974_3846.N1	14-JUN-2004 14:54:15	Bright	36.000	49	1Alp UMi	1.9900	6300.0	72	11974	No
286	GOM_NL__2PRFIN20040614_150131_000000442027_00397_11974_3847.N1	14-JUN-2004 15:01:31	Bright	43.500	74	11Bet Cas	2.2680	6600.0	87	11974	No
287	GOM_NL__2PRFIN20040614_150429_000000362027_00397_11974_3848.N1	14-JUN-2004 15:04:29	Bright	35.500	160	23Gam Per	2.9300	4700.0	71	11974	No
288	GOM_NL__2PRFIN20040614_150757_000000562027_00397_11974_3849.N1	14-JUN-2004 15:07:57	Bright	56.000	73	57Gam1And	2.2600	13100.	112	11974	No
289	GOM_NL__2PRFIN20040614_151019_000000592027_00397_11974_3850.N1	14-JUN-2004 15:10:19	Twilight	59.000	53	43Bet And	2.0480	3300.0	118	11974	No
290	GOM_NL__2PRFIN20040614_151346_000000512027_00397_11974_3851.N1	14-JUN-2004 15:13:46	Twilight	51.000	50	13Alp Ari	2.0070	4250.0	102	11974	No
291	GOM_NL__2PRFIN20040614_151636_000001982027_00397_11974_3852.N1	14-JUN-2004 15:16:36	Dark	197.50	93	53Bet Peg	2.5200	3100.0	395	11974	No
292	GOM_NL__2PRFIN20040614_153043_000000392027_00397_11974_3853.N1	14-JUN-2004 15:30:43	Dark	39.000	157	The1Eri	2.9060	9300.0	78	11974	No
293	GOM_NL__2PRFIN20040614_153625_000000512027_00397_11974_3854.N1	14-JUN-2004 15:36:25	Dark	50.500	9	Alp Eri	0.45300	24000.	101	11974	No
294	GOM_NL__2PRFIN20040614_154014_000000682027_00398_11975_3823.N1	14-JUN-2004 15:40:14	Dark	67.500	18	24Alp PsA	1.1660	9700.0	135	11975	No
295	GOM_NL__2PRFIN20040614_154348_000000522027_00398_11975_3824.N1	14-JUN-2004 15:43:48	Dark	51.500	31	Alp Gru	1.7340	15200.	103	11975	No
296	GOM_NL__2PRFIN20040614_154538_000000592027_00398_11975_3825.N1	14-JUN-2004 15:45:38	Straylight	59.000	172	Gam Gru	3.0030	13100.	118	11975	No
297	GOM_NL__2PRFIN20040614_154743_000000462027_00398_11975_3826.N1	14-JUN-2004 15:47:43	Straylight	45.500	45	Alp Pav	1.9400	26000.	91	11975	No
298	GOM_NL__2PRFIN20040614_154948_000000422027_00398_11975_3827.N1	14-JUN-2004 15:49:48	Straylight	42.000	43	Alp TrA	1.9100	4250.0	84	11975	No
299	GOM_NL__2PRFIN20040614_155143_000000402027_00398_11975_3828.N1	14-JUN-2004 15:51:43	Straylight	40.000	134	Bet TrA	2.8100	6600.0	80	11975	No
300	GOM_NL__2PRFIN20040614_155411_000000412027_00398_11975_3829.N1	14-JUN-2004 15:54:11	Straylight	40.500	147	Alp Ara	2.8770	26000.	81	11975	No
301	GOM_NL__2PRFIN20040614_155555_000000472027_00398_11975_3830.N1	14-JUN-2004 15:55:55	Twilight	47.000	40	The Sco	1.8590	7100.0	94	11975	No
302	GOM_NL__2PRFIN20040614_155738_000000452027_00398_11975_3831.N1	14-JUN-2004 15:57:38	Twilight	45.000	25	35Lam Sco	1.6200	28000.	90	11975	No
303	GOM_NL__2PRFIN20040614_155907_000000422027_00398_11975_3832.N1	14-JUN-2004 15:59:07	Twilight	42.000	75	26Eps Sco	2.2910	4250.0	84	11975	No
304	GOM_NL__2PRFIN20040614_160112_000000622027_00398_11975_3833.N1	14-JUN-2004 16:01:12	Bright	61.500	155	41Pi Sgr	2.9000	6600.0	123	11975	No
305	GOM_NL__2PRFIN20040614_160416_000000422027_00398_11975_3834.N1	14-JUN-2004 16:04:16	Bright	41.500	86	35Eta Oph	2.4300	10200.	83	11975	No
306	GOM_NL__2PRFIN20040614_160601_000000392027_00398_11975_3835.N1	14-JUN-2004 16:06:01	Bright	39.000	98	13Zet Oph	2.5710	30000.	78	11975	No
307	GOM_NL__2PRFIN20040614_160807_000000382027_00398_11975_3836.N1	14-JUN-2004 16:08:07	Bright	38.000	120	1Del Oph	2.7340	3200.0	76	11975	No
308	GOM_NL__2PRFIN20040614_161109_000000372027_00398_11975_3837.N1	14-JUN-2004 16:11:09	Bright	37.000	102	24Alp Ser	2.6000	4250.0	74	11975	No
309	GOM_NL__2PRFIN20040614_161327_000000452027_00398_11975_3838.N1	14-JUN-2004 16:13:27	Bright	44.500	59	55Alp Oph	2.0800	8900.0	89	11975	No
310	GOM_NL__2PRFIN20040614_161522_000000392027_00398_11975_3839.N1	14-JUN-2004 16:15:22	Bright	38.500	127	27Bet Her	2.7810	4700.0	77	11975	No
311	GOM_NL__2PRFIN20040614_161651_000000372027_00398_11975_3840.N1	14-JUN-2004 16:16:51	Bright	36.500	67	5Alp CrB	2.2210	11000.	73	11975	No
312	GOM_NL__2PRFIN20040614_161826_000000402027_00398_11975_3841.N1	14-JUN-2004 16:18:26	Bright	39.500	133	40Zet Her	2.8070	6000.0	79	11975	No
313	GOM_NL__2PRFIN20040614_162046_000000372027_00398_11975_3842.N1	14-JUN-2004 16:20:46	Bright	37.000	180	27Gam Boo	3.0400	8000.0	74	11975	No
314	GOM_NL__2PRFIN20040614_162430_000000382027_00398_11975_3843.N1	14-JUN-2004 16:24:30	Bright	38.000	39	85Eta UMa	1.8540	24000.	76	11975	No
315	GOM_NL__2PRFIN20040614_162647_000000392027_00398_11975_3844.N1	14-JUN-2004 16:26:47	Bright	38.500	119	14Eta Dra	2.7270	4700.0	77	11975	No
316	GOM_NL__2PRFIN20040614_163012_000000392027_00398_11975_3845.N1	14-JUN-2004 16:30:12	Bright	39.000	60	7Bet UMi	2.0810	3950.0	78	11975	No
317	GOM_NL__2PRFIN20040614_163451_000000382027_00398_11975_3846.N1	14-JUN-2004 16:34:51	Bright	37.500	49	1Alp UMi	1.9900	6300.0	75	11975	No
318	GOM_NL__2PRFIN20040614_164207_000000452027_00398_11975_3847.N1	14-JUN-2004 16:42:07	Bright	45.000	74	11Bet Cas	2.2680	6600.0	90	11975	No
319	GOM_NL__2PRFIN20040614_164329_000000452027_00398_11975_3848.N1	14-JUN-2004 16:43:29	Bright	45.000	68	18Alp Cas	2.2250	4500.0	90	11975	No
320	GOM_NL__2PRFIN20040614_164503_000000482027_00398_11975_3849.N1	14-JUN-2004 16:45:03	Bright	48.000	160	23Gam Per	2.9300	4700.0	96	11975	No
321	GOM_NL__2PRFIN20040614_164833_000000442027_00398_11975_3850.N1	14-JUN-2004 16:48:33	Bright	43.500	73	57Gam1And	2.2600	13100.	87	11975	No
322	GOM_NL__2PRFIN20040614_165055_000000612027_00398_11975_3851.N1	14-JUN-2004 16:50:55	Twilight	61.000	53	43Bet And	2.0480	3300.0	122	11975	No
323	GOM_NL__2PRFIN20040614_165422_000000532027_00398_11975_3852.N1	14-JUN-2004 16:54:22	Twilight	52.500	50	13Alp Ari	2.0070	4250.0	105	11975	No
324	GOM_NL__2PRFIN20040614_165714_000002442027_00398_11975_3853.N1	14-JUN-2004 16:57:14	Dark	243.50	93	53Bet Peg	2.5200	3100.0	487	11975	No
325	GOM_NL__2PRFIN20040614_171119_000000422027_00398_11975_3854.N1	14-JUN-2004 17:11:19	Dark	41.500	157	The1Eri	2.9060	9300.0	83	11975	No
326	GOM_NL__2PRFIN20040614_171701_000000472027_00398_11975_3855.N1	14-JUN-2004 17:17:01	Dark	47.000	9	Alp Eri	0.45300	24000.	94	11975	No
327	GOM_NL__2PRFIN20040614_172052_000000692027_00399_11976_3823.N1	14-JUN-2004 17:20:52	Dark	68.500	18	24Alp PsA	1.1660	9700.0	137	11976	No
328	GOM_NL__2PRFIN20040614_172425_000000502027_00399_11976_3824.N1	14-JUN-2004 17:24:25	Dark	49.500	31	Alp Gru	1.7340	15200.	99	11976	No
329	GOM_NL__2PRFIN20040614_172616_000000612027_00399_11976_3825.N1	14-JUN-2004 17:26:16	Straylight	60.500	172	Gam Gru	3.0030	13100.	121	11976	No
330	GOM_NL__2PRFIN20040614_172820_000000432027_00399_11976_3826.N1	14-JUN-2004 17:28:20	Straylight	42.500	45	Alp Pav	1.9400	26000.	85	11976	No
331	GOM_NL__2PRFIN20040614_173024_000000402027_00399_11976_3827.N1	14-JUN-2004 17:30:24	Straylight	40.000	43	Alp TrA	1.9100	4250.0	80	11976	No
332	GOM_NL__2PRFIN20040614_173219_000000392027_00399_11976_3828.N1	14-JUN-2004 17:32:19	Straylight	38.500	134	Bet TrA	2.8100	6600.0	77	11976	No
333	GOM_NL__2PRFIN20040614_173447_000000392027_00399_11976_3829.N1	14-JUN-2004 17:34:47	Straylight	38.500	147	Alp Ara	2.8770	26000.	77	11976	No
334	GOM_NL__2PRFIN20040614_173632_000000452027_00399_11976_3830.N1	14-JUN-2004 17:36:32	Twilight	45.000	40	The Sco	1.8590	7100.0	90	11976	No
335	GOM_NL__2PRFIN20040614_173815_000000462027_00399_11976_3831.N1	14-JUN-2004 17:38:15	Twilight	45.500	25	35Lam Sco	1.6200	28000.	91	11976	No
336	GOM_NL__2PRFIN20040614_173943_000000462027_00399_11976_3832.N1	14-JUN-2004 17:39:43	Twilight	45.500	75	26Eps Sco	2.2910	4250.0	91	11976	No
337	GOM_NL__2PRFIN20040614_174148_000000592027_00399_11976_3833.N1	14-JUN-2004 17:41:48	Bright	58.500	155	41Pi Sgr	2.9000	6600.0	117	11976	No



338	GOM_NL__2PRFIN20040614_174452_000000422027_00399_11976_3834.N1	14-JUN-2004 17:44:52	Bright	42.000	86	35Eta Oph	2.4300	10200.	84	11976	No
339	GOM_NL__2PRFIN20040614_174637_000000392027_00399_11976_3835.N1	14-JUN-2004 17:46:37	Bright	39.000	98	13Zet Oph	2.5710	30000.	78	11976	No
340	GOM_NL__2PRFIN20040614_174843_000000372027_00399_11976_3836.N1	14-JUN-2004 17:48:43	Bright	37.000	120	1Del Oph	2.7340	3200.0	74	11976	No
341	GOM_NL__2PRFIN20040614_175146_000000372027_00399_11976_3837.N1	14-JUN-2004 17:51:46	Bright	37.000	102	24Alp Ser	2.6000	4250.0	74	11976	No
342	GOM_NL__2PRFIN20040614_175402_000000472027_00399_11976_3838.N1	14-JUN-2004 17:54:02	Bright	46.500	59	55Alp Oph	2.0800	8900.0	93	11976	No
343	GOM_NL__2PRFIN20040614_175559_000000402027_00399_11976_3839.N1	14-JUN-2004 17:55:59	Bright	39.500	127	27Bet Her	2.7810	4700.0	79	11976	No
344	GOM_NL__2PRFIN20040614_175728_000000382027_00399_11976_3840.N1	14-JUN-2004 17:57:28	Bright	37.500	67	5Alp CrB	2.2210	11000.	75	11976	No
345	GOM_NL__2PRFIN20040614_175902_000000392027_00399_11976_3841.N1	14-JUN-2004 17:59:02	Bright	38.500	133	40Zet Her	2.8070	6000.0	77	11976	No
346	GOM_NL__2PRFIN20040614_180122_000000372027_00399_11976_3842.N1	14-JUN-2004 18:01:22	Bright	37.000	180	27Gam Boo	3.0400	8000.0	74	11976	No
347	GOM_NL__2PRFIN20040614_180507_000000402027_00399_11976_3843.N1	14-JUN-2004 18:05:07	Bright	40.000	39	85Eta UMa	1.8540	24000.	80	11976	No
348	GOM_NL__2PRFIN20040614_180723_000000372027_00399_11976_3844.N1	14-JUN-2004 18:07:23	Bright	37.000	119	14Eta Dra	2.7270	4700.0	74	11976	No
349	GOM_NL__2PRFIN20040614_181049_000000382027_00399_11976_3845.N1	14-JUN-2004 18:10:49	Bright	37.500	60	7Bet UMi	2.0810	3950.0	75	11976	No
350	GOM_NL__2PRFIN20040614_181527_000000382027_00399_11976_3846.N1	14-JUN-2004 18:15:27	Bright	38.000	49	1Alp UMi	1.9900	6300.0	76	11976	No
351	GOM_NL__2PRFIN20040614_182243_000000472027_00399_11976_3847.N1	14-JUN-2004 18:22:43	Bright	47.000	74	11Bet Cas	2.2680	6600.0	94	11976	No
352	GOM_NL__2PRFIN20040614_182404_000000462027_00399_11976_3848.N1	14-JUN-2004 18:24:04	Bright	45.500	68	18Alp Cas	2.2250	4500.0	91	11976	No
353	GOM_NL__2PRFIN20040614_182541_000000532027_00399_11976_3849.N1	14-JUN-2004 18:25:41	Bright	53.000	160	23Gam Per	2.9300	4700.0	106	11976	No
354	GOM_NL__2PRFIN20040614_182910_000000432027_00399_11976_3850.N1	14-JUN-2004 18:29:10	Bright	42.500	73	57Gam1And	2.2600	13100.	85	11976	No
355	GOM_NL__2PRFIN20040614_183131_000000572027_00399_11976_3851.N1	14-JUN-2004 18:31:31	Twilight	56.500	53	43Bet And	2.0480	3300.0	113	11976	No
356	GOM_NL__2PRFIN20040614_183459_000000502027_00399_11976_3852.N1	14-JUN-2004 18:34:59	Twilight	49.500	50	13Alp Ari	2.0070	4250.0	99	11976	No
357	GOM_NL__2PRFIN20040614_183751_000001982027_00399_11976_3853.N1	14-JUN-2004 18:37:51	Dark	197.50	93	53Bet Peg	2.5200	3100.0	395	11976	No
358	GOM_NL__2PRFIN20040614_185155_000000402027_00399_11976_3854.N1	14-JUN-2004 18:51:55	Dark	40.000	157	The1Eri	2.9060	9300.0	80	11976	No
359	GOM_NL__2PRFIN20040614_185737_000000502027_00399_11976_3855.N1	14-JUN-2004 18:57:37	Dark	50.000	9	Alp Eri	0.45300	24000.	100	11976	No
360	GOM_NL__2PRFIN20040614_190129_000000742027_00400_11977_3823.N1	14-JUN-2004 19:01:29	Dark	74.000	18	24Alp PsA	1.1660	9700.0	148	11977	No
361	GOM_NL__2PRFIN20040614_190502_000000502027_00400_11977_3824.N1	14-JUN-2004 19:05:02	Dark	49.500	31	Alp Gru	1.7340	15200.	99	11977	No
362	GOM_NL__2PRFIN20040614_190653_000000592027_00400_11977_3825.N1	14-JUN-2004 19:06:53	Straylight	59.000	172	Gam Gru	3.0030	13100.	118	11977	No
363	GOM_NL__2PRFIN20040614_190856_000000442027_00400_11977_3826.N1	14-JUN-2004 19:08:56	Straylight	43.500	45	Alp Pav	1.9400	26000.	87	11977	No
364	GOM_NL__2PRFIN20040614_191100_000000412027_00400_11977_3827.N1	14-JUN-2004 19:11:00	Straylight	40.500	43	Alp TrA	1.9100	4250.0	81	11977	No
365	GOM_NL__2PRFIN20040614_191255_000000392027_00400_11977_3828.N1	14-JUN-2004 19:12:55	Straylight	38.500	134	Bet TrA	2.8100	6600.0	77	11977	No
366	GOM_NL__2PRFIN20040614_191523_000000402027_00400_11977_3829.N1	14-JUN-2004 19:15:23	Straylight	40.000	147	Alp Ara	2.8770	26000.	80	11977	No
367	GOM_NL__2PRFIN20040614_191709_000000442027_00400_11977_3830.N1	14-JUN-2004 19:17:09	Twilight	43.500	40	The Sco	1.8590	7100.0	87	11977	No
368	GOM_NL__2PRFIN20040614_191851_000000432027_00400_11977_3831.N1	14-JUN-2004 19:18:51	Twilight	43.000	25	35Lam Sco	1.6200	28000.	86	11977	No
369	GOM_NL__2PRFIN20040614_192019_000000452027_00400_11977_3832.N1	14-JUN-2004 19:20:19	Twilight	45.000	75	26Eps Sco	2.2910	4250.0	90	11977	No
370	GOM_NL__2PRFIN20040614_192224_000000612027_00400_11977_3833.N1	14-JUN-2004 19:22:24	Bright	60.500	155	41Pi Sgr	2.9000	6600.0	121	11977	No
371	GOM_NL__2PRFIN20040614_192529_000000402027_00400_11977_3834.N1	14-JUN-2004 19:25:29	Bright	39.500	86	35Eta Oph	2.4300	10200.	79	11977	No
372	GOM_NL__2PRFIN20040614_192713_000000392027_00400_11977_3835.N1	14-JUN-2004 19:27:13	Bright	38.500	98	13Zet Oph	2.5710	30000.	77	11977	No
373	GOM_NL__2PRFIN20040614_192919_000000372027_00400_11977_3836.N1	14-JUN-2004 19:29:19	Bright	37.000	120	1Del Oph	2.7340	3200.0	74	11977	No
374	GOM_NL__2PRFIN20040614_193221_000000372027_00400_11977_3837.N1	14-JUN-2004 19:32:21	Bright	37.000	102	24Alp Ser	2.6000	4250.0	74	11977	No
375	GOM_NL__2PRFIN20040614_193438_000000472027_00400_11977_3838.N1	14-JUN-2004 19:34:38	Bright	46.500	59	55Alp Oph	2.0800	8900.0	93	11977	No
376	GOM_NL__2PRFIN20040614_193634_000000402027_00400_11977_3839.N1	14-JUN-2004 19:36:34	Bright	39.500	127	27Bet Her	2.7810	4700.0	79	11977	No
377	GOM_NL__2PRFIN20040614_193804_000000362027_00400_11977_3840.N1	14-JUN-2004 19:38:04	Bright	36.000	67	5Alp CrB	2.2210	11000.	72	11977	No
378	GOM_NL__2PRFIN20040614_193938_000000382027_00400_11977_3841.N1	14-JUN-2004 19:39:38	Bright	38.000	133	40Zet Her	2.8070	6000.0	76	11977	No
379	GOM_NL__2PRFIN20040614_194158_000000372027_00400_11977_3842.N1	14-JUN-2004 19:41:58	Bright	37.000	180	27Gam Boo	3.0400	8000.0	74	11977	No
380	GOM_NL__2PRFIN20040614_194543_000000402027_00400_11977_3843.N1	14-JUN-2004 19:45:43	Bright	39.500	39	85Eta UMa	1.8540	24000.	79	11977	No
381	GOM_NL__2PRFIN20040614_194759_000000392027_00400_11977_3844.N1	14-JUN-2004 19:47:59	Bright	38.500	119	14Eta Dra	2.7270	4700.0	77	11977	No
382	GOM_NL__2PRFIN20040614_195125_000000402027_00400_11977_3845.N1	14-JUN-2004 19:51:25	Bright	39.500	60	7Bet UMi	2.0810	3950.0	79	11977	No
383	GOM_NL__2PRFIN20040614_195603_000000382027_00400_11977_3846.N1	14-JUN-2004 19:56:03	Bright	37.500	49	1Alp UMi	1.9900	6300.0	75	11977	No
384	GOM_NL__2PRFIN20040614_200318_000000452027_00400_11977_3847.N1	14-JUN-2004 20:03:18	Bright	44.500	74	11Bet Cas	2.2680	6600.0	89	11977	No
385	GOM_NL__2PRFIN20040614_200440_000000622027_00400_11977_3848.N1	14-JUN-2004 20:04:40	Bright	62.000	68	18Alp Cas	2.2250	4500.0	124	11977	No
386	GOM_NL__2PRFIN20040614_200618_000000492027_00400_11977_3849.N1	14-JUN-2004 20:06:18	Bright	49.000	160	23Gam Per	2.9300	4700.0	98	11977	No
387	GOM_NL__2PRFIN20040614_200945_000000422027_00400_11977_3850.N1	14-JUN-2004 20:09:45	Bright	41.500	73	57Gam1And	2.2600	13100.	83	11977	No
388	GOM_NL__2PRFIN20040614_201207_000000562027_00400_11977_3851.N1	14-JUN-2004 20:12:07	Twilight	55.500	53	43Bet And	2.0480	3300.0	111	11977	No
389	GOM_NL__2PRFIN20040614_201535_000000572027_00400_11977_3852.N1	14-JUN-2004 20:15:35	Twilight	56.500	50	13Alp Ari	2.0070	4250.0	113	11977	No
390	GOM_NL__2PRFIN20040614_201828_000002112027_00400_11977_3853.N1	14-JUN-2004 20:18:28	Dark	211.00	93	53Bet Peg	2.5200	3100.0	422	11977	No
391	GOM_NL__2PRFIN20040614_203231_000000412027_00400_11977_3854.N1	14-JUN-2004 20:32:31	Dark	41.000	157	The1Eri	2.9060	9300.0	82	11977	No
392	GOM_NL__2PRFIN20040614_203814_000000412027_00400_11977_3855.N1	14-JUN-2004 20:38:14	Dark	40.500	9	Alp Eri	0.45300	24000.	81	11977	No
393	GOM_NL__2PRFIN20040614_204207_000000712027_00401_11978_3823.N1	14-JUN-2004 20:42:07	Dark	71.000	18	24Alp PsA	1.1660	9700.0	142	11978	No
394	GOM_NL__2PRFIN20040614_204538_000000522027_00401_11978_3824.N1	14-JUN-2004 20:45:38	Dark	52.000	31	Alp Gru	1.7340	15200.	104	11978	No
395	GOM_NL__2PRFIN20040614_204730_000000592027_00401_11978_3825.N1	14-JUN-2004 20:47:30	Straylight	59.000	172	Gam Gru	3.0030	13100.	118	11978	No
396	GOM_NL__2PRFIN20040614_204932_000000452027_00401_11978_3826.N1	14-JUN-2004 20:49:32	Straylight	44.500	45	Alp Pav	1.9400	26000.	89	11978	No

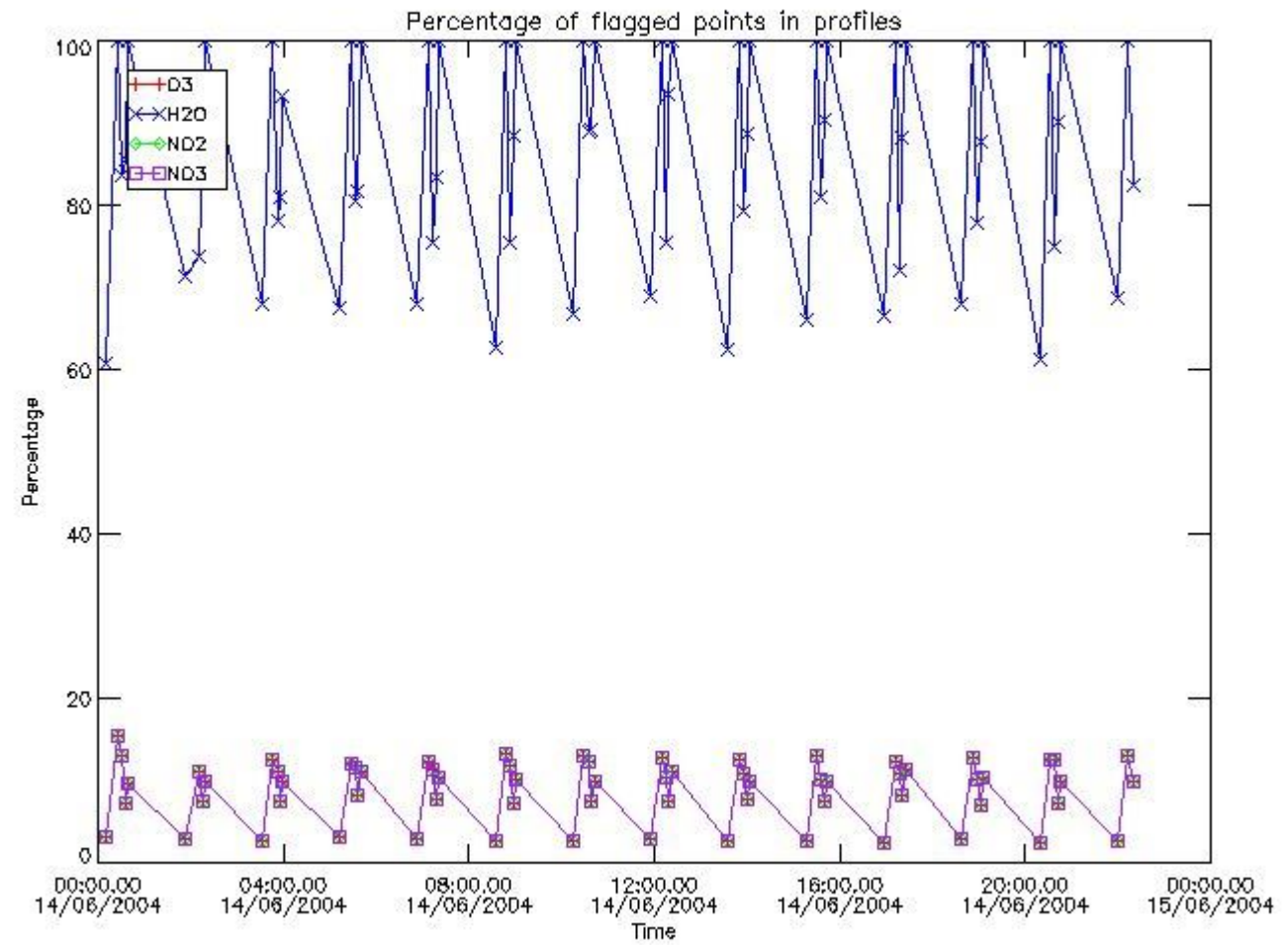


397	GOM_NL__2PRFIN20040614_205137_000000492027_00401_11978_3827.N1	14-JUN-2004 20:51:37	Straylight	48.500	43	Alp TrA	1.9100	4250.0	97	11978	No
398	GOM_NL__2PRFIN20040614_205331_000000402027_00401_11978_3828.N1	14-JUN-2004 20:53:31	Straylight	39.500	134	Bet TrA	2.8100	6600.0	79	11978	No
399	GOM_NL__2PRFIN20040614_205559_000000422027_00401_11978_3829.N1	14-JUN-2004 20:55:59	Straylight	41.500	147	Alp Ara	2.8770	26000.	83	11978	No
400	GOM_NL__2PRFIN20040614_205744_000000432027_00401_11978_3830.N1	14-JUN-2004 20:57:44	Twilight	42.500	40	The Sco	1.8590	7100.0	85	11978	No
401	GOM_NL__2PRFIN20040614_205927_000000462027_00401_11978_3831.N1	14-JUN-2004 20:59:27	Twilight	45.500	25	35Lam Sco	1.6200	28000.	91	11978	No
402	GOM_NL__2PRFIN20040614_210055_000000412027_00401_11978_3832.N1	14-JUN-2004 21:00:55	Twilight	40.500	75	26Eps Sco	2.2910	4250.0	81	11978	No
403	GOM_NL__2PRFIN20040614_210300_000000612027_00401_11978_3833.N1	14-JUN-2004 21:03:00	Bright	61.000	155	41Pi Sgr	2.9000	6600.0	122	11978	No
404	GOM_NL__2PRFIN20040614_210604_000000412027_00401_11978_3834.N1	14-JUN-2004 21:06:04	Bright	41.000	86	35Eta Oph	2.4300	10200.	82	11978	No
405	GOM_NL__2PRFIN20040614_210749_000000392027_00401_11978_3835.N1	14-JUN-2004 21:07:49	Bright	39.000	98	13Zet Oph	2.5710	30000.	78	11978	No
406	GOM_NL__2PRFIN20040614_210955_000000382027_00401_11978_3836.N1	14-JUN-2004 21:09:55	Bright	37.500	120	1Del Oph	2.7340	3200.0	75	11978	No
407	GOM_NL__2PRFIN20040614_211256_000000382027_00401_11978_3837.N1	14-JUN-2004 21:12:56	Bright	38.000	102	24Alp Ser	2.6000	4250.0	76	11978	No
408	GOM_NL__2PRFIN20040614_211513_000000472027_00401_11978_3838.N1	14-JUN-2004 21:15:13	Bright	46.500	59	55Alp Oph	2.0800	8900.0	93	11978	No
409	GOM_NL__2PRFIN20040614_211710_000000402027_00401_11978_3839.N1	14-JUN-2004 21:17:10	Bright	40.000	127	27Bet Her	2.7810	4700.0	80	11978	No
410	GOM_NL__2PRFIN20040614_211840_000000372027_00401_11978_3840.N1	14-JUN-2004 21:18:40	Bright	37.000	67	5Alp CrB	2.2210	11000.	74	11978	No
411	GOM_NL__2PRFIN20040614_212013_000000392027_00401_11978_3841.N1	14-JUN-2004 21:20:13	Bright	39.000	133	40Zet Her	2.8070	6000.0	78	11978	No
412	GOM_NL__2PRFIN20040614_212234_000000382027_00401_11978_3842.N1	14-JUN-2004 21:22:34	Bright	37.500	180	27Gam Boo	3.0400	8000.0	75	11978	No
413	GOM_NL__2PRFIN20040614_212620_000000402027_00401_11978_3843.N1	14-JUN-2004 21:26:20	Bright	39.500	39	85Eta UMa	1.8540	24000.	79	11978	No
414	GOM_NL__2PRFIN20040614_212835_000000392027_00401_11978_3844.N1	14-JUN-2004 21:28:35	Bright	38.500	119	14Eta Dra	2.7270	4700.0	77	11978	No
415	GOM_NL__2PRFIN20040614_213201_000000382027_00401_11978_3845.N1	14-JUN-2004 21:32:01	Bright	38.000	60	7Bet UMi	2.0810	3950.0	76	11978	No
416	GOM_NL__2PRFIN20040614_213639_000000362027_00401_11978_3846.N1	14-JUN-2004 21:36:39	Bright	36.000	49	1Alp UMi	1.9900	6300.0	72	11978	No
417	GOM_NL__2PRFIN20040614_214354_000000462027_00401_11978_3847.N1	14-JUN-2004 21:43:54	Bright	46.000	74	11Bet Cas	2.2680	6600.0	92	11978	No
418	GOM_NL__2PRFIN20040614_214516_000000462027_00401_11978_3848.N1	14-JUN-2004 21:45:16	Bright	45.500	68	18Alp Cas	2.2250	4500.0	91	11978	No
419	GOM_NL__2PRFIN20040614_214653_000000362027_00401_11978_3849.N1	14-JUN-2004 21:46:53	Bright	36.000	160	23Gam Per	2.9300	4700.0	72	11978	No
420	GOM_NL__2PRFIN20040614_215021_000000442027_00401_11978_3850.N1	14-JUN-2004 21:50:21	Bright	43.500	73	57Gam1And	2.2600	13100.	87	11978	No
421	GOM_NL__2PRFIN20040614_215243_000000552027_00401_11978_3851.N1	14-JUN-2004 21:52:43	Twilight	55.000	53	43Bet And	2.0480	3300.0	110	11978	No
422	GOM_NL__2PRFIN20040614_215611_000000482027_00401_11978_3852.N1	14-JUN-2004 21:56:11	Twilight	48.000	50	13Alp Ari	2.0070	4250.0	96	11978	No
423	GOM_NL__2PRFIN20040614_215906_000001882027_00401_11978_3853.N1	14-JUN-2004 21:59:06	Dark	187.50	93	53Bet Peg	2.5200	3100.0	375	11978	No
424	GOM_NL__2PRFIN20040614_221307_000000402027_00401_11978_3854.N1	14-JUN-2004 22:13:07	Dark	39.500	157	The1Eri	2.9060	9300.0	79	11978	No
425	GOM_NL__2PRFIN20040614_221850_000000512027_00401_11978_3855.N1	14-JUN-2004 22:18:50	Dark	51.000	9	Alp Eri	0.45300	24000.	102	11978	No

### 3. Quality information per product

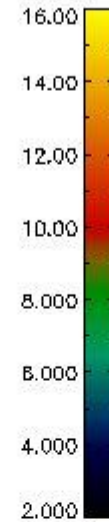
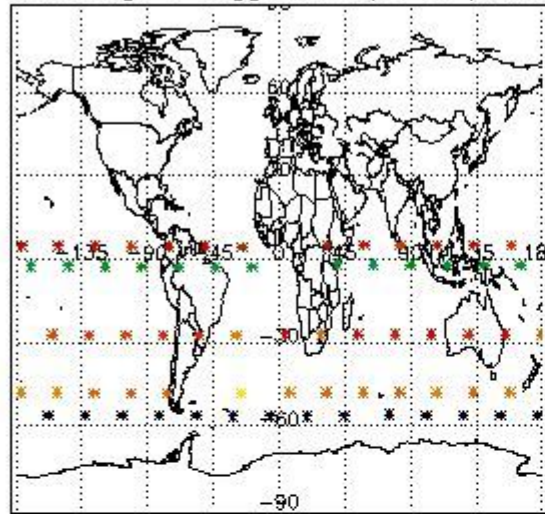
In this section it is plotted some information contained in the Quality Summary data set of the level 2 products. Only products in dark limb conditions and without errors (error flag in the MPH set to "0") are used.

#### 3.1 Plot quality information per product (time dependant)

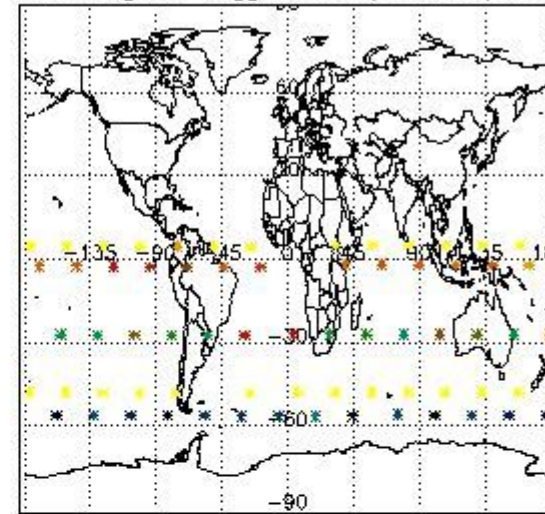


3.2 Plot quality information per product (world map)

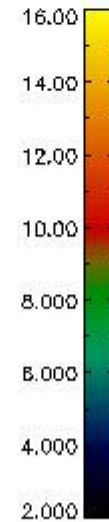
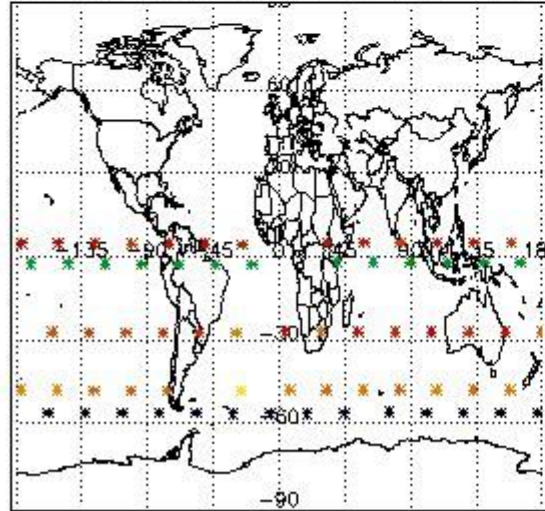
Percentage of flagged data per O3 profile



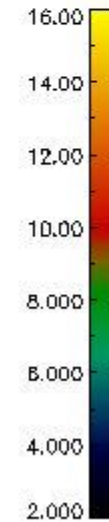
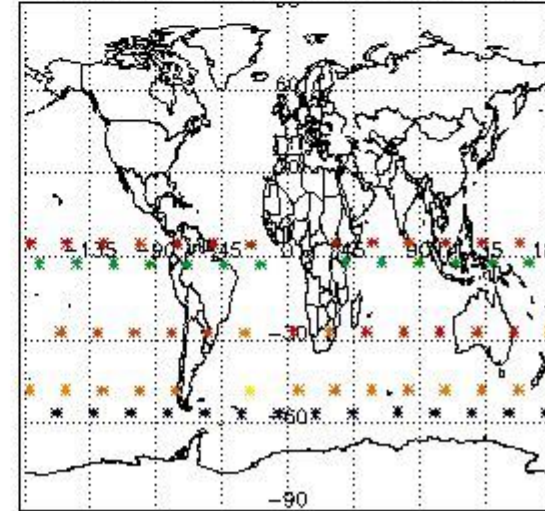
Percentage of flagged data per H2O profile



Percentage of flagged data per NO2 profile



Percentage of flagged data per NO3 profile



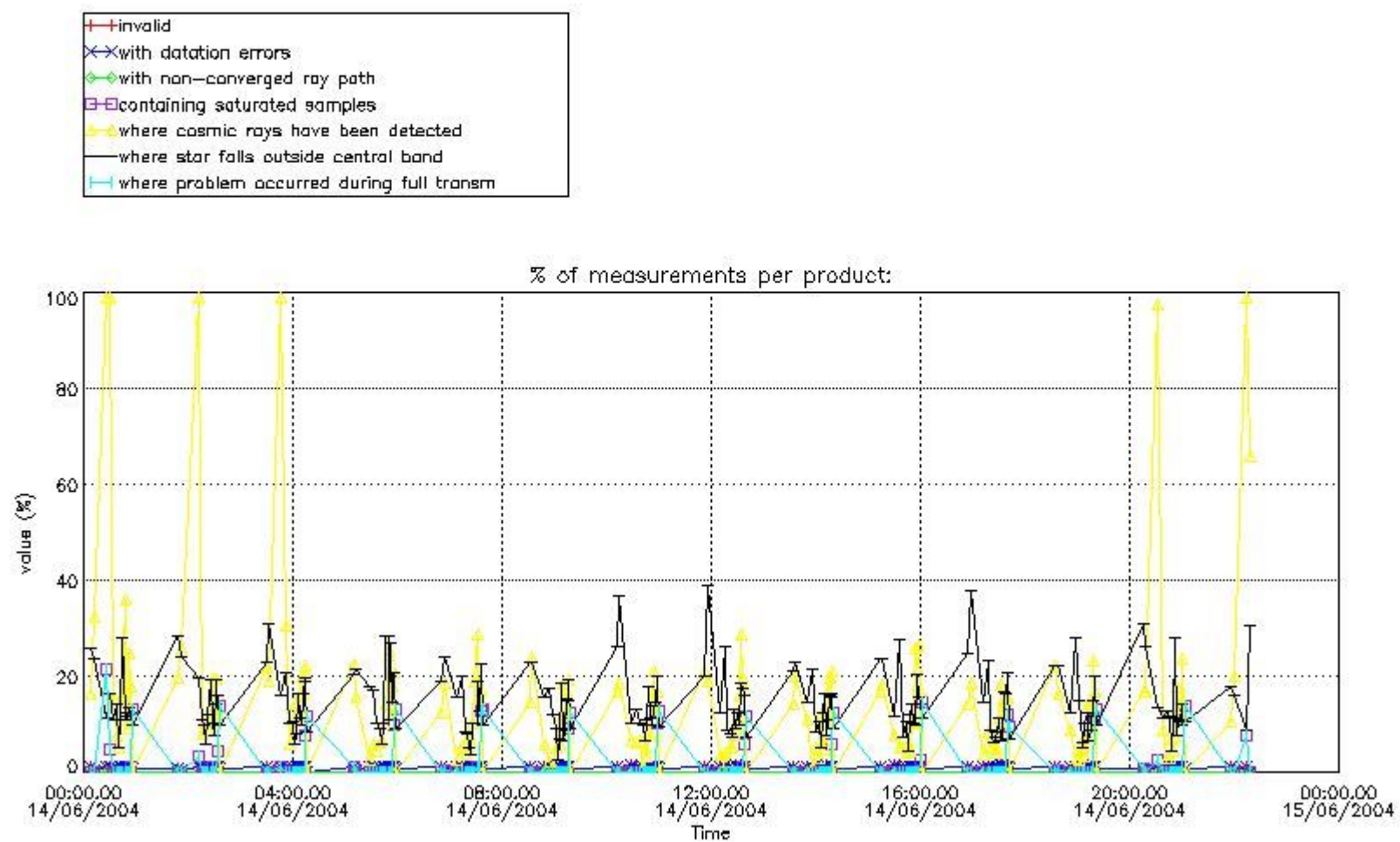
#### 4. Level 1 quality information per product

In this section it is plotted some information contained in the Quality Summary data set of the level 2 products that comes from the level 1b processing. Products without errors (error flag in the MPH set to "0") are used.

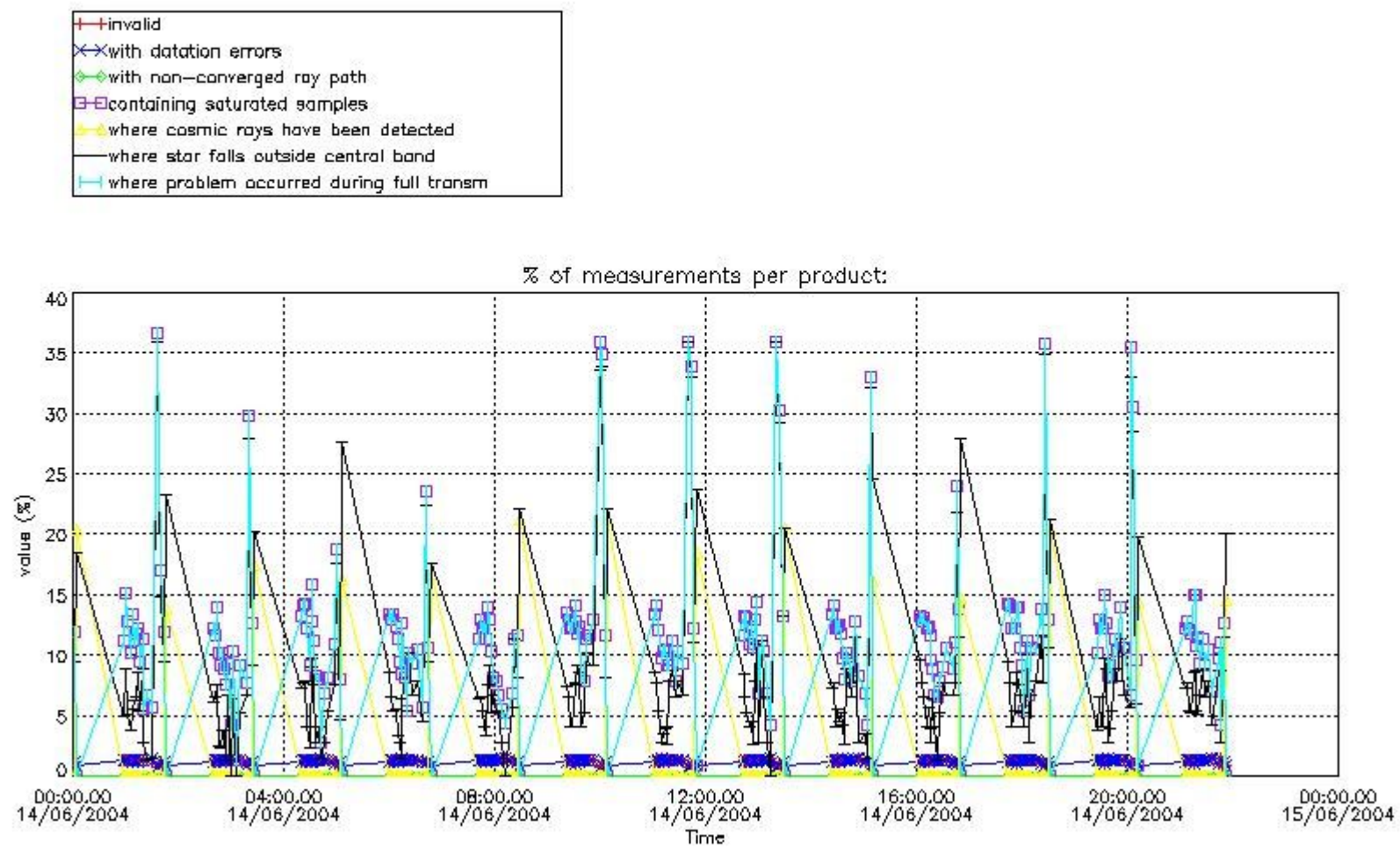
##### 4.1 Plot quality information per product (time dependant) coming from level 1b processing

###### 4.1.1 Plot level 1 quality information per product (time dependant): ENVISAT ASCENDING passes



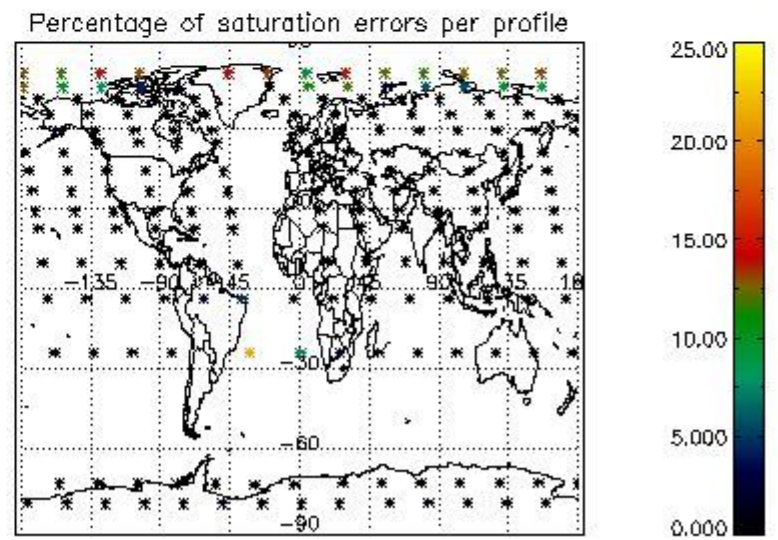
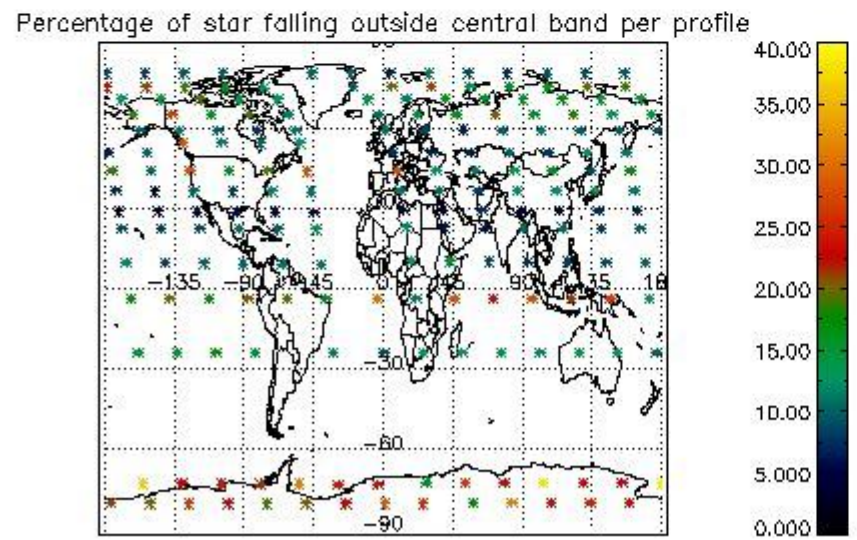
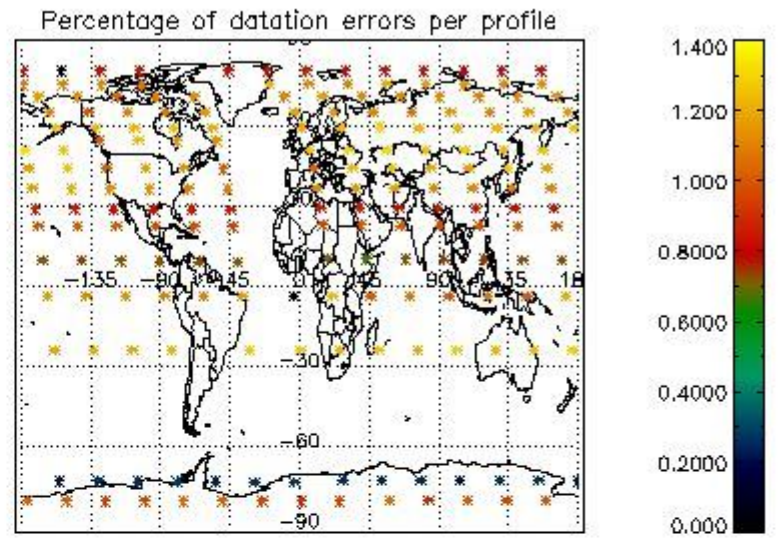
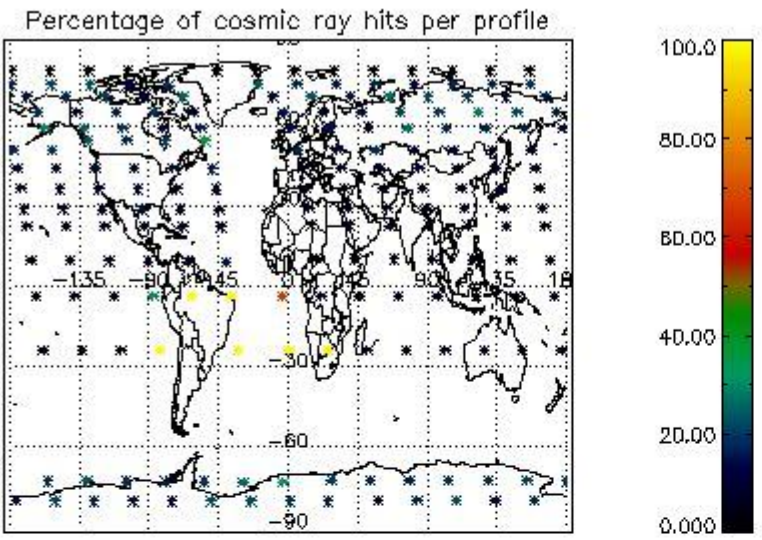


4.1.2 Plot level 1 quality information per product (time dependant): ENVI SAT DESCENDING passes



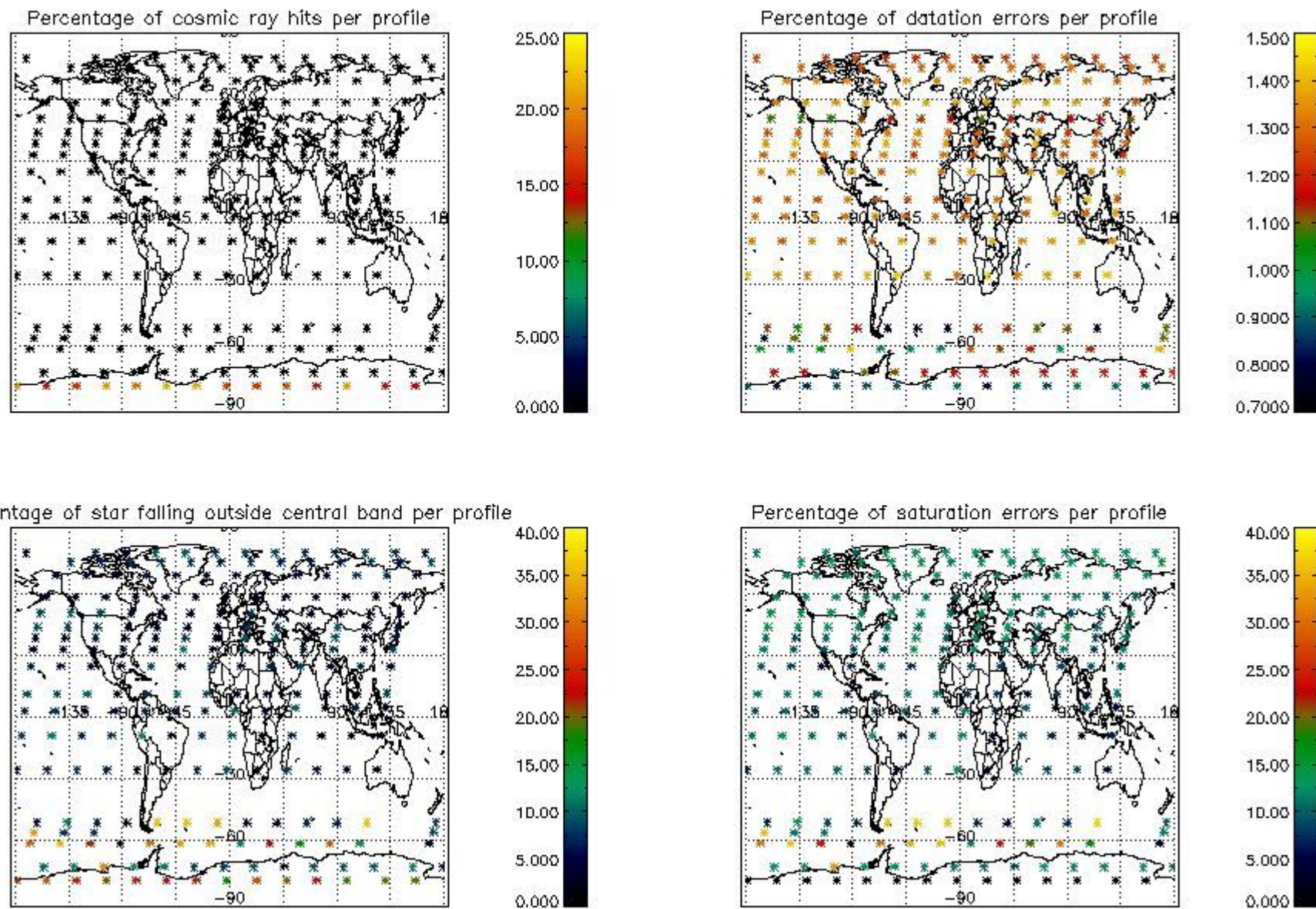
#### 4.2 Plot quality information per product coming from level 1b processing (world map)

##### 4.2.1 Plot level 1 quality information per product (world map): ENVISAT ASCENDING passes



4.2.2 Plot level 1 quality information per product (world map): ENVISAT DESCENDING passes





## 5. Trace gas profiles

### 5.1 Ozone statistics based on quality of products

The final quality of the products can be "measured" using the STD (Standard Deviation) attached to every point profile. This information is written to the parameter GOM\_NL\_\_2P/NL\_LOCAL\_SPECIES\_DENSITY/o3\_std of the level 2 products. The table below shows the statistics for given STD ranges.

The statistics are given with respect to the overall valid production:

- Products without fatal errors: GOM\_NL\_\_2P/MPH/PRODUCT\_ERR=0
- Valid point profile: GOM\_NL\_\_2P/NL\_LOCAL\_SPECIES\_DENSITY/pcd(0)=0

The 'Criteria' is applied to valid points of dark limb products:

- Products in dark limb illumination condition: GOM\_NL\_\_2P/NL\_SUMMARY\_QUALITY/obs\_ill\_cond=0
- Products without fatal errors: GOM\_NL\_\_2P/MPH/PRODUCT\_ERR=0
- Valid point profile: GOM\_NL\_\_2P/NL\_LOCAL\_SPECIES\_DENSITY/pcd(0)=0

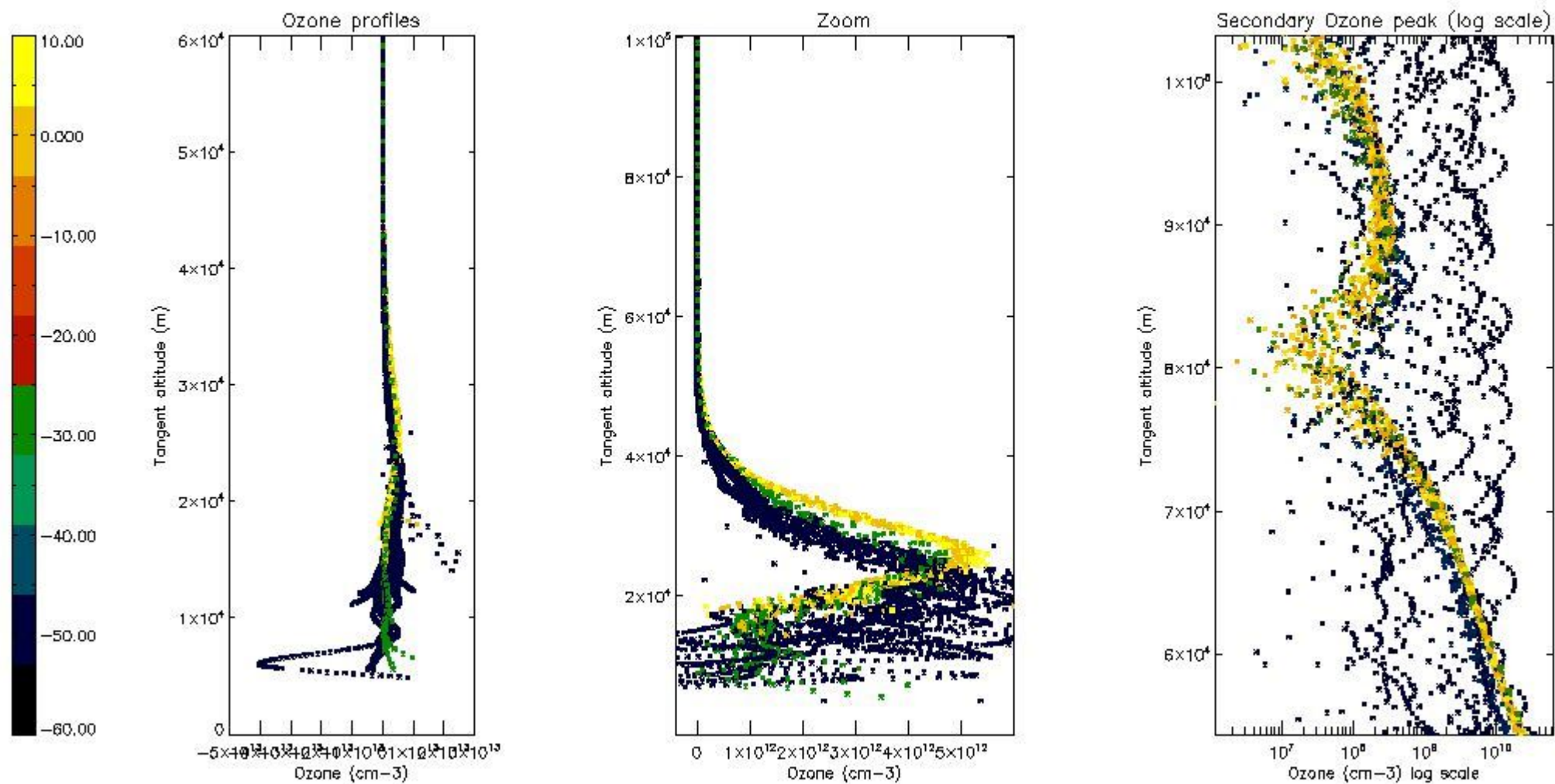
So, the table below shows the percentage of dark limb and valid observations for each criteria with respect to the overall valid daily observations.

Criteria	% of total production
All STD	28
STD < 20	14

STD < 10	11
STD < 5	8

5.2 Plot ozone profiles for all STD (dark without errors)

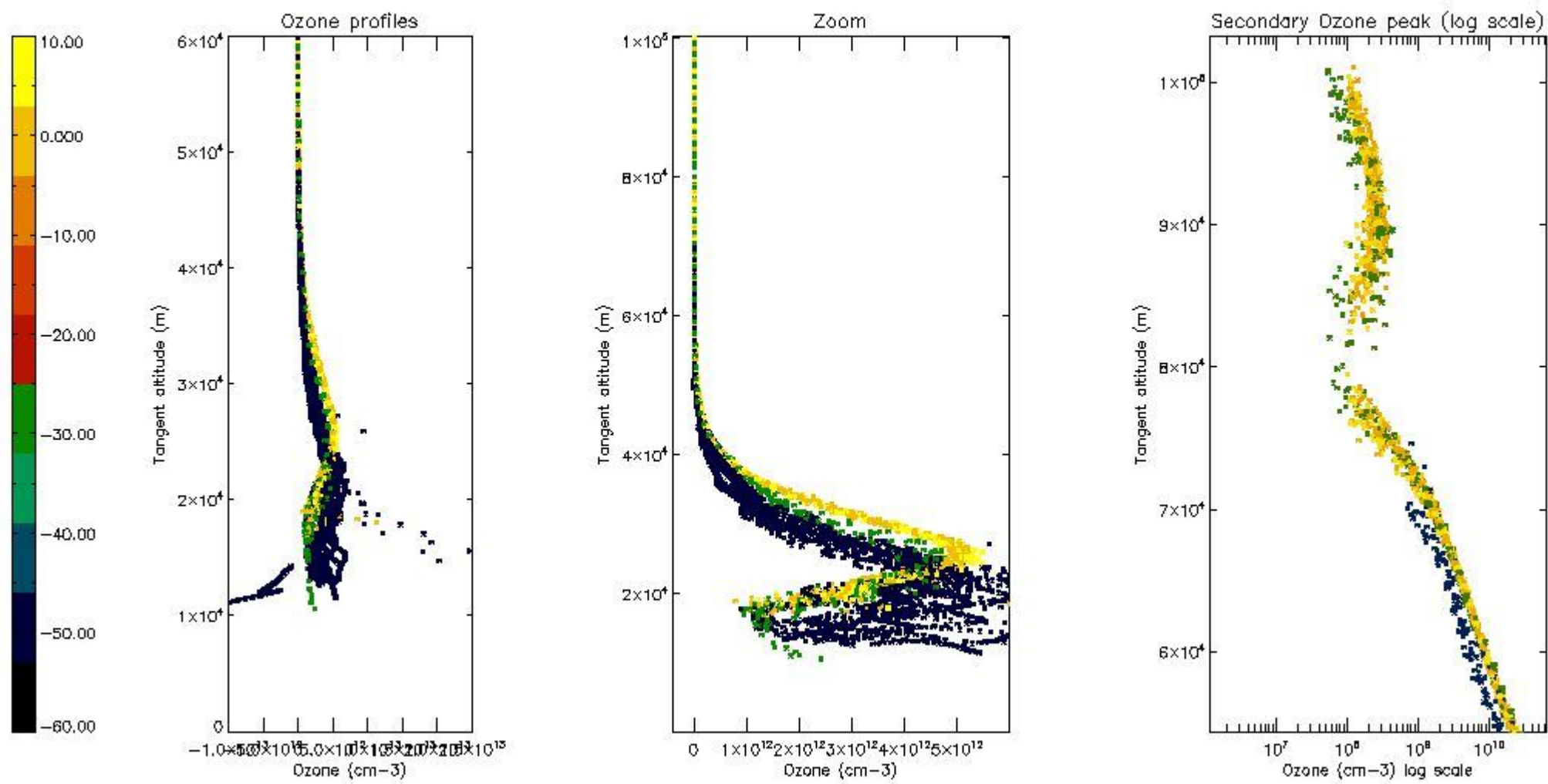
The colorbar represents the latitude.



5.3 Plot ozone profiles where STD < 20% (dark without errors)

The colorbar represents the latitude.

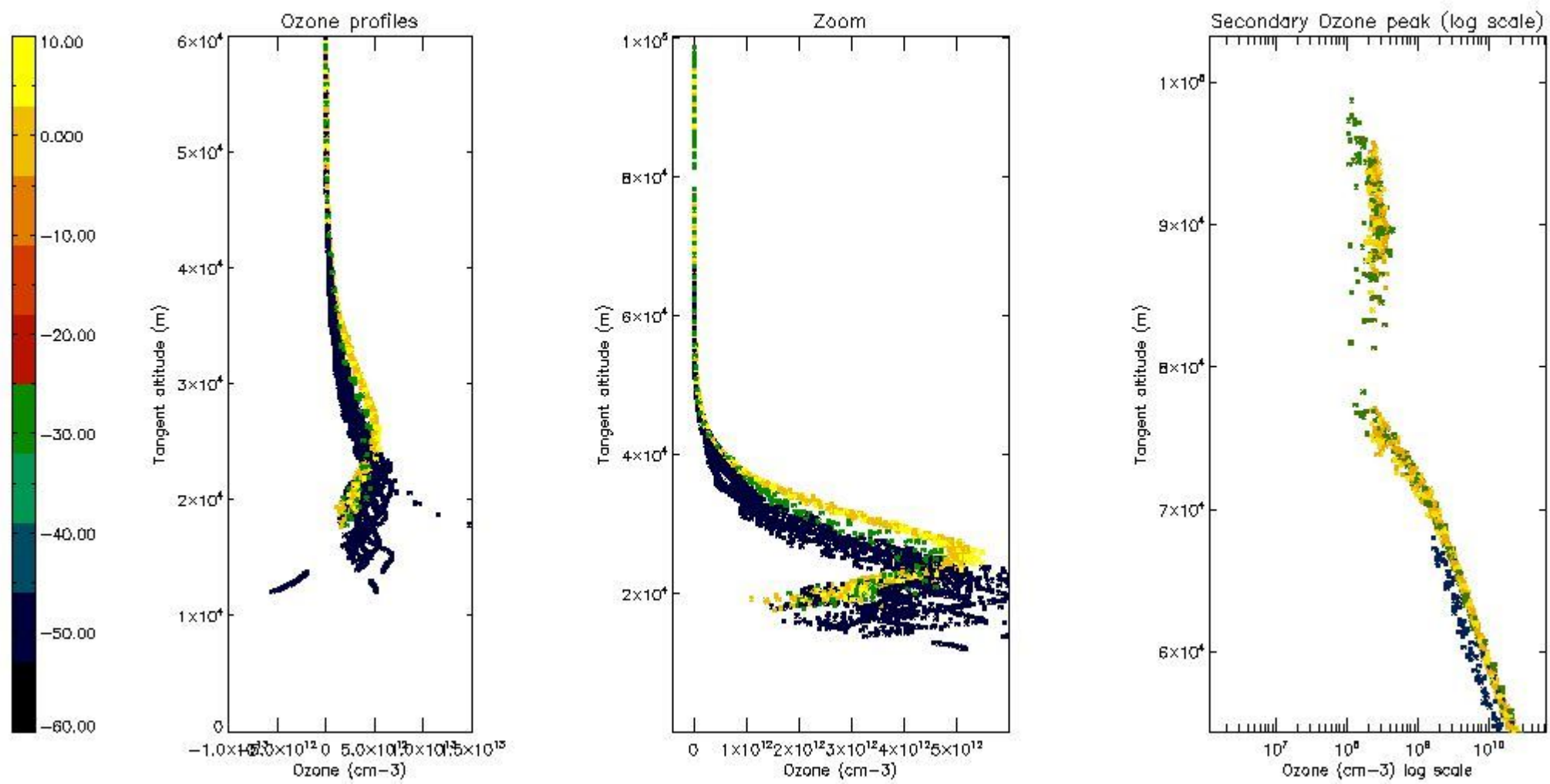




5.4 Plot ozone profiles where  $STD < 10\%$  (dark without errors)

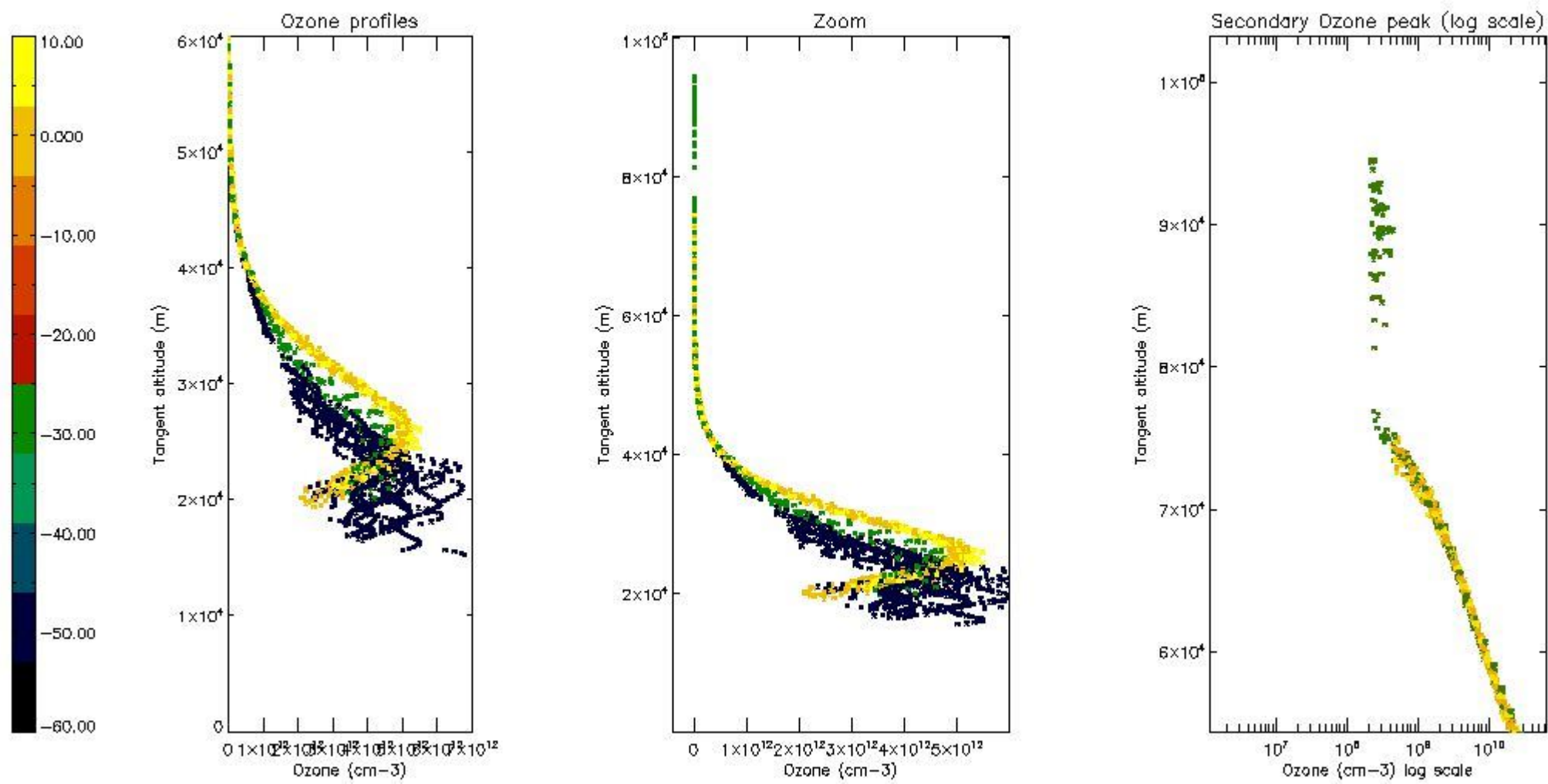
The colorbar represents the latitude.





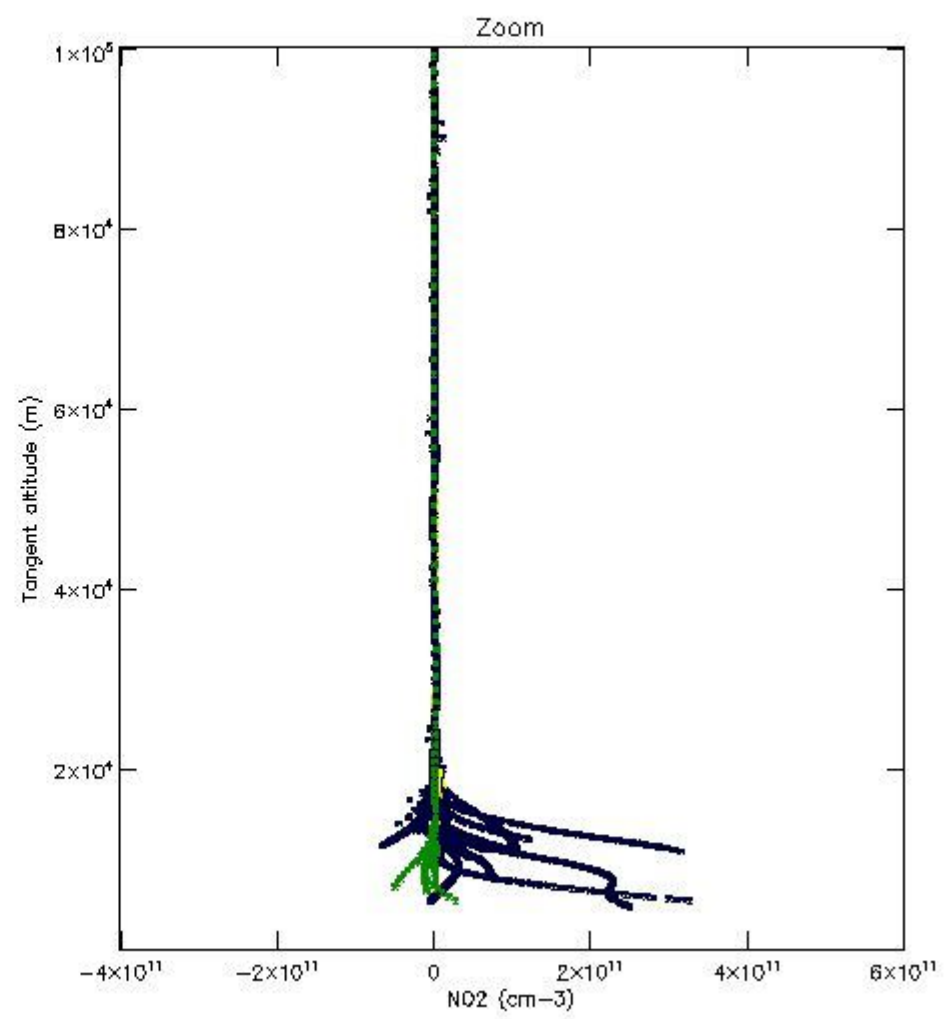
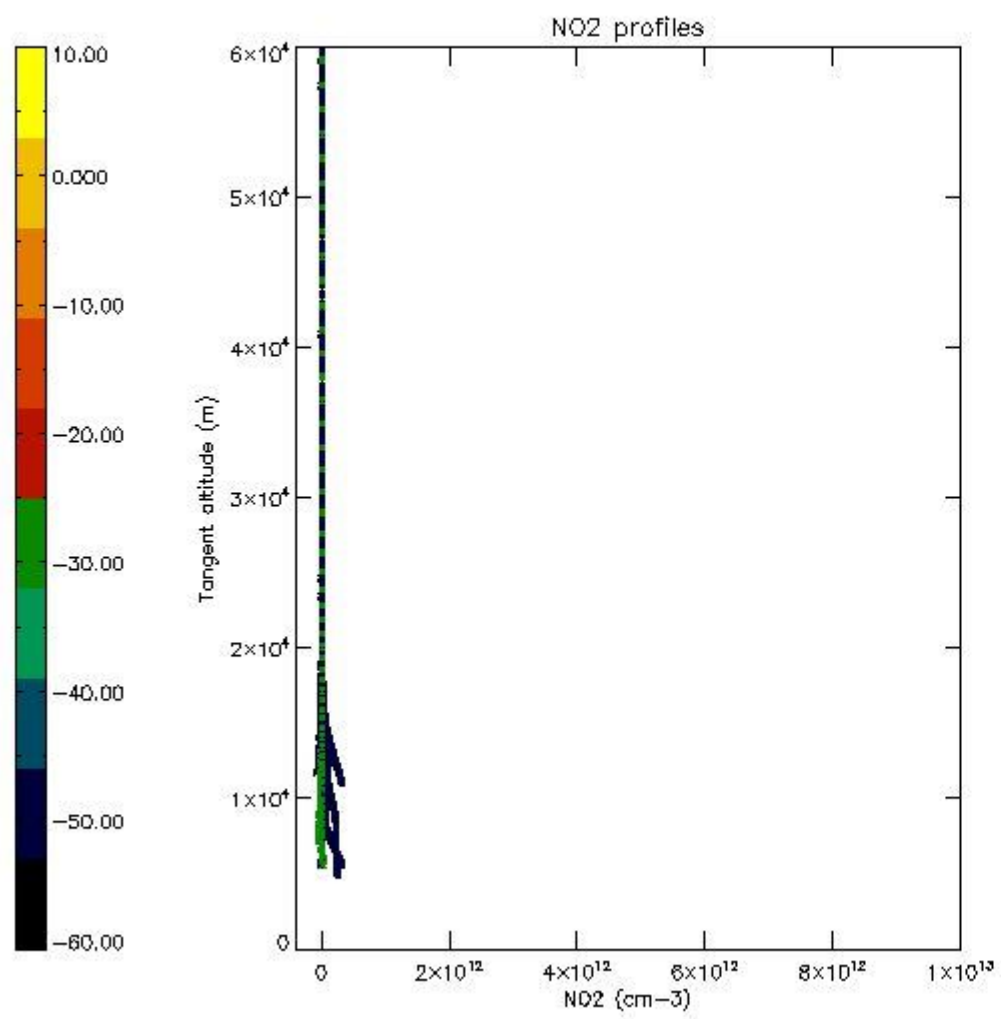
*5.5 Plot ozone profiles where STD < 5% (dark without errors)*

The colorbar represents the latitude.



*5.6 Plot NO<sub>2</sub> profiles for all STD (dark without errors)*

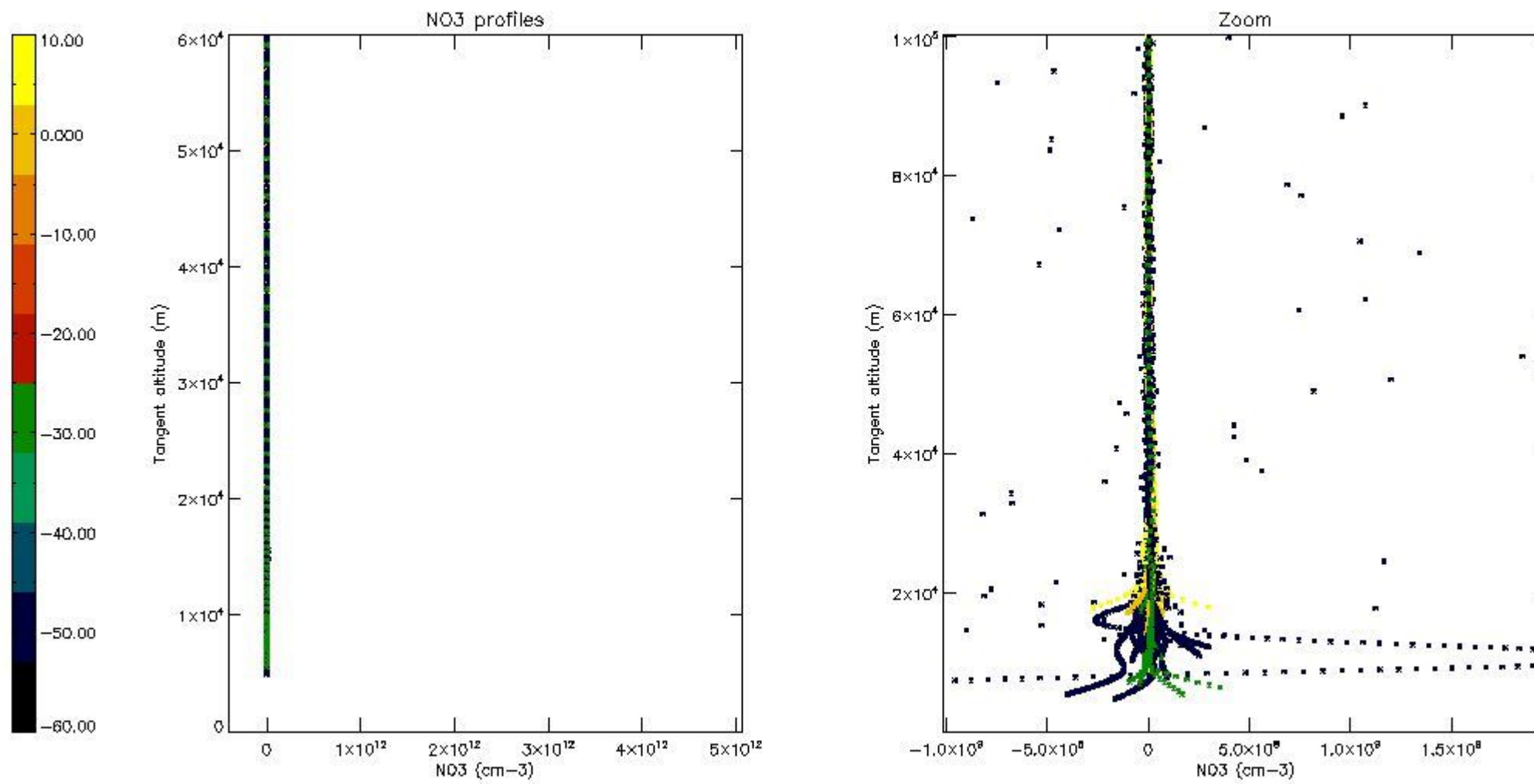
The colorbar represents the latitude.



*5.7 Plot NO3 profiles for all STD (dark without errors)*

The colorbar represents the latitude.





## 6. Auxiliary Data Files used for the production reported in section 2

The number reported in the third column indicates since which file (see list in section 2) the corresponding auxiliary file has been used. The fourth column is the date of those product files.

Type	Auxiliary Filename	Used since product	Used since product date
INST_PHYS_CHARACTERISTICS	GOM_INS_AXVIEC20091111_143220_20030716_120000_20500101_000000	1	14-JUN-2004 00:02:34
LEVEL-2_PROC_CONFIG	GOM_PR2_AXVIEC20091111_152718_20020301_000000_20500101_000000	1	14-JUN-2004 00:02:34
CROSS_SECTIONS_FILE	GOM_CRS_AXVIEC20091111_154832_20020301_000000_20500101_000000	1	14-JUN-2004 00:02:34

# GOMOS Level 2 Daily Report

## SUMMARY

### [1. General Info](#)

### [2. Summary of processed GOM\\_NL\\_2P products](#)

### [3. Level 2 Quality information per product](#)

#### [3.1 Plot of level 2 quality information per product \(time dependant\)](#)

#### [3.2 Plot of level 2 quality information per product \(world map\)](#)

### [4. Level 1 Quality information per product \(stored on level 2 products\)](#)

#### [4.1 Plot of level 1 quality information per product \(time dependant\)](#)

##### [4.1.1 Plot of level 1 quality information per product \(time dependant\): ASCENDING](#)

##### [4.1.2 Plot of level 1 quality information per product \(time dependant\): DESCENDING](#)

#### [4.2 Plot of level 1 quality information per product \(world map\)](#)

##### [4.2.1 Plot of level 1 quality information per product \(world map\): ASCENDING](#)

##### [4.2.2 Plot of level 1 quality information per product \(world map\): DESCENDING](#)

### [5. Ozone profiles based on quality statistics and other trace gas profiles](#)

#### [5.1 Ozone statistics based on quality of products](#)

#### [5.2 Plot ozone profiles for all STD \(dark without errors\)](#)

#### [5.3 Plot ozone profiles where STD < 20% \(dark without errors\)](#)

#### [5.4. Plot ozone profiles where STD < 10% \(dark without errors\)](#)

#### [5.5. Plot ozone profiles where STD < 5% \(dark without errors\)](#)

#### [5.6 Plot NO2 profiles for all STD \(dark without errors\)](#)

#### [5.7 Plot NO3 profiles for all STD \(dark without errors\)](#)

#### [5.8 Plot H2O profiles \(only for occultations of stars 1,2,3,4,13,14,16,26,63 dark without errors\) for all STD](#)

### [6. Auxiliary Data Files used for the production reported in section 2](#)

This report presents the daily analysis on parameters extracted from GOMOS level 2 data (GOM\_NL\_\_2P). It is intended to monitor some important parameters that will impact the quality of these products. A list of level 2 products (and content) that have arrived during the reporting day to the PCF is also given.

Item	Value
Time of report generation	19APR2013 04:16:27
Data source version	GOMOS/6.01
Start time of products	14-06-2004 (14JUN2004 00:00:00)
Stop time of products	15-06-2004 (15JUN2004 00:00:00)
Store outputs in DB	Yes
Nb of level 2 prods	425
Nb of prods with errors	0

## 2. Summary of processed GOM\_NL\_\_2P products.

Nr	Filename	UTC Start time	Limb	Duration	Star Id	Star Name	Star Mag	Star Temp	Nb Meas	Orbit	Prod. error
1	GOM_NL__2PRFIN20040614_000234_000000422027_00388_11965_3829.N1	14-JUN-2004 00:02:34	Bright	42.000	73	57Gam1And	2.2600	13100.	84	11965	No
2	GOM_NL__2PRFIN20040614_000455_000000542027_00388_11965_3830.N1	14-JUN-2004 00:04:55	Twilight	54.000	53	43Bet And	2.0480	3300.0	108	11965	No
3	GOM_NL__2PRFIN20040614_000820_000000532027_00388_11965_3831.N1	14-JUN-2004 00:08:20	Twilight	52.500	50	13Alp Ari	2.0070	4250.0	105	11965	No
4	GOM_NL__2PRFIN20040614_001102_000001852027_00388_11965_3832.N1	14-JUN-2004 00:11:02	Dark	185.00	93	53Bet Peg	2.5200	3100.0	370	11965	No
5	GOM_NL__2PRFIN20040614_002518_000000402027_00388_11965_3833.N1	14-JUN-2004 00:25:18	Dark	39.500	157	The1Eri	2.9060	9300.0	79	11965	No
6	GOM_NL__2PRFIN20040614_003058_000000432027_00388_11965_3834.N1	14-JUN-2004 00:30:58	Dark	43.000	9	Alp Eri	0.45300	24000.	86	11965	No
7	GOM_NL__2PRFIN20040614_003436_000000702027_00389_11966_3863.N1	14-JUN-2004 00:34:36	Dark	69.500	18	24Alp PsA	1.1660	9700.0	139	11966	No
8	GOM_NL__2PRFIN20040614_003815_000000532027_00389_11966_3864.N1	14-JUN-2004 00:38:15	Dark	53.000	31	Alp Gru	1.7340	15200.	106	11966	No
9	GOM_NL__2PRFIN20040614_004003_000000592027_00389_11966_3865.N1	14-JUN-2004 00:40:03	Straylight	59.000	172	Gam Gru	3.0030	13100.	118	11966	No
10	GOM_NL__2PRFIN20040614_004213_000000462027_00389_11966_3866.N1	14-JUN-2004 00:42:13	Straylight	46.000	45	Alp Pav	1.9400	26000.	92	11966	No
11	GOM_NL__2PRFIN20040614_004423_000000502027_00389_11966_3867.N1	14-JUN-2004 00:44:23	Straylight	50.000	43	Alp TrA	1.9100	4250.0	100	11966	No
12	GOM_NL__2PRFIN20040614_004720_000000452027_00389_11966_3868.N1	14-JUN-2004 00:47:20	Straylight	44.500	141	Bet Ara	2.8400	4600.0	89	11966	No
13	GOM_NL__2PRFIN20040614_004844_000000422027_00389_11966_3869.N1	14-JUN-2004 00:48:44	Straylight	41.500	147	Alp Ara	2.8770	26000.	83	11966	No
14	GOM_NL__2PRFIN20040614_005029_000000442027_00389_11966_3870.N1	14-JUN-2004 00:50:29	Twilight	43.500	40	The Sco	1.8590	7100.0	87	11966	No
15	GOM_NL__2PRFIN20040614_005212_000000452027_00389_11966_3871.N1	14-JUN-2004 00:52:12	Twilight	44.500	25	35Lam Sco	1.6200	28000.	89	11966	No
16	GOM_NL__2PRFIN20040614_005339_000000452027_00389_11966_3872.N1	14-JUN-2004 00:53:39	Twilight	44.500	75	26Eps Sco	2.2910	4250.0	89	11966	No
17	GOM_NL__2PRFIN20040614_005545_000000622027_00389_11966_3873.N1	14-JUN-2004 00:55:45	Bright	61.500	155	41Pi Sgr	2.9000	6600.0	123	11966	No
18	GOM_NL__2PRFIN20040614_005852_000000402027_00389_11966_3874.N1	14-JUN-2004 00:58:52	Bright	40.000	86	35Eta Oph	2.4300	10200.	80	11966	No
19	GOM_NL__2PRFIN20040614_010037_000000402027_00389_11966_3875.N1	14-JUN-2004 01:00:37	Bright	39.500	98	13Zet Oph	2.5710	30000.	79	11966	No
20	GOM_NL__2PRFIN20040614_010242_000000392027_00389_11966_3876.N1	14-JUN-2004 01:02:42	Bright	39.000	120	1Del Oph	2.7340	3200.0	78	11966	No
21	GOM_NL__2PRFIN20040614_010542_000000402027_00389_11966_3877.N1	14-JUN-2004 01:05:42	Bright	39.500	102	24Alp Ser	2.6000	4250.0	79	11966	No
22	GOM_NL__2PRFIN20040614_010807_000000452027_00389_11966_3878.N1	14-JUN-2004 01:08:07	Bright	45.000	59	55Alp Oph	2.0800	8900.0	90	11966	No
23	GOM_NL__2PRFIN20040614_010959_000000402027_00389_11966_3879.N1	14-JUN-2004 01:09:59	Bright	40.000	127	27Bet Her	2.7810	4700.0	80	11966	No
24	GOM_NL__2PRFIN20040614_011127_000000382027_00389_11966_3880.N1	14-JUN-2004 01:11:27	Bright	38.000	67	5Alp CrB	2.2210	11000.	76	11966	No
25	GOM_NL__2PRFIN20040614_011304_000000412027_00389_11966_3881.N1	14-JUN-2004 01:13:04	Bright	41.000	133	40Zet Her	2.8070	6000.0	82	11966	No
26	GOM_NL__2PRFIN20040614_011520_000000372027_00389_11966_3882.N1	14-JUN-2004 01:15:20	Bright	37.000	180	27Gam Boo	3.0400	8000.0	74	11966	No
27	GOM_NL__2PRFIN20040614_011904_000000402027_00389_11966_3883.N1	14-JUN-2004 01:19:04	Bright	39.500	39	85Eta UMa	1.8540	24000.	79	11966	No
28	GOM_NL__2PRFIN20040614_012057_000000372027_00389_11966_3884.N1	14-JUN-2004 01:20:57	Bright	36.500	55	79Zet UMa	2.0600	10200.	73	11966	No
29	GOM_NL__2PRFIN20040614_012448_000000372027_00389_11966_3885.N1	14-JUN-2004 01:24:48	Bright	37.000	60	7Bet UMi	2.0810	3950.0	74	11966	No
30	GOM_NL__2PRFIN20040614_012927_000000362027_00389_11966_3886.N1	14-JUN-2004 01:29:27	Bright	35.500	49	1Alp UMi	1.9900	6300.0	71	11966	No
31	GOM_NL__2PRFIN20040614_013647_000000642027_00389_11966_3887.N1	14-JUN-2004 01:36:47	Bright	64.000	74	11Bet Cas	2.2680	6600.0	128	11966	No
32	GOM_NL__2PRFIN20040614_013939_000000442027_00389_11966_3888.N1	14-JUN-2004 01:39:39	Bright	44.000	160	23Gam Per	2.9300	4700.0	88	11966	No
33	GOM_NL__2PRFIN20040614_014310_000000422027_00389_11966_3889.N1	14-JUN-2004 01:43:10	Bright	42.000	73	57Gam1And	2.2600	13100.	84	11966	No
34	GOM_NL__2PRFIN20040614_014531_000000582027_00389_11966_3890.N1	14-JUN-2004 01:45:31	Twilight	58.000	53	43Bet And	2.0480	3300.0	116	11966	No
35	GOM_NL__2PRFIN20040614_014856_000000572027_00389_11966_3891.N1	14-JUN-2004 01:48:56	Twilight	56.500	50	13Alp Ari	2.0070	4250.0	113	11966	No
36	GOM_NL__2PRFIN20040614_015139_000001872027_00389_11966_3892.N1	14-JUN-2004 01:51:39	Dark	187.00	93	53Bet Peg	2.5200	3100.0	374	11966	No
37	GOM_NL__2PRFIN20040614_021134_000000462027_00389_11966_3893.N1	14-JUN-2004 02:11:34	Dark	46.000	9	Alp Eri	0.45300	24000.	92	11966	No
38	GOM_NL__2PRFIN20040614_021514_000000692027_00390_11967_3803.N1	14-JUN-2004 02:15:14	Dark	68.500	18	24Alp PsA	1.1660	9700.0	137	11967	No
39	GOM_NL__2PRFIN20040614_021852_000000522027_00390_11967_3804.N1	14-JUN-2004 02:18:52	Dark	51.500	31	Alp Gru	1.7340	15200.	103	11967	No
40	GOM_NL__2PRFIN20040614_022040_000000602027_00390_11967_3805.N1	14-JUN-2004 02:20:40	Straylight	60.000	172	Gam Gru	3.0030	13100.	120	11967	No
41	GOM_NL__2PRFIN20040614_022250_000000462027_00390_11967_3806.N1	14-JUN-2004 02:22:50	Straylight	46.000	45	Alp Pav	1.9400	26000.	92	11967	No
42	GOM_NL__2PRFIN20040614_022500_000000442027_00390_11967_3807.N1	14-JUN-2004 02:25:00	Straylight	44.000	43	Alp TrA	1.9100	4250.0	88	11967	No



43	GOM_NL__2PRFIN20040614_022757_000000442027_00390_11967_3808.N1	14-JUN-2004 02:27:57	Straylight	43.500	141	Bet Ara	2.8400	4600.0	87	11967	No
44	GOM_NL__2PRFIN20040614_022920_000000402027_00390_11967_3809.N1	14-JUN-2004 02:29:20	Straylight	40.000	147	Alp Ara	2.8770	26000.	80	11967	No
45	GOM_NL__2PRFIN20040614_023106_000000472027_00390_11967_3810.N1	14-JUN-2004 02:31:06	Twilight	46.500	40	The Sco	1.8590	7100.0	93	11967	No
46	GOM_NL__2PRFIN20040614_023248_000000462027_00390_11967_3811.N1	14-JUN-2004 02:32:48	Twilight	46.000	25	35Lam Sco	1.6200	28000.	92	11967	No
47	GOM_NL__2PRFIN20040614_023415_000000472027_00390_11967_3812.N1	14-JUN-2004 02:34:15	Twilight	46.500	75	26Eps Sco	2.2910	4250.0	93	11967	No
48	GOM_NL__2PRFIN20040614_023622_000000622027_00390_11967_3813.N1	14-JUN-2004 02:36:22	Bright	61.500	155	41Pi Sgr	2.9000	6600.0	123	11967	No
49	GOM_NL__2PRFIN20040614_023928_000000412027_00390_11967_3814.N1	14-JUN-2004 02:39:28	Bright	41.000	86	35Eta Oph	2.4300	10200.	82	11967	No
50	GOM_NL__2PRFIN20040614_024113_000000392027_00390_11967_3815.N1	14-JUN-2004 02:41:13	Bright	38.500	98	13Zet Oph	2.5710	30000.	77	11967	No
51	GOM_NL__2PRFIN20040614_024318_000000402027_00390_11967_3816.N1	14-JUN-2004 02:43:18	Bright	39.500	120	1Del Oph	2.7340	3200.0	79	11967	No
52	GOM_NL__2PRFIN20040614_024618_000000402027_00390_11967_3817.N1	14-JUN-2004 02:46:18	Bright	39.500	102	24Alp Ser	2.6000	4250.0	79	11967	No
53	GOM_NL__2PRFIN20040614_024842_000000442027_00390_11967_3818.N1	14-JUN-2004 02:48:42	Bright	43.500	59	55Alp Oph	2.0800	8900.0	87	11967	No
54	GOM_NL__2PRFIN20040614_025034_000000402027_00390_11967_3819.N1	14-JUN-2004 02:50:34	Bright	39.500	127	27Bet Her	2.7810	4700.0	79	11967	No
55	GOM_NL__2PRFIN20040614_025200_000000402027_00390_11967_3820.N1	14-JUN-2004 02:52:00	Bright	39.500	67	5Alp CrB	2.2210	11000.	79	11967	No
56	GOM_NL__2PRFIN20040614_025338_000000402027_00390_11967_3821.N1	14-JUN-2004 02:53:38	Bright	39.500	133	40Zet Her	2.8070	6000.0	79	11967	No
57	GOM_NL__2PRFIN20040614_025556_000000382027_00390_11967_3822.N1	14-JUN-2004 02:55:56	Bright	37.500	180	27Gam Boo	3.0400	8000.0	75	11967	No
58	GOM_NL__2PRFIN20040614_025940_000000352027_00390_11967_3823.N1	14-JUN-2004 02:59:40	Bright	35.000	39	85Eta UMa	1.8540	24000.	70	11967	No
59	GOM_NL__2PRFIN20040614_030133_000000392027_00390_11967_3824.N1	14-JUN-2004 03:01:33	Bright	39.000	55	79Zet UMa	2.0600	10200.	78	11967	No
60	GOM_NL__2PRFIN20040614_030522_000000372027_00390_11967_3825.N1	14-JUN-2004 03:05:22	Bright	36.500	60	7Bet UMi	2.0810	3950.0	73	11967	No
61	GOM_NL__2PRFIN20040614_031002_000000392027_00390_11967_3826.N1	14-JUN-2004 03:10:02	Bright	38.500	49	1Alp UMi	1.9900	6300.0	77	11967	No
62	GOM_NL__2PRFIN20040614_031722_000000452027_00390_11967_3827.N1	14-JUN-2004 03:17:22	Bright	45.000	74	11Bet Cas	2.2680	6600.0	90	11967	No
63	GOM_NL__2PRFIN20040614_032015_000000522027_00390_11967_3828.N1	14-JUN-2004 03:20:15	Bright	52.000	160	23Gam Per	2.9300	4700.0	104	11967	No
64	GOM_NL__2PRFIN20040614_032345_000000442027_00390_11967_3829.N1	14-JUN-2004 03:23:45	Bright	43.500	73	57Gam1And	2.2600	13100.	87	11967	No
65	GOM_NL__2PRFIN20040614_032607_000000552027_00390_11967_3830.N1	14-JUN-2004 03:26:07	Twilight	54.500	53	43Bet And	2.0480	3300.0	109	11967	No
66	GOM_NL__2PRFIN20040614_032932_000000532027_00390_11967_3831.N1	14-JUN-2004 03:29:32	Twilight	52.500	50	13Alp Ari	2.0070	4250.0	105	11967	No
67	GOM_NL__2PRFIN20040614_033216_0000002082027_00390_11967_3832.N1	14-JUN-2004 03:32:16	Dark	207.50	93	53Bet Peg	2.5200	3100.0	415	11967	No
68	GOM_NL__2PRFIN20040614_034630_000000412027_00390_11967_3833.N1	14-JUN-2004 03:46:30	Dark	41.000	157	The1Eri	2.9060	9300.0	82	11967	No
69	GOM_NL__2PRFIN20040614_035211_000000462027_00390_11967_3834.N1	14-JUN-2004 03:52:11	Dark	46.000	9	Alp Eri	0.45300	24000.	92	11967	No
70	GOM_NL__2PRFIN20040614_035551_000000692027_00391_11968_3803.N1	14-JUN-2004 03:55:51	Dark	68.500	18	24Alp PsA	1.1660	9700.0	137	11968	No
71	GOM_NL__2PRFIN20040614_035929_000000522027_00391_11968_3804.N1	14-JUN-2004 03:59:29	Dark	51.500	31	Alp Gru	1.7340	15200.	103	11968	No
72	GOM_NL__2PRFIN20040614_040117_000000602027_00391_11968_3805.N1	14-JUN-2004 04:01:17	Straylight	60.000	172	Gam Gru	3.0030	13100.	120	11968	No
73	GOM_NL__2PRFIN20040614_040326_000000442027_00391_11968_3806.N1	14-JUN-2004 04:03:26	Straylight	44.000	45	Alp Pav	1.9400	26000.	88	11968	No
74	GOM_NL__2PRFIN20040614_040536_000000432027_00391_11968_3807.N1	14-JUN-2004 04:05:36	Straylight	42.500	43	Alp TrA	1.9100	4250.0	85	11968	No
75	GOM_NL__2PRFIN20040614_040836_000000402027_00391_11968_3808.N1	14-JUN-2004 04:08:36	Straylight	40.000	141	Bet Ara	2.8400	4600.0	80	11968	No
76	GOM_NL__2PRFIN20040614_040957_000000412027_00391_11968_3809.N1	14-JUN-2004 04:09:57	Straylight	41.000	147	Alp Ara	2.8770	26000.	82	11968	No
77	GOM_NL__2PRFIN20040614_041142_000000462027_00391_11968_3810.N1	14-JUN-2004 04:11:42	Twilight	45.500	40	The Sco	1.8590	7100.0	91	11968	No
78	GOM_NL__2PRFIN20040614_041324_000000492027_00391_11968_3811.N1	14-JUN-2004 04:13:24	Twilight	48.500	25	35Lam Sco	1.6200	28000.	97	11968	No
79	GOM_NL__2PRFIN20040614_041454_000000452027_00391_11968_3812.N1	14-JUN-2004 04:14:54	Twilight	45.000	75	26Eps Sco	2.2910	4250.0	90	11968	No
80	GOM_NL__2PRFIN20040614_041657_000000612027_00391_11968_3813.N1	14-JUN-2004 04:16:57	Bright	60.500	155	41Pi Sgr	2.9000	6600.0	121	11968	No
81	GOM_NL__2PRFIN20040614_042004_000000422027_00391_11968_3814.N1	14-JUN-2004 04:20:04	Bright	41.500	86	35Eta Oph	2.4300	10200.	83	11968	No
82	GOM_NL__2PRFIN20040614_042149_000000392027_00391_11968_3815.N1	14-JUN-2004 04:21:49	Bright	39.000	98	13Zet Oph	2.5710	30000.	78	11968	No
83	GOM_NL__2PRFIN20040614_042355_000000392027_00391_11968_3816.N1	14-JUN-2004 04:23:55	Bright	38.500	120	1Del Oph	2.7340	3200.0	77	11968	No
84	GOM_NL__2PRFIN20040614_042657_000000372027_00391_11968_3817.N1	14-JUN-2004 04:26:57	Bright	37.000	102	24Alp Ser	2.6000	4250.0	74	11968	No
85	GOM_NL__2PRFIN20040614_042917_000000442027_00391_11968_3818.N1	14-JUN-2004 04:29:17	Bright	43.500	59	55Alp Oph	2.0800	8900.0	87	11968	No
86	GOM_NL__2PRFIN20040614_043111_000000412027_00391_11968_3819.N1	14-JUN-2004 04:31:11	Bright	41.000	127	27Bet Her	2.7810	4700.0	82	11968	No
87	GOM_NL__2PRFIN20040614_043239_000000392027_00391_11968_3820.N1	14-JUN-2004 04:32:39	Bright	39.000	67	5Alp CrB	2.2210	11000.	78	11968	No
88	GOM_NL__2PRFIN20040614_043415_000000402027_00391_11968_3821.N1	14-JUN-2004 04:34:15	Bright	40.000	133	40Zet Her	2.8070	6000.0	80	11968	No
89	GOM_NL__2PRFIN20040614_043633_000000372027_00391_11968_3822.N1	14-JUN-2004 04:36:33	Bright	36.500	180	27Gam Boo	3.0400	8000.0	73	11968	No
90	GOM_NL__2PRFIN20040614_044017_000000382027_00391_11968_3823.N1	14-JUN-2004 04:40:17	Bright	37.500	39	85Eta UMa	1.8540	24000.	75	11968	No
91	GOM_NL__2PRFIN20040614_044210_000000362027_00391_11968_3824.N1	14-JUN-2004 04:42:10	Bright	35.500	55	79Zet UMa	2.0600	10200.	71	11968	No
92	GOM_NL__2PRFIN20040614_044601_000000372027_00391_11968_3825.N1	14-JUN-2004 04:46:01	Bright	36.500	60	7Bet UMi	2.0810	3950.0	73	11968	No
93	GOM_NL__2PRFIN20040614_045039_000000372027_00391_11968_3826.N1	14-JUN-2004 04:50:39	Bright	37.000	49	1Alp UMi	1.9900	6300.0	74	11968	No
94	GOM_NL__2PRFIN20040614_045757_000000462027_00391_11968_3827.N1	14-JUN-2004 04:57:57	Bright	46.000	74	11Bet Cas	2.2680	6600.0	92	11968	No
95	GOM_NL__2PRFIN20040614_050053_000000432027_00391_11968_3828.N1	14-JUN-2004 05:00:53	Bright	42.500	160	23Gam Per	2.9300	4700.0	85	11968	No
96	GOM_NL__2PRFIN20040614_050419_000000442027_00391_11968_3829.N1	14-JUN-2004 05:04:19	Bright	43.500	73	57Gam1And	2.2600	13100.	87	11968	No
97	GOM_NL__2PRFIN20040614_050643_000000622027_00391_11968_3830.N1	14-JUN-2004 05:06:43	Twilight	61.500	53	43Bet And	2.0480	3300.0	123	11968	No
98	GOM_NL__2PRFIN20040614_051009_000000492027_00391_11968_3831.N1	14-JUN-2004 05:10:09	Twilight	49.000	50	13Alp Ari	2.0070	4250.0	98	11968	No
99	GOM_NL__2PRFIN20040614_051253_0000001842027_00391_11968_3832.N1	14-JUN-2004 05:12:53	Dark	183.50	93	53Bet Peg	2.5200	3100.0	367	11968	No
100	GOM_NL__2PRFIN20040614_052707_000000422027_00391_11968_3833.N1	14-JUN-2004 05:27:07	Dark	42.000	157	The1Eri	2.9060	9300.0	84	11968	No
101	GOM_NL__2PRFIN20040614_053247_000000442027_00391_11968_3834.N1	14-JUN-2004 05:32:47	Dark	44.000	9	Alp Eri	0.45300	24000.	88	11968	No

102	GOM_NL__2PRFIN20040614_053629_000000692027_00392_11969_3803.N1	14-JUN-2004 05:36:29	Dark	69.000	18	24Alp PsA	1.1660	9700.0	138	11969	No
103	GOM_NL__2PRFIN20040614_054006_000000502027_00392_11969_3804.N1	14-JUN-2004 05:40:06	Dark	50.000	31	Alp Gru	1.7340	15200.	100	11969	No
104	GOM_NL__2PRFIN20040614_054154_000000612027_00392_11969_3805.N1	14-JUN-2004 05:41:54	Straylight	60.500	172	Gam Gru	3.0030	13100.	121	11969	No
105	GOM_NL__2PRFIN20040614_054403_000000452027_00392_11969_3806.N1	14-JUN-2004 05:44:03	Straylight	44.500	45	Alp Pav	1.9400	26000.	89	11969	No
106	GOM_NL__2PRFIN20040614_054612_000000502027_00392_11969_3807.N1	14-JUN-2004 05:46:12	Straylight	49.500	43	Alp TrA	1.9100	4250.0	99	11969	No
107	GOM_NL__2PRFIN20040614_054912_000000502027_00392_11969_3808.N1	14-JUN-2004 05:49:12	Straylight	49.500	141	Bet Ara	2.8400	4600.0	99	11969	No
108	GOM_NL__2PRFIN20040614_055034_000000412027_00392_11969_3809.N1	14-JUN-2004 05:50:34	Straylight	41.000	147	Alp Ara	2.8770	26000.	82	11969	No
109	GOM_NL__2PRFIN20040614_055219_000000512027_00392_11969_3810.N1	14-JUN-2004 05:52:19	Tw_i_and_stray	50.500	40	The Sco	1.8590	7100.0	101	11969	No
110	GOM_NL__2PRFIN20040614_055401_000000452027_00392_11969_3811.N1	14-JUN-2004 05:54:01	Tw_i_and_stray	44.500	25	35Lam Sco	1.6200	28000.	89	11969	No
111	GOM_NL__2PRFIN20040614_055530_000000462027_00392_11969_3812.N1	14-JUN-2004 05:55:30	Tw_i_and_stray	45.500	75	26Eps Sco	2.2910	4250.0	91	11969	No
112	GOM_NL__2PRFIN20040614_055734_000000622027_00392_11969_3813.N1	14-JUN-2004 05:57:34	Bright	61.500	155	41Pi Sgr	2.9000	6600.0	123	11969	No
113	GOM_NL__2PRFIN20040614_060040_000000412027_00392_11969_3814.N1	14-JUN-2004 06:00:40	Bright	41.000	86	35Eta Oph	2.4300	10200.	82	11969	No
114	GOM_NL__2PRFIN20040614_060225_000000392027_00392_11969_3815.N1	14-JUN-2004 06:02:25	Bright	38.500	98	13Zet Oph	2.5710	30000.	77	11969	No
115	GOM_NL__2PRFIN20040614_060431_000000382027_00392_11969_3816.N1	14-JUN-2004 06:04:31	Bright	37.500	120	1Del Oph	2.7340	3200.0	75	11969	No
116	GOM_NL__2PRFIN20040614_060733_000000372027_00392_11969_3817.N1	14-JUN-2004 06:07:33	Bright	36.500	102	24Alp Ser	2.6000	4250.0	73	11969	No
117	GOM_NL__2PRFIN20040614_060954_000000442027_00392_11969_3818.N1	14-JUN-2004 06:09:54	Bright	44.000	59	55Alp Oph	2.0800	8900.0	88	11969	No
118	GOM_NL__2PRFIN20040614_061148_000000372027_00392_11969_3819.N1	14-JUN-2004 06:11:48	Bright	37.000	127	27Bet Her	2.7810	4700.0	74	11969	No
119	GOM_NL__2PRFIN20040614_061316_000000362027_00392_11969_3820.N1	14-JUN-2004 06:13:16	Bright	35.500	67	5Alp CrB	2.2210	11000.	71	11969	No
120	GOM_NL__2PRFIN20040614_061452_000000402027_00392_11969_3821.N1	14-JUN-2004 06:14:52	Bright	39.500	133	40Zet Her	2.8070	6000.0	79	11969	No
121	GOM_NL__2PRFIN20040614_061709_000000372027_00392_11969_3822.N1	14-JUN-2004 06:17:09	Bright	37.000	180	27Gam Boo	3.0400	8000.0	74	11969	No
122	GOM_NL__2PRFIN20040614_062053_000000382027_00392_11969_3823.N1	14-JUN-2004 06:20:53	Bright	37.500	39	85Eta UMa	1.8540	24000.	75	11969	No
123	GOM_NL__2PRFIN20040614_062246_000000402027_00392_11969_3824.N1	14-JUN-2004 06:22:46	Bright	39.500	55	79Zet UMa	2.0600	10200.	79	11969	No
124	GOM_NL__2PRFIN20040614_062637_000000382027_00392_11969_3825.N1	14-JUN-2004 06:26:37	Bright	37.500	60	7Bet UMi	2.0810	3950.0	75	11969	No
125	GOM_NL__2PRFIN20040614_063116_000000382027_00392_11969_3826.N1	14-JUN-2004 06:31:16	Bright	38.000	49	1Alp UMi	1.9900	6300.0	76	11969	No
126	GOM_NL__2PRFIN20040614_063833_000000442027_00392_11969_3827.N1	14-JUN-2004 06:38:33	Bright	44.000	74	11Bet Cas	2.2680	6600.0	88	11969	No
127	GOM_NL__2PRFIN20040614_064130_000000452027_00392_11969_3828.N1	14-JUN-2004 06:41:30	Bright	44.500	160	23Gam Per	2.9300	4700.0	89	11969	No
128	GOM_NL__2PRFIN20040614_064458_000000432027_00392_11969_3829.N1	14-JUN-2004 06:44:58	Bright	42.500	73	57Gam1And	2.2600	13100.	85	11969	No
129	GOM_NL__2PRFIN20040614_064719_000000542027_00392_11969_3830.N1	14-JUN-2004 06:47:19	Tw_i_and_stray	54.000	53	43Bet And	2.0480	3300.0	108	11969	No
130	GOM_NL__2PRFIN20040614_065046_000000482027_00392_11969_3831.N1	14-JUN-2004 06:50:46	Twilight	48.000	50	13Alp Ari	2.0070	4250.0	96	11969	No
131	GOM_NL__2PRFIN20040614_065331_000001912027_00392_11969_3832.N1	14-JUN-2004 06:53:31	Dark	190.50	93	53Bet Peg	2.5200	3100.0	381	11969	No
132	GOM_NL__2PRFIN20040614_070743_000000422027_00392_11969_3833.N1	14-JUN-2004 07:07:43	Dark	41.500	157	The1Eri	2.9060	9300.0	83	11969	No
133	GOM_NL__2PRFIN20040614_071324_000000452027_00392_11969_3834.N1	14-JUN-2004 07:13:24	Dark	45.000	9	Alp Eri	0.45300	24000.	90	11969	No
134	GOM_NL__2PRFIN20040614_071707_000000672027_00393_11970_3803.N1	14-JUN-2004 07:17:07	Dark	67.000	18	24Alp PsA	1.1660	9700.0	134	11970	No
135	GOM_NL__2PRFIN20040614_072043_000000502027_00393_11970_3804.N1	14-JUN-2004 07:20:43	Dark	49.500	31	Alp Gru	1.7340	15200.	99	11970	No
136	GOM_NL__2PRFIN20040614_072232_000000602027_00393_11970_3805.N1	14-JUN-2004 07:22:32	Straylight	60.000	172	Gam Gru	3.0030	13100.	120	11970	No
137	GOM_NL__2PRFIN20040614_072440_000000422027_00393_11970_3806.N1	14-JUN-2004 07:24:40	Straylight	41.500	45	Alp Pav	1.9400	26000.	83	11970	No
138	GOM_NL__2PRFIN20040614_072648_000000402027_00393_11970_3807.N1	14-JUN-2004 07:26:48	Straylight	39.500	43	Alp TrA	1.9100	4250.0	79	11970	No
139	GOM_NL__2PRFIN20040614_072844_000000402027_00393_11970_3808.N1	14-JUN-2004 07:28:44	Straylight	39.500	134	Bet TrA	2.8100	6600.0	79	11970	No
140	GOM_NL__2PRFIN20040614_073110_000000402027_00393_11970_3809.N1	14-JUN-2004 07:31:10	Straylight	40.000	147	Alp Ara	2.8770	26000.	80	11970	No
141	GOM_NL__2PRFIN20040614_073255_000000452027_00393_11970_3810.N1	14-JUN-2004 07:32:55	Tw_i_and_stray	45.000	40	The Sco	1.8590	7100.0	90	11970	No
142	GOM_NL__2PRFIN20040614_073438_000000432027_00393_11970_3811.N1	14-JUN-2004 07:34:38	Tw_i_and_stray	43.000	25	35Lam Sco	1.6200	28000.	86	11970	No
143	GOM_NL__2PRFIN20040614_073606_000000472027_00393_11970_3812.N1	14-JUN-2004 07:36:06	Tw_i_and_stray	46.500	75	26Eps Sco	2.2910	4250.0	93	11970	No
144	GOM_NL__2PRFIN20040614_073810_000000622027_00393_11970_3813.N1	14-JUN-2004 07:38:10	Bright	61.500	155	41Pi Sgr	2.9000	6600.0	123	11970	No
145	GOM_NL__2PRFIN20040614_074117_000000402027_00393_11970_3814.N1	14-JUN-2004 07:41:17	Bright	39.500	86	35Eta Oph	2.4300	10200.	79	11970	No
146	GOM_NL__2PRFIN20040614_074301_000000392027_00393_11970_3815.N1	14-JUN-2004 07:43:01	Bright	38.500	98	13Zet Oph	2.5710	30000.	77	11970	No
147	GOM_NL__2PRFIN20040614_074508_000000372027_00393_11970_3816.N1	14-JUN-2004 07:45:08	Bright	37.000	120	1Del Oph	2.7340	3200.0	74	11970	No
148	GOM_NL__2PRFIN20040614_074810_000000372027_00393_11970_3817.N1	14-JUN-2004 07:48:10	Bright	36.500	102	24Alp Ser	2.6000	4250.0	73	11970	No
149	GOM_NL__2PRFIN20040614_075029_000000442027_00393_11970_3818.N1	14-JUN-2004 07:50:29	Bright	44.000	59	55Alp Oph	2.0800	8900.0	88	11970	No
150	GOM_NL__2PRFIN20040614_075224_000000402027_00393_11970_3819.N1	14-JUN-2004 07:52:24	Bright	39.500	127	27Bet Her	2.7810	4700.0	79	11970	No
151	GOM_NL__2PRFIN20040614_075352_000000392027_00393_11970_3820.N1	14-JUN-2004 07:53:52	Bright	38.500	67	5Alp CrB	2.2210	11000.	77	11970	No
152	GOM_NL__2PRFIN20040614_075527_000000392027_00393_11970_3821.N1	14-JUN-2004 07:55:27	Bright	38.500	133	40Zet Her	2.8070	6000.0	77	11970	No
153	GOM_NL__2PRFIN20040614_075745_000000372027_00393_11970_3822.N1	14-JUN-2004 07:57:45	Bright	37.000	180	27Gam Boo	3.0400	8000.0	74	11970	No
154	GOM_NL__2PRFIN20040614_080129_000000392027_00393_11970_3823.N1	14-JUN-2004 08:01:29	Bright	38.500	39	85Eta UMa	1.8540	24000.	77	11970	No
155	GOM_NL__2PRFIN20040614_080349_000000382027_00393_11970_3824.N1	14-JUN-2004 08:03:49	Bright	37.500	119	14Eta Dra	2.7270	4700.0	75	11970	No
156	GOM_NL__2PRFIN20040614_080713_000000362027_00393_11970_3825.N1	14-JUN-2004 08:07:13	Bright	36.000	60	7Bet UMi	2.0810	3950.0	72	11970	No
157	GOM_NL__2PRFIN20040614_081152_000000352027_00393_11970_3826.N1	14-JUN-2004 08:11:52	Bright	34.500	49	1Alp UMi	1.9900	6300.0	69	11970	No
158	GOM_NL__2PRFIN20040614_081909_000000442027_00393_11970_3827.N1	14-JUN-2004 08:19:09	Bright	44.000	74	11Bet Cas	2.2680	6600.0	88	11970	No
159	GOM_NL__2PRFIN20040614_082205_000000402027_00393_11970_3828.N1	14-JUN-2004 08:22:05	Bright	39.500	160	23Gam Per	2.9300	4700.0	79	11970	No
160	GOM_NL__2PRFIN20040614_082533_000000432027_00393_11970_3829.N1	14-JUN-2004 08:25:33	Bright	43.000	73	57Gam1And	2.2600	13100.	86	11970	No

161	GOM_NL__2PRFIN20040614_082756_000000572027_00393_11970_3830.N1	14-JUN-2004 08:27:56	Twilight	56.500	53	43Bet And	2.0480	3300.0	113	11970	No
162	GOM_NL__2PRFIN20040614_083121_000000522027_00393_11970_3831.N1	14-JUN-2004 08:31:21	Twilight	52.000	50	13Alp Ari	2.0070	4250.0	104	11970	No
163	GOM_NL__2PRFIN20040614_083408_000001892027_00393_11970_3832.N1	14-JUN-2004 08:34:08	Dark	188.50	93	53Bet Peg	2.5200	3100.0	377	11970	No
164	GOM_NL__2PRFIN20040614_084818_000000422027_00393_11970_3833.N1	14-JUN-2004 08:48:18	Dark	42.000	157	The1Eri	2.9060	9300.0	84	11970	No
165	GOM_NL__2PRFIN20040614_085400_000000432027_00393_11970_3834.N1	14-JUN-2004 08:54:00	Dark	43.000	9	Alp Eri	0.45300	24000.	86	11970	No
166	GOM_NL__2PRFIN20040614_085744_000000702027_00394_11971_3803.N1	14-JUN-2004 08:57:44	Dark	70.000	18	24Alp PsA	1.1660	9700.0	140	11971	No
167	GOM_NL__2PRFIN20040614_090120_000000512027_00394_11971_3804.N1	14-JUN-2004 09:01:20	Dark	50.500	31	Alp Gru	1.7340	15200.	101	11971	No
168	GOM_NL__2PRFIN20040614_090309_000000582027_00394_11971_3805.N1	14-JUN-2004 09:03:09	Straylight	58.000	172	Gam Gru	3.0030	13100.	116	11971	No
169	GOM_NL__2PRFIN20040614_090516_000000432027_00394_11971_3806.N1	14-JUN-2004 09:05:16	Straylight	43.000	45	Alp Pav	1.9400	26000.	86	11971	No
170	GOM_NL__2PRFIN20040614_090724_000000432027_00394_11971_3807.N1	14-JUN-2004 09:07:24	Straylight	43.000	43	Alp TrA	1.9100	4250.0	86	11971	No
171	GOM_NL__2PRFIN20040614_090920_000000382027_00394_11971_3808.N1	14-JUN-2004 09:09:20	Straylight	37.500	134	Bet TrA	2.8100	6600.0	75	11971	No
172	GOM_NL__2PRFIN20040614_091146_000000402027_00394_11971_3809.N1	14-JUN-2004 09:11:46	Straylight	39.500	147	Alp Ara	2.8770	26000.	79	11971	No
173	GOM_NL__2PRFIN20040614_091332_000000432027_00394_11971_3810.N1	14-JUN-2004 09:13:32	Twilight	43.000	40	The Sco	1.8590	7100.0	86	11971	No
174	GOM_NL__2PRFIN20040614_091514_000000442027_00394_11971_3811.N1	14-JUN-2004 09:15:14	Twilight	44.000	25	35Lam Sco	1.6200	28000.	88	11971	No
175	GOM_NL__2PRFIN20040614_091643_000000452027_00394_11971_3812.N1	14-JUN-2004 09:16:43	Twilight	44.500	75	26Eps Sco	2.2910	4250.0	89	11971	No
176	GOM_NL__2PRFIN20040614_091846_000000612027_00394_11971_3813.N1	14-JUN-2004 09:18:46	Bright	61.000	155	41Pi Sgr	2.9000	6600.0	122	11971	No
177	GOM_NL__2PRFIN20040614_092153_000000412027_00394_11971_3814.N1	14-JUN-2004 09:21:53	Bright	40.500	86	35Eta Oph	2.4300	10200.	81	11971	No
178	GOM_NL__2PRFIN20040614_092337_000000392027_00394_11971_3815.N1	14-JUN-2004 09:23:37	Bright	38.500	98	13Zet Oph	2.5710	30000.	77	11971	No
179	GOM_NL__2PRFIN20040614_092543_000000372027_00394_11971_3816.N1	14-JUN-2004 09:25:43	Bright	37.000	120	1Del Oph	2.7340	3200.0	74	11971	No
180	GOM_NL__2PRFIN20040614_092845_000000372027_00394_11971_3817.N1	14-JUN-2004 09:28:45	Bright	36.500	102	24Alp Ser	2.6000	4250.0	73	11971	No
181	GOM_NL__2PRFIN20040614_093104_000000462027_00394_11971_3818.N1	14-JUN-2004 09:31:04	Bright	46.000	59	55Alp Oph	2.0800	8900.0	92	11971	No
182	GOM_NL__2PRFIN20040614_093259_000000392027_00394_11971_3819.N1	14-JUN-2004 09:32:59	Bright	39.000	127	27Bet Her	2.7810	4700.0	78	11971	No
183	GOM_NL__2PRFIN20040614_093428_000000382027_00394_11971_3820.N1	14-JUN-2004 09:34:28	Bright	38.000	67	5Alp CrB	2.2210	11000.	76	11971	No
184	GOM_NL__2PRFIN20040614_093603_000000412027_00394_11971_3821.N1	14-JUN-2004 09:36:03	Bright	40.500	133	40Zet Her	2.8070	6000.0	81	11971	No
185	GOM_NL__2PRFIN20040614_093821_000000372027_00394_11971_3822.N1	14-JUN-2004 09:38:21	Bright	37.000	180	27Gam Boo	3.0400	8000.0	74	11971	No
186	GOM_NL__2PRFIN20040614_094206_000000392027_00394_11971_3823.N1	14-JUN-2004 09:42:06	Bright	38.500	39	85Eta UMa	1.8540	24000.	77	11971	No
187	GOM_NL__2PRFIN20040614_094424_000000402027_00394_11971_3824.N1	14-JUN-2004 09:44:24	Bright	39.500	119	14Eta Dra	2.7270	4700.0	79	11971	No
188	GOM_NL__2PRFIN20040614_094749_000000392027_00394_11971_3825.N1	14-JUN-2004 09:47:49	Bright	38.500	60	7Bet UMi	2.0810	3950.0	77	11971	No
189	GOM_NL__2PRFIN20040614_095227_000000392027_00394_11971_3826.N1	14-JUN-2004 09:52:27	Bright	38.500	49	1Alp UMi	1.9900	6300.0	77	11971	No
190	GOM_NL__2PRFIN20040614_095945_000000642027_00394_11971_3827.N1	14-JUN-2004 09:59:45	Bright	64.000	74	11Bet Cas	2.2680	6600.0	128	11971	No
191	GOM_NL__2PRFIN20040614_100241_000000532027_00394_11971_3828.N1	14-JUN-2004 10:02:41	Bright	53.000	160	23Gam Per	2.9300	4700.0	106	11971	No
192	GOM_NL__2PRFIN20040614_100609_000000432027_00394_11971_3829.N1	14-JUN-2004 10:06:09	Bright	43.000	73	57Gam1And	2.2600	13100.	86	11971	No
193	GOM_NL__2PRFIN20040614_100831_000000572027_00394_11971_3830.N1	14-JUN-2004 10:08:31	Twilight	56.500	53	43Bet And	2.0480	3300.0	113	11971	No
194	GOM_NL__2PRFIN20040614_101157_000000542027_00394_11971_3831.N1	14-JUN-2004 10:11:57	Twilight	53.500	50	13Alp Ari	2.0070	4250.0	107	11971	No
195	GOM_NL__2PRFIN20040614_101445_000002332027_00394_11971_3832.N1	14-JUN-2004 10:14:45	Dark	232.50	93	53Bet Peg	2.5200	3100.0	465	11971	No
196	GOM_NL__2PRFIN20040614_102854_000000392027_00394_11971_3833.N1	14-JUN-2004 10:28:54	Dark	39.000	157	The1Eri	2.9060	9300.0	78	11971	No
197	GOM_NL__2PRFIN20040614_103436_000000422027_00394_11971_3834.N1	14-JUN-2004 10:34:36	Dark	41.500	9	Alp Eri	0.45300	24000.	83	11971	No
198	GOM_NL__2PRFIN20040614_103821_000000692027_00395_11972_3803.N1	14-JUN-2004 10:38:21	Dark	69.000	18	24Alp PsA	1.1660	9700.0	138	11972	No
199	GOM_NL__2PRFIN20040614_104157_000000512027_00395_11972_3804.N1	14-JUN-2004 10:41:57	Dark	51.000	31	Alp Gru	1.7340	15200.	102	11972	No
200	GOM_NL__2PRFIN20040614_104346_000000612027_00395_11972_3805.N1	14-JUN-2004 10:43:46	Straylight	60.500	172	Gam Gru	3.0030	13100.	121	11972	No
201	GOM_NL__2PRFIN20040614_104553_000000462027_00395_11972_3806.N1	14-JUN-2004 10:45:53	Straylight	45.500	45	Alp Pav	1.9400	26000.	91	11972	No
202	GOM_NL__2PRFIN20040614_104801_000000432027_00395_11972_3807.N1	14-JUN-2004 10:48:01	Straylight	42.500	43	Alp TrA	1.9100	4250.0	85	11972	No
203	GOM_NL__2PRFIN20040614_104956_000000402027_00395_11972_3808.N1	14-JUN-2004 10:49:56	Straylight	40.000	134	Bet TrA	2.8100	6600.0	80	11972	No
204	GOM_NL__2PRFIN20040614_105222_000000412027_00395_11972_3809.N1	14-JUN-2004 10:52:22	Straylight	40.500	147	Alp Ara	2.8770	26000.	81	11972	No
205	GOM_NL__2PRFIN20040614_105408_000000432027_00395_11972_3810.N1	14-JUN-2004 10:54:08	Twilight	43.000	40	The Sco	1.8590	7100.0	86	11972	No
206	GOM_NL__2PRFIN20040614_105550_000000452027_00395_11972_3811.N1	14-JUN-2004 10:55:50	Twilight	44.500	25	35Lam Sco	1.6200	28000.	89	11972	No
207	GOM_NL__2PRFIN20040614_105719_000000452027_00395_11972_3812.N1	14-JUN-2004 10:57:19	Twilight	45.000	75	26Eps Sco	2.2910	4250.0	90	11972	No
208	GOM_NL__2PRFIN20040614_105920_000000642027_00395_11972_3813.N1	14-JUN-2004 10:59:20	Bright	63.500	155	41Pi Sgr	2.9000	6600.0	127	11972	No
209	GOM_NL__2PRFIN20040614_110228_000000412027_00395_11972_3814.N1	14-JUN-2004 11:02:28	Bright	41.000	86	35Eta Oph	2.4300	10200.	82	11972	No
210	GOM_NL__2PRFIN20040614_110413_000000392027_00395_11972_3815.N1	14-JUN-2004 11:04:13	Bright	39.000	98	13Zet Oph	2.5710	30000.	78	11972	No
211	GOM_NL__2PRFIN20040614_110619_000000382027_00395_11972_3816.N1	14-JUN-2004 11:06:19	Bright	37.500	120	1Del Oph	2.7340	3200.0	75	11972	No
212	GOM_NL__2PRFIN20040614_110921_000000362027_00395_11972_3817.N1	14-JUN-2004 11:09:21	Bright	36.000	102	24Alp Ser	2.6000	4250.0	72	11972	No
213	GOM_NL__2PRFIN20040614_111140_000000442027_00395_11972_3818.N1	14-JUN-2004 11:11:40	Bright	43.500	59	55Alp Oph	2.0800	8900.0	87	11972	No
214	GOM_NL__2PRFIN20040614_111335_000000382027_00395_11972_3819.N1	14-JUN-2004 11:13:35	Bright	38.000	127	27Bet Her	2.7810	4700.0	76	11972	No
215	GOM_NL__2PRFIN20040614_111504_000000372027_00395_11972_3820.N1	14-JUN-2004 11:15:04	Bright	36.500	67	5Alp CrB	2.2210	11000.	73	11972	No
216	GOM_NL__2PRFIN20040614_111638_000000392027_00395_11972_3821.N1	14-JUN-2004 11:16:38	Bright	38.500	133	40Zet Her	2.8070	6000.0	77	11972	No
217	GOM_NL__2PRFIN20040614_111857_000000392027_00395_11972_3822.N1	14-JUN-2004 11:18:57	Bright	38.500	180	27Gam Boo	3.0400	8000.0	77	11972	No
218	GOM_NL__2PRFIN20040614_112242_000000402027_00395_11972_3823.N1	14-JUN-2004 11:22:42	Bright	40.000	39	85Eta UMa	1.8540	24000.	80	11972	No
219	GOM_NL__2PRFIN20040614_112500_000000392027_00395_11972_3824.N1	14-JUN-2004 11:25:00	Bright	38.500	119	14Eta Dra	2.7270	4700.0	77	11972	No



220	GOM_NL__2PRFIN20040614_112825_000000392027_00395_11972_3825.N1	14-JUN-2004 11:28:25	Bright	38.500	60	7Bet UMi	2.0810	3950.0	77	11972	No
221	GOM_NL__2PRFIN20040614_113303_000000382027_00395_11972_3826.N1	14-JUN-2004 11:33:03	Bright	37.500	49	1Alp UMi	1.9900	6300.0	75	11972	No
222	GOM_NL__2PRFIN20040614_114020_000000642027_00395_11972_3827.N1	14-JUN-2004 11:40:20	Bright	64.000	74	11Bet Cas	2.2680	6600.0	128	11972	No
223	GOM_NL__2PRFIN20040614_114317_000000532027_00395_11972_3828.N1	14-JUN-2004 11:43:17	Bright	53.000	160	23Gam Per	2.9300	4700.0	106	11972	No
224	GOM_NL__2PRFIN20040614_114643_000000452027_00395_11972_3829.N1	14-JUN-2004 11:46:43	Bright	45.000	73	57Gam1And	2.2600	13100.	90	11972	No
225	GOM_NL__2PRFIN20040614_114907_000000572027_00395_11972_3830.N1	14-JUN-2004 11:49:07	Twi_and_stray	57.000	53	43Bet And	2.0480	3300.0	114	11972	No
226	GOM_NL__2PRFIN20040614_115233_000000502027_00395_11972_3831.N1	14-JUN-2004 11:52:33	Twilight	50.000	50	13Alp Ari	2.0070	4250.0	100	11972	No
227	GOM_NL__2PRFIN20040614_115522_000002432027_00395_11972_3832.N1	14-JUN-2004 11:55:22	Dark	243.00	93	53Bet Peg	2.5200	3100.0	486	11972	No
228	GOM_NL__2PRFIN20040614_120931_000000402027_00395_11972_3833.N1	14-JUN-2004 12:09:31	Dark	40.000	157	The1Eri	2.9060	9300.0	80	11972	No
229	GOM_NL__2PRFIN20040614_121512_000000502027_00395_11972_3834.N1	14-JUN-2004 12:15:12	Dark	49.500	9	Alp Eri	0.45300	24000.	99	11972	No
230	GOM_NL__2PRFIN20040614_121858_000000692027_00396_11973_3803.N1	14-JUN-2004 12:18:58	Dark	68.500	18	24Alp PsA	1.1660	9700.0	137	11973	No
231	GOM_NL__2PRFIN20040614_122234_000000502027_00396_11973_3804.N1	14-JUN-2004 12:22:34	Dark	50.000	31	Alp Gru	1.7340	15200.	100	11973	No
232	GOM_NL__2PRFIN20040614_122424_000000612027_00396_11973_3805.N1	14-JUN-2004 12:24:24	Straylight	60.500	172	Gam Gru	3.0030	13100.	121	11973	No
233	GOM_NL__2PRFIN20040614_122630_000000462027_00396_11973_3806.N1	14-JUN-2004 12:26:30	Straylight	45.500	45	Alp Pav	1.9400	26000.	91	11973	No
234	GOM_NL__2PRFIN20040614_122836_000000392027_00396_11973_3807.N1	14-JUN-2004 12:28:36	Straylight	39.000	43	Alp TrA	1.9100	4250.0	78	11973	No
235	GOM_NL__2PRFIN20040614_123031_000000412027_00396_11973_3808.N1	14-JUN-2004 12:30:31	Straylight	40.500	134	Bet TrA	2.8100	6600.0	81	11973	No
236	GOM_NL__2PRFIN20040614_123258_000000412027_00396_11973_3809.N1	14-JUN-2004 12:32:58	Straylight	40.500	147	Alp Ara	2.8770	26000.	81	11973	No
237	GOM_NL__2PRFIN20040614_123444_000000462027_00396_11973_3810.N1	14-JUN-2004 12:34:44	Twi_and_stray	45.500	40	The Sco	1.8590	7100.0	91	11973	No
238	GOM_NL__2PRFIN20040614_123626_000000462027_00396_11973_3811.N1	14-JUN-2004 12:36:26	Twi_and_stray	46.000	25	35Lam Sco	1.6200	28000.	92	11973	No
239	GOM_NL__2PRFIN20040614_123754_000000442027_00396_11973_3812.N1	14-JUN-2004 12:37:54	Twi_and_stray	43.500	75	26Eps Sco	2.2910	4250.0	87	11973	No
240	GOM_NL__2PRFIN20040614_123958_000000612027_00396_11973_3813.N1	14-JUN-2004 12:39:58	Bright	60.500	155	41Pi Sgr	2.9000	6600.0	121	11973	No
241	GOM_NL__2PRFIN20040614_124304_000000422027_00396_11973_3814.N1	14-JUN-2004 12:43:04	Bright	41.500	86	35Eta Oph	2.4300	10200.	83	11973	No
242	GOM_NL__2PRFIN20040614_124449_000000392027_00396_11973_3815.N1	14-JUN-2004 12:44:49	Bright	38.500	98	13Zet Oph	2.5710	30000.	77	11973	No
243	GOM_NL__2PRFIN20040614_124655_000000382027_00396_11973_3816.N1	14-JUN-2004 12:46:55	Bright	38.000	120	1Del Oph	2.7340	3200.0	76	11973	No
244	GOM_NL__2PRFIN20040614_124957_000000372027_00396_11973_3817.N1	14-JUN-2004 12:49:57	Bright	36.500	102	24Alp Ser	2.6000	4250.0	73	11973	No
245	GOM_NL__2PRFIN20040614_125215_000000452027_00396_11973_3818.N1	14-JUN-2004 12:52:15	Bright	44.500	59	55Alp Oph	2.0800	8900.0	89	11973	No
246	GOM_NL__2PRFIN20040614_125410_000000382027_00396_11973_3819.N1	14-JUN-2004 12:54:10	Bright	37.500	127	27Bet Her	2.7810	4700.0	75	11973	No
247	GOM_NL__2PRFIN20040614_125539_000000392027_00396_11973_3820.N1	14-JUN-2004 12:55:39	Bright	38.500	67	5Alp CrB	2.2210	11000.	77	11973	No
248	GOM_NL__2PRFIN20040614_125714_000000422027_00396_11973_3821.N1	14-JUN-2004 12:57:14	Bright	41.500	133	40Zet Her	2.8070	6000.0	83	11973	No
249	GOM_NL__2PRFIN20040614_125933_000000372027_00396_11973_3822.N1	14-JUN-2004 12:59:33	Bright	36.500	180	27Gam Boo	3.0400	8000.0	73	11973	No
250	GOM_NL__2PRFIN20040614_130318_000000402027_00396_11973_3823.N1	14-JUN-2004 13:03:18	Bright	40.000	39	85Eta UMa	1.8540	24000.	80	11973	No
251	GOM_NL__2PRFIN20040614_130536_000000392027_00396_11973_3824.N1	14-JUN-2004 13:05:36	Bright	38.500	119	14Eta Dra	2.7270	4700.0	77	11973	No
252	GOM_NL__2PRFIN20040614_130901_000000372027_00396_11973_3825.N1	14-JUN-2004 13:09:01	Bright	36.500	60	7Bet UMi	2.0810	3950.0	73	11973	No
253	GOM_NL__2PRFIN20040614_131339_000000352027_00396_11973_3826.N1	14-JUN-2004 13:13:39	Bright	35.000	49	1Alp UMi	1.9900	6300.0	70	11973	No
254	GOM_NL__2PRFIN20040614_132056_000000642027_00396_11973_3827.N1	14-JUN-2004 13:20:56	Bright	64.000	74	11Bet Cas	2.2680	6600.0	128	11973	No
255	GOM_NL__2PRFIN20040614_132351_000000532027_00396_11973_3828.N1	14-JUN-2004 13:23:51	Bright	53.000	160	23Gam Per	2.9300	4700.0	106	11973	No
256	GOM_NL__2PRFIN20040614_132719_000000462027_00396_11973_3829.N1	14-JUN-2004 13:27:19	Bright	45.500	73	57Gam1And	2.2600	13100.	91	11973	No
257	GOM_NL__2PRFIN20040614_132943_000000562027_00396_11973_3830.N1	14-JUN-2004 13:29:43	Twi_and_stray	56.000	53	43Bet And	2.0480	3300.0	112	11973	No
258	GOM_NL__2PRFIN20040614_133310_000000502027_00396_11973_3831.N1	14-JUN-2004 13:33:10	Twilight	50.000	50	13Alp Ari	2.0070	4250.0	100	11973	No
259	GOM_NL__2PRFIN20040614_133559_000001942027_00396_11973_3832.N1	14-JUN-2004 13:35:59	Dark	193.50	93	53Bet Peg	2.5200	3100.0	387	11973	No
260	GOM_NL__2PRFIN20040614_135006_000000412027_00396_11973_3833.N1	14-JUN-2004 13:50:06	Dark	41.000	157	The1Eri	2.9060	9300.0	82	11973	No
261	GOM_NL__2PRFIN20040614_135548_000000472027_00396_11973_3834.N1	14-JUN-2004 13:55:48	Dark	46.500	9	Alp Eri	0.45300	24000.	93	11973	No
262	GOM_NL__2PRFIN20040614_135937_000000672027_00397_11974_3823.N1	14-JUN-2004 13:59:37	Dark	67.000	18	24Alp PsA	1.1660	9700.0	134	11974	No
263	GOM_NL__2PRFIN20040614_140311_000000522027_00397_11974_3824.N1	14-JUN-2004 14:03:11	Dark	51.500	31	Alp Gru	1.7340	15200.	103	11974	No
264	GOM_NL__2PRFIN20040614_140501_000000592027_00397_11974_3825.N1	14-JUN-2004 14:05:01	Straylight	59.000	172	Gam Gru	3.0030	13100.	118	11974	No
265	GOM_NL__2PRFIN20040614_140707_000000452027_00397_11974_3826.N1	14-JUN-2004 14:07:07	Straylight	45.000	45	Alp Pav	1.9400	26000.	90	11974	No
266	GOM_NL__2PRFIN20040614_140912_000000432027_00397_11974_3827.N1	14-JUN-2004 14:09:12	Straylight	42.500	43	Alp TrA	1.9100	4250.0	85	11974	No
267	GOM_NL__2PRFIN20040614_141107_000000392027_00397_11974_3828.N1	14-JUN-2004 14:11:07	Straylight	39.000	134	Bet TrA	2.8100	6600.0	78	11974	No
268	GOM_NL__2PRFIN20040614_141335_000000412027_00397_11974_3829.N1	14-JUN-2004 14:13:35	Straylight	41.000	147	Alp Ara	2.8770	26000.	82	11974	No
269	GOM_NL__2PRFIN20040614_141520_000000442027_00397_11974_3830.N1	14-JUN-2004 14:15:20	Twi_and_stray	43.500	40	The Sco	1.8590	7100.0	87	11974	No
270	GOM_NL__2PRFIN20040614_141703_000000452027_00397_11974_3831.N1	14-JUN-2004 14:17:03	Twi_and_stray	45.000	25	35Lam Sco	1.6200	28000.	90	11974	No
271	GOM_NL__2PRFIN20040614_141831_000000432027_00397_11974_3832.N1	14-JUN-2004 14:18:31	Twi_and_stray	43.000	75	26Eps Sco	2.2910	4250.0	86	11974	No
272	GOM_NL__2PRFIN20040614_142035_000000612027_00397_11974_3833.N1	14-JUN-2004 14:20:35	Bright	61.000	155	41Pi Sgr	2.9000	6600.0	122	11974	No
273	GOM_NL__2PRFIN20040614_142341_000000412027_00397_11974_3834.N1	14-JUN-2004 14:23:41	Bright	41.000	86	35Eta Oph	2.4300	10200.	82	11974	No
274	GOM_NL__2PRFIN20040614_142525_000000392027_00397_11974_3835.N1	14-JUN-2004 14:25:25	Bright	39.000	98	13Zet Oph	2.5710	30000.	78	11974	No
275	GOM_NL__2PRFIN20040614_142731_000000372027_00397_11974_3836.N1	14-JUN-2004 14:27:31	Bright	37.000	120	1Del Oph	2.7340	3200.0	74	11974	No
276	GOM_NL__2PRFIN20040614_143034_000000372027_00397_11974_3837.N1	14-JUN-2004 14:30:34	Bright	36.500	102	24Alp Ser	2.6000	4250.0	73	11974	No
277	GOM_NL__2PRFIN20040614_143251_000000442027_00397_11974_3838.N1	14-JUN-2004 14:32:51	Bright	44.000	59	55Alp Oph	2.0800	8900.0	88	11974	No
278	GOM_NL__2PRFIN20040614_143447_000000382027_00397_11974_3839.N1	14-JUN-2004 14:34:47	Bright	38.000	127	27Bet Her	2.7810	4700.0	76	11974	No

279	GOM_NL__2PRFIN20040614_143616_000000362027_00397_11974_3840.N1	14-JUN-2004 14:36:16	Bright	36.000	67	5Alp CrB	2.2210	11000.	72	11974	No
280	GOM_NL__2PRFIN20040614_143750_000000382027_00397_11974_3841.N1	14-JUN-2004 14:37:50	Bright	37.500	133	40Zet Her	2.8070	6000.0	75	11974	No
281	GOM_NL__2PRFIN20040614_144009_000000402027_00397_11974_3842.N1	14-JUN-2004 14:40:09	Bright	39.500	180	27Gam Boo	3.0400	8000.0	79	11974	No
282	GOM_NL__2PRFIN20040614_144354_000000392027_00397_11974_3843.N1	14-JUN-2004 14:43:54	Bright	39.000	39	85Eta UMa	1.8540	24000.	78	11974	No
283	GOM_NL__2PRFIN20040614_144612_000000382027_00397_11974_3844.N1	14-JUN-2004 14:46:12	Bright	38.000	119	14Eta Dra	2.7270	4700.0	76	11974	No
284	GOM_NL__2PRFIN20040614_144937_000000392027_00397_11974_3845.N1	14-JUN-2004 14:49:37	Bright	39.000	60	7Bet UMi	2.0810	3950.0	78	11974	No
285	GOM_NL__2PRFIN20040614_145415_000000362027_00397_11974_3846.N1	14-JUN-2004 14:54:15	Bright	36.000	49	1Alp UMi	1.9900	6300.0	72	11974	No
286	GOM_NL__2PRFIN20040614_150131_000000442027_00397_11974_3847.N1	14-JUN-2004 15:01:31	Bright	43.500	74	11Bet Cas	2.2680	6600.0	87	11974	No
287	GOM_NL__2PRFIN20040614_150429_000000362027_00397_11974_3848.N1	14-JUN-2004 15:04:29	Bright	35.500	160	23Gam Per	2.9300	4700.0	71	11974	No
288	GOM_NL__2PRFIN20040614_150757_000000562027_00397_11974_3849.N1	14-JUN-2004 15:07:57	Bright	56.000	73	57Gam1And	2.2600	13100.	112	11974	No
289	GOM_NL__2PRFIN20040614_151019_000000592027_00397_11974_3850.N1	14-JUN-2004 15:10:19	Twilight	59.000	53	43Bet And	2.0480	3300.0	118	11974	No
290	GOM_NL__2PRFIN20040614_151346_000000512027_00397_11974_3851.N1	14-JUN-2004 15:13:46	Twilight	51.000	50	13Alp Ari	2.0070	4250.0	102	11974	No
291	GOM_NL__2PRFIN20040614_151636_000001982027_00397_11974_3852.N1	14-JUN-2004 15:16:36	Dark	197.50	93	53Bet Peg	2.5200	3100.0	395	11974	No
292	GOM_NL__2PRFIN20040614_153043_000000392027_00397_11974_3853.N1	14-JUN-2004 15:30:43	Dark	39.000	157	The1Eri	2.9060	9300.0	78	11974	No
293	GOM_NL__2PRFIN20040614_153625_000000512027_00397_11974_3854.N1	14-JUN-2004 15:36:25	Dark	50.500	9	Alp Eri	0.45300	24000.	101	11974	No
294	GOM_NL__2PRFIN20040614_154014_000000682027_00398_11975_3823.N1	14-JUN-2004 15:40:14	Dark	67.500	18	24Alp PsA	1.1660	9700.0	135	11975	No
295	GOM_NL__2PRFIN20040614_154348_000000522027_00398_11975_3824.N1	14-JUN-2004 15:43:48	Dark	51.500	31	Alp Gru	1.7340	15200.	103	11975	No
296	GOM_NL__2PRFIN20040614_154538_000000592027_00398_11975_3825.N1	14-JUN-2004 15:45:38	Straylight	59.000	172	Gam Gru	3.0030	13100.	118	11975	No
297	GOM_NL__2PRFIN20040614_154743_000000462027_00398_11975_3826.N1	14-JUN-2004 15:47:43	Straylight	45.500	45	Alp Pav	1.9400	26000.	91	11975	No
298	GOM_NL__2PRFIN20040614_154948_000000422027_00398_11975_3827.N1	14-JUN-2004 15:49:48	Straylight	42.000	43	Alp TrA	1.9100	4250.0	84	11975	No
299	GOM_NL__2PRFIN20040614_155143_000000402027_00398_11975_3828.N1	14-JUN-2004 15:51:43	Straylight	40.000	134	Bet TrA	2.8100	6600.0	80	11975	No
300	GOM_NL__2PRFIN20040614_155411_000000412027_00398_11975_3829.N1	14-JUN-2004 15:54:11	Straylight	40.500	147	Alp Ara	2.8770	26000.	81	11975	No
301	GOM_NL__2PRFIN20040614_155555_000000472027_00398_11975_3830.N1	14-JUN-2004 15:55:55	Twilight	47.000	40	The Sco	1.8590	7100.0	94	11975	No
302	GOM_NL__2PRFIN20040614_155738_000000452027_00398_11975_3831.N1	14-JUN-2004 15:57:38	Twilight	45.000	25	35Lam Sco	1.6200	28000.	90	11975	No
303	GOM_NL__2PRFIN20040614_155907_000000422027_00398_11975_3832.N1	14-JUN-2004 15:59:07	Twilight	42.000	75	26Eps Sco	2.2910	4250.0	84	11975	No
304	GOM_NL__2PRFIN20040614_160112_000000622027_00398_11975_3833.N1	14-JUN-2004 16:01:12	Bright	61.500	155	41Pi Sgr	2.9000	6600.0	123	11975	No
305	GOM_NL__2PRFIN20040614_160416_000000422027_00398_11975_3834.N1	14-JUN-2004 16:04:16	Bright	41.500	86	35Eta Oph	2.4300	10200.	83	11975	No
306	GOM_NL__2PRFIN20040614_160601_000000392027_00398_11975_3835.N1	14-JUN-2004 16:06:01	Bright	39.000	98	13Zet Oph	2.5710	30000.	78	11975	No
307	GOM_NL__2PRFIN20040614_160807_000000382027_00398_11975_3836.N1	14-JUN-2004 16:08:07	Bright	38.000	120	1Del Oph	2.7340	3200.0	76	11975	No
308	GOM_NL__2PRFIN20040614_161109_000000372027_00398_11975_3837.N1	14-JUN-2004 16:11:09	Bright	37.000	102	24Alp Ser	2.6000	4250.0	74	11975	No
309	GOM_NL__2PRFIN20040614_161327_000000452027_00398_11975_3838.N1	14-JUN-2004 16:13:27	Bright	44.500	59	55Alp Oph	2.0800	8900.0	89	11975	No
310	GOM_NL__2PRFIN20040614_161522_000000392027_00398_11975_3839.N1	14-JUN-2004 16:15:22	Bright	38.500	127	27Bet Her	2.7810	4700.0	77	11975	No
311	GOM_NL__2PRFIN20040614_161651_000000372027_00398_11975_3840.N1	14-JUN-2004 16:16:51	Bright	36.500	67	5Alp CrB	2.2210	11000.	73	11975	No
312	GOM_NL__2PRFIN20040614_161826_000000402027_00398_11975_3841.N1	14-JUN-2004 16:18:26	Bright	39.500	133	40Zet Her	2.8070	6000.0	79	11975	No
313	GOM_NL__2PRFIN20040614_162046_000000372027_00398_11975_3842.N1	14-JUN-2004 16:20:46	Bright	37.000	180	27Gam Boo	3.0400	8000.0	74	11975	No
314	GOM_NL__2PRFIN20040614_162430_000000382027_00398_11975_3843.N1	14-JUN-2004 16:24:30	Bright	38.000	39	85Eta UMa	1.8540	24000.	76	11975	No
315	GOM_NL__2PRFIN20040614_162647_000000392027_00398_11975_3844.N1	14-JUN-2004 16:26:47	Bright	38.500	119	14Eta Dra	2.7270	4700.0	77	11975	No
316	GOM_NL__2PRFIN20040614_163012_000000392027_00398_11975_3845.N1	14-JUN-2004 16:30:12	Bright	39.000	60	7Bet UMi	2.0810	3950.0	78	11975	No
317	GOM_NL__2PRFIN20040614_163451_000000382027_00398_11975_3846.N1	14-JUN-2004 16:34:51	Bright	37.500	49	1Alp UMi	1.9900	6300.0	75	11975	No
318	GOM_NL__2PRFIN20040614_164207_000000452027_00398_11975_3847.N1	14-JUN-2004 16:42:07	Bright	45.000	74	11Bet Cas	2.2680	6600.0	90	11975	No
319	GOM_NL__2PRFIN20040614_164329_000000452027_00398_11975_3848.N1	14-JUN-2004 16:43:29	Bright	45.000	68	18Alp Cas	2.2250	4500.0	90	11975	No
320	GOM_NL__2PRFIN20040614_164503_000000482027_00398_11975_3849.N1	14-JUN-2004 16:45:03	Bright	48.000	160	23Gam Per	2.9300	4700.0	96	11975	No
321	GOM_NL__2PRFIN20040614_164833_000000442027_00398_11975_3850.N1	14-JUN-2004 16:48:33	Bright	43.500	73	57Gam1And	2.2600	13100.	87	11975	No
322	GOM_NL__2PRFIN20040614_165055_000000612027_00398_11975_3851.N1	14-JUN-2004 16:50:55	Twilight	61.000	53	43Bet And	2.0480	3300.0	122	11975	No
323	GOM_NL__2PRFIN20040614_165422_000000532027_00398_11975_3852.N1	14-JUN-2004 16:54:22	Twilight	52.500	50	13Alp Ari	2.0070	4250.0	105	11975	No
324	GOM_NL__2PRFIN20040614_165714_000002442027_00398_11975_3853.N1	14-JUN-2004 16:57:14	Dark	243.50	93	53Bet Peg	2.5200	3100.0	487	11975	No
325	GOM_NL__2PRFIN20040614_171119_000000422027_00398_11975_3854.N1	14-JUN-2004 17:11:19	Dark	41.500	157	The1Eri	2.9060	9300.0	83	11975	No
326	GOM_NL__2PRFIN20040614_171701_000000472027_00398_11975_3855.N1	14-JUN-2004 17:17:01	Dark	47.000	9	Alp Eri	0.45300	24000.	94	11975	No
327	GOM_NL__2PRFIN20040614_172052_000000692027_00399_11976_3823.N1	14-JUN-2004 17:20:52	Dark	68.500	18	24Alp PsA	1.1660	9700.0	137	11976	No
328	GOM_NL__2PRFIN20040614_172425_000000502027_00399_11976_3824.N1	14-JUN-2004 17:24:25	Dark	49.500	31	Alp Gru	1.7340	15200.	99	11976	No
329	GOM_NL__2PRFIN20040614_172616_000000612027_00399_11976_3825.N1	14-JUN-2004 17:26:16	Straylight	60.500	172	Gam Gru	3.0030	13100.	121	11976	No
330	GOM_NL__2PRFIN20040614_172820_000000432027_00399_11976_3826.N1	14-JUN-2004 17:28:20	Straylight	42.500	45	Alp Pav	1.9400	26000.	85	11976	No
331	GOM_NL__2PRFIN20040614_173024_000000402027_00399_11976_3827.N1	14-JUN-2004 17:30:24	Straylight	40.000	43	Alp TrA	1.9100	4250.0	80	11976	No
332	GOM_NL__2PRFIN20040614_173219_000000392027_00399_11976_3828.N1	14-JUN-2004 17:32:19	Straylight	38.500	134	Bet TrA	2.8100	6600.0	77	11976	No
333	GOM_NL__2PRFIN20040614_173447_000000392027_00399_11976_3829.N1	14-JUN-2004 17:34:47	Straylight	38.500	147	Alp Ara	2.8770	26000.	77	11976	No
334	GOM_NL__2PRFIN20040614_173632_000000452027_00399_11976_3830.N1	14-JUN-2004 17:36:32	Twilight	45.000	40	The Sco	1.8590	7100.0	90	11976	No
335	GOM_NL__2PRFIN20040614_173815_000000462027_00399_11976_3831.N1	14-JUN-2004 17:38:15	Twilight	45.500	25	35Lam Sco	1.6200	28000.	91	11976	No
336	GOM_NL__2PRFIN20040614_173943_000000462027_00399_11976_3832.N1	14-JUN-2004 17:39:43	Twilight	45.500	75	26Eps Sco	2.2910	4250.0	91	11976	No
337	GOM_NL__2PRFIN20040614_174148_000000592027_00399_11976_3833.N1	14-JUN-2004 17:41:48	Bright	58.500	155	41Pi Sgr	2.9000	6600.0	117	11976	No

338	GOM_NL__2PRFIN20040614_174452_000000422027_00399_11976_3834.N1	14-JUN-2004 17:44:52	Bright	42.000	86	35Eta Oph	2.4300	10200.	84	11976	No
339	GOM_NL__2PRFIN20040614_174637_000000392027_00399_11976_3835.N1	14-JUN-2004 17:46:37	Bright	39.000	98	13Zet Oph	2.5710	30000.	78	11976	No
340	GOM_NL__2PRFIN20040614_174843_000000372027_00399_11976_3836.N1	14-JUN-2004 17:48:43	Bright	37.000	120	1Del Oph	2.7340	3200.0	74	11976	No
341	GOM_NL__2PRFIN20040614_175146_000000372027_00399_11976_3837.N1	14-JUN-2004 17:51:46	Bright	37.000	102	24Alp Ser	2.6000	4250.0	74	11976	No
342	GOM_NL__2PRFIN20040614_175402_000000472027_00399_11976_3838.N1	14-JUN-2004 17:54:02	Bright	46.500	59	55Alp Oph	2.0800	8900.0	93	11976	No
343	GOM_NL__2PRFIN20040614_175559_000000402027_00399_11976_3839.N1	14-JUN-2004 17:55:59	Bright	39.500	127	27Bet Her	2.7810	4700.0	79	11976	No
344	GOM_NL__2PRFIN20040614_175728_000000382027_00399_11976_3840.N1	14-JUN-2004 17:57:28	Bright	37.500	67	5Alp CrB	2.2210	11000.	75	11976	No
345	GOM_NL__2PRFIN20040614_175902_000000392027_00399_11976_3841.N1	14-JUN-2004 17:59:02	Bright	38.500	133	40Zet Her	2.8070	6000.0	77	11976	No
346	GOM_NL__2PRFIN20040614_180122_000000372027_00399_11976_3842.N1	14-JUN-2004 18:01:22	Bright	37.000	180	27Gam Boo	3.0400	8000.0	74	11976	No
347	GOM_NL__2PRFIN20040614_180507_000000402027_00399_11976_3843.N1	14-JUN-2004 18:05:07	Bright	40.000	39	85Eta UMa	1.8540	24000.	80	11976	No
348	GOM_NL__2PRFIN20040614_180723_000000372027_00399_11976_3844.N1	14-JUN-2004 18:07:23	Bright	37.000	119	14Eta Dra	2.7270	4700.0	74	11976	No
349	GOM_NL__2PRFIN20040614_181049_000000382027_00399_11976_3845.N1	14-JUN-2004 18:10:49	Bright	37.500	60	7Bet UMi	2.0810	3950.0	75	11976	No
350	GOM_NL__2PRFIN20040614_181527_000000382027_00399_11976_3846.N1	14-JUN-2004 18:15:27	Bright	38.000	49	1Alp UMi	1.9900	6300.0	76	11976	No
351	GOM_NL__2PRFIN20040614_182243_000000472027_00399_11976_3847.N1	14-JUN-2004 18:22:43	Bright	47.000	74	11Bet Cas	2.2680	6600.0	94	11976	No
352	GOM_NL__2PRFIN20040614_182404_000000462027_00399_11976_3848.N1	14-JUN-2004 18:24:04	Bright	45.500	68	18Alp Cas	2.2250	4500.0	91	11976	No
353	GOM_NL__2PRFIN20040614_182541_000000532027_00399_11976_3849.N1	14-JUN-2004 18:25:41	Bright	53.000	160	23Gam Per	2.9300	4700.0	106	11976	No
354	GOM_NL__2PRFIN20040614_182910_000000432027_00399_11976_3850.N1	14-JUN-2004 18:29:10	Bright	42.500	73	57Gam1And	2.2600	13100.	85	11976	No
355	GOM_NL__2PRFIN20040614_183131_000000572027_00399_11976_3851.N1	14-JUN-2004 18:31:31	Twilight	56.500	53	43Bet And	2.0480	3300.0	113	11976	No
356	GOM_NL__2PRFIN20040614_183459_000000502027_00399_11976_3852.N1	14-JUN-2004 18:34:59	Twilight	49.500	50	13Alp Ari	2.0070	4250.0	99	11976	No
357	GOM_NL__2PRFIN20040614_183751_000001982027_00399_11976_3853.N1	14-JUN-2004 18:37:51	Dark	197.50	93	53Bet Peg	2.5200	3100.0	395	11976	No
358	GOM_NL__2PRFIN20040614_185155_000000402027_00399_11976_3854.N1	14-JUN-2004 18:51:55	Dark	40.000	157	The1Eri	2.9060	9300.0	80	11976	No
359	GOM_NL__2PRFIN20040614_185737_000000502027_00399_11976_3855.N1	14-JUN-2004 18:57:37	Dark	50.000	9	Alp Eri	0.45300	24000.	100	11976	No
360	GOM_NL__2PRFIN20040614_190129_000000742027_00400_11977_3823.N1	14-JUN-2004 19:01:29	Dark	74.000	18	24Alp PsA	1.1660	9700.0	148	11977	No
361	GOM_NL__2PRFIN20040614_190502_000000502027_00400_11977_3824.N1	14-JUN-2004 19:05:02	Dark	49.500	31	Alp Gru	1.7340	15200.	99	11977	No
362	GOM_NL__2PRFIN20040614_190653_000000592027_00400_11977_3825.N1	14-JUN-2004 19:06:53	Straylight	59.000	172	Gam Gru	3.0030	13100.	118	11977	No
363	GOM_NL__2PRFIN20040614_190856_000000442027_00400_11977_3826.N1	14-JUN-2004 19:08:56	Straylight	43.500	45	Alp Pav	1.9400	26000.	87	11977	No
364	GOM_NL__2PRFIN20040614_191100_000000412027_00400_11977_3827.N1	14-JUN-2004 19:11:00	Straylight	40.500	43	Alp TrA	1.9100	4250.0	81	11977	No
365	GOM_NL__2PRFIN20040614_191255_000000392027_00400_11977_3828.N1	14-JUN-2004 19:12:55	Straylight	38.500	134	Bet TrA	2.8100	6600.0	77	11977	No
366	GOM_NL__2PRFIN20040614_191523_000000402027_00400_11977_3829.N1	14-JUN-2004 19:15:23	Straylight	40.000	147	Alp Ara	2.8770	26000.	80	11977	No
367	GOM_NL__2PRFIN20040614_191709_000000442027_00400_11977_3830.N1	14-JUN-2004 19:17:09	Twilight	43.500	40	The Sco	1.8590	7100.0	87	11977	No
368	GOM_NL__2PRFIN20040614_191851_000000432027_00400_11977_3831.N1	14-JUN-2004 19:18:51	Twilight	43.000	25	35Lam Sco	1.6200	28000.	86	11977	No
369	GOM_NL__2PRFIN20040614_192019_000000452027_00400_11977_3832.N1	14-JUN-2004 19:20:19	Twilight	45.000	75	26Eps Sco	2.2910	4250.0	90	11977	No
370	GOM_NL__2PRFIN20040614_192224_000000612027_00400_11977_3833.N1	14-JUN-2004 19:22:24	Bright	60.500	155	41Pi Sgr	2.9000	6600.0	121	11977	No
371	GOM_NL__2PRFIN20040614_192529_000000402027_00400_11977_3834.N1	14-JUN-2004 19:25:29	Bright	39.500	86	35Eta Oph	2.4300	10200.	79	11977	No
372	GOM_NL__2PRFIN20040614_192713_000000392027_00400_11977_3835.N1	14-JUN-2004 19:27:13	Bright	38.500	98	13Zet Oph	2.5710	30000.	77	11977	No
373	GOM_NL__2PRFIN20040614_192919_000000372027_00400_11977_3836.N1	14-JUN-2004 19:29:19	Bright	37.000	120	1Del Oph	2.7340	3200.0	74	11977	No
374	GOM_NL__2PRFIN20040614_193221_000000372027_00400_11977_3837.N1	14-JUN-2004 19:32:21	Bright	37.000	102	24Alp Ser	2.6000	4250.0	74	11977	No
375	GOM_NL__2PRFIN20040614_193438_000000472027_00400_11977_3838.N1	14-JUN-2004 19:34:38	Bright	46.500	59	55Alp Oph	2.0800	8900.0	93	11977	No
376	GOM_NL__2PRFIN20040614_193634_000000402027_00400_11977_3839.N1	14-JUN-2004 19:36:34	Bright	39.500	127	27Bet Her	2.7810	4700.0	79	11977	No
377	GOM_NL__2PRFIN20040614_193804_000000362027_00400_11977_3840.N1	14-JUN-2004 19:38:04	Bright	36.000	67	5Alp CrB	2.2210	11000.	72	11977	No
378	GOM_NL__2PRFIN20040614_193938_000000382027_00400_11977_3841.N1	14-JUN-2004 19:39:38	Bright	38.000	133	40Zet Her	2.8070	6000.0	76	11977	No
379	GOM_NL__2PRFIN20040614_194158_000000372027_00400_11977_3842.N1	14-JUN-2004 19:41:58	Bright	37.000	180	27Gam Boo	3.0400	8000.0	74	11977	No
380	GOM_NL__2PRFIN20040614_194543_000000402027_00400_11977_3843.N1	14-JUN-2004 19:45:43	Bright	39.500	39	85Eta UMa	1.8540	24000.	79	11977	No
381	GOM_NL__2PRFIN20040614_194759_000000392027_00400_11977_3844.N1	14-JUN-2004 19:47:59	Bright	38.500	119	14Eta Dra	2.7270	4700.0	77	11977	No
382	GOM_NL__2PRFIN20040614_195125_000000402027_00400_11977_3845.N1	14-JUN-2004 19:51:25	Bright	39.500	60	7Bet UMi	2.0810	3950.0	79	11977	No
383	GOM_NL__2PRFIN20040614_195603_000000382027_00400_11977_3846.N1	14-JUN-2004 19:56:03	Bright	37.500	49	1Alp UMi	1.9900	6300.0	75	11977	No
384	GOM_NL__2PRFIN20040614_200318_000000452027_00400_11977_3847.N1	14-JUN-2004 20:03:18	Bright	44.500	74	11Bet Cas	2.2680	6600.0	89	11977	No
385	GOM_NL__2PRFIN20040614_200440_000000622027_00400_11977_3848.N1	14-JUN-2004 20:04:40	Bright	62.000	68	18Alp Cas	2.2250	4500.0	124	11977	No
386	GOM_NL__2PRFIN20040614_200618_000000492027_00400_11977_3849.N1	14-JUN-2004 20:06:18	Bright	49.000	160	23Gam Per	2.9300	4700.0	98	11977	No
387	GOM_NL__2PRFIN20040614_200945_000000422027_00400_11977_3850.N1	14-JUN-2004 20:09:45	Bright	41.500	73	57Gam1And	2.2600	13100.	83	11977	No
388	GOM_NL__2PRFIN20040614_201207_000000562027_00400_11977_3851.N1	14-JUN-2004 20:12:07	Twilight	55.500	53	43Bet And	2.0480	3300.0	111	11977	No
389	GOM_NL__2PRFIN20040614_201535_000000572027_00400_11977_3852.N1	14-JUN-2004 20:15:35	Twilight	56.500	50	13Alp Ari	2.0070	4250.0	113	11977	No
390	GOM_NL__2PRFIN20040614_201828_000002112027_00400_11977_3853.N1	14-JUN-2004 20:18:28	Dark	211.00	93	53Bet Peg	2.5200	3100.0	422	11977	No
391	GOM_NL__2PRFIN20040614_203231_000000412027_00400_11977_3854.N1	14-JUN-2004 20:32:31	Dark	41.000	157	The1Eri	2.9060	9300.0	82	11977	No
392	GOM_NL__2PRFIN20040614_203814_000000412027_00400_11977_3855.N1	14-JUN-2004 20:38:14	Dark	40.500	9	Alp Eri	0.45300	24000.	81	11977	No
393	GOM_NL__2PRFIN20040614_204207_000000712027_00401_11978_3823.N1	14-JUN-2004 20:42:07	Dark	71.000	18	24Alp PsA	1.1660	9700.0	142	11978	No
394	GOM_NL__2PRFIN20040614_204538_000000522027_00401_11978_3824.N1	14-JUN-2004 20:45:38	Dark	52.000	31	Alp Gru	1.7340	15200.	104	11978	No
395	GOM_NL__2PRFIN20040614_204730_000000592027_00401_11978_3825.N1	14-JUN-2004 20:47:30	Straylight	59.000	172	Gam Gru	3.0030	13100.	118	11978	No
396	GOM_NL__2PRFIN20040614_204932_000000452027_00401_11978_3826.N1	14-JUN-2004 20:49:32	Straylight	44.500	45	Alp Pav	1.9400	26000.	89	11978	No

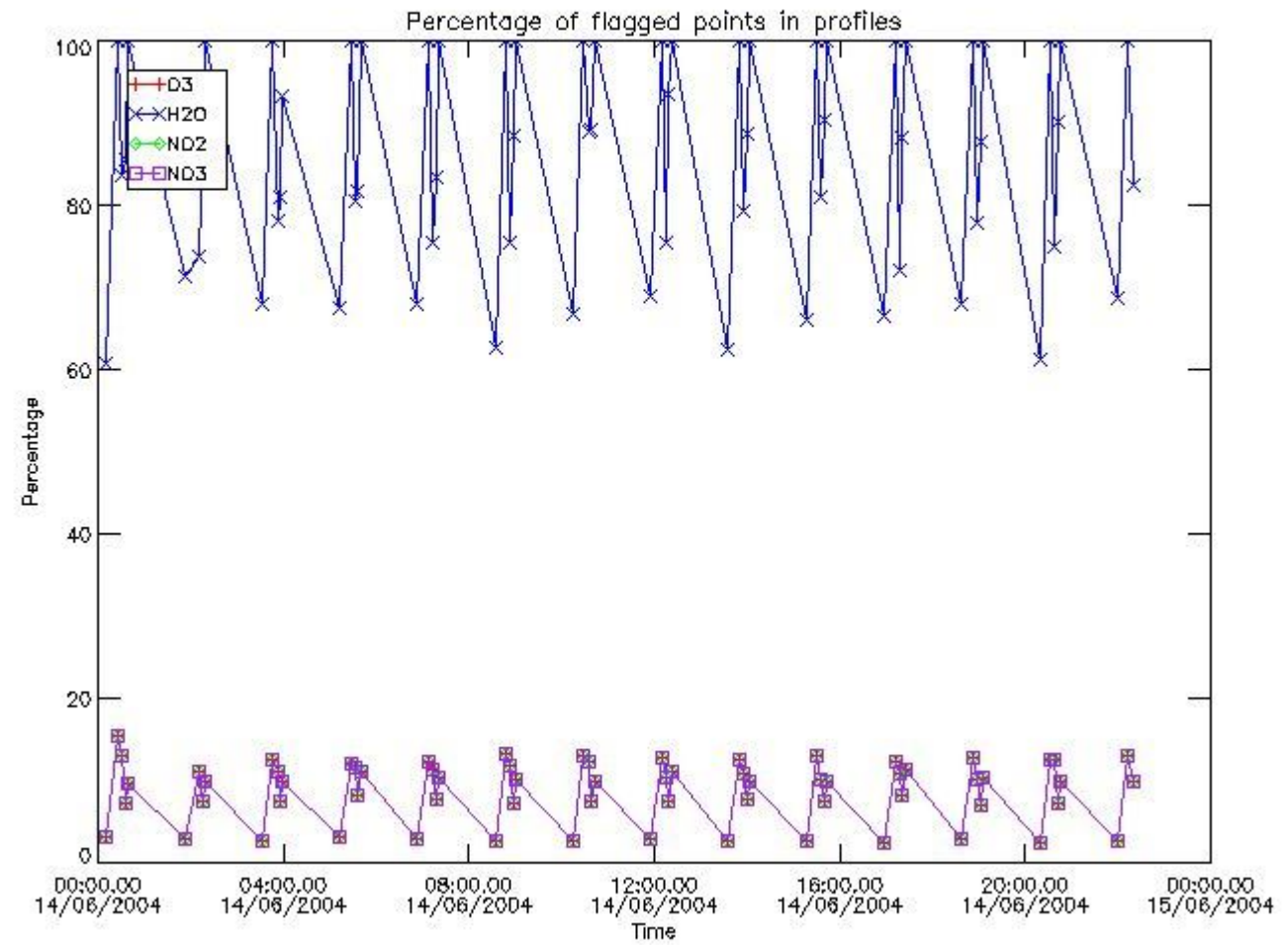


397	GOM_NL__2PRFIN20040614_205137_000000492027_00401_11978_3827.N1	14-JUN-2004 20:51:37	Straylight	48.500	43	Alp TrA	1.9100	4250.0	97	11978	No
398	GOM_NL__2PRFIN20040614_205331_000000402027_00401_11978_3828.N1	14-JUN-2004 20:53:31	Straylight	39.500	134	Bet TrA	2.8100	6600.0	79	11978	No
399	GOM_NL__2PRFIN20040614_205559_000000422027_00401_11978_3829.N1	14-JUN-2004 20:55:59	Straylight	41.500	147	Alp Ara	2.8770	26000.	83	11978	No
400	GOM_NL__2PRFIN20040614_205744_000000432027_00401_11978_3830.N1	14-JUN-2004 20:57:44	Twilight	42.500	40	The Sco	1.8590	7100.0	85	11978	No
401	GOM_NL__2PRFIN20040614_205927_000000462027_00401_11978_3831.N1	14-JUN-2004 20:59:27	Twilight	45.500	25	35Lam Sco	1.6200	28000.	91	11978	No
402	GOM_NL__2PRFIN20040614_210055_000000412027_00401_11978_3832.N1	14-JUN-2004 21:00:55	Twilight	40.500	75	26Eps Sco	2.2910	4250.0	81	11978	No
403	GOM_NL__2PRFIN20040614_210300_000000612027_00401_11978_3833.N1	14-JUN-2004 21:03:00	Bright	61.000	155	41Pi Sgr	2.9000	6600.0	122	11978	No
404	GOM_NL__2PRFIN20040614_210604_000000412027_00401_11978_3834.N1	14-JUN-2004 21:06:04	Bright	41.000	86	35Eta Oph	2.4300	10200.	82	11978	No
405	GOM_NL__2PRFIN20040614_210749_000000392027_00401_11978_3835.N1	14-JUN-2004 21:07:49	Bright	39.000	98	13Zet Oph	2.5710	30000.	78	11978	No
406	GOM_NL__2PRFIN20040614_210955_000000382027_00401_11978_3836.N1	14-JUN-2004 21:09:55	Bright	37.500	120	1Del Oph	2.7340	3200.0	75	11978	No
407	GOM_NL__2PRFIN20040614_211256_000000382027_00401_11978_3837.N1	14-JUN-2004 21:12:56	Bright	38.000	102	24Alp Ser	2.6000	4250.0	76	11978	No
408	GOM_NL__2PRFIN20040614_211513_000000472027_00401_11978_3838.N1	14-JUN-2004 21:15:13	Bright	46.500	59	55Alp Oph	2.0800	8900.0	93	11978	No
409	GOM_NL__2PRFIN20040614_211710_000000402027_00401_11978_3839.N1	14-JUN-2004 21:17:10	Bright	40.000	127	27Bet Her	2.7810	4700.0	80	11978	No
410	GOM_NL__2PRFIN20040614_211840_000000372027_00401_11978_3840.N1	14-JUN-2004 21:18:40	Bright	37.000	67	5Alp CrB	2.2210	11000.	74	11978	No
411	GOM_NL__2PRFIN20040614_212013_000000392027_00401_11978_3841.N1	14-JUN-2004 21:20:13	Bright	39.000	133	40Zet Her	2.8070	6000.0	78	11978	No
412	GOM_NL__2PRFIN20040614_212234_000000382027_00401_11978_3842.N1	14-JUN-2004 21:22:34	Bright	37.500	180	27Gam Boo	3.0400	8000.0	75	11978	No
413	GOM_NL__2PRFIN20040614_212620_000000402027_00401_11978_3843.N1	14-JUN-2004 21:26:20	Bright	39.500	39	85Eta UMa	1.8540	24000.	79	11978	No
414	GOM_NL__2PRFIN20040614_212835_000000392027_00401_11978_3844.N1	14-JUN-2004 21:28:35	Bright	38.500	119	14Eta Dra	2.7270	4700.0	77	11978	No
415	GOM_NL__2PRFIN20040614_213201_000000382027_00401_11978_3845.N1	14-JUN-2004 21:32:01	Bright	38.000	60	7Bet UMi	2.0810	3950.0	76	11978	No
416	GOM_NL__2PRFIN20040614_213639_000000362027_00401_11978_3846.N1	14-JUN-2004 21:36:39	Bright	36.000	49	1Alp UMi	1.9900	6300.0	72	11978	No
417	GOM_NL__2PRFIN20040614_214354_000000462027_00401_11978_3847.N1	14-JUN-2004 21:43:54	Bright	46.000	74	11Bet Cas	2.2680	6600.0	92	11978	No
418	GOM_NL__2PRFIN20040614_214516_000000462027_00401_11978_3848.N1	14-JUN-2004 21:45:16	Bright	45.500	68	18Alp Cas	2.2250	4500.0	91	11978	No
419	GOM_NL__2PRFIN20040614_214653_000000362027_00401_11978_3849.N1	14-JUN-2004 21:46:53	Bright	36.000	160	23Gam Per	2.9300	4700.0	72	11978	No
420	GOM_NL__2PRFIN20040614_215021_000000442027_00401_11978_3850.N1	14-JUN-2004 21:50:21	Bright	43.500	73	57Gam1And	2.2600	13100.	87	11978	No
421	GOM_NL__2PRFIN20040614_215243_000000552027_00401_11978_3851.N1	14-JUN-2004 21:52:43	Twilight	55.000	53	43Bet And	2.0480	3300.0	110	11978	No
422	GOM_NL__2PRFIN20040614_215611_000000482027_00401_11978_3852.N1	14-JUN-2004 21:56:11	Twilight	48.000	50	13Alp Ari	2.0070	4250.0	96	11978	No
423	GOM_NL__2PRFIN20040614_215906_000001882027_00401_11978_3853.N1	14-JUN-2004 21:59:06	Dark	187.50	93	53Bet Peg	2.5200	3100.0	375	11978	No
424	GOM_NL__2PRFIN20040614_221307_000000402027_00401_11978_3854.N1	14-JUN-2004 22:13:07	Dark	39.500	157	The1Eri	2.9060	9300.0	79	11978	No
425	GOM_NL__2PRFIN20040614_221850_000000512027_00401_11978_3855.N1	14-JUN-2004 22:18:50	Dark	51.000	9	Alp Eri	0.45300	24000.	102	11978	No

### 3. Quality information per product

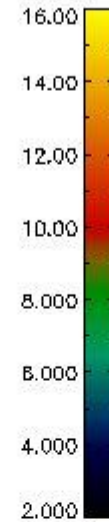
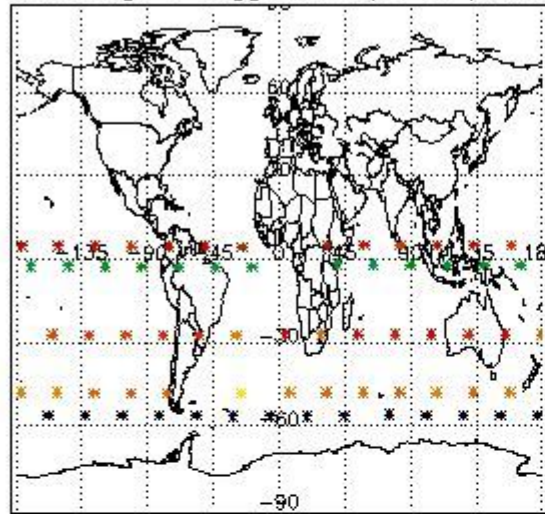
In this section it is plotted some information contained in the Quality Summary data set of the level 2 products. Only products in dark limb conditions and without errors (error flag in the MPH set to "0") are used.

#### 3.1 Plot quality information per product (time dependant)

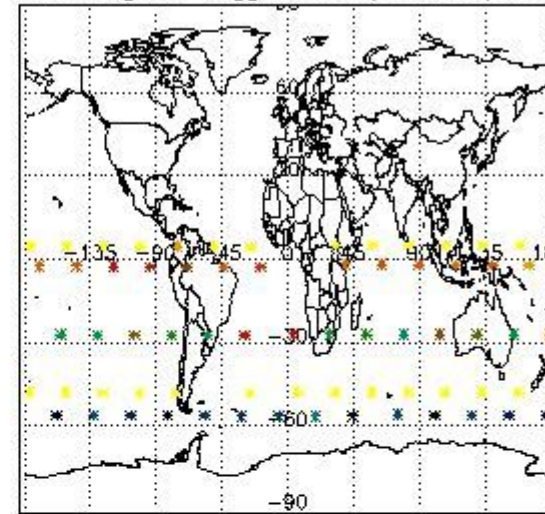


*3.2 Plot quality information per product (world map)*

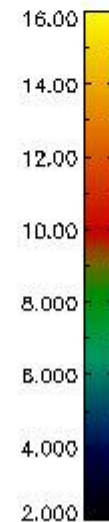
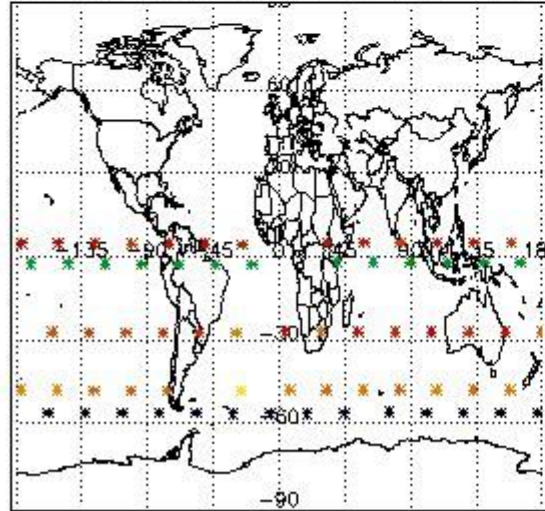
Percentage of flagged data per O3 profile



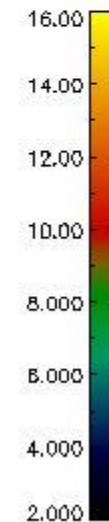
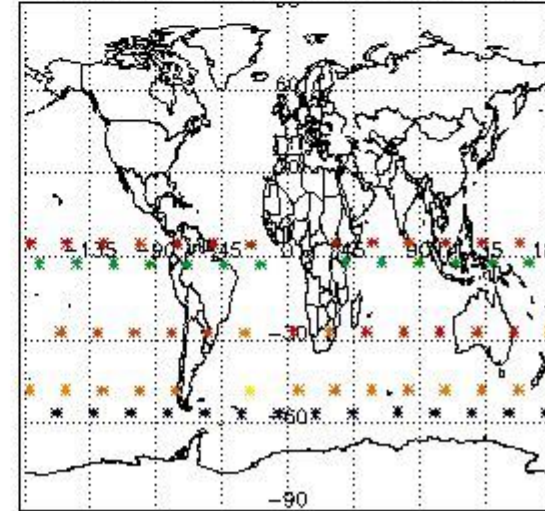
Percentage of flagged data per H2O profile



Percentage of flagged data per NO2 profile



Percentage of flagged data per NO3 profile



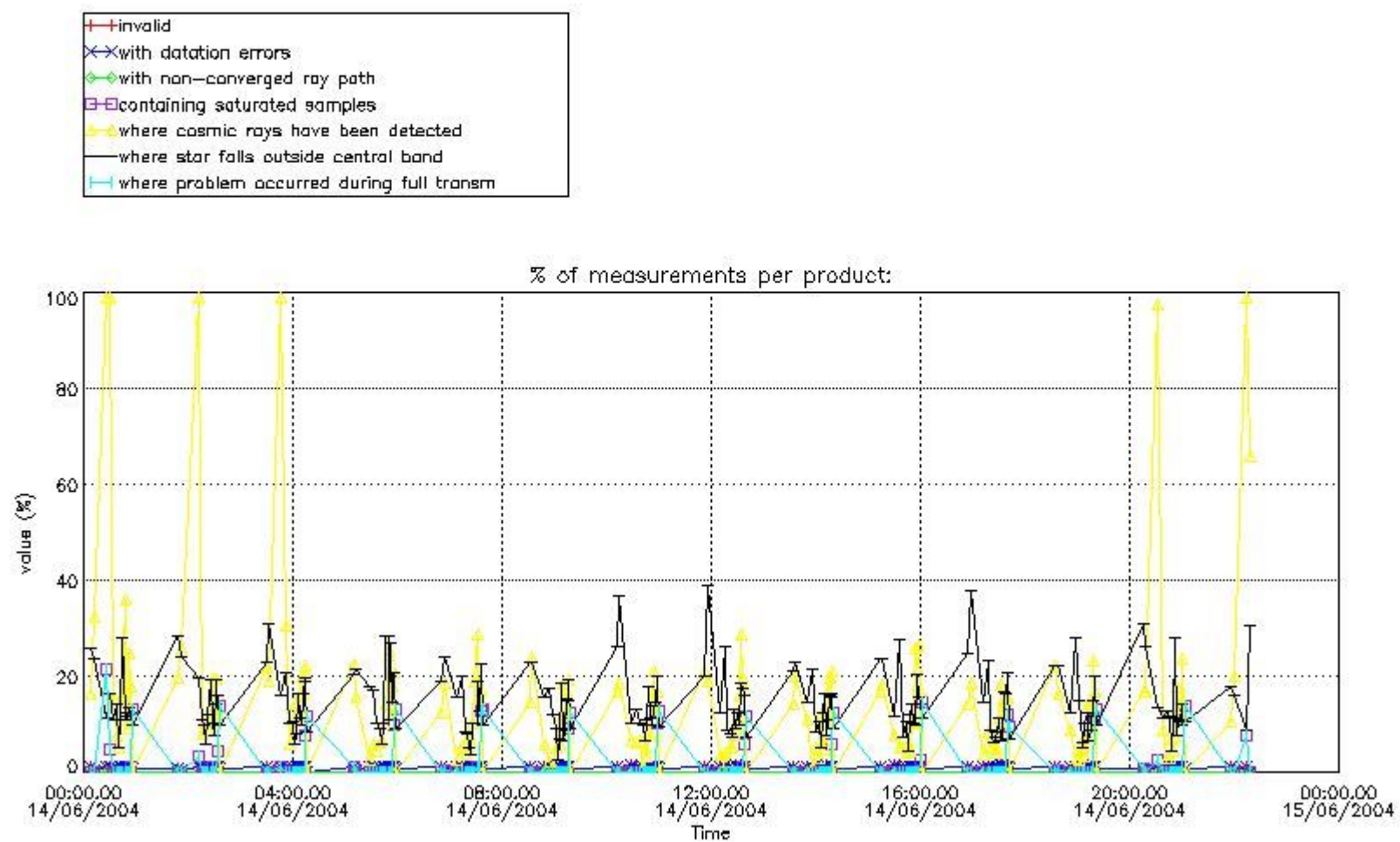
#### 4. Level 1 quality information per product

In this section it is plotted some information contained in the Quality Summary data set of the level 2 products that comes from the level 1b processing. Products without errors (error flag in the MPH set to "0") are used.

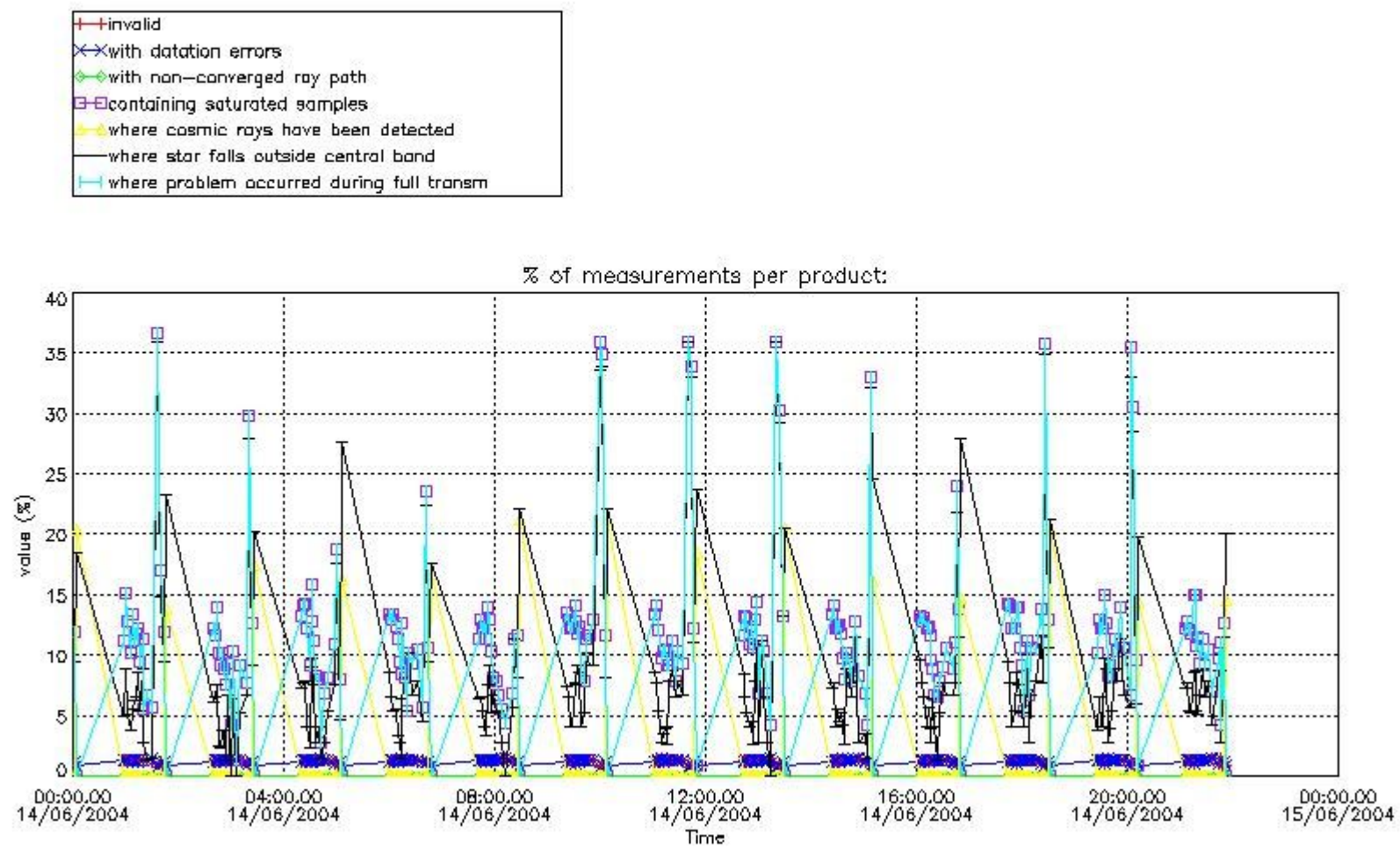
##### 4.1 Plot quality information per product (time dependant) coming from level 1b processing

###### 4.1.1 Plot level 1 quality information per product (time dependant): ENVISAT ASCENDING passes



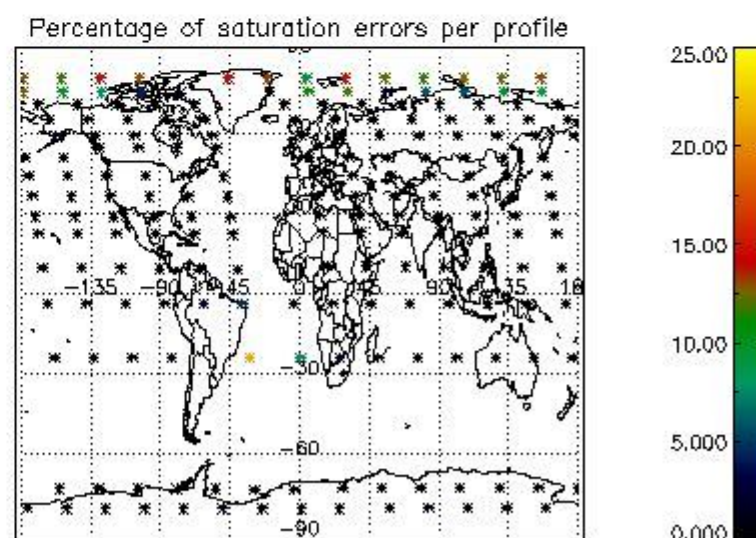
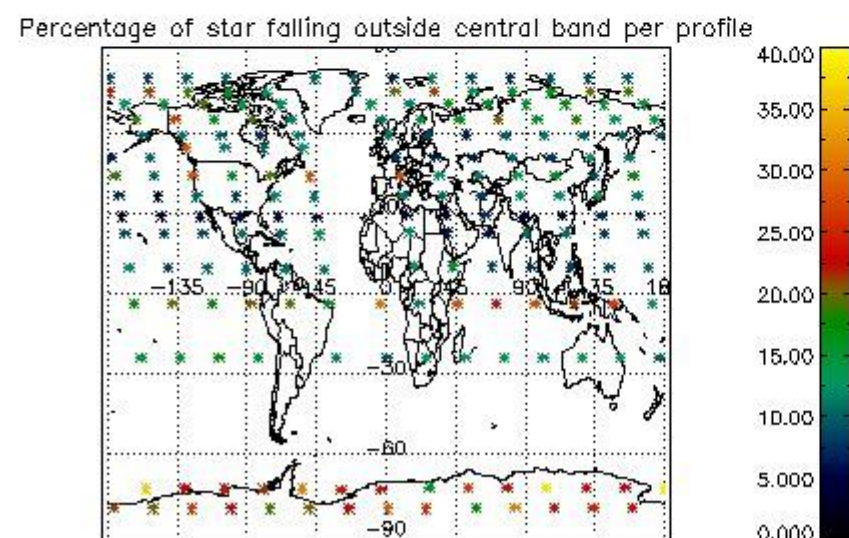
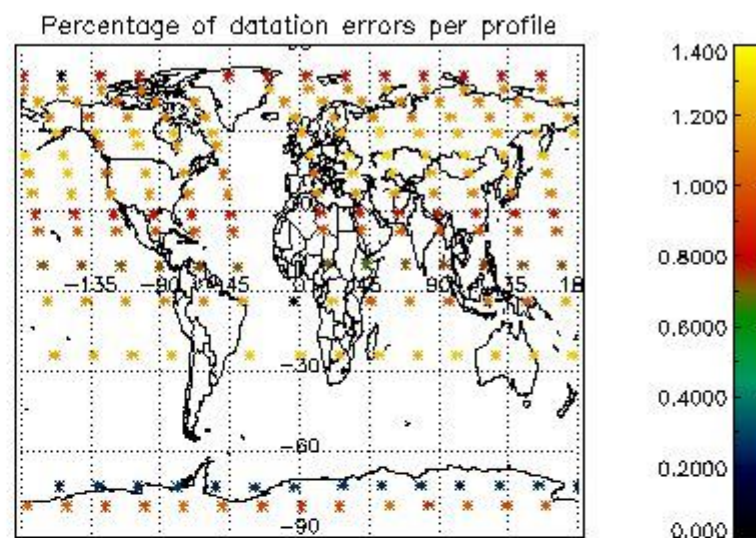
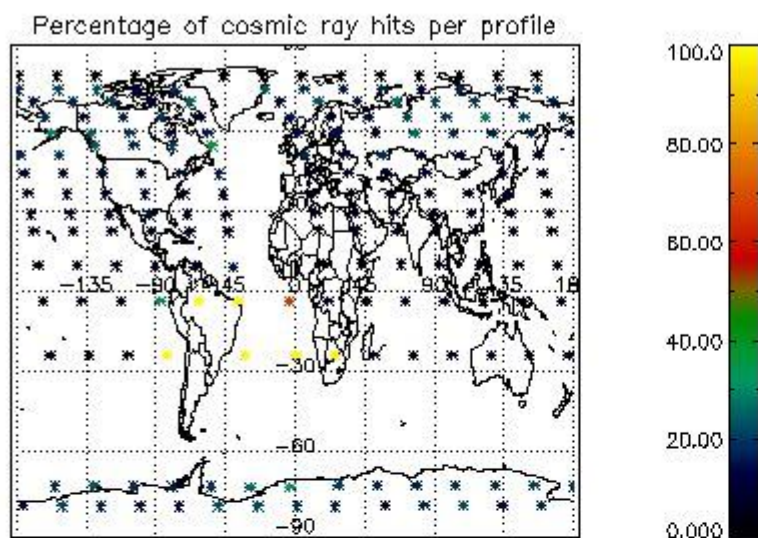


4.1.2 Plot level 1 quality information per product (time dependant): ENVI SAT DESCENDING passes



4.2 Plot quality information per product coming from level 1b processing (world map)

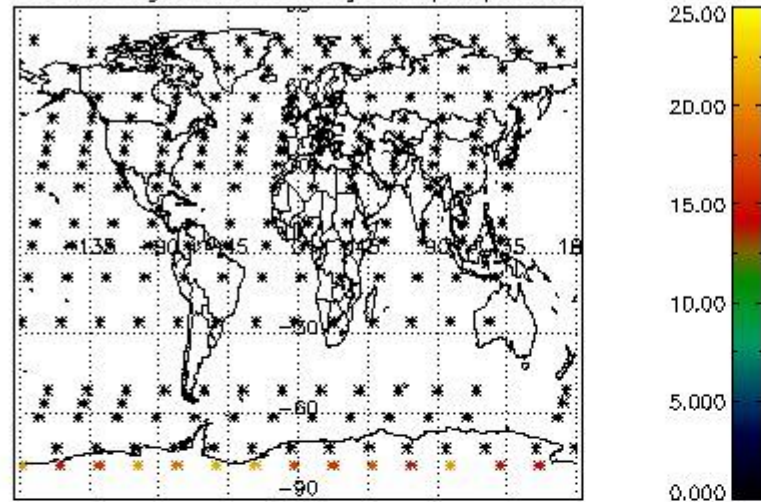
4.2.1 Plot level 1 quality information per product (world map): ENVISAT ASCENDING passes



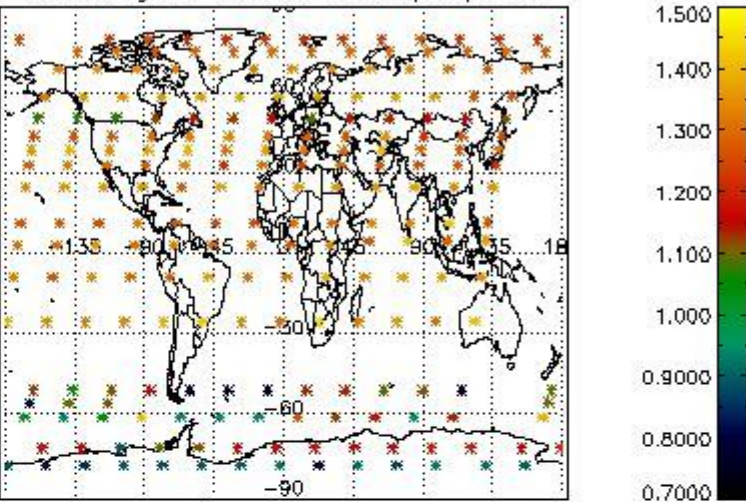
4.2.2 Plot level 1 quality information per product (world map): ENVISAT DESCENDING passes



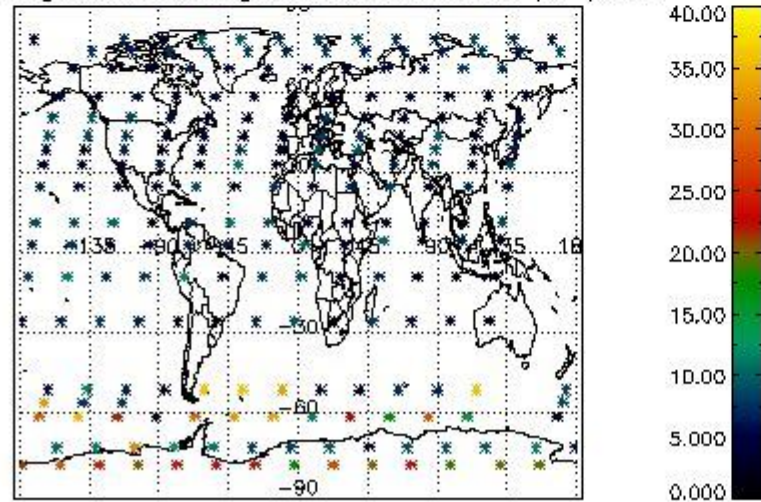
Percentage of cosmic ray hits per profile



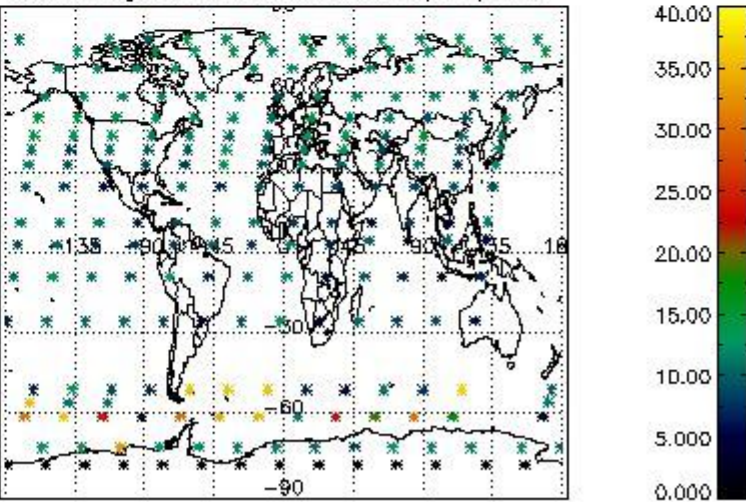
Percentage of datation errors per profile



Percentage of star falling outside central band per profile



Percentage of saturation errors per profile



## 5. Trace gas profiles

### 5.1 Ozone statistics based on quality of products

The final quality of the products can be "measured" using the STD (Standard Deviation) attached to every point profile. This information is written to the parameter GOM\_NL\_\_2P/NL\_LOCAL\_SPECIES\_DENSITY/o3\_std of the level 2 products. The table below shows the statistics for given STD ranges.

The statistics are given with respect to the overall valid production:

- Products without fatal errors: GOM\_NL\_\_2P/MPH/PRODUCT\_ERR=0
- Valid point profile: GOM\_NL\_\_2P/NL\_LOCAL\_SPECIES\_DENSITY/pcd(0)=0

The 'Criteria' is applied to valid points of dark limb products:

- Products in dark limb illumination condition: GOM\_NL\_\_2P/NL\_SUMMARY\_QUALITY/obs\_ill\_cond=0
- Products without fatal errors: GOM\_NL\_\_2P/MPH/PRODUCT\_ERR=0
- Valid point profile: GOM\_NL\_\_2P/NL\_LOCAL\_SPECIES\_DENSITY/pcd(0)=0

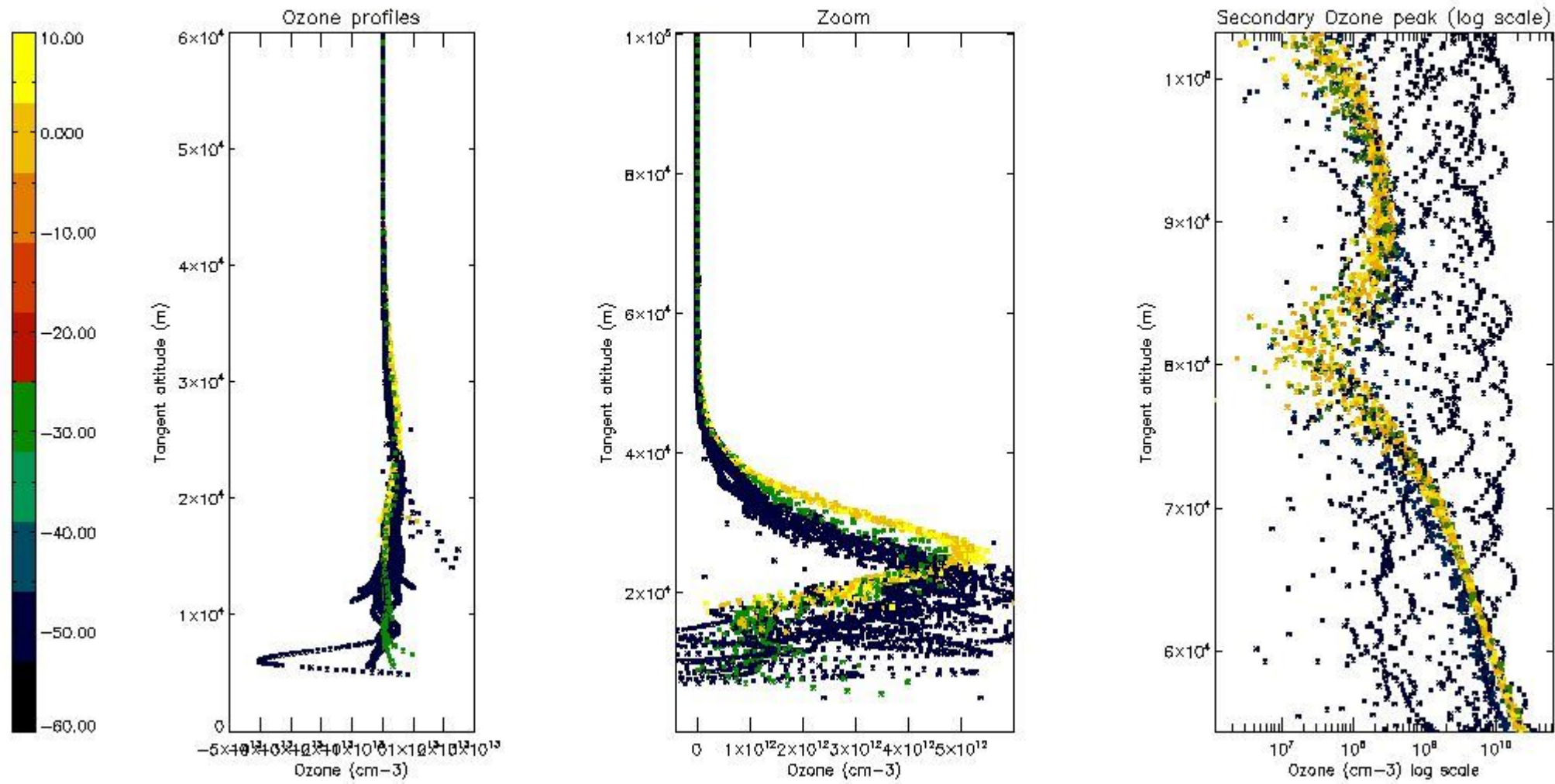
So, the table below shows the percentage of dark limb and valid observations for each criteria with respect to the overall valid daily observations.

Criteria	% of total production
All STD	28
STD < 20	14

STD < 10	11
STD < 5	8

5.2 Plot ozone profiles for all STD (dark without errors)

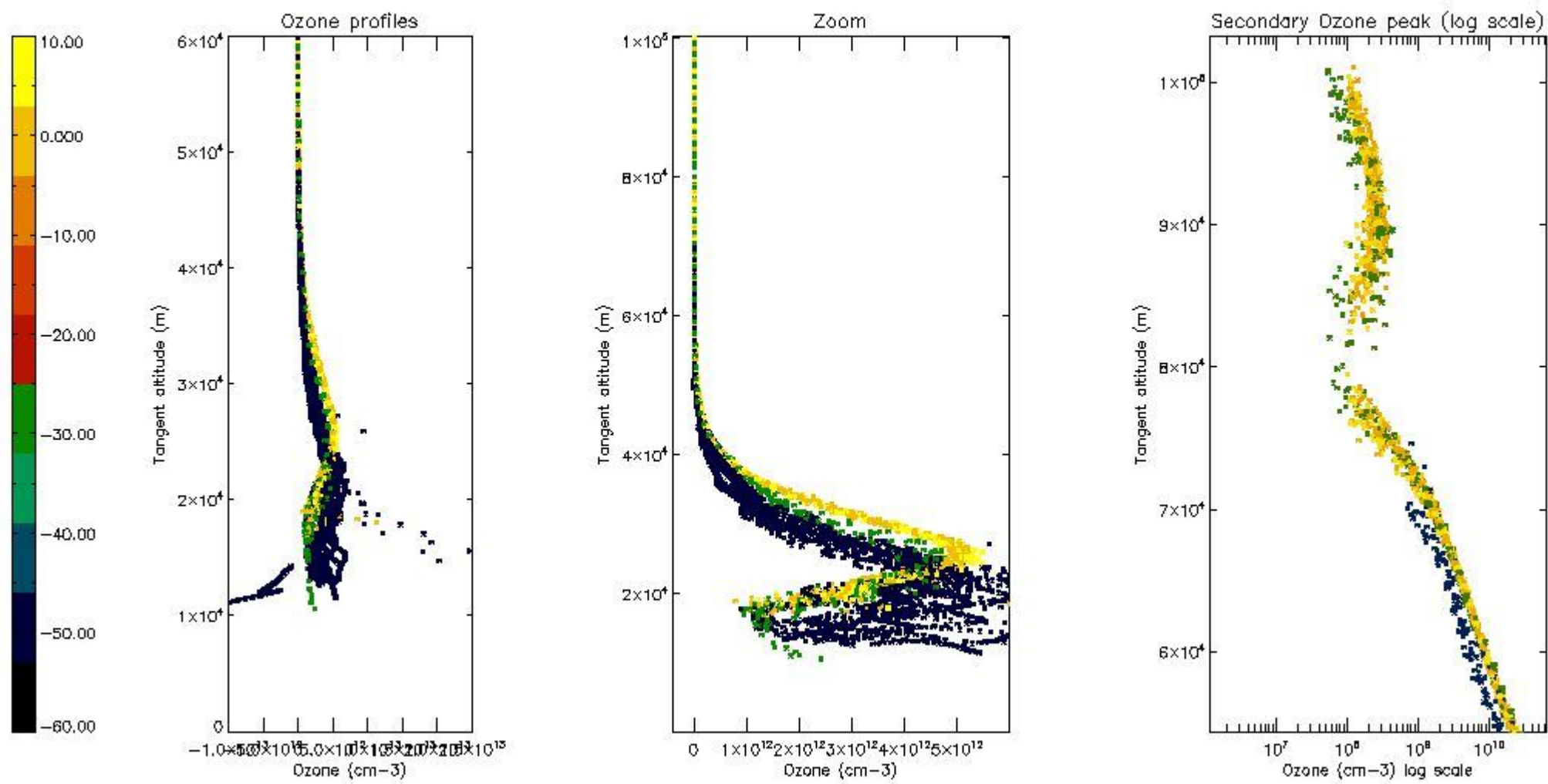
The colorbar represents the latitude.



5.3 Plot ozone profiles where STD < 20% (dark without errors)

The colorbar represents the latitude.

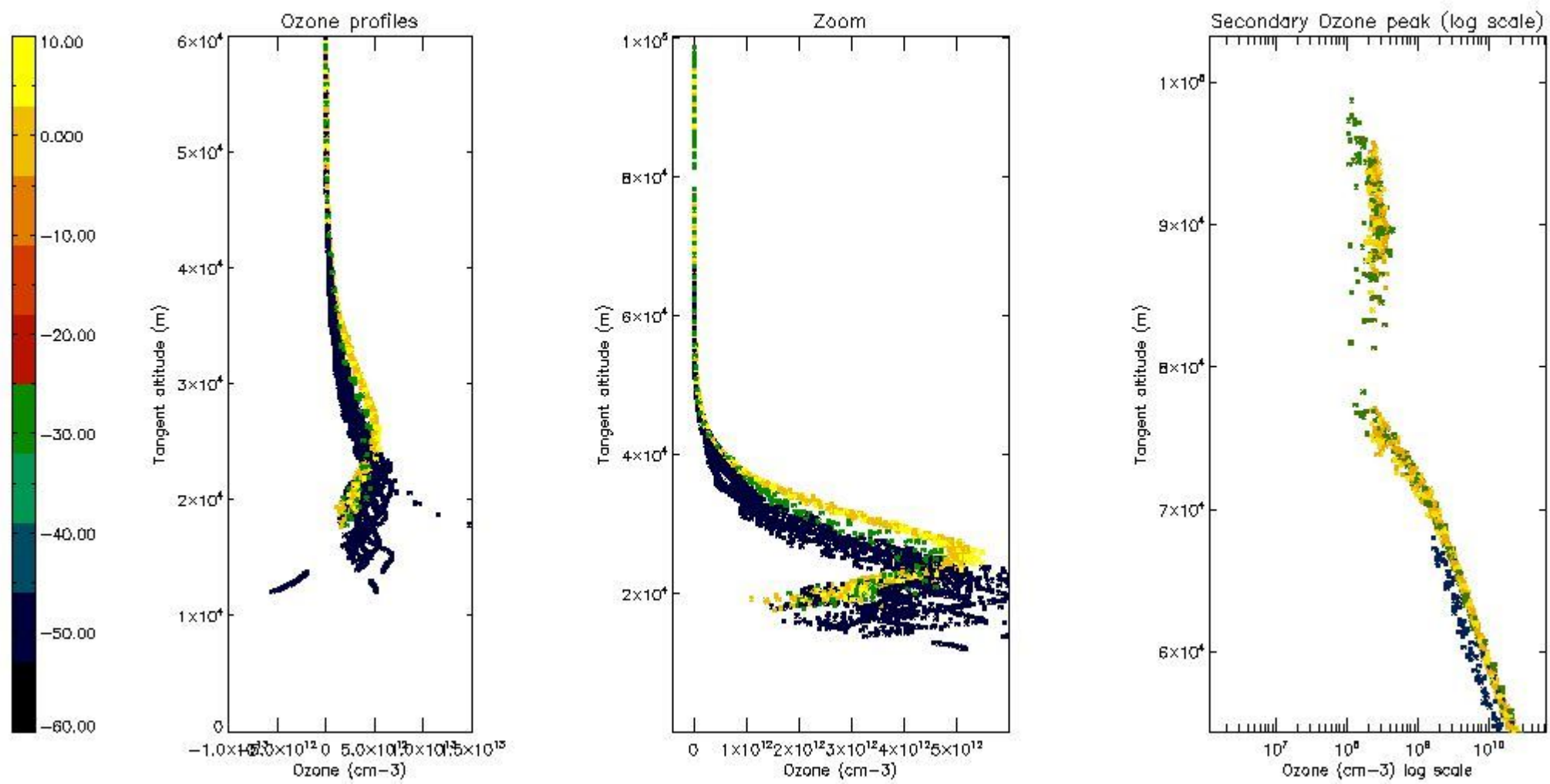




5.4 Plot ozone profiles where  $STD < 10\%$  (dark without errors)

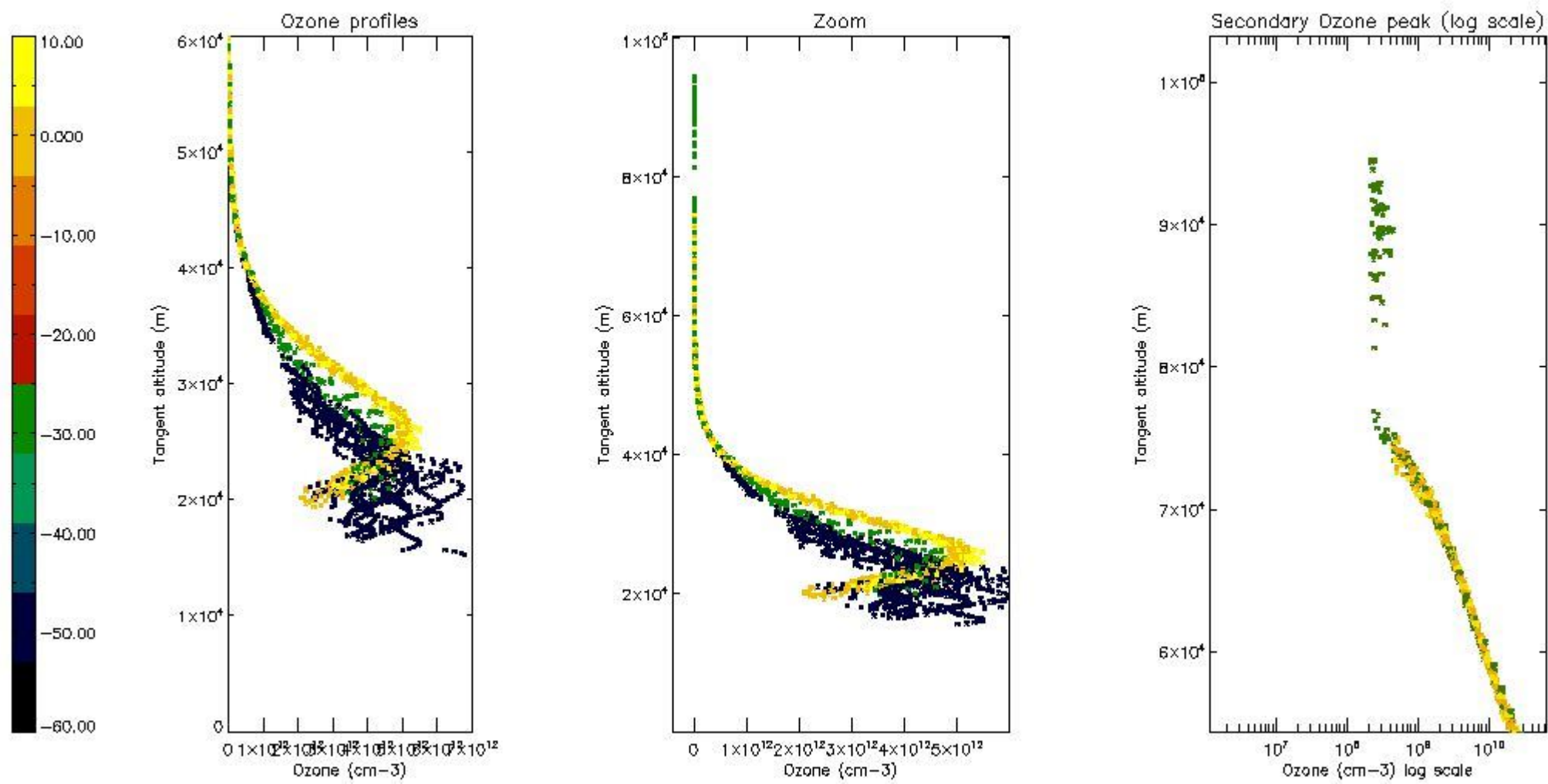
The colorbar represents the latitude.





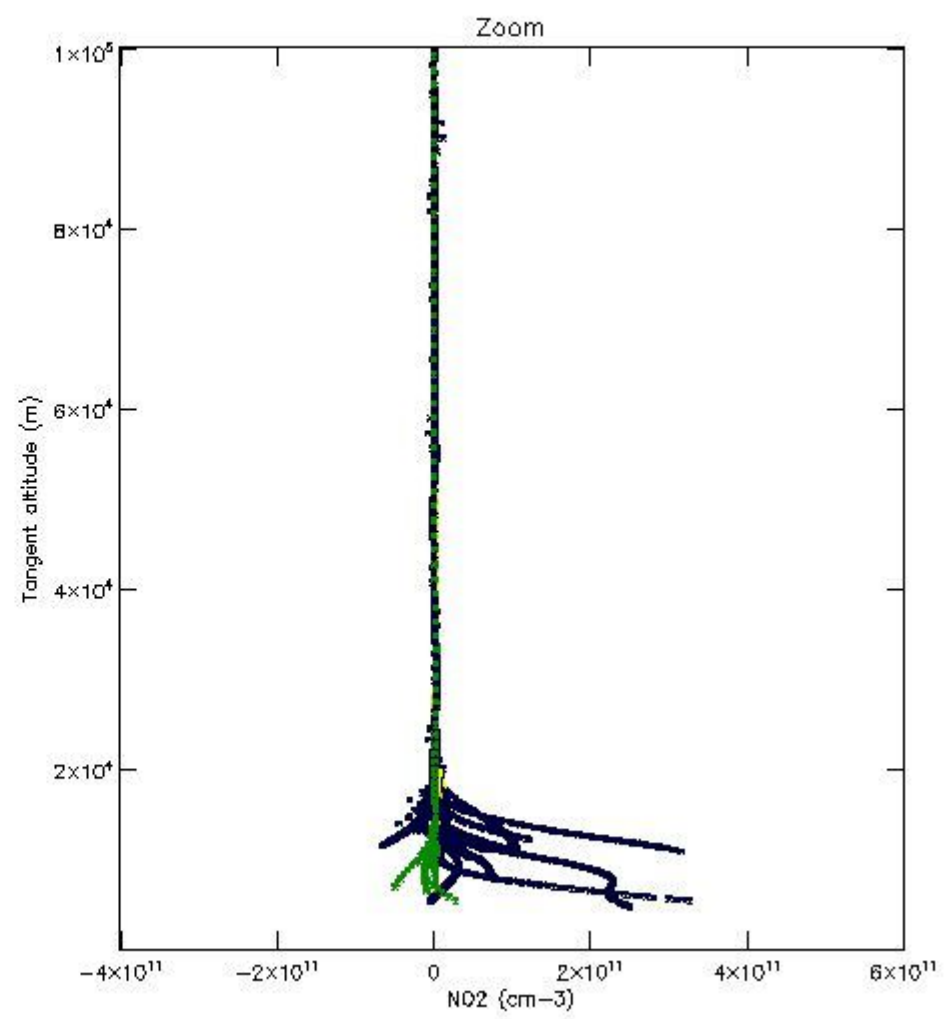
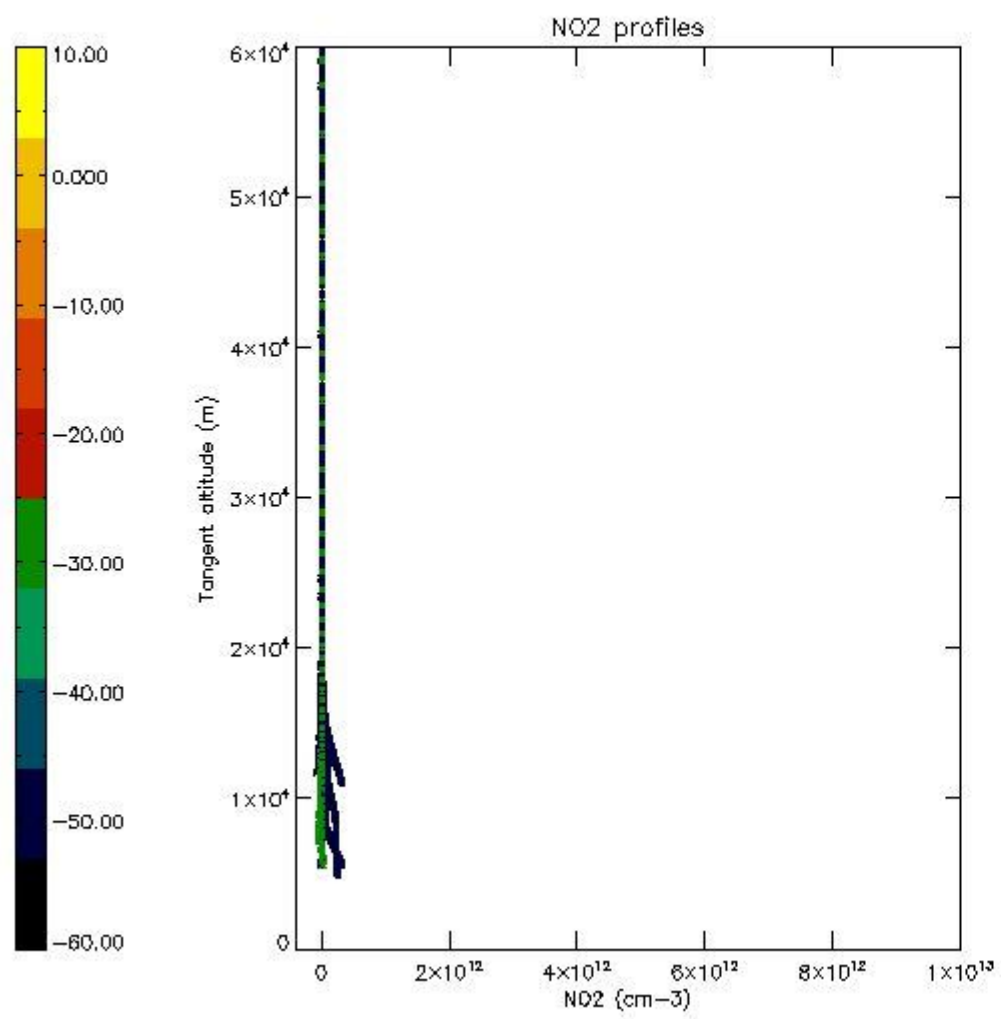
*5.5 Plot ozone profiles where STD < 5% (dark without errors)*

The colorbar represents the latitude.



*5.6 Plot NO<sub>2</sub> profiles for all STD (dark without errors)*

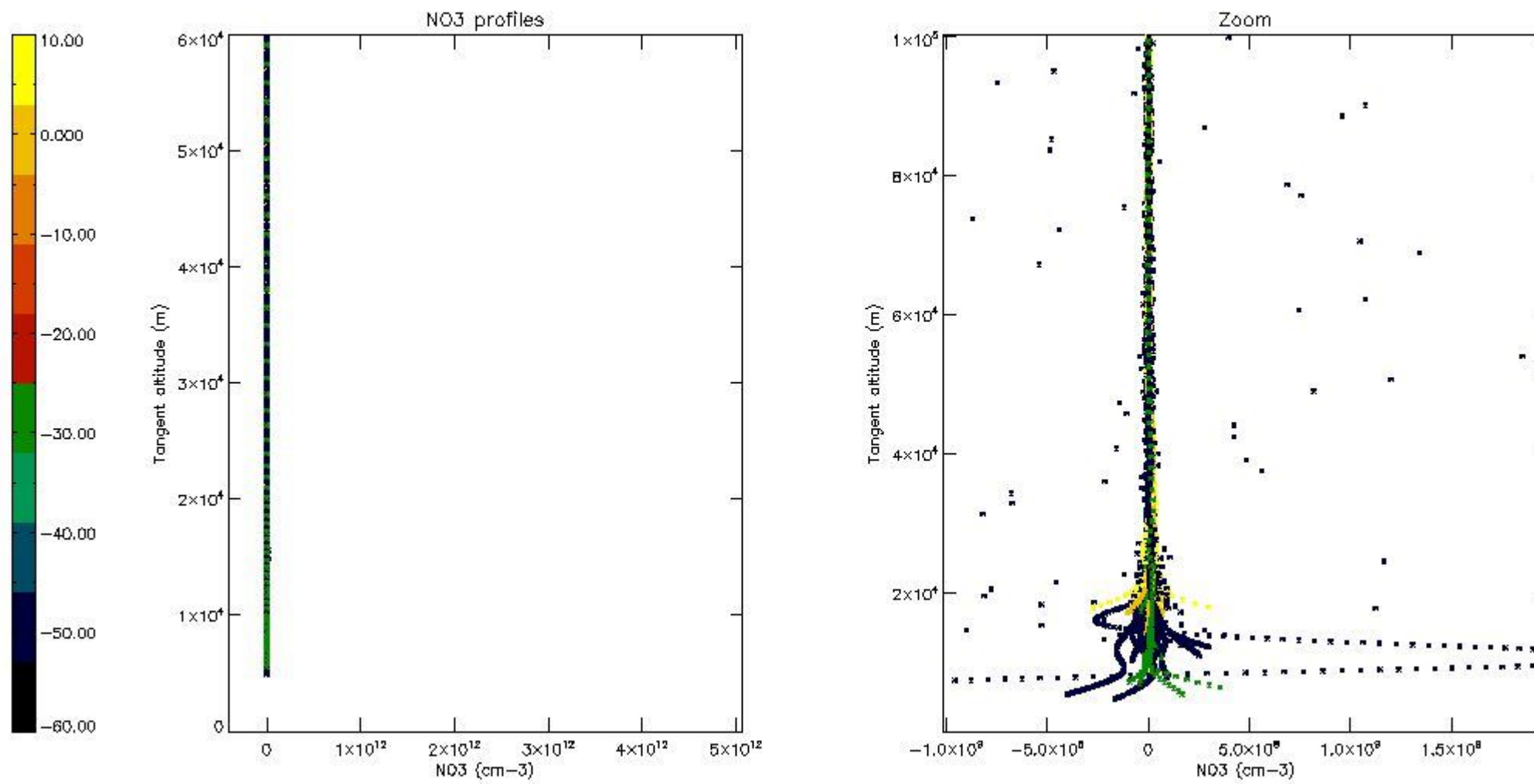
The colorbar represents the latitude.



*5.7 Plot NO3 profiles for all STD (dark without errors)*

The colorbar represents the latitude.

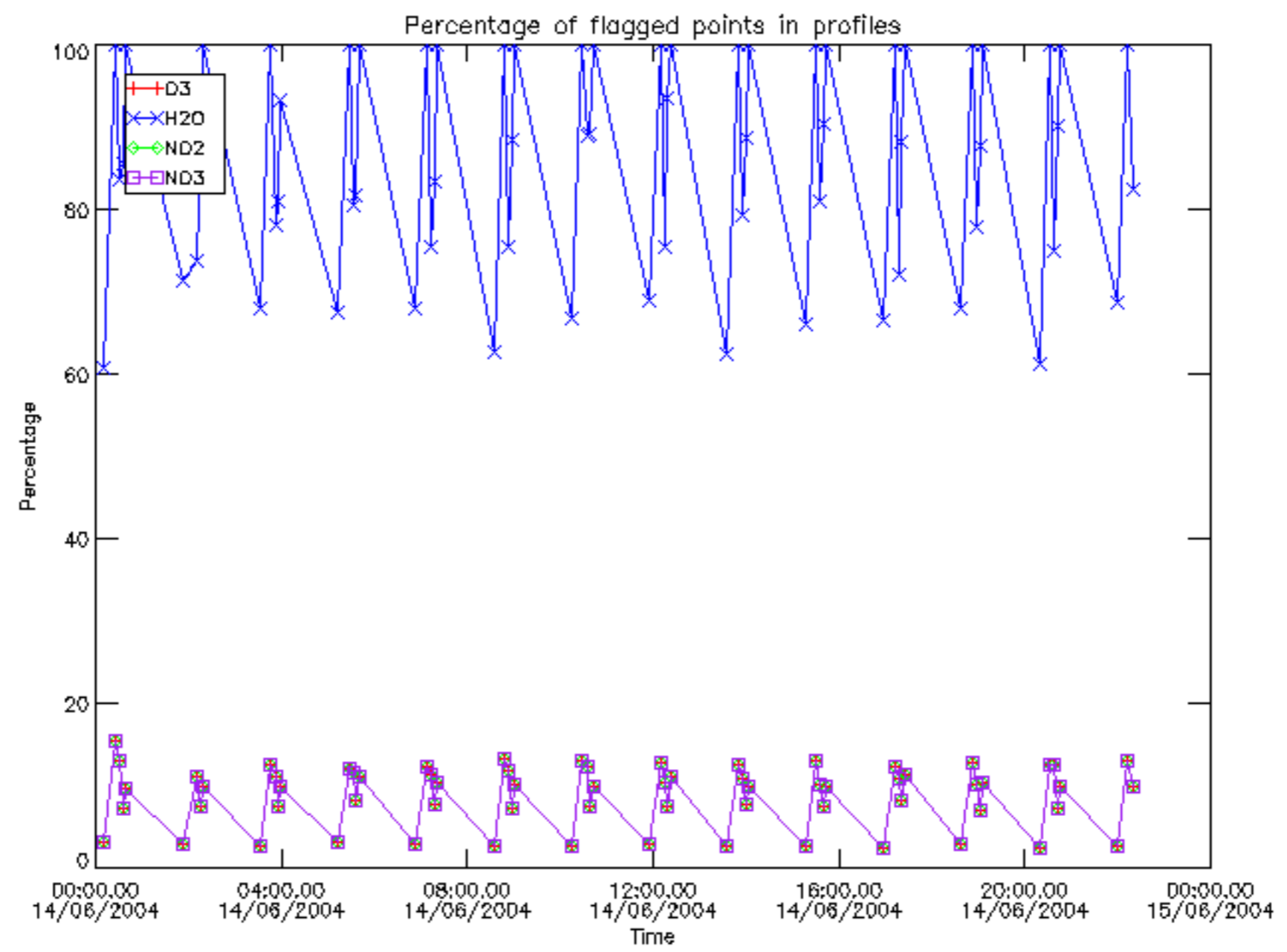




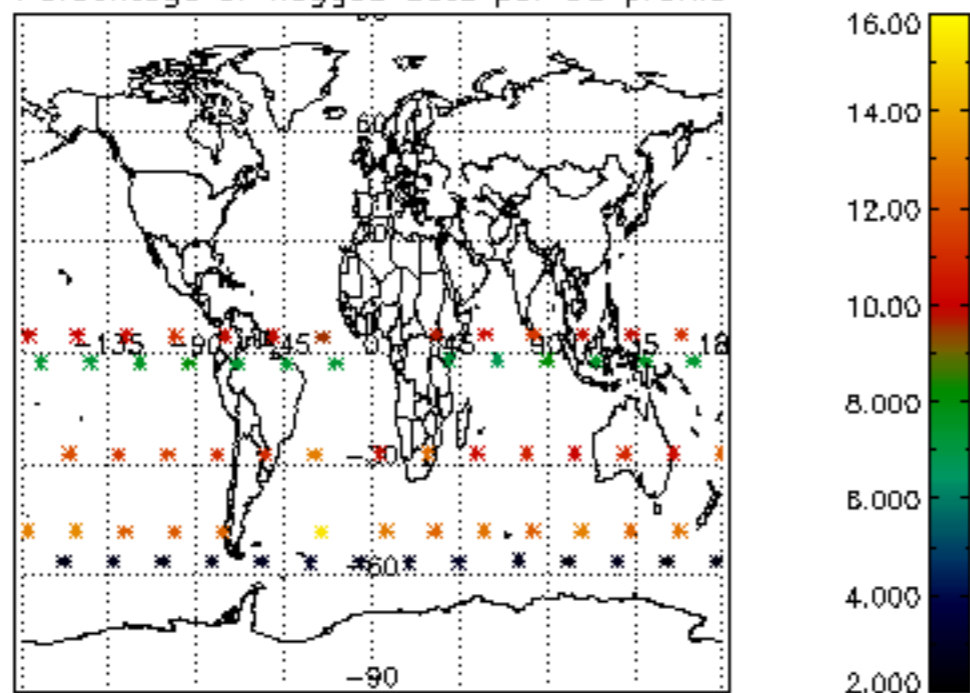
## 6. Auxiliary Data Files used for the production reported in section 2

The number reported in the third column indicates since which file (see list in section 2) the corresponding auxiliary file has been used. The fourth column is the date of those product files.

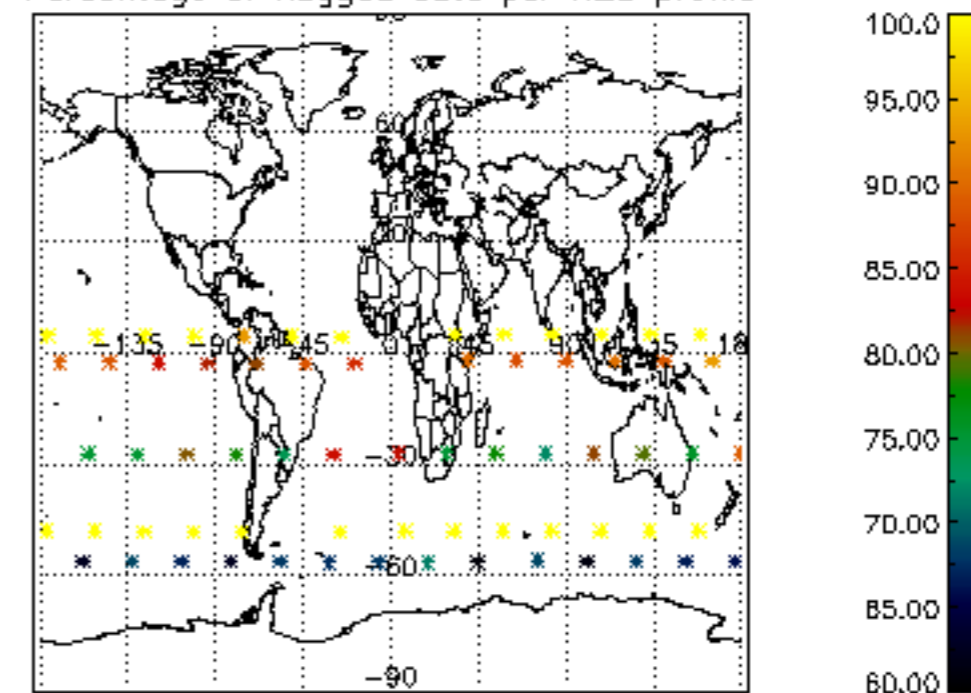
Type	Auxiliary Filename	Used since product	Used since product date
INST_PHYS_CHARACTERISTICS	GOM_INS_AXVIEC20091111_143220_20030716_120000_20500101_000000	1	14-JUN-2004 00:02:34
LEVEL-2_PROC_CONFIG	GOM_PR2_AXVIEC20091111_152718_20020301_000000_20500101_000000	1	14-JUN-2004 00:02:34
CROSS_SECTIONS_FILE	GOM_CRS_AXVIEC20091111_154832_20020301_000000_20500101_000000	1	14-JUN-2004 00:02:34



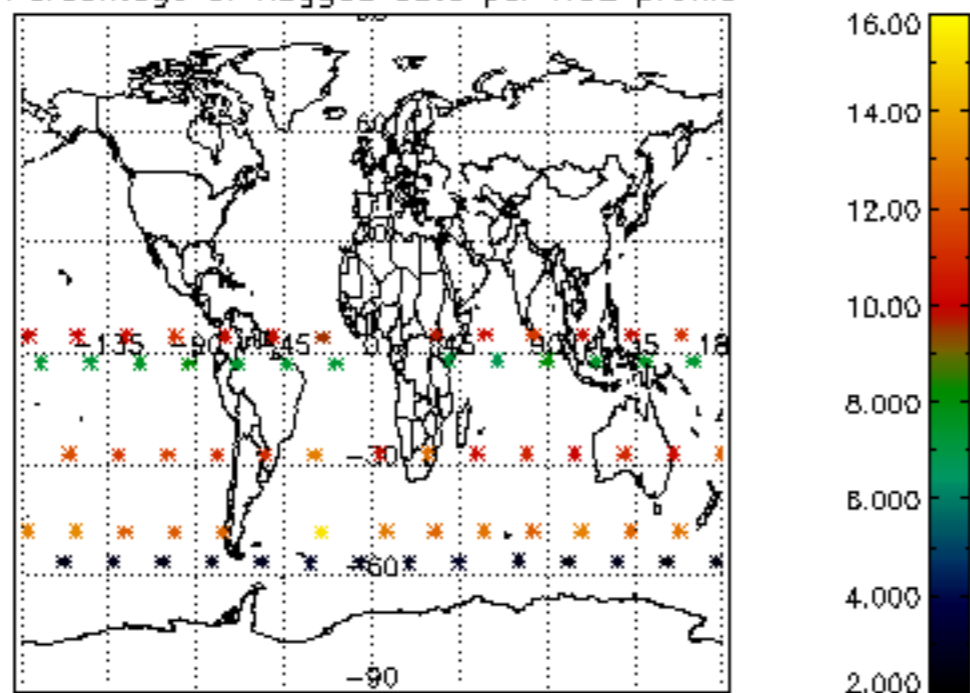
Percentage of flagged data per D3 profile



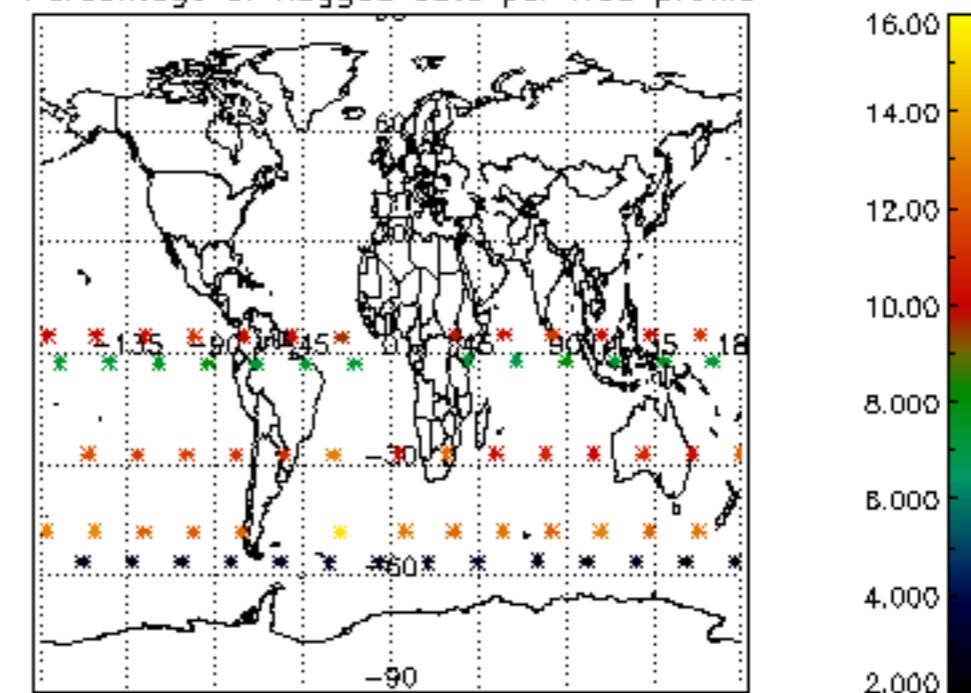
Percentage of flagged data per H2O profile



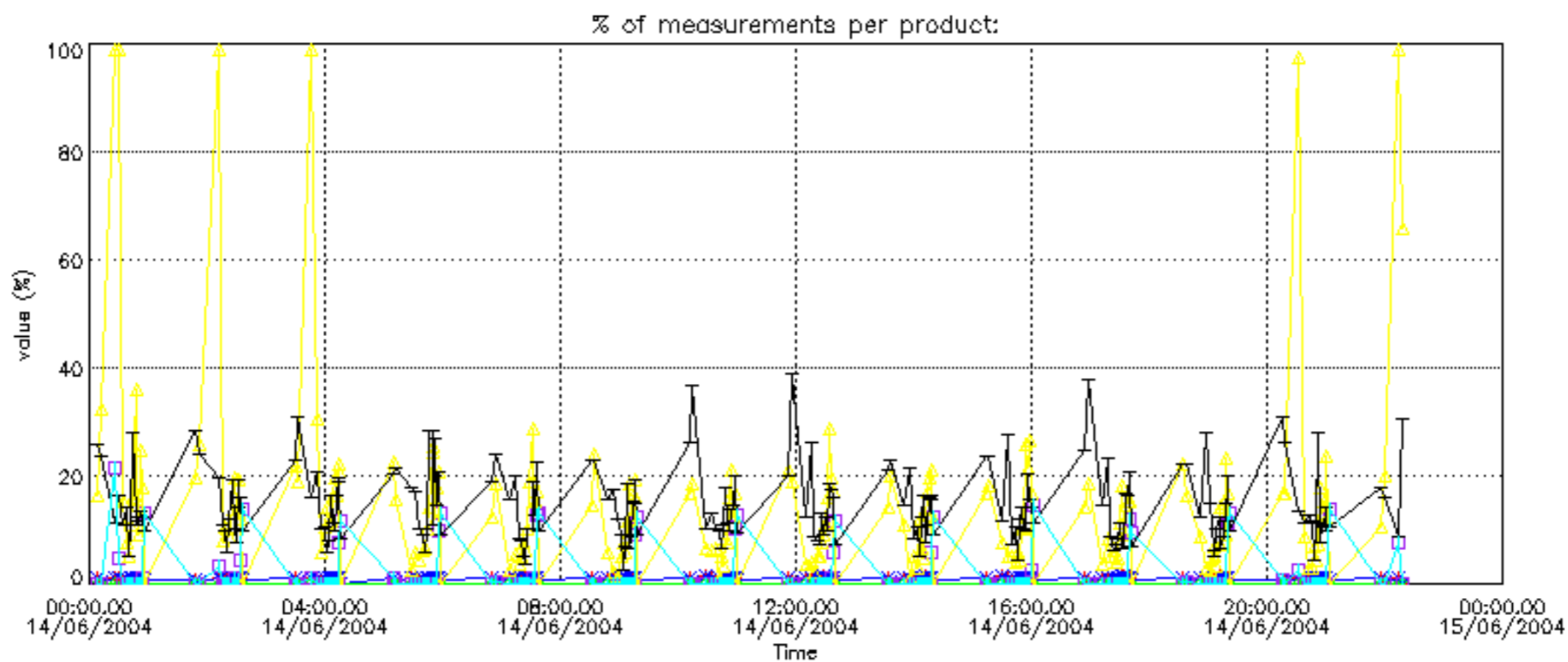
Percentage of flagged data per NO2 profile

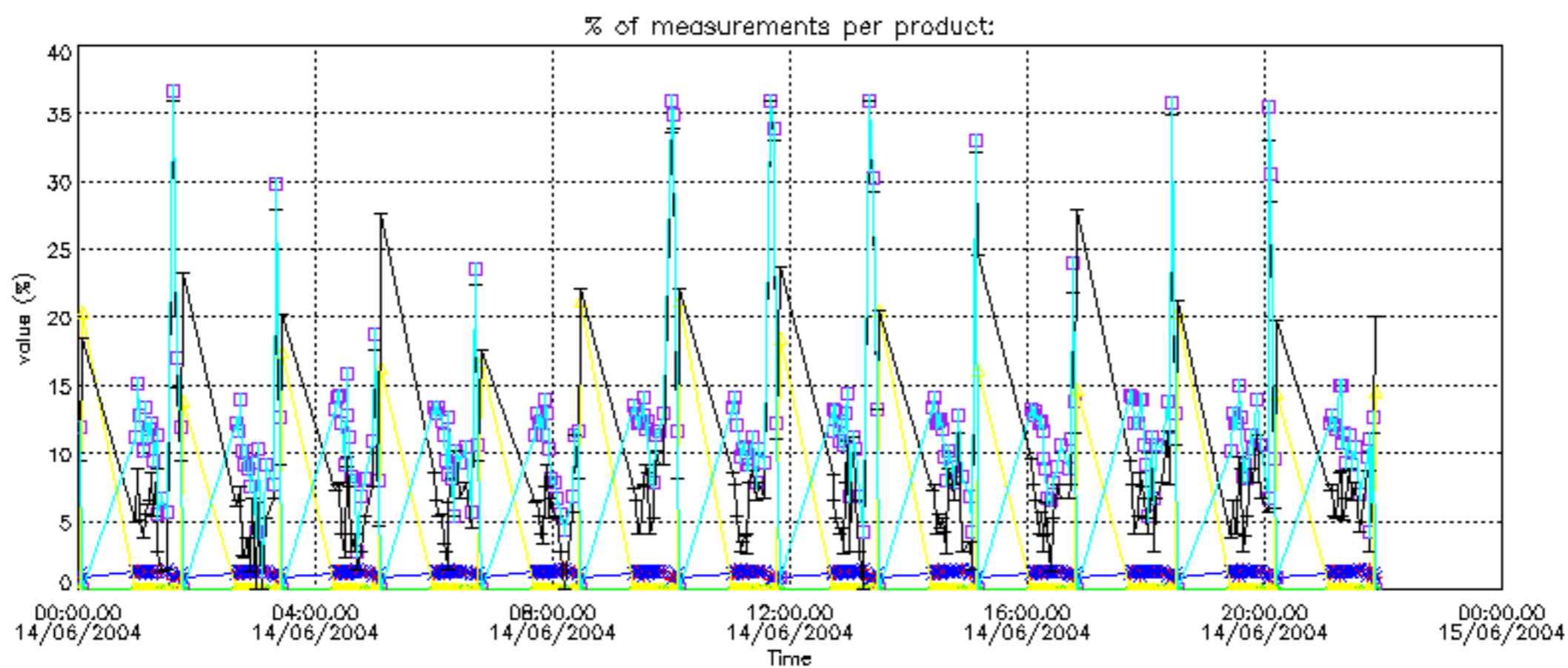


Percentage of flagged data per NO3 profile

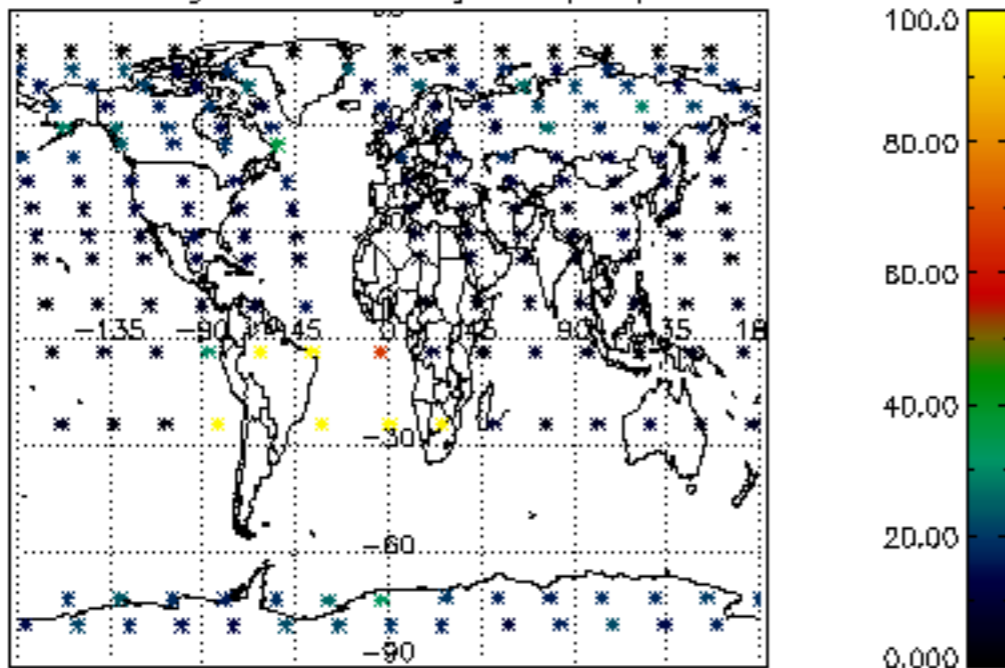




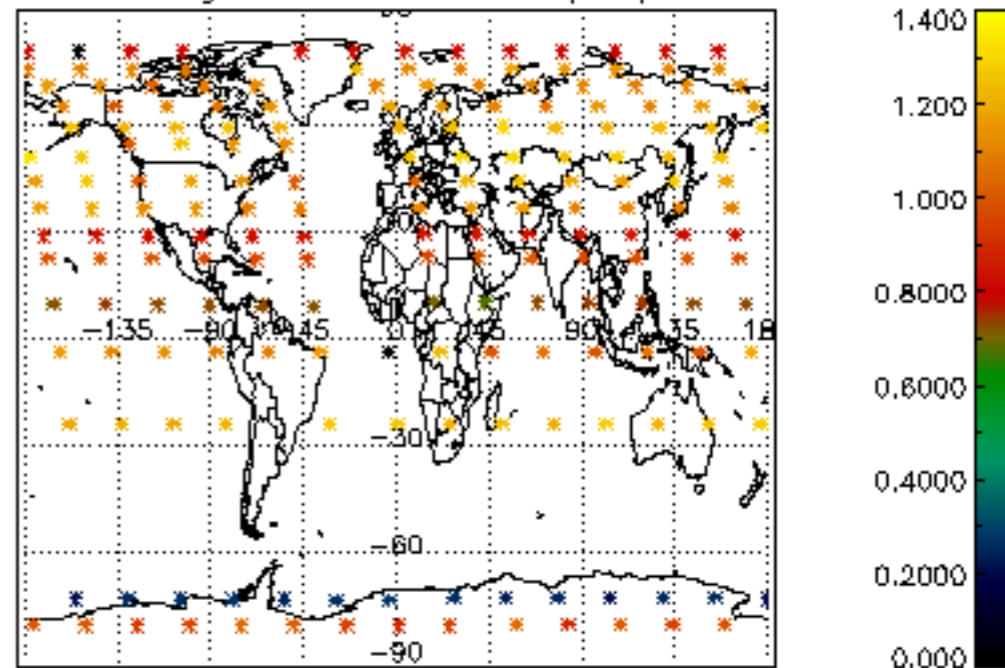




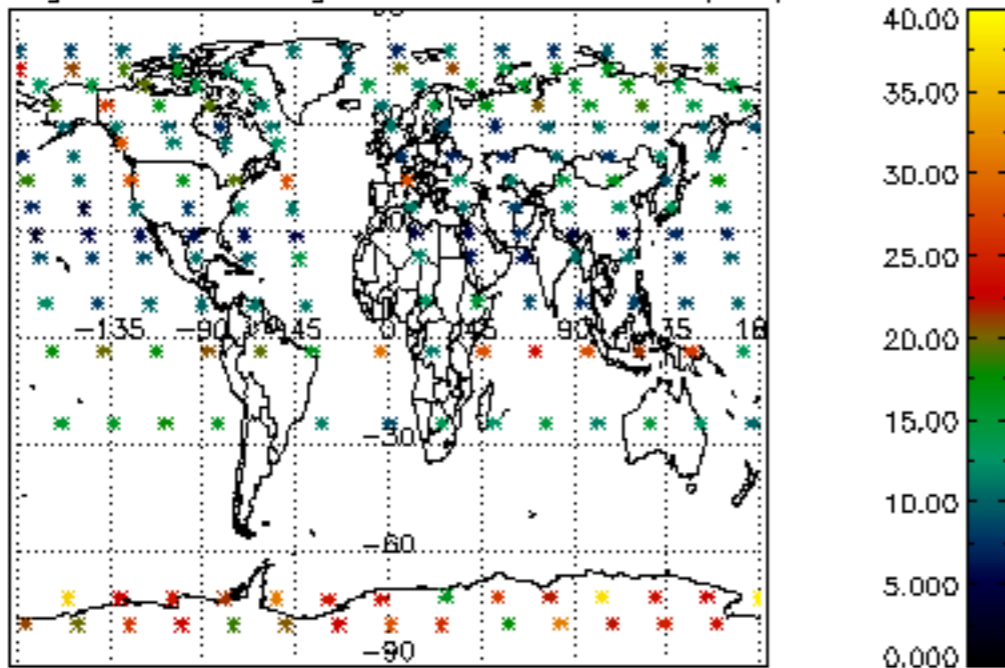
Percentage of cosmic ray hits per profile



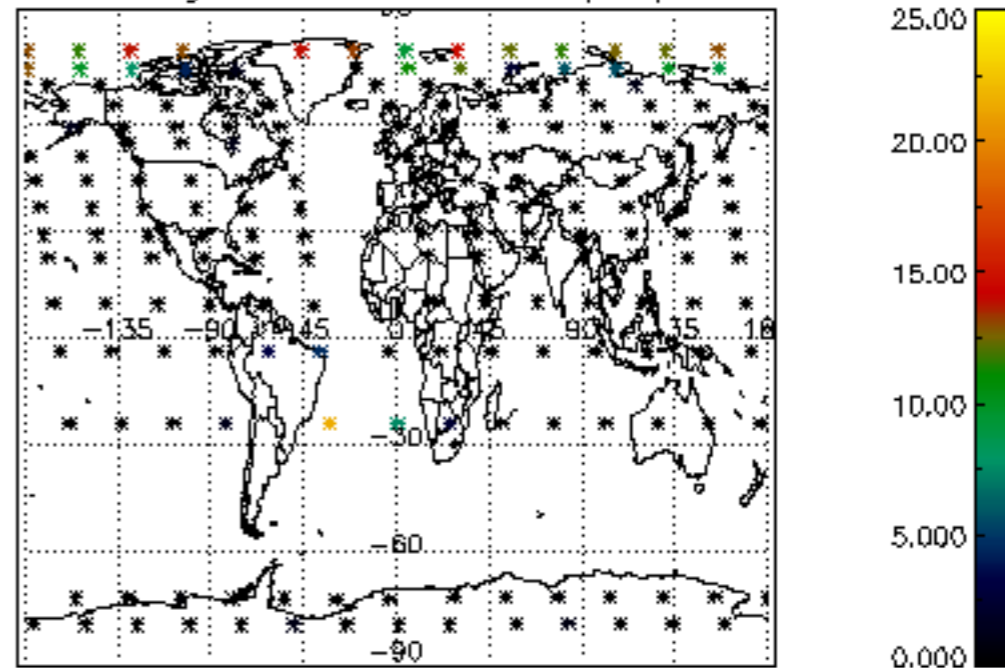
Percentage of datation errors per profile



Percentage of star falling outside central band per profile

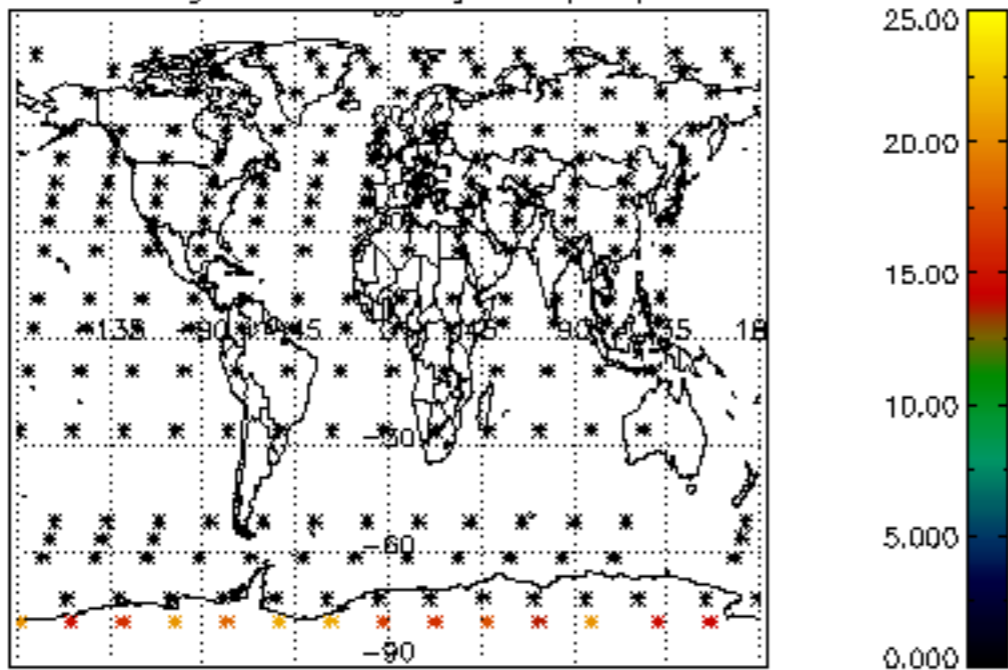


Percentage of saturation errors per profile

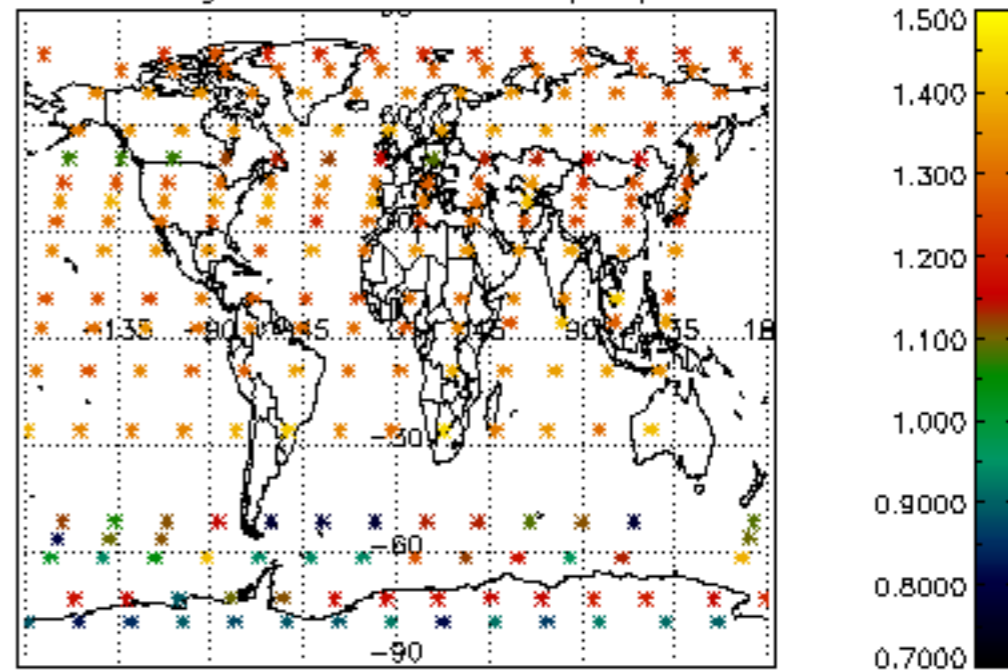




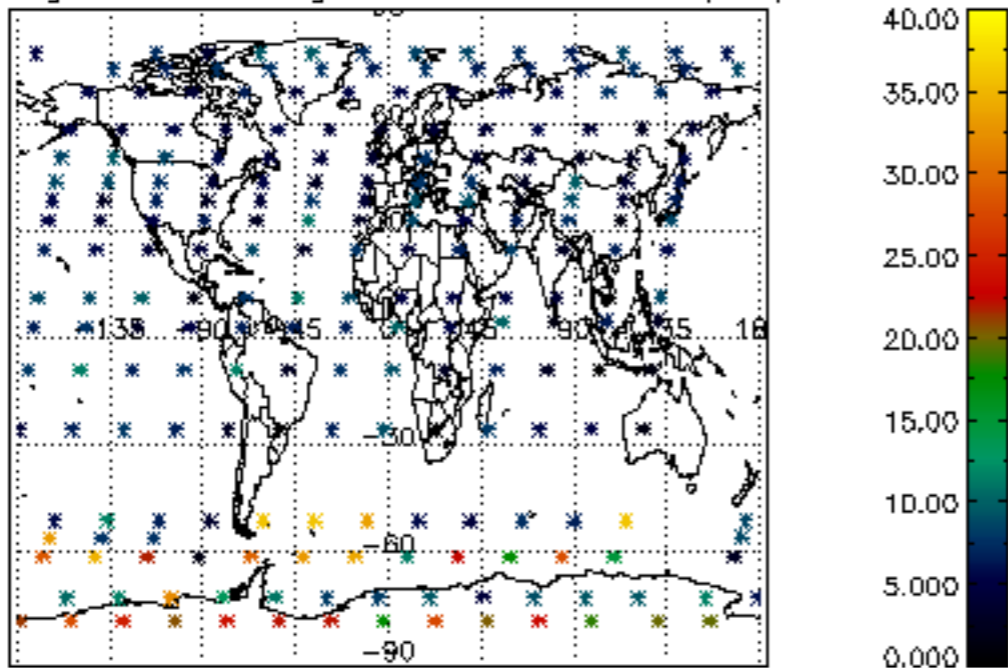
Percentage of cosmic ray hits per profile



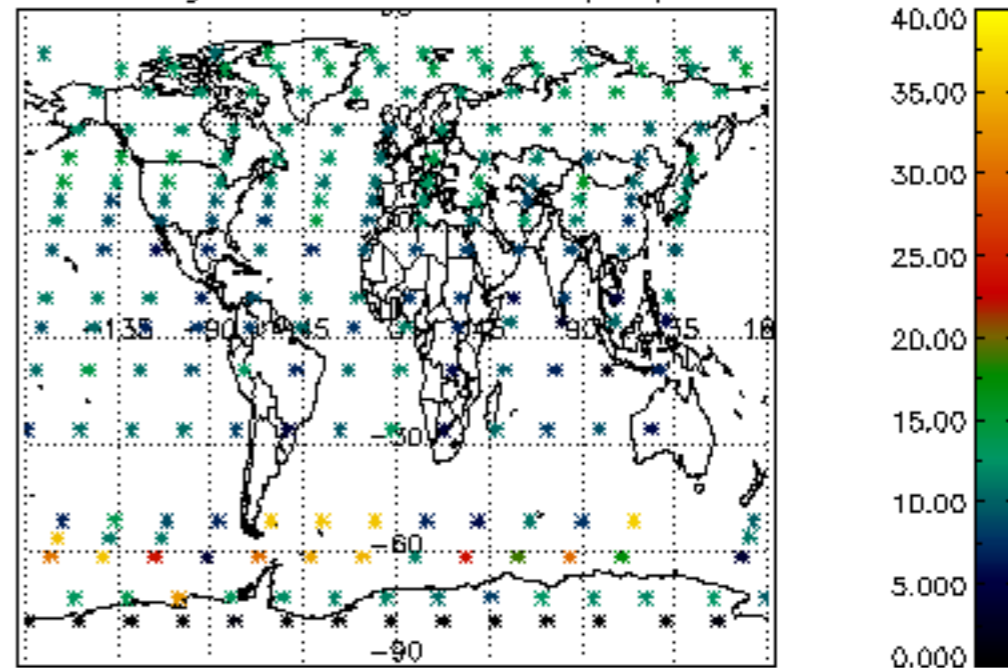
Percentage of datation errors per profile

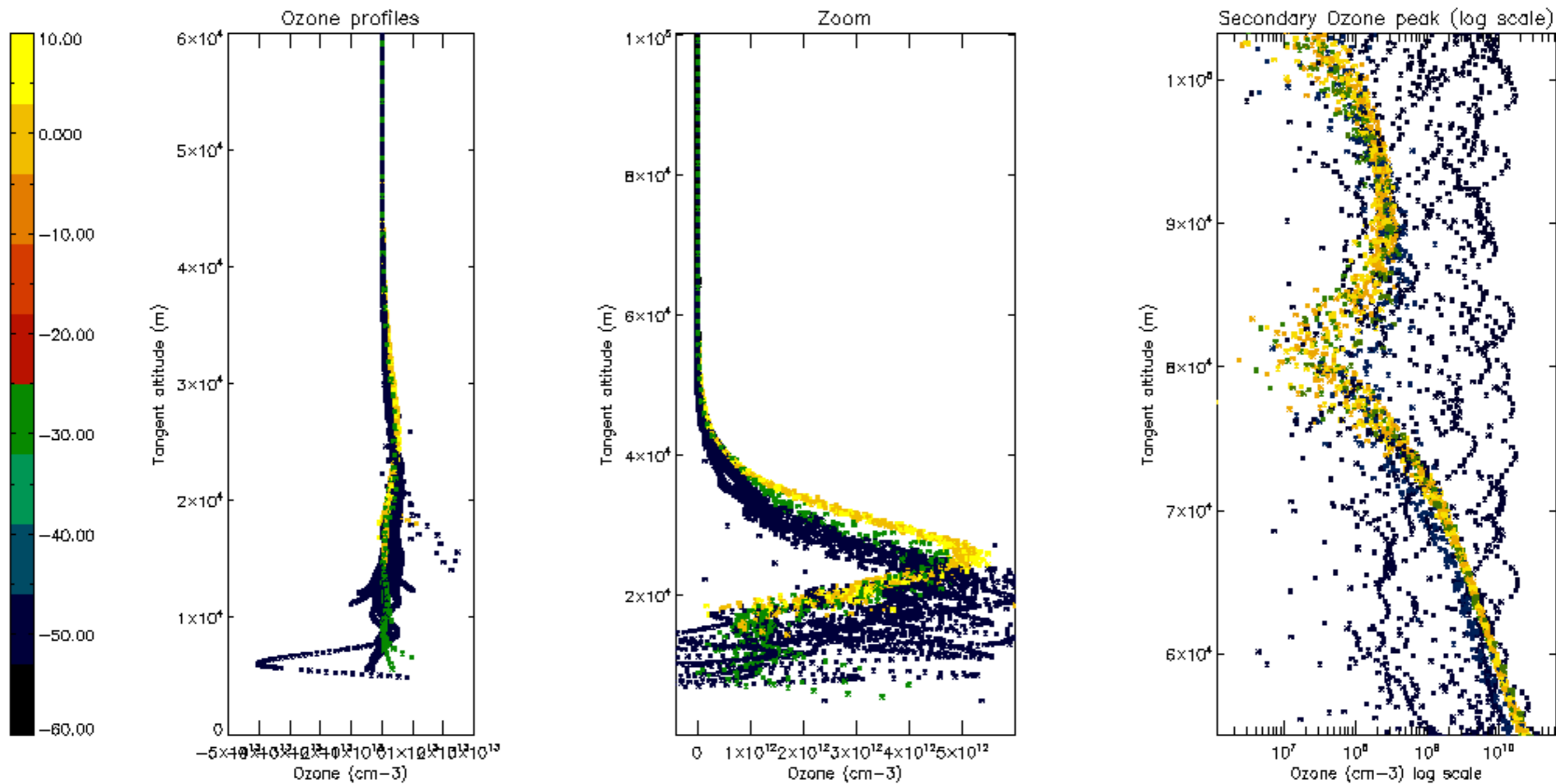


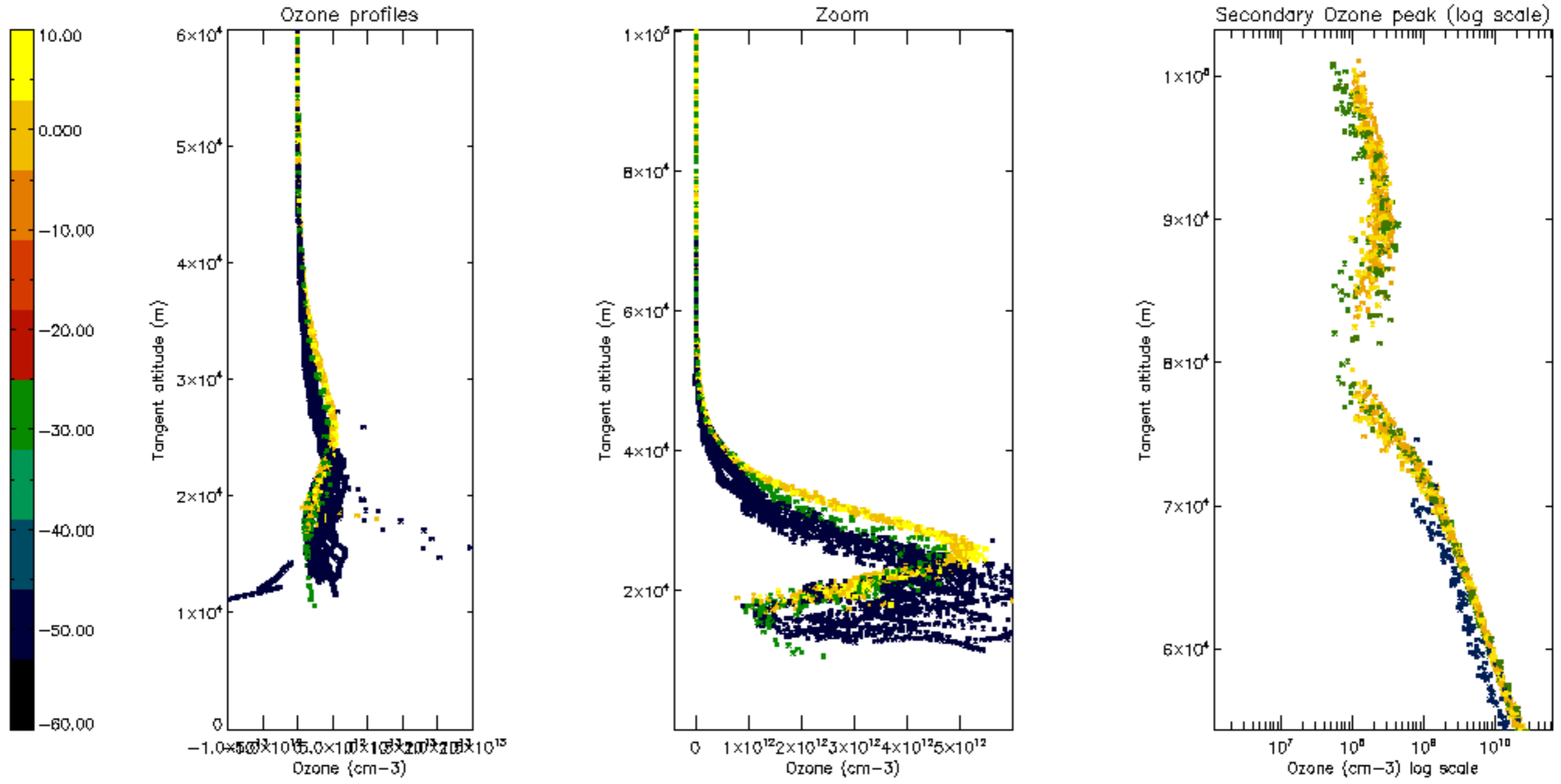
Percentage of star falling outside central band per profile



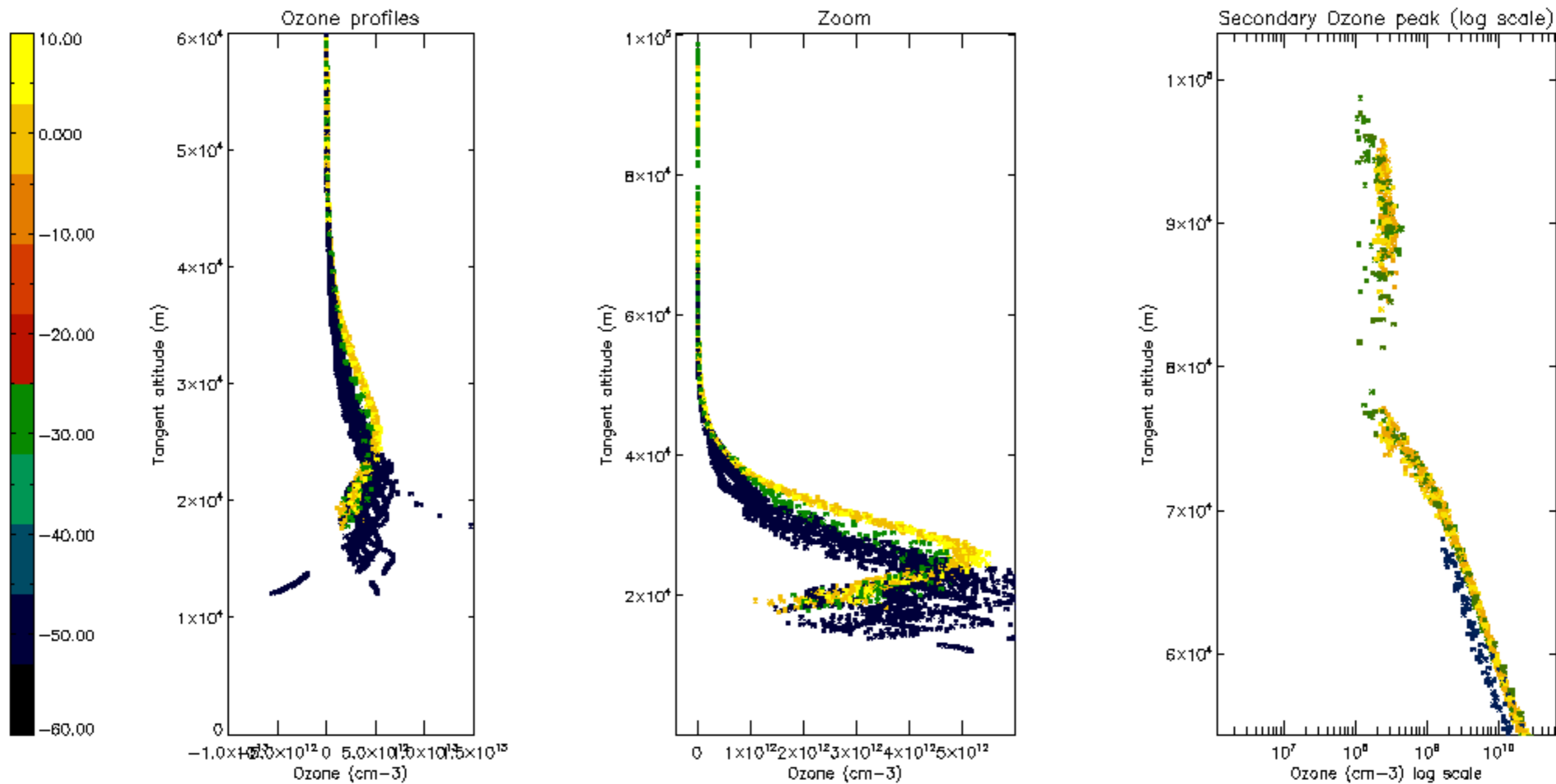
Percentage of saturation errors per profile

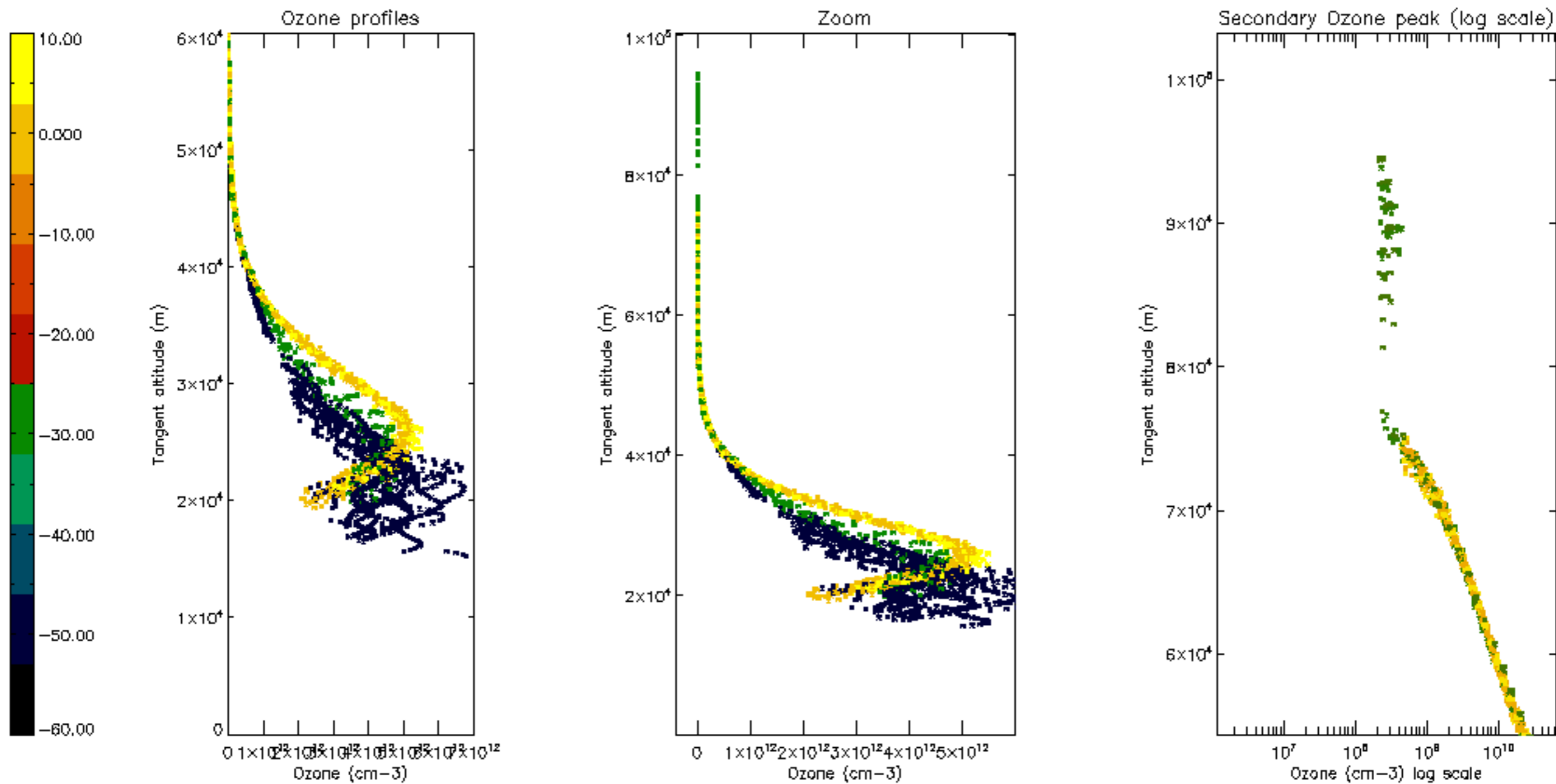


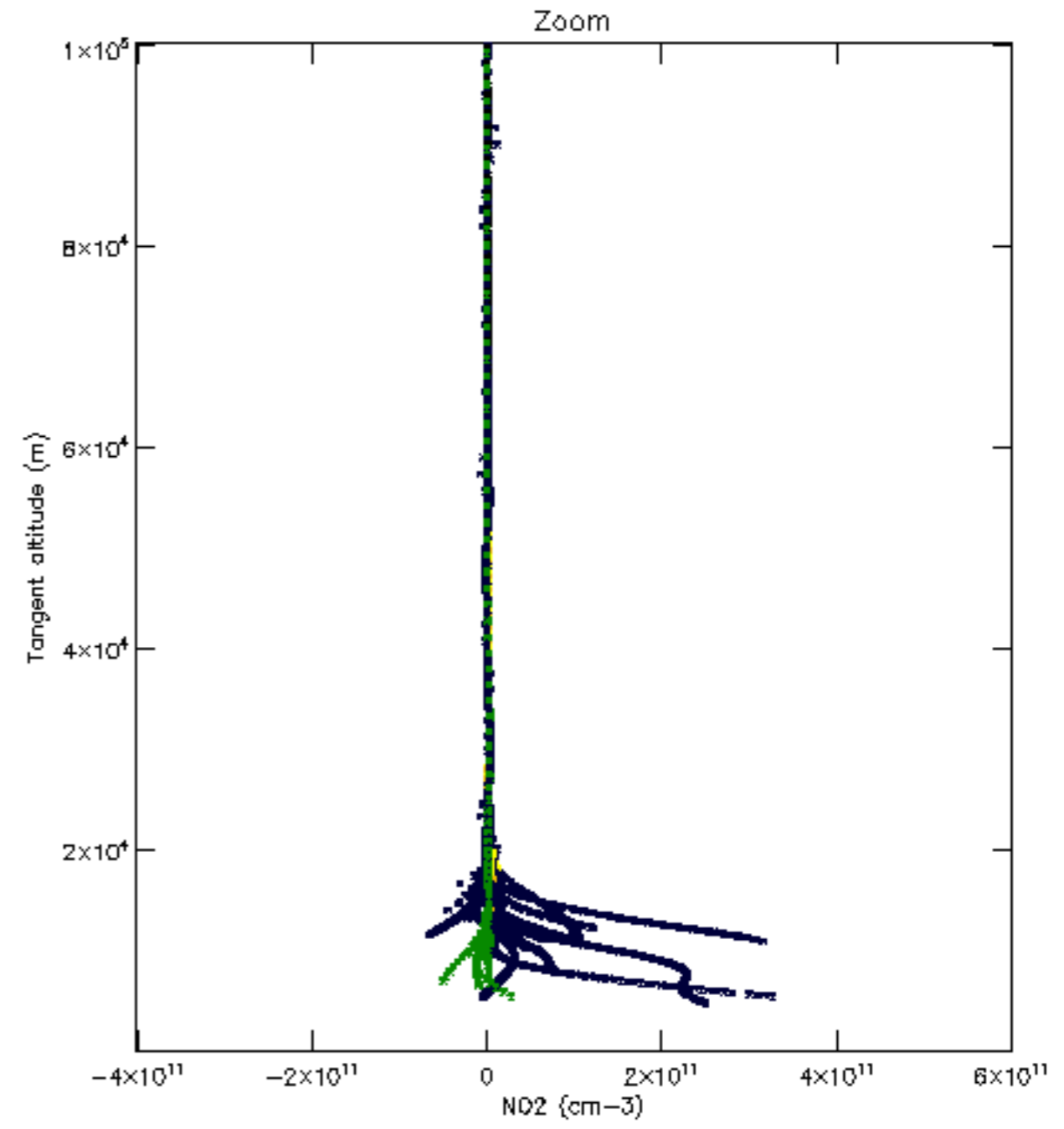
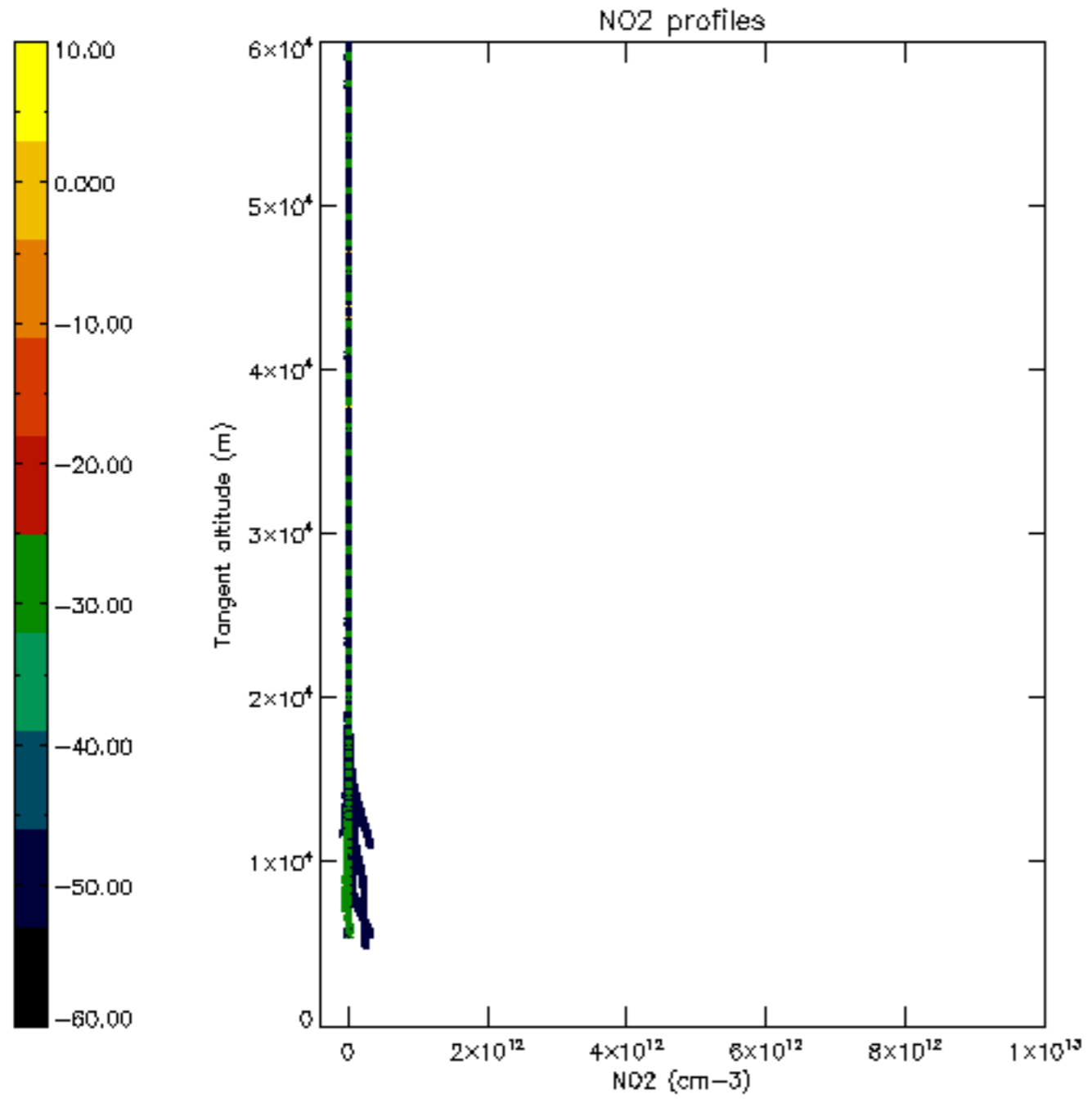




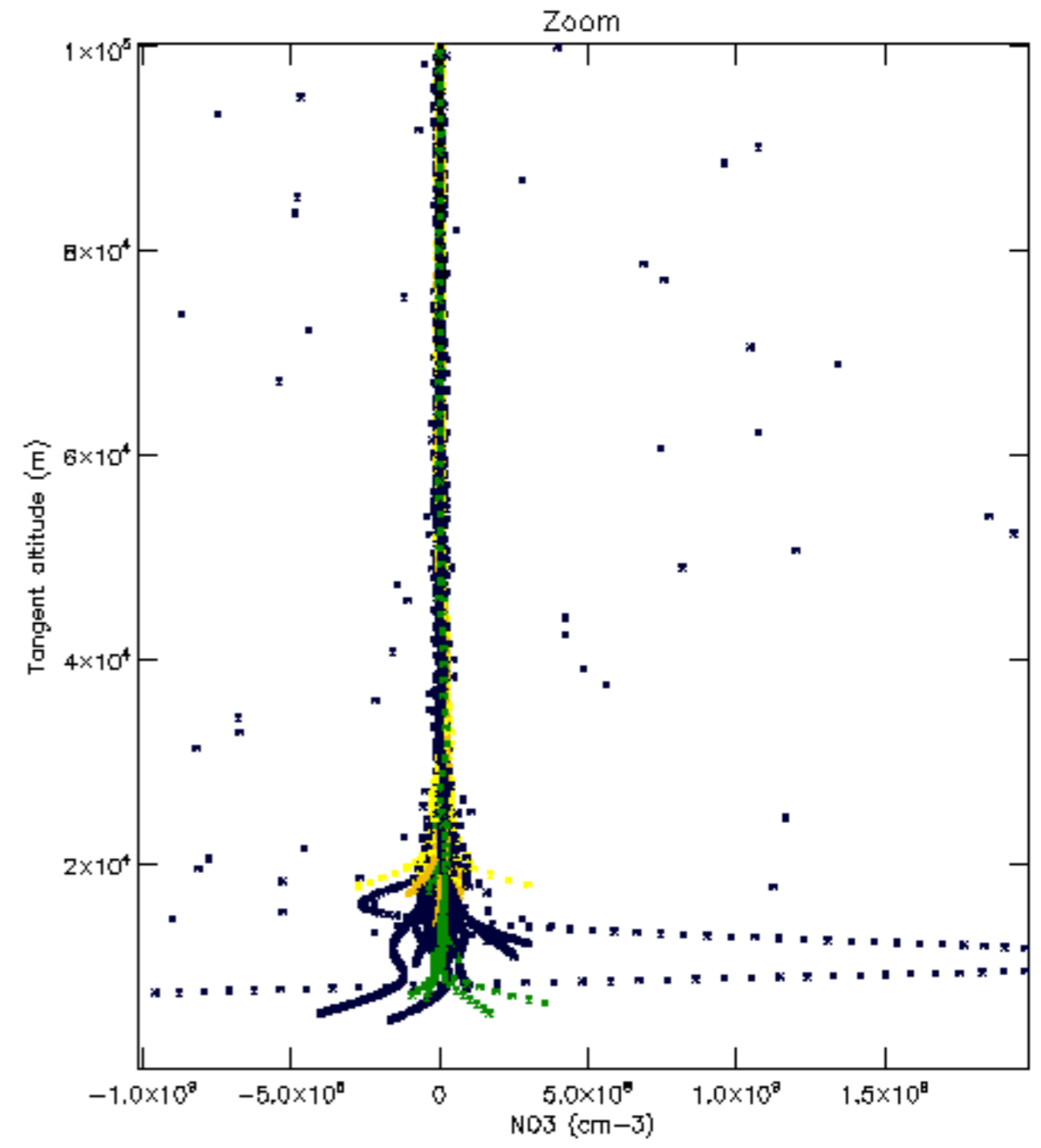
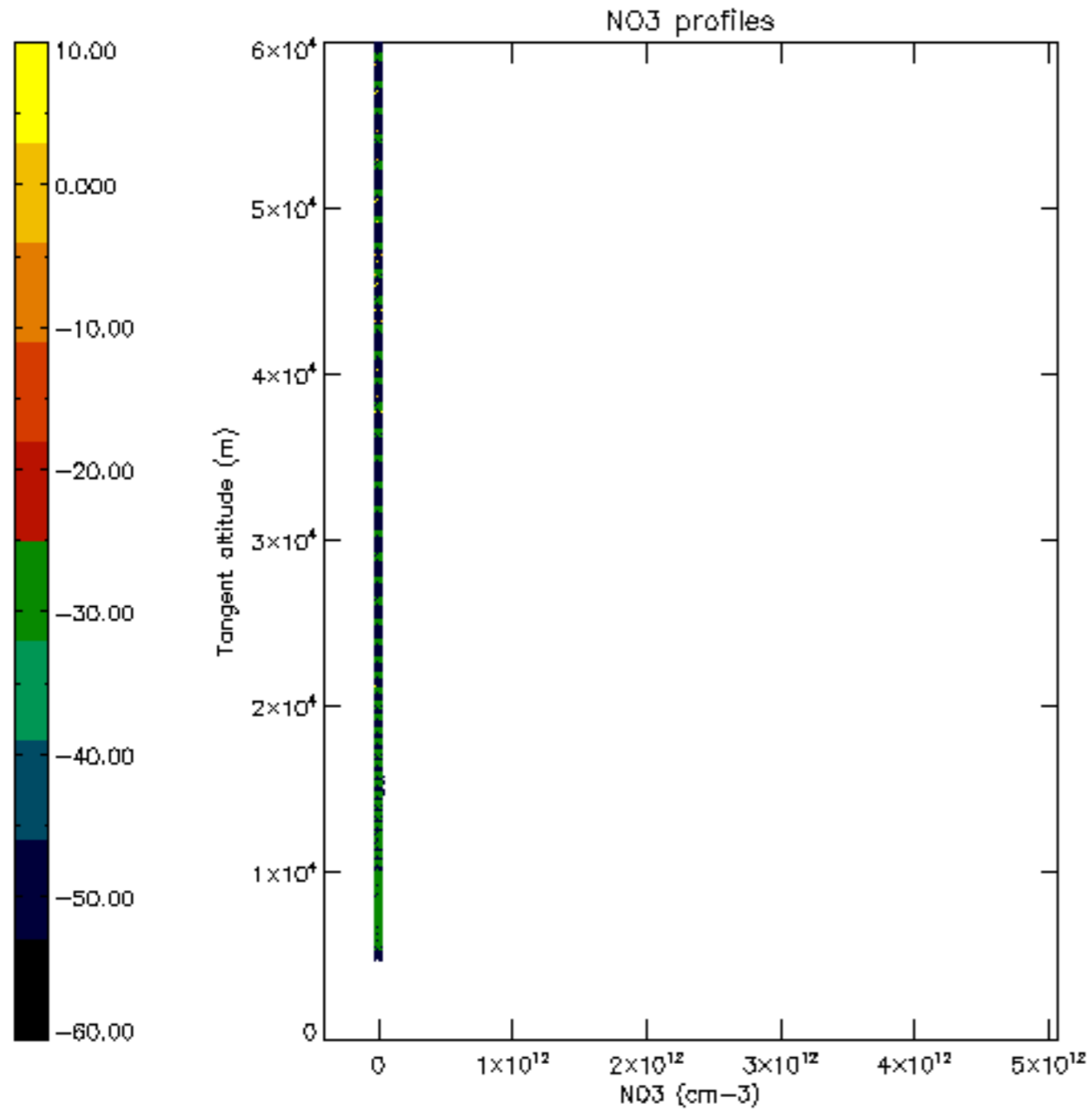


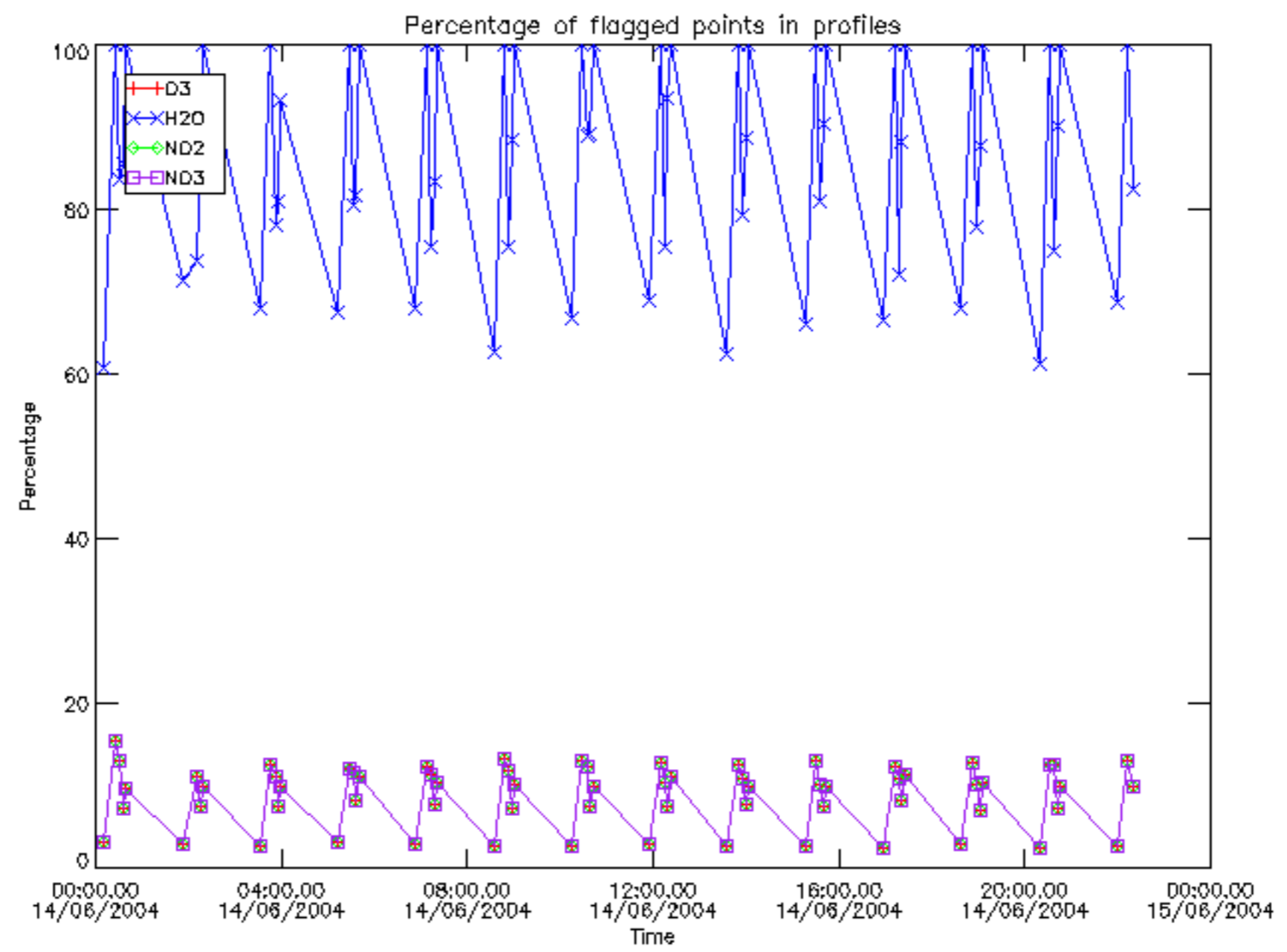




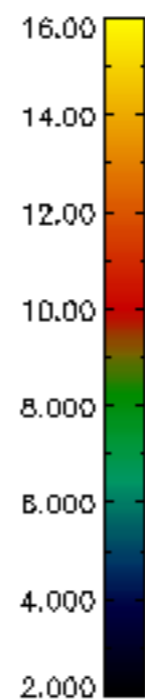
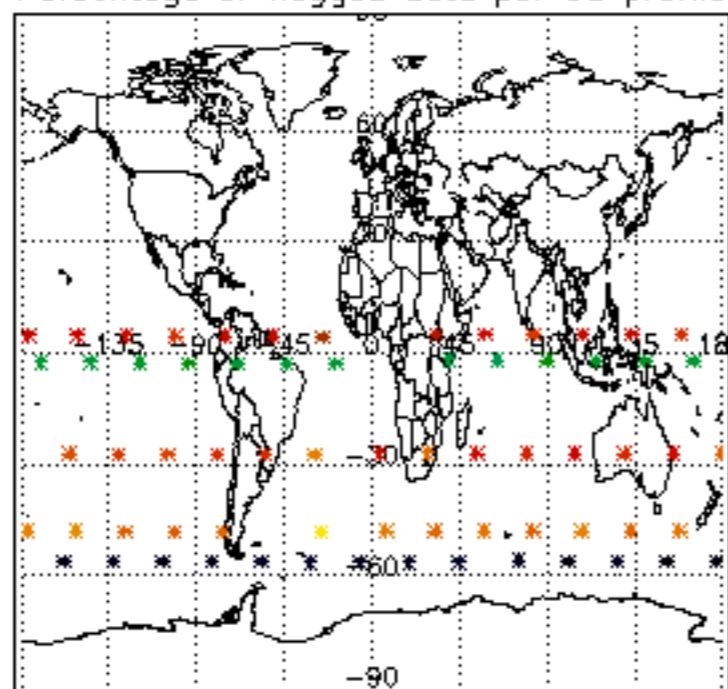




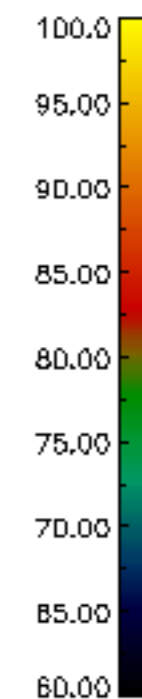
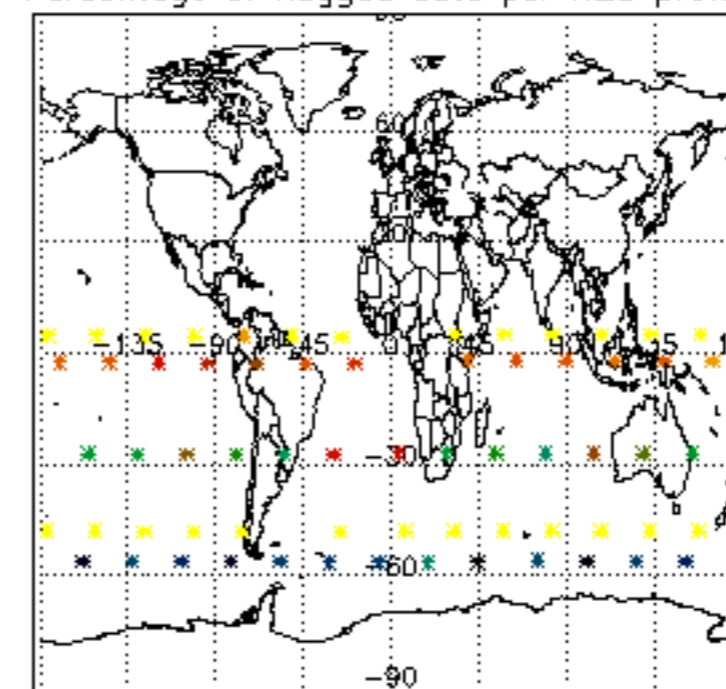




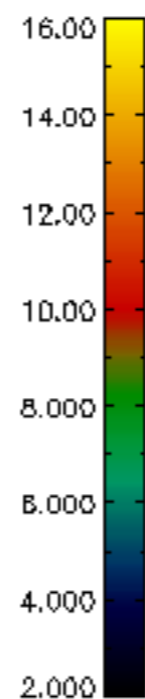
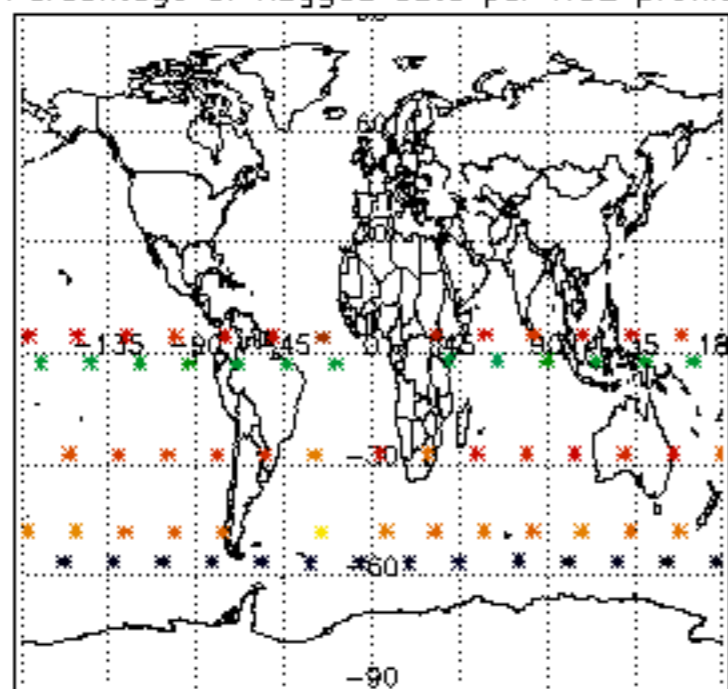
Percentage of flagged data per D3 profile



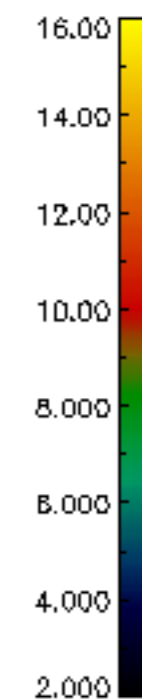
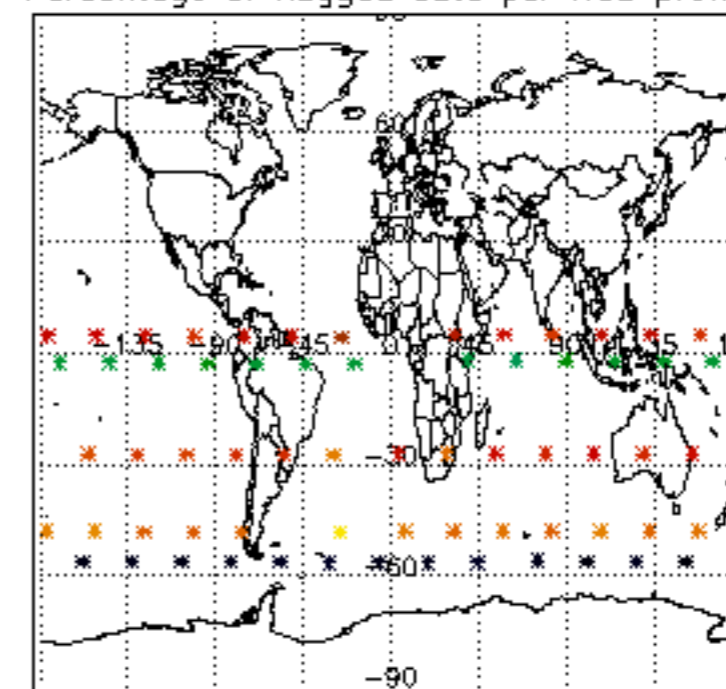
Percentage of flagged data per H2O profile

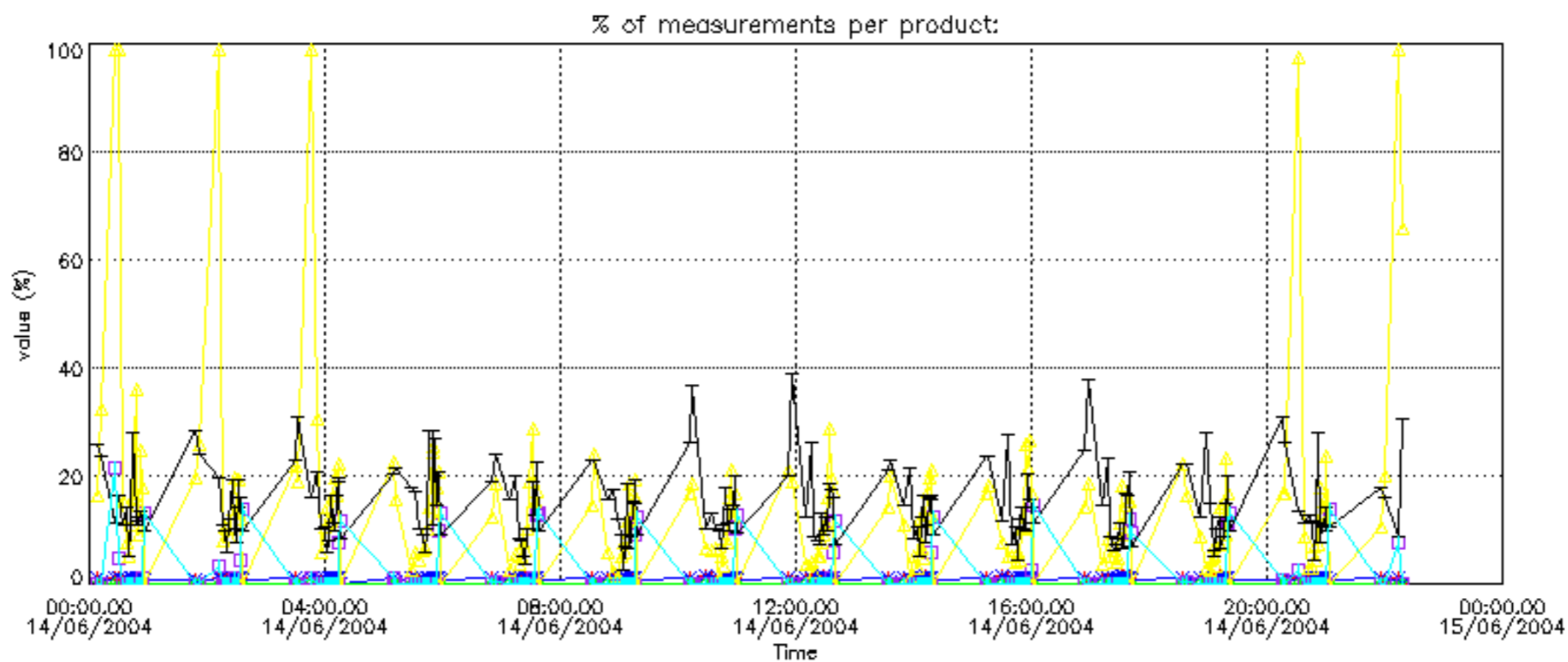


Percentage of flagged data per NO2 profile

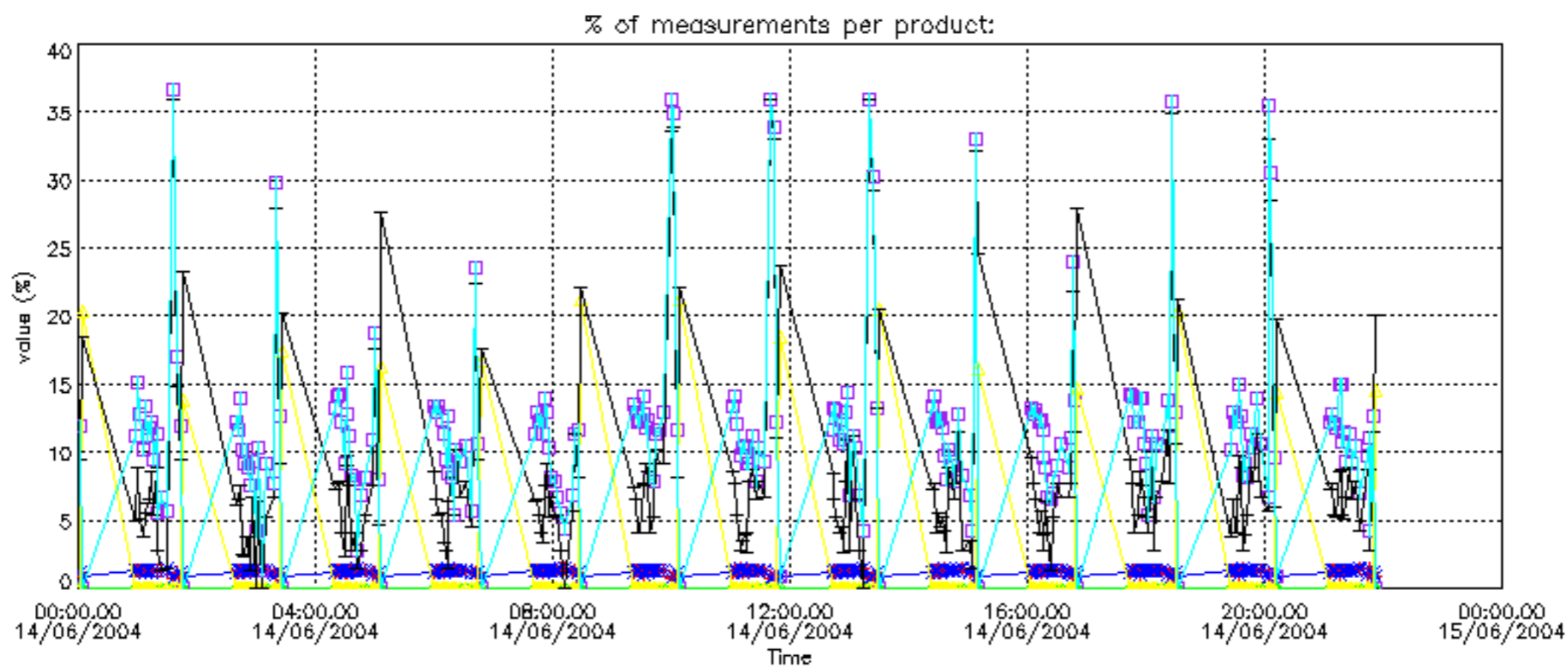


Percentage of flagged data per NO3 profile

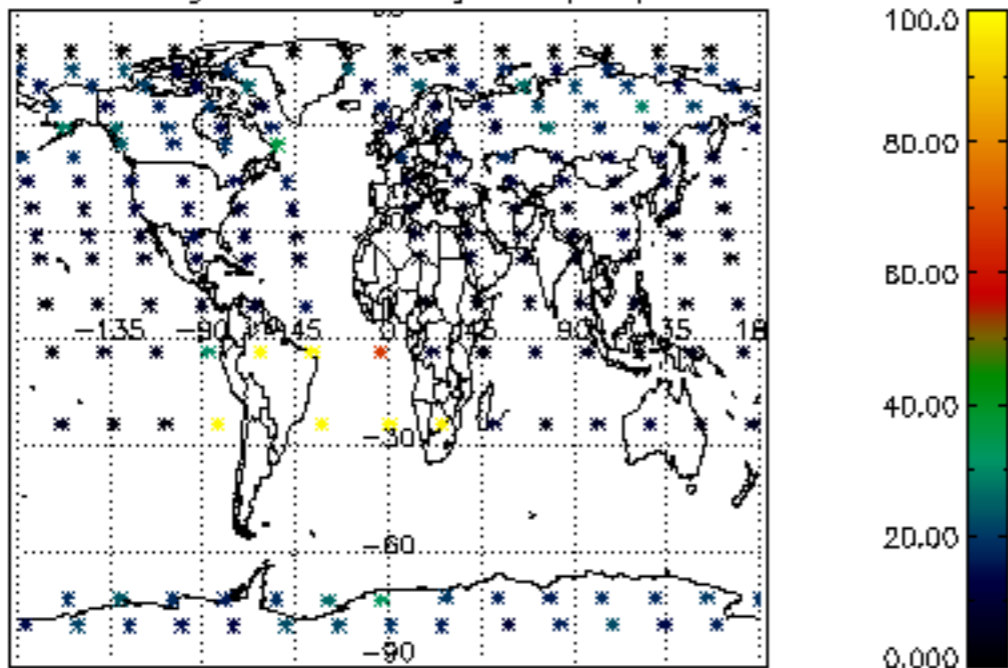




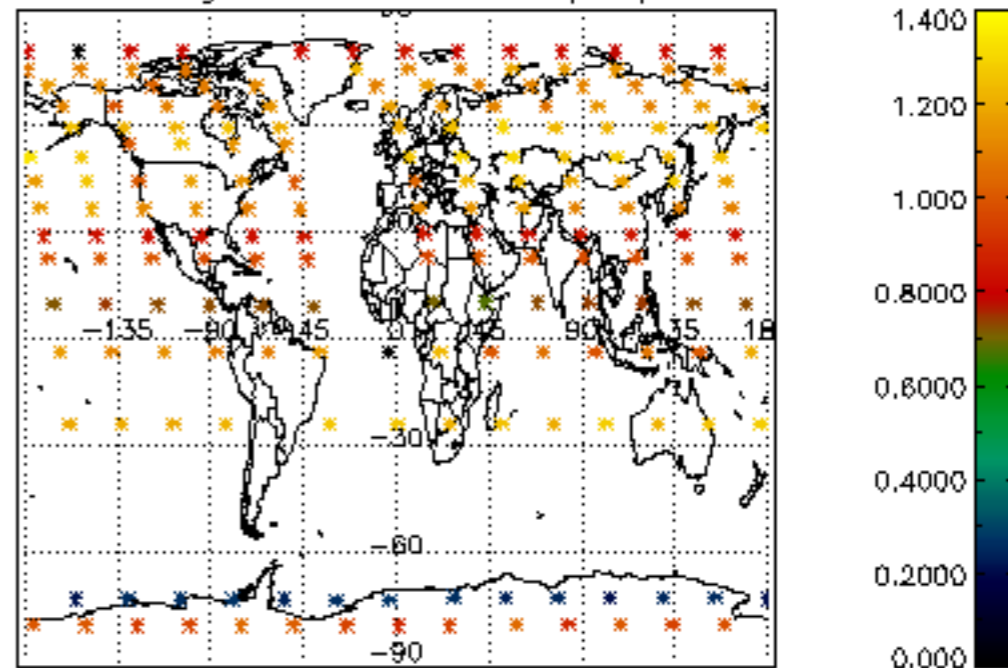




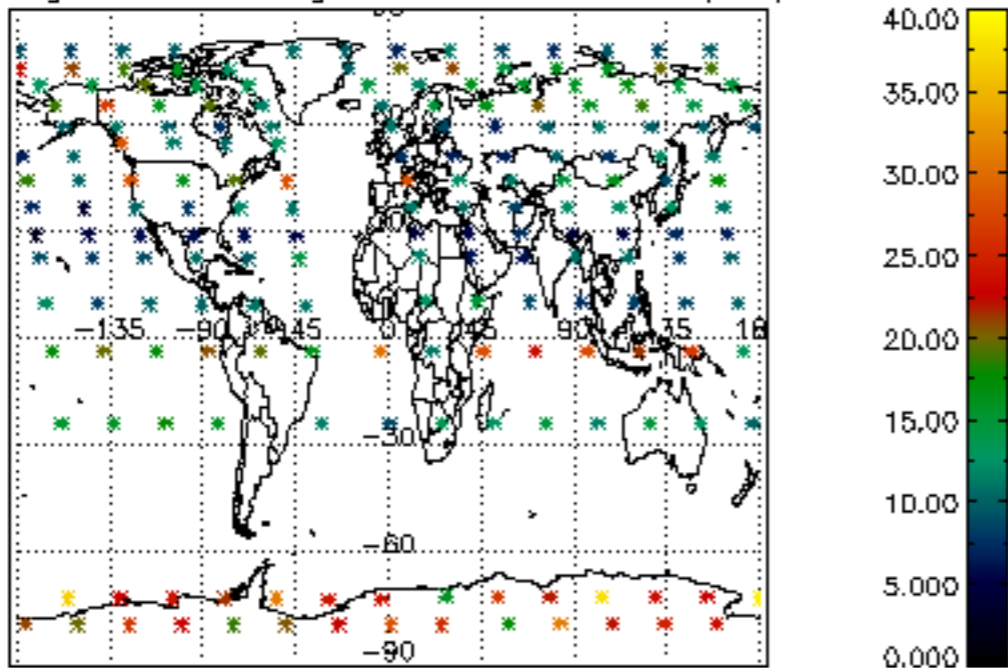
Percentage of cosmic ray hits per profile



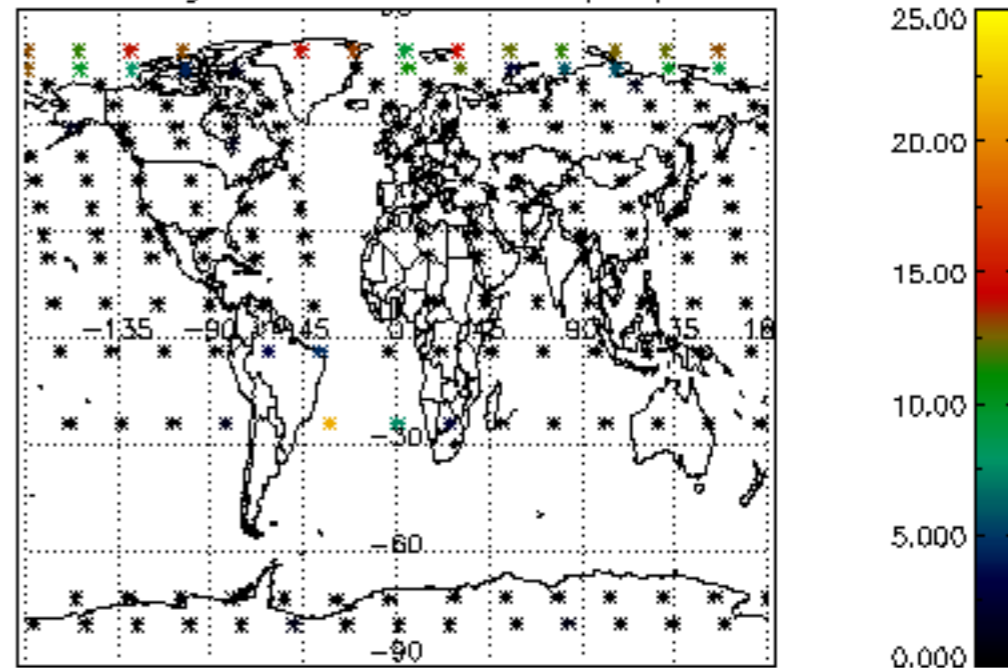
Percentage of datation errors per profile



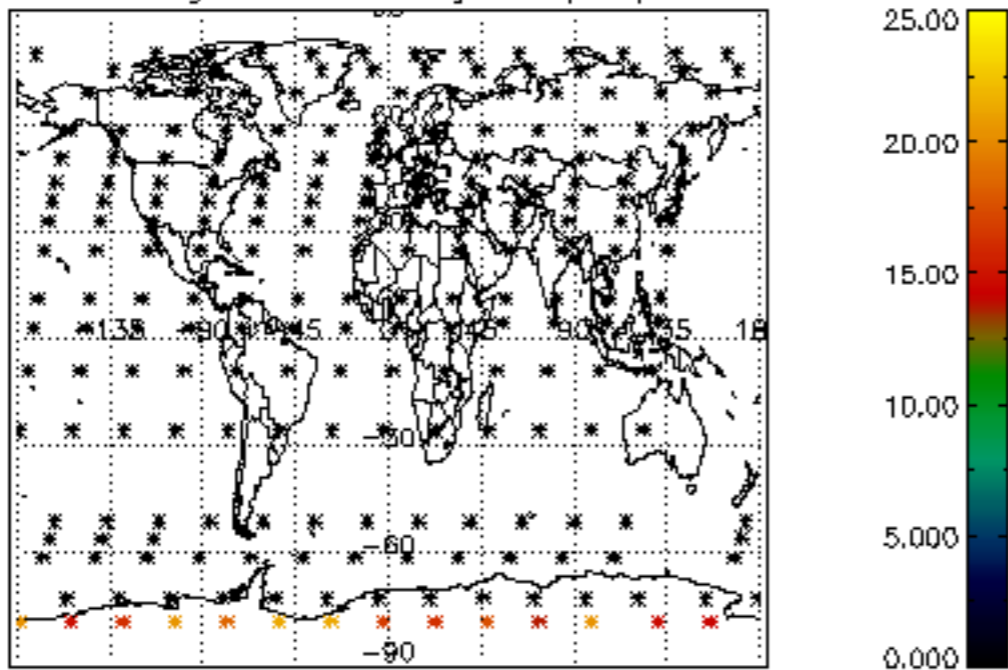
Percentage of star falling outside central band per profile



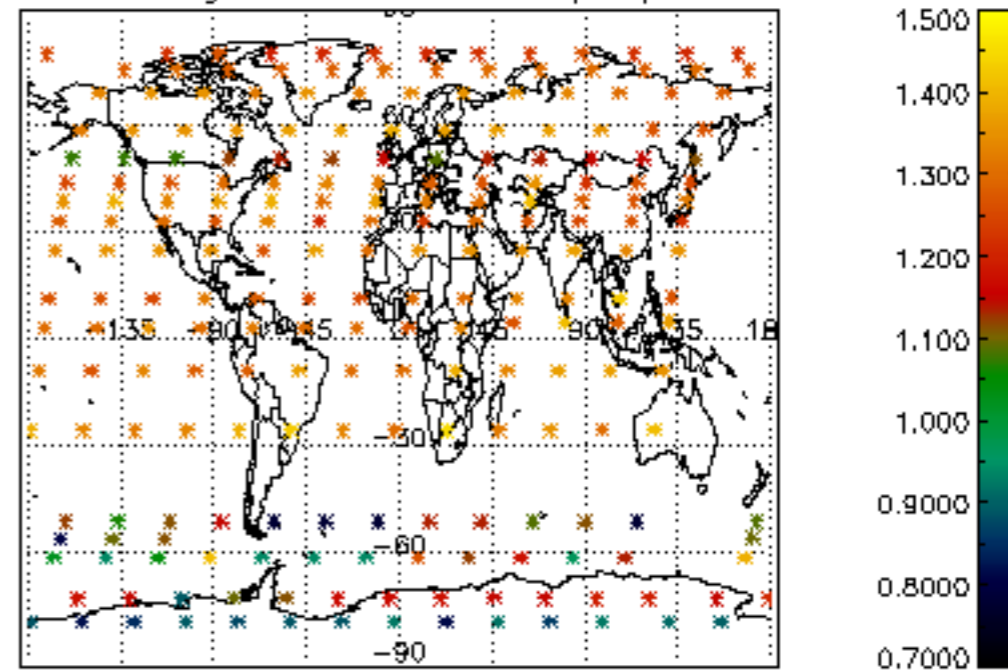
Percentage of saturation errors per profile



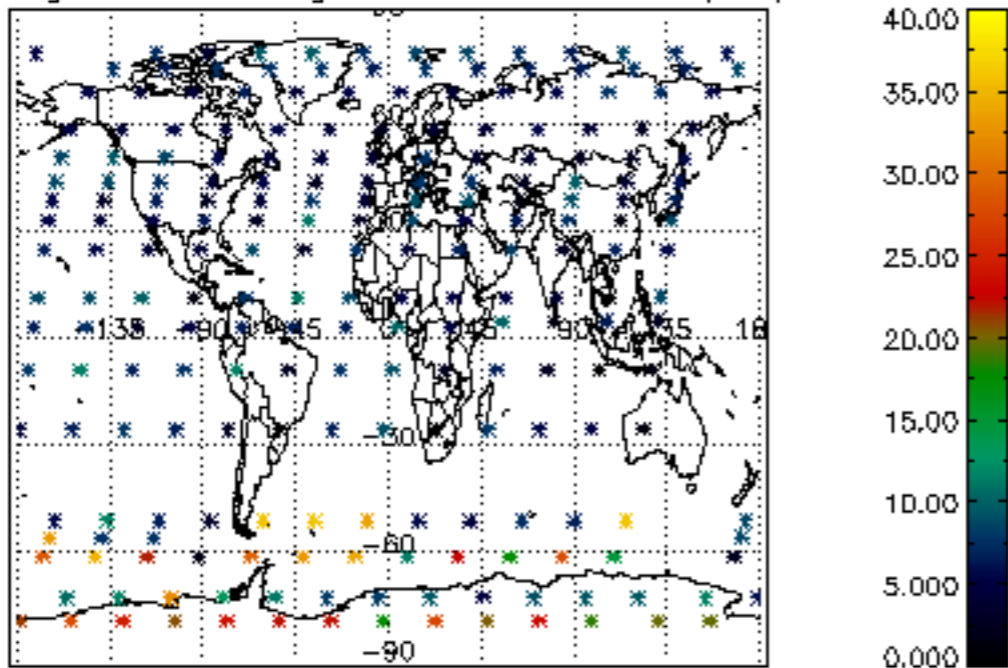
Percentage of cosmic ray hits per profile



Percentage of datation errors per profile



Percentage of star falling outside central band per profile



Percentage of saturation errors per profile

