

GOMOS Level 2 Daily Report

SUMMARY

[1. General Info](#)

[2. Summary of processed GOM_NL_2P products](#)

[3. Level 2 Quality information per product](#)

[3.1 Plot of level 2 quality information per product \(time dependant\)](#)

[3.2 Plot of level 2 quality information per product \(world map\)](#)

[4. Level 1 Quality information per product \(stored on level 2 products\)](#)

[4.1 Plot of level 1 quality information per product \(time dependant\)](#)

[4.1.1 Plot of level 1 quality information per product \(time dependant\): ASCENDING](#)

[4.1.2 Plot of level 1 quality information per product \(time dependant\): DESCENDING](#)

[4.2 Plot of level 1 quality information per product \(world map\)](#)

[4.2.1 Plot of level 1 quality information per product \(world map\): ASCENDING](#)

[4.2.2 Plot of level 1 quality information per product \(world map\): DESCENDING](#)

[5. Ozone profiles based on quality statistics and other trace gas profiles](#)

[5.1 Ozone statistics based on quality of products](#)

[5.2 Plot ozone profiles for all STD \(dark without errors\)](#)

[5.3 Plot ozone profiles where STD < 20% \(dark without errors\)](#)

[5.4. Plot ozone profiles where STD < 10% \(dark without errors\)](#)

[5.5. Plot ozone profiles where STD < 5% \(dark without errors\)](#)

[5.6 Plot NO2 profiles for all STD \(dark without errors\)](#)

[5.7 Plot NO3 profiles for all STD \(dark without errors\)](#)

[5.8 Plot H2O profiles \(only for occultations of stars 1,2,3,4,13,14,16,26,63 dark without errors\) for all STD](#)

[6. Auxiliary Data Files used for the production reported in section 2](#)

This report presents the daily analysis on parameters extracted from GOMOS level 2 data (GOM_NL__2P). It is intended to monitor some important parameters that will impact the quality of these products. A list of level 2 products (and content) that have arrived during the reporting day to the PCF is also given.

Item	Value
Time of report generation	19APR2013 04:12:06
Data source version	GOMOS/6.01
Start time of products	13-06-2004 (13JUN2004 00:00:00)
Stop time of products	14-06-2004 (14JUN2004 00:00:00)
Store outputs in DB	Yes
Nb of level 2 prods	452
Nb of prods with errors	0

2. Summary of processed GOM_NL__2P products.

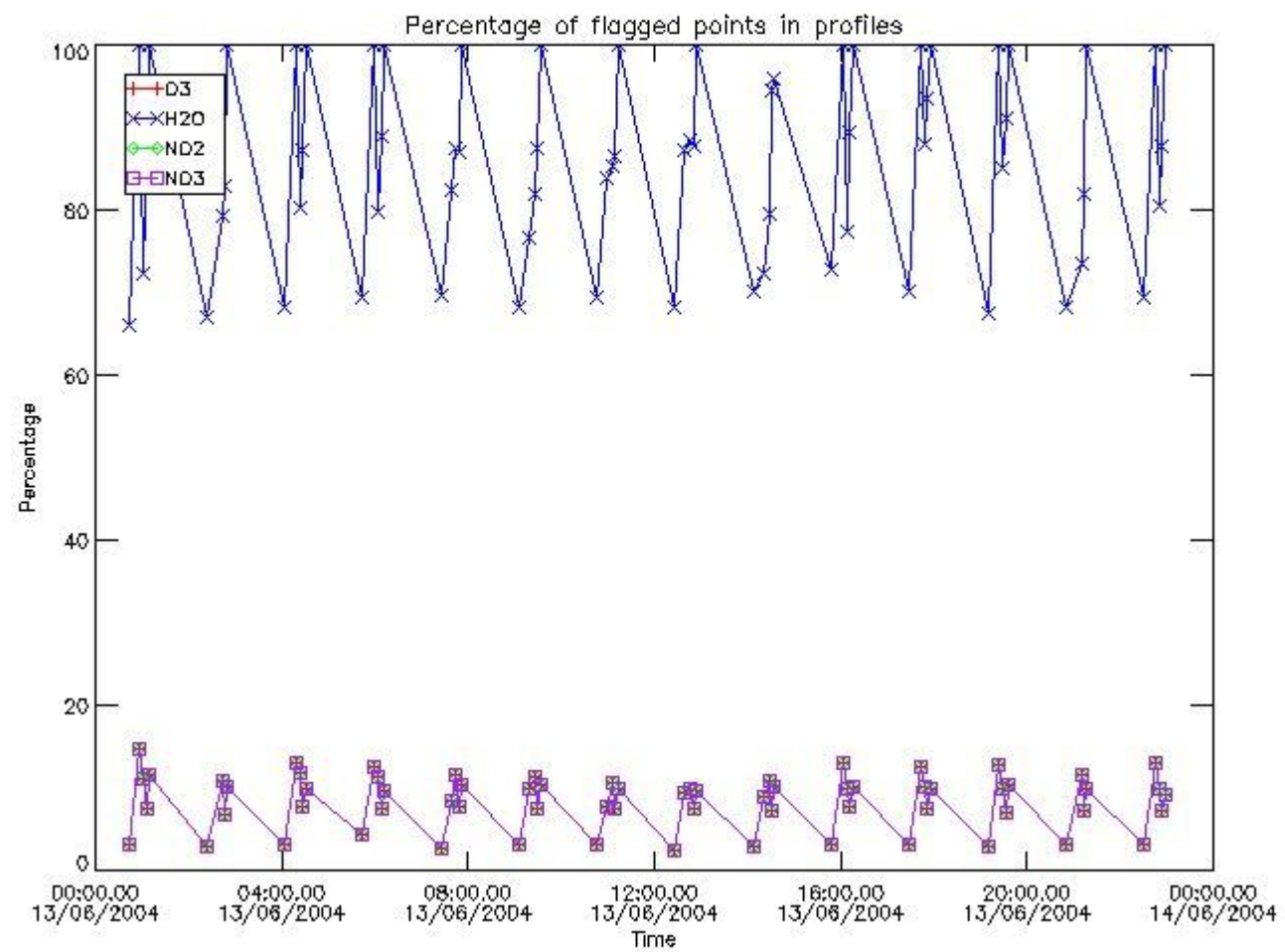
Nr	Filename	UTC Start time	Limb	Duration	Star Id	Star Name	Star Mag	Star Temp	Nb Meas	Orbit	Prod. error
1	GOM_NL__2PRFIN20040613_000102_000000402027_00374_11951_3779.N1	13-JUN-2004 00:01:02	Bright	40.000	127	27Bet Her	2.7810	4700.0	80	11951	No
2	GOM_NL__2PRFIN20040613_000227_000000372027_00374_11951_3780.N1	13-JUN-2004 00:02:27	Bright	37.000	67	5Alp CrB	2.2210	11000.	74	11951	No
3	GOM_NL__2PRFIN20040613_000408_000000392027_00374_11951_3781.N1	13-JUN-2004 00:04:08	Bright	39.000	133	40Zet Her	2.8070	6000.0	78	11951	No
4	GOM_NL__2PRFIN20040613_000616_000000372027_00374_11951_3782.N1	13-JUN-2004 00:06:16	Bright	36.500	180	27Gam Boo	3.0400	8000.0	73	11951	No
5	GOM_NL__2PRFIN20040613_000959_000000392027_00374_11951_3783.N1	13-JUN-2004 00:09:59	Bright	39.000	39	85Eta UMa	1.8540	24000.	78	11951	No
6	GOM_NL__2PRFIN20040613_001152_000000402027_00374_11951_3784.N1	13-JUN-2004 00:11:52	Bright	39.500	55	79Zet UMa	2.0600	10200.	79	11951	No
7	GOM_NL__2PRFIN20040613_001550_000000372027_00374_11951_3785.N1	13-JUN-2004 00:15:50	Bright	36.500	60	7Bet UMi	2.0810	3950.0	73	11951	No
8	GOM_NL__2PRFIN20040613_002028_000000362027_00374_11951_3786.N1	13-JUN-2004 00:20:28	Bright	35.500	49	1Alp UMi	1.9900	6300.0	71	11951	No
9	GOM_NL__2PRFIN20040613_002701_000002552027_00374_11951_3787.N1	13-JUN-2004 00:27:01	Twilight	255.00	92	53Eps Cyg	2.5000	4500.0	510	11951	No
10	GOM_NL__2PRFIN20040613_003410_000000432027_00374_11951_3788.N1	13-JUN-2004 00:34:10	Bright	42.500	73	57Gam1And	2.2600	13100.	85	11951	No
11	GOM_NL__2PRFIN20040613_003631_000000592027_00374_11951_3789.N1	13-JUN-2004 00:36:31	Twilight	58.500	53	43Bet And	2.0480	3300.0	117	11951	No
12	GOM_NL__2PRFIN20040613_003955_000000482027_00374_11951_3790.N1	13-JUN-2004 00:39:55	Twilight	48.000	50	13Alp Ari	2.0070	4250.0	96	11951	No
13	GOM_NL__2PRFIN20040613_004223_000001642027_00374_11951_3791.N1	13-JUN-2004 00:42:23	Dark	163.50	93	53Bet Peg	2.5200	3100.0	327	11951	No
14	GOM_NL__2PRFIN20040613_005653_000000382027_00374_11951_3792.N1	13-JUN-2004 00:56:53	Dark	38.000	157	The1Eri	2.9060	9300.0	76	11951	No
15	GOM_NL__2PRFIN20040613_010230_000000462027_00374_11951_3793.N1	13-JUN-2004 01:02:30	Dark	45.500	9	Alp Eri	0.45300	24000.	91	11951	No
16	GOM_NL__2PRFIN20040613_010550_000000682027_00375_11952_3763.N1	13-JUN-2004 01:05:50	Dark	68.000	18	24Alp PsA	1.1660	9700.0	136	11952	No
17	GOM_NL__2PRFIN20040613_010938_000000492027_00375_11952_3764.N1	13-JUN-2004 01:09:38	Dark	48.500	31	Alp Gru	1.7340	15200.	97	11952	No
18	GOM_NL__2PRFIN20040613_011121_000000602027_00375_11952_3765.N1	13-JUN-2004 01:11:21	Straylight	60.000	172	Gam Gru	3.0030	13100.	120	11952	No
19	GOM_NL__2PRFIN20040613_011341_000000462027_00375_11952_3766.N1	13-JUN-2004 01:13:41	Straylight	46.000	45	Alp Pav	1.9400	26000.	92	11952	No
20	GOM_NL__2PRFIN20040613_011559_000000502027_00375_11952_3767.N1	13-JUN-2004 01:15:59	Straylight	49.500	43	Alp TrA	1.9100	4250.0	99	11952	No
21	GOM_NL__2PRFIN20040613_011755_000000392027_00375_11952_3768.N1	13-JUN-2004 01:17:55	Straylight	38.500	134	Bet TrA	2.8100	6600.0	77	11952	No
22	GOM_NL__2PRFIN20040613_012016_000000422027_00375_11952_3769.N1	13-JUN-2004 01:20:16	Straylight	41.500	147	Alp Ara	2.8770	26000.	83	11952	No
23	GOM_NL__2PRFIN20040613_012202_000000432027_00375_11952_3770.N1	13-JUN-2004 01:22:02	Twilight	43.000	40	The Sco	1.8590	7100.0	86	11952	No
24	GOM_NL__2PRFIN20040613_012329_000000512027_00375_11952_3771.N1	13-JUN-2004 01:23:29	Twilight	51.000	38	20Eps Sgr	1.8360	11000.	102	11952	No
25	GOM_NL__2PRFIN20040613_012512_000000502027_00375_11952_3772.N1	13-JUN-2004 01:25:12	Twilight	49.500	75	26Eps Sco	2.2910	4250.0	99	11952	No
26	GOM_NL__2PRFIN20040613_012719_000000612027_00375_11952_3773.N1	13-JUN-2004 01:27:19	Bright	60.500	155	41Pi Sgr	2.9000	6600.0	121	11952	No
27	GOM_NL__2PRFIN20040613_013025_000000432027_00375_11952_3774.N1	13-JUN-2004 01:30:25	Bright	42.500	86	35Eta Oph	2.4300	10200.	85	11952	No
28	GOM_NL__2PRFIN20040613_013212_000000402027_00375_11952_3775.N1	13-JUN-2004 01:32:12	Bright	40.000	98	13Zet Oph	2.5710	30000.	80	11952	No
29	GOM_NL__2PRFIN20040613_013416_000000412027_00375_11952_3776.N1	13-JUN-2004 01:34:16	Bright	41.000	120	1Del Oph	2.7340	3200.0	82	11952	No
30	GOM_NL__2PRFIN20040613_013719_000000382027_00375_11952_3777.N1	13-JUN-2004 01:37:19	Bright	38.000	102	24Alp Ser	2.6000	4250.0	76	11952	No
31	GOM_NL__2PRFIN20040613_013948_000000452027_00375_11952_3778.N1	13-JUN-2004 01:39:48	Bright	44.500	59	55Alp Oph	2.0800	8900.0	89	11952	No
32	GOM_NL__2PRFIN20040613_014138_000000422027_00375_11952_3779.N1	13-JUN-2004 01:41:38	Bright	41.500	127	27Bet Her	2.7810	4700.0	83	11952	No
33	GOM_NL__2PRFIN20040613_014304_000000382027_00375_11952_3780.N1	13-JUN-2004 01:43:04	Bright	37.500	67	5Alp CrB	2.2210	11000.	75	11952	No
34	GOM_NL__2PRFIN20040613_014443_000000422027_00375_11952_3781.N1	13-JUN-2004 01:44:43	Bright	42.000	133	40Zet Her	2.8070	6000.0	84	11952	No
35	GOM_NL__2PRFIN20040613_014652_000000382027_00375_11952_3782.N1	13-JUN-2004 01:46:52	Bright	38.000	180	27Gam Boo	3.0400	8000.0	76	11952	No
36	GOM_NL__2PRFIN20040613_015036_000000412027_00375_11952_3783.N1	13-JUN-2004 01:50:36	Bright	40.500	39	85Eta UMa	1.8540	24000.	81	11952	No
37	GOM_NL__2PRFIN20040613_015229_000000382027_00375_11952_3784.N1	13-JUN-2004 01:52:29	Bright	38.000	55	79Zet UMa	2.0600	10200.	76	11952	No
38	GOM_NL__2PRFIN20040613_015625_000000412027_00375_11952_3785.N1	13-JUN-2004 01:56:25	Bright	40.500	60	7Bet UMi	2.0810	3950.0	81	11952	No
39	GOM_NL__2PRFIN20040613_020104_000000372027_00375_11952_3786.N1	13-JUN-2004 02:01:04	Bright	37.000	49	1Alp UMi	1.9900	6300.0	74	11952	No
40	GOM_NL__2PRFIN20040613_020733_000002552027_00375_11952_3787.N1	13-JUN-2004 02:07:33	Bright	255.00	92	53Eps Cyg	2.5000	4500.0	510	11952	No
41	GOM_NL__2PRFIN20040613_021445_000000432027_00375_11952_3788.N1	13-JUN-2004 02:14:45	Bright	43.000	73	57Gam1And	2.2600	13100.	86	11952	No
42	GOM_NL__2PRFIN20040613_021708_000000552027_00375_11952_3789.N1	13-JUN-2004 02:17:08	Twilight	54.500	53	43Bet And	2.0480	3300.0	109	11952	No

397	GOM_NL__2PRFIN20040613_211848_000000622027_00387_11964_3805.N1	13-JUN-2004 21:18:48	Straylight	61.500	172	Gam Gru	3.0030	13100.	123	11964	No
398	GOM_NL__2PRFIN20040613_212100_000000462027_00387_11964_3806.N1	13-JUN-2004 21:21:00	Straylight	45.500	45	Alp Pav	1.9400	26000.	91	11964	No
399	GOM_NL__2PRFIN20040613_212311_000000412027_00387_11964_3807.N1	13-JUN-2004 21:23:11	Straylight	40.500	43	Alp TrA	1.9100	4250.0	81	11964	No
400	GOM_NL__2PRFIN20040613_212507_000000412027_00387_11964_3808.N1	13-JUN-2004 21:25:07	Straylight	40.500	134	Bet TrA	2.8100	6600.0	81	11964	No
401	GOM_NL__2PRFIN20040613_212731_000000412027_00387_11964_3809.N1	13-JUN-2004 21:27:31	Straylight	40.500	147	Alp Ara	2.8770	26000.	81	11964	No
402	GOM_NL__2PRFIN20040613_212917_000000462027_00387_11964_3810.N1	13-JUN-2004 21:29:17	Twi_and_stray	46.000	40	The Sco	1.8590	7100.0	92	11964	No
403	GOM_NL__2PRFIN20040613_213100_000000472027_00387_11964_3811.N1	13-JUN-2004 21:31:00	Twi_and_stray	46.500	25	35Lam Sco	1.6200	28000.	93	11964	No
404	GOM_NL__2PRFIN20040613_213228_000000452027_00387_11964_3812.N1	13-JUN-2004 21:32:28	Twi_and_stray	44.500	75	26Eps Sco	2.2910	4250.0	89	11964	No
405	GOM_NL__2PRFIN20040613_213433_000000602027_00387_11964_3813.N1	13-JUN-2004 21:34:33	Bright	60.000	155	41Pi Sgr	2.9000	6600.0	120	11964	No
406	GOM_NL__2PRFIN20040613_213740_000000412027_00387_11964_3814.N1	13-JUN-2004 21:37:40	Bright	41.000	86	35Eta Oph	2.4300	10200.	82	11964	No
407	GOM_NL__2PRFIN20040613_213925_000000402027_00387_11964_3815.N1	13-JUN-2004 21:39:25	Bright	39.500	98	13Zet Oph	2.5710	30000.	79	11964	No
408	GOM_NL__2PRFIN20040613_214131_000000382027_00387_11964_3816.N1	13-JUN-2004 21:41:31	Bright	38.000	120	1Del Oph	2.7340	3200.0	76	11964	No
409	GOM_NL__2PRFIN20040613_214432_000000382027_00387_11964_3817.N1	13-JUN-2004 21:44:32	Bright	38.000	102	24Alp Ser	2.6000	4250.0	76	11964	No
410	GOM_NL__2PRFIN20040613_214655_000000472027_00387_11964_3818.N1	13-JUN-2004 21:46:55	Bright	46.500	59	55Alp Oph	2.0800	8900.0	93	11964	No
411	GOM_NL__2PRFIN20040613_214848_000000412027_00387_11964_3819.N1	13-JUN-2004 21:48:48	Bright	41.000	127	27Bet Her	2.7810	4700.0	82	11964	No
412	GOM_NL__2PRFIN20040613_215016_000000382027_00387_11964_3820.N1	13-JUN-2004 21:50:16	Bright	37.500	67	5Alp CrB	2.2210	11000.	75	11964	No
413	GOM_NL__2PRFIN20040613_215153_000000412027_00387_11964_3821.N1	13-JUN-2004 21:51:53	Bright	40.500	133	40Zet Her	2.8070	6000.0	81	11964	No
414	GOM_NL__2PRFIN20040613_215407_000000372027_00387_11964_3822.N1	13-JUN-2004 21:54:07	Bright	37.000	180	27Gam Boo	3.0400	8000.0	74	11964	No
415	GOM_NL__2PRFIN20040613_215751_000000392027_00387_11964_3823.N1	13-JUN-2004 21:57:51	Bright	39.000	39	85Eta UMa	1.8540	24000.	78	11964	No
416	GOM_NL__2PRFIN20040613_215944_000000422027_00387_11964_3824.N1	13-JUN-2004 21:59:44	Bright	41.500	55	79Zet UMa	2.0600	10200.	83	11964	No
417	GOM_NL__2PRFIN20040613_220337_000000362027_00387_11964_3825.N1	13-JUN-2004 22:03:37	Bright	36.000	60	7Bet UMi	2.0810	3950.0	72	11964	No
418	GOM_NL__2PRFIN20040613_220816_000000382027_00387_11964_3826.N1	13-JUN-2004 22:08:16	Bright	37.500	49	1Alp UMi	1.9900	6300.0	75	11964	No
419	GOM_NL__2PRFIN20040613_221535_000000452027_00387_11964_3827.N1	13-JUN-2004 22:15:35	Bright	45.000	74	11Bet Cas	2.2680	6600.0	90	11964	No
420	GOM_NL__2PRFIN20040613_221829_000000372027_00387_11964_3828.N1	13-JUN-2004 22:18:29	Bright	36.500	160	23Gam Per	2.9300	4700.0	73	11964	No
421	GOM_NL__2PRFIN20040613_222158_000000462027_00387_11964_3829.N1	13-JUN-2004 22:21:58	Bright	46.000	73	57Gam1And	2.2600	13100.	92	11964	No
422	GOM_NL__2PRFIN20040613_222420_000000582027_00387_11964_3830.N1	13-JUN-2004 22:24:20	Twi_and_stray	57.500	53	43Bet And	2.0480	3300.0	115	11964	No
423	GOM_NL__2PRFIN20040613_222744_000000502027_00387_11964_3831.N1	13-JUN-2004 22:27:44	Twilight	50.000	50	13Alp Ari	2.0070	4250.0	100	11964	No
424	GOM_NL__2PRFIN20040613_223025_000001702027_00387_11964_3832.N1	13-JUN-2004 22:30:25	Dark	170.00	93	53Bet Peg	2.5200	3100.0	340	11964	No
425	GOM_NL__2PRFIN20040613_224442_000000402027_00387_11964_3833.N1	13-JUN-2004 22:44:42	Dark	39.500	157	The1Eri	2.9060	9300.0	79	11964	No
426	GOM_NL__2PRFIN20040613_225022_000000522027_00387_11964_3834.N1	13-JUN-2004 22:50:22	Dark	51.500	9	Alp Eri	0.45300	24000.	103	11964	No
427	GOM_NL__2PRFIN20040613_225359_000000702027_00388_11965_3803.N1	13-JUN-2004 22:53:59	Dark	69.500	18	24Alp PsA	1.1660	9700.0	139	11965	No
428	GOM_NL__2PRFIN20040613_225738_000000562027_00388_11965_3804.N1	13-JUN-2004 22:57:38	Dark	56.000	31	Alp Gru	1.7340	15200.	112	11965	No
429	GOM_NL__2PRFIN20040613_225926_000000602027_00388_11965_3805.N1	13-JUN-2004 22:59:26	Straylight	59.500	172	Gam Gru	3.0030	13100.	119	11965	No
430	GOM_NL__2PRFIN20040613_230137_000000442027_00388_11965_3806.N1	13-JUN-2004 23:01:37	Straylight	44.000	45	Alp Pav	1.9400	26000.	88	11965	No
431	GOM_NL__2PRFIN20040613_230347_000000502027_00388_11965_3807.N1	13-JUN-2004 23:03:47	Straylight	50.000	43	Alp TrA	1.9100	4250.0	100	11965	No
432	GOM_NL__2PRFIN20040613_230647_000000462027_00388_11965_3808.N1	13-JUN-2004 23:06:47	Straylight	45.500	141	Bet Ara	2.8400	4600.0	91	11965	No
433	GOM_NL__2PRFIN20040613_230808_000000412027_00388_11965_3809.N1	13-JUN-2004 23:08:08	Straylight	40.500	147	Alp Ara	2.8770	26000.	81	11965	No
434	GOM_NL__2PRFIN20040613_230953_000000452027_00388_11965_3810.N1	13-JUN-2004 23:09:53	Twi_and_stray	45.000	40	The Sco	1.8590	7100.0	90	11965	No
435	GOM_NL__2PRFIN20040613_231136_000000452027_00388_11965_3811.N1	13-JUN-2004 23:11:36	Twi_and_stray	45.000	25	35Lam Sco	1.6200	28000.	90	11965	No
436	GOM_NL__2PRFIN20040613_231304_000000432027_00388_11965_3812.N1	13-JUN-2004 23:13:04	Twi_and_stray	42.500	75	26Eps Sco	2.2910	4250.0	85	11965	No
437	GOM_NL__2PRFIN20040613_231509_000000612027_00388_11965_3813.N1	13-JUN-2004 23:15:09	Bright	60.500	155	41Pi Sgr	2.9000	6600.0	121	11965	No
438	GOM_NL__2PRFIN20040613_231816_000000412027_00388_11965_3814.N1	13-JUN-2004 23:18:16	Bright	40.500	86	35Eta Oph	2.4300	10200.	81	11965	No
439	GOM_NL__2PRFIN20040613_232001_000000392027_00388_11965_3815.N1	13-JUN-2004 23:20:01	Bright	39.000	98	13Zet Oph	2.5710	30000.	78	11965	No
440	GOM_NL__2PRFIN20040613_232206_000000392027_00388_11965_3816.N1	13-JUN-2004 23:22:06	Bright	39.000	120	1Del Oph	2.7340	3200.0	78	11965	No
441	GOM_NL__2PRFIN20040613_232508_000000382027_00388_11965_3817.N1	13-JUN-2004 23:25:08	Bright	38.000	102	24Alp Ser	2.6000	4250.0	76	11965	No
442	GOM_NL__2PRFIN20040613_232731_000000452027_00388_11965_3818.N1	13-JUN-2004 23:27:31	Bright	44.500	59	55Alp Oph	2.0800	8900.0	89	11965	No
443	GOM_NL__2PRFIN20040613_232924_000000412027_00388_11965_3819.N1	13-JUN-2004 23:29:24	Bright	41.000	127	27Bet Her	2.7810	4700.0	82	11965	No
444	GOM_NL__2PRFIN20040613_233051_000000392027_00388_11965_3820.N1	13-JUN-2004 23:30:51	Bright	38.500	67	5Alp CrB	2.2210	11000.	77	11965	No
445	GOM_NL__2PRFIN20040613_233228_000000392027_00388_11965_3821.N1	13-JUN-2004 23:32:28	Bright	39.000	133	40Zet Her	2.8070	6000.0	78	11965	No
446	GOM_NL__2PRFIN20040613_233443_000000372027_00388_11965_3822.N1	13-JUN-2004 23:34:43	Bright	37.000	180	27Gam Boo	3.0400	8000.0	74	11965	No
447	GOM_NL__2PRFIN20040613_233827_000000412027_00388_11965_3823.N1	13-JUN-2004 23:38:27	Bright	40.500	39	85Eta UMa	1.8540	24000.	81	11965	No
448	GOM_NL__2PRFIN20040613_234020_000000402027_00388_11965_3824.N1	13-JUN-2004 23:40:20	Bright	40.000	55	79Zet UMa	2.0600	10200.	80	11965	No
449	GOM_NL__2PRFIN20040613_234413_000000362027_00388_11965_3825.N1	13-JUN-2004 23:44:13	Bright	36.000	60	7Bet UMi	2.0810	3950.0	72	11965	No
450	GOM_NL__2PRFIN20040613_234852_000000342027_00388_11965_3826.N1	13-JUN-2004 23:48:52	Bright	34.000	49	1Alp UMi	1.9900	6300.0	68	11965	No
451	GOM_NL__2PRFIN20040613_235611_000000462027_00388_11965_3827.N1	13-JUN-2004 23:56:11	Bright	46.000	74	11Bet Cas	2.2680	6600.0	92	11965	No
452	GOM_NL__2PRFIN20040613_235906_000000362027_00388_11965_3828.N1	13-JUN-2004 23:59:06	Bright	36.000	160	23Gam Per	2.9300	4700.0	72	11965	No

3. Quality information per product

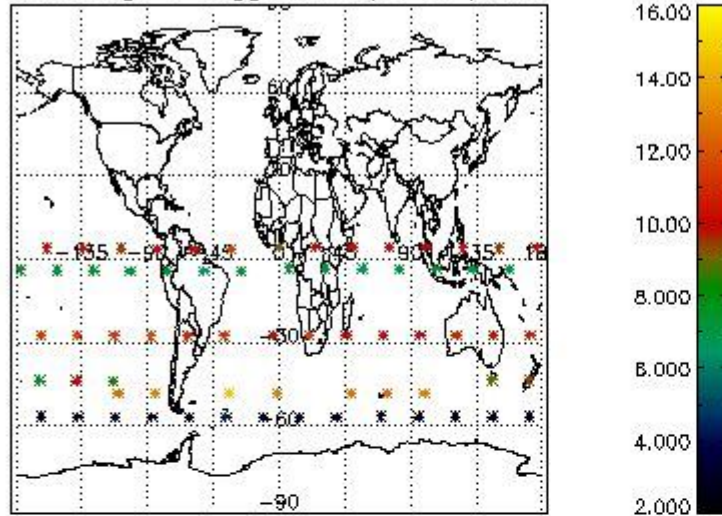
In this section it is plotted some information contained in the Quality Summary data set of the level 2 products. Only products in dark limb conditions and without errors (error flag in the MPH set to "0") are used.

3.1 Plot quality information per product (time dependant)

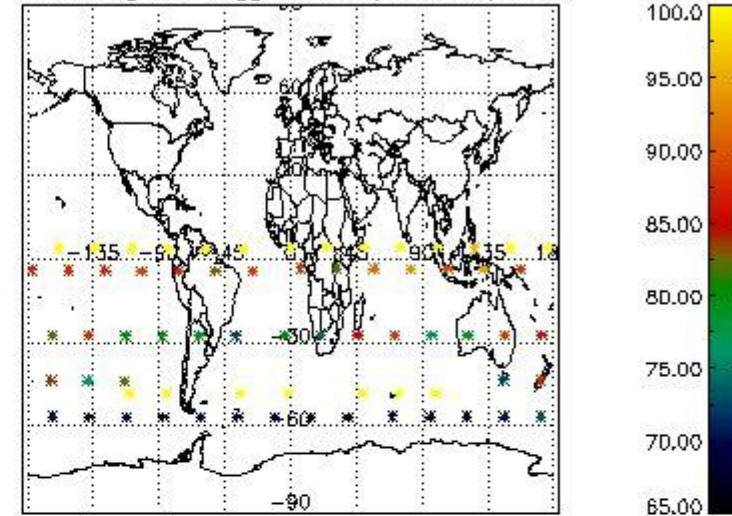


3.2 Plot quality information per product (world map)

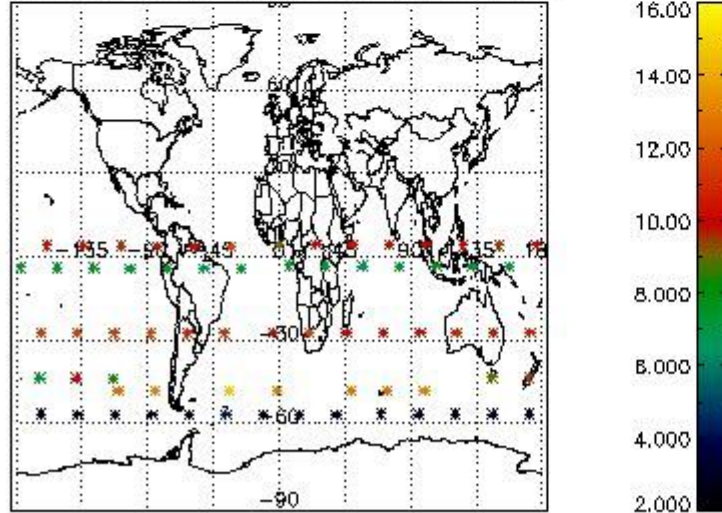
Percentage of flagged data per O3 profile



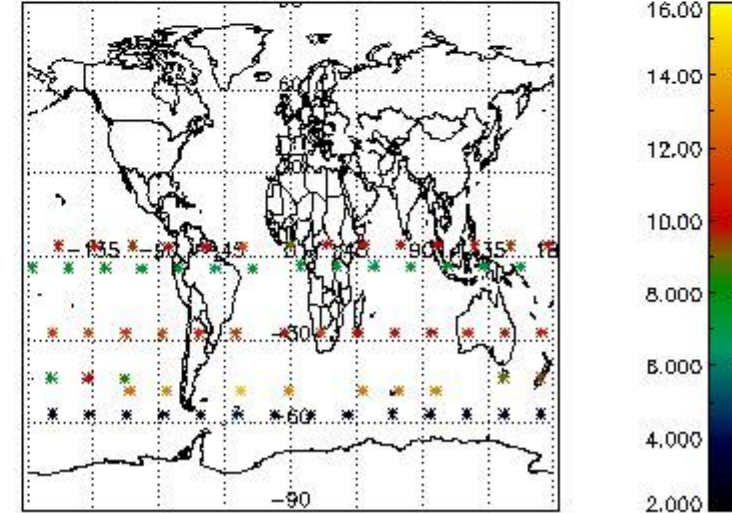
Percentage of flagged data per H2O profile



Percentage of flagged data per NO2 profile



Percentage of flagged data per NO3 profile

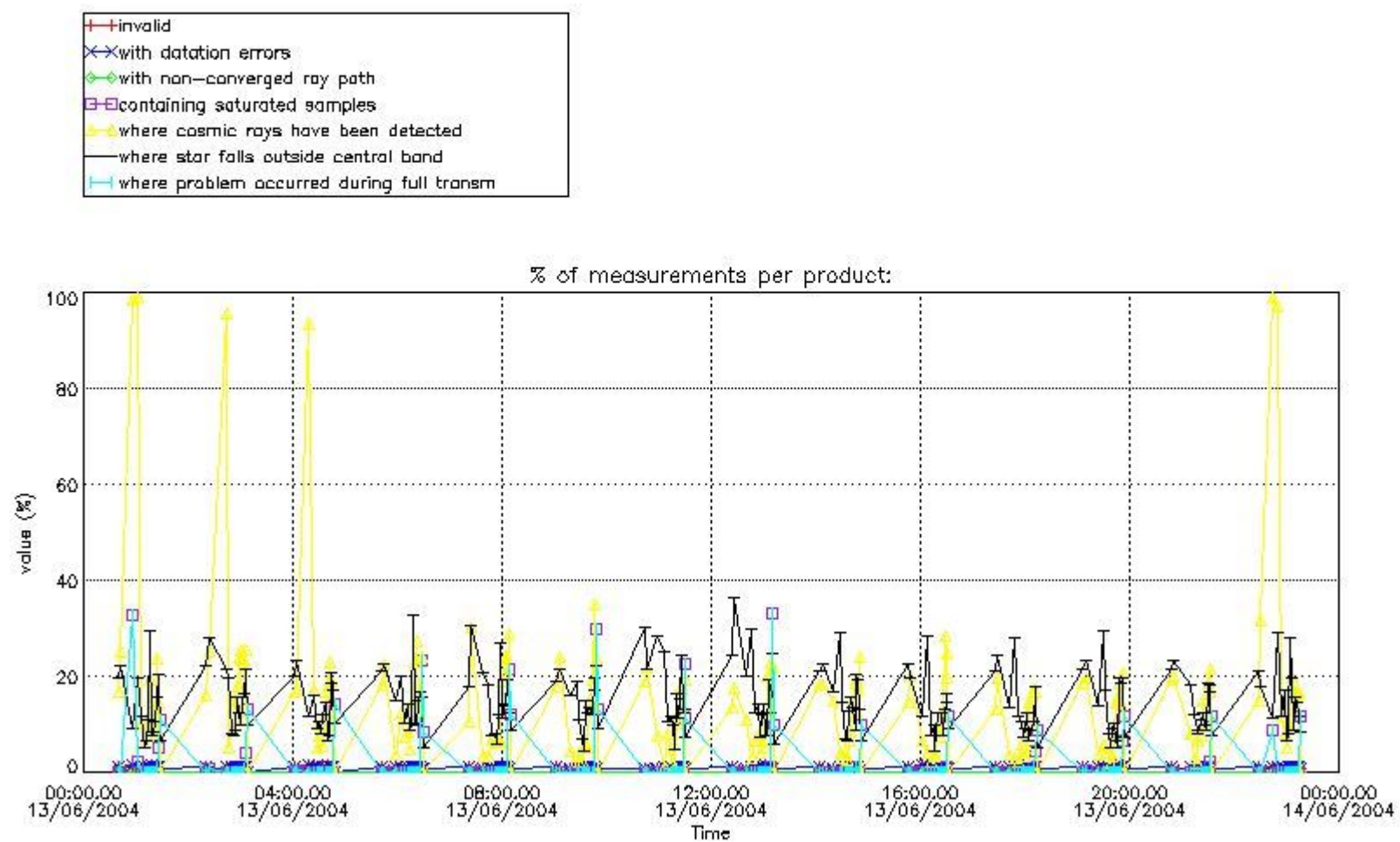


4. Level 1 quality information per product

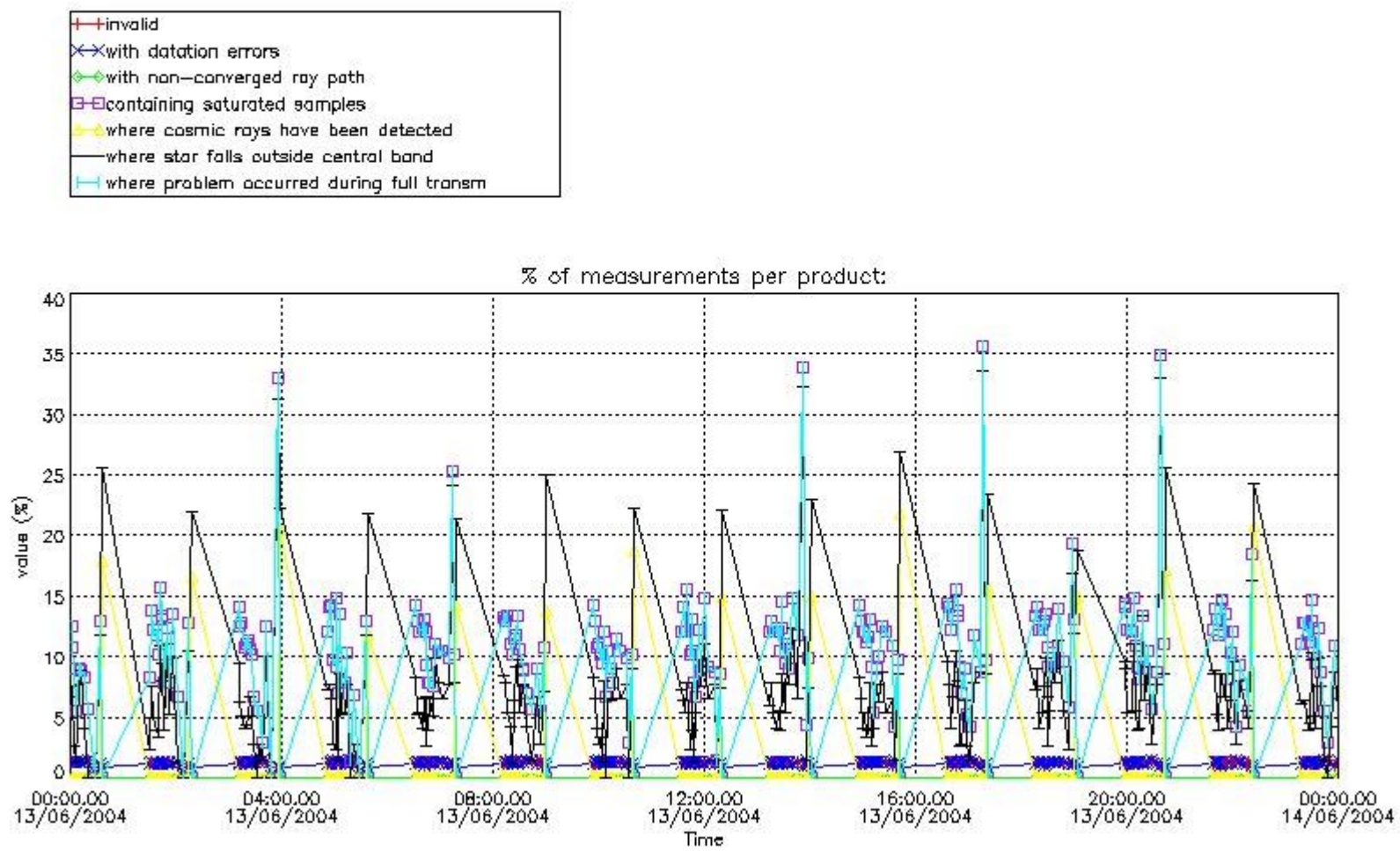
In this section it is plotted some information contained in the Quality Summary data set of the level 2 products that comes from the level 1b processing. Products without errors (error flag in the MPH set to "0") are used.

4.1 Plot quality information per product (time dependant) coming from level 1b processing

4.1.1 Plot level 1 quality information per product (time dependant): ENVISAT ASCENDING passes

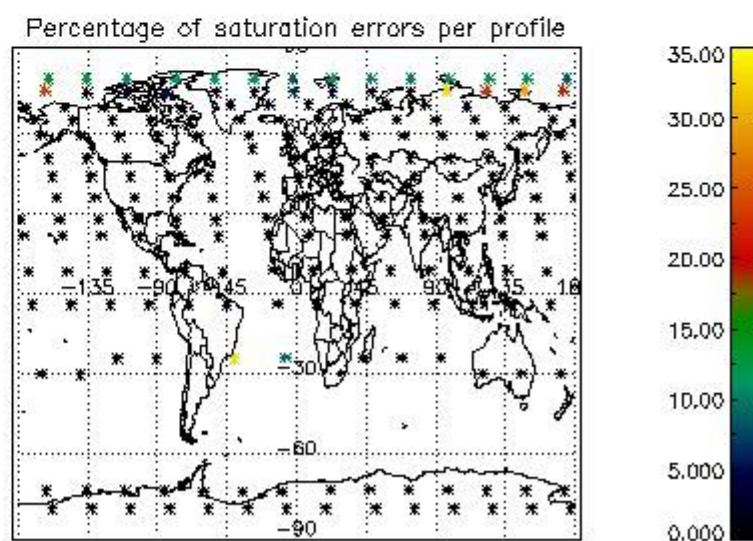
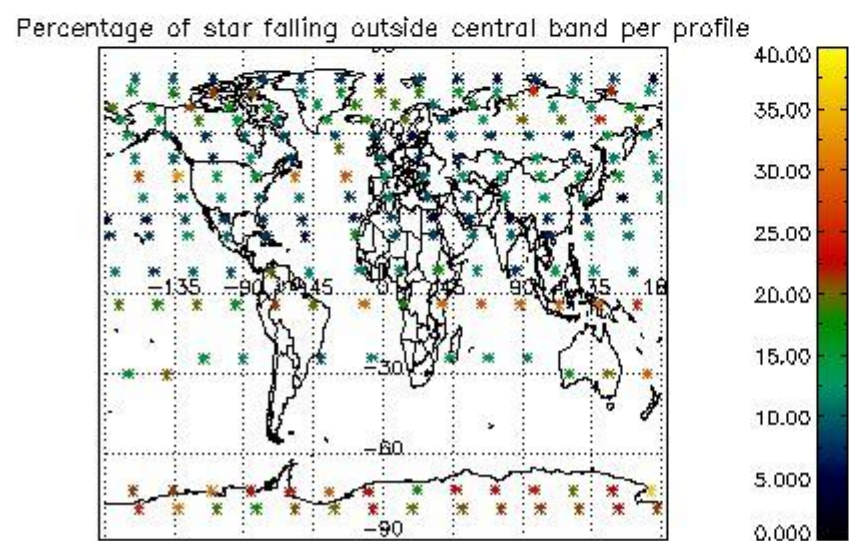
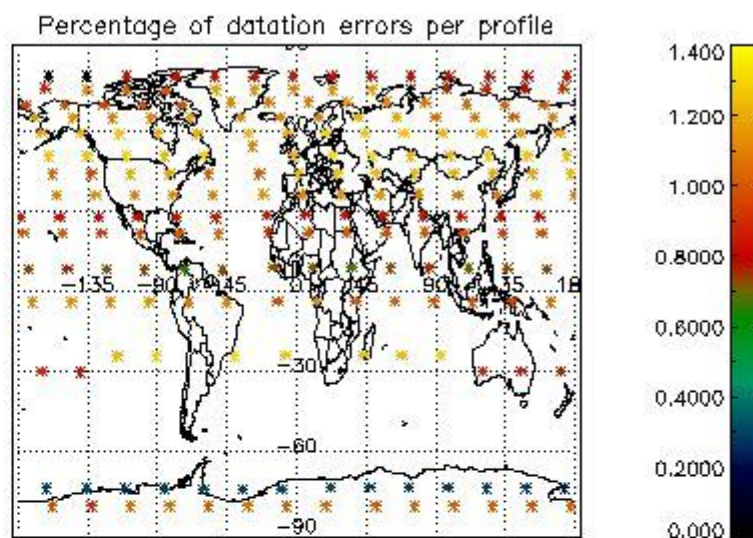
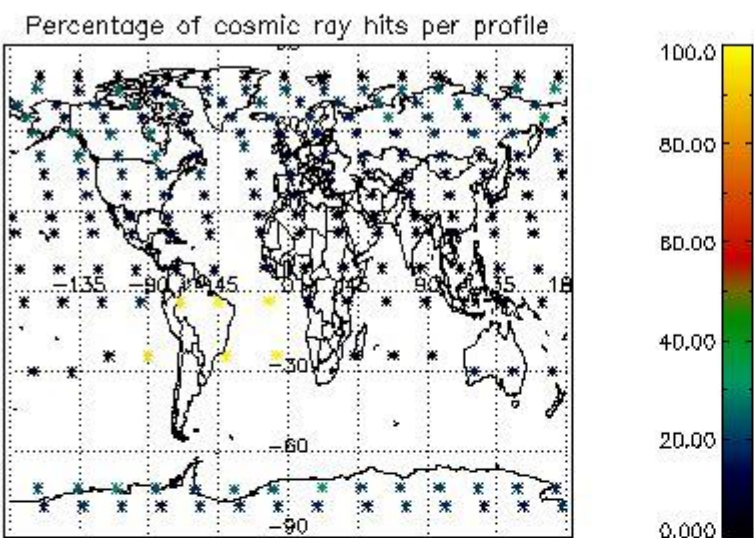


4.1.2 Plot level 1 quality information per product (time dependant): ENVISAT DESCENDING passes

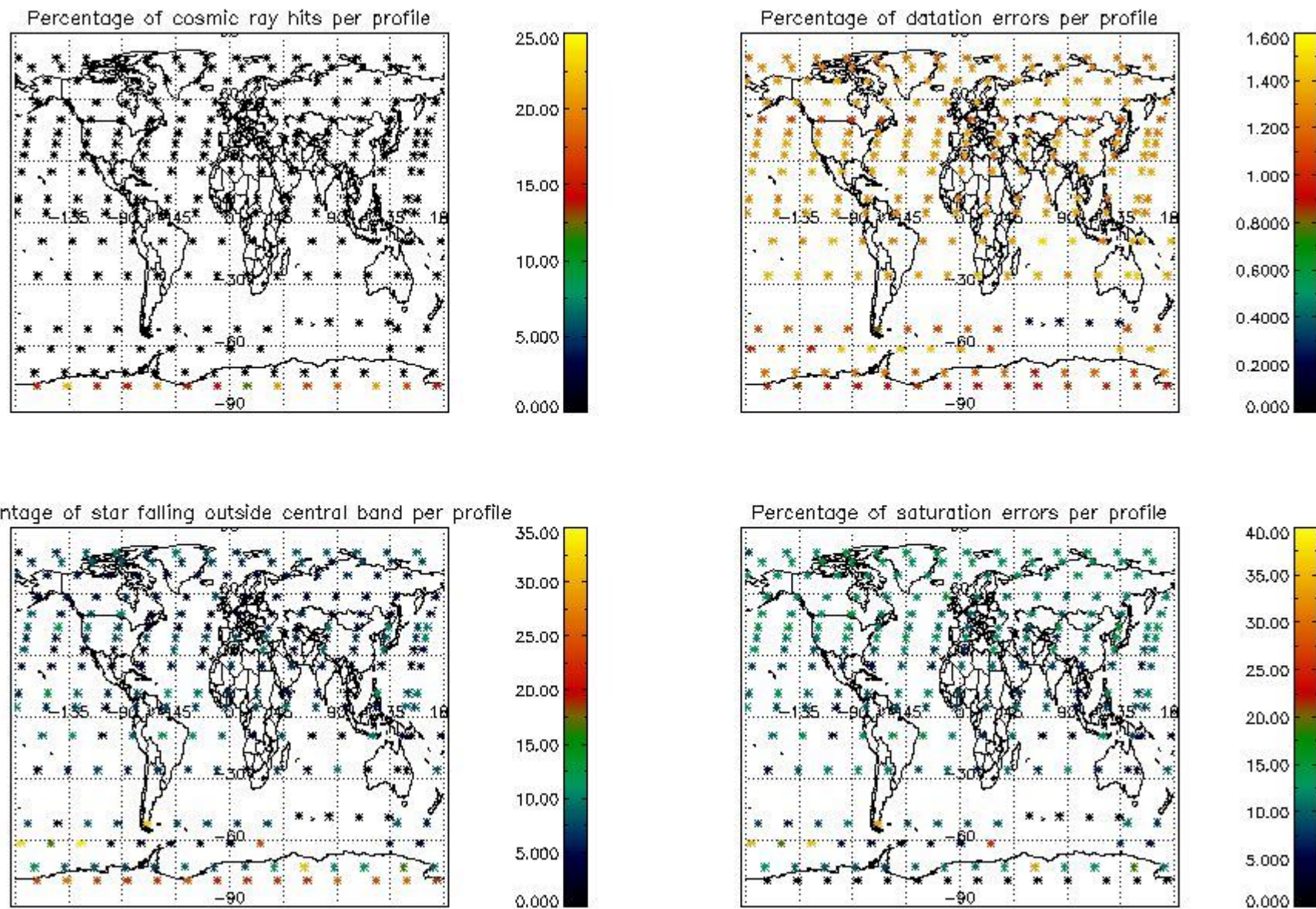


4.2 Plot quality information per product coming from level 1b processing (world map)

4.2.1 Plot level 1 quality information per product (world map): ENVISAT ASCENDING passes



4.2.2 Plot level 1 quality information per product (world map): ENVISAT DESCENDING passes



5. Trace gas profiles

5.1 Ozone statistics based on quality of products

The final quality of the products can be "measured" using the STD (Standard Deviation) attached to every point profile. This information is written to the parameter GOM_NL__2P/NL_LOCAL_SPECIES_DENSITY/o3_std of the level 2 products. The table below shows the statistics for given STD ranges.

The statistics are given with respect to the overall valid production:

- Products without fatal errors: GOM_NL__2P/MPH/PRODUCT_ERR=0
- Valid point profile: GOM_NL__2P/NL_LOCAL_SPECIES_DENSITY/pcd(0)=0

The 'Criteria' is applied to valid points of dark limb products:

- Products in dark limb illumination condition: GOM_NL__2P/NL_SUMMARY_QUALITY/obs_ill_cond=0
- Products without fatal errors: GOM_NL__2P/MPH/PRODUCT_ERR=0
- Valid point profile: GOM_NL__2P/NL_LOCAL_SPECIES_DENSITY/pcd(0)=0

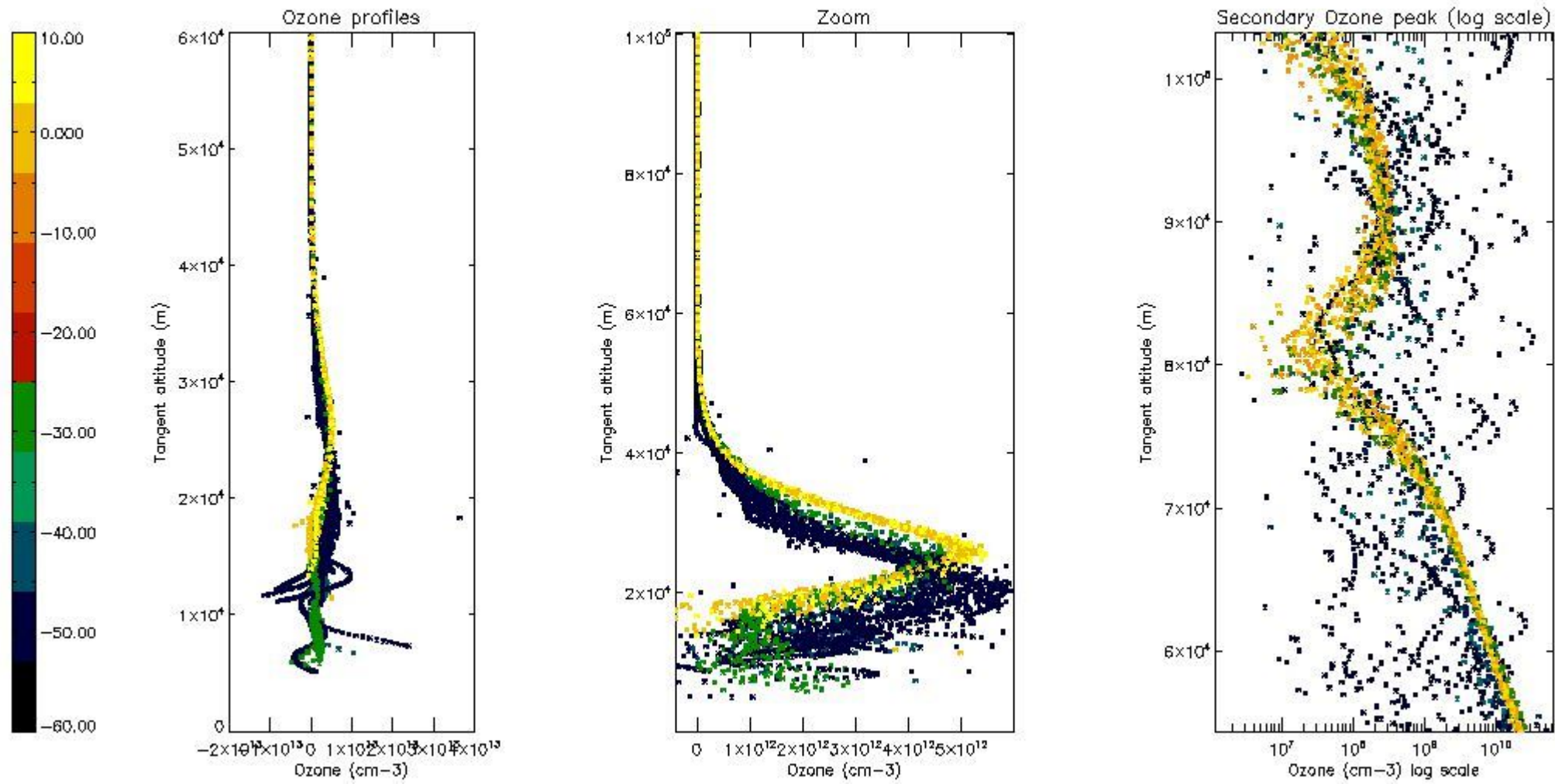
So, the table below shows the percentage of dark limb and valid observations for each criteria with respect to the overall valid daily observations.

Criteria	% of total production
All STD	25
STD < 20	12

STD < 10	10
STD < 5	7

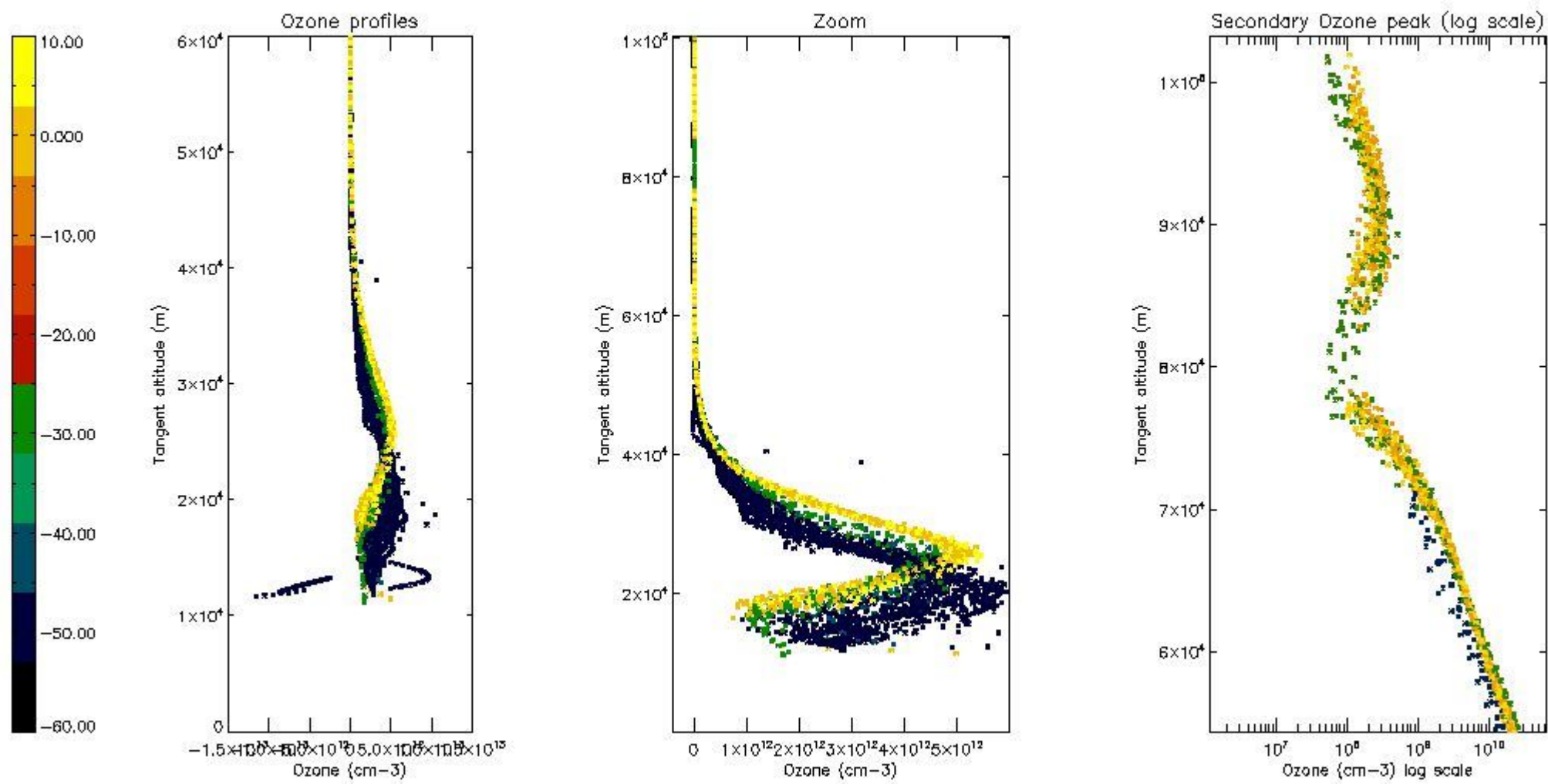
5.2 Plot ozone profiles for all STD (dark without errors)

The colorbar represents the latitude.



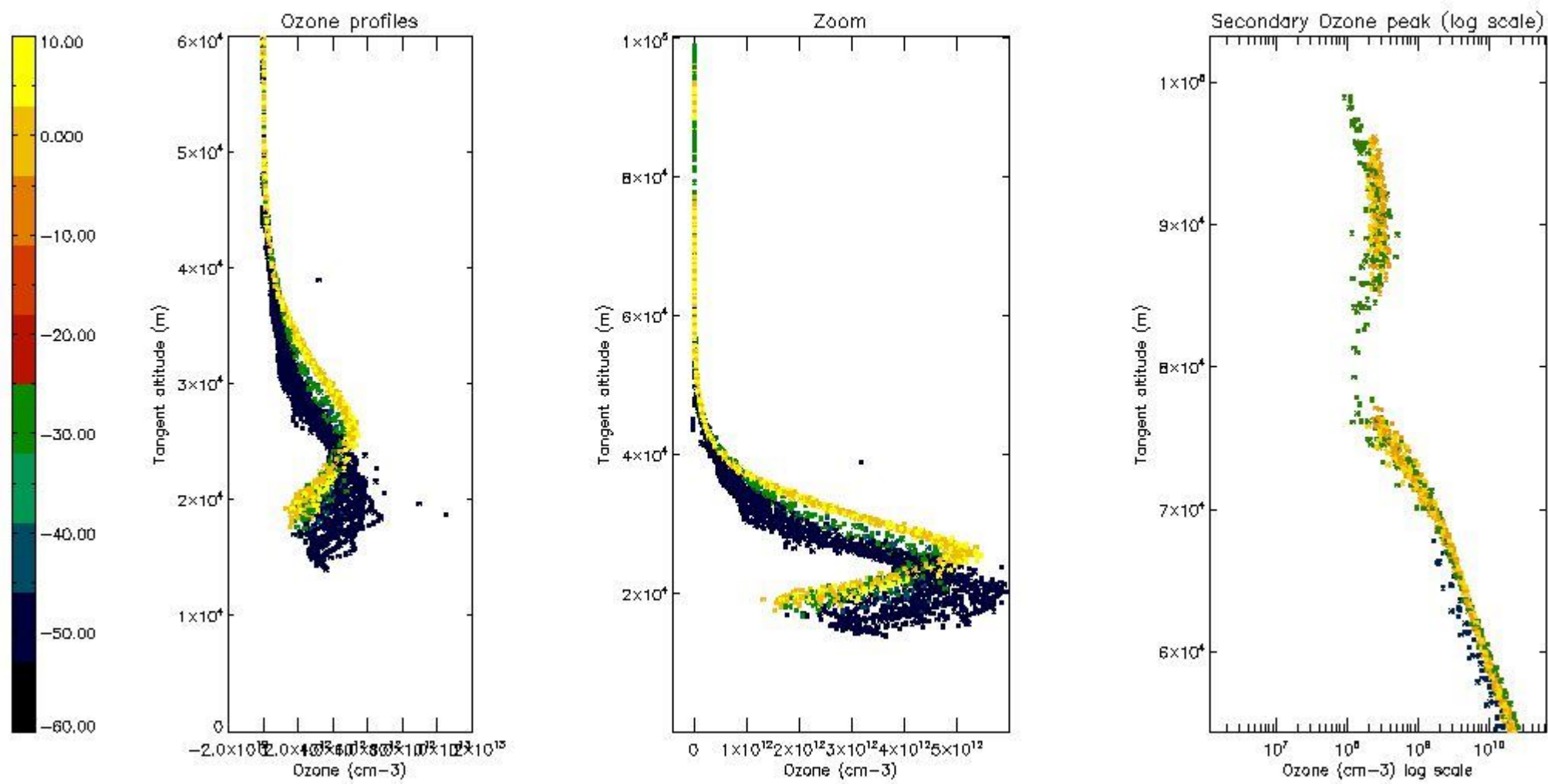
5.3 Plot ozone profiles where STD < 20% (dark without errors)

The colorbar represents the latitude.



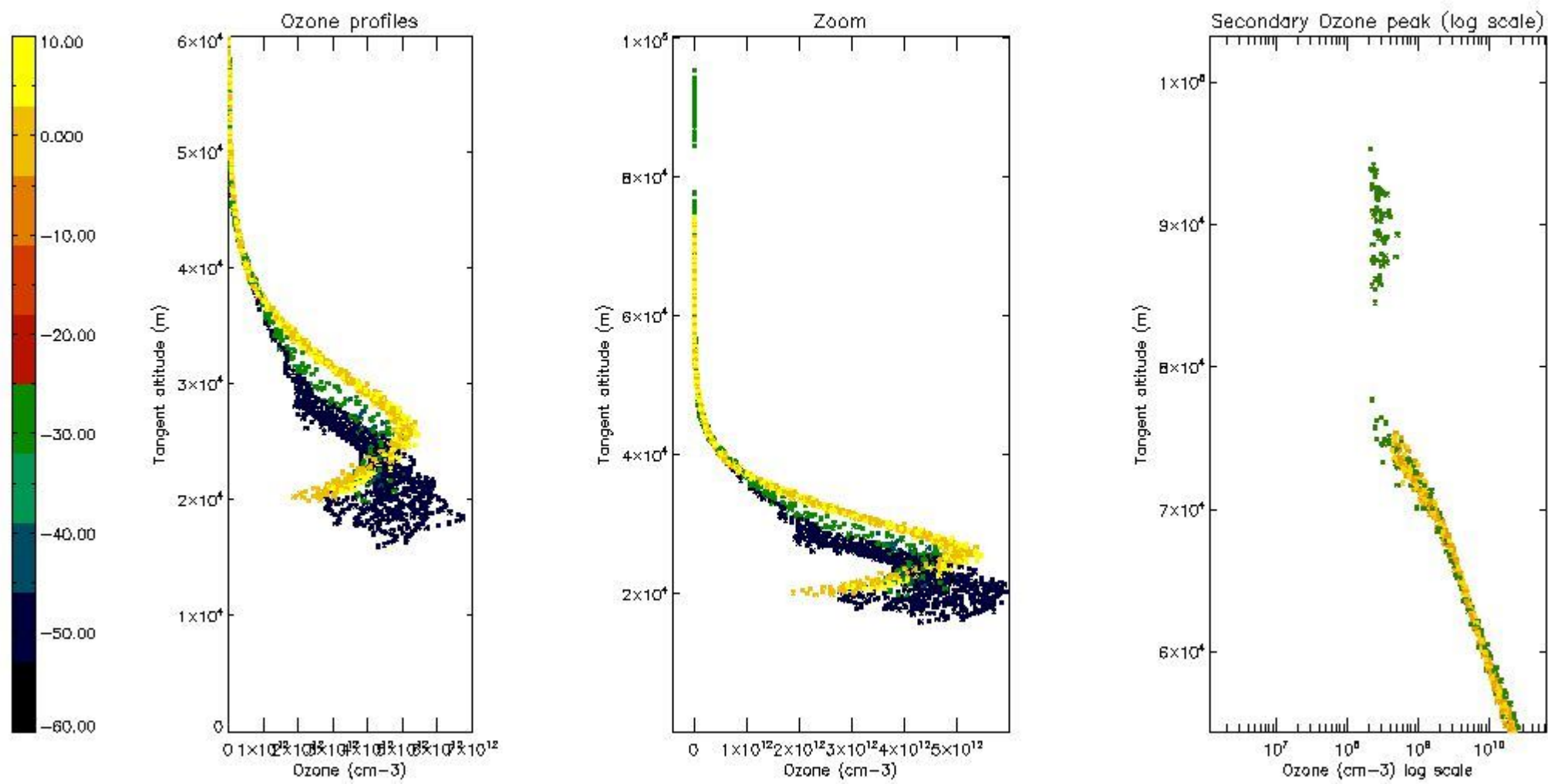
5.4 Plot ozone profiles where STD < 10% (dark without errors)

The colorbar represents the latitude.



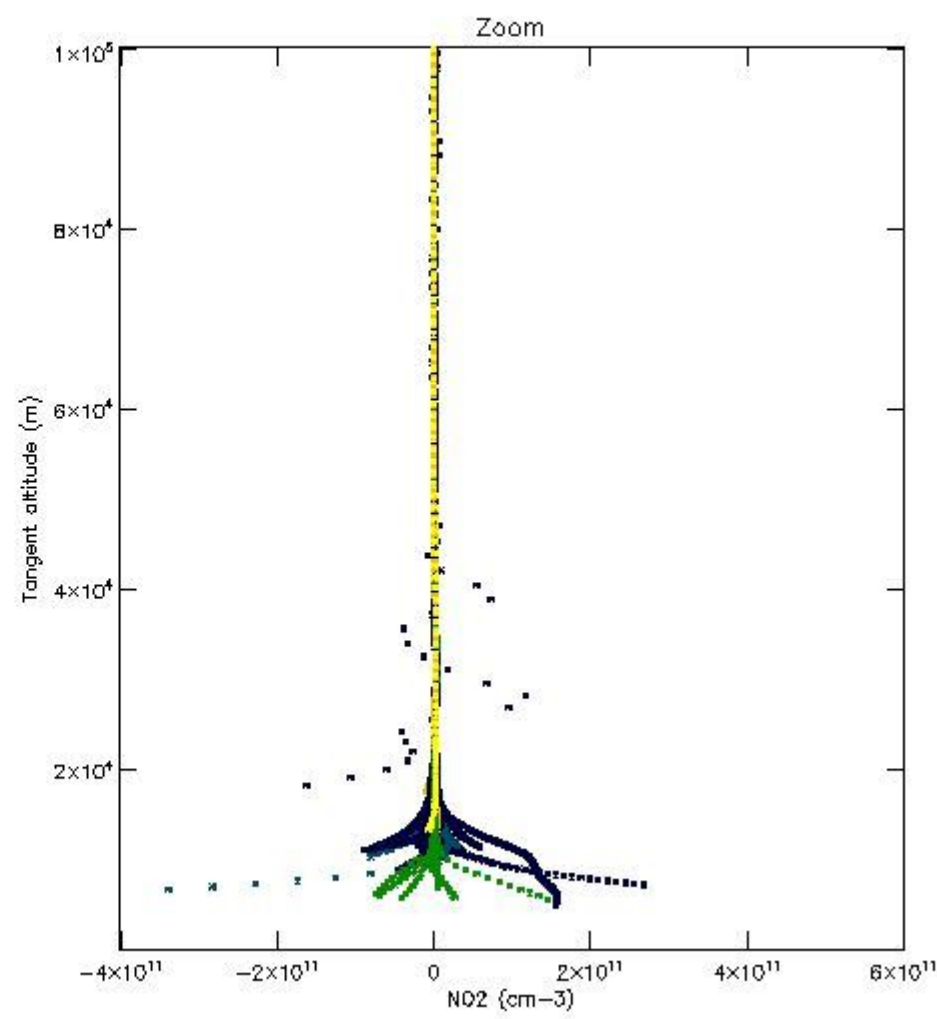
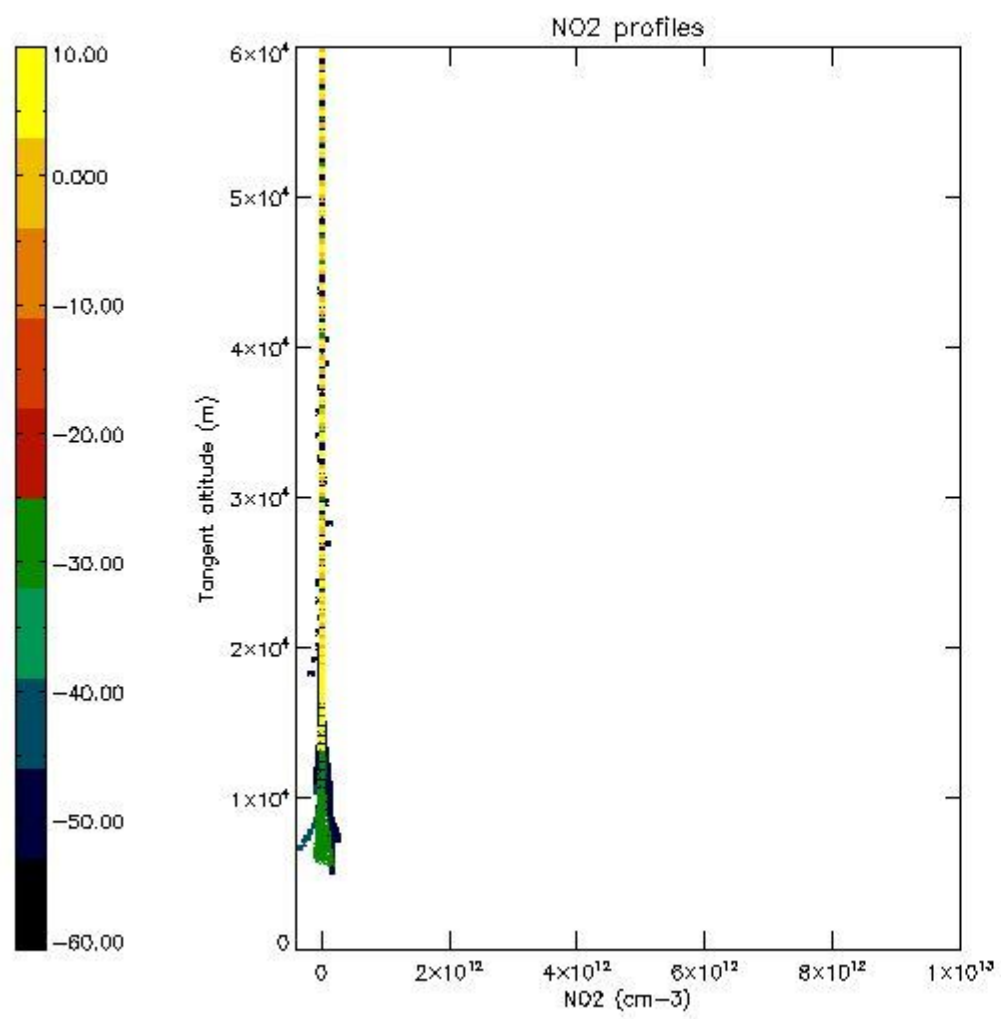
5.5 Plot ozone profiles where STD < 5% (dark without errors)

The colorbar represents the latitude.



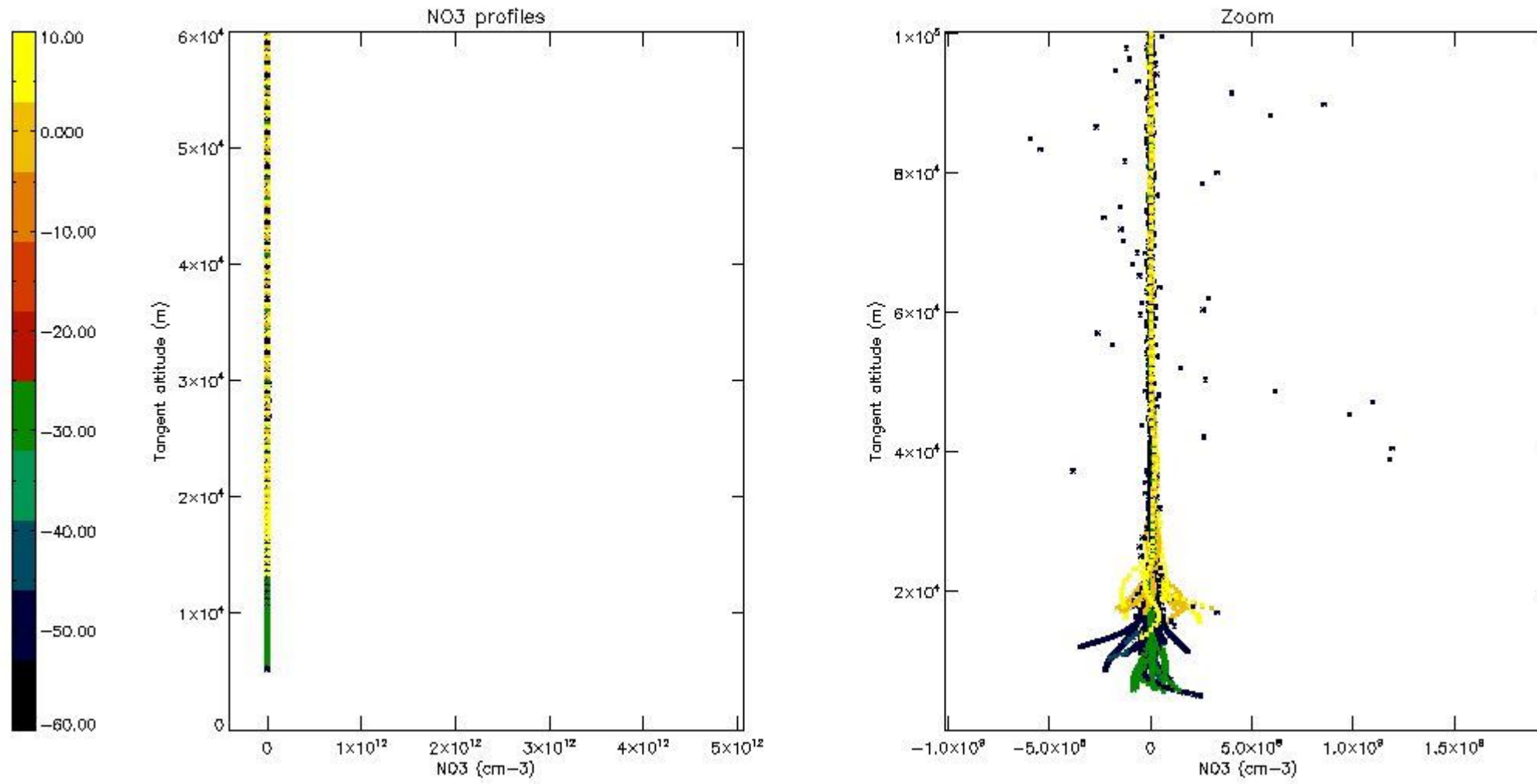
5.6 Plot NO₂ profiles for all STD (dark without errors)

The colorbar represents the latitude.



5.7 Plot NO3 profiles for all STD (dark without errors)

The colorbar represents the latitude.



6. Auxiliary Data Files used for the production reported in section 2

The number reported in the third column indicates since which file (see list in section 2) the corresponding auxiliary file has been used. The fourth column is the date of those product files.

Type	Auxiliary Filename	Used since product	Used since product date
INST_PHYS_CHARACTERISTICS	GOM_INS_AXVIEC20091111_143220_20030716_120000_20500101_000000	1	13-JUN-2004 00:01:02
LEVEL-2_PROC_CONFIG	GOM_PR2_AXVIEC20091111_152718_20020301_000000_20500101_000000	1	13-JUN-2004 00:01:02
CROSS_SECTIONS_FILE	GOM_CRS_AXVIEC20091111_154832_20020301_000000_20500101_000000	1	13-JUN-2004 00:01:02

GOMOS Level 2 Daily Report

SUMMARY

[1. General Info](#)

[2. Summary of processed GOM_NL_2P products](#)

[3. Level 2 Quality information per product](#)

[3.1 Plot of level 2 quality information per product \(time dependant\)](#)

[3.2 Plot of level 2 quality information per product \(world map\)](#)

[4. Level 1 Quality information per product \(stored on level 2 products\)](#)

[4.1 Plot of level 1 quality information per product \(time dependant\)](#)

[4.1.1 Plot of level 1 quality information per product \(time dependant\): ASCENDING](#)

[4.1.2 Plot of level 1 quality information per product \(time dependant\): DESCENDING](#)

[4.2 Plot of level 1 quality information per product \(world map\)](#)

[4.2.1 Plot of level 1 quality information per product \(world map\): ASCENDING](#)

[4.2.2 Plot of level 1 quality information per product \(world map\): DESCENDING](#)

[5. Ozone profiles based on quality statistics and other trace gas profiles](#)

[5.1 Ozone statistics based on quality of products](#)

[5.2 Plot ozone profiles for all STD \(dark without errors\)](#)

[5.3 Plot ozone profiles where STD < 20% \(dark without errors\)](#)

[5.4. Plot ozone profiles where STD < 10% \(dark without errors\)](#)

[5.5. Plot ozone profiles where STD < 5% \(dark without errors\)](#)

[5.6 Plot NO2 profiles for all STD \(dark without errors\)](#)

[5.7 Plot NO3 profiles for all STD \(dark without errors\)](#)

[5.8 Plot H2O profiles \(only for occultations of stars 1,2,3,4,13,14,16,26,63 dark without errors\) for all STD](#)

[6. Auxiliary Data Files used for the production reported in section 2](#)

This report presents the daily analysis on parameters extracted from GOMOS level 2 data (GOM_NL__2P). It is intended to monitor some important parameters that will impact the quality of these products. A list of level 2 products (and content) that have arrived during the reporting day to the PCF is also given.

Item	Value
Time of report generation	19APR2013 04:12:06
Data source version	GOMOS/6.01
Start time of products	13-06-2004 (13JUN2004 00:00:00)
Stop time of products	14-06-2004 (14JUN2004 00:00:00)
Store outputs in DB	Yes
Nb of level 2 prods	452
Nb of prods with errors	0

2. Summary of processed GOM_NL__2P products.

Nr	Filename	UTC Start time	Limb	Duration	Star Id	Star Name	Star Mag	Star Temp	Nb Meas	Orbit	Prod. error
1	GOM_NL__2PRFIN20040613_000102_000000402027_00374_11951_3779.N1	13-JUN-2004 00:01:02	Bright	40.000	127	27Bet Her	2.7810	4700.0	80	11951	No
2	GOM_NL__2PRFIN20040613_000227_000000372027_00374_11951_3780.N1	13-JUN-2004 00:02:27	Bright	37.000	67	5Alp CrB	2.2210	11000.	74	11951	No
3	GOM_NL__2PRFIN20040613_000408_000000392027_00374_11951_3781.N1	13-JUN-2004 00:04:08	Bright	39.000	133	40Zet Her	2.8070	6000.0	78	11951	No
4	GOM_NL__2PRFIN20040613_000616_000000372027_00374_11951_3782.N1	13-JUN-2004 00:06:16	Bright	36.500	180	27Gam Boo	3.0400	8000.0	73	11951	No
5	GOM_NL__2PRFIN20040613_000959_000000392027_00374_11951_3783.N1	13-JUN-2004 00:09:59	Bright	39.000	39	85Eta UMa	1.8540	24000.	78	11951	No
6	GOM_NL__2PRFIN20040613_001152_000000402027_00374_11951_3784.N1	13-JUN-2004 00:11:52	Bright	39.500	55	79Zet UMa	2.0600	10200.	79	11951	No
7	GOM_NL__2PRFIN20040613_001550_000000372027_00374_11951_3785.N1	13-JUN-2004 00:15:50	Bright	36.500	60	7Bet UMi	2.0810	3950.0	73	11951	No
8	GOM_NL__2PRFIN20040613_002028_000000362027_00374_11951_3786.N1	13-JUN-2004 00:20:28	Bright	35.500	49	1Alp UMi	1.9900	6300.0	71	11951	No
9	GOM_NL__2PRFIN20040613_002701_000002552027_00374_11951_3787.N1	13-JUN-2004 00:27:01	Twilight	255.00	92	53Eps Cyg	2.5000	4500.0	510	11951	No
10	GOM_NL__2PRFIN20040613_003410_000000432027_00374_11951_3788.N1	13-JUN-2004 00:34:10	Bright	42.500	73	57Gam1And	2.2600	13100.	85	11951	No
11	GOM_NL__2PRFIN20040613_003631_000000592027_00374_11951_3789.N1	13-JUN-2004 00:36:31	Twilight	58.500	53	43Bet And	2.0480	3300.0	117	11951	No
12	GOM_NL__2PRFIN20040613_003955_000000482027_00374_11951_3790.N1	13-JUN-2004 00:39:55	Twilight	48.000	50	13Alp Ari	2.0070	4250.0	96	11951	No
13	GOM_NL__2PRFIN20040613_004223_000001642027_00374_11951_3791.N1	13-JUN-2004 00:42:23	Dark	163.50	93	53Bet Peg	2.5200	3100.0	327	11951	No
14	GOM_NL__2PRFIN20040613_005653_000000382027_00374_11951_3792.N1	13-JUN-2004 00:56:53	Dark	38.000	157	The1Eri	2.9060	9300.0	76	11951	No
15	GOM_NL__2PRFIN20040613_010230_000000462027_00374_11951_3793.N1	13-JUN-2004 01:02:30	Dark	45.500	9	Alp Eri	0.45300	24000.	91	11951	No
16	GOM_NL__2PRFIN20040613_010550_000000682027_00375_11952_3763.N1	13-JUN-2004 01:05:50	Dark	68.000	18	24Alp PsA	1.1660	9700.0	136	11952	No
17	GOM_NL__2PRFIN20040613_010938_000000492027_00375_11952_3764.N1	13-JUN-2004 01:09:38	Dark	48.500	31	Alp Gru	1.7340	15200.	97	11952	No
18	GOM_NL__2PRFIN20040613_011121_000000602027_00375_11952_3765.N1	13-JUN-2004 01:11:21	Straylight	60.000	172	Gam Gru	3.0030	13100.	120	11952	No
19	GOM_NL__2PRFIN20040613_011341_000000462027_00375_11952_3766.N1	13-JUN-2004 01:13:41	Straylight	46.000	45	Alp Pav	1.9400	26000.	92	11952	No
20	GOM_NL__2PRFIN20040613_011559_000000502027_00375_11952_3767.N1	13-JUN-2004 01:15:59	Straylight	49.500	43	Alp TrA	1.9100	4250.0	99	11952	No
21	GOM_NL__2PRFIN20040613_011755_000000392027_00375_11952_3768.N1	13-JUN-2004 01:17:55	Straylight	38.500	134	Bet TrA	2.8100	6600.0	77	11952	No
22	GOM_NL__2PRFIN20040613_012016_000000422027_00375_11952_3769.N1	13-JUN-2004 01:20:16	Straylight	41.500	147	Alp Ara	2.8770	26000.	83	11952	No
23	GOM_NL__2PRFIN20040613_012202_000000432027_00375_11952_3770.N1	13-JUN-2004 01:22:02	Twilight	43.000	40	The Sco	1.8590	7100.0	86	11952	No
24	GOM_NL__2PRFIN20040613_012329_000000512027_00375_11952_3771.N1	13-JUN-2004 01:23:29	Twilight	51.000	38	20Eps Sgr	1.8360	11000.	102	11952	No
25	GOM_NL__2PRFIN20040613_012512_000000502027_00375_11952_3772.N1	13-JUN-2004 01:25:12	Twilight	49.500	75	26Eps Sco	2.2910	4250.0	99	11952	No
26	GOM_NL__2PRFIN20040613_012719_000000612027_00375_11952_3773.N1	13-JUN-2004 01:27:19	Bright	60.500	155	41Pi Sgr	2.9000	6600.0	121	11952	No
27	GOM_NL__2PRFIN20040613_013025_000000432027_00375_11952_3774.N1	13-JUN-2004 01:30:25	Bright	42.500	86	35Eta Oph	2.4300	10200.	85	11952	No
28	GOM_NL__2PRFIN20040613_013212_000000402027_00375_11952_3775.N1	13-JUN-2004 01:32:12	Bright	40.000	98	13Zet Oph	2.5710	30000.	80	11952	No
29	GOM_NL__2PRFIN20040613_013416_000000412027_00375_11952_3776.N1	13-JUN-2004 01:34:16	Bright	41.000	120	1Del Oph	2.7340	3200.0	82	11952	No
30	GOM_NL__2PRFIN20040613_013719_000000382027_00375_11952_3777.N1	13-JUN-2004 01:37:19	Bright	38.000	102	24Alp Ser	2.6000	4250.0	76	11952	No
31	GOM_NL__2PRFIN20040613_013948_000000452027_00375_11952_3778.N1	13-JUN-2004 01:39:48	Bright	44.500	59	55Alp Oph	2.0800	8900.0	89	11952	No
32	GOM_NL__2PRFIN20040613_014138_000000422027_00375_11952_3779.N1	13-JUN-2004 01:41:38	Bright	41.500	127	27Bet Her	2.7810	4700.0	83	11952	No
33	GOM_NL__2PRFIN20040613_014304_000000382027_00375_11952_3780.N1	13-JUN-2004 01:43:04	Bright	37.500	67	5Alp CrB	2.2210	11000.	75	11952	No
34	GOM_NL__2PRFIN20040613_014443_000000422027_00375_11952_3781.N1	13-JUN-2004 01:44:43	Bright	42.000	133	40Zet Her	2.8070	6000.0	84	11952	No
35	GOM_NL__2PRFIN20040613_014652_000000382027_00375_11952_3782.N1	13-JUN-2004 01:46:52	Bright	38.000	180	27Gam Boo	3.0400	8000.0	76	11952	No
36	GOM_NL__2PRFIN20040613_015036_000000412027_00375_11952_3783.N1	13-JUN-2004 01:50:36	Bright	40.500	39	85Eta UMa	1.8540	24000.	81	11952	No
37	GOM_NL__2PRFIN20040613_015229_000000382027_00375_11952_3784.N1	13-JUN-2004 01:52:29	Bright	38.000	55	79Zet UMa	2.0600	10200.	76	11952	No
38	GOM_NL__2PRFIN20040613_015625_000000412027_00375_11952_3785.N1	13-JUN-2004 01:56:25	Bright	40.500	60	7Bet UMi	2.0810	3950.0	81	11952	No
39	GOM_NL__2PRFIN20040613_020104_000000372027_00375_11952_3786.N1	13-JUN-2004 02:01:04	Bright	37.000	49	1Alp UMi	1.9900	6300.0	74	11952	No
40	GOM_NL__2PRFIN20040613_020733_000002552027_00375_11952_3787.N1	13-JUN-2004 02:07:33	Bright	255.00	92	53Eps Cyg	2.5000	4500.0	510	11952	No
41	GOM_NL__2PRFIN20040613_021445_000000432027_00375_11952_3788.N1	13-JUN-2004 02:14:45	Bright	43.000	73	57Gam1And	2.2600	13100.	86	11952	No
42	GOM_NL__2PRFIN20040613_021708_000000552027_00375_11952_3789.N1	13-JUN-2004 02:17:08	Twilight	54.500	53	43Bet And	2.0480	3300.0	109	11952	No

102	GOM_NL__2PRFIN20040613_053558_000000432027_00377_11954_3808.N1	13-JUN-2004 05:35:58	Bright	42.500	73	57Gam1And	2.2600	13100.	85	11954	No
103	GOM_NL__2PRFIN20040613_053819_000000552027_00377_11954_3809.N1	13-JUN-2004 05:38:19	Twilight	55.000	53	43Bet And	2.0480	3300.0	110	11954	No
104	GOM_NL__2PRFIN20040613_054143_000000502027_00377_11954_3810.N1	13-JUN-2004 05:41:43	Twilight	50.000	50	13Alp Ari	2.0070	4250.0	100	11954	No
105	GOM_NL__2PRFIN20040613_054414_000001682027_00377_11954_3811.N1	13-JUN-2004 05:44:14	Dark	167.50	93	53Bet Peg	2.5200	3100.0	335	11954	No
106	GOM_NL__2PRFIN20040613_055841_000000412027_00377_11954_3812.N1	13-JUN-2004 05:58:41	Dark	40.500	157	The1Eri	2.9060	9300.0	81	11954	No
107	GOM_NL__2PRFIN20040613_060419_000000452027_00377_11954_3813.N1	13-JUN-2004 06:04:19	Dark	45.000	9	Alp Eri	0.45300	24000.	90	11954	No
108	GOM_NL__2PRFIN20040613_060743_000000692027_00378_11955_3783.N1	13-JUN-2004 06:07:43	Dark	68.500	18	24Alp PsA	1.1660	9700.0	137	11955	No
109	GOM_NL__2PRFIN20040613_061130_000000542027_00378_11955_3784.N1	13-JUN-2004 06:11:30	Dark	53.500	31	Alp Gru	1.7340	15200.	107	11955	No
110	GOM_NL__2PRFIN20040613_061312_000000622027_00378_11955_3785.N1	13-JUN-2004 06:13:12	Straylight	62.000	172	Gam Gru	3.0030	13100.	124	11955	No
111	GOM_NL__2PRFIN20040613_061532_000000452027_00378_11955_3786.N1	13-JUN-2004 06:15:32	Straylight	44.500	45	Alp Pav	1.9400	26000.	89	11955	No
112	GOM_NL__2PRFIN20040613_061747_000000522027_00378_11955_3787.N1	13-JUN-2004 06:17:47	Straylight	52.000	43	Alp TrA	1.9100	4250.0	104	11955	No
113	GOM_NL__2PRFIN20040613_061943_000000402027_00378_11955_3788.N1	13-JUN-2004 06:19:43	Straylight	39.500	134	Bet TrA	2.8100	6600.0	79	11955	No
114	GOM_NL__2PRFIN20040613_062206_000000412027_00378_11955_3789.N1	13-JUN-2004 06:22:06	Straylight	40.500	147	Alp Ara	2.8770	26000.	81	11955	No
115	GOM_NL__2PRFIN20040613_062351_000000442027_00378_11955_3790.N1	13-JUN-2004 06:23:51	Twilight	43.500	40	The Sco	1.8590	7100.0	87	11955	No
116	GOM_NL__2PRFIN20040613_062518_000000512027_00378_11955_3791.N1	13-JUN-2004 06:25:18	Twilight	51.000	38	20Eps Sgr	1.8360	11000.	102	11955	No
117	GOM_NL__2PRFIN20040613_062717_000000582027_00378_11955_3792.N1	13-JUN-2004 06:27:17	Bright	58.000	57	34Sig Sgr	2.0660	26000.	116	11955	No
118	GOM_NL__2PRFIN20040613_062907_000000602027_00378_11955_3793.N1	13-JUN-2004 06:29:07	Bright	59.500	155	41Pi Sgr	2.9000	6600.0	119	11955	No
119	GOM_NL__2PRFIN20040613_063216_000000422027_00378_11955_3794.N1	13-JUN-2004 06:32:16	Bright	42.000	86	35Eta Oph	2.4300	10200.	84	11955	No
120	GOM_NL__2PRFIN20040613_063401_000000392027_00378_11955_3795.N1	13-JUN-2004 06:34:01	Bright	38.500	98	13Zet Oph	2.5710	30000.	77	11955	No
121	GOM_NL__2PRFIN20040613_063607_000000382027_00378_11955_3796.N1	13-JUN-2004 06:36:07	Bright	37.500	120	1Del Oph	2.7340	3200.0	75	11955	No
122	GOM_NL__2PRFIN20040613_063909_000000372027_00378_11955_3797.N1	13-JUN-2004 06:39:09	Bright	36.500	102	24Alp Ser	2.6000	4250.0	73	11955	No
123	GOM_NL__2PRFIN20040613_064135_000000462027_00378_11955_3798.N1	13-JUN-2004 06:41:35	Bright	46.000	59	55Alp Oph	2.0800	8900.0	92	11955	No
124	GOM_NL__2PRFIN20040613_064326_000000382027_00378_11955_3799.N1	13-JUN-2004 06:43:26	Bright	37.500	127	27Bet Her	2.7810	4700.0	75	11955	No
125	GOM_NL__2PRFIN20040613_064452_000000382027_00378_11955_3800.N1	13-JUN-2004 06:44:52	Bright	37.500	67	5Alp CrB	2.2210	11000.	75	11955	No
126	GOM_NL__2PRFIN20040613_064632_000000392027_00378_11955_3801.N1	13-JUN-2004 06:46:32	Bright	38.500	133	40Zet Her	2.8070	6000.0	77	11955	No
127	GOM_NL__2PRFIN20040613_064841_000000382027_00378_11955_3802.N1	13-JUN-2004 06:48:41	Bright	38.000	180	27Gam Boo	3.0400	8000.0	76	11955	No
128	GOM_NL__2PRFIN20040613_065224_000000402027_00378_11955_3803.N1	13-JUN-2004 06:52:24	Bright	39.500	39	85Eta UMa	1.8540	24000.	79	11955	No
129	GOM_NL__2PRFIN20040613_065418_000000412027_00378_11955_3804.N1	13-JUN-2004 06:54:18	Bright	40.500	55	79Zet UMa	2.0600	10200.	81	11955	No
130	GOM_NL__2PRFIN20040613_065814_000000382027_00378_11955_3805.N1	13-JUN-2004 06:58:14	Bright	38.000	60	7Bet UMi	2.0810	3950.0	76	11955	No
131	GOM_NL__2PRFIN20040613_070252_000000382027_00378_11955_3806.N1	13-JUN-2004 07:02:52	Bright	38.000	49	1Alp UMi	1.9900	6300.0	76	11955	No
132	GOM_NL__2PRFIN20040613_071015_000000462027_00378_11955_3807.N1	13-JUN-2004 07:10:15	Bright	45.500	74	11Bet Cas	2.2680	6600.0	91	11955	No
133	GOM_NL__2PRFIN20040613_071306_000000462027_00378_11955_3808.N1	13-JUN-2004 07:13:06	Bright	45.500	160	23Gam Per	2.9300	4700.0	91	11955	No
134	GOM_NL__2PRFIN20040613_071632_000000452027_00378_11955_3809.N1	13-JUN-2004 07:16:32	Bright	44.500	73	57Gam1And	2.2600	13100.	89	11955	No
135	GOM_NL__2PRFIN20040613_071855_000000562027_00378_11955_3810.N1	13-JUN-2004 07:18:55	Twilight	56.000	53	43Bet And	2.0480	3300.0	112	11955	No
136	GOM_NL__2PRFIN20040613_072219_000000482027_00378_11955_3811.N1	13-JUN-2004 07:22:19	Twilight	47.500	50	13Alp Ari	2.0070	4250.0	95	11955	No
137	GOM_NL__2PRFIN20040613_072451_000001902027_00378_11955_3812.N1	13-JUN-2004 07:24:51	Dark	189.50	93	53Bet Peg	2.5200	3100.0	379	11955	No
138	GOM_NL__2PRFIN20040613_073736_000000612027_00378_11955_3813.N1	13-JUN-2004 07:37:36	Dark	60.500	52	16Bet Cet	2.0370	4500.0	121	11955	No
139	GOM_NL__2PRFIN20040613_074456_000000442027_00378_11955_3814.N1	13-JUN-2004 07:44:56	Dark	44.000	9	Alp Eri	0.45300	24000.	88	11955	No
140	GOM_NL__2PRFIN20040613_074821_000000662027_00379_11956_3783.N1	13-JUN-2004 07:48:21	Dark	65.500	18	24Alp PsA	1.1660	9700.0	131	11956	No
141	GOM_NL__2PRFIN20040613_075207_000000502027_00379_11956_3784.N1	13-JUN-2004 07:52:07	Dark	49.500	31	Alp Gru	1.7340	15200.	99	11956	No
142	GOM_NL__2PRFIN20040613_075349_000000612027_00379_11956_3785.N1	13-JUN-2004 07:53:49	Straylight	60.500	172	Gam Gru	3.0030	13100.	121	11956	No
143	GOM_NL__2PRFIN20040613_075609_000000462027_00379_11956_3786.N1	13-JUN-2004 07:56:09	Straylight	45.500	45	Alp Pav	1.9400	26000.	91	11956	No
144	GOM_NL__2PRFIN20040613_075823_000000482027_00379_11956_3787.N1	13-JUN-2004 07:58:23	Straylight	48.000	43	Alp TrA	1.9100	4250.0	96	11956	No
145	GOM_NL__2PRFIN20040613_080019_000000402027_00379_11956_3788.N1	13-JUN-2004 08:00:19	Straylight	39.500	134	Bet TrA	2.8100	6600.0	79	11956	No
146	GOM_NL__2PRFIN20040613_080243_000000422027_00379_11956_3789.N1	13-JUN-2004 08:02:43	Straylight	42.000	147	Alp Ara	2.8770	26000.	84	11956	No
147	GOM_NL__2PRFIN20040613_080428_000000432027_00379_11956_3790.N1	13-JUN-2004 08:04:28	Twilight	43.000	40	The Sco	1.8590	7100.0	86	11956	No
148	GOM_NL__2PRFIN20040613_080555_000000522027_00379_11956_3791.N1	13-JUN-2004 08:05:55	Twilight	52.000	38	20Eps Sgr	1.8360	11000.	104	11956	No
149	GOM_NL__2PRFIN20040613_080754_000000562027_00379_11956_3792.N1	13-JUN-2004 08:07:54	Bright	56.000	57	34Sig Sgr	2.0660	26000.	112	11956	No
150	GOM_NL__2PRFIN20040613_080943_000000632027_00379_11956_3793.N1	13-JUN-2004 08:09:43	Bright	62.500	155	41Pi Sgr	2.9000	6600.0	125	11956	No
151	GOM_NL__2PRFIN20040613_081252_000000422027_00379_11956_3794.N1	13-JUN-2004 08:12:52	Bright	41.500	86	35Eta Oph	2.4300	10200.	83	11956	No
152	GOM_NL__2PRFIN20040613_081437_000000392027_00379_11956_3795.N1	13-JUN-2004 08:14:37	Bright	38.500	98	13Zet Oph	2.5710	30000.	77	11956	No
153	GOM_NL__2PRFIN20040613_081643_000000382027_00379_11956_3796.N1	13-JUN-2004 08:16:43	Bright	37.500	120	1Del Oph	2.7340	3200.0	75	11956	No
154	GOM_NL__2PRFIN20040613_081945_000000362027_00379_11956_3797.N1	13-JUN-2004 08:19:45	Bright	36.000	102	24Alp Ser	2.6000	4250.0	72	11956	No
155	GOM_NL__2PRFIN20040613_082211_000000442027_00379_11956_3798.N1	13-JUN-2004 08:22:11	Bright	44.000	59	55Alp Oph	2.0800	8900.0	88	11956	No
156	GOM_NL__2PRFIN20040613_082402_000000392027_00379_11956_3799.N1	13-JUN-2004 08:24:02	Bright	39.000	127	27Bet Her	2.7810	4700.0	78	11956	No
157	GOM_NL__2PRFIN20040613_082528_000000382027_00379_11956_3800.N1	13-JUN-2004 08:25:28	Bright	38.000	67	5Alp CrB	2.2210	11000.	76	11956	No
158	GOM_NL__2PRFIN20040613_082708_000000412027_00379_11956_3801.N1	13-JUN-2004 08:27:08	Bright	41.000	133	40Zet Her	2.8070	6000.0	82	11956	No
159	GOM_NL__2PRFIN20040613_082918_000000382027_00379_11956_3802.N1	13-JUN-2004 08:29:18	Bright	37.500	180	27Gam Boo	3.0400	8000.0	75	11956	No
160	GOM_NL__2PRFIN20040613_083301_000000402027_00379_11956_3803.N1	13-JUN-2004 08:33:01	Bright	39.500	39	85Eta UMa	1.8540	24000.	79	11956	No

161	GOM_NL__2PRFIN20040613_083454_000000392027_00379_11956_3804.N1	13-JUN-2004 08:34:54	Bright	39.000	55	79Zet UMa	2.0600	10200.	78	11956	No
162	GOM_NL__2PRFIN20040613_083850_000000362027_00379_11956_3805.N1	13-JUN-2004 08:38:50	Bright	36.000	60	7Bet UMi	2.0810	3950.0	72	11956	No
163	GOM_NL__2PRFIN20040613_084328_000000362027_00379_11956_3806.N1	13-JUN-2004 08:43:28	Bright	35.500	49	1Alp UMi	1.9900	6300.0	71	11956	No
164	GOM_NL__2PRFIN20040613_085050_000000452027_00379_11956_3807.N1	13-JUN-2004 08:50:50	Bright	44.500	74	11Bet Cas	2.2680	6600.0	89	11956	No
165	GOM_NL__2PRFIN20040613_085342_000000362027_00379_11956_3808.N1	13-JUN-2004 08:53:42	Bright	36.000	160	23Gam Per	2.9300	4700.0	72	11956	No
166	GOM_NL__2PRFIN20040613_085710_000000422027_00379_11956_3809.N1	13-JUN-2004 08:57:10	Bright	42.000	73	57Gam1And	2.2600	13100.	84	11956	No
167	GOM_NL__2PRFIN20040613_085931_000000582027_00379_11956_3810.N1	13-JUN-2004 08:59:31	Twi_and_stray	58.000	53	43Bet And	2.0480	3300.0	116	11956	No
168	GOM_NL__2PRFIN20040613_090256_000000482027_00379_11956_3811.N1	13-JUN-2004 09:02:56	Twilight	48.000	50	13Alp Ari	2.0070	4250.0	96	11956	No
169	GOM_NL__2PRFIN20040613_090528_000001672027_00379_11956_3812.N1	13-JUN-2004 09:05:28	Dark	166.50	93	53Bet Peg	2.5200	3100.0	333	11956	No
170	GOM_NL__2PRFIN20040613_091814_000000562027_00379_11956_3813.N1	13-JUN-2004 09:18:14	Dark	56.000	52	16Bet Cet	2.0370	4500.0	112	11956	No
171	GOM_NL__2PRFIN20040613_092532_000000452027_00379_11956_3814.N1	13-JUN-2004 09:25:32	Dark	45.000	9	Alp Eri	0.45300	24000.	90	11956	No
172	GOM_NL__2PRFIN20040613_092858_000000682027_00380_11957_3783.N1	13-JUN-2004 09:28:58	Dark	68.000	18	24Alp PsA	1.1660	9700.0	136	11957	No
173	GOM_NL__2PRFIN20040613_093244_000000502027_00380_11957_3784.N1	13-JUN-2004 09:32:44	Dark	49.500	31	Alp Gru	1.7340	15200.	99	11957	No
174	GOM_NL__2PRFIN20040613_093427_000000592027_00380_11957_3785.N1	13-JUN-2004 09:34:27	Straylight	59.000	172	Gam Gru	3.0030	13100.	118	11957	No
175	GOM_NL__2PRFIN20040613_093645_000000472027_00380_11957_3786.N1	13-JUN-2004 09:36:45	Straylight	46.500	45	Alp Pav	1.9400	26000.	93	11957	No
176	GOM_NL__2PRFIN20040613_093859_000000412027_00380_11957_3787.N1	13-JUN-2004 09:38:59	Straylight	40.500	43	Alp TrA	1.9100	4250.0	81	11957	No
177	GOM_NL__2PRFIN20040613_094056_000000412027_00380_11957_3788.N1	13-JUN-2004 09:40:56	Straylight	40.500	134	Bet TrA	2.8100	6600.0	81	11957	No
178	GOM_NL__2PRFIN20040613_094319_000000422027_00380_11957_3789.N1	13-JUN-2004 09:43:19	Straylight	41.500	147	Alp Ara	2.8770	26000.	83	11957	No
179	GOM_NL__2PRFIN20040613_094504_000000462027_00380_11957_3790.N1	13-JUN-2004 09:45:04	Twi_and_stray	46.000	40	The Sco	1.8590	7100.0	92	11957	No
180	GOM_NL__2PRFIN20040613_094631_000000502027_00380_11957_3791.N1	13-JUN-2004 09:46:31	Twi_and_stray	50.000	38	20Eps Sgr	1.8360	11000.	100	11957	No
181	GOM_NL__2PRFIN20040613_094830_000000642027_00380_11957_3792.N1	13-JUN-2004 09:48:30	Bright	63.500	57	34Sig Sgr	2.0660	26000.	127	11957	No
182	GOM_NL__2PRFIN20040613_095017_000000652027_00380_11957_3793.N1	13-JUN-2004 09:50:17	Bright	65.000	155	41Pi Sgr	2.9000	6600.0	130	11957	No
183	GOM_NL__2PRFIN20040613_095328_000000422027_00380_11957_3794.N1	13-JUN-2004 09:53:28	Bright	42.000	86	35Eta Oph	2.4300	10200.	84	11957	No
184	GOM_NL__2PRFIN20040613_095513_000000392027_00380_11957_3795.N1	13-JUN-2004 09:55:13	Bright	38.500	98	13Zet Oph	2.5710	30000.	77	11957	No
185	GOM_NL__2PRFIN20040613_095719_000000372027_00380_11957_3796.N1	13-JUN-2004 09:57:19	Bright	37.000	120	1Del Oph	2.7340	3200.0	74	11957	No
186	GOM_NL__2PRFIN20040613_100021_000000362027_00380_11957_3797.N1	13-JUN-2004 10:00:21	Bright	36.000	102	24Alp Ser	2.6000	4250.0	72	11957	No
187	GOM_NL__2PRFIN20040613_100246_000000452027_00380_11957_3798.N1	13-JUN-2004 10:02:46	Bright	44.500	59	55Alp Oph	2.0800	8900.0	89	11957	No
188	GOM_NL__2PRFIN20040613_100438_000000372027_00380_11957_3799.N1	13-JUN-2004 10:04:38	Bright	37.000	127	27Bet Her	2.7810	4700.0	74	11957	No
189	GOM_NL__2PRFIN20040613_100604_000000382027_00380_11957_3800.N1	13-JUN-2004 10:06:04	Bright	37.500	67	5Alp CrB	2.2210	11000.	75	11957	No
190	GOM_NL__2PRFIN20040613_100743_000000382027_00380_11957_3801.N1	13-JUN-2004 10:07:43	Bright	37.500	133	40Zet Her	2.8070	6000.0	75	11957	No
191	GOM_NL__2PRFIN20040613_100954_000000382027_00380_11957_3802.N1	13-JUN-2004 10:09:54	Bright	38.000	180	27Gam Boo	3.0400	8000.0	76	11957	No
192	GOM_NL__2PRFIN20040613_101337_000000392027_00380_11957_3803.N1	13-JUN-2004 10:13:37	Bright	39.000	39	85Eta UMa	1.8540	24000.	78	11957	No
193	GOM_NL__2PRFIN20040613_101531_000000392027_00380_11957_3804.N1	13-JUN-2004 10:15:31	Bright	38.500	55	79Zet UMa	2.0600	10200.	77	11957	No
194	GOM_NL__2PRFIN20040613_101925_000000392027_00380_11957_3805.N1	13-JUN-2004 10:19:25	Bright	39.000	60	7Bet UMi	2.0810	3950.0	78	11957	No
195	GOM_NL__2PRFIN20040613_102404_000000382027_00380_11957_3806.N1	13-JUN-2004 10:24:04	Bright	38.000	49	1Alp UMi	1.9900	6300.0	76	11957	No
196	GOM_NL__2PRFIN20040613_103126_000000462027_00380_11957_3807.N1	13-JUN-2004 10:31:26	Bright	45.500	74	11Bet Cas	2.2680	6600.0	91	11957	No
197	GOM_NL__2PRFIN20040613_103418_000000352027_00380_11957_3808.N1	13-JUN-2004 10:34:18	Bright	34.500	160	23Gam Per	2.9300	4700.0	69	11957	No
198	GOM_NL__2PRFIN20040613_103744_000000452027_00380_11957_3809.N1	13-JUN-2004 10:37:44	Bright	44.500	73	57Gam1And	2.2600	13100.	89	11957	No
199	GOM_NL__2PRFIN20040613_104007_000000562027_00380_11957_3810.N1	13-JUN-2004 10:40:07	Twi_and_stray	56.000	53	43Bet And	2.0480	3300.0	112	11957	No
200	GOM_NL__2PRFIN20040613_104332_000000562027_00380_11957_3811.N1	13-JUN-2004 10:43:32	Twilight	56.000	50	13Alp Ari	2.0070	4250.0	112	11957	No
201	GOM_NL__2PRFIN20040613_104605_000001692027_00380_11957_3812.N1	13-JUN-2004 10:46:05	Dark	168.50	93	53Bet Peg	2.5200	3100.0	337	11957	No
202	GOM_NL__2PRFIN20040613_105850_000000662027_00380_11957_3813.N1	13-JUN-2004 10:58:50	Dark	65.500	52	16Bet Cet	2.0370	4500.0	131	11957	No
203	GOM_NL__2PRFIN20040613_110608_000000482027_00380_11957_3814.N1	13-JUN-2004 11:06:08	Dark	48.000	9	Alp Eri	0.45300	24000.	96	11957	No
204	GOM_NL__2PRFIN20040613_110936_000000682027_00381_11958_3783.N1	13-JUN-2004 11:09:36	Dark	67.500	18	24Alp PsA	1.1660	9700.0	135	11958	No
205	GOM_NL__2PRFIN20040613_111320_000000522027_00381_11958_3784.N1	13-JUN-2004 11:13:20	Dark	51.500	31	Alp Gru	1.7340	15200.	103	11958	No
206	GOM_NL__2PRFIN20040613_111504_000000622027_00381_11958_3785.N1	13-JUN-2004 11:15:04	Straylight	62.000	172	Gam Gru	3.0030	13100.	124	11958	No
207	GOM_NL__2PRFIN20040613_111721_000000432027_00381_11958_3786.N1	13-JUN-2004 11:17:21	Straylight	42.500	45	Alp Pav	1.9400	26000.	85	11958	No
208	GOM_NL__2PRFIN20040613_111935_000000432027_00381_11958_3787.N1	13-JUN-2004 11:19:35	Straylight	42.500	43	Alp TrA	1.9100	4250.0	85	11958	No
209	GOM_NL__2PRFIN20040613_112131_000000402027_00381_11958_3788.N1	13-JUN-2004 11:21:31	Straylight	39.500	134	Bet TrA	2.8100	6600.0	79	11958	No
210	GOM_NL__2PRFIN20040613_112355_000000432027_00381_11958_3789.N1	13-JUN-2004 11:23:55	Straylight	43.000	147	Alp Ara	2.8770	26000.	86	11958	No
211	GOM_NL__2PRFIN20040613_112540_000000502027_00381_11958_3790.N1	13-JUN-2004 11:25:40	Twi_and_stray	49.500	40	The Sco	1.8590	7100.0	99	11958	No
212	GOM_NL__2PRFIN20040613_112707_000000492027_00381_11958_3791.N1	13-JUN-2004 11:27:07	Twi_and_stray	48.500	38	20Eps Sgr	1.8360	11000.	97	11958	No
213	GOM_NL__2PRFIN20040613_112906_000000582027_00381_11958_3792.N1	13-JUN-2004 11:29:06	Bright	57.500	57	34Sig Sgr	2.0660	26000.	115	11958	No
214	GOM_NL__2PRFIN20040613_113055_000000622027_00381_11958_3793.N1	13-JUN-2004 11:30:55	Bright	61.500	155	41Pi Sgr	2.9000	6600.0	123	11958	No
215	GOM_NL__2PRFIN20040613_113403_000000422027_00381_11958_3794.N1	13-JUN-2004 11:34:03	Bright	41.500	86	35Eta Oph	2.4300	10200.	83	11958	No
216	GOM_NL__2PRFIN20040613_113549_000000392027_00381_11958_3795.N1	13-JUN-2004 11:35:49	Bright	39.000	98	13Zet Oph	2.5710	30000.	78	11958	No
217	GOM_NL__2PRFIN20040613_113755_000000382027_00381_11958_3796.N1	13-JUN-2004 11:37:55	Bright	37.500	120	1Del Oph	2.7340	3200.0	75	11958	No
218	GOM_NL__2PRFIN20040613_114057_000000392027_00381_11958_3797.N1	13-JUN-2004 11:40:57	Bright	38.500	102	24Alp Ser	2.6000	4250.0	77	11958	No
219	GOM_NL__2PRFIN20040613_114322_000000442027_00381_11958_3798.N1	13-JUN-2004 11:43:22	Bright	44.000	59	55Alp Oph	2.0800	8900.0	88	11958	No

220	GOM_NL_2PRFIN20040613_114513_000000382027_00381_11958_3799.N1	13-JUN-2004 11:45:13	Bright	38.000	127	27Bet Her	2.7810	4700.0	76	11958	No
221	GOM_NL_2PRFIN20040613_114640_000000382027_00381_11958_3800.N1	13-JUN-2004 11:46:40	Bright	38.000	67	5Alp CrB	2.2210	11000.	76	11958	No
222	GOM_NL_2PRFIN20040613_114818_000000382027_00381_11958_3801.N1	13-JUN-2004 11:48:18	Bright	38.000	133	40Zet Her	2.8070	6000.0	76	11958	No
223	GOM_NL_2PRFIN20040613_115030_000000382027_00381_11958_3802.N1	13-JUN-2004 11:50:30	Bright	37.500	180	27Gam Boo	3.0400	8000.0	75	11958	No
224	GOM_NL_2PRFIN20040613_115413_000000412027_00381_11958_3803.N1	13-JUN-2004 11:54:13	Bright	41.000	39	85Eta UMa	1.8540	24000.	82	11958	No
225	GOM_NL_2PRFIN20040613_115606_000000402027_00381_11958_3804.N1	13-JUN-2004 11:56:06	Bright	39.500	55	79Zet UMa	2.0600	10200.	79	11958	No
226	GOM_NL_2PRFIN20040613_120001_000000412027_00381_11958_3805.N1	13-JUN-2004 12:00:01	Bright	40.500	60	7Bet UMi	2.0810	3950.0	81	11958	No
227	GOM_NL_2PRFIN20040613_120440_000000382027_00381_11958_3806.N1	13-JUN-2004 12:04:40	Bright	38.000	49	1Alp UMi	1.9900	6300.0	76	11958	No
228	GOM_NL_2PRFIN20040613_121201_000000462027_00381_11958_3807.N1	13-JUN-2004 12:12:01	Bright	45.500	74	11Bet Cas	2.2680	6600.0	91	11958	No
229	GOM_NL_2PRFIN20040613_121454_000000352027_00381_11958_3808.N1	13-JUN-2004 12:14:54	Bright	34.500	160	23Gam Per	2.9300	4700.0	69	11958	No
230	GOM_NL_2PRFIN20040613_121822_000000412027_00381_11958_3809.N1	13-JUN-2004 12:18:22	Bright	40.500	73	57Gam1And	2.2600	13100.	81	11958	No
231	GOM_NL_2PRFIN20040613_122043_000000572027_00381_11958_3810.N1	13-JUN-2004 12:20:43	Twilight	56.500	53	43Bet And	2.0480	3300.0	113	11958	No
232	GOM_NL_2PRFIN20040613_122407_000000522027_00381_11958_3811.N1	13-JUN-2004 12:24:07	Twilight	51.500	50	13Alp Ari	2.0070	4250.0	103	11958	No
233	GOM_NL_2PRFIN20040613_122642_0000002112027_00381_11958_3812.N1	13-JUN-2004 12:26:42	Dark	211.00	93	53Bet Peg	2.5200	3100.0	422	11958	No
234	GOM_NL_2PRFIN20040613_123927_000000602027_00381_11958_3813.N1	13-JUN-2004 12:39:27	Dark	59.500	52	16Bet Cet	2.0370	4500.0	119	11958	No
235	GOM_NL_2PRFIN20040613_124644_000000522027_00381_11958_3814.N1	13-JUN-2004 12:46:44	Dark	52.000	9	Alp Eri	0.45300	24000.	104	11958	No
236	GOM_NL_2PRFIN20040613_125013_000000692027_00382_11959_3783.N1	13-JUN-2004 12:50:13	Dark	69.000	18	24Alp PsA	1.1660	9700.0	138	11959	No
237	GOM_NL_2PRFIN20040613_125357_000000542027_00382_11959_3784.N1	13-JUN-2004 12:53:57	Dark	53.500	31	Alp Gru	1.7340	15200.	107	11959	No
238	GOM_NL_2PRFIN20040613_125542_000000612027_00382_11959_3785.N1	13-JUN-2004 12:55:42	Straylight	60.500	172	Gam Gru	3.0030	13100.	121	11959	No
239	GOM_NL_2PRFIN20040613_125758_000000462027_00382_11959_3786.N1	13-JUN-2004 12:57:58	Straylight	46.000	45	Alp Pav	1.9400	26000.	92	11959	No
240	GOM_NL_2PRFIN20040613_130011_000000422027_00382_11959_3787.N1	13-JUN-2004 13:00:11	Straylight	42.000	43	Alp TrA	1.9100	4250.0	84	11959	No
241	GOM_NL_2PRFIN20040613_130207_000000392027_00382_11959_3788.N1	13-JUN-2004 13:02:07	Straylight	39.000	134	Bet TrA	2.8100	6600.0	78	11959	No
242	GOM_NL_2PRFIN20040613_130431_000000402027_00382_11959_3789.N1	13-JUN-2004 13:04:31	Straylight	40.000	147	Alp Ara	2.8770	26000.	80	11959	No
243	GOM_NL_2PRFIN20040613_130616_000000472027_00382_11959_3790.N1	13-JUN-2004 13:06:16	Twilight	46.500	40	The Sco	1.8590	7100.0	93	11959	No
244	GOM_NL_2PRFIN20040613_130743_000000482027_00382_11959_3791.N1	13-JUN-2004 13:07:43	Twilight	48.000	38	20Eps Sgr	1.8360	11000.	96	11959	No
245	GOM_NL_2PRFIN20040613_130942_000000672027_00382_11959_3792.N1	13-JUN-2004 13:09:42	Bright	66.500	57	34Sig Sgr	2.0660	26000.	133	11959	No
246	GOM_NL_2PRFIN20040613_131131_000000612027_00382_11959_3793.N1	13-JUN-2004 13:11:31	Bright	60.500	155	41Pi Sgr	2.9000	6600.0	121	11959	No
247	GOM_NL_2PRFIN20040613_131439_000000422027_00382_11959_3794.N1	13-JUN-2004 13:14:39	Bright	41.500	86	35Eta Oph	2.4300	10200.	83	11959	No
248	GOM_NL_2PRFIN20040613_131625_000000392027_00382_11959_3795.N1	13-JUN-2004 13:16:25	Bright	38.500	98	13Zet Oph	2.5710	30000.	77	11959	No
249	GOM_NL_2PRFIN20040613_131831_000000382027_00382_11959_3796.N1	13-JUN-2004 13:18:31	Bright	37.500	120	1Del Oph	2.7340	3200.0	75	11959	No
250	GOM_NL_2PRFIN20040613_132133_000000372027_00382_11959_3797.N1	13-JUN-2004 13:21:33	Bright	36.500	102	24Alp Ser	2.6000	4250.0	73	11959	No
251	GOM_NL_2PRFIN20040613_132357_000000462027_00382_11959_3798.N1	13-JUN-2004 13:23:57	Bright	45.500	59	55Alp Oph	2.0800	8900.0	91	11959	No
252	GOM_NL_2PRFIN20040613_132549_000000382027_00382_11959_3799.N1	13-JUN-2004 13:25:49	Bright	38.000	127	27Bet Her	2.7810	4700.0	76	11959	No
253	GOM_NL_2PRFIN20040613_132716_000000382027_00382_11959_3800.N1	13-JUN-2004 13:27:16	Bright	38.000	67	5Alp CrB	2.2210	11000.	76	11959	No
254	GOM_NL_2PRFIN20040613_132854_000000412027_00382_11959_3801.N1	13-JUN-2004 13:28:54	Bright	40.500	133	40Zet Her	2.8070	6000.0	81	11959	No
255	GOM_NL_2PRFIN20040613_133106_000000372027_00382_11959_3802.N1	13-JUN-2004 13:31:06	Bright	37.000	180	27Gam Boo	3.0400	8000.0	74	11959	No
256	GOM_NL_2PRFIN20040613_133449_000000412027_00382_11959_3803.N1	13-JUN-2004 13:34:49	Bright	40.500	39	85Eta UMa	1.8540	24000.	81	11959	No
257	GOM_NL_2PRFIN20040613_133643_000000392027_00382_11959_3804.N1	13-JUN-2004 13:36:43	Bright	39.000	55	79Zet UMa	2.0600	10200.	78	11959	No
258	GOM_NL_2PRFIN20040613_134037_000000412027_00382_11959_3805.N1	13-JUN-2004 13:40:37	Bright	40.500	60	7Bet UMi	2.0810	3950.0	81	11959	No
259	GOM_NL_2PRFIN20040613_134516_000000382027_00382_11959_3806.N1	13-JUN-2004 13:45:16	Bright	38.000	49	1Alp UMi	1.9900	6300.0	76	11959	No
260	GOM_NL_2PRFIN20040613_135237_000000622027_00382_11959_3807.N1	13-JUN-2004 13:52:37	Bright	62.000	74	11Bet Cas	2.2680	6600.0	124	11959	No
261	GOM_NL_2PRFIN20040613_135530_000000352027_00382_11959_3808.N1	13-JUN-2004 13:55:30	Bright	34.500	160	23Gam Per	2.9300	4700.0	69	11959	No
262	GOM_NL_2PRFIN20040613_135858_000000412027_00382_11959_3809.N1	13-JUN-2004 13:58:58	Bright	40.500	73	57Gam1And	2.2600	13100.	81	11959	No
263	GOM_NL_2PRFIN20040613_140119_000000572027_00382_11959_3810.N1	13-JUN-2004 14:01:19	Twilight	56.500	53	43Bet And	2.0480	3300.0	113	11959	No
264	GOM_NL_2PRFIN20040613_140444_000000502027_00382_11959_3811.N1	13-JUN-2004 14:04:44	Twilight	49.500	50	13Alp Ari	2.0070	4250.0	99	11959	No
265	GOM_NL_2PRFIN20040613_140719_000001742027_00382_11959_3812.N1	13-JUN-2004 14:07:19	Dark	174.00	93	53Bet Peg	2.5200	3100.0	348	11959	No
266	GOM_NL_2PRFIN20040613_142005_000000572027_00382_11959_3813.N1	13-JUN-2004 14:20:05	Dark	56.500	52	16Bet Cet	2.0370	4500.0	113	11959	No
267	GOM_NL_2PRFIN20040613_142720_000000522027_00382_11959_3814.N1	13-JUN-2004 14:27:20	Dark	51.500	9	Alp Eri	0.45300	24000.	103	11959	No
268	GOM_NL_2PRFIN20040613_143050_000000722027_00383_11960_3783.N1	13-JUN-2004 14:30:50	Dark	71.500	18	24Alp PsA	1.1660	9700.0	143	11960	No
269	GOM_NL_2PRFIN20040613_143434_000000502027_00383_11960_3784.N1	13-JUN-2004 14:34:34	Dark	50.000	31	Alp Gru	1.7340	15200.	100	11960	No
270	GOM_NL_2PRFIN20040613_143618_000000612027_00383_11960_3785.N1	13-JUN-2004 14:36:18	Straylight	60.500	172	Gam Gru	3.0030	13100.	121	11960	No
271	GOM_NL_2PRFIN20040613_143834_000000472027_00383_11960_3786.N1	13-JUN-2004 14:38:34	Straylight	46.500	45	Alp Pav	1.9400	26000.	93	11960	No
272	GOM_NL_2PRFIN20040613_144048_000000422027_00383_11960_3787.N1	13-JUN-2004 14:40:48	Straylight	41.500	43	Alp TrA	1.9100	4250.0	83	11960	No
273	GOM_NL_2PRFIN20040613_144243_000000412027_00383_11960_3788.N1	13-JUN-2004 14:42:43	Straylight	40.500	134	Bet TrA	2.8100	6600.0	81	11960	No
274	GOM_NL_2PRFIN20040613_144507_000000412027_00383_11960_3789.N1	13-JUN-2004 14:45:07	Straylight	40.500	147	Alp Ara	2.8770	26000.	81	11960	No
275	GOM_NL_2PRFIN20040613_144652_000000472027_00383_11960_3790.N1	13-JUN-2004 14:46:52	Twilight	47.000	40	The Sco	1.8590	7100.0	94	11960	No
276	GOM_NL_2PRFIN20040613_144835_000000472027_00383_11960_3791.N1	13-JUN-2004 14:48:35	Twilight	47.000	25	35Lam Sco	1.6200	28000.	94	11960	No
277	GOM_NL_2PRFIN20040613_145004_000000422027_00383_11960_3792.N1	13-JUN-2004 14:50:04	Twilight	41.500	75	26Eps Sco	2.2910	4250.0	83	11960	No
278	GOM_NL_2PRFIN20040613_145208_000000612027_00383_11960_3793.N1	13-JUN-2004 14:52:08	Bright	60.500	155	41Pi Sgr	2.9000	6600.0	121	11960	No

279	GOM_NL__2PRFIN20040613_145516_000000422027_00383_11960_3794.N1	13-JUN-2004 14:55:16	Bright	42.000	86	35Eta Oph	2.4300	10200.	84	11960	No
280	GOM_NL__2PRFIN20040613_145701_000000392027_00383_11960_3795.N1	13-JUN-2004 14:57:01	Bright	38.500	98	13Zet Oph	2.5710	30000.	77	11960	No
281	GOM_NL__2PRFIN20040613_145907_000000382027_00383_11960_3796.N1	13-JUN-2004 14:59:07	Bright	37.500	120	1Del Oph	2.7340	3200.0	75	11960	No
282	GOM_NL__2PRFIN20040613_150208_000000382027_00383_11960_3797.N1	13-JUN-2004 15:02:08	Bright	37.500	102	24Alp Ser	2.6000	4250.0	75	11960	No
283	GOM_NL__2PRFIN20040613_150433_000000452027_00383_11960_3798.N1	13-JUN-2004 15:04:33	Bright	44.500	59	55Alp Oph	2.0800	8900.0	89	11960	No
284	GOM_NL__2PRFIN20040613_150625_000000392027_00383_11960_3799.N1	13-JUN-2004 15:06:25	Bright	38.500	127	27Bet Her	2.7810	4700.0	77	11960	No
285	GOM_NL__2PRFIN20040613_150752_000000382027_00383_11960_3800.N1	13-JUN-2004 15:07:52	Bright	38.000	67	5Alp CrB	2.2210	11000.	76	11960	No
286	GOM_NL__2PRFIN20040613_150930_000000382027_00383_11960_3801.N1	13-JUN-2004 15:09:30	Bright	38.000	133	40Zet Her	2.8070	6000.0	76	11960	No
287	GOM_NL__2PRFIN20040613_151142_000000372027_00383_11960_3802.N1	13-JUN-2004 15:11:42	Bright	37.000	180	27Gam Boo	3.0400	8000.0	74	11960	No
288	GOM_NL__2PRFIN20040613_151526_000000392027_00383_11960_3803.N1	13-JUN-2004 15:15:26	Bright	39.000	39	85Eta UMa	1.8540	24000.	78	11960	No
289	GOM_NL__2PRFIN20040613_151718_000000402027_00383_11960_3804.N1	13-JUN-2004 15:17:18	Bright	40.000	55	79Zet UMa	2.0600	10200.	80	11960	No
290	GOM_NL__2PRFIN20040613_152112_000000402027_00383_11960_3805.N1	13-JUN-2004 15:21:12	Bright	40.000	60	7Bet UMi	2.0810	3950.0	80	11960	No
291	GOM_NL__2PRFIN20040613_152552_000000382027_00383_11960_3806.N1	13-JUN-2004 15:25:52	Bright	37.500	49	1Alp UMi	1.9900	6300.0	75	11960	No
292	GOM_NL__2PRFIN20040613_153312_000000462027_00383_11960_3807.N1	13-JUN-2004 15:33:12	Bright	46.000	74	11Bet Cas	2.2680	6600.0	92	11960	No
293	GOM_NL__2PRFIN20040613_153606_000000352027_00383_11960_3808.N1	13-JUN-2004 15:36:06	Bright	35.000	160	23Gam Per	2.9300	4700.0	70	11960	No
294	GOM_NL__2PRFIN20040613_153934_000000412027_00383_11960_3809.N1	13-JUN-2004 15:39:34	Bright	41.000	73	57Gam1And	2.2600	13100.	82	11960	No
295	GOM_NL__2PRFIN20040613_154155_000000602027_00383_11960_3810.N1	13-JUN-2004 15:41:55	Twilight	59.500	53	43Bet And	2.0480	3300.0	119	11960	No
296	GOM_NL__2PRFIN20040613_154520_000000512027_00383_11960_3811.N1	13-JUN-2004 15:45:20	Twilight	51.000	50	13Alp Ari	2.0070	4250.0	102	11960	No
297	GOM_NL__2PRFIN20040613_154756_000001682027_00383_11960_3812.N1	13-JUN-2004 15:47:56	Dark	168.00	93	53Bet Peg	2.5200	3100.0	336	11960	No
298	GOM_NL__2PRFIN20040613_160218_000000392027_00383_11960_3813.N1	13-JUN-2004 16:02:18	Dark	39.000	157	The1Eri	2.9060	9300.0	78	11960	No
299	GOM_NL__2PRFIN20040613_160757_000000512027_00383_11960_3814.N1	13-JUN-2004 16:07:57	Dark	51.000	9	Alp Eri	0.45300	24000.	102	11960	No
300	GOM_NL__2PRFIN20040613_161129_000000662027_00384_11961_3783.N1	13-JUN-2004 16:11:29	Dark	66.000	18	24Alp PsA	1.1660	9700.0	132	11961	No
301	GOM_NL__2PRFIN20040613_161511_000000512027_00384_11961_3784.N1	13-JUN-2004 16:15:11	Dark	50.500	31	Alp Gru	1.7340	15200.	101	11961	No
302	GOM_NL__2PRFIN20040613_161656_000000592027_00384_11961_3785.N1	13-JUN-2004 16:16:56	Straylight	59.000	172	Gam Gru	3.0030	13100.	118	11961	No
303	GOM_NL__2PRFIN20040613_161911_000000452027_00384_11961_3786.N1	13-JUN-2004 16:19:11	Straylight	45.000	45	Alp Pav	1.9400	26000.	90	11961	No
304	GOM_NL__2PRFIN20040613_162123_000000412027_00384_11961_3787.N1	13-JUN-2004 16:21:23	Straylight	40.500	43	Alp TrA	1.9100	4250.0	81	11961	No
305	GOM_NL__2PRFIN20040613_162319_000000412027_00384_11961_3788.N1	13-JUN-2004 16:23:19	Straylight	40.500	134	Bet TrA	2.8100	6600.0	81	11961	No
306	GOM_NL__2PRFIN20040613_162544_000000402027_00384_11961_3789.N1	13-JUN-2004 16:25:44	Straylight	39.500	147	Alp Ara	2.8770	26000.	79	11961	No
307	GOM_NL__2PRFIN20040613_162729_000000432027_00384_11961_3790.N1	13-JUN-2004 16:27:29	Twilight	42.500	40	The Sco	1.8590	7100.0	85	11961	No
308	GOM_NL__2PRFIN20040613_162912_000000452027_00384_11961_3791.N1	13-JUN-2004 16:29:12	Twilight	44.500	25	35Lam Sco	1.6200	28000.	89	11961	No
309	GOM_NL__2PRFIN20040613_163041_000000432027_00384_11961_3792.N1	13-JUN-2004 16:30:41	Twilight	43.000	75	26Eps Sco	2.2910	4250.0	86	11961	No
310	GOM_NL__2PRFIN20040613_163245_000000612027_00384_11961_3793.N1	13-JUN-2004 16:32:45	Bright	61.000	155	41Pi Sgr	2.9000	6600.0	122	11961	No
311	GOM_NL__2PRFIN20040613_163552_000000422027_00384_11961_3794.N1	13-JUN-2004 16:35:52	Bright	41.500	86	35Eta Oph	2.4300	10200.	83	11961	No
312	GOM_NL__2PRFIN20040613_163737_000000392027_00384_11961_3795.N1	13-JUN-2004 16:37:37	Bright	39.000	98	13Zet Oph	2.5710	30000.	78	11961	No
313	GOM_NL__2PRFIN20040613_163943_000000372027_00384_11961_3796.N1	13-JUN-2004 16:39:43	Bright	37.000	120	1Del Oph	2.7340	3200.0	74	11961	No
314	GOM_NL__2PRFIN20040613_164245_000000382027_00384_11961_3797.N1	13-JUN-2004 16:42:45	Bright	37.500	102	24Alp Ser	2.6000	4250.0	75	11961	No
315	GOM_NL__2PRFIN20040613_164508_000000482027_00384_11961_3798.N1	13-JUN-2004 16:45:08	Bright	48.000	59	55Alp Oph	2.0800	8900.0	96	11961	No
316	GOM_NL__2PRFIN20040613_164701_000000402027_00384_11961_3799.N1	13-JUN-2004 16:47:01	Bright	40.000	127	27Bet Her	2.7810	4700.0	80	11961	No
317	GOM_NL__2PRFIN20040613_164828_000000382027_00384_11961_3800.N1	13-JUN-2004 16:48:28	Bright	37.500	67	5Alp CrB	2.2210	11000.	75	11961	No
318	GOM_NL__2PRFIN20040613_165006_000000382027_00384_11961_3801.N1	13-JUN-2004 16:50:06	Bright	38.000	133	40Zet Her	2.8070	6000.0	76	11961	No
319	GOM_NL__2PRFIN20040613_165219_000000362027_00384_11961_3802.N1	13-JUN-2004 16:52:19	Bright	36.000	180	27Gam Boo	3.0400	8000.0	72	11961	No
320	GOM_NL__2PRFIN20040613_165602_000000392027_00384_11961_3803.N1	13-JUN-2004 16:56:02	Bright	39.000	39	85Eta UMa	1.8540	24000.	78	11961	No
321	GOM_NL__2PRFIN20040613_165755_000000382027_00384_11961_3804.N1	13-JUN-2004 16:57:55	Bright	38.000	55	79Zet UMa	2.0600	10200.	76	11961	No
322	GOM_NL__2PRFIN20040613_170149_000000362027_00384_11961_3805.N1	13-JUN-2004 17:01:49	Bright	35.500	60	7Bet UMi	2.0810	3950.0	71	11961	No
323	GOM_NL__2PRFIN20040613_170628_000000382027_00384_11961_3806.N1	13-JUN-2004 17:06:28	Bright	38.000	49	1Alp UMi	1.9900	6300.0	76	11961	No
324	GOM_NL__2PRFIN20040613_171348_000000462027_00384_11961_3807.N1	13-JUN-2004 17:13:48	Bright	45.500	74	11Bet Cas	2.2680	6600.0	91	11961	No
325	GOM_NL__2PRFIN20040613_171642_000000522027_00384_11961_3808.N1	13-JUN-2004 17:16:42	Bright	52.000	160	23Gam Per	2.9300	4700.0	104	11961	No
326	GOM_NL__2PRFIN20040613_172011_000000412027_00384_11961_3809.N1	13-JUN-2004 17:20:11	Bright	41.000	73	57Gam1And	2.2600	13100.	82	11961	No
327	GOM_NL__2PRFIN20040613_172231_000000582027_00384_11961_3810.N1	13-JUN-2004 17:22:31	Twilight	57.500	53	43Bet And	2.0480	3300.0	115	11961	No
328	GOM_NL__2PRFIN20040613_172556_000000502027_00384_11961_3811.N1	13-JUN-2004 17:25:56	Twilight	49.500	50	13Alp Ari	2.0070	4250.0	99	11961	No
329	GOM_NL__2PRFIN20040613_172833_000001802027_00384_11961_3812.N1	13-JUN-2004 17:28:33	Dark	179.50	93	53Bet Peg	2.5200	3100.0	359	11961	No
330	GOM_NL__2PRFIN20040613_174254_000000412027_00384_11961_3813.N1	13-JUN-2004 17:42:54	Dark	40.500	157	The1Eri	2.9060	9300.0	81	11961	No
331	GOM_NL__2PRFIN20040613_174834_000000502027_00384_11961_3814.N1	13-JUN-2004 17:48:34	Dark	50.000	9	Alp Eri	0.45300	24000.	100	11961	No
332	GOM_NL__2PRFIN20040613_175206_000000692027_00385_11962_3783.N1	13-JUN-2004 17:52:06	Dark	68.500	18	24Alp PsA	1.1660	9700.0	137	11962	No
333	GOM_NL__2PRFIN20040613_175548_000000522027_00385_11962_3784.N1	13-JUN-2004 17:55:48	Dark	51.500	31	Alp Gru	1.7340	15200.	103	11962	No
334	GOM_NL__2PRFIN20040613_175734_000000612027_00385_11962_3785.N1	13-JUN-2004 17:57:34	Straylight	60.500	172	Gam Gru	3.0030	13100.	121	11962	No
335	GOM_NL__2PRFIN20040613_175948_000000442027_00385_11962_3786.N1	13-JUN-2004 17:59:48	Straylight	44.000	45	Alp Pav	1.9400	26000.	88	11962	No
336	GOM_NL__2PRFIN20040613_180159_000000412027_00385_11962_3787.N1	13-JUN-2004 18:01:59	Straylight	40.500	43	Alp TrA	1.9100	4250.0	81	11962	No
337	GOM_NL__2PRFIN20040613_180355_000000382027_00385_11962_3788.N1	13-JUN-2004 18:03:55	Straylight	38.000	134	Bet TrA	2.8100	6600.0	76	11962	No

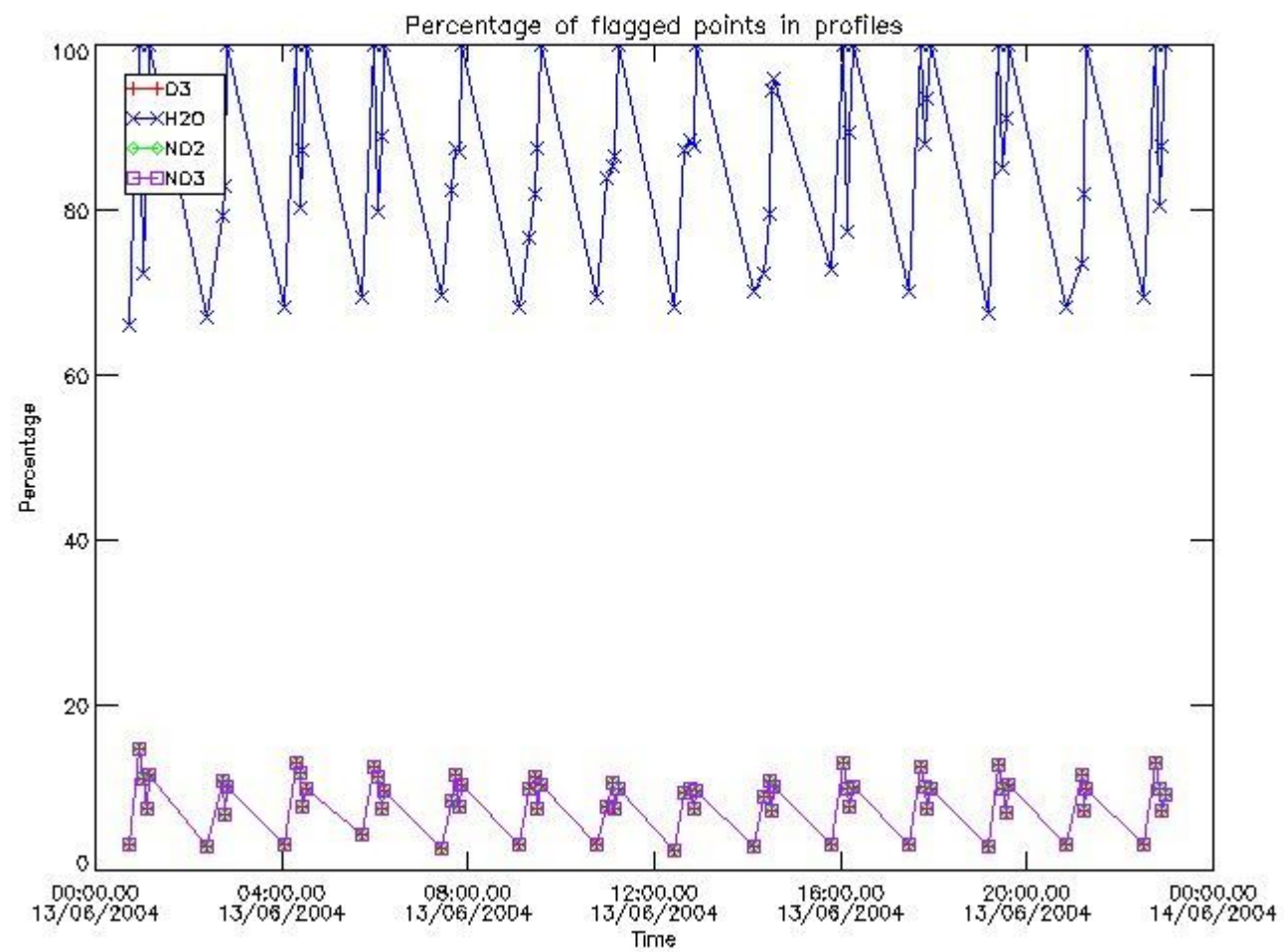
338	GOM_NL__2PRFIN20040613_180620_000000402027_00385_11962_3789.N1	13-JUN-2004 18:06:20	Straylight	39.500	147	Alp Ara	2.8770	26000.	79	11962	No
339	GOM_NL__2PRFIN20040613_180805_000000412027_00385_11962_3790.N1	13-JUN-2004 18:08:05	Twilight	40.500	40	The Sco	1.8590	7100.0	81	11962	No
340	GOM_NL__2PRFIN20040613_180948_000000432027_00385_11962_3791.N1	13-JUN-2004 18:09:48	Twilight	43.000	25	35Lam Sco	1.6200	28000.	86	11962	No
341	GOM_NL__2PRFIN20040613_181117_000000452027_00385_11962_3792.N1	13-JUN-2004 18:11:17	Twilight	44.500	75	26Eps Sco	2.2910	4250.0	89	11962	No
342	GOM_NL__2PRFIN20040613_181321_000000592027_00385_11962_3793.N1	13-JUN-2004 18:13:21	Bright	58.500	155	41Pi Sgr	2.9000	6600.0	117	11962	No
343	GOM_NL__2PRFIN20040613_181628_000000412027_00385_11962_3794.N1	13-JUN-2004 18:16:28	Bright	41.000	86	35Eta Oph	2.4300	10200.	82	11962	No
344	GOM_NL__2PRFIN20040613_181813_000000392027_00385_11962_3795.N1	13-JUN-2004 18:18:13	Bright	39.000	98	13Zet Oph	2.5710	30000.	78	11962	No
345	GOM_NL__2PRFIN20040613_182019_000000372027_00385_11962_3796.N1	13-JUN-2004 18:20:19	Bright	37.000	120	1Del Oph	2.7340	3200.0	74	11962	No
346	GOM_NL__2PRFIN20040613_182321_000000372027_00385_11962_3797.N1	13-JUN-2004 18:23:21	Bright	37.000	102	24Alp Ser	2.6000	4250.0	74	11962	No
347	GOM_NL__2PRFIN20040613_182544_000000472027_00385_11962_3798.N1	13-JUN-2004 18:25:44	Bright	46.500	59	55Alp Oph	2.0800	8900.0	93	11962	No
348	GOM_NL__2PRFIN20040613_182737_000000412027_00385_11962_3799.N1	13-JUN-2004 18:27:37	Bright	40.500	127	27Bet Her	2.7810	4700.0	81	11962	No
349	GOM_NL__2PRFIN20040613_182904_000000372027_00385_11962_3800.N1	13-JUN-2004 18:29:04	Bright	37.000	67	5Alp CrB	2.2210	11000.	74	11962	No
350	GOM_NL__2PRFIN20040613_183042_000000382027_00385_11962_3801.N1	13-JUN-2004 18:30:42	Bright	38.000	133	40Zet Her	2.8070	6000.0	76	11962	No
351	GOM_NL__2PRFIN20040613_183255_000000372027_00385_11962_3802.N1	13-JUN-2004 18:32:55	Bright	36.500	180	27Gam Boo	3.0400	8000.0	73	11962	No
352	GOM_NL__2PRFIN20040613_183639_000000392027_00385_11962_3803.N1	13-JUN-2004 18:36:39	Bright	39.000	39	85Eta UMa	1.8540	24000.	78	11962	No
353	GOM_NL__2PRFIN20040613_183832_000000392027_00385_11962_3804.N1	13-JUN-2004 18:38:32	Bright	38.500	55	79Zet UMa	2.0600	10200.	77	11962	No
354	GOM_NL__2PRFIN20040613_184226_000000402027_00385_11962_3805.N1	13-JUN-2004 18:42:26	Bright	39.500	60	7Bet UMi	2.0810	3950.0	79	11962	No
355	GOM_NL__2PRFIN20040613_184705_000000372027_00385_11962_3806.N1	13-JUN-2004 18:47:05	Bright	36.500	49	1Alp UMi	1.9900	6300.0	73	11962	No
356	GOM_NL__2PRFIN20040613_185424_000000432027_00385_11962_3807.N1	13-JUN-2004 18:54:24	Bright	43.000	74	11Bet Cas	2.2680	6600.0	86	11962	No
357	GOM_NL__2PRFIN20040613_185718_000000422027_00385_11962_3808.N1	13-JUN-2004 18:57:18	Bright	41.500	160	23Gam Per	2.9300	4700.0	83	11962	No
358	GOM_NL__2PRFIN20040613_190047_000000422027_00385_11962_3809.N1	13-JUN-2004 19:00:47	Bright	42.000	73	57Gam1And	2.2600	13100.	84	11962	No
359	GOM_NL__2PRFIN20040613_190307_000000542027_00385_11962_3810.N1	13-JUN-2004 19:03:07	Twilight	53.500	53	43Bet And	2.0480	3300.0	107	11962	No
360	GOM_NL__2PRFIN20040613_190633_000000492027_00385_11962_3811.N1	13-JUN-2004 19:06:33	Twilight	49.000	50	13Alp Ari	2.0070	4250.0	98	11962	No
361	GOM_NL__2PRFIN20040613_190910_000001802027_00385_11962_3812.N1	13-JUN-2004 19:09:10	Dark	179.50	93	53Bet Peg	2.5200	3100.0	359	11962	No
362	GOM_NL__2PRFIN20040613_192330_000000402027_00385_11962_3813.N1	13-JUN-2004 19:23:30	Dark	40.000	157	The1Eri	2.9060	9300.0	80	11962	No
363	GOM_NL__2PRFIN20040613_192910_000000512027_00385_11962_3814.N1	13-JUN-2004 19:29:10	Dark	51.000	9	Alp Eri	0.45300	24000.	102	11962	No
364	GOM_NL__2PRFIN20040613_193244_000000742027_00386_11963_3783.N1	13-JUN-2004 19:32:44	Dark	73.500	18	24Alp PsA	1.1660	9700.0	147	11963	No
365	GOM_NL__2PRFIN20040613_193625_000000502027_00386_11963_3784.N1	13-JUN-2004 19:36:25	Dark	49.500	31	Alp Gru	1.7340	15200.	99	11963	No
366	GOM_NL__2PRFIN20040613_193811_000000602027_00386_11963_3785.N1	13-JUN-2004 19:38:11	Straylight	60.000	172	Gam Gru	3.0030	13100.	120	11963	No
367	GOM_NL__2PRFIN20040613_194025_000000442027_00386_11963_3786.N1	13-JUN-2004 19:40:25	Straylight	43.500	45	Alp Pav	1.9400	26000.	87	11963	No
368	GOM_NL__2PRFIN20040613_194235_000000402027_00386_11963_3787.N1	13-JUN-2004 19:42:35	Straylight	39.500	43	Alp TrA	1.9100	4250.0	79	11963	No
369	GOM_NL__2PRFIN20040613_194431_000000382027_00386_11963_3788.N1	13-JUN-2004 19:44:31	Straylight	38.000	134	Bet TrA	2.8100	6600.0	76	11963	No
370	GOM_NL__2PRFIN20040613_194656_000000392027_00386_11963_3789.N1	13-JUN-2004 19:46:56	Straylight	38.500	147	Alp Ara	2.8770	26000.	77	11963	No
371	GOM_NL__2PRFIN20040613_194841_000000462027_00386_11963_3790.N1	13-JUN-2004 19:48:41	Twilight	46.000	40	The Sco	1.8590	7100.0	92	11963	No
372	GOM_NL__2PRFIN20040613_195025_000000462027_00386_11963_3791.N1	13-JUN-2004 19:50:25	Twilight	46.000	25	35Lam Sco	1.6200	28000.	92	11963	No
373	GOM_NL__2PRFIN20040613_195153_000000462027_00386_11963_3792.N1	13-JUN-2004 19:51:53	Twilight	45.500	75	26Eps Sco	2.2910	4250.0	91	11963	No
374	GOM_NL__2PRFIN20040613_195357_000000612027_00386_11963_3793.N1	13-JUN-2004 19:53:57	Bright	60.500	155	41Pi Sgr	2.9000	6600.0	121	11963	No
375	GOM_NL__2PRFIN20040613_195704_000000422027_00386_11963_3794.N1	13-JUN-2004 19:57:04	Bright	41.500	86	35Eta Oph	2.4300	10200.	83	11963	No
376	GOM_NL__2PRFIN20040613_195849_000000392027_00386_11963_3795.N1	13-JUN-2004 19:58:49	Bright	39.000	98	13Zet Oph	2.5710	30000.	78	11963	No
377	GOM_NL__2PRFIN20040613_200055_000000372027_00386_11963_3796.N1	13-JUN-2004 20:00:55	Bright	37.000	120	1Del Oph	2.7340	3200.0	74	11963	No
378	GOM_NL__2PRFIN20040613_200357_000000372027_00386_11963_3797.N1	13-JUN-2004 20:03:57	Bright	37.000	102	24Alp Ser	2.6000	4250.0	74	11963	No
379	GOM_NL__2PRFIN20040613_200620_000000462027_00386_11963_3798.N1	13-JUN-2004 20:06:20	Bright	45.500	59	55Alp Oph	2.0800	8900.0	91	11963	No
380	GOM_NL__2PRFIN20040613_200813_000000412027_00386_11963_3799.N1	13-JUN-2004 20:08:13	Bright	40.500	127	27Bet Her	2.7810	4700.0	81	11963	No
381	GOM_NL__2PRFIN20040613_200940_000000372027_00386_11963_3800.N1	13-JUN-2004 20:09:40	Bright	36.500	67	5Alp CrB	2.2210	11000.	73	11963	No
382	GOM_NL__2PRFIN20040613_201118_000000382027_00386_11963_3801.N1	13-JUN-2004 20:11:18	Bright	38.000	133	40Zet Her	2.8070	6000.0	76	11963	No
383	GOM_NL__2PRFIN20040613_201332_000000372027_00386_11963_3802.N1	13-JUN-2004 20:13:32	Bright	37.000	180	27Gam Boo	3.0400	8000.0	74	11963	No
384	GOM_NL__2PRFIN20040613_201715_000000412027_00386_11963_3803.N1	13-JUN-2004 20:17:15	Bright	41.000	39	85Eta UMa	1.8540	24000.	82	11963	No
385	GOM_NL__2PRFIN20040613_201908_000000392027_00386_11963_3804.N1	13-JUN-2004 20:19:08	Bright	39.000	55	79Zet UMa	2.0600	10200.	78	11963	No
386	GOM_NL__2PRFIN20040613_202302_000000382027_00386_11963_3805.N1	13-JUN-2004 20:23:02	Bright	38.000	60	7Bet UMi	2.0810	3950.0	76	11963	No
387	GOM_NL__2PRFIN20040613_202740_000000362027_00386_11963_3806.N1	13-JUN-2004 20:27:40	Bright	35.500	49	1Alp UMi	1.9900	6300.0	71	11963	No
388	GOM_NL__2PRFIN20040613_203459_000000462027_00386_11963_3807.N1	13-JUN-2004 20:34:59	Bright	45.500	74	11Bet Cas	2.2680	6600.0	91	11963	No
389	GOM_NL__2PRFIN20040613_203754_000000522027_00386_11963_3808.N1	13-JUN-2004 20:37:54	Bright	51.500	160	23Gam Per	2.9300	4700.0	103	11963	No
390	GOM_NL__2PRFIN20040613_204123_000000412027_00386_11963_3809.N1	13-JUN-2004 20:41:23	Bright	40.500	73	57Gam1And	2.2600	13100.	81	11963	No
391	GOM_NL__2PRFIN20040613_204343_000000592027_00386_11963_3810.N1	13-JUN-2004 20:43:43	Twilight	58.500	53	43Bet And	2.0480	3300.0	117	11963	No
392	GOM_NL__2PRFIN20040613_204709_000000492027_00386_11963_3811.N1	13-JUN-2004 20:47:09	Twilight	49.000	50	13Alp Ari	2.0070	4250.0	98	11963	No
393	GOM_NL__2PRFIN20040613_204947_000001812027_00386_11963_3812.N1	13-JUN-2004 20:49:47	Dark	180.50	93	53Bet Peg	2.5200	3100.0	361	11963	No
394	GOM_NL__2PRFIN20040613_210946_000000442027_00386_11963_3813.N1	13-JUN-2004 21:09:46	Dark	44.000	9	Alp Eri	0.45300	24000.	88	11963	No
395	GOM_NL__2PRFIN20040613_211321_000000702027_00387_11964_3803.N1	13-JUN-2004 21:13:21	Dark	70.000	18	24Alp PsA	1.1660	9700.0	140	11964	No
396	GOM_NL__2PRFIN20040613_211701_000000512027_00387_11964_3804.N1	13-JUN-2004 21:17:01	Dark	51.000	31	Alp Gru	1.7340	15200.	102	11964	No

397	GOM_NL__2PRFIN20040613_211848_000000622027_00387_11964_3805.N1	13-JUN-2004 21:18:48	Straylight	61.500	172	Gam Gru	3.0030	13100.	123	11964	No
398	GOM_NL__2PRFIN20040613_212100_000000462027_00387_11964_3806.N1	13-JUN-2004 21:21:00	Straylight	45.500	45	Alp Pav	1.9400	26000.	91	11964	No
399	GOM_NL__2PRFIN20040613_212311_000000412027_00387_11964_3807.N1	13-JUN-2004 21:23:11	Straylight	40.500	43	Alp TrA	1.9100	4250.0	81	11964	No
400	GOM_NL__2PRFIN20040613_212507_000000412027_00387_11964_3808.N1	13-JUN-2004 21:25:07	Straylight	40.500	134	Bet TrA	2.8100	6600.0	81	11964	No
401	GOM_NL__2PRFIN20040613_212731_000000412027_00387_11964_3809.N1	13-JUN-2004 21:27:31	Straylight	40.500	147	Alp Ara	2.8770	26000.	81	11964	No
402	GOM_NL__2PRFIN20040613_212917_000000462027_00387_11964_3810.N1	13-JUN-2004 21:29:17	Tw_i_and_stray	46.000	40	The Sco	1.8590	7100.0	92	11964	No
403	GOM_NL__2PRFIN20040613_213100_000000472027_00387_11964_3811.N1	13-JUN-2004 21:31:00	Tw_i_and_stray	46.500	25	35Lam Sco	1.6200	28000.	93	11964	No
404	GOM_NL__2PRFIN20040613_213228_000000452027_00387_11964_3812.N1	13-JUN-2004 21:32:28	Tw_i_and_stray	44.500	75	26Eps Sco	2.2910	4250.0	89	11964	No
405	GOM_NL__2PRFIN20040613_213433_000000602027_00387_11964_3813.N1	13-JUN-2004 21:34:33	Bright	60.000	155	41Pi Sgr	2.9000	6600.0	120	11964	No
406	GOM_NL__2PRFIN20040613_213740_000000412027_00387_11964_3814.N1	13-JUN-2004 21:37:40	Bright	41.000	86	35Eta Oph	2.4300	10200.	82	11964	No
407	GOM_NL__2PRFIN20040613_213925_000000402027_00387_11964_3815.N1	13-JUN-2004 21:39:25	Bright	39.500	98	13Zet Oph	2.5710	30000.	79	11964	No
408	GOM_NL__2PRFIN20040613_214131_000000382027_00387_11964_3816.N1	13-JUN-2004 21:41:31	Bright	38.000	120	1Del Oph	2.7340	3200.0	76	11964	No
409	GOM_NL__2PRFIN20040613_214432_000000382027_00387_11964_3817.N1	13-JUN-2004 21:44:32	Bright	38.000	102	24Alp Ser	2.6000	4250.0	76	11964	No
410	GOM_NL__2PRFIN20040613_214655_000000472027_00387_11964_3818.N1	13-JUN-2004 21:46:55	Bright	46.500	59	55Alp Oph	2.0800	8900.0	93	11964	No
411	GOM_NL__2PRFIN20040613_214848_000000412027_00387_11964_3819.N1	13-JUN-2004 21:48:48	Bright	41.000	127	27Bet Her	2.7810	4700.0	82	11964	No
412	GOM_NL__2PRFIN20040613_215016_000000382027_00387_11964_3820.N1	13-JUN-2004 21:50:16	Bright	37.500	67	5Alp CrB	2.2210	11000.	75	11964	No
413	GOM_NL__2PRFIN20040613_215153_000000412027_00387_11964_3821.N1	13-JUN-2004 21:51:53	Bright	40.500	133	40Zet Her	2.8070	6000.0	81	11964	No
414	GOM_NL__2PRFIN20040613_215407_000000372027_00387_11964_3822.N1	13-JUN-2004 21:54:07	Bright	37.000	180	27Gam Boo	3.0400	8000.0	74	11964	No
415	GOM_NL__2PRFIN20040613_215751_000000392027_00387_11964_3823.N1	13-JUN-2004 21:57:51	Bright	39.000	39	85Eta UMa	1.8540	24000.	78	11964	No
416	GOM_NL__2PRFIN20040613_215944_000000422027_00387_11964_3824.N1	13-JUN-2004 21:59:44	Bright	41.500	55	79Zet UMa	2.0600	10200.	83	11964	No
417	GOM_NL__2PRFIN20040613_220337_000000362027_00387_11964_3825.N1	13-JUN-2004 22:03:37	Bright	36.000	60	7Bet UMi	2.0810	3950.0	72	11964	No
418	GOM_NL__2PRFIN20040613_220816_000000382027_00387_11964_3826.N1	13-JUN-2004 22:08:16	Bright	37.500	49	1Alp UMi	1.9900	6300.0	75	11964	No
419	GOM_NL__2PRFIN20040613_221535_000000452027_00387_11964_3827.N1	13-JUN-2004 22:15:35	Bright	45.000	74	11Bet Cas	2.2680	6600.0	90	11964	No
420	GOM_NL__2PRFIN20040613_221829_000000372027_00387_11964_3828.N1	13-JUN-2004 22:18:29	Bright	36.500	160	23Gam Per	2.9300	4700.0	73	11964	No
421	GOM_NL__2PRFIN20040613_222158_000000462027_00387_11964_3829.N1	13-JUN-2004 22:21:58	Bright	46.000	73	57Gam1And	2.2600	13100.	92	11964	No
422	GOM_NL__2PRFIN20040613_222420_000000582027_00387_11964_3830.N1	13-JUN-2004 22:24:20	Tw_i_and_stray	57.500	53	43Bet And	2.0480	3300.0	115	11964	No
423	GOM_NL__2PRFIN20040613_222744_000000502027_00387_11964_3831.N1	13-JUN-2004 22:27:44	Twilight	50.000	50	13Alp Ari	2.0070	4250.0	100	11964	No
424	GOM_NL__2PRFIN20040613_223025_000001702027_00387_11964_3832.N1	13-JUN-2004 22:30:25	Dark	170.00	93	53Bet Peg	2.5200	3100.0	340	11964	No
425	GOM_NL__2PRFIN20040613_224442_000000402027_00387_11964_3833.N1	13-JUN-2004 22:44:42	Dark	39.500	157	The1Eri	2.9060	9300.0	79	11964	No
426	GOM_NL__2PRFIN20040613_225022_000000522027_00387_11964_3834.N1	13-JUN-2004 22:50:22	Dark	51.500	9	Alp Eri	0.45300	24000.	103	11964	No
427	GOM_NL__2PRFIN20040613_225359_000000702027_00388_11965_3803.N1	13-JUN-2004 22:53:59	Dark	69.500	18	24Alp PsA	1.1660	9700.0	139	11965	No
428	GOM_NL__2PRFIN20040613_225738_000000562027_00388_11965_3804.N1	13-JUN-2004 22:57:38	Dark	56.000	31	Alp Gru	1.7340	15200.	112	11965	No
429	GOM_NL__2PRFIN20040613_225926_000000602027_00388_11965_3805.N1	13-JUN-2004 22:59:26	Straylight	59.500	172	Gam Gru	3.0030	13100.	119	11965	No
430	GOM_NL__2PRFIN20040613_230137_000000442027_00388_11965_3806.N1	13-JUN-2004 23:01:37	Straylight	44.000	45	Alp Pav	1.9400	26000.	88	11965	No
431	GOM_NL__2PRFIN20040613_230347_000000502027_00388_11965_3807.N1	13-JUN-2004 23:03:47	Straylight	50.000	43	Alp TrA	1.9100	4250.0	100	11965	No
432	GOM_NL__2PRFIN20040613_230647_000000462027_00388_11965_3808.N1	13-JUN-2004 23:06:47	Straylight	45.500	141	Bet Ara	2.8400	4600.0	91	11965	No
433	GOM_NL__2PRFIN20040613_230808_000000412027_00388_11965_3809.N1	13-JUN-2004 23:08:08	Straylight	40.500	147	Alp Ara	2.8770	26000.	81	11965	No
434	GOM_NL__2PRFIN20040613_230953_000000452027_00388_11965_3810.N1	13-JUN-2004 23:09:53	Tw_i_and_stray	45.000	40	The Sco	1.8590	7100.0	90	11965	No
435	GOM_NL__2PRFIN20040613_231136_000000452027_00388_11965_3811.N1	13-JUN-2004 23:11:36	Tw_i_and_stray	45.000	25	35Lam Sco	1.6200	28000.	90	11965	No
436	GOM_NL__2PRFIN20040613_231304_000000432027_00388_11965_3812.N1	13-JUN-2004 23:13:04	Tw_i_and_stray	42.500	75	26Eps Sco	2.2910	4250.0	85	11965	No
437	GOM_NL__2PRFIN20040613_231509_000000612027_00388_11965_3813.N1	13-JUN-2004 23:15:09	Bright	60.500	155	41Pi Sgr	2.9000	6600.0	121	11965	No
438	GOM_NL__2PRFIN20040613_231816_000000412027_00388_11965_3814.N1	13-JUN-2004 23:18:16	Bright	40.500	86	35Eta Oph	2.4300	10200.	81	11965	No
439	GOM_NL__2PRFIN20040613_232001_000000392027_00388_11965_3815.N1	13-JUN-2004 23:20:01	Bright	39.000	98	13Zet Oph	2.5710	30000.	78	11965	No
440	GOM_NL__2PRFIN20040613_232206_000000392027_00388_11965_3816.N1	13-JUN-2004 23:22:06	Bright	39.000	120	1Del Oph	2.7340	3200.0	78	11965	No
441	GOM_NL__2PRFIN20040613_232508_000000382027_00388_11965_3817.N1	13-JUN-2004 23:25:08	Bright	38.000	102	24Alp Ser	2.6000	4250.0	76	11965	No
442	GOM_NL__2PRFIN20040613_232731_000000452027_00388_11965_3818.N1	13-JUN-2004 23:27:31	Bright	44.500	59	55Alp Oph	2.0800	8900.0	89	11965	No
443	GOM_NL__2PRFIN20040613_232924_000000412027_00388_11965_3819.N1	13-JUN-2004 23:29:24	Bright	41.000	127	27Bet Her	2.7810	4700.0	82	11965	No
444	GOM_NL__2PRFIN20040613_233051_000000392027_00388_11965_3820.N1	13-JUN-2004 23:30:51	Bright	38.500	67	5Alp CrB	2.2210	11000.	77	11965	No
445	GOM_NL__2PRFIN20040613_233228_000000392027_00388_11965_3821.N1	13-JUN-2004 23:32:28	Bright	39.000	133	40Zet Her	2.8070	6000.0	78	11965	No
446	GOM_NL__2PRFIN20040613_233443_000000372027_00388_11965_3822.N1	13-JUN-2004 23:34:43	Bright	37.000	180	27Gam Boo	3.0400	8000.0	74	11965	No
447	GOM_NL__2PRFIN20040613_233827_000000412027_00388_11965_3823.N1	13-JUN-2004 23:38:27	Bright	40.500	39	85Eta UMa	1.8540	24000.	81	11965	No
448	GOM_NL__2PRFIN20040613_234020_000000402027_00388_11965_3824.N1	13-JUN-2004 23:40:20	Bright	40.000	55	79Zet UMa	2.0600	10200.	80	11965	No
449	GOM_NL__2PRFIN20040613_234413_000000362027_00388_11965_3825.N1	13-JUN-2004 23:44:13	Bright	36.000	60	7Bet UMi	2.0810	3950.0	72	11965	No
450	GOM_NL__2PRFIN20040613_234852_000000342027_00388_11965_3826.N1	13-JUN-2004 23:48:52	Bright	34.000	49	1Alp UMi	1.9900	6300.0	68	11965	No
451	GOM_NL__2PRFIN20040613_235611_000000462027_00388_11965_3827.N1	13-JUN-2004 23:56:11	Bright	46.000	74	11Bet Cas	2.2680	6600.0	92	11965	No
452	GOM_NL__2PRFIN20040613_235906_000000362027_00388_11965_3828.N1	13-JUN-2004 23:59:06	Bright	36.000	160	23Gam Per	2.9300	4700.0	72	11965	No

3. Quality information per product

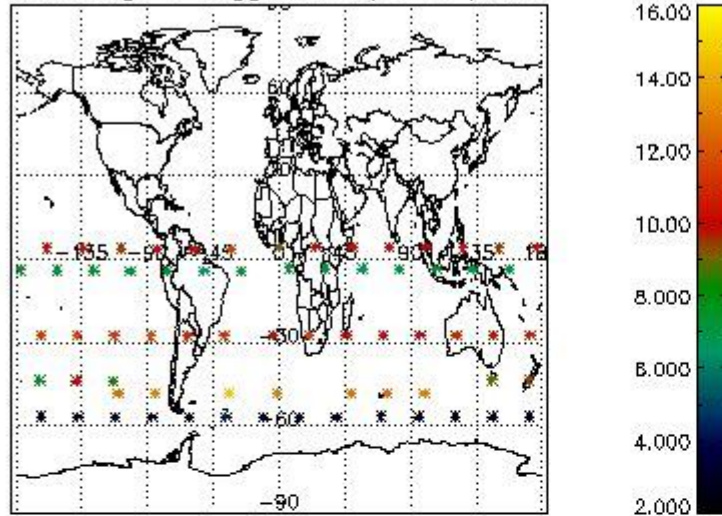
In this section it is plotted some information contained in the Quality Summary data set of the level 2 products. Only products in dark limb conditions and without errors (error flag in the MPH set to "0") are used.

3.1 Plot quality information per product (time dependant)

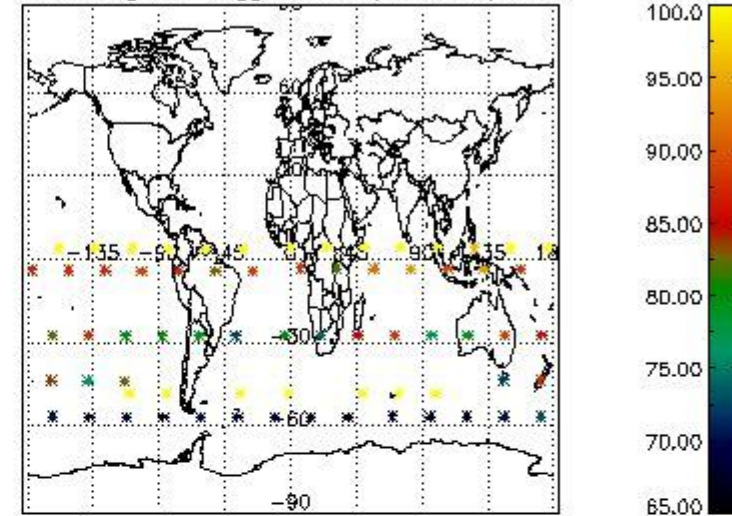


3.2 Plot quality information per product (world map)

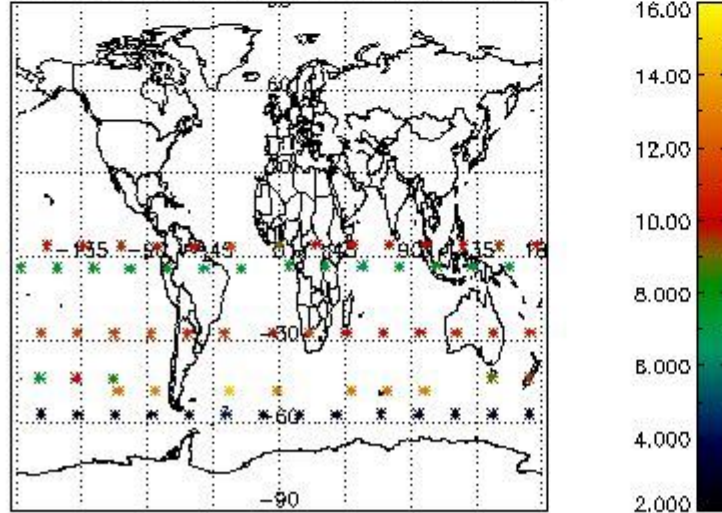
Percentage of flagged data per O3 profile



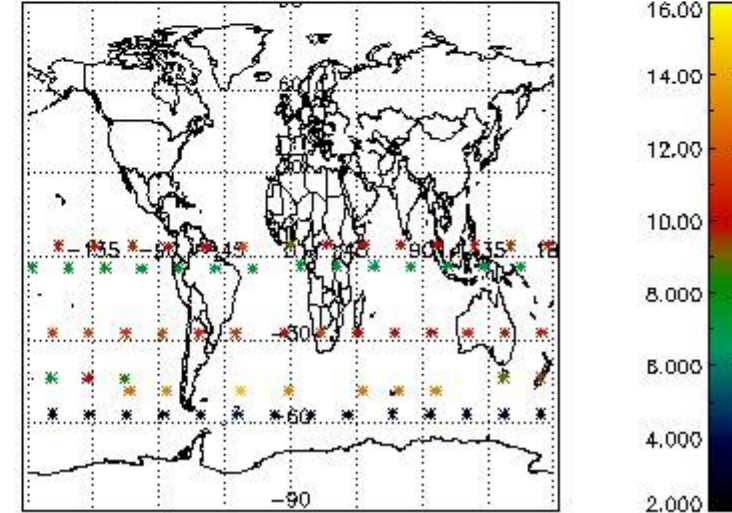
Percentage of flagged data per H2O profile



Percentage of flagged data per NO2 profile



Percentage of flagged data per NO3 profile

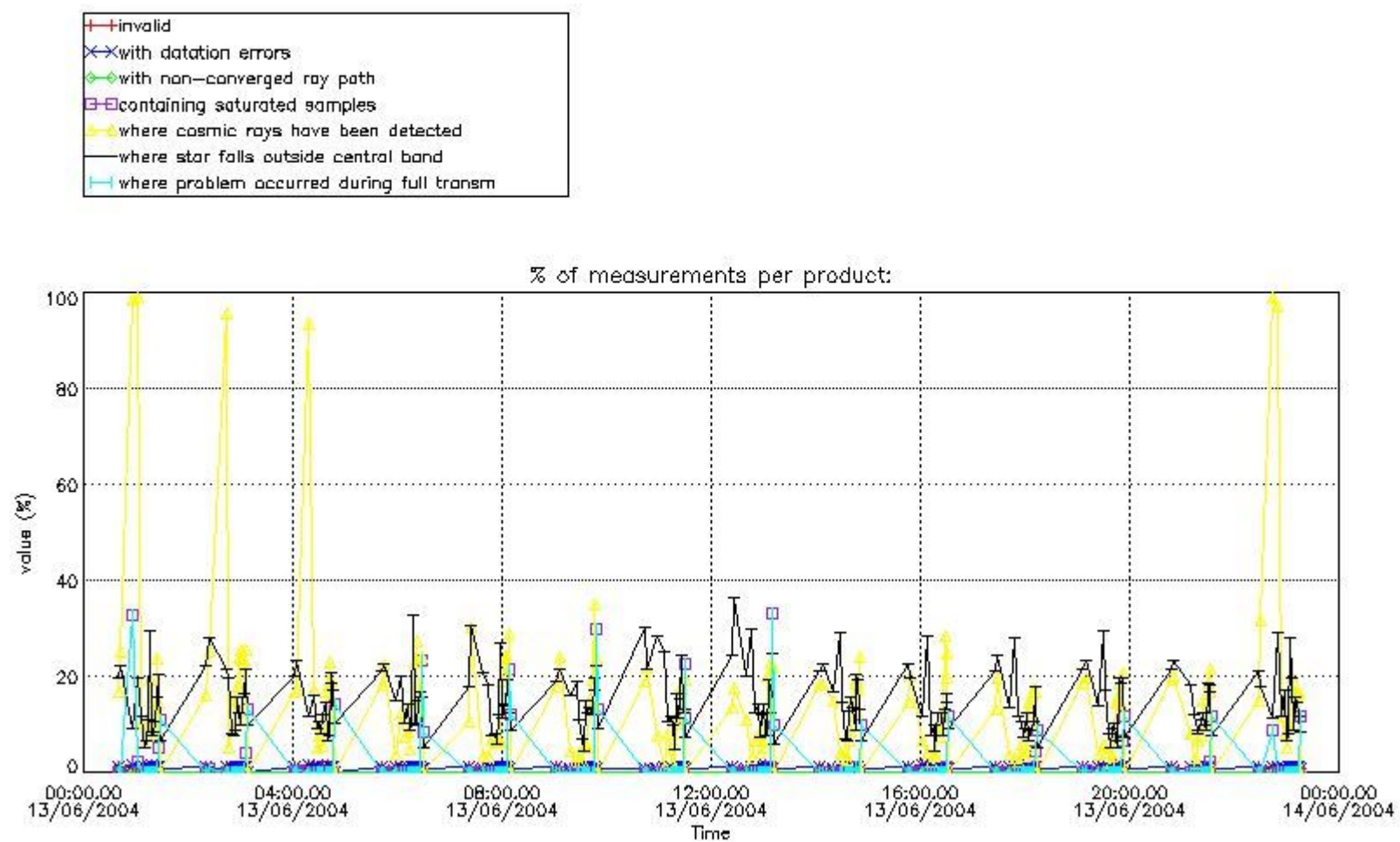


4. Level 1 quality information per product

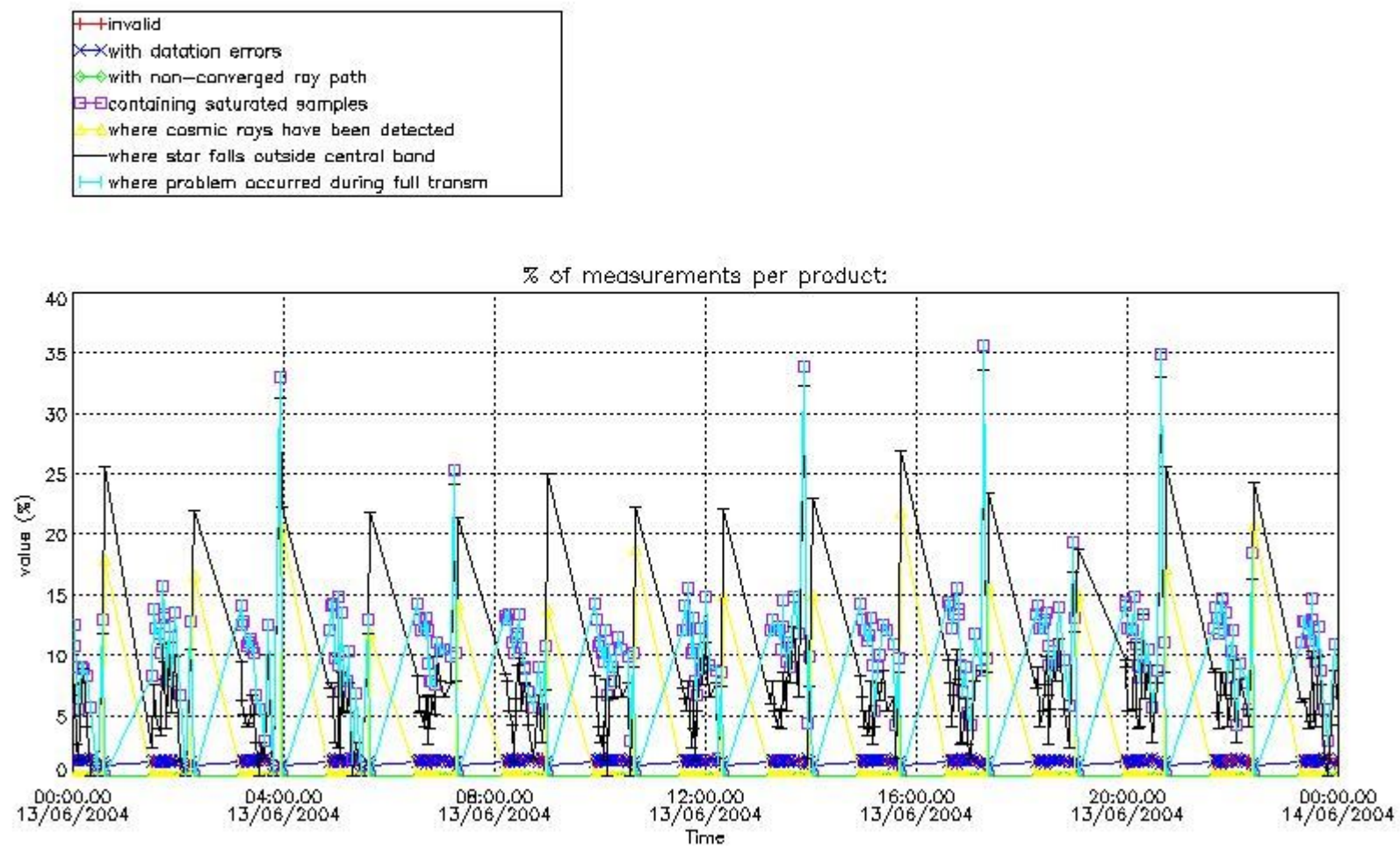
In this section it is plotted some information contained in the Quality Summary data set of the level 2 products that comes from the level 1b processing. Products without errors (error flag in the MPH set to "0") are used.

4.1 Plot quality information per product (time dependant) coming from level 1b processing

4.1.1 Plot level 1 quality information per product (time dependant): ENVISAT ASCENDING passes

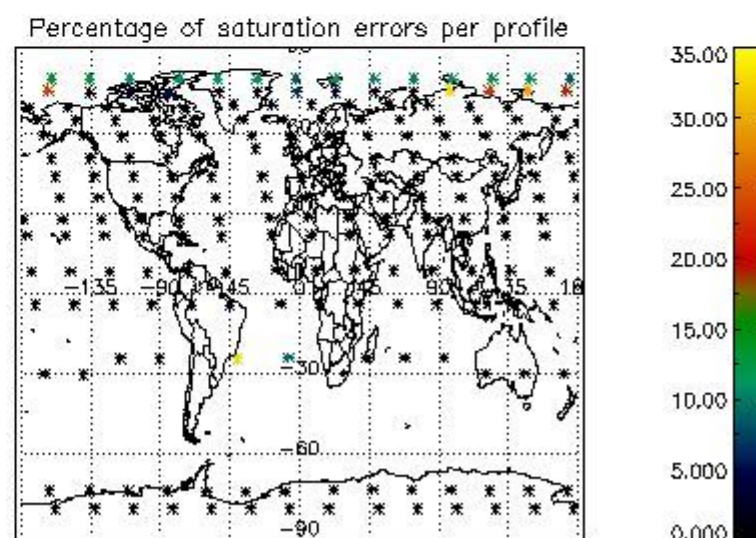
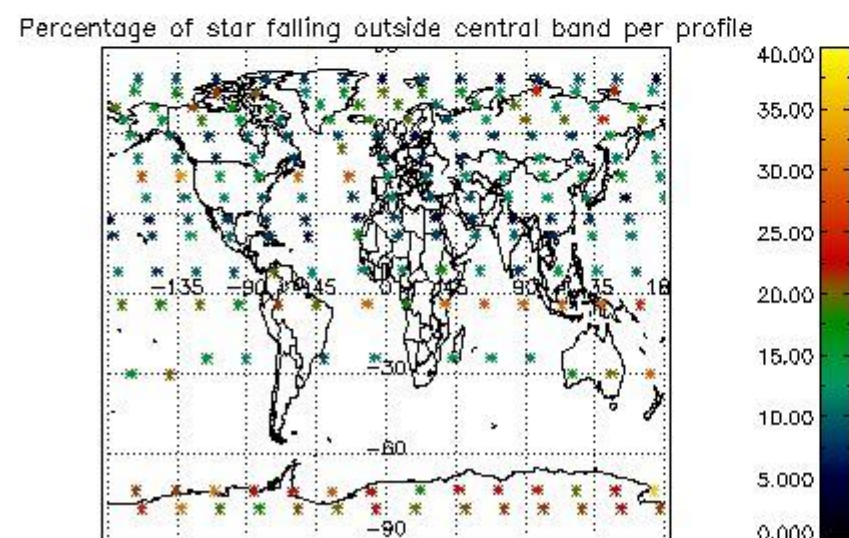
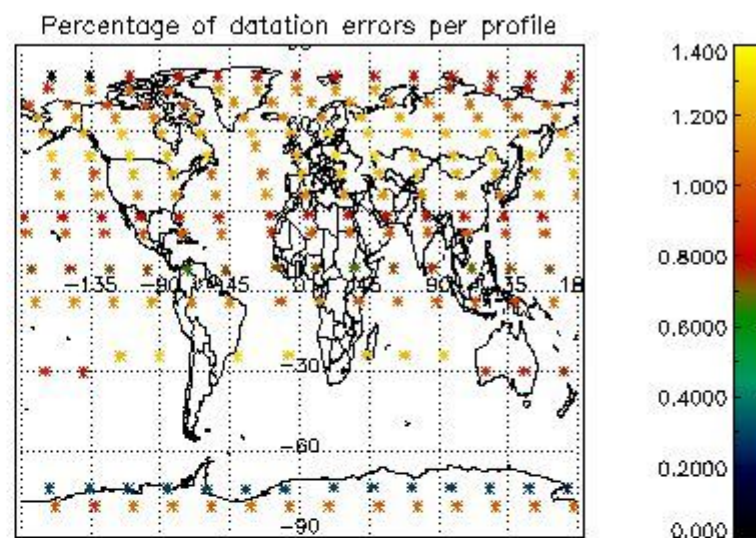
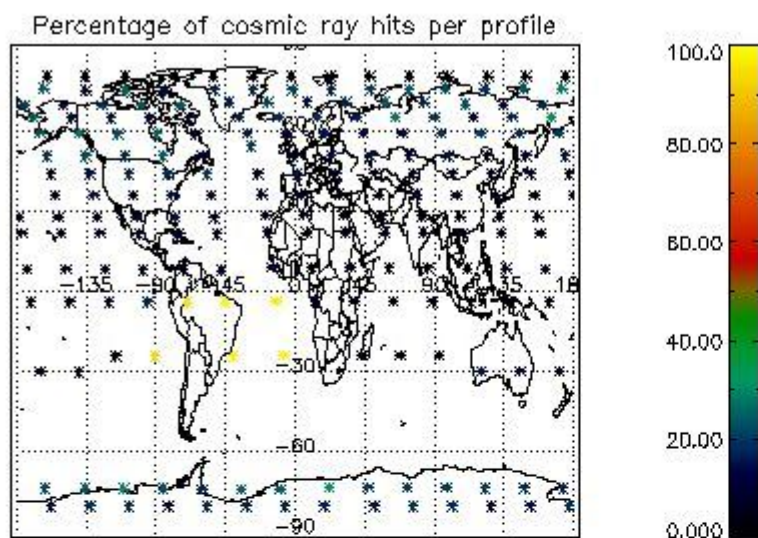


4.1.2 Plot level 1 quality information per product (time dependant): ENVISAT DESCENDING passes

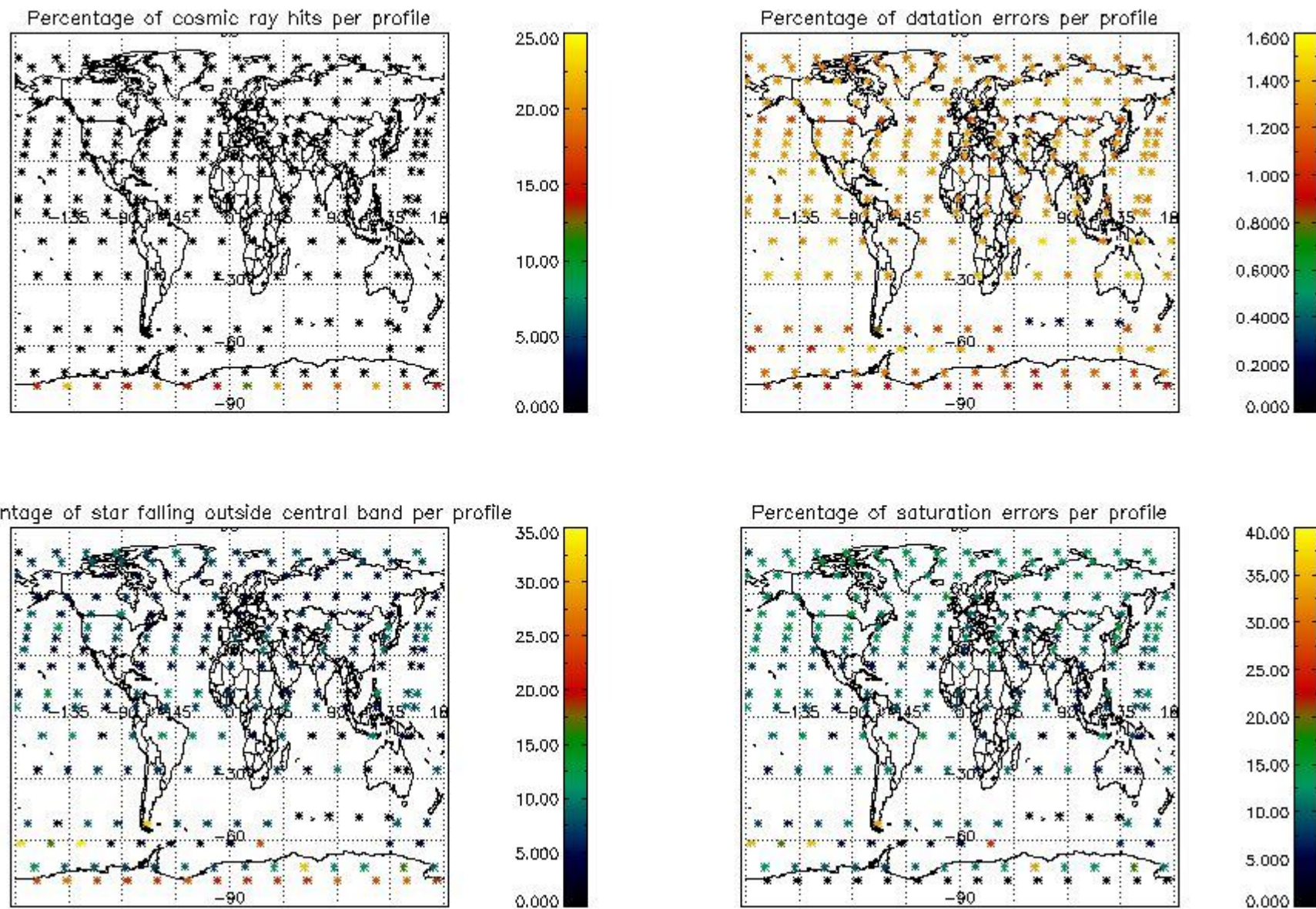


4.2 Plot quality information per product coming from level 1b processing (world map)

4.2.1 Plot level 1 quality information per product (world map): ENVISAT ASCENDING passes



4.2.2 Plot level 1 quality information per product (world map): ENVISAT DESCENDING passes



5. Trace gas profiles

5.1 Ozone statistics based on quality of products

The final quality of the products can be "measured" using the STD (Standard Deviation) attached to every point profile. This information is written to the parameter GOM_NL__2P/NL_LOCAL_SPECIES_DENSITY/o3_std of the level 2 products. The table below shows the statistics for given STD ranges.

The statistics are given with respect to the overall valid production:

- Products without fatal errors: GOM_NL__2P/MPH/PRODUCT_ERR=0
- Valid point profile: GOM_NL__2P/NL_LOCAL_SPECIES_DENSITY/pcd(0)=0

The 'Criteria' is applied to valid points of dark limb products:

- Products in dark limb illumination condition: GOM_NL__2P/NL_SUMMARY_QUALITY/obs_ill_cond=0
- Products without fatal errors: GOM_NL__2P/MPH/PRODUCT_ERR=0
- Valid point profile: GOM_NL__2P/NL_LOCAL_SPECIES_DENSITY/pcd(0)=0

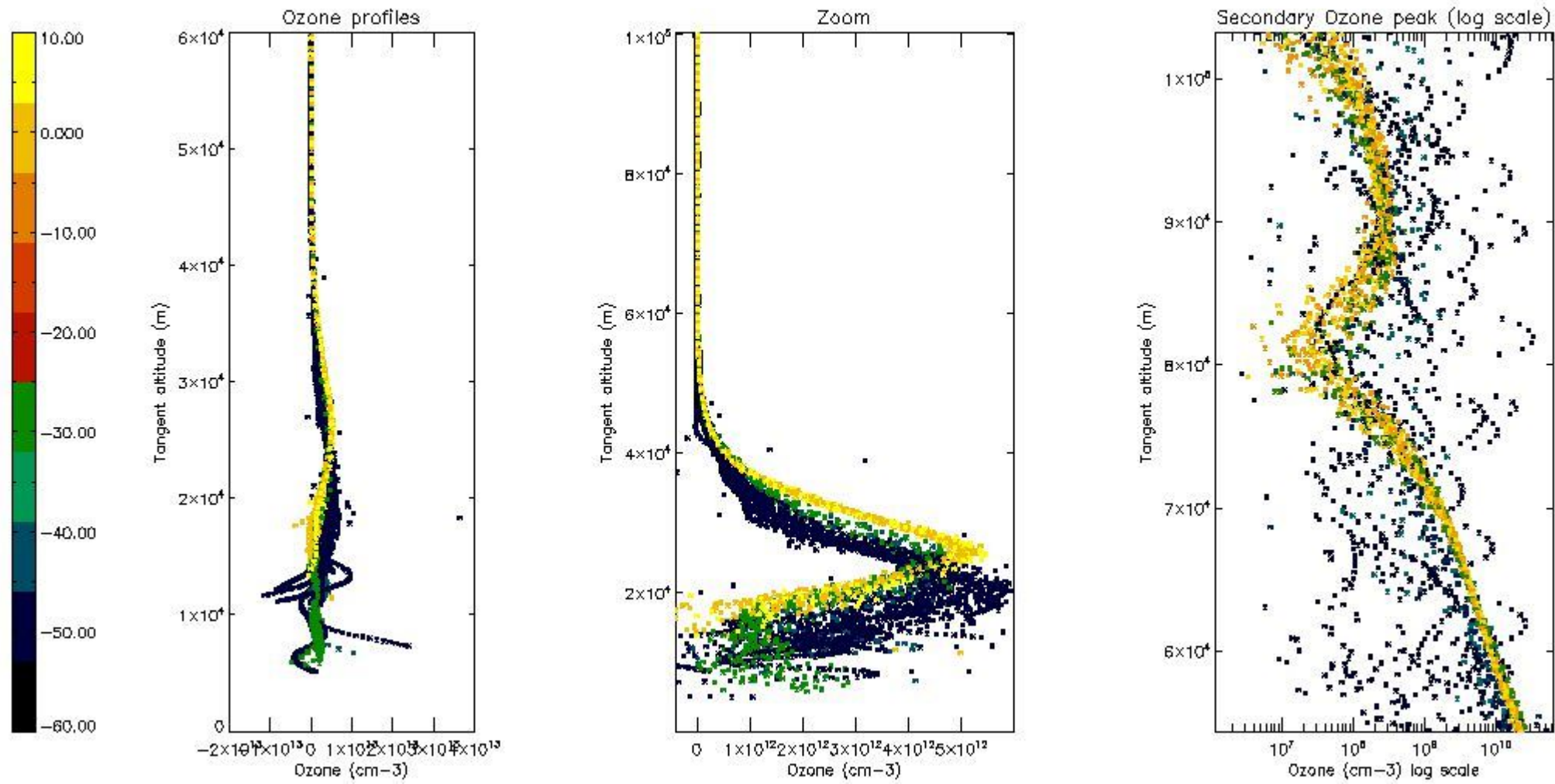
So, the table below shows the percentage of dark limb and valid observations for each criteria with respect to the overall valid daily observations.

Criteria	% of total production
All STD	25
STD < 20	12

STD < 10	10
STD < 5	7

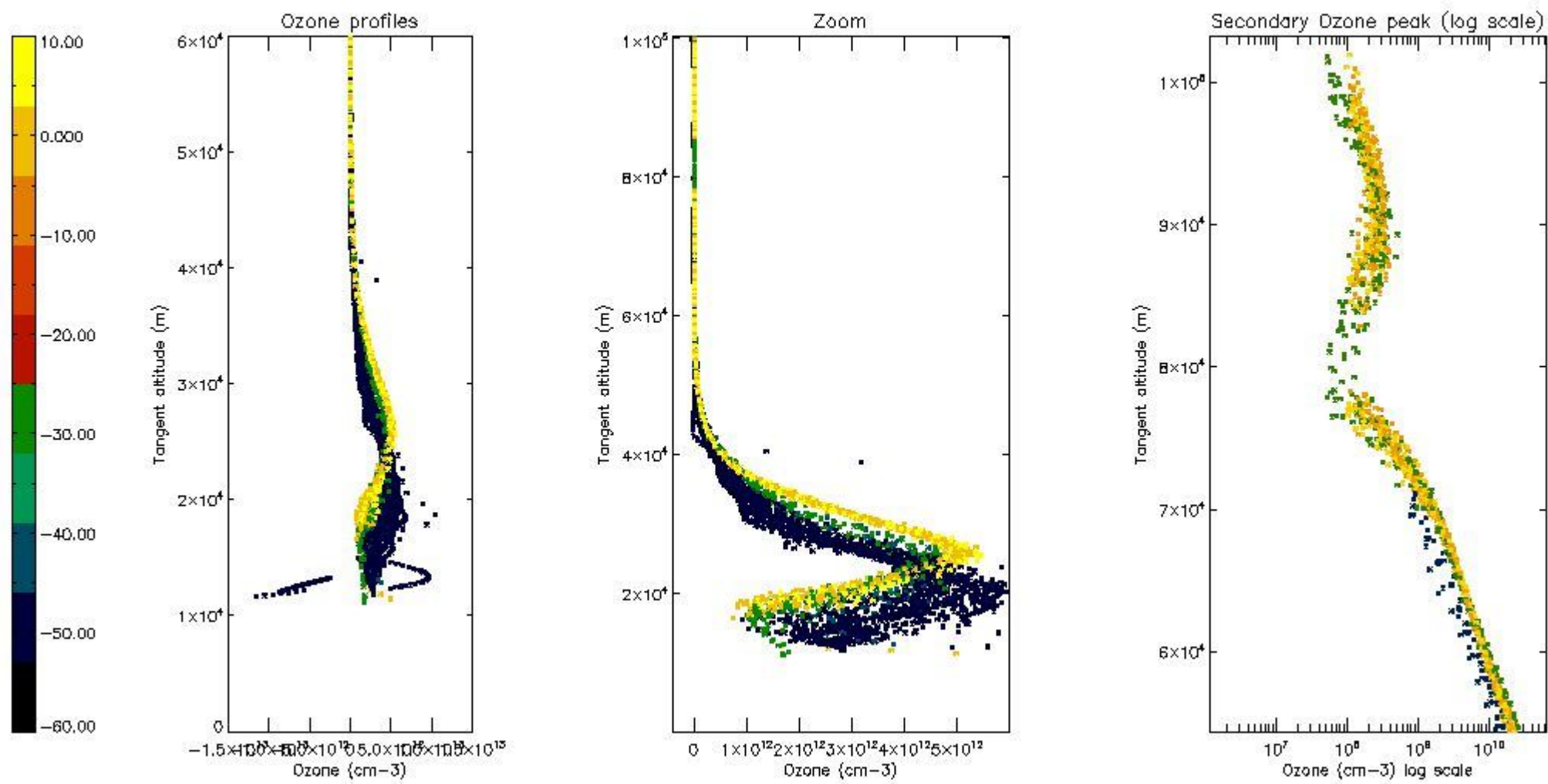
5.2 Plot ozone profiles for all STD (dark without errors)

The colorbar represents the latitude.



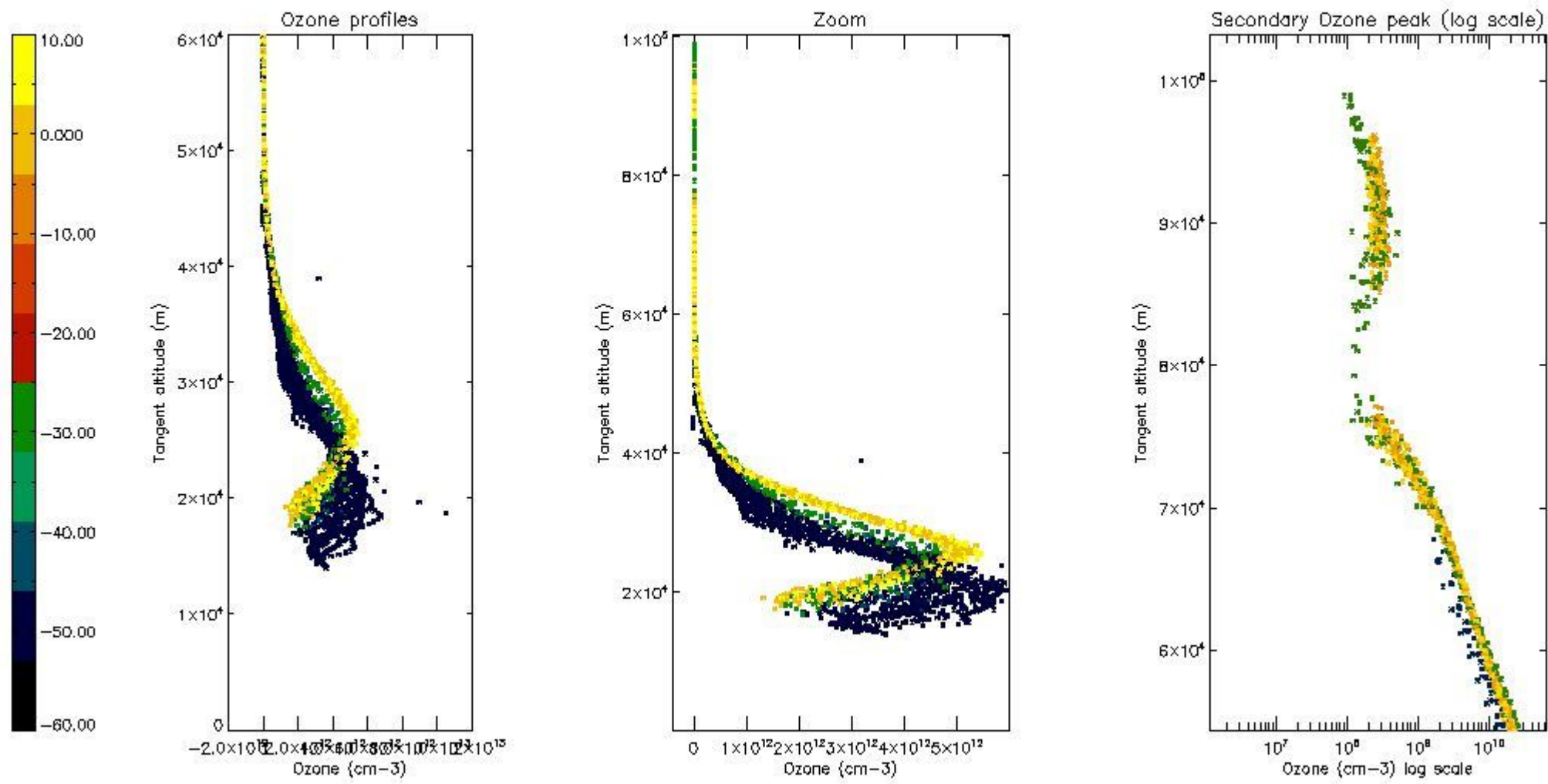
5.3 Plot ozone profiles where STD < 20% (dark without errors)

The colorbar represents the latitude.



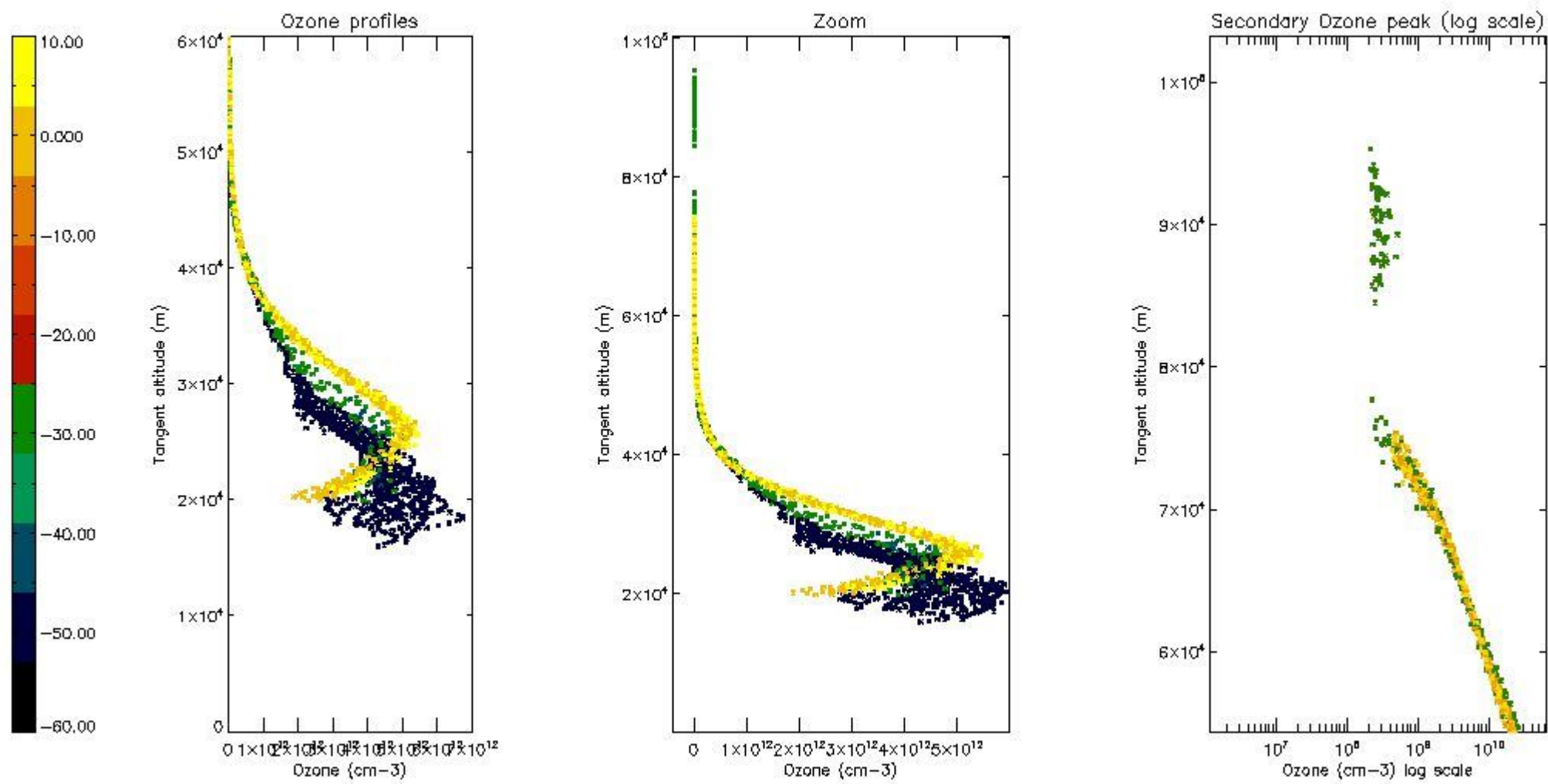
5.4 Plot ozone profiles where STD < 10% (dark without errors)

The colorbar represents the latitude.



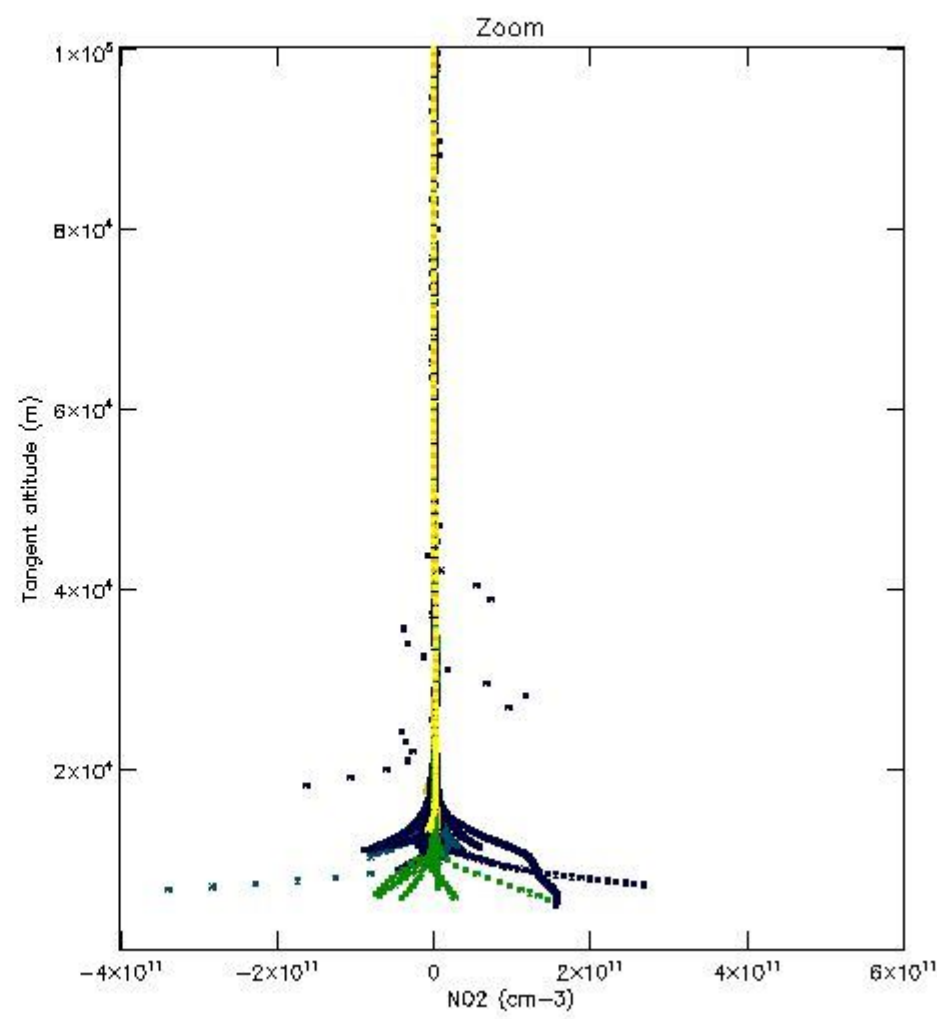
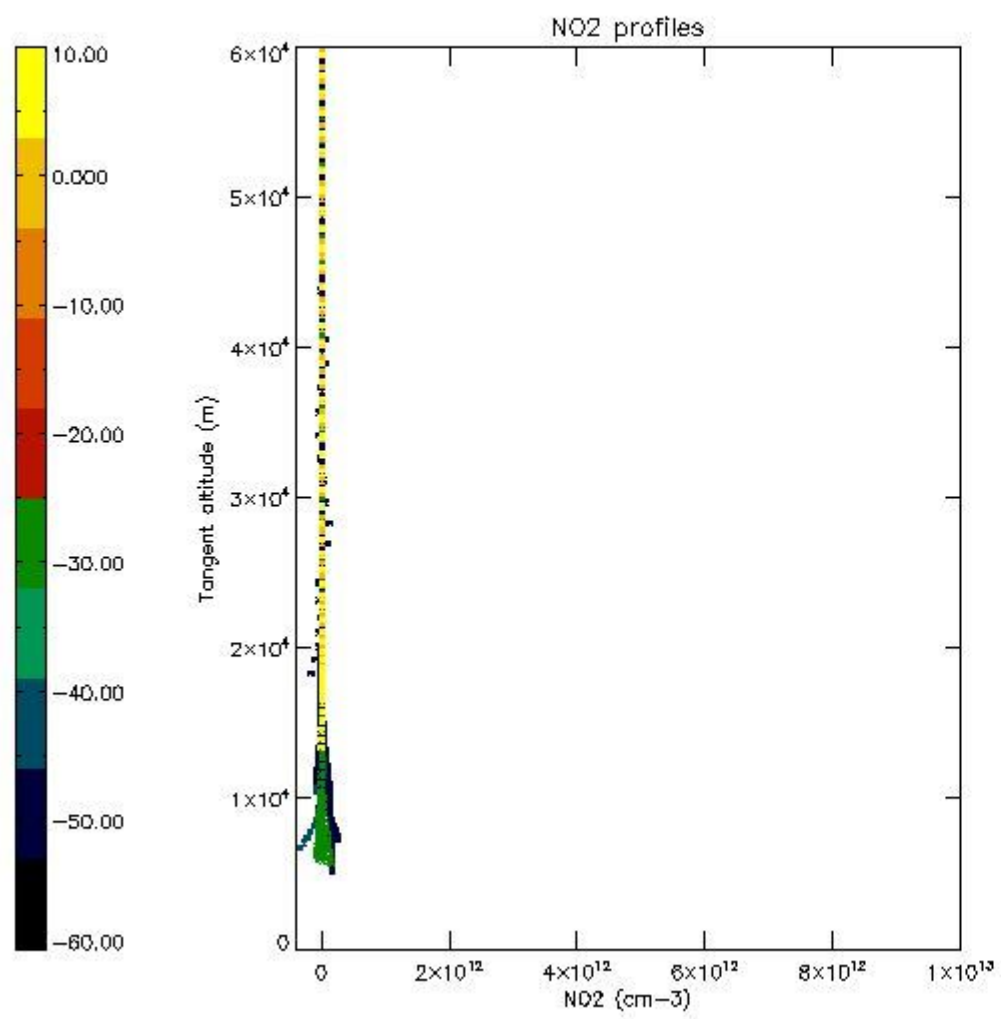
5.5 Plot ozone profiles where STD < 5% (dark without errors)

The colorbar represents the latitude.



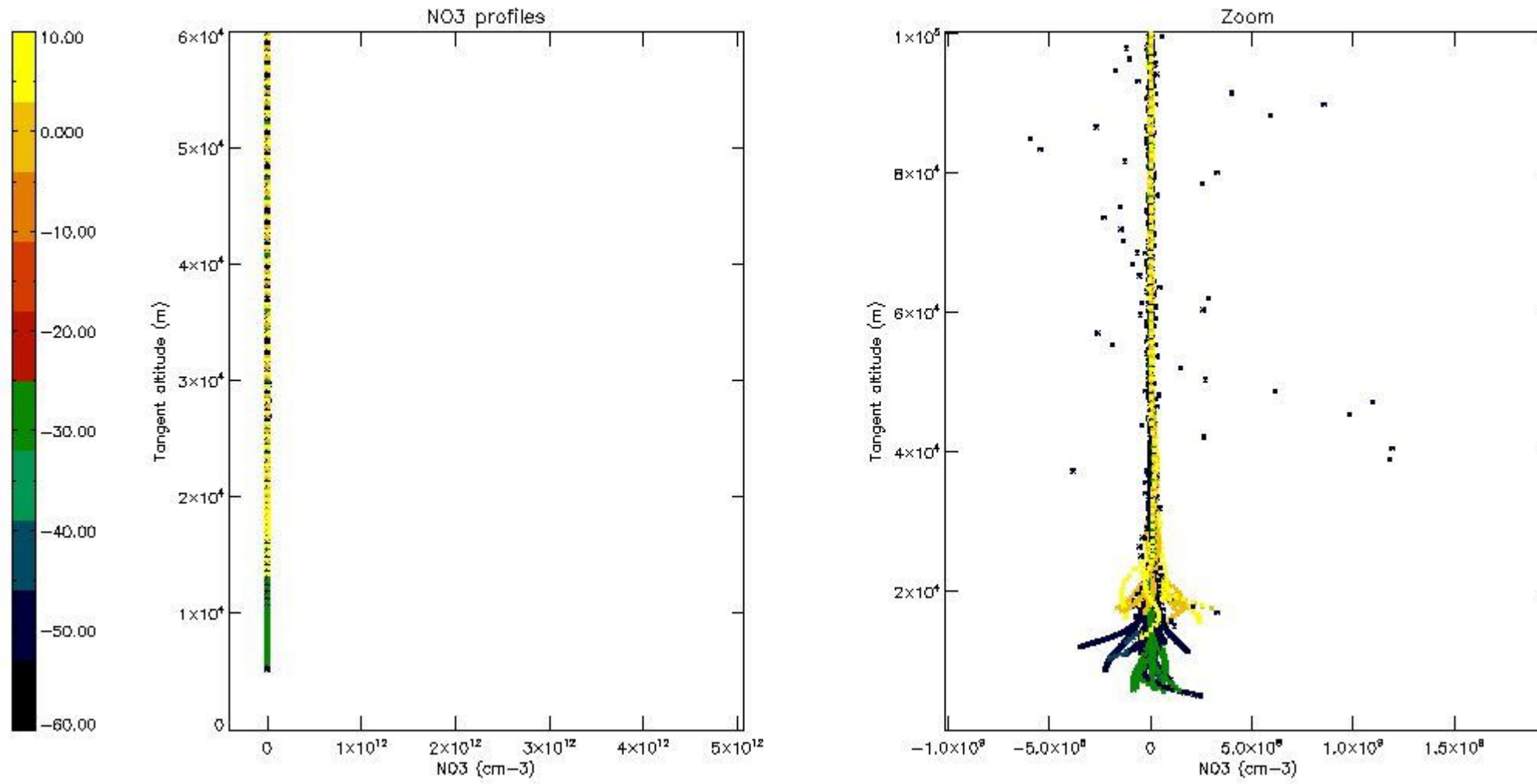
5.6 Plot NO₂ profiles for all STD (dark without errors)

The colorbar represents the latitude.



5.7 Plot NO3 profiles for all STD (dark without errors)

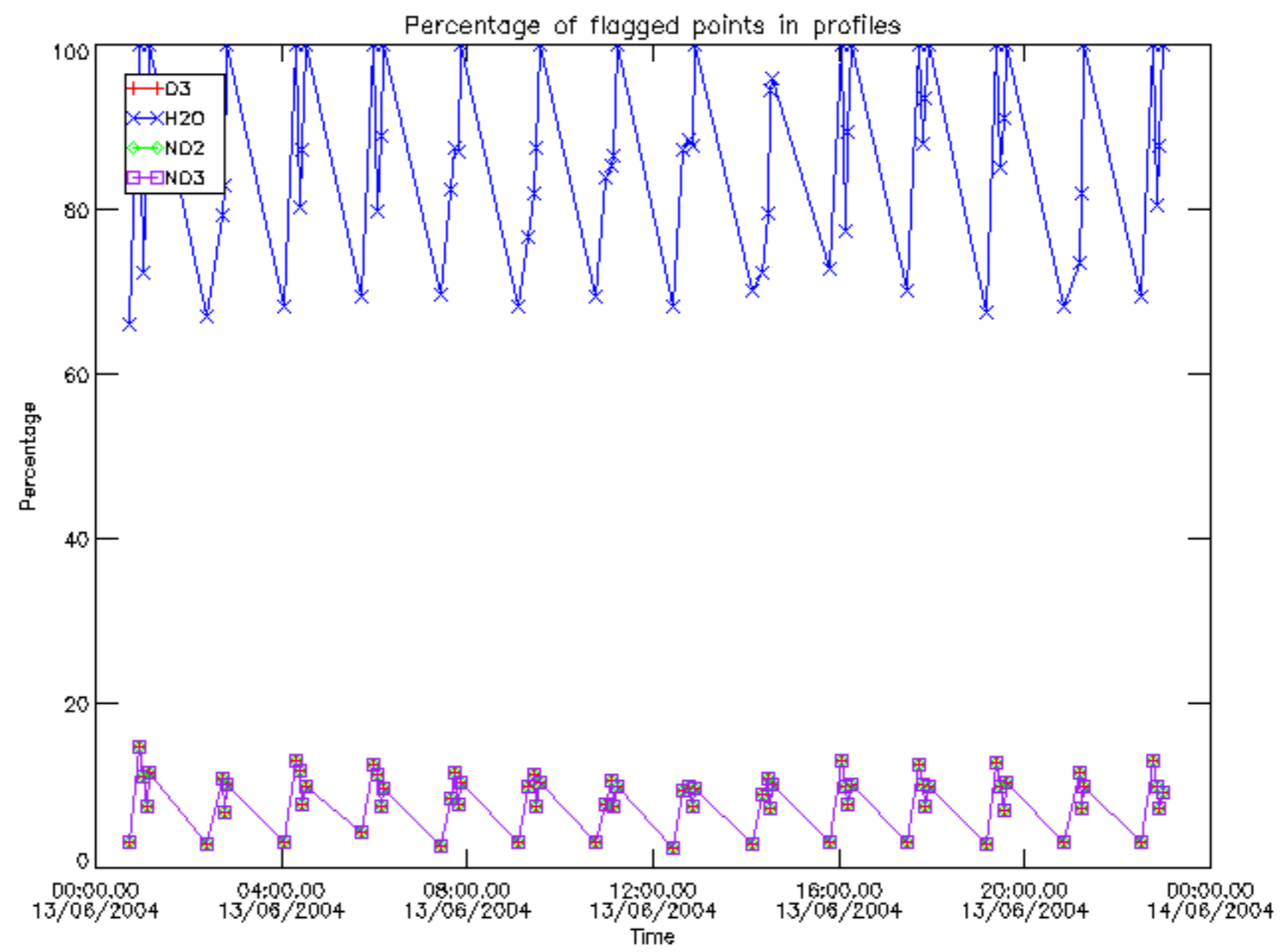
The colorbar represents the latitude.



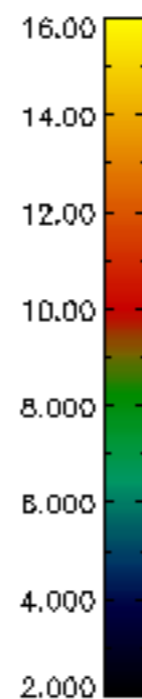
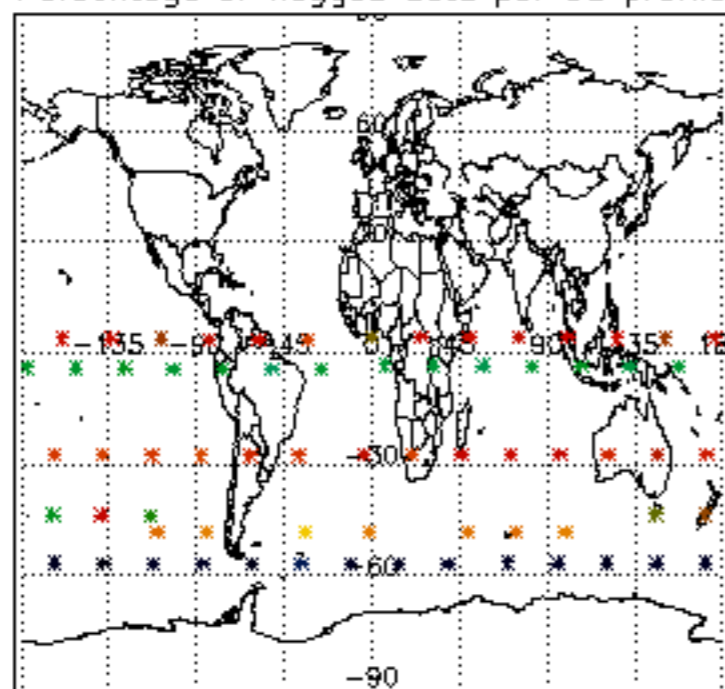
6. Auxiliary Data Files used for the production reported in section 2

The number reported in the third column indicates since which file (see list in section 2) the corresponding auxiliary file has been used. The fourth column is the date of those product files.

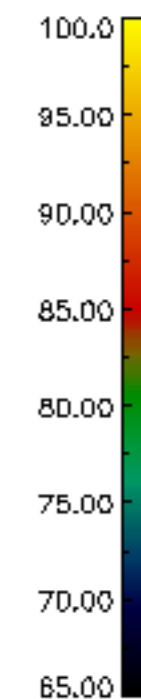
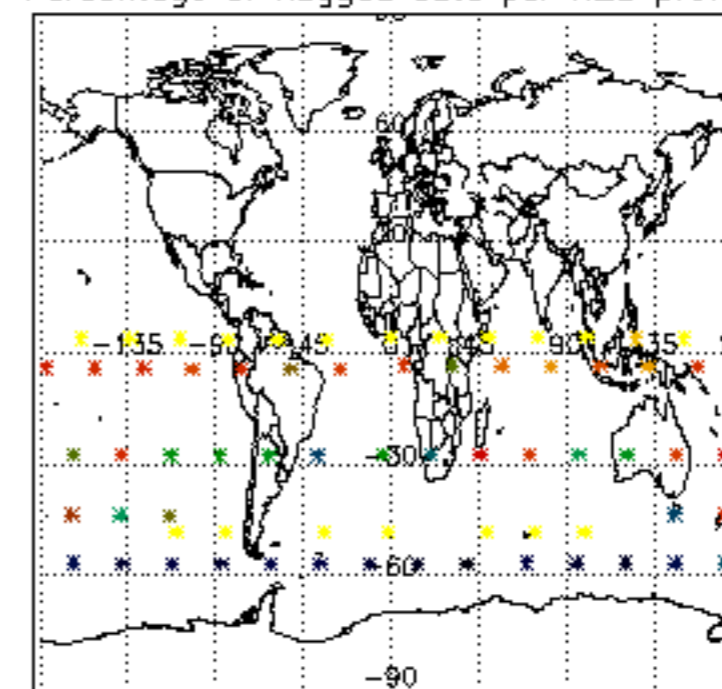
Type	Auxiliary Filename	Used since product	Used since product date
INST_PHYS_CHARACTERISTICS	GOM_INS_AXVIEC20091111_143220_20030716_120000_20500101_000000	1	13-JUN-2004 00:01:02
LEVEL-2_PROC_CONFIG	GOM_PR2_AXVIEC20091111_152718_20020301_000000_20500101_000000	1	13-JUN-2004 00:01:02
CROSS_SECTIONS_FILE	GOM_CRS_AXVIEC20091111_154832_20020301_000000_20500101_000000	1	13-JUN-2004 00:01:02



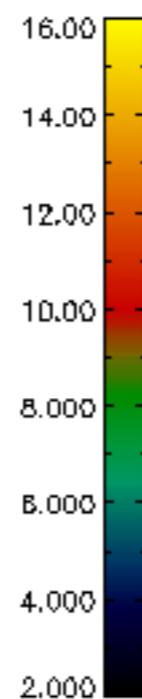
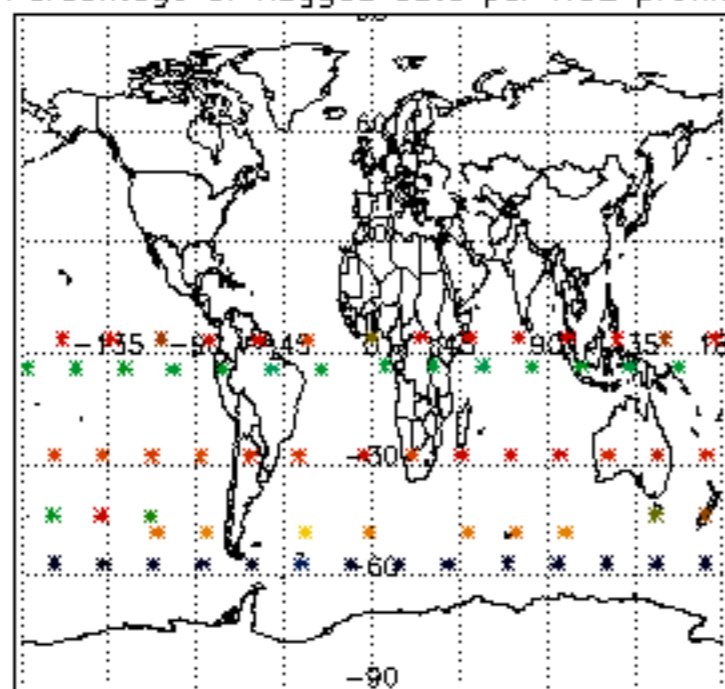
Percentage of flagged data per D3 profile



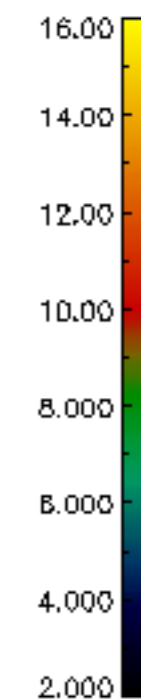
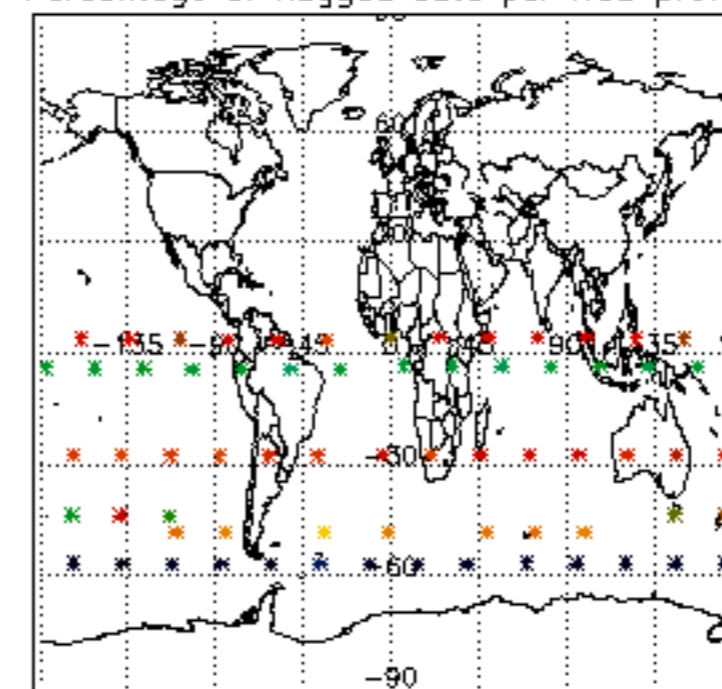
Percentage of flagged data per H2O profile

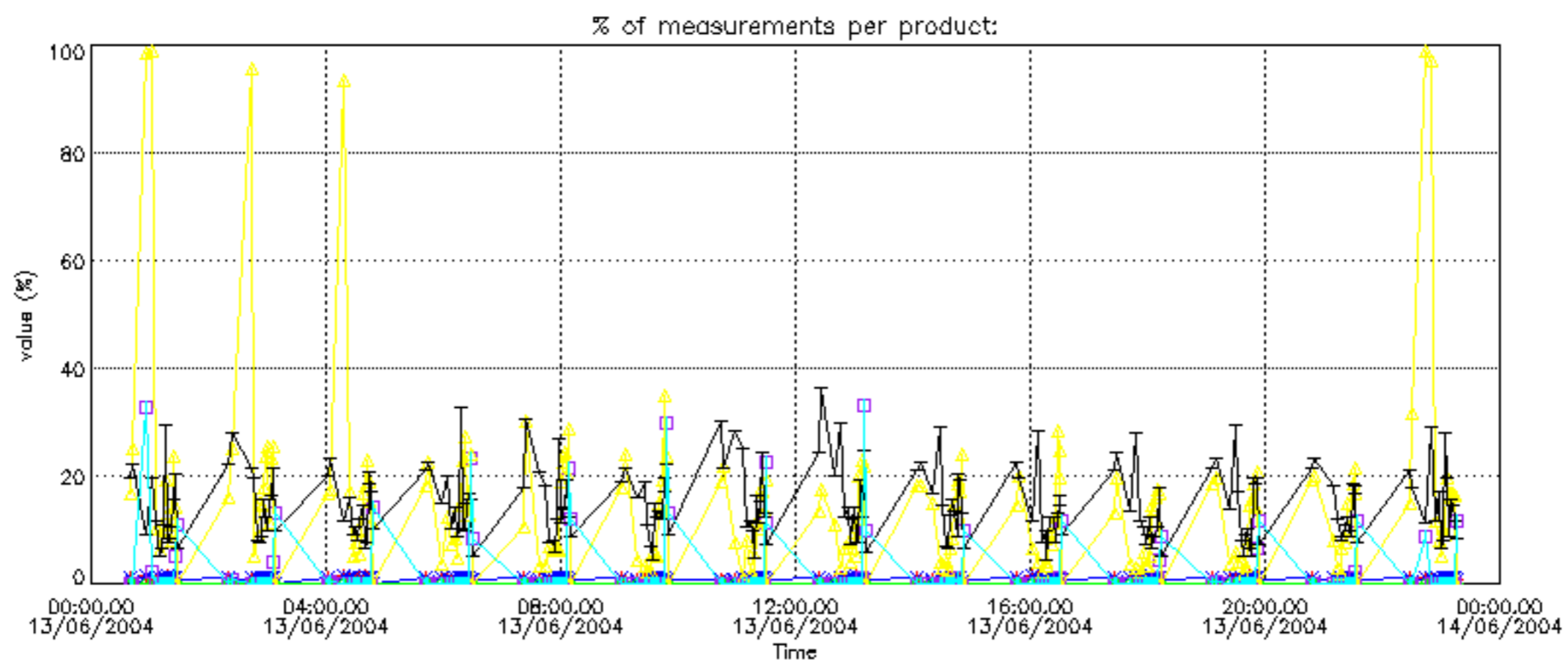
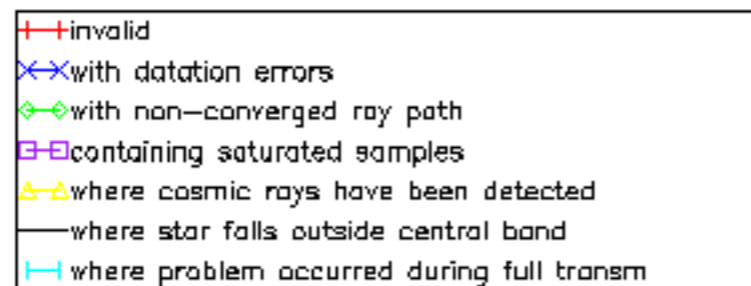


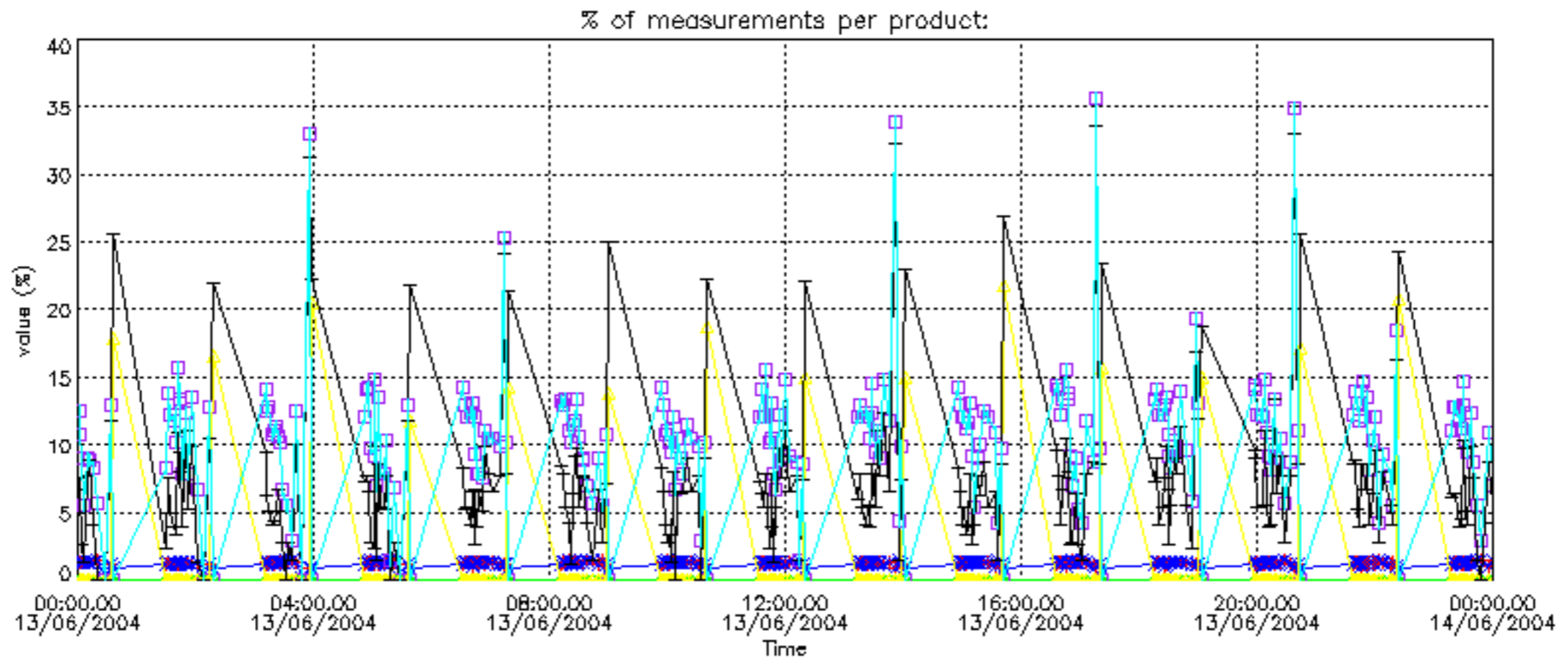
Percentage of flagged data per NO2 profile



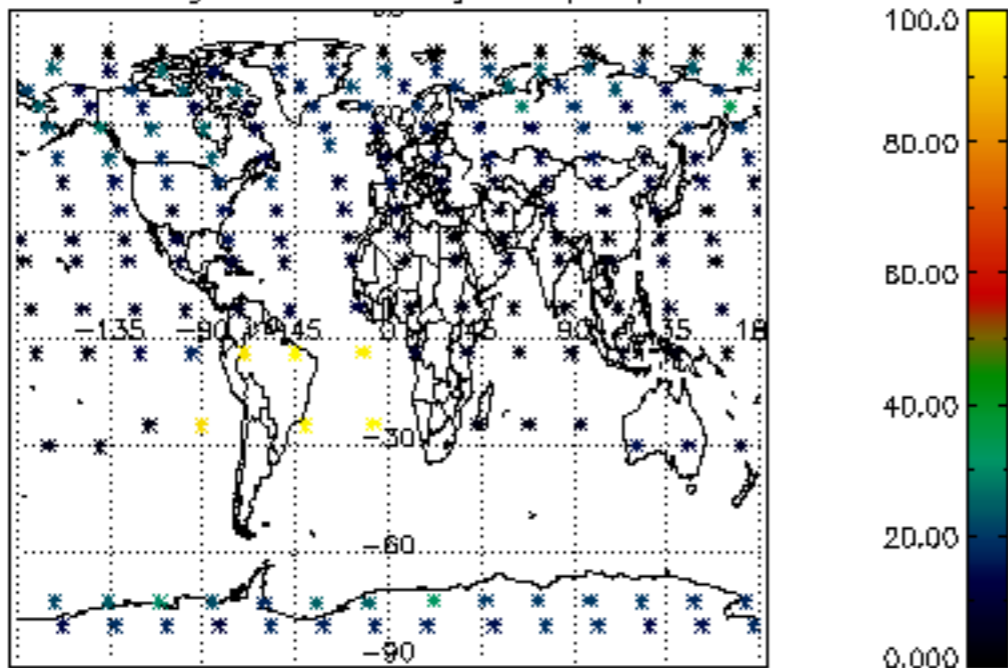
Percentage of flagged data per NO3 profile



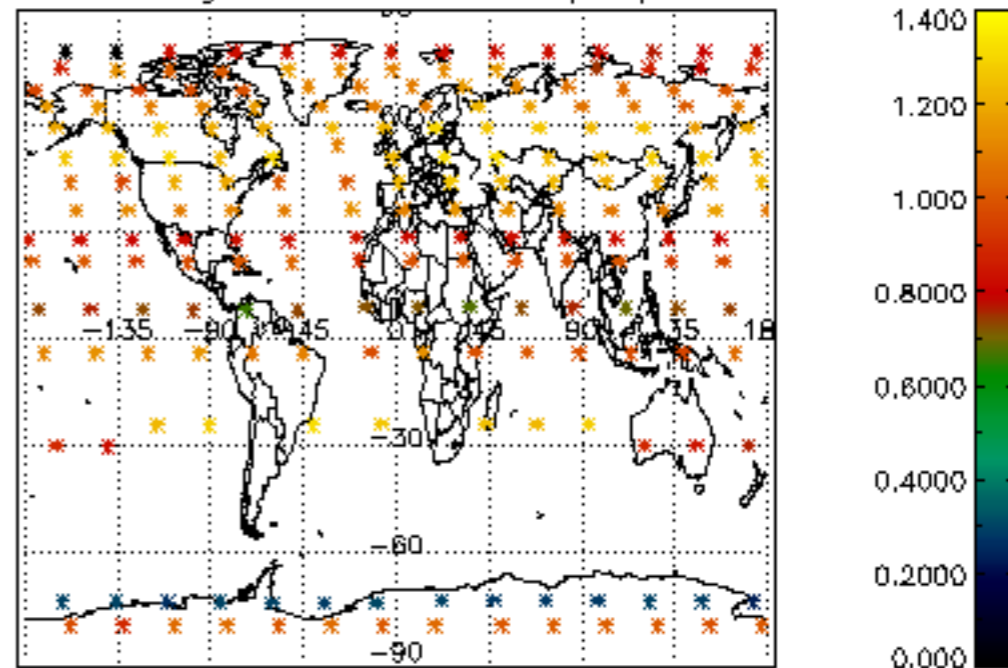




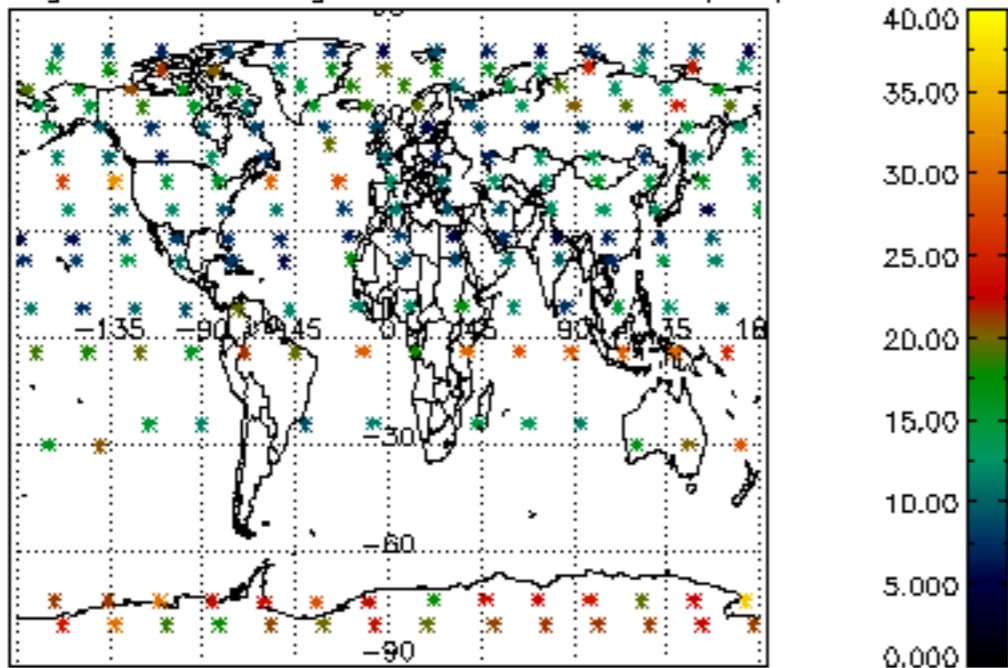
Percentage of cosmic ray hits per profile



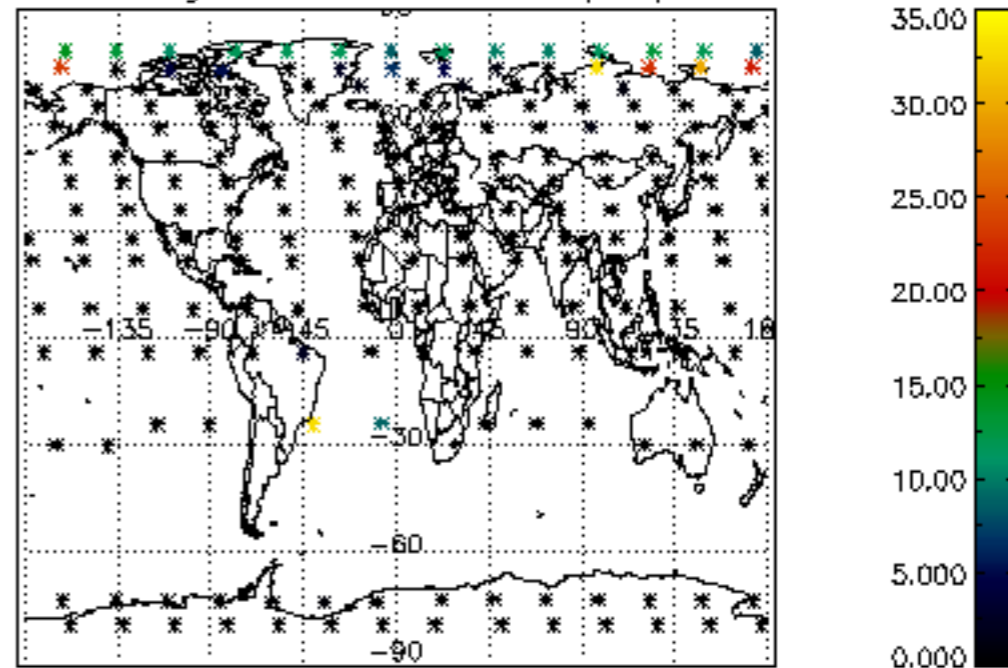
Percentage of datation errors per profile



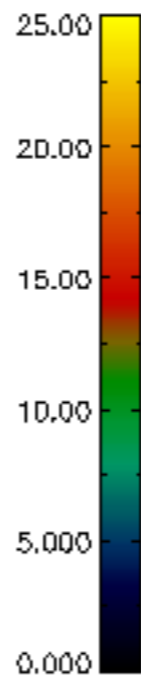
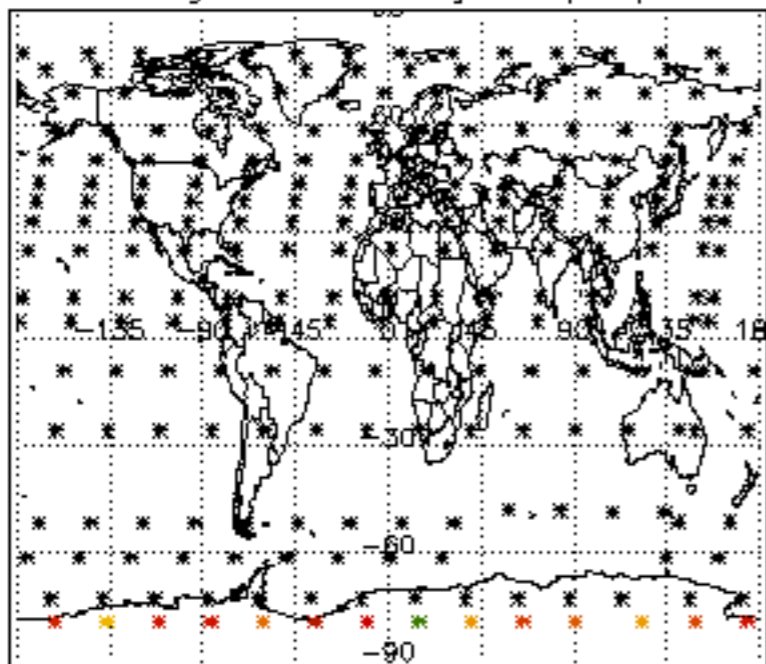
Percentage of star falling outside central band per profile



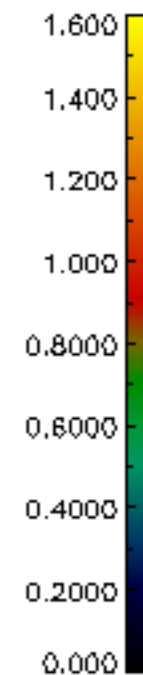
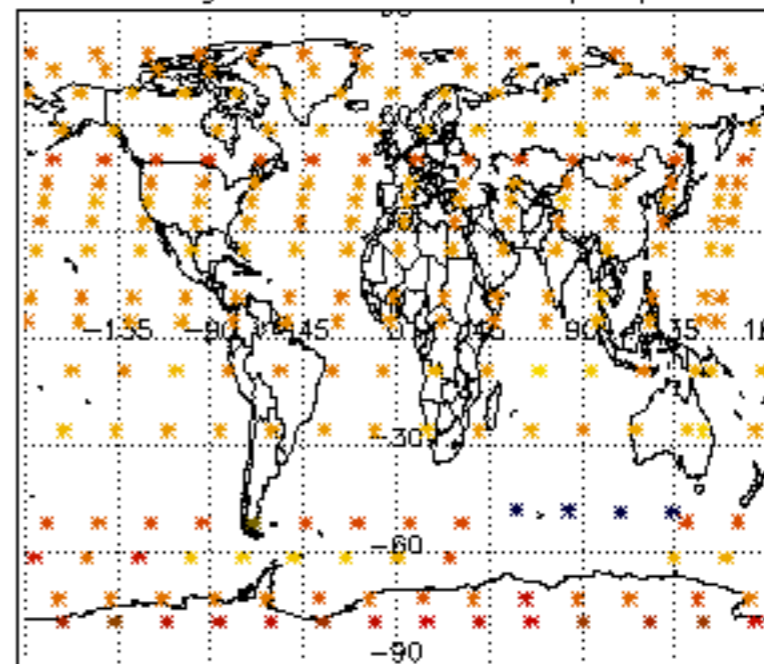
Percentage of saturation errors per profile



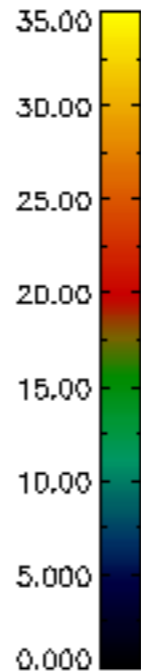
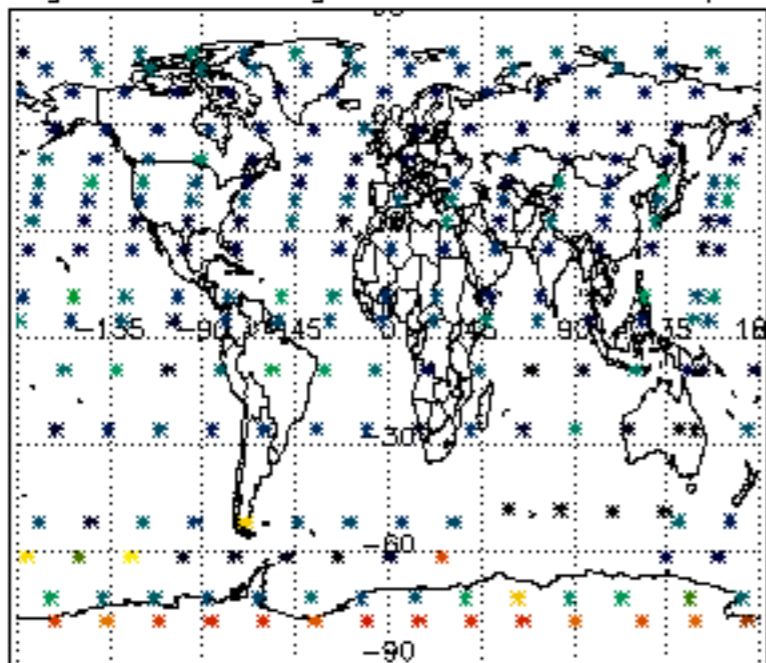
Percentage of cosmic ray hits per profile




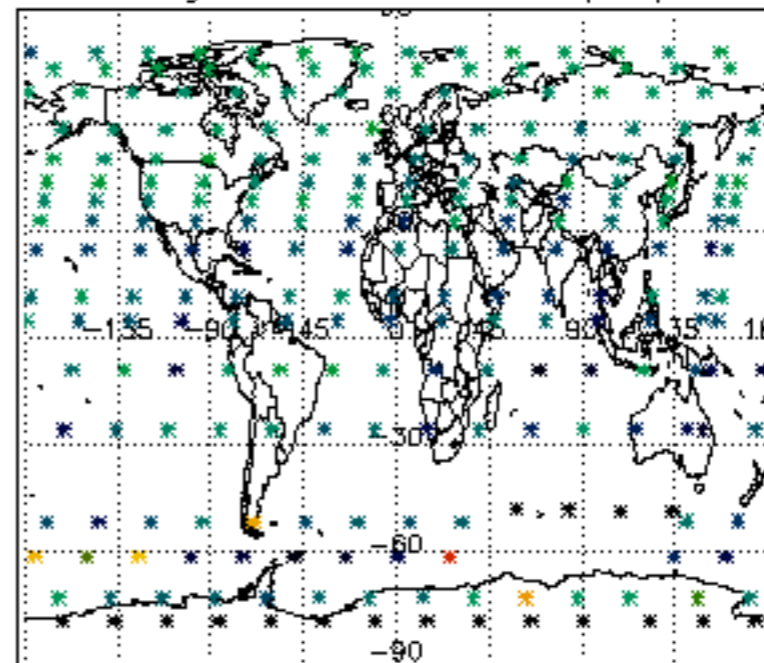
Percentage of datation errors per profile

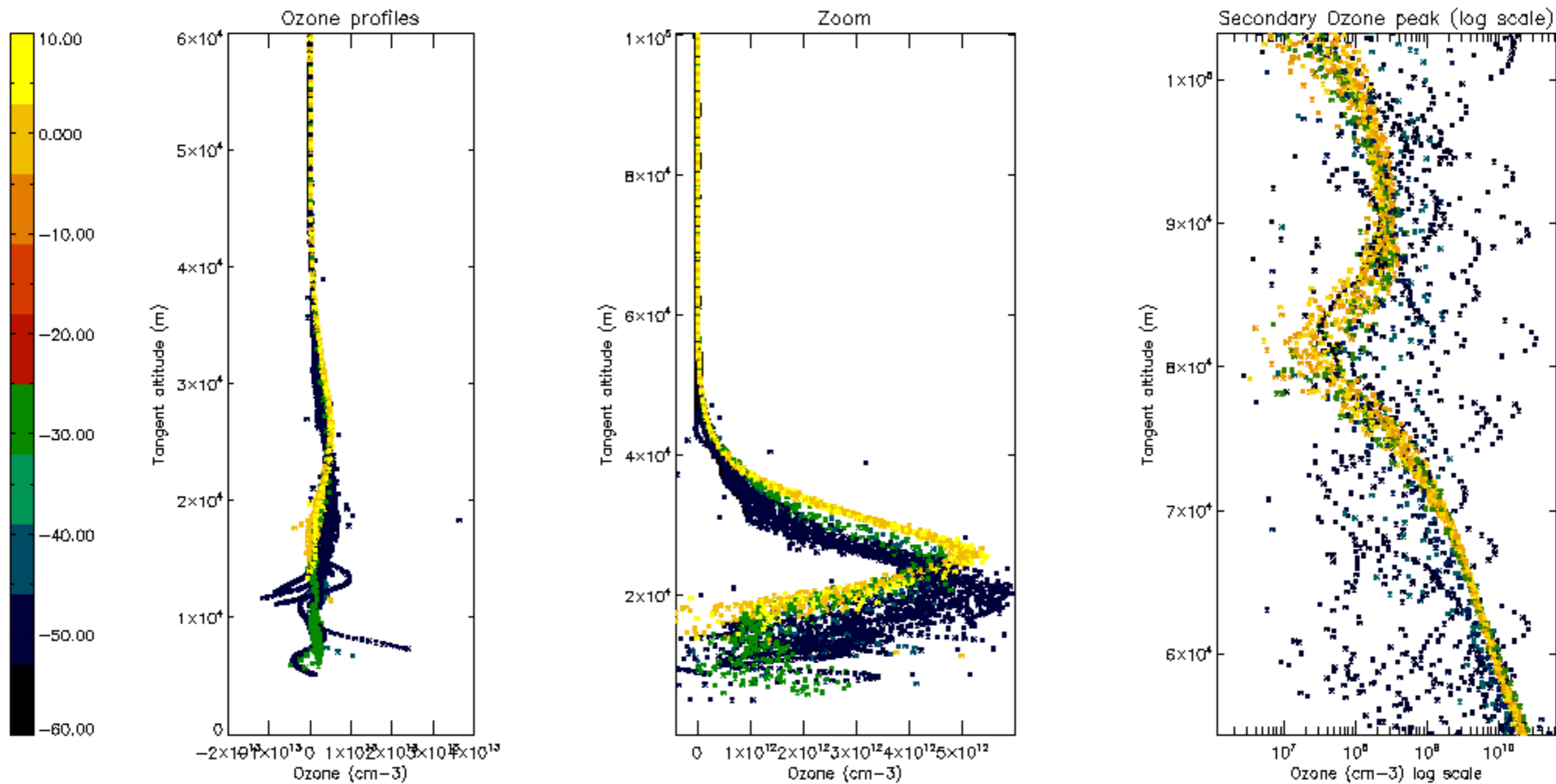


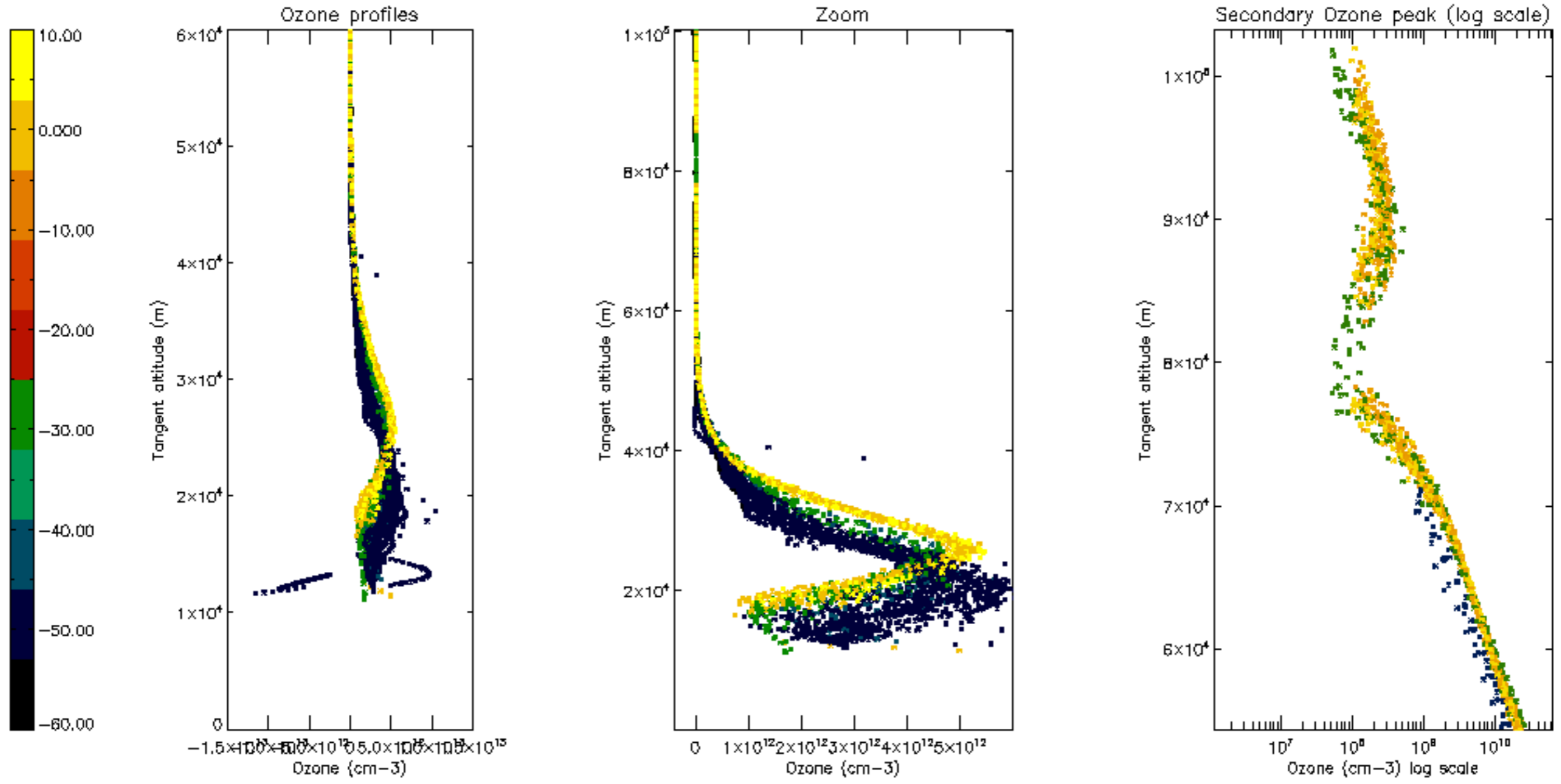
Percentage of star falling outside central band per profile

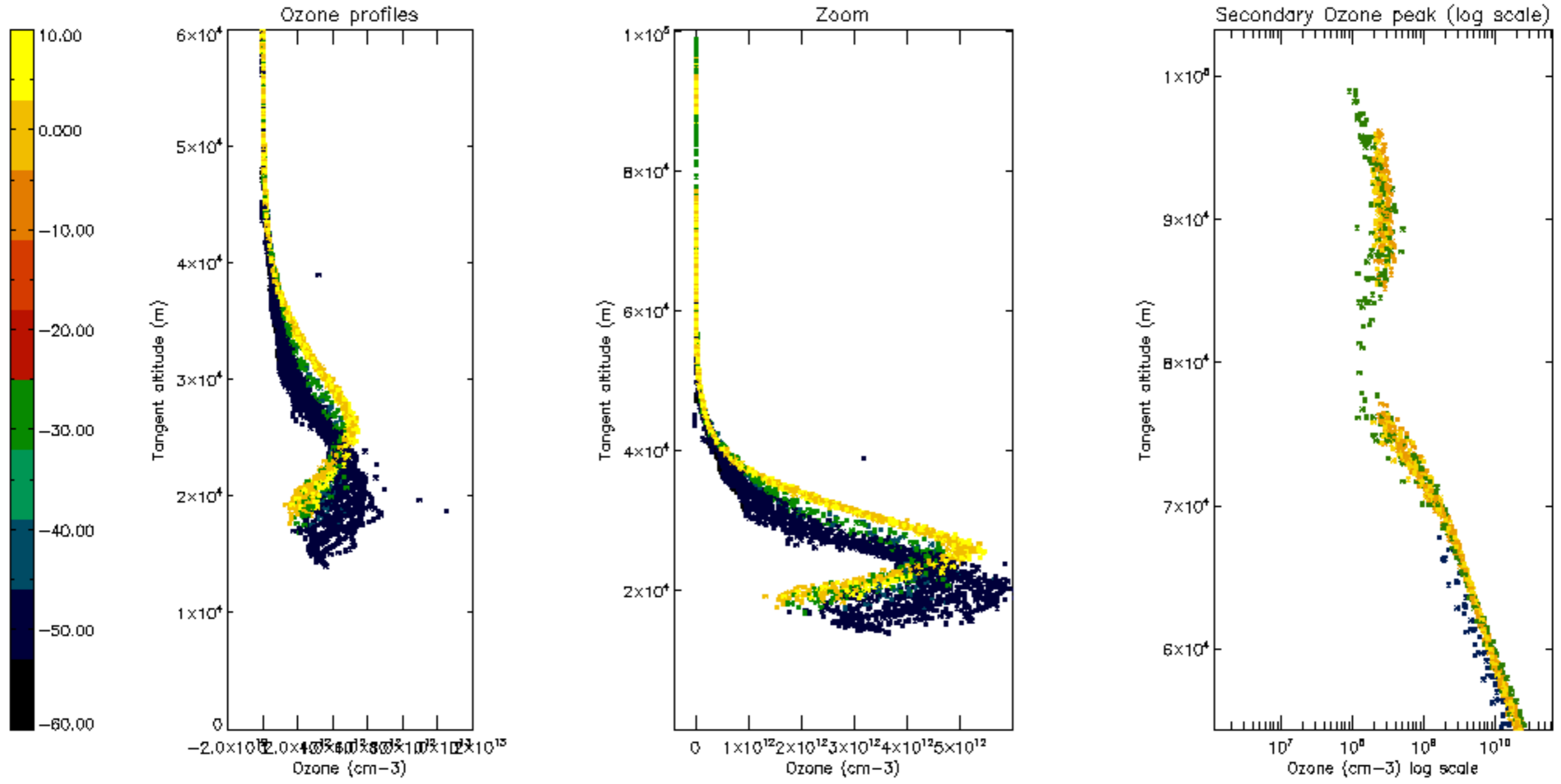


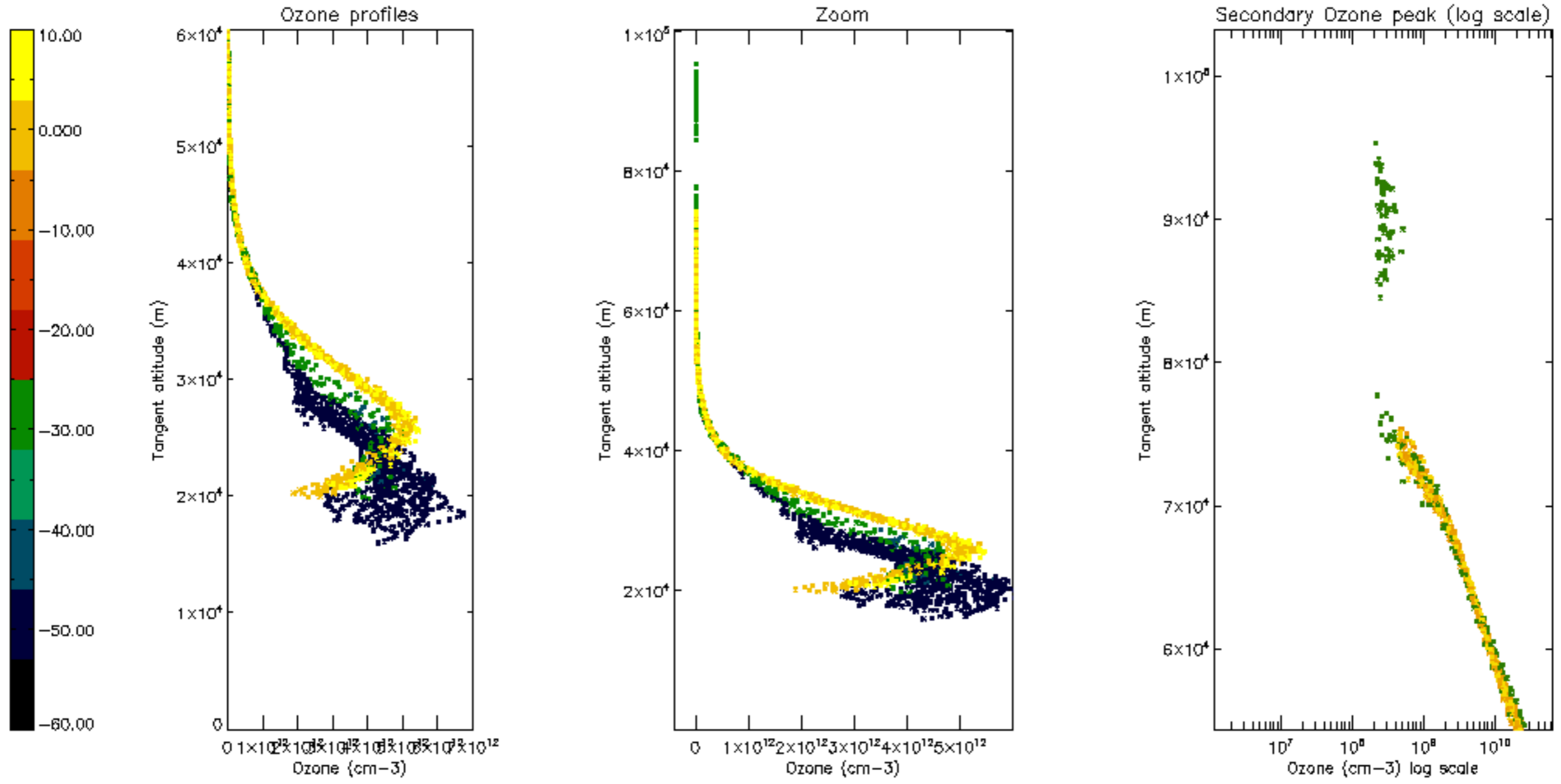
Percentage of saturation errors per profile

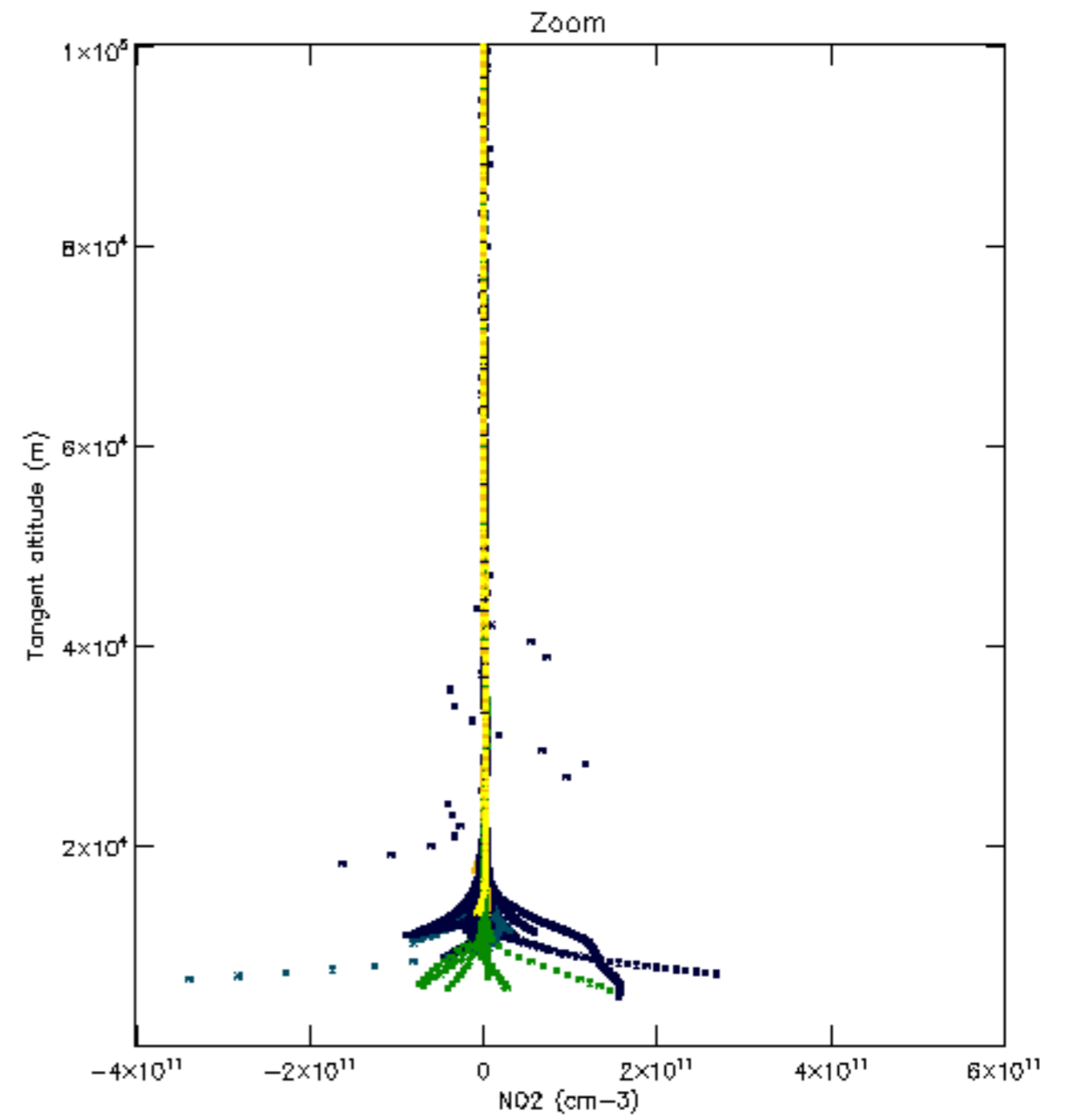
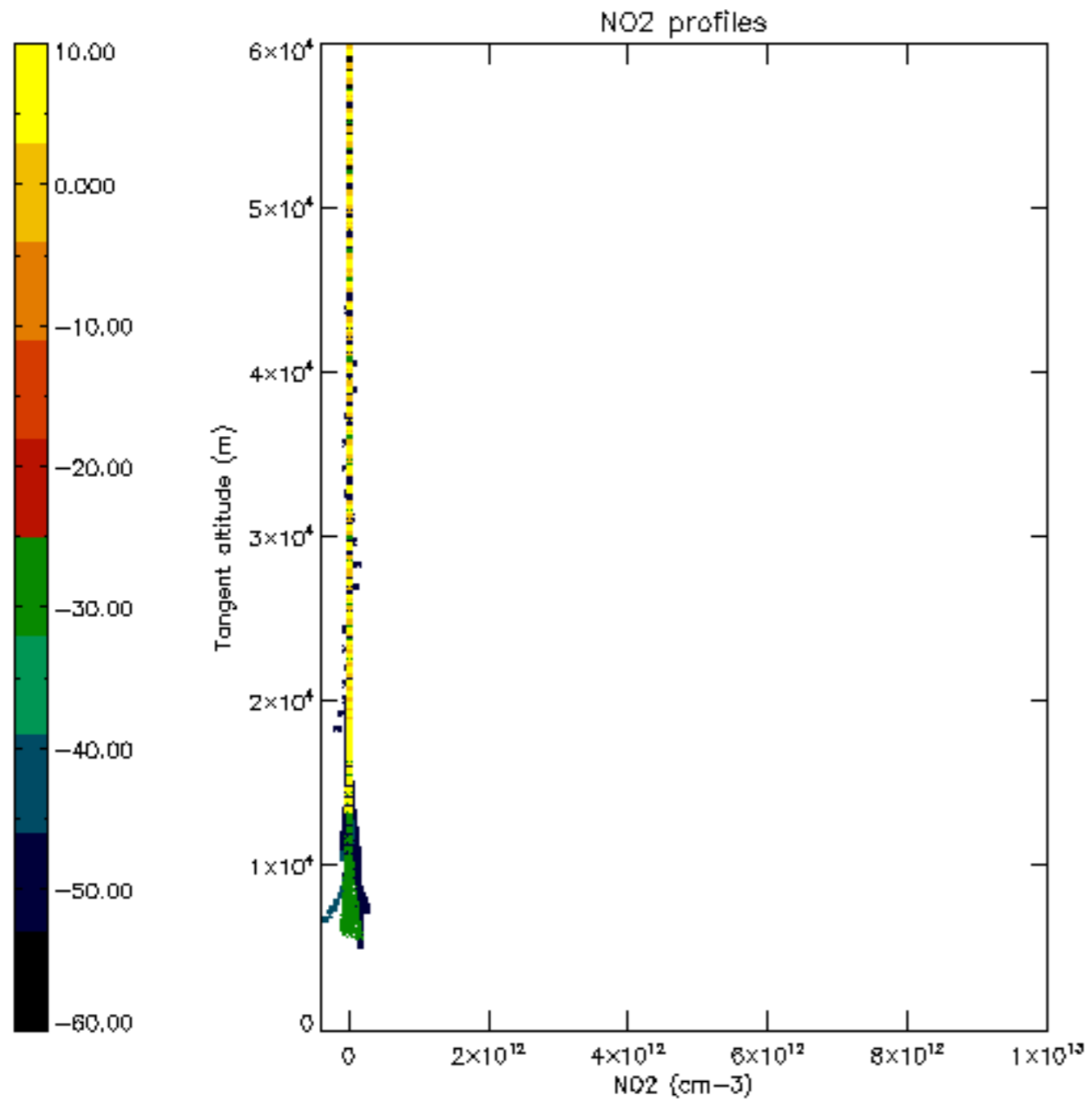


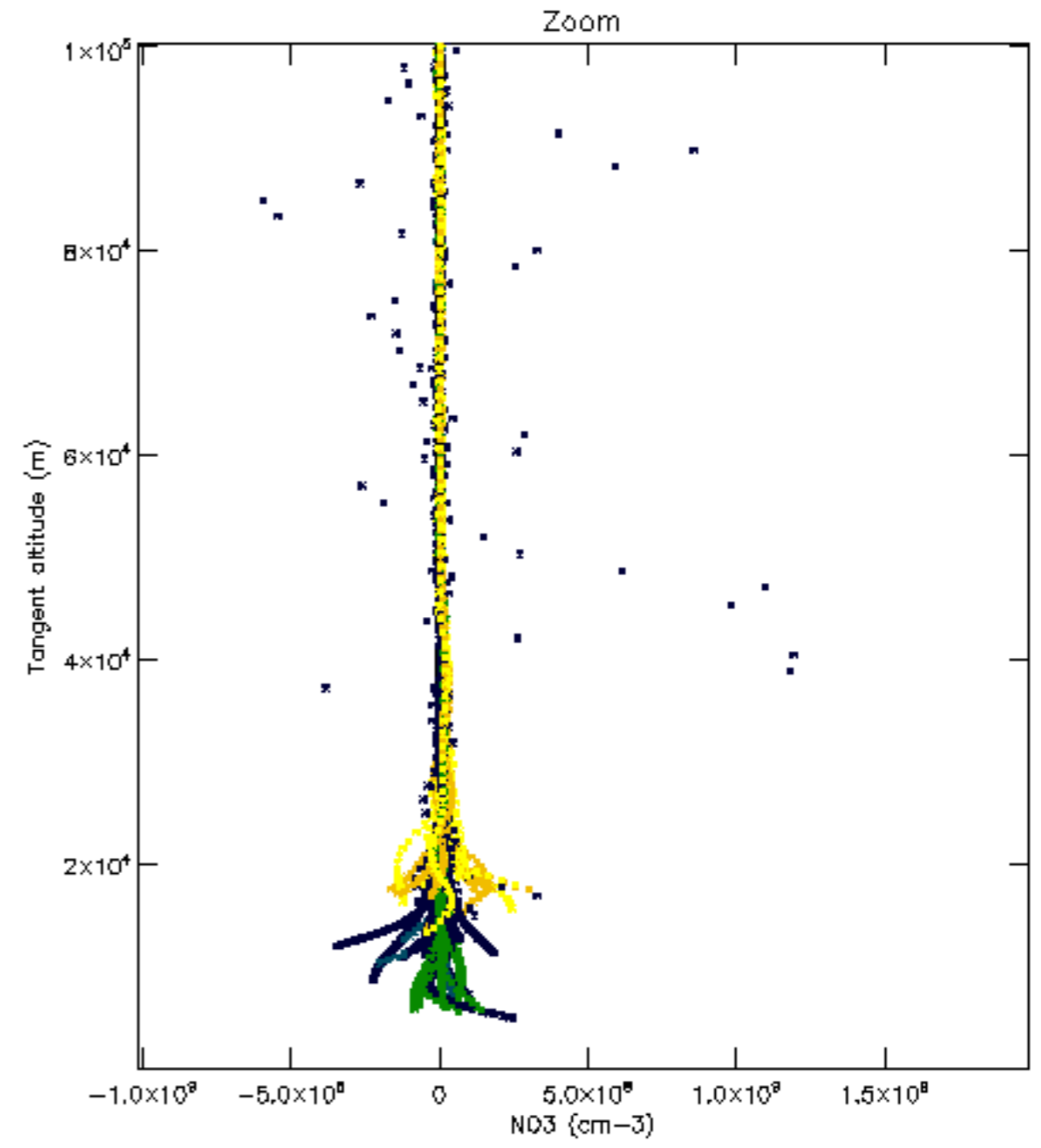
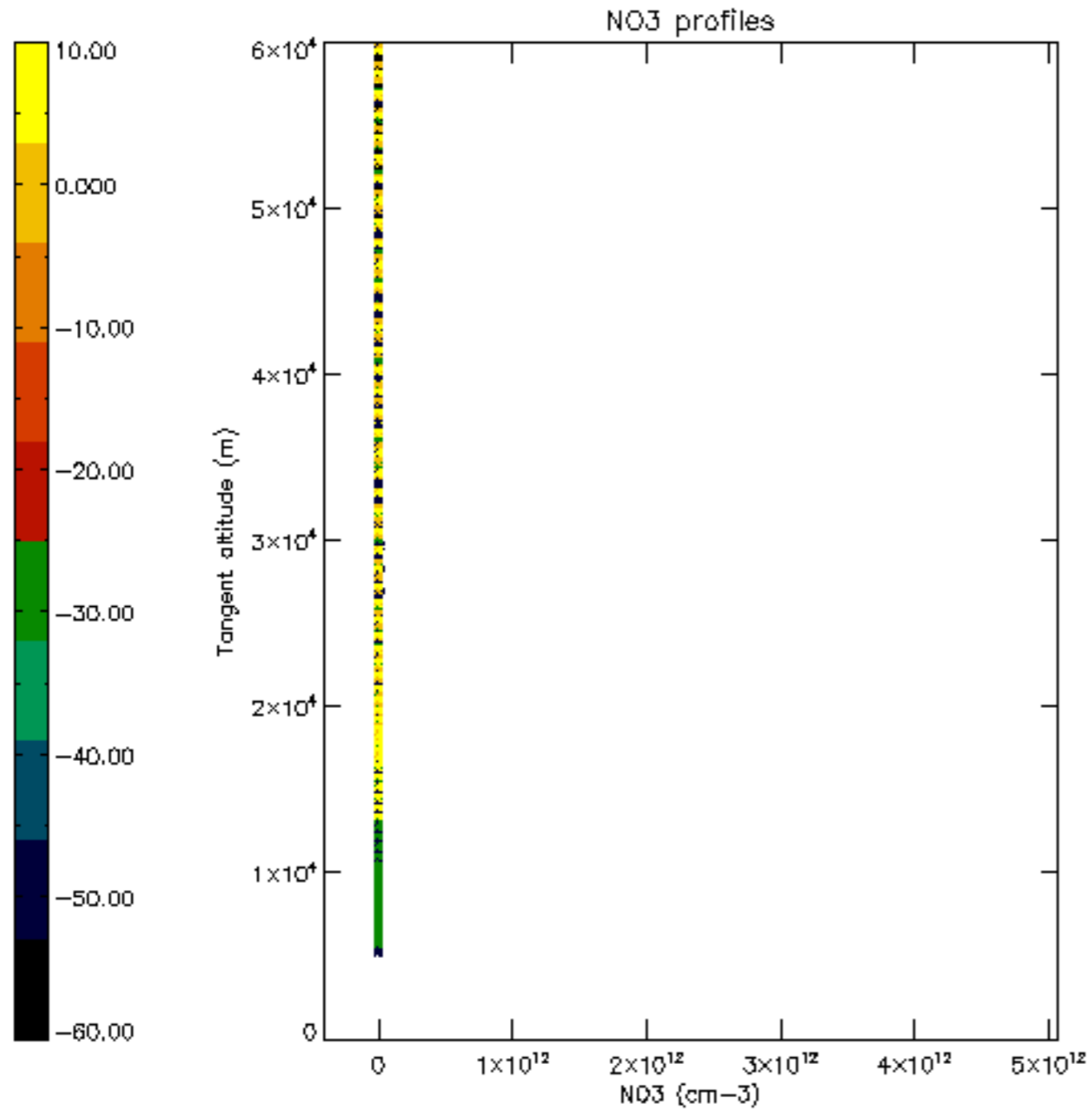


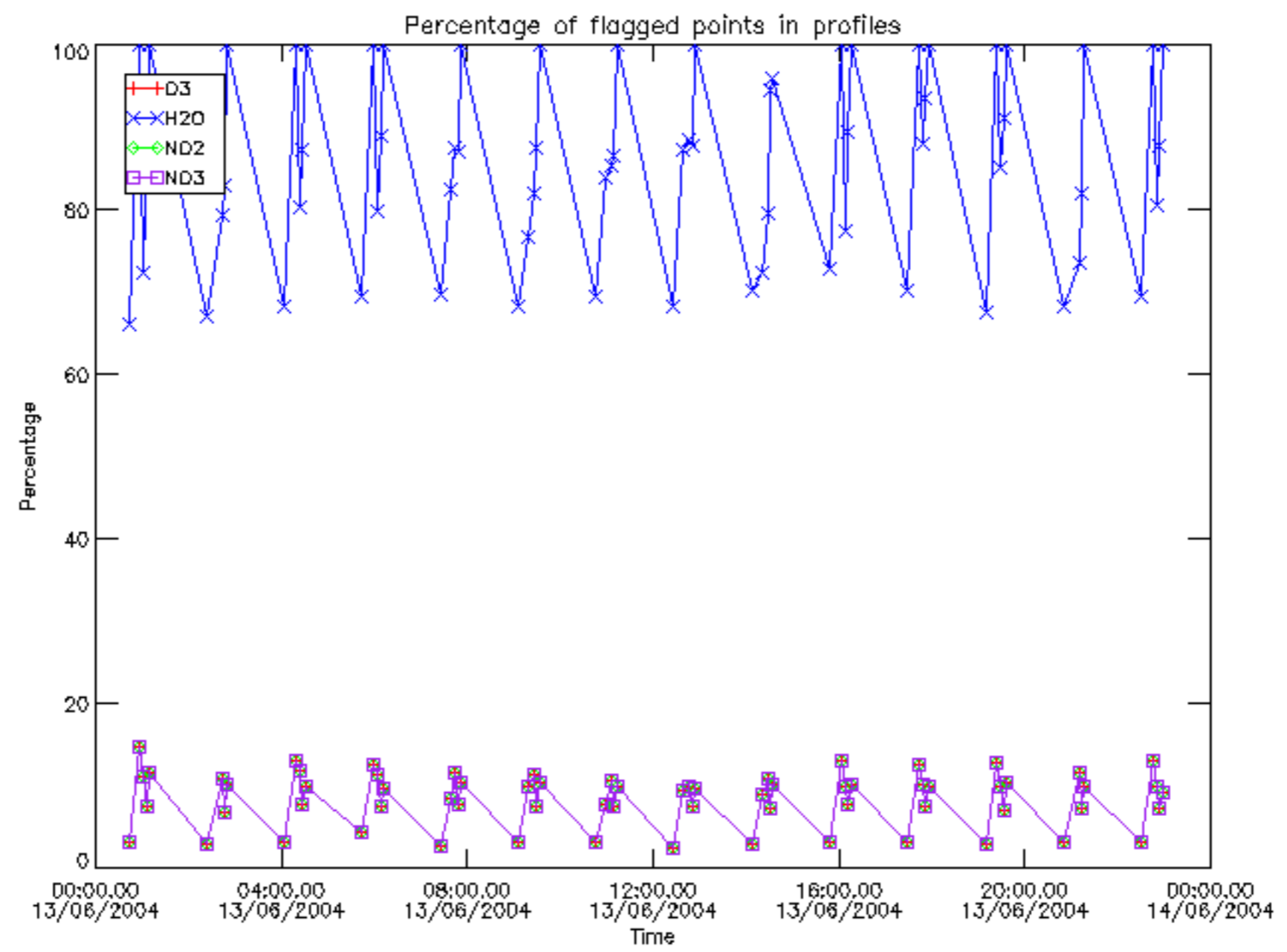




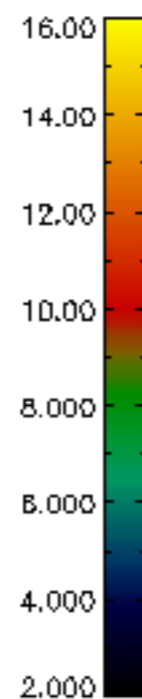
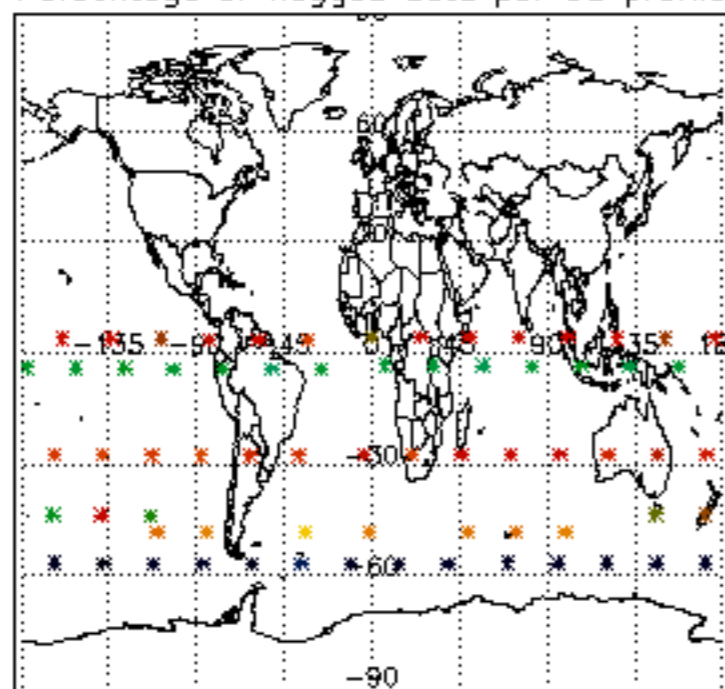




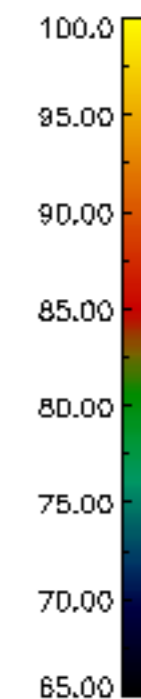
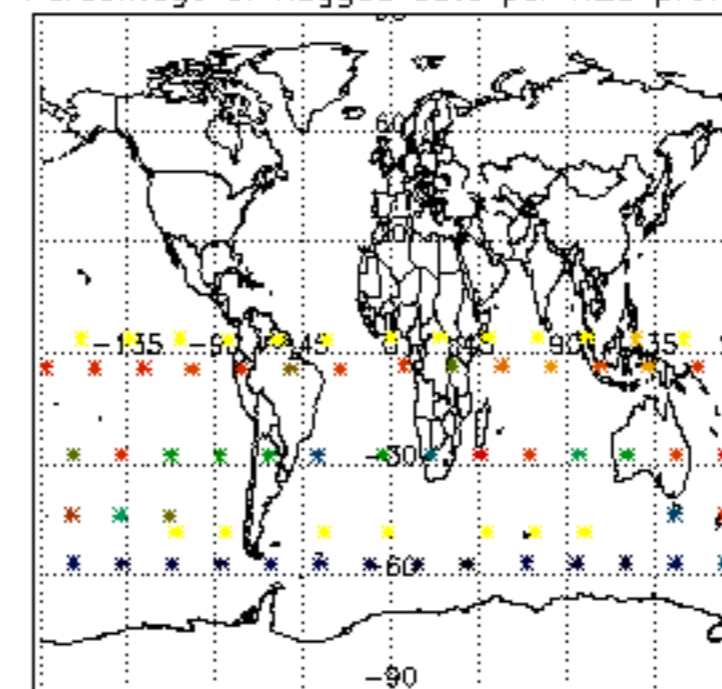




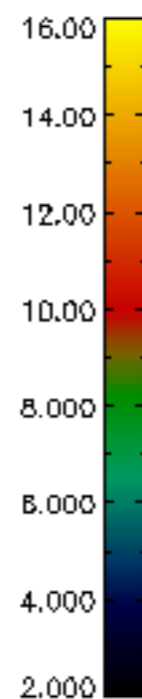
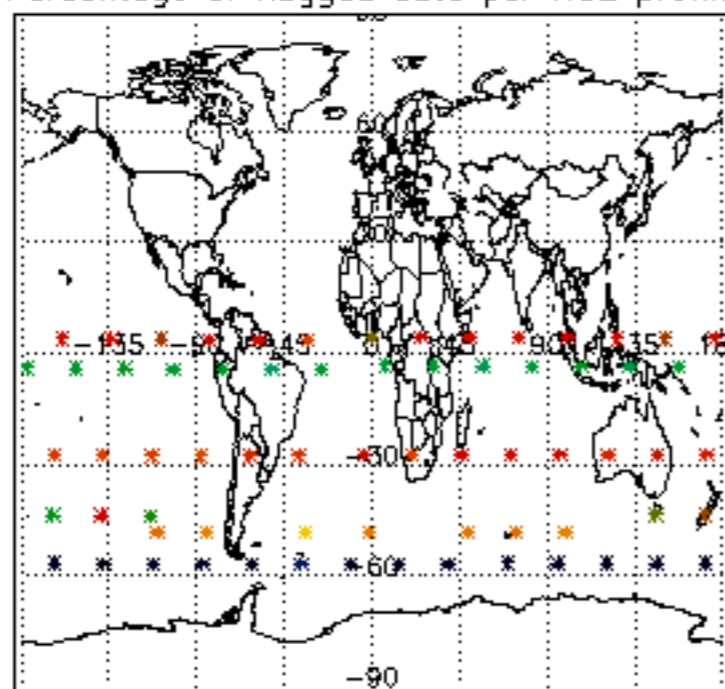
Percentage of flagged data per D3 profile



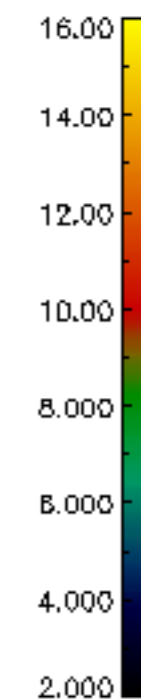
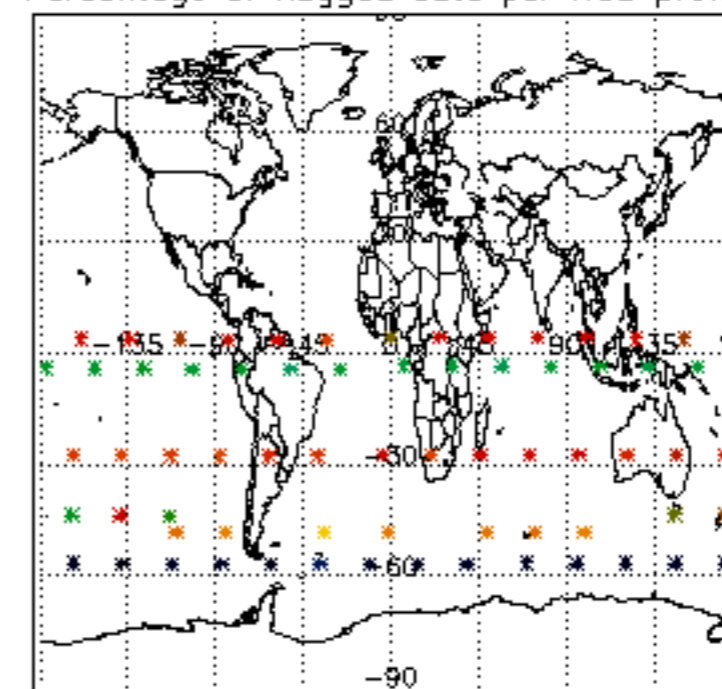
Percentage of flagged data per H2O profile

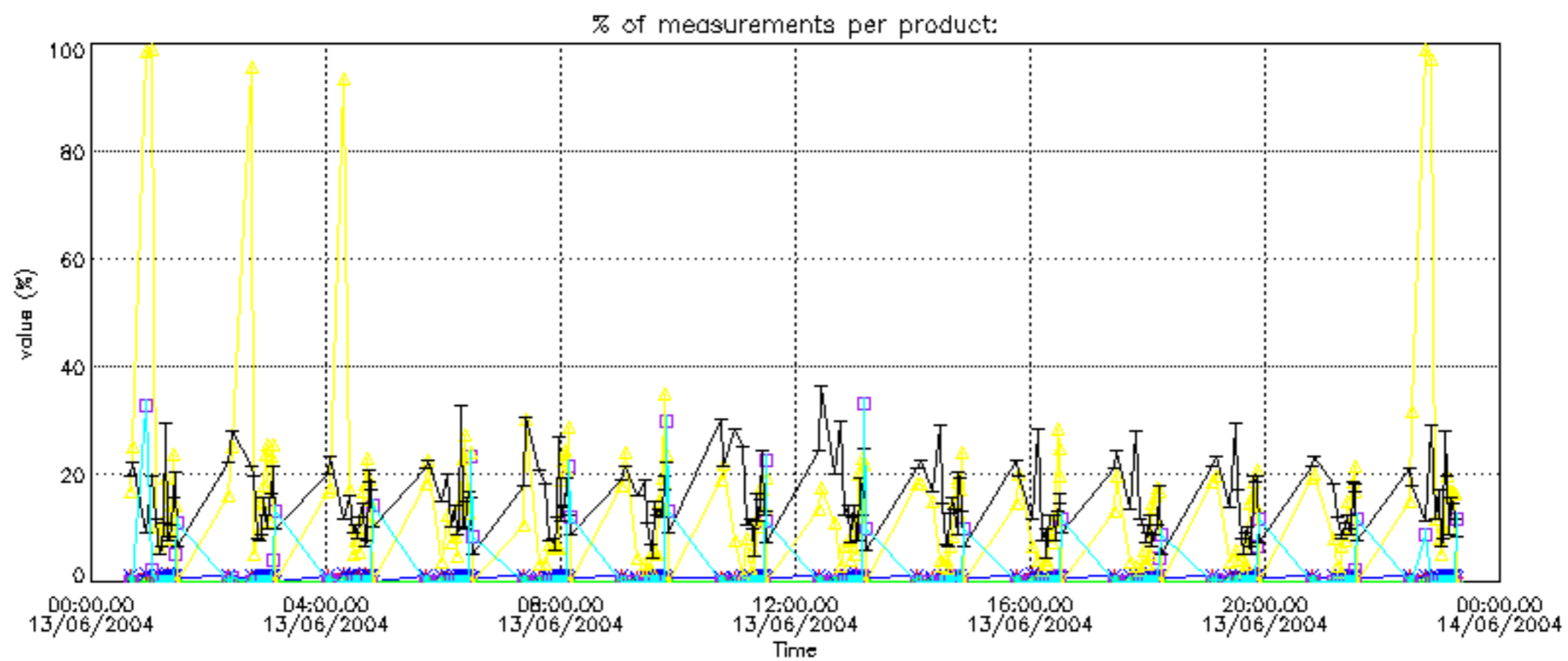
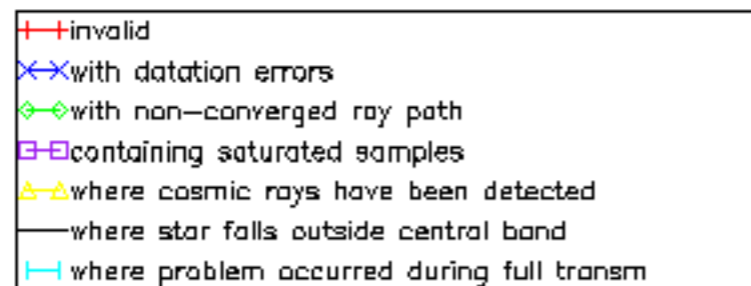


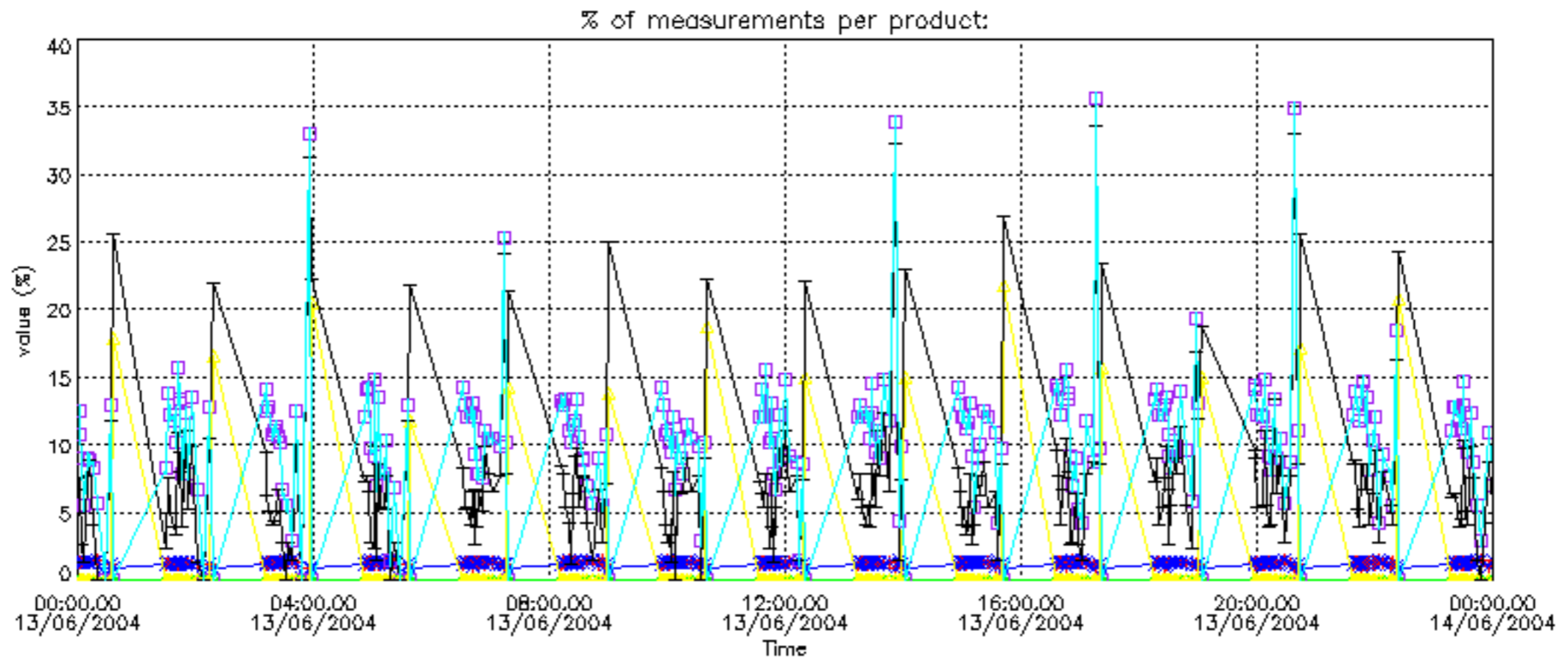
Percentage of flagged data per NO2 profile



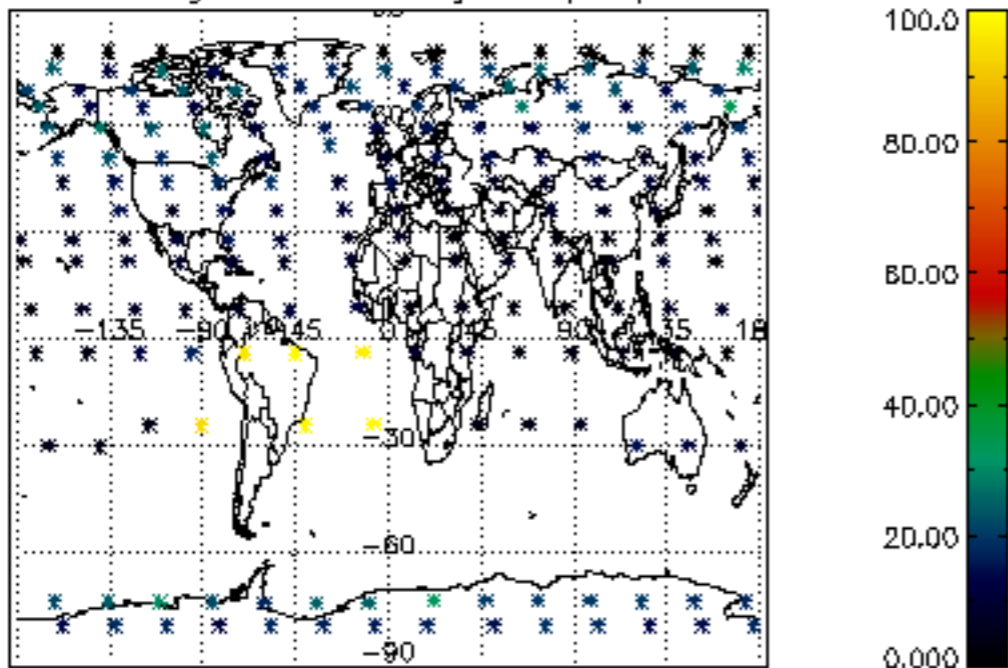
Percentage of flagged data per NO3 profile



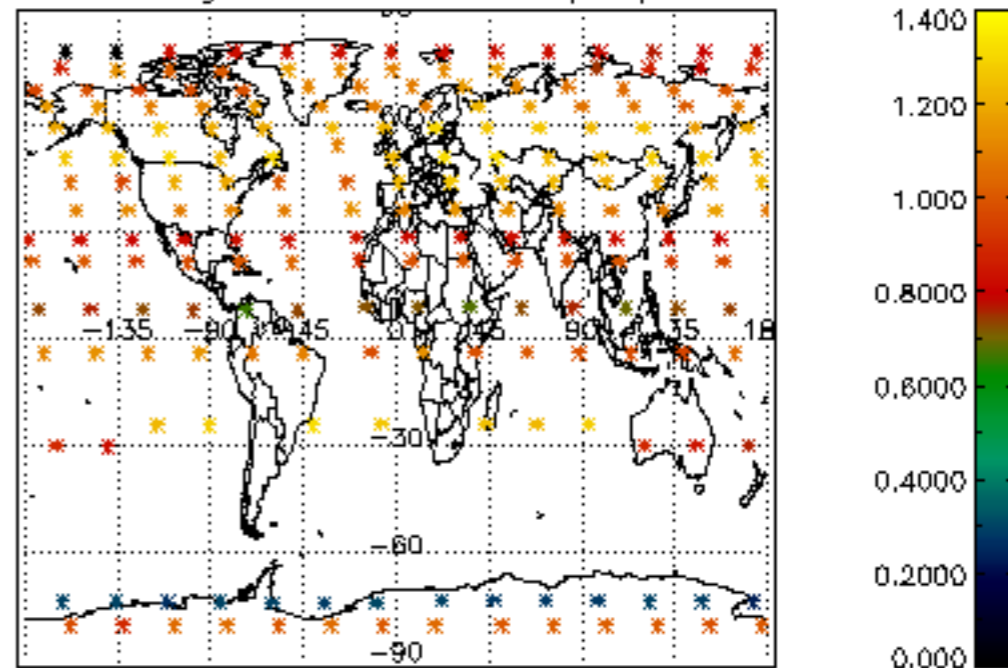




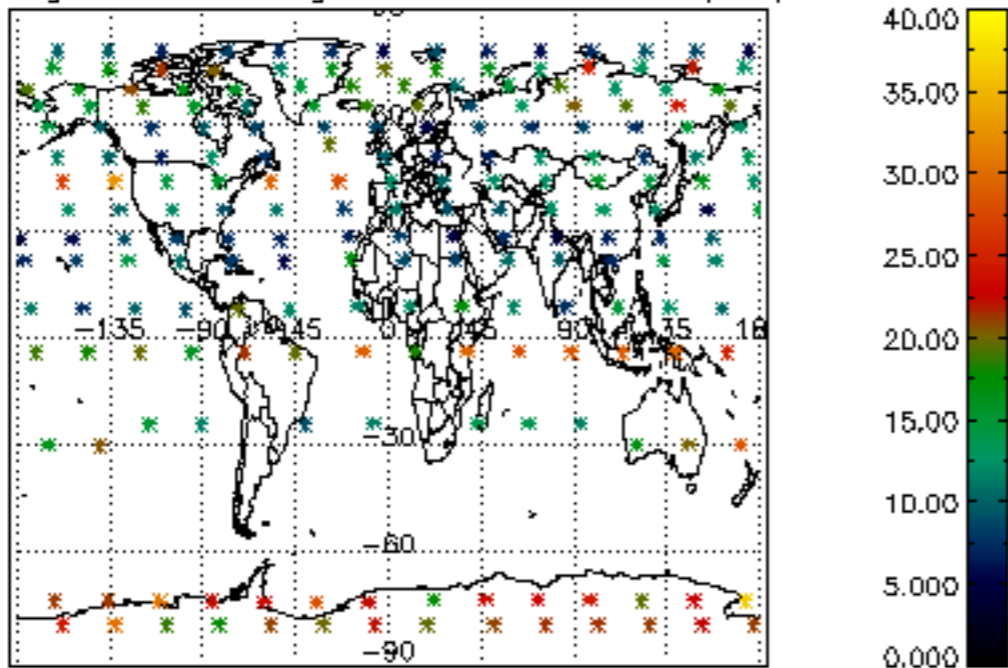
Percentage of cosmic ray hits per profile



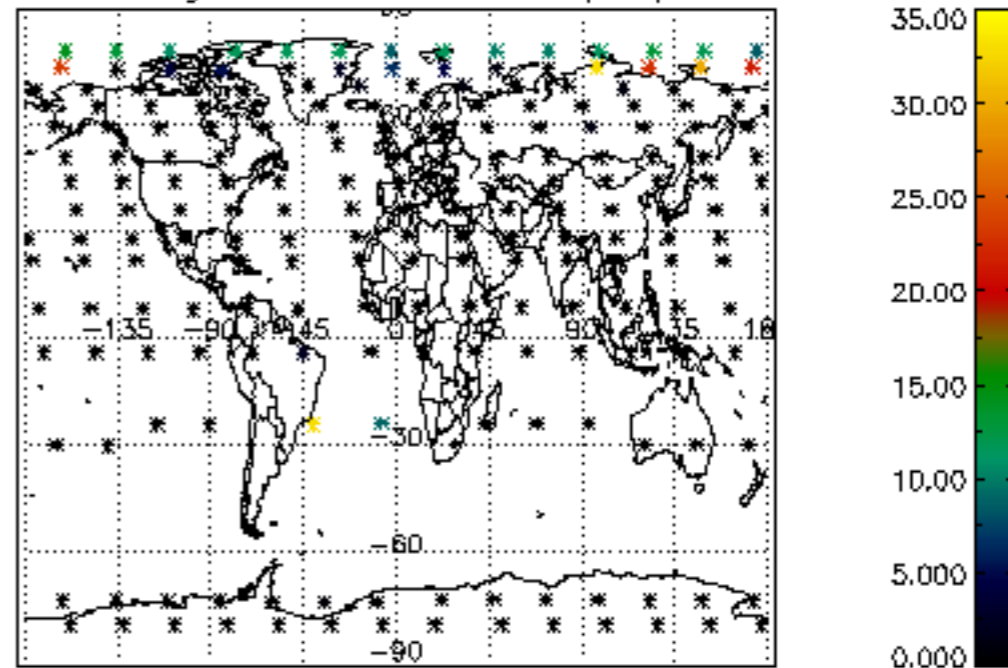
Percentage of datation errors per profile



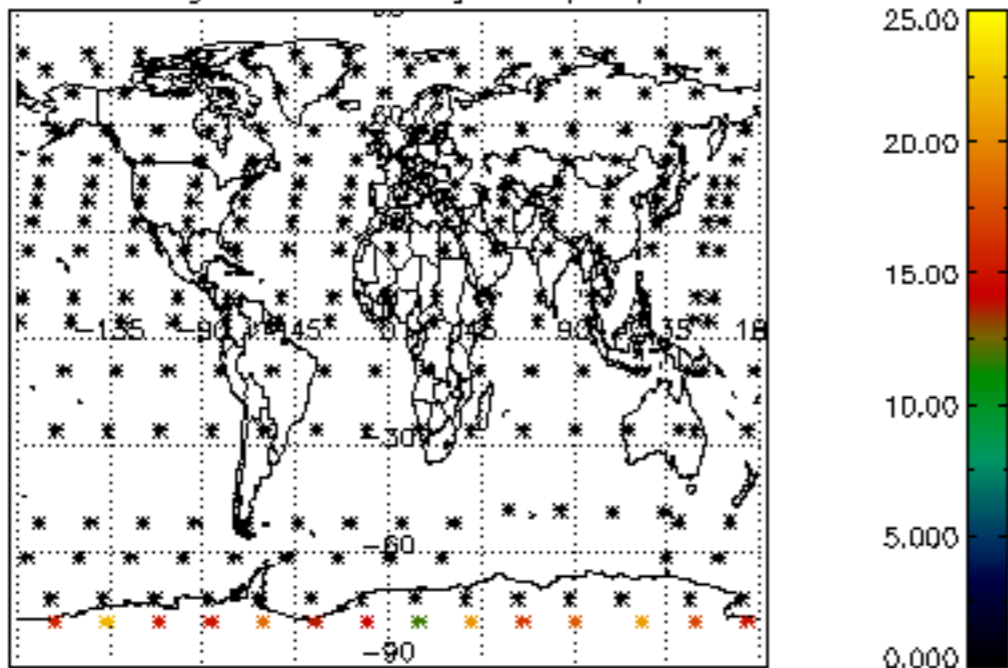
Percentage of star falling outside central band per profile



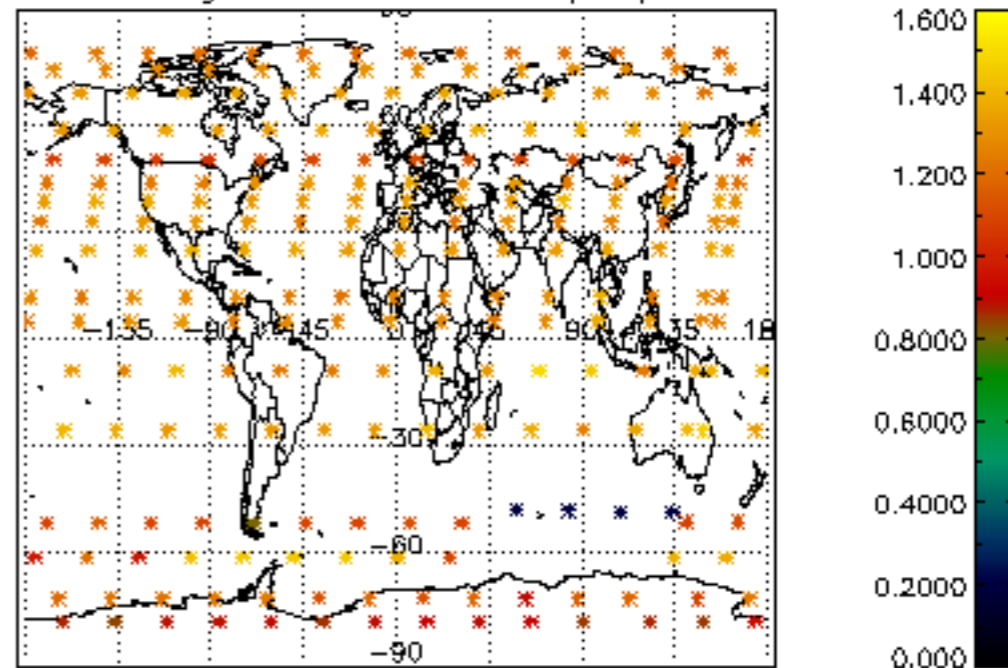
Percentage of saturation errors per profile



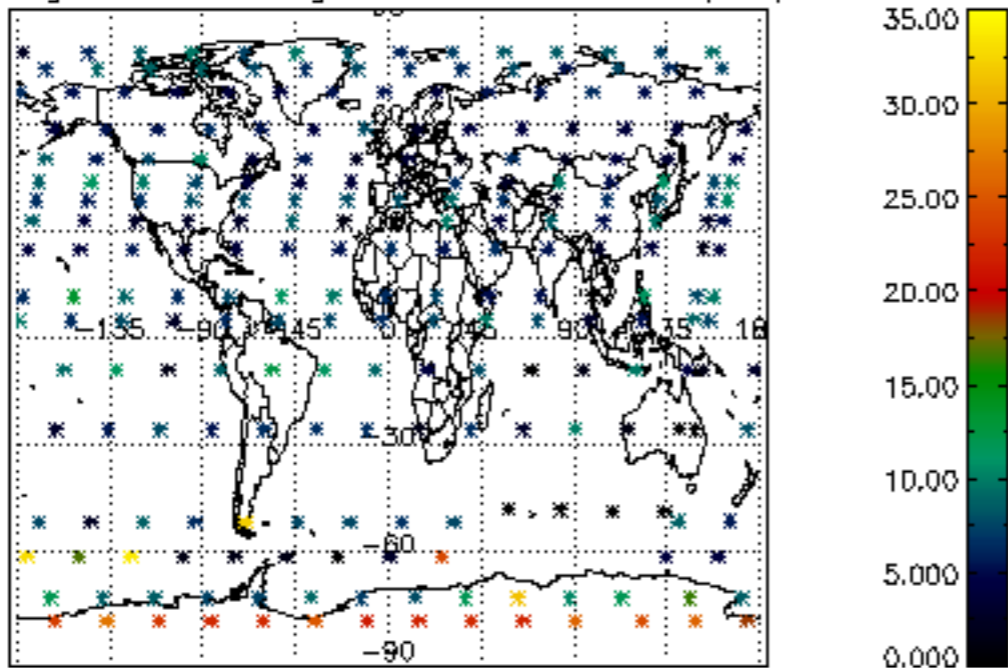
Percentage of cosmic ray hits per profile



Percentage of datation errors per profile



Percentage of star falling outside central band per profile



Percentage of saturation errors per profile

