

GOMOS Level 2 Daily Report

SUMMARY

[1. General Info](#)

[2. Summary of processed GOM_NL_2P products](#)

[3. Level 2 Quality information per product](#)

[3.1 Plot of level 2 quality information per product \(time dependant\)](#)

[3.2 Plot of level 2 quality information per product \(world map\)](#)

[4. Level 1 Quality information per product \(stored on level 2 products\)](#)

[4.1 Plot of level 1 quality information per product \(time dependant\)](#)

[4.1.1 Plot of level 1 quality information per product \(time dependant\): ASCENDING](#)

[4.1.2 Plot of level 1 quality information per product \(time dependant\): DESCENDING](#)

[4.2 Plot of level 1 quality information per product \(world map\)](#)

[4.2.1 Plot of level 1 quality information per product \(world map\): ASCENDING](#)

[4.2.2 Plot of level 1 quality information per product \(world map\): DESCENDING](#)

[5. Ozone profiles based on quality statistics and other trace gas profiles](#)

[5.1 Ozone statistics based on quality of products](#)

[5.2 Plot ozone profiles for all STD \(dark without errors\)](#)

[5.3 Plot ozone profiles where STD < 20% \(dark without errors\)](#)

[5.4. Plot ozone profiles where STD < 10% \(dark without errors\)](#)

[5.5. Plot ozone profiles where STD < 5% \(dark without errors\)](#)

[5.6 Plot NO2 profiles for all STD \(dark without errors\)](#)

[5.7 Plot NO3 profiles for all STD \(dark without errors\)](#)

[5.8 Plot H2O profiles \(only for occultations of stars 1,2,3,4,13,14,16,26,63 dark without errors\) for all STD](#)

[6. Auxiliary Data Files used for the production reported in section 2](#)

This report presents the daily analysis on parameters extracted from GOMOS level 2 data (GOM_NL__2P). It is intended to monitor some important parameters that will impact the quality of these products. A list of level 2 products (and content) that have arrived during the reporting day to the PCF is also given.

Item	Value
Time of report generation	19APR2013 04:07:32
Data source version	GOMOS/6.01
Start time of products	12-06-2004 (12JUN2004 00:00:00)
Stop time of products	13-06-2004 (13JUN2004 00:00:00)
Store outputs in DB	Yes
Nb of level 2 prods	427
Nb of prods with errors	0

2. Summary of processed GOM_NL__2P products.

Nr	Filename	UTC Start time	Limb	Duration	Star Id	Star Name	Star Mag	Star Temp	Nb Meas	Orbit	Prod. error
1	GOM_NL__2PRFIN20040612_000024_000000522027_00360_11937_3743.N1	12-JUN-2004 00:00:24	Dark	51.500	31	Alp Gru	1.7340	15200.	103	11937	No
2	GOM_NL__2PRFIN20040612_000201_000000582027_00360_11937_3744.N1	12-JUN-2004 00:02:01	Straylight	58.000	172	Gam Gru	3.0030	13100.	116	11937	No
3	GOM_NL__2PRFIN20040612_000433_000000462027_00360_11937_3745.N1	12-JUN-2004 00:04:33	Straylight	45.500	45	Alp Pav	1.9400	26000.	91	11937	No
4	GOM_NL__2PRFIN20040612_000658_000000412027_00360_11937_3746.N1	12-JUN-2004 00:06:58	Straylight	41.000	43	Alp TrA	1.9100	4250.0	82	11937	No
5	GOM_NL__2PRFIN20040612_000854_000000402027_00360_11937_3747.N1	12-JUN-2004 00:08:54	Straylight	40.000	134	Bet TrA	2.8100	6600.0	80	11937	No
6	GOM_NL__2PRFIN20040612_001111_000000462027_00360_11937_3748.N1	12-JUN-2004 00:11:11	Straylight	45.500	147	Alp Ara	2.8770	26000.	91	11937	No
7	GOM_NL__2PRFIN20040612_001258_000000472027_00360_11937_3749.N1	12-JUN-2004 00:12:58	Twilight	46.500	40	The Sco	1.8590	7100.0	93	11937	No
8	GOM_NL__2PRFIN20040612_001442_000000442027_00360_11937_3750.N1	12-JUN-2004 00:14:42	Twilight	44.000	25	35Lam Sco	1.6200	28000.	88	11937	No
9	GOM_NL__2PRFIN20040612_001623_000000672027_00360_11937_3751.N1	12-JUN-2004 00:16:23	Bright	66.500	57	34Sig Sgr	2.0660	26000.	133	11937	No
10	GOM_NL__2PRFIN20040612_001815_000000602027_00360_11937_3752.N1	12-JUN-2004 00:18:15	Bright	60.000	155	41Pi Sgr	2.9000	6600.0	120	11937	No
11	GOM_NL__2PRFIN20040612_002124_000000462027_00360_11937_3753.N1	12-JUN-2004 00:21:24	Bright	45.500	86	35Eta Oph	2.4300	10200.	91	11937	No
12	GOM_NL__2PRFIN20040612_002311_000000412027_00360_11937_3754.N1	12-JUN-2004 00:23:11	Bright	40.500	98	13Zet Oph	2.5710	30000.	81	11937	No
13	GOM_NL__2PRFIN20040612_002517_000000392027_00360_11937_3755.N1	12-JUN-2004 00:25:17	Bright	38.500	120	1Del Oph	2.7340	3200.0	77	11937	No
14	GOM_NL__2PRFIN20040612_002819_000000382027_00360_11937_3756.N1	12-JUN-2004 00:28:19	Bright	37.500	102	24Alp Ser	2.6000	4250.0	75	11937	No
15	GOM_NL__2PRFIN20040612_003054_000000492027_00360_11937_3757.N1	12-JUN-2004 00:30:54	Bright	48.500	59	55Alp Oph	2.0800	8900.0	97	11937	No
16	GOM_NL__2PRFIN20040612_003241_000000412027_00360_11937_3758.N1	12-JUN-2004 00:32:41	Bright	40.500	127	27Bet Her	2.7810	4700.0	81	11937	No
17	GOM_NL__2PRFIN20040612_003403_000000392027_00360_11937_3759.N1	12-JUN-2004 00:34:03	Bright	38.500	67	5Alp CrB	2.2210	11000.	77	11937	No
18	GOM_NL__2PRFIN20040612_003549_000000392027_00360_11937_3760.N1	12-JUN-2004 00:35:49	Bright	39.000	133	40Zet Her	2.8070	6000.0	78	11937	No
19	GOM_NL__2PRFIN20040612_003748_000000382027_00360_11937_3761.N1	12-JUN-2004 00:37:48	Bright	38.000	180	27Gam Boo	3.0400	8000.0	76	11937	No
20	GOM_NL__2PRFIN20040612_004130_000000402027_00360_11937_3762.N1	12-JUN-2004 00:41:30	Bright	40.000	39	85Eta UMa	1.8540	24000.	80	11937	No
21	GOM_NL__2PRFIN20040612_004324_000000392027_00360_11937_3763.N1	12-JUN-2004 00:43:24	Bright	38.500	55	79Zet UMa	2.0600	10200.	77	11937	No
22	GOM_NL__2PRFIN20040612_004725_000000402027_00360_11937_3764.N1	12-JUN-2004 00:47:25	Bright	40.000	60	7Bet UMi	2.0810	3950.0	80	11937	No
23	GOM_NL__2PRFIN20040612_005205_000000372027_00360_11937_3765.N1	12-JUN-2004 00:52:05	Bright	37.000	49	1Alp UMi	1.9900	6300.0	74	11937	No
24	GOM_NL__2PRFIN20040612_005932_000002552027_00360_11937_3766.N1	12-JUN-2004 00:59:32	Twilight	255.00	92	53Eps Cyg	2.5000	4500.0	510	11937	No
25	GOM_NL__2PRFIN20040612_010547_000000432027_00360_11937_3767.N1	12-JUN-2004 01:05:47	Bright	42.500	73	57Gam1And	2.2600	13100.	85	11937	No
26	GOM_NL__2PRFIN20040612_010807_000000612027_00360_11937_3768.N1	12-JUN-2004 01:08:07	Twilight	60.500	53	43Bet And	2.0480	3300.0	121	11937	No
27	GOM_NL__2PRFIN20040612_011128_000000492027_00360_11937_3769.N1	12-JUN-2004 01:11:28	Twilight	49.000	50	13Alp Ari	2.0070	4250.0	98	11937	No
28	GOM_NL__2PRFIN20040612_011347_000001512027_00360_11937_3770.N1	12-JUN-2004 01:13:47	Dark	151.00	93	53Bet Peg	2.5200	3100.0	302	11937	No
29	GOM_NL__2PRFIN20040612_011720_000000682027_00360_11937_3771.N1	12-JUN-2004 01:17:20	Dark	67.500	140	88Gam Peg	2.8340	26000.	135	11937	No
30	GOM_NL__2PRFIN20040612_013403_000000452027_00360_11937_3772.N1	12-JUN-2004 01:34:03	Dark	44.500	9	Alp Eri	0.45300	24000.	89	11937	No
31	GOM_NL__2PRFIN20040612_013705_000000652027_00361_11938_3742.N1	12-JUN-2004 01:37:05	Dark	65.000	18	24Alp PsA	1.1660	9700.0	130	11938	No
32	GOM_NL__2PRFIN20040612_014101_000000492027_00361_11938_3743.N1	12-JUN-2004 01:41:01	Dark	49.000	31	Alp Gru	1.7340	15200.	98	11938	No
33	GOM_NL__2PRFIN20040612_014239_000000592027_00361_11938_3744.N1	12-JUN-2004 01:42:39	Straylight	58.500	172	Gam Gru	3.0030	13100.	117	11938	No
34	GOM_NL__2PRFIN20040612_014509_000000442027_00361_11938_3745.N1	12-JUN-2004 01:45:09	Straylight	43.500	45	Alp Pav	1.9400	26000.	87	11938	No
35	GOM_NL__2PRFIN20040612_014734_000000432027_00361_11938_3746.N1	12-JUN-2004 01:47:34	Straylight	42.500	43	Alp TrA	1.9100	4250.0	85	11938	No
36	GOM_NL__2PRFIN20040612_014931_000000392027_00361_11938_3747.N1	12-JUN-2004 01:49:31	Straylight	38.500	134	Bet TrA	2.8100	6600.0	77	11938	No
37	GOM_NL__2PRFIN20040612_015147_000000442027_00361_11938_3748.N1	12-JUN-2004 01:51:47	Straylight	43.500	147	Alp Ara	2.8770	26000.	87	11938	No
38	GOM_NL__2PRFIN20040612_015333_000000502027_00361_11938_3749.N1	12-JUN-2004 01:53:33	Twilight	49.500	40	The Sco	1.8590	7100.0	99	11938	No
39	GOM_NL__2PRFIN20040612_015518_000000492027_00361_11938_3750.N1	12-JUN-2004 01:55:18	Twilight	48.500	25	35Lam Sco	1.6200	28000.	97	11938	No
40	GOM_NL__2PRFIN20040612_015659_000000642027_00361_11938_3751.N1	12-JUN-2004 01:56:59	Bright	63.500	57	34Sig Sgr	2.0660	26000.	127	11938	No
41	GOM_NL__2PRFIN20040612_015852_000000632027_00361_11938_3752.N1	12-JUN-2004 01:58:52	Bright	63.000	155	41Pi Sgr	2.9000	6600.0	126	11938	No
42	GOM_NL__2PRFIN20040612_020200_000000442027_00361_11938_3753.N1	12-JUN-2004 02:02:00	Bright	44.000	86	35Eta Oph	2.4300	10200.	88	11938	No

43	GOM_NL__2PRFIN20040612_020347_000000412027_00361_11938_3754.N1	12-JUN-2004 02:03:47	Bright	40.500	98	13Zet Oph	2.5710	30000.	81	11938	No
44	GOM_NL__2PRFIN20040612_020553_000000392027_00361_11938_3755.N1	12-JUN-2004 02:05:53	Bright	39.000	120	1Del Oph	2.7340	3200.0	78	11938	No
45	GOM_NL__2PRFIN20040612_020855_000000372027_00361_11938_3756.N1	12-JUN-2004 02:08:55	Bright	36.500	102	24Alp Ser	2.6000	4250.0	73	11938	No
46	GOM_NL__2PRFIN20040612_021130_000000472027_00361_11938_3757.N1	12-JUN-2004 02:11:30	Bright	46.500	59	55Alp Oph	2.0800	8900.0	93	11938	No
47	GOM_NL__2PRFIN20040612_021317_000000412027_00361_11938_3758.N1	12-JUN-2004 02:13:17	Bright	41.000	127	27Bet Her	2.7810	4700.0	82	11938	No
48	GOM_NL__2PRFIN20040612_021438_000000402027_00361_11938_3759.N1	12-JUN-2004 02:14:38	Bright	39.500	67	5Alp CrB	2.2210	11000.	79	11938	No
49	GOM_NL__2PRFIN20040612_021625_000000402027_00361_11938_3760.N1	12-JUN-2004 02:16:25	Bright	39.500	133	40Zet Her	2.8070	6000.0	79	11938	No
50	GOM_NL__2PRFIN20040612_021823_000000412027_00361_11938_3761.N1	12-JUN-2004 02:18:23	Bright	40.500	180	27Gam Boo	3.0400	8000.0	81	11938	No
51	GOM_NL__2PRFIN20040612_022205_000000432027_00361_11938_3762.N1	12-JUN-2004 02:22:05	Bright	42.500	39	85Eta UMa	1.8540	24000.	85	11938	No
52	GOM_NL__2PRFIN20040612_022400_000000402027_00361_11938_3763.N1	12-JUN-2004 02:24:00	Bright	39.500	55	79Zet UMa	2.0600	10200.	79	11938	No
53	GOM_NL__2PRFIN20040612_022759_000000372027_00361_11938_3764.N1	12-JUN-2004 02:27:59	Bright	36.500	60	7Bet UMi	2.0810	3950.0	73	11938	No
54	GOM_NL__2PRFIN20040612_023241_000000382027_00361_11938_3765.N1	12-JUN-2004 02:32:41	Bright	38.000	49	1Alp UMi	1.9900	6300.0	76	11938	No
55	GOM_NL__2PRFIN20040612_024004_000002552027_00361_11938_3766.N1	12-JUN-2004 02:40:04	Twi_and_stray	255.00	92	53Eps Cyg	2.5000	4500.0	510	11938	No
56	GOM_NL__2PRFIN20040612_024622_000000422027_00361_11938_3767.N1	12-JUN-2004 02:46:22	Bright	41.500	73	57Gam1And	2.2600	13100.	83	11938	No
57	GOM_NL__2PRFIN20040612_024842_000000552027_00361_11938_3768.N1	12-JUN-2004 02:48:42	Twi_and_stray	55.000	53	43Bet And	2.0480	3300.0	110	11938	No
58	GOM_NL__2PRFIN20040612_025204_000000492027_00361_11938_3769.N1	12-JUN-2004 02:52:04	Twilight	49.000	50	13Alp Ari	2.0070	4250.0	98	11938	No
59	GOM_NL__2PRFIN20040612_025424_000001622027_00361_11938_3770.N1	12-JUN-2004 02:54:24	Dark	162.00	93	53Bet Peg	2.5200	3100.0	324	11938	No
60	GOM_NL__2PRFIN20040612_025756_000000712027_00361_11938_3771.N1	12-JUN-2004 02:57:56	Dark	70.500	140	88Gam Peg	2.8340	26000.	141	11938	No
61	GOM_NL__2PRFIN20040612_031439_000000522027_00361_11938_3772.N1	12-JUN-2004 03:14:39	Dark	52.000	9	Alp Eri	0.45300	24000.	104	11938	No
62	GOM_NL__2PRFIN20040612_031742_000000662027_00362_11939_3742.N1	12-JUN-2004 03:17:42	Dark	65.500	18	24Alp PsA	1.1660	9700.0	131	11939	No
63	GOM_NL__2PRFIN20040612_032139_000000502027_00362_11939_3743.N1	12-JUN-2004 03:21:39	Dark	49.500	31	Alp Gru	1.7340	15200.	99	11939	No
64	GOM_NL__2PRFIN20040612_032316_000000592027_00362_11939_3744.N1	12-JUN-2004 03:23:16	Straylight	58.500	172	Gam Gru	3.0030	13100.	117	11939	No
65	GOM_NL__2PRFIN20040612_032547_000000452027_00362_11939_3745.N1	12-JUN-2004 03:25:47	Straylight	45.000	45	Alp Pav	1.9400	26000.	90	11939	No
66	GOM_NL__2PRFIN20040612_032810_000000412027_00362_11939_3746.N1	12-JUN-2004 03:28:10	Straylight	40.500	43	Alp TrA	1.9100	4250.0	81	11939	No
67	GOM_NL__2PRFIN20040612_033006_000000412027_00362_11939_3747.N1	12-JUN-2004 03:30:06	Straylight	41.000	134	Bet TrA	2.8100	6600.0	82	11939	No
68	GOM_NL__2PRFIN20040612_033226_000000402027_00362_11939_3748.N1	12-JUN-2004 03:32:26	Straylight	39.500	147	Alp Ara	2.8770	26000.	79	11939	No
69	GOM_NL__2PRFIN20040612_033411_000000482027_00362_11939_3749.N1	12-JUN-2004 03:34:11	Twi_and_stray	48.000	40	The Sco	1.8590	7100.0	96	11939	No
70	GOM_NL__2PRFIN20040612_033554_000000462027_00362_11939_3750.N1	12-JUN-2004 03:35:54	Twi_and_stray	46.000	25	35Lam Sco	1.6200	28000.	92	11939	No
71	GOM_NL__2PRFIN20040612_033735_000000622027_00362_11939_3751.N1	12-JUN-2004 03:37:35	Bright	62.000	57	34Sig Sgr	2.0660	26000.	124	11939	No
72	GOM_NL__2PRFIN20040612_033927_000000642027_00362_11939_3752.N1	12-JUN-2004 03:39:27	Bright	63.500	155	41Pi Sgr	2.9000	6600.0	127	11939	No
73	GOM_NL__2PRFIN20040612_034238_000000432027_00362_11939_3753.N1	12-JUN-2004 03:42:38	Bright	42.500	86	35Eta Oph	2.4300	10200.	85	11939	No
74	GOM_NL__2PRFIN20040612_034424_000000392027_00362_11939_3754.N1	12-JUN-2004 03:44:24	Bright	39.000	98	13Zet Oph	2.5710	30000.	78	11939	No
75	GOM_NL__2PRFIN20040612_034631_000000382027_00362_11939_3755.N1	12-JUN-2004 03:46:31	Bright	38.000	120	1Del Oph	2.7340	3200.0	76	11939	No
76	GOM_NL__2PRFIN20040612_034932_000000372027_00362_11939_3756.N1	12-JUN-2004 03:49:32	Bright	36.500	102	24Alp Ser	2.6000	4250.0	73	11939	No
77	GOM_NL__2PRFIN20040612_035206_000000462027_00362_11939_3757.N1	12-JUN-2004 03:52:06	Bright	45.500	59	55Alp Oph	2.0800	8900.0	91	11939	No
78	GOM_NL__2PRFIN20040612_035353_000000392027_00362_11939_3758.N1	12-JUN-2004 03:53:53	Bright	39.000	127	27Bet Her	2.7810	4700.0	78	11939	No
79	GOM_NL__2PRFIN20040612_035516_000000362027_00362_11939_3759.N1	12-JUN-2004 03:55:16	Bright	36.000	67	5Alp CrB	2.2210	11000.	72	11939	No
80	GOM_NL__2PRFIN20040612_035700_000000402027_00362_11939_3760.N1	12-JUN-2004 03:57:00	Bright	39.500	133	40Zet Her	2.8070	6000.0	79	11939	No
81	GOM_NL__2PRFIN20040612_035903_000000362027_00362_11939_3761.N1	12-JUN-2004 03:59:03	Bright	35.500	180	27Gam Boo	3.0400	8000.0	71	11939	No
82	GOM_NL__2PRFIN20040612_040244_000000362027_00362_11939_3762.N1	12-JUN-2004 04:02:44	Bright	35.500	39	85Eta UMa	1.8540	24000.	71	11939	No
83	GOM_NL__2PRFIN20040612_040437_000000352027_00362_11939_3763.N1	12-JUN-2004 04:04:37	Bright	35.000	55	79Zet UMa	2.0600	10200.	70	11939	No
84	GOM_NL__2PRFIN20040612_040838_000000342027_00362_11939_3764.N1	12-JUN-2004 04:08:38	Bright	33.500	60	7Bet UMi	2.0810	3950.0	67	11939	No
85	GOM_NL__2PRFIN20040612_041318_000000382027_00362_11939_3765.N1	12-JUN-2004 04:13:18	Bright	37.500	49	1Alp UMi	1.9900	6300.0	75	11939	No
86	GOM_NL__2PRFIN20040612_042036_000002552027_00362_11939_3766.N1	12-JUN-2004 04:20:36	Twi_and_stray	255.00	92	53Eps Cyg	2.5000	4500.0	510	11939	No
87	GOM_NL__2PRFIN20040612_042659_000000422027_00362_11939_3767.N1	12-JUN-2004 04:26:59	Bright	41.500	73	57Gam1And	2.2600	13100.	83	11939	No
88	GOM_NL__2PRFIN20040612_042919_000000562027_00362_11939_3768.N1	12-JUN-2004 04:29:19	Twi_and_stray	56.000	53	43Bet And	2.0480	3300.0	112	11939	No
89	GOM_NL__2PRFIN20040612_043241_000000512027_00362_11939_3769.N1	12-JUN-2004 04:32:41	Twilight	50.500	50	13Alp Ari	2.0070	4250.0	101	11939	No
90	GOM_NL__2PRFIN20040612_043500_000001462027_00362_11939_3770.N1	12-JUN-2004 04:35:00	Dark	145.50	93	53Bet Peg	2.5200	3100.0	291	11939	No
91	GOM_NL__2PRFIN20040612_043833_000000712027_00362_11939_3771.N1	12-JUN-2004 04:38:33	Dark	70.500	140	88Gam Peg	2.8340	26000.	141	11939	No
92	GOM_NL__2PRFIN20040612_045515_000000462027_00362_11939_3772.N1	12-JUN-2004 04:55:15	Dark	46.000	9	Alp Eri	0.45300	24000.	92	11939	No
93	GOM_NL__2PRFIN20040612_045819_000000672027_00363_11940_3742.N1	12-JUN-2004 04:58:19	Dark	67.000	18	24Alp PsA	1.1660	9700.0	134	11940	No
94	GOM_NL__2PRFIN20040612_050215_000000512027_00363_11940_3743.N1	12-JUN-2004 05:02:15	Dark	50.500	31	Alp Gru	1.7340	15200.	101	11940	No
95	GOM_NL__2PRFIN20040612_050353_000000622027_00363_11940_3744.N1	12-JUN-2004 05:03:53	Straylight	61.500	172	Gam Gru	3.0030	13100.	123	11940	No
96	GOM_NL__2PRFIN20040612_050624_000000462027_00363_11940_3745.N1	12-JUN-2004 05:06:24	Straylight	45.500	45	Alp Pav	1.9400	26000.	91	11940	No
97	GOM_NL__2PRFIN20040612_050846_000000502027_00363_11940_3746.N1	12-JUN-2004 05:08:46	Straylight	50.000	43	Alp TrA	1.9100	4250.0	100	11940	No
98	GOM_NL__2PRFIN20040612_051043_000000412027_00363_11940_3747.N1	12-JUN-2004 05:10:43	Straylight	40.500	134	Bet TrA	2.8100	6600.0	81	11940	No
99	GOM_NL__2PRFIN20040612_051303_000000412027_00363_11940_3748.N1	12-JUN-2004 05:13:03	Straylight	40.500	147	Alp Ara	2.8770	26000.	81	11940	No
100	GOM_NL__2PRFIN20040612_051447_000000492027_00363_11940_3749.N1	12-JUN-2004 05:14:47	Twi_and_stray	48.500	40	The Sco	1.8590	7100.0	97	11940	No
101	GOM_NL__2PRFIN20040612_051631_000000472027_00363_11940_3750.N1	12-JUN-2004 05:16:31	Twi_and_stray	47.000	25	35Lam Sco	1.6200	28000.	94	11940	No

102	GOM_NL__2PRFIN20040612_051802_000000432027_00363_11940_3751.N1	12-JUN-2004 05:18:02	Twilight	42.500	75	26Eps Sco	2.2910	4250.0	85	11940	No
103	GOM_NL__2PRFIN20040612_052004_000000642027_00363_11940_3752.N1	12-JUN-2004 05:20:04	Bright	63.500	155	41Pi Sgr	2.9000	6600.0	127	11940	No
104	GOM_NL__2PRFIN20040612_052315_000000422027_00363_11940_3753.N1	12-JUN-2004 05:23:15	Bright	41.500	86	35Eta Oph	2.4300	10200.	83	11940	No
105	GOM_NL__2PRFIN20040612_052501_000000392027_00363_11940_3754.N1	12-JUN-2004 05:25:01	Bright	39.000	98	13Zet Oph	2.5710	30000.	78	11940	No
106	GOM_NL__2PRFIN20040612_052707_000000382027_00363_11940_3755.N1	12-JUN-2004 05:27:07	Bright	37.500	120	1Del Oph	2.7340	3200.0	75	11940	No
107	GOM_NL__2PRFIN20040612_053008_000000372027_00363_11940_3756.N1	12-JUN-2004 05:30:08	Bright	36.500	102	24Alp Ser	2.6000	4250.0	73	11940	No
108	GOM_NL__2PRFIN20040612_053242_000000492027_00363_11940_3757.N1	12-JUN-2004 05:32:42	Bright	49.000	59	55Alp Oph	2.0800	8900.0	98	11940	No
109	GOM_NL__2PRFIN20040612_053429_000000392027_00363_11940_3758.N1	12-JUN-2004 05:34:29	Bright	38.500	127	27Bet Her	2.7810	4700.0	77	11940	No
110	GOM_NL__2PRFIN20040612_053552_000000382027_00363_11940_3759.N1	12-JUN-2004 05:35:52	Bright	37.500	67	5Alp CrB	2.2210	11000.	75	11940	No
111	GOM_NL__2PRFIN20040612_053736_000000392027_00363_11940_3760.N1	12-JUN-2004 05:37:36	Bright	38.500	133	40Zet Her	2.8070	6000.0	77	11940	No
112	GOM_NL__2PRFIN20040612_053939_000000392027_00363_11940_3761.N1	12-JUN-2004 05:39:39	Bright	39.000	180	27Gam Boo	3.0400	8000.0	78	11940	No
113	GOM_NL__2PRFIN20040612_054320_000000392027_00363_11940_3762.N1	12-JUN-2004 05:43:20	Bright	38.500	39	85Eta UMa	1.8540	24000.	77	11940	No
114	GOM_NL__2PRFIN20040612_054513_000000382027_00363_11940_3763.N1	12-JUN-2004 05:45:13	Bright	37.500	55	79Zet UMa	2.0600	10200.	75	11940	No
115	GOM_NL__2PRFIN20040612_054914_000000382027_00363_11940_3764.N1	12-JUN-2004 05:49:14	Bright	38.000	60	7Bet UMi	2.0810	3950.0	76	11940	No
116	GOM_NL__2PRFIN20040612_055354_000000362027_00363_11940_3765.N1	12-JUN-2004 05:53:54	Bright	36.000	49	1Alp UMi	1.9900	6300.0	72	11940	No
117	GOM_NL__2PRFIN20040612_060108_000002552027_00363_11940_3766.N1	12-JUN-2004 06:01:08	Twilight	255.00	92	53Eps Cyg	2.5000	4500.0	510	11940	No
118	GOM_NL__2PRFIN20040612_060735_000000412027_00363_11940_3767.N1	12-JUN-2004 06:07:35	Bright	40.500	73	57Gam1And	2.2600	13100.	81	11940	No
119	GOM_NL__2PRFIN20040612_060955_000000552027_00363_11940_3768.N1	12-JUN-2004 06:09:55	Twilight	55.000	53	43Bet And	2.0480	3300.0	110	11940	No
120	GOM_NL__2PRFIN20040612_061316_000000512027_00363_11940_3769.N1	12-JUN-2004 06:13:16	Twilight	50.500	50	13Alp Ari	2.0070	4250.0	101	11940	No
121	GOM_NL__2PRFIN20040612_061537_000001562027_00363_11940_3770.N1	12-JUN-2004 06:15:37	Dark	155.50	93	53Bet Peg	2.5200	3100.0	311	11940	No
122	GOM_NL__2PRFIN20040612_062824_000000642027_00363_11940_3771.N1	12-JUN-2004 06:28:24	Dark	64.000	52	16Bet Cet	2.0370	4500.0	128	11940	No
123	GOM_NL__2PRFIN20040612_063016_000000392027_00363_11940_3772.N1	12-JUN-2004 06:30:16	Dark	39.000	157	The1Eri	2.9060	9300.0	78	11940	No
124	GOM_NL__2PRFIN20040612_063551_000000492027_00363_11940_3773.N1	12-JUN-2004 06:35:51	Dark	48.500	9	Alp Eri	0.45300	24000.	97	11940	No
125	GOM_NL__2PRFIN20040612_063857_000000682027_00364_11941_3742.N1	12-JUN-2004 06:38:57	Dark	67.500	18	24Alp PsA	1.1660	9700.0	135	11941	No
126	GOM_NL__2PRFIN20040612_064253_000000512027_00364_11941_3743.N1	12-JUN-2004 06:42:53	Dark	51.000	31	Alp Gru	1.7340	15200.	102	11941	No
127	GOM_NL__2PRFIN20040612_064431_000000602027_00364_11941_3744.N1	12-JUN-2004 06:44:31	Straylight	60.000	172	Gam Gru	3.0030	13100.	120	11941	No
128	GOM_NL__2PRFIN20040612_064701_000000442027_00364_11941_3745.N1	12-JUN-2004 06:47:01	Straylight	43.500	45	Alp Pav	1.9400	26000.	87	11941	No
129	GOM_NL__2PRFIN20040612_064922_000000502027_00364_11941_3746.N1	12-JUN-2004 06:49:22	Straylight	49.500	43	Alp TrA	1.9100	4250.0	99	11941	No
130	GOM_NL__2PRFIN20040612_065119_000000392027_00364_11941_3747.N1	12-JUN-2004 06:51:19	Straylight	39.000	134	Bet TrA	2.8100	6600.0	78	11941	No
131	GOM_NL__2PRFIN20040612_065339_000000412027_00364_11941_3748.N1	12-JUN-2004 06:53:39	Straylight	40.500	147	Alp Ara	2.8770	26000.	81	11941	No
132	GOM_NL__2PRFIN20040612_065524_000000432027_00364_11941_3749.N1	12-JUN-2004 06:55:24	Twilight	42.500	40	The Sco	1.8590	7100.0	85	11941	No
133	GOM_NL__2PRFIN20040612_065708_000000442027_00364_11941_3750.N1	12-JUN-2004 06:57:08	Twilight	44.000	25	35Lam Sco	1.6200	28000.	88	11941	No
134	GOM_NL__2PRFIN20040612_065838_000000442027_00364_11941_3751.N1	12-JUN-2004 06:58:38	Twilight	44.000	75	26Eps Sco	2.2910	4250.0	88	11941	No
135	GOM_NL__2PRFIN20040612_070040_000000622027_00364_11941_3752.N1	12-JUN-2004 07:00:40	Bright	62.000	155	41Pi Sgr	2.9000	6600.0	124	11941	No
136	GOM_NL__2PRFIN20040612_070351_000000412027_00364_11941_3753.N1	12-JUN-2004 07:03:51	Bright	40.500	86	35Eta Oph	2.4300	10200.	81	11941	No
137	GOM_NL__2PRFIN20040612_070537_000000382027_00364_11941_3754.N1	12-JUN-2004 07:05:37	Bright	38.000	98	13Zet Oph	2.5710	30000.	76	11941	No
138	GOM_NL__2PRFIN20040612_070743_000000372027_00364_11941_3755.N1	12-JUN-2004 07:07:43	Bright	37.000	120	1Del Oph	2.7340	3200.0	74	11941	No
139	GOM_NL__2PRFIN20040612_071045_000000362027_00364_11941_3756.N1	12-JUN-2004 07:10:45	Bright	36.000	102	24Alp Ser	2.6000	4250.0	72	11941	No
140	GOM_NL__2PRFIN20040612_071318_000000472027_00364_11941_3757.N1	12-JUN-2004 07:13:18	Bright	47.000	59	55Alp Oph	2.0800	8900.0	94	11941	No
141	GOM_NL__2PRFIN20040612_071505_000000412027_00364_11941_3758.N1	12-JUN-2004 07:15:05	Bright	40.500	127	27Bet Her	2.7810	4700.0	81	11941	No
142	GOM_NL__2PRFIN20040612_071628_000000352027_00364_11941_3759.N1	12-JUN-2004 07:16:28	Bright	34.500	67	5Alp CrB	2.2210	11000.	69	11941	No
143	GOM_NL__2PRFIN20040612_071812_000000412027_00364_11941_3760.N1	12-JUN-2004 07:18:12	Bright	40.500	133	40Zet Her	2.8070	6000.0	81	11941	No
144	GOM_NL__2PRFIN20040612_072016_000000382027_00364_11941_3761.N1	12-JUN-2004 07:20:16	Bright	37.500	180	27Gam Boo	3.0400	8000.0	75	11941	No
145	GOM_NL__2PRFIN20040612_072357_000000392027_00364_11941_3762.N1	12-JUN-2004 07:23:57	Bright	38.500	39	85Eta UMa	1.8540	24000.	77	11941	No
146	GOM_NL__2PRFIN20040612_072550_000000382027_00364_11941_3763.N1	12-JUN-2004 07:25:50	Bright	37.500	55	79Zet UMa	2.0600	10200.	75	11941	No
147	GOM_NL__2PRFIN20040612_072951_000000372027_00364_11941_3764.N1	12-JUN-2004 07:29:51	Bright	37.000	60	7Bet UMi	2.0810	3950.0	74	11941	No
148	GOM_NL__2PRFIN20040612_073430_000000362027_00364_11941_3765.N1	12-JUN-2004 07:34:30	Bright	36.000	49	1Alp UMi	1.9900	6300.0	72	11941	No
149	GOM_NL__2PRFIN20040612_074140_000002552027_00364_11941_3766.N1	12-JUN-2004 07:41:40	Twilight	255.00	92	53Eps Cyg	2.5000	4500.0	510	11941	No
150	GOM_NL__2PRFIN20040612_074811_000000422027_00364_11941_3767.N1	12-JUN-2004 07:48:11	Bright	41.500	73	57Gam1And	2.2600	13100.	83	11941	No
151	GOM_NL__2PRFIN20040612_075032_000000582027_00364_11941_3768.N1	12-JUN-2004 07:50:32	Twilight	57.500	53	43Bet And	2.0480	3300.0	115	11941	No
152	GOM_NL__2PRFIN20040612_075353_000000462027_00364_11941_3769.N1	12-JUN-2004 07:53:53	Twilight	46.000	50	13Alp Ari	2.0070	4250.0	92	11941	No
153	GOM_NL__2PRFIN20040612_075614_000001502027_00364_11941_3770.N1	12-JUN-2004 07:56:14	Dark	150.00	93	53Bet Peg	2.5200	3100.0	300	11941	No
154	GOM_NL__2PRFIN20040612_080901_000000592027_00364_11941_3771.N1	12-JUN-2004 08:09:01	Dark	59.000	52	16Bet Cet	2.0370	4500.0	118	11941	No
155	GOM_NL__2PRFIN20040612_081052_000000402027_00364_11941_3772.N1	12-JUN-2004 08:10:52	Dark	39.500	157	The1Eri	2.9060	9300.0	79	11941	No
156	GOM_NL__2PRFIN20040612_081629_000000502027_00364_11941_3773.N1	12-JUN-2004 08:16:29	Dark	50.000	9	Alp Eri	0.45300	24000.	100	11941	No
157	GOM_NL__2PRFIN20040612_081935_000000682027_00365_11942_3849.N1	12-JUN-2004 08:19:35	Dark	67.500	18	24Alp PsA	1.1660	9700.0	135	11942	No
158	GOM_NL__2PRFIN20040612_082330_000000502027_00365_11942_3850.N1	12-JUN-2004 08:23:30	Dark	49.500	31	Alp Gru	1.7340	15200.	99	11942	No
159	GOM_NL__2PRFIN20040612_082508_000000592027_00365_11942_3851.N1	12-JUN-2004 08:25:08	Straylight	59.000	172	Gam Gru	3.0030	13100.	118	11942	No
160	GOM_NL__2PRFIN20040612_082737_000000432027_00365_11942_3852.N1	12-JUN-2004 08:27:37	Straylight	43.000	45	Alp Pav	1.9400	26000.	86	11942	No

161	GOM_NL__2PRFIN20040612_082958_000000482027_00365_11942_3853.N1	12-JUN-2004 08:29:58	Straylight	47.500	43	Alp TrA	1.9100	4250.0	95	11942	No
162	GOM_NL__2PRFIN20040612_083155_000000402027_00365_11942_3854.N1	12-JUN-2004 08:31:55	Straylight	39.500	134	Bet TrA	2.8100	6600.0	79	11942	No
163	GOM_NL__2PRFIN20040612_083416_000000412027_00365_11942_3855.N1	12-JUN-2004 08:34:16	Straylight	40.500	147	Alp Ara	2.8770	26000.	81	11942	No
164	GOM_NL__2PRFIN20040612_083600_000000442027_00365_11942_3856.N1	12-JUN-2004 08:36:00	Twi_and_stray	43.500	40	The Sco	1.8590	7100.0	87	11942	No
165	GOM_NL__2PRFIN20040612_083744_000000482027_00365_11942_3857.N1	12-JUN-2004 08:37:44	Twi_and_stray	47.500	25	35Lam Sco	1.6200	28000.	95	11942	No
166	GOM_NL__2PRFIN20040612_083914_000000442027_00365_11942_3858.N1	12-JUN-2004 08:39:14	Twi_and_stray	43.500	75	26Eps Sco	2.2910	4250.0	87	11942	No
167	GOM_NL__2PRFIN20040612_084117_000000632027_00365_11942_3859.N1	12-JUN-2004 08:41:17	Bright	62.500	155	41Pi Sgr	2.9000	6600.0	125	11942	No
168	GOM_NL__2PRFIN20040612_084428_000000412027_00365_11942_3860.N1	12-JUN-2004 08:44:28	Bright	40.500	86	35Eta Oph	2.4300	10200.	81	11942	No
169	GOM_NL__2PRFIN20040612_084613_000000392027_00365_11942_3861.N1	12-JUN-2004 08:46:13	Bright	39.000	98	13Zet Oph	2.5710	30000.	78	11942	No
170	GOM_NL__2PRFIN20040612_084819_000000372027_00365_11942_3862.N1	12-JUN-2004 08:48:19	Bright	37.000	120	1Del Oph	2.7340	3200.0	74	11942	No
171	GOM_NL__2PRFIN20040612_085120_000000362027_00365_11942_3863.N1	12-JUN-2004 08:51:20	Bright	36.000	102	24Alp Ser	2.6000	4250.0	72	11942	No
172	GOM_NL__2PRFIN20040612_085353_000000482027_00365_11942_3864.N1	12-JUN-2004 08:53:53	Bright	47.500	59	55Alp Oph	2.0800	8900.0	95	11942	No
173	GOM_NL__2PRFIN20040612_085541_000000402027_00365_11942_3865.N1	12-JUN-2004 08:55:41	Bright	40.000	127	27Bet Her	2.7810	4700.0	80	11942	No
174	GOM_NL__2PRFIN20040612_085704_000000362027_00365_11942_3866.N1	12-JUN-2004 08:57:04	Bright	35.500	67	5Alp CrB	2.2210	11000.	71	11942	No
175	GOM_NL__2PRFIN20040612_085848_000000392027_00365_11942_3867.N1	12-JUN-2004 08:58:48	Bright	39.000	133	40Zet Her	2.8070	6000.0	78	11942	No
176	GOM_NL__2PRFIN20040612_090052_000000362027_00365_11942_3868.N1	12-JUN-2004 09:00:52	Bright	36.000	180	27Gam Boo	3.0400	8000.0	72	11942	No
177	GOM_NL__2PRFIN20040612_090433_000000392027_00365_11942_3869.N1	12-JUN-2004 09:04:33	Bright	39.000	39	85Eta UMa	1.8540	24000.	78	11942	No
178	GOM_NL__2PRFIN20040612_090627_000000382027_00365_11942_3870.N1	12-JUN-2004 09:06:27	Bright	38.000	55	79Zet UMa	2.0600	10200.	76	11942	No
179	GOM_NL__2PRFIN20040612_091027_000000352027_00365_11942_3871.N1	12-JUN-2004 09:10:27	Bright	34.500	60	7Bet UMi	2.0810	3950.0	69	11942	No
180	GOM_NL__2PRFIN20040612_091506_000000382027_00365_11942_3872.N1	12-JUN-2004 09:15:06	Bright	37.500	49	1Alp UMi	1.9900	6300.0	75	11942	No
181	GOM_NL__2PRFIN20040612_092212_000002552027_00365_11942_3873.N1	12-JUN-2004 09:22:12	Twi_and_stray	255.00	92	53Eps Cyg	2.5000	4500.0	510	11942	No
182	GOM_NL__2PRFIN20040612_092847_000000402027_00365_11942_3874.N1	12-JUN-2004 09:28:47	Bright	40.000	73	57Gam1And	2.2600	13100.	80	11942	No
183	GOM_NL__2PRFIN20040612_093108_000000562027_00365_11942_3875.N1	12-JUN-2004 09:31:08	Twi_and_stray	55.500	53	43Bet And	2.0480	3300.0	111	11942	No
184	GOM_NL__2PRFIN20040612_093430_000000542027_00365_11942_3876.N1	12-JUN-2004 09:34:30	Twilight	53.500	50	13Alp Ari	2.0070	4250.0	107	11942	No
185	GOM_NL__2PRFIN20040612_093651_000001532027_00365_11942_3877.N1	12-JUN-2004 09:36:51	Dark	153.00	93	53Bet Peg	2.5200	3100.0	306	11942	No
186	GOM_NL__2PRFIN20040612_094938_000000582027_00365_11942_3878.N1	12-JUN-2004 09:49:38	Dark	57.500	52	16Bet Cet	2.0370	4500.0	115	11942	No
187	GOM_NL__2PRFIN20040612_095128_000000412027_00365_11942_3879.N1	12-JUN-2004 09:51:28	Dark	40.500	157	The1Eri	2.9060	9300.0	81	11942	No
188	GOM_NL__2PRFIN20040612_095705_000000442027_00365_11942_3880.N1	12-JUN-2004 09:57:05	Dark	44.000	9	Alp Eri	0.45300	24000.	88	11942	No
189	GOM_NL__2PRFIN20040612_100013_000000832027_00366_11943_3742.N1	12-JUN-2004 10:00:13	Dark	82.500	18	24Alp PsA	1.1660	9700.0	165	11943	No
190	GOM_NL__2PRFIN20040612_100407_000000512027_00366_11943_3743.N1	12-JUN-2004 10:04:07	Dark	51.000	31	Alp Gru	1.7340	15200.	102	11943	No
191	GOM_NL__2PRFIN20040612_100545_000000582027_00366_11943_3744.N1	12-JUN-2004 10:05:45	Straylight	57.500	172	Gam Gru	3.0030	13100.	115	11943	No
192	GOM_NL__2PRFIN20040612_100814_000000442027_00366_11943_3745.N1	12-JUN-2004 10:08:14	Straylight	44.000	45	Alp Pav	1.9400	26000.	88	11943	No
193	GOM_NL__2PRFIN20040612_101034_000000422027_00366_11943_3746.N1	12-JUN-2004 10:10:34	Straylight	42.000	43	Alp TrA	1.9100	4250.0	84	11943	No
194	GOM_NL__2PRFIN20040612_101231_000000392027_00366_11943_3747.N1	12-JUN-2004 10:12:31	Straylight	39.000	134	Bet TrA	2.8100	6600.0	78	11943	No
195	GOM_NL__2PRFIN20040612_101452_000000412027_00366_11943_3748.N1	12-JUN-2004 10:14:52	Straylight	41.000	147	Alp Ara	2.8770	26000.	82	11943	No
196	GOM_NL__2PRFIN20040612_101636_000000502027_00366_11943_3749.N1	12-JUN-2004 10:16:36	Twi_and_stray	49.500	40	The Sco	1.8590	7100.0	99	11943	No
197	GOM_NL__2PRFIN20040612_101820_000000432027_00366_11943_3750.N1	12-JUN-2004 10:18:20	Twi_and_stray	42.500	25	35Lam Sco	1.6200	28000.	85	11943	No
198	GOM_NL__2PRFIN20040612_101950_000000422027_00366_11943_3751.N1	12-JUN-2004 10:19:50	Twi_and_stray	41.500	75	26Eps Sco	2.2910	4250.0	83	11943	No
199	GOM_NL__2PRFIN20040612_102152_000000632027_00366_11943_3752.N1	12-JUN-2004 10:21:52	Bright	63.000	155	41Pi Sgr	2.9000	6600.0	126	11943	No
200	GOM_NL__2PRFIN20040612_102503_000000422027_00366_11943_3753.N1	12-JUN-2004 10:25:03	Bright	41.500	86	35Eta Oph	2.4300	10200.	83	11943	No
201	GOM_NL__2PRFIN20040612_102649_000000392027_00366_11943_3754.N1	12-JUN-2004 10:26:49	Bright	39.000	98	13Zet Oph	2.5710	30000.	78	11943	No
202	GOM_NL__2PRFIN20040612_102855_000000372027_00366_11943_3755.N1	12-JUN-2004 10:28:55	Bright	37.000	120	1Del Oph	2.7340	3200.0	74	11943	No
203	GOM_NL__2PRFIN20040612_103156_000000372027_00366_11943_3756.N1	12-JUN-2004 10:31:56	Bright	36.500	102	24Alp Ser	2.6000	4250.0	73	11943	No
204	GOM_NL__2PRFIN20040612_103428_000000452027_00366_11943_3757.N1	12-JUN-2004 10:34:28	Bright	45.000	59	55Alp Oph	2.0800	8900.0	90	11943	No
205	GOM_NL__2PRFIN20040612_103617_000000402027_00366_11943_3758.N1	12-JUN-2004 10:36:17	Bright	39.500	127	27Bet Her	2.7810	4700.0	79	11943	No
206	GOM_NL__2PRFIN20040612_103740_000000392027_00366_11943_3759.N1	12-JUN-2004 10:37:40	Bright	38.500	67	5Alp CrB	2.2210	11000.	77	11943	No
207	GOM_NL__2PRFIN20040612_103923_000000392027_00366_11943_3760.N1	12-JUN-2004 10:39:23	Bright	38.500	133	40Zet Her	2.8070	6000.0	77	11943	No
208	GOM_NL__2PRFIN20040612_104128_000000402027_00366_11943_3761.N1	12-JUN-2004 10:41:28	Bright	40.000	180	27Gam Boo	3.0400	8000.0	80	11943	No
209	GOM_NL__2PRFIN20040612_104509_000000392027_00366_11943_3762.N1	12-JUN-2004 10:45:09	Bright	38.500	39	85Eta UMa	1.8540	24000.	77	11943	No
210	GOM_NL__2PRFIN20040612_104703_000000392027_00366_11943_3763.N1	12-JUN-2004 10:47:03	Bright	38.500	55	79Zet UMa	2.0600	10200.	77	11943	No
211	GOM_NL__2PRFIN20040612_105102_000000392027_00366_11943_3764.N1	12-JUN-2004 10:51:02	Bright	39.000	60	7Bet UMi	2.0810	3950.0	78	11943	No
212	GOM_NL__2PRFIN20040612_105541_000000372027_00366_11943_3765.N1	12-JUN-2004 10:55:41	Bright	36.500	49	1Alp UMi	1.9900	6300.0	73	11943	No
213	GOM_NL__2PRFIN20040612_110244_000002552027_00366_11943_3766.N1	12-JUN-2004 11:02:44	Twi_and_stray	255.00	92	53Eps Cyg	2.5000	4500.0	510	11943	No
214	GOM_NL__2PRFIN20040612_110923_000000422027_00366_11943_3767.N1	12-JUN-2004 11:09:23	Bright	41.500	73	57Gam1And	2.2600	13100.	83	11943	No
215	GOM_NL__2PRFIN20040612_111144_000000552027_00366_11943_3768.N1	12-JUN-2004 11:11:44	Twi_and_stray	55.000	53	43Bet And	2.0480	3300.0	110	11943	No
216	GOM_NL__2PRFIN20040612_111505_000000492027_00366_11943_3769.N1	12-JUN-2004 11:15:05	Twilight	48.500	50	13Alp Ari	2.0070	4250.0	97	11943	No
217	GOM_NL__2PRFIN20040612_111728_000001462027_00366_11943_3770.N1	12-JUN-2004 11:17:28	Dark	145.50	93	53Bet Peg	2.5200	3100.0	291	11943	No
218	GOM_NL__2PRFIN20040612_113015_000000672027_00366_11943_3771.N1	12-JUN-2004 11:30:15	Dark	67.000	52	16Bet Cet	2.0370	4500.0	134	11943	No
219	GOM_NL__2PRFIN20040612_113204_000000382027_00366_11943_3772.N1	12-JUN-2004 11:32:04	Dark	38.000	157	The1Eri	2.9060	9300.0	76	11943	No

220	GOM_NL__2PRFIN20040612_113741_000000462027_00366_11943_3773.N1	12-JUN-2004 11:37:41	Dark	45.500	9	Alp Eri	0.45300	24000.	91	11943	No
221	GOM_NL__2PRFIN20040612_114050_000000672027_00367_11944_3762.N1	12-JUN-2004 11:40:50	Dark	66.500	18	24Alp PsA	1.1660	9700.0	133	11944	No
222	GOM_NL__2PRFIN20040612_114444_000000502027_00367_11944_3763.N1	12-JUN-2004 11:44:44	Dark	50.000	31	Alp Gru	1.7340	15200.	100	11944	No
223	GOM_NL__2PRFIN20040612_114622_000000592027_00367_11944_3764.N1	12-JUN-2004 11:46:22	Straylight	59.000	172	Gam Gru	3.0030	13100.	118	11944	No
224	GOM_NL__2PRFIN20040612_114850_000000442027_00367_11944_3765.N1	12-JUN-2004 11:48:50	Straylight	44.000	45	Alp Pav	1.9400	26000.	88	11944	No
225	GOM_NL__2PRFIN20040612_115110_000000432027_00367_11944_3766.N1	12-JUN-2004 11:51:10	Straylight	43.000	43	Alp TrA	1.9100	4250.0	86	11944	No
226	GOM_NL__2PRFIN20040612_115307_000000402027_00367_11944_3767.N1	12-JUN-2004 11:53:07	Straylight	40.000	134	Bet TrA	2.8100	6600.0	80	11944	No
227	GOM_NL__2PRFIN20040612_115527_000000412027_00367_11944_3768.N1	12-JUN-2004 11:55:27	Straylight	41.000	147	Alp Ara	2.8770	26000.	82	11944	No
228	GOM_NL__2PRFIN20040612_115712_000000442027_00367_11944_3769.N1	12-JUN-2004 11:57:12	Twilight	44.000	40	The Sco	1.8590	7100.0	88	11944	No
229	GOM_NL__2PRFIN20040612_115856_000000452027_00367_11944_3770.N1	12-JUN-2004 11:58:56	Twilight	45.000	25	35Lam Sco	1.6200	28000.	90	11944	No
230	GOM_NL__2PRFIN20040612_120026_000000442027_00367_11944_3771.N1	12-JUN-2004 12:00:26	Twilight	43.500	75	26Eps Sco	2.2910	4250.0	87	11944	No
231	GOM_NL__2PRFIN20040612_120228_000000632027_00367_11944_3772.N1	12-JUN-2004 12:02:28	Bright	63.000	155	41Pi Sgr	2.9000	6600.0	126	11944	No
232	GOM_NL__2PRFIN20040612_120539_000000422027_00367_11944_3773.N1	12-JUN-2004 12:05:39	Bright	41.500	86	35Eta Oph	2.4300	10200.	83	11944	No
233	GOM_NL__2PRFIN20040612_120725_000000402027_00367_11944_3774.N1	12-JUN-2004 12:07:25	Bright	39.500	98	13Zet Oph	2.5710	30000.	79	11944	No
234	GOM_NL__2PRFIN20040612_120931_000000382027_00367_11944_3775.N1	12-JUN-2004 12:09:31	Bright	37.500	120	1Del Oph	2.7340	3200.0	75	11944	No
235	GOM_NL__2PRFIN20040612_121232_000000372027_00367_11944_3776.N1	12-JUN-2004 12:12:32	Bright	37.000	102	24Alp Ser	2.6000	4250.0	74	11944	No
236	GOM_NL__2PRFIN20040612_121504_000000492027_00367_11944_3777.N1	12-JUN-2004 12:15:04	Bright	48.500	59	55Alp Oph	2.0800	8900.0	97	11944	No
237	GOM_NL__2PRFIN20040612_121652_000000382027_00367_11944_3778.N1	12-JUN-2004 12:16:52	Bright	37.500	127	27Bet Her	2.7810	4700.0	75	11944	No
238	GOM_NL__2PRFIN20040612_121816_000000352027_00367_11944_3779.N1	12-JUN-2004 12:18:16	Bright	35.000	67	5Alp CrB	2.2210	11000.	70	11944	No
239	GOM_NL__2PRFIN20040612_121959_000000412027_00367_11944_3780.N1	12-JUN-2004 12:19:59	Bright	41.000	133	40Zet Her	2.8070	6000.0	82	11944	No
240	GOM_NL__2PRFIN20040612_122203_000000372027_00367_11944_3781.N1	12-JUN-2004 12:22:03	Bright	37.000	180	27Gam Boo	3.0400	8000.0	74	11944	No
241	GOM_NL__2PRFIN20040612_122545_000000402027_00367_11944_3782.N1	12-JUN-2004 12:25:45	Bright	40.000	39	85Eta UMa	1.8540	24000.	80	11944	No
242	GOM_NL__2PRFIN20040612_122739_000000392027_00367_11944_3783.N1	12-JUN-2004 12:27:39	Bright	39.000	55	79Zet UMa	2.0600	10200.	78	11944	No
243	GOM_NL__2PRFIN20040612_123138_000000392027_00367_11944_3784.N1	12-JUN-2004 12:31:38	Bright	38.500	60	7Bet UMi	2.0810	3950.0	77	11944	No
244	GOM_NL__2PRFIN20040612_123617_000000372027_00367_11944_3785.N1	12-JUN-2004 12:36:17	Bright	37.000	49	1Alp UMi	1.9900	6300.0	74	11944	No
245	GOM_NL__2PRFIN20040612_124316_000002552027_00367_11944_3786.N1	12-JUN-2004 12:43:16	Twilight	255.00	92	53Eps Cyg	2.5000	4500.0	510	11944	No
246	GOM_NL__2PRFIN20040612_124958_000000412027_00367_11944_3787.N1	12-JUN-2004 12:49:58	Bright	41.000	73	57Gam1And	2.2600	13100.	82	11944	No
247	GOM_NL__2PRFIN20040612_125219_000000562027_00367_11944_3788.N1	12-JUN-2004 12:52:19	Twilight	56.000	53	43Bet And	2.0480	3300.0	112	11944	No
248	GOM_NL__2PRFIN20040612_125541_000000492027_00367_11944_3789.N1	12-JUN-2004 12:55:41	Twilight	49.000	50	13Alp Ari	2.0070	4250.0	98	11944	No
249	GOM_NL__2PRFIN20040612_125804_000001502027_00367_11944_3790.N1	12-JUN-2004 12:58:04	Dark	149.50	93	53Bet Peg	2.5200	3100.0	299	11944	No
250	GOM_NL__2PRFIN20040612_131052_000000582027_00367_11944_3791.N1	12-JUN-2004 13:10:52	Dark	58.000	52	16Bet Cet	2.0370	4500.0	116	11944	No
251	GOM_NL__2PRFIN20040612_131240_000000402027_00367_11944_3792.N1	12-JUN-2004 13:12:40	Dark	40.000	157	The1Eri	2.9060	9300.0	80	11944	No
252	GOM_NL__2PRFIN20040612_131817_000000522027_00367_11944_3793.N1	12-JUN-2004 13:18:17	Dark	51.500	9	Alp Eri	0.45300	24000.	103	11944	No
253	GOM_NL__2PRFIN20040612_150205_000000712027_00369_11946_3763.N1	12-JUN-2004 15:02:05	Dark	70.500	18	24Alp PsA	1.1660	9700.0	141	11946	No
254	GOM_NL__2PRFIN20040612_150425_000000392027_00369_11946_3764.N1	12-JUN-2004 15:04:25	Dark	38.500	135	Bet Hyi	2.8200	5800.0	77	11946	No
255	GOM_NL__2PRFIN20040612_150557_000000502027_00369_11946_3765.N1	12-JUN-2004 15:05:57	Dark	50.000	31	Alp Gru	1.7340	15200.	100	11946	No
256	GOM_NL__2PRFIN20040612_150737_000000622027_00369_11946_3766.N1	12-JUN-2004 15:07:37	Straylight	61.500	172	Gam Gru	3.0030	13100.	123	11946	No
257	GOM_NL__2PRFIN20040612_151003_000000472027_00369_11946_3767.N1	12-JUN-2004 15:10:03	Straylight	46.500	45	Alp Pav	1.9400	26000.	93	11946	No
258	GOM_NL__2PRFIN20040612_151222_000000412027_00369_11946_3768.N1	12-JUN-2004 15:12:22	Straylight	40.500	43	Alp TrA	1.9100	4250.0	81	11946	No
259	GOM_NL__2PRFIN20040612_151419_000000392027_00369_11946_3769.N1	12-JUN-2004 15:14:19	Straylight	39.000	134	Bet TrA	2.8100	6600.0	78	11946	No
260	GOM_NL__2PRFIN20040612_151640_000000412027_00369_11946_3770.N1	12-JUN-2004 15:16:40	Straylight	41.000	147	Alp Ara	2.8770	26000.	82	11946	No
261	GOM_NL__2PRFIN20040612_151824_000000472027_00369_11946_3771.N1	12-JUN-2004 15:18:24	Twilight	47.000	40	The Sco	1.8590	7100.0	94	11946	No
262	GOM_NL__2PRFIN20040612_152008_000000462027_00369_11946_3772.N1	12-JUN-2004 15:20:08	Twilight	45.500	25	35Lam Sco	1.6200	28000.	91	11946	No
263	GOM_NL__2PRFIN20040612_152149_000000582027_00369_11946_3773.N1	12-JUN-2004 15:21:49	Bright	58.000	57	34Sig Sgr	2.0660	26000.	116	11946	No
264	GOM_NL__2PRFIN20040612_152341_000000632027_00369_11946_3774.N1	12-JUN-2004 15:23:41	Bright	62.500	155	41Pi Sgr	2.9000	6600.0	125	11946	No
265	GOM_NL__2PRFIN20040612_152651_000000432027_00369_11946_3775.N1	12-JUN-2004 15:26:51	Bright	42.500	86	35Eta Oph	2.4300	10200.	85	11946	No
266	GOM_NL__2PRFIN20040612_152836_000000402027_00369_11946_3776.N1	12-JUN-2004 15:28:36	Bright	39.500	98	13Zet Oph	2.5710	30000.	79	11946	No
267	GOM_NL__2PRFIN20040612_153042_000000392027_00369_11946_3777.N1	12-JUN-2004 15:30:42	Bright	38.500	120	1Del Oph	2.7340	3200.0	77	11946	No
268	GOM_NL__2PRFIN20040612_153344_000000372027_00369_11946_3778.N1	12-JUN-2004 15:33:44	Bright	37.000	102	24Alp Ser	2.6000	4250.0	74	11946	No
269	GOM_NL__2PRFIN20040612_153615_000000482027_00369_11946_3779.N1	12-JUN-2004 15:36:15	Bright	48.000	59	55Alp Oph	2.0800	8900.0	96	11946	No
270	GOM_NL__2PRFIN20040612_153804_000000392027_00369_11946_3780.N1	12-JUN-2004 15:38:04	Bright	38.500	127	27Bet Her	2.7810	4700.0	77	11946	No
271	GOM_NL__2PRFIN20040612_153928_000000472027_00369_11946_3781.N1	12-JUN-2004 15:39:28	Bright	47.000	67	5Alp CrB	2.2210	11000.	94	11946	No
272	GOM_NL__2PRFIN20040612_154110_000000382027_00369_11946_3782.N1	12-JUN-2004 15:41:10	Bright	37.500	133	40Zet Her	2.8070	6000.0	75	11946	No
273	GOM_NL__2PRFIN20040612_154315_000000382027_00369_11946_3783.N1	12-JUN-2004 15:43:15	Bright	38.000	180	27Gam Boo	3.0400	8000.0	76	11946	No
274	GOM_NL__2PRFIN20040612_154658_000000392027_00369_11946_3784.N1	12-JUN-2004 15:46:58	Bright	39.000	39	85Eta UMa	1.8540	24000.	78	11946	No
275	GOM_NL__2PRFIN20040612_154851_000000402027_00369_11946_3785.N1	12-JUN-2004 15:48:51	Bright	40.000	55	79Zet UMa	2.0600	10200.	80	11946	No
276	GOM_NL__2PRFIN20040612_155250_000000392027_00369_11946_3786.N1	12-JUN-2004 15:52:50	Bright	39.000	60	7Bet UMi	2.0810	3950.0	78	11946	No
277	GOM_NL__2PRFIN20040612_155729_000000392027_00369_11946_3787.N1	12-JUN-2004 15:57:29	Bright	38.500	49	1Alp UMi	1.9900	6300.0	77	11946	No
278	GOM_NL__2PRFIN20040612_160420_000002552027_00369_11946_3788.N1	12-JUN-2004 16:04:20	Twilight	255.00	92	53Eps Cyg	2.5000	4500.0	510	11946	No

279	GOM_NL__2PRFIN20040612_161110_000000432027_00369_11946_3789.N1	12-JUN-2004 16:11:10	Bright	43.000	73	57Gam1And	2.2600	13100.	86	11946	No
280	GOM_NL__2PRFIN20040612_161331_000000552027_00369_11946_3790.N1	12-JUN-2004 16:13:31	Twilight	54.500	53	43Bet And	2.0480	3300.0	109	11946	No
281	GOM_NL__2PRFIN20040612_161654_000000482027_00369_11946_3791.N1	12-JUN-2004 16:16:54	Twilight	48.000	50	13Alp Ari	2.0070	4250.0	96	11946	No
282	GOM_NL__2PRFIN20040612_161919_000001652027_00369_11946_3792.N1	12-JUN-2004 16:19:19	Dark	164.50	93	53Bet Peg	2.5200	3100.0	329	11946	No
283	GOM_NL__2PRFIN20040612_163352_000000402027_00369_11946_3793.N1	12-JUN-2004 16:33:52	Dark	39.500	157	The1Eri	2.9060	9300.0	79	11946	No
284	GOM_NL__2PRFIN20040612_163929_000000492027_00369_11946_3794.N1	12-JUN-2004 16:39:29	Dark	49.000	9	Alp Eri	0.45300	24000.	98	11946	No
285	GOM_NL__2PRFIN20040612_164243_000000722027_00370_11947_3763.N1	12-JUN-2004 16:42:43	Dark	72.000	18	24Alp PsA	1.1660	9700.0	144	11947	No
286	GOM_NL__2PRFIN20040612_164501_000000412027_00370_11947_3764.N1	12-JUN-2004 16:45:01	Dark	40.500	135	Bet Hyi	2.8200	5800.0	81	11947	No
287	GOM_NL__2PRFIN20040612_164635_000000562027_00370_11947_3765.N1	12-JUN-2004 16:46:35	Dark	55.500	31	Alp Gru	1.7340	15200.	111	11947	No
288	GOM_NL__2PRFIN20040612_164814_000000602027_00370_11947_3766.N1	12-JUN-2004 16:48:14	Straylight	59.500	172	Gam Gru	3.0030	13100.	119	11947	No
289	GOM_NL__2PRFIN20040612_165039_000000442027_00370_11947_3767.N1	12-JUN-2004 16:50:39	Straylight	43.500	45	Alp Pav	1.9400	26000.	87	11947	No
290	GOM_NL__2PRFIN20040612_165259_000000412027_00370_11947_3768.N1	12-JUN-2004 16:52:59	Straylight	40.500	43	Alp TrA	1.9100	4250.0	81	11947	No
291	GOM_NL__2PRFIN20040612_165454_000000392027_00370_11947_3769.N1	12-JUN-2004 16:54:54	Straylight	39.000	134	Bet TrA	2.8100	6600.0	78	11947	No
292	GOM_NL__2PRFIN20040612_165716_000000402027_00370_11947_3770.N1	12-JUN-2004 16:57:16	Straylight	40.000	147	Alp Ara	2.8770	26000.	80	11947	No
293	GOM_NL__2PRFIN20040612_165901_000000472027_00370_11947_3771.N1	12-JUN-2004 16:59:01	Twilight	46.500	40	The Sco	1.8590	7100.0	93	11947	No
294	GOM_NL__2PRFIN20040612_170045_000000472027_00370_11947_3772.N1	12-JUN-2004 17:00:45	Twilight	46.500	25	35Lam Sco	1.6200	28000.	93	11947	No
295	GOM_NL__2PRFIN20040612_170226_000000622027_00370_11947_3773.N1	12-JUN-2004 17:02:26	Bright	61.500	57	34Sig Sgr	2.0660	26000.	123	11947	No
296	GOM_NL__2PRFIN20040612_170417_000000622027_00370_11947_3774.N1	12-JUN-2004 17:04:17	Bright	61.500	155	41Pi Sgr	2.9000	6600.0	123	11947	No
297	GOM_NL__2PRFIN20040612_170727_000000422027_00370_11947_3775.N1	12-JUN-2004 17:07:27	Bright	41.500	86	35Eta Oph	2.4300	10200.	83	11947	No
298	GOM_NL__2PRFIN20040612_170912_000000402027_00370_11947_3776.N1	12-JUN-2004 17:09:12	Bright	39.500	98	13Zet Oph	2.5710	30000.	79	11947	No
299	GOM_NL__2PRFIN20040612_171118_000000392027_00370_11947_3777.N1	12-JUN-2004 17:11:18	Bright	38.500	120	1Del Oph	2.7340	3200.0	77	11947	No
300	GOM_NL__2PRFIN20040612_171420_000000372027_00370_11947_3778.N1	12-JUN-2004 17:14:20	Bright	37.000	102	24Alp Ser	2.6000	4250.0	74	11947	No
301	GOM_NL__2PRFIN20040612_171651_000000492027_00370_11947_3779.N1	12-JUN-2004 17:16:51	Bright	48.500	59	55Alp Oph	2.0800	8900.0	97	11947	No
302	GOM_NL__2PRFIN20040612_171840_000000402027_00370_11947_3780.N1	12-JUN-2004 17:18:40	Bright	39.500	127	27Bet Her	2.7810	4700.0	79	11947	No
303	GOM_NL__2PRFIN20040612_172004_000000382027_00370_11947_3781.N1	12-JUN-2004 17:20:04	Bright	37.500	67	5Alp CrB	2.2210	11000.	75	11947	No
304	GOM_NL__2PRFIN20040612_172146_000000402027_00370_11947_3782.N1	12-JUN-2004 17:21:46	Bright	39.500	133	40Zet Her	2.8070	6000.0	79	11947	No
305	GOM_NL__2PRFIN20040612_172352_000000362027_00370_11947_3783.N1	12-JUN-2004 17:23:52	Bright	36.000	180	27Gam Boo	3.0400	8000.0	72	11947	No
306	GOM_NL__2PRFIN20040612_172734_000000392027_00370_11947_3784.N1	12-JUN-2004 17:27:34	Bright	39.000	39	85Eta UMa	1.8540	24000.	78	11947	No
307	GOM_NL__2PRFIN20040612_172928_000000392027_00370_11947_3785.N1	12-JUN-2004 17:29:28	Bright	38.500	55	79Zet UMa	2.0600	10200.	77	11947	No
308	GOM_NL__2PRFIN20040612_173326_000000382027_00370_11947_3786.N1	12-JUN-2004 17:33:26	Bright	37.500	60	7Bet UMi	2.0810	3950.0	75	11947	No
309	GOM_NL__2PRFIN20040612_173805_000000382027_00370_11947_3787.N1	12-JUN-2004 17:38:05	Bright	38.000	49	1Alp UMi	1.9900	6300.0	76	11947	No
310	GOM_NL__2PRFIN20040612_174452_0000002552027_00370_11947_3788.N1	12-JUN-2004 17:44:52	Twilight	255.00	92	53Eps Cyg	2.5000	4500.0	510	11947	No
311	GOM_NL__2PRFIN20040612_175147_000000432027_00370_11947_3789.N1	12-JUN-2004 17:51:47	Bright	42.500	73	57Gam1And	2.2600	13100.	85	11947	No
312	GOM_NL__2PRFIN20040612_175407_000000552027_00370_11947_3790.N1	12-JUN-2004 17:54:07	Twilight	54.500	53	43Bet And	2.0480	3300.0	109	11947	No
313	GOM_NL__2PRFIN20040612_175731_000000492027_00370_11947_3791.N1	12-JUN-2004 17:57:31	Twilight	48.500	50	13Alp Ari	2.0070	4250.0	97	11947	No
314	GOM_NL__2PRFIN20040612_175956_000001702027_00370_11947_3792.N1	12-JUN-2004 17:59:56	Dark	170.00	93	53Bet Peg	2.5200	3100.0	340	11947	No
315	GOM_NL__2PRFIN20040612_181428_000000402027_00370_11947_3793.N1	12-JUN-2004 18:14:28	Dark	40.000	157	The1Eri	2.9060	9300.0	80	11947	No
316	GOM_NL__2PRFIN20040612_182006_000000412027_00370_11947_3794.N1	12-JUN-2004 18:20:06	Dark	41.000	9	Alp Eri	0.45300	24000.	82	11947	No
317	GOM_NL__2PRFIN20040612_182320_000000682027_00371_11948_3763.N1	12-JUN-2004 18:23:20	Dark	68.000	18	24Alp PsA	1.1660	9700.0	136	11948	No
318	GOM_NL__2PRFIN20040612_182538_000000392027_00371_11948_3764.N1	12-JUN-2004 18:25:38	Dark	39.000	135	Bet Hyi	2.8200	5800.0	78	11948	No
319	GOM_NL__2PRFIN20040612_182712_000000522027_00371_11948_3765.N1	12-JUN-2004 18:27:12	Dark	51.500	31	Alp Gru	1.7340	15200.	103	11948	No
320	GOM_NL__2PRFIN20040612_182852_000000602027_00371_11948_3766.N1	12-JUN-2004 18:28:52	Straylight	59.500	172	Gam Gru	3.0030	13100.	119	11948	No
321	GOM_NL__2PRFIN20040612_183116_000000442027_00371_11948_3767.N1	12-JUN-2004 18:31:16	Straylight	44.000	45	Alp Pav	1.9400	26000.	88	11948	No
322	GOM_NL__2PRFIN20040612_183335_000000412027_00371_11948_3768.N1	12-JUN-2004 18:33:35	Straylight	40.500	43	Alp TrA	1.9100	4250.0	81	11948	No
323	GOM_NL__2PRFIN20040612_183531_000000392027_00371_11948_3769.N1	12-JUN-2004 18:35:31	Straylight	38.500	134	Bet TrA	2.8100	6600.0	77	11948	No
324	GOM_NL__2PRFIN20040612_183753_000000392027_00371_11948_3770.N1	12-JUN-2004 18:37:53	Straylight	39.000	147	Alp Ara	2.8770	26000.	78	11948	No
325	GOM_NL__2PRFIN20040612_183938_000000462027_00371_11948_3771.N1	12-JUN-2004 18:39:38	Twilight	46.000	40	The Sco	1.8590	7100.0	92	11948	No
326	GOM_NL__2PRFIN20040612_184121_000000462027_00371_11948_3772.N1	12-JUN-2004 18:41:21	Twilight	46.000	25	35Lam Sco	1.6200	28000.	92	11948	No
327	GOM_NL__2PRFIN20040612_184303_000000642027_00371_11948_3773.N1	12-JUN-2004 18:43:03	Bright	64.000	57	34Sig Sgr	2.0660	26000.	128	11948	No
328	GOM_NL__2PRFIN20040612_184454_000000622027_00371_11948_3774.N1	12-JUN-2004 18:44:54	Bright	61.500	155	41Pi Sgr	2.9000	6600.0	123	11948	No
329	GOM_NL__2PRFIN20040612_184804_000000422027_00371_11948_3775.N1	12-JUN-2004 18:48:04	Bright	41.500	86	35Eta Oph	2.4300	10200.	83	11948	No
330	GOM_NL__2PRFIN20040612_184948_000000402027_00371_11948_3776.N1	12-JUN-2004 18:49:48	Bright	40.000	98	13Zet Oph	2.5710	30000.	80	11948	No
331	GOM_NL__2PRFIN20040612_185155_000000382027_00371_11948_3777.N1	12-JUN-2004 18:51:55	Bright	38.000	120	1Del Oph	2.7340	3200.0	76	11948	No
332	GOM_NL__2PRFIN20040612_185456_000000372027_00371_11948_3778.N1	12-JUN-2004 18:54:56	Bright	36.500	102	24Alp Ser	2.6000	4250.0	73	11948	No
333	GOM_NL__2PRFIN20040612_185726_000000472027_00371_11948_3779.N1	12-JUN-2004 18:57:26	Bright	47.000	59	55Alp Oph	2.0800	8900.0	94	11948	No
334	GOM_NL__2PRFIN20040612_185916_000000412027_00371_11948_3780.N1	12-JUN-2004 18:59:16	Bright	41.000	127	27Bet Her	2.7810	4700.0	82	11948	No
335	GOM_NL__2PRFIN20040612_190040_000000382027_00371_11948_3781.N1	12-JUN-2004 19:00:40	Bright	37.500	67	5Alp CrB	2.2210	11000.	75	11948	No
336	GOM_NL__2PRFIN20040612_190222_000000402027_00371_11948_3782.N1	12-JUN-2004 19:02:22	Bright	40.000	133	40Zet Her	2.8070	6000.0	80	11948	No
337	GOM_NL__2PRFIN20040612_190429_000000372027_00371_11948_3783.N1	12-JUN-2004 19:04:29	Bright	36.500	180	27Gam Boo	3.0400	8000.0	73	11948	No

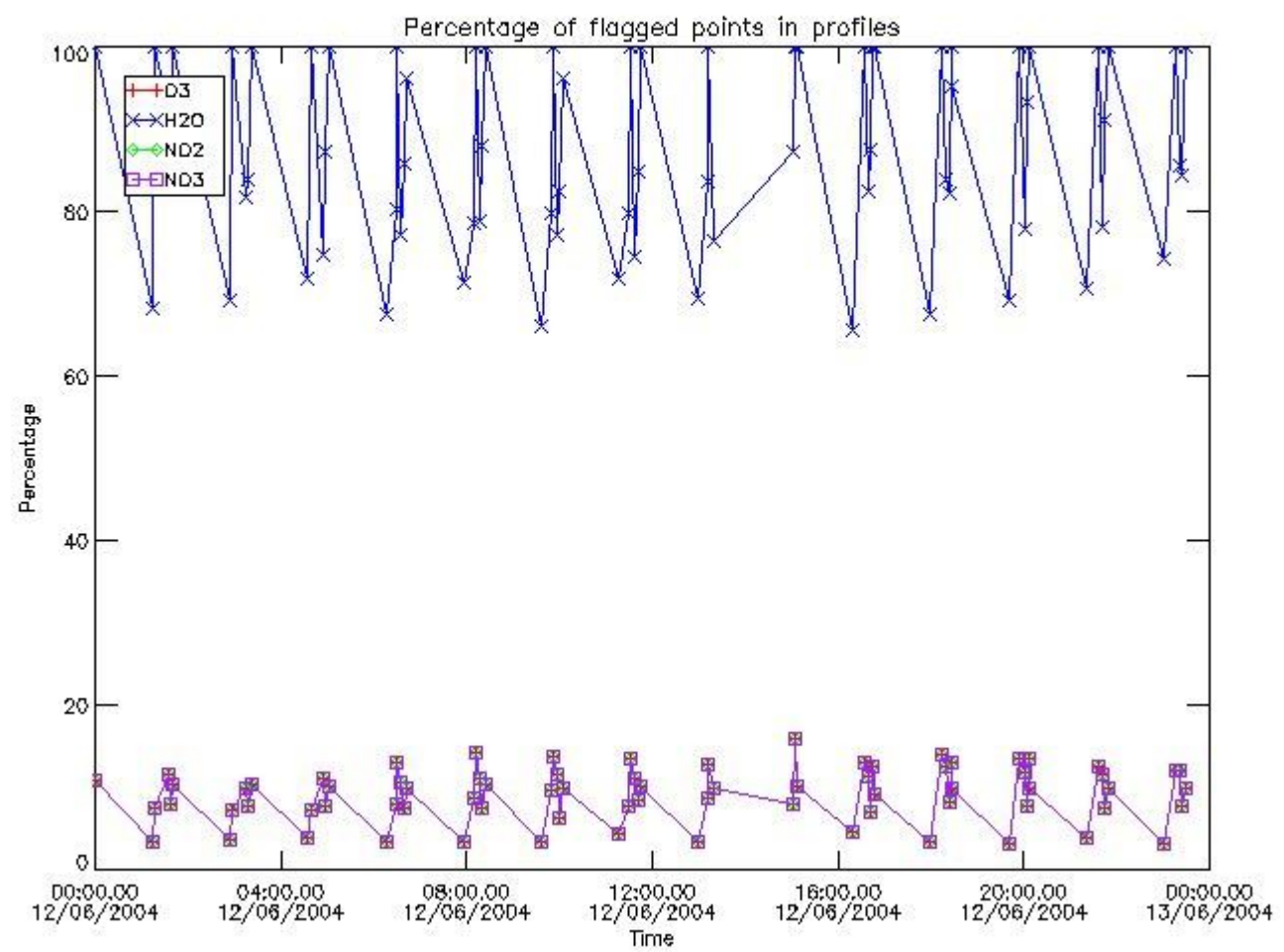
338	GOM_NL__2PRFIN20040612_190811_000000402027_00371_11948_3784.N1	12-JUN-2004 19:08:11	Bright	39.500	39	85Eta UMa	1.8540	24000.	79	11948	No
339	GOM_NL__2PRFIN20040612_191004_000000362027_00371_11948_3785.N1	12-JUN-2004 19:10:04	Bright	36.000	55	79Zet UMa	2.0600	10200.	72	11948	No
340	GOM_NL__2PRFIN20040612_191402_000000392027_00371_11948_3786.N1	12-JUN-2004 19:14:02	Bright	39.000	60	7Bet UMi	2.0810	3950.0	78	11948	No
341	GOM_NL__2PRFIN20040612_191841_000000372027_00371_11948_3787.N1	12-JUN-2004 19:18:41	Bright	37.000	49	1Alp UMi	1.9900	6300.0	74	11948	No
342	GOM_NL__2PRFIN20040612_192524_000002552027_00371_11948_3788.N1	12-JUN-2004 19:25:24	Twi_and_stray	255.00	92	53Eps Cyg	2.5000	4500.0	510	11948	No
343	GOM_NL__2PRFIN20040612_193223_000000562027_00371_11948_3789.N1	12-JUN-2004 19:32:23	Bright	56.000	73	57Gam1And	2.2600	13100.	112	11948	No
344	GOM_NL__2PRFIN20040612_193443_000000572027_00371_11948_3790.N1	12-JUN-2004 19:34:43	Twi_and_stray	56.500	53	43Bet And	2.0480	3300.0	113	11948	No
345	GOM_NL__2PRFIN20040612_193806_000000502027_00371_11948_3791.N1	12-JUN-2004 19:38:06	Twilight	49.500	50	13Alp Ari	2.0070	4250.0	99	11948	No
346	GOM_NL__2PRFIN20040612_194032_000001952027_00371_11948_3792.N1	12-JUN-2004 19:40:32	Dark	194.50	93	53Bet Peg	2.5200	3100.0	389	11948	No
347	GOM_NL__2PRFIN20040612_195505_000000382027_00371_11948_3793.N1	12-JUN-2004 19:55:05	Dark	38.000	157	The1Eri	2.9060	9300.0	76	11948	No
348	GOM_NL__2PRFIN20040612_200042_000000442027_00371_11948_3794.N1	12-JUN-2004 20:00:42	Dark	43.500	9	Alp Eri	0.45300	24000.	87	11948	No
349	GOM_NL__2PRFIN20040612_200358_000000672027_00372_11949_3763.N1	12-JUN-2004 20:03:58	Dark	67.000	18	24Alp PsA	1.1660	9700.0	134	11949	No
350	GOM_NL__2PRFIN20040612_200614_000000382027_00372_11949_3764.N1	12-JUN-2004 20:06:14	Dark	38.000	135	Bet Hyi	2.8200	5800.0	76	11949	No
351	GOM_NL__2PRFIN20040612_200748_000000522027_00372_11949_3765.N1	12-JUN-2004 20:07:48	Dark	52.000	31	Alp Gru	1.7340	15200.	104	11949	No
352	GOM_NL__2PRFIN20040612_200929_000000602027_00372_11949_3766.N1	12-JUN-2004 20:09:29	Straylight	59.500	172	Gam Gru	3.0030	13100.	119	11949	No
353	GOM_NL__2PRFIN20040612_201152_000000442027_00372_11949_3767.N1	12-JUN-2004 20:11:52	Straylight	43.500	45	Alp Pav	1.9400	26000.	87	11949	No
354	GOM_NL__2PRFIN20040612_201411_000000402027_00372_11949_3768.N1	12-JUN-2004 20:14:11	Straylight	40.000	43	Alp TrA	1.9100	4250.0	80	11949	No
355	GOM_NL__2PRFIN20040612_201607_000000392027_00372_11949_3769.N1	12-JUN-2004 20:16:07	Straylight	39.000	134	Bet TrA	2.8100	6600.0	78	11949	No
356	GOM_NL__2PRFIN20040612_201828_000000422027_00372_11949_3770.N1	12-JUN-2004 20:18:28	Straylight	41.500	147	Alp Ara	2.8770	26000.	83	11949	No
357	GOM_NL__2PRFIN20040612_202013_000000462027_00372_11949_3771.N1	12-JUN-2004 20:20:13	Twi_and_stray	46.000	40	The Sco	1.8590	7100.0	92	11949	No
358	GOM_NL__2PRFIN20040612_202157_000000462027_00372_11949_3772.N1	12-JUN-2004 20:21:57	Twi_and_stray	46.000	25	35Lam Sco	1.6200	28000.	92	11949	No
359	GOM_NL__2PRFIN20040612_202339_000000642027_00372_11949_3773.N1	12-JUN-2004 20:23:39	Bright	64.000	57	34Sig Sgr	2.0660	26000.	128	11949	No
360	GOM_NL__2PRFIN20040612_202530_000000602027_00372_11949_3774.N1	12-JUN-2004 20:25:30	Bright	59.500	155	41Pi Sgr	2.9000	6600.0	119	11949	No
361	GOM_NL__2PRFIN20040612_202839_000000422027_00372_11949_3775.N1	12-JUN-2004 20:28:39	Bright	42.000	86	35Eta Oph	2.4300	10200.	84	11949	No
362	GOM_NL__2PRFIN20040612_203024_000000402027_00372_11949_3776.N1	12-JUN-2004 20:30:24	Bright	40.000	98	13Zet Oph	2.5710	30000.	80	11949	No
363	GOM_NL__2PRFIN20040612_203230_000000392027_00372_11949_3777.N1	12-JUN-2004 20:32:30	Bright	38.500	120	1Del Oph	2.7340	3200.0	77	11949	No
364	GOM_NL__2PRFIN20040612_203532_000000372027_00372_11949_3778.N1	12-JUN-2004 20:35:32	Bright	37.000	102	24Alp Ser	2.6000	4250.0	74	11949	No
365	GOM_NL__2PRFIN20040612_203801_000000492027_00372_11949_3779.N1	12-JUN-2004 20:38:01	Bright	49.000	59	55Alp Oph	2.0800	8900.0	98	11949	No
366	GOM_NL__2PRFIN20040612_203951_000000412027_00372_11949_3780.N1	12-JUN-2004 20:39:51	Bright	41.000	127	27Bet Her	2.7810	4700.0	82	11949	No
367	GOM_NL__2PRFIN20040612_204116_000000392027_00372_11949_3781.N1	12-JUN-2004 20:41:16	Bright	38.500	67	5Alp CrB	2.2210	11000.	77	11949	No
368	GOM_NL__2PRFIN20040612_204258_000000402027_00372_11949_3782.N1	12-JUN-2004 20:42:58	Bright	40.000	133	40Zet Her	2.8070	6000.0	80	11949	No
369	GOM_NL__2PRFIN20040612_204505_000000372027_00372_11949_3783.N1	12-JUN-2004 20:45:05	Bright	36.500	180	27Gam Boo	3.0400	8000.0	73	11949	No
370	GOM_NL__2PRFIN20040612_204847_000000402027_00372_11949_3784.N1	12-JUN-2004 20:48:47	Bright	39.500	39	85Eta UMa	1.8540	24000.	79	11949	No
371	GOM_NL__2PRFIN20040612_205040_000000392027_00372_11949_3785.N1	12-JUN-2004 20:50:40	Bright	39.000	55	79Zet UMa	2.0600	10200.	78	11949	No
372	GOM_NL__2PRFIN20040612_205438_000000392027_00372_11949_3786.N1	12-JUN-2004 20:54:38	Bright	39.000	60	7Bet UMi	2.0810	3950.0	78	11949	No
373	GOM_NL__2PRFIN20040612_205917_000000362027_00372_11949_3787.N1	12-JUN-2004 20:59:17	Bright	35.500	49	1Alp UMi	1.9900	6300.0	71	11949	No
374	GOM_NL__2PRFIN20040612_210556_000002552027_00372_11949_3788.N1	12-JUN-2004 21:05:56	Twi_and_stray	255.00	92	53Eps Cyg	2.5000	4500.0	510	11949	No
375	GOM_NL__2PRFIN20040612_211258_000000422027_00372_11949_3789.N1	12-JUN-2004 21:12:58	Bright	42.000	73	57Gam1And	2.2600	13100.	84	11949	No
376	GOM_NL__2PRFIN20040612_211519_000000572027_00372_11949_3790.N1	12-JUN-2004 21:15:19	Twi_and_stray	57.000	53	43Bet And	2.0480	3300.0	114	11949	No
377	GOM_NL__2PRFIN20040612_211842_000000482027_00372_11949_3791.N1	12-JUN-2004 21:18:42	Twilight	48.000	50	13Alp Ari	2.0070	4250.0	96	11949	No
378	GOM_NL__2PRFIN20040612_212109_000001692027_00372_11949_3792.N1	12-JUN-2004 21:21:09	Dark	169.00	93	53Bet Peg	2.5200	3100.0	338	11949	No
379	GOM_NL__2PRFIN20040612_213541_000000412027_00372_11949_3793.N1	12-JUN-2004 21:35:41	Dark	41.000	157	The1Eri	2.9060	9300.0	82	11949	No
380	GOM_NL__2PRFIN20040612_214118_000000442027_00372_11949_3794.N1	12-JUN-2004 21:41:18	Dark	44.000	9	Alp Eri	0.45300	24000.	88	11949	No
381	GOM_NL__2PRFIN20040612_214435_000000692027_00373_11950_3763.N1	12-JUN-2004 21:44:35	Dark	68.500	18	24Alp PsA	1.1660	9700.0	137	11950	No
382	GOM_NL__2PRFIN20040612_214825_000000522027_00373_11950_3764.N1	12-JUN-2004 21:48:25	Dark	51.500	31	Alp Gru	1.7340	15200.	103	11950	No
383	GOM_NL__2PRFIN20040612_215007_000000582027_00373_11950_3765.N1	12-JUN-2004 21:50:07	Straylight	58.000	172	Gam Gru	3.0030	13100.	116	11950	No
384	GOM_NL__2PRFIN20040612_215229_000000442027_00373_11950_3766.N1	12-JUN-2004 21:52:29	Straylight	43.500	45	Alp Pav	1.9400	26000.	87	11950	No
385	GOM_NL__2PRFIN20040612_215447_000000452027_00373_11950_3767.N1	12-JUN-2004 21:54:47	Straylight	45.000	43	Alp TrA	1.9100	4250.0	90	11950	No
386	GOM_NL__2PRFIN20040612_215643_000000402027_00373_11950_3768.N1	12-JUN-2004 21:56:43	Straylight	39.500	134	Bet TrA	2.8100	6600.0	79	11950	No
387	GOM_NL__2PRFIN20040612_215905_000000412027_00373_11950_3769.N1	12-JUN-2004 21:59:05	Straylight	40.500	147	Alp Ara	2.8770	26000.	81	11950	No
388	GOM_NL__2PRFIN20040612_220050_000000452027_00373_11950_3770.N1	12-JUN-2004 22:00:50	Twi_and_stray	45.000	40	The Sco	1.8590	7100.0	90	11950	No
389	GOM_NL__2PRFIN20040612_220216_000000522027_00373_11950_3771.N1	12-JUN-2004 22:02:16	Twi_and_stray	52.000	38	20Eps Sgr	1.8360	11000.	104	11950	No
390	GOM_NL__2PRFIN20040612_220402_000000462027_00373_11950_3772.N1	12-JUN-2004 22:04:02	Twi_and_stray	46.000	75	26Eps Sco	2.2910	4250.0	92	11950	No
391	GOM_NL__2PRFIN20040612_220606_000000622027_00373_11950_3773.N1	12-JUN-2004 22:06:06	Bright	61.500	155	41Pi Sgr	2.9000	6600.0	123	11950	No
392	GOM_NL__2PRFIN20040612_220915_000000422027_00373_11950_3774.N1	12-JUN-2004 22:09:15	Bright	42.000	86	35Eta Oph	2.4300	10200.	84	11950	No
393	GOM_NL__2PRFIN20040612_221100_000000402027_00373_11950_3775.N1	12-JUN-2004 22:11:00	Bright	40.000	98	13Zet Oph	2.5710	30000.	80	11950	No
394	GOM_NL__2PRFIN20040612_221306_000000392027_00373_11950_3776.N1	12-JUN-2004 22:13:06	Bright	38.500	120	1Del Oph	2.7340	3200.0	77	11950	No
395	GOM_NL__2PRFIN20040612_221608_000000372027_00373_11950_3777.N1	12-JUN-2004 22:16:08	Bright	36.500	102	24Alp Ser	2.6000	4250.0	73	11950	No
396	GOM_NL__2PRFIN20040612_221837_000000482027_00373_11950_3778.N1	12-JUN-2004 22:18:37	Bright	47.500	59	55Alp Oph	2.0800	8900.0	95	11950	No

397	GOM_NL__2PRFIN20040612_222027_000000412027_00373_11950_3779.N1	12-JUN-2004 22:20:27	Bright	40.500	127	27Bet Her	2.7810	4700.0	81	11950	No
398	GOM_NL__2PRFIN20040612_222152_000000382027_00373_11950_3780.N1	12-JUN-2004 22:21:52	Bright	37.500	67	5Alp CrB	2.2210	11000.	75	11950	No
399	GOM_NL__2PRFIN20040612_222333_000000412027_00373_11950_3781.N1	12-JUN-2004 22:23:33	Bright	40.500	133	40Zet Her	2.8070	6000.0	81	11950	No
400	GOM_NL__2PRFIN20040612_222541_000000372027_00373_11950_3782.N1	12-JUN-2004 22:25:41	Bright	36.500	180	27Gam Boo	3.0400	8000.0	73	11950	No
401	GOM_NL__2PRFIN20040612_222923_000000382027_00373_11950_3783.N1	12-JUN-2004 22:29:23	Bright	38.000	39	85Eta UMa	1.8540	24000.	76	11950	No
402	GOM_NL__2PRFIN20040612_223116_000000402027_00373_11950_3784.N1	12-JUN-2004 22:31:16	Bright	39.500	55	79Zet UMa	2.0600	10200.	79	11950	No
403	GOM_NL__2PRFIN20040612_223514_000000392027_00373_11950_3785.N1	12-JUN-2004 22:35:14	Bright	39.000	60	7Bet UMi	2.0810	3950.0	78	11950	No
404	GOM_NL__2PRFIN20040612_223953_000000372027_00373_11950_3786.N1	12-JUN-2004 22:39:53	Bright	36.500	49	1Alp UMi	1.9900	6300.0	73	11950	No
405	GOM_NL__2PRFIN20040612_224628_000002552027_00373_11950_3787.N1	12-JUN-2004 22:46:28	Twilight	255.00	92	53Eps Cyg	2.5000	4500.0	510	11950	No
406	GOM_NL__2PRFIN20040612_225335_000000422027_00373_11950_3788.N1	12-JUN-2004 22:53:35	Bright	41.500	73	57Gam1And	2.2600	13100.	83	11950	No
407	GOM_NL__2PRFIN20040612_225555_000000542027_00373_11950_3789.N1	12-JUN-2004 22:55:55	Twilight	54.000	53	43Bet And	2.0480	3300.0	108	11950	No
408	GOM_NL__2PRFIN20040612_225918_000000482027_00373_11950_3790.N1	12-JUN-2004 22:59:18	Twilight	48.000	50	13Alp Ari	2.0070	4250.0	96	11950	No
409	GOM_NL__2PRFIN20040612_230146_000001602027_00373_11950_3791.N1	12-JUN-2004 23:01:46	Dark	159.50	93	53Bet Peg	2.5200	3100.0	319	11950	No
410	GOM_NL__2PRFIN20040612_231616_000000422027_00373_11950_3792.N1	12-JUN-2004 23:16:16	Dark	42.000	157	The1Eri	2.9060	9300.0	84	11950	No
411	GOM_NL__2PRFIN20040612_232154_000000422027_00373_11950_3793.N1	12-JUN-2004 23:21:54	Dark	42.000	9	Alp Eri	0.45300	24000.	84	11950	No
412	GOM_NL__2PRFIN20040612_232513_000000672027_00374_11951_3763.N1	12-JUN-2004 23:25:13	Dark	67.000	18	24Alp PsA	1.1660	9700.0	134	11951	No
413	GOM_NL__2PRFIN20040612_232901_000000512027_00374_11951_3764.N1	12-JUN-2004 23:29:01	Dark	51.000	31	Alp Gru	1.7340	15200.	102	11951	No
414	GOM_NL__2PRFIN20040612_233044_000000612027_00374_11951_3765.N1	12-JUN-2004 23:30:44	Straylight	60.500	172	Gam Gru	3.0030	13100.	121	11951	No
415	GOM_NL__2PRFIN20040612_233305_000000482027_00374_11951_3766.N1	12-JUN-2004 23:33:05	Straylight	47.500	45	Alp Pav	1.9400	26000.	95	11951	No
416	GOM_NL__2PRFIN20040612_233522_000000472027_00374_11951_3767.N1	12-JUN-2004 23:35:22	Straylight	46.500	43	Alp TrA	1.9100	4250.0	93	11951	No
417	GOM_NL__2PRFIN20040612_233719_000000382027_00374_11951_3768.N1	12-JUN-2004 23:37:19	Straylight	38.000	134	Bet TrA	2.8100	6600.0	76	11951	No
418	GOM_NL__2PRFIN20040612_233940_000000422027_00374_11951_3769.N1	12-JUN-2004 23:39:40	Straylight	42.000	147	Alp Ara	2.8770	26000.	84	11951	No
419	GOM_NL__2PRFIN20040612_234125_000000472027_00374_11951_3770.N1	12-JUN-2004 23:41:25	Twilight	47.000	40	The Sco	1.8590	7100.0	94	11951	No
420	GOM_NL__2PRFIN20040612_234252_000000522027_00374_11951_3771.N1	12-JUN-2004 23:42:52	Twilight	51.500	38	20Eps Sgr	1.8360	11000.	103	11951	No
421	GOM_NL__2PRFIN20040612_234436_000000462027_00374_11951_3772.N1	12-JUN-2004 23:44:36	Twilight	46.000	75	26Eps Sco	2.2910	4250.0	92	11951	No
422	GOM_NL__2PRFIN20040612_234643_000000592027_00374_11951_3773.N1	12-JUN-2004 23:46:43	Bright	59.000	155	41Pi Sgr	2.9000	6600.0	118	11951	No
423	GOM_NL__2PRFIN20040612_234951_000000422027_00374_11951_3774.N1	12-JUN-2004 23:49:51	Bright	42.000	86	35Eta Oph	2.4300	10200.	84	11951	No
424	GOM_NL__2PRFIN20040612_235133_000000422027_00374_11951_3775.N1	12-JUN-2004 23:51:33	Bright	42.000	98	13Zet Oph	2.5710	30000.	84	11951	No
425	GOM_NL__2PRFIN20040612_235340_000000412027_00374_11951_3776.N1	12-JUN-2004 23:53:40	Bright	41.000	120	1Del Oph	2.7340	3200.0	82	11951	No
426	GOM_NL__2PRFIN20040612_235643_000000382027_00374_11951_3777.N1	12-JUN-2004 23:56:43	Bright	37.500	102	24Alp Ser	2.6000	4250.0	75	11951	No
427	GOM_NL__2PRFIN20040612_235913_000000462027_00374_11951_3778.N1	12-JUN-2004 23:59:13	Bright	45.500	59	55Alp Oph	2.0800	8900.0	91	11951	No

3. Quality information per product

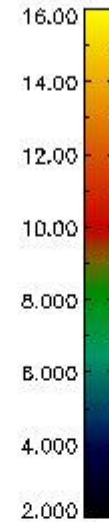
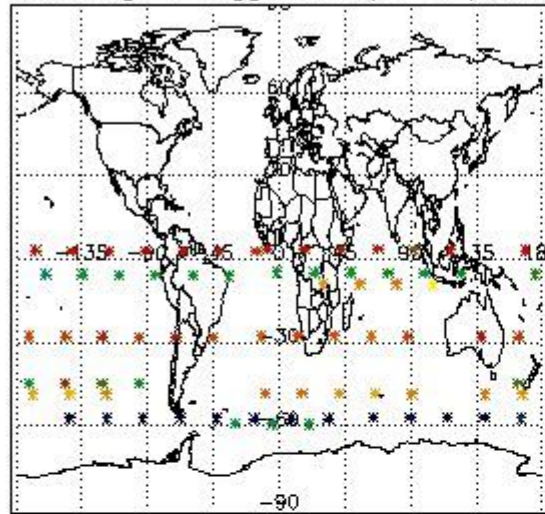
In this section it is plotted some information contained in the Quality Summary data set of the level 2 products. Only products in dark limb conditions and without errors (error flag in the MPH set to "0") are used.

3.1 Plot quality information per product (time dependant)

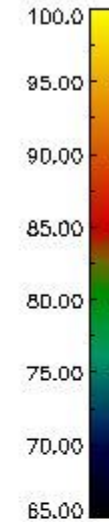
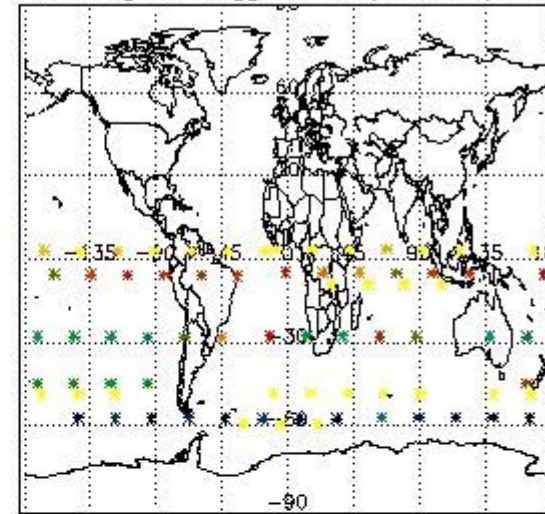


3.2 Plot quality information per product (world map)

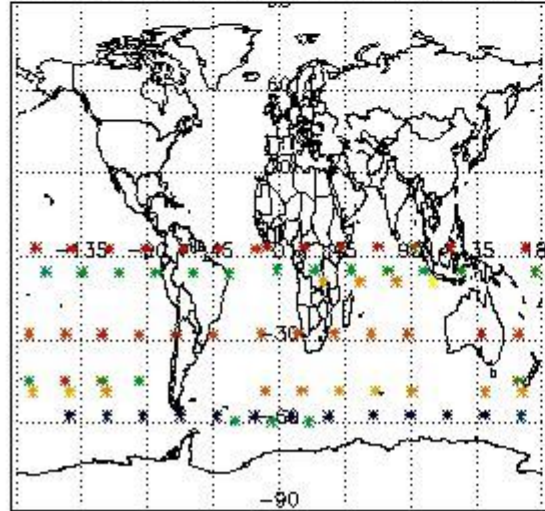
Percentage of flagged data per O3 profile



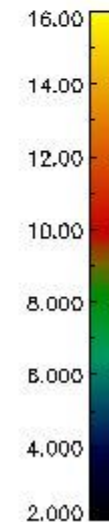
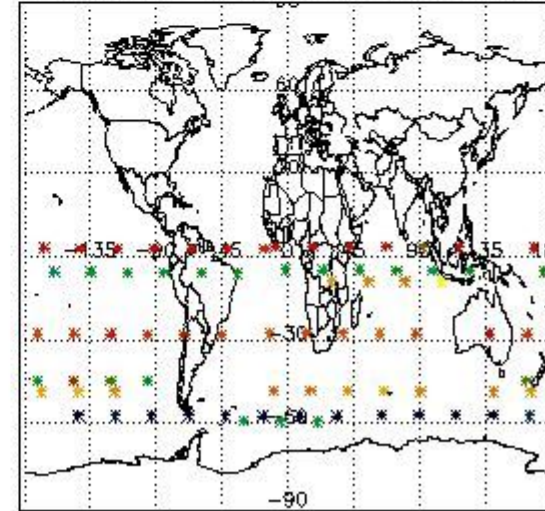
Percentage of flagged data per H2O profile



Percentage of flagged data per NO2 profile



Percentage of flagged data per NO3 profile

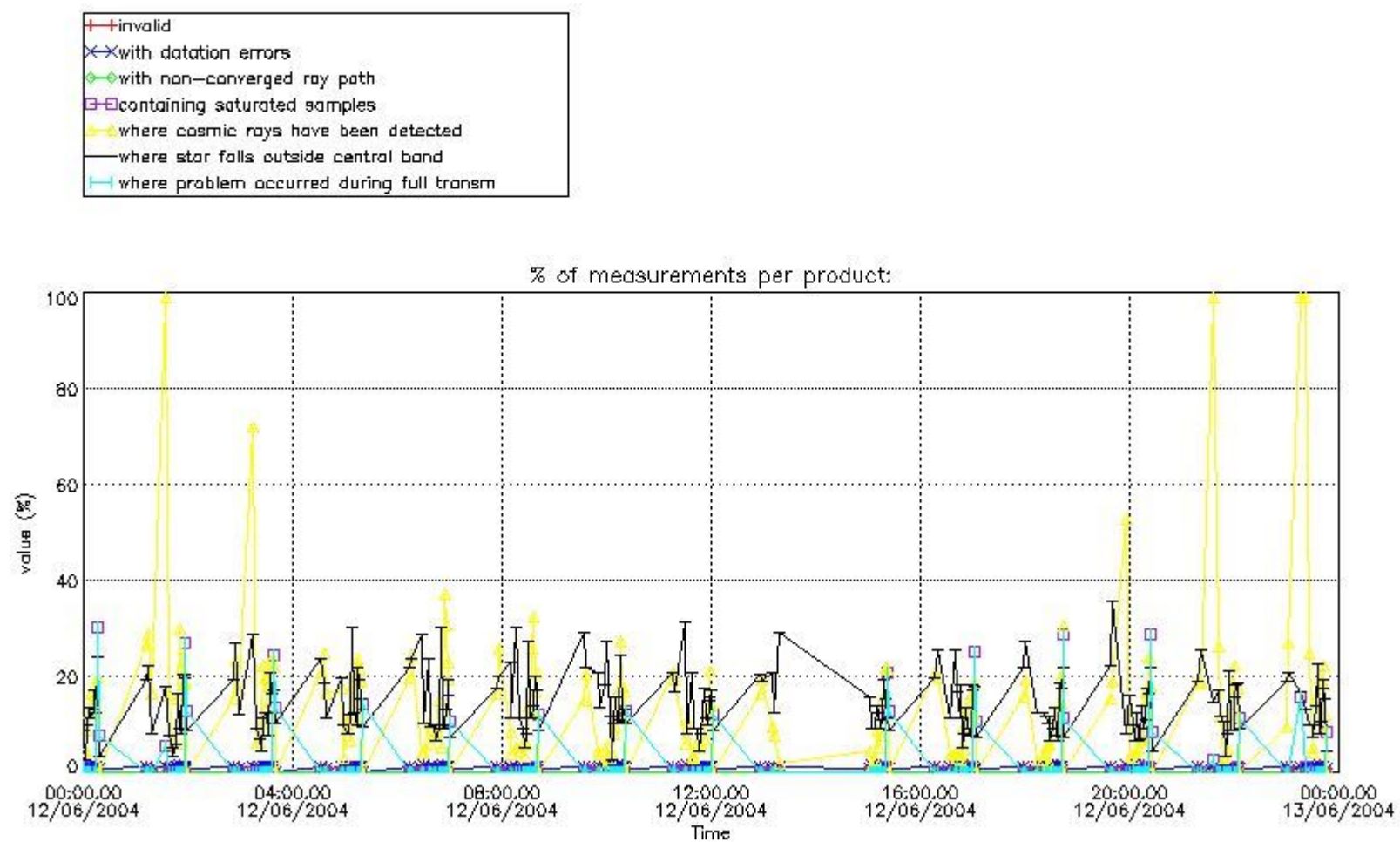


4. Level 1 quality information per product

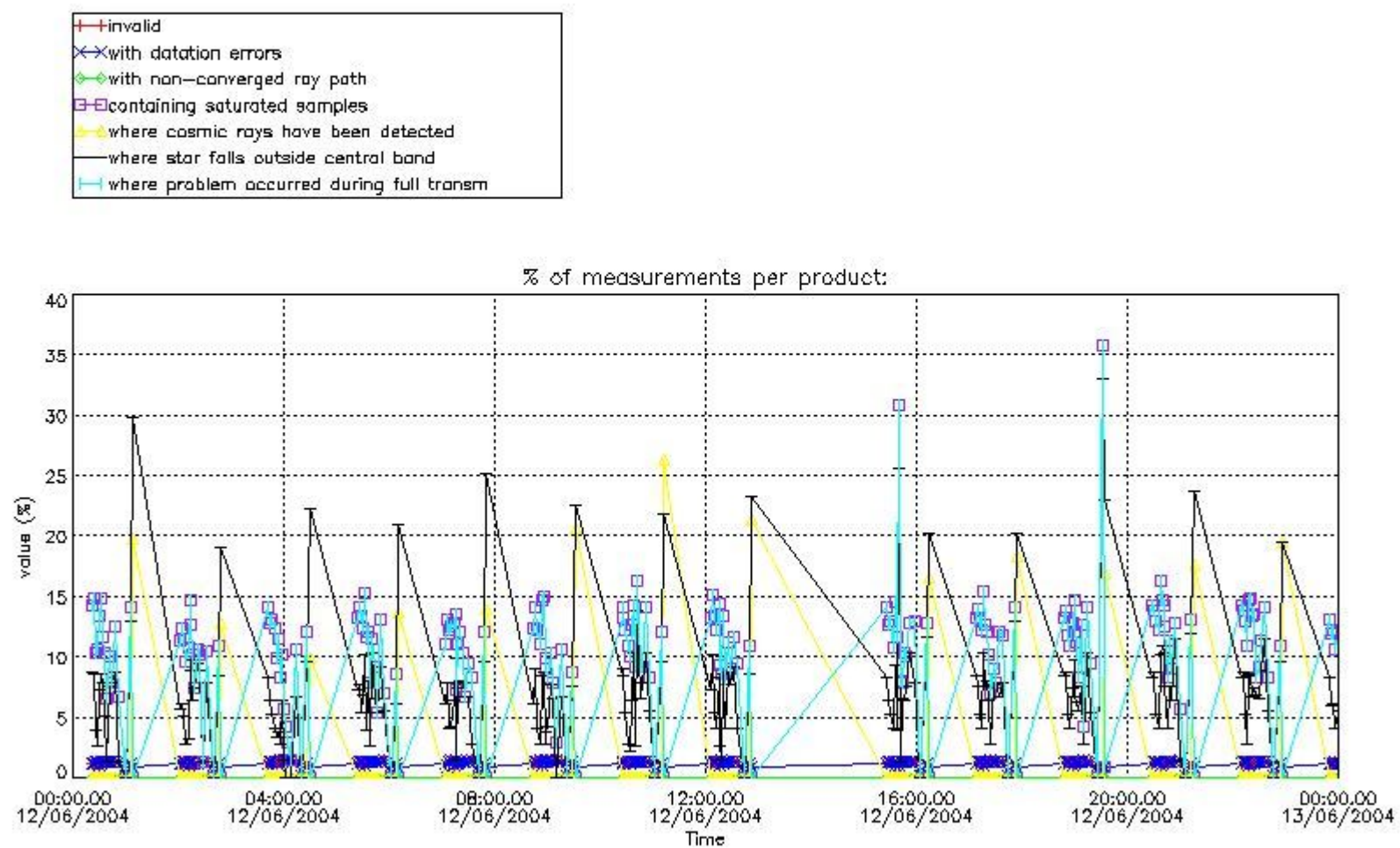
In this section it is plotted some information contained in the Quality Summary data set of the level 2 products that comes from the level 1b processing. Products without errors (error flag in the MPH set to "0") are used.

4.1 Plot quality information per product (time dependant) coming from level 1b processing

4.1.1 Plot level 1 quality information per product (time dependant): ENVISAT ASCENDING passes



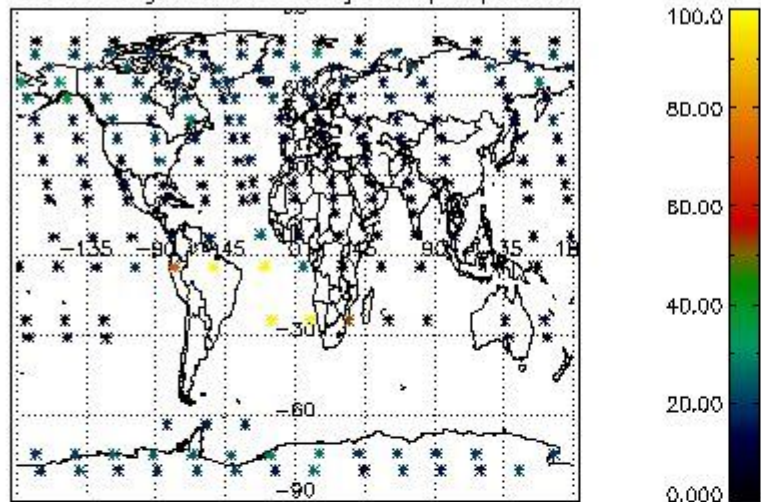
4.1.2 Plot level 1 quality information per product (time dependant): ENVI SAT DESCENDING passes



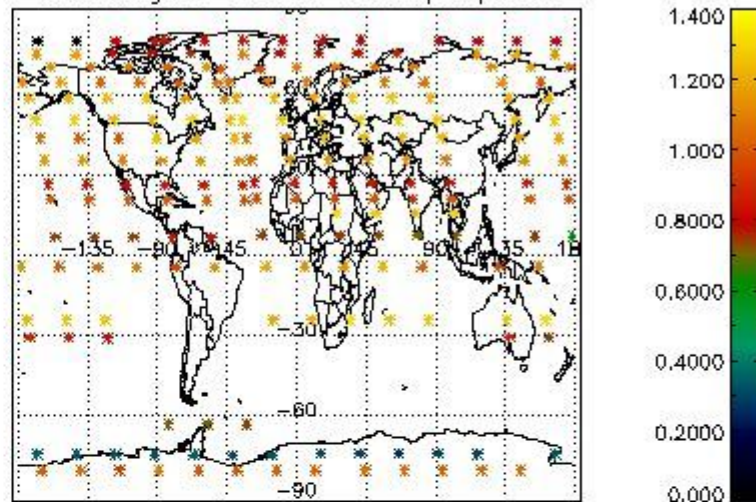
4.2 Plot quality information per product coming from level 1b processing (world map)

4.2.1 Plot level 1 quality information per product (world map): ENVISAT ASCENDING passes

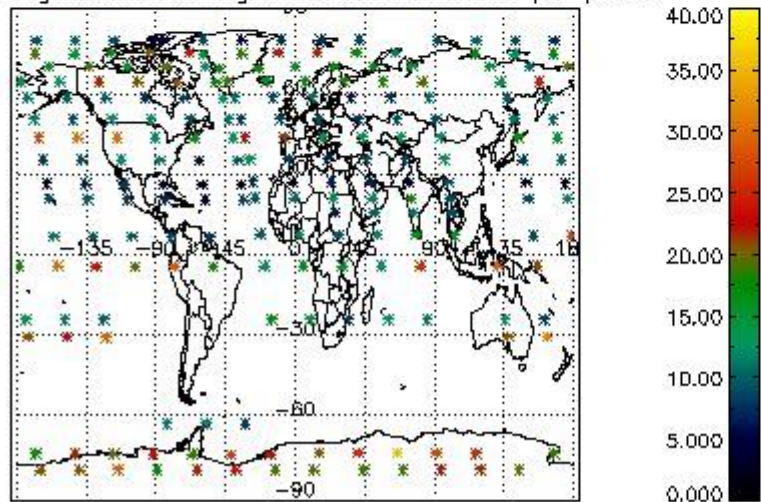
Percentage of cosmic ray hits per profile



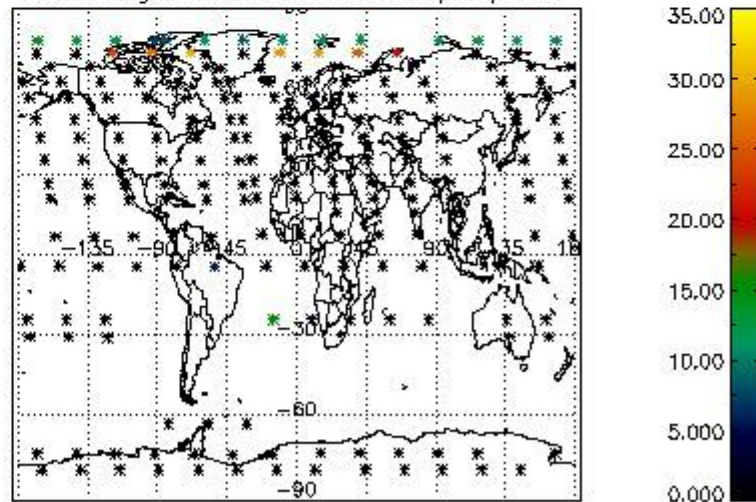
Percentage of datation errors per profile



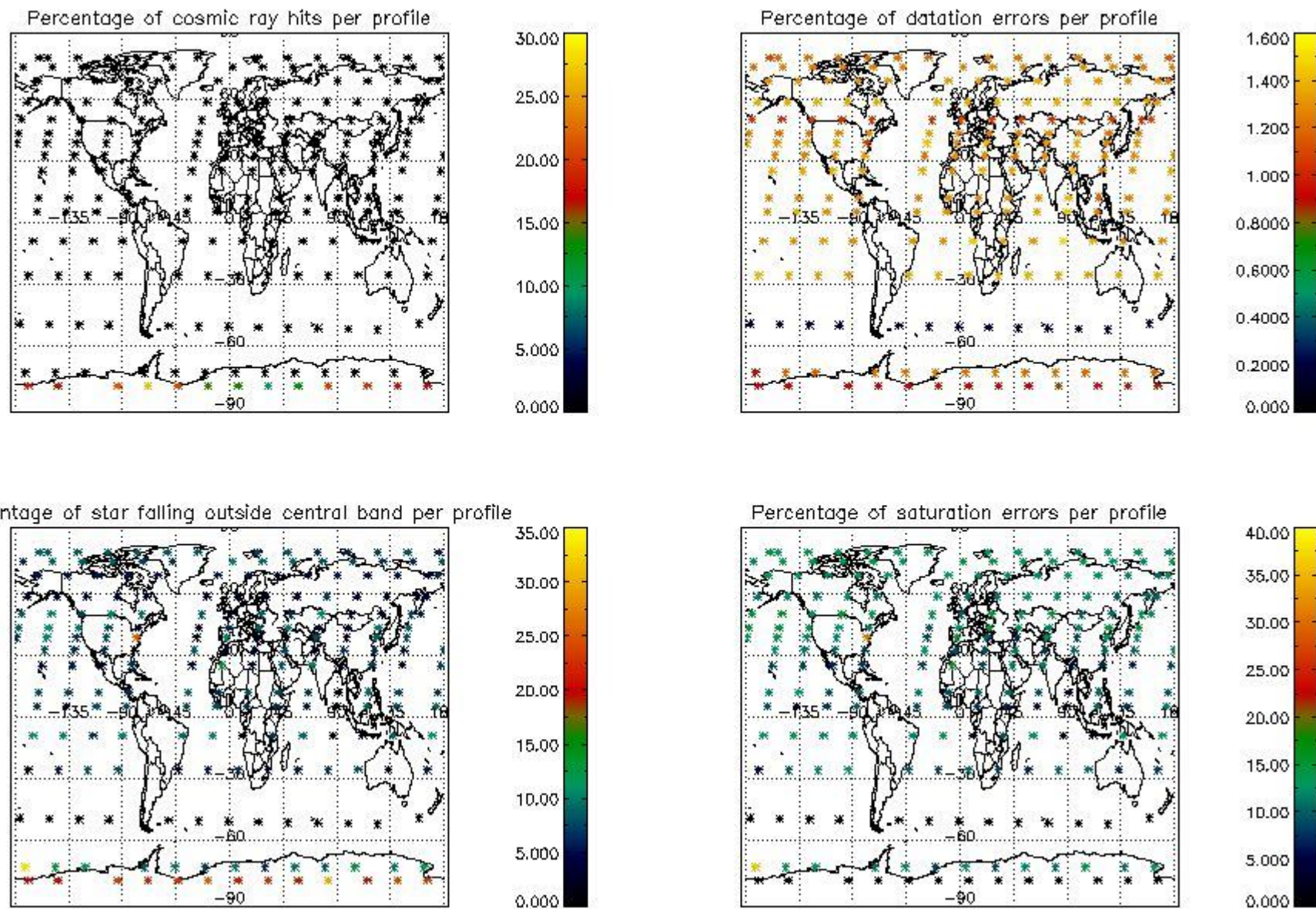
Percentage of star falling outside central band per profile



Percentage of saturation errors per profile



4.2.2 Plot level 1 quality information per product (world map): ENVISAT DESCENDING passes



5. Trace gas profiles

5.1 Ozone statistics based on quality of products

The final quality of the products can be "measured" using the STD (Standard Deviation) attached to every point profile. This information is written to the parameter GOM_NL__2P/NL_LOCAL_SPECIES_DENSITY/o3_std of the level 2 products. The table below shows the statistics for given STD ranges.

The statistics are given with respect to the overall valid production:

- Products without fatal errors: GOM_NL__2P/MPH/PRODUCT_ERR=0
- Valid point profile: GOM_NL__2P/NL_LOCAL_SPECIES_DENSITY/pcd(0)=0

The 'Criteria' is applied to valid points of dark limb products:

- Products in dark limb illumination condition: GOM_NL__2P/NL_SUMMARY_QUALITY/obs_ill_cond=0
- Products without fatal errors: GOM_NL__2P/MPH/PRODUCT_ERR=0
- Valid point profile: GOM_NL__2P/NL_LOCAL_SPECIES_DENSITY/pcd(0)=0

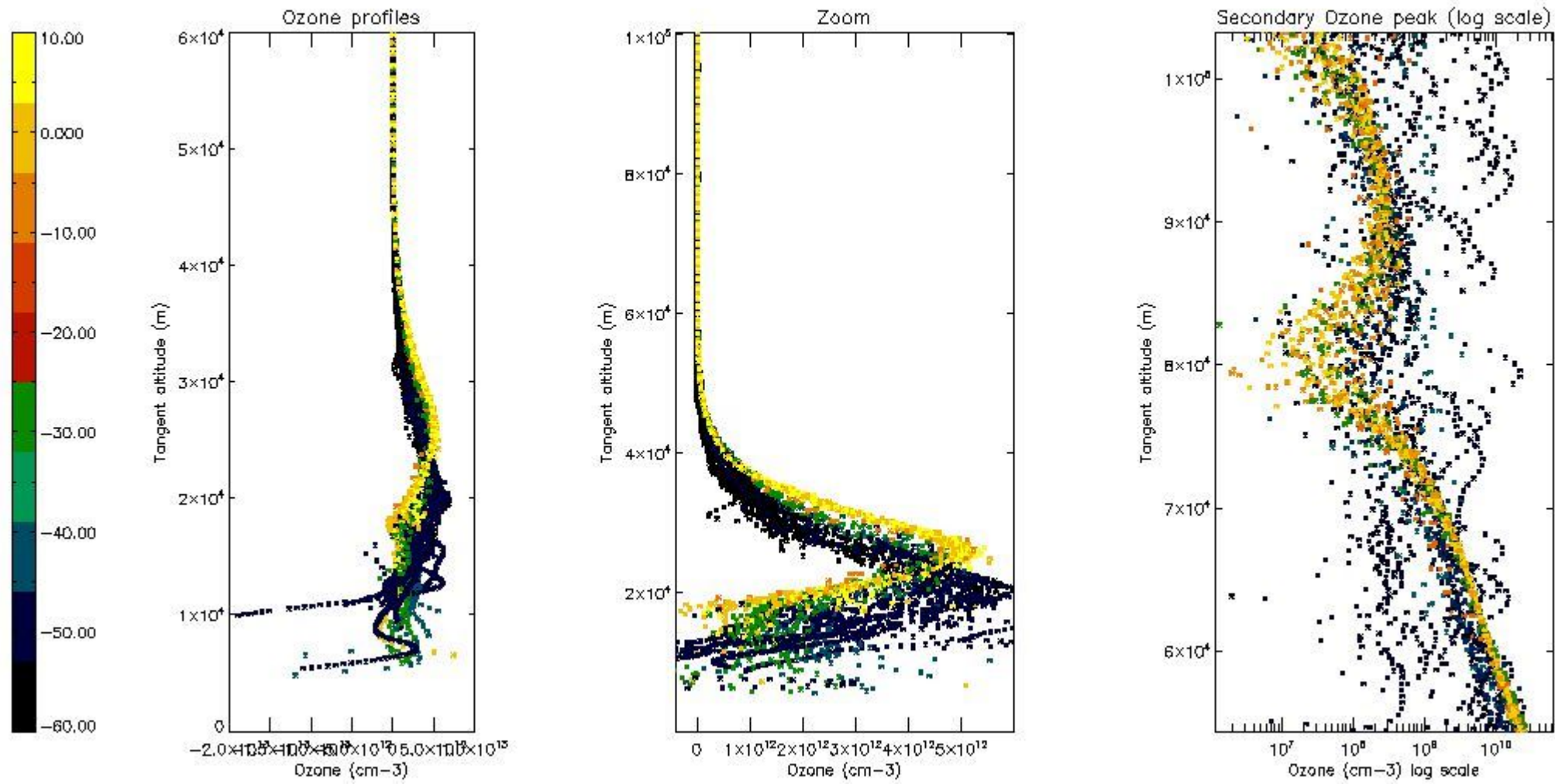
So, the table below shows the percentage of dark limb and valid observations for each criteria with respect to the overall valid daily observations.

Criteria	% of total production
All STD	24
STD < 20	12

STD < 10	10
STD < 5	6

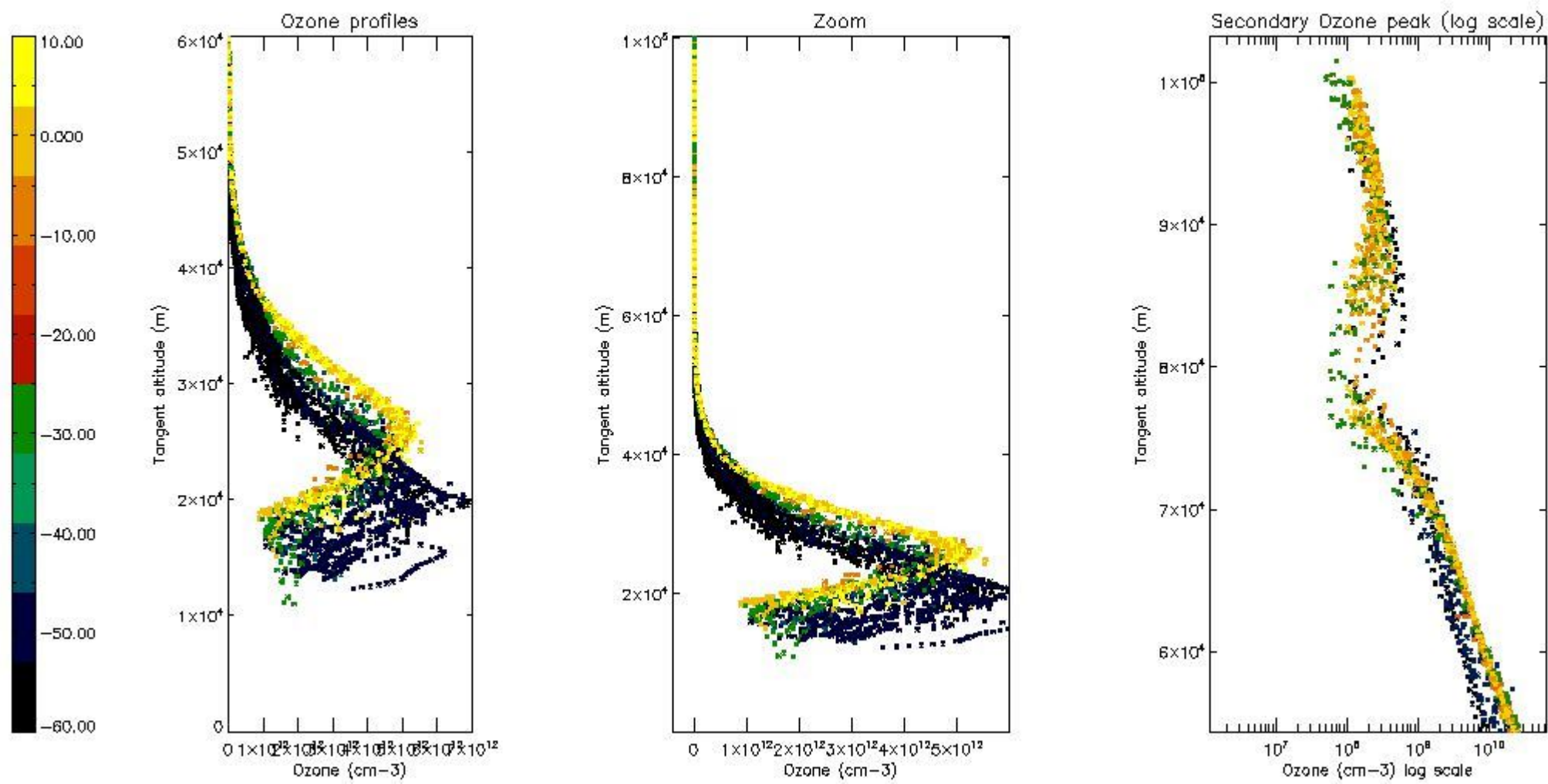
5.2 Plot ozone profiles for all STD (dark without errors)

The colorbar represents the latitude.



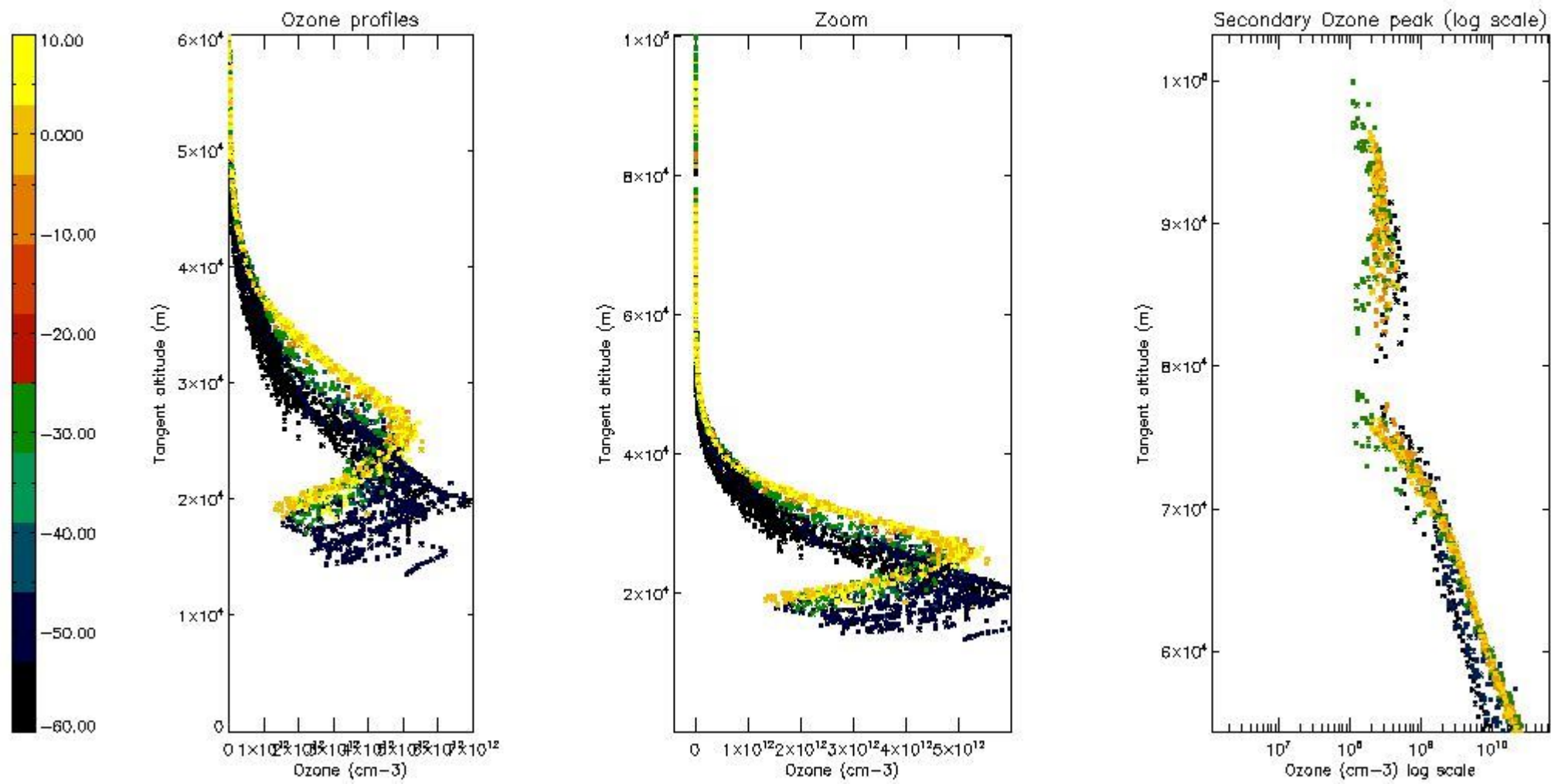
5.3 Plot ozone profiles where STD < 20% (dark without errors)

The colorbar represents the latitude.



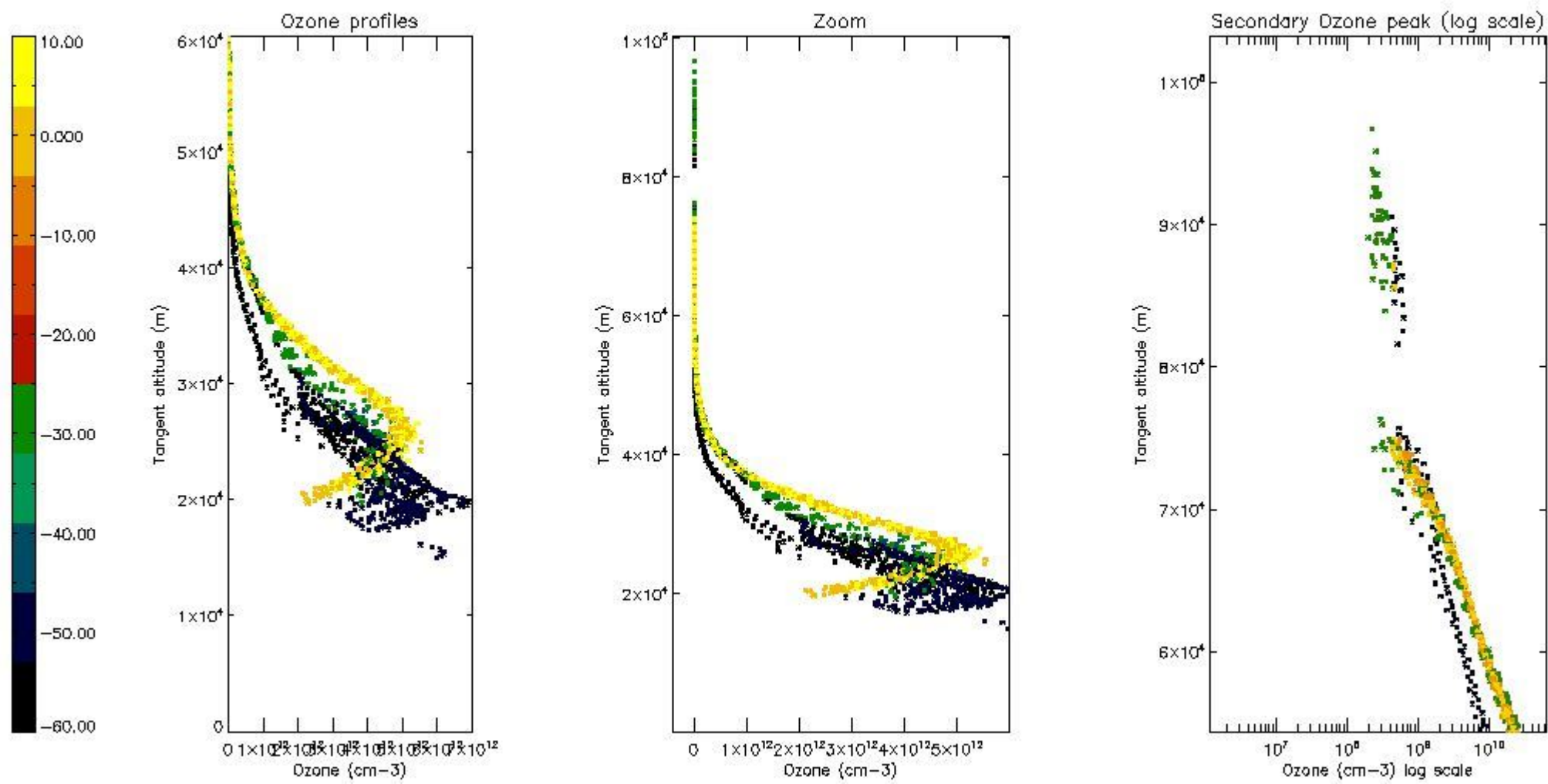
5.4 Plot ozone profiles where $STD < 10\%$ (dark without errors)

The colorbar represents the latitude.



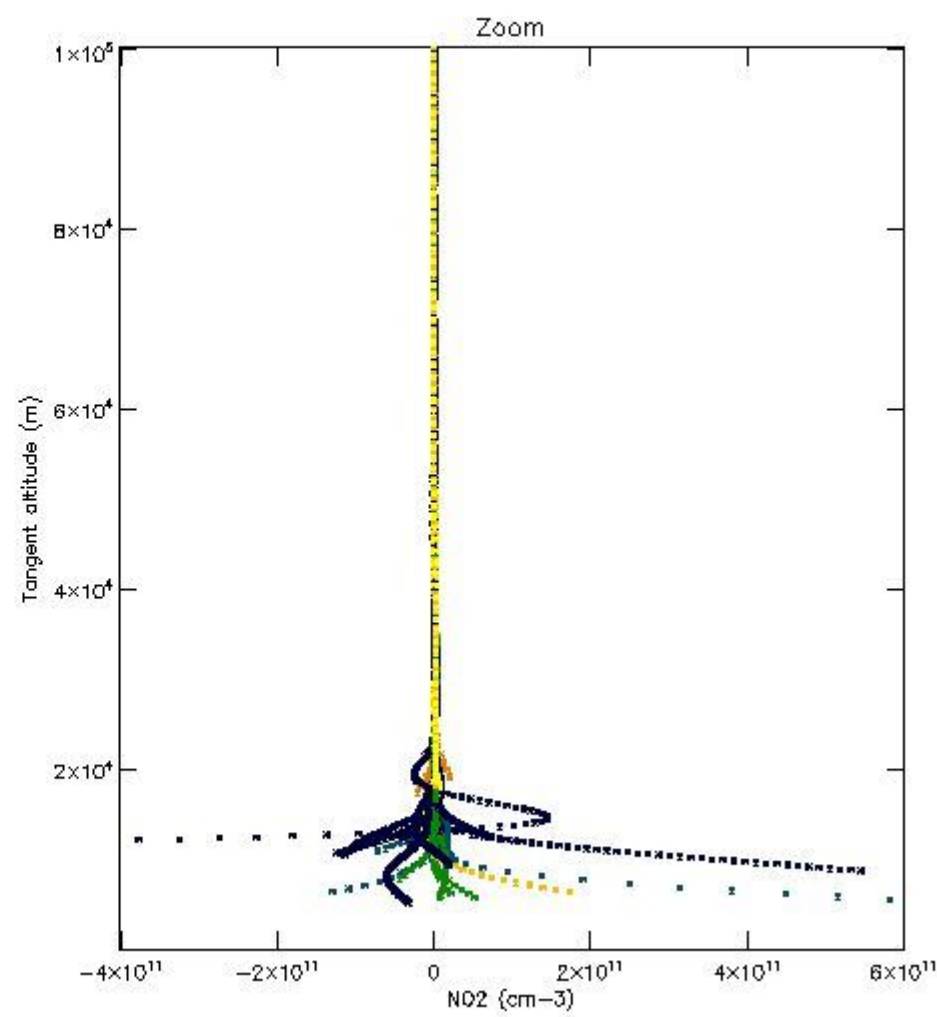
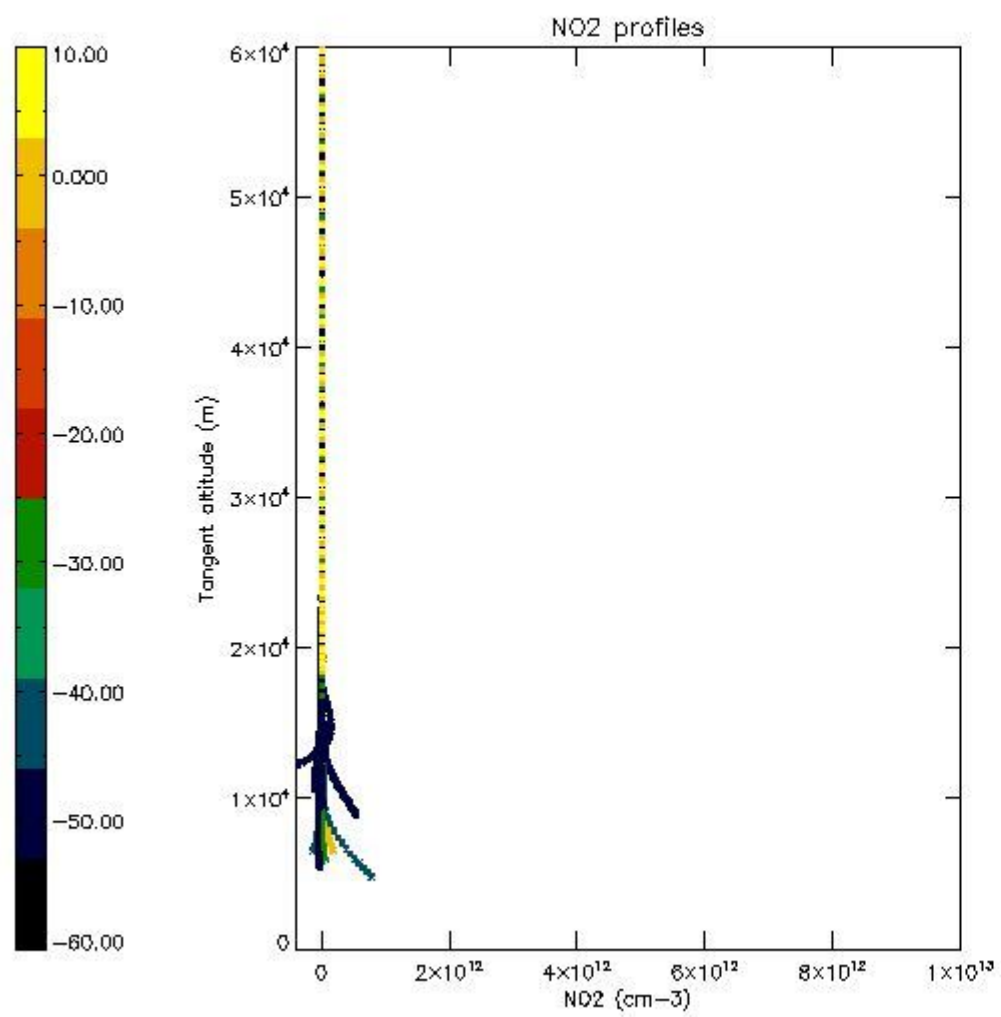
5.5 Plot ozone profiles where STD < 5% (dark without errors)

The colorbar represents the latitude.



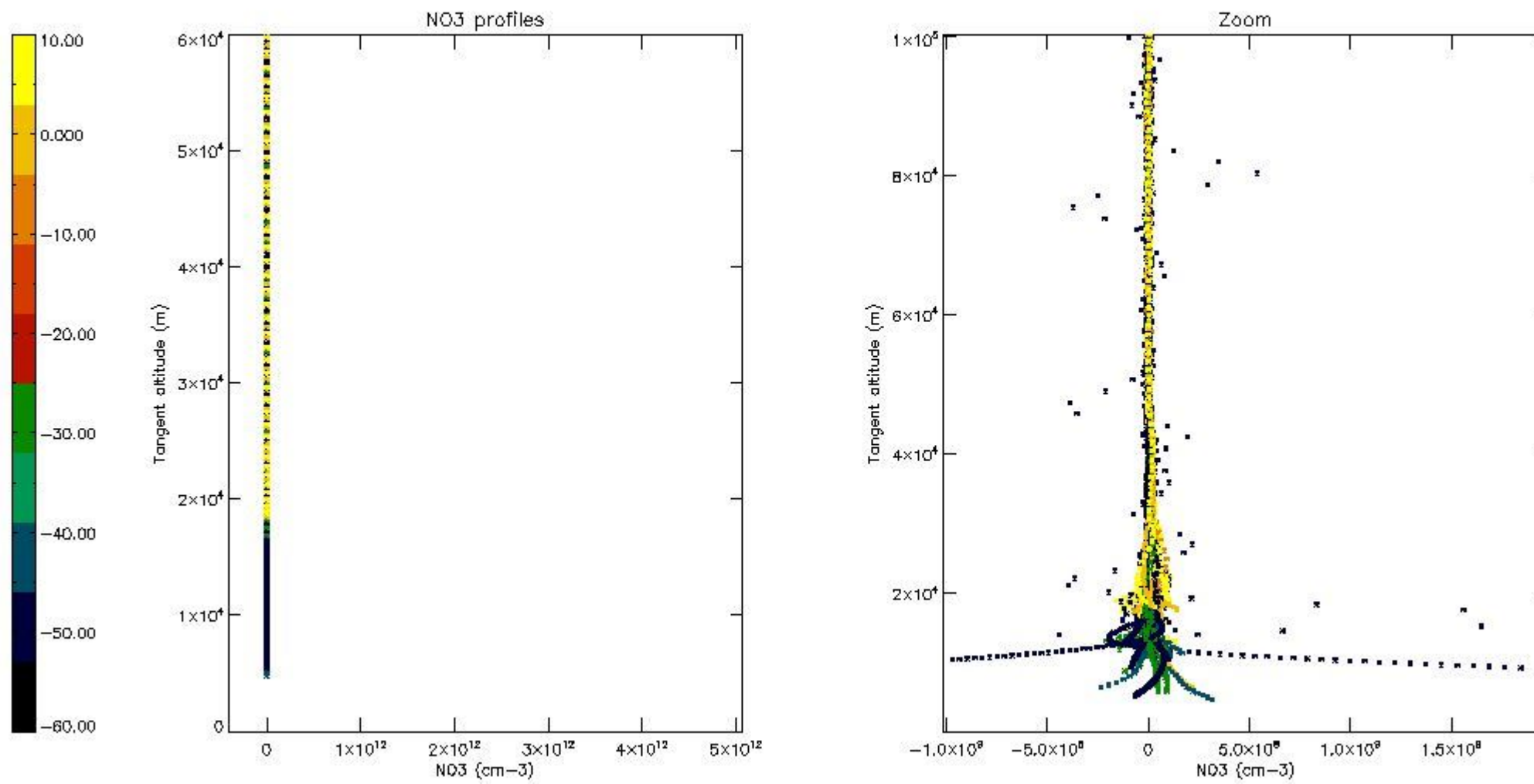
5.6 Plot NO₂ profiles for all STD (dark without errors)

The colorbar represents the latitude.



5.7 Plot NO3 profiles for all STD (dark without errors)

The colorbar represents the latitude.



6. Auxiliary Data Files used for the production reported in section 2

The number reported in the third column indicates since which file (see list in section 2) the corresponding auxiliary file has been used. The fourth column is the date of those product files.

Type	Auxiliary Filename	Used since product	Used since product date
INST_PHYS_CHARACTERISTICS	GOM_INS_AXVIEC20091111_143220_20030716_120000_20500101_000000	1	12-JUN-2004 00:00:24
LEVEL-2_PROC_CONFIG	GOM_PR2_AXVIEC20091111_152718_20020301_000000_20500101_000000	1	12-JUN-2004 00:00:24
CROSS_SECTIONS_FILE	GOM_CRS_AXVIEC20091111_154832_20020301_000000_20500101_000000	1	12-JUN-2004 00:00:24

GOMOS Level 2 Daily Report

SUMMARY

[1. General Info](#)

[2. Summary of processed GOM_NL_2P products](#)

[3. Level 2 Quality information per product](#)

[3.1 Plot of level 2 quality information per product \(time dependant\)](#)

[3.2 Plot of level 2 quality information per product \(world map\)](#)

[4. Level 1 Quality information per product \(stored on level 2 products\)](#)

[4.1 Plot of level 1 quality information per product \(time dependant\)](#)

[4.1.1 Plot of level 1 quality information per product \(time dependant\): ASCENDING](#)

[4.1.2 Plot of level 1 quality information per product \(time dependant\): DESCENDING](#)

[4.2 Plot of level 1 quality information per product \(world map\)](#)

[4.2.1 Plot of level 1 quality information per product \(world map\): ASCENDING](#)

[4.2.2 Plot of level 1 quality information per product \(world map\): DESCENDING](#)

[5. Ozone profiles based on quality statistics and other trace gas profiles](#)

[5.1 Ozone statistics based on quality of products](#)

[5.2 Plot ozone profiles for all STD \(dark without errors\)](#)

[5.3 Plot ozone profiles where STD < 20% \(dark without errors\)](#)

[5.4. Plot ozone profiles where STD < 10% \(dark without errors\)](#)

[5.5. Plot ozone profiles where STD < 5% \(dark without errors\)](#)

[5.6 Plot NO2 profiles for all STD \(dark without errors\)](#)

[5.7 Plot NO3 profiles for all STD \(dark without errors\)](#)

[5.8 Plot H2O profiles \(only for occultations of stars 1,2,3,4,13,14,16,26,63 dark without errors\) for all STD](#)

[6. Auxiliary Data Files used for the production reported in section 2](#)

This report presents the daily analysis on parameters extracted from GOMOS level 2 data (GOM_NL__2P). It is intended to monitor some important parameters that will impact the quality of these products. A list of level 2 products (and content) that have arrived during the reporting day to the PCF is also given.

Item	Value
Time of report generation	19APR2013 04:07:32
Data source version	GOMOS/6.01
Start time of products	12-06-2004 (12JUN2004 00:00:00)
Stop time of products	13-06-2004 (13JUN2004 00:00:00)
Store outputs in DB	Yes
Nb of level 2 prods	427
Nb of prods with errors	0

2. Summary of processed GOM_NL__2P products.

Nr	Filename	UTC Start time	Limb	Duration	Star Id	Star Name	Star Mag	Star Temp	Nb Meas	Orbit	Prod. error
1	GOM_NL__2PRFIN20040612_000024_000000522027_00360_11937_3743.N1	12-JUN-2004 00:00:24	Dark	51.500	31	Alp Gru	1.7340	15200.	103	11937	No
2	GOM_NL__2PRFIN20040612_000201_000000582027_00360_11937_3744.N1	12-JUN-2004 00:02:01	Straylight	58.000	172	Gam Gru	3.0030	13100.	116	11937	No
3	GOM_NL__2PRFIN20040612_000433_000000462027_00360_11937_3745.N1	12-JUN-2004 00:04:33	Straylight	45.500	45	Alp Pav	1.9400	26000.	91	11937	No
4	GOM_NL__2PRFIN20040612_000658_000000412027_00360_11937_3746.N1	12-JUN-2004 00:06:58	Straylight	41.000	43	Alp TrA	1.9100	4250.0	82	11937	No
5	GOM_NL__2PRFIN20040612_000854_000000402027_00360_11937_3747.N1	12-JUN-2004 00:08:54	Straylight	40.000	134	Bet TrA	2.8100	6600.0	80	11937	No
6	GOM_NL__2PRFIN20040612_001111_000000462027_00360_11937_3748.N1	12-JUN-2004 00:11:11	Straylight	45.500	147	Alp Ara	2.8770	26000.	91	11937	No
7	GOM_NL__2PRFIN20040612_001258_000000472027_00360_11937_3749.N1	12-JUN-2004 00:12:58	Twilight	46.500	40	The Sco	1.8590	7100.0	93	11937	No
8	GOM_NL__2PRFIN20040612_001442_000000442027_00360_11937_3750.N1	12-JUN-2004 00:14:42	Twilight	44.000	25	35Lam Sco	1.6200	28000.	88	11937	No
9	GOM_NL__2PRFIN20040612_001623_000000672027_00360_11937_3751.N1	12-JUN-2004 00:16:23	Bright	66.500	57	34Sig Sgr	2.0660	26000.	133	11937	No
10	GOM_NL__2PRFIN20040612_001815_000000602027_00360_11937_3752.N1	12-JUN-2004 00:18:15	Bright	60.000	155	41Pi Sgr	2.9000	6600.0	120	11937	No
11	GOM_NL__2PRFIN20040612_002124_000000462027_00360_11937_3753.N1	12-JUN-2004 00:21:24	Bright	45.500	86	35Eta Oph	2.4300	10200.	91	11937	No
12	GOM_NL__2PRFIN20040612_002311_000000412027_00360_11937_3754.N1	12-JUN-2004 00:23:11	Bright	40.500	98	13Zet Oph	2.5710	30000.	81	11937	No
13	GOM_NL__2PRFIN20040612_002517_000000392027_00360_11937_3755.N1	12-JUN-2004 00:25:17	Bright	38.500	120	1Del Oph	2.7340	3200.0	77	11937	No
14	GOM_NL__2PRFIN20040612_002819_000000382027_00360_11937_3756.N1	12-JUN-2004 00:28:19	Bright	37.500	102	24Alp Ser	2.6000	4250.0	75	11937	No
15	GOM_NL__2PRFIN20040612_003054_000000492027_00360_11937_3757.N1	12-JUN-2004 00:30:54	Bright	48.500	59	55Alp Oph	2.0800	8900.0	97	11937	No
16	GOM_NL__2PRFIN20040612_003241_000000412027_00360_11937_3758.N1	12-JUN-2004 00:32:41	Bright	40.500	127	27Bet Her	2.7810	4700.0	81	11937	No
17	GOM_NL__2PRFIN20040612_003403_000000392027_00360_11937_3759.N1	12-JUN-2004 00:34:03	Bright	38.500	67	5Alp CrB	2.2210	11000.	77	11937	No
18	GOM_NL__2PRFIN20040612_003549_000000392027_00360_11937_3760.N1	12-JUN-2004 00:35:49	Bright	39.000	133	40Zet Her	2.8070	6000.0	78	11937	No
19	GOM_NL__2PRFIN20040612_003748_000000382027_00360_11937_3761.N1	12-JUN-2004 00:37:48	Bright	38.000	180	27Gam Boo	3.0400	8000.0	76	11937	No
20	GOM_NL__2PRFIN20040612_004130_000000402027_00360_11937_3762.N1	12-JUN-2004 00:41:30	Bright	40.000	39	85Eta UMa	1.8540	24000.	80	11937	No
21	GOM_NL__2PRFIN20040612_004324_000000392027_00360_11937_3763.N1	12-JUN-2004 00:43:24	Bright	38.500	55	79Zet UMa	2.0600	10200.	77	11937	No
22	GOM_NL__2PRFIN20040612_004725_000000402027_00360_11937_3764.N1	12-JUN-2004 00:47:25	Bright	40.000	60	7Bet UMi	2.0810	3950.0	80	11937	No
23	GOM_NL__2PRFIN20040612_005205_000000372027_00360_11937_3765.N1	12-JUN-2004 00:52:05	Bright	37.000	49	1Alp UMi	1.9900	6300.0	74	11937	No
24	GOM_NL__2PRFIN20040612_005932_000002552027_00360_11937_3766.N1	12-JUN-2004 00:59:32	Twilight	255.00	92	53Eps Cyg	2.5000	4500.0	510	11937	No
25	GOM_NL__2PRFIN20040612_010547_000000432027_00360_11937_3767.N1	12-JUN-2004 01:05:47	Bright	42.500	73	57Gam1And	2.2600	13100.	85	11937	No
26	GOM_NL__2PRFIN20040612_010807_000000612027_00360_11937_3768.N1	12-JUN-2004 01:08:07	Twilight	60.500	53	43Bet And	2.0480	3300.0	121	11937	No
27	GOM_NL__2PRFIN20040612_011128_000000492027_00360_11937_3769.N1	12-JUN-2004 01:11:28	Twilight	49.000	50	13Alp Ari	2.0070	4250.0	98	11937	No
28	GOM_NL__2PRFIN20040612_011347_000001512027_00360_11937_3770.N1	12-JUN-2004 01:13:47	Dark	151.00	93	53Bet Peg	2.5200	3100.0	302	11937	No
29	GOM_NL__2PRFIN20040612_011720_000000682027_00360_11937_3771.N1	12-JUN-2004 01:17:20	Dark	67.500	140	88Gam Peg	2.8340	26000.	135	11937	No
30	GOM_NL__2PRFIN20040612_013403_000000452027_00360_11937_3772.N1	12-JUN-2004 01:34:03	Dark	44.500	9	Alp Eri	0.45300	24000.	89	11937	No
31	GOM_NL__2PRFIN20040612_013705_000000652027_00361_11938_3742.N1	12-JUN-2004 01:37:05	Dark	65.000	18	24Alp PsA	1.1660	9700.0	130	11938	No
32	GOM_NL__2PRFIN20040612_014101_000000492027_00361_11938_3743.N1	12-JUN-2004 01:41:01	Dark	49.000	31	Alp Gru	1.7340	15200.	98	11938	No
33	GOM_NL__2PRFIN20040612_014239_000000592027_00361_11938_3744.N1	12-JUN-2004 01:42:39	Straylight	58.500	172	Gam Gru	3.0030	13100.	117	11938	No
34	GOM_NL__2PRFIN20040612_014509_000000442027_00361_11938_3745.N1	12-JUN-2004 01:45:09	Straylight	43.500	45	Alp Pav	1.9400	26000.	87	11938	No
35	GOM_NL__2PRFIN20040612_014734_000000432027_00361_11938_3746.N1	12-JUN-2004 01:47:34	Straylight	42.500	43	Alp TrA	1.9100	4250.0	85	11938	No
36	GOM_NL__2PRFIN20040612_014931_000000392027_00361_11938_3747.N1	12-JUN-2004 01:49:31	Straylight	38.500	134	Bet TrA	2.8100	6600.0	77	11938	No
37	GOM_NL__2PRFIN20040612_015147_000000442027_00361_11938_3748.N1	12-JUN-2004 01:51:47	Straylight	43.500	147	Alp Ara	2.8770	26000.	87	11938	No
38	GOM_NL__2PRFIN20040612_015333_000000502027_00361_11938_3749.N1	12-JUN-2004 01:53:33	Twilight	49.500	40	The Sco	1.8590	7100.0	99	11938	No
39	GOM_NL__2PRFIN20040612_015518_000000492027_00361_11938_3750.N1	12-JUN-2004 01:55:18	Twilight	48.500	25	35Lam Sco	1.6200	28000.	97	11938	No
40	GOM_NL__2PRFIN20040612_015659_000000642027_00361_11938_3751.N1	12-JUN-2004 01:56:59	Bright	63.500	57	34Sig Sgr	2.0660	26000.	127	11938	No
41	GOM_NL__2PRFIN20040612_015852_000000632027_00361_11938_3752.N1	12-JUN-2004 01:58:52	Bright	63.000	155	41Pi Sgr	2.9000	6600.0	126	11938	No
42	GOM_NL__2PRFIN20040612_020200_000000442027_00361_11938_3753.N1	12-JUN-2004 02:02:00	Bright	44.000	86	35Eta Oph	2.4300	10200.	88	11938	No

43	GOM_NL__2PRFIN20040612_020347_000000412027_00361_11938_3754.N1	12-JUN-2004 02:03:47	Bright	40.500	98	13Zet Oph	2.5710	30000.	81	11938	No
44	GOM_NL__2PRFIN20040612_020553_000000392027_00361_11938_3755.N1	12-JUN-2004 02:05:53	Bright	39.000	120	1Del Oph	2.7340	3200.0	78	11938	No
45	GOM_NL__2PRFIN20040612_020855_000000372027_00361_11938_3756.N1	12-JUN-2004 02:08:55	Bright	36.500	102	24Alp Ser	2.6000	4250.0	73	11938	No
46	GOM_NL__2PRFIN20040612_021130_000000472027_00361_11938_3757.N1	12-JUN-2004 02:11:30	Bright	46.500	59	55Alp Oph	2.0800	8900.0	93	11938	No
47	GOM_NL__2PRFIN20040612_021317_000000412027_00361_11938_3758.N1	12-JUN-2004 02:13:17	Bright	41.000	127	27Bet Her	2.7810	4700.0	82	11938	No
48	GOM_NL__2PRFIN20040612_021438_000000402027_00361_11938_3759.N1	12-JUN-2004 02:14:38	Bright	39.500	67	5Alp CrB	2.2210	11000.	79	11938	No
49	GOM_NL__2PRFIN20040612_021625_000000402027_00361_11938_3760.N1	12-JUN-2004 02:16:25	Bright	39.500	133	40Zet Her	2.8070	6000.0	79	11938	No
50	GOM_NL__2PRFIN20040612_021823_000000412027_00361_11938_3761.N1	12-JUN-2004 02:18:23	Bright	40.500	180	27Gam Boo	3.0400	8000.0	81	11938	No
51	GOM_NL__2PRFIN20040612_022205_000000432027_00361_11938_3762.N1	12-JUN-2004 02:22:05	Bright	42.500	39	85Eta UMa	1.8540	24000.	85	11938	No
52	GOM_NL__2PRFIN20040612_022400_000000402027_00361_11938_3763.N1	12-JUN-2004 02:24:00	Bright	39.500	55	79Zet UMa	2.0600	10200.	79	11938	No
53	GOM_NL__2PRFIN20040612_022759_000000372027_00361_11938_3764.N1	12-JUN-2004 02:27:59	Bright	36.500	60	7Bet UMi	2.0810	3950.0	73	11938	No
54	GOM_NL__2PRFIN20040612_023241_000000382027_00361_11938_3765.N1	12-JUN-2004 02:32:41	Bright	38.000	49	1Alp UMi	1.9900	6300.0	76	11938	No
55	GOM_NL__2PRFIN20040612_024004_000002552027_00361_11938_3766.N1	12-JUN-2004 02:40:04	Twi_and_stray	255.00	92	53Eps Cyg	2.5000	4500.0	510	11938	No
56	GOM_NL__2PRFIN20040612_024622_000000422027_00361_11938_3767.N1	12-JUN-2004 02:46:22	Bright	41.500	73	57Gam1And	2.2600	13100.	83	11938	No
57	GOM_NL__2PRFIN20040612_024842_000000552027_00361_11938_3768.N1	12-JUN-2004 02:48:42	Twi_and_stray	55.000	53	43Bet And	2.0480	3300.0	110	11938	No
58	GOM_NL__2PRFIN20040612_025204_000000492027_00361_11938_3769.N1	12-JUN-2004 02:52:04	Twilight	49.000	50	13Alp Ari	2.0070	4250.0	98	11938	No
59	GOM_NL__2PRFIN20040612_025424_000001622027_00361_11938_3770.N1	12-JUN-2004 02:54:24	Dark	162.00	93	53Bet Peg	2.5200	3100.0	324	11938	No
60	GOM_NL__2PRFIN20040612_025756_000000712027_00361_11938_3771.N1	12-JUN-2004 02:57:56	Dark	70.500	140	88Gam Peg	2.8340	26000.	141	11938	No
61	GOM_NL__2PRFIN20040612_031439_000000522027_00361_11938_3772.N1	12-JUN-2004 03:14:39	Dark	52.000	9	Alp Eri	0.45300	24000.	104	11938	No
62	GOM_NL__2PRFIN20040612_031742_000000662027_00362_11939_3742.N1	12-JUN-2004 03:17:42	Dark	65.500	18	24Alp PsA	1.1660	9700.0	131	11939	No
63	GOM_NL__2PRFIN20040612_032139_000000502027_00362_11939_3743.N1	12-JUN-2004 03:21:39	Dark	49.500	31	Alp Gru	1.7340	15200.	99	11939	No
64	GOM_NL__2PRFIN20040612_032316_000000592027_00362_11939_3744.N1	12-JUN-2004 03:23:16	Straylight	58.500	172	Gam Gru	3.0030	13100.	117	11939	No
65	GOM_NL__2PRFIN20040612_032547_000000452027_00362_11939_3745.N1	12-JUN-2004 03:25:47	Straylight	45.000	45	Alp Pav	1.9400	26000.	90	11939	No
66	GOM_NL__2PRFIN20040612_032810_000000412027_00362_11939_3746.N1	12-JUN-2004 03:28:10	Straylight	40.500	43	Alp TrA	1.9100	4250.0	81	11939	No
67	GOM_NL__2PRFIN20040612_033006_000000412027_00362_11939_3747.N1	12-JUN-2004 03:30:06	Straylight	41.000	134	Bet TrA	2.8100	6600.0	82	11939	No
68	GOM_NL__2PRFIN20040612_033226_000000402027_00362_11939_3748.N1	12-JUN-2004 03:32:26	Straylight	39.500	147	Alp Ara	2.8770	26000.	79	11939	No
69	GOM_NL__2PRFIN20040612_033411_000000482027_00362_11939_3749.N1	12-JUN-2004 03:34:11	Twi_and_stray	48.000	40	The Sco	1.8590	7100.0	96	11939	No
70	GOM_NL__2PRFIN20040612_033554_000000462027_00362_11939_3750.N1	12-JUN-2004 03:35:54	Twi_and_stray	46.000	25	35Lam Sco	1.6200	28000.	92	11939	No
71	GOM_NL__2PRFIN20040612_033735_000000622027_00362_11939_3751.N1	12-JUN-2004 03:37:35	Bright	62.000	57	34Sig Sgr	2.0660	26000.	124	11939	No
72	GOM_NL__2PRFIN20040612_033927_000000642027_00362_11939_3752.N1	12-JUN-2004 03:39:27	Bright	63.500	155	41Pi Sgr	2.9000	6600.0	127	11939	No
73	GOM_NL__2PRFIN20040612_034238_000000432027_00362_11939_3753.N1	12-JUN-2004 03:42:38	Bright	42.500	86	35Eta Oph	2.4300	10200.	85	11939	No
74	GOM_NL__2PRFIN20040612_034424_000000392027_00362_11939_3754.N1	12-JUN-2004 03:44:24	Bright	39.000	98	13Zet Oph	2.5710	30000.	78	11939	No
75	GOM_NL__2PRFIN20040612_034631_000000382027_00362_11939_3755.N1	12-JUN-2004 03:46:31	Bright	38.000	120	1Del Oph	2.7340	3200.0	76	11939	No
76	GOM_NL__2PRFIN20040612_034932_000000372027_00362_11939_3756.N1	12-JUN-2004 03:49:32	Bright	36.500	102	24Alp Ser	2.6000	4250.0	73	11939	No
77	GOM_NL__2PRFIN20040612_035206_000000462027_00362_11939_3757.N1	12-JUN-2004 03:52:06	Bright	45.500	59	55Alp Oph	2.0800	8900.0	91	11939	No
78	GOM_NL__2PRFIN20040612_035353_000000392027_00362_11939_3758.N1	12-JUN-2004 03:53:53	Bright	39.000	127	27Bet Her	2.7810	4700.0	78	11939	No
79	GOM_NL__2PRFIN20040612_035516_000000362027_00362_11939_3759.N1	12-JUN-2004 03:55:16	Bright	36.000	67	5Alp CrB	2.2210	11000.	72	11939	No
80	GOM_NL__2PRFIN20040612_035700_000000402027_00362_11939_3760.N1	12-JUN-2004 03:57:00	Bright	39.500	133	40Zet Her	2.8070	6000.0	79	11939	No
81	GOM_NL__2PRFIN20040612_035903_000000362027_00362_11939_3761.N1	12-JUN-2004 03:59:03	Bright	35.500	180	27Gam Boo	3.0400	8000.0	71	11939	No
82	GOM_NL__2PRFIN20040612_040244_000000362027_00362_11939_3762.N1	12-JUN-2004 04:02:44	Bright	35.500	39	85Eta UMa	1.8540	24000.	71	11939	No
83	GOM_NL__2PRFIN20040612_040437_000000352027_00362_11939_3763.N1	12-JUN-2004 04:04:37	Bright	35.000	55	79Zet UMa	2.0600	10200.	70	11939	No
84	GOM_NL__2PRFIN20040612_040838_000000342027_00362_11939_3764.N1	12-JUN-2004 04:08:38	Bright	33.500	60	7Bet UMi	2.0810	3950.0	67	11939	No
85	GOM_NL__2PRFIN20040612_041318_000000382027_00362_11939_3765.N1	12-JUN-2004 04:13:18	Bright	37.500	49	1Alp UMi	1.9900	6300.0	75	11939	No
86	GOM_NL__2PRFIN20040612_042036_000002552027_00362_11939_3766.N1	12-JUN-2004 04:20:36	Twi_and_stray	255.00	92	53Eps Cyg	2.5000	4500.0	510	11939	No
87	GOM_NL__2PRFIN20040612_042659_000000422027_00362_11939_3767.N1	12-JUN-2004 04:26:59	Bright	41.500	73	57Gam1And	2.2600	13100.	83	11939	No
88	GOM_NL__2PRFIN20040612_042919_000000562027_00362_11939_3768.N1	12-JUN-2004 04:29:19	Twi_and_stray	56.000	53	43Bet And	2.0480	3300.0	112	11939	No
89	GOM_NL__2PRFIN20040612_043241_000000512027_00362_11939_3769.N1	12-JUN-2004 04:32:41	Twilight	50.500	50	13Alp Ari	2.0070	4250.0	101	11939	No
90	GOM_NL__2PRFIN20040612_043500_000001462027_00362_11939_3770.N1	12-JUN-2004 04:35:00	Dark	145.50	93	53Bet Peg	2.5200	3100.0	291	11939	No
91	GOM_NL__2PRFIN20040612_043833_000000712027_00362_11939_3771.N1	12-JUN-2004 04:38:33	Dark	70.500	140	88Gam Peg	2.8340	26000.	141	11939	No
92	GOM_NL__2PRFIN20040612_045515_000000462027_00362_11939_3772.N1	12-JUN-2004 04:55:15	Dark	46.000	9	Alp Eri	0.45300	24000.	92	11939	No
93	GOM_NL__2PRFIN20040612_045819_000000672027_00363_11940_3742.N1	12-JUN-2004 04:58:19	Dark	67.000	18	24Alp PsA	1.1660	9700.0	134	11940	No
94	GOM_NL__2PRFIN20040612_050215_000000512027_00363_11940_3743.N1	12-JUN-2004 05:02:15	Dark	50.500	31	Alp Gru	1.7340	15200.	101	11940	No
95	GOM_NL__2PRFIN20040612_050353_000000622027_00363_11940_3744.N1	12-JUN-2004 05:03:53	Straylight	61.500	172	Gam Gru	3.0030	13100.	123	11940	No
96	GOM_NL__2PRFIN20040612_050624_000000462027_00363_11940_3745.N1	12-JUN-2004 05:06:24	Straylight	45.500	45	Alp Pav	1.9400	26000.	91	11940	No
97	GOM_NL__2PRFIN20040612_050846_000000502027_00363_11940_3746.N1	12-JUN-2004 05:08:46	Straylight	50.000	43	Alp TrA	1.9100	4250.0	100	11940	No
98	GOM_NL__2PRFIN20040612_051043_000000412027_00363_11940_3747.N1	12-JUN-2004 05:10:43	Straylight	40.500	134	Bet TrA	2.8100	6600.0	81	11940	No
99	GOM_NL__2PRFIN20040612_051303_000000412027_00363_11940_3748.N1	12-JUN-2004 05:13:03	Straylight	40.500	147	Alp Ara	2.8770	26000.	81	11940	No
100	GOM_NL__2PRFIN20040612_051447_000000492027_00363_11940_3749.N1	12-JUN-2004 05:14:47	Twi_and_stray	48.500	40	The Sco	1.8590	7100.0	97	11940	No
101	GOM_NL__2PRFIN20040612_051631_000000472027_00363_11940_3750.N1	12-JUN-2004 05:16:31	Twi_and_stray	47.000	25	35Lam Sco	1.6200	28000.	94	11940	No

161	GOM_NL__2PRFIN20040612_082958_000000482027_00365_11942_3853.N1	12-JUN-2004 08:29:58	Straylight	47.500	43	Alp TrA	1.9100	4250.0	95	11942	No
162	GOM_NL__2PRFIN20040612_083155_000000402027_00365_11942_3854.N1	12-JUN-2004 08:31:55	Straylight	39.500	134	Bet TrA	2.8100	6600.0	79	11942	No
163	GOM_NL__2PRFIN20040612_083416_000000412027_00365_11942_3855.N1	12-JUN-2004 08:34:16	Straylight	40.500	147	Alp Ara	2.8770	26000.	81	11942	No
164	GOM_NL__2PRFIN20040612_083600_000000442027_00365_11942_3856.N1	12-JUN-2004 08:36:00	Twi_and_stray	43.500	40	The Sco	1.8590	7100.0	87	11942	No
165	GOM_NL__2PRFIN20040612_083744_000000482027_00365_11942_3857.N1	12-JUN-2004 08:37:44	Twi_and_stray	47.500	25	35Lam Sco	1.6200	28000.	95	11942	No
166	GOM_NL__2PRFIN20040612_083914_000000442027_00365_11942_3858.N1	12-JUN-2004 08:39:14	Twi_and_stray	43.500	75	26Eps Sco	2.2910	4250.0	87	11942	No
167	GOM_NL__2PRFIN20040612_084117_000000632027_00365_11942_3859.N1	12-JUN-2004 08:41:17	Bright	62.500	155	41Pi Sgr	2.9000	6600.0	125	11942	No
168	GOM_NL__2PRFIN20040612_084428_000000412027_00365_11942_3860.N1	12-JUN-2004 08:44:28	Bright	40.500	86	35Eta Oph	2.4300	10200.	81	11942	No
169	GOM_NL__2PRFIN20040612_084613_000000392027_00365_11942_3861.N1	12-JUN-2004 08:46:13	Bright	39.000	98	13Zet Oph	2.5710	30000.	78	11942	No
170	GOM_NL__2PRFIN20040612_084819_000000372027_00365_11942_3862.N1	12-JUN-2004 08:48:19	Bright	37.000	120	1Del Oph	2.7340	3200.0	74	11942	No
171	GOM_NL__2PRFIN20040612_085120_000000362027_00365_11942_3863.N1	12-JUN-2004 08:51:20	Bright	36.000	102	24Alp Ser	2.6000	4250.0	72	11942	No
172	GOM_NL__2PRFIN20040612_085353_000000482027_00365_11942_3864.N1	12-JUN-2004 08:53:53	Bright	47.500	59	55Alp Oph	2.0800	8900.0	95	11942	No
173	GOM_NL__2PRFIN20040612_085541_000000402027_00365_11942_3865.N1	12-JUN-2004 08:55:41	Bright	40.000	127	27Bet Her	2.7810	4700.0	80	11942	No
174	GOM_NL__2PRFIN20040612_085704_000000362027_00365_11942_3866.N1	12-JUN-2004 08:57:04	Bright	35.500	67	5Alp CrB	2.2210	11000.	71	11942	No
175	GOM_NL__2PRFIN20040612_085848_000000392027_00365_11942_3867.N1	12-JUN-2004 08:58:48	Bright	39.000	133	40Zet Her	2.8070	6000.0	78	11942	No
176	GOM_NL__2PRFIN20040612_090052_000000362027_00365_11942_3868.N1	12-JUN-2004 09:00:52	Bright	36.000	180	27Gam Boo	3.0400	8000.0	72	11942	No
177	GOM_NL__2PRFIN20040612_090433_000000392027_00365_11942_3869.N1	12-JUN-2004 09:04:33	Bright	39.000	39	85Eta UMa	1.8540	24000.	78	11942	No
178	GOM_NL__2PRFIN20040612_090627_000000382027_00365_11942_3870.N1	12-JUN-2004 09:06:27	Bright	38.000	55	79Zet UMa	2.0600	10200.	76	11942	No
179	GOM_NL__2PRFIN20040612_091027_000000352027_00365_11942_3871.N1	12-JUN-2004 09:10:27	Bright	34.500	60	7Bet UMi	2.0810	3950.0	69	11942	No
180	GOM_NL__2PRFIN20040612_091506_000000382027_00365_11942_3872.N1	12-JUN-2004 09:15:06	Bright	37.500	49	1Alp UMi	1.9900	6300.0	75	11942	No
181	GOM_NL__2PRFIN20040612_092212_0000002552027_00365_11942_3873.N1	12-JUN-2004 09:22:12	Twi_and_stray	255.00	92	53Eps Cyg	2.5000	4500.0	510	11942	No
182	GOM_NL__2PRFIN20040612_092847_000000402027_00365_11942_3874.N1	12-JUN-2004 09:28:47	Bright	40.000	73	57Gam1And	2.2600	13100.	80	11942	No
183	GOM_NL__2PRFIN20040612_093108_000000562027_00365_11942_3875.N1	12-JUN-2004 09:31:08	Twi_and_stray	55.500	53	43Bet And	2.0480	3300.0	111	11942	No
184	GOM_NL__2PRFIN20040612_093430_000000542027_00365_11942_3876.N1	12-JUN-2004 09:34:30	Twilight	53.500	50	13Alp Ari	2.0070	4250.0	107	11942	No
185	GOM_NL__2PRFIN20040612_093651_0000001532027_00365_11942_3877.N1	12-JUN-2004 09:36:51	Dark	153.00	93	53Bet Peg	2.5200	3100.0	306	11942	No
186	GOM_NL__2PRFIN20040612_094938_000000582027_00365_11942_3878.N1	12-JUN-2004 09:49:38	Dark	57.500	52	16Bet Cet	2.0370	4500.0	115	11942	No
187	GOM_NL__2PRFIN20040612_095128_000000412027_00365_11942_3879.N1	12-JUN-2004 09:51:28	Dark	40.500	157	The1Eri	2.9060	9300.0	81	11942	No
188	GOM_NL__2PRFIN20040612_095705_000000442027_00365_11942_3880.N1	12-JUN-2004 09:57:05	Dark	44.000	9	Alp Eri	0.45300	24000.	88	11942	No
189	GOM_NL__2PRFIN20040612_100013_000000832027_00366_11943_3742.N1	12-JUN-2004 10:00:13	Dark	82.500	18	24Alp PsA	1.1660	9700.0	165	11943	No
190	GOM_NL__2PRFIN20040612_100407_000000512027_00366_11943_3743.N1	12-JUN-2004 10:04:07	Dark	51.000	31	Alp Gru	1.7340	15200.	102	11943	No
191	GOM_NL__2PRFIN20040612_100545_000000582027_00366_11943_3744.N1	12-JUN-2004 10:05:45	Straylight	57.500	172	Gam Gru	3.0030	13100.	115	11943	No
192	GOM_NL__2PRFIN20040612_100814_000000442027_00366_11943_3745.N1	12-JUN-2004 10:08:14	Straylight	44.000	45	Alp Pav	1.9400	26000.	88	11943	No
193	GOM_NL__2PRFIN20040612_101034_000000422027_00366_11943_3746.N1	12-JUN-2004 10:10:34	Straylight	42.000	43	Alp TrA	1.9100	4250.0	84	11943	No
194	GOM_NL__2PRFIN20040612_101231_000000392027_00366_11943_3747.N1	12-JUN-2004 10:12:31	Straylight	39.000	134	Bet TrA	2.8100	6600.0	78	11943	No
195	GOM_NL__2PRFIN20040612_101452_000000412027_00366_11943_3748.N1	12-JUN-2004 10:14:52	Straylight	41.000	147	Alp Ara	2.8770	26000.	82	11943	No
196	GOM_NL__2PRFIN20040612_101636_000000502027_00366_11943_3749.N1	12-JUN-2004 10:16:36	Twi_and_stray	49.500	40	The Sco	1.8590	7100.0	99	11943	No
197	GOM_NL__2PRFIN20040612_101820_000000432027_00366_11943_3750.N1	12-JUN-2004 10:18:20	Twi_and_stray	42.500	25	35Lam Sco	1.6200	28000.	85	11943	No
198	GOM_NL__2PRFIN20040612_101950_000000422027_00366_11943_3751.N1	12-JUN-2004 10:19:50	Twi_and_stray	41.500	75	26Eps Sco	2.2910	4250.0	83	11943	No
199	GOM_NL__2PRFIN20040612_102152_000000632027_00366_11943_3752.N1	12-JUN-2004 10:21:52	Bright	63.000	155	41Pi Sgr	2.9000	6600.0	126	11943	No
200	GOM_NL__2PRFIN20040612_102503_000000422027_00366_11943_3753.N1	12-JUN-2004 10:25:03	Bright	41.500	86	35Eta Oph	2.4300	10200.	83	11943	No
201	GOM_NL__2PRFIN20040612_102649_000000392027_00366_11943_3754.N1	12-JUN-2004 10:26:49	Bright	39.000	98	13Zet Oph	2.5710	30000.	78	11943	No
202	GOM_NL__2PRFIN20040612_102855_000000372027_00366_11943_3755.N1	12-JUN-2004 10:28:55	Bright	37.000	120	1Del Oph	2.7340	3200.0	74	11943	No
203	GOM_NL__2PRFIN20040612_103156_000000372027_00366_11943_3756.N1	12-JUN-2004 10:31:56	Bright	36.500	102	24Alp Ser	2.6000	4250.0	73	11943	No
204	GOM_NL__2PRFIN20040612_103428_000000452027_00366_11943_3757.N1	12-JUN-2004 10:34:28	Bright	45.000	59	55Alp Oph	2.0800	8900.0	90	11943	No
205	GOM_NL__2PRFIN20040612_103617_000000402027_00366_11943_3758.N1	12-JUN-2004 10:36:17	Bright	39.500	127	27Bet Her	2.7810	4700.0	79	11943	No
206	GOM_NL__2PRFIN20040612_103740_000000392027_00366_11943_3759.N1	12-JUN-2004 10:37:40	Bright	38.500	67	5Alp CrB	2.2210	11000.	77	11943	No
207	GOM_NL__2PRFIN20040612_103923_000000392027_00366_11943_3760.N1	12-JUN-2004 10:39:23	Bright	38.500	133	40Zet Her	2.8070	6000.0	77	11943	No
208	GOM_NL__2PRFIN20040612_104128_000000402027_00366_11943_3761.N1	12-JUN-2004 10:41:28	Bright	40.000	180	27Gam Boo	3.0400	8000.0	80	11943	No
209	GOM_NL__2PRFIN20040612_104509_000000392027_00366_11943_3762.N1	12-JUN-2004 10:45:09	Bright	38.500	39	85Eta UMa	1.8540	24000.	77	11943	No
210	GOM_NL__2PRFIN20040612_104703_000000392027_00366_11943_3763.N1	12-JUN-2004 10:47:03	Bright	38.500	55	79Zet UMa	2.0600	10200.	77	11943	No
211	GOM_NL__2PRFIN20040612_105102_000000392027_00366_11943_3764.N1	12-JUN-2004 10:51:02	Bright	39.000	60	7Bet UMi	2.0810	3950.0	78	11943	No
212	GOM_NL__2PRFIN20040612_105541_000000372027_00366_11943_3765.N1	12-JUN-2004 10:55:41	Bright	36.500	49	1Alp UMi	1.9900	6300.0	73	11943	No
213	GOM_NL__2PRFIN20040612_110244_0000002552027_00366_11943_3766.N1	12-JUN-2004 11:02:44	Twi_and_stray	255.00	92	53Eps Cyg	2.5000	4500.0	510	11943	No
214	GOM_NL__2PRFIN20040612_110923_000000422027_00366_11943_3767.N1	12-JUN-2004 11:09:23	Bright	41.500	73	57Gam1And	2.2600	13100.	83	11943	No
215	GOM_NL__2PRFIN20040612_111144_000000552027_00366_11943_3768.N1	12-JUN-2004 11:11:44	Twi_and_stray	55.000	53	43Bet And	2.0480	3300.0	110	11943	No
216	GOM_NL__2PRFIN20040612_111505_000000492027_00366_11943_3769.N1	12-JUN-2004 11:15:05	Twilight	48.500	50	13Alp Ari	2.0070	4250.0	97	11943	No
217	GOM_NL__2PRFIN20040612_111728_0000001462027_00366_11943_3770.N1	12-JUN-2004 11:17:28	Dark	145.50	93	53Bet Peg	2.5200	3100.0	291	11943	No
218	GOM_NL__2PRFIN20040612_113015_000000672027_00366_11943_3771.N1	12-JUN-2004 11:30:15	Dark	67.000	52	16Bet Cet	2.0370	4500.0	134	11943	No
219	GOM_NL__2PRFIN20040612_113204_000000382027_00366_11943_3772.N1	12-JUN-2004 11:32:04	Dark	38.000	157	The1Eri	2.9060	9300.0	76	11943	No

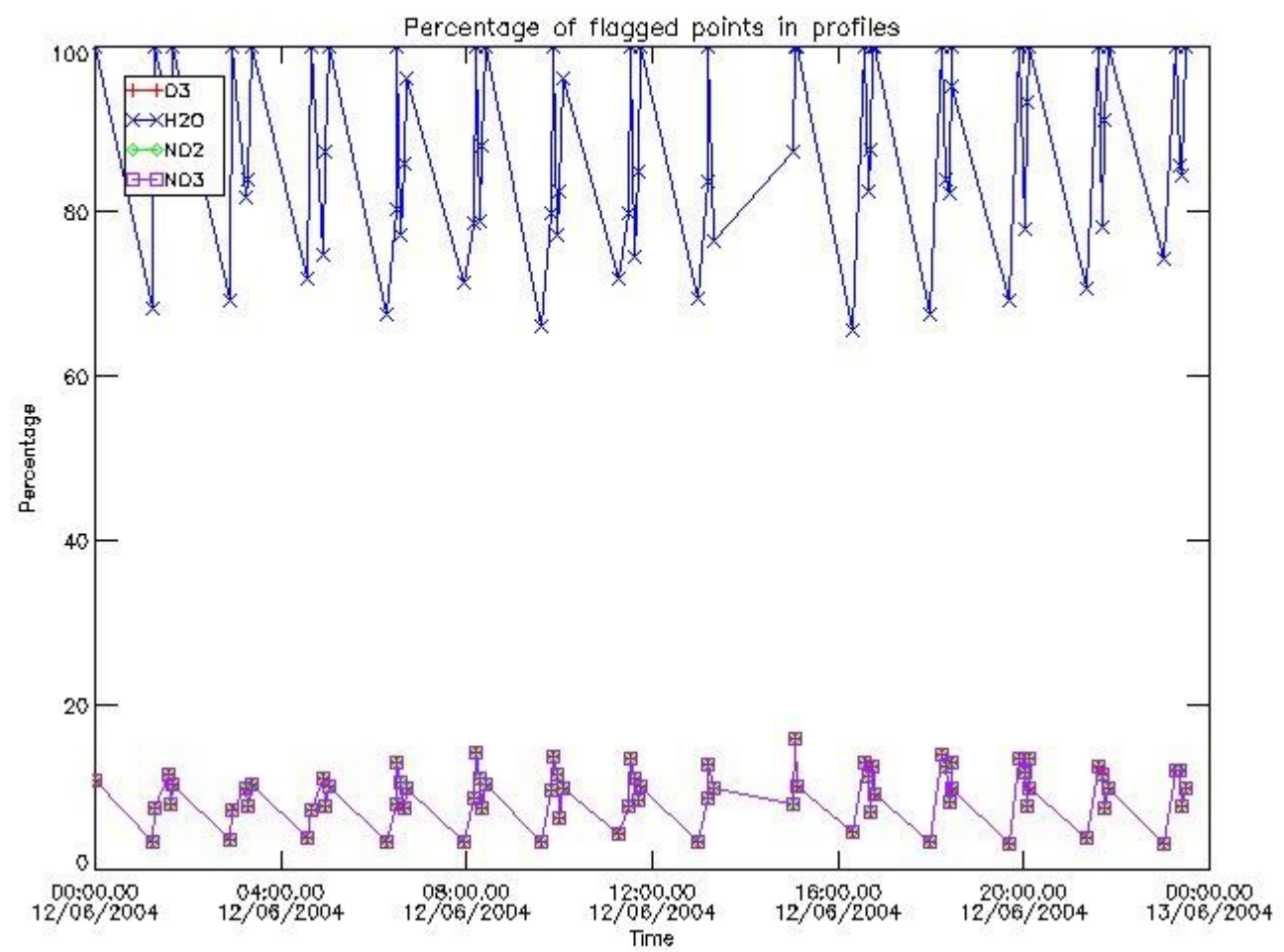
338	GOM_NL__2PRFIN20040612_190811_000000402027_00371_11948_3784.N1	12-JUN-2004 19:08:11	Bright	39.500	39	85Eta UMa	1.8540	24000.	79	11948	No
339	GOM_NL__2PRFIN20040612_191004_000000362027_00371_11948_3785.N1	12-JUN-2004 19:10:04	Bright	36.000	55	79Zet UMa	2.0600	10200.	72	11948	No
340	GOM_NL__2PRFIN20040612_191402_000000392027_00371_11948_3786.N1	12-JUN-2004 19:14:02	Bright	39.000	60	7Bet UMi	2.0810	3950.0	78	11948	No
341	GOM_NL__2PRFIN20040612_191841_000000372027_00371_11948_3787.N1	12-JUN-2004 19:18:41	Bright	37.000	49	1Alp UMi	1.9900	6300.0	74	11948	No
342	GOM_NL__2PRFIN20040612_192524_000002552027_00371_11948_3788.N1	12-JUN-2004 19:25:24	Twi_and_stray	255.00	92	53Eps Cyg	2.5000	4500.0	510	11948	No
343	GOM_NL__2PRFIN20040612_193223_000000562027_00371_11948_3789.N1	12-JUN-2004 19:32:23	Bright	56.000	73	57Gam1And	2.2600	13100.	112	11948	No
344	GOM_NL__2PRFIN20040612_193443_000000572027_00371_11948_3790.N1	12-JUN-2004 19:34:43	Twi_and_stray	56.500	53	43Bet And	2.0480	3300.0	113	11948	No
345	GOM_NL__2PRFIN20040612_193806_000000502027_00371_11948_3791.N1	12-JUN-2004 19:38:06	Twilight	49.500	50	13Alp Ari	2.0070	4250.0	99	11948	No
346	GOM_NL__2PRFIN20040612_194032_000001952027_00371_11948_3792.N1	12-JUN-2004 19:40:32	Dark	194.50	93	53Bet Peg	2.5200	3100.0	389	11948	No
347	GOM_NL__2PRFIN20040612_195505_000000382027_00371_11948_3793.N1	12-JUN-2004 19:55:05	Dark	38.000	157	The1Eri	2.9060	9300.0	76	11948	No
348	GOM_NL__2PRFIN20040612_200042_000000442027_00371_11948_3794.N1	12-JUN-2004 20:00:42	Dark	43.500	9	Alp Eri	0.45300	24000.	87	11948	No
349	GOM_NL__2PRFIN20040612_200358_000000672027_00372_11949_3763.N1	12-JUN-2004 20:03:58	Dark	67.000	18	24Alp PsA	1.1660	9700.0	134	11949	No
350	GOM_NL__2PRFIN20040612_200614_000000382027_00372_11949_3764.N1	12-JUN-2004 20:06:14	Dark	38.000	135	Bet Hyi	2.8200	5800.0	76	11949	No
351	GOM_NL__2PRFIN20040612_200748_000000522027_00372_11949_3765.N1	12-JUN-2004 20:07:48	Dark	52.000	31	Alp Gru	1.7340	15200.	104	11949	No
352	GOM_NL__2PRFIN20040612_200929_000000602027_00372_11949_3766.N1	12-JUN-2004 20:09:29	Straylight	59.500	172	Gam Gru	3.0030	13100.	119	11949	No
353	GOM_NL__2PRFIN20040612_201152_000000442027_00372_11949_3767.N1	12-JUN-2004 20:11:52	Straylight	43.500	45	Alp Pav	1.9400	26000.	87	11949	No
354	GOM_NL__2PRFIN20040612_201411_000000402027_00372_11949_3768.N1	12-JUN-2004 20:14:11	Straylight	40.000	43	Alp TrA	1.9100	4250.0	80	11949	No
355	GOM_NL__2PRFIN20040612_201607_000000392027_00372_11949_3769.N1	12-JUN-2004 20:16:07	Straylight	39.000	134	Bet TrA	2.8100	6600.0	78	11949	No
356	GOM_NL__2PRFIN20040612_201828_000000422027_00372_11949_3770.N1	12-JUN-2004 20:18:28	Straylight	41.500	147	Alp Ara	2.8770	26000.	83	11949	No
357	GOM_NL__2PRFIN20040612_202013_000000462027_00372_11949_3771.N1	12-JUN-2004 20:20:13	Twi_and_stray	46.000	40	The Sco	1.8590	7100.0	92	11949	No
358	GOM_NL__2PRFIN20040612_202157_000000462027_00372_11949_3772.N1	12-JUN-2004 20:21:57	Twi_and_stray	46.000	25	35Lam Sco	1.6200	28000.	92	11949	No
359	GOM_NL__2PRFIN20040612_202339_000000642027_00372_11949_3773.N1	12-JUN-2004 20:23:39	Bright	64.000	57	34Sig Sgr	2.0660	26000.	128	11949	No
360	GOM_NL__2PRFIN20040612_202530_000000602027_00372_11949_3774.N1	12-JUN-2004 20:25:30	Bright	59.500	155	41Pi Sgr	2.9000	6600.0	119	11949	No
361	GOM_NL__2PRFIN20040612_202839_000000422027_00372_11949_3775.N1	12-JUN-2004 20:28:39	Bright	42.000	86	35Eta Oph	2.4300	10200.	84	11949	No
362	GOM_NL__2PRFIN20040612_203024_000000402027_00372_11949_3776.N1	12-JUN-2004 20:30:24	Bright	40.000	98	13Zet Oph	2.5710	30000.	80	11949	No
363	GOM_NL__2PRFIN20040612_203230_000000392027_00372_11949_3777.N1	12-JUN-2004 20:32:30	Bright	38.500	120	1Del Oph	2.7340	3200.0	77	11949	No
364	GOM_NL__2PRFIN20040612_203532_000000372027_00372_11949_3778.N1	12-JUN-2004 20:35:32	Bright	37.000	102	24Alp Ser	2.6000	4250.0	74	11949	No
365	GOM_NL__2PRFIN20040612_203801_000000492027_00372_11949_3779.N1	12-JUN-2004 20:38:01	Bright	49.000	59	55Alp Oph	2.0800	8900.0	98	11949	No
366	GOM_NL__2PRFIN20040612_203951_000000412027_00372_11949_3780.N1	12-JUN-2004 20:39:51	Bright	41.000	127	27Bet Her	2.7810	4700.0	82	11949	No
367	GOM_NL__2PRFIN20040612_204116_000000392027_00372_11949_3781.N1	12-JUN-2004 20:41:16	Bright	38.500	67	5Alp CrB	2.2210	11000.	77	11949	No
368	GOM_NL__2PRFIN20040612_204258_000000402027_00372_11949_3782.N1	12-JUN-2004 20:42:58	Bright	40.000	133	40Zet Her	2.8070	6000.0	80	11949	No
369	GOM_NL__2PRFIN20040612_204505_000000372027_00372_11949_3783.N1	12-JUN-2004 20:45:05	Bright	36.500	180	27Gam Boo	3.0400	8000.0	73	11949	No
370	GOM_NL__2PRFIN20040612_204847_000000402027_00372_11949_3784.N1	12-JUN-2004 20:48:47	Bright	39.500	39	85Eta UMa	1.8540	24000.	79	11949	No
371	GOM_NL__2PRFIN20040612_205040_000000392027_00372_11949_3785.N1	12-JUN-2004 20:50:40	Bright	39.000	55	79Zet UMa	2.0600	10200.	78	11949	No
372	GOM_NL__2PRFIN20040612_205438_000000392027_00372_11949_3786.N1	12-JUN-2004 20:54:38	Bright	39.000	60	7Bet UMi	2.0810	3950.0	78	11949	No
373	GOM_NL__2PRFIN20040612_205917_000000362027_00372_11949_3787.N1	12-JUN-2004 20:59:17	Bright	35.500	49	1Alp UMi	1.9900	6300.0	71	11949	No
374	GOM_NL__2PRFIN20040612_210556_000002552027_00372_11949_3788.N1	12-JUN-2004 21:05:56	Twi_and_stray	255.00	92	53Eps Cyg	2.5000	4500.0	510	11949	No
375	GOM_NL__2PRFIN20040612_211258_000000422027_00372_11949_3789.N1	12-JUN-2004 21:12:58	Bright	42.000	73	57Gam1And	2.2600	13100.	84	11949	No
376	GOM_NL__2PRFIN20040612_211519_000000572027_00372_11949_3790.N1	12-JUN-2004 21:15:19	Twi_and_stray	57.000	53	43Bet And	2.0480	3300.0	114	11949	No
377	GOM_NL__2PRFIN20040612_211842_000000482027_00372_11949_3791.N1	12-JUN-2004 21:18:42	Twilight	48.000	50	13Alp Ari	2.0070	4250.0	96	11949	No
378	GOM_NL__2PRFIN20040612_212109_000001692027_00372_11949_3792.N1	12-JUN-2004 21:21:09	Dark	169.00	93	53Bet Peg	2.5200	3100.0	338	11949	No
379	GOM_NL__2PRFIN20040612_213541_000000412027_00372_11949_3793.N1	12-JUN-2004 21:35:41	Dark	41.000	157	The1Eri	2.9060	9300.0	82	11949	No
380	GOM_NL__2PRFIN20040612_214118_000000442027_00372_11949_3794.N1	12-JUN-2004 21:41:18	Dark	44.000	9	Alp Eri	0.45300	24000.	88	11949	No
381	GOM_NL__2PRFIN20040612_214435_000000692027_00373_11950_3763.N1	12-JUN-2004 21:44:35	Dark	68.500	18	24Alp PsA	1.1660	9700.0	137	11950	No
382	GOM_NL__2PRFIN20040612_214825_000000522027_00373_11950_3764.N1	12-JUN-2004 21:48:25	Dark	51.500	31	Alp Gru	1.7340	15200.	103	11950	No
383	GOM_NL__2PRFIN20040612_215007_000000582027_00373_11950_3765.N1	12-JUN-2004 21:50:07	Straylight	58.000	172	Gam Gru	3.0030	13100.	116	11950	No
384	GOM_NL__2PRFIN20040612_215229_000000442027_00373_11950_3766.N1	12-JUN-2004 21:52:29	Straylight	43.500	45	Alp Pav	1.9400	26000.	87	11950	No
385	GOM_NL__2PRFIN20040612_215447_000000452027_00373_11950_3767.N1	12-JUN-2004 21:54:47	Straylight	45.000	43	Alp TrA	1.9100	4250.0	90	11950	No
386	GOM_NL__2PRFIN20040612_215643_000000402027_00373_11950_3768.N1	12-JUN-2004 21:56:43	Straylight	39.500	134	Bet TrA	2.8100	6600.0	79	11950	No
387	GOM_NL__2PRFIN20040612_215905_000000412027_00373_11950_3769.N1	12-JUN-2004 21:59:05	Straylight	40.500	147	Alp Ara	2.8770	26000.	81	11950	No
388	GOM_NL__2PRFIN20040612_220050_000000452027_00373_11950_3770.N1	12-JUN-2004 22:00:50	Twi_and_stray	45.000	40	The Sco	1.8590	7100.0	90	11950	No
389	GOM_NL__2PRFIN20040612_220216_000000522027_00373_11950_3771.N1	12-JUN-2004 22:02:16	Twi_and_stray	52.000	38	20Eps Sgr	1.8360	11000.	104	11950	No
390	GOM_NL__2PRFIN20040612_220402_000000462027_00373_11950_3772.N1	12-JUN-2004 22:04:02	Twi_and_stray	46.000	75	26Eps Sco	2.2910	4250.0	92	11950	No
391	GOM_NL__2PRFIN20040612_220606_000000622027_00373_11950_3773.N1	12-JUN-2004 22:06:06	Bright	61.500	155	41Pi Sgr	2.9000	6600.0	123	11950	No
392	GOM_NL__2PRFIN20040612_220915_000000422027_00373_11950_3774.N1	12-JUN-2004 22:09:15	Bright	42.000	86	35Eta Oph	2.4300	10200.	84	11950	No
393	GOM_NL__2PRFIN20040612_221100_000000402027_00373_11950_3775.N1	12-JUN-2004 22:11:00	Bright	40.000	98	13Zet Oph	2.5710	30000.	80	11950	No
394	GOM_NL__2PRFIN20040612_221306_000000392027_00373_11950_3776.N1	12-JUN-2004 22:13:06	Bright	38.500	120	1Del Oph	2.7340	3200.0	77	11950	No
395	GOM_NL__2PRFIN20040612_221608_000000372027_00373_11950_3777.N1	12-JUN-2004 22:16:08	Bright	36.500	102	24Alp Ser	2.6000	4250.0	73	11950	No
396	GOM_NL__2PRFIN20040612_221837_000000482027_00373_11950_3778.N1	12-JUN-2004 22:18:37	Bright	47.500	59	55Alp Oph	2.0800	8900.0	95	11950	No

397	GOM_NL__2PRFIN20040612_222027_000000412027_00373_11950_3779.N1	12-JUN-2004 22:20:27	Bright	40.500	127	27Bet Her	2.7810	4700.0	81	11950	No
398	GOM_NL__2PRFIN20040612_222152_000000382027_00373_11950_3780.N1	12-JUN-2004 22:21:52	Bright	37.500	67	5Alp CrB	2.2210	11000.	75	11950	No
399	GOM_NL__2PRFIN20040612_222333_000000412027_00373_11950_3781.N1	12-JUN-2004 22:23:33	Bright	40.500	133	40Zet Her	2.8070	6000.0	81	11950	No
400	GOM_NL__2PRFIN20040612_222541_000000372027_00373_11950_3782.N1	12-JUN-2004 22:25:41	Bright	36.500	180	27Gam Boo	3.0400	8000.0	73	11950	No
401	GOM_NL__2PRFIN20040612_222923_000000382027_00373_11950_3783.N1	12-JUN-2004 22:29:23	Bright	38.000	39	85Eta UMa	1.8540	24000.	76	11950	No
402	GOM_NL__2PRFIN20040612_223116_000000402027_00373_11950_3784.N1	12-JUN-2004 22:31:16	Bright	39.500	55	79Zet UMa	2.0600	10200.	79	11950	No
403	GOM_NL__2PRFIN20040612_223514_000000392027_00373_11950_3785.N1	12-JUN-2004 22:35:14	Bright	39.000	60	7Bet UMi	2.0810	3950.0	78	11950	No
404	GOM_NL__2PRFIN20040612_223953_000000372027_00373_11950_3786.N1	12-JUN-2004 22:39:53	Bright	36.500	49	1Alp UMi	1.9900	6300.0	73	11950	No
405	GOM_NL__2PRFIN20040612_224628_000002552027_00373_11950_3787.N1	12-JUN-2004 22:46:28	Twilight	255.00	92	53Eps Cyg	2.5000	4500.0	510	11950	No
406	GOM_NL__2PRFIN20040612_225335_000000422027_00373_11950_3788.N1	12-JUN-2004 22:53:35	Bright	41.500	73	57Gam1And	2.2600	13100.	83	11950	No
407	GOM_NL__2PRFIN20040612_225555_000000542027_00373_11950_3789.N1	12-JUN-2004 22:55:55	Twilight	54.000	53	43Bet And	2.0480	3300.0	108	11950	No
408	GOM_NL__2PRFIN20040612_225918_000000482027_00373_11950_3790.N1	12-JUN-2004 22:59:18	Twilight	48.000	50	13Alp Ari	2.0070	4250.0	96	11950	No
409	GOM_NL__2PRFIN20040612_230146_000001602027_00373_11950_3791.N1	12-JUN-2004 23:01:46	Dark	159.50	93	53Bet Peg	2.5200	3100.0	319	11950	No
410	GOM_NL__2PRFIN20040612_231616_000000422027_00373_11950_3792.N1	12-JUN-2004 23:16:16	Dark	42.000	157	The1Eri	2.9060	9300.0	84	11950	No
411	GOM_NL__2PRFIN20040612_232154_000000422027_00373_11950_3793.N1	12-JUN-2004 23:21:54	Dark	42.000	9	Alp Eri	0.45300	24000.	84	11950	No
412	GOM_NL__2PRFIN20040612_232513_000000672027_00374_11951_3763.N1	12-JUN-2004 23:25:13	Dark	67.000	18	24Alp PsA	1.1660	9700.0	134	11951	No
413	GOM_NL__2PRFIN20040612_232901_000000512027_00374_11951_3764.N1	12-JUN-2004 23:29:01	Dark	51.000	31	Alp Gru	1.7340	15200.	102	11951	No
414	GOM_NL__2PRFIN20040612_233044_000000612027_00374_11951_3765.N1	12-JUN-2004 23:30:44	Straylight	60.500	172	Gam Gru	3.0030	13100.	121	11951	No
415	GOM_NL__2PRFIN20040612_233305_000000482027_00374_11951_3766.N1	12-JUN-2004 23:33:05	Straylight	47.500	45	Alp Pav	1.9400	26000.	95	11951	No
416	GOM_NL__2PRFIN20040612_233522_000000472027_00374_11951_3767.N1	12-JUN-2004 23:35:22	Straylight	46.500	43	Alp TrA	1.9100	4250.0	93	11951	No
417	GOM_NL__2PRFIN20040612_233719_000000382027_00374_11951_3768.N1	12-JUN-2004 23:37:19	Straylight	38.000	134	Bet TrA	2.8100	6600.0	76	11951	No
418	GOM_NL__2PRFIN20040612_233940_000000422027_00374_11951_3769.N1	12-JUN-2004 23:39:40	Straylight	42.000	147	Alp Ara	2.8770	26000.	84	11951	No
419	GOM_NL__2PRFIN20040612_234125_000000472027_00374_11951_3770.N1	12-JUN-2004 23:41:25	Twilight	47.000	40	The Sco	1.8590	7100.0	94	11951	No
420	GOM_NL__2PRFIN20040612_234252_000000522027_00374_11951_3771.N1	12-JUN-2004 23:42:52	Twilight	51.500	38	20Eps Sgr	1.8360	11000.	103	11951	No
421	GOM_NL__2PRFIN20040612_234436_000000462027_00374_11951_3772.N1	12-JUN-2004 23:44:36	Twilight	46.000	75	26Eps Sco	2.2910	4250.0	92	11951	No
422	GOM_NL__2PRFIN20040612_234643_000000592027_00374_11951_3773.N1	12-JUN-2004 23:46:43	Bright	59.000	155	41Pi Sgr	2.9000	6600.0	118	11951	No
423	GOM_NL__2PRFIN20040612_234951_000000422027_00374_11951_3774.N1	12-JUN-2004 23:49:51	Bright	42.000	86	35Eta Oph	2.4300	10200.	84	11951	No
424	GOM_NL__2PRFIN20040612_235133_000000422027_00374_11951_3775.N1	12-JUN-2004 23:51:33	Bright	42.000	98	13Zet Oph	2.5710	30000.	84	11951	No
425	GOM_NL__2PRFIN20040612_235340_000000412027_00374_11951_3776.N1	12-JUN-2004 23:53:40	Bright	41.000	120	1Del Oph	2.7340	3200.0	82	11951	No
426	GOM_NL__2PRFIN20040612_235643_000000382027_00374_11951_3777.N1	12-JUN-2004 23:56:43	Bright	37.500	102	24Alp Ser	2.6000	4250.0	75	11951	No
427	GOM_NL__2PRFIN20040612_235913_000000462027_00374_11951_3778.N1	12-JUN-2004 23:59:13	Bright	45.500	59	55Alp Oph	2.0800	8900.0	91	11951	No

3. Quality information per product

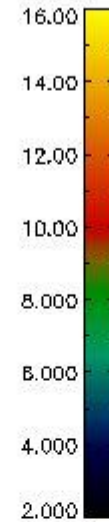
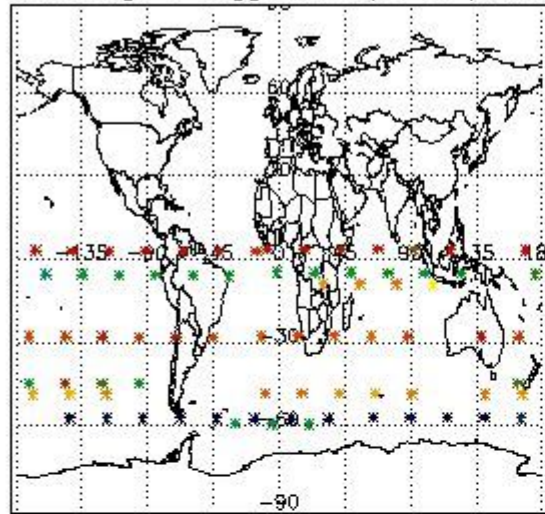
In this section it is plotted some information contained in the Quality Summary data set of the level 2 products. Only products in dark limb conditions and without errors (error flag in the MPH set to "0") are used.

3.1 Plot quality information per product (time dependant)

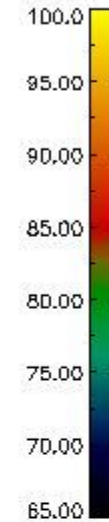
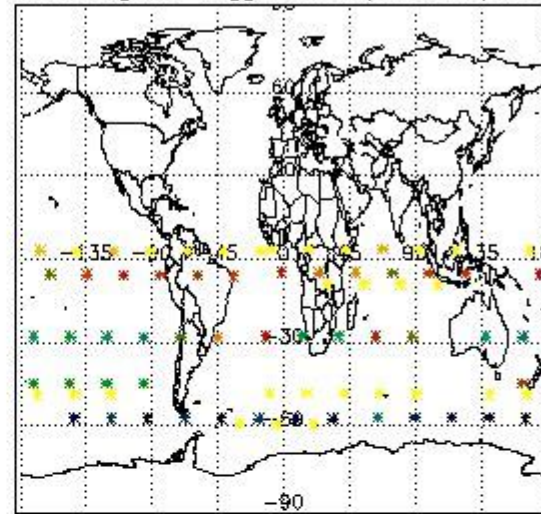


3.2 Plot quality information per product (world map)

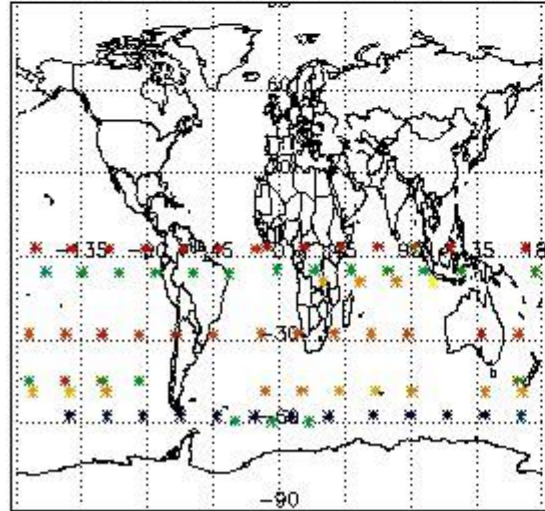
Percentage of flagged data per O3 profile



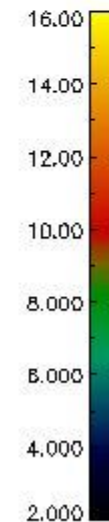
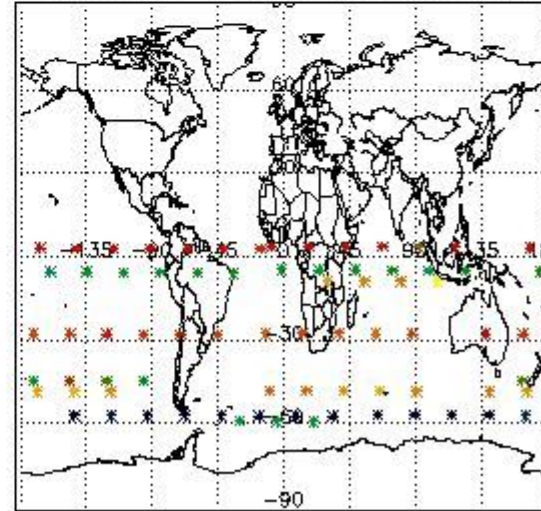
Percentage of flagged data per H2O profile



Percentage of flagged data per NO2 profile



Percentage of flagged data per NO3 profile

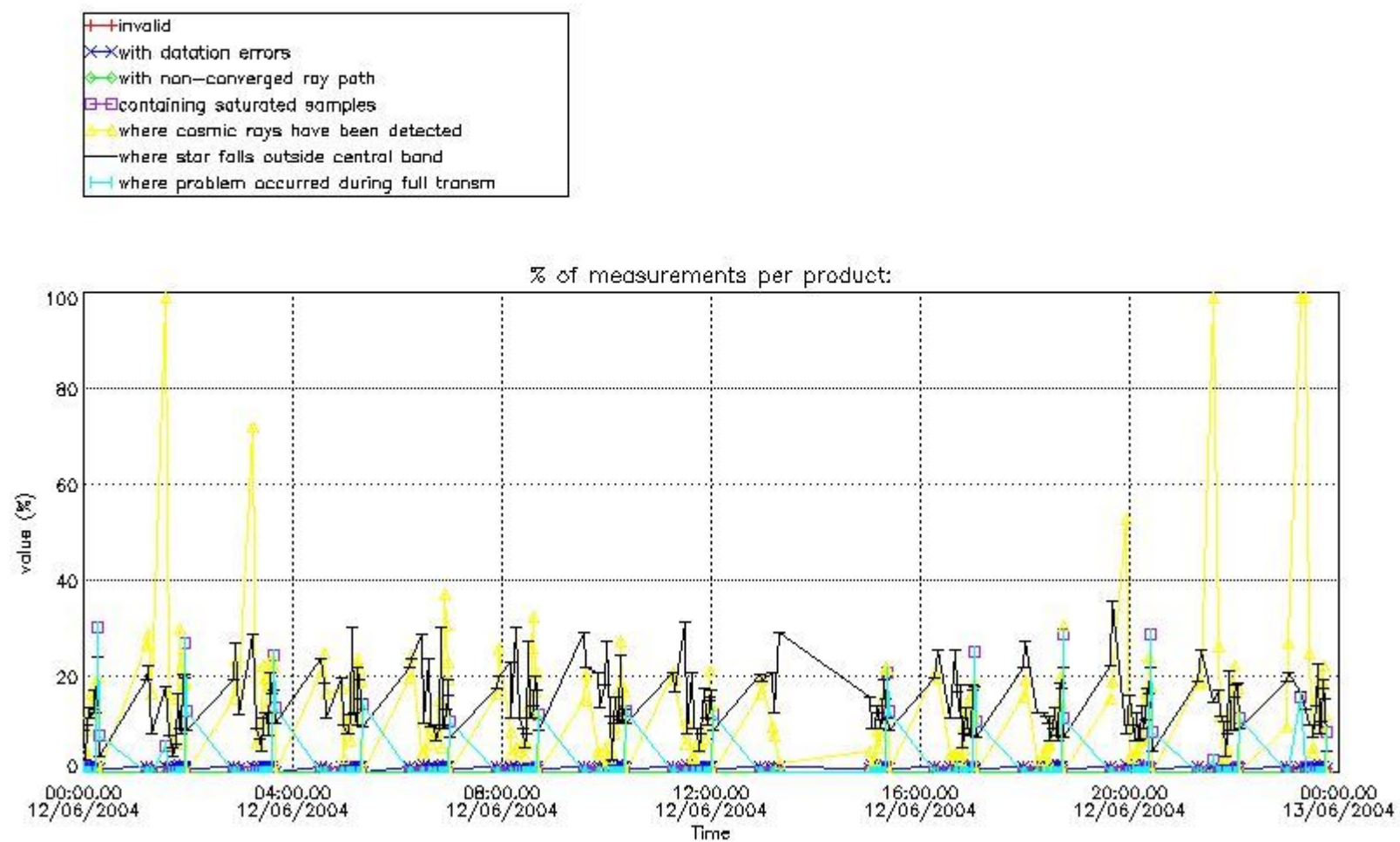


4. Level 1 quality information per product

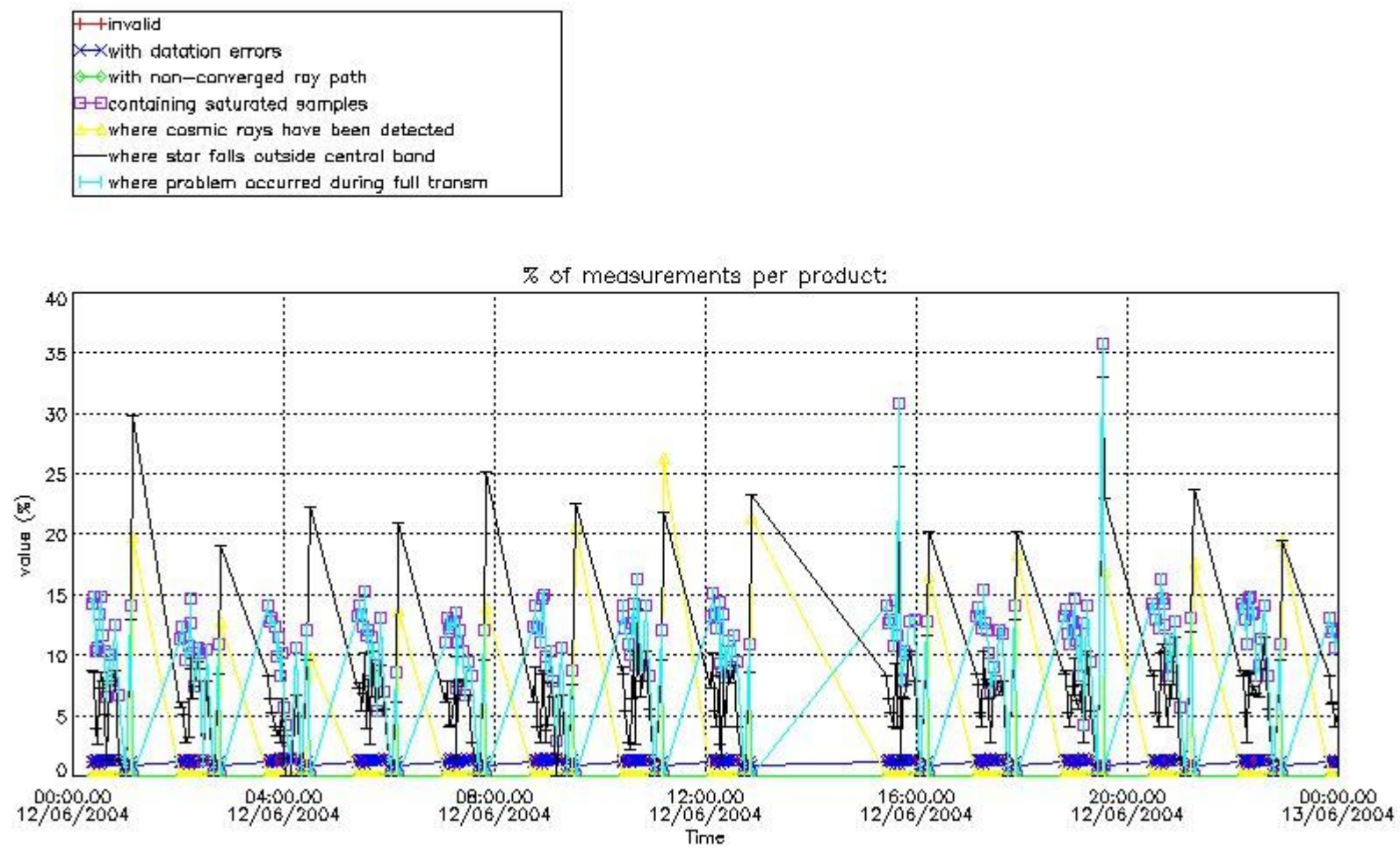
In this section it is plotted some information contained in the Quality Summary data set of the level 2 products that comes from the level 1b processing. Products without errors (error flag in the MPH set to "0") are used.

4.1 Plot quality information per product (time dependant) coming from level 1b processing

4.1.1 Plot level 1 quality information per product (time dependant): ENVISAT ASCENDING passes

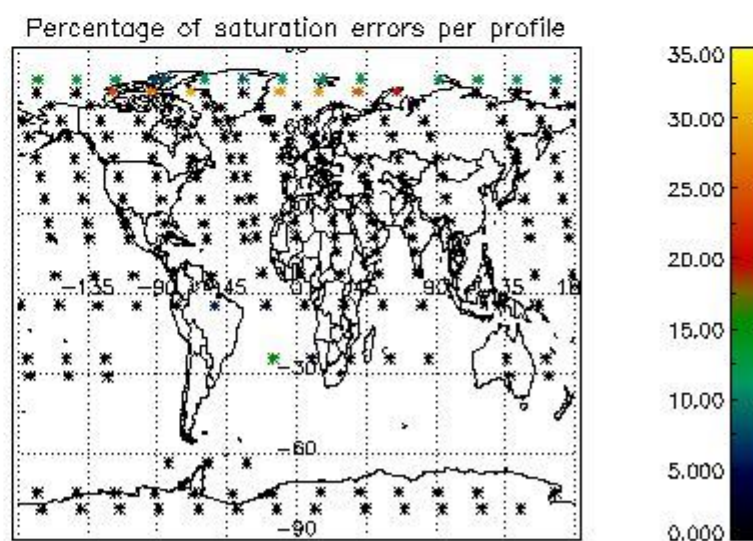
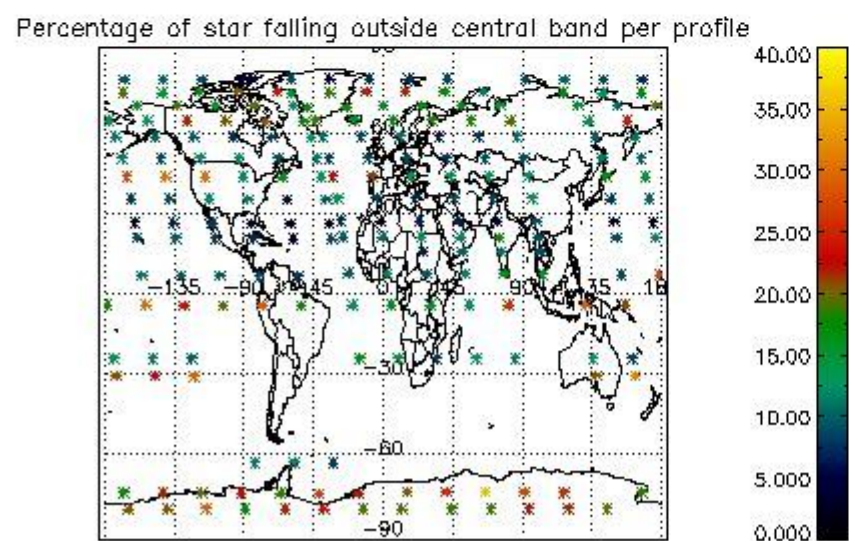
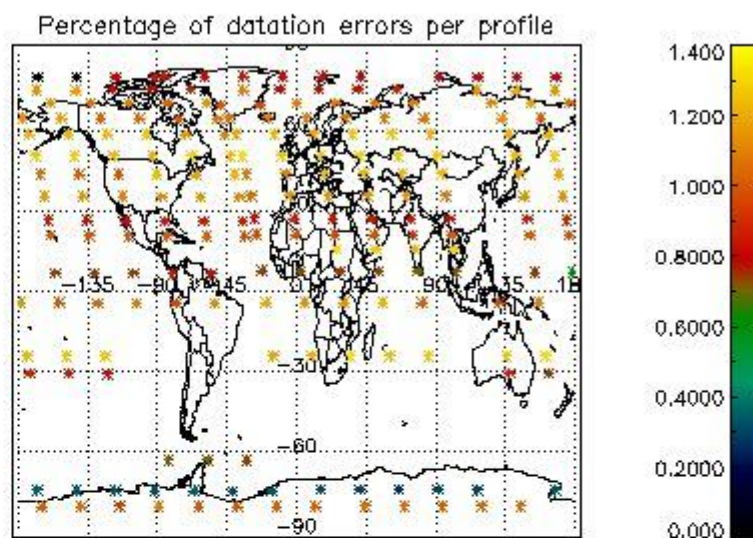
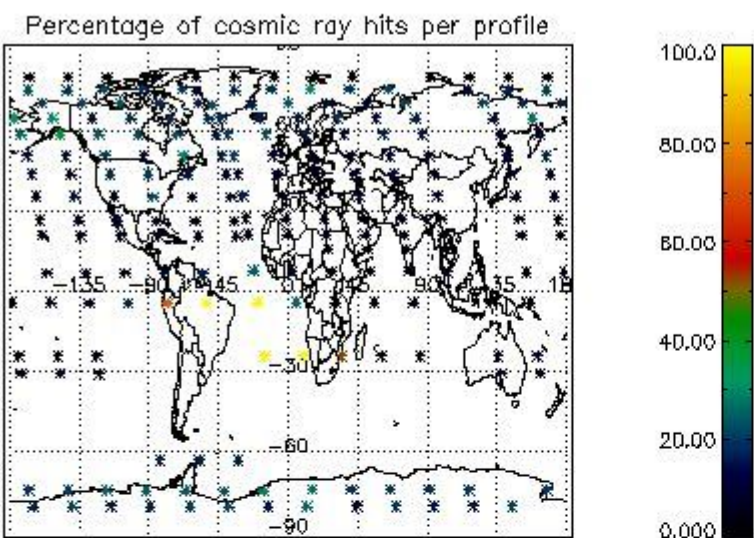


4.1.2 Plot level 1 quality information per product (time dependant): ENVI SAT DESCENDING passes

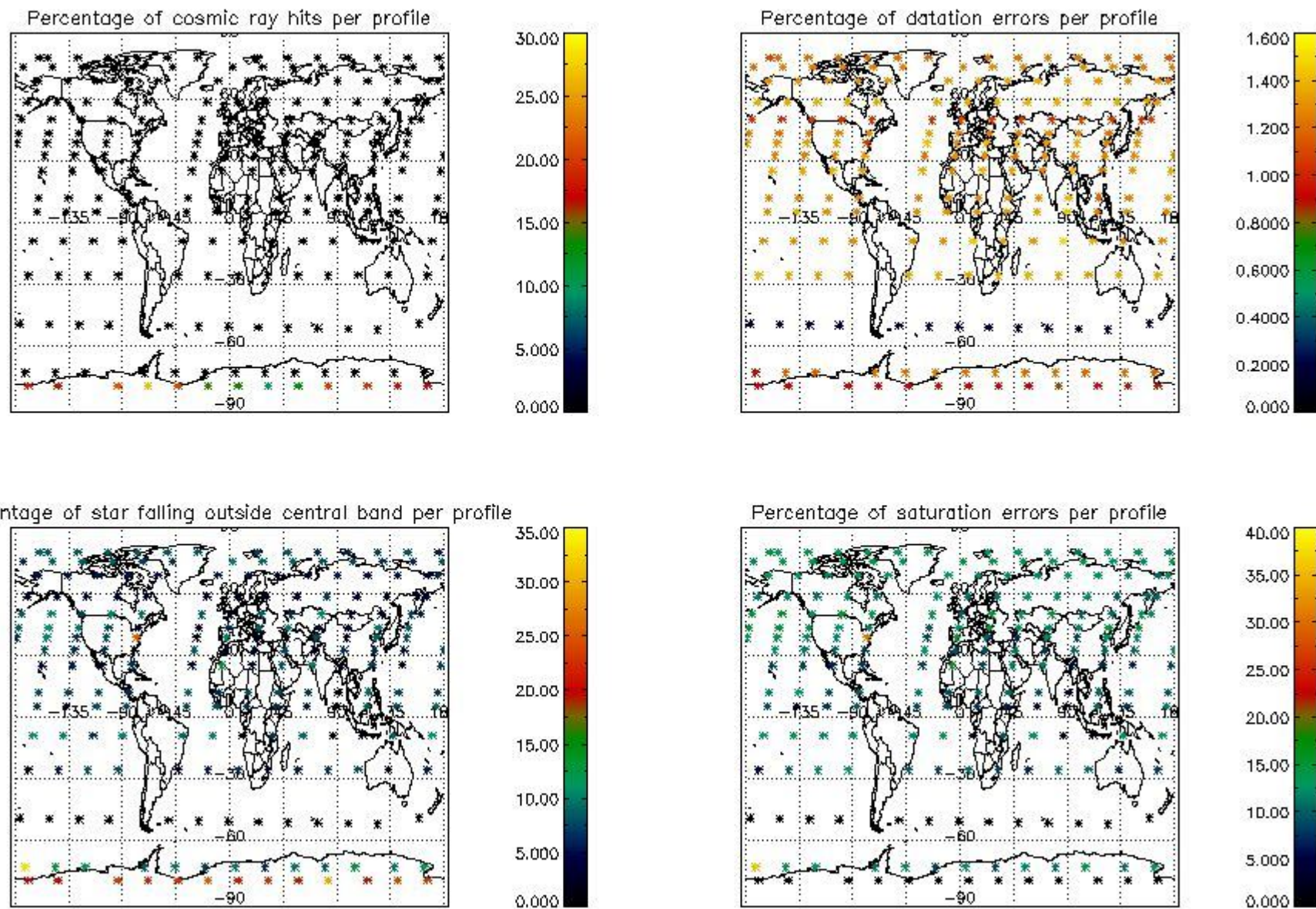


4.2 Plot quality information per product coming from level 1b processing (world map)

4.2.1 Plot level 1 quality information per product (world map): ENVISAT ASCENDING passes



4.2.2 Plot level 1 quality information per product (world map): ENVISAT DESCENDING passes



5. Trace gas profiles

5.1 Ozone statistics based on quality of products

The final quality of the products can be "measured" using the STD (Standard Deviation) attached to every point profile. This information is written to the parameter GOM_NL__2P/NL_LOCAL_SPECIES_DENSITY/o3_std of the level 2 products. The table below shows the statistics for given STD ranges.

The statistics are given with respect to the overall valid production:

- Products without fatal errors: GOM_NL__2P/MPH/PRODUCT_ERR=0
- Valid point profile: GOM_NL__2P/NL_LOCAL_SPECIES_DENSITY/pcd(0)=0

The 'Criteria' is applied to valid points of dark limb products:

- Products in dark limb illumination condition: GOM_NL__2P/NL_SUMMARY_QUALITY/obs_ill_cond=0
- Products without fatal errors: GOM_NL__2P/MPH/PRODUCT_ERR=0
- Valid point profile: GOM_NL__2P/NL_LOCAL_SPECIES_DENSITY/pcd(0)=0

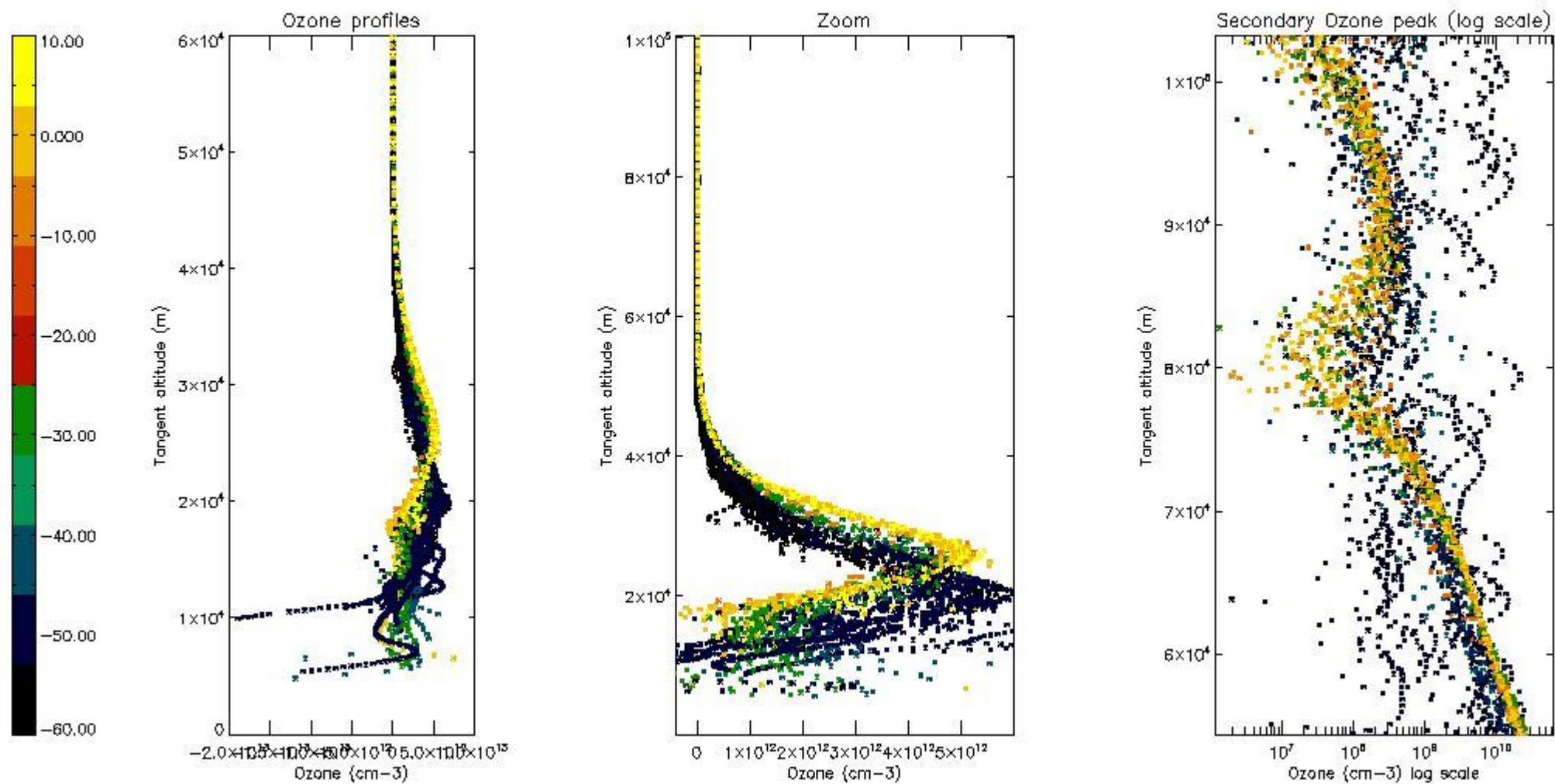
So, the table below shows the percentage of dark limb and valid observations for each criteria with respect to the overall valid daily observations.

Criteria	% of total production
All STD	24
STD < 20	12

STD < 10	10
STD < 5	6

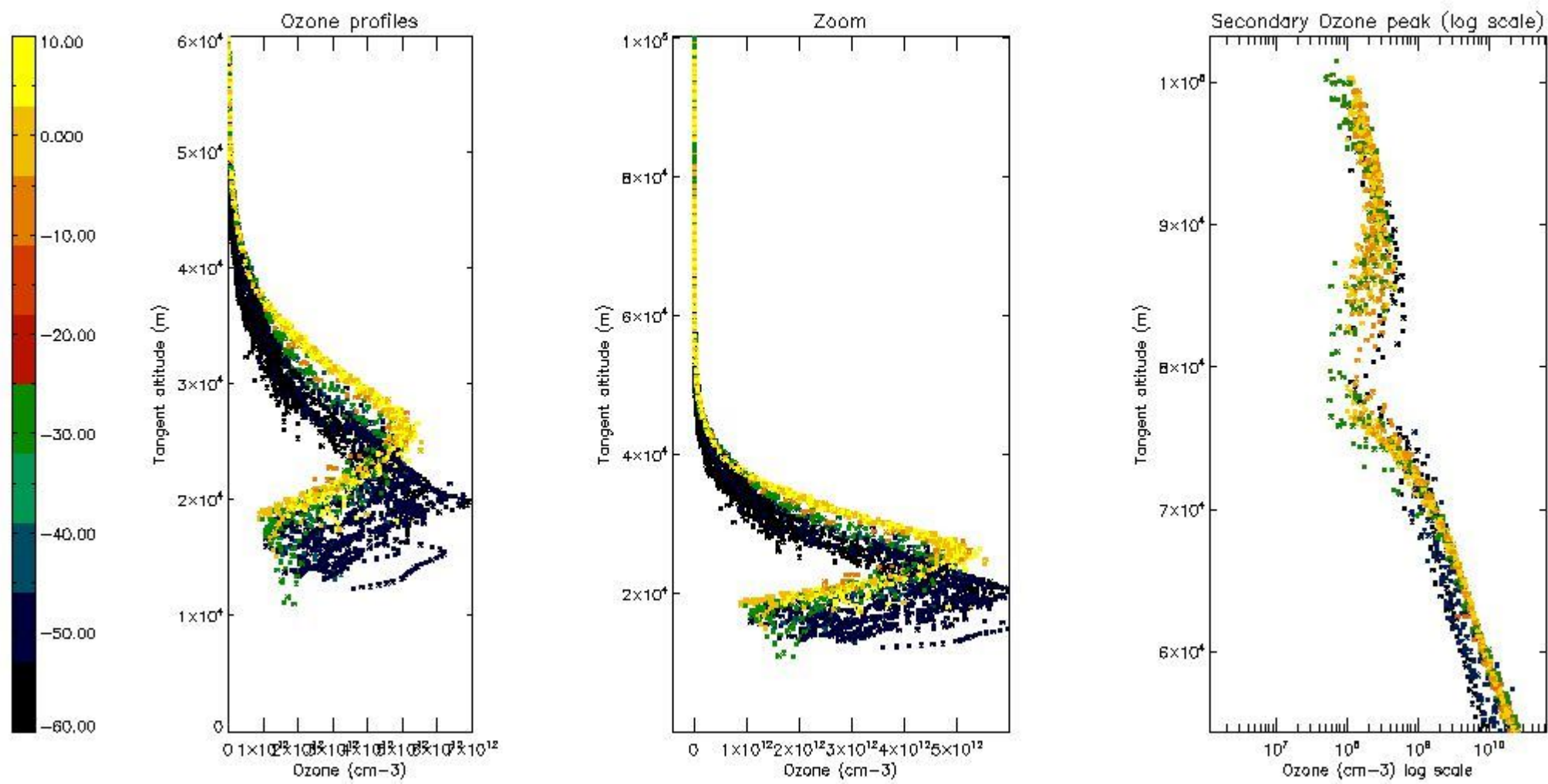
5.2 Plot ozone profiles for all STD (dark without errors)

The colorbar represents the latitude.



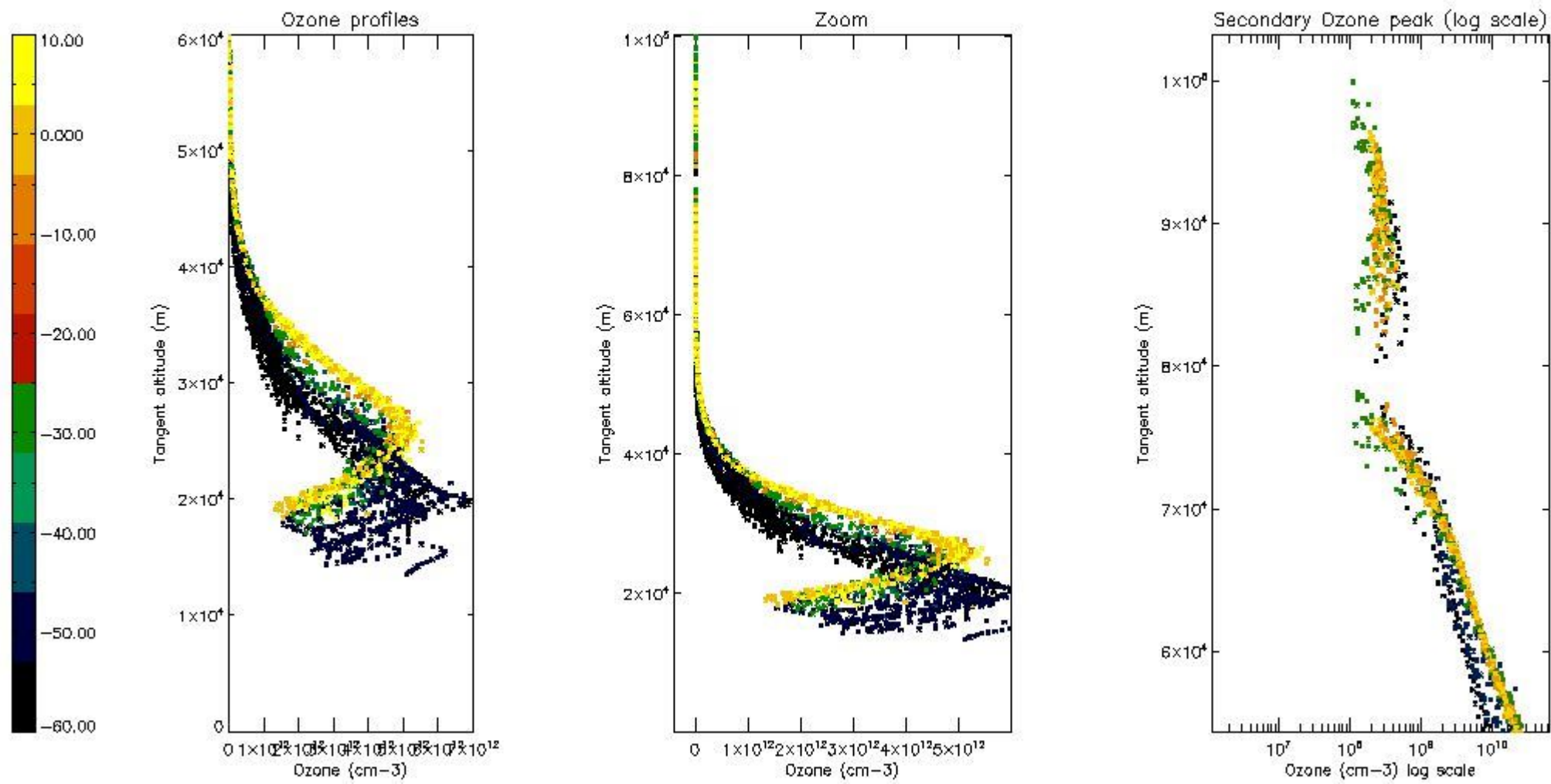
5.3 Plot ozone profiles where STD < 20% (dark without errors)

The colorbar represents the latitude.



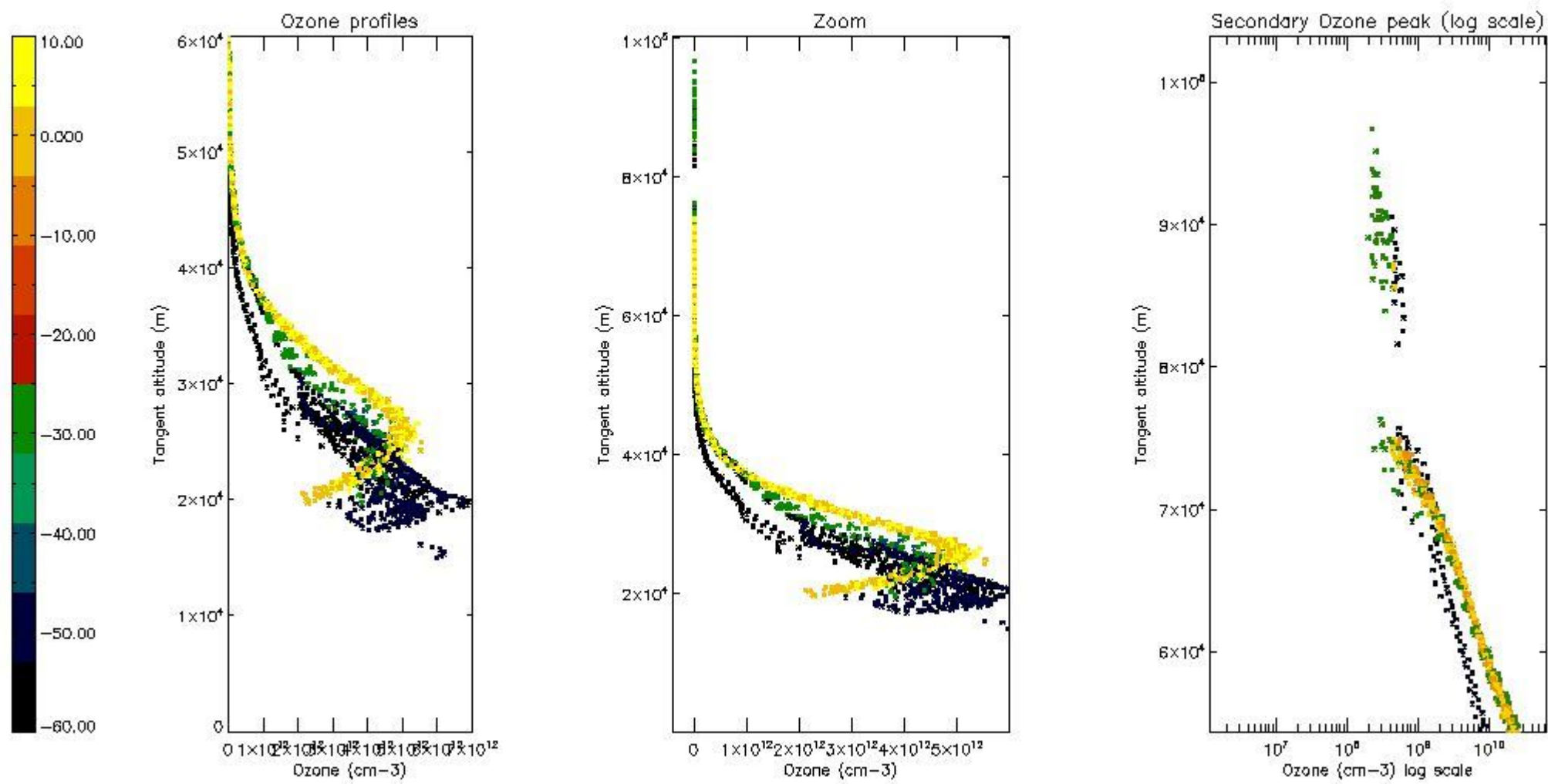
5.4 Plot ozone profiles where STD < 10% (dark without errors)

The colorbar represents the latitude.



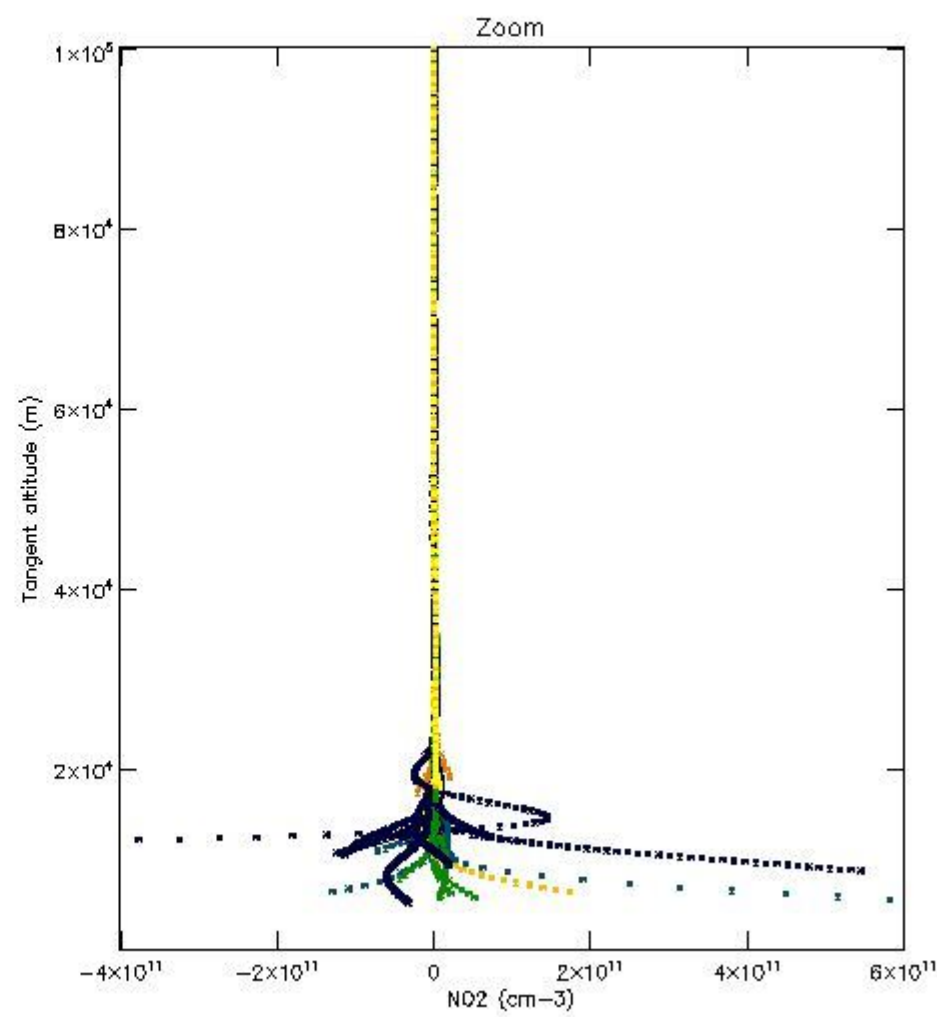
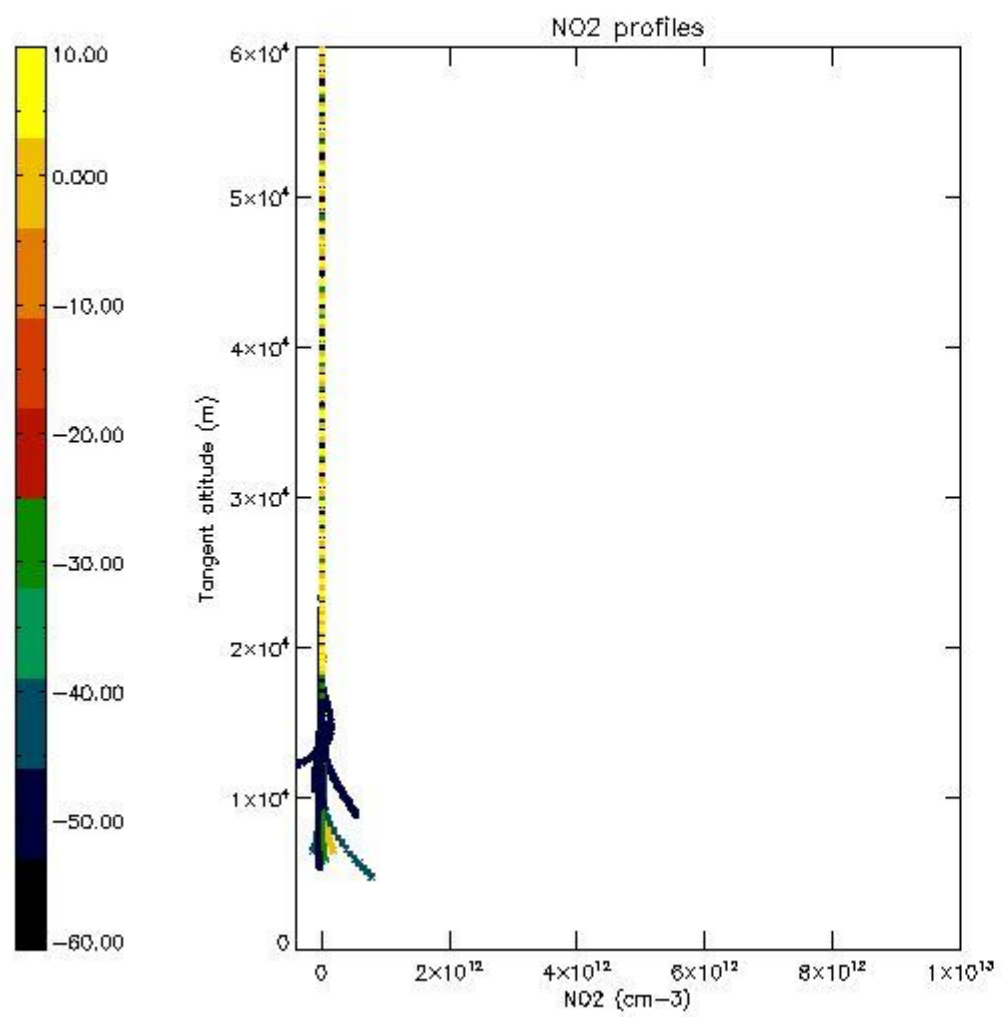
5.5 Plot ozone profiles where STD < 5% (dark without errors)

The colorbar represents the latitude.



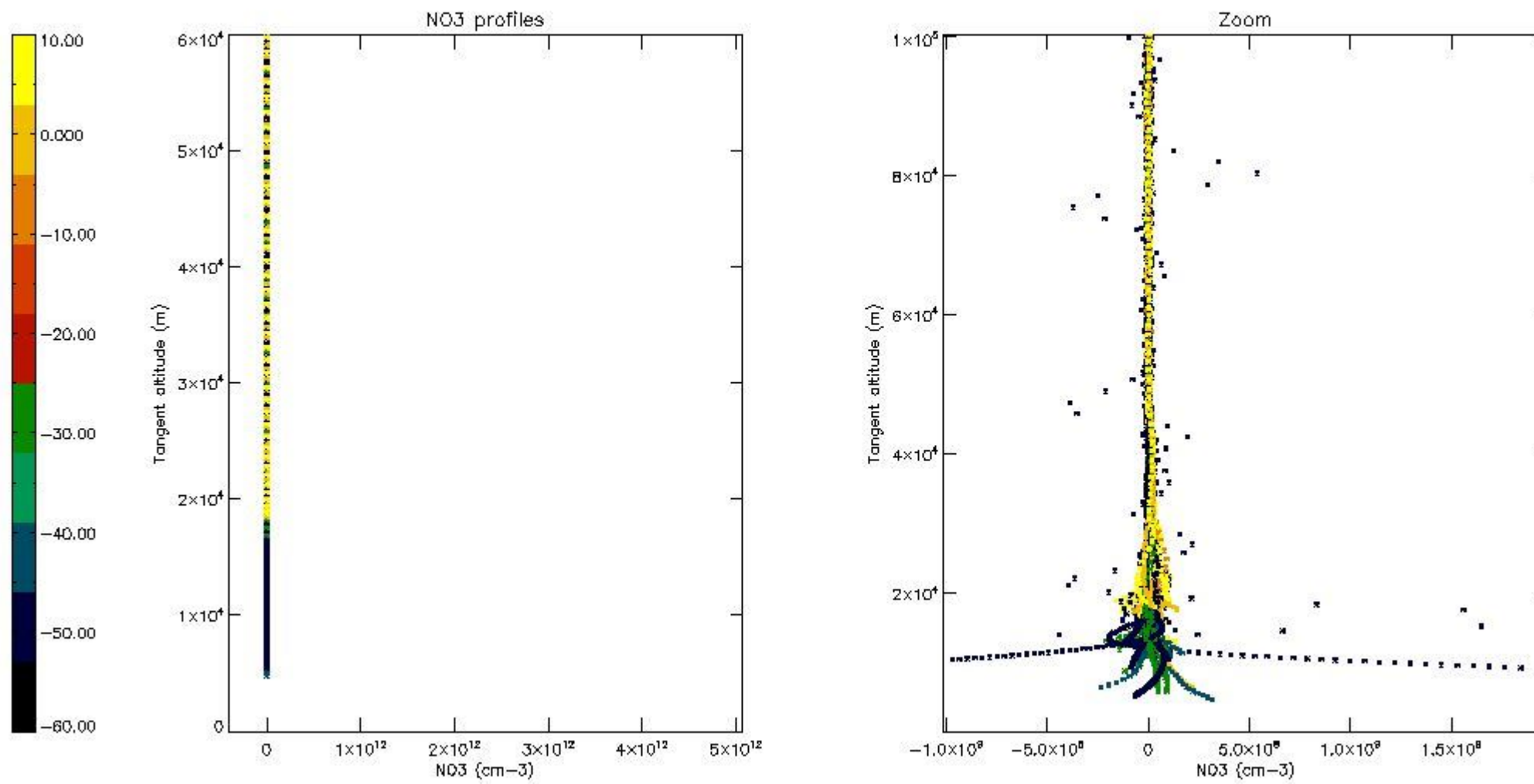
5.6 Plot NO₂ profiles for all STD (dark without errors)

The colorbar represents the latitude.



5.7 Plot NO3 profiles for all STD (dark without errors)

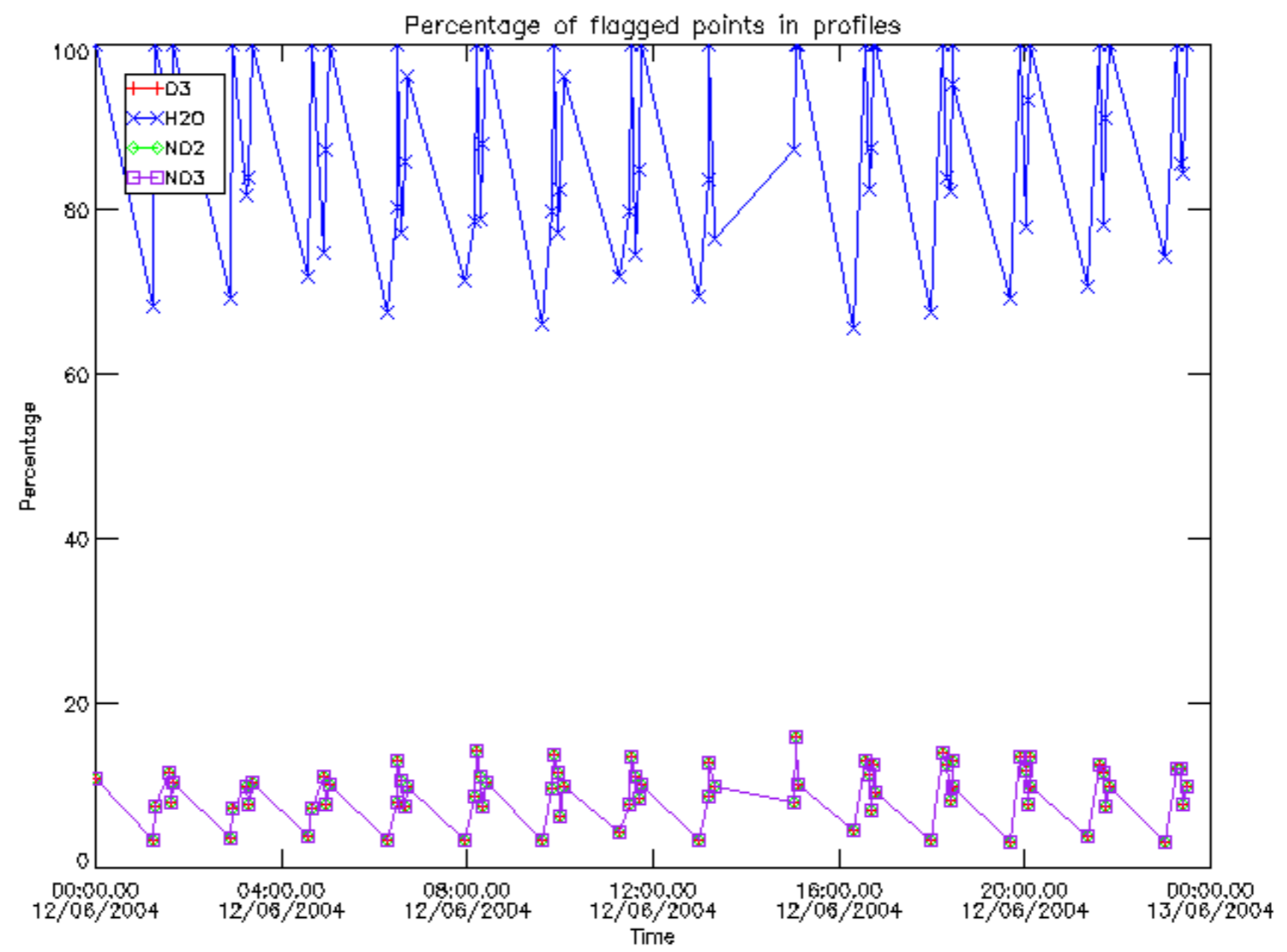
The colorbar represents the latitude.



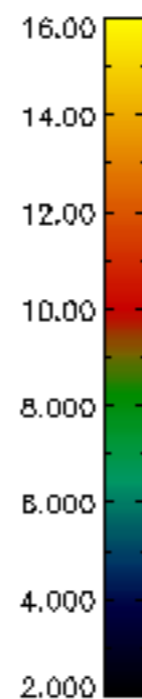
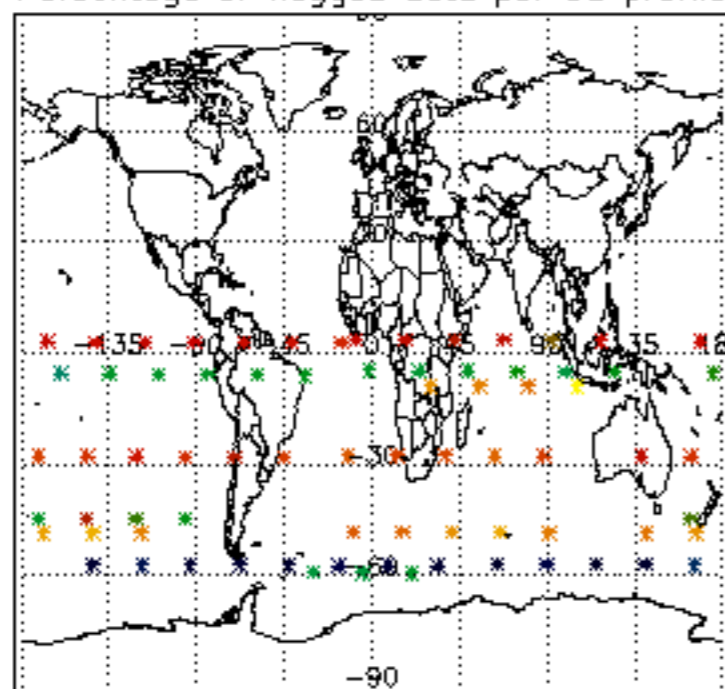
6. Auxiliary Data Files used for the production reported in section 2

The number reported in the third column indicates since which file (see list in section 2) the corresponding auxiliary file has been used. The fourth column is the date of those product files.

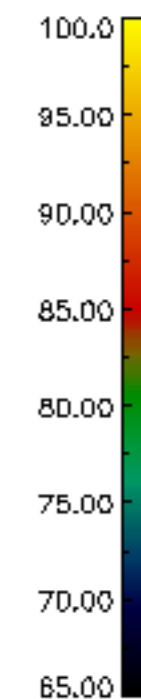
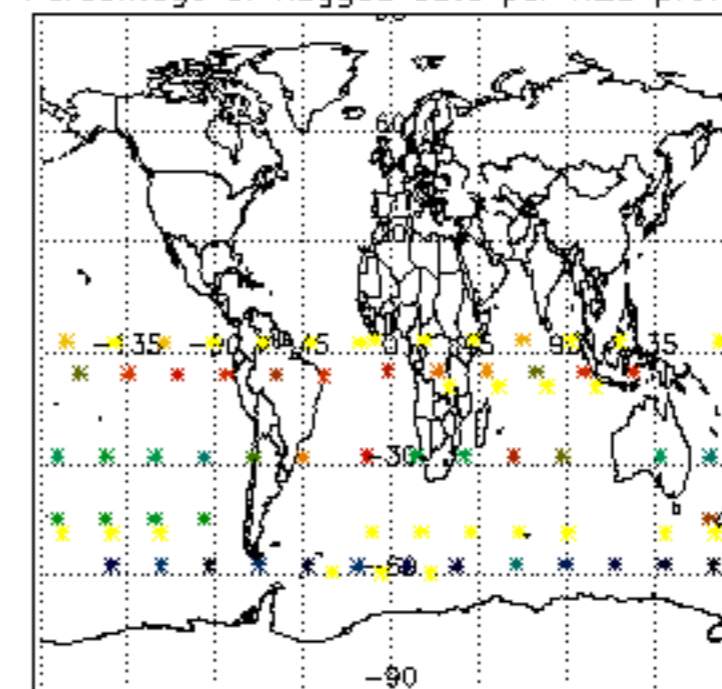
Type	Auxiliary Filename	Used since product	Used since product date
INST_PHYS_CHARACTERISTICS	GOM_INS_AXVIEC20091111_143220_20030716_120000_20500101_000000	1	12-JUN-2004 00:00:24
LEVEL-2_PROC_CONFIG	GOM_PR2_AXVIEC20091111_152718_20020301_000000_20500101_000000	1	12-JUN-2004 00:00:24
CROSS_SECTIONS_FILE	GOM_CRS_AXVIEC20091111_154832_20020301_000000_20500101_000000	1	12-JUN-2004 00:00:24



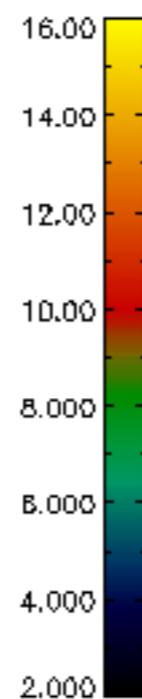
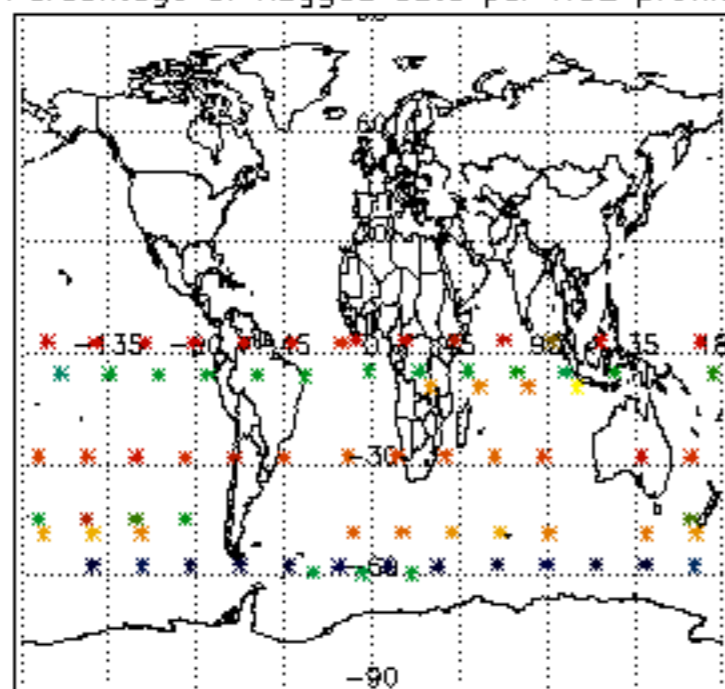
Percentage of flagged data per D3 profile



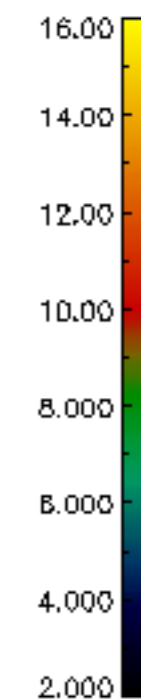
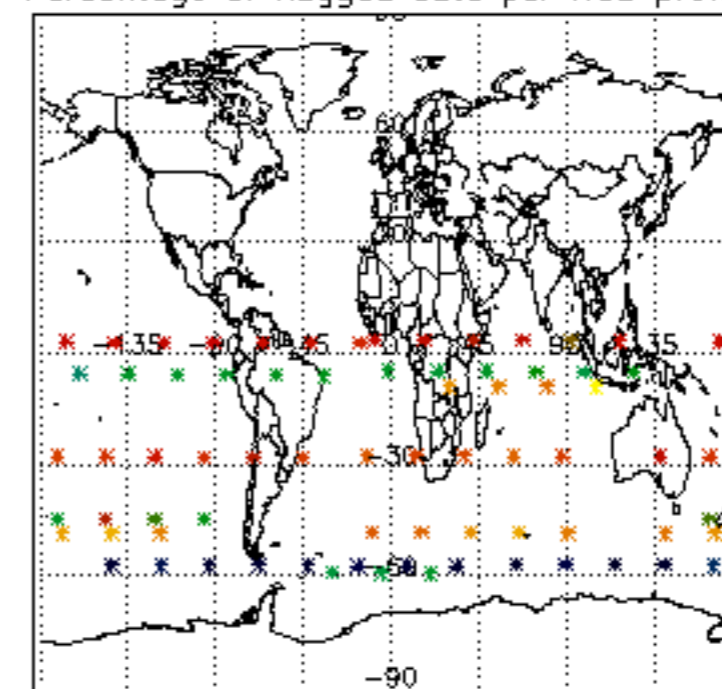
Percentage of flagged data per H2O profile

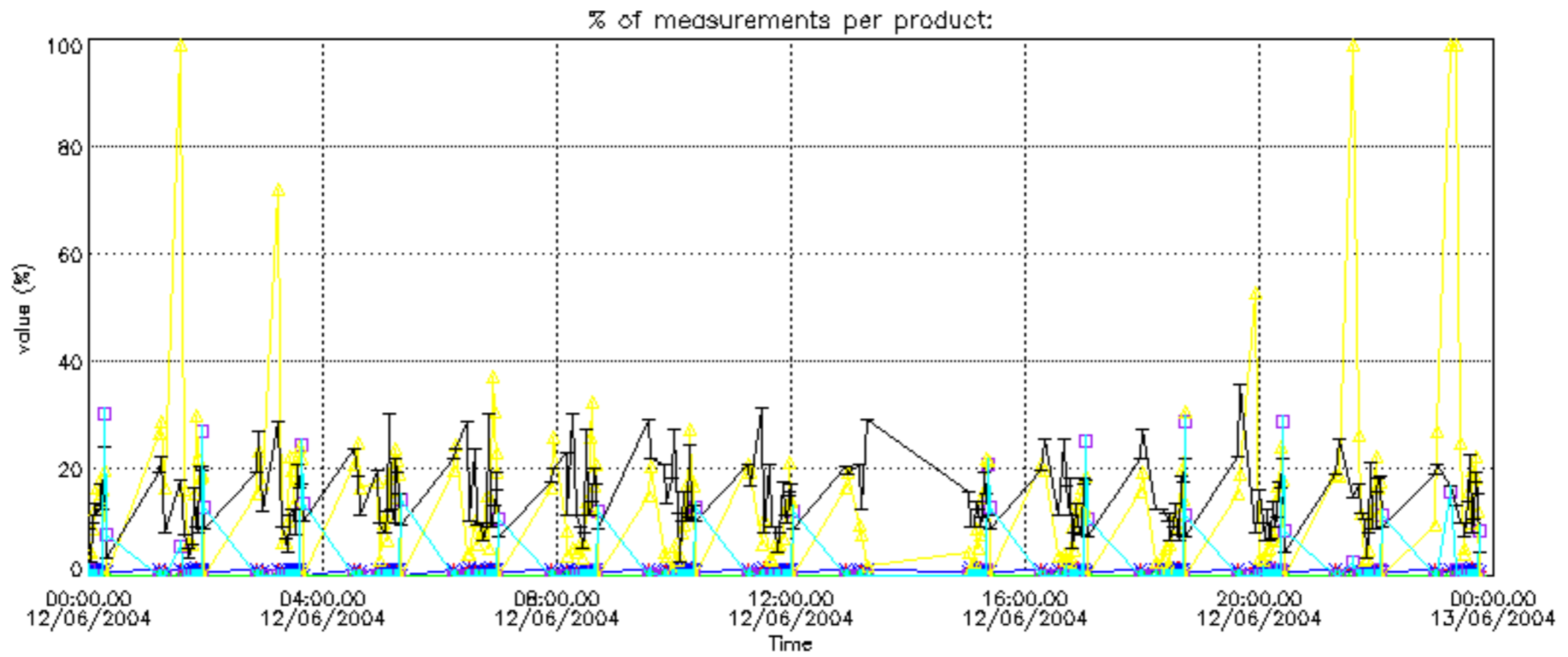
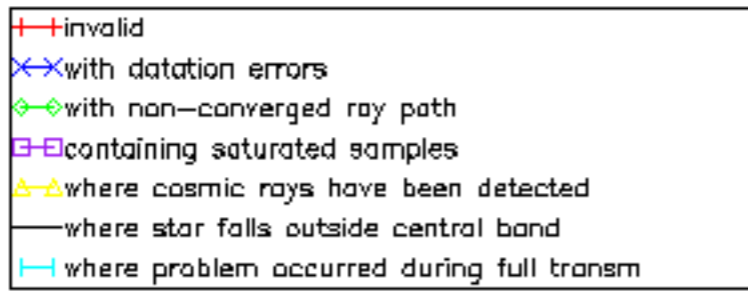


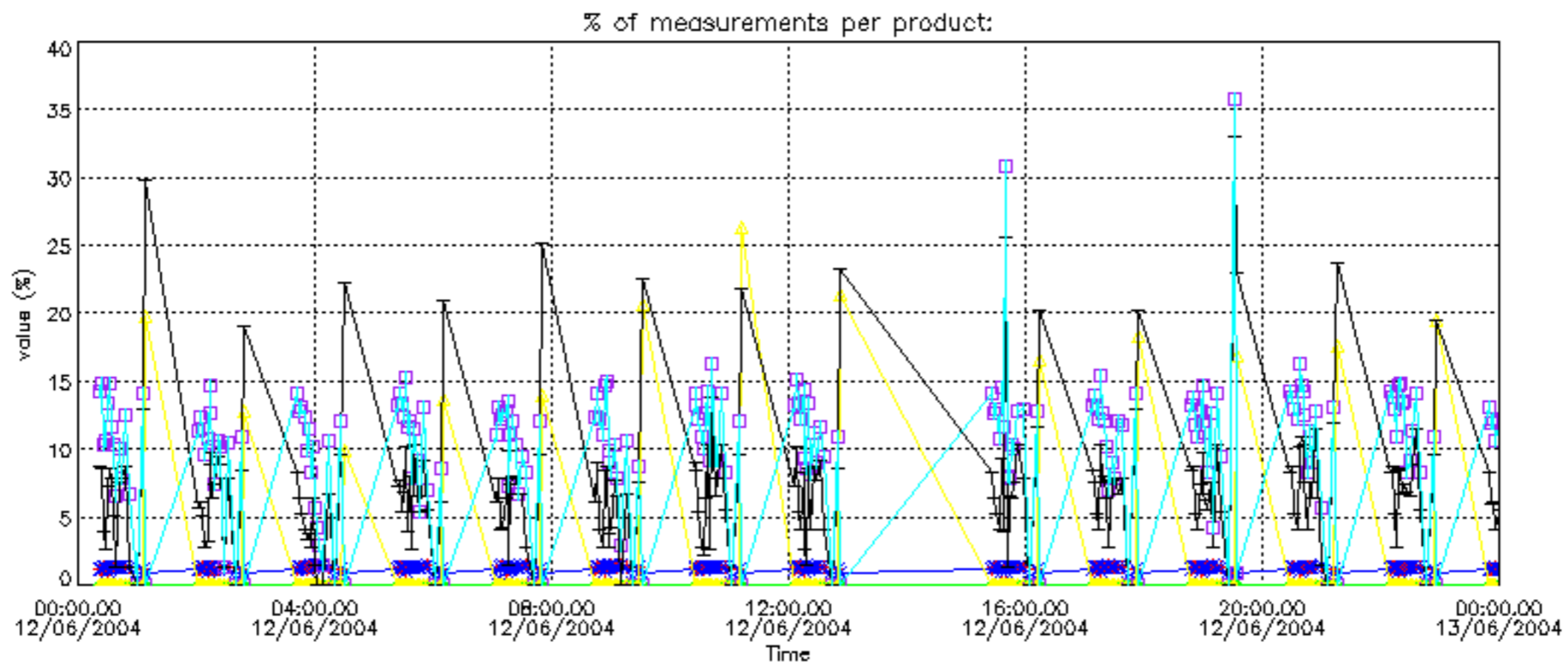
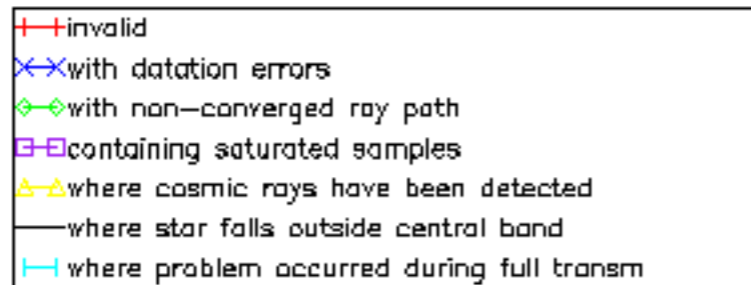
Percentage of flagged data per NO2 profile



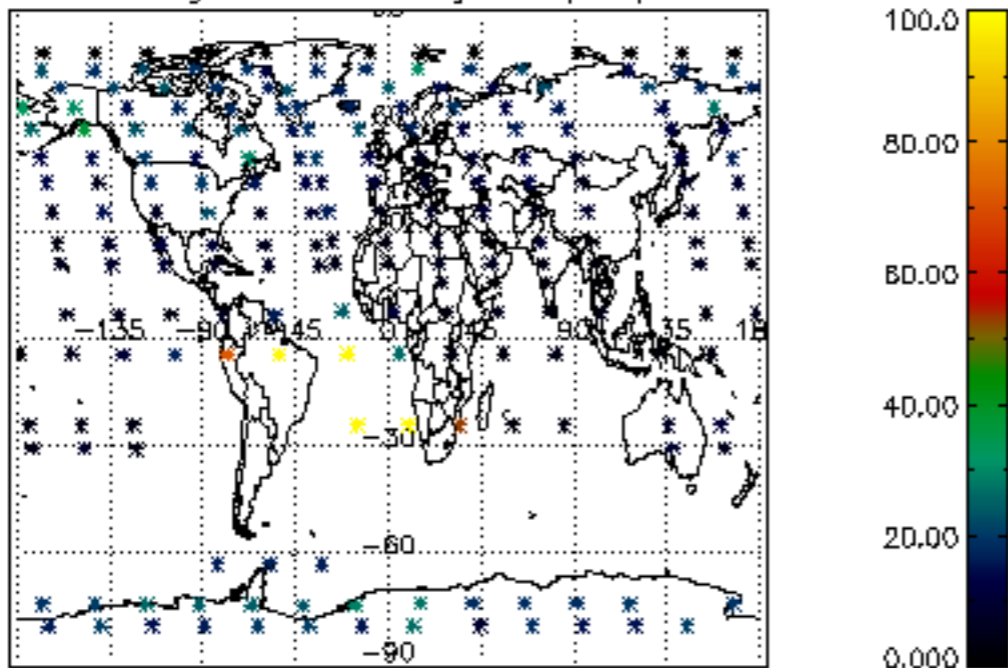
Percentage of flagged data per NO3 profile



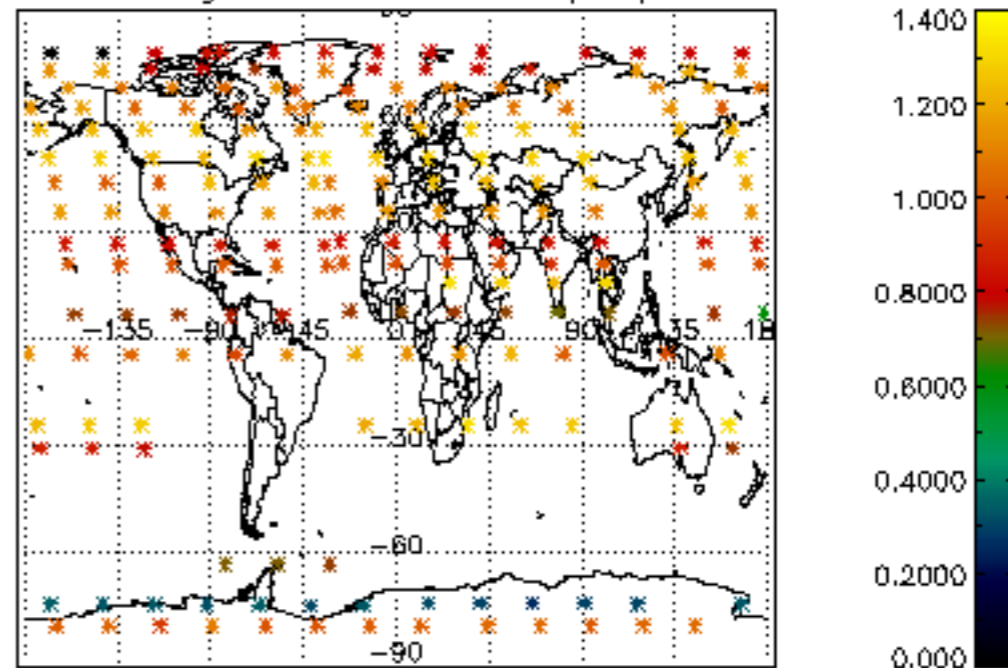




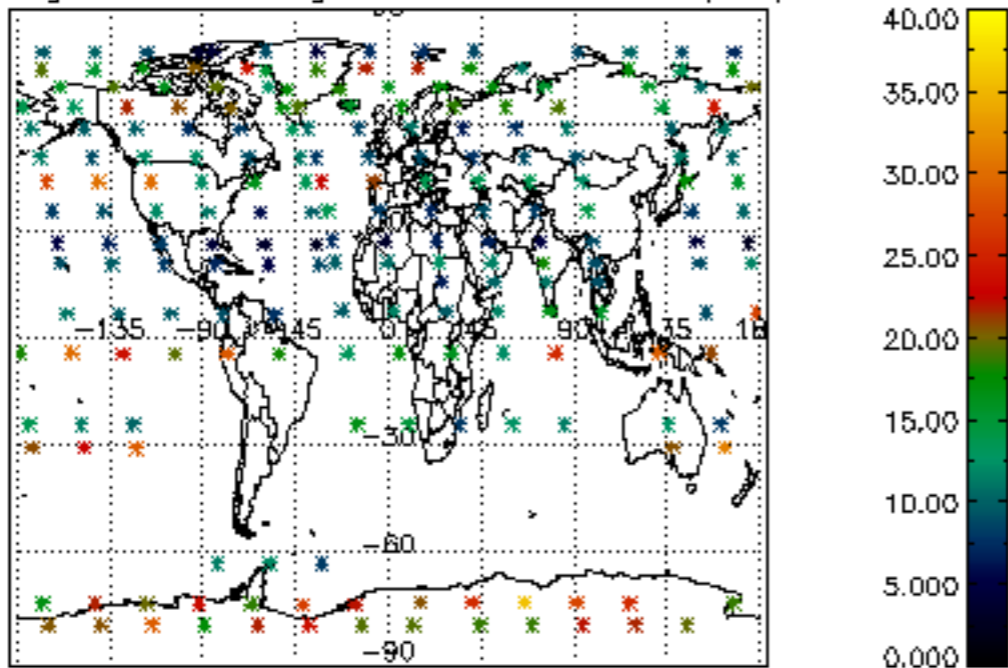
Percentage of cosmic ray hits per profile



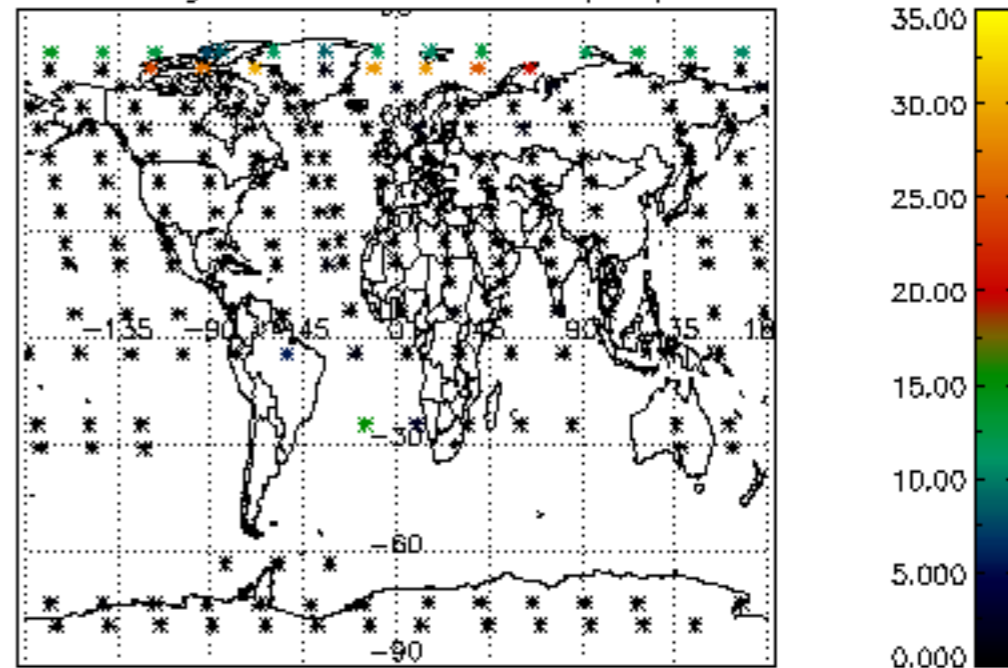
Percentage of datation errors per profile



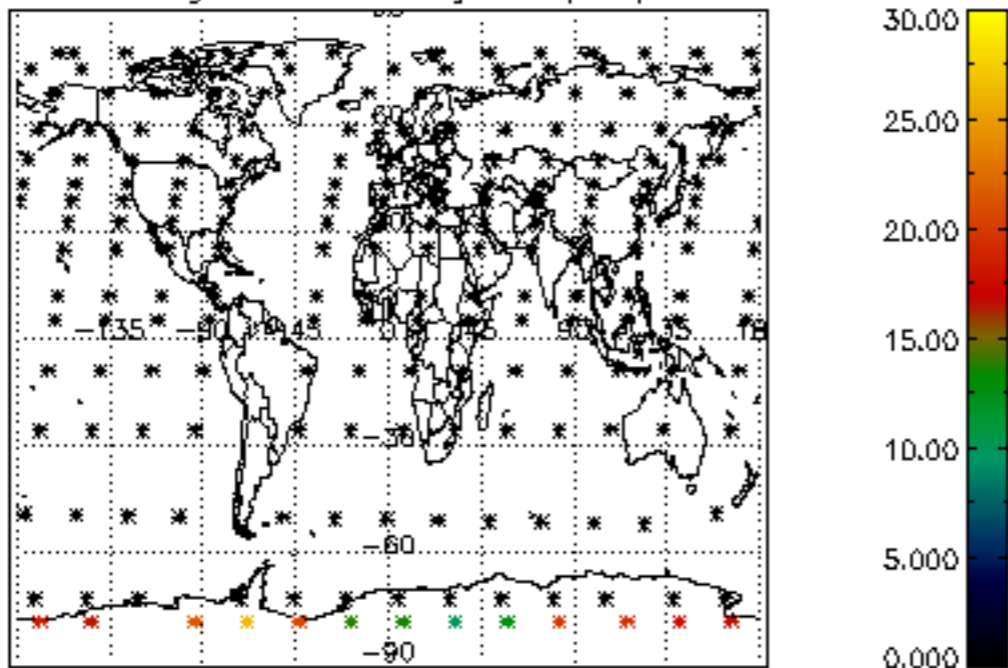
Percentage of star falling outside central band per profile



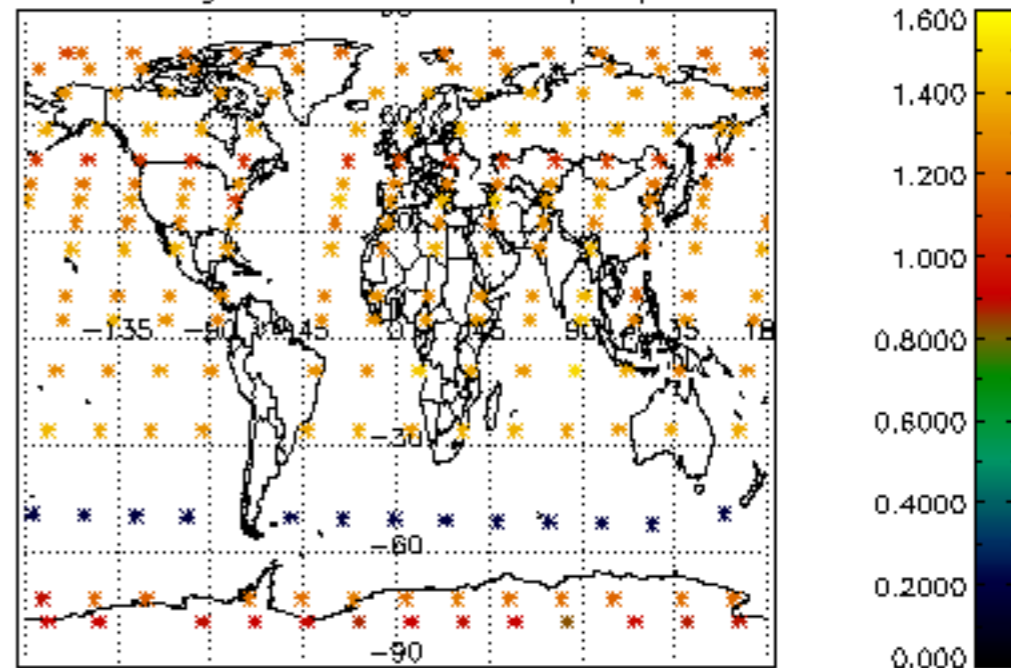
Percentage of saturation errors per profile



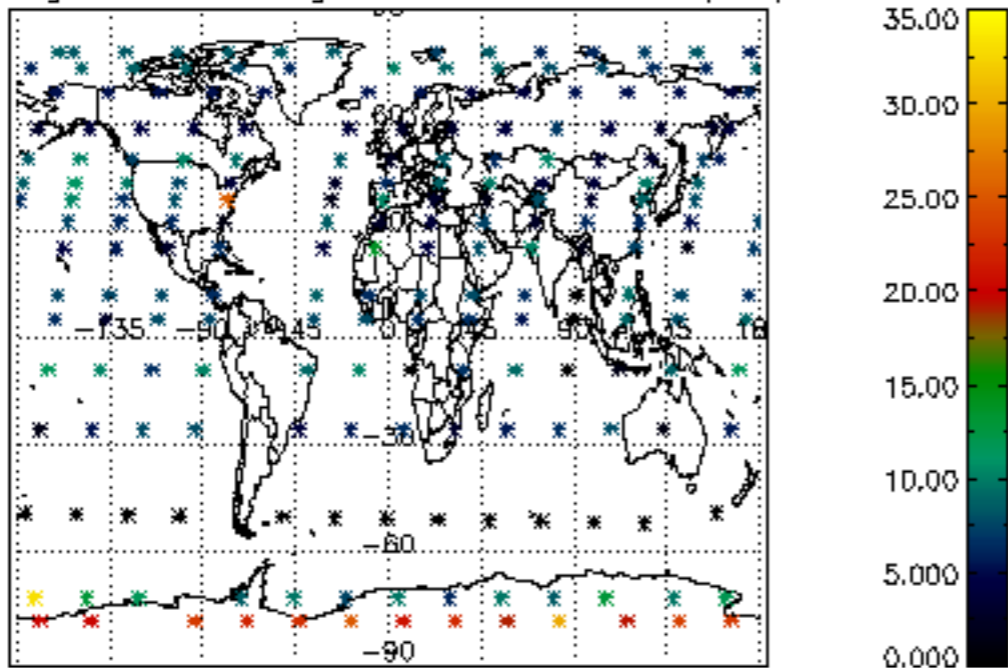
Percentage of cosmic ray hits per profile



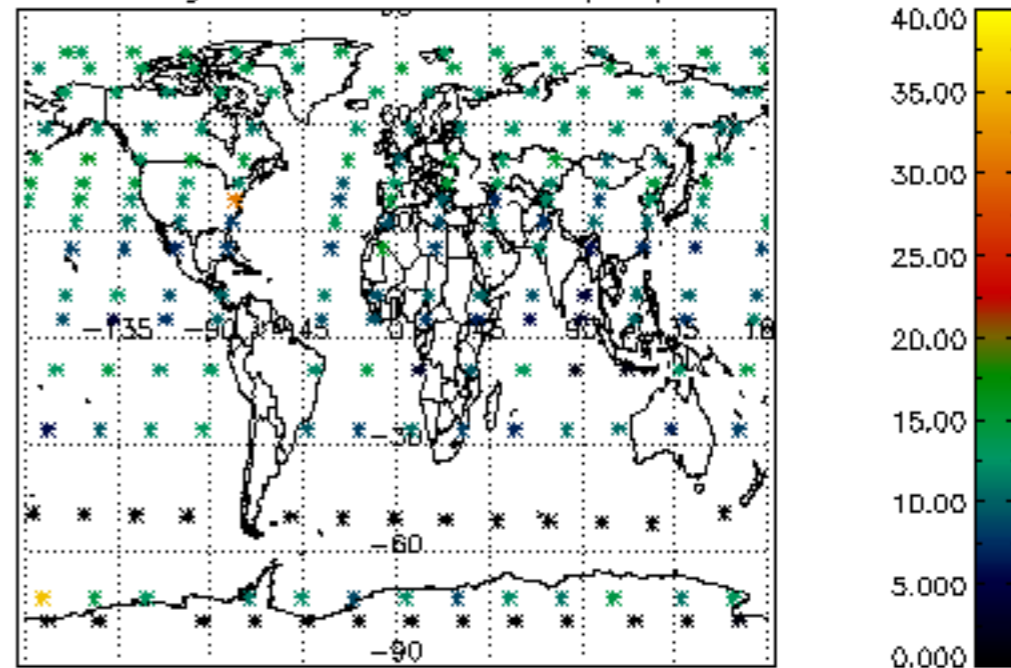
Percentage of datation errors per profile

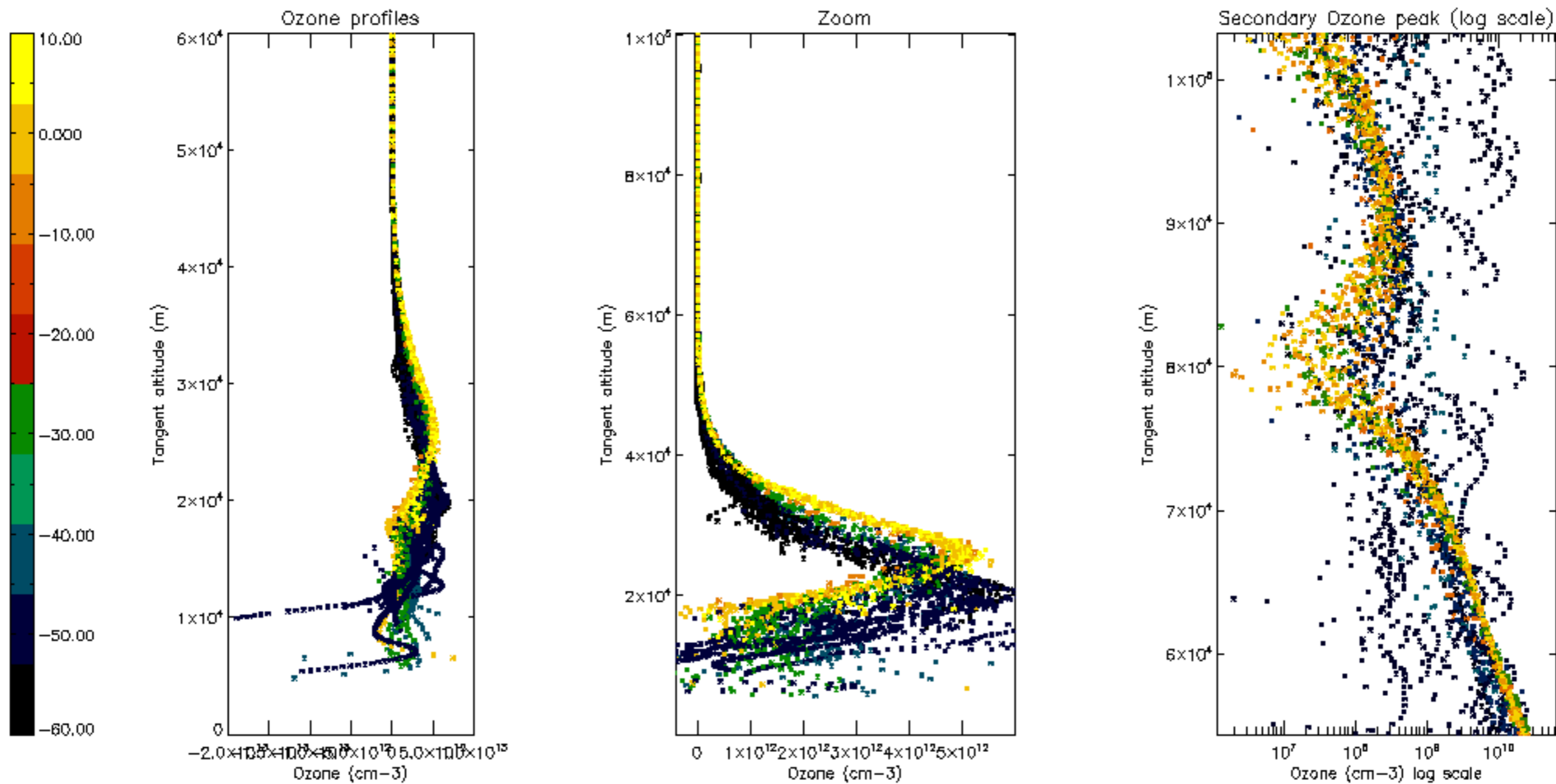


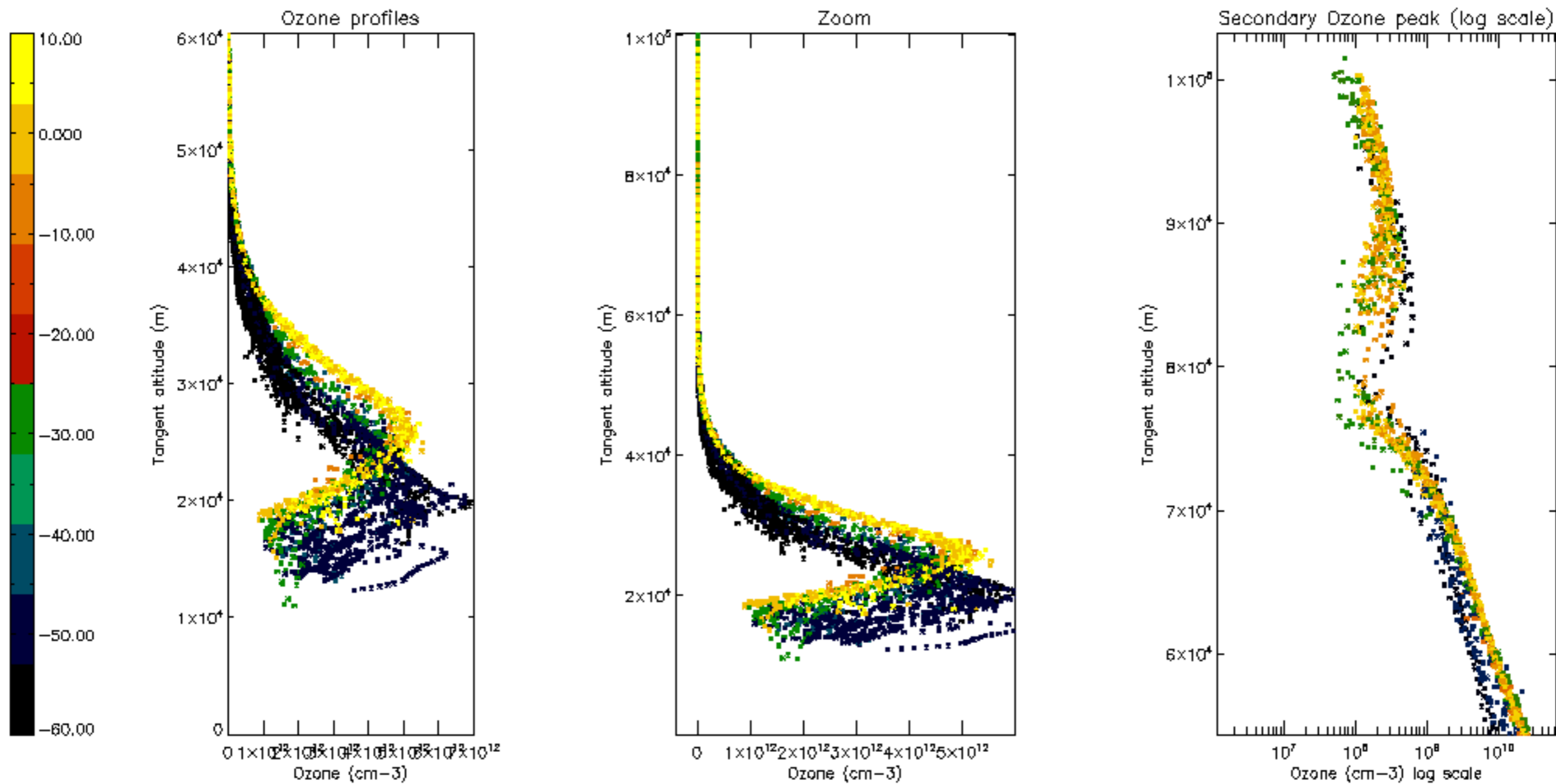
Percentage of star falling outside central band per profile

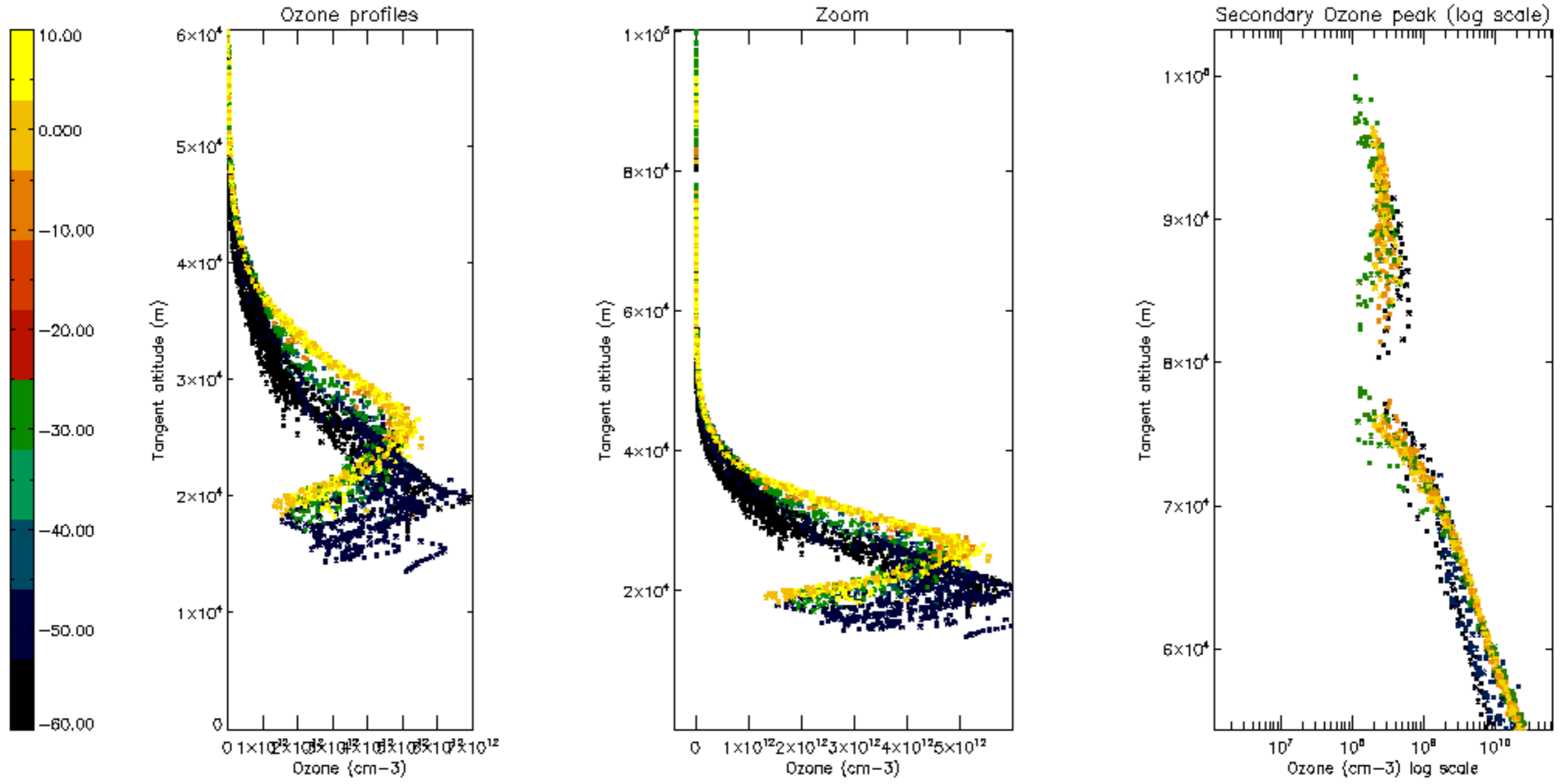


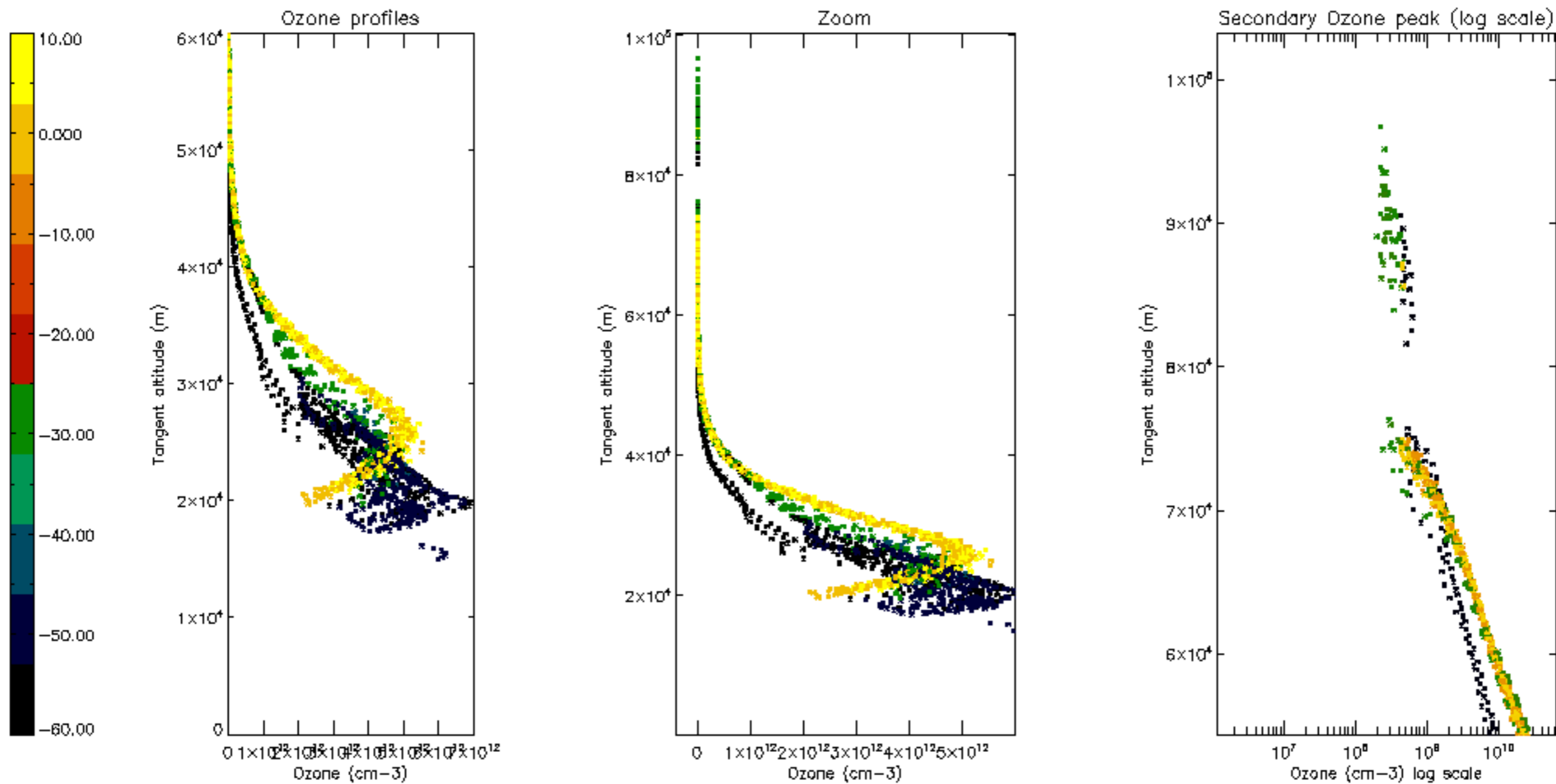
Percentage of saturation errors per profile

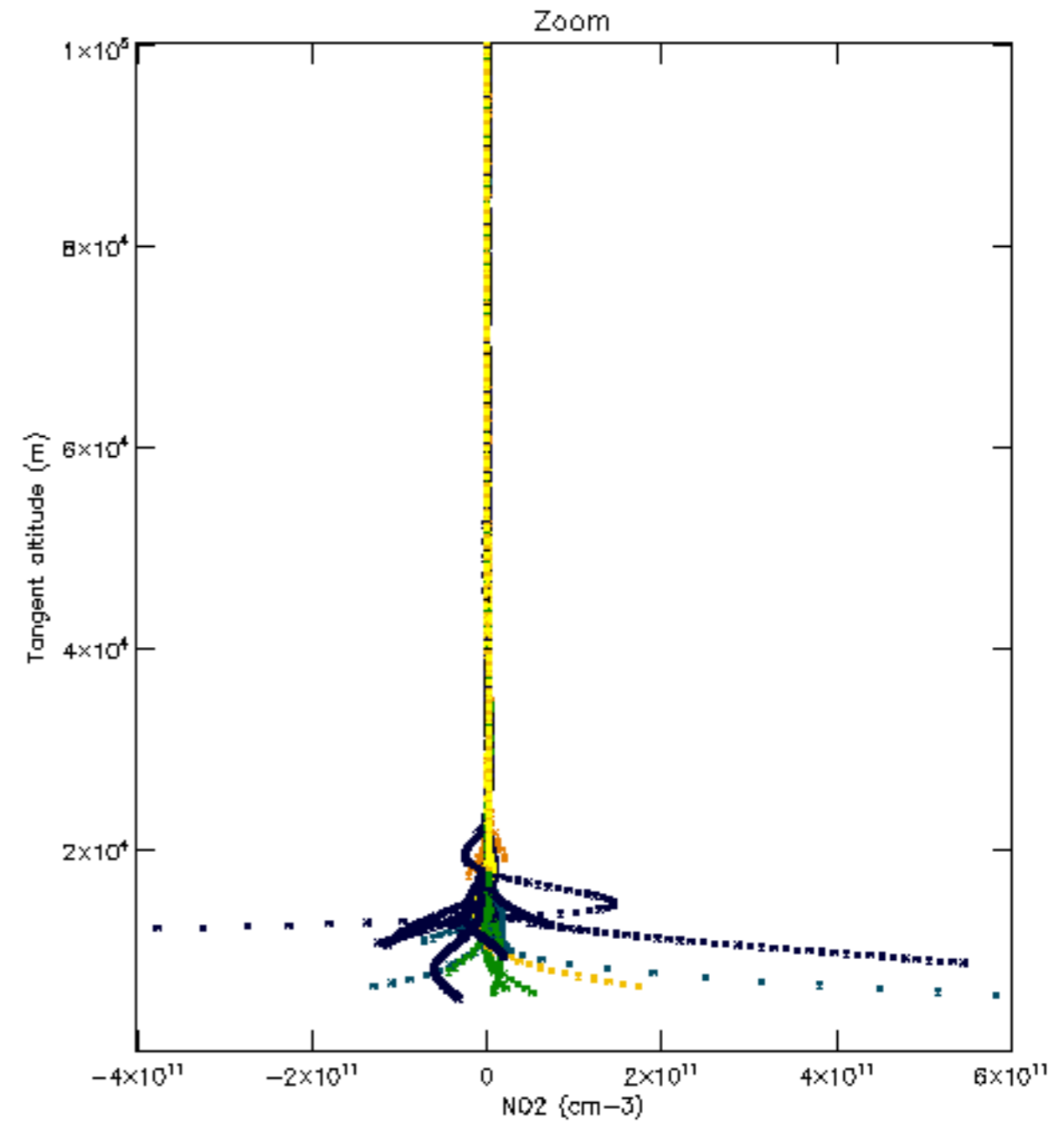
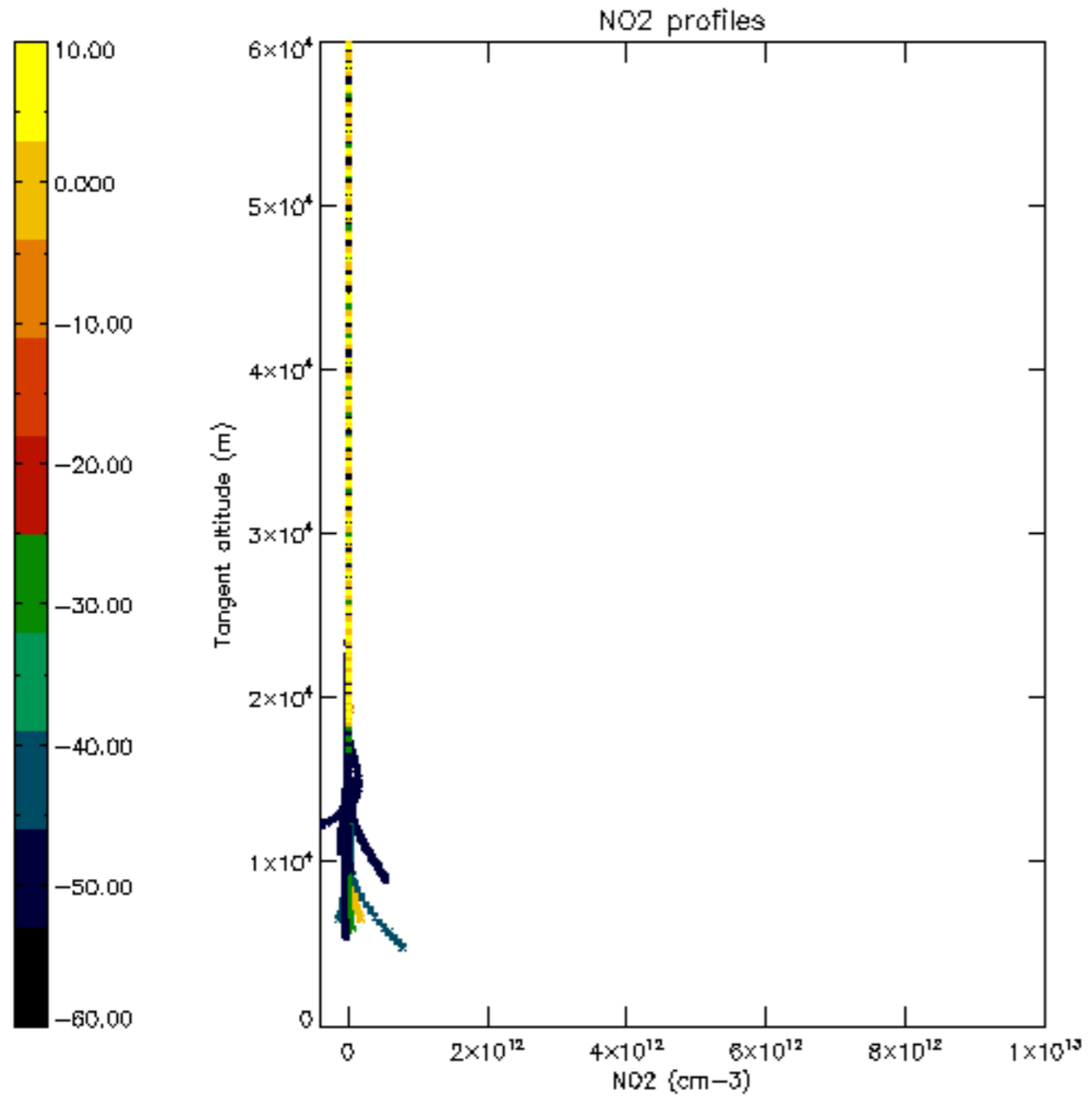


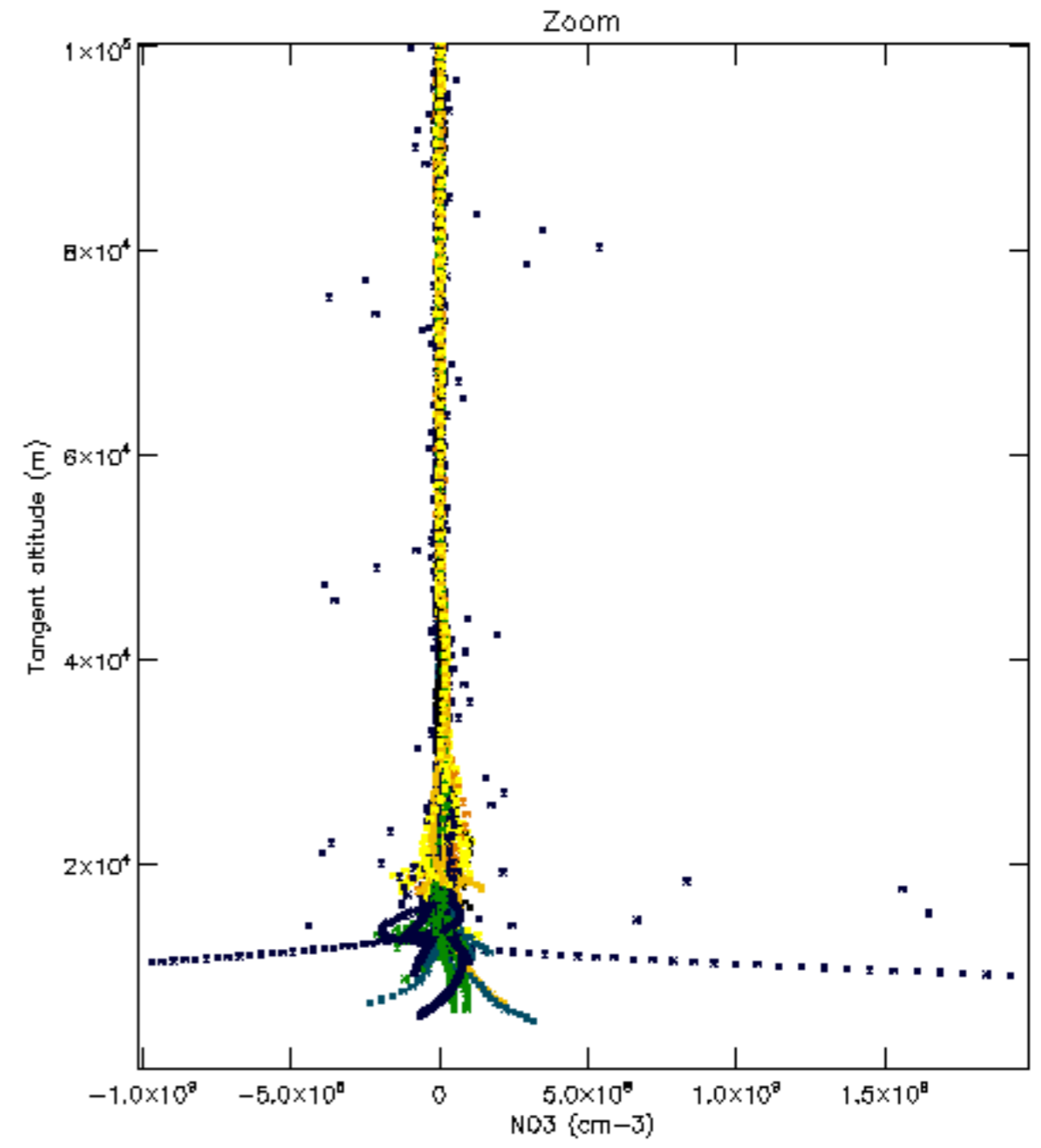
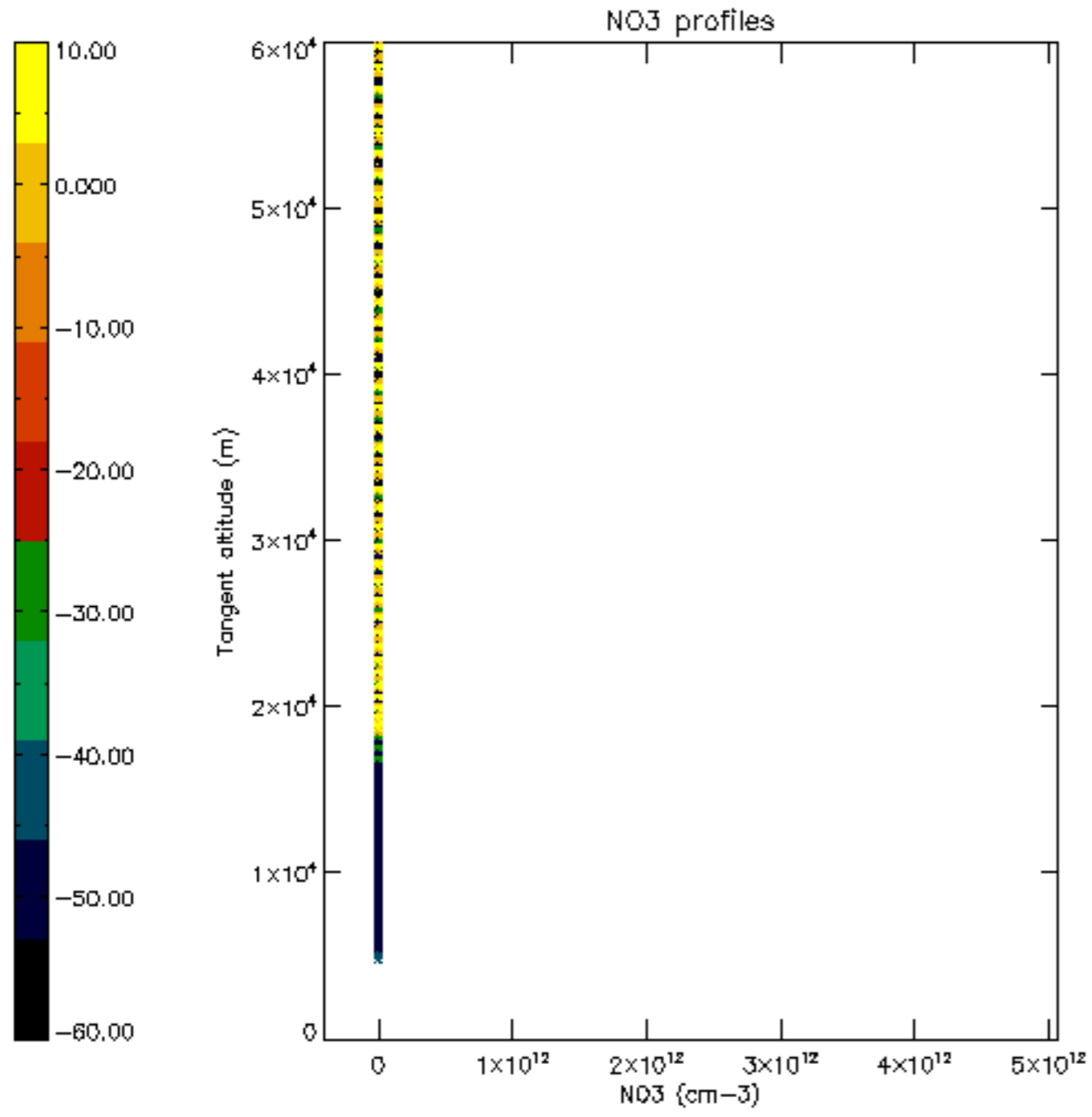


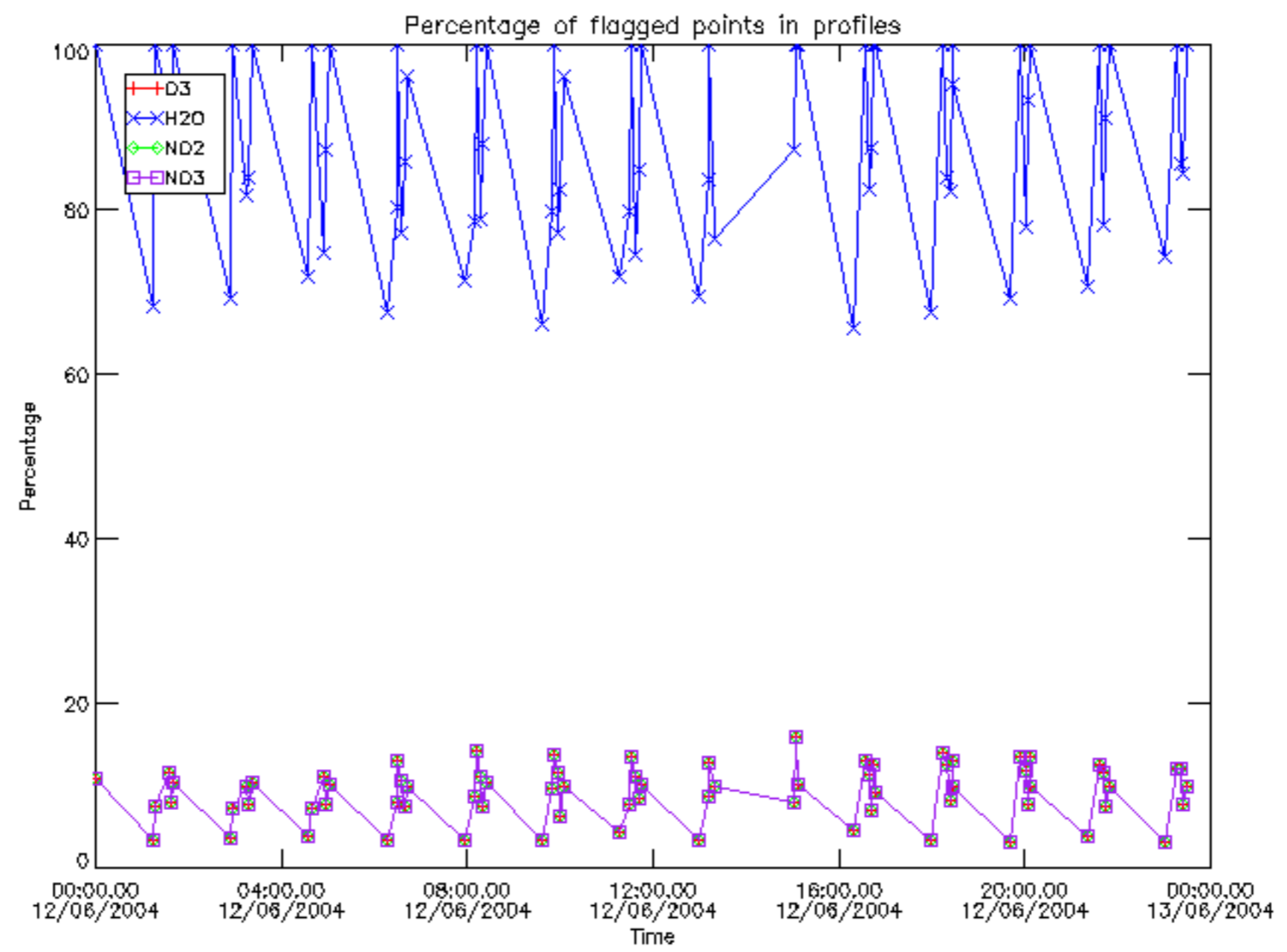




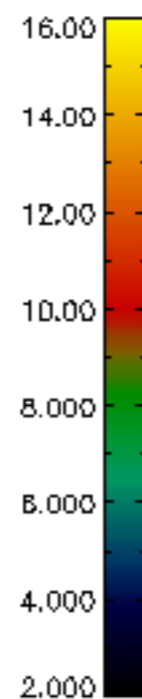
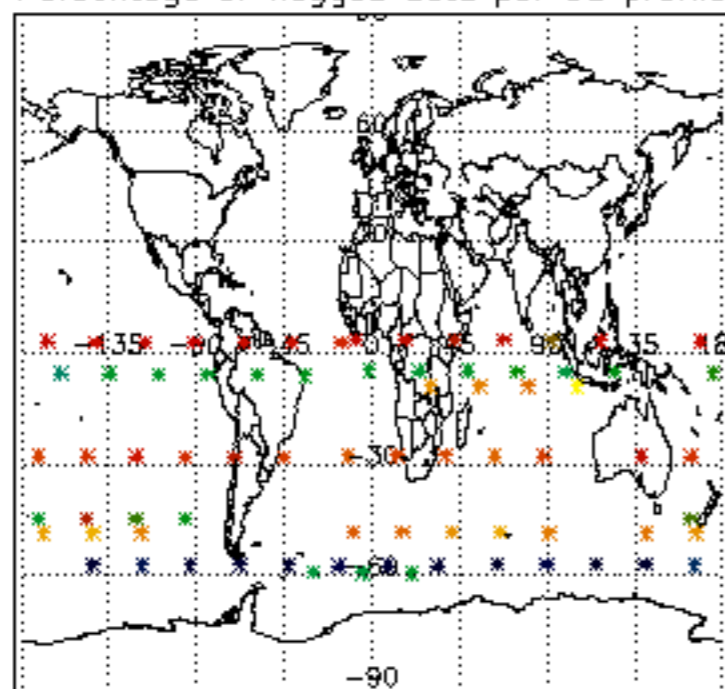




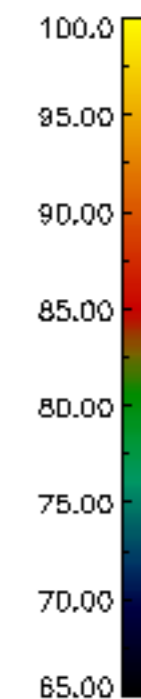
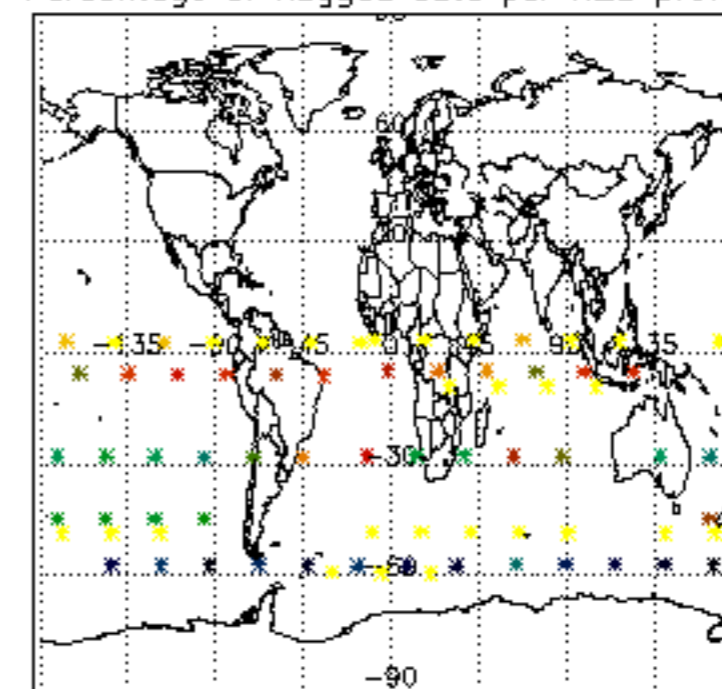




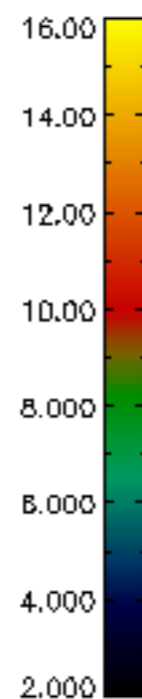
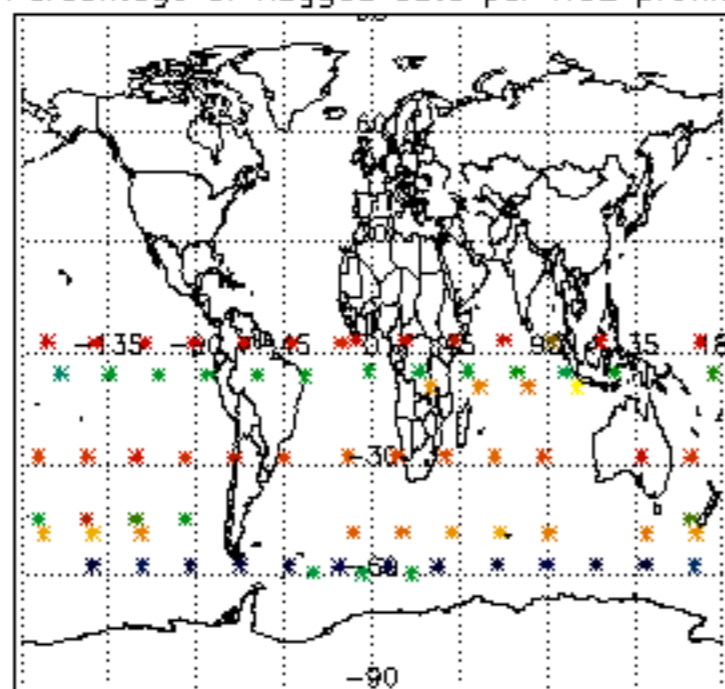
Percentage of flagged data per D3 profile



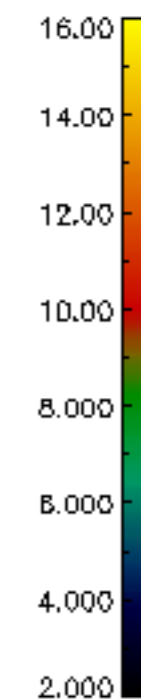
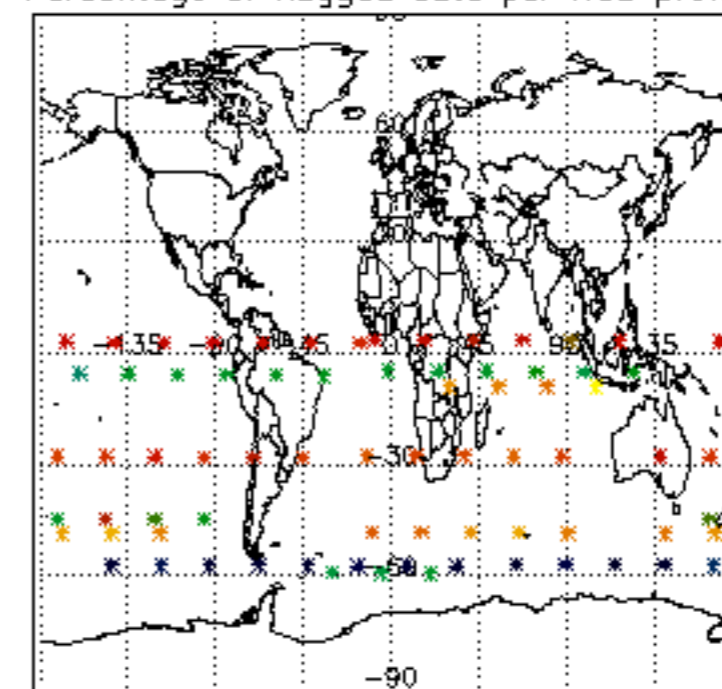
Percentage of flagged data per H2O profile

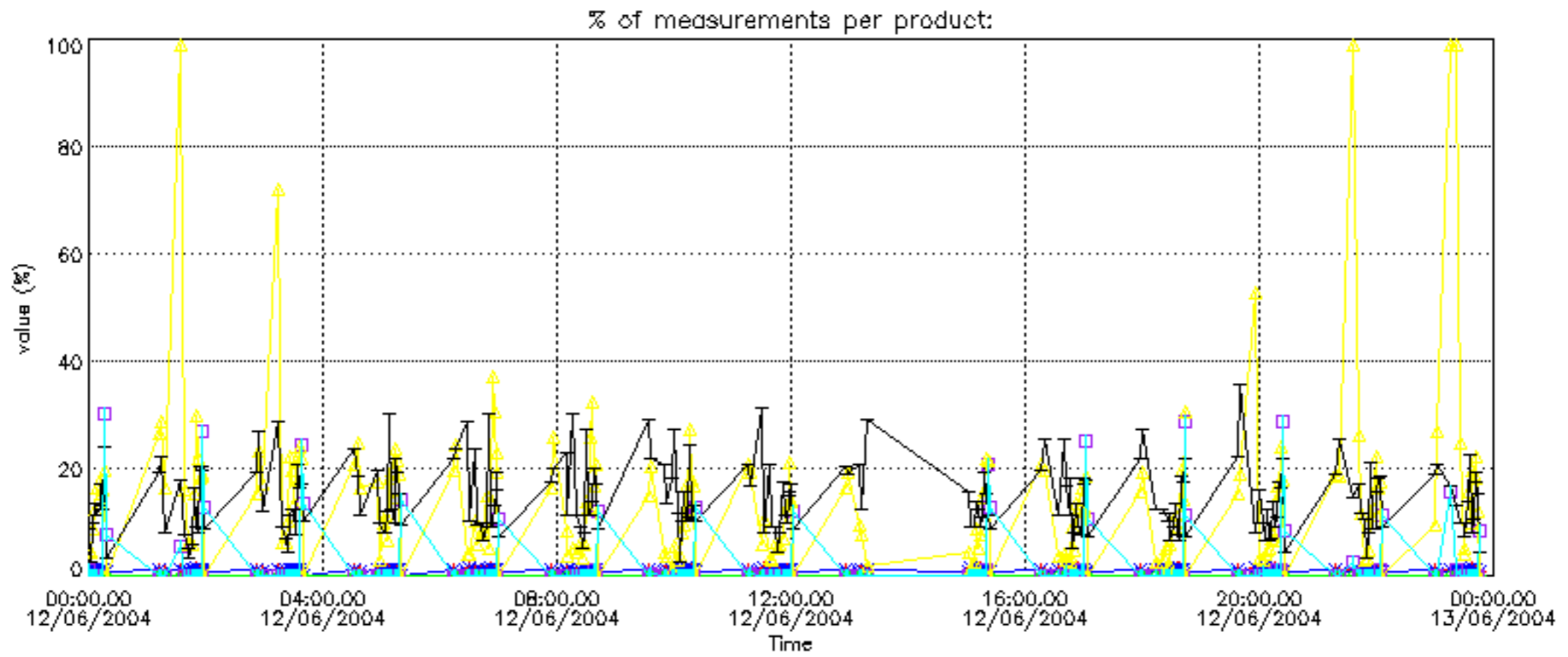
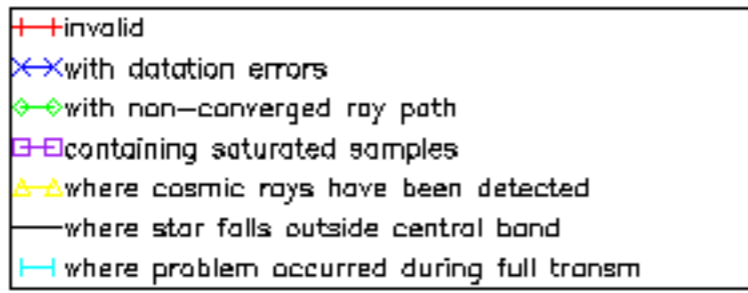


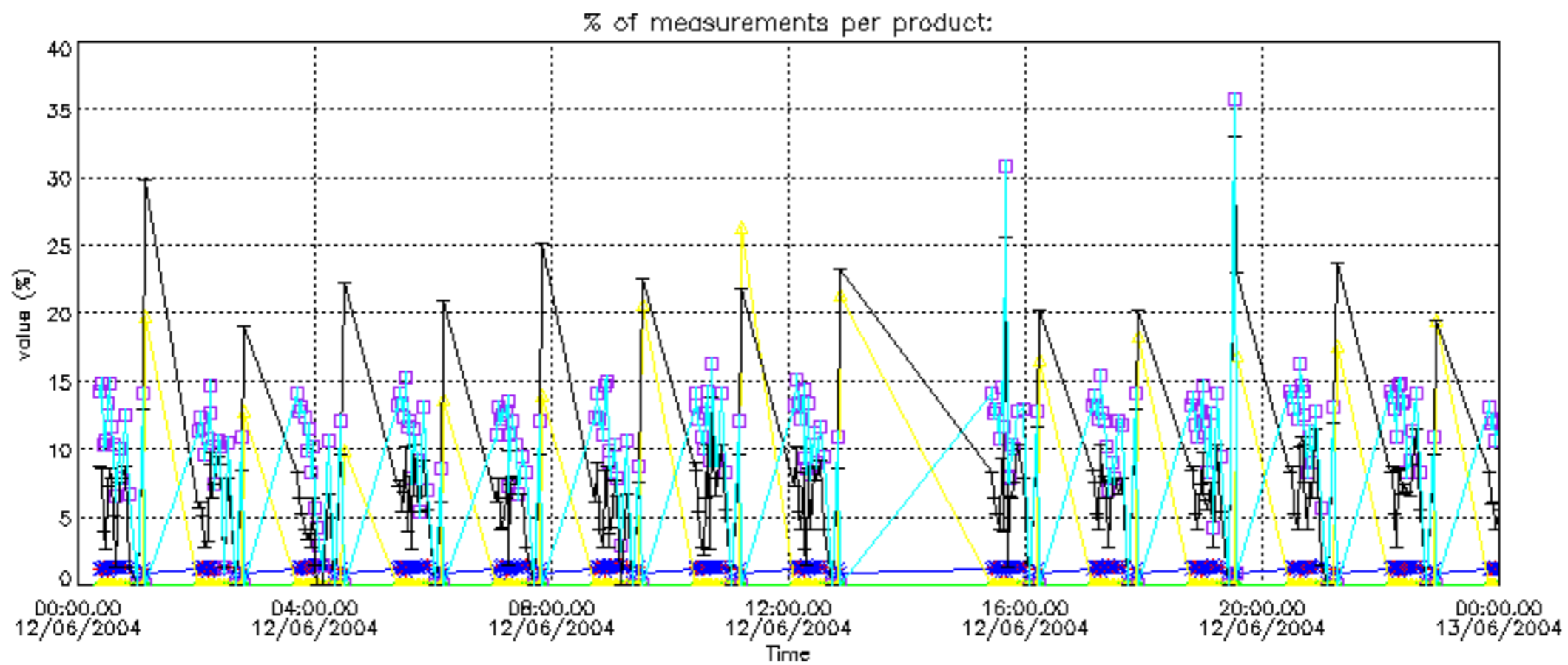
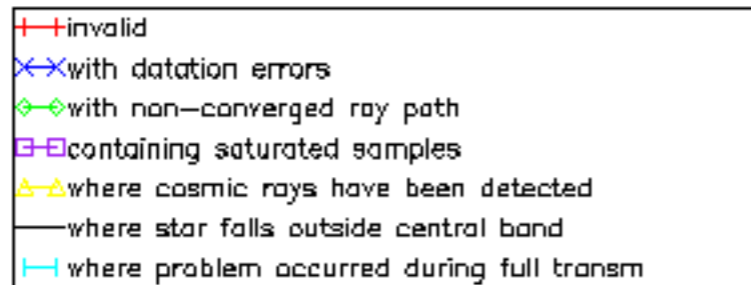
Percentage of flagged data per NO2 profile



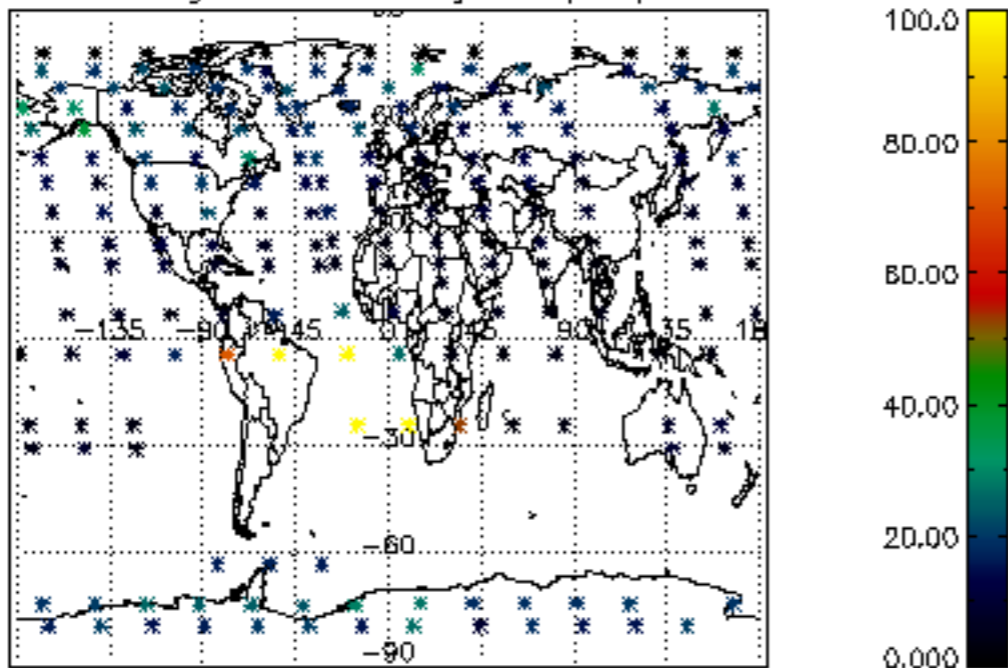
Percentage of flagged data per NO3 profile



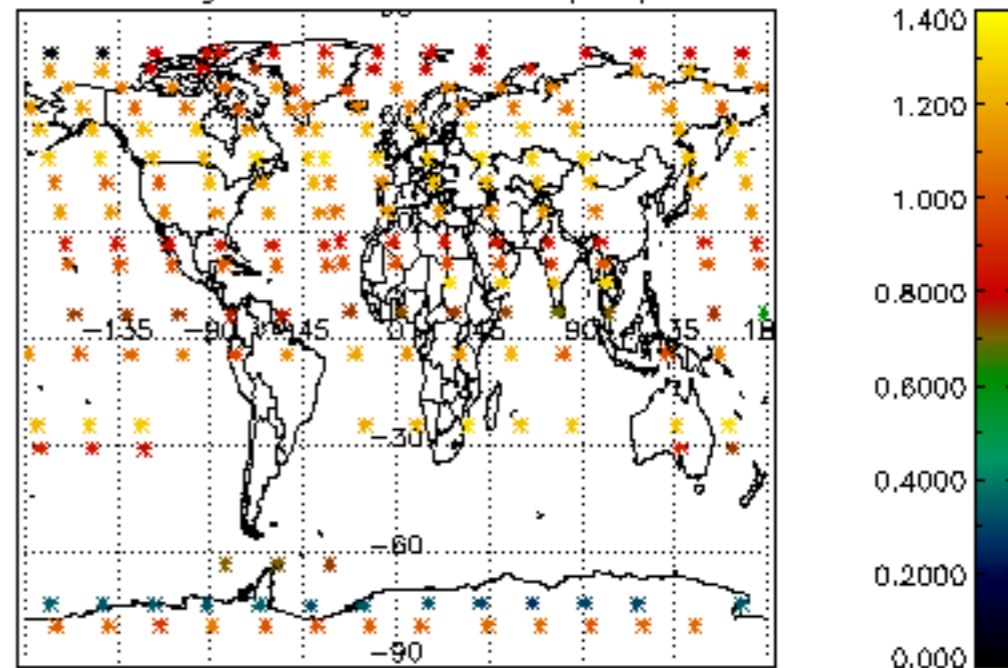




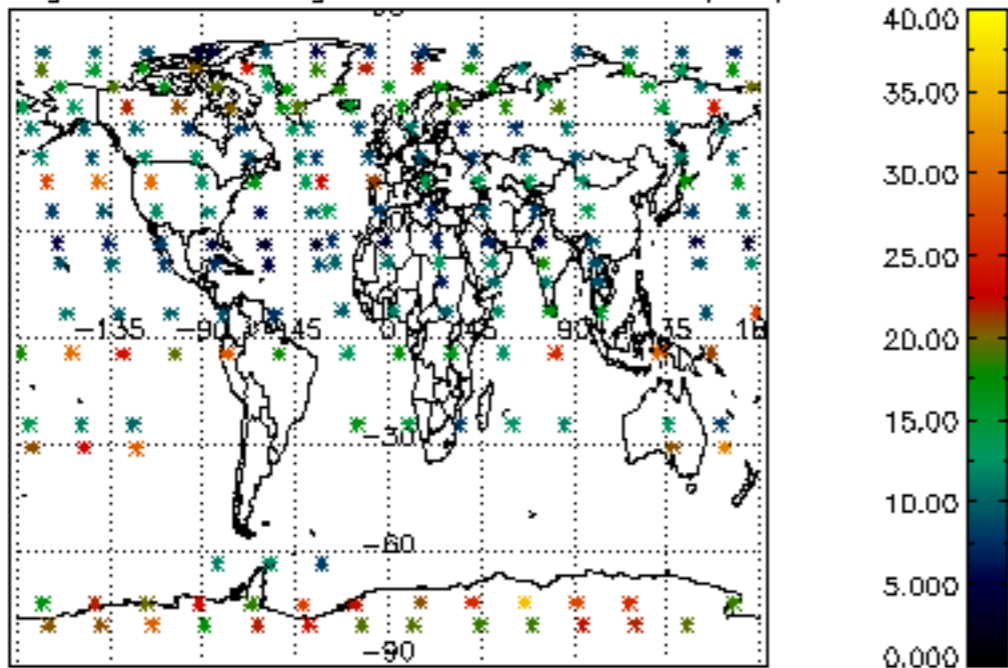
Percentage of cosmic ray hits per profile



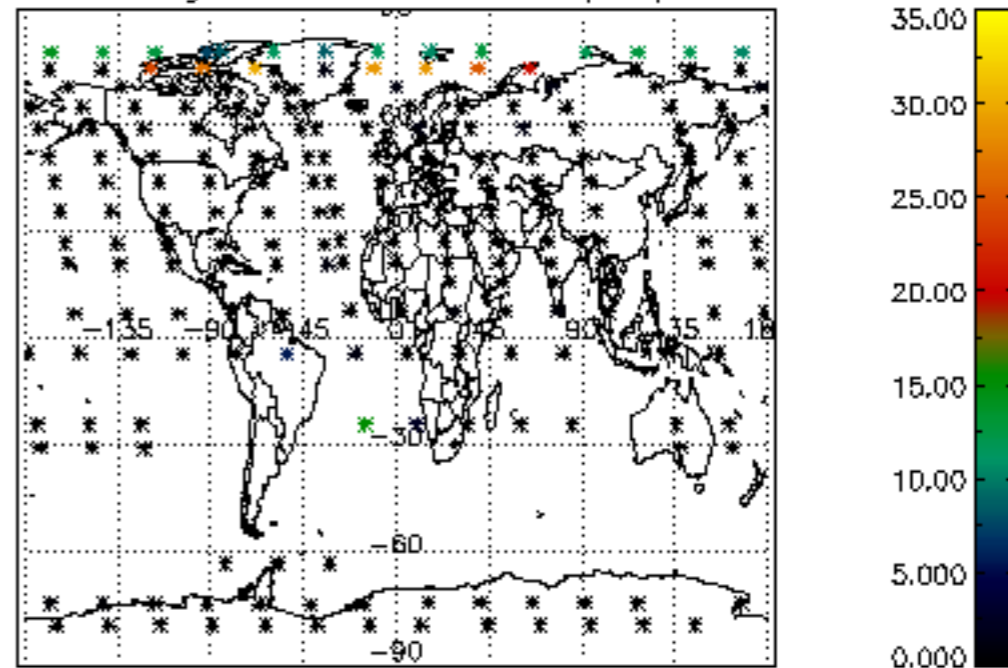
Percentage of datation errors per profile



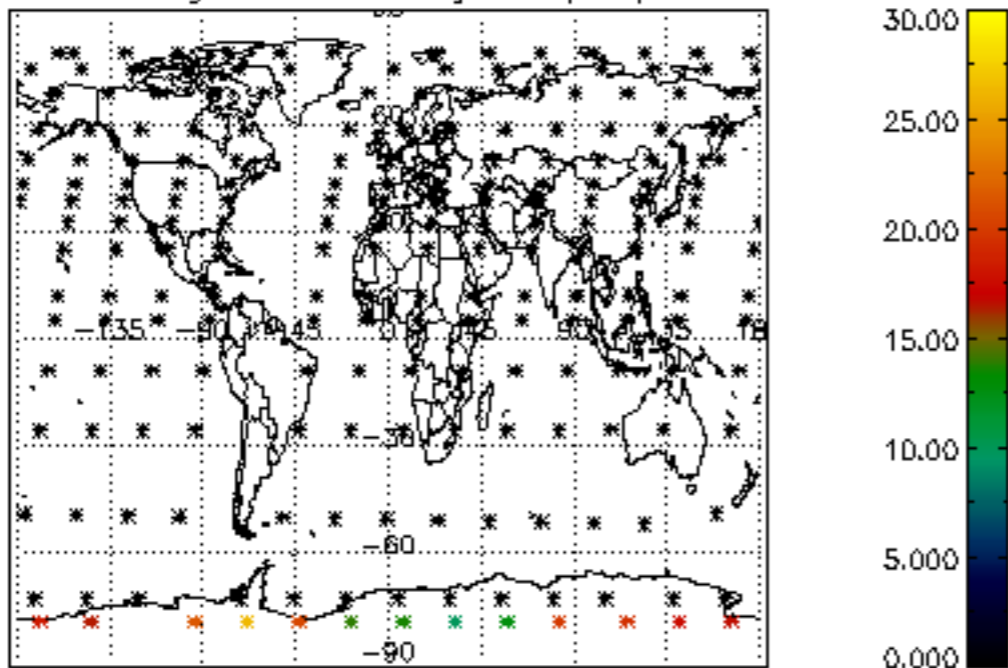
Percentage of star falling outside central band per profile



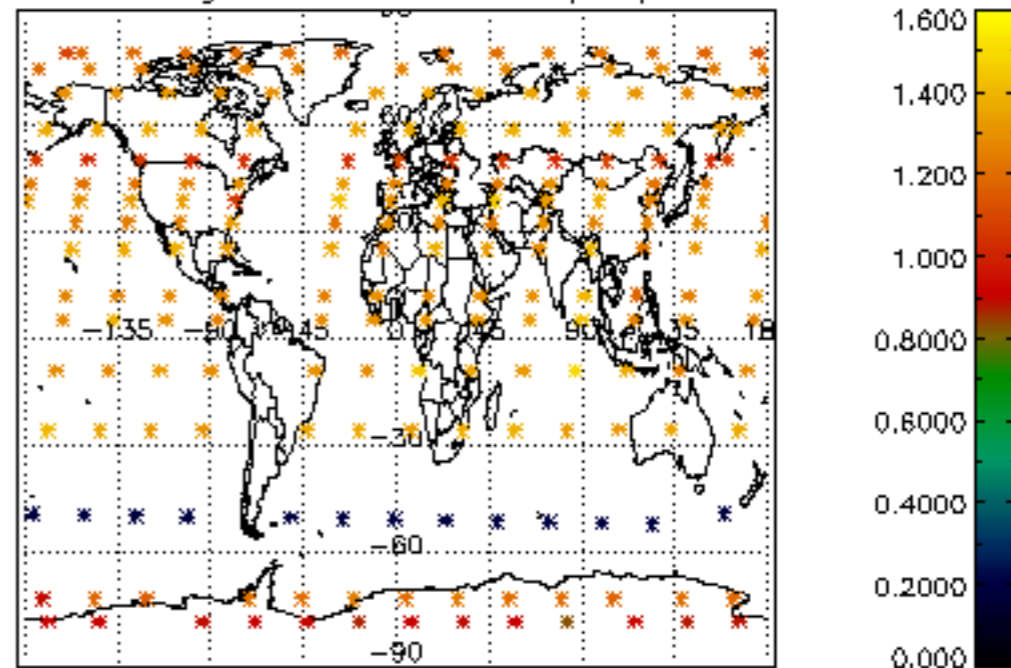
Percentage of saturation errors per profile



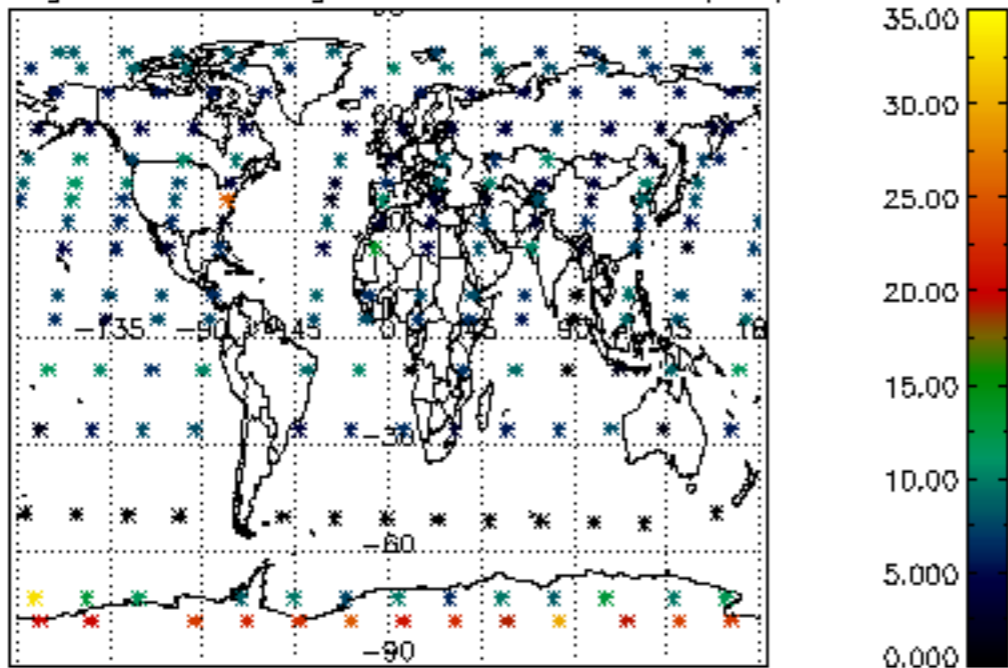
Percentage of cosmic ray hits per profile



Percentage of datation errors per profile



Percentage of star falling outside central band per profile



Percentage of saturation errors per profile

