

GOMOS Level 2 Daily Report

SUMMARY

[1. General Info](#)

[2. Summary of processed GOM_NL_2P products](#)

[3. Level 2 Quality information per product](#)

[3.1 Plot of level 2 quality information per product \(time dependant\)](#)

[3.2 Plot of level 2 quality information per product \(world map\)](#)

[4. Level 1 Quality information per product \(stored on level 2 products\)](#)

[4.1 Plot of level 1 quality information per product \(time dependant\)](#)

[4.1.1 Plot of level 1 quality information per product \(time dependant\): ASCENDING](#)

[4.1.2 Plot of level 1 quality information per product \(time dependant\): DESCENDING](#)

[4.2 Plot of level 1 quality information per product \(world map\)](#)

[4.2.1 Plot of level 1 quality information per product \(world map\): ASCENDING](#)

[4.2.2 Plot of level 1 quality information per product \(world map\): DESCENDING](#)

[5. Ozone profiles based on quality statistics and other trace gas profiles](#)

[5.1 Ozone statistics based on quality of products](#)

[5.2 Plot ozone profiles for all STD \(dark without errors\)](#)

[5.3 Plot ozone profiles where STD < 20% \(dark without errors\)](#)

[5.4. Plot ozone profiles where STD < 10% \(dark without errors\)](#)

[5.5. Plot ozone profiles where STD < 5% \(dark without errors\)](#)

[5.6 Plot NO2 profiles for all STD \(dark without errors\)](#)

[5.7 Plot NO3 profiles for all STD \(dark without errors\)](#)

[5.8 Plot H2O profiles \(only for occultations of stars 1,2,3,4,13,14,16,26,63 dark without errors\) for all STD](#)

[6. Auxiliary Data Files used for the production reported in section 2](#)

This report presents the daily analysis on parameters extracted from GOMOS level 2 data (GOM_NL__2P). It is intended to monitor some important parameters that will impact the quality of these products. A list of level 2 products (and content) that have arrived during the reporting day to the PCF is also given.

Item	Value
Time of report generation	19APR2013 03:43:44
Data source version	GOMOS/6.01
Start time of products	07-06-2004 (07JUN2004 00:00:00)
Stop time of products	08-06-2004 (08JUN2004 00:00:00)
Store outputs in DB	Yes
Nb of level 2 prods	420
Nb of prods with errors	0

2. Summary of processed GOM_NL__2P products.

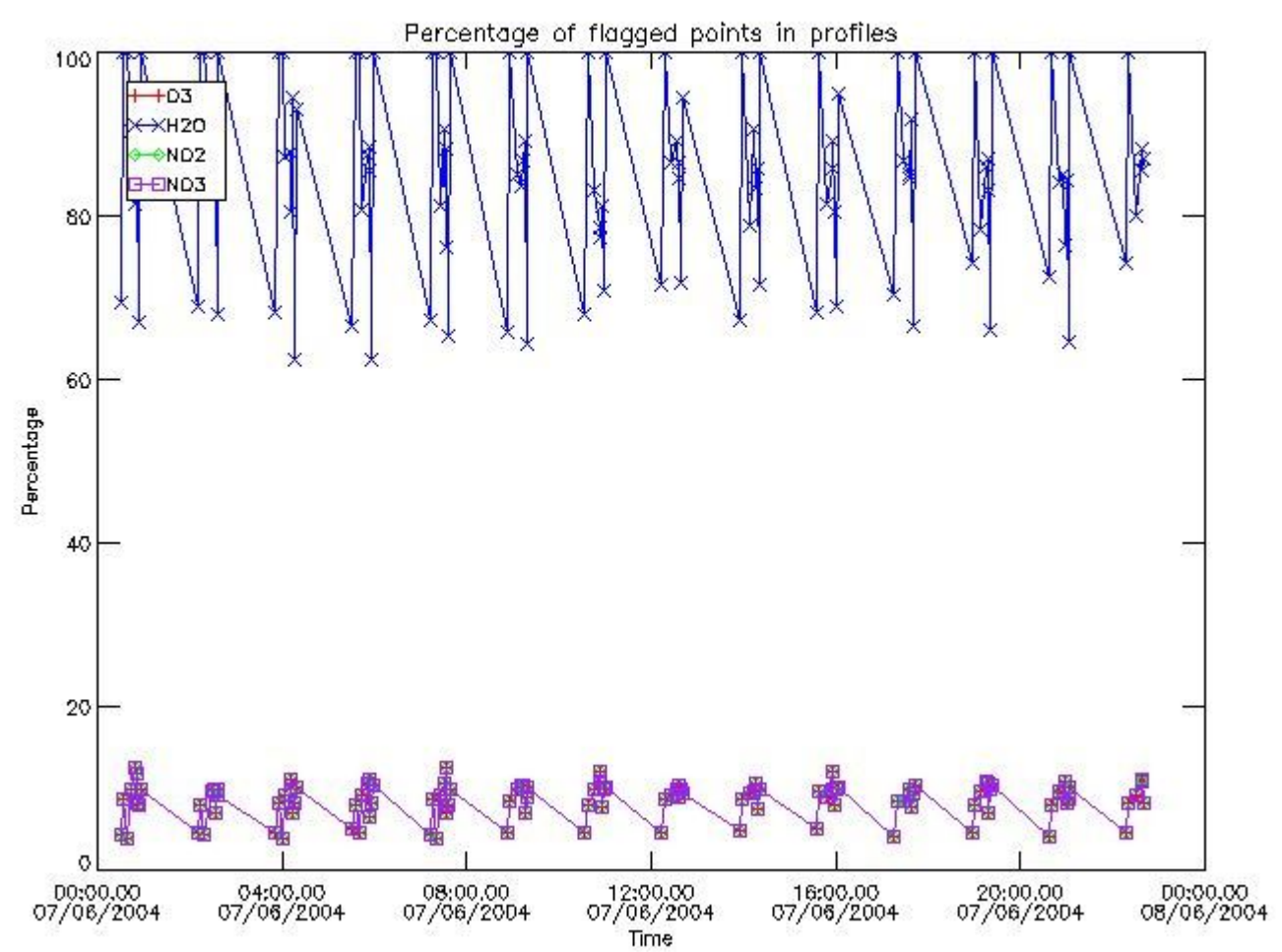
Nr	Filename	UTC Start time	Limb	Duration	Star Id	Star Name	Star Mag	Star Temp	Nb Meas	Orbit	Prod. error
1	GOM_NL__2PRFIN20040607_000418_000000392027_00288_11865_3172.N1	07-JUN-2004 00:04:18	Bright	38.500	60	7Bet UMi	2.0810	3950.0	77	11865	No
2	GOM_NL__2PRFIN20040607_000859_000000352027_00288_11865_3173.N1	07-JUN-2004 00:08:59	Bright	35.000	49	1Alp UMi	1.9900	6300.0	70	11865	No
3	GOM_NL__2PRFIN20040607_001106_000000502027_00288_11865_3174.N1	07-JUN-2004 00:11:06	Bright	49.500	89	5Alp Cep	2.4510	8000.0	99	11865	No
4	GOM_NL__2PRFIN20040607_001651_000000572027_00288_11865_3175.N1	07-JUN-2004 00:16:51	Bright	57.000	76	27Gam Cas	2.3000	30000.	114	11865	No
5	GOM_NL__2PRFIN20040607_002109_000002042027_00288_11865_3176.N1	07-JUN-2004 00:21:09	Straylight	204.00	92	53Eps Cyg	2.5000	4500.0	408	11865	No
6	GOM_NL__2PRFIN20040607_002745_000000652027_00288_11865_3177.N1	07-JUN-2004 00:27:45	Straylight	64.500	58	21Alp And	2.0730	11000.	129	11865	No
7	GOM_NL__2PRFIN20040607_002945_000001172027_00288_11865_3178.N1	07-JUN-2004 00:29:45	Dark	116.50	93	53Bet Peg	2.5200	3100.0	233	11865	No
8	GOM_NL__2PRFIN20040607_003317_000000652027_00288_11865_3179.N1	07-JUN-2004 00:33:17	Dark	64.500	140	88Gam Peg	2.8340	26000.	129	11865	No
9	GOM_NL__2PRFIN20040607_003820_000001342027_00288_11865_3180.N1	07-JUN-2004 00:38:20	Dark	133.50	90	54Alp Peg	2.4870	11000.	267	11865	No
10	GOM_NL__2PRFIN20040607_004226_000000522027_00288_11865_3181.N1	07-JUN-2004 00:42:26	Dark	52.000	52	16Bet Cet	2.0370	4500.0	104	11865	No
11	GOM_NL__2PRFIN20040607_004901_000000412027_00288_11865_3182.N1	07-JUN-2004 00:49:01	Dark	41.000	84	Alp Phe	2.3970	4500.0	82	11865	No
12	GOM_NL__2PRFIN20040607_005036_000000522027_00288_11865_3183.N1	07-JUN-2004 00:50:36	Dark	52.000	9	Alp Eri	0.45300	24000.	104	11865	No
13	GOM_NL__2PRFIN20040607_005209_000000622027_00289_11866_3184.N1	07-JUN-2004 00:52:09	Dark	62.000	18	24Alp PsA	1.1660	9700.0	124	11866	No
14	GOM_NL__2PRFIN20040607_005443_000000642027_00289_11866_3155.N1	07-JUN-2004 00:54:43	Dark	64.000	63	Bet Gru	2.1500	2800.0	128	11866	No
15	GOM_NL__2PRFIN20040607_005642_000000522027_00289_11866_3156.N1	07-JUN-2004 00:56:42	Dark	51.500	31	Alp Gru	1.7340	15200.	103	11866	No
16	GOM_NL__2PRFIN20040607_010117_000000442027_00289_11866_3157.N1	07-JUN-2004 01:01:17	Straylight	43.500	45	Alp Pav	1.9400	26000.	87	11866	No
17	GOM_NL__2PRFIN20040607_010413_000000522027_00289_11866_3158.N1	07-JUN-2004 01:04:13	Straylight	52.000	43	Alp TrA	1.9100	4250.0	104	11866	No
18	GOM_NL__2PRFIN20040607_010613_000000422027_00289_11866_3159.N1	07-JUN-2004 01:06:13	Straylight	41.500	134	Bet TrA	2.8100	6600.0	83	11866	No
19	GOM_NL__2PRFIN20040607_010817_000000422027_00289_11866_3160.N1	07-JUN-2004 01:08:17	Straylight	42.000	147	Alp Ara	2.8770	26000.	84	11866	No
20	GOM_NL__2PRFIN20040607_011120_000000552027_00289_11866_3161.N1	07-JUN-2004 01:11:20	Twilight_stray	54.500	38	20Eps Sgr	1.8360	11000.	109	11866	No
21	GOM_NL__2PRFIN20040607_011319_000000682027_00289_11866_3162.N1	07-JUN-2004 01:13:19	Twilight_stray	67.500	57	34Sig Sgr	2.0660	26000.	135	11866	No
22	GOM_NL__2PRFIN20040607_011521_000000712027_00289_11866_3163.N1	07-JUN-2004 01:15:21	Bright	71.000	155	41Pi Sgr	2.9000	6600.0	142	11866	No
23	GOM_NL__2PRFIN20040607_011848_000000442027_00289_11866_3164.N1	07-JUN-2004 01:18:48	Bright	44.000	86	35Eta Oph	2.4300	10200.	88	11866	No
24	GOM_NL__2PRFIN20040607_012035_000000422027_00289_11866_3165.N1	07-JUN-2004 01:20:35	Bright	41.500	98	13Zet Oph	2.5710	30000.	83	11866	No
25	GOM_NL__2PRFIN20040607_012243_000000392027_00289_11866_3166.N1	07-JUN-2004 01:22:43	Bright	39.000	120	1Del Oph	2.7340	3200.0	78	11866	No
26	GOM_NL__2PRFIN20040607_012543_000000382027_00289_11866_3167.N1	07-JUN-2004 01:25:43	Bright	37.500	102	24Alp Ser	2.6000	4250.0	75	11866	No
27	GOM_NL__2PRFIN20040607_013023_000000412027_00289_11866_3168.N1	07-JUN-2004 01:30:23	Bright	41.000	127	27Bet Her	2.7810	4700.0	82	11866	No
28	GOM_NL__2PRFIN20040607_013339_000000412027_00289_11866_3169.N1	07-JUN-2004 01:33:39	Bright	40.500	133	40Zet Her	2.8070	6000.0	81	11866	No
29	GOM_NL__2PRFIN20040607_013838_000000362027_00289_11866_3170.N1	07-JUN-2004 01:38:38	Bright	36.000	39	85Eta UMa	1.8540	24000.	72	11866	No
30	GOM_NL__2PRFIN20040607_014029_000000412027_00289_11866_3171.N1	07-JUN-2004 01:40:29	Bright	41.000	55	79Zet UMa	2.0600	10200.	82	11866	No
31	GOM_NL__2PRFIN20040607_014453_000000352027_00289_11866_3172.N1	07-JUN-2004 01:44:53	Bright	34.500	60	7Bet UMi	2.0810	3950.0	69	11866	No
32	GOM_NL__2PRFIN20040607_014935_000000392027_00289_11866_3173.N1	07-JUN-2004 01:49:35	Bright	38.500	49	1Alp UMi	1.9900	6300.0	77	11866	No
33	GOM_NL__2PRFIN20040607_015140_000000502027_00289_11866_3174.N1	07-JUN-2004 01:51:40	Bright	50.000	89	5Alp Cep	2.4510	8000.0	100	11866	No
34	GOM_NL__2PRFIN20040607_015727_000000392027_00289_11866_3175.N1	07-JUN-2004 01:57:27	Bright	39.000	76	27Gam Cas	2.3000	30000.	78	11866	No
35	GOM_NL__2PRFIN20040607_020141_000002042027_00289_11866_3176.N1	07-JUN-2004 02:01:41	Straylight	204.00	92	53Eps Cyg	2.5000	4500.0	408	11866	No
36	GOM_NL__2PRFIN20040607_020823_000000652027_00289_11866_3177.N1	07-JUN-2004 02:08:23	Straylight	64.500	58	21Alp And	2.0730	11000.	129	11866	No
37	GOM_NL__2PRFIN20040607_021022_000001102027_00289_11866_3178.N1	07-JUN-2004 02:10:22	Dark	110.00	93	53Bet Peg	2.5200	3100.0	220	11866	No
38	GOM_NL__2PRFIN20040607_021354_000000642027_00289_11866_3179.N1	07-JUN-2004 02:13:54	Dark	63.500	140	88Gam Peg	2.8340	26000.	127	11866	No
39	GOM_NL__2PRFIN20040607_021858_000001332027_00289_11866_3180.N1	07-JUN-2004 02:18:58	Dark	133.00	90	54Alp Peg	2.4870	11000.	266	11866	No
40	GOM_NL__2PRFIN20040607_022937_000000532027_00289_11866_3181.N1	07-JUN-2004 02:29:37	Dark	52.500	84	Alp Phe	2.3970	4500.0	105	11866	No
41	GOM_NL__2PRFIN20040607_023112_000000512027_00289_11866_3182.N1	07-JUN-2004 02:31:12	Dark	51.000	9	Alp Eri	0.45300	24000.	102	11866	No
42	GOM_NL__2PRFIN20040607_023246_000000722027_00290_11867_3200.N1	07-JUN-2004 02:32:46	Dark	72.000	18	24Alp PsA	1.1660	9700.0	144	11867	No

397	GOM_NL__2PRFIN20040607_212037_000000622027_00301_11878_3184.N1	07-JUN-2004 21:20:37	Twilight	61.500	57	34Sig Sgr	2.0660	26000.	123	11878	No
398	GOM_NL__2PRFIN20040607_212236_000000662027_00301_11878_3185.N1	07-JUN-2004 21:22:36	Bright	66.000	155	41Pi Sgr	2.9000	6600.0	132	11878	No
399	GOM_NL__2PRFIN20040607_212600_000000442027_00301_11878_3186.N1	07-JUN-2004 21:26:00	Bright	44.000	86	35Eta Oph	2.4300	10200.	88	11878	No
400	GOM_NL__2PRFIN20040607_212747_000000412027_00301_11878_3187.N1	07-JUN-2004 21:27:47	Bright	40.500	98	13Zet Oph	2.5710	30000.	81	11878	No
401	GOM_NL__2PRFIN20040607_212955_000000392027_00301_11878_3188.N1	07-JUN-2004 21:29:55	Bright	39.000	120	1Del Oph	2.7340	3200.0	78	11878	No
402	GOM_NL__2PRFIN20040607_213255_000000382027_00301_11878_3189.N1	07-JUN-2004 21:32:55	Bright	37.500	102	24Alp Ser	2.6000	4250.0	75	11878	No
403	GOM_NL__2PRFIN20040607_213732_000000432027_00301_11878_3190.N1	07-JUN-2004 21:37:32	Bright	43.000	127	27Bet Her	2.7810	4700.0	86	11878	No
404	GOM_NL__2PRFIN20040607_213904_000000372027_00301_11878_3191.N1	07-JUN-2004 21:39:04	Bright	37.000	83		2.3780	11000.	74	11878	No
405	GOM_NL__2PRFIN20040607_214046_000000422027_00301_11878_3192.N1	07-JUN-2004 21:40:46	Bright	42.000	133	40Zet Her	2.8070	6000.0	84	11878	No
406	GOM_NL__2PRFIN20040607_214552_000000392027_00301_11878_3193.N1	07-JUN-2004 21:45:52	Bright	38.500	39	85Eta UMa	1.8540	24000.	77	11878	No
407	GOM_NL__2PRFIN20040607_214744_000000392027_00301_11878_3194.N1	07-JUN-2004 21:47:44	Bright	39.000	55	79Zet UMa	2.0600	10200.	78	11878	No
408	GOM_NL__2PRFIN20040607_215204_000000382027_00301_11878_3195.N1	07-JUN-2004 21:52:04	Bright	38.000	60	7Bet UMi	2.0810	3950.0	76	11878	No
409	GOM_NL__2PRFIN20040607_215646_000000362027_00301_11878_3196.N1	07-JUN-2004 21:56:46	Bright	36.000	49	1Alp UMi	1.9900	6300.0	72	11878	No
410	GOM_NL__2PRFIN20040607_215844_000000502027_00301_11878_3197.N1	07-JUN-2004 21:58:44	Bright	49.500	89	5Alp Cep	2.4510	8000.0	99	11878	No
411	GOM_NL__2PRFIN20040607_220436_000000462027_00301_11878_3198.N1	07-JUN-2004 22:04:36	Bright	45.500	76	27Gam Cas	2.3000	30000.	91	11878	No
412	GOM_NL__2PRFIN20040607_220806_0000002182027_00301_11878_3199.N1	07-JUN-2004 22:08:06	Twilight	218.00	92	53Eps Cyg	2.5000	4500.0	436	11878	No
413	GOM_NL__2PRFIN20040607_221240_000000602027_00301_11878_3200.N1	07-JUN-2004 22:12:40	Bright	60.000	53	43Bet And	2.0480	3300.0	120	11878	No
414	GOM_NL__2PRFIN20040607_221556_000000482027_00301_11878_3201.N1	07-JUN-2004 22:15:56	Twilight	47.500	50	13Alp Ari	2.0070	4250.0	95	11878	No
415	GOM_NL__2PRFIN20040607_221741_000001112027_00301_11878_3202.N1	07-JUN-2004 22:17:41	Dark	111.00	93	53Bet Peg	2.5200	3100.0	222	11878	No
416	GOM_NL__2PRFIN20040607_222113_000000622027_00301_11878_3203.N1	07-JUN-2004 22:21:13	Dark	61.500	140	88Gam Peg	2.8340	26000.	123	11878	No
417	GOM_NL__2PRFIN20040607_223023_000000562027_00301_11878_3204.N1	07-JUN-2004 22:30:23	Dark	55.500	52	16Bet Cet	2.0370	4500.0	111	11878	No
418	GOM_NL__2PRFIN20040607_223656_000000472027_00301_11878_3205.N1	07-JUN-2004 22:36:56	Dark	47.000	84	Alp Phe	2.3970	4500.0	94	11878	No
419	GOM_NL__2PRFIN20040607_223826_000000462027_00301_11878_3206.N1	07-JUN-2004 22:38:26	Dark	45.500	9	Alp Eri	0.45300	24000.	91	11878	No
420	GOM_NL__2PRFIN20040607_224015_000000622027_00302_11879_3175.N1	07-JUN-2004 22:40:15	Dark	61.500	18	24Alp PsA	1.1660	9700.0	123	11879	No

3. Quality information per product

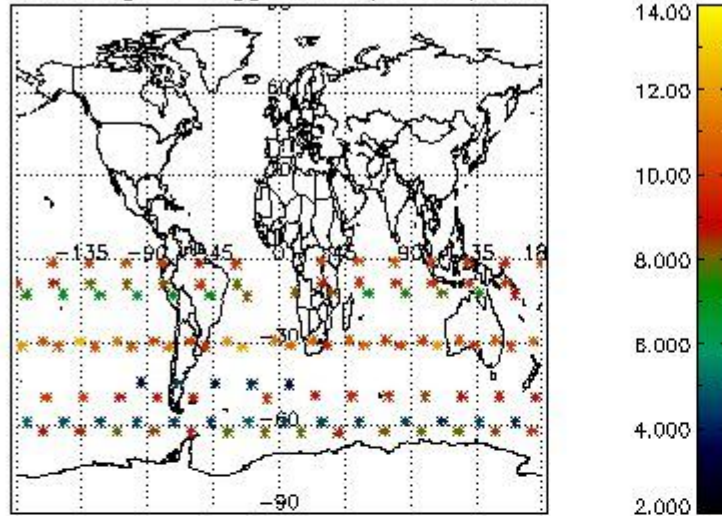
In this section it is plotted some information contained in the Quality Summary data set of the level 2 products. Only products in dark limb conditions and without errors (error flag in the MPH set to "0") are used.

3.1 Plot quality information per product (time dependant)

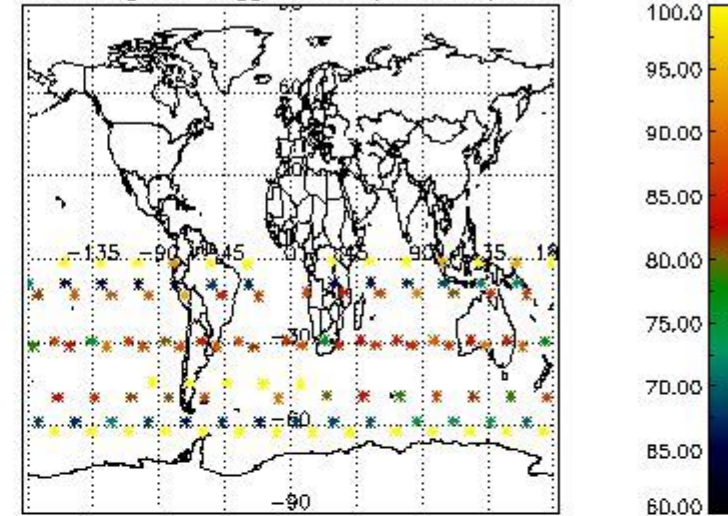


3.2 Plot quality information per product (world map)

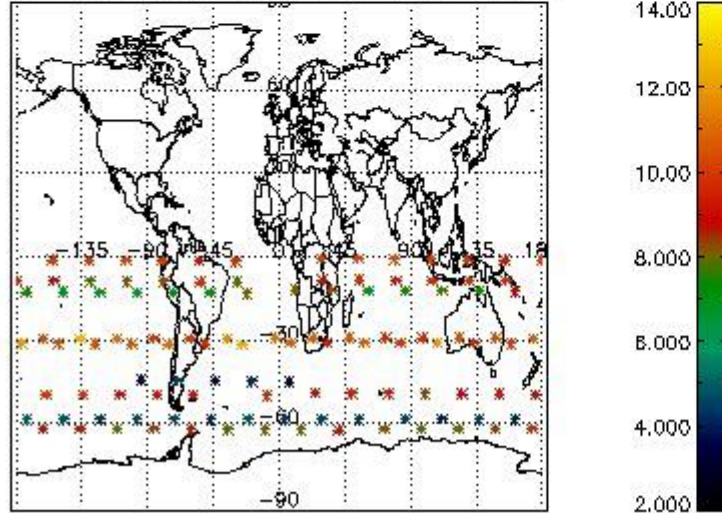
Percentage of flagged data per O3 profile



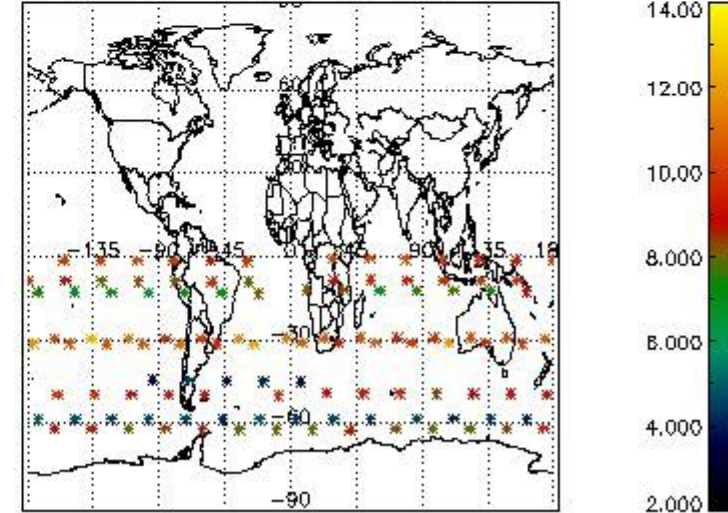
Percentage of flagged data per H2O profile



Percentage of flagged data per NO2 profile



Percentage of flagged data per NO3 profile

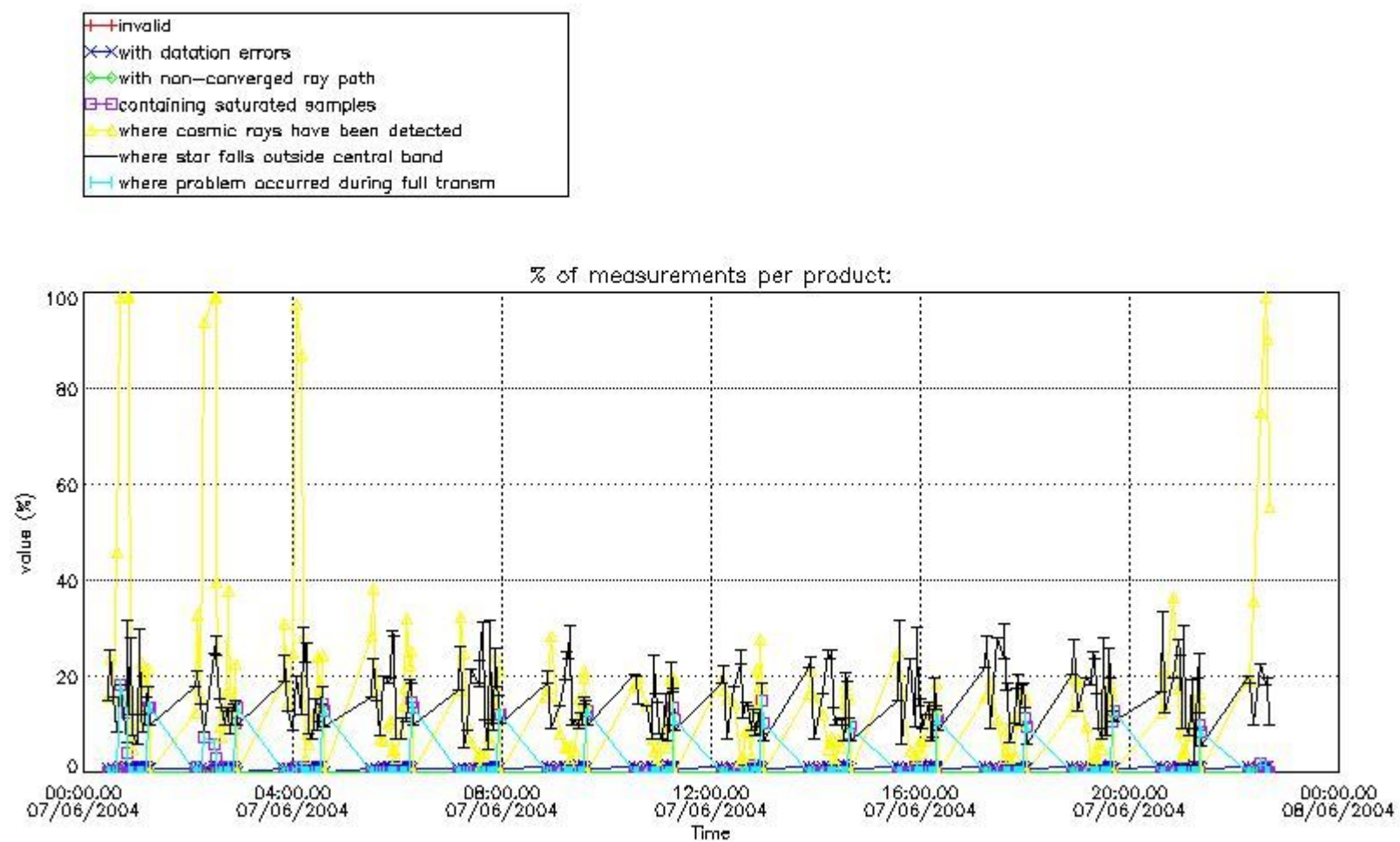


4. Level 1 quality information per product

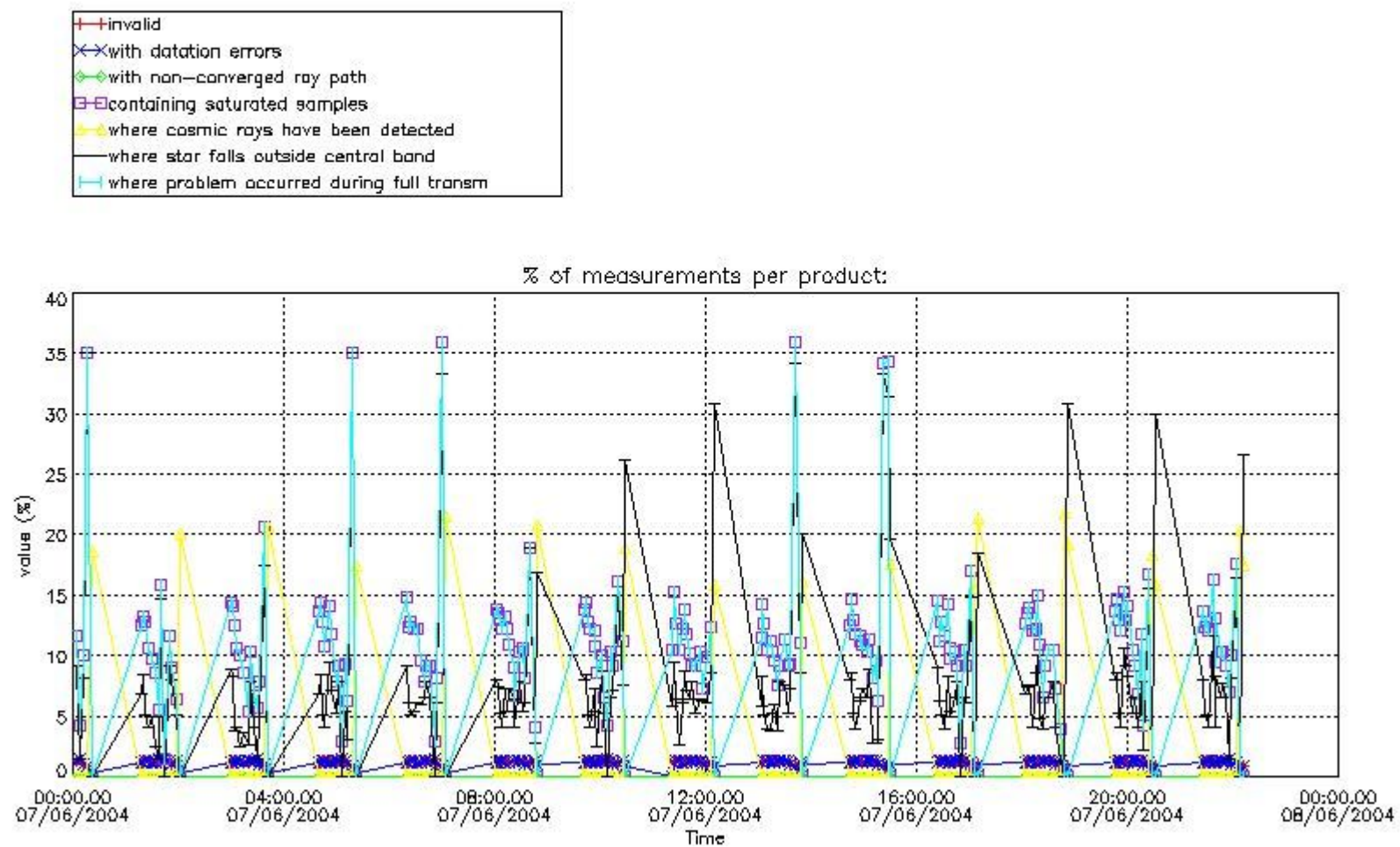
In this section it is plotted some information contained in the Quality Summary data set of the level 2 products that comes from the level 1b processing. Products without errors (error flag in the MPH set to "0") are used.

4.1 Plot quality information per product (time dependant) coming from level 1b processing

4.1.1 Plot level 1 quality information per product (time dependant): ENVISAT ASCENDING passes

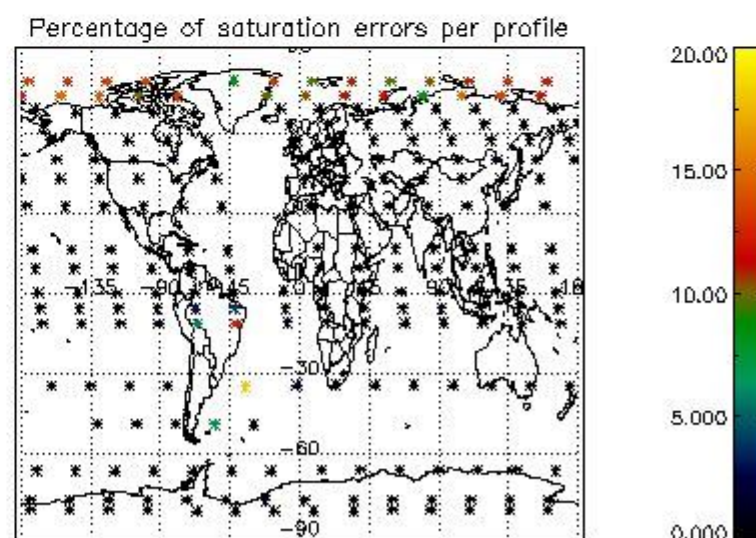
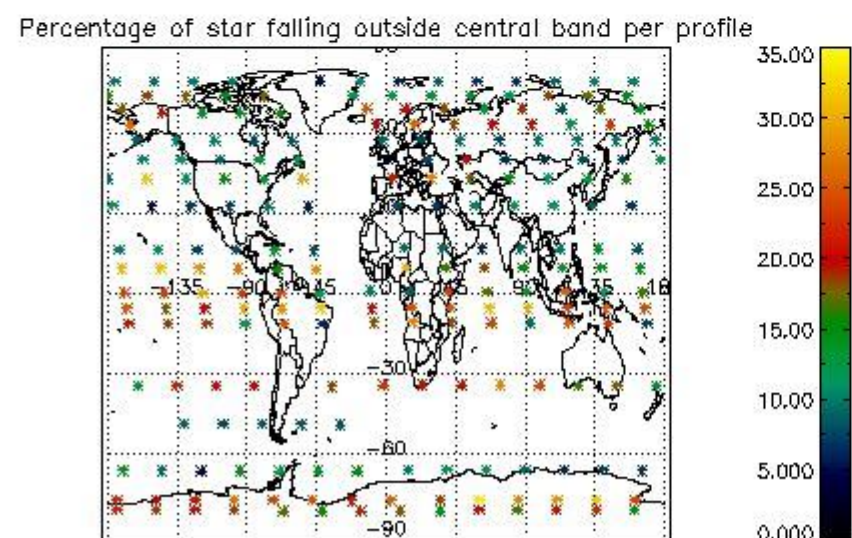
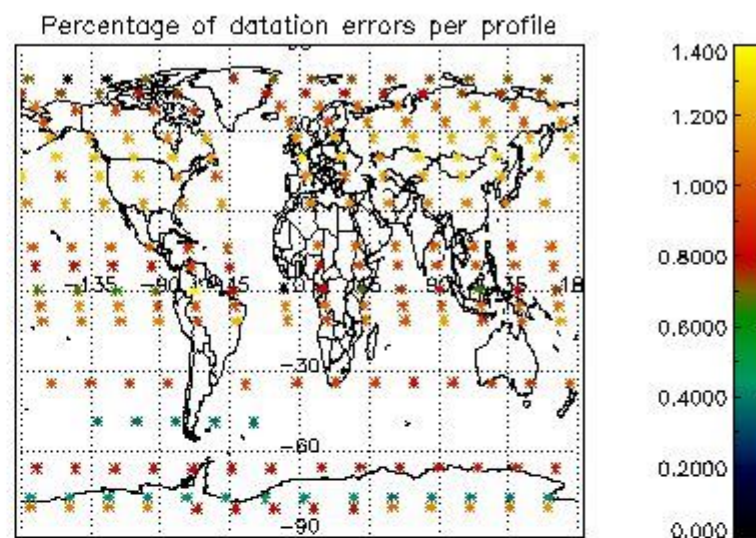
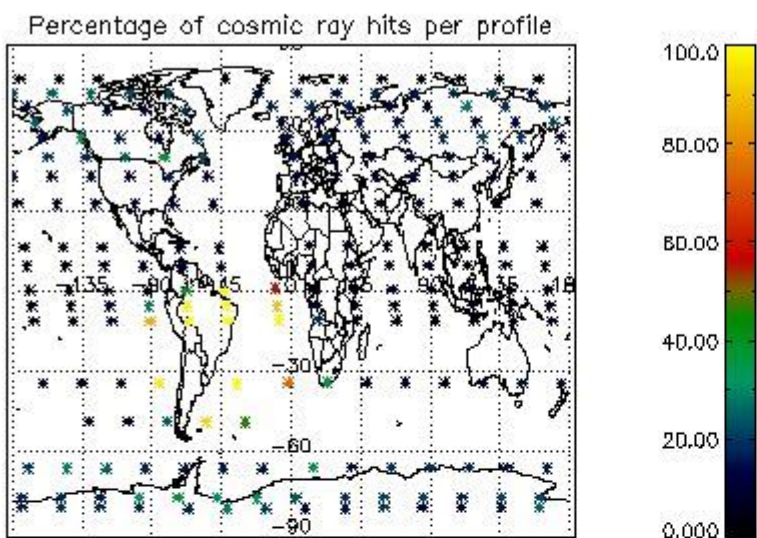


4.1.2 Plot level 1 quality information per product (time dependant): ENVI SAT DESCENDING passes



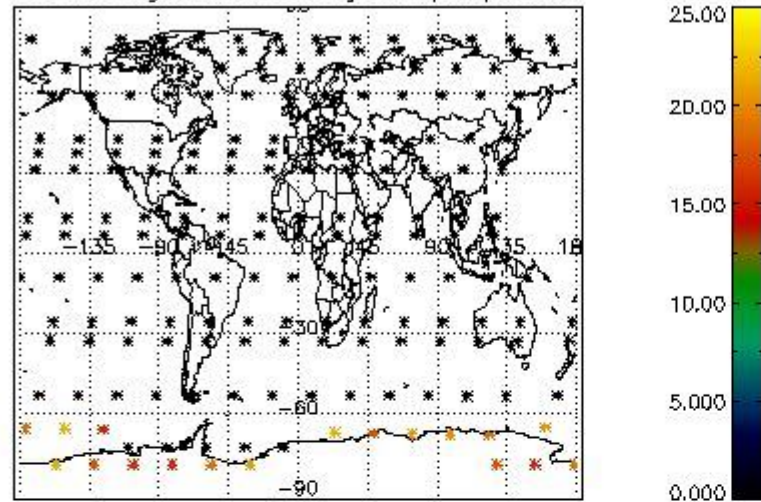
4.2 Plot quality information per product coming from level 1b processing (world map)

4.2.1 Plot level 1 quality information per product (world map): ENVISAT ASCENDING passes

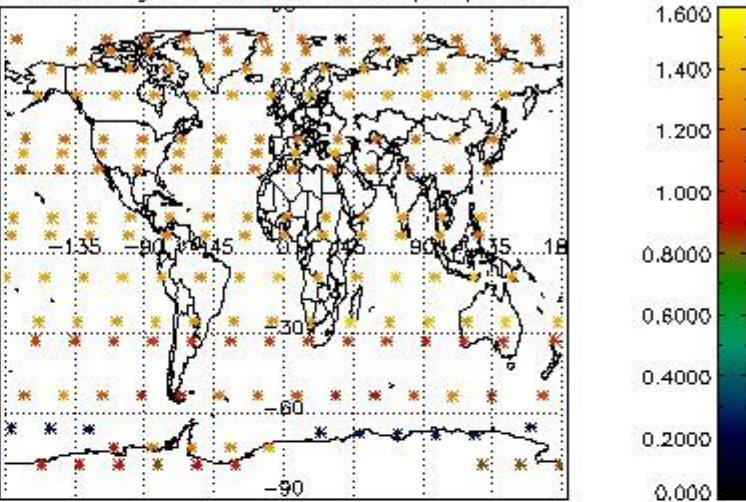


4.2.2 Plot level 1 quality information per product (world map): ENVISAT DESCENDING passes

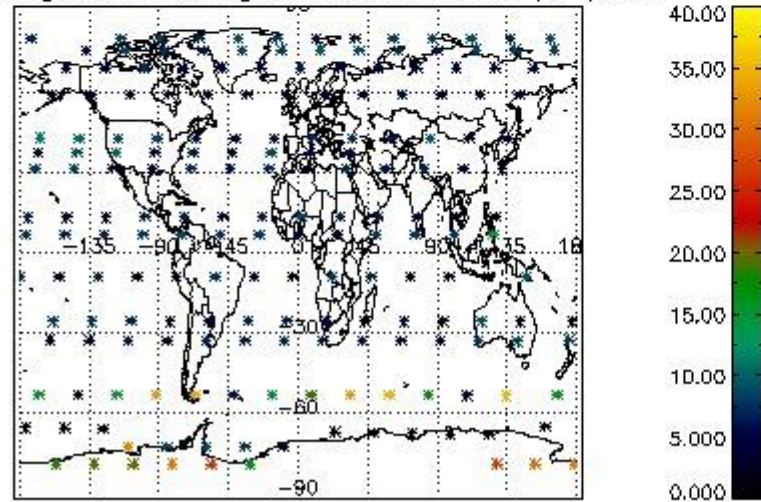
Percentage of cosmic ray hits per profile



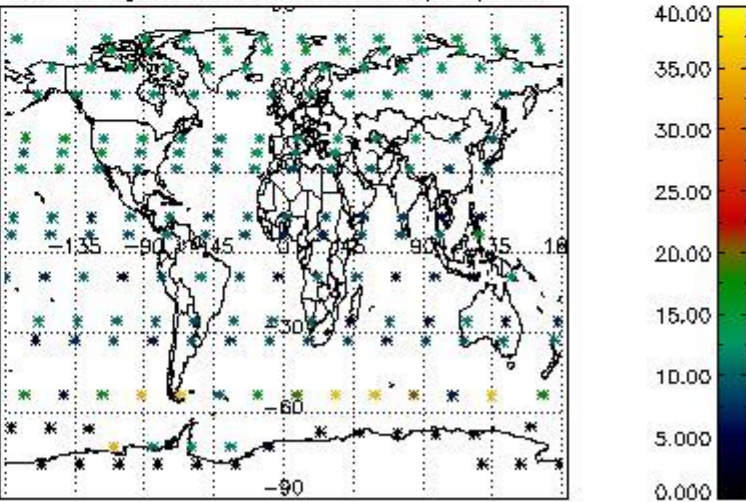
Percentage of datation errors per profile



Percentage of star falling outside central band per profile



Percentage of saturation errors per profile



5. Trace gas profiles

5.1 Ozone statistics based on quality of products

The final quality of the products can be "measured" using the STD (Standard Deviation) attached to every point profile. This information is written to the parameter GOM_NL__2P/NL_LOCAL_SPECIES_DENSITY/o3_std of the level 2 products. The table below shows the statistics for given STD ranges.

The statistics are given with respect to the overall valid production:

- Products without fatal errors: GOM_NL__2P/MPH/PRODUCT_ERR=0
- Valid point profile: GOM_NL__2P/NL_LOCAL_SPECIES_DENSITY/pcd(0)=0

The 'Criteria' is applied to valid points of dark limb products:

- Products in dark limb illumination condition: GOM_NL__2P/NL_SUMMARY_QUALITY/obs_ill_cond=0
- Products without fatal errors: GOM_NL__2P/MPH/PRODUCT_ERR=0
- Valid point profile: GOM_NL__2P/NL_LOCAL_SPECIES_DENSITY/pcd(0)=0

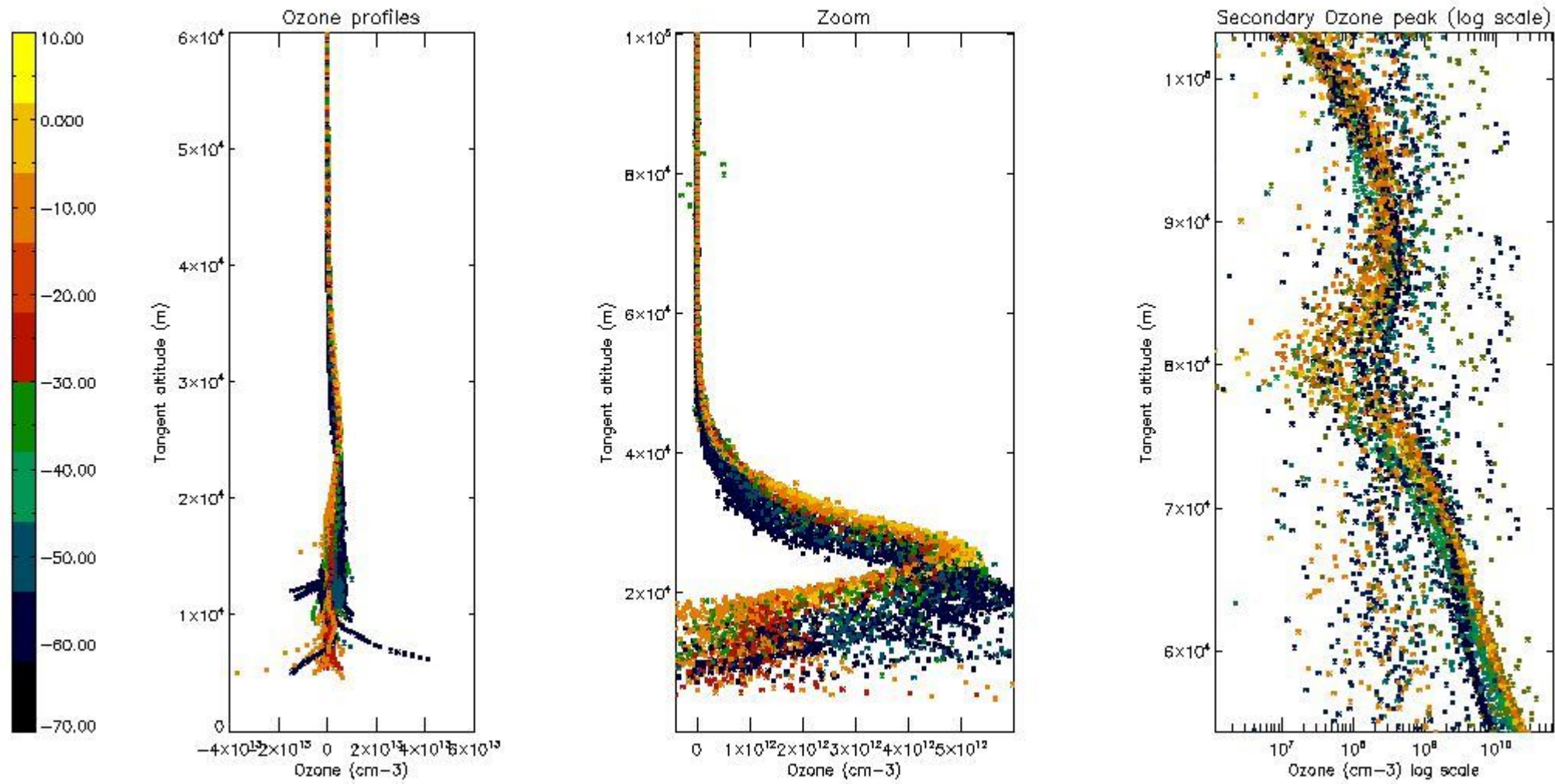
So, the table below shows the percentage of dark limb and valid observations for each criteria with respect to the overall valid daily observations.

Criteria	% of total production
All STD	34
STD < 20	17

STD < 10	13
STD < 5	9

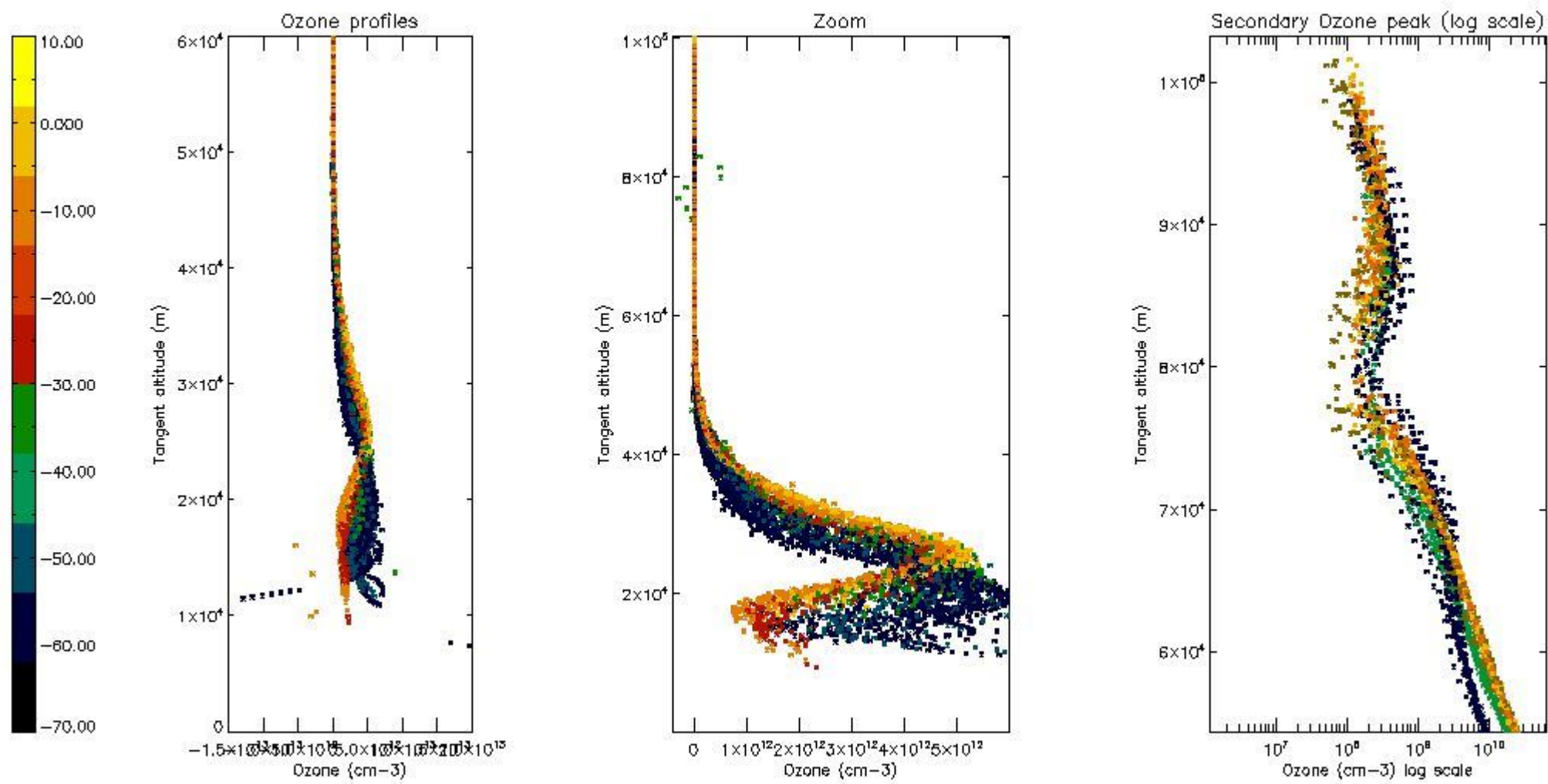
5.2 Plot ozone profiles for all STD (dark without errors)

The colorbar represents the latitude.



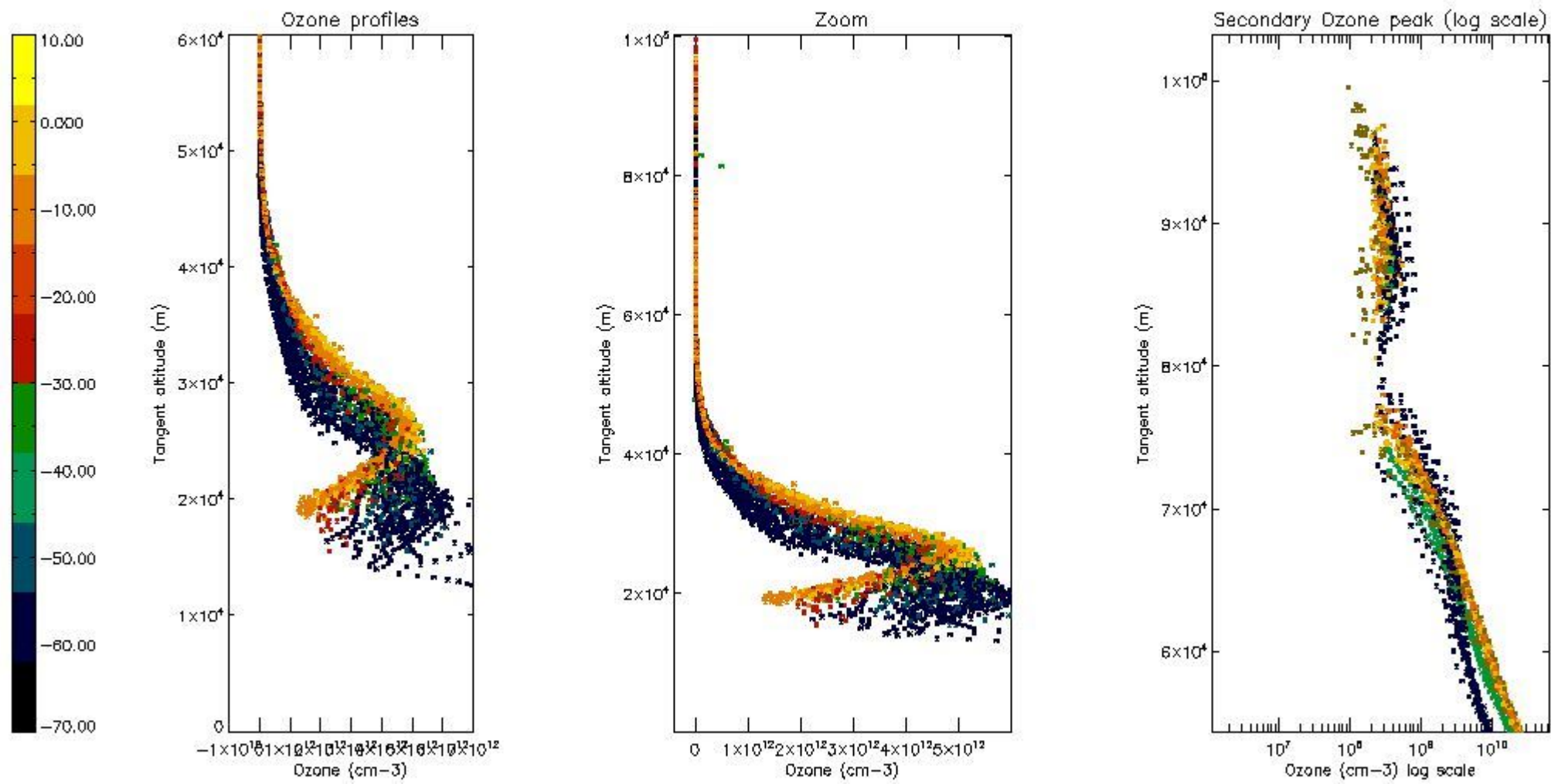
5.3 Plot ozone profiles where STD < 20% (dark without errors)

The colorbar represents the latitude.



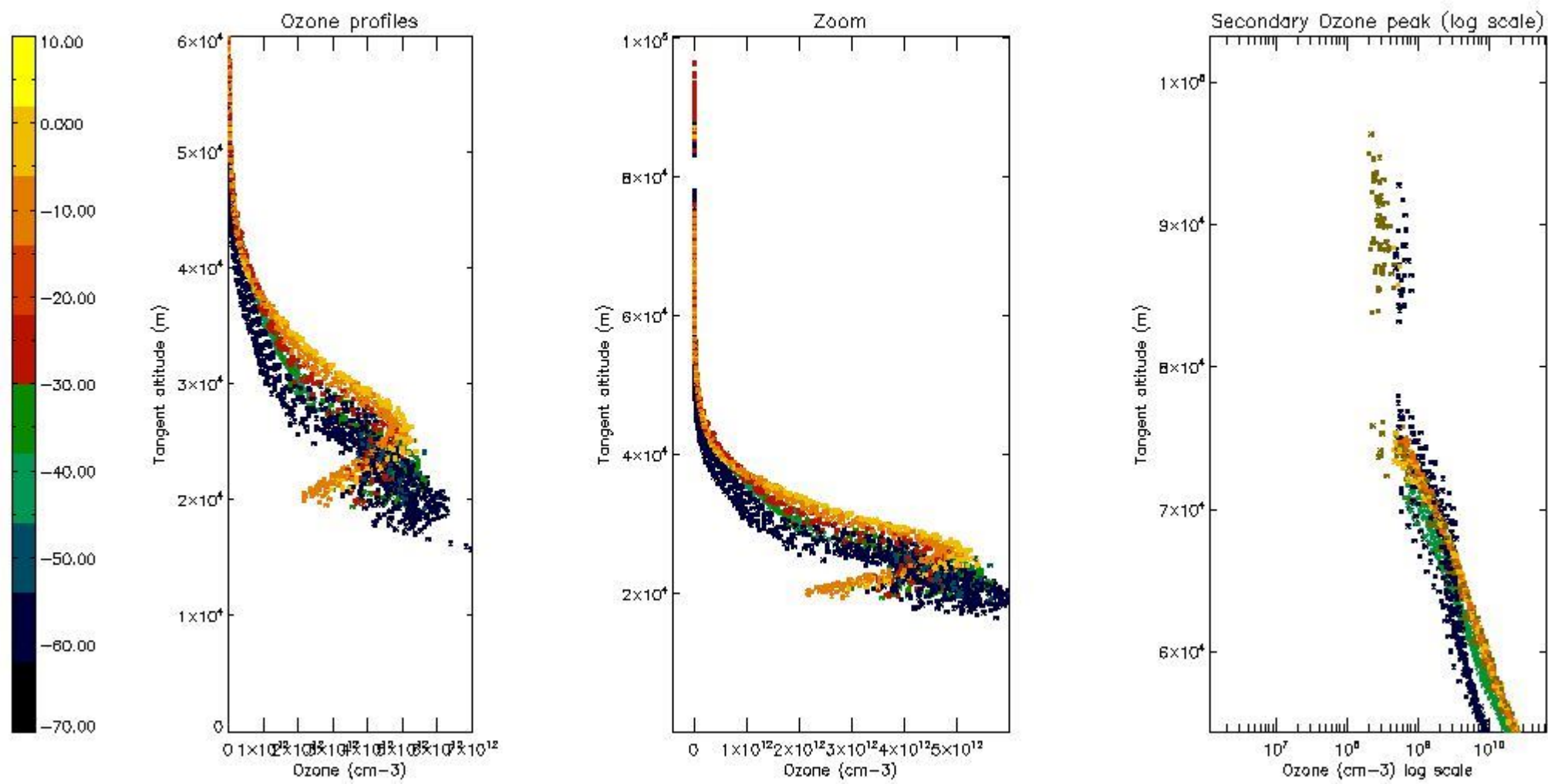
5.4 Plot ozone profiles where STD < 10% (dark without errors)

The colorbar represents the latitude.



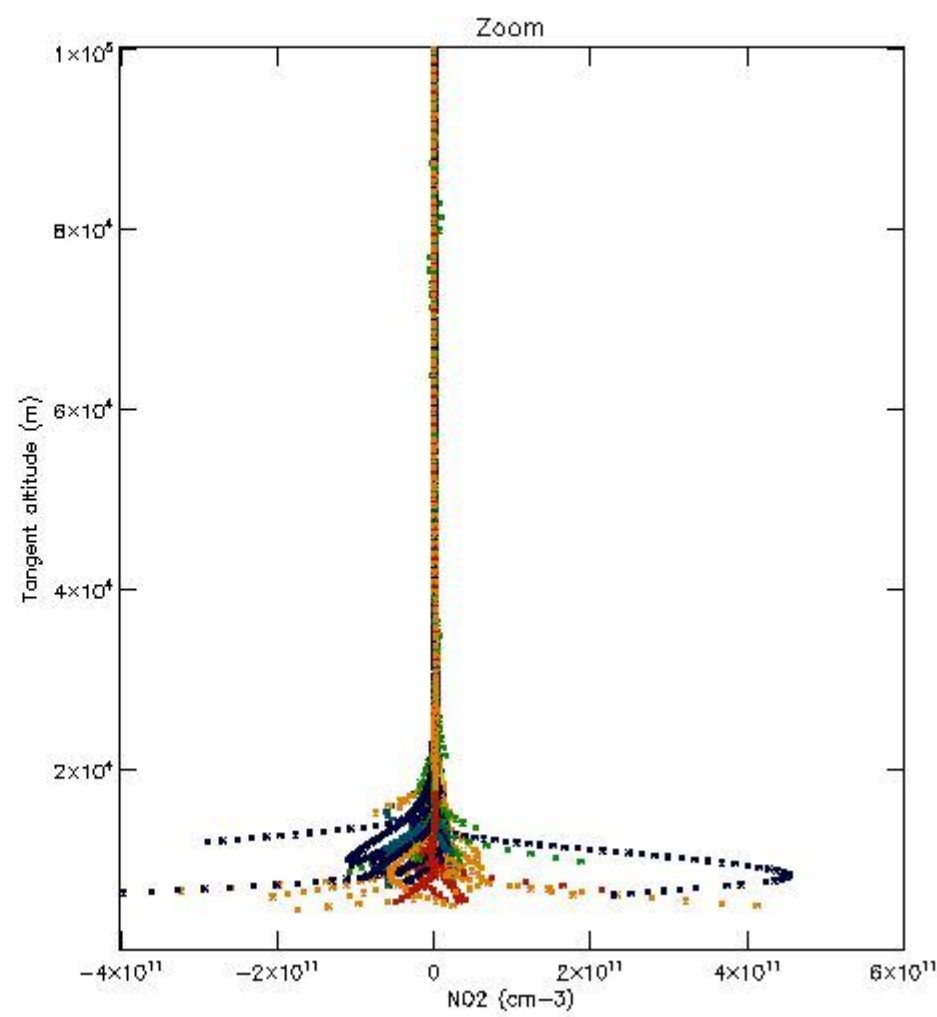
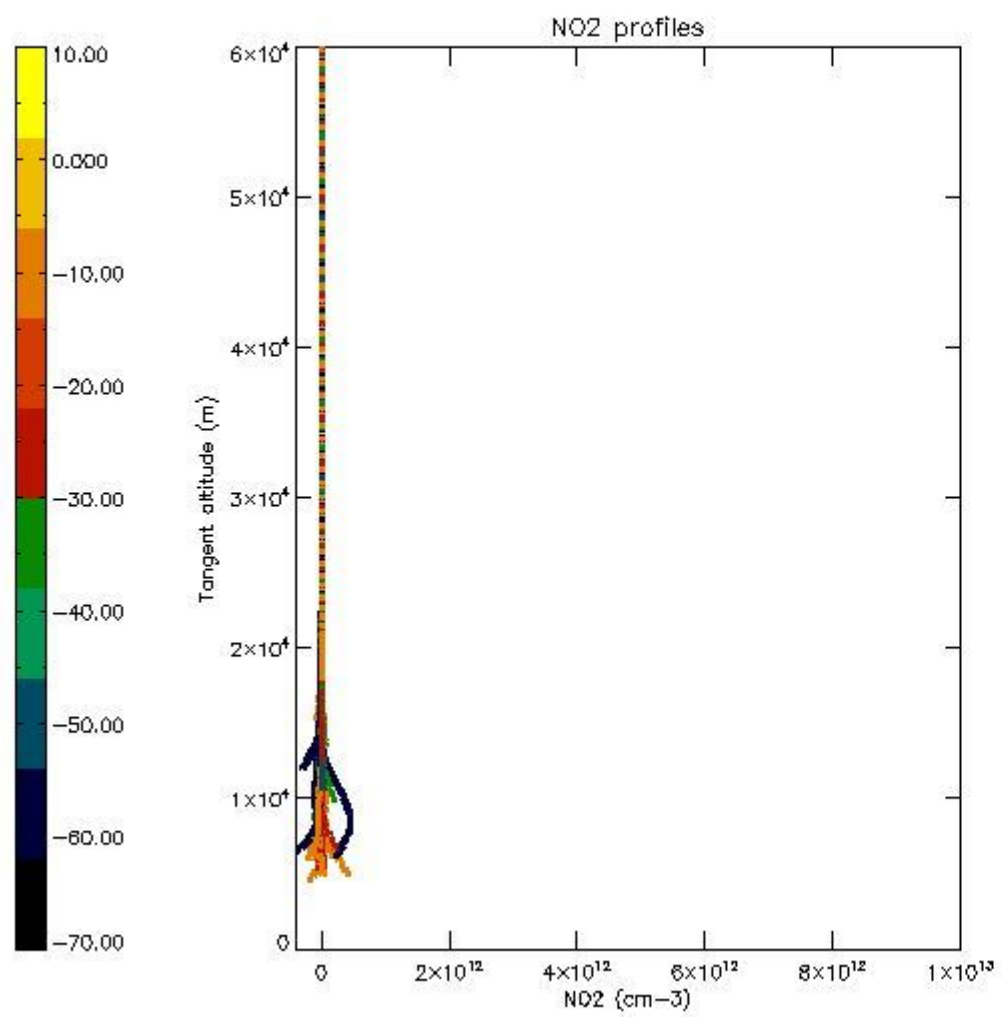
5.5 Plot ozone profiles where STD < 5% (dark without errors)

The colorbar represents the latitude.



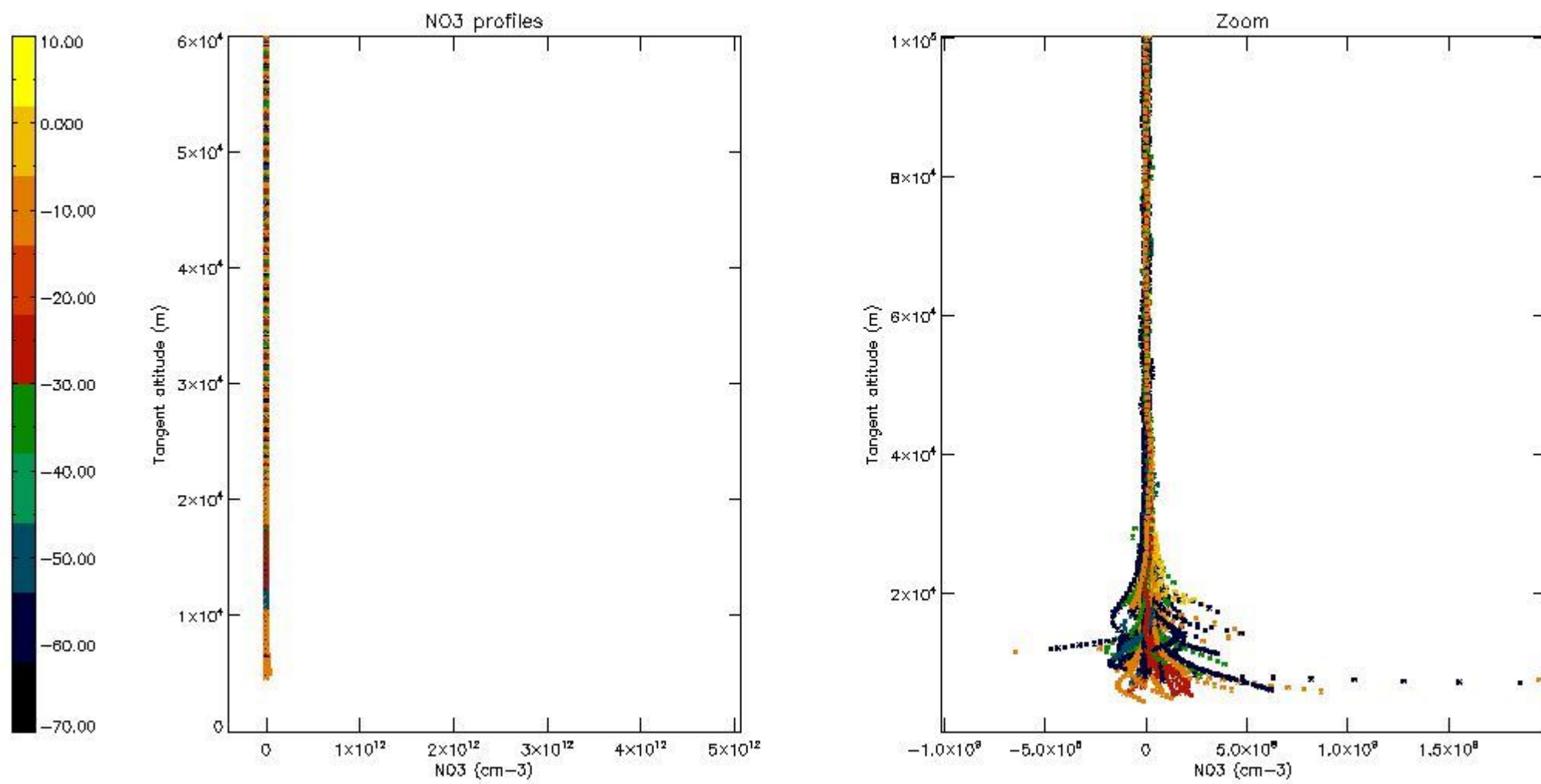
5.6 Plot NO₂ profiles for all STD (dark without errors)

The colorbar represents the latitude.



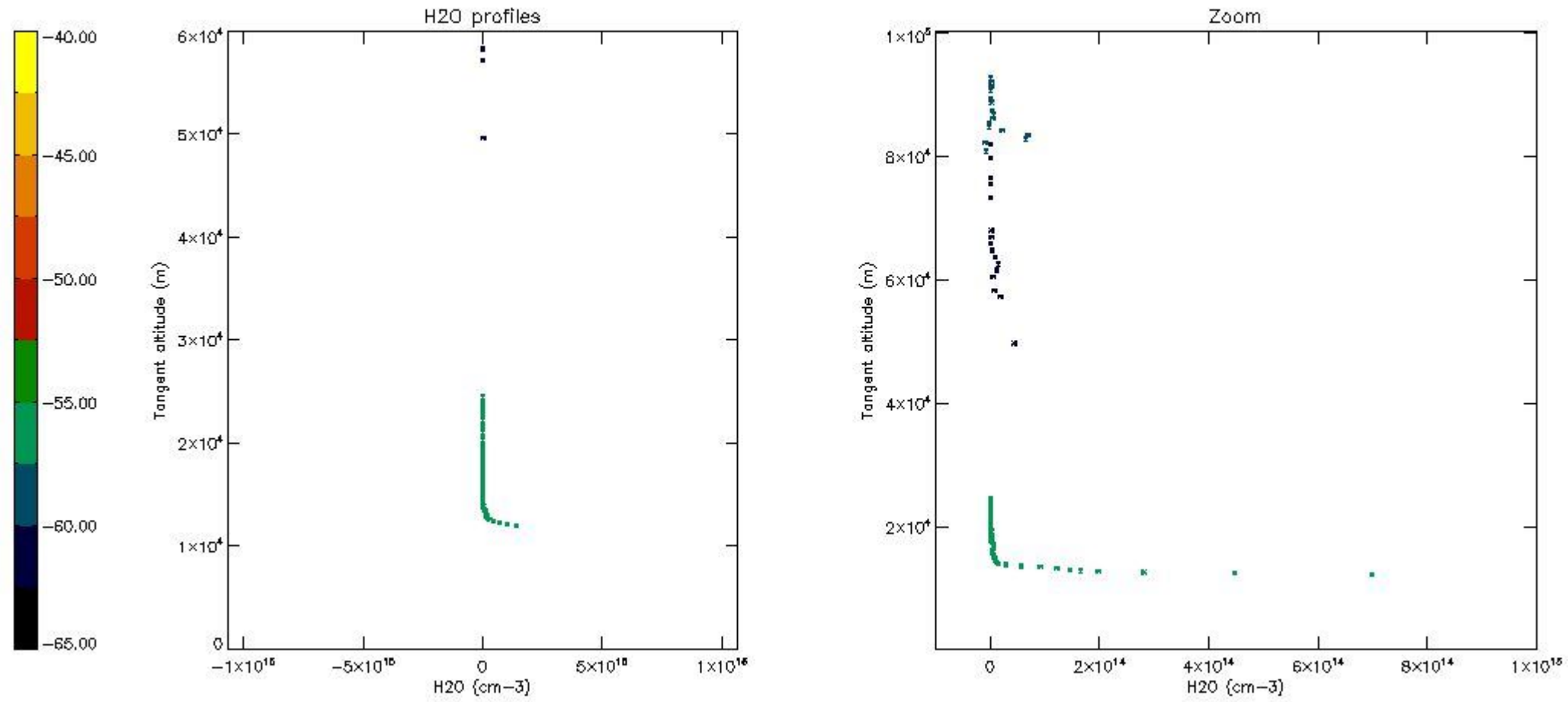
5.7 Plot NO₃ profiles for all STD (dark without errors)

The colorbar represents the latitude.



5.8 Plot H2O profiles for all STD (only for occultations of stars 1,2,3,4,13,14,16,26,63 dark without errors)

The colorbar represents the latitude.



6. Auxiliary Data Files used for the production reported in section 2

The number reported in the third column indicates since which file (see list in section 2) the corresponding auxiliary file has been used. The fourth column is the date of those product files.

Type	Auxiliary Filename	Used since product	Used since product date
INST_PHYS_CHARACTERISTICS	GOM_INS_AXVIEC20091111_143220_20030716_120000_20500101_000000	1	07-JUN-2004 00:04:18
LEVEL-2_PROC_CONFIG	GOM_PR2_AXVIEC20091111_152718_20020301_000000_20500101_000000	1	07-JUN-2004 00:04:18
CROSS_SECTIONS_FILE	GOM_CRS_AXVIEC20091111_154832_20020301_000000_20500101_000000	1	07-JUN-2004 00:04:18

GOMOS Level 2 Daily Report

SUMMARY

[1. General Info](#)

[2. Summary of processed GOM_NL_2P products](#)

[3. Level 2 Quality information per product](#)

[3.1 Plot of level 2 quality information per product \(time dependant\)](#)

[3.2 Plot of level 2 quality information per product \(world map\)](#)

[4. Level 1 Quality information per product \(stored on level 2 products\)](#)

[4.1 Plot of level 1 quality information per product \(time dependant\)](#)

[4.1.1 Plot of level 1 quality information per product \(time dependant\): ASCENDING](#)

[4.1.2 Plot of level 1 quality information per product \(time dependant\): DESCENDING](#)

[4.2 Plot of level 1 quality information per product \(world map\)](#)

[4.2.1 Plot of level 1 quality information per product \(world map\): ASCENDING](#)

[4.2.2 Plot of level 1 quality information per product \(world map\): DESCENDING](#)

[5. Ozone profiles based on quality statistics and other trace gas profiles](#)

[5.1 Ozone statistics based on quality of products](#)

[5.2 Plot ozone profiles for all STD \(dark without errors\)](#)

[5.3 Plot ozone profiles where STD < 20% \(dark without errors\)](#)

[5.4. Plot ozone profiles where STD < 10% \(dark without errors\)](#)

[5.5. Plot ozone profiles where STD < 5% \(dark without errors\)](#)

[5.6 Plot NO2 profiles for all STD \(dark without errors\)](#)

[5.7 Plot NO3 profiles for all STD \(dark without errors\)](#)

[5.8 Plot H2O profiles \(only for occultations of stars 1,2,3,4,13,14,16,26,63 dark without errors\) for all STD](#)

[6. Auxiliary Data Files used for the production reported in section 2](#)

This report presents the daily analysis on parameters extracted from GOMOS level 2 data (GOM_NL__2P). It is intended to monitor some important parameters that will impact the quality of these products. A list of level 2 products (and content) that have arrived during the reporting day to the PCF is also given.

Item	Value
Time of report generation	19APR2013 03:43:44
Data source version	GOMOS/6.01
Start time of products	07-06-2004 (07JUN2004 00:00:00)
Stop time of products	08-06-2004 (08JUN2004 00:00:00)
Store outputs in DB	Yes
Nb of level 2 prods	420
Nb of prods with errors	0

2. Summary of processed GOM_NL__2P products.

Nr	Filename	UTC Start time	Limb	Duration	Star Id	Star Name	Star Mag	Star Temp	Nb Meas	Orbit	Prod. error
1	GOM_NL__2PRFIN20040607_000418_000000392027_00288_11865_3172.N1	07-JUN-2004 00:04:18	Bright	38.500	60	7Bet UMi	2.0810	3950.0	77	11865	No
2	GOM_NL__2PRFIN20040607_000859_000000352027_00288_11865_3173.N1	07-JUN-2004 00:08:59	Bright	35.000	49	1Alp UMi	1.9900	6300.0	70	11865	No
3	GOM_NL__2PRFIN20040607_001106_000000502027_00288_11865_3174.N1	07-JUN-2004 00:11:06	Bright	49.500	89	5Alp Cep	2.4510	8000.0	99	11865	No
4	GOM_NL__2PRFIN20040607_001651_000000572027_00288_11865_3175.N1	07-JUN-2004 00:16:51	Bright	57.000	76	27Gam Cas	2.3000	30000.	114	11865	No
5	GOM_NL__2PRFIN20040607_002109_000002042027_00288_11865_3176.N1	07-JUN-2004 00:21:09	Straylight	204.00	92	53Eps Cyg	2.5000	4500.0	408	11865	No
6	GOM_NL__2PRFIN20040607_002745_000000652027_00288_11865_3177.N1	07-JUN-2004 00:27:45	Straylight	64.500	58	21Alp And	2.0730	11000.	129	11865	No
7	GOM_NL__2PRFIN20040607_002945_000001172027_00288_11865_3178.N1	07-JUN-2004 00:29:45	Dark	116.50	93	53Bet Peg	2.5200	3100.0	233	11865	No
8	GOM_NL__2PRFIN20040607_003317_000000652027_00288_11865_3179.N1	07-JUN-2004 00:33:17	Dark	64.500	140	88Gam Peg	2.8340	26000.	129	11865	No
9	GOM_NL__2PRFIN20040607_003820_000001342027_00288_11865_3180.N1	07-JUN-2004 00:38:20	Dark	133.50	90	54Alp Peg	2.4870	11000.	267	11865	No
10	GOM_NL__2PRFIN20040607_004226_000000522027_00288_11865_3181.N1	07-JUN-2004 00:42:26	Dark	52.000	52	16Bet Cet	2.0370	4500.0	104	11865	No
11	GOM_NL__2PRFIN20040607_004901_000000412027_00288_11865_3182.N1	07-JUN-2004 00:49:01	Dark	41.000	84	Alp Phe	2.3970	4500.0	82	11865	No
12	GOM_NL__2PRFIN20040607_005036_000000522027_00288_11865_3183.N1	07-JUN-2004 00:50:36	Dark	52.000	9	Alp Eri	0.45300	24000.	104	11865	No
13	GOM_NL__2PRFIN20040607_005209_000000622027_00289_11866_3184.N1	07-JUN-2004 00:52:09	Dark	62.000	18	24Alp PsA	1.1660	9700.0	124	11866	No
14	GOM_NL__2PRFIN20040607_005443_000000642027_00289_11866_3155.N1	07-JUN-2004 00:54:43	Dark	64.000	63	Bet Gru	2.1500	2800.0	128	11866	No
15	GOM_NL__2PRFIN20040607_005642_000000522027_00289_11866_3156.N1	07-JUN-2004 00:56:42	Dark	51.500	31	Alp Gru	1.7340	15200.	103	11866	No
16	GOM_NL__2PRFIN20040607_010117_000000442027_00289_11866_3157.N1	07-JUN-2004 01:01:17	Straylight	43.500	45	Alp Pav	1.9400	26000.	87	11866	No
17	GOM_NL__2PRFIN20040607_010413_000000522027_00289_11866_3158.N1	07-JUN-2004 01:04:13	Straylight	52.000	43	Alp TrA	1.9100	4250.0	104	11866	No
18	GOM_NL__2PRFIN20040607_010613_000000422027_00289_11866_3159.N1	07-JUN-2004 01:06:13	Straylight	41.500	134	Bet TrA	2.8100	6600.0	83	11866	No
19	GOM_NL__2PRFIN20040607_010817_000000422027_00289_11866_3160.N1	07-JUN-2004 01:08:17	Straylight	42.000	147	Alp Ara	2.8770	26000.	84	11866	No
20	GOM_NL__2PRFIN20040607_011120_000000552027_00289_11866_3161.N1	07-JUN-2004 01:11:20	Twilight_stray	54.500	38	20Eps Sgr	1.8360	11000.	109	11866	No
21	GOM_NL__2PRFIN20040607_011319_000000682027_00289_11866_3162.N1	07-JUN-2004 01:13:19	Twilight_stray	67.500	57	34Sig Sgr	2.0660	26000.	135	11866	No
22	GOM_NL__2PRFIN20040607_011521_000000712027_00289_11866_3163.N1	07-JUN-2004 01:15:21	Bright	71.000	155	41Pi Sgr	2.9000	6600.0	142	11866	No
23	GOM_NL__2PRFIN20040607_011848_000000442027_00289_11866_3164.N1	07-JUN-2004 01:18:48	Bright	44.000	86	35Eta Oph	2.4300	10200.	88	11866	No
24	GOM_NL__2PRFIN20040607_012035_000000422027_00289_11866_3165.N1	07-JUN-2004 01:20:35	Bright	41.500	98	13Zet Oph	2.5710	30000.	83	11866	No
25	GOM_NL__2PRFIN20040607_012243_000000392027_00289_11866_3166.N1	07-JUN-2004 01:22:43	Bright	39.000	120	1Del Oph	2.7340	3200.0	78	11866	No
26	GOM_NL__2PRFIN20040607_012543_000000382027_00289_11866_3167.N1	07-JUN-2004 01:25:43	Bright	37.500	102	24Alp Ser	2.6000	4250.0	75	11866	No
27	GOM_NL__2PRFIN20040607_013023_000000412027_00289_11866_3168.N1	07-JUN-2004 01:30:23	Bright	41.000	127	27Bet Her	2.7810	4700.0	82	11866	No
28	GOM_NL__2PRFIN20040607_013339_000000412027_00289_11866_3169.N1	07-JUN-2004 01:33:39	Bright	40.500	133	40Zet Her	2.8070	6000.0	81	11866	No
29	GOM_NL__2PRFIN20040607_013838_000000362027_00289_11866_3170.N1	07-JUN-2004 01:38:38	Bright	36.000	39	85Eta UMa	1.8540	24000.	72	11866	No
30	GOM_NL__2PRFIN20040607_014029_000000412027_00289_11866_3171.N1	07-JUN-2004 01:40:29	Bright	41.000	55	79Zet UMa	2.0600	10200.	82	11866	No
31	GOM_NL__2PRFIN20040607_014453_000000352027_00289_11866_3172.N1	07-JUN-2004 01:44:53	Bright	34.500	60	7Bet UMi	2.0810	3950.0	69	11866	No
32	GOM_NL__2PRFIN20040607_014935_000000392027_00289_11866_3173.N1	07-JUN-2004 01:49:35	Bright	38.500	49	1Alp UMi	1.9900	6300.0	77	11866	No
33	GOM_NL__2PRFIN20040607_015140_000000502027_00289_11866_3174.N1	07-JUN-2004 01:51:40	Bright	50.000	89	5Alp Cep	2.4510	8000.0	100	11866	No
34	GOM_NL__2PRFIN20040607_015727_000000392027_00289_11866_3175.N1	07-JUN-2004 01:57:27	Bright	39.000	76	27Gam Cas	2.3000	30000.	78	11866	No
35	GOM_NL__2PRFIN20040607_020141_000002042027_00289_11866_3176.N1	07-JUN-2004 02:01:41	Straylight	204.00	92	53Eps Cyg	2.5000	4500.0	408	11866	No
36	GOM_NL__2PRFIN20040607_020823_000000652027_00289_11866_3177.N1	07-JUN-2004 02:08:23	Straylight	64.500	58	21Alp And	2.0730	11000.	129	11866	No
37	GOM_NL__2PRFIN20040607_021022_000001102027_00289_11866_3178.N1	07-JUN-2004 02:10:22	Dark	110.00	93	53Bet Peg	2.5200	3100.0	220	11866	No
38	GOM_NL__2PRFIN20040607_021354_000000642027_00289_11866_3179.N1	07-JUN-2004 02:13:54	Dark	63.500	140	88Gam Peg	2.8340	26000.	127	11866	No
39	GOM_NL__2PRFIN20040607_021858_000001332027_00289_11866_3180.N1	07-JUN-2004 02:18:58	Dark	133.00	90	54Alp Peg	2.4870	11000.	266	11866	No
40	GOM_NL__2PRFIN20040607_022937_000000532027_00289_11866_3181.N1	07-JUN-2004 02:29:37	Dark	52.500	84	Alp Phe	2.3970	4500.0	105	11866	No
41	GOM_NL__2PRFIN20040607_023112_000000512027_00289_11866_3182.N1	07-JUN-2004 02:31:12	Dark	51.000	9	Alp Eri	0.45300	24000.	102	11866	No
42	GOM_NL__2PRFIN20040607_023246_000000722027_00290_11867_3200.N1	07-JUN-2004 02:32:46	Dark	72.000	18	24Alp PsA	1.1660	9700.0	144	11867	No

43	GOM_NL__2PRFIN20040607_023522_000000522027_00290_11867_3201.N1	07-JUN-2004 02:35:22	Dark	52.000	63	Bet Gru	2.1500	2800.0	104	11867	No
44	GOM_NL__2PRFIN20040607_023718_000000562027_00290_11867_3202.N1	07-JUN-2004 02:37:18	Dark	55.500	31	Alp Gru	1.7340	15200.	111	11867	No
45	GOM_NL__2PRFIN20040607_024153_000000462027_00290_11867_3203.N1	07-JUN-2004 02:41:53	Straylight	45.500	45	Alp Pav	1.9400	26000.	91	11867	No
46	GOM_NL__2PRFIN20040607_024447_000000452027_00290_11867_3204.N1	07-JUN-2004 02:44:47	Straylight	44.500	43	Alp TrA	1.9100	4250.0	89	11867	No
47	GOM_NL__2PRFIN20040607_024650_000000402027_00290_11867_3205.N1	07-JUN-2004 02:46:50	Straylight	39.500	134	Bet TrA	2.8100	6600.0	79	11867	No
48	GOM_NL__2PRFIN20040607_024852_000000442027_00290_11867_3206.N1	07-JUN-2004 02:48:52	Straylight	44.000	147	Alp Ara	2.8770	26000.	88	11867	No
49	GOM_NL__2PRFIN20040607_025158_000000532027_00290_11867_3207.N1	07-JUN-2004 02:51:58	Twi_and_stray	52.500	38	20Eps Sgr	1.8360	11000.	105	11867	No
50	GOM_NL__2PRFIN20040607_025356_000000652027_00290_11867_3208.N1	07-JUN-2004 02:53:56	Twi_and_stray	64.500	57	34Sig Sgr	2.0660	26000.	129	11867	No
51	GOM_NL__2PRFIN20040607_025557_000000712027_00290_11867_3209.N1	07-JUN-2004 02:55:57	Bright	70.500	155	41Pi Sgr	2.9000	6600.0	141	11867	No
52	GOM_NL__2PRFIN20040607_025924_000000452027_00290_11867_3210.N1	07-JUN-2004 02:59:24	Bright	45.000	86	35Eta Oph	2.4300	10200.	90	11867	No
53	GOM_NL__2PRFIN20040607_030110_000000432027_00290_11867_3211.N1	07-JUN-2004 03:01:10	Bright	42.500	98	13Zet Oph	2.5710	30000.	85	11867	No
54	GOM_NL__2PRFIN20040607_030318_000000402027_00290_11867_3212.N1	07-JUN-2004 03:03:18	Bright	40.000	120	1Del Oph	2.7340	3200.0	80	11867	No
55	GOM_NL__2PRFIN20040607_030619_000000382027_00290_11867_3213.N1	07-JUN-2004 03:06:19	Bright	37.500	102	24Alp Ser	2.6000	4250.0	75	11867	No
56	GOM_NL__2PRFIN20040607_031059_000000402027_00290_11867_3214.N1	07-JUN-2004 03:10:59	Bright	40.000	127	27Bet Her	2.7810	4700.0	80	11867	No
57	GOM_NL__2PRFIN20040607_031414_000000412027_00290_11867_3215.N1	07-JUN-2004 03:14:14	Bright	41.000	133	40Zet Her	2.8070	6000.0	82	11867	No
58	GOM_NL__2PRFIN20040607_031914_000000382027_00290_11867_3216.N1	07-JUN-2004 03:19:14	Bright	37.500	39	85Eta UMa	1.8540	24000.	75	11867	No
59	GOM_NL__2PRFIN20040607_032106_000000392027_00290_11867_3217.N1	07-JUN-2004 03:21:06	Bright	38.500	55	79Zet UMa	2.0600	10200.	77	11867	No
60	GOM_NL__2PRFIN20040607_032529_000000372027_00290_11867_3218.N1	07-JUN-2004 03:25:29	Bright	37.000	60	7Bet UMi	2.0810	3950.0	74	11867	No
61	GOM_NL__2PRFIN20040607_033011_000000362027_00290_11867_3219.N1	07-JUN-2004 03:30:11	Bright	35.500	49	1Alp UMi	1.9900	6300.0	71	11867	No
62	GOM_NL__2PRFIN20040607_033214_000000512027_00290_11867_3220.N1	07-JUN-2004 03:32:14	Bright	51.000	89	5Alp Cep	2.4510	8000.0	102	11867	No
63	GOM_NL__2PRFIN20040607_033802_000000462027_00290_11867_3221.N1	07-JUN-2004 03:38:02	Bright	46.000	76	27Gam Cas	2.3000	30000.	92	11867	No
64	GOM_NL__2PRFIN20040607_034213_000002042027_00290_11867_3222.N1	07-JUN-2004 03:42:13	Straylight	204.00	92	53Eps Cyg	2.5000	4500.0	408	11867	No
65	GOM_NL__2PRFIN20040607_034901_000000642027_00290_11867_3223.N1	07-JUN-2004 03:49:01	Straylight	63.500	58	21Alp And	2.0730	11000.	127	11867	No
66	GOM_NL__2PRFIN20040607_035059_000001152027_00290_11867_3224.N1	07-JUN-2004 03:50:59	Dark	115.00	93	53Bet Peg	2.5200	3100.0	230	11867	No
67	GOM_NL__2PRFIN20040607_035430_000000622027_00290_11867_3225.N1	07-JUN-2004 03:54:30	Dark	62.000	140	88Gam Peg	2.8340	26000.	124	11867	No
68	GOM_NL__2PRFIN20040607_035937_000001342027_00290_11867_3226.N1	07-JUN-2004 03:59:37	Dark	134.00	90	54Alp Peg	2.4870	11000.	268	11867	No
69	GOM_NL__2PRFIN20040607_040339_000000552027_00290_11867_3227.N1	07-JUN-2004 04:03:39	Dark	55.000	52	16Bet Cet	2.0370	4500.0	110	11867	No
70	GOM_NL__2PRFIN20040607_041013_000000462027_00290_11867_3228.N1	07-JUN-2004 04:10:13	Dark	45.500	84	Alp Phe	2.3970	4500.0	91	11867	No
71	GOM_NL__2PRFIN20040607_041148_000000522027_00290_11867_3229.N1	07-JUN-2004 04:11:48	Dark	51.500	9	Alp Eri	0.45300	24000.	103	11867	No
72	GOM_NL__2PRFIN20040607_041324_000000722027_00291_11868_3201.N1	07-JUN-2004 04:13:24	Dark	72.000	18	24Alp PsA	1.1660	9700.0	144	11868	No
73	GOM_NL__2PRFIN20040607_041558_000000622027_00291_11868_3202.N1	07-JUN-2004 04:15:58	Dark	61.500	63	Bet Gru	2.1500	2800.0	123	11868	No
74	GOM_NL__2PRFIN20040607_041757_000000512027_00291_11868_3203.N1	07-JUN-2004 04:17:57	Dark	50.500	31	Alp Gru	1.7340	15200.	101	11868	No
75	GOM_NL__2PRFIN20040607_042230_000000442027_00291_11868_3204.N1	07-JUN-2004 04:22:30	Straylight	43.500	45	Alp Pav	1.9400	26000.	87	11868	No
76	GOM_NL__2PRFIN20040607_042525_000000432027_00291_11868_3205.N1	07-JUN-2004 04:25:25	Straylight	43.000	43	Alp TrA	1.9100	4250.0	86	11868	No
77	GOM_NL__2PRFIN20040607_042725_000000402027_00291_11868_3206.N1	07-JUN-2004 04:27:25	Straylight	39.500	134	Bet TrA	2.8100	6600.0	79	11868	No
78	GOM_NL__2PRFIN20040607_042930_000000432027_00291_11868_3207.N1	07-JUN-2004 04:29:30	Straylight	43.000	147	Alp Ara	2.8770	26000.	86	11868	No
79	GOM_NL__2PRFIN20040607_043234_000000532027_00291_11868_3208.N1	07-JUN-2004 04:32:34	Twi_and_stray	52.500	38	20Eps Sgr	1.8360	11000.	105	11868	No
80	GOM_NL__2PRFIN20040607_043430_000000702027_00291_11868_3209.N1	07-JUN-2004 04:34:30	Twi_and_stray	70.000	57	34Sig Sgr	2.0660	26000.	140	11868	No
81	GOM_NL__2PRFIN20040607_043633_000000702027_00291_11868_3210.N1	07-JUN-2004 04:36:33	Bright	70.000	155	41Pi Sgr	2.9000	6600.0	140	11868	No
82	GOM_NL__2PRFIN20040607_044000_000000442027_00291_11868_3211.N1	07-JUN-2004 04:40:00	Bright	44.000	86	35Eta Oph	2.4300	10200.	88	11868	No
83	GOM_NL__2PRFIN20040607_044147_000000422027_00291_11868_3212.N1	07-JUN-2004 04:41:47	Bright	41.500	98	13Zet Oph	2.5710	30000.	83	11868	No
84	GOM_NL__2PRFIN20040607_044355_000000392027_00291_11868_3213.N1	07-JUN-2004 04:43:55	Bright	39.000	120	1Del Oph	2.7340	3200.0	78	11868	No
85	GOM_NL__2PRFIN20040607_044656_000000372027_00291_11868_3214.N1	07-JUN-2004 04:46:56	Bright	37.000	102	24Alp Ser	2.6000	4250.0	74	11868	No
86	GOM_NL__2PRFIN20040607_045135_000000432027_00291_11868_3215.N1	07-JUN-2004 04:51:35	Bright	42.500	127	27Bet Her	2.7810	4700.0	85	11868	No
87	GOM_NL__2PRFIN20040607_045450_000000432027_00291_11868_3216.N1	07-JUN-2004 04:54:50	Bright	42.500	133	40Zet Her	2.8070	6000.0	85	11868	No
88	GOM_NL__2PRFIN20040607_045950_000000382027_00291_11868_3217.N1	07-JUN-2004 04:59:50	Bright	38.000	39	85Eta UMa	1.8540	24000.	76	11868	No
89	GOM_NL__2PRFIN20040607_050142_000000382027_00291_11868_3218.N1	07-JUN-2004 05:01:42	Bright	38.000	55	79Zet UMa	2.0600	10200.	76	11868	No
90	GOM_NL__2PRFIN20040607_050605_000000352027_00291_11868_3219.N1	07-JUN-2004 05:06:05	Bright	35.000	60	7Bet UMi	2.0810	3950.0	70	11868	No
91	GOM_NL__2PRFIN20040607_051047_000000382027_00291_11868_3220.N1	07-JUN-2004 05:10:47	Bright	37.500	49	1Alp UMi	1.9900	6300.0	75	11868	No
92	GOM_NL__2PRFIN20040607_051252_000000482027_00291_11868_3221.N1	07-JUN-2004 05:12:52	Bright	48.000	89	5Alp Cep	2.4510	8000.0	96	11868	No
93	GOM_NL__2PRFIN20040607_051838_000000572027_00291_11868_3222.N1	07-JUN-2004 05:18:38	Bright	57.000	76	27Gam Cas	2.3000	30000.	114	11868	No
94	GOM_NL__2PRFIN20040607_052245_000002042027_00291_11868_3223.N1	07-JUN-2004 05:22:45	Straylight	204.00	92	53Eps Cyg	2.5000	4500.0	408	11868	No
95	GOM_NL__2PRFIN20040607_052936_000000642027_00291_11868_3224.N1	07-JUN-2004 05:29:36	Straylight	63.500	58	21Alp And	2.0730	11000.	127	11868	No
96	GOM_NL__2PRFIN20040607_053135_000001142027_00291_11868_3225.N1	07-JUN-2004 05:31:35	Dark	113.50	93	53Bet Peg	2.5200	3100.0	227	11868	No
97	GOM_NL__2PRFIN20040607_053506_000000652027_00291_11868_3226.N1	07-JUN-2004 05:35:06	Dark	64.500	140	88Gam Peg	2.8340	26000.	129	11868	No
98	GOM_NL__2PRFIN20040607_054015_000001352027_00291_11868_3227.N1	07-JUN-2004 05:40:15	Dark	134.50	90	54Alp Peg	2.4870	11000.	269	11868	No
99	GOM_NL__2PRFIN20040607_054415_000000552027_00291_11868_3228.N1	07-JUN-2004 05:44:15	Dark	55.000	52	16Bet Cet	2.0370	4500.0	110	11868	No
100	GOM_NL__2PRFIN20040607_055050_000000492027_00291_11868_3229.N1	07-JUN-2004 05:50:50	Dark	48.500	84	Alp Phe	2.3970	4500.0	97	11868	No
101	GOM_NL__2PRFIN20040607_055224_000000462027_00291_11868_3230.N1	07-JUN-2004 05:52:24	Dark	45.500	9	Alp Eri	0.45300	24000.	91	11868	No

102	GOM_NL__2PRFIN20040607_055401_000000782027_00292_11869_3202.N1	07-JUN-2004 05:54:01	Dark	78.000	18	24Alp PsA	1.1660	9700.0	156	11869	No
103	GOM_NL__2PRFIN20040607_055636_000000622027_00292_11869_3203.N1	07-JUN-2004 05:56:36	Dark	61.500	63	Bet Gru	2.1500	2800.0	123	11869	No
104	GOM_NL__2PRFIN20040607_055835_000000502027_00292_11869_3204.N1	07-JUN-2004 05:58:35	Dark	49.500	31	Alp Gru	1.7340	15200.	99	11869	No
105	GOM_NL__2PRFIN20040607_060307_000000442027_00292_11869_3205.N1	07-JUN-2004 06:03:07	Straylight	43.500	45	Alp Pav	1.9400	26000.	87	11869	No
106	GOM_NL__2PRFIN20040607_060602_000000402027_00292_11869_3206.N1	07-JUN-2004 06:06:02	Straylight	39.500	43	Alp TrA	1.9100	4250.0	79	11869	No
107	GOM_NL__2PRFIN20040607_060802_000000402027_00292_11869_3207.N1	07-JUN-2004 06:08:02	Straylight	40.000	134	Bet TrA	2.8100	6600.0	80	11869	No
108	GOM_NL__2PRFIN20040607_061008_000000422027_00292_11869_3208.N1	07-JUN-2004 06:10:08	Straylight	42.000	147	Alp Ara	2.8770	26000.	84	11869	No
109	GOM_NL__2PRFIN20040607_061311_000000552027_00292_11869_3209.N1	07-JUN-2004 06:13:11	Tw_i_and_stray	54.500	38	20Eps Sgr	1.8360	11000.	109	11869	No
110	GOM_NL__2PRFIN20040607_061508_000000682027_00292_11869_3210.N1	07-JUN-2004 06:15:08	Tw_i_and_stray	68.000	57	34Sig Sgr	2.0660	26000.	136	11869	No
111	GOM_NL__2PRFIN20040607_061709_000000712027_00292_11869_3211.N1	07-JUN-2004 06:17:09	Bright	71.000	155	41Pi Sgr	2.9000	6600.0	142	11869	No
112	GOM_NL__2PRFIN20040607_062037_000000442027_00292_11869_3212.N1	07-JUN-2004 06:20:37	Bright	44.000	86	35Eta Oph	2.4300	10200.	88	11869	No
113	GOM_NL__2PRFIN20040607_062224_000000412027_00292_11869_3213.N1	07-JUN-2004 06:22:24	Bright	40.500	98	13Zet Oph	2.5710	30000.	81	11869	No
114	GOM_NL__2PRFIN20040607_062432_000000392027_00292_11869_3214.N1	07-JUN-2004 06:24:32	Bright	39.000	120	1Del Oph	2.7340	3200.0	78	11869	No
115	GOM_NL__2PRFIN20040607_062732_000000372027_00292_11869_3215.N1	07-JUN-2004 06:27:32	Bright	37.000	102	24Alp Ser	2.6000	4250.0	74	11869	No
116	GOM_NL__2PRFIN20040607_063211_000000412027_00292_11869_3216.N1	07-JUN-2004 06:32:11	Bright	41.000	127	27Bet Her	2.7810	4700.0	82	11869	No
117	GOM_NL__2PRFIN20040607_063526_000000422027_00292_11869_3217.N1	07-JUN-2004 06:35:26	Bright	41.500	133	40Zet Her	2.8070	6000.0	83	11869	No
118	GOM_NL__2PRFIN20040607_064026_000000392027_00292_11869_3218.N1	07-JUN-2004 06:40:26	Bright	38.500	39	85Eta UMa	1.8540	24000.	77	11869	No
119	GOM_NL__2PRFIN20040607_064218_000000392027_00292_11869_3219.N1	07-JUN-2004 06:42:18	Bright	38.500	55	79Zet UMa	2.0600	10200.	77	11869	No
120	GOM_NL__2PRFIN20040607_064641_000000382027_00292_11869_3220.N1	07-JUN-2004 06:46:41	Bright	38.000	60	7Bet UMi	2.0810	3950.0	76	11869	No
121	GOM_NL__2PRFIN20040607_065123_000000352027_00292_11869_3221.N1	07-JUN-2004 06:51:23	Bright	34.500	49	1Alp UMi	1.9900	6300.0	69	11869	No
122	GOM_NL__2PRFIN20040607_065327_000000502027_00292_11869_3222.N1	07-JUN-2004 06:53:27	Bright	49.500	89	5Alp Cep	2.4510	8000.0	99	11869	No
123	GOM_NL__2PRFIN20040607_065914_000000572027_00292_11869_3223.N1	07-JUN-2004 06:59:14	Bright	57.000	76	27Gam Cas	2.3000	30000.	114	11869	No
124	GOM_NL__2PRFIN20040607_070317_0000002042027_00292_11869_3224.N1	07-JUN-2004 07:03:17	Straylight	204.00	92	53Eps Cyg	2.5000	4500.0	408	11869	No
125	GOM_NL__2PRFIN20040607_071012_000000652027_00292_11869_3225.N1	07-JUN-2004 07:10:12	Straylight	64.500	58	21Alp And	2.0730	11000.	129	11869	No
126	GOM_NL__2PRFIN20040607_071212_0000001202027_00292_11869_3226.N1	07-JUN-2004 07:12:12	Dark	119.50	93	53Bet Peg	2.5200	3100.0	239	11869	No
127	GOM_NL__2PRFIN20040607_071543_000000592027_00292_11869_3227.N1	07-JUN-2004 07:15:43	Dark	58.500	140	88Gam Peg	2.8340	26000.	117	11869	No
128	GOM_NL__2PRFIN20040607_072054_0000001372027_00292_11869_3228.N1	07-JUN-2004 07:20:54	Dark	136.50	90	54Alp Peg	2.4870	11000.	273	11869	No
129	GOM_NL__2PRFIN20040607_072452_000000562027_00292_11869_3229.N1	07-JUN-2004 07:24:52	Dark	56.000	52	16Bet Cet	2.0370	4500.0	112	11869	No
130	GOM_NL__2PRFIN20040607_073127_000000492027_00292_11869_3230.N1	07-JUN-2004 07:31:27	Dark	48.500	84	Alp Phe	2.3970	4500.0	97	11869	No
131	GOM_NL__2PRFIN20040607_073301_000000452027_00292_11869_3231.N1	07-JUN-2004 07:33:01	Dark	44.500	9	Alp Eri	0.45300	24000.	89	11869	No
132	GOM_NL__2PRFIN20040607_073438_000000732027_00293_11870_3203.N1	07-JUN-2004 07:34:38	Dark	72.500	18	24Alp PsA	1.1660	9700.0	145	11870	No
133	GOM_NL__2PRFIN20040607_073713_000000642027_00293_11870_3204.N1	07-JUN-2004 07:37:13	Dark	64.000	63	Bet Gru	2.1500	2800.0	128	11870	No
134	GOM_NL__2PRFIN20040607_073912_000000512027_00293_11870_3205.N1	07-JUN-2004 07:39:12	Dark	51.000	31	Alp Gru	1.7340	15200.	102	11870	No
135	GOM_NL__2PRFIN20040607_074344_000000422027_00293_11870_3206.N1	07-JUN-2004 07:43:44	Straylight	42.000	45	Alp Pav	1.9400	26000.	84	11870	No
136	GOM_NL__2PRFIN20040607_074639_000000522027_00293_11870_3207.N1	07-JUN-2004 07:46:39	Straylight	52.000	43	Alp TrA	1.9100	4250.0	104	11870	No
137	GOM_NL__2PRFIN20040607_074839_000000402027_00293_11870_3208.N1	07-JUN-2004 07:48:39	Straylight	39.500	134	Bet TrA	2.8100	6600.0	79	11870	No
138	GOM_NL__2PRFIN20040607_075044_000000412027_00293_11870_3209.N1	07-JUN-2004 07:50:44	Straylight	40.500	147	Alp Ara	2.8770	26000.	81	11870	No
139	GOM_NL__2PRFIN20040607_075227_000000522027_00293_11870_3210.N1	07-JUN-2004 07:52:27	Straylight	52.000	40	The Sco	1.8590	7100.0	104	11870	No
140	GOM_NL__2PRFIN20040607_075413_000000482027_00293_11870_3211.N1	07-JUN-2004 07:54:13	Tw_i_and_stray	47.500	25	35Lam Sco	1.6200	28000.	95	11870	No
141	GOM_NL__2PRFIN20040607_075545_000000662027_00293_11870_3212.N1	07-JUN-2004 07:55:45	Tw_i_and_stray	66.000	57	34Sig Sgr	2.0660	26000.	132	11870	No
142	GOM_NL__2PRFIN20040607_075745_000000702027_00293_11870_3213.N1	07-JUN-2004 07:57:45	Bright	70.000	155	41Pi Sgr	2.9000	6600.0	140	11870	No
143	GOM_NL__2PRFIN20040607_080113_000000442027_00293_11870_3214.N1	07-JUN-2004 08:01:13	Bright	43.500	86	35Eta Oph	2.4300	10200.	87	11870	No
144	GOM_NL__2PRFIN20040607_080300_000000412027_00293_11870_3215.N1	07-JUN-2004 08:03:00	Bright	40.500	98	13Zet Oph	2.5710	30000.	81	11870	No
145	GOM_NL__2PRFIN20040607_080508_000000392027_00293_11870_3216.N1	07-JUN-2004 08:05:08	Bright	38.500	120	1Del Oph	2.7340	3200.0	77	11870	No
146	GOM_NL__2PRFIN20040607_080808_000000372027_00293_11870_3217.N1	07-JUN-2004 08:08:08	Bright	37.000	102	24Alp Ser	2.6000	4250.0	74	11870	No
147	GOM_NL__2PRFIN20040607_081247_000000422027_00293_11870_3218.N1	07-JUN-2004 08:12:47	Bright	41.500	127	27Bet Her	2.7810	4700.0	83	11870	No
148	GOM_NL__2PRFIN20040607_081416_000000372027_00293_11870_3219.N1	07-JUN-2004 08:14:16	Bright	37.000	83		2.3780	11000.	74	11870	No
149	GOM_NL__2PRFIN20040607_081601_000000422027_00293_11870_3220.N1	07-JUN-2004 08:16:01	Bright	41.500	133	40Zet Her	2.8070	6000.0	83	11870	No
150	GOM_NL__2PRFIN20040607_082103_000000392027_00293_11870_3221.N1	07-JUN-2004 08:21:03	Bright	39.000	39	85Eta UMa	1.8540	24000.	78	11870	No
151	GOM_NL__2PRFIN20040607_082254_000000382027_00293_11870_3222.N1	07-JUN-2004 08:22:54	Bright	37.500	55	79Zet UMa	2.0600	10200.	75	11870	No
152	GOM_NL__2PRFIN20040607_082717_000000392027_00293_11870_3223.N1	07-JUN-2004 08:27:17	Bright	38.500	60	7Bet UMi	2.0810	3950.0	77	11870	No
153	GOM_NL__2PRFIN20040607_083159_000000382027_00293_11870_3224.N1	07-JUN-2004 08:31:59	Bright	37.500	49	1Alp UMi	1.9900	6300.0	75	11870	No
154	GOM_NL__2PRFIN20040607_083402_000000492027_00293_11870_3225.N1	07-JUN-2004 08:34:02	Bright	49.000	89	5Alp Cep	2.4510	8000.0	98	11870	No
155	GOM_NL__2PRFIN20040607_083950_000000452027_00293_11870_3226.N1	07-JUN-2004 08:39:50	Bright	45.000	76	27Gam Cas	2.3000	30000.	90	11870	No
156	GOM_NL__2PRFIN20040607_084536_000000372027_00293_11870_3227.N1	07-JUN-2004 08:45:36	Bright	37.000	73	57Gam1And	2.2600	13100.	74	11870	No
157	GOM_NL__2PRFIN20040607_084754_000000512027_00293_11870_3228.N1	07-JUN-2004 08:47:54	Bright	50.500	53	43Bet And	2.0480	3300.0	101	11870	No
158	GOM_NL__2PRFIN20040607_085108_000000462027_00293_11870_3229.N1	07-JUN-2004 08:51:08	Twilight	46.000	50	13Alp Ari	2.0070	4250.0	92	11870	No
159	GOM_NL__2PRFIN20040607_085248_0000001122027_00293_11870_3230.N1	07-JUN-2004 08:52:48	Dark	111.50	93	53Bet Peg	2.5200	3100.0	223	11870	No
160	GOM_NL__2PRFIN20040607_085621_000000602027_00293_11870_3231.N1	07-JUN-2004 08:56:21	Dark	60.000	140	88Gam Peg	2.8340	26000.	120	11870	No

161	GOM_NL__2PRFIN20040607_090529_000000512027_00293_11870_3232.N1	07-JUN-2004 09:05:29	Dark	51.000	52	16Bet Cet	2.0370	4500.0	102	11870	No
162	GOM_NL__2PRFIN20040607_091204_000000492027_00293_11870_3233.N1	07-JUN-2004 09:12:04	Dark	49.000	84	Alp Phe	2.3970	4500.0	98	11870	No
163	GOM_NL__2PRFIN20040607_091336_000000502027_00293_11870_3234.N1	07-JUN-2004 09:13:36	Dark	49.500	9	Alp Eri	0.45300	24000.	99	11870	No
164	GOM_NL__2PRFIN20040607_091516_000000742027_00294_11871_3204.N1	07-JUN-2004 09:15:16	Dark	73.500	18	24Alp PsA	1.1660	9700.0	147	11871	No
165	GOM_NL__2PRFIN20040607_091750_000000642027_00294_11871_3205.N1	07-JUN-2004 09:17:50	Dark	63.500	63	Bet Gru	2.1500	2800.0	127	11871	No
166	GOM_NL__2PRFIN20040607_091949_000000512027_00294_11871_3206.N1	07-JUN-2004 09:19:49	Dark	50.500	31	Alp Gru	1.7340	15200.	101	11871	No
167	GOM_NL__2PRFIN20040607_092421_000000462027_00294_11871_3207.N1	07-JUN-2004 09:24:21	Straylight	45.500	45	Alp Pav	1.9400	26000.	91	11871	No
168	GOM_NL__2PRFIN20040607_092715_000000392027_00294_11871_3208.N1	07-JUN-2004 09:27:15	Straylight	39.000	43	Alp TrA	1.9100	4250.0	78	11871	No
169	GOM_NL__2PRFIN20040607_092915_000000402027_00294_11871_3209.N1	07-JUN-2004 09:29:15	Straylight	40.000	134	Bet TrA	2.8100	6600.0	80	11871	No
170	GOM_NL__2PRFIN20040607_093120_000000412027_00294_11871_3210.N1	07-JUN-2004 09:31:20	Straylight	41.000	147	Alp Ara	2.8770	26000.	82	11871	No
171	GOM_NL__2PRFIN20040607_093304_000000452027_00294_11871_3211.N1	07-JUN-2004 09:33:04	Straylight	45.000	40	The Sco	1.8590	7100.0	90	11871	No
172	GOM_NL__2PRFIN20040607_093449_000000462027_00294_11871_3212.N1	07-JUN-2004 09:34:49	Twilight	45.500	25	35Lam Sco	1.6200	28000.	91	11871	No
173	GOM_NL__2PRFIN20040607_093619_000000682027_00294_11871_3213.N1	07-JUN-2004 09:36:19	Twilight	67.500	57	34Sig Sgr	2.0660	26000.	135	11871	No
174	GOM_NL__2PRFIN20040607_093822_000000712027_00294_11871_3214.N1	07-JUN-2004 09:38:22	Bright	70.500	155	41Pi Sgr	2.9000	6600.0	141	11871	No
175	GOM_NL__2PRFIN20040607_094149_000000442027_00294_11871_3215.N1	07-JUN-2004 09:41:49	Bright	43.500	86	35Eta Oph	2.4300	10200.	87	11871	No
176	GOM_NL__2PRFIN20040607_094335_000000422027_00294_11871_3216.N1	07-JUN-2004 09:43:35	Bright	41.500	98	13Zet Oph	2.5710	30000.	83	11871	No
177	GOM_NL__2PRFIN20040607_094544_000000392027_00294_11871_3217.N1	07-JUN-2004 09:45:44	Bright	39.000	120	1Del Oph	2.7340	3200.0	78	11871	No
178	GOM_NL__2PRFIN20040607_094844_000000372027_00294_11871_3218.N1	07-JUN-2004 09:48:44	Bright	37.000	102	24Alp Ser	2.6000	4250.0	74	11871	No
179	GOM_NL__2PRFIN20040607_095323_000000422027_00294_11871_3219.N1	07-JUN-2004 09:53:23	Bright	41.500	127	27Bet Her	2.7810	4700.0	83	11871	No
180	GOM_NL__2PRFIN20040607_095452_000000372027_00294_11871_3220.N1	07-JUN-2004 09:54:52	Bright	37.000	83		2.3780	11000.	74	11871	No
181	GOM_NL__2PRFIN20040607_095637_000000412027_00294_11871_3221.N1	07-JUN-2004 09:56:37	Bright	40.500	133	40Zet Her	2.8070	6000.0	81	11871	No
182	GOM_NL__2PRFIN20040607_100138_000000402027_00294_11871_3222.N1	07-JUN-2004 10:01:38	Bright	40.000	39	85Eta UMa	1.8540	24000.	80	11871	No
183	GOM_NL__2PRFIN20040607_100330_000000382027_00294_11871_3223.N1	07-JUN-2004 10:03:30	Bright	38.000	55	79Zet UMa	2.0600	10200.	76	11871	No
184	GOM_NL__2PRFIN20040607_100753_000000362027_00294_11871_3224.N1	07-JUN-2004 10:07:53	Bright	35.500	60	7Bet UMi	2.0810	3950.0	71	11871	No
185	GOM_NL__2PRFIN20040607_101234_000000392027_00294_11871_3225.N1	07-JUN-2004 10:12:34	Bright	38.500	49	1Alp UMi	1.9900	6300.0	77	11871	No
186	GOM_NL__2PRFIN20040607_101437_000000502027_00294_11871_3226.N1	07-JUN-2004 10:14:37	Bright	49.500	89	5Alp Cep	2.4510	8000.0	99	11871	No
187	GOM_NL__2PRFIN20040607_102026_000000442027_00294_11871_3227.N1	07-JUN-2004 10:20:26	Bright	43.500	76	27Gam Cas	2.3000	30000.	87	11871	No
188	GOM_NL__2PRFIN20040607_102612_000000402027_00294_11871_3228.N1	07-JUN-2004 10:26:12	Bright	40.000	73	57Gam1And	2.2600	13100.	80	11871	No
189	GOM_NL__2PRFIN20040607_102831_000000562027_00294_11871_3229.N1	07-JUN-2004 10:28:31	Bright	55.500	53	43Bet And	2.0480	3300.0	111	11871	No
190	GOM_NL__2PRFIN20040607_103144_000000472027_00294_11871_3230.N1	07-JUN-2004 10:31:44	Twilight	47.000	50	13Alp Ari	2.0070	4250.0	94	11871	No
191	GOM_NL__2PRFIN20040607_103325_000001102027_00294_11871_3231.N1	07-JUN-2004 10:33:25	Dark	110.00	93	53Bet Peg	2.5200	3100.0	220	11871	No
192	GOM_NL__2PRFIN20040607_103657_000000642027_00294_11871_3232.N1	07-JUN-2004 10:36:57	Dark	64.000	140	88Gam Peg	2.8340	26000.	128	11871	No
193	GOM_NL__2PRFIN20040607_104606_000000512027_00294_11871_3233.N1	07-JUN-2004 10:46:06	Dark	51.000	52	16Bet Cet	2.0370	4500.0	102	11871	No
194	GOM_NL__2PRFIN20040607_105240_000000432027_00294_11871_3234.N1	07-JUN-2004 10:52:40	Dark	42.500	84	Alp Phe	2.3970	4500.0	85	11871	No
195	GOM_NL__2PRFIN20040607_105414_000000472027_00294_11871_3235.N1	07-JUN-2004 10:54:14	Dark	47.000	9	Alp Eri	0.45300	24000.	94	11871	No
196	GOM_NL__2PRFIN20040607_105553_000000672027_00295_11872_3205.N1	07-JUN-2004 10:55:53	Dark	67.000	18	24Alp PsA	1.1660	9700.0	134	11872	No
197	GOM_NL__2PRFIN20040607_105826_000000522027_00295_11872_3206.N1	07-JUN-2004 10:58:26	Dark	52.000	63	Bet Gru	2.1500	2800.0	104	11872	No
198	GOM_NL__2PRFIN20040607_110025_000000502027_00295_11872_3207.N1	07-JUN-2004 11:00:25	Dark	50.000	31	Alp Gru	1.7340	15200.	100	11872	No
199	GOM_NL__2PRFIN20040607_110456_000000442027_00295_11872_3208.N1	07-JUN-2004 11:04:56	Straylight	44.000	45	Alp Pav	1.9400	26000.	88	11872	No
200	GOM_NL__2PRFIN20040607_110750_000000432027_00295_11872_3209.N1	07-JUN-2004 11:07:50	Straylight	43.000	43	Alp TrA	1.9100	4250.0	86	11872	No
201	GOM_NL__2PRFIN20040607_110951_000000382027_00295_11872_3210.N1	07-JUN-2004 11:09:51	Straylight	38.000	134	Bet TrA	2.8100	6600.0	76	11872	No
202	GOM_NL__2PRFIN20040607_111156_000000422027_00295_11872_3211.N1	07-JUN-2004 11:11:56	Straylight	41.500	147	Alp Ara	2.8770	26000.	83	11872	No
203	GOM_NL__2PRFIN20040607_111339_000000512027_00295_11872_3212.N1	07-JUN-2004 11:13:39	Straylight	50.500	40	The Sco	1.8590	7100.0	101	11872	No
204	GOM_NL__2PRFIN20040607_111525_000000482027_00295_11872_3213.N1	07-JUN-2004 11:15:25	Twilight	47.500	25	35Lam Sco	1.6200	28000.	95	11872	No
205	GOM_NL__2PRFIN20040607_111657_000000672027_00295_11872_3214.N1	07-JUN-2004 11:16:57	Twilight	66.500	57	34Sig Sgr	2.0660	26000.	133	11872	No
206	GOM_NL__2PRFIN20040607_111858_000000692027_00295_11872_3215.N1	07-JUN-2004 11:18:58	Bright	69.000	155	41Pi Sgr	2.9000	6600.0	138	11872	No
207	GOM_NL__2PRFIN20040607_112223_000000432027_00295_11872_3216.N1	07-JUN-2004 11:22:23	Bright	43.000	86	35Eta Oph	2.4300	10200.	86	11872	No
208	GOM_NL__2PRFIN20040607_112411_000000432027_00295_11872_3217.N1	07-JUN-2004 11:24:11	Bright	42.500	98	13Zet Oph	2.5710	30000.	85	11872	No
209	GOM_NL__2PRFIN20040607_112619_000000402027_00295_11872_3218.N1	07-JUN-2004 11:26:19	Bright	39.500	120	1Del Oph	2.7340	3200.0	79	11872	No
210	GOM_NL__2PRFIN20040607_112919_000000382027_00295_11872_3219.N1	07-JUN-2004 11:29:19	Bright	38.000	102	24Alp Ser	2.6000	4250.0	76	11872	No
211	GOM_NL__2PRFIN20040607_113358_000000412027_00295_11872_3220.N1	07-JUN-2004 11:33:58	Bright	41.000	127	27Bet Her	2.7810	4700.0	82	11872	No
212	GOM_NL__2PRFIN20040607_113526_000000402027_00295_11872_3221.N1	07-JUN-2004 11:35:26	Bright	40.000	83		2.3780	11000.	80	11872	No
213	GOM_NL__2PRFIN20040607_113712_000000432027_00295_11872_3222.N1	07-JUN-2004 11:37:12	Bright	42.500	133	40Zet Her	2.8070	6000.0	85	11872	No
214	GOM_NL__2PRFIN20040607_114214_000000402027_00295_11872_3223.N1	07-JUN-2004 11:42:14	Bright	39.500	39	85Eta UMa	1.8540	24000.	79	11872	No
215	GOM_NL__2PRFIN20040607_114407_000000392027_00295_11872_3224.N1	07-JUN-2004 11:44:07	Bright	38.500	55	79Zet UMa	2.0600	10200.	77	11872	No
216	GOM_NL__2PRFIN20040607_114828_000000392027_00295_11872_3225.N1	07-JUN-2004 11:48:28	Bright	38.500	60	7Bet UMi	2.0810	3950.0	77	11872	No
217	GOM_NL__2PRFIN20040607_115310_000000392027_00295_11872_3226.N1	07-JUN-2004 11:53:10	Bright	39.000	49	1Alp UMi	1.9900	6300.0	78	11872	No
218	GOM_NL__2PRFIN20040607_115513_000000492027_00295_11872_3227.N1	07-JUN-2004 11:55:13	Bright	48.500	89	5Alp Cep	2.4510	8000.0	97	11872	No
219	GOM_NL__2PRFIN20040607_120102_000000412027_00295_11872_3228.N1	07-JUN-2004 12:01:02	Bright	40.500	76	27Gam Cas	2.3000	30000.	81	11872	No

220	GOM_NL__2PRFIN20040607_120648_000000412027_00295_11872_3229.N1	07-JUN-2004 12:06:48	Bright	40.500	73	57Gam1And	2.2600	13100.	81	11872	No
221	GOM_NL__2PRFIN20040607_120906_000000602027_00295_11872_3230.N1	07-JUN-2004 12:09:06	Bright	60.000	53	43Bet And	2.0480	3300.0	120	11872	No
222	GOM_NL__2PRFIN20040607_121220_000000462027_00295_11872_3231.N1	07-JUN-2004 12:12:20	Twilight	46.000	50	13Alp Ari	2.0070	4250.0	92	11872	No
223	GOM_NL__2PRFIN20040607_121401_000001132027_00295_11872_3232.N1	07-JUN-2004 12:14:01	Dark	113.00	93	53Bet Peg	2.5200	3100.0	226	11872	No
224	GOM_NL__2PRFIN20040607_121734_000000592027_00295_11872_3233.N1	07-JUN-2004 12:17:34	Dark	59.000	140	88Gam Peg	2.8340	26000.	118	11872	No
225	GOM_NL__2PRFIN20040607_122640_000000562027_00295_11872_3234.N1	07-JUN-2004 12:26:40	Dark	56.000	52	16Bet Cet	2.0370	4500.0	112	11872	No
226	GOM_NL__2PRFIN20040607_123316_000000512027_00295_11872_3235.N1	07-JUN-2004 12:33:16	Dark	51.000	84	Alp Phe	2.3970	4500.0	102	11872	No
227	GOM_NL__2PRFIN20040607_123449_000000492027_00295_11872_3236.N1	07-JUN-2004 12:34:49	Dark	49.000	9	Alp Eri	0.45300	24000.	98	11872	No
228	GOM_NL__2PRFIN20040607_123630_000000632027_00296_11873_3175.N1	07-JUN-2004 12:36:30	Dark	63.000	18	24Alp PsA	1.1660	9700.0	126	11873	No
229	GOM_NL__2PRFIN20040607_123903_000000522027_00296_11873_3176.N1	07-JUN-2004 12:39:03	Dark	52.000	63	Bet Gru	2.1500	2800.0	104	11873	No
230	GOM_NL__2PRFIN20040607_124102_000000542027_00296_11873_3177.N1	07-JUN-2004 12:41:02	Dark	54.000	31	Alp Gru	1.7340	15200.	108	11873	No
231	GOM_NL__2PRFIN20040607_124533_000000452027_00296_11873_3178.N1	07-JUN-2004 12:45:33	Straylight	45.000	45	Alp Pav	1.9400	26000.	90	11873	No
232	GOM_NL__2PRFIN20040607_124826_000000422027_00296_11873_3179.N1	07-JUN-2004 12:48:26	Straylight	41.500	43	Alp TrA	1.9100	4250.0	83	11873	No
233	GOM_NL__2PRFIN20040607_125026_000000392027_00296_11873_3180.N1	07-JUN-2004 12:50:26	Straylight	38.500	134	Bet TrA	2.8100	6600.0	77	11873	No
234	GOM_NL__2PRFIN20040607_125232_000000422027_00296_11873_3181.N1	07-JUN-2004 12:52:32	Straylight	42.000	147	Alp Ara	2.8770	26000.	84	11873	No
235	GOM_NL__2PRFIN20040607_125416_000000452027_00296_11873_3182.N1	07-JUN-2004 12:54:16	Straylight	44.500	40	The Sco	1.8590	7100.0	89	11873	No
236	GOM_NL__2PRFIN20040607_125601_000000442027_00296_11873_3183.N1	07-JUN-2004 12:56:01	Tw_and_stray	43.500	25	35Lam Sco	1.6200	28000.	87	11873	No
237	GOM_NL__2PRFIN20040607_125734_000000682027_00296_11873_3184.N1	07-JUN-2004 12:57:34	Bright	67.500	57	34Sig Sgr	2.0660	26000.	135	11873	No
238	GOM_NL__2PRFIN20040607_125934_000000682027_00296_11873_3185.N1	07-JUN-2004 12:59:34	Bright	68.000	155	41Pi Sgr	2.9000	6600.0	136	11873	No
239	GOM_NL__2PRFIN20040607_130300_000000442027_00296_11873_3186.N1	07-JUN-2004 13:03:00	Bright	43.500	86	35Eta Oph	2.4300	10200.	87	11873	No
240	GOM_NL__2PRFIN20040607_130446_000000422027_00296_11873_3187.N1	07-JUN-2004 13:04:46	Bright	42.000	98	13Zet Oph	2.5710	30000.	84	11873	No
241	GOM_NL__2PRFIN20040607_130655_000000402027_00296_11873_3188.N1	07-JUN-2004 13:06:55	Bright	39.500	120	1Del Oph	2.7340	3200.0	79	11873	No
242	GOM_NL__2PRFIN20040607_130955_000000382027_00296_11873_3189.N1	07-JUN-2004 13:09:55	Bright	38.000	102	24Alp Ser	2.6000	4250.0	76	11873	No
243	GOM_NL__2PRFIN20040607_131434_000000402027_00296_11873_3190.N1	07-JUN-2004 13:14:34	Bright	40.000	127	27Bet Her	2.7810	4700.0	80	11873	No
244	GOM_NL__2PRFIN20040607_131603_000000392027_00296_11873_3191.N1	07-JUN-2004 13:16:03	Bright	38.500	83		2.3780	11000.	77	11873	No
245	GOM_NL__2PRFIN20040607_131748_000000422027_00296_11873_3192.N1	07-JUN-2004 13:17:48	Bright	41.500	133	40Zet Her	2.8070	6000.0	83	11873	No
246	GOM_NL__2PRFIN20040607_132249_000000402027_00296_11873_3193.N1	07-JUN-2004 13:22:49	Bright	40.000	39	85Eta UMa	1.8540	24000.	80	11873	No
247	GOM_NL__2PRFIN20040607_132443_000000392027_00296_11873_3194.N1	07-JUN-2004 13:24:43	Bright	38.500	55	79Zet UMa	2.0600	10200.	77	11873	No
248	GOM_NL__2PRFIN20040607_132904_000000402027_00296_11873_3195.N1	07-JUN-2004 13:29:04	Bright	39.500	60	7Bet UMi	2.0810	3950.0	79	11873	No
249	GOM_NL__2PRFIN20040607_133345_000000392027_00296_11873_3196.N1	07-JUN-2004 13:33:45	Bright	38.500	49	1Alp UMi	1.9900	6300.0	77	11873	No
250	GOM_NL__2PRFIN20040607_133548_000000492027_00296_11873_3197.N1	07-JUN-2004 13:35:48	Bright	48.500	89	5Alp Cep	2.4510	8000.0	97	11873	No
251	GOM_NL__2PRFIN20040607_134137_000000572027_00296_11873_3198.N1	07-JUN-2004 13:41:37	Bright	57.000	76	27Gam Cas	2.3000	30000.	114	11873	No
252	GOM_NL__2PRFIN20040607_134723_000000412027_00296_11873_3199.N1	07-JUN-2004 13:47:23	Bright	40.500	73	57Gam1And	2.2600	13100.	81	11873	No
253	GOM_NL__2PRFIN20040607_134942_000000532027_00296_11873_3200.N1	07-JUN-2004 13:49:42	Bright	52.500	53	43Bet And	2.0480	3300.0	105	11873	No
254	GOM_NL__2PRFIN20040607_135255_000000492027_00296_11873_3201.N1	07-JUN-2004 13:52:55	Twilight	48.500	50	13Alp Ari	2.0070	4250.0	97	11873	No
255	GOM_NL__2PRFIN20040607_135438_000001172027_00296_11873_3202.N1	07-JUN-2004 13:54:38	Dark	116.50	93	53Bet Peg	2.5200	3100.0	233	11873	No
256	GOM_NL__2PRFIN20040607_135811_000000582027_00296_11873_3203.N1	07-JUN-2004 13:58:11	Dark	58.000	140	88Gam Peg	2.8340	26000.	116	11873	No
257	GOM_NL__2PRFIN20040607_140717_000000552027_00296_11873_3204.N1	07-JUN-2004 14:07:17	Dark	54.500	52	16Bet Cet	2.0370	4500.0	109	11873	No
258	GOM_NL__2PRFIN20040607_141353_000000532027_00296_11873_3205.N1	07-JUN-2004 14:13:53	Dark	53.000	84	Alp Phe	2.3970	4500.0	106	11873	No
259	GOM_NL__2PRFIN20040607_141525_000000492027_00296_11873_3206.N1	07-JUN-2004 14:15:25	Dark	48.500	9	Alp Eri	0.45300	24000.	97	11873	No
260	GOM_NL__2PRFIN20040607_141707_000000752027_00297_11874_3175.N1	07-JUN-2004 14:17:07	Dark	74.500	18	24Alp PsA	1.1660	9700.0	149	11874	No
261	GOM_NL__2PRFIN20040607_141940_000000522027_00297_11874_3176.N1	07-JUN-2004 14:19:40	Dark	51.500	63	Bet Gru	2.1500	2800.0	103	11874	No
262	GOM_NL__2PRFIN20040607_142139_000000512027_00297_11874_3177.N1	07-JUN-2004 14:21:39	Dark	51.000	31	Alp Gru	1.7340	15200.	102	11874	No
263	GOM_NL__2PRFIN20040607_142610_000000462027_00297_11874_3178.N1	07-JUN-2004 14:26:10	Straylight	45.500	45	Alp Pav	1.9400	26000.	91	11874	No
264	GOM_NL__2PRFIN20040607_142903_000000402027_00297_11874_3179.N1	07-JUN-2004 14:29:03	Straylight	40.000	43	Alp TrA	1.9100	4250.0	80	11874	No
265	GOM_NL__2PRFIN20040607_143102_000000392027_00297_11874_3180.N1	07-JUN-2004 14:31:02	Straylight	38.500	134	Bet TrA	2.8100	6600.0	77	11874	No
266	GOM_NL__2PRFIN20040607_143308_000000422027_00297_11874_3181.N1	07-JUN-2004 14:33:08	Straylight	41.500	147	Alp Ara	2.8770	26000.	83	11874	No
267	GOM_NL__2PRFIN20040607_143452_000000492027_00297_11874_3182.N1	07-JUN-2004 14:34:52	Straylight	48.500	40	The Sco	1.8590	7100.0	97	11874	No
268	GOM_NL__2PRFIN20040607_143638_000000482027_00297_11874_3183.N1	07-JUN-2004 14:36:38	Tw_and_stray	48.000	25	35Lam Sco	1.6200	28000.	96	11874	No
269	GOM_NL__2PRFIN20040607_143810_000000622027_00297_11874_3184.N1	07-JUN-2004 14:38:10	Tw_and_stray	62.000	57	34Sig Sgr	2.0660	26000.	124	11874	No
270	GOM_NL__2PRFIN20040607_144011_000000682027_00297_11874_3185.N1	07-JUN-2004 14:40:11	Bright	67.500	155	41Pi Sgr	2.9000	6600.0	135	11874	No
271	GOM_NL__2PRFIN20040607_144336_000000442027_00297_11874_3186.N1	07-JUN-2004 14:43:36	Bright	44.000	86	35Eta Oph	2.4300	10200.	88	11874	No
272	GOM_NL__2PRFIN20040607_144523_000000412027_00297_11874_3187.N1	07-JUN-2004 14:45:23	Bright	41.000	98	13Zet Oph	2.5710	30000.	82	11874	No
273	GOM_NL__2PRFIN20040607_144731_000000392027_00297_11874_3188.N1	07-JUN-2004 14:47:31	Bright	38.500	120	1Del Oph	2.7340	3200.0	77	11874	No
274	GOM_NL__2PRFIN20040607_145031_000000382027_00297_11874_3189.N1	07-JUN-2004 14:50:31	Bright	38.000	102	24Alp Ser	2.6000	4250.0	76	11874	No
275	GOM_NL__2PRFIN20040607_145510_000000402027_00297_11874_3190.N1	07-JUN-2004 14:55:10	Bright	40.000	127	27Bet Her	2.7810	4700.0	80	11874	No
276	GOM_NL__2PRFIN20040607_145639_000000392027_00297_11874_3191.N1	07-JUN-2004 14:56:39	Bright	38.500	83		2.3780	11000.	77	11874	No
277	GOM_NL__2PRFIN20040607_145823_000000422027_00297_11874_3192.N1	07-JUN-2004 14:58:23	Bright	41.500	133	40Zet Her	2.8070	6000.0	83	11874	No
278	GOM_NL__2PRFIN20040607_150327_000000392027_00297_11874_3193.N1	07-JUN-2004 15:03:27	Bright	38.500	39	85Eta UMa	1.8540	24000.	77	11874	No

279	GOM_NL__2PRFIN20040607_150519_000000402027_00297_11874_3194.N1	07-JUN-2004 15:05:19	Bright	39.500	55	79Zet UMa	2.0600	10200.	79	11874	No
280	GOM_NL__2PRFIN20040607_150941_000000372027_00297_11874_3195.N1	07-JUN-2004 15:09:41	Bright	37.000	60	7Bet UMi	2.0810	3950.0	74	11874	No
281	GOM_NL__2PRFIN20040607_151423_000000372027_00297_11874_3196.N1	07-JUN-2004 15:14:23	Bright	36.500	49	1Alp UMi	1.9900	6300.0	73	11874	No
282	GOM_NL__2PRFIN20040607_151622_000000482027_00297_11874_3197.N1	07-JUN-2004 15:16:22	Bright	48.000	89	5Alp Cep	2.4510	8000.0	96	11874	No
283	GOM_NL__2PRFIN20040607_152212_000000572027_00297_11874_3198.N1	07-JUN-2004 15:22:12	Bright	57.000	76	27Gam Cas	2.3000	30000.	114	11874	No
284	GOM_NL__2PRFIN20040607_152759_000000542027_00297_11874_3199.N1	07-JUN-2004 15:27:59	Bright	54.000	73	57Gam1And	2.2600	13100.	108	11874	No
285	GOM_NL__2PRFIN20040607_153019_000000512027_00297_11874_3200.N1	07-JUN-2004 15:30:19	Bright	51.000	53	43Bet And	2.0480	3300.0	102	11874	No
286	GOM_NL__2PRFIN20040607_153332_000000442027_00297_11874_3201.N1	07-JUN-2004 15:33:32	Twilight	44.000	50	13Alp Ari	2.0070	4250.0	88	11874	No
287	GOM_NL__2PRFIN20040607_153514_000001312027_00297_11874_3202.N1	07-JUN-2004 15:35:14	Dark	130.50	93	53Bet Peg	2.5200	3100.0	261	11874	No
288	GOM_NL__2PRFIN20040607_153847_000000592027_00297_11874_3203.N1	07-JUN-2004 15:38:47	Dark	58.500	140	88Gam Peg	2.8340	26000.	117	11874	No
289	GOM_NL__2PRFIN20040607_154757_000000572027_00297_11874_3204.N1	07-JUN-2004 15:47:57	Dark	57.000	52	16Bet Cet	2.0370	4500.0	114	11874	No
290	GOM_NL__2PRFIN20040607_155430_000000432027_00297_11874_3205.N1	07-JUN-2004 15:54:30	Dark	42.500	84	Alp Phe	2.3970	4500.0	85	11874	No
291	GOM_NL__2PRFIN20040607_155602_000000522027_00297_11874_3206.N1	07-JUN-2004 15:56:02	Dark	51.500	9	Alp Eri	0.45300	24000.	103	11874	No
292	GOM_NL__2PRFIN20040607_155745_000000652027_00298_11875_3175.N1	07-JUN-2004 15:57:45	Dark	64.500	18	24Alp PsA	1.1660	9700.0	129	11875	No
293	GOM_NL__2PRFIN20040607_160017_000000522027_00298_11875_3176.N1	07-JUN-2004 16:00:17	Dark	52.000	63	Bet Gru	2.1500	2800.0	104	11875	No
294	GOM_NL__2PRFIN20040607_160216_000000502027_00298_11875_3177.N1	07-JUN-2004 16:02:16	Dark	50.000	31	Alp Gru	1.7340	15200.	100	11875	No
295	GOM_NL__2PRFIN20040607_160647_000000462027_00298_11875_3178.N1	07-JUN-2004 16:06:47	Straylight	46.000	45	Alp Pav	1.9400	26000.	92	11875	No
296	GOM_NL__2PRFIN20040607_160939_000000422027_00298_11875_3179.N1	07-JUN-2004 16:09:39	Straylight	41.500	43	Alp TrA	1.9100	4250.0	83	11875	No
297	GOM_NL__2PRFIN20040607_161139_000000382027_00298_11875_3180.N1	07-JUN-2004 16:11:39	Straylight	38.000	134	Bet TrA	2.8100	6600.0	76	11875	No
298	GOM_NL__2PRFIN20040607_161345_000000412027_00298_11875_3181.N1	07-JUN-2004 16:13:45	Straylight	41.000	147	Alp Ara	2.8770	26000.	82	11875	No
299	GOM_NL__2PRFIN20040607_161529_000000482027_00298_11875_3182.N1	07-JUN-2004 16:15:29	Straylight	48.000	40	The Sco	1.8590	7100.0	96	11875	No
300	GOM_NL__2PRFIN20040607_161713_000000462027_00298_11875_3183.N1	07-JUN-2004 16:17:13	Twi_and_stray	46.000	25	35Lam Sco	1.6200	28000.	92	11875	No
301	GOM_NL__2PRFIN20040607_161847_000000652027_00298_11875_3184.N1	07-JUN-2004 16:18:47	Twi_and_stray	64.500	57	34Sig Sgr	2.0660	26000.	129	11875	No
302	GOM_NL__2PRFIN20040607_162047_000000692027_00298_11875_3185.N1	07-JUN-2004 16:20:47	Bright	68.500	155	41Pi Sgr	2.9000	6600.0	137	11875	No
303	GOM_NL__2PRFIN20040607_162412_000000452027_00298_11875_3186.N1	07-JUN-2004 16:24:12	Bright	44.500	86	35Eta Oph	2.4300	10200.	89	11875	No
304	GOM_NL__2PRFIN20040607_162600_000000402027_00298_11875_3187.N1	07-JUN-2004 16:26:00	Bright	40.000	98	13Zet Oph	2.5710	30000.	80	11875	No
305	GOM_NL__2PRFIN20040607_162807_000000392027_00298_11875_3188.N1	07-JUN-2004 16:28:07	Bright	39.000	120	1Del Oph	2.7340	3200.0	78	11875	No
306	GOM_NL__2PRFIN20040607_163107_000000392027_00298_11875_3189.N1	07-JUN-2004 16:31:07	Bright	38.500	102	24Alp Ser	2.6000	4250.0	77	11875	No
307	GOM_NL__2PRFIN20040607_163545_000000422027_00298_11875_3190.N1	07-JUN-2004 16:35:45	Bright	42.000	127	27Bet Her	2.7810	4700.0	84	11875	No
308	GOM_NL__2PRFIN20040607_163715_000000382027_00298_11875_3191.N1	07-JUN-2004 16:37:15	Bright	37.500	83		2.3780	11000.	75	11875	No
309	GOM_NL__2PRFIN20040607_163859_000000412027_00298_11875_3192.N1	07-JUN-2004 16:38:59	Bright	41.000	133	40Zet Her	2.8070	6000.0	82	11875	No
310	GOM_NL__2PRFIN20040607_164404_000000392027_00298_11875_3193.N1	07-JUN-2004 16:44:04	Bright	38.500	39	85Eta UMa	1.8540	24000.	77	11875	No
311	GOM_NL__2PRFIN20040607_164555_000000392027_00298_11875_3194.N1	07-JUN-2004 16:45:55	Bright	38.500	55	79Zet UMa	2.0600	10200.	77	11875	No
312	GOM_NL__2PRFIN20040607_165016_000000362027_00298_11875_3195.N1	07-JUN-2004 16:50:16	Bright	35.500	60	7Bet UMi	2.0810	3950.0	71	11875	No
313	GOM_NL__2PRFIN20040607_165458_000000382027_00298_11875_3196.N1	07-JUN-2004 16:54:58	Bright	38.000	49	1Alp UMi	1.9900	6300.0	76	11875	No
314	GOM_NL__2PRFIN20040607_165659_000000492027_00298_11875_3197.N1	07-JUN-2004 16:56:59	Bright	49.000	89	5Alp Cep	2.4510	8000.0	98	11875	No
315	GOM_NL__2PRFIN20040607_170249_000000442027_00298_11875_3198.N1	07-JUN-2004 17:02:49	Bright	44.000	76	27Gam Cas	2.3000	30000.	88	11875	No
316	GOM_NL__2PRFIN20040607_170630_000002182027_00298_11875_3199.N1	07-JUN-2004 17:06:30	Twi_and_stray	218.00	92	53Eps Cyg	2.5000	4500.0	436	11875	No
317	GOM_NL__2PRFIN20040607_171054_000000522027_00298_11875_3200.N1	07-JUN-2004 17:10:54	Bright	51.500	53	43Bet And	2.0480	3300.0	103	11875	No
318	GOM_NL__2PRFIN20040607_171408_000000482027_00298_11875_3201.N1	07-JUN-2004 17:14:08	Twilight	48.000	50	13Alp Ari	2.0070	4250.0	96	11875	No
319	GOM_NL__2PRFIN20040607_171551_000001252027_00298_11875_3202.N1	07-JUN-2004 17:15:51	Dark	125.00	93	53Bet Peg	2.5200	3100.0	250	11875	No
320	GOM_NL__2PRFIN20040607_171924_000000612027_00298_11875_3203.N1	07-JUN-2004 17:19:24	Dark	60.500	140	88Gam Peg	2.8340	26000.	121	11875	No
321	GOM_NL__2PRFIN20040607_172833_000000612027_00298_11875_3204.N1	07-JUN-2004 17:28:33	Dark	60.500	52	16Bet Cet	2.0370	4500.0	121	11875	No
322	GOM_NL__2PRFIN20040607_173507_000000512027_00298_11875_3205.N1	07-JUN-2004 17:35:07	Dark	51.000	84	Alp Phe	2.3970	4500.0	102	11875	No
323	GOM_NL__2PRFIN20040607_173638_000000522027_00298_11875_3206.N1	07-JUN-2004 17:36:38	Dark	52.000	9	Alp Eri	0.45300	24000.	104	11875	No
324	GOM_NL__2PRFIN20040607_173823_000000672027_00299_11876_3175.N1	07-JUN-2004 17:38:23	Dark	67.000	18	24Alp PsA	1.1660	9700.0	134	11876	No
325	GOM_NL__2PRFIN20040607_174054_000000542027_00299_11876_3176.N1	07-JUN-2004 17:40:54	Dark	54.000	63	Bet Gru	2.1500	2800.0	108	11876	No
326	GOM_NL__2PRFIN20040607_174253_000000492027_00299_11876_3177.N1	07-JUN-2004 17:42:53	Dark	49.000	31	Alp Gru	1.7340	15200.	98	11876	No
327	GOM_NL__2PRFIN20040607_174723_000000452027_00299_11876_3178.N1	07-JUN-2004 17:47:23	Straylight	45.000	45	Alp Pav	1.9400	26000.	90	11876	No
328	GOM_NL__2PRFIN20040607_175015_000000432027_00299_11876_3179.N1	07-JUN-2004 17:50:15	Straylight	43.000	43	Alp TrA	1.9100	4250.0	86	11876	No
329	GOM_NL__2PRFIN20040607_175215_000000452027_00299_11876_3180.N1	07-JUN-2004 17:52:15	Straylight	44.500	134	Bet TrA	2.8100	6600.0	89	11876	No
330	GOM_NL__2PRFIN20040607_175421_000000422027_00299_11876_3181.N1	07-JUN-2004 17:54:21	Straylight	41.500	147	Alp Ara	2.8770	26000.	83	11876	No
331	GOM_NL__2PRFIN20040607_175605_000000472027_00299_11876_3182.N1	07-JUN-2004 17:56:05	Straylight	46.500	40	The Sco	1.8590	7100.0	93	11876	No
332	GOM_NL__2PRFIN20040607_175750_000000492027_00299_11876_3183.N1	07-JUN-2004 17:57:50	Twi_and_stray	49.000	25	35Lam Sco	1.6200	28000.	98	11876	No
333	GOM_NL__2PRFIN20040607_175924_000000632027_00299_11876_3184.N1	07-JUN-2004 17:59:24	Twi_and_stray	63.000	57	34Sig Sgr	2.0660	26000.	126	11876	No
334	GOM_NL__2PRFIN20040607_180123_000000682027_00299_11876_3185.N1	07-JUN-2004 18:01:23	Bright	67.500	155	41Pi Sgr	2.9000	6600.0	135	11876	No
335	GOM_NL__2PRFIN20040607_180449_000000442027_00299_11876_3186.N1	07-JUN-2004 18:04:49	Bright	43.500	86	35Eta Oph	2.4300	10200.	87	11876	No
336	GOM_NL__2PRFIN20040607_180636_000000412027_00299_11876_3187.N1	07-JUN-2004 18:06:36	Bright	40.500	98	13Zet Oph	2.5710	30000.	81	11876	No
337	GOM_NL__2PRFIN20040607_180843_000000402027_00299_11876_3188.N1	07-JUN-2004 18:08:43	Bright	39.500	120	1Del Oph	2.7340	3200.0	79	11876	No

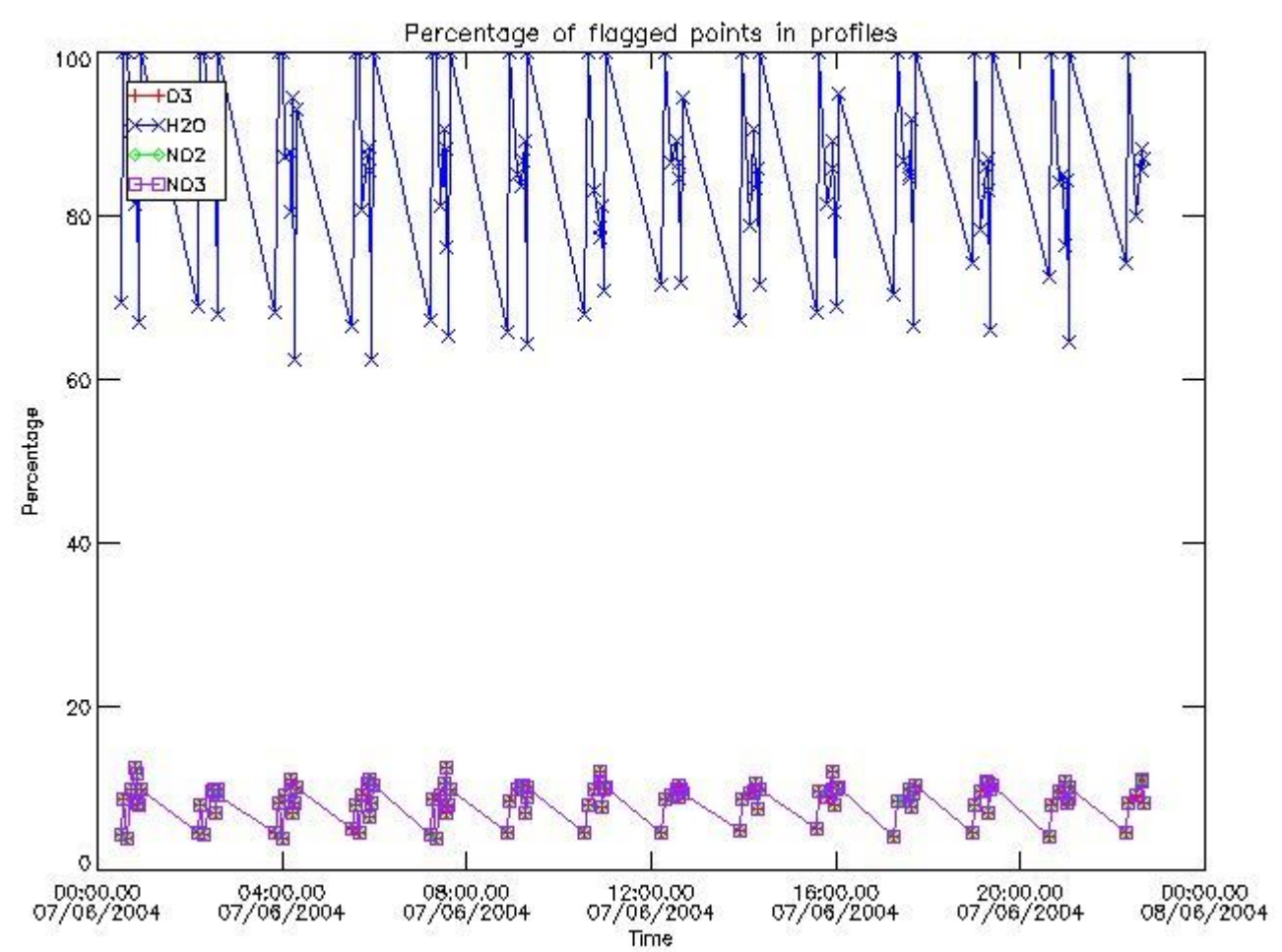
338	GOM_NL__2PRFIN20040607_181144_000000382027_00299_11876_3189.N1	07-JUN-2004 18:11:44	Bright	37.500	102	24Alp Ser	2.6000	4250.0	75	11876	No
339	GOM_NL__2PRFIN20040607_181621_000000412027_00299_11876_3190.N1	07-JUN-2004 18:16:21	Bright	41.000	127	27Bet Her	2.7810	4700.0	82	11876	No
340	GOM_NL__2PRFIN20040607_181752_000000402027_00299_11876_3191.N1	07-JUN-2004 18:17:52	Bright	40.000	83		2.3780	11000.	80	11876	No
341	GOM_NL__2PRFIN20040607_181934_000000422027_00299_11876_3192.N1	07-JUN-2004 18:19:34	Bright	41.500	133	40Zet Her	2.8070	6000.0	83	11876	No
342	GOM_NL__2PRFIN20040607_182440_000000382027_00299_11876_3193.N1	07-JUN-2004 18:24:40	Bright	38.000	39	85Eta UMa	1.8540	24000.	76	11876	No
343	GOM_NL__2PRFIN20040607_182631_000000382027_00299_11876_3194.N1	07-JUN-2004 18:26:31	Bright	38.000	55	79Zet UMa	2.0600	10200.	76	11876	No
344	GOM_NL__2PRFIN20040607_183053_000000382027_00299_11876_3195.N1	07-JUN-2004 18:30:53	Bright	38.000	60	7Bet UMi	2.0810	3950.0	76	11876	No
345	GOM_NL__2PRFIN20040607_183535_000000382027_00299_11876_3196.N1	07-JUN-2004 18:35:35	Bright	38.000	49	1Alp UMi	1.9900	6300.0	76	11876	No
346	GOM_NL__2PRFIN20040607_183734_000000492027_00299_11876_3197.N1	07-JUN-2004 18:37:34	Bright	48.500	89	5Alp Cep	2.4510	8000.0	97	11876	No
347	GOM_NL__2PRFIN20040607_184325_000000382027_00299_11876_3198.N1	07-JUN-2004 18:43:25	Bright	38.000	76	27Gam Cas	2.3000	30000.	76	11876	No
348	GOM_NL__2PRFIN20040607_184702_000002182027_00299_11876_3199.N1	07-JUN-2004 18:47:02	Twilight	218.00	92	53Eps Cyg	2.5000	4500.0	436	11876	No
349	GOM_NL__2PRFIN20040607_185131_000000602027_00299_11876_3200.N1	07-JUN-2004 18:51:31	Bright	60.000	53	43Bet And	2.0480	3300.0	120	11876	No
350	GOM_NL__2PRFIN20040607_185445_000000472027_00299_11876_3201.N1	07-JUN-2004 18:54:45	Twilight	46.500	50	13Alp Ari	2.0070	4250.0	93	11876	No
351	GOM_NL__2PRFIN20040607_185627_000001252027_00299_11876_3202.N1	07-JUN-2004 18:56:27	Dark	125.00	93	53Bet Peg	2.5200	3100.0	250	11876	No
352	GOM_NL__2PRFIN20040607_190000_000000642027_00299_11876_3203.N1	07-JUN-2004 19:00:00	Dark	63.500	140	88Gam Peg	2.8340	26000.	127	11876	No
353	GOM_NL__2PRFIN20040607_190910_000000542027_00299_11876_3204.N1	07-JUN-2004 19:09:10	Dark	53.500	52	16Bet Cet	2.0370	4500.0	107	11876	No
354	GOM_NL__2PRFIN20040607_191543_000000472027_00299_11876_3205.N1	07-JUN-2004 19:15:43	Dark	47.000	84	Alp Phe	2.3970	4500.0	94	11876	No
355	GOM_NL__2PRFIN20040607_191715_000000482027_00299_11876_3206.N1	07-JUN-2004 19:17:15	Dark	48.000	9	Alp Eri	0.45300	24000.	96	11876	No
356	GOM_NL__2PRFIN20040607_191900_000000742027_00300_11877_3175.N1	07-JUN-2004 19:19:00	Dark	73.500	18	24Alp PsA	1.1660	9700.0	147	11877	No
357	GOM_NL__2PRFIN20040607_192131_000000522027_00300_11877_3176.N1	07-JUN-2004 19:21:31	Dark	52.000	63	Bet Gru	2.1500	2800.0	104	11877	No
358	GOM_NL__2PRFIN20040607_192331_000000502027_00300_11877_3177.N1	07-JUN-2004 19:23:31	Dark	49.500	31	Alp Gru	1.7340	15200.	99	11877	No
359	GOM_NL__2PRFIN20040607_192800_000000432027_00300_11877_3178.N1	07-JUN-2004 19:28:00	Straylight	43.000	45	Alp Pav	1.9400	26000.	86	11877	No
360	GOM_NL__2PRFIN20040607_193051_000000492027_00300_11877_3179.N1	07-JUN-2004 19:30:51	Straylight	48.500	43	Alp TrA	1.9100	4250.0	97	11877	No
361	GOM_NL__2PRFIN20040607_193251_000000392027_00300_11877_3180.N1	07-JUN-2004 19:32:51	Straylight	39.000	134	Bet TrA	2.8100	6600.0	78	11877	No
362	GOM_NL__2PRFIN20040607_193458_000000402027_00300_11877_3181.N1	07-JUN-2004 19:34:58	Straylight	40.000	147	Alp Ara	2.8770	26000.	80	11877	No
363	GOM_NL__2PRFIN20040607_193641_000000522027_00300_11877_3182.N1	07-JUN-2004 19:36:41	Straylight	52.000	40	The Sco	1.8590	7100.0	104	11877	No
364	GOM_NL__2PRFIN20040607_193827_000000492027_00300_11877_3183.N1	07-JUN-2004 19:38:27	Twilight	48.500	25	35Lam Sco	1.6200	28000.	97	11877	No
365	GOM_NL__2PRFIN20040607_194000_000000632027_00300_11877_3184.N1	07-JUN-2004 19:40:00	Twilight	62.500	57	34Sig Sgr	2.0660	26000.	125	11877	No
366	GOM_NL__2PRFIN20040607_194200_000000702027_00300_11877_3185.N1	07-JUN-2004 19:42:00	Bright	70.000	155	41Pi Sgr	2.9000	6600.0	140	11877	No
367	GOM_NL__2PRFIN20040607_194525_000000442027_00300_11877_3186.N1	07-JUN-2004 19:45:25	Bright	44.000	86	35Eta Oph	2.4300	10200.	88	11877	No
368	GOM_NL__2PRFIN20040607_194712_000000412027_00300_11877_3187.N1	07-JUN-2004 19:47:12	Bright	41.000	98	13Zet Oph	2.5710	30000.	82	11877	No
369	GOM_NL__2PRFIN20040607_194920_000000392027_00300_11877_3188.N1	07-JUN-2004 19:49:20	Bright	38.500	120	1Del Oph	2.7340	3200.0	77	11877	No
370	GOM_NL__2PRFIN20040607_195220_000000382027_00300_11877_3189.N1	07-JUN-2004 19:52:20	Bright	37.500	102	24Alp Ser	2.6000	4250.0	75	11877	No
371	GOM_NL__2PRFIN20040607_195657_000000432027_00300_11877_3190.N1	07-JUN-2004 19:56:57	Bright	42.500	127	27Bet Her	2.7810	4700.0	85	11877	No
372	GOM_NL__2PRFIN20040607_195828_000000392027_00300_11877_3191.N1	07-JUN-2004 19:58:28	Bright	38.500	83		2.3780	11000.	77	11877	No
373	GOM_NL__2PRFIN20040607_200011_000000432027_00300_11877_3192.N1	07-JUN-2004 20:00:11	Bright	42.500	133	40Zet Her	2.8070	6000.0	85	11877	No
374	GOM_NL__2PRFIN20040607_200517_000000382027_00300_11877_3193.N1	07-JUN-2004 20:05:17	Bright	38.000	39	85Eta UMa	1.8540	24000.	76	11877	No
375	GOM_NL__2PRFIN20040607_200708_000000392027_00300_11877_3194.N1	07-JUN-2004 20:07:08	Bright	38.500	55	79Zet UMa	2.0600	10200.	77	11877	No
376	GOM_NL__2PRFIN20040607_201129_000000372027_00300_11877_3195.N1	07-JUN-2004 20:11:29	Bright	36.500	60	7Bet UMi	2.0810	3950.0	73	11877	No
377	GOM_NL__2PRFIN20040607_201611_000000382027_00300_11877_3196.N1	07-JUN-2004 20:16:11	Bright	38.000	49	1Alp UMi	1.9900	6300.0	76	11877	No
378	GOM_NL__2PRFIN20040607_201809_000000472027_00300_11877_3197.N1	07-JUN-2004 20:18:09	Bright	47.000	89	5Alp Cep	2.4510	8000.0	94	11877	No
379	GOM_NL__2PRFIN20040607_202400_000000452027_00300_11877_3198.N1	07-JUN-2004 20:24:00	Bright	45.000	76	27Gam Cas	2.3000	30000.	90	11877	No
380	GOM_NL__2PRFIN20040607_202734_000002182027_00300_11877_3199.N1	07-JUN-2004 20:27:34	Twilight	218.00	92	53Eps Cyg	2.5000	4500.0	436	11877	No
381	GOM_NL__2PRFIN20040607_203206_000000602027_00300_11877_3200.N1	07-JUN-2004 20:32:06	Bright	60.000	53	43Bet And	2.0480	3300.0	120	11877	No
382	GOM_NL__2PRFIN20040607_203521_000000452027_00300_11877_3201.N1	07-JUN-2004 20:35:21	Twilight	45.000	50	13Alp Ari	2.0070	4250.0	90	11877	No
383	GOM_NL__2PRFIN20040607_203704_000001372027_00300_11877_3202.N1	07-JUN-2004 20:37:04	Dark	137.00	93	53Bet Peg	2.5200	3100.0	274	11877	No
384	GOM_NL__2PRFIN20040607_204037_000000642027_00300_11877_3203.N1	07-JUN-2004 20:40:37	Dark	64.000	140	88Gam Peg	2.8340	26000.	128	11877	No
385	GOM_NL__2PRFIN20040607_204947_000000542027_00300_11877_3204.N1	07-JUN-2004 20:49:47	Dark	53.500	52	16Bet Cet	2.0370	4500.0	107	11877	No
386	GOM_NL__2PRFIN20040607_205620_000000542027_00300_11877_3205.N1	07-JUN-2004 20:56:20	Dark	54.000	84	Alp Phe	2.3970	4500.0	108	11877	No
387	GOM_NL__2PRFIN20040607_205750_000000472027_00300_11877_3206.N1	07-JUN-2004 20:57:50	Dark	47.000	9	Alp Eri	0.45300	24000.	94	11877	No
388	GOM_NL__2PRFIN20040607_205938_000000622027_00301_11878_3175.N1	07-JUN-2004 20:59:38	Dark	61.500	18	24Alp PsA	1.1660	9700.0	123	11878	No
389	GOM_NL__2PRFIN20040607_210207_000000642027_00301_11878_3176.N1	07-JUN-2004 21:02:07	Dark	64.000	63	Bet Gru	2.1500	2800.0	128	11878	No
390	GOM_NL__2PRFIN20040607_210407_000000502027_00301_11878_3177.N1	07-JUN-2004 21:04:07	Dark	50.000	31	Alp Gru	1.7340	15200.	100	11878	No
391	GOM_NL__2PRFIN20040607_210835_000000452027_00301_11878_3178.N1	07-JUN-2004 21:08:35	Straylight	45.000	45	Alp Pav	1.9400	26000.	90	11878	No
392	GOM_NL__2PRFIN20040607_211127_000000452027_00301_11878_3179.N1	07-JUN-2004 21:11:27	Straylight	44.500	43	Alp TrA	1.9100	4250.0	89	11878	No
393	GOM_NL__2PRFIN20040607_211327_000000372027_00301_11878_3180.N1	07-JUN-2004 21:13:27	Straylight	36.500	134	Bet TrA	2.8100	6600.0	73	11878	No
394	GOM_NL__2PRFIN20040607_211531_000000442027_00301_11878_3181.N1	07-JUN-2004 21:15:31	Straylight	44.000	147	Alp Ara	2.8770	26000.	88	11878	No
395	GOM_NL__2PRFIN20040607_211717_000000492027_00301_11878_3182.N1	07-JUN-2004 21:17:17	Straylight	48.500	40	The Sco	1.8590	7100.0	97	11878	No
396	GOM_NL__2PRFIN20040607_211903_000000532027_00301_11878_3183.N1	07-JUN-2004 21:19:03	Twilight	52.500	25	35Lam Sco	1.6200	28000.	105	11878	No

397	GOM_NL__2PRFIN20040607_212037_000000622027_00301_11878_3184.N1	07-JUN-2004 21:20:37	Twilight	61.500	57	34Sig Sgr	2.0660	26000.	123	11878	No
398	GOM_NL__2PRFIN20040607_212236_000000662027_00301_11878_3185.N1	07-JUN-2004 21:22:36	Bright	66.000	155	41Pi Sgr	2.9000	6600.0	132	11878	No
399	GOM_NL__2PRFIN20040607_212600_000000442027_00301_11878_3186.N1	07-JUN-2004 21:26:00	Bright	44.000	86	35Eta Oph	2.4300	10200.	88	11878	No
400	GOM_NL__2PRFIN20040607_212747_000000412027_00301_11878_3187.N1	07-JUN-2004 21:27:47	Bright	40.500	98	13Zet Oph	2.5710	30000.	81	11878	No
401	GOM_NL__2PRFIN20040607_212955_000000392027_00301_11878_3188.N1	07-JUN-2004 21:29:55	Bright	39.000	120	1Del Oph	2.7340	3200.0	78	11878	No
402	GOM_NL__2PRFIN20040607_213255_000000382027_00301_11878_3189.N1	07-JUN-2004 21:32:55	Bright	37.500	102	24Alp Ser	2.6000	4250.0	75	11878	No
403	GOM_NL__2PRFIN20040607_213732_000000432027_00301_11878_3190.N1	07-JUN-2004 21:37:32	Bright	43.000	127	27Bet Her	2.7810	4700.0	86	11878	No
404	GOM_NL__2PRFIN20040607_213904_000000372027_00301_11878_3191.N1	07-JUN-2004 21:39:04	Bright	37.000	83		2.3780	11000.	74	11878	No
405	GOM_NL__2PRFIN20040607_214046_000000422027_00301_11878_3192.N1	07-JUN-2004 21:40:46	Bright	42.000	133	40Zet Her	2.8070	6000.0	84	11878	No
406	GOM_NL__2PRFIN20040607_214552_000000392027_00301_11878_3193.N1	07-JUN-2004 21:45:52	Bright	38.500	39	85Eta UMa	1.8540	24000.	77	11878	No
407	GOM_NL__2PRFIN20040607_214744_000000392027_00301_11878_3194.N1	07-JUN-2004 21:47:44	Bright	39.000	55	79Zet UMa	2.0600	10200.	78	11878	No
408	GOM_NL__2PRFIN20040607_215204_000000382027_00301_11878_3195.N1	07-JUN-2004 21:52:04	Bright	38.000	60	7Bet UMi	2.0810	3950.0	76	11878	No
409	GOM_NL__2PRFIN20040607_215646_000000362027_00301_11878_3196.N1	07-JUN-2004 21:56:46	Bright	36.000	49	1Alp UMi	1.9900	6300.0	72	11878	No
410	GOM_NL__2PRFIN20040607_215844_000000502027_00301_11878_3197.N1	07-JUN-2004 21:58:44	Bright	49.500	89	5Alp Cep	2.4510	8000.0	99	11878	No
411	GOM_NL__2PRFIN20040607_220436_000000462027_00301_11878_3198.N1	07-JUN-2004 22:04:36	Bright	45.500	76	27Gam Cas	2.3000	30000.	91	11878	No
412	GOM_NL__2PRFIN20040607_220806_0000002182027_00301_11878_3199.N1	07-JUN-2004 22:08:06	Twilight	218.00	92	53Eps Cyg	2.5000	4500.0	436	11878	No
413	GOM_NL__2PRFIN20040607_221240_000000602027_00301_11878_3200.N1	07-JUN-2004 22:12:40	Bright	60.000	53	43Bet And	2.0480	3300.0	120	11878	No
414	GOM_NL__2PRFIN20040607_221556_000000482027_00301_11878_3201.N1	07-JUN-2004 22:15:56	Twilight	47.500	50	13Alp Ari	2.0070	4250.0	95	11878	No
415	GOM_NL__2PRFIN20040607_221741_000001112027_00301_11878_3202.N1	07-JUN-2004 22:17:41	Dark	111.00	93	53Bet Peg	2.5200	3100.0	222	11878	No
416	GOM_NL__2PRFIN20040607_222113_000000622027_00301_11878_3203.N1	07-JUN-2004 22:21:13	Dark	61.500	140	88Gam Peg	2.8340	26000.	123	11878	No
417	GOM_NL__2PRFIN20040607_223023_000000562027_00301_11878_3204.N1	07-JUN-2004 22:30:23	Dark	55.500	52	16Bet Cet	2.0370	4500.0	111	11878	No
418	GOM_NL__2PRFIN20040607_223656_000000472027_00301_11878_3205.N1	07-JUN-2004 22:36:56	Dark	47.000	84	Alp Phe	2.3970	4500.0	94	11878	No
419	GOM_NL__2PRFIN20040607_223826_000000462027_00301_11878_3206.N1	07-JUN-2004 22:38:26	Dark	45.500	9	Alp Eri	0.45300	24000.	91	11878	No
420	GOM_NL__2PRFIN20040607_224015_000000622027_00302_11879_3175.N1	07-JUN-2004 22:40:15	Dark	61.500	18	24Alp PsA	1.1660	9700.0	123	11879	No

3. Quality information per product

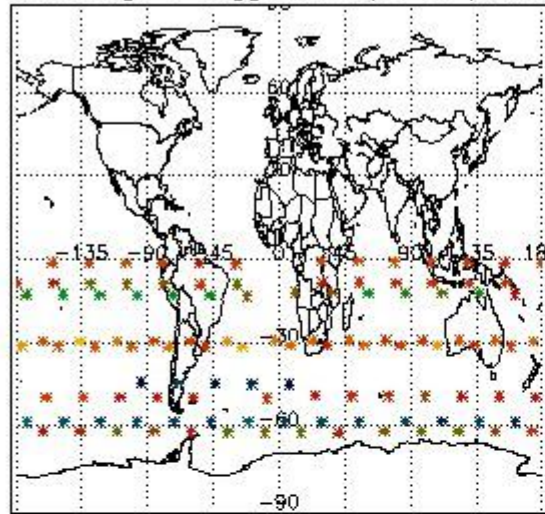
In this section it is plotted some information contained in the Quality Summary data set of the level 2 products. Only products in dark limb conditions and without errors (error flag in the MPH set to "0") are used.

3.1 Plot quality information per product (time dependant)

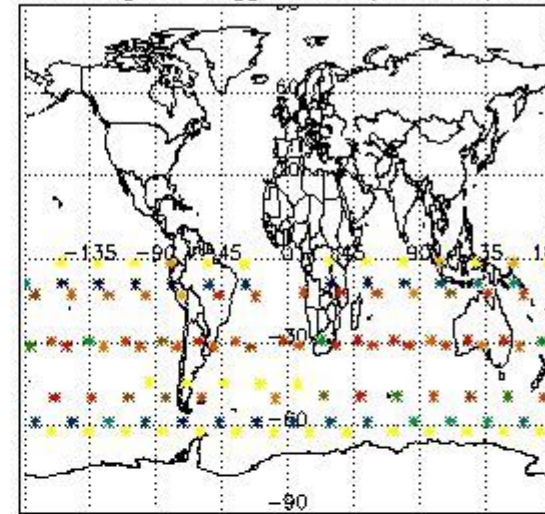


3.2 Plot quality information per product (world map)

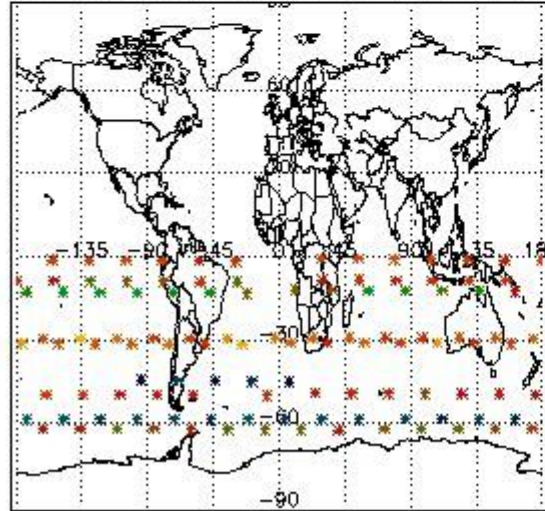
Percentage of flagged data per O3 profile



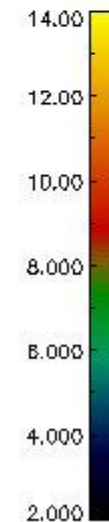
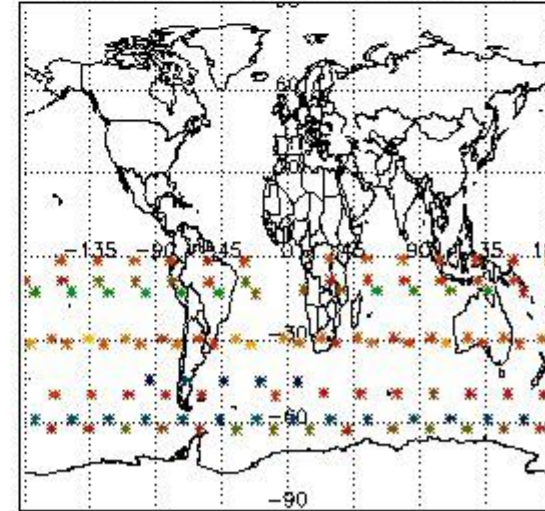
Percentage of flagged data per H2O profile



Percentage of flagged data per NO2 profile



Percentage of flagged data per NO3 profile

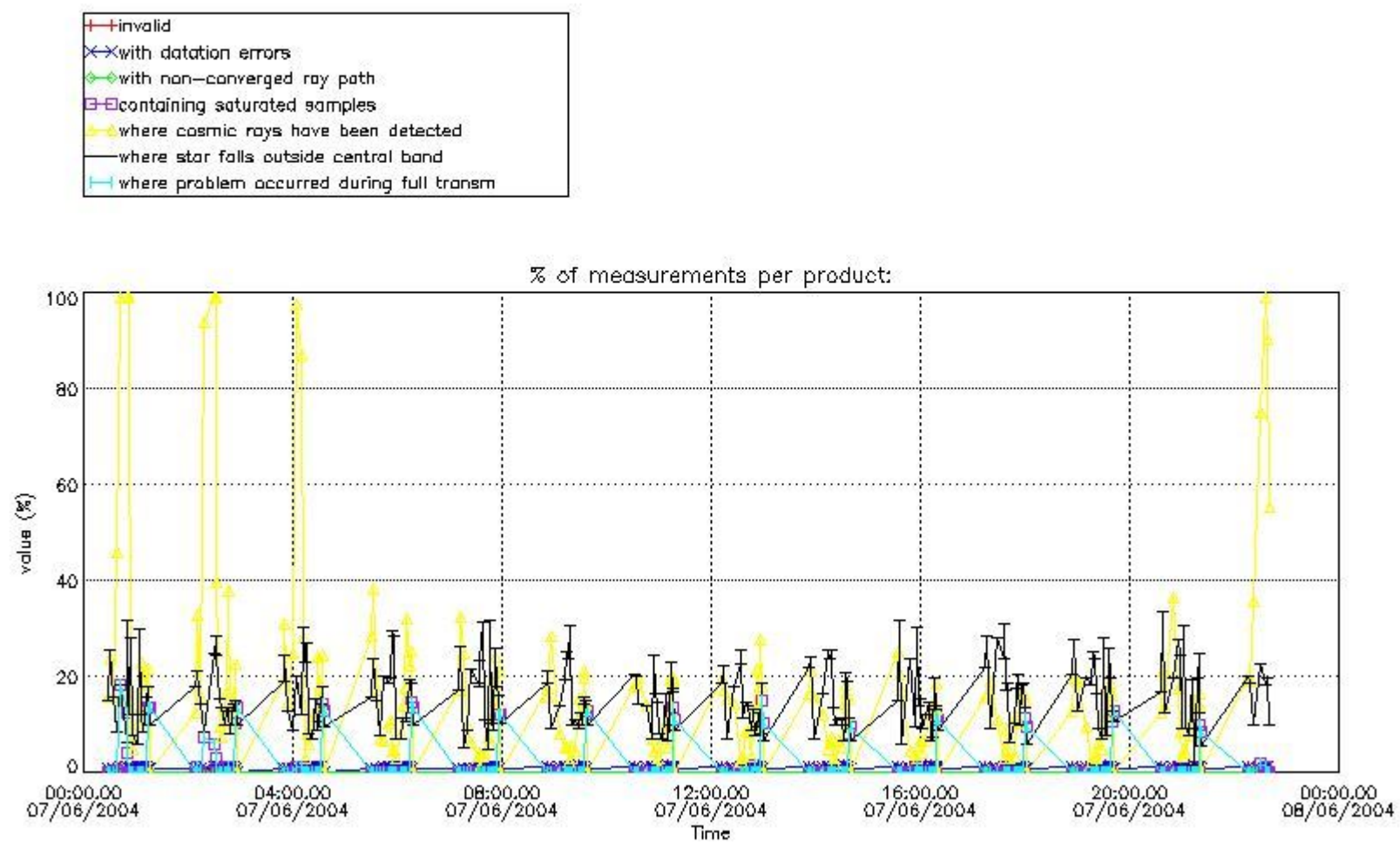


4. Level 1 quality information per product

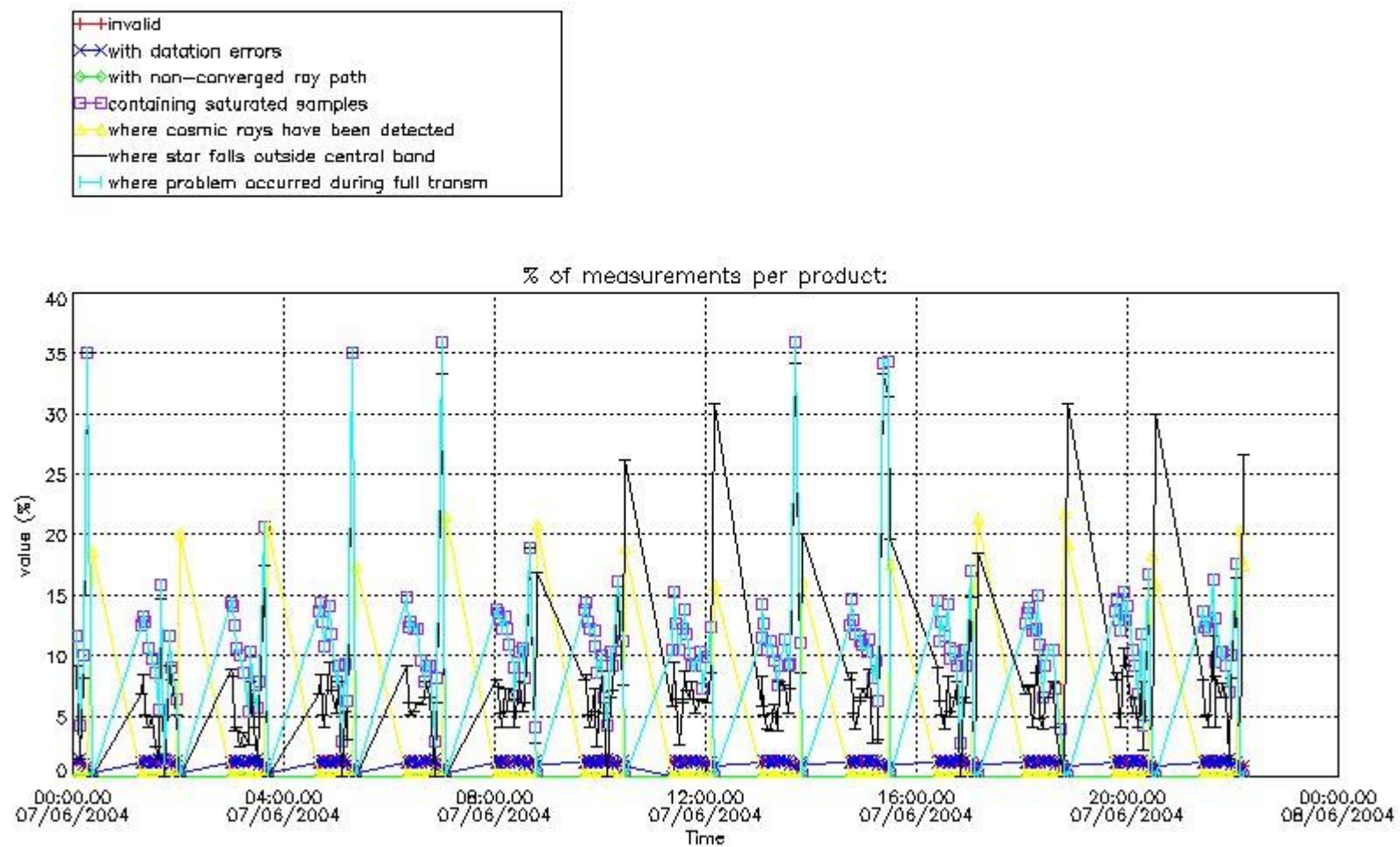
In this section it is plotted some information contained in the Quality Summary data set of the level 2 products that comes from the level 1b processing. Products without errors (error flag in the MPH set to "0") are used.

4.1 Plot quality information per product (time dependant) coming from level 1b processing

4.1.1 Plot level 1 quality information per product (time dependant): ENVISAT ASCENDING passes

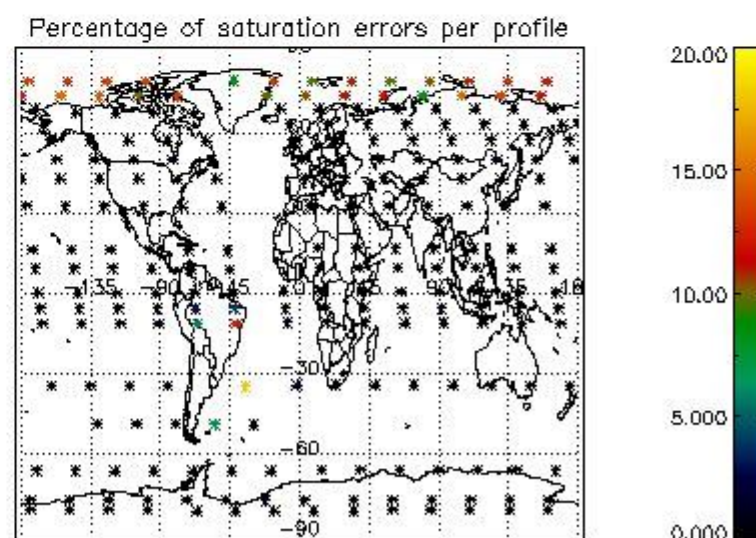
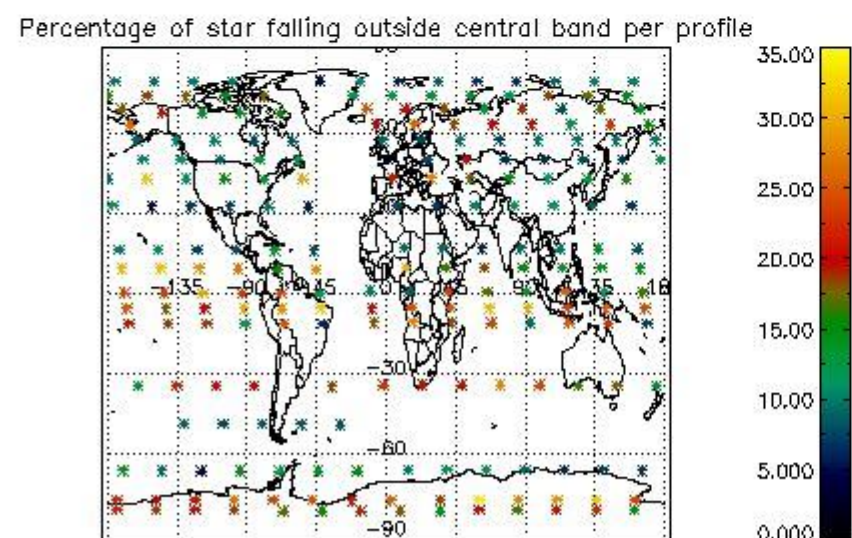
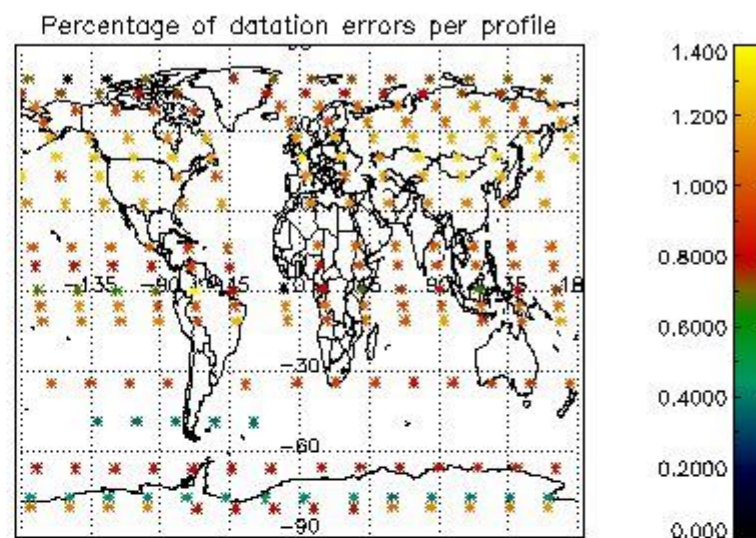
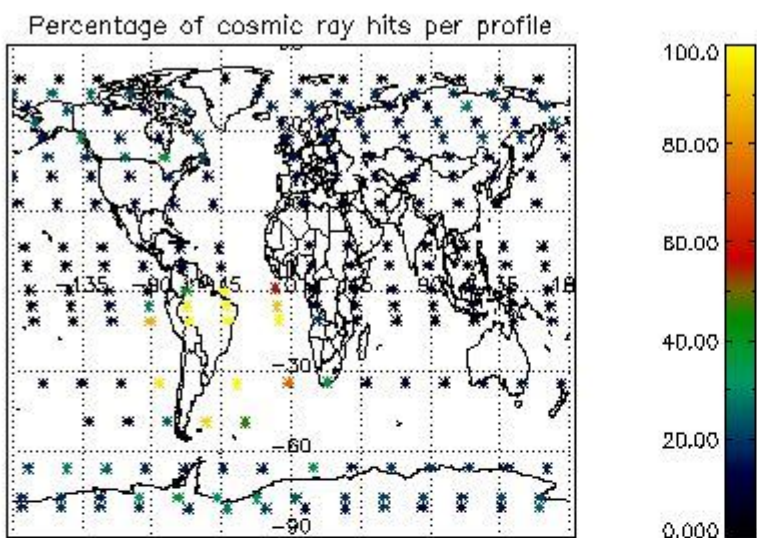


4.1.2 Plot level 1 quality information per product (time dependant): ENVI SAT DESCENDING passes



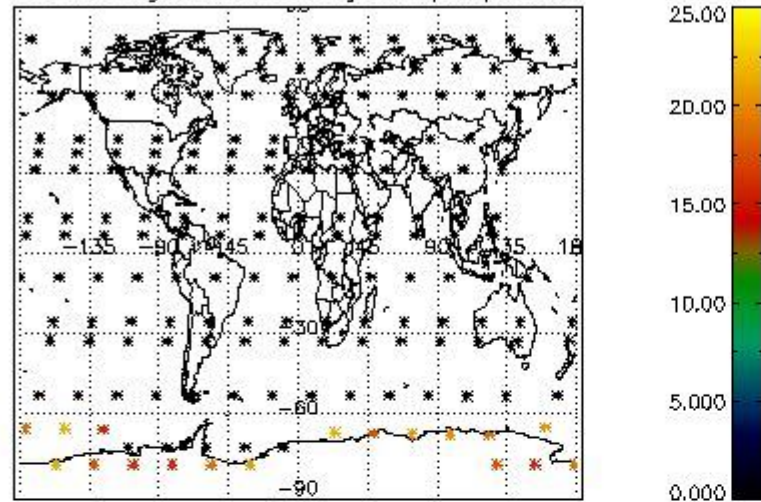
4.2 Plot quality information per product coming from level 1b processing (world map)

4.2.1 Plot level 1 quality information per product (world map): ENVISAT ASCENDING passes

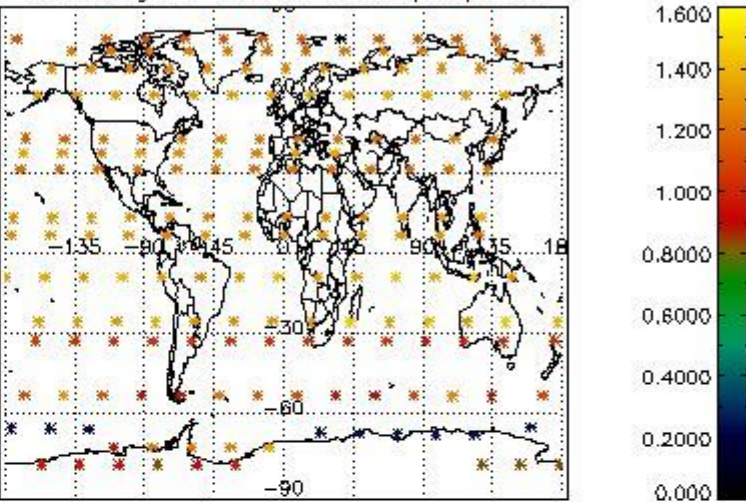


4.2.2 Plot level 1 quality information per product (world map): ENVISAT DESCENDING passes

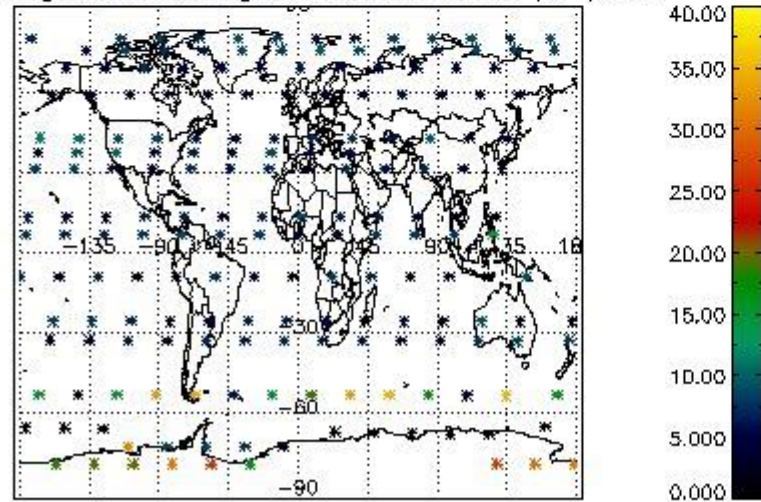
Percentage of cosmic ray hits per profile



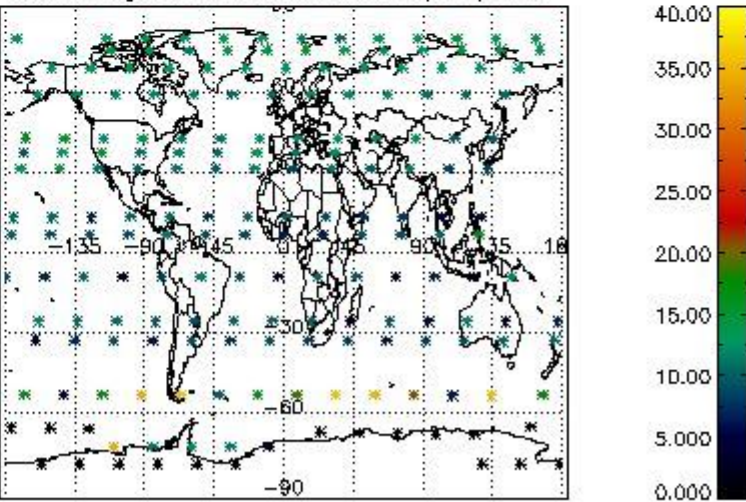
Percentage of datation errors per profile



Percentage of star falling outside central band per profile



Percentage of saturation errors per profile



5. Trace gas profiles

5.1 Ozone statistics based on quality of products

The final quality of the products can be "measured" using the STD (Standard Deviation) attached to every point profile. This information is written to the parameter GOM_NL__2P/NL_LOCAL_SPECIES_DENSITY/o3_std of the level 2 products. The table below shows the statistics for given STD ranges.

The statistics are given with respect to the overall valid production:

- Products without fatal errors: GOM_NL__2P/MPH/PRODUCT_ERR=0
- Valid point profile: GOM_NL__2P/NL_LOCAL_SPECIES_DENSITY/pcd(0)=0

The 'Criteria' is applied to valid points of dark limb products:

- Products in dark limb illumination condition: GOM_NL__2P/NL_SUMMARY_QUALITY/obs_ill_cond=0
- Products without fatal errors: GOM_NL__2P/MPH/PRODUCT_ERR=0
- Valid point profile: GOM_NL__2P/NL_LOCAL_SPECIES_DENSITY/pcd(0)=0

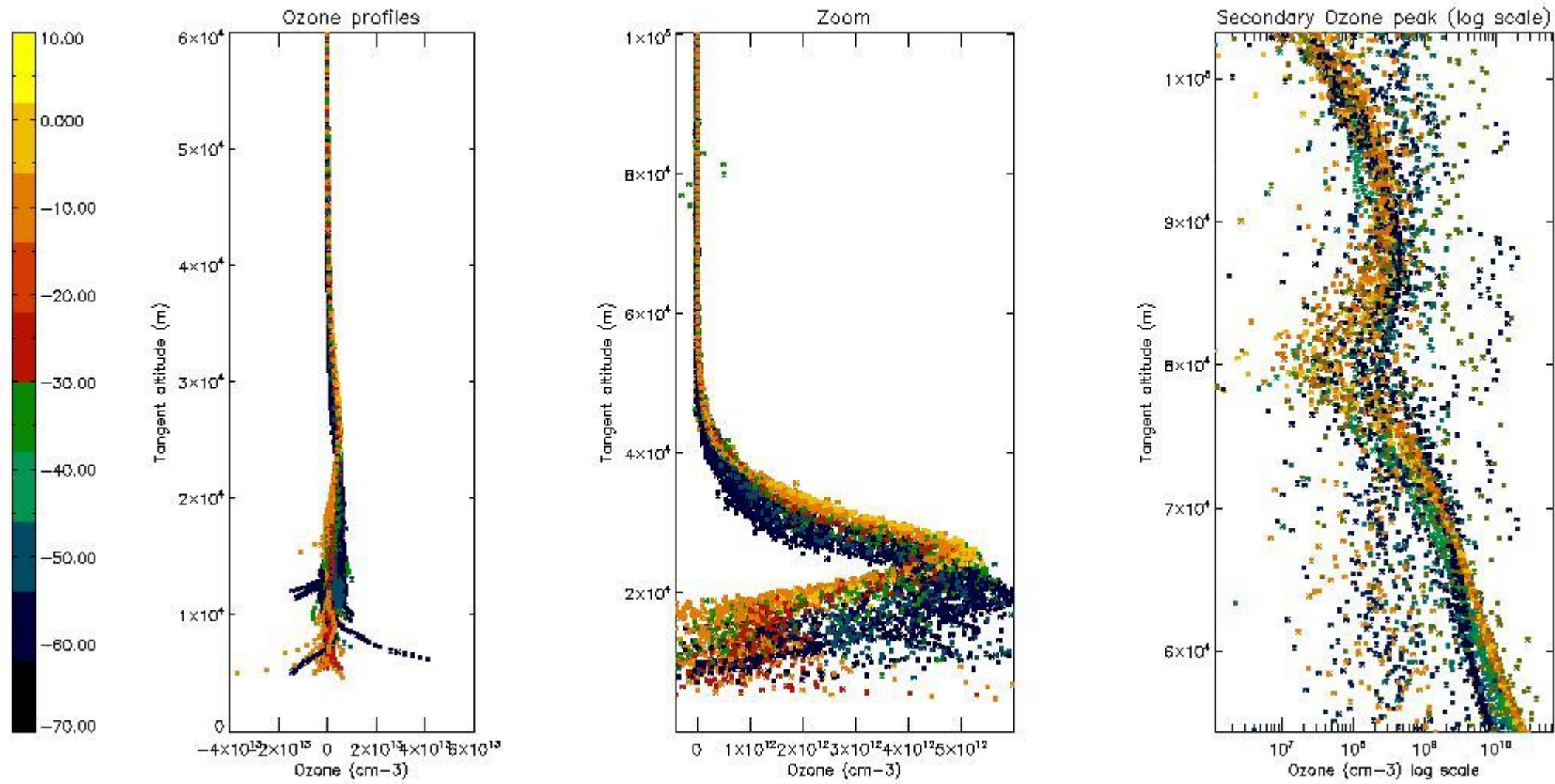
So, the table below shows the percentage of dark limb and valid observations for each criteria with respect to the overall valid daily observations.

Criteria	% of total production
All STD	34
STD < 20	17

STD < 10	13
STD < 5	9

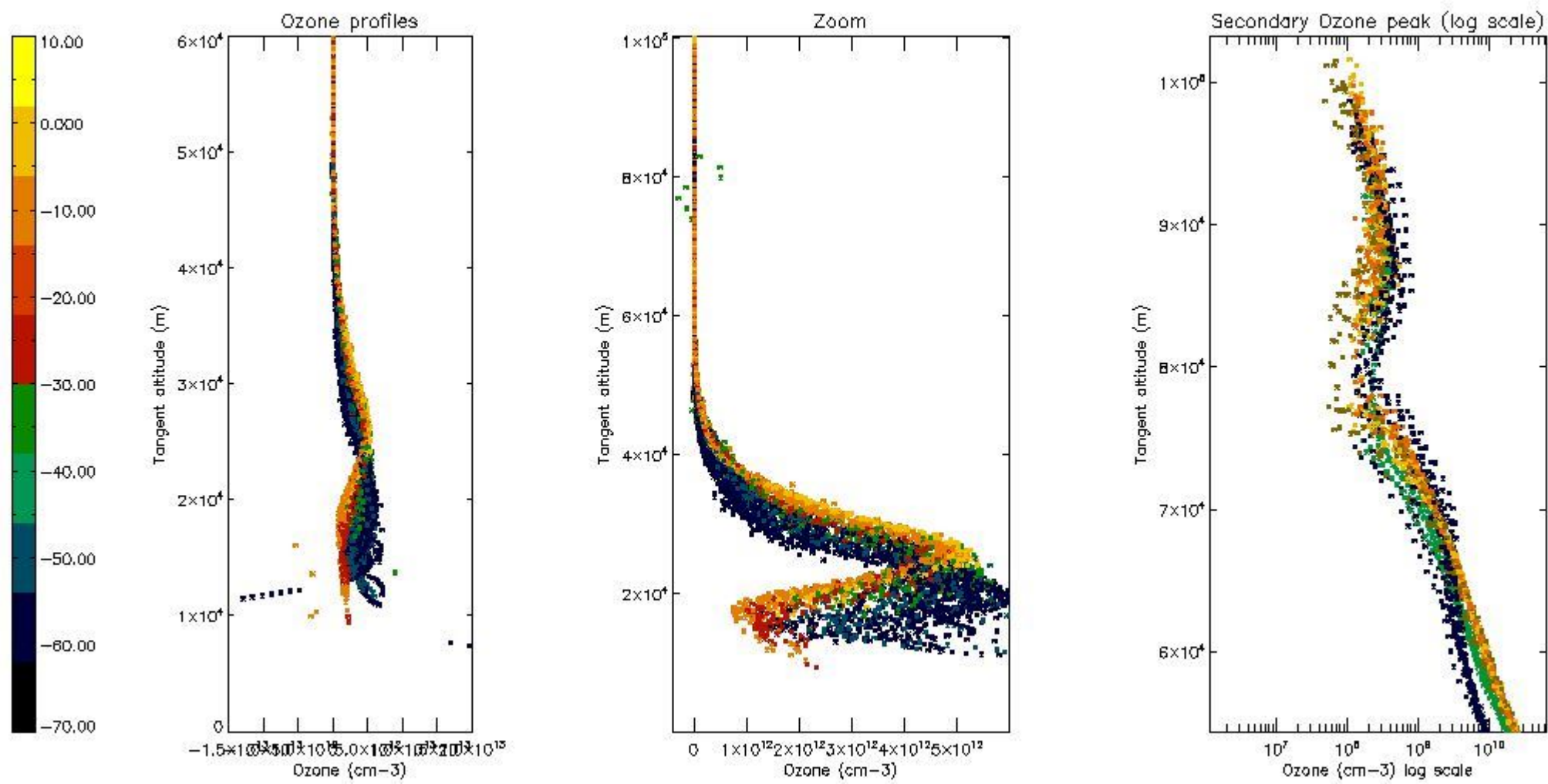
5.2 Plot ozone profiles for all STD (dark without errors)

The colorbar represents the latitude.



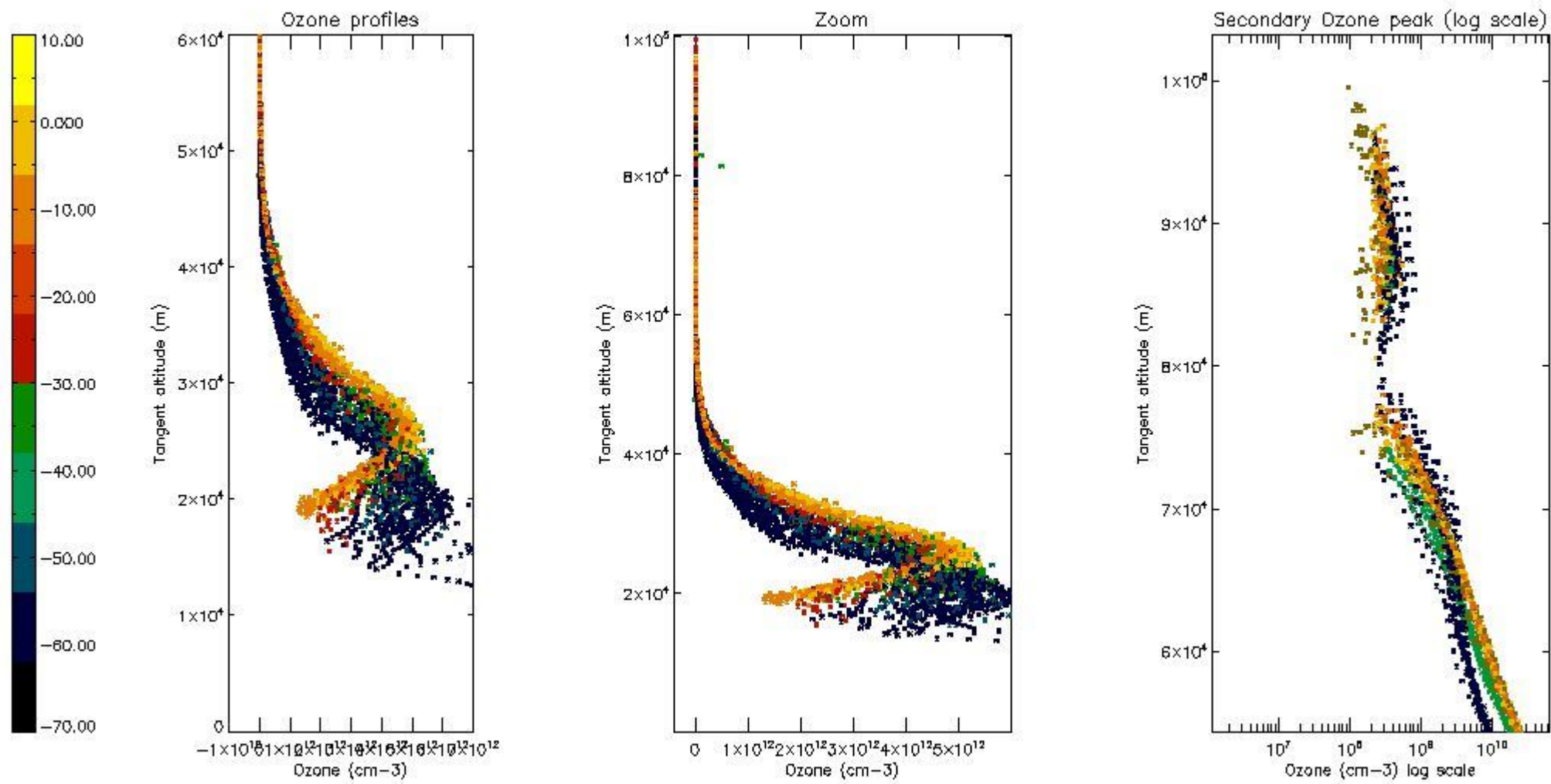
5.3 Plot ozone profiles where STD < 20% (dark without errors)

The colorbar represents the latitude.



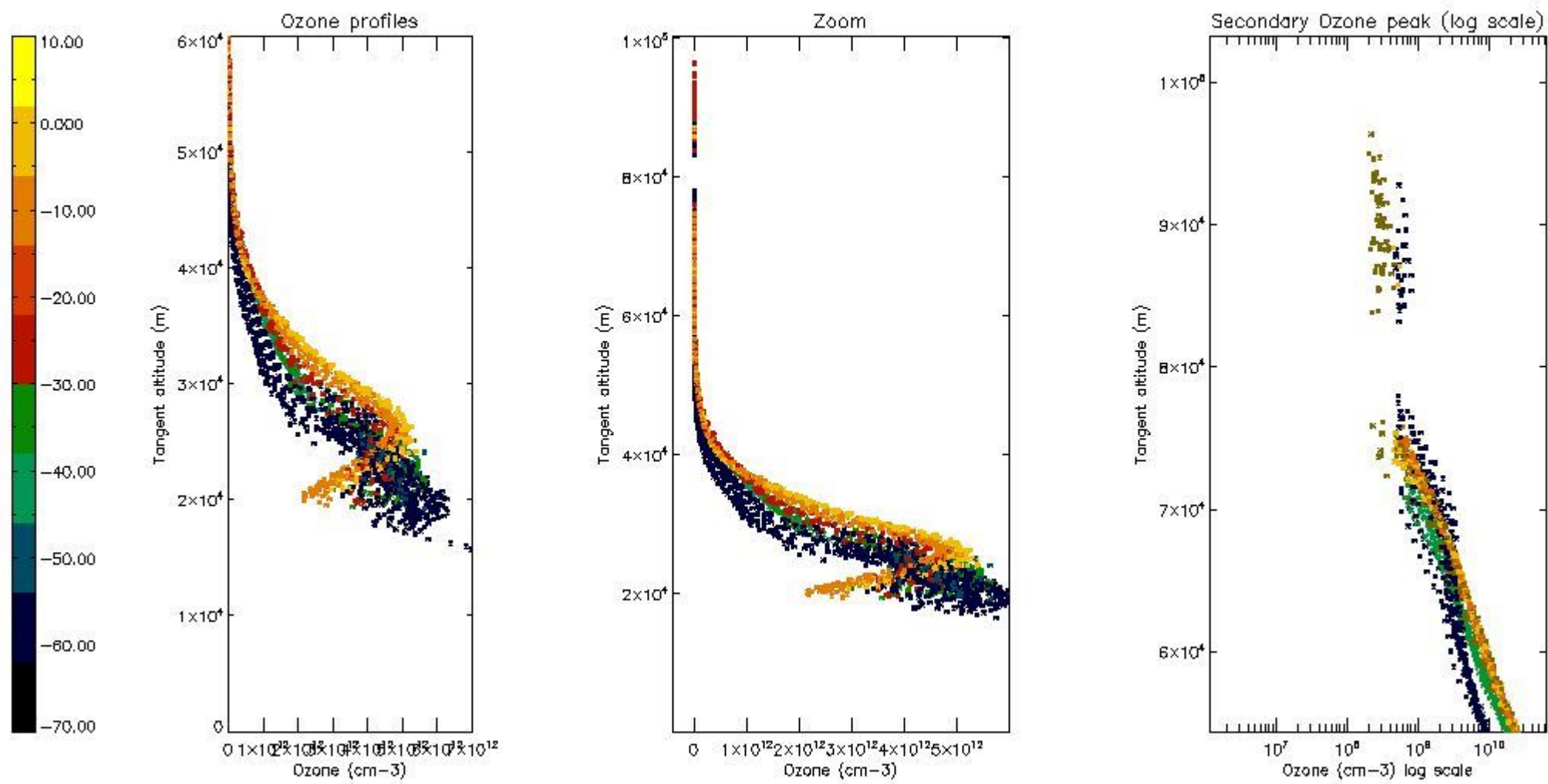
5.4 Plot ozone profiles where STD < 10% (dark without errors)

The colorbar represents the latitude.



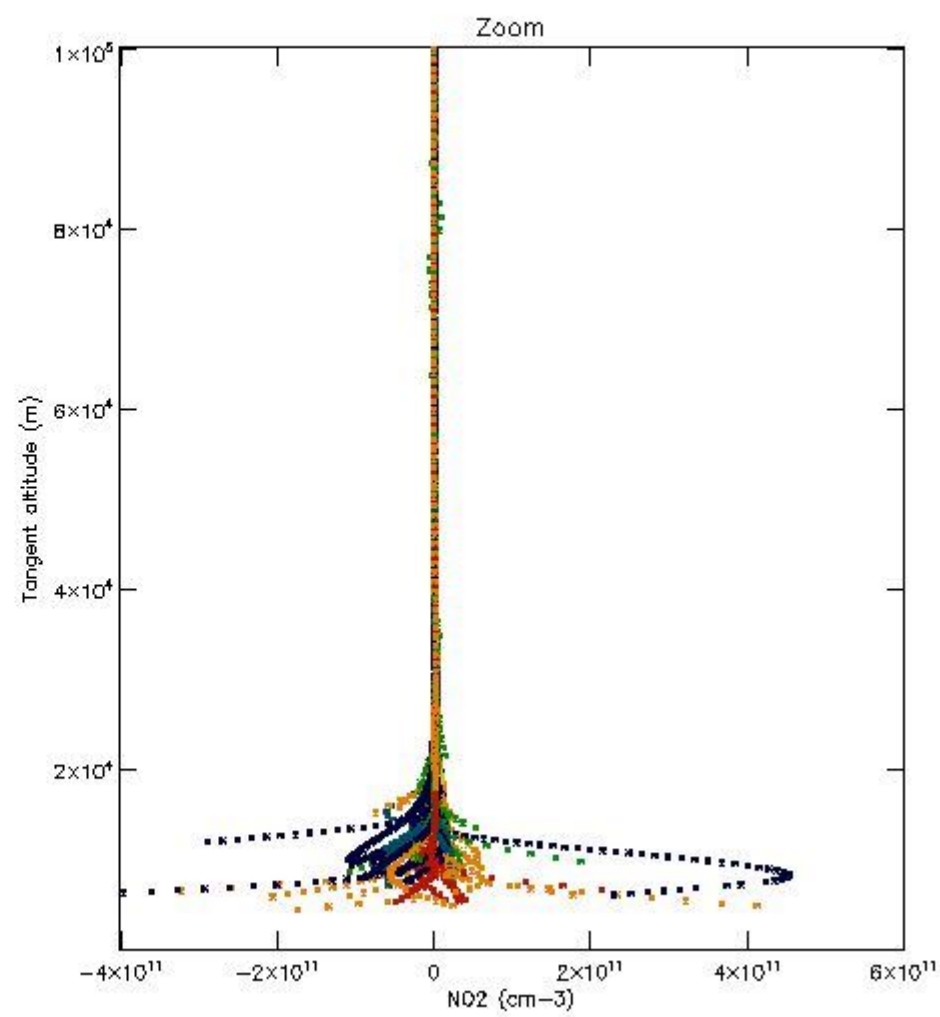
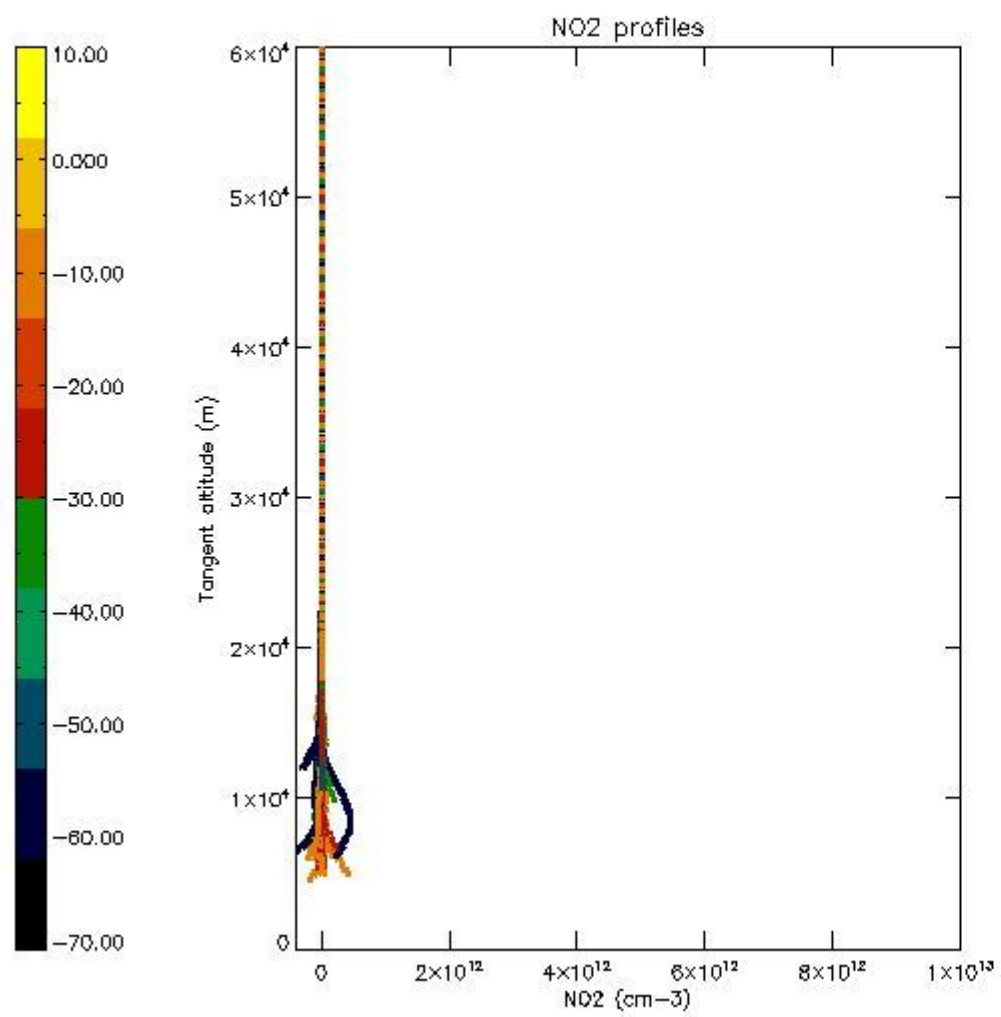
5.5 Plot ozone profiles where STD < 5% (dark without errors)

The colorbar represents the latitude.



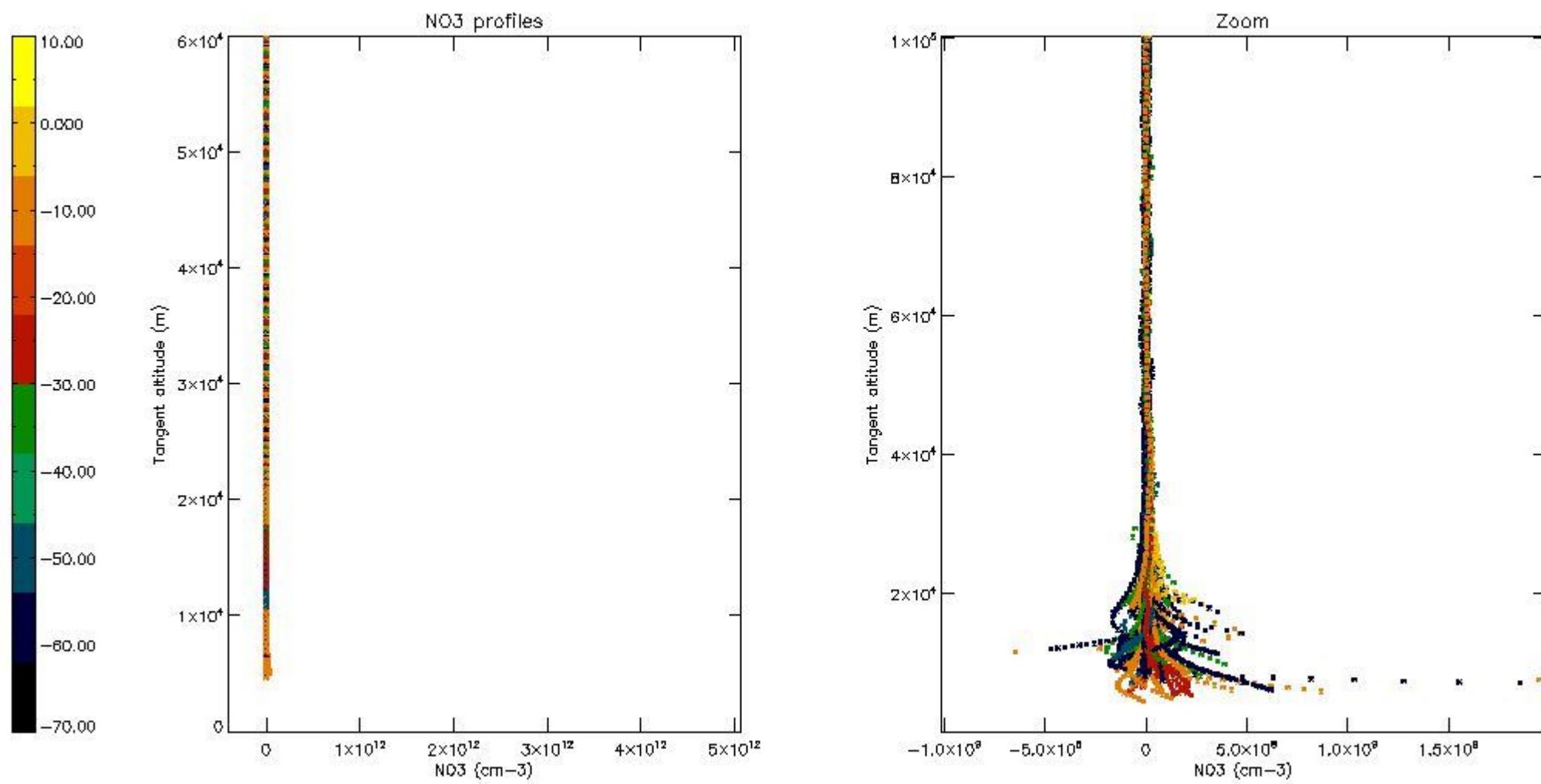
5.6 Plot NO₂ profiles for all STD (dark without errors)

The colorbar represents the latitude.



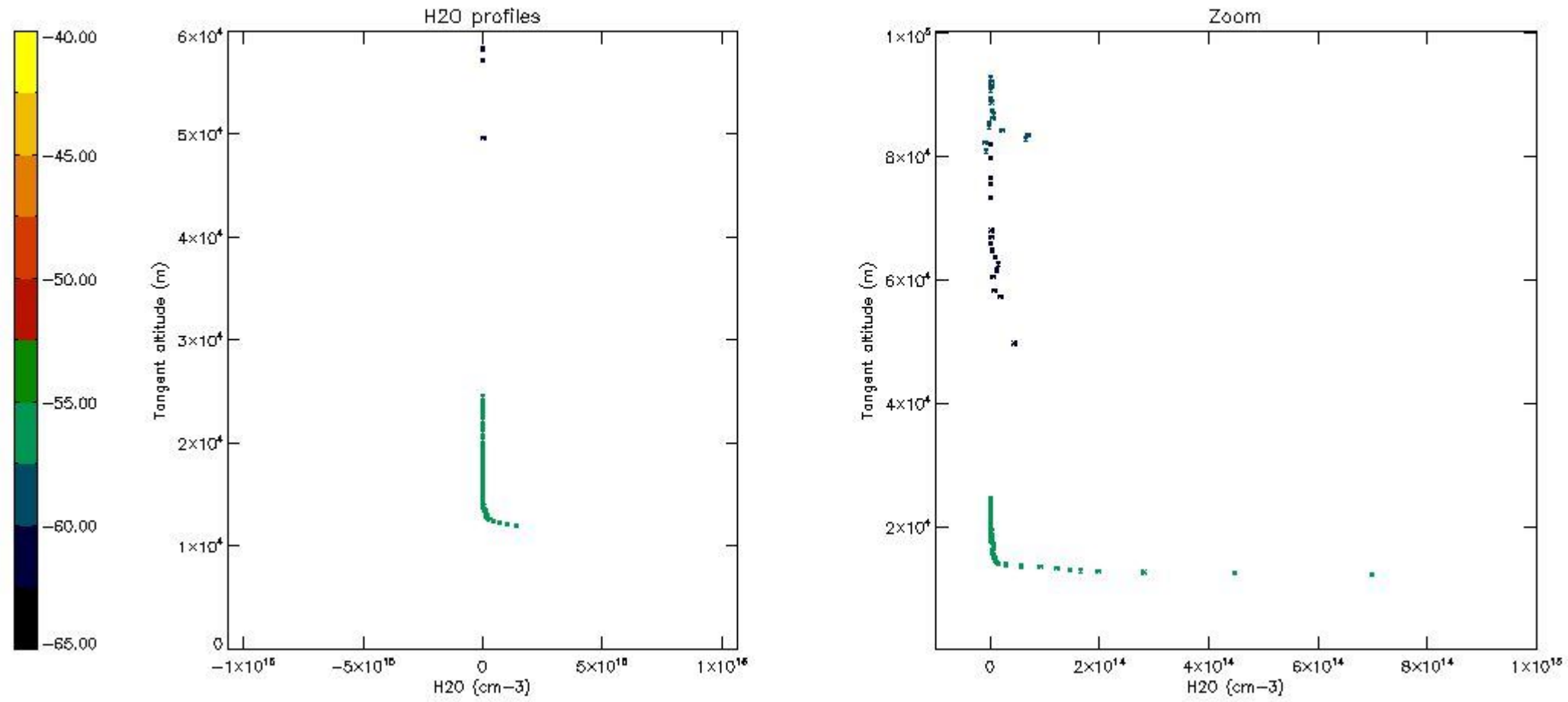
5.7 Plot NO3 profiles for all STD (dark without errors)

The colorbar represents the latitude.



5.8 Plot H₂O profiles for all STD (only for occultations of stars 1,2,3,4,13,14,16,26,63 dark without errors)

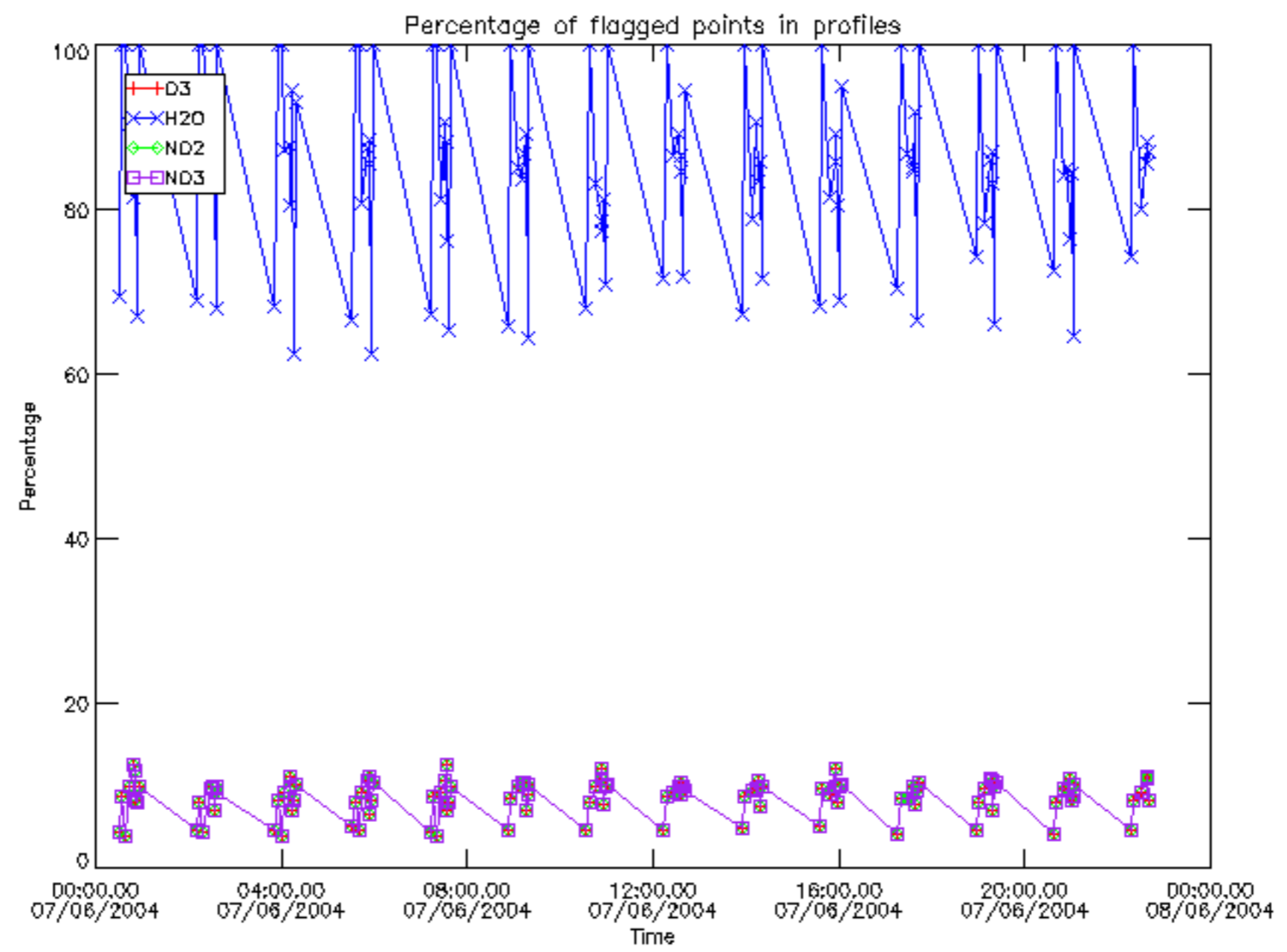
The colorbar represents the latitude.



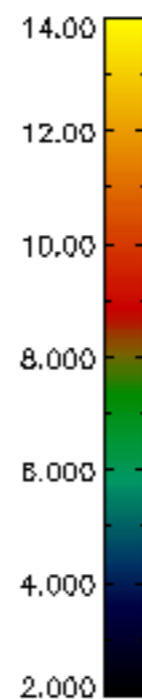
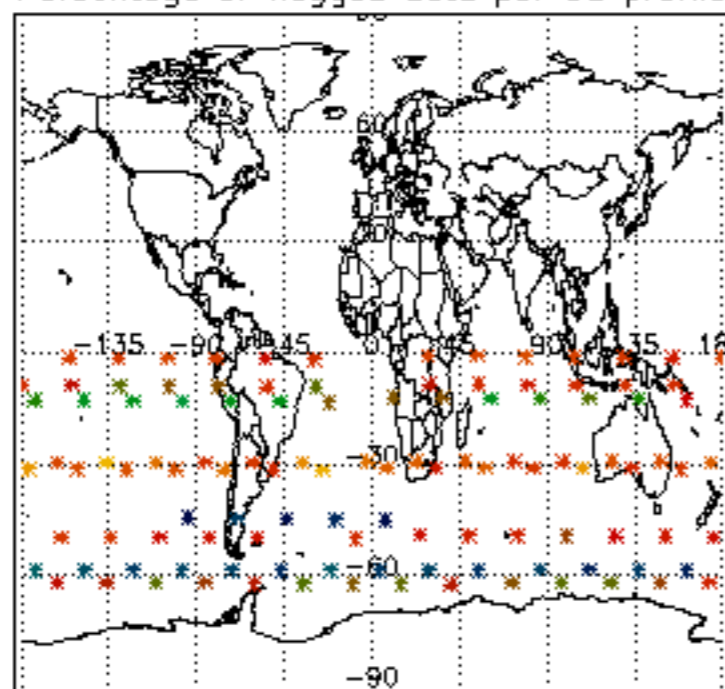
6. Auxiliary Data Files used for the production reported in section 2

The number reported in the third column indicates since which file (see list in section 2) the corresponding auxiliary file has been used. The fourth column is the date of those product files.

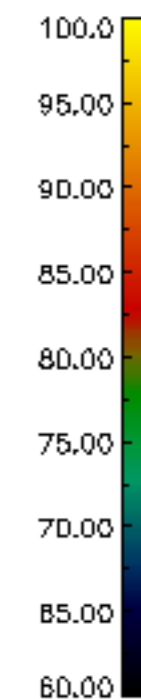
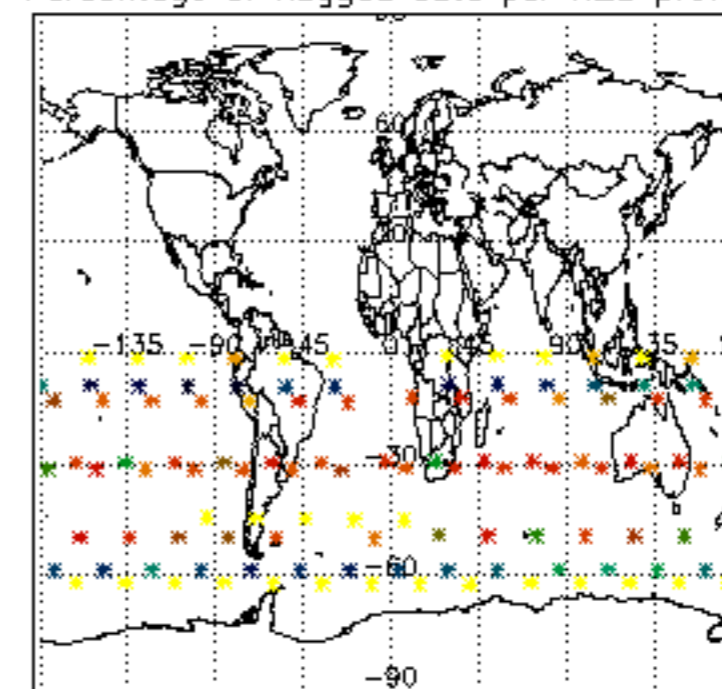
Type	Auxiliary Filename	Used since product	Used since product date
INST_PHYS_CHARACTERISTICS	GOM_INS_AXVIEC20091111_143220_20030716_120000_20500101_000000	1	07-JUN-2004 00:04:18
LEVEL-2_PROC_CONFIG	GOM_PR2_AXVIEC20091111_152718_20020301_000000_20500101_000000	1	07-JUN-2004 00:04:18
CROSS_SECTIONS_FILE	GOM_CRS_AXVIEC20091111_154832_20020301_000000_20500101_000000	1	07-JUN-2004 00:04:18



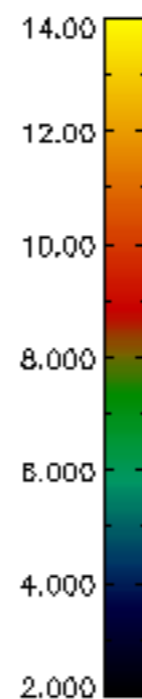
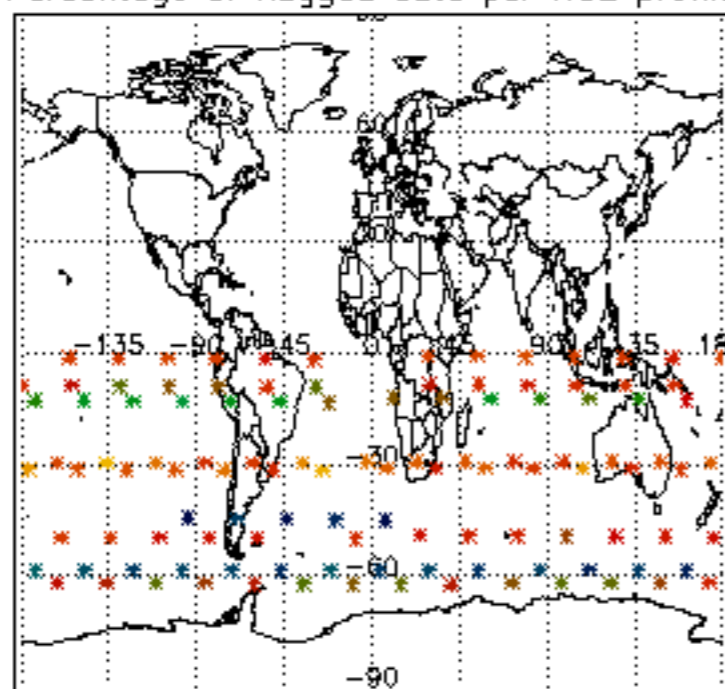
Percentage of flagged data per D3 profile



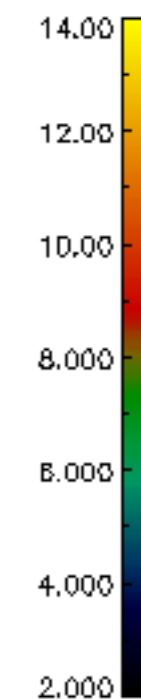
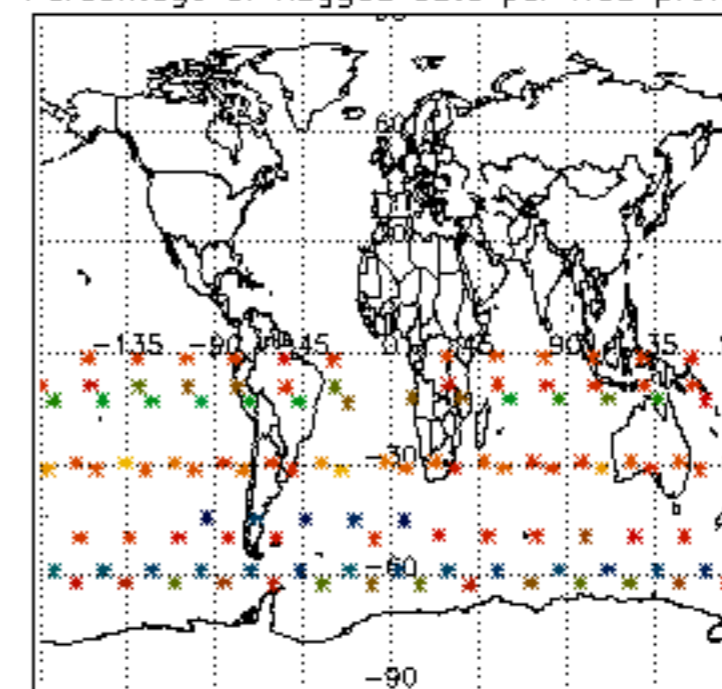
Percentage of flagged data per H2O profile

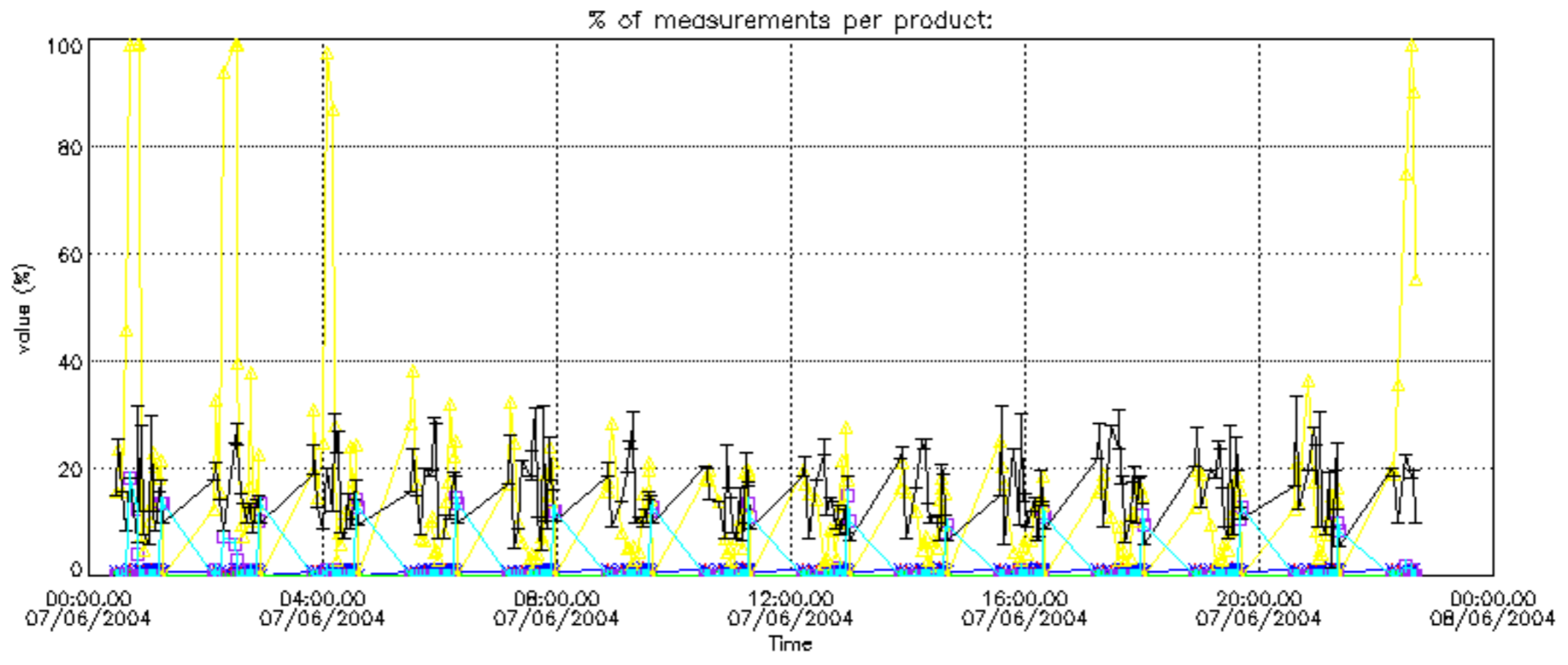


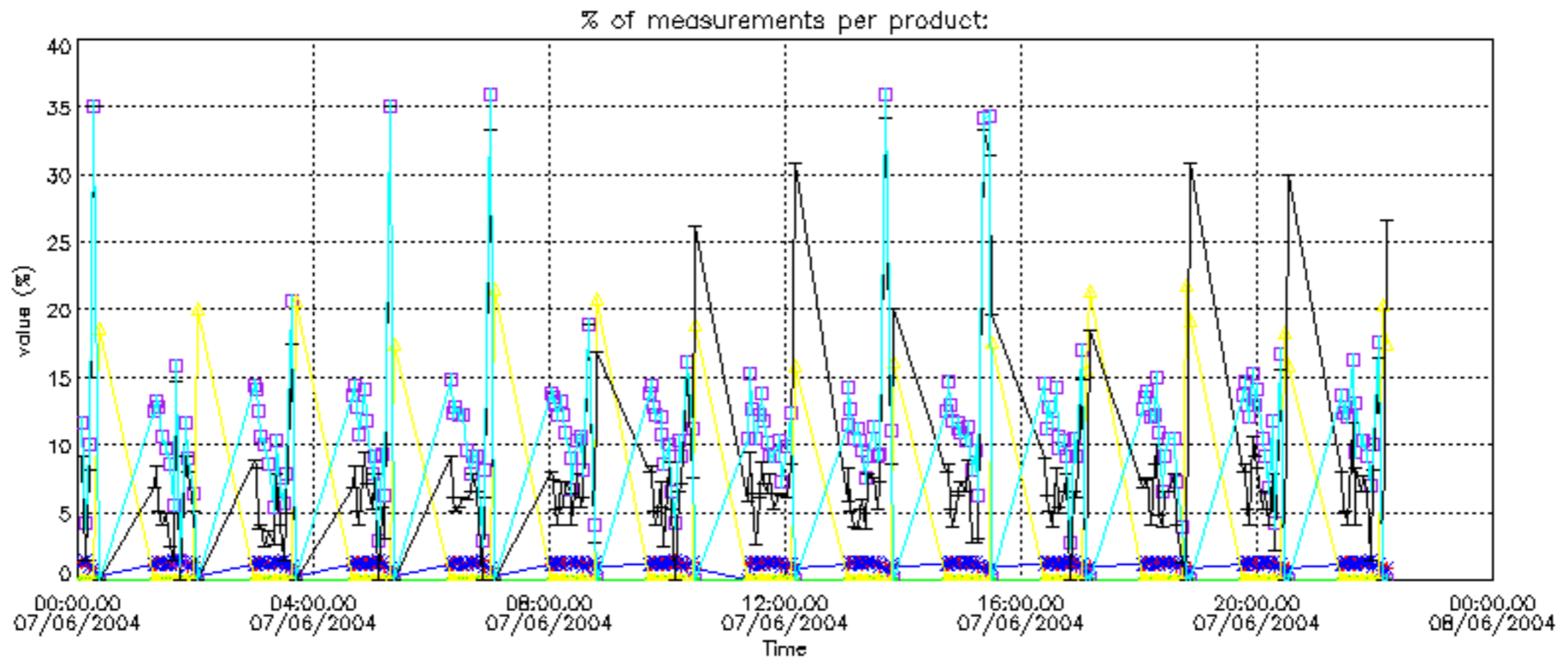
Percentage of flagged data per NO2 profile



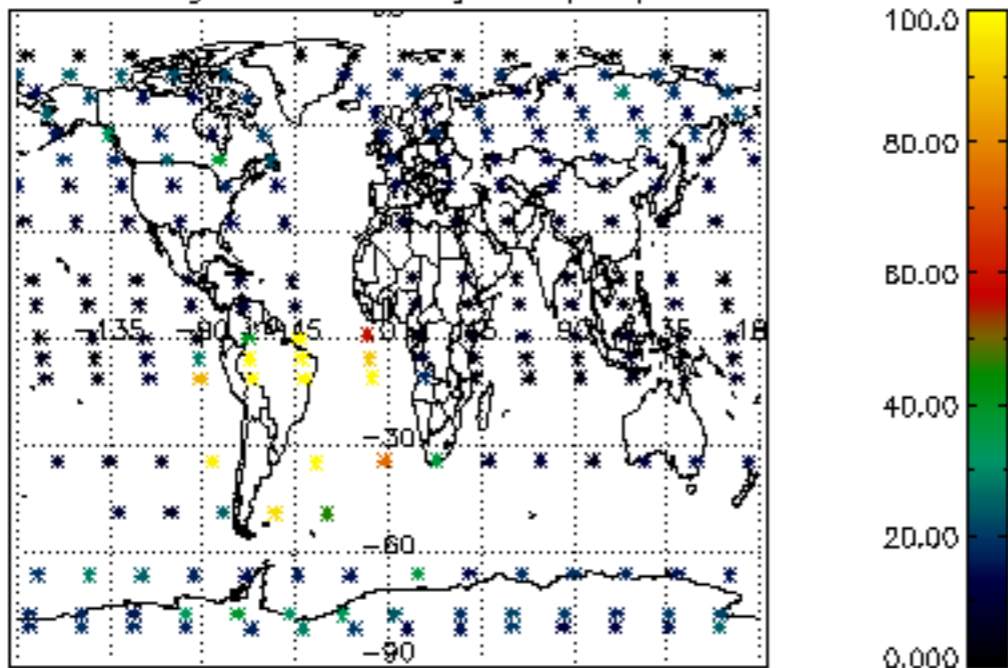
Percentage of flagged data per NO3 profile



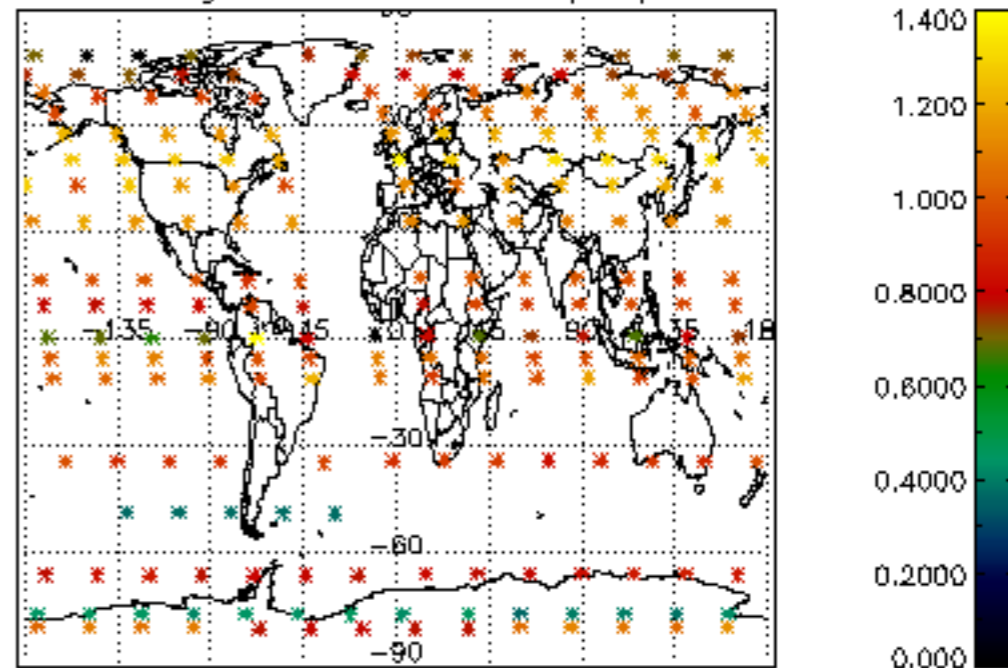




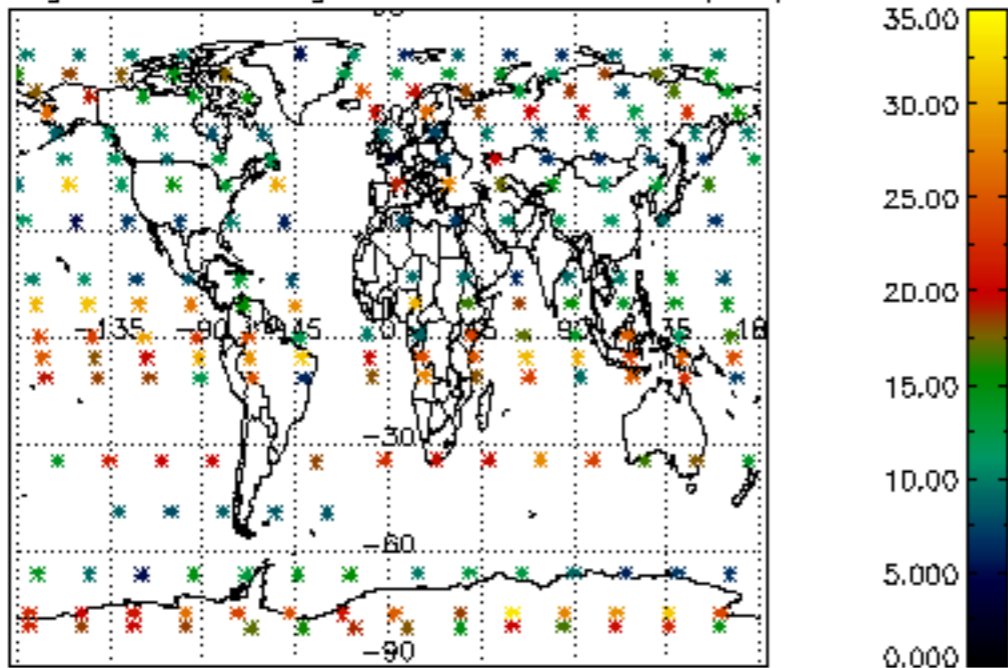
Percentage of cosmic ray hits per profile



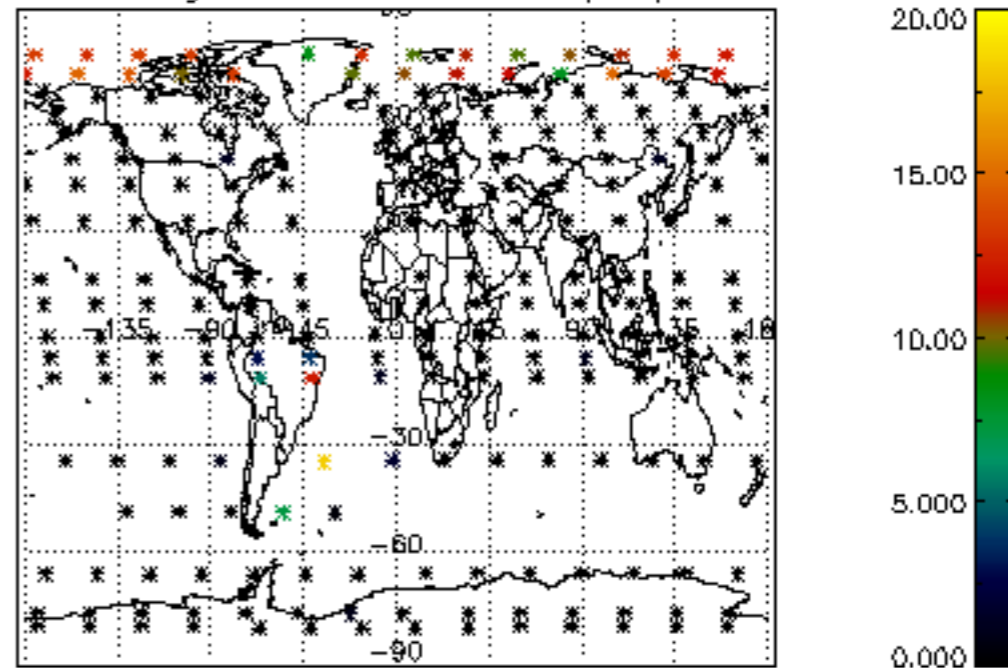
Percentage of datation errors per profile



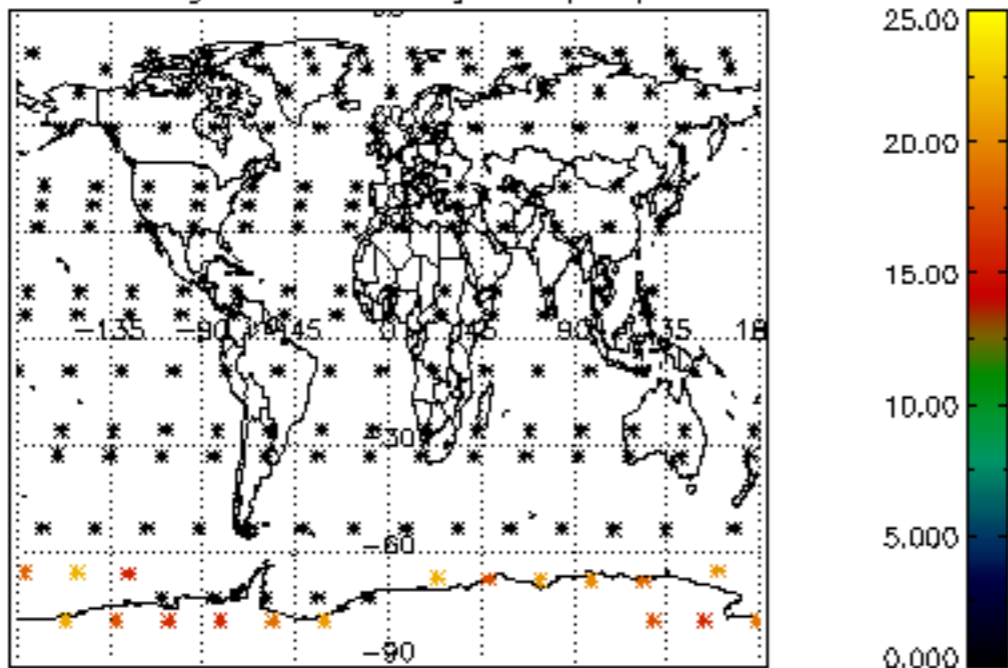
Percentage of star falling outside central band per profile



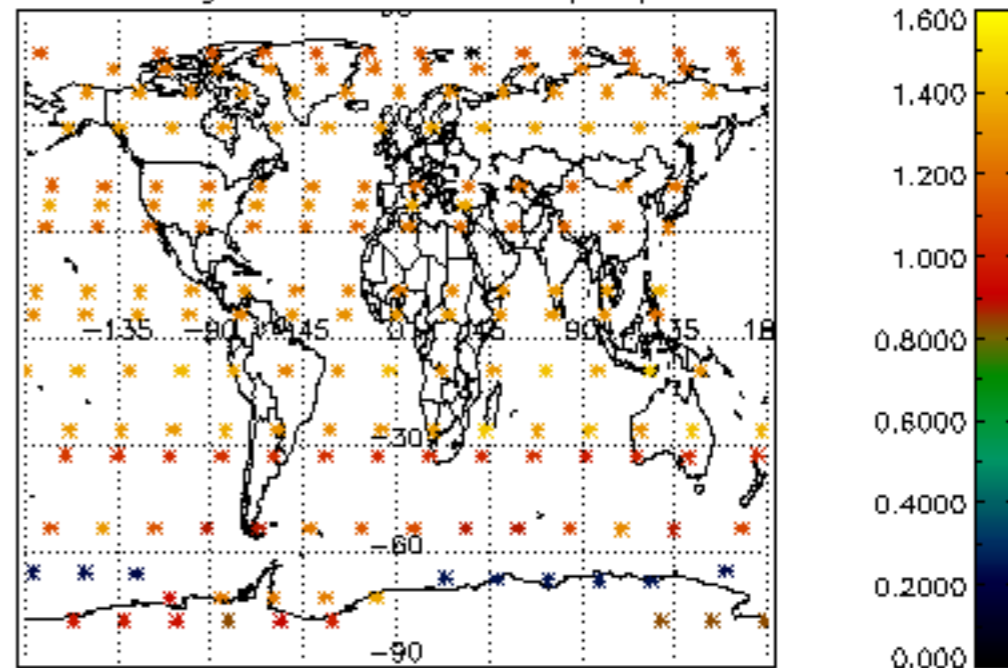
Percentage of saturation errors per profile



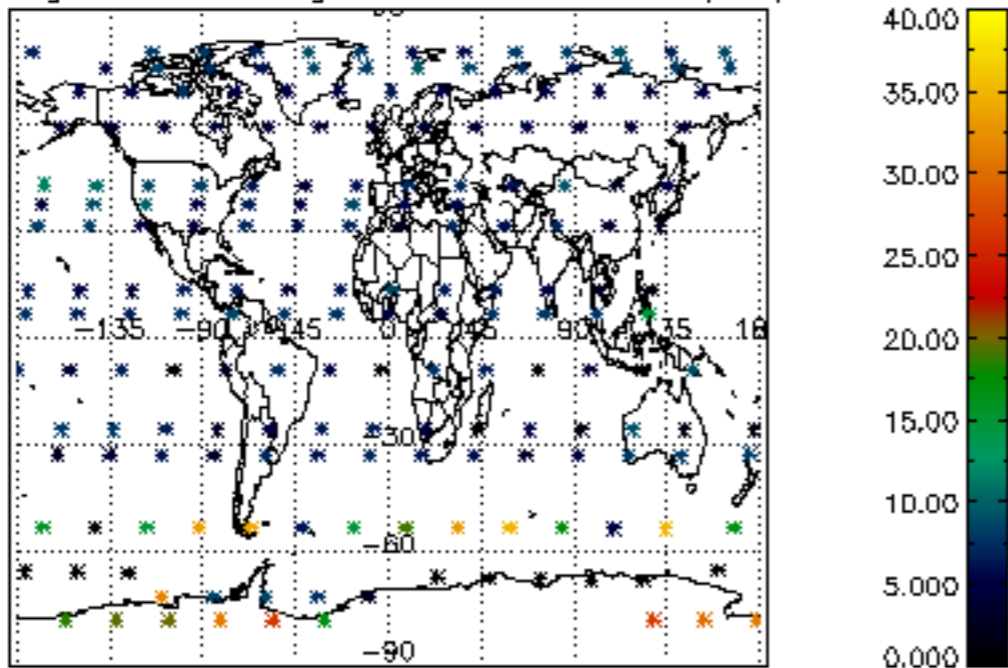
Percentage of cosmic ray hits per profile



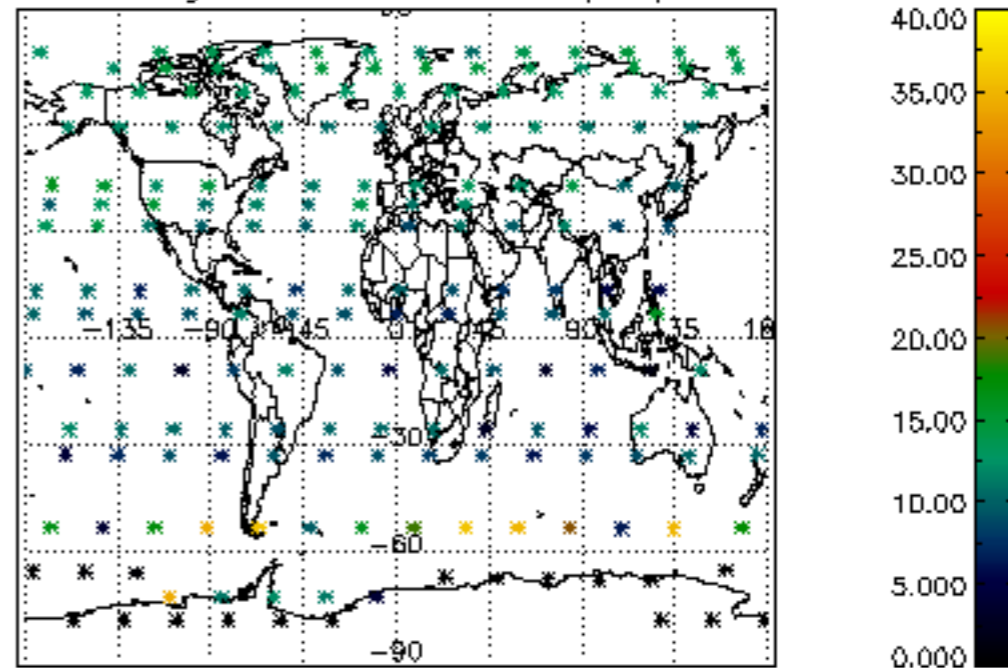
Percentage of datation errors per profile

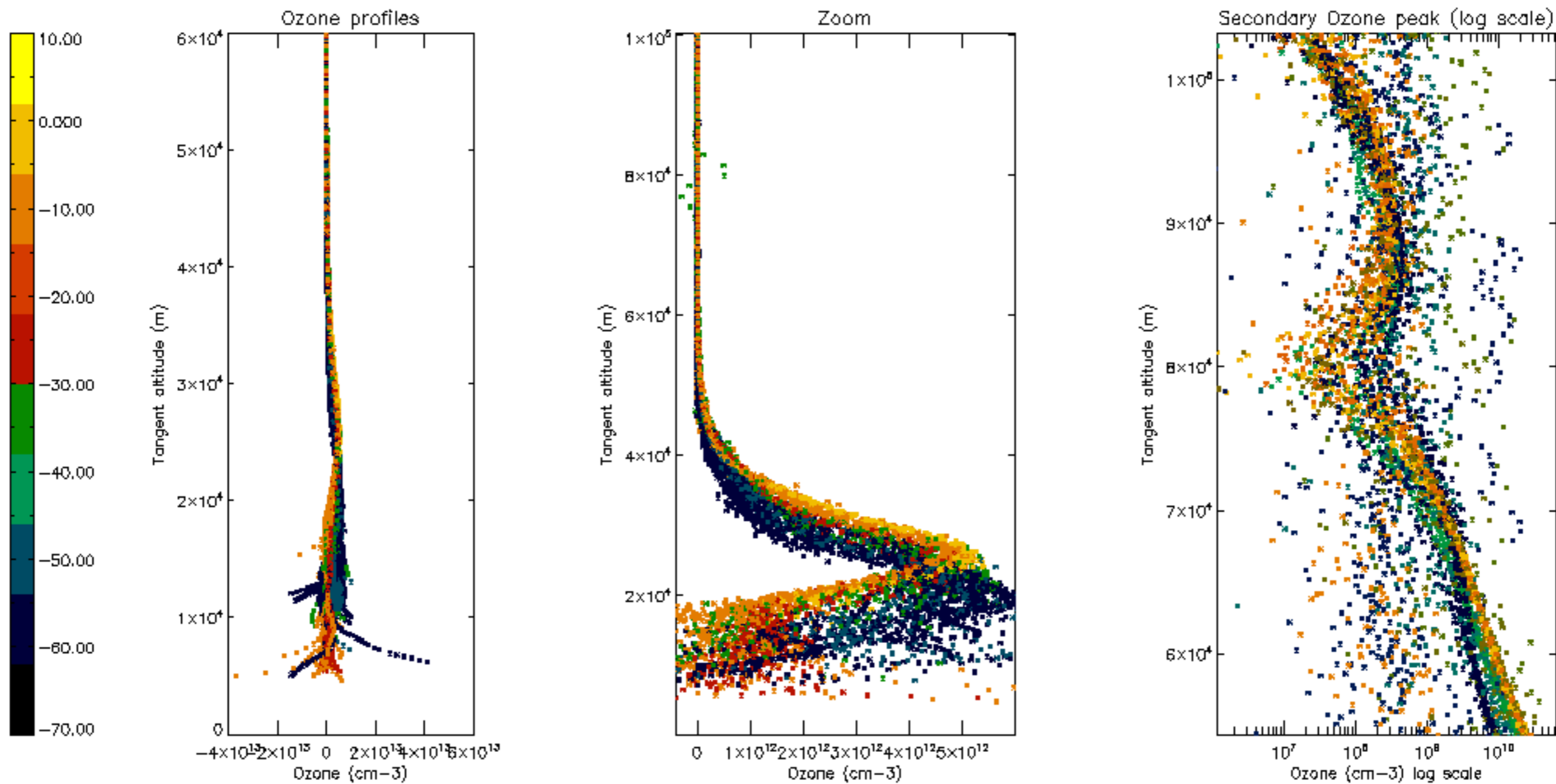


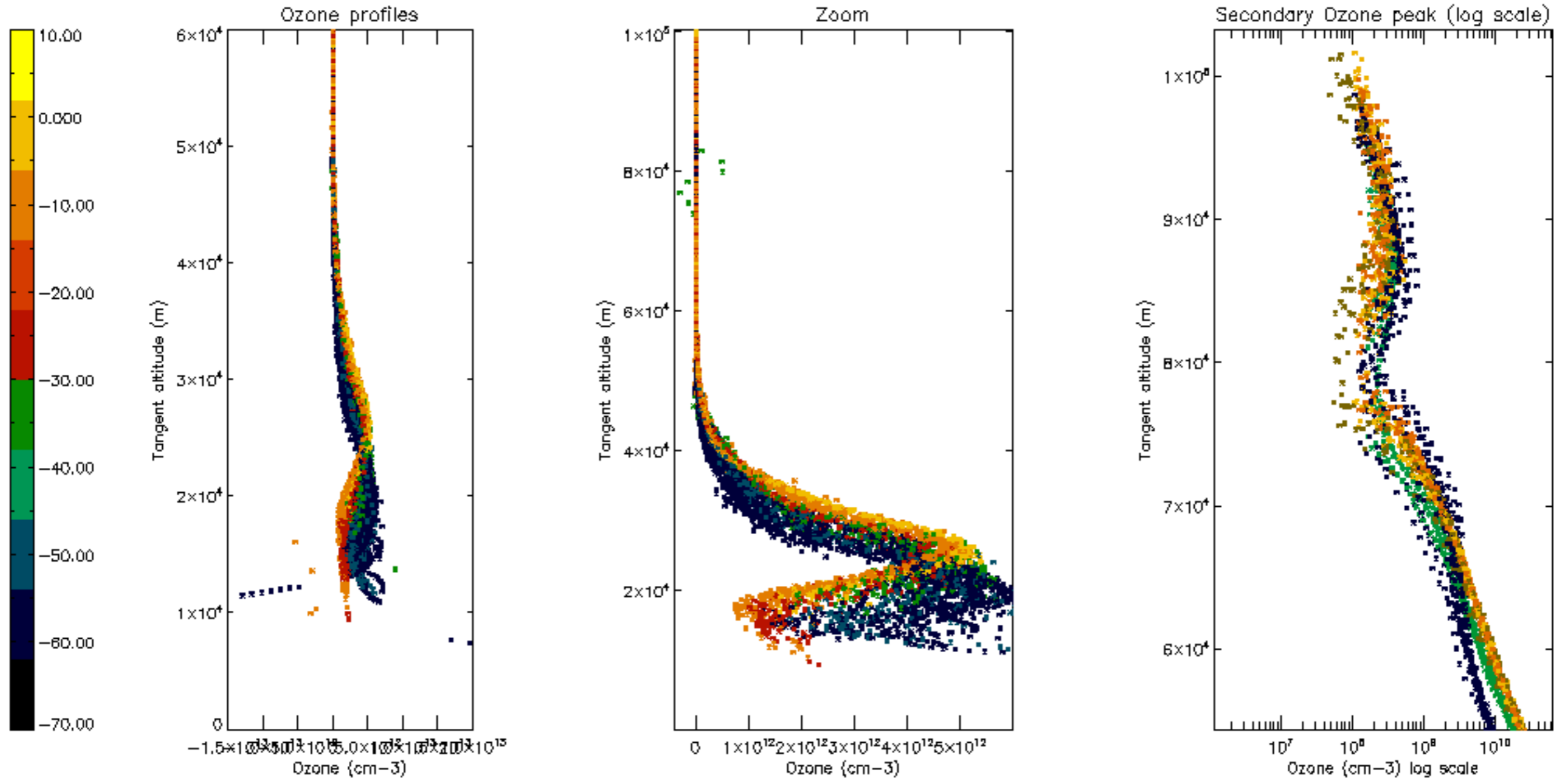
Percentage of star falling outside central band per profile

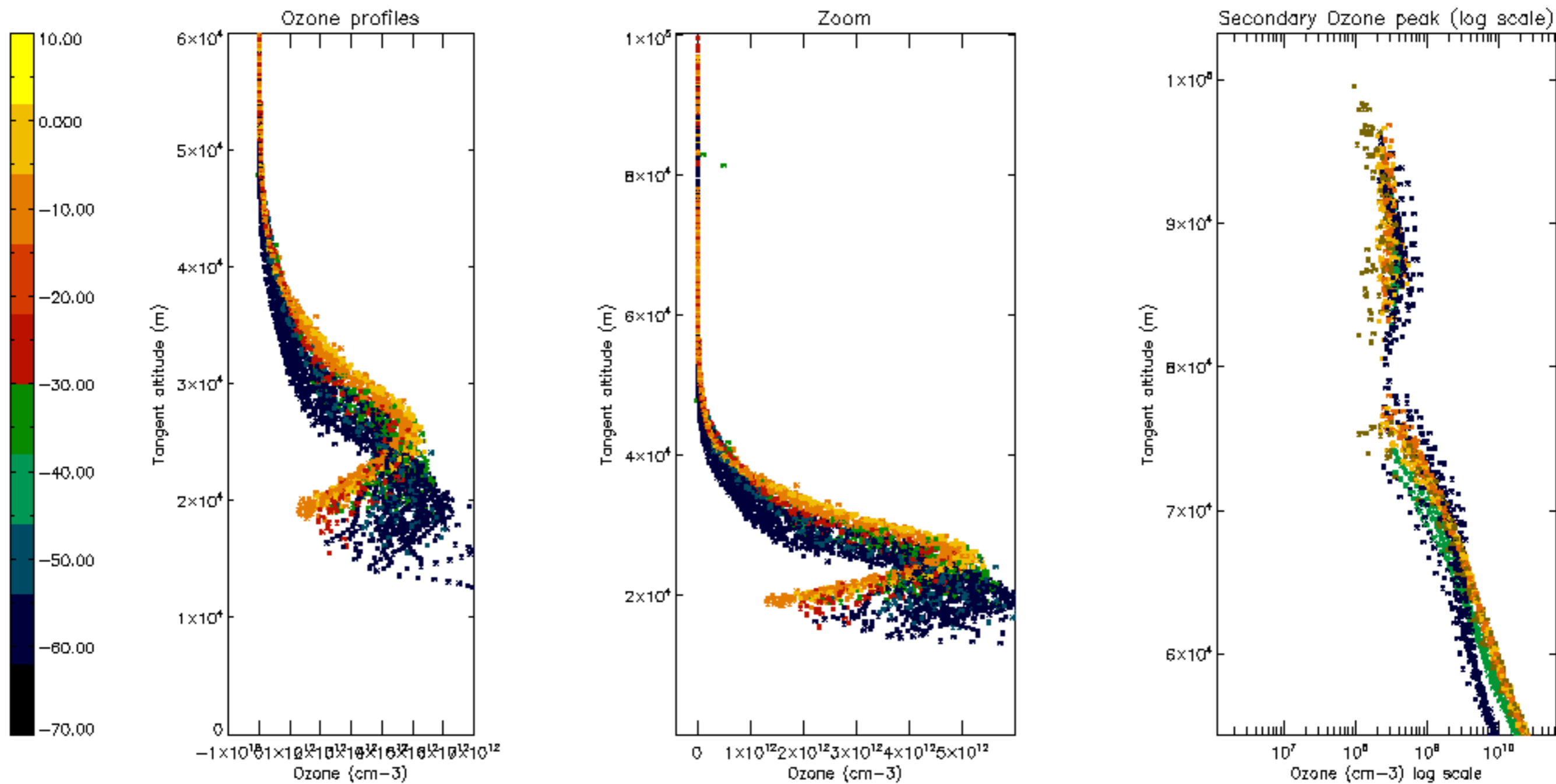


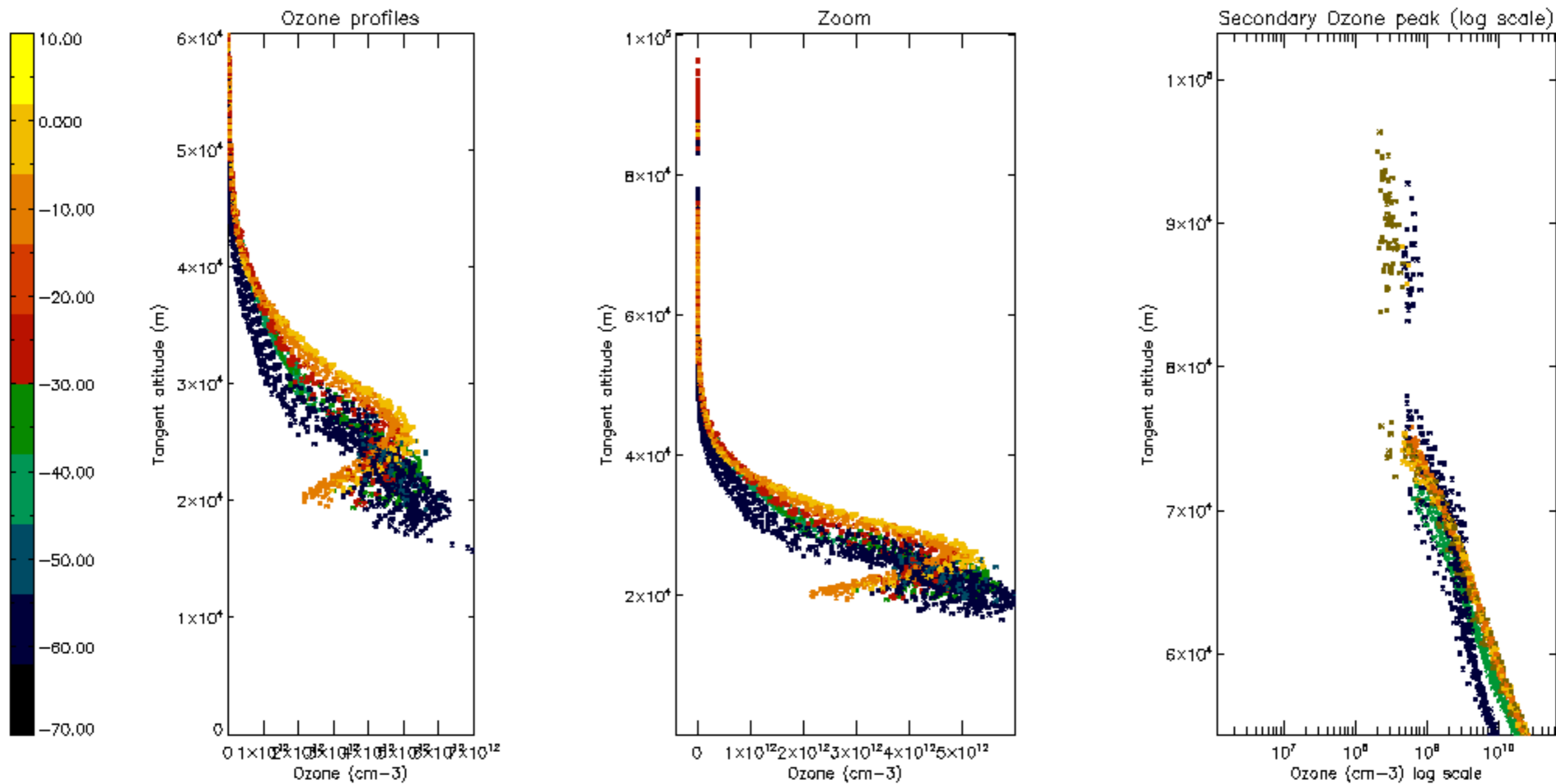
Percentage of saturation errors per profile

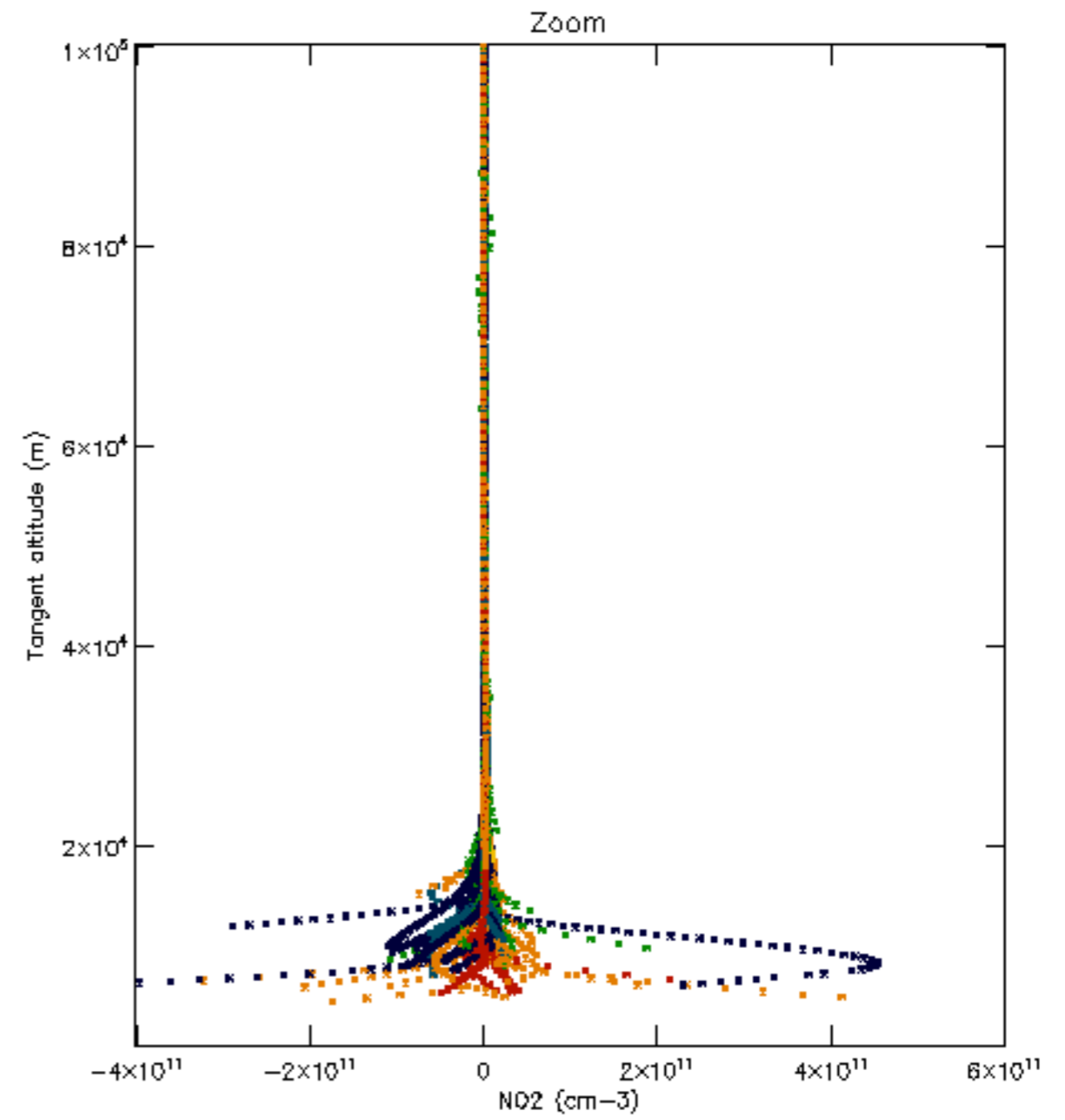
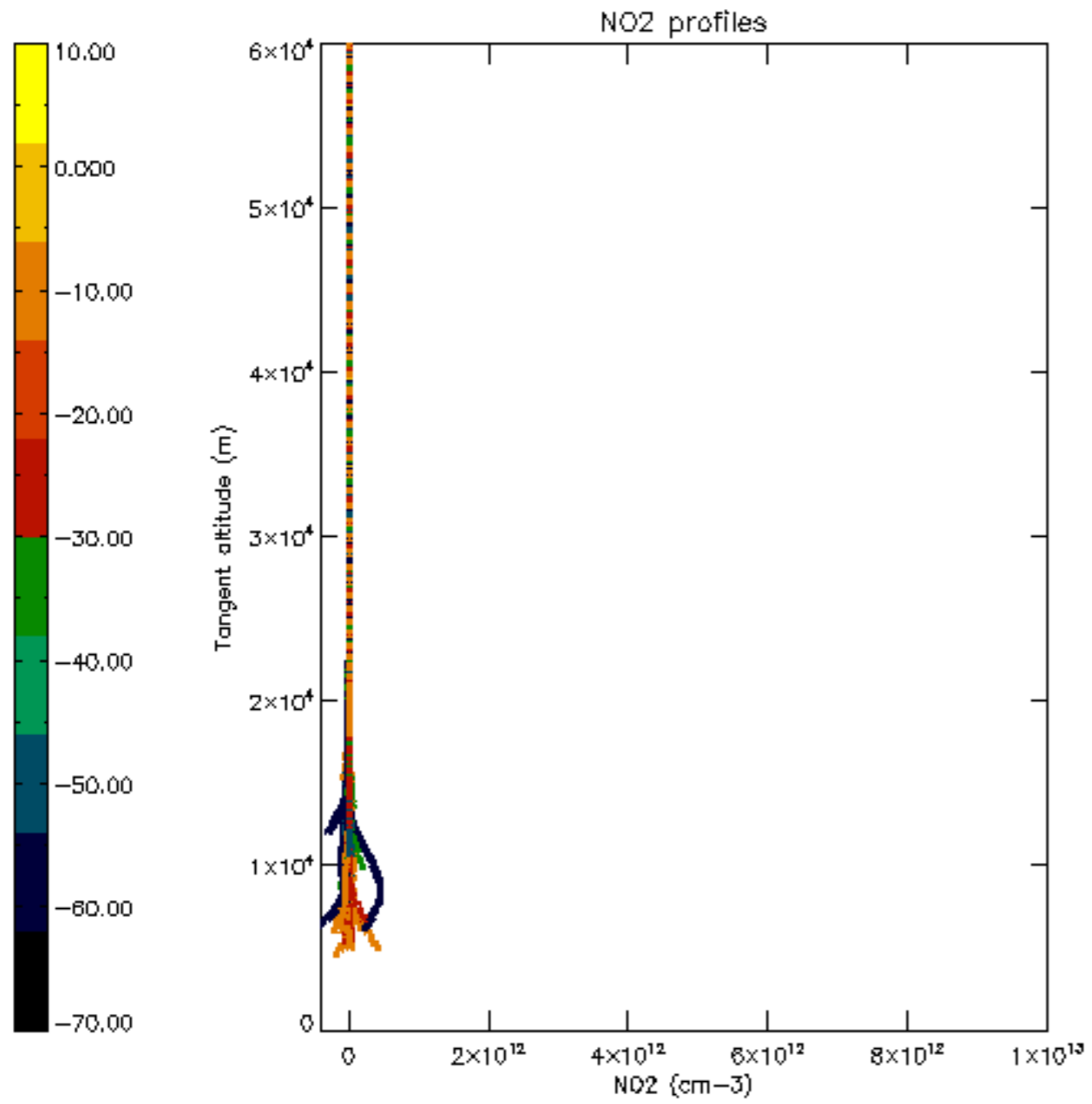


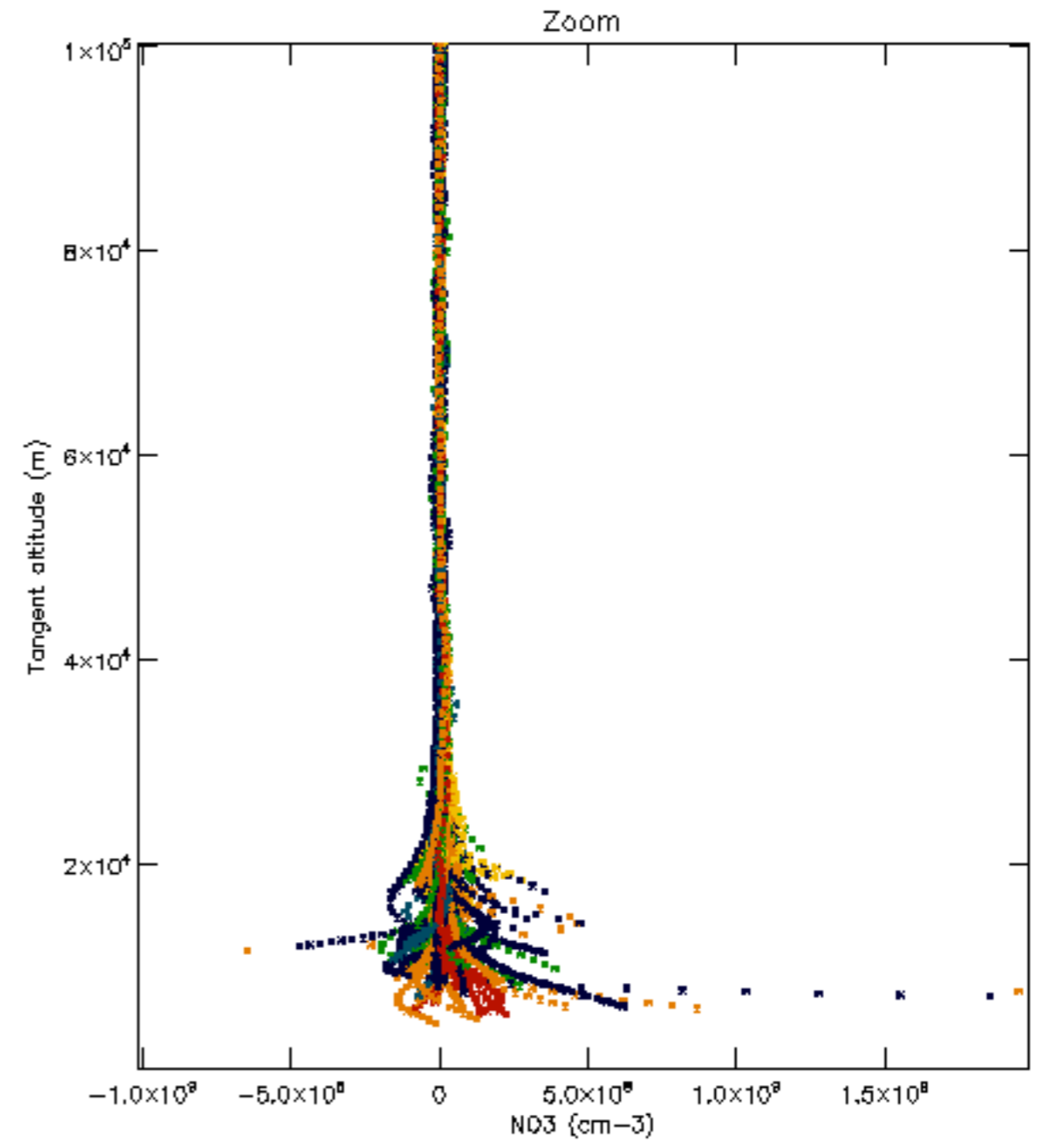
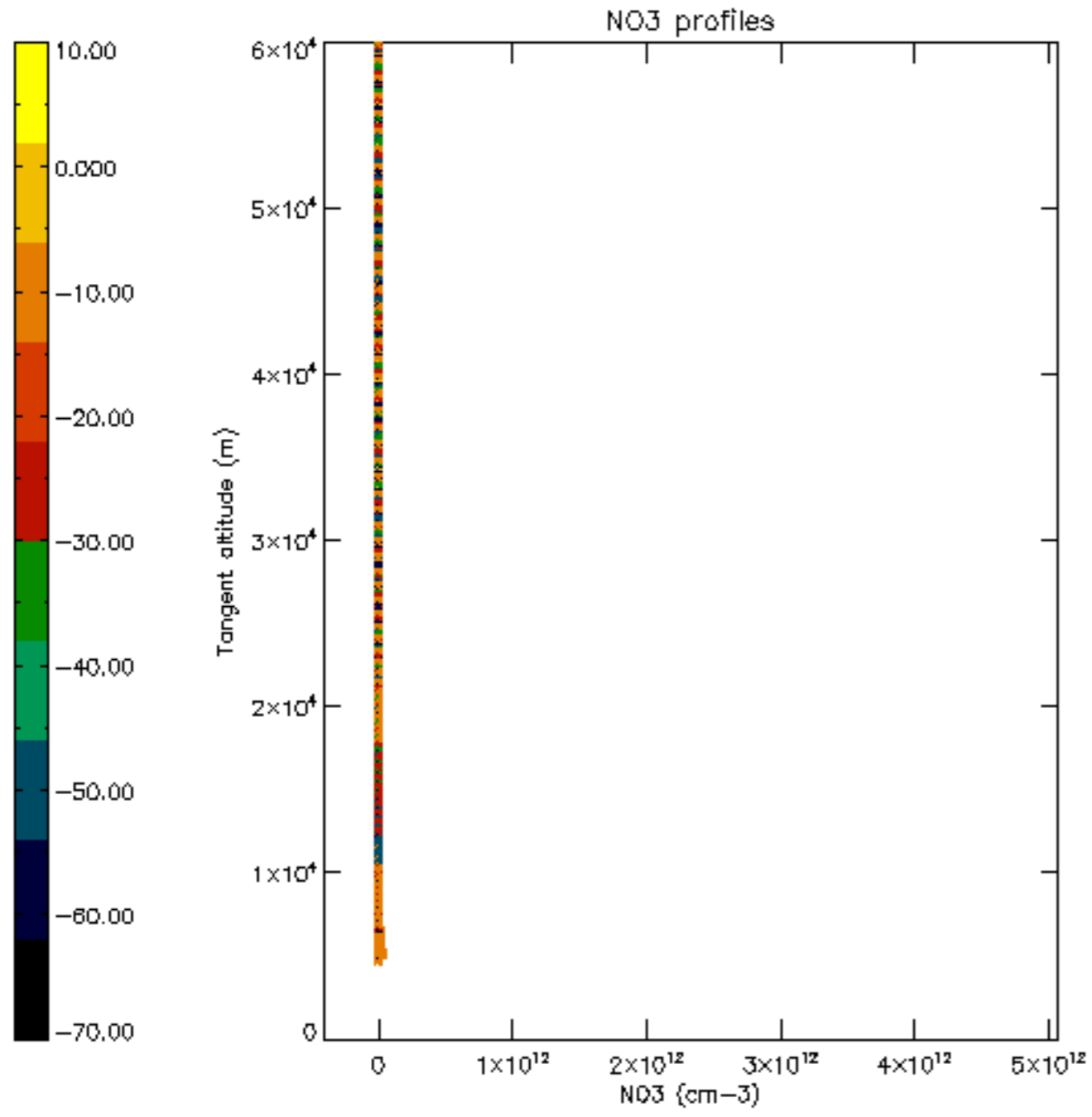


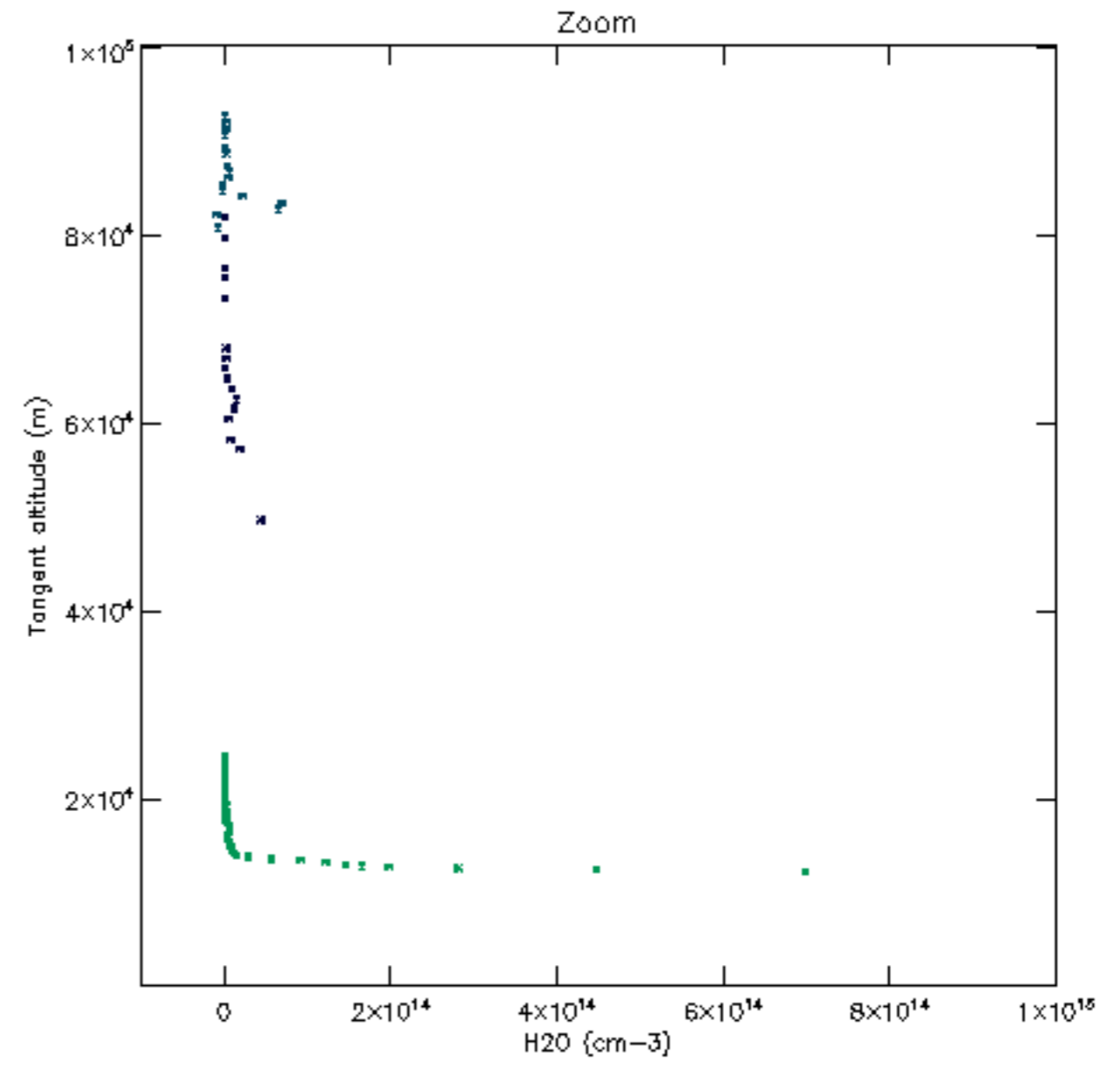
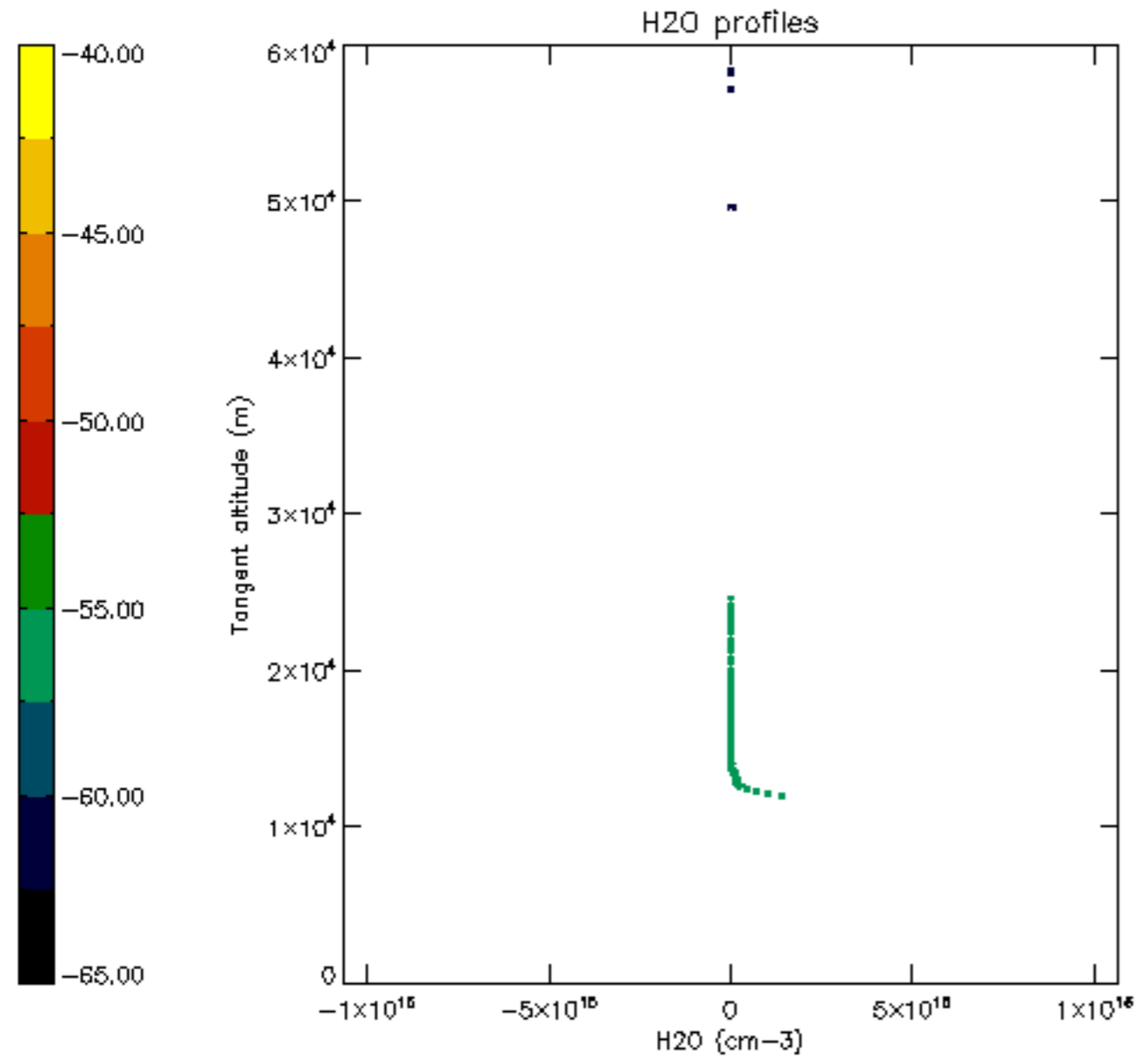


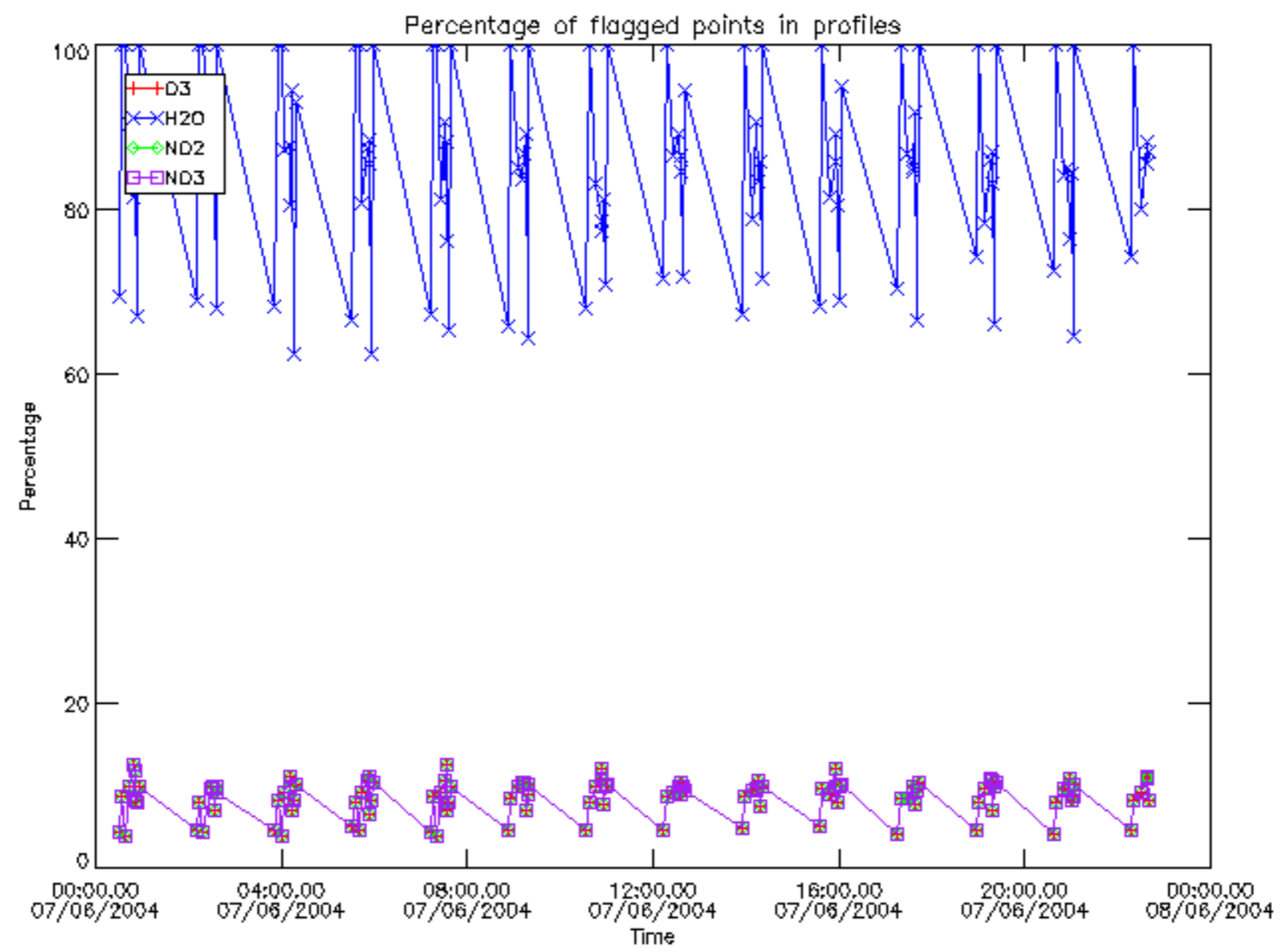




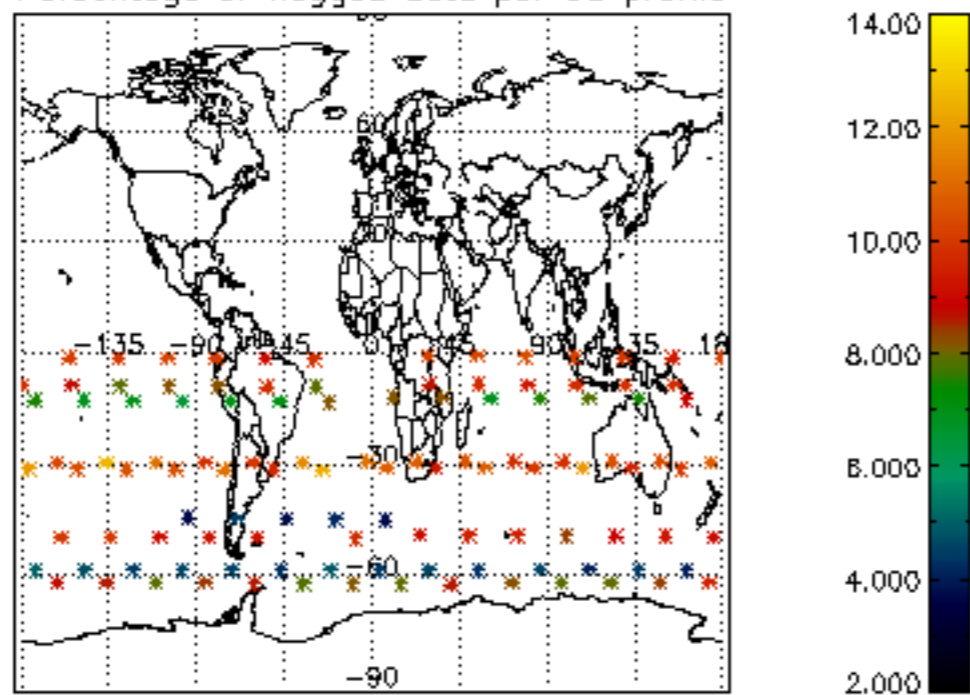




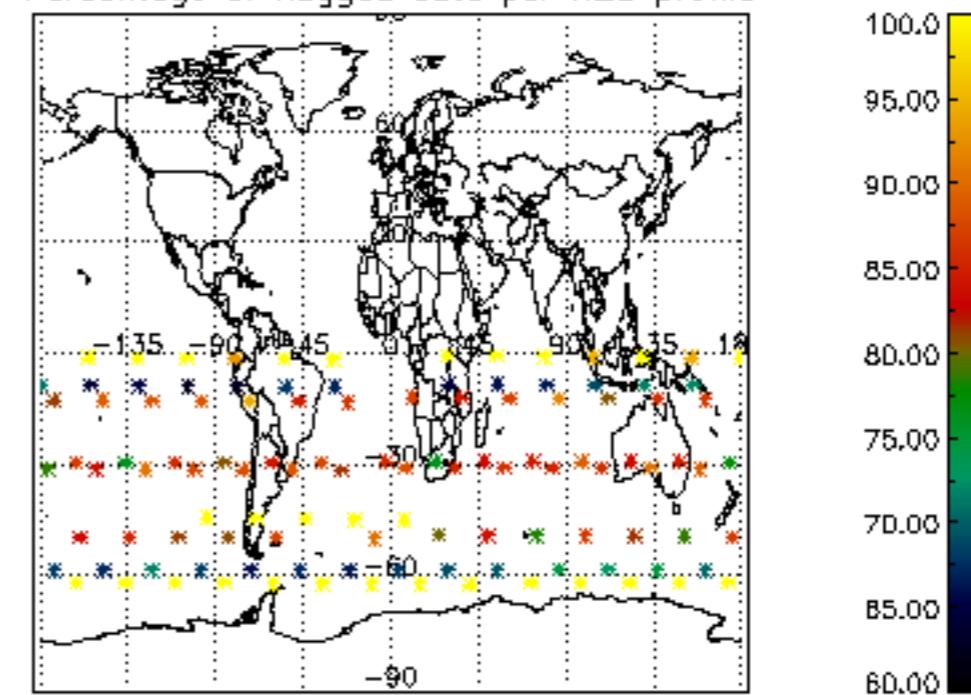




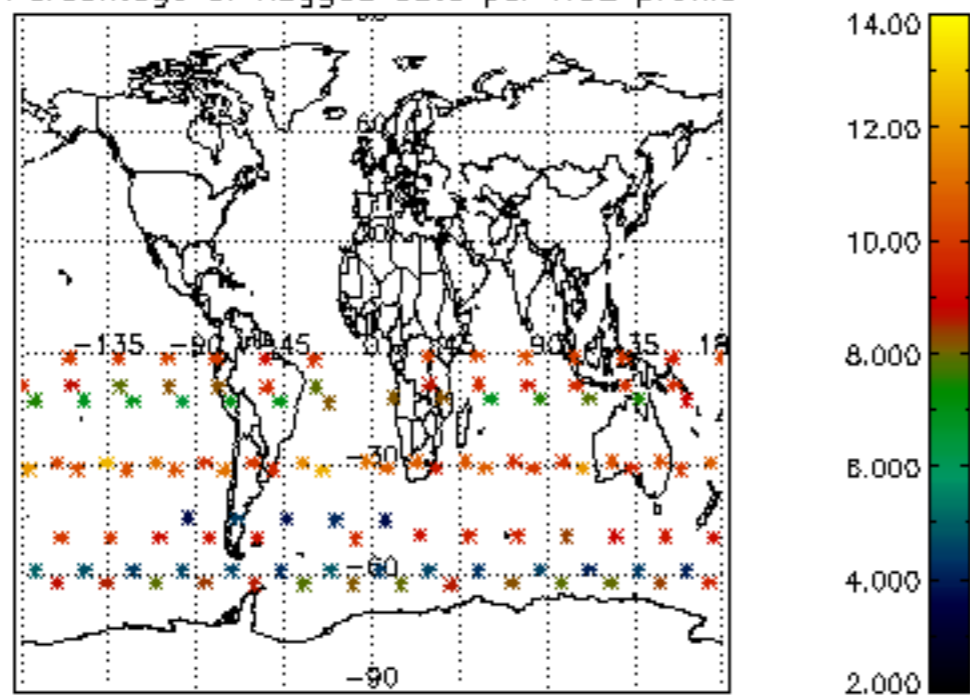
Percentage of flagged data per D3 profile



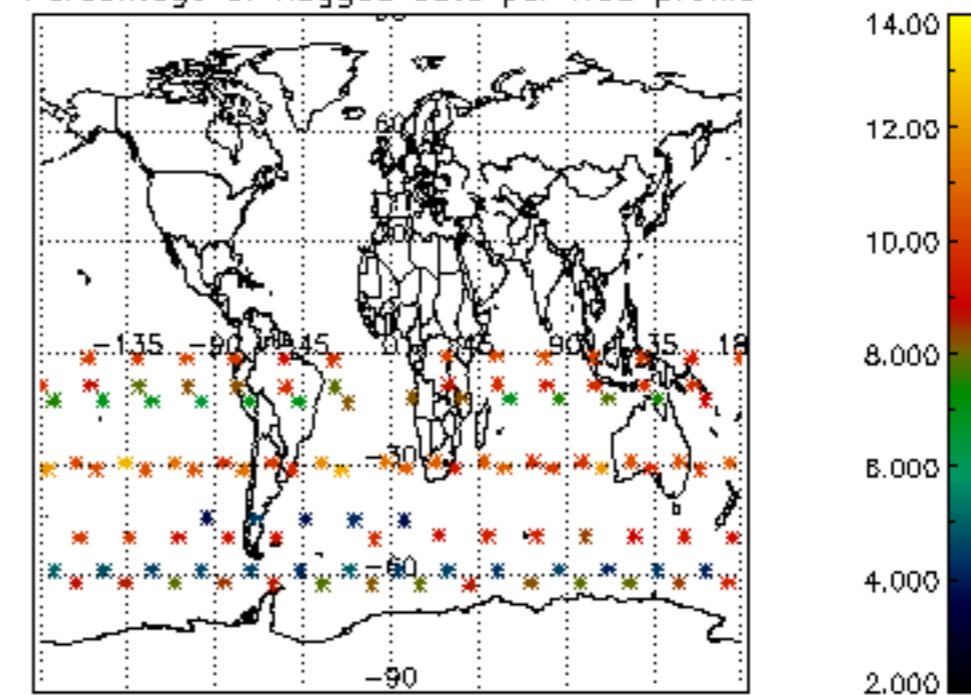
Percentage of flagged data per H2O profile

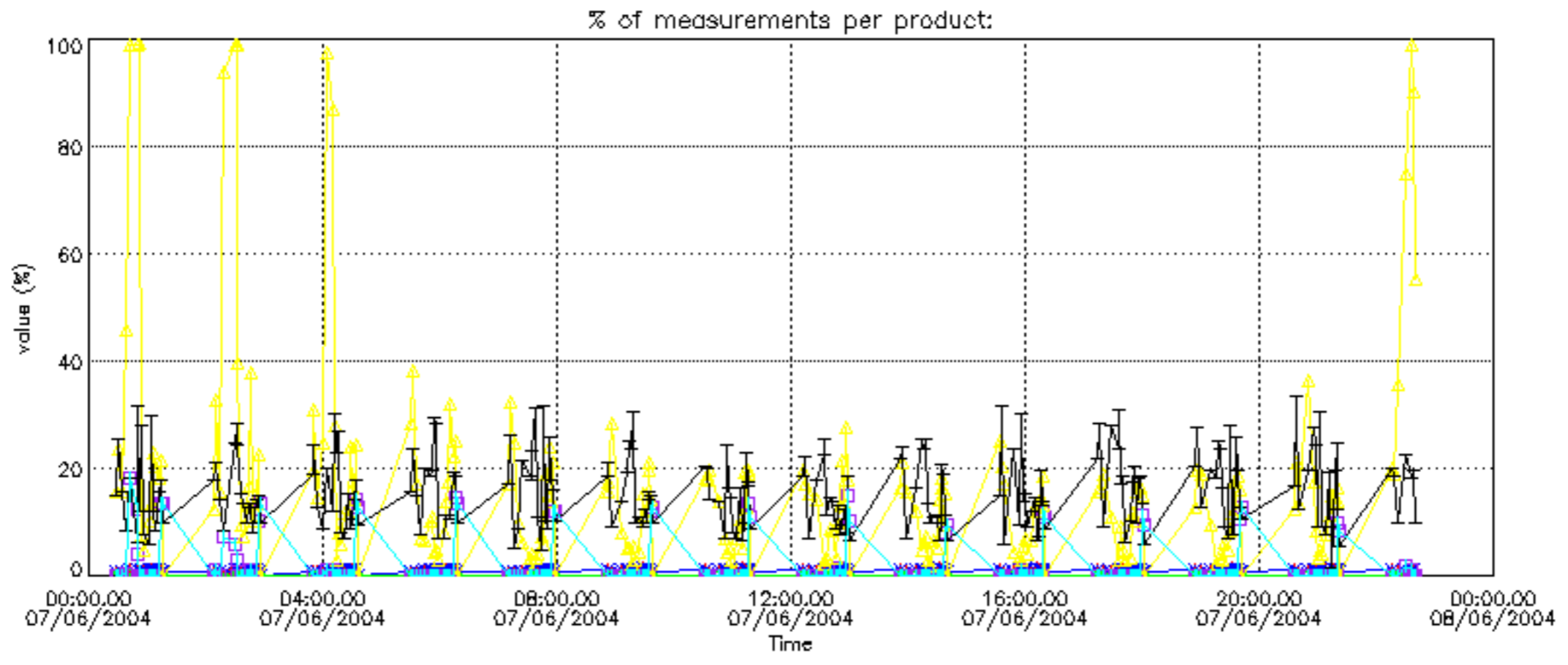


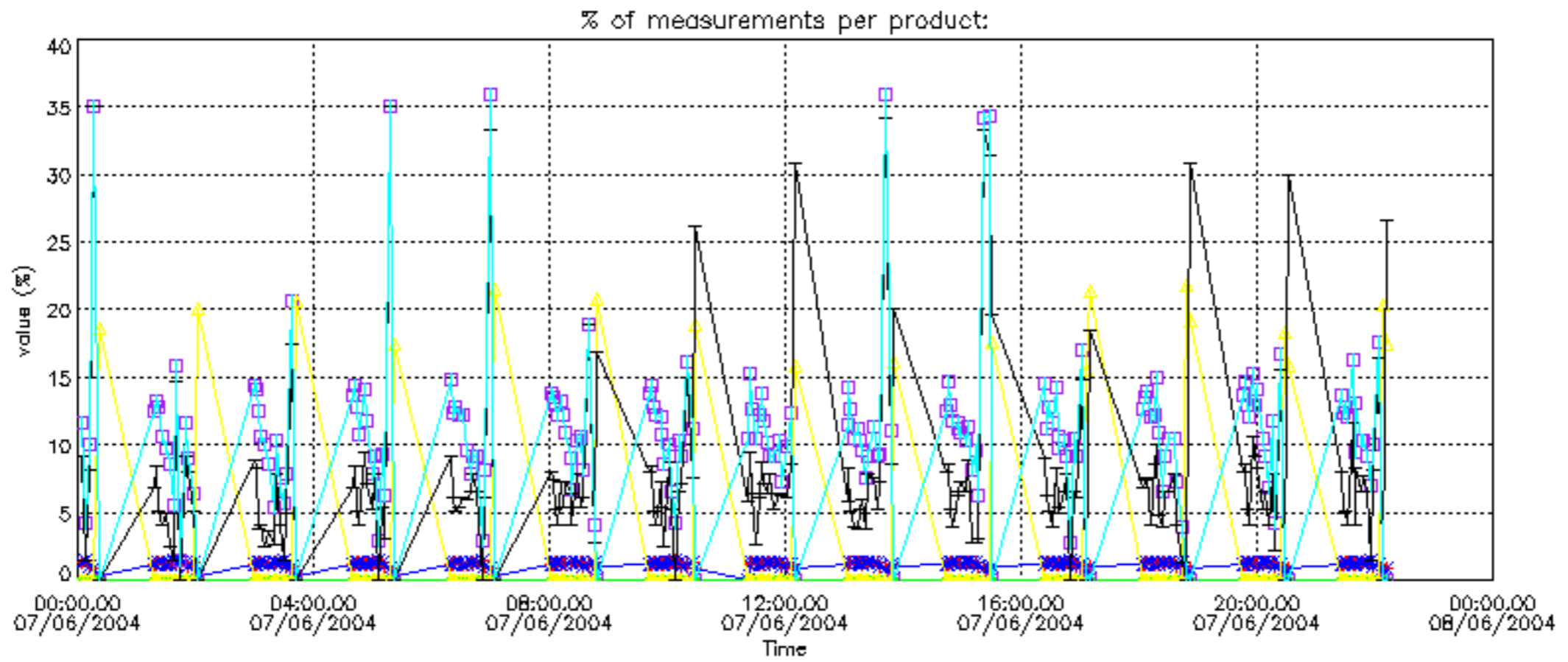
Percentage of flagged data per NO2 profile



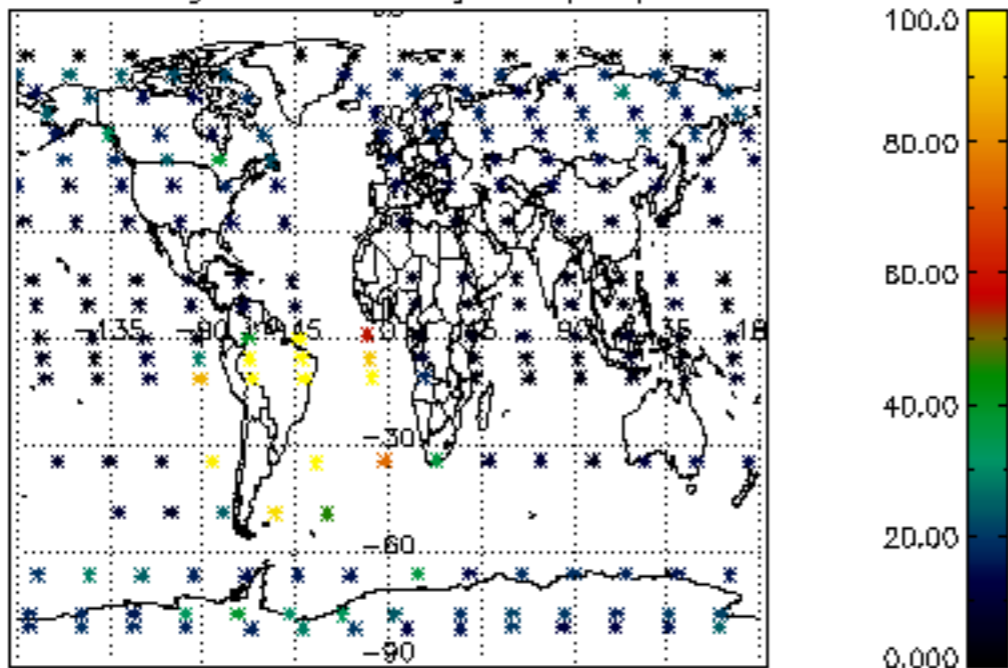
Percentage of flagged data per NO3 profile



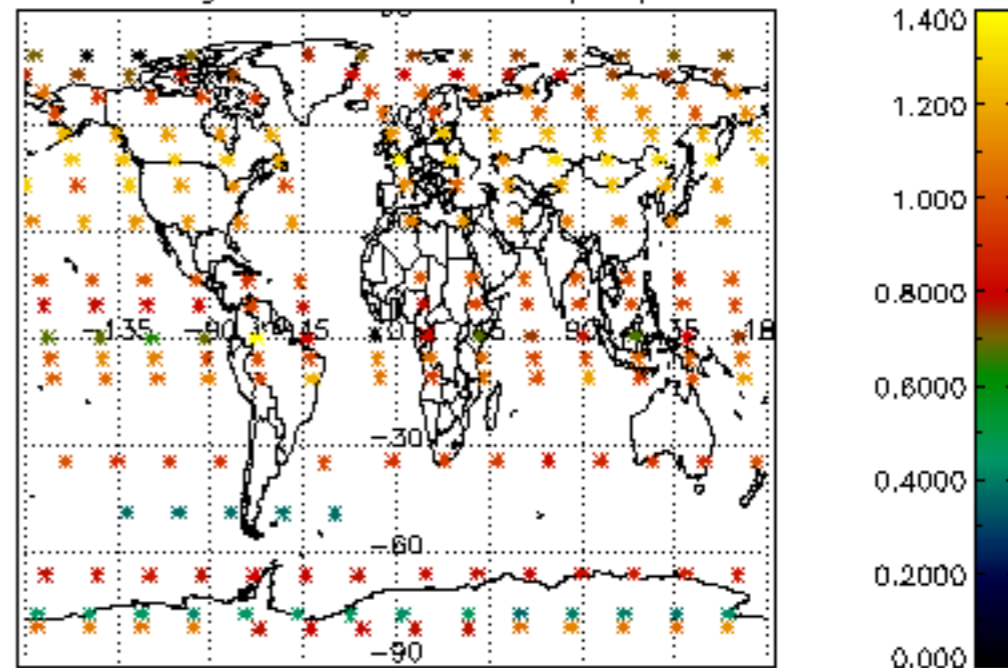




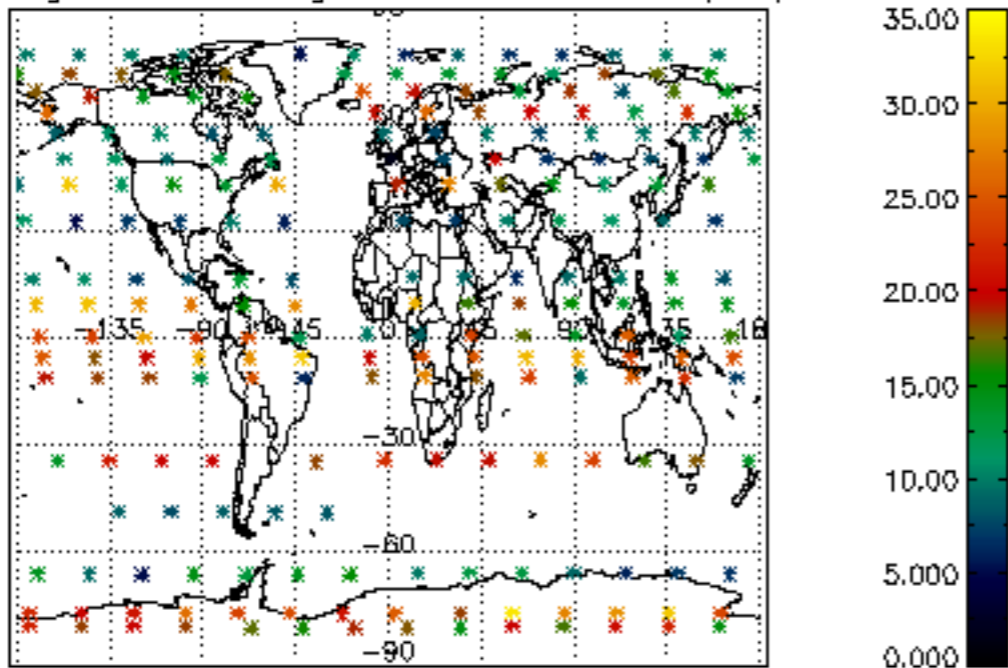
Percentage of cosmic ray hits per profile



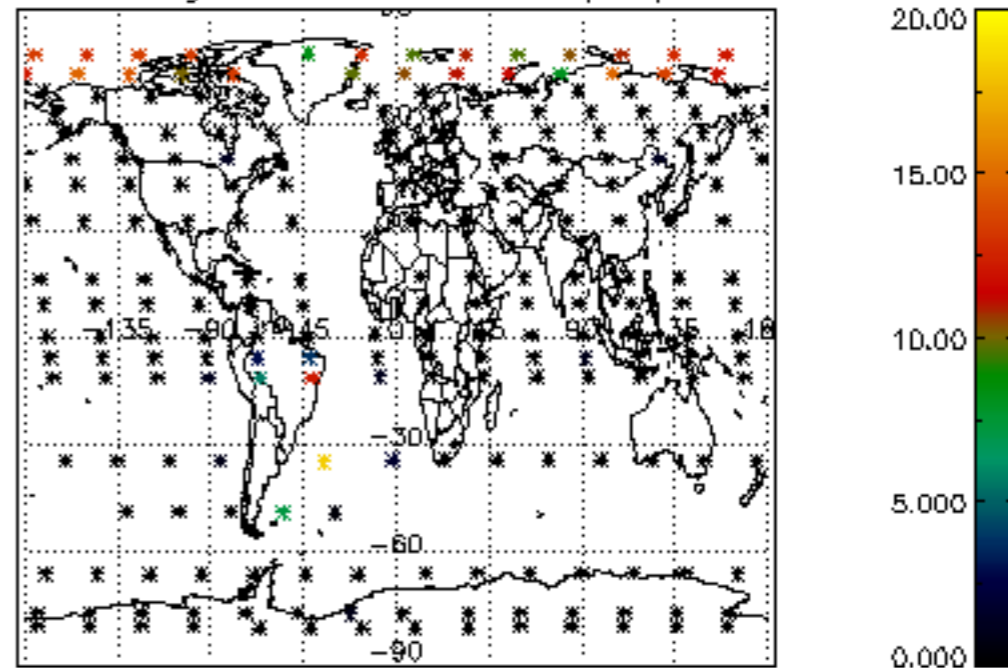
Percentage of datation errors per profile



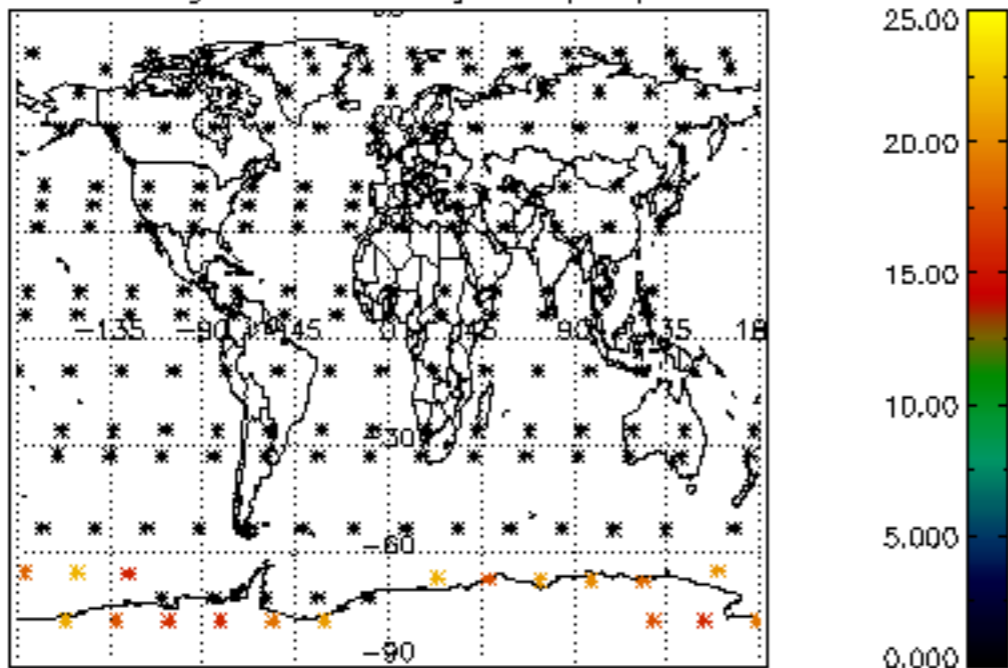
Percentage of star falling outside central band per profile



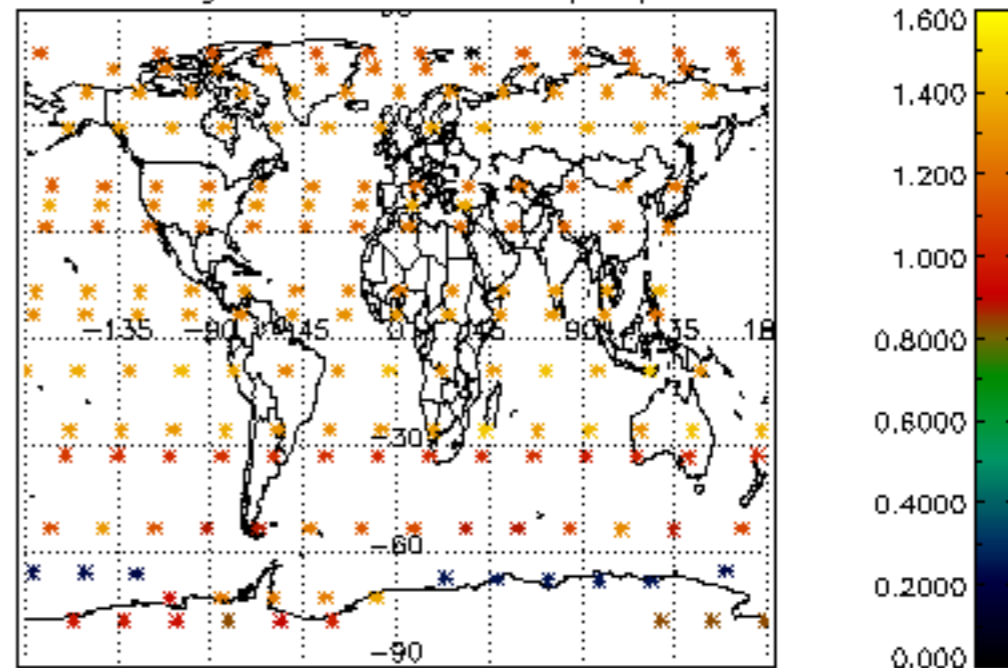
Percentage of saturation errors per profile



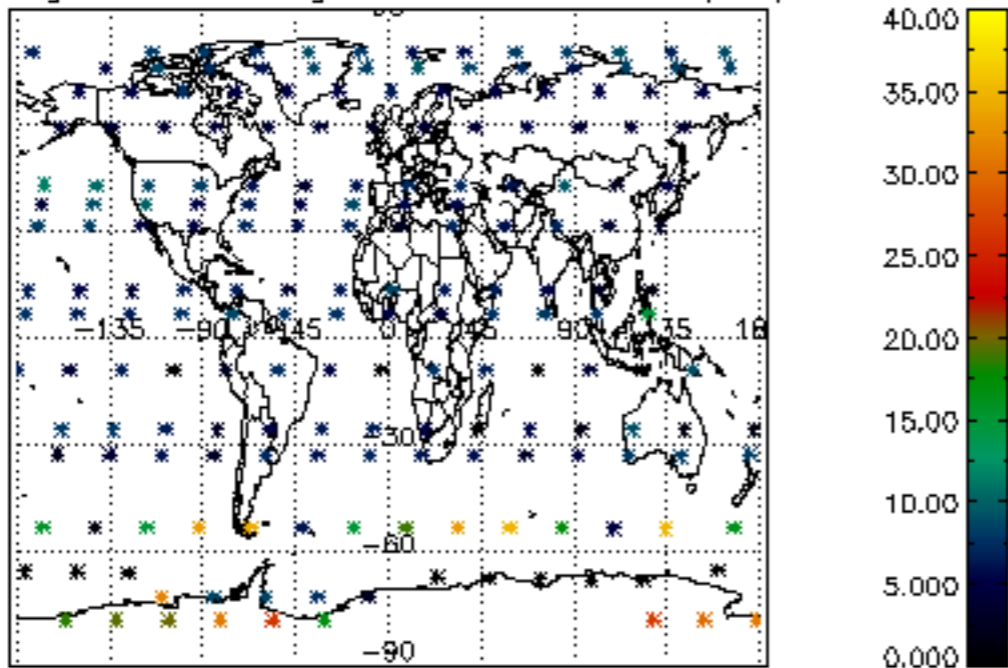
Percentage of cosmic ray hits per profile



Percentage of datation errors per profile



Percentage of star falling outside central band per profile



Percentage of saturation errors per profile

