

# GOMOS Level 2 Daily Report

## SUMMARY

### [1. General Info](#)

### [2. Summary of processed GOM\\_NL\\_2P products](#)

### [3. Level 2 Quality information per product](#)

#### [3.1 Plot of level 2 quality information per product \(time dependant\)](#)

#### [3.2 Plot of level 2 quality information per product \(world map\)](#)

### [4. Level 1 Quality information per product \(stored on level 2 products\)](#)

#### [4.1 Plot of level 1 quality information per product \(time dependant\)](#)

##### [4.1.1 Plot of level 1 quality information per product \(time dependant\): ASCENDING](#)

##### [4.1.2 Plot of level 1 quality information per product \(time dependant\): DESCENDING](#)

#### [4.2 Plot of level 1 quality information per product \(world map\)](#)

##### [4.2.1 Plot of level 1 quality information per product \(world map\): ASCENDING](#)

##### [4.2.2 Plot of level 1 quality information per product \(world map\): DESCENDING](#)

### [5. Ozone profiles based on quality statistics and other trace gas profiles](#)

#### [5.1 Ozone statistics based on quality of products](#)

#### [5.2 Plot ozone profiles for all STD \(dark without errors\)](#)

#### [5.3 Plot ozone profiles where STD < 20% \(dark without errors\)](#)

#### [5.4. Plot ozone profiles where STD < 10% \(dark without errors\)](#)

#### [5.5. Plot ozone profiles where STD < 5% \(dark without errors\)](#)

#### [5.6 Plot NO2 profiles for all STD \(dark without errors\)](#)

#### [5.7 Plot NO3 profiles for all STD \(dark without errors\)](#)

#### [5.8 Plot H2O profiles \(only for occultations of stars 1,2,3,4,13,14,16,26,63 dark without errors\) for all STD](#)

### [6. Auxiliary Data Files used for the production reported in section 2](#)

This report presents the daily analysis on parameters extracted from GOMOS level 2 data (GOM\_NL\_\_2P). It is intended to monitor some important parameters that will impact the quality of these products. A list of level 2 products (and content) that have arrived during the reporting day to the PCF is also given.

Item	Value
Time of report generation	19APR2013 03:39:17
Data source version	GOMOS/6.01
Start time of products	06-06-2004 (06JUN2004 00:00:00)
Stop time of products	07-06-2004 (07JUN2004 00:00:00)
Store outputs in DB	Yes
Nb of level 2 prods	448
Nb of prods with errors	0

## 2. Summary of processed GOM\_NL\_\_2P products.

Nr	Filename	UTC Start time	Limb	Duration	Star Id	Star Name	Star Mag	Star Temp	Nb Meas	Orbit	Prod. error
1	GOM_NL__2PRFIN20040606_000054_000000492027_00274_11851_3121.N1	06-JUN-2004 00:00:54	Straylight	49.000	40	The Sco	1.8590	7100.0	98	11851	No
2	GOM_NL__2PRFIN20040606_000242_000000482027_00274_11851_3122.N1	06-JUN-2004 00:02:42	Twilight_stray	48.000	25	35Lam Sco	1.6200	28000.	96	11851	No
3	GOM_NL__2PRFIN20040606_000420_000000492027_00274_11851_3123.N1	06-JUN-2004 00:04:20	Twilight_stray	48.500	75	26Eps Sco	2.2910	4250.0	97	11851	No
4	GOM_NL__2PRFIN20040606_000618_000000422027_00274_11851_3124.N1	06-JUN-2004 00:06:18	Bright	41.500	136	23Tau Sco	2.8220	30000.	83	11851	No
5	GOM_NL__2PRFIN20040606_000820_000000412027_00274_11851_3125.N1	06-JUN-2004 00:08:20	Bright	41.000	80	7Del Sco	2.3160	30000.	82	11851	No
6	GOM_NL__2PRFIN20040606_000947_000000452027_00274_11851_3126.N1	06-JUN-2004 00:09:47	Bright	44.500	86	35Eta Oph	2.4300	10200.	89	11851	No
7	GOM_NL__2PRFIN20040606_001135_000000422027_00274_11851_3127.N1	06-JUN-2004 00:11:35	Bright	41.500	98	13Zet Oph	2.5710	30000.	83	11851	No
8	GOM_NL__2PRFIN20040606_001344_000000392027_00274_11851_3128.N1	06-JUN-2004 00:13:44	Bright	39.000	120	1Del Oph	2.7340	3200.0	78	11851	No
9	GOM_NL__2PRFIN20040606_001644_000000382027_00274_11851_3129.N1	06-JUN-2004 00:16:44	Bright	37.500	102	24Alp Ser	2.6000	4250.0	75	11851	No
10	GOM_NL__2PRFIN20040606_002103_000000432027_00274_11851_3130.N1	06-JUN-2004 00:21:03	Bright	42.500	3	16Alp Boo	-0.050000	4250.0	85	11851	No
11	GOM_NL__2PRFIN20040606_002233_000000372027_00274_11851_3131.N1	06-JUN-2004 00:22:33	Bright	37.000	67	5Alp CrB	2.2210	11000.	74	11851	No
12	GOM_NL__2PRFIN20040606_002445_000000432027_00274_11851_3132.N1	06-JUN-2004 00:24:45	Bright	42.500	133	40Zet Her	2.8070	6000.0	85	11851	No
13	GOM_NL__2PRFIN20040606_002934_000000452027_00274_11851_3133.N1	06-JUN-2004 00:29:34	Bright	45.000	39	85Eta UMa	1.8540	24000.	90	11851	No
14	GOM_NL__2PRFIN20040606_003126_000000382027_00274_11851_3134.N1	06-JUN-2004 00:31:26	Bright	38.000	55	79Zet UMa	2.0600	10200.	76	11851	No
15	GOM_NL__2PRFIN20040606_003254_000000362027_00274_11851_3135.N1	06-JUN-2004 00:32:54	Bright	35.500	119	14Eta Dra	2.7270	4700.0	71	11851	No
16	GOM_NL__2PRFIN20040606_003553_000000402027_00274_11851_3136.N1	06-JUN-2004 00:35:53	Bright	40.000	60	7Bet UMi	2.0810	3950.0	80	11851	No
17	GOM_NL__2PRFIN20040606_004036_000000342027_00274_11851_3137.N1	06-JUN-2004 00:40:36	Bright	34.000	49	1Alp UMi	1.9900	6300.0	68	11851	No
18	GOM_NL__2PRFIN20040606_004252_000000492027_00274_11851_3138.N1	06-JUN-2004 00:42:52	Bright	48.500	89	5Alp Cep	2.4510	8000.0	97	11851	No
19	GOM_NL__2PRFIN20040606_004830_000000402027_00274_11851_3139.N1	06-JUN-2004 00:48:30	Bright	40.000	76	27Gam Cas	2.3000	30000.	80	11851	No
20	GOM_NL__2PRFIN20040606_005338_000001872027_00274_11851_3140.N1	06-JUN-2004 00:53:38	Straylight	187.00	92	53Eps Cyg	2.5000	4500.0	374	11851	No
21	GOM_NL__2PRFIN20040606_005921_000000622027_00274_11851_3141.N1	06-JUN-2004 00:59:21	Straylight	62.000	58	21Alp And	2.0730	11000.	124	11851	No
22	GOM_NL__2PRFIN20040606_010445_000000572027_00274_11851_3142.N1	06-JUN-2004 01:04:45	Dark	56.500	140	88Gam Peg	2.8340	26000.	113	11851	No
23	GOM_NL__2PRFIN20040606_010926_000001182027_00274_11851_3143.N1	06-JUN-2004 01:09:26	Dark	118.00	90	54Alp Peg	2.4870	11000.	236	11851	No
24	GOM_NL__2PRFIN20040606_011352_000000522027_00274_11851_3144.N1	06-JUN-2004 01:13:52	Dark	52.000	52	16Bet Cet	2.0370	4500.0	104	11851	No
25	GOM_NL__2PRFIN20040606_012026_000000502027_00274_11851_3145.N1	06-JUN-2004 01:20:26	Dark	50.000	84	Alp Phe	2.3970	4500.0	100	11851	No
26	GOM_NL__2PRFIN20040606_012207_000000452027_00274_11851_3146.N1	06-JUN-2004 01:22:07	Dark	44.500	9	Alp Eri	0.45300	24000.	89	11851	No
27	GOM_NL__2PRFIN20040606_012607_000000572027_00275_11852_3115.N1	06-JUN-2004 01:26:07	Dark	57.000	63	Bet Gru	2.1500	2800.0	114	11852	No
28	GOM_NL__2PRFIN20040606_012805_000000532027_00275_11852_3116.N1	06-JUN-2004 01:28:05	Dark	53.000	31	Alp Gru	1.7340	15200.	106	11852	No
29	GOM_NL__2PRFIN20040606_013244_000000472027_00275_11852_3117.N1	06-JUN-2004 01:32:44	Straylight	46.500	45	Alp Pav	1.9400	26000.	93	11852	No
30	GOM_NL__2PRFIN20040606_013546_000000512027_00275_11852_3118.N1	06-JUN-2004 01:35:46	Straylight	51.000	43	Alp TrA	1.9100	4250.0	102	11852	No
31	GOM_NL__2PRFIN20040606_013749_000000392027_00275_11852_3119.N1	06-JUN-2004 01:37:49	Straylight	38.500	134	Bet TrA	2.8100	6600.0	77	11852	No
32	GOM_NL__2PRFIN20040606_013950_000000422027_00275_11852_3120.N1	06-JUN-2004 01:39:50	Straylight	41.500	147	Alp Ara	2.8770	26000.	83	11852	No
33	GOM_NL__2PRFIN20040606_014132_000000492027_00275_11852_3121.N1	06-JUN-2004 01:41:32	Straylight	48.500	40	The Sco	1.8590	7100.0	97	11852	No
34	GOM_NL__2PRFIN20040606_014318_000000522027_00275_11852_3122.N1	06-JUN-2004 01:43:18	Twilight_stray	52.000	25	35Lam Sco	1.6200	28000.	104	11852	No
35	GOM_NL__2PRFIN20040606_014457_000000482027_00275_11852_3123.N1	06-JUN-2004 01:44:57	Twilight_stray	47.500	75	26Eps Sco	2.2910	4250.0	95	11852	No
36	GOM_NL__2PRFIN20040606_014655_000000552027_00275_11852_3124.N1	06-JUN-2004 01:46:55	Bright	55.000	136	23Tau Sco	2.8220	30000.	110	11852	No
37	GOM_NL__2PRFIN20040606_014855_000000422027_00275_11852_3125.N1	06-JUN-2004 01:48:55	Bright	41.500	80	7Del Sco	2.3160	30000.	83	11852	No
38	GOM_NL__2PRFIN20040606_015023_000000452027_00275_11852_3126.N1	06-JUN-2004 01:50:23	Bright	45.000	86	35Eta Oph	2.4300	10200.	90	11852	No
39	GOM_NL__2PRFIN20040606_015209_000000442027_00275_11852_3127.N1	06-JUN-2004 01:52:09	Bright	44.000	98	13Zet Oph	2.5710	30000.	88	11852	No
40	GOM_NL__2PRFIN20040606_015419_000000412027_00275_11852_3128.N1	06-JUN-2004 01:54:19	Bright	40.500	120	1Del Oph	2.7340	3200.0	81	11852	No
41	GOM_NL__2PRFIN20040606_015719_000000392027_00275_11852_3129.N1	06-JUN-2004 01:57:19	Bright	38.500	102	24Alp Ser	2.6000	4250.0	77	11852	No
42	GOM_NL__2PRFIN20040606_020140_000000412027_00275_11852_3130.N1	06-JUN-2004 02:01:40	Bright	41.000	3	16Alp Boo	-0.050000	4250.0	82	11852	No





161	GOM_NL__2PRFIN20040606_082359_000000472027_00279_11856_3141.N1	06-JUN-2004 08:23:59	Straylight	46.500	40	The Sco	1.8590	7100.0	93	11856	No
162	GOM_NL__2PRFIN20040606_082545_000000442027_00279_11856_3142.N1	06-JUN-2004 08:25:45	Tw_i_and_stray	44.000	25	35Lam Sco	1.6200	28000.	88	11856	No
163	GOM_NL__2PRFIN20040606_082716_000000632027_00279_11856_3143.N1	06-JUN-2004 08:27:16	Tw_i_and_stray	63.000	57	34Sig Sgr	2.0660	26000.	126	11856	No
164	GOM_NL__2PRFIN20040606_082916_000000712027_00279_11856_3144.N1	06-JUN-2004 08:29:16	Bright	70.500	155	41Pi Sgr	2.9000	6600.0	141	11856	No
165	GOM_NL__2PRFIN20040606_083248_000000442027_00279_11856_3145.N1	06-JUN-2004 08:32:48	Bright	43.500	86	35Eta Oph	2.4300	10200.	87	11856	No
166	GOM_NL__2PRFIN20040606_083436_000000412027_00279_11856_3146.N1	06-JUN-2004 08:34:36	Bright	41.000	98	13Zet Oph	2.5710	30000.	82	11856	No
167	GOM_NL__2PRFIN20040606_083644_000000392027_00279_11856_3147.N1	06-JUN-2004 08:36:44	Bright	39.000	120	1Del Oph	2.7340	3200.0	78	11856	No
168	GOM_NL__2PRFIN20040606_083945_000000372027_00279_11856_3148.N1	06-JUN-2004 08:39:45	Bright	37.000	102	24Alp Ser	2.6000	4250.0	74	11856	No
169	GOM_NL__2PRFIN20040606_084405_000000372027_00279_11856_3149.N1	06-JUN-2004 08:44:05	Bright	37.000	3	16Alp Boo	-0.050000	4250.0	74	11856	No
170	GOM_NL__2PRFIN20040606_084533_000000372027_00279_11856_3150.N1	06-JUN-2004 08:45:33	Bright	37.000	67	5Alp CrB	2.2210	11000.	74	11856	No
171	GOM_NL__2PRFIN20040606_084743_000000432027_00279_11856_3151.N1	06-JUN-2004 08:47:43	Bright	42.500	133	40Zet Her	2.8070	6000.0	85	11856	No
172	GOM_NL__2PRFIN20040606_085236_000000382027_00279_11856_3152.N1	06-JUN-2004 08:52:36	Bright	37.500	39	85Eta UMa	1.8540	24000.	75	11856	No
173	GOM_NL__2PRFIN20040606_085427_000000382027_00279_11856_3153.N1	06-JUN-2004 08:54:27	Bright	37.500	55	79Zet UMa	2.0600	10200.	75	11856	No
174	GOM_NL__2PRFIN20040606_085554_000000382027_00279_11856_3154.N1	06-JUN-2004 08:55:54	Bright	38.000	119	14Eta Dra	2.7270	4700.0	76	11856	No
175	GOM_NL__2PRFIN20040606_085854_000000372027_00279_11856_3155.N1	06-JUN-2004 08:58:54	Bright	36.500	60	7Bet UMi	2.0810	3950.0	73	11856	No
176	GOM_NL__2PRFIN20040606_090336_000000362027_00279_11856_3156.N1	06-JUN-2004 09:03:36	Bright	35.500	49	1Alp UMi	1.9900	6300.0	71	11856	No
177	GOM_NL__2PRFIN20040606_090548_000000492027_00279_11856_3157.N1	06-JUN-2004 09:05:48	Bright	48.500	89	5Alp Cep	2.4510	8000.0	97	11856	No
178	GOM_NL__2PRFIN20040606_091129_000000402027_00279_11856_3158.N1	06-JUN-2004 09:11:29	Bright	39.500	76	27Gam Cas	2.3000	30000.	79	11856	No
179	GOM_NL__2PRFIN20040606_091620_000001922027_00279_11856_3159.N1	06-JUN-2004 09:16:20	Straylight	192.00	92	53Eps Cyg	2.5000	4500.0	384	11856	No
180	GOM_NL__2PRFIN20040606_092222_000000642027_00279_11856_3160.N1	06-JUN-2004 09:22:22	Straylight	63.500	58	21Alp And	2.0730	11000.	127	11856	No
181	GOM_NL__2PRFIN20040606_092417_000001182027_00279_11856_3161.N1	06-JUN-2004 09:24:17	Dark	117.50	93	53Bet Peg	2.5200	3100.0	235	11856	No
182	GOM_NL__2PRFIN20040606_092748_000000602027_00279_11856_3162.N1	06-JUN-2004 09:27:48	Dark	59.500	140	88Gam Peg	2.8340	26000.	119	11856	No
183	GOM_NL__2PRFIN20040606_093236_000001232027_00279_11856_3163.N1	06-JUN-2004 09:32:36	Dark	122.50	90	54Alp Peg	2.4870	11000.	245	11856	No
184	GOM_NL__2PRFIN20040606_093656_000000522027_00279_11856_3164.N1	06-JUN-2004 09:36:56	Dark	52.000	52	16Bet Cet	2.0370	4500.0	104	11856	No
185	GOM_NL__2PRFIN20040606_094331_000000502027_00279_11856_3165.N1	06-JUN-2004 09:43:31	Dark	50.000	84	Alp Phe	2.3970	4500.0	100	11856	No
186	GOM_NL__2PRFIN20040606_094511_000000452027_00279_11856_3166.N1	06-JUN-2004 09:45:11	Dark	44.500	9	Alp Eri	0.45300	24000.	89	11856	No
187	GOM_NL__2PRFIN20040606_094914_000000642027_00280_11857_3135.N1	06-JUN-2004 09:49:14	Dark	64.000	63	Bet Gru	2.1500	2800.0	128	11857	No
188	GOM_NL__2PRFIN20040606_095112_000000502027_00280_11857_3136.N1	06-JUN-2004 09:51:12	Dark	50.000	31	Alp Gru	1.7340	15200.	100	11857	No
189	GOM_NL__2PRFIN20040606_095548_000000432027_00280_11857_3137.N1	06-JUN-2004 09:55:48	Straylight	43.000	45	Alp Pav	1.9400	26000.	86	11857	No
190	GOM_NL__2PRFIN20040606_095850_000000402027_00280_11857_3138.N1	06-JUN-2004 09:58:50	Straylight	39.500	43	Alp TrA	1.9100	4250.0	79	11857	No
191	GOM_NL__2PRFIN20040606_100050_000000422027_00280_11857_3139.N1	06-JUN-2004 10:00:50	Straylight	41.500	134	Bet TrA	2.8100	6600.0	83	11857	No
192	GOM_NL__2PRFIN20040606_100252_000000422027_00280_11857_3140.N1	06-JUN-2004 10:02:52	Straylight	41.500	147	Alp Ara	2.8770	26000.	83	11857	No
193	GOM_NL__2PRFIN20040606_100435_000000492027_00280_11857_3141.N1	06-JUN-2004 10:04:35	Straylight	48.500	40	The Sco	1.8590	7100.0	97	11857	No
194	GOM_NL__2PRFIN20040606_100621_000000472027_00280_11857_3142.N1	06-JUN-2004 10:06:21	Tw_i_and_stray	47.000	25	35Lam Sco	1.6200	28000.	94	11857	No
195	GOM_NL__2PRFIN20040606_100751_000000662027_00280_11857_3143.N1	06-JUN-2004 10:07:51	Tw_i_and_stray	66.000	57	34Sig Sgr	2.0660	26000.	132	11857	No
196	GOM_NL__2PRFIN20040606_100952_000000722027_00280_11857_3144.N1	06-JUN-2004 10:09:52	Bright	71.500	155	41Pi Sgr	2.9000	6600.0	143	11857	No
197	GOM_NL__2PRFIN20040606_101324_000000442027_00280_11857_3145.N1	06-JUN-2004 10:13:24	Bright	44.000	86	35Eta Oph	2.4300	10200.	88	11857	No
198	GOM_NL__2PRFIN20040606_101512_000000412027_00280_11857_3146.N1	06-JUN-2004 10:15:12	Bright	41.000	98	13Zet Oph	2.5710	30000.	82	11857	No
199	GOM_NL__2PRFIN20040606_101720_000000392027_00280_11857_3147.N1	06-JUN-2004 10:17:20	Bright	39.000	120	1Del Oph	2.7340	3200.0	78	11857	No
200	GOM_NL__2PRFIN20040606_102020_000000382027_00280_11857_3148.N1	06-JUN-2004 10:20:20	Bright	38.000	102	24Alp Ser	2.6000	4250.0	76	11857	No
201	GOM_NL__2PRFIN20040606_102441_000000422027_00280_11857_3149.N1	06-JUN-2004 10:24:41	Bright	41.500	3	16Alp Boo	-0.050000	4250.0	83	11857	No
202	GOM_NL__2PRFIN20040606_102608_000000372027_00280_11857_3150.N1	06-JUN-2004 10:26:08	Bright	36.500	67	5Alp CrB	2.2210	11000.	73	11857	No
203	GOM_NL__2PRFIN20040606_102819_000000422027_00280_11857_3151.N1	06-JUN-2004 10:28:19	Bright	41.500	133	40Zet Her	2.8070	6000.0	83	11857	No
204	GOM_NL__2PRFIN20040606_103312_000000402027_00280_11857_3152.N1	06-JUN-2004 10:33:12	Bright	39.500	39	85Eta UMa	1.8540	24000.	79	11857	No
205	GOM_NL__2PRFIN20040606_103503_000000362027_00280_11857_3153.N1	06-JUN-2004 10:35:03	Bright	35.500	55	79Zet UMa	2.0600	10200.	71	11857	No
206	GOM_NL__2PRFIN20040606_103629_000000402027_00280_11857_3154.N1	06-JUN-2004 10:36:29	Bright	39.500	119	14Eta Dra	2.7270	4700.0	79	11857	No
207	GOM_NL__2PRFIN20040606_103930_000000372027_00280_11857_3155.N1	06-JUN-2004 10:39:30	Bright	36.500	60	7Bet UMi	2.0810	3950.0	73	11857	No
208	GOM_NL__2PRFIN20040606_104412_000000372027_00280_11857_3156.N1	06-JUN-2004 10:44:12	Bright	37.000	49	1Alp UMi	1.9900	6300.0	74	11857	No
209	GOM_NL__2PRFIN20040606_104624_000000492027_00280_11857_3157.N1	06-JUN-2004 10:46:24	Bright	49.000	89	5Alp Cep	2.4510	8000.0	98	11857	No
210	GOM_NL__2PRFIN20040606_105205_000000532027_00280_11857_3158.N1	06-JUN-2004 10:52:05	Bright	52.500	76	27Gam Cas	2.3000	30000.	105	11857	No
211	GOM_NL__2PRFIN20040606_105652_000001922027_00280_11857_3159.N1	06-JUN-2004 10:56:52	Straylight	192.00	92	53Eps Cyg	2.5000	4500.0	384	11857	No
212	GOM_NL__2PRFIN20040606_110258_000000642027_00280_11857_3160.N1	06-JUN-2004 11:02:58	Straylight	64.000	58	21Alp And	2.0730	11000.	128	11857	No
213	GOM_NL__2PRFIN20040606_110454_000001202027_00280_11857_3161.N1	06-JUN-2004 11:04:54	Dark	119.50	93	53Bet Peg	2.5200	3100.0	239	11857	No
214	GOM_NL__2PRFIN20040606_110824_000000612027_00280_11857_3162.N1	06-JUN-2004 11:08:24	Dark	60.500	140	88Gam Peg	2.8340	26000.	121	11857	No
215	GOM_NL__2PRFIN20040606_111314_000001262027_00280_11857_3163.N1	06-JUN-2004 11:13:14	Dark	126.00	90	54Alp Peg	2.4870	11000.	252	11857	No
216	GOM_NL__2PRFIN20040606_111732_000000572027_00280_11857_3164.N1	06-JUN-2004 11:17:32	Dark	56.500	52	16Bet Cet	2.0370	4500.0	113	11857	No
217	GOM_NL__2PRFIN20040606_112407_000000502027_00280_11857_3165.N1	06-JUN-2004 11:24:07	Dark	50.000	84	Alp Phe	2.3970	4500.0	100	11857	No
218	GOM_NL__2PRFIN20040606_112547_000000502027_00280_11857_3166.N1	06-JUN-2004 11:25:47	Dark	49.500	9	Alp Eri	0.45300	24000.	99	11857	No
219	GOM_NL__2PRFIN20040606_112951_000000532027_00281_11858_3135.N1	06-JUN-2004 11:29:51	Dark	53.000	63	Bet Gru	2.1500	2800.0	106	11858	No

220	GOM_NL__2PRFIN20040606_113149_000000512027_00281_11858_3136.N1	06-JUN-2004 11:31:49	Dark	51.000	31	Alp Gru	1.7340	15200.	102	11858	No
221	GOM_NL__2PRFIN20040606_113625_000000452027_00281_11858_3137.N1	06-JUN-2004 11:36:25	Straylight	44.500	45	Alp Pav	1.9400	26000.	89	11858	No
222	GOM_NL__2PRFIN20040606_113925_000000442027_00281_11858_3138.N1	06-JUN-2004 11:39:25	Straylight	44.000	43	Alp TrA	1.9100	4250.0	88	11858	No
223	GOM_NL__2PRFIN20040606_114126_000000382027_00281_11858_3139.N1	06-JUN-2004 11:41:26	Straylight	38.000	134	Bet TrA	2.8100	6600.0	76	11858	No
224	GOM_NL__2PRFIN20040606_114328_000000422027_00281_11858_3140.N1	06-JUN-2004 11:43:28	Straylight	41.500	147	Alp Ara	2.8770	26000.	83	11858	No
225	GOM_NL__2PRFIN20040606_114511_000000462027_00281_11858_3141.N1	06-JUN-2004 11:45:11	Straylight	46.000	40	The Sco	1.8590	7100.0	92	11858	No
226	GOM_NL__2PRFIN20040606_114657_000000492027_00281_11858_3142.N1	06-JUN-2004 11:46:57	TwI_and_stray	48.500	25	35Lam Sco	1.6200	28000.	97	11858	No
227	GOM_NL__2PRFIN20040606_114829_000000622027_00281_11858_3143.N1	06-JUN-2004 11:48:29	TwI_and_stray	61.500	57	34Sig Sgr	2.0660	26000.	123	11858	No
228	GOM_NL__2PRFIN20040606_115029_000000682027_00281_11858_3144.N1	06-JUN-2004 11:50:29	Bright	68.000	155	41Pi Sgr	2.9000	6600.0	136	11858	No
229	GOM_NL__2PRFIN20040606_115359_000000452027_00281_11858_3145.N1	06-JUN-2004 11:53:59	Bright	44.500	86	35Eta Oph	2.4300	10200.	89	11858	No
230	GOM_NL__2PRFIN20040606_115547_000000412027_00281_11858_3146.N1	06-JUN-2004 11:55:47	Bright	41.000	98	13Zet Oph	2.5710	30000.	82	11858	No
231	GOM_NL__2PRFIN20040606_115756_000000392027_00281_11858_3147.N1	06-JUN-2004 11:57:56	Bright	39.000	120	1Del Oph	2.7340	3200.0	78	11858	No
232	GOM_NL__2PRFIN20040606_120056_000000372027_00281_11858_3148.N1	06-JUN-2004 12:00:56	Bright	37.000	102	24Alp Ser	2.6000	4250.0	74	11858	No
233	GOM_NL__2PRFIN20040606_120517_000000392027_00281_11858_3149.N1	06-JUN-2004 12:05:17	Bright	38.500	3	16Alp Boo	-0.050000	4250.0	77	11858	No
234	GOM_NL__2PRFIN20040606_120644_000000402027_00281_11858_3150.N1	06-JUN-2004 12:06:44	Bright	39.500	67	5Alp CrB	2.2210	11000.	79	11858	No
235	GOM_NL__2PRFIN20040606_120854_000000412027_00281_11858_3151.N1	06-JUN-2004 12:08:54	Bright	41.000	133	40Zet Her	2.8070	6000.0	82	11858	No
236	GOM_NL__2PRFIN20040606_121347_000000402027_00281_11858_3152.N1	06-JUN-2004 12:13:47	Bright	40.000	39	85Eta UMa	1.8540	24000.	80	11858	No
237	GOM_NL__2PRFIN20040606_121539_000000392027_00281_11858_3153.N1	06-JUN-2004 12:15:39	Bright	38.500	55	79Zet UMa	2.0600	10200.	77	11858	No
238	GOM_NL__2PRFIN20040606_121705_000000412027_00281_11858_3154.N1	06-JUN-2004 12:17:05	Bright	40.500	119	14Eta Dra	2.7270	4700.0	81	11858	No
239	GOM_NL__2PRFIN20040606_122006_000000392027_00281_11858_3155.N1	06-JUN-2004 12:20:06	Bright	38.500	60	7Bet UMi	2.0810	3950.0	77	11858	No
240	GOM_NL__2PRFIN20040606_122447_000000382027_00281_11858_3156.N1	06-JUN-2004 12:24:47	Bright	38.000	49	1Alp UMi	1.9900	6300.0	76	11858	No
241	GOM_NL__2PRFIN20040606_122658_000000492027_00281_11858_3157.N1	06-JUN-2004 12:26:58	Bright	48.500	89	5Alp Cep	2.4510	8000.0	97	11858	No
242	GOM_NL__2PRFIN20040606_123240_000000402027_00281_11858_3158.N1	06-JUN-2004 12:32:40	Bright	39.500	76	27Gam Cas	2.3000	30000.	79	11858	No
243	GOM_NL__2PRFIN20040606_123724_000001922027_00281_11858_3159.N1	06-JUN-2004 12:37:24	Straylight	192.00	92	53Eps Cyg	2.5000	4500.0	384	11858	No
244	GOM_NL__2PRFIN20040606_124334_000000632027_00281_11858_3160.N1	06-JUN-2004 12:43:34	Straylight	63.000	58	21Alp And	2.0730	11000.	126	11858	No
245	GOM_NL__2PRFIN20040606_124529_000001062027_00281_11858_3161.N1	06-JUN-2004 12:45:29	Dark	106.00	93	53Bet Peg	2.5200	3100.0	212	11858	No
246	GOM_NL__2PRFIN20040606_124859_000000592027_00281_11858_3162.N1	06-JUN-2004 12:48:59	Dark	59.000	140	88Gam Peg	2.8340	26000.	118	11858	No
247	GOM_NL__2PRFIN20040606_125352_000001242027_00281_11858_3163.N1	06-JUN-2004 12:53:52	Dark	124.00	90	54Alp Peg	2.4870	11000.	248	11858	No
248	GOM_NL__2PRFIN20040606_125808_000000542027_00281_11858_3164.N1	06-JUN-2004 12:58:08	Dark	53.500	52	16Bet Cet	2.0370	4500.0	107	11858	No
249	GOM_NL__2PRFIN20040606_130444_000000482027_00281_11858_3165.N1	06-JUN-2004 13:04:44	Dark	48.000	84	Alp Phe	2.3970	4500.0	96	11858	No
250	GOM_NL__2PRFIN20040606_130623_000000482027_00281_11858_3166.N1	06-JUN-2004 13:06:23	Dark	48.000	9	Alp Eri	0.45300	24000.	96	11858	No
251	GOM_NL__2PRFIN20040606_131028_000000502027_00282_11859_3135.N1	06-JUN-2004 13:10:28	Dark	49.500	63	Bet Gru	2.1500	2800.0	99	11859	No
252	GOM_NL__2PRFIN20040606_131226_000000492027_00282_11859_3136.N1	06-JUN-2004 13:12:26	Dark	49.000	31	Alp Gru	1.7340	15200.	98	11859	No
253	GOM_NL__2PRFIN20040606_131701_000000452027_00282_11859_3137.N1	06-JUN-2004 13:17:01	Straylight	44.500	45	Alp Pav	1.9400	26000.	89	11859	No
254	GOM_NL__2PRFIN20040606_132001_000000412027_00282_11859_3138.N1	06-JUN-2004 13:20:01	Straylight	40.500	43	Alp TrA	1.9100	4250.0	81	11859	No
255	GOM_NL__2PRFIN20040606_132201_000000412027_00282_11859_3139.N1	06-JUN-2004 13:22:01	Straylight	40.500	134	Bet TrA	2.8100	6600.0	81	11859	No
256	GOM_NL__2PRFIN20040606_132405_000000422027_00282_11859_3140.N1	06-JUN-2004 13:24:05	Straylight	41.500	147	Alp Ara	2.8770	26000.	83	11859	No
257	GOM_NL__2PRFIN20040606_132548_000000432027_00282_11859_3141.N1	06-JUN-2004 13:25:48	Straylight	43.000	40	The Sco	1.8590	7100.0	86	11859	No
258	GOM_NL__2PRFIN20040606_132733_000000462027_00282_11859_3142.N1	06-JUN-2004 13:27:33	TwI_and_stray	45.500	25	35Lam Sco	1.6200	28000.	91	11859	No
259	GOM_NL__2PRFIN20040606_132905_000000672027_00282_11859_3143.N1	06-JUN-2004 13:29:05	TwI_and_stray	66.500	57	34Sig Sgr	2.0660	26000.	133	11859	No
260	GOM_NL__2PRFIN20040606_133106_000000702027_00282_11859_3144.N1	06-JUN-2004 13:31:06	Bright	70.000	155	41Pi Sgr	2.9000	6600.0	140	11859	No
261	GOM_NL__2PRFIN20040606_133435_000000462027_00282_11859_3145.N1	06-JUN-2004 13:34:35	Bright	45.500	86	35Eta Oph	2.4300	10200.	91	11859	No
262	GOM_NL__2PRFIN20040606_133623_000000402027_00282_11859_3146.N1	06-JUN-2004 13:36:23	Bright	40.000	98	13Zet Oph	2.5710	30000.	80	11859	No
263	GOM_NL__2PRFIN20040606_133832_000000392027_00282_11859_3147.N1	06-JUN-2004 13:38:32	Bright	38.500	120	1Del Oph	2.7340	3200.0	77	11859	No
264	GOM_NL__2PRFIN20040606_134132_000000372027_00282_11859_3148.N1	06-JUN-2004 13:41:32	Bright	37.000	102	24Alp Ser	2.6000	4250.0	74	11859	No
265	GOM_NL__2PRFIN20040606_134553_000000392027_00282_11859_3149.N1	06-JUN-2004 13:45:53	Bright	39.000	3	16Alp Boo	-0.050000	4250.0	78	11859	No
266	GOM_NL__2PRFIN20040606_134720_000000372027_00282_11859_3150.N1	06-JUN-2004 13:47:20	Bright	37.000	67	5Alp CrB	2.2210	11000.	74	11859	No
267	GOM_NL__2PRFIN20040606_134929_000000432027_00282_11859_3151.N1	06-JUN-2004 13:49:29	Bright	42.500	133	40Zet Her	2.8070	6000.0	85	11859	No
268	GOM_NL__2PRFIN20040606_135424_000000402027_00282_11859_3152.N1	06-JUN-2004 13:54:24	Bright	39.500	39	85Eta UMa	1.8540	24000.	79	11859	No
269	GOM_NL__2PRFIN20040606_135616_000000382027_00282_11859_3153.N1	06-JUN-2004 13:56:16	Bright	37.500	55	79Zet UMa	2.0600	10200.	75	11859	No
270	GOM_NL__2PRFIN20040606_135741_000000392027_00282_11859_3154.N1	06-JUN-2004 13:57:41	Bright	38.500	119	14Eta Dra	2.7270	4700.0	77	11859	No
271	GOM_NL__2PRFIN20040606_140524_000000352027_00282_11859_3155.N1	06-JUN-2004 14:05:24	Bright	34.500	49	1Alp UMi	1.9900	6300.0	69	11859	No
272	GOM_NL__2PRFIN20040606_140733_000000492027_00282_11859_3156.N1	06-JUN-2004 14:07:33	Bright	49.000	89	5Alp Cep	2.4510	8000.0	98	11859	No
273	GOM_NL__2PRFIN20040606_141316_000000572027_00282_11859_3157.N1	06-JUN-2004 14:13:16	Bright	57.000	76	27Gam Cas	2.3000	30000.	114	11859	No
274	GOM_NL__2PRFIN20040606_141756_000001922027_00282_11859_3158.N1	06-JUN-2004 14:17:56	Straylight	192.00	92	53Eps Cyg	2.5000	4500.0	384	11859	No
275	GOM_NL__2PRFIN20040606_142410_000000622027_00282_11859_3159.N1	06-JUN-2004 14:24:10	Straylight	62.000	58	21Alp And	2.0730	11000.	124	11859	No
276	GOM_NL__2PRFIN20040606_142606_000001102027_00282_11859_3160.N1	06-JUN-2004 14:26:06	Dark	109.50	93	53Bet Peg	2.5200	3100.0	219	11859	No
277	GOM_NL__2PRFIN20040606_142938_000000632027_00282_11859_3161.N1	06-JUN-2004 14:29:38	Dark	62.500	140	88Gam Peg	2.8340	26000.	125	11859	No
278	GOM_NL__2PRFIN20040606_143431_000001182027_00282_11859_3162.N1	06-JUN-2004 14:34:31	Dark	118.00	90	54Alp Peg	2.4870	11000.	236	11859	No

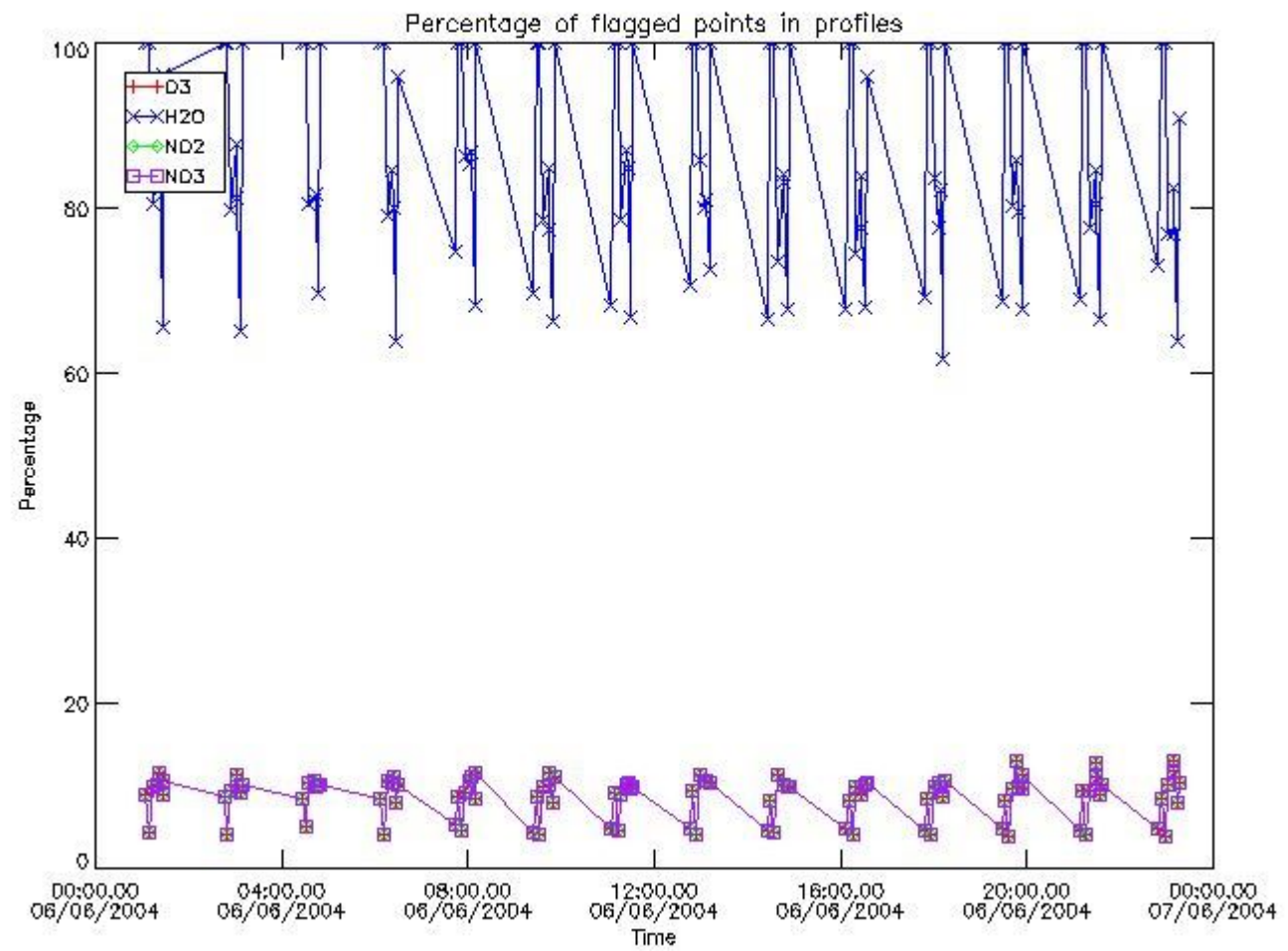
279	GOM_NL__2PRFIN20040606_143846_00000542027_00282_11859_3163.N1	06-JUN-2004 14:38:46	Dark	53.500	52	16Bet Cet	2.0370	4500.0	107	11859	No
280	GOM_NL__2PRFIN20040606_144521_00000512027_00282_11859_3164.N1	06-JUN-2004 14:45:21	Dark	50.500	84	Alp Phe	2.3970	4500.0	101	11859	No
281	GOM_NL__2PRFIN20040606_144659_00000512027_00282_11859_3165.N1	06-JUN-2004 14:46:59	Dark	50.500	9	Alp Eri	0.45300	24000.	101	11859	No
282	GOM_NL__2PRFIN20040606_145105_00000522027_00283_11860_3135.N1	06-JUN-2004 14:51:05	Dark	51.500	63	Bet Gru	2.1500	2800.0	103	11860	No
283	GOM_NL__2PRFIN20040606_145303_00000522027_00283_11860_3136.N1	06-JUN-2004 14:53:03	Dark	51.500	31	Alp Gru	1.7340	15200.	103	11860	No
284	GOM_NL__2PRFIN20040606_145738_00000452027_00283_11860_3137.N1	06-JUN-2004 14:57:38	Straylight	44.500	45	Alp Pav	1.9400	26000.	89	11860	No
285	GOM_NL__2PRFIN20040606_150037_00000402027_00283_11860_3138.N1	06-JUN-2004 15:00:37	Straylight	40.000	43	Alp TrA	1.9100	4250.0	80	11860	No
286	GOM_NL__2PRFIN20040606_150238_00000382027_00283_11860_3139.N1	06-JUN-2004 15:02:38	Straylight	38.000	134	Bet TrA	2.8100	6600.0	76	11860	No
287	GOM_NL__2PRFIN20040606_150440_00000412027_00283_11860_3140.N1	06-JUN-2004 15:04:40	Straylight	41.000	147	Alp Ara	2.8770	26000.	82	11860	No
288	GOM_NL__2PRFIN20040606_150624_00000492027_00283_11860_3141.N1	06-JUN-2004 15:06:24	Straylight	49.000	40	The Sco	1.8590	7100.0	98	11860	No
289	GOM_NL__2PRFIN20040606_150810_00000482027_00283_11860_3142.N1	06-JUN-2004 15:08:10	Tw_i_and_stray	48.000	25	35Lam Sco	1.6200	28000.	96	11860	No
290	GOM_NL__2PRFIN20040606_150941_00000622027_00283_11860_3143.N1	06-JUN-2004 15:09:41	Tw_i_and_stray	62.000	57	34Sig Sgr	2.0660	26000.	124	11860	No
291	GOM_NL__2PRFIN20040606_151142_00000692027_00283_11860_3144.N1	06-JUN-2004 15:11:42	Bright	69.000	155	41Pi Sgr	2.9000	6600.0	138	11860	No
292	GOM_NL__2PRFIN20040606_151512_00000452027_00283_11860_3145.N1	06-JUN-2004 15:15:12	Bright	44.500	86	35Eta Oph	2.4300	10200.	89	11860	No
293	GOM_NL__2PRFIN20040606_151659_00000402027_00283_11860_3146.N1	06-JUN-2004 15:16:59	Bright	40.000	98	13Zet Oph	2.5710	30000.	80	11860	No
294	GOM_NL__2PRFIN20040606_151908_00000392027_00283_11860_3147.N1	06-JUN-2004 15:19:08	Bright	39.000	120	1Del Oph	2.7340	3200.0	78	11860	No
295	GOM_NL__2PRFIN20040606_152208_00000382027_00283_11860_3148.N1	06-JUN-2004 15:22:08	Bright	37.500	102	24Alp Ser	2.6000	4250.0	75	11860	No
296	GOM_NL__2PRFIN20040606_152649_00000412027_00283_11860_3149.N1	06-JUN-2004 15:26:49	Bright	41.000	127	27Bet Her	2.7810	4700.0	82	11860	No
297	GOM_NL__2PRFIN20040606_153005_00000432027_00283_11860_3150.N1	06-JUN-2004 15:30:05	Bright	42.500	133	40Zet Her	2.8070	6000.0	85	11860	No
298	GOM_NL__2PRFIN20040606_153500_00000392027_00283_11860_3151.N1	06-JUN-2004 15:35:00	Bright	38.500	39	85Eta UMa	1.8540	24000.	77	11860	No
299	GOM_NL__2PRFIN20040606_153652_00000392027_00283_11860_3152.N1	06-JUN-2004 15:36:52	Bright	38.500	55	79Zet UMa	2.0600	10200.	77	11860	No
300	GOM_NL__2PRFIN20040606_154118_00000362027_00283_11860_3153.N1	06-JUN-2004 15:41:18	Bright	35.500	60	7Bet UMi	2.0810	3950.0	71	11860	No
301	GOM_NL__2PRFIN20040606_154600_00000382027_00283_11860_3154.N1	06-JUN-2004 15:46:00	Bright	37.500	49	1Alp UMi	1.9900	6300.0	75	11860	No
302	GOM_NL__2PRFIN20040606_154809_00000482027_00283_11860_3155.N1	06-JUN-2004 15:48:09	Bright	47.500	89	5Alp Cep	2.4510	8000.0	95	11860	No
303	GOM_NL__2PRFIN20040606_155352_00000452027_00283_11860_3156.N1	06-JUN-2004 15:53:52	Bright	44.500	76	27Gam Cas	2.3000	30000.	89	11860	No
304	GOM_NL__2PRFIN20040606_155828_000001982027_00283_11860_3157.N1	06-JUN-2004 15:58:28	Straylight	198.00	92	53Eps Cyg	2.5000	4500.0	396	11860	No
305	GOM_NL__2PRFIN20040606_160447_00000612027_00283_11860_3158.N1	06-JUN-2004 16:04:47	Straylight	61.000	58	21Alp And	2.0730	11000.	122	11860	No
306	GOM_NL__2PRFIN20040606_160643_000001092027_00283_11860_3159.N1	06-JUN-2004 16:06:43	Dark	108.50	93	53Bet Peg	2.5200	3100.0	217	11860	No
307	GOM_NL__2PRFIN20040606_161012_00000632027_00283_11860_3160.N1	06-JUN-2004 16:10:12	Dark	62.500	140	88Gam Peg	2.8340	26000.	125	11860	No
308	GOM_NL__2PRFIN20040606_161509_000001342027_00283_11860_3161.N1	06-JUN-2004 16:15:09	Dark	134.00	90	54Alp Peg	2.4870	11000.	268	11860	No
309	GOM_NL__2PRFIN20040606_161923_00000522027_00283_11860_3162.N1	06-JUN-2004 16:19:23	Dark	51.500	52	16Bet Cet	2.0370	4500.0	103	11860	No
310	GOM_NL__2PRFIN20040606_162558_00000572027_00283_11860_3163.N1	06-JUN-2004 16:25:58	Dark	56.500	84	Alp Phe	2.3970	4500.0	113	11860	No
311	GOM_NL__2PRFIN20040606_162735_00000522027_00283_11860_3164.N1	06-JUN-2004 16:27:35	Dark	51.500	9	Alp Eri	0.45300	24000.	103	11860	No
312	GOM_NL__2PRFIN20040606_163141_00000512027_00284_11861_3135.N1	06-JUN-2004 16:31:41	Dark	50.500	63	Bet Gru	2.1500	2800.0	101	11861	No
313	GOM_NL__2PRFIN20040606_163340_00000492027_00284_11861_3136.N1	06-JUN-2004 16:33:40	Dark	49.000	31	Alp Gru	1.7340	15200.	98	11861	No
314	GOM_NL__2PRFIN20040606_163815_00000452027_00284_11861_3137.N1	06-JUN-2004 16:38:15	Straylight	45.000	45	Alp Pav	1.9400	26000.	90	11861	No
315	GOM_NL__2PRFIN20040606_164114_00000392027_00284_11861_3138.N1	06-JUN-2004 16:41:14	Straylight	38.500	43	Alp TrA	1.9100	4250.0	77	11861	No
316	GOM_NL__2PRFIN20040606_164314_00000392027_00284_11861_3139.N1	06-JUN-2004 16:43:14	Straylight	39.000	134	Bet TrA	2.8100	6600.0	78	11861	No
317	GOM_NL__2PRFIN20040606_164517_00000402027_00284_11861_3140.N1	06-JUN-2004 16:45:17	Straylight	40.000	147	Alp Ara	2.8770	26000.	80	11861	No
318	GOM_NL__2PRFIN20040606_164701_00000482027_00284_11861_3141.N1	06-JUN-2004 16:47:01	Straylight	48.000	40	The Sco	1.8590	7100.0	96	11861	No
319	GOM_NL__2PRFIN20040606_164846_00000462027_00284_11861_3142.N1	06-JUN-2004 16:48:46	Tw_i_and_stray	45.500	25	35Lam Sco	1.6200	28000.	91	11861	No
320	GOM_NL__2PRFIN20040606_165017_00000662027_00284_11861_3143.N1	06-JUN-2004 16:50:17	Tw_i_and_stray	65.500	57	34Sig Sgr	2.0660	26000.	131	11861	No
321	GOM_NL__2PRFIN20040606_165219_00000692027_00284_11861_3144.N1	06-JUN-2004 16:52:19	Bright	68.500	155	41Pi Sgr	2.9000	6600.0	137	11861	No
322	GOM_NL__2PRFIN20040606_165548_00000432027_00284_11861_3145.N1	06-JUN-2004 16:55:48	Bright	43.000	86	35Eta Oph	2.4300	10200.	86	11861	No
323	GOM_NL__2PRFIN20040606_165736_00000412027_00284_11861_3146.N1	06-JUN-2004 16:57:36	Bright	40.500	98	13Zet Oph	2.5710	30000.	81	11861	No
324	GOM_NL__2PRFIN20040606_165944_00000392027_00284_11861_3147.N1	06-JUN-2004 16:59:44	Bright	38.500	120	1Del Oph	2.7340	3200.0	77	11861	No
325	GOM_NL__2PRFIN20040606_170244_00000372027_00284_11861_3148.N1	06-JUN-2004 17:02:44	Bright	36.500	102	24Alp Ser	2.6000	4250.0	73	11861	No
326	GOM_NL__2PRFIN20040606_170726_00000412027_00284_11861_3149.N1	06-JUN-2004 17:07:26	Bright	41.000	127	27Bet Her	2.7810	4700.0	82	11861	No
327	GOM_NL__2PRFIN20040606_171041_00000412027_00284_11861_3150.N1	06-JUN-2004 17:10:41	Bright	40.500	133	40Zet Her	2.8070	6000.0	81	11861	No
328	GOM_NL__2PRFIN20040606_171537_00000392027_00284_11861_3151.N1	06-JUN-2004 17:15:37	Bright	38.500	39	85Eta UMa	1.8540	24000.	77	11861	No
329	GOM_NL__2PRFIN20040606_171729_00000392027_00284_11861_3152.N1	06-JUN-2004 17:17:29	Bright	38.500	55	79Zet UMa	2.0600	10200.	77	11861	No
330	GOM_NL__2PRFIN20040606_172154_00000372027_00284_11861_3153.N1	06-JUN-2004 17:21:54	Bright	37.000	60	7Bet UMi	2.0810	3950.0	74	11861	No
331	GOM_NL__2PRFIN20040606_172636_00000382027_00284_11861_3154.N1	06-JUN-2004 17:26:36	Bright	37.500	49	1Alp UMi	1.9900	6300.0	75	11861	No
332	GOM_NL__2PRFIN20040606_172845_00000492027_00284_11861_3155.N1	06-JUN-2004 17:28:45	Bright	48.500	89	5Alp Cep	2.4510	8000.0	97	11861	No
333	GOM_NL__2PRFIN20040606_173428_00000462027_00284_11861_3156.N1	06-JUN-2004 17:34:28	Bright	46.000	76	27Gam Cas	2.3000	30000.	92	11861	No
334	GOM_NL__2PRFIN20040606_173901_000001982027_00284_11861_3157.N1	06-JUN-2004 17:39:01	Straylight	198.00	92	53Eps Cyg	2.5000	4500.0	396	11861	No
335	GOM_NL__2PRFIN20040606_174524_00000622027_00284_11861_3158.N1	06-JUN-2004 17:45:24	Straylight	62.000	58	21Alp And	2.0730	11000.	124	11861	No
336	GOM_NL__2PRFIN20040606_174719_000001222027_00284_11861_3159.N1	06-JUN-2004 17:47:19	Dark	122.00	93	53Bet Peg	2.5200	3100.0	244	11861	No
337	GOM_NL__2PRFIN20040606_175051_00000612027_00284_11861_3160.N1	06-JUN-2004 17:50:51	Dark	61.000	140	88Gam Peg	2.8340	26000.	122	11861	No





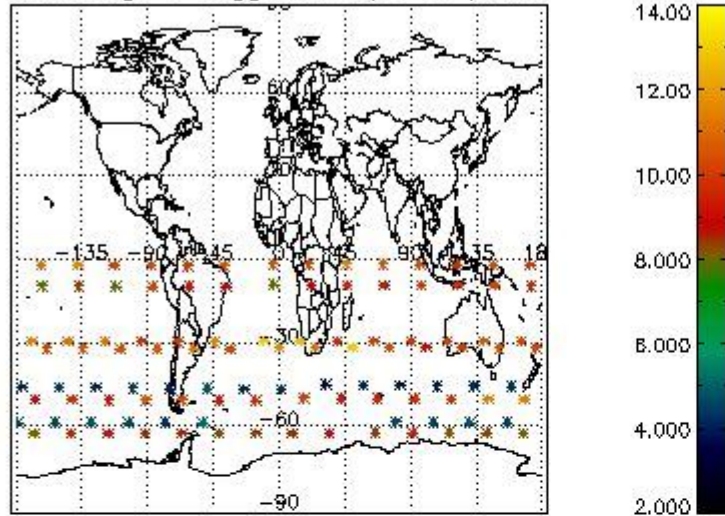


3.1 Plot quality information per product (time dependant)

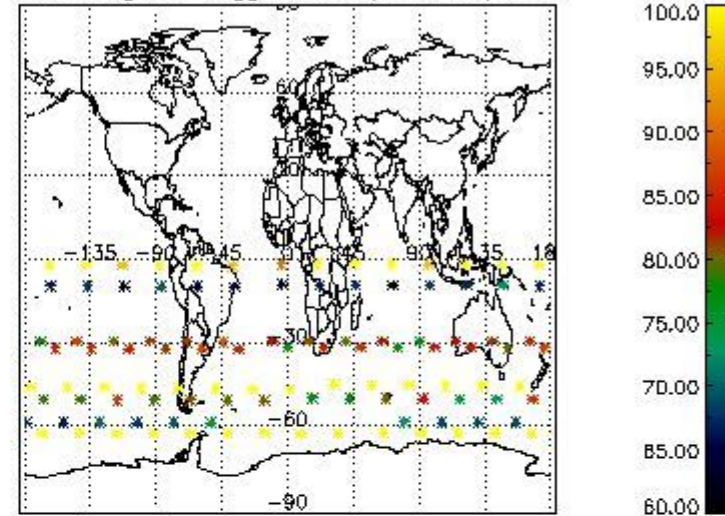


3.2 Plot quality information per product (world map)

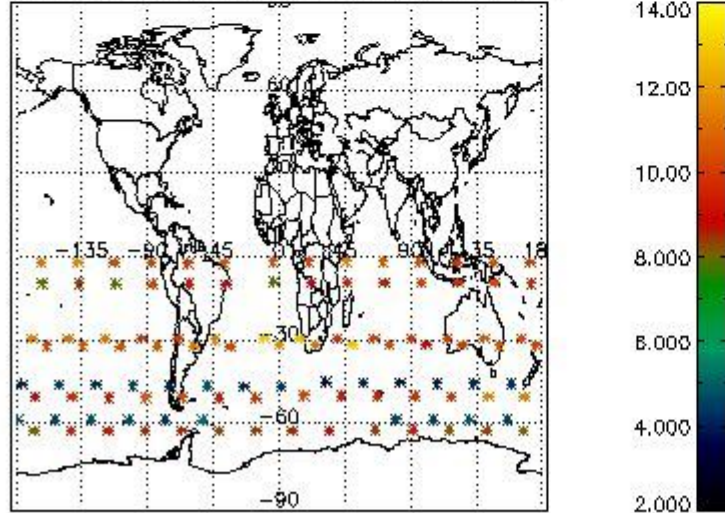
Percentage of flagged data per O3 profile



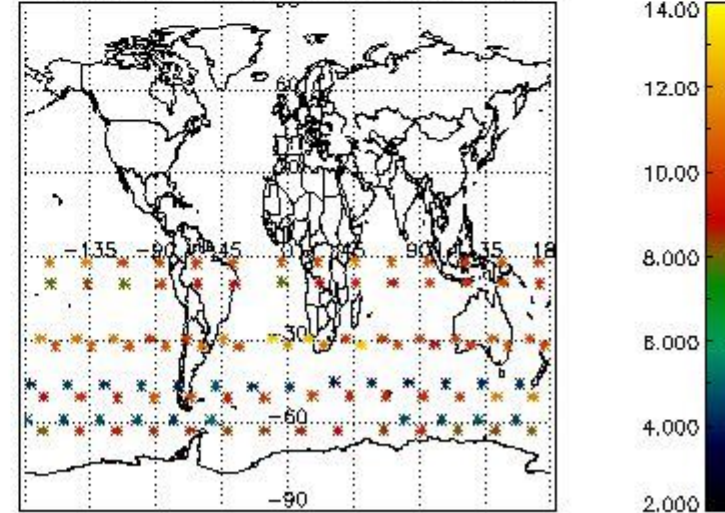
Percentage of flagged data per H2O profile



Percentage of flagged data per NO2 profile



Percentage of flagged data per NO3 profile

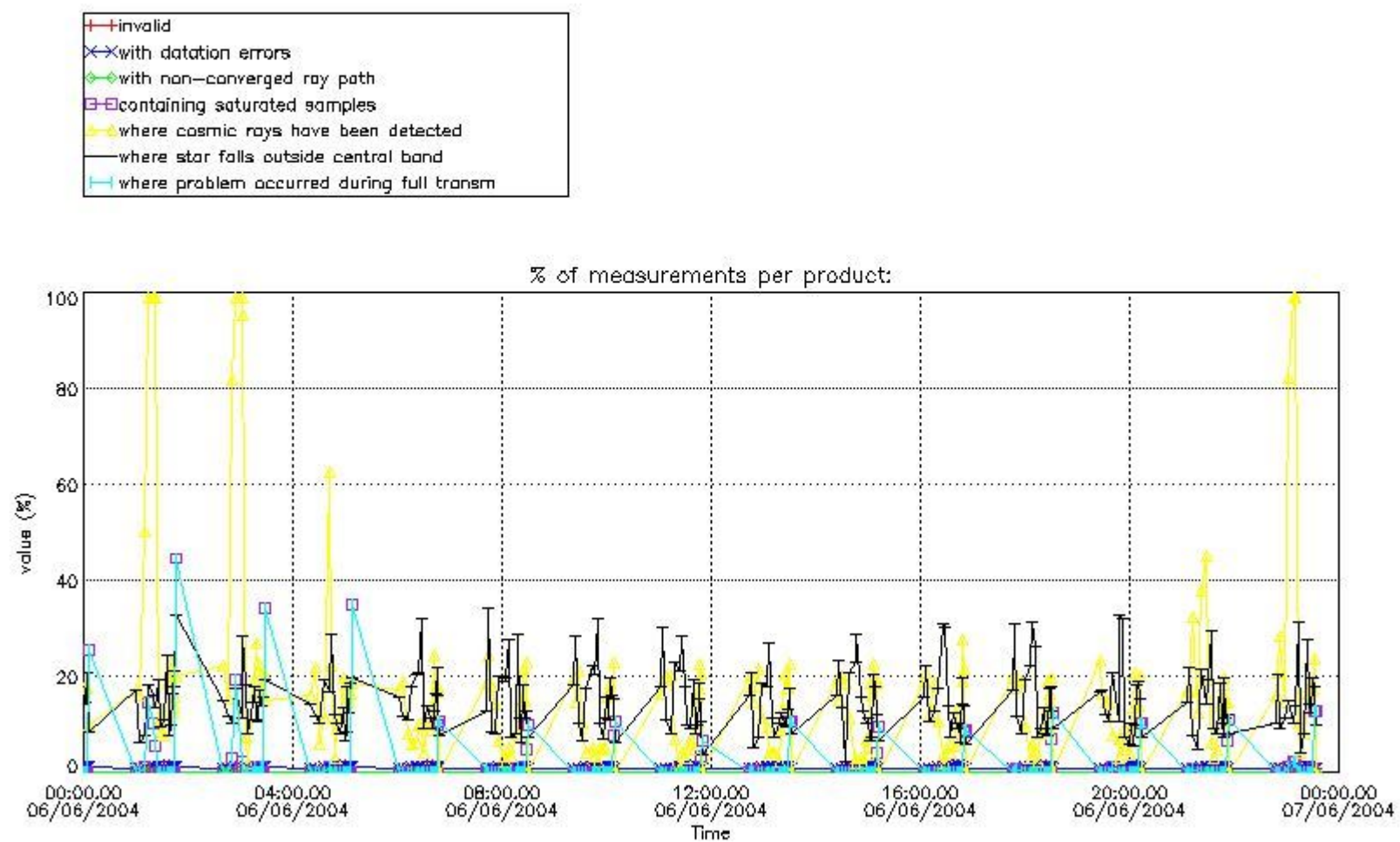


#### 4. Level 1 quality information per product

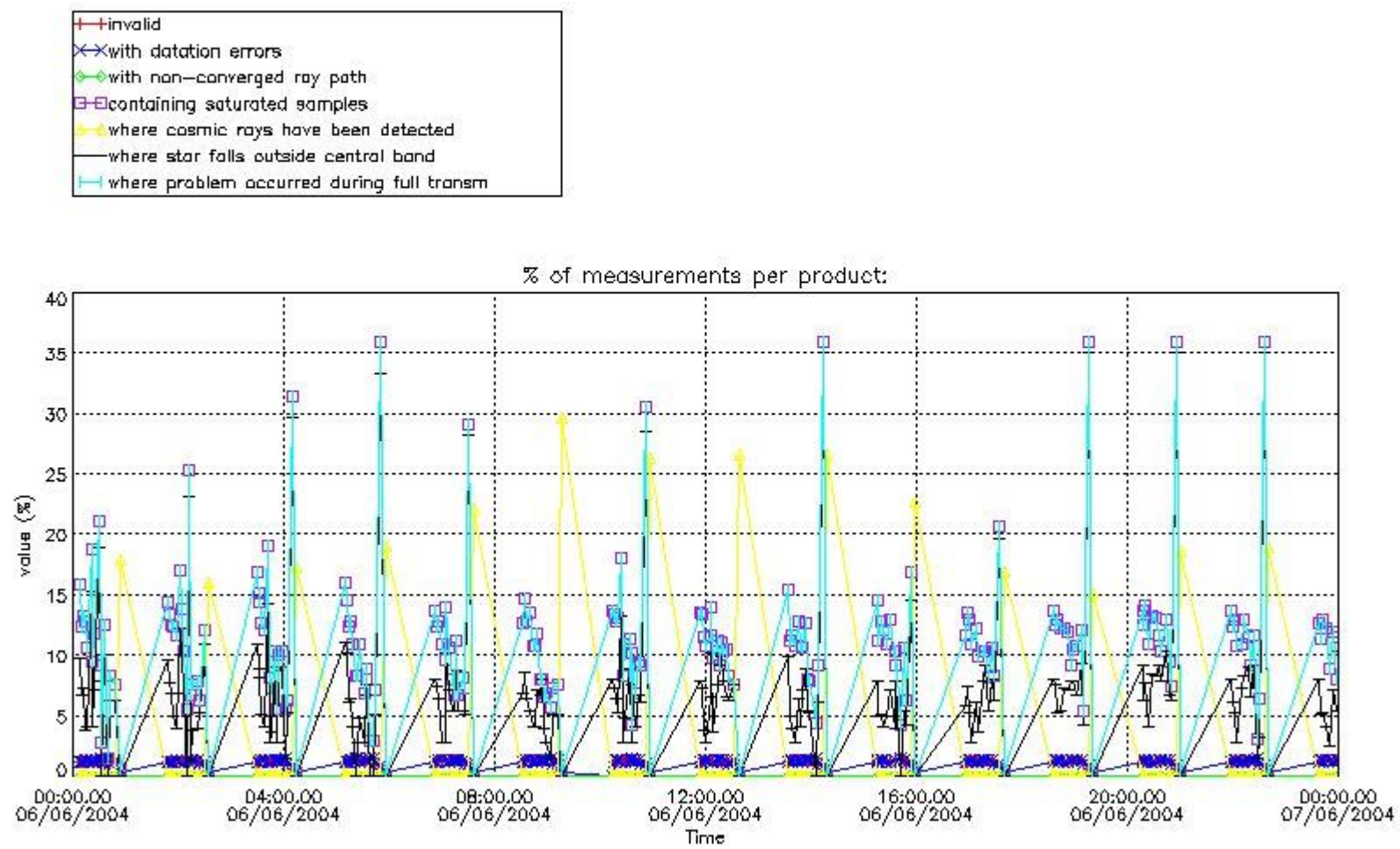
In this section it is plotted some information contained in the Quality Summary data set of the level 2 products that comes from the level 1b processing. Products without errors (error flag in the MPH set to "0") are used.

##### 4.1 Plot quality information per product (time dependant) coming from level 1b processing

###### 4.1.1 Plot level 1 quality information per product (time dependant): ENVISAT ASCENDING passes



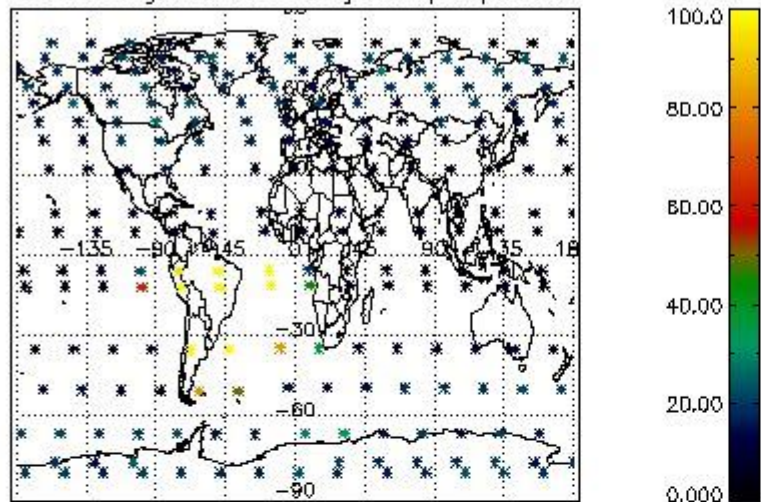
4.1.2 Plot level 1 quality information per product (time dependant): ENVI SAT DESCENDING passes



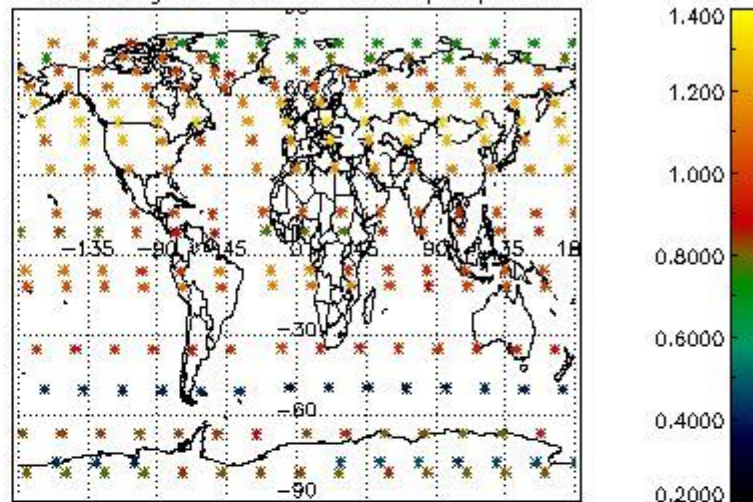
4.2 Plot quality information per product coming from level 1b processing (world map)

4.2.1 Plot level 1 quality information per product (world map): ENVISAT ASCENDING passes

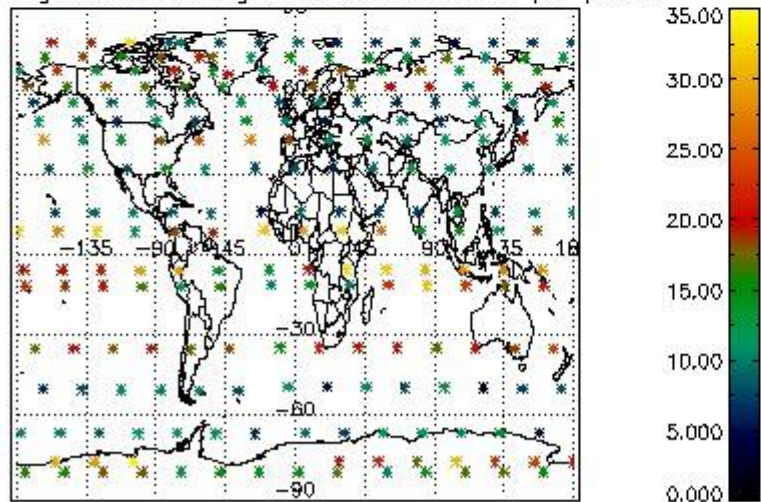
Percentage of cosmic ray hits per profile



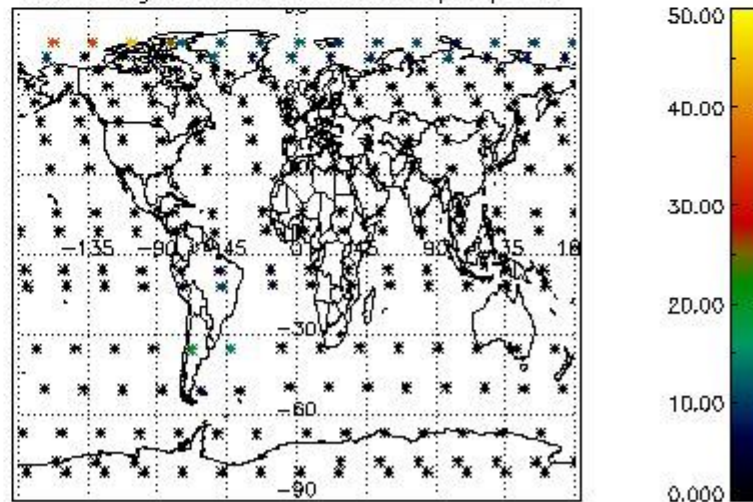
Percentage of datation errors per profile



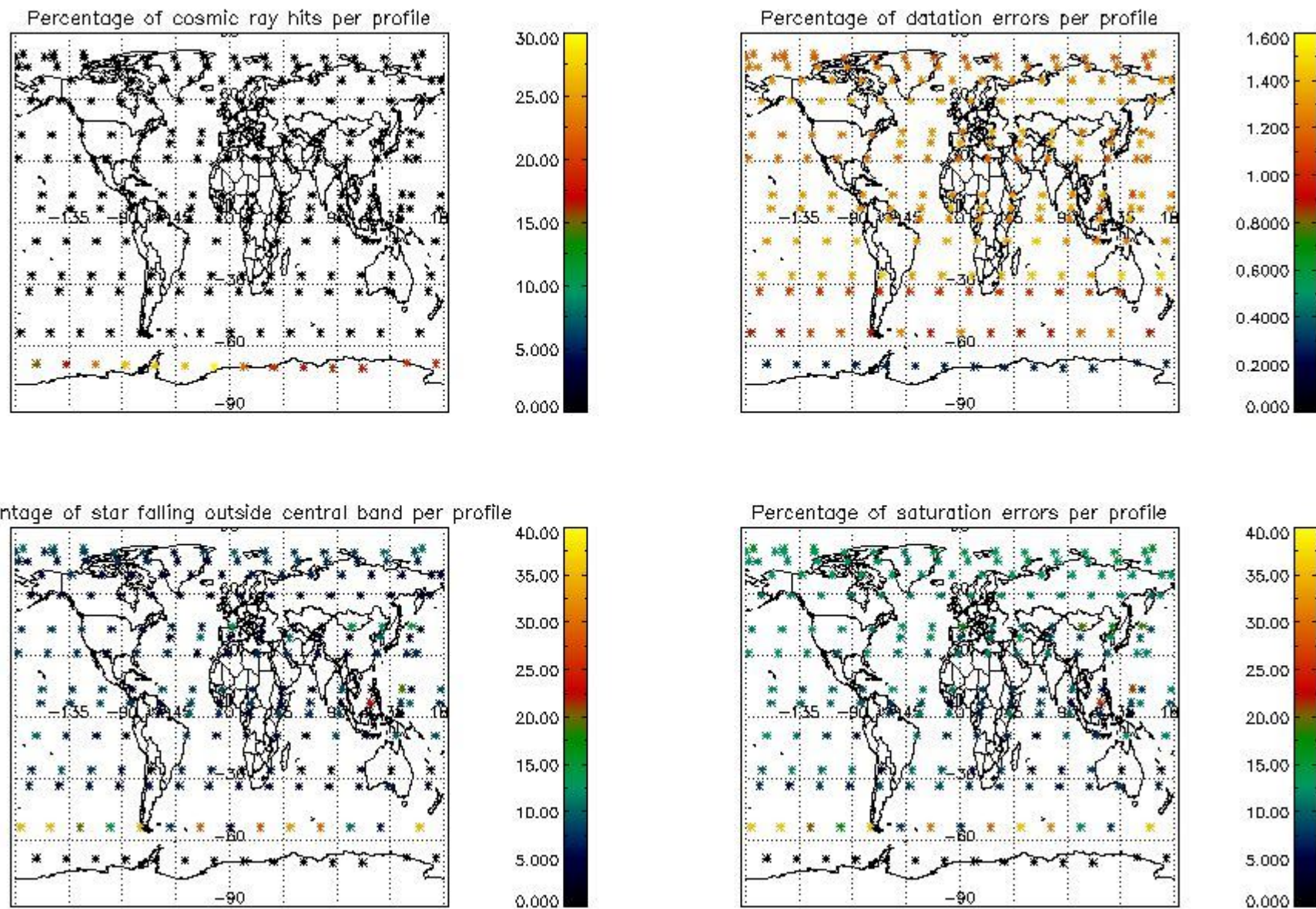
Percentage of star falling outside central band per profile



Percentage of saturation errors per profile



4.2.2 Plot level 1 quality information per product (world map): ENVISAT DESCENDING passes



## 5. Trace gas profiles

### 5.1 Ozone statistics based on quality of products

The final quality of the products can be "measured" using the STD (Standard Deviation) attached to every point profile. This information is written to the parameter GOM\_NL\_\_2P/NL\_LOCAL\_SPECIES\_DENSITY/o3\_std of the level 2 products. The table below shows the statistics for given STD ranges.

The statistics are given with respect to the overall valid production:

- Products without fatal errors: GOM\_NL\_\_2P/MPH/PRODUCT\_ERR=0
- Valid point profile: GOM\_NL\_\_2P/NL\_LOCAL\_SPECIES\_DENSITY/pcd(0)=0

The 'Criteria' is applied to valid points of dark limb products:

- Products in dark limb illumination condition: GOM\_NL\_\_2P/NL\_SUMMARY\_QUALITY/obs\_ill\_cond=0
- Products without fatal errors: GOM\_NL\_\_2P/MPH/PRODUCT\_ERR=0
- Valid point profile: GOM\_NL\_\_2P/NL\_LOCAL\_SPECIES\_DENSITY/pcd(0)=0

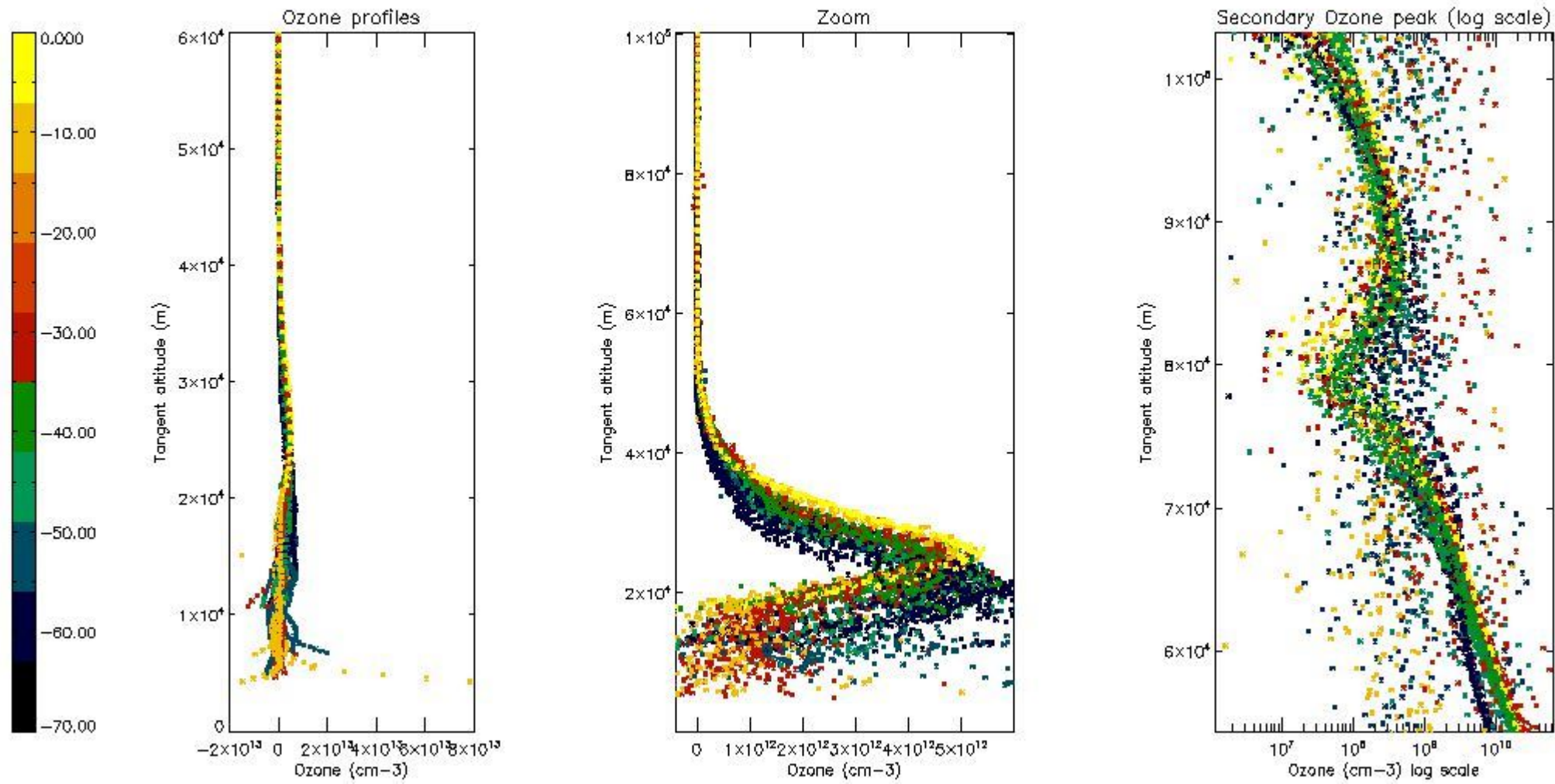
So, the table below shows the percentage of dark limb and valid observations for each criteria with respect to the overall valid daily observations.

Criteria	% of total production
All STD	31
STD < 20	15

STD < 10	13
STD < 5	9

5.2 Plot ozone profiles for all STD (dark without errors)

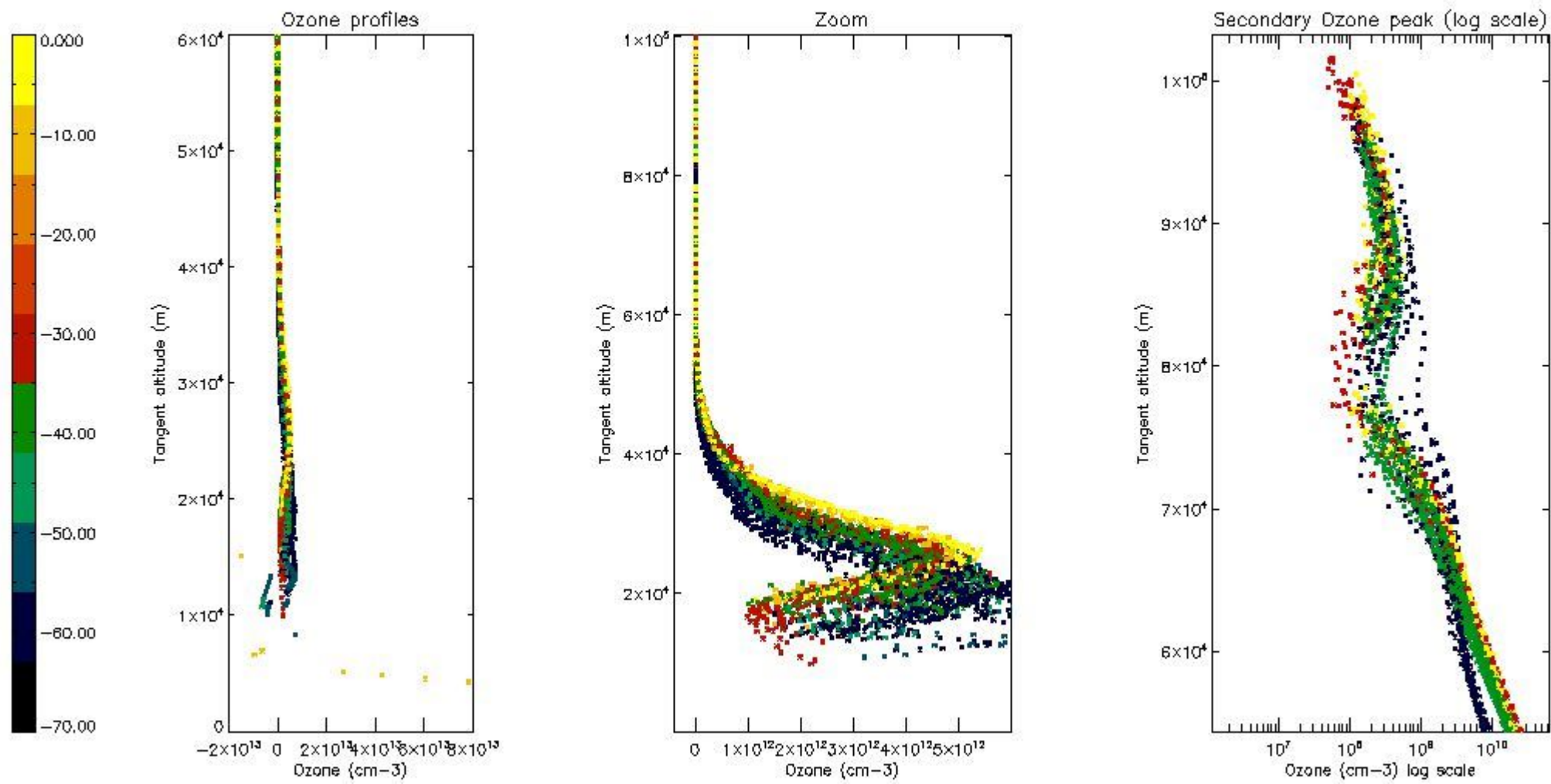
The colorbar represents the latitude.



5.3 Plot ozone profiles where STD < 20% (dark without errors)

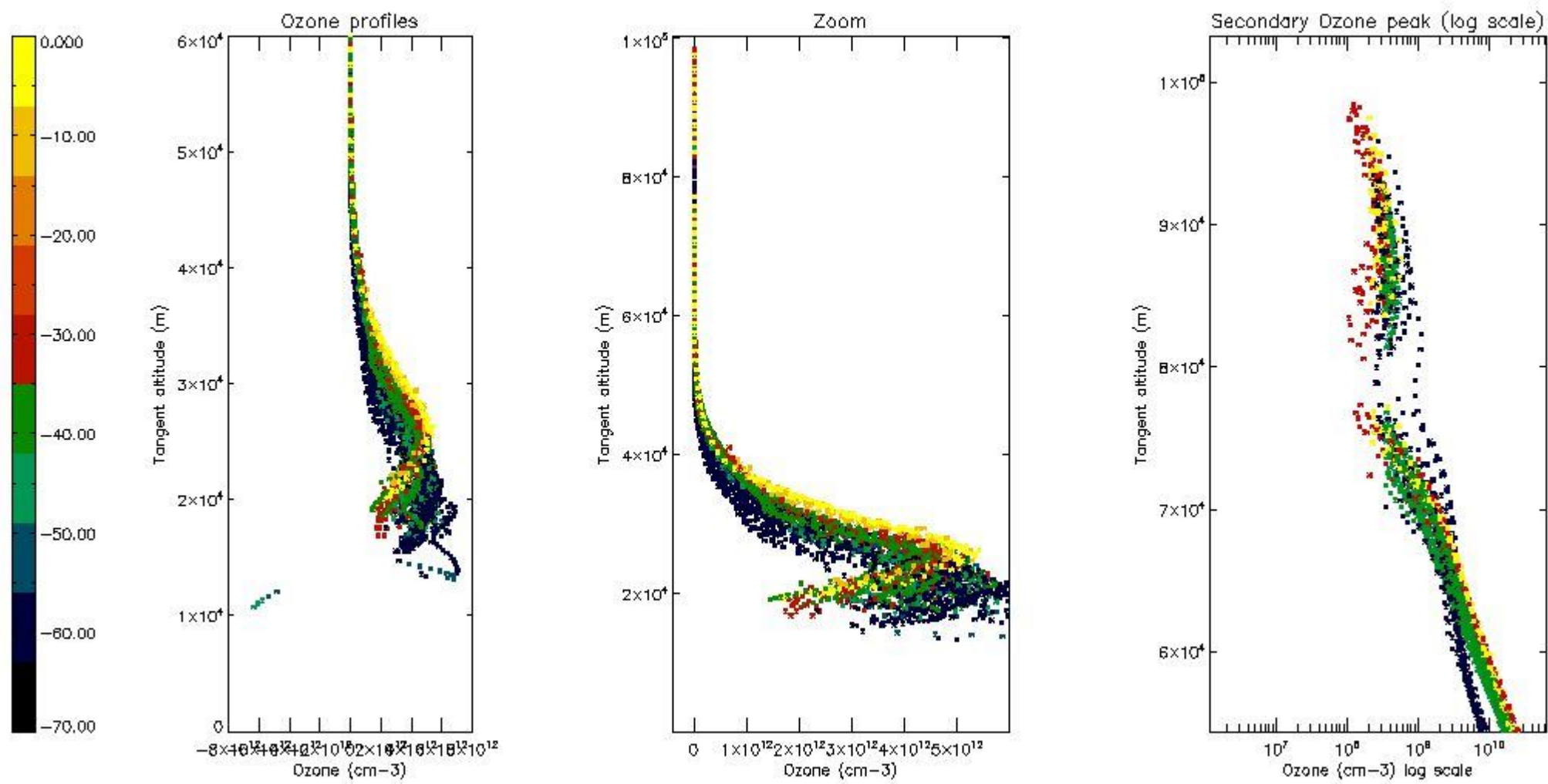
The colorbar represents the latitude.





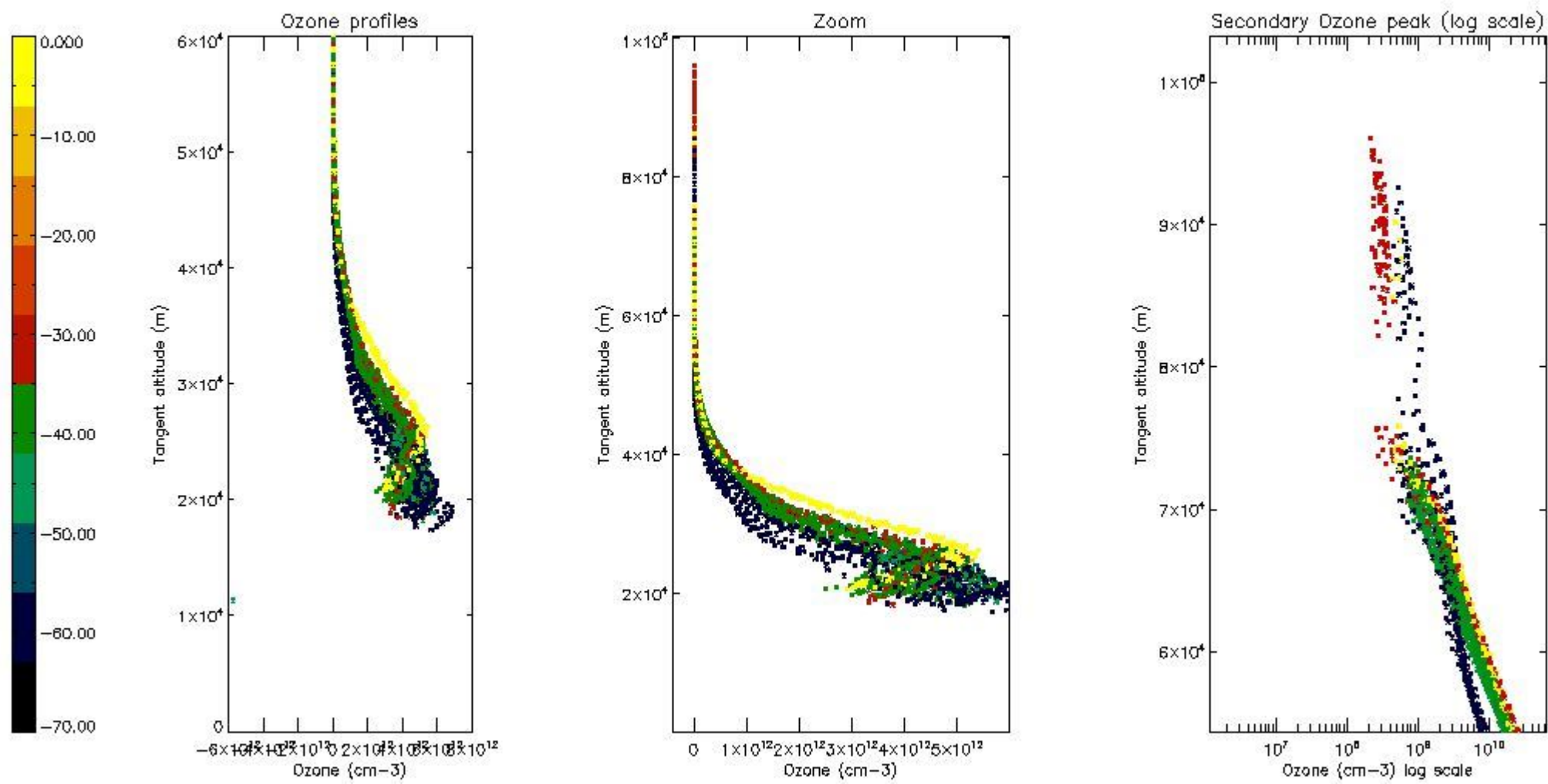
*5.4 Plot ozone profiles where STD < 10% (dark without errors)*

The colorbar represents the latitude.



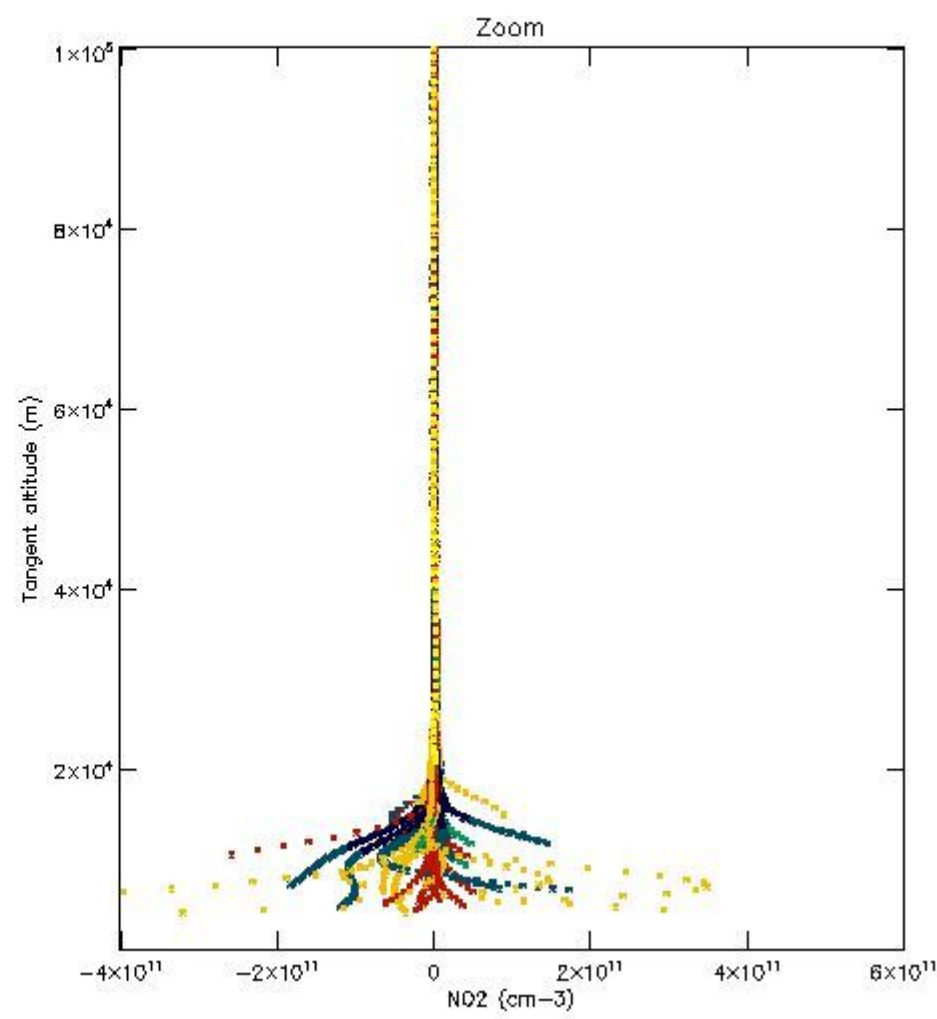
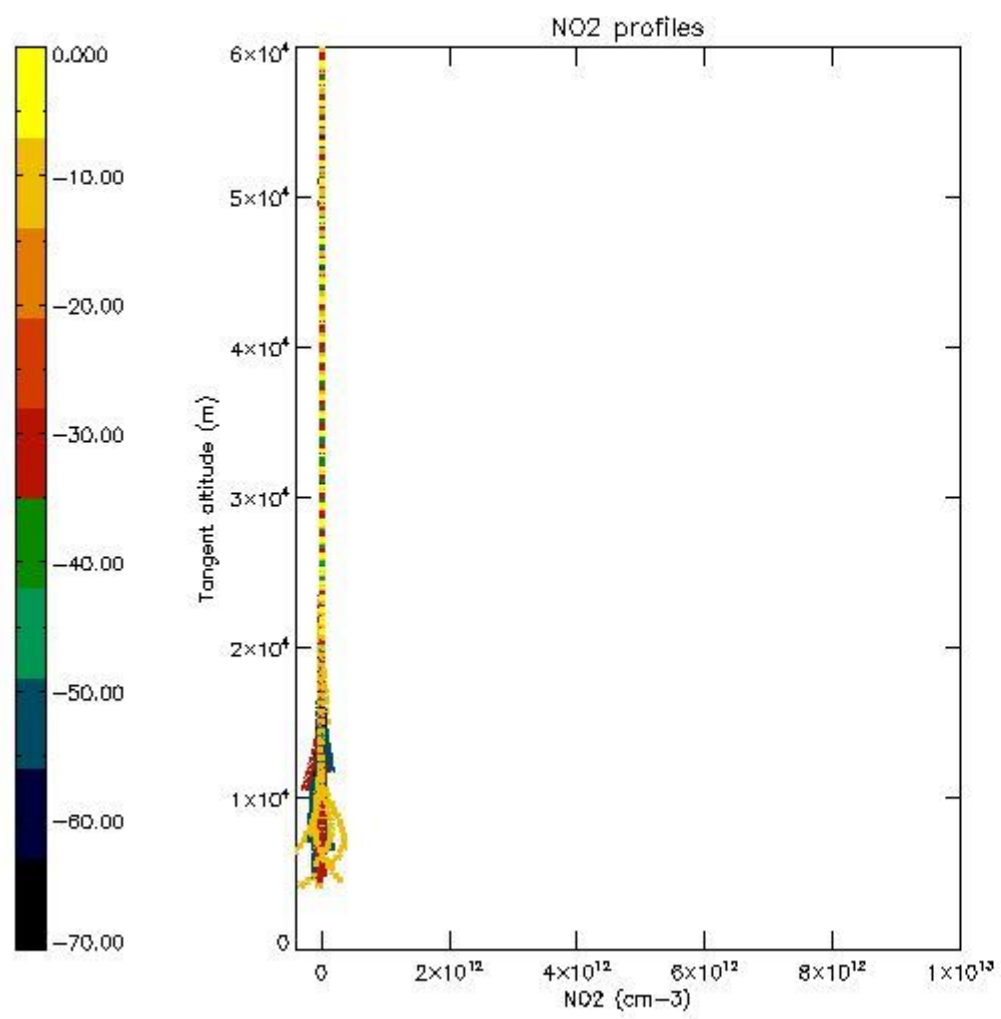
*5.5 Plot ozone profiles where STD < 5% (dark without errors)*

The colorbar represents the latitude.



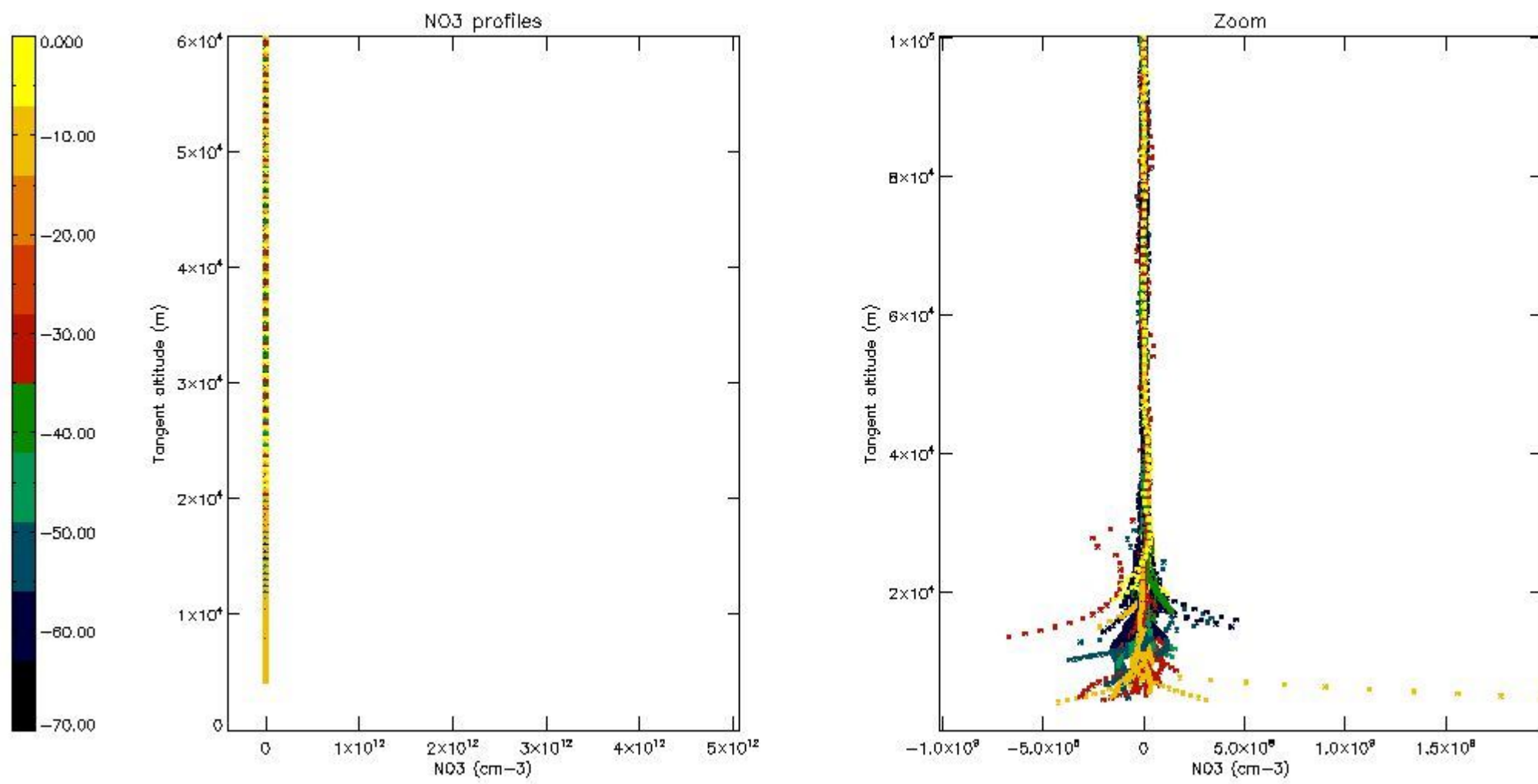
*5.6 Plot NO<sub>2</sub> profiles for all STD (dark without errors)*

The colorbar represents the latitude.



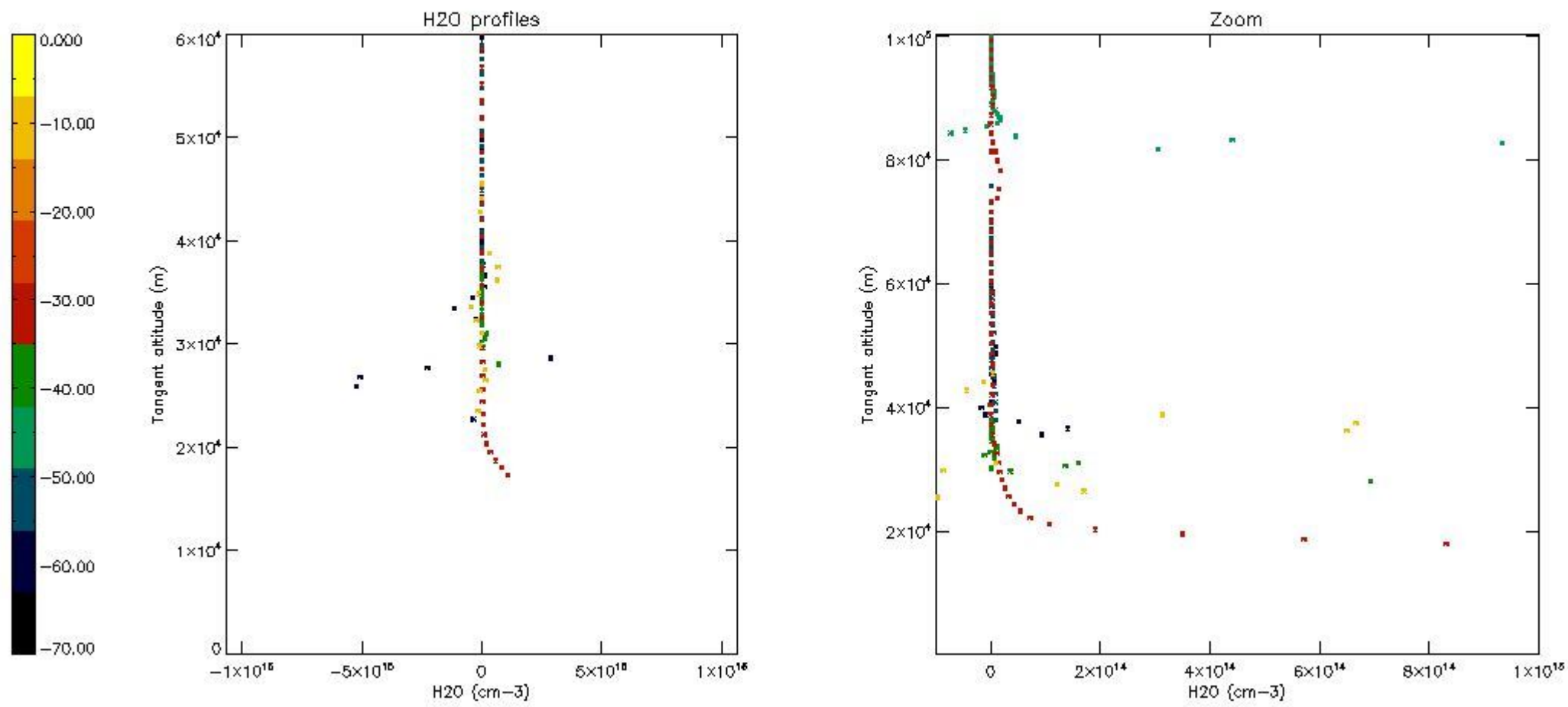
*5.7 Plot NO3 profiles for all STD (dark without errors)*

The colorbar represents the latitude.



5.8 Plot H2O profiles for all STD (only for occultations of stars 1,2,3,4,13,14,16,26,63 dark without errors)

The colorbar represents the latitude.



## 6. Auxiliary Data Files used for the production reported in section 2

The number reported in the third column indicates since which file (see list in section 2) the corresponding auxiliary file has been used. The fourth column is the date of those product files.

Type	Auxiliary Filename	Used since product	Used since product date
INST_PHYS_CHARACTERISTICS	GOM_INS_AXVIEC20091111_143220_20030716_120000_20500101_000000	1	06-JUN-2004 00:00:54
LEVEL-2_PROC_CONFIG	GOM_PR2_AXVIEC20091111_152718_20020301_000000_20500101_000000	1	06-JUN-2004 00:00:54
CROSS_SECTIONS_FILE	GOM_CRS_AXVIEC20091111_154832_20020301_000000_20500101_000000	1	06-JUN-2004 00:00:54

# GOMOS Level 2 Daily Report

## SUMMARY

### [1. General Info](#)

### [2. Summary of processed GOM\\_NL\\_2P products](#)

### [3. Level 2 Quality information per product](#)

#### [3.1 Plot of level 2 quality information per product \(time dependant\)](#)

#### [3.2 Plot of level 2 quality information per product \(world map\)](#)

### [4. Level 1 Quality information per product \(stored on level 2 products\)](#)

#### [4.1 Plot of level 1 quality information per product \(time dependant\)](#)

##### [4.1.1 Plot of level 1 quality information per product \(time dependant\): ASCENDING](#)

##### [4.1.2 Plot of level 1 quality information per product \(time dependant\): DESCENDING](#)

#### [4.2 Plot of level 1 quality information per product \(world map\)](#)

##### [4.2.1 Plot of level 1 quality information per product \(world map\): ASCENDING](#)

##### [4.2.2 Plot of level 1 quality information per product \(world map\): DESCENDING](#)

### [5. Ozone profiles based on quality statistics and other trace gas profiles](#)

#### [5.1 Ozone statistics based on quality of products](#)

#### [5.2 Plot ozone profiles for all STD \(dark without errors\)](#)

#### [5.3 Plot ozone profiles where STD < 20% \(dark without errors\)](#)

#### [5.4. Plot ozone profiles where STD < 10% \(dark without errors\)](#)

#### [5.5. Plot ozone profiles where STD < 5% \(dark without errors\)](#)

#### [5.6 Plot NO2 profiles for all STD \(dark without errors\)](#)

#### [5.7 Plot NO3 profiles for all STD \(dark without errors\)](#)

#### [5.8 Plot H2O profiles \(only for occultations of stars 1,2,3,4,13,14,16,26,63 dark without errors\) for all STD](#)

### [6. Auxiliary Data Files used for the production reported in section 2](#)

This report presents the daily analysis on parameters extracted from GOMOS level 2 data (GOM\_NL\_\_2P). It is intended to monitor some important parameters that will impact the quality of these products. A list of level 2 products (and content) that have arrived during the reporting day to the PCF is also given.

Item	Value
Time of report generation	19APR2013 03:39:17
Data source version	GOMOS/6.01
Start time of products	06-06-2004 (06JUN2004 00:00:00)
Stop time of products	07-06-2004 (07JUN2004 00:00:00)
Store outputs in DB	Yes
Nb of level 2 prods	448
Nb of prods with errors	0

## 2. Summary of processed GOM\_NL\_\_2P products.

Nr	Filename	UTC Start time	Limb	Duration	Star Id	Star Name	Star Mag	Star Temp	Nb Meas	Orbit	Prod. error
1	GOM_NL__2PRFIN20040606_000054_000000492027_00274_11851_3121.N1	06-JUN-2004 00:00:54	Straylight	49.000	40	The Sco	1.8590	7100.0	98	11851	No
2	GOM_NL__2PRFIN20040606_000242_000000482027_00274_11851_3122.N1	06-JUN-2004 00:02:42	Twilight_stray	48.000	25	35Lam Sco	1.6200	28000.	96	11851	No
3	GOM_NL__2PRFIN20040606_000420_000000492027_00274_11851_3123.N1	06-JUN-2004 00:04:20	Twilight_stray	48.500	75	26Eps Sco	2.2910	4250.0	97	11851	No
4	GOM_NL__2PRFIN20040606_000618_000000422027_00274_11851_3124.N1	06-JUN-2004 00:06:18	Bright	41.500	136	23Tau Sco	2.8220	30000.	83	11851	No
5	GOM_NL__2PRFIN20040606_000820_000000412027_00274_11851_3125.N1	06-JUN-2004 00:08:20	Bright	41.000	80	7Del Sco	2.3160	30000.	82	11851	No
6	GOM_NL__2PRFIN20040606_000947_000000452027_00274_11851_3126.N1	06-JUN-2004 00:09:47	Bright	44.500	86	35Eta Oph	2.4300	10200.	89	11851	No
7	GOM_NL__2PRFIN20040606_001135_000000422027_00274_11851_3127.N1	06-JUN-2004 00:11:35	Bright	41.500	98	13Zet Oph	2.5710	30000.	83	11851	No
8	GOM_NL__2PRFIN20040606_001344_000000392027_00274_11851_3128.N1	06-JUN-2004 00:13:44	Bright	39.000	120	1Del Oph	2.7340	3200.0	78	11851	No
9	GOM_NL__2PRFIN20040606_001644_000000382027_00274_11851_3129.N1	06-JUN-2004 00:16:44	Bright	37.500	102	24Alp Ser	2.6000	4250.0	75	11851	No
10	GOM_NL__2PRFIN20040606_002103_000000432027_00274_11851_3130.N1	06-JUN-2004 00:21:03	Bright	42.500	3	16Alp Boo	-0.050000	4250.0	85	11851	No
11	GOM_NL__2PRFIN20040606_002233_000000372027_00274_11851_3131.N1	06-JUN-2004 00:22:33	Bright	37.000	67	5Alp CrB	2.2210	11000.	74	11851	No
12	GOM_NL__2PRFIN20040606_002445_000000432027_00274_11851_3132.N1	06-JUN-2004 00:24:45	Bright	42.500	133	40Zet Her	2.8070	6000.0	85	11851	No
13	GOM_NL__2PRFIN20040606_002934_000000452027_00274_11851_3133.N1	06-JUN-2004 00:29:34	Bright	45.000	39	85Eta UMa	1.8540	24000.	90	11851	No
14	GOM_NL__2PRFIN20040606_003126_000000382027_00274_11851_3134.N1	06-JUN-2004 00:31:26	Bright	38.000	55	79Zet UMa	2.0600	10200.	76	11851	No
15	GOM_NL__2PRFIN20040606_003254_000000362027_00274_11851_3135.N1	06-JUN-2004 00:32:54	Bright	35.500	119	14Eta Dra	2.7270	4700.0	71	11851	No
16	GOM_NL__2PRFIN20040606_003553_000000402027_00274_11851_3136.N1	06-JUN-2004 00:35:53	Bright	40.000	60	7Bet UMi	2.0810	3950.0	80	11851	No
17	GOM_NL__2PRFIN20040606_004036_000000342027_00274_11851_3137.N1	06-JUN-2004 00:40:36	Bright	34.000	49	1Alp UMi	1.9900	6300.0	68	11851	No
18	GOM_NL__2PRFIN20040606_004252_000000492027_00274_11851_3138.N1	06-JUN-2004 00:42:52	Bright	48.500	89	5Alp Cep	2.4510	8000.0	97	11851	No
19	GOM_NL__2PRFIN20040606_004830_000000402027_00274_11851_3139.N1	06-JUN-2004 00:48:30	Bright	40.000	76	27Gam Cas	2.3000	30000.	80	11851	No
20	GOM_NL__2PRFIN20040606_005338_000001872027_00274_11851_3140.N1	06-JUN-2004 00:53:38	Straylight	187.00	92	53Eps Cyg	2.5000	4500.0	374	11851	No
21	GOM_NL__2PRFIN20040606_005921_000000622027_00274_11851_3141.N1	06-JUN-2004 00:59:21	Straylight	62.000	58	21Alp And	2.0730	11000.	124	11851	No
22	GOM_NL__2PRFIN20040606_010445_000000572027_00274_11851_3142.N1	06-JUN-2004 01:04:45	Dark	56.500	140	88Gam Peg	2.8340	26000.	113	11851	No
23	GOM_NL__2PRFIN20040606_010926_000001182027_00274_11851_3143.N1	06-JUN-2004 01:09:26	Dark	118.00	90	54Alp Peg	2.4870	11000.	236	11851	No
24	GOM_NL__2PRFIN20040606_011352_000000522027_00274_11851_3144.N1	06-JUN-2004 01:13:52	Dark	52.000	52	16Bet Cet	2.0370	4500.0	104	11851	No
25	GOM_NL__2PRFIN20040606_012026_000000502027_00274_11851_3145.N1	06-JUN-2004 01:20:26	Dark	50.000	84	Alp Phe	2.3970	4500.0	100	11851	No
26	GOM_NL__2PRFIN20040606_012207_000000452027_00274_11851_3146.N1	06-JUN-2004 01:22:07	Dark	44.500	9	Alp Eri	0.45300	24000.	89	11851	No
27	GOM_NL__2PRFIN20040606_012607_000000572027_00275_11852_3115.N1	06-JUN-2004 01:26:07	Dark	57.000	63	Bet Gru	2.1500	2800.0	114	11852	No
28	GOM_NL__2PRFIN20040606_012805_000000532027_00275_11852_3116.N1	06-JUN-2004 01:28:05	Dark	53.000	31	Alp Gru	1.7340	15200.	106	11852	No
29	GOM_NL__2PRFIN20040606_013244_000000472027_00275_11852_3117.N1	06-JUN-2004 01:32:44	Straylight	46.500	45	Alp Pav	1.9400	26000.	93	11852	No
30	GOM_NL__2PRFIN20040606_013546_000000512027_00275_11852_3118.N1	06-JUN-2004 01:35:46	Straylight	51.000	43	Alp TrA	1.9100	4250.0	102	11852	No
31	GOM_NL__2PRFIN20040606_013749_000000392027_00275_11852_3119.N1	06-JUN-2004 01:37:49	Straylight	38.500	134	Bet TrA	2.8100	6600.0	77	11852	No
32	GOM_NL__2PRFIN20040606_013950_000000422027_00275_11852_3120.N1	06-JUN-2004 01:39:50	Straylight	41.500	147	Alp Ara	2.8770	26000.	83	11852	No
33	GOM_NL__2PRFIN20040606_014132_000000492027_00275_11852_3121.N1	06-JUN-2004 01:41:32	Straylight	48.500	40	The Sco	1.8590	7100.0	97	11852	No
34	GOM_NL__2PRFIN20040606_014318_000000522027_00275_11852_3122.N1	06-JUN-2004 01:43:18	Twilight_stray	52.000	25	35Lam Sco	1.6200	28000.	104	11852	No
35	GOM_NL__2PRFIN20040606_014457_000000482027_00275_11852_3123.N1	06-JUN-2004 01:44:57	Twilight_stray	47.500	75	26Eps Sco	2.2910	4250.0	95	11852	No
36	GOM_NL__2PRFIN20040606_014655_000000552027_00275_11852_3124.N1	06-JUN-2004 01:46:55	Bright	55.000	136	23Tau Sco	2.8220	30000.	110	11852	No
37	GOM_NL__2PRFIN20040606_014855_000000422027_00275_11852_3125.N1	06-JUN-2004 01:48:55	Bright	41.500	80	7Del Sco	2.3160	30000.	83	11852	No
38	GOM_NL__2PRFIN20040606_015023_000000452027_00275_11852_3126.N1	06-JUN-2004 01:50:23	Bright	45.000	86	35Eta Oph	2.4300	10200.	90	11852	No
39	GOM_NL__2PRFIN20040606_015209_000000442027_00275_11852_3127.N1	06-JUN-2004 01:52:09	Bright	44.000	98	13Zet Oph	2.5710	30000.	88	11852	No
40	GOM_NL__2PRFIN20040606_015419_000000412027_00275_11852_3128.N1	06-JUN-2004 01:54:19	Bright	40.500	120	1Del Oph	2.7340	3200.0	81	11852	No
41	GOM_NL__2PRFIN20040606_015719_000000392027_00275_11852_3129.N1	06-JUN-2004 01:57:19	Bright	38.500	102	24Alp Ser	2.6000	4250.0	77	11852	No
42	GOM_NL__2PRFIN20040606_020140_000000412027_00275_11852_3130.N1	06-JUN-2004 02:01:40	Bright	41.000	3	16Alp Boo	-0.050000	4250.0	82	11852	No



43	GOM_NL__2PRFIN20040606_020308_000000402027_00275_11852_3131.N1	06-JUN-2004 02:03:08	Bright	40.000	67	5Alp CrB	2.2210	11000.	80	11852	No
44	GOM_NL__2PRFIN20040606_020520_000000442027_00275_11852_3132.N1	06-JUN-2004 02:05:20	Bright	43.500	133	40Zet Her	2.8070	6000.0	87	11852	No
45	GOM_NL__2PRFIN20040606_021010_000000372027_00275_11852_3133.N1	06-JUN-2004 02:10:10	Bright	36.500	39	85Eta UMa	1.8540	24000.	73	11852	No
46	GOM_NL__2PRFIN20040606_021202_000000462027_00275_11852_3134.N1	06-JUN-2004 02:12:02	Bright	45.500	55	79Zet UMa	2.0600	10200.	91	11852	No
47	GOM_NL__2PRFIN20040606_021330_000000382027_00275_11852_3135.N1	06-JUN-2004 02:13:30	Bright	37.500	119	14Eta Dra	2.7270	4700.0	75	11852	No
48	GOM_NL__2PRFIN20040606_021627_000000402027_00275_11852_3136.N1	06-JUN-2004 02:16:27	Bright	40.000	60	7Bet UMi	2.0810	3950.0	80	11852	No
49	GOM_NL__2PRFIN20040606_022111_000000382027_00275_11852_3137.N1	06-JUN-2004 02:21:11	Bright	38.000	49	1Alp UMi	1.9900	6300.0	76	11852	No
50	GOM_NL__2PRFIN20040606_022327_000000482027_00275_11852_3138.N1	06-JUN-2004 02:23:27	Bright	47.500	89	5Alp Cep	2.4510	8000.0	95	11852	No
51	GOM_NL__2PRFIN20040606_022905_000000422027_00275_11852_3139.N1	06-JUN-2004 02:29:05	Bright	41.500	76	27Gam Cas	2.3000	30000.	83	11852	No
52	GOM_NL__2PRFIN20040606_023411_000001872027_00275_11852_3140.N1	06-JUN-2004 02:34:11	Straylight	187.00	92	53Eps Cyg	2.5000	4500.0	374	11852	No
53	GOM_NL__2PRFIN20040606_023958_000000612027_00275_11852_3141.N1	06-JUN-2004 02:39:58	Straylight	60.500	58	21Alp And	2.0730	11000.	121	11852	No
54	GOM_NL__2PRFIN20040606_024522_000000602027_00275_11852_3142.N1	06-JUN-2004 02:45:22	Dark	59.500	140	88Gam Peg	2.8340	26000.	119	11852	No
55	GOM_NL__2PRFIN20040606_025004_000001232027_00275_11852_3143.N1	06-JUN-2004 02:50:04	Dark	123.00	90	54Alp Peg	2.4870	11000.	246	11852	No
56	GOM_NL__2PRFIN20040606_025427_000000552027_00275_11852_3144.N1	06-JUN-2004 02:54:27	Dark	54.500	52	16Bet Cet	2.0370	4500.0	109	11852	No
57	GOM_NL__2PRFIN20040606_030104_000000452027_00275_11852_3145.N1	06-JUN-2004 03:01:04	Dark	45.000	84	Alp Phe	2.3970	4500.0	90	11852	No
58	GOM_NL__2PRFIN20040606_030245_000000512027_00275_11852_3146.N1	06-JUN-2004 03:02:45	Dark	51.000	9	Alp Eri	0.45300	24000.	102	11852	No
59	GOM_NL__2PRFIN20040606_030646_000000552027_00276_11853_3135.N1	06-JUN-2004 03:06:46	Dark	55.000	63	Bet Gru	2.1500	2800.0	110	11853	No
60	GOM_NL__2PRFIN20040606_030844_000000512027_00276_11853_3136.N1	06-JUN-2004 03:08:44	Dark	50.500	31	Alp Gru	1.7340	15200.	101	11853	No
61	GOM_NL__2PRFIN20040606_031321_000000482027_00276_11853_3137.N1	06-JUN-2004 03:13:21	Straylight	48.000	45	Alp Pav	1.9400	26000.	96	11853	No
62	GOM_NL__2PRFIN20040606_031624_000000452027_00276_11853_3138.N1	06-JUN-2004 03:16:24	Straylight	44.500	43	Alp TrA	1.9100	4250.0	89	11853	No
63	GOM_NL__2PRFIN20040606_031824_000000412027_00276_11853_3139.N1	06-JUN-2004 03:18:24	Straylight	41.000	134	Bet TrA	2.8100	6600.0	82	11853	No
64	GOM_NL__2PRFIN20040606_032026_000000432027_00276_11853_3140.N1	06-JUN-2004 03:20:26	Straylight	43.000	147	Alp Ara	2.8770	26000.	86	11853	No
65	GOM_NL__2PRFIN20040606_032209_000000472027_00276_11853_3141.N1	06-JUN-2004 03:22:09	Straylight	47.000	40	The Sco	1.8590	7100.0	94	11853	No
66	GOM_NL__2PRFIN20040606_032355_000000472027_00276_11853_3142.N1	06-JUN-2004 03:23:55	Tw_i_and_stray	47.000	25	35Lam Sco	1.6200	28000.	94	11853	No
67	GOM_NL__2PRFIN20040606_032534_000000452027_00276_11853_3143.N1	06-JUN-2004 03:25:34	Tw_i_and_stray	45.000	75	26Eps Sco	2.2910	4250.0	90	11853	No
68	GOM_NL__2PRFIN20040606_032731_000000472027_00276_11853_3144.N1	06-JUN-2004 03:27:31	Bright	47.000	136	23Tau Sco	2.8220	30000.	94	11853	No
69	GOM_NL__2PRFIN20040606_032932_000000422027_00276_11853_3145.N1	06-JUN-2004 03:29:32	Bright	41.500	80	7Del Sco	2.3160	30000.	83	11853	No
70	GOM_NL__2PRFIN20040606_033100_000000452027_00276_11853_3146.N1	06-JUN-2004 03:31:00	Bright	45.000	86	35Eta Oph	2.4300	10200.	90	11853	No
71	GOM_NL__2PRFIN20040606_033247_000000432027_00276_11853_3147.N1	06-JUN-2004 03:32:47	Bright	43.000	98	13Zet Oph	2.5710	30000.	86	11853	No
72	GOM_NL__2PRFIN20040606_033455_000000402027_00276_11853_3148.N1	06-JUN-2004 03:34:55	Bright	39.500	120	1Del Oph	2.7340	3200.0	79	11853	No
73	GOM_NL__2PRFIN20040606_033756_000000382027_00276_11853_3149.N1	06-JUN-2004 03:37:56	Bright	37.500	102	24Alp Ser	2.6000	4250.0	75	11853	No
74	GOM_NL__2PRFIN20040606_034216_000000422027_00276_11853_3150.N1	06-JUN-2004 03:42:16	Bright	42.000	3	16Alp Boo	-0.050000	4250.0	84	11853	No
75	GOM_NL__2PRFIN20040606_034344_000000372027_00276_11853_3151.N1	06-JUN-2004 03:43:44	Bright	37.000	67	5Alp CrB	2.2210	11000.	74	11853	No
76	GOM_NL__2PRFIN20040606_034556_000000412027_00276_11853_3152.N1	06-JUN-2004 03:45:56	Bright	41.000	133	40Zet Her	2.8070	6000.0	82	11853	No
77	GOM_NL__2PRFIN20040606_035047_000000392027_00276_11853_3153.N1	06-JUN-2004 03:50:47	Bright	39.000	39	85Eta UMa	1.8540	24000.	78	11853	No
78	GOM_NL__2PRFIN20040606_035238_000000372027_00276_11853_3154.N1	06-JUN-2004 03:52:38	Bright	36.500	55	79Zet UMa	2.0600	10200.	73	11853	No
79	GOM_NL__2PRFIN20040606_035406_000000402027_00276_11853_3155.N1	06-JUN-2004 03:54:06	Bright	40.000	119	14Eta Dra	2.7270	4700.0	80	11853	No
80	GOM_NL__2PRFIN20040606_035706_000000392027_00276_11853_3156.N1	06-JUN-2004 03:57:06	Bright	39.000	60	7Bet UMi	2.0810	3950.0	78	11853	No
81	GOM_NL__2PRFIN20040606_040148_000000362027_00276_11853_3157.N1	06-JUN-2004 04:01:48	Bright	36.000	49	1Alp UMi	1.9900	6300.0	72	11853	No
82	GOM_NL__2PRFIN20040606_040402_000000482027_00276_11853_3158.N1	06-JUN-2004 04:04:02	Bright	48.000	89	5Alp Cep	2.4510	8000.0	96	11853	No
83	GOM_NL__2PRFIN20040606_040941_000000542027_00276_11853_3159.N1	06-JUN-2004 04:09:41	Bright	54.000	76	27Gam Cas	2.3000	30000.	108	11853	No
84	GOM_NL__2PRFIN20040606_041443_000001872027_00276_11853_3160.N1	06-JUN-2004 04:14:43	Straylight	187.00	92	53Eps Cyg	2.5000	4500.0	374	11853	No
85	GOM_NL__2PRFIN20040606_042034_000000602027_00276_11853_3161.N1	06-JUN-2004 04:20:34	Straylight	60.000	58	21Alp And	2.0730	11000.	120	11853	No
86	GOM_NL__2PRFIN20040606_042559_000000602027_00276_11853_3162.N1	06-JUN-2004 04:25:59	Dark	60.000	140	88Gam Peg	2.8340	26000.	120	11853	No
87	GOM_NL__2PRFIN20040606_043042_000001242027_00276_11853_3163.N1	06-JUN-2004 04:30:42	Dark	124.00	90	54Alp Peg	2.4870	11000.	248	11853	No
88	GOM_NL__2PRFIN20040606_043505_000000542027_00276_11853_3164.N1	06-JUN-2004 04:35:05	Dark	54.000	52	16Bet Cet	2.0370	4500.0	108	11853	No
89	GOM_NL__2PRFIN20040606_044141_000000482027_00276_11853_3165.N1	06-JUN-2004 04:41:41	Dark	48.000	84	Alp Phe	2.3970	4500.0	96	11853	No
90	GOM_NL__2PRFIN20040606_044321_000000522027_00276_11853_3166.N1	06-JUN-2004 04:43:21	Dark	52.000	9	Alp Eri	0.45300	24000.	104	11853	No
91	GOM_NL__2PRFIN20040606_044724_000000502027_00277_11854_3135.N1	06-JUN-2004 04:47:24	Dark	50.000	63	Bet Gru	2.1500	2800.0	100	11854	No
92	GOM_NL__2PRFIN20040606_044922_000000502027_00277_11854_3136.N1	06-JUN-2004 04:49:22	Dark	50.000	31	Alp Gru	1.7340	15200.	100	11854	No
93	GOM_NL__2PRFIN20040606_045359_000000442027_00277_11854_3137.N1	06-JUN-2004 04:53:59	Straylight	43.500	45	Alp Pav	1.9400	26000.	87	11854	No
94	GOM_NL__2PRFIN20040606_045701_000000412027_00277_11854_3138.N1	06-JUN-2004 04:57:01	Straylight	40.500	43	Alp TrA	1.9100	4250.0	81	11854	No
95	GOM_NL__2PRFIN20040606_045901_000000392027_00277_11854_3139.N1	06-JUN-2004 04:59:01	Straylight	38.500	134	Bet TrA	2.8100	6600.0	77	11854	No
96	GOM_NL__2PRFIN20040606_050103_000000412027_00277_11854_3140.N1	06-JUN-2004 05:01:03	Straylight	41.000	147	Alp Ara	2.8770	26000.	82	11854	No
97	GOM_NL__2PRFIN20040606_050246_000000482027_00277_11854_3141.N1	06-JUN-2004 05:02:46	Straylight	47.500	40	The Sco	1.8590	7100.0	95	11854	No
98	GOM_NL__2PRFIN20040606_050432_000000452027_00277_11854_3142.N1	06-JUN-2004 05:04:32	Tw_i_and_stray	45.000	25	35Lam Sco	1.6200	28000.	90	11854	No
99	GOM_NL__2PRFIN20040606_050610_000000462027_00277_11854_3143.N1	06-JUN-2004 05:06:10	Tw_i_and_stray	46.000	75	26Eps Sco	2.2910	4250.0	92	11854	No
100	GOM_NL__2PRFIN20040606_050808_000000462027_00277_11854_3144.N1	06-JUN-2004 05:08:08	Bright	46.000	136	23Tau Sco	2.8220	30000.	92	11854	No
101	GOM_NL__2PRFIN20040606_051009_000000412027_00277_11854_3145.N1	06-JUN-2004 05:10:09	Bright	40.500	80	7Del Sco	2.3160	30000.	81	11854	No

102	GOM_NL__2PRFIN20040606_051136_000000452027_00277_11854_3146.N1	06-JUN-2004 05:11:36	Bright	44.500	86	35Eta Oph	2.4300	10200.	89	11854	No
103	GOM_NL__2PRFIN20040606_051324_000000412027_00277_11854_3147.N1	06-JUN-2004 05:13:24	Bright	40.500	98	13Zet Oph	2.5710	30000.	81	11854	No
104	GOM_NL__2PRFIN20040606_051532_000000392027_00277_11854_3148.N1	06-JUN-2004 05:15:32	Bright	39.000	120	1Del Oph	2.7340	3200.0	78	11854	No
105	GOM_NL__2PRFIN20040606_051833_000000372027_00277_11854_3149.N1	06-JUN-2004 05:18:33	Bright	36.500	102	24Alp Ser	2.6000	4250.0	73	11854	No
106	GOM_NL__2PRFIN20040606_052253_000000362027_00277_11854_3150.N1	06-JUN-2004 05:22:53	Bright	36.000	3	16Alp Boo	-0.050000	4250.0	72	11854	No
107	GOM_NL__2PRFIN20040606_052421_000000362027_00277_11854_3151.N1	06-JUN-2004 05:24:21	Bright	36.000	67	5Alp CrB	2.2210	11000.	72	11854	No
108	GOM_NL__2PRFIN20040606_052632_000000422027_00277_11854_3152.N1	06-JUN-2004 05:26:32	Bright	41.500	133	40Zet Her	2.8070	6000.0	83	11854	No
109	GOM_NL__2PRFIN20040606_053124_000000372027_00277_11854_3153.N1	06-JUN-2004 05:31:24	Bright	36.500	39	85Eta UMa	1.8540	24000.	73	11854	No
110	GOM_NL__2PRFIN20040606_053315_000000382027_00277_11854_3154.N1	06-JUN-2004 05:33:15	Bright	37.500	55	79Zet UMa	2.0600	10200.	75	11854	No
111	GOM_NL__2PRFIN20040606_053442_000000402027_00277_11854_3155.N1	06-JUN-2004 05:34:42	Bright	39.500	119	14Eta Dra	2.7270	4700.0	79	11854	No
112	GOM_NL__2PRFIN20040606_053742_000000352027_00277_11854_3156.N1	06-JUN-2004 05:37:42	Bright	34.500	60	7Bet UMi	2.0810	3950.0	69	11854	No
113	GOM_NL__2PRFIN20040606_054224_000000352027_00277_11854_3157.N1	06-JUN-2004 05:42:24	Bright	34.500	49	1Alp UMi	1.9900	6300.0	69	11854	No
114	GOM_NL__2PRFIN20040606_054437_000000502027_00277_11854_3158.N1	06-JUN-2004 05:44:37	Bright	49.500	89	5Alp Cep	2.4510	8000.0	99	11854	No
115	GOM_NL__2PRFIN20040606_055017_000000572027_00277_11854_3159.N1	06-JUN-2004 05:50:17	Bright	57.000	76	27Gam Cas	2.3000	30000.	114	11854	No
116	GOM_NL__2PRFIN20040606_055515_000001872027_00277_11854_3160.N1	06-JUN-2004 05:55:15	Straylight	187.00	92	53Eps Cyg	2.5000	4500.0	374	11854	No
117	GOM_NL__2PRFIN20040606_060110_000000612027_00277_11854_3161.N1	06-JUN-2004 06:01:10	Straylight	61.000	58	21Alp And	2.0730	11000.	122	11854	No
118	GOM_NL__2PRFIN20040606_060634_000000612027_00277_11854_3162.N1	06-JUN-2004 06:06:34	Dark	61.000	140	88Gam Peg	2.8340	26000.	122	11854	No
119	GOM_NL__2PRFIN20040606_061120_000001252027_00277_11854_3163.N1	06-JUN-2004 06:11:20	Dark	125.00	90	54Alp Peg	2.4870	11000.	250	11854	No
120	GOM_NL__2PRFIN20040606_061542_000000532027_00277_11854_3164.N1	06-JUN-2004 06:15:42	Dark	53.000	52	16Bet Cet	2.0370	4500.0	106	11854	No
121	GOM_NL__2PRFIN20040606_062218_000000492027_00277_11854_3165.N1	06-JUN-2004 06:22:18	Dark	49.000	84	Alp Phe	2.3970	4500.0	98	11854	No
122	GOM_NL__2PRFIN20040606_062358_000000462027_00277_11854_3166.N1	06-JUN-2004 06:23:58	Dark	45.500	9	Alp Eri	0.45300	24000.	91	11854	No
123	GOM_NL__2PRFIN20040606_062800_000000642027_00278_11855_3135.N1	06-JUN-2004 06:28:00	Dark	64.000	63	Bet Gru	2.1500	2800.0	128	11855	No
124	GOM_NL__2PRFIN20040606_062958_000000502027_00278_11855_3136.N1	06-JUN-2004 06:29:58	Dark	50.000	31	Alp Gru	1.7340	15200.	100	11855	No
125	GOM_NL__2PRFIN20040606_063435_000000472027_00278_11855_3137.N1	06-JUN-2004 06:34:35	Straylight	46.500	45	Alp Pav	1.9400	26000.	93	11855	No
126	GOM_NL__2PRFIN20040606_063737_000000402027_00278_11855_3138.N1	06-JUN-2004 06:37:37	Straylight	39.500	43	Alp TrA	1.9100	4250.0	79	11855	No
127	GOM_NL__2PRFIN20040606_063938_000000392027_00278_11855_3139.N1	06-JUN-2004 06:39:38	Straylight	39.000	134	Bet TrA	2.8100	6600.0	78	11855	No
128	GOM_NL__2PRFIN20040606_064139_000000432027_00278_11855_3140.N1	06-JUN-2004 06:41:39	Straylight	43.000	147	Alp Ara	2.8770	26000.	86	11855	No
129	GOM_NL__2PRFIN20040606_064323_000000462027_00278_11855_3141.N1	06-JUN-2004 06:43:23	Straylight	46.000	40	The Sco	1.8590	7100.0	92	11855	No
130	GOM_NL__2PRFIN20040606_064509_000000512027_00278_11855_3142.N1	06-JUN-2004 06:45:09	Tw_i_and_stray	50.500	25	35Lam Sco	1.6200	28000.	101	11855	No
131	GOM_NL__2PRFIN20040606_064640_000000662027_00278_11855_3143.N1	06-JUN-2004 06:46:40	Tw_i_and_stray	66.000	57	34Sig Sgr	2.0660	26000.	132	11855	No
132	GOM_NL__2PRFIN20040606_064840_000000722027_00278_11855_3144.N1	06-JUN-2004 06:48:40	Bright	71.500	155	41Pi Sgr	2.9000	6600.0	143	11855	No
133	GOM_NL__2PRFIN20040606_065212_000000442027_00278_11855_3145.N1	06-JUN-2004 06:52:12	Bright	44.000	86	35Eta Oph	2.4300	10200.	88	11855	No
134	GOM_NL__2PRFIN20040606_065400_000000412027_00278_11855_3146.N1	06-JUN-2004 06:54:00	Bright	40.500	98	13Zet Oph	2.5710	30000.	81	11855	No
135	GOM_NL__2PRFIN20040606_065608_000000392027_00278_11855_3147.N1	06-JUN-2004 06:56:08	Bright	39.000	120	1Del Oph	2.7340	3200.0	78	11855	No
136	GOM_NL__2PRFIN20040606_065909_000000372027_00278_11855_3148.N1	06-JUN-2004 06:59:09	Bright	36.500	102	24Alp Ser	2.6000	4250.0	73	11855	No
137	GOM_NL__2PRFIN20040606_070329_000000372027_00278_11855_3149.N1	06-JUN-2004 07:03:29	Bright	36.500	3	16Alp Boo	-0.050000	4250.0	73	11855	No
138	GOM_NL__2PRFIN20040606_070456_000000402027_00278_11855_3150.N1	06-JUN-2004 07:04:56	Bright	39.500	67	5Alp CrB	2.2210	11000.	79	11855	No
139	GOM_NL__2PRFIN20040606_070708_000000432027_00278_11855_3151.N1	06-JUN-2004 07:07:08	Bright	42.500	133	40Zet Her	2.8070	6000.0	85	11855	No
140	GOM_NL__2PRFIN20040606_071200_000000382027_00278_11855_3152.N1	06-JUN-2004 07:12:00	Bright	37.500	39	85Eta UMa	1.8540	24000.	75	11855	No
141	GOM_NL__2PRFIN20040606_071351_000000382027_00278_11855_3153.N1	06-JUN-2004 07:13:51	Bright	37.500	55	79Zet UMa	2.0600	10200.	75	11855	No
142	GOM_NL__2PRFIN20040606_071518_000000402027_00278_11855_3154.N1	06-JUN-2004 07:15:18	Bright	40.000	119	14Eta Dra	2.7270	4700.0	80	11855	No
143	GOM_NL__2PRFIN20040606_071818_000000372027_00278_11855_3155.N1	06-JUN-2004 07:18:18	Bright	37.000	60	7Bet UMi	2.0810	3950.0	74	11855	No
144	GOM_NL__2PRFIN20040606_072300_000000372027_00278_11855_3156.N1	06-JUN-2004 07:23:00	Bright	37.000	49	1Alp UMi	1.9900	6300.0	74	11855	No
145	GOM_NL__2PRFIN20040606_072513_000000492027_00278_11855_3157.N1	06-JUN-2004 07:25:13	Bright	48.500	89	5Alp Cep	2.4510	8000.0	97	11855	No
146	GOM_NL__2PRFIN20040606_073053_000000522027_00278_11855_3158.N1	06-JUN-2004 07:30:53	Bright	51.500	76	27Gam Cas	2.3000	30000.	103	11855	No
147	GOM_NL__2PRFIN20040606_073548_000001922027_00278_11855_3159.N1	06-JUN-2004 07:35:48	Straylight	192.00	92	53Eps Cyg	2.5000	4500.0	384	11855	No
148	GOM_NL__2PRFIN20040606_074147_000000592027_00278_11855_3160.N1	06-JUN-2004 07:41:47	Straylight	59.000	58	21Alp And	2.0730	11000.	118	11855	No
149	GOM_NL__2PRFIN20040606_074341_000001272027_00278_11855_3161.N1	06-JUN-2004 07:43:41	Dark	127.00	93	53Bet Peg	2.5200	3100.0	254	11855	No
150	GOM_NL__2PRFIN20040606_074711_000000592027_00278_11855_3162.N1	06-JUN-2004 07:47:11	Dark	59.000	140	88Gam Peg	2.8340	26000.	118	11855	No
151	GOM_NL__2PRFIN20040606_075158_000001242027_00278_11855_3163.N1	06-JUN-2004 07:51:58	Dark	124.00	90	54Alp Peg	2.4870	11000.	248	11855	No
152	GOM_NL__2PRFIN20040606_075619_000000552027_00278_11855_3164.N1	06-JUN-2004 07:56:19	Dark	55.000	52	16Bet Cet	2.0370	4500.0	110	11855	No
153	GOM_NL__2PRFIN20040606_080255_000000482027_00278_11855_3165.N1	06-JUN-2004 08:02:55	Dark	48.000	84	Alp Phe	2.3970	4500.0	96	11855	No
154	GOM_NL__2PRFIN20040606_080434_000000462027_00278_11855_3166.N1	06-JUN-2004 08:04:34	Dark	45.500	9	Alp Eri	0.45300	24000.	91	11855	No
155	GOM_NL__2PRFIN20040606_080838_000000602027_00279_11856_3135.N1	06-JUN-2004 08:08:38	Dark	60.000	63	Bet Gru	2.1500	2800.0	120	11856	No
156	GOM_NL__2PRFIN20040606_081035_000000492027_00279_11856_3136.N1	06-JUN-2004 08:10:35	Dark	48.500	31	Alp Gru	1.7340	15200.	97	11856	No
157	GOM_NL__2PRFIN20040606_081512_000000432027_00279_11856_3137.N1	06-JUN-2004 08:15:12	Straylight	43.000	45	Alp Pav	1.9400	26000.	86	11856	No
158	GOM_NL__2PRFIN20040606_081813_000000492027_00279_11856_3138.N1	06-JUN-2004 08:18:13	Straylight	49.000	43	Alp TrA	1.9100	4250.0	98	11856	No
159	GOM_NL__2PRFIN20040606_082014_000000402027_00279_11856_3139.N1	06-JUN-2004 08:20:14	Straylight	40.000	134	Bet TrA	2.8100	6600.0	80	11856	No
160	GOM_NL__2PRFIN20040606_082216_000000402027_00279_11856_3140.N1	06-JUN-2004 08:22:16	Straylight	40.000	147	Alp Ara	2.8770	26000.	80	11856	No

161	GOM_NL__2PRFIN20040606_082359_000000472027_00279_11856_3141.N1	06-JUN-2004 08:23:59	Straylight	46.500	40	The Sco	1.8590	7100.0	93	11856	No
162	GOM_NL__2PRFIN20040606_082545_000000442027_00279_11856_3142.N1	06-JUN-2004 08:25:45	Twi_and_stray	44.000	25	35Lam Sco	1.6200	28000.	88	11856	No
163	GOM_NL__2PRFIN20040606_082716_000000632027_00279_11856_3143.N1	06-JUN-2004 08:27:16	Twi_and_stray	63.000	57	34Sig Sgr	2.0660	26000.	126	11856	No
164	GOM_NL__2PRFIN20040606_082916_000000712027_00279_11856_3144.N1	06-JUN-2004 08:29:16	Bright	70.500	155	41Pi Sgr	2.9000	6600.0	141	11856	No
165	GOM_NL__2PRFIN20040606_083248_000000442027_00279_11856_3145.N1	06-JUN-2004 08:32:48	Bright	43.500	86	35Eta Oph	2.4300	10200.	87	11856	No
166	GOM_NL__2PRFIN20040606_083436_000000412027_00279_11856_3146.N1	06-JUN-2004 08:34:36	Bright	41.000	98	13Zet Oph	2.5710	30000.	82	11856	No
167	GOM_NL__2PRFIN20040606_083644_000000392027_00279_11856_3147.N1	06-JUN-2004 08:36:44	Bright	39.000	120	1Del Oph	2.7340	3200.0	78	11856	No
168	GOM_NL__2PRFIN20040606_083945_000000372027_00279_11856_3148.N1	06-JUN-2004 08:39:45	Bright	37.000	102	24Alp Ser	2.6000	4250.0	74	11856	No
169	GOM_NL__2PRFIN20040606_084405_000000372027_00279_11856_3149.N1	06-JUN-2004 08:44:05	Bright	37.000	3	16Alp Boo	-0.050000	4250.0	74	11856	No
170	GOM_NL__2PRFIN20040606_084533_000000372027_00279_11856_3150.N1	06-JUN-2004 08:45:33	Bright	37.000	67	5Alp CrB	2.2210	11000.	74	11856	No
171	GOM_NL__2PRFIN20040606_084743_000000432027_00279_11856_3151.N1	06-JUN-2004 08:47:43	Bright	42.500	133	40Zet Her	2.8070	6000.0	85	11856	No
172	GOM_NL__2PRFIN20040606_085236_000000382027_00279_11856_3152.N1	06-JUN-2004 08:52:36	Bright	37.500	39	85Eta UMa	1.8540	24000.	75	11856	No
173	GOM_NL__2PRFIN20040606_085427_000000382027_00279_11856_3153.N1	06-JUN-2004 08:54:27	Bright	37.500	55	79Zet UMa	2.0600	10200.	75	11856	No
174	GOM_NL__2PRFIN20040606_085554_000000382027_00279_11856_3154.N1	06-JUN-2004 08:55:54	Bright	38.000	119	14Eta Dra	2.7270	4700.0	76	11856	No
175	GOM_NL__2PRFIN20040606_085854_000000372027_00279_11856_3155.N1	06-JUN-2004 08:58:54	Bright	36.500	60	7Bet UMi	2.0810	3950.0	73	11856	No
176	GOM_NL__2PRFIN20040606_090336_000000362027_00279_11856_3156.N1	06-JUN-2004 09:03:36	Bright	35.500	49	1Alp UMi	1.9900	6300.0	71	11856	No
177	GOM_NL__2PRFIN20040606_090548_000000492027_00279_11856_3157.N1	06-JUN-2004 09:05:48	Bright	48.500	89	5Alp Cep	2.4510	8000.0	97	11856	No
178	GOM_NL__2PRFIN20040606_091129_000000402027_00279_11856_3158.N1	06-JUN-2004 09:11:29	Bright	39.500	76	27Gam Cas	2.3000	30000.	79	11856	No
179	GOM_NL__2PRFIN20040606_091620_000001922027_00279_11856_3159.N1	06-JUN-2004 09:16:20	Straylight	192.00	92	53Eps Cyg	2.5000	4500.0	384	11856	No
180	GOM_NL__2PRFIN20040606_092222_000000642027_00279_11856_3160.N1	06-JUN-2004 09:22:22	Straylight	63.500	58	21Alp And	2.0730	11000.	127	11856	No
181	GOM_NL__2PRFIN20040606_092417_000001182027_00279_11856_3161.N1	06-JUN-2004 09:24:17	Dark	117.50	93	53Bet Peg	2.5200	3100.0	235	11856	No
182	GOM_NL__2PRFIN20040606_092748_000000602027_00279_11856_3162.N1	06-JUN-2004 09:27:48	Dark	59.500	140	88Gam Peg	2.8340	26000.	119	11856	No
183	GOM_NL__2PRFIN20040606_093236_000001232027_00279_11856_3163.N1	06-JUN-2004 09:32:36	Dark	122.50	90	54Alp Peg	2.4870	11000.	245	11856	No
184	GOM_NL__2PRFIN20040606_093656_000000522027_00279_11856_3164.N1	06-JUN-2004 09:36:56	Dark	52.000	52	16Bet Cet	2.0370	4500.0	104	11856	No
185	GOM_NL__2PRFIN20040606_094331_000000502027_00279_11856_3165.N1	06-JUN-2004 09:43:31	Dark	50.000	84	Alp Phe	2.3970	4500.0	100	11856	No
186	GOM_NL__2PRFIN20040606_094511_000000452027_00279_11856_3166.N1	06-JUN-2004 09:45:11	Dark	44.500	9	Alp Eri	0.45300	24000.	89	11856	No
187	GOM_NL__2PRFIN20040606_094914_000000642027_00280_11857_3135.N1	06-JUN-2004 09:49:14	Dark	64.000	63	Bet Gru	2.1500	2800.0	128	11857	No
188	GOM_NL__2PRFIN20040606_095112_000000502027_00280_11857_3136.N1	06-JUN-2004 09:51:12	Dark	50.000	31	Alp Gru	1.7340	15200.	100	11857	No
189	GOM_NL__2PRFIN20040606_095548_000000432027_00280_11857_3137.N1	06-JUN-2004 09:55:48	Straylight	43.000	45	Alp Pav	1.9400	26000.	86	11857	No
190	GOM_NL__2PRFIN20040606_095850_000000402027_00280_11857_3138.N1	06-JUN-2004 09:58:50	Straylight	39.500	43	Alp TrA	1.9100	4250.0	79	11857	No
191	GOM_NL__2PRFIN20040606_100050_000000422027_00280_11857_3139.N1	06-JUN-2004 10:00:50	Straylight	41.500	134	Bet TrA	2.8100	6600.0	83	11857	No
192	GOM_NL__2PRFIN20040606_100252_000000422027_00280_11857_3140.N1	06-JUN-2004 10:02:52	Straylight	41.500	147	Alp Ara	2.8770	26000.	83	11857	No
193	GOM_NL__2PRFIN20040606_100435_000000492027_00280_11857_3141.N1	06-JUN-2004 10:04:35	Straylight	48.500	40	The Sco	1.8590	7100.0	97	11857	No
194	GOM_NL__2PRFIN20040606_100621_000000472027_00280_11857_3142.N1	06-JUN-2004 10:06:21	Twi_and_stray	47.000	25	35Lam Sco	1.6200	28000.	94	11857	No
195	GOM_NL__2PRFIN20040606_100751_000000662027_00280_11857_3143.N1	06-JUN-2004 10:07:51	Twi_and_stray	66.000	57	34Sig Sgr	2.0660	26000.	132	11857	No
196	GOM_NL__2PRFIN20040606_100952_000000722027_00280_11857_3144.N1	06-JUN-2004 10:09:52	Bright	71.500	155	41Pi Sgr	2.9000	6600.0	143	11857	No
197	GOM_NL__2PRFIN20040606_101324_000000442027_00280_11857_3145.N1	06-JUN-2004 10:13:24	Bright	44.000	86	35Eta Oph	2.4300	10200.	88	11857	No
198	GOM_NL__2PRFIN20040606_101512_000000412027_00280_11857_3146.N1	06-JUN-2004 10:15:12	Bright	41.000	98	13Zet Oph	2.5710	30000.	82	11857	No
199	GOM_NL__2PRFIN20040606_101720_000000392027_00280_11857_3147.N1	06-JUN-2004 10:17:20	Bright	39.000	120	1Del Oph	2.7340	3200.0	78	11857	No
200	GOM_NL__2PRFIN20040606_102020_000000382027_00280_11857_3148.N1	06-JUN-2004 10:20:20	Bright	38.000	102	24Alp Ser	2.6000	4250.0	76	11857	No
201	GOM_NL__2PRFIN20040606_102441_000000422027_00280_11857_3149.N1	06-JUN-2004 10:24:41	Bright	41.500	3	16Alp Boo	-0.050000	4250.0	83	11857	No
202	GOM_NL__2PRFIN20040606_102608_000000372027_00280_11857_3150.N1	06-JUN-2004 10:26:08	Bright	36.500	67	5Alp CrB	2.2210	11000.	73	11857	No
203	GOM_NL__2PRFIN20040606_102819_000000422027_00280_11857_3151.N1	06-JUN-2004 10:28:19	Bright	41.500	133	40Zet Her	2.8070	6000.0	83	11857	No
204	GOM_NL__2PRFIN20040606_103312_000000402027_00280_11857_3152.N1	06-JUN-2004 10:33:12	Bright	39.500	39	85Eta UMa	1.8540	24000.	79	11857	No
205	GOM_NL__2PRFIN20040606_103503_000000362027_00280_11857_3153.N1	06-JUN-2004 10:35:03	Bright	35.500	55	79Zet UMa	2.0600	10200.	71	11857	No
206	GOM_NL__2PRFIN20040606_103629_000000402027_00280_11857_3154.N1	06-JUN-2004 10:36:29	Bright	39.500	119	14Eta Dra	2.7270	4700.0	79	11857	No
207	GOM_NL__2PRFIN20040606_103930_000000372027_00280_11857_3155.N1	06-JUN-2004 10:39:30	Bright	36.500	60	7Bet UMi	2.0810	3950.0	73	11857	No
208	GOM_NL__2PRFIN20040606_104412_000000372027_00280_11857_3156.N1	06-JUN-2004 10:44:12	Bright	37.000	49	1Alp UMi	1.9900	6300.0	74	11857	No
209	GOM_NL__2PRFIN20040606_104624_000000492027_00280_11857_3157.N1	06-JUN-2004 10:46:24	Bright	49.000	89	5Alp Cep	2.4510	8000.0	98	11857	No
210	GOM_NL__2PRFIN20040606_105205_000000532027_00280_11857_3158.N1	06-JUN-2004 10:52:05	Bright	52.500	76	27Gam Cas	2.3000	30000.	105	11857	No
211	GOM_NL__2PRFIN20040606_105652_000001922027_00280_11857_3159.N1	06-JUN-2004 10:56:52	Straylight	192.00	92	53Eps Cyg	2.5000	4500.0	384	11857	No
212	GOM_NL__2PRFIN20040606_110258_000000642027_00280_11857_3160.N1	06-JUN-2004 11:02:58	Straylight	64.000	58	21Alp And	2.0730	11000.	128	11857	No
213	GOM_NL__2PRFIN20040606_110454_000001202027_00280_11857_3161.N1	06-JUN-2004 11:04:54	Dark	119.50	93	53Bet Peg	2.5200	3100.0	239	11857	No
214	GOM_NL__2PRFIN20040606_110824_000000612027_00280_11857_3162.N1	06-JUN-2004 11:08:24	Dark	60.500	140	88Gam Peg	2.8340	26000.	121	11857	No
215	GOM_NL__2PRFIN20040606_111314_000001262027_00280_11857_3163.N1	06-JUN-2004 11:13:14	Dark	126.00	90	54Alp Peg	2.4870	11000.	252	11857	No
216	GOM_NL__2PRFIN20040606_111732_000000572027_00280_11857_3164.N1	06-JUN-2004 11:17:32	Dark	56.500	52	16Bet Cet	2.0370	4500.0	113	11857	No
217	GOM_NL__2PRFIN20040606_112407_000000502027_00280_11857_3165.N1	06-JUN-2004 11:24:07	Dark	50.000	84	Alp Phe	2.3970	4500.0	100	11857	No
218	GOM_NL__2PRFIN20040606_112547_000000502027_00280_11857_3166.N1	06-JUN-2004 11:25:47	Dark	49.500	9	Alp Eri	0.45300	24000.	99	11857	No
219	GOM_NL__2PRFIN20040606_112951_000000532027_00281_11858_3135.N1	06-JUN-2004 11:29:51	Dark	53.000	63	Bet Gru	2.1500	2800.0	106	11858	No

220	GOM_NL__2PRFIN20040606_113149_000000512027_00281_11858_3136.N1	06-JUN-2004 11:31:49	Dark	51.000	31	Alp Gru	1.7340	15200.	102	11858	No
221	GOM_NL__2PRFIN20040606_113625_000000452027_00281_11858_3137.N1	06-JUN-2004 11:36:25	Straylight	44.500	45	Alp Pav	1.9400	26000.	89	11858	No
222	GOM_NL__2PRFIN20040606_113925_000000442027_00281_11858_3138.N1	06-JUN-2004 11:39:25	Straylight	44.000	43	Alp TrA	1.9100	4250.0	88	11858	No
223	GOM_NL__2PRFIN20040606_114126_000000382027_00281_11858_3139.N1	06-JUN-2004 11:41:26	Straylight	38.000	134	Bet TrA	2.8100	6600.0	76	11858	No
224	GOM_NL__2PRFIN20040606_114328_000000422027_00281_11858_3140.N1	06-JUN-2004 11:43:28	Straylight	41.500	147	Alp Ara	2.8770	26000.	83	11858	No
225	GOM_NL__2PRFIN20040606_114511_000000462027_00281_11858_3141.N1	06-JUN-2004 11:45:11	Straylight	46.000	40	The Sco	1.8590	7100.0	92	11858	No
226	GOM_NL__2PRFIN20040606_114657_000000492027_00281_11858_3142.N1	06-JUN-2004 11:46:57	Tw_i_and_stray	48.500	25	35Lam Sco	1.6200	28000.	97	11858	No
227	GOM_NL__2PRFIN20040606_114829_000000622027_00281_11858_3143.N1	06-JUN-2004 11:48:29	Tw_i_and_stray	61.500	57	34Sig Sgr	2.0660	26000.	123	11858	No
228	GOM_NL__2PRFIN20040606_115029_000000682027_00281_11858_3144.N1	06-JUN-2004 11:50:29	Bright	68.000	155	41Pi Sgr	2.9000	6600.0	136	11858	No
229	GOM_NL__2PRFIN20040606_115359_000000452027_00281_11858_3145.N1	06-JUN-2004 11:53:59	Bright	44.500	86	35Eta Oph	2.4300	10200.	89	11858	No
230	GOM_NL__2PRFIN20040606_115547_000000412027_00281_11858_3146.N1	06-JUN-2004 11:55:47	Bright	41.000	98	13Zet Oph	2.5710	30000.	82	11858	No
231	GOM_NL__2PRFIN20040606_115756_000000392027_00281_11858_3147.N1	06-JUN-2004 11:57:56	Bright	39.000	120	1Del Oph	2.7340	3200.0	78	11858	No
232	GOM_NL__2PRFIN20040606_120056_000000372027_00281_11858_3148.N1	06-JUN-2004 12:00:56	Bright	37.000	102	24Alp Ser	2.6000	4250.0	74	11858	No
233	GOM_NL__2PRFIN20040606_120517_000000392027_00281_11858_3149.N1	06-JUN-2004 12:05:17	Bright	38.500	3	16Alp Boo	-0.050000	4250.0	77	11858	No
234	GOM_NL__2PRFIN20040606_120644_000000402027_00281_11858_3150.N1	06-JUN-2004 12:06:44	Bright	39.500	67	5Alp CrB	2.2210	11000.	79	11858	No
235	GOM_NL__2PRFIN20040606_120854_000000412027_00281_11858_3151.N1	06-JUN-2004 12:08:54	Bright	41.000	133	40Zet Her	2.8070	6000.0	82	11858	No
236	GOM_NL__2PRFIN20040606_121347_000000402027_00281_11858_3152.N1	06-JUN-2004 12:13:47	Bright	40.000	39	85Eta UMa	1.8540	24000.	80	11858	No
237	GOM_NL__2PRFIN20040606_121539_000000392027_00281_11858_3153.N1	06-JUN-2004 12:15:39	Bright	38.500	55	79Zet UMa	2.0600	10200.	77	11858	No
238	GOM_NL__2PRFIN20040606_121705_000000412027_00281_11858_3154.N1	06-JUN-2004 12:17:05	Bright	40.500	119	14Eta Dra	2.7270	4700.0	81	11858	No
239	GOM_NL__2PRFIN20040606_122006_000000392027_00281_11858_3155.N1	06-JUN-2004 12:20:06	Bright	38.500	60	7Bet UMi	2.0810	3950.0	77	11858	No
240	GOM_NL__2PRFIN20040606_122447_000000382027_00281_11858_3156.N1	06-JUN-2004 12:24:47	Bright	38.000	49	1Alp UMi	1.9900	6300.0	76	11858	No
241	GOM_NL__2PRFIN20040606_122658_000000492027_00281_11858_3157.N1	06-JUN-2004 12:26:58	Bright	48.500	89	5Alp Cep	2.4510	8000.0	97	11858	No
242	GOM_NL__2PRFIN20040606_123240_000000402027_00281_11858_3158.N1	06-JUN-2004 12:32:40	Bright	39.500	76	27Gam Cas	2.3000	30000.	79	11858	No
243	GOM_NL__2PRFIN20040606_123724_000001922027_00281_11858_3159.N1	06-JUN-2004 12:37:24	Straylight	192.00	92	53Eps Cyg	2.5000	4500.0	384	11858	No
244	GOM_NL__2PRFIN20040606_124334_000000632027_00281_11858_3160.N1	06-JUN-2004 12:43:34	Straylight	63.000	58	21Alp And	2.0730	11000.	126	11858	No
245	GOM_NL__2PRFIN20040606_124529_000001062027_00281_11858_3161.N1	06-JUN-2004 12:45:29	Dark	106.00	93	53Bet Peg	2.5200	3100.0	212	11858	No
246	GOM_NL__2PRFIN20040606_124859_000000592027_00281_11858_3162.N1	06-JUN-2004 12:48:59	Dark	59.000	140	88Gam Peg	2.8340	26000.	118	11858	No
247	GOM_NL__2PRFIN20040606_125352_000001242027_00281_11858_3163.N1	06-JUN-2004 12:53:52	Dark	124.00	90	54Alp Peg	2.4870	11000.	248	11858	No
248	GOM_NL__2PRFIN20040606_125808_000000542027_00281_11858_3164.N1	06-JUN-2004 12:58:08	Dark	53.500	52	16Bet Cet	2.0370	4500.0	107	11858	No
249	GOM_NL__2PRFIN20040606_130444_000000482027_00281_11858_3165.N1	06-JUN-2004 13:04:44	Dark	48.000	84	Alp Phe	2.3970	4500.0	96	11858	No
250	GOM_NL__2PRFIN20040606_130623_000000482027_00281_11858_3166.N1	06-JUN-2004 13:06:23	Dark	48.000	9	Alp Eri	0.45300	24000.	96	11858	No
251	GOM_NL__2PRFIN20040606_131028_000000502027_00282_11859_3135.N1	06-JUN-2004 13:10:28	Dark	49.500	63	Bet Gru	2.1500	2800.0	99	11859	No
252	GOM_NL__2PRFIN20040606_131226_000000492027_00282_11859_3136.N1	06-JUN-2004 13:12:26	Dark	49.000	31	Alp Gru	1.7340	15200.	98	11859	No
253	GOM_NL__2PRFIN20040606_131701_000000452027_00282_11859_3137.N1	06-JUN-2004 13:17:01	Straylight	44.500	45	Alp Pav	1.9400	26000.	89	11859	No
254	GOM_NL__2PRFIN20040606_132001_000000412027_00282_11859_3138.N1	06-JUN-2004 13:20:01	Straylight	40.500	43	Alp TrA	1.9100	4250.0	81	11859	No
255	GOM_NL__2PRFIN20040606_132201_000000412027_00282_11859_3139.N1	06-JUN-2004 13:22:01	Straylight	40.500	134	Bet TrA	2.8100	6600.0	81	11859	No
256	GOM_NL__2PRFIN20040606_132405_000000422027_00282_11859_3140.N1	06-JUN-2004 13:24:05	Straylight	41.500	147	Alp Ara	2.8770	26000.	83	11859	No
257	GOM_NL__2PRFIN20040606_132548_000000432027_00282_11859_3141.N1	06-JUN-2004 13:25:48	Straylight	43.000	40	The Sco	1.8590	7100.0	86	11859	No
258	GOM_NL__2PRFIN20040606_132733_000000462027_00282_11859_3142.N1	06-JUN-2004 13:27:33	Tw_i_and_stray	45.500	25	35Lam Sco	1.6200	28000.	91	11859	No
259	GOM_NL__2PRFIN20040606_132905_000000672027_00282_11859_3143.N1	06-JUN-2004 13:29:05	Tw_i_and_stray	66.500	57	34Sig Sgr	2.0660	26000.	133	11859	No
260	GOM_NL__2PRFIN20040606_133106_000000702027_00282_11859_3144.N1	06-JUN-2004 13:31:06	Bright	70.000	155	41Pi Sgr	2.9000	6600.0	140	11859	No
261	GOM_NL__2PRFIN20040606_133435_000000462027_00282_11859_3145.N1	06-JUN-2004 13:34:35	Bright	45.500	86	35Eta Oph	2.4300	10200.	91	11859	No
262	GOM_NL__2PRFIN20040606_133623_000000402027_00282_11859_3146.N1	06-JUN-2004 13:36:23	Bright	40.000	98	13Zet Oph	2.5710	30000.	80	11859	No
263	GOM_NL__2PRFIN20040606_133832_000000392027_00282_11859_3147.N1	06-JUN-2004 13:38:32	Bright	38.500	120	1Del Oph	2.7340	3200.0	77	11859	No
264	GOM_NL__2PRFIN20040606_134132_000000372027_00282_11859_3148.N1	06-JUN-2004 13:41:32	Bright	37.000	102	24Alp Ser	2.6000	4250.0	74	11859	No
265	GOM_NL__2PRFIN20040606_134553_000000392027_00282_11859_3149.N1	06-JUN-2004 13:45:53	Bright	39.000	3	16Alp Boo	-0.050000	4250.0	78	11859	No
266	GOM_NL__2PRFIN20040606_134720_000000372027_00282_11859_3150.N1	06-JUN-2004 13:47:20	Bright	37.000	67	5Alp CrB	2.2210	11000.	74	11859	No
267	GOM_NL__2PRFIN20040606_134929_000000432027_00282_11859_3151.N1	06-JUN-2004 13:49:29	Bright	42.500	133	40Zet Her	2.8070	6000.0	85	11859	No
268	GOM_NL__2PRFIN20040606_135424_000000402027_00282_11859_3152.N1	06-JUN-2004 13:54:24	Bright	39.500	39	85Eta UMa	1.8540	24000.	79	11859	No
269	GOM_NL__2PRFIN20040606_135616_000000382027_00282_11859_3153.N1	06-JUN-2004 13:56:16	Bright	37.500	55	79Zet UMa	2.0600	10200.	75	11859	No
270	GOM_NL__2PRFIN20040606_135741_000000392027_00282_11859_3154.N1	06-JUN-2004 13:57:41	Bright	38.500	119	14Eta Dra	2.7270	4700.0	77	11859	No
271	GOM_NL__2PRFIN20040606_140524_000000352027_00282_11859_3155.N1	06-JUN-2004 14:05:24	Bright	34.500	49	1Alp UMi	1.9900	6300.0	69	11859	No
272	GOM_NL__2PRFIN20040606_140733_000000492027_00282_11859_3156.N1	06-JUN-2004 14:07:33	Bright	49.000	89	5Alp Cep	2.4510	8000.0	98	11859	No
273	GOM_NL__2PRFIN20040606_141316_000000572027_00282_11859_3157.N1	06-JUN-2004 14:13:16	Bright	57.000	76	27Gam Cas	2.3000	30000.	114	11859	No
274	GOM_NL__2PRFIN20040606_141756_000001922027_00282_11859_3158.N1	06-JUN-2004 14:17:56	Straylight	192.00	92	53Eps Cyg	2.5000	4500.0	384	11859	No
275	GOM_NL__2PRFIN20040606_142410_000000622027_00282_11859_3159.N1	06-JUN-2004 14:24:10	Straylight	62.000	58	21Alp And	2.0730	11000.	124	11859	No
276	GOM_NL__2PRFIN20040606_142606_000001102027_00282_11859_3160.N1	06-JUN-2004 14:26:06	Dark	109.50	93	53Bet Peg	2.5200	3100.0	219	11859	No
277	GOM_NL__2PRFIN20040606_142938_000000632027_00282_11859_3161.N1	06-JUN-2004 14:29:38	Dark	62.500	140	88Gam Peg	2.8340	26000.	125	11859	No
278	GOM_NL__2PRFIN20040606_143431_000001182027_00282_11859_3162.N1	06-JUN-2004 14:34:31	Dark	118.00	90	54Alp Peg	2.4870	11000.	236	11859	No

279	GOM_NL__2PRFIN20040606_143846_00000542027_00282_11859_3163.N1	06-JUN-2004 14:38:46	Dark	53.500	52	16Bet Cet	2.0370	4500.0	107	11859	No
280	GOM_NL__2PRFIN20040606_144521_00000512027_00282_11859_3164.N1	06-JUN-2004 14:45:21	Dark	50.500	84	Alp Phe	2.3970	4500.0	101	11859	No
281	GOM_NL__2PRFIN20040606_144659_00000512027_00282_11859_3165.N1	06-JUN-2004 14:46:59	Dark	50.500	9	Alp Eri	0.45300	24000.	101	11859	No
282	GOM_NL__2PRFIN20040606_145105_00000522027_00283_11860_3135.N1	06-JUN-2004 14:51:05	Dark	51.500	63	Bet Gru	2.1500	2800.0	103	11860	No
283	GOM_NL__2PRFIN20040606_145303_00000522027_00283_11860_3136.N1	06-JUN-2004 14:53:03	Dark	51.500	31	Alp Gru	1.7340	15200.	103	11860	No
284	GOM_NL__2PRFIN20040606_145738_00000452027_00283_11860_3137.N1	06-JUN-2004 14:57:38	Straylight	44.500	45	Alp Pav	1.9400	26000.	89	11860	No
285	GOM_NL__2PRFIN20040606_150037_00000402027_00283_11860_3138.N1	06-JUN-2004 15:00:37	Straylight	40.000	43	Alp TrA	1.9100	4250.0	80	11860	No
286	GOM_NL__2PRFIN20040606_150238_00000382027_00283_11860_3139.N1	06-JUN-2004 15:02:38	Straylight	38.000	134	Bet TrA	2.8100	6600.0	76	11860	No
287	GOM_NL__2PRFIN20040606_150440_00000412027_00283_11860_3140.N1	06-JUN-2004 15:04:40	Straylight	41.000	147	Alp Ara	2.8770	26000.	82	11860	No
288	GOM_NL__2PRFIN20040606_150624_00000492027_00283_11860_3141.N1	06-JUN-2004 15:06:24	Straylight	49.000	40	The Sco	1.8590	7100.0	98	11860	No
289	GOM_NL__2PRFIN20040606_150810_00000482027_00283_11860_3142.N1	06-JUN-2004 15:08:10	Tw_i_and_stray	48.000	25	35Lam Sco	1.6200	28000.	96	11860	No
290	GOM_NL__2PRFIN20040606_150941_00000622027_00283_11860_3143.N1	06-JUN-2004 15:09:41	Tw_i_and_stray	62.000	57	34Sig Sgr	2.0660	26000.	124	11860	No
291	GOM_NL__2PRFIN20040606_151142_00000692027_00283_11860_3144.N1	06-JUN-2004 15:11:42	Bright	69.000	155	41Pi Sgr	2.9000	6600.0	138	11860	No
292	GOM_NL__2PRFIN20040606_151512_00000452027_00283_11860_3145.N1	06-JUN-2004 15:15:12	Bright	44.500	86	35Eta Oph	2.4300	10200.	89	11860	No
293	GOM_NL__2PRFIN20040606_151659_00000402027_00283_11860_3146.N1	06-JUN-2004 15:16:59	Bright	40.000	98	13Zet Oph	2.5710	30000.	80	11860	No
294	GOM_NL__2PRFIN20040606_151908_00000392027_00283_11860_3147.N1	06-JUN-2004 15:19:08	Bright	39.000	120	1Del Oph	2.7340	3200.0	78	11860	No
295	GOM_NL__2PRFIN20040606_152208_00000382027_00283_11860_3148.N1	06-JUN-2004 15:22:08	Bright	37.500	102	24Alp Ser	2.6000	4250.0	75	11860	No
296	GOM_NL__2PRFIN20040606_152649_00000412027_00283_11860_3149.N1	06-JUN-2004 15:26:49	Bright	41.000	127	27Bet Her	2.7810	4700.0	82	11860	No
297	GOM_NL__2PRFIN20040606_153005_00000432027_00283_11860_3150.N1	06-JUN-2004 15:30:05	Bright	42.500	133	40Zet Her	2.8070	6000.0	85	11860	No
298	GOM_NL__2PRFIN20040606_153500_00000392027_00283_11860_3151.N1	06-JUN-2004 15:35:00	Bright	38.500	39	85Eta UMa	1.8540	24000.	77	11860	No
299	GOM_NL__2PRFIN20040606_153652_00000392027_00283_11860_3152.N1	06-JUN-2004 15:36:52	Bright	38.500	55	79Zet UMa	2.0600	10200.	77	11860	No
300	GOM_NL__2PRFIN20040606_154118_00000362027_00283_11860_3153.N1	06-JUN-2004 15:41:18	Bright	35.500	60	7Bet UMi	2.0810	3950.0	71	11860	No
301	GOM_NL__2PRFIN20040606_154600_00000382027_00283_11860_3154.N1	06-JUN-2004 15:46:00	Bright	37.500	49	1Alp UMi	1.9900	6300.0	75	11860	No
302	GOM_NL__2PRFIN20040606_154809_00000482027_00283_11860_3155.N1	06-JUN-2004 15:48:09	Bright	47.500	89	5Alp Cep	2.4510	8000.0	95	11860	No
303	GOM_NL__2PRFIN20040606_155352_00000452027_00283_11860_3156.N1	06-JUN-2004 15:53:52	Bright	44.500	76	27Gam Cas	2.3000	30000.	89	11860	No
304	GOM_NL__2PRFIN20040606_155828_000001982027_00283_11860_3157.N1	06-JUN-2004 15:58:28	Straylight	198.00	92	53Eps Cyg	2.5000	4500.0	396	11860	No
305	GOM_NL__2PRFIN20040606_160447_00000612027_00283_11860_3158.N1	06-JUN-2004 16:04:47	Straylight	61.000	58	21Alp And	2.0730	11000.	122	11860	No
306	GOM_NL__2PRFIN20040606_160643_000001092027_00283_11860_3159.N1	06-JUN-2004 16:06:43	Dark	108.50	93	53Bet Peg	2.5200	3100.0	217	11860	No
307	GOM_NL__2PRFIN20040606_161012_00000632027_00283_11860_3160.N1	06-JUN-2004 16:10:12	Dark	62.500	140	88Gam Peg	2.8340	26000.	125	11860	No
308	GOM_NL__2PRFIN20040606_161509_000001342027_00283_11860_3161.N1	06-JUN-2004 16:15:09	Dark	134.00	90	54Alp Peg	2.4870	11000.	268	11860	No
309	GOM_NL__2PRFIN20040606_161923_00000522027_00283_11860_3162.N1	06-JUN-2004 16:19:23	Dark	51.500	52	16Bet Cet	2.0370	4500.0	103	11860	No
310	GOM_NL__2PRFIN20040606_162558_00000572027_00283_11860_3163.N1	06-JUN-2004 16:25:58	Dark	56.500	84	Alp Phe	2.3970	4500.0	113	11860	No
311	GOM_NL__2PRFIN20040606_162735_00000522027_00283_11860_3164.N1	06-JUN-2004 16:27:35	Dark	51.500	9	Alp Eri	0.45300	24000.	103	11860	No
312	GOM_NL__2PRFIN20040606_163141_00000512027_00284_11861_3135.N1	06-JUN-2004 16:31:41	Dark	50.500	63	Bet Gru	2.1500	2800.0	101	11861	No
313	GOM_NL__2PRFIN20040606_163340_00000492027_00284_11861_3136.N1	06-JUN-2004 16:33:40	Dark	49.000	31	Alp Gru	1.7340	15200.	98	11861	No
314	GOM_NL__2PRFIN20040606_163815_00000452027_00284_11861_3137.N1	06-JUN-2004 16:38:15	Straylight	45.000	45	Alp Pav	1.9400	26000.	90	11861	No
315	GOM_NL__2PRFIN20040606_164114_00000392027_00284_11861_3138.N1	06-JUN-2004 16:41:14	Straylight	38.500	43	Alp TrA	1.9100	4250.0	77	11861	No
316	GOM_NL__2PRFIN20040606_164314_00000392027_00284_11861_3139.N1	06-JUN-2004 16:43:14	Straylight	39.000	134	Bet TrA	2.8100	6600.0	78	11861	No
317	GOM_NL__2PRFIN20040606_164517_00000402027_00284_11861_3140.N1	06-JUN-2004 16:45:17	Straylight	40.000	147	Alp Ara	2.8770	26000.	80	11861	No
318	GOM_NL__2PRFIN20040606_164701_00000482027_00284_11861_3141.N1	06-JUN-2004 16:47:01	Straylight	48.000	40	The Sco	1.8590	7100.0	96	11861	No
319	GOM_NL__2PRFIN20040606_164846_00000462027_00284_11861_3142.N1	06-JUN-2004 16:48:46	Tw_i_and_stray	45.500	25	35Lam Sco	1.6200	28000.	91	11861	No
320	GOM_NL__2PRFIN20040606_165017_00000662027_00284_11861_3143.N1	06-JUN-2004 16:50:17	Tw_i_and_stray	65.500	57	34Sig Sgr	2.0660	26000.	131	11861	No
321	GOM_NL__2PRFIN20040606_165219_00000692027_00284_11861_3144.N1	06-JUN-2004 16:52:19	Bright	68.500	155	41Pi Sgr	2.9000	6600.0	137	11861	No
322	GOM_NL__2PRFIN20040606_165548_00000432027_00284_11861_3145.N1	06-JUN-2004 16:55:48	Bright	43.000	86	35Eta Oph	2.4300	10200.	86	11861	No
323	GOM_NL__2PRFIN20040606_165736_00000412027_00284_11861_3146.N1	06-JUN-2004 16:57:36	Bright	40.500	98	13Zet Oph	2.5710	30000.	81	11861	No
324	GOM_NL__2PRFIN20040606_165944_00000392027_00284_11861_3147.N1	06-JUN-2004 16:59:44	Bright	38.500	120	1Del Oph	2.7340	3200.0	77	11861	No
325	GOM_NL__2PRFIN20040606_170244_00000372027_00284_11861_3148.N1	06-JUN-2004 17:02:44	Bright	36.500	102	24Alp Ser	2.6000	4250.0	73	11861	No
326	GOM_NL__2PRFIN20040606_170726_00000412027_00284_11861_3149.N1	06-JUN-2004 17:07:26	Bright	41.000	127	27Bet Her	2.7810	4700.0	82	11861	No
327	GOM_NL__2PRFIN20040606_171041_00000412027_00284_11861_3150.N1	06-JUN-2004 17:10:41	Bright	40.500	133	40Zet Her	2.8070	6000.0	81	11861	No
328	GOM_NL__2PRFIN20040606_171537_00000392027_00284_11861_3151.N1	06-JUN-2004 17:15:37	Bright	38.500	39	85Eta UMa	1.8540	24000.	77	11861	No
329	GOM_NL__2PRFIN20040606_171729_00000392027_00284_11861_3152.N1	06-JUN-2004 17:17:29	Bright	38.500	55	79Zet UMa	2.0600	10200.	77	11861	No
330	GOM_NL__2PRFIN20040606_172154_00000372027_00284_11861_3153.N1	06-JUN-2004 17:21:54	Bright	37.000	60	7Bet UMi	2.0810	3950.0	74	11861	No
331	GOM_NL__2PRFIN20040606_172636_00000382027_00284_11861_3154.N1	06-JUN-2004 17:26:36	Bright	37.500	49	1Alp UMi	1.9900	6300.0	75	11861	No
332	GOM_NL__2PRFIN20040606_172845_00000492027_00284_11861_3155.N1	06-JUN-2004 17:28:45	Bright	48.500	89	5Alp Cep	2.4510	8000.0	97	11861	No
333	GOM_NL__2PRFIN20040606_173428_00000462027_00284_11861_3156.N1	06-JUN-2004 17:34:28	Bright	46.000	76	27Gam Cas	2.3000	30000.	92	11861	No
334	GOM_NL__2PRFIN20040606_173901_000001982027_00284_11861_3157.N1	06-JUN-2004 17:39:01	Straylight	198.00	92	53Eps Cyg	2.5000	4500.0	396	11861	No
335	GOM_NL__2PRFIN20040606_174524_00000622027_00284_11861_3158.N1	06-JUN-2004 17:45:24	Straylight	62.000	58	21Alp And	2.0730	11000.	124	11861	No
336	GOM_NL__2PRFIN20040606_174719_000001222027_00284_11861_3159.N1	06-JUN-2004 17:47:19	Dark	122.00	93	53Bet Peg	2.5200	3100.0	244	11861	No
337	GOM_NL__2PRFIN20040606_175051_00000612027_00284_11861_3160.N1	06-JUN-2004 17:50:51	Dark	61.000	140	88Gam Peg	2.8340	26000.	122	11861	No

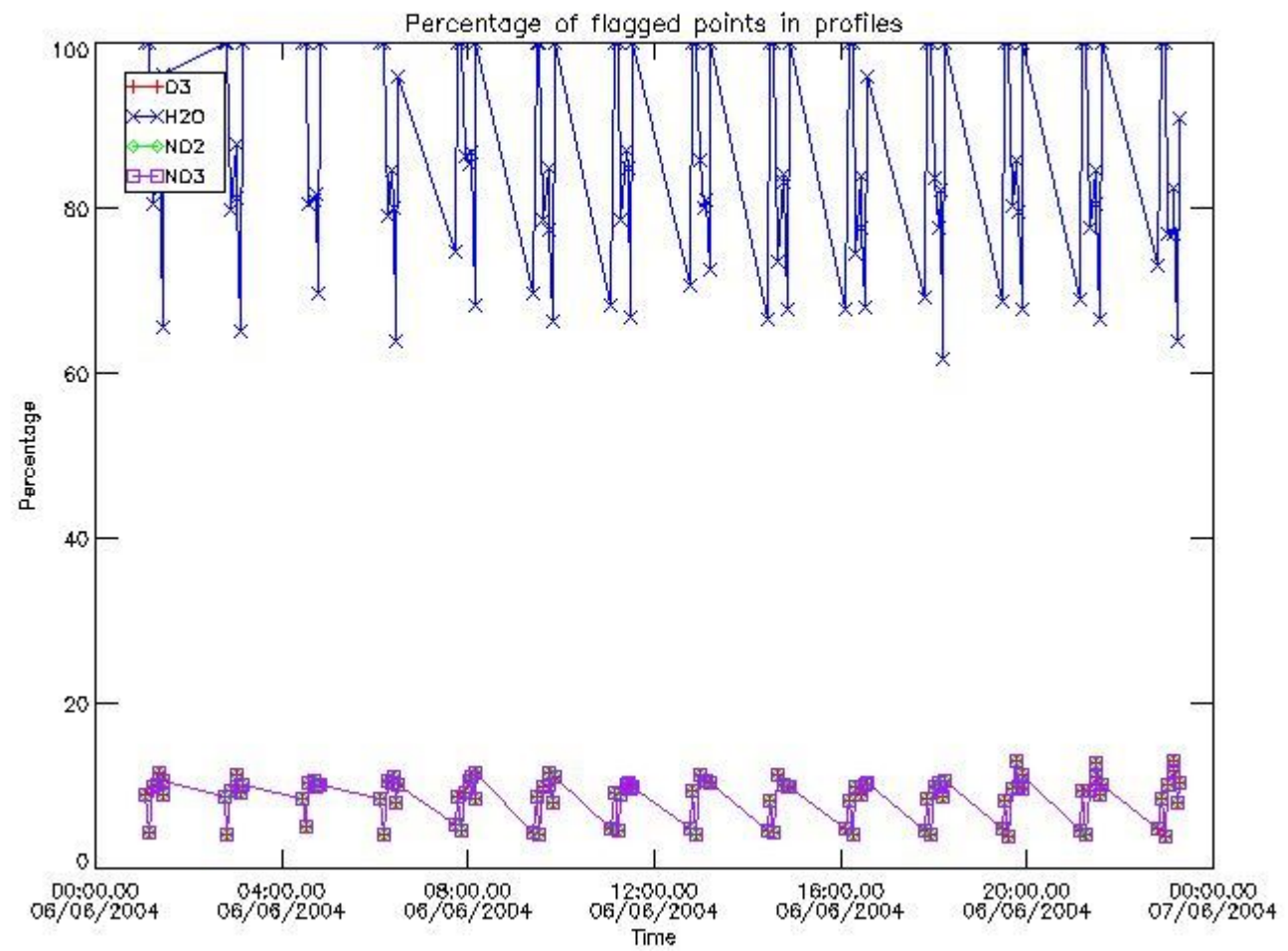
338	GOM_NL__2PRFIN20040606_175546_000001292027_00284_11861_3161.N1	06-JUN-2004 17:55:46	Dark	128.50	90	54Alp Peg	2.4870	11000.	257	11861	No
339	GOM_NL__2PRFIN20040606_180000_000000522027_00284_11861_3162.N1	06-JUN-2004 18:00:00	Dark	52.000	52	16Bet Cet	2.0370	4500.0	104	11861	No
340	GOM_NL__2PRFIN20040606_180635_000000502027_00284_11861_3163.N1	06-JUN-2004 18:06:35	Dark	49.500	84	Alp Phe	2.3970	4500.0	99	11861	No
341	GOM_NL__2PRFIN20040606_180812_000000512027_00284_11861_3164.N1	06-JUN-2004 18:08:12	Dark	51.000	9	Alp Eri	0.45300	24000.	102	11861	No
342	GOM_NL__2PRFIN20040606_181219_000000592027_00285_11862_3135.N1	06-JUN-2004 18:12:19	Dark	59.000	63	Bet Gru	2.1500	2800.0	118	11862	No
343	GOM_NL__2PRFIN20040606_181417_000000482027_00285_11862_3136.N1	06-JUN-2004 18:14:17	Dark	48.000	31	Alp Gru	1.7340	15200.	96	11862	No
344	GOM_NL__2PRFIN20040606_181852_000000442027_00285_11862_3137.N1	06-JUN-2004 18:18:52	Straylight	44.000	45	Alp Pav	1.9400	26000.	88	11862	No
345	GOM_NL__2PRFIN20040606_182150_000000412027_00285_11862_3138.N1	06-JUN-2004 18:21:50	Straylight	41.000	43	Alp TrA	1.9100	4250.0	82	11862	No
346	GOM_NL__2PRFIN20040606_182350_000000382027_00285_11862_3139.N1	06-JUN-2004 18:23:50	Straylight	38.000	134	Bet TrA	2.8100	6600.0	76	11862	No
347	GOM_NL__2PRFIN20040606_182554_000000402027_00285_11862_3140.N1	06-JUN-2004 18:25:54	Straylight	39.500	147	Alp Ara	2.8770	26000.	79	11862	No
348	GOM_NL__2PRFIN20040606_182737_000000462027_00285_11862_3141.N1	06-JUN-2004 18:27:37	Straylight	46.000	40	The Sco	1.8590	7100.0	92	11862	No
349	GOM_NL__2PRFIN20040606_182923_000000482027_00285_11862_3142.N1	06-JUN-2004 18:29:23	Tw_i_and_stray	47.500	25	35Lam Sco	1.6200	28000.	95	11862	No
350	GOM_NL__2PRFIN20040606_183054_000000642027_00285_11862_3143.N1	06-JUN-2004 18:30:54	Tw_i_and_stray	63.500	57	34Sig Sgr	2.0660	26000.	127	11862	No
351	GOM_NL__2PRFIN20040606_183255_000000722027_00285_11862_3144.N1	06-JUN-2004 18:32:55	Bright	72.000	155	41Pi Sgr	2.9000	6600.0	144	11862	No
352	GOM_NL__2PRFIN20040606_183624_000000442027_00285_11862_3145.N1	06-JUN-2004 18:36:24	Bright	44.000	86	35Eta Oph	2.4300	10200.	88	11862	No
353	GOM_NL__2PRFIN20040606_183812_000000402027_00285_11862_3146.N1	06-JUN-2004 18:38:12	Bright	40.000	98	13Zet Oph	2.5710	30000.	80	11862	No
354	GOM_NL__2PRFIN20040606_184020_000000392027_00285_11862_3147.N1	06-JUN-2004 18:40:20	Bright	38.500	120	1Del Oph	2.7340	3200.0	77	11862	No
355	GOM_NL__2PRFIN20040606_184321_000000372027_00285_11862_3148.N1	06-JUN-2004 18:43:21	Bright	37.000	102	24Alp Ser	2.6000	4250.0	74	11862	No
356	GOM_NL__2PRFIN20040606_184802_000000412027_00285_11862_3149.N1	06-JUN-2004 18:48:02	Bright	41.000	127	27Bet Her	2.7810	4700.0	82	11862	No
357	GOM_NL__2PRFIN20040606_185117_000000422027_00285_11862_3150.N1	06-JUN-2004 18:51:17	Bright	42.000	133	40Zet Her	2.8070	6000.0	84	11862	No
358	GOM_NL__2PRFIN20040606_185614_000000382027_00285_11862_3151.N1	06-JUN-2004 18:56:14	Bright	38.000	39	85Eta UMa	1.8540	24000.	76	11862	No
359	GOM_NL__2PRFIN20040606_185805_000000382027_00285_11862_3152.N1	06-JUN-2004 18:58:05	Bright	38.000	55	79Zet UMa	2.0600	10200.	76	11862	No
360	GOM_NL__2PRFIN20040606_190231_000000372027_00285_11862_3153.N1	06-JUN-2004 19:02:31	Bright	37.000	60	7Bet UMi	2.0810	3950.0	74	11862	No
361	GOM_NL__2PRFIN20040606_190712_000000382027_00285_11862_3154.N1	06-JUN-2004 19:07:12	Bright	37.500	49	1Alp UMi	1.9900	6300.0	75	11862	No
362	GOM_NL__2PRFIN20040606_190920_000000472027_00285_11862_3155.N1	06-JUN-2004 19:09:20	Bright	47.000	89	5Alp Cep	2.4510	8000.0	94	11862	No
363	GOM_NL__2PRFIN20040606_191504_000000572027_00285_11862_3156.N1	06-JUN-2004 19:15:04	Bright	57.000	76	27Gam Cas	2.3000	30000.	114	11862	No
364	GOM_NL__2PRFIN20040606_191932_000001982027_00285_11862_3157.N1	06-JUN-2004 19:19:32	Straylight	198.00	92	53Eps Cyg	2.5000	4500.0	396	11862	No
365	GOM_NL__2PRFIN20040606_192559_000000632027_00285_11862_3158.N1	06-JUN-2004 19:25:59	Straylight	62.500	58	21Alp And	2.0730	11000.	125	11862	No
366	GOM_NL__2PRFIN20040606_192756_000001052027_00285_11862_3159.N1	06-JUN-2004 19:27:56	Dark	104.50	93	53Bet Peg	2.5200	3100.0	209	11862	No
367	GOM_NL__2PRFIN20040606_193128_000000622027_00285_11862_3160.N1	06-JUN-2004 19:31:28	Dark	62.000	140	88Gam Peg	2.8340	26000.	124	11862	No
368	GOM_NL__2PRFIN20040606_193625_000001332027_00285_11862_3161.N1	06-JUN-2004 19:36:25	Dark	132.50	90	54Alp Peg	2.4870	11000.	265	11862	No
369	GOM_NL__2PRFIN20040606_194037_000000542027_00285_11862_3162.N1	06-JUN-2004 19:40:37	Dark	53.500	52	16Bet Cet	2.0370	4500.0	107	11862	No
370	GOM_NL__2PRFIN20040606_194712_000000432027_00285_11862_3163.N1	06-JUN-2004 19:47:12	Dark	43.000	84	Alp Phe	2.3970	4500.0	86	11862	No
371	GOM_NL__2PRFIN20040606_194848_000000522027_00285_11862_3164.N1	06-JUN-2004 19:48:48	Dark	52.000	9	Alp Eri	0.45300	24000.	104	11862	No
372	GOM_NL__2PRFIN20040606_195255_000000642027_00286_11863_3155.N1	06-JUN-2004 19:52:55	Dark	64.000	63	Bet Gru	2.1500	2800.0	128	11863	No
373	GOM_NL__2PRFIN20040606_195454_000000492027_00286_11863_3156.N1	06-JUN-2004 19:54:54	Dark	49.000	31	Alp Gru	1.7340	15200.	98	11863	No
374	GOM_NL__2PRFIN20040606_195928_000000432027_00286_11863_3157.N1	06-JUN-2004 19:59:28	Straylight	42.500	45	Alp Pav	1.9400	26000.	85	11863	No
375	GOM_NL__2PRFIN20040606_200226_000000392027_00286_11863_3158.N1	06-JUN-2004 20:02:26	Straylight	39.000	43	Alp TrA	1.9100	4250.0	78	11863	No
376	GOM_NL__2PRFIN20040606_200426_000000372027_00286_11863_3159.N1	06-JUN-2004 20:04:26	Straylight	37.000	134	Bet TrA	2.8100	6600.0	74	11863	No
377	GOM_NL__2PRFIN20040606_200630_000000412027_00286_11863_3160.N1	06-JUN-2004 20:06:30	Straylight	41.000	147	Alp Ara	2.8770	26000.	82	11863	No
378	GOM_NL__2PRFIN20040606_200814_000000472027_00286_11863_3161.N1	06-JUN-2004 20:08:14	Straylight	47.000	40	The Sco	1.8590	7100.0	94	11863	No
379	GOM_NL__2PRFIN20040606_200959_000000482027_00286_11863_3162.N1	06-JUN-2004 20:09:59	Tw_i_and_stray	47.500	25	35Lam Sco	1.6200	28000.	95	11863	No
380	GOM_NL__2PRFIN20040606_201131_000000652027_00286_11863_3163.N1	06-JUN-2004 20:11:31	Tw_i_and_stray	65.000	57	34Sig Sgr	2.0660	26000.	130	11863	No
381	GOM_NL__2PRFIN20040606_201331_000000702027_00286_11863_3164.N1	06-JUN-2004 20:13:31	Bright	69.500	155	41Pi Sgr	2.9000	6600.0	139	11863	No
382	GOM_NL__2PRFIN20040606_201701_000000442027_00286_11863_3165.N1	06-JUN-2004 20:17:01	Bright	44.000	86	35Eta Oph	2.4300	10200.	88	11863	No
383	GOM_NL__2PRFIN20040606_201848_000000402027_00286_11863_3166.N1	06-JUN-2004 20:18:48	Bright	40.000	98	13Zet Oph	2.5710	30000.	80	11863	No
384	GOM_NL__2PRFIN20040606_202056_000000392027_00286_11863_3167.N1	06-JUN-2004 20:20:56	Bright	39.000	120	1Del Oph	2.7340	3200.0	78	11863	No
385	GOM_NL__2PRFIN20040606_202357_000000372027_00286_11863_3168.N1	06-JUN-2004 20:23:57	Bright	36.500	102	24Alp Ser	2.6000	4250.0	73	11863	No
386	GOM_NL__2PRFIN20040606_202837_000000422027_00286_11863_3169.N1	06-JUN-2004 20:28:37	Bright	41.500	127	27Bet Her	2.7810	4700.0	83	11863	No
387	GOM_NL__2PRFIN20040606_203153_000000422027_00286_11863_3170.N1	06-JUN-2004 20:31:53	Bright	42.000	133	40Zet Her	2.8070	6000.0	84	11863	No
388	GOM_NL__2PRFIN20040606_203650_000000392027_00286_11863_3171.N1	06-JUN-2004 20:36:50	Bright	38.500	39	85Eta UMa	1.8540	24000.	77	11863	No
389	GOM_NL__2PRFIN20040606_203841_000000392027_00286_11863_3172.N1	06-JUN-2004 20:38:41	Bright	38.500	55	79Zet UMa	2.0600	10200.	77	11863	No
390	GOM_NL__2PRFIN20040606_204306_000000392027_00286_11863_3173.N1	06-JUN-2004 20:43:06	Bright	38.500	60	7Bet UMi	2.0810	3950.0	77	11863	No
391	GOM_NL__2PRFIN20040606_204748_000000372027_00286_11863_3174.N1	06-JUN-2004 20:47:48	Bright	37.000	49	1Alp UMi	1.9900	6300.0	74	11863	No
392	GOM_NL__2PRFIN20040606_204956_000000482027_00286_11863_3175.N1	06-JUN-2004 20:49:56	Bright	47.500	89	5Alp Cep	2.4510	8000.0	95	11863	No
393	GOM_NL__2PRFIN20040606_205540_000000572027_00286_11863_3176.N1	06-JUN-2004 20:55:40	Bright	57.000	76	27Gam Cas	2.3000	30000.	114	11863	No
394	GOM_NL__2PRFIN20040606_210005_000001982027_00286_11863_3177.N1	06-JUN-2004 21:00:05	Straylight	198.00	92	53Eps Cyg	2.5000	4500.0	396	11863	No
395	GOM_NL__2PRFIN20040606_210636_000000622027_00286_11863_3178.N1	06-JUN-2004 21:06:36	Straylight	61.500	58	21Alp And	2.0730	11000.	123	11863	No
396	GOM_NL__2PRFIN20040606_210832_000001122027_00286_11863_3179.N1	06-JUN-2004 21:08:32	Dark	111.50	93	53Bet Peg	2.5200	3100.0	223	11863	No

397	GOM_NL__2PRFIN20040606_211204_000000592027_00286_11863_3180.N1	06-JUN-2004 21:12:04	Dark	59.000	140	88Gam Peg	2.8340	26000.	118	11863	No
398	GOM_NL__2PRFIN20040606_211703_000001262027_00286_11863_3181.N1	06-JUN-2004 21:17:03	Dark	126.00	90	54Alp Peg	2.4870	11000.	252	11863	No
399	GOM_NL__2PRFIN20040606_212113_000000542027_00286_11863_3182.N1	06-JUN-2004 21:21:13	Dark	54.000	52	16Bet Cet	2.0370	4500.0	108	11863	No
400	GOM_NL__2PRFIN20040606_212748_000000462027_00286_11863_3183.N1	06-JUN-2004 21:27:48	Dark	45.500	84	Alp Phe	2.3970	4500.0	91	11863	No
401	GOM_NL__2PRFIN20040606_212924_000000442027_00286_11863_3184.N1	06-JUN-2004 21:29:24	Dark	44.000	9	Alp Eri	0.45300	24000.	88	11863	No
402	GOM_NL__2PRFIN20040606_213332_000000632027_00287_11864_3155.N1	06-JUN-2004 21:33:32	Dark	63.000	63	Bet Gru	2.1500	2800.0	126	11864	No
403	GOM_NL__2PRFIN20040606_213530_000000502027_00287_11864_3156.N1	06-JUN-2004 21:35:30	Dark	50.000	31	Alp Gru	1.7340	15200.	100	11864	No
404	GOM_NL__2PRFIN20040606_214004_000000442027_00287_11864_3157.N1	06-JUN-2004 21:40:04	Straylight	43.500	45	Alp Pav	1.9400	26000.	87	11864	No
405	GOM_NL__2PRFIN20040606_214302_000000442027_00287_11864_3158.N1	06-JUN-2004 21:43:02	Straylight	43.500	43	Alp TrA	1.9100	4250.0	87	11864	No
406	GOM_NL__2PRFIN20040606_214502_000000402027_00287_11864_3159.N1	06-JUN-2004 21:45:02	Straylight	39.500	134	Bet TrA	2.8100	6600.0	79	11864	No
407	GOM_NL__2PRFIN20040606_214706_000000412027_00287_11864_3160.N1	06-JUN-2004 21:47:06	Straylight	41.000	147	Alp Ara	2.8770	26000.	82	11864	No
408	GOM_NL__2PRFIN20040606_214849_000000482027_00287_11864_3161.N1	06-JUN-2004 21:48:49	Straylight	48.000	40	The Sco	1.8590	7100.0	96	11864	No
409	GOM_NL__2PRFIN20040606_215035_000000452027_00287_11864_3162.N1	06-JUN-2004 21:50:35	Twl_and_stray	44.500	25	35Lam Sco	1.6200	28000.	89	11864	No
410	GOM_NL__2PRFIN20040606_215207_000000622027_00287_11864_3163.N1	06-JUN-2004 21:52:07	Twl_and_stray	62.000	57	34Sig Sgr	2.0660	26000.	124	11864	No
411	GOM_NL__2PRFIN20040606_215408_000000702027_00287_11864_3164.N1	06-JUN-2004 21:54:08	Bright	69.500	155	41Pi Sgr	2.9000	6600.0	139	11864	No
412	GOM_NL__2PRFIN20040606_215736_000000442027_00287_11864_3165.N1	06-JUN-2004 21:57:36	Bright	44.000	86	35Eta Oph	2.4300	10200.	88	11864	No
413	GOM_NL__2PRFIN20040606_215924_000000412027_00287_11864_3166.N1	06-JUN-2004 21:59:24	Bright	40.500	98	13Zet Oph	2.5710	30000.	81	11864	No
414	GOM_NL__2PRFIN20040606_220132_000000392027_00287_11864_3167.N1	06-JUN-2004 22:01:32	Bright	38.500	120	1Del Oph	2.7340	3200.0	77	11864	No
415	GOM_NL__2PRFIN20040606_220432_000000372027_00287_11864_3168.N1	06-JUN-2004 22:04:32	Bright	37.000	102	24Alp Ser	2.6000	4250.0	74	11864	No
416	GOM_NL__2PRFIN20040606_220912_000000412027_00287_11864_3169.N1	06-JUN-2004 22:09:12	Bright	41.000	127	27Bet Her	2.7810	4700.0	82	11864	No
417	GOM_NL__2PRFIN20040606_221228_000000432027_00287_11864_3170.N1	06-JUN-2004 22:12:28	Bright	42.500	133	40Zet Her	2.8070	6000.0	85	11864	No
418	GOM_NL__2PRFIN20040606_221726_000000392027_00287_11864_3171.N1	06-JUN-2004 22:17:26	Bright	39.000	39	85Eta UMa	1.8540	24000.	78	11864	No
419	GOM_NL__2PRFIN20040606_221917_000000392027_00287_11864_3172.N1	06-JUN-2004 22:19:17	Bright	38.500	55	79Zet UMa	2.0600	10200.	77	11864	No
420	GOM_NL__2PRFIN20040606_222342_000000392027_00287_11864_3173.N1	06-JUN-2004 22:23:42	Bright	38.500	60	7Bet UMi	2.0810	3950.0	77	11864	No
421	GOM_NL__2PRFIN20040606_222824_000000342027_00287_11864_3174.N1	06-JUN-2004 22:28:24	Bright	33.500	49	1Alp UMi	1.9900	6300.0	67	11864	No
422	GOM_NL__2PRFIN20040606_223031_000000472027_00287_11864_3175.N1	06-JUN-2004 22:30:31	Bright	47.000	89	5Alp Cep	2.4510	8000.0	94	11864	No
423	GOM_NL__2PRFIN20040606_223615_000000572027_00287_11864_3176.N1	06-JUN-2004 22:36:15	Bright	57.000	76	27Gam Cas	2.3000	30000.	114	11864	No
424	GOM_NL__2PRFIN20040606_224037_000001982027_00287_11864_3177.N1	06-JUN-2004 22:40:37	Straylight	198.00	92	53Eps Cyg	2.5000	4500.0	396	11864	No
425	GOM_NL__2PRFIN20040606_224711_000000592027_00287_11864_3178.N1	06-JUN-2004 22:47:11	Straylight	59.000	58	21Alp And	2.0730	11000.	118	11864	No
426	GOM_NL__2PRFIN20040606_224909_000001082027_00287_11864_3179.N1	06-JUN-2004 22:49:09	Dark	108.00	93	53Bet Peg	2.5200	3100.0	216	11864	No
427	GOM_NL__2PRFIN20040606_225240_000000602027_00287_11864_3180.N1	06-JUN-2004 22:52:40	Dark	60.000	140	88Gam Peg	2.8340	26000.	120	11864	No
428	GOM_NL__2PRFIN20040606_225741_000001352027_00287_11864_3181.N1	06-JUN-2004 22:57:41	Dark	135.00	90	54Alp Peg	2.4870	11000.	270	11864	No
429	GOM_NL__2PRFIN20040606_230150_000000502027_00287_11864_3182.N1	06-JUN-2004 23:01:50	Dark	50.000	52	16Bet Cet	2.0370	4500.0	100	11864	No
430	GOM_NL__2PRFIN20040606_230824_000000442027_00287_11864_3183.N1	06-JUN-2004 23:08:24	Dark	43.500	84	Alp Phe	2.3970	4500.0	87	11864	No
431	GOM_NL__2PRFIN20040606_230959_000000432027_00287_11864_3184.N1	06-JUN-2004 23:09:59	Dark	43.000	9	Alp Eri	0.45300	24000.	86	11864	No
432	GOM_NL__2PRFIN20040606_231408_000000642027_00288_11865_3155.N1	06-JUN-2004 23:14:08	Dark	64.000	63	Bet Gru	2.1500	2800.0	128	11865	No
433	GOM_NL__2PRFIN20040606_231607_000000492027_00288_11865_3156.N1	06-JUN-2004 23:16:07	Dark	49.000	31	Alp Gru	1.7340	15200.	98	11865	No
434	GOM_NL__2PRFIN20040606_232041_000000452027_00288_11865_3157.N1	06-JUN-2004 23:20:41	Straylight	44.500	45	Alp Pav	1.9400	26000.	89	11865	No
435	GOM_NL__2PRFIN20040606_232338_000000492027_00288_11865_3158.N1	06-JUN-2004 23:23:38	Straylight	49.000	43	Alp TrA	1.9100	4250.0	98	11865	No
436	GOM_NL__2PRFIN20040606_232538_000000422027_00288_11865_3159.N1	06-JUN-2004 23:25:38	Straylight	42.000	134	Bet TrA	2.8100	6600.0	84	11865	No
437	GOM_NL__2PRFIN20040606_232741_000000442027_00288_11865_3160.N1	06-JUN-2004 23:27:41	Straylight	44.000	147	Alp Ara	2.8770	26000.	88	11865	No
438	GOM_NL__2PRFIN20040606_233045_000000562027_00288_11865_3161.N1	06-JUN-2004 23:30:45	Twl_and_stray	56.000	38	20Eps Sgr	1.8360	11000.	112	11865	No
439	GOM_NL__2PRFIN20040606_233243_000000682027_00288_11865_3162.N1	06-JUN-2004 23:32:43	Twl_and_stray	67.500	57	34Sig Sgr	2.0660	26000.	135	11865	No
440	GOM_NL__2PRFIN20040606_233444_000000712027_00288_11865_3163.N1	06-JUN-2004 23:34:44	Bright	71.000	155	41Pi Sgr	2.9000	6600.0	142	11865	No
441	GOM_NL__2PRFIN20040606_233812_000000442027_00288_11865_3164.N1	06-JUN-2004 23:38:12	Bright	43.500	86	35Eta Oph	2.4300	10200.	87	11865	No
442	GOM_NL__2PRFIN20040606_234000_000000402027_00288_11865_3165.N1	06-JUN-2004 23:40:00	Bright	39.500	98	13Zet Oph	2.5710	30000.	79	11865	No
443	GOM_NL__2PRFIN20040606_234208_000000392027_00288_11865_3166.N1	06-JUN-2004 23:42:08	Bright	38.500	120	1Del Oph	2.7340	3200.0	77	11865	No
444	GOM_NL__2PRFIN20040606_234508_000000372027_00288_11865_3167.N1	06-JUN-2004 23:45:08	Bright	37.000	102	24Alp Ser	2.6000	4250.0	74	11865	No
445	GOM_NL__2PRFIN20040606_234948_000000402027_00288_11865_3168.N1	06-JUN-2004 23:49:48	Bright	39.500	127	27Bet Her	2.7810	4700.0	79	11865	No
446	GOM_NL__2PRFIN20040606_235303_000000422027_00288_11865_3169.N1	06-JUN-2004 23:53:03	Bright	42.000	133	40Zet Her	2.8070	6000.0	84	11865	No
447	GOM_NL__2PRFIN20040606_235802_000000382027_00288_11865_3170.N1	06-JUN-2004 23:58:02	Bright	37.500	39	85Eta UMa	1.8540	24000.	75	11865	No
448	GOM_NL__2PRFIN20040606_235953_000000392027_00288_11865_3171.N1	06-JUN-2004 23:59:53	Bright	39.000	55	79Zet UMa	2.0600	10200.	78	11865	No

### 3. Quality information per product

In this section it is plotted some information contained in the Quality Summary data set of the level 2 products. Only products in dark limb conditions and without errors (error flag in the MPH set to "0") are used.

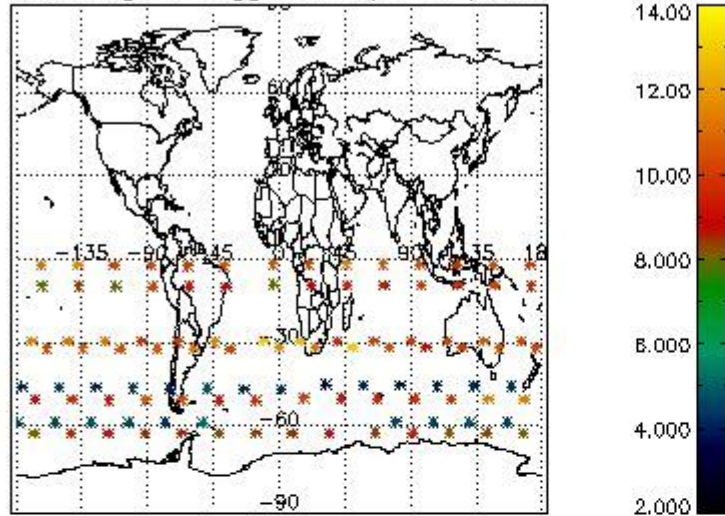
3.1 Plot quality information per product (time dependant)



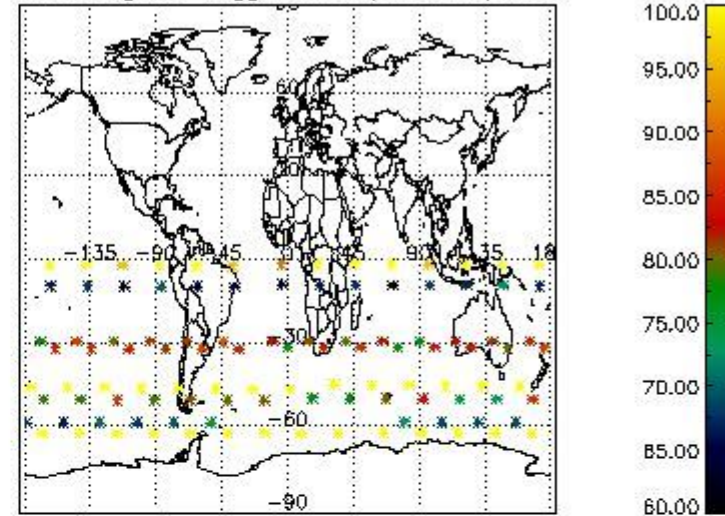
3.2 Plot quality information per product (world map)



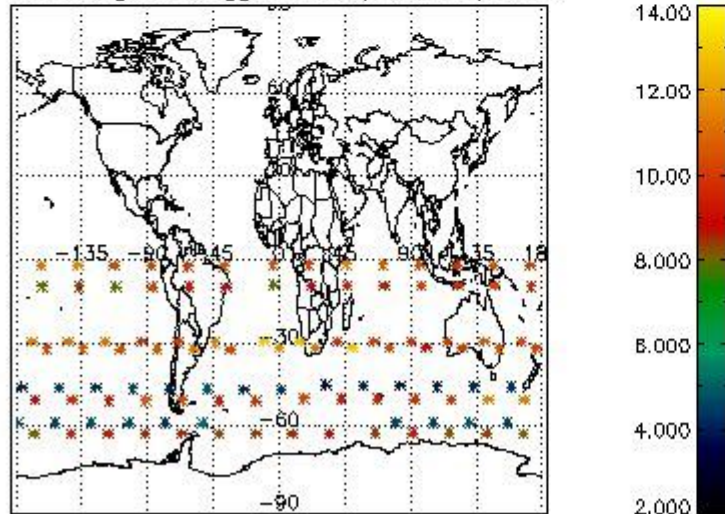
Percentage of flagged data per O3 profile



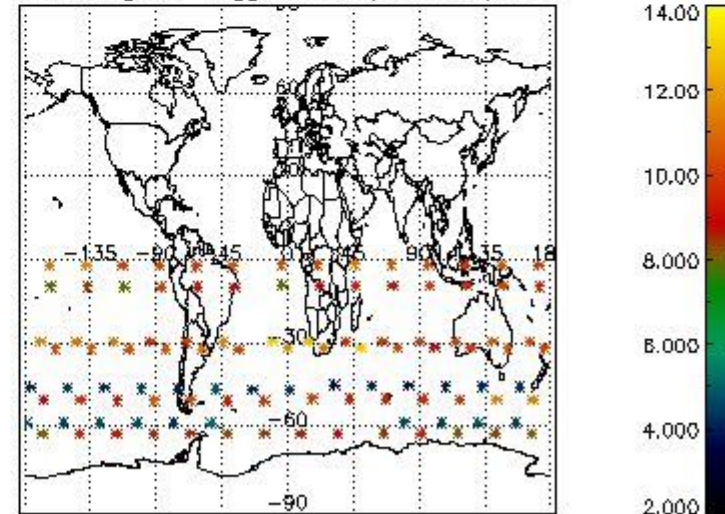
Percentage of flagged data per H2O profile



Percentage of flagged data per NO2 profile



Percentage of flagged data per NO3 profile

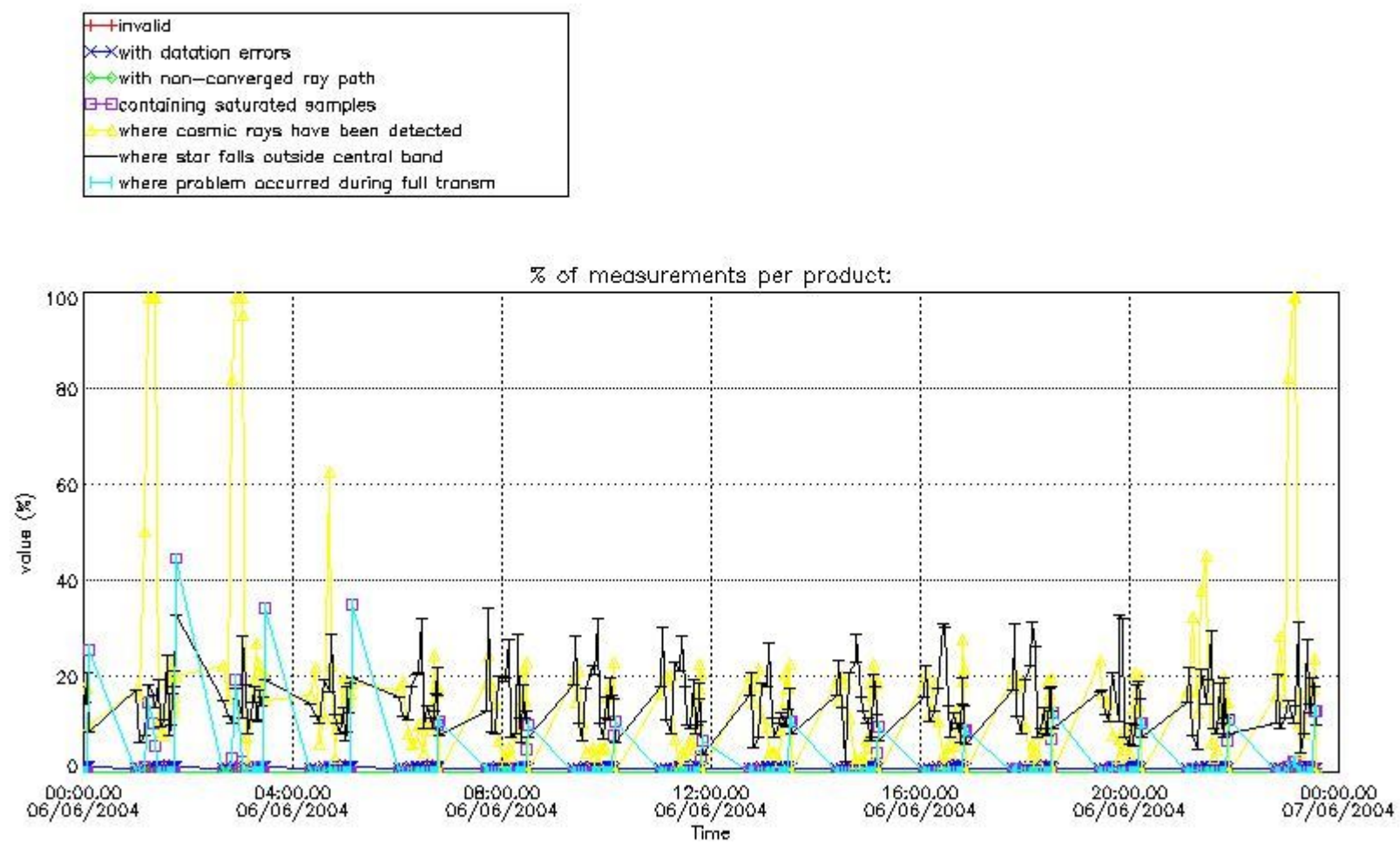


#### 4. Level 1 quality information per product

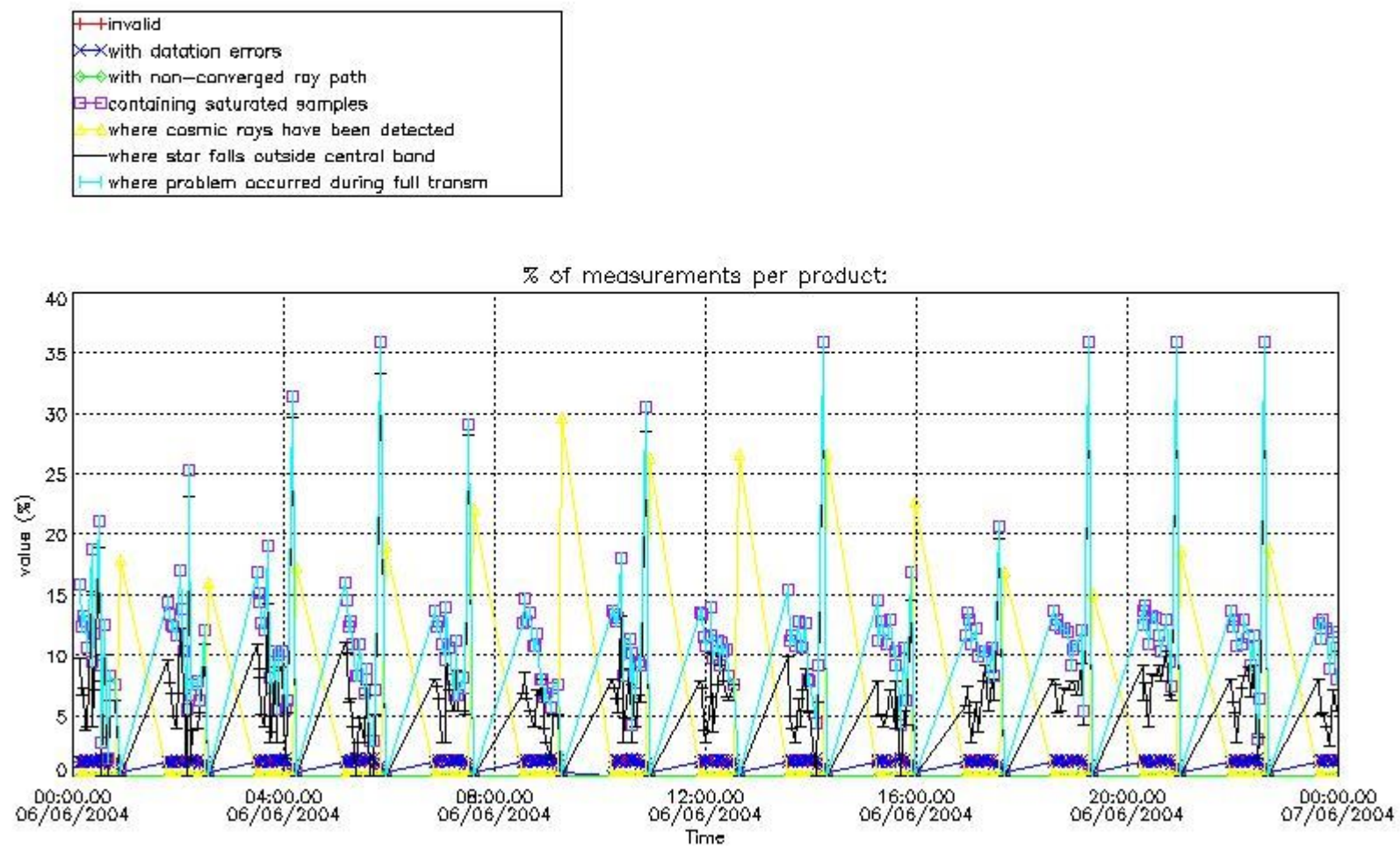
In this section it is plotted some information contained in the Quality Summary data set of the level 2 products that comes from the level 1b processing. Products without errors (error flag in the MPH set to "0") are used.

##### 4.1 Plot quality information per product (time dependant) coming from level 1b processing

###### 4.1.1 Plot level 1 quality information per product (time dependant): ENVISAT ASCENDING passes



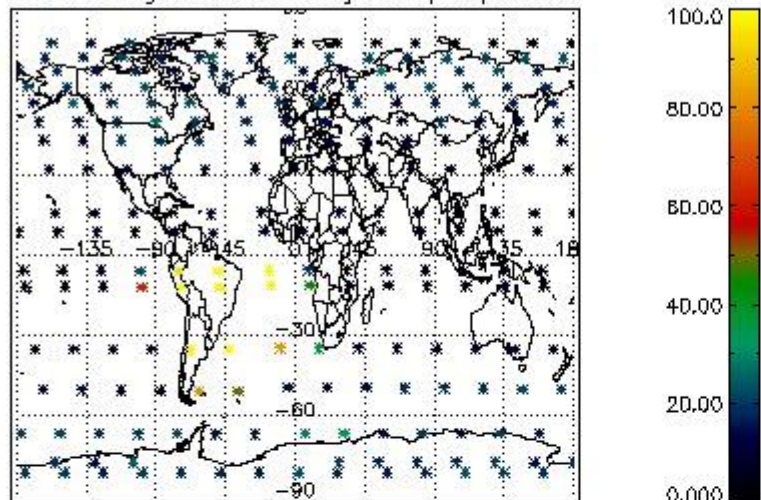
4.1.2 Plot level 1 quality information per product (time dependant): ENVI SAT DESCENDING passes



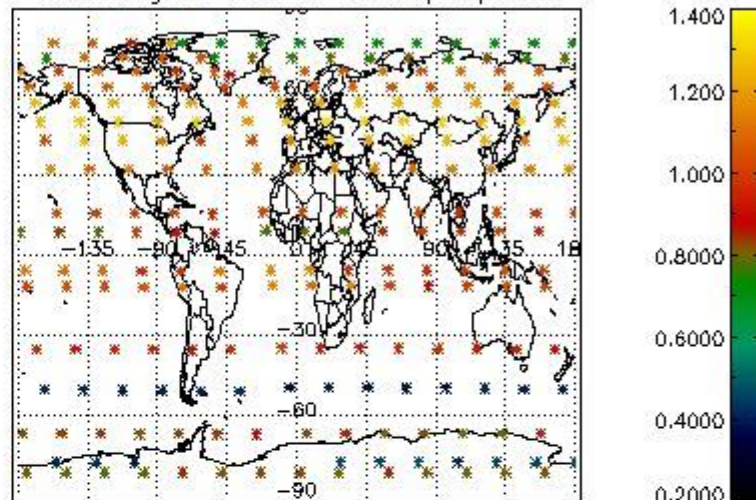
*4.2 Plot quality information per product coming from level 1b processing (world map)*

*4.2.1 Plot level 1 quality information per product (world map): ENVISAT ASCENDING passes*

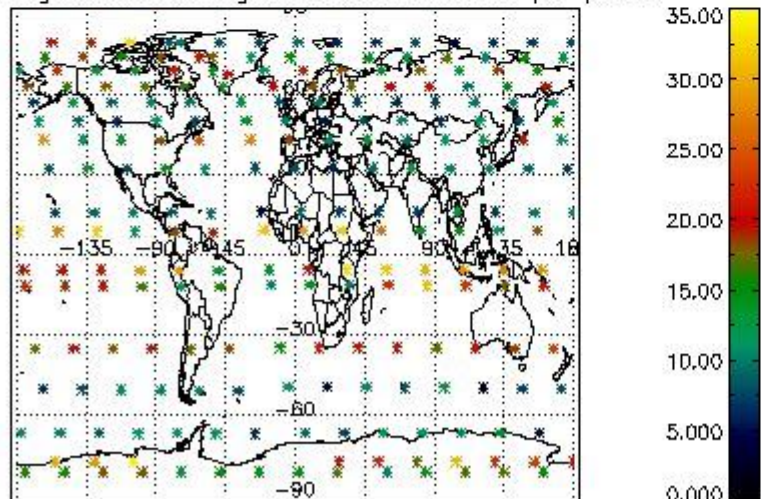
Percentage of cosmic ray hits per profile



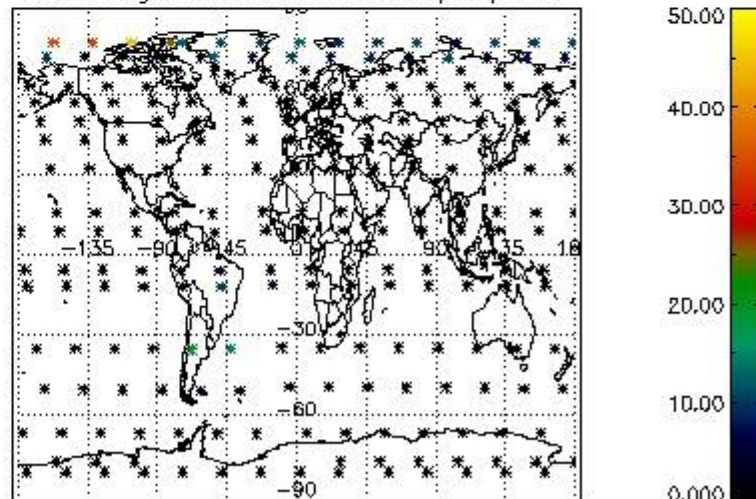
Percentage of datation errors per profile



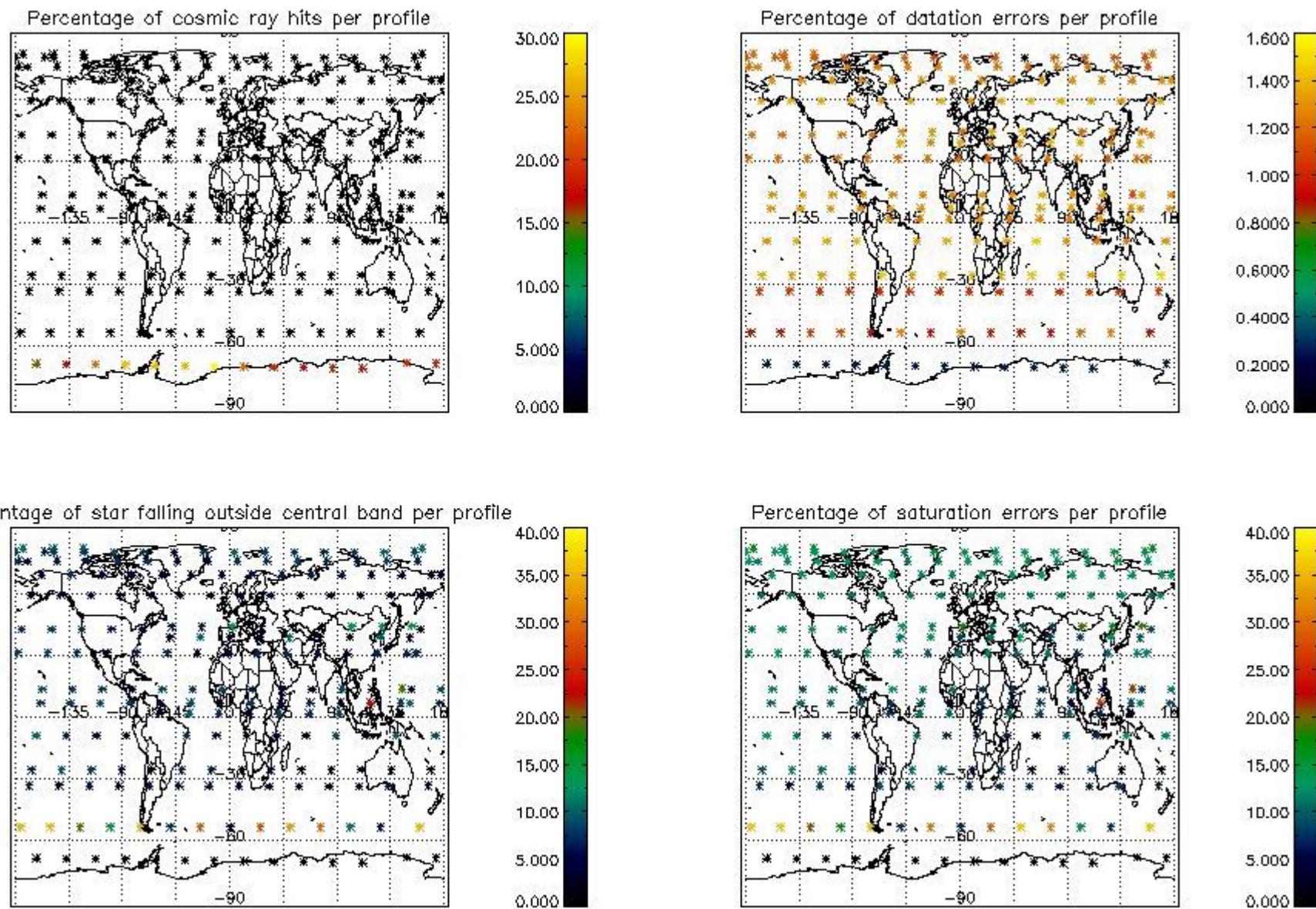
Percentage of star falling outside central band per profile



Percentage of saturation errors per profile



4.2.2 Plot level 1 quality information per product (world map): ENVISAT DESCENDING passes



## 5. Trace gas profiles

### 5.1 Ozone statistics based on quality of products

The final quality of the products can be "measured" using the STD (Standard Deviation) attached to every point profile. This information is written to the parameter GOM\_NL\_\_2P/NL\_LOCAL\_SPECIES\_DENSITY/o3\_std of the level 2 products. The table below shows the statistics for given STD ranges.

The statistics are given with respect to the overall valid production:

- Products without fatal errors: GOM\_NL\_\_2P/MPH/PRODUCT\_ERR=0
- Valid point profile: GOM\_NL\_\_2P/NL\_LOCAL\_SPECIES\_DENSITY/pcd(0)=0

The 'Criteria' is applied to valid points of dark limb products:

- Products in dark limb illumination condition: GOM\_NL\_\_2P/NL\_SUMMARY\_QUALITY/obs\_ill\_cond=0
- Products without fatal errors: GOM\_NL\_\_2P/MPH/PRODUCT\_ERR=0
- Valid point profile: GOM\_NL\_\_2P/NL\_LOCAL\_SPECIES\_DENSITY/pcd(0)=0

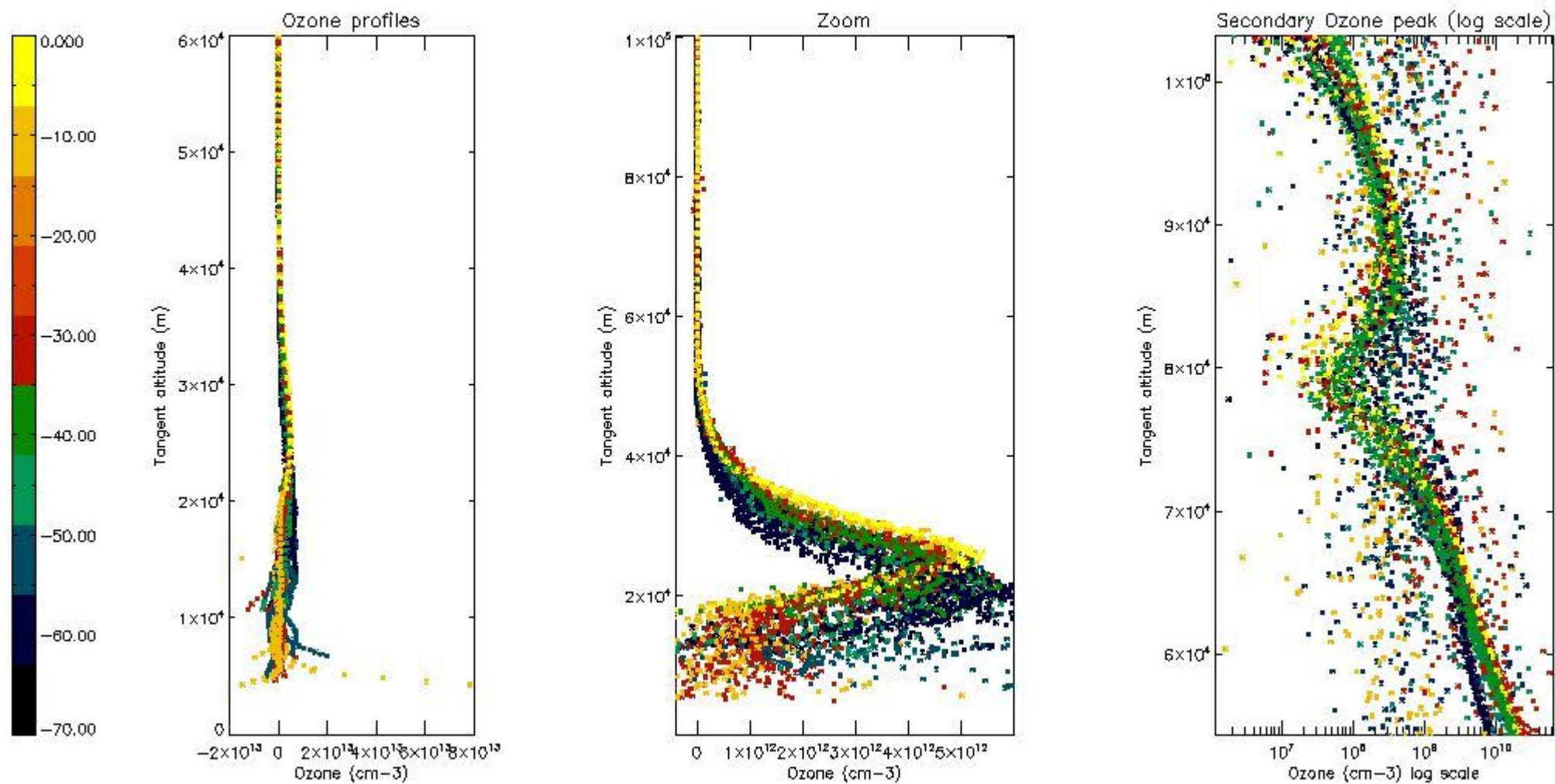
So, the table below shows the percentage of dark limb and valid observations for each criteria with respect to the overall valid daily observations.

Criteria	% of total production
All STD	31
STD < 20	15

STD < 10	13
STD < 5	9

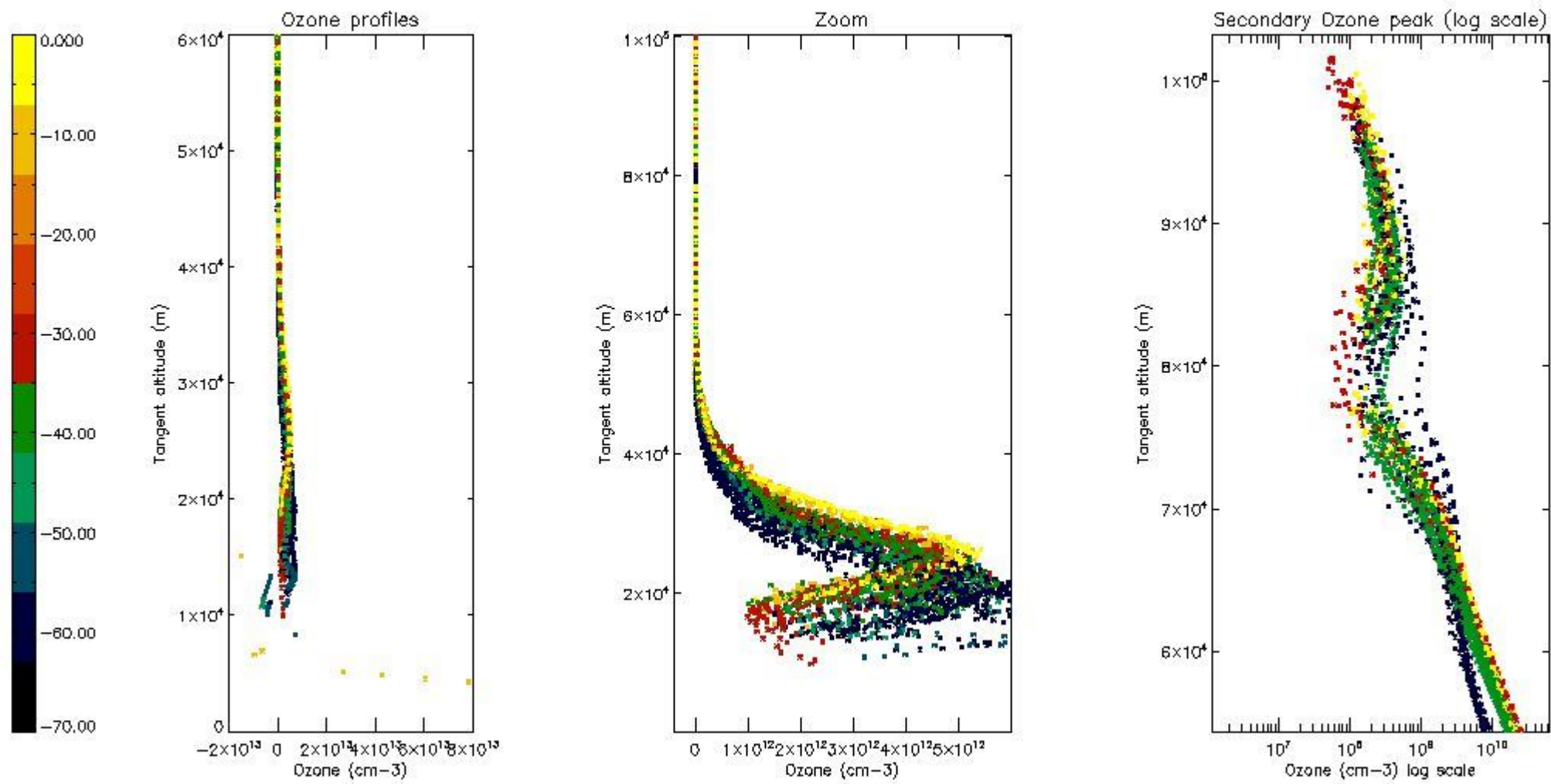
5.2 Plot ozone profiles for all STD (dark without errors)

The colorbar represents the latitude.



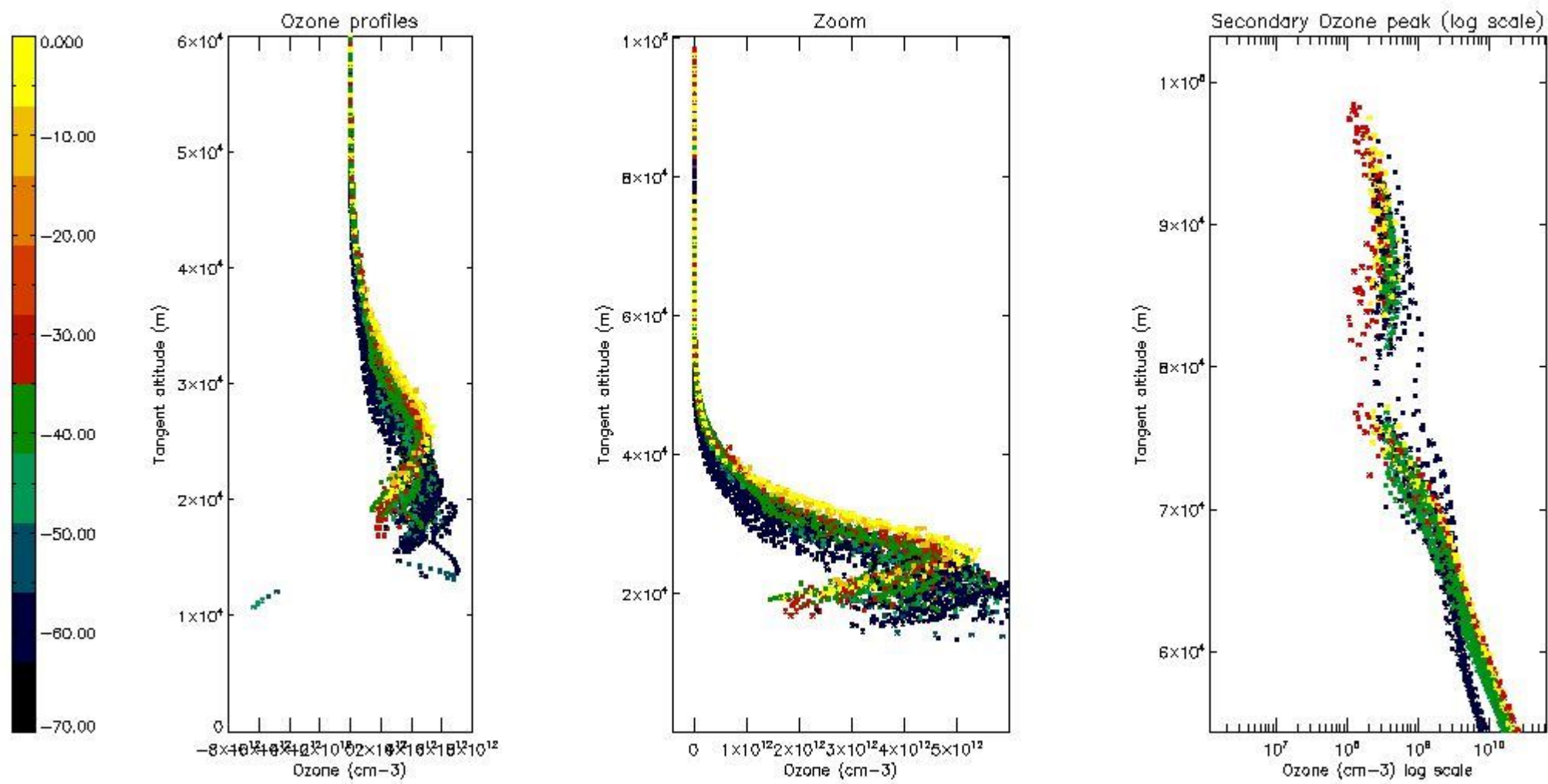
5.3 Plot ozone profiles where STD < 20% (dark without errors)

The colorbar represents the latitude.



*5.4 Plot ozone profiles where STD < 10% (dark without errors)*

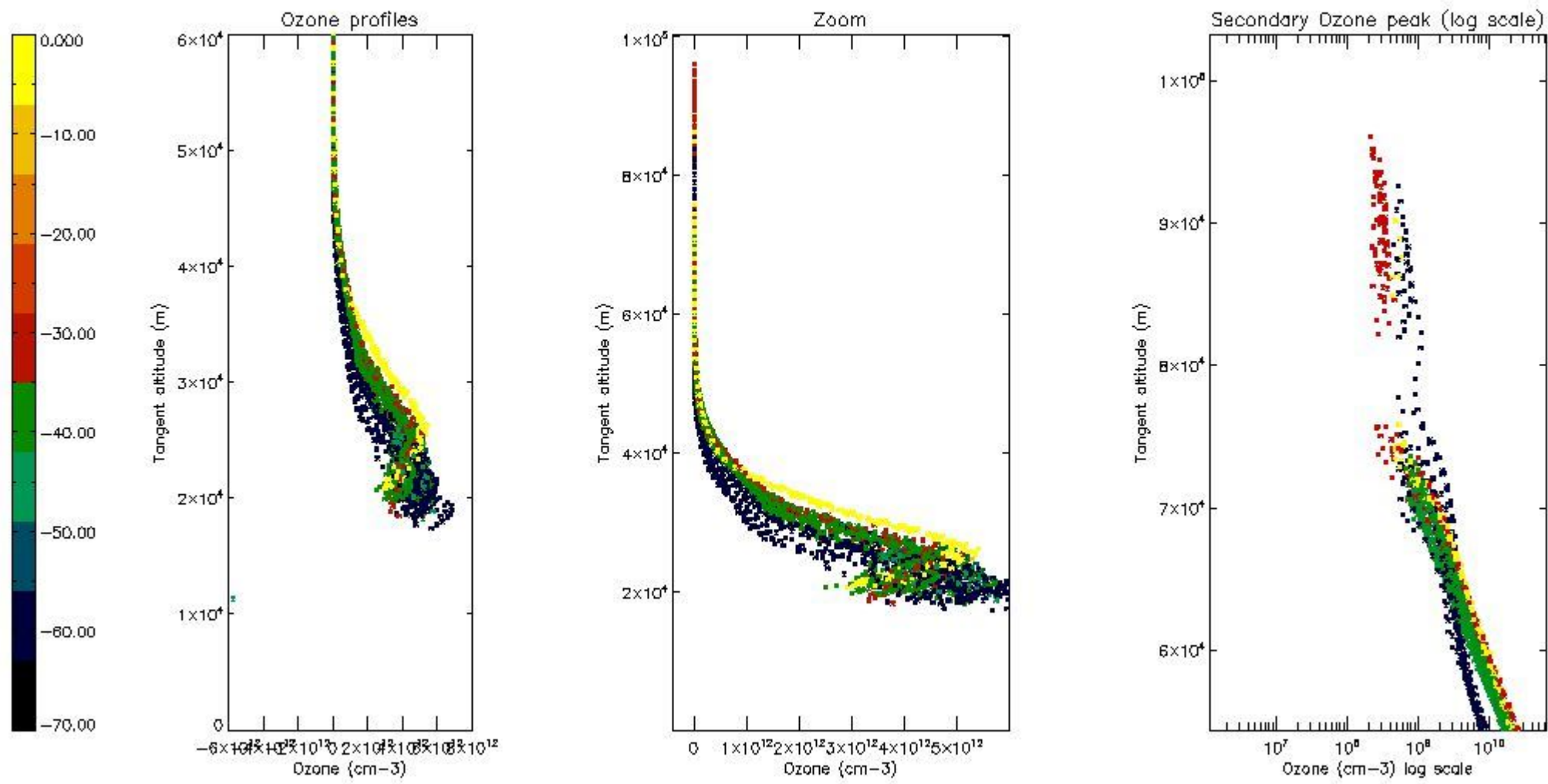
The colorbar represents the latitude.



*5.5 Plot ozone profiles where STD < 5% (dark without errors)*

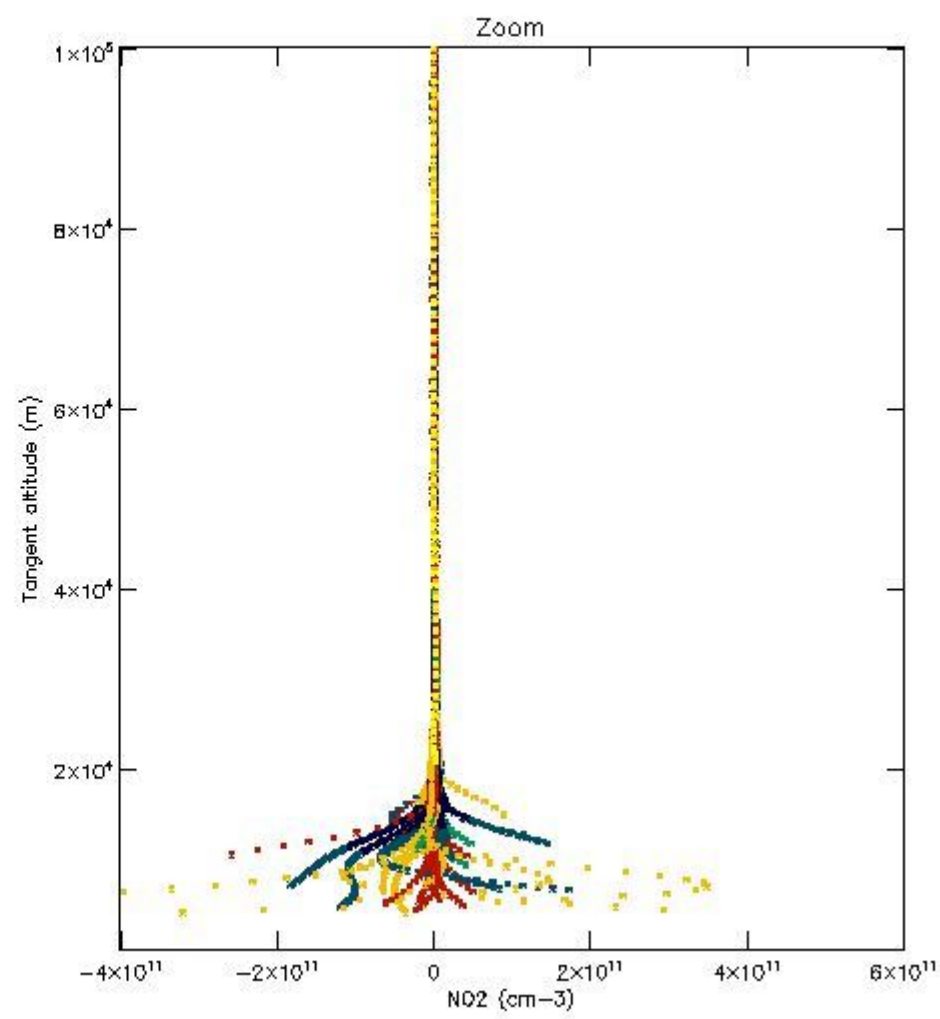
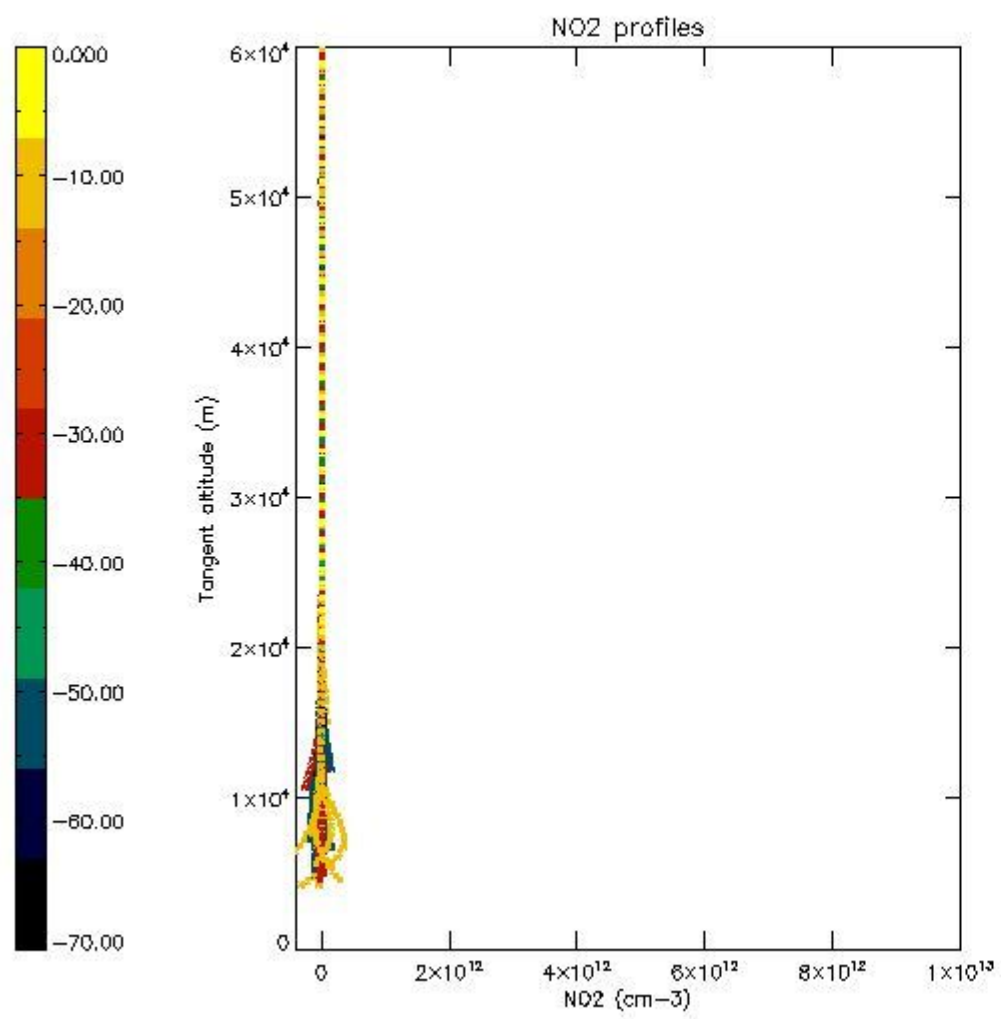
The colorbar represents the latitude.





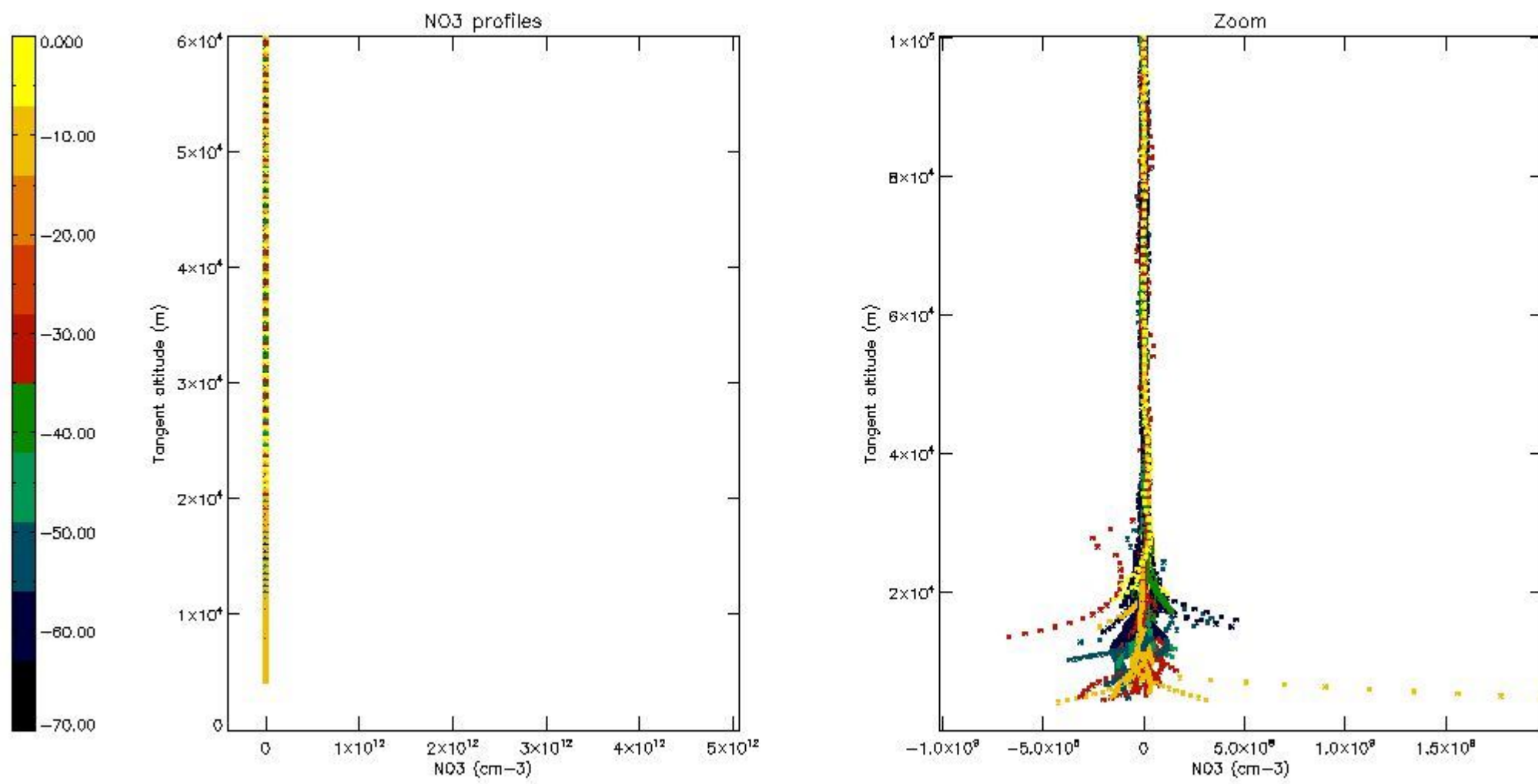
*5.6 Plot NO<sub>2</sub> profiles for all STD (dark without errors)*

The colorbar represents the latitude.



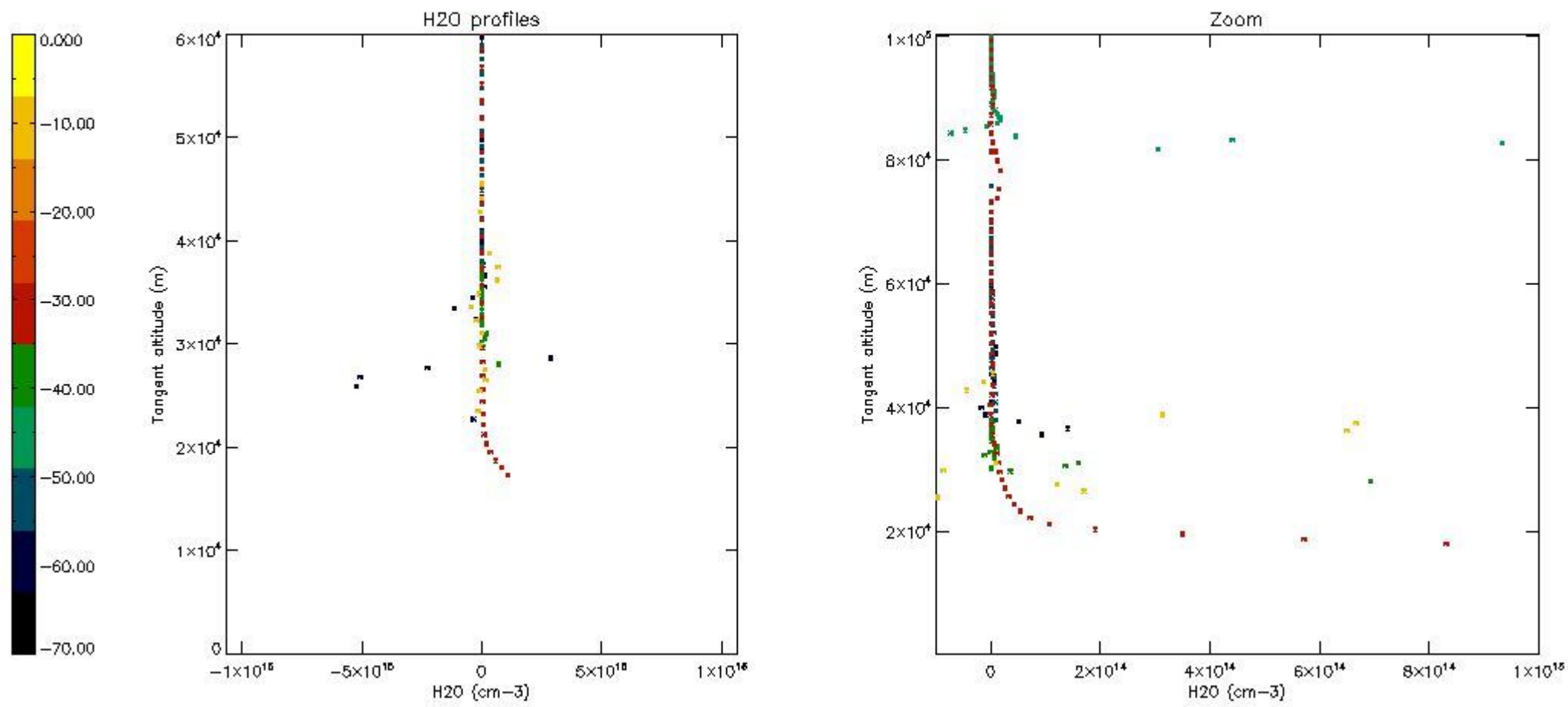
*5.7 Plot NO3 profiles for all STD (dark without errors)*

The colorbar represents the latitude.



*5.8 Plot H2O profiles for all STD (only for occultations of stars 1,2,3,4,13,14,16,26,63 dark without errors)*

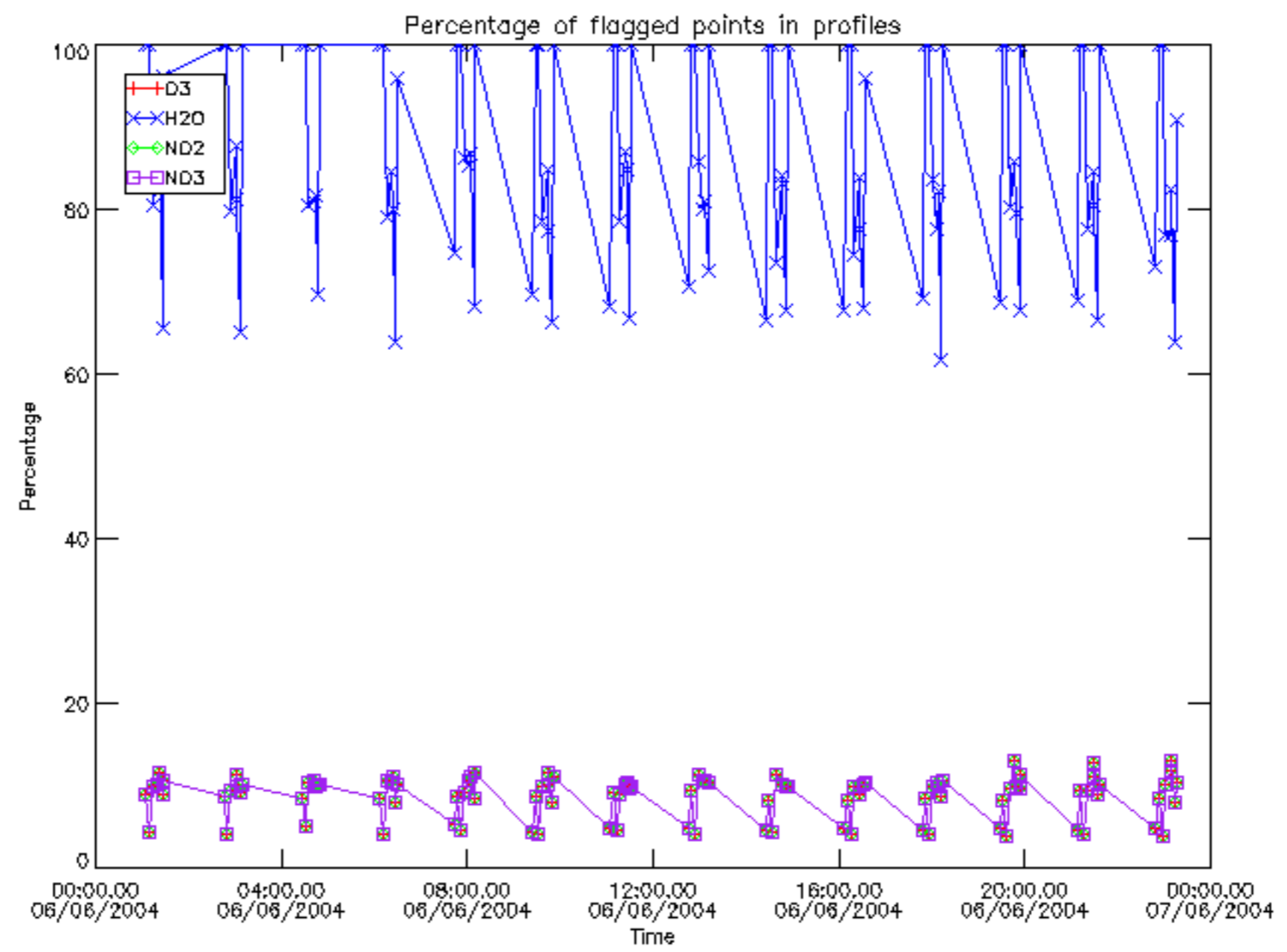
The colorbar represents the latitude.



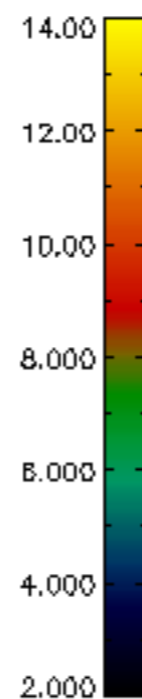
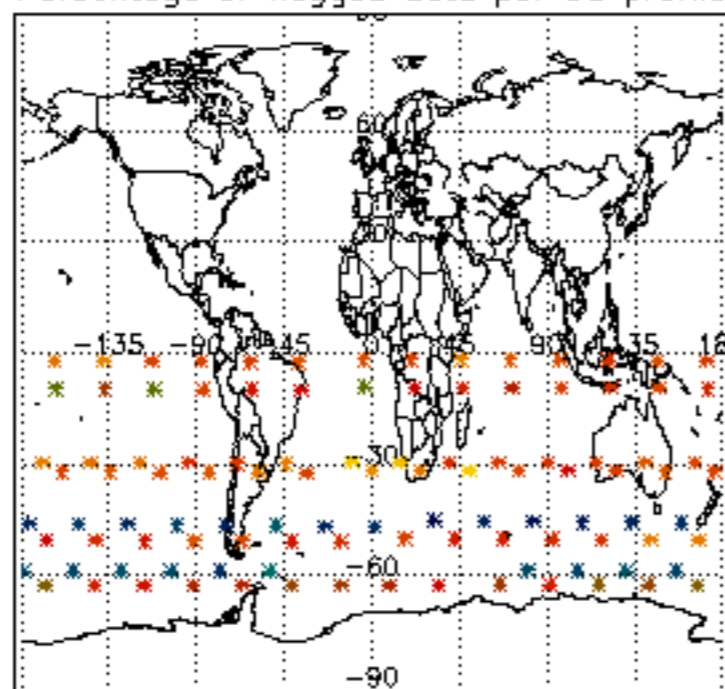
## 6. Auxiliary Data Files used for the production reported in section 2

The number reported in the third column indicates since which file (see list in section 2) the corresponding auxiliary file has been used. The fourth column is the date of those product files.

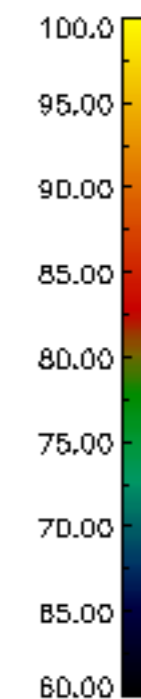
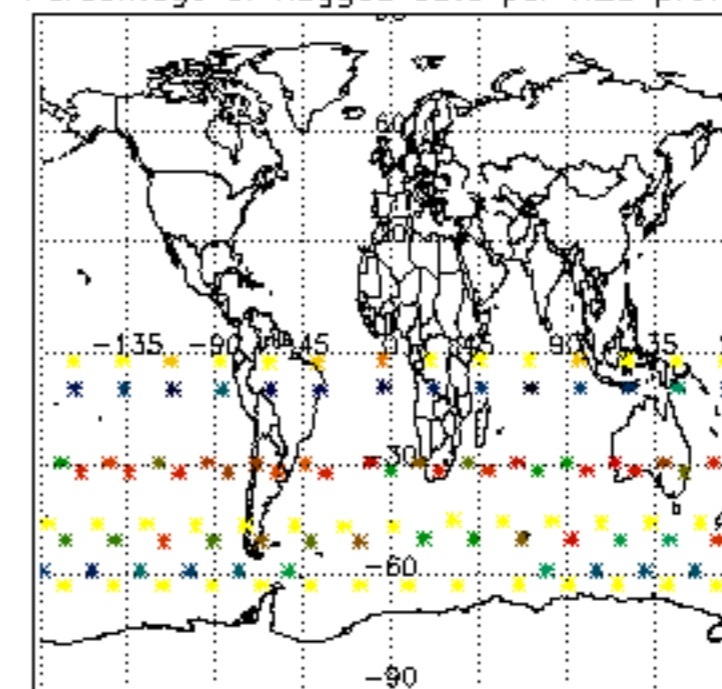
Type	Auxiliary Filename	Used since product	Used since product date
INST_PHYS_CHARACTERISTICS	GOM_INS_AXVIEC20091111_143220_20030716_120000_20500101_000000	1	06-JUN-2004 00:00:54
LEVEL-2_PROC_CONFIG	GOM_PR2_AXVIEC20091111_152718_20020301_000000_20500101_000000	1	06-JUN-2004 00:00:54
CROSS_SECTIONS_FILE	GOM_CRS_AXVIEC20091111_154832_20020301_000000_20500101_000000	1	06-JUN-2004 00:00:54



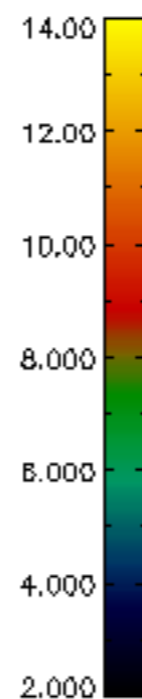
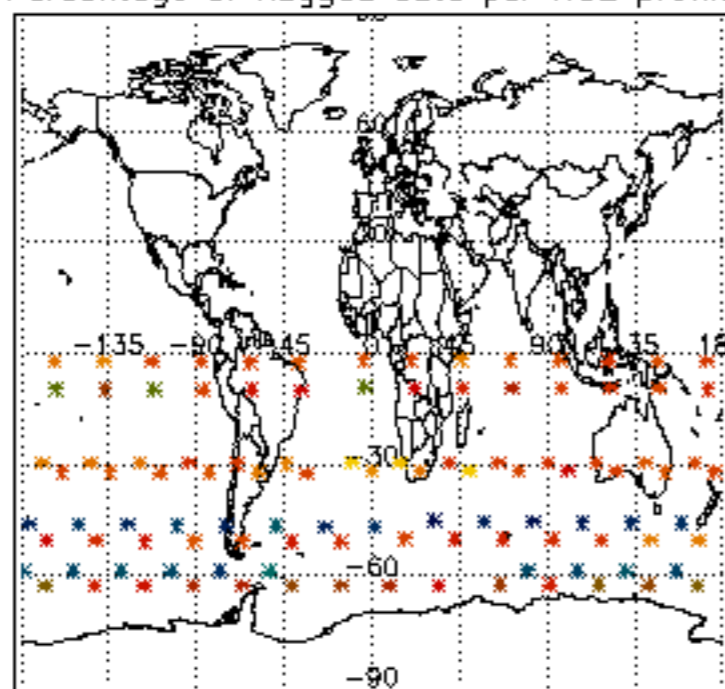
Percentage of flagged data per D3 profile



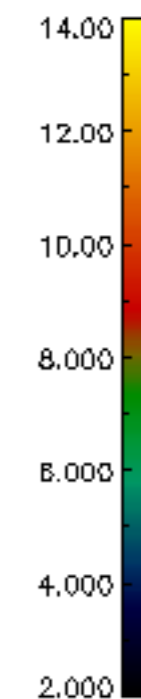
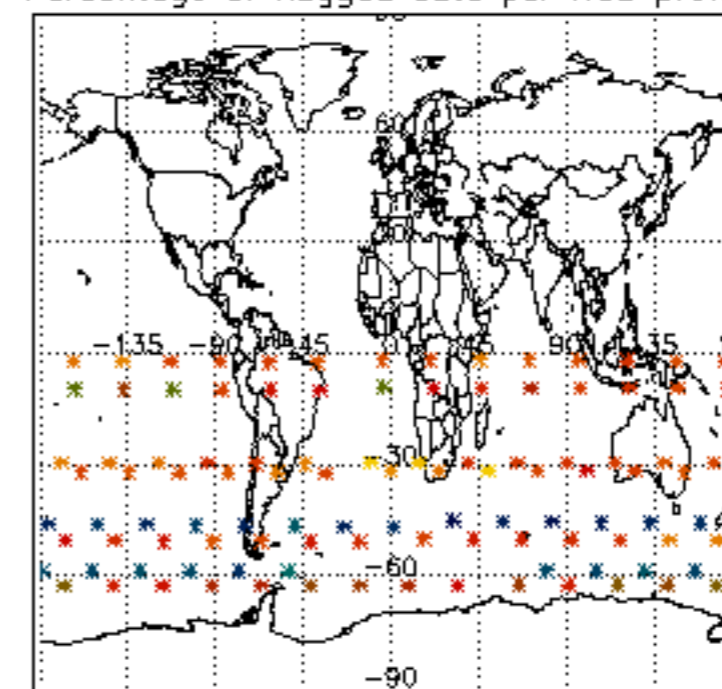
Percentage of flagged data per H2O profile

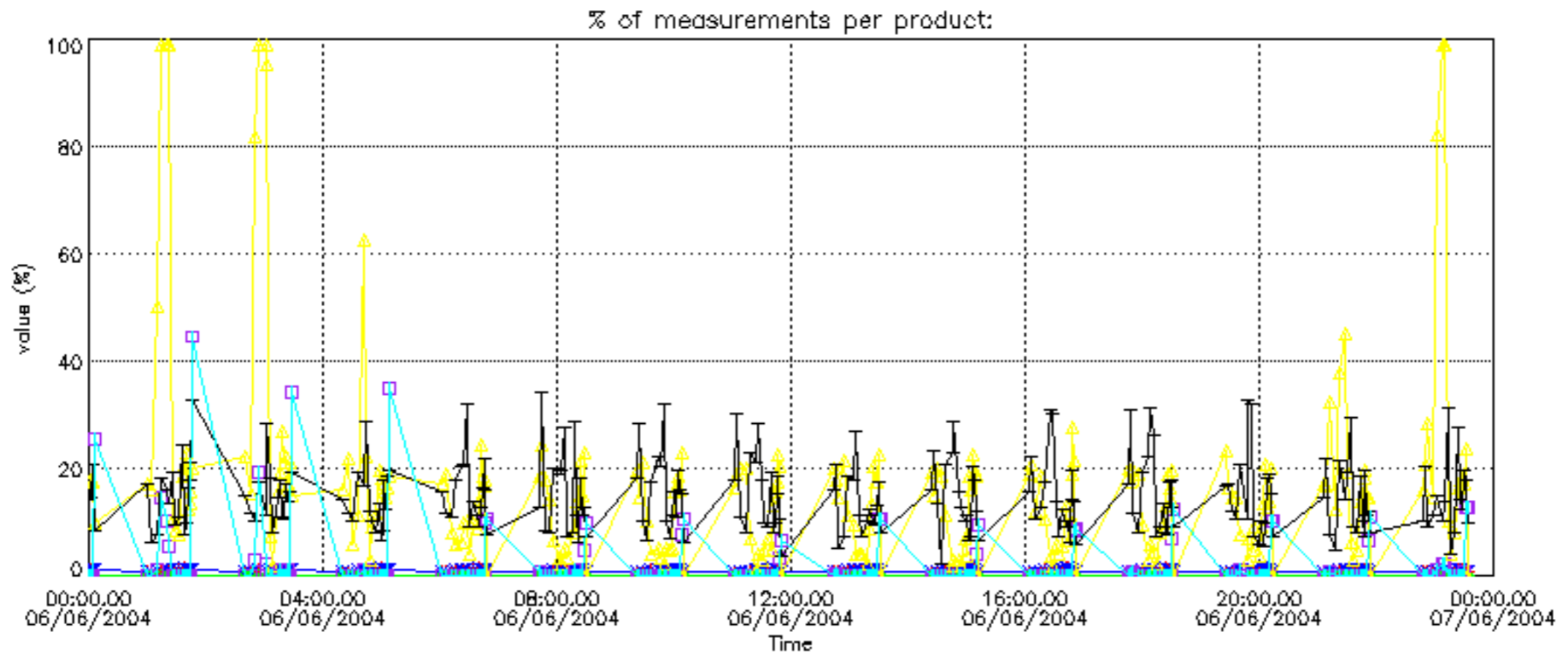


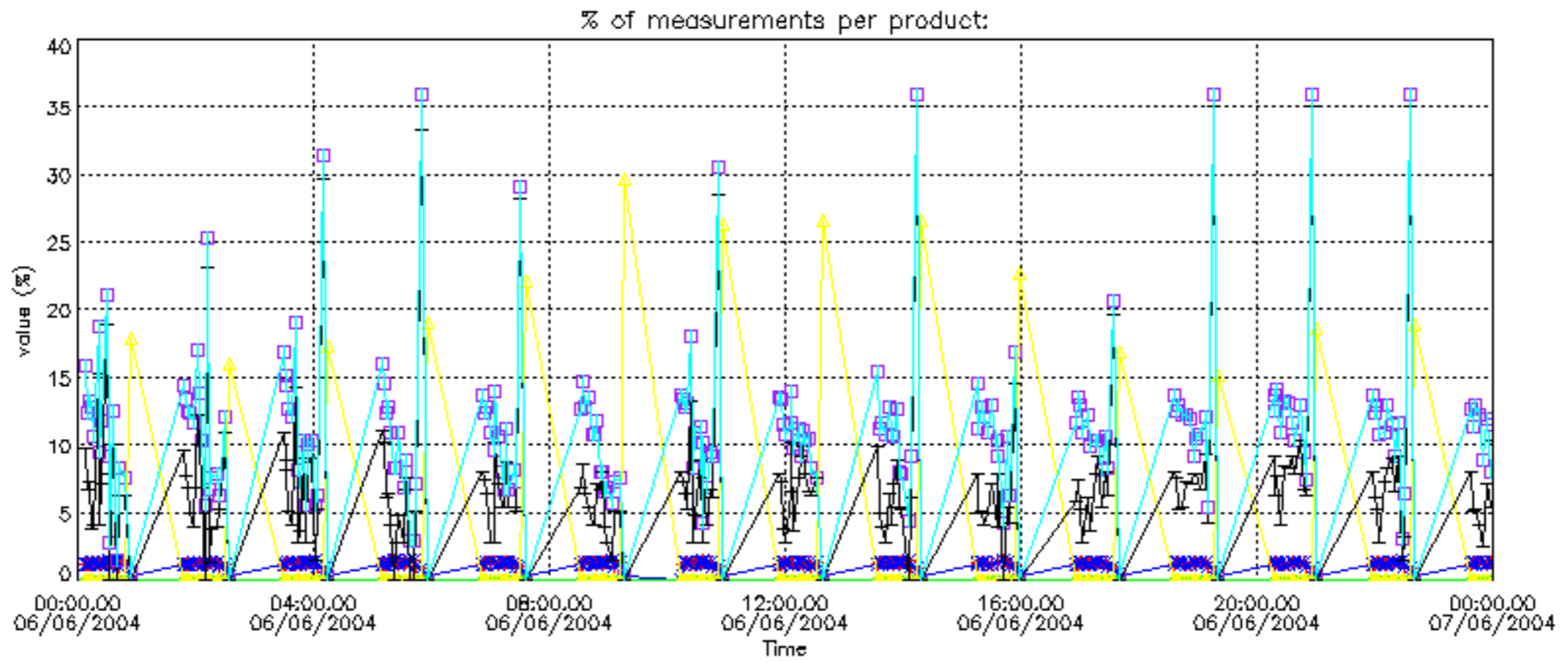
Percentage of flagged data per NO2 profile



Percentage of flagged data per NO3 profile

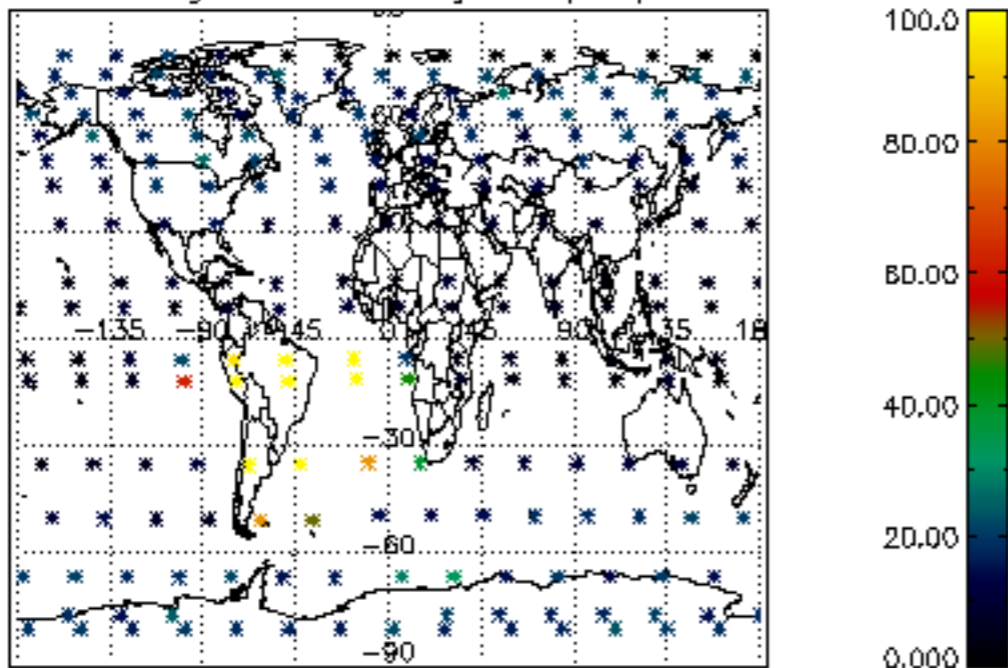




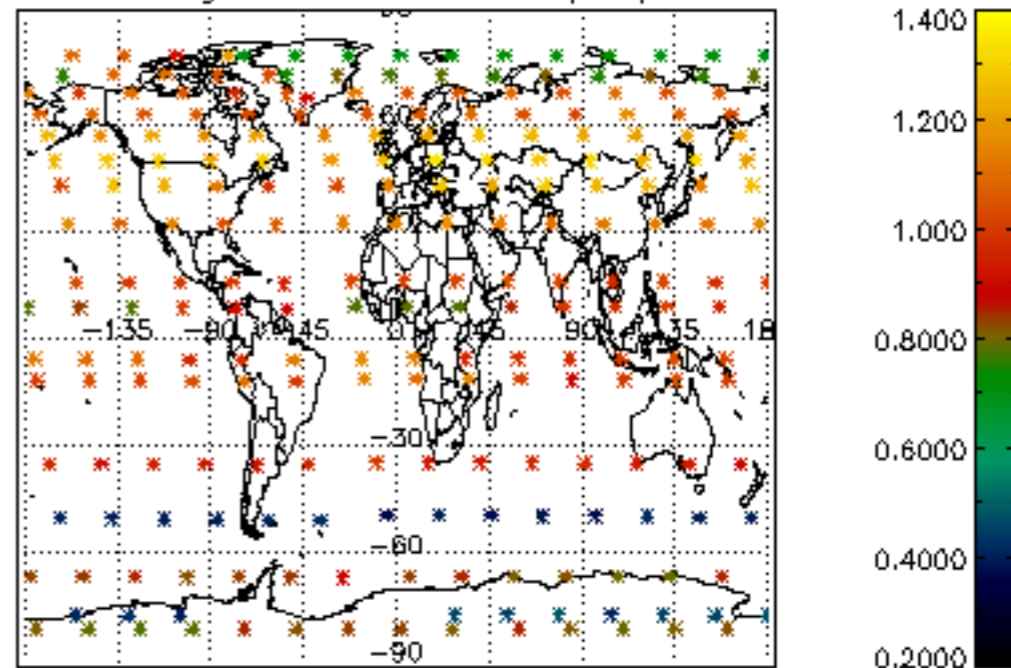




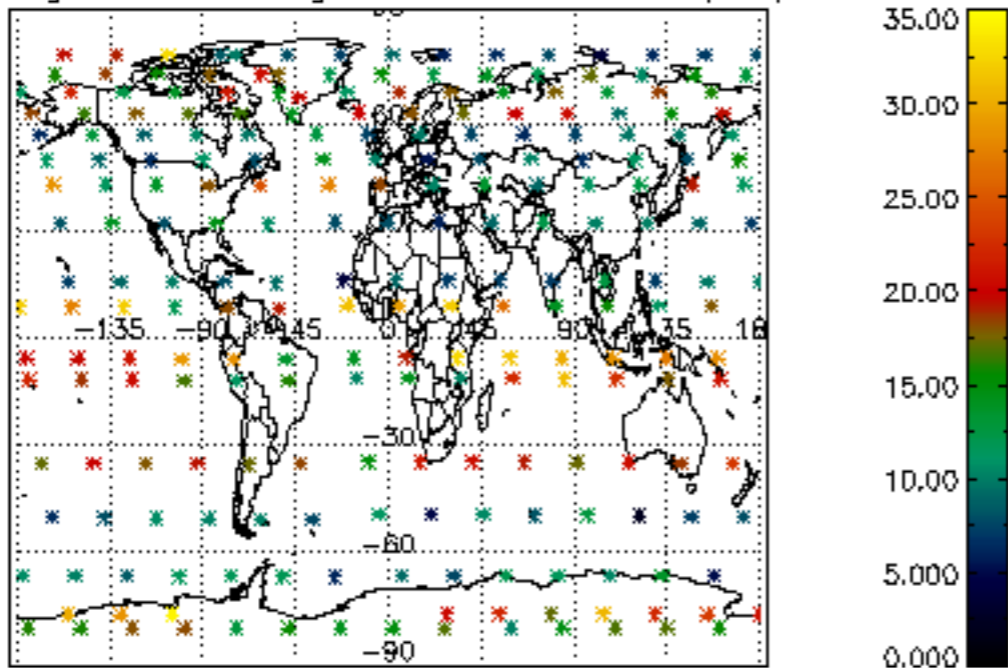
Percentage of cosmic ray hits per profile



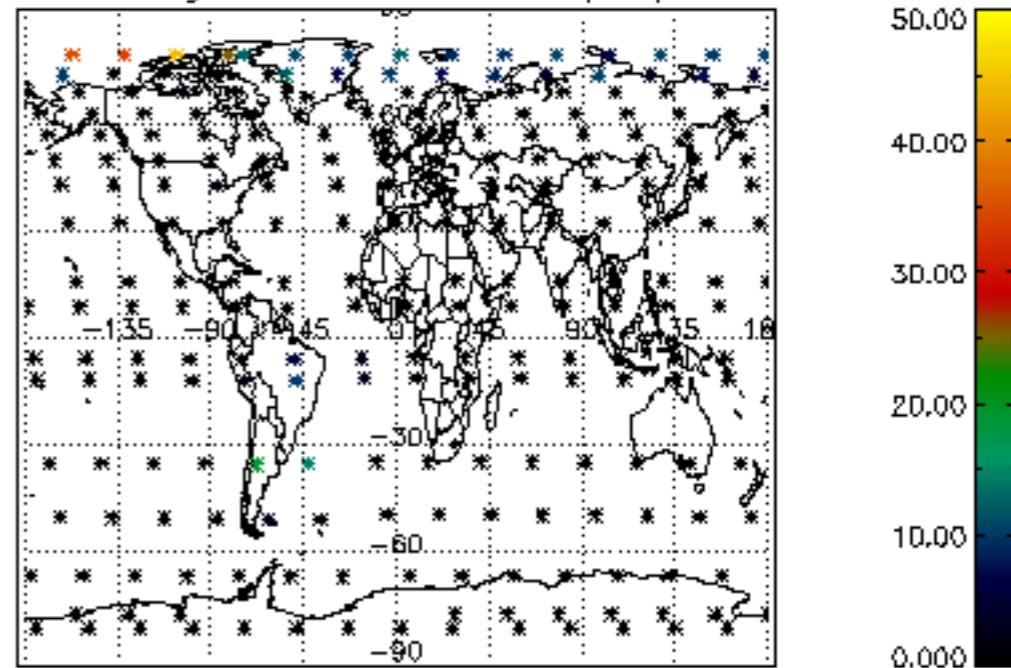
Percentage of datation errors per profile



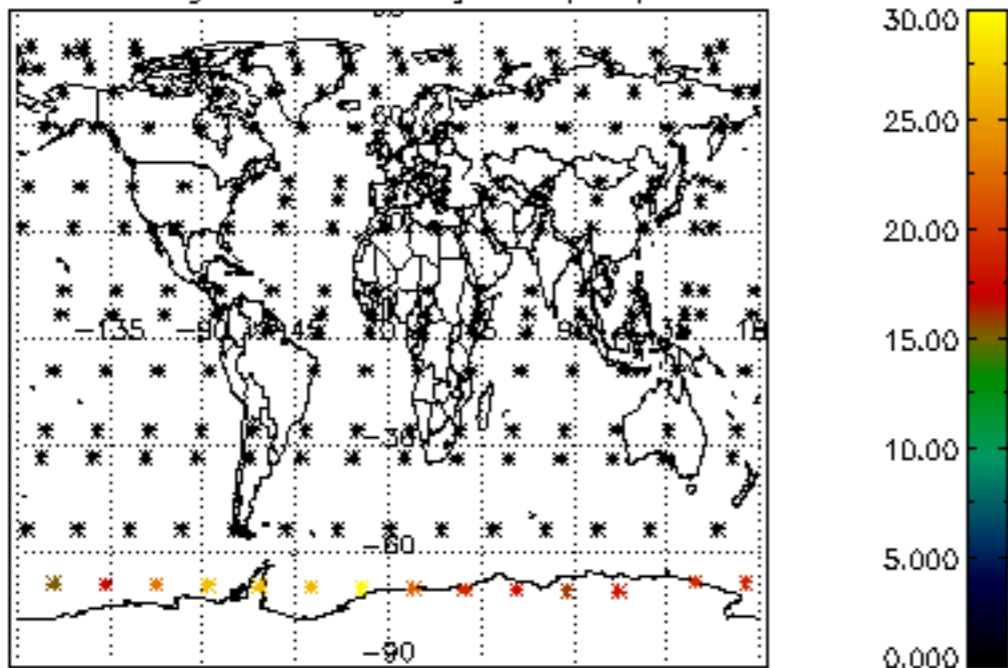
Percentage of star falling outside central band per profile



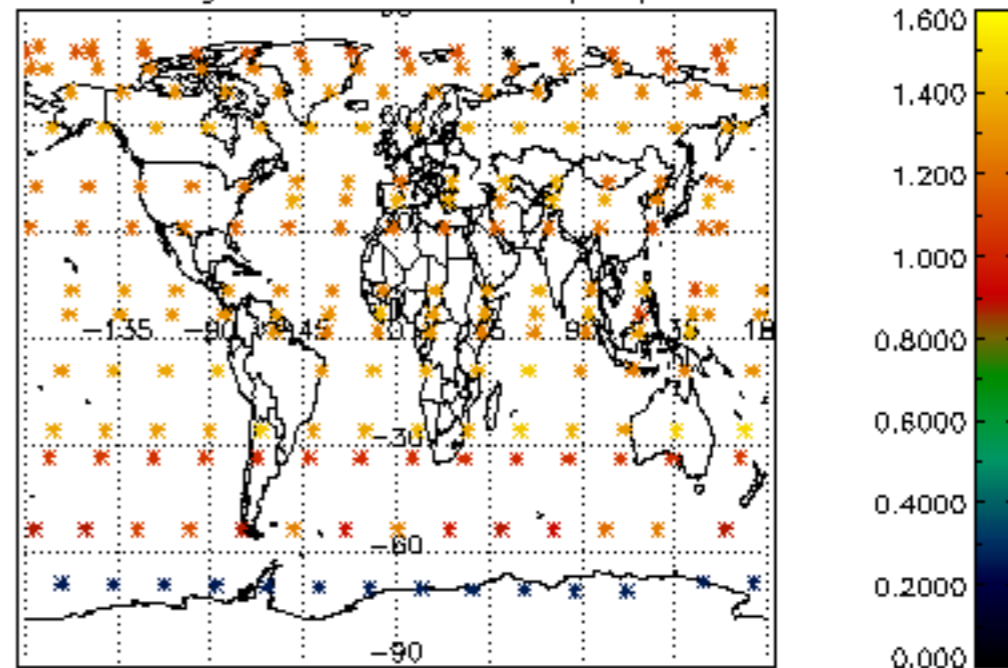
Percentage of saturation errors per profile



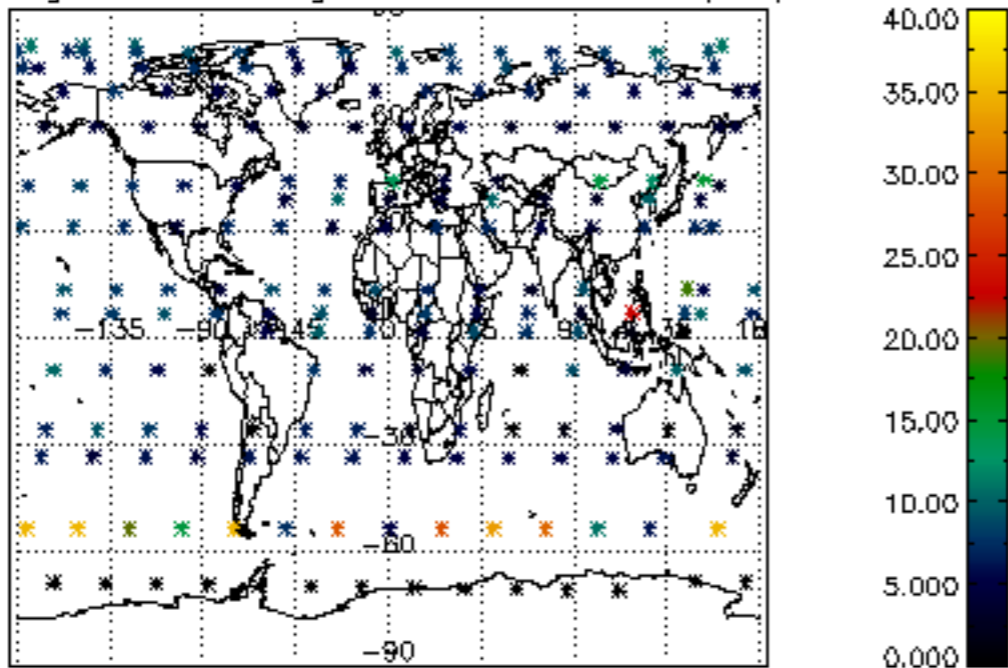
Percentage of cosmic ray hits per profile



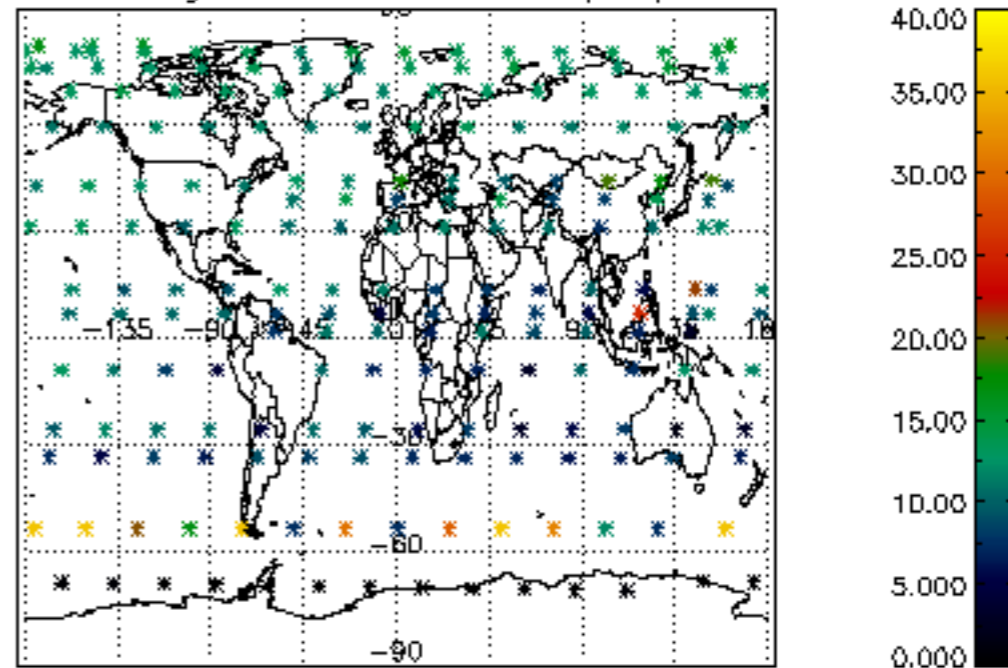
Percentage of datation errors per profile

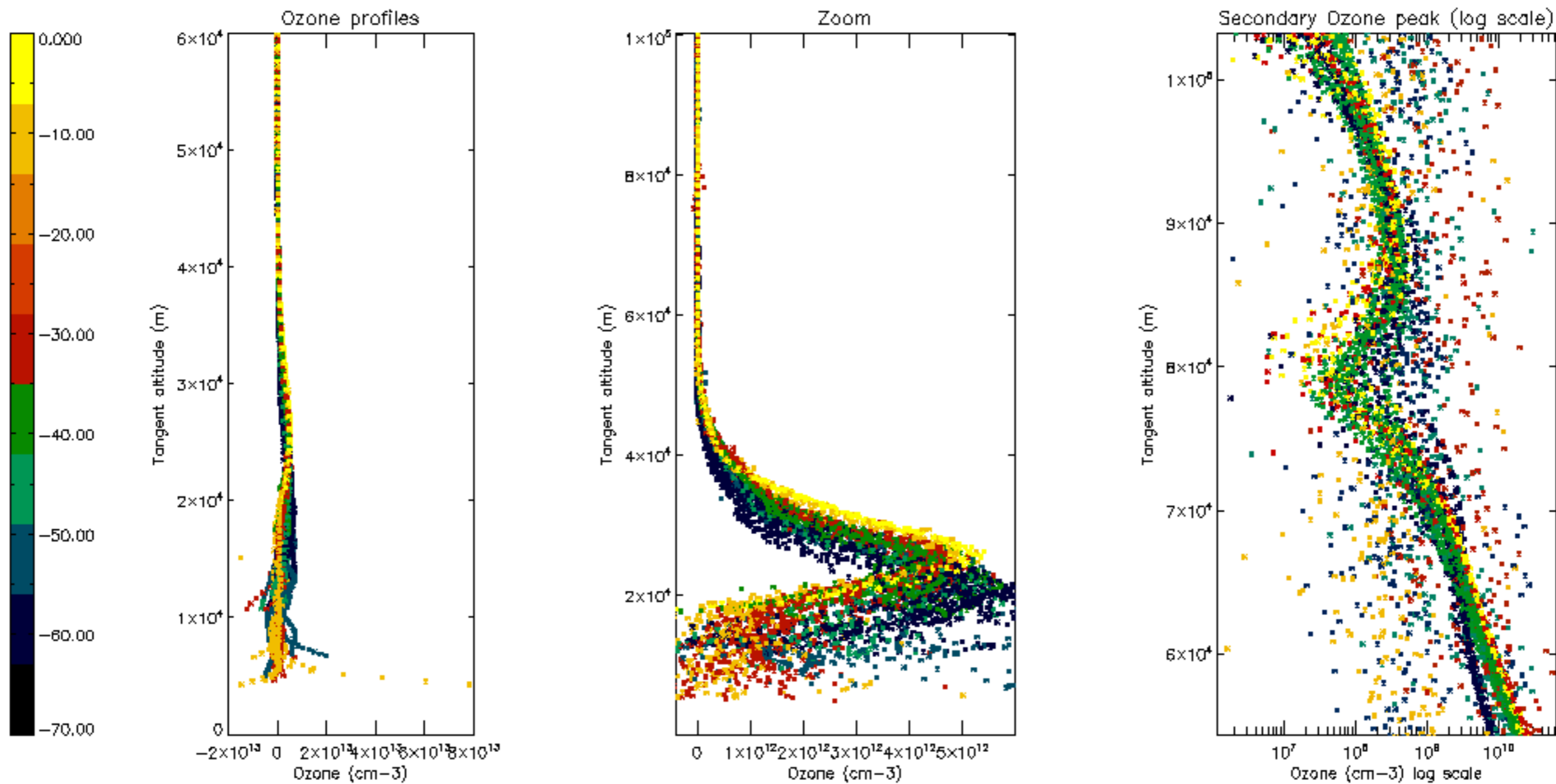


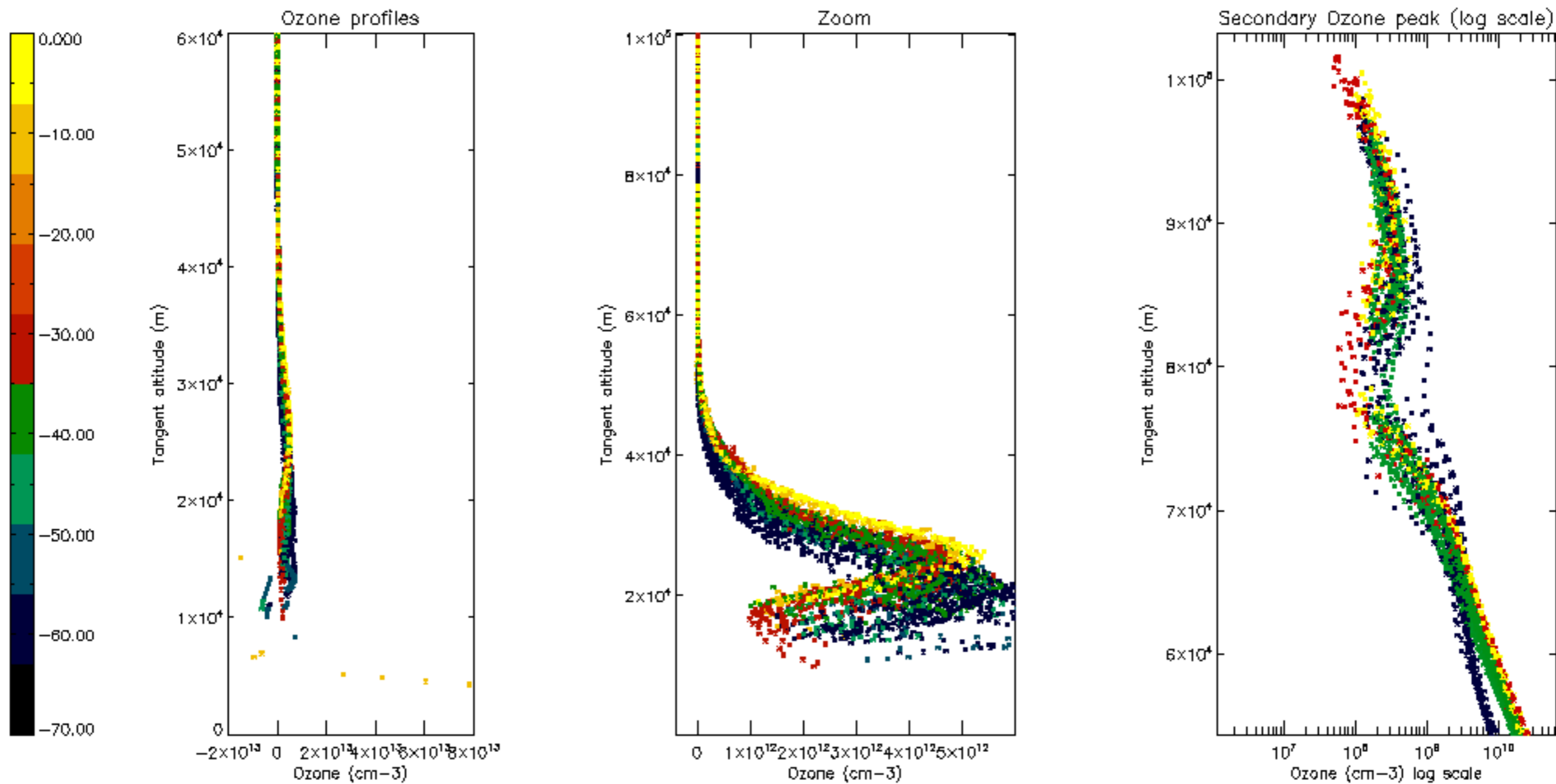
Percentage of star falling outside central band per profile

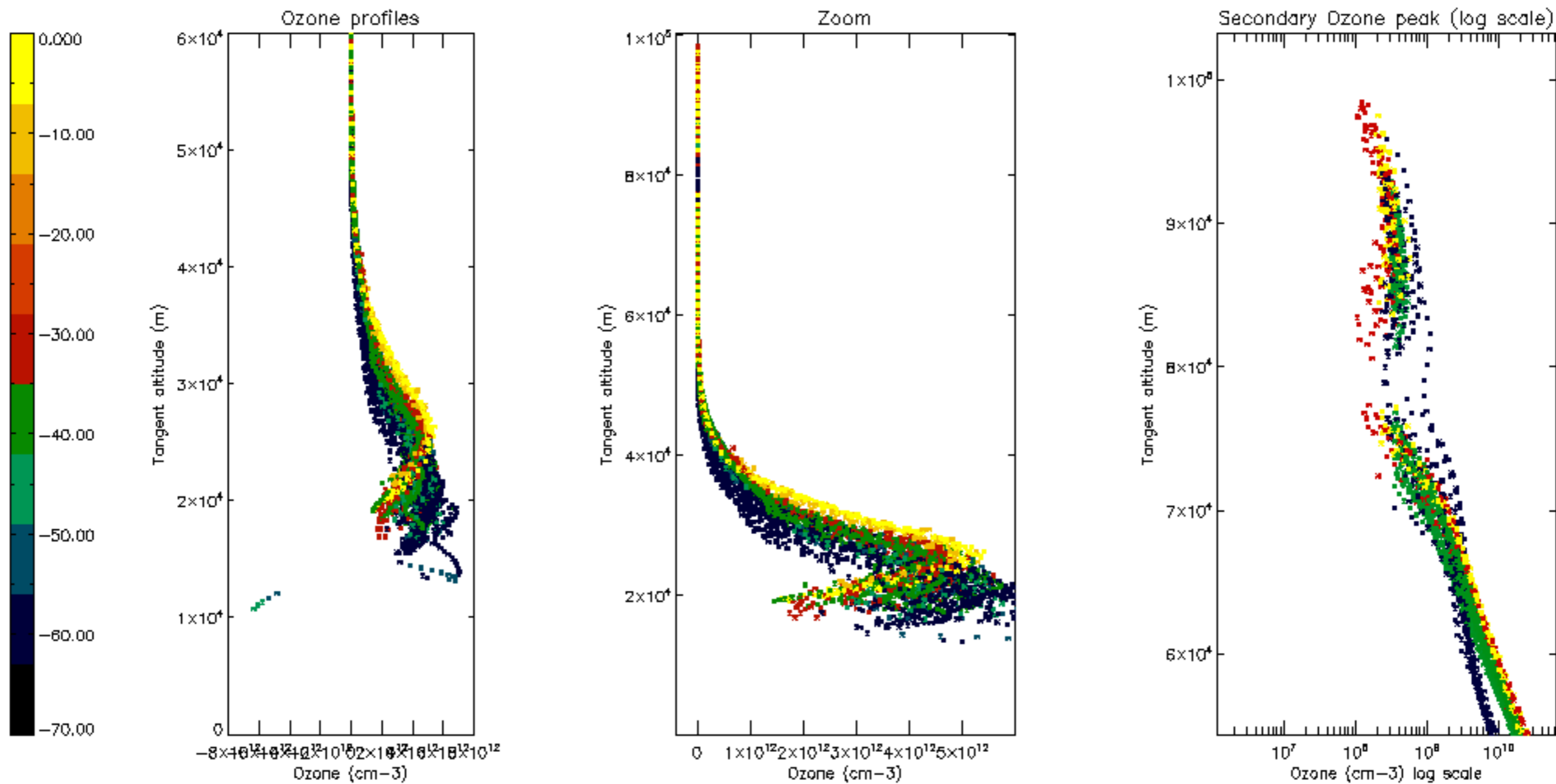


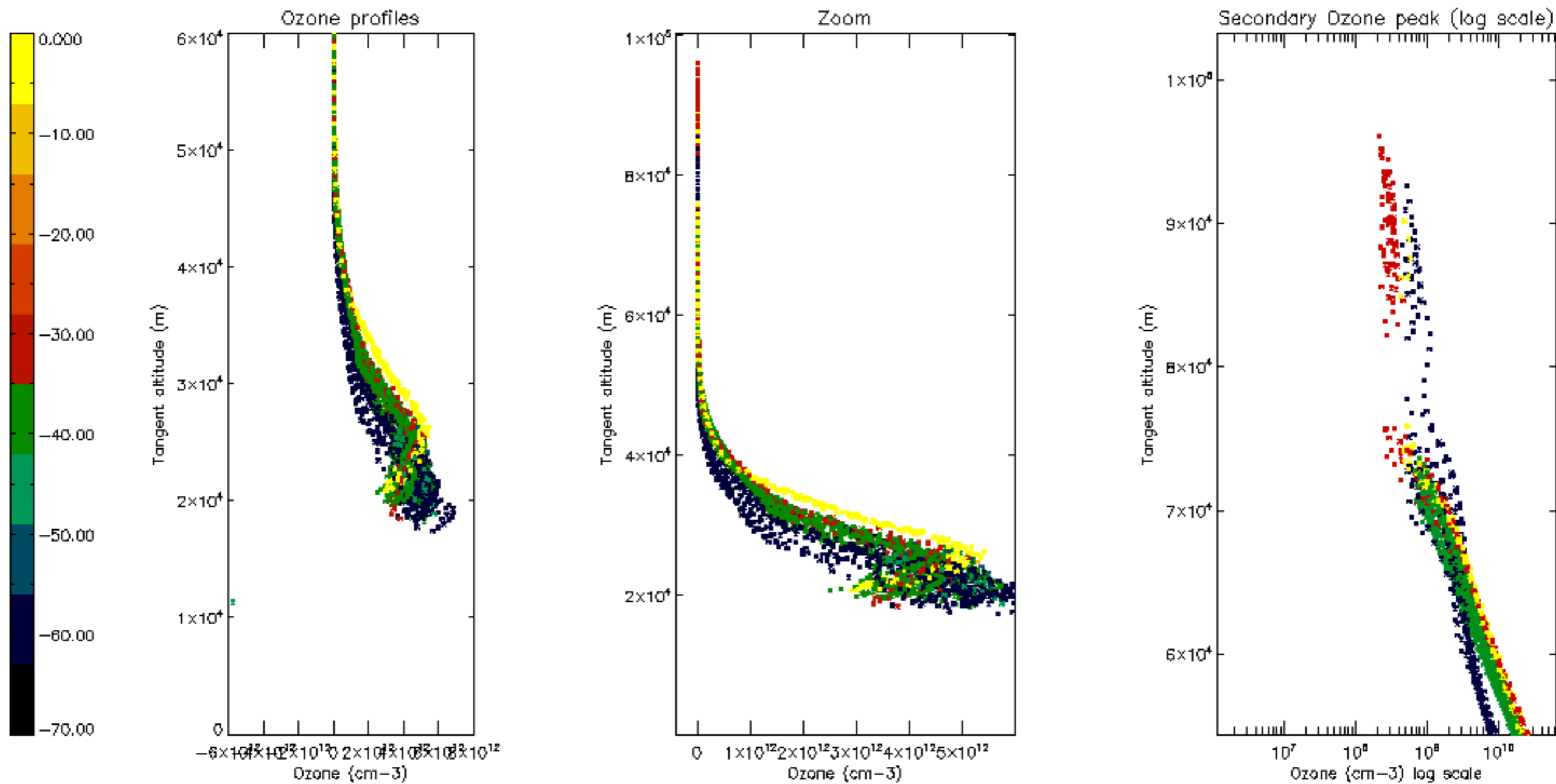
Percentage of saturation errors per profile

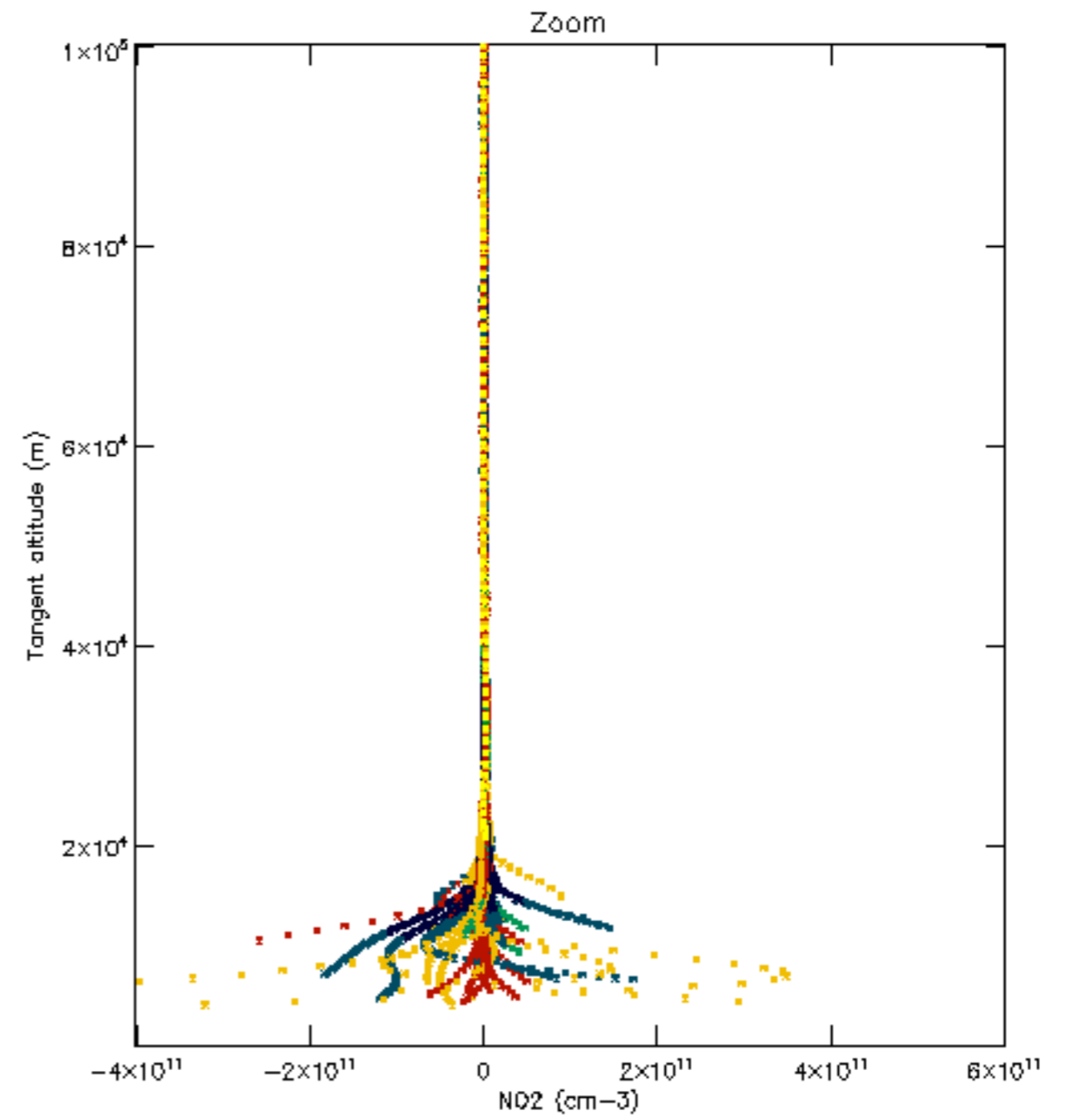
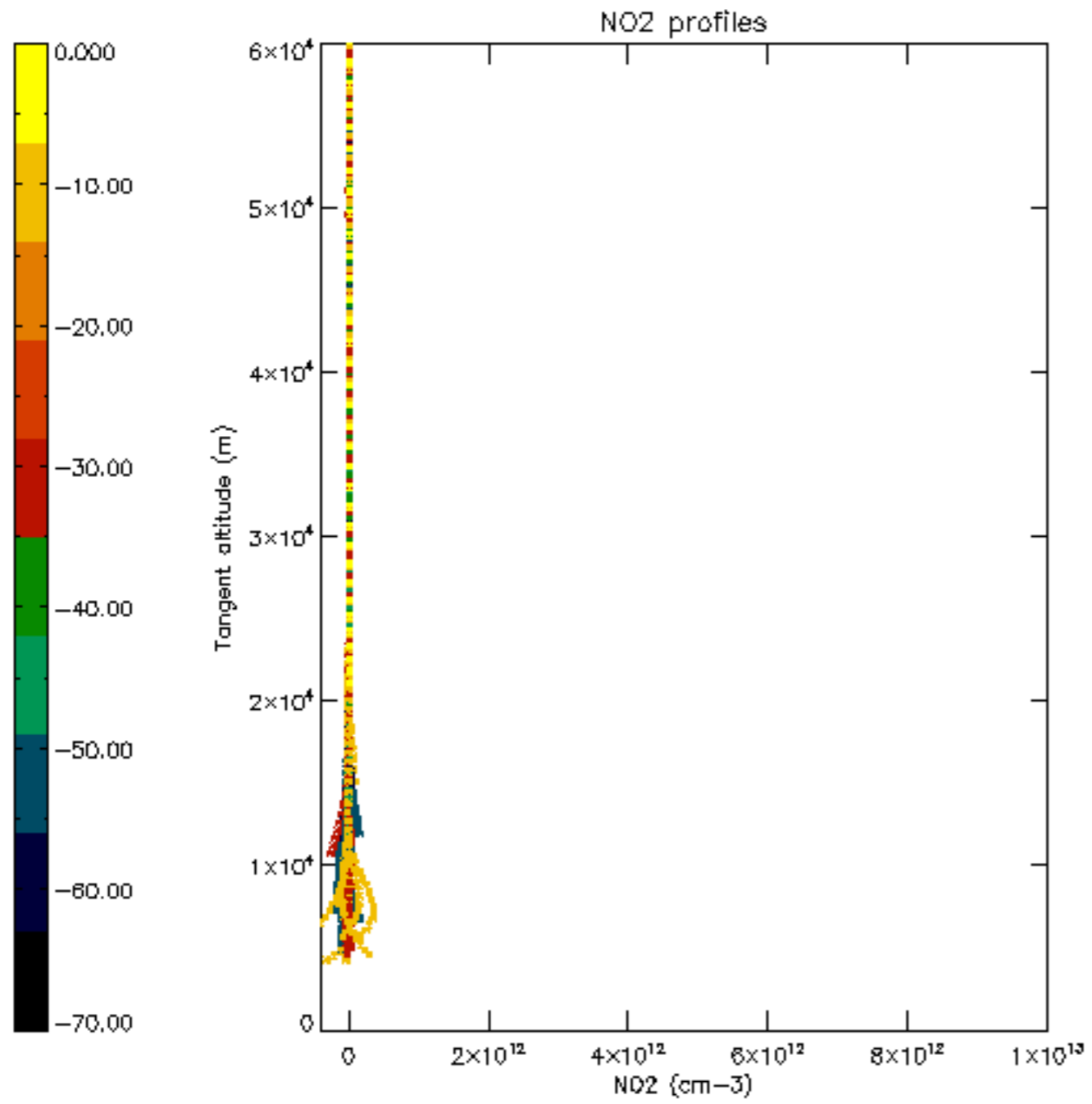


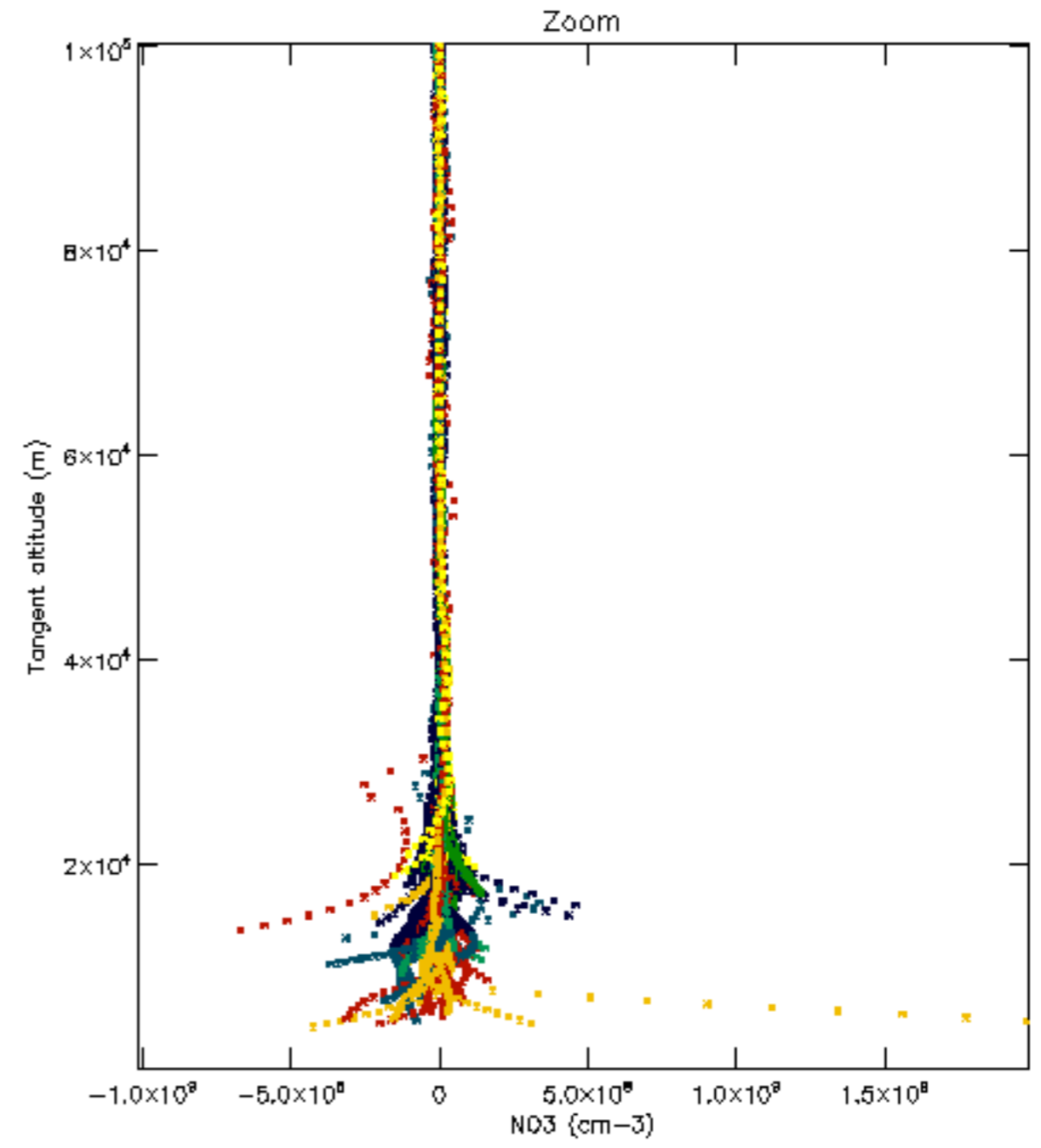
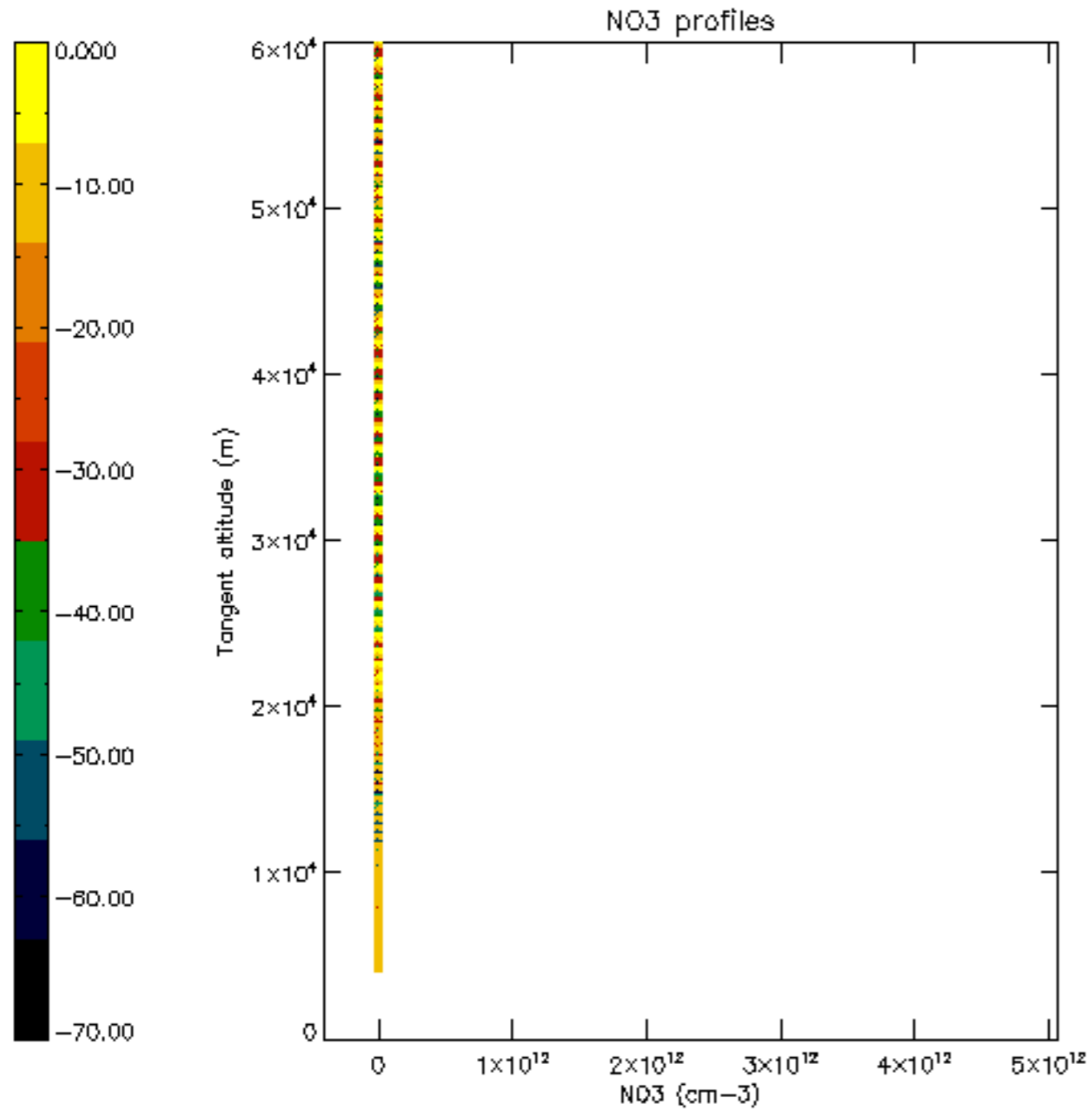




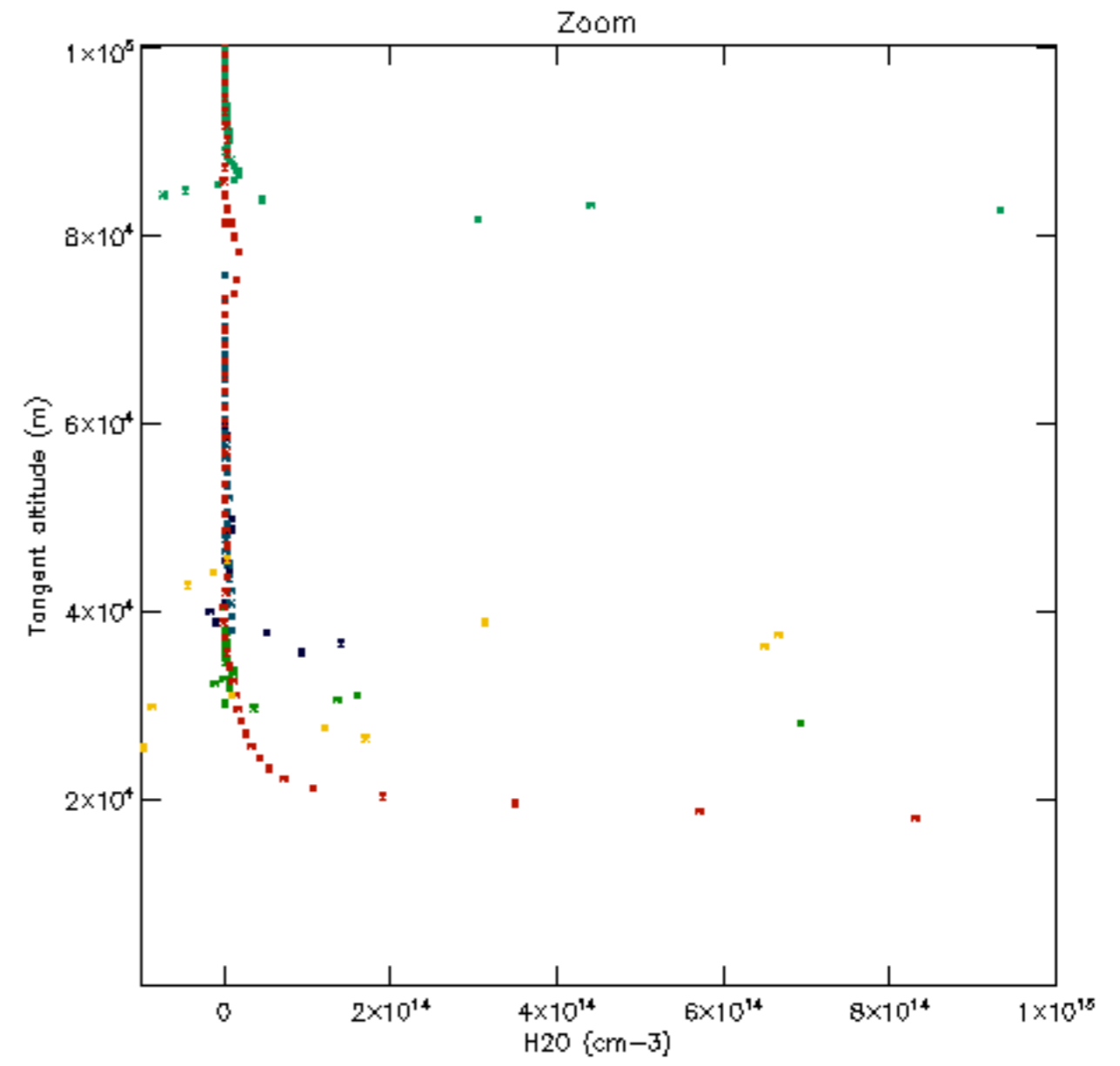
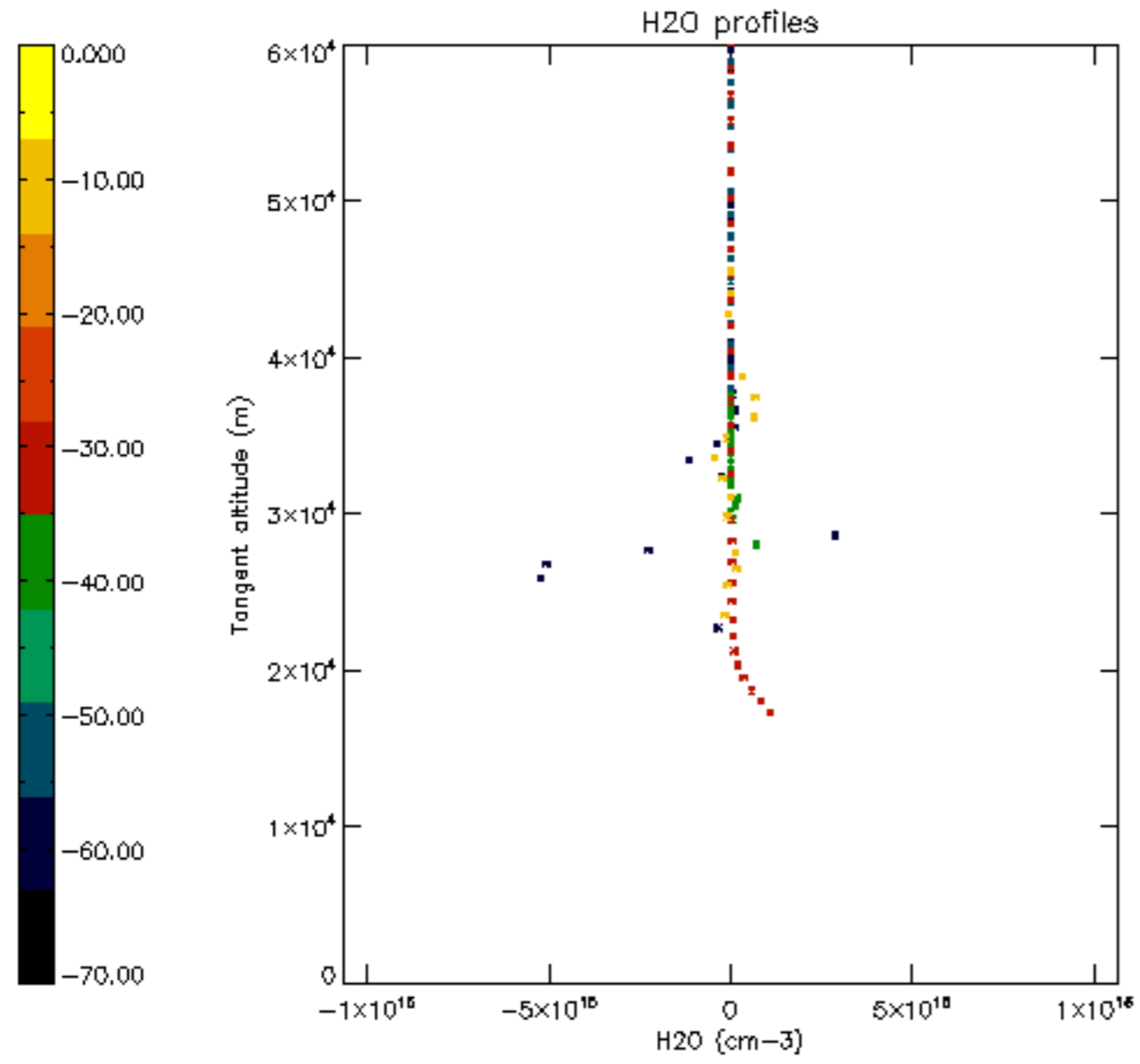


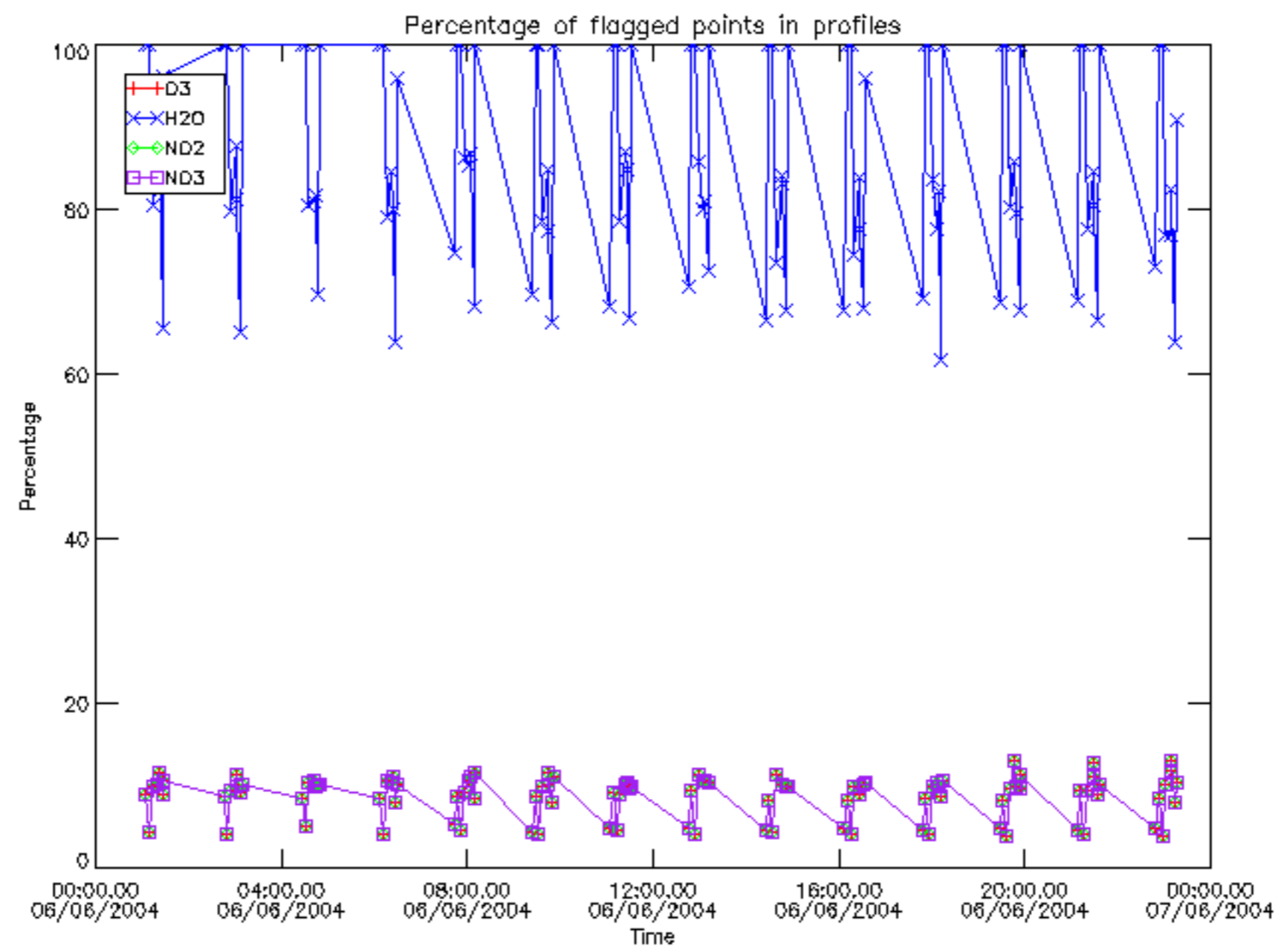




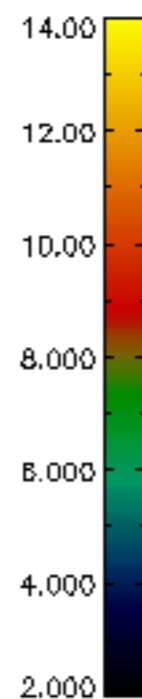
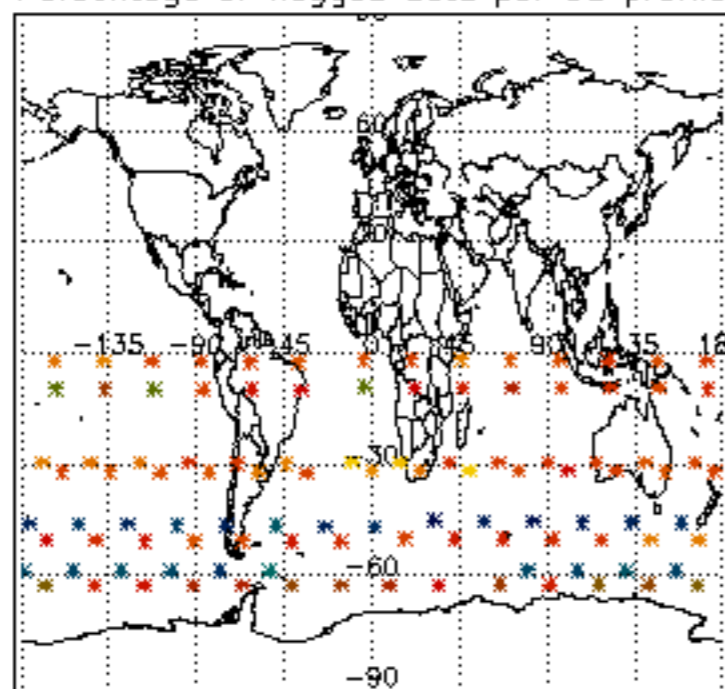




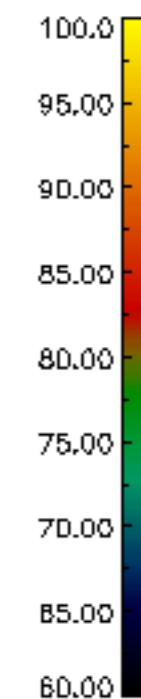
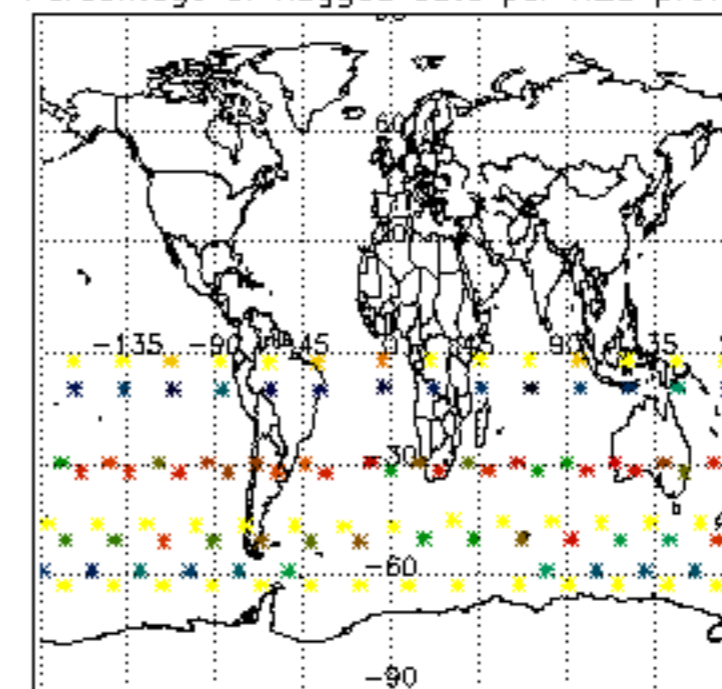




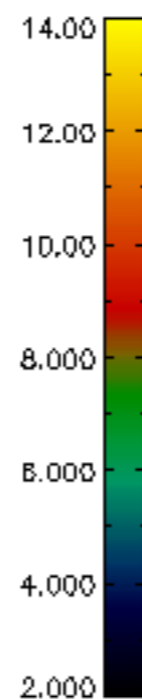
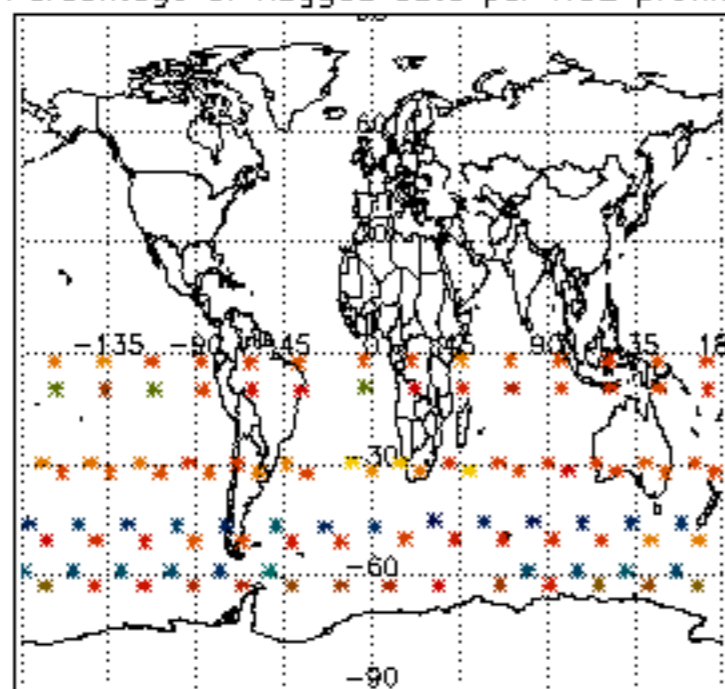
Percentage of flagged data per D3 profile



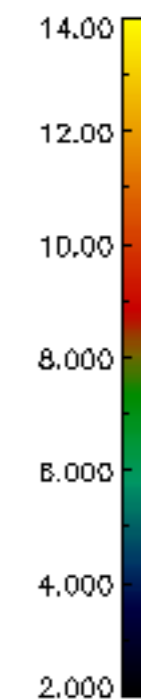
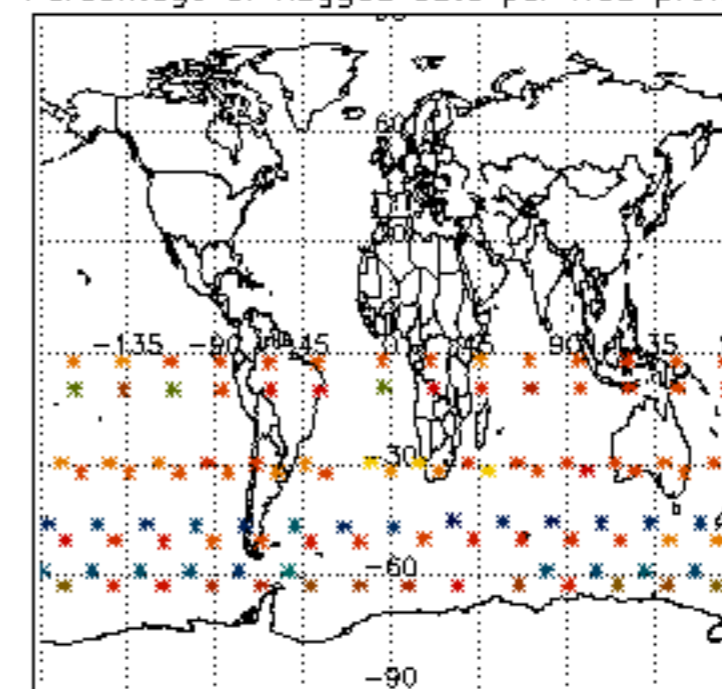
Percentage of flagged data per H2O profile

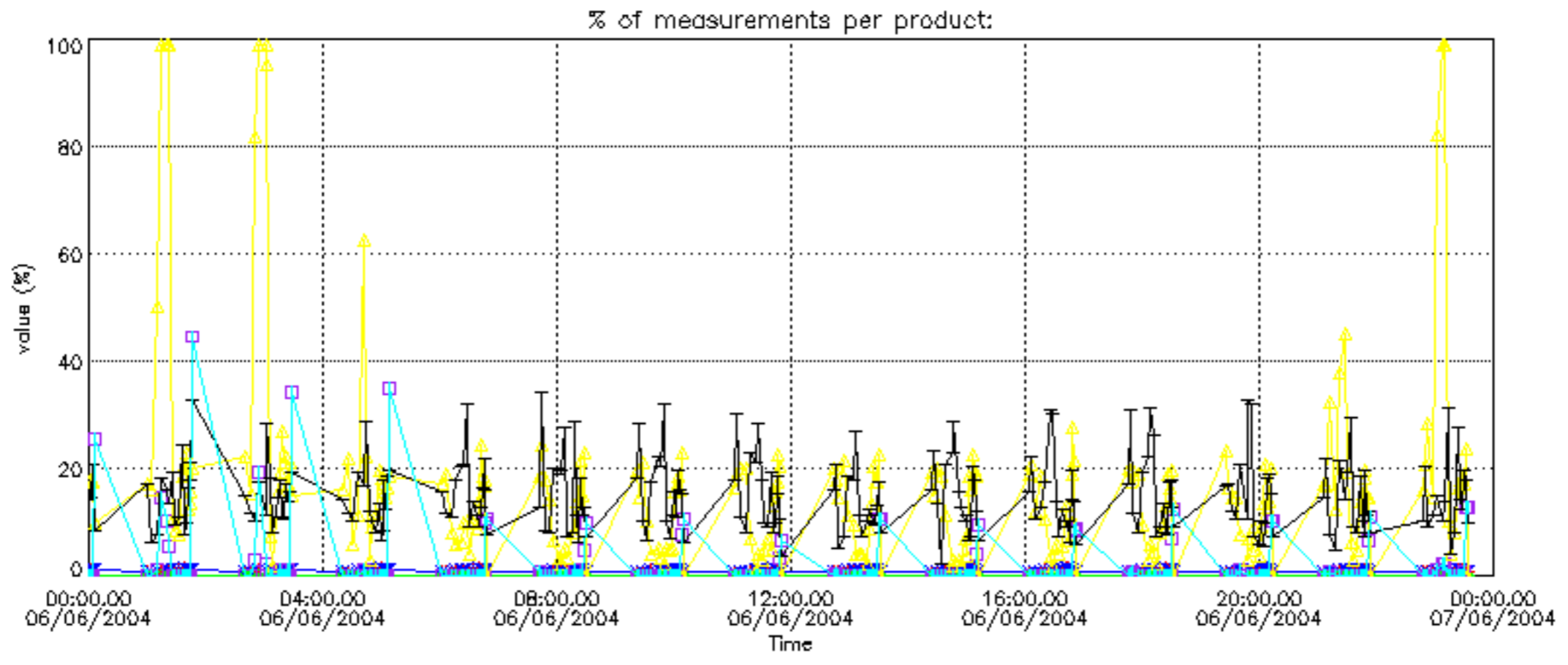


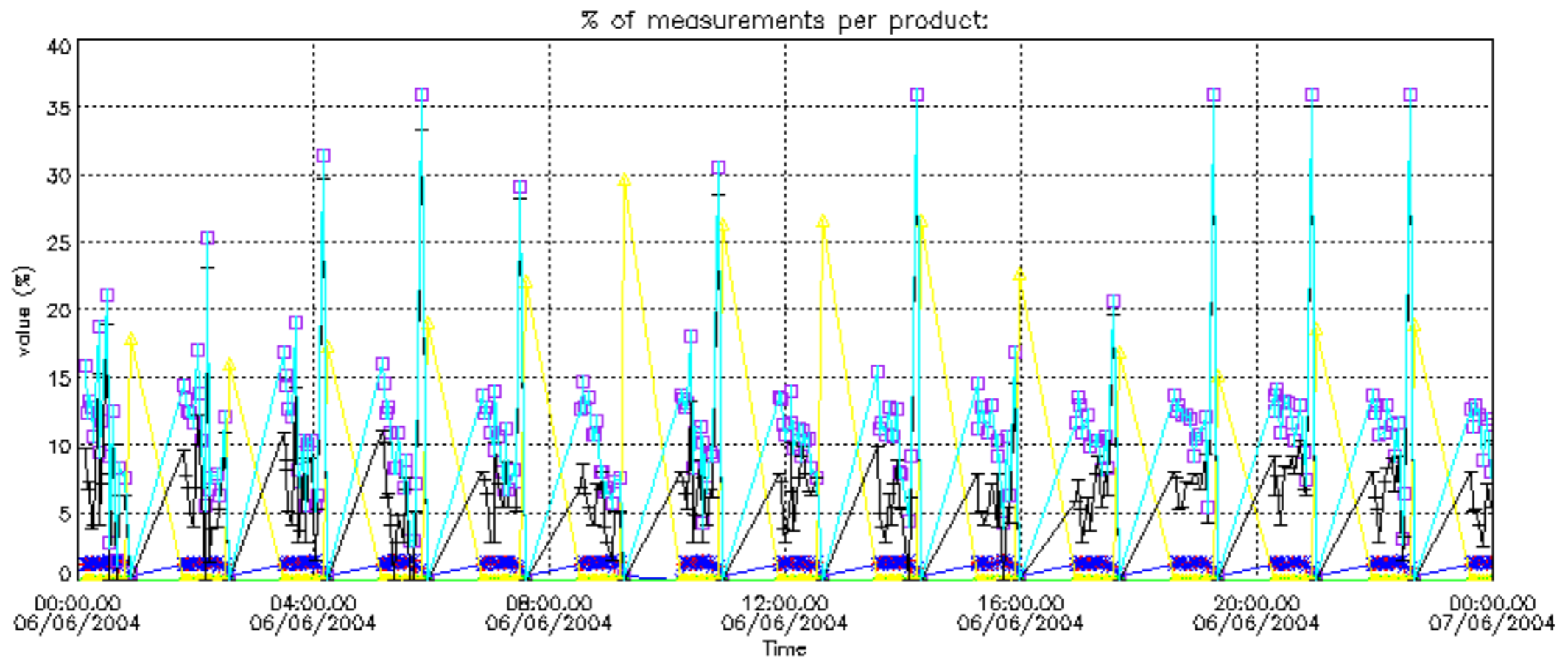
Percentage of flagged data per NO2 profile



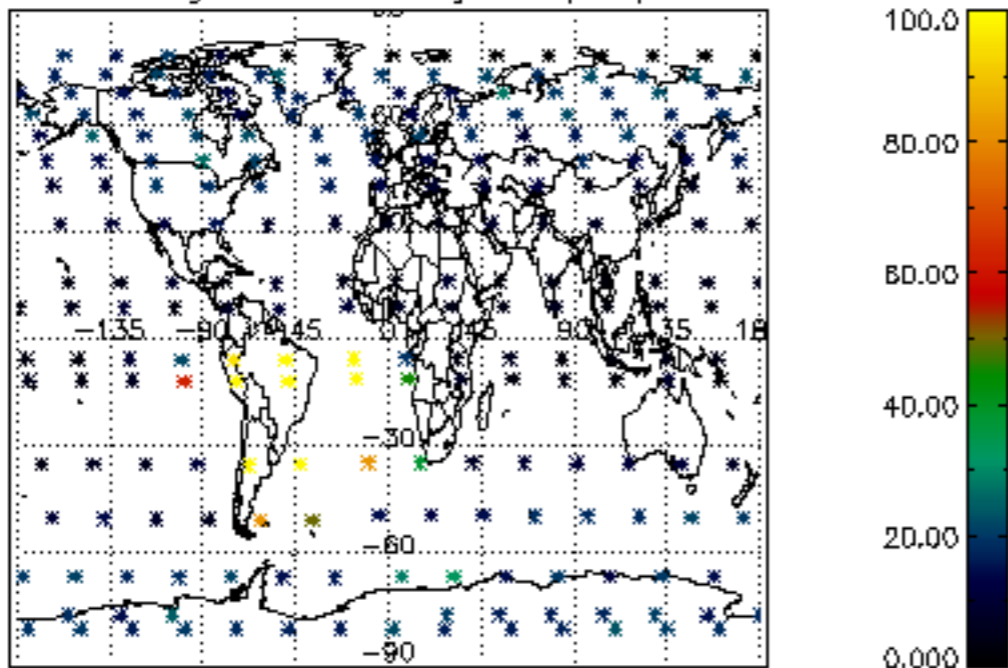
Percentage of flagged data per NO3 profile



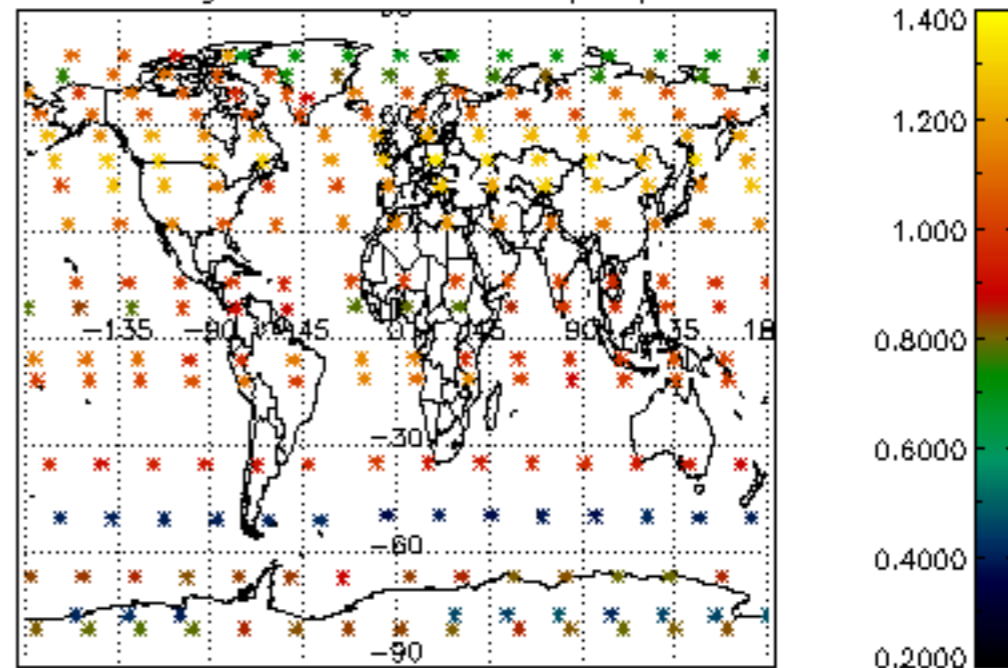




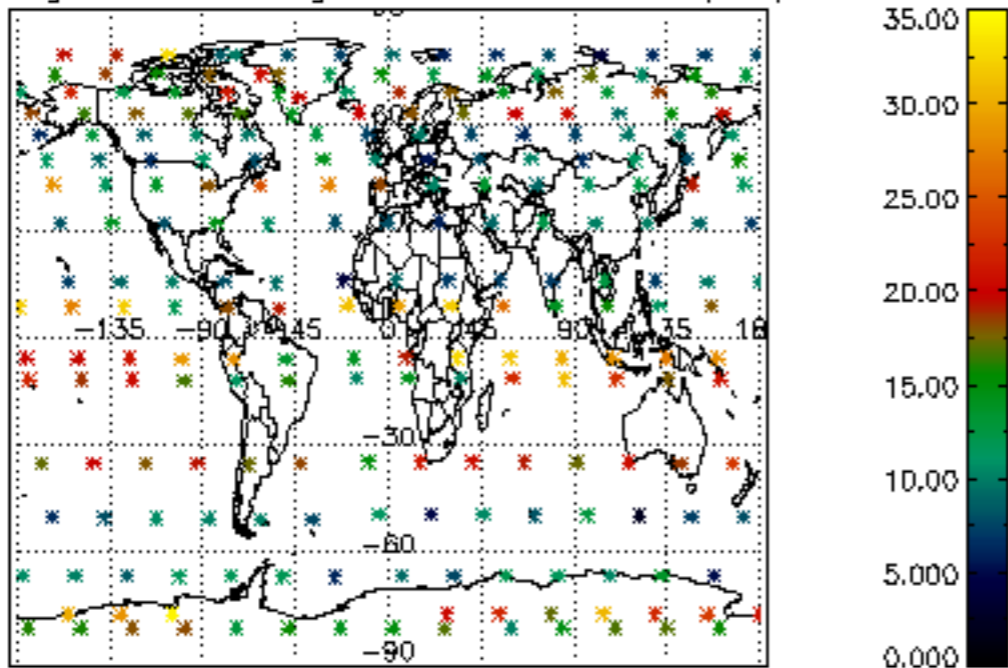
Percentage of cosmic ray hits per profile



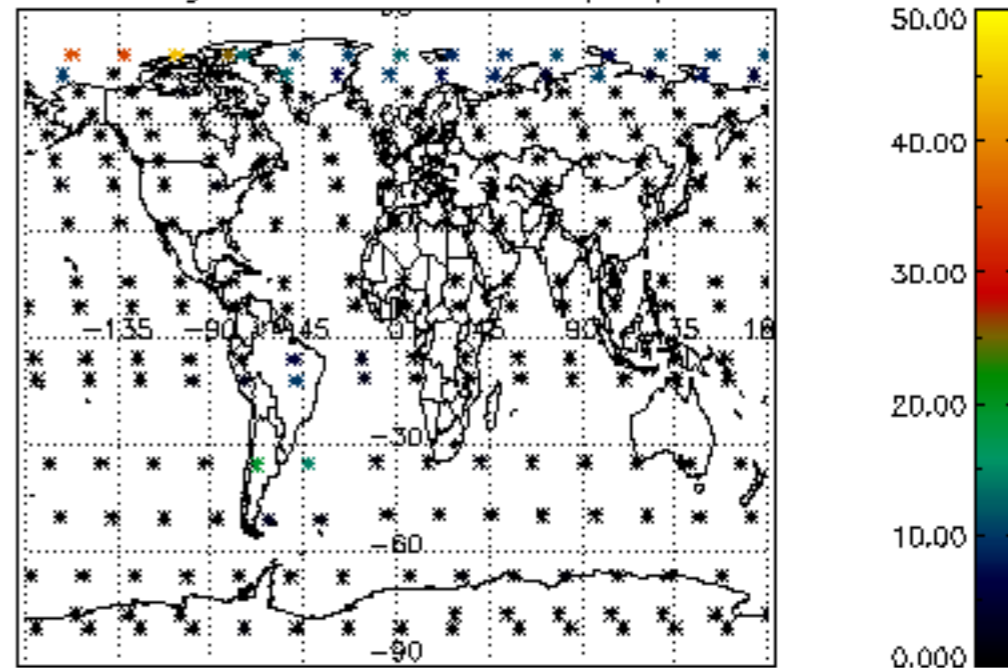
Percentage of datation errors per profile



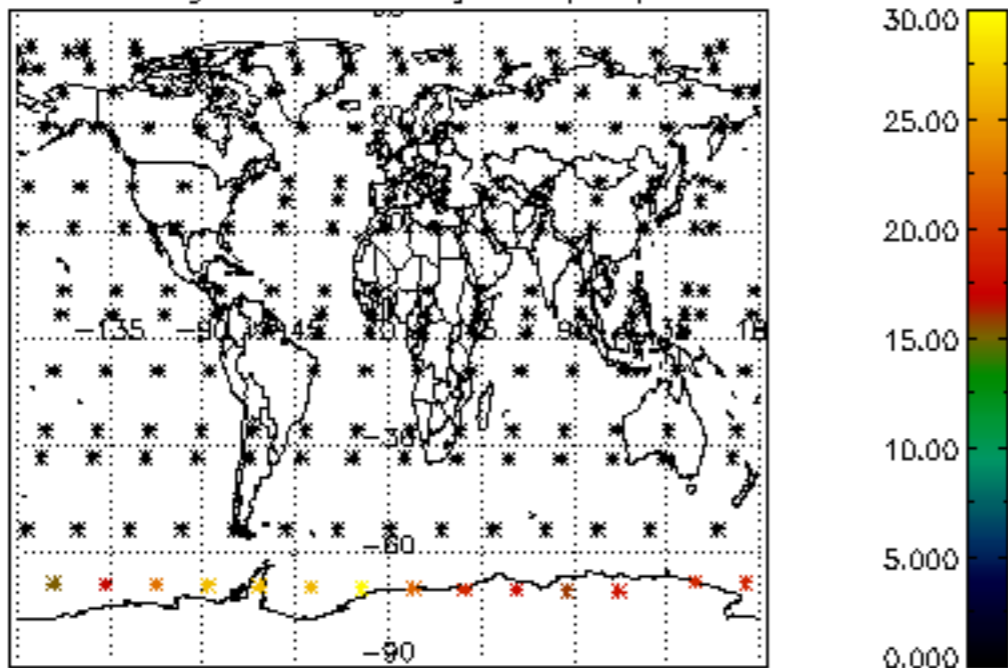
Percentage of star falling outside central band per profile



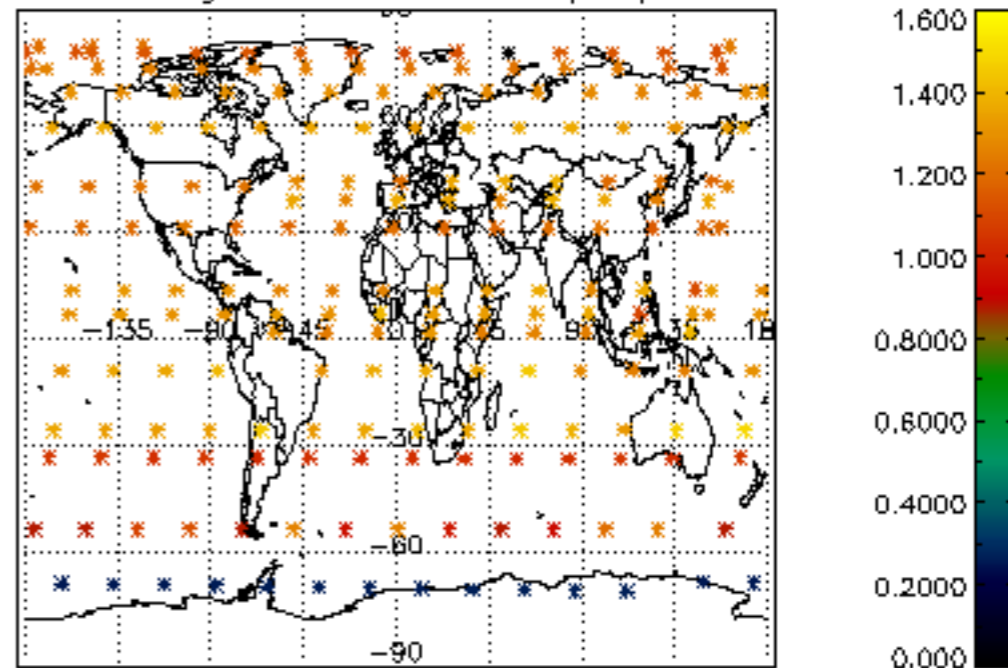
Percentage of saturation errors per profile



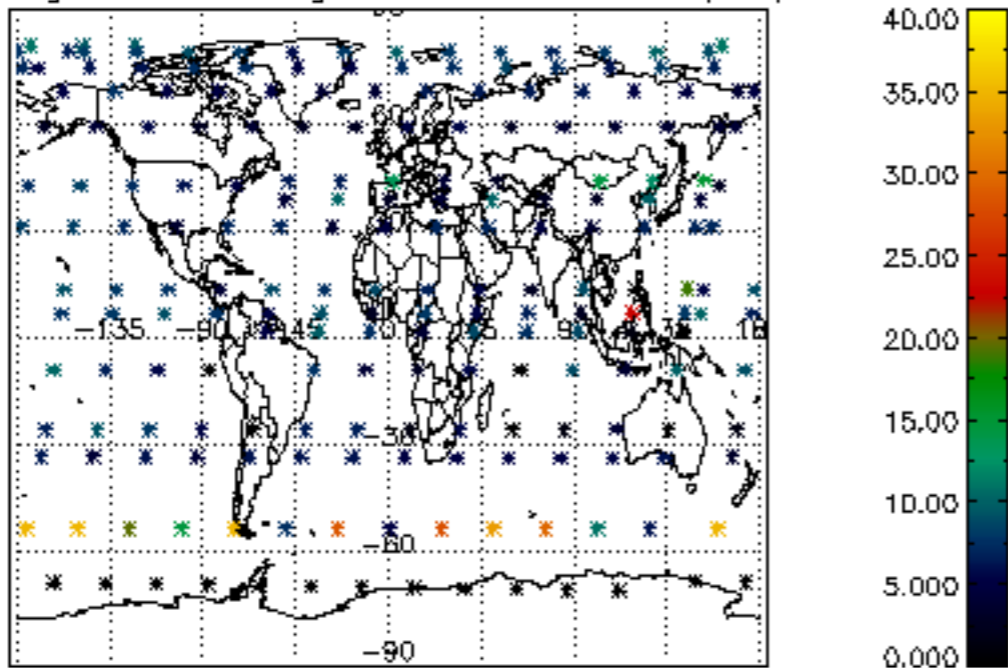
Percentage of cosmic ray hits per profile



Percentage of datation errors per profile



Percentage of star falling outside central band per profile



Percentage of saturation errors per profile

