

GOMOS Level 2 Daily Report

SUMMARY

[1. General Info](#)

[2. Summary of processed GOM_NL_2P products](#)

[3. Level 2 Quality information per product](#)

[3.1 Plot of level 2 quality information per product \(time dependant\)](#)

[3.2 Plot of level 2 quality information per product \(world map\)](#)

[4. Level 1 Quality information per product \(stored on level 2 products\)](#)

[4.1 Plot of level 1 quality information per product \(time dependant\)](#)

[4.1.1 Plot of level 1 quality information per product \(time dependant\): ASCENDING](#)

[4.1.2 Plot of level 1 quality information per product \(time dependant\): DESCENDING](#)

[4.2 Plot of level 1 quality information per product \(world map\)](#)

[4.2.1 Plot of level 1 quality information per product \(world map\): ASCENDING](#)

[4.2.2 Plot of level 1 quality information per product \(world map\): DESCENDING](#)

[5. Ozone profiles based on quality statistics and other trace gas profiles](#)

[5.1 Ozone statistics based on quality of products](#)

[5.2 Plot ozone profiles for all STD \(dark without errors\)](#)

[5.3 Plot ozone profiles where STD < 20% \(dark without errors\)](#)

[5.4. Plot ozone profiles where STD < 10% \(dark without errors\)](#)

[5.5. Plot ozone profiles where STD < 5% \(dark without errors\)](#)

[5.6 Plot NO2 profiles for all STD \(dark without errors\)](#)

[5.7 Plot NO3 profiles for all STD \(dark without errors\)](#)

[5.8 Plot H2O profiles \(only for occultations of stars 1,2,3,4,13,14,16,26,63 dark without errors\) for all STD](#)

[6. Auxiliary Data Files used for the production reported in section 2](#)

This report presents the daily analysis on parameters extracted from GOMOS level 2 data (GOM_NL__2P). It is intended to monitor some important parameters that will impact the quality of these products. A list of level 2 products (and content) that have arrived during the reporting day to the PCF is also given.

Item	Value
Time of report generation	19APR2013 03:22:20
Data source version	GOMOS/6.01
Start time of products	02-06-2004 (02JUN2004 00:00:00)
Stop time of products	03-06-2004 (03JUN2004 00:00:00)
Store outputs in DB	Yes
Nb of level 2 prods	437
Nb of prods with errors	0

2. Summary of processed GOM_NL__2P products.

Nr	Filename	UTC Start time	Limb	Duration	Star Id	Star Name	Star Mag	Star Temp	Nb Meas	Orbit	Prod. error
1	GOM_NL__2PRFIN20040602_000509_000000452027_00216_11793_3041.N1	02-JUN-2004 00:05:09	Dark	44.500	84	Alp Phe	2.3970	4500.0	89	11793	No
2	GOM_NL__2PRFIN20040602_000712_000000412027_00216_11793_3042.N1	02-JUN-2004 00:07:12	Dark	40.500	9	Alp Eri	0.45300	24000.	81	11793	No
3	GOM_NL__2PRFIN20040602_001034_000000632027_00217_11794_3011.N1	02-JUN-2004 00:10:34	Dark	63.000	63	Bet Gru	2.1500	2800.0	126	11794	No
4	GOM_NL__2PRFIN20040602_001228_000000492027_00217_11794_3012.N1	02-JUN-2004 00:12:28	Dark	49.000	31	Alp Gru	1.7340	15200.	98	11794	No
5	GOM_NL__2PRFIN20040602_001721_000000472027_00217_11794_3013.N1	02-JUN-2004 00:17:21	Straylight	47.000	45	Alp Pav	1.9400	26000.	94	11794	No
6	GOM_NL__2PRFIN20040602_002051_000000492027_00217_11794_3014.N1	02-JUN-2004 00:20:51	Straylight	48.500	43	Alp TrA	1.9100	4250.0	97	11794	No
7	GOM_NL__2PRFIN20040602_002253_000000442027_00217_11794_3015.N1	02-JUN-2004 00:22:53	Straylight	43.500	134	Bet TrA	2.8100	6600.0	87	11794	No
8	GOM_NL__2PRFIN20040602_002443_000000452027_00217_11794_3016.N1	02-JUN-2004 00:24:43	Straylight	45.000	147	Alp Ara	2.8770	26000.	90	11794	No
9	GOM_NL__2PRFIN20040602_002737_000000562027_00217_11794_3017.N1	02-JUN-2004 00:27:37	Twilight_stray	56.000	38	20Eps Sgr	1.8360	11000.	112	11794	No
10	GOM_NL__2PRFIN20040602_002934_000000702027_00217_11794_3018.N1	02-JUN-2004 00:29:34	Twilight_stray	70.000	57	34Sig Sgr	2.0660	26000.	140	11794	No
11	GOM_NL__2PRFIN20040602_003157_000000442027_00217_11794_3019.N1	02-JUN-2004 00:31:57	Bright	44.000	136	23Tau Sco	2.8220	30000.	88	11794	No
12	GOM_NL__2PRFIN20040602_003401_000000402027_00217_11794_3020.N1	02-JUN-2004 00:34:01	Bright	40.000	80	7Del Sco	2.3160	30000.	80	11794	No
13	GOM_NL__2PRFIN20040602_003534_000000472027_00217_11794_3021.N1	02-JUN-2004 00:35:34	Bright	47.000	86	35Eta Oph	2.4300	10200.	94	11794	No
14	GOM_NL__2PRFIN20040602_003724_000000432027_00217_11794_3022.N1	02-JUN-2004 00:37:24	Bright	43.000	98	13Zet Oph	2.5710	30000.	86	11794	No
15	GOM_NL__2PRFIN20040602_003934_000000422027_00217_11794_3023.N1	02-JUN-2004 00:39:34	Bright	41.500	120	1Del Oph	2.7340	3200.0	83	11794	No
16	GOM_NL__2PRFIN20040602_004235_000000392027_00217_11794_3024.N1	02-JUN-2004 00:42:35	Bright	38.500	102	24Alp Ser	2.6000	4250.0	77	11794	No
17	GOM_NL__2PRFIN20040602_004641_000000412027_00217_11794_3025.N1	02-JUN-2004 00:46:41	Bright	40.500	3	16Alp Boo	-0.050000	4250.0	81	11794	No
18	GOM_NL__2PRFIN20040602_004828_000000372027_00217_11794_3026.N1	02-JUN-2004 00:48:28	Bright	36.500	67	5Alp CrB	2.2210	11000.	73	11794	No
19	GOM_NL__2PRFIN20040602_005146_000000372027_00217_11794_3027.N1	02-JUN-2004 00:51:46	Bright	36.500	180	27Gam Boo	3.0400	8000.0	73	11794	No
20	GOM_NL__2PRFIN20040602_005513_000000382027_00217_11794_3028.N1	02-JUN-2004 00:55:13	Bright	38.000	39	85Eta UMa	1.8540	24000.	76	11794	No
21	GOM_NL__2PRFIN20040602_005700_000000412027_00217_11794_3029.N1	02-JUN-2004 00:57:00	Bright	41.000	55	79Zet UMa	2.0600	10200.	82	11794	No
22	GOM_NL__2PRFIN20040602_005900_000000412027_00217_11794_3030.N1	02-JUN-2004 00:59:00	Bright	40.500	119	14Eta Dra	2.7270	4700.0	81	11794	No
23	GOM_NL__2PRFIN20040602_010147_000000392027_00217_11794_3031.N1	02-JUN-2004 01:01:47	Bright	39.000	60	7Bet UMi	2.0810	3950.0	78	11794	No
24	GOM_NL__2PRFIN20040602_010627_000000352027_00217_11794_3032.N1	02-JUN-2004 01:06:27	Bright	34.500	49	1Alp UMi	1.9900	6300.0	69	11794	No
25	GOM_NL__2PRFIN20040602_010918_000000502027_00217_11794_3033.N1	02-JUN-2004 01:09:18	Bright	50.000	89	5Alp Cep	2.4510	8000.0	100	11794	No
26	GOM_NL__2PRFIN20040602_011134_000000812027_00217_11794_3034.N1	02-JUN-2004 01:11:34	Bright	80.500	19	50Alp Cyg	1.2460	10500.	161	11794	No
27	GOM_NL__2PRFIN20040602_011428_000000412027_00217_11794_3035.N1	02-JUN-2004 01:14:28	Bright	41.000	76	27Gam Cas	2.3000	30000.	82	11794	No
28	GOM_NL__2PRFIN20040602_012216_000001712027_00217_11794_3036.N1	02-JUN-2004 01:22:16	Straylight	171.00	92	53Eps Cyg	2.5000	4500.0	342	11794	No
29	GOM_NL__2PRFIN20040602_012638_000001012027_00217_11794_3037.N1	02-JUN-2004 01:26:38	Dark	101.00	93	53Bet Peg	2.5200	3100.0	202	11794	No
30	GOM_NL__2PRFIN20040602_013003_000000572027_00217_11794_3038.N1	02-JUN-2004 01:30:03	Dark	56.500	140	88Gam Peg	2.8340	26000.	113	11794	No
31	GOM_NL__2PRFIN20040602_013339_000000952027_00217_11794_3039.N1	02-JUN-2004 01:33:39	Dark	94.500	90	54Alp Peg	2.4870	11000.	189	11794	No
32	GOM_NL__2PRFIN20040602_013905_000000532027_00217_11794_3040.N1	02-JUN-2004 01:39:05	Dark	52.500	52	16Bet Cet	2.0370	4500.0	105	11794	No
33	GOM_NL__2PRFIN20040602_014546_000000492027_00217_11794_3041.N1	02-JUN-2004 01:45:46	Dark	49.000	84	Alp Phe	2.3970	4500.0	98	11794	No
34	GOM_NL__2PRFIN20040602_014748_000000472027_00217_11794_3042.N1	02-JUN-2004 01:47:48	Dark	46.500	9	Alp Eri	0.45300	24000.	93	11794	No
35	GOM_NL__2PRFIN20040602_015111_000000532027_00218_11795_3011.N1	02-JUN-2004 01:51:11	Dark	53.000	63	Bet Gru	2.1500	2800.0	106	11795	No
36	GOM_NL__2PRFIN20040602_015305_000000502027_00218_11795_3012.N1	02-JUN-2004 01:53:05	Dark	49.500	31	Alp Gru	1.7340	15200.	99	11795	No
37	GOM_NL__2PRFIN20040602_015757_000000472027_00218_11795_3013.N1	02-JUN-2004 01:57:57	Straylight	46.500	45	Alp Pav	1.9400	26000.	93	11795	No
38	GOM_NL__2PRFIN20040602_020127_000000442027_00218_11795_3014.N1	02-JUN-2004 02:01:27	Straylight	43.500	43	Alp TrA	1.9100	4250.0	87	11795	No
39	GOM_NL__2PRFIN20040602_020331_000000402027_00218_11795_3015.N1	02-JUN-2004 02:03:31	Straylight	39.500	134	Bet TrA	2.8100	6600.0	79	11795	No
40	GOM_NL__2PRFIN20040602_020520_000000442027_00218_11795_3016.N1	02-JUN-2004 02:05:20	Straylight	44.000	147	Alp Ara	2.8770	26000.	88	11795	No
41	GOM_NL__2PRFIN20040602_020701_000000512027_00218_11795_3017.N1	02-JUN-2004 02:07:01	Straylight	51.000	40	The Sco	1.8590	7100.0	102	11795	No
42	GOM_NL__2PRFIN20040602_020849_000000502027_00218_11795_3018.N1	02-JUN-2004 02:08:49	Twilight_stray	49.500	25	35Lam Sco	1.6200	28000.	99	11795	No

43	GOM_NL__2PRFIN20040602_021032_000000472027_00218_11795_3019.N1	02-JUN-2004 02:10:32	Twilight	47.000	75	26Eps Sco	2.2910	4250.0	94	11795	No
44	GOM_NL__2PRFIN20040602_021233_000000442027_00218_11795_3020.N1	02-JUN-2004 02:12:33	Bright	44.000	136	23Tau Sco	2.8220	30000.	88	11795	No
45	GOM_NL__2PRFIN20040602_021610_000000462027_00218_11795_3021.N1	02-JUN-2004 02:16:10	Bright	46.000	86	35Eta Oph	2.4300	10200.	92	11795	No
46	GOM_NL__2PRFIN20040602_021759_000000432027_00218_11795_3022.N1	02-JUN-2004 02:17:59	Bright	43.000	98	13Zet Oph	2.5710	30000.	86	11795	No
47	GOM_NL__2PRFIN20040602_022010_000000422027_00218_11795_3023.N1	02-JUN-2004 02:20:10	Bright	42.000	120	1Del Oph	2.7340	3200.0	84	11795	No
48	GOM_NL__2PRFIN20040602_022311_000000392027_00218_11795_3024.N1	02-JUN-2004 02:23:11	Bright	38.500	102	24Alp Ser	2.6000	4250.0	77	11795	No
49	GOM_NL__2PRFIN20040602_022717_000000372027_00218_11795_3025.N1	02-JUN-2004 02:27:17	Bright	37.000	3	16Alp Boo	-0.050000	4250.0	74	11795	No
50	GOM_NL__2PRFIN20040602_022904_000000392027_00218_11795_3026.N1	02-JUN-2004 02:29:04	Bright	38.500	67	5Alp CrB	2.2210	11000.	77	11795	No
51	GOM_NL__2PRFIN20040602_023221_000000372027_00218_11795_3027.N1	02-JUN-2004 02:32:21	Bright	36.500	180	27Gam Boo	3.0400	8000.0	73	11795	No
52	GOM_NL__2PRFIN20040602_023548_000000392027_00218_11795_3028.N1	02-JUN-2004 02:35:48	Bright	38.500	39	85Eta UMa	1.8540	24000.	77	11795	No
53	GOM_NL__2PRFIN20040602_023737_000000382027_00218_11795_3029.N1	02-JUN-2004 02:37:37	Bright	38.000	55	79Zet UMa	2.0600	10200.	76	11795	No
54	GOM_NL__2PRFIN20040602_023935_000000392027_00218_11795_3030.N1	02-JUN-2004 02:39:35	Bright	39.000	119	14Eta Dra	2.7270	4700.0	78	11795	No
55	GOM_NL__2PRFIN20040602_024222_000000372027_00218_11795_3031.N1	02-JUN-2004 02:42:22	Bright	37.000	60	7Bet UMi	2.0810	3950.0	74	11795	No
56	GOM_NL__2PRFIN20040602_024704_000000352027_00218_11795_3032.N1	02-JUN-2004 02:47:04	Bright	34.500	49	1Alp UMi	1.9900	6300.0	69	11795	No
57	GOM_NL__2PRFIN20040602_024954_000000482027_00218_11795_3033.N1	02-JUN-2004 02:49:54	Bright	48.000	89	5Alp Cep	2.4510	8000.0	96	11795	No
58	GOM_NL__2PRFIN20040602_025209_000000862027_00218_11795_3034.N1	02-JUN-2004 02:52:09	Bright	86.000	19	50Alp Cyg	1.2460	10500.	172	11795	No
59	GOM_NL__2PRFIN20040602_025503_000000562027_00218_11795_3035.N1	02-JUN-2004 02:55:03	Bright	56.000	76	27Gam Cas	2.3000	30000.	112	11795	No
60	GOM_NL__2PRFIN20040602_030253_000000472027_00218_11795_3036.N1	02-JUN-2004 03:02:53	Bright	46.500	53	43Bet And	2.0480	3300.0	93	11795	No
61	GOM_NL__2PRFIN20040602_030537_000000592027_00218_11795_3037.N1	02-JUN-2004 03:05:37	Twilight	59.000	58	21Alp And	2.0730	11000.	118	11795	No
62	GOM_NL__2PRFIN20040602_030714_000001062027_00218_11795_3038.N1	02-JUN-2004 03:07:14	Dark	106.00	93	53Bet Peg	2.5200	3100.0	212	11795	No
63	GOM_NL__2PRFIN20040602_031039_000000582027_00218_11795_3039.N1	02-JUN-2004 03:10:39	Dark	57.500	140	88Gam Peg	2.8340	26000.	115	11795	No
64	GOM_NL__2PRFIN20040602_031416_000000992027_00218_11795_3040.N1	02-JUN-2004 03:14:16	Dark	98.500	90	54Alp Peg	2.4870	11000.	197	11795	No
65	GOM_NL__2PRFIN20040602_031942_000000482027_00218_11795_3041.N1	02-JUN-2004 03:19:42	Dark	48.000	52	16Bet Cet	2.0370	4500.0	96	11795	No
66	GOM_NL__2PRFIN20040602_032622_000000452027_00218_11795_3042.N1	02-JUN-2004 03:26:22	Dark	45.000	84	Alp Phe	2.3970	4500.0	90	11795	No
67	GOM_NL__2PRFIN20040602_032825_000000422027_00218_11795_3043.N1	02-JUN-2004 03:28:25	Dark	42.000	9	Alp Eri	0.45300	24000.	84	11795	No
68	GOM_NL__2PRFIN20040602_033148_000000622027_00219_11796_3011.N1	02-JUN-2004 03:31:48	Dark	61.500	63	Bet Gru	2.1500	2800.0	123	11796	No
69	GOM_NL__2PRFIN20040602_033342_000000492027_00219_11796_3012.N1	02-JUN-2004 03:33:42	Dark	49.000	31	Alp Gru	1.7340	15200.	98	11796	No
70	GOM_NL__2PRFIN20040602_033835_000000462027_00219_11796_3013.N1	02-JUN-2004 03:38:35	Straylight	45.500	45	Alp Pav	1.9400	26000.	91	11796	No
71	GOM_NL__2PRFIN20040602_034204_000000442027_00219_11796_3014.N1	02-JUN-2004 03:42:04	Straylight	43.500	43	Alp TrA	1.9100	4250.0	87	11796	No
72	GOM_NL__2PRFIN20040602_034408_000000392027_00219_11796_3015.N1	02-JUN-2004 03:44:08	Straylight	38.500	134	Bet TrA	2.8100	6600.0	77	11796	No
73	GOM_NL__2PRFIN20040602_034557_000000422027_00219_11796_3016.N1	02-JUN-2004 03:45:57	Straylight	41.500	147	Alp Ara	2.8770	26000.	83	11796	No
74	GOM_NL__2PRFIN20040602_034739_000000462027_00219_11796_3017.N1	02-JUN-2004 03:47:39	Straylight	45.500	40	The Sco	1.8590	7100.0	91	11796	No
75	GOM_NL__2PRFIN20040602_034925_000000482027_00219_11796_3018.N1	02-JUN-2004 03:49:25	Twilight	48.000	25	35Lam Sco	1.6200	28000.	96	11796	No
76	GOM_NL__2PRFIN20040602_035110_000000482027_00219_11796_3019.N1	02-JUN-2004 03:51:10	Twilight	47.500	75	26Eps Sco	2.2910	4250.0	95	11796	No
77	GOM_NL__2PRFIN20040602_035311_000000562027_00219_11796_3020.N1	02-JUN-2004 03:53:11	Bright	56.000	136	23Tau Sco	2.8220	30000.	112	11796	No
78	GOM_NL__2PRFIN20040602_035645_000000482027_00219_11796_3021.N1	02-JUN-2004 03:56:45	Bright	47.500	86	35Eta Oph	2.4300	10200.	95	11796	No
79	GOM_NL__2PRFIN20040602_035836_000000432027_00219_11796_3022.N1	02-JUN-2004 03:58:36	Bright	43.000	98	13Zet Oph	2.5710	30000.	86	11796	No
80	GOM_NL__2PRFIN20040602_040047_000000412027_00219_11796_3023.N1	02-JUN-2004 04:00:47	Bright	40.500	120	1Del Oph	2.7340	3200.0	81	11796	No
81	GOM_NL__2PRFIN20040602_040347_000000392027_00219_11796_3024.N1	02-JUN-2004 04:03:47	Bright	38.500	102	24Alp Ser	2.6000	4250.0	77	11796	No
82	GOM_NL__2PRFIN20040602_040754_000000402027_00219_11796_3025.N1	02-JUN-2004 04:07:54	Bright	40.000	3	16Alp Boo	-0.050000	4250.0	80	11796	No
83	GOM_NL__2PRFIN20040602_040940_000000362027_00219_11796_3026.N1	02-JUN-2004 04:09:40	Bright	36.000	67	5Alp CrB	2.2210	11000.	72	11796	No
84	GOM_NL__2PRFIN20040602_041258_000000362027_00219_11796_3027.N1	02-JUN-2004 04:12:58	Bright	36.000	180	27Gam Boo	3.0400	8000.0	72	11796	No
85	GOM_NL__2PRFIN20040602_041625_000000352027_00219_11796_3028.N1	02-JUN-2004 04:16:25	Bright	35.000	39	85Eta UMa	1.8540	24000.	70	11796	No
86	GOM_NL__2PRFIN20040602_041813_000000382027_00219_11796_3029.N1	02-JUN-2004 04:18:13	Bright	37.500	55	79Zet UMa	2.0600	10200.	75	11796	No
87	GOM_NL__2PRFIN20040602_042012_000000402027_00219_11796_3030.N1	02-JUN-2004 04:20:12	Bright	39.500	119	14Eta Dra	2.7270	4700.0	79	11796	No
88	GOM_NL__2PRFIN20040602_042259_000000372027_00219_11796_3031.N1	02-JUN-2004 04:22:59	Bright	37.000	60	7Bet UMi	2.0810	3950.0	74	11796	No
89	GOM_NL__2PRFIN20040602_042740_000000382027_00219_11796_3032.N1	02-JUN-2004 04:27:40	Bright	37.500	49	1Alp UMi	1.9900	6300.0	75	11796	No
90	GOM_NL__2PRFIN20040602_043029_000000482027_00219_11796_3033.N1	02-JUN-2004 04:30:29	Bright	48.000	89	5Alp Cep	2.4510	8000.0	96	11796	No
91	GOM_NL__2PRFIN20040602_043243_000000882027_00219_11796_3034.N1	02-JUN-2004 04:32:43	Bright	87.500	19	50Alp Cyg	1.2460	10500.	175	11796	No
92	GOM_NL__2PRFIN20040602_043540_000000402027_00219_11796_3035.N1	02-JUN-2004 04:35:40	Bright	40.000	76	27Gam Cas	2.3000	30000.	80	11796	No
93	GOM_NL__2PRFIN20040602_044329_000000482027_00219_11796_3036.N1	02-JUN-2004 04:43:29	Bright	47.500	53	43Bet And	2.0480	3300.0	95	11796	No
94	GOM_NL__2PRFIN20040602_044613_000000552027_00219_11796_3037.N1	02-JUN-2004 04:46:13	Twilight	55.000	58	21Alp And	2.0730	11000.	110	11796	No
95	GOM_NL__2PRFIN20040602_044751_000000912027_00219_11796_3038.N1	02-JUN-2004 04:47:51	Dark	90.500	93	53Bet Peg	2.5200	3100.0	181	11796	No
96	GOM_NL__2PRFIN20040602_045116_000000542027_00219_11796_3039.N1	02-JUN-2004 04:51:16	Dark	54.000	140	88Gam Peg	2.8340	26000.	108	11796	No
97	GOM_NL__2PRFIN20040602_045453_000000922027_00219_11796_3040.N1	02-JUN-2004 04:54:53	Dark	91.500	90	54Alp Peg	2.4870	11000.	183	11796	No
98	GOM_NL__2PRFIN20040602_050019_000000492027_00219_11796_3041.N1	02-JUN-2004 05:00:19	Dark	49.000	52	16Bet Cet	2.0370	4500.0	98	11796	No
99	GOM_NL__2PRFIN20040602_050659_000000442027_00219_11796_3042.N1	02-JUN-2004 05:06:59	Dark	43.500	84	Alp Phe	2.3970	4500.0	87	11796	No
100	GOM_NL__2PRFIN20040602_050901_000000442027_00219_11796_3043.N1	02-JUN-2004 05:09:01	Dark	43.500	9	Alp Eri	0.45300	24000.	87	11796	No
101	GOM_NL__2PRFIN20040602_051225_000000572027_00220_11797_3031.N1	02-JUN-2004 05:12:25	Dark	57.000	63	Bet Gru	2.1500	2800.0	114	11797	No

102	GOM_NL__2PRFIN20040602_051419_000000482027_00220_11797_3032.N1	02-JUN-2004 05:14:19	Dark	47.500	31	Alp Gru	1.7340	15200.	95	11797	No
103	GOM_NL__2PRFIN20040602_051912_000000452027_00220_11797_3033.N1	02-JUN-2004 05:19:12	Straylight	45.000	45	Alp Pav	1.9400	26000.	90	11797	No
104	GOM_NL__2PRFIN20040602_052241_000000402027_00220_11797_3034.N1	02-JUN-2004 05:22:41	Straylight	40.000	43	Alp TrA	1.9100	4250.0	80	11797	No
105	GOM_NL__2PRFIN20040602_052444_000000402027_00220_11797_3035.N1	02-JUN-2004 05:24:44	Straylight	40.000	134	Bet TrA	2.8100	6600.0	80	11797	No
106	GOM_NL__2PRFIN20040602_052634_000000412027_00220_11797_3036.N1	02-JUN-2004 05:26:34	Straylight	40.500	147	Alp Ara	2.8770	26000.	81	11797	No
107	GOM_NL__2PRFIN20040602_052815_000000482027_00220_11797_3037.N1	02-JUN-2004 05:28:15	Straylight	48.000	40	The Sco	1.8590	7100.0	96	11797	No
108	GOM_NL__2PRFIN20040602_053002_000000492027_00220_11797_3038.N1	02-JUN-2004 05:30:02	Twi_and_stray	48.500	25	35Lam Sco	1.6200	28000.	97	11797	No
109	GOM_NL__2PRFIN20040602_053146_000000472027_00220_11797_3039.N1	02-JUN-2004 05:31:46	Twi_and_stray	47.000	75	26Eps Sco	2.2910	4250.0	94	11797	No
110	GOM_NL__2PRFIN20040602_053347_000000512027_00220_11797_3040.N1	02-JUN-2004 05:33:47	Bright	50.500	136	23Tau Sco	2.8220	30000.	101	11797	No
111	GOM_NL__2PRFIN20040602_053722_000000472027_00220_11797_3041.N1	02-JUN-2004 05:37:22	Bright	47.000	86	35Eta Oph	2.4300	10200.	94	11797	No
112	GOM_NL__2PRFIN20040602_053913_000000432027_00220_11797_3042.N1	02-JUN-2004 05:39:13	Bright	43.000	98	13Zet Oph	2.5710	30000.	86	11797	No
113	GOM_NL__2PRFIN20040602_054123_000000402027_00220_11797_3043.N1	02-JUN-2004 05:41:23	Bright	40.000	120	1Del Oph	2.7340	3200.0	80	11797	No
114	GOM_NL__2PRFIN20040602_054424_000000382027_00220_11797_3044.N1	02-JUN-2004 05:44:24	Bright	37.500	102	24Alp Ser	2.6000	4250.0	75	11797	No
115	GOM_NL__2PRFIN20040602_054830_000000372027_00220_11797_3045.N1	02-JUN-2004 05:48:30	Bright	36.500	3	16Alp Boo	-0.050000	4250.0	73	11797	No
116	GOM_NL__2PRFIN20040602_055016_000000392027_00220_11797_3046.N1	02-JUN-2004 05:50:16	Bright	39.000	67	5Alp CrB	2.2210	11000.	78	11797	No
117	GOM_NL__2PRFIN20040602_055335_000000362027_00220_11797_3047.N1	02-JUN-2004 05:53:35	Bright	36.000	180	27Gam Boo	3.0400	8000.0	72	11797	No
118	GOM_NL__2PRFIN20040602_055702_000000372027_00220_11797_3048.N1	02-JUN-2004 05:57:02	Bright	37.000	39	85Eta UMa	1.8540	24000.	74	11797	No
119	GOM_NL__2PRFIN20040602_055850_000000382027_00220_11797_3049.N1	02-JUN-2004 05:58:50	Bright	38.000	55	79Zet UMa	2.0600	10200.	76	11797	No
120	GOM_NL__2PRFIN20040602_060048_000000402027_00220_11797_3050.N1	02-JUN-2004 06:00:48	Bright	39.500	119	14Eta Dra	2.7270	4700.0	79	11797	No
121	GOM_NL__2PRFIN20040602_060335_000000392027_00220_11797_3051.N1	02-JUN-2004 06:03:35	Bright	39.000	60	7Bet UMi	2.0810	3950.0	78	11797	No
122	GOM_NL__2PRFIN20040602_060816_000000372027_00220_11797_3052.N1	02-JUN-2004 06:08:16	Bright	37.000	49	1Alp UMi	1.9900	6300.0	74	11797	No
123	GOM_NL__2PRFIN20040602_061104_000000502027_00220_11797_3053.N1	02-JUN-2004 06:11:04	Bright	49.500	89	5Alp Cep	2.4510	8000.0	99	11797	No
124	GOM_NL__2PRFIN20040602_061318_000000812027_00220_11797_3054.N1	02-JUN-2004 06:13:18	Bright	80.500	19	50Alp Cyg	1.2460	10500.	161	11797	No
125	GOM_NL__2PRFIN20040602_061616_000000492027_00220_11797_3055.N1	02-JUN-2004 06:16:16	Bright	48.500	76	27Gam Cas	2.3000	30000.	97	11797	No
126	GOM_NL__2PRFIN20040602_062405_000000462027_00220_11797_3056.N1	02-JUN-2004 06:24:05	Bright	46.000	53	43Bet And	2.0480	3300.0	92	11797	No
127	GOM_NL__2PRFIN20040602_062650_000000592027_00220_11797_3057.N1	02-JUN-2004 06:26:50	Twi_and_stray	58.500	58	21Alp And	2.0730	11000.	117	11797	No
128	GOM_NL__2PRFIN20040602_062827_000000942027_00220_11797_3058.N1	02-JUN-2004 06:28:27	Dark	93.500	93	53Bet Peg	2.5200	3100.0	187	11797	No
129	GOM_NL__2PRFIN20040602_063153_000000592027_00220_11797_3059.N1	02-JUN-2004 06:31:53	Dark	58.500	140	88Gam Peg	2.8340	26000.	117	11797	No
130	GOM_NL__2PRFIN20040602_063531_000000972027_00220_11797_3060.N1	02-JUN-2004 06:35:31	Dark	97.000	90	54Alp Peg	2.4870	11000.	194	11797	No
131	GOM_NL__2PRFIN20040602_064056_000000512027_00220_11797_3061.N1	02-JUN-2004 06:40:56	Dark	50.500	52	16Bet Cet	2.0370	4500.0	101	11797	No
132	GOM_NL__2PRFIN20040602_064736_000000462027_00220_11797_3062.N1	02-JUN-2004 06:47:36	Dark	45.500	84	Alp Phe	2.3970	4500.0	91	11797	No
133	GOM_NL__2PRFIN20040602_064938_000000442027_00220_11797_3063.N1	02-JUN-2004 06:49:38	Dark	43.500	9	Alp Eri	0.45300	24000.	87	11797	No
134	GOM_NL__2PRFIN20040602_065302_000000602027_00221_11798_3031.N1	02-JUN-2004 06:53:02	Dark	59.500	63	Bet Gru	2.1500	2800.0	119	11798	No
135	GOM_NL__2PRFIN20040602_065456_000000492027_00221_11798_3032.N1	02-JUN-2004 06:54:56	Dark	48.500	31	Alp Gru	1.7340	15200.	97	11798	No
136	GOM_NL__2PRFIN20040602_065949_000000442027_00221_11798_3033.N1	02-JUN-2004 06:59:49	Straylight	44.000	45	Alp Pav	1.9400	26000.	88	11798	No
137	GOM_NL__2PRFIN20040602_070317_000000502027_00221_11798_3034.N1	02-JUN-2004 07:03:17	Straylight	50.000	43	Alp TrA	1.9100	4250.0	100	11798	No
138	GOM_NL__2PRFIN20040602_070520_000000402027_00221_11798_3035.N1	02-JUN-2004 07:05:20	Straylight	40.000	134	Bet TrA	2.8100	6600.0	80	11798	No
139	GOM_NL__2PRFIN20040602_070710_000000412027_00221_11798_3036.N1	02-JUN-2004 07:07:10	Straylight	41.000	147	Alp Ara	2.8770	26000.	82	11798	No
140	GOM_NL__2PRFIN20040602_070852_000000492027_00221_11798_3037.N1	02-JUN-2004 07:08:52	Straylight	49.000	40	The Sco	1.8590	7100.0	98	11798	No
141	GOM_NL__2PRFIN20040602_071039_000000492027_00221_11798_3038.N1	02-JUN-2004 07:10:39	Twi_and_stray	49.000	25	35Lam Sco	1.6200	28000.	98	11798	No
142	GOM_NL__2PRFIN20040602_071223_000000472027_00221_11798_3039.N1	02-JUN-2004 07:12:23	Twi_and_stray	46.500	75	26Eps Sco	2.2910	4250.0	93	11798	No
143	GOM_NL__2PRFIN20040602_071424_000000422027_00221_11798_3040.N1	02-JUN-2004 07:14:24	Bright	41.500	136	23Tau Sco	2.8220	30000.	83	11798	No
144	GOM_NL__2PRFIN20040602_071758_000000462027_00221_11798_3041.N1	02-JUN-2004 07:17:58	Bright	46.000	86	35Eta Oph	2.4300	10200.	92	11798	No
145	GOM_NL__2PRFIN20040602_071949_000000422027_00221_11798_3042.N1	02-JUN-2004 07:19:49	Bright	42.000	98	13Zet Oph	2.5710	30000.	84	11798	No
146	GOM_NL__2PRFIN20040602_072159_000000402027_00221_11798_3043.N1	02-JUN-2004 07:21:59	Bright	39.500	120	1Del Oph	2.7340	3200.0	79	11798	No
147	GOM_NL__2PRFIN20040602_072500_000000382027_00221_11798_3044.N1	02-JUN-2004 07:25:00	Bright	37.500	102	24Alp Ser	2.6000	4250.0	75	11798	No
148	GOM_NL__2PRFIN20040602_072906_000000382027_00221_11798_3045.N1	02-JUN-2004 07:29:06	Bright	37.500	3	16Alp Boo	-0.050000	4250.0	75	11798	No
149	GOM_NL__2PRFIN20040602_073052_000000402027_00221_11798_3046.N1	02-JUN-2004 07:30:52	Bright	39.500	67	5Alp CrB	2.2210	11000.	79	11798	No
150	GOM_NL__2PRFIN20040602_073411_000000362027_00221_11798_3047.N1	02-JUN-2004 07:34:11	Bright	35.500	180	27Gam Boo	3.0400	8000.0	71	11798	No
151	GOM_NL__2PRFIN20040602_073738_000000372027_00221_11798_3048.N1	02-JUN-2004 07:37:38	Bright	37.000	39	85Eta UMa	1.8540	24000.	74	11798	No
152	GOM_NL__2PRFIN20040602_073927_000000392027_00221_11798_3049.N1	02-JUN-2004 07:39:27	Bright	39.000	55	79Zet UMa	2.0600	10200.	78	11798	No
153	GOM_NL__2PRFIN20040602_074124_000000402027_00221_11798_3050.N1	02-JUN-2004 07:41:24	Bright	39.500	119	14Eta Dra	2.7270	4700.0	79	11798	No
154	GOM_NL__2PRFIN20040602_074411_000000372027_00221_11798_3051.N1	02-JUN-2004 07:44:11	Bright	37.000	60	7Bet UMi	2.0810	3950.0	74	11798	No
155	GOM_NL__2PRFIN20040602_074852_000000362027_00221_11798_3052.N1	02-JUN-2004 07:48:52	Bright	36.000	49	1Alp UMi	1.9900	6300.0	72	11798	No
156	GOM_NL__2PRFIN20040602_075139_000000492027_00221_11798_3053.N1	02-JUN-2004 07:51:39	Bright	49.000	89	5Alp Cep	2.4510	8000.0	98	11798	No
157	GOM_NL__2PRFIN20040602_075352_000000832027_00221_11798_3054.N1	02-JUN-2004 07:53:52	Bright	83.000	19	50Alp Cyg	1.2460	10500.	166	11798	No
158	GOM_NL__2PRFIN20040602_075652_000000562027_00221_11798_3055.N1	02-JUN-2004 07:56:52	Bright	56.000	76	27Gam Cas	2.3000	30000.	112	11798	No
159	GOM_NL__2PRFIN20040602_080441_000000482027_00221_11798_3056.N1	02-JUN-2004 08:04:41	Bright	48.000	53	43Bet And	2.0480	3300.0	96	11798	No
160	GOM_NL__2PRFIN20040602_080726_000000572027_00221_11798_3057.N1	02-JUN-2004 08:07:26	Twi_and_stray	57.000	58	21Alp And	2.0730	11000.	114	11798	No

161	GOM_NL__2PRFIN20040602_080904_000000932027_00221_11798_3058.N1	02-JUN-2004 08:09:04	Dark	93.000	93	53Bet Peg	2.5200	3100.0	186	11798	No
162	GOM_NL__2PRFIN20040602_081227_000000572027_00221_11798_3059.N1	02-JUN-2004 08:12:27	Dark	57.000	140	88Gam Peg	2.8340	26000.	114	11798	No
163	GOM_NL__2PRFIN20040602_081608_000001012027_00221_11798_3060.N1	02-JUN-2004 08:16:08	Dark	101.00	90	54Alp Peg	2.4870	11000.	202	11798	No
164	GOM_NL__2PRFIN20040602_082132_000000492027_00221_11798_3061.N1	02-JUN-2004 08:21:32	Dark	48.500	52	16Bet Cet	2.0370	4500.0	97	11798	No
165	GOM_NL__2PRFIN20040602_082812_000000452027_00221_11798_3062.N1	02-JUN-2004 08:28:12	Dark	45.000	84	Alp Phe	2.3970	4500.0	90	11798	No
166	GOM_NL__2PRFIN20040602_083014_000000422027_00221_11798_3063.N1	02-JUN-2004 08:30:14	Dark	42.000	9	Alp Eri	0.45300	24000.	84	11798	No
167	GOM_NL__2PRFIN20040602_083338_000000622027_00222_11799_3031.N1	02-JUN-2004 08:33:38	Dark	61.500	63	Bet Gru	2.1500	2800.0	123	11799	No
168	GOM_NL__2PRFIN20040602_083533_000000512027_00222_11799_3032.N1	02-JUN-2004 08:35:33	Dark	50.500	31	Alp Gru	1.7340	15200.	101	11799	No
169	GOM_NL__2PRFIN20040602_084025_000000442027_00222_11799_3033.N1	02-JUN-2004 08:40:25	Straylight	44.000	45	Alp Pav	1.9400	26000.	88	11799	No
170	GOM_NL__2PRFIN20040602_084353_000000412027_00222_11799_3034.N1	02-JUN-2004 08:43:53	Straylight	40.500	43	Alp TrA	1.9100	4250.0	81	11799	No
171	GOM_NL__2PRFIN20040602_084556_000000402027_00222_11799_3035.N1	02-JUN-2004 08:45:56	Straylight	39.500	134	Bet TrA	2.8100	6600.0	79	11799	No
172	GOM_NL__2PRFIN20040602_084746_000000412027_00222_11799_3036.N1	02-JUN-2004 08:47:46	Straylight	40.500	147	Alp Ara	2.8770	26000.	81	11799	No
173	GOM_NL__2PRFIN20040602_084928_000000492027_00222_11799_3037.N1	02-JUN-2004 08:49:28	Straylight	49.000	40	The Sco	1.8590	7100.0	98	11799	No
174	GOM_NL__2PRFIN20040602_085115_000000482027_00222_11799_3038.N1	02-JUN-2004 08:51:15	Tw_i_and_stray	48.000	25	35Lam Sco	1.6200	28000.	96	11799	No
175	GOM_NL__2PRFIN20040602_085259_000000482027_00222_11799_3039.N1	02-JUN-2004 08:52:59	Tw_i_and_stray	48.000	75	26Eps Sco	2.2910	4250.0	96	11799	No
176	GOM_NL__2PRFIN20040602_085500_000000482027_00222_11799_3040.N1	02-JUN-2004 08:55:00	Bright	48.000	136	23Tau Sco	2.8220	30000.	96	11799	No
177	GOM_NL__2PRFIN20040602_085834_000000462027_00222_11799_3041.N1	02-JUN-2004 08:58:34	Bright	46.000	86	35Eta Oph	2.4300	10200.	92	11799	No
178	GOM_NL__2PRFIN20040602_090025_000000422027_00222_11799_3042.N1	02-JUN-2004 09:00:25	Bright	42.000	98	13Zet Oph	2.5710	30000.	84	11799	No
179	GOM_NL__2PRFIN20040602_090235_000000402027_00222_11799_3043.N1	02-JUN-2004 09:02:35	Bright	40.000	120	1Del Oph	2.7340	3200.0	80	11799	No
180	GOM_NL__2PRFIN20040602_090536_000000382027_00222_11799_3044.N1	02-JUN-2004 09:05:36	Bright	37.500	102	24Alp Ser	2.6000	4250.0	75	11799	No
181	GOM_NL__2PRFIN20040602_090942_000000412027_00222_11799_3045.N1	02-JUN-2004 09:09:42	Bright	41.000	3	16Alp Boo	-0.050000	4250.0	82	11799	No
182	GOM_NL__2PRFIN20040602_091128_000000392027_00222_11799_3046.N1	02-JUN-2004 09:11:28	Bright	38.500	67	5Alp CrB	2.2210	11000.	77	11799	No
183	GOM_NL__2PRFIN20040602_091447_000000352027_00222_11799_3047.N1	02-JUN-2004 09:14:47	Bright	35.000	180	27Gam Boo	3.0400	8000.0	70	11799	No
184	GOM_NL__2PRFIN20040602_091814_000000382027_00222_11799_3048.N1	02-JUN-2004 09:18:14	Bright	37.500	39	85Eta UMa	1.8540	24000.	75	11799	No
185	GOM_NL__2PRFIN20040602_092003_000000382027_00222_11799_3049.N1	02-JUN-2004 09:20:03	Bright	37.500	55	79Zet UMa	2.0600	10200.	75	11799	No
186	GOM_NL__2PRFIN20040602_092159_000000402027_00222_11799_3050.N1	02-JUN-2004 09:21:59	Bright	39.500	119	14Eta Dra	2.7270	4700.0	79	11799	No
187	GOM_NL__2PRFIN20040602_092447_000000362027_00222_11799_3051.N1	02-JUN-2004 09:24:47	Bright	36.000	60	7Bet UMi	2.0810	3950.0	72	11799	No
188	GOM_NL__2PRFIN20040602_092927_000000392027_00222_11799_3052.N1	02-JUN-2004 09:29:27	Bright	38.500	49	1Alp UMi	1.9900	6300.0	77	11799	No
189	GOM_NL__2PRFIN20040602_093427_000000852027_00222_11799_3053.N1	02-JUN-2004 09:34:27	Bright	84.500	19	50Alp Cyg	1.2460	10500.	169	11799	No
190	GOM_NL__2PRFIN20040602_093727_000000402027_00222_11799_3054.N1	02-JUN-2004 09:37:27	Bright	40.000	76	27Gam Cas	2.3000	30000.	80	11799	No
191	GOM_NL__2PRFIN20040602_094518_000000462027_00222_11799_3055.N1	02-JUN-2004 09:45:18	Bright	46.000	53	43Bet And	2.0480	3300.0	92	11799	No
192	GOM_NL__2PRFIN20040602_094802_000000572027_00222_11799_3056.N1	02-JUN-2004 09:48:02	Tw_i_and_stray	57.000	58	21Alp And	2.0730	11000.	114	11799	No
193	GOM_NL__2PRFIN20040602_094940_000000892027_00222_11799_3057.N1	02-JUN-2004 09:49:40	Dark	89.000	93	53Bet Peg	2.5200	3100.0	178	11799	No
194	GOM_NL__2PRFIN20040602_095306_000000572027_00222_11799_3058.N1	02-JUN-2004 09:53:06	Dark	57.000	140	88Gam Peg	2.8340	26000.	114	11799	No
195	GOM_NL__2PRFIN20040602_095646_000000932027_00222_11799_3059.N1	02-JUN-2004 09:56:46	Dark	93.000	90	54Alp Peg	2.4870	11000.	186	11799	No
196	GOM_NL__2PRFIN20040602_100208_000000502027_00222_11799_3060.N1	02-JUN-2004 10:02:08	Dark	49.500	52	16Bet Cet	2.0370	4500.0	99	11799	No
197	GOM_NL__2PRFIN20040602_100848_000000442027_00222_11799_3061.N1	02-JUN-2004 10:08:48	Dark	44.000	84	Alp Phe	2.3970	4500.0	88	11799	No
198	GOM_NL__2PRFIN20040602_101049_000000402027_00222_11799_3062.N1	02-JUN-2004 10:10:49	Dark	39.500	9	Alp Eri	0.45300	24000.	79	11799	No
199	GOM_NL__2PRFIN20040602_101416_000000582027_00223_11800_3031.N1	02-JUN-2004 10:14:16	Dark	57.500	63	Bet Gru	2.1500	2800.0	115	11800	No
200	GOM_NL__2PRFIN20040602_101610_000000492027_00223_11800_3032.N1	02-JUN-2004 10:16:10	Dark	48.500	31	Alp Gru	1.7340	15200.	97	11800	No
201	GOM_NL__2PRFIN20040602_102102_000000462027_00223_11800_3033.N1	02-JUN-2004 10:21:02	Straylight	45.500	45	Alp Pav	1.9400	26000.	91	11800	No
202	GOM_NL__2PRFIN20040602_102429_000000422027_00223_11800_3034.N1	02-JUN-2004 10:24:29	Straylight	41.500	43	Alp TrA	1.9100	4250.0	83	11800	No
203	GOM_NL__2PRFIN20040602_102632_000000402027_00223_11800_3035.N1	02-JUN-2004 10:26:32	Straylight	40.000	134	Bet TrA	2.8100	6600.0	80	11800	No
204	GOM_NL__2PRFIN20040602_102822_000000412027_00223_11800_3036.N1	02-JUN-2004 10:28:22	Straylight	40.500	147	Alp Ara	2.8770	26000.	81	11800	No
205	GOM_NL__2PRFIN20040602_103004_000000482027_00223_11800_3037.N1	02-JUN-2004 10:30:04	Straylight	47.500	40	The Sco	1.8590	7100.0	95	11800	No
206	GOM_NL__2PRFIN20040602_103151_000000452027_00223_11800_3038.N1	02-JUN-2004 10:31:51	Tw_i_and_stray	45.000	25	35Lam Sco	1.6200	28000.	90	11800	No
207	GOM_NL__2PRFIN20040602_103335_000000482027_00223_11800_3039.N1	02-JUN-2004 10:33:35	Tw_i_and_stray	47.500	75	26Eps Sco	2.2910	4250.0	95	11800	No
208	GOM_NL__2PRFIN20040602_103536_000000412027_00223_11800_3040.N1	02-JUN-2004 10:35:36	Bright	40.500	136	23Tau Sco	2.8220	30000.	81	11800	No
209	GOM_NL__2PRFIN20040602_103910_000000462027_00223_11800_3041.N1	02-JUN-2004 10:39:10	Bright	45.500	86	35Eta Oph	2.4300	10200.	91	11800	No
210	GOM_NL__2PRFIN20040602_104100_000000422027_00223_11800_3042.N1	02-JUN-2004 10:41:00	Bright	42.000	98	13Zet Oph	2.5710	30000.	84	11800	No
211	GOM_NL__2PRFIN20040602_104311_000000412027_00223_11800_3043.N1	02-JUN-2004 10:43:11	Bright	40.500	120	1Del Oph	2.7340	3200.0	81	11800	No
212	GOM_NL__2PRFIN20040602_104611_000000382027_00223_11800_3044.N1	02-JUN-2004 10:46:11	Bright	37.500	102	24Alp Ser	2.6000	4250.0	75	11800	No
213	GOM_NL__2PRFIN20040602_105018_000000432027_00223_11800_3045.N1	02-JUN-2004 10:50:18	Bright	43.000	3	16Alp Boo	-0.050000	4250.0	86	11800	No
214	GOM_NL__2PRFIN20040602_105203_000000392027_00223_11800_3046.N1	02-JUN-2004 10:52:03	Bright	39.000	67	5Alp CrB	2.2210	11000.	78	11800	No
215	GOM_NL__2PRFIN20040602_105523_000000372027_00223_11800_3047.N1	02-JUN-2004 10:55:23	Bright	36.500	180	27Gam Boo	3.0400	8000.0	73	11800	No
216	GOM_NL__2PRFIN20040602_105850_000000382027_00223_11800_3048.N1	02-JUN-2004 10:58:50	Bright	37.500	39	85Eta UMa	1.8540	24000.	75	11800	No
217	GOM_NL__2PRFIN20040602_110038_000000392027_00223_11800_3049.N1	02-JUN-2004 11:00:38	Bright	38.500	55	79Zet UMa	2.0600	10200.	77	11800	No
218	GOM_NL__2PRFIN20040602_110235_000000402027_00223_11800_3050.N1	02-JUN-2004 11:02:35	Bright	40.000	119	14Eta Dra	2.7270	4700.0	80	11800	No
219	GOM_NL__2PRFIN20040602_110522_000000392027_00223_11800_3051.N1	02-JUN-2004 11:05:22	Bright	39.000	60	7Bet UMi	2.0810	3950.0	78	11800	No

220	GOM_NL__2PRFIN20040602_111003_000000382027_00223_11800_3052.N1	02-JUN-2004 11:10:03	Bright	37.500	49	1Alp UMi	1.9900	6300.0	75	11800	No
221	GOM_NL__2PRFIN20040602_111251_000000502027_00223_11800_3053.N1	02-JUN-2004 11:12:51	Bright	49.500	89	5Alp Cep	2.4510	8000.0	99	11800	No
222	GOM_NL__2PRFIN20040602_111502_000000812027_00223_11800_3054.N1	02-JUN-2004 11:15:02	Bright	81.000	19	50Alp Cyg	1.2460	10500.	162	11800	No
223	GOM_NL__2PRFIN20040602_111803_000000422027_00223_11800_3055.N1	02-JUN-2004 11:18:03	Bright	42.000	76	27Gam Cas	2.3000	30000.	84	11800	No
224	GOM_NL__2PRFIN20040602_112553_000000452027_00223_11800_3056.N1	02-JUN-2004 11:25:53	Bright	45.000	53	43Bet And	2.0480	3300.0	90	11800	No
225	GOM_NL__2PRFIN20040602_112838_000000582027_00223_11800_3057.N1	02-JUN-2004 11:28:38	Twi_and_stray	58.000	58	21Alp And	2.0730	11000.	116	11800	No
226	GOM_NL__2PRFIN20040602_113017_000000912027_00223_11800_3058.N1	02-JUN-2004 11:30:17	Dark	90.500	93	53Bet Peg	2.5200	3100.0	181	11800	No
227	GOM_NL__2PRFIN20040602_113343_000000562027_00223_11800_3059.N1	02-JUN-2004 11:33:43	Dark	55.500	140	88Gam Peg	2.8340	26000.	111	11800	No
228	GOM_NL__2PRFIN20040602_113724_000000952027_00223_11800_3060.N1	02-JUN-2004 11:37:24	Dark	95.000	90	54Alp Peg	2.4870	11000.	190	11800	No
229	GOM_NL__2PRFIN20040602_114245_000000472027_00223_11800_3061.N1	02-JUN-2004 11:42:45	Dark	46.500	52	16Bet Cet	2.0370	4500.0	93	11800	No
230	GOM_NL__2PRFIN20040602_114925_000000492027_00223_11800_3062.N1	02-JUN-2004 11:49:25	Dark	49.000	84	Alp Phe	2.3970	4500.0	98	11800	No
231	GOM_NL__2PRFIN20040602_115125_000000462027_00223_11800_3063.N1	02-JUN-2004 11:51:25	Dark	46.000	9	Alp Eri	0.45300	24000.	92	11800	No
232	GOM_NL__2PRFIN20040602_115452_000000512027_00224_11801_3031.N1	02-JUN-2004 11:54:52	Dark	50.500	63	Bet Gru	2.1500	2800.0	101	11801	No
233	GOM_NL__2PRFIN20040602_115646_000000532027_00224_11801_3032.N1	02-JUN-2004 11:56:46	Dark	52.500	31	Alp Gru	1.7340	15200.	105	11801	No
234	GOM_NL__2PRFIN20040602_120138_000000452027_00224_11801_3033.N1	02-JUN-2004 12:01:38	Straylight	44.500	45	Alp Pav	1.9400	26000.	89	11801	No
235	GOM_NL__2PRFIN20040602_120504_000000452027_00224_11801_3034.N1	02-JUN-2004 12:05:04	Straylight	45.000	43	Alp TrA	1.9100	4250.0	90	11801	No
236	GOM_NL__2PRFIN20040602_120708_000000402027_00224_11801_3035.N1	02-JUN-2004 12:07:08	Straylight	40.000	134	Bet TrA	2.8100	6600.0	80	11801	No
237	GOM_NL__2PRFIN20040602_120858_000000422027_00224_11801_3036.N1	02-JUN-2004 12:08:58	Straylight	42.000	147	Alp Ara	2.8770	26000.	84	11801	No
238	GOM_NL__2PRFIN20040602_121040_000000502027_00224_11801_3037.N1	02-JUN-2004 12:10:40	Straylight	49.500	40	The Sco	1.8590	7100.0	99	11801	No
239	GOM_NL__2PRFIN20040602_121228_000000462027_00224_11801_3038.N1	02-JUN-2004 12:12:28	Twi_and_stray	45.500	25	35Lam Sco	1.6200	28000.	91	11801	No
240	GOM_NL__2PRFIN20040602_121411_000000492027_00224_11801_3039.N1	02-JUN-2004 12:14:11	Twi_and_stray	49.000	75	26Eps Sco	2.2910	4250.0	98	11801	No
241	GOM_NL__2PRFIN20040602_121611_000000462027_00224_11801_3040.N1	02-JUN-2004 12:16:11	Bright	45.500	136	23Tau Sco	2.8220	30000.	91	11801	No
242	GOM_NL__2PRFIN20040602_121946_000000462027_00224_11801_3041.N1	02-JUN-2004 12:19:46	Bright	46.000	86	35Eta Oph	2.4300	10200.	92	11801	No
243	GOM_NL__2PRFIN20040602_122135_000000432027_00224_11801_3042.N1	02-JUN-2004 12:21:35	Bright	42.500	98	13Zet Oph	2.5710	30000.	85	11801	No
244	GOM_NL__2PRFIN20040602_122346_000000412027_00224_11801_3043.N1	02-JUN-2004 12:23:46	Bright	41.000	120	1Del Oph	2.7340	3200.0	82	11801	No
245	GOM_NL__2PRFIN20040602_122647_000000382027_00224_11801_3044.N1	02-JUN-2004 12:26:47	Bright	38.000	102	24Alp Ser	2.6000	4250.0	76	11801	No
246	GOM_NL__2PRFIN20040602_123054_000000382027_00224_11801_3045.N1	02-JUN-2004 12:30:54	Bright	38.000	3	16Alp Boo	-0.050000	4250.0	76	11801	No
247	GOM_NL__2PRFIN20040602_123239_000000402027_00224_11801_3046.N1	02-JUN-2004 12:32:39	Bright	39.500	67	5Alp CrB	2.2210	11000.	79	11801	No
248	GOM_NL__2PRFIN20040602_123558_000000362027_00224_11801_3047.N1	02-JUN-2004 12:35:58	Bright	36.000	180	27Gam Boo	3.0400	8000.0	72	11801	No
249	GOM_NL__2PRFIN20040602_123925_000000402027_00224_11801_3048.N1	02-JUN-2004 12:39:25	Bright	40.000	39	85Eta UMa	1.8540	24000.	80	11801	No
250	GOM_NL__2PRFIN20040602_124112_000000412027_00224_11801_3049.N1	02-JUN-2004 12:41:12	Bright	41.000	55	79Zet UMa	2.0600	10200.	82	11801	No
251	GOM_NL__2PRFIN20040602_124309_000000422027_00224_11801_3050.N1	02-JUN-2004 12:43:09	Bright	42.000	119	14Eta Dra	2.7270	4700.0	84	11801	No
252	GOM_NL__2PRFIN20040602_124557_000000402027_00224_11801_3051.N1	02-JUN-2004 12:45:57	Bright	40.000	60	7Bet UMi	2.0810	3950.0	80	11801	No
253	GOM_NL__2PRFIN20040602_125037_000000412027_00224_11801_3052.N1	02-JUN-2004 12:50:37	Bright	41.000	49	1Alp UMi	1.9900	6300.0	82	11801	No
254	GOM_NL__2PRFIN20040602_125326_000000492027_00224_11801_3053.N1	02-JUN-2004 12:53:26	Bright	49.000	89	5Alp Cep	2.4510	8000.0	98	11801	No
255	GOM_NL__2PRFIN20040602_125537_000000792027_00224_11801_3054.N1	02-JUN-2004 12:55:37	Bright	79.000	19	50Alp Cyg	1.2460	10500.	158	11801	No
256	GOM_NL__2PRFIN20040602_125839_000000412027_00224_11801_3055.N1	02-JUN-2004 12:58:39	Bright	40.500	76	27Gam Cas	2.3000	30000.	81	11801	No
257	GOM_NL__2PRFIN20040602_130630_000000522027_00224_11801_3056.N1	02-JUN-2004 13:06:30	Bright	52.000	53	43Bet And	2.0480	3300.0	104	11801	No
258	GOM_NL__2PRFIN20040602_130914_000000562027_00224_11801_3057.N1	02-JUN-2004 13:09:14	Twi_and_stray	56.000	58	21Alp And	2.0730	11000.	112	11801	No
259	GOM_NL__2PRFIN20040602_131053_000000902027_00224_11801_3058.N1	02-JUN-2004 13:10:53	Dark	89.500	93	53Bet Peg	2.5200	3100.0	179	11801	No
260	GOM_NL__2PRFIN20040602_131419_000000542027_00224_11801_3059.N1	02-JUN-2004 13:14:19	Dark	53.500	140	88Gam Peg	2.8340	26000.	107	11801	No
261	GOM_NL__2PRFIN20040602_131801_000000972027_00224_11801_3060.N1	02-JUN-2004 13:18:01	Dark	96.500	90	54Alp Peg	2.4870	11000.	193	11801	No
262	GOM_NL__2PRFIN20040602_132321_000000512027_00224_11801_3061.N1	02-JUN-2004 13:23:21	Dark	51.000	52	16Bet Cet	2.0370	4500.0	102	11801	No
263	GOM_NL__2PRFIN20040602_133001_000000502027_00224_11801_3062.N1	02-JUN-2004 13:30:01	Dark	49.500	84	Alp Phe	2.3970	4500.0	99	11801	No
264	GOM_NL__2PRFIN20040602_133202_000000392027_00224_11801_3063.N1	02-JUN-2004 13:32:02	Dark	39.000	9	Alp Eri	0.45300	24000.	78	11801	No
265	GOM_NL__2PRFIN20040602_133528_000000512027_00225_11802_3031.N1	02-JUN-2004 13:35:28	Dark	50.500	63	Bet Gru	2.1500	2800.0	101	11802	No
266	GOM_NL__2PRFIN20040602_133722_000000512027_00225_11802_3032.N1	02-JUN-2004 13:37:22	Dark	51.000	31	Alp Gru	1.7340	15200.	102	11802	No
267	GOM_NL__2PRFIN20040602_134214_000000452027_00225_11802_3033.N1	02-JUN-2004 13:42:14	Straylight	45.000	45	Alp Pav	1.9400	26000.	90	11802	No
268	GOM_NL__2PRFIN20040602_134540_000000442027_00225_11802_3034.N1	02-JUN-2004 13:45:40	Straylight	43.500	43	Alp TrA	1.9100	4250.0	87	11802	No
269	GOM_NL__2PRFIN20040602_134744_000000392027_00225_11802_3035.N1	02-JUN-2004 13:47:44	Straylight	38.500	134	Bet TrA	2.8100	6600.0	77	11802	No
270	GOM_NL__2PRFIN20040602_134935_000000412027_00225_11802_3036.N1	02-JUN-2004 13:49:35	Straylight	41.000	147	Alp Ara	2.8770	26000.	82	11802	No
271	GOM_NL__2PRFIN20040602_135116_000000472027_00225_11802_3037.N1	02-JUN-2004 13:51:16	Straylight	47.000	40	The Sco	1.8590	7100.0	94	11802	No
272	GOM_NL__2PRFIN20040602_135303_000000482027_00225_11802_3038.N1	02-JUN-2004 13:53:03	Twi_and_stray	48.000	25	35Lam Sco	1.6200	28000.	96	11802	No
273	GOM_NL__2PRFIN20040602_135446_000000462027_00225_11802_3039.N1	02-JUN-2004 13:54:46	Twi_and_stray	46.000	75	26Eps Sco	2.2910	4250.0	92	11802	No
274	GOM_NL__2PRFIN20040602_135647_000000422027_00225_11802_3040.N1	02-JUN-2004 13:56:47	Bright	42.000	136	23Tau Sco	2.8220	30000.	84	11802	No
275	GOM_NL__2PRFIN20040602_140022_000000472027_00225_11802_3041.N1	02-JUN-2004 14:00:22	Bright	46.500	86	35Eta Oph	2.4300	10200.	93	11802	No
276	GOM_NL__2PRFIN20040602_140211_000000422027_00225_11802_3042.N1	02-JUN-2004 14:02:11	Bright	42.000	98	13Zet Oph	2.5710	30000.	84	11802	No
277	GOM_NL__2PRFIN20040602_140421_000000422027_00225_11802_3043.N1	02-JUN-2004 14:04:21	Bright	41.500	120	1Del Oph	2.7340	3200.0	83	11802	No
278	GOM_NL__2PRFIN20040602_140722_000000392027_00225_11802_3044.N1	02-JUN-2004 14:07:22	Bright	38.500	102	24Alp Ser	2.6000	4250.0	77	11802	No

279	GOM_NL__2PRFIN20040602_141129_000000382027_00225_11802_3045.N1	02-JUN-2004 14:11:29	Bright	37.500	3	16Alp Boo	-0.050000	4250.0	75	11802	No
280	GOM_NL__2PRFIN20040602_141314_000000402027_00225_11802_3046.N1	02-JUN-2004 14:13:14	Bright	39.500	67	5Alp CrB	2.2210	11000.	79	11802	No
281	GOM_NL__2PRFIN20040602_141632_000000392027_00225_11802_3047.N1	02-JUN-2004 14:16:32	Bright	39.000	180	27Gam Boo	3.0400	8000.0	78	11802	No
282	GOM_NL__2PRFIN20040602_141959_000000412027_00225_11802_3048.N1	02-JUN-2004 14:19:59	Bright	41.000	39	85Eta UMa	1.8540	24000.	82	11802	No
283	GOM_NL__2PRFIN20040602_142149_000000412027_00225_11802_3049.N1	02-JUN-2004 14:21:49	Bright	40.500	55	79Zet UMa	2.0600	10200.	81	11802	No
284	GOM_NL__2PRFIN20040602_142343_000000432027_00225_11802_3050.N1	02-JUN-2004 14:23:43	Bright	43.000	119	14Eta Dra	2.7270	4700.0	86	11802	No
285	GOM_NL__2PRFIN20040602_142631_000000422027_00225_11802_3051.N1	02-JUN-2004 14:26:31	Bright	41.500	60	7Bet UMi	2.0810	3950.0	83	11802	No
286	GOM_NL__2PRFIN20040602_143114_000000382027_00225_11802_3052.N1	02-JUN-2004 14:31:14	Bright	37.500	49	1Alp UMi	1.9900	6300.0	75	11802	No
287	GOM_NL__2PRFIN20040602_143402_000000482027_00225_11802_3053.N1	02-JUN-2004 14:34:02	Bright	47.500	89	5Alp Cep	2.4510	8000.0	95	11802	No
288	GOM_NL__2PRFIN20040602_143611_000000832027_00225_11802_3054.N1	02-JUN-2004 14:36:11	Bright	83.000	19	50Alp Cyg	1.2460	10500.	166	11802	No
289	GOM_NL__2PRFIN20040602_143915_000000402027_00225_11802_3055.N1	02-JUN-2004 14:39:15	Bright	40.000	76	27Gam Cas	2.3000	30000.	80	11802	No
290	GOM_NL__2PRFIN20040602_144705_000000482027_00225_11802_3056.N1	02-JUN-2004 14:47:05	Bright	47.500	53	43Bet And	2.0480	3300.0	95	11802	No
291	GOM_NL__2PRFIN20040602_144949_000000572027_00225_11802_3057.N1	02-JUN-2004 14:49:49	Twilight	57.000	58	21Alp And	2.0730	11000.	114	11802	No
292	GOM_NL__2PRFIN20040602_145130_000000942027_00225_11802_3058.N1	02-JUN-2004 14:51:30	Dark	93.500	93	53Bet Peg	2.5200	3100.0	187	11802	No
293	GOM_NL__2PRFIN20040602_145456_000000562027_00225_11802_3059.N1	02-JUN-2004 14:54:56	Dark	55.500	140	88Gam Peg	2.8340	26000.	111	11802	No
294	GOM_NL__2PRFIN20040602_145839_000000962027_00225_11802_3060.N1	02-JUN-2004 14:58:39	Dark	95.500	90	54Alp Peg	2.4870	11000.	191	11802	No
295	GOM_NL__2PRFIN20040602_150358_000000532027_00225_11802_3061.N1	02-JUN-2004 15:03:58	Dark	53.000	52	16Bet Cet	2.0370	4500.0	106	11802	No
296	GOM_NL__2PRFIN20040602_151038_000000482027_00225_11802_3062.N1	02-JUN-2004 15:10:38	Dark	47.500	84	Alp Phe	2.3970	4500.0	95	11802	No
297	GOM_NL__2PRFIN20040602_151238_000000412027_00225_11802_3063.N1	02-JUN-2004 15:12:38	Dark	40.500	9	Alp Eri	0.45300	24000.	81	11802	No
298	GOM_NL__2PRFIN20040602_151606_000000512027_00226_11803_3031.N1	02-JUN-2004 15:16:06	Dark	51.000	63	Bet Gru	2.1500	2800.0	102	11803	No
299	GOM_NL__2PRFIN20040602_151800_000000512027_00226_11803_3032.N1	02-JUN-2004 15:18:00	Dark	50.500	31	Alp Gru	1.7340	15200.	101	11803	No
300	GOM_NL__2PRFIN20040602_152251_000000462027_00226_11803_3033.N1	02-JUN-2004 15:22:51	Straylight	45.500	45	Alp Pav	1.9400	26000.	91	11803	No
301	GOM_NL__2PRFIN20040602_152615_000000452027_00226_11803_3034.N1	02-JUN-2004 15:26:15	Straylight	44.500	43	Alp TrA	1.9100	4250.0	89	11803	No
302	GOM_NL__2PRFIN20040602_152820_000000382027_00226_11803_3035.N1	02-JUN-2004 15:28:20	Straylight	38.000	134	Bet TrA	2.8100	6600.0	76	11803	No
303	GOM_NL__2PRFIN20040602_153011_000000412027_00226_11803_3036.N1	02-JUN-2004 15:30:11	Straylight	41.000	147	Alp Ara	2.8770	26000.	82	11803	No
304	GOM_NL__2PRFIN20040602_153153_000000482027_00226_11803_3037.N1	02-JUN-2004 15:31:53	Straylight	48.000	40	The Sco	1.8590	7100.0	96	11803	No
305	GOM_NL__2PRFIN20040602_153339_000000482027_00226_11803_3038.N1	02-JUN-2004 15:33:39	Twilight	48.000	25	35Lam Sco	1.6200	28000.	96	11803	No
306	GOM_NL__2PRFIN20040602_153522_000000502027_00226_11803_3039.N1	02-JUN-2004 15:35:22	Twilight	49.500	75	26Eps Sco	2.2910	4250.0	99	11803	No
307	GOM_NL__2PRFIN20040602_153724_000000422027_00226_11803_3040.N1	02-JUN-2004 15:37:24	Bright	41.500	136	23Tau Sco	2.8220	30000.	83	11803	No
308	GOM_NL__2PRFIN20040602_154058_000000462027_00226_11803_3041.N1	02-JUN-2004 15:40:58	Bright	45.500	86	35Eta Oph	2.4300	10200.	91	11803	No
309	GOM_NL__2PRFIN20040602_154247_000000432027_00226_11803_3042.N1	02-JUN-2004 15:42:47	Bright	43.000	98	13Zet Oph	2.5710	30000.	86	11803	No
310	GOM_NL__2PRFIN20040602_154457_000000422027_00226_11803_3043.N1	02-JUN-2004 15:44:57	Bright	41.500	120	1Del Oph	2.7340	3200.0	83	11803	No
311	GOM_NL__2PRFIN20040602_154758_000000392027_00226_11803_3044.N1	02-JUN-2004 15:47:58	Bright	38.500	102	24Alp Ser	2.6000	4250.0	77	11803	No
312	GOM_NL__2PRFIN20040602_155205_000000382027_00226_11803_3045.N1	02-JUN-2004 15:52:05	Bright	38.000	3	16Alp Boo	-0.050000	4250.0	76	11803	No
313	GOM_NL__2PRFIN20040602_155351_000000392027_00226_11803_3046.N1	02-JUN-2004 15:53:51	Bright	38.500	67	5Alp CrB	2.2210	11000.	77	11803	No
314	GOM_NL__2PRFIN20040602_155708_000000392027_00226_11803_3047.N1	02-JUN-2004 15:57:08	Bright	39.000	180	27Gam Boo	3.0400	8000.0	78	11803	No
315	GOM_NL__2PRFIN20040602_160037_000000402027_00226_11803_3048.N1	02-JUN-2004 16:00:37	Bright	40.000	39	85Eta UMa	1.8540	24000.	80	11803	No
316	GOM_NL__2PRFIN20040602_160227_000000382027_00226_11803_3049.N1	02-JUN-2004 16:02:27	Bright	38.000	55	79Zet UMa	2.0600	10200.	76	11803	No
317	GOM_NL__2PRFIN20040602_160421_000000392027_00226_11803_3050.N1	02-JUN-2004 16:04:21	Bright	38.500	119	14Eta Dra	2.7270	4700.0	77	11803	No
318	GOM_NL__2PRFIN20040602_160710_000000362027_00226_11803_3051.N1	02-JUN-2004 16:07:10	Bright	35.500	60	7Bet UMi	2.0810	3950.0	71	11803	No
319	GOM_NL__2PRFIN20040602_161150_000000382027_00226_11803_3052.N1	02-JUN-2004 16:11:50	Bright	38.000	49	1Alp UMi	1.9900	6300.0	76	11803	No
320	GOM_NL__2PRFIN20040602_161436_000000492027_00226_11803_3053.N1	02-JUN-2004 16:14:36	Bright	49.000	89	5Alp Cep	2.4510	8000.0	98	11803	No
321	GOM_NL__2PRFIN20040602_161645_000000832027_00226_11803_3054.N1	02-JUN-2004 16:16:45	Bright	82.500	19	50Alp Cyg	1.2460	10500.	165	11803	No
322	GOM_NL__2PRFIN20040602_161950_000000562027_00226_11803_3055.N1	02-JUN-2004 16:19:50	Bright	56.000	76	27Gam Cas	2.3000	30000.	112	11803	No
323	GOM_NL__2PRFIN20040602_162741_000000462027_00226_11803_3056.N1	02-JUN-2004 16:27:41	Bright	46.000	53	43Bet And	2.0480	3300.0	92	11803	No
324	GOM_NL__2PRFIN20040602_163026_000000582027_00226_11803_3057.N1	02-JUN-2004 16:30:26	Twilight	57.500	58	21Alp And	2.0730	11000.	115	11803	No
325	GOM_NL__2PRFIN20040602_163206_000000922027_00226_11803_3058.N1	02-JUN-2004 16:32:06	Dark	91.500	93	53Bet Peg	2.5200	3100.0	183	11803	No
326	GOM_NL__2PRFIN20040602_163531_000000572027_00226_11803_3059.N1	02-JUN-2004 16:35:31	Dark	57.000	140	88Gam Peg	2.8340	26000.	114	11803	No
327	GOM_NL__2PRFIN20040602_163916_000001032027_00226_11803_3060.N1	02-JUN-2004 16:39:16	Dark	102.50	90	54Alp Peg	2.4870	11000.	205	11803	No
328	GOM_NL__2PRFIN20040602_164434_000000502027_00226_11803_3061.N1	02-JUN-2004 16:44:34	Dark	50.000	52	16Bet Cet	2.0370	4500.0	100	11803	No
329	GOM_NL__2PRFIN20040602_165114_000000482027_00226_11803_3062.N1	02-JUN-2004 16:51:14	Dark	48.000	84	Alp Phe	2.3970	4500.0	96	11803	No
330	GOM_NL__2PRFIN20040602_165313_000000472027_00226_11803_3063.N1	02-JUN-2004 16:53:13	Dark	47.000	9	Alp Eri	0.45300	24000.	94	11803	No
331	GOM_NL__2PRFIN20040602_165643_000000562027_00227_11804_3031.N1	02-JUN-2004 16:56:43	Dark	56.000	63	Bet Gru	2.1500	2800.0	112	11804	No
332	GOM_NL__2PRFIN20040602_165837_000000482027_00227_11804_3032.N1	02-JUN-2004 16:58:37	Dark	47.500	31	Alp Gru	1.7340	15200.	95	11804	No
333	GOM_NL__2PRFIN20040602_170328_000000462027_00227_11804_3033.N1	02-JUN-2004 17:03:28	Straylight	46.000	45	Alp Pav	1.9400	26000.	92	11804	No
334	GOM_NL__2PRFIN20040602_170653_000000422027_00227_11804_3034.N1	02-JUN-2004 17:06:53	Straylight	41.500	43	Alp TrA	1.9100	4250.0	83	11804	No
335	GOM_NL__2PRFIN20040602_170857_000000392027_00227_11804_3035.N1	02-JUN-2004 17:08:57	Straylight	38.500	134	Bet TrA	2.8100	6600.0	77	11804	No
336	GOM_NL__2PRFIN20040602_171048_000000422027_00227_11804_3036.N1	02-JUN-2004 17:10:48	Straylight	41.500	147	Alp Ara	2.8770	26000.	83	11804	No
337	GOM_NL__2PRFIN20040602_171229_000000502027_00227_11804_3037.N1	02-JUN-2004 17:12:29	Straylight	50.000	40	The Sco	1.8590	7100.0	100	11804	No

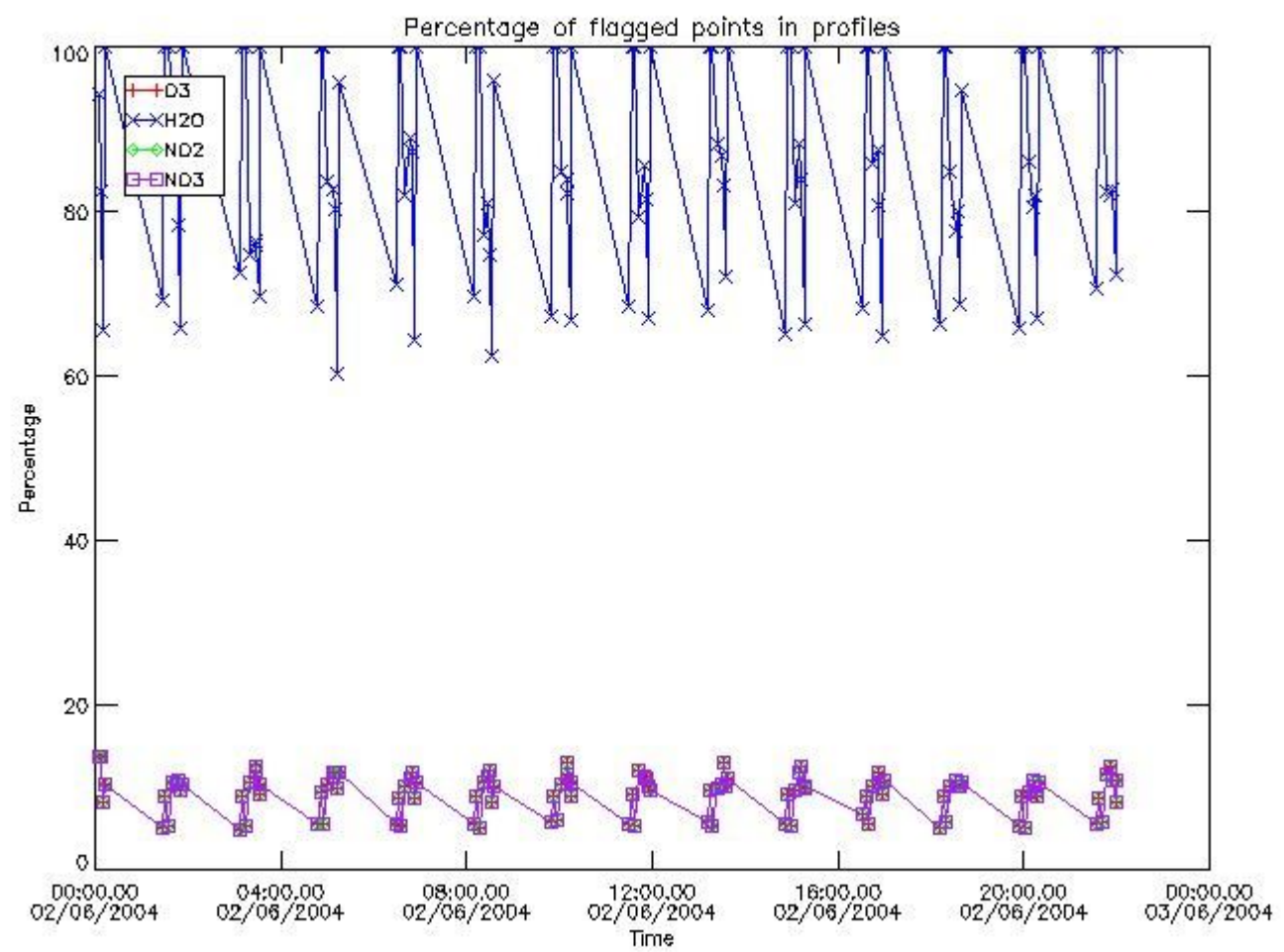
338	GOM_NL__2PRFIN20040602_171416_000000482027_00227_11804_3038.N1	02-JUN-2004 17:14:16	Twilight	48.000	25	35Lam Sco	1.6200	28000.	96	11804	No
339	GOM_NL__2PRFIN20040602_171559_000000482027_00227_11804_3039.N1	02-JUN-2004 17:15:59	Twilight	47.500	75	26Eps Sco	2.2910	4250.0	95	11804	No
340	GOM_NL__2PRFIN20040602_171800_000000502027_00227_11804_3040.N1	02-JUN-2004 17:18:00	Bright	50.000	136	23Tau Sco	2.8220	30000.	100	11804	No
341	GOM_NL__2PRFIN20040602_172134_000000462027_00227_11804_3041.N1	02-JUN-2004 17:21:34	Bright	45.500	86	35Eta Oph	2.4300	10200.	91	11804	No
342	GOM_NL__2PRFIN20040602_172324_000000432027_00227_11804_3042.N1	02-JUN-2004 17:23:24	Bright	42.500	98	13Zet Oph	2.5710	30000.	85	11804	No
343	GOM_NL__2PRFIN20040602_172533_000000422027_00227_11804_3043.N1	02-JUN-2004 17:25:33	Bright	41.500	120	1Del Oph	2.7340	3200.0	83	11804	No
344	GOM_NL__2PRFIN20040602_172835_000000382027_00227_11804_3044.N1	02-JUN-2004 17:28:35	Bright	37.500	102	24Alp Ser	2.6000	4250.0	75	11804	No
345	GOM_NL__2PRFIN20040602_173242_000000372027_00227_11804_3045.N1	02-JUN-2004 17:32:42	Bright	37.000	3	16Alp Boo	-0.050000	4250.0	74	11804	No
346	GOM_NL__2PRFIN20040602_173427_000000402027_00227_11804_3046.N1	02-JUN-2004 17:34:27	Bright	39.500	67	5Alp CrB	2.2210	11000.	79	11804	No
347	GOM_NL__2PRFIN20040602_173746_000000392027_00227_11804_3047.N1	02-JUN-2004 17:37:46	Bright	39.000	180	27Gam Boo	3.0400	8000.0	78	11804	No
348	GOM_NL__2PRFIN20040602_174111_000000422027_00227_11804_3048.N1	02-JUN-2004 17:41:11	Bright	41.500	39	85Eta UMa	1.8540	24000.	83	11804	No
349	GOM_NL__2PRFIN20040602_174303_000000402027_00227_11804_3049.N1	02-JUN-2004 17:43:03	Bright	39.500	55	79Zet UMa	2.0600	10200.	79	11804	No
350	GOM_NL__2PRFIN20040602_174457_000000412027_00227_11804_3050.N1	02-JUN-2004 17:44:57	Bright	40.500	119	14Eta Dra	2.7270	4700.0	81	11804	No
351	GOM_NL__2PRFIN20040602_174746_000000382027_00227_11804_3051.N1	02-JUN-2004 17:47:46	Bright	37.500	60	7Bet UMi	2.0810	3950.0	75	11804	No
352	GOM_NL__2PRFIN20040602_175227_000000382027_00227_11804_3052.N1	02-JUN-2004 17:52:27	Bright	37.500	49	1Alp UMi	1.9900	6300.0	75	11804	No
353	GOM_NL__2PRFIN20040602_175512_000000502027_00227_11804_3053.N1	02-JUN-2004 17:55:12	Bright	49.500	89	5Alp Cep	2.4510	8000.0	99	11804	No
354	GOM_NL__2PRFIN20040602_175720_000000812027_00227_11804_3054.N1	02-JUN-2004 17:57:20	Bright	80.500	19	50Alp Cyg	1.2460	10500.	161	11804	No
355	GOM_NL__2PRFIN20040602_180026_000000382027_00227_11804_3055.N1	02-JUN-2004 18:00:26	Bright	38.000	76	27Gam Cas	2.3000	30000.	76	11804	No
356	GOM_NL__2PRFIN20040602_180818_000000462027_00227_11804_3056.N1	02-JUN-2004 18:08:18	Bright	45.500	53	43Bet And	2.0480	3300.0	91	11804	No
357	GOM_NL__2PRFIN20040602_181103_000000572027_00227_11804_3057.N1	02-JUN-2004 18:11:03	Twilight	56.500	58	21Alp And	2.0730	11000.	113	11804	No
358	GOM_NL__2PRFIN20040602_181242_000001002027_00227_11804_3058.N1	02-JUN-2004 18:12:42	Dark	100.00	93	53Bet Peg	2.5200	3100.0	200	11804	No
359	GOM_NL__2PRFIN20040602_181608_000000582027_00227_11804_3059.N1	02-JUN-2004 18:16:08	Dark	57.500	140	88Gam Peg	2.8340	26000.	115	11804	No
360	GOM_NL__2PRFIN20040602_181954_000000992027_00227_11804_3060.N1	02-JUN-2004 18:19:54	Dark	99.000	90	54Alp Peg	2.4870	11000.	198	11804	No
361	GOM_NL__2PRFIN20040602_182512_000000502027_00227_11804_3061.N1	02-JUN-2004 18:25:12	Dark	50.000	52	16Bet Cet	2.0370	4500.0	100	11804	No
362	GOM_NL__2PRFIN20040602_183151_000000482027_00227_11804_3062.N1	02-JUN-2004 18:31:51	Dark	47.500	84	Alp Phe	2.3970	4500.0	95	11804	No
363	GOM_NL__2PRFIN20040602_183350_000000512027_00227_11804_3063.N1	02-JUN-2004 18:33:50	Dark	50.500	9	Alp Eri	0.45300	24000.	101	11804	No
364	GOM_NL__2PRFIN20040602_183720_000000502027_00228_11805_3031.N1	02-JUN-2004 18:37:20	Dark	50.000	63	Bet Gru	2.1500	2800.0	100	11805	No
365	GOM_NL__2PRFIN20040602_183914_000000482027_00228_11805_3032.N1	02-JUN-2004 18:39:14	Dark	48.000	31	Alp Gru	1.7340	15200.	96	11805	No
366	GOM_NL__2PRFIN20040602_184405_000000442027_00228_11805_3033.N1	02-JUN-2004 18:44:05	Straylight	44.000	45	Alp Pav	1.9400	26000.	88	11805	No
367	GOM_NL__2PRFIN20040602_184729_000000432027_00228_11805_3034.N1	02-JUN-2004 18:47:29	Straylight	42.500	43	Alp TrA	1.9100	4250.0	85	11805	No
368	GOM_NL__2PRFIN20040602_184932_000000392027_00228_11805_3035.N1	02-JUN-2004 18:49:32	Straylight	38.500	134	Bet TrA	2.8100	6600.0	77	11805	No
369	GOM_NL__2PRFIN20040602_185124_000000412027_00228_11805_3036.N1	02-JUN-2004 18:51:24	Straylight	41.000	147	Alp Ara	2.8770	26000.	82	11805	No
370	GOM_NL__2PRFIN20040602_185306_000000432027_00228_11805_3037.N1	02-JUN-2004 18:53:06	Straylight	43.000	40	The Sco	1.8590	7100.0	86	11805	No
371	GOM_NL__2PRFIN20040602_185453_000000502027_00228_11805_3038.N1	02-JUN-2004 18:54:53	Twilight	49.500	25	35Lam Sco	1.6200	28000.	99	11805	No
372	GOM_NL__2PRFIN20040602_185636_000000472027_00228_11805_3039.N1	02-JUN-2004 18:56:36	Twilight	47.000	75	26Eps Sco	2.2910	4250.0	94	11805	No
373	GOM_NL__2PRFIN20040602_190039_000000422027_00228_11805_3040.N1	02-JUN-2004 19:00:39	Bright	41.500	80	7Del Sco	2.3160	30000.	83	11805	No
374	GOM_NL__2PRFIN20040602_190210_000000462027_00228_11805_3041.N1	02-JUN-2004 19:02:10	Bright	46.000	86	35Eta Oph	2.4300	10200.	92	11805	No
375	GOM_NL__2PRFIN20040602_190400_000000422027_00228_11805_3042.N1	02-JUN-2004 19:04:00	Bright	41.500	98	13Zet Oph	2.5710	30000.	83	11805	No
376	GOM_NL__2PRFIN20040602_190611_000000402027_00228_11805_3043.N1	02-JUN-2004 19:06:11	Bright	40.000	120	1Del Oph	2.7340	3200.0	80	11805	No
377	GOM_NL__2PRFIN20040602_190911_000000382027_00228_11805_3044.N1	02-JUN-2004 19:09:11	Bright	38.000	102	24Alp Ser	2.6000	4250.0	76	11805	No
378	GOM_NL__2PRFIN20040602_191319_000000382027_00228_11805_3045.N1	02-JUN-2004 19:13:19	Bright	37.500	3	16Alp Boo	-0.050000	4250.0	75	11805	No
379	GOM_NL__2PRFIN20040602_191503_000000392027_00228_11805_3046.N1	02-JUN-2004 19:15:03	Bright	38.500	67	5Alp CrB	2.2210	11000.	77	11805	No
380	GOM_NL__2PRFIN20040602_191731_000000432027_00228_11805_3047.N1	02-JUN-2004 19:17:31	Bright	43.000	133	40Zet Her	2.8070	6000.0	86	11805	No
381	GOM_NL__2PRFIN20040602_192150_000000382027_00228_11805_3048.N1	02-JUN-2004 19:21:50	Bright	37.500	39	85Eta UMa	1.8540	24000.	75	11805	No
382	GOM_NL__2PRFIN20040602_192339_000000392027_00228_11805_3049.N1	02-JUN-2004 19:23:39	Bright	38.500	55	79Zet UMa	2.0600	10200.	77	11805	No
383	GOM_NL__2PRFIN20040602_192533_000000422027_00228_11805_3050.N1	02-JUN-2004 19:25:33	Bright	41.500	119	14Eta Dra	2.7270	4700.0	83	11805	No
384	GOM_NL__2PRFIN20040602_192822_000000402027_00228_11805_3051.N1	02-JUN-2004 19:28:22	Bright	39.500	60	7Bet UMi	2.0810	3950.0	79	11805	No
385	GOM_NL__2PRFIN20040602_193302_000000392027_00228_11805_3052.N1	02-JUN-2004 19:33:02	Bright	38.500	49	1Alp UMi	1.9900	6300.0	77	11805	No
386	GOM_NL__2PRFIN20040602_193547_000000482027_00228_11805_3053.N1	02-JUN-2004 19:35:47	Bright	47.500	89	5Alp Cep	2.4510	8000.0	95	11805	No
387	GOM_NL__2PRFIN20040602_193754_000000802027_00228_11805_3054.N1	02-JUN-2004 19:37:54	Bright	79.500	19	50Alp Cyg	1.2460	10500.	159	11805	No
388	GOM_NL__2PRFIN20040602_194102_000000402027_00228_11805_3055.N1	02-JUN-2004 19:41:02	Bright	39.500	76	27Gam Cas	2.3000	30000.	79	11805	No
389	GOM_NL__2PRFIN20040602_194853_000000502027_00228_11805_3056.N1	02-JUN-2004 19:48:53	Bright	50.000	53	43Bet And	2.0480	3300.0	100	11805	No
390	GOM_NL__2PRFIN20040602_195136_000000622027_00228_11805_3057.N1	02-JUN-2004 19:51:36	Twilight	62.000	58	21Alp And	2.0730	11000.	124	11805	No
391	GOM_NL__2PRFIN20040602_195318_000000982027_00228_11805_3058.N1	02-JUN-2004 19:53:18	Dark	98.000	93	53Bet Peg	2.5200	3100.0	196	11805	No
392	GOM_NL__2PRFIN20040602_195645_000000572027_00228_11805_3059.N1	02-JUN-2004 19:56:45	Dark	56.500	140	88Gam Peg	2.8340	26000.	113	11805	No
393	GOM_NL__2PRFIN20040602_200031_000001012027_00228_11805_3060.N1	02-JUN-2004 20:00:31	Dark	101.00	90	54Alp Peg	2.4870	11000.	202	11805	No
394	GOM_NL__2PRFIN20040602_200548_000000552027_00228_11805_3061.N1	02-JUN-2004 20:05:48	Dark	54.500	52	16Bet Cet	2.0370	4500.0	109	11805	No
395	GOM_NL__2PRFIN20040602_201228_000000472027_00228_11805_3062.N1	02-JUN-2004 20:12:28	Dark	46.500	84	Alp Phe	2.3970	4500.0	93	11805	No
396	GOM_NL__2PRFIN20040602_201426_000000512027_00228_11805_3063.N1	02-JUN-2004 20:14:26	Dark	50.500	9	Alp Eri	0.45300	24000.	101	11805	No

397	GOM_NL__2PRFIN20040602_201757_000000632027_00229_11806_3031.N1	02-JUN-2004 20:17:57	Dark	62.500	63	Bet Gru	2.1500	2800.0	125	11806	No
398	GOM_NL__2PRFIN20040602_201951_000000492027_00229_11806_3032.N1	02-JUN-2004 20:19:51	Dark	48.500	31	Alp Gru	1.7340	15200.	97	11806	No
399	GOM_NL__2PRFIN20040602_202441_000000462027_00229_11806_3033.N1	02-JUN-2004 20:24:41	Straylight	45.500	45	Alp Pav	1.9400	26000.	91	11806	No
400	GOM_NL__2PRFIN20040602_202806_000000422027_00229_11806_3034.N1	02-JUN-2004 20:28:06	Straylight	42.000	43	Alp TrA	1.9100	4250.0	84	11806	No
401	GOM_NL__2PRFIN20040602_203009_000000382027_00229_11806_3035.N1	02-JUN-2004 20:30:09	Straylight	38.000	134	Bet TrA	2.8100	6600.0	76	11806	No
402	GOM_NL__2PRFIN20040602_203200_000000432027_00229_11806_3036.N1	02-JUN-2004 20:32:00	Straylight	42.500	147	Alp Ara	2.8770	26000.	85	11806	No
403	GOM_NL__2PRFIN20040602_203342_000000482027_00229_11806_3037.N1	02-JUN-2004 20:33:42	Straylight	47.500	40	The Sco	1.8590	7100.0	95	11806	No
404	GOM_NL__2PRFIN20040602_203529_000000502027_00229_11806_3038.N1	02-JUN-2004 20:35:29	Tw_i_and_stray	50.000	25	35Lam Sco	1.6200	28000.	100	11806	No
405	GOM_NL__2PRFIN20040602_203713_000000482027_00229_11806_3039.N1	02-JUN-2004 20:37:13	Tw_i_and_stray	48.000	75	26Eps Sco	2.2910	4250.0	96	11806	No
406	GOM_NL__2PRFIN20040602_204116_000000422027_00229_11806_3040.N1	02-JUN-2004 20:41:16	Bright	41.500	80	7Del Sco	2.3160	30000.	83	11806	No
407	GOM_NL__2PRFIN20040602_204246_000000462027_00229_11806_3041.N1	02-JUN-2004 20:42:46	Bright	45.500	86	35Eta Oph	2.4300	10200.	91	11806	No
408	GOM_NL__2PRFIN20040602_204437_000000422027_00229_11806_3042.N1	02-JUN-2004 20:44:37	Bright	42.000	98	13Zet Oph	2.5710	30000.	84	11806	No
409	GOM_NL__2PRFIN20040602_204647_000000402027_00229_11806_3043.N1	02-JUN-2004 20:46:47	Bright	40.000	120	1Del Oph	2.7340	3200.0	80	11806	No
410	GOM_NL__2PRFIN20040602_204947_000000382027_00229_11806_3044.N1	02-JUN-2004 20:49:47	Bright	37.500	102	24Alp Ser	2.6000	4250.0	75	11806	No
411	GOM_NL__2PRFIN20040602_205355_000000382027_00229_11806_3045.N1	02-JUN-2004 20:53:55	Bright	37.500	3	16Alp Boo	-0.050000	4250.0	75	11806	No
412	GOM_NL__2PRFIN20040602_205539_000000382027_00229_11806_3046.N1	02-JUN-2004 20:55:39	Bright	38.000	67	5Alp CrB	2.2210	11000.	76	11806	No
413	GOM_NL__2PRFIN20040602_205807_000000442027_00229_11806_3047.N1	02-JUN-2004 20:58:07	Bright	44.000	133	40Zet Her	2.8070	6000.0	88	11806	No
414	GOM_NL__2PRFIN20040602_210226_000000382027_00229_11806_3048.N1	02-JUN-2004 21:02:26	Bright	38.000	39	85Eta UMa	1.8540	24000.	76	11806	No
415	GOM_NL__2PRFIN20040602_210416_000000402027_00229_11806_3049.N1	02-JUN-2004 21:04:16	Bright	39.500	55	79Zet UMa	2.0600	10200.	79	11806	No
416	GOM_NL__2PRFIN20040602_210609_000000412027_00229_11806_3050.N1	02-JUN-2004 21:06:09	Bright	40.500	119	14Eta Dra	2.7270	4700.0	81	11806	No
417	GOM_NL__2PRFIN20040602_210858_000000352027_00229_11806_3051.N1	02-JUN-2004 21:08:58	Bright	34.500	60	7Bet UMi	2.0810	3950.0	69	11806	No
418	GOM_NL__2PRFIN20040602_211339_000000382027_00229_11806_3052.N1	02-JUN-2004 21:13:39	Bright	38.000	49	1Alp UMi	1.9900	6300.0	76	11806	No
419	GOM_NL__2PRFIN20040602_211622_000000502027_00229_11806_3053.N1	02-JUN-2004 21:16:22	Bright	49.500	89	5Alp Cep	2.4510	8000.0	99	11806	No
420	GOM_NL__2PRFIN20040602_211829_000000852027_00229_11806_3054.N1	02-JUN-2004 21:18:29	Bright	85.000	19	50Alp Cyg	1.2460	10500.	170	11806	No
421	GOM_NL__2PRFIN20040602_212138_000000562027_00229_11806_3055.N1	02-JUN-2004 21:21:38	Bright	56.000	76	27Gam Cas	2.3000	30000.	112	11806	No
422	GOM_NL__2PRFIN20040602_212929_000000512027_00229_11806_3056.N1	02-JUN-2004 21:29:29	Bright	51.000	53	43Bet And	2.0480	3300.0	102	11806	No
423	GOM_NL__2PRFIN20040602_213214_000000612027_00229_11806_3057.N1	02-JUN-2004 21:32:14	Tw_i_and_stray	61.000	58	21Alp And	2.0730	11000.	122	11806	No
424	GOM_NL__2PRFIN20040602_213355_000000942027_00229_11806_3058.N1	02-JUN-2004 21:33:55	Dark	94.000	93	53Bet Peg	2.5200	3100.0	188	11806	No
425	GOM_NL__2PRFIN20040602_213722_000000582027_00229_11806_3059.N1	02-JUN-2004 21:37:22	Dark	58.000	140	88Gam Peg	2.8340	26000.	116	11806	No
426	GOM_NL__2PRFIN20040602_214108_000000972027_00229_11806_3060.N1	02-JUN-2004 21:41:08	Dark	97.000	90	54Alp Peg	2.4870	11000.	194	11806	No
427	GOM_NL__2PRFIN20040602_214625_000000492027_00229_11806_3061.N1	02-JUN-2004 21:46:25	Dark	48.500	52	16Bet Cet	2.0370	4500.0	97	11806	No
428	GOM_NL__2PRFIN20040602_215304_000000452027_00229_11806_3062.N1	02-JUN-2004 21:53:04	Dark	45.000	84	Alp Phe	2.3970	4500.0	90	11806	No
429	GOM_NL__2PRFIN20040602_215502_000000472027_00229_11806_3063.N1	02-JUN-2004 21:55:02	Dark	46.500	9	Alp Eri	0.45300	24000.	93	11806	No
430	GOM_NL__2PRFIN20040602_215833_000000622027_00230_11807_3051.N1	02-JUN-2004 21:58:33	Dark	62.000	63	Bet Gru	2.1500	2800.0	124	11807	No
431	GOM_NL__2PRFIN20040602_220028_000000482027_00230_11807_3052.N1	02-JUN-2004 22:00:28	Dark	47.500	31	Alp Gru	1.7340	15200.	95	11807	No
432	GOM_NL__2PRFIN20040602_220518_000000462027_00230_11807_3053.N1	02-JUN-2004 22:05:18	Straylight	46.000	45	Alp Pav	1.9400	26000.	92	11807	No
433	GOM_NL__2PRFIN20040602_220841_000000442027_00230_11807_3054.N1	02-JUN-2004 22:08:41	Straylight	43.500	43	Alp TrA	1.9100	4250.0	87	11807	No
434	GOM_NL__2PRFIN20040602_221045_000000382027_00230_11807_3055.N1	02-JUN-2004 22:10:45	Straylight	38.000	134	Bet TrA	2.8100	6600.0	76	11807	No
435	GOM_NL__2PRFIN20040602_221236_000000432027_00230_11807_3056.N1	02-JUN-2004 22:12:36	Straylight	42.500	147	Alp Ara	2.8770	26000.	85	11807	No
436	GOM_NL__2PRFIN20040602_221419_000000442027_00230_11807_3057.N1	02-JUN-2004 22:14:19	Straylight	43.500	40	The Sco	1.8590	7100.0	87	11807	No
437	GOM_NL__2PRFIN20040602_221605_000000302027_00230_11807_3058.N1	02-JUN-2004 22:16:05	Tw_i_and_stray	29.500	25	35Lam Sco	1.6200	28000.	59	11807	No

3. Quality information per product

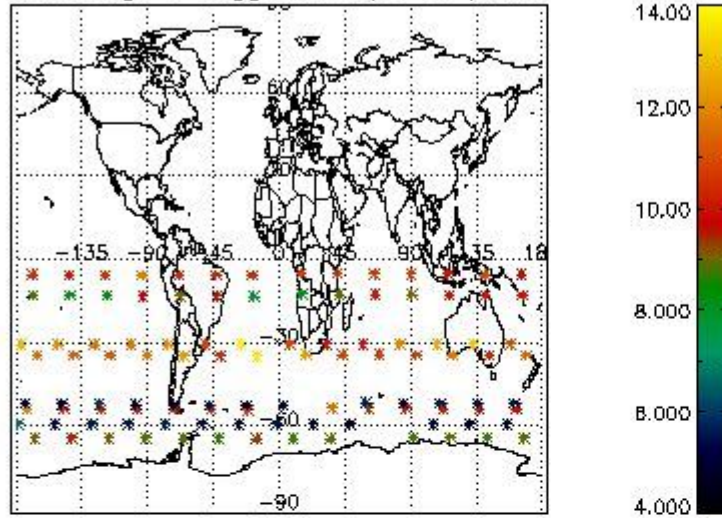
In this section it is plotted some information contained in the Quality Summary data set of the level 2 products. Only products in dark limb conditions and without errors (error flag in the MPH set to "0") are used.

3.1 Plot quality information per product (time dependant)

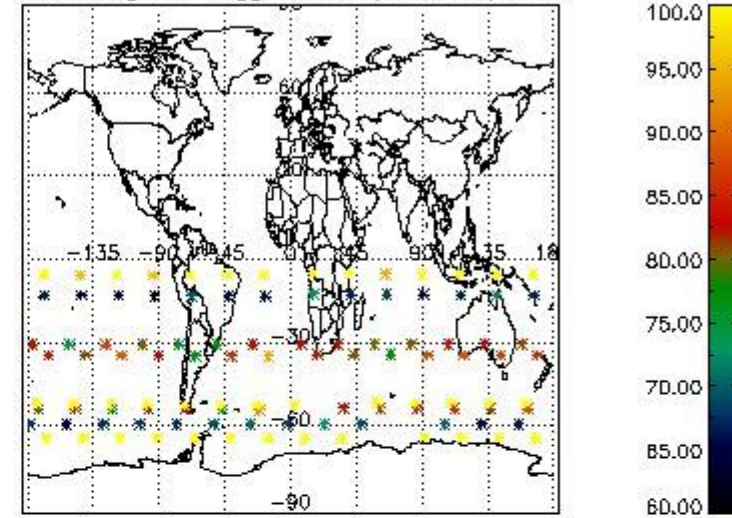


3.2 Plot quality information per product (world map)

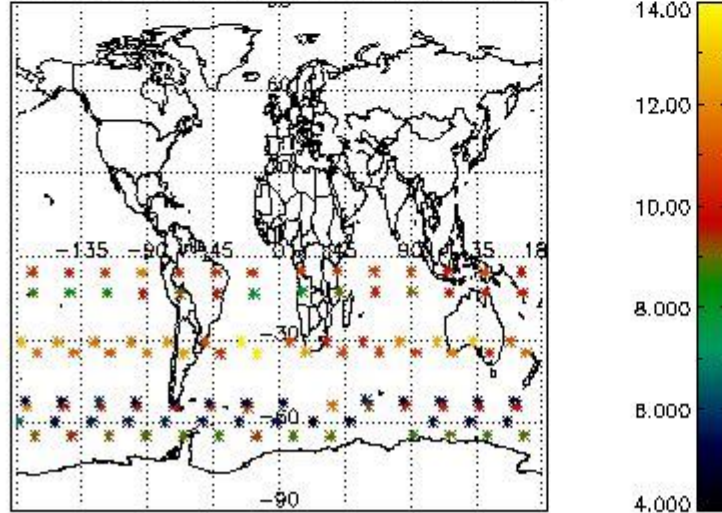
Percentage of flagged data per O3 profile



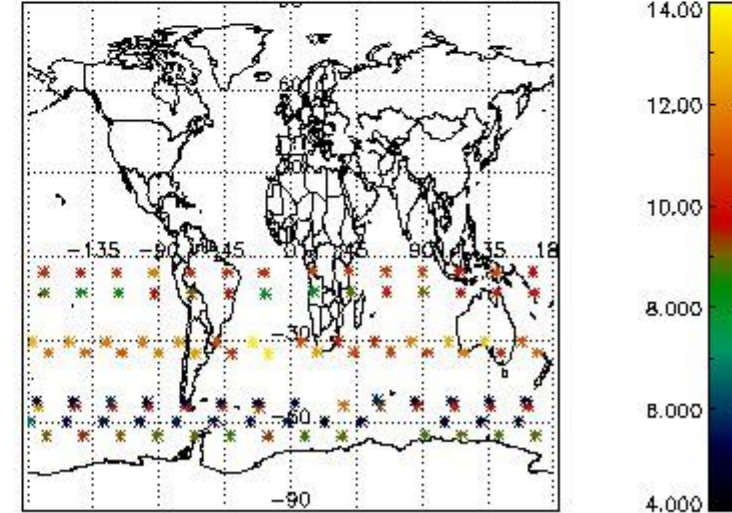
Percentage of flagged data per H2O profile



Percentage of flagged data per NO2 profile



Percentage of flagged data per NO3 profile

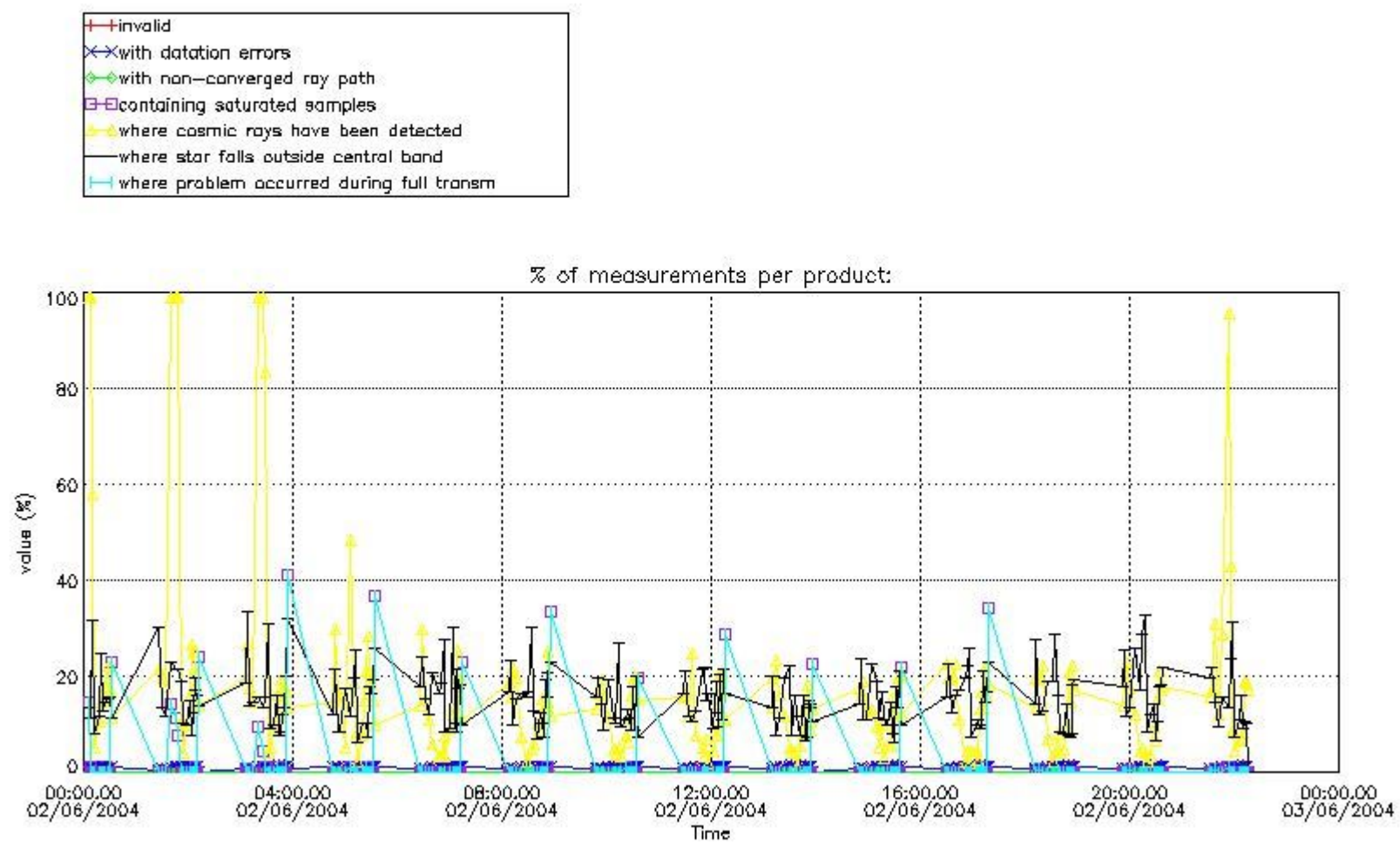


4. Level 1 quality information per product

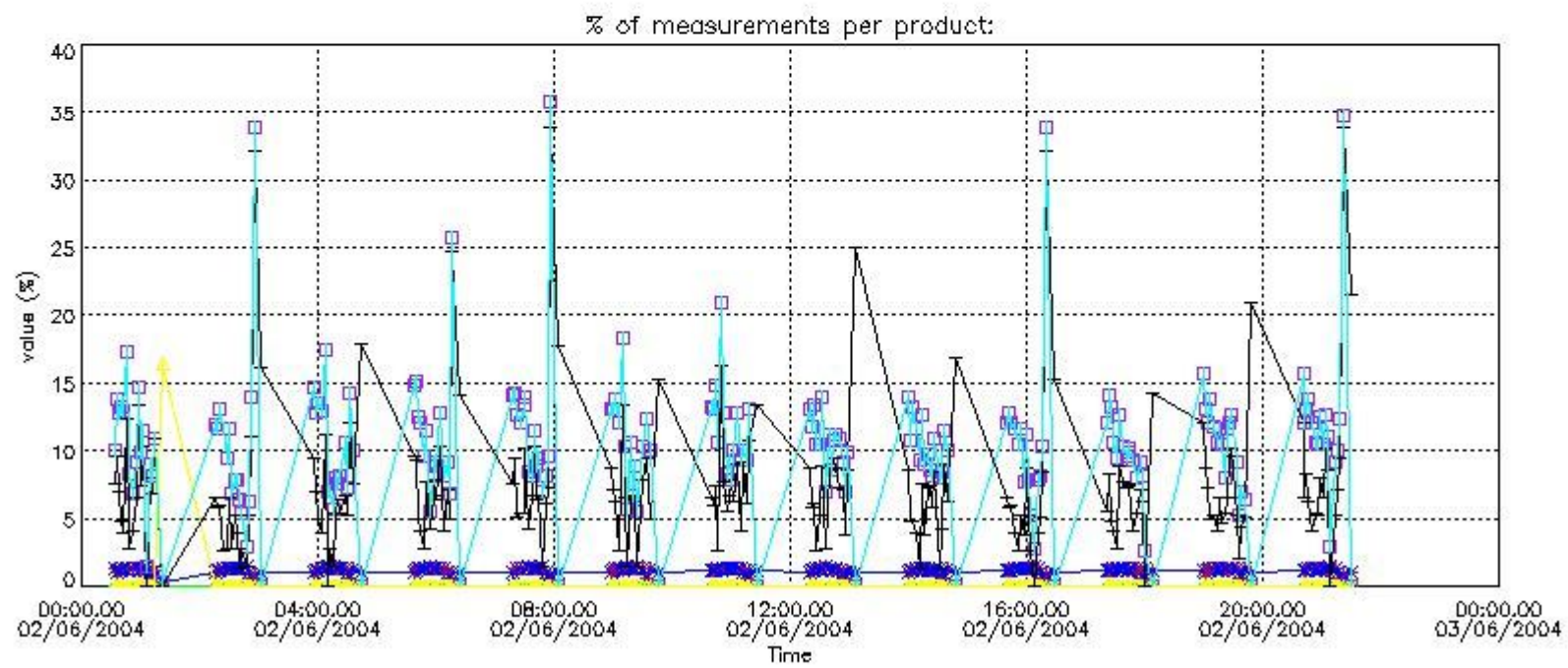
In this section it is plotted some information contained in the Quality Summary data set of the level 2 products that comes from the level 1b processing. Products without errors (error flag in the MPH set to "0") are used.

4.1 Plot quality information per product (time dependant) coming from level 1b processing

4.1.1 Plot level 1 quality information per product (time dependant): ENVISAT ASCENDING passes


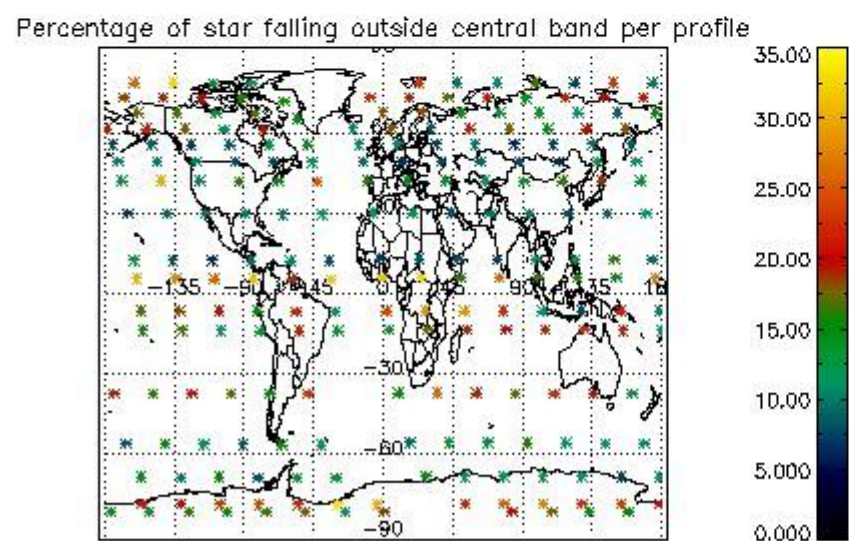
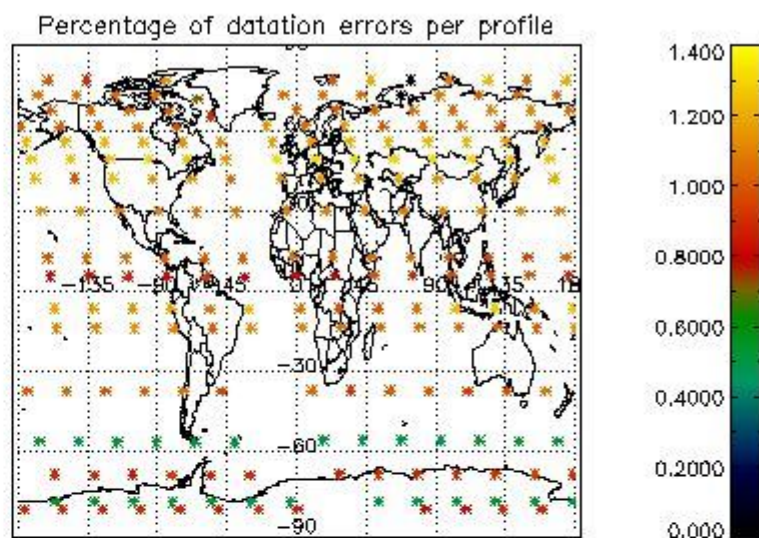
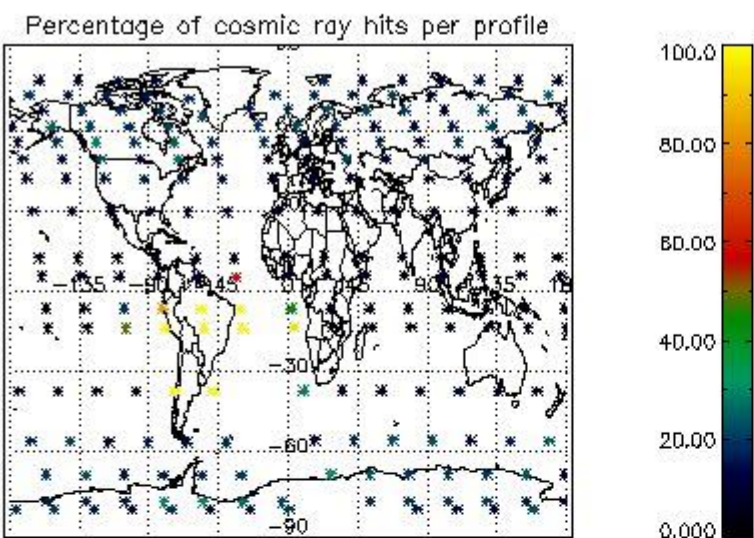


4.1.2 Plot level 1 quality information per product (time dependant): ENVI SAT DESCENDING passes

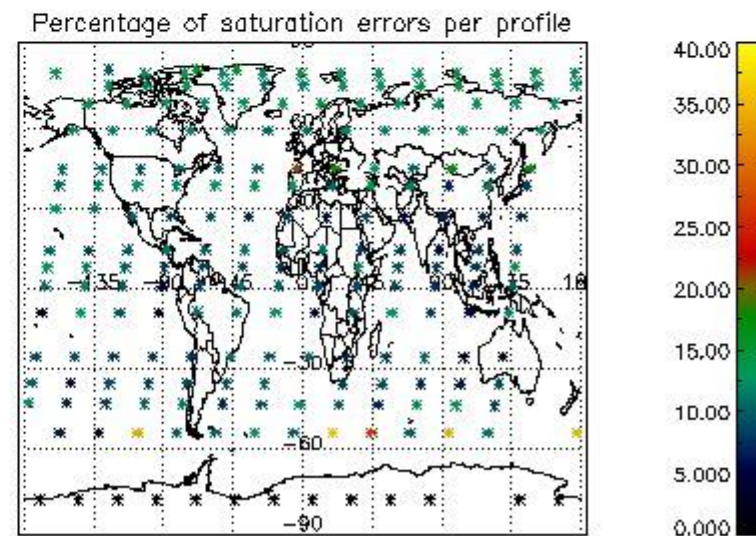
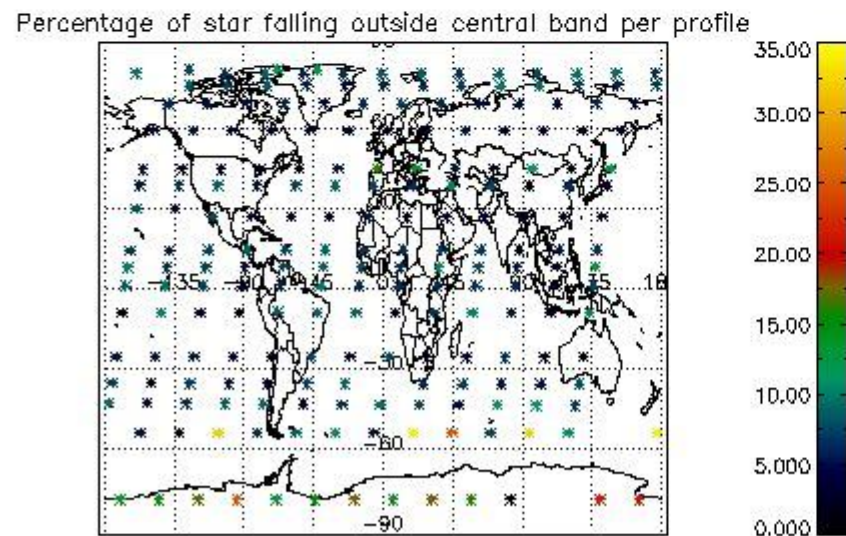
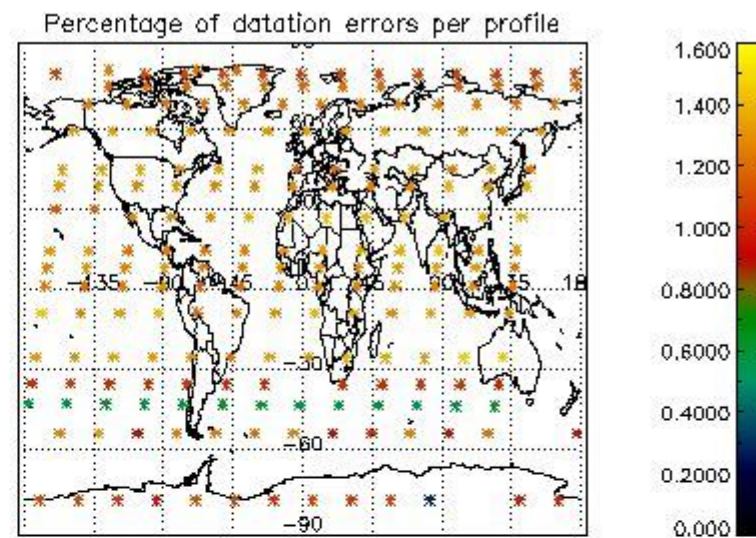
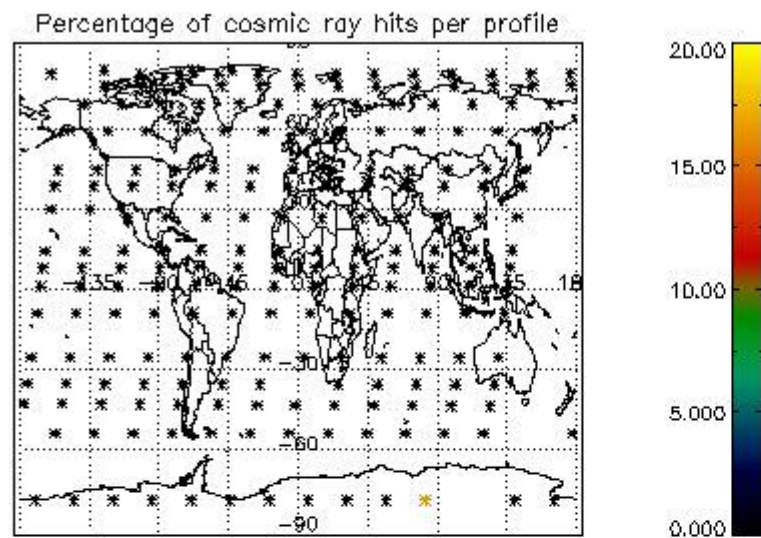


4.2 Plot quality information per product coming from level 1b processing (world map)

4.2.1 Plot level 1 quality information per product (world map): ENVISAT ASCENDING passes



4.2.2 Plot level 1 quality information per product (world map): ENVISAT DESCENDING passes



5. Trace gas profiles

5.1 Ozone statistics based on quality of products

The final quality of the products can be "measured" using the STD (Standard Deviation) attached to every point profile. This information is written to the parameter GOM_NL__2P/NL_LOCAL_SPECIES_DENSITY/o3_std of the level 2 products. The table below shows the statistics for given STD ranges.

The statistics are given with respect to the overall valid production:

- Products without fatal errors: GOM_NL__2P/MPH/PRODUCT_ERR=0
- Valid point profile: GOM_NL__2P/NL_LOCAL_SPECIES_DENSITY/pcd(0)=0

The 'Criteria' is applied to valid points of dark limb products:

- Products in dark limb illumination condition: GOM_NL__2P/NL_SUMMARY_QUALITY/obs_ill_cond=0
- Products without fatal errors: GOM_NL__2P/MPH/PRODUCT_ERR=0
- Valid point profile: GOM_NL__2P/NL_LOCAL_SPECIES_DENSITY/pcd(0)=0

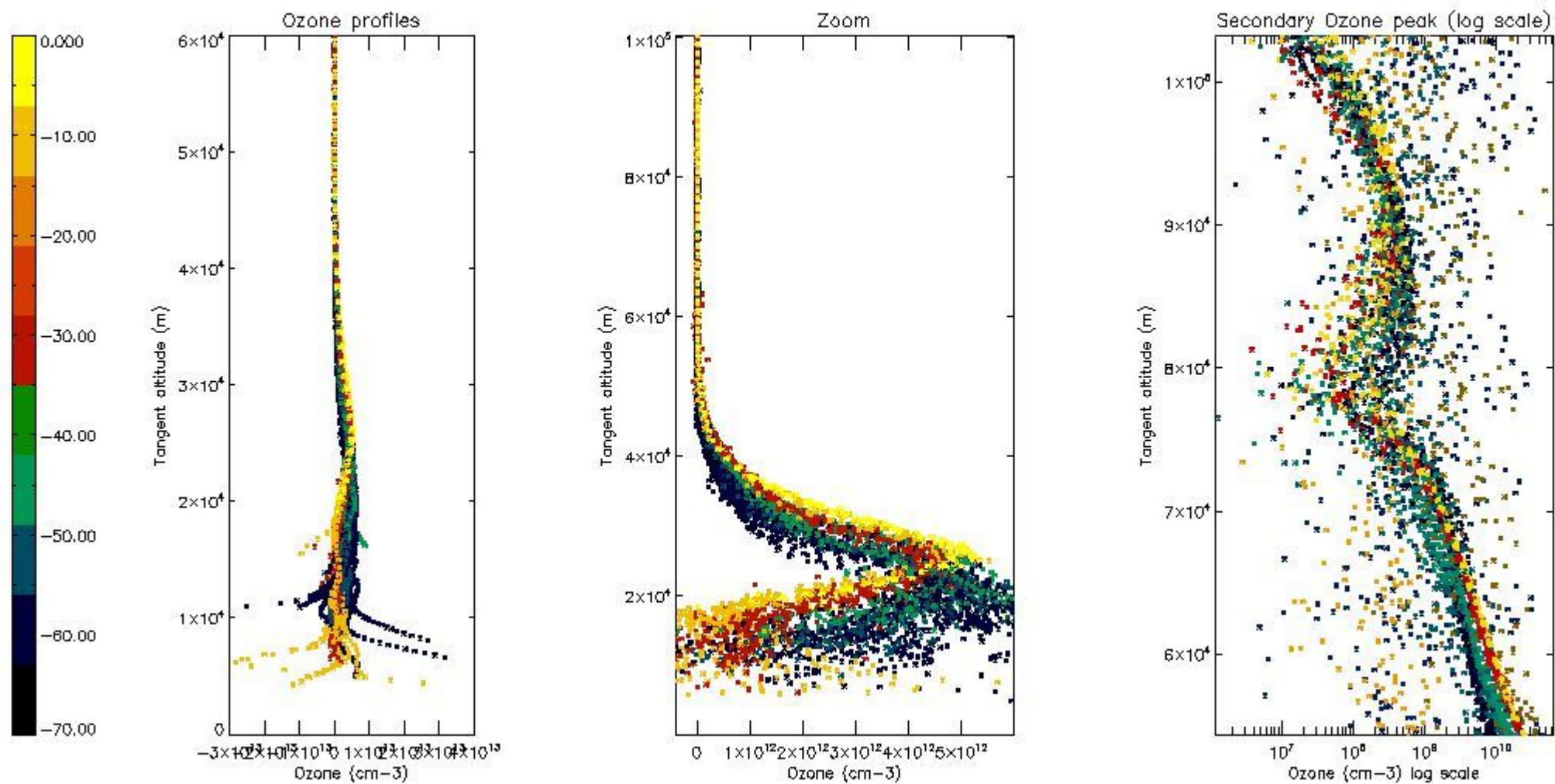
So, the table below shows the percentage of dark limb and valid observations for each criteria with respect to the overall valid daily observations.

Criteria	% of total production
All STD	32
STD < 20	16

STD < 10	12
STD < 5	9

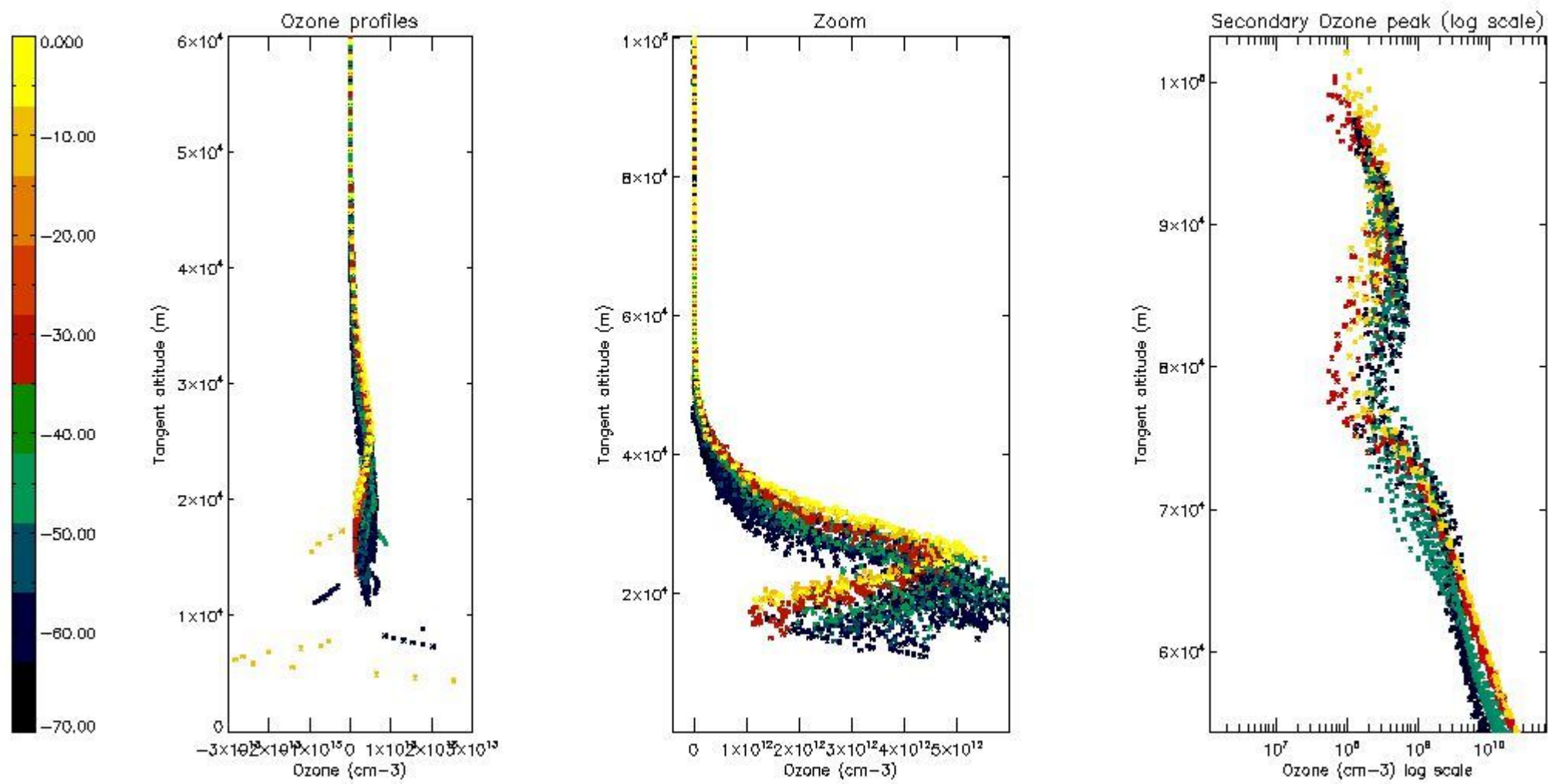
5.2 Plot ozone profiles for all STD (dark without errors)

The colorbar represents the latitude.



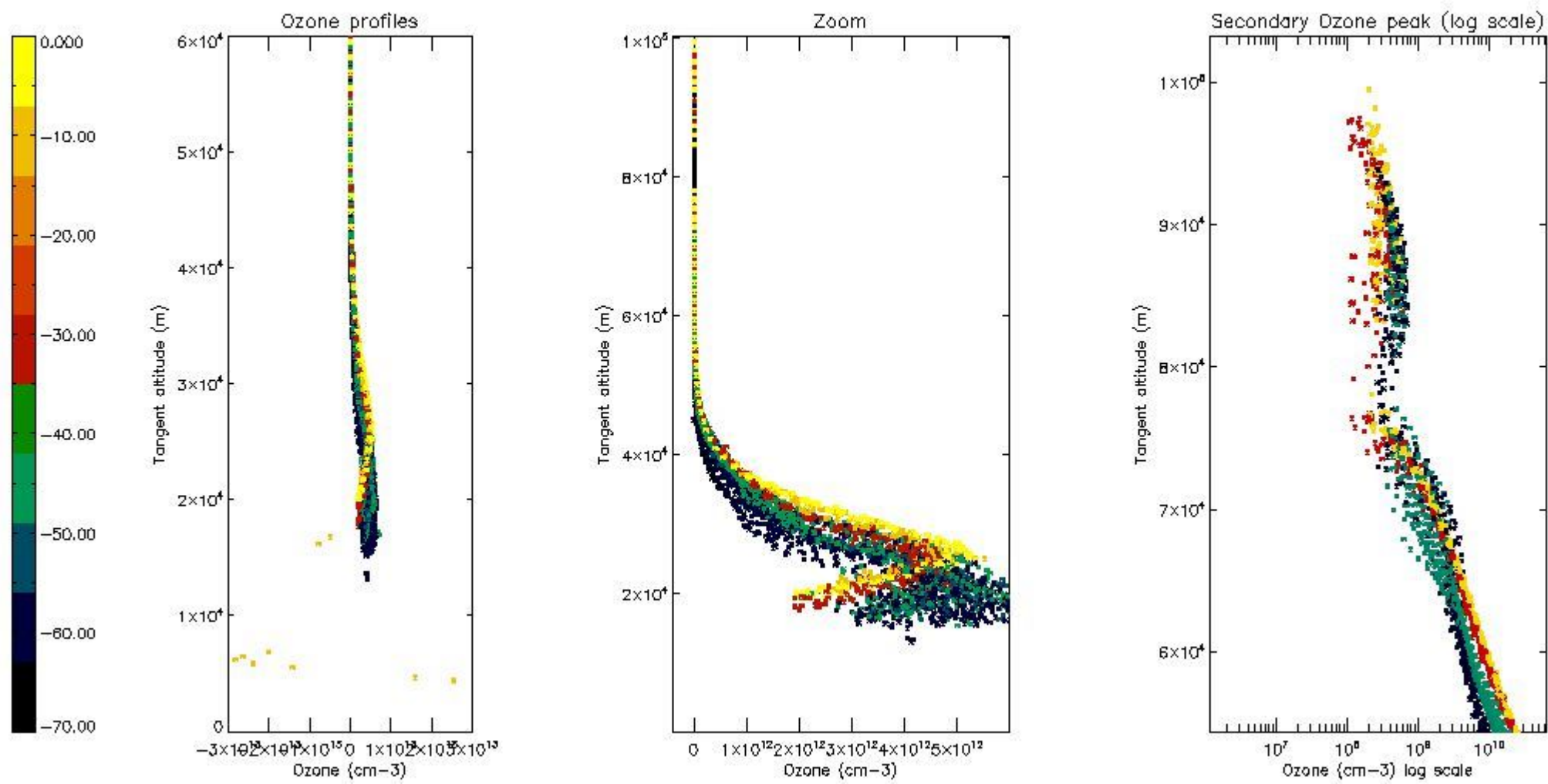
5.3 Plot ozone profiles where STD < 20% (dark without errors)

The colorbar represents the latitude.



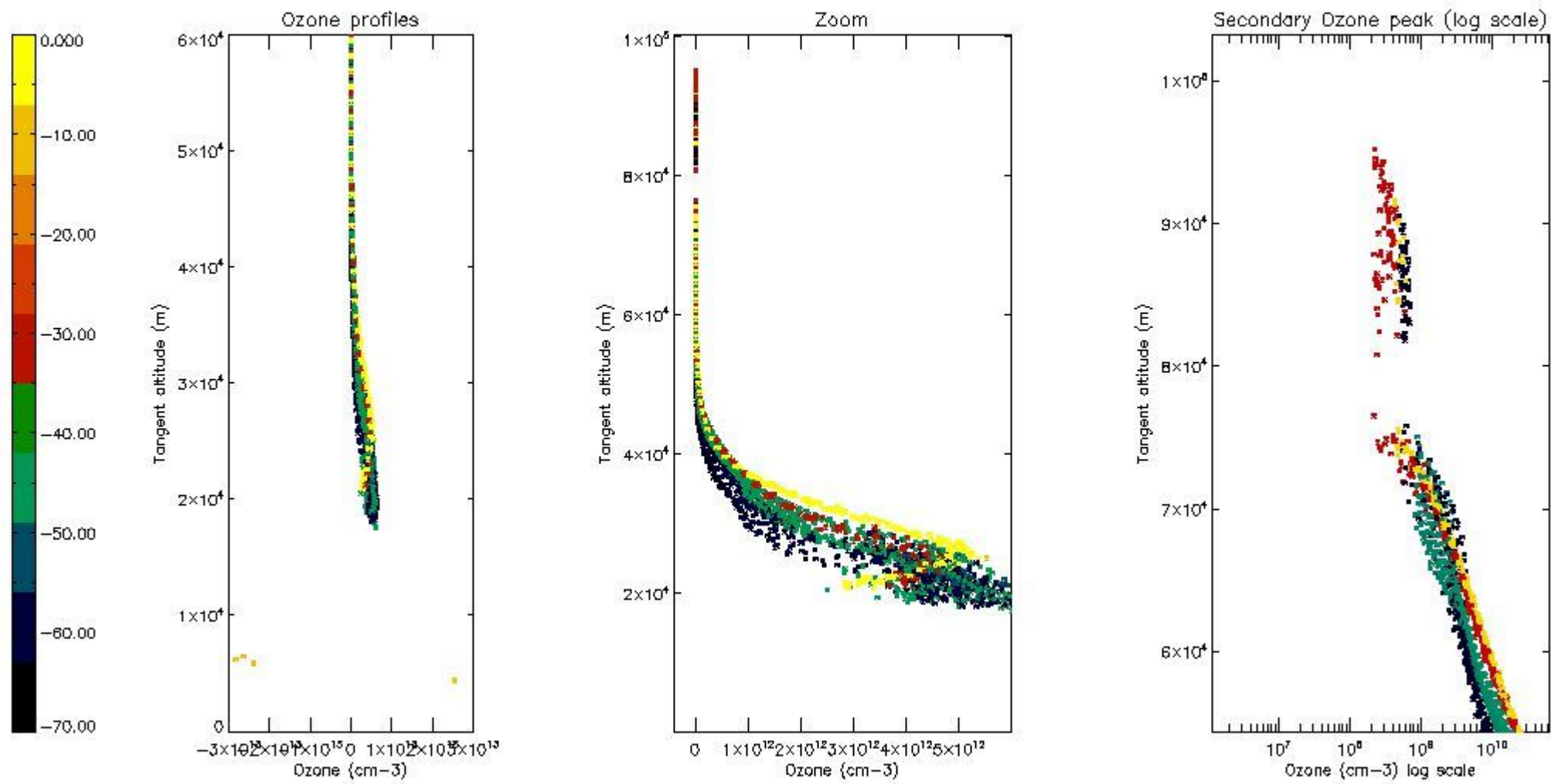
5.4 Plot ozone profiles where STD < 10% (dark without errors)

The colorbar represents the latitude.



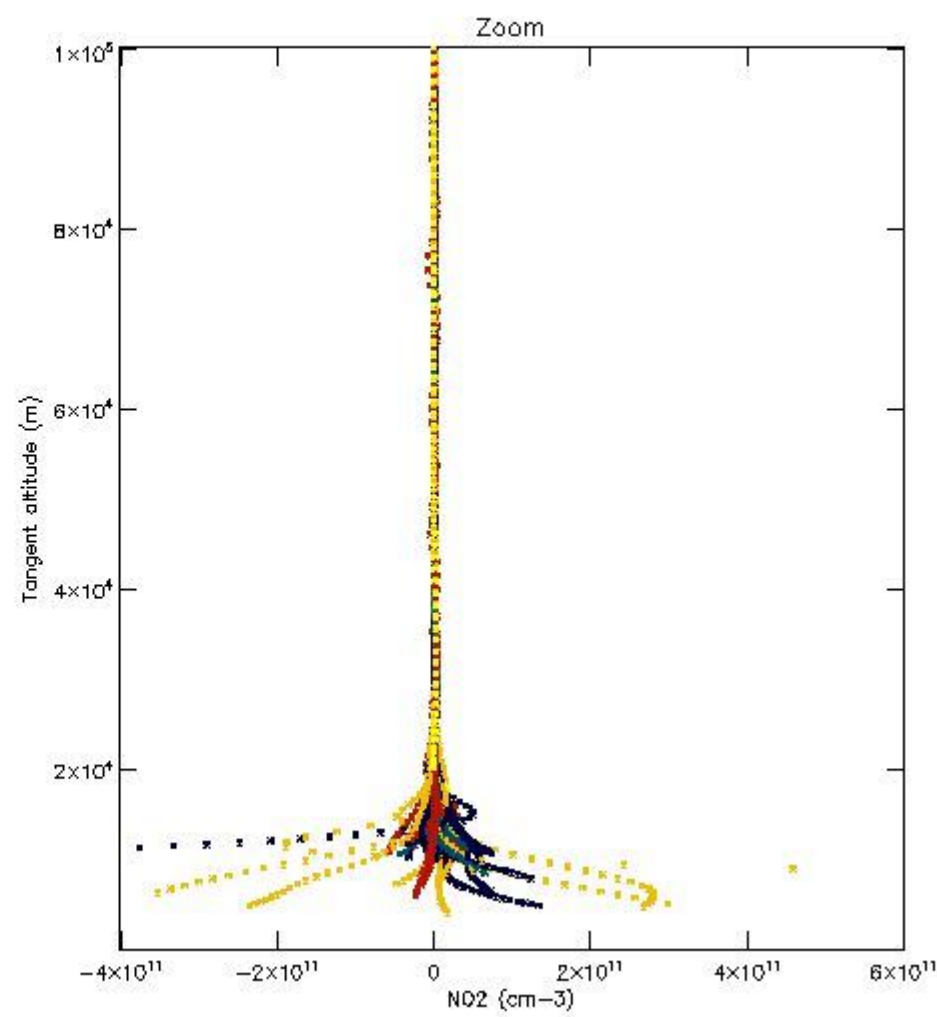
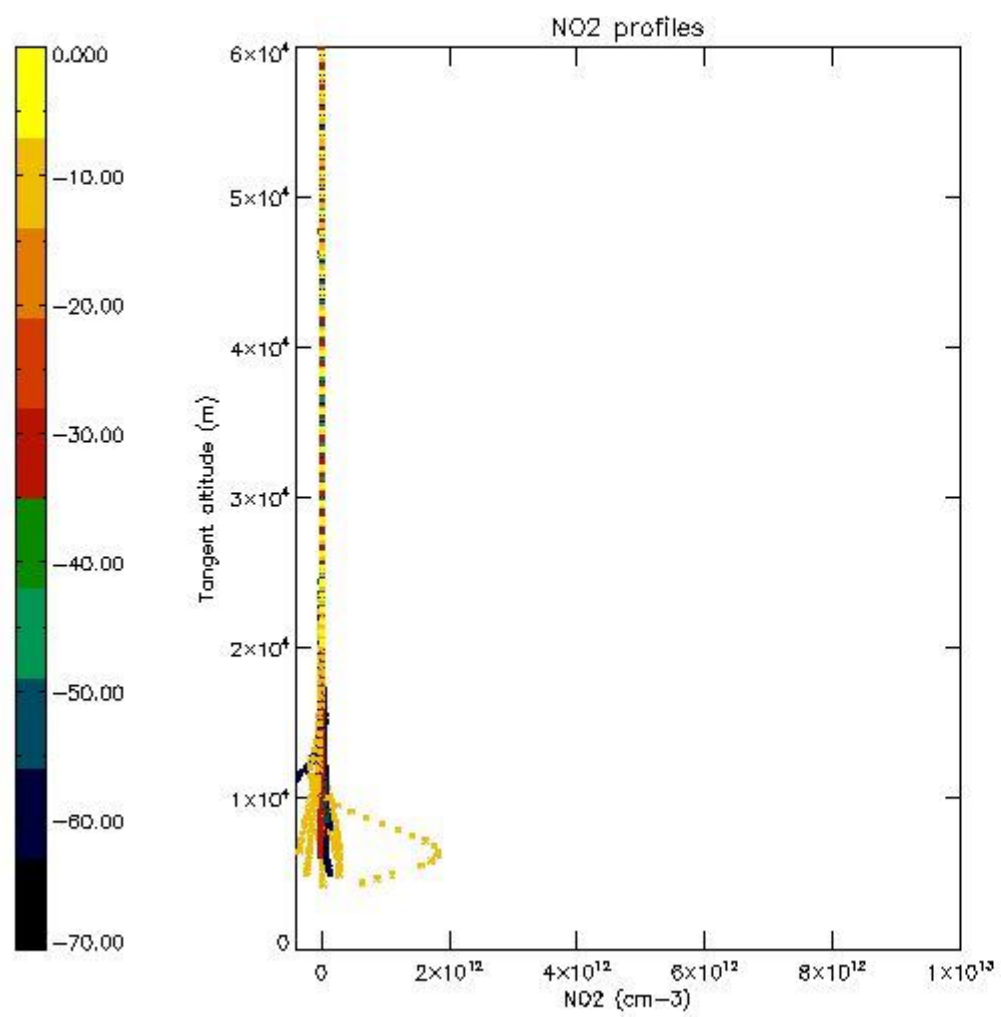
5.5 Plot ozone profiles where STD < 5% (dark without errors)

The colorbar represents the latitude.



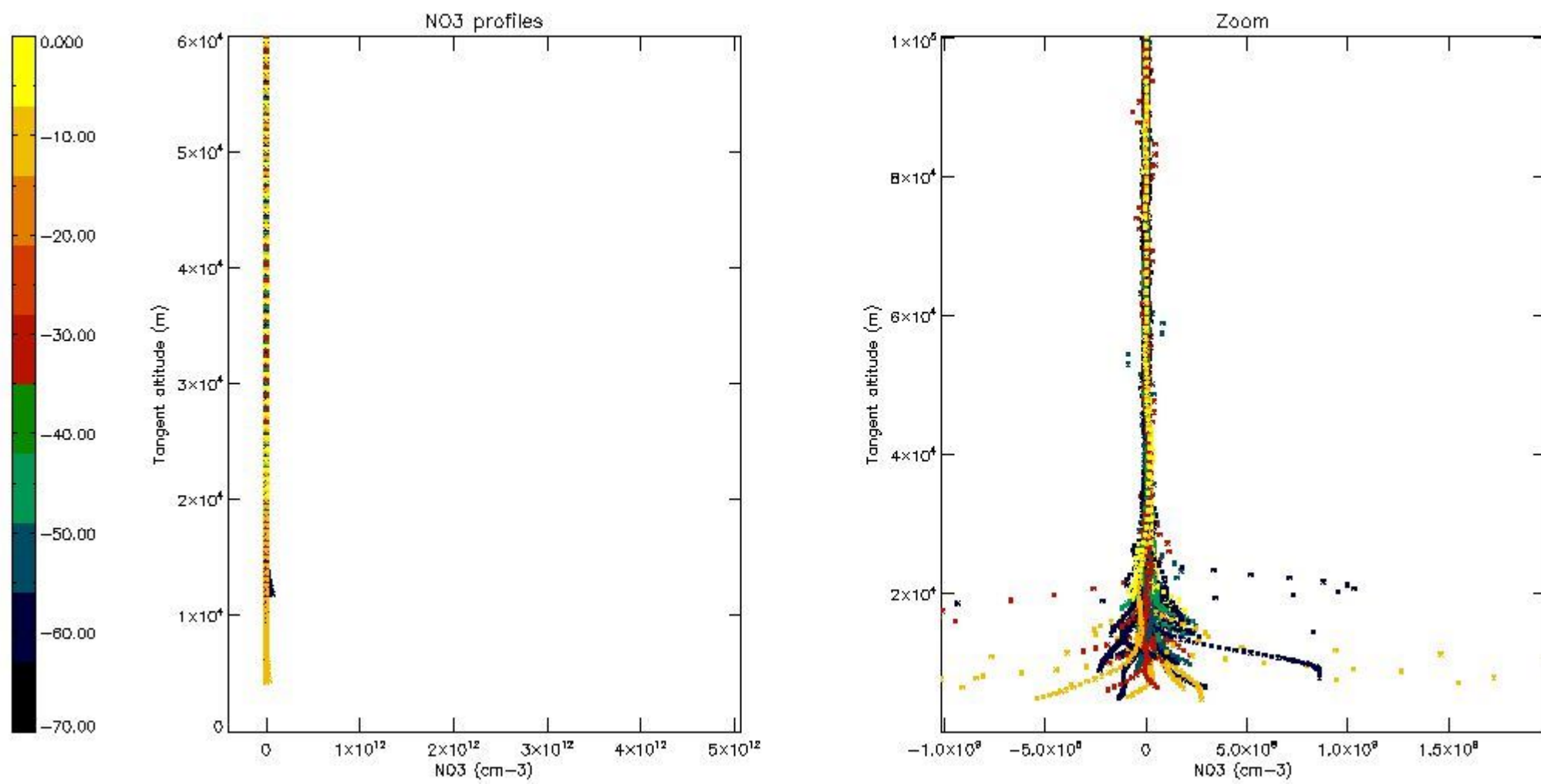
5.6 Plot NO₂ profiles for all STD (dark without errors)

The colorbar represents the latitude.



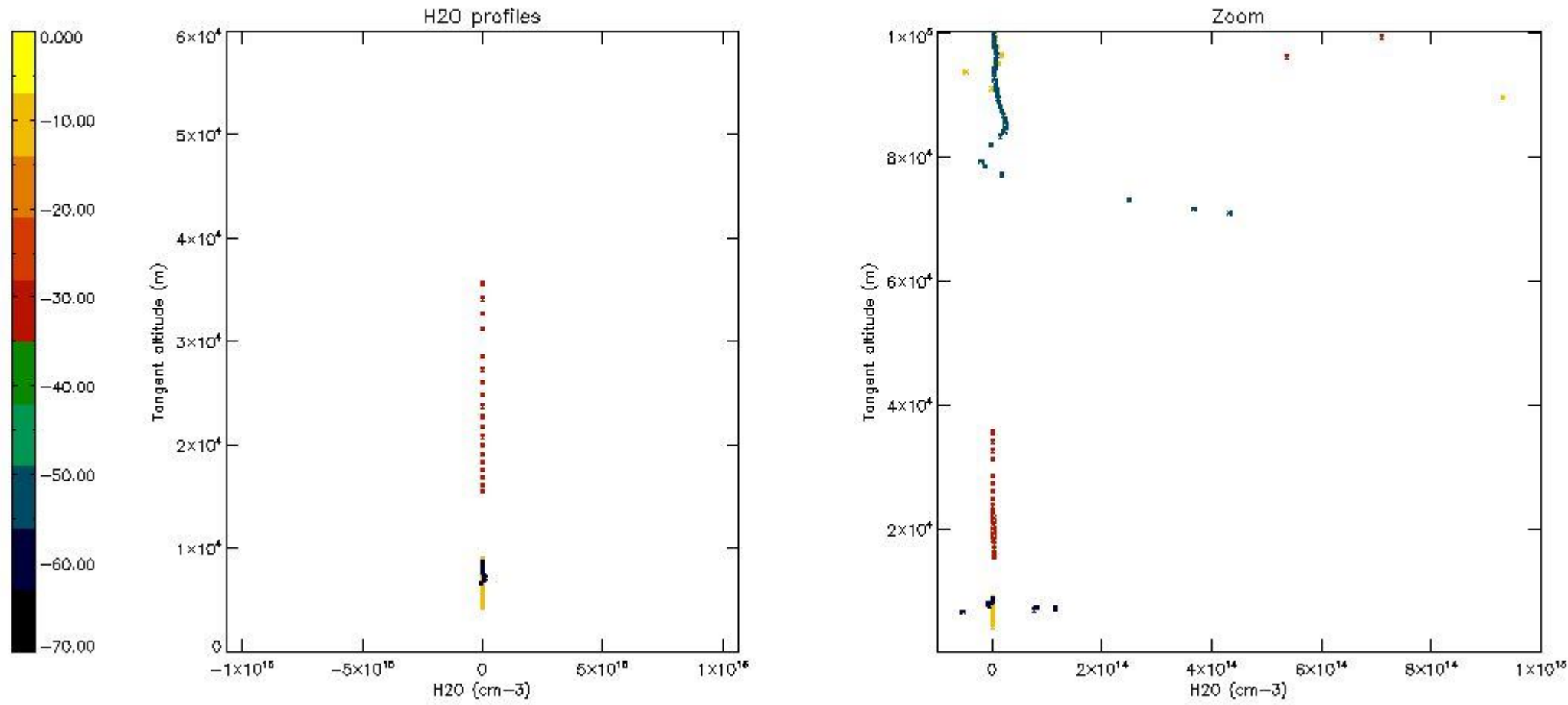
5.7 Plot NO3 profiles for all STD (dark without errors)

The colorbar represents the latitude.



5.8 Plot H₂O profiles for all STD (only for occultations of stars 1,2,3,4,13,14,16,26,63 dark without errors)

The colorbar represents the latitude.



6. Auxiliary Data Files used for the production reported in section 2

The number reported in the third column indicates since which file (see list in section 2) the corresponding auxiliary file has been used. The fourth column is the date of those product files.

Type	Auxiliary Filename	Used since product	Used since product date
INST_PHYS_CHARACTERISTICS	GOM_INS_AXVIEC20091111_143220_20030716_120000_20500101_000000	1	02-JUN-2004 00:05:09
LEVEL-2_PROC_CONFIG	GOM_PR2_AXVIEC20091111_152718_20020301_000000_20500101_000000	1	02-JUN-2004 00:05:09
CROSS_SECTIONS_FILE	GOM_CRS_AXVIEC20091111_154832_20020301_000000_20500101_000000	1	02-JUN-2004 00:05:09

GOMOS Level 2 Daily Report

SUMMARY

[1. General Info](#)

[2. Summary of processed GOM_NL_2P products](#)

[3. Level 2 Quality information per product](#)

[3.1 Plot of level 2 quality information per product \(time dependant\)](#)

[3.2 Plot of level 2 quality information per product \(world map\)](#)

[4. Level 1 Quality information per product \(stored on level 2 products\)](#)

[4.1 Plot of level 1 quality information per product \(time dependant\)](#)

[4.1.1 Plot of level 1 quality information per product \(time dependant\): ASCENDING](#)

[4.1.2 Plot of level 1 quality information per product \(time dependant\): DESCENDING](#)

[4.2 Plot of level 1 quality information per product \(world map\)](#)

[4.2.1 Plot of level 1 quality information per product \(world map\): ASCENDING](#)

[4.2.2 Plot of level 1 quality information per product \(world map\): DESCENDING](#)

[5. Ozone profiles based on quality statistics and other trace gas profiles](#)

[5.1 Ozone statistics based on quality of products](#)

[5.2 Plot ozone profiles for all STD \(dark without errors\)](#)

[5.3 Plot ozone profiles where STD < 20% \(dark without errors\)](#)

[5.4. Plot ozone profiles where STD < 10% \(dark without errors\)](#)

[5.5. Plot ozone profiles where STD < 5% \(dark without errors\)](#)

[5.6 Plot NO2 profiles for all STD \(dark without errors\)](#)

[5.7 Plot NO3 profiles for all STD \(dark without errors\)](#)

[5.8 Plot H2O profiles \(only for occultations of stars 1,2,3,4,13,14,16,26,63 dark without errors\) for all STD](#)

[6. Auxiliary Data Files used for the production reported in section 2](#)

This report presents the daily analysis on parameters extracted from GOMOS level 2 data (GOM_NL__2P). It is intended to monitor some important parameters that will impact the quality of these products. A list of level 2 products (and content) that have arrived during the reporting day to the PCF is also given.

Item	Value
Time of report generation	19APR2013 03:22:20
Data source version	GOMOS/6.01
Start time of products	02-06-2004 (02JUN2004 00:00:00)
Stop time of products	03-06-2004 (03JUN2004 00:00:00)
Store outputs in DB	Yes
Nb of level 2 prods	437
Nb of prods with errors	0

2. Summary of processed GOM_NL__2P products.

Nr	Filename	UTC Start time	Limb	Duration	Star Id	Star Name	Star Mag	Star Temp	Nb Meas	Orbit	Prod. error
1	GOM_NL__2PRFIN20040602_000509_000000452027_00216_11793_3041.N1	02-JUN-2004 00:05:09	Dark	44.500	84	Alp Phe	2.3970	4500.0	89	11793	No
2	GOM_NL__2PRFIN20040602_000712_000000412027_00216_11793_3042.N1	02-JUN-2004 00:07:12	Dark	40.500	9	Alp Eri	0.45300	24000.	81	11793	No
3	GOM_NL__2PRFIN20040602_001034_000000632027_00217_11794_3011.N1	02-JUN-2004 00:10:34	Dark	63.000	63	Bet Gru	2.1500	2800.0	126	11794	No
4	GOM_NL__2PRFIN20040602_001228_000000492027_00217_11794_3012.N1	02-JUN-2004 00:12:28	Dark	49.000	31	Alp Gru	1.7340	15200.	98	11794	No
5	GOM_NL__2PRFIN20040602_001721_000000472027_00217_11794_3013.N1	02-JUN-2004 00:17:21	Straylight	47.000	45	Alp Pav	1.9400	26000.	94	11794	No
6	GOM_NL__2PRFIN20040602_002051_000000492027_00217_11794_3014.N1	02-JUN-2004 00:20:51	Straylight	48.500	43	Alp TrA	1.9100	4250.0	97	11794	No
7	GOM_NL__2PRFIN20040602_002253_000000442027_00217_11794_3015.N1	02-JUN-2004 00:22:53	Straylight	43.500	134	Bet TrA	2.8100	6600.0	87	11794	No
8	GOM_NL__2PRFIN20040602_002443_000000452027_00217_11794_3016.N1	02-JUN-2004 00:24:43	Straylight	45.000	147	Alp Ara	2.8770	26000.	90	11794	No
9	GOM_NL__2PRFIN20040602_002737_000000562027_00217_11794_3017.N1	02-JUN-2004 00:27:37	Tw_i_and_stray	56.000	38	20Eps Sgr	1.8360	11000.	112	11794	No
10	GOM_NL__2PRFIN20040602_002934_000000702027_00217_11794_3018.N1	02-JUN-2004 00:29:34	Tw_i_and_stray	70.000	57	34Sig Sgr	2.0660	26000.	140	11794	No
11	GOM_NL__2PRFIN20040602_003157_000000442027_00217_11794_3019.N1	02-JUN-2004 00:31:57	Bright	44.000	136	23Tau Sco	2.8220	30000.	88	11794	No
12	GOM_NL__2PRFIN20040602_003401_000000402027_00217_11794_3020.N1	02-JUN-2004 00:34:01	Bright	40.000	80	7Del Sco	2.3160	30000.	80	11794	No
13	GOM_NL__2PRFIN20040602_003534_000000472027_00217_11794_3021.N1	02-JUN-2004 00:35:34	Bright	47.000	86	35Eta Oph	2.4300	10200.	94	11794	No
14	GOM_NL__2PRFIN20040602_003724_000000432027_00217_11794_3022.N1	02-JUN-2004 00:37:24	Bright	43.000	98	13Zet Oph	2.5710	30000.	86	11794	No
15	GOM_NL__2PRFIN20040602_003934_000000422027_00217_11794_3023.N1	02-JUN-2004 00:39:34	Bright	41.500	120	1Del Oph	2.7340	3200.0	83	11794	No
16	GOM_NL__2PRFIN20040602_004235_000000392027_00217_11794_3024.N1	02-JUN-2004 00:42:35	Bright	38.500	102	24Alp Ser	2.6000	4250.0	77	11794	No
17	GOM_NL__2PRFIN20040602_004641_000000412027_00217_11794_3025.N1	02-JUN-2004 00:46:41	Bright	40.500	3	16Alp Boo	-0.050000	4250.0	81	11794	No
18	GOM_NL__2PRFIN20040602_004828_000000372027_00217_11794_3026.N1	02-JUN-2004 00:48:28	Bright	36.500	67	5Alp CrB	2.2210	11000.	73	11794	No
19	GOM_NL__2PRFIN20040602_005146_000000372027_00217_11794_3027.N1	02-JUN-2004 00:51:46	Bright	36.500	180	27Gam Boo	3.0400	8000.0	73	11794	No
20	GOM_NL__2PRFIN20040602_005513_000000382027_00217_11794_3028.N1	02-JUN-2004 00:55:13	Bright	38.000	39	85Eta UMa	1.8540	24000.	76	11794	No
21	GOM_NL__2PRFIN20040602_005700_000000412027_00217_11794_3029.N1	02-JUN-2004 00:57:00	Bright	41.000	55	79Zet UMa	2.0600	10200.	82	11794	No
22	GOM_NL__2PRFIN20040602_005900_000000412027_00217_11794_3030.N1	02-JUN-2004 00:59:00	Bright	40.500	119	14Eta Dra	2.7270	4700.0	81	11794	No
23	GOM_NL__2PRFIN20040602_010147_000000392027_00217_11794_3031.N1	02-JUN-2004 01:01:47	Bright	39.000	60	7Bet UMi	2.0810	3950.0	78	11794	No
24	GOM_NL__2PRFIN20040602_010627_000000352027_00217_11794_3032.N1	02-JUN-2004 01:06:27	Bright	34.500	49	1Alp UMi	1.9900	6300.0	69	11794	No
25	GOM_NL__2PRFIN20040602_010918_000000502027_00217_11794_3033.N1	02-JUN-2004 01:09:18	Bright	50.000	89	5Alp Cep	2.4510	8000.0	100	11794	No
26	GOM_NL__2PRFIN20040602_011134_000000812027_00217_11794_3034.N1	02-JUN-2004 01:11:34	Bright	80.500	19	50Alp Cyg	1.2460	10500.	161	11794	No
27	GOM_NL__2PRFIN20040602_011428_000000412027_00217_11794_3035.N1	02-JUN-2004 01:14:28	Bright	41.000	76	27Gam Cas	2.3000	30000.	82	11794	No
28	GOM_NL__2PRFIN20040602_012216_000001712027_00217_11794_3036.N1	02-JUN-2004 01:22:16	Straylight	171.00	92	53Eps Cyg	2.5000	4500.0	342	11794	No
29	GOM_NL__2PRFIN20040602_012638_000001012027_00217_11794_3037.N1	02-JUN-2004 01:26:38	Dark	101.00	93	53Bet Peg	2.5200	3100.0	202	11794	No
30	GOM_NL__2PRFIN20040602_013003_000000572027_00217_11794_3038.N1	02-JUN-2004 01:30:03	Dark	56.500	140	88Gam Peg	2.8340	26000.	113	11794	No
31	GOM_NL__2PRFIN20040602_013339_000000952027_00217_11794_3039.N1	02-JUN-2004 01:33:39	Dark	94.500	90	54Alp Peg	2.4870	11000.	189	11794	No
32	GOM_NL__2PRFIN20040602_013905_000000532027_00217_11794_3040.N1	02-JUN-2004 01:39:05	Dark	52.500	52	16Bet Cet	2.0370	4500.0	105	11794	No
33	GOM_NL__2PRFIN20040602_014546_000000492027_00217_11794_3041.N1	02-JUN-2004 01:45:46	Dark	49.000	84	Alp Phe	2.3970	4500.0	98	11794	No
34	GOM_NL__2PRFIN20040602_014748_000000472027_00217_11794_3042.N1	02-JUN-2004 01:47:48	Dark	46.500	9	Alp Eri	0.45300	24000.	93	11794	No
35	GOM_NL__2PRFIN20040602_015111_000000532027_00218_11795_3011.N1	02-JUN-2004 01:51:11	Dark	53.000	63	Bet Gru	2.1500	2800.0	106	11795	No
36	GOM_NL__2PRFIN20040602_015305_000000502027_00218_11795_3012.N1	02-JUN-2004 01:53:05	Dark	49.500	31	Alp Gru	1.7340	15200.	99	11795	No
37	GOM_NL__2PRFIN20040602_015757_000000472027_00218_11795_3013.N1	02-JUN-2004 01:57:57	Straylight	46.500	45	Alp Pav	1.9400	26000.	93	11795	No
38	GOM_NL__2PRFIN20040602_020127_000000442027_00218_11795_3014.N1	02-JUN-2004 02:01:27	Straylight	43.500	43	Alp TrA	1.9100	4250.0	87	11795	No
39	GOM_NL__2PRFIN20040602_020331_000000402027_00218_11795_3015.N1	02-JUN-2004 02:03:31	Straylight	39.500	134	Bet TrA	2.8100	6600.0	79	11795	No
40	GOM_NL__2PRFIN20040602_020520_000000442027_00218_11795_3016.N1	02-JUN-2004 02:05:20	Straylight	44.000	147	Alp Ara	2.8770	26000.	88	11795	No
41	GOM_NL__2PRFIN20040602_020701_000000512027_00218_11795_3017.N1	02-JUN-2004 02:07:01	Straylight	51.000	40	The Sco	1.8590	7100.0	102	11795	No
42	GOM_NL__2PRFIN20040602_020849_000000502027_00218_11795_3018.N1	02-JUN-2004 02:08:49	Tw_i_and_stray	49.500	25	35Lam Sco	1.6200	28000.	99	11795	No

43	GOM_NL__2PRFIN20040602_021032_000000472027_00218_11795_3019.N1	02-JUN-2004 02:10:32	Twilight	47.000	75	26Eps Sco	2.2910	4250.0	94	11795	No
44	GOM_NL__2PRFIN20040602_021233_000000442027_00218_11795_3020.N1	02-JUN-2004 02:12:33	Bright	44.000	136	23Tau Sco	2.8220	30000.	88	11795	No
45	GOM_NL__2PRFIN20040602_021610_000000462027_00218_11795_3021.N1	02-JUN-2004 02:16:10	Bright	46.000	86	35Eta Oph	2.4300	10200.	92	11795	No
46	GOM_NL__2PRFIN20040602_021759_000000432027_00218_11795_3022.N1	02-JUN-2004 02:17:59	Bright	43.000	98	13Zet Oph	2.5710	30000.	86	11795	No
47	GOM_NL__2PRFIN20040602_022010_000000422027_00218_11795_3023.N1	02-JUN-2004 02:20:10	Bright	42.000	120	1Del Oph	2.7340	3200.0	84	11795	No
48	GOM_NL__2PRFIN20040602_022311_000000392027_00218_11795_3024.N1	02-JUN-2004 02:23:11	Bright	38.500	102	24Alp Ser	2.6000	4250.0	77	11795	No
49	GOM_NL__2PRFIN20040602_022717_000000372027_00218_11795_3025.N1	02-JUN-2004 02:27:17	Bright	37.000	3	16Alp Boo	-0.050000	4250.0	74	11795	No
50	GOM_NL__2PRFIN20040602_022904_000000392027_00218_11795_3026.N1	02-JUN-2004 02:29:04	Bright	38.500	67	5Alp CrB	2.2210	11000.	77	11795	No
51	GOM_NL__2PRFIN20040602_023221_000000372027_00218_11795_3027.N1	02-JUN-2004 02:32:21	Bright	36.500	180	27Gam Boo	3.0400	8000.0	73	11795	No
52	GOM_NL__2PRFIN20040602_023548_000000392027_00218_11795_3028.N1	02-JUN-2004 02:35:48	Bright	38.500	39	85Eta UMa	1.8540	24000.	77	11795	No
53	GOM_NL__2PRFIN20040602_023737_000000382027_00218_11795_3029.N1	02-JUN-2004 02:37:37	Bright	38.000	55	79Zet UMa	2.0600	10200.	76	11795	No
54	GOM_NL__2PRFIN20040602_023935_000000392027_00218_11795_3030.N1	02-JUN-2004 02:39:35	Bright	39.000	119	14Eta Dra	2.7270	4700.0	78	11795	No
55	GOM_NL__2PRFIN20040602_024222_000000372027_00218_11795_3031.N1	02-JUN-2004 02:42:22	Bright	37.000	60	7Bet UMi	2.0810	3950.0	74	11795	No
56	GOM_NL__2PRFIN20040602_024704_000000352027_00218_11795_3032.N1	02-JUN-2004 02:47:04	Bright	34.500	49	1Alp UMi	1.9900	6300.0	69	11795	No
57	GOM_NL__2PRFIN20040602_024954_000000482027_00218_11795_3033.N1	02-JUN-2004 02:49:54	Bright	48.000	89	5Alp Cep	2.4510	8000.0	96	11795	No
58	GOM_NL__2PRFIN20040602_025209_000000862027_00218_11795_3034.N1	02-JUN-2004 02:52:09	Bright	86.000	19	50Alp Cyg	1.2460	10500.	172	11795	No
59	GOM_NL__2PRFIN20040602_025503_000000562027_00218_11795_3035.N1	02-JUN-2004 02:55:03	Bright	56.000	76	27Gam Cas	2.3000	30000.	112	11795	No
60	GOM_NL__2PRFIN20040602_030253_000000472027_00218_11795_3036.N1	02-JUN-2004 03:02:53	Bright	46.500	53	43Bet And	2.0480	3300.0	93	11795	No
61	GOM_NL__2PRFIN20040602_030537_000000592027_00218_11795_3037.N1	02-JUN-2004 03:05:37	Twilight	59.000	58	21Alp And	2.0730	11000.	118	11795	No
62	GOM_NL__2PRFIN20040602_030714_000001062027_00218_11795_3038.N1	02-JUN-2004 03:07:14	Dark	106.00	93	53Bet Peg	2.5200	3100.0	212	11795	No
63	GOM_NL__2PRFIN20040602_031039_000000582027_00218_11795_3039.N1	02-JUN-2004 03:10:39	Dark	57.500	140	88Gam Peg	2.8340	26000.	115	11795	No
64	GOM_NL__2PRFIN20040602_031416_000000992027_00218_11795_3040.N1	02-JUN-2004 03:14:16	Dark	98.500	90	54Alp Peg	2.4870	11000.	197	11795	No
65	GOM_NL__2PRFIN20040602_031942_000000482027_00218_11795_3041.N1	02-JUN-2004 03:19:42	Dark	48.000	52	16Bet Cet	2.0370	4500.0	96	11795	No
66	GOM_NL__2PRFIN20040602_032622_000000452027_00218_11795_3042.N1	02-JUN-2004 03:26:22	Dark	45.000	84	Alp Phe	2.3970	4500.0	90	11795	No
67	GOM_NL__2PRFIN20040602_032825_000000422027_00218_11795_3043.N1	02-JUN-2004 03:28:25	Dark	42.000	9	Alp Eri	0.45300	24000.	84	11795	No
68	GOM_NL__2PRFIN20040602_033148_000000622027_00219_11796_3011.N1	02-JUN-2004 03:31:48	Dark	61.500	63	Bet Gru	2.1500	2800.0	123	11796	No
69	GOM_NL__2PRFIN20040602_033342_000000492027_00219_11796_3012.N1	02-JUN-2004 03:33:42	Dark	49.000	31	Alp Gru	1.7340	15200.	98	11796	No
70	GOM_NL__2PRFIN20040602_033835_000000462027_00219_11796_3013.N1	02-JUN-2004 03:38:35	Straylight	45.500	45	Alp Pav	1.9400	26000.	91	11796	No
71	GOM_NL__2PRFIN20040602_034204_000000442027_00219_11796_3014.N1	02-JUN-2004 03:42:04	Straylight	43.500	43	Alp TrA	1.9100	4250.0	87	11796	No
72	GOM_NL__2PRFIN20040602_034408_000000392027_00219_11796_3015.N1	02-JUN-2004 03:44:08	Straylight	38.500	134	Bet TrA	2.8100	6600.0	77	11796	No
73	GOM_NL__2PRFIN20040602_034557_000000422027_00219_11796_3016.N1	02-JUN-2004 03:45:57	Straylight	41.500	147	Alp Ara	2.8770	26000.	83	11796	No
74	GOM_NL__2PRFIN20040602_034739_000000462027_00219_11796_3017.N1	02-JUN-2004 03:47:39	Straylight	45.500	40	The Sco	1.8590	7100.0	91	11796	No
75	GOM_NL__2PRFIN20040602_034925_000000482027_00219_11796_3018.N1	02-JUN-2004 03:49:25	Twilight	48.000	25	35Lam Sco	1.6200	28000.	96	11796	No
76	GOM_NL__2PRFIN20040602_035110_000000482027_00219_11796_3019.N1	02-JUN-2004 03:51:10	Twilight	47.500	75	26Eps Sco	2.2910	4250.0	95	11796	No
77	GOM_NL__2PRFIN20040602_035311_000000562027_00219_11796_3020.N1	02-JUN-2004 03:53:11	Bright	56.000	136	23Tau Sco	2.8220	30000.	112	11796	No
78	GOM_NL__2PRFIN20040602_035645_000000482027_00219_11796_3021.N1	02-JUN-2004 03:56:45	Bright	47.500	86	35Eta Oph	2.4300	10200.	95	11796	No
79	GOM_NL__2PRFIN20040602_035836_000000432027_00219_11796_3022.N1	02-JUN-2004 03:58:36	Bright	43.000	98	13Zet Oph	2.5710	30000.	86	11796	No
80	GOM_NL__2PRFIN20040602_040047_000000412027_00219_11796_3023.N1	02-JUN-2004 04:00:47	Bright	40.500	120	1Del Oph	2.7340	3200.0	81	11796	No
81	GOM_NL__2PRFIN20040602_040347_000000392027_00219_11796_3024.N1	02-JUN-2004 04:03:47	Bright	38.500	102	24Alp Ser	2.6000	4250.0	77	11796	No
82	GOM_NL__2PRFIN20040602_040754_000000402027_00219_11796_3025.N1	02-JUN-2004 04:07:54	Bright	40.000	3	16Alp Boo	-0.050000	4250.0	80	11796	No
83	GOM_NL__2PRFIN20040602_040940_000000362027_00219_11796_3026.N1	02-JUN-2004 04:09:40	Bright	36.000	67	5Alp CrB	2.2210	11000.	72	11796	No
84	GOM_NL__2PRFIN20040602_041258_000000362027_00219_11796_3027.N1	02-JUN-2004 04:12:58	Bright	36.000	180	27Gam Boo	3.0400	8000.0	72	11796	No
85	GOM_NL__2PRFIN20040602_041625_000000352027_00219_11796_3028.N1	02-JUN-2004 04:16:25	Bright	35.000	39	85Eta UMa	1.8540	24000.	70	11796	No
86	GOM_NL__2PRFIN20040602_041813_000000382027_00219_11796_3029.N1	02-JUN-2004 04:18:13	Bright	37.500	55	79Zet UMa	2.0600	10200.	75	11796	No
87	GOM_NL__2PRFIN20040602_042012_000000402027_00219_11796_3030.N1	02-JUN-2004 04:20:12	Bright	39.500	119	14Eta Dra	2.7270	4700.0	79	11796	No
88	GOM_NL__2PRFIN20040602_042259_000000372027_00219_11796_3031.N1	02-JUN-2004 04:22:59	Bright	37.000	60	7Bet UMi	2.0810	3950.0	74	11796	No
89	GOM_NL__2PRFIN20040602_042740_000000382027_00219_11796_3032.N1	02-JUN-2004 04:27:40	Bright	37.500	49	1Alp UMi	1.9900	6300.0	75	11796	No
90	GOM_NL__2PRFIN20040602_043029_000000482027_00219_11796_3033.N1	02-JUN-2004 04:30:29	Bright	48.000	89	5Alp Cep	2.4510	8000.0	96	11796	No
91	GOM_NL__2PRFIN20040602_043243_000000882027_00219_11796_3034.N1	02-JUN-2004 04:32:43	Bright	87.500	19	50Alp Cyg	1.2460	10500.	175	11796	No
92	GOM_NL__2PRFIN20040602_043540_000000402027_00219_11796_3035.N1	02-JUN-2004 04:35:40	Bright	40.000	76	27Gam Cas	2.3000	30000.	80	11796	No
93	GOM_NL__2PRFIN20040602_044329_000000482027_00219_11796_3036.N1	02-JUN-2004 04:43:29	Bright	47.500	53	43Bet And	2.0480	3300.0	95	11796	No
94	GOM_NL__2PRFIN20040602_044613_000000552027_00219_11796_3037.N1	02-JUN-2004 04:46:13	Twilight	55.000	58	21Alp And	2.0730	11000.	110	11796	No
95	GOM_NL__2PRFIN20040602_044751_000000912027_00219_11796_3038.N1	02-JUN-2004 04:47:51	Dark	90.500	93	53Bet Peg	2.5200	3100.0	181	11796	No
96	GOM_NL__2PRFIN20040602_045116_000000542027_00219_11796_3039.N1	02-JUN-2004 04:51:16	Dark	54.000	140	88Gam Peg	2.8340	26000.	108	11796	No
97	GOM_NL__2PRFIN20040602_045453_000000922027_00219_11796_3040.N1	02-JUN-2004 04:54:53	Dark	91.500	90	54Alp Peg	2.4870	11000.	183	11796	No
98	GOM_NL__2PRFIN20040602_050019_000000492027_00219_11796_3041.N1	02-JUN-2004 05:00:19	Dark	49.000	52	16Bet Cet	2.0370	4500.0	98	11796	No
99	GOM_NL__2PRFIN20040602_050659_000000442027_00219_11796_3042.N1	02-JUN-2004 05:06:59	Dark	43.500	84	Alp Phe	2.3970	4500.0	87	11796	No
100	GOM_NL__2PRFIN20040602_050901_000000442027_00219_11796_3043.N1	02-JUN-2004 05:09:01	Dark	43.500	9	Alp Eri	0.45300	24000.	87	11796	No
101	GOM_NL__2PRFIN20040602_051225_000000572027_00220_11797_3031.N1	02-JUN-2004 05:12:25	Dark	57.000	63	Bet Gru	2.1500	2800.0	114	11797	No

102	GOM_NL__2PRFIN20040602_051419_000000482027_00220_11797_3032.N1	02-JUN-2004 05:14:19	Dark	47.500	31	Alp Gru	1.7340	15200.	95	11797	No
103	GOM_NL__2PRFIN20040602_051912_000000452027_00220_11797_3033.N1	02-JUN-2004 05:19:12	Straylight	45.000	45	Alp Pav	1.9400	26000.	90	11797	No
104	GOM_NL__2PRFIN20040602_052241_000000402027_00220_11797_3034.N1	02-JUN-2004 05:22:41	Straylight	40.000	43	Alp TrA	1.9100	4250.0	80	11797	No
105	GOM_NL__2PRFIN20040602_052444_000000402027_00220_11797_3035.N1	02-JUN-2004 05:24:44	Straylight	40.000	134	Bet TrA	2.8100	6600.0	80	11797	No
106	GOM_NL__2PRFIN20040602_052634_000000412027_00220_11797_3036.N1	02-JUN-2004 05:26:34	Straylight	40.500	147	Alp Ara	2.8770	26000.	81	11797	No
107	GOM_NL__2PRFIN20040602_052815_000000482027_00220_11797_3037.N1	02-JUN-2004 05:28:15	Straylight	48.000	40	The Sco	1.8590	7100.0	96	11797	No
108	GOM_NL__2PRFIN20040602_053002_000000492027_00220_11797_3038.N1	02-JUN-2004 05:30:02	Twi_and_stray	48.500	25	35Lam Sco	1.6200	28000.	97	11797	No
109	GOM_NL__2PRFIN20040602_053146_000000472027_00220_11797_3039.N1	02-JUN-2004 05:31:46	Twi_and_stray	47.000	75	26Eps Sco	2.2910	4250.0	94	11797	No
110	GOM_NL__2PRFIN20040602_053347_000000512027_00220_11797_3040.N1	02-JUN-2004 05:33:47	Bright	50.500	136	23Tau Sco	2.8220	30000.	101	11797	No
111	GOM_NL__2PRFIN20040602_053722_000000472027_00220_11797_3041.N1	02-JUN-2004 05:37:22	Bright	47.000	86	35Eta Oph	2.4300	10200.	94	11797	No
112	GOM_NL__2PRFIN20040602_053913_000000432027_00220_11797_3042.N1	02-JUN-2004 05:39:13	Bright	43.000	98	13Zet Oph	2.5710	30000.	86	11797	No
113	GOM_NL__2PRFIN20040602_054123_000000402027_00220_11797_3043.N1	02-JUN-2004 05:41:23	Bright	40.000	120	1Del Oph	2.7340	3200.0	80	11797	No
114	GOM_NL__2PRFIN20040602_054424_000000382027_00220_11797_3044.N1	02-JUN-2004 05:44:24	Bright	37.500	102	24Alp Ser	2.6000	4250.0	75	11797	No
115	GOM_NL__2PRFIN20040602_054830_000000372027_00220_11797_3045.N1	02-JUN-2004 05:48:30	Bright	36.500	3	16Alp Boo	-0.050000	4250.0	73	11797	No
116	GOM_NL__2PRFIN20040602_055016_000000392027_00220_11797_3046.N1	02-JUN-2004 05:50:16	Bright	39.000	67	5Alp CrB	2.2210	11000.	78	11797	No
117	GOM_NL__2PRFIN20040602_055335_000000362027_00220_11797_3047.N1	02-JUN-2004 05:53:35	Bright	36.000	180	27Gam Boo	3.0400	8000.0	72	11797	No
118	GOM_NL__2PRFIN20040602_055702_000000372027_00220_11797_3048.N1	02-JUN-2004 05:57:02	Bright	37.000	39	85Eta UMa	1.8540	24000.	74	11797	No
119	GOM_NL__2PRFIN20040602_055850_000000382027_00220_11797_3049.N1	02-JUN-2004 05:58:50	Bright	38.000	55	79Zet UMa	2.0600	10200.	76	11797	No
120	GOM_NL__2PRFIN20040602_060048_000000402027_00220_11797_3050.N1	02-JUN-2004 06:00:48	Bright	39.500	119	14Eta Dra	2.7270	4700.0	79	11797	No
121	GOM_NL__2PRFIN20040602_060335_000000392027_00220_11797_3051.N1	02-JUN-2004 06:03:35	Bright	39.000	60	7Bet UMi	2.0810	3950.0	78	11797	No
122	GOM_NL__2PRFIN20040602_060816_000000372027_00220_11797_3052.N1	02-JUN-2004 06:08:16	Bright	37.000	49	1Alp UMi	1.9900	6300.0	74	11797	No
123	GOM_NL__2PRFIN20040602_061104_000000502027_00220_11797_3053.N1	02-JUN-2004 06:11:04	Bright	49.500	89	5Alp Cep	2.4510	8000.0	99	11797	No
124	GOM_NL__2PRFIN20040602_061318_000000812027_00220_11797_3054.N1	02-JUN-2004 06:13:18	Bright	80.500	19	50Alp Cyg	1.2460	10500.	161	11797	No
125	GOM_NL__2PRFIN20040602_061616_000000492027_00220_11797_3055.N1	02-JUN-2004 06:16:16	Bright	48.500	76	27Gam Cas	2.3000	30000.	97	11797	No
126	GOM_NL__2PRFIN20040602_062405_000000462027_00220_11797_3056.N1	02-JUN-2004 06:24:05	Bright	46.000	53	43Bet And	2.0480	3300.0	92	11797	No
127	GOM_NL__2PRFIN20040602_062650_000000592027_00220_11797_3057.N1	02-JUN-2004 06:26:50	Twi_and_stray	58.500	58	21Alp And	2.0730	11000.	117	11797	No
128	GOM_NL__2PRFIN20040602_062827_000000942027_00220_11797_3058.N1	02-JUN-2004 06:28:27	Dark	93.500	93	53Bet Peg	2.5200	3100.0	187	11797	No
129	GOM_NL__2PRFIN20040602_063153_000000592027_00220_11797_3059.N1	02-JUN-2004 06:31:53	Dark	58.500	140	88Gam Peg	2.8340	26000.	117	11797	No
130	GOM_NL__2PRFIN20040602_063531_000000972027_00220_11797_3060.N1	02-JUN-2004 06:35:31	Dark	97.000	90	54Alp Peg	2.4870	11000.	194	11797	No
131	GOM_NL__2PRFIN20040602_064056_000000512027_00220_11797_3061.N1	02-JUN-2004 06:40:56	Dark	50.500	52	16Bet Cet	2.0370	4500.0	101	11797	No
132	GOM_NL__2PRFIN20040602_064736_000000462027_00220_11797_3062.N1	02-JUN-2004 06:47:36	Dark	45.500	84	Alp Phe	2.3970	4500.0	91	11797	No
133	GOM_NL__2PRFIN20040602_064938_000000442027_00220_11797_3063.N1	02-JUN-2004 06:49:38	Dark	43.500	9	Alp Eri	0.45300	24000.	87	11797	No
134	GOM_NL__2PRFIN20040602_065302_000000602027_00221_11798_3031.N1	02-JUN-2004 06:53:02	Dark	59.500	63	Bet Gru	2.1500	2800.0	119	11798	No
135	GOM_NL__2PRFIN20040602_065456_000000492027_00221_11798_3032.N1	02-JUN-2004 06:54:56	Dark	48.500	31	Alp Gru	1.7340	15200.	97	11798	No
136	GOM_NL__2PRFIN20040602_065949_000000442027_00221_11798_3033.N1	02-JUN-2004 06:59:49	Straylight	44.000	45	Alp Pav	1.9400	26000.	88	11798	No
137	GOM_NL__2PRFIN20040602_070317_000000502027_00221_11798_3034.N1	02-JUN-2004 07:03:17	Straylight	50.000	43	Alp TrA	1.9100	4250.0	100	11798	No
138	GOM_NL__2PRFIN20040602_070520_000000402027_00221_11798_3035.N1	02-JUN-2004 07:05:20	Straylight	40.000	134	Bet TrA	2.8100	6600.0	80	11798	No
139	GOM_NL__2PRFIN20040602_070710_000000412027_00221_11798_3036.N1	02-JUN-2004 07:07:10	Straylight	41.000	147	Alp Ara	2.8770	26000.	82	11798	No
140	GOM_NL__2PRFIN20040602_070852_000000492027_00221_11798_3037.N1	02-JUN-2004 07:08:52	Straylight	49.000	40	The Sco	1.8590	7100.0	98	11798	No
141	GOM_NL__2PRFIN20040602_071039_000000492027_00221_11798_3038.N1	02-JUN-2004 07:10:39	Twi_and_stray	49.000	25	35Lam Sco	1.6200	28000.	98	11798	No
142	GOM_NL__2PRFIN20040602_071223_000000472027_00221_11798_3039.N1	02-JUN-2004 07:12:23	Twi_and_stray	46.500	75	26Eps Sco	2.2910	4250.0	93	11798	No
143	GOM_NL__2PRFIN20040602_071424_000000422027_00221_11798_3040.N1	02-JUN-2004 07:14:24	Bright	41.500	136	23Tau Sco	2.8220	30000.	83	11798	No
144	GOM_NL__2PRFIN20040602_071758_000000462027_00221_11798_3041.N1	02-JUN-2004 07:17:58	Bright	46.000	86	35Eta Oph	2.4300	10200.	92	11798	No
145	GOM_NL__2PRFIN20040602_071949_000000422027_00221_11798_3042.N1	02-JUN-2004 07:19:49	Bright	42.000	98	13Zet Oph	2.5710	30000.	84	11798	No
146	GOM_NL__2PRFIN20040602_072159_000000402027_00221_11798_3043.N1	02-JUN-2004 07:21:59	Bright	39.500	120	1Del Oph	2.7340	3200.0	79	11798	No
147	GOM_NL__2PRFIN20040602_072500_000000382027_00221_11798_3044.N1	02-JUN-2004 07:25:00	Bright	37.500	102	24Alp Ser	2.6000	4250.0	75	11798	No
148	GOM_NL__2PRFIN20040602_072906_000000382027_00221_11798_3045.N1	02-JUN-2004 07:29:06	Bright	37.500	3	16Alp Boo	-0.050000	4250.0	75	11798	No
149	GOM_NL__2PRFIN20040602_073052_000000402027_00221_11798_3046.N1	02-JUN-2004 07:30:52	Bright	39.500	67	5Alp CrB	2.2210	11000.	79	11798	No
150	GOM_NL__2PRFIN20040602_073411_000000362027_00221_11798_3047.N1	02-JUN-2004 07:34:11	Bright	35.500	180	27Gam Boo	3.0400	8000.0	71	11798	No
151	GOM_NL__2PRFIN20040602_073738_000000372027_00221_11798_3048.N1	02-JUN-2004 07:37:38	Bright	37.000	39	85Eta UMa	1.8540	24000.	74	11798	No
152	GOM_NL__2PRFIN20040602_073927_000000392027_00221_11798_3049.N1	02-JUN-2004 07:39:27	Bright	39.000	55	79Zet UMa	2.0600	10200.	78	11798	No
153	GOM_NL__2PRFIN20040602_074124_000000402027_00221_11798_3050.N1	02-JUN-2004 07:41:24	Bright	39.500	119	14Eta Dra	2.7270	4700.0	79	11798	No
154	GOM_NL__2PRFIN20040602_074411_000000372027_00221_11798_3051.N1	02-JUN-2004 07:44:11	Bright	37.000	60	7Bet UMi	2.0810	3950.0	74	11798	No
155	GOM_NL__2PRFIN20040602_074852_000000362027_00221_11798_3052.N1	02-JUN-2004 07:48:52	Bright	36.000	49	1Alp UMi	1.9900	6300.0	72	11798	No
156	GOM_NL__2PRFIN20040602_075139_000000492027_00221_11798_3053.N1	02-JUN-2004 07:51:39	Bright	49.000	89	5Alp Cep	2.4510	8000.0	98	11798	No
157	GOM_NL__2PRFIN20040602_075352_000000832027_00221_11798_3054.N1	02-JUN-2004 07:53:52	Bright	83.000	19	50Alp Cyg	1.2460	10500.	166	11798	No
158	GOM_NL__2PRFIN20040602_075652_000000562027_00221_11798_3055.N1	02-JUN-2004 07:56:52	Bright	56.000	76	27Gam Cas	2.3000	30000.	112	11798	No
159	GOM_NL__2PRFIN20040602_080441_000000482027_00221_11798_3056.N1	02-JUN-2004 08:04:41	Bright	48.000	53	43Bet And	2.0480	3300.0	96	11798	No
160	GOM_NL__2PRFIN20040602_080726_000000572027_00221_11798_3057.N1	02-JUN-2004 08:07:26	Twi_and_stray	57.000	58	21Alp And	2.0730	11000.	114	11798	No

161	GOM_NL__2PRFIN20040602_080904_000000932027_00221_11798_3058.N1	02-JUN-2004 08:09:04	Dark	93.000	93	53Bet Peg	2.5200	3100.0	186	11798	No
162	GOM_NL__2PRFIN20040602_081227_000000572027_00221_11798_3059.N1	02-JUN-2004 08:12:27	Dark	57.000	140	88Gam Peg	2.8340	26000.	114	11798	No
163	GOM_NL__2PRFIN20040602_081608_000001012027_00221_11798_3060.N1	02-JUN-2004 08:16:08	Dark	101.00	90	54Alp Peg	2.4870	11000.	202	11798	No
164	GOM_NL__2PRFIN20040602_082132_000000492027_00221_11798_3061.N1	02-JUN-2004 08:21:32	Dark	48.500	52	16Bet Cet	2.0370	4500.0	97	11798	No
165	GOM_NL__2PRFIN20040602_082812_000000452027_00221_11798_3062.N1	02-JUN-2004 08:28:12	Dark	45.000	84	Alp Phe	2.3970	4500.0	90	11798	No
166	GOM_NL__2PRFIN20040602_083014_000000422027_00221_11798_3063.N1	02-JUN-2004 08:30:14	Dark	42.000	9	Alp Eri	0.45300	24000.	84	11798	No
167	GOM_NL__2PRFIN20040602_083338_000000622027_00222_11799_3031.N1	02-JUN-2004 08:33:38	Dark	61.500	63	Bet Gru	2.1500	2800.0	123	11799	No
168	GOM_NL__2PRFIN20040602_083533_000000512027_00222_11799_3032.N1	02-JUN-2004 08:35:33	Dark	50.500	31	Alp Gru	1.7340	15200.	101	11799	No
169	GOM_NL__2PRFIN20040602_084025_000000442027_00222_11799_3033.N1	02-JUN-2004 08:40:25	Straylight	44.000	45	Alp Pav	1.9400	26000.	88	11799	No
170	GOM_NL__2PRFIN20040602_084353_000000412027_00222_11799_3034.N1	02-JUN-2004 08:43:53	Straylight	40.500	43	Alp TrA	1.9100	4250.0	81	11799	No
171	GOM_NL__2PRFIN20040602_084556_000000402027_00222_11799_3035.N1	02-JUN-2004 08:45:56	Straylight	39.500	134	Bet TrA	2.8100	6600.0	79	11799	No
172	GOM_NL__2PRFIN20040602_084746_000000412027_00222_11799_3036.N1	02-JUN-2004 08:47:46	Straylight	40.500	147	Alp Ara	2.8770	26000.	81	11799	No
173	GOM_NL__2PRFIN20040602_084928_000000492027_00222_11799_3037.N1	02-JUN-2004 08:49:28	Straylight	49.000	40	The Sco	1.8590	7100.0	98	11799	No
174	GOM_NL__2PRFIN20040602_085115_000000482027_00222_11799_3038.N1	02-JUN-2004 08:51:15	Tw_i_and_stray	48.000	25	35Lam Sco	1.6200	28000.	96	11799	No
175	GOM_NL__2PRFIN20040602_085259_000000482027_00222_11799_3039.N1	02-JUN-2004 08:52:59	Tw_i_and_stray	48.000	75	26Eps Sco	2.2910	4250.0	96	11799	No
176	GOM_NL__2PRFIN20040602_085500_000000482027_00222_11799_3040.N1	02-JUN-2004 08:55:00	Bright	48.000	136	23Tau Sco	2.8220	30000.	96	11799	No
177	GOM_NL__2PRFIN20040602_085834_000000462027_00222_11799_3041.N1	02-JUN-2004 08:58:34	Bright	46.000	86	35Eta Oph	2.4300	10200.	92	11799	No
178	GOM_NL__2PRFIN20040602_090025_000000422027_00222_11799_3042.N1	02-JUN-2004 09:00:25	Bright	42.000	98	13Zet Oph	2.5710	30000.	84	11799	No
179	GOM_NL__2PRFIN20040602_090235_000000402027_00222_11799_3043.N1	02-JUN-2004 09:02:35	Bright	40.000	120	1Del Oph	2.7340	3200.0	80	11799	No
180	GOM_NL__2PRFIN20040602_090536_000000382027_00222_11799_3044.N1	02-JUN-2004 09:05:36	Bright	37.500	102	24Alp Ser	2.6000	4250.0	75	11799	No
181	GOM_NL__2PRFIN20040602_090942_000000412027_00222_11799_3045.N1	02-JUN-2004 09:09:42	Bright	41.000	3	16Alp Boo	-0.050000	4250.0	82	11799	No
182	GOM_NL__2PRFIN20040602_091128_000000392027_00222_11799_3046.N1	02-JUN-2004 09:11:28	Bright	38.500	67	5Alp CrB	2.2210	11000.	77	11799	No
183	GOM_NL__2PRFIN20040602_091447_000000352027_00222_11799_3047.N1	02-JUN-2004 09:14:47	Bright	35.000	180	27Gam Boo	3.0400	8000.0	70	11799	No
184	GOM_NL__2PRFIN20040602_091814_000000382027_00222_11799_3048.N1	02-JUN-2004 09:18:14	Bright	37.500	39	85Eta UMa	1.8540	24000.	75	11799	No
185	GOM_NL__2PRFIN20040602_092003_000000382027_00222_11799_3049.N1	02-JUN-2004 09:20:03	Bright	37.500	55	79Zet UMa	2.0600	10200.	75	11799	No
186	GOM_NL__2PRFIN20040602_092159_000000402027_00222_11799_3050.N1	02-JUN-2004 09:21:59	Bright	39.500	119	14Eta Dra	2.7270	4700.0	79	11799	No
187	GOM_NL__2PRFIN20040602_092447_000000362027_00222_11799_3051.N1	02-JUN-2004 09:24:47	Bright	36.000	60	7Bet UMi	2.0810	3950.0	72	11799	No
188	GOM_NL__2PRFIN20040602_092927_000000392027_00222_11799_3052.N1	02-JUN-2004 09:29:27	Bright	38.500	49	1Alp UMi	1.9900	6300.0	77	11799	No
189	GOM_NL__2PRFIN20040602_093427_000000852027_00222_11799_3053.N1	02-JUN-2004 09:34:27	Bright	84.500	19	50Alp Cyg	1.2460	10500.	169	11799	No
190	GOM_NL__2PRFIN20040602_093727_000000402027_00222_11799_3054.N1	02-JUN-2004 09:37:27	Bright	40.000	76	27Gam Cas	2.3000	30000.	80	11799	No
191	GOM_NL__2PRFIN20040602_094518_000000462027_00222_11799_3055.N1	02-JUN-2004 09:45:18	Bright	46.000	53	43Bet And	2.0480	3300.0	92	11799	No
192	GOM_NL__2PRFIN20040602_094802_000000572027_00222_11799_3056.N1	02-JUN-2004 09:48:02	Tw_i_and_stray	57.000	58	21Alp And	2.0730	11000.	114	11799	No
193	GOM_NL__2PRFIN20040602_094940_000000892027_00222_11799_3057.N1	02-JUN-2004 09:49:40	Dark	89.000	93	53Bet Peg	2.5200	3100.0	178	11799	No
194	GOM_NL__2PRFIN20040602_095306_000000572027_00222_11799_3058.N1	02-JUN-2004 09:53:06	Dark	57.000	140	88Gam Peg	2.8340	26000.	114	11799	No
195	GOM_NL__2PRFIN20040602_095646_000000932027_00222_11799_3059.N1	02-JUN-2004 09:56:46	Dark	93.000	90	54Alp Peg	2.4870	11000.	186	11799	No
196	GOM_NL__2PRFIN20040602_100208_000000502027_00222_11799_3060.N1	02-JUN-2004 10:02:08	Dark	49.500	52	16Bet Cet	2.0370	4500.0	99	11799	No
197	GOM_NL__2PRFIN20040602_100848_000000442027_00222_11799_3061.N1	02-JUN-2004 10:08:48	Dark	44.000	84	Alp Phe	2.3970	4500.0	88	11799	No
198	GOM_NL__2PRFIN20040602_101049_000000402027_00222_11799_3062.N1	02-JUN-2004 10:10:49	Dark	39.500	9	Alp Eri	0.45300	24000.	79	11799	No
199	GOM_NL__2PRFIN20040602_101416_000000582027_00223_11800_3031.N1	02-JUN-2004 10:14:16	Dark	57.500	63	Bet Gru	2.1500	2800.0	115	11800	No
200	GOM_NL__2PRFIN20040602_101610_000000492027_00223_11800_3032.N1	02-JUN-2004 10:16:10	Dark	48.500	31	Alp Gru	1.7340	15200.	97	11800	No
201	GOM_NL__2PRFIN20040602_102102_000000462027_00223_11800_3033.N1	02-JUN-2004 10:21:02	Straylight	45.500	45	Alp Pav	1.9400	26000.	91	11800	No
202	GOM_NL__2PRFIN20040602_102429_000000422027_00223_11800_3034.N1	02-JUN-2004 10:24:29	Straylight	41.500	43	Alp TrA	1.9100	4250.0	83	11800	No
203	GOM_NL__2PRFIN20040602_102632_000000402027_00223_11800_3035.N1	02-JUN-2004 10:26:32	Straylight	40.000	134	Bet TrA	2.8100	6600.0	80	11800	No
204	GOM_NL__2PRFIN20040602_102822_000000412027_00223_11800_3036.N1	02-JUN-2004 10:28:22	Straylight	40.500	147	Alp Ara	2.8770	26000.	81	11800	No
205	GOM_NL__2PRFIN20040602_103004_000000482027_00223_11800_3037.N1	02-JUN-2004 10:30:04	Straylight	47.500	40	The Sco	1.8590	7100.0	95	11800	No
206	GOM_NL__2PRFIN20040602_103151_000000452027_00223_11800_3038.N1	02-JUN-2004 10:31:51	Tw_i_and_stray	45.000	25	35Lam Sco	1.6200	28000.	90	11800	No
207	GOM_NL__2PRFIN20040602_103335_000000482027_00223_11800_3039.N1	02-JUN-2004 10:33:35	Tw_i_and_stray	47.500	75	26Eps Sco	2.2910	4250.0	95	11800	No
208	GOM_NL__2PRFIN20040602_103536_000000412027_00223_11800_3040.N1	02-JUN-2004 10:35:36	Bright	40.500	136	23Tau Sco	2.8220	30000.	81	11800	No
209	GOM_NL__2PRFIN20040602_103910_000000462027_00223_11800_3041.N1	02-JUN-2004 10:39:10	Bright	45.500	86	35Eta Oph	2.4300	10200.	91	11800	No
210	GOM_NL__2PRFIN20040602_104100_000000422027_00223_11800_3042.N1	02-JUN-2004 10:41:00	Bright	42.000	98	13Zet Oph	2.5710	30000.	84	11800	No
211	GOM_NL__2PRFIN20040602_104311_000000412027_00223_11800_3043.N1	02-JUN-2004 10:43:11	Bright	40.500	120	1Del Oph	2.7340	3200.0	81	11800	No
212	GOM_NL__2PRFIN20040602_104611_000000382027_00223_11800_3044.N1	02-JUN-2004 10:46:11	Bright	37.500	102	24Alp Ser	2.6000	4250.0	75	11800	No
213	GOM_NL__2PRFIN20040602_105018_000000432027_00223_11800_3045.N1	02-JUN-2004 10:50:18	Bright	43.000	3	16Alp Boo	-0.050000	4250.0	86	11800	No
214	GOM_NL__2PRFIN20040602_105203_000000392027_00223_11800_3046.N1	02-JUN-2004 10:52:03	Bright	39.000	67	5Alp CrB	2.2210	11000.	78	11800	No
215	GOM_NL__2PRFIN20040602_105523_000000372027_00223_11800_3047.N1	02-JUN-2004 10:55:23	Bright	36.500	180	27Gam Boo	3.0400	8000.0	73	11800	No
216	GOM_NL__2PRFIN20040602_105850_000000382027_00223_11800_3048.N1	02-JUN-2004 10:58:50	Bright	37.500	39	85Eta UMa	1.8540	24000.	75	11800	No
217	GOM_NL__2PRFIN20040602_110038_000000392027_00223_11800_3049.N1	02-JUN-2004 11:00:38	Bright	38.500	55	79Zet UMa	2.0600	10200.	77	11800	No
218	GOM_NL__2PRFIN20040602_110235_000000402027_00223_11800_3050.N1	02-JUN-2004 11:02:35	Bright	40.000	119	14Eta Dra	2.7270	4700.0	80	11800	No
219	GOM_NL__2PRFIN20040602_110522_000000392027_00223_11800_3051.N1	02-JUN-2004 11:05:22	Bright	39.000	60	7Bet UMi	2.0810	3950.0	78	11800	No

220	GOM_NL__2PRFIN20040602_111003_000000382027_00223_11800_3052.N1	02-JUN-2004 11:10:03	Bright	37.500	49	1Alp UMi	1.9900	6300.0	75	11800	No
221	GOM_NL__2PRFIN20040602_111251_000000502027_00223_11800_3053.N1	02-JUN-2004 11:12:51	Bright	49.500	89	5Alp Cep	2.4510	8000.0	99	11800	No
222	GOM_NL__2PRFIN20040602_111502_000000812027_00223_11800_3054.N1	02-JUN-2004 11:15:02	Bright	81.000	19	50Alp Cyg	1.2460	10500.	162	11800	No
223	GOM_NL__2PRFIN20040602_111803_000000422027_00223_11800_3055.N1	02-JUN-2004 11:18:03	Bright	42.000	76	27Gam Cas	2.3000	30000.	84	11800	No
224	GOM_NL__2PRFIN20040602_112553_000000452027_00223_11800_3056.N1	02-JUN-2004 11:25:53	Bright	45.000	53	43Bet And	2.0480	3300.0	90	11800	No
225	GOM_NL__2PRFIN20040602_112838_000000582027_00223_11800_3057.N1	02-JUN-2004 11:28:38	Twi_and_stray	58.000	58	21Alp And	2.0730	11000.	116	11800	No
226	GOM_NL__2PRFIN20040602_113017_000000912027_00223_11800_3058.N1	02-JUN-2004 11:30:17	Dark	90.500	93	53Bet Peg	2.5200	3100.0	181	11800	No
227	GOM_NL__2PRFIN20040602_113343_000000562027_00223_11800_3059.N1	02-JUN-2004 11:33:43	Dark	55.500	140	88Gam Peg	2.8340	26000.	111	11800	No
228	GOM_NL__2PRFIN20040602_113724_000000952027_00223_11800_3060.N1	02-JUN-2004 11:37:24	Dark	95.000	90	54Alp Peg	2.4870	11000.	190	11800	No
229	GOM_NL__2PRFIN20040602_114245_000000472027_00223_11800_3061.N1	02-JUN-2004 11:42:45	Dark	46.500	52	16Bet Cet	2.0370	4500.0	93	11800	No
230	GOM_NL__2PRFIN20040602_114925_000000492027_00223_11800_3062.N1	02-JUN-2004 11:49:25	Dark	49.000	84	Alp Phe	2.3970	4500.0	98	11800	No
231	GOM_NL__2PRFIN20040602_115125_000000462027_00223_11800_3063.N1	02-JUN-2004 11:51:25	Dark	46.000	9	Alp Eri	0.45300	24000.	92	11800	No
232	GOM_NL__2PRFIN20040602_115452_000000512027_00224_11801_3031.N1	02-JUN-2004 11:54:52	Dark	50.500	63	Bet Gru	2.1500	2800.0	101	11801	No
233	GOM_NL__2PRFIN20040602_115646_000000532027_00224_11801_3032.N1	02-JUN-2004 11:56:46	Dark	52.500	31	Alp Gru	1.7340	15200.	105	11801	No
234	GOM_NL__2PRFIN20040602_120138_000000452027_00224_11801_3033.N1	02-JUN-2004 12:01:38	Straylight	44.500	45	Alp Pav	1.9400	26000.	89	11801	No
235	GOM_NL__2PRFIN20040602_120504_000000452027_00224_11801_3034.N1	02-JUN-2004 12:05:04	Straylight	45.000	43	Alp TrA	1.9100	4250.0	90	11801	No
236	GOM_NL__2PRFIN20040602_120708_000000402027_00224_11801_3035.N1	02-JUN-2004 12:07:08	Straylight	40.000	134	Bet TrA	2.8100	6600.0	80	11801	No
237	GOM_NL__2PRFIN20040602_120858_000000422027_00224_11801_3036.N1	02-JUN-2004 12:08:58	Straylight	42.000	147	Alp Ara	2.8770	26000.	84	11801	No
238	GOM_NL__2PRFIN20040602_121040_000000502027_00224_11801_3037.N1	02-JUN-2004 12:10:40	Straylight	49.500	40	The Sco	1.8590	7100.0	99	11801	No
239	GOM_NL__2PRFIN20040602_121228_000000462027_00224_11801_3038.N1	02-JUN-2004 12:12:28	Twi_and_stray	45.500	25	35Lam Sco	1.6200	28000.	91	11801	No
240	GOM_NL__2PRFIN20040602_121411_000000492027_00224_11801_3039.N1	02-JUN-2004 12:14:11	Twi_and_stray	49.000	75	26Eps Sco	2.2910	4250.0	98	11801	No
241	GOM_NL__2PRFIN20040602_121611_000000462027_00224_11801_3040.N1	02-JUN-2004 12:16:11	Bright	45.500	136	23Tau Sco	2.8220	30000.	91	11801	No
242	GOM_NL__2PRFIN20040602_121946_000000462027_00224_11801_3041.N1	02-JUN-2004 12:19:46	Bright	46.000	86	35Eta Oph	2.4300	10200.	92	11801	No
243	GOM_NL__2PRFIN20040602_122135_000000432027_00224_11801_3042.N1	02-JUN-2004 12:21:35	Bright	42.500	98	13Zet Oph	2.5710	30000.	85	11801	No
244	GOM_NL__2PRFIN20040602_122346_000000412027_00224_11801_3043.N1	02-JUN-2004 12:23:46	Bright	41.000	120	1Del Oph	2.7340	3200.0	82	11801	No
245	GOM_NL__2PRFIN20040602_122647_000000382027_00224_11801_3044.N1	02-JUN-2004 12:26:47	Bright	38.000	102	24Alp Ser	2.6000	4250.0	76	11801	No
246	GOM_NL__2PRFIN20040602_123054_000000382027_00224_11801_3045.N1	02-JUN-2004 12:30:54	Bright	38.000	3	16Alp Boo	-0.050000	4250.0	76	11801	No
247	GOM_NL__2PRFIN20040602_123239_000000402027_00224_11801_3046.N1	02-JUN-2004 12:32:39	Bright	39.500	67	5Alp CrB	2.2210	11000.	79	11801	No
248	GOM_NL__2PRFIN20040602_123558_000000362027_00224_11801_3047.N1	02-JUN-2004 12:35:58	Bright	36.000	180	27Gam Boo	3.0400	8000.0	72	11801	No
249	GOM_NL__2PRFIN20040602_123925_000000402027_00224_11801_3048.N1	02-JUN-2004 12:39:25	Bright	40.000	39	85Eta UMa	1.8540	24000.	80	11801	No
250	GOM_NL__2PRFIN20040602_124112_000000412027_00224_11801_3049.N1	02-JUN-2004 12:41:12	Bright	41.000	55	79Zet UMa	2.0600	10200.	82	11801	No
251	GOM_NL__2PRFIN20040602_124309_000000422027_00224_11801_3050.N1	02-JUN-2004 12:43:09	Bright	42.000	119	14Eta Dra	2.7270	4700.0	84	11801	No
252	GOM_NL__2PRFIN20040602_124557_000000402027_00224_11801_3051.N1	02-JUN-2004 12:45:57	Bright	40.000	60	7Bet UMi	2.0810	3950.0	80	11801	No
253	GOM_NL__2PRFIN20040602_125037_000000412027_00224_11801_3052.N1	02-JUN-2004 12:50:37	Bright	41.000	49	1Alp UMi	1.9900	6300.0	82	11801	No
254	GOM_NL__2PRFIN20040602_125326_000000492027_00224_11801_3053.N1	02-JUN-2004 12:53:26	Bright	49.000	89	5Alp Cep	2.4510	8000.0	98	11801	No
255	GOM_NL__2PRFIN20040602_125537_000000792027_00224_11801_3054.N1	02-JUN-2004 12:55:37	Bright	79.000	19	50Alp Cyg	1.2460	10500.	158	11801	No
256	GOM_NL__2PRFIN20040602_125839_000000412027_00224_11801_3055.N1	02-JUN-2004 12:58:39	Bright	40.500	76	27Gam Cas	2.3000	30000.	81	11801	No
257	GOM_NL__2PRFIN20040602_130630_000000522027_00224_11801_3056.N1	02-JUN-2004 13:06:30	Bright	52.000	53	43Bet And	2.0480	3300.0	104	11801	No
258	GOM_NL__2PRFIN20040602_130914_000000562027_00224_11801_3057.N1	02-JUN-2004 13:09:14	Twi_and_stray	56.000	58	21Alp And	2.0730	11000.	112	11801	No
259	GOM_NL__2PRFIN20040602_131053_000000902027_00224_11801_3058.N1	02-JUN-2004 13:10:53	Dark	89.500	93	53Bet Peg	2.5200	3100.0	179	11801	No
260	GOM_NL__2PRFIN20040602_131419_000000542027_00224_11801_3059.N1	02-JUN-2004 13:14:19	Dark	53.500	140	88Gam Peg	2.8340	26000.	107	11801	No
261	GOM_NL__2PRFIN20040602_131801_000000972027_00224_11801_3060.N1	02-JUN-2004 13:18:01	Dark	96.500	90	54Alp Peg	2.4870	11000.	193	11801	No
262	GOM_NL__2PRFIN20040602_132321_000000512027_00224_11801_3061.N1	02-JUN-2004 13:23:21	Dark	51.000	52	16Bet Cet	2.0370	4500.0	102	11801	No
263	GOM_NL__2PRFIN20040602_133001_000000502027_00224_11801_3062.N1	02-JUN-2004 13:30:01	Dark	49.500	84	Alp Phe	2.3970	4500.0	99	11801	No
264	GOM_NL__2PRFIN20040602_133202_000000392027_00224_11801_3063.N1	02-JUN-2004 13:32:02	Dark	39.000	9	Alp Eri	0.45300	24000.	78	11801	No
265	GOM_NL__2PRFIN20040602_133528_000000512027_00225_11802_3031.N1	02-JUN-2004 13:35:28	Dark	50.500	63	Bet Gru	2.1500	2800.0	101	11802	No
266	GOM_NL__2PRFIN20040602_133722_000000512027_00225_11802_3032.N1	02-JUN-2004 13:37:22	Dark	51.000	31	Alp Gru	1.7340	15200.	102	11802	No
267	GOM_NL__2PRFIN20040602_134214_000000452027_00225_11802_3033.N1	02-JUN-2004 13:42:14	Straylight	45.000	45	Alp Pav	1.9400	26000.	90	11802	No
268	GOM_NL__2PRFIN20040602_134540_000000442027_00225_11802_3034.N1	02-JUN-2004 13:45:40	Straylight	43.500	43	Alp TrA	1.9100	4250.0	87	11802	No
269	GOM_NL__2PRFIN20040602_134744_000000392027_00225_11802_3035.N1	02-JUN-2004 13:47:44	Straylight	38.500	134	Bet TrA	2.8100	6600.0	77	11802	No
270	GOM_NL__2PRFIN20040602_134935_000000412027_00225_11802_3036.N1	02-JUN-2004 13:49:35	Straylight	41.000	147	Alp Ara	2.8770	26000.	82	11802	No
271	GOM_NL__2PRFIN20040602_135116_000000472027_00225_11802_3037.N1	02-JUN-2004 13:51:16	Straylight	47.000	40	The Sco	1.8590	7100.0	94	11802	No
272	GOM_NL__2PRFIN20040602_135303_000000482027_00225_11802_3038.N1	02-JUN-2004 13:53:03	Twi_and_stray	48.000	25	35Lam Sco	1.6200	28000.	96	11802	No
273	GOM_NL__2PRFIN20040602_135446_000000462027_00225_11802_3039.N1	02-JUN-2004 13:54:46	Twi_and_stray	46.000	75	26Eps Sco	2.2910	4250.0	92	11802	No
274	GOM_NL__2PRFIN20040602_135647_000000422027_00225_11802_3040.N1	02-JUN-2004 13:56:47	Bright	42.000	136	23Tau Sco	2.8220	30000.	84	11802	No
275	GOM_NL__2PRFIN20040602_140022_000000472027_00225_11802_3041.N1	02-JUN-2004 14:00:22	Bright	46.500	86	35Eta Oph	2.4300	10200.	93	11802	No
276	GOM_NL__2PRFIN20040602_140211_000000422027_00225_11802_3042.N1	02-JUN-2004 14:02:11	Bright	42.000	98	13Zet Oph	2.5710	30000.	84	11802	No
277	GOM_NL__2PRFIN20040602_140421_000000422027_00225_11802_3043.N1	02-JUN-2004 14:04:21	Bright	41.500	120	1Del Oph	2.7340	3200.0	83	11802	No
278	GOM_NL__2PRFIN20040602_140722_000000392027_00225_11802_3044.N1	02-JUN-2004 14:07:22	Bright	38.500	102	24Alp Ser	2.6000	4250.0	77	11802	No

279	GOM_NL__2PRFIN20040602_141129_000000382027_00225_11802_3045.N1	02-JUN-2004 14:11:29	Bright	37.500	3	16Alp Boo	-0.050000	4250.0	75	11802	No
280	GOM_NL__2PRFIN20040602_141314_000000402027_00225_11802_3046.N1	02-JUN-2004 14:13:14	Bright	39.500	67	5Alp CrB	2.2210	11000.	79	11802	No
281	GOM_NL__2PRFIN20040602_141632_000000392027_00225_11802_3047.N1	02-JUN-2004 14:16:32	Bright	39.000	180	27Gam Boo	3.0400	8000.0	78	11802	No
282	GOM_NL__2PRFIN20040602_141959_000000412027_00225_11802_3048.N1	02-JUN-2004 14:19:59	Bright	41.000	39	85Eta UMa	1.8540	24000.	82	11802	No
283	GOM_NL__2PRFIN20040602_142149_000000412027_00225_11802_3049.N1	02-JUN-2004 14:21:49	Bright	40.500	55	79Zet UMa	2.0600	10200.	81	11802	No
284	GOM_NL__2PRFIN20040602_142343_000000432027_00225_11802_3050.N1	02-JUN-2004 14:23:43	Bright	43.000	119	14Eta Dra	2.7270	4700.0	86	11802	No
285	GOM_NL__2PRFIN20040602_142631_000000422027_00225_11802_3051.N1	02-JUN-2004 14:26:31	Bright	41.500	60	7Bet UMi	2.0810	3950.0	83	11802	No
286	GOM_NL__2PRFIN20040602_143114_000000382027_00225_11802_3052.N1	02-JUN-2004 14:31:14	Bright	37.500	49	1Alp UMi	1.9900	6300.0	75	11802	No
287	GOM_NL__2PRFIN20040602_143402_000000482027_00225_11802_3053.N1	02-JUN-2004 14:34:02	Bright	47.500	89	5Alp Cep	2.4510	8000.0	95	11802	No
288	GOM_NL__2PRFIN20040602_143611_000000832027_00225_11802_3054.N1	02-JUN-2004 14:36:11	Bright	83.000	19	50Alp Cyg	1.2460	10500.	166	11802	No
289	GOM_NL__2PRFIN20040602_143915_000000402027_00225_11802_3055.N1	02-JUN-2004 14:39:15	Bright	40.000	76	27Gam Cas	2.3000	30000.	80	11802	No
290	GOM_NL__2PRFIN20040602_144705_000000482027_00225_11802_3056.N1	02-JUN-2004 14:47:05	Bright	47.500	53	43Bet And	2.0480	3300.0	95	11802	No
291	GOM_NL__2PRFIN20040602_144949_000000572027_00225_11802_3057.N1	02-JUN-2004 14:49:49	Twilight	57.000	58	21Alp And	2.0730	11000.	114	11802	No
292	GOM_NL__2PRFIN20040602_145130_000000942027_00225_11802_3058.N1	02-JUN-2004 14:51:30	Dark	93.500	93	53Bet Peg	2.5200	3100.0	187	11802	No
293	GOM_NL__2PRFIN20040602_145456_000000562027_00225_11802_3059.N1	02-JUN-2004 14:54:56	Dark	55.500	140	88Gam Peg	2.8340	26000.	111	11802	No
294	GOM_NL__2PRFIN20040602_145839_000000962027_00225_11802_3060.N1	02-JUN-2004 14:58:39	Dark	95.500	90	54Alp Peg	2.4870	11000.	191	11802	No
295	GOM_NL__2PRFIN20040602_150358_000000532027_00225_11802_3061.N1	02-JUN-2004 15:03:58	Dark	53.000	52	16Bet Cet	2.0370	4500.0	106	11802	No
296	GOM_NL__2PRFIN20040602_151038_000000482027_00225_11802_3062.N1	02-JUN-2004 15:10:38	Dark	47.500	84	Alp Phe	2.3970	4500.0	95	11802	No
297	GOM_NL__2PRFIN20040602_151238_000000412027_00225_11802_3063.N1	02-JUN-2004 15:12:38	Dark	40.500	9	Alp Eri	0.45300	24000.	81	11802	No
298	GOM_NL__2PRFIN20040602_151606_000000512027_00226_11803_3031.N1	02-JUN-2004 15:16:06	Dark	51.000	63	Bet Gru	2.1500	2800.0	102	11803	No
299	GOM_NL__2PRFIN20040602_151800_000000512027_00226_11803_3032.N1	02-JUN-2004 15:18:00	Dark	50.500	31	Alp Gru	1.7340	15200.	101	11803	No
300	GOM_NL__2PRFIN20040602_152251_000000462027_00226_11803_3033.N1	02-JUN-2004 15:22:51	Straylight	45.500	45	Alp Pav	1.9400	26000.	91	11803	No
301	GOM_NL__2PRFIN20040602_152615_000000452027_00226_11803_3034.N1	02-JUN-2004 15:26:15	Straylight	44.500	43	Alp TrA	1.9100	4250.0	89	11803	No
302	GOM_NL__2PRFIN20040602_152820_000000382027_00226_11803_3035.N1	02-JUN-2004 15:28:20	Straylight	38.000	134	Bet TrA	2.8100	6600.0	76	11803	No
303	GOM_NL__2PRFIN20040602_153011_000000412027_00226_11803_3036.N1	02-JUN-2004 15:30:11	Straylight	41.000	147	Alp Ara	2.8770	26000.	82	11803	No
304	GOM_NL__2PRFIN20040602_153153_000000482027_00226_11803_3037.N1	02-JUN-2004 15:31:53	Straylight	48.000	40	The Sco	1.8590	7100.0	96	11803	No
305	GOM_NL__2PRFIN20040602_153339_000000482027_00226_11803_3038.N1	02-JUN-2004 15:33:39	Twilight	48.000	25	35Lam Sco	1.6200	28000.	96	11803	No
306	GOM_NL__2PRFIN20040602_153522_000000502027_00226_11803_3039.N1	02-JUN-2004 15:35:22	Twilight	49.500	75	26Eps Sco	2.2910	4250.0	99	11803	No
307	GOM_NL__2PRFIN20040602_153724_000000422027_00226_11803_3040.N1	02-JUN-2004 15:37:24	Bright	41.500	136	23Tau Sco	2.8220	30000.	83	11803	No
308	GOM_NL__2PRFIN20040602_154058_000000462027_00226_11803_3041.N1	02-JUN-2004 15:40:58	Bright	45.500	86	35Eta Oph	2.4300	10200.	91	11803	No
309	GOM_NL__2PRFIN20040602_154247_000000432027_00226_11803_3042.N1	02-JUN-2004 15:42:47	Bright	43.000	98	13Zet Oph	2.5710	30000.	86	11803	No
310	GOM_NL__2PRFIN20040602_154457_000000422027_00226_11803_3043.N1	02-JUN-2004 15:44:57	Bright	41.500	120	1Del Oph	2.7340	3200.0	83	11803	No
311	GOM_NL__2PRFIN20040602_154758_000000392027_00226_11803_3044.N1	02-JUN-2004 15:47:58	Bright	38.500	102	24Alp Ser	2.6000	4250.0	77	11803	No
312	GOM_NL__2PRFIN20040602_155205_000000382027_00226_11803_3045.N1	02-JUN-2004 15:52:05	Bright	38.000	3	16Alp Boo	-0.050000	4250.0	76	11803	No
313	GOM_NL__2PRFIN20040602_155351_000000392027_00226_11803_3046.N1	02-JUN-2004 15:53:51	Bright	38.500	67	5Alp CrB	2.2210	11000.	77	11803	No
314	GOM_NL__2PRFIN20040602_155708_000000392027_00226_11803_3047.N1	02-JUN-2004 15:57:08	Bright	39.000	180	27Gam Boo	3.0400	8000.0	78	11803	No
315	GOM_NL__2PRFIN20040602_160037_000000402027_00226_11803_3048.N1	02-JUN-2004 16:00:37	Bright	40.000	39	85Eta UMa	1.8540	24000.	80	11803	No
316	GOM_NL__2PRFIN20040602_160227_000000382027_00226_11803_3049.N1	02-JUN-2004 16:02:27	Bright	38.000	55	79Zet UMa	2.0600	10200.	76	11803	No
317	GOM_NL__2PRFIN20040602_160421_000000392027_00226_11803_3050.N1	02-JUN-2004 16:04:21	Bright	38.500	119	14Eta Dra	2.7270	4700.0	77	11803	No
318	GOM_NL__2PRFIN20040602_160710_000000362027_00226_11803_3051.N1	02-JUN-2004 16:07:10	Bright	35.500	60	7Bet UMi	2.0810	3950.0	71	11803	No
319	GOM_NL__2PRFIN20040602_161150_000000382027_00226_11803_3052.N1	02-JUN-2004 16:11:50	Bright	38.000	49	1Alp UMi	1.9900	6300.0	76	11803	No
320	GOM_NL__2PRFIN20040602_161436_000000492027_00226_11803_3053.N1	02-JUN-2004 16:14:36	Bright	49.000	89	5Alp Cep	2.4510	8000.0	98	11803	No
321	GOM_NL__2PRFIN20040602_161645_000000832027_00226_11803_3054.N1	02-JUN-2004 16:16:45	Bright	82.500	19	50Alp Cyg	1.2460	10500.	165	11803	No
322	GOM_NL__2PRFIN20040602_161950_000000562027_00226_11803_3055.N1	02-JUN-2004 16:19:50	Bright	56.000	76	27Gam Cas	2.3000	30000.	112	11803	No
323	GOM_NL__2PRFIN20040602_162741_000000462027_00226_11803_3056.N1	02-JUN-2004 16:27:41	Bright	46.000	53	43Bet And	2.0480	3300.0	92	11803	No
324	GOM_NL__2PRFIN20040602_163026_000000582027_00226_11803_3057.N1	02-JUN-2004 16:30:26	Twilight	57.500	58	21Alp And	2.0730	11000.	115	11803	No
325	GOM_NL__2PRFIN20040602_163206_000000922027_00226_11803_3058.N1	02-JUN-2004 16:32:06	Dark	91.500	93	53Bet Peg	2.5200	3100.0	183	11803	No
326	GOM_NL__2PRFIN20040602_163531_000000572027_00226_11803_3059.N1	02-JUN-2004 16:35:31	Dark	57.000	140	88Gam Peg	2.8340	26000.	114	11803	No
327	GOM_NL__2PRFIN20040602_163916_000001032027_00226_11803_3060.N1	02-JUN-2004 16:39:16	Dark	102.50	90	54Alp Peg	2.4870	11000.	205	11803	No
328	GOM_NL__2PRFIN20040602_164434_000000502027_00226_11803_3061.N1	02-JUN-2004 16:44:34	Dark	50.000	52	16Bet Cet	2.0370	4500.0	100	11803	No
329	GOM_NL__2PRFIN20040602_165114_000000482027_00226_11803_3062.N1	02-JUN-2004 16:51:14	Dark	48.000	84	Alp Phe	2.3970	4500.0	96	11803	No
330	GOM_NL__2PRFIN20040602_165313_000000472027_00226_11803_3063.N1	02-JUN-2004 16:53:13	Dark	47.000	9	Alp Eri	0.45300	24000.	94	11803	No
331	GOM_NL__2PRFIN20040602_165643_000000562027_00227_11804_3031.N1	02-JUN-2004 16:56:43	Dark	56.000	63	Bet Gru	2.1500	2800.0	112	11804	No
332	GOM_NL__2PRFIN20040602_165837_000000482027_00227_11804_3032.N1	02-JUN-2004 16:58:37	Dark	47.500	31	Alp Gru	1.7340	15200.	95	11804	No
333	GOM_NL__2PRFIN20040602_170328_000000462027_00227_11804_3033.N1	02-JUN-2004 17:03:28	Straylight	46.000	45	Alp Pav	1.9400	26000.	92	11804	No
334	GOM_NL__2PRFIN20040602_170653_000000422027_00227_11804_3034.N1	02-JUN-2004 17:06:53	Straylight	41.500	43	Alp TrA	1.9100	4250.0	83	11804	No
335	GOM_NL__2PRFIN20040602_170857_000000392027_00227_11804_3035.N1	02-JUN-2004 17:08:57	Straylight	38.500	134	Bet TrA	2.8100	6600.0	77	11804	No
336	GOM_NL__2PRFIN20040602_171048_000000422027_00227_11804_3036.N1	02-JUN-2004 17:10:48	Straylight	41.500	147	Alp Ara	2.8770	26000.	83	11804	No
337	GOM_NL__2PRFIN20040602_171229_000000502027_00227_11804_3037.N1	02-JUN-2004 17:12:29	Straylight	50.000	40	The Sco	1.8590	7100.0	100	11804	No

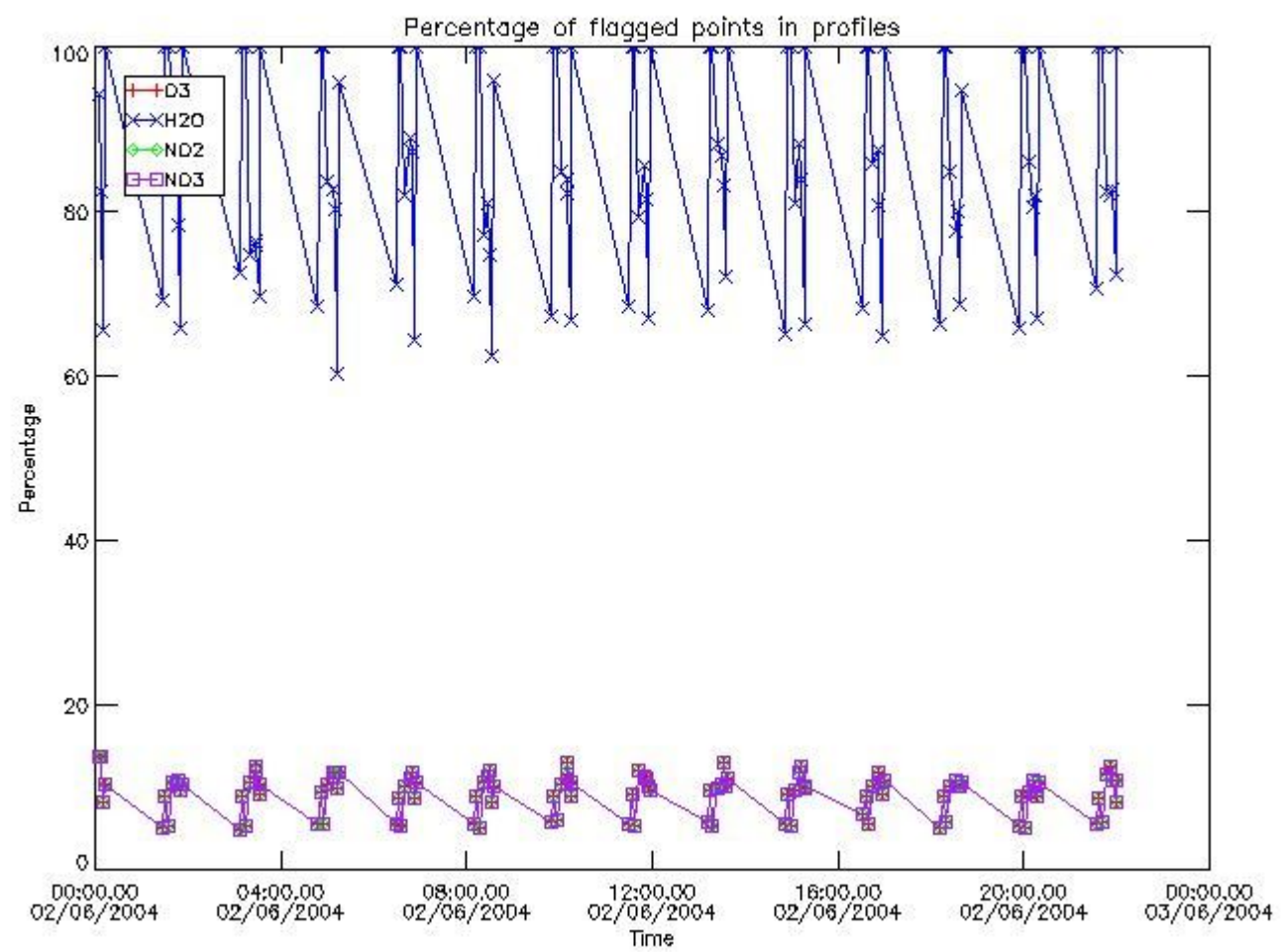
338	GOM_NL__2PRFIN20040602_171416_000000482027_00227_11804_3038.N1	02-JUN-2004 17:14:16	Twilight	48.000	25	35Lam Sco	1.6200	28000.	96	11804	No
339	GOM_NL__2PRFIN20040602_171559_000000482027_00227_11804_3039.N1	02-JUN-2004 17:15:59	Twilight	47.500	75	26Eps Sco	2.2910	4250.0	95	11804	No
340	GOM_NL__2PRFIN20040602_171800_000000502027_00227_11804_3040.N1	02-JUN-2004 17:18:00	Bright	50.000	136	23Tau Sco	2.8220	30000.	100	11804	No
341	GOM_NL__2PRFIN20040602_172134_000000462027_00227_11804_3041.N1	02-JUN-2004 17:21:34	Bright	45.500	86	35Eta Oph	2.4300	10200.	91	11804	No
342	GOM_NL__2PRFIN20040602_172324_000000432027_00227_11804_3042.N1	02-JUN-2004 17:23:24	Bright	42.500	98	13Zet Oph	2.5710	30000.	85	11804	No
343	GOM_NL__2PRFIN20040602_172533_000000422027_00227_11804_3043.N1	02-JUN-2004 17:25:33	Bright	41.500	120	1Del Oph	2.7340	3200.0	83	11804	No
344	GOM_NL__2PRFIN20040602_172835_000000382027_00227_11804_3044.N1	02-JUN-2004 17:28:35	Bright	37.500	102	24Alp Ser	2.6000	4250.0	75	11804	No
345	GOM_NL__2PRFIN20040602_173242_000000372027_00227_11804_3045.N1	02-JUN-2004 17:32:42	Bright	37.000	3	16Alp Boo	-0.050000	4250.0	74	11804	No
346	GOM_NL__2PRFIN20040602_173427_000000402027_00227_11804_3046.N1	02-JUN-2004 17:34:27	Bright	39.500	67	5Alp CrB	2.2210	11000.	79	11804	No
347	GOM_NL__2PRFIN20040602_173746_000000392027_00227_11804_3047.N1	02-JUN-2004 17:37:46	Bright	39.000	180	27Gam Boo	3.0400	8000.0	78	11804	No
348	GOM_NL__2PRFIN20040602_174111_000000422027_00227_11804_3048.N1	02-JUN-2004 17:41:11	Bright	41.500	39	85Eta UMa	1.8540	24000.	83	11804	No
349	GOM_NL__2PRFIN20040602_174303_000000402027_00227_11804_3049.N1	02-JUN-2004 17:43:03	Bright	39.500	55	79Zet UMa	2.0600	10200.	79	11804	No
350	GOM_NL__2PRFIN20040602_174457_000000412027_00227_11804_3050.N1	02-JUN-2004 17:44:57	Bright	40.500	119	14Eta Dra	2.7270	4700.0	81	11804	No
351	GOM_NL__2PRFIN20040602_174746_000000382027_00227_11804_3051.N1	02-JUN-2004 17:47:46	Bright	37.500	60	7Bet UMi	2.0810	3950.0	75	11804	No
352	GOM_NL__2PRFIN20040602_175227_000000382027_00227_11804_3052.N1	02-JUN-2004 17:52:27	Bright	37.500	49	1Alp UMi	1.9900	6300.0	75	11804	No
353	GOM_NL__2PRFIN20040602_175512_000000502027_00227_11804_3053.N1	02-JUN-2004 17:55:12	Bright	49.500	89	5Alp Cep	2.4510	8000.0	99	11804	No
354	GOM_NL__2PRFIN20040602_175720_000000812027_00227_11804_3054.N1	02-JUN-2004 17:57:20	Bright	80.500	19	50Alp Cyg	1.2460	10500.	161	11804	No
355	GOM_NL__2PRFIN20040602_180026_000000382027_00227_11804_3055.N1	02-JUN-2004 18:00:26	Bright	38.000	76	27Gam Cas	2.3000	30000.	76	11804	No
356	GOM_NL__2PRFIN20040602_180818_000000462027_00227_11804_3056.N1	02-JUN-2004 18:08:18	Bright	45.500	53	43Bet And	2.0480	3300.0	91	11804	No
357	GOM_NL__2PRFIN20040602_181103_000000572027_00227_11804_3057.N1	02-JUN-2004 18:11:03	Twilight	56.500	58	21Alp And	2.0730	11000.	113	11804	No
358	GOM_NL__2PRFIN20040602_181242_000001002027_00227_11804_3058.N1	02-JUN-2004 18:12:42	Dark	100.00	93	53Bet Peg	2.5200	3100.0	200	11804	No
359	GOM_NL__2PRFIN20040602_181608_000000582027_00227_11804_3059.N1	02-JUN-2004 18:16:08	Dark	57.500	140	88Gam Peg	2.8340	26000.	115	11804	No
360	GOM_NL__2PRFIN20040602_181954_000000992027_00227_11804_3060.N1	02-JUN-2004 18:19:54	Dark	99.000	90	54Alp Peg	2.4870	11000.	198	11804	No
361	GOM_NL__2PRFIN20040602_182512_000000502027_00227_11804_3061.N1	02-JUN-2004 18:25:12	Dark	50.000	52	16Bet Cet	2.0370	4500.0	100	11804	No
362	GOM_NL__2PRFIN20040602_183151_000000482027_00227_11804_3062.N1	02-JUN-2004 18:31:51	Dark	47.500	84	Alp Phe	2.3970	4500.0	95	11804	No
363	GOM_NL__2PRFIN20040602_183350_000000512027_00227_11804_3063.N1	02-JUN-2004 18:33:50	Dark	50.500	9	Alp Eri	0.45300	24000.	101	11804	No
364	GOM_NL__2PRFIN20040602_183720_000000502027_00228_11805_3031.N1	02-JUN-2004 18:37:20	Dark	50.000	63	Bet Gru	2.1500	2800.0	100	11805	No
365	GOM_NL__2PRFIN20040602_183914_000000482027_00228_11805_3032.N1	02-JUN-2004 18:39:14	Dark	48.000	31	Alp Gru	1.7340	15200.	96	11805	No
366	GOM_NL__2PRFIN20040602_184405_000000442027_00228_11805_3033.N1	02-JUN-2004 18:44:05	Straylight	44.000	45	Alp Pav	1.9400	26000.	88	11805	No
367	GOM_NL__2PRFIN20040602_184729_000000432027_00228_11805_3034.N1	02-JUN-2004 18:47:29	Straylight	42.500	43	Alp TrA	1.9100	4250.0	85	11805	No
368	GOM_NL__2PRFIN20040602_184932_000000392027_00228_11805_3035.N1	02-JUN-2004 18:49:32	Straylight	38.500	134	Bet TrA	2.8100	6600.0	77	11805	No
369	GOM_NL__2PRFIN20040602_185124_000000412027_00228_11805_3036.N1	02-JUN-2004 18:51:24	Straylight	41.000	147	Alp Ara	2.8770	26000.	82	11805	No
370	GOM_NL__2PRFIN20040602_185306_000000432027_00228_11805_3037.N1	02-JUN-2004 18:53:06	Straylight	43.000	40	The Sco	1.8590	7100.0	86	11805	No
371	GOM_NL__2PRFIN20040602_185453_000000502027_00228_11805_3038.N1	02-JUN-2004 18:54:53	Twilight	49.500	25	35Lam Sco	1.6200	28000.	99	11805	No
372	GOM_NL__2PRFIN20040602_185636_000000472027_00228_11805_3039.N1	02-JUN-2004 18:56:36	Twilight	47.000	75	26Eps Sco	2.2910	4250.0	94	11805	No
373	GOM_NL__2PRFIN20040602_190039_000000422027_00228_11805_3040.N1	02-JUN-2004 19:00:39	Bright	41.500	80	7Del Sco	2.3160	30000.	83	11805	No
374	GOM_NL__2PRFIN20040602_190210_000000462027_00228_11805_3041.N1	02-JUN-2004 19:02:10	Bright	46.000	86	35Eta Oph	2.4300	10200.	92	11805	No
375	GOM_NL__2PRFIN20040602_190400_000000422027_00228_11805_3042.N1	02-JUN-2004 19:04:00	Bright	41.500	98	13Zet Oph	2.5710	30000.	83	11805	No
376	GOM_NL__2PRFIN20040602_190611_000000402027_00228_11805_3043.N1	02-JUN-2004 19:06:11	Bright	40.000	120	1Del Oph	2.7340	3200.0	80	11805	No
377	GOM_NL__2PRFIN20040602_190911_000000382027_00228_11805_3044.N1	02-JUN-2004 19:09:11	Bright	38.000	102	24Alp Ser	2.6000	4250.0	76	11805	No
378	GOM_NL__2PRFIN20040602_191319_000000382027_00228_11805_3045.N1	02-JUN-2004 19:13:19	Bright	37.500	3	16Alp Boo	-0.050000	4250.0	75	11805	No
379	GOM_NL__2PRFIN20040602_191503_000000392027_00228_11805_3046.N1	02-JUN-2004 19:15:03	Bright	38.500	67	5Alp CrB	2.2210	11000.	77	11805	No
380	GOM_NL__2PRFIN20040602_191731_000000432027_00228_11805_3047.N1	02-JUN-2004 19:17:31	Bright	43.000	133	40Zet Her	2.8070	6000.0	86	11805	No
381	GOM_NL__2PRFIN20040602_192150_000000382027_00228_11805_3048.N1	02-JUN-2004 19:21:50	Bright	37.500	39	85Eta UMa	1.8540	24000.	75	11805	No
382	GOM_NL__2PRFIN20040602_192339_000000392027_00228_11805_3049.N1	02-JUN-2004 19:23:39	Bright	38.500	55	79Zet UMa	2.0600	10200.	77	11805	No
383	GOM_NL__2PRFIN20040602_192533_000000422027_00228_11805_3050.N1	02-JUN-2004 19:25:33	Bright	41.500	119	14Eta Dra	2.7270	4700.0	83	11805	No
384	GOM_NL__2PRFIN20040602_192822_000000402027_00228_11805_3051.N1	02-JUN-2004 19:28:22	Bright	39.500	60	7Bet UMi	2.0810	3950.0	79	11805	No
385	GOM_NL__2PRFIN20040602_193302_000000392027_00228_11805_3052.N1	02-JUN-2004 19:33:02	Bright	38.500	49	1Alp UMi	1.9900	6300.0	77	11805	No
386	GOM_NL__2PRFIN20040602_193547_000000482027_00228_11805_3053.N1	02-JUN-2004 19:35:47	Bright	47.500	89	5Alp Cep	2.4510	8000.0	95	11805	No
387	GOM_NL__2PRFIN20040602_193754_000000802027_00228_11805_3054.N1	02-JUN-2004 19:37:54	Bright	79.500	19	50Alp Cyg	1.2460	10500.	159	11805	No
388	GOM_NL__2PRFIN20040602_194102_000000402027_00228_11805_3055.N1	02-JUN-2004 19:41:02	Bright	39.500	76	27Gam Cas	2.3000	30000.	79	11805	No
389	GOM_NL__2PRFIN20040602_194853_000000502027_00228_11805_3056.N1	02-JUN-2004 19:48:53	Bright	50.000	53	43Bet And	2.0480	3300.0	100	11805	No
390	GOM_NL__2PRFIN20040602_195136_000000622027_00228_11805_3057.N1	02-JUN-2004 19:51:36	Twilight	62.000	58	21Alp And	2.0730	11000.	124	11805	No
391	GOM_NL__2PRFIN20040602_195318_000000982027_00228_11805_3058.N1	02-JUN-2004 19:53:18	Dark	98.000	93	53Bet Peg	2.5200	3100.0	196	11805	No
392	GOM_NL__2PRFIN20040602_195645_000000572027_00228_11805_3059.N1	02-JUN-2004 19:56:45	Dark	56.500	140	88Gam Peg	2.8340	26000.	113	11805	No
393	GOM_NL__2PRFIN20040602_200031_000001012027_00228_11805_3060.N1	02-JUN-2004 20:00:31	Dark	101.00	90	54Alp Peg	2.4870	11000.	202	11805	No
394	GOM_NL__2PRFIN20040602_200548_000000552027_00228_11805_3061.N1	02-JUN-2004 20:05:48	Dark	54.500	52	16Bet Cet	2.0370	4500.0	109	11805	No
395	GOM_NL__2PRFIN20040602_201228_000000472027_00228_11805_3062.N1	02-JUN-2004 20:12:28	Dark	46.500	84	Alp Phe	2.3970	4500.0	93	11805	No
396	GOM_NL__2PRFIN20040602_201426_000000512027_00228_11805_3063.N1	02-JUN-2004 20:14:26	Dark	50.500	9	Alp Eri	0.45300	24000.	101	11805	No

397	GOM_NL__2PRFIN20040602_201757_000000632027_00229_11806_3031.N1	02-JUN-2004 20:17:57	Dark	62.500	63	Bet Gru	2.1500	2800.0	125	11806	No
398	GOM_NL__2PRFIN20040602_201951_000000492027_00229_11806_3032.N1	02-JUN-2004 20:19:51	Dark	48.500	31	Alp Gru	1.7340	15200.	97	11806	No
399	GOM_NL__2PRFIN20040602_202441_000000462027_00229_11806_3033.N1	02-JUN-2004 20:24:41	Straylight	45.500	45	Alp Pav	1.9400	26000.	91	11806	No
400	GOM_NL__2PRFIN20040602_202806_000000422027_00229_11806_3034.N1	02-JUN-2004 20:28:06	Straylight	42.000	43	Alp TrA	1.9100	4250.0	84	11806	No
401	GOM_NL__2PRFIN20040602_203009_000000382027_00229_11806_3035.N1	02-JUN-2004 20:30:09	Straylight	38.000	134	Bet TrA	2.8100	6600.0	76	11806	No
402	GOM_NL__2PRFIN20040602_203200_000000432027_00229_11806_3036.N1	02-JUN-2004 20:32:00	Straylight	42.500	147	Alp Ara	2.8770	26000.	85	11806	No
403	GOM_NL__2PRFIN20040602_203342_000000482027_00229_11806_3037.N1	02-JUN-2004 20:33:42	Straylight	47.500	40	The Sco	1.8590	7100.0	95	11806	No
404	GOM_NL__2PRFIN20040602_203529_000000502027_00229_11806_3038.N1	02-JUN-2004 20:35:29	Tw_i_and_stray	50.000	25	35Lam Sco	1.6200	28000.	100	11806	No
405	GOM_NL__2PRFIN20040602_203713_000000482027_00229_11806_3039.N1	02-JUN-2004 20:37:13	Tw_i_and_stray	48.000	75	26Eps Sco	2.2910	4250.0	96	11806	No
406	GOM_NL__2PRFIN20040602_204116_000000422027_00229_11806_3040.N1	02-JUN-2004 20:41:16	Bright	41.500	80	7Del Sco	2.3160	30000.	83	11806	No
407	GOM_NL__2PRFIN20040602_204246_000000462027_00229_11806_3041.N1	02-JUN-2004 20:42:46	Bright	45.500	86	35Eta Oph	2.4300	10200.	91	11806	No
408	GOM_NL__2PRFIN20040602_204437_000000422027_00229_11806_3042.N1	02-JUN-2004 20:44:37	Bright	42.000	98	13Zet Oph	2.5710	30000.	84	11806	No
409	GOM_NL__2PRFIN20040602_204647_000000402027_00229_11806_3043.N1	02-JUN-2004 20:46:47	Bright	40.000	120	1Del Oph	2.7340	3200.0	80	11806	No
410	GOM_NL__2PRFIN20040602_204947_000000382027_00229_11806_3044.N1	02-JUN-2004 20:49:47	Bright	37.500	102	24Alp Ser	2.6000	4250.0	75	11806	No
411	GOM_NL__2PRFIN20040602_205355_000000382027_00229_11806_3045.N1	02-JUN-2004 20:53:55	Bright	37.500	3	16Alp Boo	-0.050000	4250.0	75	11806	No
412	GOM_NL__2PRFIN20040602_205539_000000382027_00229_11806_3046.N1	02-JUN-2004 20:55:39	Bright	38.000	67	5Alp CrB	2.2210	11000.	76	11806	No
413	GOM_NL__2PRFIN20040602_205807_000000442027_00229_11806_3047.N1	02-JUN-2004 20:58:07	Bright	44.000	133	40Zet Her	2.8070	6000.0	88	11806	No
414	GOM_NL__2PRFIN20040602_210226_000000382027_00229_11806_3048.N1	02-JUN-2004 21:02:26	Bright	38.000	39	85Eta UMa	1.8540	24000.	76	11806	No
415	GOM_NL__2PRFIN20040602_210416_000000402027_00229_11806_3049.N1	02-JUN-2004 21:04:16	Bright	39.500	55	79Zet UMa	2.0600	10200.	79	11806	No
416	GOM_NL__2PRFIN20040602_210609_000000412027_00229_11806_3050.N1	02-JUN-2004 21:06:09	Bright	40.500	119	14Eta Dra	2.7270	4700.0	81	11806	No
417	GOM_NL__2PRFIN20040602_210858_000000352027_00229_11806_3051.N1	02-JUN-2004 21:08:58	Bright	34.500	60	7Bet UMi	2.0810	3950.0	69	11806	No
418	GOM_NL__2PRFIN20040602_211339_000000382027_00229_11806_3052.N1	02-JUN-2004 21:13:39	Bright	38.000	49	1Alp UMi	1.9900	6300.0	76	11806	No
419	GOM_NL__2PRFIN20040602_211622_000000502027_00229_11806_3053.N1	02-JUN-2004 21:16:22	Bright	49.500	89	5Alp Cep	2.4510	8000.0	99	11806	No
420	GOM_NL__2PRFIN20040602_211829_000000852027_00229_11806_3054.N1	02-JUN-2004 21:18:29	Bright	85.000	19	50Alp Cyg	1.2460	10500.	170	11806	No
421	GOM_NL__2PRFIN20040602_212138_000000562027_00229_11806_3055.N1	02-JUN-2004 21:21:38	Bright	56.000	76	27Gam Cas	2.3000	30000.	112	11806	No
422	GOM_NL__2PRFIN20040602_212929_000000512027_00229_11806_3056.N1	02-JUN-2004 21:29:29	Bright	51.000	53	43Bet And	2.0480	3300.0	102	11806	No
423	GOM_NL__2PRFIN20040602_213214_000000612027_00229_11806_3057.N1	02-JUN-2004 21:32:14	Tw_i_and_stray	61.000	58	21Alp And	2.0730	11000.	122	11806	No
424	GOM_NL__2PRFIN20040602_213355_000000942027_00229_11806_3058.N1	02-JUN-2004 21:33:55	Dark	94.000	93	53Bet Peg	2.5200	3100.0	188	11806	No
425	GOM_NL__2PRFIN20040602_213722_000000582027_00229_11806_3059.N1	02-JUN-2004 21:37:22	Dark	58.000	140	88Gam Peg	2.8340	26000.	116	11806	No
426	GOM_NL__2PRFIN20040602_214108_000000972027_00229_11806_3060.N1	02-JUN-2004 21:41:08	Dark	97.000	90	54Alp Peg	2.4870	11000.	194	11806	No
427	GOM_NL__2PRFIN20040602_214625_000000492027_00229_11806_3061.N1	02-JUN-2004 21:46:25	Dark	48.500	52	16Bet Cet	2.0370	4500.0	97	11806	No
428	GOM_NL__2PRFIN20040602_215304_000000452027_00229_11806_3062.N1	02-JUN-2004 21:53:04	Dark	45.000	84	Alp Phe	2.3970	4500.0	90	11806	No
429	GOM_NL__2PRFIN20040602_215502_000000472027_00229_11806_3063.N1	02-JUN-2004 21:55:02	Dark	46.500	9	Alp Eri	0.45300	24000.	93	11806	No
430	GOM_NL__2PRFIN20040602_215833_000000622027_00230_11807_3051.N1	02-JUN-2004 21:58:33	Dark	62.000	63	Bet Gru	2.1500	2800.0	124	11807	No
431	GOM_NL__2PRFIN20040602_220028_000000482027_00230_11807_3052.N1	02-JUN-2004 22:00:28	Dark	47.500	31	Alp Gru	1.7340	15200.	95	11807	No
432	GOM_NL__2PRFIN20040602_220518_000000462027_00230_11807_3053.N1	02-JUN-2004 22:05:18	Straylight	46.000	45	Alp Pav	1.9400	26000.	92	11807	No
433	GOM_NL__2PRFIN20040602_220841_000000442027_00230_11807_3054.N1	02-JUN-2004 22:08:41	Straylight	43.500	43	Alp TrA	1.9100	4250.0	87	11807	No
434	GOM_NL__2PRFIN20040602_221045_000000382027_00230_11807_3055.N1	02-JUN-2004 22:10:45	Straylight	38.000	134	Bet TrA	2.8100	6600.0	76	11807	No
435	GOM_NL__2PRFIN20040602_221236_000000432027_00230_11807_3056.N1	02-JUN-2004 22:12:36	Straylight	42.500	147	Alp Ara	2.8770	26000.	85	11807	No
436	GOM_NL__2PRFIN20040602_221419_000000442027_00230_11807_3057.N1	02-JUN-2004 22:14:19	Straylight	43.500	40	The Sco	1.8590	7100.0	87	11807	No
437	GOM_NL__2PRFIN20040602_221605_000000302027_00230_11807_3058.N1	02-JUN-2004 22:16:05	Tw_i_and_stray	29.500	25	35Lam Sco	1.6200	28000.	59	11807	No

3. Quality information per product

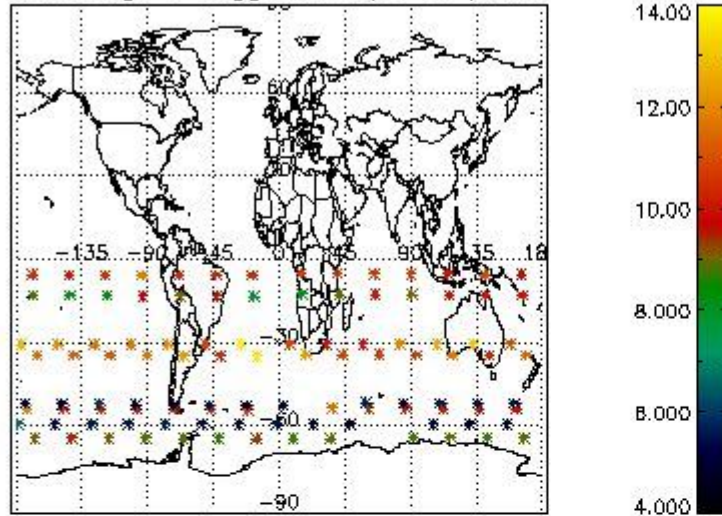
In this section it is plotted some information contained in the Quality Summary data set of the level 2 products. Only products in dark limb conditions and without errors (error flag in the MPH set to "0") are used.

3.1 Plot quality information per product (time dependant)

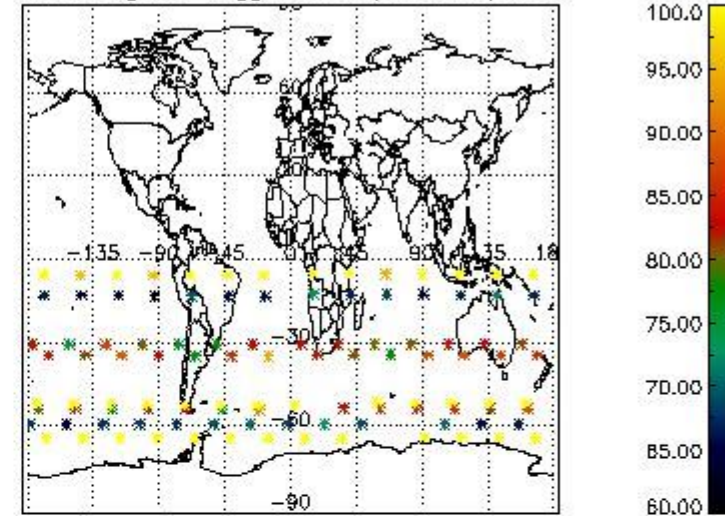


3.2 Plot quality information per product (world map)

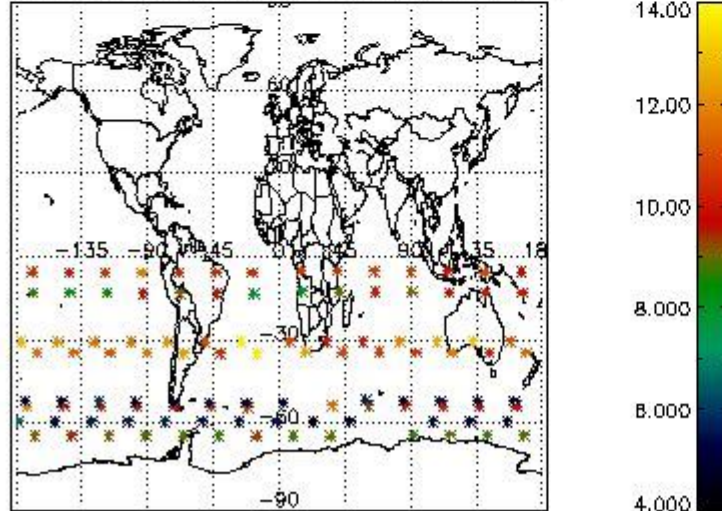
Percentage of flagged data per O3 profile



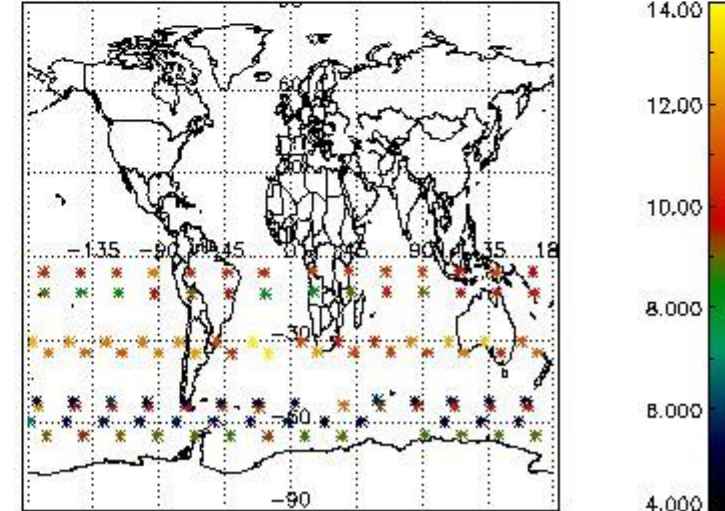
Percentage of flagged data per H2O profile



Percentage of flagged data per NO2 profile



Percentage of flagged data per NO3 profile

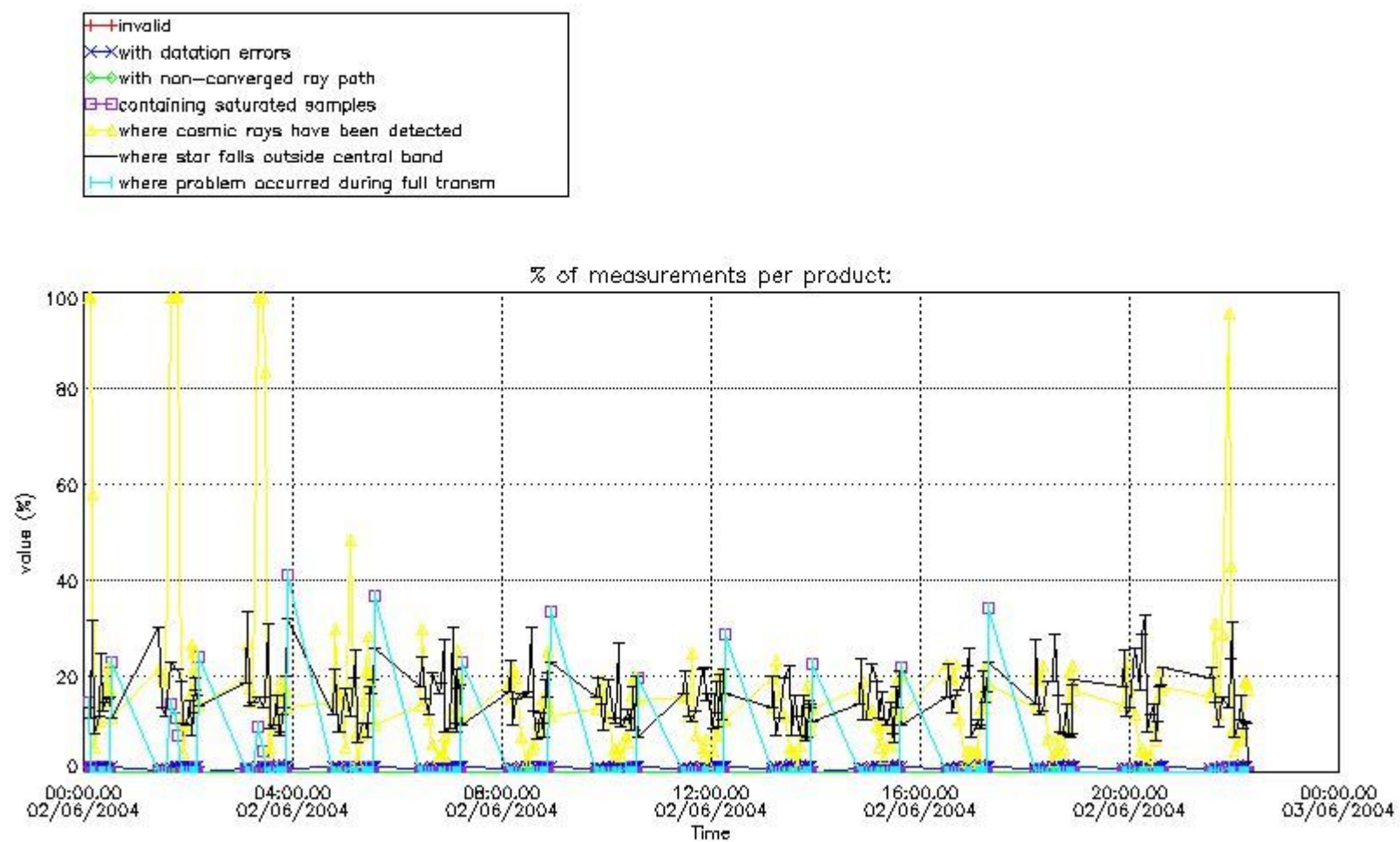


4. Level 1 quality information per product

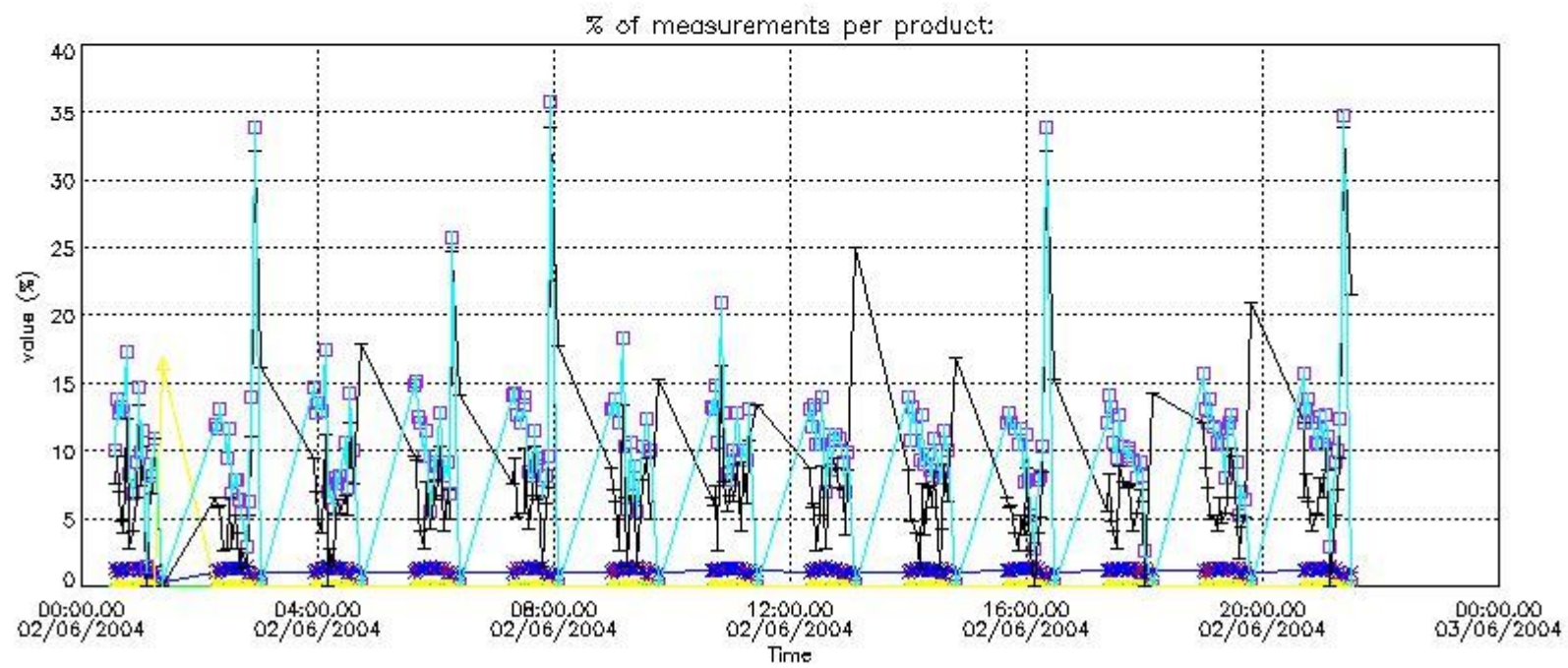
In this section it is plotted some information contained in the Quality Summary data set of the level 2 products that comes from the level 1b processing. Products without errors (error flag in the MPH set to "0") are used.

4.1 Plot quality information per product (time dependant) coming from level 1b processing

4.1.1 Plot level 1 quality information per product (time dependant): ENVISAT ASCENDING passes

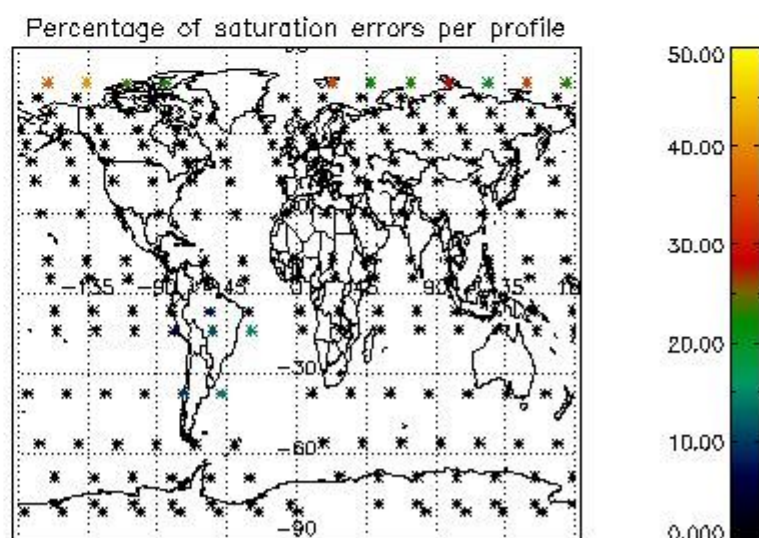
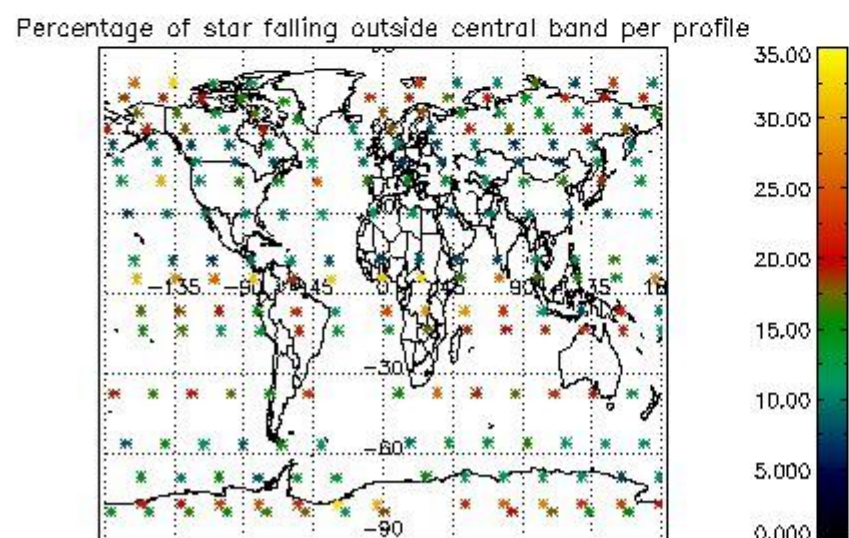
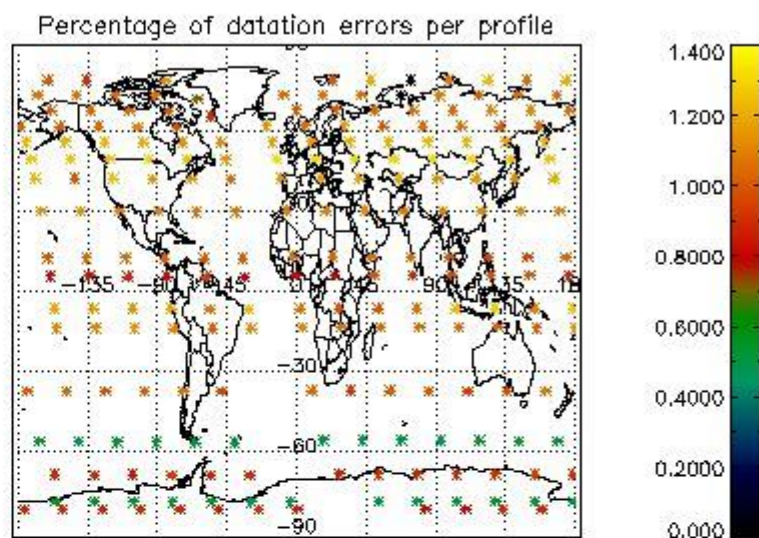
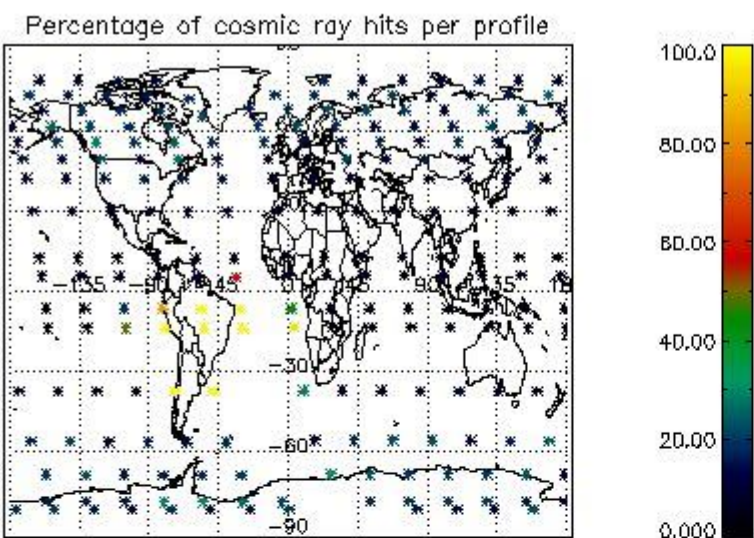


4.1.2 Plot level 1 quality information per product (time dependant): ENVI SAT DESCENDING passes



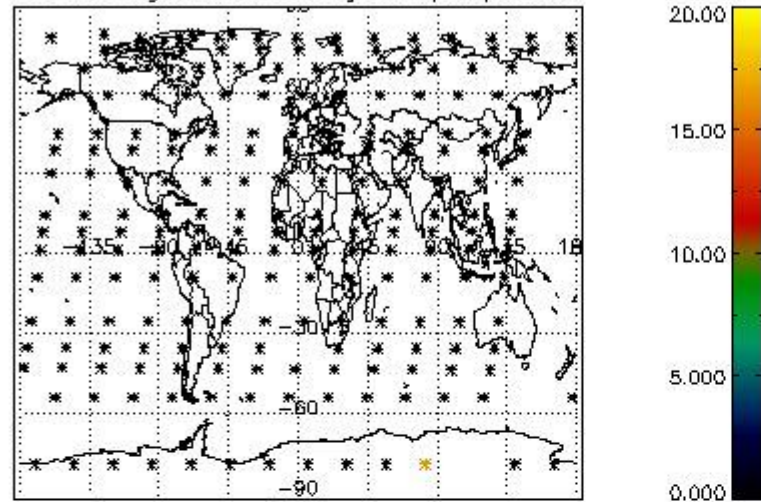
4.2 Plot quality information per product coming from level 1b processing (world map)

4.2.1 Plot level 1 quality information per product (world map): ENVISAT ASCENDING passes

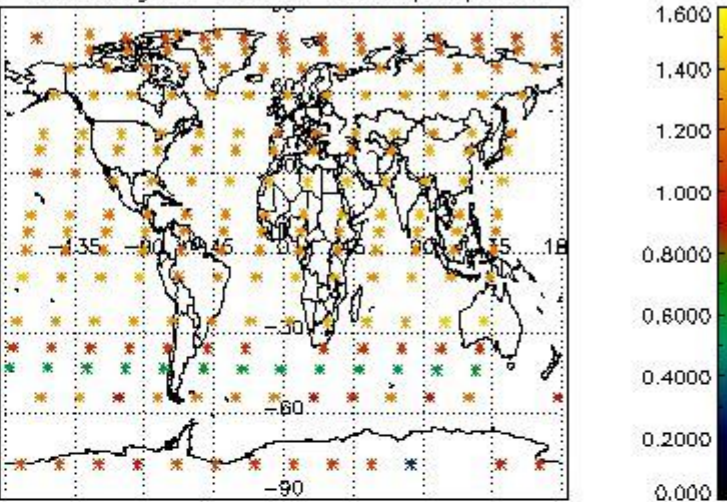


4.2.2 Plot level 1 quality information per product (world map): ENVISAT DESCENDING passes

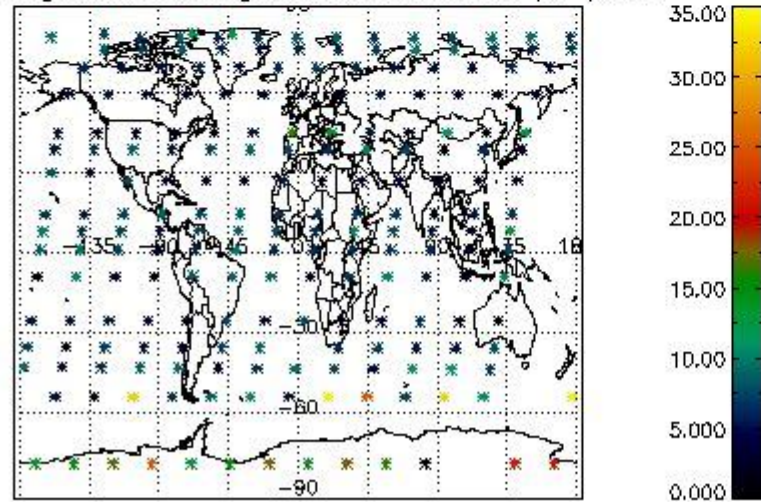
Percentage of cosmic ray hits per profile



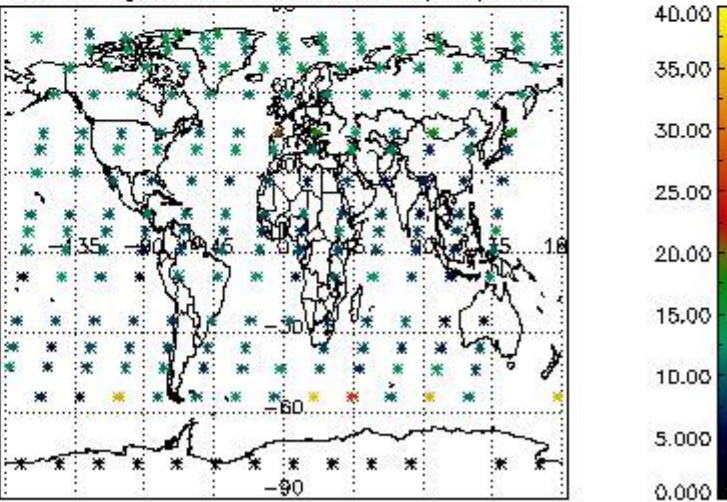
Percentage of datation errors per profile



Percentage of star falling outside central band per profile



Percentage of saturation errors per profile



5. Trace gas profiles

5.1 Ozone statistics based on quality of products

The final quality of the products can be "measured" using the STD (Standard Deviation) attached to every point profile. This information is written to the parameter GOM_NL__2P/NL_LOCAL_SPECIES_DENSITY/o3_std of the level 2 products. The table below shows the statistics for given STD ranges.

The statistics are given with respect to the overall valid production:

- Products without fatal errors: GOM_NL__2P/MPH/PRODUCT_ERR=0
- Valid point profile: GOM_NL__2P/NL_LOCAL_SPECIES_DENSITY/pcd(0)=0

The 'Criteria' is applied to valid points of dark limb products:

- Products in dark limb illumination condition: GOM_NL__2P/NL_SUMMARY_QUALITY/obs_ill_cond=0
- Products without fatal errors: GOM_NL__2P/MPH/PRODUCT_ERR=0
- Valid point profile: GOM_NL__2P/NL_LOCAL_SPECIES_DENSITY/pcd(0)=0

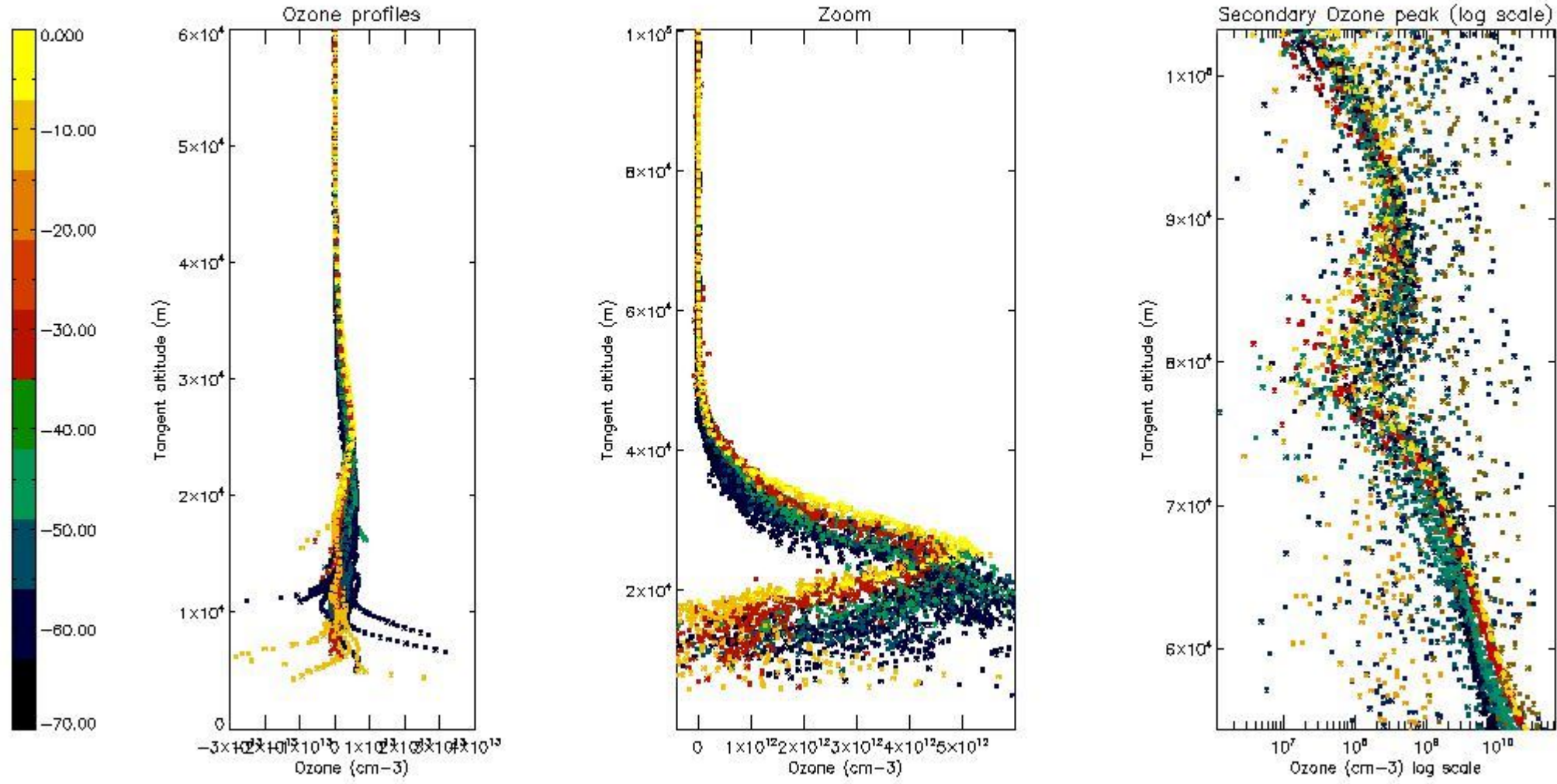
So, the table below shows the percentage of dark limb and valid observations for each criteria with respect to the overall valid daily observations.

Criteria	% of total production
All STD	32
STD < 20	16

STD < 10	12
STD < 5	9

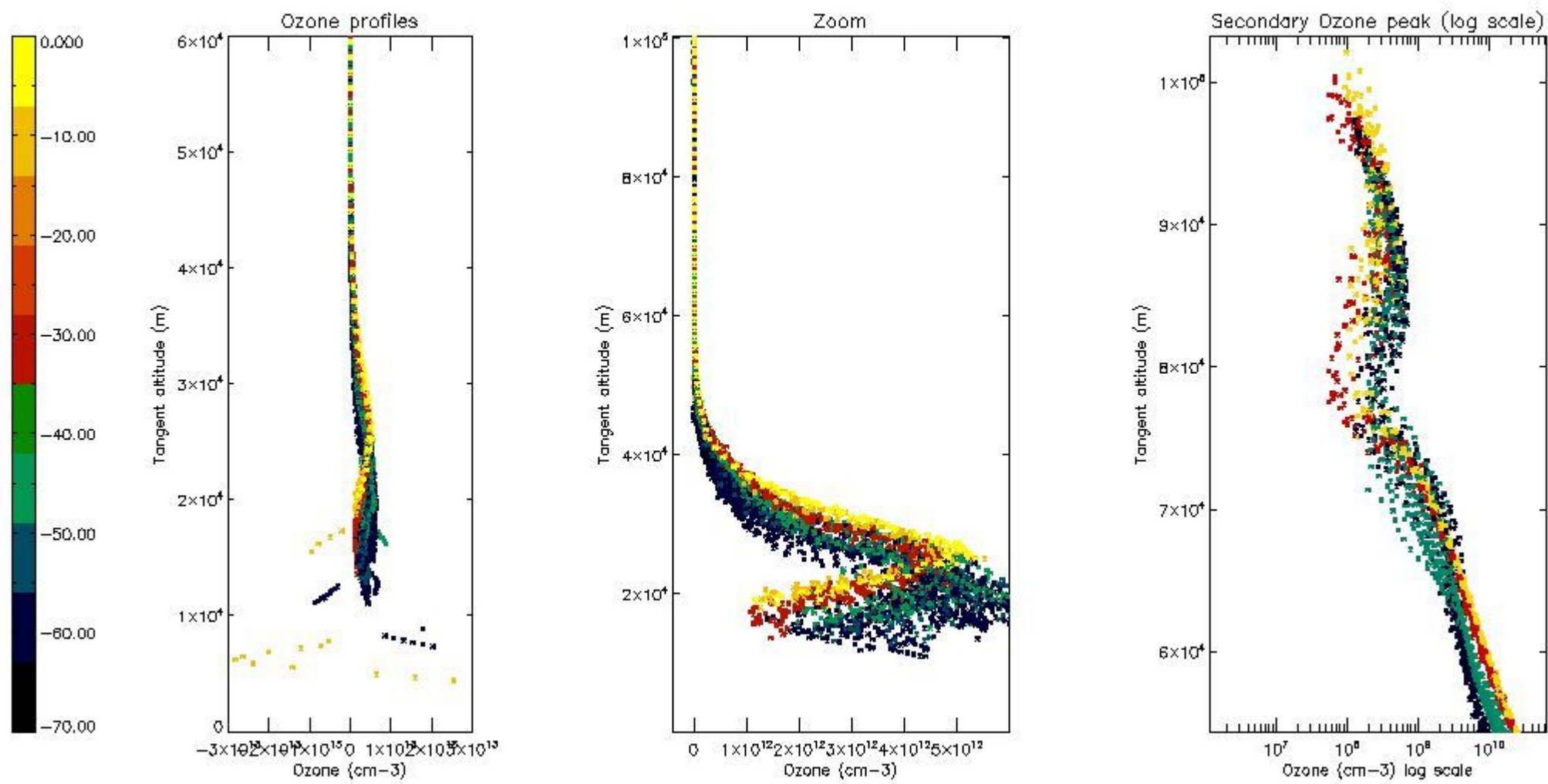
5.2 Plot ozone profiles for all STD (dark without errors)

The colorbar represents the latitude.



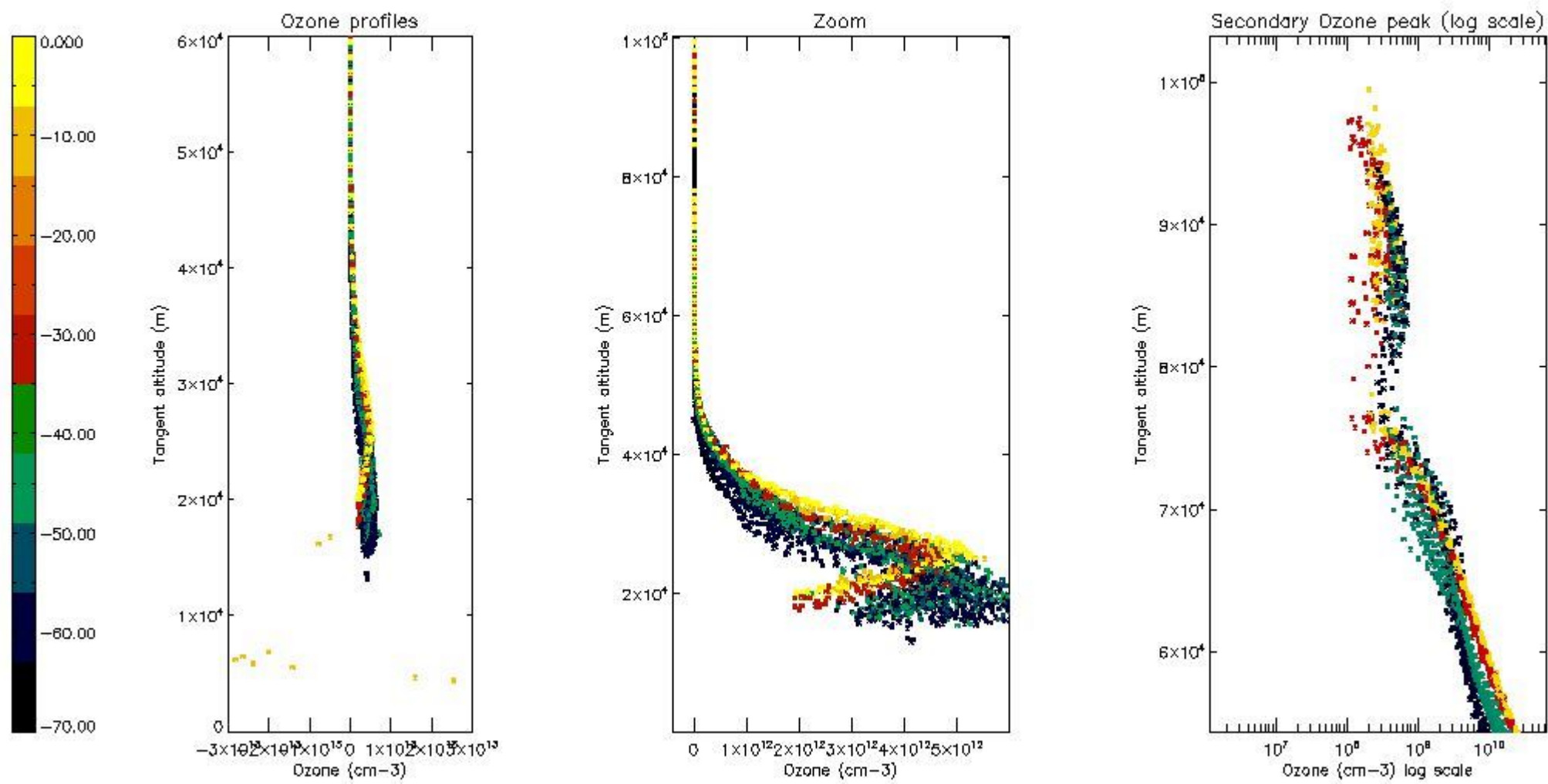
5.3 Plot ozone profiles where STD < 20% (dark without errors)

The colorbar represents the latitude.



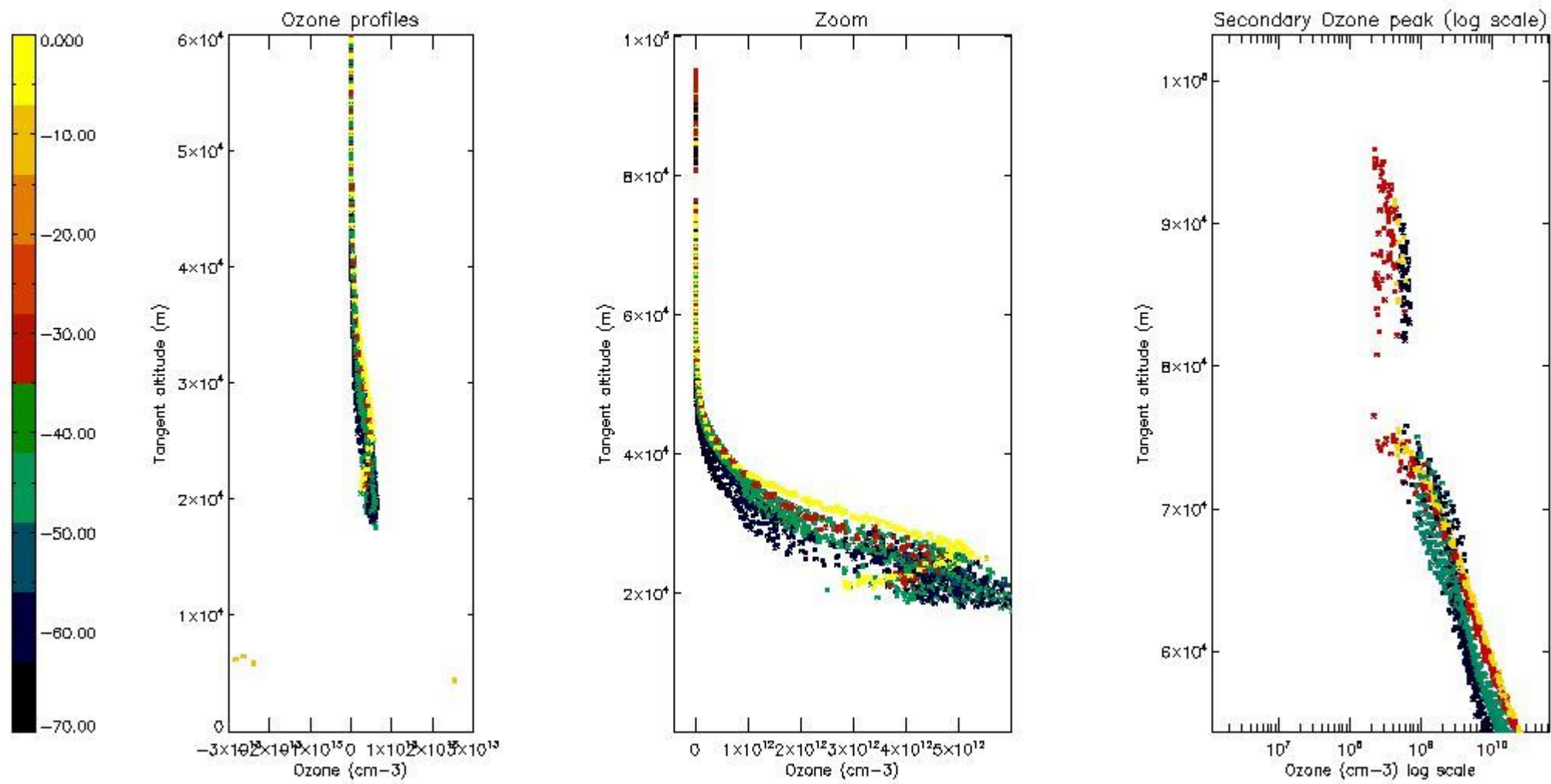
5.4 Plot ozone profiles where STD < 10% (dark without errors)

The colorbar represents the latitude.



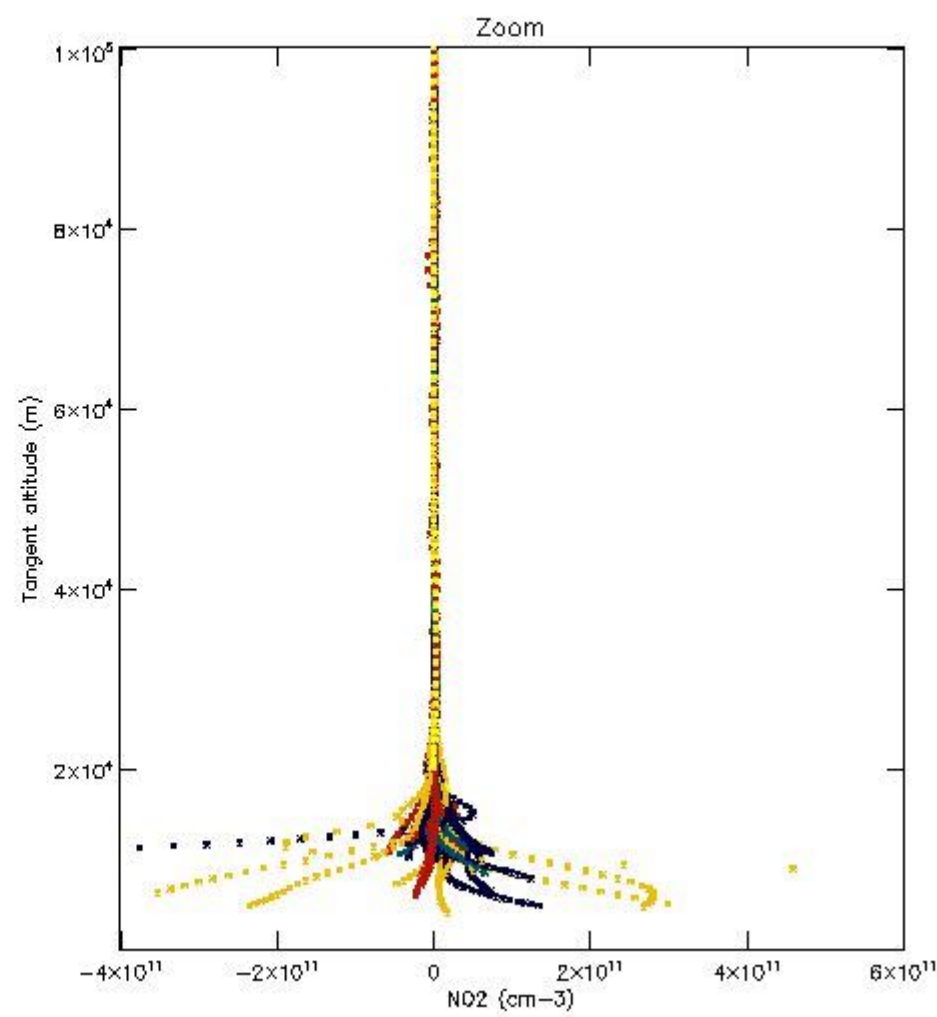
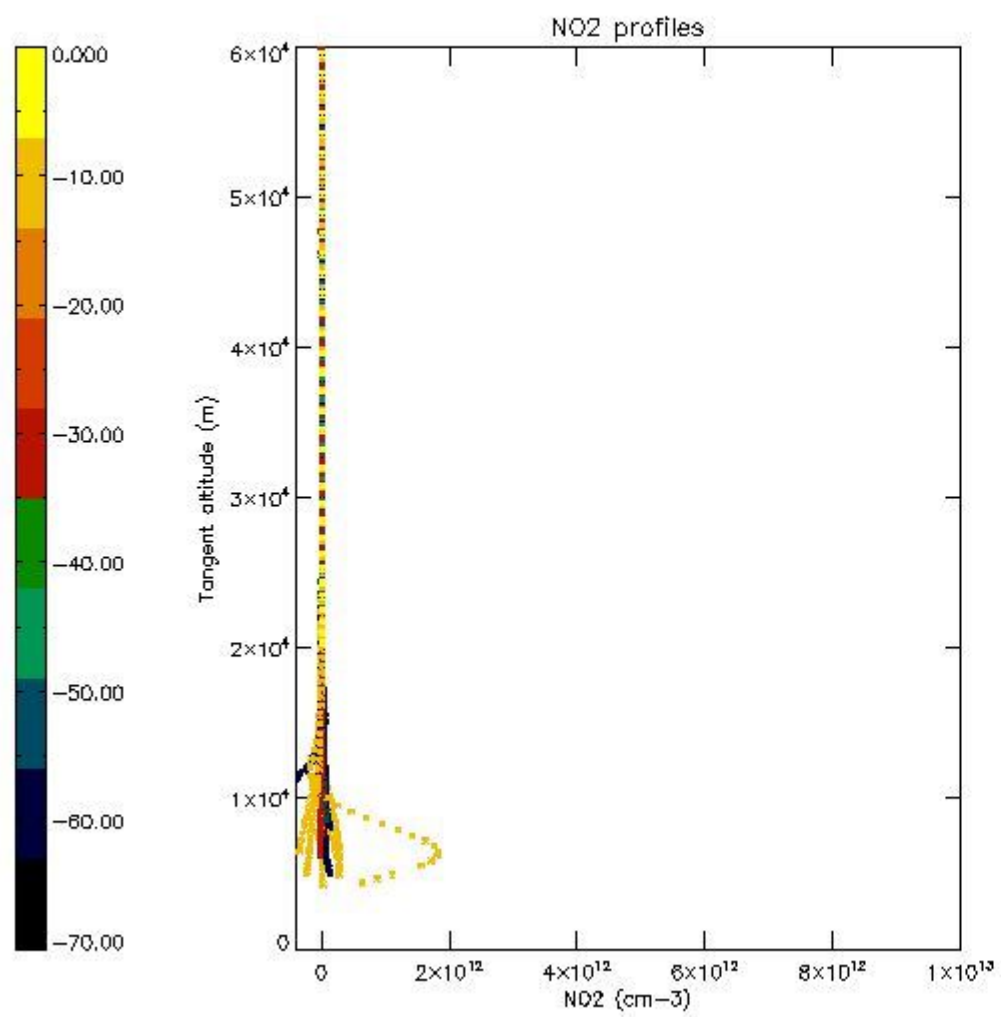
5.5 Plot ozone profiles where STD < 5% (dark without errors)

The colorbar represents the latitude.



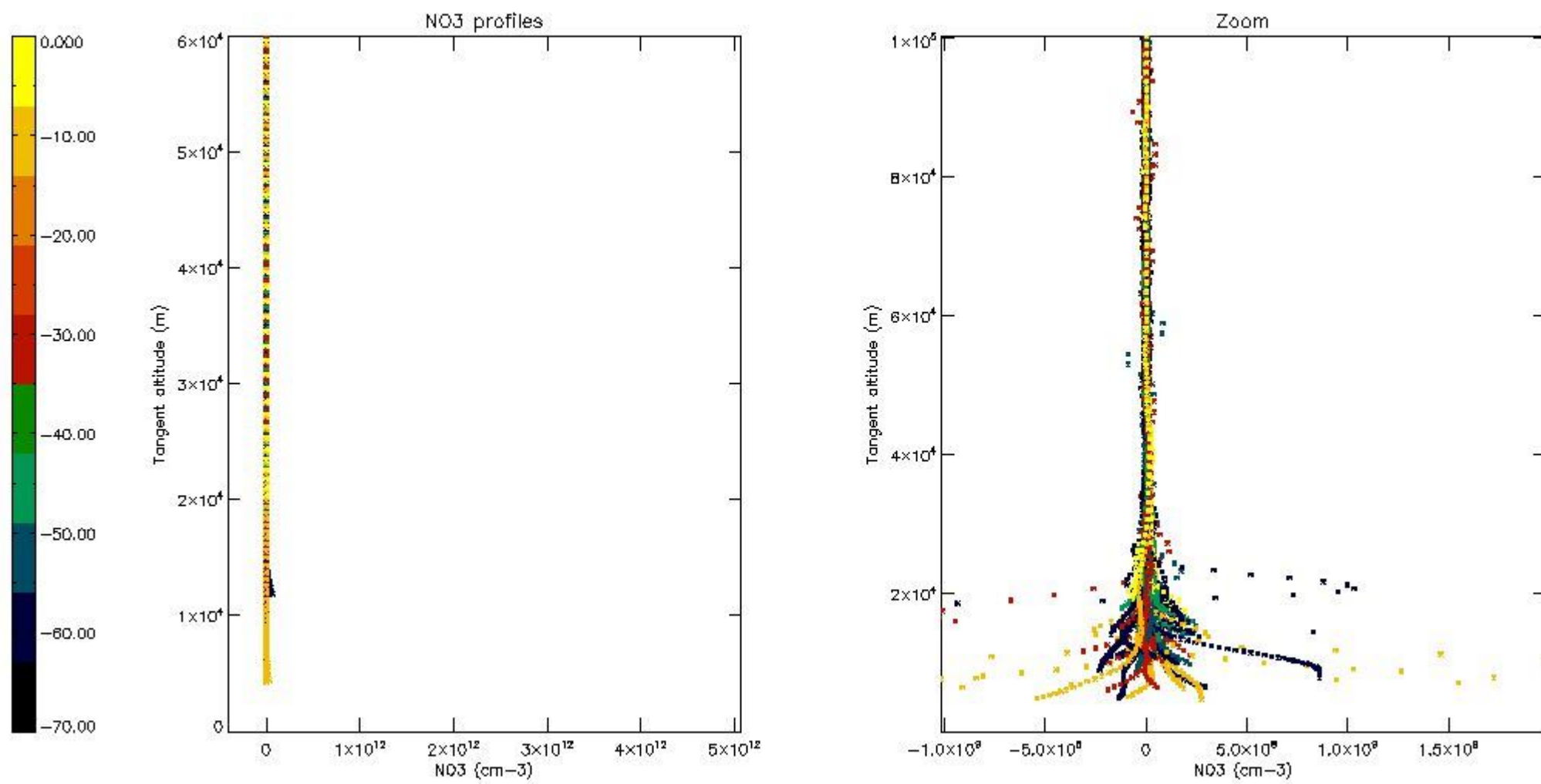
5.6 Plot NO₂ profiles for all STD (dark without errors)

The colorbar represents the latitude.



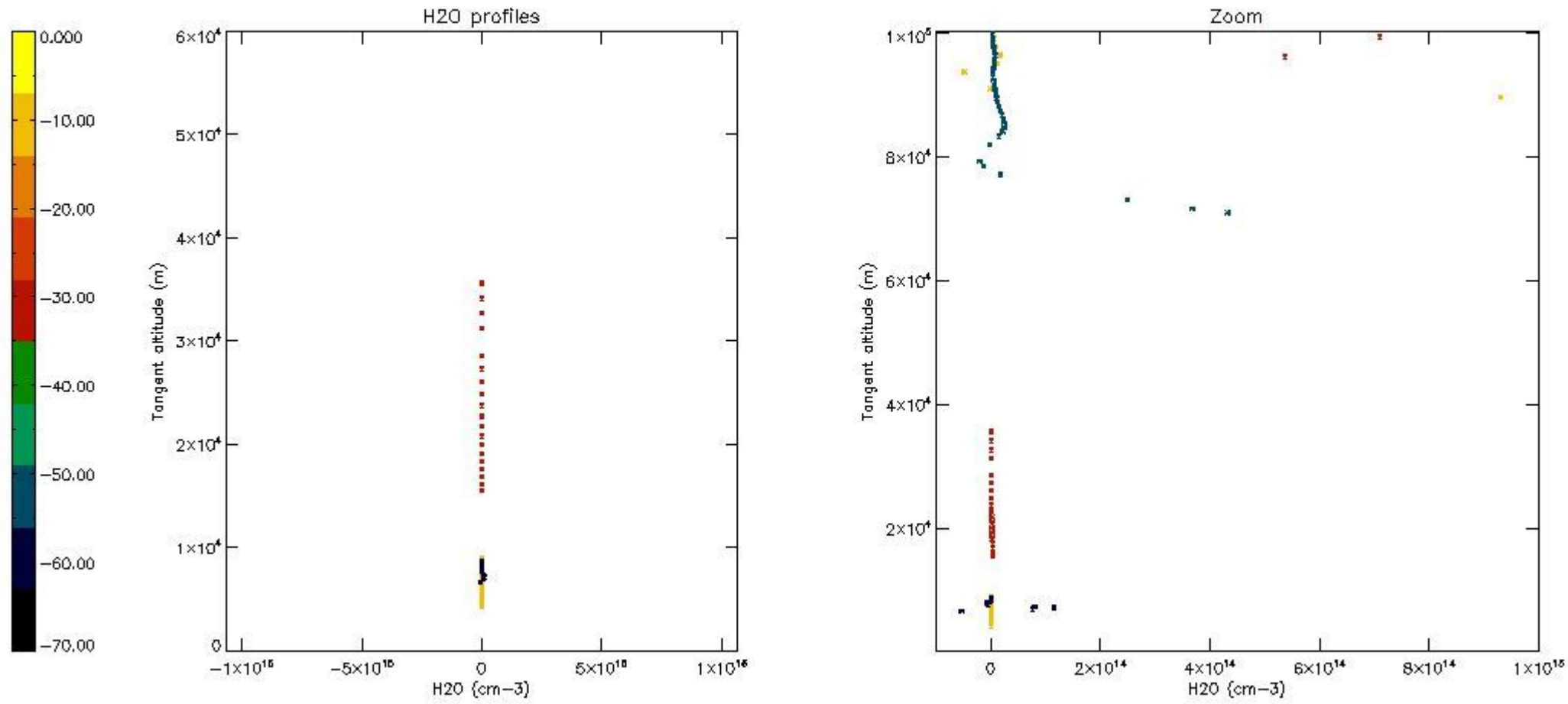
5.7 Plot NO3 profiles for all STD (dark without errors)

The colorbar represents the latitude.



5.8 Plot H2O profiles for all STD (only for occultations of stars 1,2,3,4,13,14,16,26,63 dark without errors)

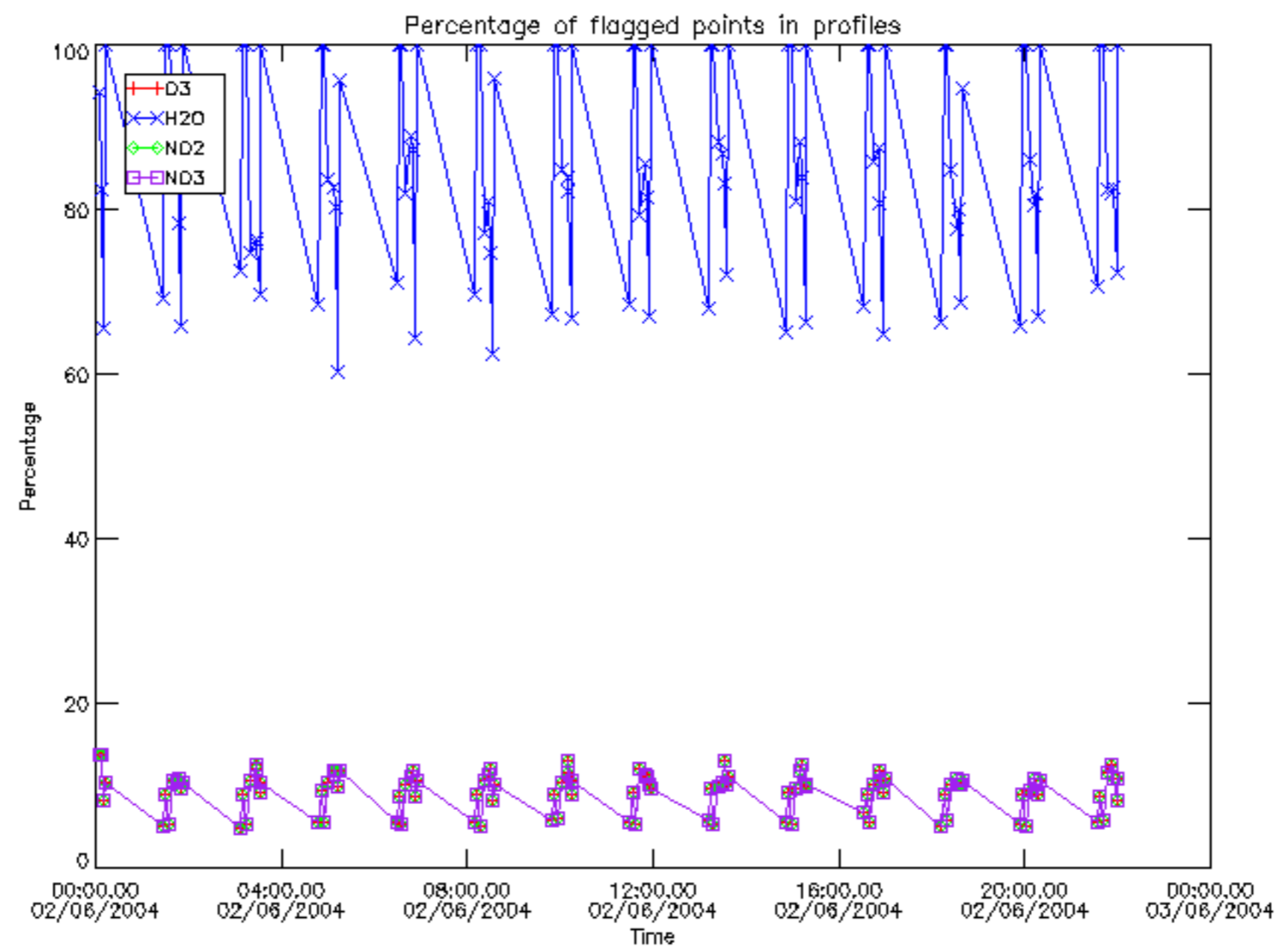
The colorbar represents the latitude.



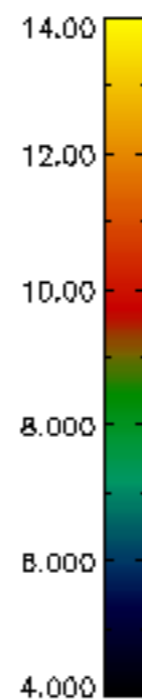
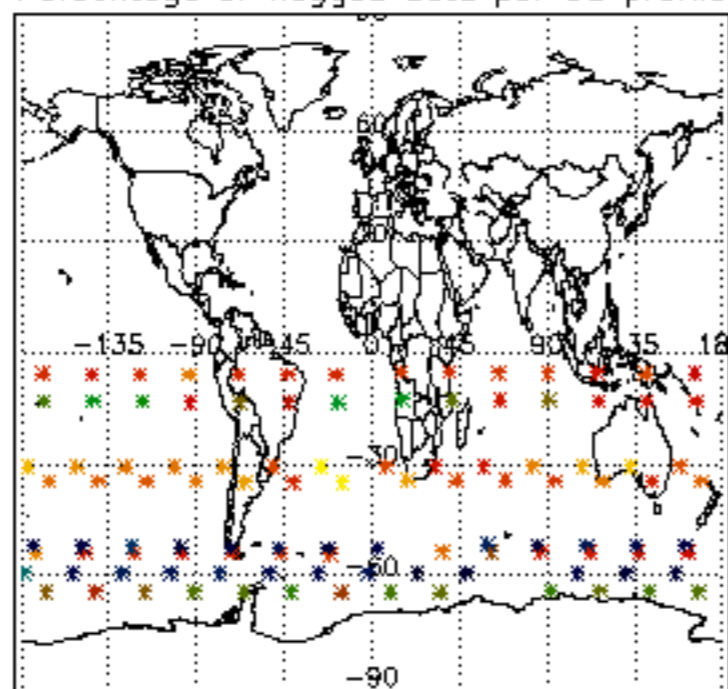
6. Auxiliary Data Files used for the production reported in section 2

The number reported in the third column indicates since which file (see list in section 2) the corresponding auxiliary file has been used. The fourth column is the date of those product files.

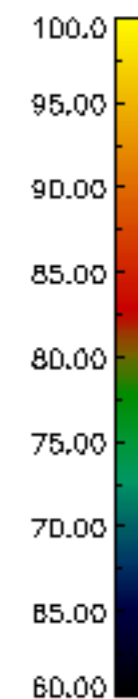
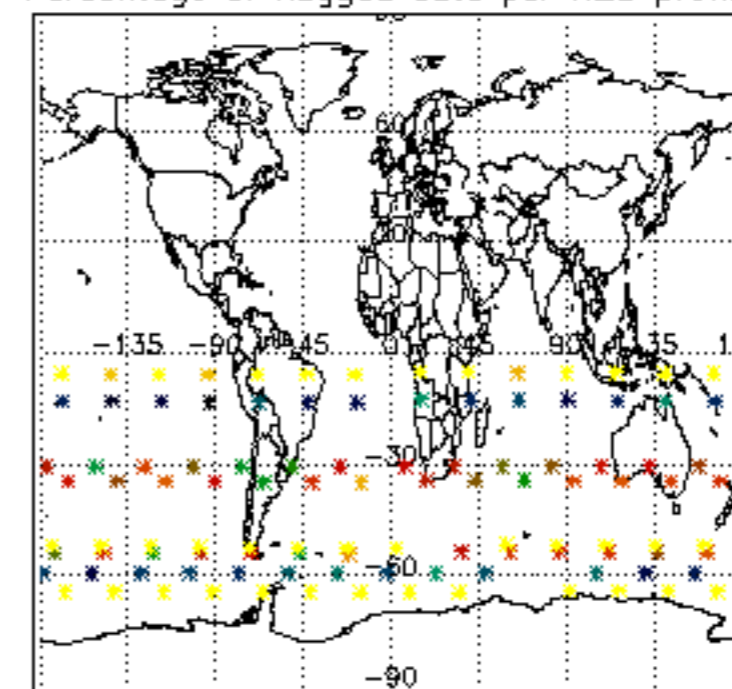
Type	Auxiliary Filename	Used since product	Used since product date
INST_PHYS_CHARACTERISTICS	GOM_INS_AXVIEC20091111_143220_20030716_120000_20500101_000000	1	02-JUN-2004 00:05:09
LEVEL-2_PROC_CONFIG	GOM_PR2_AXVIEC20091111_152718_20020301_000000_20500101_000000	1	02-JUN-2004 00:05:09
CROSS_SECTIONS_FILE	GOM_CRS_AXVIEC20091111_154832_20020301_000000_20500101_000000	1	02-JUN-2004 00:05:09



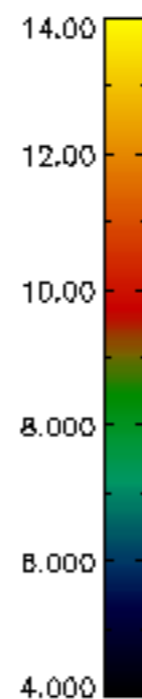
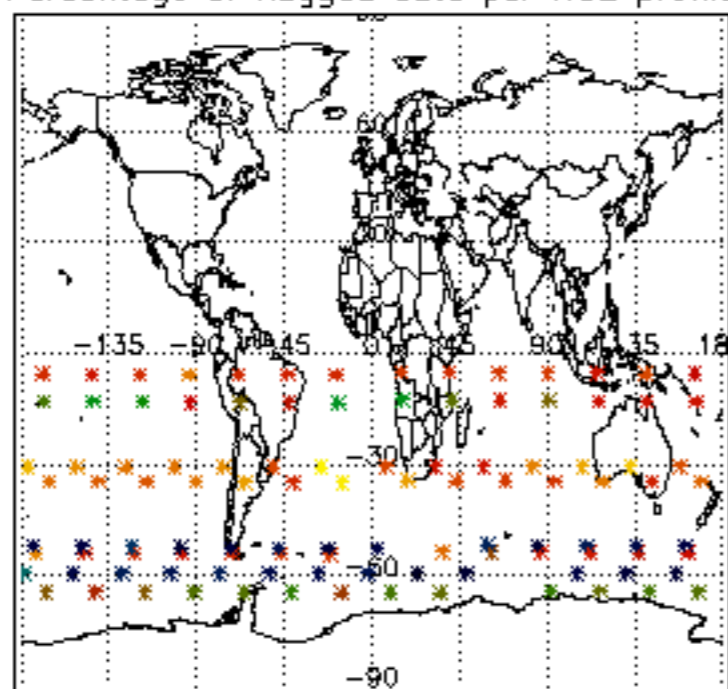
Percentage of flagged data per D3 profile



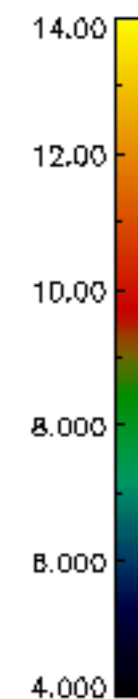
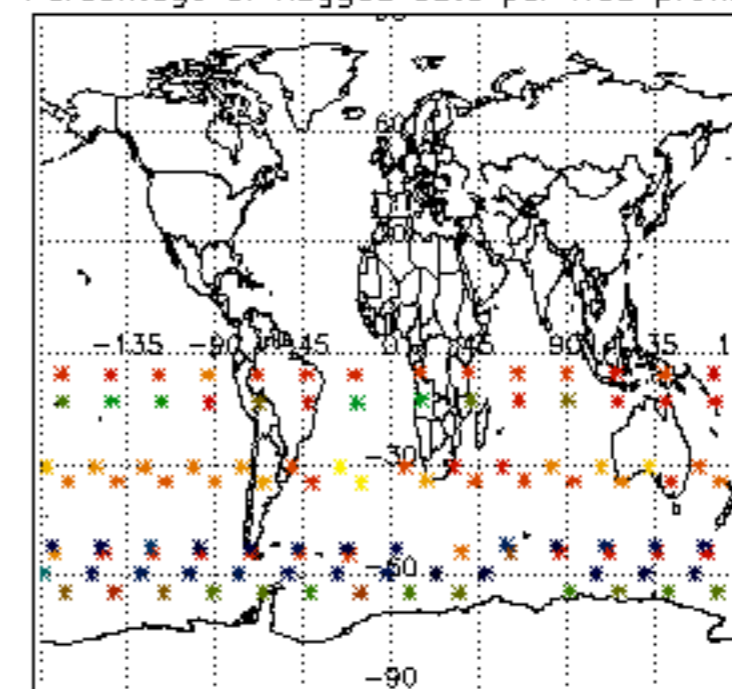
Percentage of flagged data per H2O profile

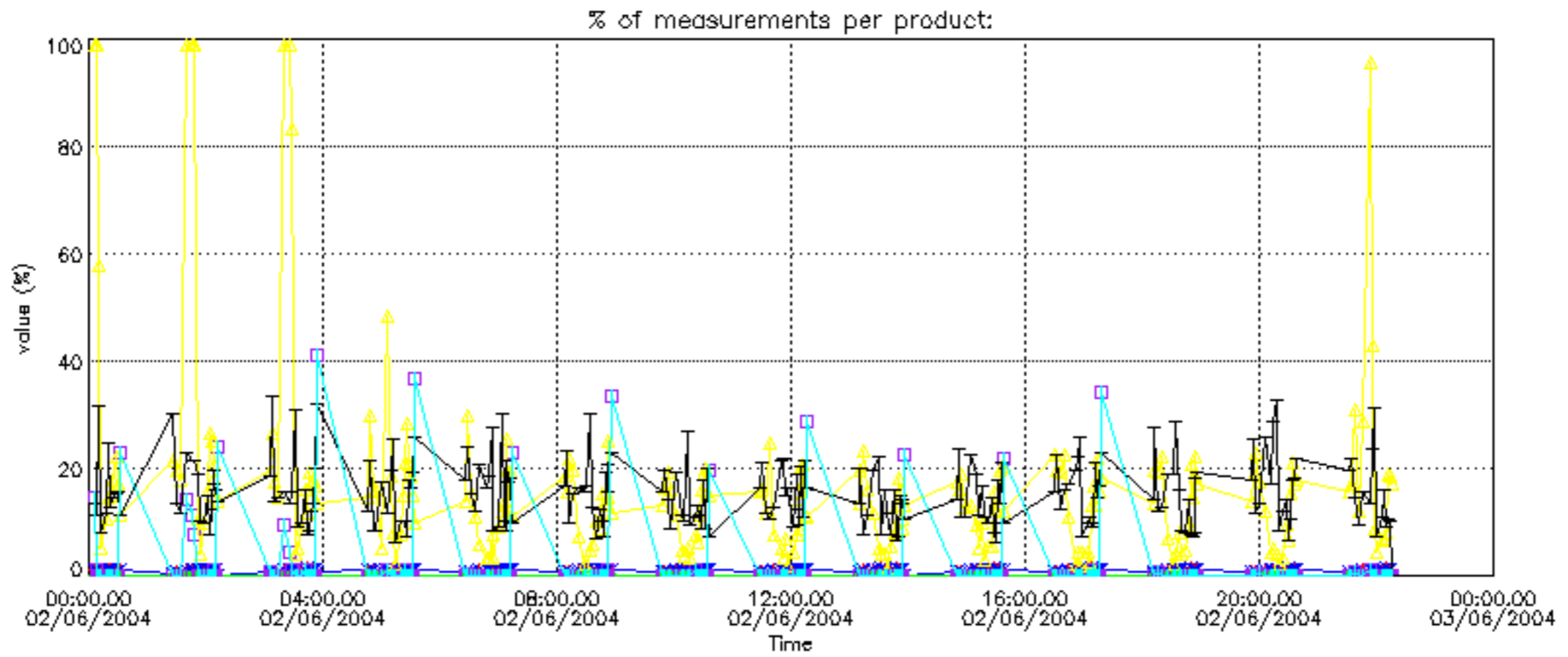


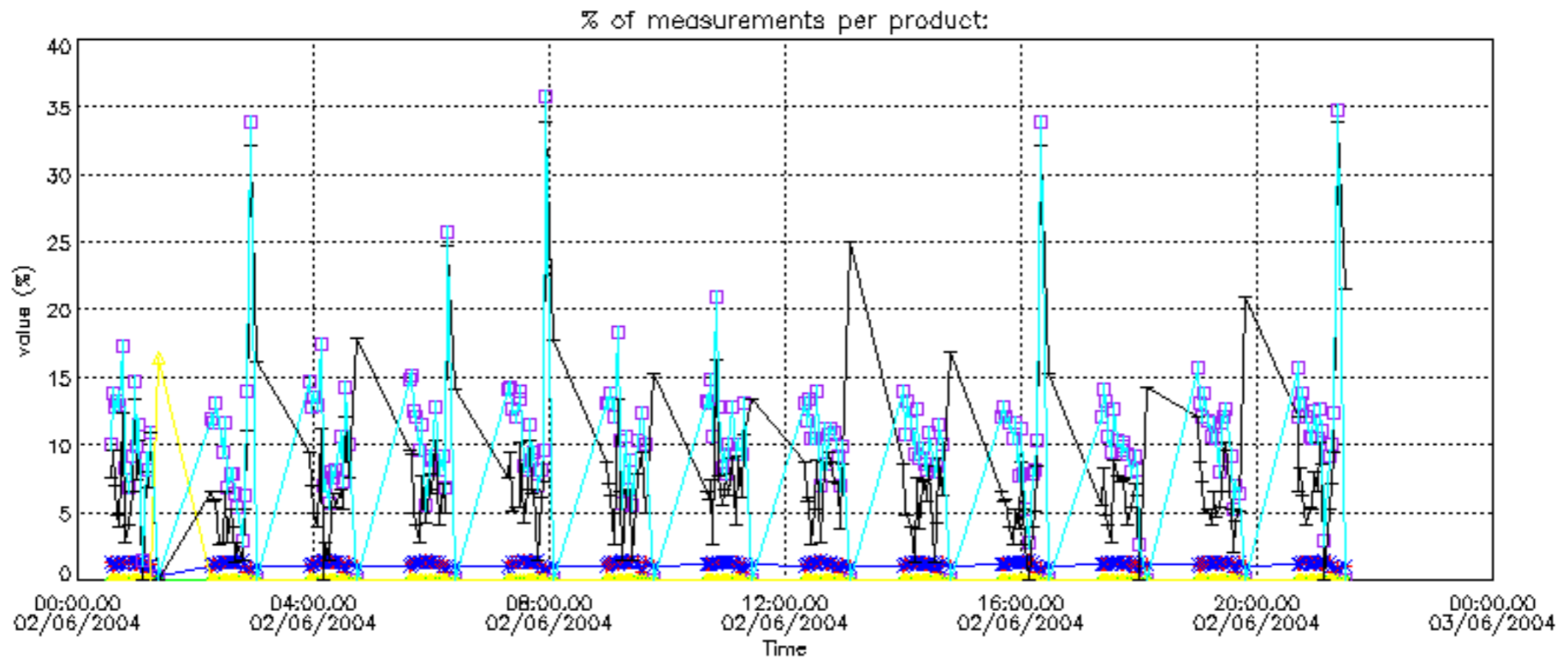
Percentage of flagged data per NO2 profile



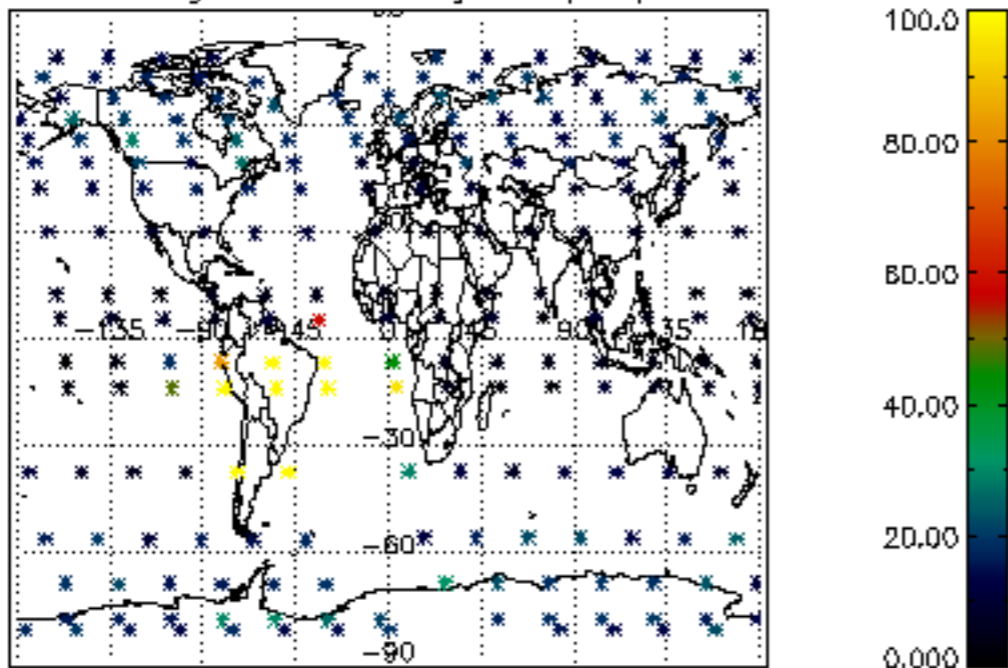
Percentage of flagged data per NO3 profile



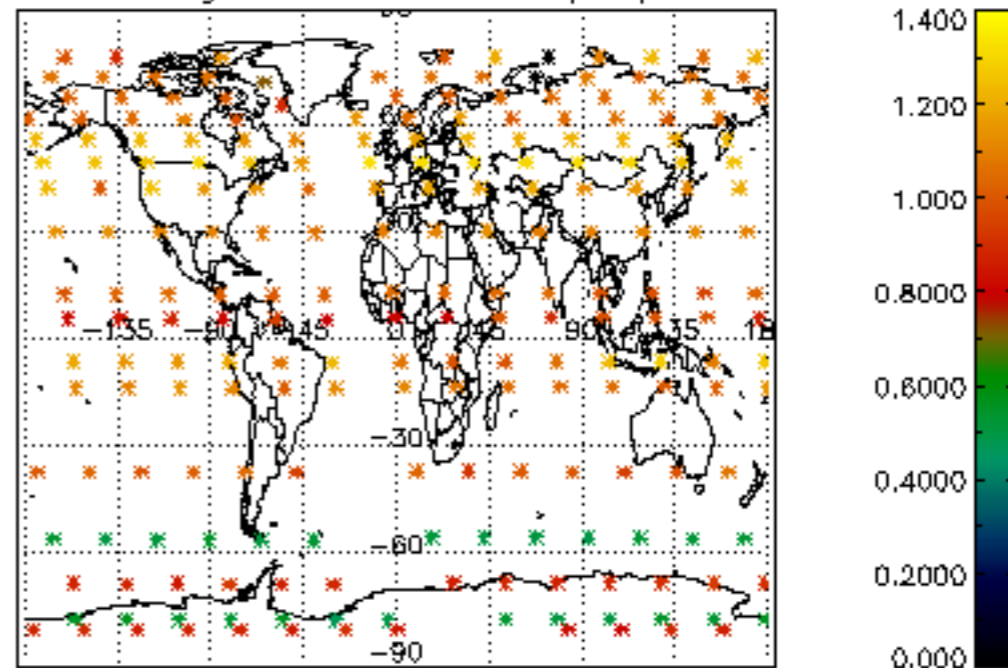




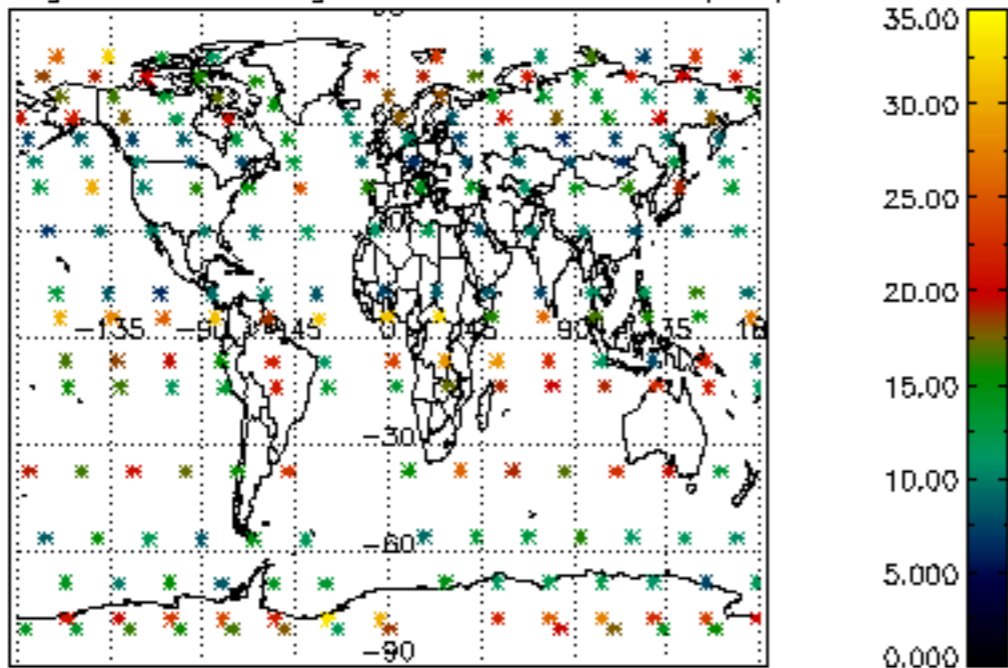
Percentage of cosmic ray hits per profile



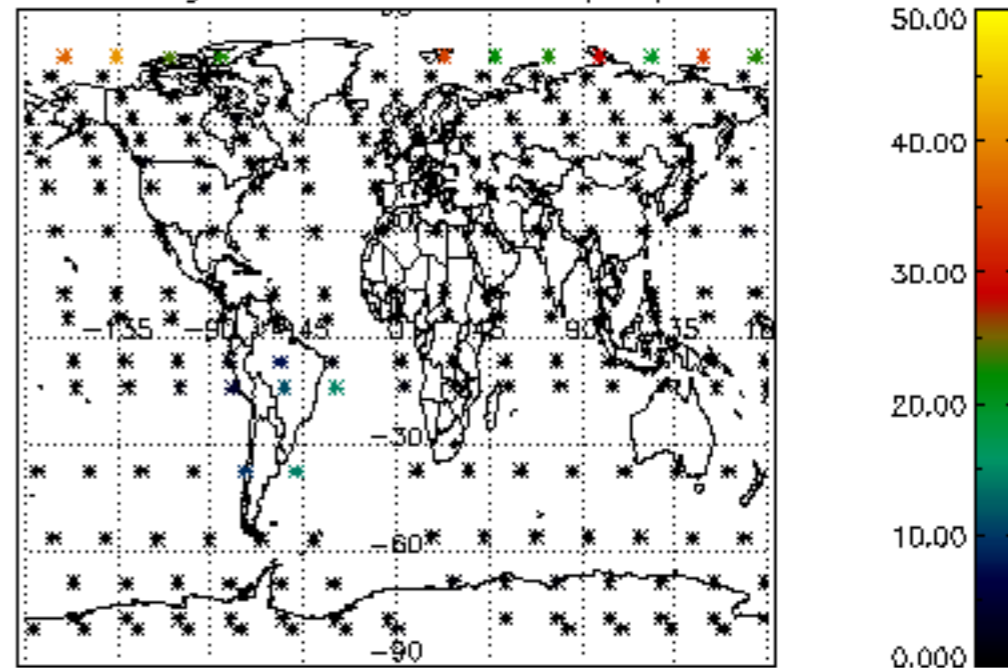
Percentage of datation errors per profile



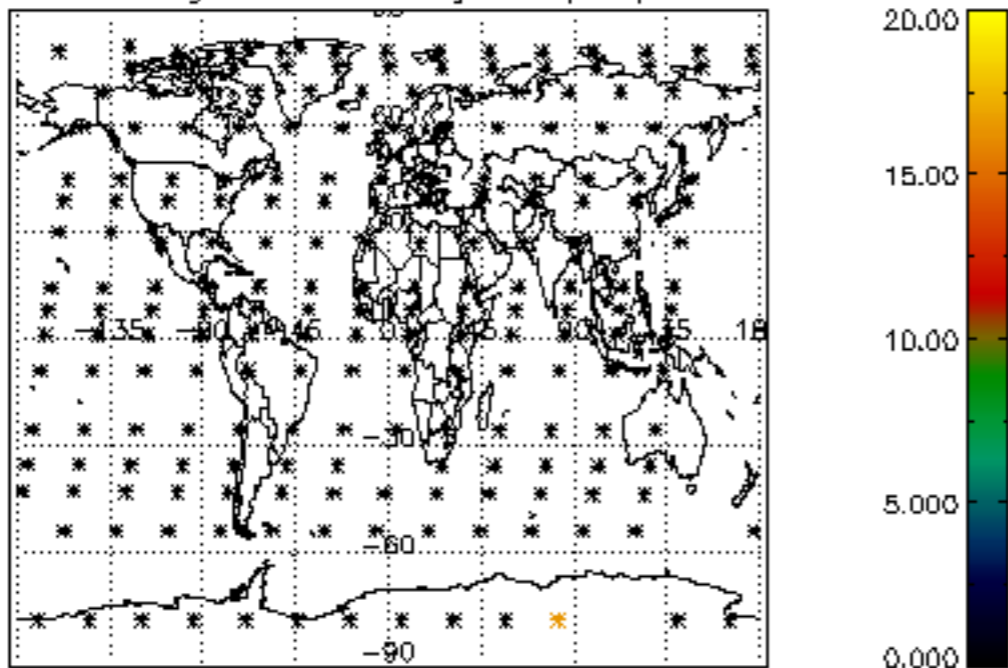
Percentage of star falling outside central band per profile



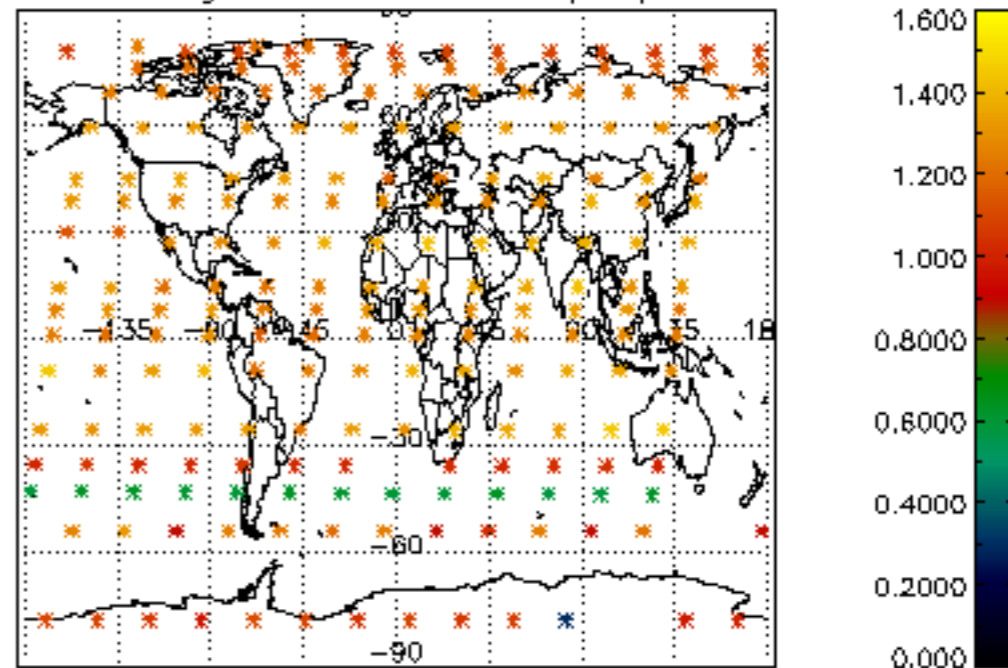
Percentage of saturation errors per profile



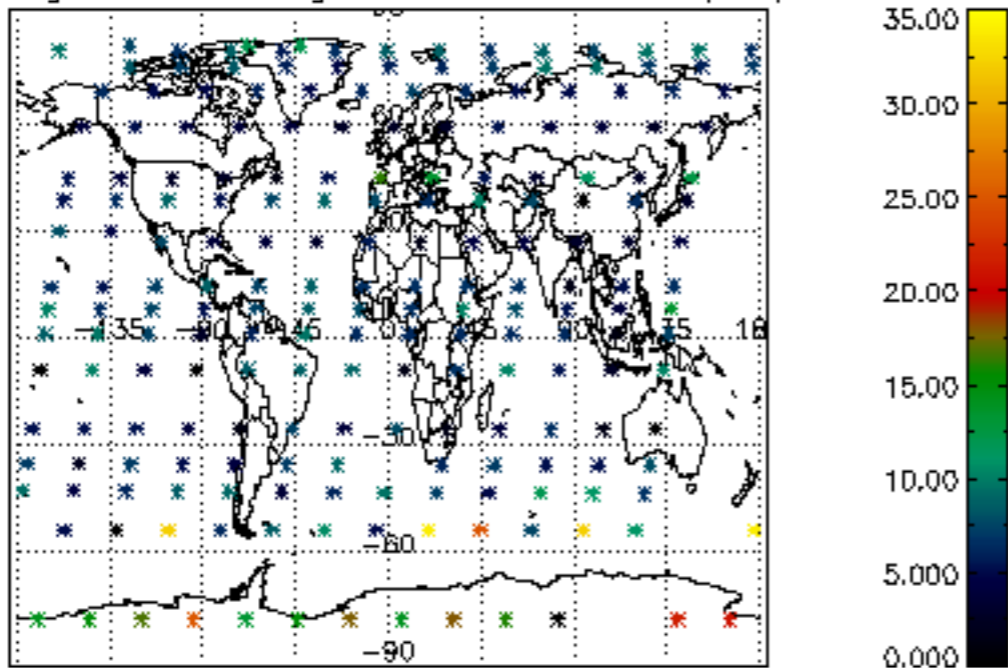
Percentage of cosmic ray hits per profile



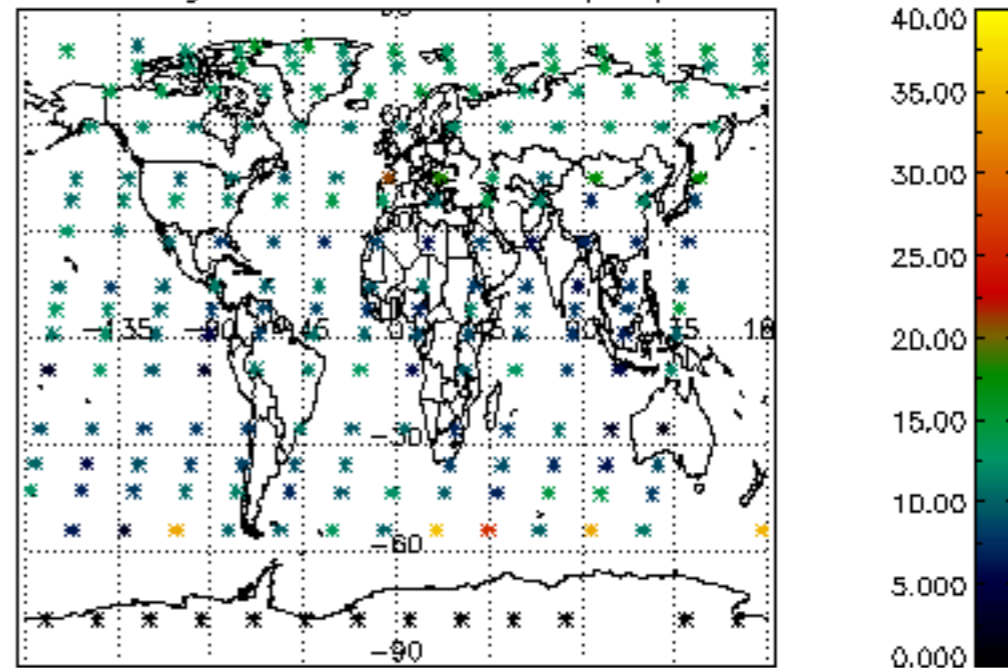
Percentage of datation errors per profile

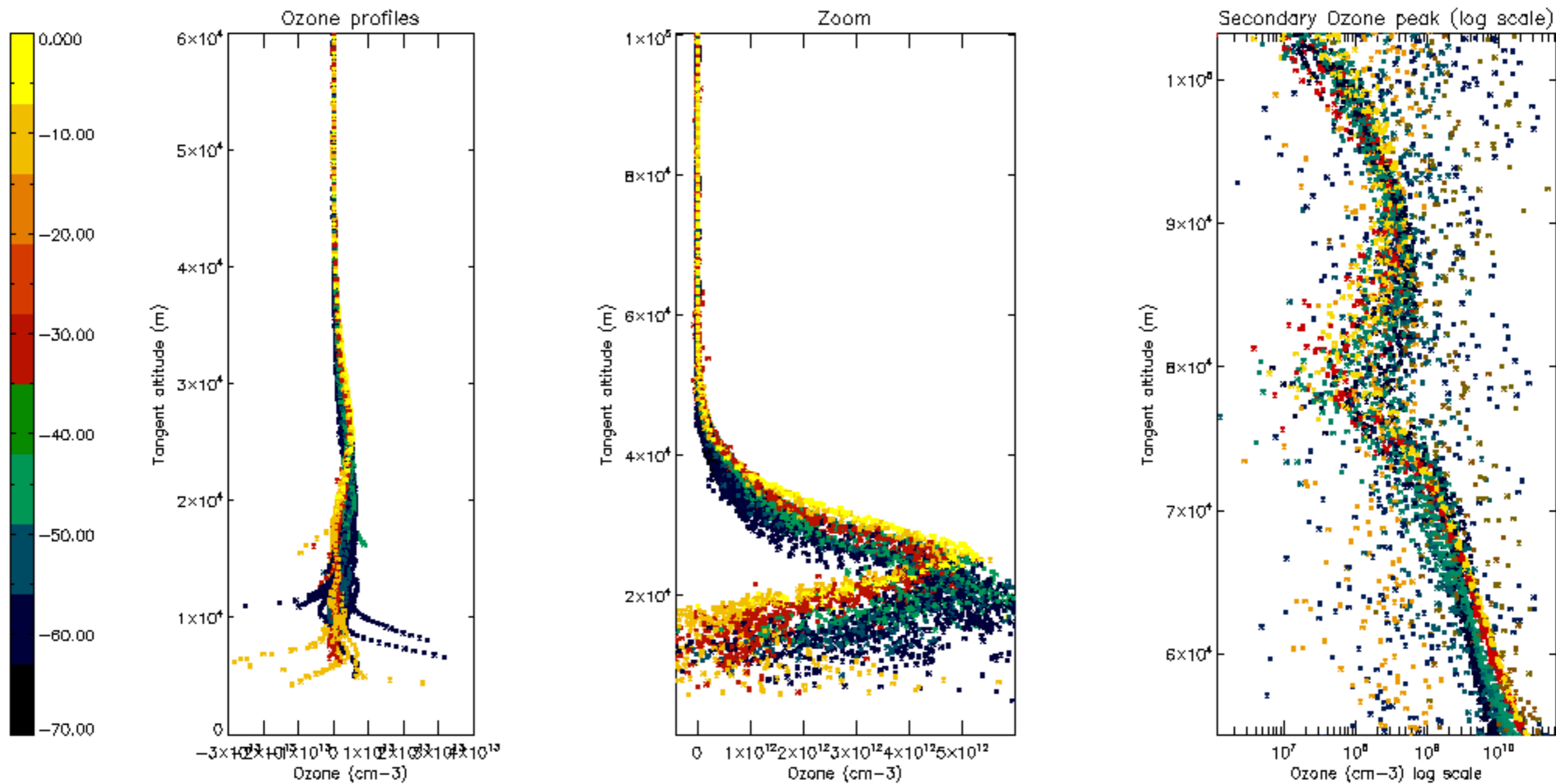


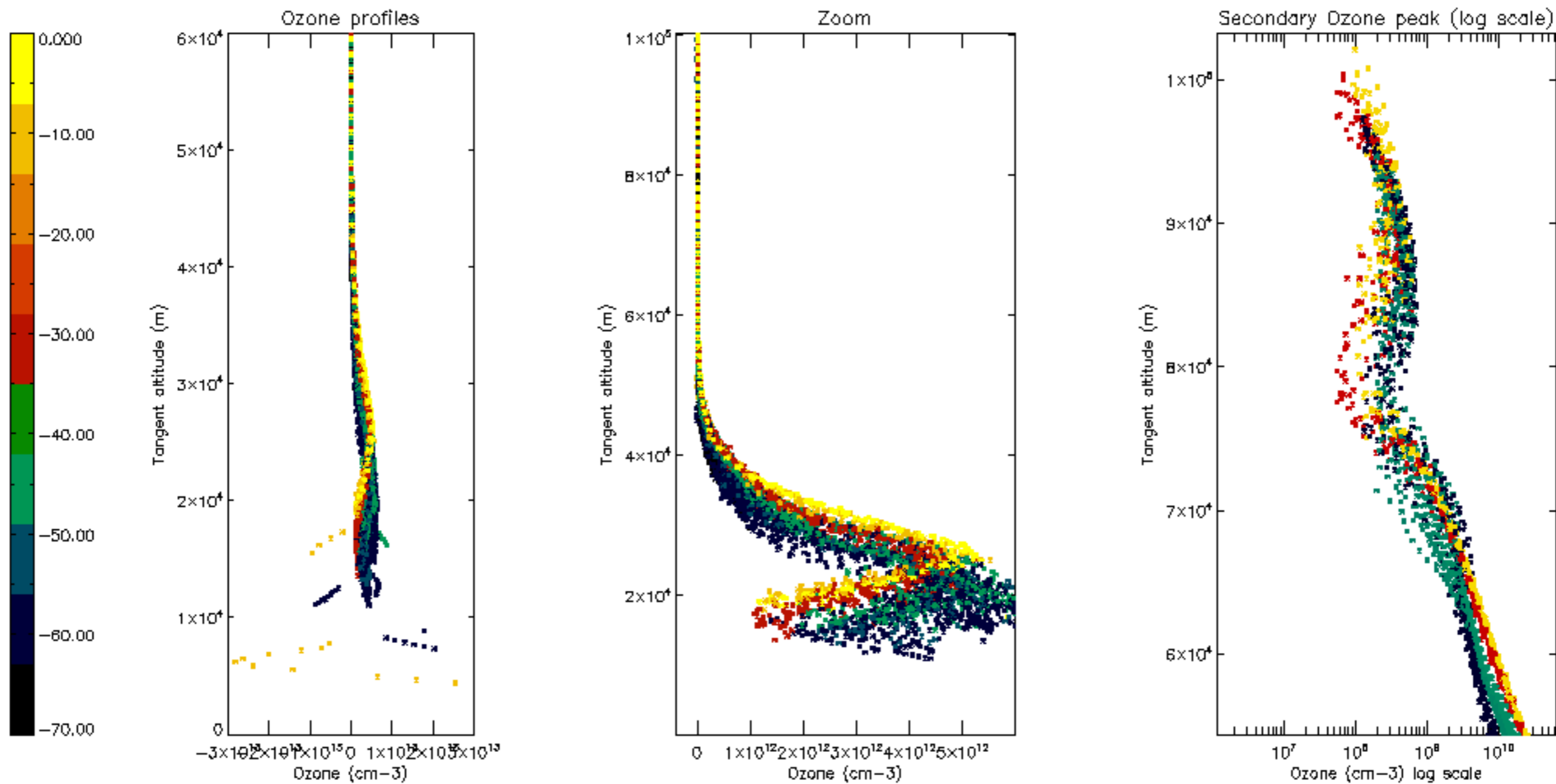
Percentage of star falling outside central band per profile

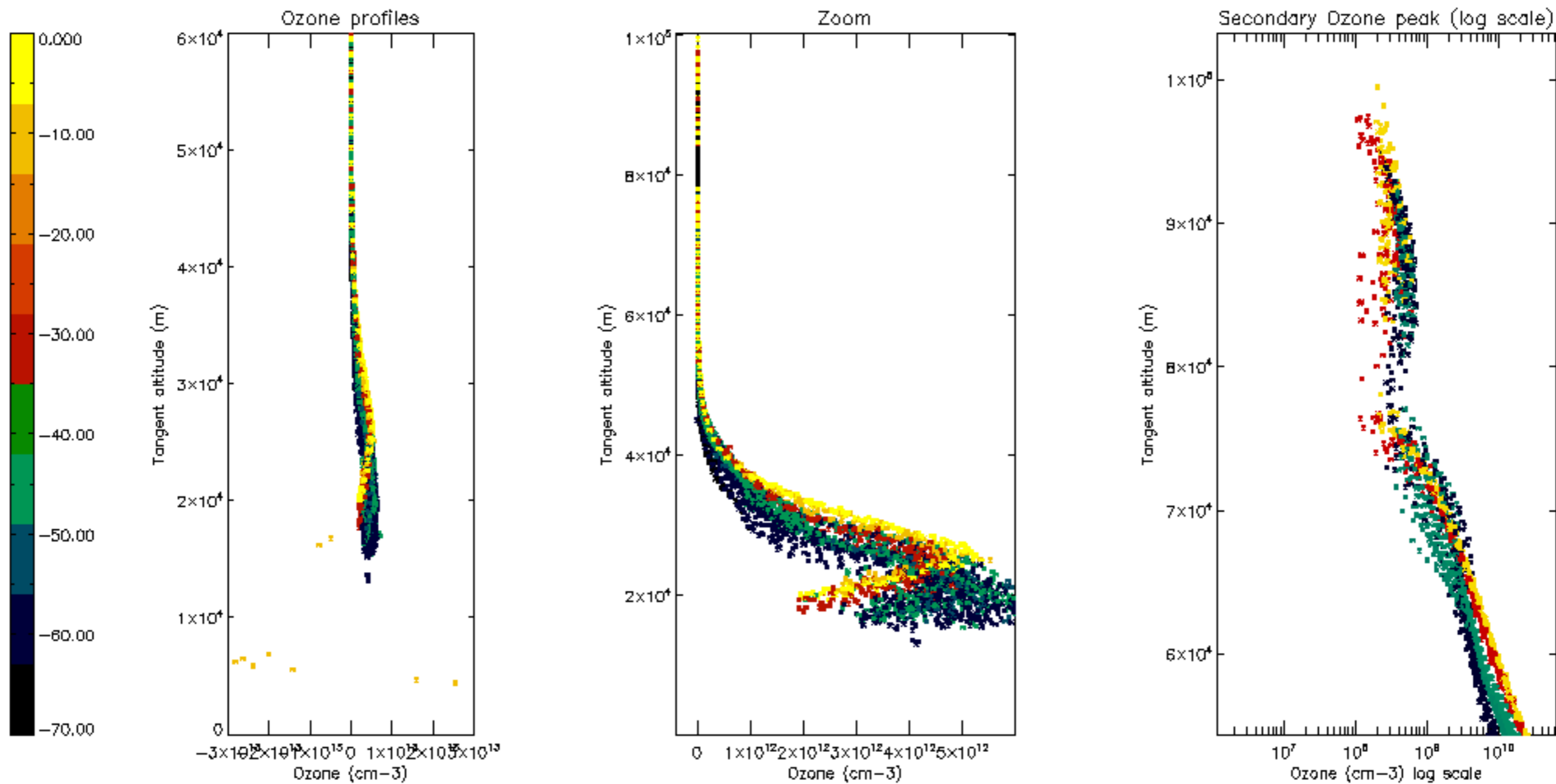


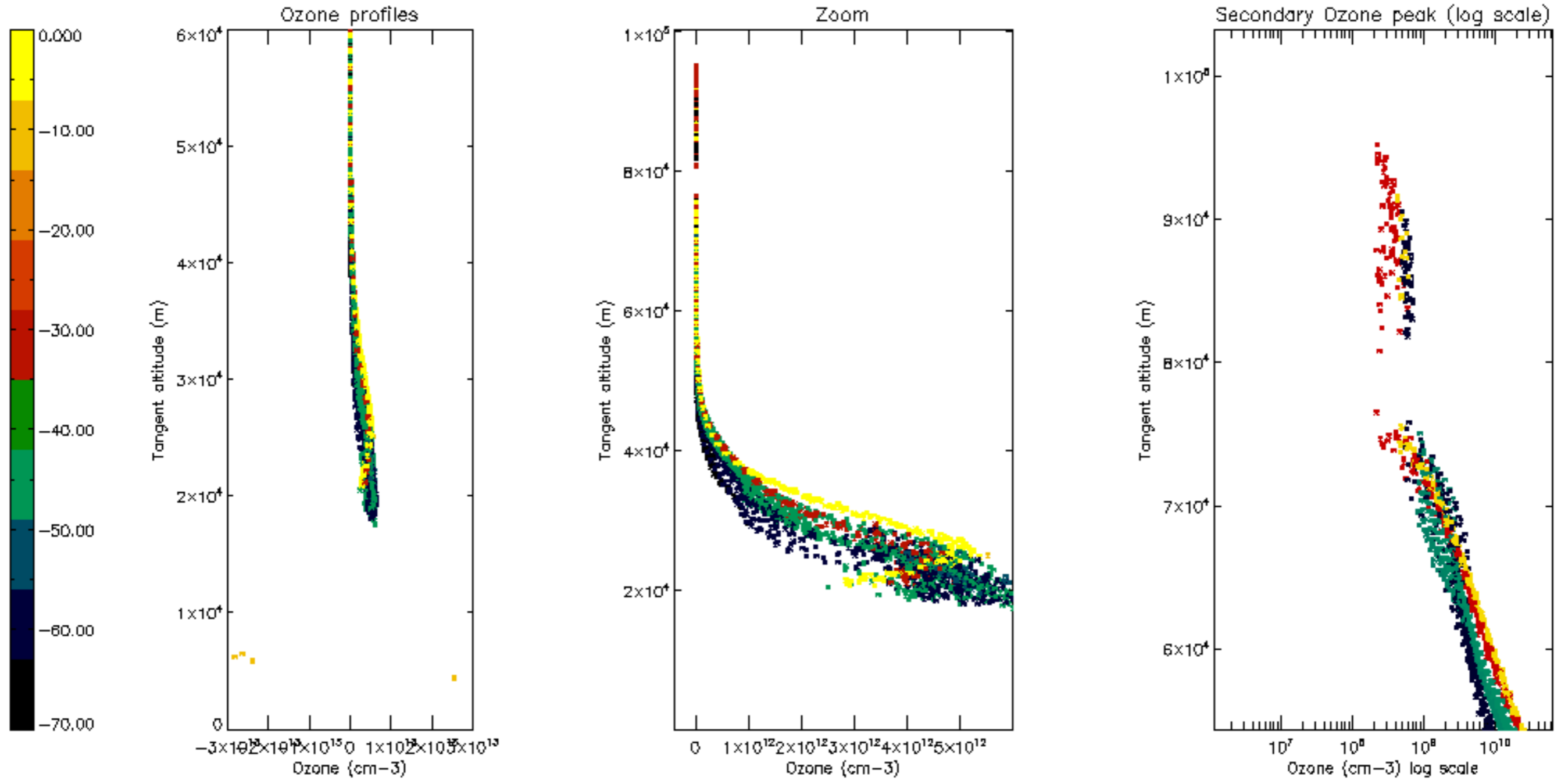
Percentage of saturation errors per profile

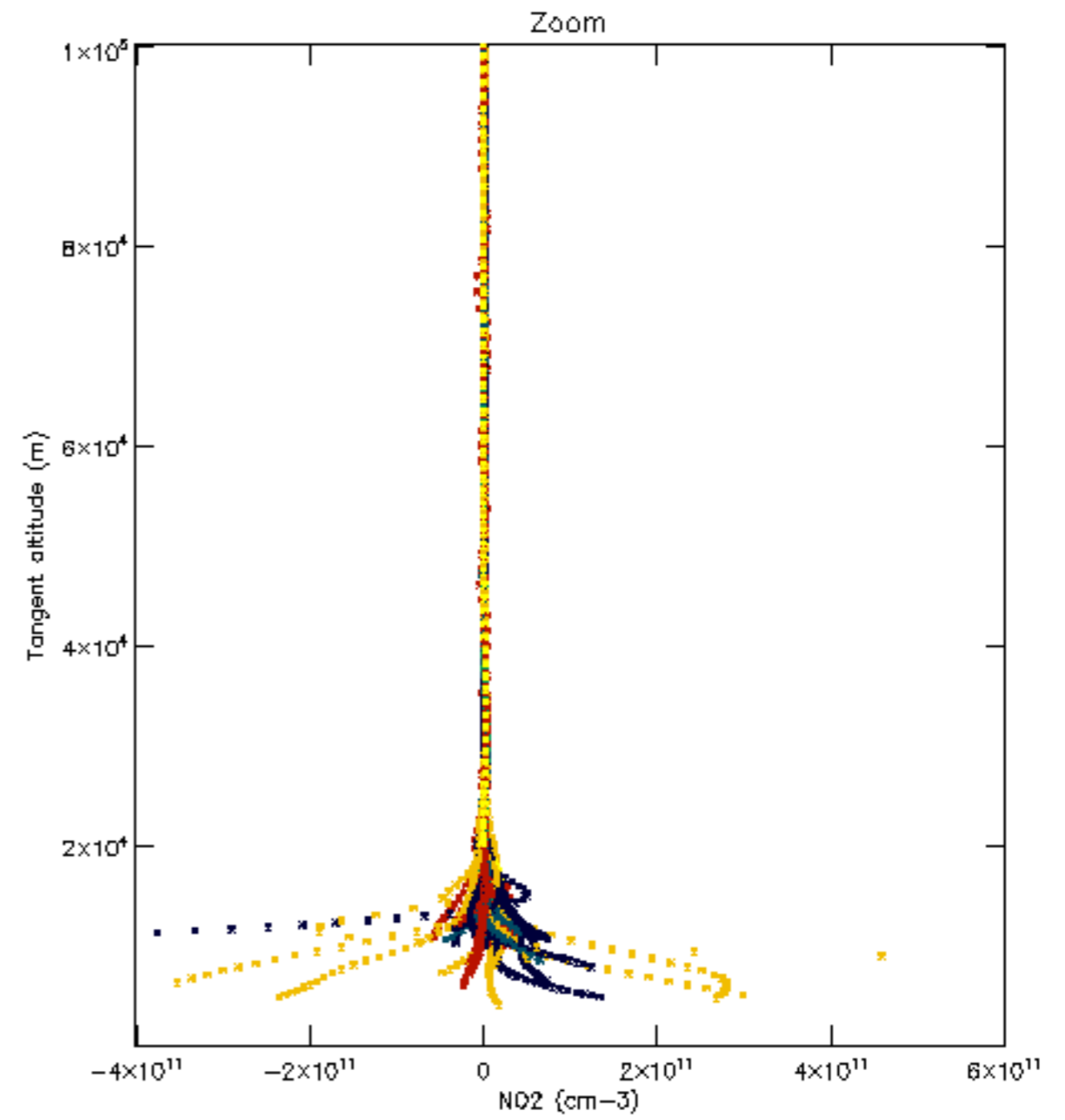
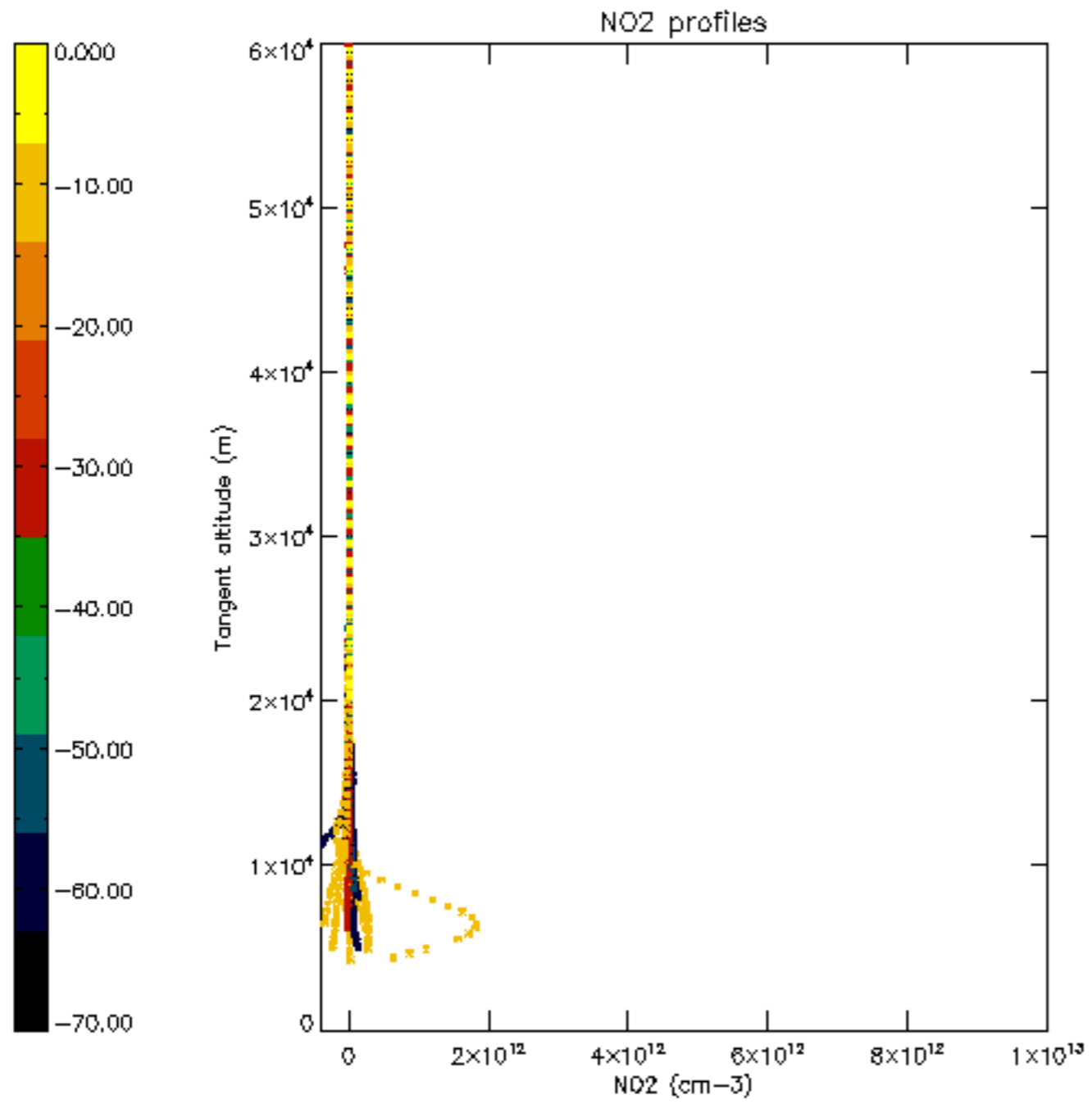


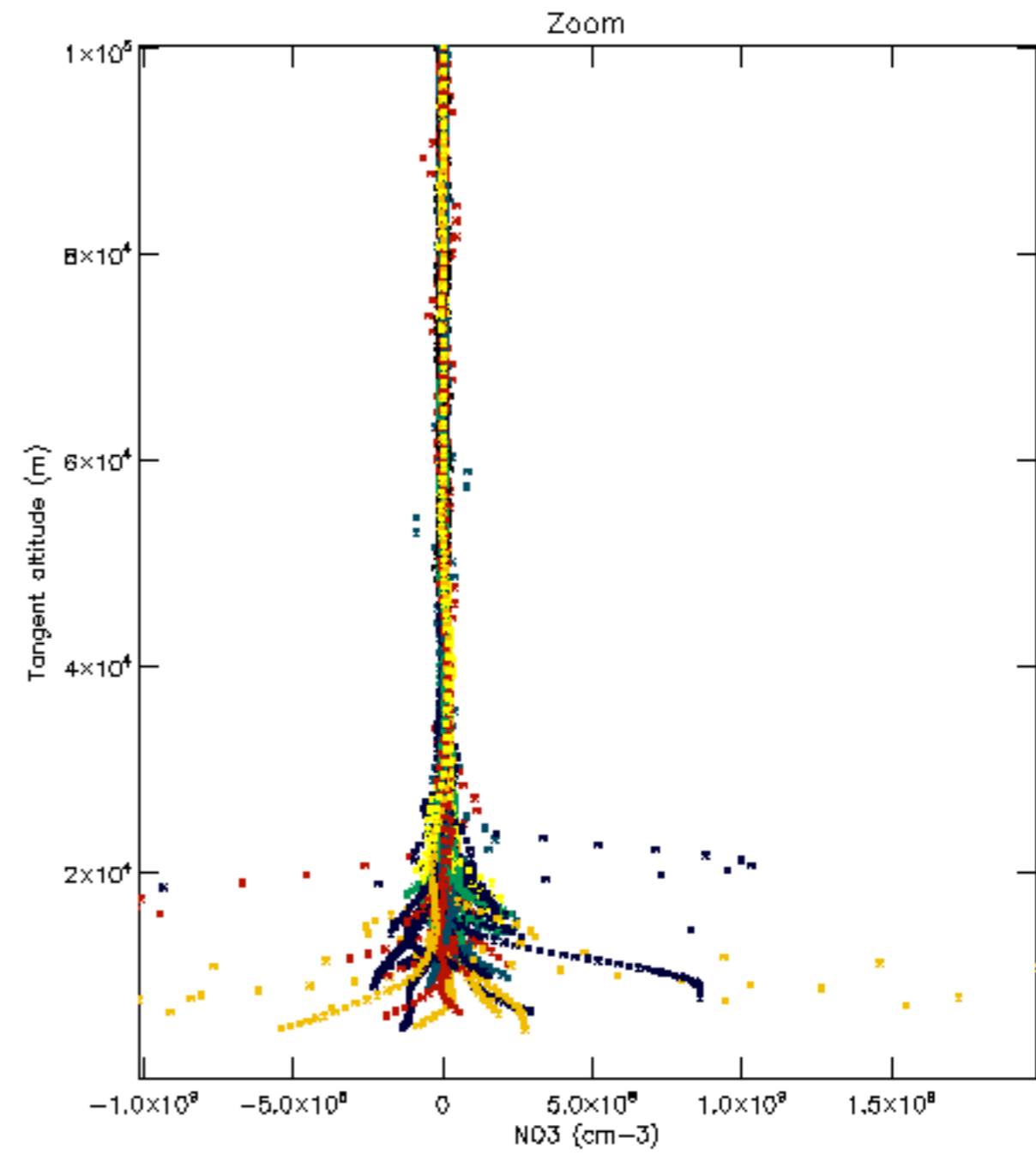
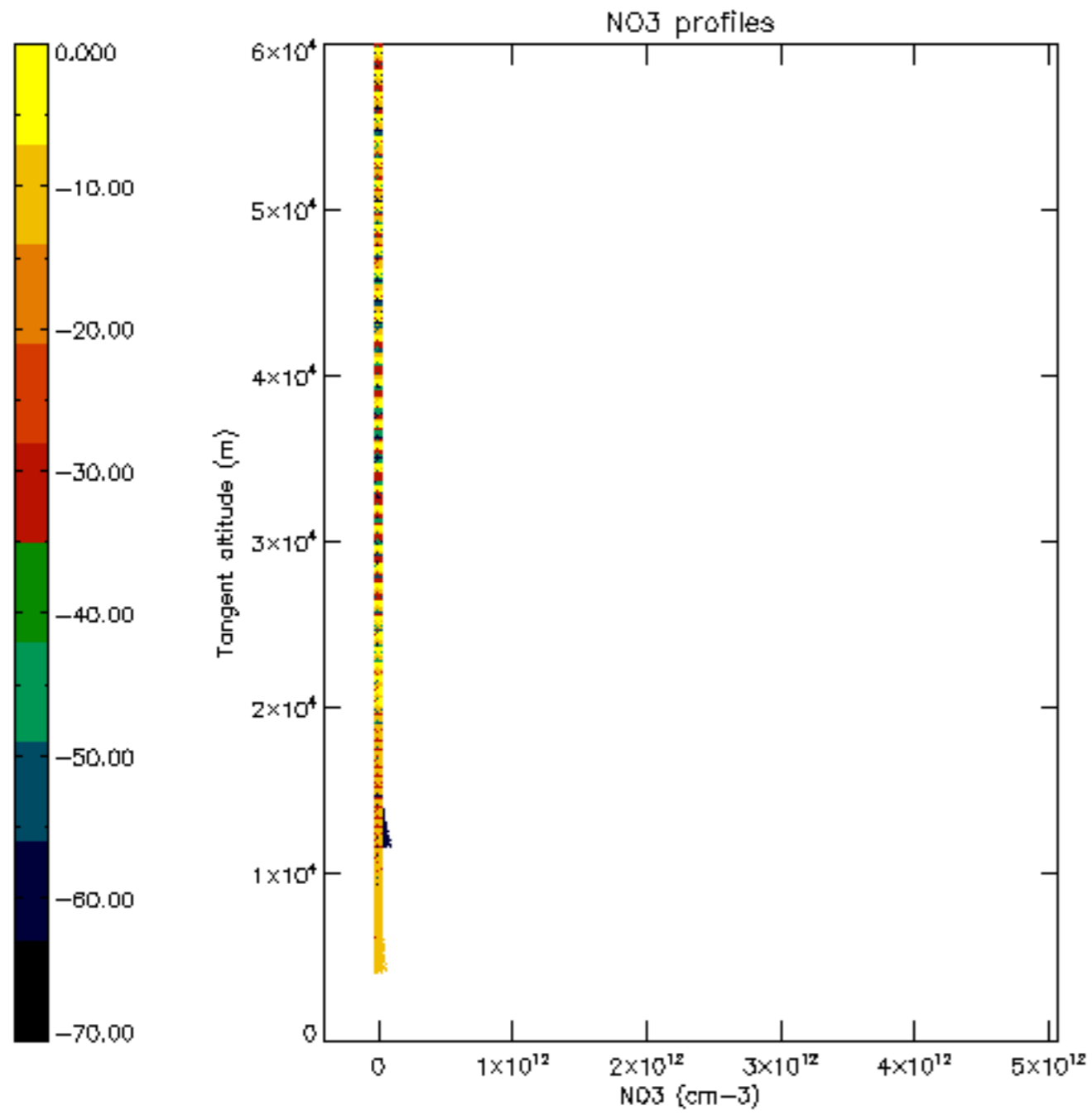


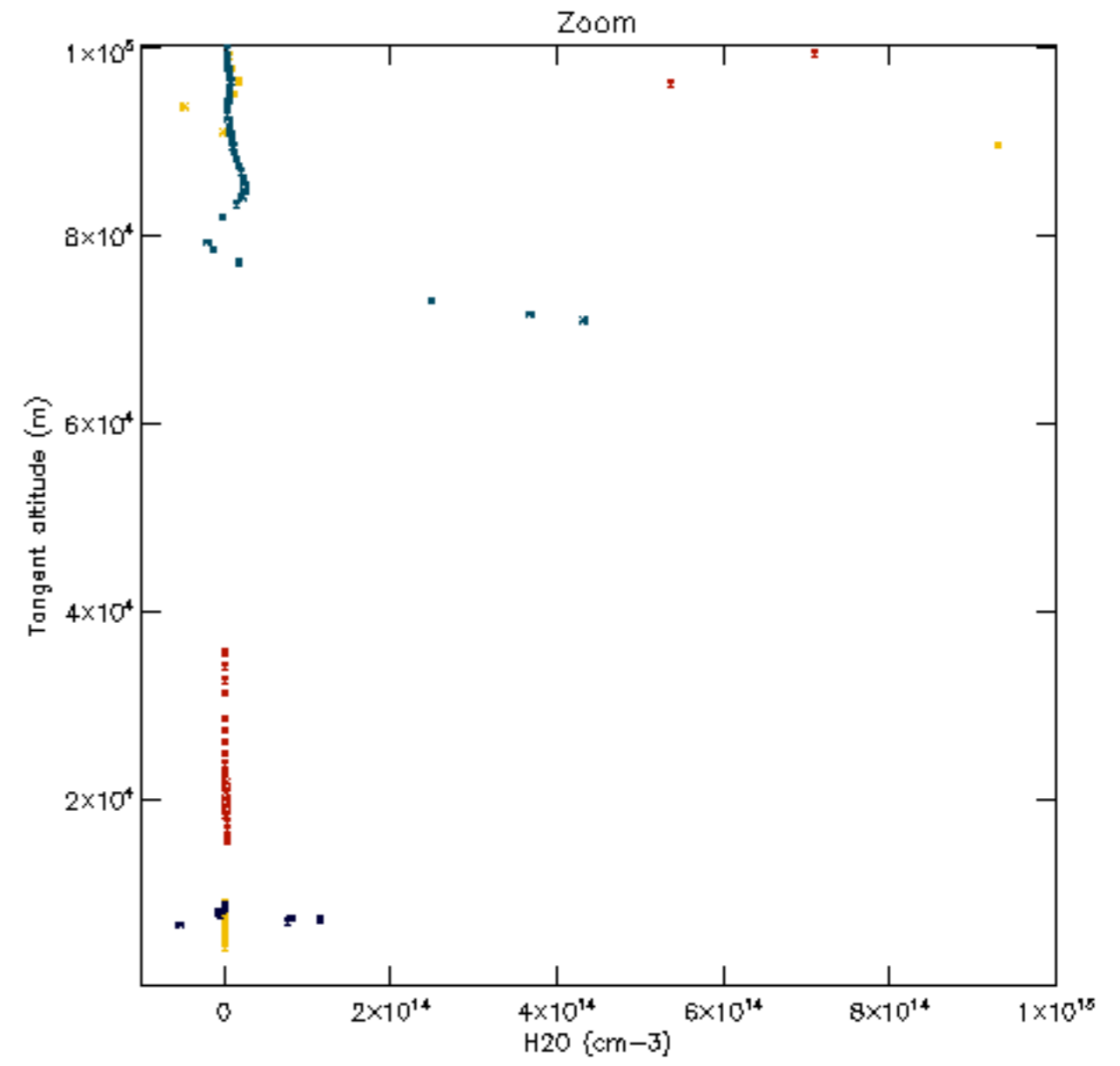
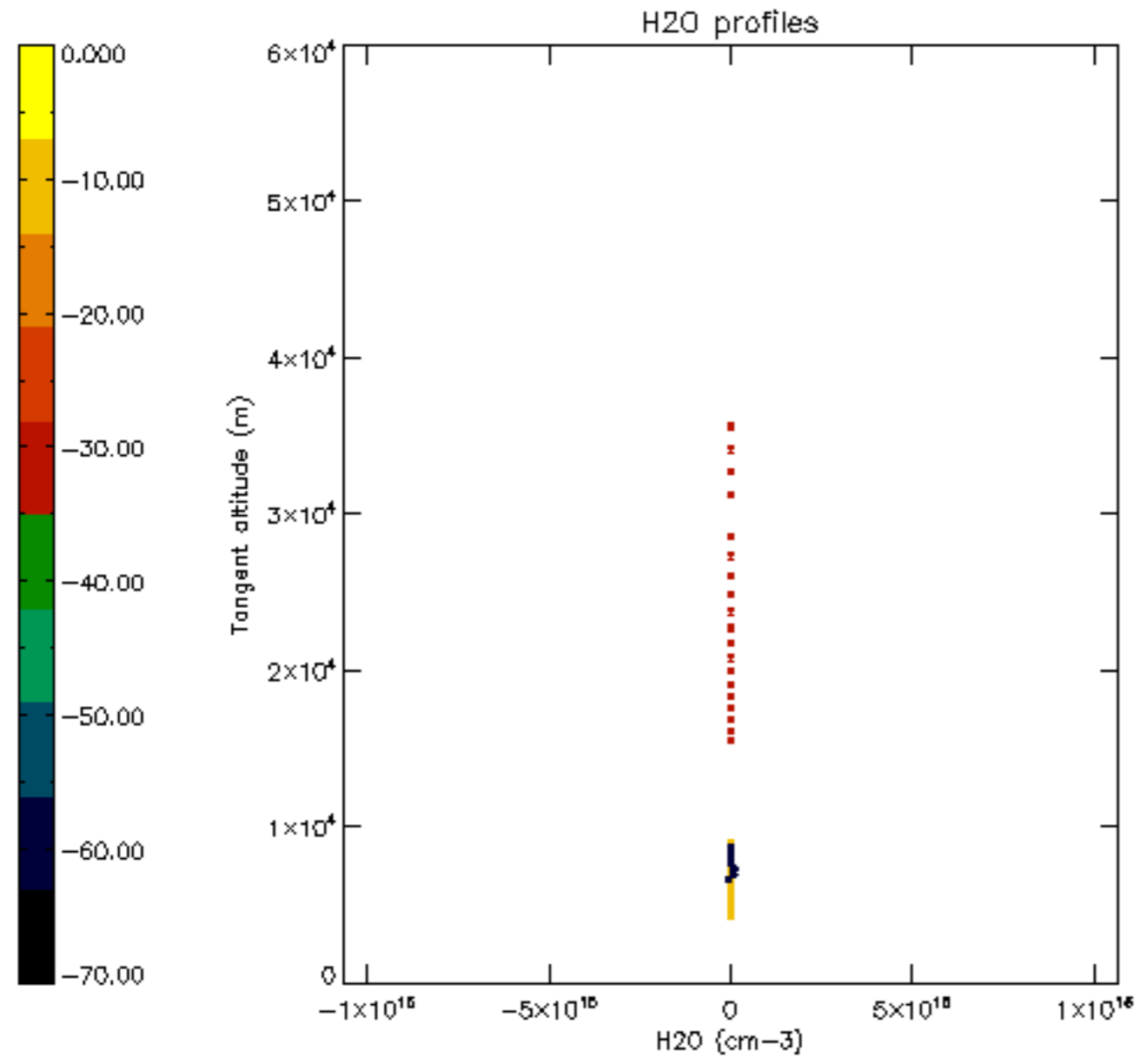


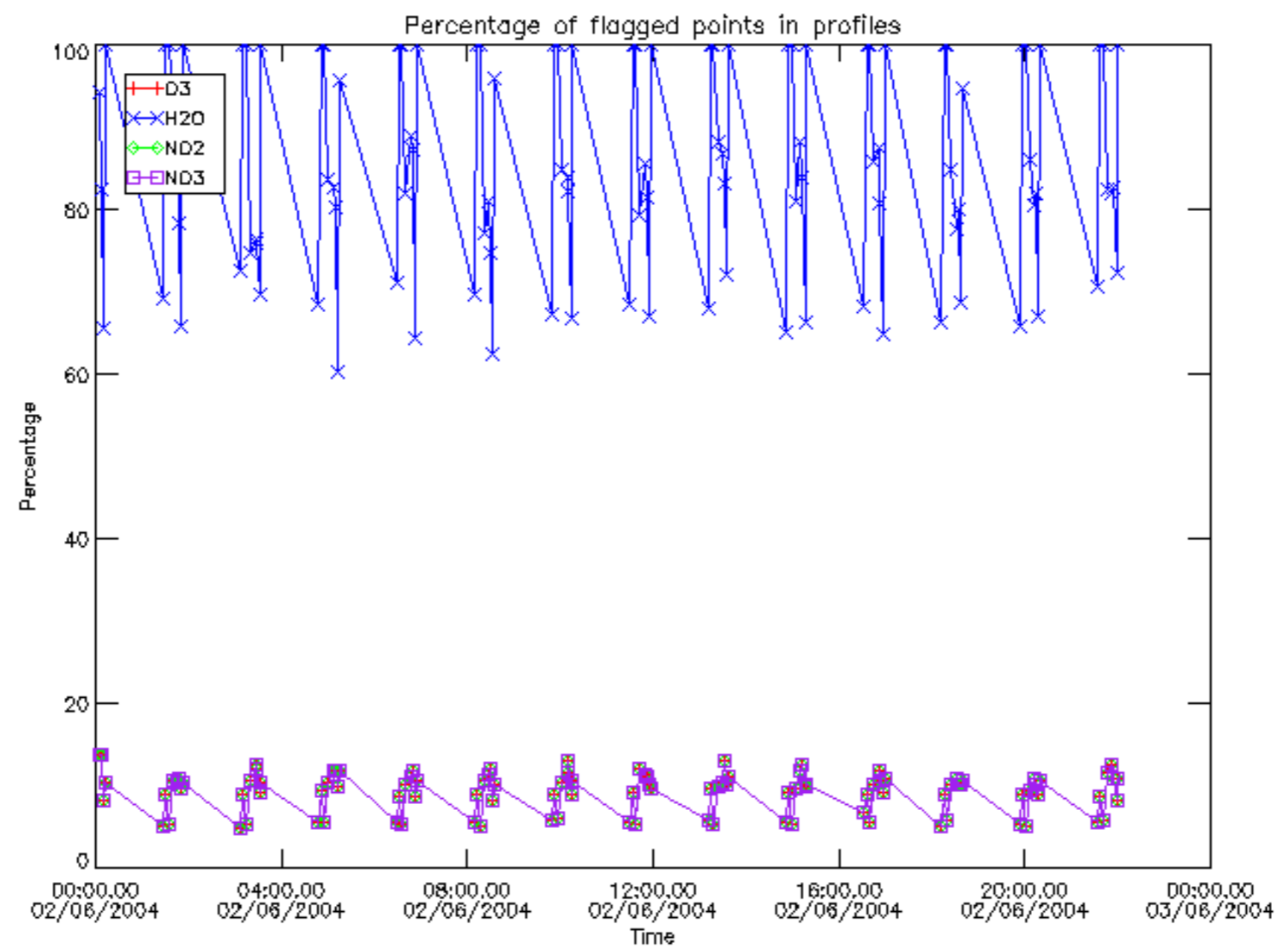




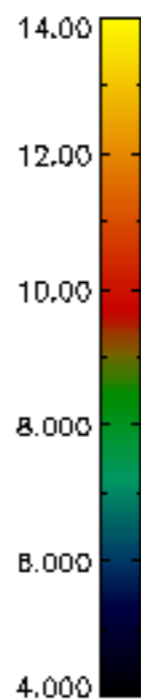
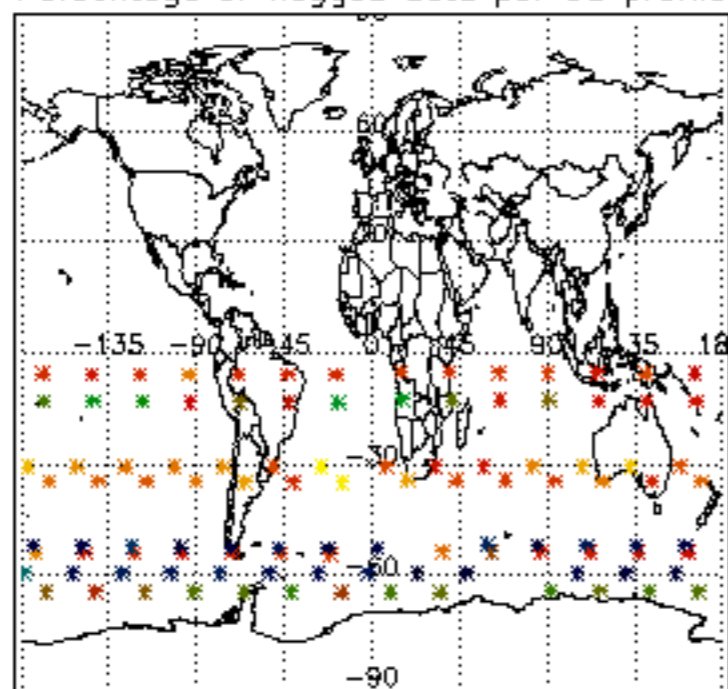




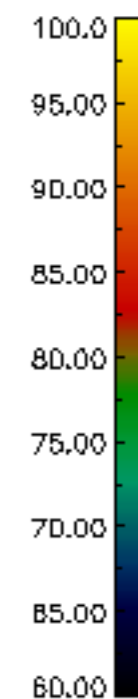
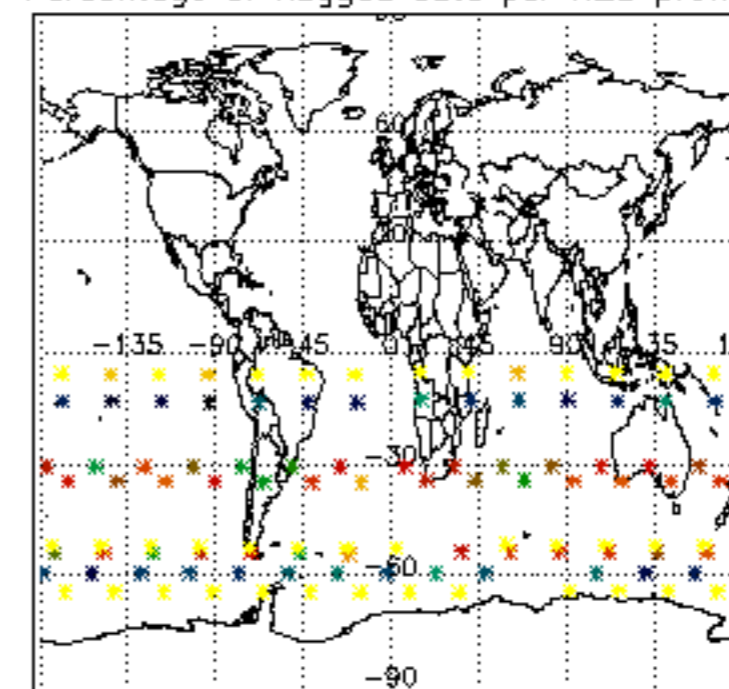




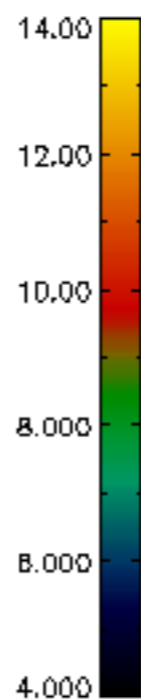
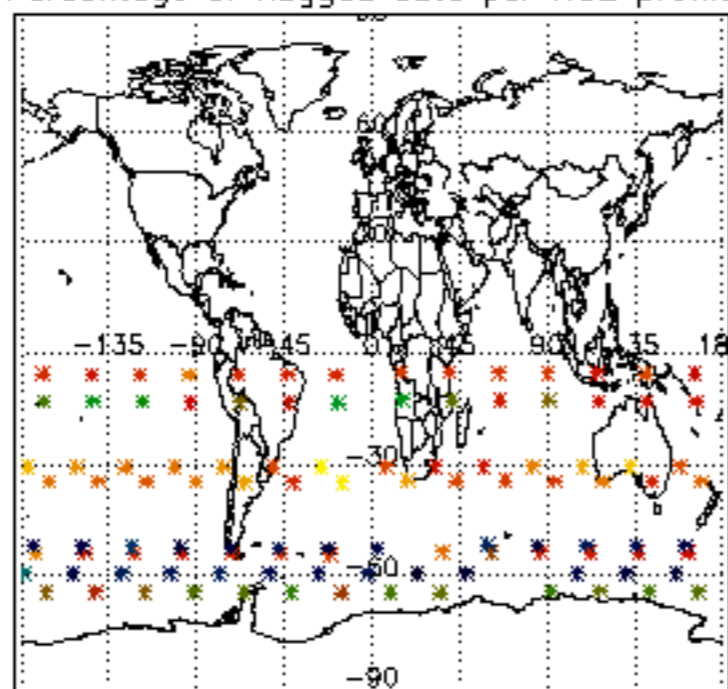
Percentage of flagged data per D3 profile



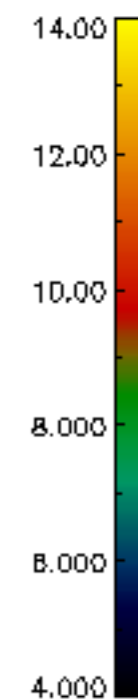
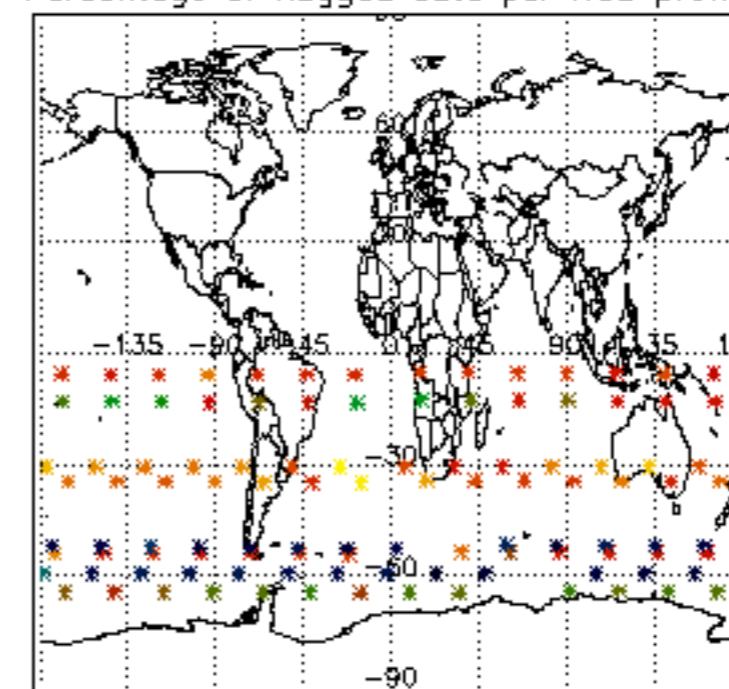
Percentage of flagged data per H2O profile

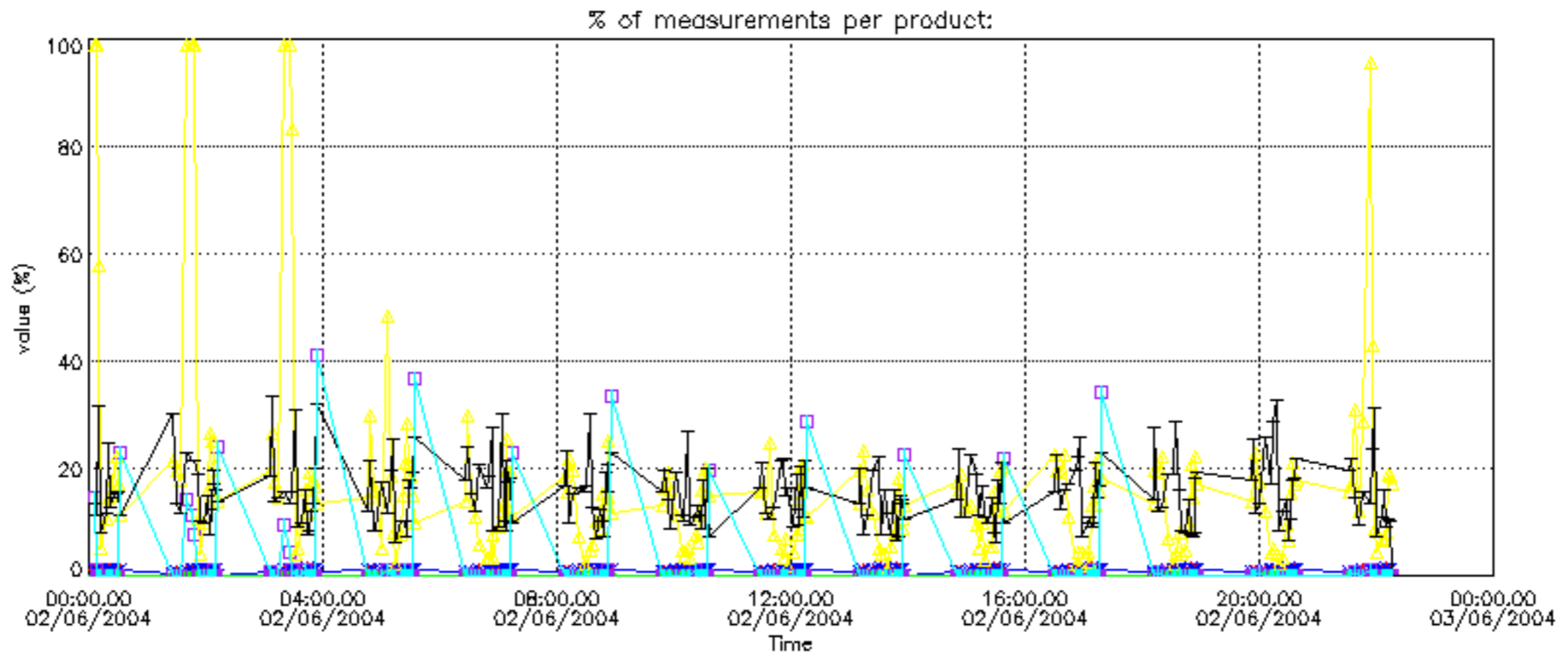


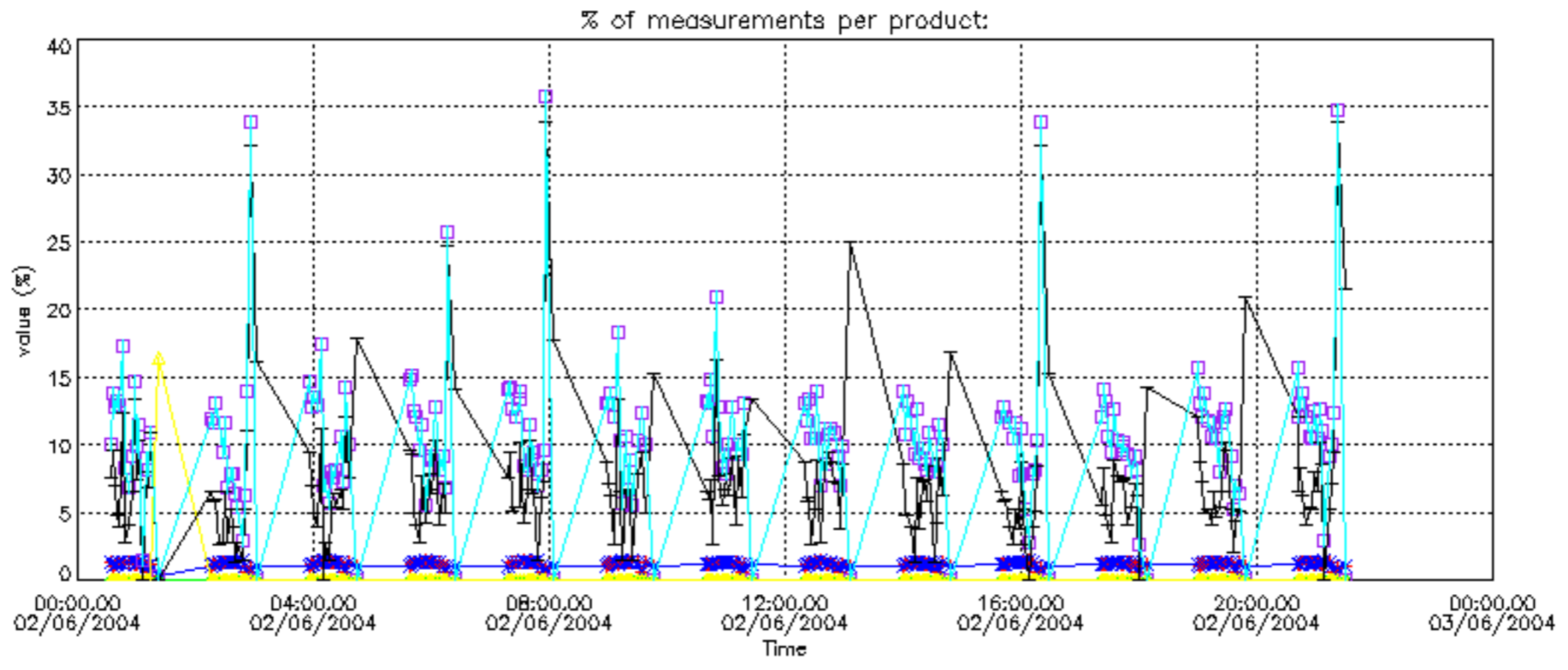
Percentage of flagged data per NO2 profile



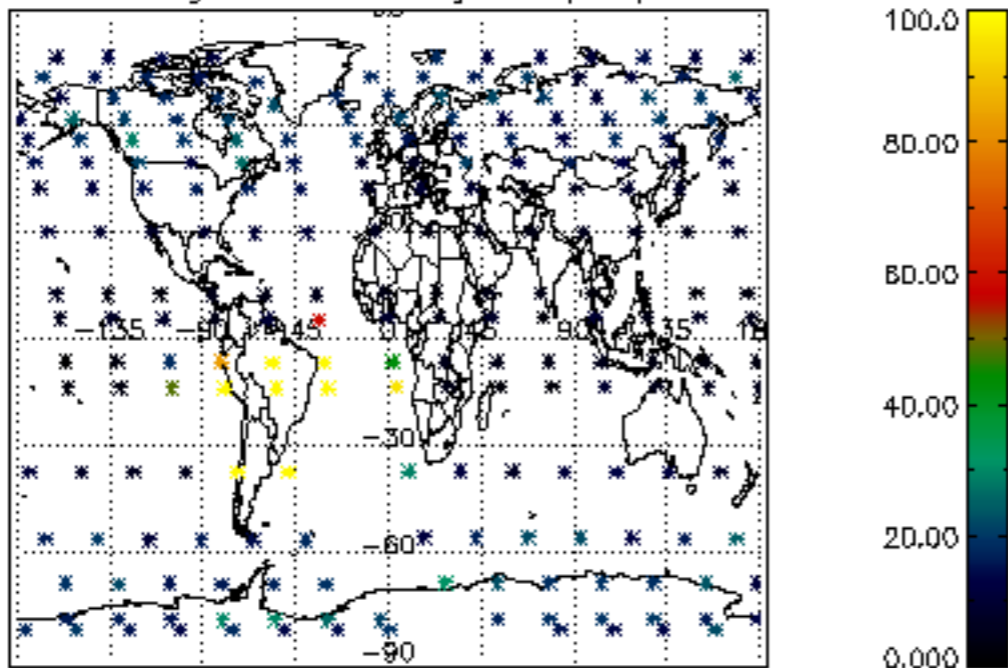
Percentage of flagged data per NO3 profile



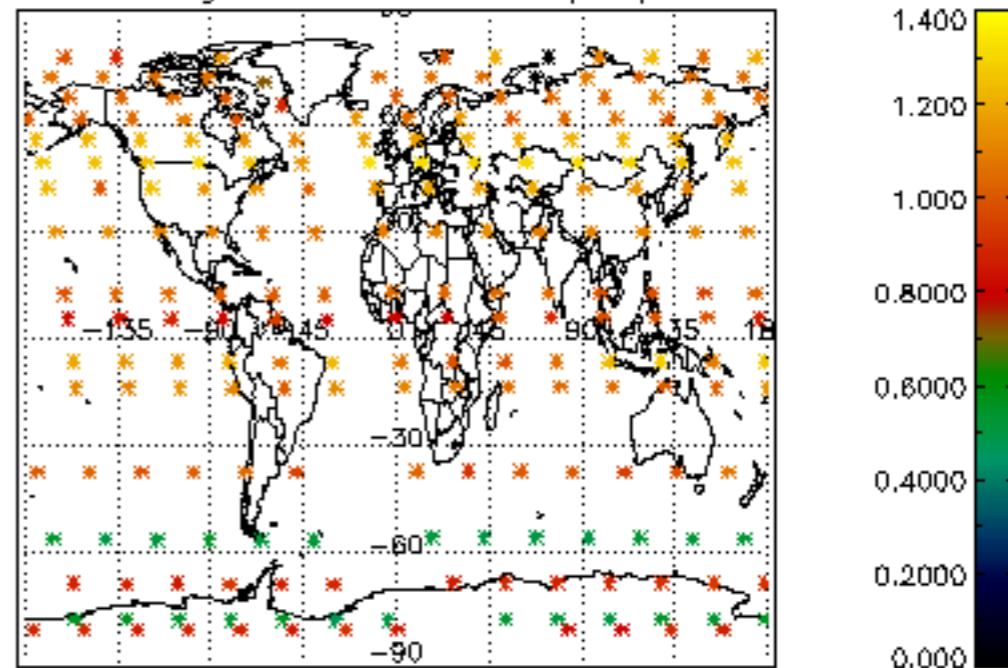




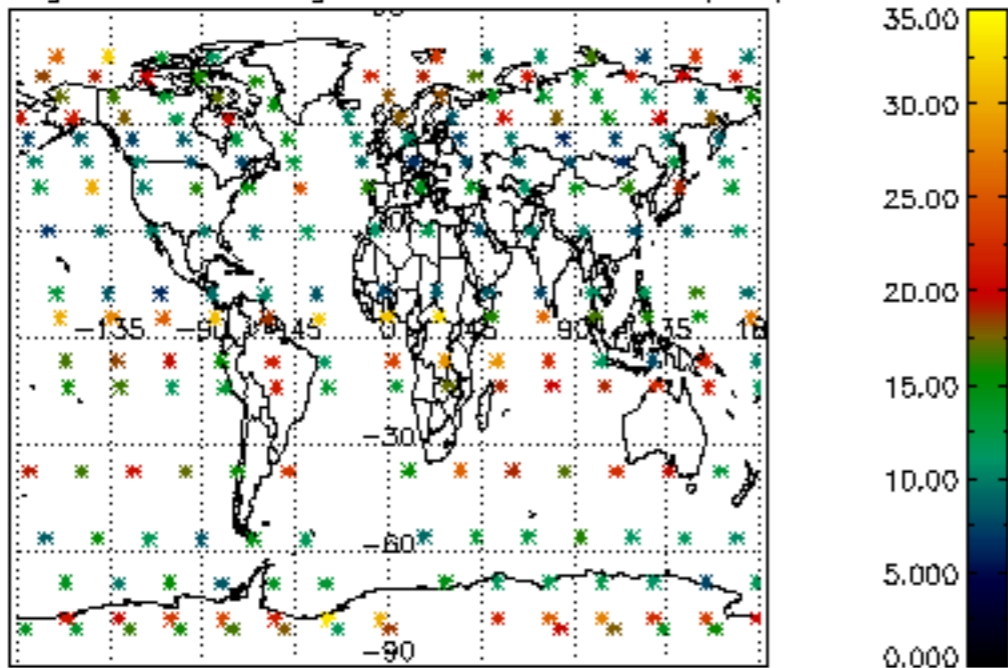
Percentage of cosmic ray hits per profile



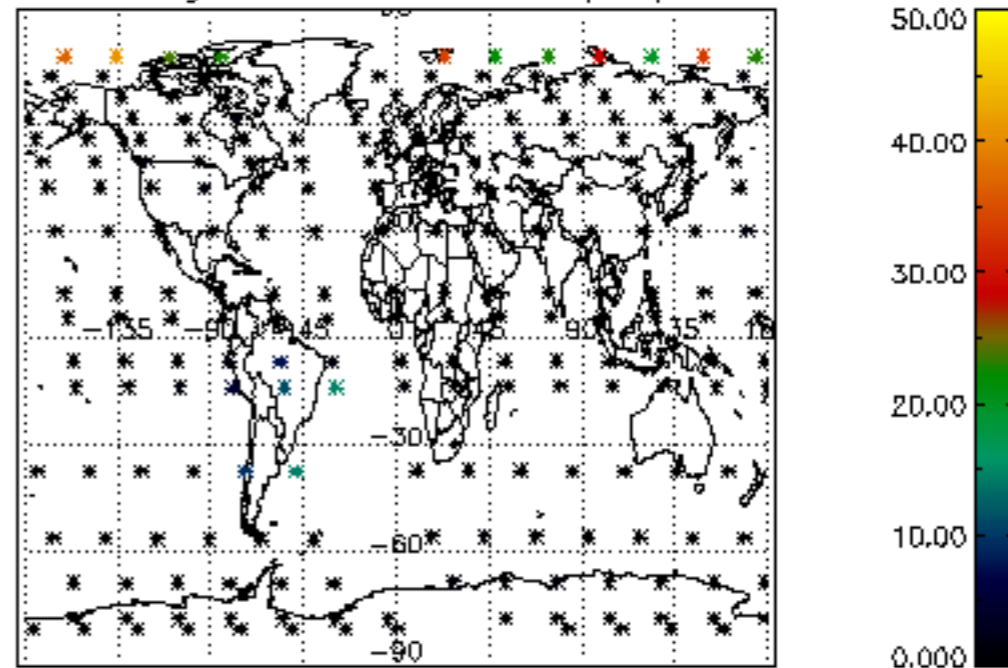
Percentage of datation errors per profile



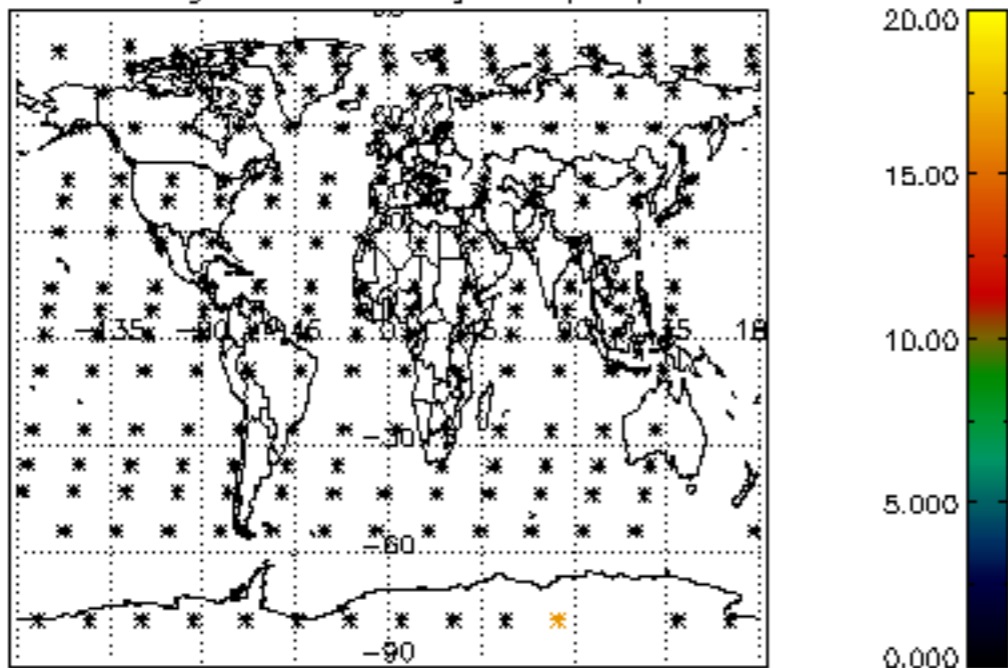
Percentage of star falling outside central band per profile



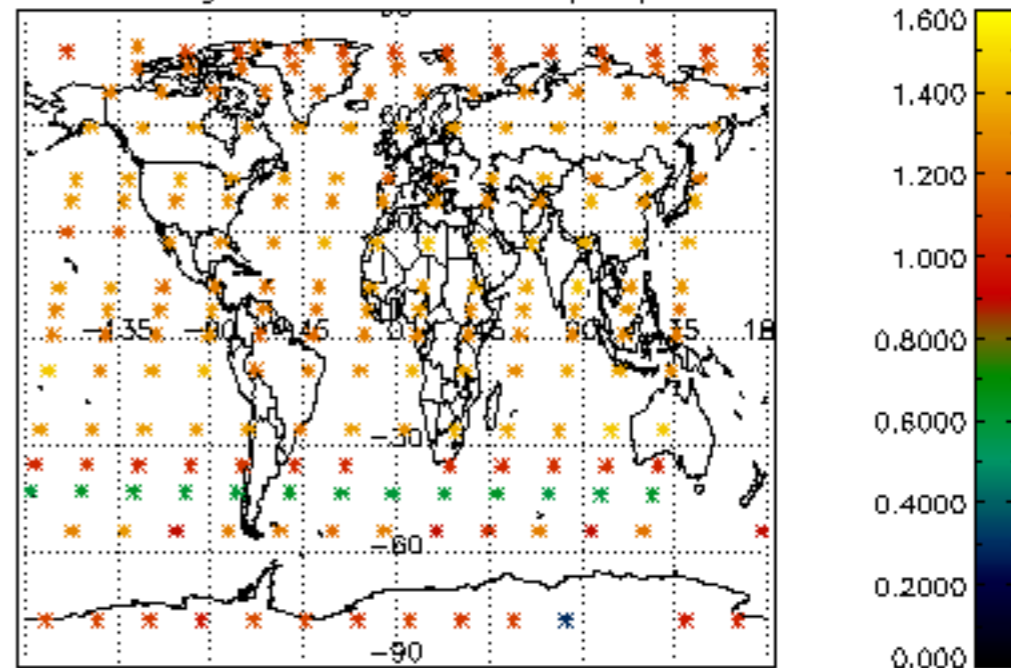
Percentage of saturation errors per profile



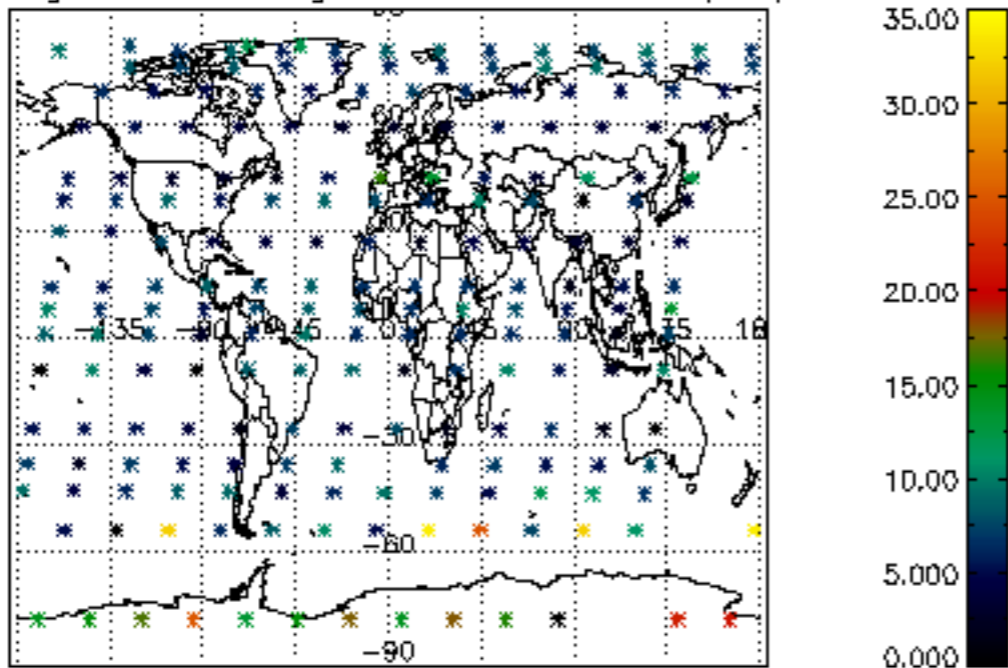
Percentage of cosmic ray hits per profile



Percentage of datation errors per profile



Percentage of star falling outside central band per profile



Percentage of saturation errors per profile

