

GOMOS Level 2 Daily Report

SUMMARY

[1. General Info](#)

[2. Summary of processed GOM_NL_2P products](#)

[3. Level 2 Quality information per product](#)

[3.1 Plot of level 2 quality information per product \(time dependant\)](#)

[3.2 Plot of level 2 quality information per product \(world map\)](#)

[4. Level 1 Quality information per product \(stored on level 2 products\)](#)

[4.1 Plot of level 1 quality information per product \(time dependant\)](#)

[4.1.1 Plot of level 1 quality information per product \(time dependant\): ASCENDING](#)

[4.1.2 Plot of level 1 quality information per product \(time dependant\): DESCENDING](#)

[4.2 Plot of level 1 quality information per product \(world map\)](#)

[4.2.1 Plot of level 1 quality information per product \(world map\): ASCENDING](#)

[4.2.2 Plot of level 1 quality information per product \(world map\): DESCENDING](#)

[5. Ozone profiles based on quality statistics and other trace gas profiles](#)

[5.1 Ozone statistics based on quality of products](#)

[5.2 Plot ozone profiles for all STD \(dark without errors\)](#)

[5.3 Plot ozone profiles where STD < 20% \(dark without errors\)](#)

[5.4. Plot ozone profiles where STD < 10% \(dark without errors\)](#)

[5.5. Plot ozone profiles where STD < 5% \(dark without errors\)](#)

[5.6 Plot NO2 profiles for all STD \(dark without errors\)](#)

[5.7 Plot NO3 profiles for all STD \(dark without errors\)](#)

[5.8 Plot H2O profiles \(only for occultations of stars 1,2,3,4,13,14,16,26,63 dark without errors\) for all STD](#)

[6. Auxiliary Data Files used for the production reported in section 2](#)

This report presents the daily analysis on parameters extracted from GOMOS level 2 data (GOM_NL__2P). It is intended to monitor some important parameters that will impact the quality of these products. A list of level 2 products (and content) that have arrived during the reporting day to the PCF is also given.

Item	Value
Time of report generation	19APR2013 03:17:56
Data source version	GOMOS/6.01
Start time of products	01-06-2004 (01JUN2004 00:00:00)
Stop time of products	02-06-2004 (02JUN2004 00:00:00)
Store outputs in DB	Yes
Nb of level 2 prods	451
Nb of prods with errors	0

2. Summary of processed GOM_NL__2P products.

Nr	Filename	UTC Start time	Limb	Duration	Star Id	Star Name	Star Mag	Star Temp	Nb Meas	Orbit	Prod. error
1	GOM_NL__2PRFIN20040601_004159_000000622027_00203_11780_2991.N1	01-JUN-2004 00:41:59	Dark	62.000	63	Bet Gru	2.1500	2800.0	124	11780	No
2	GOM_NL__2PRFIN20040601_004351_000000502027_00203_11780_2992.N1	01-JUN-2004 00:43:51	Dark	49.500	31	Alp Gru	1.7340	15200.	99	11780	No
3	GOM_NL__2PRFIN20040601_004849_000000462027_00203_11780_2993.N1	01-JUN-2004 00:48:49	Straylight	46.000	45	Alp Pav	1.9400	26000.	92	11780	No
4	GOM_NL__2PRFIN20040601_005223_000000522027_00203_11780_2994.N1	01-JUN-2004 00:52:23	Straylight	52.000	43	Alp TrA	1.9100	4250.0	104	11780	No
5	GOM_NL__2PRFIN20040601_005427_000000422027_00203_11780_2995.N1	01-JUN-2004 00:54:27	Straylight	41.500	134	Bet TrA	2.8100	6600.0	83	11780	No
6	GOM_NL__2PRFIN20040601_005614_000000432027_00203_11780_2996.N1	01-JUN-2004 00:56:14	Straylight	42.500	147	Alp Ara	2.8770	26000.	85	11780	No
7	GOM_NL__2PRFIN20040601_005753_000000512027_00203_11780_2997.N1	01-JUN-2004 00:57:53	Straylight	50.500	40	The Sco	1.8590	7100.0	101	11780	No
8	GOM_NL__2PRFIN20040601_005941_000000532027_00203_11780_2998.N1	01-JUN-2004 00:59:41	Twilight_stray	52.500	25	35Lam Sco	1.6200	28000.	105	11780	No
9	GOM_NL__2PRFIN20040601_010127_000000502027_00203_11780_2999.N1	01-JUN-2004 01:01:27	Twilight_stray	49.500	75	26Eps Sco	2.2910	4250.0	99	11780	No
10	GOM_NL__2PRFIN20040601_010329_000000462027_00203_11780_3000.N1	01-JUN-2004 01:03:29	Bright	46.000	136	23Tau Sco	2.8220	30000.	92	11780	No
11	GOM_NL__2PRFIN20040601_010536_000000422027_00203_11780_3001.N1	01-JUN-2004 01:05:36	Bright	42.000	80	7Del Sco	2.3160	30000.	84	11780	No
12	GOM_NL__2PRFIN20040601_010709_000000482027_00203_11780_3002.N1	01-JUN-2004 01:07:09	Bright	47.500	86	35Eta Oph	2.4300	10200.	95	11780	No
13	GOM_NL__2PRFIN20040601_010900_000000452027_00203_11780_3003.N1	01-JUN-2004 01:09:00	Bright	44.500	98	13Zet Oph	2.5710	30000.	89	11780	No
14	GOM_NL__2PRFIN20040601_011111_000000422027_00203_11780_3004.N1	01-JUN-2004 01:11:11	Bright	41.500	120	1Del Oph	2.7340	3200.0	83	11780	No
15	GOM_NL__2PRFIN20040601_011412_000000392027_00203_11780_3005.N1	01-JUN-2004 01:14:12	Bright	38.500	102	24Alp Ser	2.6000	4250.0	77	11780	No
16	GOM_NL__2PRFIN20040601_011814_000000412027_00203_11780_3006.N1	01-JUN-2004 01:18:14	Bright	41.000	3	16Alp Boo	-0.050000	4250.0	82	11780	No
17	GOM_NL__2PRFIN20040601_012009_000000392027_00203_11780_3007.N1	01-JUN-2004 01:20:09	Bright	39.000	83		2.3780	11000.	78	11780	No
18	GOM_NL__2PRFIN20040601_012321_000000392027_00203_11780_3008.N1	01-JUN-2004 01:23:21	Bright	39.000	180	27Gam Boo	3.0400	8000.0	78	11780	No
19	GOM_NL__2PRFIN20040601_012645_000000412027_00203_11780_3009.N1	01-JUN-2004 01:26:45	Bright	40.500	39	85Eta UMa	1.8540	24000.	81	11780	No
20	GOM_NL__2PRFIN20040601_012834_000000362027_00203_11780_3010.N1	01-JUN-2004 01:28:34	Bright	35.500	55	79Zet UMa	2.0600	10200.	71	11780	No
21	GOM_NL__2PRFIN20040601_013041_000000402027_00203_11780_3011.N1	01-JUN-2004 01:30:41	Bright	39.500	119	14Eta Dra	2.7270	4700.0	79	11780	No
22	GOM_NL__2PRFIN20040601_013323_000000362027_00203_11780_3012.N1	01-JUN-2004 01:33:23	Bright	35.500	60	7Bet UMi	2.0810	3950.0	71	11780	No
23	GOM_NL__2PRFIN20040601_013804_000000352027_00203_11780_3013.N1	01-JUN-2004 01:38:04	Bright	35.000	49	1Alp UMi	1.9900	6300.0	70	11780	No
24	GOM_NL__2PRFIN20040601_014104_000000482027_00203_11780_3014.N1	01-JUN-2004 01:41:04	Bright	47.500	89	5Alp Cep	2.4510	8000.0	95	11780	No
25	GOM_NL__2PRFIN20040601_015417_000001802027_00203_11780_3015.N1	01-JUN-2004 01:54:17	Straylight	180.00	92	53Eps Cyg	2.5000	4500.0	360	11780	No
26	GOM_NL__2PRFIN20040601_015808_000000912027_00203_11780_3016.N1	01-JUN-2004 01:58:08	Dark	91.000	93	53Bet Peg	2.5200	3100.0	182	11780	No
27	GOM_NL__2PRFIN20040601_020132_000000562027_00203_11780_3017.N1	01-JUN-2004 02:01:32	Dark	55.500	140	88Gam Peg	2.8340	26000.	111	11780	No
28	GOM_NL__2PRFIN20040601_020456_000000872027_00203_11780_3018.N1	01-JUN-2004 02:04:56	Dark	86.500	90	54Alp Peg	2.4870	11000.	173	11780	No
29	GOM_NL__2PRFIN20040601_021033_000000522027_00203_11780_3019.N1	01-JUN-2004 02:10:33	Dark	51.500	52	16Bet Cet	2.0370	4500.0	103	11780	No
30	GOM_NL__2PRFIN20040601_021715_000000462027_00203_11780_3020.N1	01-JUN-2004 02:17:15	Dark	46.000	84	Alp Phe	2.3970	4500.0	92	11780	No
31	GOM_NL__2PRFIN20040601_021923_000000482027_00203_11780_3021.N1	01-JUN-2004 02:19:23	Dark	47.500	9	Alp Eri	0.45300	24000.	95	11780	No
32	GOM_NL__2PRFIN20040601_022235_000000542027_00204_11781_2991.N1	01-JUN-2004 02:22:35	Dark	53.500	63	Bet Gru	2.1500	2800.0	107	11781	No
33	GOM_NL__2PRFIN20040601_022428_000000492027_00204_11781_2992.N1	01-JUN-2004 02:24:28	Dark	48.500	31	Alp Gru	1.7340	15200.	97	11781	No
34	GOM_NL__2PRFIN20040601_022925_000000442027_00204_11781_2993.N1	01-JUN-2004 02:29:25	Straylight	44.000	45	Alp Pav	1.9400	26000.	88	11781	No
35	GOM_NL__2PRFIN20040601_023301_000000462027_00204_11781_2994.N1	01-JUN-2004 02:33:01	Straylight	45.500	43	Alp TrA	1.9100	4250.0	91	11781	No
36	GOM_NL__2PRFIN20040601_023505_000000422027_00204_11781_2995.N1	01-JUN-2004 02:35:05	Straylight	42.000	134	Bet TrA	2.8100	6600.0	84	11781	No
37	GOM_NL__2PRFIN20040601_023648_000000452027_00204_11781_2996.N1	01-JUN-2004 02:36:48	Straylight	44.500	147	Alp Ara	2.8770	26000.	89	11781	No
38	GOM_NL__2PRFIN20040601_023830_000000512027_00204_11781_2997.N1	01-JUN-2004 02:38:30	Straylight	51.000	40	The Sco	1.8590	7100.0	102	11781	No
39	GOM_NL__2PRFIN20040601_024020_000000462027_00204_11781_2998.N1	01-JUN-2004 02:40:20	Twilight_stray	45.500	25	35Lam Sco	1.6200	28000.	91	11781	No
40	GOM_NL__2PRFIN20040601_024203_000000522027_00204_11781_2999.N1	01-JUN-2004 02:42:03	Twilight_stray	51.500	75	26Eps Sco	2.2910	4250.0	103	11781	No
41	GOM_NL__2PRFIN20040601_024405_000000562027_00204_11781_3000.N1	01-JUN-2004 02:44:05	Bright	56.000	136	23Tau Sco	2.8220	30000.	112	11781	No
42	GOM_NL__2PRFIN20040601_024612_000000422027_00204_11781_3001.N1	01-JUN-2004 02:46:12	Bright	42.000	80	7Del Sco	2.3160	30000.	84	11781	No

43	GOM_NL__2PRFIN20040601_024745_000000472027_00204_11781_3002.N1	01-JUN-2004 02:47:45	Bright	47.000	86	35Eta Oph	2.4300	10200.	94	11781	No
44	GOM_NL__2PRFIN20040601_024936_000000442027_00204_11781_3003.N1	01-JUN-2004 02:49:36	Bright	43.500	98	13Zet Oph	2.5710	30000.	87	11781	No
45	GOM_NL__2PRFIN20040601_025147_000000422027_00204_11781_3004.N1	01-JUN-2004 02:51:47	Bright	41.500	120	1Del Oph	2.7340	3200.0	83	11781	No
46	GOM_NL__2PRFIN20040601_025448_000000392027_00204_11781_3005.N1	01-JUN-2004 02:54:48	Bright	38.500	102	24Alp Ser	2.6000	4250.0	77	11781	No
47	GOM_NL__2PRFIN20040601_025851_000000382027_00204_11781_3006.N1	01-JUN-2004 02:58:51	Bright	38.000	3	16Alp Boo	-0.050000	4250.0	76	11781	No
48	GOM_NL__2PRFIN20040601_030046_000000362027_00204_11781_3007.N1	01-JUN-2004 03:00:46	Bright	36.000	83		2.3780	11000.	72	11781	No
49	GOM_NL__2PRFIN20040601_030357_000000372027_00204_11781_3008.N1	01-JUN-2004 03:03:57	Bright	37.000	180	27Gam Boo	3.0400	8000.0	74	11781	No
50	GOM_NL__2PRFIN20040601_030720_000000412027_00204_11781_3009.N1	01-JUN-2004 03:07:20	Bright	40.500	39	85Eta UMa	1.8540	24000.	81	11781	No
51	GOM_NL__2PRFIN20040601_030911_000000362027_00204_11781_3010.N1	01-JUN-2004 03:09:11	Bright	36.000	55	79Zet UMa	2.0600	10200.	72	11781	No
52	GOM_NL__2PRFIN20040601_031116_000000402027_00204_11781_3011.N1	01-JUN-2004 03:11:16	Bright	40.000	119	14Eta Dra	2.7270	4700.0	80	11781	No
53	GOM_NL__2PRFIN20040601_031359_000000392027_00204_11781_3012.N1	01-JUN-2004 03:13:59	Bright	39.000	60	7Bet UMi	2.0810	3950.0	78	11781	No
54	GOM_NL__2PRFIN20040601_031840_000000382027_00204_11781_3013.N1	01-JUN-2004 03:18:40	Bright	37.500	49	1Alp UMi	1.9900	6300.0	75	11781	No
55	GOM_NL__2PRFIN20040601_032139_000000482027_00204_11781_3014.N1	01-JUN-2004 03:21:39	Bright	47.500	89	5Alp Cep	2.4510	8000.0	95	11781	No
56	GOM_NL__2PRFIN20040601_033451_000001802027_00204_11781_3015.N1	01-JUN-2004 03:34:51	Straylight	180.00	92	53Eps Cyg	2.5000	4500.0	360	11781	No
57	GOM_NL__2PRFIN20040601_033845_000000982027_00204_11781_3016.N1	01-JUN-2004 03:38:45	Dark	97.500	93	53Bet Peg	2.5200	3100.0	195	11781	No
58	GOM_NL__2PRFIN20040601_034209_000000552027_00204_11781_3017.N1	01-JUN-2004 03:42:09	Dark	55.000	140	88Gam Peg	2.8340	26000.	110	11781	No
59	GOM_NL__2PRFIN20040601_034534_000000922027_00204_11781_3018.N1	01-JUN-2004 03:45:34	Dark	91.500	90	54Alp Peg	2.4870	11000.	183	11781	No
60	GOM_NL__2PRFIN20040601_035110_000000512027_00204_11781_3019.N1	01-JUN-2004 03:51:10	Dark	51.000	52	16Bet Cet	2.0370	4500.0	102	11781	No
61	GOM_NL__2PRFIN20040601_035752_000000472027_00204_11781_3020.N1	01-JUN-2004 03:57:52	Dark	46.500	84	Alp Phe	2.3970	4500.0	93	11781	No
62	GOM_NL__2PRFIN20040601_035959_000000442027_00204_11781_3021.N1	01-JUN-2004 03:59:59	Dark	43.500	9	Alp Eri	0.45300	24000.	87	11781	No
63	GOM_NL__2PRFIN20040601_040313_000000602027_00205_11782_3051.N1	01-JUN-2004 04:03:13	Dark	60.000	63	Bet Gru	2.1500	2800.0	120	11782	No
64	GOM_NL__2PRFIN20040601_040506_000000482027_00205_11782_3052.N1	01-JUN-2004 04:05:06	Dark	47.500	31	Alp Gru	1.7340	15200.	95	11782	No
65	GOM_NL__2PRFIN20040601_041003_000000472027_00205_11782_3053.N1	01-JUN-2004 04:10:03	Straylight	46.500	45	Alp Pav	1.9400	26000.	93	11782	No
66	GOM_NL__2PRFIN20040601_041338_000000442027_00205_11782_3054.N1	01-JUN-2004 04:13:38	Straylight	44.000	43	Alp TrA	1.9100	4250.0	88	11782	No
67	GOM_NL__2PRFIN20040601_041541_000000402027_00205_11782_3055.N1	01-JUN-2004 04:15:41	Straylight	39.500	134	Bet TrA	2.8100	6600.0	79	11782	No
68	GOM_NL__2PRFIN20040601_041728_000000432027_00205_11782_3056.N1	01-JUN-2004 04:17:28	Straylight	42.500	147	Alp Ara	2.8770	26000.	85	11782	No
69	GOM_NL__2PRFIN20040601_041909_000000512027_00205_11782_3057.N1	01-JUN-2004 04:19:09	Straylight	50.500	40	The Sco	1.8590	7100.0	101	11782	No
70	GOM_NL__2PRFIN20040601_042057_000000482027_00205_11782_3058.N1	01-JUN-2004 04:20:57	Tw_i_and_stray	47.500	25	35Lam Sco	1.6200	28000.	95	11782	No
71	GOM_NL__2PRFIN20040601_042242_000000462027_00205_11782_3059.N1	01-JUN-2004 04:22:42	Tw_i_and_stray	46.000	75	26Eps Sco	2.2910	4250.0	92	11782	No
72	GOM_NL__2PRFIN20040601_042444_000000422027_00205_11782_3060.N1	01-JUN-2004 04:24:44	Bright	41.500	136	23Tau Sco	2.8220	30000.	83	11782	No
73	GOM_NL__2PRFIN20040601_042649_000000422027_00205_11782_3061.N1	01-JUN-2004 04:26:49	Bright	42.000	80	7Del Sco	2.3160	30000.	84	11782	No
74	GOM_NL__2PRFIN20040601_042821_000000472027_00205_11782_3062.N1	01-JUN-2004 04:28:21	Bright	47.000	86	35Eta Oph	2.4300	10200.	94	11782	No
75	GOM_NL__2PRFIN20040601_043012_000000442027_00205_11782_3063.N1	01-JUN-2004 04:30:12	Bright	43.500	98	13Zet Oph	2.5710	30000.	87	11782	No
76	GOM_NL__2PRFIN20040601_043224_000000412027_00205_11782_3064.N1	01-JUN-2004 04:32:24	Bright	40.500	120	1Del Oph	2.7340	3200.0	81	11782	No
77	GOM_NL__2PRFIN20040601_043525_000000382027_00205_11782_3065.N1	01-JUN-2004 04:35:25	Bright	37.500	102	24Alp Ser	2.6000	4250.0	75	11782	No
78	GOM_NL__2PRFIN20040601_043927_000000382027_00205_11782_3066.N1	01-JUN-2004 04:39:27	Bright	38.000	3	16Alp Boo	-0.050000	4250.0	76	11782	No
79	GOM_NL__2PRFIN20040601_044123_000000382027_00205_11782_3067.N1	01-JUN-2004 04:41:23	Bright	38.000	83		2.3780	11000.	76	11782	No
80	GOM_NL__2PRFIN20040601_044434_000000372027_00205_11782_3068.N1	01-JUN-2004 04:44:34	Bright	36.500	180	27Gam Boo	3.0400	8000.0	73	11782	No
81	GOM_NL__2PRFIN20040601_044759_000000362027_00205_11782_3069.N1	01-JUN-2004 04:47:59	Bright	36.000	39	85Eta UMa	1.8540	24000.	72	11782	No
82	GOM_NL__2PRFIN20040601_044947_000000362027_00205_11782_3070.N1	01-JUN-2004 04:49:47	Bright	35.500	55	79Zet UMa	2.0600	10200.	71	11782	No
83	GOM_NL__2PRFIN20040601_045153_000000412027_00205_11782_3071.N1	01-JUN-2004 04:51:53	Bright	40.500	119	14Eta Dra	2.7270	4700.0	81	11782	No
84	GOM_NL__2PRFIN20040601_045436_000000362027_00205_11782_3072.N1	01-JUN-2004 04:54:36	Bright	36.000	60	7Bet UMi	2.0810	3950.0	72	11782	No
85	GOM_NL__2PRFIN20040601_045917_000000382027_00205_11782_3073.N1	01-JUN-2004 04:59:17	Bright	38.000	49	1Alp UMi	1.9900	6300.0	76	11782	No
86	GOM_NL__2PRFIN20040601_050214_000000492027_00205_11782_3074.N1	01-JUN-2004 05:02:14	Bright	48.500	89	5Alp Cep	2.4510	8000.0	97	11782	No
87	GOM_NL__2PRFIN20040601_051526_000001802027_00205_11782_3075.N1	01-JUN-2004 05:15:26	Straylight	180.00	92	53Eps Cyg	2.5000	4500.0	360	11782	No
88	GOM_NL__2PRFIN20040601_051921_000000872027_00205_11782_3076.N1	01-JUN-2004 05:19:21	Dark	86.500	93	53Bet Peg	2.5200	3100.0	173	11782	No
89	GOM_NL__2PRFIN20040601_052246_000000552027_00205_11782_3077.N1	01-JUN-2004 05:22:46	Dark	55.000	140	88Gam Peg	2.8340	26000.	110	11782	No
90	GOM_NL__2PRFIN20040601_052611_000000912027_00205_11782_3078.N1	01-JUN-2004 05:26:11	Dark	90.500	90	54Alp Peg	2.4870	11000.	181	11782	No
91	GOM_NL__2PRFIN20040601_053147_000000492027_00205_11782_3079.N1	01-JUN-2004 05:31:47	Dark	48.500	52	16Bet Cet	2.0370	4500.0	97	11782	No
92	GOM_NL__2PRFIN20040601_053829_000000452027_00205_11782_3080.N1	01-JUN-2004 05:38:29	Dark	44.500	84	Alp Phe	2.3970	4500.0	89	11782	No
93	GOM_NL__2PRFIN20040601_054036_000000432027_00205_11782_3081.N1	01-JUN-2004 05:40:36	Dark	42.500	9	Alp Eri	0.45300	24000.	85	11782	No
94	GOM_NL__2PRFIN20040601_054350_000000622027_00206_11783_3051.N1	01-JUN-2004 05:43:50	Dark	62.000	63	Bet Gru	2.1500	2800.0	124	11783	No
95	GOM_NL__2PRFIN20040601_054543_000000472027_00206_11783_3052.N1	01-JUN-2004 05:45:43	Dark	47.000	31	Alp Gru	1.7340	15200.	94	11783	No
96	GOM_NL__2PRFIN20040601_055040_000000462027_00206_11783_3053.N1	01-JUN-2004 05:50:40	Straylight	45.500	45	Alp Pav	1.9400	26000.	91	11783	No
97	GOM_NL__2PRFIN20040601_055415_000000462027_00206_11783_3054.N1	01-JUN-2004 05:54:15	Straylight	46.000	43	Alp TrA	1.9100	4250.0	92	11783	No
98	GOM_NL__2PRFIN20040601_055618_000000392027_00206_11783_3055.N1	01-JUN-2004 05:56:18	Straylight	38.500	134	Bet TrA	2.8100	6600.0	77	11783	No
99	GOM_NL__2PRFIN20040601_055805_000000412027_00206_11783_3056.N1	01-JUN-2004 05:58:05	Straylight	40.500	147	Alp Ara	2.8770	26000.	81	11783	No
100	GOM_NL__2PRFIN20040601_055946_000000512027_00206_11783_3057.N1	01-JUN-2004 05:59:46	Straylight	51.000	40	The Sco	1.8590	7100.0	102	11783	No
101	GOM_NL__2PRFIN20040601_060134_000000482027_00206_11783_3058.N1	01-JUN-2004 06:01:34	Tw_i_and_stray	48.000	25	35Lam Sco	1.6200	28000.	96	11783	No

102	GOM_NL__2PRFIN20040601_060319_000000452027_00206_11783_3059.N1	01-JUN-2004 06:03:19	Twilight	44.500	75	26Eps Sco	2.2910	4250.0	89	11783	No
103	GOM_NL__2PRFIN20040601_060521_000000432027_00206_11783_3060.N1	01-JUN-2004 06:05:21	Bright	43.000	136	23Tau Sco	2.8220	30000.	86	11783	No
104	GOM_NL__2PRFIN20040601_060725_000000422027_00206_11783_3061.N1	01-JUN-2004 06:07:25	Bright	42.000	80	7Del Sco	2.3160	30000.	84	11783	No
105	GOM_NL__2PRFIN20040601_060858_000000472027_00206_11783_3062.N1	01-JUN-2004 06:08:58	Bright	47.000	86	35Eta Oph	2.4300	10200.	94	11783	No
106	GOM_NL__2PRFIN20040601_061049_000000432027_00206_11783_3063.N1	01-JUN-2004 06:10:49	Bright	42.500	98	13Zet Oph	2.5710	30000.	85	11783	No
107	GOM_NL__2PRFIN20040601_061300_000000402027_00206_11783_3064.N1	01-JUN-2004 06:13:00	Bright	40.000	120	1Del Oph	2.7340	3200.0	80	11783	No
108	GOM_NL__2PRFIN20040601_061601_000000382027_00206_11783_3065.N1	01-JUN-2004 06:16:01	Bright	37.500	102	24Alp Ser	2.6000	4250.0	75	11783	No
109	GOM_NL__2PRFIN20040601_062004_000000382027_00206_11783_3066.N1	01-JUN-2004 06:20:04	Bright	38.000	3	16Alp Boo	-0.050000	4250.0	76	11783	No
110	GOM_NL__2PRFIN20040601_062159_000000362027_00206_11783_3067.N1	01-JUN-2004 06:21:59	Bright	35.500	83		2.3780	11000.	71	11783	No
111	GOM_NL__2PRFIN20040601_062510_000000382027_00206_11783_3068.N1	01-JUN-2004 06:25:10	Bright	37.500	180	27Gam Boo	3.0400	8000.0	75	11783	No
112	GOM_NL__2PRFIN20040601_062835_000000382027_00206_11783_3069.N1	01-JUN-2004 06:28:35	Bright	38.000	39	85Eta UMa	1.8540	24000.	76	11783	No
113	GOM_NL__2PRFIN20040601_063024_000000372027_00206_11783_3070.N1	01-JUN-2004 06:30:24	Bright	37.000	55	79Zet UMa	2.0600	10200.	74	11783	No
114	GOM_NL__2PRFIN20040601_063229_000000402027_00206_11783_3071.N1	01-JUN-2004 06:32:29	Bright	40.000	119	14Eta Dra	2.7270	4700.0	80	11783	No
115	GOM_NL__2PRFIN20040601_063512_000000392027_00206_11783_3072.N1	01-JUN-2004 06:35:12	Bright	38.500	60	7Bet UMi	2.0810	3950.0	77	11783	No
116	GOM_NL__2PRFIN20040601_063953_000000382027_00206_11783_3073.N1	01-JUN-2004 06:39:53	Bright	37.500	49	1Alp UMi	1.9900	6300.0	75	11783	No
117	GOM_NL__2PRFIN20040601_064250_000000482027_00206_11783_3074.N1	01-JUN-2004 06:42:50	Bright	47.500	89	5Alp Cep	2.4510	8000.0	95	11783	No
118	GOM_NL__2PRFIN20040601_065600_000001802027_00206_11783_3075.N1	01-JUN-2004 06:56:00	Straylight	180.00	92	53Eps Cyg	2.5000	4500.0	360	11783	No
119	GOM_NL__2PRFIN20040601_065958_000000912027_00206_11783_3076.N1	01-JUN-2004 06:59:58	Dark	91.000	93	53Bet Peg	2.5200	3100.0	182	11783	No
120	GOM_NL__2PRFIN20040601_070323_000000572027_00206_11783_3077.N1	01-JUN-2004 07:03:23	Dark	56.500	140	88Gam Peg	2.8340	26000.	113	11783	No
121	GOM_NL__2PRFIN20040601_070648_000000892027_00206_11783_3078.N1	01-JUN-2004 07:06:48	Dark	89.000	90	54Alp Peg	2.4870	11000.	178	11783	No
122	GOM_NL__2PRFIN20040601_071224_000000502027_00206_11783_3079.N1	01-JUN-2004 07:12:24	Dark	50.000	52	16Bet Cet	2.0370	4500.0	100	11783	No
123	GOM_NL__2PRFIN20040601_071905_000000452027_00206_11783_3080.N1	01-JUN-2004 07:19:05	Dark	44.500	84	Alp Phe	2.3970	4500.0	89	11783	No
124	GOM_NL__2PRFIN20040601_072112_000000462027_00206_11783_3081.N1	01-JUN-2004 07:21:12	Dark	45.500	9	Alp Eri	0.45300	24000.	91	11783	No
125	GOM_NL__2PRFIN20040601_072427_000000622027_00207_11784_2991.N1	01-JUN-2004 07:24:27	Dark	62.000	63	Bet Gru	2.1500	2800.0	124	11784	No
126	GOM_NL__2PRFIN20040601_072620_000000492027_00207_11784_2992.N1	01-JUN-2004 07:26:20	Dark	48.500	31	Alp Gru	1.7340	15200.	97	11784	No
127	GOM_NL__2PRFIN20040601_073116_000000442027_00207_11784_2993.N1	01-JUN-2004 07:31:16	Straylight	44.000	45	Alp Pav	1.9400	26000.	88	11784	No
128	GOM_NL__2PRFIN20040601_073451_000000522027_00207_11784_2994.N1	01-JUN-2004 07:34:51	Straylight	51.500	43	Alp TrA	1.9100	4250.0	103	11784	No
129	GOM_NL__2PRFIN20040601_073655_000000392027_00207_11784_2995.N1	01-JUN-2004 07:36:55	Straylight	39.000	134	Bet TrA	2.8100	6600.0	78	11784	No
130	GOM_NL__2PRFIN20040601_073841_000000422027_00207_11784_2996.N1	01-JUN-2004 07:38:41	Straylight	41.500	147	Alp Ara	2.8770	26000.	83	11784	No
131	GOM_NL__2PRFIN20040601_074022_000000472027_00207_11784_2997.N1	01-JUN-2004 07:40:22	Straylight	46.500	40	The Sco	1.8590	7100.0	93	11784	No
132	GOM_NL__2PRFIN20040601_074210_000000512027_00207_11784_2998.N1	01-JUN-2004 07:42:10	Twilight	50.500	25	35Lam Sco	1.6200	28000.	101	11784	No
133	GOM_NL__2PRFIN20040601_074356_000000482027_00207_11784_2999.N1	01-JUN-2004 07:43:56	Twilight	48.000	75	26Eps Sco	2.2910	4250.0	96	11784	No
134	GOM_NL__2PRFIN20040601_074557_000000422027_00207_11784_3000.N1	01-JUN-2004 07:45:57	Bright	42.000	136	23Tau Sco	2.8220	30000.	84	11784	No
135	GOM_NL__2PRFIN20040601_074802_000000422027_00207_11784_3001.N1	01-JUN-2004 07:48:02	Bright	41.500	80	7Del Sco	2.3160	30000.	83	11784	No
136	GOM_NL__2PRFIN20040601_074934_000000482027_00207_11784_3002.N1	01-JUN-2004 07:49:34	Bright	47.500	86	35Eta Oph	2.4300	10200.	95	11784	No
137	GOM_NL__2PRFIN20040601_075125_000000422027_00207_11784_3003.N1	01-JUN-2004 07:51:25	Bright	42.000	98	13Zet Oph	2.5710	30000.	84	11784	No
138	GOM_NL__2PRFIN20040601_075336_000000402027_00207_11784_3004.N1	01-JUN-2004 07:53:36	Bright	40.000	120	1Del Oph	2.7340	3200.0	80	11784	No
139	GOM_NL__2PRFIN20040601_075637_000000382027_00207_11784_3005.N1	01-JUN-2004 07:56:37	Bright	37.500	102	24Alp Ser	2.6000	4250.0	75	11784	No
140	GOM_NL__2PRFIN20040601_080040_000000362027_00207_11784_3006.N1	01-JUN-2004 08:00:40	Bright	36.000	3	16Alp Boo	-0.050000	4250.0	72	11784	No
141	GOM_NL__2PRFIN20040601_080235_000000382027_00207_11784_3007.N1	01-JUN-2004 08:02:35	Bright	38.000	83		2.3780	11000.	76	11784	No
142	GOM_NL__2PRFIN20040601_080546_000000352027_00207_11784_3008.N1	01-JUN-2004 08:05:46	Bright	35.000	180	27Gam Boo	3.0400	8000.0	70	11784	No
143	GOM_NL__2PRFIN20040601_080912_000000372027_00207_11784_3009.N1	01-JUN-2004 08:09:12	Bright	37.000	39	85Eta UMa	1.8540	24000.	74	11784	No
144	GOM_NL__2PRFIN20040601_081100_000000372027_00207_11784_3010.N1	01-JUN-2004 08:11:00	Bright	36.500	55	79Zet UMa	2.0600	10200.	73	11784	No
145	GOM_NL__2PRFIN20040601_081304_000000402027_00207_11784_3011.N1	01-JUN-2004 08:13:04	Bright	39.500	119	14Eta Dra	2.7270	4700.0	79	11784	No
146	GOM_NL__2PRFIN20040601_081548_000000352027_00207_11784_3012.N1	01-JUN-2004 08:15:48	Bright	34.500	60	7Bet UMi	2.0810	3950.0	69	11784	No
147	GOM_NL__2PRFIN20040601_082029_000000372027_00207_11784_3013.N1	01-JUN-2004 08:20:29	Bright	36.500	49	1Alp UMi	1.9900	6300.0	73	11784	No
148	GOM_NL__2PRFIN20040601_082326_000000492027_00207_11784_3014.N1	01-JUN-2004 08:23:26	Bright	48.500	89	5Alp Cep	2.4510	8000.0	97	11784	No
149	GOM_NL__2PRFIN20040601_083635_000001802027_00207_11784_3015.N1	01-JUN-2004 08:36:35	Straylight	180.00	92	53Eps Cyg	2.5000	4500.0	360	11784	No
150	GOM_NL__2PRFIN20040601_084034_000000942027_00207_11784_3016.N1	01-JUN-2004 08:40:34	Dark	94.000	93	53Bet Peg	2.5200	3100.0	188	11784	No
151	GOM_NL__2PRFIN20040601_084359_000000552027_00207_11784_3017.N1	01-JUN-2004 08:43:59	Dark	54.500	140	88Gam Peg	2.8340	26000.	109	11784	No
152	GOM_NL__2PRFIN20040601_084725_000000882027_00207_11784_3018.N1	01-JUN-2004 08:47:25	Dark	87.500	90	54Alp Peg	2.4870	11000.	175	11784	No
153	GOM_NL__2PRFIN20040601_085300_000000482027_00207_11784_3019.N1	01-JUN-2004 08:53:00	Dark	48.000	52	16Bet Cet	2.0370	4500.0	96	11784	No
154	GOM_NL__2PRFIN20040601_085941_000000472027_00207_11784_3020.N1	01-JUN-2004 08:59:41	Dark	46.500	84	Alp Phe	2.3970	4500.0	93	11784	No
155	GOM_NL__2PRFIN20040601_090148_000000422027_00207_11784_3021.N1	01-JUN-2004 09:01:48	Dark	42.000	9	Alp Eri	0.45300	24000.	84	11784	No
156	GOM_NL__2PRFIN20040601_090504_000000622027_00208_11785_2991.N1	01-JUN-2004 09:05:04	Dark	61.500	63	Bet Gru	2.1500	2800.0	123	11785	No
157	GOM_NL__2PRFIN20040601_090657_000000482027_00208_11785_2992.N1	01-JUN-2004 09:06:57	Dark	48.000	31	Alp Gru	1.7340	15200.	96	11785	No
158	GOM_NL__2PRFIN20040601_091153_000000432027_00208_11785_2993.N1	01-JUN-2004 09:11:53	Straylight	42.500	45	Alp Pav	1.9400	26000.	85	11785	No
159	GOM_NL__2PRFIN20040601_091527_000000482027_00208_11785_2994.N1	01-JUN-2004 09:15:27	Straylight	48.000	43	Alp TrA	1.9100	4250.0	96	11785	No
160	GOM_NL__2PRFIN20040601_091731_000000402027_00208_11785_2995.N1	01-JUN-2004 09:17:31	Straylight	40.000	134	Bet TrA	2.8100	6600.0	80	11785	No

161	GOM_NL__2PRFIN20040601_091917_000000432027_00208_11785_2996.N1	01-JUN-2004 09:19:17	Straylight	42.500	147	Alp Ara	2.8770	26000.	85	11785	No
162	GOM_NL__2PRFIN20040601_092059_000000472027_00208_11785_2997.N1	01-JUN-2004 09:20:59	Straylight	46.500	40	The Sco	1.8590	7100.0	93	11785	No
163	GOM_NL__2PRFIN20040601_092246_000000482027_00208_11785_2998.N1	01-JUN-2004 09:22:46	Twi_and_stray	47.500	25	35Lam Sco	1.6200	28000.	95	11785	No
164	GOM_NL__2PRFIN20040601_092432_000000492027_00208_11785_2999.N1	01-JUN-2004 09:24:32	Twi_and_stray	48.500	75	26Eps Sco	2.2910	4250.0	97	11785	No
165	GOM_NL__2PRFIN20040601_092633_000000422027_00208_11785_3000.N1	01-JUN-2004 09:26:33	Bright	42.000	136	23Tau Sco	2.8220	30000.	84	11785	No
166	GOM_NL__2PRFIN20040601_092838_000000392027_00208_11785_3001.N1	01-JUN-2004 09:28:38	Bright	38.500	80	7Del Sco	2.3160	30000.	77	11785	No
167	GOM_NL__2PRFIN20040601_093010_000000472027_00208_11785_3002.N1	01-JUN-2004 09:30:10	Bright	46.500	86	35Eta Oph	2.4300	10200.	93	11785	No
168	GOM_NL__2PRFIN20040601_093201_000000432027_00208_11785_3003.N1	01-JUN-2004 09:32:01	Bright	43.000	98	13Zet Oph	2.5710	30000.	86	11785	No
169	GOM_NL__2PRFIN20040601_093412_000000402027_00208_11785_3004.N1	01-JUN-2004 09:34:12	Bright	40.000	120	1Del Oph	2.7340	3200.0	80	11785	No
170	GOM_NL__2PRFIN20040601_093713_000000382027_00208_11785_3005.N1	01-JUN-2004 09:37:13	Bright	37.500	102	24Alp Ser	2.6000	4250.0	75	11785	No
171	GOM_NL__2PRFIN20040601_094116_000000392027_00208_11785_3006.N1	01-JUN-2004 09:41:16	Bright	38.500	3	16Alp Boo	-0.050000	4250.0	77	11785	No
172	GOM_NL__2PRFIN20040601_094306_000000392027_00208_11785_3007.N1	01-JUN-2004 09:43:06	Bright	38.500	67	5Alp CrB	2.2210	11000.	77	11785	No
173	GOM_NL__2PRFIN20040601_094622_000000362027_00208_11785_3008.N1	01-JUN-2004 09:46:22	Bright	36.000	180	27Gam Boo	3.0400	8000.0	72	11785	No
174	GOM_NL__2PRFIN20040601_094947_000000392027_00208_11785_3009.N1	01-JUN-2004 09:49:47	Bright	38.500	39	85Eta UMa	1.8540	24000.	77	11785	No
175	GOM_NL__2PRFIN20040601_095135_000000382027_00208_11785_3010.N1	01-JUN-2004 09:51:35	Bright	37.500	55	79Zet UMa	2.0600	10200.	75	11785	No
176	GOM_NL__2PRFIN20040601_095340_000000402027_00208_11785_3011.N1	01-JUN-2004 09:53:40	Bright	39.500	119	14Eta Dra	2.7270	4700.0	79	11785	No
177	GOM_NL__2PRFIN20040601_095623_000000392027_00208_11785_3012.N1	01-JUN-2004 09:56:23	Bright	39.000	60	7Bet UMi	2.0810	3950.0	78	11785	No
178	GOM_NL__2PRFIN20040601_100104_000000392027_00208_11785_3013.N1	01-JUN-2004 10:01:04	Bright	38.500	49	1Alp UMi	1.9900	6300.0	77	11785	No
179	GOM_NL__2PRFIN20040601_100401_000000492027_00208_11785_3014.N1	01-JUN-2004 10:04:01	Bright	48.500	89	5Alp Cep	2.4510	8000.0	97	11785	No
180	GOM_NL__2PRFIN20040601_100624_000000832027_00208_11785_3015.N1	01-JUN-2004 10:06:24	Bright	83.000	19	50Alp Cyg	1.2460	10500.	166	11785	No
181	GOM_NL__2PRFIN20040601_100906_000000382027_00208_11785_3016.N1	01-JUN-2004 10:09:06	Bright	37.500	76	27Gam Cas	2.3000	30000.	75	11785	No
182	GOM_NL__2PRFIN20040601_101653_000000472027_00208_11785_3017.N1	01-JUN-2004 10:16:53	Bright	46.500	53	43Bet And	2.0480	3300.0	93	11785	No
183	GOM_NL__2PRFIN20040601_101936_000000582027_00208_11785_3018.N1	01-JUN-2004 10:19:36	Twi_and_stray	57.500	58	21Alp And	2.0730	11000.	115	11785	No
184	GOM_NL__2PRFIN20040601_102110_000000922027_00208_11785_3019.N1	01-JUN-2004 10:21:10	Dark	92.000	93	53Bet Peg	2.5200	3100.0	184	11785	No
185	GOM_NL__2PRFIN20040601_102435_000000552027_00208_11785_3020.N1	01-JUN-2004 10:24:35	Dark	54.500	140	88Gam Peg	2.8340	26000.	109	11785	No
186	GOM_NL__2PRFIN20040601_102803_000000912027_00208_11785_3021.N1	01-JUN-2004 10:28:03	Dark	90.500	90	54Alp Peg	2.4870	11000.	181	11785	No
187	GOM_NL__2PRFIN20040601_103336_000000502027_00208_11785_3022.N1	01-JUN-2004 10:33:36	Dark	50.000	52	16Bet Cet	2.0370	4500.0	100	11785	No
188	GOM_NL__2PRFIN20040601_104018_000000422027_00208_11785_3023.N1	01-JUN-2004 10:40:18	Dark	41.500	84	Alp Phe	2.3970	4500.0	83	11785	No
189	GOM_NL__2PRFIN20040601_104224_000000512027_00208_11785_3024.N1	01-JUN-2004 10:42:24	Dark	51.000	9	Alp Eri	0.45300	24000.	102	11785	No
190	GOM_NL__2PRFIN20040601_104540_000000502027_00209_11786_2991.N1	01-JUN-2004 10:45:40	Dark	50.000	63	Bet Gru	2.1500	2800.0	100	11786	No
191	GOM_NL__2PRFIN20040601_104734_000000482027_00209_11786_2992.N1	01-JUN-2004 10:47:34	Dark	47.500	31	Alp Gru	1.7340	15200.	95	11786	No
192	GOM_NL__2PRFIN20040601_105229_000000462027_00209_11786_2993.N1	01-JUN-2004 10:52:29	Straylight	45.500	45	Alp Pav	1.9400	26000.	91	11786	No
193	GOM_NL__2PRFIN20040601_105603_000000422027_00209_11786_2994.N1	01-JUN-2004 10:56:03	Straylight	42.000	43	Alp TrA	1.9100	4250.0	84	11786	No
194	GOM_NL__2PRFIN20040601_105806_000000402027_00209_11786_2995.N1	01-JUN-2004 10:58:06	Straylight	39.500	134	Bet TrA	2.8100	6600.0	79	11786	No
195	GOM_NL__2PRFIN20040601_105953_000000422027_00209_11786_2996.N1	01-JUN-2004 10:59:53	Straylight	41.500	147	Alp Ara	2.8770	26000.	83	11786	No
196	GOM_NL__2PRFIN20040601_110135_000000522027_00209_11786_2997.N1	01-JUN-2004 11:01:35	Straylight	51.500	40	The Sco	1.8590	7100.0	103	11786	No
197	GOM_NL__2PRFIN20040601_110322_000000462027_00209_11786_2998.N1	01-JUN-2004 11:03:22	Twi_and_stray	46.000	25	35Lam Sco	1.6200	28000.	92	11786	No
198	GOM_NL__2PRFIN20040601_110507_000000502027_00209_11786_2999.N1	01-JUN-2004 11:05:07	Twi_and_stray	50.000	75	26Eps Sco	2.2910	4250.0	100	11786	No
199	GOM_NL__2PRFIN20040601_110709_000000442027_00209_11786_3000.N1	01-JUN-2004 11:07:09	Bright	44.000	136	23Tau Sco	2.8220	30000.	88	11786	No
200	GOM_NL__2PRFIN20040601_110913_000000422027_00209_11786_3001.N1	01-JUN-2004 11:09:13	Bright	41.500	80	7Del Sco	2.3160	30000.	83	11786	No
201	GOM_NL__2PRFIN20040601_111045_000000462027_00209_11786_3002.N1	01-JUN-2004 11:10:45	Bright	46.000	86	35Eta Oph	2.4300	10200.	92	11786	No
202	GOM_NL__2PRFIN20040601_111236_000000442027_00209_11786_3003.N1	01-JUN-2004 11:12:36	Bright	44.000	98	13Zet Oph	2.5710	30000.	88	11786	No
203	GOM_NL__2PRFIN20040601_111447_000000422027_00209_11786_3004.N1	01-JUN-2004 11:14:47	Bright	41.500	120	1Del Oph	2.7340	3200.0	83	11786	No
204	GOM_NL__2PRFIN20040601_111748_000000382027_00209_11786_3005.N1	01-JUN-2004 11:17:48	Bright	38.000	102	24Alp Ser	2.6000	4250.0	76	11786	No
205	GOM_NL__2PRFIN20040601_112151_000000412027_00209_11786_3006.N1	01-JUN-2004 11:21:51	Bright	40.500	3	16Alp Boo	-0.050000	4250.0	81	11786	No
206	GOM_NL__2PRFIN20040601_112342_000000402027_00209_11786_3007.N1	01-JUN-2004 11:23:42	Bright	40.000	67	5Alp CrB	2.2210	11000.	80	11786	No
207	GOM_NL__2PRFIN20040601_112657_000000372027_00209_11786_3008.N1	01-JUN-2004 11:26:57	Bright	37.000	180	27Gam Boo	3.0400	8000.0	74	11786	No
208	GOM_NL__2PRFIN20040601_113023_000000392027_00209_11786_3009.N1	01-JUN-2004 11:30:23	Bright	38.500	39	85Eta UMa	1.8540	24000.	77	11786	No
209	GOM_NL__2PRFIN20040601_113209_000000412027_00209_11786_3010.N1	01-JUN-2004 11:32:09	Bright	40.500	55	79Zet UMa	2.0600	10200.	81	11786	No
210	GOM_NL__2PRFIN20040601_113414_000000412027_00209_11786_3011.N1	01-JUN-2004 11:34:14	Bright	41.000	119	14Eta Dra	2.7270	4700.0	82	11786	No
211	GOM_NL__2PRFIN20040601_113657_000000422027_00209_11786_3012.N1	01-JUN-2004 11:36:57	Bright	41.500	60	7Bet UMi	2.0810	3950.0	83	11786	No
212	GOM_NL__2PRFIN20040601_114139_000000392027_00209_11786_3013.N1	01-JUN-2004 11:41:39	Bright	39.000	49	1Alp UMi	1.9900	6300.0	78	11786	No
213	GOM_NL__2PRFIN20040601_114436_000000482027_00209_11786_3014.N1	01-JUN-2004 11:44:36	Bright	47.500	89	5Alp Cep	2.4510	8000.0	95	11786	No
214	GOM_NL__2PRFIN20040601_114658_000000832027_00209_11786_3015.N1	01-JUN-2004 11:46:58	Bright	83.000	19	50Alp Cyg	1.2460	10500.	166	11786	No
215	GOM_NL__2PRFIN20040601_114941_000000392027_00209_11786_3016.N1	01-JUN-2004 11:49:41	Bright	38.500	76	27Gam Cas	2.3000	30000.	77	11786	No
216	GOM_NL__2PRFIN20040601_115729_000000482027_00209_11786_3017.N1	01-JUN-2004 11:57:29	Bright	47.500	53	43Bet And	2.0480	3300.0	95	11786	No
217	GOM_NL__2PRFIN20040601_120012_000000572027_00209_11786_3018.N1	01-JUN-2004 12:00:12	Twi_and_stray	57.000	58	21Alp And	2.0730	11000.	114	11786	No
218	GOM_NL__2PRFIN20040601_120147_000000852027_00209_11786_3019.N1	01-JUN-2004 12:01:47	Dark	85.000	93	53Bet Peg	2.5200	3100.0	170	11786	No
219	GOM_NL__2PRFIN20040601_120512_000000542027_00209_11786_3020.N1	01-JUN-2004 12:05:12	Dark	54.000	140	88Gam Peg	2.8340	26000.	108	11786	No

220	GOM_NL__2PRFIN20040601_120840_000000902027_00209_11786_3021.N1	01-JUN-2004 12:08:40	Dark	89.500	90	54Alp Peg	2.4870	11000.	179	11786	No
221	GOM_NL__2PRFIN20040601_121412_000000532027_00209_11786_3022.N1	01-JUN-2004 12:14:12	Dark	52.500	52	16Bet Cet	2.0370	4500.0	105	11786	No
222	GOM_NL__2PRFIN20040601_122054_000000462027_00209_11786_3023.N1	01-JUN-2004 12:20:54	Dark	45.500	84	Alp Phe	2.3970	4500.0	91	11786	No
223	GOM_NL__2PRFIN20040601_122300_000000452027_00209_11786_3024.N1	01-JUN-2004 12:23:00	Dark	44.500	9	Alp Eri	0.45300	24000.	89	11786	No
224	GOM_NL__2PRFIN20040601_122617_000000492027_00210_11787_3011.N1	01-JUN-2004 12:26:17	Dark	49.000	63	Bet Gru	2.1500	2800.0	98	11787	No
225	GOM_NL__2PRFIN20040601_122810_000000492027_00210_11787_3012.N1	01-JUN-2004 12:28:10	Dark	48.500	31	Alp Gru	1.7340	15200.	97	11787	No
226	GOM_NL__2PRFIN20040601_123305_000000442027_00210_11787_3013.N1	01-JUN-2004 12:33:05	Straylight	44.000	45	Alp Pav	1.9400	26000.	88	11787	No
227	GOM_NL__2PRFIN20040601_123639_000000432027_00210_11787_3014.N1	01-JUN-2004 12:36:39	Straylight	42.500	43	Alp TrA	1.9100	4250.0	85	11787	No
228	GOM_NL__2PRFIN20040601_123842_000000392027_00210_11787_3015.N1	01-JUN-2004 12:38:42	Straylight	39.000	134	Bet TrA	2.8100	6600.0	78	11787	No
229	GOM_NL__2PRFIN20040601_124029_000000412027_00210_11787_3016.N1	01-JUN-2004 12:40:29	Straylight	41.000	147	Alp Ara	2.8770	26000.	82	11787	No
230	GOM_NL__2PRFIN20040601_124211_000000492027_00210_11787_3017.N1	01-JUN-2004 12:42:11	Straylight	49.000	40	The Sco	1.8590	7100.0	98	11787	No
231	GOM_NL__2PRFIN20040601_124358_000000452027_00210_11787_3018.N1	01-JUN-2004 12:43:58	Tw_i_and_stray	45.000	25	35Lam Sco	1.6200	28000.	90	11787	No
232	GOM_NL__2PRFIN20040601_124543_000000502027_00210_11787_3019.N1	01-JUN-2004 12:45:43	Tw_i_and_stray	49.500	75	26Eps Sco	2.2910	4250.0	99	11787	No
233	GOM_NL__2PRFIN20040601_124744_000000462027_00210_11787_3020.N1	01-JUN-2004 12:47:44	Bright	46.000	136	23Tau Sco	2.8220	30000.	92	11787	No
234	GOM_NL__2PRFIN20040601_124948_000000412027_00210_11787_3021.N1	01-JUN-2004 12:49:48	Bright	41.000	80	7Del Sco	2.3160	30000.	82	11787	No
235	GOM_NL__2PRFIN20040601_125121_000000472027_00210_11787_3022.N1	01-JUN-2004 12:51:21	Bright	47.000	86	35Eta Oph	2.4300	10200.	94	11787	No
236	GOM_NL__2PRFIN20040601_125311_000000432027_00210_11787_3023.N1	01-JUN-2004 12:53:11	Bright	42.500	98	13Zet Oph	2.5710	30000.	85	11787	No
237	GOM_NL__2PRFIN20040601_125521_000000442027_00210_11787_3024.N1	01-JUN-2004 12:55:21	Bright	44.000	120	1Del Oph	2.7340	3200.0	88	11787	No
238	GOM_NL__2PRFIN20040601_125824_000000382027_00210_11787_3025.N1	01-JUN-2004 12:58:24	Bright	37.500	102	24Alp Ser	2.6000	4250.0	75	11787	No
239	GOM_NL__2PRFIN20040601_130227_000000392027_00210_11787_3026.N1	01-JUN-2004 13:02:27	Bright	38.500	3	16Alp Boo	-0.050000	4250.0	77	11787	No
240	GOM_NL__2PRFIN20040601_130417_000000382027_00210_11787_3027.N1	01-JUN-2004 13:04:17	Bright	37.500	67	5Alp CrB	2.2210	11000.	75	11787	No
241	GOM_NL__2PRFIN20040601_130733_000000372027_00210_11787_3028.N1	01-JUN-2004 13:07:33	Bright	36.500	180	27Gam Boo	3.0400	8000.0	73	11787	No
242	GOM_NL__2PRFIN20040601_131059_000000362027_00210_11787_3029.N1	01-JUN-2004 13:10:59	Bright	36.000	39	85Eta UMa	1.8540	24000.	72	11787	No
243	GOM_NL__2PRFIN20040601_131247_000000392027_00210_11787_3030.N1	01-JUN-2004 13:12:47	Bright	39.000	55	79Zet UMa	2.0600	10200.	78	11787	No
244	GOM_NL__2PRFIN20040601_131450_000000422027_00210_11787_3031.N1	01-JUN-2004 13:14:50	Bright	41.500	119	14Eta Dra	2.7270	4700.0	83	11787	No
245	GOM_NL__2PRFIN20040601_131734_000000402027_00210_11787_3032.N1	01-JUN-2004 13:17:34	Bright	39.500	60	7Bet UMi	2.0810	3950.0	79	11787	No
246	GOM_NL__2PRFIN20040601_132215_000000392027_00210_11787_3033.N1	01-JUN-2004 13:22:15	Bright	39.000	49	1Alp UMi	1.9900	6300.0	78	11787	No
247	GOM_NL__2PRFIN20040601_132512_000000482027_00210_11787_3034.N1	01-JUN-2004 13:25:12	Bright	48.000	89	5Alp Cep	2.4510	8000.0	96	11787	No
248	GOM_NL__2PRFIN20040601_132733_000000802027_00210_11787_3035.N1	01-JUN-2004 13:27:33	Bright	80.000	19	50Alp Cyg	1.2460	10500.	160	11787	No
249	GOM_NL__2PRFIN20040601_133017_000000422027_00210_11787_3036.N1	01-JUN-2004 13:30:17	Bright	41.500	76	27Gam Cas	2.3000	30000.	83	11787	No
250	GOM_NL__2PRFIN20040601_133805_000000492027_00210_11787_3037.N1	01-JUN-2004 13:38:05	Bright	49.000	53	43Bet And	2.0480	3300.0	98	11787	No
251	GOM_NL__2PRFIN20040601_134049_000000572027_00210_11787_3038.N1	01-JUN-2004 13:40:49	Tw_i_and_stray	56.500	58	21Alp And	2.0730	11000.	113	11787	No
252	GOM_NL__2PRFIN20040601_134224_000000842027_00210_11787_3039.N1	01-JUN-2004 13:42:24	Dark	83.500	93	53Bet Peg	2.5200	3100.0	167	11787	No
253	GOM_NL__2PRFIN20040601_134548_000000532027_00210_11787_3040.N1	01-JUN-2004 13:45:48	Dark	53.000	140	88Gam Peg	2.8340	26000.	106	11787	No
254	GOM_NL__2PRFIN20040601_134918_000000922027_00210_11787_3041.N1	01-JUN-2004 13:49:18	Dark	91.500	90	54Alp Peg	2.4870	11000.	183	11787	No
255	GOM_NL__2PRFIN20040601_135448_000000532027_00210_11787_3042.N1	01-JUN-2004 13:54:48	Dark	52.500	52	16Bet Cet	2.0370	4500.0	105	11787	No
256	GOM_NL__2PRFIN20040601_140130_000000422027_00210_11787_3043.N1	01-JUN-2004 14:01:30	Dark	42.000	84	Alp Phe	2.3970	4500.0	84	11787	No
257	GOM_NL__2PRFIN20040601_140336_000000472027_00210_11787_3044.N1	01-JUN-2004 14:03:36	Dark	47.000	9	Alp Eri	0.45300	24000.	94	11787	No
258	GOM_NL__2PRFIN20040601_140653_000000502027_00211_11788_3011.N1	01-JUN-2004 14:06:53	Dark	49.500	63	Bet Gru	2.1500	2800.0	99	11788	No
259	GOM_NL__2PRFIN20040601_140847_000000472027_00211_11788_3012.N1	01-JUN-2004 14:08:47	Dark	46.500	31	Alp Gru	1.7340	15200.	93	11788	No
260	GOM_NL__2PRFIN20040601_141342_000000472027_00211_11788_3013.N1	01-JUN-2004 14:13:42	Straylight	46.500	45	Alp Pav	1.9400	26000.	93	11788	No
261	GOM_NL__2PRFIN20040601_141713_000000442027_00211_11788_3014.N1	01-JUN-2004 14:17:13	Straylight	43.500	43	Alp TrA	1.9100	4250.0	87	11788	No
262	GOM_NL__2PRFIN20040601_141916_000000422027_00211_11788_3015.N1	01-JUN-2004 14:19:16	Straylight	41.500	134	Bet TrA	2.8100	6600.0	83	11788	No
263	GOM_NL__2PRFIN20040601_142106_000000412027_00211_11788_3016.N1	01-JUN-2004 14:21:06	Straylight	40.500	147	Alp Ara	2.8770	26000.	81	11788	No
264	GOM_NL__2PRFIN20040601_142247_000000492027_00211_11788_3017.N1	01-JUN-2004 14:22:47	Straylight	49.000	40	The Sco	1.8590	7100.0	98	11788	No
265	GOM_NL__2PRFIN20040601_142435_000000462027_00211_11788_3018.N1	01-JUN-2004 14:24:35	Tw_i_and_stray	46.000	25	35Lam Sco	1.6200	28000.	92	11788	No
266	GOM_NL__2PRFIN20040601_142619_000000482027_00211_11788_3019.N1	01-JUN-2004 14:26:19	Tw_i_and_stray	48.000	75	26Eps Sco	2.2910	4250.0	96	11788	No
267	GOM_NL__2PRFIN20040601_142821_000000542027_00211_11788_3020.N1	01-JUN-2004 14:28:21	Bright	54.000	136	23Tau Sco	2.8220	30000.	108	11788	No
268	GOM_NL__2PRFIN20040601_143025_000000432027_00211_11788_3021.N1	01-JUN-2004 14:30:25	Bright	42.500	80	7Del Sco	2.3160	30000.	85	11788	No
269	GOM_NL__2PRFIN20040601_143157_000000472027_00211_11788_3022.N1	01-JUN-2004 14:31:57	Bright	46.500	86	35Eta Oph	2.4300	10200.	93	11788	No
270	GOM_NL__2PRFIN20040601_143348_000000442027_00211_11788_3023.N1	01-JUN-2004 14:33:48	Bright	44.000	98	13Zet Oph	2.5710	30000.	88	11788	No
271	GOM_NL__2PRFIN20040601_143558_000000422027_00211_11788_3024.N1	01-JUN-2004 14:35:58	Bright	41.500	120	1Del Oph	2.7340	3200.0	83	11788	No
272	GOM_NL__2PRFIN20040601_143900_000000382027_00211_11788_3025.N1	01-JUN-2004 14:39:00	Bright	38.000	102	24Alp Ser	2.6000	4250.0	76	11788	No
273	GOM_NL__2PRFIN20040601_144303_000000372027_00211_11788_3026.N1	01-JUN-2004 14:43:03	Bright	37.000	3	16Alp Boo	-0.050000	4250.0	74	11788	No
274	GOM_NL__2PRFIN20040601_144453_000000382027_00211_11788_3027.N1	01-JUN-2004 14:44:53	Bright	38.000	67	5Alp CrB	2.2210	11000.	76	11788	No
275	GOM_NL__2PRFIN20040601_144807_000000392027_00211_11788_3028.N1	01-JUN-2004 14:48:07	Bright	38.500	180	27Gam Boo	3.0400	8000.0	77	11788	No
276	GOM_NL__2PRFIN20040601_145133_000000402027_00211_11788_3029.N1	01-JUN-2004 14:51:33	Bright	40.000	39	85Eta UMa	1.8540	24000.	80	11788	No
277	GOM_NL__2PRFIN20040601_145322_000000422027_00211_11788_3030.N1	01-JUN-2004 14:53:22	Bright	41.500	55	79Zet UMa	2.0600	10200.	83	11788	No
278	GOM_NL__2PRFIN20040601_145524_000000442027_00211_11788_3031.N1	01-JUN-2004 14:55:24	Bright	43.500	119	14Eta Dra	2.7270	4700.0	87	11788	No

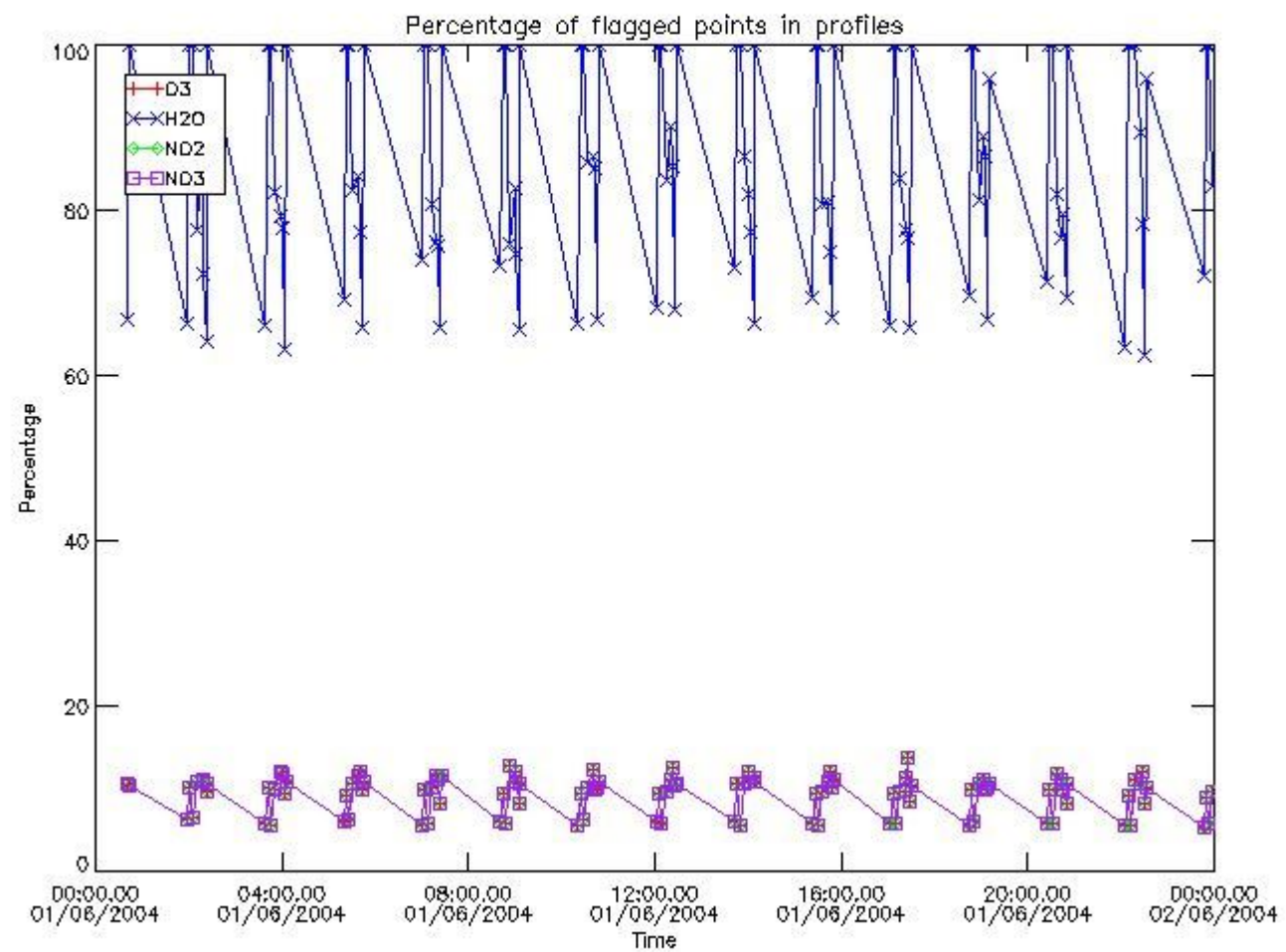
279	GOM_NL__2PRFIN20040601_145808_000000402027_00211_11788_3032.N1	01-JUN-2004 14:58:08	Bright	40.000	60	7Bet UMi	2.0810	3950.0	80	11788	No
280	GOM_NL__2PRFIN20040601_150252_000000392027_00211_11788_3033.N1	01-JUN-2004 15:02:52	Bright	38.500	49	1Alp UMi	1.9900	6300.0	77	11788	No
281	GOM_NL__2PRFIN20040601_150547_000000472027_00211_11788_3034.N1	01-JUN-2004 15:05:47	Bright	47.000	89	5Alp Cep	2.4510	8000.0	94	11788	No
282	GOM_NL__2PRFIN20040601_150807_000000842027_00211_11788_3035.N1	01-JUN-2004 15:08:07	Bright	83.500	19	50Alp Cyg	1.2460	10500.	167	11788	No
283	GOM_NL__2PRFIN20040601_151053_000000392027_00211_11788_3036.N1	01-JUN-2004 15:10:53	Bright	39.000	76	27Gam Cas	2.3000	30000.	78	11788	No
284	GOM_NL__2PRFIN20040601_151841_000000472027_00211_11788_3037.N1	01-JUN-2004 15:18:41	Bright	47.000	53	43Bet And	2.0480	3300.0	94	11788	No
285	GOM_NL__2PRFIN20040601_152124_000000532027_00211_11788_3038.N1	01-JUN-2004 15:21:24	Twi_and_stray	53.000	58	21Alp And	2.0730	11000.	106	11788	No
286	GOM_NL__2PRFIN20040601_152300_000000902027_00211_11788_3039.N1	01-JUN-2004 15:23:00	Dark	90.000	93	53Bet Peg	2.5200	3100.0	180	11788	No
287	GOM_NL__2PRFIN20040601_152625_000000552027_00211_11788_3040.N1	01-JUN-2004 15:26:25	Dark	54.500	140	88Gam Peg	2.8340	26000.	109	11788	No
288	GOM_NL__2PRFIN20040601_152955_000000942027_00211_11788_3041.N1	01-JUN-2004 15:29:55	Dark	94.000	90	54Alp Peg	2.4870	11000.	188	11788	No
289	GOM_NL__2PRFIN20040601_153526_000000532027_00211_11788_3042.N1	01-JUN-2004 15:35:26	Dark	52.500	52	16Bet Cet	2.0370	4500.0	105	11788	No
290	GOM_NL__2PRFIN20040601_154207_000000482027_00211_11788_3043.N1	01-JUN-2004 15:42:07	Dark	47.500	84	Alp Phe	2.3970	4500.0	95	11788	No
291	GOM_NL__2PRFIN20040601_154412_000000472027_00211_11788_3044.N1	01-JUN-2004 15:44:12	Dark	46.500	9	Alp Eri	0.45300	24000.	93	11788	No
292	GOM_NL__2PRFIN20040601_154731_000000512027_00212_11789_3011.N1	01-JUN-2004 15:47:31	Dark	50.500	63	Bet Gru	2.1500	2800.0	101	11789	No
293	GOM_NL__2PRFIN20040601_154924_000000462027_00212_11789_3012.N1	01-JUN-2004 15:49:24	Dark	46.000	31	Alp Gru	1.7340	15200.	92	11789	No
294	GOM_NL__2PRFIN20040601_155419_000000452027_00212_11789_3013.N1	01-JUN-2004 15:54:19	Straylight	45.000	45	Alp Pav	1.9400	26000.	90	11789	No
295	GOM_NL__2PRFIN20040601_155751_000000432027_00212_11789_3014.N1	01-JUN-2004 15:57:51	Straylight	42.500	43	Alp TrA	1.9100	4250.0	85	11789	No
296	GOM_NL__2PRFIN20040601_155954_000000392027_00212_11789_3015.N1	01-JUN-2004 15:59:54	Straylight	39.000	134	Bet TrA	2.8100	6600.0	78	11789	No
297	GOM_NL__2PRFIN20040601_160142_000000422027_00212_11789_3016.N1	01-JUN-2004 16:01:42	Straylight	41.500	147	Alp Ara	2.8770	26000.	83	11789	No
298	GOM_NL__2PRFIN20040601_160324_000000482027_00212_11789_3017.N1	01-JUN-2004 16:03:24	Straylight	48.000	40	The Sco	1.8590	7100.0	96	11789	No
299	GOM_NL__2PRFIN20040601_160511_000000492027_00212_11789_3018.N1	01-JUN-2004 16:05:11	Twi_and_stray	48.500	25	35Lam Sco	1.6200	28000.	97	11789	No
300	GOM_NL__2PRFIN20040601_160656_000000462027_00212_11789_3019.N1	01-JUN-2004 16:06:56	Twi_and_stray	46.000	75	26Eps Sco	2.2910	4250.0	92	11789	No
301	GOM_NL__2PRFIN20040601_160857_000000542027_00212_11789_3020.N1	01-JUN-2004 16:08:57	Bright	54.000	136	23Tau Sco	2.8220	30000.	108	11789	No
302	GOM_NL__2PRFIN20040601_161102_000000422027_00212_11789_3021.N1	01-JUN-2004 16:11:02	Bright	41.500	80	7Del Sco	2.3160	30000.	83	11789	No
303	GOM_NL__2PRFIN20040601_161233_000000462027_00212_11789_3022.N1	01-JUN-2004 16:12:33	Bright	46.000	86	35Eta Oph	2.4300	10200.	92	11789	No
304	GOM_NL__2PRFIN20040601_161424_000000432027_00212_11789_3023.N1	01-JUN-2004 16:14:24	Bright	42.500	98	13Zet Oph	2.5710	30000.	85	11789	No
305	GOM_NL__2PRFIN20040601_161635_000000422027_00212_11789_3024.N1	01-JUN-2004 16:16:35	Bright	41.500	120	1Del Oph	2.7340	3200.0	83	11789	No
306	GOM_NL__2PRFIN20040601_161936_000000382027_00212_11789_3025.N1	01-JUN-2004 16:19:36	Bright	38.000	102	24Alp Ser	2.6000	4250.0	76	11789	No
307	GOM_NL__2PRFIN20040601_162340_000000372027_00212_11789_3026.N1	01-JUN-2004 16:23:40	Bright	37.000	3	16Alp Boo	-0.050000	4250.0	74	11789	No
308	GOM_NL__2PRFIN20040601_162529_000000372027_00212_11789_3027.N1	01-JUN-2004 16:25:29	Bright	37.000	67	5Alp CrB	2.2210	11000.	74	11789	No
309	GOM_NL__2PRFIN20040601_162845_000000382027_00212_11789_3028.N1	01-JUN-2004 16:28:45	Bright	38.000	180	27Gam Boo	3.0400	8000.0	76	11789	No
310	GOM_NL__2PRFIN20040601_163211_000000392027_00212_11789_3029.N1	01-JUN-2004 16:32:11	Bright	38.500	39	85Eta UMa	1.8540	24000.	77	11789	No
311	GOM_NL__2PRFIN20040601_163358_000000382027_00212_11789_3030.N1	01-JUN-2004 16:33:58	Bright	38.000	55	79Zet UMa	2.0600	10200.	76	11789	No
312	GOM_NL__2PRFIN20040601_163601_000000422027_00212_11789_3031.N1	01-JUN-2004 16:36:01	Bright	41.500	119	14Eta Dra	2.7270	4700.0	83	11789	No
313	GOM_NL__2PRFIN20040601_163847_000000352027_00212_11789_3032.N1	01-JUN-2004 16:38:47	Bright	35.000	60	7Bet UMi	2.0810	3950.0	70	11789	No
314	GOM_NL__2PRFIN20040601_164328_000000382027_00212_11789_3033.N1	01-JUN-2004 16:43:28	Bright	38.000	49	1Alp UMi	1.9900	6300.0	76	11789	No
315	GOM_NL__2PRFIN20040601_164623_000000482027_00212_11789_3034.N1	01-JUN-2004 16:46:23	Bright	48.000	89	5Alp Cep	2.4510	8000.0	96	11789	No
316	GOM_NL__2PRFIN20040601_164842_000000832027_00212_11789_3035.N1	01-JUN-2004 16:48:42	Bright	83.000	19	50Alp Cyg	1.2460	10500.	166	11789	No
317	GOM_NL__2PRFIN20040601_165129_000000452027_00212_11789_3036.N1	01-JUN-2004 16:51:29	Bright	45.000	76	27Gam Cas	2.3000	30000.	90	11789	No
318	GOM_NL__2PRFIN20040601_165917_000000442027_00212_11789_3037.N1	01-JUN-2004 16:59:17	Bright	44.000	53	43Bet And	2.0480	3300.0	88	11789	No
319	GOM_NL__2PRFIN20040601_170201_000000542027_00212_11789_3038.N1	01-JUN-2004 17:02:01	Twi_and_stray	53.500	58	21Alp And	2.0730	11000.	107	11789	No
320	GOM_NL__2PRFIN20040601_170336_000000892027_00212_11789_3039.N1	01-JUN-2004 17:03:36	Dark	89.000	93	53Bet Peg	2.5200	3100.0	178	11789	No
321	GOM_NL__2PRFIN20040601_170702_000000552027_00212_11789_3040.N1	01-JUN-2004 17:07:02	Dark	54.500	140	88Gam Peg	2.8340	26000.	109	11789	No
322	GOM_NL__2PRFIN20040601_171032_000000892027_00212_11789_3041.N1	01-JUN-2004 17:10:32	Dark	89.000	90	54Alp Peg	2.4870	11000.	178	11789	No
323	GOM_NL__2PRFIN20040601_171602_000000532027_00212_11789_3042.N1	01-JUN-2004 17:16:02	Dark	53.000	52	16Bet Cet	2.0370	4500.0	106	11789	No
324	GOM_NL__2PRFIN20040601_172244_000000452027_00212_11789_3043.N1	01-JUN-2004 17:22:44	Dark	45.000	84	Alp Phe	2.3970	4500.0	90	11789	No
325	GOM_NL__2PRFIN20040601_172448_000000412027_00212_11789_3044.N1	01-JUN-2004 17:24:48	Dark	41.000	9	Alp Eri	0.45300	24000.	82	11789	No
326	GOM_NL__2PRFIN20040601_172807_000000612027_00213_11790_3011.N1	01-JUN-2004 17:28:07	Dark	60.500	63	Bet Gru	2.1500	2800.0	121	11790	No
327	GOM_NL__2PRFIN20040601_173001_000000492027_00213_11790_3012.N1	01-JUN-2004 17:30:01	Dark	49.000	31	Alp Gru	1.7340	15200.	98	11790	No
328	GOM_NL__2PRFIN20040601_173455_000000462027_00213_11790_3013.N1	01-JUN-2004 17:34:55	Straylight	46.000	45	Alp Pav	1.9400	26000.	92	11790	No
329	GOM_NL__2PRFIN20040601_173827_000000452027_00213_11790_3014.N1	01-JUN-2004 17:38:27	Straylight	45.000	43	Alp TrA	1.9100	4250.0	90	11790	No
330	GOM_NL__2PRFIN20040601_174030_000000402027_00213_11790_3015.N1	01-JUN-2004 17:40:30	Straylight	39.500	134	Bet TrA	2.8100	6600.0	79	11790	No
331	GOM_NL__2PRFIN20040601_174219_000000412027_00213_11790_3016.N1	01-JUN-2004 17:42:19	Straylight	41.000	147	Alp Ara	2.8770	26000.	82	11790	No
332	GOM_NL__2PRFIN20040601_174511_000000592027_00213_11790_3017.N1	01-JUN-2004 17:45:11	Twi_and_stray	58.500	38	20Eps Sgr	1.8360	11000.	117	11790	No
333	GOM_NL__2PRFIN20040601_174708_000000732027_00213_11790_3018.N1	01-JUN-2004 17:47:08	Twi_and_stray	72.500	57	34Sig Sgr	2.0660	26000.	145	11790	No
334	GOM_NL__2PRFIN20040601_174933_000000422027_00213_11790_3019.N1	01-JUN-2004 17:49:33	Bright	41.500	136	23Tau Sco	2.8220	30000.	83	11790	No
335	GOM_NL__2PRFIN20040601_175138_000000412027_00213_11790_3020.N1	01-JUN-2004 17:51:38	Bright	41.000	80	7Del Sco	2.3160	30000.	82	11790	No
336	GOM_NL__2PRFIN20040601_175309_000000482027_00213_11790_3021.N1	01-JUN-2004 17:53:09	Bright	48.000	86	35Eta Oph	2.4300	10200.	96	11790	No
337	GOM_NL__2PRFIN20040601_175501_000000432027_00213_11790_3022.N1	01-JUN-2004 17:55:01	Bright	42.500	98	13Zet Oph	2.5710	30000.	85	11790	No

338	GOM_NL__2PRFIN20040601_175711_000000412027_00213_11790_3023.N1	01-JUN-2004 17:57:11	Bright	40.500	120	1Del Oph	2.7340	3200.0	81	11790	No
339	GOM_NL__2PRFIN20040601_180012_000000382027_00213_11790_3024.N1	01-JUN-2004 18:00:12	Bright	37.500	102	24Alp Ser	2.6000	4250.0	75	11790	No
340	GOM_NL__2PRFIN20040601_180416_000000372027_00213_11790_3025.N1	01-JUN-2004 18:04:16	Bright	37.000	3	16Alp Boo	-0.050000	4250.0	74	11790	No
341	GOM_NL__2PRFIN20040601_180605_000000392027_00213_11790_3026.N1	01-JUN-2004 18:06:05	Bright	38.500	67	5Alp CrB	2.2210	11000.	77	11790	No
342	GOM_NL__2PRFIN20040601_180921_000000382027_00213_11790_3027.N1	01-JUN-2004 18:09:21	Bright	37.500	180	27Gam Boo	3.0400	8000.0	75	11790	No
343	GOM_NL__2PRFIN20040601_181247_000000392027_00213_11790_3028.N1	01-JUN-2004 18:12:47	Bright	38.500	39	85Eta UMa	1.8540	24000.	77	11790	No
344	GOM_NL__2PRFIN20040601_181435_000000412027_00213_11790_3029.N1	01-JUN-2004 18:14:35	Bright	41.000	55	79Zet UMa	2.0600	10200.	82	11790	No
345	GOM_NL__2PRFIN20040601_181637_000000412027_00213_11790_3030.N1	01-JUN-2004 18:16:37	Bright	41.000	119	14Eta Dra	2.7270	4700.0	82	11790	No
346	GOM_NL__2PRFIN20040601_181922_000000382027_00213_11790_3031.N1	01-JUN-2004 18:19:22	Bright	37.500	60	7Bet UMi	2.0810	3950.0	75	11790	No
347	GOM_NL__2PRFIN20040601_182401_000000412027_00213_11790_3032.N1	01-JUN-2004 18:24:01	Bright	41.000	49	1Alp UMi	1.9900	6300.0	82	11790	No
348	GOM_NL__2PRFIN20040601_182657_000000492027_00213_11790_3033.N1	01-JUN-2004 18:26:57	Bright	48.500	89	5Alp Cep	2.4510	8000.0	97	11790	No
349	GOM_NL__2PRFIN20040601_182916_000000812027_00213_11790_3034.N1	01-JUN-2004 18:29:16	Bright	80.500	19	50Alp Cyg	1.2460	10500.	161	11790	No
350	GOM_NL__2PRFIN20040601_183204_000000392027_00213_11790_3035.N1	01-JUN-2004 18:32:04	Bright	39.000	76	27Gam Cas	2.3000	30000.	78	11790	No
351	GOM_NL__2PRFIN20040601_184000_000001712027_00213_11790_3036.N1	01-JUN-2004 18:40:00	Straylight	171.00	92	53Eps Cyg	2.5000	4500.0	342	11790	No
352	GOM_NL__2PRFIN20040601_184412_000000932027_00213_11790_3037.N1	01-JUN-2004 18:44:12	Dark	92.500	93	53Bet Peg	2.5200	3100.0	185	11790	No
353	GOM_NL__2PRFIN20040601_184737_000000522027_00213_11790_3038.N1	01-JUN-2004 18:47:37	Dark	51.500	140	88Gam Peg	2.8340	26000.	103	11790	No
354	GOM_NL__2PRFIN20040601_185110_000000922027_00213_11790_3039.N1	01-JUN-2004 18:51:10	Dark	92.000	90	54Alp Peg	2.4870	11000.	184	11790	No
355	GOM_NL__2PRFIN20040601_185639_000000492027_00213_11790_3040.N1	01-JUN-2004 18:56:39	Dark	48.500	52	16Bet Cet	2.0370	4500.0	97	11790	No
356	GOM_NL__2PRFIN20040601_190320_000000462027_00213_11790_3041.N1	01-JUN-2004 19:03:20	Dark	46.000	84	Alp Phe	2.3970	4500.0	92	11790	No
357	GOM_NL__2PRFIN20040601_190524_000000522027_00213_11790_3042.N1	01-JUN-2004 19:05:24	Dark	52.000	9	Alp Eri	0.45300	24000.	104	11790	No
358	GOM_NL__2PRFIN20040601_190844_000000502027_00214_11791_3011.N1	01-JUN-2004 19:08:44	Dark	50.000	63	Bet Gru	2.1500	2800.0	100	11791	No
359	GOM_NL__2PRFIN20040601_191038_000000492027_00214_11791_3012.N1	01-JUN-2004 19:10:38	Dark	48.500	31	Alp Gru	1.7340	15200.	97	11791	No
360	GOM_NL__2PRFIN20040601_191532_000000442027_00214_11791_3013.N1	01-JUN-2004 19:15:32	Straylight	44.000	45	Alp Pav	1.9400	26000.	88	11791	No
361	GOM_NL__2PRFIN20040601_191904_000000422027_00214_11791_3014.N1	01-JUN-2004 19:19:04	Straylight	41.500	43	Alp TrA	1.9100	4250.0	83	11791	No
362	GOM_NL__2PRFIN20040601_192107_000000402027_00214_11791_3015.N1	01-JUN-2004 19:21:07	Straylight	39.500	134	Bet TrA	2.8100	6600.0	79	11791	No
363	GOM_NL__2PRFIN20040601_192255_000000422027_00214_11791_3016.N1	01-JUN-2004 19:22:55	Straylight	41.500	147	Alp Ara	2.8770	26000.	83	11791	No
364	GOM_NL__2PRFIN20040601_192548_000000522027_00214_11791_3017.N1	01-JUN-2004 19:25:48	Tw_i_and_stray	52.000	38	20Eps Sgr	1.8360	11000.	104	11791	No
365	GOM_NL__2PRFIN20040601_192745_000000702027_00214_11791_3018.N1	01-JUN-2004 19:27:45	Tw_i_and_stray	69.500	57	34Sig Sgr	2.0660	26000.	139	11791	No
366	GOM_NL__2PRFIN20040601_193010_000000562027_00214_11791_3019.N1	01-JUN-2004 19:30:10	Bright	56.000	136	23Tau Sco	2.8220	30000.	112	11791	No
367	GOM_NL__2PRFIN20040601_193214_000000402027_00214_11791_3020.N1	01-JUN-2004 19:32:14	Bright	39.500	80	7Del Sco	2.3160	30000.	79	11791	No
368	GOM_NL__2PRFIN20040601_193345_000000482027_00214_11791_3021.N1	01-JUN-2004 19:33:45	Bright	47.500	86	35Eta Oph	2.4300	10200.	95	11791	No
369	GOM_NL__2PRFIN20040601_193537_000000412027_00214_11791_3022.N1	01-JUN-2004 19:35:37	Bright	41.000	98	13Zet Oph	2.5710	30000.	82	11791	No
370	GOM_NL__2PRFIN20040601_193748_000000402027_00214_11791_3023.N1	01-JUN-2004 19:37:48	Bright	40.000	120	1Del Oph	2.7340	3200.0	80	11791	No
371	GOM_NL__2PRFIN20040601_194048_000000382027_00214_11791_3024.N1	01-JUN-2004 19:40:48	Bright	37.500	102	24Alp Ser	2.6000	4250.0	75	11791	No
372	GOM_NL__2PRFIN20040601_194453_000000362027_00214_11791_3025.N1	01-JUN-2004 19:44:53	Bright	35.500	3	16Alp Boo	-0.050000	4250.0	71	11791	No
373	GOM_NL__2PRFIN20040601_194641_000000392027_00214_11791_3026.N1	01-JUN-2004 19:46:41	Bright	38.500	67	5Alp CrB	2.2210	11000.	77	11791	No
374	GOM_NL__2PRFIN20040601_194958_000000372027_00214_11791_3027.N1	01-JUN-2004 19:49:58	Bright	37.000	180	27Gam Boo	3.0400	8000.0	74	11791	No
375	GOM_NL__2PRFIN20040601_195324_000000372027_00214_11791_3028.N1	01-JUN-2004 19:53:24	Bright	36.500	39	85Eta UMa	1.8540	24000.	73	11791	No
376	GOM_NL__2PRFIN20040601_195513_000000402027_00214_11791_3029.N1	01-JUN-2004 19:55:13	Bright	39.500	55	79Zet UMa	2.0600	10200.	79	11791	No
377	GOM_NL__2PRFIN20040601_195714_000000422027_00214_11791_3030.N1	01-JUN-2004 19:57:14	Bright	42.000	119	14Eta Dra	2.7270	4700.0	84	11791	No
378	GOM_NL__2PRFIN20040601_195959_000000372027_00214_11791_3031.N1	01-JUN-2004 19:59:59	Bright	37.000	60	7Bet UMi	2.0810	3950.0	74	11791	No
379	GOM_NL__2PRFIN20040601_200440_000000392027_00214_11791_3032.N1	01-JUN-2004 20:04:40	Bright	38.500	49	1Alp UMi	1.9900	6300.0	77	11791	No
380	GOM_NL__2PRFIN20040601_200733_000000482027_00214_11791_3033.N1	01-JUN-2004 20:07:33	Bright	47.500	89	5Alp Cep	2.4510	8000.0	95	11791	No
381	GOM_NL__2PRFIN20040601_200951_000000842027_00214_11791_3034.N1	01-JUN-2004 20:09:51	Bright	83.500	19	50Alp Cyg	1.2460	10500.	167	11791	No
382	GOM_NL__2PRFIN20040601_201241_000000382027_00214_11791_3035.N1	01-JUN-2004 20:12:41	Bright	37.500	76	27Gam Cas	2.3000	30000.	75	11791	No
383	GOM_NL__2PRFIN20040601_202034_000001712027_00214_11791_3036.N1	01-JUN-2004 20:20:34	Straylight	171.00	92	53Eps Cyg	2.5000	4500.0	342	11791	No
384	GOM_NL__2PRFIN20040601_202449_000001052027_00214_11791_3037.N1	01-JUN-2004 20:24:49	Dark	105.00	93	53Bet Peg	2.5200	3100.0	210	11791	No
385	GOM_NL__2PRFIN20040601_202814_000000572027_00214_11791_3038.N1	01-JUN-2004 20:28:14	Dark	57.000	140	88Gam Peg	2.8340	26000.	114	11791	No
386	GOM_NL__2PRFIN20040601_203147_000000902027_00214_11791_3039.N1	01-JUN-2004 20:31:47	Dark	90.000	90	54Alp Peg	2.4870	11000.	180	11791	No
387	GOM_NL__2PRFIN20040601_203716_000000482027_00214_11791_3040.N1	01-JUN-2004 20:37:16	Dark	47.500	52	16Bet Cet	2.0370	4500.0	95	11791	No
388	GOM_NL__2PRFIN20040601_204357_000000462027_00214_11791_3041.N1	01-JUN-2004 20:43:57	Dark	45.500	84	Alp Phe	2.3970	4500.0	91	11791	No
389	GOM_NL__2PRFIN20040601_204601_000000522027_00214_11791_3042.N1	01-JUN-2004 20:46:01	Dark	52.000	9	Alp Eri	0.45300	24000.	104	11791	No
390	GOM_NL__2PRFIN20040601_204921_000000632027_00215_11792_3011.N1	01-JUN-2004 20:49:21	Dark	62.500	63	Bet Gru	2.1500	2800.0	125	11792	No
391	GOM_NL__2PRFIN20040601_205115_000000492027_00215_11792_3012.N1	01-JUN-2004 20:51:15	Dark	48.500	31	Alp Gru	1.7340	15200.	97	11792	No
392	GOM_NL__2PRFIN20040601_205609_000000442027_00215_11792_3013.N1	01-JUN-2004 20:56:09	Straylight	44.000	45	Alp Pav	1.9400	26000.	88	11792	No
393	GOM_NL__2PRFIN20040601_205940_000000512027_00215_11792_3014.N1	01-JUN-2004 20:59:40	Straylight	51.000	43	Alp TrA	1.9100	4250.0	102	11792	No
394	GOM_NL__2PRFIN20040601_210143_000000392027_00215_11792_3015.N1	01-JUN-2004 21:01:43	Straylight	39.000	134	Bet TrA	2.8100	6600.0	78	11792	No
395	GOM_NL__2PRFIN20040601_210332_000000412027_00215_11792_3016.N1	01-JUN-2004 21:03:32	Straylight	41.000	147	Alp Ara	2.8770	26000.	82	11792	No
396	GOM_NL__2PRFIN20040601_210624_000000572027_00215_11792_3017.N1	01-JUN-2004 21:06:24	Tw_i_and_stray	57.000	38	20Eps Sgr	1.8360	11000.	114	11792	No

397	GOM_NL__2PRFIN20040601_210821_000000722027_00215_11792_3018.N1	01-JUN-2004 21:08:21	Twilight	72.000	57	34Sig Sgr	2.0660	26000.	144	11792	No
398	GOM_NL__2PRFIN20040601_211046_000000452027_00215_11792_3019.N1	01-JUN-2004 21:10:46	Bright	45.000	136	23Tau Sco	2.8220	30000.	90	11792	No
399	GOM_NL__2PRFIN20040601_211250_000000422027_00215_11792_3020.N1	01-JUN-2004 21:12:50	Bright	41.500	80	7Del Sco	2.3160	30000.	83	11792	No
400	GOM_NL__2PRFIN20040601_211421_000000472027_00215_11792_3021.N1	01-JUN-2004 21:14:21	Bright	46.500	86	35Eta Oph	2.4300	10200.	93	11792	No
401	GOM_NL__2PRFIN20040601_211612_000000432027_00215_11792_3022.N1	01-JUN-2004 21:16:12	Bright	43.000	98	13Zet Oph	2.5710	30000.	86	11792	No
402	GOM_NL__2PRFIN20040601_211823_000000412027_00215_11792_3023.N1	01-JUN-2004 21:18:23	Bright	40.500	120	1Del Oph	2.7340	3200.0	81	11792	No
403	GOM_NL__2PRFIN20040601_212124_000000382027_00215_11792_3024.N1	01-JUN-2004 21:21:24	Bright	38.000	102	24Alp Ser	2.6000	4250.0	76	11792	No
404	GOM_NL__2PRFIN20040601_212529_000000382027_00215_11792_3025.N1	01-JUN-2004 21:25:29	Bright	37.500	3	16Alp Boo	-0.050000	4250.0	75	11792	No
405	GOM_NL__2PRFIN20040601_212716_000000392027_00215_11792_3026.N1	01-JUN-2004 21:27:16	Bright	39.000	67	5Alp CrB	2.2210	11000.	78	11792	No
406	GOM_NL__2PRFIN20040601_213034_000000362027_00215_11792_3027.N1	01-JUN-2004 21:30:34	Bright	36.000	180	27Gam Boo	3.0400	8000.0	72	11792	No
407	GOM_NL__2PRFIN20040601_213401_000000352027_00215_11792_3028.N1	01-JUN-2004 21:34:01	Bright	34.500	39	85Eta UMa	1.8540	24000.	69	11792	No
408	GOM_NL__2PRFIN20040601_213549_000000392027_00215_11792_3029.N1	01-JUN-2004 21:35:49	Bright	38.500	55	79Zet UMa	2.0600	10200.	77	11792	No
409	GOM_NL__2PRFIN20040601_213750_000000412027_00215_11792_3030.N1	01-JUN-2004 21:37:50	Bright	40.500	119	14Eta Dra	2.7270	4700.0	81	11792	No
410	GOM_NL__2PRFIN20040601_214035_000000392027_00215_11792_3031.N1	01-JUN-2004 21:40:35	Bright	38.500	60	7Bet UMi	2.0810	3950.0	77	11792	No
411	GOM_NL__2PRFIN20040601_214516_000000342027_00215_11792_3032.N1	01-JUN-2004 21:45:16	Bright	34.000	49	1Alp UMi	1.9900	6300.0	68	11792	No
412	GOM_NL__2PRFIN20040601_214807_000000492027_00215_11792_3033.N1	01-JUN-2004 21:48:07	Bright	48.500	89	5Alp Cep	2.4510	8000.0	97	11792	No
413	GOM_NL__2PRFIN20040601_215025_000000842027_00215_11792_3034.N1	01-JUN-2004 21:50:25	Bright	83.500	19	50Alp Cyg	1.2460	10500.	167	11792	No
414	GOM_NL__2PRFIN20040601_215317_000000562027_00215_11792_3035.N1	01-JUN-2004 21:53:17	Bright	56.000	76	27Gam Cas	2.3000	30000.	112	11792	No
415	GOM_NL__2PRFIN20040601_220108_000001712027_00215_11792_3036.N1	01-JUN-2004 22:01:08	Straylight	171.00	92	53Eps Cyg	2.5000	4500.0	342	11792	No
416	GOM_NL__2PRFIN20040601_220525_000000942027_00215_11792_3037.N1	01-JUN-2004 22:05:25	Dark	93.500	93	53Bet Peg	2.5200	3100.0	187	11792	No
417	GOM_NL__2PRFIN20040601_220850_000000562027_00215_11792_3038.N1	01-JUN-2004 22:08:50	Dark	55.500	140	88Gam Peg	2.8340	26000.	111	11792	No
418	GOM_NL__2PRFIN20040601_221223_000000942027_00215_11792_3039.N1	01-JUN-2004 22:12:23	Dark	94.000	90	54Alp Peg	2.4870	11000.	188	11792	No
419	GOM_NL__2PRFIN20040601_221752_000000512027_00215_11792_3040.N1	01-JUN-2004 22:17:52	Dark	51.000	52	16Bet Cet	2.0370	4500.0	102	11792	No
420	GOM_NL__2PRFIN20040601_222433_000000482027_00215_11792_3041.N1	01-JUN-2004 22:24:33	Dark	48.000	84	Alp Phe	2.3970	4500.0	96	11792	No
421	GOM_NL__2PRFIN20040601_222637_000000422027_00215_11792_3042.N1	01-JUN-2004 22:26:37	Dark	42.000	9	Alp Eri	0.45300	24000.	84	11792	No
422	GOM_NL__2PRFIN20040601_222958_000000622027_00216_11793_3011.N1	01-JUN-2004 22:29:58	Dark	61.500	63	Bet Gru	2.1500	2800.0	123	11793	No
423	GOM_NL__2PRFIN20040601_223151_000000512027_00216_11793_3012.N1	01-JUN-2004 22:31:51	Dark	50.500	31	Alp Gru	1.7340	15200.	101	11793	No
424	GOM_NL__2PRFIN20040601_223645_000000452027_00216_11793_3013.N1	01-JUN-2004 22:36:45	Straylight	44.500	45	Alp Pav	1.9400	26000.	89	11793	No
425	GOM_NL__2PRFIN20040601_224016_000000512027_00216_11793_3014.N1	01-JUN-2004 22:40:16	Straylight	50.500	43	Alp TrA	1.9100	4250.0	101	11793	No
426	GOM_NL__2PRFIN20040601_224219_000000392027_00216_11793_3015.N1	01-JUN-2004 22:42:19	Straylight	38.500	134	Bet TrA	2.8100	6600.0	77	11793	No
427	GOM_NL__2PRFIN20040601_224407_000000432027_00216_11793_3016.N1	01-JUN-2004 22:44:07	Straylight	43.000	147	Alp Ara	2.8770	26000.	86	11793	No
428	GOM_NL__2PRFIN20040601_224700_000000562027_00216_11793_3017.N1	01-JUN-2004 22:47:00	Twilight	56.000	38	20Eps Sgr	1.8360	11000.	112	11793	No
429	GOM_NL__2PRFIN20040601_224857_000000702027_00216_11793_3018.N1	01-JUN-2004 22:48:57	Twilight	70.000	57	34Sig Sgr	2.0660	26000.	140	11793	No
430	GOM_NL__2PRFIN20040601_225122_000000482027_00216_11793_3019.N1	01-JUN-2004 22:51:22	Bright	48.000	136	23Tau Sco	2.8220	30000.	96	11793	No
431	GOM_NL__2PRFIN20040601_225326_000000422027_00216_11793_3020.N1	01-JUN-2004 22:53:26	Bright	42.000	80	7Del Sco	2.3160	30000.	84	11793	No
432	GOM_NL__2PRFIN20040601_225458_000000472027_00216_11793_3021.N1	01-JUN-2004 22:54:58	Bright	47.000	86	35Eta Oph	2.4300	10200.	94	11793	No
433	GOM_NL__2PRFIN20040601_225648_000000432027_00216_11793_3022.N1	01-JUN-2004 22:56:48	Bright	42.500	98	13Zet Oph	2.5710	30000.	85	11793	No
434	GOM_NL__2PRFIN20040601_225858_000000422027_00216_11793_3023.N1	01-JUN-2004 22:58:58	Bright	41.500	120	1Del Oph	2.7340	3200.0	83	11793	No
435	GOM_NL__2PRFIN20040601_230159_000000382027_00216_11793_3024.N1	01-JUN-2004 23:01:59	Bright	38.000	102	24Alp Ser	2.6000	4250.0	76	11793	No
436	GOM_NL__2PRFIN20040601_230605_000000392027_00216_11793_3025.N1	01-JUN-2004 23:06:05	Bright	39.000	3	16Alp Boo	-0.050000	4250.0	78	11793	No
437	GOM_NL__2PRFIN20040601_230752_000000402027_00216_11793_3026.N1	01-JUN-2004 23:07:52	Bright	40.000	67	5Alp CrB	2.2210	11000.	80	11793	No
438	GOM_NL__2PRFIN20040601_231110_000000372027_00216_11793_3027.N1	01-JUN-2004 23:11:10	Bright	36.500	180	27Gam Boo	3.0400	8000.0	73	11793	No
439	GOM_NL__2PRFIN20040601_231436_000000382027_00216_11793_3028.N1	01-JUN-2004 23:14:36	Bright	38.000	39	85Eta UMa	1.8540	24000.	76	11793	No
440	GOM_NL__2PRFIN20040601_231624_000000382027_00216_11793_3029.N1	01-JUN-2004 23:16:24	Bright	38.000	55	79Zet UMa	2.0600	10200.	76	11793	No
441	GOM_NL__2PRFIN20040601_231825_000000402027_00216_11793_3030.N1	01-JUN-2004 23:18:25	Bright	40.000	119	14Eta Dra	2.7270	4700.0	80	11793	No
442	GOM_NL__2PRFIN20040601_232111_000000392027_00216_11793_3031.N1	01-JUN-2004 23:21:11	Bright	38.500	60	7Bet UMi	2.0810	3950.0	77	11793	No
443	GOM_NL__2PRFIN20040601_232552_000000372027_00216_11793_3032.N1	01-JUN-2004 23:25:52	Bright	37.000	49	1Alp UMi	1.9900	6300.0	74	11793	No
444	GOM_NL__2PRFIN20040601_232843_000000482027_00216_11793_3033.N1	01-JUN-2004 23:28:43	Bright	48.000	89	5Alp Cep	2.4510	8000.0	96	11793	No
445	GOM_NL__2PRFIN20040601_233100_000000802027_00216_11793_3034.N1	01-JUN-2004 23:31:00	Bright	80.000	19	50Alp Cyg	1.2460	10500.	160	11793	No
446	GOM_NL__2PRFIN20040601_233353_000000382027_00216_11793_3035.N1	01-JUN-2004 23:33:53	Bright	37.500	76	27Gam Cas	2.3000	30000.	75	11793	No
447	GOM_NL__2PRFIN20040601_234142_000001712027_00216_11793_3036.N1	01-JUN-2004 23:41:42	Straylight	171.00	92	53Eps Cyg	2.5000	4500.0	342	11793	No
448	GOM_NL__2PRFIN20040601_234602_000000952027_00216_11793_3037.N1	01-JUN-2004 23:46:02	Dark	95.000	93	53Bet Peg	2.5200	3100.0	190	11793	No
449	GOM_NL__2PRFIN20040601_234926_000000572027_00216_11793_3038.N1	01-JUN-2004 23:49:26	Dark	56.500	140	88Gam Peg	2.8340	26000.	113	11793	No
450	GOM_NL__2PRFIN20040601_235301_000000902027_00216_11793_3039.N1	01-JUN-2004 23:53:01	Dark	90.000	90	54Alp Peg	2.4870	11000.	180	11793	No
451	GOM_NL__2PRFIN20040601_235829_000000532027_00216_11793_3040.N1	01-JUN-2004 23:58:29	Dark	53.000	52	16Bet Cet	2.0370	4500.0	106	11793	No

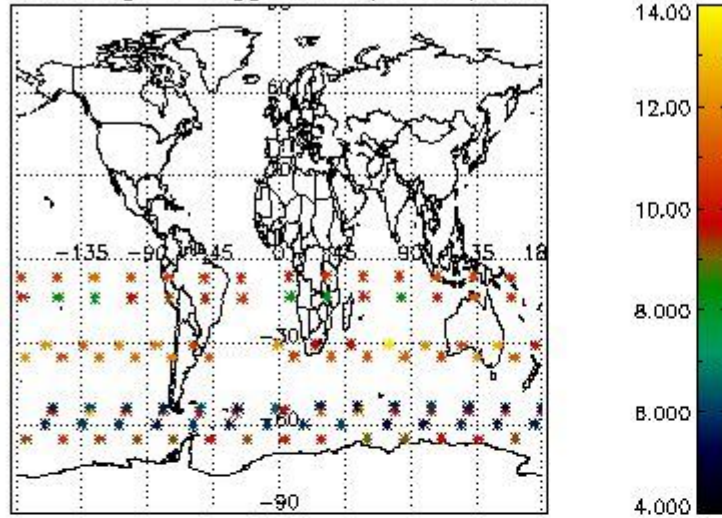
In this section it is plotted some information contained in the Quality Summary data set of the level 2 products. Only products in dark limb conditions and without errors (error flag in the MPH set to "0") are used.

3.1 Plot quality information per product (time dependant)

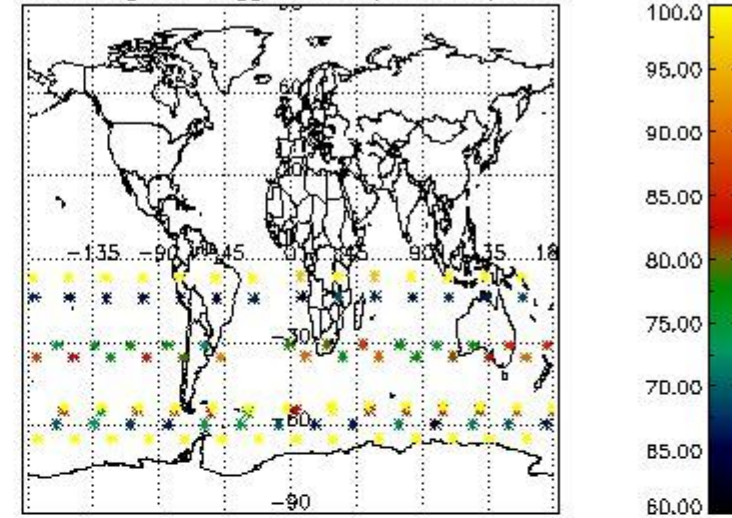


3.2 Plot quality information per product (world map)

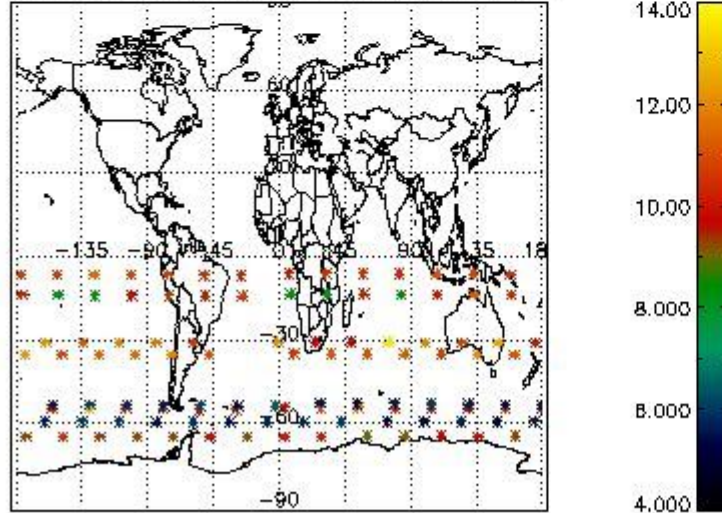
Percentage of flagged data per O3 profile



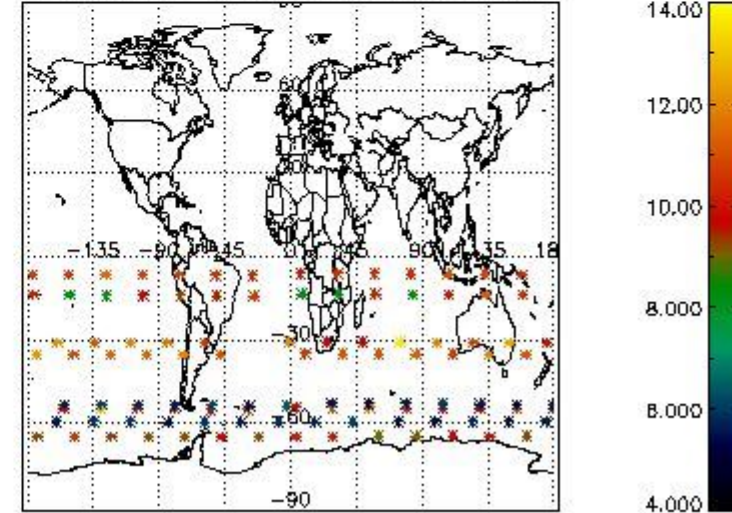
Percentage of flagged data per H2O profile



Percentage of flagged data per NO2 profile



Percentage of flagged data per NO3 profile

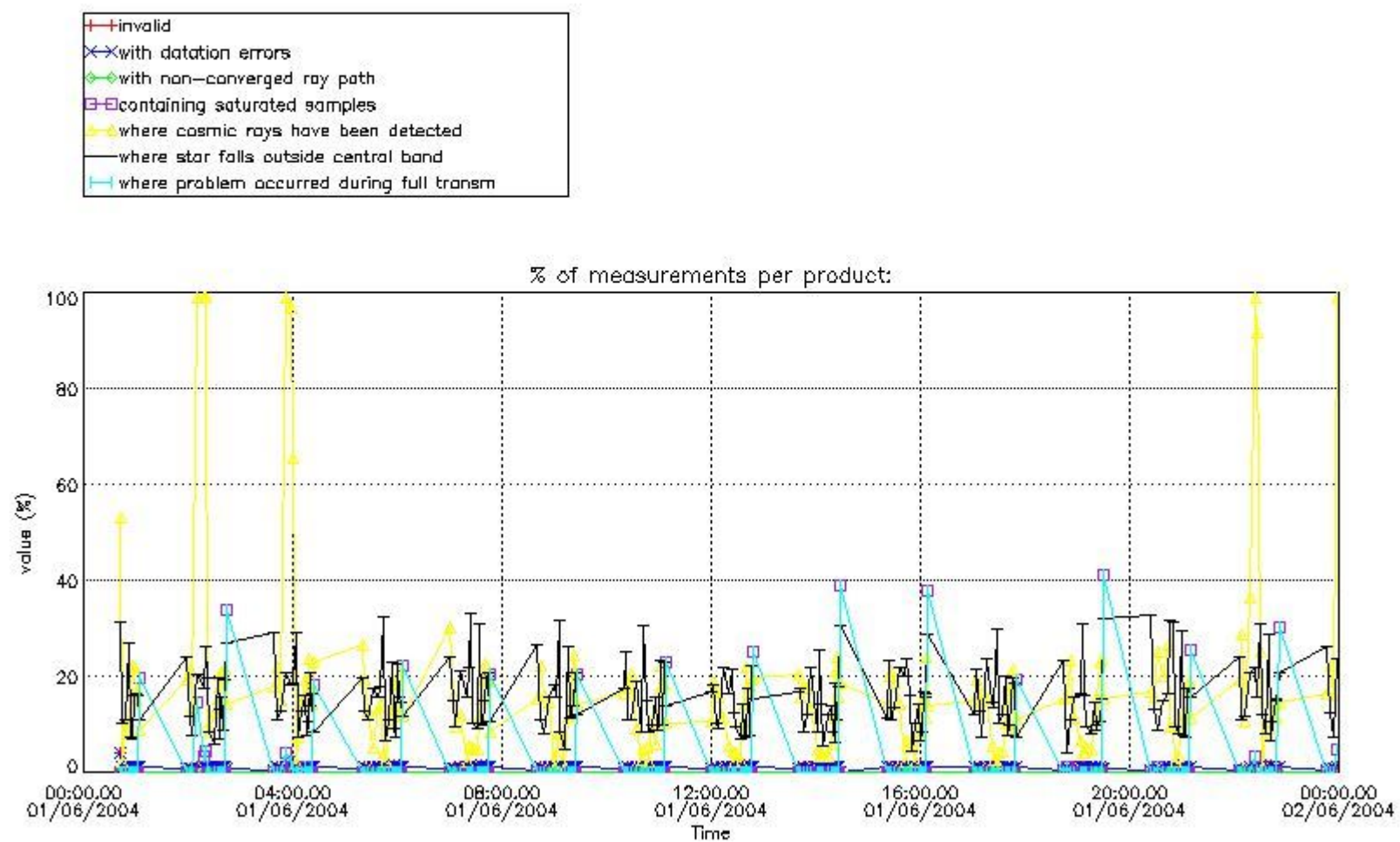


4. Level 1 quality information per product

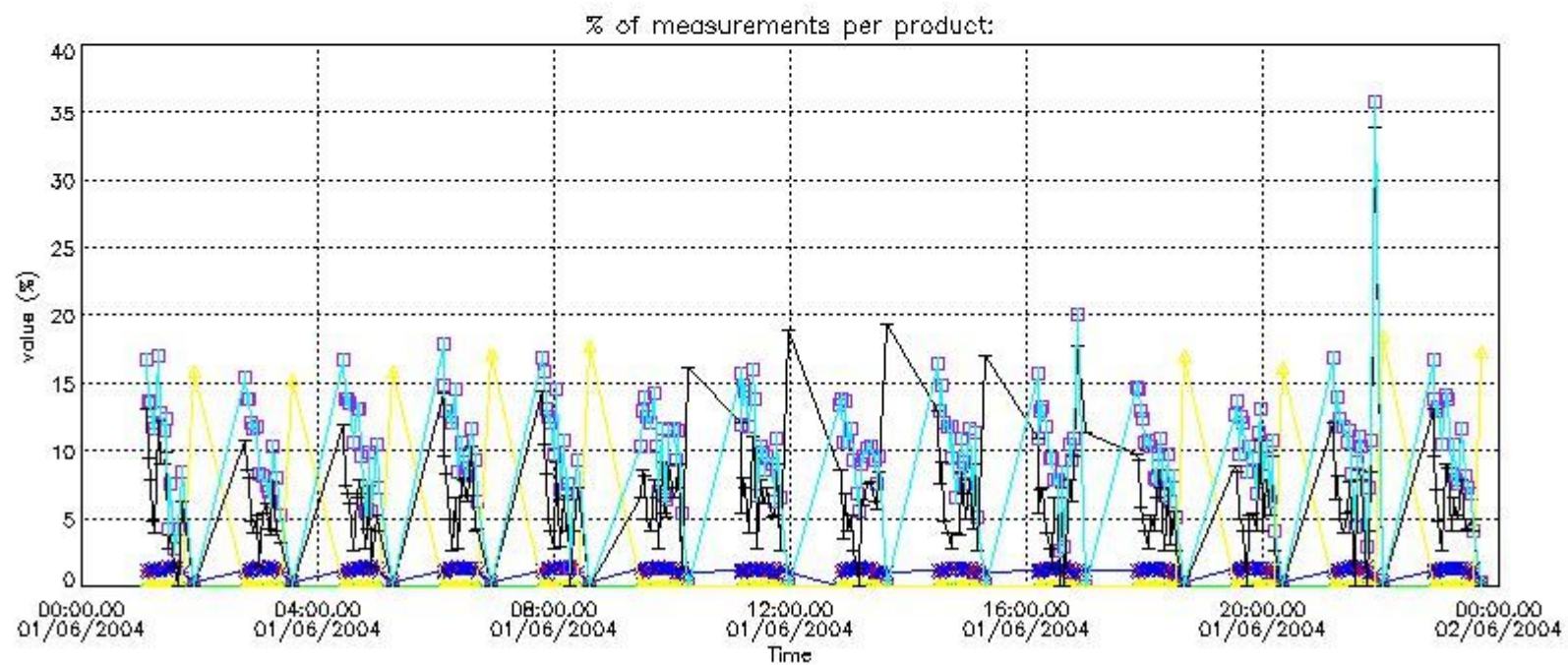
In this section it is plotted some information contained in the Quality Summary data set of the level 2 products that comes from the level 1b processing. Products without errors (error flag in the MPH set to "0") are used.

4.1 Plot quality information per product (time dependant) coming from level 1b processing

4.1.1 Plot level 1 quality information per product (time dependant): ENVISAT ASCENDING passes



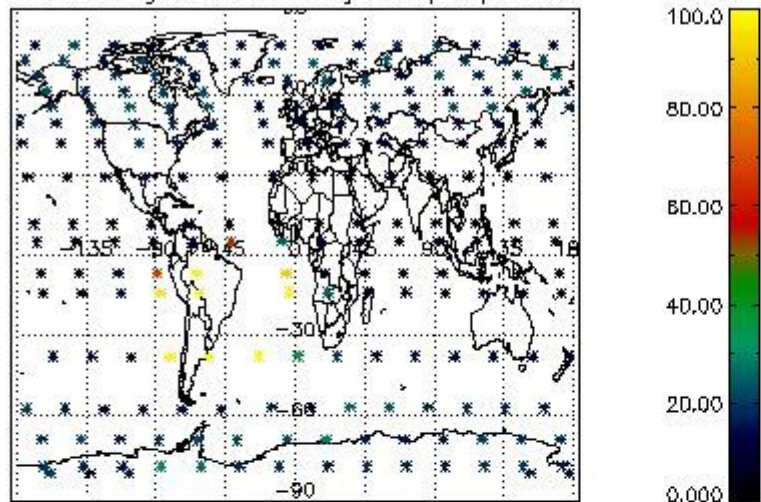
4.1.2 Plot level 1 quality information per product (time dependant): ENVI SAT DESCENDING passes



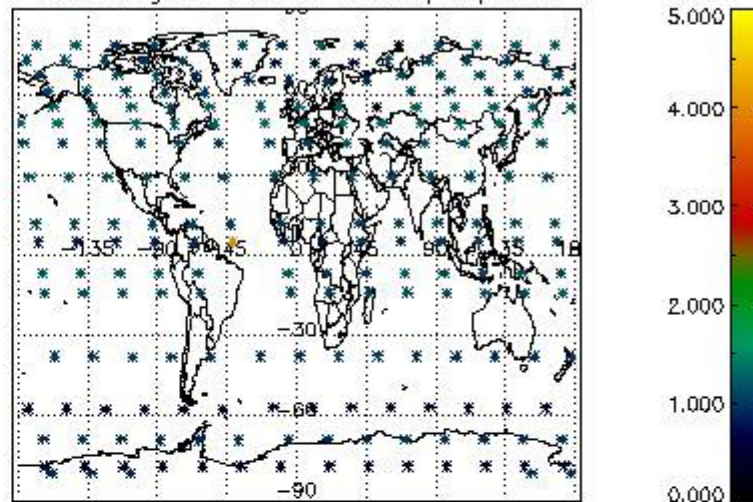
4.2 Plot quality information per product coming from level 1b processing (world map)

4.2.1 Plot level 1 quality information per product (world map): ENVISAT ASCENDING passes

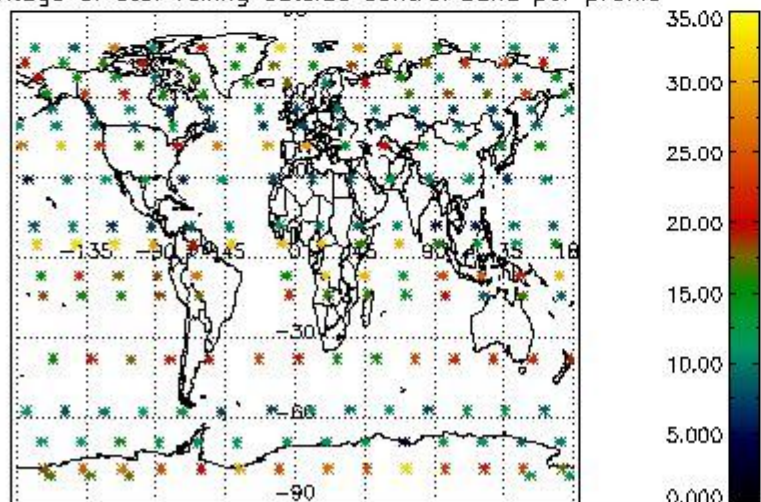
Percentage of cosmic ray hits per profile



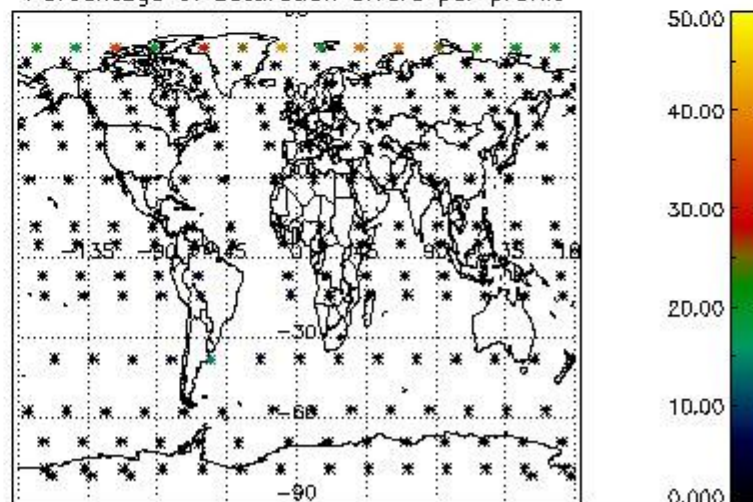
Percentage of datation errors per profile



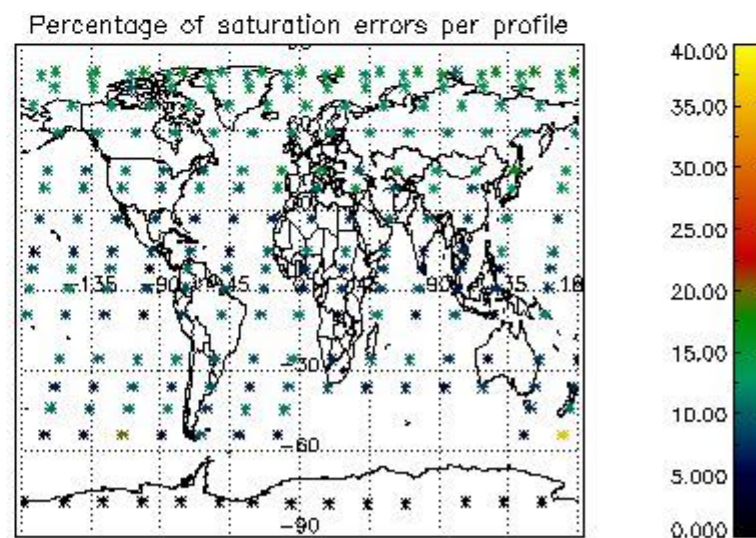
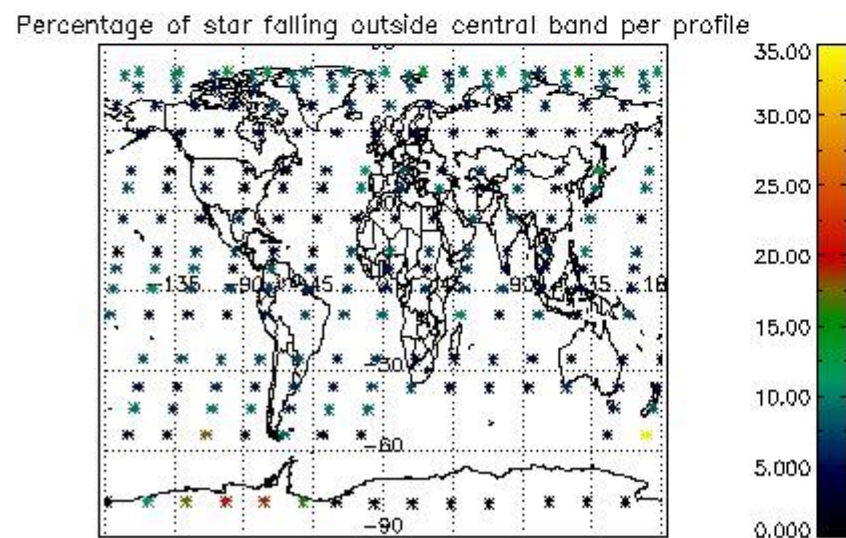
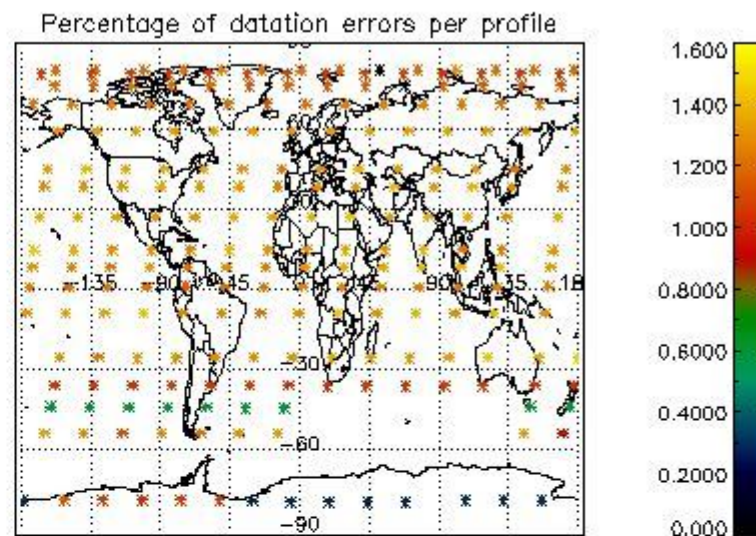
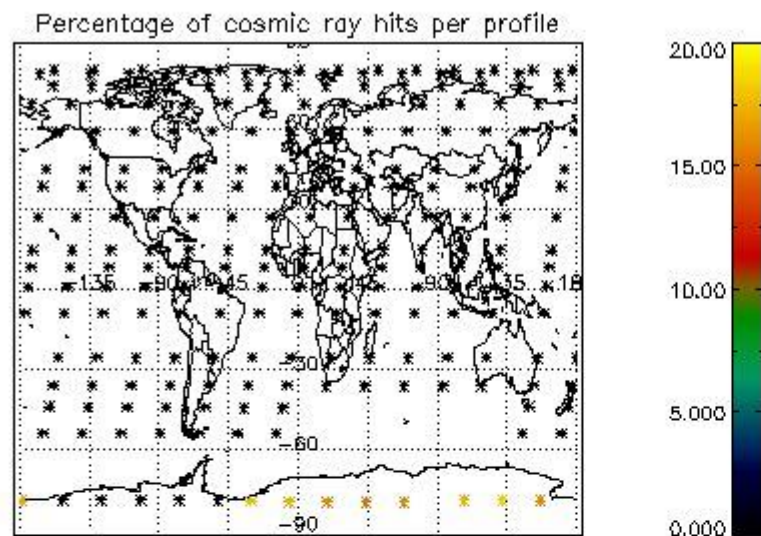
Percentage of star falling outside central band per profile



Percentage of saturation errors per profile



4.2.2 Plot level 1 quality information per product (world map): ENVISAT DESCENDING passes



5. Trace gas profiles

5.1 Ozone statistics based on quality of products

The final quality of the products can be "measured" using the STD (Standard Deviation) attached to every point profile. This information is written to the parameter GOM_NL__2P/NL_LOCAL_SPECIES_DENSITY/o3_std of the level 2 products. The table below shows the statistics for given STD ranges.

The statistics are given with respect to the overall valid production:

- Products without fatal errors: GOM_NL__2P/MPH/PRODUCT_ERR=0
- Valid point profile: GOM_NL__2P/NL_LOCAL_SPECIES_DENSITY/pcd(0)=0

The 'Criteria' is applied to valid points of dark limb products:

- Products in dark limb illumination condition: GOM_NL__2P/NL_SUMMARY_QUALITY/obs_ill_cond=0
- Products without fatal errors: GOM_NL__2P/MPH/PRODUCT_ERR=0
- Valid point profile: GOM_NL__2P/NL_LOCAL_SPECIES_DENSITY/pcd(0)=0

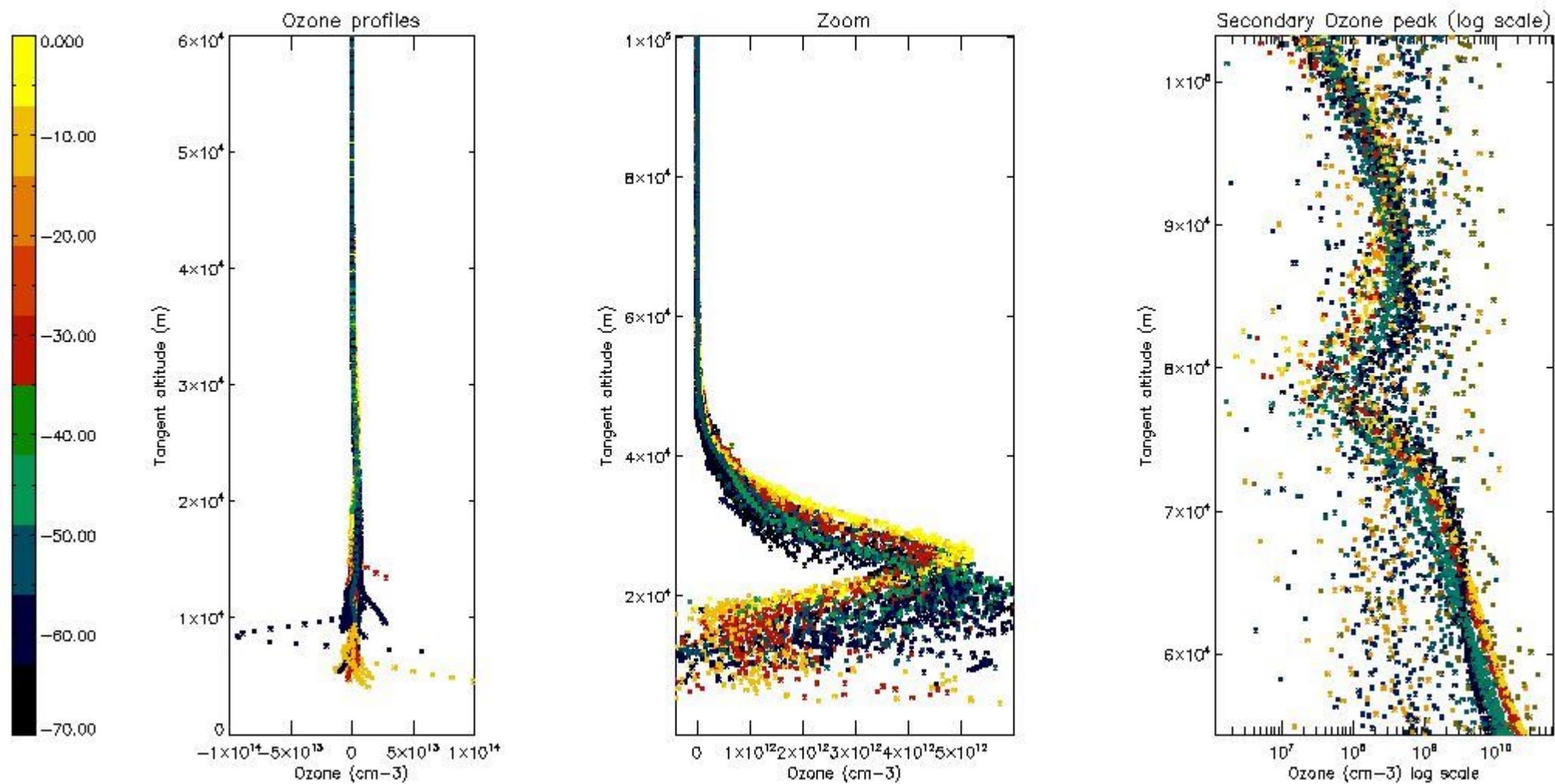
So, the table below shows the percentage of dark limb and valid observations for each criteria with respect to the overall valid daily observations.

Criteria	% of total production
All STD	31
STD < 20	15

STD < 10	12
STD < 5	8

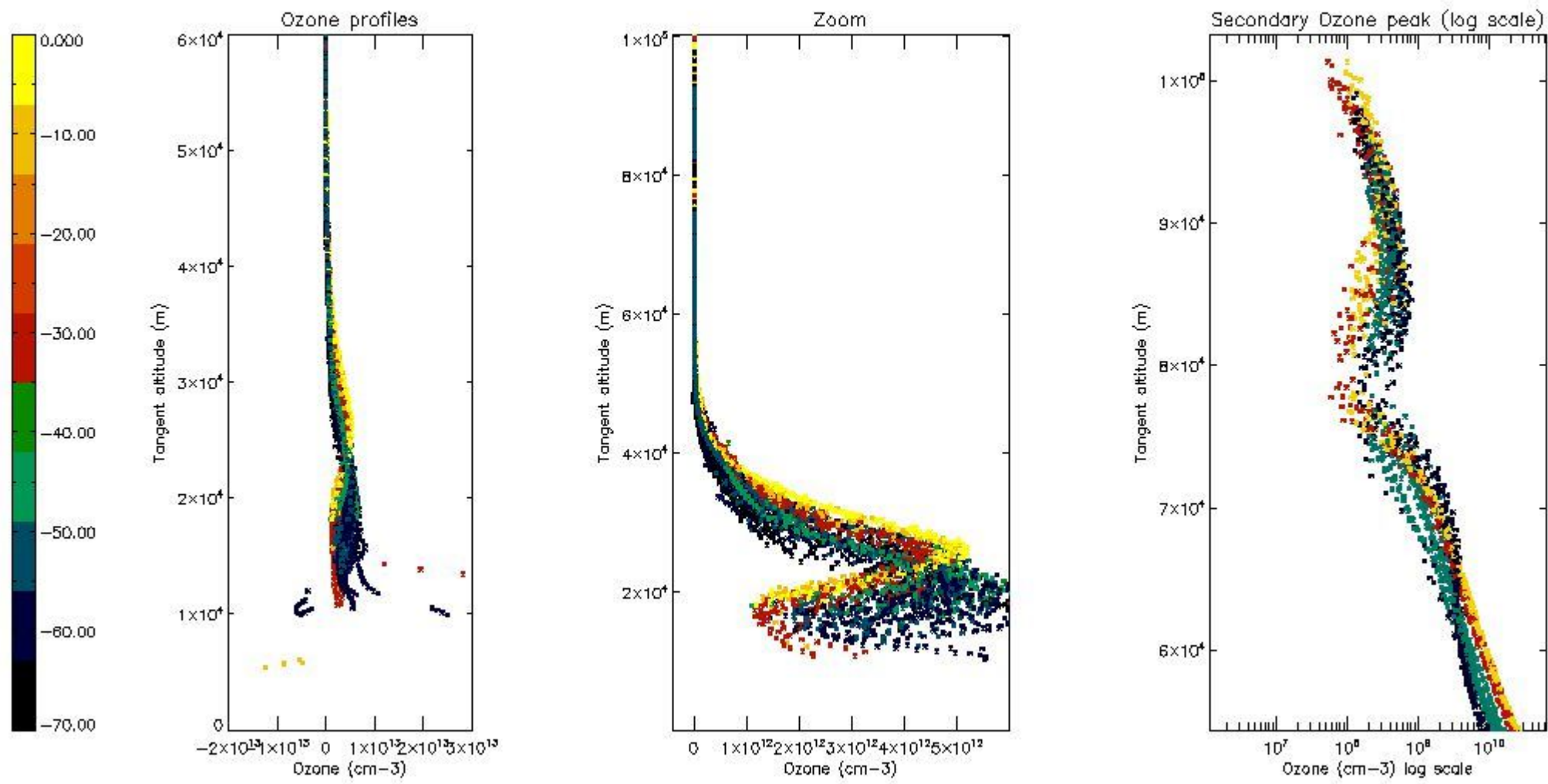
5.2 Plot ozone profiles for all STD (dark without errors)

The colorbar represents the latitude.



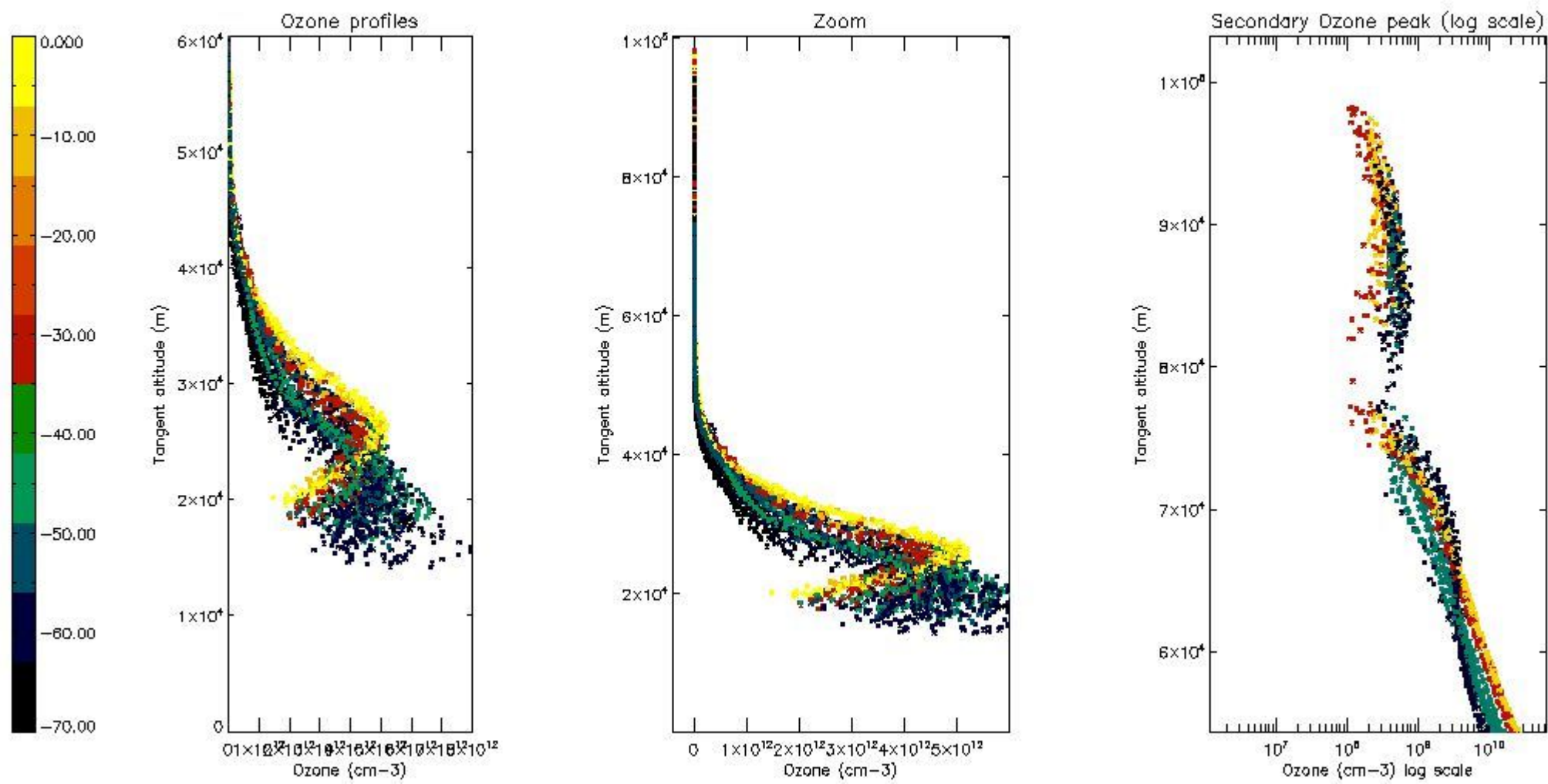
5.3 Plot ozone profiles where STD < 20% (dark without errors)

The colorbar represents the latitude.



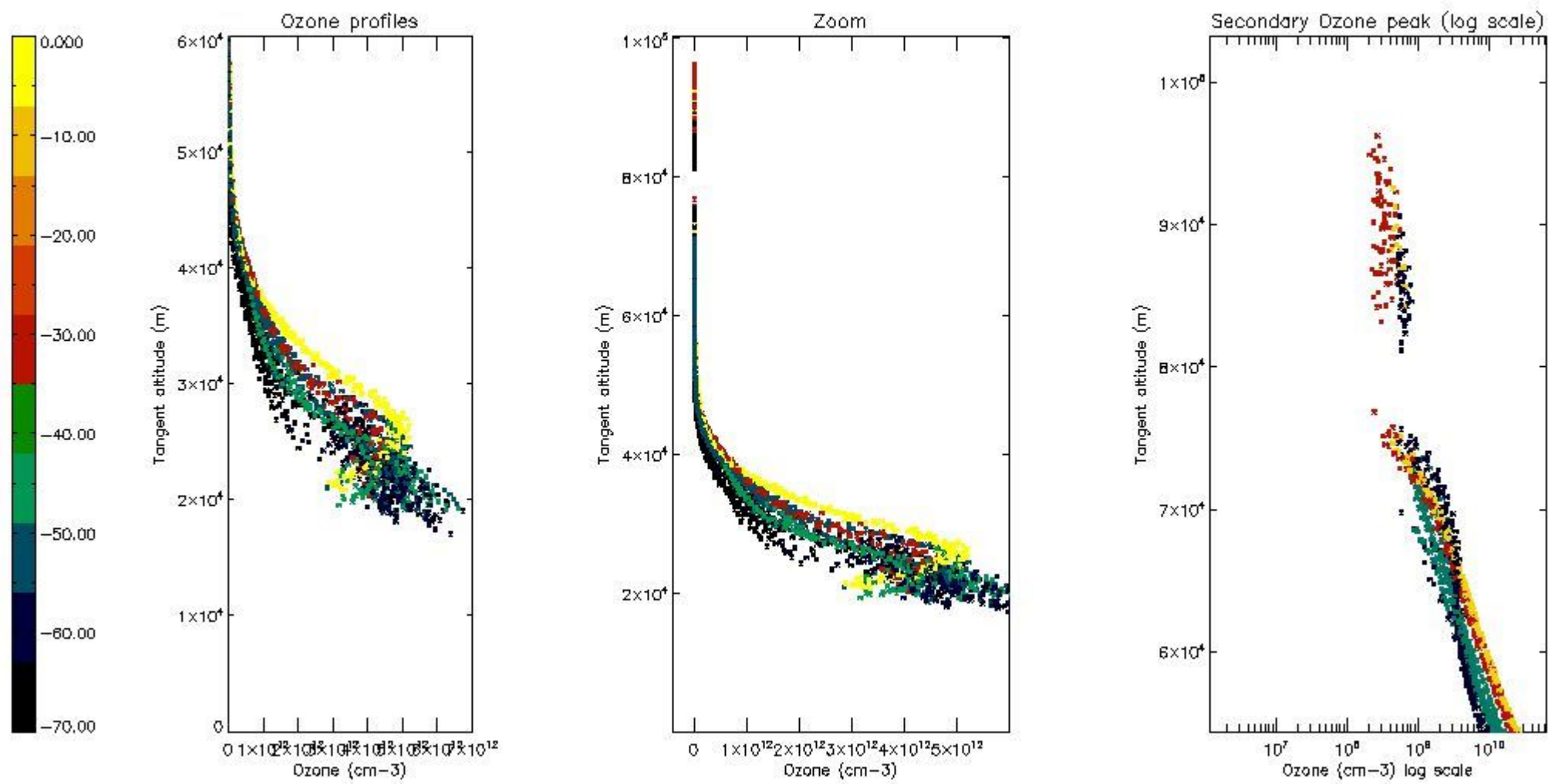
5.4 Plot ozone profiles where $STD < 10\%$ (dark without errors)

The colorbar represents the latitude.



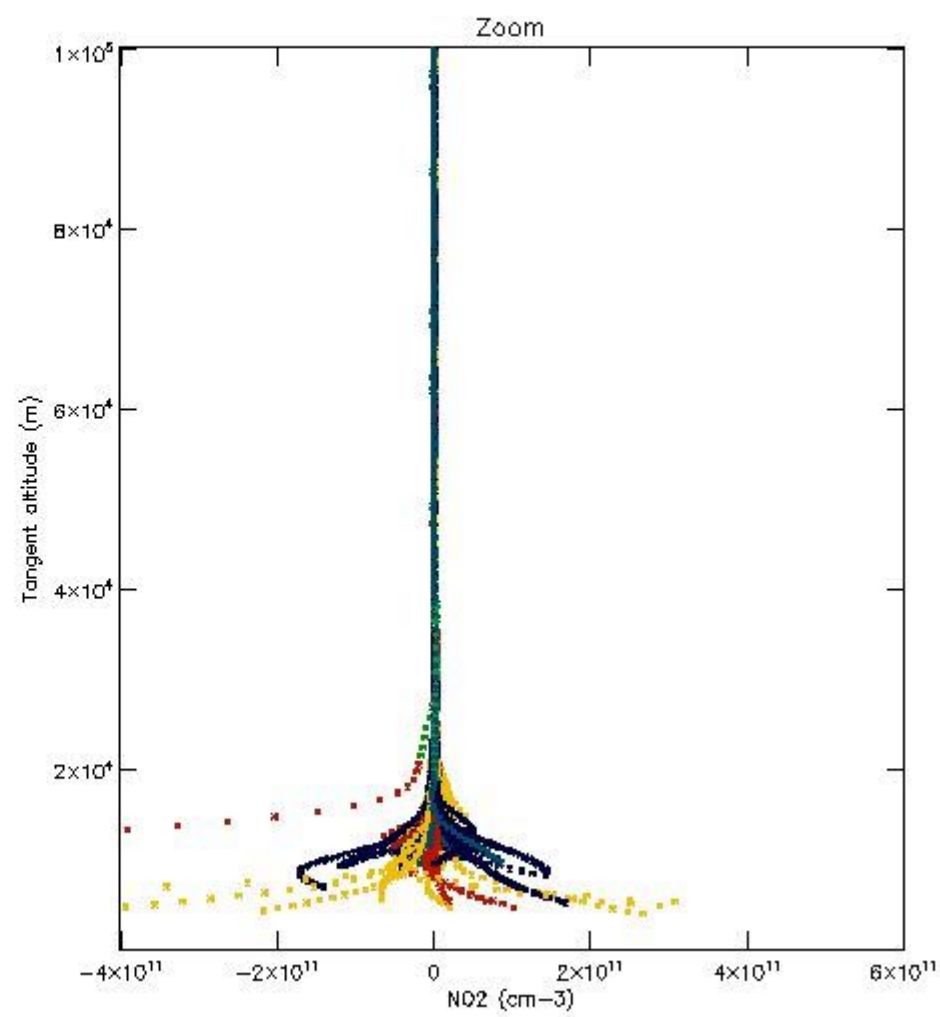
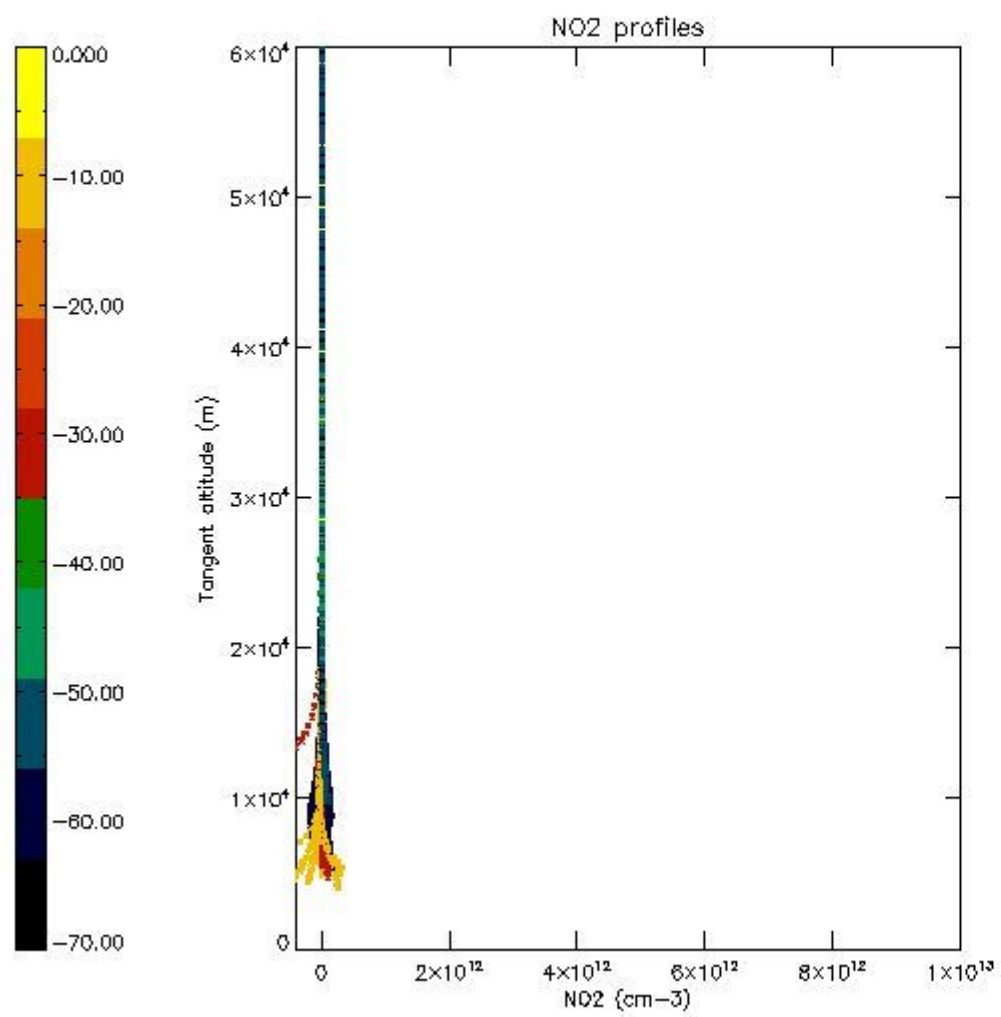
5.5 Plot ozone profiles where STD < 5% (dark without errors)

The colorbar represents the latitude.



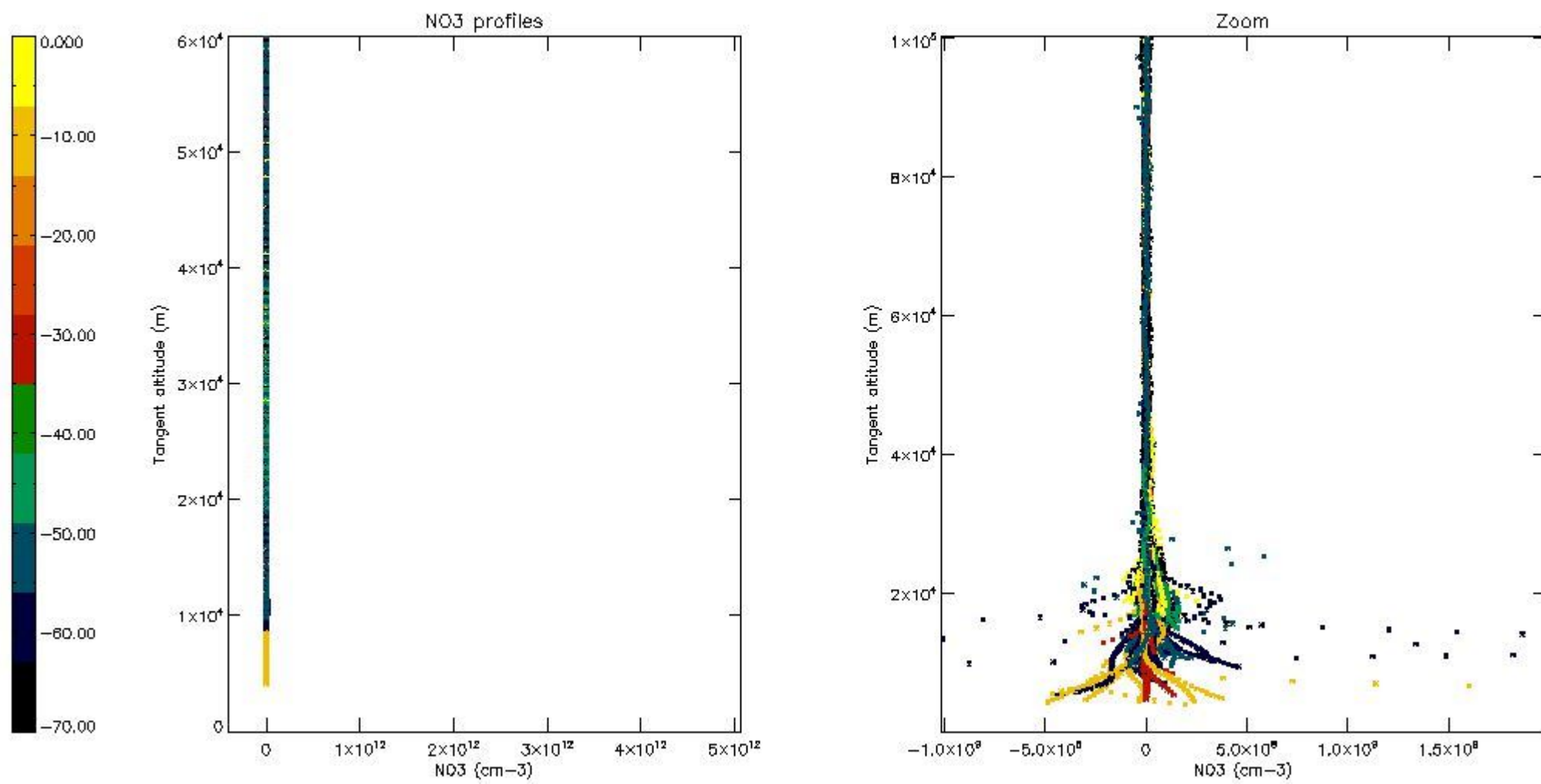
5.6 Plot NO₂ profiles for all STD (dark without errors)

The colorbar represents the latitude.



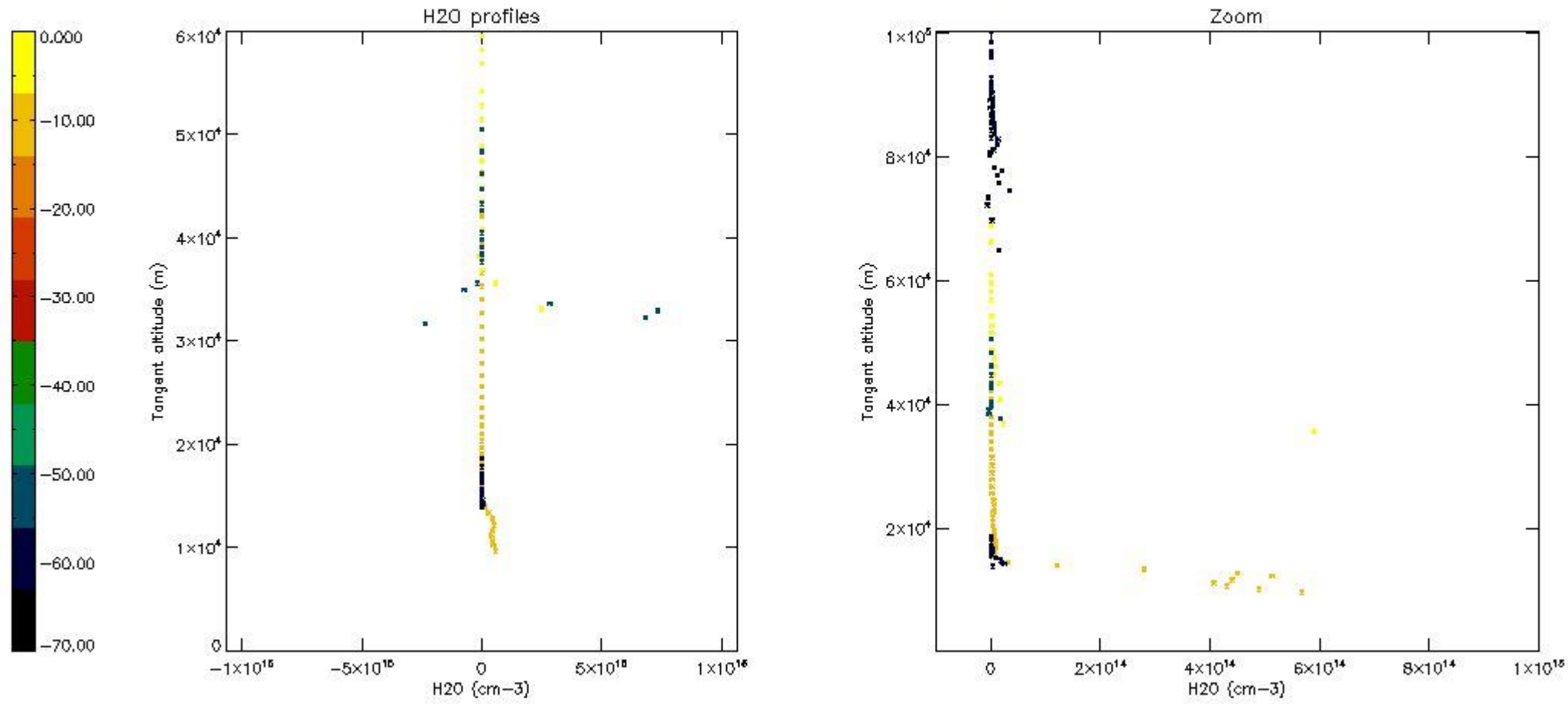
5.7 Plot NO3 profiles for all STD (dark without errors)

The colorbar represents the latitude.



5.8 Plot H₂O profiles for all STD (only for occultations of stars 1,2,3,4,13,14,16,26,63 dark without errors)

The colorbar represents the latitude.



6. Auxiliary Data Files used for the production reported in section 2

The number reported in the third column indicates since which file (see list in section 2) the corresponding auxiliary file has been used. The fourth column is the date of those product files.

Type	Auxiliary Filename	Used since product	Used since product date
INST_PHYS_CHARACTERISTICS	GOM_INS_AXVIEC20091111_143220_20030716_120000_20500101_000000	1	01-JUN-2004 00:41:59
LEVEL-2_PROC_CONFIG	GOM_PR2_AXVIEC20091111_152718_20020301_000000_20500101_000000	1	01-JUN-2004 00:41:59
CROSS_SECTIONS_FILE	GOM_CRS_AXVIEC20091111_154832_20020301_000000_20500101_000000	1	01-JUN-2004 00:41:59

GOMOS Level 2 Daily Report

SUMMARY

[1. General Info](#)

[2. Summary of processed GOM_NL_2P products](#)

[3. Level 2 Quality information per product](#)

[3.1 Plot of level 2 quality information per product \(time dependant\)](#)

[3.2 Plot of level 2 quality information per product \(world map\)](#)

[4. Level 1 Quality information per product \(stored on level 2 products\)](#)

[4.1 Plot of level 1 quality information per product \(time dependant\)](#)

[4.1.1 Plot of level 1 quality information per product \(time dependant\): ASCENDING](#)

[4.1.2 Plot of level 1 quality information per product \(time dependant\): DESCENDING](#)

[4.2 Plot of level 1 quality information per product \(world map\)](#)

[4.2.1 Plot of level 1 quality information per product \(world map\): ASCENDING](#)

[4.2.2 Plot of level 1 quality information per product \(world map\): DESCENDING](#)

[5. Ozone profiles based on quality statistics and other trace gas profiles](#)

[5.1 Ozone statistics based on quality of products](#)

[5.2 Plot ozone profiles for all STD \(dark without errors\)](#)

[5.3 Plot ozone profiles where STD < 20% \(dark without errors\)](#)

[5.4. Plot ozone profiles where STD < 10% \(dark without errors\)](#)

[5.5. Plot ozone profiles where STD < 5% \(dark without errors\)](#)

[5.6 Plot NO2 profiles for all STD \(dark without errors\)](#)

[5.7 Plot NO3 profiles for all STD \(dark without errors\)](#)

[5.8 Plot H2O profiles \(only for occultations of stars 1,2,3,4,13,14,16,26,63 dark without errors\) for all STD](#)

[6. Auxiliary Data Files used for the production reported in section 2](#)

This report presents the daily analysis on parameters extracted from GOMOS level 2 data (GOM_NL__2P). It is intended to monitor some important parameters that will impact the quality of these products. A list of level 2 products (and content) that have arrived during the reporting day to the PCF is also given.

Item	Value
Time of report generation	19APR2013 03:17:56
Data source version	GOMOS/6.01
Start time of products	01-06-2004 (01JUN2004 00:00:00)
Stop time of products	02-06-2004 (02JUN2004 00:00:00)
Store outputs in DB	Yes
Nb of level 2 prods	451
Nb of prods with errors	0

2. Summary of processed GOM_NL__2P products.

Nr	Filename	UTC Start time	Limb	Duration	Star Id	Star Name	Star Mag	Star Temp	Nb Meas	Orbit	Prod. error
1	GOM_NL__2PRFIN20040601_004159_000000622027_00203_11780_2991.N1	01-JUN-2004 00:41:59	Dark	62.000	63	Bet Gru	2.1500	2800.0	124	11780	No
2	GOM_NL__2PRFIN20040601_004351_000000502027_00203_11780_2992.N1	01-JUN-2004 00:43:51	Dark	49.500	31	Alp Gru	1.7340	15200.	99	11780	No
3	GOM_NL__2PRFIN20040601_004849_000000462027_00203_11780_2993.N1	01-JUN-2004 00:48:49	Straylight	46.000	45	Alp Pav	1.9400	26000.	92	11780	No
4	GOM_NL__2PRFIN20040601_005223_000000522027_00203_11780_2994.N1	01-JUN-2004 00:52:23	Straylight	52.000	43	Alp TrA	1.9100	4250.0	104	11780	No
5	GOM_NL__2PRFIN20040601_005427_000000422027_00203_11780_2995.N1	01-JUN-2004 00:54:27	Straylight	41.500	134	Bet TrA	2.8100	6600.0	83	11780	No
6	GOM_NL__2PRFIN20040601_005614_000000432027_00203_11780_2996.N1	01-JUN-2004 00:56:14	Straylight	42.500	147	Alp Ara	2.8770	26000.	85	11780	No
7	GOM_NL__2PRFIN20040601_005753_000000512027_00203_11780_2997.N1	01-JUN-2004 00:57:53	Straylight	50.500	40	The Sco	1.8590	7100.0	101	11780	No
8	GOM_NL__2PRFIN20040601_005941_000000532027_00203_11780_2998.N1	01-JUN-2004 00:59:41	Twilight_stray	52.500	25	35Lam Sco	1.6200	28000.	105	11780	No
9	GOM_NL__2PRFIN20040601_010127_000000502027_00203_11780_2999.N1	01-JUN-2004 01:01:27	Twilight_stray	49.500	75	26Eps Sco	2.2910	4250.0	99	11780	No
10	GOM_NL__2PRFIN20040601_010329_000000462027_00203_11780_3000.N1	01-JUN-2004 01:03:29	Bright	46.000	136	23Tau Sco	2.8220	30000.	92	11780	No
11	GOM_NL__2PRFIN20040601_010536_000000422027_00203_11780_3001.N1	01-JUN-2004 01:05:36	Bright	42.000	80	7Del Sco	2.3160	30000.	84	11780	No
12	GOM_NL__2PRFIN20040601_010709_000000482027_00203_11780_3002.N1	01-JUN-2004 01:07:09	Bright	47.500	86	35Eta Oph	2.4300	10200.	95	11780	No
13	GOM_NL__2PRFIN20040601_010900_000000452027_00203_11780_3003.N1	01-JUN-2004 01:09:00	Bright	44.500	98	13Zet Oph	2.5710	30000.	89	11780	No
14	GOM_NL__2PRFIN20040601_011111_000000422027_00203_11780_3004.N1	01-JUN-2004 01:11:11	Bright	41.500	120	1Del Oph	2.7340	3200.0	83	11780	No
15	GOM_NL__2PRFIN20040601_011412_000000392027_00203_11780_3005.N1	01-JUN-2004 01:14:12	Bright	38.500	102	24Alp Ser	2.6000	4250.0	77	11780	No
16	GOM_NL__2PRFIN20040601_011814_000000412027_00203_11780_3006.N1	01-JUN-2004 01:18:14	Bright	41.000	3	16Alp Boo	-0.050000	4250.0	82	11780	No
17	GOM_NL__2PRFIN20040601_012009_000000392027_00203_11780_3007.N1	01-JUN-2004 01:20:09	Bright	39.000	83		2.3780	11000.	78	11780	No
18	GOM_NL__2PRFIN20040601_012321_000000392027_00203_11780_3008.N1	01-JUN-2004 01:23:21	Bright	39.000	180	27Gam Boo	3.0400	8000.0	78	11780	No
19	GOM_NL__2PRFIN20040601_012645_000000412027_00203_11780_3009.N1	01-JUN-2004 01:26:45	Bright	40.500	39	85Eta UMa	1.8540	24000.	81	11780	No
20	GOM_NL__2PRFIN20040601_012834_000000362027_00203_11780_3010.N1	01-JUN-2004 01:28:34	Bright	35.500	55	79Zet UMa	2.0600	10200.	71	11780	No
21	GOM_NL__2PRFIN20040601_013041_000000402027_00203_11780_3011.N1	01-JUN-2004 01:30:41	Bright	39.500	119	14Eta Dra	2.7270	4700.0	79	11780	No
22	GOM_NL__2PRFIN20040601_013323_000000362027_00203_11780_3012.N1	01-JUN-2004 01:33:23	Bright	35.500	60	7Bet UMi	2.0810	3950.0	71	11780	No
23	GOM_NL__2PRFIN20040601_013804_000000352027_00203_11780_3013.N1	01-JUN-2004 01:38:04	Bright	35.000	49	1Alp UMi	1.9900	6300.0	70	11780	No
24	GOM_NL__2PRFIN20040601_014104_000000482027_00203_11780_3014.N1	01-JUN-2004 01:41:04	Bright	47.500	89	5Alp Cep	2.4510	8000.0	95	11780	No
25	GOM_NL__2PRFIN20040601_015417_000001802027_00203_11780_3015.N1	01-JUN-2004 01:54:17	Straylight	180.00	92	53Eps Cyg	2.5000	4500.0	360	11780	No
26	GOM_NL__2PRFIN20040601_015808_000000912027_00203_11780_3016.N1	01-JUN-2004 01:58:08	Dark	91.000	93	53Bet Peg	2.5200	3100.0	182	11780	No
27	GOM_NL__2PRFIN20040601_020132_000000562027_00203_11780_3017.N1	01-JUN-2004 02:01:32	Dark	55.500	140	88Gam Peg	2.8340	26000.	111	11780	No
28	GOM_NL__2PRFIN20040601_020456_000000872027_00203_11780_3018.N1	01-JUN-2004 02:04:56	Dark	86.500	90	54Alp Peg	2.4870	11000.	173	11780	No
29	GOM_NL__2PRFIN20040601_021033_000000522027_00203_11780_3019.N1	01-JUN-2004 02:10:33	Dark	51.500	52	16Bet Cet	2.0370	4500.0	103	11780	No
30	GOM_NL__2PRFIN20040601_021715_000000462027_00203_11780_3020.N1	01-JUN-2004 02:17:15	Dark	46.000	84	Alp Phe	2.3970	4500.0	92	11780	No
31	GOM_NL__2PRFIN20040601_021923_000000482027_00203_11780_3021.N1	01-JUN-2004 02:19:23	Dark	47.500	9	Alp Eri	0.45300	24000.	95	11780	No
32	GOM_NL__2PRFIN20040601_022235_000000542027_00204_11781_2991.N1	01-JUN-2004 02:22:35	Dark	53.500	63	Bet Gru	2.1500	2800.0	107	11781	No
33	GOM_NL__2PRFIN20040601_022428_000000492027_00204_11781_2992.N1	01-JUN-2004 02:24:28	Dark	48.500	31	Alp Gru	1.7340	15200.	97	11781	No
34	GOM_NL__2PRFIN20040601_022925_000000442027_00204_11781_2993.N1	01-JUN-2004 02:29:25	Straylight	44.000	45	Alp Pav	1.9400	26000.	88	11781	No
35	GOM_NL__2PRFIN20040601_023301_000000462027_00204_11781_2994.N1	01-JUN-2004 02:33:01	Straylight	45.500	43	Alp TrA	1.9100	4250.0	91	11781	No
36	GOM_NL__2PRFIN20040601_023505_000000422027_00204_11781_2995.N1	01-JUN-2004 02:35:05	Straylight	42.000	134	Bet TrA	2.8100	6600.0	84	11781	No
37	GOM_NL__2PRFIN20040601_023648_000000452027_00204_11781_2996.N1	01-JUN-2004 02:36:48	Straylight	44.500	147	Alp Ara	2.8770	26000.	89	11781	No
38	GOM_NL__2PRFIN20040601_023830_000000512027_00204_11781_2997.N1	01-JUN-2004 02:38:30	Straylight	51.000	40	The Sco	1.8590	7100.0	102	11781	No
39	GOM_NL__2PRFIN20040601_024020_000000462027_00204_11781_2998.N1	01-JUN-2004 02:40:20	Twilight_stray	45.500	25	35Lam Sco	1.6200	28000.	91	11781	No
40	GOM_NL__2PRFIN20040601_024203_000000522027_00204_11781_2999.N1	01-JUN-2004 02:42:03	Twilight_stray	51.500	75	26Eps Sco	2.2910	4250.0	103	11781	No
41	GOM_NL__2PRFIN20040601_024405_000000562027_00204_11781_3000.N1	01-JUN-2004 02:44:05	Bright	56.000	136	23Tau Sco	2.8220	30000.	112	11781	No
42	GOM_NL__2PRFIN20040601_024612_000000422027_00204_11781_3001.N1	01-JUN-2004 02:46:12	Bright	42.000	80	7Del Sco	2.3160	30000.	84	11781	No

43	GOM_NL__2PRFIN20040601_024745_000000472027_00204_11781_3002.N1	01-JUN-2004 02:47:45	Bright	47.000	86	35Eta Oph	2.4300	10200.	94	11781	No
44	GOM_NL__2PRFIN20040601_024936_000000442027_00204_11781_3003.N1	01-JUN-2004 02:49:36	Bright	43.500	98	13Zet Oph	2.5710	30000.	87	11781	No
45	GOM_NL__2PRFIN20040601_025147_000000422027_00204_11781_3004.N1	01-JUN-2004 02:51:47	Bright	41.500	120	1Del Oph	2.7340	3200.0	83	11781	No
46	GOM_NL__2PRFIN20040601_025448_000000392027_00204_11781_3005.N1	01-JUN-2004 02:54:48	Bright	38.500	102	24Alp Ser	2.6000	4250.0	77	11781	No
47	GOM_NL__2PRFIN20040601_025851_000000382027_00204_11781_3006.N1	01-JUN-2004 02:58:51	Bright	38.000	3	16Alp Boo	-0.050000	4250.0	76	11781	No
48	GOM_NL__2PRFIN20040601_030046_000000362027_00204_11781_3007.N1	01-JUN-2004 03:00:46	Bright	36.000	83		2.3780	11000.	72	11781	No
49	GOM_NL__2PRFIN20040601_030357_000000372027_00204_11781_3008.N1	01-JUN-2004 03:03:57	Bright	37.000	180	27Gam Boo	3.0400	8000.0	74	11781	No
50	GOM_NL__2PRFIN20040601_030720_000000412027_00204_11781_3009.N1	01-JUN-2004 03:07:20	Bright	40.500	39	85Eta UMa	1.8540	24000.	81	11781	No
51	GOM_NL__2PRFIN20040601_030911_000000362027_00204_11781_3010.N1	01-JUN-2004 03:09:11	Bright	36.000	55	79Zet UMa	2.0600	10200.	72	11781	No
52	GOM_NL__2PRFIN20040601_031116_000000402027_00204_11781_3011.N1	01-JUN-2004 03:11:16	Bright	40.000	119	14Eta Dra	2.7270	4700.0	80	11781	No
53	GOM_NL__2PRFIN20040601_031359_000000392027_00204_11781_3012.N1	01-JUN-2004 03:13:59	Bright	39.000	60	7Bet UMi	2.0810	3950.0	78	11781	No
54	GOM_NL__2PRFIN20040601_031840_000000382027_00204_11781_3013.N1	01-JUN-2004 03:18:40	Bright	37.500	49	1Alp UMi	1.9900	6300.0	75	11781	No
55	GOM_NL__2PRFIN20040601_032139_000000482027_00204_11781_3014.N1	01-JUN-2004 03:21:39	Bright	47.500	89	5Alp Cep	2.4510	8000.0	95	11781	No
56	GOM_NL__2PRFIN20040601_033451_000001802027_00204_11781_3015.N1	01-JUN-2004 03:34:51	Straylight	180.00	92	53Eps Cyg	2.5000	4500.0	360	11781	No
57	GOM_NL__2PRFIN20040601_033845_000000982027_00204_11781_3016.N1	01-JUN-2004 03:38:45	Dark	97.500	93	53Bet Peg	2.5200	3100.0	195	11781	No
58	GOM_NL__2PRFIN20040601_034209_000000552027_00204_11781_3017.N1	01-JUN-2004 03:42:09	Dark	55.000	140	88Gam Peg	2.8340	26000.	110	11781	No
59	GOM_NL__2PRFIN20040601_034534_000000922027_00204_11781_3018.N1	01-JUN-2004 03:45:34	Dark	91.500	90	54Alp Peg	2.4870	11000.	183	11781	No
60	GOM_NL__2PRFIN20040601_035110_000000512027_00204_11781_3019.N1	01-JUN-2004 03:51:10	Dark	51.000	52	16Bet Cet	2.0370	4500.0	102	11781	No
61	GOM_NL__2PRFIN20040601_035752_000000472027_00204_11781_3020.N1	01-JUN-2004 03:57:52	Dark	46.500	84	Alp Phe	2.3970	4500.0	93	11781	No
62	GOM_NL__2PRFIN20040601_035959_000000442027_00204_11781_3021.N1	01-JUN-2004 03:59:59	Dark	43.500	9	Alp Eri	0.45300	24000.	87	11781	No
63	GOM_NL__2PRFIN20040601_040313_000000602027_00205_11782_3051.N1	01-JUN-2004 04:03:13	Dark	60.000	63	Bet Gru	2.1500	2800.0	120	11782	No
64	GOM_NL__2PRFIN20040601_040506_000000482027_00205_11782_3052.N1	01-JUN-2004 04:05:06	Dark	47.500	31	Alp Gru	1.7340	15200.	95	11782	No
65	GOM_NL__2PRFIN20040601_041003_000000472027_00205_11782_3053.N1	01-JUN-2004 04:10:03	Straylight	46.500	45	Alp Pav	1.9400	26000.	93	11782	No
66	GOM_NL__2PRFIN20040601_041338_000000442027_00205_11782_3054.N1	01-JUN-2004 04:13:38	Straylight	44.000	43	Alp TrA	1.9100	4250.0	88	11782	No
67	GOM_NL__2PRFIN20040601_041541_000000402027_00205_11782_3055.N1	01-JUN-2004 04:15:41	Straylight	39.500	134	Bet TrA	2.8100	6600.0	79	11782	No
68	GOM_NL__2PRFIN20040601_041728_000000432027_00205_11782_3056.N1	01-JUN-2004 04:17:28	Straylight	42.500	147	Alp Ara	2.8770	26000.	85	11782	No
69	GOM_NL__2PRFIN20040601_041909_000000512027_00205_11782_3057.N1	01-JUN-2004 04:19:09	Straylight	50.500	40	The Sco	1.8590	7100.0	101	11782	No
70	GOM_NL__2PRFIN20040601_042057_000000482027_00205_11782_3058.N1	01-JUN-2004 04:20:57	Tw_i_and_stray	47.500	25	35Lam Sco	1.6200	28000.	95	11782	No
71	GOM_NL__2PRFIN20040601_042242_000000462027_00205_11782_3059.N1	01-JUN-2004 04:22:42	Tw_i_and_stray	46.000	75	26Eps Sco	2.2910	4250.0	92	11782	No
72	GOM_NL__2PRFIN20040601_042444_000000422027_00205_11782_3060.N1	01-JUN-2004 04:24:44	Bright	41.500	136	23Tau Sco	2.8220	30000.	83	11782	No
73	GOM_NL__2PRFIN20040601_042649_000000422027_00205_11782_3061.N1	01-JUN-2004 04:26:49	Bright	42.000	80	7Del Sco	2.3160	30000.	84	11782	No
74	GOM_NL__2PRFIN20040601_042821_000000472027_00205_11782_3062.N1	01-JUN-2004 04:28:21	Bright	47.000	86	35Eta Oph	2.4300	10200.	94	11782	No
75	GOM_NL__2PRFIN20040601_043012_000000442027_00205_11782_3063.N1	01-JUN-2004 04:30:12	Bright	43.500	98	13Zet Oph	2.5710	30000.	87	11782	No
76	GOM_NL__2PRFIN20040601_043224_000000412027_00205_11782_3064.N1	01-JUN-2004 04:32:24	Bright	40.500	120	1Del Oph	2.7340	3200.0	81	11782	No
77	GOM_NL__2PRFIN20040601_043525_000000382027_00205_11782_3065.N1	01-JUN-2004 04:35:25	Bright	37.500	102	24Alp Ser	2.6000	4250.0	75	11782	No
78	GOM_NL__2PRFIN20040601_043927_000000382027_00205_11782_3066.N1	01-JUN-2004 04:39:27	Bright	38.000	3	16Alp Boo	-0.050000	4250.0	76	11782	No
79	GOM_NL__2PRFIN20040601_044123_000000382027_00205_11782_3067.N1	01-JUN-2004 04:41:23	Bright	38.000	83		2.3780	11000.	76	11782	No
80	GOM_NL__2PRFIN20040601_044434_000000372027_00205_11782_3068.N1	01-JUN-2004 04:44:34	Bright	36.500	180	27Gam Boo	3.0400	8000.0	73	11782	No
81	GOM_NL__2PRFIN20040601_044759_000000362027_00205_11782_3069.N1	01-JUN-2004 04:47:59	Bright	36.000	39	85Eta UMa	1.8540	24000.	72	11782	No
82	GOM_NL__2PRFIN20040601_044947_000000362027_00205_11782_3070.N1	01-JUN-2004 04:49:47	Bright	35.500	55	79Zet UMa	2.0600	10200.	71	11782	No
83	GOM_NL__2PRFIN20040601_045153_000000412027_00205_11782_3071.N1	01-JUN-2004 04:51:53	Bright	40.500	119	14Eta Dra	2.7270	4700.0	81	11782	No
84	GOM_NL__2PRFIN20040601_045436_000000362027_00205_11782_3072.N1	01-JUN-2004 04:54:36	Bright	36.000	60	7Bet UMi	2.0810	3950.0	72	11782	No
85	GOM_NL__2PRFIN20040601_045917_000000382027_00205_11782_3073.N1	01-JUN-2004 04:59:17	Bright	38.000	49	1Alp UMi	1.9900	6300.0	76	11782	No
86	GOM_NL__2PRFIN20040601_050214_000000492027_00205_11782_3074.N1	01-JUN-2004 05:02:14	Bright	48.500	89	5Alp Cep	2.4510	8000.0	97	11782	No
87	GOM_NL__2PRFIN20040601_051526_000001802027_00205_11782_3075.N1	01-JUN-2004 05:15:26	Straylight	180.00	92	53Eps Cyg	2.5000	4500.0	360	11782	No
88	GOM_NL__2PRFIN20040601_051921_000000872027_00205_11782_3076.N1	01-JUN-2004 05:19:21	Dark	86.500	93	53Bet Peg	2.5200	3100.0	173	11782	No
89	GOM_NL__2PRFIN20040601_052246_000000552027_00205_11782_3077.N1	01-JUN-2004 05:22:46	Dark	55.000	140	88Gam Peg	2.8340	26000.	110	11782	No
90	GOM_NL__2PRFIN20040601_052611_000000912027_00205_11782_3078.N1	01-JUN-2004 05:26:11	Dark	90.500	90	54Alp Peg	2.4870	11000.	181	11782	No
91	GOM_NL__2PRFIN20040601_053147_000000492027_00205_11782_3079.N1	01-JUN-2004 05:31:47	Dark	48.500	52	16Bet Cet	2.0370	4500.0	97	11782	No
92	GOM_NL__2PRFIN20040601_053829_000000452027_00205_11782_3080.N1	01-JUN-2004 05:38:29	Dark	44.500	84	Alp Phe	2.3970	4500.0	89	11782	No
93	GOM_NL__2PRFIN20040601_054036_000000432027_00205_11782_3081.N1	01-JUN-2004 05:40:36	Dark	42.500	9	Alp Eri	0.45300	24000.	85	11782	No
94	GOM_NL__2PRFIN20040601_054350_000000622027_00206_11783_3051.N1	01-JUN-2004 05:43:50	Dark	62.000	63	Bet Gru	2.1500	2800.0	124	11783	No
95	GOM_NL__2PRFIN20040601_054543_000000472027_00206_11783_3052.N1	01-JUN-2004 05:45:43	Dark	47.000	31	Alp Gru	1.7340	15200.	94	11783	No
96	GOM_NL__2PRFIN20040601_055040_000000462027_00206_11783_3053.N1	01-JUN-2004 05:50:40	Straylight	45.500	45	Alp Pav	1.9400	26000.	91	11783	No
97	GOM_NL__2PRFIN20040601_055415_000000462027_00206_11783_3054.N1	01-JUN-2004 05:54:15	Straylight	46.000	43	Alp TrA	1.9100	4250.0	92	11783	No
98	GOM_NL__2PRFIN20040601_055618_000000392027_00206_11783_3055.N1	01-JUN-2004 05:56:18	Straylight	38.500	134	Bet TrA	2.8100	6600.0	77	11783	No
99	GOM_NL__2PRFIN20040601_055805_000000412027_00206_11783_3056.N1	01-JUN-2004 05:58:05	Straylight	40.500	147	Alp Ara	2.8770	26000.	81	11783	No
100	GOM_NL__2PRFIN20040601_055946_000000512027_00206_11783_3057.N1	01-JUN-2004 05:59:46	Straylight	51.000	40	The Sco	1.8590	7100.0	102	11783	No
101	GOM_NL__2PRFIN20040601_060134_000000482027_00206_11783_3058.N1	01-JUN-2004 06:01:34	Tw_i_and_stray	48.000	25	35Lam Sco	1.6200	28000.	96	11783	No

102	GOM_NL__2PRFIN20040601_060319_000000452027_00206_11783_3059.N1	01-JUN-2004 06:03:19	Tw_i_and_stray	44.500	75	26Eps Sco	2.2910	4250.0	89	11783	No
103	GOM_NL__2PRFIN20040601_060521_000000432027_00206_11783_3060.N1	01-JUN-2004 06:05:21	Bright	43.000	136	23Tau Sco	2.8220	30000.	86	11783	No
104	GOM_NL__2PRFIN20040601_060725_000000422027_00206_11783_3061.N1	01-JUN-2004 06:07:25	Bright	42.000	80	7Del Sco	2.3160	30000.	84	11783	No
105	GOM_NL__2PRFIN20040601_060858_000000472027_00206_11783_3062.N1	01-JUN-2004 06:08:58	Bright	47.000	86	35Eta Oph	2.4300	10200.	94	11783	No
106	GOM_NL__2PRFIN20040601_061049_000000432027_00206_11783_3063.N1	01-JUN-2004 06:10:49	Bright	42.500	98	13Zet Oph	2.5710	30000.	85	11783	No
107	GOM_NL__2PRFIN20040601_061300_000000402027_00206_11783_3064.N1	01-JUN-2004 06:13:00	Bright	40.000	120	1Del Oph	2.7340	3200.0	80	11783	No
108	GOM_NL__2PRFIN20040601_061601_000000382027_00206_11783_3065.N1	01-JUN-2004 06:16:01	Bright	37.500	102	24Alp Ser	2.6000	4250.0	75	11783	No
109	GOM_NL__2PRFIN20040601_062004_000000382027_00206_11783_3066.N1	01-JUN-2004 06:20:04	Bright	38.000	3	16Alp Boo	-0.050000	4250.0	76	11783	No
110	GOM_NL__2PRFIN20040601_062159_000000362027_00206_11783_3067.N1	01-JUN-2004 06:21:59	Bright	35.500	83		2.3780	11000.	71	11783	No
111	GOM_NL__2PRFIN20040601_062510_000000382027_00206_11783_3068.N1	01-JUN-2004 06:25:10	Bright	37.500	180	27Gam Boo	3.0400	8000.0	75	11783	No
112	GOM_NL__2PRFIN20040601_062835_000000382027_00206_11783_3069.N1	01-JUN-2004 06:28:35	Bright	38.000	39	85Eta UMa	1.8540	24000.	76	11783	No
113	GOM_NL__2PRFIN20040601_063024_000000372027_00206_11783_3070.N1	01-JUN-2004 06:30:24	Bright	37.000	55	79Zet UMa	2.0600	10200.	74	11783	No
114	GOM_NL__2PRFIN20040601_063229_000000402027_00206_11783_3071.N1	01-JUN-2004 06:32:29	Bright	40.000	119	14Eta Dra	2.7270	4700.0	80	11783	No
115	GOM_NL__2PRFIN20040601_063512_000000392027_00206_11783_3072.N1	01-JUN-2004 06:35:12	Bright	38.500	60	7Bet UMi	2.0810	3950.0	77	11783	No
116	GOM_NL__2PRFIN20040601_063953_000000382027_00206_11783_3073.N1	01-JUN-2004 06:39:53	Bright	37.500	49	1Alp UMi	1.9900	6300.0	75	11783	No
117	GOM_NL__2PRFIN20040601_064250_000000482027_00206_11783_3074.N1	01-JUN-2004 06:42:50	Bright	47.500	89	5Alp Cep	2.4510	8000.0	95	11783	No
118	GOM_NL__2PRFIN20040601_065600_000001802027_00206_11783_3075.N1	01-JUN-2004 06:56:00	Straylight	180.00	92	53Eps Cyg	2.5000	4500.0	360	11783	No
119	GOM_NL__2PRFIN20040601_065958_000000912027_00206_11783_3076.N1	01-JUN-2004 06:59:58	Dark	91.000	93	53Bet Peg	2.5200	3100.0	182	11783	No
120	GOM_NL__2PRFIN20040601_070323_000000572027_00206_11783_3077.N1	01-JUN-2004 07:03:23	Dark	56.500	140	88Gam Peg	2.8340	26000.	113	11783	No
121	GOM_NL__2PRFIN20040601_070648_000000892027_00206_11783_3078.N1	01-JUN-2004 07:06:48	Dark	89.000	90	54Alp Peg	2.4870	11000.	178	11783	No
122	GOM_NL__2PRFIN20040601_071224_000000502027_00206_11783_3079.N1	01-JUN-2004 07:12:24	Dark	50.000	52	16Bet Cet	2.0370	4500.0	100	11783	No
123	GOM_NL__2PRFIN20040601_071905_000000452027_00206_11783_3080.N1	01-JUN-2004 07:19:05	Dark	44.500	84	Alp Phe	2.3970	4500.0	89	11783	No
124	GOM_NL__2PRFIN20040601_072112_000000462027_00206_11783_3081.N1	01-JUN-2004 07:21:12	Dark	45.500	9	Alp Eri	0.45300	24000.	91	11783	No
125	GOM_NL__2PRFIN20040601_072427_000000622027_00207_11784_2991.N1	01-JUN-2004 07:24:27	Dark	62.000	63	Bet Gru	2.1500	2800.0	124	11784	No
126	GOM_NL__2PRFIN20040601_072620_000000492027_00207_11784_2992.N1	01-JUN-2004 07:26:20	Dark	48.500	31	Alp Gru	1.7340	15200.	97	11784	No
127	GOM_NL__2PRFIN20040601_073116_000000442027_00207_11784_2993.N1	01-JUN-2004 07:31:16	Straylight	44.000	45	Alp Pav	1.9400	26000.	88	11784	No
128	GOM_NL__2PRFIN20040601_073451_000000522027_00207_11784_2994.N1	01-JUN-2004 07:34:51	Straylight	51.500	43	Alp TrA	1.9100	4250.0	103	11784	No
129	GOM_NL__2PRFIN20040601_073655_000000392027_00207_11784_2995.N1	01-JUN-2004 07:36:55	Straylight	39.000	134	Bet TrA	2.8100	6600.0	78	11784	No
130	GOM_NL__2PRFIN20040601_073841_000000422027_00207_11784_2996.N1	01-JUN-2004 07:38:41	Straylight	41.500	147	Alp Ara	2.8770	26000.	83	11784	No
131	GOM_NL__2PRFIN20040601_074022_000000472027_00207_11784_2997.N1	01-JUN-2004 07:40:22	Straylight	46.500	40	The Sco	1.8590	7100.0	93	11784	No
132	GOM_NL__2PRFIN20040601_074210_000000512027_00207_11784_2998.N1	01-JUN-2004 07:42:10	Tw_i_and_stray	50.500	25	35Lam Sco	1.6200	28000.	101	11784	No
133	GOM_NL__2PRFIN20040601_074356_000000482027_00207_11784_2999.N1	01-JUN-2004 07:43:56	Tw_i_and_stray	48.000	75	26Eps Sco	2.2910	4250.0	96	11784	No
134	GOM_NL__2PRFIN20040601_074557_000000422027_00207_11784_3000.N1	01-JUN-2004 07:45:57	Bright	42.000	136	23Tau Sco	2.8220	30000.	84	11784	No
135	GOM_NL__2PRFIN20040601_074802_000000422027_00207_11784_3001.N1	01-JUN-2004 07:48:02	Bright	41.500	80	7Del Sco	2.3160	30000.	83	11784	No
136	GOM_NL__2PRFIN20040601_074934_000000482027_00207_11784_3002.N1	01-JUN-2004 07:49:34	Bright	47.500	86	35Eta Oph	2.4300	10200.	95	11784	No
137	GOM_NL__2PRFIN20040601_075125_000000422027_00207_11784_3003.N1	01-JUN-2004 07:51:25	Bright	42.000	98	13Zet Oph	2.5710	30000.	84	11784	No
138	GOM_NL__2PRFIN20040601_075336_000000402027_00207_11784_3004.N1	01-JUN-2004 07:53:36	Bright	40.000	120	1Del Oph	2.7340	3200.0	80	11784	No
139	GOM_NL__2PRFIN20040601_075637_000000382027_00207_11784_3005.N1	01-JUN-2004 07:56:37	Bright	37.500	102	24Alp Ser	2.6000	4250.0	75	11784	No
140	GOM_NL__2PRFIN20040601_080040_000000362027_00207_11784_3006.N1	01-JUN-2004 08:00:40	Bright	36.000	3	16Alp Boo	-0.050000	4250.0	72	11784	No
141	GOM_NL__2PRFIN20040601_080235_000000382027_00207_11784_3007.N1	01-JUN-2004 08:02:35	Bright	38.000	83		2.3780	11000.	76	11784	No
142	GOM_NL__2PRFIN20040601_080546_000000352027_00207_11784_3008.N1	01-JUN-2004 08:05:46	Bright	35.000	180	27Gam Boo	3.0400	8000.0	70	11784	No
143	GOM_NL__2PRFIN20040601_080912_000000372027_00207_11784_3009.N1	01-JUN-2004 08:09:12	Bright	37.000	39	85Eta UMa	1.8540	24000.	74	11784	No
144	GOM_NL__2PRFIN20040601_081100_000000372027_00207_11784_3010.N1	01-JUN-2004 08:11:00	Bright	36.500	55	79Zet UMa	2.0600	10200.	73	11784	No
145	GOM_NL__2PRFIN20040601_081304_000000402027_00207_11784_3011.N1	01-JUN-2004 08:13:04	Bright	39.500	119	14Eta Dra	2.7270	4700.0	79	11784	No
146	GOM_NL__2PRFIN20040601_081548_000000352027_00207_11784_3012.N1	01-JUN-2004 08:15:48	Bright	34.500	60	7Bet UMi	2.0810	3950.0	69	11784	No
147	GOM_NL__2PRFIN20040601_082029_000000372027_00207_11784_3013.N1	01-JUN-2004 08:20:29	Bright	36.500	49	1Alp UMi	1.9900	6300.0	73	11784	No
148	GOM_NL__2PRFIN20040601_082326_000000492027_00207_11784_3014.N1	01-JUN-2004 08:23:26	Bright	48.500	89	5Alp Cep	2.4510	8000.0	97	11784	No
149	GOM_NL__2PRFIN20040601_083635_000001802027_00207_11784_3015.N1	01-JUN-2004 08:36:35	Straylight	180.00	92	53Eps Cyg	2.5000	4500.0	360	11784	No
150	GOM_NL__2PRFIN20040601_084034_000000942027_00207_11784_3016.N1	01-JUN-2004 08:40:34	Dark	94.000	93	53Bet Peg	2.5200	3100.0	188	11784	No
151	GOM_NL__2PRFIN20040601_084359_000000552027_00207_11784_3017.N1	01-JUN-2004 08:43:59	Dark	54.500	140	88Gam Peg	2.8340	26000.	109	11784	No
152	GOM_NL__2PRFIN20040601_084725_000000882027_00207_11784_3018.N1	01-JUN-2004 08:47:25	Dark	87.500	90	54Alp Peg	2.4870	11000.	175	11784	No
153	GOM_NL__2PRFIN20040601_085300_000000482027_00207_11784_3019.N1	01-JUN-2004 08:53:00	Dark	48.000	52	16Bet Cet	2.0370	4500.0	96	11784	No
154	GOM_NL__2PRFIN20040601_085941_000000472027_00207_11784_3020.N1	01-JUN-2004 08:59:41	Dark	46.500	84	Alp Phe	2.3970	4500.0	93	11784	No
155	GOM_NL__2PRFIN20040601_090148_000000422027_00207_11784_3021.N1	01-JUN-2004 09:01:48	Dark	42.000	9	Alp Eri	0.45300	24000.	84	11784	No
156	GOM_NL__2PRFIN20040601_090504_000000622027_00208_11785_2991.N1	01-JUN-2004 09:05:04	Dark	61.500	63	Bet Gru	2.1500	2800.0	123	11785	No
157	GOM_NL__2PRFIN20040601_090657_000000482027_00208_11785_2992.N1	01-JUN-2004 09:06:57	Dark	48.000	31	Alp Gru	1.7340	15200.	96	11785	No
158	GOM_NL__2PRFIN20040601_091153_000000432027_00208_11785_2993.N1	01-JUN-2004 09:11:53	Straylight	42.500	45	Alp Pav	1.9400	26000.	85	11785	No
159	GOM_NL__2PRFIN20040601_091527_000000482027_00208_11785_2994.N1	01-JUN-2004 09:15:27	Straylight	48.000	43	Alp TrA	1.9100	4250.0	96	11785	No
160	GOM_NL__2PRFIN20040601_091731_000000402027_00208_11785_2995.N1	01-JUN-2004 09:17:31	Straylight	40.000	134	Bet TrA	2.8100	6600.0	80	11785	No

161	GOM_NL__2PRFIN20040601_091917_000000432027_00208_11785_2996.N1	01-JUN-2004 09:19:17	Straylight	42.500	147	Alp Ara	2.8770	26000.	85	11785	No
162	GOM_NL__2PRFIN20040601_092059_000000472027_00208_11785_2997.N1	01-JUN-2004 09:20:59	Straylight	46.500	40	The Sco	1.8590	7100.0	93	11785	No
163	GOM_NL__2PRFIN20040601_092246_000000482027_00208_11785_2998.N1	01-JUN-2004 09:22:46	Twi_and_stray	47.500	25	35Lam Sco	1.6200	28000.	95	11785	No
164	GOM_NL__2PRFIN20040601_092432_000000492027_00208_11785_2999.N1	01-JUN-2004 09:24:32	Twi_and_stray	48.500	75	26Eps Sco	2.2910	4250.0	97	11785	No
165	GOM_NL__2PRFIN20040601_092633_000000422027_00208_11785_3000.N1	01-JUN-2004 09:26:33	Bright	42.000	136	23Tau Sco	2.8220	30000.	84	11785	No
166	GOM_NL__2PRFIN20040601_092838_000000392027_00208_11785_3001.N1	01-JUN-2004 09:28:38	Bright	38.500	80	7Del Sco	2.3160	30000.	77	11785	No
167	GOM_NL__2PRFIN20040601_093010_000000472027_00208_11785_3002.N1	01-JUN-2004 09:30:10	Bright	46.500	86	35Eta Oph	2.4300	10200.	93	11785	No
168	GOM_NL__2PRFIN20040601_093201_000000432027_00208_11785_3003.N1	01-JUN-2004 09:32:01	Bright	43.000	98	13Zet Oph	2.5710	30000.	86	11785	No
169	GOM_NL__2PRFIN20040601_093412_000000402027_00208_11785_3004.N1	01-JUN-2004 09:34:12	Bright	40.000	120	1Del Oph	2.7340	3200.0	80	11785	No
170	GOM_NL__2PRFIN20040601_093713_000000382027_00208_11785_3005.N1	01-JUN-2004 09:37:13	Bright	37.500	102	24Alp Ser	2.6000	4250.0	75	11785	No
171	GOM_NL__2PRFIN20040601_094116_000000392027_00208_11785_3006.N1	01-JUN-2004 09:41:16	Bright	38.500	3	16Alp Boo	-0.050000	4250.0	77	11785	No
172	GOM_NL__2PRFIN20040601_094306_000000392027_00208_11785_3007.N1	01-JUN-2004 09:43:06	Bright	38.500	67	5Alp CrB	2.2210	11000.	77	11785	No
173	GOM_NL__2PRFIN20040601_094622_000000362027_00208_11785_3008.N1	01-JUN-2004 09:46:22	Bright	36.000	180	27Gam Boo	3.0400	8000.0	72	11785	No
174	GOM_NL__2PRFIN20040601_094947_000000392027_00208_11785_3009.N1	01-JUN-2004 09:49:47	Bright	38.500	39	85Eta UMa	1.8540	24000.	77	11785	No
175	GOM_NL__2PRFIN20040601_095135_000000382027_00208_11785_3010.N1	01-JUN-2004 09:51:35	Bright	37.500	55	79Zet UMa	2.0600	10200.	75	11785	No
176	GOM_NL__2PRFIN20040601_095340_000000402027_00208_11785_3011.N1	01-JUN-2004 09:53:40	Bright	39.500	119	14Eta Dra	2.7270	4700.0	79	11785	No
177	GOM_NL__2PRFIN20040601_095623_000000392027_00208_11785_3012.N1	01-JUN-2004 09:56:23	Bright	39.000	60	7Bet UMi	2.0810	3950.0	78	11785	No
178	GOM_NL__2PRFIN20040601_100104_000000392027_00208_11785_3013.N1	01-JUN-2004 10:01:04	Bright	38.500	49	1Alp UMi	1.9900	6300.0	77	11785	No
179	GOM_NL__2PRFIN20040601_100401_000000492027_00208_11785_3014.N1	01-JUN-2004 10:04:01	Bright	48.500	89	5Alp Cep	2.4510	8000.0	97	11785	No
180	GOM_NL__2PRFIN20040601_100624_000000832027_00208_11785_3015.N1	01-JUN-2004 10:06:24	Bright	83.000	19	50Alp Cyg	1.2460	10500.	166	11785	No
181	GOM_NL__2PRFIN20040601_100906_000000382027_00208_11785_3016.N1	01-JUN-2004 10:09:06	Bright	37.500	76	27Gam Cas	2.3000	30000.	75	11785	No
182	GOM_NL__2PRFIN20040601_101653_000000472027_00208_11785_3017.N1	01-JUN-2004 10:16:53	Bright	46.500	53	43Bet And	2.0480	3300.0	93	11785	No
183	GOM_NL__2PRFIN20040601_101936_000000582027_00208_11785_3018.N1	01-JUN-2004 10:19:36	Twi_and_stray	57.500	58	21Alp And	2.0730	11000.	115	11785	No
184	GOM_NL__2PRFIN20040601_102110_000000922027_00208_11785_3019.N1	01-JUN-2004 10:21:10	Dark	92.000	93	53Bet Peg	2.5200	3100.0	184	11785	No
185	GOM_NL__2PRFIN20040601_102435_000000552027_00208_11785_3020.N1	01-JUN-2004 10:24:35	Dark	54.500	140	88Gam Peg	2.8340	26000.	109	11785	No
186	GOM_NL__2PRFIN20040601_102803_000000912027_00208_11785_3021.N1	01-JUN-2004 10:28:03	Dark	90.500	90	54Alp Peg	2.4870	11000.	181	11785	No
187	GOM_NL__2PRFIN20040601_103336_000000502027_00208_11785_3022.N1	01-JUN-2004 10:33:36	Dark	50.000	52	16Bet Cet	2.0370	4500.0	100	11785	No
188	GOM_NL__2PRFIN20040601_104018_000000422027_00208_11785_3023.N1	01-JUN-2004 10:40:18	Dark	41.500	84	Alp Phe	2.3970	4500.0	83	11785	No
189	GOM_NL__2PRFIN20040601_104224_000000512027_00208_11785_3024.N1	01-JUN-2004 10:42:24	Dark	51.000	9	Alp Eri	0.45300	24000.	102	11785	No
190	GOM_NL__2PRFIN20040601_104540_000000502027_00209_11786_2991.N1	01-JUN-2004 10:45:40	Dark	50.000	63	Bet Gru	2.1500	2800.0	100	11786	No
191	GOM_NL__2PRFIN20040601_104734_000000482027_00209_11786_2992.N1	01-JUN-2004 10:47:34	Dark	47.500	31	Alp Gru	1.7340	15200.	95	11786	No
192	GOM_NL__2PRFIN20040601_105229_000000462027_00209_11786_2993.N1	01-JUN-2004 10:52:29	Straylight	45.500	45	Alp Pav	1.9400	26000.	91	11786	No
193	GOM_NL__2PRFIN20040601_105603_000000422027_00209_11786_2994.N1	01-JUN-2004 10:56:03	Straylight	42.000	43	Alp TrA	1.9100	4250.0	84	11786	No
194	GOM_NL__2PRFIN20040601_105806_000000402027_00209_11786_2995.N1	01-JUN-2004 10:58:06	Straylight	39.500	134	Bet TrA	2.8100	6600.0	79	11786	No
195	GOM_NL__2PRFIN20040601_105953_000000422027_00209_11786_2996.N1	01-JUN-2004 10:59:53	Straylight	41.500	147	Alp Ara	2.8770	26000.	83	11786	No
196	GOM_NL__2PRFIN20040601_110135_000000522027_00209_11786_2997.N1	01-JUN-2004 11:01:35	Straylight	51.500	40	The Sco	1.8590	7100.0	103	11786	No
197	GOM_NL__2PRFIN20040601_110322_000000462027_00209_11786_2998.N1	01-JUN-2004 11:03:22	Twi_and_stray	46.000	25	35Lam Sco	1.6200	28000.	92	11786	No
198	GOM_NL__2PRFIN20040601_110507_000000502027_00209_11786_2999.N1	01-JUN-2004 11:05:07	Twi_and_stray	50.000	75	26Eps Sco	2.2910	4250.0	100	11786	No
199	GOM_NL__2PRFIN20040601_110709_000000442027_00209_11786_3000.N1	01-JUN-2004 11:07:09	Bright	44.000	136	23Tau Sco	2.8220	30000.	88	11786	No
200	GOM_NL__2PRFIN20040601_110913_000000422027_00209_11786_3001.N1	01-JUN-2004 11:09:13	Bright	41.500	80	7Del Sco	2.3160	30000.	83	11786	No
201	GOM_NL__2PRFIN20040601_111045_000000462027_00209_11786_3002.N1	01-JUN-2004 11:10:45	Bright	46.000	86	35Eta Oph	2.4300	10200.	92	11786	No
202	GOM_NL__2PRFIN20040601_111236_000000442027_00209_11786_3003.N1	01-JUN-2004 11:12:36	Bright	44.000	98	13Zet Oph	2.5710	30000.	88	11786	No
203	GOM_NL__2PRFIN20040601_111447_000000422027_00209_11786_3004.N1	01-JUN-2004 11:14:47	Bright	41.500	120	1Del Oph	2.7340	3200.0	83	11786	No
204	GOM_NL__2PRFIN20040601_111748_000000382027_00209_11786_3005.N1	01-JUN-2004 11:17:48	Bright	38.000	102	24Alp Ser	2.6000	4250.0	76	11786	No
205	GOM_NL__2PRFIN20040601_112151_000000412027_00209_11786_3006.N1	01-JUN-2004 11:21:51	Bright	40.500	3	16Alp Boo	-0.050000	4250.0	81	11786	No
206	GOM_NL__2PRFIN20040601_112342_000000402027_00209_11786_3007.N1	01-JUN-2004 11:23:42	Bright	40.000	67	5Alp CrB	2.2210	11000.	80	11786	No
207	GOM_NL__2PRFIN20040601_112657_000000372027_00209_11786_3008.N1	01-JUN-2004 11:26:57	Bright	37.000	180	27Gam Boo	3.0400	8000.0	74	11786	No
208	GOM_NL__2PRFIN20040601_113023_000000392027_00209_11786_3009.N1	01-JUN-2004 11:30:23	Bright	38.500	39	85Eta UMa	1.8540	24000.	77	11786	No
209	GOM_NL__2PRFIN20040601_113209_000000412027_00209_11786_3010.N1	01-JUN-2004 11:32:09	Bright	40.500	55	79Zet UMa	2.0600	10200.	81	11786	No
210	GOM_NL__2PRFIN20040601_113414_000000412027_00209_11786_3011.N1	01-JUN-2004 11:34:14	Bright	41.000	119	14Eta Dra	2.7270	4700.0	82	11786	No
211	GOM_NL__2PRFIN20040601_113657_000000422027_00209_11786_3012.N1	01-JUN-2004 11:36:57	Bright	41.500	60	7Bet UMi	2.0810	3950.0	83	11786	No
212	GOM_NL__2PRFIN20040601_114139_000000392027_00209_11786_3013.N1	01-JUN-2004 11:41:39	Bright	39.000	49	1Alp UMi	1.9900	6300.0	78	11786	No
213	GOM_NL__2PRFIN20040601_114436_000000482027_00209_11786_3014.N1	01-JUN-2004 11:44:36	Bright	47.500	89	5Alp Cep	2.4510	8000.0	95	11786	No
214	GOM_NL__2PRFIN20040601_114658_000000832027_00209_11786_3015.N1	01-JUN-2004 11:46:58	Bright	83.000	19	50Alp Cyg	1.2460	10500.	166	11786	No
215	GOM_NL__2PRFIN20040601_114941_000000392027_00209_11786_3016.N1	01-JUN-2004 11:49:41	Bright	38.500	76	27Gam Cas	2.3000	30000.	77	11786	No
216	GOM_NL__2PRFIN20040601_115729_000000482027_00209_11786_3017.N1	01-JUN-2004 11:57:29	Bright	47.500	53	43Bet And	2.0480	3300.0	95	11786	No
217	GOM_NL__2PRFIN20040601_120012_000000572027_00209_11786_3018.N1	01-JUN-2004 12:00:12	Twi_and_stray	57.000	58	21Alp And	2.0730	11000.	114	11786	No
218	GOM_NL__2PRFIN20040601_120147_000000852027_00209_11786_3019.N1	01-JUN-2004 12:01:47	Dark	85.000	93	53Bet Peg	2.5200	3100.0	170	11786	No
219	GOM_NL__2PRFIN20040601_120512_000000542027_00209_11786_3020.N1	01-JUN-2004 12:05:12	Dark	54.000	140	88Gam Peg	2.8340	26000.	108	11786	No

220	GOM_NL__2PRFIN20040601_120840_000000902027_00209_11786_3021.N1	01-JUN-2004 12:08:40	Dark	89.500	90	54Alp Peg	2.4870	11000.	179	11786	No
221	GOM_NL__2PRFIN20040601_121412_000000532027_00209_11786_3022.N1	01-JUN-2004 12:14:12	Dark	52.500	52	16Bet Cet	2.0370	4500.0	105	11786	No
222	GOM_NL__2PRFIN20040601_122054_000000462027_00209_11786_3023.N1	01-JUN-2004 12:20:54	Dark	45.500	84	Alp Phe	2.3970	4500.0	91	11786	No
223	GOM_NL__2PRFIN20040601_122300_000000452027_00209_11786_3024.N1	01-JUN-2004 12:23:00	Dark	44.500	9	Alp Eri	0.45300	24000.	89	11786	No
224	GOM_NL__2PRFIN20040601_122617_000000492027_00210_11787_3011.N1	01-JUN-2004 12:26:17	Dark	49.000	63	Bet Gru	2.1500	2800.0	98	11787	No
225	GOM_NL__2PRFIN20040601_122810_000000492027_00210_11787_3012.N1	01-JUN-2004 12:28:10	Dark	48.500	31	Alp Gru	1.7340	15200.	97	11787	No
226	GOM_NL__2PRFIN20040601_123305_000000442027_00210_11787_3013.N1	01-JUN-2004 12:33:05	Straylight	44.000	45	Alp Pav	1.9400	26000.	88	11787	No
227	GOM_NL__2PRFIN20040601_123639_000000432027_00210_11787_3014.N1	01-JUN-2004 12:36:39	Straylight	42.500	43	Alp TrA	1.9100	4250.0	85	11787	No
228	GOM_NL__2PRFIN20040601_123842_000000392027_00210_11787_3015.N1	01-JUN-2004 12:38:42	Straylight	39.000	134	Bet TrA	2.8100	6600.0	78	11787	No
229	GOM_NL__2PRFIN20040601_124029_000000412027_00210_11787_3016.N1	01-JUN-2004 12:40:29	Straylight	41.000	147	Alp Ara	2.8770	26000.	82	11787	No
230	GOM_NL__2PRFIN20040601_124211_000000492027_00210_11787_3017.N1	01-JUN-2004 12:42:11	Straylight	49.000	40	The Sco	1.8590	7100.0	98	11787	No
231	GOM_NL__2PRFIN20040601_124358_000000452027_00210_11787_3018.N1	01-JUN-2004 12:43:58	Tw_i_and_stray	45.000	25	35Lam Sco	1.6200	28000.	90	11787	No
232	GOM_NL__2PRFIN20040601_124543_000000502027_00210_11787_3019.N1	01-JUN-2004 12:45:43	Tw_i_and_stray	49.500	75	26Eps Sco	2.2910	4250.0	99	11787	No
233	GOM_NL__2PRFIN20040601_124744_000000462027_00210_11787_3020.N1	01-JUN-2004 12:47:44	Bright	46.000	136	23Tau Sco	2.8220	30000.	92	11787	No
234	GOM_NL__2PRFIN20040601_124948_000000412027_00210_11787_3021.N1	01-JUN-2004 12:49:48	Bright	41.000	80	7Del Sco	2.3160	30000.	82	11787	No
235	GOM_NL__2PRFIN20040601_125121_000000472027_00210_11787_3022.N1	01-JUN-2004 12:51:21	Bright	47.000	86	35Eta Oph	2.4300	10200.	94	11787	No
236	GOM_NL__2PRFIN20040601_125311_000000432027_00210_11787_3023.N1	01-JUN-2004 12:53:11	Bright	42.500	98	13Zet Oph	2.5710	30000.	85	11787	No
237	GOM_NL__2PRFIN20040601_125521_000000442027_00210_11787_3024.N1	01-JUN-2004 12:55:21	Bright	44.000	120	1Del Oph	2.7340	3200.0	88	11787	No
238	GOM_NL__2PRFIN20040601_125824_000000382027_00210_11787_3025.N1	01-JUN-2004 12:58:24	Bright	37.500	102	24Alp Ser	2.6000	4250.0	75	11787	No
239	GOM_NL__2PRFIN20040601_130227_000000392027_00210_11787_3026.N1	01-JUN-2004 13:02:27	Bright	38.500	3	16Alp Boo	-0.050000	4250.0	77	11787	No
240	GOM_NL__2PRFIN20040601_130417_000000382027_00210_11787_3027.N1	01-JUN-2004 13:04:17	Bright	37.500	67	5Alp CrB	2.2210	11000.	75	11787	No
241	GOM_NL__2PRFIN20040601_130733_000000372027_00210_11787_3028.N1	01-JUN-2004 13:07:33	Bright	36.500	180	27Gam Boo	3.0400	8000.0	73	11787	No
242	GOM_NL__2PRFIN20040601_131059_000000362027_00210_11787_3029.N1	01-JUN-2004 13:10:59	Bright	36.000	39	85Eta UMa	1.8540	24000.	72	11787	No
243	GOM_NL__2PRFIN20040601_131247_000000392027_00210_11787_3030.N1	01-JUN-2004 13:12:47	Bright	39.000	55	79Zet UMa	2.0600	10200.	78	11787	No
244	GOM_NL__2PRFIN20040601_131450_000000422027_00210_11787_3031.N1	01-JUN-2004 13:14:50	Bright	41.500	119	14Eta Dra	2.7270	4700.0	83	11787	No
245	GOM_NL__2PRFIN20040601_131734_000000402027_00210_11787_3032.N1	01-JUN-2004 13:17:34	Bright	39.500	60	7Bet UMi	2.0810	3950.0	79	11787	No
246	GOM_NL__2PRFIN20040601_132215_000000392027_00210_11787_3033.N1	01-JUN-2004 13:22:15	Bright	39.000	49	1Alp UMi	1.9900	6300.0	78	11787	No
247	GOM_NL__2PRFIN20040601_132512_000000482027_00210_11787_3034.N1	01-JUN-2004 13:25:12	Bright	48.000	89	5Alp Cep	2.4510	8000.0	96	11787	No
248	GOM_NL__2PRFIN20040601_132733_000000802027_00210_11787_3035.N1	01-JUN-2004 13:27:33	Bright	80.000	19	50Alp Cyg	1.2460	10500.	160	11787	No
249	GOM_NL__2PRFIN20040601_133017_000000422027_00210_11787_3036.N1	01-JUN-2004 13:30:17	Bright	41.500	76	27Gam Cas	2.3000	30000.	83	11787	No
250	GOM_NL__2PRFIN20040601_133805_000000492027_00210_11787_3037.N1	01-JUN-2004 13:38:05	Bright	49.000	53	43Bet And	2.0480	3300.0	98	11787	No
251	GOM_NL__2PRFIN20040601_134049_000000572027_00210_11787_3038.N1	01-JUN-2004 13:40:49	Tw_i_and_stray	56.500	58	21Alp And	2.0730	11000.	113	11787	No
252	GOM_NL__2PRFIN20040601_134224_000000842027_00210_11787_3039.N1	01-JUN-2004 13:42:24	Dark	83.500	93	53Bet Peg	2.5200	3100.0	167	11787	No
253	GOM_NL__2PRFIN20040601_134548_000000532027_00210_11787_3040.N1	01-JUN-2004 13:45:48	Dark	53.000	140	88Gam Peg	2.8340	26000.	106	11787	No
254	GOM_NL__2PRFIN20040601_134918_000000922027_00210_11787_3041.N1	01-JUN-2004 13:49:18	Dark	91.500	90	54Alp Peg	2.4870	11000.	183	11787	No
255	GOM_NL__2PRFIN20040601_135448_000000532027_00210_11787_3042.N1	01-JUN-2004 13:54:48	Dark	52.500	52	16Bet Cet	2.0370	4500.0	105	11787	No
256	GOM_NL__2PRFIN20040601_140130_000000422027_00210_11787_3043.N1	01-JUN-2004 14:01:30	Dark	42.000	84	Alp Phe	2.3970	4500.0	84	11787	No
257	GOM_NL__2PRFIN20040601_140336_000000472027_00210_11787_3044.N1	01-JUN-2004 14:03:36	Dark	47.000	9	Alp Eri	0.45300	24000.	94	11787	No
258	GOM_NL__2PRFIN20040601_140653_000000502027_00211_11788_3011.N1	01-JUN-2004 14:06:53	Dark	49.500	63	Bet Gru	2.1500	2800.0	99	11788	No
259	GOM_NL__2PRFIN20040601_140847_000000472027_00211_11788_3012.N1	01-JUN-2004 14:08:47	Dark	46.500	31	Alp Gru	1.7340	15200.	93	11788	No
260	GOM_NL__2PRFIN20040601_141342_000000472027_00211_11788_3013.N1	01-JUN-2004 14:13:42	Straylight	46.500	45	Alp Pav	1.9400	26000.	93	11788	No
261	GOM_NL__2PRFIN20040601_141713_000000442027_00211_11788_3014.N1	01-JUN-2004 14:17:13	Straylight	43.500	43	Alp TrA	1.9100	4250.0	87	11788	No
262	GOM_NL__2PRFIN20040601_141916_000000422027_00211_11788_3015.N1	01-JUN-2004 14:19:16	Straylight	41.500	134	Bet TrA	2.8100	6600.0	83	11788	No
263	GOM_NL__2PRFIN20040601_142106_000000412027_00211_11788_3016.N1	01-JUN-2004 14:21:06	Straylight	40.500	147	Alp Ara	2.8770	26000.	81	11788	No
264	GOM_NL__2PRFIN20040601_142247_000000492027_00211_11788_3017.N1	01-JUN-2004 14:22:47	Straylight	49.000	40	The Sco	1.8590	7100.0	98	11788	No
265	GOM_NL__2PRFIN20040601_142435_000000462027_00211_11788_3018.N1	01-JUN-2004 14:24:35	Tw_i_and_stray	46.000	25	35Lam Sco	1.6200	28000.	92	11788	No
266	GOM_NL__2PRFIN20040601_142619_000000482027_00211_11788_3019.N1	01-JUN-2004 14:26:19	Tw_i_and_stray	48.000	75	26Eps Sco	2.2910	4250.0	96	11788	No
267	GOM_NL__2PRFIN20040601_142821_000000542027_00211_11788_3020.N1	01-JUN-2004 14:28:21	Bright	54.000	136	23Tau Sco	2.8220	30000.	108	11788	No
268	GOM_NL__2PRFIN20040601_143025_000000432027_00211_11788_3021.N1	01-JUN-2004 14:30:25	Bright	42.500	80	7Del Sco	2.3160	30000.	85	11788	No
269	GOM_NL__2PRFIN20040601_143157_000000472027_00211_11788_3022.N1	01-JUN-2004 14:31:57	Bright	46.500	86	35Eta Oph	2.4300	10200.	93	11788	No
270	GOM_NL__2PRFIN20040601_143348_000000442027_00211_11788_3023.N1	01-JUN-2004 14:33:48	Bright	44.000	98	13Zet Oph	2.5710	30000.	88	11788	No
271	GOM_NL__2PRFIN20040601_143558_000000422027_00211_11788_3024.N1	01-JUN-2004 14:35:58	Bright	41.500	120	1Del Oph	2.7340	3200.0	83	11788	No
272	GOM_NL__2PRFIN20040601_143900_000000382027_00211_11788_3025.N1	01-JUN-2004 14:39:00	Bright	38.000	102	24Alp Ser	2.6000	4250.0	76	11788	No
273	GOM_NL__2PRFIN20040601_144303_000000372027_00211_11788_3026.N1	01-JUN-2004 14:43:03	Bright	37.000	3	16Alp Boo	-0.050000	4250.0	74	11788	No
274	GOM_NL__2PRFIN20040601_144453_000000382027_00211_11788_3027.N1	01-JUN-2004 14:44:53	Bright	38.000	67	5Alp CrB	2.2210	11000.	76	11788	No
275	GOM_NL__2PRFIN20040601_144807_000000392027_00211_11788_3028.N1	01-JUN-2004 14:48:07	Bright	38.500	180	27Gam Boo	3.0400	8000.0	77	11788	No
276	GOM_NL__2PRFIN20040601_145133_000000402027_00211_11788_3029.N1	01-JUN-2004 14:51:33	Bright	40.000	39	85Eta UMa	1.8540	24000.	80	11788	No
277	GOM_NL__2PRFIN20040601_145322_000000422027_00211_11788_3030.N1	01-JUN-2004 14:53:22	Bright	41.500	55	79Zet UMa	2.0600	10200.	83	11788	No
278	GOM_NL__2PRFIN20040601_145524_000000442027_00211_11788_3031.N1	01-JUN-2004 14:55:24	Bright	43.500	119	14Eta Dra	2.7270	4700.0	87	11788	No

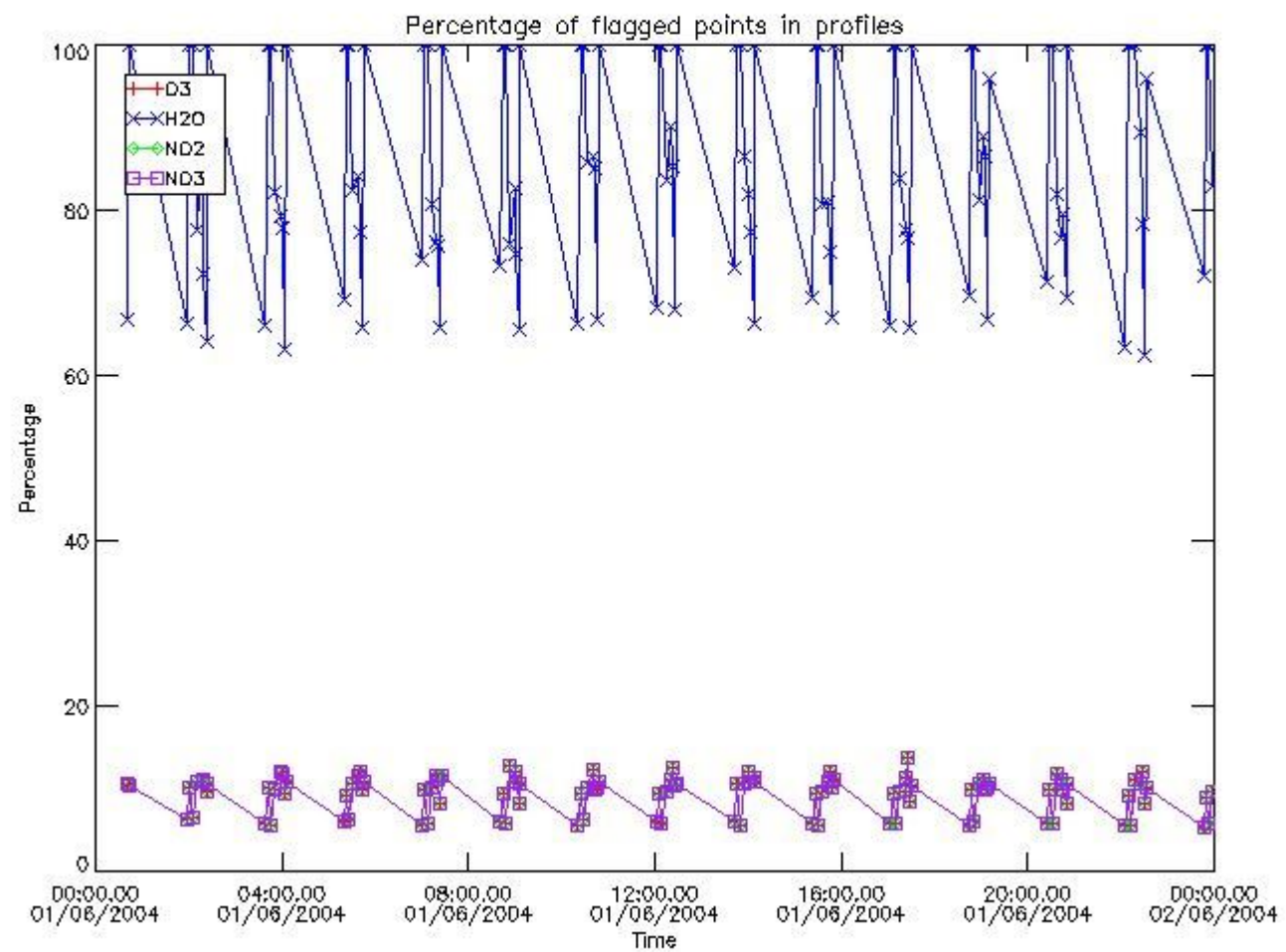
279	GOM_NL__2PRFIN20040601_145808_000000402027_00211_11788_3032.N1	01-JUN-2004 14:58:08	Bright	40.000	60	7Bet UMi	2.0810	3950.0	80	11788	No
280	GOM_NL__2PRFIN20040601_150252_000000392027_00211_11788_3033.N1	01-JUN-2004 15:02:52	Bright	38.500	49	1Alp UMi	1.9900	6300.0	77	11788	No
281	GOM_NL__2PRFIN20040601_150547_000000472027_00211_11788_3034.N1	01-JUN-2004 15:05:47	Bright	47.000	89	5Alp Cep	2.4510	8000.0	94	11788	No
282	GOM_NL__2PRFIN20040601_150807_000000842027_00211_11788_3035.N1	01-JUN-2004 15:08:07	Bright	83.500	19	50Alp Cyg	1.2460	10500.	167	11788	No
283	GOM_NL__2PRFIN20040601_151053_000000392027_00211_11788_3036.N1	01-JUN-2004 15:10:53	Bright	39.000	76	27Gam Cas	2.3000	30000.	78	11788	No
284	GOM_NL__2PRFIN20040601_151841_000000472027_00211_11788_3037.N1	01-JUN-2004 15:18:41	Bright	47.000	53	43Bet And	2.0480	3300.0	94	11788	No
285	GOM_NL__2PRFIN20040601_152124_000000532027_00211_11788_3038.N1	01-JUN-2004 15:21:24	Tw_i_and_stray	53.000	58	21Alp And	2.0730	11000.	106	11788	No
286	GOM_NL__2PRFIN20040601_152300_000000902027_00211_11788_3039.N1	01-JUN-2004 15:23:00	Dark	90.000	93	53Bet Peg	2.5200	3100.0	180	11788	No
287	GOM_NL__2PRFIN20040601_152625_000000552027_00211_11788_3040.N1	01-JUN-2004 15:26:25	Dark	54.500	140	88Gam Peg	2.8340	26000.	109	11788	No
288	GOM_NL__2PRFIN20040601_152955_000000942027_00211_11788_3041.N1	01-JUN-2004 15:29:55	Dark	94.000	90	54Alp Peg	2.4870	11000.	188	11788	No
289	GOM_NL__2PRFIN20040601_153526_000000532027_00211_11788_3042.N1	01-JUN-2004 15:35:26	Dark	52.500	52	16Bet Cet	2.0370	4500.0	105	11788	No
290	GOM_NL__2PRFIN20040601_154207_000000482027_00211_11788_3043.N1	01-JUN-2004 15:42:07	Dark	47.500	84	Alp Phe	2.3970	4500.0	95	11788	No
291	GOM_NL__2PRFIN20040601_154412_000000472027_00211_11788_3044.N1	01-JUN-2004 15:44:12	Dark	46.500	9	Alp Eri	0.45300	24000.	93	11788	No
292	GOM_NL__2PRFIN20040601_154731_000000512027_00212_11789_3011.N1	01-JUN-2004 15:47:31	Dark	50.500	63	Bet Gru	2.1500	2800.0	101	11789	No
293	GOM_NL__2PRFIN20040601_154924_000000462027_00212_11789_3012.N1	01-JUN-2004 15:49:24	Dark	46.000	31	Alp Gru	1.7340	15200.	92	11789	No
294	GOM_NL__2PRFIN20040601_155419_000000452027_00212_11789_3013.N1	01-JUN-2004 15:54:19	Straylight	45.000	45	Alp Pav	1.9400	26000.	90	11789	No
295	GOM_NL__2PRFIN20040601_155751_000000432027_00212_11789_3014.N1	01-JUN-2004 15:57:51	Straylight	42.500	43	Alp TrA	1.9100	4250.0	85	11789	No
296	GOM_NL__2PRFIN20040601_155954_000000392027_00212_11789_3015.N1	01-JUN-2004 15:59:54	Straylight	39.000	134	Bet TrA	2.8100	6600.0	78	11789	No
297	GOM_NL__2PRFIN20040601_160142_000000422027_00212_11789_3016.N1	01-JUN-2004 16:01:42	Straylight	41.500	147	Alp Ara	2.8770	26000.	83	11789	No
298	GOM_NL__2PRFIN20040601_160324_000000482027_00212_11789_3017.N1	01-JUN-2004 16:03:24	Straylight	48.000	40	The Sco	1.8590	7100.0	96	11789	No
299	GOM_NL__2PRFIN20040601_160511_000000492027_00212_11789_3018.N1	01-JUN-2004 16:05:11	Tw_i_and_stray	48.500	25	35Lam Sco	1.6200	28000.	97	11789	No
300	GOM_NL__2PRFIN20040601_160656_000000462027_00212_11789_3019.N1	01-JUN-2004 16:06:56	Tw_i_and_stray	46.000	75	26Eps Sco	2.2910	4250.0	92	11789	No
301	GOM_NL__2PRFIN20040601_160857_000000542027_00212_11789_3020.N1	01-JUN-2004 16:08:57	Bright	54.000	136	23Tau Sco	2.8220	30000.	108	11789	No
302	GOM_NL__2PRFIN20040601_161102_000000422027_00212_11789_3021.N1	01-JUN-2004 16:11:02	Bright	41.500	80	7Del Sco	2.3160	30000.	83	11789	No
303	GOM_NL__2PRFIN20040601_161233_000000462027_00212_11789_3022.N1	01-JUN-2004 16:12:33	Bright	46.000	86	35Eta Oph	2.4300	10200.	92	11789	No
304	GOM_NL__2PRFIN20040601_161424_000000432027_00212_11789_3023.N1	01-JUN-2004 16:14:24	Bright	42.500	98	13Zet Oph	2.5710	30000.	85	11789	No
305	GOM_NL__2PRFIN20040601_161635_000000422027_00212_11789_3024.N1	01-JUN-2004 16:16:35	Bright	41.500	120	1Del Oph	2.7340	3200.0	83	11789	No
306	GOM_NL__2PRFIN20040601_161936_000000382027_00212_11789_3025.N1	01-JUN-2004 16:19:36	Bright	38.000	102	24Alp Ser	2.6000	4250.0	76	11789	No
307	GOM_NL__2PRFIN20040601_162340_000000372027_00212_11789_3026.N1	01-JUN-2004 16:23:40	Bright	37.000	3	16Alp Boo	-0.050000	4250.0	74	11789	No
308	GOM_NL__2PRFIN20040601_162529_000000372027_00212_11789_3027.N1	01-JUN-2004 16:25:29	Bright	37.000	67	5Alp CrB	2.2210	11000.	74	11789	No
309	GOM_NL__2PRFIN20040601_162845_000000382027_00212_11789_3028.N1	01-JUN-2004 16:28:45	Bright	38.000	180	27Gam Boo	3.0400	8000.0	76	11789	No
310	GOM_NL__2PRFIN20040601_163211_000000392027_00212_11789_3029.N1	01-JUN-2004 16:32:11	Bright	38.500	39	85Eta UMa	1.8540	24000.	77	11789	No
311	GOM_NL__2PRFIN20040601_163358_000000382027_00212_11789_3030.N1	01-JUN-2004 16:33:58	Bright	38.000	55	79Zet UMa	2.0600	10200.	76	11789	No
312	GOM_NL__2PRFIN20040601_163601_000000422027_00212_11789_3031.N1	01-JUN-2004 16:36:01	Bright	41.500	119	14Eta Dra	2.7270	4700.0	83	11789	No
313	GOM_NL__2PRFIN20040601_163847_000000352027_00212_11789_3032.N1	01-JUN-2004 16:38:47	Bright	35.000	60	7Bet UMi	2.0810	3950.0	70	11789	No
314	GOM_NL__2PRFIN20040601_164328_000000382027_00212_11789_3033.N1	01-JUN-2004 16:43:28	Bright	38.000	49	1Alp UMi	1.9900	6300.0	76	11789	No
315	GOM_NL__2PRFIN20040601_164623_000000482027_00212_11789_3034.N1	01-JUN-2004 16:46:23	Bright	48.000	89	5Alp Cep	2.4510	8000.0	96	11789	No
316	GOM_NL__2PRFIN20040601_164842_000000832027_00212_11789_3035.N1	01-JUN-2004 16:48:42	Bright	83.000	19	50Alp Cyg	1.2460	10500.	166	11789	No
317	GOM_NL__2PRFIN20040601_165129_000000452027_00212_11789_3036.N1	01-JUN-2004 16:51:29	Bright	45.000	76	27Gam Cas	2.3000	30000.	90	11789	No
318	GOM_NL__2PRFIN20040601_165917_000000442027_00212_11789_3037.N1	01-JUN-2004 16:59:17	Bright	44.000	53	43Bet And	2.0480	3300.0	88	11789	No
319	GOM_NL__2PRFIN20040601_170201_000000542027_00212_11789_3038.N1	01-JUN-2004 17:02:01	Tw_i_and_stray	53.500	58	21Alp And	2.0730	11000.	107	11789	No
320	GOM_NL__2PRFIN20040601_170336_000000892027_00212_11789_3039.N1	01-JUN-2004 17:03:36	Dark	89.000	93	53Bet Peg	2.5200	3100.0	178	11789	No
321	GOM_NL__2PRFIN20040601_170702_000000552027_00212_11789_3040.N1	01-JUN-2004 17:07:02	Dark	54.500	140	88Gam Peg	2.8340	26000.	109	11789	No
322	GOM_NL__2PRFIN20040601_171032_000000892027_00212_11789_3041.N1	01-JUN-2004 17:10:32	Dark	89.000	90	54Alp Peg	2.4870	11000.	178	11789	No
323	GOM_NL__2PRFIN20040601_171602_000000532027_00212_11789_3042.N1	01-JUN-2004 17:16:02	Dark	53.000	52	16Bet Cet	2.0370	4500.0	106	11789	No
324	GOM_NL__2PRFIN20040601_172244_000000452027_00212_11789_3043.N1	01-JUN-2004 17:22:44	Dark	45.000	84	Alp Phe	2.3970	4500.0	90	11789	No
325	GOM_NL__2PRFIN20040601_172448_000000412027_00212_11789_3044.N1	01-JUN-2004 17:24:48	Dark	41.000	9	Alp Eri	0.45300	24000.	82	11789	No
326	GOM_NL__2PRFIN20040601_172807_000000612027_00213_11790_3011.N1	01-JUN-2004 17:28:07	Dark	60.500	63	Bet Gru	2.1500	2800.0	121	11790	No
327	GOM_NL__2PRFIN20040601_173001_000000492027_00213_11790_3012.N1	01-JUN-2004 17:30:01	Dark	49.000	31	Alp Gru	1.7340	15200.	98	11790	No
328	GOM_NL__2PRFIN20040601_173455_000000462027_00213_11790_3013.N1	01-JUN-2004 17:34:55	Straylight	46.000	45	Alp Pav	1.9400	26000.	92	11790	No
329	GOM_NL__2PRFIN20040601_173827_000000452027_00213_11790_3014.N1	01-JUN-2004 17:38:27	Straylight	45.000	43	Alp TrA	1.9100	4250.0	90	11790	No
330	GOM_NL__2PRFIN20040601_174030_000000402027_00213_11790_3015.N1	01-JUN-2004 17:40:30	Straylight	39.500	134	Bet TrA	2.8100	6600.0	79	11790	No
331	GOM_NL__2PRFIN20040601_174219_000000412027_00213_11790_3016.N1	01-JUN-2004 17:42:19	Straylight	41.000	147	Alp Ara	2.8770	26000.	82	11790	No
332	GOM_NL__2PRFIN20040601_174511_000000592027_00213_11790_3017.N1	01-JUN-2004 17:45:11	Tw_i_and_stray	58.500	38	20Eps Sgr	1.8360	11000.	117	11790	No
333	GOM_NL__2PRFIN20040601_174708_000000732027_00213_11790_3018.N1	01-JUN-2004 17:47:08	Tw_i_and_stray	72.500	57	34Sig Sgr	2.0660	26000.	145	11790	No
334	GOM_NL__2PRFIN20040601_174933_000000422027_00213_11790_3019.N1	01-JUN-2004 17:49:33	Bright	41.500	136	23Tau Sco	2.8220	30000.	83	11790	No
335	GOM_NL__2PRFIN20040601_175138_000000412027_00213_11790_3020.N1	01-JUN-2004 17:51:38	Bright	41.000	80	7Del Sco	2.3160	30000.	82	11790	No
336	GOM_NL__2PRFIN20040601_175309_000000482027_00213_11790_3021.N1	01-JUN-2004 17:53:09	Bright	48.000	86	35Eta Oph	2.4300	10200.	96	11790	No
337	GOM_NL__2PRFIN20040601_175501_000000432027_00213_11790_3022.N1	01-JUN-2004 17:55:01	Bright	42.500	98	13Zet Oph	2.5710	30000.	85	11790	No

338	GOM_NL__2PRFIN20040601_175711_000000412027_00213_11790_3023.N1	01-JUN-2004 17:57:11	Bright	40.500	120	1Del Oph	2.7340	3200.0	81	11790	No
339	GOM_NL__2PRFIN20040601_180012_000000382027_00213_11790_3024.N1	01-JUN-2004 18:00:12	Bright	37.500	102	24Alp Ser	2.6000	4250.0	75	11790	No
340	GOM_NL__2PRFIN20040601_180416_000000372027_00213_11790_3025.N1	01-JUN-2004 18:04:16	Bright	37.000	3	16Alp Boo	-0.050000	4250.0	74	11790	No
341	GOM_NL__2PRFIN20040601_180605_000000392027_00213_11790_3026.N1	01-JUN-2004 18:06:05	Bright	38.500	67	5Alp CrB	2.2210	11000.	77	11790	No
342	GOM_NL__2PRFIN20040601_180921_000000382027_00213_11790_3027.N1	01-JUN-2004 18:09:21	Bright	37.500	180	27Gam Boo	3.0400	8000.0	75	11790	No
343	GOM_NL__2PRFIN20040601_181247_000000392027_00213_11790_3028.N1	01-JUN-2004 18:12:47	Bright	38.500	39	85Eta UMa	1.8540	24000.	77	11790	No
344	GOM_NL__2PRFIN20040601_181435_000000412027_00213_11790_3029.N1	01-JUN-2004 18:14:35	Bright	41.000	55	79Zet UMa	2.0600	10200.	82	11790	No
345	GOM_NL__2PRFIN20040601_181637_000000412027_00213_11790_3030.N1	01-JUN-2004 18:16:37	Bright	41.000	119	14Eta Dra	2.7270	4700.0	82	11790	No
346	GOM_NL__2PRFIN20040601_181922_000000382027_00213_11790_3031.N1	01-JUN-2004 18:19:22	Bright	37.500	60	7Bet UMi	2.0810	3950.0	75	11790	No
347	GOM_NL__2PRFIN20040601_182401_000000412027_00213_11790_3032.N1	01-JUN-2004 18:24:01	Bright	41.000	49	1Alp UMi	1.9900	6300.0	82	11790	No
348	GOM_NL__2PRFIN20040601_182657_000000492027_00213_11790_3033.N1	01-JUN-2004 18:26:57	Bright	48.500	89	5Alp Cep	2.4510	8000.0	97	11790	No
349	GOM_NL__2PRFIN20040601_182916_000000812027_00213_11790_3034.N1	01-JUN-2004 18:29:16	Bright	80.500	19	50Alp Cyg	1.2460	10500.	161	11790	No
350	GOM_NL__2PRFIN20040601_183204_000000392027_00213_11790_3035.N1	01-JUN-2004 18:32:04	Bright	39.000	76	27Gam Cas	2.3000	30000.	78	11790	No
351	GOM_NL__2PRFIN20040601_184000_000001712027_00213_11790_3036.N1	01-JUN-2004 18:40:00	Straylight	171.00	92	53Eps Cyg	2.5000	4500.0	342	11790	No
352	GOM_NL__2PRFIN20040601_184412_000000932027_00213_11790_3037.N1	01-JUN-2004 18:44:12	Dark	92.500	93	53Bet Peg	2.5200	3100.0	185	11790	No
353	GOM_NL__2PRFIN20040601_184737_000000522027_00213_11790_3038.N1	01-JUN-2004 18:47:37	Dark	51.500	140	88Gam Peg	2.8340	26000.	103	11790	No
354	GOM_NL__2PRFIN20040601_185110_000000922027_00213_11790_3039.N1	01-JUN-2004 18:51:10	Dark	92.000	90	54Alp Peg	2.4870	11000.	184	11790	No
355	GOM_NL__2PRFIN20040601_185639_000000492027_00213_11790_3040.N1	01-JUN-2004 18:56:39	Dark	48.500	52	16Bet Cet	2.0370	4500.0	97	11790	No
356	GOM_NL__2PRFIN20040601_190320_000000462027_00213_11790_3041.N1	01-JUN-2004 19:03:20	Dark	46.000	84	Alp Phe	2.3970	4500.0	92	11790	No
357	GOM_NL__2PRFIN20040601_190524_000000522027_00213_11790_3042.N1	01-JUN-2004 19:05:24	Dark	52.000	9	Alp Eri	0.45300	24000.	104	11790	No
358	GOM_NL__2PRFIN20040601_190844_000000502027_00214_11791_3011.N1	01-JUN-2004 19:08:44	Dark	50.000	63	Bet Gru	2.1500	2800.0	100	11791	No
359	GOM_NL__2PRFIN20040601_191038_000000492027_00214_11791_3012.N1	01-JUN-2004 19:10:38	Dark	48.500	31	Alp Gru	1.7340	15200.	97	11791	No
360	GOM_NL__2PRFIN20040601_191532_000000442027_00214_11791_3013.N1	01-JUN-2004 19:15:32	Straylight	44.000	45	Alp Pav	1.9400	26000.	88	11791	No
361	GOM_NL__2PRFIN20040601_191904_000000422027_00214_11791_3014.N1	01-JUN-2004 19:19:04	Straylight	41.500	43	Alp TrA	1.9100	4250.0	83	11791	No
362	GOM_NL__2PRFIN20040601_192107_000000402027_00214_11791_3015.N1	01-JUN-2004 19:21:07	Straylight	39.500	134	Bet TrA	2.8100	6600.0	79	11791	No
363	GOM_NL__2PRFIN20040601_192255_000000422027_00214_11791_3016.N1	01-JUN-2004 19:22:55	Straylight	41.500	147	Alp Ara	2.8770	26000.	83	11791	No
364	GOM_NL__2PRFIN20040601_192548_000000522027_00214_11791_3017.N1	01-JUN-2004 19:25:48	Tw_i_and_stray	52.000	38	20Eps Sgr	1.8360	11000.	104	11791	No
365	GOM_NL__2PRFIN20040601_192745_000000702027_00214_11791_3018.N1	01-JUN-2004 19:27:45	Tw_i_and_stray	69.500	57	34Sig Sgr	2.0660	26000.	139	11791	No
366	GOM_NL__2PRFIN20040601_193010_000000562027_00214_11791_3019.N1	01-JUN-2004 19:30:10	Bright	56.000	136	23Tau Sco	2.8220	30000.	112	11791	No
367	GOM_NL__2PRFIN20040601_193214_000000402027_00214_11791_3020.N1	01-JUN-2004 19:32:14	Bright	39.500	80	7Del Sco	2.3160	30000.	79	11791	No
368	GOM_NL__2PRFIN20040601_193345_000000482027_00214_11791_3021.N1	01-JUN-2004 19:33:45	Bright	47.500	86	35Eta Oph	2.4300	10200.	95	11791	No
369	GOM_NL__2PRFIN20040601_193537_000000412027_00214_11791_3022.N1	01-JUN-2004 19:35:37	Bright	41.000	98	13Zet Oph	2.5710	30000.	82	11791	No
370	GOM_NL__2PRFIN20040601_193748_000000402027_00214_11791_3023.N1	01-JUN-2004 19:37:48	Bright	40.000	120	1Del Oph	2.7340	3200.0	80	11791	No
371	GOM_NL__2PRFIN20040601_194048_000000382027_00214_11791_3024.N1	01-JUN-2004 19:40:48	Bright	37.500	102	24Alp Ser	2.6000	4250.0	75	11791	No
372	GOM_NL__2PRFIN20040601_194453_000000362027_00214_11791_3025.N1	01-JUN-2004 19:44:53	Bright	35.500	3	16Alp Boo	-0.050000	4250.0	71	11791	No
373	GOM_NL__2PRFIN20040601_194641_000000392027_00214_11791_3026.N1	01-JUN-2004 19:46:41	Bright	38.500	67	5Alp CrB	2.2210	11000.	77	11791	No
374	GOM_NL__2PRFIN20040601_194958_000000372027_00214_11791_3027.N1	01-JUN-2004 19:49:58	Bright	37.000	180	27Gam Boo	3.0400	8000.0	74	11791	No
375	GOM_NL__2PRFIN20040601_195324_000000372027_00214_11791_3028.N1	01-JUN-2004 19:53:24	Bright	36.500	39	85Eta UMa	1.8540	24000.	73	11791	No
376	GOM_NL__2PRFIN20040601_195513_000000402027_00214_11791_3029.N1	01-JUN-2004 19:55:13	Bright	39.500	55	79Zet UMa	2.0600	10200.	79	11791	No
377	GOM_NL__2PRFIN20040601_195714_000000422027_00214_11791_3030.N1	01-JUN-2004 19:57:14	Bright	42.000	119	14Eta Dra	2.7270	4700.0	84	11791	No
378	GOM_NL__2PRFIN20040601_195959_000000372027_00214_11791_3031.N1	01-JUN-2004 19:59:59	Bright	37.000	60	7Bet UMi	2.0810	3950.0	74	11791	No
379	GOM_NL__2PRFIN20040601_200440_000000392027_00214_11791_3032.N1	01-JUN-2004 20:04:40	Bright	38.500	49	1Alp UMi	1.9900	6300.0	77	11791	No
380	GOM_NL__2PRFIN20040601_200733_000000482027_00214_11791_3033.N1	01-JUN-2004 20:07:33	Bright	47.500	89	5Alp Cep	2.4510	8000.0	95	11791	No
381	GOM_NL__2PRFIN20040601_200951_000000842027_00214_11791_3034.N1	01-JUN-2004 20:09:51	Bright	83.500	19	50Alp Cyg	1.2460	10500.	167	11791	No
382	GOM_NL__2PRFIN20040601_201241_000000382027_00214_11791_3035.N1	01-JUN-2004 20:12:41	Bright	37.500	76	27Gam Cas	2.3000	30000.	75	11791	No
383	GOM_NL__2PRFIN20040601_202034_000001712027_00214_11791_3036.N1	01-JUN-2004 20:20:34	Straylight	171.00	92	53Eps Cyg	2.5000	4500.0	342	11791	No
384	GOM_NL__2PRFIN20040601_202449_000001052027_00214_11791_3037.N1	01-JUN-2004 20:24:49	Dark	105.00	93	53Bet Peg	2.5200	3100.0	210	11791	No
385	GOM_NL__2PRFIN20040601_202814_000000572027_00214_11791_3038.N1	01-JUN-2004 20:28:14	Dark	57.000	140	88Gam Peg	2.8340	26000.	114	11791	No
386	GOM_NL__2PRFIN20040601_203147_000000902027_00214_11791_3039.N1	01-JUN-2004 20:31:47	Dark	90.000	90	54Alp Peg	2.4870	11000.	180	11791	No
387	GOM_NL__2PRFIN20040601_203716_000000482027_00214_11791_3040.N1	01-JUN-2004 20:37:16	Dark	47.500	52	16Bet Cet	2.0370	4500.0	95	11791	No
388	GOM_NL__2PRFIN20040601_204357_000000462027_00214_11791_3041.N1	01-JUN-2004 20:43:57	Dark	45.500	84	Alp Phe	2.3970	4500.0	91	11791	No
389	GOM_NL__2PRFIN20040601_204601_000000522027_00214_11791_3042.N1	01-JUN-2004 20:46:01	Dark	52.000	9	Alp Eri	0.45300	24000.	104	11791	No
390	GOM_NL__2PRFIN20040601_204921_000000632027_00215_11792_3011.N1	01-JUN-2004 20:49:21	Dark	62.500	63	Bet Gru	2.1500	2800.0	125	11792	No
391	GOM_NL__2PRFIN20040601_205115_000000492027_00215_11792_3012.N1	01-JUN-2004 20:51:15	Dark	48.500	31	Alp Gru	1.7340	15200.	97	11792	No
392	GOM_NL__2PRFIN20040601_205609_000000442027_00215_11792_3013.N1	01-JUN-2004 20:56:09	Straylight	44.000	45	Alp Pav	1.9400	26000.	88	11792	No
393	GOM_NL__2PRFIN20040601_205940_000000512027_00215_11792_3014.N1	01-JUN-2004 20:59:40	Straylight	51.000	43	Alp TrA	1.9100	4250.0	102	11792	No
394	GOM_NL__2PRFIN20040601_210143_000000392027_00215_11792_3015.N1	01-JUN-2004 21:01:43	Straylight	39.000	134	Bet TrA	2.8100	6600.0	78	11792	No
395	GOM_NL__2PRFIN20040601_210332_000000412027_00215_11792_3016.N1	01-JUN-2004 21:03:32	Straylight	41.000	147	Alp Ara	2.8770	26000.	82	11792	No
396	GOM_NL__2PRFIN20040601_210624_000000572027_00215_11792_3017.N1	01-JUN-2004 21:06:24	Tw_i_and_stray	57.000	38	20Eps Sgr	1.8360	11000.	114	11792	No

397	GOM_NL__2PRFIN20040601_210821_000000722027_00215_11792_3018.N1	01-JUN-2004 21:08:21	Twilight	72.000	57	34Sig Sgr	2.0660	26000.	144	11792	No
398	GOM_NL__2PRFIN20040601_211046_000000452027_00215_11792_3019.N1	01-JUN-2004 21:10:46	Bright	45.000	136	23Tau Sco	2.8220	30000.	90	11792	No
399	GOM_NL__2PRFIN20040601_211250_000000422027_00215_11792_3020.N1	01-JUN-2004 21:12:50	Bright	41.500	80	7Del Sco	2.3160	30000.	83	11792	No
400	GOM_NL__2PRFIN20040601_211421_000000472027_00215_11792_3021.N1	01-JUN-2004 21:14:21	Bright	46.500	86	35Eta Oph	2.4300	10200.	93	11792	No
401	GOM_NL__2PRFIN20040601_211612_000000432027_00215_11792_3022.N1	01-JUN-2004 21:16:12	Bright	43.000	98	13Zet Oph	2.5710	30000.	86	11792	No
402	GOM_NL__2PRFIN20040601_211823_000000412027_00215_11792_3023.N1	01-JUN-2004 21:18:23	Bright	40.500	120	1Del Oph	2.7340	3200.0	81	11792	No
403	GOM_NL__2PRFIN20040601_212124_000000382027_00215_11792_3024.N1	01-JUN-2004 21:21:24	Bright	38.000	102	24Alp Ser	2.6000	4250.0	76	11792	No
404	GOM_NL__2PRFIN20040601_212529_000000382027_00215_11792_3025.N1	01-JUN-2004 21:25:29	Bright	37.500	3	16Alp Boo	-0.050000	4250.0	75	11792	No
405	GOM_NL__2PRFIN20040601_212716_000000392027_00215_11792_3026.N1	01-JUN-2004 21:27:16	Bright	39.000	67	5Alp CrB	2.2210	11000.	78	11792	No
406	GOM_NL__2PRFIN20040601_213034_000000362027_00215_11792_3027.N1	01-JUN-2004 21:30:34	Bright	36.000	180	27Gam Boo	3.0400	8000.0	72	11792	No
407	GOM_NL__2PRFIN20040601_213401_000000352027_00215_11792_3028.N1	01-JUN-2004 21:34:01	Bright	34.500	39	85Eta UMa	1.8540	24000.	69	11792	No
408	GOM_NL__2PRFIN20040601_213549_000000392027_00215_11792_3029.N1	01-JUN-2004 21:35:49	Bright	38.500	55	79Zet UMa	2.0600	10200.	77	11792	No
409	GOM_NL__2PRFIN20040601_213750_000000412027_00215_11792_3030.N1	01-JUN-2004 21:37:50	Bright	40.500	119	14Eta Dra	2.7270	4700.0	81	11792	No
410	GOM_NL__2PRFIN20040601_214035_000000392027_00215_11792_3031.N1	01-JUN-2004 21:40:35	Bright	38.500	60	7Bet UMi	2.0810	3950.0	77	11792	No
411	GOM_NL__2PRFIN20040601_214516_000000342027_00215_11792_3032.N1	01-JUN-2004 21:45:16	Bright	34.000	49	1Alp UMi	1.9900	6300.0	68	11792	No
412	GOM_NL__2PRFIN20040601_214807_000000492027_00215_11792_3033.N1	01-JUN-2004 21:48:07	Bright	48.500	89	5Alp Cep	2.4510	8000.0	97	11792	No
413	GOM_NL__2PRFIN20040601_215025_000000842027_00215_11792_3034.N1	01-JUN-2004 21:50:25	Bright	83.500	19	50Alp Cyg	1.2460	10500.	167	11792	No
414	GOM_NL__2PRFIN20040601_215317_000000562027_00215_11792_3035.N1	01-JUN-2004 21:53:17	Bright	56.000	76	27Gam Cas	2.3000	30000.	112	11792	No
415	GOM_NL__2PRFIN20040601_220108_000001712027_00215_11792_3036.N1	01-JUN-2004 22:01:08	Straylight	171.00	92	53Eps Cyg	2.5000	4500.0	342	11792	No
416	GOM_NL__2PRFIN20040601_220525_000000942027_00215_11792_3037.N1	01-JUN-2004 22:05:25	Dark	93.500	93	53Bet Peg	2.5200	3100.0	187	11792	No
417	GOM_NL__2PRFIN20040601_220850_000000562027_00215_11792_3038.N1	01-JUN-2004 22:08:50	Dark	55.500	140	88Gam Peg	2.8340	26000.	111	11792	No
418	GOM_NL__2PRFIN20040601_221223_000000942027_00215_11792_3039.N1	01-JUN-2004 22:12:23	Dark	94.000	90	54Alp Peg	2.4870	11000.	188	11792	No
419	GOM_NL__2PRFIN20040601_221752_000000512027_00215_11792_3040.N1	01-JUN-2004 22:17:52	Dark	51.000	52	16Bet Cet	2.0370	4500.0	102	11792	No
420	GOM_NL__2PRFIN20040601_222433_000000482027_00215_11792_3041.N1	01-JUN-2004 22:24:33	Dark	48.000	84	Alp Phe	2.3970	4500.0	96	11792	No
421	GOM_NL__2PRFIN20040601_222637_000000422027_00215_11792_3042.N1	01-JUN-2004 22:26:37	Dark	42.000	9	Alp Eri	0.45300	24000.	84	11792	No
422	GOM_NL__2PRFIN20040601_222958_000000622027_00216_11793_3011.N1	01-JUN-2004 22:29:58	Dark	61.500	63	Bet Gru	2.1500	2800.0	123	11793	No
423	GOM_NL__2PRFIN20040601_223151_000000512027_00216_11793_3012.N1	01-JUN-2004 22:31:51	Dark	50.500	31	Alp Gru	1.7340	15200.	101	11793	No
424	GOM_NL__2PRFIN20040601_223645_000000452027_00216_11793_3013.N1	01-JUN-2004 22:36:45	Straylight	44.500	45	Alp Pav	1.9400	26000.	89	11793	No
425	GOM_NL__2PRFIN20040601_224016_000000512027_00216_11793_3014.N1	01-JUN-2004 22:40:16	Straylight	50.500	43	Alp TrA	1.9100	4250.0	101	11793	No
426	GOM_NL__2PRFIN20040601_224219_000000392027_00216_11793_3015.N1	01-JUN-2004 22:42:19	Straylight	38.500	134	Bet TrA	2.8100	6600.0	77	11793	No
427	GOM_NL__2PRFIN20040601_224407_000000432027_00216_11793_3016.N1	01-JUN-2004 22:44:07	Straylight	43.000	147	Alp Ara	2.8770	26000.	86	11793	No
428	GOM_NL__2PRFIN20040601_224700_000000562027_00216_11793_3017.N1	01-JUN-2004 22:47:00	Twilight	56.000	38	20Eps Sgr	1.8360	11000.	112	11793	No
429	GOM_NL__2PRFIN20040601_224857_000000702027_00216_11793_3018.N1	01-JUN-2004 22:48:57	Twilight	70.000	57	34Sig Sgr	2.0660	26000.	140	11793	No
430	GOM_NL__2PRFIN20040601_225122_000000482027_00216_11793_3019.N1	01-JUN-2004 22:51:22	Bright	48.000	136	23Tau Sco	2.8220	30000.	96	11793	No
431	GOM_NL__2PRFIN20040601_225326_000000422027_00216_11793_3020.N1	01-JUN-2004 22:53:26	Bright	42.000	80	7Del Sco	2.3160	30000.	84	11793	No
432	GOM_NL__2PRFIN20040601_225458_000000472027_00216_11793_3021.N1	01-JUN-2004 22:54:58	Bright	47.000	86	35Eta Oph	2.4300	10200.	94	11793	No
433	GOM_NL__2PRFIN20040601_225648_000000432027_00216_11793_3022.N1	01-JUN-2004 22:56:48	Bright	42.500	98	13Zet Oph	2.5710	30000.	85	11793	No
434	GOM_NL__2PRFIN20040601_225858_000000422027_00216_11793_3023.N1	01-JUN-2004 22:58:58	Bright	41.500	120	1Del Oph	2.7340	3200.0	83	11793	No
435	GOM_NL__2PRFIN20040601_230159_000000382027_00216_11793_3024.N1	01-JUN-2004 23:01:59	Bright	38.000	102	24Alp Ser	2.6000	4250.0	76	11793	No
436	GOM_NL__2PRFIN20040601_230605_000000392027_00216_11793_3025.N1	01-JUN-2004 23:06:05	Bright	39.000	3	16Alp Boo	-0.050000	4250.0	78	11793	No
437	GOM_NL__2PRFIN20040601_230752_000000402027_00216_11793_3026.N1	01-JUN-2004 23:07:52	Bright	40.000	67	5Alp CrB	2.2210	11000.	80	11793	No
438	GOM_NL__2PRFIN20040601_231110_000000372027_00216_11793_3027.N1	01-JUN-2004 23:11:10	Bright	36.500	180	27Gam Boo	3.0400	8000.0	73	11793	No
439	GOM_NL__2PRFIN20040601_231436_000000382027_00216_11793_3028.N1	01-JUN-2004 23:14:36	Bright	38.000	39	85Eta UMa	1.8540	24000.	76	11793	No
440	GOM_NL__2PRFIN20040601_231624_000000382027_00216_11793_3029.N1	01-JUN-2004 23:16:24	Bright	38.000	55	79Zet UMa	2.0600	10200.	76	11793	No
441	GOM_NL__2PRFIN20040601_231825_000000402027_00216_11793_3030.N1	01-JUN-2004 23:18:25	Bright	40.000	119	14Eta Dra	2.7270	4700.0	80	11793	No
442	GOM_NL__2PRFIN20040601_232111_000000392027_00216_11793_3031.N1	01-JUN-2004 23:21:11	Bright	38.500	60	7Bet UMi	2.0810	3950.0	77	11793	No
443	GOM_NL__2PRFIN20040601_232552_000000372027_00216_11793_3032.N1	01-JUN-2004 23:25:52	Bright	37.000	49	1Alp UMi	1.9900	6300.0	74	11793	No
444	GOM_NL__2PRFIN20040601_232843_000000482027_00216_11793_3033.N1	01-JUN-2004 23:28:43	Bright	48.000	89	5Alp Cep	2.4510	8000.0	96	11793	No
445	GOM_NL__2PRFIN20040601_233100_000000802027_00216_11793_3034.N1	01-JUN-2004 23:31:00	Bright	80.000	19	50Alp Cyg	1.2460	10500.	160	11793	No
446	GOM_NL__2PRFIN20040601_233353_000000382027_00216_11793_3035.N1	01-JUN-2004 23:33:53	Bright	37.500	76	27Gam Cas	2.3000	30000.	75	11793	No
447	GOM_NL__2PRFIN20040601_234142_000001712027_00216_11793_3036.N1	01-JUN-2004 23:41:42	Straylight	171.00	92	53Eps Cyg	2.5000	4500.0	342	11793	No
448	GOM_NL__2PRFIN20040601_234602_000000952027_00216_11793_3037.N1	01-JUN-2004 23:46:02	Dark	95.000	93	53Bet Peg	2.5200	3100.0	190	11793	No
449	GOM_NL__2PRFIN20040601_234926_000000572027_00216_11793_3038.N1	01-JUN-2004 23:49:26	Dark	56.500	140	88Gam Peg	2.8340	26000.	113	11793	No
450	GOM_NL__2PRFIN20040601_235301_000000902027_00216_11793_3039.N1	01-JUN-2004 23:53:01	Dark	90.000	90	54Alp Peg	2.4870	11000.	180	11793	No
451	GOM_NL__2PRFIN20040601_235829_000000532027_00216_11793_3040.N1	01-JUN-2004 23:58:29	Dark	53.000	52	16Bet Cet	2.0370	4500.0	106	11793	No

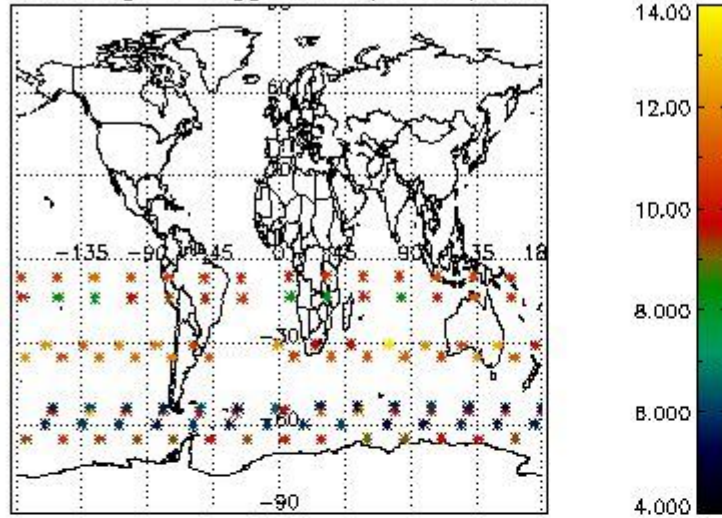
In this section it is plotted some information contained in the Quality Summary data set of the level 2 products. Only products in dark limb conditions and without errors (error flag in the MPH set to "0") are used.

3.1 Plot quality information per product (time dependant)

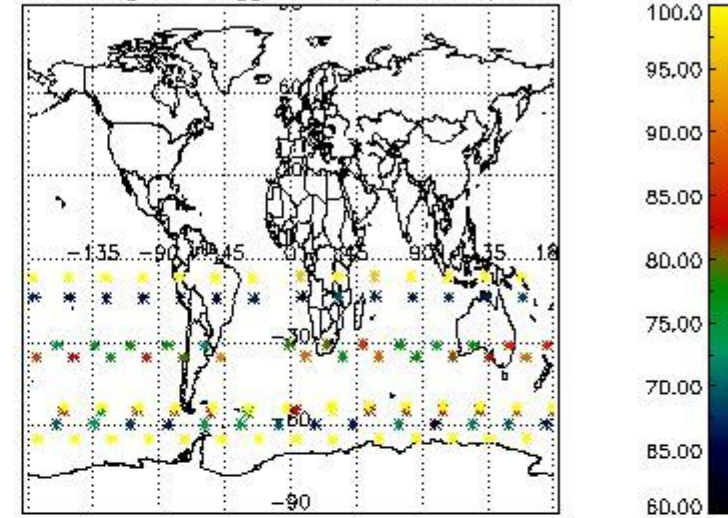


3.2 Plot quality information per product (world map)

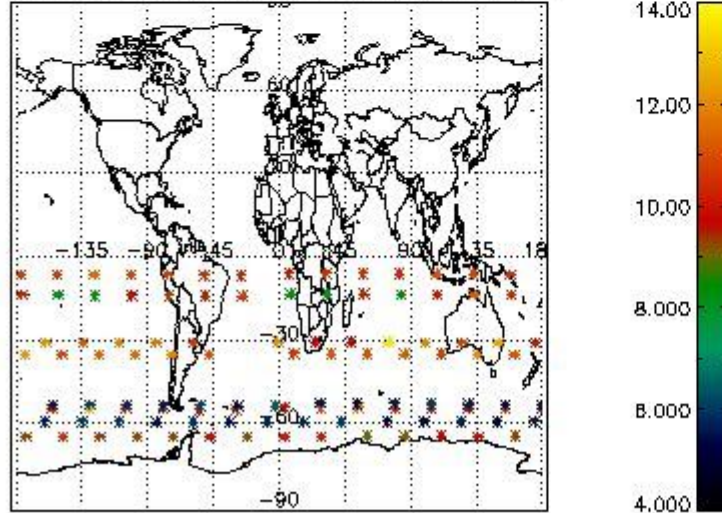
Percentage of flagged data per O3 profile



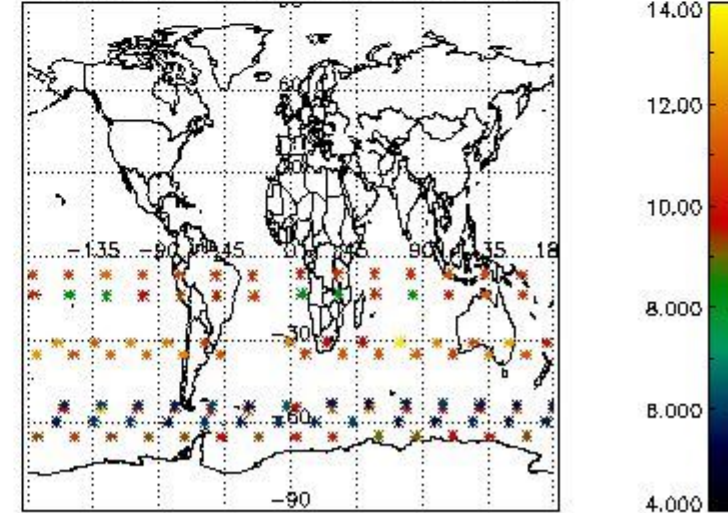
Percentage of flagged data per H2O profile



Percentage of flagged data per NO2 profile



Percentage of flagged data per NO3 profile

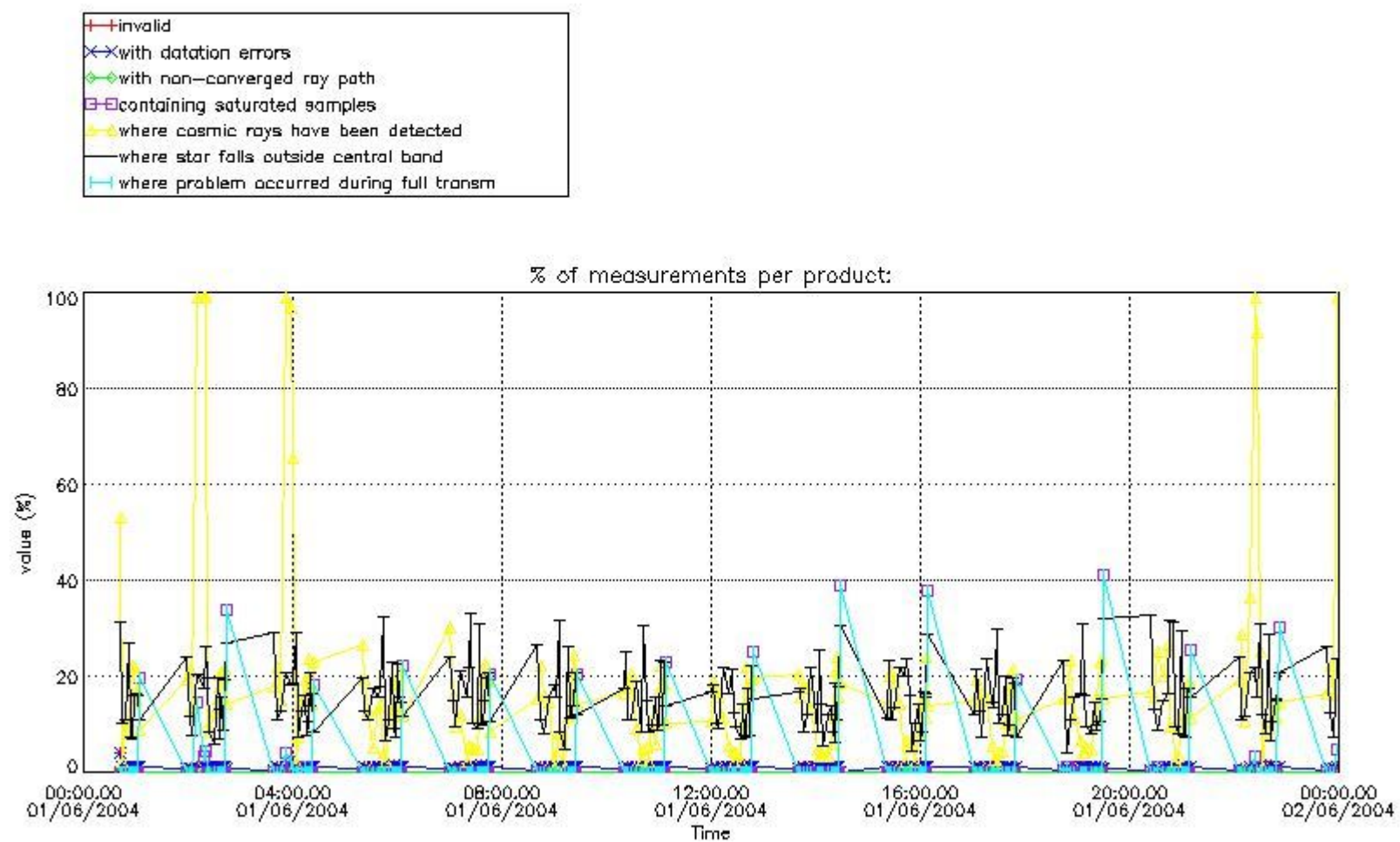


4. Level 1 quality information per product

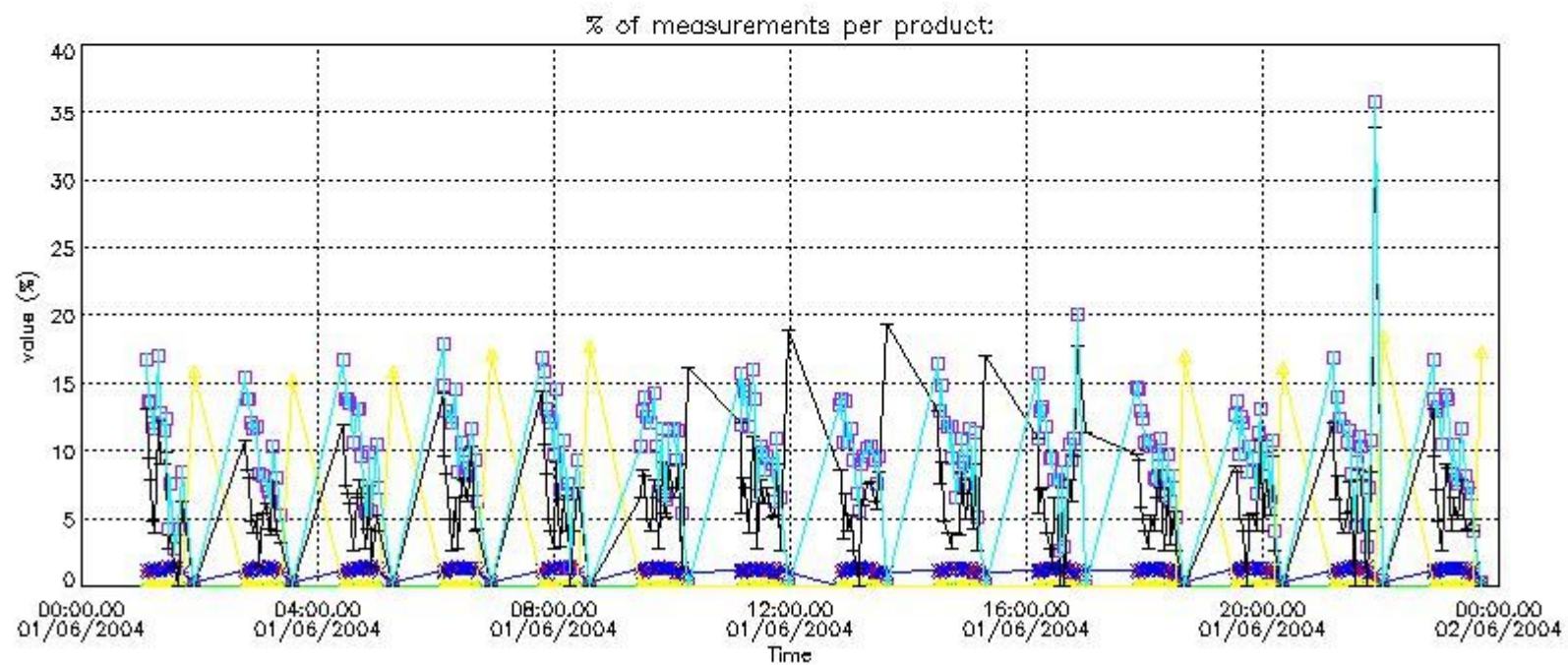
In this section it is plotted some information contained in the Quality Summary data set of the level 2 products that comes from the level 1b processing. Products without errors (error flag in the MPH set to "0") are used.

4.1 Plot quality information per product (time dependant) coming from level 1b processing

4.1.1 Plot level 1 quality information per product (time dependant): ENVISAT ASCENDING passes



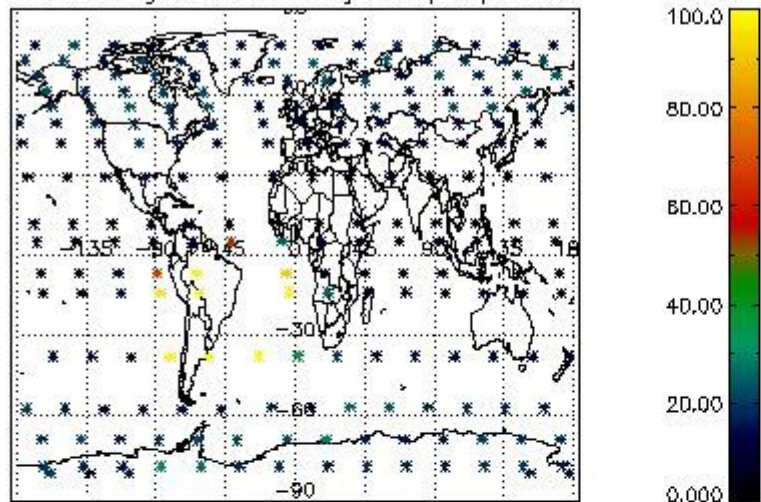
4.1.2 Plot level 1 quality information per product (time dependant): ENVI SAT DESCENDING passes



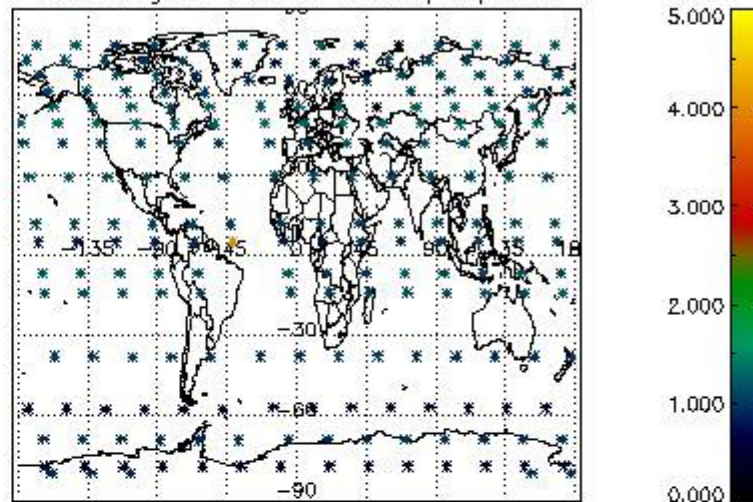
4.2 Plot quality information per product coming from level 1b processing (world map)

4.2.1 Plot level 1 quality information per product (world map): ENVISAT ASCENDING passes

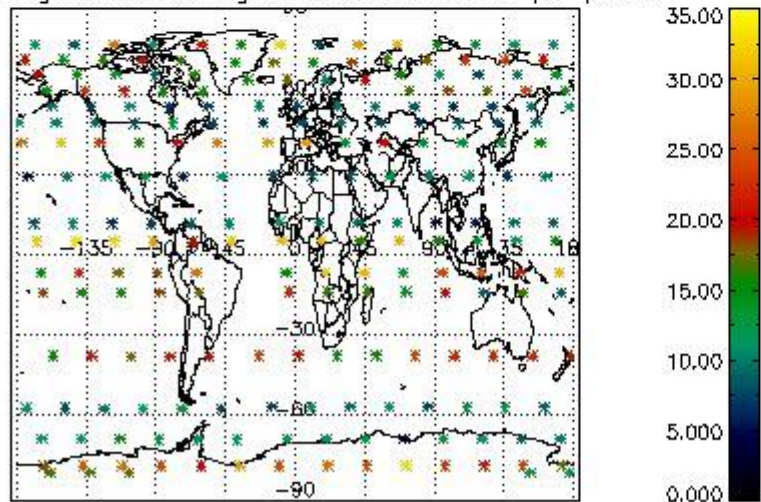
Percentage of cosmic ray hits per profile



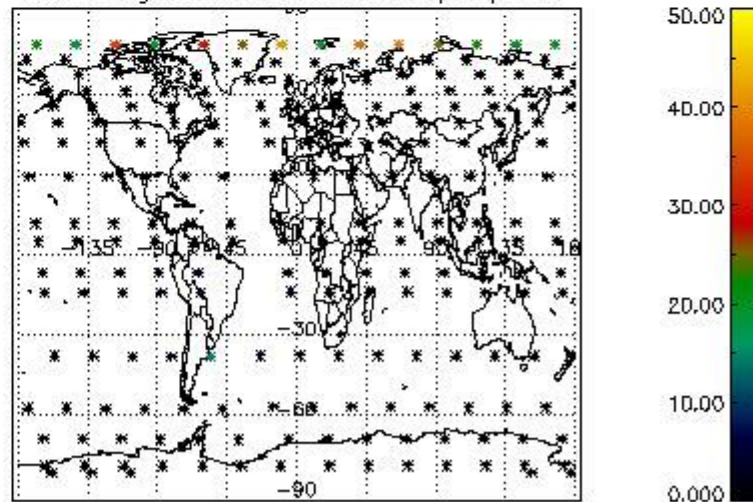
Percentage of datation errors per profile



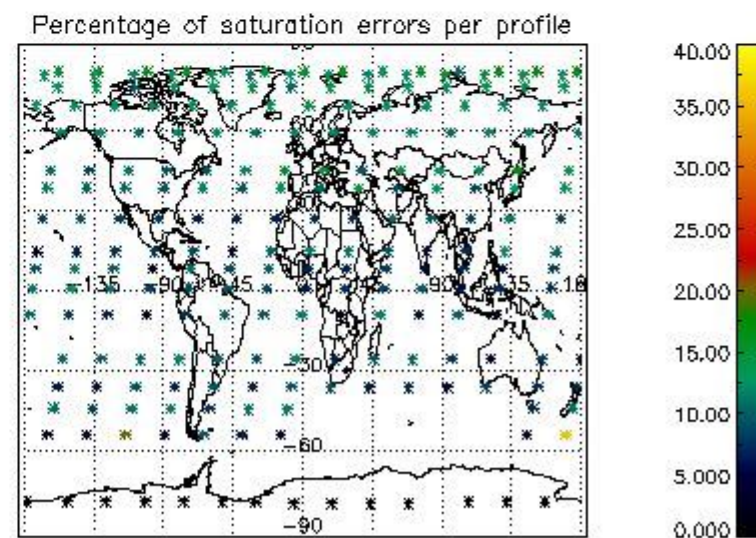
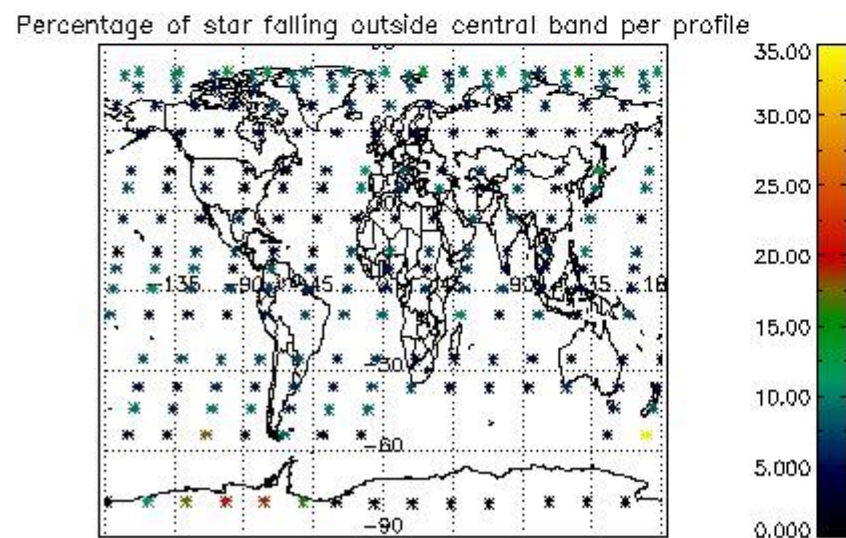
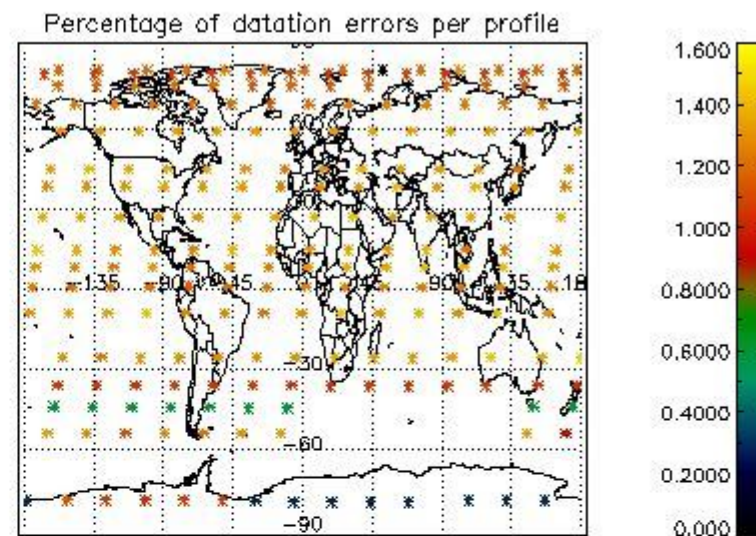
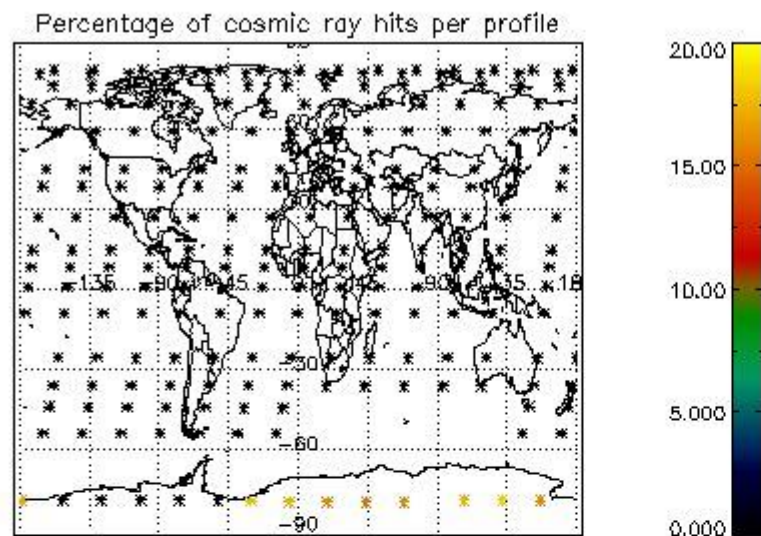
Percentage of star falling outside central band per profile



Percentage of saturation errors per profile



4.2.2 Plot level 1 quality information per product (world map): ENVISAT DESCENDING passes



5. Trace gas profiles

5.1 Ozone statistics based on quality of products

The final quality of the products can be "measured" using the STD (Standard Deviation) attached to every point profile. This information is written to the parameter GOM_NL__2P/NL_LOCAL_SPECIES_DENSITY/o3_std of the level 2 products. The table below shows the statistics for given STD ranges.

The statistics are given with respect to the overall valid production:

- Products without fatal errors: GOM_NL__2P/MPH/PRODUCT_ERR=0
- Valid point profile: GOM_NL__2P/NL_LOCAL_SPECIES_DENSITY/pcd(0)=0

The 'Criteria' is applied to valid points of dark limb products:

- Products in dark limb illumination condition: GOM_NL__2P/NL_SUMMARY_QUALITY/obs_ill_cond=0
- Products without fatal errors: GOM_NL__2P/MPH/PRODUCT_ERR=0
- Valid point profile: GOM_NL__2P/NL_LOCAL_SPECIES_DENSITY/pcd(0)=0

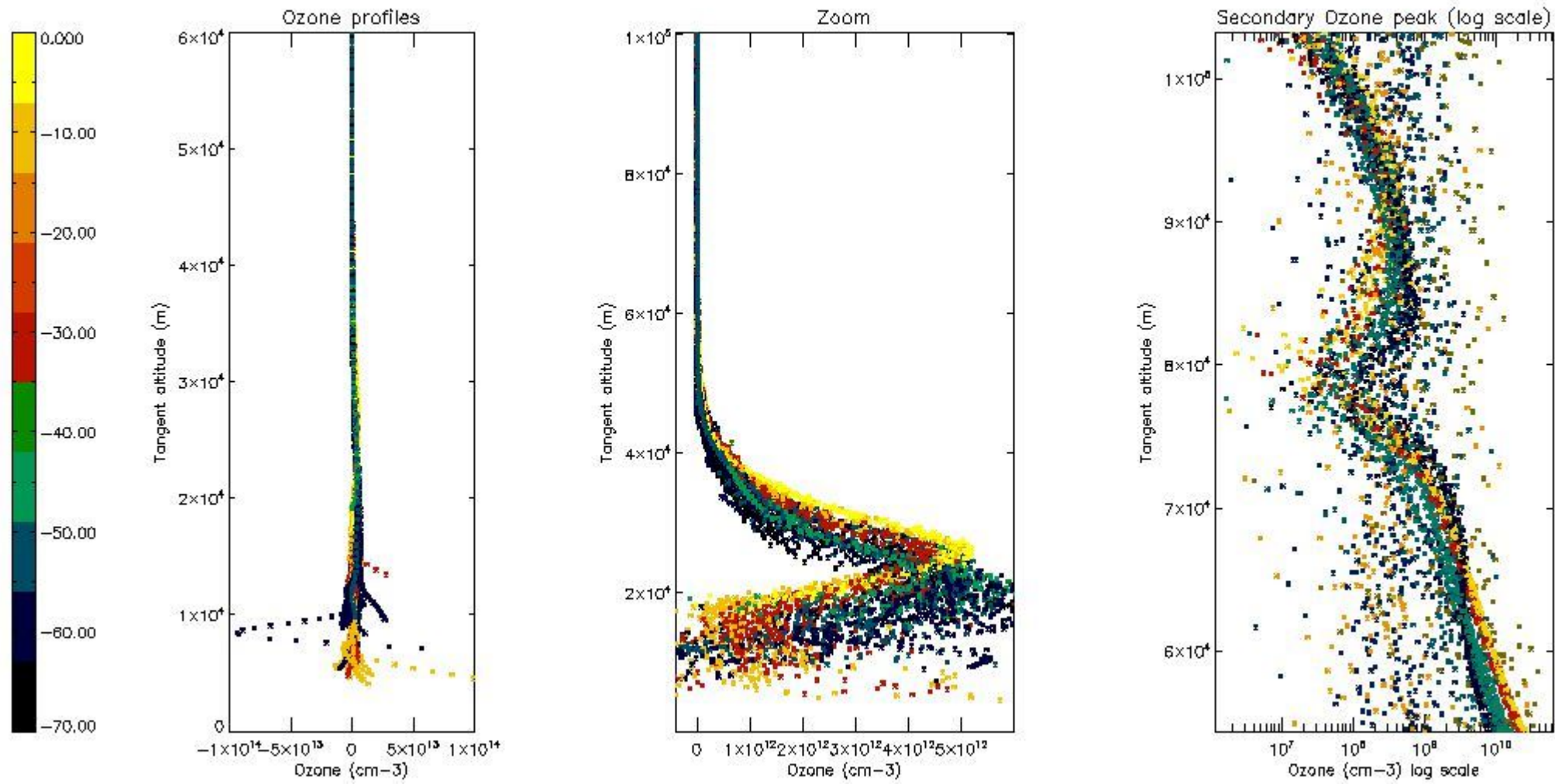
So, the table below shows the percentage of dark limb and valid observations for each criteria with respect to the overall valid daily observations.

Criteria	% of total production
All STD	31
STD < 20	15

STD < 10	12
STD < 5	8

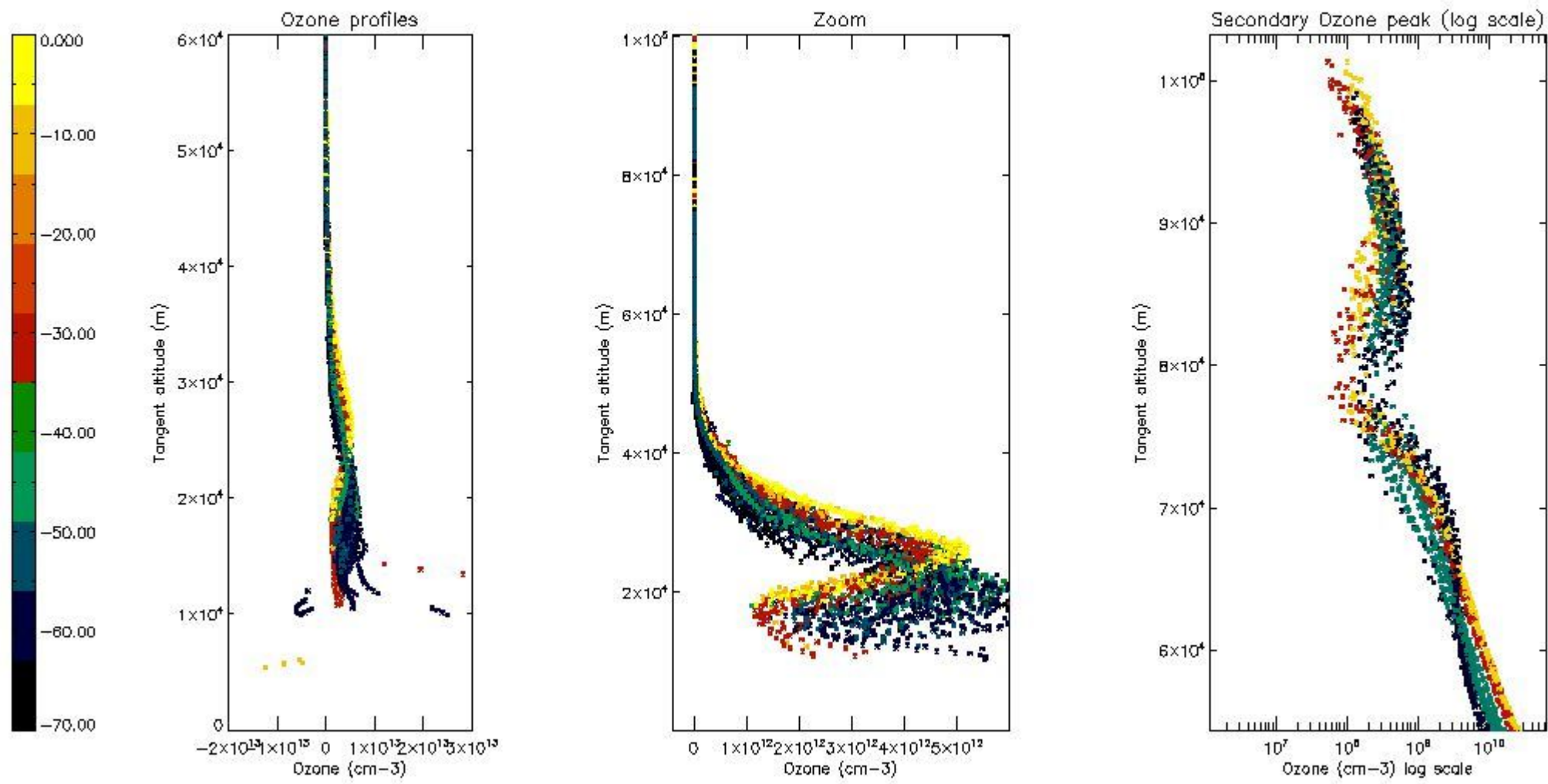
5.2 Plot ozone profiles for all STD (dark without errors)

The colorbar represents the latitude.



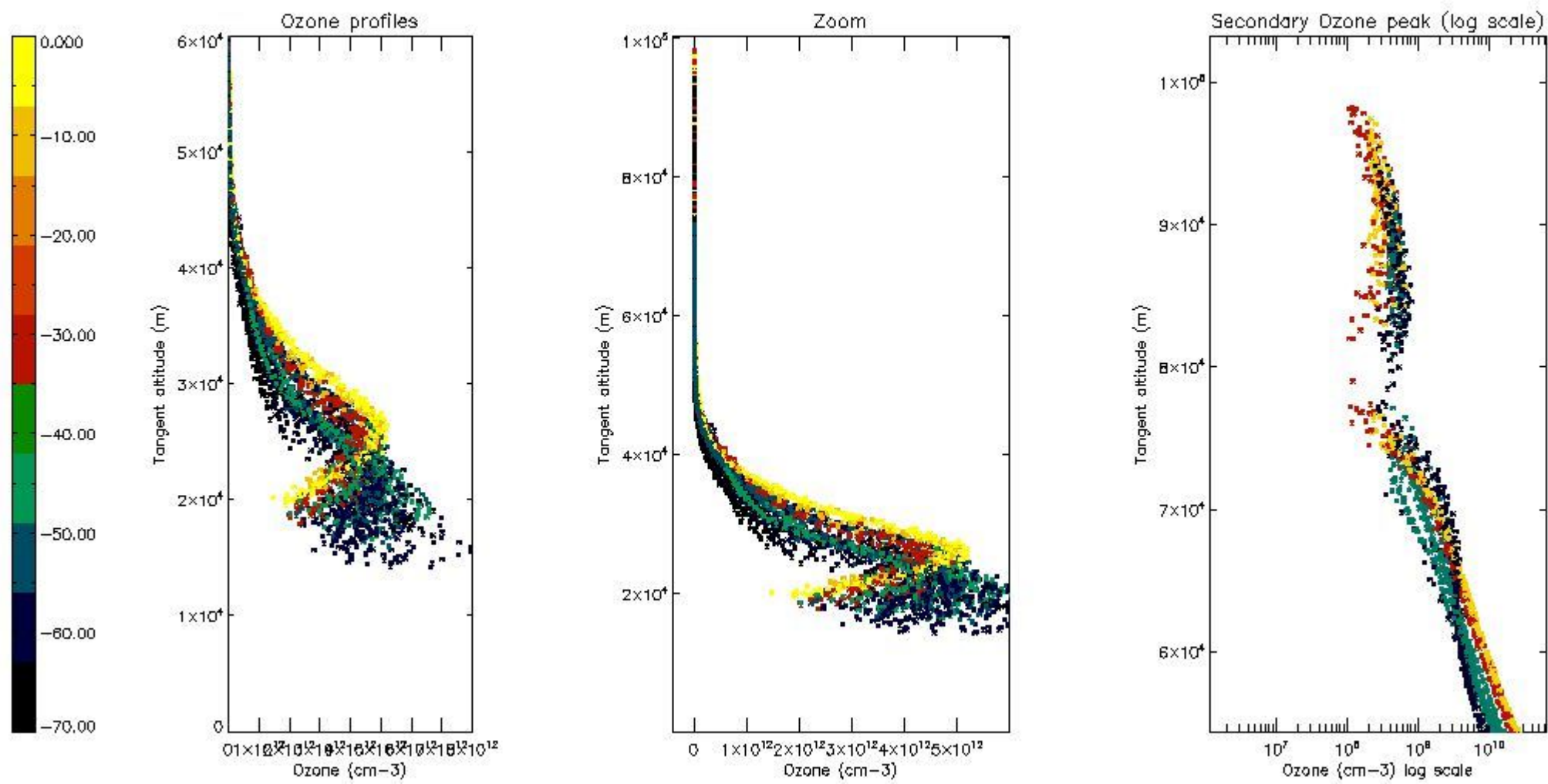
5.3 Plot ozone profiles where STD < 20% (dark without errors)

The colorbar represents the latitude.



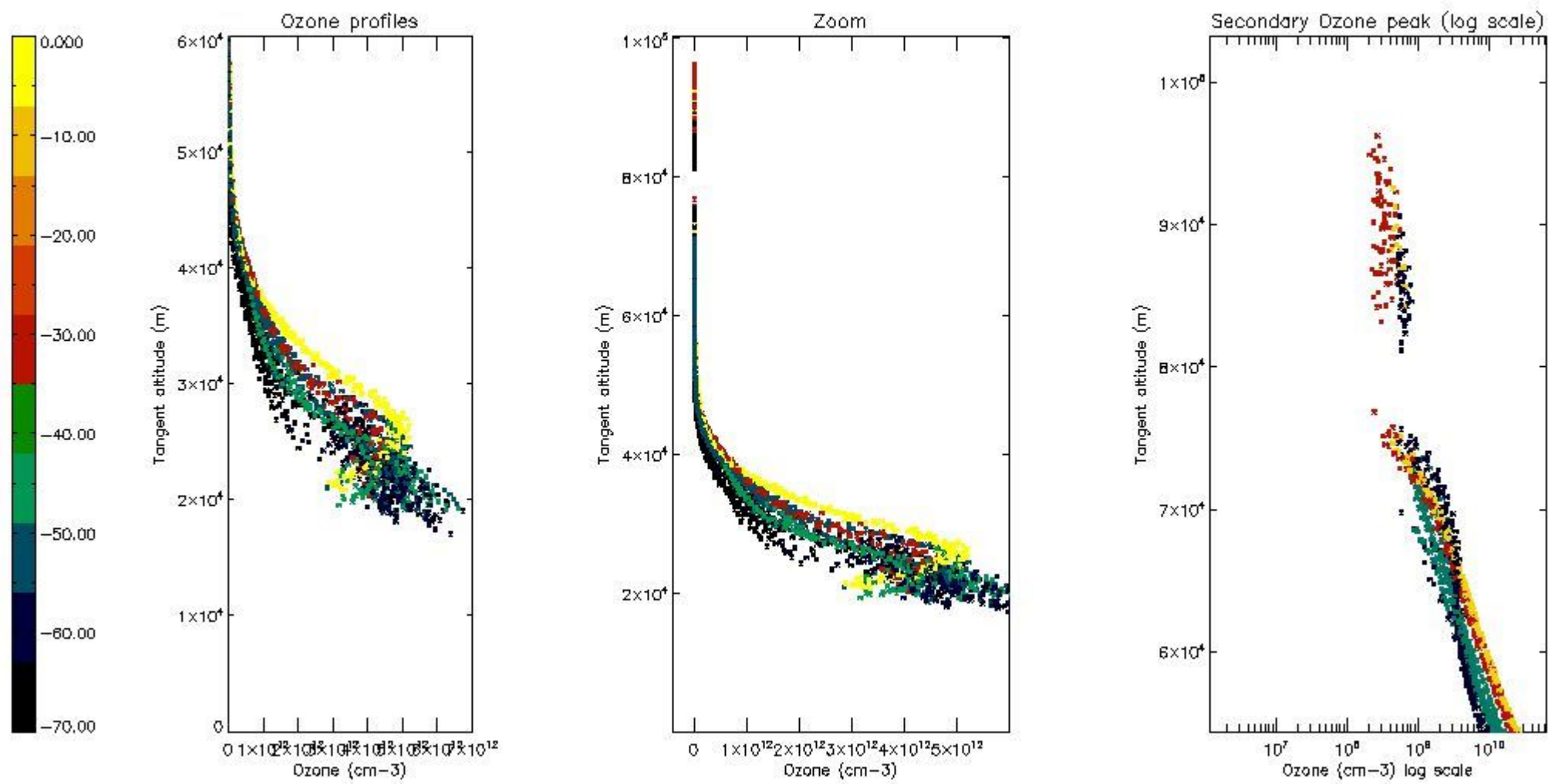
5.4 Plot ozone profiles where $STD < 10\%$ (dark without errors)

The colorbar represents the latitude.



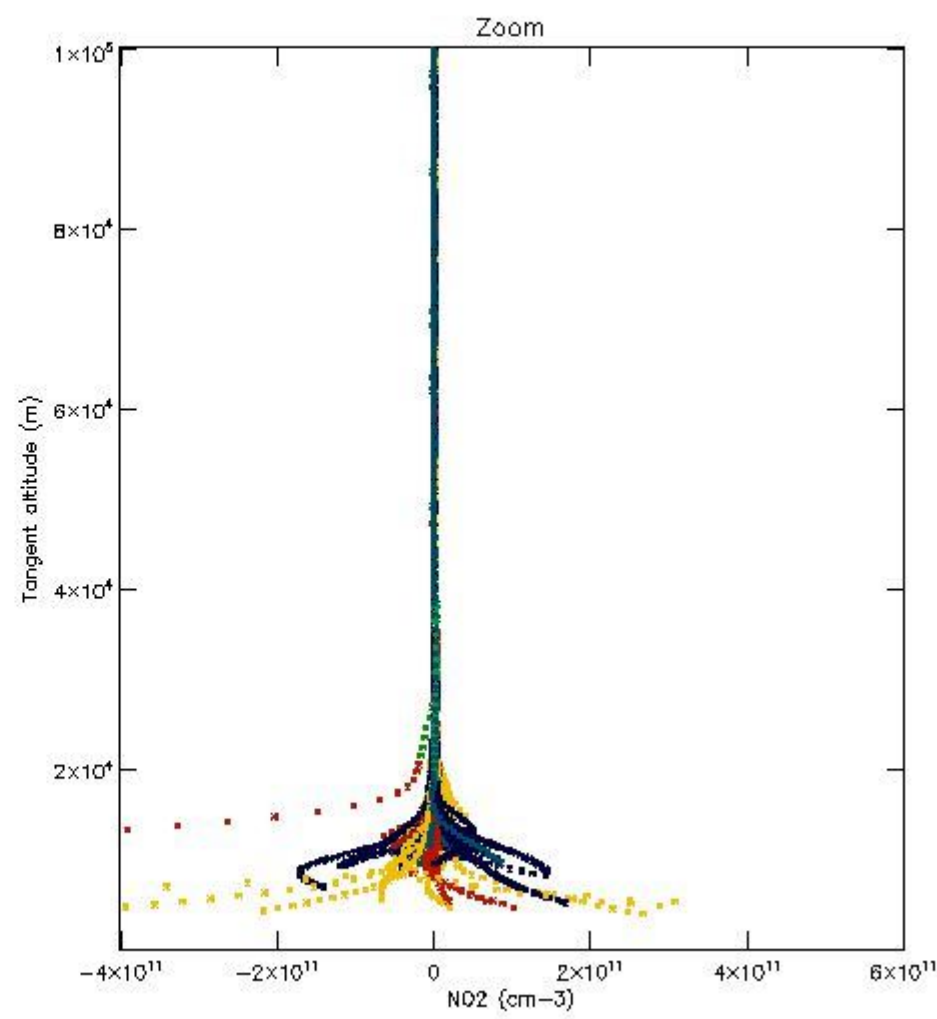
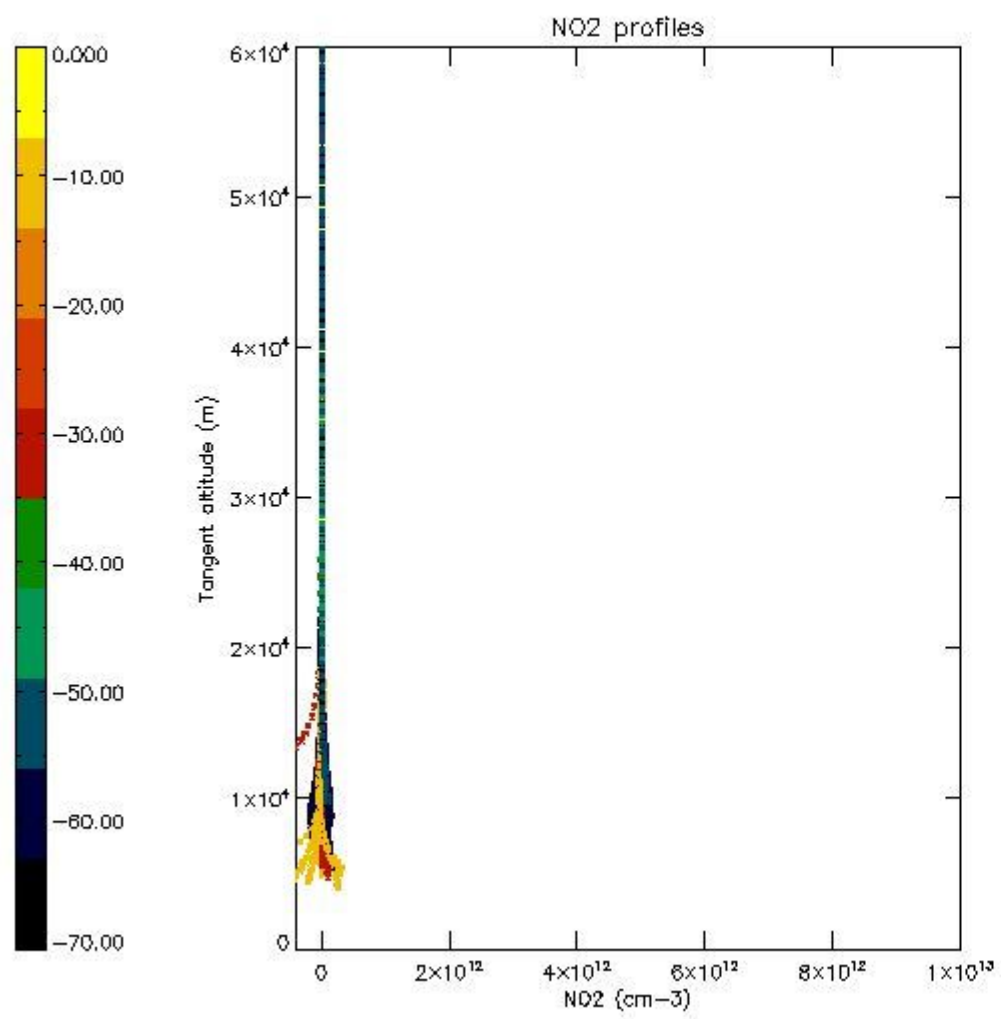
5.5 Plot ozone profiles where STD < 5% (dark without errors)

The colorbar represents the latitude.



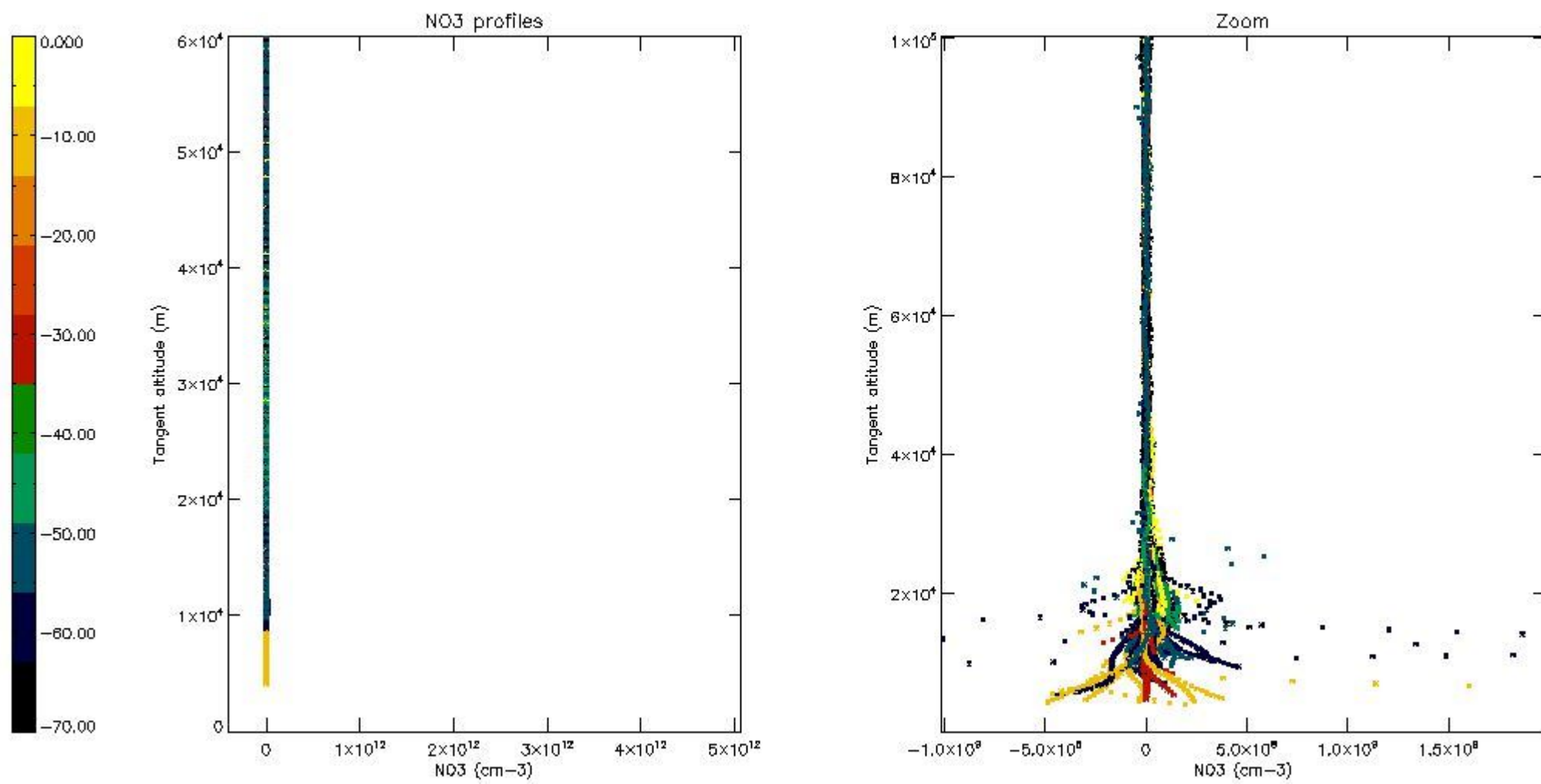
5.6 Plot NO₂ profiles for all STD (dark without errors)

The colorbar represents the latitude.



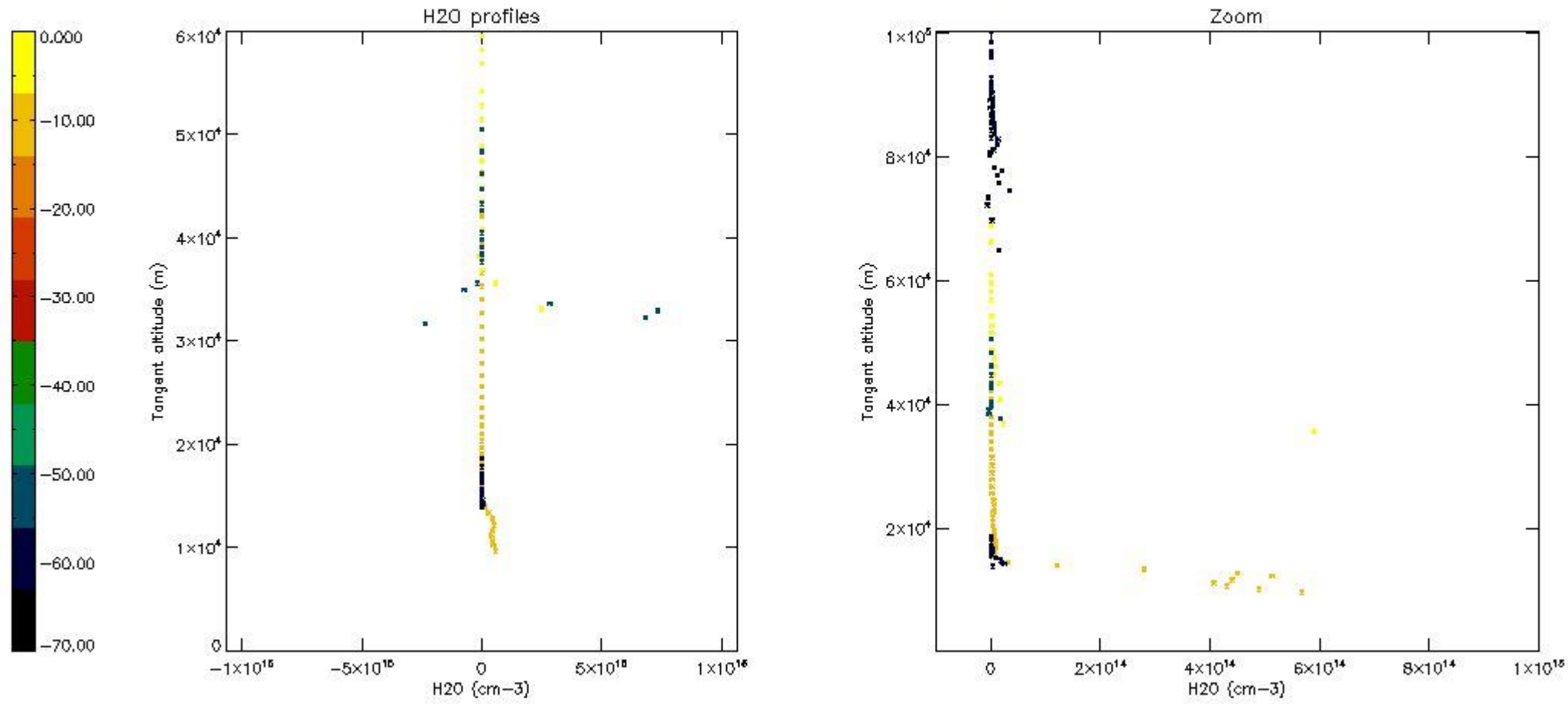
5.7 Plot NO3 profiles for all STD (dark without errors)

The colorbar represents the latitude.



5.8 Plot H2O profiles for all STD (only for occultations of stars 1,2,3,4,13,14,16,26,63 dark without errors)

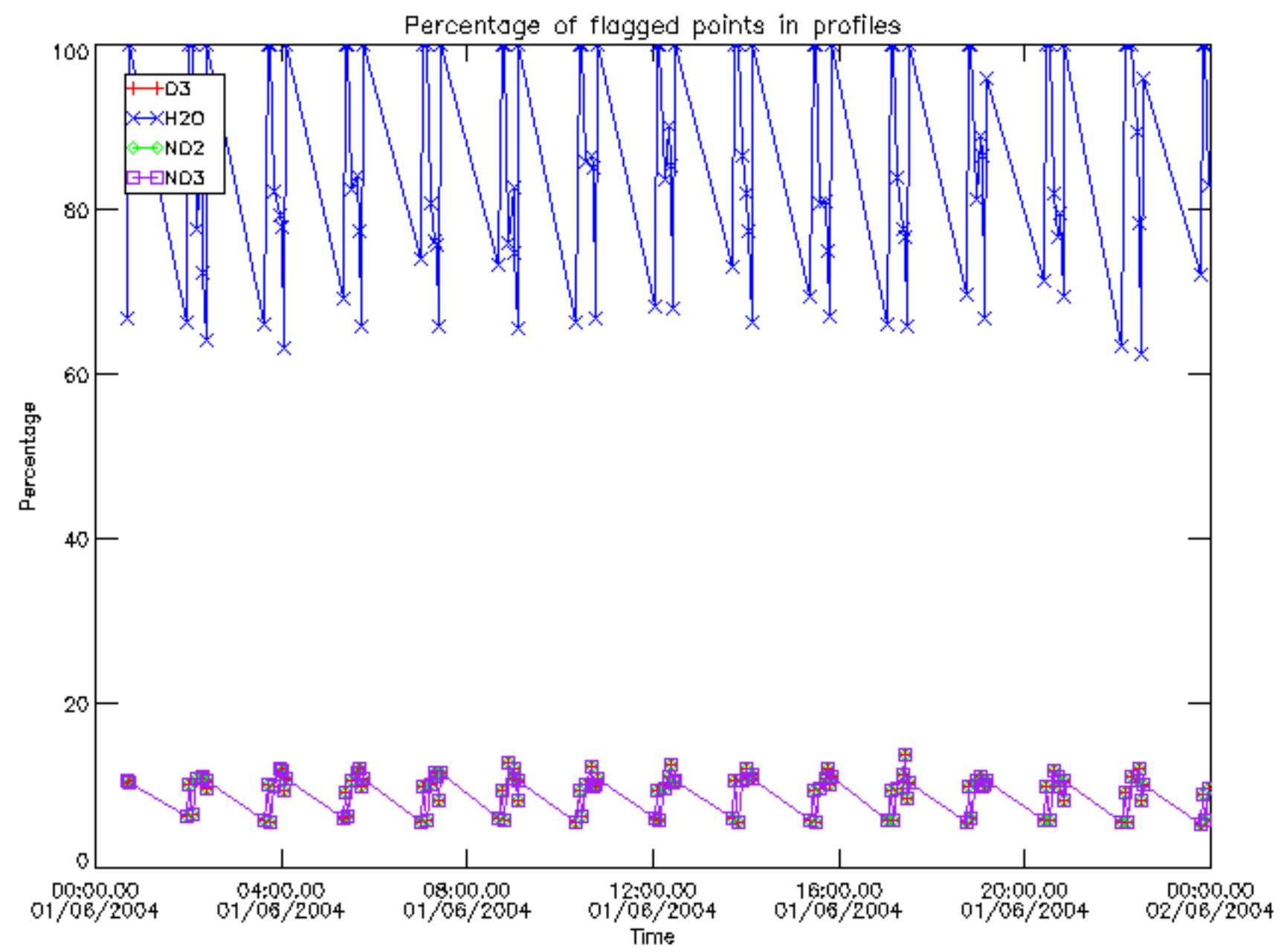
The colorbar represents the latitude.



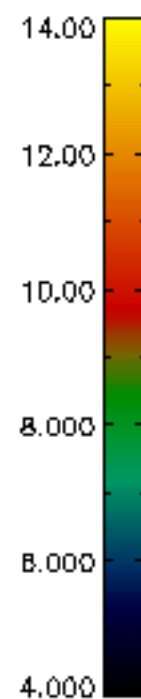
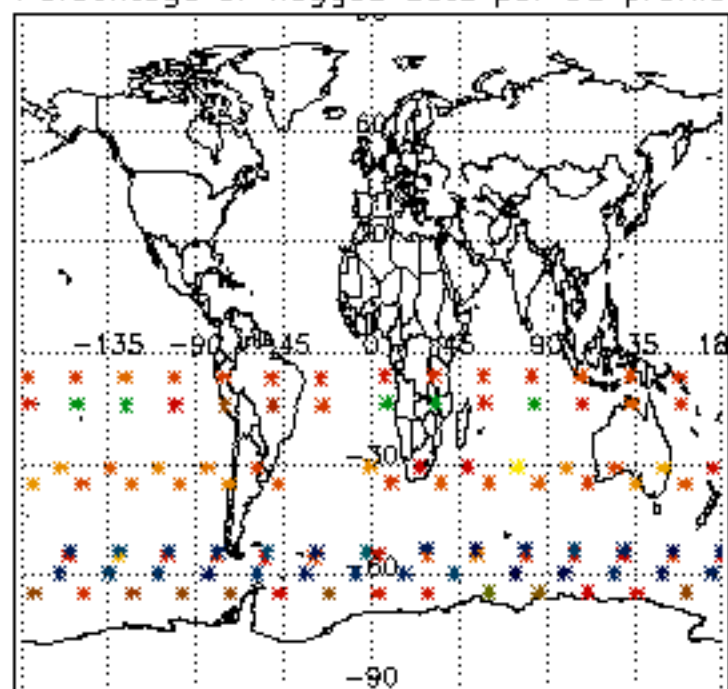
6. Auxiliary Data Files used for the production reported in section 2

The number reported in the third column indicates since which file (see list in section 2) the corresponding auxiliary file has been used. The fourth column is the date of those product files.

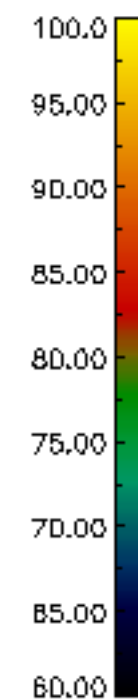
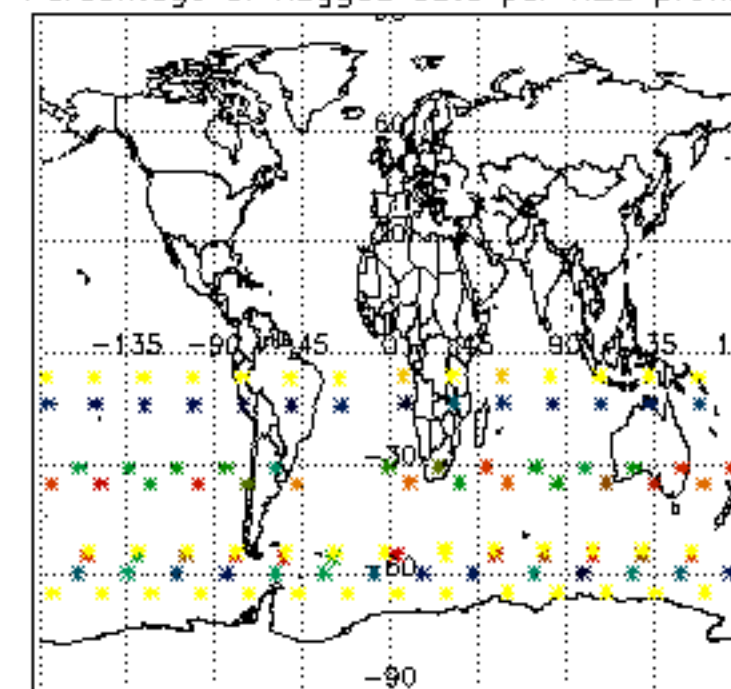
Type	Auxiliary Filename	Used since product	Used since product date
INST_PHYS_CHARACTERISTICS	GOM_INS_AXVIEC20091111_143220_20030716_120000_20500101_000000	1	01-JUN-2004 00:41:59
LEVEL-2_PROC_CONFIG	GOM_PR2_AXVIEC20091111_152718_20020301_000000_20500101_000000	1	01-JUN-2004 00:41:59
CROSS_SECTIONS_FILE	GOM_CRS_AXVIEC20091111_154832_20020301_000000_20500101_000000	1	01-JUN-2004 00:41:59



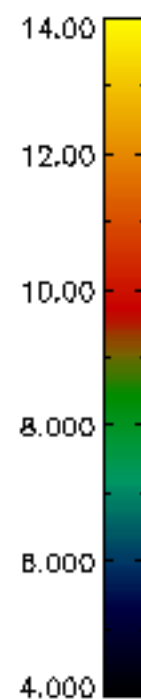
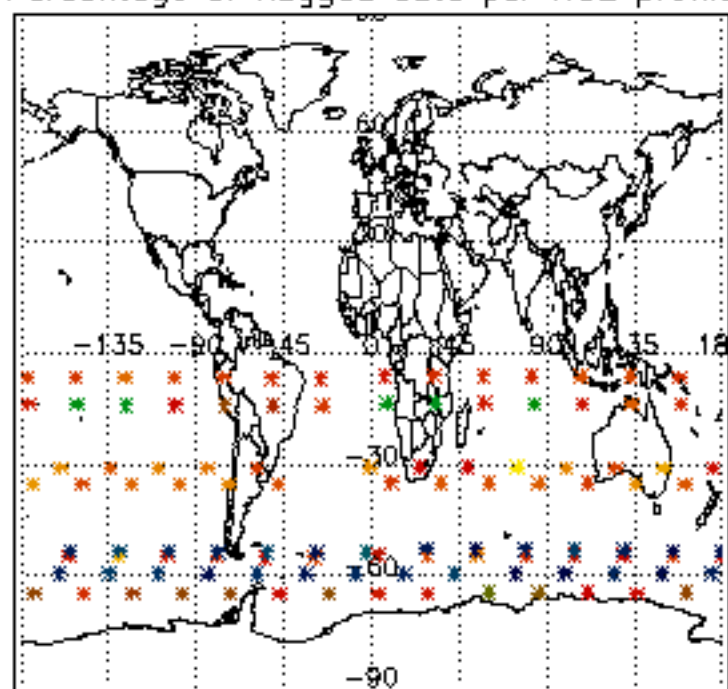
Percentage of flagged data per D3 profile



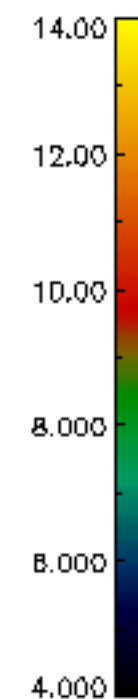
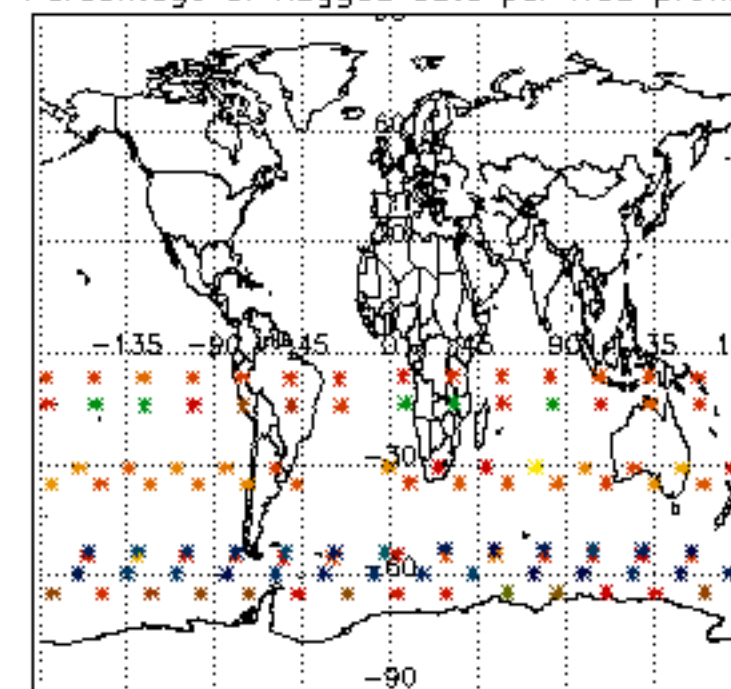
Percentage of flagged data per H2O profile

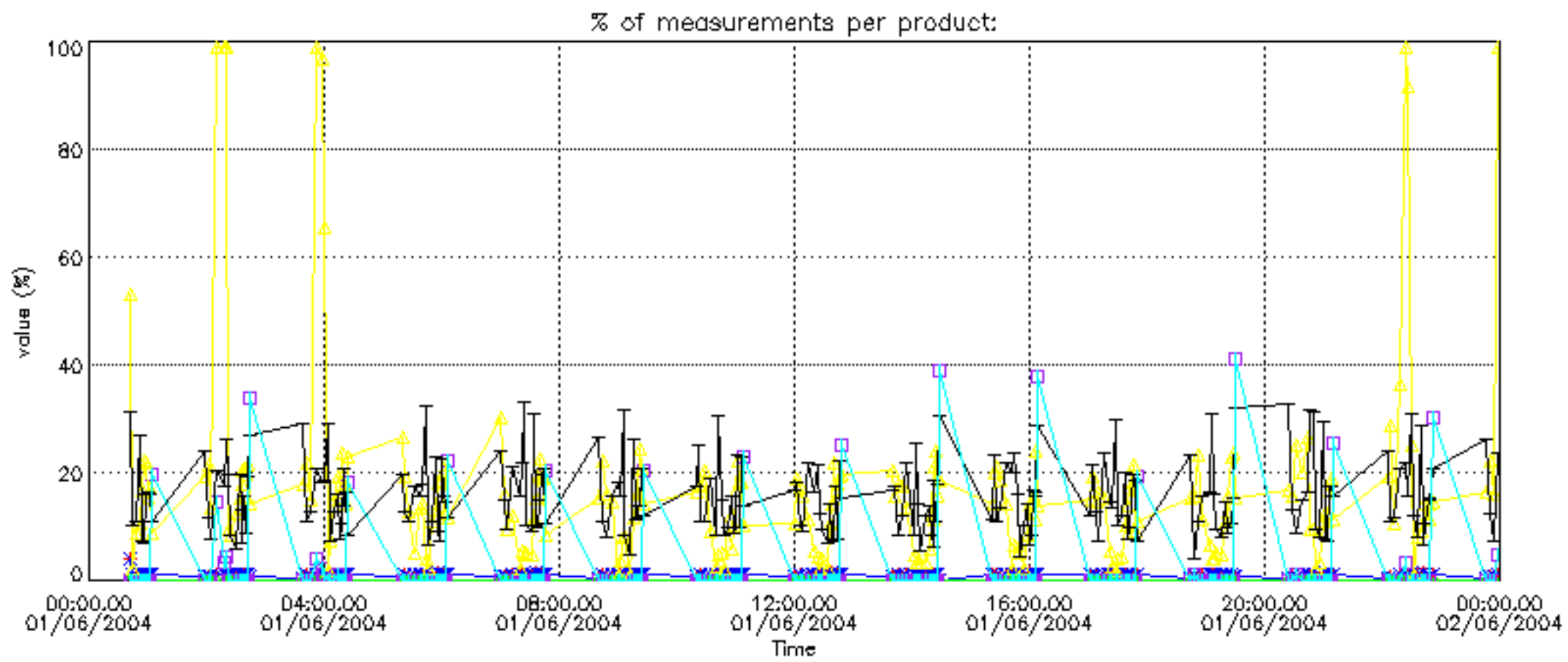
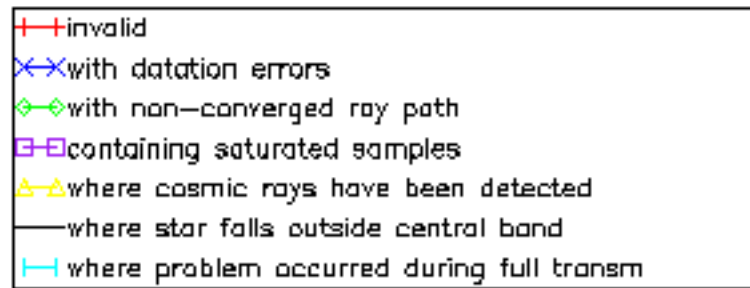


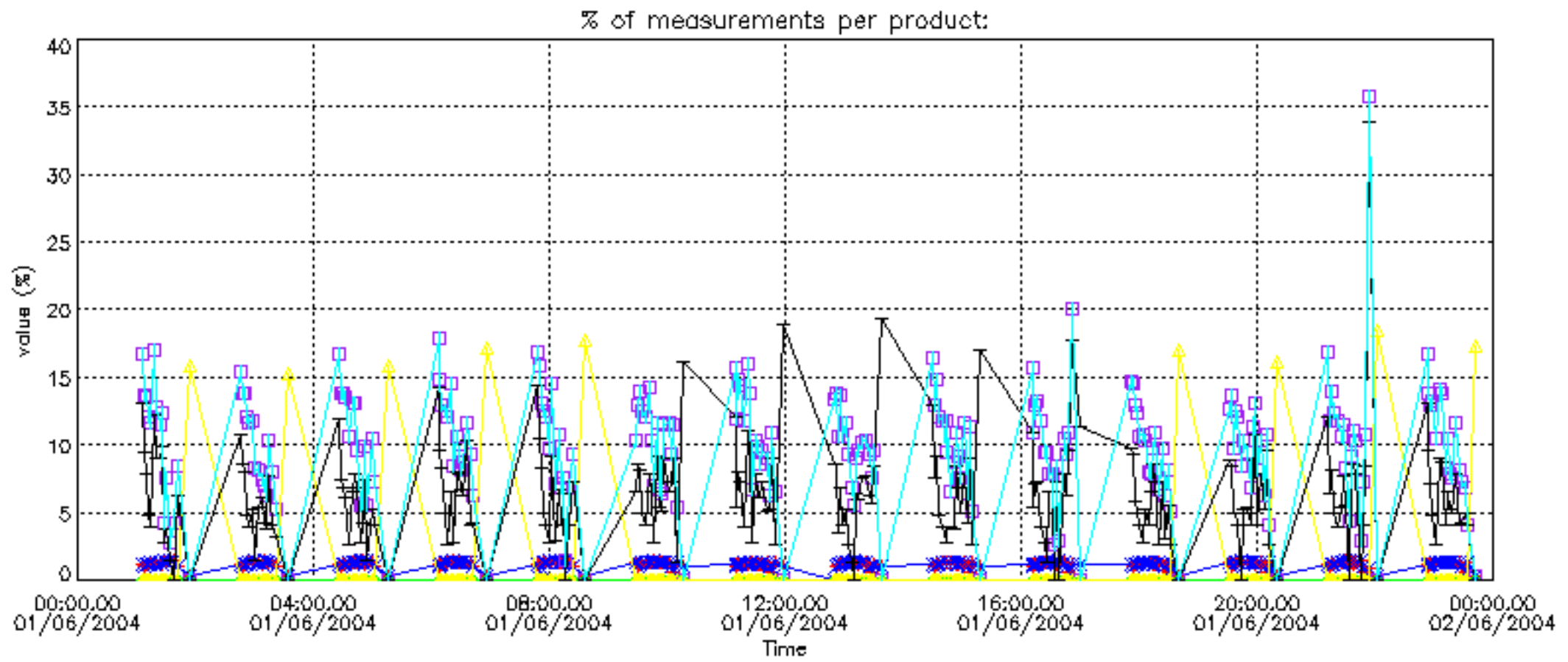
Percentage of flagged data per NO2 profile



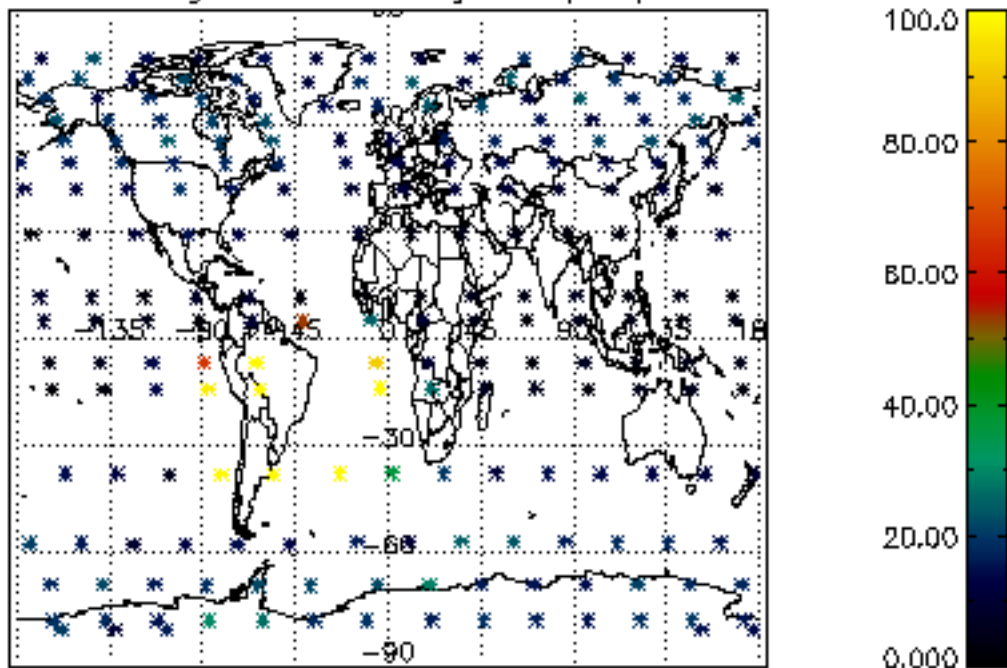
Percentage of flagged data per NO3 profile



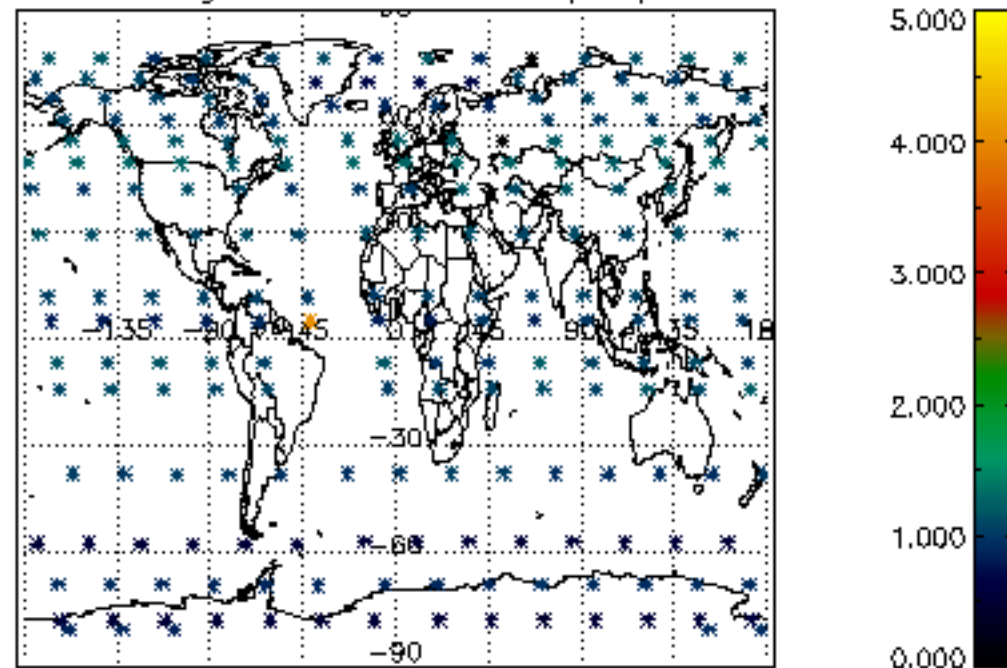




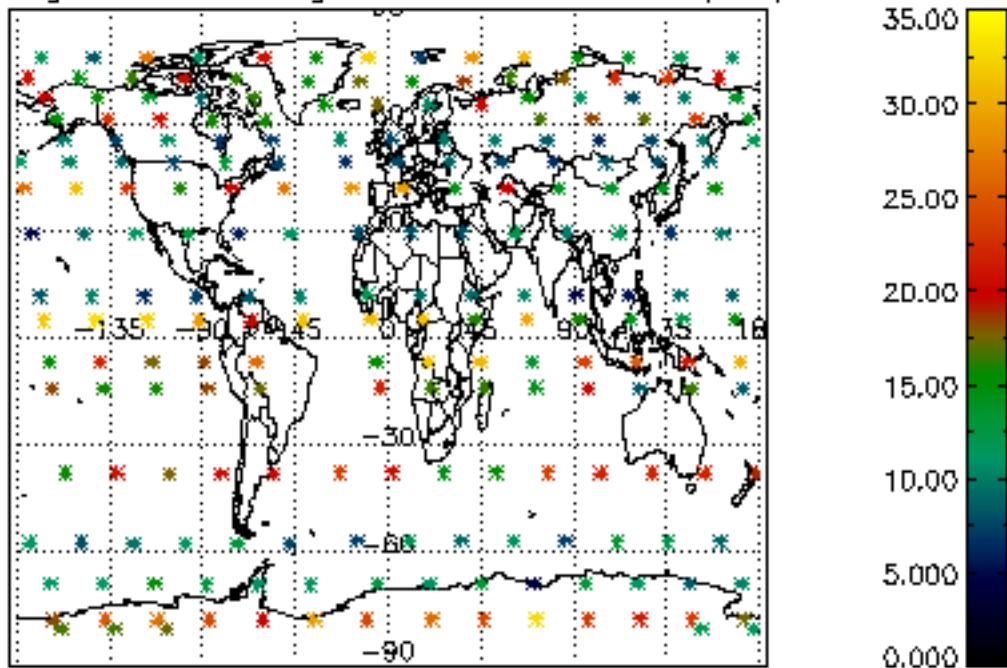
Percentage of cosmic ray hits per profile



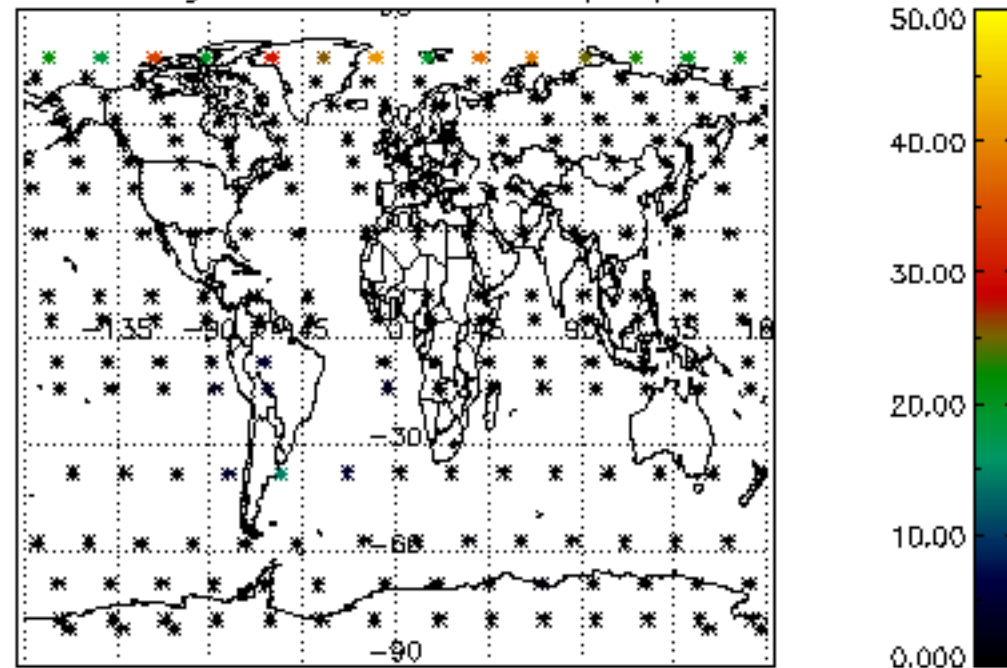
Percentage of datation errors per profile



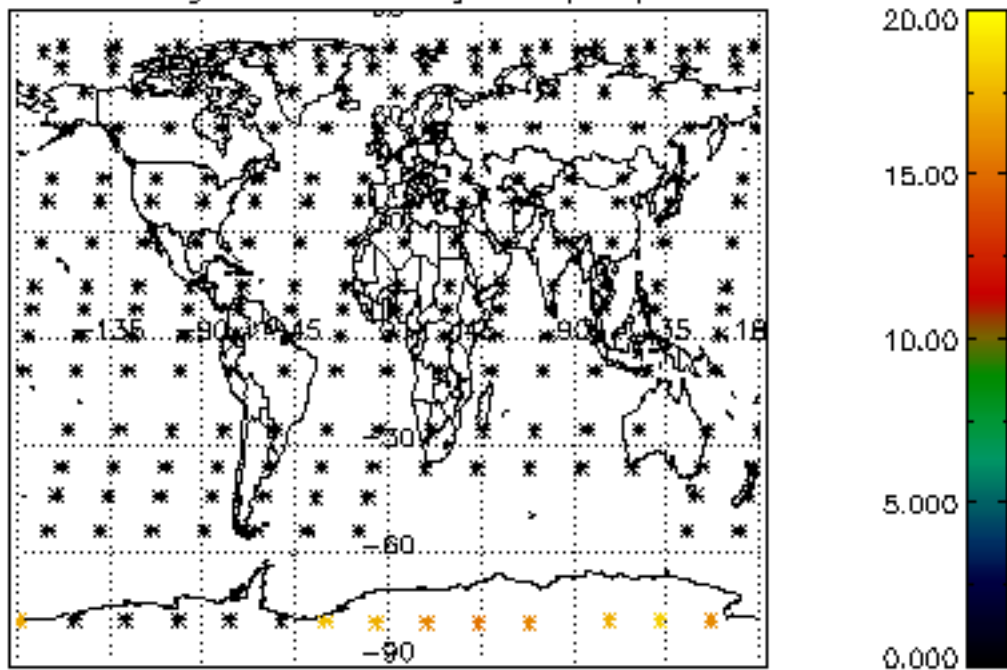
Percentage of star falling outside central band per profile



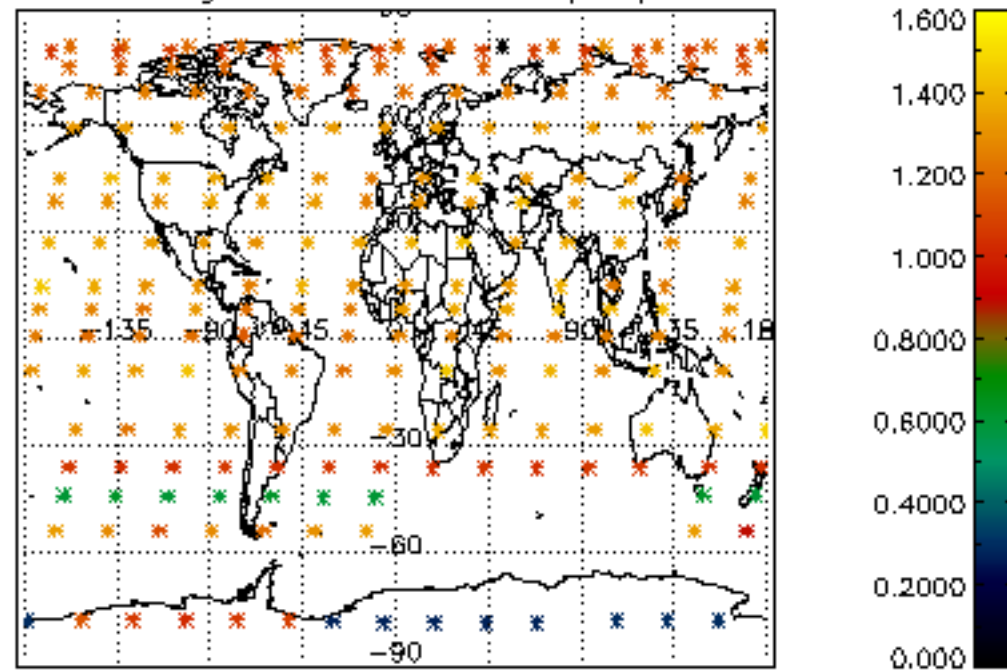
Percentage of saturation errors per profile



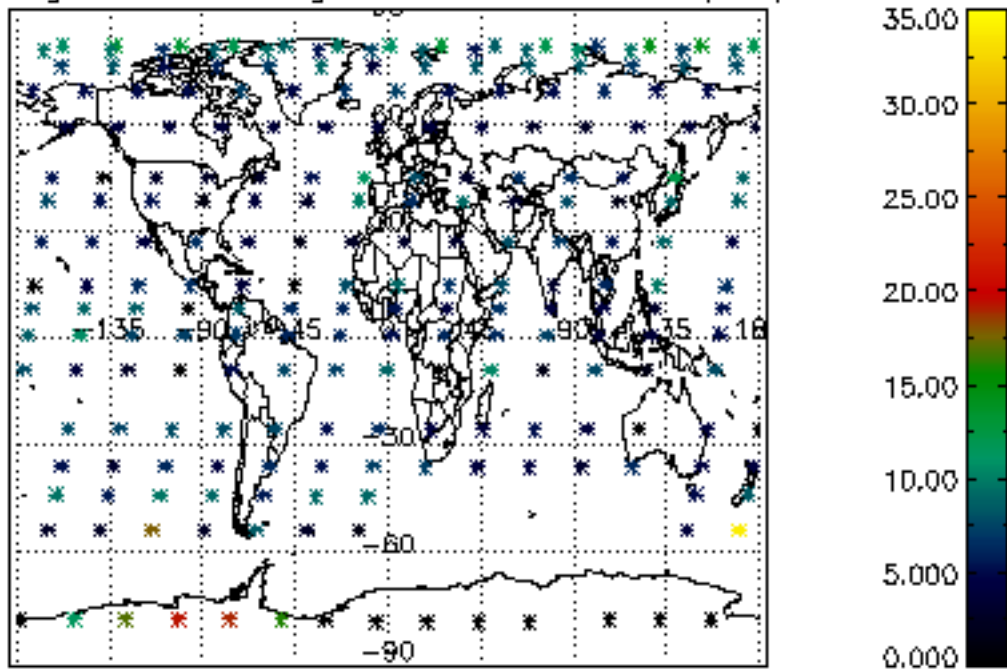
Percentage of cosmic ray hits per profile



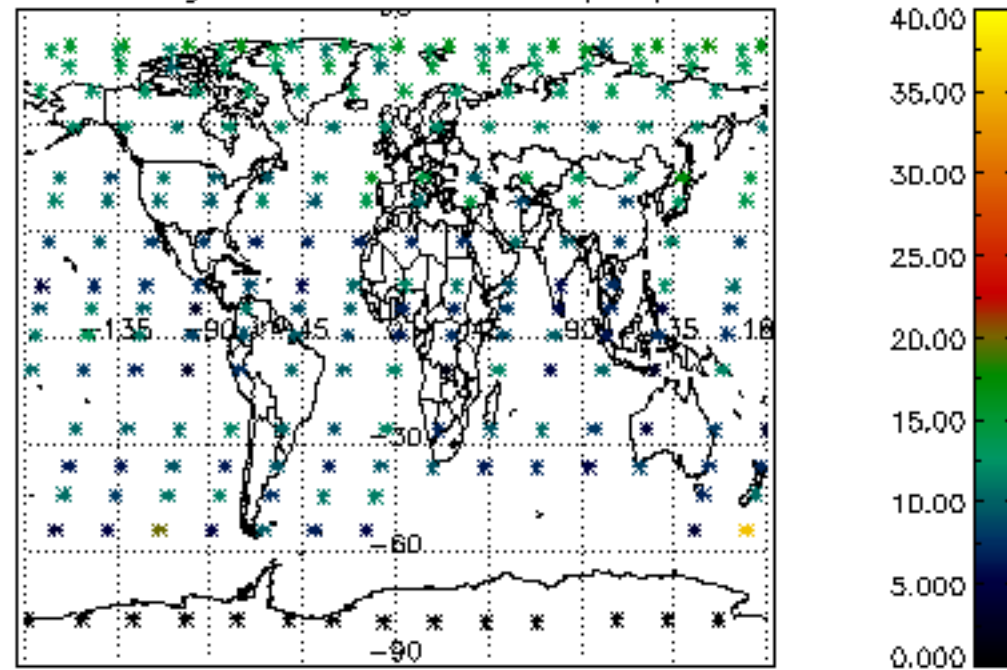
Percentage of datation errors per profile

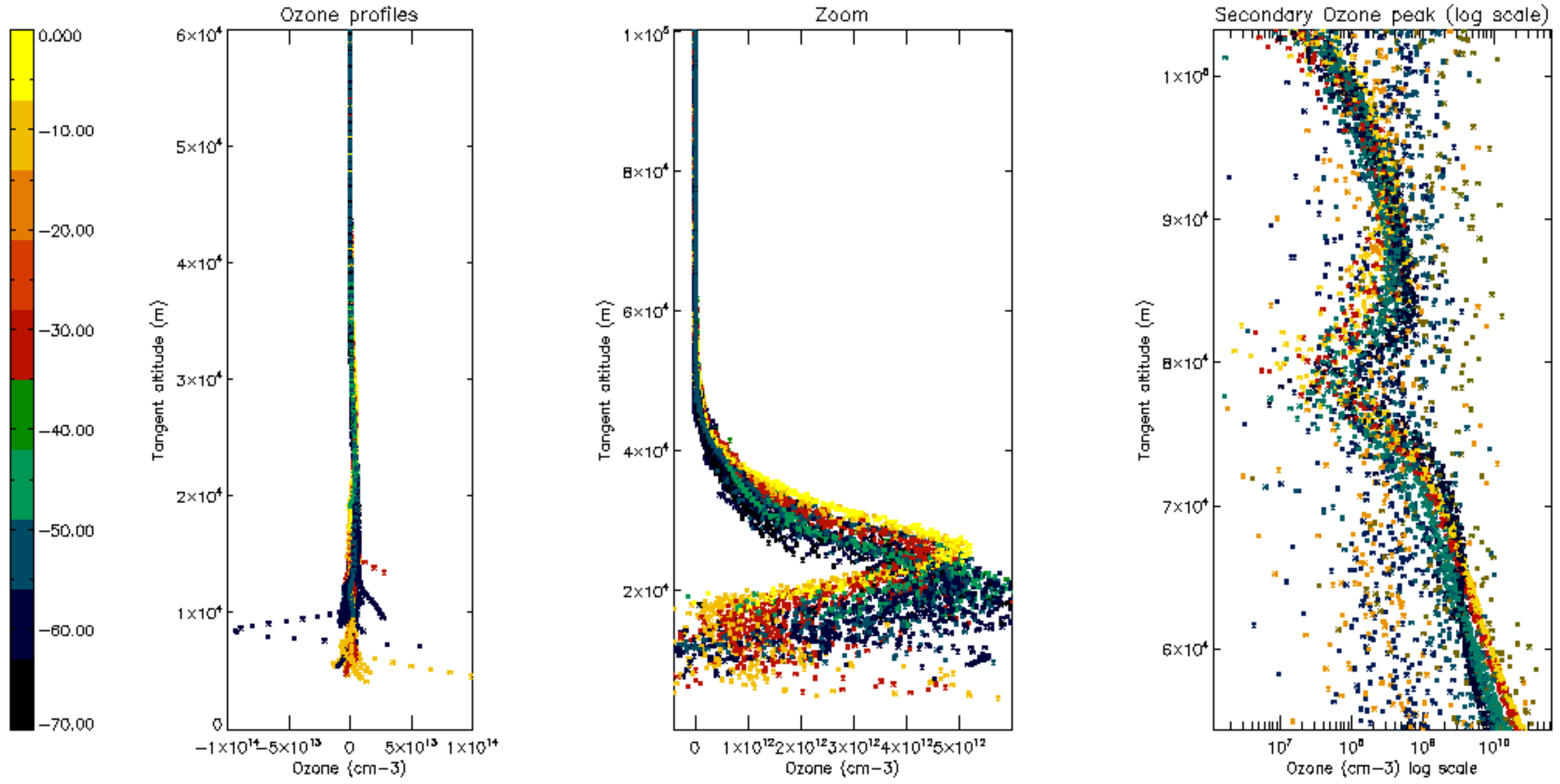


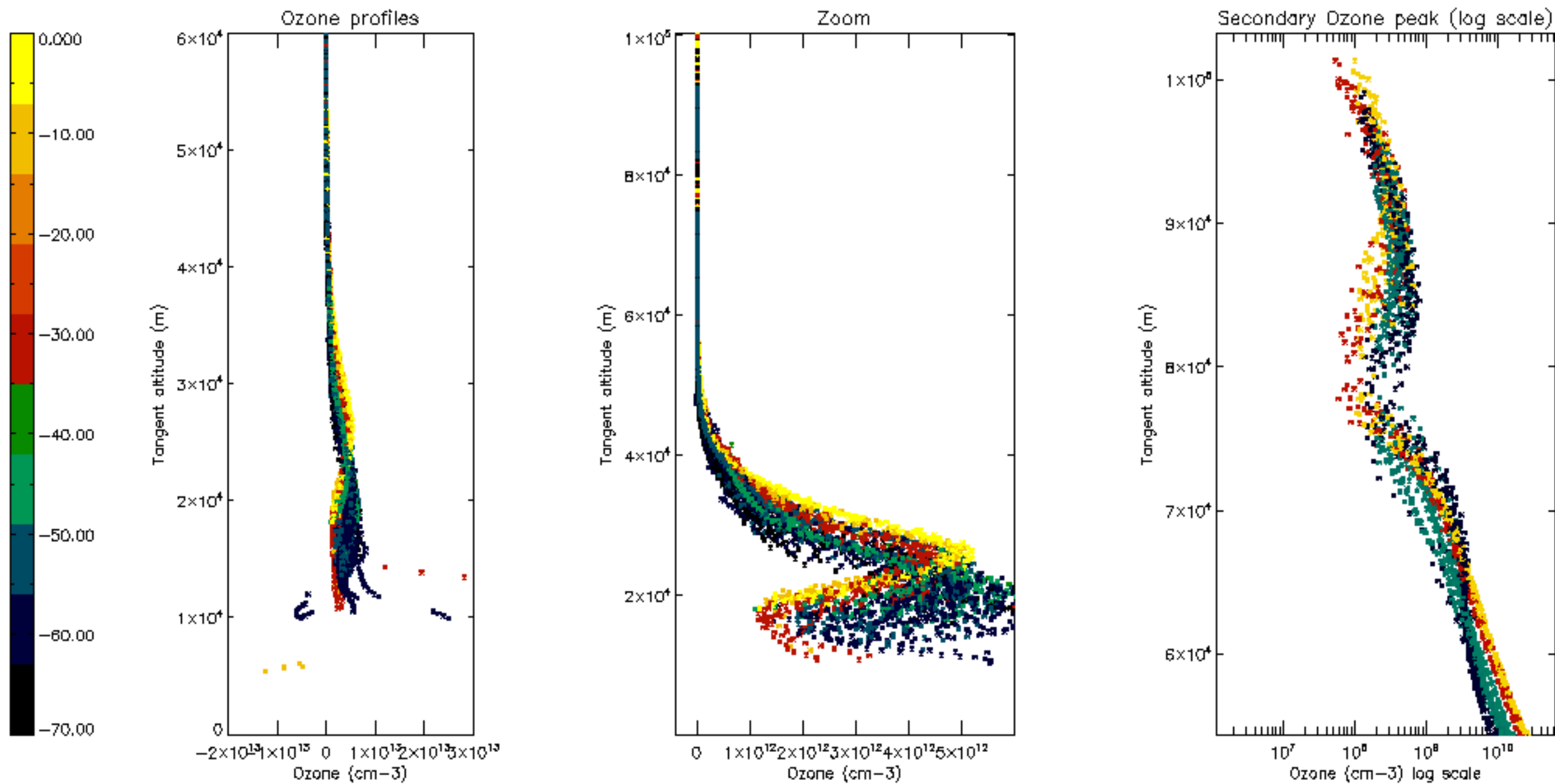
Percentage of star falling outside central band per profile

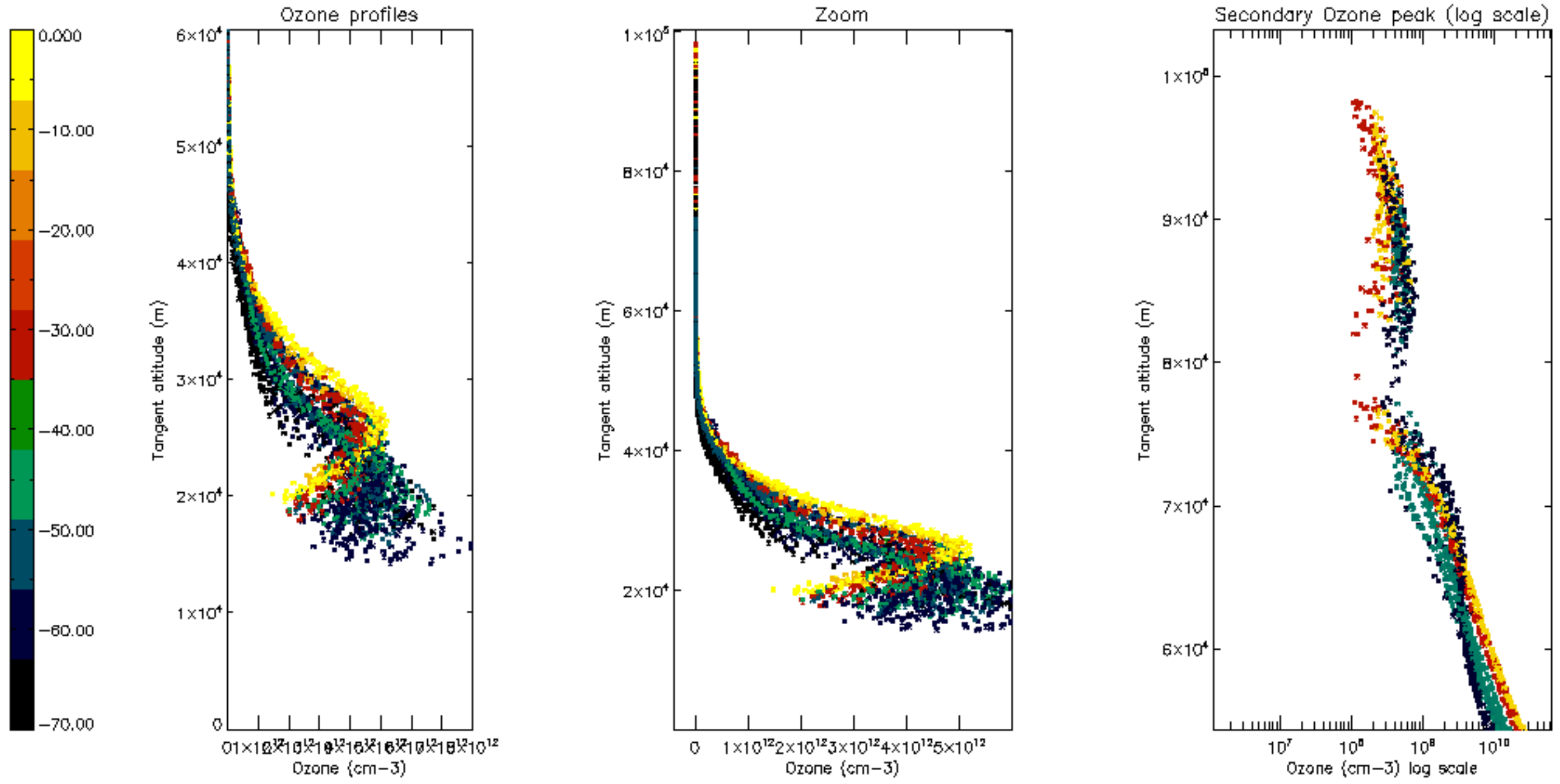


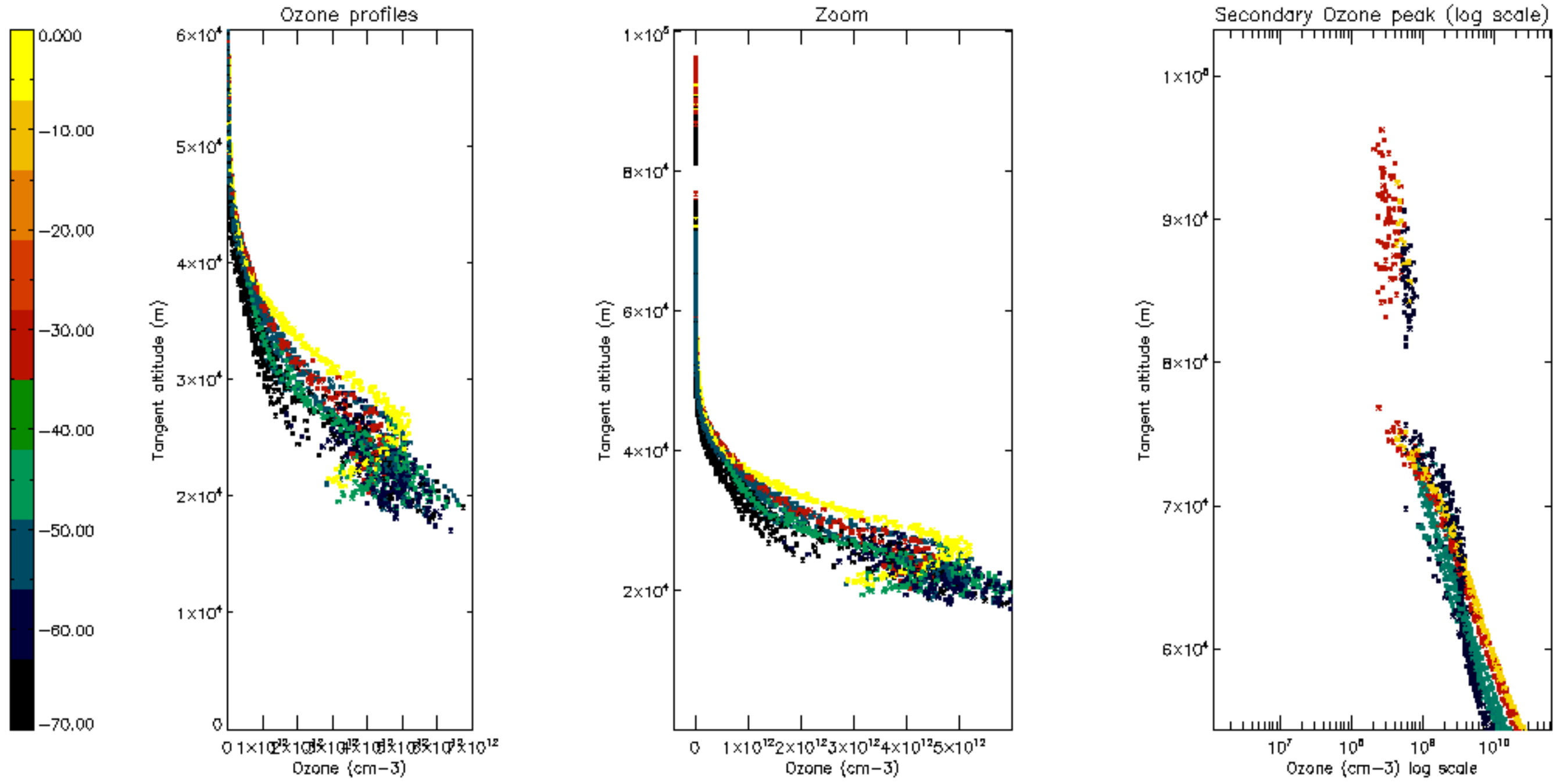
Percentage of saturation errors per profile

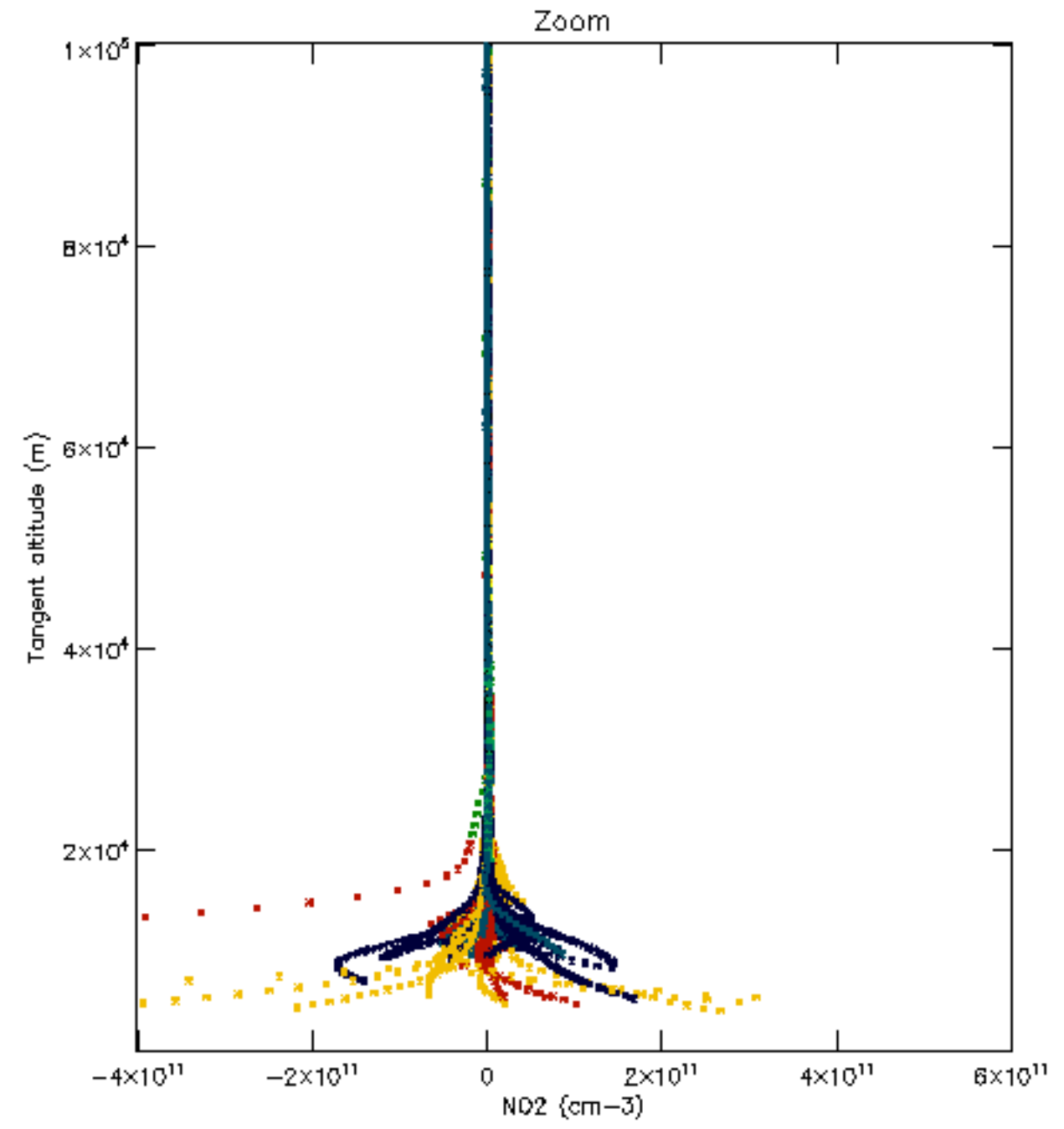
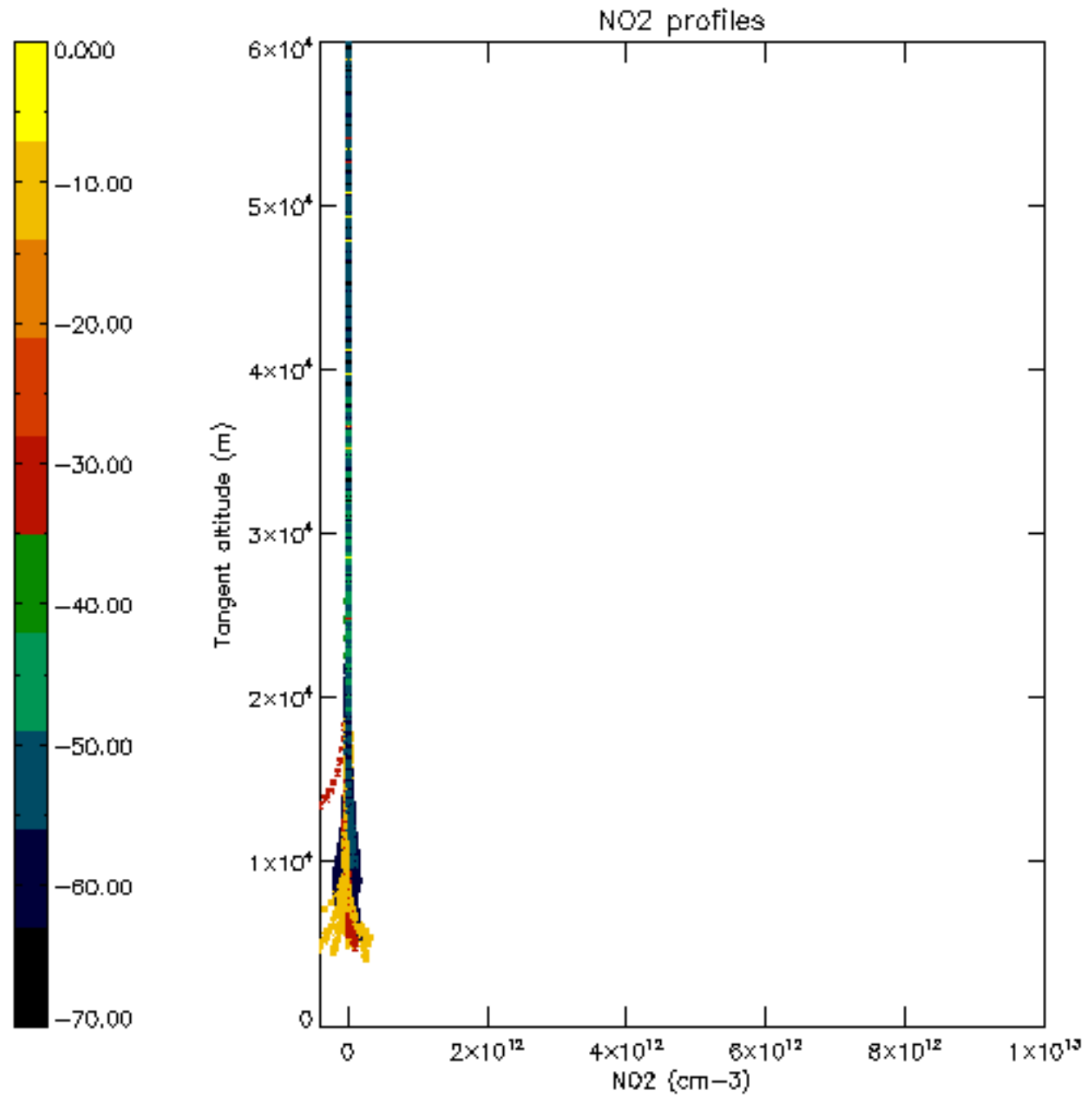


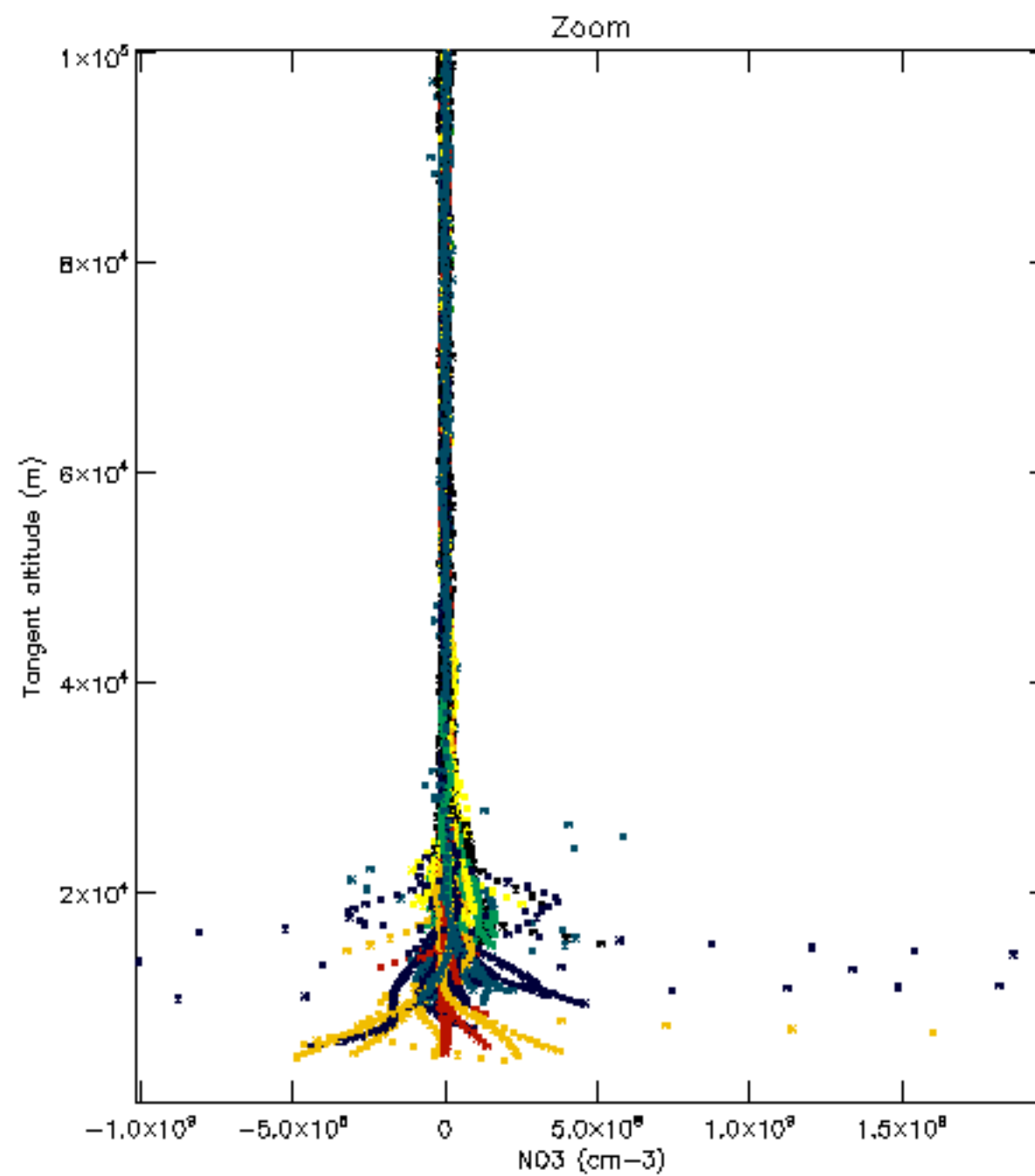
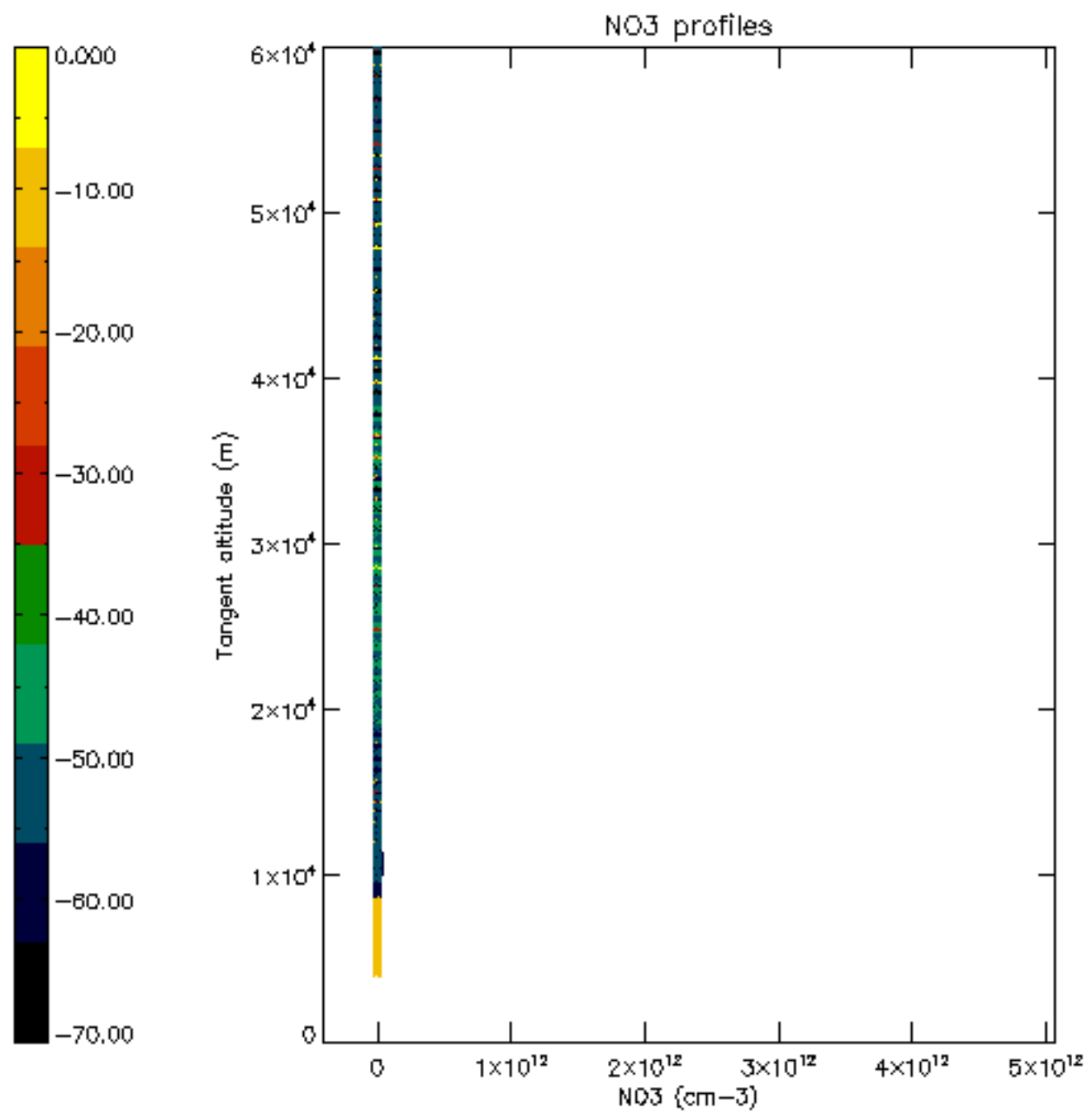


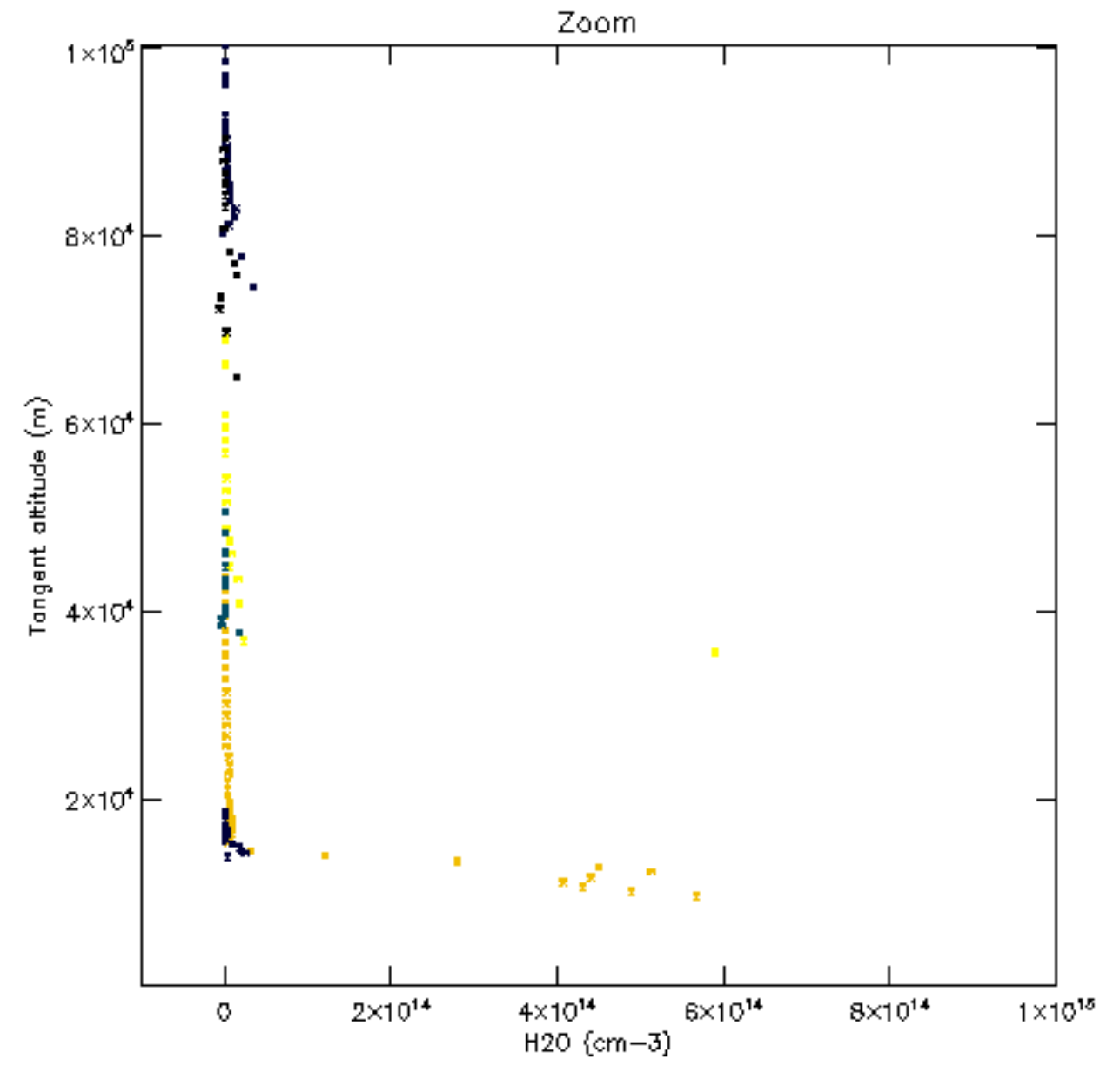
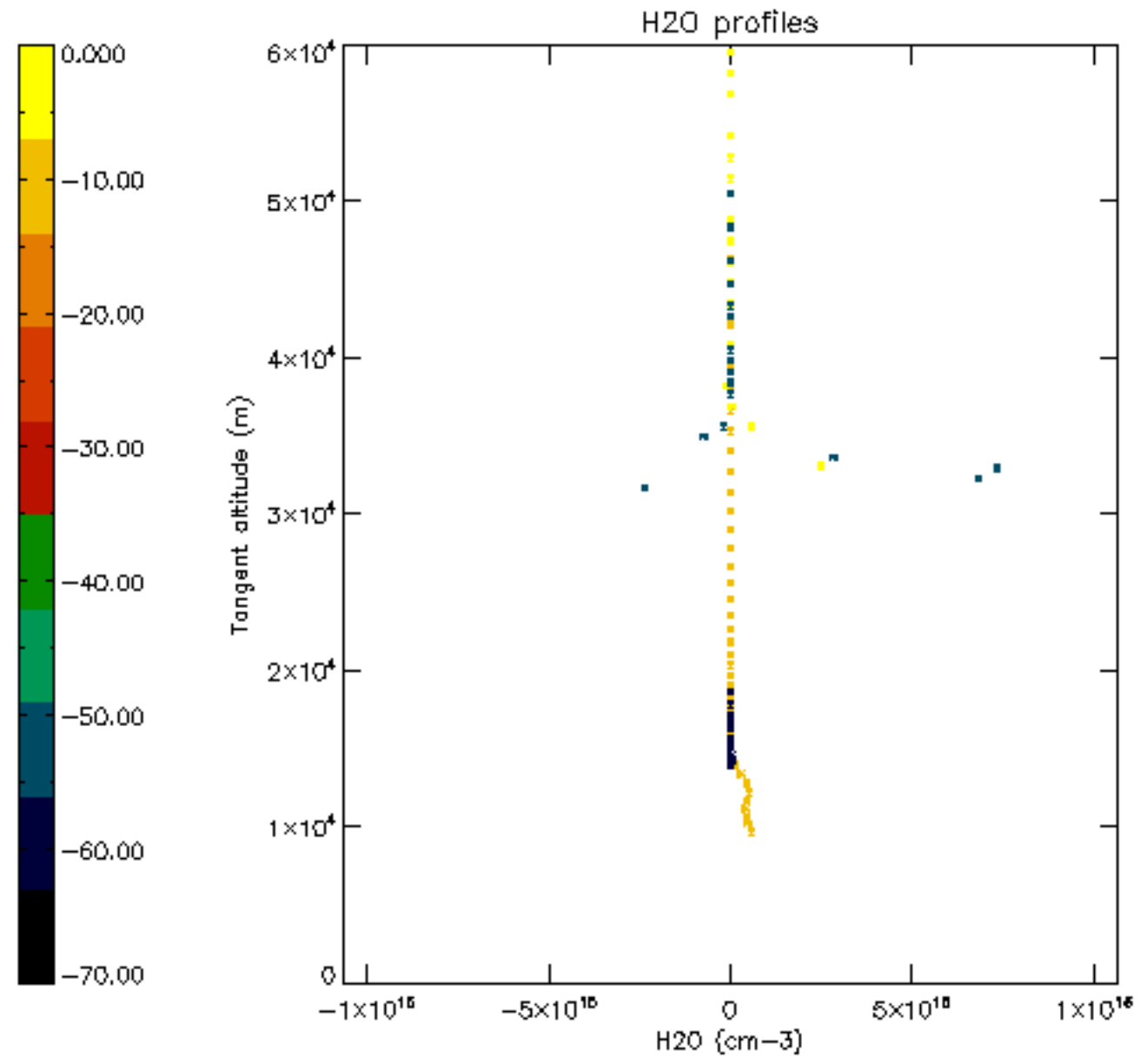


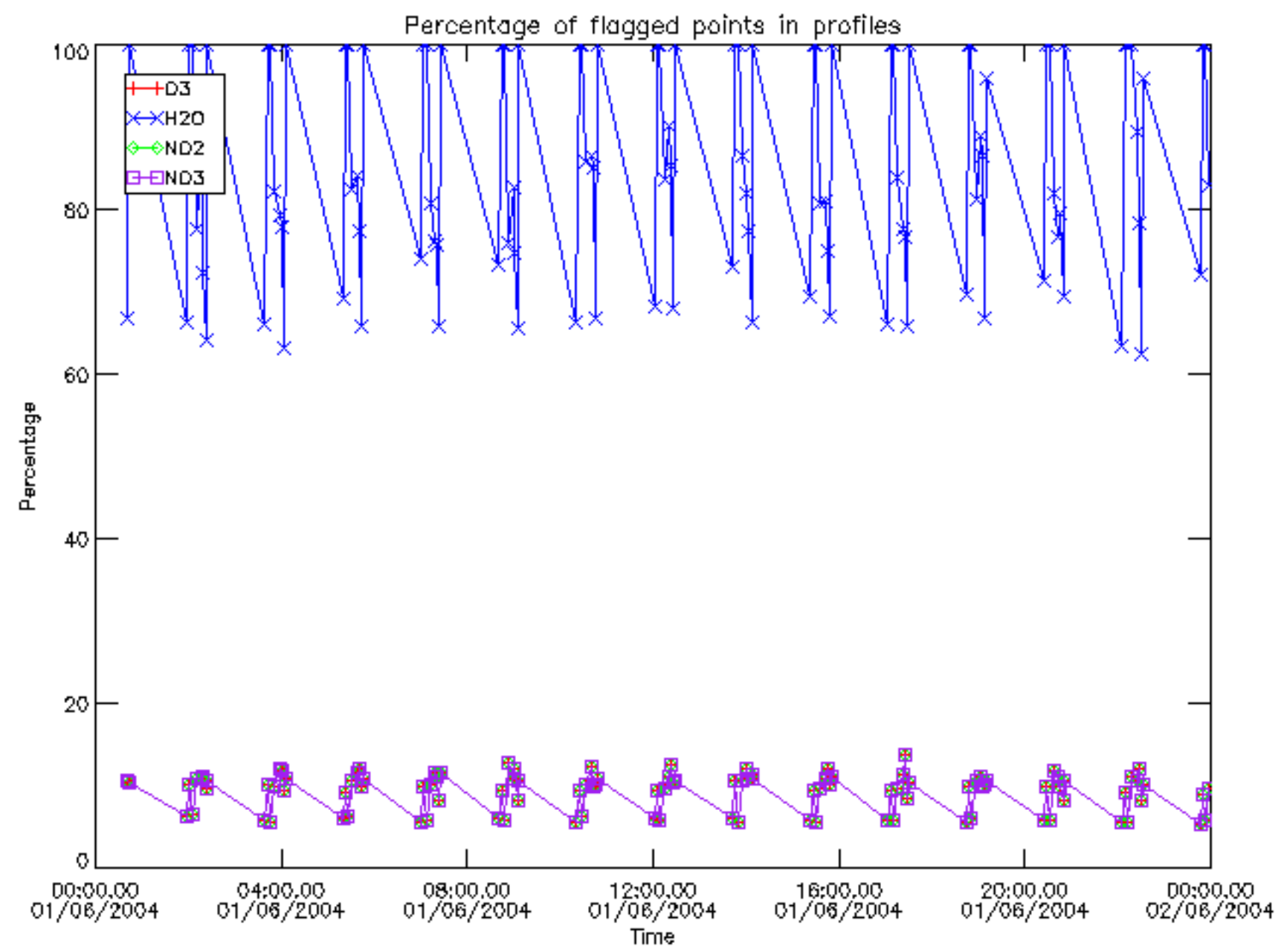




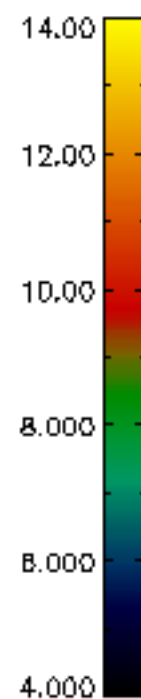
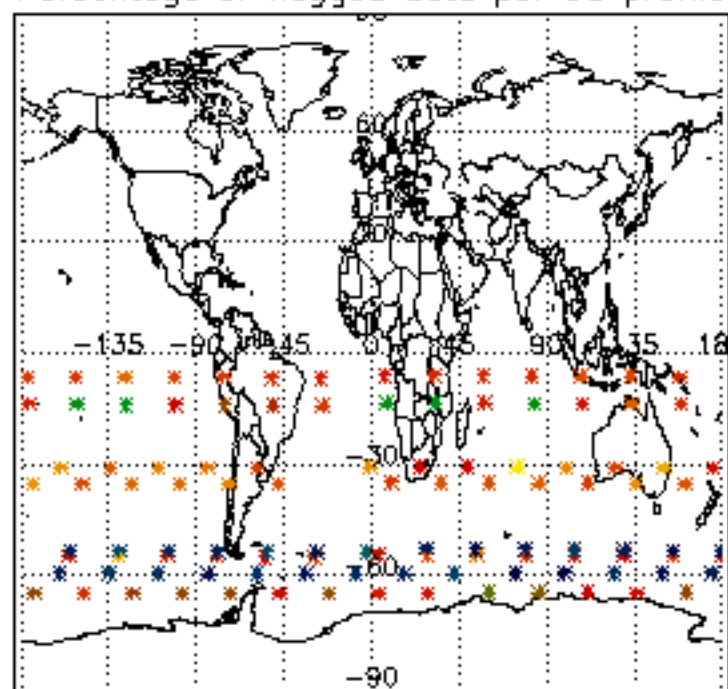




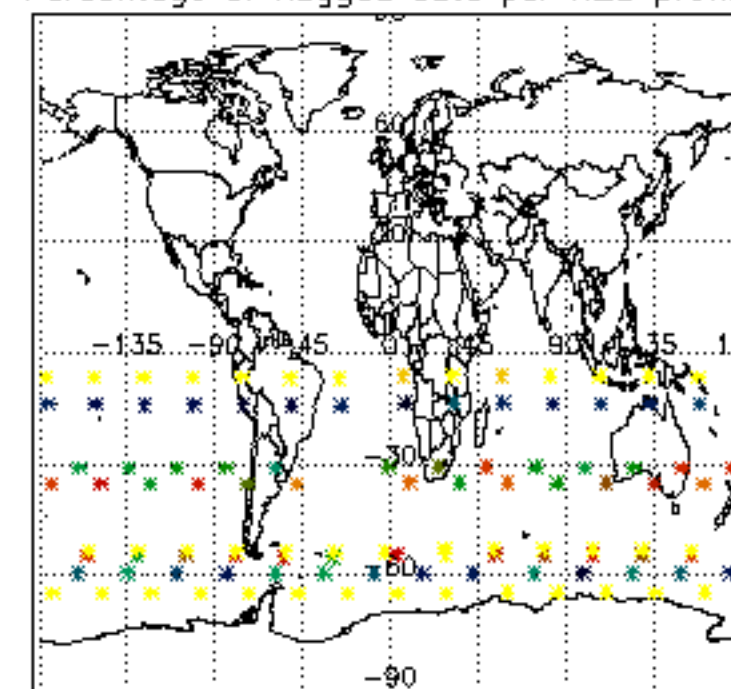




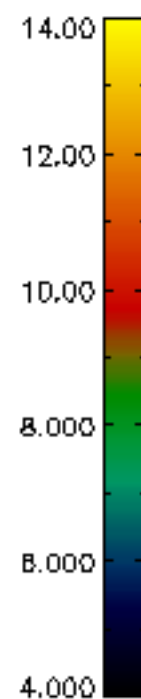
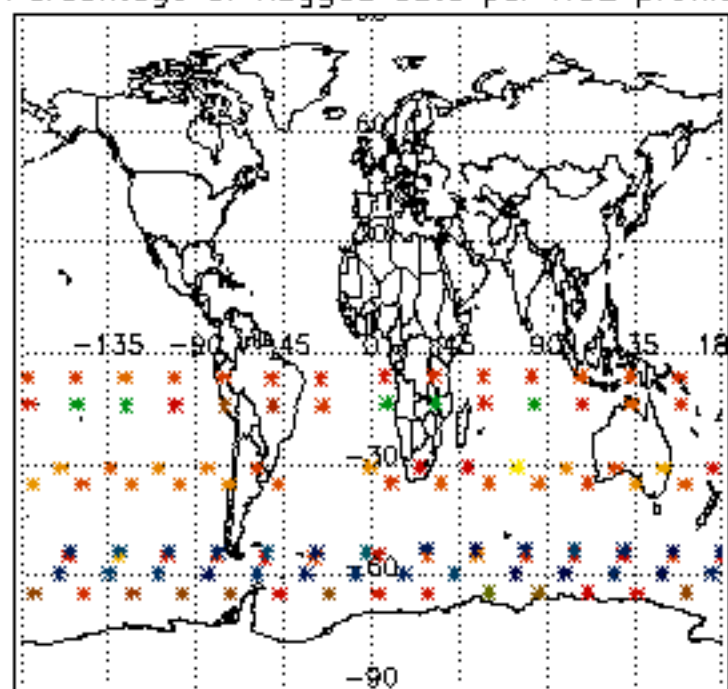
Percentage of flagged data per D3 profile



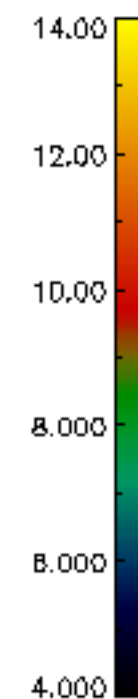
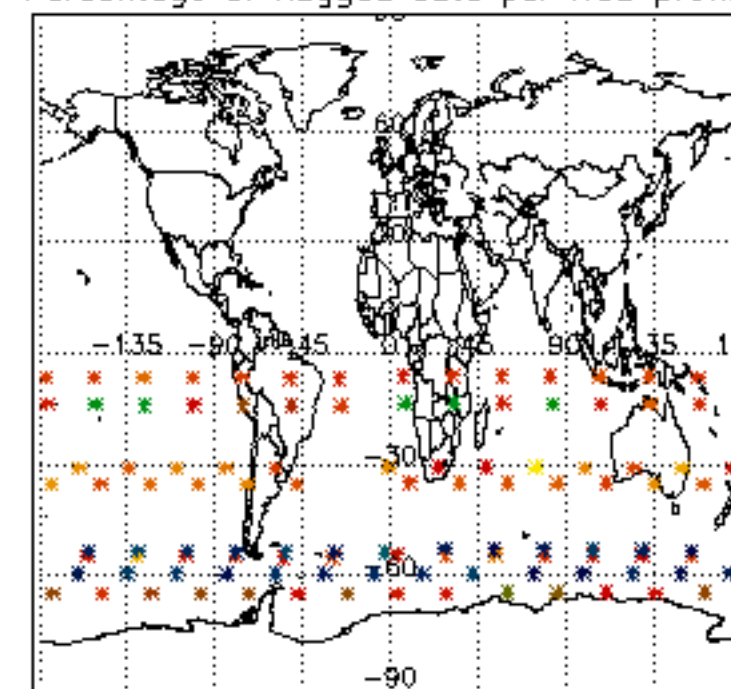
Percentage of flagged data per H2O profile

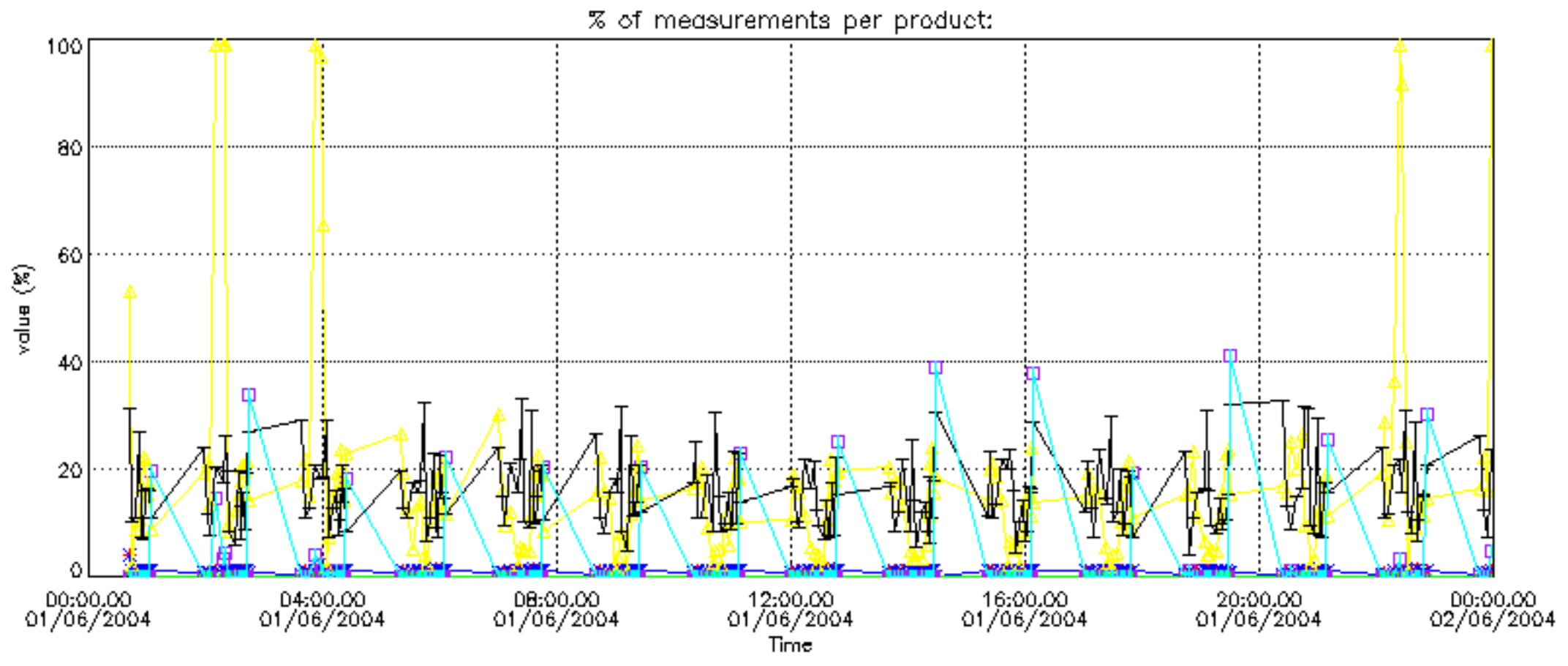


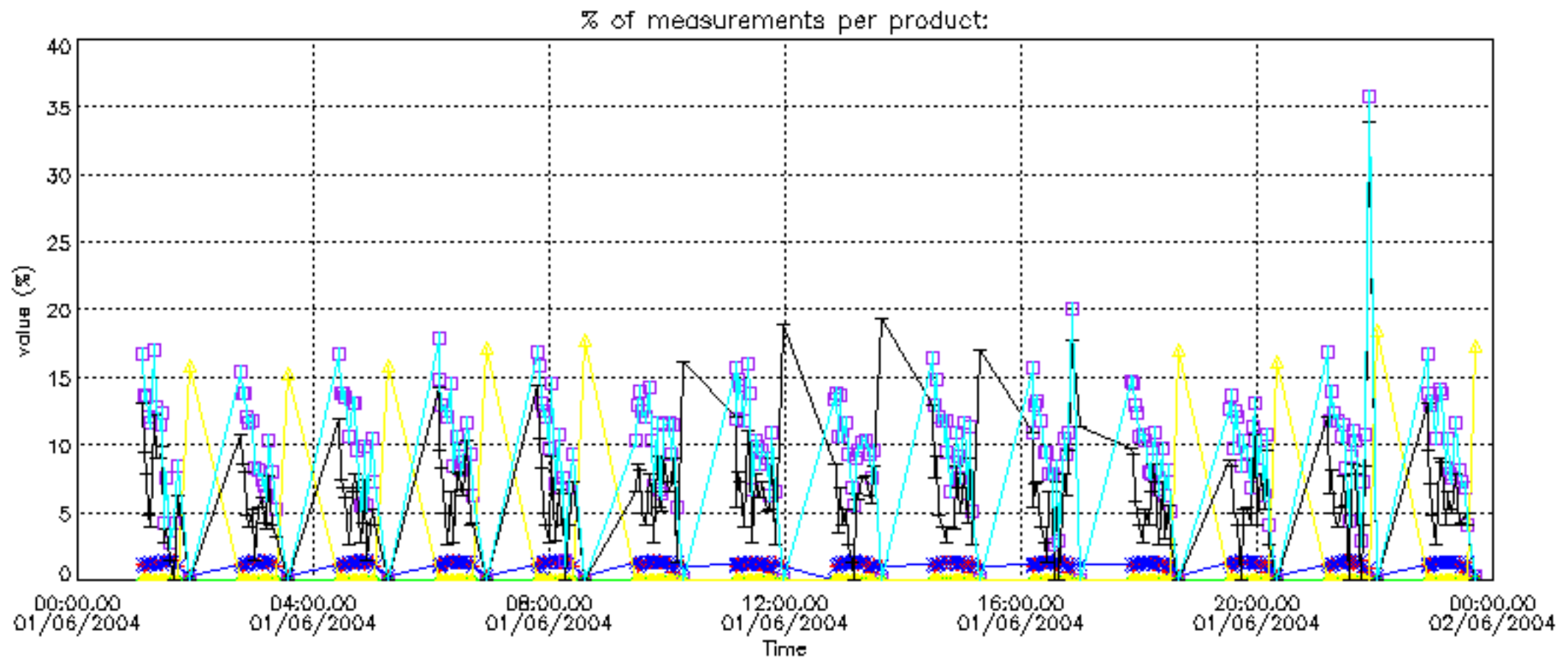
Percentage of flagged data per NO2 profile



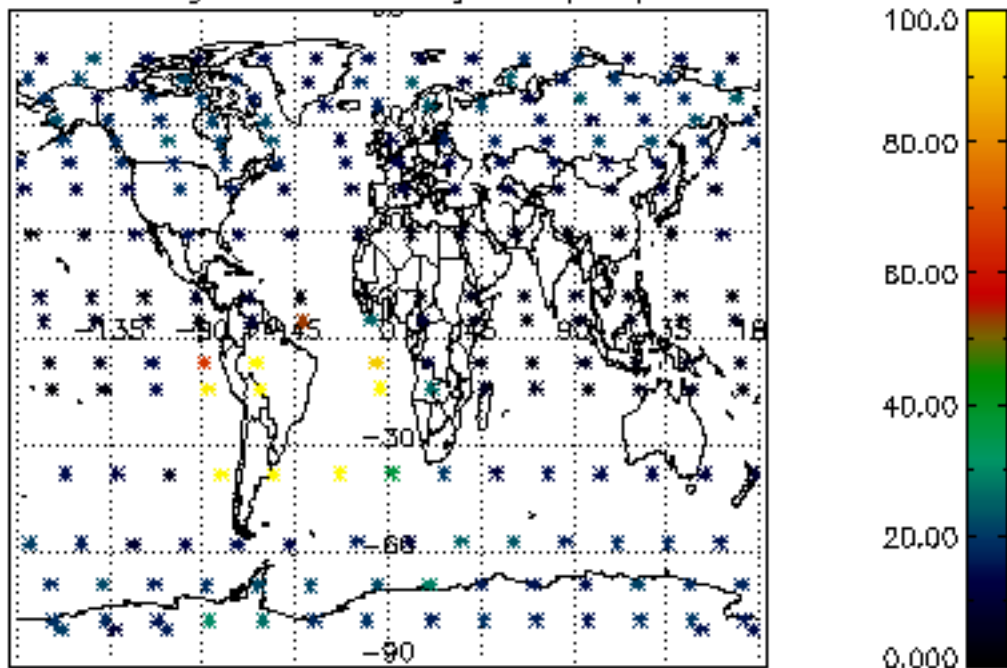
Percentage of flagged data per NO3 profile



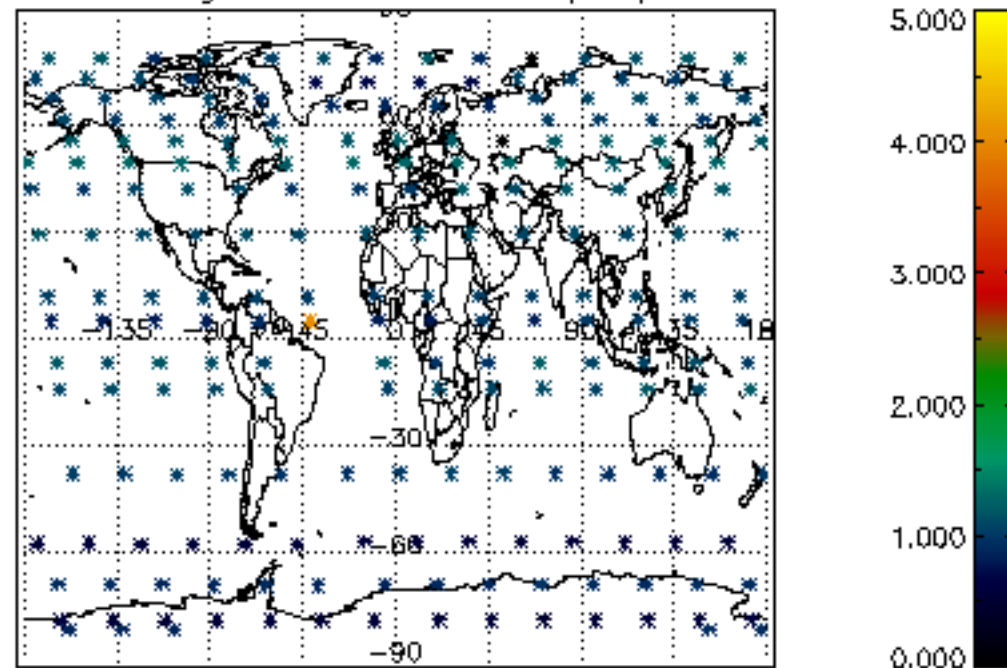




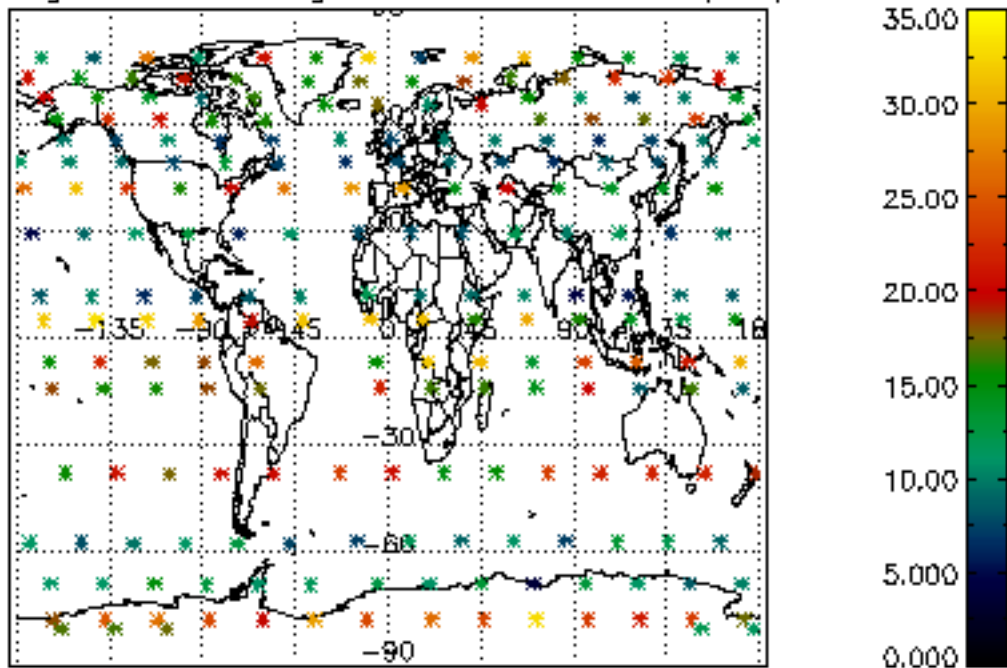
Percentage of cosmic ray hits per profile



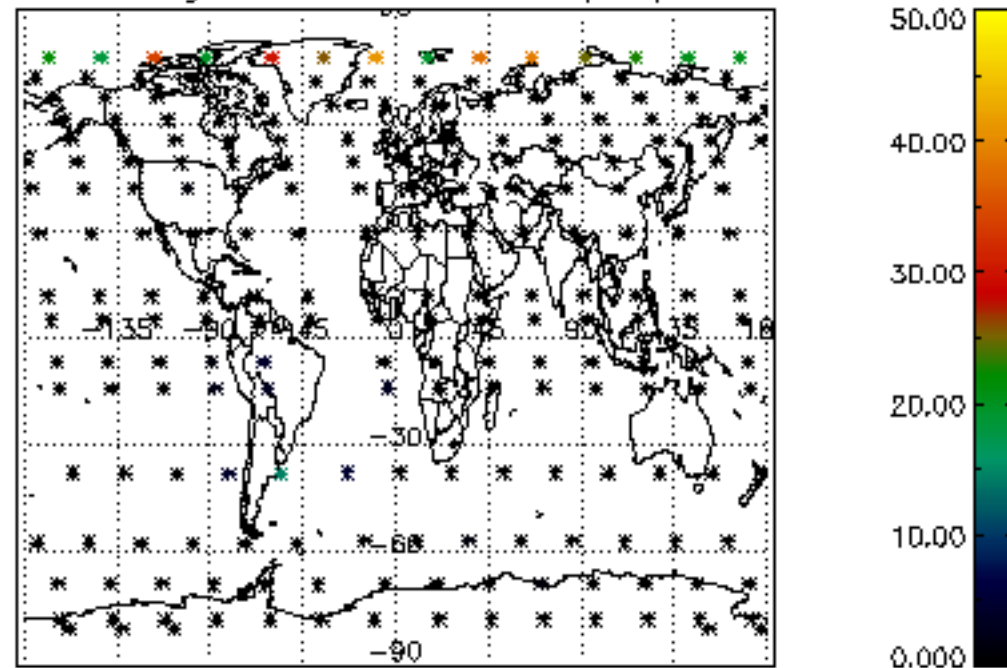
Percentage of datation errors per profile



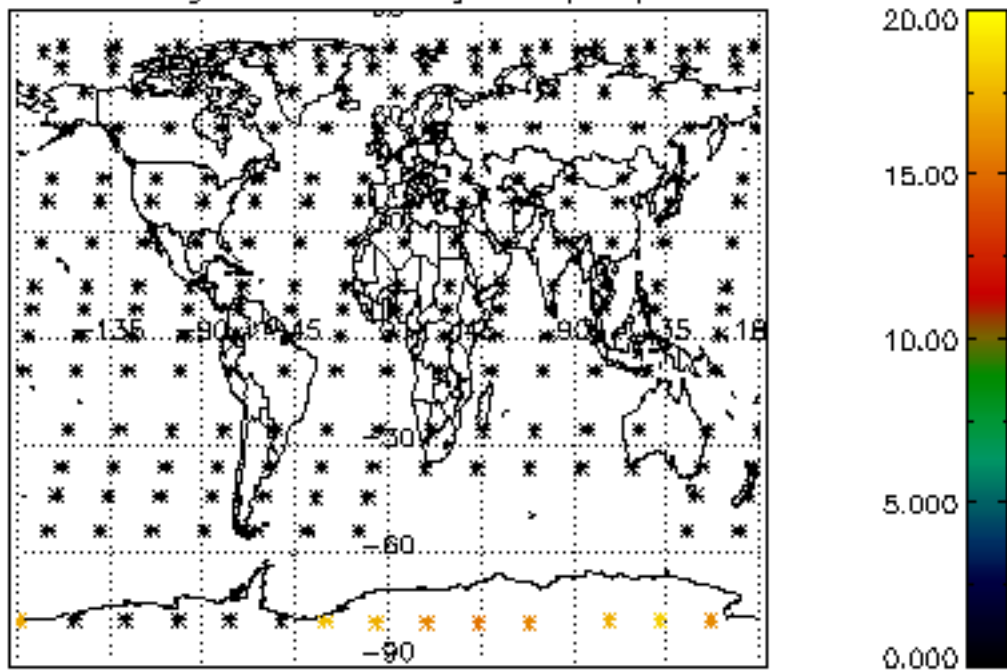
Percentage of star falling outside central band per profile



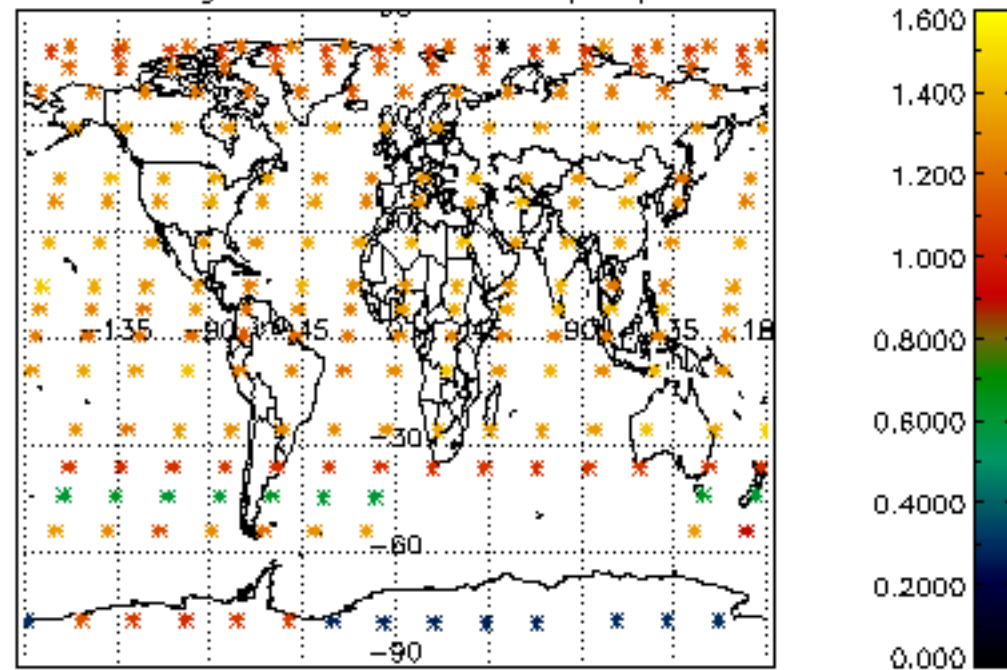
Percentage of saturation errors per profile



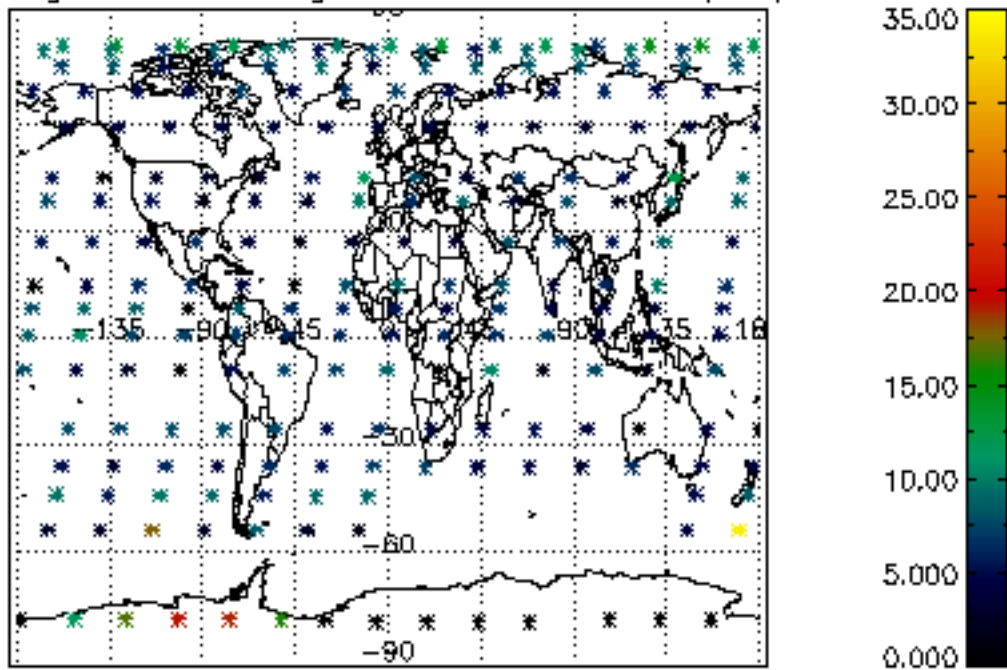
Percentage of cosmic ray hits per profile



Percentage of datation errors per profile



Percentage of star falling outside central band per profile



Percentage of saturation errors per profile

