

GOMOS Level 2 Daily Report

SUMMARY

[1. General Info](#)

[2. Summary of processed GOM_NL_2P products](#)

[3. Level 2 Quality information per product](#)

[3.1 Plot of level 2 quality information per product \(time dependant\)](#)

[3.2 Plot of level 2 quality information per product \(world map\)](#)

[4. Level 1 Quality information per product \(stored on level 2 products\)](#)

[4.1 Plot of level 1 quality information per product \(time dependant\)](#)

[4.1.1 Plot of level 1 quality information per product \(time dependant\): ASCENDING](#)

[4.1.2 Plot of level 1 quality information per product \(time dependant\): DESCENDING](#)

[4.2 Plot of level 1 quality information per product \(world map\)](#)

[4.2.1 Plot of level 1 quality information per product \(world map\): ASCENDING](#)

[4.2.2 Plot of level 1 quality information per product \(world map\): DESCENDING](#)

[5. Ozone profiles based on quality statistics and other trace gas profiles](#)

[5.1 Ozone statistics based on quality of products](#)

[5.2 Plot ozone profiles for all STD \(dark without errors\)](#)

[5.3 Plot ozone profiles where STD < 20% \(dark without errors\)](#)

[5.4. Plot ozone profiles where STD < 10% \(dark without errors\)](#)

[5.5. Plot ozone profiles where STD < 5% \(dark without errors\)](#)

[5.6 Plot NO2 profiles for all STD \(dark without errors\)](#)

[5.7 Plot NO3 profiles for all STD \(dark without errors\)](#)

[5.8 Plot H2O profiles \(only for occultations of stars 1,2,3,4,13,14,16,26,63 dark without errors\) for all STD](#)

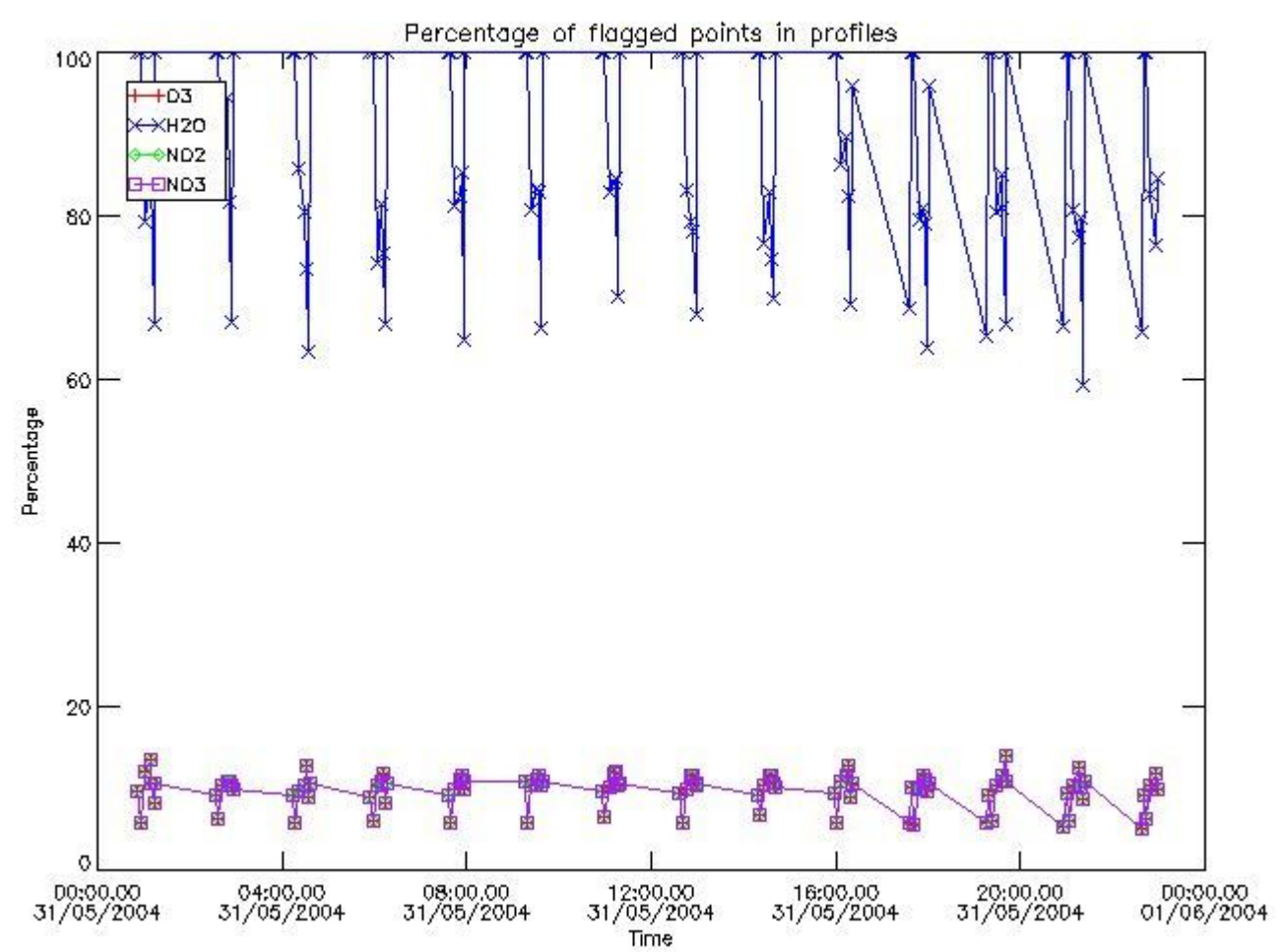
[6. Auxiliary Data Files used for the production reported in section 2](#)

397	GOM_NL__2PRFIN20040531_212046_000000602027_00201_11778_2991.N1	31-MAY-2004 21:20:46	Dark	59.500	63	Bet Gru	2.1500	2800.0	119	11778	No
398	GOM_NL__2PRFIN20040531_212238_000000482027_00201_11778_2992.N1	31-MAY-2004 21:22:38	Dark	47.500	31	Alp Gru	1.7340	15200.	95	11778	No
399	GOM_NL__2PRFIN20040531_212736_000000432027_00201_11778_2993.N1	31-MAY-2004 21:27:36	Straylight	42.500	45	Alp Pav	1.9400	26000.	85	11778	No
400	GOM_NL__2PRFIN20040531_213111_000000422027_00201_11778_2994.N1	31-MAY-2004 21:31:11	Straylight	41.500	43	Alp TrA	1.9100	4250.0	83	11778	No
401	GOM_NL__2PRFIN20040531_213315_000000412027_00201_11778_2995.N1	31-MAY-2004 21:33:15	Straylight	41.000	134	Bet TrA	2.8100	6600.0	82	11778	No
402	GOM_NL__2PRFIN20040531_213502_000000432027_00201_11778_2996.N1	31-MAY-2004 21:35:02	Straylight	43.000	147	Alp Ara	2.8770	26000.	86	11778	No
403	GOM_NL__2PRFIN20040531_213643_000000492027_00201_11778_2997.N1	31-MAY-2004 21:36:43	Straylight	48.500	40	The Sco	1.8590	7100.0	97	11778	No
404	GOM_NL__2PRFIN20040531_213831_000000502027_00201_11778_2998.N1	31-MAY-2004 21:38:31	Twilight_stray	50.000	25	35Lam Sco	1.6200	28000.	100	11778	No
405	GOM_NL__2PRFIN20040531_214015_000000502027_00201_11778_2999.N1	31-MAY-2004 21:40:15	Twilight_stray	50.000	75	26Eps Sco	2.2910	4250.0	100	11778	No
406	GOM_NL__2PRFIN20040531_214219_000000432027_00201_11778_3000.N1	31-MAY-2004 21:42:19	Bright	42.500	136	23Tau Sco	2.8220	30000.	85	11778	No
407	GOM_NL__2PRFIN20040531_214424_000000422027_00201_11778_3001.N1	31-MAY-2004 21:44:24	Bright	41.500	80	7Del Sco	2.3160	30000.	83	11778	No
408	GOM_NL__2PRFIN20040531_214557_000000482027_00201_11778_3002.N1	31-MAY-2004 21:45:57	Bright	47.500	86	35Eta Oph	2.4300	10200.	95	11778	No
409	GOM_NL__2PRFIN20040531_214748_000000442027_00201_11778_3003.N1	31-MAY-2004 21:47:48	Bright	43.500	98	13Zet Oph	2.5710	30000.	87	11778	No
410	GOM_NL__2PRFIN20040531_214959_000000422027_00201_11778_3004.N1	31-MAY-2004 21:49:59	Bright	41.500	120	1Del Oph	2.7340	3200.0	83	11778	No
411	GOM_NL__2PRFIN20040531_215301_000000392027_00201_11778_3005.N1	31-MAY-2004 21:53:01	Bright	38.500	102	24Alp Ser	2.6000	4250.0	77	11778	No
412	GOM_NL__2PRFIN20040531_215703_000000392027_00201_11778_3006.N1	31-MAY-2004 21:57:03	Bright	39.000	3	16Alp Boo	-0.050000	4250.0	78	11778	No
413	GOM_NL__2PRFIN20040531_215858_000000382027_00201_11778_3007.N1	31-MAY-2004 21:58:58	Bright	38.000	83		2.3780	11000.	76	11778	No
414	GOM_NL__2PRFIN20040531_220210_000000362027_00201_11778_3008.N1	31-MAY-2004 22:02:10	Bright	36.000	180	27Gam Boo	3.0400	8000.0	72	11778	No
415	GOM_NL__2PRFIN20040531_220534_000000372027_00201_11778_3009.N1	31-MAY-2004 22:05:34	Bright	36.500	39	85Eta UMa	1.8540	24000.	73	11778	No
416	GOM_NL__2PRFIN20040531_220722_000000392027_00201_11778_3010.N1	31-MAY-2004 22:07:22	Bright	38.500	55	79Zet UMa	2.0600	10200.	77	11778	No
417	GOM_NL__2PRFIN20040531_220930_000000402027_00201_11778_3011.N1	31-MAY-2004 22:09:30	Bright	40.000	119	14Eta Dra	2.7270	4700.0	80	11778	No
418	GOM_NL__2PRFIN20040531_221212_000000392027_00201_11778_3012.N1	31-MAY-2004 22:12:12	Bright	39.000	60	7Bet UMi	2.0810	3950.0	78	11778	No
419	GOM_NL__2PRFIN20040531_221652_000000392027_00201_11778_3013.N1	31-MAY-2004 22:16:52	Bright	38.500	49	1Alp UMi	1.9900	6300.0	77	11778	No
420	GOM_NL__2PRFIN20040531_221953_000000492027_00201_11778_3014.N1	31-MAY-2004 22:19:53	Bright	49.000	89	5Alp Cep	2.4510	8000.0	98	11778	No
421	GOM_NL__2PRFIN20040531_223308_000001862027_00201_11778_3015.N1	31-MAY-2004 22:33:08	Straylight	186.00	92	53Eps Cyg	2.5000	4500.0	372	11778	No
422	GOM_NL__2PRFIN20040531_223656_000001012027_00201_11778_3016.N1	31-MAY-2004 22:36:56	Dark	101.00	93	53Bet Peg	2.5200	3100.0	202	11778	No
423	GOM_NL__2PRFIN20040531_224020_000000562027_00201_11778_3017.N1	31-MAY-2004 22:40:20	Dark	55.500	140	88Gam Peg	2.8340	26000.	111	11778	No
424	GOM_NL__2PRFIN20040531_224342_000000912027_00201_11778_3018.N1	31-MAY-2004 22:43:42	Dark	91.000	90	54Alp Peg	2.4870	11000.	182	11778	No
425	GOM_NL__2PRFIN20040531_224920_000000502027_00201_11778_3019.N1	31-MAY-2004 22:49:20	Dark	49.500	52	16Bet Cet	2.0370	4500.0	99	11778	No
426	GOM_NL__2PRFIN20040531_225602_000000432027_00201_11778_3020.N1	31-MAY-2004 22:56:02	Dark	43.000	84	Alp Phe	2.3970	4500.0	86	11778	No
427	GOM_NL__2PRFIN20040531_225811_000000522027_00201_11778_3021.N1	31-MAY-2004 22:58:11	Dark	51.500	9	Alp Eri	0.45300	24000.	103	11778	No

3. Quality information per product

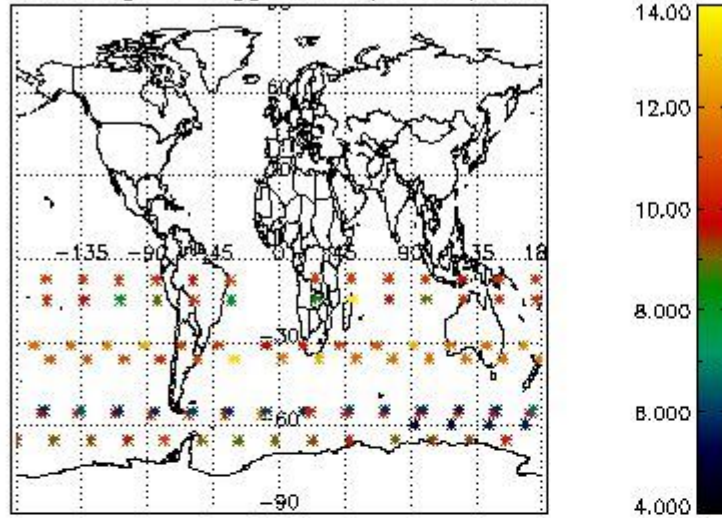
In this section it is plotted some information contained in the Quality Summary data set of the level 2 products. Only products in dark limb conditions and without errors (error flag in the MPH set to "0") are used.

3.1 Plot quality information per product (time dependant)

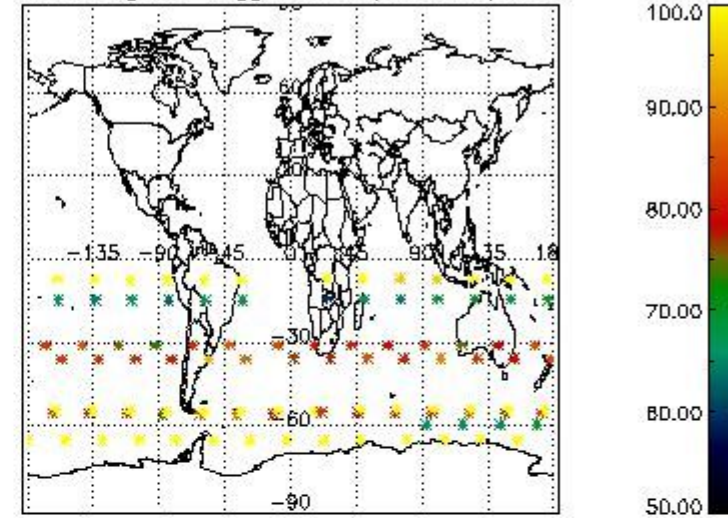


3.2 Plot quality information per product (world map)

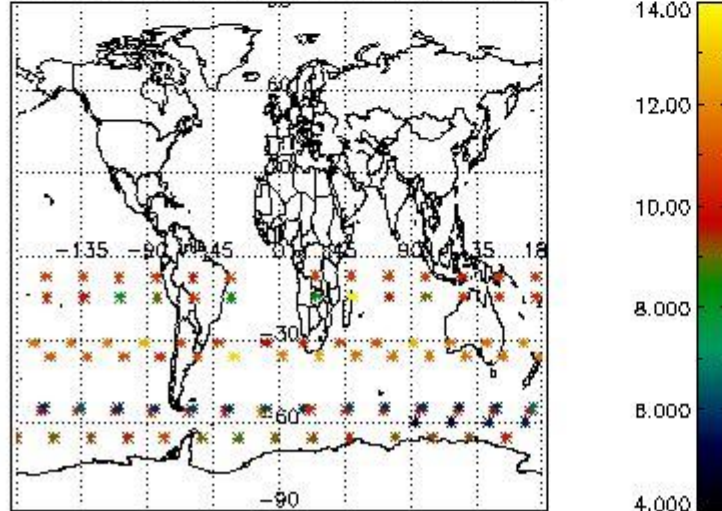
Percentage of flagged data per O3 profile



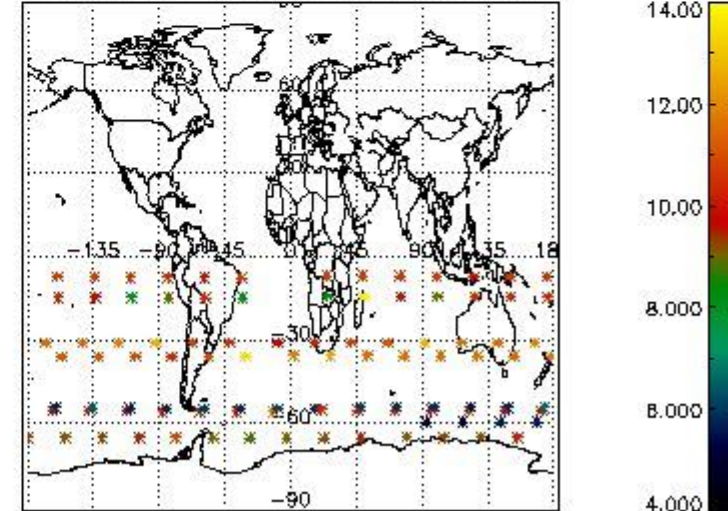
Percentage of flagged data per H2O profile



Percentage of flagged data per NO2 profile



Percentage of flagged data per NO3 profile

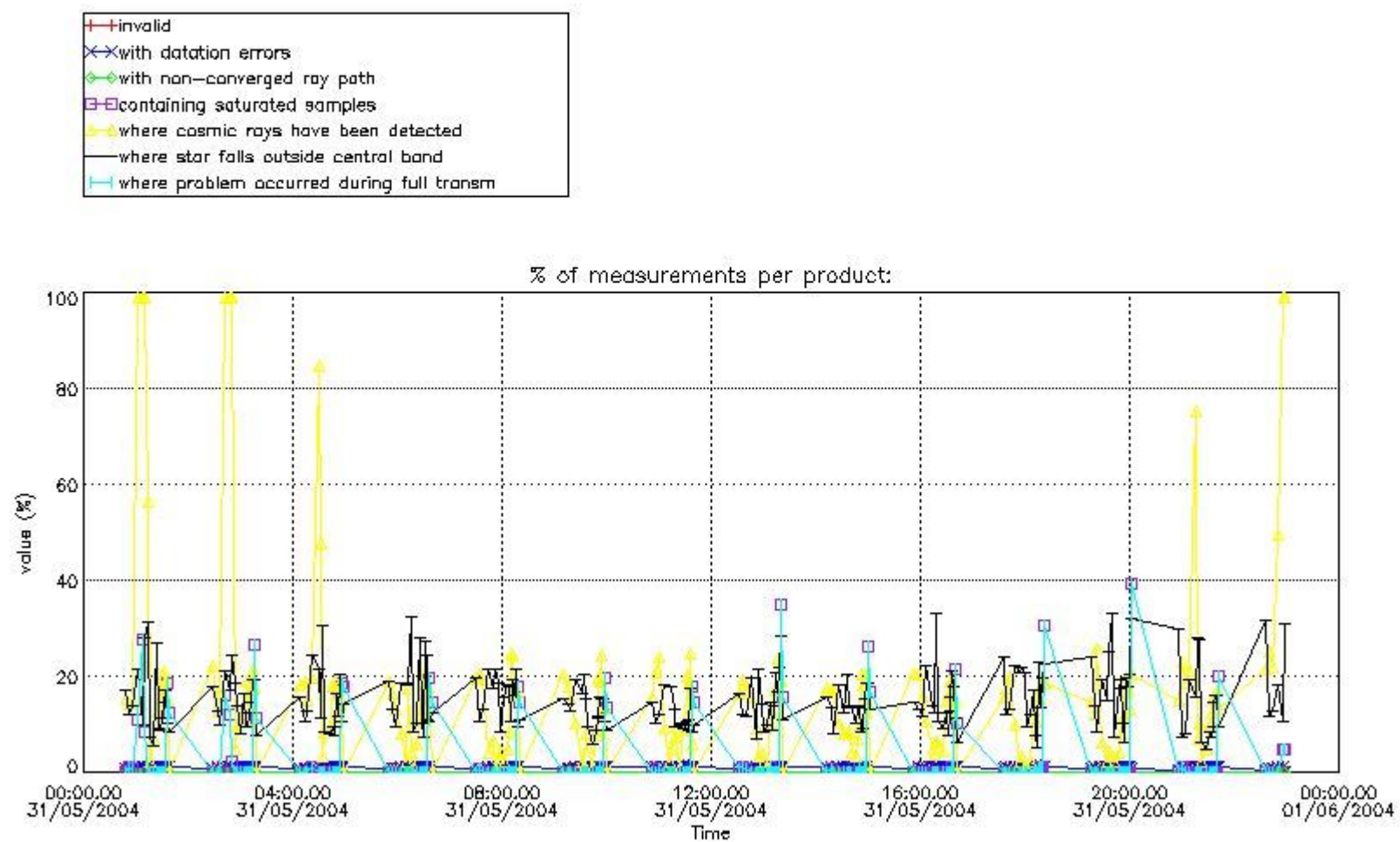


4. Level 1 quality information per product

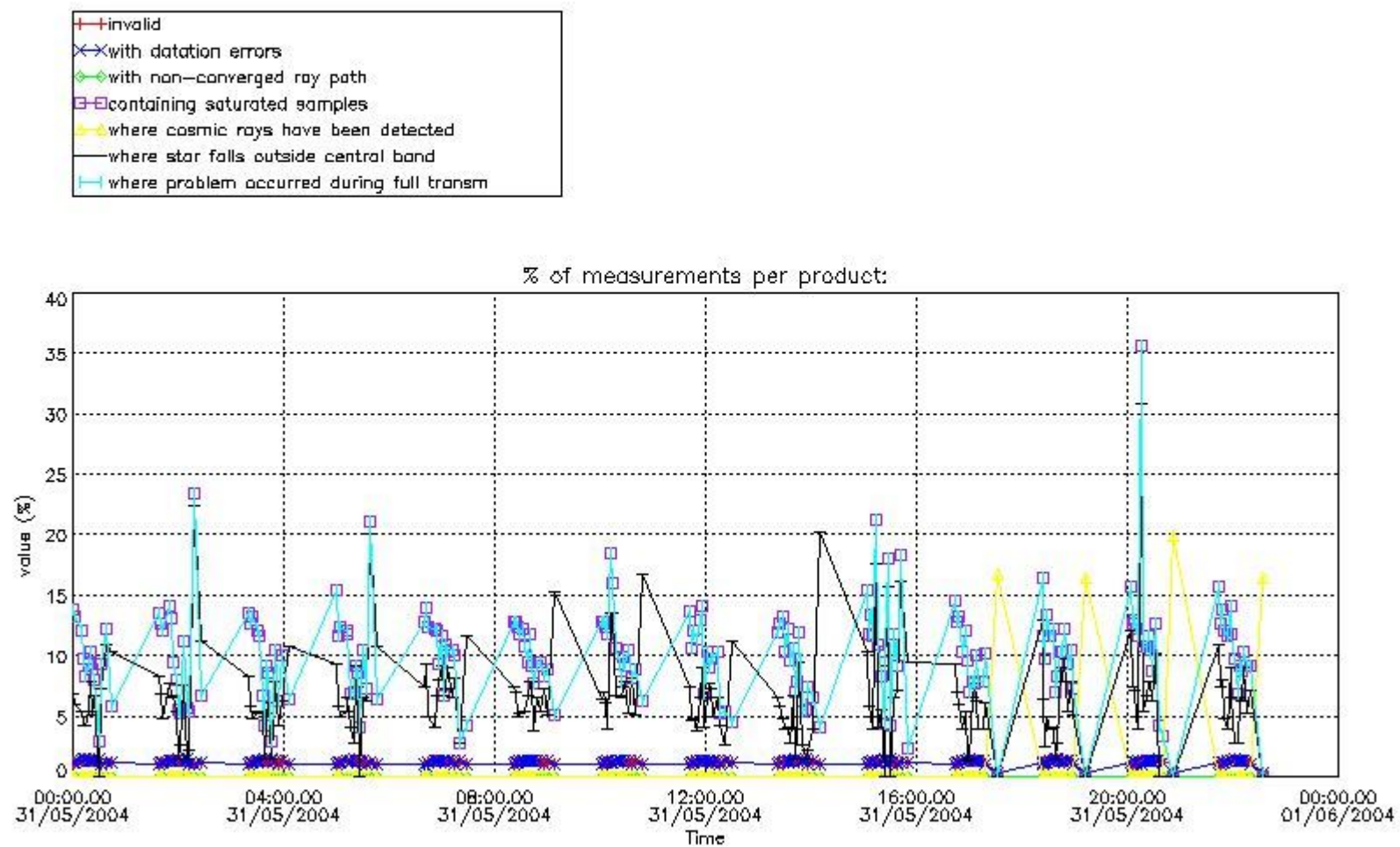
In this section it is plotted some information contained in the Quality Summary data set of the level 2 products that comes from the level 1b processing. Products without errors (error flag in the MPH set to "0") are used.

4.1 Plot quality information per product (time dependant) coming from level 1b processing

4.1.1 Plot level 1 quality information per product (time dependant): ENVISAT ASCENDING passes



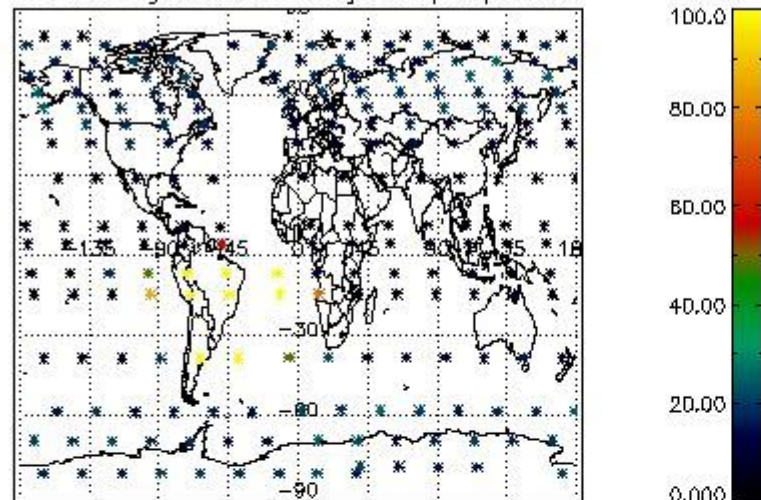
4.1.2 Plot level 1 quality information per product (time dependant): ENVISAT DESCENDING passes



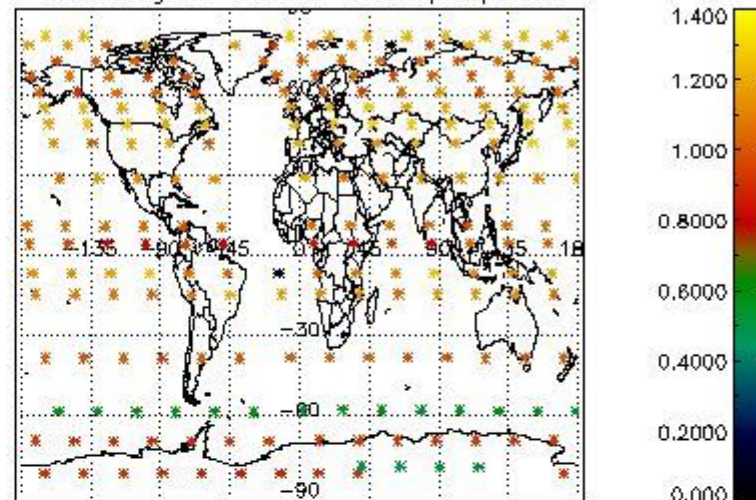
4.2 Plot quality information per product coming from level 1b processing (world map)

4.2.1 Plot level 1 quality information per product (world map): ENVISAT ASCENDING passes

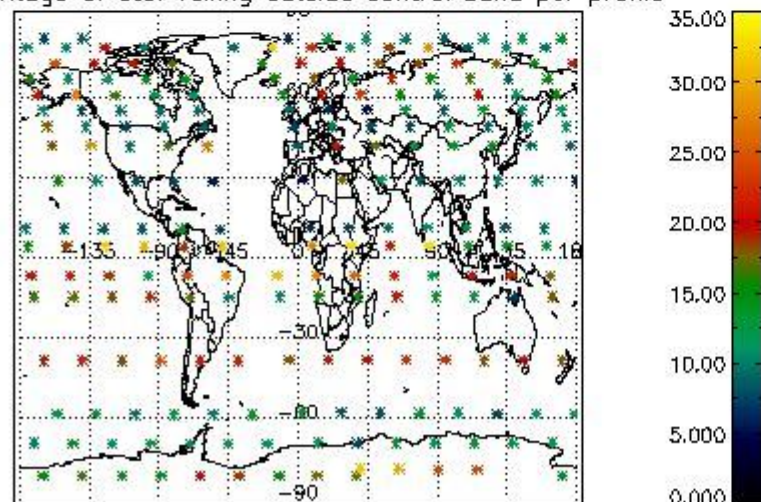
Percentage of cosmic ray hits per profile



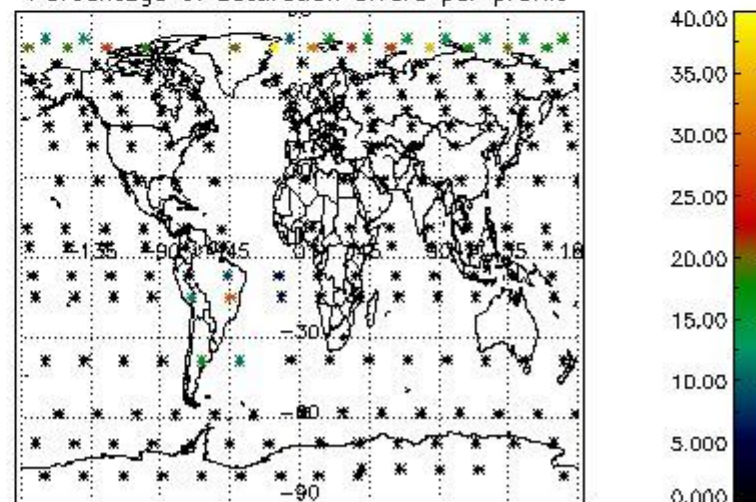
Percentage of datation errors per profile



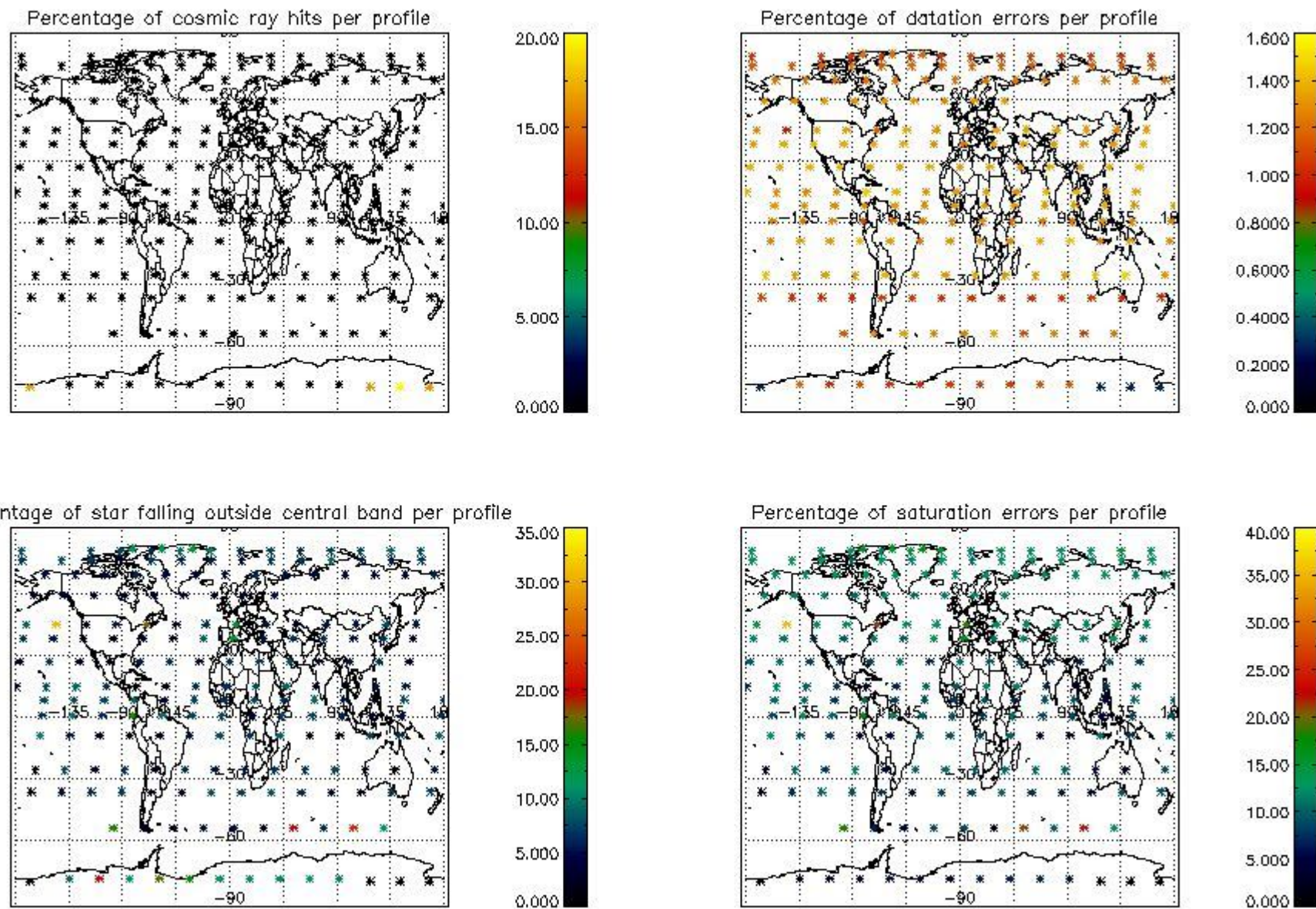
Percentage of star falling outside central band per profile



Percentage of saturation errors per profile



4.2.2 Plot level 1 quality information per product (world map): ENVISAT DESCENDING passes



5. Trace gas profiles

5.1 Ozone statistics based on quality of products

The final quality of the products can be "measured" using the STD (Standard Deviation) attached to every point profile. This information is written to the parameter GOM_NL__2P/NL_LOCAL_SPECIES_DENSITY/o3_std of the level 2 products. The table below shows the statistics for given STD ranges.

The statistics are given with respect to the overall valid production:

- Products without fatal errors: GOM_NL__2P/MPH/PRODUCT_ERR=0
- Valid point profile: GOM_NL__2P/NL_LOCAL_SPECIES_DENSITY/pcd(0)=0

The 'Criteria' is applied to valid points of dark limb products:

- Products in dark limb illumination condition: GOM_NL__2P/NL_SUMMARY_QUALITY/obs_ill_cond=0
- Products without fatal errors: GOM_NL__2P/MPH/PRODUCT_ERR=0
- Valid point profile: GOM_NL__2P/NL_LOCAL_SPECIES_DENSITY/pcd(0)=0

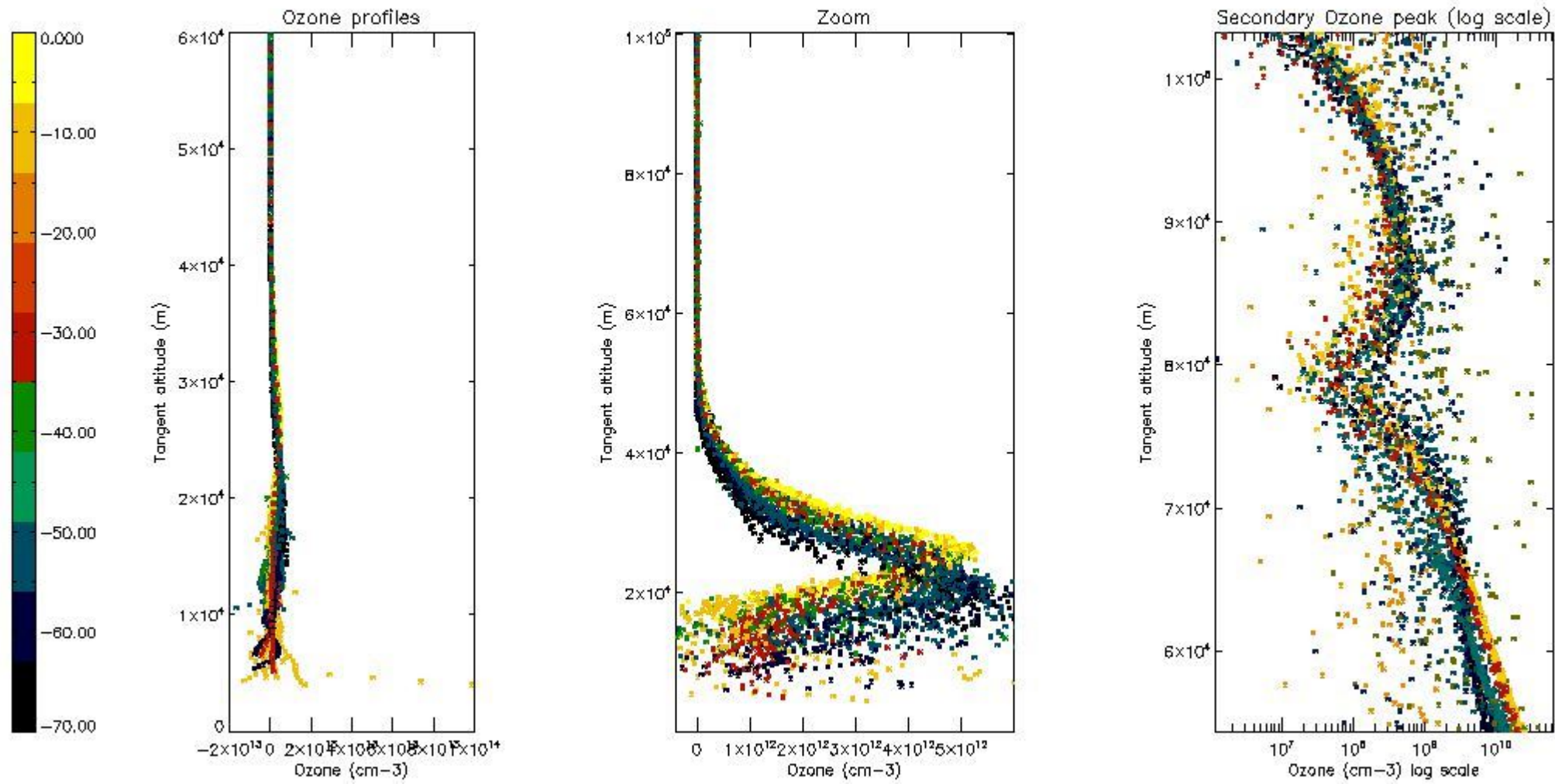
So, the table below shows the percentage of dark limb and valid observations for each criteria with respect to the overall valid daily observations.

Criteria	% of total production
All STD	29
STD < 20	15

STD < 10	12
STD < 5	9

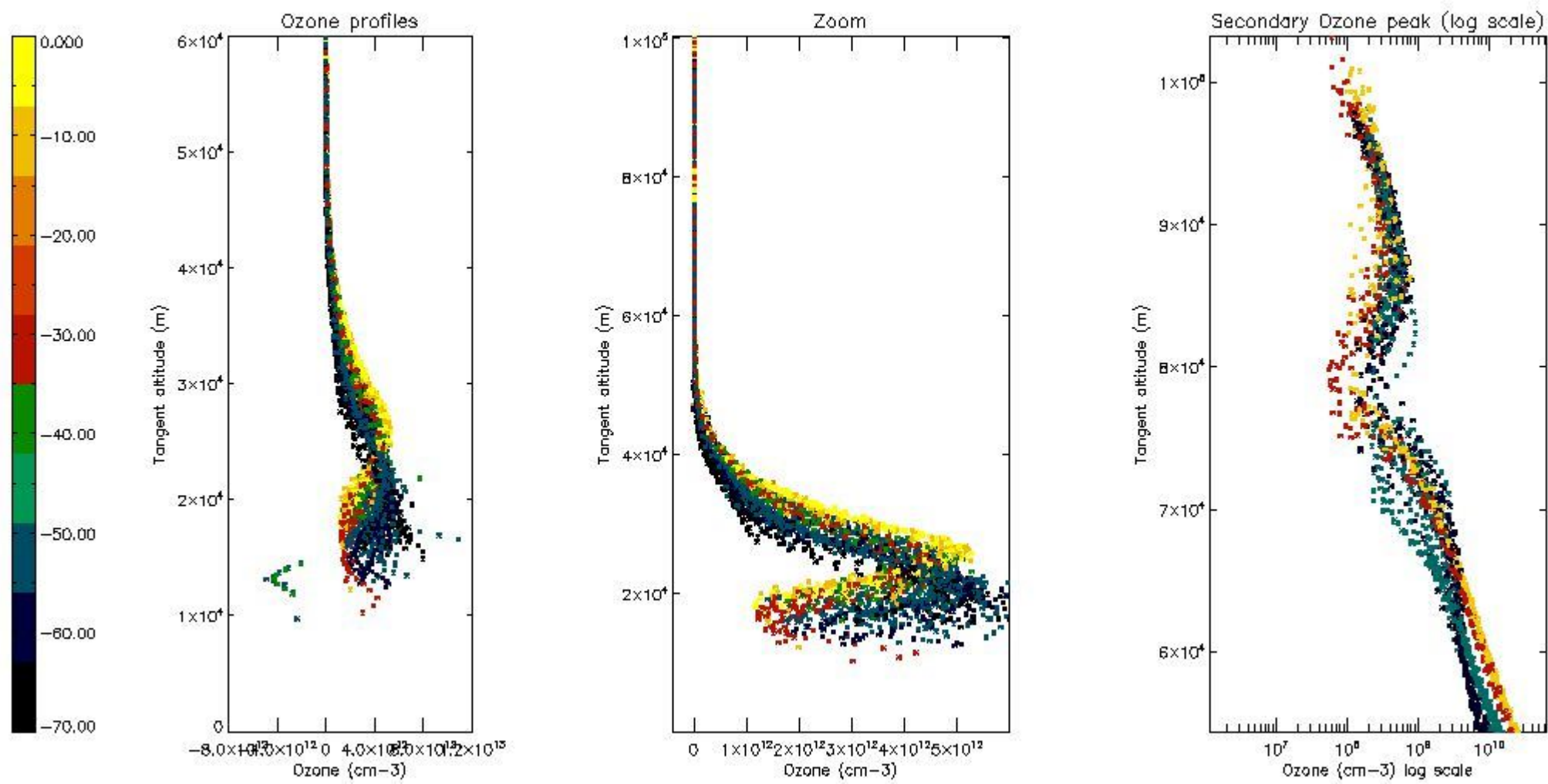
5.2 Plot ozone profiles for all STD (dark without errors)

The colorbar represents the latitude.



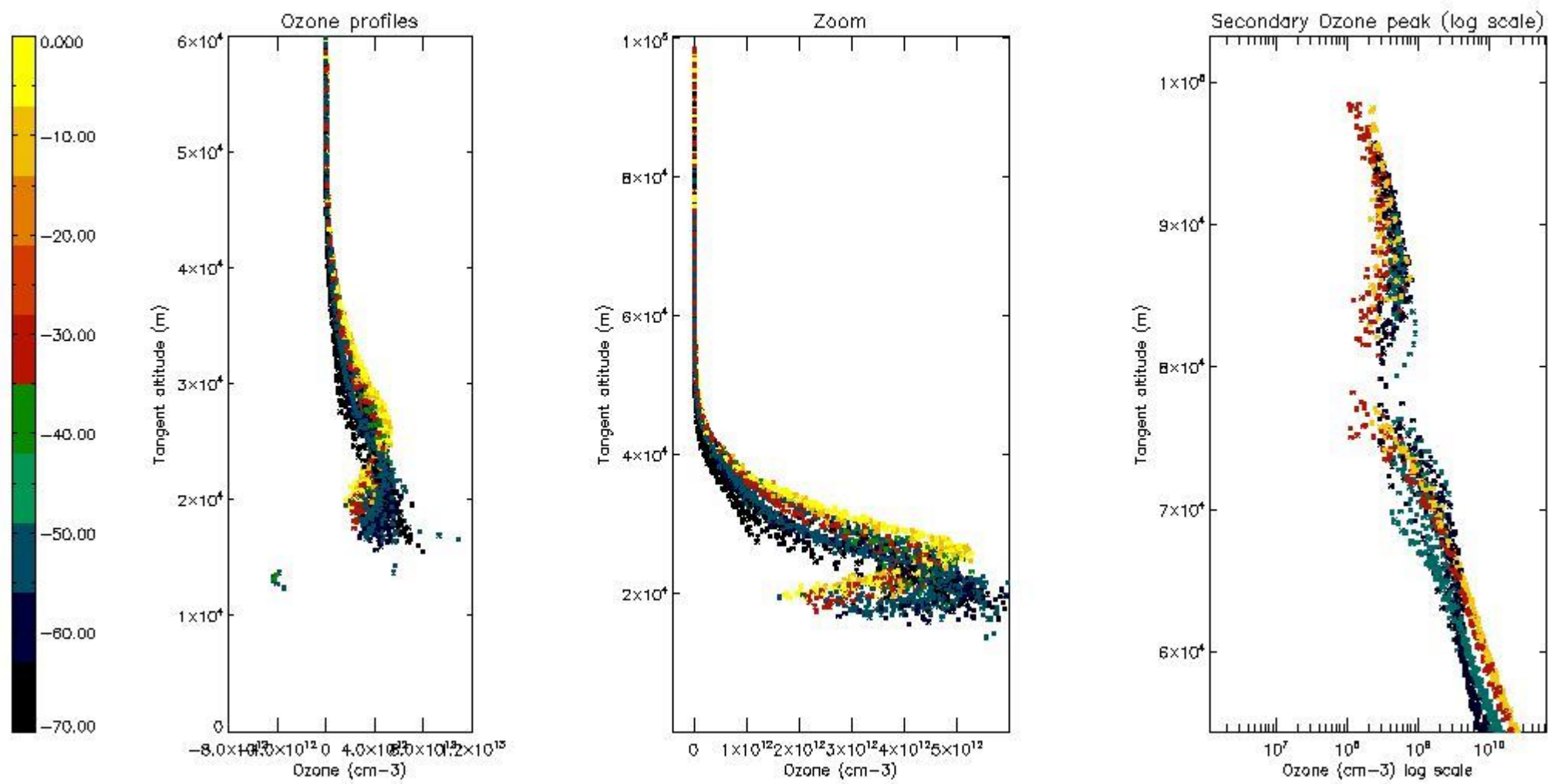
5.3 Plot ozone profiles where STD < 20% (dark without errors)

The colorbar represents the latitude.



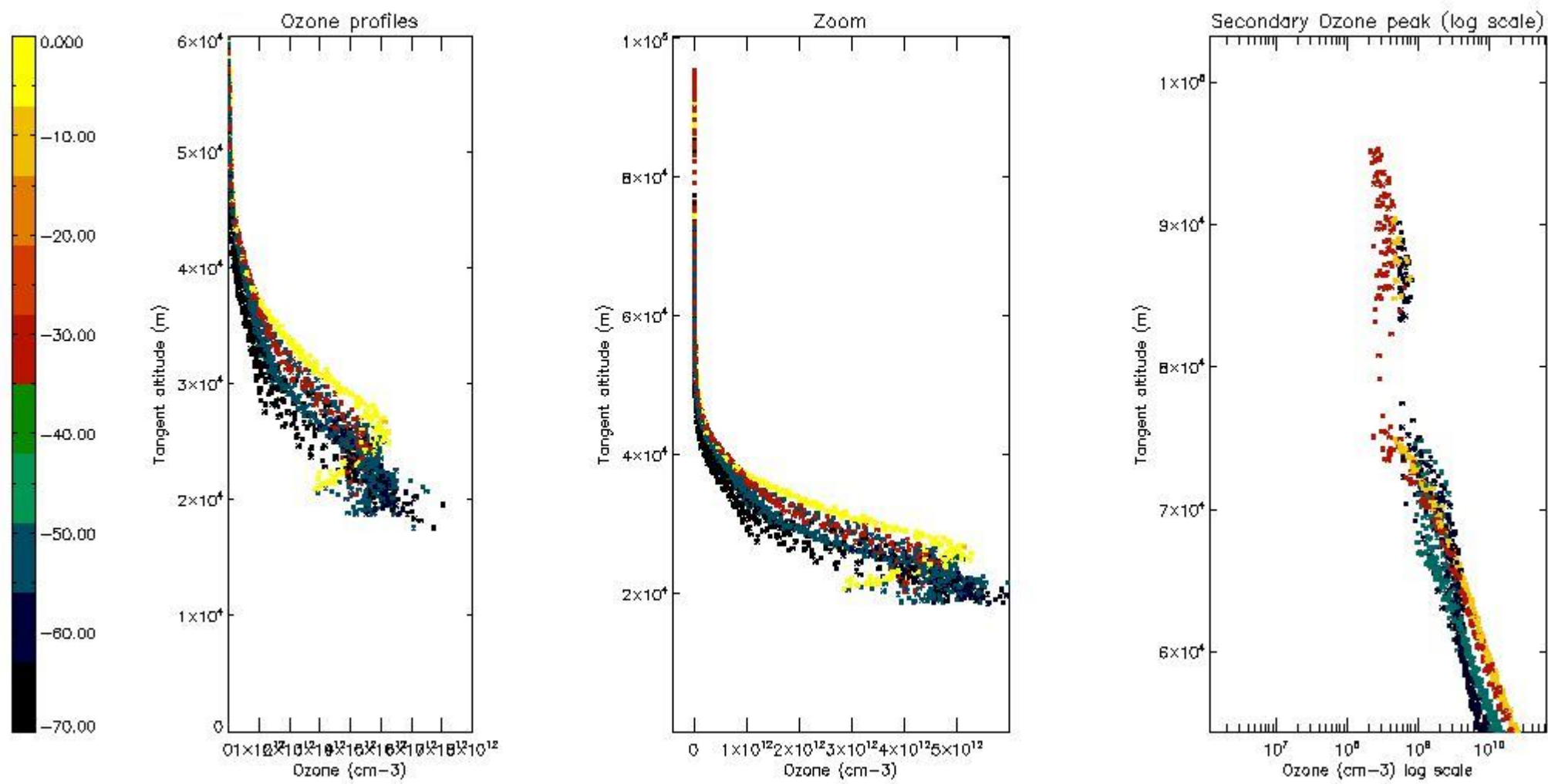
5.4 Plot ozone profiles where STD < 10% (dark without errors)

The colorbar represents the latitude.



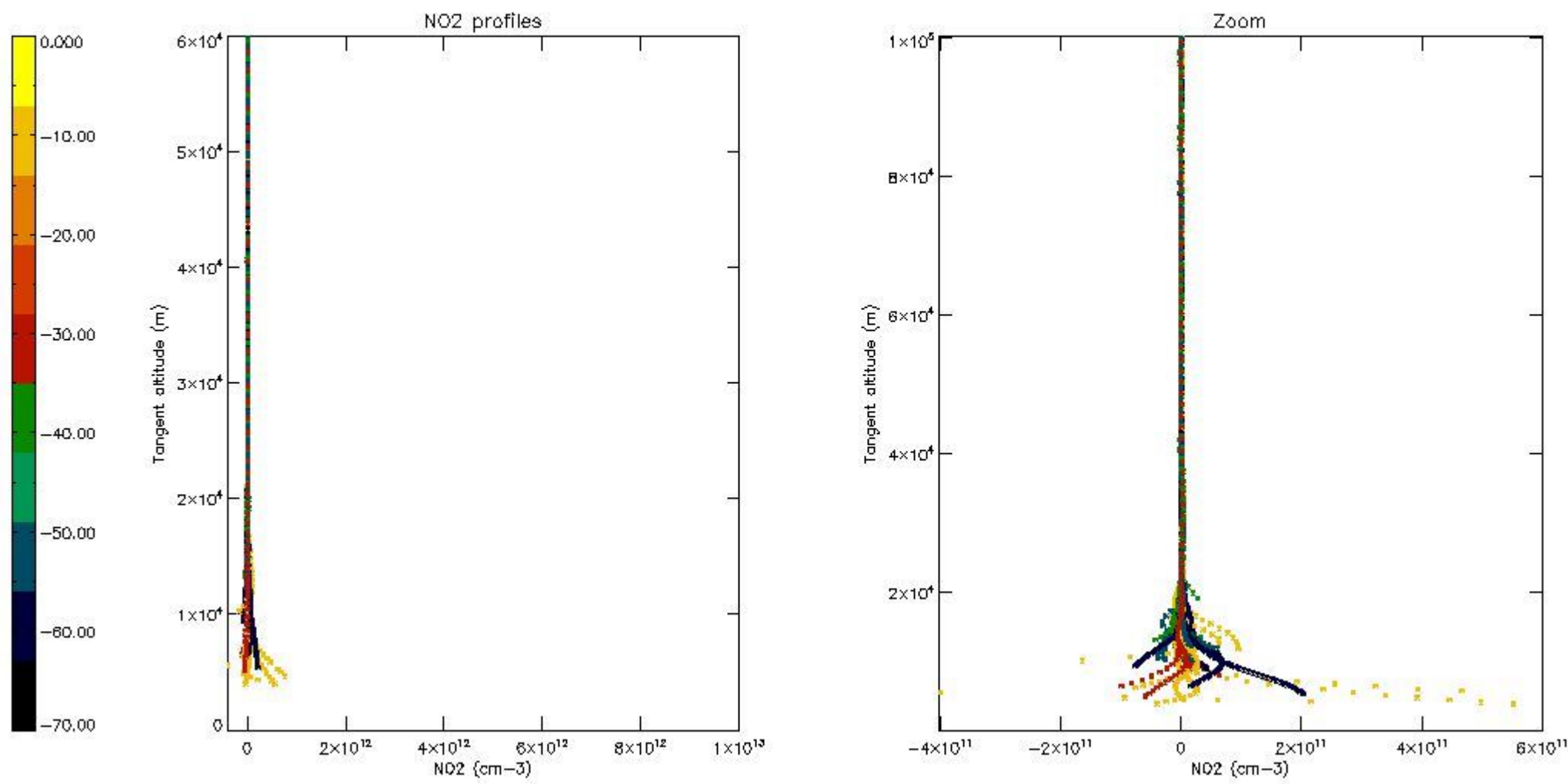
5.5 Plot ozone profiles where STD < 5% (dark without errors)

The colorbar represents the latitude.



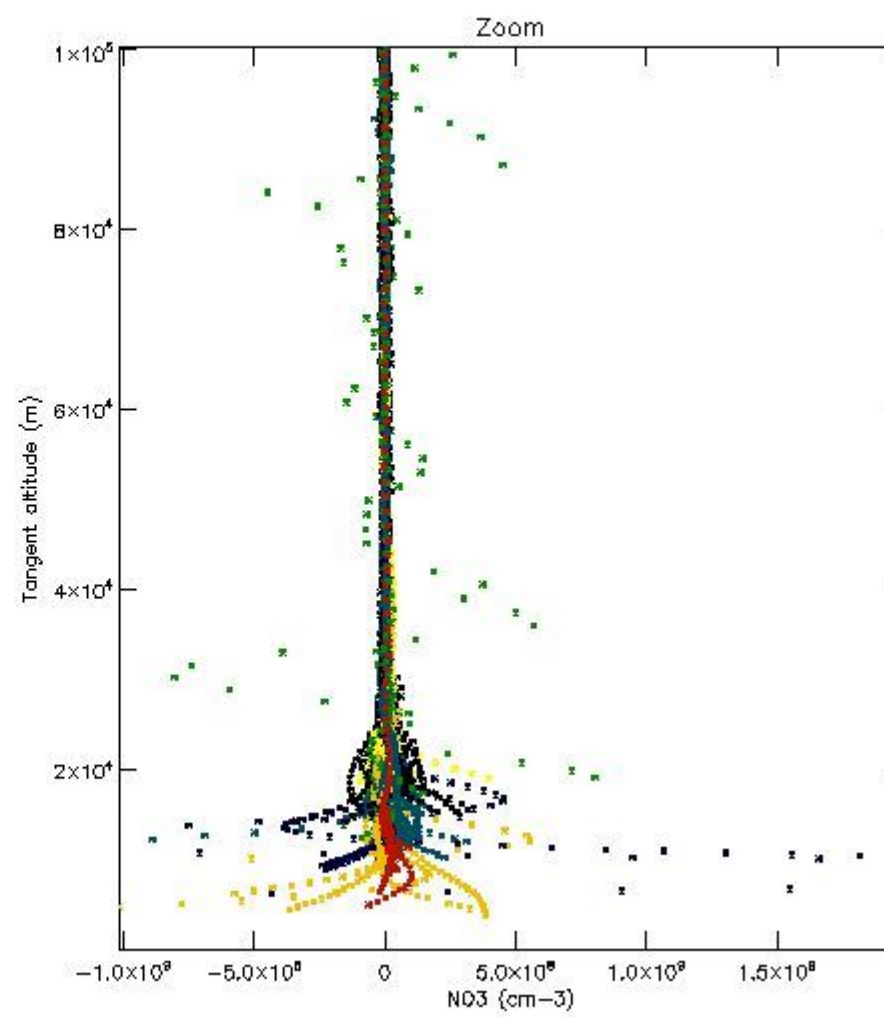
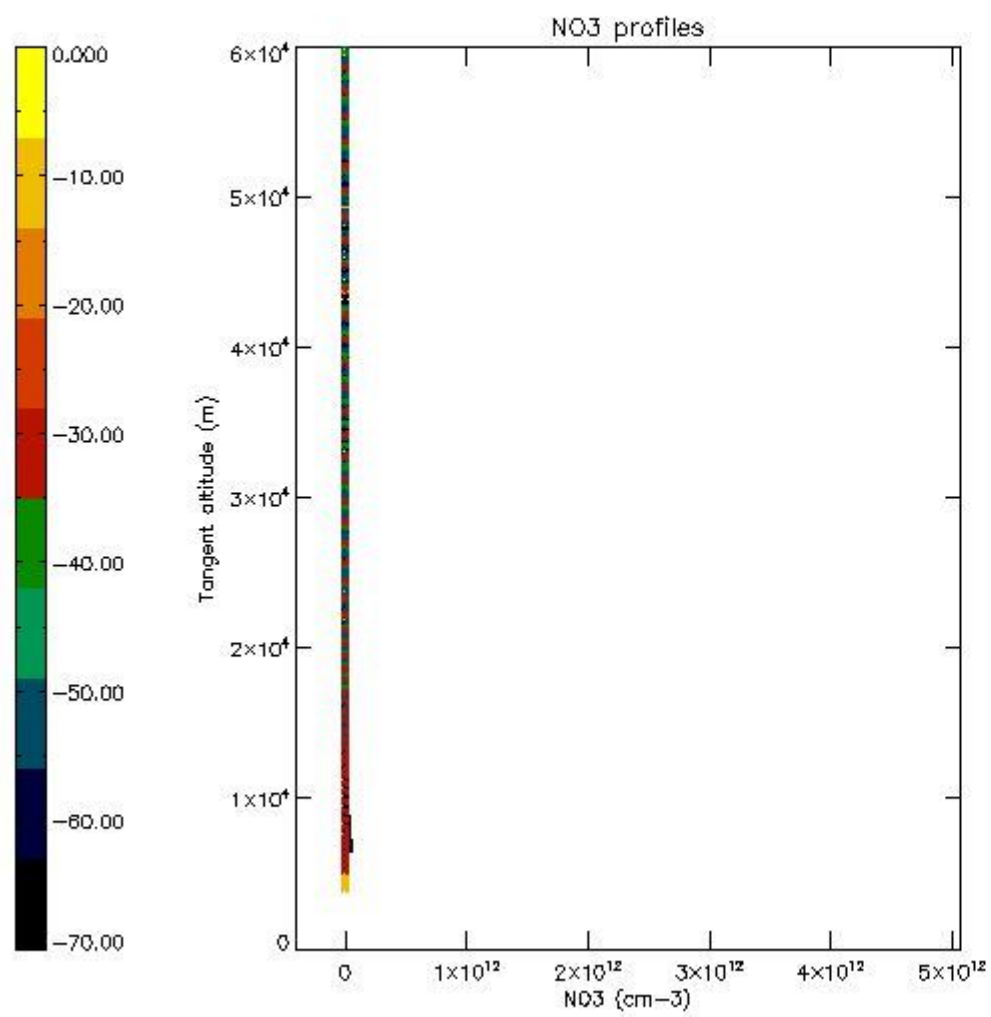
5.6 Plot NO₂ profiles for all STD (dark without errors)

The colorbar represents the latitude.



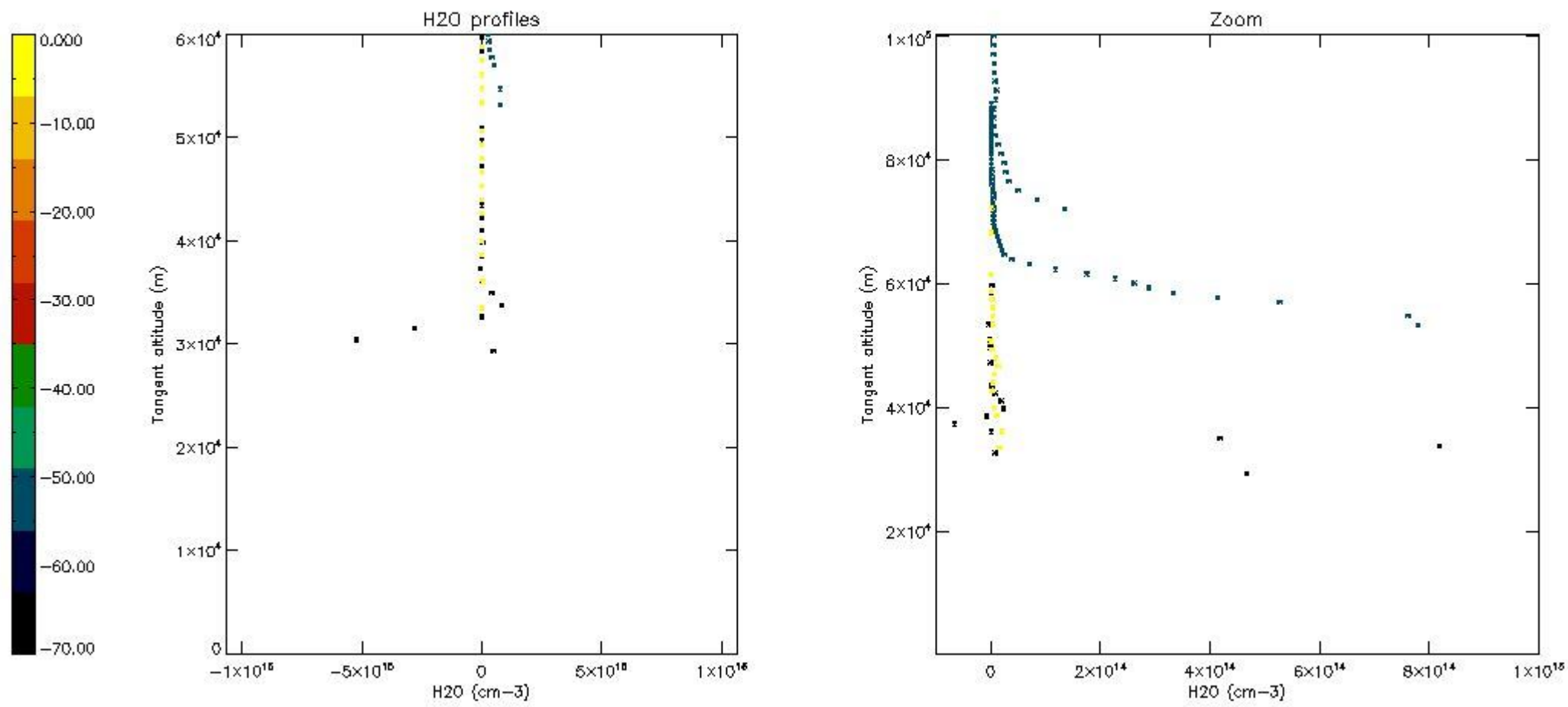
5.7 Plot NO3 profiles for all STD (dark without errors)

The colorbar represents the latitude.



5.8 Plot H₂O profiles for all STD (only for occultations of stars 1,2,3,4,13,14,16,26,63 dark without errors)

The colorbar represents the latitude.



6. Auxiliary Data Files used for the production reported in section 2

The number reported in the third column indicates since which file (see list in section 2) the corresponding auxiliary file has been used. The fourth column is the date of those product files.

Type	Auxiliary Filename	Used since product	Used since product date
INST_PHYS_CHARACTERISTICS	GOM_INS_AXVIEC20091111_143220_20030716_120000_20500101_000000	1	31-MAY-2004 00:00:01
LEVEL-2_PROC_CONFIG	GOM_PR2_AXVIEC20091111_152718_20020301_000000_20500101_000000	1	31-MAY-2004 00:00:01
CROSS_SECTIONS_FILE	GOM_CRS_AXVIEC20091111_154832_20020301_000000_20500101_000000	1	31-MAY-2004 00:00:01

GOMOS Level 2 Daily Report

SUMMARY

[1. General Info](#)

[2. Summary of processed GOM_NL_2P products](#)

[3. Level 2 Quality information per product](#)

[3.1 Plot of level 2 quality information per product \(time dependant\)](#)

[3.2 Plot of level 2 quality information per product \(world map\)](#)

[4. Level 1 Quality information per product \(stored on level 2 products\)](#)

[4.1 Plot of level 1 quality information per product \(time dependant\)](#)

[4.1.1 Plot of level 1 quality information per product \(time dependant\): ASCENDING](#)

[4.1.2 Plot of level 1 quality information per product \(time dependant\): DESCENDING](#)

[4.2 Plot of level 1 quality information per product \(world map\)](#)

[4.2.1 Plot of level 1 quality information per product \(world map\): ASCENDING](#)

[4.2.2 Plot of level 1 quality information per product \(world map\): DESCENDING](#)

[5. Ozone profiles based on quality statistics and other trace gas profiles](#)

[5.1 Ozone statistics based on quality of products](#)

[5.2 Plot ozone profiles for all STD \(dark without errors\)](#)

[5.3 Plot ozone profiles where STD < 20% \(dark without errors\)](#)

[5.4. Plot ozone profiles where STD < 10% \(dark without errors\)](#)

[5.5. Plot ozone profiles where STD < 5% \(dark without errors\)](#)

[5.6 Plot NO2 profiles for all STD \(dark without errors\)](#)

[5.7 Plot NO3 profiles for all STD \(dark without errors\)](#)

[5.8 Plot H2O profiles \(only for occultations of stars 1,2,3,4,13,14,16,26,63 dark without errors\) for all STD](#)

[6. Auxiliary Data Files used for the production reported in section 2](#)

This report presents the daily analysis on parameters extracted from GOMOS level 2 data (GOM_NL__2P). It is intended to monitor some important parameters that will impact the quality of these products. A list of level 2 products (and content) that have arrived during the reporting day to the PCF is also given.

Item	Value
Time of report generation	19APR2013 03:13:21
Data source version	GOMOS/6.01
Start time of products	31-05-2004 (31MAY2004 00:00:00)
Stop time of products	01-06-2004 (01JUN2004 00:00:00)
Store outputs in DB	Yes
Nb of level 2 prods	427
Nb of prods with errors	0

2. Summary of processed GOM_NL__2P products.

Nr	Filename	UTC Start time	Limb	Duration	Star Id	Star Name	Star Mag	Star Temp	Nb Meas	Orbit	Prod. error
1	GOM_NL__2PRFIN20040531_000001_000000442027_00188_11765_2958.N1	31-MAY-2004 00:00:01	Bright	43.500	98	13Zet Oph	2.5710	30000.	87	11765	No
2	GOM_NL__2PRFIN20040531_000213_000000422027_00188_11765_2959.N1	31-MAY-2004 00:02:13	Bright	41.500	120	1Del Oph	2.7340	3200.0	83	11765	No
3	GOM_NL__2PRFIN20040531_000913_000000382027_00188_11765_2960.N1	31-MAY-2004 00:09:13	Bright	37.500	3	16Alp Boo	-0.050000	4250.0	75	11765	No
4	GOM_NL__2PRFIN20040531_001110_000000362027_00188_11765_2961.N1	31-MAY-2004 00:11:10	Bright	36.000	83		2.3780	11000.	72	11765	No
5	GOM_NL__2PRFIN20040531_001422_000000362027_00188_11765_2962.N1	31-MAY-2004 00:14:22	Bright	36.000	180	27Gam Boo	3.0400	8000.0	72	11765	No
6	GOM_NL__2PRFIN20040531_001744_000000382027_00188_11765_2963.N1	31-MAY-2004 00:17:44	Bright	37.500	39	85Eta UMa	1.8540	24000.	75	11765	No
7	GOM_NL__2PRFIN20040531_001932_000000392027_00188_11765_2964.N1	31-MAY-2004 00:19:32	Bright	38.500	55	79Zet UMa	2.0600	10200.	77	11765	No
8	GOM_NL__2PRFIN20040531_002147_000000402027_00188_11765_2965.N1	31-MAY-2004 00:21:47	Bright	39.500	119	14Eta Dra	2.7270	4700.0	79	11765	No
9	GOM_NL__2PRFIN20040531_002425_000000382027_00188_11765_2966.N1	31-MAY-2004 00:24:25	Bright	37.500	60	7Bet UMi	2.0810	3950.0	75	11765	No
10	GOM_NL__2PRFIN20040531_002906_000000342027_00188_11765_2967.N1	31-MAY-2004 00:29:06	Bright	34.000	49	1Alp UMi	1.9900	6300.0	68	11765	No
11	GOM_NL__2PRFIN20040531_003214_000000482027_00188_11765_2968.N1	31-MAY-2004 00:32:14	Bright	48.000	89	5Alp Cep	2.4510	8000.0	96	11765	No
12	GOM_NL__2PRFIN20040531_003709_000000412027_00188_11765_2969.N1	31-MAY-2004 00:37:09	Bright	41.000	76	27Gam Cas	2.3000	30000.	82	11765	No
13	GOM_NL__2PRFIN20040531_004452_000000442027_00188_11765_2970.N1	31-MAY-2004 00:44:52	Bright	43.500	53	43Bet And	2.0480	3300.0	87	11765	No
14	GOM_NL__2PRFIN20040531_004733_000000562027_00188_11765_2971.N1	31-MAY-2004 00:47:33	Twilight	56.000	58	21Alp And	2.0730	11000.	112	11765	No
15	GOM_NL__2PRFIN20040531_005227_000000542027_00188_11765_2972.N1	31-MAY-2004 00:52:27	Dark	53.500	140	88Gam Peg	2.8340	26000.	107	11765	No
16	GOM_NL__2PRFIN20040531_005538_000000882027_00188_11765_2973.N1	31-MAY-2004 00:55:38	Dark	87.500	90	54Alp Peg	2.4870	11000.	175	11765	No
17	GOM_NL__2PRFIN20040531_010125_000000512027_00188_11765_2974.N1	31-MAY-2004 01:01:25	Dark	51.000	52	16Bet Cet	2.0370	4500.0	102	11765	No
18	GOM_NL__2PRFIN20040531_010807_000000422027_00188_11765_2975.N1	31-MAY-2004 01:08:07	Dark	41.500	84	Alp Phe	2.3970	4500.0	83	11765	No
19	GOM_NL__2PRFIN20040531_011022_000000492027_00188_11765_2976.N1	31-MAY-2004 01:10:22	Dark	48.500	9	Alp Eri	0.45300	24000.	97	11765	No
20	GOM_NL__2PRFIN20040531_011324_000000622027_00189_11766_2967.N1	31-MAY-2004 01:13:24	Dark	62.000	63	Bet Gru	2.1500	2800.0	124	11766	No
21	GOM_NL__2PRFIN20040531_011515_000000482027_00189_11766_2968.N1	31-MAY-2004 01:15:15	Dark	48.000	31	Alp Gru	1.7340	15200.	96	11766	No
22	GOM_NL__2PRFIN20040531_012016_000000452027_00189_11766_2969.N1	31-MAY-2004 01:20:16	Straylight	44.500	45	Alp Pav	1.9400	26000.	89	11766	No
23	GOM_NL__2PRFIN20040531_012359_000000512027_00189_11766_2970.N1	31-MAY-2004 01:23:59	Straylight	50.500	43	Alp TrA	1.9100	4250.0	101	11766	No
24	GOM_NL__2PRFIN20040531_012603_000000412027_00189_11766_2971.N1	31-MAY-2004 01:26:03	Straylight	40.500	134	Bet TrA	2.8100	6600.0	81	11766	No
25	GOM_NL__2PRFIN20040531_012745_000000442027_00189_11766_2972.N1	31-MAY-2004 01:27:45	Straylight	43.500	147	Alp Ara	2.8770	26000.	87	11766	No
26	GOM_NL__2PRFIN20040531_012924_000000492027_00189_11766_2973.N1	31-MAY-2004 01:29:24	Straylight	49.000	40	The Sco	1.8590	7100.0	98	11766	No
27	GOM_NL__2PRFIN20040531_013112_000000522027_00189_11766_2974.N1	31-MAY-2004 01:31:12	Twilight	52.000	25	35Lam Sco	1.6200	28000.	104	11766	No
28	GOM_NL__2PRFIN20040531_013302_000000472027_00189_11766_2975.N1	31-MAY-2004 01:33:02	Twilight	47.000	75	26Eps Sco	2.2910	4250.0	94	11766	No
29	GOM_NL__2PRFIN20040531_013505_000000442027_00189_11766_2976.N1	31-MAY-2004 01:35:05	Bright	43.500	136	23Tau Sco	2.8220	30000.	87	11766	No
30	GOM_NL__2PRFIN20040531_013711_000000412027_00189_11766_2977.N1	31-MAY-2004 01:37:11	Bright	41.000	80	7Del Sco	2.3160	30000.	82	11766	No
31	GOM_NL__2PRFIN20040531_013845_000000482027_00189_11766_2978.N1	31-MAY-2004 01:38:45	Bright	48.000	86	35Eta Oph	2.4300	10200.	96	11766	No
32	GOM_NL__2PRFIN20040531_014037_000000442027_00189_11766_2979.N1	31-MAY-2004 01:40:37	Bright	43.500	98	13Zet Oph	2.5710	30000.	87	11766	No
33	GOM_NL__2PRFIN20040531_014248_000000422027_00189_11766_2980.N1	31-MAY-2004 01:42:48	Bright	41.500	120	1Del Oph	2.7340	3200.0	83	11766	No
34	GOM_NL__2PRFIN20040531_014949_000000392027_00189_11766_2981.N1	31-MAY-2004 01:49:49	Bright	39.000	3	16Alp Boo	-0.050000	4250.0	78	11766	No
35	GOM_NL__2PRFIN20040531_015146_000000382027_00189_11766_2982.N1	31-MAY-2004 01:51:46	Bright	38.000	83		2.3780	11000.	76	11766	No
36	GOM_NL__2PRFIN20040531_015457_000000372027_00189_11766_2983.N1	31-MAY-2004 01:54:57	Bright	37.000	180	27Gam Boo	3.0400	8000.0	74	11766	No
37	GOM_NL__2PRFIN20040531_015820_000000382027_00189_11766_2984.N1	31-MAY-2004 01:58:20	Bright	37.500	39	85Eta UMa	1.8540	24000.	75	11766	No
38	GOM_NL__2PRFIN20040531_020007_000000362027_00189_11766_2985.N1	31-MAY-2004 02:00:07	Bright	36.000	55	79Zet UMa	2.0600	10200.	72	11766	No
39	GOM_NL__2PRFIN20040531_020222_000000382027_00189_11766_2986.N1	31-MAY-2004 02:02:22	Bright	38.000	119	14Eta Dra	2.7270	4700.0	76	11766	No
40	GOM_NL__2PRFIN20040531_020500_000000402027_00189_11766_2987.N1	31-MAY-2004 02:05:00	Bright	40.000	60	7Bet UMi	2.0810	3950.0	80	11766	No
41	GOM_NL__2PRFIN20040531_020942_000000362027_00189_11766_2988.N1	31-MAY-2004 02:09:42	Bright	35.500	49	1Alp UMi	1.9900	6300.0	71	11766	No
42	GOM_NL__2PRFIN20040531_021249_000000472027_00189_11766_2989.N1	31-MAY-2004 02:12:49	Bright	47.000	89	5Alp Cep	2.4510	8000.0	94	11766	No

43	GOM_NL__2PRFIN20040531_021745_000000472027_00189_11766_2990.N1	31-MAY-2004 02:17:45	Bright	47.000	76	27Gam Cas	2.3000	30000.	94	11766	No
44	GOM_NL__2PRFIN20040531_022527_000000452027_00189_11766_2991.N1	31-MAY-2004 02:25:27	Bright	44.500	53	43Bet And	2.0480	3300.0	89	11766	No
45	GOM_NL__2PRFIN20040531_022809_000000572027_00189_11766_2992.N1	31-MAY-2004 02:28:09	Twilight	56.500	58	21Alp And	2.0730	11000.	113	11766	No
46	GOM_NL__2PRFIN20040531_023302_000000552027_00189_11766_2993.N1	31-MAY-2004 02:33:02	Dark	55.000	140	88Gam Peg	2.8340	26000.	110	11766	No
47	GOM_NL__2PRFIN20040531_023616_000000832027_00189_11766_2994.N1	31-MAY-2004 02:36:16	Dark	83.000	90	54Alp Peg	2.4870	11000.	166	11766	No
48	GOM_NL__2PRFIN20040531_024201_000000502027_00189_11766_2995.N1	31-MAY-2004 02:42:01	Dark	49.500	52	16Bet Cet	2.0370	4500.0	99	11766	No
49	GOM_NL__2PRFIN20040531_024843_000000472027_00189_11766_2996.N1	31-MAY-2004 02:48:43	Dark	46.500	84	Alp Phe	2.3970	4500.0	93	11766	No
50	GOM_NL__2PRFIN20040531_025058_000000472027_00189_11766_2997.N1	31-MAY-2004 02:50:58	Dark	47.000	9	Alp Eri	0.45300	24000.	94	11766	No
51	GOM_NL__2PRFIN20040531_025400_000000542027_00190_11767_2969.N1	31-MAY-2004 02:54:00	Dark	53.500	63	Bet Gru	2.1500	2800.0	107	11767	No
52	GOM_NL__2PRFIN20040531_025552_000000512027_00190_11767_2970.N1	31-MAY-2004 02:55:52	Dark	51.000	31	Alp Gru	1.7340	15200.	102	11767	No
53	GOM_NL__2PRFIN20040531_030053_000000452027_00190_11767_2971.N1	31-MAY-2004 03:00:53	Straylight	44.500	45	Alp Pav	1.9400	26000.	89	11767	No
54	GOM_NL__2PRFIN20040531_030436_000000432027_00190_11767_2972.N1	31-MAY-2004 03:04:36	Straylight	42.500	43	Alp TrA	1.9100	4250.0	85	11767	No
55	GOM_NL__2PRFIN20040531_030638_000000422027_00190_11767_2973.N1	31-MAY-2004 03:06:38	Straylight	42.000	134	Bet TrA	2.8100	6600.0	84	11767	No
56	GOM_NL__2PRFIN20040531_030821_000000432027_00190_11767_2974.N1	31-MAY-2004 03:08:21	Straylight	43.000	147	Alp Ara	2.8770	26000.	86	11767	No
57	GOM_NL__2PRFIN20040531_031001_000000492027_00190_11767_2975.N1	31-MAY-2004 03:10:01	Straylight	49.000	40	The Sco	1.8590	7100.0	98	11767	No
58	GOM_NL__2PRFIN20040531_031149_000000522027_00190_11767_2976.N1	31-MAY-2004 03:11:49	Twilight	52.000	25	35Lam Sco	1.6200	28000.	104	11767	No
59	GOM_NL__2PRFIN20040531_031338_000000492027_00190_11767_2977.N1	31-MAY-2004 03:13:38	Twilight	49.000	75	26Eps Sco	2.2910	4250.0	98	11767	No
60	GOM_NL__2PRFIN20040531_031541_000000492027_00190_11767_2978.N1	31-MAY-2004 03:15:41	Bright	49.000	136	23Tau Sco	2.8220	30000.	98	11767	No
61	GOM_NL__2PRFIN20040531_031747_000000402027_00190_11767_2979.N1	31-MAY-2004 03:17:47	Bright	40.000	80	7Del Sco	2.3160	30000.	80	11767	No
62	GOM_NL__2PRFIN20040531_031921_000000482027_00190_11767_2980.N1	31-MAY-2004 03:19:21	Bright	48.000	86	35Eta Oph	2.4300	10200.	96	11767	No
63	GOM_NL__2PRFIN20040531_032113_000000442027_00190_11767_2981.N1	31-MAY-2004 03:21:13	Bright	43.500	98	13Zet Oph	2.5710	30000.	87	11767	No
64	GOM_NL__2PRFIN20040531_032325_000000422027_00190_11767_2982.N1	31-MAY-2004 03:23:25	Bright	41.500	120	1Del Oph	2.7340	3200.0	83	11767	No
65	GOM_NL__2PRFIN20040531_033025_000000382027_00190_11767_2983.N1	31-MAY-2004 03:30:25	Bright	37.500	3	16Alp Boo	-0.050000	4250.0	75	11767	No
66	GOM_NL__2PRFIN20040531_033221_000000392027_00190_11767_2984.N1	31-MAY-2004 03:32:21	Bright	38.500	83		2.3780	11000.	77	11767	No
67	GOM_NL__2PRFIN20040531_033532_000000382027_00190_11767_2985.N1	31-MAY-2004 03:35:32	Bright	37.500	180	27Gam Boo	3.0400	8000.0	75	11767	No
68	GOM_NL__2PRFIN20040531_033857_000000362027_00190_11767_2986.N1	31-MAY-2004 03:38:57	Bright	36.000	39	85Eta UMa	1.8540	24000.	72	11767	No
69	GOM_NL__2PRFIN20040531_034044_000000382027_00190_11767_2987.N1	31-MAY-2004 03:40:44	Bright	38.000	55	79Zet UMa	2.0600	10200.	76	11767	No
70	GOM_NL__2PRFIN20040531_034258_000000412027_00190_11767_2988.N1	31-MAY-2004 03:42:58	Bright	40.500	119	14Eta Dra	2.7270	4700.0	81	11767	No
71	GOM_NL__2PRFIN20040531_034536_000000352027_00190_11767_2989.N1	31-MAY-2004 03:45:36	Bright	35.000	60	7Bet UMi	2.0810	3950.0	70	11767	No
72	GOM_NL__2PRFIN20040531_035018_000000382027_00190_11767_2990.N1	31-MAY-2004 03:50:18	Bright	38.000	49	1Alp UMi	1.9900	6300.0	76	11767	No
73	GOM_NL__2PRFIN20040531_035324_000000482027_00190_11767_2991.N1	31-MAY-2004 03:53:24	Bright	48.000	89	5Alp Cep	2.4510	8000.0	96	11767	No
74	GOM_NL__2PRFIN20040531_035820_000000402027_00190_11767_2992.N1	31-MAY-2004 03:58:20	Bright	40.000	76	27Gam Cas	2.3000	30000.	80	11767	No
75	GOM_NL__2PRFIN20040531_040601_000000472027_00190_11767_2993.N1	31-MAY-2004 04:06:01	Bright	46.500	53	43Bet And	2.0480	3300.0	93	11767	No
76	GOM_NL__2PRFIN20040531_040843_000000582027_00190_11767_2994.N1	31-MAY-2004 04:08:43	Twilight	58.000	58	21Alp And	2.0730	11000.	116	11767	No
77	GOM_NL__2PRFIN20040531_041337_000000562027_00190_11767_2995.N1	31-MAY-2004 04:13:37	Dark	56.000	140	88Gam Peg	2.8340	26000.	112	11767	No
78	GOM_NL__2PRFIN20040531_041653_000000872027_00190_11767_2996.N1	31-MAY-2004 04:16:53	Dark	87.000	90	54Alp Peg	2.4870	11000.	174	11767	No
79	GOM_NL__2PRFIN20040531_042237_000000542027_00190_11767_2997.N1	31-MAY-2004 04:22:37	Dark	53.500	52	16Bet Cet	2.0370	4500.0	107	11767	No
80	GOM_NL__2PRFIN20040531_042920_000000492027_00190_11767_2998.N1	31-MAY-2004 04:29:20	Dark	49.000	84	Alp Phe	2.3970	4500.0	98	11767	No
81	GOM_NL__2PRFIN20040531_043134_000000402027_00190_11767_2999.N1	31-MAY-2004 04:31:34	Dark	40.000	9	Alp Eri	0.45300	24000.	80	11767	No
82	GOM_NL__2PRFIN20040531_043437_000000622027_00191_11768_2970.N1	31-MAY-2004 04:34:37	Dark	62.000	63	Bet Gru	2.1500	2800.0	124	11768	No
83	GOM_NL__2PRFIN20040531_043630_000000492027_00191_11768_2971.N1	31-MAY-2004 04:36:30	Dark	48.500	31	Alp Gru	1.7340	15200.	97	11768	No
84	GOM_NL__2PRFIN20040531_044130_000000452027_00191_11768_2972.N1	31-MAY-2004 04:41:30	Straylight	44.500	45	Alp Pav	1.9400	26000.	89	11768	No
85	GOM_NL__2PRFIN20040531_044510_000000432027_00191_11768_2973.N1	31-MAY-2004 04:45:10	Straylight	42.500	43	Alp TrA	1.9100	4250.0	85	11768	No
86	GOM_NL__2PRFIN20040531_044716_000000402027_00191_11768_2974.N1	31-MAY-2004 04:47:16	Straylight	39.500	134	Bet TrA	2.8100	6600.0	79	11768	No
87	GOM_NL__2PRFIN20040531_044859_000000432027_00191_11768_2975.N1	31-MAY-2004 04:48:59	Straylight	42.500	147	Alp Ara	2.8770	26000.	85	11768	No
88	GOM_NL__2PRFIN20040531_045040_000000492027_00191_11768_2976.N1	31-MAY-2004 04:50:40	Straylight	48.500	40	The Sco	1.8590	7100.0	97	11768	No
89	GOM_NL__2PRFIN20040531_045228_000000472027_00191_11768_2977.N1	31-MAY-2004 04:52:28	Twilight	47.000	25	35Lam Sco	1.6200	28000.	94	11768	No
90	GOM_NL__2PRFIN20040531_045415_000000502027_00191_11768_2978.N1	31-MAY-2004 04:54:15	Twilight	49.500	75	26Eps Sco	2.2910	4250.0	99	11768	No
91	GOM_NL__2PRFIN20040531_045618_000000432027_00191_11768_2979.N1	31-MAY-2004 04:56:18	Bright	43.000	136	23Tau Sco	2.8220	30000.	86	11768	No
92	GOM_NL__2PRFIN20040531_045824_000000432027_00191_11768_2980.N1	31-MAY-2004 04:58:24	Bright	42.500	80	7Del Sco	2.3160	30000.	85	11768	No
93	GOM_NL__2PRFIN20040531_045957_000000492027_00191_11768_2981.N1	31-MAY-2004 04:59:57	Bright	48.500	86	35Eta Oph	2.4300	10200.	97	11768	No
94	GOM_NL__2PRFIN20040531_050149_000000432027_00191_11768_2982.N1	31-MAY-2004 05:01:49	Bright	43.000	98	13Zet Oph	2.5710	30000.	86	11768	No
95	GOM_NL__2PRFIN20040531_050401_000000412027_00191_11768_2983.N1	31-MAY-2004 05:04:01	Bright	40.500	120	1Del Oph	2.7340	3200.0	81	11768	No
96	GOM_NL__2PRFIN20040531_051101_000000382027_00191_11768_2984.N1	31-MAY-2004 05:11:01	Bright	37.500	3	16Alp Boo	-0.050000	4250.0	75	11768	No
97	GOM_NL__2PRFIN20040531_051258_000000382027_00191_11768_2985.N1	31-MAY-2004 05:12:58	Bright	38.000	83		2.3780	11000.	76	11768	No
98	GOM_NL__2PRFIN20040531_051609_000000372027_00191_11768_2986.N1	31-MAY-2004 05:16:09	Bright	36.500	180	27Gam Boo	3.0400	8000.0	73	11768	No
99	GOM_NL__2PRFIN20040531_051933_000000362027_00191_11768_2987.N1	31-MAY-2004 05:19:33	Bright	36.000	39	85Eta UMa	1.8540	24000.	72	11768	No
100	GOM_NL__2PRFIN20040531_052121_000000382027_00191_11768_2988.N1	31-MAY-2004 05:21:21	Bright	38.000	55	79Zet UMa	2.0600	10200.	76	11768	No
101	GOM_NL__2PRFIN20040531_052334_000000412027_00191_11768_2989.N1	31-MAY-2004 05:23:34	Bright	40.500	119	14Eta Dra	2.7270	4700.0	81	11768	No

102	GOM_NL__2PRFIN20040531_052612_000000372027_00191_11768_2990.N1	31-MAY-2004 05:26:12	Bright	36.500	60	7Bet UMi	2.0810	3950.0	73	11768	No
103	GOM_NL__2PRFIN20040531_053054_000000382027_00191_11768_2991.N1	31-MAY-2004 05:30:54	Bright	38.000	49	1Alp UMi	1.9900	6300.0	76	11768	No
104	GOM_NL__2PRFIN20040531_053400_000000492027_00191_11768_2992.N1	31-MAY-2004 05:34:00	Bright	48.500	89	5Alp Cep	2.4510	8000.0	97	11768	No
105	GOM_NL__2PRFIN20040531_053857_000000452027_00191_11768_2993.N1	31-MAY-2004 05:38:57	Bright	45.000	76	27Gam Cas	2.3000	30000.	90	11768	No
106	GOM_NL__2PRFIN20040531_054638_000000472027_00191_11768_2994.N1	31-MAY-2004 05:46:38	Bright	46.500	53	43Bet And	2.0480	3300.0	93	11768	No
107	GOM_NL__2PRFIN20040531_054921_000000592027_00191_11768_2995.N1	31-MAY-2004 05:49:21	Twilight	58.500	58	21Alp And	2.0730	11000.	117	11768	No
108	GOM_NL__2PRFIN20040531_055413_000000582027_00191_11768_2996.N1	31-MAY-2004 05:54:13	Dark	57.500	140	88Gam Peg	2.8340	26000.	115	11768	No
109	GOM_NL__2PRFIN20040531_055730_000000842027_00191_11768_2997.N1	31-MAY-2004 05:57:30	Dark	83.500	90	54Alp Peg	2.4870	11000.	167	11768	No
110	GOM_NL__2PRFIN20040531_060315_000000492027_00191_11768_2998.N1	31-MAY-2004 06:03:15	Dark	49.000	52	16Bet Cet	2.0370	4500.0	98	11768	No
111	GOM_NL__2PRFIN20040531_060957_000000472027_00191_11768_2999.N1	31-MAY-2004 06:09:57	Dark	46.500	84	Alp Phe	2.3970	4500.0	93	11768	No
112	GOM_NL__2PRFIN20040531_061210_000000432027_00191_11768_3000.N1	31-MAY-2004 06:12:10	Dark	43.000	9	Alp Eri	0.45300	24000.	86	11768	No
113	GOM_NL__2PRFIN20040531_061515_000000622027_00192_11769_2971.N1	31-MAY-2004 06:15:15	Dark	62.000	63	Bet Gru	2.1500	2800.0	124	11769	No
114	GOM_NL__2PRFIN20040531_061707_000000482027_00192_11769_2972.N1	31-MAY-2004 06:17:07	Dark	48.000	31	Alp Gru	1.7340	15200.	96	11769	No
115	GOM_NL__2PRFIN20040531_062207_000000442027_00192_11769_2973.N1	31-MAY-2004 06:22:07	Straylight	44.000	45	Alp Pav	1.9400	26000.	88	11769	No
116	GOM_NL__2PRFIN20040531_062548_000000502027_00192_11769_2974.N1	31-MAY-2004 06:25:48	Straylight	50.000	43	Alp TrA	1.9100	4250.0	100	11769	No
117	GOM_NL__2PRFIN20040531_062752_000000402027_00192_11769_2975.N1	31-MAY-2004 06:27:52	Straylight	39.500	134	Bet TrA	2.8100	6600.0	79	11769	No
118	GOM_NL__2PRFIN20040531_062935_000000412027_00192_11769_2976.N1	31-MAY-2004 06:29:35	Straylight	41.000	147	Alp Ara	2.8770	26000.	82	11769	No
119	GOM_NL__2PRFIN20040531_063117_000000552027_00192_11769_2977.N1	31-MAY-2004 06:31:17	Straylight	55.000	40	The Sco	1.8590	7100.0	110	11769	No
120	GOM_NL__2PRFIN20040531_063304_000000472027_00192_11769_2978.N1	31-MAY-2004 06:33:04	Twilight	46.500	25	35Lam Sco	1.6200	28000.	93	11769	No
121	GOM_NL__2PRFIN20040531_063451_000000522027_00192_11769_2979.N1	31-MAY-2004 06:34:51	Twilight	51.500	75	26Eps Sco	2.2910	4250.0	103	11769	No
122	GOM_NL__2PRFIN20040531_063654_000000432027_00192_11769_2980.N1	31-MAY-2004 06:36:54	Bright	43.000	136	23Tau Sco	2.8220	30000.	86	11769	No
123	GOM_NL__2PRFIN20040531_063900_000000412027_00192_11769_2981.N1	31-MAY-2004 06:39:00	Bright	41.000	80	7Del Sco	2.3160	30000.	82	11769	No
124	GOM_NL__2PRFIN20040531_064033_000000472027_00192_11769_2982.N1	31-MAY-2004 06:40:33	Bright	47.000	86	35Eta Oph	2.4300	10200.	94	11769	No
125	GOM_NL__2PRFIN20040531_064225_000000432027_00192_11769_2983.N1	31-MAY-2004 06:42:25	Bright	43.000	98	13Zet Oph	2.5710	30000.	86	11769	No
126	GOM_NL__2PRFIN20040531_064437_000000412027_00192_11769_2984.N1	31-MAY-2004 06:44:37	Bright	40.500	120	1Del Oph	2.7340	3200.0	81	11769	No
127	GOM_NL__2PRFIN20040531_065138_000000372027_00192_11769_2985.N1	31-MAY-2004 06:51:38	Bright	37.000	3	16Alp Boo	-0.050000	4250.0	74	11769	No
128	GOM_NL__2PRFIN20040531_065334_000000382027_00192_11769_2986.N1	31-MAY-2004 06:53:34	Bright	37.500	83		2.3780	11000.	75	11769	No
129	GOM_NL__2PRFIN20040531_065646_000000382027_00192_11769_2987.N1	31-MAY-2004 06:56:46	Bright	37.500	180	27Gam Boo	3.0400	8000.0	75	11769	No
130	GOM_NL__2PRFIN20040531_070010_000000392027_00192_11769_2988.N1	31-MAY-2004 07:00:10	Bright	38.500	39	85Eta UMa	1.8540	24000.	77	11769	No
131	GOM_NL__2PRFIN20040531_070157_000000382027_00192_11769_2989.N1	31-MAY-2004 07:01:57	Bright	37.500	55	79Zet UMa	2.0600	10200.	75	11769	No
132	GOM_NL__2PRFIN20040531_070410_000000412027_00192_11769_2990.N1	31-MAY-2004 07:04:10	Bright	41.000	119	14Eta Dra	2.7270	4700.0	82	11769	No
133	GOM_NL__2PRFIN20040531_070649_000000392027_00192_11769_2991.N1	31-MAY-2004 07:06:49	Bright	39.000	60	7Bet UMi	2.0810	3950.0	78	11769	No
134	GOM_NL__2PRFIN20040531_071130_000000382027_00192_11769_2992.N1	31-MAY-2004 07:11:30	Bright	38.000	49	1Alp UMi	1.9900	6300.0	76	11769	No
135	GOM_NL__2PRFIN20040531_071435_000000502027_00192_11769_2993.N1	31-MAY-2004 07:14:35	Bright	49.500	89	5Alp Cep	2.4510	8000.0	99	11769	No
136	GOM_NL__2PRFIN20040531_071933_000000372027_00192_11769_2994.N1	31-MAY-2004 07:19:33	Bright	37.000	76	27Gam Cas	2.3000	30000.	74	11769	No
137	GOM_NL__2PRFIN20040531_072714_000000472027_00192_11769_2995.N1	31-MAY-2004 07:27:14	Bright	47.000	53	43Bet And	2.0480	3300.0	94	11769	No
138	GOM_NL__2PRFIN20040531_072957_000000592027_00192_11769_2996.N1	31-MAY-2004 07:29:57	Twilight	59.000	58	21Alp And	2.0730	11000.	118	11769	No
139	GOM_NL__2PRFIN20040531_073450_000000562027_00192_11769_2997.N1	31-MAY-2004 07:34:50	Dark	56.000	140	88Gam Peg	2.8340	26000.	112	11769	No
140	GOM_NL__2PRFIN20040531_073807_000000882027_00192_11769_2998.N1	31-MAY-2004 07:38:07	Dark	87.500	90	54Alp Peg	2.4870	11000.	175	11769	No
141	GOM_NL__2PRFIN20040531_074351_000000512027_00192_11769_2999.N1	31-MAY-2004 07:43:51	Dark	51.000	52	16Bet Cet	2.0370	4500.0	102	11769	No
142	GOM_NL__2PRFIN20040531_075034_000000462027_00192_11769_3000.N1	31-MAY-2004 07:50:34	Dark	46.000	84	Alp Phe	2.3970	4500.0	92	11769	No
143	GOM_NL__2PRFIN20040531_075246_000000452027_00192_11769_3001.N1	31-MAY-2004 07:52:46	Dark	44.500	9	Alp Eri	0.45300	24000.	89	11769	No
144	GOM_NL__2PRFIN20040531_075552_000000522027_00193_11770_2971.N1	31-MAY-2004 07:55:52	Dark	51.500	63	Bet Gru	2.1500	2800.0	103	11770	No
145	GOM_NL__2PRFIN20040531_075744_000000482027_00193_11770_2972.N1	31-MAY-2004 07:57:44	Dark	47.500	31	Alp Gru	1.7340	15200.	95	11770	No
146	GOM_NL__2PRFIN20040531_080243_000000482027_00193_11770_2973.N1	31-MAY-2004 08:02:43	Straylight	47.500	45	Alp Pav	1.9400	26000.	95	11770	No
147	GOM_NL__2PRFIN20040531_080624_000000442027_00193_11770_2974.N1	31-MAY-2004 08:06:24	Straylight	44.000	43	Alp TrA	1.9100	4250.0	88	11770	No
148	GOM_NL__2PRFIN20040531_080829_000000432027_00193_11770_2975.N1	31-MAY-2004 08:08:29	Straylight	42.500	134	Bet TrA	2.8100	6600.0	85	11770	No
149	GOM_NL__2PRFIN20040531_081012_000000432027_00193_11770_2976.N1	31-MAY-2004 08:10:12	Straylight	42.500	147	Alp Ara	2.8770	26000.	85	11770	No
150	GOM_NL__2PRFIN20040531_081153_000000502027_00193_11770_2977.N1	31-MAY-2004 08:11:53	Straylight	49.500	40	The Sco	1.8590	7100.0	99	11770	No
151	GOM_NL__2PRFIN20040531_081341_000000502027_00193_11770_2978.N1	31-MAY-2004 08:13:41	Twilight	50.000	25	35Lam Sco	1.6200	28000.	100	11770	No
152	GOM_NL__2PRFIN20040531_081528_000000492027_00193_11770_2979.N1	31-MAY-2004 08:15:28	Twilight	49.000	75	26Eps Sco	2.2910	4250.0	98	11770	No
153	GOM_NL__2PRFIN20040531_081730_000000422027_00193_11770_2980.N1	31-MAY-2004 08:17:30	Bright	42.000	136	23Tau Sco	2.8220	30000.	84	11770	No
154	GOM_NL__2PRFIN20040531_081936_000000412027_00193_11770_2981.N1	31-MAY-2004 08:19:36	Bright	41.000	80	7Del Sco	2.3160	30000.	82	11770	No
155	GOM_NL__2PRFIN20040531_082109_000000472027_00193_11770_2982.N1	31-MAY-2004 08:21:09	Bright	47.000	86	35Eta Oph	2.4300	10200.	94	11770	No
156	GOM_NL__2PRFIN20040531_082301_000000432027_00193_11770_2983.N1	31-MAY-2004 08:23:01	Bright	43.000	98	13Zet Oph	2.5710	30000.	86	11770	No
157	GOM_NL__2PRFIN20040531_082513_000000412027_00193_11770_2984.N1	31-MAY-2004 08:25:13	Bright	40.500	120	1Del Oph	2.7340	3200.0	81	11770	No
158	GOM_NL__2PRFIN20040531_082814_000000382027_00193_11770_2985.N1	31-MAY-2004 08:28:14	Bright	38.000	102	24Alp Ser	2.6000	4250.0	76	11770	No
159	GOM_NL__2PRFIN20040531_083214_000000372027_00193_11770_2986.N1	31-MAY-2004 08:32:14	Bright	37.000	3	16Alp Boo	-0.050000	4250.0	74	11770	No
160	GOM_NL__2PRFIN20040531_083410_000000372027_00193_11770_2987.N1	31-MAY-2004 08:34:10	Bright	37.000	83		2.3780	11000.	74	11770	No

161	GOM_NL__2PRFIN20040531_083722_000000372027_00193_11770_2988.N1	31-MAY-2004 08:37:22	Bright	37.000	180	27Gam Boo	3.0400	8000.0	74	11770	No
162	GOM_NL__2PRFIN20040531_084046_000000382027_00193_11770_2989.N1	31-MAY-2004 08:40:46	Bright	38.000	39	85Eta UMa	1.8540	24000.	76	11770	No
163	GOM_NL__2PRFIN20040531_084233_000000382027_00193_11770_2990.N1	31-MAY-2004 08:42:33	Bright	38.000	55	79Zet UMa	2.0600	10200.	76	11770	No
164	GOM_NL__2PRFIN20040531_084445_000000392027_00193_11770_2991.N1	31-MAY-2004 08:44:45	Bright	39.000	119	14Eta Dra	2.7270	4700.0	78	11770	No
165	GOM_NL__2PRFIN20040531_084725_000000382027_00193_11770_2992.N1	31-MAY-2004 08:47:25	Bright	38.000	60	7Bet UMi	2.0810	3950.0	76	11770	No
166	GOM_NL__2PRFIN20040531_085206_000000372027_00193_11770_2993.N1	31-MAY-2004 08:52:06	Bright	37.000	49	1Alp UMi	1.9900	6300.0	74	11770	No
167	GOM_NL__2PRFIN20040531_085511_000000492027_00193_11770_2994.N1	31-MAY-2004 08:55:11	Bright	48.500	89	5Alp Cep	2.4510	8000.0	97	11770	No
168	GOM_NL__2PRFIN20040531_090008_000000402027_00193_11770_2995.N1	31-MAY-2004 09:00:08	Bright	39.500	76	27Gam Cas	2.3000	30000.	79	11770	No
169	GOM_NL__2PRFIN20040531_090750_000000492027_00193_11770_2996.N1	31-MAY-2004 09:07:50	Bright	49.000	53	43Bet And	2.0480	3300.0	98	11770	No
170	GOM_NL__2PRFIN20040531_091034_000000562027_00193_11770_2997.N1	31-MAY-2004 09:10:34	Twilight	56.000	58	21Alp And	2.0730	11000.	112	11770	No
171	GOM_NL__2PRFIN20040531_091528_000000562027_00193_11770_2998.N1	31-MAY-2004 09:15:28	Dark	56.000	140	88Gam Peg	2.8340	26000.	112	11770	No
172	GOM_NL__2PRFIN20040531_091845_000000882027_00193_11770_2999.N1	31-MAY-2004 09:18:45	Dark	87.500	90	54Alp Peg	2.4870	11000.	175	11770	No
173	GOM_NL__2PRFIN20040531_092428_000000502027_00193_11770_3000.N1	31-MAY-2004 09:24:28	Dark	49.500	52	16Bet Cet	2.0370	4500.0	99	11770	No
174	GOM_NL__2PRFIN20040531_093110_000000462027_00193_11770_3001.N1	31-MAY-2004 09:31:10	Dark	45.500	84	Alp Phe	2.3970	4500.0	91	11770	No
175	GOM_NL__2PRFIN20040531_093322_000000442027_00193_11770_3002.N1	31-MAY-2004 09:33:22	Dark	44.000	9	Alp Eri	0.45300	24000.	88	11770	No
176	GOM_NL__2PRFIN20040531_093628_000000502027_00194_11771_2971.N1	31-MAY-2004 09:36:28	Dark	49.500	63	Bet Gru	2.1500	2800.0	99	11771	No
177	GOM_NL__2PRFIN20040531_093821_000000482027_00194_11771_2972.N1	31-MAY-2004 09:38:21	Dark	47.500	31	Alp Gru	1.7340	15200.	95	11771	No
178	GOM_NL__2PRFIN20040531_094320_000000432027_00194_11771_2973.N1	31-MAY-2004 09:43:20	Straylight	43.000	45	Alp Pav	1.9400	26000.	86	11771	No
179	GOM_NL__2PRFIN20040531_094701_000000402027_00194_11771_2974.N1	31-MAY-2004 09:47:01	Straylight	39.500	43	Alp TrA	1.9100	4250.0	79	11771	No
180	GOM_NL__2PRFIN20040531_094905_000000402027_00194_11771_2975.N1	31-MAY-2004 09:49:05	Straylight	40.000	134	Bet TrA	2.8100	6600.0	80	11771	No
181	GOM_NL__2PRFIN20040531_095048_000000442027_00194_11771_2976.N1	31-MAY-2004 09:50:48	Straylight	43.500	147	Alp Ara	2.8770	26000.	87	11771	No
182	GOM_NL__2PRFIN20040531_095229_000000482027_00194_11771_2977.N1	31-MAY-2004 09:52:29	Straylight	48.000	40	The Sco	1.8590	7100.0	96	11771	No
183	GOM_NL__2PRFIN20040531_095417_000000492027_00194_11771_2978.N1	31-MAY-2004 09:54:17	Twilight	49.000	25	35Lam Sco	1.6200	28000.	98	11771	No
184	GOM_NL__2PRFIN20040531_095604_000000462027_00194_11771_2979.N1	31-MAY-2004 09:56:04	Twilight	46.000	75	26Eps Sco	2.2910	4250.0	92	11771	No
185	GOM_NL__2PRFIN20040531_095807_000000432027_00194_11771_2980.N1	31-MAY-2004 09:58:07	Bright	43.000	136	23Tau Sco	2.8220	30000.	86	11771	No
186	GOM_NL__2PRFIN20040531_100012_000000412027_00194_11771_2981.N1	31-MAY-2004 10:00:12	Bright	40.500	80	7Del Sco	2.3160	30000.	81	11771	No
187	GOM_NL__2PRFIN20040531_100145_000000472027_00194_11771_2982.N1	31-MAY-2004 10:01:45	Bright	47.000	86	35Eta Oph	2.4300	10200.	94	11771	No
188	GOM_NL__2PRFIN20040531_100337_000000432027_00194_11771_2983.N1	31-MAY-2004 10:03:37	Bright	43.000	98	13Zet Oph	2.5710	30000.	86	11771	No
189	GOM_NL__2PRFIN20040531_100549_000000412027_00194_11771_2984.N1	31-MAY-2004 10:05:49	Bright	40.500	120	1Del Oph	2.7340	3200.0	81	11771	No
190	GOM_NL__2PRFIN20040531_100850_000000382027_00194_11771_2985.N1	31-MAY-2004 10:08:50	Bright	38.000	102	24Alp Ser	2.6000	4250.0	76	11771	No
191	GOM_NL__2PRFIN20040531_101250_000000412027_00194_11771_2986.N1	31-MAY-2004 10:12:50	Bright	40.500	3	16Alp Boo	-0.050000	4250.0	81	11771	No
192	GOM_NL__2PRFIN20040531_101446_000000412027_00194_11771_2987.N1	31-MAY-2004 10:14:46	Bright	40.500	83		2.3780	11000.	81	11771	No
193	GOM_NL__2PRFIN20040531_101758_000000382027_00194_11771_2988.N1	31-MAY-2004 10:17:58	Bright	37.500	180	27Gam Boo	3.0400	8000.0	75	11771	No
194	GOM_NL__2PRFIN20040531_102121_000000382027_00194_11771_2989.N1	31-MAY-2004 10:21:21	Bright	37.500	39	85Eta UMa	1.8540	24000.	75	11771	No
195	GOM_NL__2PRFIN20040531_102309_000000382027_00194_11771_2990.N1	31-MAY-2004 10:23:09	Bright	38.000	55	79Zet UMa	2.0600	10200.	76	11771	No
196	GOM_NL__2PRFIN20040531_102521_000000412027_00194_11771_2991.N1	31-MAY-2004 10:25:21	Bright	40.500	119	14Eta Dra	2.7270	4700.0	81	11771	No
197	GOM_NL__2PRFIN20040531_102800_000000392027_00194_11771_2992.N1	31-MAY-2004 10:28:00	Bright	38.500	60	7Bet UMi	2.0810	3950.0	77	11771	No
198	GOM_NL__2PRFIN20040531_103241_000000382027_00194_11771_2993.N1	31-MAY-2004 10:32:41	Bright	38.000	49	1Alp UMi	1.9900	6300.0	76	11771	No
199	GOM_NL__2PRFIN20040531_103546_000000492027_00194_11771_2994.N1	31-MAY-2004 10:35:46	Bright	49.000	89	5Alp Cep	2.4510	8000.0	98	11771	No
200	GOM_NL__2PRFIN20040531_104044_000000402027_00194_11771_2995.N1	31-MAY-2004 10:40:44	Bright	39.500	76	27Gam Cas	2.3000	30000.	79	11771	No
201	GOM_NL__2PRFIN20040531_104827_000000482027_00194_11771_2996.N1	31-MAY-2004 10:48:27	Bright	48.000	53	43Bet And	2.0480	3300.0	96	11771	No
202	GOM_NL__2PRFIN20040531_105110_000000552027_00194_11771_2997.N1	31-MAY-2004 10:51:10	Twilight	55.000	58	21Alp And	2.0730	11000.	110	11771	No
203	GOM_NL__2PRFIN20040531_105605_000000542027_00194_11771_2998.N1	31-MAY-2004 10:56:05	Dark	53.500	140	88Gam Peg	2.8340	26000.	107	11771	No
204	GOM_NL__2PRFIN20040531_105922_000000872027_00194_11771_2999.N1	31-MAY-2004 10:59:22	Dark	87.000	90	54Alp Peg	2.4870	11000.	174	11771	No
205	GOM_NL__2PRFIN20040531_110504_000000502027_00194_11771_3000.N1	31-MAY-2004 11:05:04	Dark	50.000	52	16Bet Cet	2.0370	4500.0	100	11771	No
206	GOM_NL__2PRFIN20040531_111146_000000482027_00194_11771_3001.N1	31-MAY-2004 11:11:46	Dark	47.500	84	Alp Phe	2.3970	4500.0	95	11771	No
207	GOM_NL__2PRFIN20040531_111358_000000432027_00194_11771_3002.N1	31-MAY-2004 11:13:58	Dark	42.500	9	Alp Eri	0.45300	24000.	85	11771	No
208	GOM_NL__2PRFIN20040531_111705_000000492027_00195_11772_2971.N1	31-MAY-2004 11:17:05	Dark	49.000	63	Bet Gru	2.1500	2800.0	98	11772	No
209	GOM_NL__2PRFIN20040531_111857_000000492027_00195_11772_2972.N1	31-MAY-2004 11:18:57	Dark	48.500	31	Alp Gru	1.7340	15200.	97	11772	No
210	GOM_NL__2PRFIN20040531_112356_000000452027_00195_11772_2973.N1	31-MAY-2004 11:23:56	Straylight	45.000	45	Alp Pav	1.9400	26000.	90	11772	No
211	GOM_NL__2PRFIN20040531_112737_000000392027_00195_11772_2974.N1	31-MAY-2004 11:27:37	Straylight	39.000	43	Alp TrA	1.9100	4250.0	78	11772	No
212	GOM_NL__2PRFIN20040531_112940_000000412027_00195_11772_2975.N1	31-MAY-2004 11:29:40	Straylight	40.500	134	Bet TrA	2.8100	6600.0	81	11772	No
213	GOM_NL__2PRFIN20040531_113124_000000432027_00195_11772_2976.N1	31-MAY-2004 11:31:24	Straylight	42.500	147	Alp Ara	2.8770	26000.	85	11772	No
214	GOM_NL__2PRFIN20040531_113305_000000462027_00195_11772_2977.N1	31-MAY-2004 11:33:05	Straylight	45.500	40	The Sco	1.8590	7100.0	91	11772	No
215	GOM_NL__2PRFIN20040531_113453_000000462027_00195_11772_2978.N1	31-MAY-2004 11:34:53	Twilight	46.000	25	35Lam Sco	1.6200	28000.	92	11772	No
216	GOM_NL__2PRFIN20040531_113639_000000492027_00195_11772_2979.N1	31-MAY-2004 11:36:39	Twilight	48.500	75	26Eps Sco	2.2910	4250.0	97	11772	No
217	GOM_NL__2PRFIN20040531_113842_000000422027_00195_11772_2980.N1	31-MAY-2004 11:38:42	Bright	42.000	136	23Tau Sco	2.8220	30000.	84	11772	No
218	GOM_NL__2PRFIN20040531_114048_000000412027_00195_11772_2981.N1	31-MAY-2004 11:40:48	Bright	41.000	80	7Del Sco	2.3160	30000.	82	11772	No
219	GOM_NL__2PRFIN20040531_114221_000000482027_00195_11772_2982.N1	31-MAY-2004 11:42:21	Bright	47.500	86	35Eta Oph	2.4300	10200.	95	11772	No

220	GOM_NL__2PRFIN20040531_114413_000000432027_00195_11772_2983.N1	31-MAY-2004 11:44:13	Bright	42.500	98	13Zet Oph	2.5710	30000.	85	11772	No
221	GOM_NL__2PRFIN20040531_114624_000000422027_00195_11772_2984.N1	31-MAY-2004 11:46:24	Bright	41.500	120	1Del Oph	2.7340	3200.0	83	11772	No
222	GOM_NL__2PRFIN20040531_114924_000000402027_00195_11772_2985.N1	31-MAY-2004 11:49:24	Bright	39.500	102	24Alp Ser	2.6000	4250.0	79	11772	No
223	GOM_NL__2PRFIN20040531_115325_000000392027_00195_11772_2986.N1	31-MAY-2004 11:53:25	Bright	38.500	3	16Alp Boo	-0.050000	4250.0	77	11772	No
224	GOM_NL__2PRFIN20040531_115521_000000392027_00195_11772_2987.N1	31-MAY-2004 11:55:21	Bright	39.000	83		2.3780	11000.	78	11772	No
225	GOM_NL__2PRFIN20040531_115833_000000372027_00195_11772_2988.N1	31-MAY-2004 11:58:33	Bright	36.500	180	27Gam Boo	3.0400	8000.0	73	11772	No
226	GOM_NL__2PRFIN20040531_120157_000000392027_00195_11772_2989.N1	31-MAY-2004 12:01:57	Bright	38.500	39	85Eta UMa	1.8540	24000.	77	11772	No
227	GOM_NL__2PRFIN20040531_120344_000000392027_00195_11772_2990.N1	31-MAY-2004 12:03:44	Bright	39.000	55	79Zet UMa	2.0600	10200.	78	11772	No
228	GOM_NL__2PRFIN20040531_120556_000000412027_00195_11772_2991.N1	31-MAY-2004 12:05:56	Bright	41.000	119	14Eta Dra	2.7270	4700.0	82	11772	No
229	GOM_NL__2PRFIN20040531_120834_000000412027_00195_11772_2992.N1	31-MAY-2004 12:08:34	Bright	41.000	60	7Bet UMi	2.0810	3950.0	82	11772	No
230	GOM_NL__2PRFIN20040531_121317_000000392027_00195_11772_2993.N1	31-MAY-2004 12:13:17	Bright	38.500	49	1Alp UMi	1.9900	6300.0	77	11772	No
231	GOM_NL__2PRFIN20040531_121621_000000482027_00195_11772_2994.N1	31-MAY-2004 12:16:21	Bright	47.500	89	5Alp Cep	2.4510	8000.0	95	11772	No
232	GOM_NL__2PRFIN20040531_122120_000000382027_00195_11772_2995.N1	31-MAY-2004 12:21:20	Bright	37.500	76	27Gam Cas	2.3000	30000.	75	11772	No
233	GOM_NL__2PRFIN20040531_122903_000000452027_00195_11772_2996.N1	31-MAY-2004 12:29:03	Bright	44.500	53	43Bet And	2.0480	3300.0	89	11772	No
234	GOM_NL__2PRFIN20040531_123146_000000562027_00195_11772_2997.N1	31-MAY-2004 12:31:46	Twilight	55.500	58	21Alp And	2.0730	11000.	111	11772	No
235	GOM_NL__2PRFIN20040531_123641_000000552027_00195_11772_2998.N1	31-MAY-2004 12:36:41	Dark	54.500	140	88Gam Peg	2.8340	26000.	109	11772	No
236	GOM_NL__2PRFIN20040531_123959_000000872027_00195_11772_2999.N1	31-MAY-2004 12:39:59	Dark	87.000	90	54Alp Peg	2.4870	11000.	174	11772	No
237	GOM_NL__2PRFIN20040531_124540_000000512027_00195_11772_3000.N1	31-MAY-2004 12:45:40	Dark	51.000	52	16Bet Cet	2.0370	4500.0	102	11772	No
238	GOM_NL__2PRFIN20040531_125220_000000442027_00195_11772_3001.N1	31-MAY-2004 12:52:20	Dark	44.000	84	Alp Phe	2.3970	4500.0	88	11772	No
239	GOM_NL__2PRFIN20040531_125435_000000442027_00195_11772_3002.N1	31-MAY-2004 12:54:35	Dark	44.000	9	Alp Eri	0.45300	24000.	88	11772	No
240	GOM_NL__2PRFIN20040531_125742_000000492027_00196_11773_2971.N1	31-MAY-2004 12:57:42	Dark	49.000	63	Bet Gru	2.1500	2800.0	98	11773	No
241	GOM_NL__2PRFIN20040531_125934_000000482027_00196_11773_2972.N1	31-MAY-2004 12:59:34	Dark	48.000	31	Alp Gru	1.7340	15200.	96	11773	No
242	GOM_NL__2PRFIN20040531_130433_000000462027_00196_11773_2973.N1	31-MAY-2004 13:04:33	Straylight	45.500	45	Alp Pav	1.9400	26000.	91	11773	No
243	GOM_NL__2PRFIN20040531_130810_000000452027_00196_11773_2974.N1	31-MAY-2004 13:08:10	Straylight	45.000	43	Alp TrA	1.9100	4250.0	90	11773	No
244	GOM_NL__2PRFIN20040531_131016_000000402027_00196_11773_2975.N1	31-MAY-2004 13:10:16	Straylight	40.000	134	Bet TrA	2.8100	6600.0	80	11773	No
245	GOM_NL__2PRFIN20040531_131200_000000442027_00196_11773_2976.N1	31-MAY-2004 13:12:00	Straylight	44.000	147	Alp Ara	2.8770	26000.	88	11773	No
246	GOM_NL__2PRFIN20040531_131341_000000512027_00196_11773_2977.N1	31-MAY-2004 13:13:41	Straylight	51.000	40	The Sco	1.8590	7100.0	102	11773	No
247	GOM_NL__2PRFIN20040531_131529_000000512027_00196_11773_2978.N1	31-MAY-2004 13:15:29	Twilight	50.500	25	35Lam Sco	1.6200	28000.	101	11773	No
248	GOM_NL__2PRFIN20040531_131715_000000512027_00196_11773_2979.N1	31-MAY-2004 13:17:15	Twilight	50.500	75	26Eps Sco	2.2910	4250.0	101	11773	No
249	GOM_NL__2PRFIN20040531_131919_000000532027_00196_11773_2980.N1	31-MAY-2004 13:19:19	Bright	53.000	136	23Tau Sco	2.8220	30000.	106	11773	No
250	GOM_NL__2PRFIN20040531_132124_000000422027_00196_11773_2981.N1	31-MAY-2004 13:21:24	Bright	41.500	80	7Del Sco	2.3160	30000.	83	11773	No
251	GOM_NL__2PRFIN20040531_132257_000000462027_00196_11773_2982.N1	31-MAY-2004 13:22:57	Bright	46.000	86	35Eta Oph	2.4300	10200.	92	11773	No
252	GOM_NL__2PRFIN20040531_132448_000000442027_00196_11773_2983.N1	31-MAY-2004 13:24:48	Bright	43.500	98	13Zet Oph	2.5710	30000.	87	11773	No
253	GOM_NL__2PRFIN20040531_132700_000000422027_00196_11773_2984.N1	31-MAY-2004 13:27:00	Bright	41.500	120	1Del Oph	2.7340	3200.0	83	11773	No
254	GOM_NL__2PRFIN20040531_133001_000000392027_00196_11773_2985.N1	31-MAY-2004 13:30:01	Bright	38.500	102	24Alp Ser	2.6000	4250.0	77	11773	No
255	GOM_NL__2PRFIN20040531_133402_000000372027_00196_11773_2986.N1	31-MAY-2004 13:34:02	Bright	37.000	3	16Alp Boo	-0.050000	4250.0	74	11773	No
256	GOM_NL__2PRFIN20040531_133557_000000372027_00196_11773_2987.N1	31-MAY-2004 13:35:57	Bright	36.500	83		2.3780	11000.	73	11773	No
257	GOM_NL__2PRFIN20040531_133909_000000382027_00196_11773_2988.N1	31-MAY-2004 13:39:09	Bright	37.500	180	27Gam Boo	3.0400	8000.0	75	11773	No
258	GOM_NL__2PRFIN20040531_134233_000000362027_00196_11773_2989.N1	31-MAY-2004 13:42:33	Bright	36.000	39	85Eta UMa	1.8540	24000.	72	11773	No
259	GOM_NL__2PRFIN20040531_134421_000000382027_00196_11773_2990.N1	31-MAY-2004 13:44:21	Bright	38.000	55	79Zet UMa	2.0600	10200.	76	11773	No
260	GOM_NL__2PRFIN20040531_134632_000000422027_00196_11773_2991.N1	31-MAY-2004 13:46:32	Bright	42.000	119	14Eta Dra	2.7270	4700.0	84	11773	No
261	GOM_NL__2PRFIN20040531_134912_000000382027_00196_11773_2992.N1	31-MAY-2004 13:49:12	Bright	37.500	60	7Bet UMi	2.0810	3950.0	75	11773	No
262	GOM_NL__2PRFIN20040531_135352_000000362027_00196_11773_2993.N1	31-MAY-2004 13:53:52	Bright	36.000	49	1Alp UMi	1.9900	6300.0	72	11773	No
263	GOM_NL__2PRFIN20040531_135657_000000472027_00196_11773_2994.N1	31-MAY-2004 13:56:57	Bright	47.000	89	5Alp Cep	2.4510	8000.0	94	11773	No
264	GOM_NL__2PRFIN20040531_140156_000000392027_00196_11773_2995.N1	31-MAY-2004 14:01:56	Bright	38.500	76	27Gam Cas	2.3000	30000.	77	11773	No
265	GOM_NL__2PRFIN20040531_140940_000000502027_00196_11773_2996.N1	31-MAY-2004 14:09:40	Bright	49.500	53	43Bet And	2.0480	3300.0	99	11773	No
266	GOM_NL__2PRFIN20040531_141222_000000552027_00196_11773_2997.N1	31-MAY-2004 14:12:22	Twilight	55.000	58	21Alp And	2.0730	11000.	110	11773	No
267	GOM_NL__2PRFIN20040531_141717_000000562027_00196_11773_2998.N1	31-MAY-2004 14:17:17	Dark	55.500	140	88Gam Peg	2.8340	26000.	111	11773	No
268	GOM_NL__2PRFIN20040531_142036_000000832027_00196_11773_2999.N1	31-MAY-2004 14:20:36	Dark	83.000	90	54Alp Peg	2.4870	11000.	166	11773	No
269	GOM_NL__2PRFIN20040531_142616_000000502027_00196_11773_3000.N1	31-MAY-2004 14:26:16	Dark	49.500	52	16Bet Cet	2.0370	4500.0	99	11773	No
270	GOM_NL__2PRFIN20040531_143259_000000442027_00196_11773_3001.N1	31-MAY-2004 14:32:59	Dark	44.000	84	Alp Phe	2.3970	4500.0	88	11773	No
271	GOM_NL__2PRFIN20040531_143511_000000442027_00196_11773_3002.N1	31-MAY-2004 14:35:11	Dark	44.000	9	Alp Eri	0.45300	24000.	88	11773	No
272	GOM_NL__2PRFIN20040531_143819_000000492027_00197_11774_2971.N1	31-MAY-2004 14:38:19	Dark	48.500	63	Bet Gru	2.1500	2800.0	97	11774	No
273	GOM_NL__2PRFIN20040531_144011_000000512027_00197_11774_2972.N1	31-MAY-2004 14:40:11	Dark	50.500	31	Alp Gru	1.7340	15200.	101	11774	No
274	GOM_NL__2PRFIN20040531_144510_000000452027_00197_11774_2973.N1	31-MAY-2004 14:45:10	Straylight	44.500	45	Alp Pav	1.9400	26000.	89	11774	No
275	GOM_NL__2PRFIN20040531_144848_000000432027_00197_11774_2974.N1	31-MAY-2004 14:48:48	Straylight	43.000	43	Alp TrA	1.9100	4250.0	86	11774	No
276	GOM_NL__2PRFIN20040531_145053_000000412027_00197_11774_2975.N1	31-MAY-2004 14:50:53	Straylight	41.000	134	Bet TrA	2.8100	6600.0	82	11774	No
277	GOM_NL__2PRFIN20040531_145237_000000422027_00197_11774_2976.N1	31-MAY-2004 14:52:37	Straylight	41.500	147	Alp Ara	2.8770	26000.	83	11774	No
278	GOM_NL__2PRFIN20040531_145418_000000442027_00197_11774_2977.N1	31-MAY-2004 14:54:18	Straylight	44.000	40	The Sco	1.8590	7100.0	88	11774	No

279	GOM_NL__2PRFIN20040531_145606_000000492027_00197_11774_2978.N1	31-MAY-2004 14:56:06	Tw_i_and_stray	49.000	25	35Lam Sco	1.6200	28000.	98	11774	No
280	GOM_NL__2PRFIN20040531_145752_000000492027_00197_11774_2979.N1	31-MAY-2004 14:57:52	Tw_i_and_stray	48.500	75	26Eps Sco	2.2910	4250.0	97	11774	No
281	GOM_NL__2PRFIN20040531_145955_000000462027_00197_11774_2980.N1	31-MAY-2004 14:59:55	Bright	46.000	136	23Tau Sco	2.8220	30000.	92	11774	No
282	GOM_NL__2PRFIN20040531_150200_000000422027_00197_11774_2981.N1	31-MAY-2004 15:02:00	Bright	42.000	80	7Del Sco	2.3160	30000.	84	11774	No
283	GOM_NL__2PRFIN20040531_150333_000000492027_00197_11774_2982.N1	31-MAY-2004 15:03:33	Bright	48.500	86	35Eta Oph	2.4300	10200.	97	11774	No
284	GOM_NL__2PRFIN20040531_150525_000000432027_00197_11774_2983.N1	31-MAY-2004 15:05:25	Bright	42.500	98	13Zet Oph	2.5710	30000.	85	11774	No
285	GOM_NL__2PRFIN20040531_150736_000000412027_00197_11774_2984.N1	31-MAY-2004 15:07:36	Bright	41.000	120	1Del Oph	2.7340	3200.0	82	11774	No
286	GOM_NL__2PRFIN20040531_151037_000000392027_00197_11774_2985.N1	31-MAY-2004 15:10:37	Bright	38.500	102	24Alp Ser	2.6000	4250.0	77	11774	No
287	GOM_NL__2PRFIN20040531_151438_000000432027_00197_11774_2986.N1	31-MAY-2004 15:14:38	Bright	42.500	3	16Alp Boo	-0.050000	4250.0	85	11774	No
288	GOM_NL__2PRFIN20040531_151634_000000372027_00197_11774_2987.N1	31-MAY-2004 15:16:34	Bright	36.500	83		2.3780	11000.	73	11774	No
289	GOM_NL__2PRFIN20040531_151946_000000372027_00197_11774_2988.N1	31-MAY-2004 15:19:46	Bright	36.500	180	27Gam Boo	3.0400	8000.0	73	11774	No
290	GOM_NL__2PRFIN20040531_152310_000000352027_00197_11774_2989.N1	31-MAY-2004 15:23:10	Bright	34.500	39	85Eta UMa	1.8540	24000.	69	11774	No
291	GOM_NL__2PRFIN20040531_152458_000000392027_00197_11774_2990.N1	31-MAY-2004 15:24:58	Bright	38.500	55	79Zet UMa	2.0600	10200.	77	11774	No
292	GOM_NL__2PRFIN20040531_152708_000000452027_00197_11774_2991.N1	31-MAY-2004 15:27:08	Bright	44.500	119	14Eta Dra	2.7270	4700.0	89	11774	No
293	GOM_NL__2PRFIN20040531_152948_000000362027_00197_11774_2992.N1	31-MAY-2004 15:29:48	Bright	35.500	60	7Bet UMi	2.0810	3950.0	71	11774	No
294	GOM_NL__2PRFIN20040531_153429_000000382027_00197_11774_2993.N1	31-MAY-2004 15:34:29	Bright	38.000	49	1Alp UMi	1.9900	6300.0	76	11774	No
295	GOM_NL__2PRFIN20040531_153732_000000492027_00197_11774_2994.N1	31-MAY-2004 15:37:32	Bright	49.000	89	5Alp Cep	2.4510	8000.0	98	11774	No
296	GOM_NL__2PRFIN20040531_154232_000000442027_00197_11774_2995.N1	31-MAY-2004 15:42:32	Bright	43.500	76	27Gam Cas	2.3000	30000.	87	11774	No
297	GOM_NL__2PRFIN20040531_155017_000000432027_00197_11774_2996.N1	31-MAY-2004 15:50:17	Bright	42.500	53	43Bet And	2.0480	3300.0	85	11774	No
298	GOM_NL__2PRFIN20040531_155258_000000562027_00197_11774_2997.N1	31-MAY-2004 15:52:58	Tw_i_and_stray	55.500	58	21Alp And	2.0730	11000.	111	11774	No
299	GOM_NL__2PRFIN20040531_155755_000000542027_00197_11774_2998.N1	31-MAY-2004 15:57:55	Dark	54.000	140	88Gam Peg	2.8340	26000.	108	11774	No
300	GOM_NL__2PRFIN20040531_160113_000000872027_00197_11774_2999.N1	31-MAY-2004 16:01:13	Dark	87.000	90	54Alp Peg	2.4870	11000.	174	11774	No
301	GOM_NL__2PRFIN20040531_160654_000000522027_00197_11774_3000.N1	31-MAY-2004 16:06:54	Dark	51.500	52	16Bet Cet	2.0370	4500.0	103	11774	No
302	GOM_NL__2PRFIN20040531_161336_000000442027_00197_11774_3001.N1	31-MAY-2004 16:13:36	Dark	44.000	84	Alp Phe	2.3970	4500.0	88	11774	No
303	GOM_NL__2PRFIN20040531_161547_000000402027_00197_11774_3002.N1	31-MAY-2004 16:15:47	Dark	40.000	9	Alp Eri	0.45300	24000.	80	11774	No
304	GOM_NL__2PRFIN20040531_161856_000000622027_00198_11775_2971.N1	31-MAY-2004 16:18:56	Dark	62.000	63	Bet Gru	2.1500	2800.0	124	11775	No
305	GOM_NL__2PRFIN20040531_162048_000000482027_00198_11775_2972.N1	31-MAY-2004 16:20:48	Dark	48.000	31	Alp Gru	1.7340	15200.	96	11775	No
306	GOM_NL__2PRFIN20040531_162547_000000452027_00198_11775_2973.N1	31-MAY-2004 16:25:47	Straylight	44.500	45	Alp Pav	1.9400	26000.	89	11775	No
307	GOM_NL__2PRFIN20040531_162925_000000412027_00198_11775_2974.N1	31-MAY-2004 16:29:25	Straylight	40.500	43	Alp TrA	1.9100	4250.0	81	11775	No
308	GOM_NL__2PRFIN20040531_163128_000000402027_00198_11775_2975.N1	31-MAY-2004 16:31:28	Straylight	39.500	134	Bet TrA	2.8100	6600.0	79	11775	No
309	GOM_NL__2PRFIN20040531_163314_000000432027_00198_11775_2976.N1	31-MAY-2004 16:33:14	Straylight	43.000	147	Alp Ara	2.8770	26000.	86	11775	No
310	GOM_NL__2PRFIN20040531_163455_000000482027_00198_11775_2977.N1	31-MAY-2004 16:34:55	Straylight	48.000	40	The Sco	1.8590	7100.0	96	11775	No
311	GOM_NL__2PRFIN20040531_163642_000000532027_00198_11775_2978.N1	31-MAY-2004 16:36:42	Tw_i_and_stray	52.500	25	35Lam Sco	1.6200	28000.	105	11775	No
312	GOM_NL__2PRFIN20040531_163829_000000482027_00198_11775_2979.N1	31-MAY-2004 16:38:29	Tw_i_and_stray	47.500	75	26Eps Sco	2.2910	4250.0	95	11775	No
313	GOM_NL__2PRFIN20040531_164031_000000442027_00198_11775_2980.N1	31-MAY-2004 16:40:31	Bright	44.000	136	23Tau Sco	2.8220	30000.	88	11775	No
314	GOM_NL__2PRFIN20040531_164236_000000402027_00198_11775_2981.N1	31-MAY-2004 16:42:36	Bright	39.500	80	7Del Sco	2.3160	30000.	79	11775	No
315	GOM_NL__2PRFIN20040531_164409_000000482027_00198_11775_2982.N1	31-MAY-2004 16:44:09	Bright	48.000	86	35Eta Oph	2.4300	10200.	96	11775	No
316	GOM_NL__2PRFIN20040531_164601_000000432027_00198_11775_2983.N1	31-MAY-2004 16:46:01	Bright	43.000	98	13Zet Oph	2.5710	30000.	86	11775	No
317	GOM_NL__2PRFIN20040531_164812_000000422027_00198_11775_2984.N1	31-MAY-2004 16:48:12	Bright	41.500	120	1Del Oph	2.7340	3200.0	83	11775	No
318	GOM_NL__2PRFIN20040531_165113_000000392027_00198_11775_2985.N1	31-MAY-2004 16:51:13	Bright	38.500	102	24Alp Ser	2.6000	4250.0	77	11775	No
319	GOM_NL__2PRFIN20040531_165514_000000382027_00198_11775_2986.N1	31-MAY-2004 16:55:14	Bright	37.500	3	16Alp Boo	-0.050000	4250.0	75	11775	No
320	GOM_NL__2PRFIN20040531_165710_000000372027_00198_11775_2987.N1	31-MAY-2004 16:57:10	Bright	36.500	83		2.3780	11000.	73	11775	No
321	GOM_NL__2PRFIN20040531_170021_000000362027_00198_11775_2988.N1	31-MAY-2004 17:00:21	Bright	35.500	180	27Gam Boo	3.0400	8000.0	71	11775	No
322	GOM_NL__2PRFIN20040531_170345_000000392027_00198_11775_2989.N1	31-MAY-2004 17:03:45	Bright	38.500	39	85Eta UMa	1.8540	24000.	77	11775	No
323	GOM_NL__2PRFIN20040531_170533_000000392027_00198_11775_2990.N1	31-MAY-2004 17:05:33	Bright	39.000	55	79Zet UMa	2.0600	10200.	78	11775	No
324	GOM_NL__2PRFIN20040531_170743_000000402027_00198_11775_2991.N1	31-MAY-2004 17:07:43	Bright	40.000	119	14Eta Dra	2.7270	4700.0	80	11775	No
325	GOM_NL__2PRFIN20040531_171023_000000382027_00198_11775_2992.N1	31-MAY-2004 17:10:23	Bright	38.000	60	7Bet UMi	2.0810	3950.0	76	11775	No
326	GOM_NL__2PRFIN20040531_171504_000000382027_00198_11775_2993.N1	31-MAY-2004 17:15:04	Bright	38.000	49	1Alp UMi	1.9900	6300.0	76	11775	No
327	GOM_NL__2PRFIN20040531_171807_000000492027_00198_11775_2994.N1	31-MAY-2004 17:18:07	Bright	49.000	89	5Alp Cep	2.4510	8000.0	98	11775	No
328	GOM_NL__2PRFIN20040531_173124_000001862027_00198_11775_2995.N1	31-MAY-2004 17:31:24	Straylight	186.00	92	53Eps Cyg	2.5000	4500.0	372	11775	No
329	GOM_NL__2PRFIN20040531_173507_000000902027_00198_11775_2996.N1	31-MAY-2004 17:35:07	Dark	90.000	93	53Bet Peg	2.5200	3100.0	180	11775	No
330	GOM_NL__2PRFIN20040531_173830_000000552027_00198_11775_2997.N1	31-MAY-2004 17:38:30	Dark	55.000	140	88Gam Peg	2.8340	26000.	110	11775	No
331	GOM_NL__2PRFIN20040531_174150_000000912027_00198_11775_2998.N1	31-MAY-2004 17:41:50	Dark	90.500	90	54Alp Peg	2.4870	11000.	181	11775	No
332	GOM_NL__2PRFIN20040531_174731_000000522027_00198_11775_2999.N1	31-MAY-2004 17:47:31	Dark	51.500	52	16Bet Cet	2.0370	4500.0	103	11775	No
333	GOM_NL__2PRFIN20040531_175413_000000482027_00198_11775_3000.N1	31-MAY-2004 17:54:13	Dark	48.000	84	Alp Phe	2.3970	4500.0	96	11775	No
334	GOM_NL__2PRFIN20040531_175622_000000462027_00198_11775_3001.N1	31-MAY-2004 17:56:22	Dark	46.000	9	Alp Eri	0.45300	24000.	92	11775	No
335	GOM_NL__2PRFIN20040531_175933_000000532027_00199_11776_2991.N1	31-MAY-2004 17:59:33	Dark	53.000	63	Bet Gru	2.1500	2800.0	106	11776	No
336	GOM_NL__2PRFIN20040531_180125_000000482027_00199_11776_2992.N1	31-MAY-2004 18:01:25	Dark	48.000	31	Alp Gru	1.7340	15200.	96	11776	No
337	GOM_NL__2PRFIN20040531_180623_000000462027_00199_11776_2993.N1	31-MAY-2004 18:06:23	Straylight	45.500	45	Alp Pav	1.9400	26000.	91	11776	No

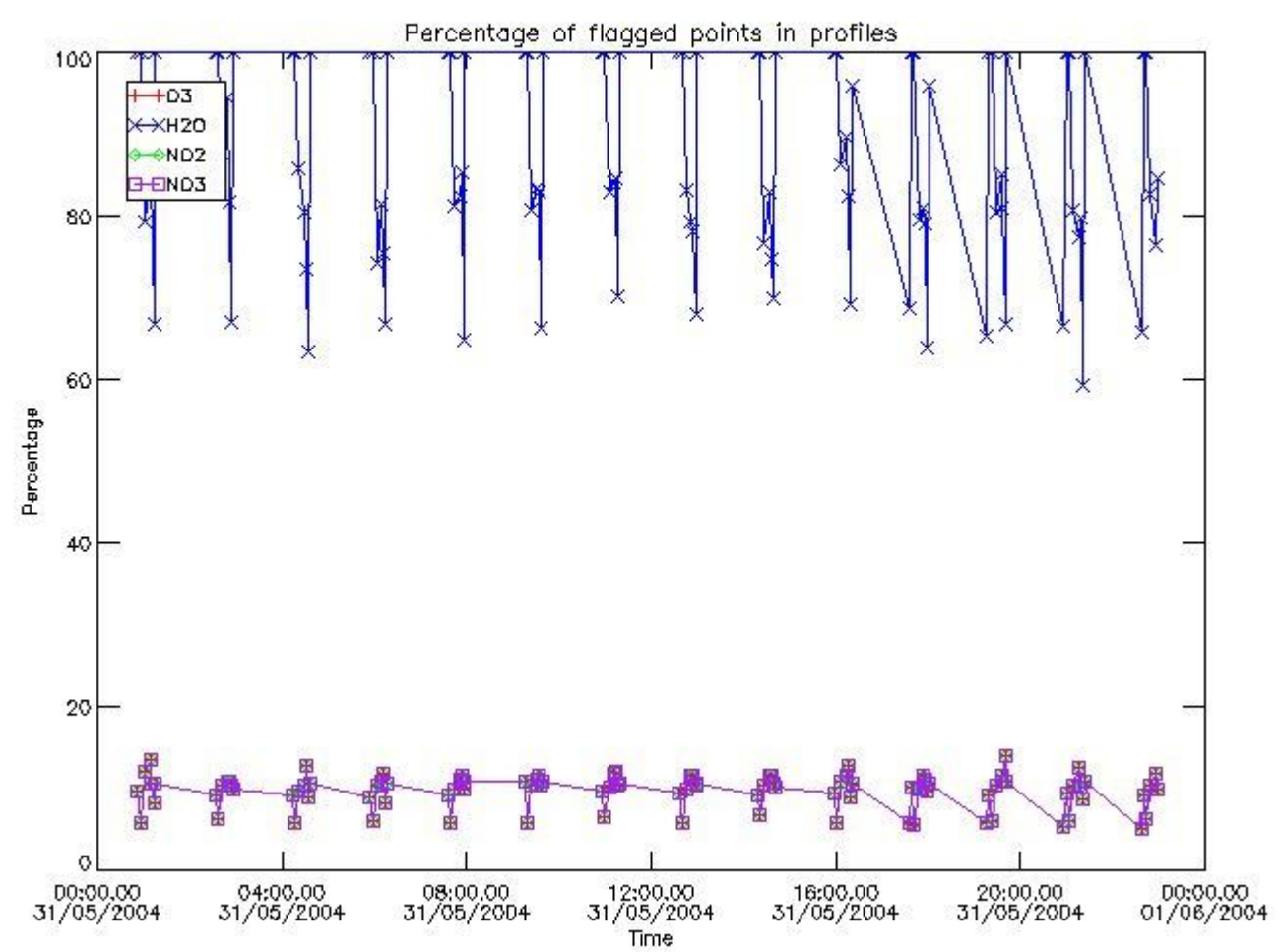
338	GOM_NL__2PRFIN20040531_181001_000000442027_00199_11776_2994.N1	31-MAY-2004 18:10:01	Straylight	43.500	43	Alp TrA	1.9100	4250.0	87	11776	No
339	GOM_NL__2PRFIN20040531_181205_000000392027_00199_11776_2995.N1	31-MAY-2004 18:12:05	Straylight	38.500	134	Bet TrA	2.8100	6600.0	77	11776	No
340	GOM_NL__2PRFIN20040531_181350_000000402027_00199_11776_2996.N1	31-MAY-2004 18:13:50	Straylight	40.000	147	Alp Ara	2.8770	26000.	80	11776	No
341	GOM_NL__2PRFIN20040531_181531_000000522027_00199_11776_2997.N1	31-MAY-2004 18:15:31	Straylight	52.000	40	The Sco	1.8590	7100.0	104	11776	No
342	GOM_NL__2PRFIN20040531_181719_000000482027_00199_11776_2998.N1	31-MAY-2004 18:17:19	Tw_i_and_stray	48.000	25	35Lam Sco	1.6200	28000.	96	11776	No
343	GOM_NL__2PRFIN20040531_181905_000000482027_00199_11776_2999.N1	31-MAY-2004 18:19:05	Tw_i_and_stray	48.000	75	26Eps Sco	2.2910	4250.0	96	11776	No
344	GOM_NL__2PRFIN20040531_182108_000000492027_00199_11776_3000.N1	31-MAY-2004 18:21:08	Bright	49.000	136	23Tau Sco	2.8220	30000.	98	11776	No
345	GOM_NL__2PRFIN20040531_182312_000000432027_00199_11776_3001.N1	31-MAY-2004 18:23:12	Bright	42.500	80	7Del Sco	2.3160	30000.	85	11776	No
346	GOM_NL__2PRFIN20040531_182445_000000472027_00199_11776_3002.N1	31-MAY-2004 18:24:45	Bright	47.000	86	35Eta Oph	2.4300	10200.	94	11776	No
347	GOM_NL__2PRFIN20040531_182637_000000412027_00199_11776_3003.N1	31-MAY-2004 18:26:37	Bright	41.000	98	13Zet Oph	2.5710	30000.	82	11776	No
348	GOM_NL__2PRFIN20040531_182848_000000412027_00199_11776_3004.N1	31-MAY-2004 18:28:48	Bright	41.000	120	1Del Oph	2.7340	3200.0	82	11776	No
349	GOM_NL__2PRFIN20040531_183149_000000392027_00199_11776_3005.N1	31-MAY-2004 18:31:49	Bright	38.500	102	24Alp Ser	2.6000	4250.0	77	11776	No
350	GOM_NL__2PRFIN20040531_183551_000000372027_00199_11776_3006.N1	31-MAY-2004 18:35:51	Bright	37.000	3	16Alp Boo	-0.050000	4250.0	74	11776	No
351	GOM_NL__2PRFIN20040531_183746_000000362027_00199_11776_3007.N1	31-MAY-2004 18:37:46	Bright	35.500	83		2.3780	11000.	71	11776	No
352	GOM_NL__2PRFIN20040531_184058_000000362027_00199_11776_3008.N1	31-MAY-2004 18:40:58	Bright	36.000	180	27Gam Boo	3.0400	8000.0	72	11776	No
353	GOM_NL__2PRFIN20040531_184422_000000392027_00199_11776_3009.N1	31-MAY-2004 18:44:22	Bright	39.000	39	85Eta UMa	1.8540	24000.	78	11776	No
354	GOM_NL__2PRFIN20040531_184610_000000392027_00199_11776_3010.N1	31-MAY-2004 18:46:10	Bright	38.500	55	79Zet UMa	2.0600	10200.	77	11776	No
355	GOM_NL__2PRFIN20040531_184819_000000412027_00199_11776_3011.N1	31-MAY-2004 18:48:19	Bright	41.000	119	14Eta Dra	2.7270	4700.0	82	11776	No
356	GOM_NL__2PRFIN20040531_185100_000000382027_00199_11776_3012.N1	31-MAY-2004 18:51:00	Bright	37.500	60	7Bet UMi	2.0810	3950.0	75	11776	No
357	GOM_NL__2PRFIN20040531_185541_000000382027_00199_11776_3013.N1	31-MAY-2004 18:55:41	Bright	38.000	49	1Alp UMi	1.9900	6300.0	76	11776	No
358	GOM_NL__2PRFIN20040531_185842_000000492027_00199_11776_3014.N1	31-MAY-2004 18:58:42	Bright	48.500	89	5Alp Cep	2.4510	8000.0	97	11776	No
359	GOM_NL__2PRFIN20040531_191159_000001862027_00199_11776_3015.N1	31-MAY-2004 19:11:59	Straylight	186.00	92	53Eps Cyg	2.5000	4500.0	372	11776	No
360	GOM_NL__2PRFIN20040531_191543_000000902027_00199_11776_3016.N1	31-MAY-2004 19:15:43	Dark	90.000	93	53Bet Peg	2.5200	3100.0	180	11776	No
361	GOM_NL__2PRFIN20040531_191908_000000552027_00199_11776_3017.N1	31-MAY-2004 19:19:08	Dark	55.000	140	88Gam Peg	2.8340	26000.	110	11776	No
362	GOM_NL__2PRFIN20040531_192227_000000862027_00199_11776_3018.N1	31-MAY-2004 19:22:27	Dark	85.500	90	54Alp Peg	2.4870	11000.	171	11776	No
363	GOM_NL__2PRFIN20040531_192808_000000492027_00199_11776_3019.N1	31-MAY-2004 19:28:08	Dark	49.000	52	16Bet Cet	2.0370	4500.0	98	11776	No
364	GOM_NL__2PRFIN20040531_193449_000000442027_00199_11776_3020.N1	31-MAY-2004 19:34:49	Dark	44.000	84	Alp Phe	2.3970	4500.0	88	11776	No
365	GOM_NL__2PRFIN20040531_193659_000000482027_00199_11776_3021.N1	31-MAY-2004 19:36:59	Dark	47.500	9	Alp Eri	0.45300	24000.	95	11776	No
366	GOM_NL__2PRFIN20040531_194009_000000622027_00200_11777_2991.N1	31-MAY-2004 19:40:09	Dark	62.000	63	Bet Gru	2.1500	2800.0	124	11777	No
367	GOM_NL__2PRFIN20040531_194202_000000482027_00200_11777_2992.N1	31-MAY-2004 19:42:02	Dark	47.500	31	Alp Gru	1.7340	15200.	95	11777	No
368	GOM_NL__2PRFIN20040531_194700_000000492027_00200_11777_2993.N1	31-MAY-2004 19:47:00	Straylight	48.500	45	Alp Pav	1.9400	26000.	97	11777	No
369	GOM_NL__2PRFIN20040531_195038_000000452027_00200_11777_2994.N1	31-MAY-2004 19:50:38	Straylight	44.500	43	Alp TrA	1.9100	4250.0	89	11777	No
370	GOM_NL__2PRFIN20040531_195241_000000402027_00200_11777_2995.N1	31-MAY-2004 19:52:41	Straylight	39.500	134	Bet TrA	2.8100	6600.0	79	11777	No
371	GOM_NL__2PRFIN20040531_195426_000000412027_00200_11777_2996.N1	31-MAY-2004 19:54:26	Straylight	40.500	147	Alp Ara	2.8770	26000.	81	11777	No
372	GOM_NL__2PRFIN20040531_195607_000000512027_00200_11777_2997.N1	31-MAY-2004 19:56:07	Straylight	50.500	40	The Sco	1.8590	7100.0	101	11777	No
373	GOM_NL__2PRFIN20040531_195755_000000512027_00200_11777_2998.N1	31-MAY-2004 19:57:55	Tw_i_and_stray	50.500	25	35Lam Sco	1.6200	28000.	101	11777	No
374	GOM_NL__2PRFIN20040531_195941_000000492027_00200_11777_2999.N1	31-MAY-2004 19:59:41	Tw_i_and_stray	49.000	75	26Eps Sco	2.2910	4250.0	98	11777	No
375	GOM_NL__2PRFIN20040531_200144_000000562027_00200_11777_3000.N1	31-MAY-2004 20:01:44	Bright	56.000	136	23Tau Sco	2.8220	30000.	112	11777	No
376	GOM_NL__2PRFIN20040531_200349_000000422027_00200_11777_3001.N1	31-MAY-2004 20:03:49	Bright	41.500	80	7Del Sco	2.3160	30000.	83	11777	No
377	GOM_NL__2PRFIN20040531_200521_000000482027_00200_11777_3002.N1	31-MAY-2004 20:05:21	Bright	47.500	86	35Eta Oph	2.4300	10200.	95	11777	No
378	GOM_NL__2PRFIN20040531_200713_000000432027_00200_11777_3003.N1	31-MAY-2004 20:07:13	Bright	42.500	98	13Zet Oph	2.5710	30000.	85	11777	No
379	GOM_NL__2PRFIN20040531_200924_000000412027_00200_11777_3004.N1	31-MAY-2004 20:09:24	Bright	41.000	120	1Del Oph	2.7340	3200.0	82	11777	No
380	GOM_NL__2PRFIN20040531_201225_000000392027_00200_11777_3005.N1	31-MAY-2004 20:12:25	Bright	38.500	102	24Alp Ser	2.6000	4250.0	77	11777	No
381	GOM_NL__2PRFIN20040531_201626_000000522027_00200_11777_3006.N1	31-MAY-2004 20:16:26	Bright	52.000	3	16Alp Boo	-0.050000	4250.0	104	11777	No
382	GOM_NL__2PRFIN20040531_201822_000000372027_00200_11777_3007.N1	31-MAY-2004 20:18:22	Bright	37.000	83		2.3780	11000.	74	11777	No
383	GOM_NL__2PRFIN20040531_202134_000000372027_00200_11777_3008.N1	31-MAY-2004 20:21:34	Bright	37.000	180	27Gam Boo	3.0400	8000.0	74	11777	No
384	GOM_NL__2PRFIN20040531_202458_000000392027_00200_11777_3009.N1	31-MAY-2004 20:24:58	Bright	38.500	39	85Eta UMa	1.8540	24000.	77	11777	No
385	GOM_NL__2PRFIN20040531_202647_000000382027_00200_11777_3010.N1	31-MAY-2004 20:26:47	Bright	38.000	55	79Zet UMa	2.0600	10200.	76	11777	No
386	GOM_NL__2PRFIN20040531_202855_000000402027_00200_11777_3011.N1	31-MAY-2004 20:28:55	Bright	40.000	119	14Eta Dra	2.7270	4700.0	80	11777	No
387	GOM_NL__2PRFIN20040531_203136_000000402027_00200_11777_3012.N1	31-MAY-2004 20:31:36	Bright	39.500	60	7Bet UMi	2.0810	3950.0	79	11777	No
388	GOM_NL__2PRFIN20040531_203617_000000352027_00200_11777_3013.N1	31-MAY-2004 20:36:17	Bright	35.000	49	1Alp UMi	1.9900	6300.0	70	11777	No
389	GOM_NL__2PRFIN20040531_203918_000000462027_00200_11777_3014.N1	31-MAY-2004 20:39:18	Bright	45.500	89	5Alp Cep	2.4510	8000.0	91	11777	No
390	GOM_NL__2PRFIN20040531_205233_000001862027_00200_11777_3015.N1	31-MAY-2004 20:52:33	Straylight	186.00	92	53Eps Cyg	2.5000	4500.0	372	11777	No
391	GOM_NL__2PRFIN20040531_205620_000000982027_00200_11777_3016.N1	31-MAY-2004 20:56:20	Dark	97.500	93	53Bet Peg	2.5200	3100.0	195	11777	No
392	GOM_NL__2PRFIN20040531_205942_000000552027_00200_11777_3017.N1	31-MAY-2004 20:59:42	Dark	54.500	140	88Gam Peg	2.8340	26000.	109	11777	No
393	GOM_NL__2PRFIN20040531_210305_000000862027_00200_11777_3018.N1	31-MAY-2004 21:03:05	Dark	86.000	90	54Alp Peg	2.4870	11000.	172	11777	No
394	GOM_NL__2PRFIN20040531_210844_000000502027_00200_11777_3019.N1	31-MAY-2004 21:08:44	Dark	49.500	52	16Bet Cet	2.0370	4500.0	99	11777	No
395	GOM_NL__2PRFIN20040531_211526_000000452027_00200_11777_3020.N1	31-MAY-2004 21:15:26	Dark	44.500	84	Alp Phe	2.3970	4500.0	89	11777	No
396	GOM_NL__2PRFIN20040531_211734_000000502027_00200_11777_3021.N1	31-MAY-2004 21:17:34	Dark	50.000	9	Alp Eri	0.45300	24000.	100	11777	No

397	GOM_NL__2PRFIN20040531_212046_000000602027_00201_11778_2991.N1	31-MAY-2004 21:20:46	Dark	59.500	63	Bet Gru	2.1500	2800.0	119	11778	No
398	GOM_NL__2PRFIN20040531_212238_000000482027_00201_11778_2992.N1	31-MAY-2004 21:22:38	Dark	47.500	31	Alp Gru	1.7340	15200.	95	11778	No
399	GOM_NL__2PRFIN20040531_212736_000000432027_00201_11778_2993.N1	31-MAY-2004 21:27:36	Straylight	42.500	45	Alp Pav	1.9400	26000.	85	11778	No
400	GOM_NL__2PRFIN20040531_213111_000000422027_00201_11778_2994.N1	31-MAY-2004 21:31:11	Straylight	41.500	43	Alp TrA	1.9100	4250.0	83	11778	No
401	GOM_NL__2PRFIN20040531_213315_000000412027_00201_11778_2995.N1	31-MAY-2004 21:33:15	Straylight	41.000	134	Bet TrA	2.8100	6600.0	82	11778	No
402	GOM_NL__2PRFIN20040531_213502_000000432027_00201_11778_2996.N1	31-MAY-2004 21:35:02	Straylight	43.000	147	Alp Ara	2.8770	26000.	86	11778	No
403	GOM_NL__2PRFIN20040531_213643_000000492027_00201_11778_2997.N1	31-MAY-2004 21:36:43	Straylight	48.500	40	The Sco	1.8590	7100.0	97	11778	No
404	GOM_NL__2PRFIN20040531_213831_000000502027_00201_11778_2998.N1	31-MAY-2004 21:38:31	Twilight_stray	50.000	25	35Lam Sco	1.6200	28000.	100	11778	No
405	GOM_NL__2PRFIN20040531_214015_000000502027_00201_11778_2999.N1	31-MAY-2004 21:40:15	Twilight_stray	50.000	75	26Eps Sco	2.2910	4250.0	100	11778	No
406	GOM_NL__2PRFIN20040531_214219_000000432027_00201_11778_3000.N1	31-MAY-2004 21:42:19	Bright	42.500	136	23Tau Sco	2.8220	30000.	85	11778	No
407	GOM_NL__2PRFIN20040531_214424_000000422027_00201_11778_3001.N1	31-MAY-2004 21:44:24	Bright	41.500	80	7Del Sco	2.3160	30000.	83	11778	No
408	GOM_NL__2PRFIN20040531_214557_000000482027_00201_11778_3002.N1	31-MAY-2004 21:45:57	Bright	47.500	86	35Eta Oph	2.4300	10200.	95	11778	No
409	GOM_NL__2PRFIN20040531_214748_000000442027_00201_11778_3003.N1	31-MAY-2004 21:47:48	Bright	43.500	98	13Zet Oph	2.5710	30000.	87	11778	No
410	GOM_NL__2PRFIN20040531_214959_000000422027_00201_11778_3004.N1	31-MAY-2004 21:49:59	Bright	41.500	120	1Del Oph	2.7340	3200.0	83	11778	No
411	GOM_NL__2PRFIN20040531_215301_000000392027_00201_11778_3005.N1	31-MAY-2004 21:53:01	Bright	38.500	102	24Alp Ser	2.6000	4250.0	77	11778	No
412	GOM_NL__2PRFIN20040531_215703_000000392027_00201_11778_3006.N1	31-MAY-2004 21:57:03	Bright	39.000	3	16Alp Boo	-0.050000	4250.0	78	11778	No
413	GOM_NL__2PRFIN20040531_215858_000000382027_00201_11778_3007.N1	31-MAY-2004 21:58:58	Bright	38.000	83		2.3780	11000.	76	11778	No
414	GOM_NL__2PRFIN20040531_220210_000000362027_00201_11778_3008.N1	31-MAY-2004 22:02:10	Bright	36.000	180	27Gam Boo	3.0400	8000.0	72	11778	No
415	GOM_NL__2PRFIN20040531_220534_000000372027_00201_11778_3009.N1	31-MAY-2004 22:05:34	Bright	36.500	39	85Eta UMa	1.8540	24000.	73	11778	No
416	GOM_NL__2PRFIN20040531_220722_000000392027_00201_11778_3010.N1	31-MAY-2004 22:07:22	Bright	38.500	55	79Zet UMa	2.0600	10200.	77	11778	No
417	GOM_NL__2PRFIN20040531_220930_000000402027_00201_11778_3011.N1	31-MAY-2004 22:09:30	Bright	40.000	119	14Eta Dra	2.7270	4700.0	80	11778	No
418	GOM_NL__2PRFIN20040531_221212_000000392027_00201_11778_3012.N1	31-MAY-2004 22:12:12	Bright	39.000	60	7Bet UMi	2.0810	3950.0	78	11778	No
419	GOM_NL__2PRFIN20040531_221652_000000392027_00201_11778_3013.N1	31-MAY-2004 22:16:52	Bright	38.500	49	1Alp UMi	1.9900	6300.0	77	11778	No
420	GOM_NL__2PRFIN20040531_221953_000000492027_00201_11778_3014.N1	31-MAY-2004 22:19:53	Bright	49.000	89	5Alp Cep	2.4510	8000.0	98	11778	No
421	GOM_NL__2PRFIN20040531_223308_000001862027_00201_11778_3015.N1	31-MAY-2004 22:33:08	Straylight	186.00	92	53Eps Cyg	2.5000	4500.0	372	11778	No
422	GOM_NL__2PRFIN20040531_223656_000001012027_00201_11778_3016.N1	31-MAY-2004 22:36:56	Dark	101.00	93	53Bet Peg	2.5200	3100.0	202	11778	No
423	GOM_NL__2PRFIN20040531_224020_000000562027_00201_11778_3017.N1	31-MAY-2004 22:40:20	Dark	55.500	140	88Gam Peg	2.8340	26000.	111	11778	No
424	GOM_NL__2PRFIN20040531_224342_000000912027_00201_11778_3018.N1	31-MAY-2004 22:43:42	Dark	91.000	90	54Alp Peg	2.4870	11000.	182	11778	No
425	GOM_NL__2PRFIN20040531_224920_000000502027_00201_11778_3019.N1	31-MAY-2004 22:49:20	Dark	49.500	52	16Bet Cet	2.0370	4500.0	99	11778	No
426	GOM_NL__2PRFIN20040531_225602_000000432027_00201_11778_3020.N1	31-MAY-2004 22:56:02	Dark	43.000	84	Alp Phe	2.3970	4500.0	86	11778	No
427	GOM_NL__2PRFIN20040531_225811_000000522027_00201_11778_3021.N1	31-MAY-2004 22:58:11	Dark	51.500	9	Alp Eri	0.45300	24000.	103	11778	No

3. Quality information per product

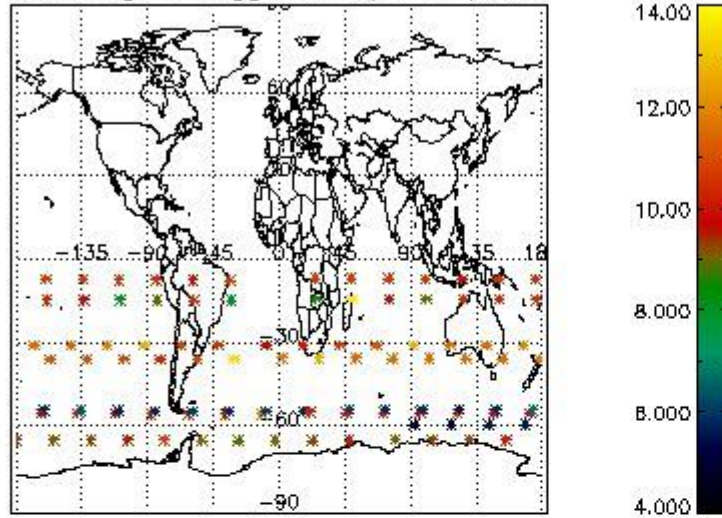
In this section it is plotted some information contained in the Quality Summary data set of the level 2 products. Only products in dark limb conditions and without errors (error flag in the MPH set to "0") are used.

3.1 Plot quality information per product (time dependant)

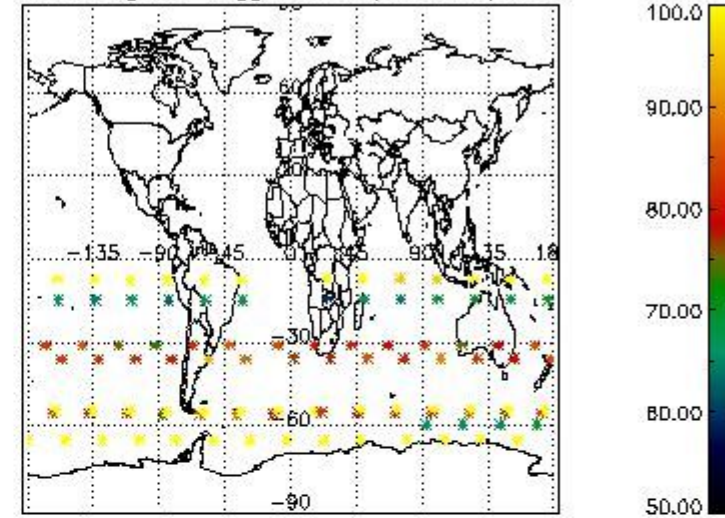


3.2 Plot quality information per product (world map)

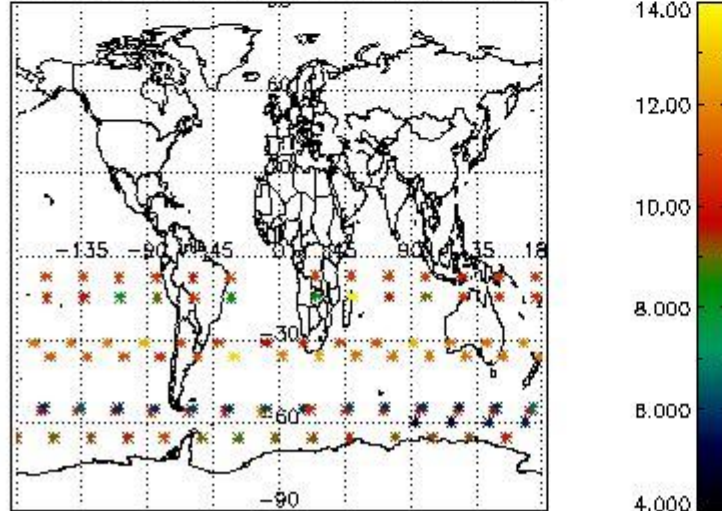
Percentage of flagged data per O3 profile



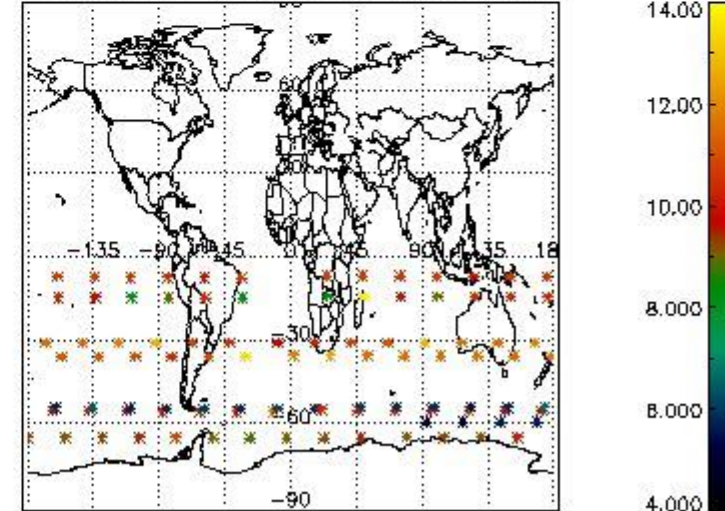
Percentage of flagged data per H2O profile



Percentage of flagged data per NO2 profile



Percentage of flagged data per NO3 profile

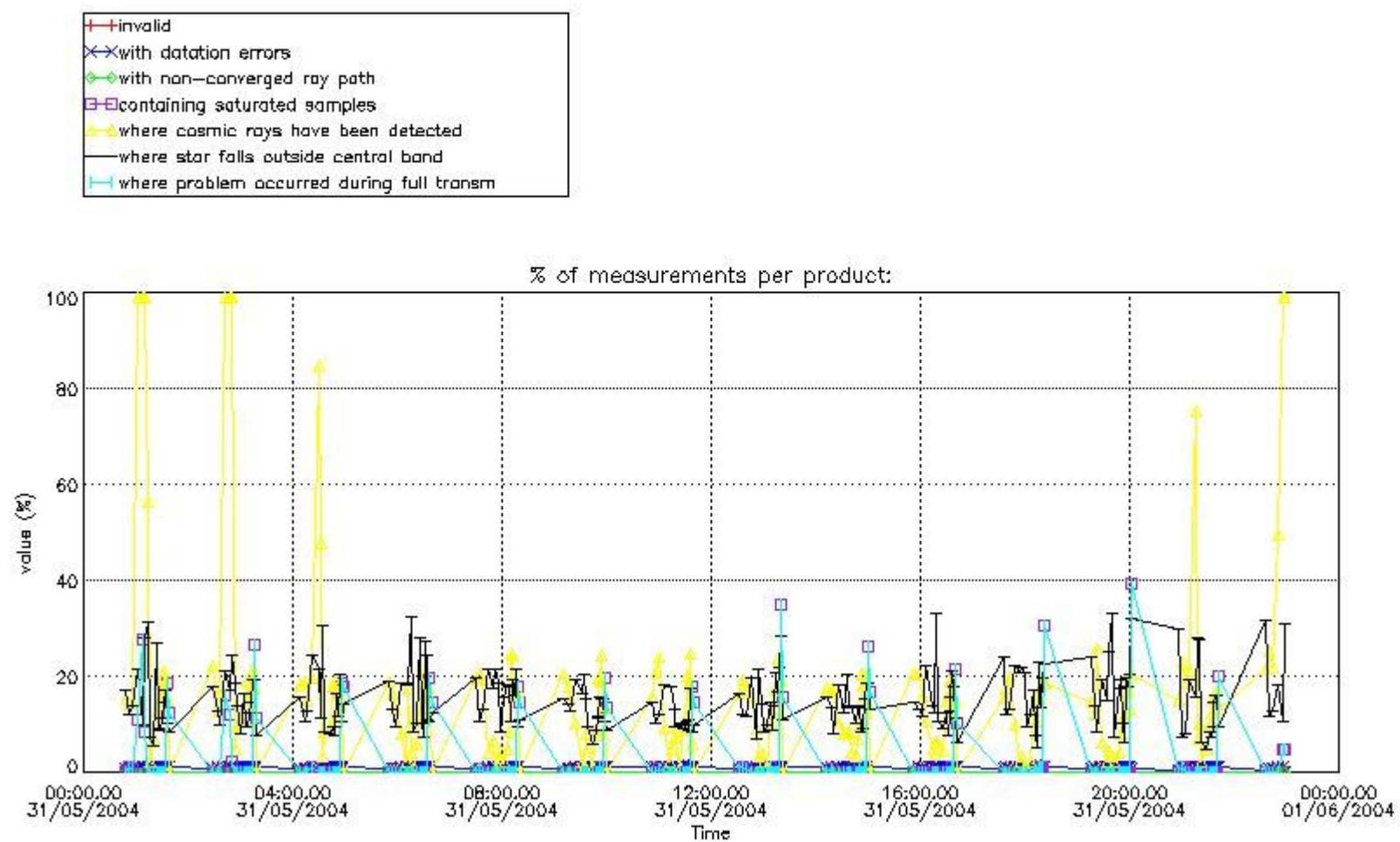


4. Level 1 quality information per product

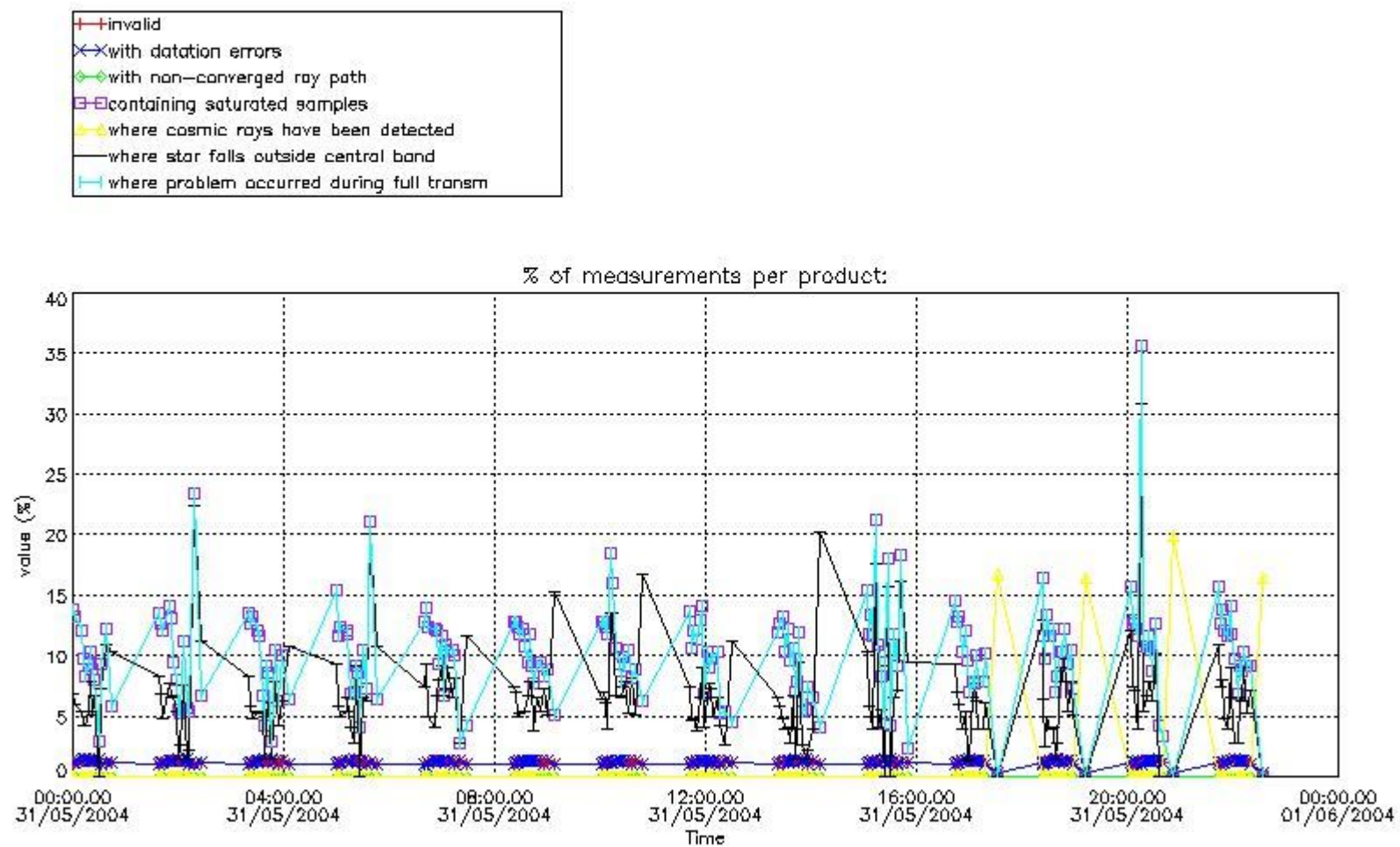
In this section it is plotted some information contained in the Quality Summary data set of the level 2 products that comes from the level 1b processing. Products without errors (error flag in the MPH set to "0") are used.

4.1 Plot quality information per product (time dependant) coming from level 1b processing

4.1.1 Plot level 1 quality information per product (time dependant): ENVISAT ASCENDING passes

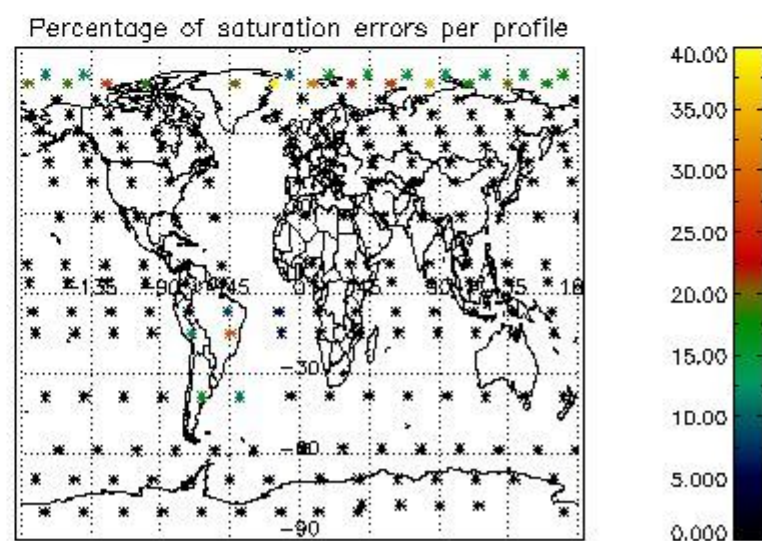
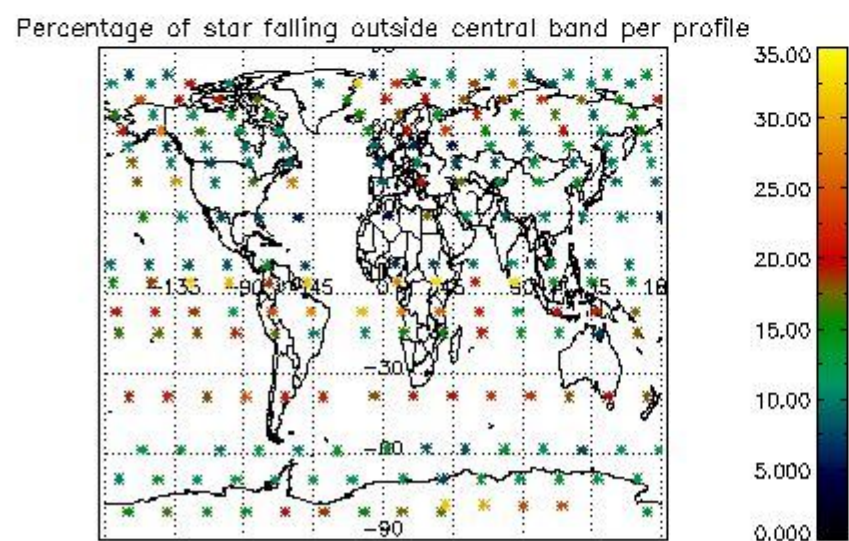
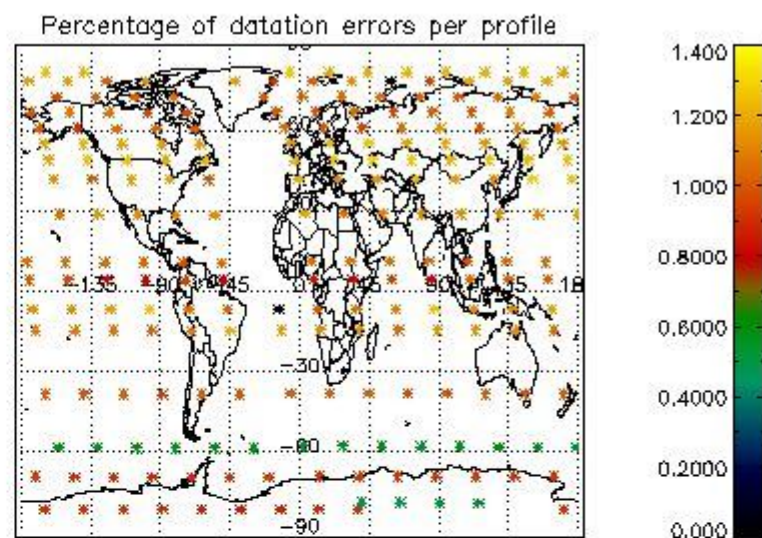
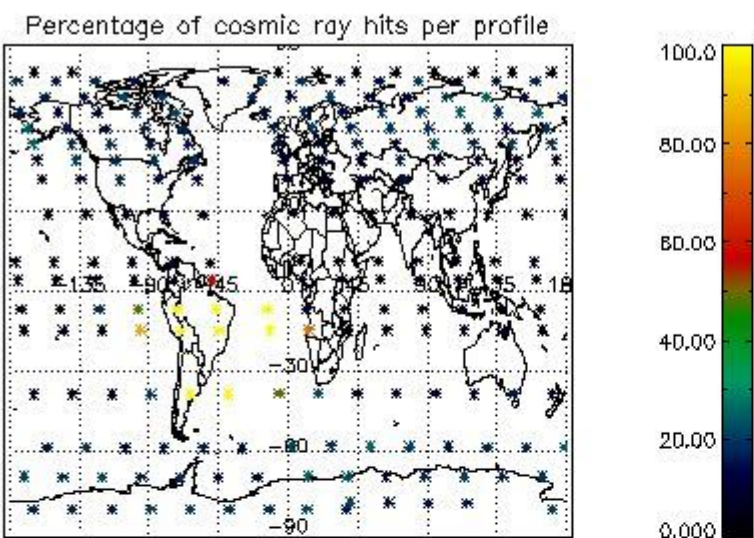


4.1.2 Plot level 1 quality information per product (time dependant): ENVI SAT DESCENDING passes

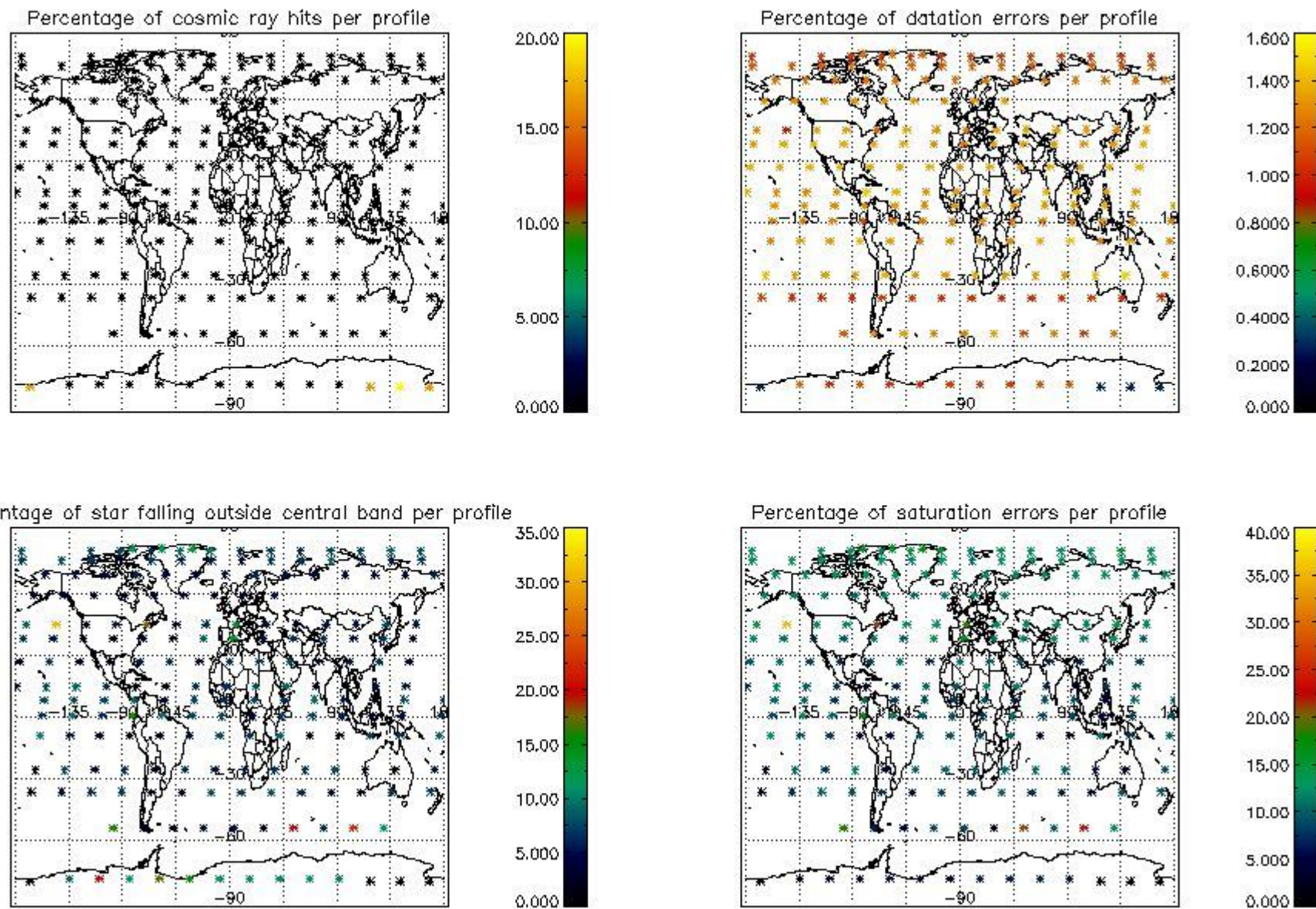


4.2 Plot quality information per product coming from level 1b processing (world map)

4.2.1 Plot level 1 quality information per product (world map): ENVISAT ASCENDING passes



4.2.2 Plot level 1 quality information per product (world map): ENVISAT DESCENDING passes



5. Trace gas profiles

5.1 Ozone statistics based on quality of products

The final quality of the products can be "measured" using the STD (Standard Deviation) attached to every point profile. This information is written to the parameter GOM_NL__2P/NL_LOCAL_SPECIES_DENSITY/o3_std of the level 2 products. The table below shows the statistics for given STD ranges.

The statistics are given with respect to the overall valid production:

- Products without fatal errors: GOM_NL__2P/MPH/PRODUCT_ERR=0
- Valid point profile: GOM_NL__2P/NL_LOCAL_SPECIES_DENSITY/pcd(0)=0

The 'Criteria' is applied to valid points of dark limb products:

- Products in dark limb illumination condition: GOM_NL__2P/NL_SUMMARY_QUALITY/obs_ill_cond=0
- Products without fatal errors: GOM_NL__2P/MPH/PRODUCT_ERR=0
- Valid point profile: GOM_NL__2P/NL_LOCAL_SPECIES_DENSITY/pcd(0)=0

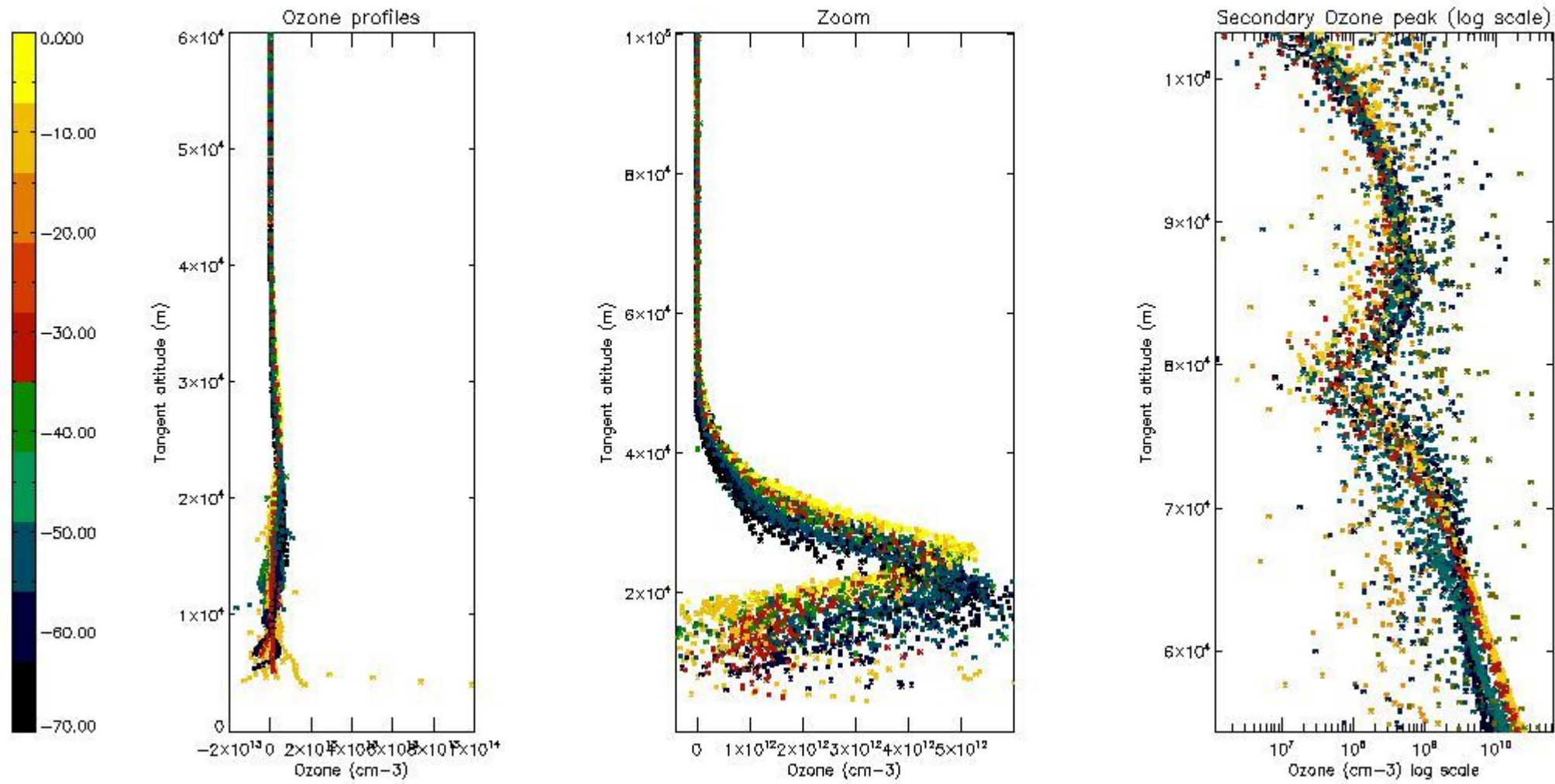
So, the table below shows the percentage of dark limb and valid observations for each criteria with respect to the overall valid daily observations.

Criteria	% of total production
All STD	29
STD < 20	15

STD < 10	12
STD < 5	9

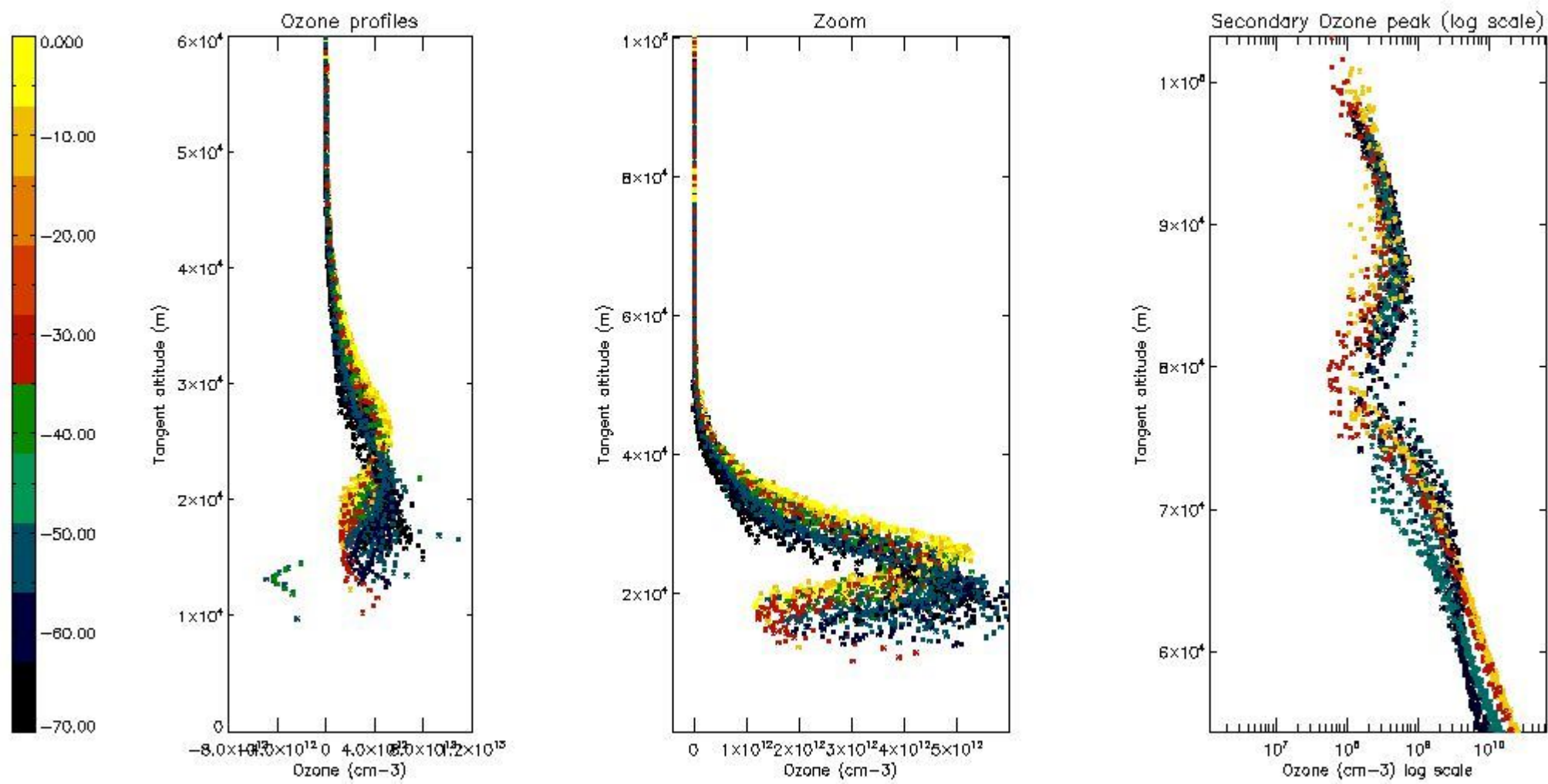
5.2 Plot ozone profiles for all STD (dark without errors)

The colorbar represents the latitude.



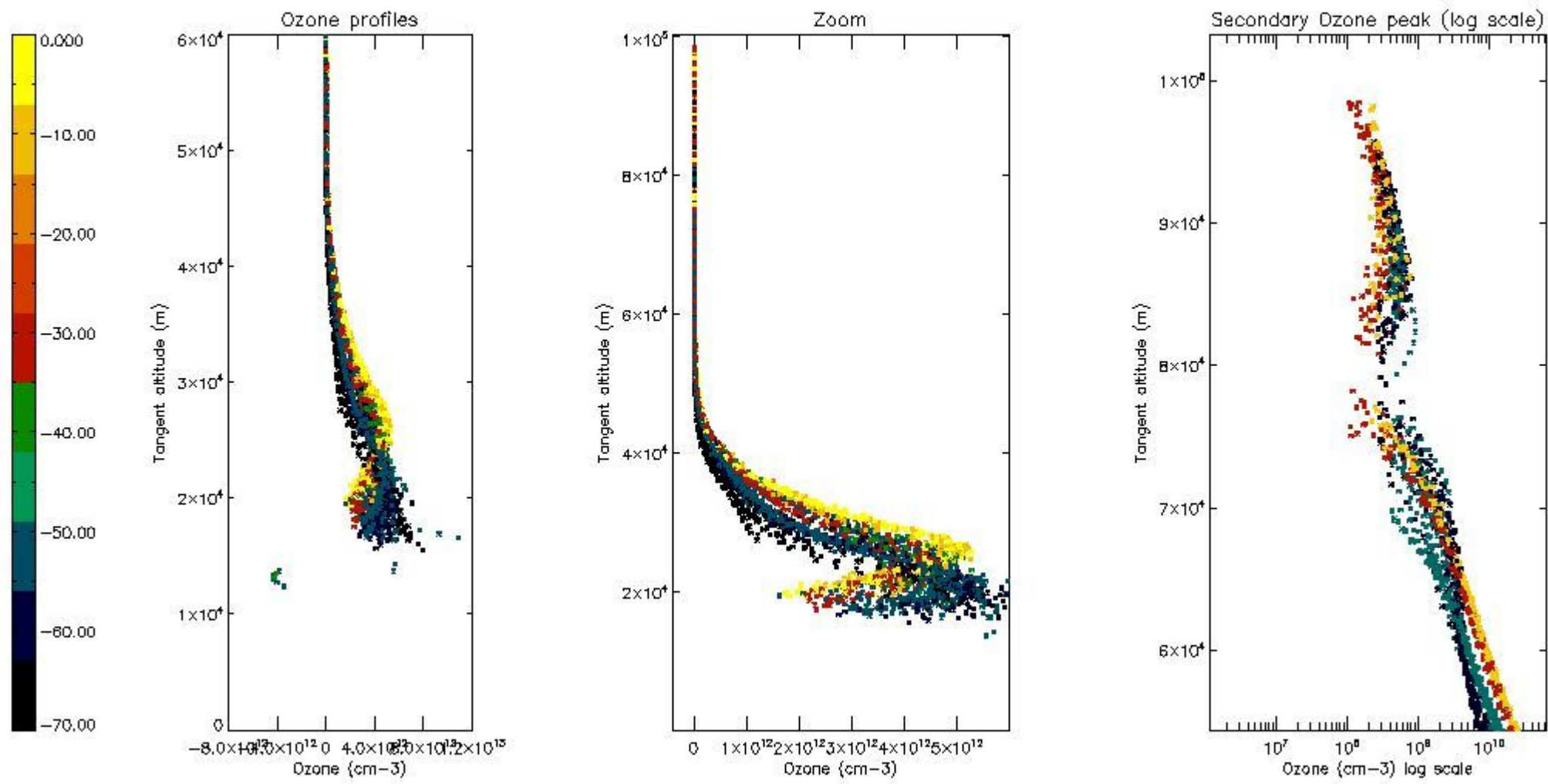
5.3 Plot ozone profiles where STD < 20% (dark without errors)

The colorbar represents the latitude.



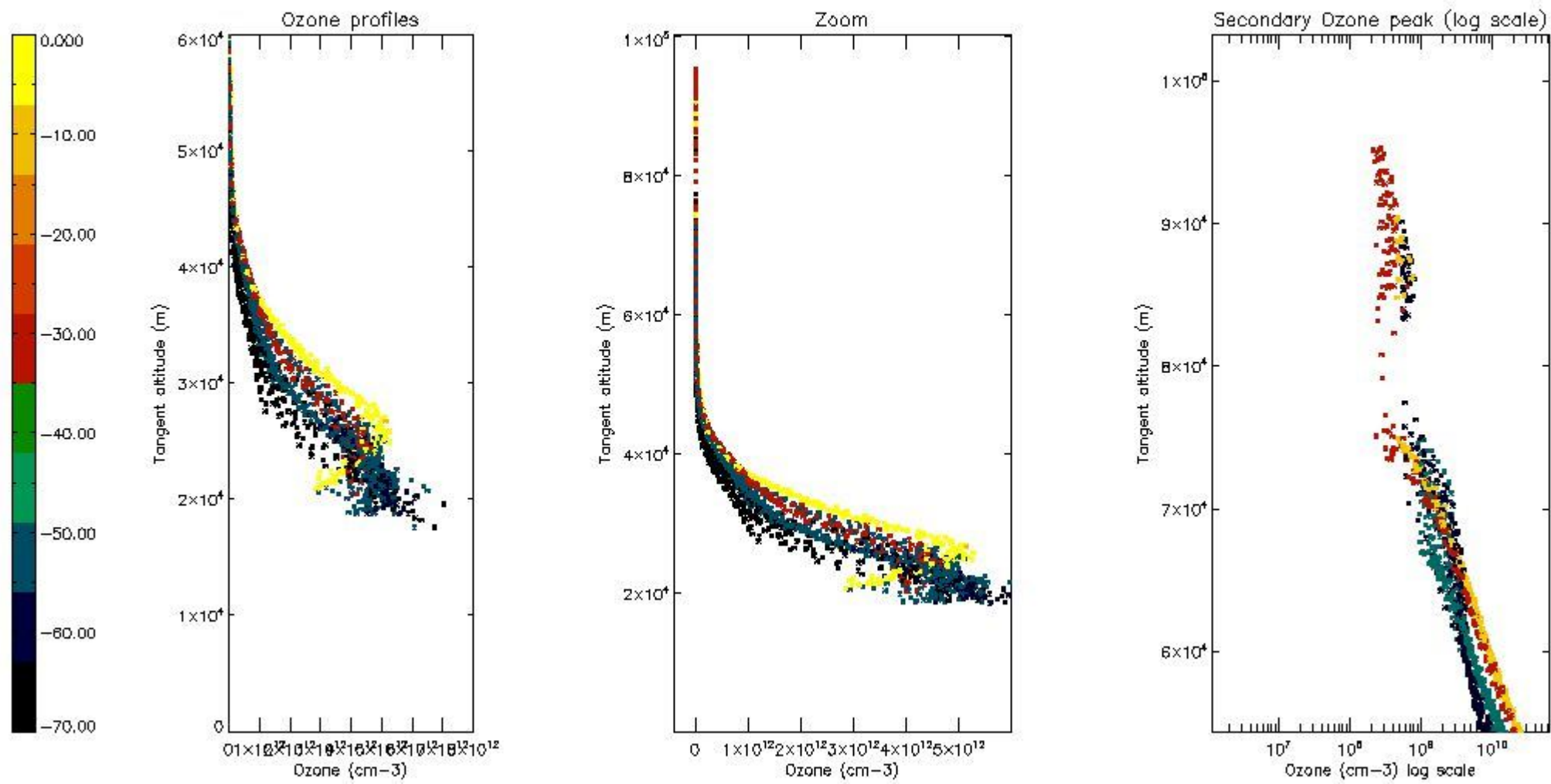
5.4 Plot ozone profiles where STD < 10% (dark without errors)

The colorbar represents the latitude.



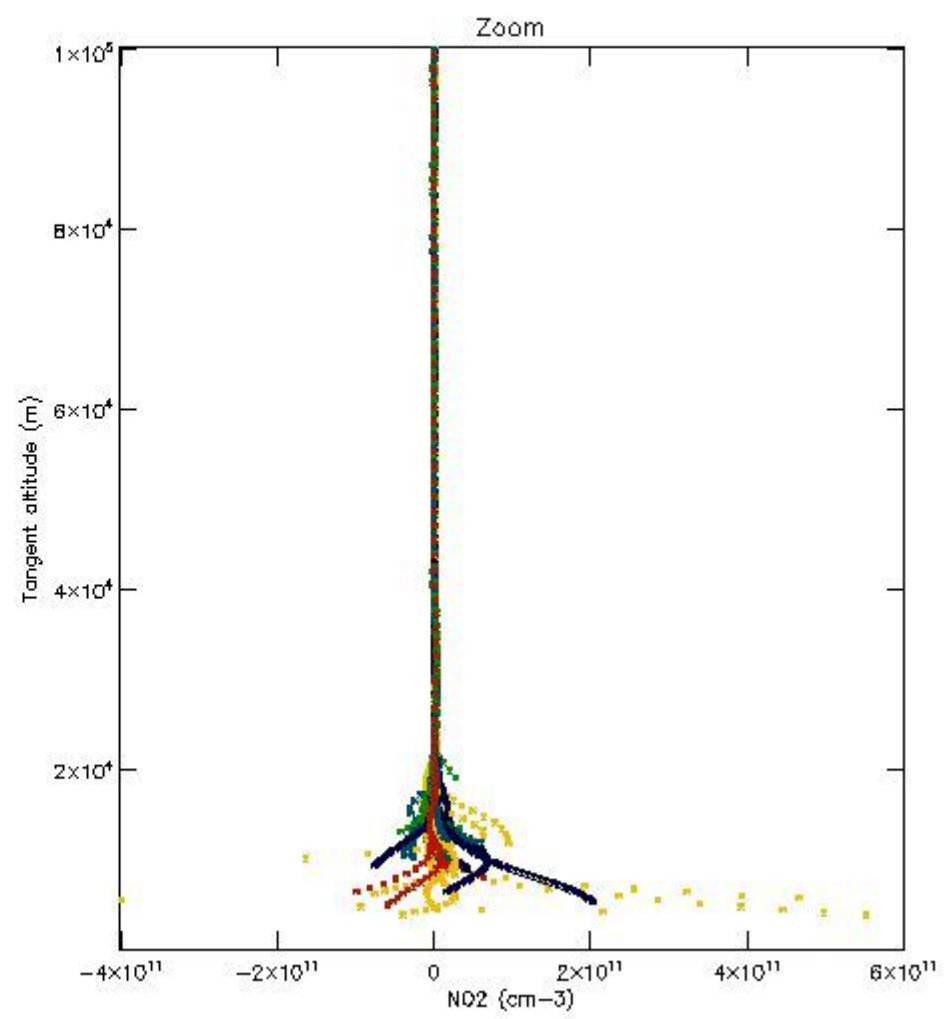
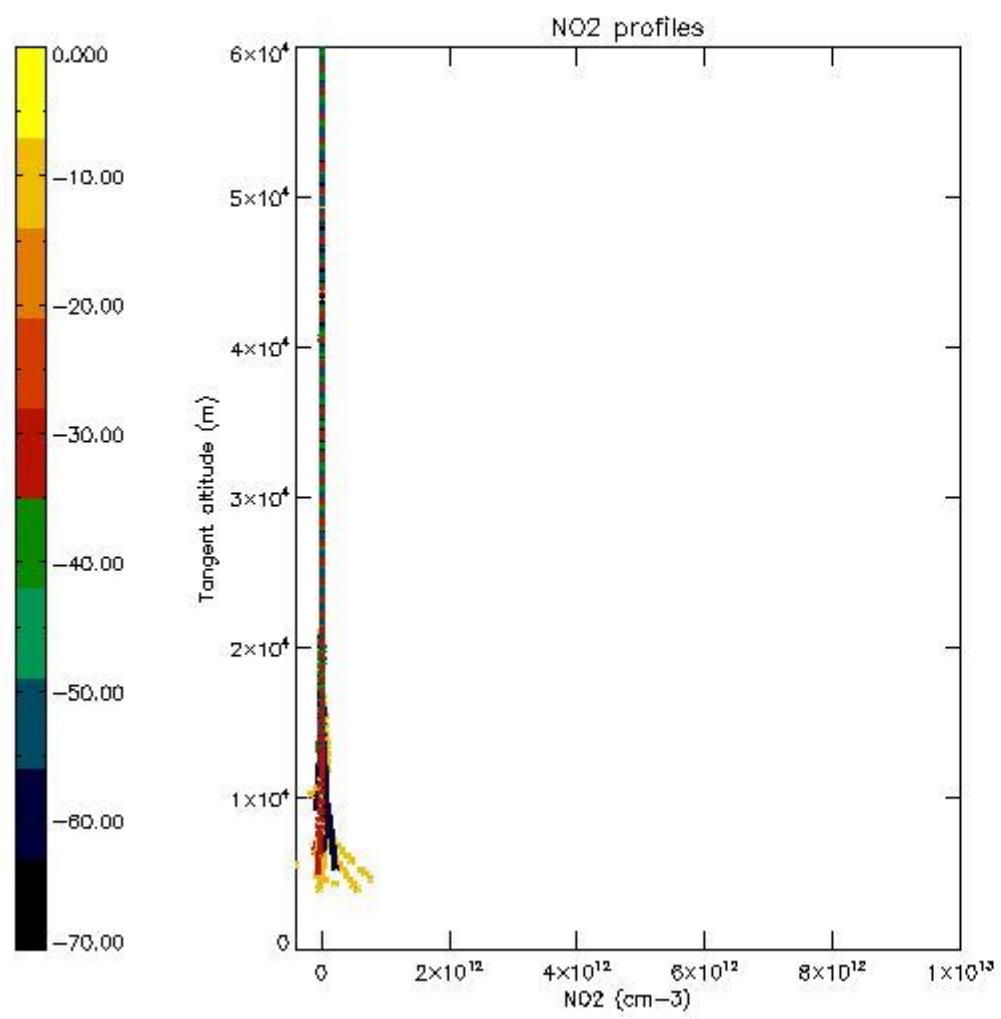
5.5 Plot ozone profiles where STD < 5% (dark without errors)

The colorbar represents the latitude.



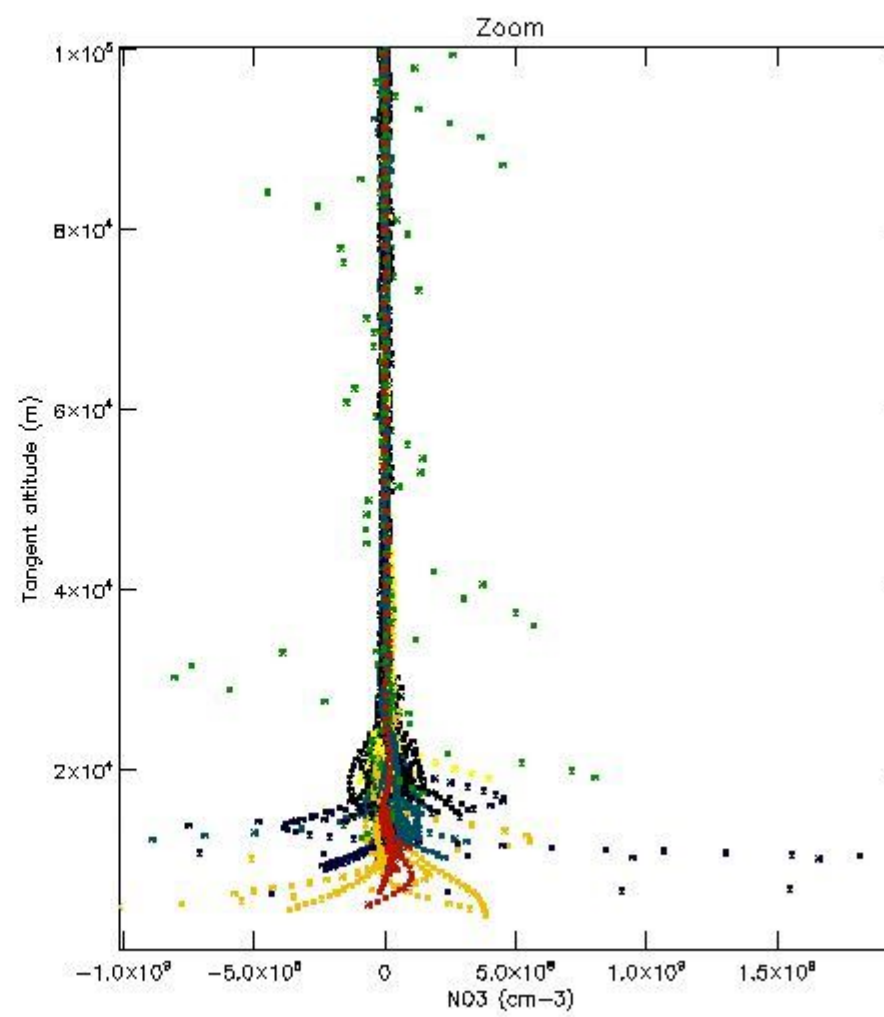
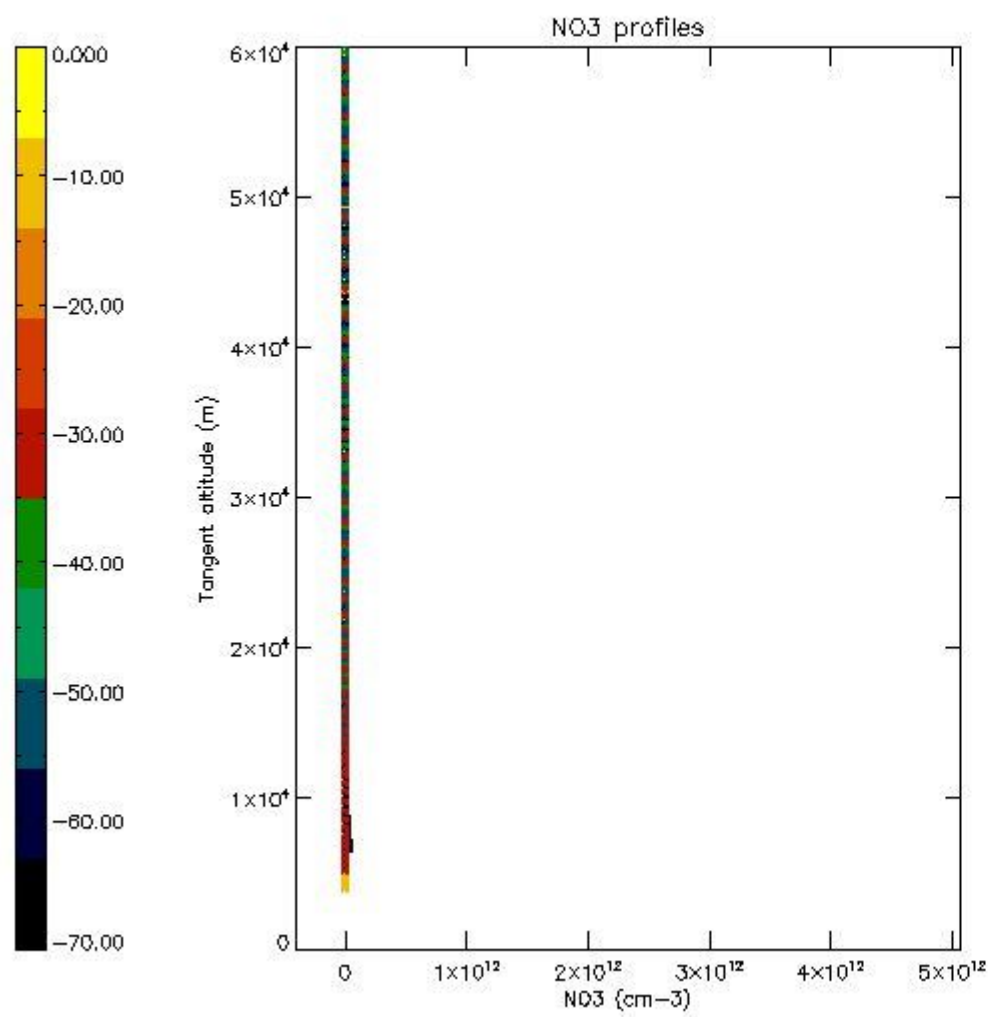
5.6 Plot NO₂ profiles for all STD (dark without errors)

The colorbar represents the latitude.



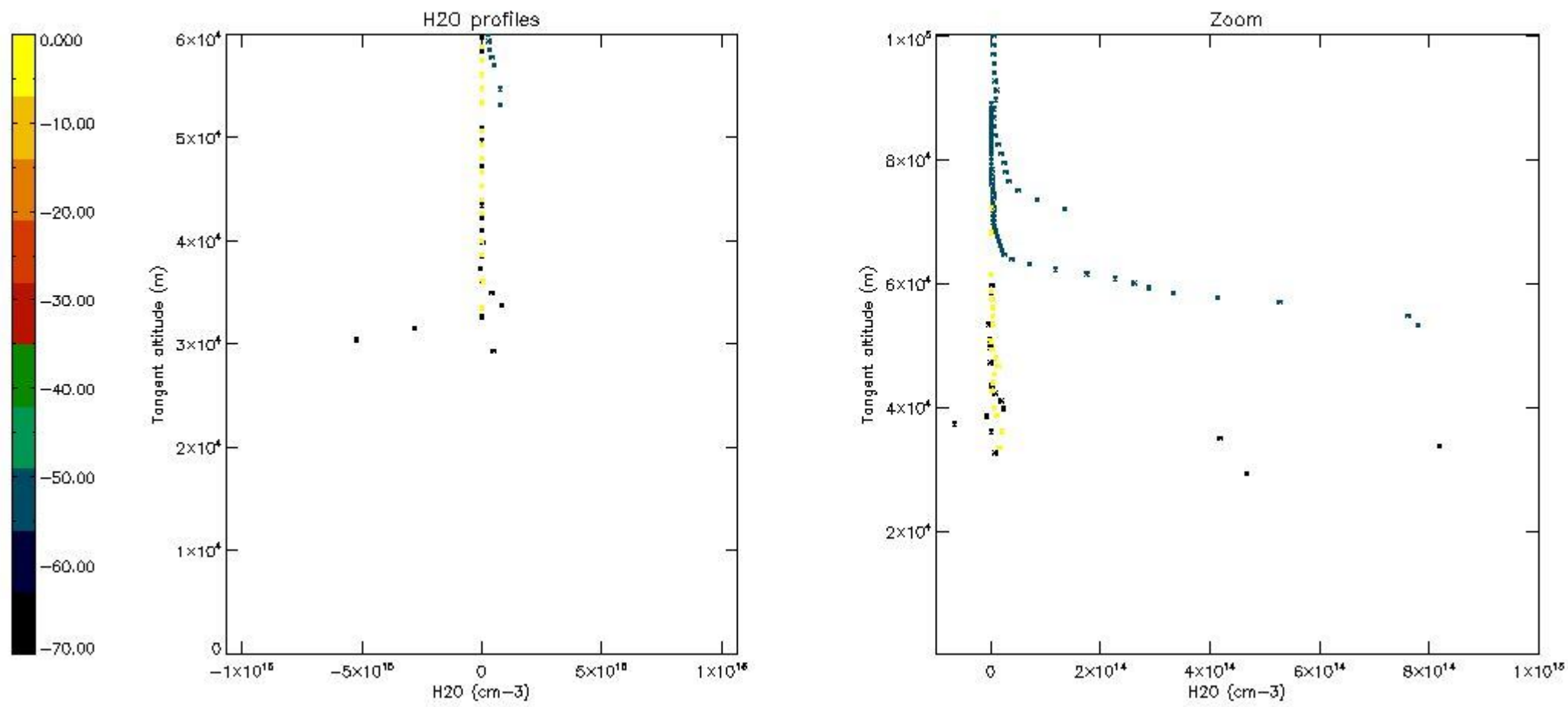
5.7 Plot NO3 profiles for all STD (dark without errors)

The colorbar represents the latitude.



5.8 Plot H₂O profiles for all STD (only for occultations of stars 1,2,3,4,13,14,16,26,63 dark without errors)

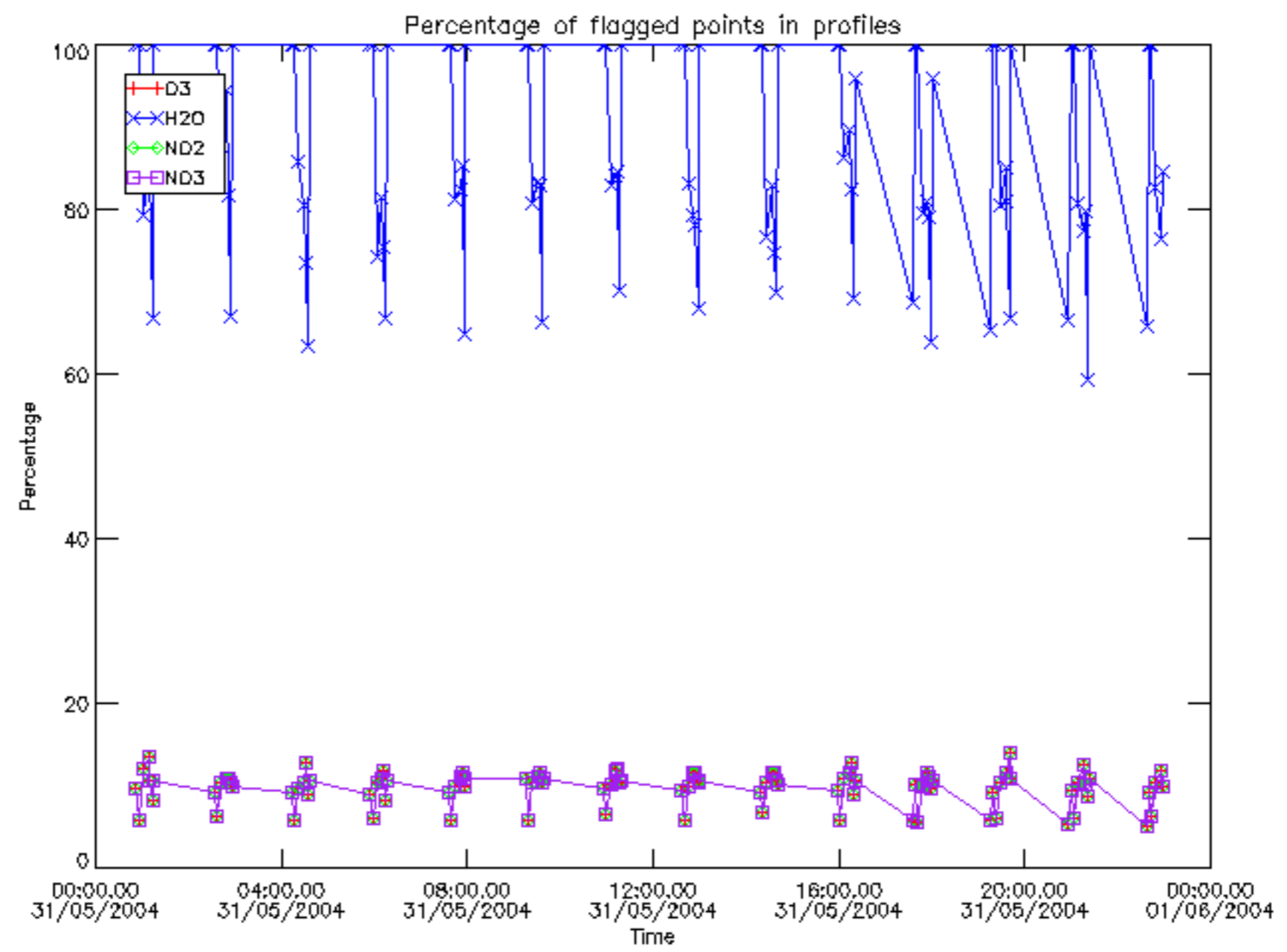
The colorbar represents the latitude.



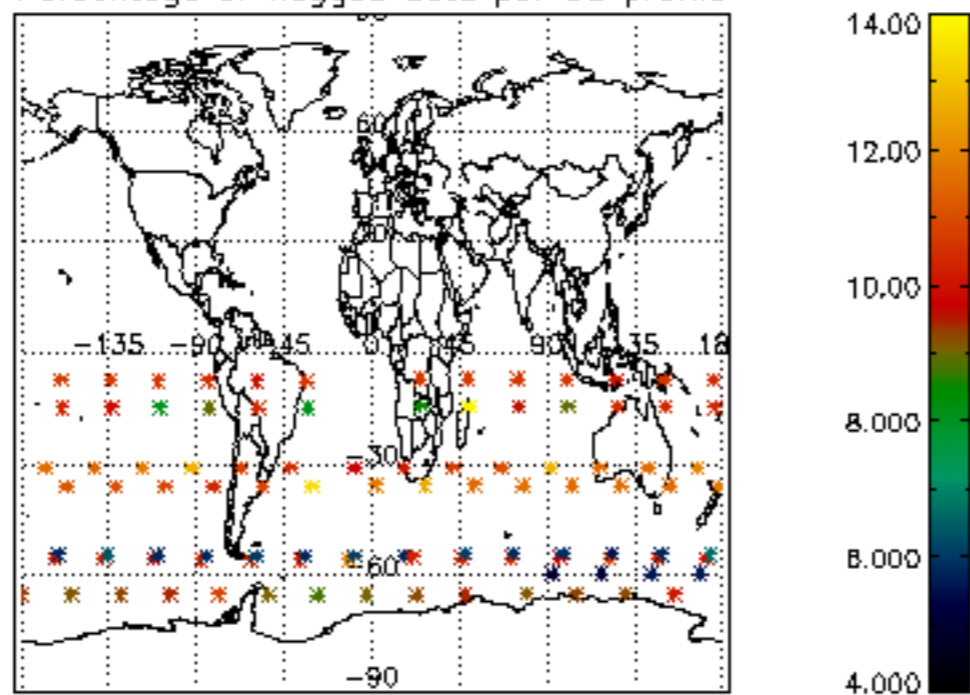
6. Auxiliary Data Files used for the production reported in section 2

The number reported in the third column indicates since which file (see list in section 2) the corresponding auxiliary file has been used. The fourth column is the date of those product files.

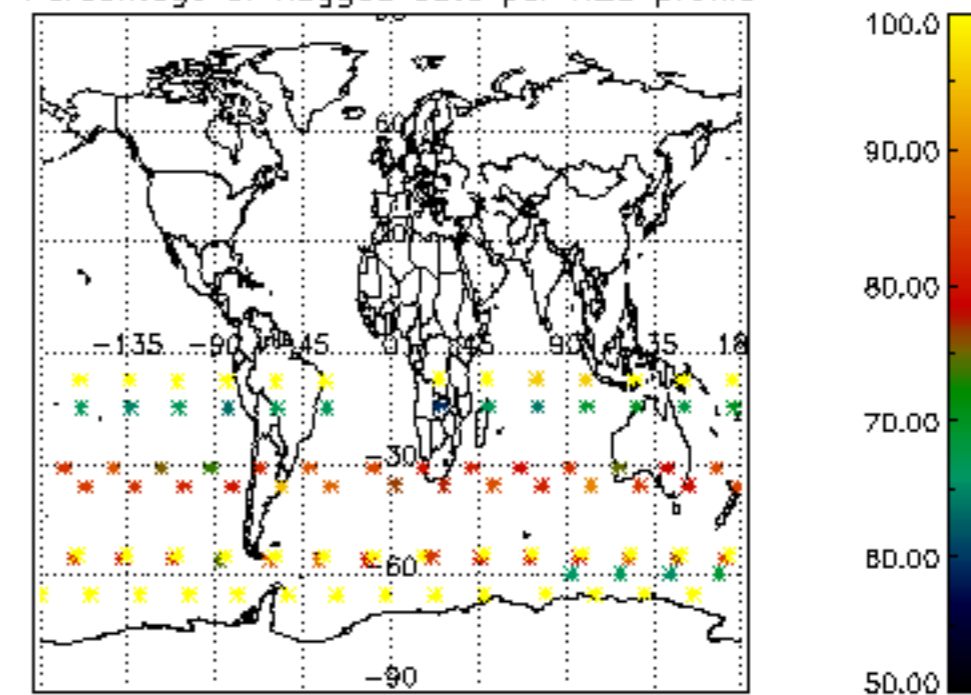
Type	Auxiliary Filename	Used since product	Used since product date
INST_PHYS_CHARACTERISTICS	GOM_INS_AXVIEC20091111_143220_20030716_120000_20500101_000000	1	31-MAY-2004 00:00:01
LEVEL-2_PROC_CONFIG	GOM_PR2_AXVIEC20091111_152718_20020301_000000_20500101_000000	1	31-MAY-2004 00:00:01
CROSS_SECTIONS_FILE	GOM_CRS_AXVIEC20091111_154832_20020301_000000_20500101_000000	1	31-MAY-2004 00:00:01



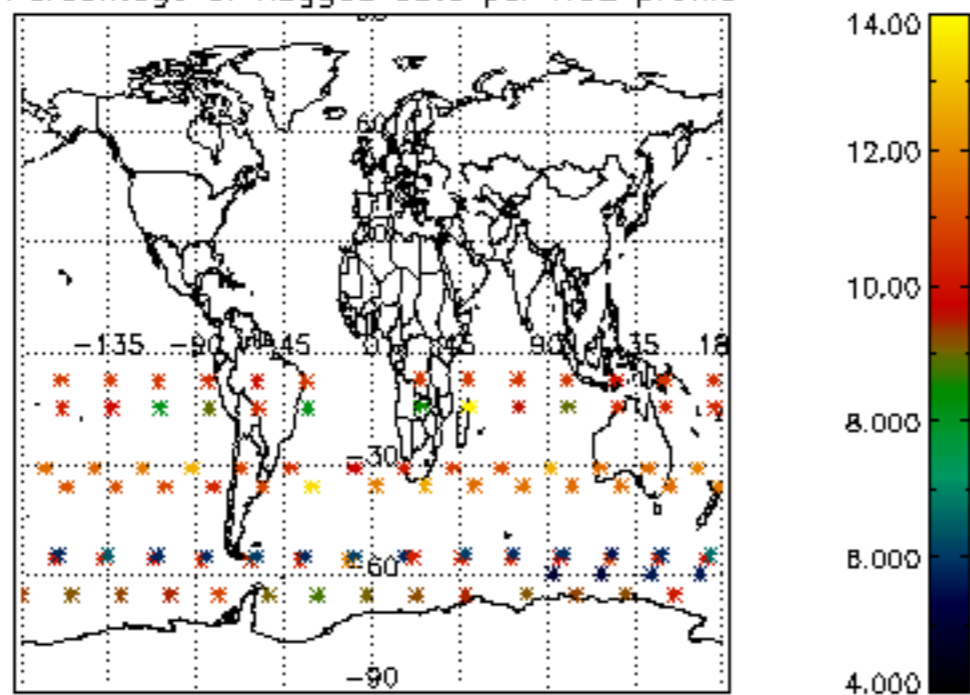
Percentage of flagged data per D3 profile



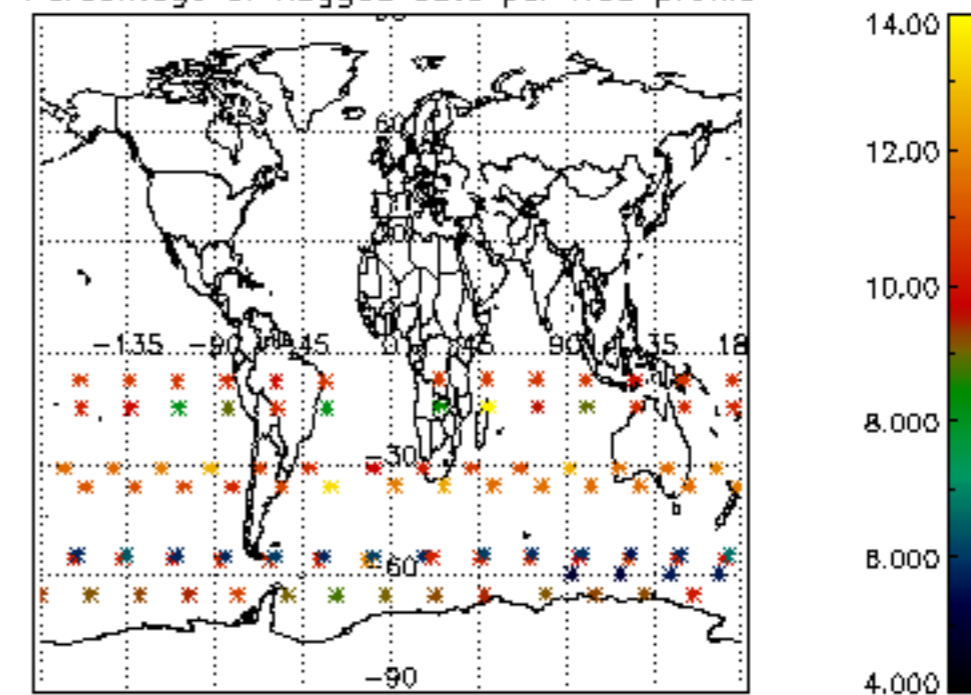
Percentage of flagged data per H2O profile

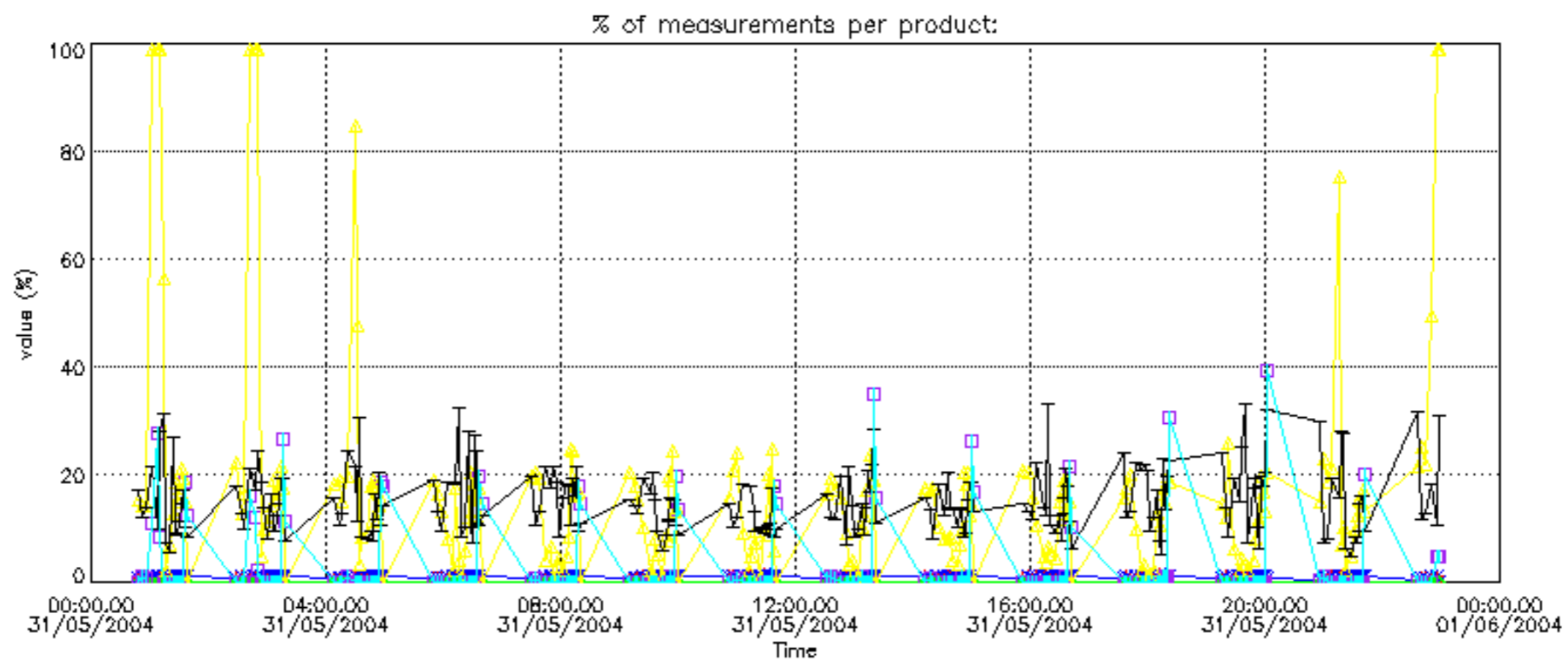
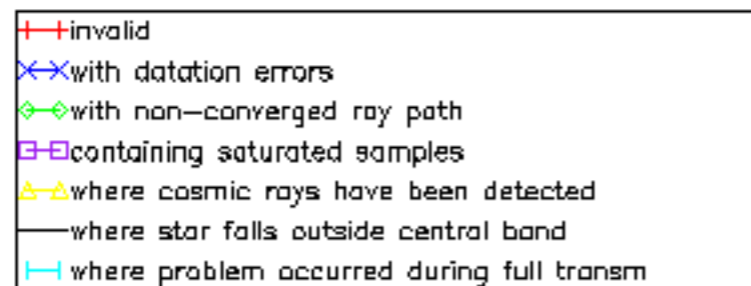


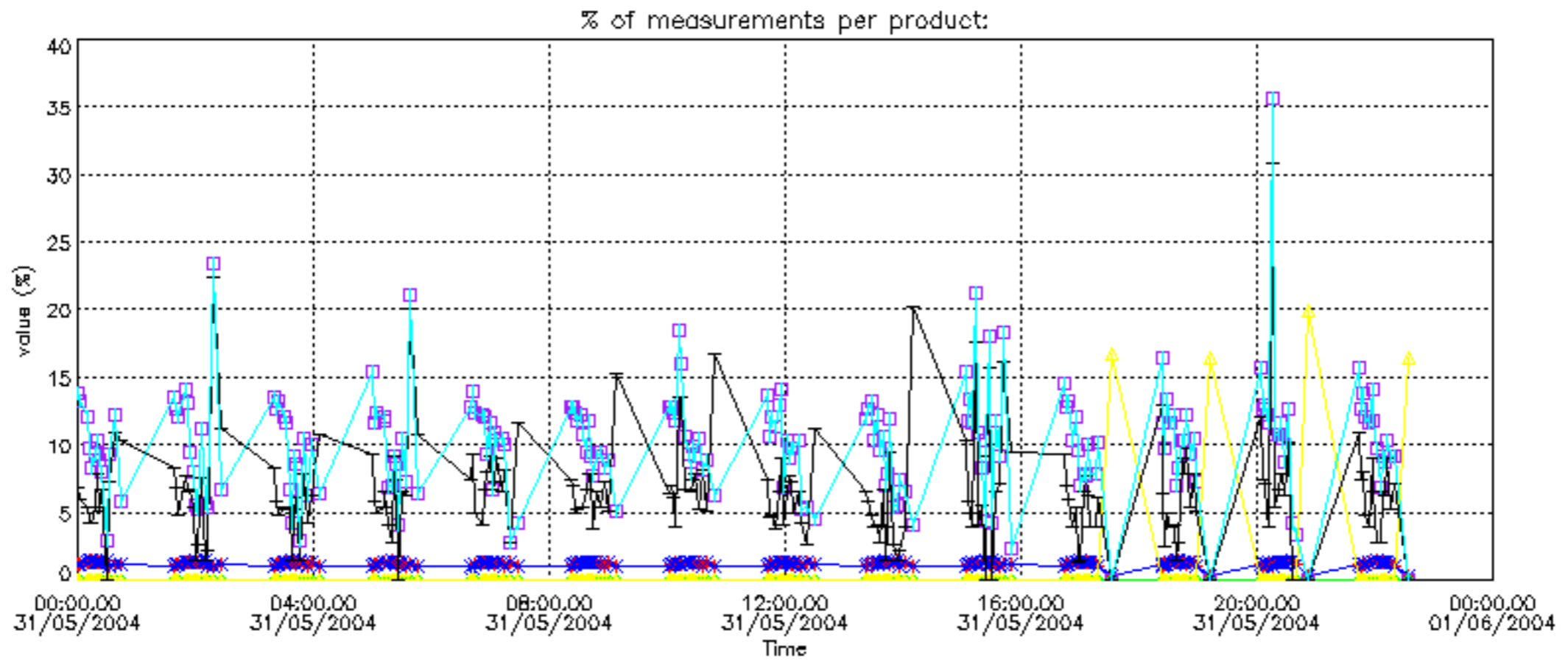
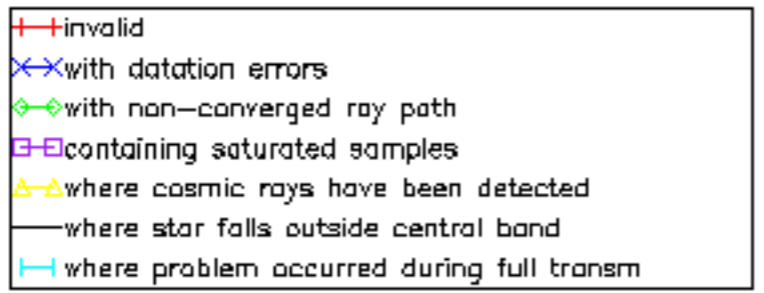
Percentage of flagged data per NO2 profile



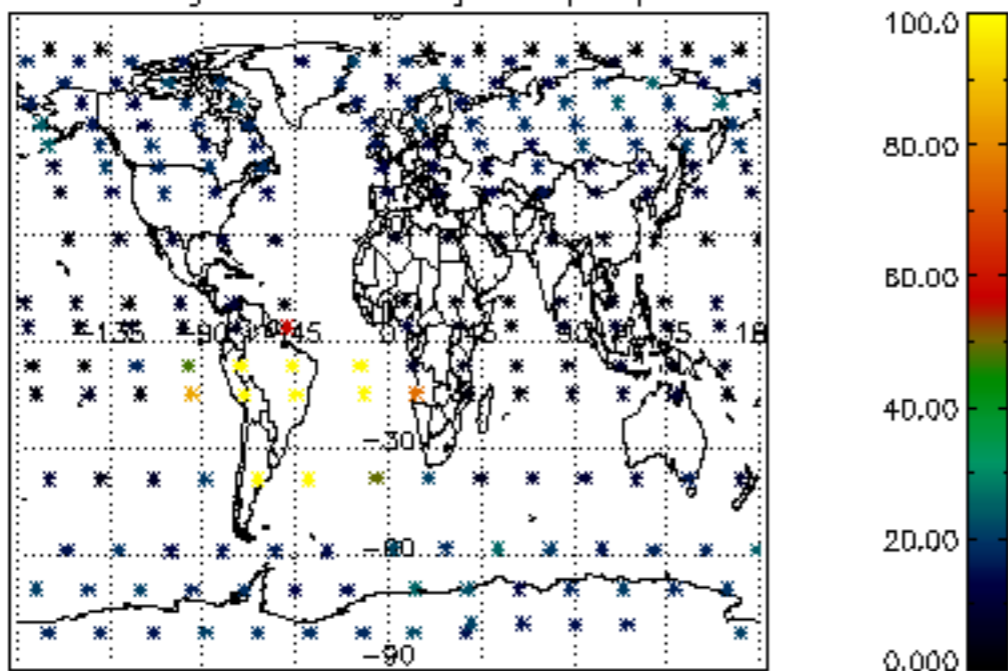
Percentage of flagged data per NO3 profile



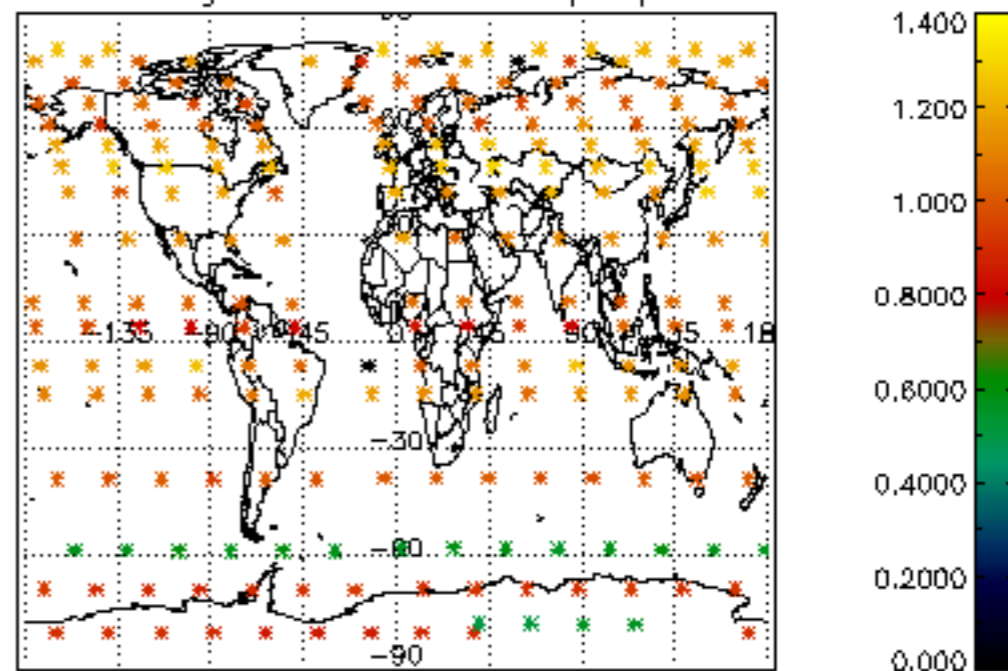




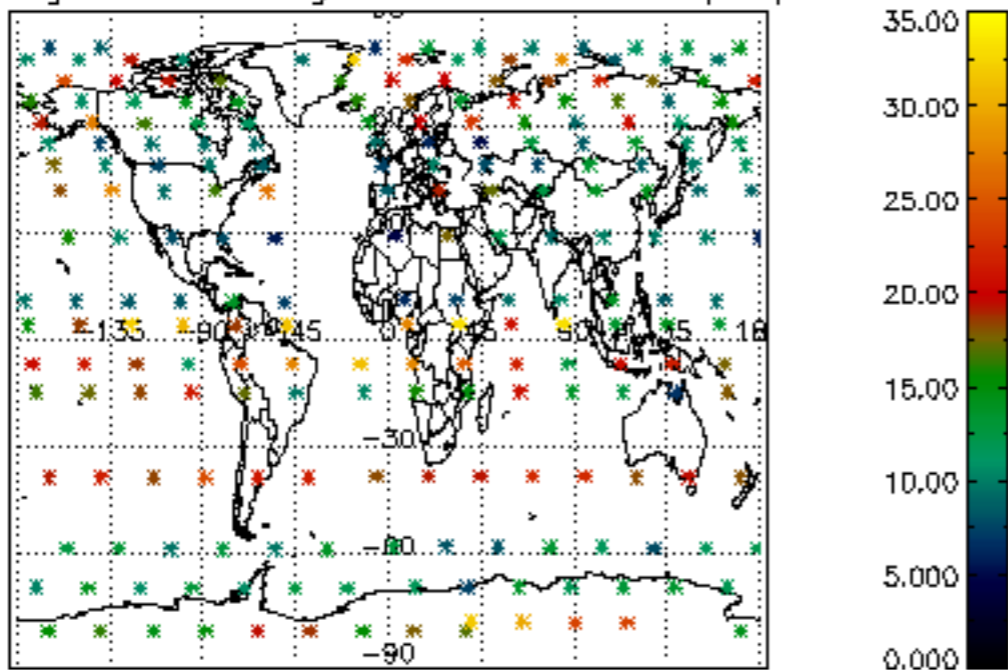
Percentage of cosmic ray hits per profile



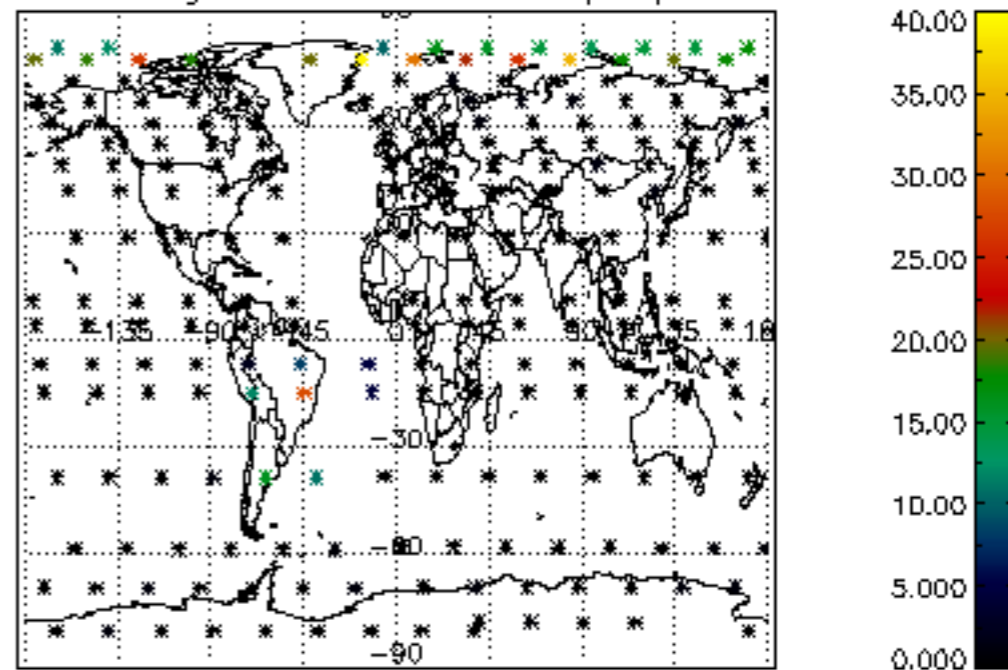
Percentage of datation errors per profile



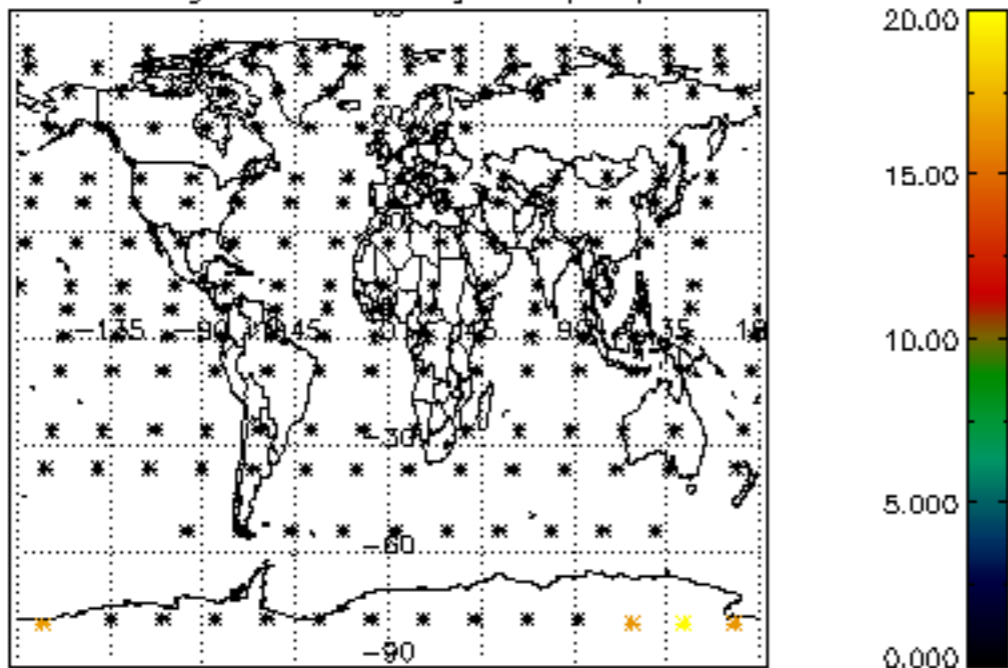
Percentage of star falling outside central band per profile



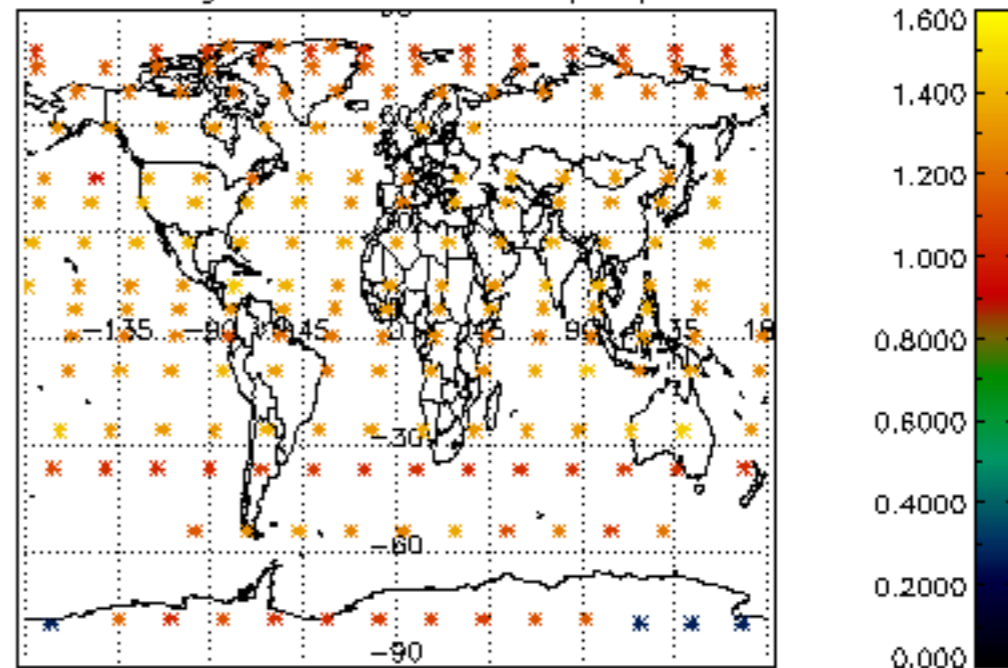
Percentage of saturation errors per profile



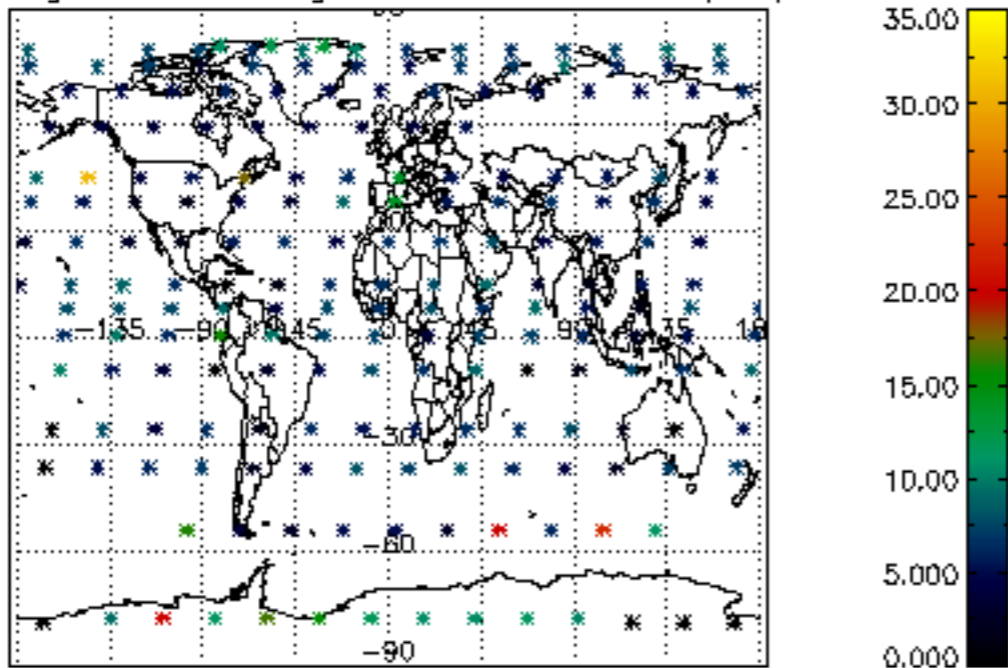
Percentage of cosmic ray hits per profile



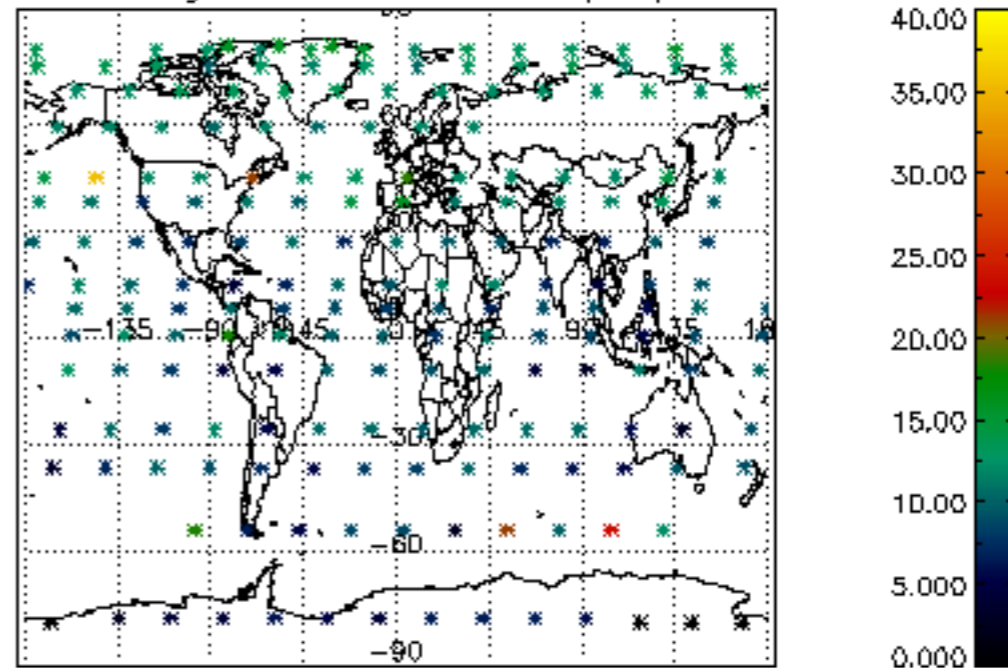
Percentage of datation errors per profile

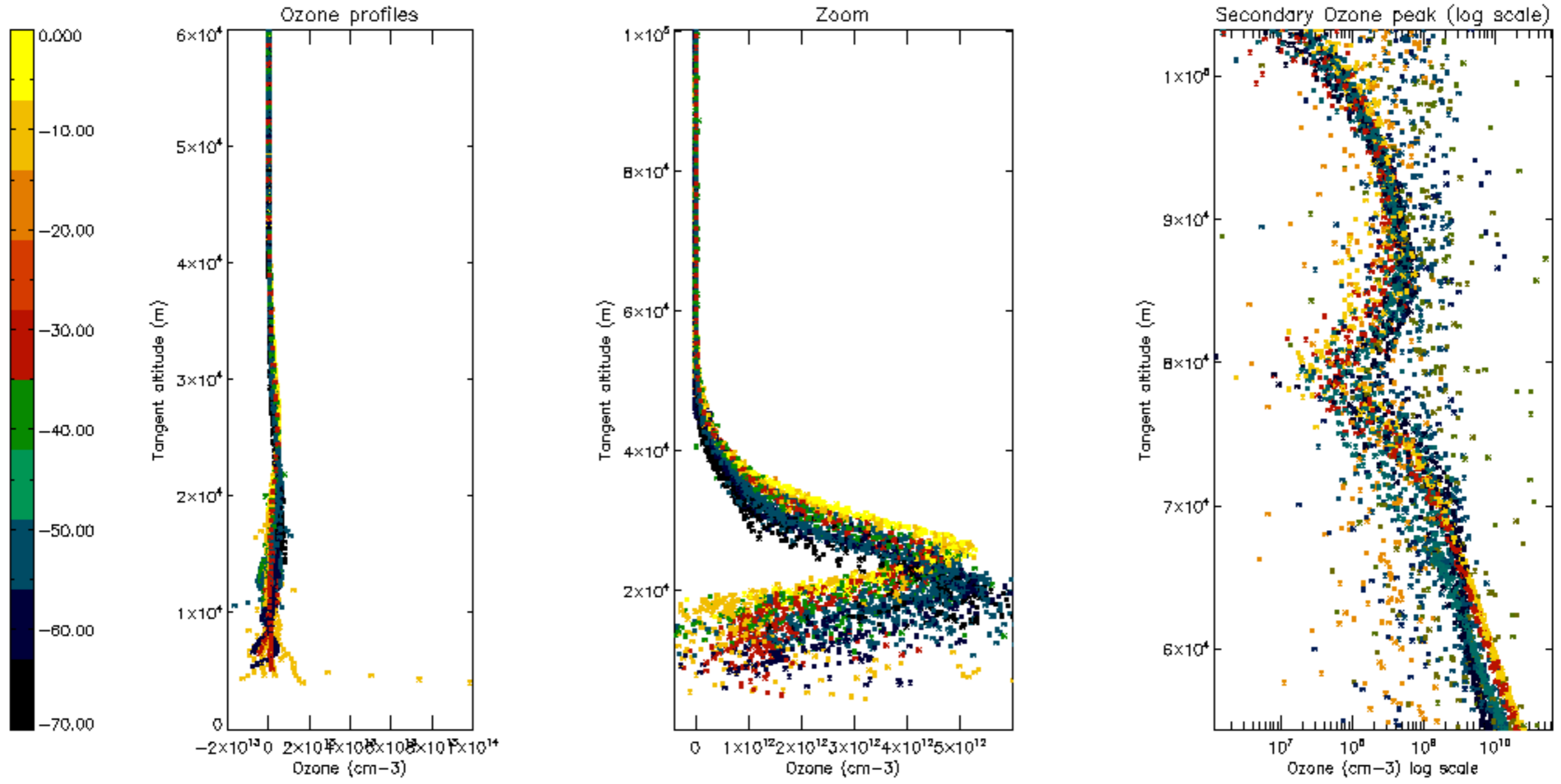


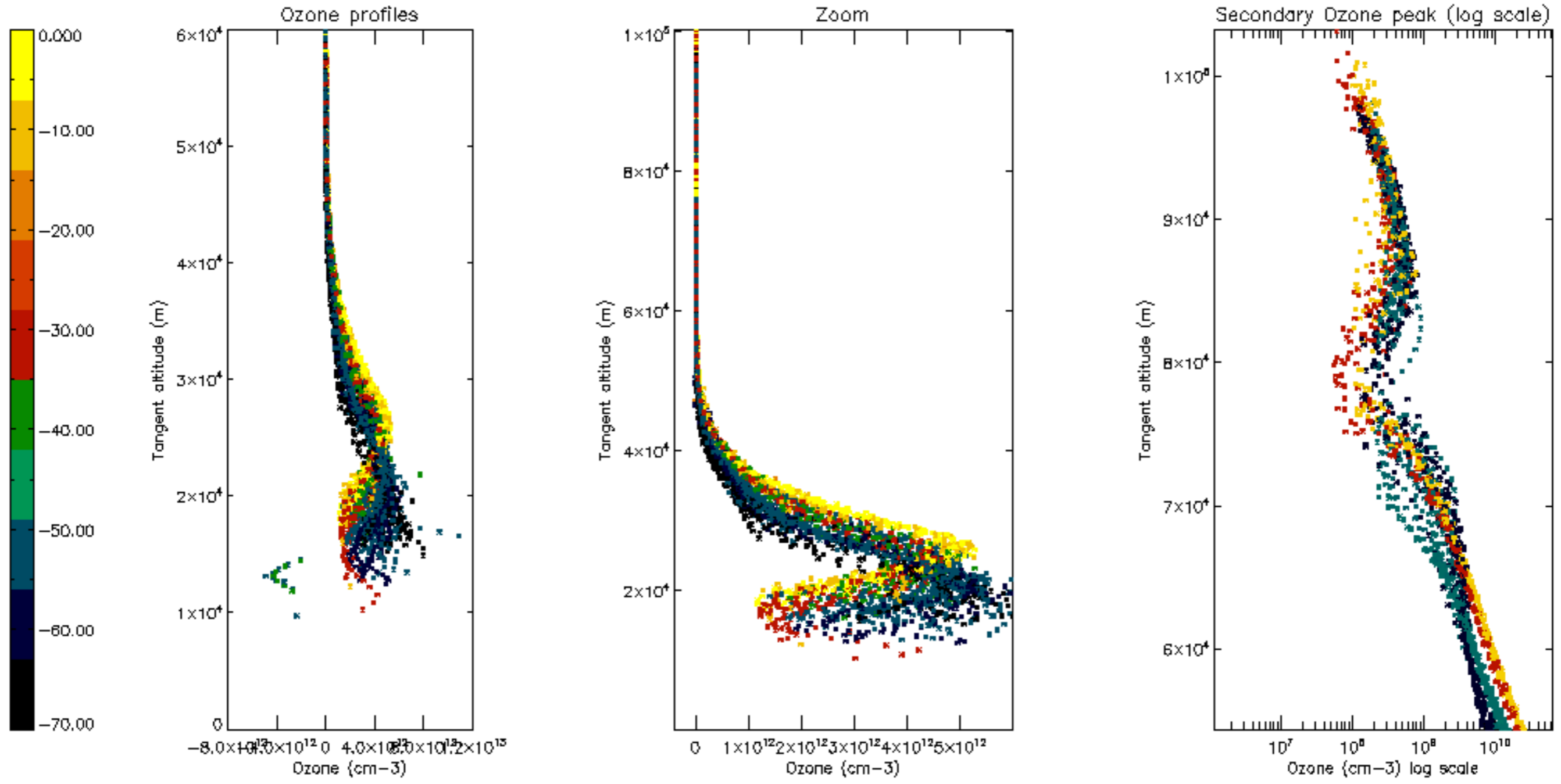
Percentage of star falling outside central band per profile

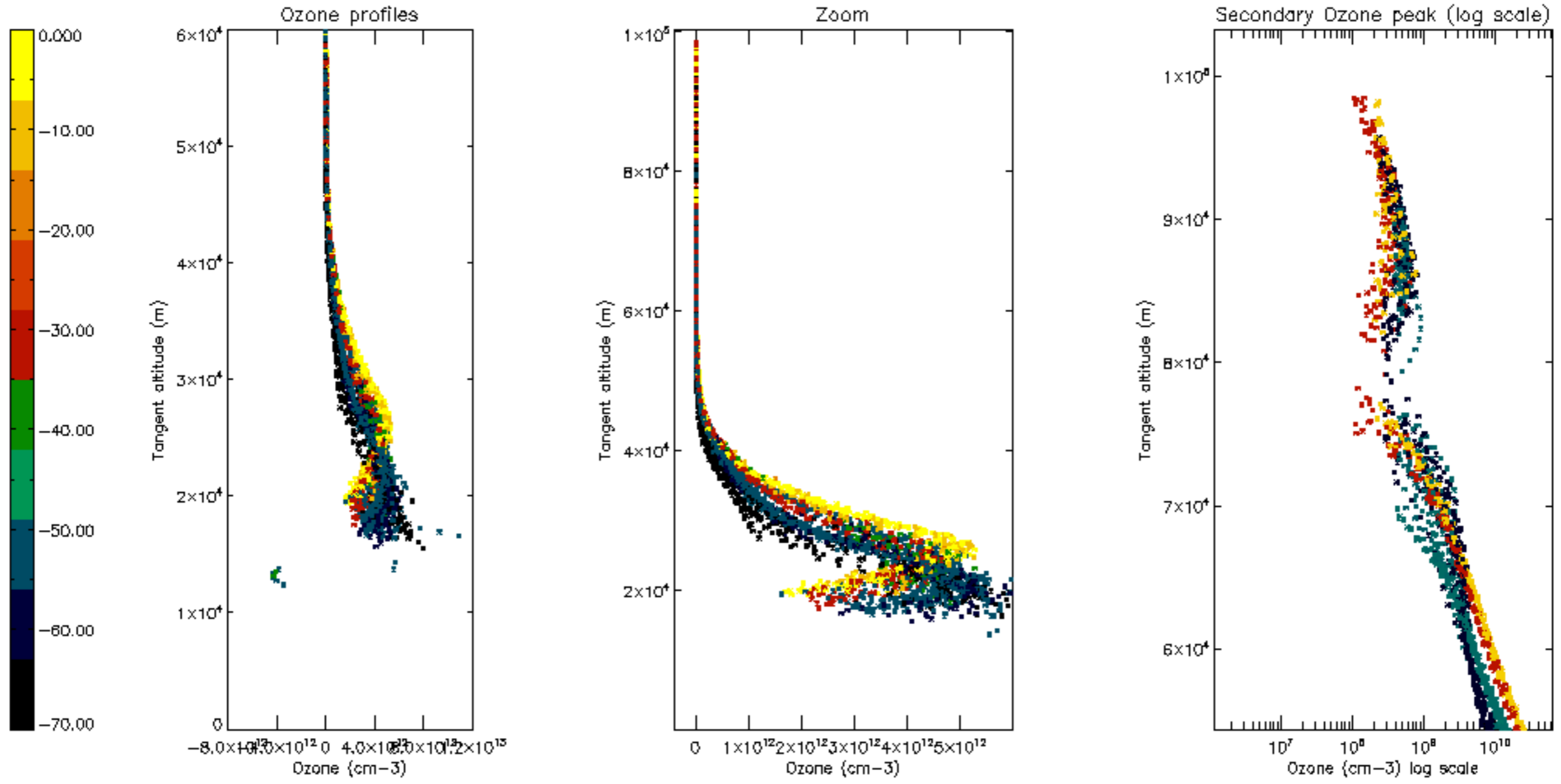


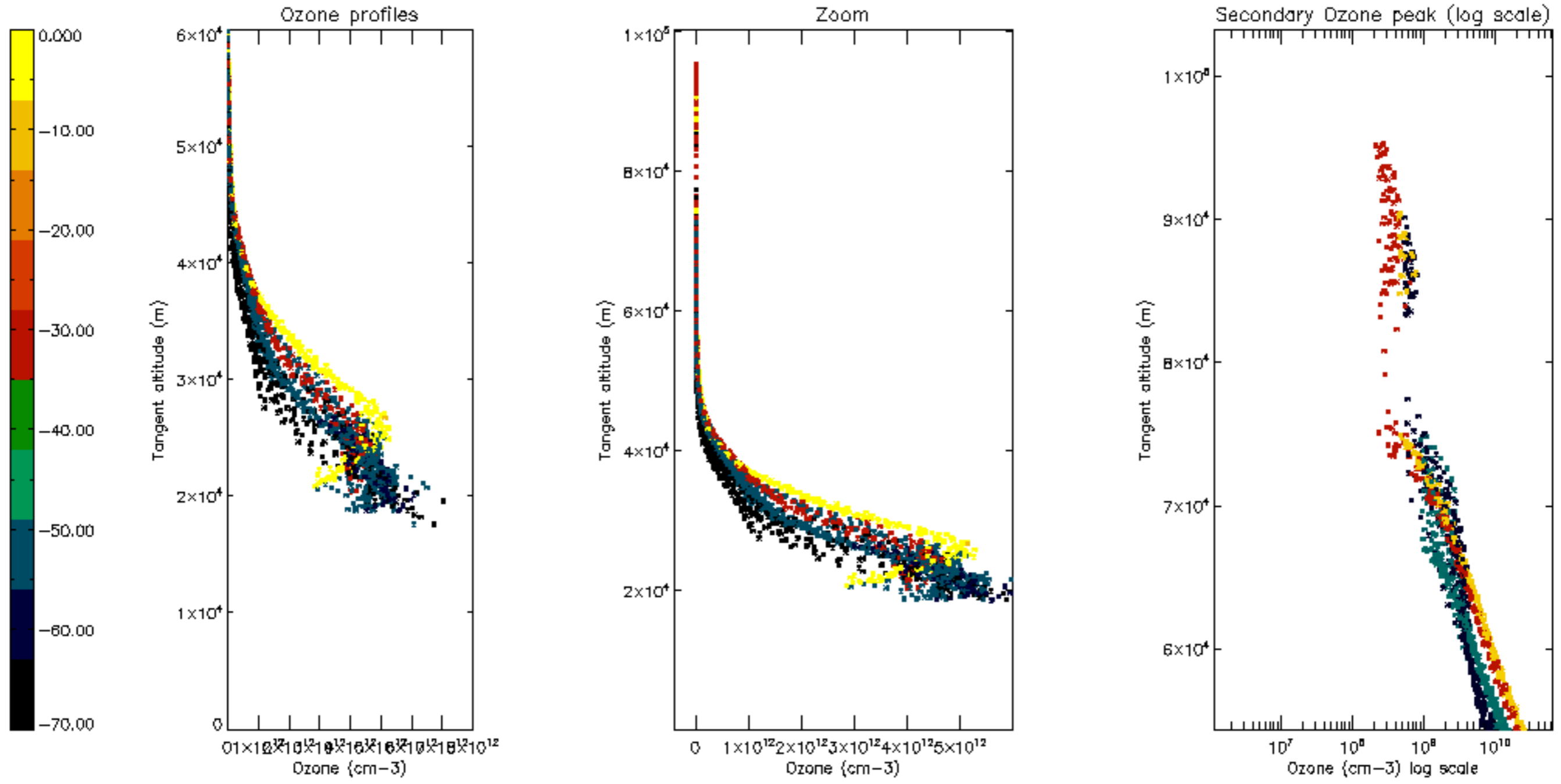
Percentage of saturation errors per profile

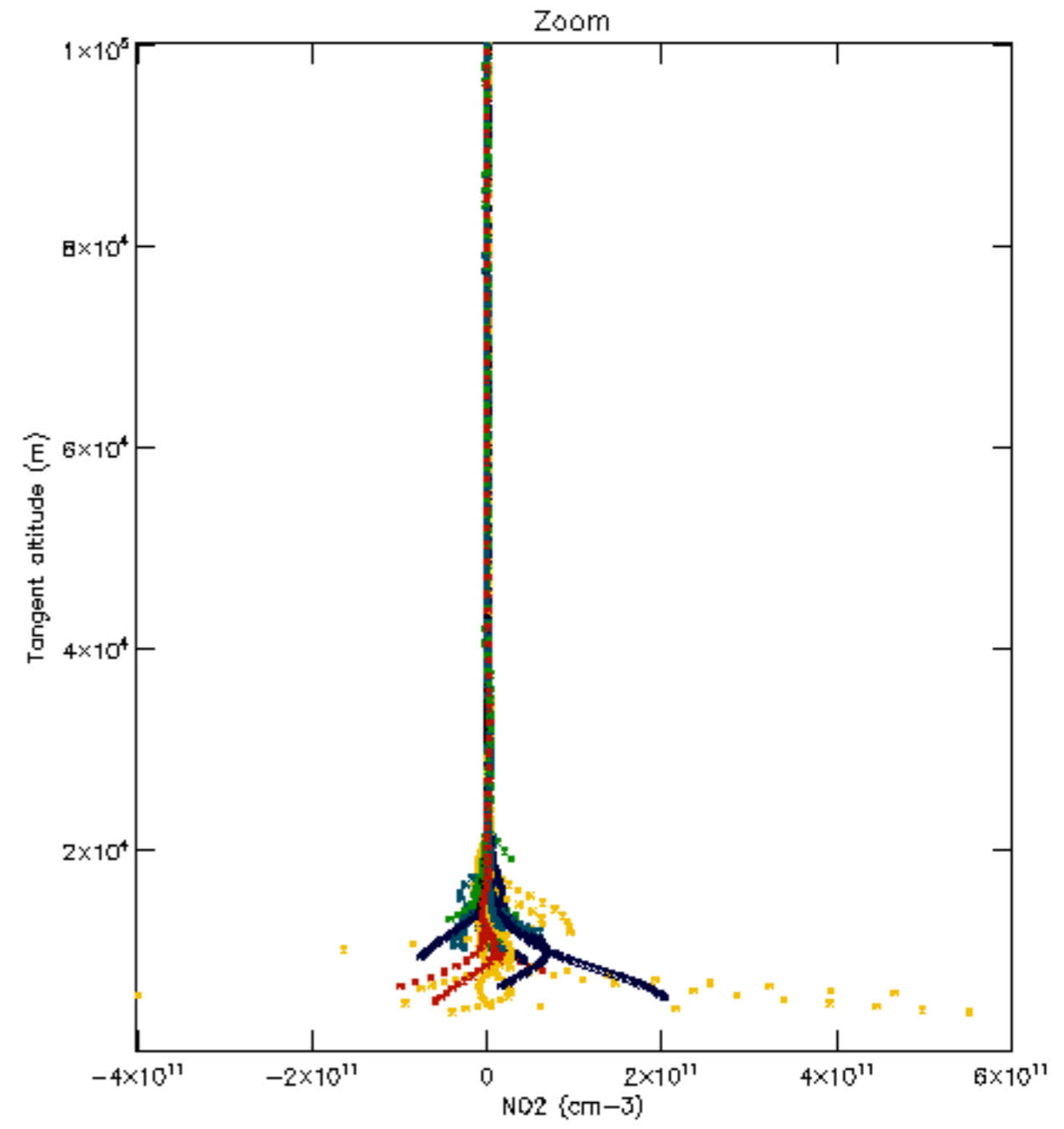
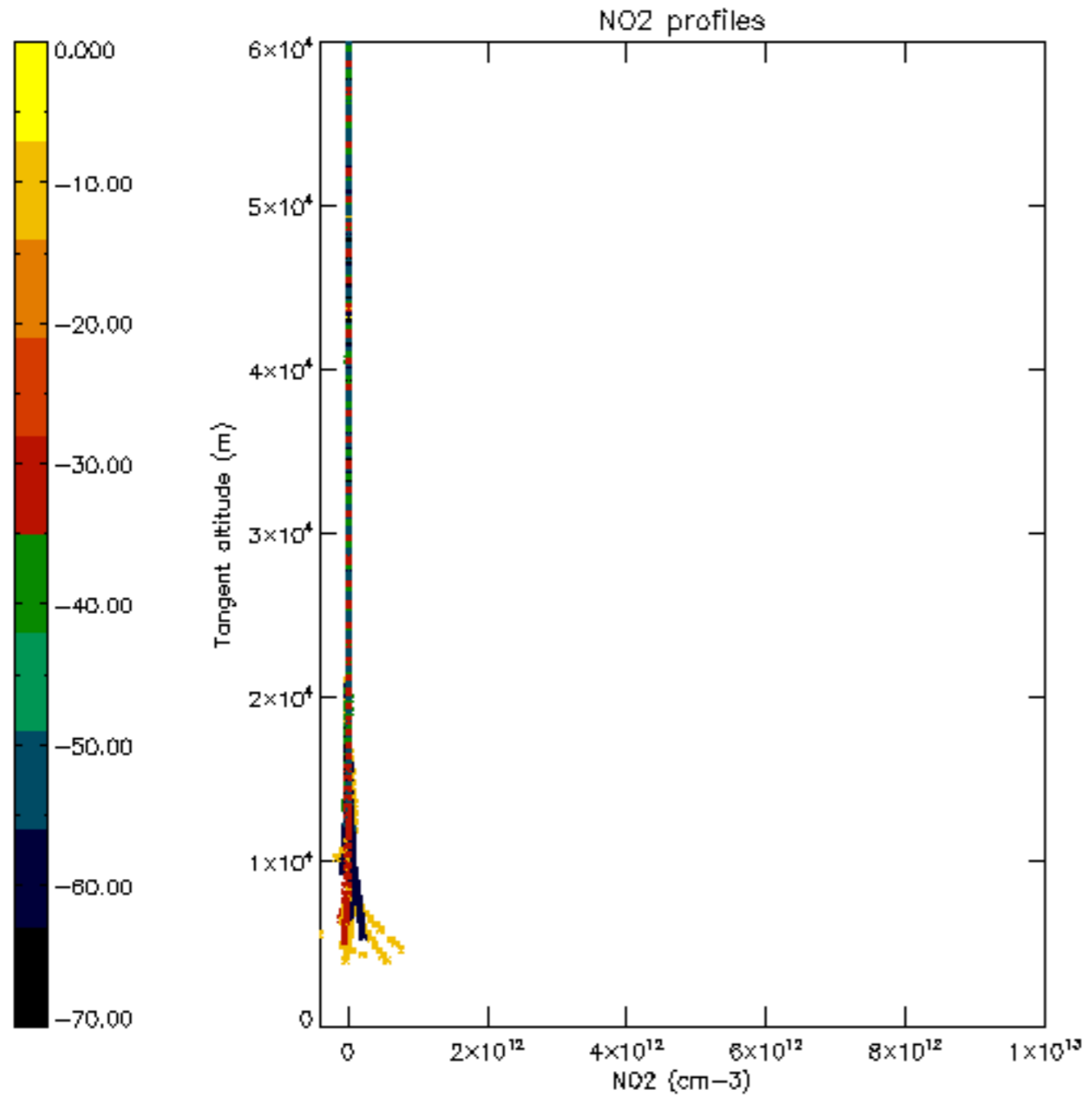


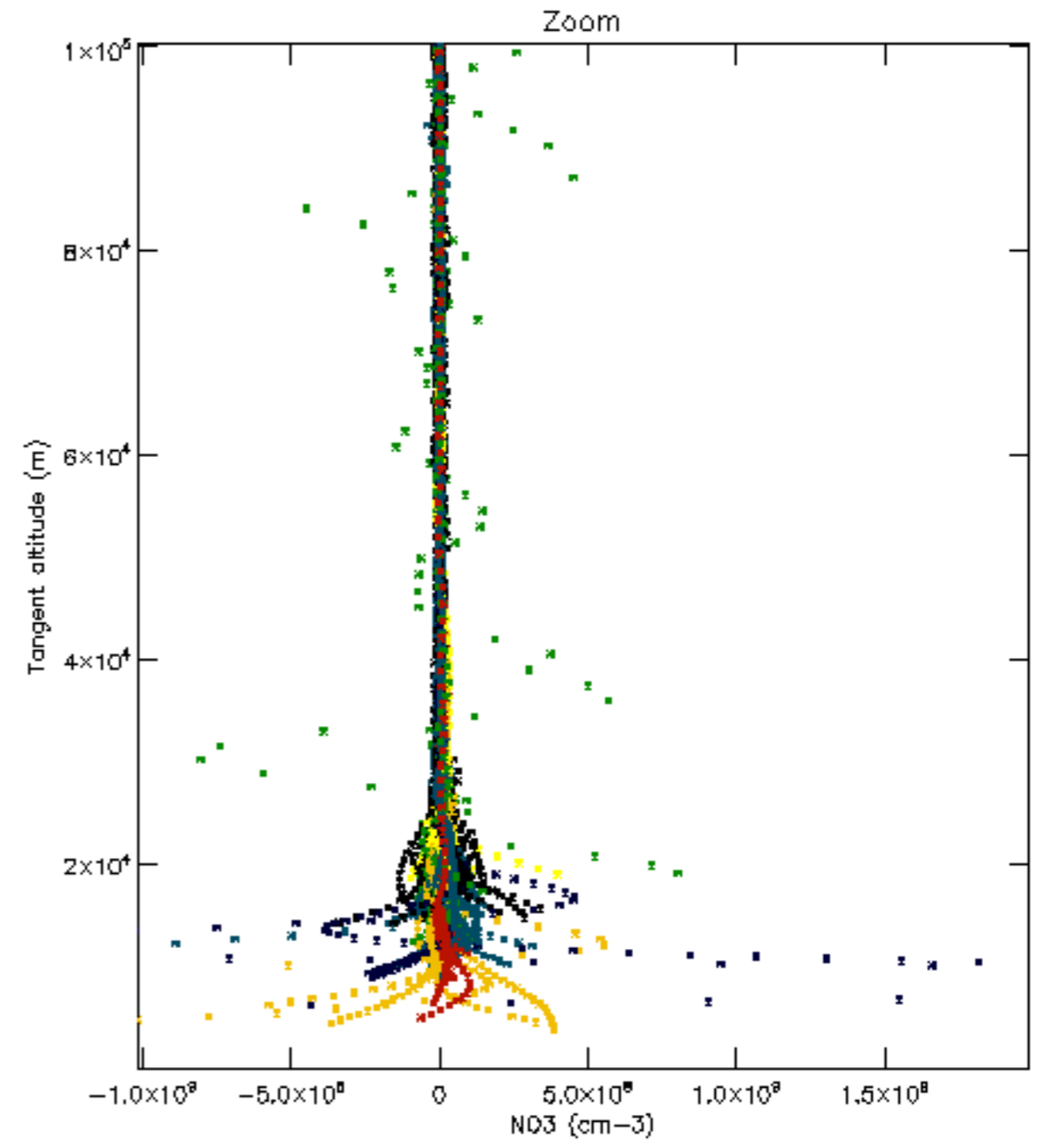
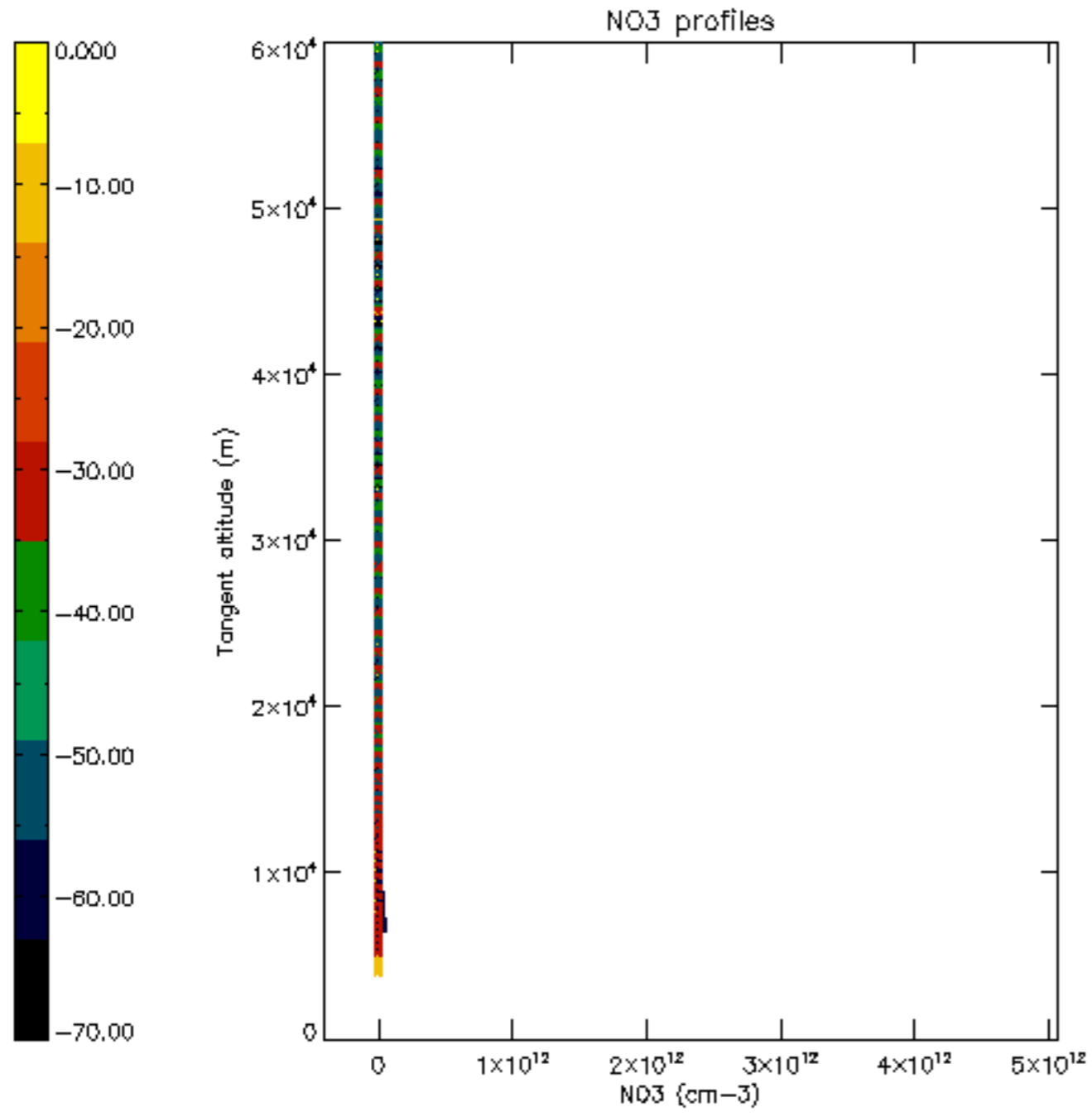


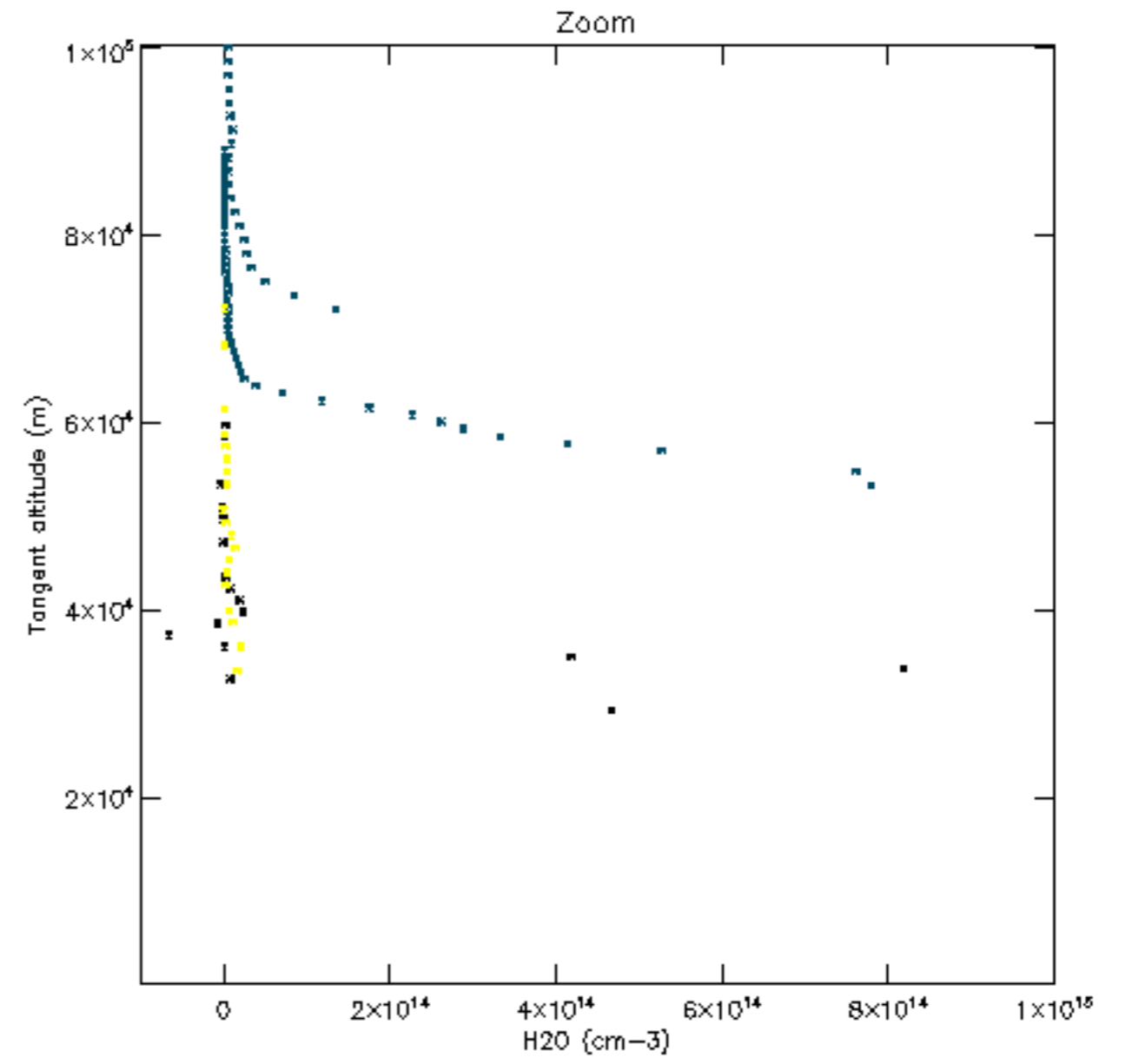
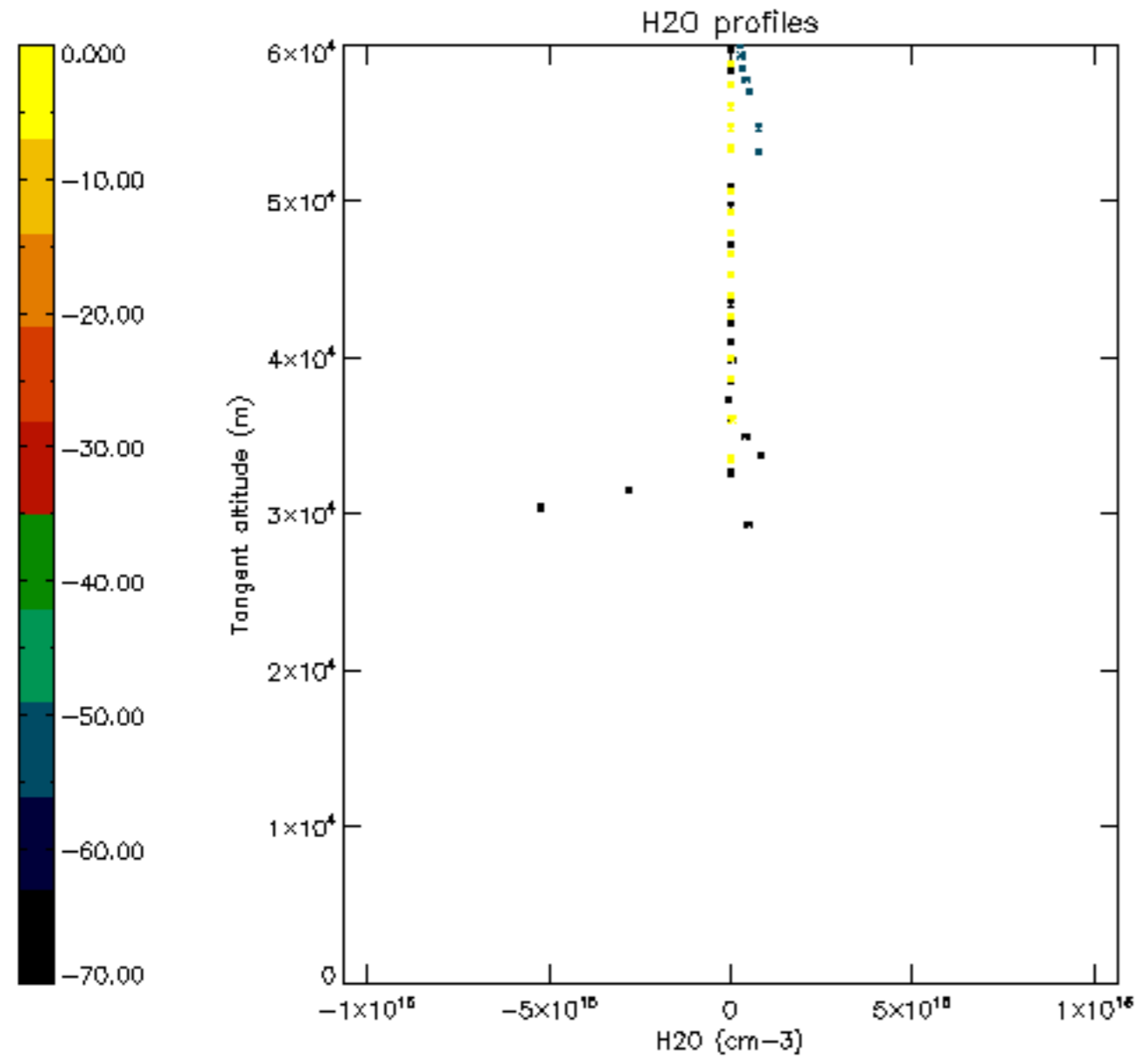


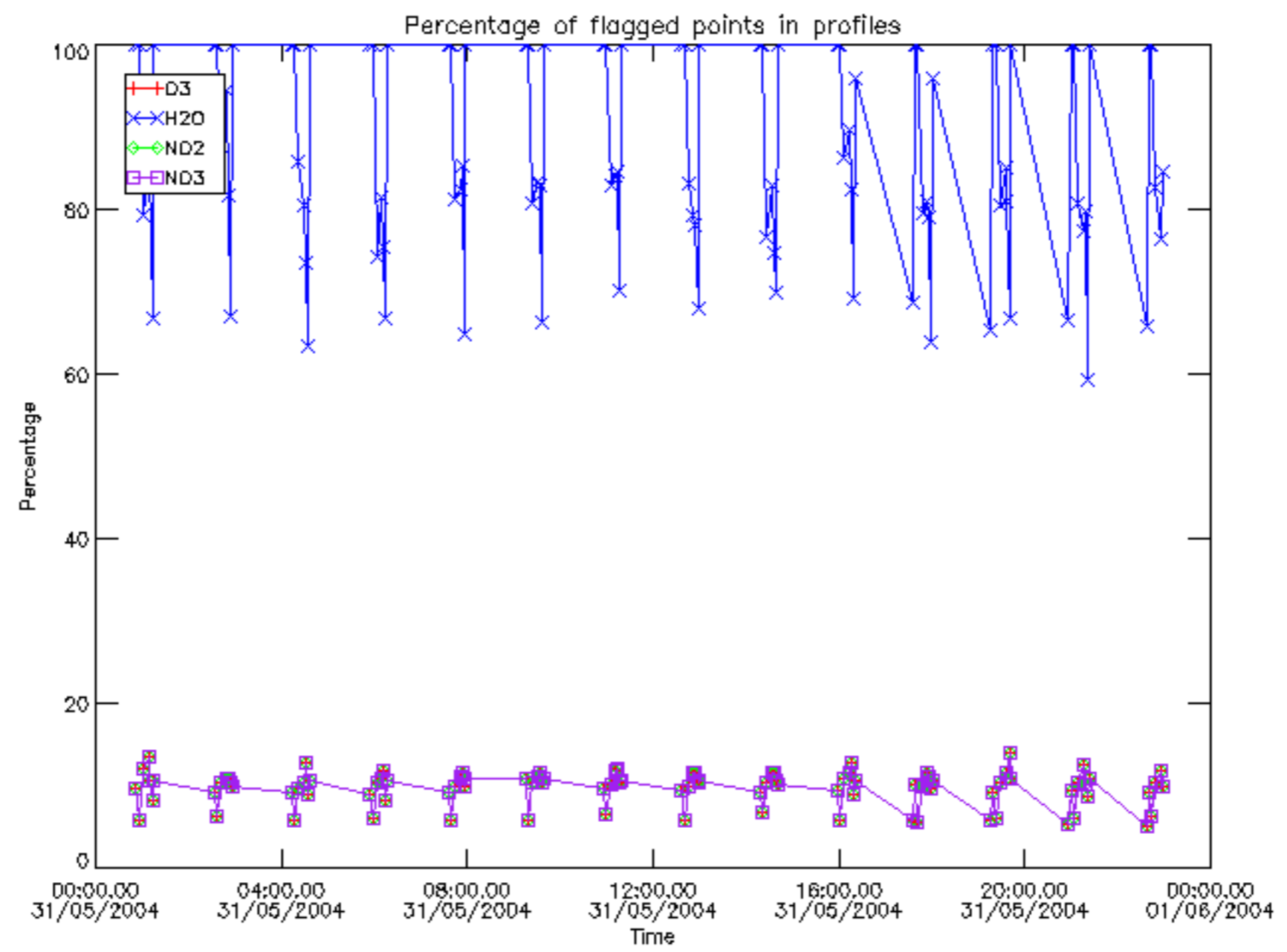




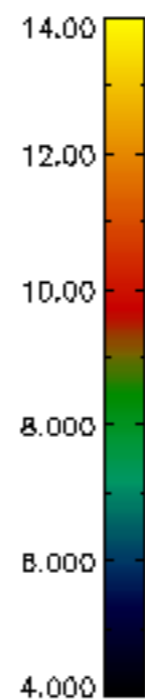
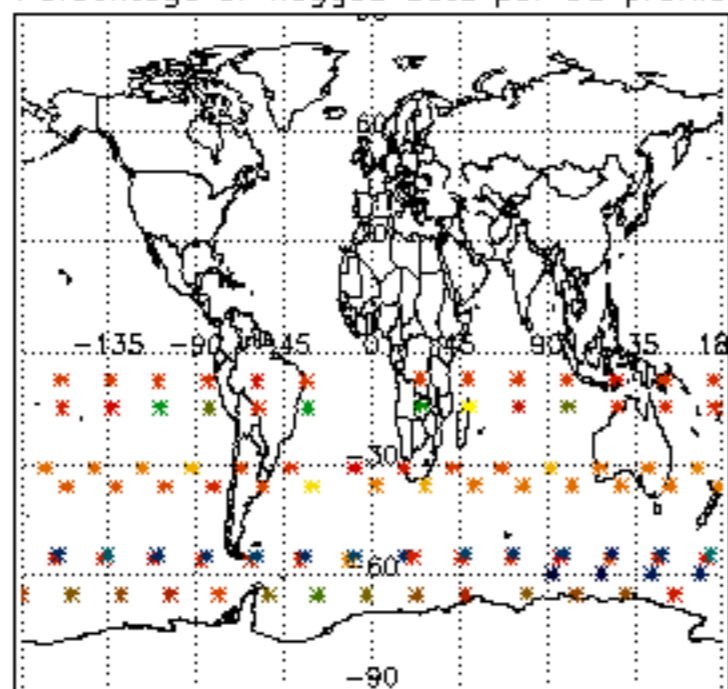




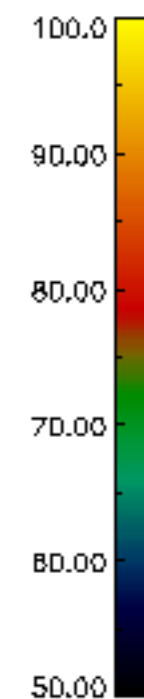
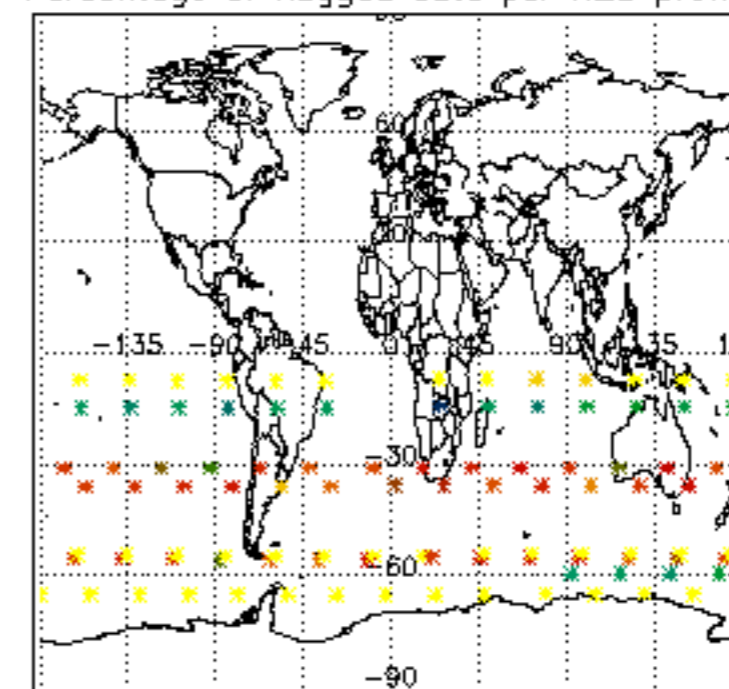




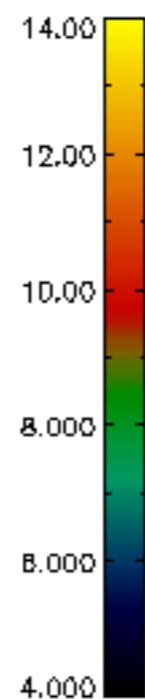
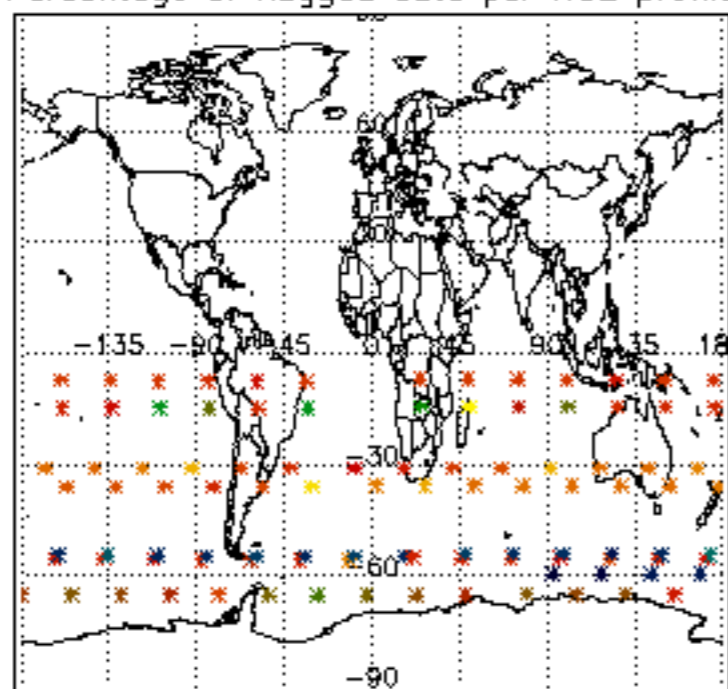
Percentage of flagged data per D3 profile



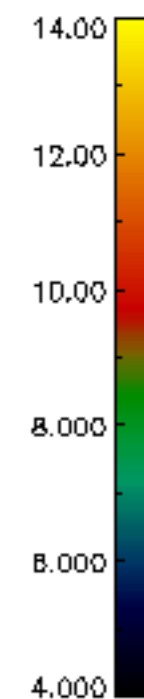
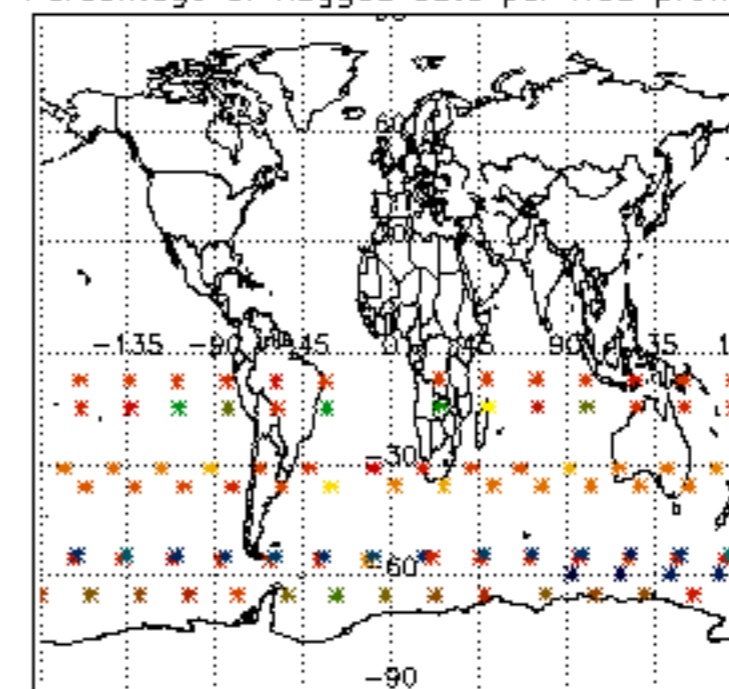
Percentage of flagged data per H2O profile

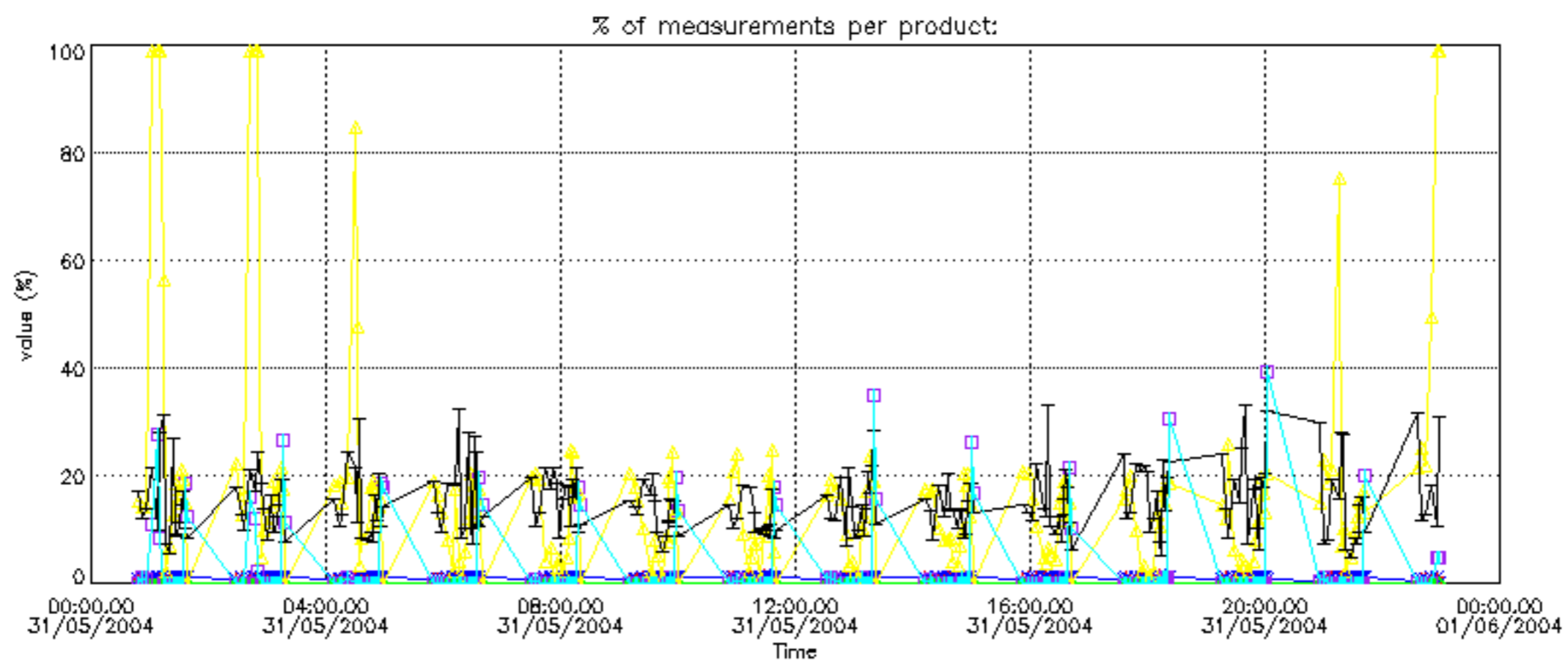
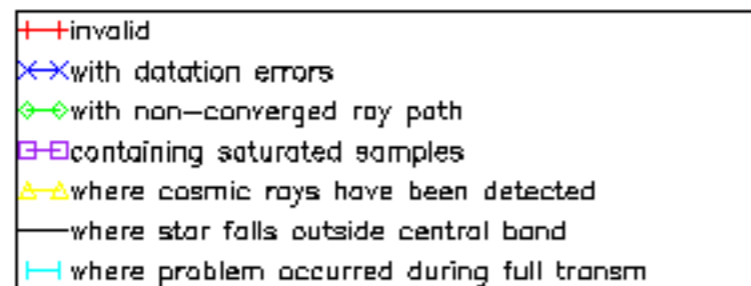


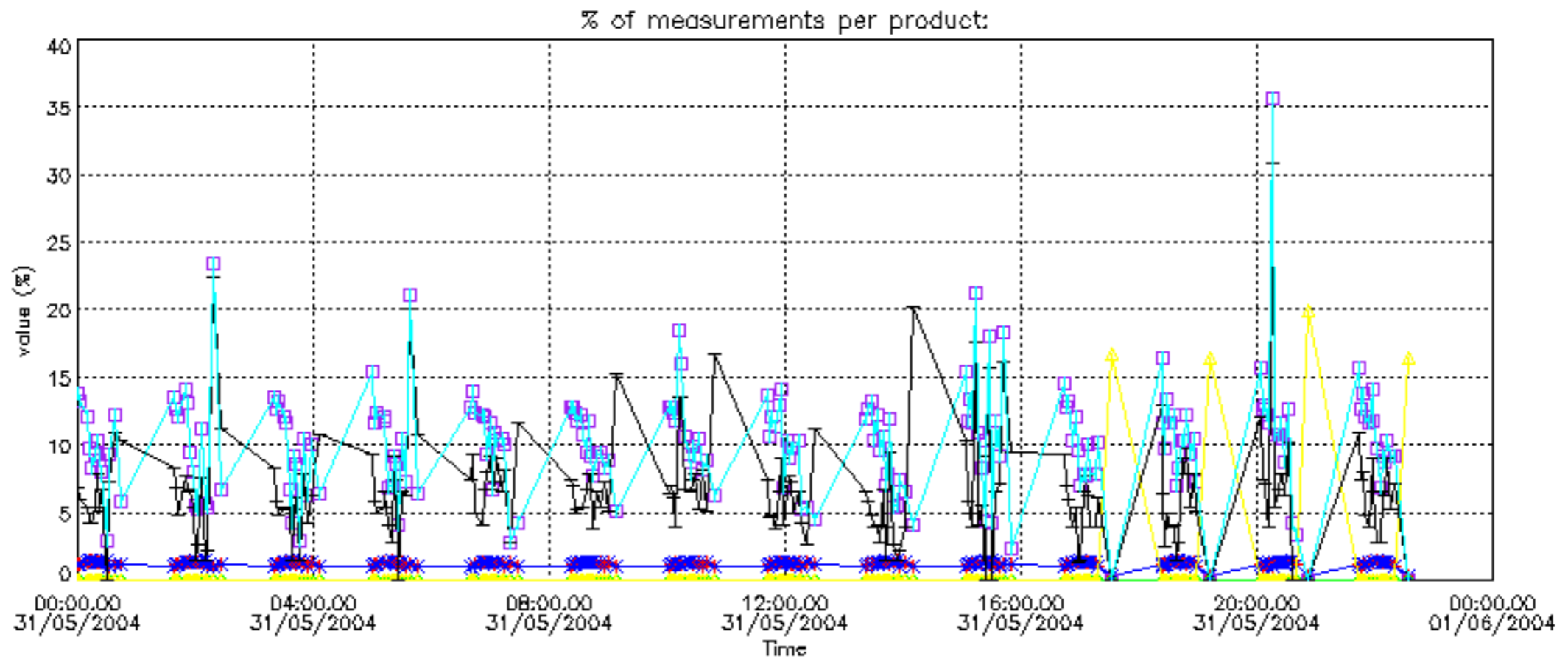
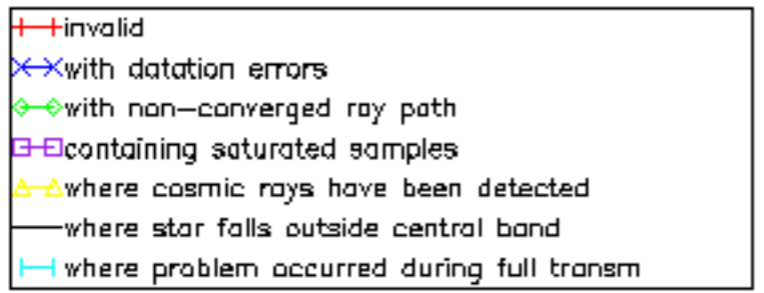
Percentage of flagged data per NO2 profile



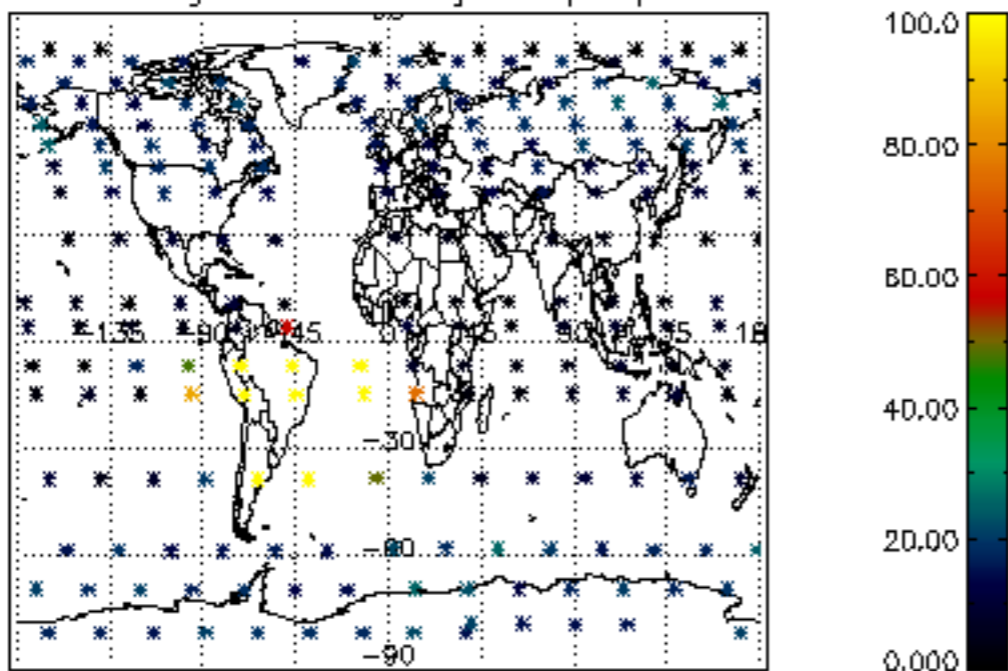
Percentage of flagged data per NO3 profile



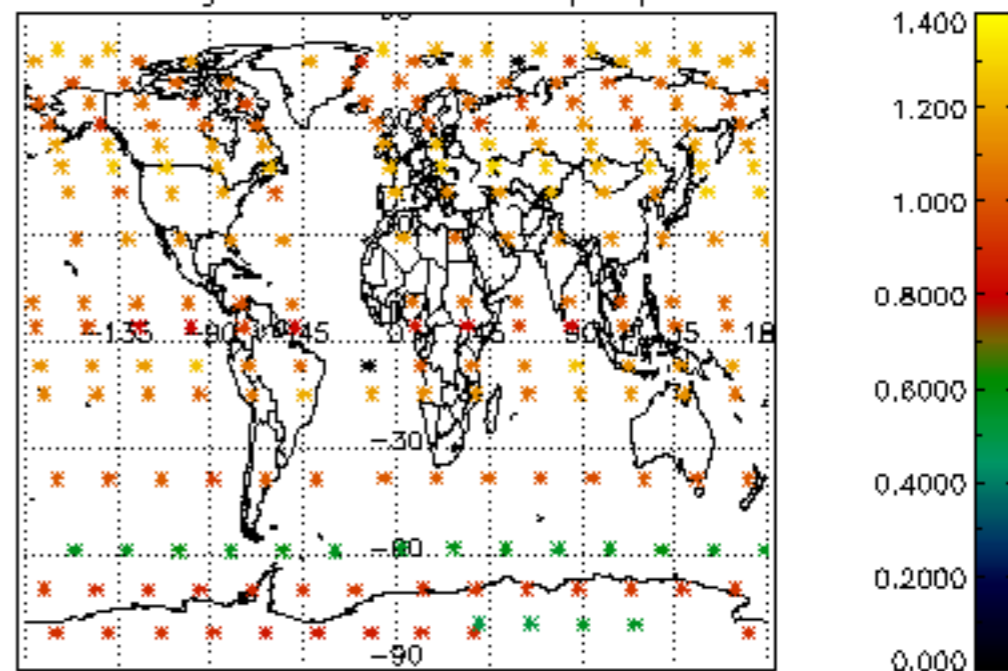




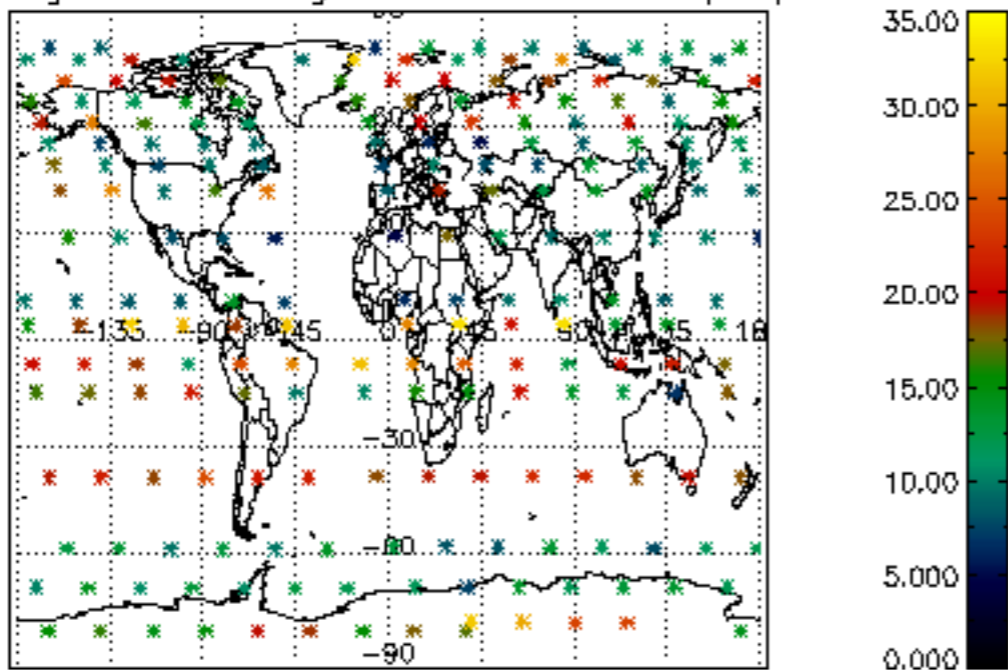
Percentage of cosmic ray hits per profile



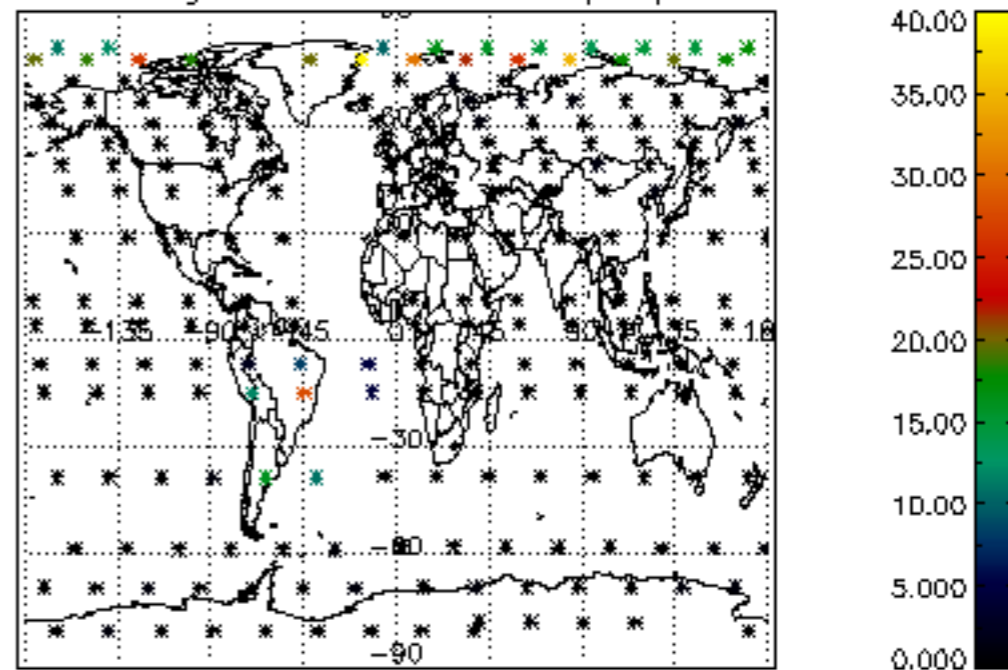
Percentage of datation errors per profile



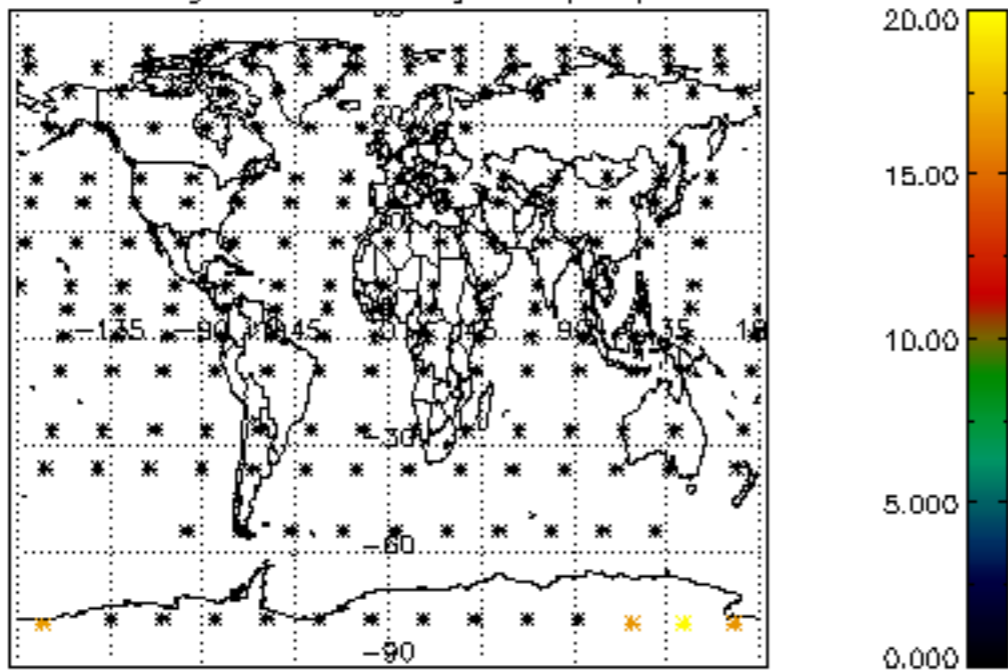
Percentage of star falling outside central band per profile



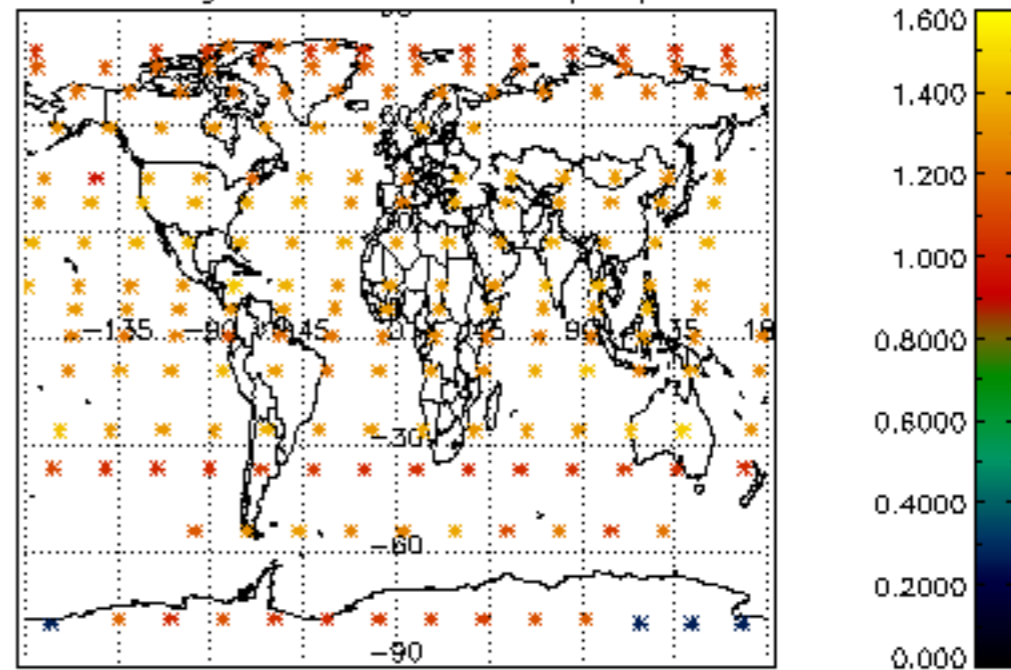
Percentage of saturation errors per profile



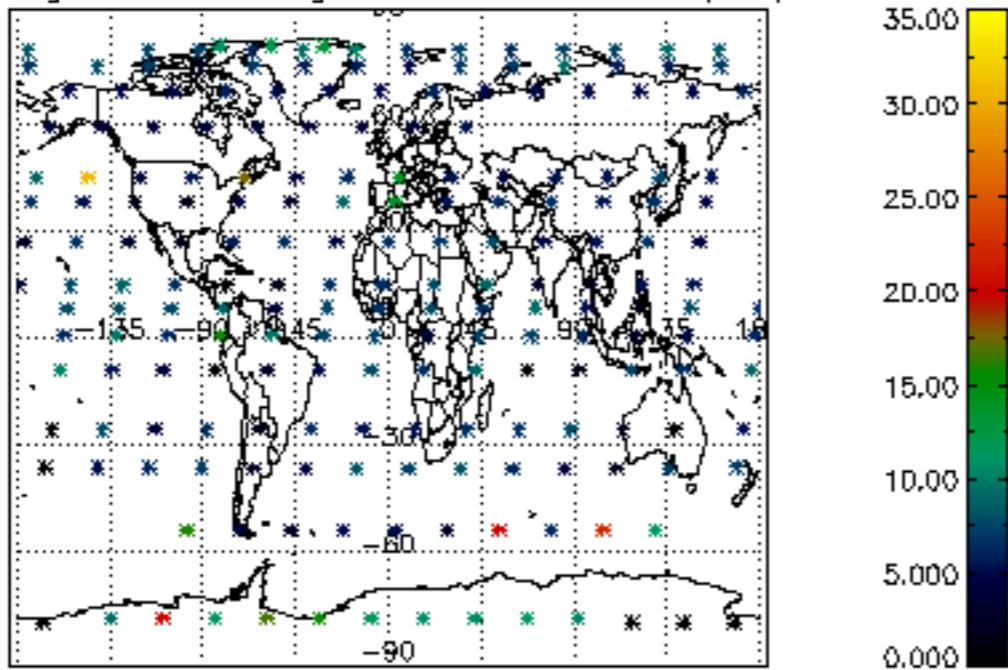
Percentage of cosmic ray hits per profile



Percentage of datation errors per profile



Percentage of star falling outside central band per profile



Percentage of saturation errors per profile

