

# GOMOS Level 2 Daily Report

## SUMMARY

### [1. General Info](#)

### [2. Summary of processed GOM\\_NL\\_2P products](#)

### [3. Level 2 Quality information per product](#)

#### [3.1 Plot of level 2 quality information per product \(time dependant\)](#)

#### [3.2 Plot of level 2 quality information per product \(world map\)](#)

### [4. Level 1 Quality information per product \(stored on level 2 products\)](#)

#### [4.1 Plot of level 1 quality information per product \(time dependant\)](#)

##### [4.1.1 Plot of level 1 quality information per product \(time dependant\): ASCENDING](#)

##### [4.1.2 Plot of level 1 quality information per product \(time dependant\): DESCENDING](#)

#### [4.2 Plot of level 1 quality information per product \(world map\)](#)

##### [4.2.1 Plot of level 1 quality information per product \(world map\): ASCENDING](#)

##### [4.2.2 Plot of level 1 quality information per product \(world map\): DESCENDING](#)

### [5. Ozone profiles based on quality statistics and other trace gas profiles](#)

#### [5.1 Ozone statistics based on quality of products](#)

#### [5.2 Plot ozone profiles for all STD \(dark without errors\)](#)

#### [5.3 Plot ozone profiles where STD < 20% \(dark without errors\)](#)

#### [5.4. Plot ozone profiles where STD < 10% \(dark without errors\)](#)

#### [5.5. Plot ozone profiles where STD < 5% \(dark without errors\)](#)

#### [5.6 Plot NO2 profiles for all STD \(dark without errors\)](#)

#### [5.7 Plot NO3 profiles for all STD \(dark without errors\)](#)

#### [5.8 Plot H2O profiles \(only for occultations of stars 1,2,3,4,13,14,16,26,63 dark without errors\) for all STD](#)

### [6. Auxiliary Data Files used for the production reported in section 2](#)

This report presents the daily analysis on parameters extracted from GOMOS level 2 data (GOM\_NL\_\_2P). It is intended to monitor some important parameters that will impact the quality of these products. A list of level 2 products (and content) that have arrived during the reporting day to the PCF is also given.

Item	Value
Time of report generation	19APR2013 03:04:58
Data source version	GOMOS/6.01
Start time of products	29-05-2004 (29MAY2004 00:00:00)
Stop time of products	30-05-2004 (30MAY2004 00:00:00)
Store outputs in DB	Yes
Nb of level 2 prods	423
Nb of prods with errors	0

## 2. Summary of processed GOM\_NL\_\_2P products.

Nr	Filename	UTC Start time	Limb	Duration	Star Id	Star Name	Star Mag	Star Temp	Nb Meas	Orbit	Prod. error
1	GOM_NL__2PRFIN20040529_000727_000000432027_00159_11736_2924.N1	29-MAY-2004 00:07:27	Bright	42.500	53	43Bet And	2.0480	3300.0	85	11736	No
2	GOM_NL__2PRFIN20040529_001006_000000532027_00159_11736_2925.N1	29-MAY-2004 00:10:06	Twilight_stray	53.000	58	21Alp And	2.0730	11000.	106	11736	No
3	GOM_NL__2PRFIN20040529_001452_000000492027_00159_11736_2926.N1	29-MAY-2004 00:14:52	Dark	48.500	140	88Gam Peg	2.8340	26000.	97	11736	No
4	GOM_NL__2PRFIN20040529_001743_000000792027_00159_11736_2927.N1	29-MAY-2004 00:17:43	Dark	79.000	90	54Alp Peg	2.4870	11000.	158	11736	No
5	GOM_NL__2PRFIN20040529_002346_000000502027_00159_11736_2928.N1	29-MAY-2004 00:23:46	Dark	50.000	52	16Bet Cet	2.0370	4500.0	100	11736	No
6	GOM_NL__2PRFIN20040529_003029_000000502027_00159_11736_2929.N1	29-MAY-2004 00:30:29	Dark	50.000	84	Alp Phe	2.3970	4500.0	100	11736	No
7	GOM_NL__2PRFIN20040529_003254_000000502027_00159_11736_2930.N1	29-MAY-2004 00:32:54	Dark	50.000	9	Alp Eri	0.45300	24000.	100	11736	No
8	GOM_NL__2PRFIN20040529_003535_000000512027_00160_11737_2898.N1	29-MAY-2004 00:35:35	Dark	50.500	63	Bet Gru	2.1500	2800.0	101	11737	No
9	GOM_NL__2PRFIN20040529_003843_000000402027_00160_11737_2899.N1	29-MAY-2004 00:38:43	Dark	39.500	135	Bet Hyi	2.8200	5800.0	79	11737	No
10	GOM_NL__2PRFIN20040529_004234_000000482027_00160_11737_2900.N1	29-MAY-2004 00:42:34	Straylight	47.500	45	Alp Pav	1.9400	26000.	95	11737	No
11	GOM_NL__2PRFIN20040529_004631_000000412027_00160_11737_2901.N1	29-MAY-2004 00:46:31	Straylight	40.500	43	Alp TrA	1.9100	4250.0	81	11737	No
12	GOM_NL__2PRFIN20040529_004835_000000412027_00160_11737_2902.N1	29-MAY-2004 00:48:35	Straylight	41.000	134	Bet TrA	2.8100	6600.0	82	11737	No
13	GOM_NL__2PRFIN20040529_004959_000000452027_00160_11737_2903.N1	29-MAY-2004 00:49:59	Straylight	45.000	4	Alp1Cen	-0.010000	5800.0	90	11737	No
14	GOM_NL__2PRFIN20040529_005151_000000492027_00160_11737_2904.N1	29-MAY-2004 00:51:51	Straylight	49.000	40	The Sco	1.8590	7100.0	98	11737	No
15	GOM_NL__2PRFIN20040529_005337_000000542027_00160_11737_2905.N1	29-MAY-2004 00:53:37	Twilight_stray	54.000	25	35Lam Sco	1.6200	28000.	108	11737	No
16	GOM_NL__2PRFIN20040529_005530_000000522027_00160_11737_2906.N1	29-MAY-2004 00:55:30	Twilight_stray	51.500	75	26Eps Sco	2.2910	4250.0	103	11737	No
17	GOM_NL__2PRFIN20040529_005735_000000462027_00160_11737_2907.N1	29-MAY-2004 00:57:35	Twilight_stray	45.500	136	23Tau Sco	2.8220	30000.	91	11737	No
18	GOM_NL__2PRFIN20040529_005943_000000432027_00160_11737_2908.N1	29-MAY-2004 00:59:43	Bright	43.000	80	7Del Sco	2.3160	30000.	86	11737	No
19	GOM_NL__2PRFIN20040529_010119_000000512027_00160_11737_2909.N1	29-MAY-2004 01:01:19	Bright	50.500	86	35Eta Oph	2.4300	10200.	101	11737	No
20	GOM_NL__2PRFIN20040529_010314_000000452027_00160_11737_2910.N1	29-MAY-2004 01:03:14	Bright	45.000	98	13Zet Oph	2.5710	30000.	90	11737	No
21	GOM_NL__2PRFIN20040529_010526_000000432027_00160_11737_2911.N1	29-MAY-2004 01:05:26	Bright	43.000	120	1Del Oph	2.7340	3200.0	86	11737	No
22	GOM_NL__2PRFIN20040529_010829_000000402027_00160_11737_2912.N1	29-MAY-2004 01:08:29	Bright	39.500	102	24Alp Ser	2.6000	4250.0	79	11737	No
23	GOM_NL__2PRFIN20040529_011221_000000382027_00160_11737_2913.N1	29-MAY-2004 01:12:21	Bright	38.000	3	16Alp Boo	-0.050000	4250.0	76	11737	No
24	GOM_NL__2PRFIN20040529_011419_000000402027_00160_11737_2914.N1	29-MAY-2004 01:14:19	Bright	40.000	83		2.3780	11000.	80	11737	No
25	GOM_NL__2PRFIN20040529_011730_000000402027_00160_11737_2915.N1	29-MAY-2004 01:17:30	Bright	39.500	180	27Gam Boo	3.0400	8000.0	79	11737	No
26	GOM_NL__2PRFIN20040529_011854_000000372027_00160_11737_2916.N1	29-MAY-2004 01:18:54	Bright	36.500	152	12Alp2CVn	2.8900	11000.	73	11737	No
27	GOM_NL__2PRFIN20040529_012052_000000372027_00160_11737_2917.N1	29-MAY-2004 01:20:52	Bright	36.500	39	85Eta UMa	1.8540	24000.	73	11737	No
28	GOM_NL__2PRFIN20040529_012239_000000392027_00160_11737_2918.N1	29-MAY-2004 01:22:39	Bright	39.000	55	79Zet UMa	2.0600	10200.	78	11737	No
29	GOM_NL__2PRFIN20040529_012510_000000422027_00160_11737_2919.N1	29-MAY-2004 01:25:10	Bright	41.500	119	14Eta Dra	2.7270	4700.0	83	11737	No
30	GOM_NL__2PRFIN20040529_012739_000000402027_00160_11737_2920.N1	29-MAY-2004 01:27:39	Bright	40.000	60	7Bet UMi	2.0810	3950.0	80	11737	No
31	GOM_NL__2PRFIN20040529_013218_000000382027_00160_11737_2921.N1	29-MAY-2004 01:32:18	Bright	38.000	49	1Alp UMi	1.9900	6300.0	76	11737	No
32	GOM_NL__2PRFIN20040529_013544_000000492027_00160_11737_2922.N1	29-MAY-2004 01:35:44	Bright	49.000	89	5Alp Cep	2.4510	8000.0	98	11737	No
33	GOM_NL__2PRFIN20040529_014024_000000402027_00160_11737_2923.N1	29-MAY-2004 01:40:24	Bright	39.500	76	27Gam Cas	2.3000	30000.	79	11737	No
34	GOM_NL__2PRFIN20040529_014803_000000452027_00160_11737_2924.N1	29-MAY-2004 01:48:03	Bright	44.500	53	43Bet And	2.0480	3300.0	89	11737	No
35	GOM_NL__2PRFIN20040529_015041_000000522027_00160_11737_2925.N1	29-MAY-2004 01:50:41	Twilight_stray	52.000	58	21Alp And	2.0730	11000.	104	11737	No
36	GOM_NL__2PRFIN20040529_015528_000000522027_00160_11737_2926.N1	29-MAY-2004 01:55:28	Dark	51.500	140	88Gam Peg	2.8340	26000.	103	11737	No
37	GOM_NL__2PRFIN20040529_015820_000000732027_00160_11737_2927.N1	29-MAY-2004 01:58:20	Dark	73.000	90	54Alp Peg	2.4870	11000.	146	11737	No
38	GOM_NL__2PRFIN20040529_020423_000000482027_00160_11737_2928.N1	29-MAY-2004 02:04:23	Dark	48.000	52	16Bet Cet	2.0370	4500.0	96	11737	No
39	GOM_NL__2PRFIN20040529_021104_000000492027_00160_11737_2929.N1	29-MAY-2004 02:11:04	Dark	48.500	84	Alp Phe	2.3970	4500.0	97	11737	No
40	GOM_NL__2PRFIN20040529_021330_000000472027_00160_11737_2930.N1	29-MAY-2004 02:13:30	Dark	46.500	9	Alp Eri	0.45300	24000.	93	11737	No
41	GOM_NL__2PRFIN20040529_021612_000000562027_00161_11738_2898.N1	29-MAY-2004 02:16:12	Dark	56.000	63	Bet Gru	2.1500	2800.0	112	11738	No
42	GOM_NL__2PRFIN20040529_021919_000000392027_00161_11738_2899.N1	29-MAY-2004 02:19:19	Dark	39.000	135	Bet Hyi	2.8200	5800.0	78	11738	No

43	GOM_NL__2PRFIN20040529_022308_000000482027_00161_11738_2900.N1	29-MAY-2004 02:23:08	Straylight	47.500	45	Alp Pav	1.9400	26000.	95	11738	No
44	GOM_NL__2PRFIN20040529_022705_000000492027_00161_11738_2901.N1	29-MAY-2004 02:27:05	Straylight	49.000	43	Alp TrA	1.9100	4250.0	98	11738	No
45	GOM_NL__2PRFIN20040529_022910_000000422027_00161_11738_2902.N1	29-MAY-2004 02:29:10	Straylight	41.500	134	Bet TrA	2.8100	6600.0	83	11738	No
46	GOM_NL__2PRFIN20040529_023035_000000472027_00161_11738_2903.N1	29-MAY-2004 02:30:35	Straylight	47.000	4	Alp1Cen	-0.010000	5800.0	94	11738	No
47	GOM_NL__2PRFIN20040529_023227_000000452027_00161_11738_2904.N1	29-MAY-2004 02:32:27	Straylight	45.000	40	The Sco	1.8590	7100.0	90	11738	No
48	GOM_NL__2PRFIN20040529_023416_000000502027_00161_11738_2905.N1	29-MAY-2004 02:34:16	Tw_i_and_stray	49.500	25	35Lam Sco	1.6200	28000.	99	11738	No
49	GOM_NL__2PRFIN20040529_023605_000000522027_00161_11738_2906.N1	29-MAY-2004 02:36:05	Tw_i_and_stray	51.500	75	26Eps Sco	2.2910	4250.0	103	11738	No
50	GOM_NL__2PRFIN20040529_023811_000000452027_00161_11738_2907.N1	29-MAY-2004 02:38:11	Tw_i_and_stray	44.500	136	23Tau Sco	2.8220	30000.	89	11738	No
51	GOM_NL__2PRFIN20040529_024020_000000432027_00161_11738_2908.N1	29-MAY-2004 02:40:20	Bright	42.500	80	7Del Sco	2.3160	30000.	85	11738	No
52	GOM_NL__2PRFIN20040529_024155_000000502027_00161_11738_2909.N1	29-MAY-2004 02:41:55	Bright	49.500	86	35Eta Oph	2.4300	10200.	99	11738	No
53	GOM_NL__2PRFIN20040529_024350_000000442027_00161_11738_2910.N1	29-MAY-2004 02:43:50	Bright	43.500	98	13Zet Oph	2.5710	30000.	87	11738	No
54	GOM_NL__2PRFIN20040529_024603_000000422027_00161_11738_2911.N1	29-MAY-2004 02:46:03	Bright	42.000	120	1Del Oph	2.7340	3200.0	84	11738	No
55	GOM_NL__2PRFIN20040529_024905_000000392027_00161_11738_2912.N1	29-MAY-2004 02:49:05	Bright	39.000	102	24Alp Ser	2.6000	4250.0	78	11738	No
56	GOM_NL__2PRFIN20040529_025257_000000382027_00161_11738_2913.N1	29-MAY-2004 02:52:57	Bright	38.000	3	16Alp Boo	-0.050000	4250.0	76	11738	No
57	GOM_NL__2PRFIN20040529_025457_000000392027_00161_11738_2914.N1	29-MAY-2004 02:54:57	Bright	38.500	83		2.3780	11000.	77	11738	No
58	GOM_NL__2PRFIN20040529_025808_000000372027_00161_11738_2915.N1	29-MAY-2004 02:58:08	Bright	37.000	180	27Gam Boo	3.0400	8000.0	74	11738	No
59	GOM_NL__2PRFIN20040529_025930_000000382027_00161_11738_2916.N1	29-MAY-2004 02:59:30	Bright	38.000	152	12Alp2CVn	2.8900	11000.	76	11738	No
60	GOM_NL__2PRFIN20040529_030128_000000372027_00161_11738_2917.N1	29-MAY-2004 03:01:28	Bright	37.000	39	85Eta UMa	1.8540	24000.	74	11738	No
61	GOM_NL__2PRFIN20040529_030315_000000392027_00161_11738_2918.N1	29-MAY-2004 03:03:15	Bright	39.000	55	79Zet UMa	2.0600	10200.	78	11738	No
62	GOM_NL__2PRFIN20040529_030545_000000412027_00161_11738_2919.N1	29-MAY-2004 03:05:45	Bright	41.000	119	14Eta Dra	2.7270	4700.0	82	11738	No
63	GOM_NL__2PRFIN20040529_030815_000000372027_00161_11738_2920.N1	29-MAY-2004 03:08:15	Bright	36.500	60	7Bet UMi	2.0810	3950.0	73	11738	No
64	GOM_NL__2PRFIN20040529_031253_000000372027_00161_11738_2921.N1	29-MAY-2004 03:12:53	Bright	37.000	49	1Alp UMi	1.9900	6300.0	74	11738	No
65	GOM_NL__2PRFIN20040529_031619_000000482027_00161_11738_2922.N1	29-MAY-2004 03:16:19	Bright	48.000	89	5Alp Cep	2.4510	8000.0	96	11738	No
66	GOM_NL__2PRFIN20040529_032100_000000422027_00161_11738_2923.N1	29-MAY-2004 03:21:00	Bright	41.500	76	27Gam Cas	2.3000	30000.	83	11738	No
67	GOM_NL__2PRFIN20040529_032838_000000432027_00161_11738_2924.N1	29-MAY-2004 03:28:38	Bright	43.000	53	43Bet And	2.0480	3300.0	86	11738	No
68	GOM_NL__2PRFIN20040529_033118_000000522027_00161_11738_2925.N1	29-MAY-2004 03:31:18	Tw_i_and_stray	52.000	58	21Alp And	2.0730	11000.	104	11738	No
69	GOM_NL__2PRFIN20040529_033604_000000512027_00161_11738_2926.N1	29-MAY-2004 03:36:04	Dark	51.000	140	88Gam Peg	2.8340	26000.	102	11738	No
70	GOM_NL__2PRFIN20040529_033857_000000812027_00161_11738_2927.N1	29-MAY-2004 03:38:57	Dark	80.500	90	54Alp Peg	2.4870	11000.	161	11738	No
71	GOM_NL__2PRFIN20040529_034458_000000512027_00161_11738_2928.N1	29-MAY-2004 03:44:58	Dark	51.000	52	16Bet Cet	2.0370	4500.0	102	11738	No
72	GOM_NL__2PRFIN20040529_035143_000000492027_00161_11738_2929.N1	29-MAY-2004 03:51:43	Dark	49.000	84	Alp Phe	2.3970	4500.0	98	11738	No
73	GOM_NL__2PRFIN20040529_035407_000000422027_00161_11738_2930.N1	29-MAY-2004 03:54:07	Dark	42.000	9	Alp Eri	0.45300	24000.	84	11738	No
74	GOM_NL__2PRFIN20040529_035651_000000502027_00162_11739_2898.N1	29-MAY-2004 03:56:51	Dark	49.500	63	Bet Gru	2.1500	2800.0	99	11739	No
75	GOM_NL__2PRFIN20040529_035955_000000392027_00162_11739_2899.N1	29-MAY-2004 03:59:55	Dark	38.500	135	Bet Hyi	2.8200	5800.0	77	11739	No
76	GOM_NL__2PRFIN20040529_040348_000000462027_00162_11739_2900.N1	29-MAY-2004 04:03:48	Straylight	45.500	45	Alp Pav	1.9400	26000.	91	11739	No
77	GOM_NL__2PRFIN20040529_040744_000000412027_00162_11739_2901.N1	29-MAY-2004 04:07:44	Straylight	41.000	43	Alp TrA	1.9100	4250.0	82	11739	No
78	GOM_NL__2PRFIN20040529_040949_000000382027_00162_11739_2902.N1	29-MAY-2004 04:09:49	Straylight	37.500	134	Bet TrA	2.8100	6600.0	75	11739	No
79	GOM_NL__2PRFIN20040529_041111_000000462027_00162_11739_2903.N1	29-MAY-2004 04:11:11	Straylight	46.000	4	Alp1Cen	-0.010000	5800.0	92	11739	No
80	GOM_NL__2PRFIN20040529_041304_000000492027_00162_11739_2904.N1	29-MAY-2004 04:13:04	Straylight	48.500	40	The Sco	1.8590	7100.0	97	11739	No
81	GOM_NL__2PRFIN20040529_041454_000000512027_00162_11739_2905.N1	29-MAY-2004 04:14:54	Tw_i_and_stray	50.500	25	35Lam Sco	1.6200	28000.	101	11739	No
82	GOM_NL__2PRFIN20040529_041644_000000502027_00162_11739_2906.N1	29-MAY-2004 04:16:44	Tw_i_and_stray	49.500	75	26Eps Sco	2.2910	4250.0	99	11739	No
83	GOM_NL__2PRFIN20040529_041848_000000432027_00162_11739_2907.N1	29-MAY-2004 04:18:48	Bright	43.000	136	23Tau Sco	2.8220	30000.	86	11739	No
84	GOM_NL__2PRFIN20040529_042056_000000432027_00162_11739_2908.N1	29-MAY-2004 04:20:56	Bright	43.000	80	7Del Sco	2.3160	30000.	86	11739	No
85	GOM_NL__2PRFIN20040529_042232_000000502027_00162_11739_2909.N1	29-MAY-2004 04:22:32	Bright	49.500	86	35Eta Oph	2.4300	10200.	99	11739	No
86	GOM_NL__2PRFIN20040529_042426_000000452027_00162_11739_2910.N1	29-MAY-2004 04:24:26	Bright	45.000	98	13Zet Oph	2.5710	30000.	90	11739	No
87	GOM_NL__2PRFIN20040529_042640_000000422027_00162_11739_2911.N1	29-MAY-2004 04:26:40	Bright	41.500	120	1Del Oph	2.7340	3200.0	83	11739	No
88	GOM_NL__2PRFIN20040529_042941_000000392027_00162_11739_2912.N1	29-MAY-2004 04:29:41	Bright	38.500	102	24Alp Ser	2.6000	4250.0	77	11739	No
89	GOM_NL__2PRFIN20040529_043334_000000372027_00162_11739_2913.N1	29-MAY-2004 04:33:34	Bright	36.500	3	16Alp Boo	-0.050000	4250.0	73	11739	No
90	GOM_NL__2PRFIN20040529_043534_000000372027_00162_11739_2914.N1	29-MAY-2004 04:35:34	Bright	36.500	83		2.3780	11000.	73	11739	No
91	GOM_NL__2PRFIN20040529_043846_000000362027_00162_11739_2915.N1	29-MAY-2004 04:38:46	Bright	36.000	180	27Gam Boo	3.0400	8000.0	72	11739	No
92	GOM_NL__2PRFIN20040529_044007_000000382027_00162_11739_2916.N1	29-MAY-2004 04:40:07	Bright	38.000	152	12Alp2CVn	2.8900	11000.	76	11739	No
93	GOM_NL__2PRFIN20040529_044206_000000362027_00162_11739_2917.N1	29-MAY-2004 04:42:06	Bright	36.000	39	85Eta UMa	1.8540	24000.	72	11739	No
94	GOM_NL__2PRFIN20040529_044352_000000362027_00162_11739_2918.N1	29-MAY-2004 04:43:52	Bright	36.000	55	79Zet UMa	2.0600	10200.	72	11739	No
95	GOM_NL__2PRFIN20040529_044621_000000402027_00162_11739_2919.N1	29-MAY-2004 04:46:21	Bright	39.500	119	14Eta Dra	2.7270	4700.0	79	11739	No
96	GOM_NL__2PRFIN20040529_044852_000000382027_00162_11739_2920.N1	29-MAY-2004 04:48:52	Bright	37.500	60	7Bet UMi	2.0810	3950.0	75	11739	No
97	GOM_NL__2PRFIN20040529_045331_000000352027_00162_11739_2921.N1	29-MAY-2004 04:53:31	Bright	35.000	49	1Alp UMi	1.9900	6300.0	70	11739	No
98	GOM_NL__2PRFIN20040529_045654_000000482027_00162_11739_2922.N1	29-MAY-2004 04:56:54	Bright	48.000	89	5Alp Cep	2.4510	8000.0	96	11739	No
99	GOM_NL__2PRFIN20040529_050137_000000412027_00162_11739_2923.N1	29-MAY-2004 05:01:37	Bright	40.500	76	27Gam Cas	2.3000	30000.	81	11739	No
100	GOM_NL__2PRFIN20040529_050915_000000442027_00162_11739_2924.N1	29-MAY-2004 05:09:15	Bright	43.500	53	43Bet And	2.0480	3300.0	87	11739	No
101	GOM_NL__2PRFIN20040529_051153_000000542027_00162_11739_2925.N1	29-MAY-2004 05:11:53	Tw_i_and_stray	53.500	58	21Alp And	2.0730	11000.	107	11739	No

102	GOM_NL__2PRFIN20040529_051640_00000522027_00162_11739_2926.N1	29-MAY-2004 05:16:40	Dark	51.500	140	88Gam Peg	2.8340	26000.	103	11739	No
103	GOM_NL__2PRFIN20040529_051934_00000842027_00162_11739_2927.N1	29-MAY-2004 05:19:34	Dark	83.500	90	54Alp Peg	2.4870	11000.	167	11739	No
104	GOM_NL__2PRFIN20040529_052536_00000492027_00162_11739_2928.N1	29-MAY-2004 05:25:36	Dark	48.500	52	16Bet Cet	2.0370	4500.0	97	11739	No
105	GOM_NL__2PRFIN20040529_053220_00000492027_00162_11739_2929.N1	29-MAY-2004 05:32:20	Dark	48.500	84	Alp Phe	2.3970	4500.0	97	11739	No
106	GOM_NL__2PRFIN20040529_053443_00000442027_00162_11739_2930.N1	29-MAY-2004 05:34:43	Dark	44.000	9	Alp Eri	0.45300	24000.	88	11739	No
107	GOM_NL__2PRFIN20040529_053728_00000492027_00163_11740_2899.N1	29-MAY-2004 05:37:28	Dark	49.000	63	Bet Gru	2.1500	2800.0	98	11740	No
108	GOM_NL__2PRFIN20040529_054032_00000372027_00163_11740_2900.N1	29-MAY-2004 05:40:32	Dark	37.000	135	Bet Hyi	2.8200	5800.0	74	11740	No
109	GOM_NL__2PRFIN20040529_054424_00000442027_00163_11740_2901.N1	29-MAY-2004 05:44:24	Straylight	44.000	45	Alp Pav	1.9400	26000.	88	11740	No
110	GOM_NL__2PRFIN20040529_054820_00000422027_00163_11740_2902.N1	29-MAY-2004 05:48:20	Straylight	42.000	43	Alp TrA	1.9100	4250.0	84	11740	No
111	GOM_NL__2PRFIN20040529_055025_00000392027_00163_11740_2903.N1	29-MAY-2004 05:50:25	Straylight	38.500	134	Bet TrA	2.8100	6600.0	77	11740	No
112	GOM_NL__2PRFIN20040529_055147_00000522027_00163_11740_2904.N1	29-MAY-2004 05:51:47	Straylight	52.000	4	Alp1Cen	-0.010000	5800.0	104	11740	No
113	GOM_NL__2PRFIN20040529_055341_00000492027_00163_11740_2905.N1	29-MAY-2004 05:53:41	Straylight	49.000	40	The Sco	1.8590	7100.0	98	11740	No
114	GOM_NL__2PRFIN20040529_055530_00000482027_00163_11740_2906.N1	29-MAY-2004 05:55:30	Twi_and_stray	48.000	25	35Lam Sco	1.6200	28000.	96	11740	No
115	GOM_NL__2PRFIN20040529_055720_00000502027_00163_11740_2907.N1	29-MAY-2004 05:57:20	Twi_and_stray	49.500	75	26Eps Sco	2.2910	4250.0	99	11740	No
116	GOM_NL__2PRFIN20040529_055925_00000452027_00163_11740_2908.N1	29-MAY-2004 05:59:25	Bright	45.000	136	23Tau Sco	2.8220	30000.	90	11740	No
117	GOM_NL__2PRFIN20040529_060132_00000412027_00163_11740_2909.N1	29-MAY-2004 06:01:32	Bright	41.000	80	7Del Sco	2.3160	30000.	82	11740	No
118	GOM_NL__2PRFIN20040529_060308_00000492027_00163_11740_2910.N1	29-MAY-2004 06:03:08	Bright	49.000	86	35Eta Oph	2.4300	10200.	98	11740	No
119	GOM_NL__2PRFIN20040529_060502_00000442027_00163_11740_2911.N1	29-MAY-2004 06:05:02	Bright	43.500	98	13Zet Oph	2.5710	30000.	87	11740	No
120	GOM_NL__2PRFIN20040529_060716_00000422027_00163_11740_2912.N1	29-MAY-2004 06:07:16	Bright	42.000	120	1Del Oph	2.7340	3200.0	84	11740	No
121	GOM_NL__2PRFIN20040529_061017_00000392027_00163_11740_2913.N1	29-MAY-2004 06:10:17	Bright	39.000	102	24Alp Ser	2.6000	4250.0	78	11740	No
122	GOM_NL__2PRFIN20040529_061410_00000372027_00163_11740_2914.N1	29-MAY-2004 06:14:10	Bright	36.500	3	16Alp Boo	-0.050000	4250.0	73	11740	No
123	GOM_NL__2PRFIN20040529_061611_00000402027_00163_11740_2915.N1	29-MAY-2004 06:16:11	Bright	39.500	83		2.3780	11000.	79	11740	No
124	GOM_NL__2PRFIN20040529_061922_00000352027_00163_11740_2916.N1	29-MAY-2004 06:19:22	Bright	35.000	180	27Gam Boo	3.0400	8000.0	70	11740	No
125	GOM_NL__2PRFIN20040529_062242_00000382027_00163_11740_2917.N1	29-MAY-2004 06:22:42	Bright	38.000	39	85Eta UMa	1.8540	24000.	76	11740	No
126	GOM_NL__2PRFIN20040529_062429_00000372027_00163_11740_2918.N1	29-MAY-2004 06:24:29	Bright	36.500	55	79Zet UMa	2.0600	10200.	73	11740	No
127	GOM_NL__2PRFIN20040529_062656_00000402027_00163_11740_2919.N1	29-MAY-2004 06:26:56	Bright	39.500	119	14Eta Dra	2.7270	4700.0	79	11740	No
128	GOM_NL__2PRFIN20040529_062928_00000392027_00163_11740_2920.N1	29-MAY-2004 06:29:28	Bright	38.500	60	7Bet UMi	2.0810	3950.0	77	11740	No
129	GOM_NL__2PRFIN20040529_063408_00000392027_00163_11740_2921.N1	29-MAY-2004 06:34:08	Bright	38.500	49	1Alp UMi	1.9900	6300.0	77	11740	No
130	GOM_NL__2PRFIN20040529_063730_00000552027_00163_11740_2922.N1	29-MAY-2004 06:37:30	Bright	55.000	89	5Alp Cep	2.4510	8000.0	110	11740	No
131	GOM_NL__2PRFIN20040529_064213_00000552027_00163_11740_2923.N1	29-MAY-2004 06:42:13	Bright	55.000	76	27Gam Cas	2.3000	30000.	110	11740	No
132	GOM_NL__2PRFIN20040529_064951_00000452027_00163_11740_2924.N1	29-MAY-2004 06:49:51	Bright	45.000	53	43Bet And	2.0480	3300.0	90	11740	No
133	GOM_NL__2PRFIN20040529_065230_00000532027_00163_11740_2925.N1	29-MAY-2004 06:52:30	Twi_and_stray	53.000	58	21Alp And	2.0730	11000.	106	11740	No
134	GOM_NL__2PRFIN20040529_065717_00000522027_00163_11740_2926.N1	29-MAY-2004 06:57:17	Dark	51.500	140	88Gam Peg	2.8340	26000.	103	11740	No
135	GOM_NL__2PRFIN20040529_070011_00000772027_00163_11740_2927.N1	29-MAY-2004 07:00:11	Dark	77.000	90	54Alp Peg	2.4870	11000.	154	11740	No
136	GOM_NL__2PRFIN20040529_070613_00000502027_00163_11740_2928.N1	29-MAY-2004 07:06:13	Dark	50.000	52	16Bet Cet	2.0370	4500.0	100	11740	No
137	GOM_NL__2PRFIN20040529_071257_00000452027_00163_11740_2929.N1	29-MAY-2004 07:12:57	Dark	44.500	84	Alp Phe	2.3970	4500.0	89	11740	No
138	GOM_NL__2PRFIN20040529_071519_00000442027_00163_11740_2930.N1	29-MAY-2004 07:15:19	Dark	43.500	9	Alp Eri	0.45300	24000.	87	11740	No
139	GOM_NL__2PRFIN20040529_071805_00000612027_00164_11741_2900.N1	29-MAY-2004 07:18:05	Dark	61.000	63	Bet Gru	2.1500	2800.0	122	11741	No
140	GOM_NL__2PRFIN20040529_072108_00000382027_00164_11741_2901.N1	29-MAY-2004 07:21:08	Dark	38.000	135	Bet Hyi	2.8200	5800.0	76	11741	No
141	GOM_NL__2PRFIN20040529_072501_00000442027_00164_11741_2902.N1	29-MAY-2004 07:25:01	Straylight	43.500	45	Alp Pav	1.9400	26000.	87	11741	No
142	GOM_NL__2PRFIN20040529_072857_00000392027_00164_11741_2903.N1	29-MAY-2004 07:28:57	Straylight	39.000	43	Alp TrA	1.9100	4250.0	78	11741	No
143	GOM_NL__2PRFIN20040529_073102_00000412027_00164_11741_2904.N1	29-MAY-2004 07:31:02	Straylight	40.500	134	Bet TrA	2.8100	6600.0	81	11741	No
144	GOM_NL__2PRFIN20040529_073223_00000512027_00164_11741_2905.N1	29-MAY-2004 07:32:23	Straylight	51.000	4	Alp1Cen	-0.010000	5800.0	102	11741	No
145	GOM_NL__2PRFIN20040529_073418_00000462027_00164_11741_2906.N1	29-MAY-2004 07:34:18	Straylight	46.000	40	The Sco	1.8590	7100.0	92	11741	No
146	GOM_NL__2PRFIN20040529_073607_00000482027_00164_11741_2907.N1	29-MAY-2004 07:36:07	Twi_and_stray	48.000	25	35Lam Sco	1.6200	28000.	96	11741	No
147	GOM_NL__2PRFIN20040529_073757_00000512027_00164_11741_2908.N1	29-MAY-2004 07:37:57	Twi_and_stray	51.000	75	26Eps Sco	2.2910	4250.0	102	11741	No
148	GOM_NL__2PRFIN20040529_074001_00000432027_00164_11741_2909.N1	29-MAY-2004 07:40:01	Bright	43.000	136	23Tau Sco	2.8220	30000.	86	11741	No
149	GOM_NL__2PRFIN20040529_074209_00000422027_00164_11741_2910.N1	29-MAY-2004 07:42:09	Bright	41.500	80	7Del Sco	2.3160	30000.	83	11741	No
150	GOM_NL__2PRFIN20040529_074345_00000492027_00164_11741_2911.N1	29-MAY-2004 07:43:45	Bright	49.000	86	35Eta Oph	2.4300	10200.	98	11741	No
151	GOM_NL__2PRFIN20040529_074538_00000452027_00164_11741_2912.N1	29-MAY-2004 07:45:38	Bright	44.500	98	13Zet Oph	2.5710	30000.	89	11741	No
152	GOM_NL__2PRFIN20040529_074752_00000422027_00164_11741_2913.N1	29-MAY-2004 07:47:52	Bright	41.500	120	1Del Oph	2.7340	3200.0	83	11741	No
153	GOM_NL__2PRFIN20040529_075053_00000382027_00164_11741_2914.N1	29-MAY-2004 07:50:53	Bright	38.000	102	24Alp Ser	2.6000	4250.0	76	11741	No
154	GOM_NL__2PRFIN20040529_075446_00000372027_00164_11741_2915.N1	29-MAY-2004 07:54:46	Bright	37.000	3	16Alp Boo	-0.050000	4250.0	74	11741	No
155	GOM_NL__2PRFIN20040529_075647_00000382027_00164_11741_2916.N1	29-MAY-2004 07:56:47	Bright	37.500	83		2.3780	11000.	75	11741	No
156	GOM_NL__2PRFIN20040529_075958_00000362027_00164_11741_2917.N1	29-MAY-2004 07:59:58	Bright	35.500	180	27Gam Boo	3.0400	8000.0	71	11741	No
157	GOM_NL__2PRFIN20040529_080318_00000352027_00164_11741_2918.N1	29-MAY-2004 08:03:18	Bright	35.000	39	85Eta UMa	1.8540	24000.	70	11741	No
158	GOM_NL__2PRFIN20040529_080505_00000382027_00164_11741_2919.N1	29-MAY-2004 08:05:05	Bright	37.500	55	79Zet UMa	2.0600	10200.	75	11741	No
159	GOM_NL__2PRFIN20040529_080732_00000412027_00164_11741_2920.N1	29-MAY-2004 08:07:32	Bright	40.500	119	14Eta Dra	2.7270	4700.0	81	11741	No
160	GOM_NL__2PRFIN20040529_081005_00000382027_00164_11741_2921.N1	29-MAY-2004 08:10:05	Bright	38.000	60	7Bet UMi	2.0810	3950.0	76	11741	No

161	GOM_NL__2PRFIN20040529_081444_000000352027_00164_11741_2922.N1	29-MAY-2004 08:14:44	Bright	34.500	49	1Alp UMi	1.9900	6300.0	69	11741	No
162	GOM_NL__2PRFIN20040529_081806_000000482027_00164_11741_2923.N1	29-MAY-2004 08:18:06	Bright	47.500	89	5Alp Cep	2.4510	8000.0	95	11741	No
163	GOM_NL__2PRFIN20040529_082249_000000382027_00164_11741_2924.N1	29-MAY-2004 08:22:49	Bright	38.000	76	27Gam Cas	2.3000	30000.	76	11741	No
164	GOM_NL__2PRFIN20040529_083028_000000442027_00164_11741_2925.N1	29-MAY-2004 08:30:28	Bright	44.000	53	43Bet And	2.0480	3300.0	88	11741	No
165	GOM_NL__2PRFIN20040529_083306_000000552027_00164_11741_2926.N1	29-MAY-2004 08:33:06	Tw_i_and_stray	55.000	58	21Alp And	2.0730	11000.	110	11741	No
166	GOM_NL__2PRFIN20040529_083753_000000512027_00164_11741_2927.N1	29-MAY-2004 08:37:53	Dark	51.000	140	88Gam Peg	2.8340	26000.	102	11741	No
167	GOM_NL__2PRFIN20040529_084047_000000862027_00164_11741_2928.N1	29-MAY-2004 08:40:47	Dark	86.000	90	54Alp Peg	2.4870	11000.	172	11741	No
168	GOM_NL__2PRFIN20040529_084649_000000492027_00164_11741_2929.N1	29-MAY-2004 08:46:49	Dark	48.500	52	16Bet Cet	2.0370	4500.0	97	11741	No
169	GOM_NL__2PRFIN20040529_085333_000000482027_00164_11741_2930.N1	29-MAY-2004 08:53:33	Dark	47.500	84	Alp Phe	2.3970	4500.0	95	11741	No
170	GOM_NL__2PRFIN20040529_085555_000000492027_00164_11741_2931.N1	29-MAY-2004 08:55:55	Dark	48.500	9	Alp Eri	0.45300	24000.	97	11741	No
171	GOM_NL__2PRFIN20040529_085842_000000602027_00165_11742_2901.N1	29-MAY-2004 08:58:42	Dark	59.500	63	Bet Gru	2.1500	2800.0	119	11742	No
172	GOM_NL__2PRFIN20040529_090144_000000402027_00165_11742_2902.N1	29-MAY-2004 09:01:44	Dark	40.000	135	Bet Hyi	2.8200	5800.0	80	11742	No
173	GOM_NL__2PRFIN20040529_090538_000000442027_00165_11742_2903.N1	29-MAY-2004 09:05:38	Straylight	44.000	45	Alp Pav	1.9400	26000.	88	11742	No
174	GOM_NL__2PRFIN20040529_090932_000000432027_00165_11742_2904.N1	29-MAY-2004 09:09:32	Straylight	42.500	43	Alp TrA	1.9100	4250.0	85	11742	No
175	GOM_NL__2PRFIN20040529_091138_000000412027_00165_11742_2905.N1	29-MAY-2004 09:11:38	Straylight	40.500	134	Bet TrA	2.8100	6600.0	81	11742	No
176	GOM_NL__2PRFIN20040529_091300_000000452027_00165_11742_2906.N1	29-MAY-2004 09:13:00	Straylight	44.500	4	Alp1Cen	-0.010000	5800.0	89	11742	No
177	GOM_NL__2PRFIN20040529_091454_000000452027_00165_11742_2907.N1	29-MAY-2004 09:14:54	Straylight	45.000	40	The Sco	1.8590	7100.0	90	11742	No
178	GOM_NL__2PRFIN20040529_091643_000000492027_00165_11742_2908.N1	29-MAY-2004 09:16:43	Tw_i_and_stray	48.500	25	35Lam Sco	1.6200	28000.	97	11742	No
179	GOM_NL__2PRFIN20040529_091833_000000492027_00165_11742_2909.N1	29-MAY-2004 09:18:33	Tw_i_and_stray	49.000	75	26Eps Sco	2.2910	4250.0	98	11742	No
180	GOM_NL__2PRFIN20040529_092038_000000432027_00165_11742_2910.N1	29-MAY-2004 09:20:38	Bright	43.000	136	23Tau Sco	2.8220	30000.	86	11742	No
181	GOM_NL__2PRFIN20040529_092245_000000412027_00165_11742_2911.N1	29-MAY-2004 09:22:45	Bright	40.500	80	7Del Sco	2.3160	30000.	81	11742	No
182	GOM_NL__2PRFIN20040529_092420_000000482027_00165_11742_2912.N1	29-MAY-2004 09:24:20	Bright	48.000	86	35Eta Oph	2.4300	10200.	96	11742	No
183	GOM_NL__2PRFIN20040529_092614_000000452027_00165_11742_2913.N1	29-MAY-2004 09:26:14	Bright	44.500	98	13Zet Oph	2.5710	30000.	89	11742	No
184	GOM_NL__2PRFIN20040529_092827_000000422027_00165_11742_2914.N1	29-MAY-2004 09:28:27	Bright	41.500	120	1Del Oph	2.7340	3200.0	83	11742	No
185	GOM_NL__2PRFIN20040529_093129_000000392027_00165_11742_2915.N1	29-MAY-2004 09:31:29	Bright	38.500	102	24Alp Ser	2.6000	4250.0	77	11742	No
186	GOM_NL__2PRFIN20040529_093523_000000372027_00165_11742_2916.N1	29-MAY-2004 09:35:23	Bright	37.000	3	16Alp Boo	-0.050000	4250.0	74	11742	No
187	GOM_NL__2PRFIN20040529_093723_000000402027_00165_11742_2917.N1	29-MAY-2004 09:37:23	Bright	40.000	83		2.3780	11000.	80	11742	No
188	GOM_NL__2PRFIN20040529_094034_000000372027_00165_11742_2918.N1	29-MAY-2004 09:40:34	Bright	36.500	180	27Gam Boo	3.0400	8000.0	73	11742	No
189	GOM_NL__2PRFIN20040529_094354_000000372027_00165_11742_2919.N1	29-MAY-2004 09:43:54	Bright	37.000	39	85Eta UMa	1.8540	24000.	74	11742	No
190	GOM_NL__2PRFIN20040529_094541_000000382027_00165_11742_2920.N1	29-MAY-2004 09:45:41	Bright	38.000	55	79Zet UMa	2.0600	10200.	76	11742	No
191	GOM_NL__2PRFIN20040529_094808_000000412027_00165_11742_2921.N1	29-MAY-2004 09:48:08	Bright	40.500	119	14Eta Dra	2.7270	4700.0	81	11742	No
192	GOM_NL__2PRFIN20040529_095040_000000352027_00165_11742_2922.N1	29-MAY-2004 09:50:40	Bright	34.500	60	7Bet UMi	2.0810	3950.0	69	11742	No
193	GOM_NL__2PRFIN20040529_095520_000000392027_00165_11742_2923.N1	29-MAY-2004 09:55:20	Bright	38.500	49	1Alp UMi	1.9900	6300.0	77	11742	No
194	GOM_NL__2PRFIN20040529_095841_000000492027_00165_11742_2924.N1	29-MAY-2004 09:58:41	Bright	49.000	89	5Alp Cep	2.4510	8000.0	98	11742	No
195	GOM_NL__2PRFIN20040529_100325_000000372027_00165_11742_2925.N1	29-MAY-2004 10:03:25	Bright	36.500	76	27Gam Cas	2.3000	30000.	73	11742	No
196	GOM_NL__2PRFIN20040529_101104_000000562027_00165_11742_2926.N1	29-MAY-2004 10:11:04	Bright	56.000	53	43Bet And	2.0480	3300.0	112	11742	No
197	GOM_NL__2PRFIN20040529_101342_000000532027_00165_11742_2927.N1	29-MAY-2004 10:13:42	Tw_i_and_stray	53.000	58	21Alp And	2.0730	11000.	106	11742	No
198	GOM_NL__2PRFIN20040529_101830_000000522027_00165_11742_2928.N1	29-MAY-2004 10:18:30	Dark	51.500	140	88Gam Peg	2.8340	26000.	103	11742	No
199	GOM_NL__2PRFIN20040529_102124_000000842027_00165_11742_2929.N1	29-MAY-2004 10:21:24	Dark	83.500	90	54Alp Peg	2.4870	11000.	167	11742	No
200	GOM_NL__2PRFIN20040529_102726_000000492027_00165_11742_2930.N1	29-MAY-2004 10:27:26	Dark	49.000	52	16Bet Cet	2.0370	4500.0	98	11742	No
201	GOM_NL__2PRFIN20040529_103409_000000472027_00165_11742_2931.N1	29-MAY-2004 10:34:09	Dark	46.500	84	Alp Phe	2.3970	4500.0	93	11742	No
202	GOM_NL__2PRFIN20040529_103631_000000492027_00165_11742_2932.N1	29-MAY-2004 10:36:31	Dark	49.000	9	Alp Eri	0.45300	24000.	98	11742	No
203	GOM_NL__2PRFIN20040529_103919_000000522027_00166_11743_2902.N1	29-MAY-2004 10:39:19	Dark	52.000	63	Bet Gru	2.1500	2800.0	104	11743	No
204	GOM_NL__2PRFIN20040529_104220_000000372027_00166_11743_2903.N1	29-MAY-2004 10:42:20	Dark	37.000	135	Bet Hyi	2.8200	5800.0	74	11743	No
205	GOM_NL__2PRFIN20040529_104614_000000442027_00166_11743_2904.N1	29-MAY-2004 10:46:14	Straylight	44.000	45	Alp Pav	1.9400	26000.	88	11743	No
206	GOM_NL__2PRFIN20040529_105009_000000492027_00166_11743_2905.N1	29-MAY-2004 10:50:09	Straylight	49.000	43	Alp TrA	1.9100	4250.0	98	11743	No
207	GOM_NL__2PRFIN20040529_105214_000000402027_00166_11743_2906.N1	29-MAY-2004 10:52:14	Straylight	39.500	134	Bet TrA	2.8100	6600.0	79	11743	No
208	GOM_NL__2PRFIN20040529_105335_000000462027_00166_11743_2907.N1	29-MAY-2004 10:53:35	Straylight	46.000	4	Alp1Cen	-0.010000	5800.0	92	11743	No
209	GOM_NL__2PRFIN20040529_105531_000000482027_00166_11743_2908.N1	29-MAY-2004 10:55:31	Straylight	48.000	40	The Sco	1.8590	7100.0	96	11743	No
210	GOM_NL__2PRFIN20040529_105719_000000492027_00166_11743_2909.N1	29-MAY-2004 10:57:19	Tw_i_and_stray	49.000	25	35Lam Sco	1.6200	28000.	98	11743	No
211	GOM_NL__2PRFIN20040529_105909_000000482027_00166_11743_2910.N1	29-MAY-2004 10:59:09	Tw_i_and_stray	47.500	75	26Eps Sco	2.2910	4250.0	95	11743	No
212	GOM_NL__2PRFIN20040529_110114_000000432027_00166_11743_2911.N1	29-MAY-2004 11:01:14	Bright	42.500	136	23Tau Sco	2.8220	30000.	85	11743	No
213	GOM_NL__2PRFIN20040529_110321_000000422027_00166_11743_2912.N1	29-MAY-2004 11:03:21	Bright	42.000	80	7Del Sco	2.3160	30000.	84	11743	No
214	GOM_NL__2PRFIN20040529_110456_000000482027_00166_11743_2913.N1	29-MAY-2004 11:04:56	Bright	48.000	86	35Eta Oph	2.4300	10200.	96	11743	No
215	GOM_NL__2PRFIN20040529_110650_000000432027_00166_11743_2914.N1	29-MAY-2004 11:06:50	Bright	43.000	98	13Zet Oph	2.5710	30000.	86	11743	No
216	GOM_NL__2PRFIN20040529_110903_000000422027_00166_11743_2915.N1	29-MAY-2004 11:09:03	Bright	41.500	120	1Del Oph	2.7340	3200.0	83	11743	No
217	GOM_NL__2PRFIN20040529_111205_000000392027_00166_11743_2916.N1	29-MAY-2004 11:12:05	Bright	38.500	102	24Alp Ser	2.6000	4250.0	77	11743	No
218	GOM_NL__2PRFIN20040529_111558_000000522027_00166_11743_2917.N1	29-MAY-2004 11:15:58	Bright	52.000	3	16Alp Boo	-0.050000	4250.0	104	11743	No
219	GOM_NL__2PRFIN20040529_111759_000000362027_00166_11743_2918.N1	29-MAY-2004 11:17:59	Bright	36.000	83		2.3780	11000.	72	11743	No

220	GOM_NL__2PRFIN20040529_112110_000000402027_00166_11743_2919.N1	29-MAY-2004 11:21:10	Bright	40.000	180	27Gam Boo	3.0400	8000.0	80	11743	No
221	GOM_NL__2PRFIN20040529_112430_000000382027_00166_11743_2920.N1	29-MAY-2004 11:24:30	Bright	38.000	39	85Eta UMa	1.8540	24000.	76	11743	No
222	GOM_NL__2PRFIN20040529_112617_000000382027_00166_11743_2921.N1	29-MAY-2004 11:26:17	Bright	37.500	55	79Zet UMa	2.0600	10200.	75	11743	No
223	GOM_NL__2PRFIN20040529_112843_000000402027_00166_11743_2922.N1	29-MAY-2004 11:28:43	Bright	39.500	119	14Eta Dra	2.7270	4700.0	79	11743	No
224	GOM_NL__2PRFIN20040529_113116_000000392027_00166_11743_2923.N1	29-MAY-2004 11:31:16	Bright	39.000	60	7Bet UMi	2.0810	3950.0	78	11743	No
225	GOM_NL__2PRFIN20040529_113555_000000382027_00166_11743_2924.N1	29-MAY-2004 11:35:55	Bright	37.500	49	1Alp UMi	1.9900	6300.0	75	11743	No
226	GOM_NL__2PRFIN20040529_113915_000000502027_00166_11743_2925.N1	29-MAY-2004 11:39:15	Bright	49.500	89	5Alp Cep	2.4510	8000.0	99	11743	No
227	GOM_NL__2PRFIN20040529_114400_000000382027_00166_11743_2926.N1	29-MAY-2004 11:44:00	Bright	38.000	76	27Gam Cas	2.3000	30000.	76	11743	No
228	GOM_NL__2PRFIN20040529_115140_000000452027_00166_11743_2927.N1	29-MAY-2004 11:51:40	Bright	45.000	53	43Bet And	2.0480	3300.0	90	11743	No
229	GOM_NL__2PRFIN20040529_115418_000000542027_00166_11743_2928.N1	29-MAY-2004 11:54:18	Twi_and_stray	53.500	58	21Alp And	2.0730	11000.	107	11743	No
230	GOM_NL__2PRFIN20040529_115906_000000512027_00166_11743_2929.N1	29-MAY-2004 11:59:06	Dark	50.500	140	88Gam Peg	2.8340	26000.	101	11743	No
231	GOM_NL__2PRFIN20040529_120202_000000792027_00166_11743_2930.N1	29-MAY-2004 12:02:02	Dark	78.500	90	54Alp Peg	2.4870	11000.	157	11743	No
232	GOM_NL__2PRFIN20040529_120802_000000462027_00166_11743_2931.N1	29-MAY-2004 12:08:02	Dark	45.500	52	16Bet Cet	2.0370	4500.0	91	11743	No
233	GOM_NL__2PRFIN20040529_121446_000000452027_00166_11743_2932.N1	29-MAY-2004 12:14:46	Dark	45.000	84	Alp Phe	2.3970	4500.0	90	11743	No
234	GOM_NL__2PRFIN20040529_121707_000000482027_00166_11743_2933.N1	29-MAY-2004 12:17:07	Dark	48.000	9	Alp Eri	0.45300	24000.	96	11743	No
235	GOM_NL__2PRFIN20040529_121955_000000492027_00167_11744_2902.N1	29-MAY-2004 12:19:55	Dark	49.000	63	Bet Gru	2.1500	2800.0	98	11744	No
236	GOM_NL__2PRFIN20040529_122256_000000382027_00167_11744_2903.N1	29-MAY-2004 12:22:56	Dark	38.000	135	Bet Hyi	2.8200	5800.0	76	11744	No
237	GOM_NL__2PRFIN20040529_122651_000000452027_00167_11744_2904.N1	29-MAY-2004 12:26:51	Straylight	45.000	45	Alp Pav	1.9400	26000.	90	11744	No
238	GOM_NL__2PRFIN20040529_123044_000000432027_00167_11744_2905.N1	29-MAY-2004 12:30:44	Straylight	42.500	43	Alp TrA	1.9100	4250.0	85	11744	No
239	GOM_NL__2PRFIN20040529_123250_000000402027_00167_11744_2906.N1	29-MAY-2004 12:32:50	Straylight	39.500	134	Bet TrA	2.8100	6600.0	79	11744	No
240	GOM_NL__2PRFIN20040529_123411_000000462027_00167_11744_2907.N1	29-MAY-2004 12:34:11	Straylight	45.500	4	Alp1Cen	-0.010000	5800.0	91	11744	No
241	GOM_NL__2PRFIN20040529_123607_000000502027_00167_11744_2908.N1	29-MAY-2004 12:36:07	Straylight	49.500	40	The Sco	1.8590	7100.0	99	11744	No
242	GOM_NL__2PRFIN20040529_123755_000000462027_00167_11744_2909.N1	29-MAY-2004 12:37:55	Twi_and_stray	46.000	25	35Lam Sco	1.6200	28000.	92	11744	No
243	GOM_NL__2PRFIN20040529_123945_000000512027_00167_11744_2910.N1	29-MAY-2004 12:39:45	Twi_and_stray	50.500	75	26Eps Sco	2.2910	4250.0	101	11744	No
244	GOM_NL__2PRFIN20040529_124149_000000432027_00167_11744_2911.N1	29-MAY-2004 12:41:49	Bright	43.000	136	23Tau Sco	2.8220	30000.	86	11744	No
245	GOM_NL__2PRFIN20040529_124357_000000402027_00167_11744_2912.N1	29-MAY-2004 12:43:57	Bright	40.000	80	7Del Sco	2.3160	30000.	80	11744	No
246	GOM_NL__2PRFIN20040529_124532_000000482027_00167_11744_2913.N1	29-MAY-2004 12:45:32	Bright	48.000	86	35Eta Oph	2.4300	10200.	96	11744	No
247	GOM_NL__2PRFIN20040529_124726_000000442027_00167_11744_2914.N1	29-MAY-2004 12:47:26	Bright	44.000	98	13Zet Oph	2.5710	30000.	88	11744	No
248	GOM_NL__2PRFIN20040529_124939_000000422027_00167_11744_2915.N1	29-MAY-2004 12:49:39	Bright	41.500	120	1Del Oph	2.7340	3200.0	83	11744	No
249	GOM_NL__2PRFIN20040529_125241_000000392027_00167_11744_2916.N1	29-MAY-2004 12:52:41	Bright	39.000	102	24Alp Ser	2.6000	4250.0	78	11744	No
250	GOM_NL__2PRFIN20040529_125634_000000392027_00167_11744_2917.N1	29-MAY-2004 12:56:34	Bright	39.000	3	16Alp Boo	-0.050000	4250.0	78	11744	No
251	GOM_NL__2PRFIN20040529_125834_000000372027_00167_11744_2918.N1	29-MAY-2004 12:58:34	Bright	36.500	83		2.3780	11000.	73	11744	No
252	GOM_NL__2PRFIN20040529_130146_000000352027_00167_11744_2919.N1	29-MAY-2004 13:01:46	Bright	35.000	180	27Gam Boo	3.0400	8000.0	70	11744	No
253	GOM_NL__2PRFIN20040529_130506_000000372027_00167_11744_2920.N1	29-MAY-2004 13:05:06	Bright	37.000	39	85Eta UMa	1.8540	24000.	74	11744	No
254	GOM_NL__2PRFIN20040529_130653_000000382027_00167_11744_2921.N1	29-MAY-2004 13:06:53	Bright	38.000	55	79Zet UMa	2.0600	10200.	76	11744	No
255	GOM_NL__2PRFIN20040529_130918_000000412027_00167_11744_2922.N1	29-MAY-2004 13:09:18	Bright	41.000	119	14Eta Dra	2.7270	4700.0	82	11744	No
256	GOM_NL__2PRFIN20040529_131152_000000392027_00167_11744_2923.N1	29-MAY-2004 13:11:52	Bright	38.500	60	7Bet UMi	2.0810	3950.0	77	11744	No
257	GOM_NL__2PRFIN20040529_131631_000000362027_00167_11744_2924.N1	29-MAY-2004 13:16:31	Bright	35.500	49	1Alp UMi	1.9900	6300.0	71	11744	No
258	GOM_NL__2PRFIN20040529_131951_000000492027_00167_11744_2925.N1	29-MAY-2004 13:19:51	Bright	48.500	89	5Alp Cep	2.4510	8000.0	97	11744	No
259	GOM_NL__2PRFIN20040529_132436_000000402027_00167_11744_2926.N1	29-MAY-2004 13:24:36	Bright	40.000	76	27Gam Cas	2.3000	30000.	80	11744	No
260	GOM_NL__2PRFIN20040529_133215_000000432027_00167_11744_2927.N1	29-MAY-2004 13:32:15	Bright	43.000	53	43Bet And	2.0480	3300.0	86	11744	No
261	GOM_NL__2PRFIN20040529_133453_000000572027_00167_11744_2928.N1	29-MAY-2004 13:34:53	Twi_and_stray	57.000	58	21Alp And	2.0730	11000.	114	11744	No
262	GOM_NL__2PRFIN20040529_133943_000000512027_00167_11744_2929.N1	29-MAY-2004 13:39:43	Dark	50.500	140	88Gam Peg	2.8340	26000.	101	11744	No
263	GOM_NL__2PRFIN20040529_134239_000000822027_00167_11744_2930.N1	29-MAY-2004 13:42:39	Dark	81.500	90	54Alp Peg	2.4870	11000.	163	11744	No
264	GOM_NL__2PRFIN20040529_134839_000000472027_00167_11744_2931.N1	29-MAY-2004 13:48:39	Dark	46.500	52	16Bet Cet	2.0370	4500.0	93	11744	No
265	GOM_NL__2PRFIN20040529_135522_000000462027_00167_11744_2932.N1	29-MAY-2004 13:55:22	Dark	45.500	84	Alp Phe	2.3970	4500.0	91	11744	No
266	GOM_NL__2PRFIN20040529_135743_000000442027_00167_11744_2933.N1	29-MAY-2004 13:57:43	Dark	43.500	9	Alp Eri	0.45300	24000.	87	11744	No
267	GOM_NL__2PRFIN20040529_140032_000000552027_00168_11745_2902.N1	29-MAY-2004 14:00:32	Dark	54.500	63	Bet Gru	2.1500	2800.0	109	11745	No
268	GOM_NL__2PRFIN20040529_154259_000000482027_00169_11746_2923.N1	29-MAY-2004 15:42:59	Dark	48.000	31	Alp Gru	1.7340	15200.	96	11746	No
269	GOM_NL__2PRFIN20040529_154804_000000452027_00169_11746_2924.N1	29-MAY-2004 15:48:04	Straylight	44.500	45	Alp Pav	1.9400	26000.	89	11746	No
270	GOM_NL__2PRFIN20040529_155156_000000422027_00169_11746_2925.N1	29-MAY-2004 15:51:56	Straylight	42.000	43	Alp TrA	1.9100	4250.0	84	11746	No
271	GOM_NL__2PRFIN20040529_155401_000000422027_00169_11746_2926.N1	29-MAY-2004 15:54:01	Straylight	41.500	134	Bet TrA	2.8100	6600.0	83	11746	No
272	GOM_NL__2PRFIN20040529_155523_000000502027_00169_11746_2927.N1	29-MAY-2004 15:55:23	Straylight	49.500	4	Alp1Cen	-0.010000	5800.0	99	11746	No
273	GOM_NL__2PRFIN20040529_155719_000000502027_00169_11746_2928.N1	29-MAY-2004 15:57:19	Straylight	50.000	40	The Sco	1.8590	7100.0	100	11746	No
274	GOM_NL__2PRFIN20040529_155907_000000502027_00169_11746_2929.N1	29-MAY-2004 15:59:07	Twi_and_stray	49.500	25	35Lam Sco	1.6200	28000.	99	11746	No
275	GOM_NL__2PRFIN20040529_160058_000000482027_00169_11746_2930.N1	29-MAY-2004 16:00:58	Twi_and_stray	48.000	75	26Eps Sco	2.2910	4250.0	96	11746	No
276	GOM_NL__2PRFIN20040529_160302_000000432027_00169_11746_2931.N1	29-MAY-2004 16:03:02	Bright	42.500	136	23Tau Sco	2.8220	30000.	85	11746	No
277	GOM_NL__2PRFIN20040529_160509_000000422027_00169_11746_2932.N1	29-MAY-2004 16:05:09	Bright	42.000	80	7Del Sco	2.3160	30000.	84	11746	No
278	GOM_NL__2PRFIN20040529_160643_000000512027_00169_11746_2933.N1	29-MAY-2004 16:06:43	Bright	50.500	86	35Eta Oph	2.4300	10200.	101	11746	No

279	GOM_NL__2PRFIN20040529_160838_000000452027_00169_11746_2934.N1	29-MAY-2004 16:08:38	Bright	44.500	98	13Zet Oph	2.5710	30000.	89	11746	No
280	GOM_NL__2PRFIN20040529_161051_000000422027_00169_11746_2935.N1	29-MAY-2004 16:10:51	Bright	42.000	120	1Del Oph	2.7340	3200.0	84	11746	No
281	GOM_NL__2PRFIN20040529_161352_000000402027_00169_11746_2936.N1	29-MAY-2004 16:13:52	Bright	39.500	102	24Alp Ser	2.6000	4250.0	79	11746	No
282	GOM_NL__2PRFIN20040529_161746_000000382027_00169_11746_2937.N1	29-MAY-2004 16:17:46	Bright	37.500	3	16Alp Boo	-0.050000	4250.0	75	11746	No
283	GOM_NL__2PRFIN20040529_161946_000000372027_00169_11746_2938.N1	29-MAY-2004 16:19:46	Bright	36.500	83		2.3780	11000.	73	11746	No
284	GOM_NL__2PRFIN20040529_162257_000000372027_00169_11746_2939.N1	29-MAY-2004 16:22:57	Bright	37.000	180	27Gam Boo	3.0400	8000.0	74	11746	No
285	GOM_NL__2PRFIN20040529_162618_000000362027_00169_11746_2940.N1	29-MAY-2004 16:26:18	Bright	35.500	39	85Eta UMa	1.8540	24000.	71	11746	No
286	GOM_NL__2PRFIN20040529_162805_000000382027_00169_11746_2941.N1	29-MAY-2004 16:28:05	Bright	38.000	55	79Zet UMa	2.0600	10200.	76	11746	No
287	GOM_NL__2PRFIN20040529_163029_000000412027_00169_11746_2942.N1	29-MAY-2004 16:30:29	Bright	41.000	119	14Eta Dra	2.7270	4700.0	82	11746	No
288	GOM_NL__2PRFIN20040529_163300_000000432027_00169_11746_2943.N1	29-MAY-2004 16:33:00	Bright	42.500	60	7Bet UMi	2.0810	3950.0	85	11746	No
289	GOM_NL__2PRFIN20040529_163743_000000392027_00169_11746_2944.N1	29-MAY-2004 16:37:43	Bright	39.000	49	1Alp UMi	1.9900	6300.0	78	11746	No
290	GOM_NL__2PRFIN20040529_164102_000000482027_00169_11746_2945.N1	29-MAY-2004 16:41:02	Bright	48.000	89	5Alp Cep	2.4510	8000.0	96	11746	No
291	GOM_NL__2PRFIN20040529_164548_000000372027_00169_11746_2946.N1	29-MAY-2004 16:45:48	Bright	37.000	76	27Gam Cas	2.3000	30000.	74	11746	No
292	GOM_NL__2PRFIN20040529_165327_000000492027_00169_11746_2947.N1	29-MAY-2004 16:53:27	Bright	48.500	53	43Bet And	2.0480	3300.0	97	11746	No
293	GOM_NL__2PRFIN20040529_165606_000000562027_00169_11746_2948.N1	29-MAY-2004 16:56:06	Twilight	55.500	58	21Alp And	2.0730	11000.	111	11746	No
294	GOM_NL__2PRFIN20040529_170055_000000512027_00169_11746_2949.N1	29-MAY-2004 17:00:55	Dark	51.000	140	88Gam Peg	2.8340	26000.	102	11746	No
295	GOM_NL__2PRFIN20040529_170353_000000792027_00169_11746_2950.N1	29-MAY-2004 17:03:53	Dark	78.500	90	54Alp Peg	2.4870	11000.	157	11746	No
296	GOM_NL__2PRFIN20040529_170952_000000512027_00169_11746_2951.N1	29-MAY-2004 17:09:52	Dark	51.000	52	16Bet Cet	2.0370	4500.0	102	11746	No
297	GOM_NL__2PRFIN20040529_171635_000000472027_00169_11746_2952.N1	29-MAY-2004 17:16:35	Dark	46.500	84	Alp Phe	2.3970	4500.0	93	11746	No
298	GOM_NL__2PRFIN20040529_171855_000000472027_00169_11746_2953.N1	29-MAY-2004 17:18:55	Dark	47.000	9	Alp Eri	0.45300	24000.	94	11746	No
299	GOM_NL__2PRFIN20040529_172146_000000482027_00170_11747_2923.N1	29-MAY-2004 17:21:46	Dark	48.000	63	Bet Gru	2.1500	2800.0	96	11747	No
300	GOM_NL__2PRFIN20040529_172336_000000482027_00170_11747_2924.N1	29-MAY-2004 17:23:36	Dark	47.500	31	Alp Gru	1.7340	15200.	95	11747	No
301	GOM_NL__2PRFIN20040529_172841_000000442027_00170_11747_2925.N1	29-MAY-2004 17:28:41	Straylight	44.000	45	Alp Pav	1.9400	26000.	88	11747	No
302	GOM_NL__2PRFIN20040529_173233_000000402027_00170_11747_2926.N1	29-MAY-2004 17:32:33	Straylight	39.500	43	Alp TrA	1.9100	4250.0	79	11747	No
303	GOM_NL__2PRFIN20040529_173438_000000372027_00170_11747_2927.N1	29-MAY-2004 17:34:38	Straylight	37.000	134	Bet TrA	2.8100	6600.0	74	11747	No
304	GOM_NL__2PRFIN20040529_173559_000000472027_00170_11747_2928.N1	29-MAY-2004 17:35:59	Straylight	47.000	4	Alp1Cen	-0.010000	5800.0	94	11747	No
305	GOM_NL__2PRFIN20040529_173756_000000512027_00170_11747_2929.N1	29-MAY-2004 17:37:56	Straylight	50.500	40	The Sco	1.8590	7100.0	101	11747	No
306	GOM_NL__2PRFIN20040529_173944_000000532027_00170_11747_2930.N1	29-MAY-2004 17:39:44	Twilight	52.500	25	35Lam Sco	1.6200	28000.	105	11747	No
307	GOM_NL__2PRFIN20040529_174134_000000502027_00170_11747_2931.N1	29-MAY-2004 17:41:34	Twilight	49.500	75	26Eps Sco	2.2910	4250.0	99	11747	No
308	GOM_NL__2PRFIN20040529_174338_000000432027_00170_11747_2932.N1	29-MAY-2004 17:43:38	Bright	43.000	136	23Tau Sco	2.8220	30000.	86	11747	No
309	GOM_NL__2PRFIN20040529_174545_000000412027_00170_11747_2933.N1	29-MAY-2004 17:45:45	Bright	40.500	80	7Del Sco	2.3160	30000.	81	11747	No
310	GOM_NL__2PRFIN20040529_174720_000000492027_00170_11747_2934.N1	29-MAY-2004 17:47:20	Bright	48.500	86	35Eta Oph	2.4300	10200.	97	11747	No
311	GOM_NL__2PRFIN20040529_174914_000000432027_00170_11747_2935.N1	29-MAY-2004 17:49:14	Bright	43.000	98	13Zet Oph	2.5710	30000.	86	11747	No
312	GOM_NL__2PRFIN20040529_175127_000000422027_00170_11747_2936.N1	29-MAY-2004 17:51:27	Bright	42.000	120	1Del Oph	2.7340	3200.0	84	11747	No
313	GOM_NL__2PRFIN20040529_175428_000000392027_00170_11747_2937.N1	29-MAY-2004 17:54:28	Bright	39.000	102	24Alp Ser	2.6000	4250.0	78	11747	No
314	GOM_NL__2PRFIN20040529_175823_000000372027_00170_11747_2938.N1	29-MAY-2004 17:58:23	Bright	36.500	3	16Alp Boo	-0.050000	4250.0	73	11747	No
315	GOM_NL__2PRFIN20040529_180023_000000392027_00170_11747_2939.N1	29-MAY-2004 18:00:23	Bright	38.500	83		2.3780	11000.	77	11747	No
316	GOM_NL__2PRFIN20040529_180333_000000362027_00170_11747_2940.N1	29-MAY-2004 18:03:33	Bright	35.500	180	27Gam Boo	3.0400	8000.0	71	11747	No
317	GOM_NL__2PRFIN20040529_180655_000000392027_00170_11747_2941.N1	29-MAY-2004 18:06:55	Bright	38.500	39	85Eta UMa	1.8540	24000.	77	11747	No
318	GOM_NL__2PRFIN20040529_180842_000000382027_00170_11747_2942.N1	29-MAY-2004 18:08:42	Bright	38.000	55	79Zet UMa	2.0600	10200.	76	11747	No
319	GOM_NL__2PRFIN20040529_181105_000000422027_00170_11747_2943.N1	29-MAY-2004 18:11:05	Bright	42.000	119	14Eta Dra	2.7270	4700.0	84	11747	No
320	GOM_NL__2PRFIN20040529_181339_000000402027_00170_11747_2944.N1	29-MAY-2004 18:13:39	Bright	39.500	60	7Bet UMi	2.0810	3950.0	79	11747	No
321	GOM_NL__2PRFIN20040529_181819_000000372027_00170_11747_2945.N1	29-MAY-2004 18:18:19	Bright	37.000	49	1Alp UMi	1.9900	6300.0	74	11747	No
322	GOM_NL__2PRFIN20040529_182138_000000482027_00170_11747_2946.N1	29-MAY-2004 18:21:38	Bright	47.500	89	5Alp Cep	2.4510	8000.0	95	11747	No
323	GOM_NL__2PRFIN20040529_182624_000000372027_00170_11747_2947.N1	29-MAY-2004 18:26:24	Bright	37.000	76	27Gam Cas	2.3000	30000.	74	11747	No
324	GOM_NL__2PRFIN20040529_183404_000000562027_00170_11747_2948.N1	29-MAY-2004 18:34:04	Bright	56.000	53	43Bet And	2.0480	3300.0	112	11747	No
325	GOM_NL__2PRFIN20040529_183643_000000552027_00170_11747_2949.N1	29-MAY-2004 18:36:43	Twilight	54.500	58	21Alp And	2.0730	11000.	109	11747	No
326	GOM_NL__2PRFIN20040529_184132_000000512027_00170_11747_2950.N1	29-MAY-2004 18:41:32	Dark	51.000	140	88Gam Peg	2.8340	26000.	102	11747	No
327	GOM_NL__2PRFIN20040529_184429_000000842027_00170_11747_2951.N1	29-MAY-2004 18:44:29	Dark	83.500	90	54Alp Peg	2.4870	11000.	167	11747	No
328	GOM_NL__2PRFIN20040529_185029_000000472027_00170_11747_2952.N1	29-MAY-2004 18:50:29	Dark	47.000	52	16Bet Cet	2.0370	4500.0	94	11747	No
329	GOM_NL__2PRFIN20040529_185712_000000462027_00170_11747_2953.N1	29-MAY-2004 18:57:12	Dark	46.000	84	Alp Phe	2.3970	4500.0	92	11747	No
330	GOM_NL__2PRFIN20040529_185932_000000452027_00170_11747_2954.N1	29-MAY-2004 18:59:32	Dark	45.000	9	Alp Eri	0.45300	24000.	90	11747	No
331	GOM_NL__2PRFIN20040529_190223_000000512027_00171_11748_2923.N1	29-MAY-2004 19:02:23	Dark	50.500	63	Bet Gru	2.1500	2800.0	101	11748	No
332	GOM_NL__2PRFIN20040529_190413_000000482027_00171_11748_2924.N1	29-MAY-2004 19:04:13	Dark	47.500	31	Alp Gru	1.7340	15200.	95	11748	No
333	GOM_NL__2PRFIN20040529_190918_000000452027_00171_11748_2925.N1	29-MAY-2004 19:09:18	Straylight	44.500	45	Alp Pav	1.9400	26000.	89	11748	No
334	GOM_NL__2PRFIN20040529_191309_000000502027_00171_11748_2926.N1	29-MAY-2004 19:13:09	Straylight	49.500	43	Alp TrA	1.9100	4250.0	99	11748	No
335	GOM_NL__2PRFIN20040529_191514_000000392027_00171_11748_2927.N1	29-MAY-2004 19:15:14	Straylight	38.500	134	Bet TrA	2.8100	6600.0	77	11748	No
336	GOM_NL__2PRFIN20040529_191635_000000482027_00171_11748_2928.N1	29-MAY-2004 19:16:35	Straylight	47.500	4	Alp1Cen	-0.010000	5800.0	95	11748	No
337	GOM_NL__2PRFIN20040529_191833_000000462027_00171_11748_2929.N1	29-MAY-2004 19:18:33	Straylight	46.000	40	The Sco	1.8590	7100.0	92	11748	No

338	GOM_NL__2PRFIN20040529_192021_000000492027_00171_11748_2930.N1	29-MAY-2004 19:20:21	Twilight	48.500	25	35Lam Sco	1.6200	28000.	97	11748	No
339	GOM_NL__2PRFIN20040529_192211_000000472027_00171_11748_2931.N1	29-MAY-2004 19:22:11	Twilight	46.500	75	26Eps Sco	2.2910	4250.0	93	11748	No
340	GOM_NL__2PRFIN20040529_192415_000000432027_00171_11748_2932.N1	29-MAY-2004 19:24:15	Bright	43.000	136	23Tau Sco	2.8220	30000.	86	11748	No
341	GOM_NL__2PRFIN20040529_192622_000000412027_00171_11748_2933.N1	29-MAY-2004 19:26:22	Bright	40.500	80	7Del Sco	2.3160	30000.	81	11748	No
342	GOM_NL__2PRFIN20040529_192756_000000502027_00171_11748_2934.N1	29-MAY-2004 19:27:56	Bright	49.500	86	35Eta Oph	2.4300	10200.	99	11748	No
343	GOM_NL__2PRFIN20040529_192950_000000442027_00171_11748_2935.N1	29-MAY-2004 19:29:50	Bright	43.500	98	13Zet Oph	2.5710	30000.	87	11748	No
344	GOM_NL__2PRFIN20040529_193203_000000422027_00171_11748_2936.N1	29-MAY-2004 19:32:03	Bright	41.500	120	1Del Oph	2.7340	3200.0	83	11748	No
345	GOM_NL__2PRFIN20040529_193504_000000392027_00171_11748_2937.N1	29-MAY-2004 19:35:04	Bright	38.500	102	24Alp Ser	2.6000	4250.0	77	11748	No
346	GOM_NL__2PRFIN20040529_193859_000000372027_00171_11748_2938.N1	29-MAY-2004 19:38:59	Bright	37.000	3	16Alp Boo	-0.050000	4250.0	74	11748	No
347	GOM_NL__2PRFIN20040529_194059_000000402027_00171_11748_2939.N1	29-MAY-2004 19:40:59	Bright	39.500	83		2.3780	11000.	79	11748	No
348	GOM_NL__2PRFIN20040529_194410_000000382027_00171_11748_2940.N1	29-MAY-2004 19:44:10	Bright	37.500	180	27Gam Boo	3.0400	8000.0	75	11748	No
349	GOM_NL__2PRFIN20040529_194731_000000372027_00171_11748_2941.N1	29-MAY-2004 19:47:31	Bright	36.500	39	85Eta UMa	1.8540	24000.	73	11748	No
350	GOM_NL__2PRFIN20040529_194918_000000382027_00171_11748_2942.N1	29-MAY-2004 19:49:18	Bright	38.000	55	79Zet UMa	2.0600	10200.	76	11748	No
351	GOM_NL__2PRFIN20040529_195141_000000412027_00171_11748_2943.N1	29-MAY-2004 19:51:41	Bright	40.500	119	14Eta Dra	2.7270	4700.0	81	11748	No
352	GOM_NL__2PRFIN20040529_195415_000000392027_00171_11748_2944.N1	29-MAY-2004 19:54:15	Bright	39.000	60	7Bet UMi	2.0810	3950.0	78	11748	No
353	GOM_NL__2PRFIN20040529_195855_000000372027_00171_11748_2945.N1	29-MAY-2004 19:58:55	Bright	36.500	49	1Alp UMi	1.9900	6300.0	73	11748	No
354	GOM_NL__2PRFIN20040529_200213_000000492027_00171_11748_2946.N1	29-MAY-2004 20:02:13	Bright	48.500	89	5Alp Cep	2.4510	8000.0	97	11748	No
355	GOM_NL__2PRFIN20040529_200700_000000362027_00171_11748_2947.N1	29-MAY-2004 20:07:00	Bright	36.000	76	27Gam Cas	2.3000	30000.	72	11748	No
356	GOM_NL__2PRFIN20040529_201440_000000562027_00171_11748_2948.N1	29-MAY-2004 20:14:40	Bright	56.000	53	43Bet And	2.0480	3300.0	112	11748	No
357	GOM_NL__2PRFIN20040529_201719_000000542027_00171_11748_2949.N1	29-MAY-2004 20:17:19	Twilight	54.000	58	21Alp And	2.0730	11000.	108	11748	No
358	GOM_NL__2PRFIN20040529_202208_000000542027_00171_11748_2950.N1	29-MAY-2004 20:22:08	Dark	54.000	140	88Gam Peg	2.8340	26000.	108	11748	No
359	GOM_NL__2PRFIN20040529_202506_000000852027_00171_11748_2951.N1	29-MAY-2004 20:25:06	Dark	85.000	90	54Alp Peg	2.4870	11000.	170	11748	No
360	GOM_NL__2PRFIN20040529_203105_000000482027_00171_11748_2952.N1	29-MAY-2004 20:31:05	Dark	47.500	52	16Bet Cet	2.0370	4500.0	95	11748	No
361	GOM_NL__2PRFIN20040529_203748_000000462027_00171_11748_2953.N1	29-MAY-2004 20:37:48	Dark	45.500	84	Alp Phe	2.3970	4500.0	91	11748	No
362	GOM_NL__2PRFIN20040529_204008_000000432027_00171_11748_2954.N1	29-MAY-2004 20:40:08	Dark	43.000	9	Alp Eri	0.45300	24000.	86	11748	No
363	GOM_NL__2PRFIN20040529_204259_000000622027_00172_11749_2923.N1	29-MAY-2004 20:42:59	Dark	62.000	63	Bet Gru	2.1500	2800.0	124	11749	No
364	GOM_NL__2PRFIN20040529_204449_000000602027_00172_11749_2924.N1	29-MAY-2004 20:44:49	Dark	60.000	31	Alp Gru	1.7340	15200.	120	11749	No
365	GOM_NL__2PRFIN20040529_204954_000000462027_00172_11749_2925.N1	29-MAY-2004 20:49:54	Straylight	46.000	45	Alp Pav	1.9400	26000.	92	11749	No
366	GOM_NL__2PRFIN20040529_205343_000000502027_00172_11749_2926.N1	29-MAY-2004 20:53:43	Straylight	49.500	43	Alp TrA	1.9100	4250.0	99	11749	No
367	GOM_NL__2PRFIN20040529_205549_000000402027_00172_11749_2927.N1	29-MAY-2004 20:55:49	Straylight	40.000	134	Bet TrA	2.8100	6600.0	80	11749	No
368	GOM_NL__2PRFIN20040529_205711_000000522027_00172_11749_2928.N1	29-MAY-2004 20:57:11	Straylight	52.000	4	Alp1Cen	-0.010000	5800.0	104	11749	No
369	GOM_NL__2PRFIN20040529_205909_000000502027_00172_11749_2929.N1	29-MAY-2004 20:59:09	Straylight	49.500	40	The Sco	1.8590	7100.0	99	11749	No
370	GOM_NL__2PRFIN20040529_210057_000000512027_00172_11749_2930.N1	29-MAY-2004 21:00:57	Twilight	50.500	25	35Lam Sco	1.6200	28000.	101	11749	No
371	GOM_NL__2PRFIN20040529_210246_000000502027_00172_11749_2931.N1	29-MAY-2004 21:02:46	Twilight	50.000	75	26Eps Sco	2.2910	4250.0	100	11749	No
372	GOM_NL__2PRFIN20040529_210450_000000452027_00172_11749_2932.N1	29-MAY-2004 21:04:50	Bright	45.000	136	23Tau Sco	2.8220	30000.	90	11749	No
373	GOM_NL__2PRFIN20040529_210657_000000442027_00172_11749_2933.N1	29-MAY-2004 21:06:57	Bright	43.500	80	7Del Sco	2.3160	30000.	87	11749	No
374	GOM_NL__2PRFIN20040529_210832_000000492027_00172_11749_2934.N1	29-MAY-2004 21:08:32	Bright	48.500	86	35Eta Oph	2.4300	10200.	97	11749	No
375	GOM_NL__2PRFIN20040529_211025_000000442027_00172_11749_2935.N1	29-MAY-2004 21:10:25	Bright	44.000	98	13Zet Oph	2.5710	30000.	88	11749	No
376	GOM_NL__2PRFIN20040529_211239_000000422027_00172_11749_2936.N1	29-MAY-2004 21:12:39	Bright	41.500	120	1Del Oph	2.7340	3200.0	83	11749	No
377	GOM_NL__2PRFIN20040529_211540_000000382027_00172_11749_2937.N1	29-MAY-2004 21:15:40	Bright	38.000	102	24Alp Ser	2.6000	4250.0	76	11749	No
378	GOM_NL__2PRFIN20040529_211935_000000372027_00172_11749_2938.N1	29-MAY-2004 21:19:35	Bright	36.500	3	16Alp Boo	-0.050000	4250.0	73	11749	No
379	GOM_NL__2PRFIN20040529_212134_000000392027_00172_11749_2939.N1	29-MAY-2004 21:21:34	Bright	38.500	83		2.3780	11000.	77	11749	No
380	GOM_NL__2PRFIN20040529_212445_000000372027_00172_11749_2940.N1	29-MAY-2004 21:24:45	Bright	36.500	180	27Gam Boo	3.0400	8000.0	73	11749	No
381	GOM_NL__2PRFIN20040529_212806_000000382027_00172_11749_2941.N1	29-MAY-2004 21:28:06	Bright	38.000	39	85Eta UMa	1.8540	24000.	76	11749	No
382	GOM_NL__2PRFIN20040529_212954_000000392027_00172_11749_2942.N1	29-MAY-2004 21:29:54	Bright	38.500	55	79Zet UMa	2.0600	10200.	77	11749	No
383	GOM_NL__2PRFIN20040529_213217_000000412027_00172_11749_2943.N1	29-MAY-2004 21:32:17	Bright	40.500	119	14Eta Dra	2.7270	4700.0	81	11749	No
384	GOM_NL__2PRFIN20040529_213451_000000402027_00172_11749_2944.N1	29-MAY-2004 21:34:51	Bright	40.000	60	7Bet UMi	2.0810	3950.0	80	11749	No
385	GOM_NL__2PRFIN20040529_213931_000000382027_00172_11749_2945.N1	29-MAY-2004 21:39:31	Bright	37.500	49	1Alp UMi	1.9900	6300.0	75	11749	No
386	GOM_NL__2PRFIN20040529_214248_000000482027_00172_11749_2946.N1	29-MAY-2004 21:42:48	Bright	48.000	89	5Alp Cep	2.4510	8000.0	96	11749	No
387	GOM_NL__2PRFIN20040529_214735_000000492027_00172_11749_2947.N1	29-MAY-2004 21:47:35	Bright	48.500	76	27Gam Cas	2.3000	30000.	97	11749	No
388	GOM_NL__2PRFIN20040529_215515_000000442027_00172_11749_2948.N1	29-MAY-2004 21:55:15	Bright	43.500	53	43Bet And	2.0480	3300.0	87	11749	No
389	GOM_NL__2PRFIN20040529_215754_000000592027_00172_11749_2949.N1	29-MAY-2004 21:57:54	Twilight	58.500	58	21Alp And	2.0730	11000.	117	11749	No
390	GOM_NL__2PRFIN20040529_220244_000000522027_00172_11749_2950.N1	29-MAY-2004 22:02:44	Dark	52.000	140	88Gam Peg	2.8340	26000.	104	11749	No
391	GOM_NL__2PRFIN20040529_220543_000000812027_00172_11749_2951.N1	29-MAY-2004 22:05:43	Dark	80.500	90	54Alp Peg	2.4870	11000.	161	11749	No
392	GOM_NL__2PRFIN20040529_221141_000000552027_00172_11749_2952.N1	29-MAY-2004 22:11:41	Dark	54.500	52	16Bet Cet	2.0370	4500.0	109	11749	No
393	GOM_NL__2PRFIN20040529_221824_000000442027_00172_11749_2953.N1	29-MAY-2004 22:18:24	Dark	43.500	84	Alp Phe	2.3970	4500.0	87	11749	No
394	GOM_NL__2PRFIN20040529_222044_000000522027_00172_11749_2954.N1	29-MAY-2004 22:20:44	Dark	51.500	9	Alp Eri	0.45300	24000.	103	11749	No
395	GOM_NL__2PRFIN20040529_222336_000000612027_00173_11750_2923.N1	29-MAY-2004 22:23:36	Dark	61.000	63	Bet Gru	2.1500	2800.0	122	11750	No
396	GOM_NL__2PRFIN20040529_222632_000000392027_00173_11750_2924.N1	29-MAY-2004 22:26:32	Dark	39.000	135	Bet Hyi	2.8200	5800.0	78	11750	No

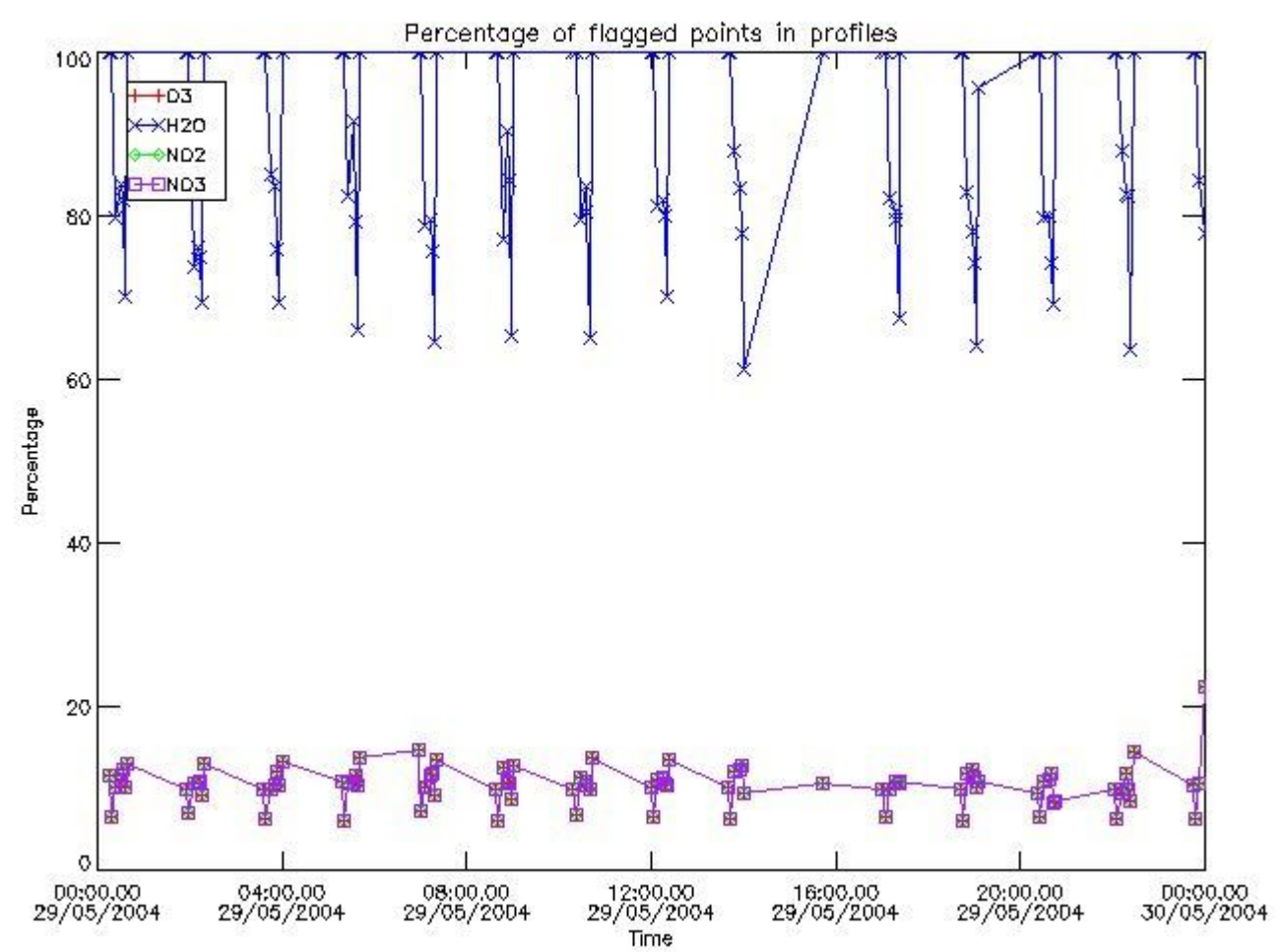


397	GOM_NL__2PRFIN20040529_223031_000000452027_00173_11750_2925.N1	29-MAY-2004 22:30:31	Straylight	44.500	45	Alp Pav	1.9400	26000.	89	11750	No
398	GOM_NL__2PRFIN20040529_223419_000000522027_00173_11750_2926.N1	29-MAY-2004 22:34:19	Straylight	52.000	43	Alp TrA	1.9100	4250.0	104	11750	No
399	GOM_NL__2PRFIN20040529_223624_000000412027_00173_11750_2927.N1	29-MAY-2004 22:36:24	Straylight	41.000	134	Bet TrA	2.8100	6600.0	82	11750	No
400	GOM_NL__2PRFIN20040529_223748_000000492027_00173_11750_2928.N1	29-MAY-2004 22:37:48	Straylight	49.000	4	Alp1Cen	-0.010000	5800.0	98	11750	No
401	GOM_NL__2PRFIN20040529_224047_000000592027_00173_11750_2929.N1	29-MAY-2004 22:40:47	Tw_i_and_stray	59.000	38	20Eps Sgr	1.8360	11000.	118	11750	No
402	GOM_NL__2PRFIN20040529_224244_000000732027_00173_11750_2930.N1	29-MAY-2004 22:42:44	Tw_i_and_stray	72.500	57	34Sig Sgr	2.0660	26000.	145	11750	No
403	GOM_NL__2PRFIN20040529_224526_000000422027_00173_11750_2931.N1	29-MAY-2004 22:45:26	Bright	42.000	136	23Tau Sco	2.8220	30000.	84	11750	No
404	GOM_NL__2PRFIN20040529_224733_000000432027_00173_11750_2932.N1	29-MAY-2004 22:47:33	Bright	42.500	80	7Del Sco	2.3160	30000.	85	11750	No
405	GOM_NL__2PRFIN20040529_224908_000000492027_00173_11750_2933.N1	29-MAY-2004 22:49:08	Bright	48.500	86	35Eta Oph	2.4300	10200.	97	11750	No
406	GOM_NL__2PRFIN20040529_225101_000000452027_00173_11750_2934.N1	29-MAY-2004 22:51:01	Bright	44.500	98	13Zet Oph	2.5710	30000.	89	11750	No
407	GOM_NL__2PRFIN20040529_225314_000000422027_00173_11750_2935.N1	29-MAY-2004 22:53:14	Bright	42.000	120	1Del Oph	2.7340	3200.0	84	11750	No
408	GOM_NL__2PRFIN20040529_225616_000000392027_00173_11750_2936.N1	29-MAY-2004 22:56:16	Bright	38.500	102	24Alp Ser	2.6000	4250.0	77	11750	No
409	GOM_NL__2PRFIN20040529_230011_000000382027_00173_11750_2937.N1	29-MAY-2004 23:00:11	Bright	37.500	3	16Alp Boo	-0.050000	4250.0	75	11750	No
410	GOM_NL__2PRFIN20040529_230210_000000392027_00173_11750_2938.N1	29-MAY-2004 23:02:10	Bright	39.000	83		2.3780	11000.	78	11750	No
411	GOM_NL__2PRFIN20040529_230842_000000382027_00173_11750_2939.N1	29-MAY-2004 23:08:42	Bright	38.000	39	85Eta UMa	1.8540	24000.	76	11750	No
412	GOM_NL__2PRFIN20040529_231030_000000362027_00173_11750_2940.N1	29-MAY-2004 23:10:30	Bright	36.000	55	79Zet UMa	2.0600	10200.	72	11750	No
413	GOM_NL__2PRFIN20040529_231252_000000412027_00173_11750_2941.N1	29-MAY-2004 23:12:52	Bright	40.500	119	14Eta Dra	2.7270	4700.0	81	11750	No
414	GOM_NL__2PRFIN20040529_231526_000000392027_00173_11750_2942.N1	29-MAY-2004 23:15:26	Bright	39.000	60	7Bet UMi	2.0810	3950.0	78	11750	No
415	GOM_NL__2PRFIN20040529_232007_000000392027_00173_11750_2943.N1	29-MAY-2004 23:20:07	Bright	38.500	49	1Alp UMi	1.9900	6300.0	77	11750	No
416	GOM_NL__2PRFIN20040529_232324_000000482027_00173_11750_2944.N1	29-MAY-2004 23:23:24	Bright	47.500	89	5Alp Cep	2.4510	8000.0	95	11750	No
417	GOM_NL__2PRFIN20040529_232811_000000392027_00173_11750_2945.N1	29-MAY-2004 23:28:11	Bright	38.500	76	27Gam Cas	2.3000	30000.	77	11750	No
418	GOM_NL__2PRFIN20040529_233551_000000452027_00173_11750_2946.N1	29-MAY-2004 23:35:51	Bright	44.500	53	43Bet And	2.0480	3300.0	89	11750	No
419	GOM_NL__2PRFIN20040529_233828_000000562027_00173_11750_2947.N1	29-MAY-2004 23:38:28	Tw_i_and_stray	56.000	58	21Alp And	2.0730	11000.	112	11750	No
420	GOM_NL__2PRFIN20040529_234321_000000542027_00173_11750_2948.N1	29-MAY-2004 23:43:21	Dark	53.500	140	88Gam Peg	2.8340	26000.	107	11750	No
421	GOM_NL__2PRFIN20040529_234621_000000832027_00173_11750_2949.N1	29-MAY-2004 23:46:21	Dark	82.500	90	54Alp Peg	2.4870	11000.	165	11750	No
422	GOM_NL__2PRFIN20040529_235218_000000482027_00173_11750_2950.N1	29-MAY-2004 23:52:18	Dark	48.000	52	16Bet Cet	2.0370	4500.0	96	11750	No
423	GOM_NL__2PRFIN20040529_235901_000000412027_00173_11750_2951.N1	29-MAY-2004 23:59:01	Dark	41.000	84	Alp Phe	2.3970	4500.0	82	11750	No

### 3. Quality information per product

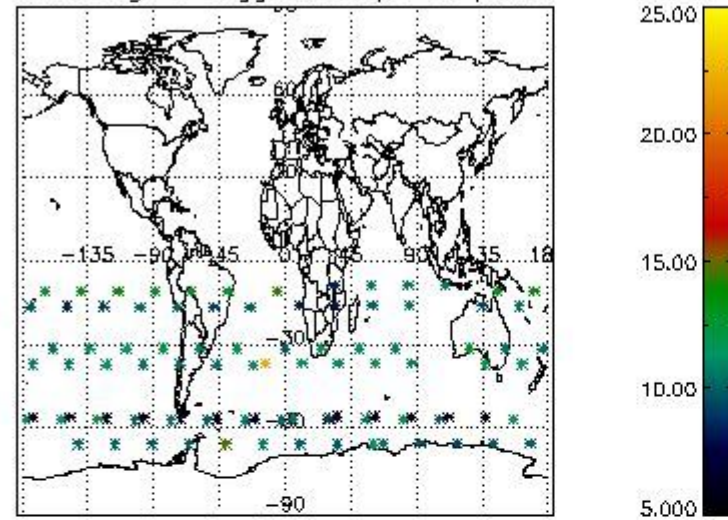
In this section it is plotted some information contained in the Quality Summary data set of the level 2 products. Only products in dark limb conditions and without errors (error flag in the MPH set to "0") are used.

#### 3.1 Plot quality information per product (time dependant)

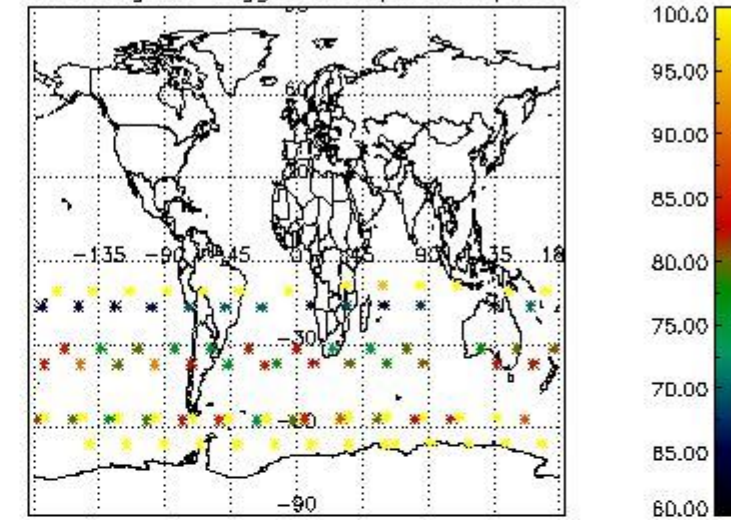


3.2 Plot quality information per product (world map)

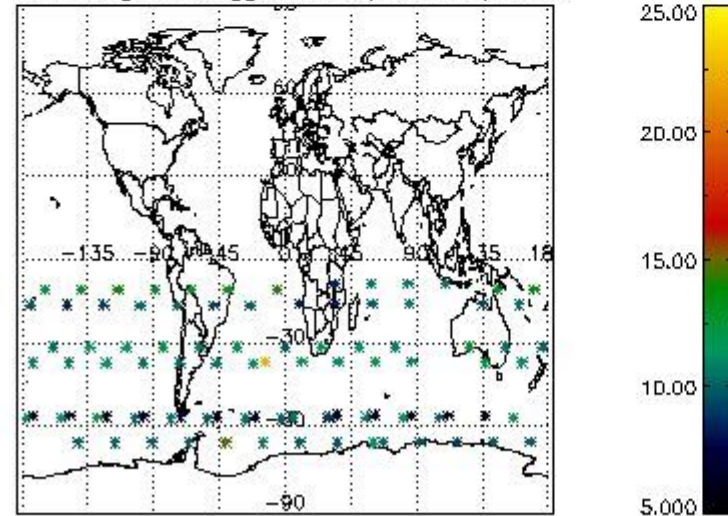
Percentage of flagged data per O3 profile



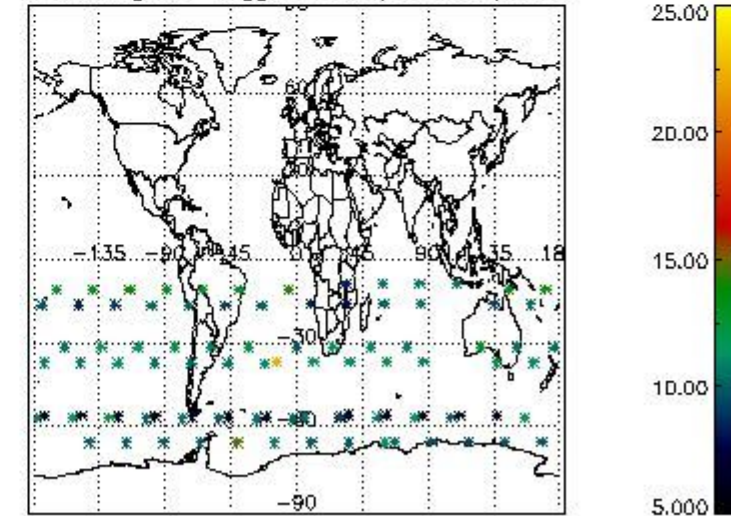
Percentage of flagged data per H2O profile



Percentage of flagged data per NO2 profile



Percentage of flagged data per NO3 profile

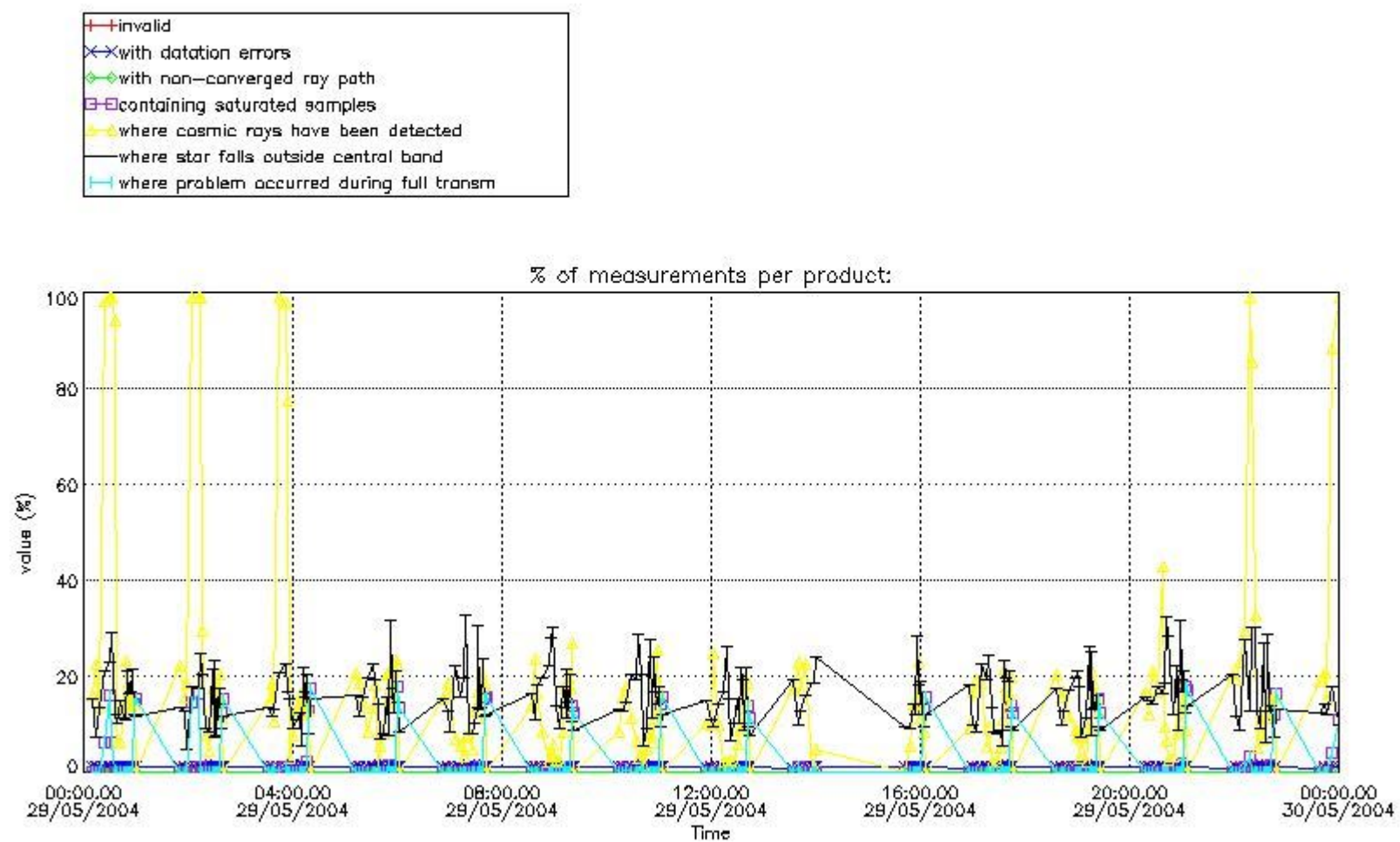


#### 4. Level 1 quality information per product

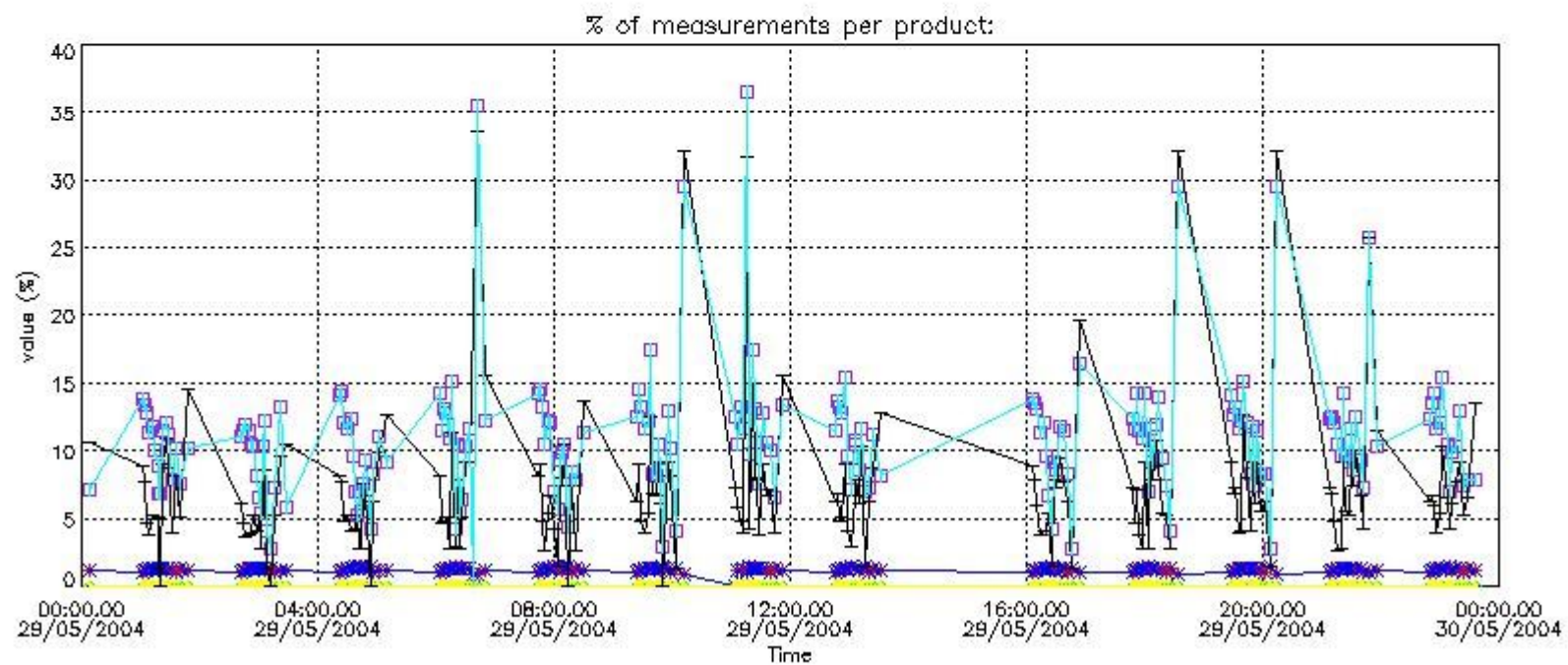
In this section it is plotted some information contained in the Quality Summary data set of the level 2 products that comes from the level 1b processing. Products without errors (error flag in the MPH set to "0") are used.

##### 4.1 Plot quality information per product (time dependant) coming from level 1b processing

##### 4.1.1 Plot level 1 quality information per product (time dependant): ENVISAT ASCENDING passes

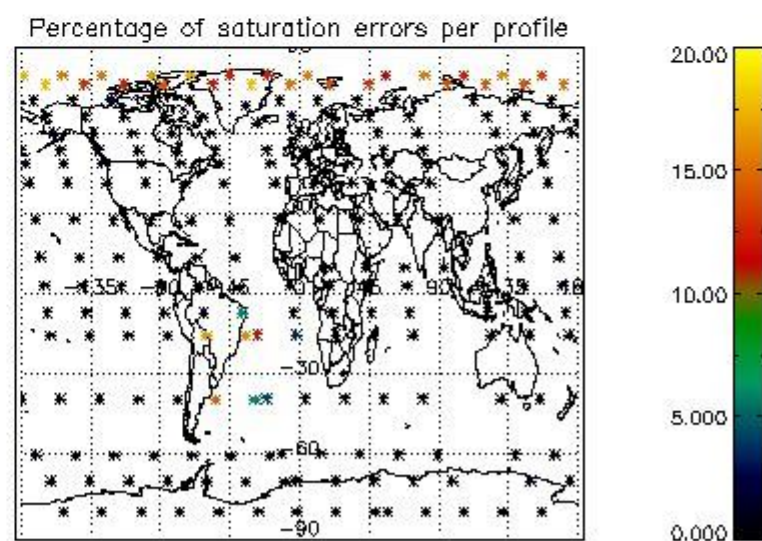
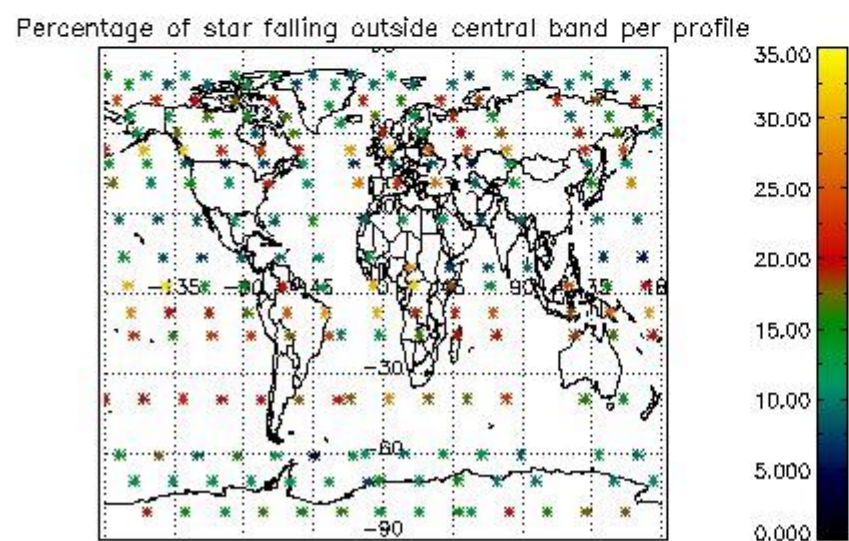
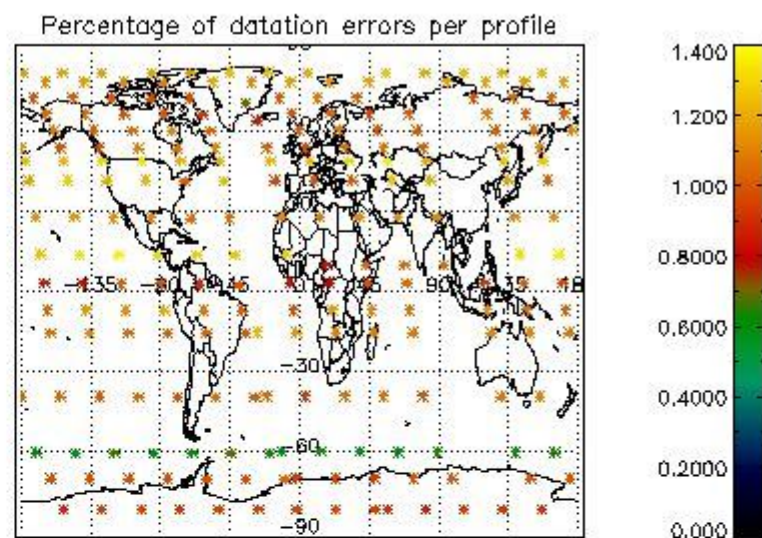
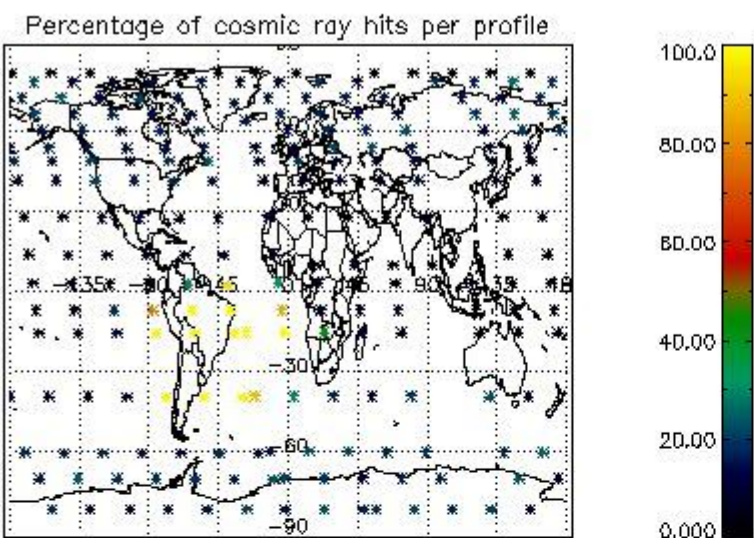


4.1.2 Plot level 1 quality information per product (time dependant): ENVI SAT DESCENDING passes

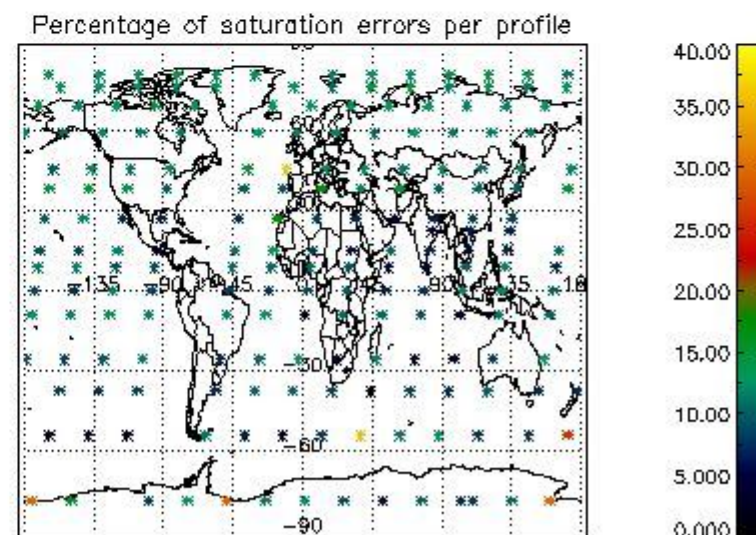
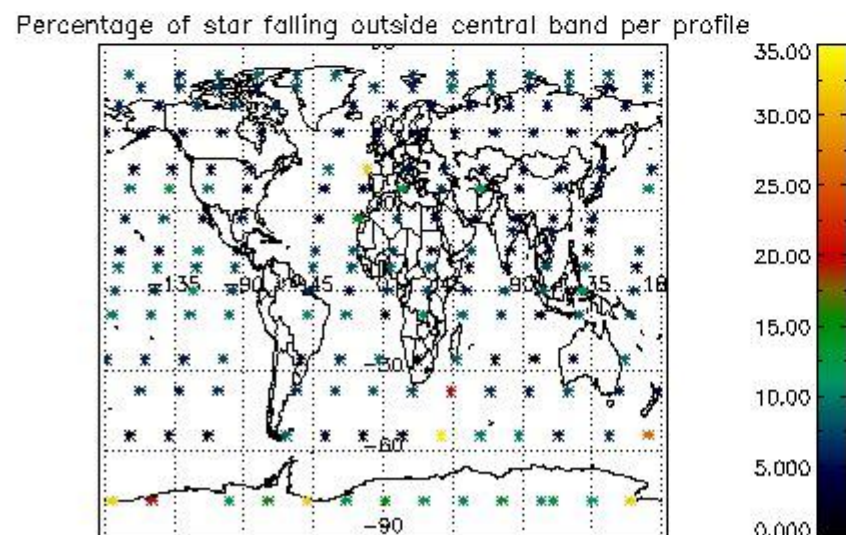
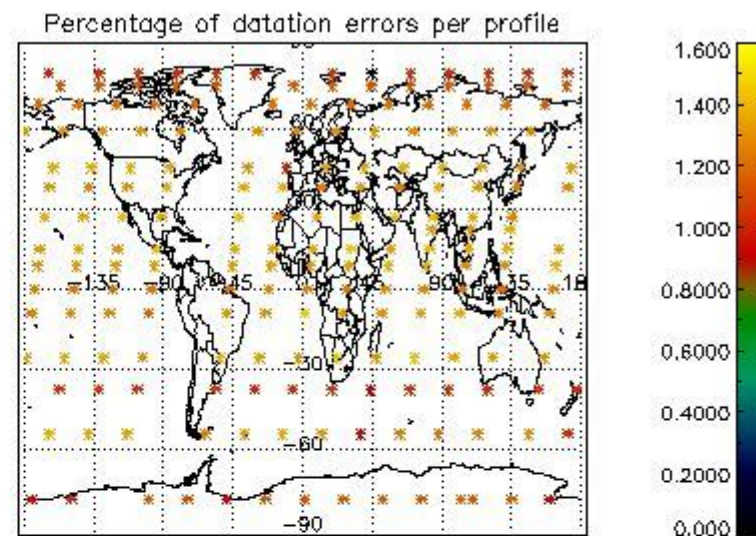
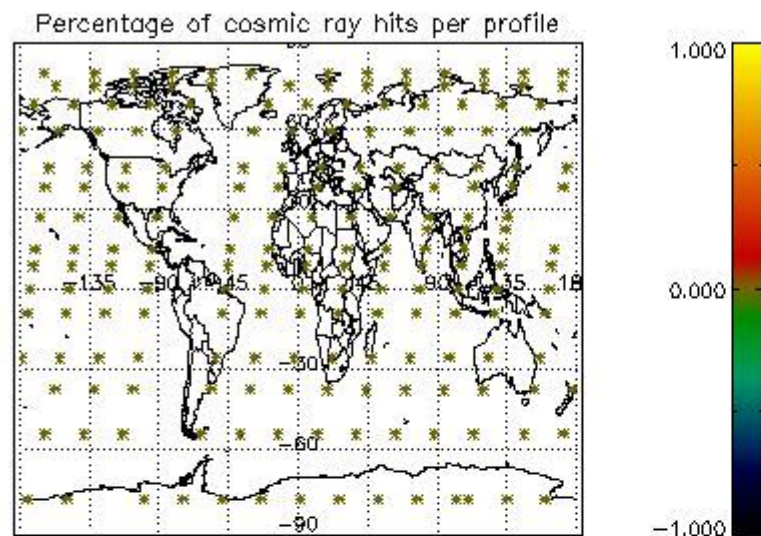


*4.2 Plot quality information per product coming from level 1b processing (world map)*

*4.2.1 Plot level 1 quality information per product (world map): ENVISAT ASCENDING passes*



4.2.2 Plot level 1 quality information per product (world map): ENVISAT DESCENDING passes



## 5. Trace gas profiles

### 5.1 Ozone statistics based on quality of products

The final quality of the products can be "measured" using the STD (Standard Deviation) attached to every point profile. This information is written to the parameter GOM\_NL\_\_2P/NL\_LOCAL\_SPECIES\_DENSITY/o3\_std of the level 2 products. The table below shows the statistics for given STD ranges.

The statistics are given with respect to the overall valid production:

- Products without fatal errors: GOM\_NL\_\_2P/MPH/PRODUCT\_ERR=0
- Valid point profile: GOM\_NL\_\_2P/NL\_LOCAL\_SPECIES\_DENSITY/pcd(0)=0

The 'Criteria' is applied to valid points of dark limb products:

- Products in dark limb illumination condition: GOM\_NL\_\_2P/NL\_SUMMARY\_QUALITY/obs\_ill\_cond=0
- Products without fatal errors: GOM\_NL\_\_2P/MPH/PRODUCT\_ERR=0
- Valid point profile: GOM\_NL\_\_2P/NL\_LOCAL\_SPECIES\_DENSITY/pcd(0)=0

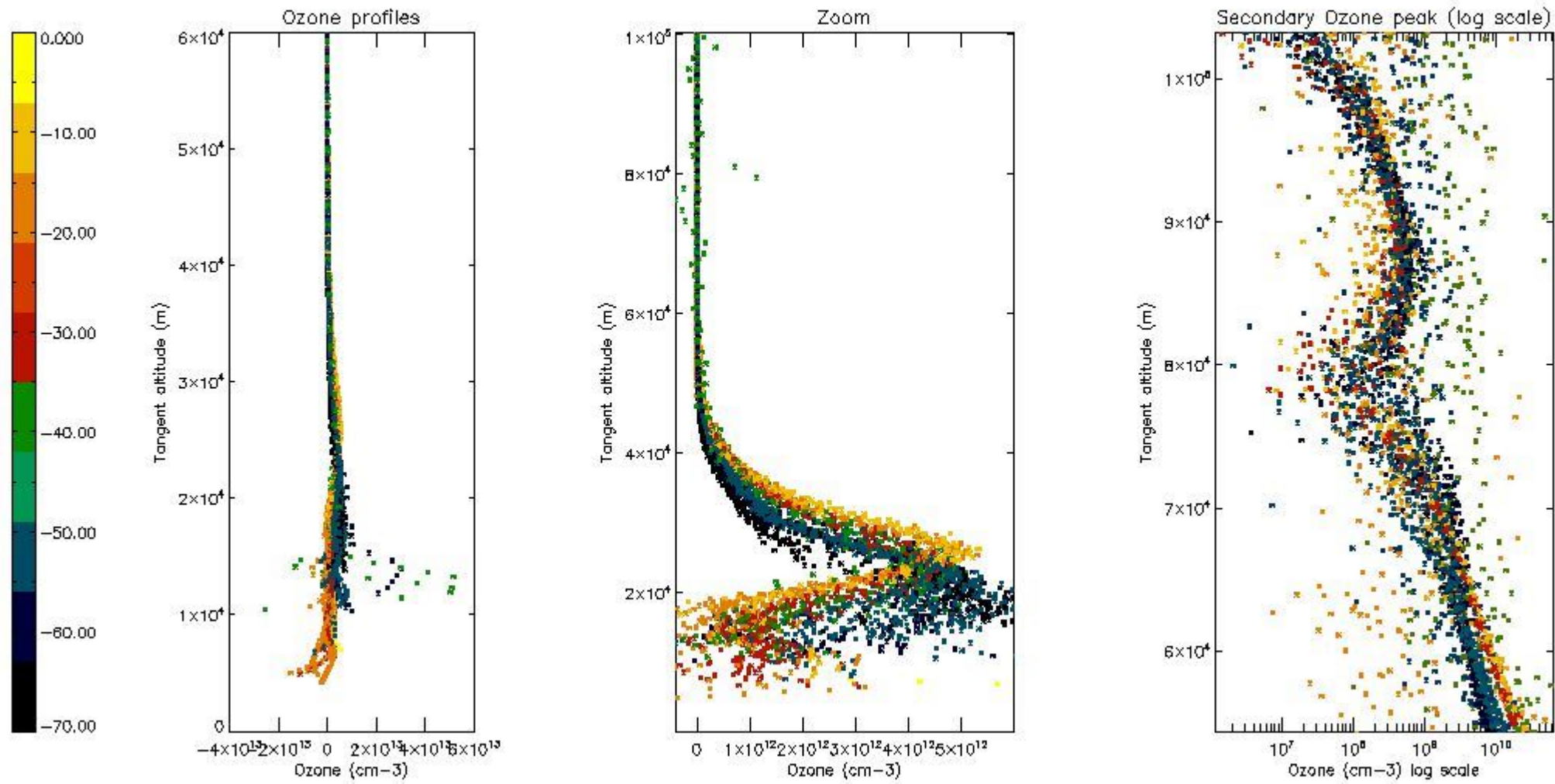
So, the table below shows the percentage of dark limb and valid observations for each criteria with respect to the overall valid daily observations.

Criteria	% of total production
All STD	27
STD < 20	14

STD < 10	11
STD < 5	7

5.2 Plot ozone profiles for all STD (dark without errors)

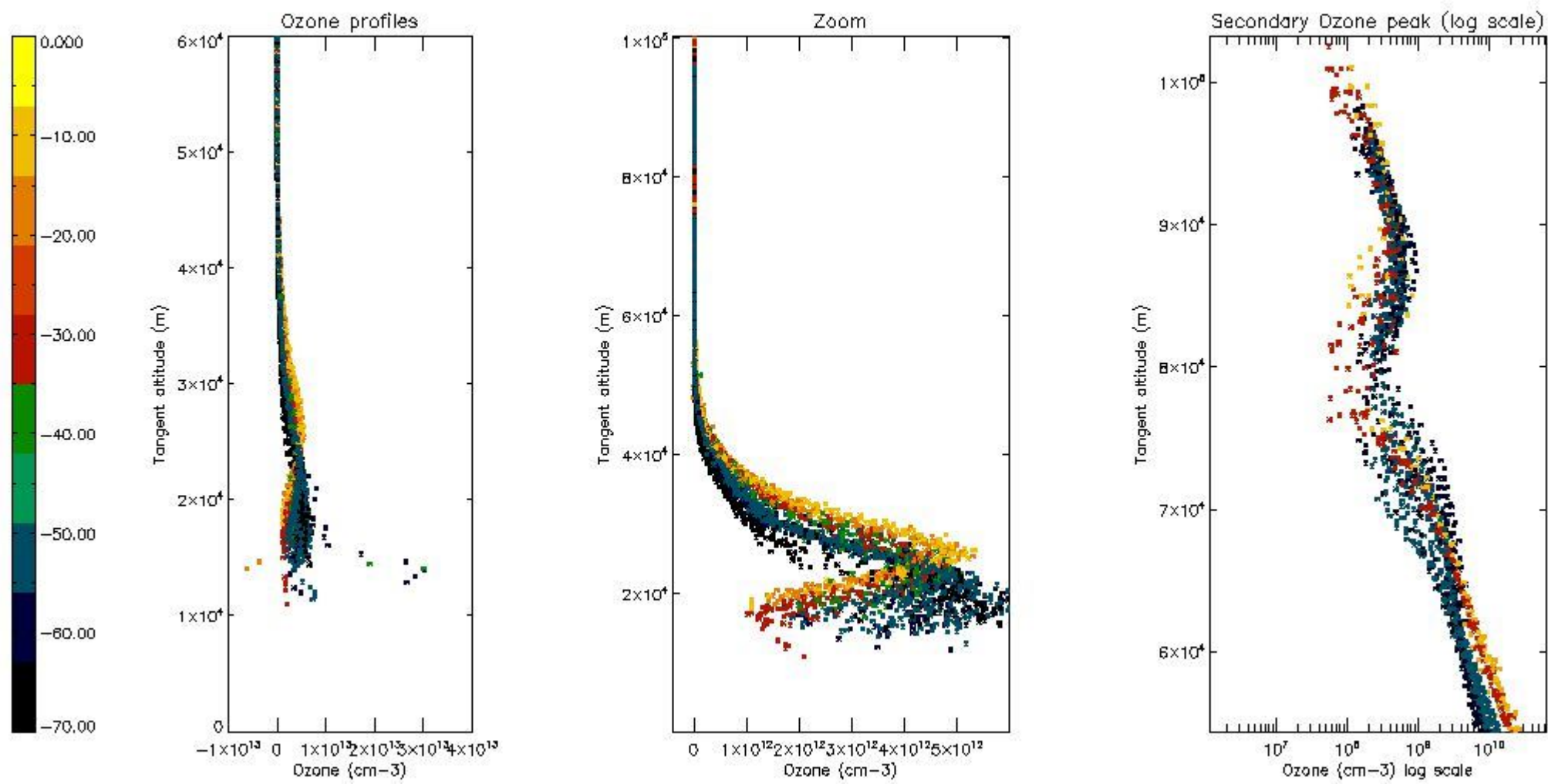
The colorbar represents the latitude.



5.3 Plot ozone profiles where STD < 20% (dark without errors)

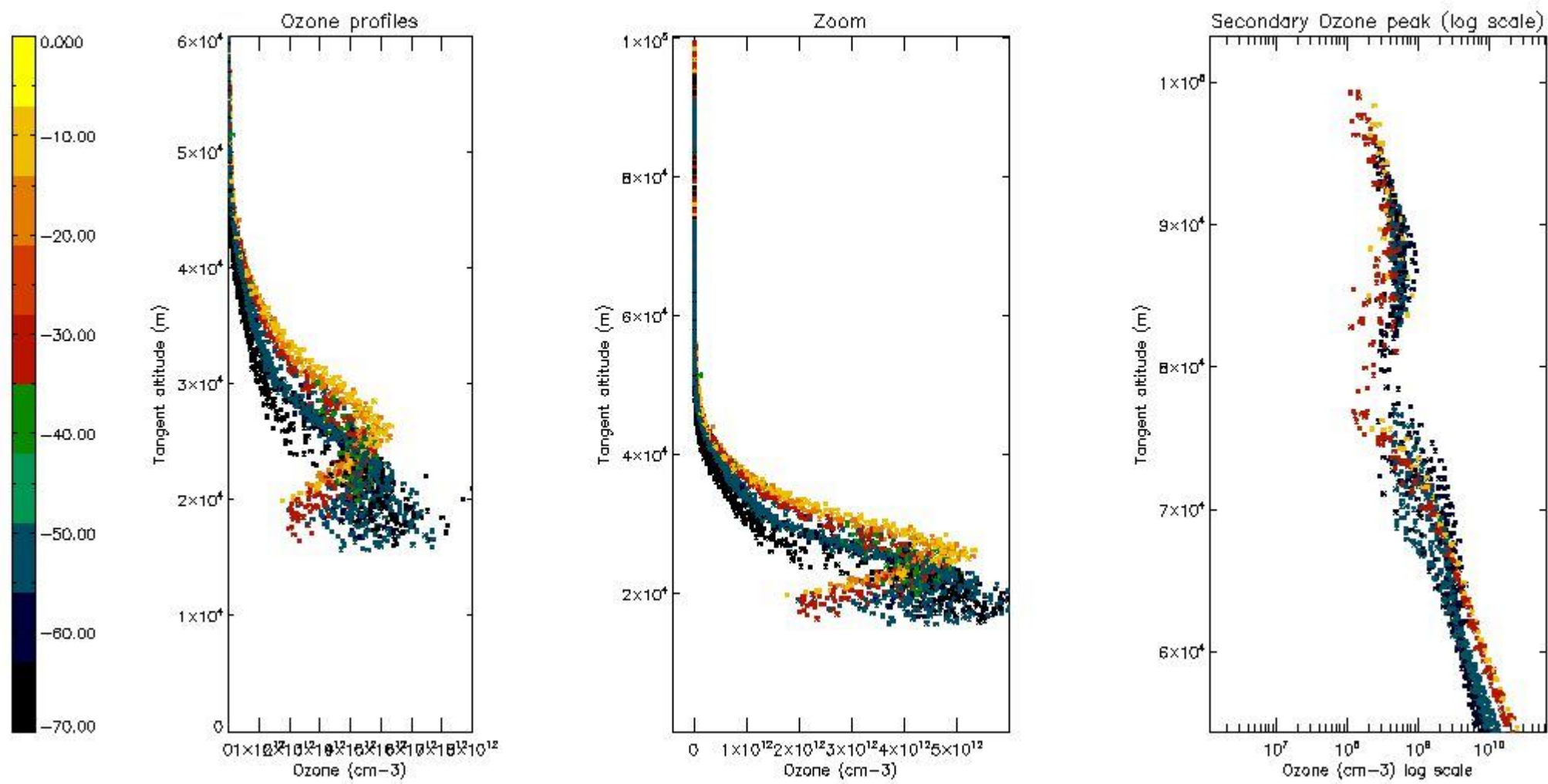
The colorbar represents the latitude.





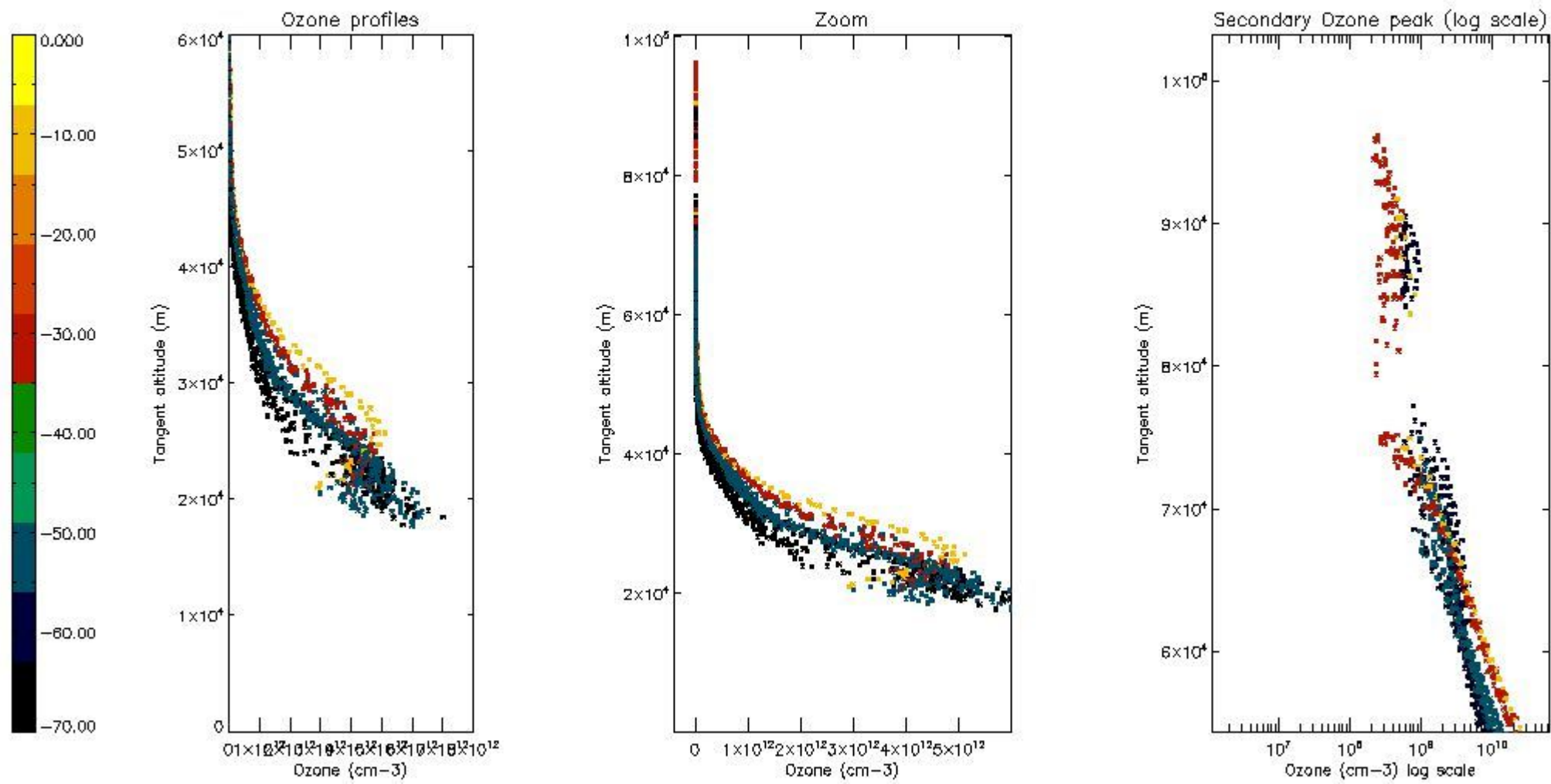
*5.4 Plot ozone profiles where STD < 10% (dark without errors)*

The colorbar represents the latitude.



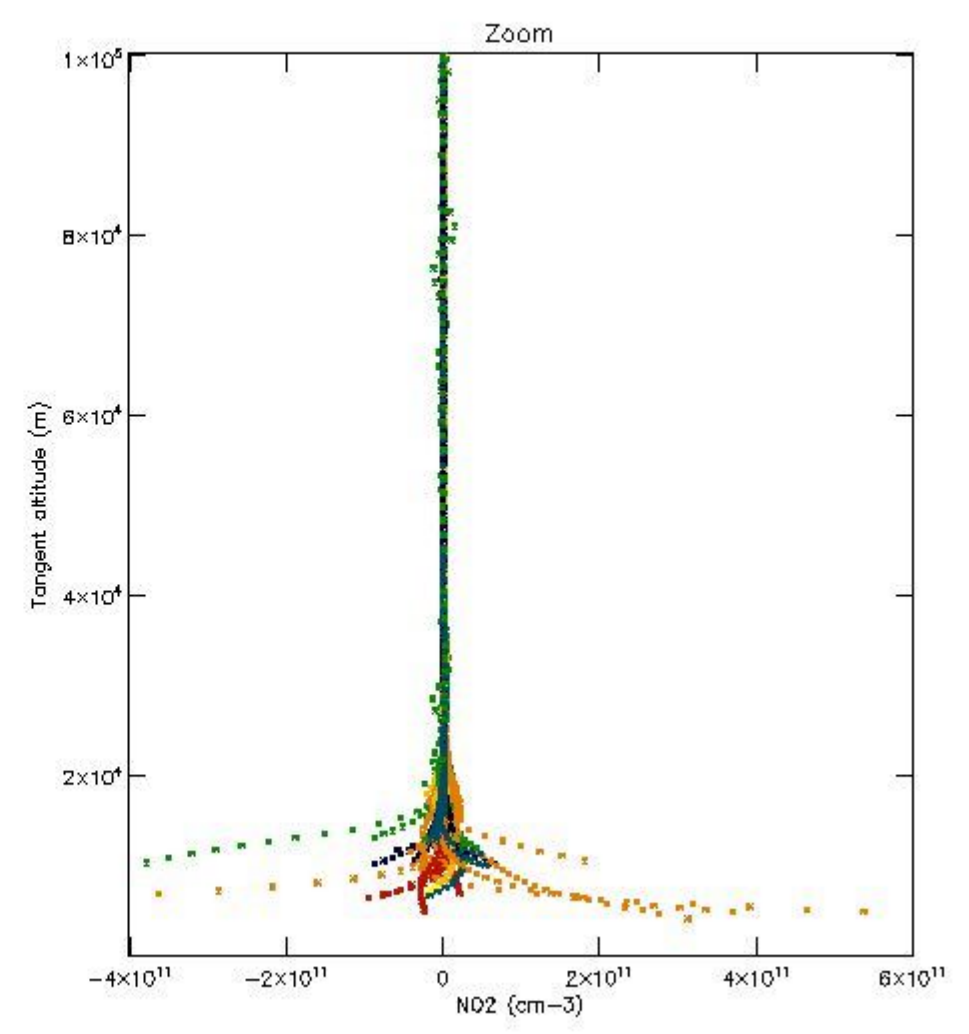
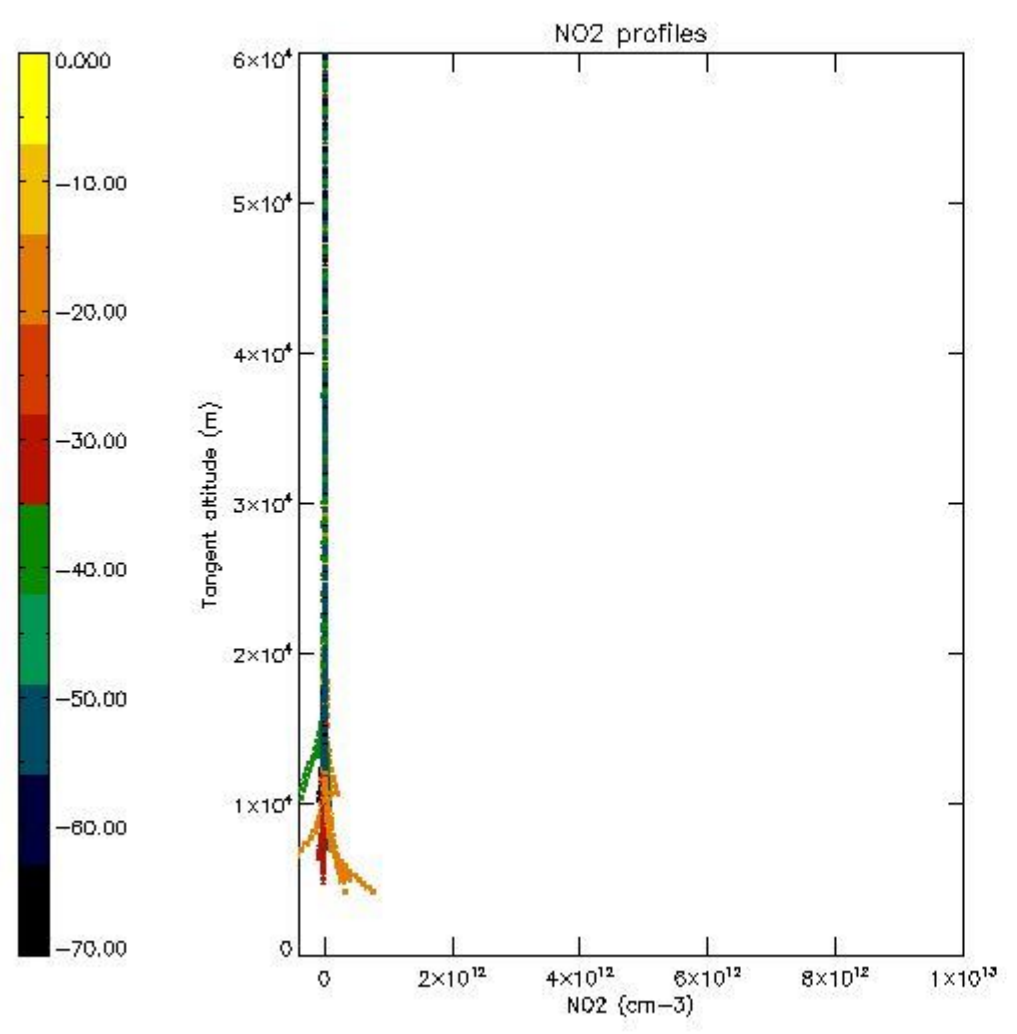
*5.5 Plot ozone profiles where STD < 5% (dark without errors)*

The colorbar represents the latitude.



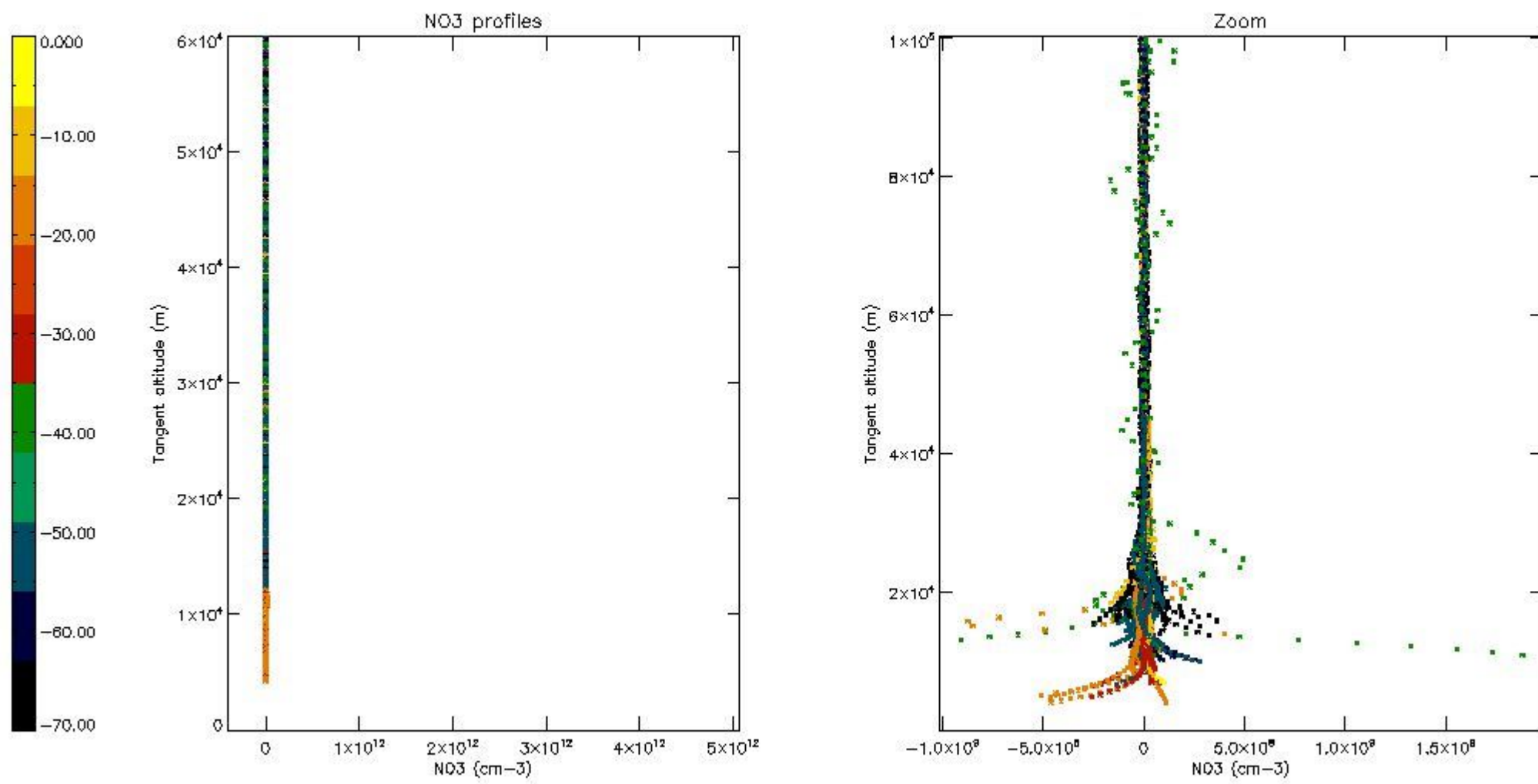
*5.6 Plot NO<sub>2</sub> profiles for all STD (dark without errors)*

The colorbar represents the latitude.



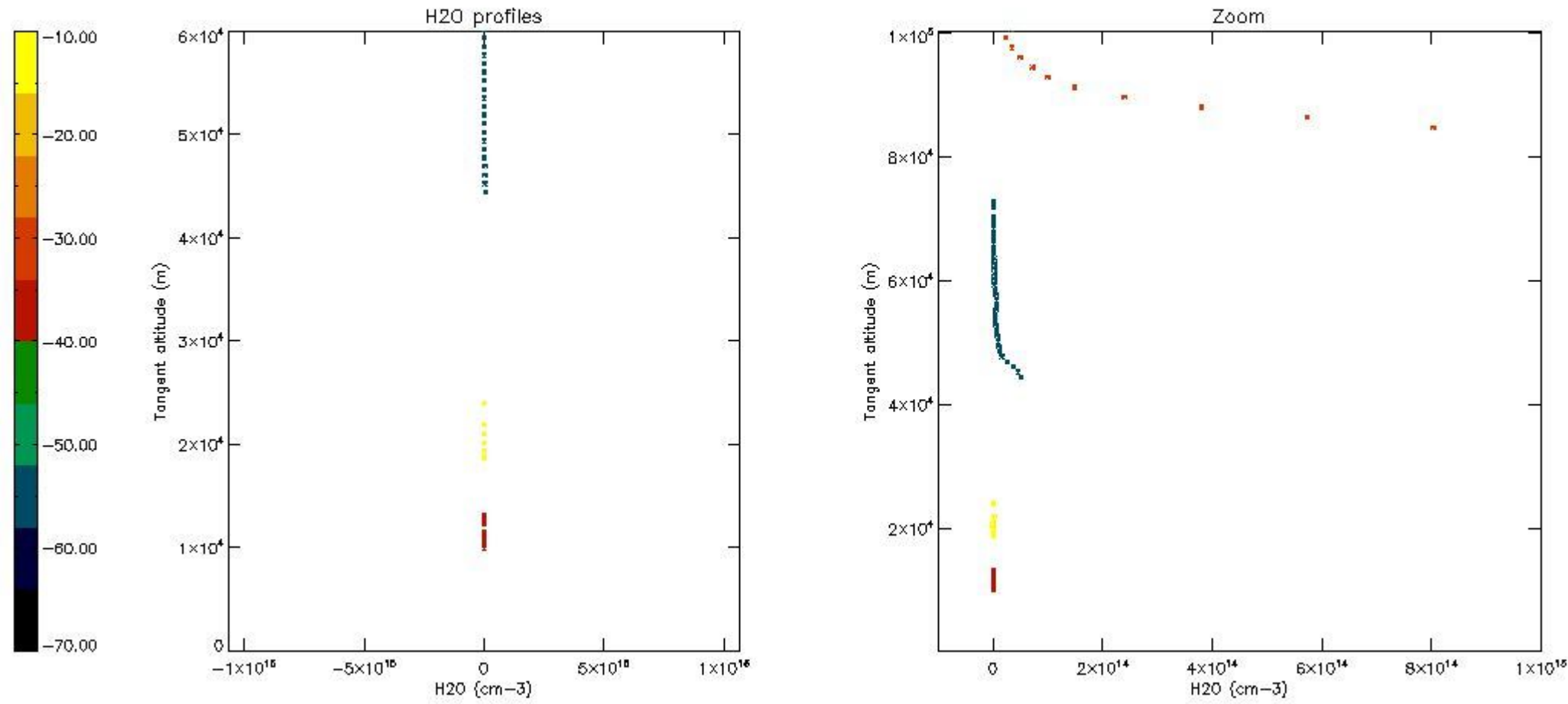
5.7 Plot NO3 profiles for all STD (dark without errors)

The colorbar represents the latitude.



5.8 Plot H2O profiles for all STD (only for occultations of stars 1,2,3,4,13,14,16,26,63 dark without errors)

The colorbar represents the latitude.



## 6. Auxiliary Data Files used for the production reported in section 2

The number reported in the third column indicates since which file (see list in section 2) the corresponding auxiliary file has been used. The fourth column is the date of those product files.

Type	Auxiliary Filename	Used since product	Used since product date
INST_PHYS_CHARACTERISTICS	GOM_INS_AXVIEC20091111_143220_20030716_120000_20500101_000000	1	29-MAY-2004 00:07:27
LEVEL-2_PROC_CONFIG	GOM_PR2_AXVIEC20091111_152718_20020301_000000_20500101_000000	1	29-MAY-2004 00:07:27
CROSS_SECTIONS_FILE	GOM_CRS_AXVIEC20091111_154832_20020301_000000_20500101_000000	1	29-MAY-2004 00:07:27

# GOMOS Level 2 Daily Report

## SUMMARY

### [1. General Info](#)

### [2. Summary of processed GOM\\_NL\\_2P products](#)

### [3. Level 2 Quality information per product](#)

#### [3.1 Plot of level 2 quality information per product \(time dependant\)](#)

#### [3.2 Plot of level 2 quality information per product \(world map\)](#)

### [4. Level 1 Quality information per product \(stored on level 2 products\)](#)

#### [4.1 Plot of level 1 quality information per product \(time dependant\)](#)

##### [4.1.1 Plot of level 1 quality information per product \(time dependant\): ASCENDING](#)

##### [4.1.2 Plot of level 1 quality information per product \(time dependant\): DESCENDING](#)

#### [4.2 Plot of level 1 quality information per product \(world map\)](#)

##### [4.2.1 Plot of level 1 quality information per product \(world map\): ASCENDING](#)

##### [4.2.2 Plot of level 1 quality information per product \(world map\): DESCENDING](#)

### [5. Ozone profiles based on quality statistics and other trace gas profiles](#)

#### [5.1 Ozone statistics based on quality of products](#)

#### [5.2 Plot ozone profiles for all STD \(dark without errors\)](#)

#### [5.3 Plot ozone profiles where STD < 20% \(dark without errors\)](#)

#### [5.4. Plot ozone profiles where STD < 10% \(dark without errors\)](#)

#### [5.5. Plot ozone profiles where STD < 5% \(dark without errors\)](#)

#### [5.6 Plot NO2 profiles for all STD \(dark without errors\)](#)

#### [5.7 Plot NO3 profiles for all STD \(dark without errors\)](#)

#### [5.8 Plot H2O profiles \(only for occultations of stars 1,2,3,4,13,14,16,26,63 dark without errors\) for all STD](#)

### [6. Auxiliary Data Files used for the production reported in section 2](#)

This report presents the daily analysis on parameters extracted from GOMOS level 2 data (GOM\_NL\_\_2P). It is intended to monitor some important parameters that will impact the quality of these products. A list of level 2 products (and content) that have arrived during the reporting day to the PCF is also given.

Item	Value
Time of report generation	19APR2013 03:04:58
Data source version	GOMOS/6.01
Start time of products	29-05-2004 (29MAY2004 00:00:00)
Stop time of products	30-05-2004 (30MAY2004 00:00:00)
Store outputs in DB	Yes
Nb of level 2 prods	423
Nb of prods with errors	0

## 2. Summary of processed GOM\_NL\_\_2P products.

Nr	Filename	UTC Start time	Limb	Duration	Star Id	Star Name	Star Mag	Star Temp	Nb Meas	Orbit	Prod. error
1	GOM_NL__2PRFIN20040529_000727_000000432027_00159_11736_2924.N1	29-MAY-2004 00:07:27	Bright	42.500	53	43Bet And	2.0480	3300.0	85	11736	No
2	GOM_NL__2PRFIN20040529_001006_000000532027_00159_11736_2925.N1	29-MAY-2004 00:10:06	Twilight_stray	53.000	58	21Alp And	2.0730	11000.	106	11736	No
3	GOM_NL__2PRFIN20040529_001452_000000492027_00159_11736_2926.N1	29-MAY-2004 00:14:52	Dark	48.500	140	88Gam Peg	2.8340	26000.	97	11736	No
4	GOM_NL__2PRFIN20040529_001743_000000792027_00159_11736_2927.N1	29-MAY-2004 00:17:43	Dark	79.000	90	54Alp Peg	2.4870	11000.	158	11736	No
5	GOM_NL__2PRFIN20040529_002346_000000502027_00159_11736_2928.N1	29-MAY-2004 00:23:46	Dark	50.000	52	16Bet Cet	2.0370	4500.0	100	11736	No
6	GOM_NL__2PRFIN20040529_003029_000000502027_00159_11736_2929.N1	29-MAY-2004 00:30:29	Dark	50.000	84	Alp Phe	2.3970	4500.0	100	11736	No
7	GOM_NL__2PRFIN20040529_003254_000000502027_00159_11736_2930.N1	29-MAY-2004 00:32:54	Dark	50.000	9	Alp Eri	0.45300	24000.	100	11736	No
8	GOM_NL__2PRFIN20040529_003535_000000512027_00160_11737_2898.N1	29-MAY-2004 00:35:35	Dark	50.500	63	Bet Gru	2.1500	2800.0	101	11737	No
9	GOM_NL__2PRFIN20040529_003843_000000402027_00160_11737_2899.N1	29-MAY-2004 00:38:43	Dark	39.500	135	Bet Hyi	2.8200	5800.0	79	11737	No
10	GOM_NL__2PRFIN20040529_004234_000000482027_00160_11737_2900.N1	29-MAY-2004 00:42:34	Straylight	47.500	45	Alp Pav	1.9400	26000.	95	11737	No
11	GOM_NL__2PRFIN20040529_004631_000000412027_00160_11737_2901.N1	29-MAY-2004 00:46:31	Straylight	40.500	43	Alp TrA	1.9100	4250.0	81	11737	No
12	GOM_NL__2PRFIN20040529_004835_000000412027_00160_11737_2902.N1	29-MAY-2004 00:48:35	Straylight	41.000	134	Bet TrA	2.8100	6600.0	82	11737	No
13	GOM_NL__2PRFIN20040529_004959_000000452027_00160_11737_2903.N1	29-MAY-2004 00:49:59	Straylight	45.000	4	Alp1Cen	-0.010000	5800.0	90	11737	No
14	GOM_NL__2PRFIN20040529_005151_000000492027_00160_11737_2904.N1	29-MAY-2004 00:51:51	Straylight	49.000	40	The Sco	1.8590	7100.0	98	11737	No
15	GOM_NL__2PRFIN20040529_005337_000000542027_00160_11737_2905.N1	29-MAY-2004 00:53:37	Twilight_stray	54.000	25	35Lam Sco	1.6200	28000.	108	11737	No
16	GOM_NL__2PRFIN20040529_005530_000000522027_00160_11737_2906.N1	29-MAY-2004 00:55:30	Twilight_stray	51.500	75	26Eps Sco	2.2910	4250.0	103	11737	No
17	GOM_NL__2PRFIN20040529_005735_000000462027_00160_11737_2907.N1	29-MAY-2004 00:57:35	Twilight_stray	45.500	136	23Tau Sco	2.8220	30000.	91	11737	No
18	GOM_NL__2PRFIN20040529_005943_000000432027_00160_11737_2908.N1	29-MAY-2004 00:59:43	Bright	43.000	80	7Del Sco	2.3160	30000.	86	11737	No
19	GOM_NL__2PRFIN20040529_010119_000000512027_00160_11737_2909.N1	29-MAY-2004 01:01:19	Bright	50.500	86	35Eta Oph	2.4300	10200.	101	11737	No
20	GOM_NL__2PRFIN20040529_010314_000000452027_00160_11737_2910.N1	29-MAY-2004 01:03:14	Bright	45.000	98	13Zet Oph	2.5710	30000.	90	11737	No
21	GOM_NL__2PRFIN20040529_010526_000000432027_00160_11737_2911.N1	29-MAY-2004 01:05:26	Bright	43.000	120	1Del Oph	2.7340	3200.0	86	11737	No
22	GOM_NL__2PRFIN20040529_010829_000000402027_00160_11737_2912.N1	29-MAY-2004 01:08:29	Bright	39.500	102	24Alp Ser	2.6000	4250.0	79	11737	No
23	GOM_NL__2PRFIN20040529_011221_000000382027_00160_11737_2913.N1	29-MAY-2004 01:12:21	Bright	38.000	3	16Alp Boo	-0.050000	4250.0	76	11737	No
24	GOM_NL__2PRFIN20040529_011419_000000402027_00160_11737_2914.N1	29-MAY-2004 01:14:19	Bright	40.000	83		2.3780	11000.	80	11737	No
25	GOM_NL__2PRFIN20040529_011730_000000402027_00160_11737_2915.N1	29-MAY-2004 01:17:30	Bright	39.500	180	27Gam Boo	3.0400	8000.0	79	11737	No
26	GOM_NL__2PRFIN20040529_011854_000000372027_00160_11737_2916.N1	29-MAY-2004 01:18:54	Bright	36.500	152	12Alp2CVn	2.8900	11000.	73	11737	No
27	GOM_NL__2PRFIN20040529_012052_000000372027_00160_11737_2917.N1	29-MAY-2004 01:20:52	Bright	36.500	39	85Eta UMa	1.8540	24000.	73	11737	No
28	GOM_NL__2PRFIN20040529_012239_000000392027_00160_11737_2918.N1	29-MAY-2004 01:22:39	Bright	39.000	55	79Zet UMa	2.0600	10200.	78	11737	No
29	GOM_NL__2PRFIN20040529_012510_000000422027_00160_11737_2919.N1	29-MAY-2004 01:25:10	Bright	41.500	119	14Eta Dra	2.7270	4700.0	83	11737	No
30	GOM_NL__2PRFIN20040529_012739_000000402027_00160_11737_2920.N1	29-MAY-2004 01:27:39	Bright	40.000	60	7Bet UMi	2.0810	3950.0	80	11737	No
31	GOM_NL__2PRFIN20040529_013218_000000382027_00160_11737_2921.N1	29-MAY-2004 01:32:18	Bright	38.000	49	1Alp UMi	1.9900	6300.0	76	11737	No
32	GOM_NL__2PRFIN20040529_013544_000000492027_00160_11737_2922.N1	29-MAY-2004 01:35:44	Bright	49.000	89	5Alp Cep	2.4510	8000.0	98	11737	No
33	GOM_NL__2PRFIN20040529_014024_000000402027_00160_11737_2923.N1	29-MAY-2004 01:40:24	Bright	39.500	76	27Gam Cas	2.3000	30000.	79	11737	No
34	GOM_NL__2PRFIN20040529_014803_000000452027_00160_11737_2924.N1	29-MAY-2004 01:48:03	Bright	44.500	53	43Bet And	2.0480	3300.0	89	11737	No
35	GOM_NL__2PRFIN20040529_015041_000000522027_00160_11737_2925.N1	29-MAY-2004 01:50:41	Twilight_stray	52.000	58	21Alp And	2.0730	11000.	104	11737	No
36	GOM_NL__2PRFIN20040529_015528_000000522027_00160_11737_2926.N1	29-MAY-2004 01:55:28	Dark	51.500	140	88Gam Peg	2.8340	26000.	103	11737	No
37	GOM_NL__2PRFIN20040529_015820_000000732027_00160_11737_2927.N1	29-MAY-2004 01:58:20	Dark	73.000	90	54Alp Peg	2.4870	11000.	146	11737	No
38	GOM_NL__2PRFIN20040529_020423_000000482027_00160_11737_2928.N1	29-MAY-2004 02:04:23	Dark	48.000	52	16Bet Cet	2.0370	4500.0	96	11737	No
39	GOM_NL__2PRFIN20040529_021104_000000492027_00160_11737_2929.N1	29-MAY-2004 02:11:04	Dark	48.500	84	Alp Phe	2.3970	4500.0	97	11737	No
40	GOM_NL__2PRFIN20040529_021330_000000472027_00160_11737_2930.N1	29-MAY-2004 02:13:30	Dark	46.500	9	Alp Eri	0.45300	24000.	93	11737	No
41	GOM_NL__2PRFIN20040529_021612_000000562027_00161_11738_2898.N1	29-MAY-2004 02:16:12	Dark	56.000	63	Bet Gru	2.1500	2800.0	112	11738	No
42	GOM_NL__2PRFIN20040529_021919_000000392027_00161_11738_2899.N1	29-MAY-2004 02:19:19	Dark	39.000	135	Bet Hyi	2.8200	5800.0	78	11738	No



43	GOM_NL__2PRFIN20040529_022308_000000482027_00161_11738_2900.N1	29-MAY-2004 02:23:08	Straylight	47.500	45	Alp Pav	1.9400	26000.	95	11738	No
44	GOM_NL__2PRFIN20040529_022705_000000492027_00161_11738_2901.N1	29-MAY-2004 02:27:05	Straylight	49.000	43	Alp TrA	1.9100	4250.0	98	11738	No
45	GOM_NL__2PRFIN20040529_022910_000000422027_00161_11738_2902.N1	29-MAY-2004 02:29:10	Straylight	41.500	134	Bet TrA	2.8100	6600.0	83	11738	No
46	GOM_NL__2PRFIN20040529_023035_000000472027_00161_11738_2903.N1	29-MAY-2004 02:30:35	Straylight	47.000	4	Alp1Cen	-0.010000	5800.0	94	11738	No
47	GOM_NL__2PRFIN20040529_023227_000000452027_00161_11738_2904.N1	29-MAY-2004 02:32:27	Straylight	45.000	40	The Sco	1.8590	7100.0	90	11738	No
48	GOM_NL__2PRFIN20040529_023416_000000502027_00161_11738_2905.N1	29-MAY-2004 02:34:16	Tw_i_and_stray	49.500	25	35Lam Sco	1.6200	28000.	99	11738	No
49	GOM_NL__2PRFIN20040529_023605_000000522027_00161_11738_2906.N1	29-MAY-2004 02:36:05	Tw_i_and_stray	51.500	75	26Eps Sco	2.2910	4250.0	103	11738	No
50	GOM_NL__2PRFIN20040529_023811_000000452027_00161_11738_2907.N1	29-MAY-2004 02:38:11	Tw_i_and_stray	44.500	136	23Tau Sco	2.8220	30000.	89	11738	No
51	GOM_NL__2PRFIN20040529_024020_000000432027_00161_11738_2908.N1	29-MAY-2004 02:40:20	Bright	42.500	80	7Del Sco	2.3160	30000.	85	11738	No
52	GOM_NL__2PRFIN20040529_024155_000000502027_00161_11738_2909.N1	29-MAY-2004 02:41:55	Bright	49.500	86	35Eta Oph	2.4300	10200.	99	11738	No
53	GOM_NL__2PRFIN20040529_024350_000000442027_00161_11738_2910.N1	29-MAY-2004 02:43:50	Bright	43.500	98	13Zet Oph	2.5710	30000.	87	11738	No
54	GOM_NL__2PRFIN20040529_024603_000000422027_00161_11738_2911.N1	29-MAY-2004 02:46:03	Bright	42.000	120	1Del Oph	2.7340	3200.0	84	11738	No
55	GOM_NL__2PRFIN20040529_024905_000000392027_00161_11738_2912.N1	29-MAY-2004 02:49:05	Bright	39.000	102	24Alp Ser	2.6000	4250.0	78	11738	No
56	GOM_NL__2PRFIN20040529_025257_000000382027_00161_11738_2913.N1	29-MAY-2004 02:52:57	Bright	38.000	3	16Alp Boo	-0.050000	4250.0	76	11738	No
57	GOM_NL__2PRFIN20040529_025457_000000392027_00161_11738_2914.N1	29-MAY-2004 02:54:57	Bright	38.500	83		2.3780	11000.	77	11738	No
58	GOM_NL__2PRFIN20040529_025808_000000372027_00161_11738_2915.N1	29-MAY-2004 02:58:08	Bright	37.000	180	27Gam Boo	3.0400	8000.0	74	11738	No
59	GOM_NL__2PRFIN20040529_025930_000000382027_00161_11738_2916.N1	29-MAY-2004 02:59:30	Bright	38.000	152	12Alp2CVn	2.8900	11000.	76	11738	No
60	GOM_NL__2PRFIN20040529_030128_000000372027_00161_11738_2917.N1	29-MAY-2004 03:01:28	Bright	37.000	39	85Eta UMa	1.8540	24000.	74	11738	No
61	GOM_NL__2PRFIN20040529_030315_000000392027_00161_11738_2918.N1	29-MAY-2004 03:03:15	Bright	39.000	55	79Zet UMa	2.0600	10200.	78	11738	No
62	GOM_NL__2PRFIN20040529_030545_000000412027_00161_11738_2919.N1	29-MAY-2004 03:05:45	Bright	41.000	119	14Eta Dra	2.7270	4700.0	82	11738	No
63	GOM_NL__2PRFIN20040529_030815_000000372027_00161_11738_2920.N1	29-MAY-2004 03:08:15	Bright	36.500	60	7Bet UMi	2.0810	3950.0	73	11738	No
64	GOM_NL__2PRFIN20040529_031253_000000372027_00161_11738_2921.N1	29-MAY-2004 03:12:53	Bright	37.000	49	1Alp UMi	1.9900	6300.0	74	11738	No
65	GOM_NL__2PRFIN20040529_031619_000000482027_00161_11738_2922.N1	29-MAY-2004 03:16:19	Bright	48.000	89	5Alp Cep	2.4510	8000.0	96	11738	No
66	GOM_NL__2PRFIN20040529_032100_000000422027_00161_11738_2923.N1	29-MAY-2004 03:21:00	Bright	41.500	76	27Gam Cas	2.3000	30000.	83	11738	No
67	GOM_NL__2PRFIN20040529_032838_000000432027_00161_11738_2924.N1	29-MAY-2004 03:28:38	Bright	43.000	53	43Bet And	2.0480	3300.0	86	11738	No
68	GOM_NL__2PRFIN20040529_033118_000000522027_00161_11738_2925.N1	29-MAY-2004 03:31:18	Tw_i_and_stray	52.000	58	21Alp And	2.0730	11000.	104	11738	No
69	GOM_NL__2PRFIN20040529_033604_000000512027_00161_11738_2926.N1	29-MAY-2004 03:36:04	Dark	51.000	140	88Gam Peg	2.8340	26000.	102	11738	No
70	GOM_NL__2PRFIN20040529_033857_000000812027_00161_11738_2927.N1	29-MAY-2004 03:38:57	Dark	80.500	90	54Alp Peg	2.4870	11000.	161	11738	No
71	GOM_NL__2PRFIN20040529_034458_000000512027_00161_11738_2928.N1	29-MAY-2004 03:44:58	Dark	51.000	52	16Bet Cet	2.0370	4500.0	102	11738	No
72	GOM_NL__2PRFIN20040529_035143_000000492027_00161_11738_2929.N1	29-MAY-2004 03:51:43	Dark	49.000	84	Alp Phe	2.3970	4500.0	98	11738	No
73	GOM_NL__2PRFIN20040529_035407_000000422027_00161_11738_2930.N1	29-MAY-2004 03:54:07	Dark	42.000	9	Alp Eri	0.45300	24000.	84	11738	No
74	GOM_NL__2PRFIN20040529_035651_000000502027_00162_11739_2898.N1	29-MAY-2004 03:56:51	Dark	49.500	63	Bet Gru	2.1500	2800.0	99	11739	No
75	GOM_NL__2PRFIN20040529_035955_000000392027_00162_11739_2899.N1	29-MAY-2004 03:59:55	Dark	38.500	135	Bet Hyi	2.8200	5800.0	77	11739	No
76	GOM_NL__2PRFIN20040529_040348_000000462027_00162_11739_2900.N1	29-MAY-2004 04:03:48	Straylight	45.500	45	Alp Pav	1.9400	26000.	91	11739	No
77	GOM_NL__2PRFIN20040529_040744_000000412027_00162_11739_2901.N1	29-MAY-2004 04:07:44	Straylight	41.000	43	Alp TrA	1.9100	4250.0	82	11739	No
78	GOM_NL__2PRFIN20040529_040949_000000382027_00162_11739_2902.N1	29-MAY-2004 04:09:49	Straylight	37.500	134	Bet TrA	2.8100	6600.0	75	11739	No
79	GOM_NL__2PRFIN20040529_041111_000000462027_00162_11739_2903.N1	29-MAY-2004 04:11:11	Straylight	46.000	4	Alp1Cen	-0.010000	5800.0	92	11739	No
80	GOM_NL__2PRFIN20040529_041304_000000492027_00162_11739_2904.N1	29-MAY-2004 04:13:04	Straylight	48.500	40	The Sco	1.8590	7100.0	97	11739	No
81	GOM_NL__2PRFIN20040529_041454_000000512027_00162_11739_2905.N1	29-MAY-2004 04:14:54	Tw_i_and_stray	50.500	25	35Lam Sco	1.6200	28000.	101	11739	No
82	GOM_NL__2PRFIN20040529_041644_000000502027_00162_11739_2906.N1	29-MAY-2004 04:16:44	Tw_i_and_stray	49.500	75	26Eps Sco	2.2910	4250.0	99	11739	No
83	GOM_NL__2PRFIN20040529_041848_000000432027_00162_11739_2907.N1	29-MAY-2004 04:18:48	Bright	43.000	136	23Tau Sco	2.8220	30000.	86	11739	No
84	GOM_NL__2PRFIN20040529_042056_000000432027_00162_11739_2908.N1	29-MAY-2004 04:20:56	Bright	43.000	80	7Del Sco	2.3160	30000.	86	11739	No
85	GOM_NL__2PRFIN20040529_042232_000000502027_00162_11739_2909.N1	29-MAY-2004 04:22:32	Bright	49.500	86	35Eta Oph	2.4300	10200.	99	11739	No
86	GOM_NL__2PRFIN20040529_042426_000000452027_00162_11739_2910.N1	29-MAY-2004 04:24:26	Bright	45.000	98	13Zet Oph	2.5710	30000.	90	11739	No
87	GOM_NL__2PRFIN20040529_042640_000000422027_00162_11739_2911.N1	29-MAY-2004 04:26:40	Bright	41.500	120	1Del Oph	2.7340	3200.0	83	11739	No
88	GOM_NL__2PRFIN20040529_042941_000000392027_00162_11739_2912.N1	29-MAY-2004 04:29:41	Bright	38.500	102	24Alp Ser	2.6000	4250.0	77	11739	No
89	GOM_NL__2PRFIN20040529_043334_000000372027_00162_11739_2913.N1	29-MAY-2004 04:33:34	Bright	36.500	3	16Alp Boo	-0.050000	4250.0	73	11739	No
90	GOM_NL__2PRFIN20040529_043534_000000372027_00162_11739_2914.N1	29-MAY-2004 04:35:34	Bright	36.500	83		2.3780	11000.	73	11739	No
91	GOM_NL__2PRFIN20040529_043846_000000362027_00162_11739_2915.N1	29-MAY-2004 04:38:46	Bright	36.000	180	27Gam Boo	3.0400	8000.0	72	11739	No
92	GOM_NL__2PRFIN20040529_044007_000000382027_00162_11739_2916.N1	29-MAY-2004 04:40:07	Bright	38.000	152	12Alp2CVn	2.8900	11000.	76	11739	No
93	GOM_NL__2PRFIN20040529_044206_000000362027_00162_11739_2917.N1	29-MAY-2004 04:42:06	Bright	36.000	39	85Eta UMa	1.8540	24000.	72	11739	No
94	GOM_NL__2PRFIN20040529_044352_000000362027_00162_11739_2918.N1	29-MAY-2004 04:43:52	Bright	36.000	55	79Zet UMa	2.0600	10200.	72	11739	No
95	GOM_NL__2PRFIN20040529_044621_000000402027_00162_11739_2919.N1	29-MAY-2004 04:46:21	Bright	39.500	119	14Eta Dra	2.7270	4700.0	79	11739	No
96	GOM_NL__2PRFIN20040529_044852_000000382027_00162_11739_2920.N1	29-MAY-2004 04:48:52	Bright	37.500	60	7Bet UMi	2.0810	3950.0	75	11739	No
97	GOM_NL__2PRFIN20040529_045331_000000352027_00162_11739_2921.N1	29-MAY-2004 04:53:31	Bright	35.000	49	1Alp UMi	1.9900	6300.0	70	11739	No
98	GOM_NL__2PRFIN20040529_045654_000000482027_00162_11739_2922.N1	29-MAY-2004 04:56:54	Bright	48.000	89	5Alp Cep	2.4510	8000.0	96	11739	No
99	GOM_NL__2PRFIN20040529_050137_000000412027_00162_11739_2923.N1	29-MAY-2004 05:01:37	Bright	40.500	76	27Gam Cas	2.3000	30000.	81	11739	No
100	GOM_NL__2PRFIN20040529_050915_000000442027_00162_11739_2924.N1	29-MAY-2004 05:09:15	Bright	43.500	53	43Bet And	2.0480	3300.0	87	11739	No
101	GOM_NL__2PRFIN20040529_051153_000000542027_00162_11739_2925.N1	29-MAY-2004 05:11:53	Tw_i_and_stray	53.500	58	21Alp And	2.0730	11000.	107	11739	No

102	GOM_NL__2PRFIN20040529_051640_00000522027_00162_11739_2926.N1	29-MAY-2004 05:16:40	Dark	51.500	140	88Gam Peg	2.8340	26000.	103	11739	No
103	GOM_NL__2PRFIN20040529_051934_00000842027_00162_11739_2927.N1	29-MAY-2004 05:19:34	Dark	83.500	90	54Alp Peg	2.4870	11000.	167	11739	No
104	GOM_NL__2PRFIN20040529_052536_00000492027_00162_11739_2928.N1	29-MAY-2004 05:25:36	Dark	48.500	52	16Bet Cet	2.0370	4500.0	97	11739	No
105	GOM_NL__2PRFIN20040529_053220_00000492027_00162_11739_2929.N1	29-MAY-2004 05:32:20	Dark	48.500	84	Alp Phe	2.3970	4500.0	97	11739	No
106	GOM_NL__2PRFIN20040529_053443_00000442027_00162_11739_2930.N1	29-MAY-2004 05:34:43	Dark	44.000	9	Alp Eri	0.45300	24000.	88	11739	No
107	GOM_NL__2PRFIN20040529_053728_00000492027_00163_11740_2899.N1	29-MAY-2004 05:37:28	Dark	49.000	63	Bet Gru	2.1500	2800.0	98	11740	No
108	GOM_NL__2PRFIN20040529_054032_00000372027_00163_11740_2900.N1	29-MAY-2004 05:40:32	Dark	37.000	135	Bet Hyi	2.8200	5800.0	74	11740	No
109	GOM_NL__2PRFIN20040529_054424_00000442027_00163_11740_2901.N1	29-MAY-2004 05:44:24	Straylight	44.000	45	Alp Pav	1.9400	26000.	88	11740	No
110	GOM_NL__2PRFIN20040529_054820_00000422027_00163_11740_2902.N1	29-MAY-2004 05:48:20	Straylight	42.000	43	Alp TrA	1.9100	4250.0	84	11740	No
111	GOM_NL__2PRFIN20040529_055025_00000392027_00163_11740_2903.N1	29-MAY-2004 05:50:25	Straylight	38.500	134	Bet TrA	2.8100	6600.0	77	11740	No
112	GOM_NL__2PRFIN20040529_055147_00000522027_00163_11740_2904.N1	29-MAY-2004 05:51:47	Straylight	52.000	4	Alp1Cen	-0.010000	5800.0	104	11740	No
113	GOM_NL__2PRFIN20040529_055341_00000492027_00163_11740_2905.N1	29-MAY-2004 05:53:41	Straylight	49.000	40	The Sco	1.8590	7100.0	98	11740	No
114	GOM_NL__2PRFIN20040529_055530_00000482027_00163_11740_2906.N1	29-MAY-2004 05:55:30	Twi_and_stray	48.000	25	35Lam Sco	1.6200	28000.	96	11740	No
115	GOM_NL__2PRFIN20040529_055720_00000502027_00163_11740_2907.N1	29-MAY-2004 05:57:20	Twi_and_stray	49.500	75	26Eps Sco	2.2910	4250.0	99	11740	No
116	GOM_NL__2PRFIN20040529_055925_00000452027_00163_11740_2908.N1	29-MAY-2004 05:59:25	Bright	45.000	136	23Tau Sco	2.8220	30000.	90	11740	No
117	GOM_NL__2PRFIN20040529_060132_00000412027_00163_11740_2909.N1	29-MAY-2004 06:01:32	Bright	41.000	80	7Del Sco	2.3160	30000.	82	11740	No
118	GOM_NL__2PRFIN20040529_060308_00000492027_00163_11740_2910.N1	29-MAY-2004 06:03:08	Bright	49.000	86	35Eta Oph	2.4300	10200.	98	11740	No
119	GOM_NL__2PRFIN20040529_060502_00000442027_00163_11740_2911.N1	29-MAY-2004 06:05:02	Bright	43.500	98	13Zet Oph	2.5710	30000.	87	11740	No
120	GOM_NL__2PRFIN20040529_060716_00000422027_00163_11740_2912.N1	29-MAY-2004 06:07:16	Bright	42.000	120	1Del Oph	2.7340	3200.0	84	11740	No
121	GOM_NL__2PRFIN20040529_061017_00000392027_00163_11740_2913.N1	29-MAY-2004 06:10:17	Bright	39.000	102	24Alp Ser	2.6000	4250.0	78	11740	No
122	GOM_NL__2PRFIN20040529_061410_00000372027_00163_11740_2914.N1	29-MAY-2004 06:14:10	Bright	36.500	3	16Alp Boo	-0.050000	4250.0	73	11740	No
123	GOM_NL__2PRFIN20040529_061611_00000402027_00163_11740_2915.N1	29-MAY-2004 06:16:11	Bright	39.500	83		2.3780	11000.	79	11740	No
124	GOM_NL__2PRFIN20040529_061922_00000352027_00163_11740_2916.N1	29-MAY-2004 06:19:22	Bright	35.000	180	27Gam Boo	3.0400	8000.0	70	11740	No
125	GOM_NL__2PRFIN20040529_062242_00000382027_00163_11740_2917.N1	29-MAY-2004 06:22:42	Bright	38.000	39	85Eta UMa	1.8540	24000.	76	11740	No
126	GOM_NL__2PRFIN20040529_062429_00000372027_00163_11740_2918.N1	29-MAY-2004 06:24:29	Bright	36.500	55	79Zet UMa	2.0600	10200.	73	11740	No
127	GOM_NL__2PRFIN20040529_062656_00000402027_00163_11740_2919.N1	29-MAY-2004 06:26:56	Bright	39.500	119	14Eta Dra	2.7270	4700.0	79	11740	No
128	GOM_NL__2PRFIN20040529_062928_00000392027_00163_11740_2920.N1	29-MAY-2004 06:29:28	Bright	38.500	60	7Bet UMi	2.0810	3950.0	77	11740	No
129	GOM_NL__2PRFIN20040529_063408_00000392027_00163_11740_2921.N1	29-MAY-2004 06:34:08	Bright	38.500	49	1Alp UMi	1.9900	6300.0	77	11740	No
130	GOM_NL__2PRFIN20040529_063730_00000552027_00163_11740_2922.N1	29-MAY-2004 06:37:30	Bright	55.000	89	5Alp Cep	2.4510	8000.0	110	11740	No
131	GOM_NL__2PRFIN20040529_064213_00000552027_00163_11740_2923.N1	29-MAY-2004 06:42:13	Bright	55.000	76	27Gam Cas	2.3000	30000.	110	11740	No
132	GOM_NL__2PRFIN20040529_064951_00000452027_00163_11740_2924.N1	29-MAY-2004 06:49:51	Bright	45.000	53	43Bet And	2.0480	3300.0	90	11740	No
133	GOM_NL__2PRFIN20040529_065230_00000532027_00163_11740_2925.N1	29-MAY-2004 06:52:30	Twi_and_stray	53.000	58	21Alp And	2.0730	11000.	106	11740	No
134	GOM_NL__2PRFIN20040529_065717_00000522027_00163_11740_2926.N1	29-MAY-2004 06:57:17	Dark	51.500	140	88Gam Peg	2.8340	26000.	103	11740	No
135	GOM_NL__2PRFIN20040529_070011_00000772027_00163_11740_2927.N1	29-MAY-2004 07:00:11	Dark	77.000	90	54Alp Peg	2.4870	11000.	154	11740	No
136	GOM_NL__2PRFIN20040529_070613_00000502027_00163_11740_2928.N1	29-MAY-2004 07:06:13	Dark	50.000	52	16Bet Cet	2.0370	4500.0	100	11740	No
137	GOM_NL__2PRFIN20040529_071257_00000452027_00163_11740_2929.N1	29-MAY-2004 07:12:57	Dark	44.500	84	Alp Phe	2.3970	4500.0	89	11740	No
138	GOM_NL__2PRFIN20040529_071519_00000442027_00163_11740_2930.N1	29-MAY-2004 07:15:19	Dark	43.500	9	Alp Eri	0.45300	24000.	87	11740	No
139	GOM_NL__2PRFIN20040529_071805_00000612027_00164_11741_2900.N1	29-MAY-2004 07:18:05	Dark	61.000	63	Bet Gru	2.1500	2800.0	122	11741	No
140	GOM_NL__2PRFIN20040529_072108_00000382027_00164_11741_2901.N1	29-MAY-2004 07:21:08	Dark	38.000	135	Bet Hyi	2.8200	5800.0	76	11741	No
141	GOM_NL__2PRFIN20040529_072501_00000442027_00164_11741_2902.N1	29-MAY-2004 07:25:01	Straylight	43.500	45	Alp Pav	1.9400	26000.	87	11741	No
142	GOM_NL__2PRFIN20040529_072857_00000392027_00164_11741_2903.N1	29-MAY-2004 07:28:57	Straylight	39.000	43	Alp TrA	1.9100	4250.0	78	11741	No
143	GOM_NL__2PRFIN20040529_073102_00000412027_00164_11741_2904.N1	29-MAY-2004 07:31:02	Straylight	40.500	134	Bet TrA	2.8100	6600.0	81	11741	No
144	GOM_NL__2PRFIN20040529_073223_00000512027_00164_11741_2905.N1	29-MAY-2004 07:32:23	Straylight	51.000	4	Alp1Cen	-0.010000	5800.0	102	11741	No
145	GOM_NL__2PRFIN20040529_073418_00000462027_00164_11741_2906.N1	29-MAY-2004 07:34:18	Straylight	46.000	40	The Sco	1.8590	7100.0	92	11741	No
146	GOM_NL__2PRFIN20040529_073607_00000482027_00164_11741_2907.N1	29-MAY-2004 07:36:07	Twi_and_stray	48.000	25	35Lam Sco	1.6200	28000.	96	11741	No
147	GOM_NL__2PRFIN20040529_073757_00000512027_00164_11741_2908.N1	29-MAY-2004 07:37:57	Twi_and_stray	51.000	75	26Eps Sco	2.2910	4250.0	102	11741	No
148	GOM_NL__2PRFIN20040529_074001_00000432027_00164_11741_2909.N1	29-MAY-2004 07:40:01	Bright	43.000	136	23Tau Sco	2.8220	30000.	86	11741	No
149	GOM_NL__2PRFIN20040529_074209_00000422027_00164_11741_2910.N1	29-MAY-2004 07:42:09	Bright	41.500	80	7Del Sco	2.3160	30000.	83	11741	No
150	GOM_NL__2PRFIN20040529_074345_00000492027_00164_11741_2911.N1	29-MAY-2004 07:43:45	Bright	49.000	86	35Eta Oph	2.4300	10200.	98	11741	No
151	GOM_NL__2PRFIN20040529_074538_00000452027_00164_11741_2912.N1	29-MAY-2004 07:45:38	Bright	44.500	98	13Zet Oph	2.5710	30000.	89	11741	No
152	GOM_NL__2PRFIN20040529_074752_00000422027_00164_11741_2913.N1	29-MAY-2004 07:47:52	Bright	41.500	120	1Del Oph	2.7340	3200.0	83	11741	No
153	GOM_NL__2PRFIN20040529_075053_00000382027_00164_11741_2914.N1	29-MAY-2004 07:50:53	Bright	38.000	102	24Alp Ser	2.6000	4250.0	76	11741	No
154	GOM_NL__2PRFIN20040529_075446_00000372027_00164_11741_2915.N1	29-MAY-2004 07:54:46	Bright	37.000	3	16Alp Boo	-0.050000	4250.0	74	11741	No
155	GOM_NL__2PRFIN20040529_075647_00000382027_00164_11741_2916.N1	29-MAY-2004 07:56:47	Bright	37.500	83		2.3780	11000.	75	11741	No
156	GOM_NL__2PRFIN20040529_075958_00000362027_00164_11741_2917.N1	29-MAY-2004 07:59:58	Bright	35.500	180	27Gam Boo	3.0400	8000.0	71	11741	No
157	GOM_NL__2PRFIN20040529_080318_00000352027_00164_11741_2918.N1	29-MAY-2004 08:03:18	Bright	35.000	39	85Eta UMa	1.8540	24000.	70	11741	No
158	GOM_NL__2PRFIN20040529_080505_00000382027_00164_11741_2919.N1	29-MAY-2004 08:05:05	Bright	37.500	55	79Zet UMa	2.0600	10200.	75	11741	No
159	GOM_NL__2PRFIN20040529_080732_00000412027_00164_11741_2920.N1	29-MAY-2004 08:07:32	Bright	40.500	119	14Eta Dra	2.7270	4700.0	81	11741	No
160	GOM_NL__2PRFIN20040529_081005_00000382027_00164_11741_2921.N1	29-MAY-2004 08:10:05	Bright	38.000	60	7Bet UMi	2.0810	3950.0	76	11741	No

161	GOM_NL__2PRFIN20040529_081444_000000352027_00164_11741_2922.N1	29-MAY-2004 08:14:44	Bright	34.500	49	1Alp UMi	1.9900	6300.0	69	11741	No
162	GOM_NL__2PRFIN20040529_081806_000000482027_00164_11741_2923.N1	29-MAY-2004 08:18:06	Bright	47.500	89	5Alp Cep	2.4510	8000.0	95	11741	No
163	GOM_NL__2PRFIN20040529_082249_000000382027_00164_11741_2924.N1	29-MAY-2004 08:22:49	Bright	38.000	76	27Gam Cas	2.3000	30000.	76	11741	No
164	GOM_NL__2PRFIN20040529_083028_000000442027_00164_11741_2925.N1	29-MAY-2004 08:30:28	Bright	44.000	53	43Bet And	2.0480	3300.0	88	11741	No
165	GOM_NL__2PRFIN20040529_083306_000000552027_00164_11741_2926.N1	29-MAY-2004 08:33:06	Tw_i_and_stray	55.000	58	21Alp And	2.0730	11000.	110	11741	No
166	GOM_NL__2PRFIN20040529_083753_000000512027_00164_11741_2927.N1	29-MAY-2004 08:37:53	Dark	51.000	140	88Gam Peg	2.8340	26000.	102	11741	No
167	GOM_NL__2PRFIN20040529_084047_000000862027_00164_11741_2928.N1	29-MAY-2004 08:40:47	Dark	86.000	90	54Alp Peg	2.4870	11000.	172	11741	No
168	GOM_NL__2PRFIN20040529_084649_000000492027_00164_11741_2929.N1	29-MAY-2004 08:46:49	Dark	48.500	52	16Bet Cet	2.0370	4500.0	97	11741	No
169	GOM_NL__2PRFIN20040529_085333_000000482027_00164_11741_2930.N1	29-MAY-2004 08:53:33	Dark	47.500	84	Alp Phe	2.3970	4500.0	95	11741	No
170	GOM_NL__2PRFIN20040529_085555_000000492027_00164_11741_2931.N1	29-MAY-2004 08:55:55	Dark	48.500	9	Alp Eri	0.45300	24000.	97	11741	No
171	GOM_NL__2PRFIN20040529_085842_000000602027_00165_11742_2901.N1	29-MAY-2004 08:58:42	Dark	59.500	63	Bet Gru	2.1500	2800.0	119	11742	No
172	GOM_NL__2PRFIN20040529_090144_000000402027_00165_11742_2902.N1	29-MAY-2004 09:01:44	Dark	40.000	135	Bet Hyi	2.8200	5800.0	80	11742	No
173	GOM_NL__2PRFIN20040529_090538_000000442027_00165_11742_2903.N1	29-MAY-2004 09:05:38	Straylight	44.000	45	Alp Pav	1.9400	26000.	88	11742	No
174	GOM_NL__2PRFIN20040529_090932_000000432027_00165_11742_2904.N1	29-MAY-2004 09:09:32	Straylight	42.500	43	Alp TrA	1.9100	4250.0	85	11742	No
175	GOM_NL__2PRFIN20040529_091138_000000412027_00165_11742_2905.N1	29-MAY-2004 09:11:38	Straylight	40.500	134	Bet TrA	2.8100	6600.0	81	11742	No
176	GOM_NL__2PRFIN20040529_091300_000000452027_00165_11742_2906.N1	29-MAY-2004 09:13:00	Straylight	44.500	4	Alp1Cen	-0.010000	5800.0	89	11742	No
177	GOM_NL__2PRFIN20040529_091454_000000452027_00165_11742_2907.N1	29-MAY-2004 09:14:54	Straylight	45.000	40	The Sco	1.8590	7100.0	90	11742	No
178	GOM_NL__2PRFIN20040529_091643_000000492027_00165_11742_2908.N1	29-MAY-2004 09:16:43	Tw_i_and_stray	48.500	25	35Lam Sco	1.6200	28000.	97	11742	No
179	GOM_NL__2PRFIN20040529_091833_000000492027_00165_11742_2909.N1	29-MAY-2004 09:18:33	Tw_i_and_stray	49.000	75	26Eps Sco	2.2910	4250.0	98	11742	No
180	GOM_NL__2PRFIN20040529_092038_000000432027_00165_11742_2910.N1	29-MAY-2004 09:20:38	Bright	43.000	136	23Tau Sco	2.8220	30000.	86	11742	No
181	GOM_NL__2PRFIN20040529_092245_000000412027_00165_11742_2911.N1	29-MAY-2004 09:22:45	Bright	40.500	80	7Del Sco	2.3160	30000.	81	11742	No
182	GOM_NL__2PRFIN20040529_092420_000000482027_00165_11742_2912.N1	29-MAY-2004 09:24:20	Bright	48.000	86	35Eta Oph	2.4300	10200.	96	11742	No
183	GOM_NL__2PRFIN20040529_092614_000000452027_00165_11742_2913.N1	29-MAY-2004 09:26:14	Bright	44.500	98	13Zet Oph	2.5710	30000.	89	11742	No
184	GOM_NL__2PRFIN20040529_092827_000000422027_00165_11742_2914.N1	29-MAY-2004 09:28:27	Bright	41.500	120	1Del Oph	2.7340	3200.0	83	11742	No
185	GOM_NL__2PRFIN20040529_093129_000000392027_00165_11742_2915.N1	29-MAY-2004 09:31:29	Bright	38.500	102	24Alp Ser	2.6000	4250.0	77	11742	No
186	GOM_NL__2PRFIN20040529_093523_000000372027_00165_11742_2916.N1	29-MAY-2004 09:35:23	Bright	37.000	3	16Alp Boo	-0.050000	4250.0	74	11742	No
187	GOM_NL__2PRFIN20040529_093723_000000402027_00165_11742_2917.N1	29-MAY-2004 09:37:23	Bright	40.000	83		2.3780	11000.	80	11742	No
188	GOM_NL__2PRFIN20040529_094034_000000372027_00165_11742_2918.N1	29-MAY-2004 09:40:34	Bright	36.500	180	27Gam Boo	3.0400	8000.0	73	11742	No
189	GOM_NL__2PRFIN20040529_094354_000000372027_00165_11742_2919.N1	29-MAY-2004 09:43:54	Bright	37.000	39	85Eta UMa	1.8540	24000.	74	11742	No
190	GOM_NL__2PRFIN20040529_094541_000000382027_00165_11742_2920.N1	29-MAY-2004 09:45:41	Bright	38.000	55	79Zet UMa	2.0600	10200.	76	11742	No
191	GOM_NL__2PRFIN20040529_094808_000000412027_00165_11742_2921.N1	29-MAY-2004 09:48:08	Bright	40.500	119	14Eta Dra	2.7270	4700.0	81	11742	No
192	GOM_NL__2PRFIN20040529_095040_000000352027_00165_11742_2922.N1	29-MAY-2004 09:50:40	Bright	34.500	60	7Bet UMi	2.0810	3950.0	69	11742	No
193	GOM_NL__2PRFIN20040529_095520_000000392027_00165_11742_2923.N1	29-MAY-2004 09:55:20	Bright	38.500	49	1Alp UMi	1.9900	6300.0	77	11742	No
194	GOM_NL__2PRFIN20040529_095841_000000492027_00165_11742_2924.N1	29-MAY-2004 09:58:41	Bright	49.000	89	5Alp Cep	2.4510	8000.0	98	11742	No
195	GOM_NL__2PRFIN20040529_100325_000000372027_00165_11742_2925.N1	29-MAY-2004 10:03:25	Bright	36.500	76	27Gam Cas	2.3000	30000.	73	11742	No
196	GOM_NL__2PRFIN20040529_101104_000000562027_00165_11742_2926.N1	29-MAY-2004 10:11:04	Bright	56.000	53	43Bet And	2.0480	3300.0	112	11742	No
197	GOM_NL__2PRFIN20040529_101342_000000532027_00165_11742_2927.N1	29-MAY-2004 10:13:42	Tw_i_and_stray	53.000	58	21Alp And	2.0730	11000.	106	11742	No
198	GOM_NL__2PRFIN20040529_101830_000000522027_00165_11742_2928.N1	29-MAY-2004 10:18:30	Dark	51.500	140	88Gam Peg	2.8340	26000.	103	11742	No
199	GOM_NL__2PRFIN20040529_102124_000000842027_00165_11742_2929.N1	29-MAY-2004 10:21:24	Dark	83.500	90	54Alp Peg	2.4870	11000.	167	11742	No
200	GOM_NL__2PRFIN20040529_102726_000000492027_00165_11742_2930.N1	29-MAY-2004 10:27:26	Dark	49.000	52	16Bet Cet	2.0370	4500.0	98	11742	No
201	GOM_NL__2PRFIN20040529_103409_000000472027_00165_11742_2931.N1	29-MAY-2004 10:34:09	Dark	46.500	84	Alp Phe	2.3970	4500.0	93	11742	No
202	GOM_NL__2PRFIN20040529_103631_000000492027_00165_11742_2932.N1	29-MAY-2004 10:36:31	Dark	49.000	9	Alp Eri	0.45300	24000.	98	11742	No
203	GOM_NL__2PRFIN20040529_103919_000000522027_00166_11743_2902.N1	29-MAY-2004 10:39:19	Dark	52.000	63	Bet Gru	2.1500	2800.0	104	11743	No
204	GOM_NL__2PRFIN20040529_104220_000000372027_00166_11743_2903.N1	29-MAY-2004 10:42:20	Dark	37.000	135	Bet Hyi	2.8200	5800.0	74	11743	No
205	GOM_NL__2PRFIN20040529_104614_000000442027_00166_11743_2904.N1	29-MAY-2004 10:46:14	Straylight	44.000	45	Alp Pav	1.9400	26000.	88	11743	No
206	GOM_NL__2PRFIN20040529_105009_000000492027_00166_11743_2905.N1	29-MAY-2004 10:50:09	Straylight	49.000	43	Alp TrA	1.9100	4250.0	98	11743	No
207	GOM_NL__2PRFIN20040529_105214_000000402027_00166_11743_2906.N1	29-MAY-2004 10:52:14	Straylight	39.500	134	Bet TrA	2.8100	6600.0	79	11743	No
208	GOM_NL__2PRFIN20040529_105335_000000462027_00166_11743_2907.N1	29-MAY-2004 10:53:35	Straylight	46.000	4	Alp1Cen	-0.010000	5800.0	92	11743	No
209	GOM_NL__2PRFIN20040529_105531_000000482027_00166_11743_2908.N1	29-MAY-2004 10:55:31	Straylight	48.000	40	The Sco	1.8590	7100.0	96	11743	No
210	GOM_NL__2PRFIN20040529_105719_000000492027_00166_11743_2909.N1	29-MAY-2004 10:57:19	Tw_i_and_stray	49.000	25	35Lam Sco	1.6200	28000.	98	11743	No
211	GOM_NL__2PRFIN20040529_105909_000000482027_00166_11743_2910.N1	29-MAY-2004 10:59:09	Tw_i_and_stray	47.500	75	26Eps Sco	2.2910	4250.0	95	11743	No
212	GOM_NL__2PRFIN20040529_110114_000000432027_00166_11743_2911.N1	29-MAY-2004 11:01:14	Bright	42.500	136	23Tau Sco	2.8220	30000.	85	11743	No
213	GOM_NL__2PRFIN20040529_110321_000000422027_00166_11743_2912.N1	29-MAY-2004 11:03:21	Bright	42.000	80	7Del Sco	2.3160	30000.	84	11743	No
214	GOM_NL__2PRFIN20040529_110456_000000482027_00166_11743_2913.N1	29-MAY-2004 11:04:56	Bright	48.000	86	35Eta Oph	2.4300	10200.	96	11743	No
215	GOM_NL__2PRFIN20040529_110650_000000432027_00166_11743_2914.N1	29-MAY-2004 11:06:50	Bright	43.000	98	13Zet Oph	2.5710	30000.	86	11743	No
216	GOM_NL__2PRFIN20040529_110903_000000422027_00166_11743_2915.N1	29-MAY-2004 11:09:03	Bright	41.500	120	1Del Oph	2.7340	3200.0	83	11743	No
217	GOM_NL__2PRFIN20040529_111205_000000392027_00166_11743_2916.N1	29-MAY-2004 11:12:05	Bright	38.500	102	24Alp Ser	2.6000	4250.0	77	11743	No
218	GOM_NL__2PRFIN20040529_111558_000000522027_00166_11743_2917.N1	29-MAY-2004 11:15:58	Bright	52.000	3	16Alp Boo	-0.050000	4250.0	104	11743	No
219	GOM_NL__2PRFIN20040529_111759_000000362027_00166_11743_2918.N1	29-MAY-2004 11:17:59	Bright	36.000	83		2.3780	11000.	72	11743	No

220	GOM_NL__2PRFIN20040529_112110_000000402027_00166_11743_2919.N1	29-MAY-2004 11:21:10	Bright	40.000	180	27Gam Boo	3.0400	8000.0	80	11743	No
221	GOM_NL__2PRFIN20040529_112430_000000382027_00166_11743_2920.N1	29-MAY-2004 11:24:30	Bright	38.000	39	85Eta UMa	1.8540	24000.	76	11743	No
222	GOM_NL__2PRFIN20040529_112617_000000382027_00166_11743_2921.N1	29-MAY-2004 11:26:17	Bright	37.500	55	79Zet UMa	2.0600	10200.	75	11743	No
223	GOM_NL__2PRFIN20040529_112843_000000402027_00166_11743_2922.N1	29-MAY-2004 11:28:43	Bright	39.500	119	14Eta Dra	2.7270	4700.0	79	11743	No
224	GOM_NL__2PRFIN20040529_113116_000000392027_00166_11743_2923.N1	29-MAY-2004 11:31:16	Bright	39.000	60	7Bet UMi	2.0810	3950.0	78	11743	No
225	GOM_NL__2PRFIN20040529_113555_000000382027_00166_11743_2924.N1	29-MAY-2004 11:35:55	Bright	37.500	49	1Alp UMi	1.9900	6300.0	75	11743	No
226	GOM_NL__2PRFIN20040529_113915_000000502027_00166_11743_2925.N1	29-MAY-2004 11:39:15	Bright	49.500	89	5Alp Cep	2.4510	8000.0	99	11743	No
227	GOM_NL__2PRFIN20040529_114400_000000382027_00166_11743_2926.N1	29-MAY-2004 11:44:00	Bright	38.000	76	27Gam Cas	2.3000	30000.	76	11743	No
228	GOM_NL__2PRFIN20040529_115140_000000452027_00166_11743_2927.N1	29-MAY-2004 11:51:40	Bright	45.000	53	43Bet And	2.0480	3300.0	90	11743	No
229	GOM_NL__2PRFIN20040529_115418_000000542027_00166_11743_2928.N1	29-MAY-2004 11:54:18	Twi_and_stray	53.500	58	21Alp And	2.0730	11000.	107	11743	No
230	GOM_NL__2PRFIN20040529_115906_000000512027_00166_11743_2929.N1	29-MAY-2004 11:59:06	Dark	50.500	140	88Gam Peg	2.8340	26000.	101	11743	No
231	GOM_NL__2PRFIN20040529_120202_000000792027_00166_11743_2930.N1	29-MAY-2004 12:02:02	Dark	78.500	90	54Alp Peg	2.4870	11000.	157	11743	No
232	GOM_NL__2PRFIN20040529_120802_000000462027_00166_11743_2931.N1	29-MAY-2004 12:08:02	Dark	45.500	52	16Bet Cet	2.0370	4500.0	91	11743	No
233	GOM_NL__2PRFIN20040529_121446_000000452027_00166_11743_2932.N1	29-MAY-2004 12:14:46	Dark	45.000	84	Alp Phe	2.3970	4500.0	90	11743	No
234	GOM_NL__2PRFIN20040529_121707_000000482027_00166_11743_2933.N1	29-MAY-2004 12:17:07	Dark	48.000	9	Alp Eri	0.45300	24000.	96	11743	No
235	GOM_NL__2PRFIN20040529_121955_000000492027_00167_11744_2902.N1	29-MAY-2004 12:19:55	Dark	49.000	63	Bet Gru	2.1500	2800.0	98	11744	No
236	GOM_NL__2PRFIN20040529_122256_000000382027_00167_11744_2903.N1	29-MAY-2004 12:22:56	Dark	38.000	135	Bet Hyi	2.8200	5800.0	76	11744	No
237	GOM_NL__2PRFIN20040529_122651_000000452027_00167_11744_2904.N1	29-MAY-2004 12:26:51	Straylight	45.000	45	Alp Pav	1.9400	26000.	90	11744	No
238	GOM_NL__2PRFIN20040529_123044_000000432027_00167_11744_2905.N1	29-MAY-2004 12:30:44	Straylight	42.500	43	Alp TrA	1.9100	4250.0	85	11744	No
239	GOM_NL__2PRFIN20040529_123250_000000402027_00167_11744_2906.N1	29-MAY-2004 12:32:50	Straylight	39.500	134	Bet TrA	2.8100	6600.0	79	11744	No
240	GOM_NL__2PRFIN20040529_123411_000000462027_00167_11744_2907.N1	29-MAY-2004 12:34:11	Straylight	45.500	4	Alp1Cen	-0.010000	5800.0	91	11744	No
241	GOM_NL__2PRFIN20040529_123607_000000502027_00167_11744_2908.N1	29-MAY-2004 12:36:07	Straylight	49.500	40	The Sco	1.8590	7100.0	99	11744	No
242	GOM_NL__2PRFIN20040529_123755_000000462027_00167_11744_2909.N1	29-MAY-2004 12:37:55	Twi_and_stray	46.000	25	35Lam Sco	1.6200	28000.	92	11744	No
243	GOM_NL__2PRFIN20040529_123945_000000512027_00167_11744_2910.N1	29-MAY-2004 12:39:45	Twi_and_stray	50.500	75	26Eps Sco	2.2910	4250.0	101	11744	No
244	GOM_NL__2PRFIN20040529_124149_000000432027_00167_11744_2911.N1	29-MAY-2004 12:41:49	Bright	43.000	136	23Tau Sco	2.8220	30000.	86	11744	No
245	GOM_NL__2PRFIN20040529_124357_000000402027_00167_11744_2912.N1	29-MAY-2004 12:43:57	Bright	40.000	80	7Del Sco	2.3160	30000.	80	11744	No
246	GOM_NL__2PRFIN20040529_124532_000000482027_00167_11744_2913.N1	29-MAY-2004 12:45:32	Bright	48.000	86	35Eta Oph	2.4300	10200.	96	11744	No
247	GOM_NL__2PRFIN20040529_124726_000000442027_00167_11744_2914.N1	29-MAY-2004 12:47:26	Bright	44.000	98	13Zet Oph	2.5710	30000.	88	11744	No
248	GOM_NL__2PRFIN20040529_124939_000000422027_00167_11744_2915.N1	29-MAY-2004 12:49:39	Bright	41.500	120	1Del Oph	2.7340	3200.0	83	11744	No
249	GOM_NL__2PRFIN20040529_125241_000000392027_00167_11744_2916.N1	29-MAY-2004 12:52:41	Bright	39.000	102	24Alp Ser	2.6000	4250.0	78	11744	No
250	GOM_NL__2PRFIN20040529_125634_000000392027_00167_11744_2917.N1	29-MAY-2004 12:56:34	Bright	39.000	3	16Alp Boo	-0.050000	4250.0	78	11744	No
251	GOM_NL__2PRFIN20040529_125834_000000372027_00167_11744_2918.N1	29-MAY-2004 12:58:34	Bright	36.500	83		2.3780	11000.	73	11744	No
252	GOM_NL__2PRFIN20040529_130146_000000352027_00167_11744_2919.N1	29-MAY-2004 13:01:46	Bright	35.000	180	27Gam Boo	3.0400	8000.0	70	11744	No
253	GOM_NL__2PRFIN20040529_130506_000000372027_00167_11744_2920.N1	29-MAY-2004 13:05:06	Bright	37.000	39	85Eta UMa	1.8540	24000.	74	11744	No
254	GOM_NL__2PRFIN20040529_130653_000000382027_00167_11744_2921.N1	29-MAY-2004 13:06:53	Bright	38.000	55	79Zet UMa	2.0600	10200.	76	11744	No
255	GOM_NL__2PRFIN20040529_130918_000000412027_00167_11744_2922.N1	29-MAY-2004 13:09:18	Bright	41.000	119	14Eta Dra	2.7270	4700.0	82	11744	No
256	GOM_NL__2PRFIN20040529_131152_000000392027_00167_11744_2923.N1	29-MAY-2004 13:11:52	Bright	38.500	60	7Bet UMi	2.0810	3950.0	77	11744	No
257	GOM_NL__2PRFIN20040529_131631_000000362027_00167_11744_2924.N1	29-MAY-2004 13:16:31	Bright	35.500	49	1Alp UMi	1.9900	6300.0	71	11744	No
258	GOM_NL__2PRFIN20040529_131951_000000492027_00167_11744_2925.N1	29-MAY-2004 13:19:51	Bright	48.500	89	5Alp Cep	2.4510	8000.0	97	11744	No
259	GOM_NL__2PRFIN20040529_132436_000000402027_00167_11744_2926.N1	29-MAY-2004 13:24:36	Bright	40.000	76	27Gam Cas	2.3000	30000.	80	11744	No
260	GOM_NL__2PRFIN20040529_133215_000000432027_00167_11744_2927.N1	29-MAY-2004 13:32:15	Bright	43.000	53	43Bet And	2.0480	3300.0	86	11744	No
261	GOM_NL__2PRFIN20040529_133453_000000572027_00167_11744_2928.N1	29-MAY-2004 13:34:53	Twi_and_stray	57.000	58	21Alp And	2.0730	11000.	114	11744	No
262	GOM_NL__2PRFIN20040529_133943_000000512027_00167_11744_2929.N1	29-MAY-2004 13:39:43	Dark	50.500	140	88Gam Peg	2.8340	26000.	101	11744	No
263	GOM_NL__2PRFIN20040529_134239_000000822027_00167_11744_2930.N1	29-MAY-2004 13:42:39	Dark	81.500	90	54Alp Peg	2.4870	11000.	163	11744	No
264	GOM_NL__2PRFIN20040529_134839_000000472027_00167_11744_2931.N1	29-MAY-2004 13:48:39	Dark	46.500	52	16Bet Cet	2.0370	4500.0	93	11744	No
265	GOM_NL__2PRFIN20040529_135522_000000462027_00167_11744_2932.N1	29-MAY-2004 13:55:22	Dark	45.500	84	Alp Phe	2.3970	4500.0	91	11744	No
266	GOM_NL__2PRFIN20040529_135743_000000442027_00167_11744_2933.N1	29-MAY-2004 13:57:43	Dark	43.500	9	Alp Eri	0.45300	24000.	87	11744	No
267	GOM_NL__2PRFIN20040529_140032_000000552027_00168_11745_2902.N1	29-MAY-2004 14:00:32	Dark	54.500	63	Bet Gru	2.1500	2800.0	109	11745	No
268	GOM_NL__2PRFIN20040529_154259_000000482027_00169_11746_2923.N1	29-MAY-2004 15:42:59	Dark	48.000	31	Alp Gru	1.7340	15200.	96	11746	No
269	GOM_NL__2PRFIN20040529_154804_000000452027_00169_11746_2924.N1	29-MAY-2004 15:48:04	Straylight	44.500	45	Alp Pav	1.9400	26000.	89	11746	No
270	GOM_NL__2PRFIN20040529_155156_000000422027_00169_11746_2925.N1	29-MAY-2004 15:51:56	Straylight	42.000	43	Alp TrA	1.9100	4250.0	84	11746	No
271	GOM_NL__2PRFIN20040529_155401_000000422027_00169_11746_2926.N1	29-MAY-2004 15:54:01	Straylight	41.500	134	Bet TrA	2.8100	6600.0	83	11746	No
272	GOM_NL__2PRFIN20040529_155523_000000502027_00169_11746_2927.N1	29-MAY-2004 15:55:23	Straylight	49.500	4	Alp1Cen	-0.010000	5800.0	99	11746	No
273	GOM_NL__2PRFIN20040529_155719_000000502027_00169_11746_2928.N1	29-MAY-2004 15:57:19	Straylight	50.000	40	The Sco	1.8590	7100.0	100	11746	No
274	GOM_NL__2PRFIN20040529_155907_000000502027_00169_11746_2929.N1	29-MAY-2004 15:59:07	Twi_and_stray	49.500	25	35Lam Sco	1.6200	28000.	99	11746	No
275	GOM_NL__2PRFIN20040529_160058_000000482027_00169_11746_2930.N1	29-MAY-2004 16:00:58	Twi_and_stray	48.000	75	26Eps Sco	2.2910	4250.0	96	11746	No
276	GOM_NL__2PRFIN20040529_160302_000000432027_00169_11746_2931.N1	29-MAY-2004 16:03:02	Bright	42.500	136	23Tau Sco	2.8220	30000.	85	11746	No
277	GOM_NL__2PRFIN20040529_160509_000000422027_00169_11746_2932.N1	29-MAY-2004 16:05:09	Bright	42.000	80	7Del Sco	2.3160	30000.	84	11746	No
278	GOM_NL__2PRFIN20040529_160643_000000512027_00169_11746_2933.N1	29-MAY-2004 16:06:43	Bright	50.500	86	35Eta Oph	2.4300	10200.	101	11746	No

279	GOM_NL__2PRFIN20040529_160838_000000452027_00169_11746_2934.N1	29-MAY-2004 16:08:38	Bright	44.500	98	13Zet Oph	2.5710	30000.	89	11746	No
280	GOM_NL__2PRFIN20040529_161051_000000422027_00169_11746_2935.N1	29-MAY-2004 16:10:51	Bright	42.000	120	1Del Oph	2.7340	3200.0	84	11746	No
281	GOM_NL__2PRFIN20040529_161352_000000402027_00169_11746_2936.N1	29-MAY-2004 16:13:52	Bright	39.500	102	24Alp Ser	2.6000	4250.0	79	11746	No
282	GOM_NL__2PRFIN20040529_161746_000000382027_00169_11746_2937.N1	29-MAY-2004 16:17:46	Bright	37.500	3	16Alp Boo	-0.050000	4250.0	75	11746	No
283	GOM_NL__2PRFIN20040529_161946_000000372027_00169_11746_2938.N1	29-MAY-2004 16:19:46	Bright	36.500	83		2.3780	11000.	73	11746	No
284	GOM_NL__2PRFIN20040529_162257_000000372027_00169_11746_2939.N1	29-MAY-2004 16:22:57	Bright	37.000	180	27Gam Boo	3.0400	8000.0	74	11746	No
285	GOM_NL__2PRFIN20040529_162618_000000362027_00169_11746_2940.N1	29-MAY-2004 16:26:18	Bright	35.500	39	85Eta UMa	1.8540	24000.	71	11746	No
286	GOM_NL__2PRFIN20040529_162805_000000382027_00169_11746_2941.N1	29-MAY-2004 16:28:05	Bright	38.000	55	79Zet UMa	2.0600	10200.	76	11746	No
287	GOM_NL__2PRFIN20040529_163029_000000412027_00169_11746_2942.N1	29-MAY-2004 16:30:29	Bright	41.000	119	14Eta Dra	2.7270	4700.0	82	11746	No
288	GOM_NL__2PRFIN20040529_163300_000000432027_00169_11746_2943.N1	29-MAY-2004 16:33:00	Bright	42.500	60	7Bet UMi	2.0810	3950.0	85	11746	No
289	GOM_NL__2PRFIN20040529_163743_000000392027_00169_11746_2944.N1	29-MAY-2004 16:37:43	Bright	39.000	49	1Alp UMi	1.9900	6300.0	78	11746	No
290	GOM_NL__2PRFIN20040529_164102_000000482027_00169_11746_2945.N1	29-MAY-2004 16:41:02	Bright	48.000	89	5Alp Cep	2.4510	8000.0	96	11746	No
291	GOM_NL__2PRFIN20040529_164548_000000372027_00169_11746_2946.N1	29-MAY-2004 16:45:48	Bright	37.000	76	27Gam Cas	2.3000	30000.	74	11746	No
292	GOM_NL__2PRFIN20040529_165327_000000492027_00169_11746_2947.N1	29-MAY-2004 16:53:27	Bright	48.500	53	43Bet And	2.0480	3300.0	97	11746	No
293	GOM_NL__2PRFIN20040529_165606_000000562027_00169_11746_2948.N1	29-MAY-2004 16:56:06	Twilight	55.500	58	21Alp And	2.0730	11000.	111	11746	No
294	GOM_NL__2PRFIN20040529_170055_000000512027_00169_11746_2949.N1	29-MAY-2004 17:00:55	Dark	51.000	140	88Gam Peg	2.8340	26000.	102	11746	No
295	GOM_NL__2PRFIN20040529_170353_000000792027_00169_11746_2950.N1	29-MAY-2004 17:03:53	Dark	78.500	90	54Alp Peg	2.4870	11000.	157	11746	No
296	GOM_NL__2PRFIN20040529_170952_000000512027_00169_11746_2951.N1	29-MAY-2004 17:09:52	Dark	51.000	52	16Bet Cet	2.0370	4500.0	102	11746	No
297	GOM_NL__2PRFIN20040529_171635_000000472027_00169_11746_2952.N1	29-MAY-2004 17:16:35	Dark	46.500	84	Alp Phe	2.3970	4500.0	93	11746	No
298	GOM_NL__2PRFIN20040529_171855_000000472027_00169_11746_2953.N1	29-MAY-2004 17:18:55	Dark	47.000	9	Alp Eri	0.45300	24000.	94	11746	No
299	GOM_NL__2PRFIN20040529_172146_000000482027_00170_11747_2923.N1	29-MAY-2004 17:21:46	Dark	48.000	63	Bet Gru	2.1500	2800.0	96	11747	No
300	GOM_NL__2PRFIN20040529_172336_000000482027_00170_11747_2924.N1	29-MAY-2004 17:23:36	Dark	47.500	31	Alp Gru	1.7340	15200.	95	11747	No
301	GOM_NL__2PRFIN20040529_172841_000000442027_00170_11747_2925.N1	29-MAY-2004 17:28:41	Straylight	44.000	45	Alp Pav	1.9400	26000.	88	11747	No
302	GOM_NL__2PRFIN20040529_173233_000000402027_00170_11747_2926.N1	29-MAY-2004 17:32:33	Straylight	39.500	43	Alp TrA	1.9100	4250.0	79	11747	No
303	GOM_NL__2PRFIN20040529_173438_000000372027_00170_11747_2927.N1	29-MAY-2004 17:34:38	Straylight	37.000	134	Bet TrA	2.8100	6600.0	74	11747	No
304	GOM_NL__2PRFIN20040529_173559_000000472027_00170_11747_2928.N1	29-MAY-2004 17:35:59	Straylight	47.000	4	Alp1Cen	-0.010000	5800.0	94	11747	No
305	GOM_NL__2PRFIN20040529_173756_000000512027_00170_11747_2929.N1	29-MAY-2004 17:37:56	Straylight	50.500	40	The Sco	1.8590	7100.0	101	11747	No
306	GOM_NL__2PRFIN20040529_173944_000000532027_00170_11747_2930.N1	29-MAY-2004 17:39:44	Twilight	52.500	25	35Lam Sco	1.6200	28000.	105	11747	No
307	GOM_NL__2PRFIN20040529_174134_000000502027_00170_11747_2931.N1	29-MAY-2004 17:41:34	Twilight	49.500	75	26Eps Sco	2.2910	4250.0	99	11747	No
308	GOM_NL__2PRFIN20040529_174338_000000432027_00170_11747_2932.N1	29-MAY-2004 17:43:38	Bright	43.000	136	23Tau Sco	2.8220	30000.	86	11747	No
309	GOM_NL__2PRFIN20040529_174545_000000412027_00170_11747_2933.N1	29-MAY-2004 17:45:45	Bright	40.500	80	7Del Sco	2.3160	30000.	81	11747	No
310	GOM_NL__2PRFIN20040529_174720_000000492027_00170_11747_2934.N1	29-MAY-2004 17:47:20	Bright	48.500	86	35Eta Oph	2.4300	10200.	97	11747	No
311	GOM_NL__2PRFIN20040529_174914_000000432027_00170_11747_2935.N1	29-MAY-2004 17:49:14	Bright	43.000	98	13Zet Oph	2.5710	30000.	86	11747	No
312	GOM_NL__2PRFIN20040529_175127_000000422027_00170_11747_2936.N1	29-MAY-2004 17:51:27	Bright	42.000	120	1Del Oph	2.7340	3200.0	84	11747	No
313	GOM_NL__2PRFIN20040529_175428_000000392027_00170_11747_2937.N1	29-MAY-2004 17:54:28	Bright	39.000	102	24Alp Ser	2.6000	4250.0	78	11747	No
314	GOM_NL__2PRFIN20040529_175823_000000372027_00170_11747_2938.N1	29-MAY-2004 17:58:23	Bright	36.500	3	16Alp Boo	-0.050000	4250.0	73	11747	No
315	GOM_NL__2PRFIN20040529_180023_000000392027_00170_11747_2939.N1	29-MAY-2004 18:00:23	Bright	38.500	83		2.3780	11000.	77	11747	No
316	GOM_NL__2PRFIN20040529_180333_000000362027_00170_11747_2940.N1	29-MAY-2004 18:03:33	Bright	35.500	180	27Gam Boo	3.0400	8000.0	71	11747	No
317	GOM_NL__2PRFIN20040529_180655_000000392027_00170_11747_2941.N1	29-MAY-2004 18:06:55	Bright	38.500	39	85Eta UMa	1.8540	24000.	77	11747	No
318	GOM_NL__2PRFIN20040529_180842_000000382027_00170_11747_2942.N1	29-MAY-2004 18:08:42	Bright	38.000	55	79Zet UMa	2.0600	10200.	76	11747	No
319	GOM_NL__2PRFIN20040529_181105_000000422027_00170_11747_2943.N1	29-MAY-2004 18:11:05	Bright	42.000	119	14Eta Dra	2.7270	4700.0	84	11747	No
320	GOM_NL__2PRFIN20040529_181339_000000402027_00170_11747_2944.N1	29-MAY-2004 18:13:39	Bright	39.500	60	7Bet UMi	2.0810	3950.0	79	11747	No
321	GOM_NL__2PRFIN20040529_181819_000000372027_00170_11747_2945.N1	29-MAY-2004 18:18:19	Bright	37.000	49	1Alp UMi	1.9900	6300.0	74	11747	No
322	GOM_NL__2PRFIN20040529_182138_000000482027_00170_11747_2946.N1	29-MAY-2004 18:21:38	Bright	47.500	89	5Alp Cep	2.4510	8000.0	95	11747	No
323	GOM_NL__2PRFIN20040529_182624_000000372027_00170_11747_2947.N1	29-MAY-2004 18:26:24	Bright	37.000	76	27Gam Cas	2.3000	30000.	74	11747	No
324	GOM_NL__2PRFIN20040529_183404_000000562027_00170_11747_2948.N1	29-MAY-2004 18:34:04	Bright	56.000	53	43Bet And	2.0480	3300.0	112	11747	No
325	GOM_NL__2PRFIN20040529_183643_000000552027_00170_11747_2949.N1	29-MAY-2004 18:36:43	Twilight	54.500	58	21Alp And	2.0730	11000.	109	11747	No
326	GOM_NL__2PRFIN20040529_184132_000000512027_00170_11747_2950.N1	29-MAY-2004 18:41:32	Dark	51.000	140	88Gam Peg	2.8340	26000.	102	11747	No
327	GOM_NL__2PRFIN20040529_184429_000000842027_00170_11747_2951.N1	29-MAY-2004 18:44:29	Dark	83.500	90	54Alp Peg	2.4870	11000.	167	11747	No
328	GOM_NL__2PRFIN20040529_185029_000000472027_00170_11747_2952.N1	29-MAY-2004 18:50:29	Dark	47.000	52	16Bet Cet	2.0370	4500.0	94	11747	No
329	GOM_NL__2PRFIN20040529_185712_000000462027_00170_11747_2953.N1	29-MAY-2004 18:57:12	Dark	46.000	84	Alp Phe	2.3970	4500.0	92	11747	No
330	GOM_NL__2PRFIN20040529_185932_000000452027_00170_11747_2954.N1	29-MAY-2004 18:59:32	Dark	45.000	9	Alp Eri	0.45300	24000.	90	11747	No
331	GOM_NL__2PRFIN20040529_190223_000000512027_00171_11748_2923.N1	29-MAY-2004 19:02:23	Dark	50.500	63	Bet Gru	2.1500	2800.0	101	11748	No
332	GOM_NL__2PRFIN20040529_190413_000000482027_00171_11748_2924.N1	29-MAY-2004 19:04:13	Dark	47.500	31	Alp Gru	1.7340	15200.	95	11748	No
333	GOM_NL__2PRFIN20040529_190918_000000452027_00171_11748_2925.N1	29-MAY-2004 19:09:18	Straylight	44.500	45	Alp Pav	1.9400	26000.	89	11748	No
334	GOM_NL__2PRFIN20040529_191309_000000502027_00171_11748_2926.N1	29-MAY-2004 19:13:09	Straylight	49.500	43	Alp TrA	1.9100	4250.0	99	11748	No
335	GOM_NL__2PRFIN20040529_191514_000000392027_00171_11748_2927.N1	29-MAY-2004 19:15:14	Straylight	38.500	134	Bet TrA	2.8100	6600.0	77	11748	No
336	GOM_NL__2PRFIN20040529_191635_000000482027_00171_11748_2928.N1	29-MAY-2004 19:16:35	Straylight	47.500	4	Alp1Cen	-0.010000	5800.0	95	11748	No
337	GOM_NL__2PRFIN20040529_191833_000000462027_00171_11748_2929.N1	29-MAY-2004 19:18:33	Straylight	46.000	40	The Sco	1.8590	7100.0	92	11748	No

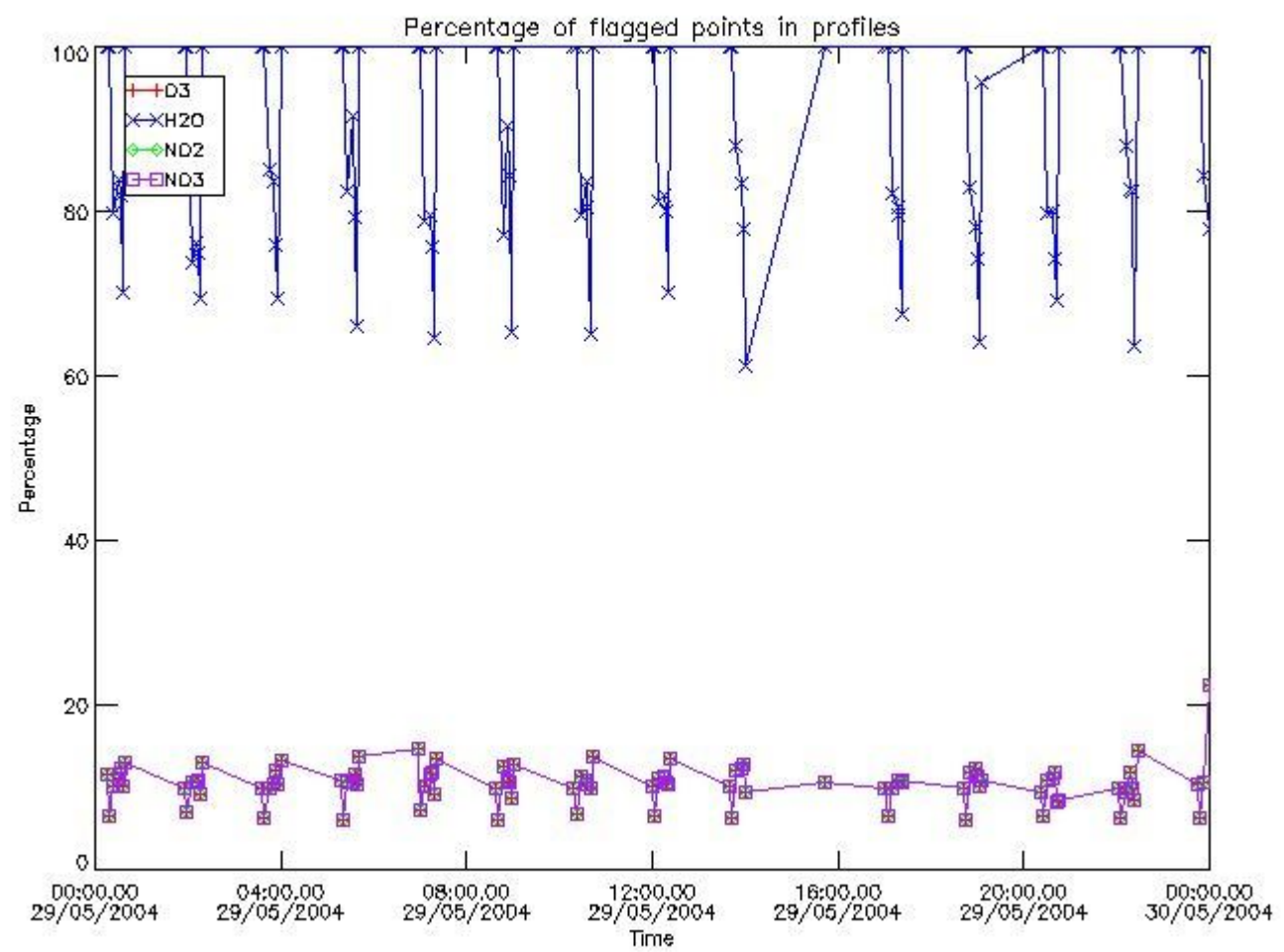
338	GOM_NL__2PRFIN20040529_192021_000000492027_00171_11748_2930.N1	29-MAY-2004 19:20:21	Twilight	48.500	25	35Lam Sco	1.6200	28000.	97	11748	No
339	GOM_NL__2PRFIN20040529_192211_000000472027_00171_11748_2931.N1	29-MAY-2004 19:22:11	Twilight	46.500	75	26Eps Sco	2.2910	4250.0	93	11748	No
340	GOM_NL__2PRFIN20040529_192415_000000432027_00171_11748_2932.N1	29-MAY-2004 19:24:15	Bright	43.000	136	23Tau Sco	2.8220	30000.	86	11748	No
341	GOM_NL__2PRFIN20040529_192622_000000412027_00171_11748_2933.N1	29-MAY-2004 19:26:22	Bright	40.500	80	7Del Sco	2.3160	30000.	81	11748	No
342	GOM_NL__2PRFIN20040529_192756_000000502027_00171_11748_2934.N1	29-MAY-2004 19:27:56	Bright	49.500	86	35Eta Oph	2.4300	10200.	99	11748	No
343	GOM_NL__2PRFIN20040529_192950_000000442027_00171_11748_2935.N1	29-MAY-2004 19:29:50	Bright	43.500	98	13Zet Oph	2.5710	30000.	87	11748	No
344	GOM_NL__2PRFIN20040529_193203_000000422027_00171_11748_2936.N1	29-MAY-2004 19:32:03	Bright	41.500	120	1Del Oph	2.7340	3200.0	83	11748	No
345	GOM_NL__2PRFIN20040529_193504_000000392027_00171_11748_2937.N1	29-MAY-2004 19:35:04	Bright	38.500	102	24Alp Ser	2.6000	4250.0	77	11748	No
346	GOM_NL__2PRFIN20040529_193859_000000372027_00171_11748_2938.N1	29-MAY-2004 19:38:59	Bright	37.000	3	16Alp Boo	-0.050000	4250.0	74	11748	No
347	GOM_NL__2PRFIN20040529_194059_000000402027_00171_11748_2939.N1	29-MAY-2004 19:40:59	Bright	39.500	83		2.3780	11000.	79	11748	No
348	GOM_NL__2PRFIN20040529_194410_000000382027_00171_11748_2940.N1	29-MAY-2004 19:44:10	Bright	37.500	180	27Gam Boo	3.0400	8000.0	75	11748	No
349	GOM_NL__2PRFIN20040529_194731_000000372027_00171_11748_2941.N1	29-MAY-2004 19:47:31	Bright	36.500	39	85Eta UMa	1.8540	24000.	73	11748	No
350	GOM_NL__2PRFIN20040529_194918_000000382027_00171_11748_2942.N1	29-MAY-2004 19:49:18	Bright	38.000	55	79Zet UMa	2.0600	10200.	76	11748	No
351	GOM_NL__2PRFIN20040529_195141_000000412027_00171_11748_2943.N1	29-MAY-2004 19:51:41	Bright	40.500	119	14Eta Dra	2.7270	4700.0	81	11748	No
352	GOM_NL__2PRFIN20040529_195415_000000392027_00171_11748_2944.N1	29-MAY-2004 19:54:15	Bright	39.000	60	7Bet UMi	2.0810	3950.0	78	11748	No
353	GOM_NL__2PRFIN20040529_195855_000000372027_00171_11748_2945.N1	29-MAY-2004 19:58:55	Bright	36.500	49	1Alp UMi	1.9900	6300.0	73	11748	No
354	GOM_NL__2PRFIN20040529_200213_000000492027_00171_11748_2946.N1	29-MAY-2004 20:02:13	Bright	48.500	89	5Alp Cep	2.4510	8000.0	97	11748	No
355	GOM_NL__2PRFIN20040529_200700_000000362027_00171_11748_2947.N1	29-MAY-2004 20:07:00	Bright	36.000	76	27Gam Cas	2.3000	30000.	72	11748	No
356	GOM_NL__2PRFIN20040529_201440_000000562027_00171_11748_2948.N1	29-MAY-2004 20:14:40	Bright	56.000	53	43Bet And	2.0480	3300.0	112	11748	No
357	GOM_NL__2PRFIN20040529_201719_000000542027_00171_11748_2949.N1	29-MAY-2004 20:17:19	Twilight	54.000	58	21Alp And	2.0730	11000.	108	11748	No
358	GOM_NL__2PRFIN20040529_202208_000000542027_00171_11748_2950.N1	29-MAY-2004 20:22:08	Dark	54.000	140	88Gam Peg	2.8340	26000.	108	11748	No
359	GOM_NL__2PRFIN20040529_202506_000000852027_00171_11748_2951.N1	29-MAY-2004 20:25:06	Dark	85.000	90	54Alp Peg	2.4870	11000.	170	11748	No
360	GOM_NL__2PRFIN20040529_203105_000000482027_00171_11748_2952.N1	29-MAY-2004 20:31:05	Dark	47.500	52	16Bet Cet	2.0370	4500.0	95	11748	No
361	GOM_NL__2PRFIN20040529_203748_000000462027_00171_11748_2953.N1	29-MAY-2004 20:37:48	Dark	45.500	84	Alp Phe	2.3970	4500.0	91	11748	No
362	GOM_NL__2PRFIN20040529_204008_000000432027_00171_11748_2954.N1	29-MAY-2004 20:40:08	Dark	43.000	9	Alp Eri	0.45300	24000.	86	11748	No
363	GOM_NL__2PRFIN20040529_204259_000000622027_00172_11749_2923.N1	29-MAY-2004 20:42:59	Dark	62.000	63	Bet Gru	2.1500	2800.0	124	11749	No
364	GOM_NL__2PRFIN20040529_204449_000000602027_00172_11749_2924.N1	29-MAY-2004 20:44:49	Dark	60.000	31	Alp Gru	1.7340	15200.	120	11749	No
365	GOM_NL__2PRFIN20040529_204954_000000462027_00172_11749_2925.N1	29-MAY-2004 20:49:54	Straylight	46.000	45	Alp Pav	1.9400	26000.	92	11749	No
366	GOM_NL__2PRFIN20040529_205343_000000502027_00172_11749_2926.N1	29-MAY-2004 20:53:43	Straylight	49.500	43	Alp TrA	1.9100	4250.0	99	11749	No
367	GOM_NL__2PRFIN20040529_205549_000000402027_00172_11749_2927.N1	29-MAY-2004 20:55:49	Straylight	40.000	134	Bet TrA	2.8100	6600.0	80	11749	No
368	GOM_NL__2PRFIN20040529_205711_000000522027_00172_11749_2928.N1	29-MAY-2004 20:57:11	Straylight	52.000	4	Alp1Cen	-0.010000	5800.0	104	11749	No
369	GOM_NL__2PRFIN20040529_205909_000000502027_00172_11749_2929.N1	29-MAY-2004 20:59:09	Straylight	49.500	40	The Sco	1.8590	7100.0	99	11749	No
370	GOM_NL__2PRFIN20040529_210057_000000512027_00172_11749_2930.N1	29-MAY-2004 21:00:57	Twilight	50.500	25	35Lam Sco	1.6200	28000.	101	11749	No
371	GOM_NL__2PRFIN20040529_210246_000000502027_00172_11749_2931.N1	29-MAY-2004 21:02:46	Twilight	50.000	75	26Eps Sco	2.2910	4250.0	100	11749	No
372	GOM_NL__2PRFIN20040529_210450_000000452027_00172_11749_2932.N1	29-MAY-2004 21:04:50	Bright	45.000	136	23Tau Sco	2.8220	30000.	90	11749	No
373	GOM_NL__2PRFIN20040529_210657_000000442027_00172_11749_2933.N1	29-MAY-2004 21:06:57	Bright	43.500	80	7Del Sco	2.3160	30000.	87	11749	No
374	GOM_NL__2PRFIN20040529_210832_000000492027_00172_11749_2934.N1	29-MAY-2004 21:08:32	Bright	48.500	86	35Eta Oph	2.4300	10200.	97	11749	No
375	GOM_NL__2PRFIN20040529_211025_000000442027_00172_11749_2935.N1	29-MAY-2004 21:10:25	Bright	44.000	98	13Zet Oph	2.5710	30000.	88	11749	No
376	GOM_NL__2PRFIN20040529_211239_000000422027_00172_11749_2936.N1	29-MAY-2004 21:12:39	Bright	41.500	120	1Del Oph	2.7340	3200.0	83	11749	No
377	GOM_NL__2PRFIN20040529_211540_000000382027_00172_11749_2937.N1	29-MAY-2004 21:15:40	Bright	38.000	102	24Alp Ser	2.6000	4250.0	76	11749	No
378	GOM_NL__2PRFIN20040529_211935_000000372027_00172_11749_2938.N1	29-MAY-2004 21:19:35	Bright	36.500	3	16Alp Boo	-0.050000	4250.0	73	11749	No
379	GOM_NL__2PRFIN20040529_212134_000000392027_00172_11749_2939.N1	29-MAY-2004 21:21:34	Bright	38.500	83		2.3780	11000.	77	11749	No
380	GOM_NL__2PRFIN20040529_212445_000000372027_00172_11749_2940.N1	29-MAY-2004 21:24:45	Bright	36.500	180	27Gam Boo	3.0400	8000.0	73	11749	No
381	GOM_NL__2PRFIN20040529_212806_000000382027_00172_11749_2941.N1	29-MAY-2004 21:28:06	Bright	38.000	39	85Eta UMa	1.8540	24000.	76	11749	No
382	GOM_NL__2PRFIN20040529_212954_000000392027_00172_11749_2942.N1	29-MAY-2004 21:29:54	Bright	38.500	55	79Zet UMa	2.0600	10200.	77	11749	No
383	GOM_NL__2PRFIN20040529_213217_000000412027_00172_11749_2943.N1	29-MAY-2004 21:32:17	Bright	40.500	119	14Eta Dra	2.7270	4700.0	81	11749	No
384	GOM_NL__2PRFIN20040529_213451_000000402027_00172_11749_2944.N1	29-MAY-2004 21:34:51	Bright	40.000	60	7Bet UMi	2.0810	3950.0	80	11749	No
385	GOM_NL__2PRFIN20040529_213931_000000382027_00172_11749_2945.N1	29-MAY-2004 21:39:31	Bright	37.500	49	1Alp UMi	1.9900	6300.0	75	11749	No
386	GOM_NL__2PRFIN20040529_214248_000000482027_00172_11749_2946.N1	29-MAY-2004 21:42:48	Bright	48.000	89	5Alp Cep	2.4510	8000.0	96	11749	No
387	GOM_NL__2PRFIN20040529_214735_000000492027_00172_11749_2947.N1	29-MAY-2004 21:47:35	Bright	48.500	76	27Gam Cas	2.3000	30000.	97	11749	No
388	GOM_NL__2PRFIN20040529_215515_000000442027_00172_11749_2948.N1	29-MAY-2004 21:55:15	Bright	43.500	53	43Bet And	2.0480	3300.0	87	11749	No
389	GOM_NL__2PRFIN20040529_215754_000000592027_00172_11749_2949.N1	29-MAY-2004 21:57:54	Twilight	58.500	58	21Alp And	2.0730	11000.	117	11749	No
390	GOM_NL__2PRFIN20040529_220244_000000522027_00172_11749_2950.N1	29-MAY-2004 22:02:44	Dark	52.000	140	88Gam Peg	2.8340	26000.	104	11749	No
391	GOM_NL__2PRFIN20040529_220543_000000812027_00172_11749_2951.N1	29-MAY-2004 22:05:43	Dark	80.500	90	54Alp Peg	2.4870	11000.	161	11749	No
392	GOM_NL__2PRFIN20040529_221141_000000552027_00172_11749_2952.N1	29-MAY-2004 22:11:41	Dark	54.500	52	16Bet Cet	2.0370	4500.0	109	11749	No
393	GOM_NL__2PRFIN20040529_221824_000000442027_00172_11749_2953.N1	29-MAY-2004 22:18:24	Dark	43.500	84	Alp Phe	2.3970	4500.0	87	11749	No
394	GOM_NL__2PRFIN20040529_222044_000000522027_00172_11749_2954.N1	29-MAY-2004 22:20:44	Dark	51.500	9	Alp Eri	0.45300	24000.	103	11749	No
395	GOM_NL__2PRFIN20040529_222336_000000612027_00173_11750_2923.N1	29-MAY-2004 22:23:36	Dark	61.000	63	Bet Gru	2.1500	2800.0	122	11750	No
396	GOM_NL__2PRFIN20040529_222632_000000392027_00173_11750_2924.N1	29-MAY-2004 22:26:32	Dark	39.000	135	Bet Hyi	2.8200	5800.0	78	11750	No

397	GOM_NL__2PRFIN20040529_223031_000000452027_00173_11750_2925.N1	29-MAY-2004 22:30:31	Straylight	44.500	45	Alp Pav	1.9400	26000.	89	11750	No
398	GOM_NL__2PRFIN20040529_223419_000000522027_00173_11750_2926.N1	29-MAY-2004 22:34:19	Straylight	52.000	43	Alp TrA	1.9100	4250.0	104	11750	No
399	GOM_NL__2PRFIN20040529_223624_000000412027_00173_11750_2927.N1	29-MAY-2004 22:36:24	Straylight	41.000	134	Bet TrA	2.8100	6600.0	82	11750	No
400	GOM_NL__2PRFIN20040529_223748_000000492027_00173_11750_2928.N1	29-MAY-2004 22:37:48	Straylight	49.000	4	Alp1Cen	-0.010000	5800.0	98	11750	No
401	GOM_NL__2PRFIN20040529_224047_000000592027_00173_11750_2929.N1	29-MAY-2004 22:40:47	Tw_i_and_stray	59.000	38	20Eps Sgr	1.8360	11000.	118	11750	No
402	GOM_NL__2PRFIN20040529_224244_000000732027_00173_11750_2930.N1	29-MAY-2004 22:42:44	Tw_i_and_stray	72.500	57	34Sig Sgr	2.0660	26000.	145	11750	No
403	GOM_NL__2PRFIN20040529_224526_000000422027_00173_11750_2931.N1	29-MAY-2004 22:45:26	Bright	42.000	136	23Tau Sco	2.8220	30000.	84	11750	No
404	GOM_NL__2PRFIN20040529_224733_000000432027_00173_11750_2932.N1	29-MAY-2004 22:47:33	Bright	42.500	80	7Del Sco	2.3160	30000.	85	11750	No
405	GOM_NL__2PRFIN20040529_224908_000000492027_00173_11750_2933.N1	29-MAY-2004 22:49:08	Bright	48.500	86	35Eta Oph	2.4300	10200.	97	11750	No
406	GOM_NL__2PRFIN20040529_225101_000000452027_00173_11750_2934.N1	29-MAY-2004 22:51:01	Bright	44.500	98	13Zet Oph	2.5710	30000.	89	11750	No
407	GOM_NL__2PRFIN20040529_225314_000000422027_00173_11750_2935.N1	29-MAY-2004 22:53:14	Bright	42.000	120	1Del Oph	2.7340	3200.0	84	11750	No
408	GOM_NL__2PRFIN20040529_225616_000000392027_00173_11750_2936.N1	29-MAY-2004 22:56:16	Bright	38.500	102	24Alp Ser	2.6000	4250.0	77	11750	No
409	GOM_NL__2PRFIN20040529_230011_000000382027_00173_11750_2937.N1	29-MAY-2004 23:00:11	Bright	37.500	3	16Alp Boo	-0.050000	4250.0	75	11750	No
410	GOM_NL__2PRFIN20040529_230210_000000392027_00173_11750_2938.N1	29-MAY-2004 23:02:10	Bright	39.000	83		2.3780	11000.	78	11750	No
411	GOM_NL__2PRFIN20040529_230842_000000382027_00173_11750_2939.N1	29-MAY-2004 23:08:42	Bright	38.000	39	85Eta UMa	1.8540	24000.	76	11750	No
412	GOM_NL__2PRFIN20040529_231030_000000362027_00173_11750_2940.N1	29-MAY-2004 23:10:30	Bright	36.000	55	79Zet UMa	2.0600	10200.	72	11750	No
413	GOM_NL__2PRFIN20040529_231252_000000412027_00173_11750_2941.N1	29-MAY-2004 23:12:52	Bright	40.500	119	14Eta Dra	2.7270	4700.0	81	11750	No
414	GOM_NL__2PRFIN20040529_231526_000000392027_00173_11750_2942.N1	29-MAY-2004 23:15:26	Bright	39.000	60	7Bet UMi	2.0810	3950.0	78	11750	No
415	GOM_NL__2PRFIN20040529_232007_000000392027_00173_11750_2943.N1	29-MAY-2004 23:20:07	Bright	38.500	49	1Alp UMi	1.9900	6300.0	77	11750	No
416	GOM_NL__2PRFIN20040529_232324_000000482027_00173_11750_2944.N1	29-MAY-2004 23:23:24	Bright	47.500	89	5Alp Cep	2.4510	8000.0	95	11750	No
417	GOM_NL__2PRFIN20040529_232811_000000392027_00173_11750_2945.N1	29-MAY-2004 23:28:11	Bright	38.500	76	27Gam Cas	2.3000	30000.	77	11750	No
418	GOM_NL__2PRFIN20040529_233551_000000452027_00173_11750_2946.N1	29-MAY-2004 23:35:51	Bright	44.500	53	43Bet And	2.0480	3300.0	89	11750	No
419	GOM_NL__2PRFIN20040529_233828_000000562027_00173_11750_2947.N1	29-MAY-2004 23:38:28	Tw_i_and_stray	56.000	58	21Alp And	2.0730	11000.	112	11750	No
420	GOM_NL__2PRFIN20040529_234321_000000542027_00173_11750_2948.N1	29-MAY-2004 23:43:21	Dark	53.500	140	88Gam Peg	2.8340	26000.	107	11750	No
421	GOM_NL__2PRFIN20040529_234621_000000832027_00173_11750_2949.N1	29-MAY-2004 23:46:21	Dark	82.500	90	54Alp Peg	2.4870	11000.	165	11750	No
422	GOM_NL__2PRFIN20040529_235218_000000482027_00173_11750_2950.N1	29-MAY-2004 23:52:18	Dark	48.000	52	16Bet Cet	2.0370	4500.0	96	11750	No
423	GOM_NL__2PRFIN20040529_235901_000000412027_00173_11750_2951.N1	29-MAY-2004 23:59:01	Dark	41.000	84	Alp Phe	2.3970	4500.0	82	11750	No

### 3. Quality information per product

In this section it is plotted some information contained in the Quality Summary data set of the level 2 products. Only products in dark limb conditions and without errors (error flag in the MPH set to "0") are used.

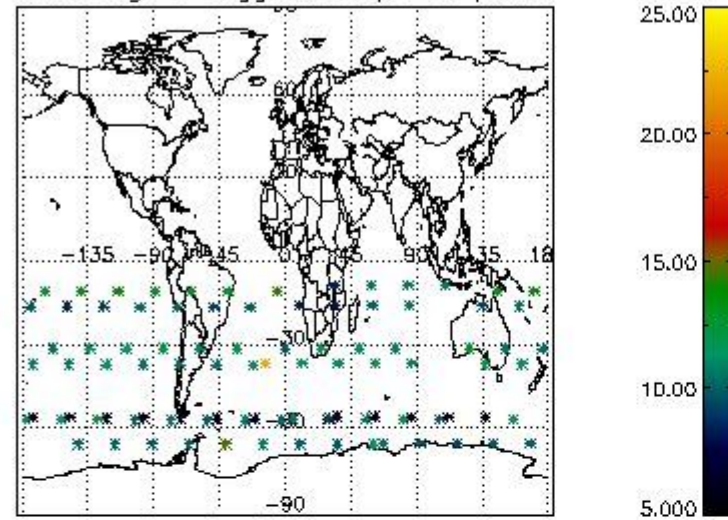
#### 3.1 Plot quality information per product (time dependant)



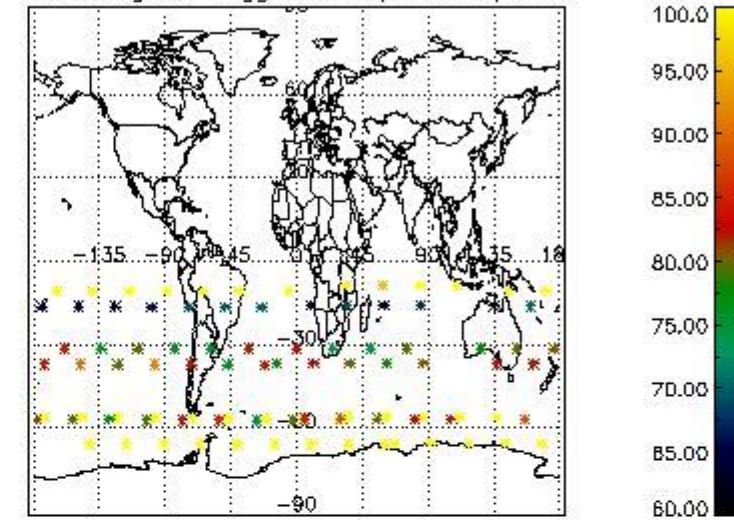
3.2 Plot quality information per product (world map)



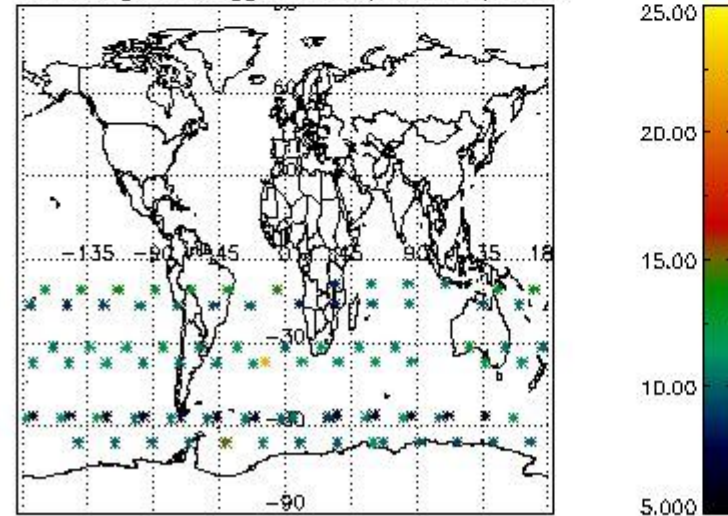
Percentage of flagged data per O3 profile



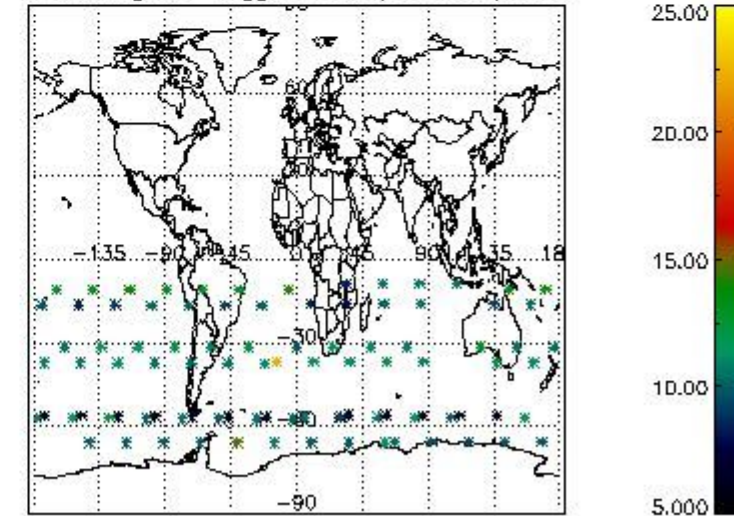
Percentage of flagged data per H2O profile



Percentage of flagged data per NO2 profile



Percentage of flagged data per NO3 profile

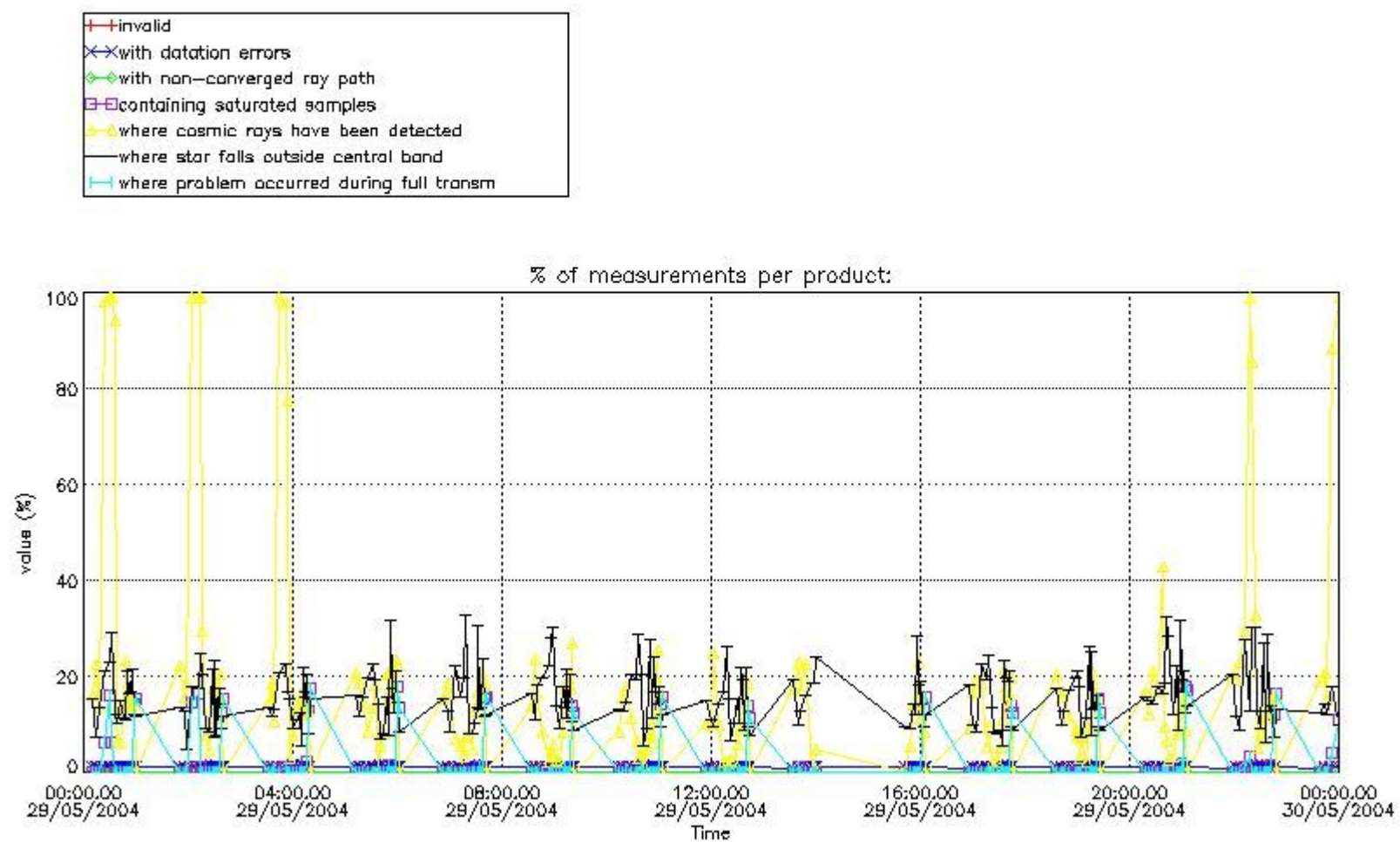


#### 4. Level 1 quality information per product

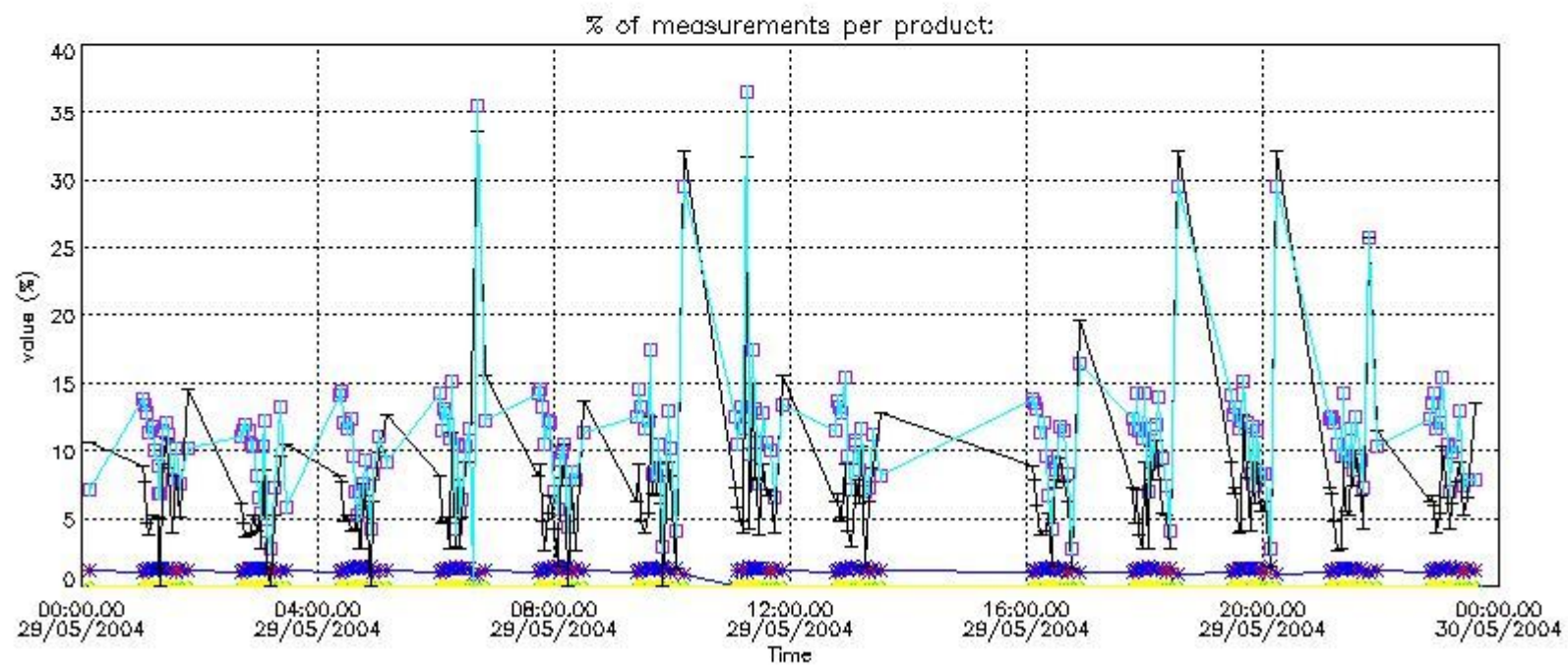
In this section it is plotted some information contained in the Quality Summary data set of the level 2 products that comes from the level 1b processing. Products without errors (error flag in the MPH set to "0") are used.

##### 4.1 Plot quality information per product (time dependant) coming from level 1b processing

###### 4.1.1 Plot level 1 quality information per product (time dependant): ENVISAT ASCENDING passes

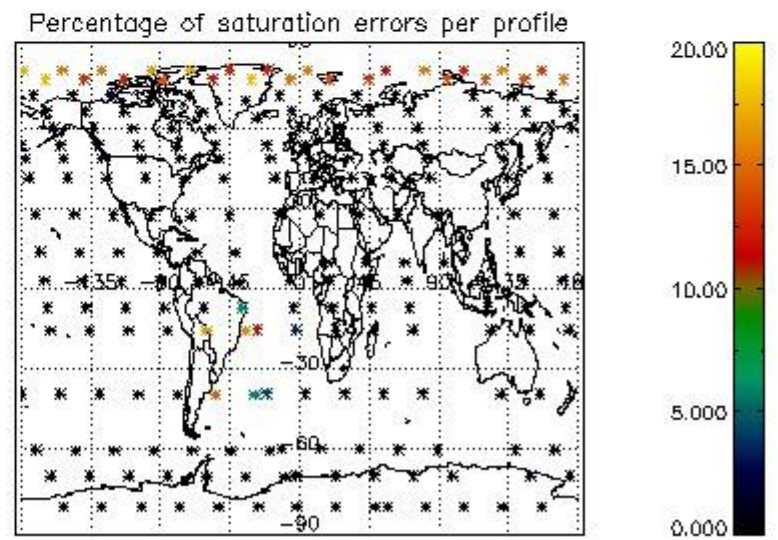
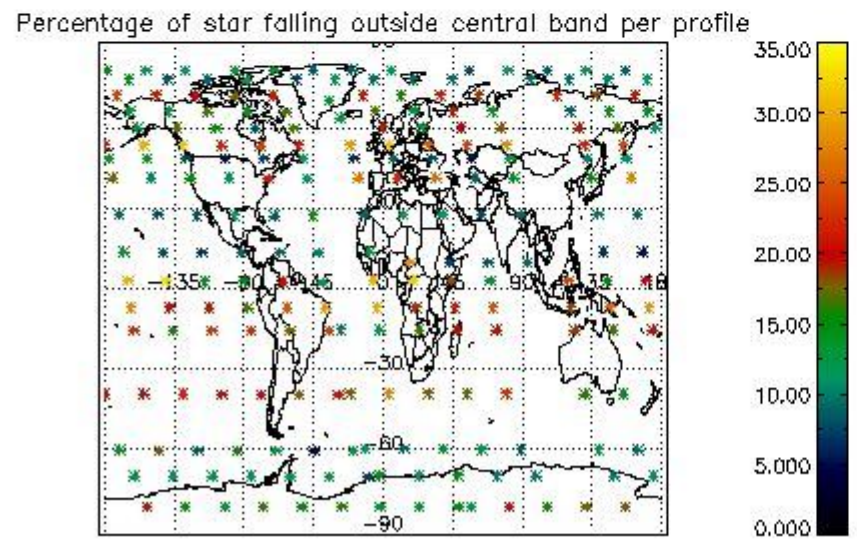
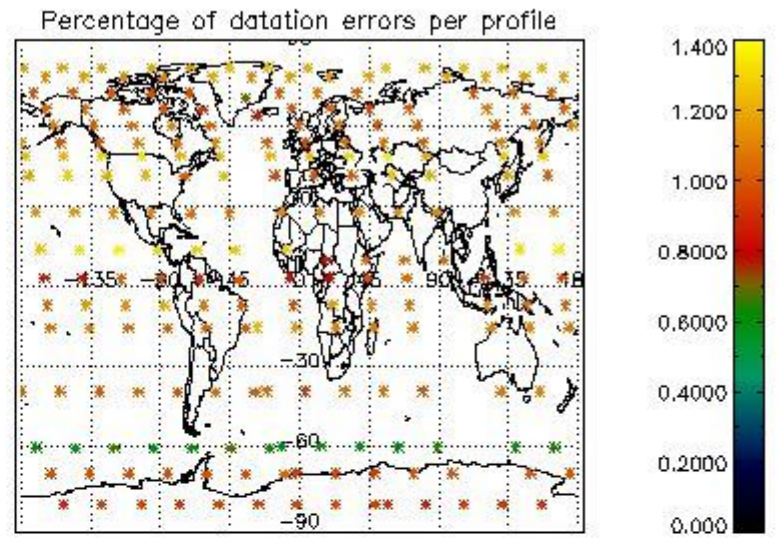
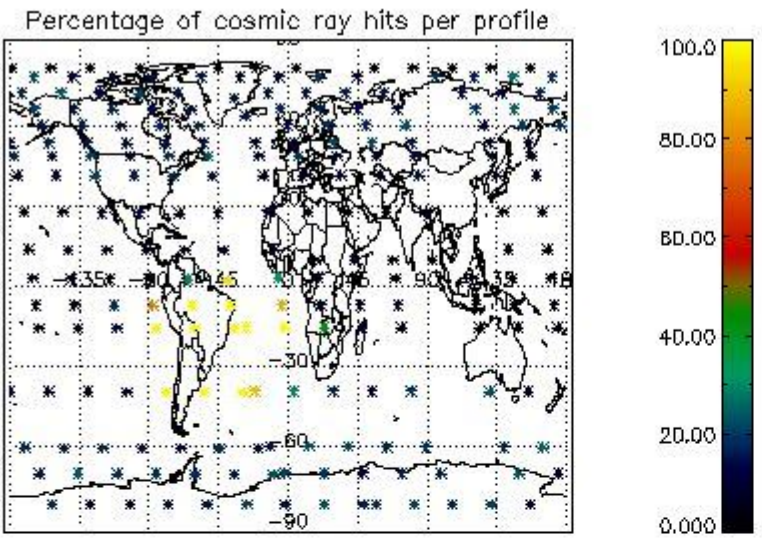


4.1.2 Plot level 1 quality information per product (time dependant): ENVI SAT DESCENDING passes

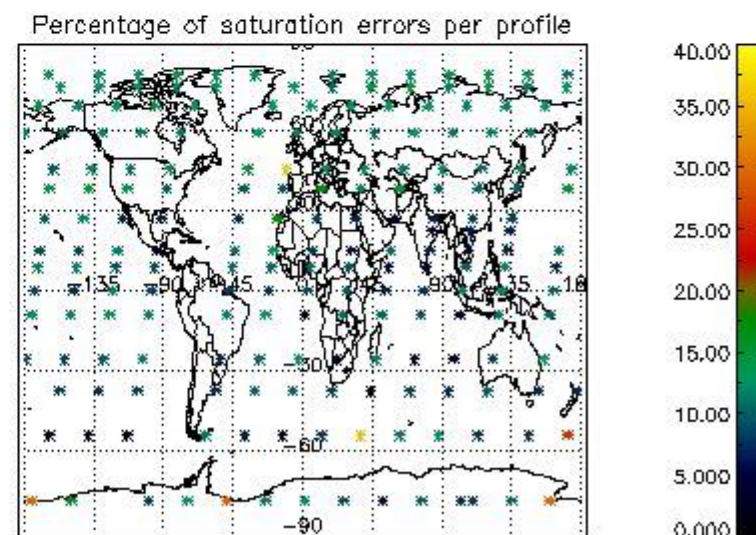
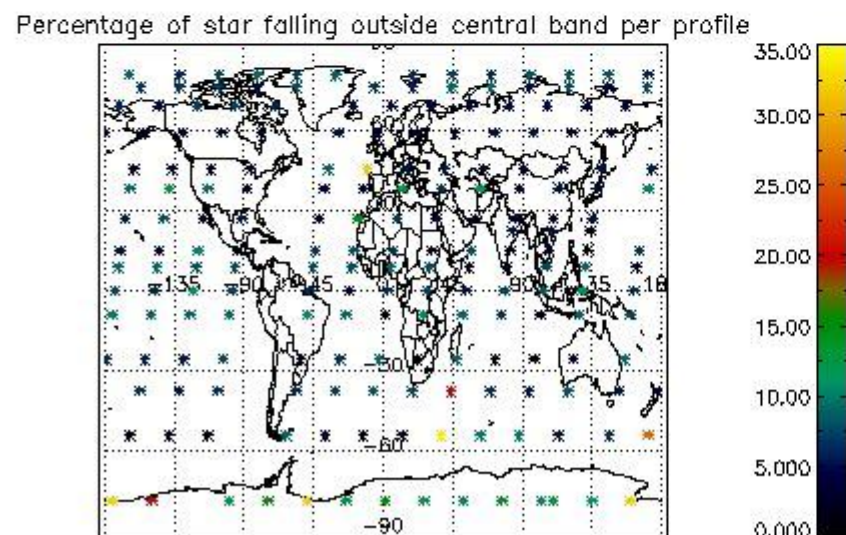
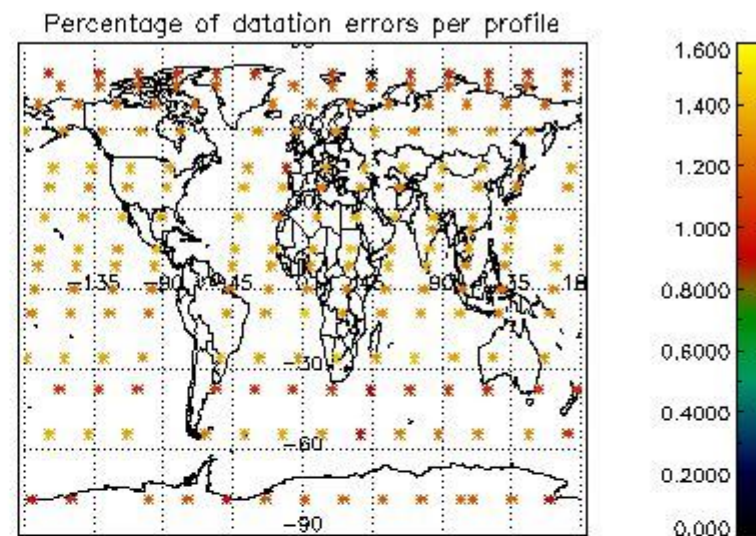
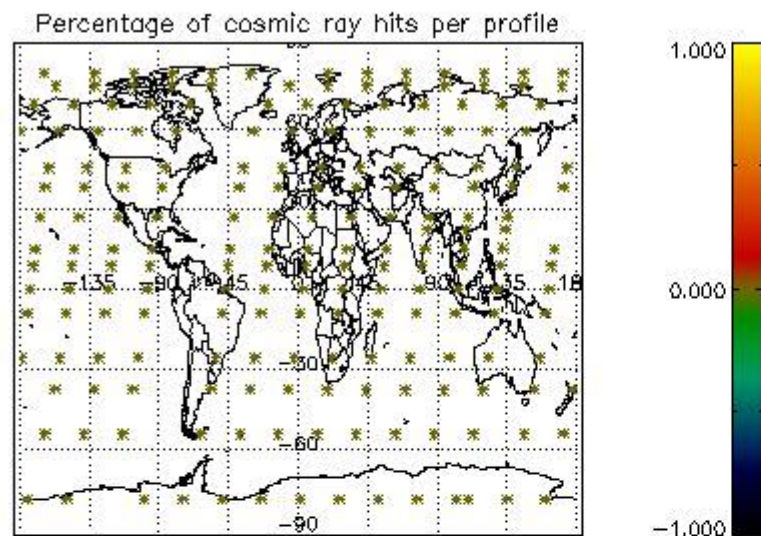


*4.2 Plot quality information per product coming from level 1b processing (world map)*

*4.2.1 Plot level 1 quality information per product (world map): ENVISAT ASCENDING passes*



4.2.2 Plot level 1 quality information per product (world map): ENVISAT DESCENDING passes



## 5. Trace gas profiles

### 5.1 Ozone statistics based on quality of products

The final quality of the products can be "measured" using the STD (Standard Deviation) attached to every point profile. This information is written to the parameter GOM\_NL\_\_2P/NL\_LOCAL\_SPECIES\_DENSITY/o3\_std of the level 2 products. The table below shows the statistics for given STD ranges.

The statistics are given with respect to the overall valid production:

- Products without fatal errors: GOM\_NL\_\_2P/MPH/PRODUCT\_ERR=0
- Valid point profile: GOM\_NL\_\_2P/NL\_LOCAL\_SPECIES\_DENSITY/pcd(0)=0

The 'Criteria' is applied to valid points of dark limb products:

- Products in dark limb illumination condition: GOM\_NL\_\_2P/NL\_SUMMARY\_QUALITY/obs\_ill\_cond=0
- Products without fatal errors: GOM\_NL\_\_2P/MPH/PRODUCT\_ERR=0
- Valid point profile: GOM\_NL\_\_2P/NL\_LOCAL\_SPECIES\_DENSITY/pcd(0)=0

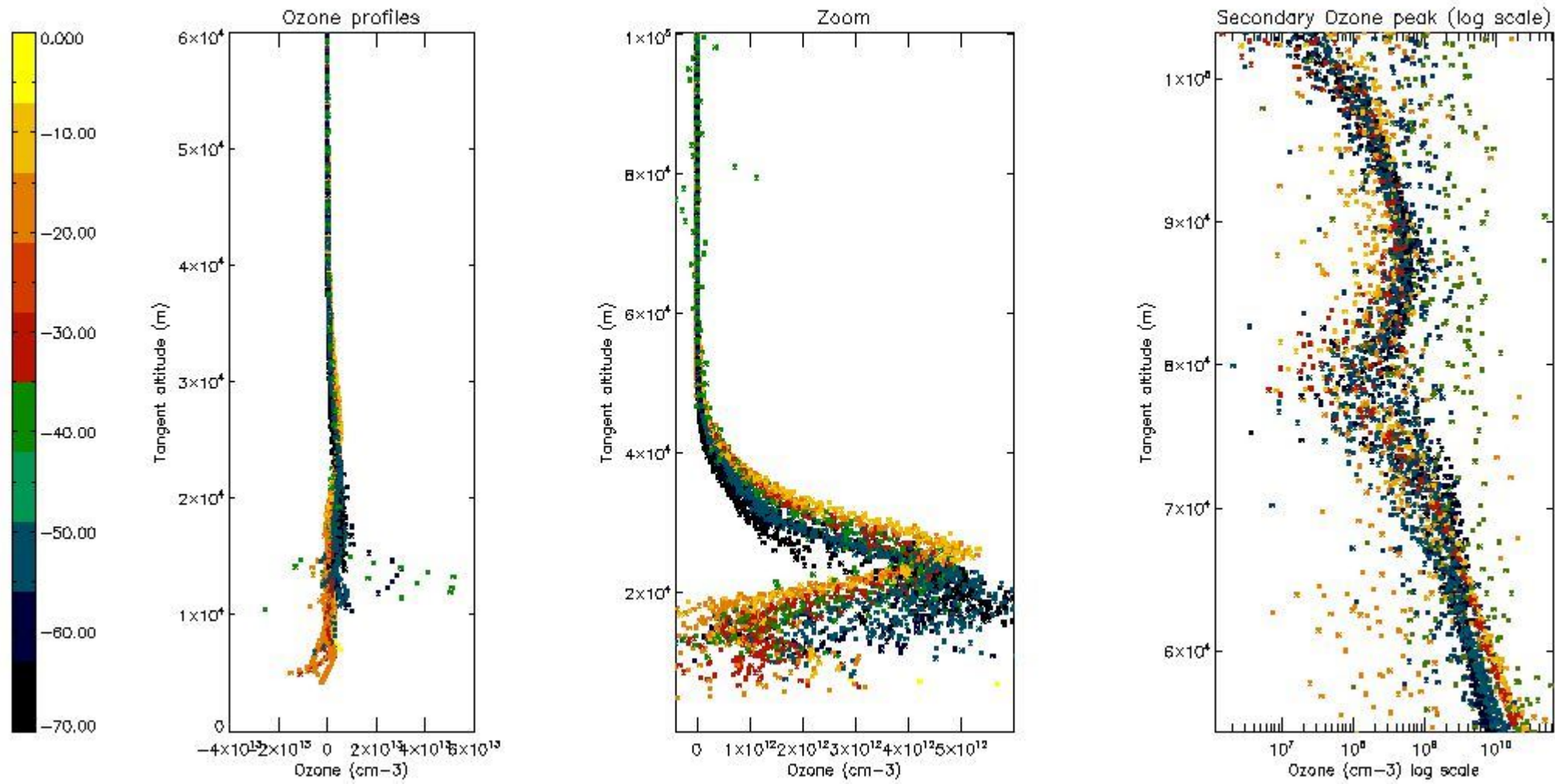
So, the table below shows the percentage of dark limb and valid observations for each criteria with respect to the overall valid daily observations.

Criteria	% of total production
All STD	27
STD < 20	14

STD < 10	11
STD < 5	7

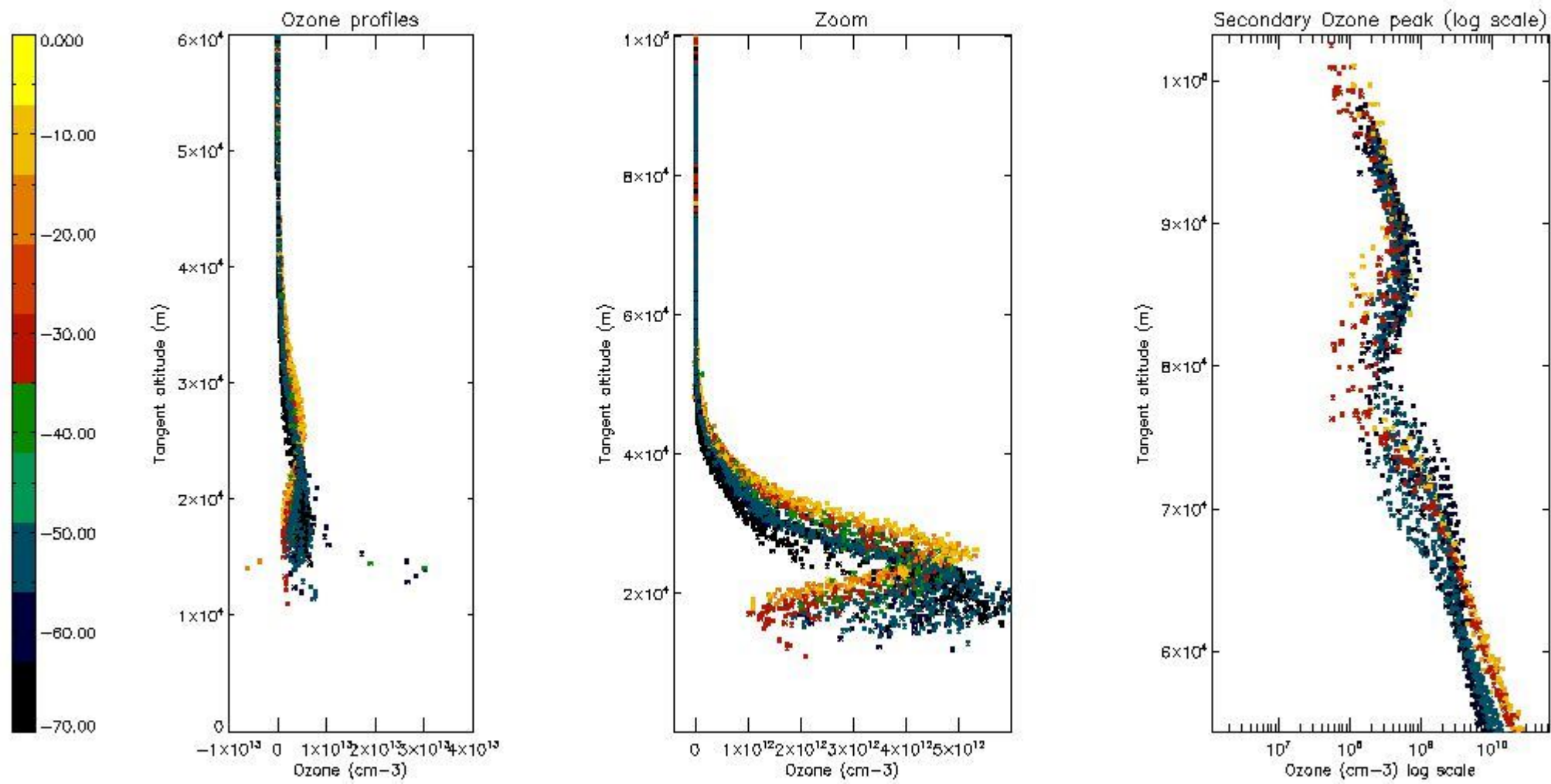
5.2 Plot ozone profiles for all STD (dark without errors)

The colorbar represents the latitude.



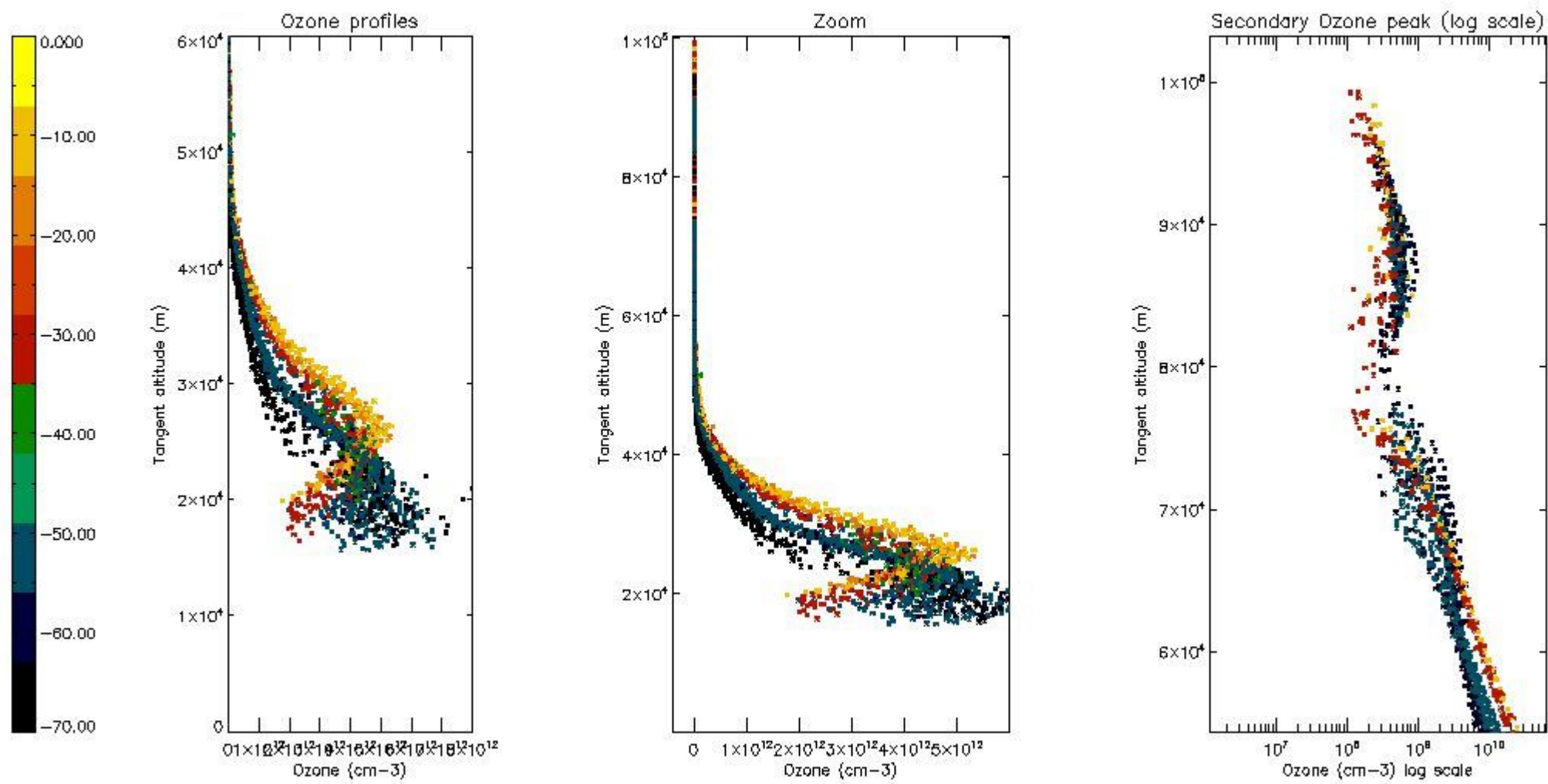
5.3 Plot ozone profiles where STD < 20% (dark without errors)

The colorbar represents the latitude.



*5.4 Plot ozone profiles where STD < 10% (dark without errors)*

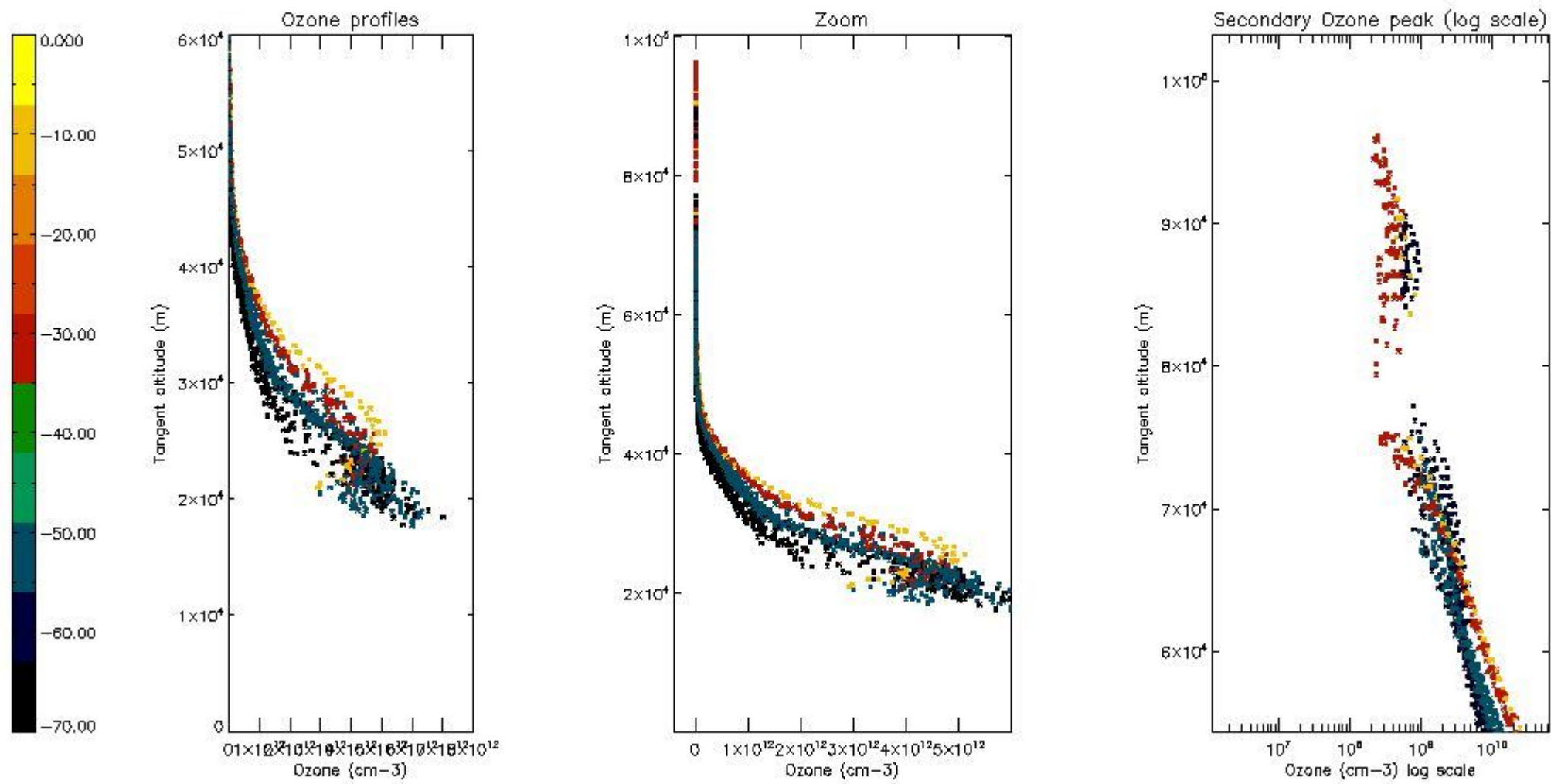
The colorbar represents the latitude.



*5.5 Plot ozone profiles where STD < 5% (dark without errors)*

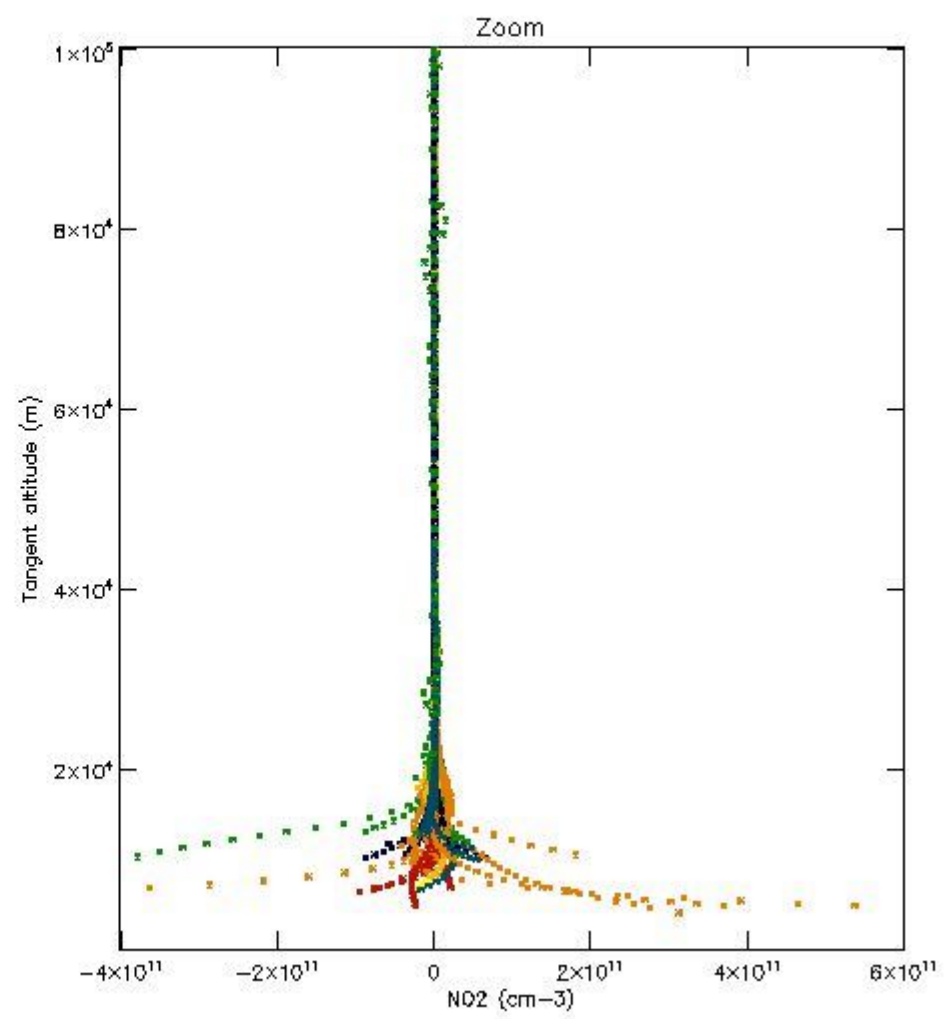
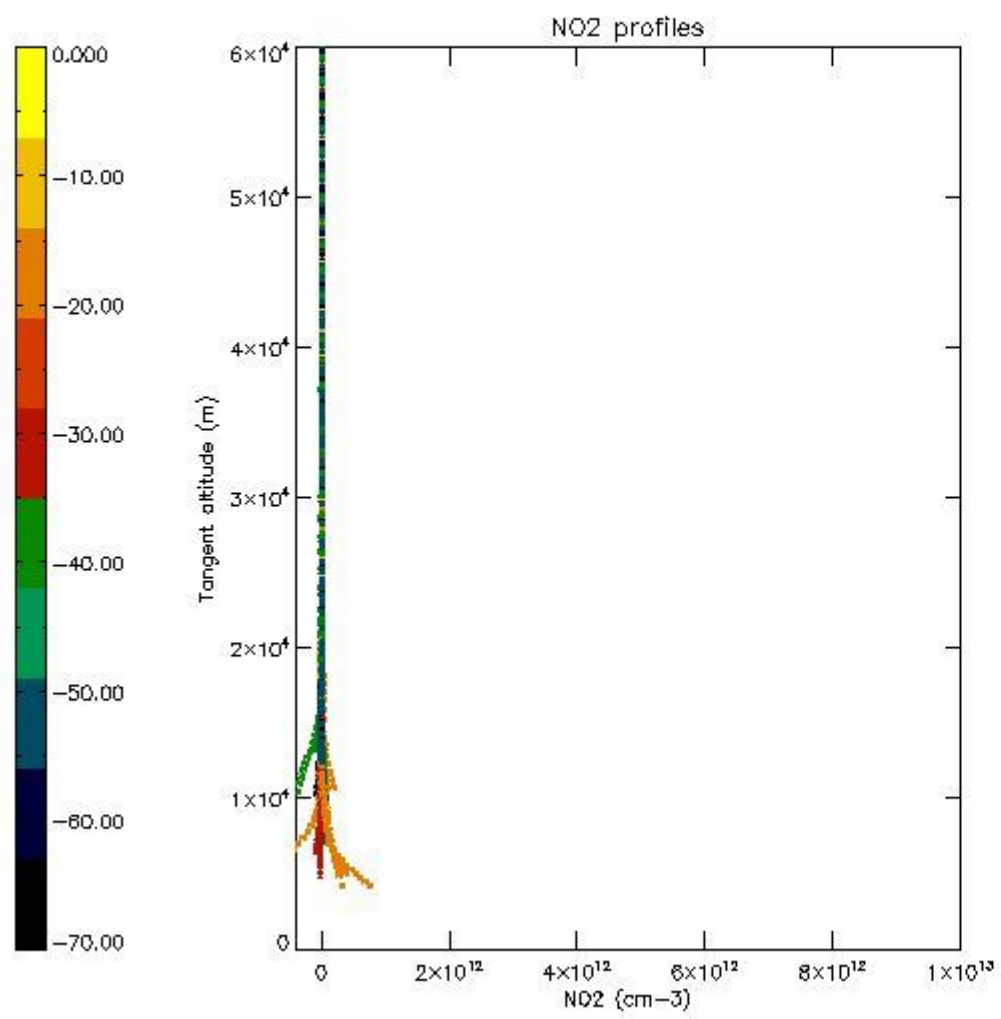
The colorbar represents the latitude.





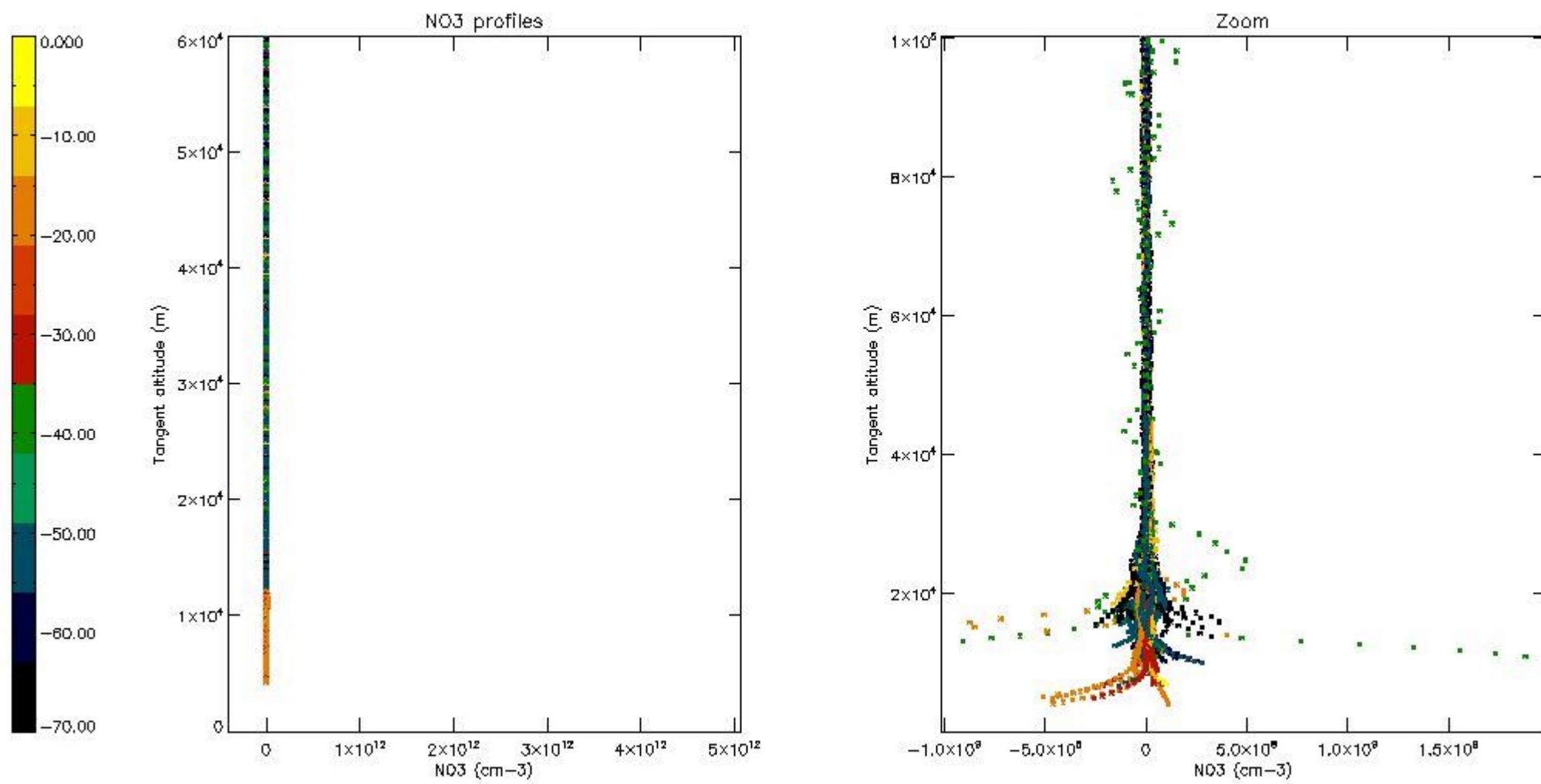
*5.6 Plot NO<sub>2</sub> profiles for all STD (dark without errors)*

The colorbar represents the latitude.



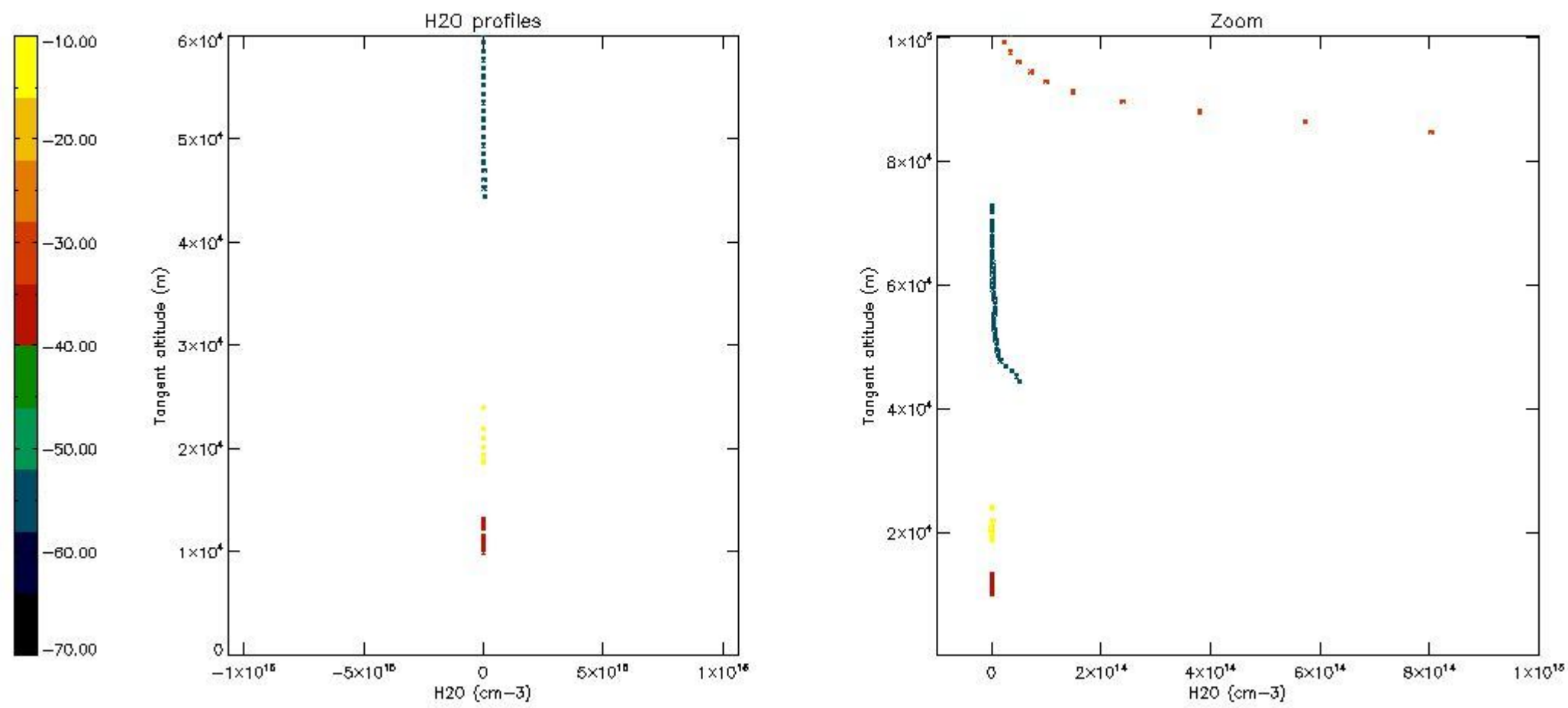
*5.7 Plot NO3 profiles for all STD (dark without errors)*

The colorbar represents the latitude.



5.8 Plot H2O profiles for all STD (only for occultations of stars 1,2,3,4,13,14,16,26,63 dark without errors)

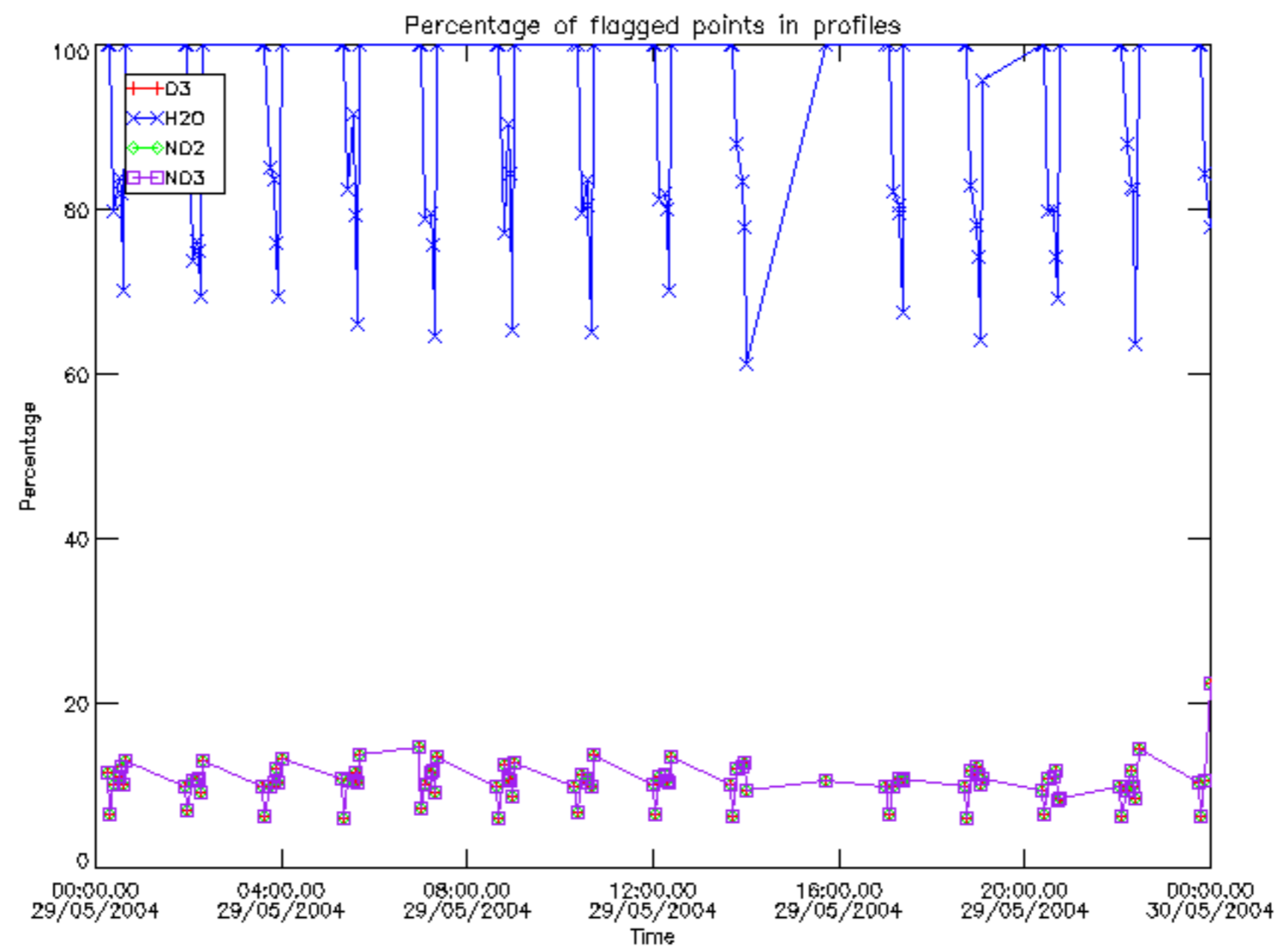
The colorbar represents the latitude.



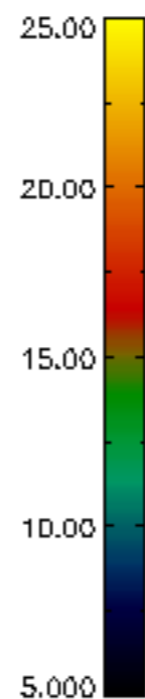
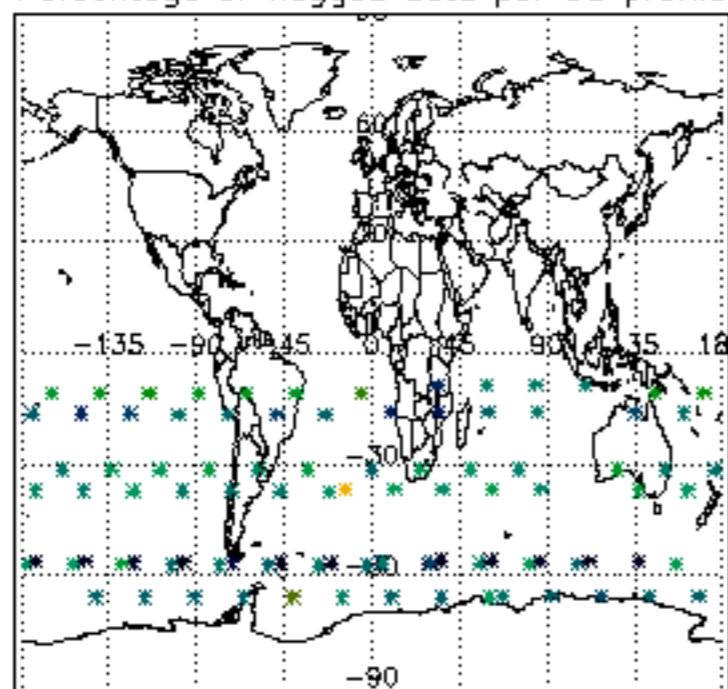
## 6. Auxiliary Data Files used for the production reported in section 2

The number reported in the third column indicates since which file (see list in section 2) the corresponding auxiliary file has been used. The fourth column is the date of those product files.

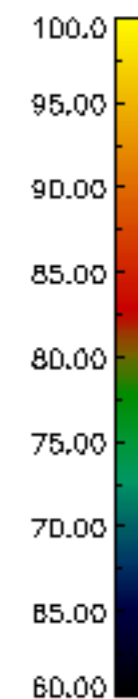
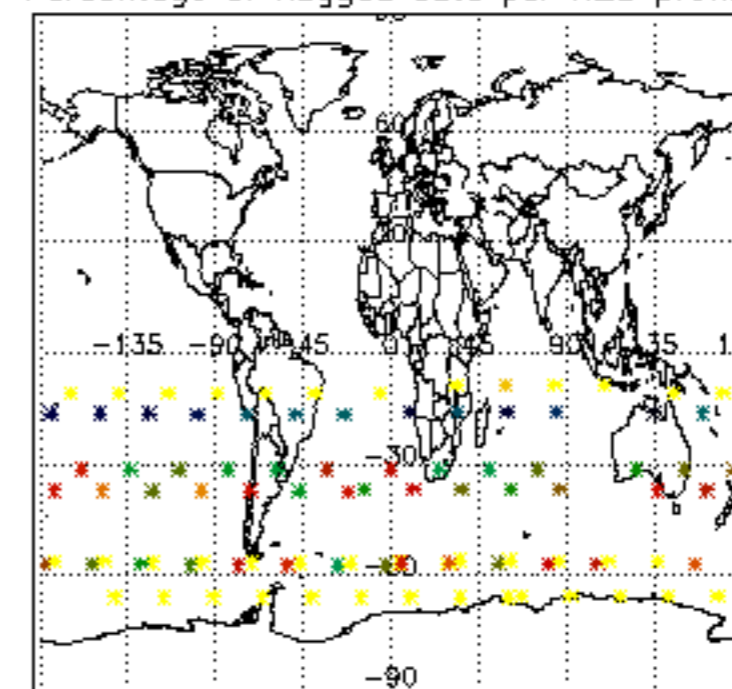
Type	Auxiliary Filename	Used since product	Used since product date
INST_PHYS_CHARACTERISTICS	GOM_INS_AXVIEC20091111_143220_20030716_120000_20500101_000000	1	29-MAY-2004 00:07:27
LEVEL-2_PROC_CONFIG	GOM_PR2_AXVIEC20091111_152718_20020301_000000_20500101_000000	1	29-MAY-2004 00:07:27
CROSS_SECTIONS_FILE	GOM_CRS_AXVIEC20091111_154832_20020301_000000_20500101_000000	1	29-MAY-2004 00:07:27



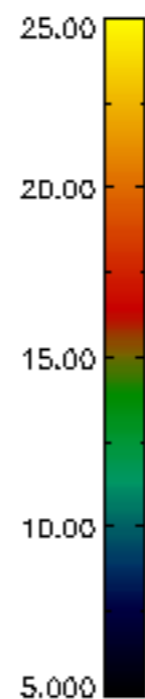
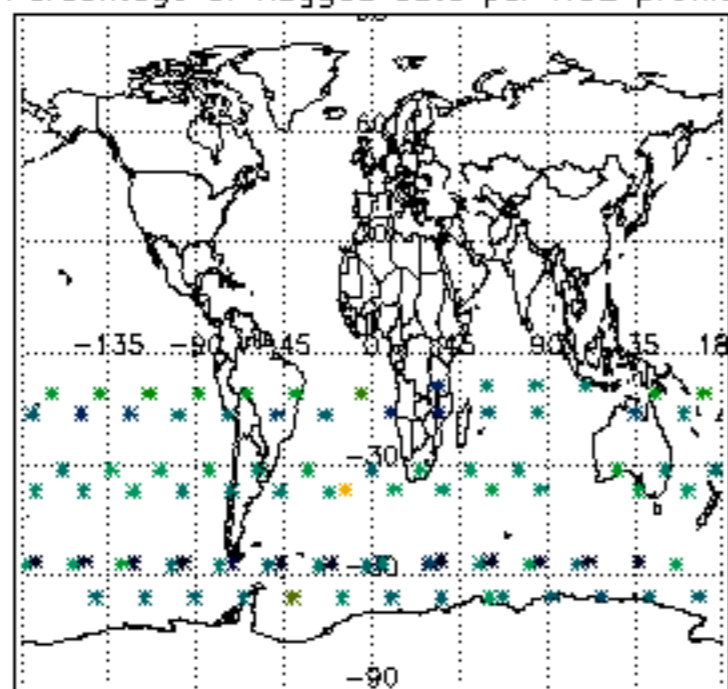
Percentage of flagged data per D3 profile



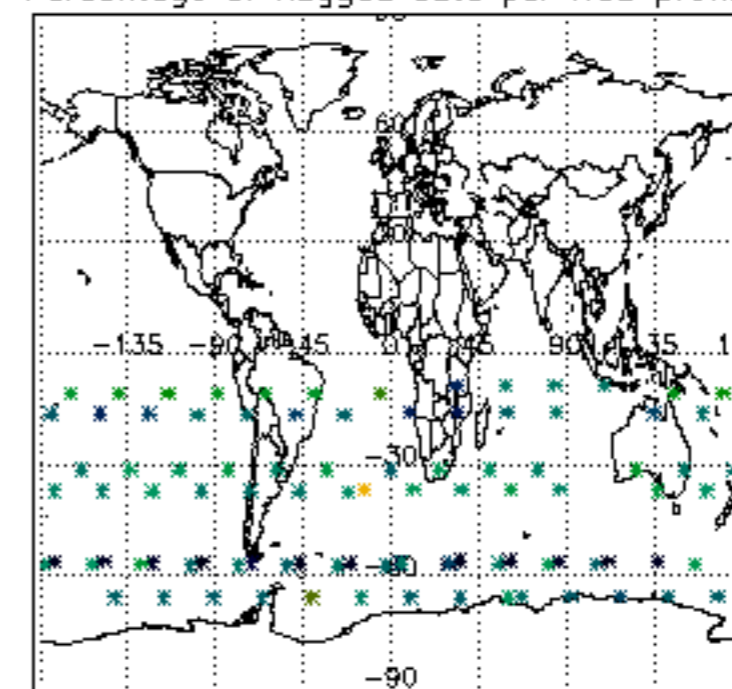
Percentage of flagged data per H2O profile

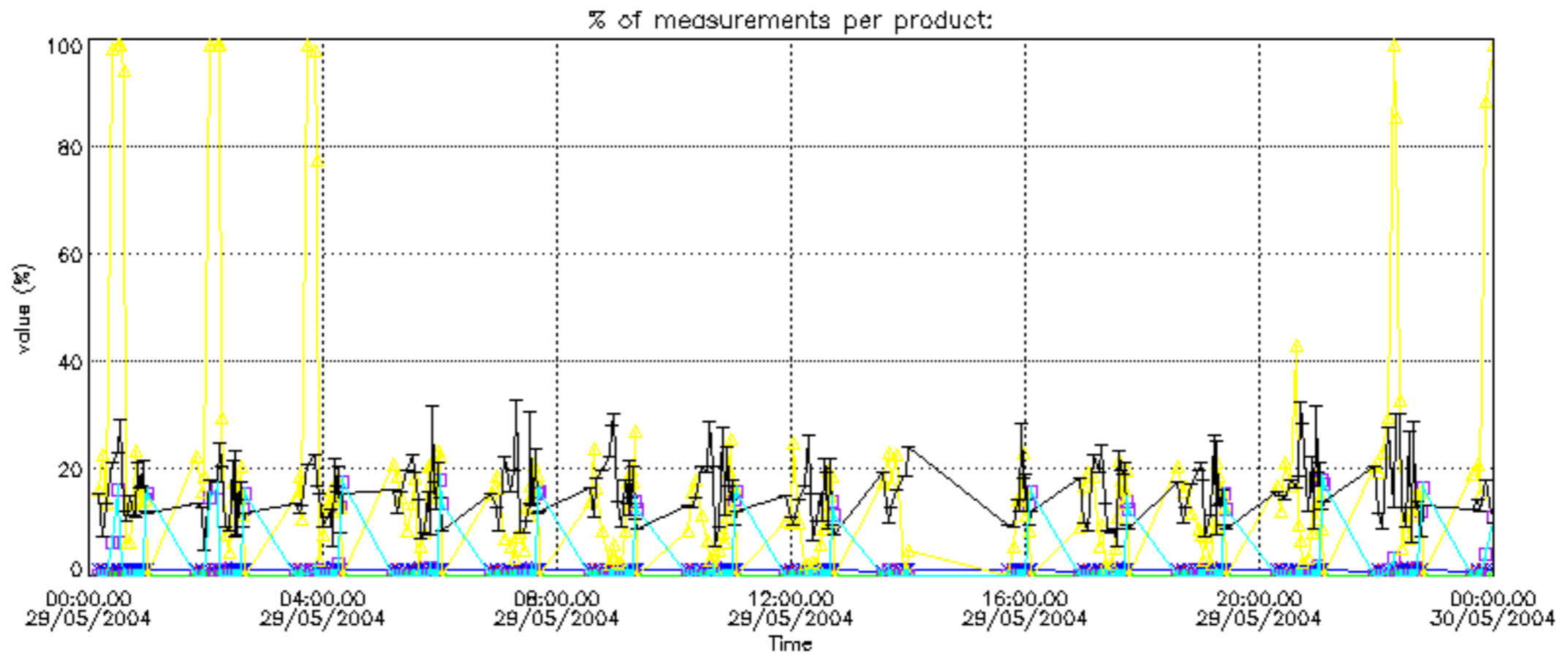


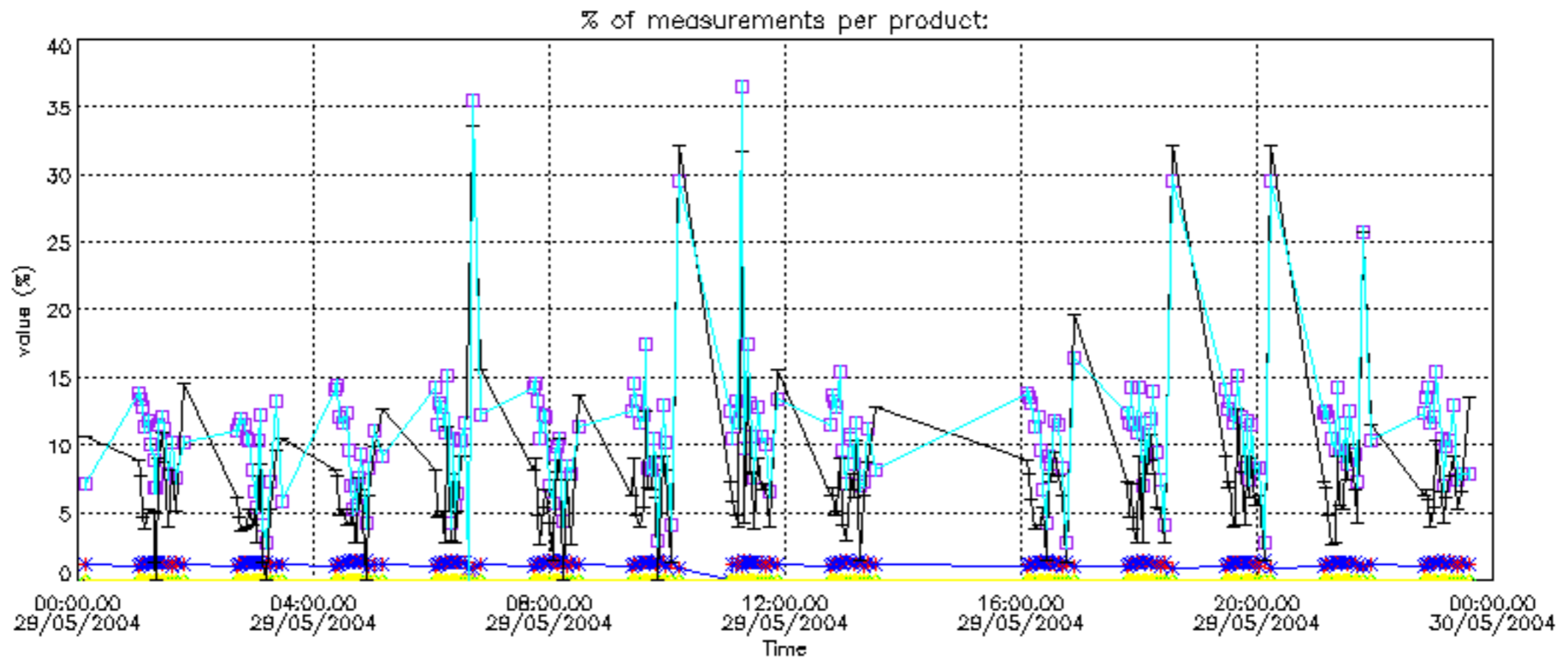
Percentage of flagged data per NO2 profile



Percentage of flagged data per NO3 profile

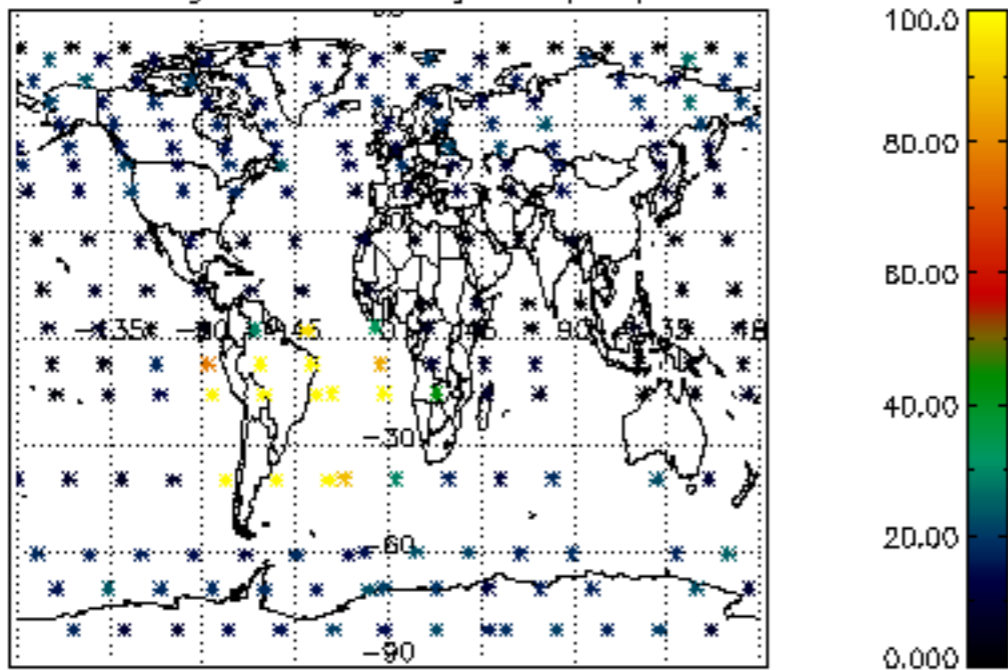




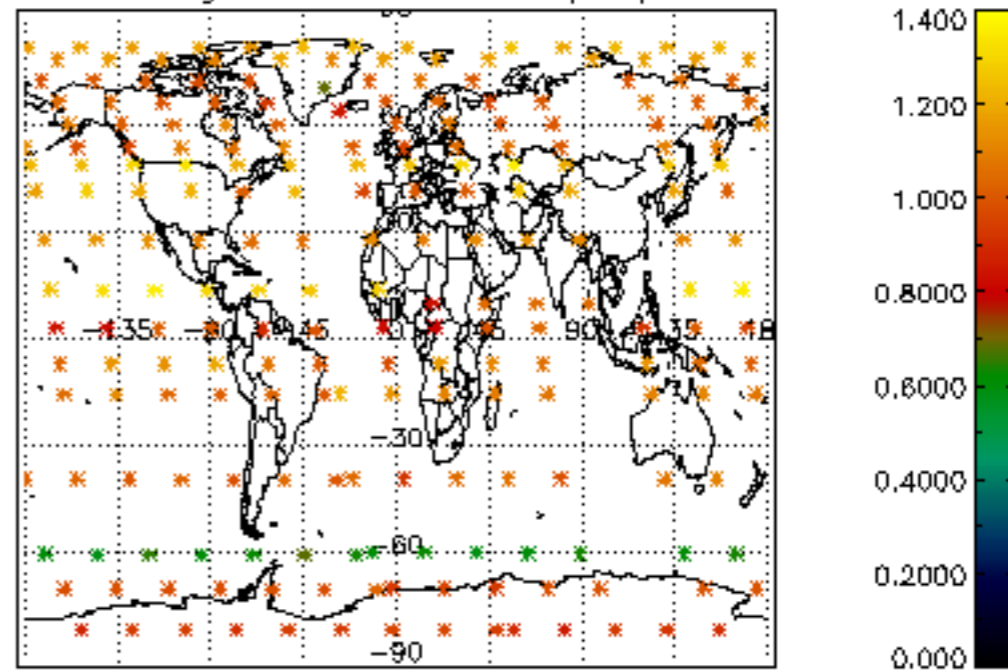




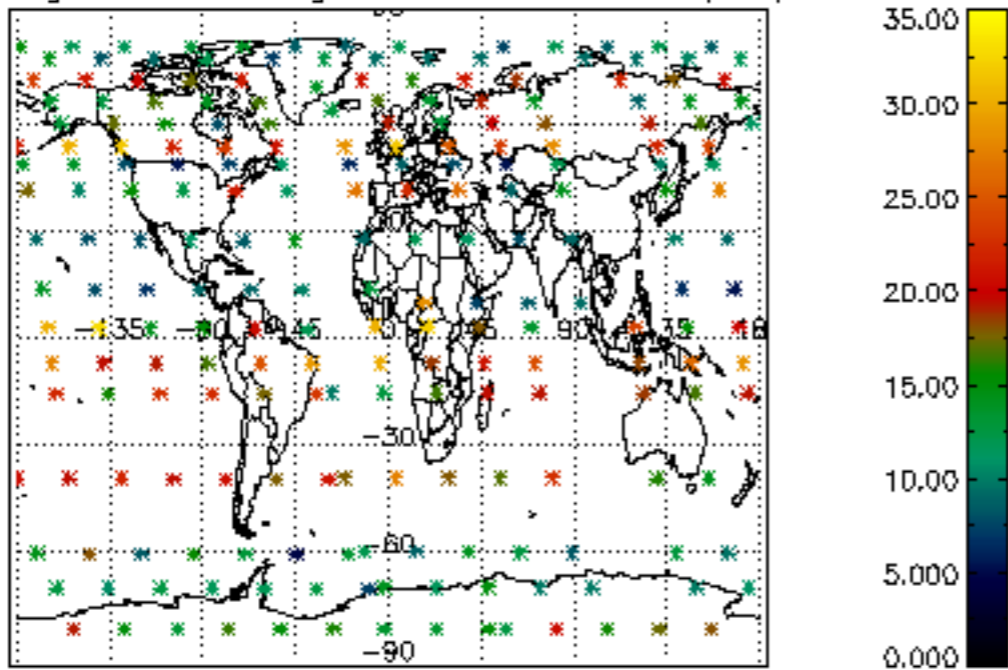
Percentage of cosmic ray hits per profile



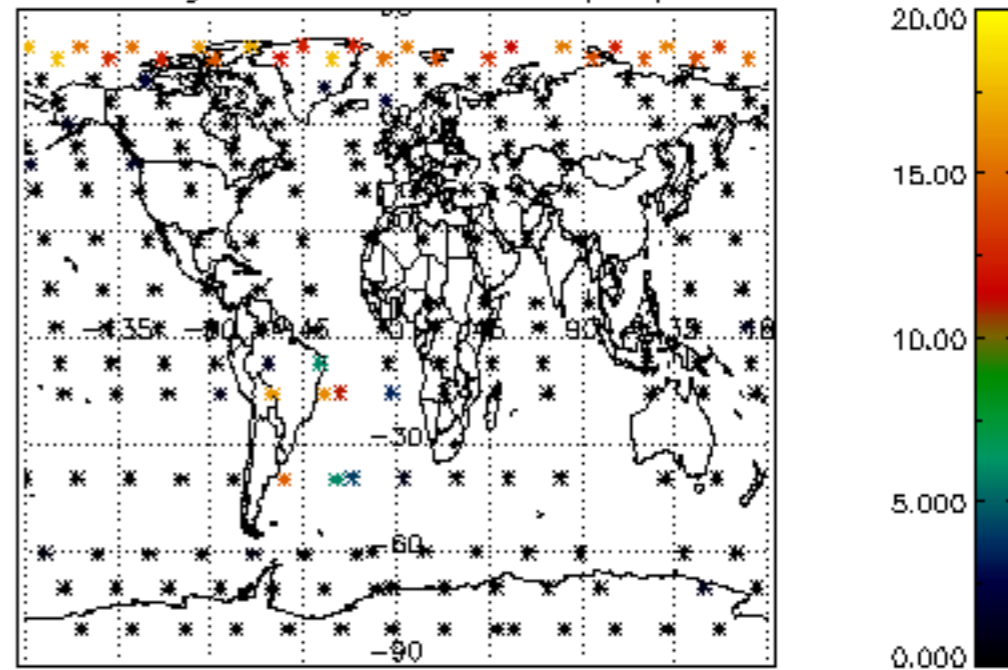
Percentage of datation errors per profile



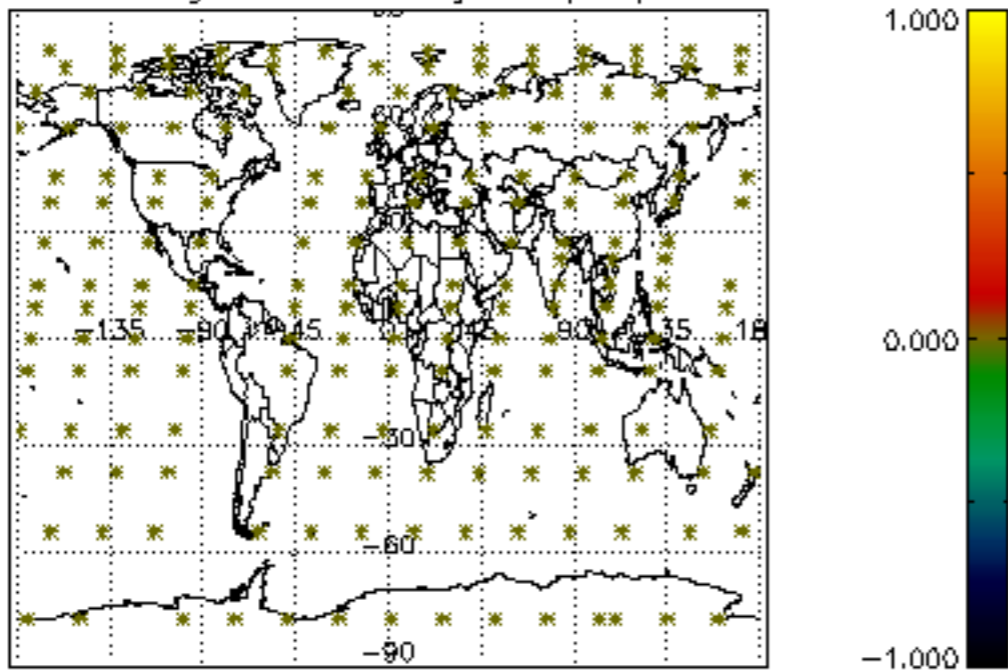
Percentage of star falling outside central band per profile



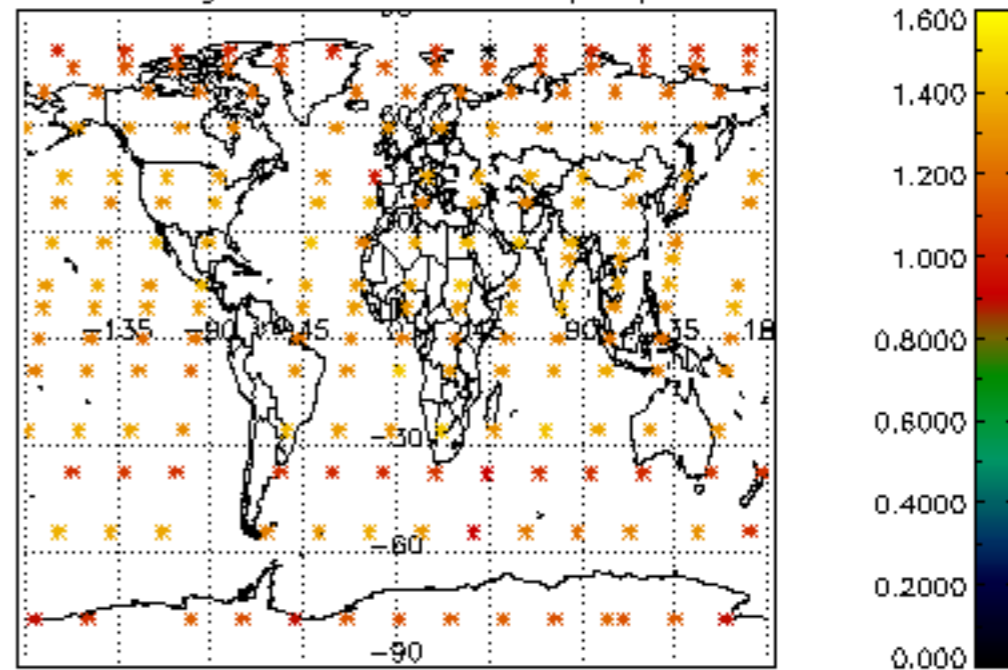
Percentage of saturation errors per profile



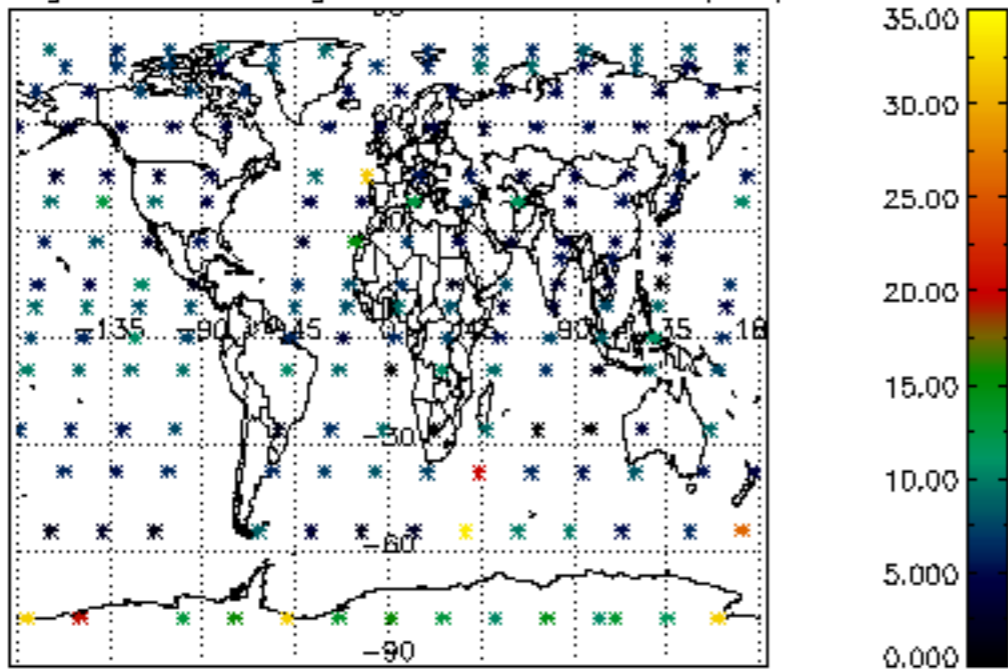
Percentage of cosmic ray hits per profile



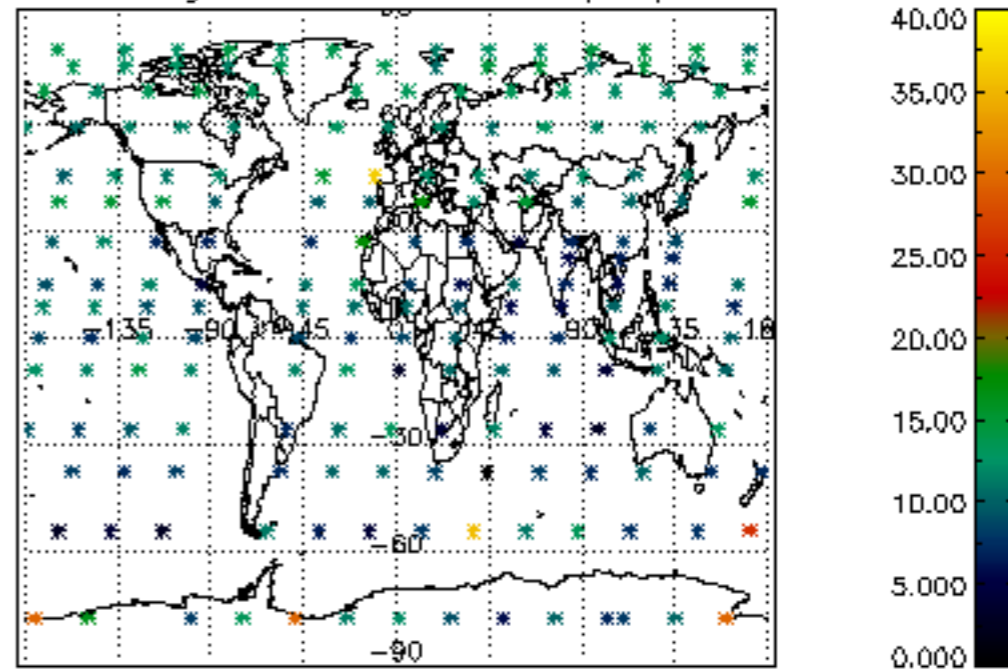
Percentage of datation errors per profile

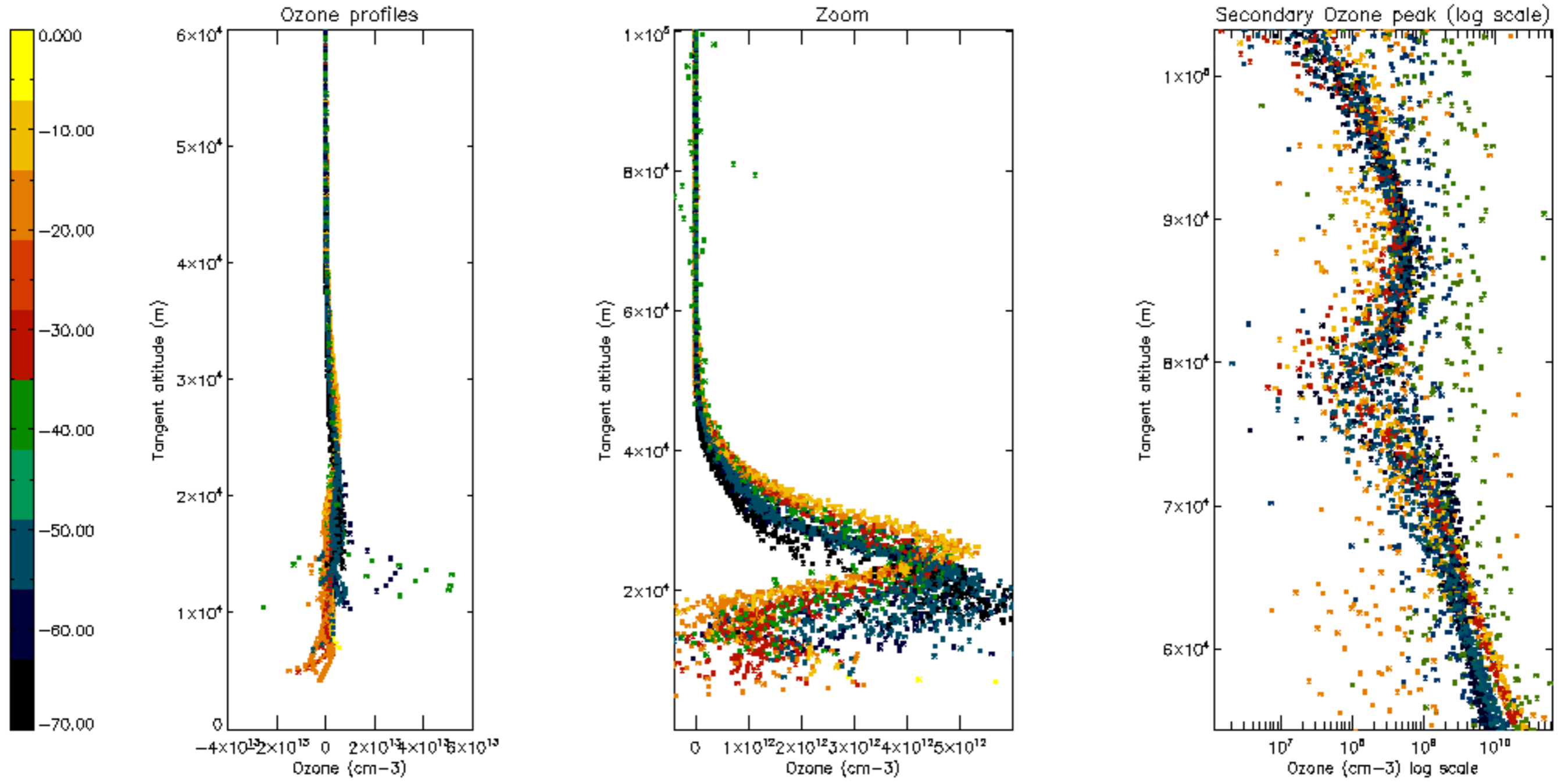


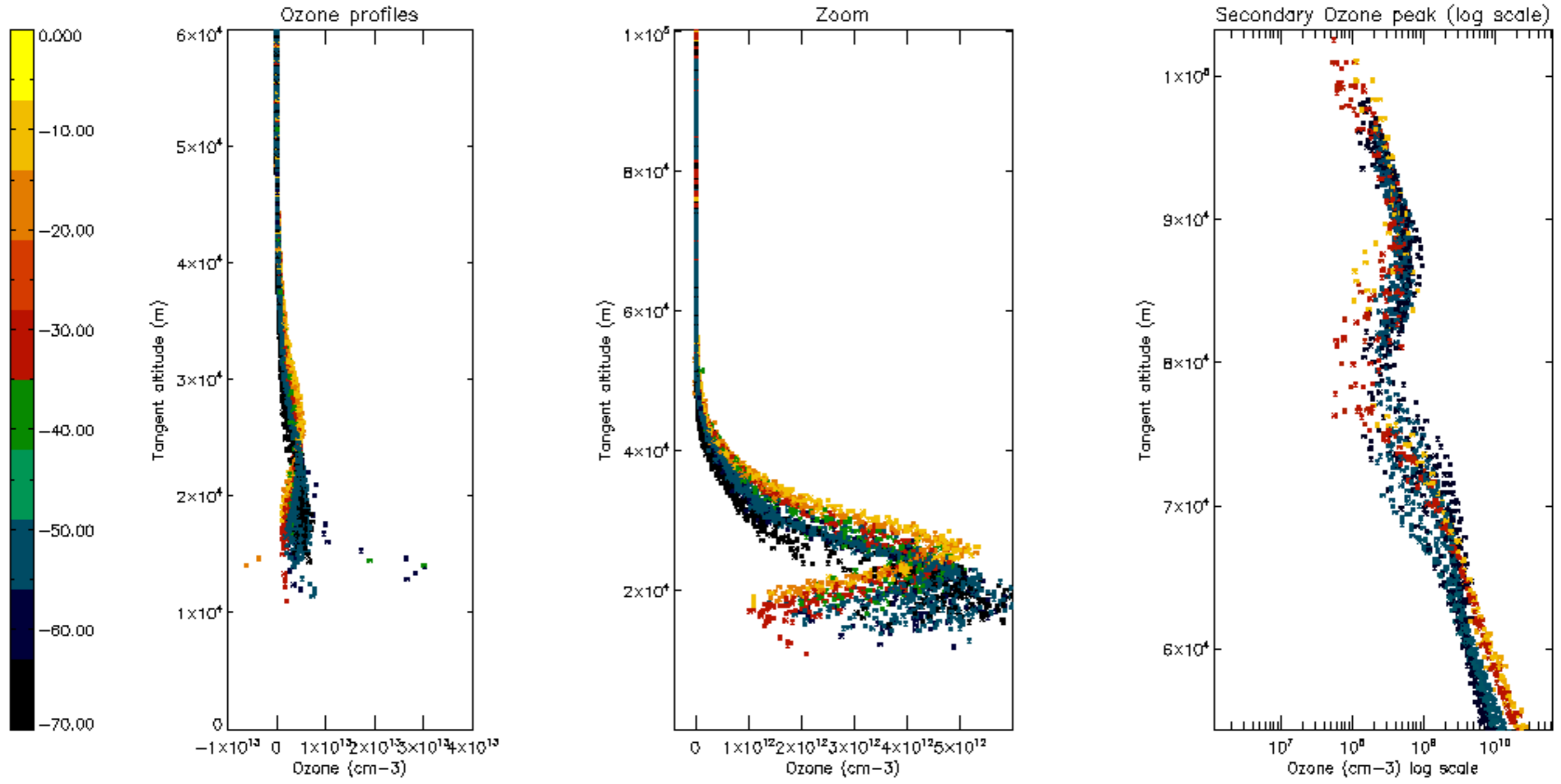
Percentage of star falling outside central band per profile

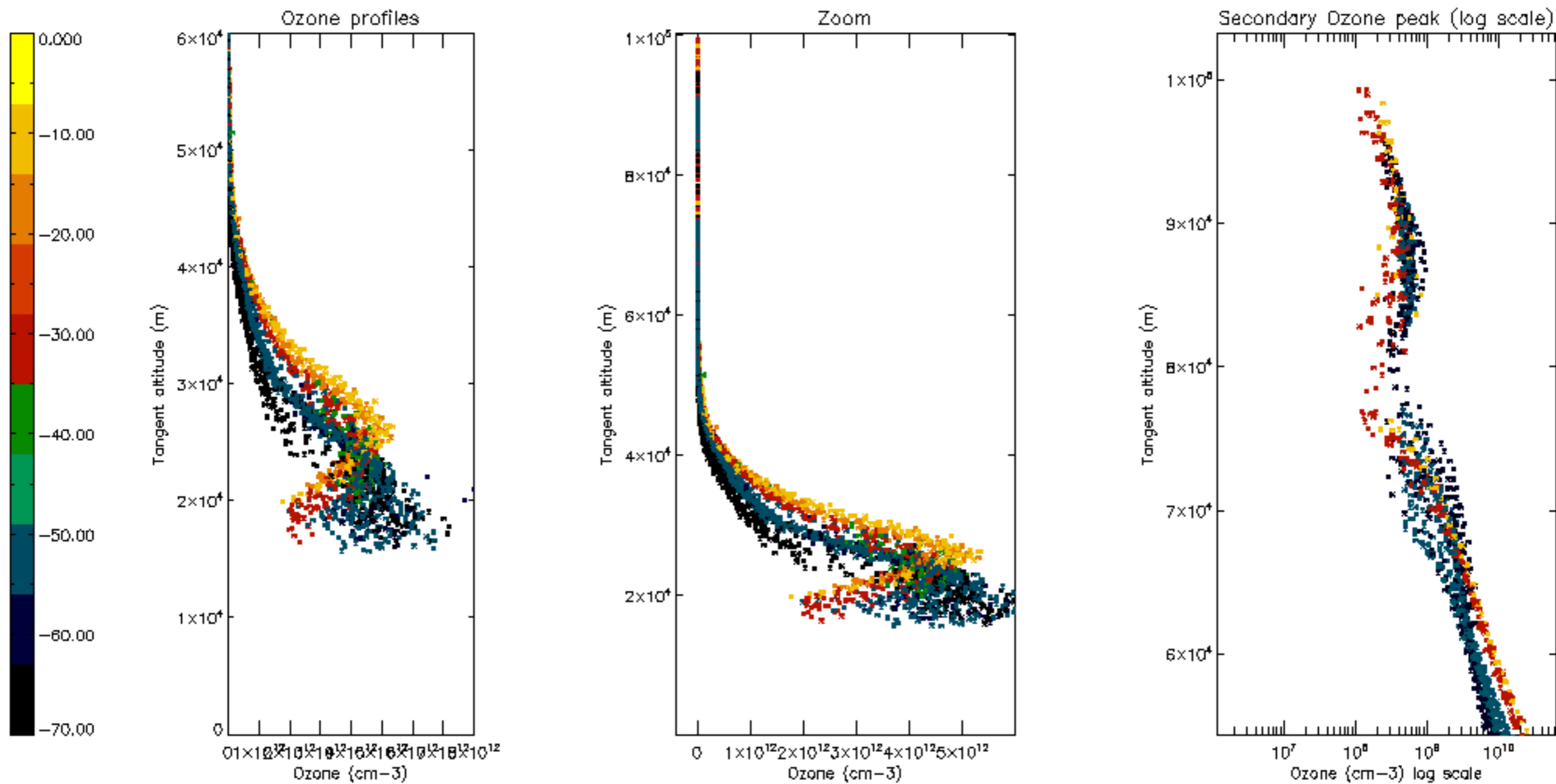


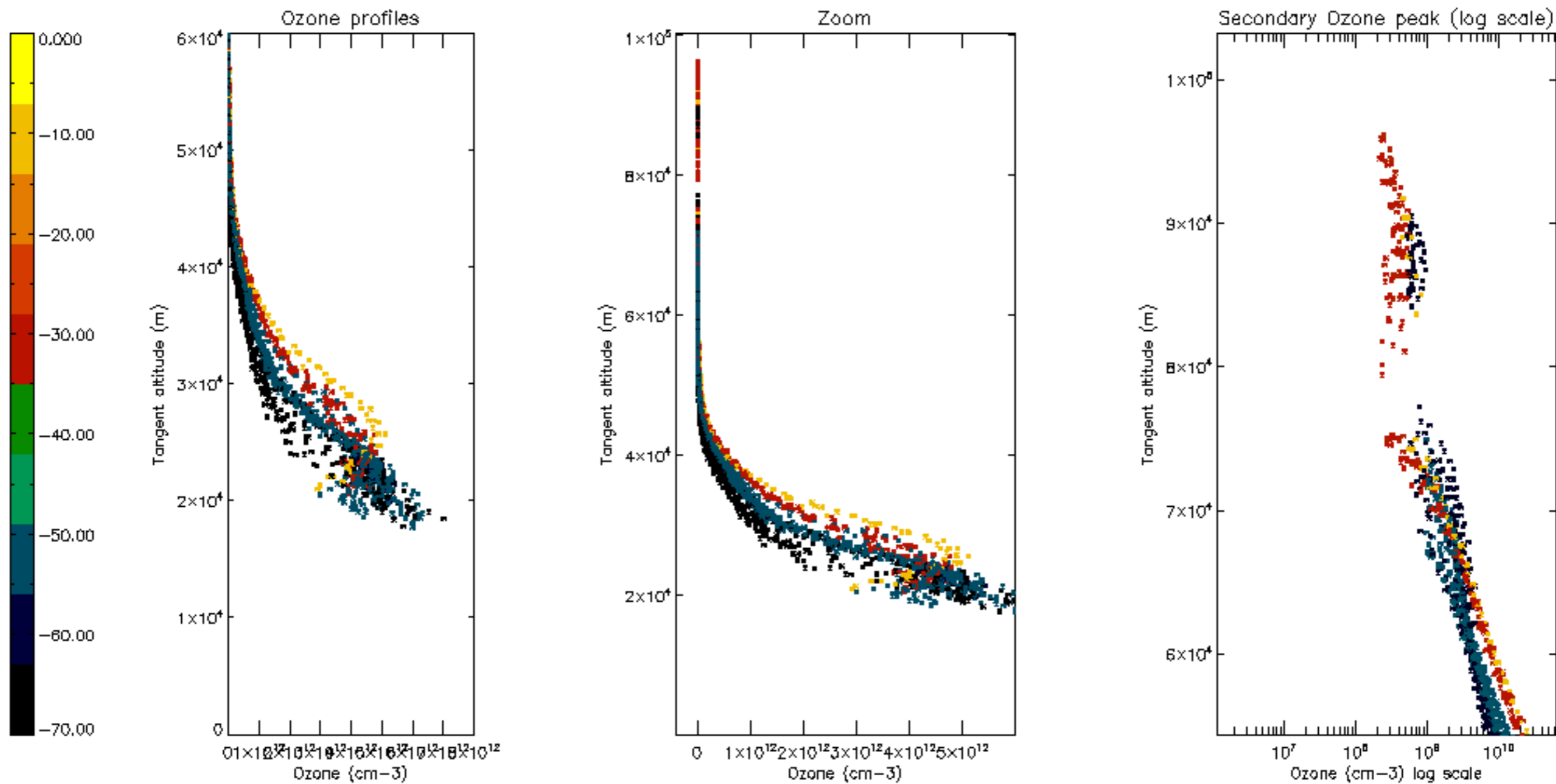
Percentage of saturation errors per profile

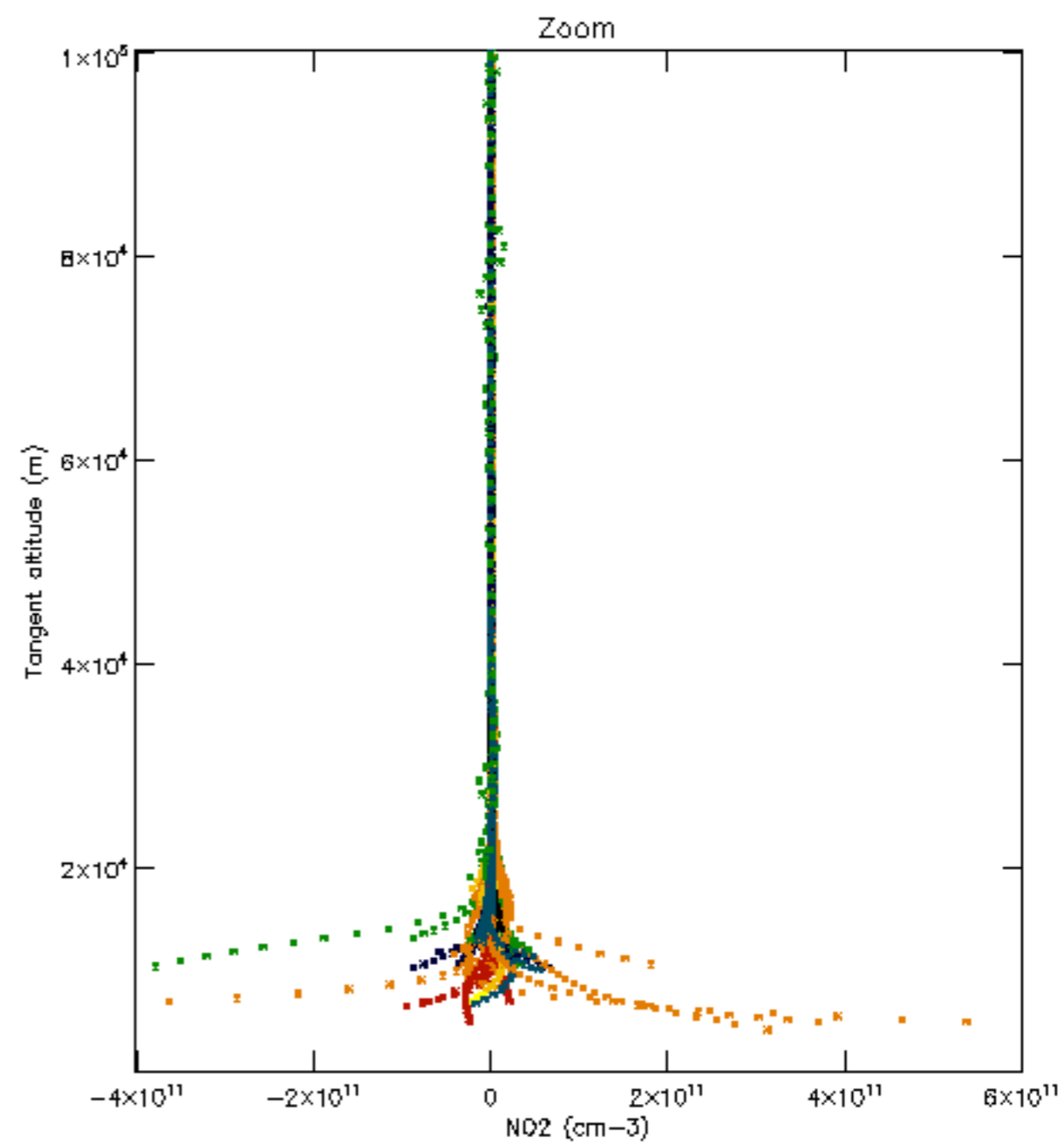
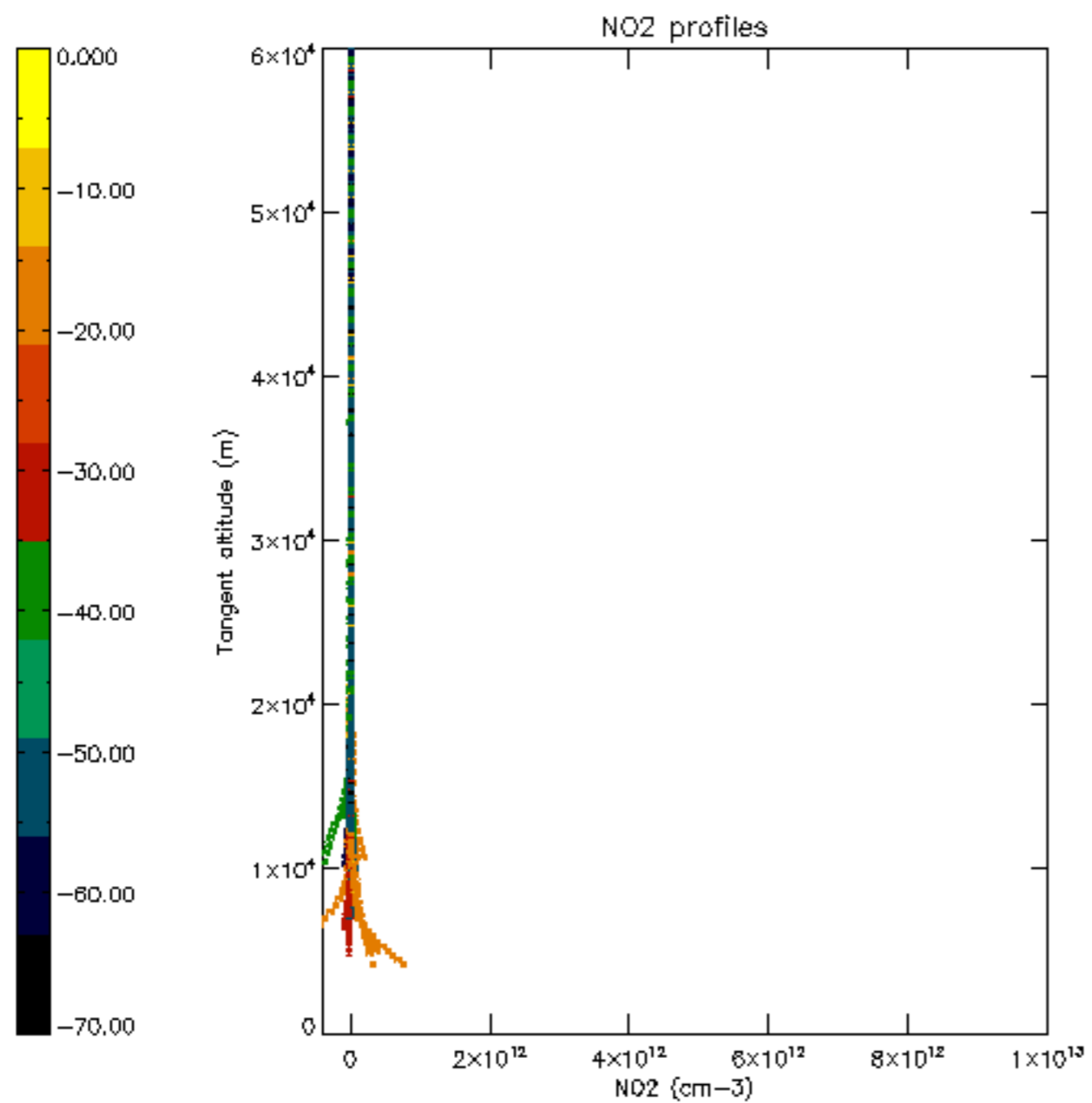


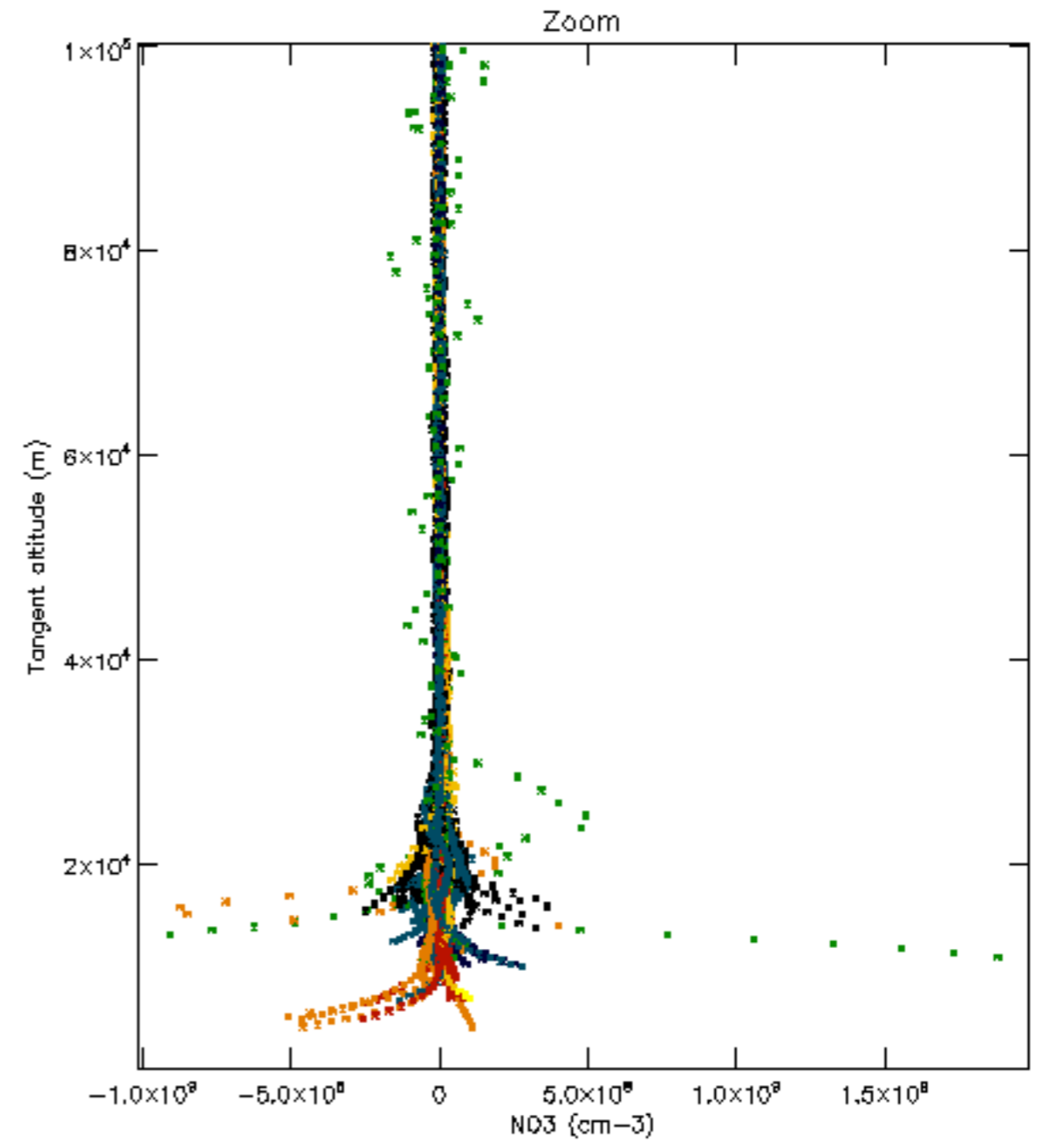
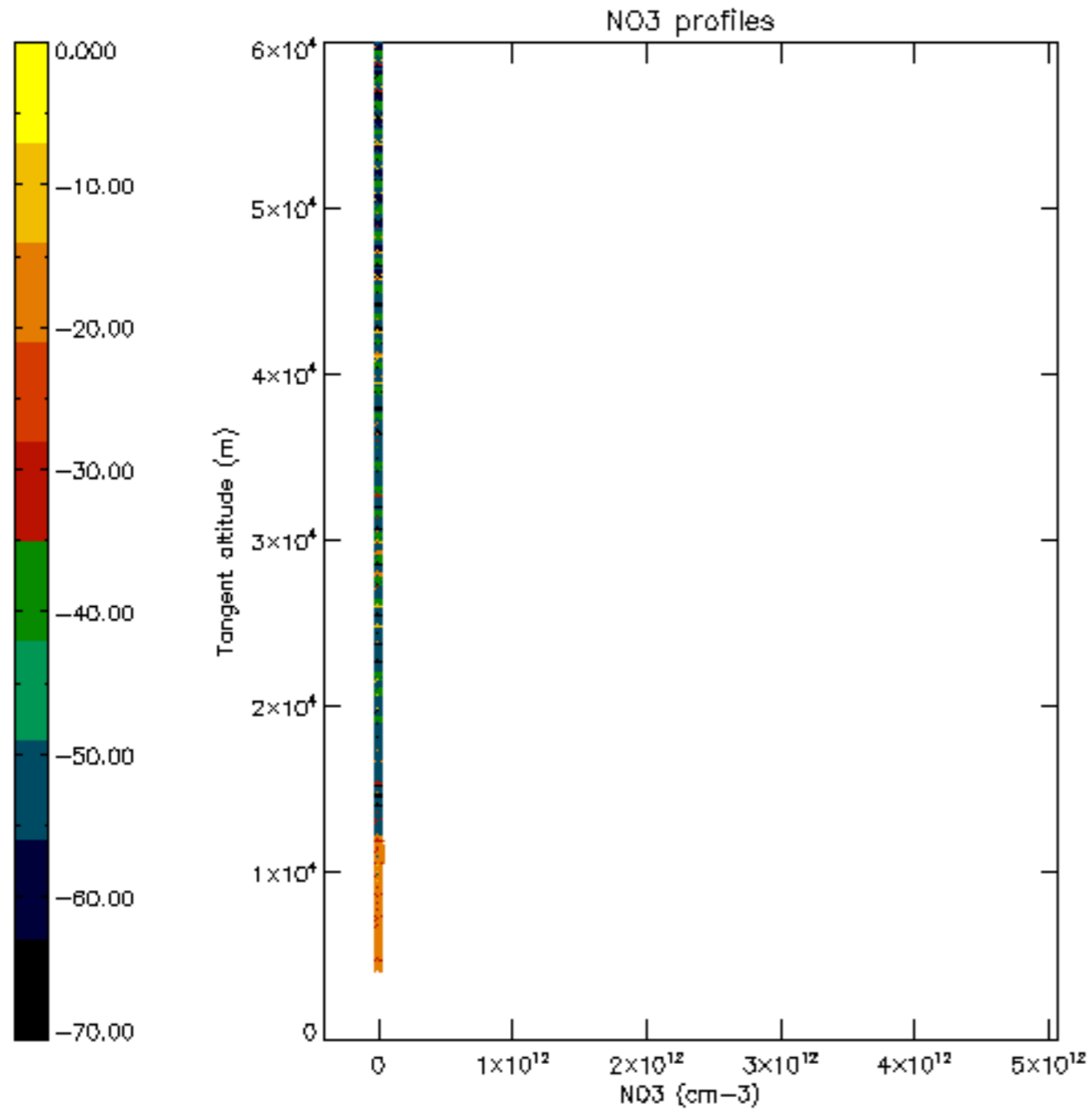




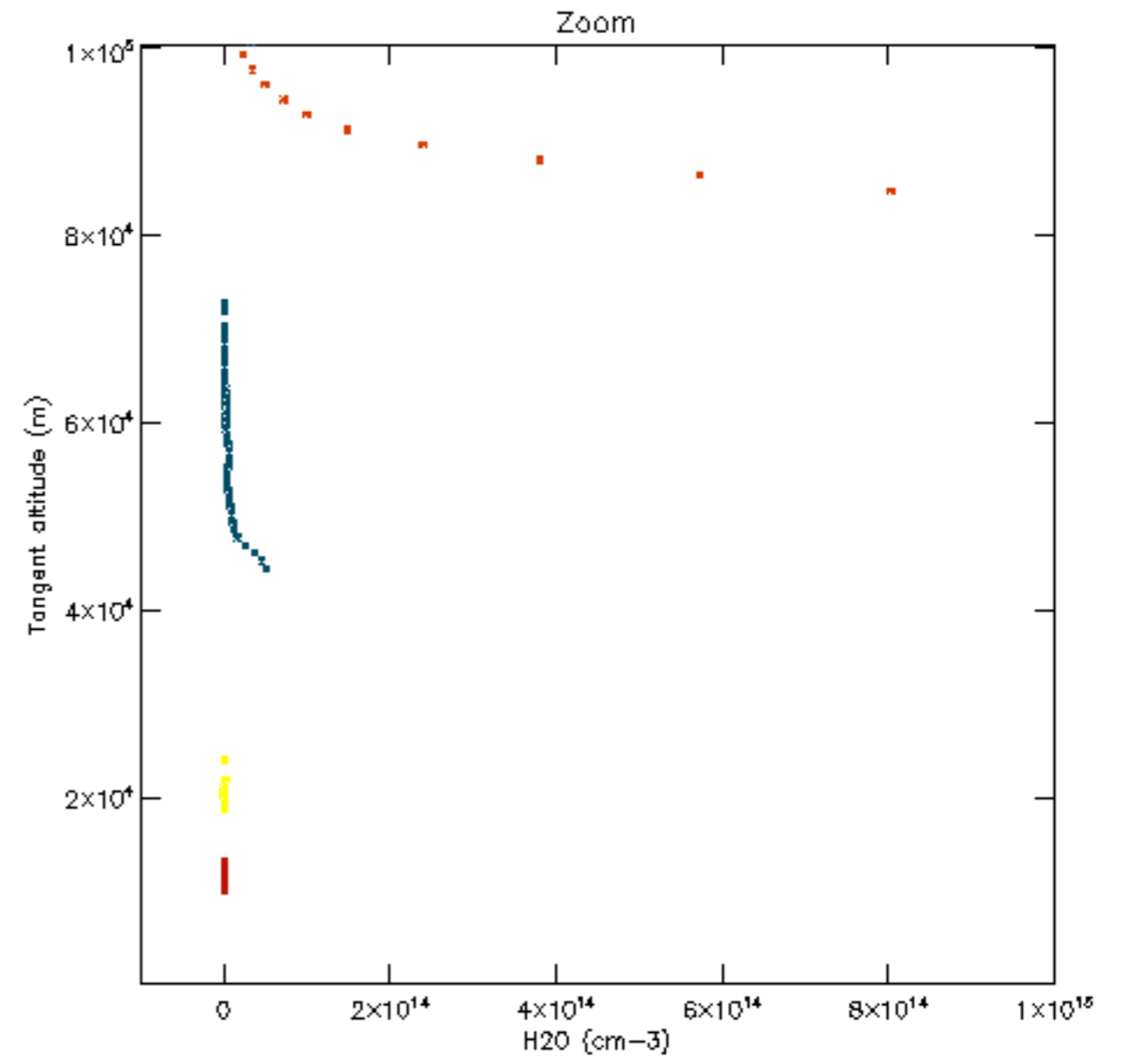
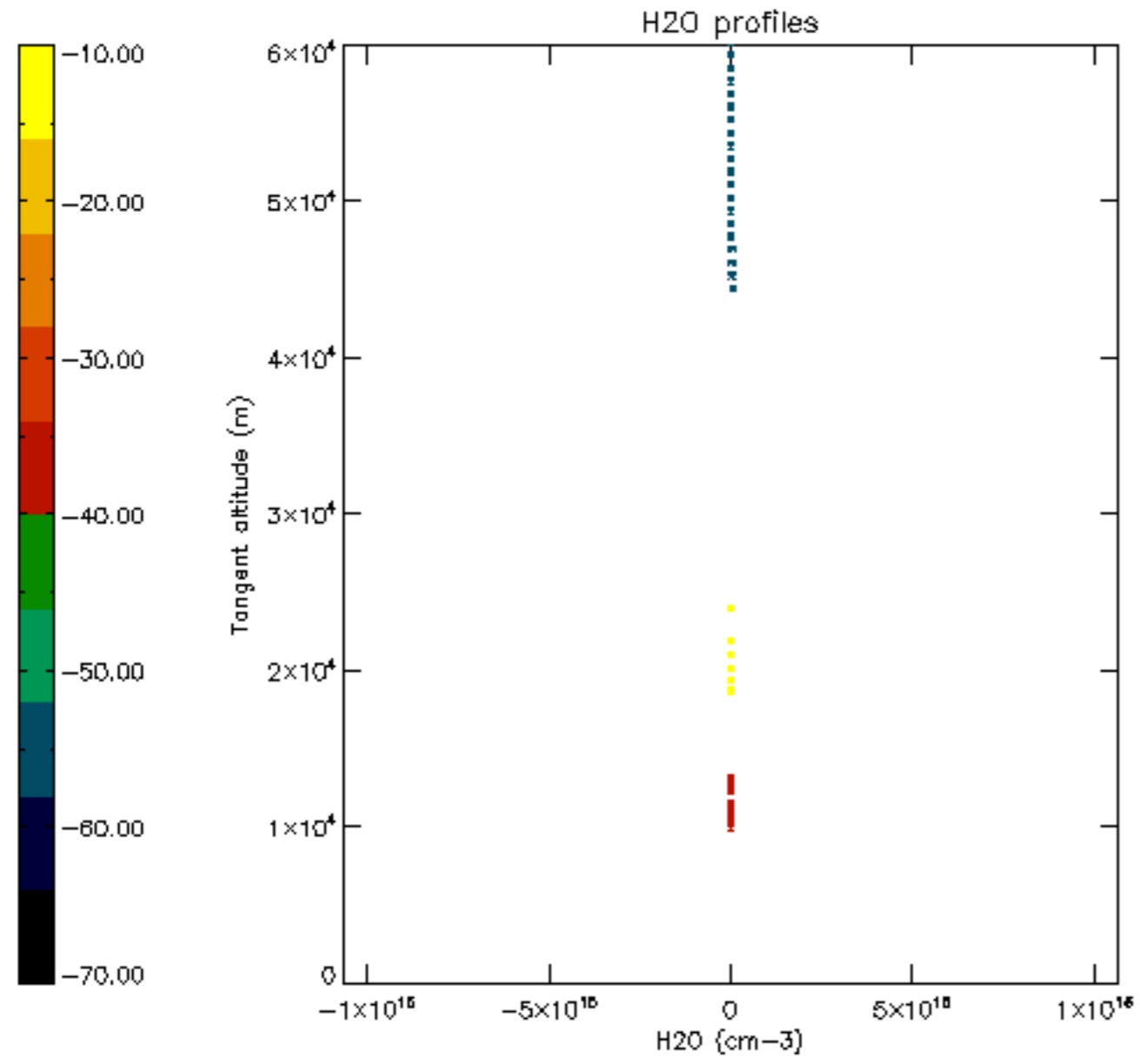


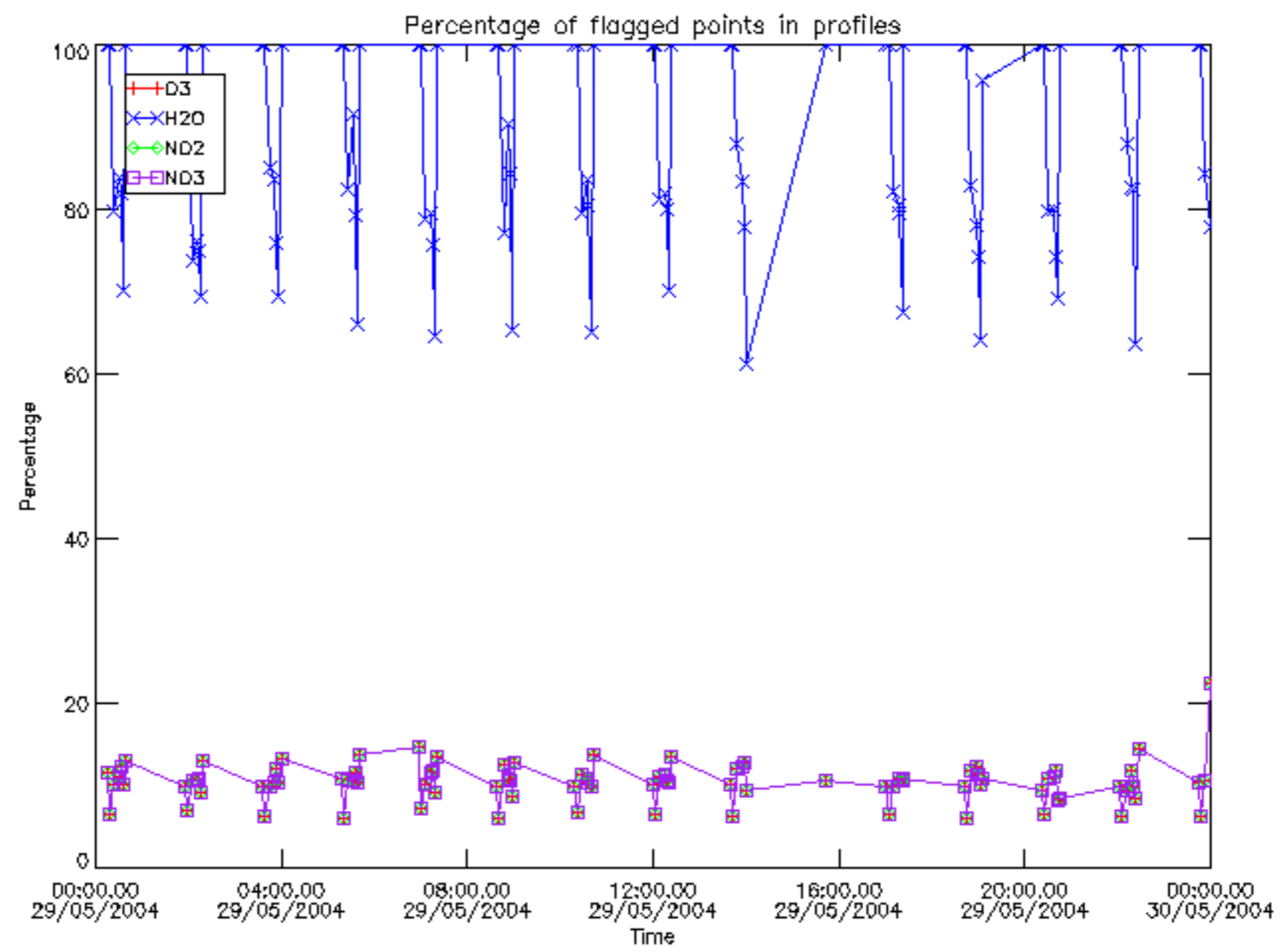




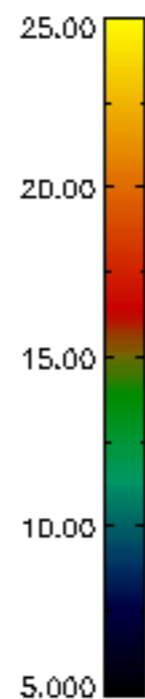
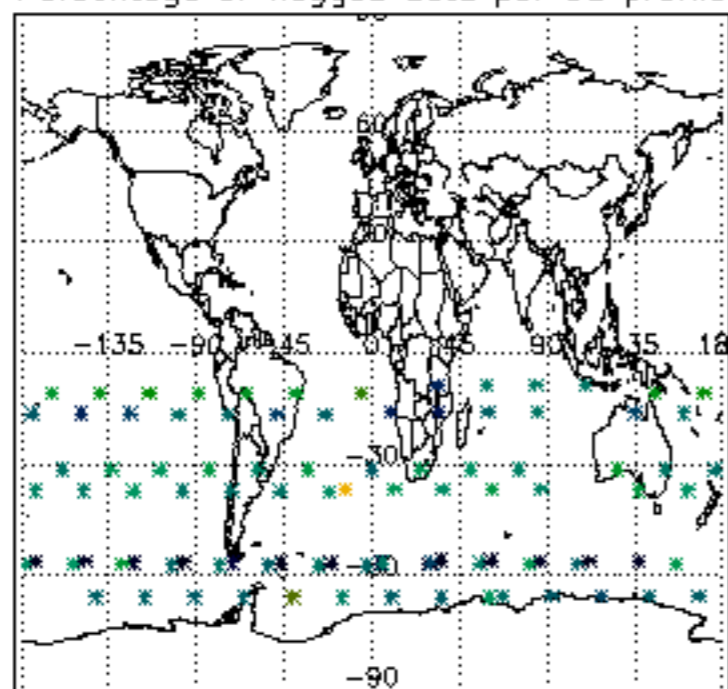




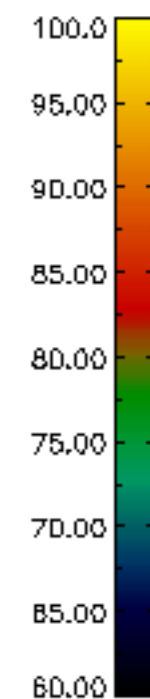
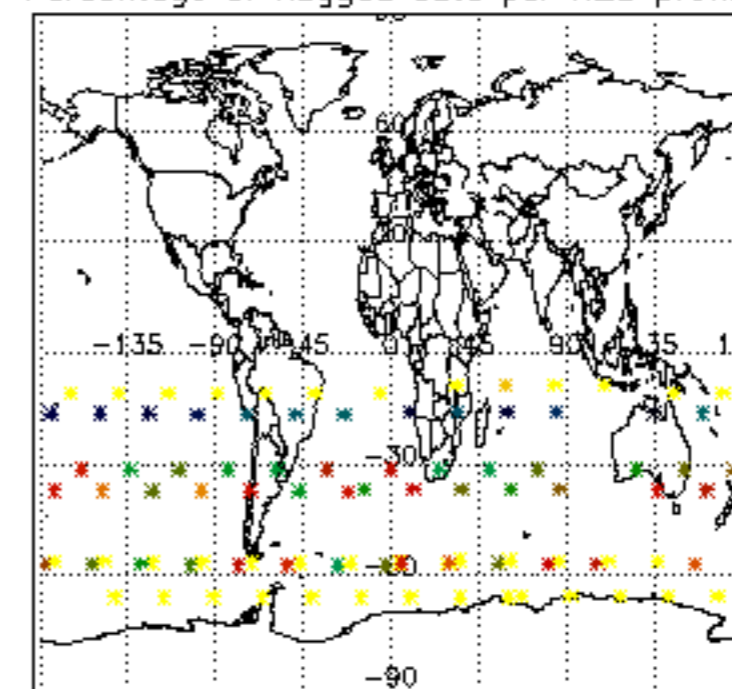




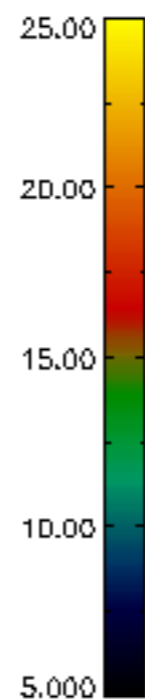
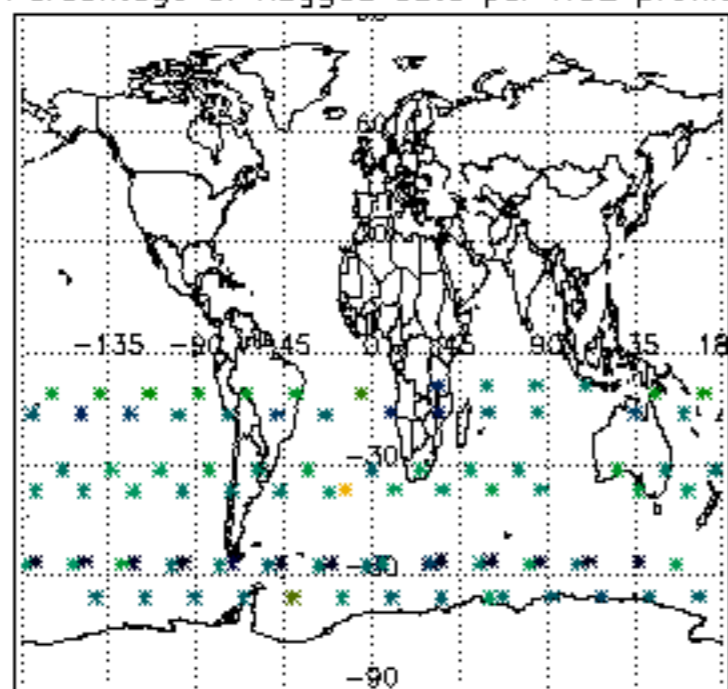
Percentage of flagged data per D3 profile



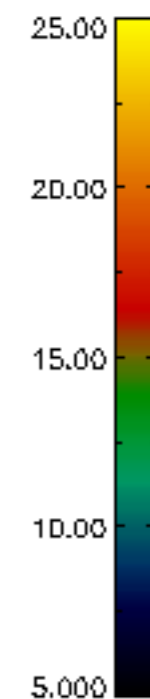
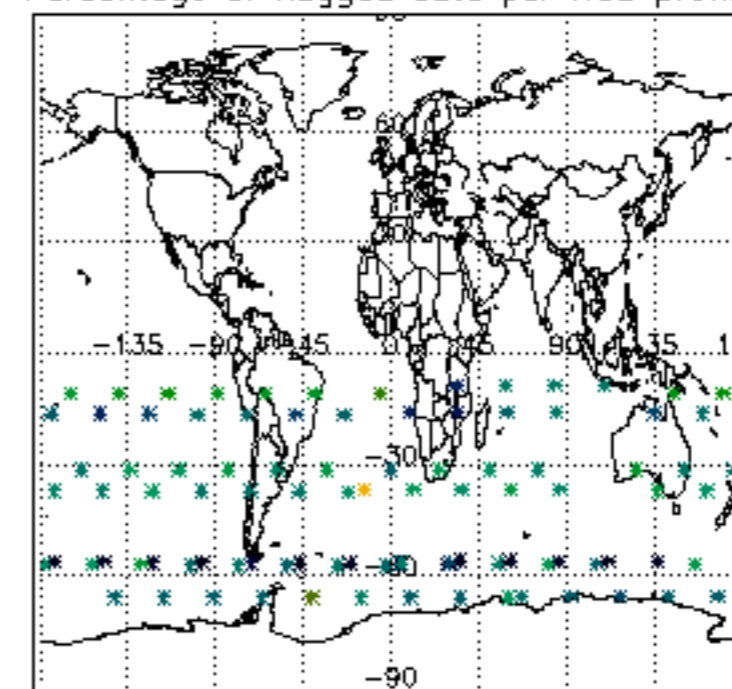
Percentage of flagged data per H2O profile

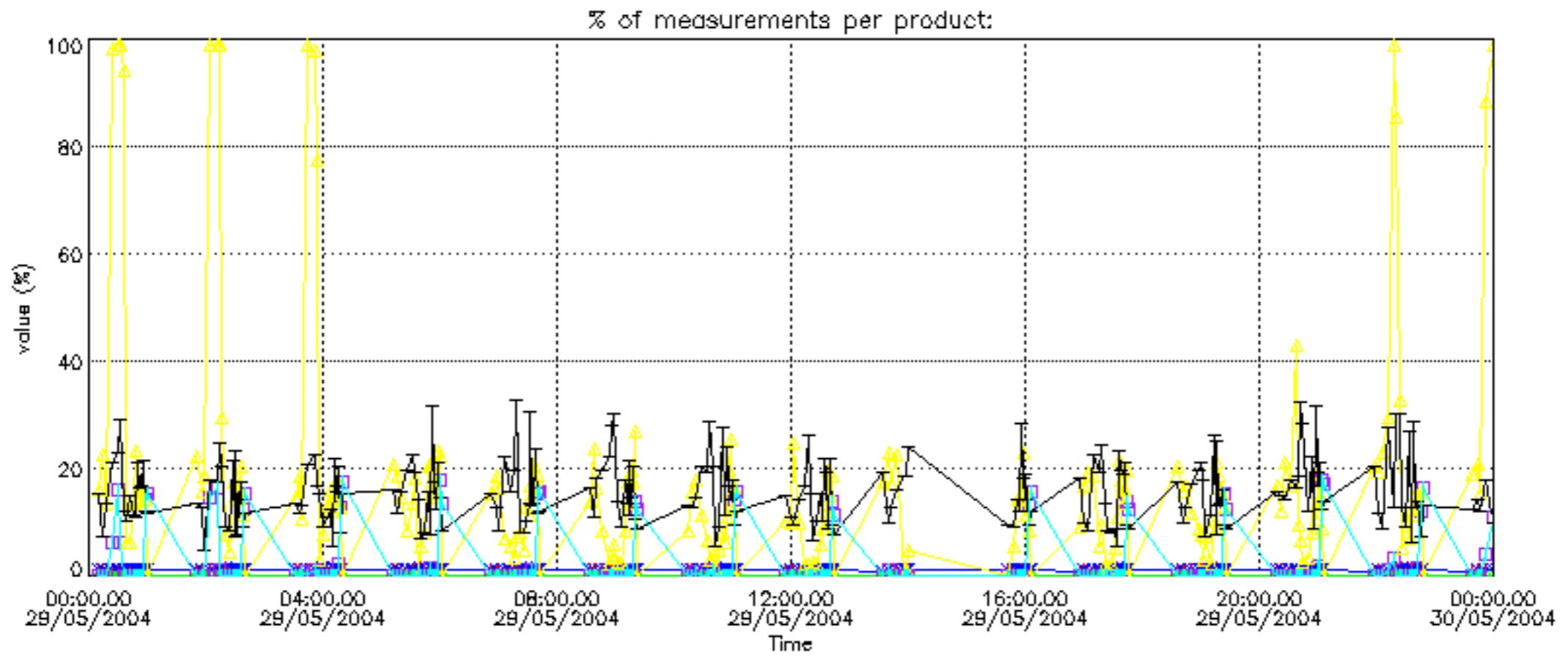


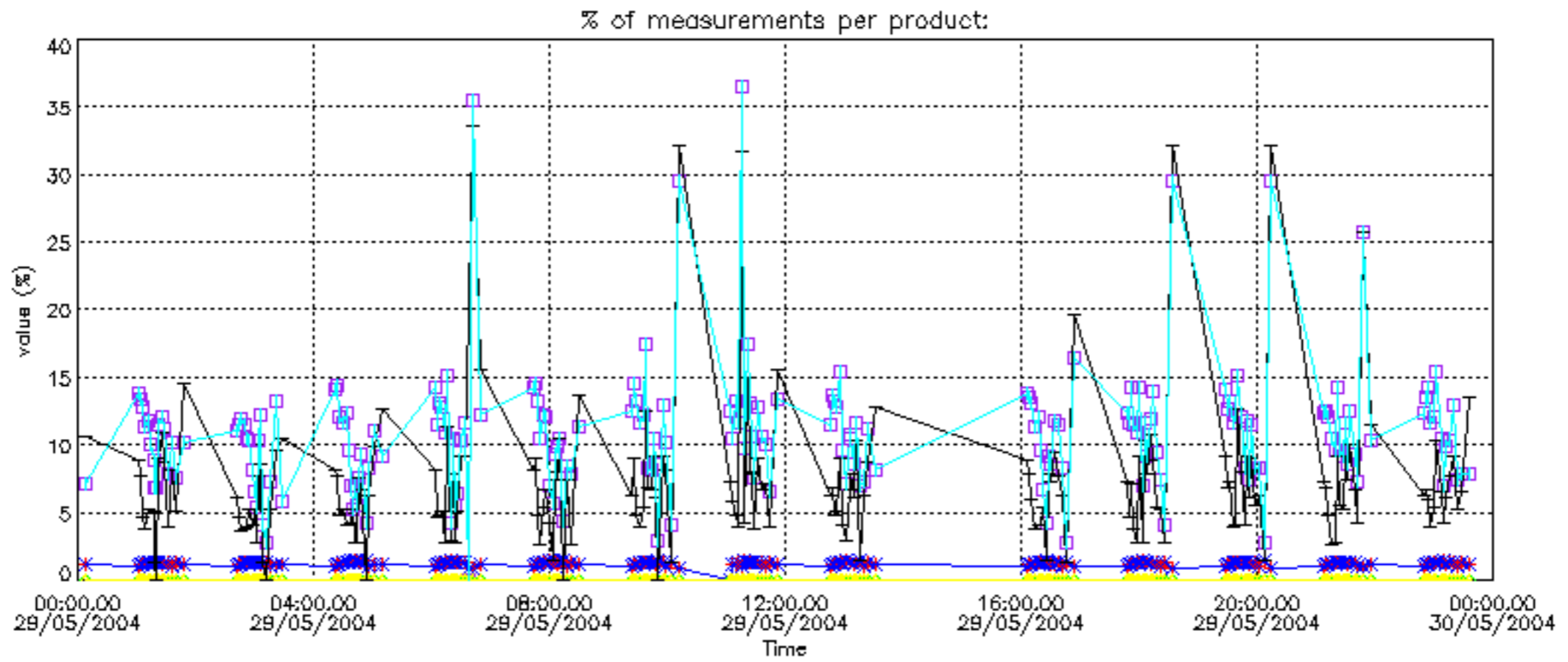
Percentage of flagged data per NO2 profile



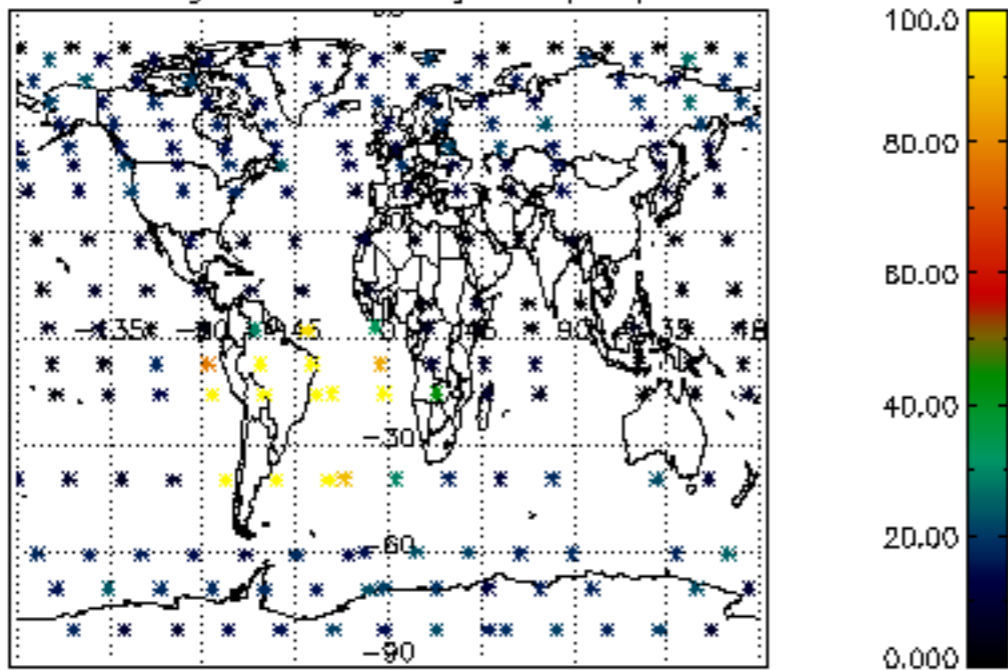
Percentage of flagged data per NO3 profile



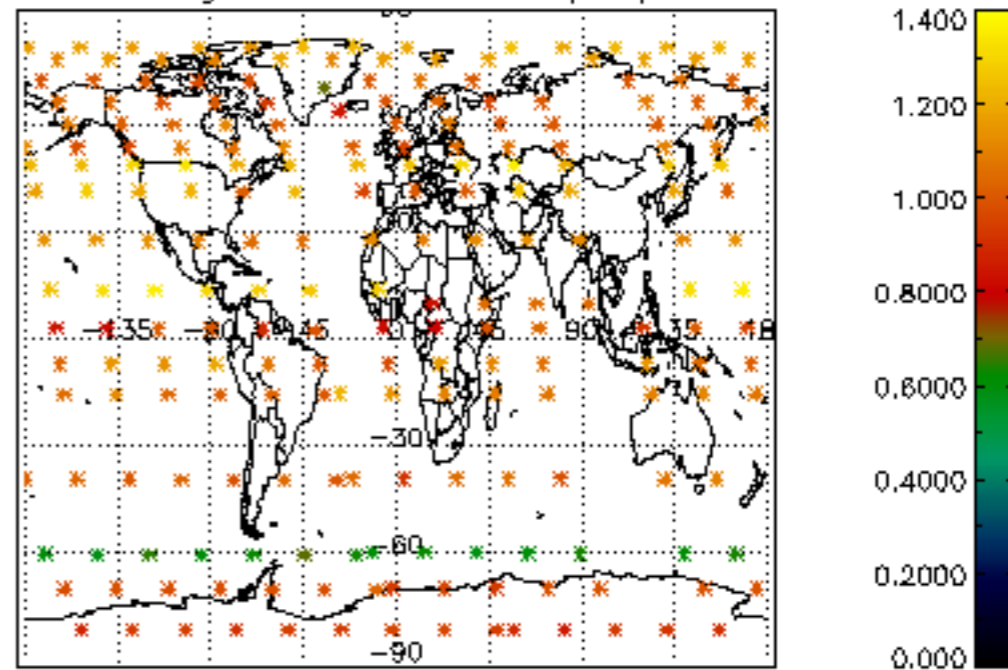




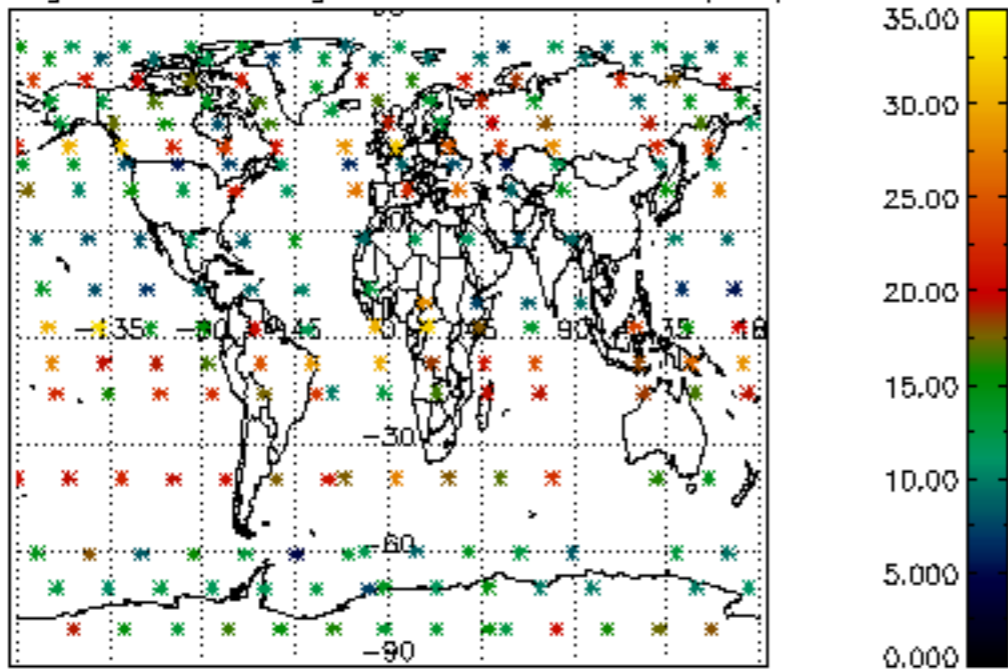
Percentage of cosmic ray hits per profile



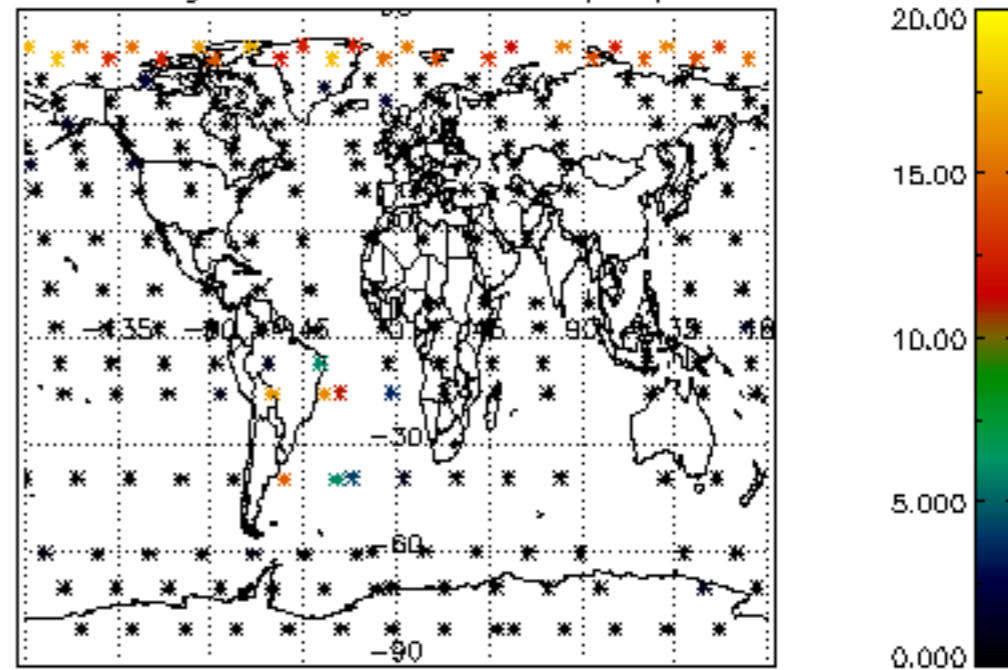
Percentage of datation errors per profile



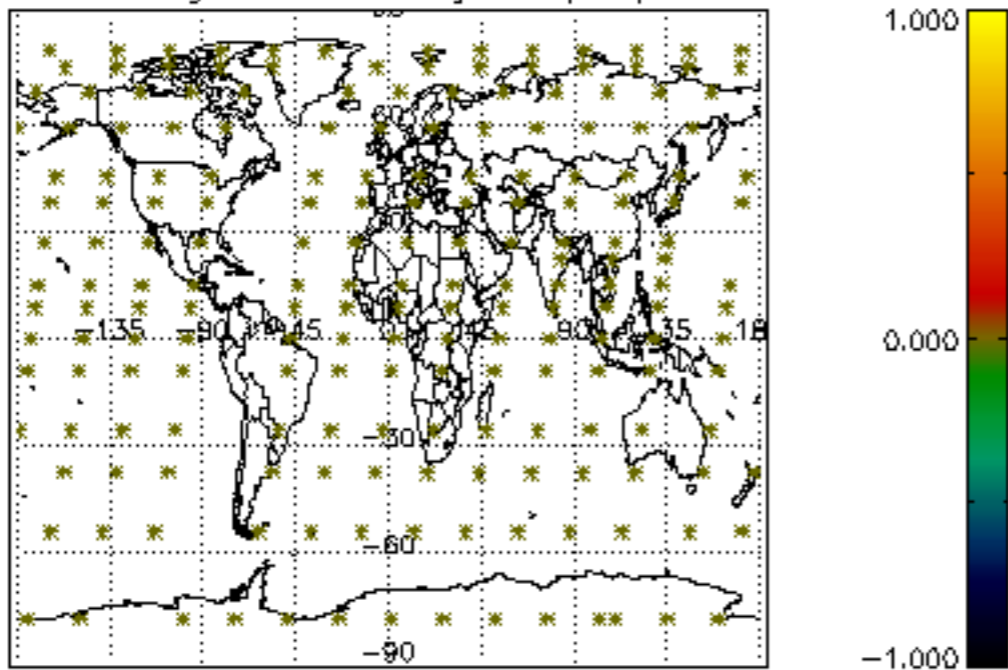
Percentage of star falling outside central band per profile



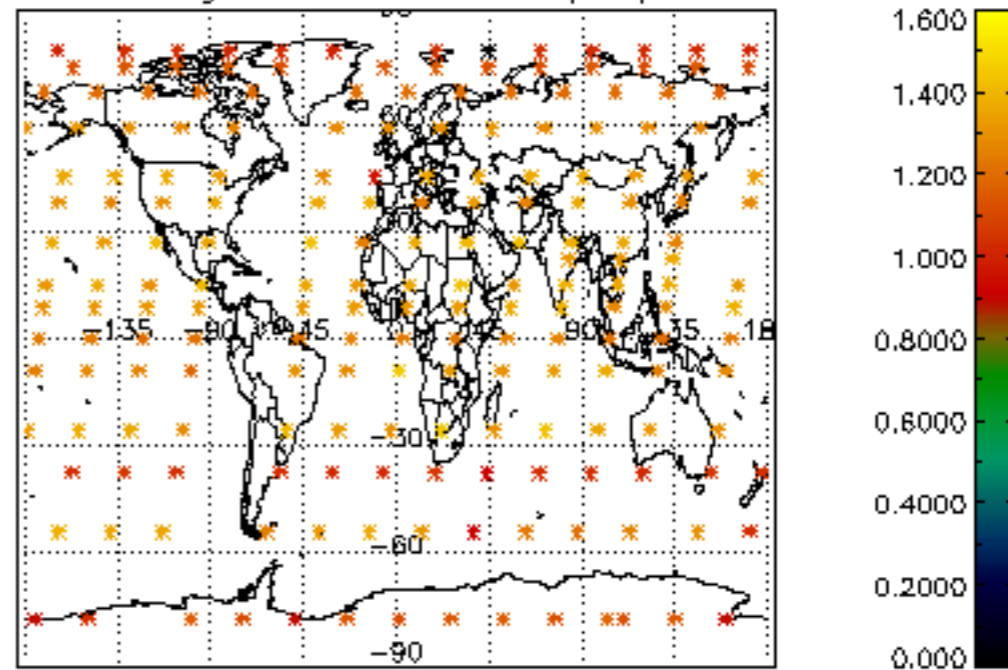
Percentage of saturation errors per profile



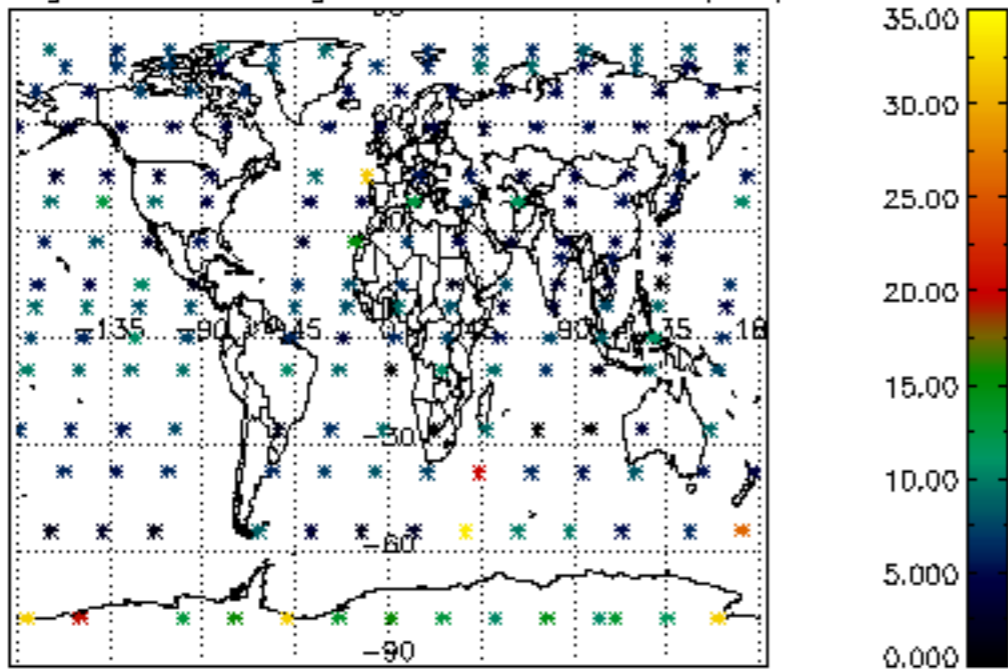
Percentage of cosmic ray hits per profile



Percentage of datation errors per profile



Percentage of star falling outside central band per profile



Percentage of saturation errors per profile

