

GOMOS Level 2 Daily Report

SUMMARY

[1. General Info](#)

[2. Summary of processed GOM_NL_2P products](#)

[3. Level 2 Quality information per product](#)

[3.1 Plot of level 2 quality information per product \(time dependant\)](#)

[3.2 Plot of level 2 quality information per product \(world map\)](#)

[4. Level 1 Quality information per product \(stored on level 2 products\)](#)

[4.1 Plot of level 1 quality information per product \(time dependant\)](#)

[4.1.1 Plot of level 1 quality information per product \(time dependant\): ASCENDING](#)

[4.1.2 Plot of level 1 quality information per product \(time dependant\): DESCENDING](#)

[4.2 Plot of level 1 quality information per product \(world map\)](#)

[4.2.1 Plot of level 1 quality information per product \(world map\): ASCENDING](#)

[4.2.2 Plot of level 1 quality information per product \(world map\): DESCENDING](#)

[5. Ozone profiles based on quality statistics and other trace gas profiles](#)

[5.1 Ozone statistics based on quality of products](#)

[5.2 Plot ozone profiles for all STD \(dark without errors\)](#)

[5.3 Plot ozone profiles where STD < 20% \(dark without errors\)](#)

[5.4. Plot ozone profiles where STD < 10% \(dark without errors\)](#)

[5.5. Plot ozone profiles where STD < 5% \(dark without errors\)](#)

[5.6 Plot NO2 profiles for all STD \(dark without errors\)](#)

[5.7 Plot NO3 profiles for all STD \(dark without errors\)](#)

[5.8 Plot H2O profiles \(only for occultations of stars 1,2,3,4,13,14,16,26,63 dark without errors\) for all STD](#)

[6. Auxiliary Data Files used for the production reported in section 2](#)

This report presents the daily analysis on parameters extracted from GOMOS level 2 data (GOM_NL__2P). It is intended to monitor some important parameters that will impact the quality of these products. A list of level 2 products (and content) that have arrived during the reporting day to the PCF is also given.

Item	Value
Time of report generation	19APR2013 03:00:48
Data source version	GOMOS/6.01
Start time of products	28-05-2004 (28MAY2004 00:00:00)
Stop time of products	29-05-2004 (29MAY2004 00:00:00)
Store outputs in DB	Yes
Nb of level 2 prods	447
Nb of prods with errors	0

2. Summary of processed GOM_NL__2P products.

Nr	Filename	UTC Start time	Limb	Duration	Star Id	Star Name	Star Mag	Star Temp	Nb Meas	Orbit	Prod. error
1	GOM_NL__2PRFIN20040528_000320_000000382027_00145_11722_2872.N1	28-MAY-2004 00:03:20	Bright	37.500	3	16Alp Boo	-0.050000	4250.0	75	11722	No
2	GOM_NL__2PRFIN20040528_000522_000000382027_00145_11722_2873.N1	28-MAY-2004 00:05:22	Bright	38.000	83		2.3780	11000.	76	11722	No
3	GOM_NL__2PRFIN20040528_000833_000000372027_00145_11722_2874.N1	28-MAY-2004 00:08:33	Bright	37.000	180	27Gam Boo	3.0400	8000.0	74	11722	No
4	GOM_NL__2PRFIN20040528_001151_000000392027_00145_11722_2875.N1	28-MAY-2004 00:11:51	Bright	38.500	39	85Eta UMa	1.8540	24000.	77	11722	No
5	GOM_NL__2PRFIN20040528_001337_000000382027_00145_11722_2876.N1	28-MAY-2004 00:13:37	Bright	37.500	55	79Zet UMa	2.0600	10200.	75	11722	No
6	GOM_NL__2PRFIN20040528_001615_000000422027_00145_11722_2877.N1	28-MAY-2004 00:16:15	Bright	41.500	119	14Eta Dra	2.7270	4700.0	83	11722	No
7	GOM_NL__2PRFIN20040528_001841_000000402027_00145_11722_2878.N1	28-MAY-2004 00:18:41	Bright	40.000	60	7Bet UMi	2.0810	3950.0	80	11722	No
8	GOM_NL__2PRFIN20040528_002319_000000392027_00145_11722_2879.N1	28-MAY-2004 00:23:19	Bright	38.500	49	1Alp UMi	1.9900	6300.0	77	11722	No
9	GOM_NL__2PRFIN20040528_002654_000000482027_00145_11722_2880.N1	28-MAY-2004 00:26:54	Bright	47.500	89	5Alp Cep	2.4510	8000.0	95	11722	No
10	GOM_NL__2PRFIN20040528_003126_000000552027_00145_11722_2881.N1	28-MAY-2004 00:31:26	Bright	55.000	76	27Gam Cas	2.3000	30000.	110	11722	No
11	GOM_NL__2PRFIN20040528_003902_000000422027_00145_11722_2882.N1	28-MAY-2004 00:39:02	Bright	42.000	53	43Bet And	2.0480	3300.0	84	11722	No
12	GOM_NL__2PRFIN20040528_004140_000000552027_00145_11722_2883.N1	28-MAY-2004 00:41:40	Twilight	54.500	58	21Alp And	2.0730	11000.	109	11722	No
13	GOM_NL__2PRFIN20040528_004621_000000512027_00145_11722_2884.N1	28-MAY-2004 00:46:21	Dark	51.000	140	88Gam Peg	2.8340	26000.	102	11722	No
14	GOM_NL__2PRFIN20040528_004905_000000792027_00145_11722_2885.N1	28-MAY-2004 00:49:05	Dark	78.500	90	54Alp Peg	2.4870	11000.	157	11722	No
15	GOM_NL__2PRFIN20040528_005515_000000492027_00145_11722_2886.N1	28-MAY-2004 00:55:15	Dark	48.500	52	16Bet Cet	2.0370	4500.0	97	11722	No
16	GOM_NL__2PRFIN20040528_010158_000000502027_00145_11722_2887.N1	28-MAY-2004 01:01:58	Dark	50.000	84	Alp Phe	2.3970	4500.0	100	11722	No
17	GOM_NL__2PRFIN20040528_010429_000000442027_00145_11722_2888.N1	28-MAY-2004 01:04:29	Dark	44.000	9	Alp Eri	0.45300	24000.	88	11722	No
18	GOM_NL__2PRFIN20040528_010702_000000612027_00146_11723_2858.N1	28-MAY-2004 01:07:02	Dark	61.000	63	Bet Gru	2.1500	2800.0	122	11723	No
19	GOM_NL__2PRFIN20040528_011018_000000382027_00146_11723_2859.N1	28-MAY-2004 01:10:18	Dark	38.000	135	Bet Hyi	2.8200	5800.0	76	11723	No
20	GOM_NL__2PRFIN20040528_011401_000000472027_00146_11723_2860.N1	28-MAY-2004 01:14:01	Straylight	47.000	45	Alp Pav	1.9400	26000.	94	11723	No
21	GOM_NL__2PRFIN20040528_011804_000000422027_00146_11723_2861.N1	28-MAY-2004 01:18:04	Straylight	42.000	43	Alp TrA	1.9100	4250.0	84	11723	No
22	GOM_NL__2PRFIN20040528_012010_000000422027_00146_11723_2862.N1	28-MAY-2004 01:20:10	Straylight	41.500	134	Bet TrA	2.8100	6600.0	83	11723	No
23	GOM_NL__2PRFIN20040528_012133_000000462027_00146_11723_2863.N1	28-MAY-2004 01:21:33	Straylight	45.500	4	Alp1Cen	-0.010000	5800.0	91	11723	No
24	GOM_NL__2PRFIN20040528_012321_000000492027_00146_11723_2864.N1	28-MAY-2004 01:23:21	Straylight	49.000	40	The Sco	1.8590	7100.0	98	11723	No
25	GOM_NL__2PRFIN20040528_012511_000000512027_00146_11723_2865.N1	28-MAY-2004 01:25:11	Twilight	51.000	25	35Lam Sco	1.6200	28000.	102	11723	No
26	GOM_NL__2PRFIN20040528_012703_000000502027_00146_11723_2866.N1	28-MAY-2004 01:27:03	Twilight	49.500	75	26Eps Sco	2.2910	4250.0	99	11723	No
27	GOM_NL__2PRFIN20040528_012908_000000462027_00146_11723_2867.N1	28-MAY-2004 01:29:08	Twilight	46.000	136	23Tau Sco	2.8220	30000.	92	11723	No
28	GOM_NL__2PRFIN20040528_013255_000000512027_00146_11723_2868.N1	28-MAY-2004 01:32:55	Bright	50.500	86	35Eta Oph	2.4300	10200.	101	11723	No
29	GOM_NL__2PRFIN20040528_013451_000000452027_00146_11723_2869.N1	28-MAY-2004 01:34:51	Bright	44.500	98	13Zet Oph	2.5710	30000.	89	11723	No
30	GOM_NL__2PRFIN20040528_013705_000000422027_00146_11723_2870.N1	28-MAY-2004 01:37:05	Bright	42.000	120	1Del Oph	2.7340	3200.0	84	11723	No
31	GOM_NL__2PRFIN20040528_014007_000000402027_00146_11723_2871.N1	28-MAY-2004 01:40:07	Bright	39.500	102	24Alp Ser	2.6000	4250.0	79	11723	No
32	GOM_NL__2PRFIN20040528_014356_000000372027_00146_11723_2872.N1	28-MAY-2004 01:43:56	Bright	37.000	3	16Alp Boo	-0.050000	4250.0	74	11723	No
33	GOM_NL__2PRFIN20040528_014558_000000402027_00146_11723_2873.N1	28-MAY-2004 01:45:58	Bright	39.500	83		2.3780	11000.	79	11723	No
34	GOM_NL__2PRFIN20040528_014909_000000372027_00146_11723_2874.N1	28-MAY-2004 01:49:09	Bright	37.000	180	27Gam Boo	3.0400	8000.0	74	11723	No
35	GOM_NL__2PRFIN20040528_015227_000000362027_00146_11723_2875.N1	28-MAY-2004 01:52:27	Bright	36.000	39	85Eta UMa	1.8540	24000.	72	11723	No
36	GOM_NL__2PRFIN20040528_015413_000000362027_00146_11723_2876.N1	28-MAY-2004 01:54:13	Bright	35.500	55	79Zet UMa	2.0600	10200.	71	11723	No
37	GOM_NL__2PRFIN20040528_015651_000000412027_00146_11723_2877.N1	28-MAY-2004 01:56:51	Bright	41.000	119	14Eta Dra	2.7270	4700.0	82	11723	No
38	GOM_NL__2PRFIN20040528_015917_000000362027_00146_11723_2878.N1	28-MAY-2004 01:59:17	Bright	36.000	60	7Bet UMi	2.0810	3950.0	72	11723	No
39	GOM_NL__2PRFIN20040528_020355_000000372027_00146_11723_2879.N1	28-MAY-2004 02:03:55	Bright	36.500	49	1Alp UMi	1.9900	6300.0	73	11723	No
40	GOM_NL__2PRFIN20040528_020729_000000492027_00146_11723_2880.N1	28-MAY-2004 02:07:29	Bright	48.500	89	5Alp Cep	2.4510	8000.0	97	11723	No
41	GOM_NL__2PRFIN20040528_021200_000000452027_00146_11723_2881.N1	28-MAY-2004 02:12:00	Bright	45.000	76	27Gam Cas	2.3000	30000.	90	11723	No
42	GOM_NL__2PRFIN20040528_021938_000000452027_00146_11723_2882.N1	28-MAY-2004 02:19:38	Bright	44.500	53	43Bet And	2.0480	3300.0	89	11723	No

43	GOM_NL__2PRFIN20040528_022216_00000532027_00146_11723_2883.N1	28-MAY-2004 02:22:16	Twilight	53.000	58	21Alp And	2.0730	11000.	106	11723	No
44	GOM_NL__2PRFIN20040528_022657_00000522027_00146_11723_2884.N1	28-MAY-2004 02:26:57	Dark	52.000	140	88Gam Peg	2.8340	26000.	104	11723	No
45	GOM_NL__2PRFIN20040528_022942_00000752027_00146_11723_2885.N1	28-MAY-2004 02:29:42	Dark	74.500	90	54Alp Peg	2.4870	11000.	149	11723	No
46	GOM_NL__2PRFIN20040528_023552_00000482027_00146_11723_2886.N1	28-MAY-2004 02:35:52	Dark	48.000	52	16Bet Cet	2.0370	4500.0	96	11723	No
47	GOM_NL__2PRFIN20040528_024236_00000482027_00146_11723_2887.N1	28-MAY-2004 02:42:36	Dark	47.500	84	Alp Phe	2.3970	4500.0	95	11723	No
48	GOM_NL__2PRFIN20040528_024505_00000442027_00146_11723_2888.N1	28-MAY-2004 02:45:05	Dark	44.000	9	Alp Eri	0.45300	24000.	88	11723	No
49	GOM_NL__2PRFIN20040528_024739_00000512027_00147_11724_2858.N1	28-MAY-2004 02:47:39	Dark	50.500	63	Bet Gru	2.1500	2800.0	101	11724	No
50	GOM_NL__2PRFIN20040528_025054_00000422027_00147_11724_2859.N1	28-MAY-2004 02:50:54	Dark	41.500	135	Bet Hyi	2.8200	5800.0	83	11724	No
51	GOM_NL__2PRFIN20040528_025438_00000462027_00147_11724_2860.N1	28-MAY-2004 02:54:38	Straylight	45.500	45	Alp Pav	1.9400	26000.	91	11724	No
52	GOM_NL__2PRFIN20040528_025841_00000432027_00147_11724_2861.N1	28-MAY-2004 02:58:41	Straylight	43.000	43	Alp TrA	1.9100	4250.0	86	11724	No
53	GOM_NL__2PRFIN20040528_030046_00000422027_00147_11724_2862.N1	28-MAY-2004 03:00:46	Straylight	41.500	134	Bet TrA	2.8100	6600.0	83	11724	No
54	GOM_NL__2PRFIN20040528_030210_00000522027_00147_11724_2863.N1	28-MAY-2004 03:02:10	Straylight	52.000	4	Alp1Cen	-0.010000	5800.0	104	11724	No
55	GOM_NL__2PRFIN20040528_030358_00000522027_00147_11724_2864.N1	28-MAY-2004 03:03:58	Straylight	51.500	40	The Sco	1.8590	7100.0	103	11724	No
56	GOM_NL__2PRFIN20040528_030547_00000482027_00147_11724_2865.N1	28-MAY-2004 03:05:47	Twilight	47.500	25	35Lam Sco	1.6200	28000.	95	11724	No
57	GOM_NL__2PRFIN20040528_030740_00000492027_00147_11724_2866.N1	28-MAY-2004 03:07:40	Twilight	48.500	75	26Eps Sco	2.2910	4250.0	97	11724	No
58	GOM_NL__2PRFIN20040528_030945_00000452027_00147_11724_2867.N1	28-MAY-2004 03:09:45	Twilight	44.500	136	23Tau Sco	2.8220	30000.	89	11724	No
59	GOM_NL__2PRFIN20040528_031331_00000512027_00147_11724_2868.N1	28-MAY-2004 03:13:31	Bright	50.500	86	35Eta Oph	2.4300	10200.	101	11724	No
60	GOM_NL__2PRFIN20040528_031527_00000452027_00147_11724_2869.N1	28-MAY-2004 03:15:27	Bright	44.500	98	13Zet Oph	2.5710	30000.	89	11724	No
61	GOM_NL__2PRFIN20040528_031741_00000432027_00147_11724_2870.N1	28-MAY-2004 03:17:41	Bright	43.000	120	1Del Oph	2.7340	3200.0	86	11724	No
62	GOM_NL__2PRFIN20040528_032043_00000402027_00147_11724_2871.N1	28-MAY-2004 03:20:43	Bright	40.000	102	24Alp Ser	2.6000	4250.0	80	11724	No
63	GOM_NL__2PRFIN20040528_032432_00000412027_00147_11724_2872.N1	28-MAY-2004 03:24:32	Bright	41.000	3	16Alp Boo	-0.050000	4250.0	82	11724	No
64	GOM_NL__2PRFIN20040528_032635_00000382027_00147_11724_2873.N1	28-MAY-2004 03:26:35	Bright	38.000	83		2.3780	11000.	76	11724	No
65	GOM_NL__2PRFIN20040528_032946_00000372027_00147_11724_2874.N1	28-MAY-2004 03:29:46	Bright	36.500	180	27Gam Boo	3.0400	8000.0	73	11724	No
66	GOM_NL__2PRFIN20040528_033303_00000382027_00147_11724_2875.N1	28-MAY-2004 03:33:03	Bright	38.000	39	85Eta UMa	1.8540	24000.	76	11724	No
67	GOM_NL__2PRFIN20040528_033450_00000382027_00147_11724_2876.N1	28-MAY-2004 03:34:50	Bright	38.000	55	79Zet UMa	2.0600	10200.	76	11724	No
68	GOM_NL__2PRFIN20040528_033726_00000412027_00147_11724_2877.N1	28-MAY-2004 03:37:26	Bright	40.500	119	14Eta Dra	2.7270	4700.0	81	11724	No
69	GOM_NL__2PRFIN20040528_033954_00000362027_00147_11724_2878.N1	28-MAY-2004 03:39:54	Bright	35.500	60	7Bet UMi	2.0810	3950.0	71	11724	No
70	GOM_NL__2PRFIN20040528_034432_00000382027_00147_11724_2879.N1	28-MAY-2004 03:44:32	Bright	38.000	49	1Alp UMi	1.9900	6300.0	76	11724	No
71	GOM_NL__2PRFIN20040528_034804_00000482027_00147_11724_2880.N1	28-MAY-2004 03:48:04	Bright	47.500	89	5Alp Cep	2.4510	8000.0	95	11724	No
72	GOM_NL__2PRFIN20040528_035239_00000372027_00147_11724_2881.N1	28-MAY-2004 03:52:39	Bright	37.000	76	27Gam Cas	2.3000	30000.	74	11724	No
73	GOM_NL__2PRFIN20040528_040014_00000552027_00147_11724_2882.N1	28-MAY-2004 04:00:14	Bright	55.000	53	43Bet And	2.0480	3300.0	110	11724	No
74	GOM_NL__2PRFIN20040528_040252_00000502027_00147_11724_2883.N1	28-MAY-2004 04:02:52	Twilight	50.000	58	21Alp And	2.0730	11000.	100	11724	No
75	GOM_NL__2PRFIN20040528_040734_00000512027_00147_11724_2884.N1	28-MAY-2004 04:07:34	Dark	50.500	140	88Gam Peg	2.8340	26000.	101	11724	No
76	GOM_NL__2PRFIN20040528_041019_00000752027_00147_11724_2885.N1	28-MAY-2004 04:10:19	Dark	74.500	90	54Alp Peg	2.4870	11000.	149	11724	No
77	GOM_NL__2PRFIN20040528_041629_00000502027_00147_11724_2886.N1	28-MAY-2004 04:16:29	Dark	49.500	52	16Bet Cet	2.0370	4500.0	99	11724	No
78	GOM_NL__2PRFIN20040528_042313_00000472027_00147_11724_2887.N1	28-MAY-2004 04:23:13	Dark	46.500	84	Alp Phe	2.3970	4500.0	93	11724	No
79	GOM_NL__2PRFIN20040528_042541_00000442027_00147_11724_2888.N1	28-MAY-2004 04:25:41	Dark	43.500	9	Alp Eri	0.45300	24000.	87	11724	No
80	GOM_NL__2PRFIN20040528_042817_00000492027_00148_11725_2858.N1	28-MAY-2004 04:28:17	Dark	49.000	63	Bet Gru	2.1500	2800.0	98	11725	No
81	GOM_NL__2PRFIN20040528_043131_00000372027_00148_11725_2859.N1	28-MAY-2004 04:31:31	Dark	37.000	135	Bet Hyi	2.8200	5800.0	74	11725	No
82	GOM_NL__2PRFIN20040528_043515_00000452027_00148_11725_2860.N1	28-MAY-2004 04:35:15	Straylight	44.500	45	Alp Pav	1.9400	26000.	89	11725	No
83	GOM_NL__2PRFIN20040528_043917_00000452027_00148_11725_2861.N1	28-MAY-2004 04:39:17	Straylight	45.000	43	Alp TrA	1.9100	4250.0	90	11725	No
84	GOM_NL__2PRFIN20040528_044123_00000402027_00148_11725_2862.N1	28-MAY-2004 04:41:23	Straylight	39.500	134	Bet TrA	2.8100	6600.0	79	11725	No
85	GOM_NL__2PRFIN20040528_044246_00000522027_00148_11725_2863.N1	28-MAY-2004 04:42:46	Straylight	52.000	4	Alp1Cen	-0.010000	5800.0	104	11725	No
86	GOM_NL__2PRFIN20040528_044434_00000522027_00148_11725_2864.N1	28-MAY-2004 04:44:34	Straylight	51.500	40	The Sco	1.8590	7100.0	103	11725	No
87	GOM_NL__2PRFIN20040528_044624_00000492027_00148_11725_2865.N1	28-MAY-2004 04:46:24	Twilight	48.500	25	35Lam Sco	1.6200	28000.	97	11725	No
88	GOM_NL__2PRFIN20040528_044816_00000502027_00148_11725_2866.N1	28-MAY-2004 04:48:16	Twilight	50.000	75	26Eps Sco	2.2910	4250.0	100	11725	No
89	GOM_NL__2PRFIN20040528_045022_00000452027_00148_11725_2867.N1	28-MAY-2004 04:50:22	Twilight	44.500	136	23Tau Sco	2.8220	30000.	89	11725	No
90	GOM_NL__2PRFIN20040528_045408_00000512027_00148_11725_2868.N1	28-MAY-2004 04:54:08	Bright	50.500	86	35Eta Oph	2.4300	10200.	101	11725	No
91	GOM_NL__2PRFIN20040528_045603_00000452027_00148_11725_2869.N1	28-MAY-2004 04:56:03	Bright	45.000	98	13Zet Oph	2.5710	30000.	90	11725	No
92	GOM_NL__2PRFIN20040528_045817_00000432027_00148_11725_2870.N1	28-MAY-2004 04:58:17	Bright	42.500	120	1Del Oph	2.7340	3200.0	85	11725	No
93	GOM_NL__2PRFIN20040528_050119_00000392027_00148_11725_2871.N1	28-MAY-2004 05:01:19	Bright	38.500	102	24Alp Ser	2.6000	4250.0	77	11725	No
94	GOM_NL__2PRFIN20040528_050508_00000372027_00148_11725_2872.N1	28-MAY-2004 05:05:08	Bright	37.000	3	16Alp Boo	-0.050000	4250.0	74	11725	No
95	GOM_NL__2PRFIN20040528_050711_00000402027_00148_11725_2873.N1	28-MAY-2004 05:07:11	Bright	39.500	83		2.3780	11000.	79	11725	No
96	GOM_NL__2PRFIN20040528_051022_00000372027_00148_11725_2874.N1	28-MAY-2004 05:10:22	Bright	36.500	180	27Gam Boo	3.0400	8000.0	73	11725	No
97	GOM_NL__2PRFIN20040528_051340_00000362027_00148_11725_2875.N1	28-MAY-2004 05:13:40	Bright	36.000	39	85Eta UMa	1.8540	24000.	72	11725	No
98	GOM_NL__2PRFIN20040528_051526_00000392027_00148_11725_2876.N1	28-MAY-2004 05:15:26	Bright	38.500	55	79Zet UMa	2.0600	10200.	77	11725	No
99	GOM_NL__2PRFIN20040528_051802_00000422027_00148_11725_2877.N1	28-MAY-2004 05:18:02	Bright	42.000	119	14Eta Dra	2.7270	4700.0	84	11725	No
100	GOM_NL__2PRFIN20040528_052030_00000402027_00148_11725_2878.N1	28-MAY-2004 05:20:30	Bright	39.500	60	7Bet UMi	2.0810	3950.0	79	11725	No
101	GOM_NL__2PRFIN20040528_052508_00000372027_00148_11725_2879.N1	28-MAY-2004 05:25:08	Bright	36.500	49	1Alp UMi	1.9900	6300.0	73	11725	No

102	GOM_NL__2PRFIN20040528_052839_000000502027_00148_11725_2880.N1	28-MAY-2004 05:28:39	Bright	49.500	89	5Alp Cep	2.4510	8000.0	99	11725	No
103	GOM_NL__2PRFIN20040528_053314_000000552027_00148_11725_2881.N1	28-MAY-2004 05:33:14	Bright	55.000	76	27Gam Cas	2.3000	30000.	110	11725	No
104	GOM_NL__2PRFIN20040528_054050_000000532027_00148_11725_2882.N1	28-MAY-2004 05:40:50	Bright	52.500	53	43Bet And	2.0480	3300.0	105	11725	No
105	GOM_NL__2PRFIN20040528_054328_000000502027_00148_11725_2883.N1	28-MAY-2004 05:43:28	Tw_i_and_stray	50.000	58	21Alp And	2.0730	11000.	100	11725	No
106	GOM_NL__2PRFIN20040528_054810_000000512027_00148_11725_2884.N1	28-MAY-2004 05:48:10	Dark	51.000	140	88Gam Peg	2.8340	26000.	102	11725	No
107	GOM_NL__2PRFIN20040528_055056_000000782027_00148_11725_2885.N1	28-MAY-2004 05:50:56	Dark	77.500	90	54Alp Peg	2.4870	11000.	155	11725	No
108	GOM_NL__2PRFIN20040528_055705_000000482027_00148_11725_2886.N1	28-MAY-2004 05:57:05	Dark	47.500	52	16Bet Cet	2.0370	4500.0	95	11725	No
109	GOM_NL__2PRFIN20040528_060349_000000442027_00148_11725_2887.N1	28-MAY-2004 06:03:49	Dark	43.500	84	Alp Phe	2.3970	4500.0	87	11725	No
110	GOM_NL__2PRFIN20040528_060618_000000452027_00148_11725_2888.N1	28-MAY-2004 06:06:18	Dark	45.000	9	Alp Eri	0.45300	24000.	90	11725	No
111	GOM_NL__2PRFIN20040528_061207_000000432027_00149_11726_2878.N1	28-MAY-2004 06:12:07	Dark	42.500	135	Bet Hyi	2.8200	5800.0	85	11726	No
112	GOM_NL__2PRFIN20040528_061552_000000432027_00149_11726_2879.N1	28-MAY-2004 06:15:52	Straylight	42.500	45	Alp Pav	1.9400	26000.	85	11726	No
113	GOM_NL__2PRFIN20040528_061954_000000502027_00149_11726_2880.N1	28-MAY-2004 06:19:54	Straylight	50.000	43	Alp TrA	1.9100	4250.0	100	11726	No
114	GOM_NL__2PRFIN20040528_062200_000000402027_00149_11726_2881.N1	28-MAY-2004 06:22:00	Straylight	40.000	134	Bet TrA	2.8100	6600.0	80	11726	No
115	GOM_NL__2PRFIN20040528_062322_000000462027_00149_11726_2882.N1	28-MAY-2004 06:23:22	Straylight	45.500	4	Alp1Cen	-0.010000	5800.0	91	11726	No
116	GOM_NL__2PRFIN20040528_062511_000000502027_00149_11726_2883.N1	28-MAY-2004 06:25:11	Straylight	49.500	40	The Sco	1.8590	7100.0	99	11726	No
117	GOM_NL__2PRFIN20040528_062701_000000482027_00149_11726_2884.N1	28-MAY-2004 06:27:01	Tw_i_and_stray	48.000	25	35Lam Sco	1.6200	28000.	96	11726	No
118	GOM_NL__2PRFIN20040528_062853_000000502027_00149_11726_2885.N1	28-MAY-2004 06:28:53	Tw_i_and_stray	49.500	75	26Eps Sco	2.2910	4250.0	99	11726	No
119	GOM_NL__2PRFIN20040528_063059_000000442027_00149_11726_2886.N1	28-MAY-2004 06:30:59	Tw_i_and_stray	44.000	136	23Tau Sco	2.8220	30000.	88	11726	No
120	GOM_NL__2PRFIN20040528_063444_000000502027_00149_11726_2887.N1	28-MAY-2004 06:34:44	Bright	50.000	86	35Eta Oph	2.4300	10200.	100	11726	No
121	GOM_NL__2PRFIN20040528_063639_000000452027_00149_11726_2888.N1	28-MAY-2004 06:36:39	Bright	45.000	98	13Zet Oph	2.5710	30000.	90	11726	No
122	GOM_NL__2PRFIN20040528_063853_000000422027_00149_11726_2889.N1	28-MAY-2004 06:38:53	Bright	42.000	120	1Del Oph	2.7340	3200.0	84	11726	No
123	GOM_NL__2PRFIN20040528_064155_000000392027_00149_11726_2890.N1	28-MAY-2004 06:41:55	Bright	39.000	102	24Alp Ser	2.6000	4250.0	78	11726	No
124	GOM_NL__2PRFIN20040528_064545_000000372027_00149_11726_2891.N1	28-MAY-2004 06:45:45	Bright	36.500	3	16Alp Boo	-0.050000	4250.0	73	11726	No
125	GOM_NL__2PRFIN20040528_064747_000000382027_00149_11726_2892.N1	28-MAY-2004 06:47:47	Bright	37.500	83		2.3780	11000.	75	11726	No
126	GOM_NL__2PRFIN20040528_065058_000000362027_00149_11726_2893.N1	28-MAY-2004 06:50:58	Bright	35.500	180	27Gam Boo	3.0400	8000.0	71	11726	No
127	GOM_NL__2PRFIN20040528_065416_000000392027_00149_11726_2894.N1	28-MAY-2004 06:54:16	Bright	38.500	39	85Eta UMa	1.8540	24000.	77	11726	No
128	GOM_NL__2PRFIN20040528_065602_000000382027_00149_11726_2895.N1	28-MAY-2004 06:56:02	Bright	38.000	55	79Zet UMa	2.0600	10200.	76	11726	No
129	GOM_NL__2PRFIN20040528_065838_000000412027_00149_11726_2896.N1	28-MAY-2004 06:58:38	Bright	40.500	119	14Eta Dra	2.7270	4700.0	81	11726	No
130	GOM_NL__2PRFIN20040528_070106_000000382027_00149_11726_2897.N1	28-MAY-2004 07:01:06	Bright	38.000	60	7Bet UMi	2.0810	3950.0	76	11726	No
131	GOM_NL__2PRFIN20040528_070545_000000382027_00149_11726_2898.N1	28-MAY-2004 07:05:45	Bright	38.000	49	1Alp UMi	1.9900	6300.0	76	11726	No
132	GOM_NL__2PRFIN20040528_070915_000000502027_00149_11726_2899.N1	28-MAY-2004 07:09:15	Bright	49.500	89	5Alp Cep	2.4510	8000.0	99	11726	No
133	GOM_NL__2PRFIN20040528_071351_000000552027_00149_11726_2900.N1	28-MAY-2004 07:13:51	Bright	55.000	76	27Gam Cas	2.3000	30000.	110	11726	No
134	GOM_NL__2PRFIN20040528_072127_000000542027_00149_11726_2901.N1	28-MAY-2004 07:21:27	Bright	54.000	53	43Bet And	2.0480	3300.0	108	11726	No
135	GOM_NL__2PRFIN20040528_072404_000000532027_00149_11726_2902.N1	28-MAY-2004 07:24:04	Tw_i_and_stray	52.500	58	21Alp And	2.0730	11000.	105	11726	No
136	GOM_NL__2PRFIN20040528_072847_000000512027_00149_11726_2903.N1	28-MAY-2004 07:28:47	Dark	50.500	140	88Gam Peg	2.8340	26000.	101	11726	No
137	GOM_NL__2PRFIN20040528_073133_000000762027_00149_11726_2904.N1	28-MAY-2004 07:31:33	Dark	75.500	90	54Alp Peg	2.4870	11000.	151	11726	No
138	GOM_NL__2PRFIN20040528_073742_000000492027_00149_11726_2905.N1	28-MAY-2004 07:37:42	Dark	48.500	52	16Bet Cet	2.0370	4500.0	97	11726	No
139	GOM_NL__2PRFIN20040528_074426_000000462027_00149_11726_2906.N1	28-MAY-2004 07:44:26	Dark	45.500	84	Alp Phe	2.3970	4500.0	91	11726	No
140	GOM_NL__2PRFIN20040528_074654_000000422027_00149_11726_2907.N1	28-MAY-2004 07:46:54	Dark	41.500	9	Alp Eri	0.45300	24000.	83	11726	No
141	GOM_NL__2PRFIN20040528_075243_000000382027_00150_11727_2878.N1	28-MAY-2004 07:52:43	Dark	37.500	135	Bet Hyi	2.8200	5800.0	75	11727	No
142	GOM_NL__2PRFIN20040528_075629_000000432027_00150_11727_2879.N1	28-MAY-2004 07:56:29	Straylight	42.500	45	Alp Pav	1.9400	26000.	85	11727	No
143	GOM_NL__2PRFIN20040528_080030_000000492027_00150_11727_2880.N1	28-MAY-2004 08:00:30	Straylight	49.000	43	Alp TrA	1.9100	4250.0	98	11727	No
144	GOM_NL__2PRFIN20040528_080236_000000402027_00150_11727_2881.N1	28-MAY-2004 08:02:36	Straylight	40.000	134	Bet TrA	2.8100	6600.0	80	11727	No
145	GOM_NL__2PRFIN20040528_080359_000000502027_00150_11727_2882.N1	28-MAY-2004 08:03:59	Straylight	50.000	4	Alp1Cen	-0.010000	5800.0	100	11727	No
146	GOM_NL__2PRFIN20040528_080548_000000552027_00150_11727_2883.N1	28-MAY-2004 08:05:48	Straylight	54.500	40	The Sco	1.8590	7100.0	109	11727	No
147	GOM_NL__2PRFIN20040528_080737_000000492027_00150_11727_2884.N1	28-MAY-2004 08:07:37	Tw_i_and_stray	49.000	25	35Lam Sco	1.6200	28000.	98	11727	No
148	GOM_NL__2PRFIN20040528_080929_000000502027_00150_11727_2885.N1	28-MAY-2004 08:09:29	Tw_i_and_stray	49.500	75	26Eps Sco	2.2910	4250.0	99	11727	No
149	GOM_NL__2PRFIN20040528_081135_000000442027_00150_11727_2886.N1	28-MAY-2004 08:11:35	Tw_i_and_stray	43.500	136	23Tau Sco	2.8220	30000.	87	11727	No
150	GOM_NL__2PRFIN20040528_081520_000000492027_00150_11727_2887.N1	28-MAY-2004 08:15:20	Bright	49.000	86	35Eta Oph	2.4300	10200.	98	11727	No
151	GOM_NL__2PRFIN20040528_081715_000000452027_00150_11727_2888.N1	28-MAY-2004 08:17:15	Bright	44.500	98	13Zet Oph	2.5710	30000.	89	11727	No
152	GOM_NL__2PRFIN20040528_081929_000000432027_00150_11727_2889.N1	28-MAY-2004 08:19:29	Bright	42.500	120	1Del Oph	2.7340	3200.0	85	11727	No
153	GOM_NL__2PRFIN20040528_082231_000000392027_00150_11727_2890.N1	28-MAY-2004 08:22:31	Bright	39.000	102	24Alp Ser	2.6000	4250.0	78	11727	No
154	GOM_NL__2PRFIN20040528_082621_000000382027_00150_11727_2891.N1	28-MAY-2004 08:26:21	Bright	38.000	3	16Alp Boo	-0.050000	4250.0	76	11727	No
155	GOM_NL__2PRFIN20040528_082823_000000382027_00150_11727_2892.N1	28-MAY-2004 08:28:23	Bright	37.500	83		2.3780	11000.	75	11727	No
156	GOM_NL__2PRFIN20040528_083134_000000362027_00150_11727_2893.N1	28-MAY-2004 08:31:34	Bright	36.000	180	27Gam Boo	3.0400	8000.0	72	11727	No
157	GOM_NL__2PRFIN20040528_083453_000000382027_00150_11727_2894.N1	28-MAY-2004 08:34:53	Bright	38.000	39	85Eta UMa	1.8540	24000.	76	11727	No
158	GOM_NL__2PRFIN20040528_083639_000000392027_00150_11727_2895.N1	28-MAY-2004 08:36:39	Bright	38.500	55	79Zet UMa	2.0600	10200.	77	11727	No
159	GOM_NL__2PRFIN20040528_083914_000000412027_00150_11727_2896.N1	28-MAY-2004 08:39:14	Bright	40.500	119	14Eta Dra	2.7270	4700.0	81	11727	No
160	GOM_NL__2PRFIN20040528_084142_000000372027_00150_11727_2897.N1	28-MAY-2004 08:41:42	Bright	37.000	60	7Bet UMi	2.0810	3950.0	74	11727	No

161	GOM_NL__2PRFIN20040528_084621_000000362027_00150_11727_2898.N1	28-MAY-2004 08:46:21	Bright	35.500	49	1Alp UMi	1.9900	6300.0	71	11727	No
162	GOM_NL__2PRFIN20040528_084950_000000482027_00150_11727_2899.N1	28-MAY-2004 08:49:50	Bright	47.500	89	5Alp Cep	2.4510	8000.0	95	11727	No
163	GOM_NL__2PRFIN20040528_085427_000000552027_00150_11727_2900.N1	28-MAY-2004 08:54:27	Bright	55.000	76	27Gam Cas	2.3000	30000.	110	11727	No
164	GOM_NL__2PRFIN20040528_090203_000000422027_00150_11727_2901.N1	28-MAY-2004 09:02:03	Bright	41.500	53	43Bet And	2.0480	3300.0	83	11727	No
165	GOM_NL__2PRFIN20040528_090440_000000522027_00150_11727_2902.N1	28-MAY-2004 09:04:40	Twi_and_stray	52.000	58	21Alp And	2.0730	11000.	104	11727	No
166	GOM_NL__2PRFIN20040528_090923_000000502027_00150_11727_2903.N1	28-MAY-2004 09:09:23	Dark	49.500	140	88Gam Peg	2.8340	26000.	99	11727	No
167	GOM_NL__2PRFIN20040528_091209_000000792027_00150_11727_2904.N1	28-MAY-2004 09:12:09	Dark	78.500	90	54Alp Peg	2.4870	11000.	157	11727	No
168	GOM_NL__2PRFIN20040528_091819_000000492027_00150_11727_2905.N1	28-MAY-2004 09:18:19	Dark	49.000	52	16Bet Cet	2.0370	4500.0	98	11727	No
169	GOM_NL__2PRFIN20040528_092503_000000492027_00150_11727_2906.N1	28-MAY-2004 09:25:03	Dark	49.000	84	Alp Phe	2.3970	4500.0	98	11727	No
170	GOM_NL__2PRFIN20040528_092730_000000452027_00150_11727_2907.N1	28-MAY-2004 09:27:30	Dark	44.500	9	Alp Eri	0.45300	24000.	89	11727	No
171	GOM_NL__2PRFIN20040528_093319_000000392027_00151_11728_2878.N1	28-MAY-2004 09:33:19	Dark	38.500	135	Bet Hyi	2.8200	5800.0	77	11728	No
172	GOM_NL__2PRFIN20040528_093705_000000432027_00151_11728_2879.N1	28-MAY-2004 09:37:05	Straylight	42.500	45	Alp Pav	1.9400	26000.	85	11728	No
173	GOM_NL__2PRFIN20040528_094106_000000432027_00151_11728_2880.N1	28-MAY-2004 09:41:06	Straylight	43.000	43	Alp TrA	1.9100	4250.0	86	11728	No
174	GOM_NL__2PRFIN20040528_094312_000000402027_00151_11728_2881.N1	28-MAY-2004 09:43:12	Straylight	39.500	134	Bet TrA	2.8100	6600.0	79	11728	No
175	GOM_NL__2PRFIN20040528_094435_000000512027_00151_11728_2882.N1	28-MAY-2004 09:44:35	Straylight	50.500	4	Alp1Cen	-0.010000	5800.0	101	11728	No
176	GOM_NL__2PRFIN20040528_094624_000000562027_00151_11728_2883.N1	28-MAY-2004 09:46:24	Straylight	56.000	40	The Sco	1.8590	7100.0	112	11728	No
177	GOM_NL__2PRFIN20040528_094813_000000532027_00151_11728_2884.N1	28-MAY-2004 09:48:13	Twi_and_stray	53.000	25	35Lam Sco	1.6200	28000.	106	11728	No
178	GOM_NL__2PRFIN20040528_095005_000000512027_00151_11728_2885.N1	28-MAY-2004 09:50:05	Twi_and_stray	50.500	75	26Eps Sco	2.2910	4250.0	101	11728	No
179	GOM_NL__2PRFIN20040528_095211_000000442027_00151_11728_2886.N1	28-MAY-2004 09:52:11	Twi_and_stray	43.500	136	23Tau Sco	2.8220	30000.	87	11728	No
180	GOM_NL__2PRFIN20040528_095556_000000492027_00151_11728_2887.N1	28-MAY-2004 09:55:56	Bright	49.000	86	35Eta Oph	2.4300	10200.	98	11728	No
181	GOM_NL__2PRFIN20040528_095750_000000442027_00151_11728_2888.N1	28-MAY-2004 09:57:50	Bright	44.000	98	13Zet Oph	2.5710	30000.	88	11728	No
182	GOM_NL__2PRFIN20040528_100005_000000422027_00151_11728_2889.N1	28-MAY-2004 10:00:05	Bright	42.000	120	1Del Oph	2.7340	3200.0	84	11728	No
183	GOM_NL__2PRFIN20040528_100307_000000402027_00151_11728_2890.N1	28-MAY-2004 10:03:07	Bright	39.500	102	24Alp Ser	2.6000	4250.0	79	11728	No
184	GOM_NL__2PRFIN20040528_100657_000000382027_00151_11728_2891.N1	28-MAY-2004 10:06:57	Bright	38.000	3	16Alp Boo	-0.050000	4250.0	76	11728	No
185	GOM_NL__2PRFIN20040528_100859_000000402027_00151_11728_2892.N1	28-MAY-2004 10:08:59	Bright	39.500	83		2.3780	11000.	79	11728	No
186	GOM_NL__2PRFIN20040528_101209_000000382027_00151_11728_2893.N1	28-MAY-2004 10:12:09	Bright	38.000	180	27Gam Boo	3.0400	8000.0	76	11728	No
187	GOM_NL__2PRFIN20040528_101528_000000382027_00151_11728_2894.N1	28-MAY-2004 10:15:28	Bright	38.000	39	85Eta UMa	1.8540	24000.	76	11728	No
188	GOM_NL__2PRFIN20040528_101715_000000382027_00151_11728_2895.N1	28-MAY-2004 10:17:15	Bright	38.000	55	79Zet UMa	2.0600	10200.	76	11728	No
189	GOM_NL__2PRFIN20040528_101949_000000412027_00151_11728_2896.N1	28-MAY-2004 10:19:49	Bright	40.500	119	14Eta Dra	2.7270	4700.0	81	11728	No
190	GOM_NL__2PRFIN20040528_102217_000000372027_00151_11728_2897.N1	28-MAY-2004 10:22:17	Bright	36.500	60	7Bet UMi	2.0810	3950.0	73	11728	No
191	GOM_NL__2PRFIN20040528_102656_000000382027_00151_11728_2898.N1	28-MAY-2004 10:26:56	Bright	38.000	49	1Alp UMi	1.9900	6300.0	76	11728	No
192	GOM_NL__2PRFIN20040528_103025_000000492027_00151_11728_2899.N1	28-MAY-2004 10:30:25	Bright	48.500	89	5Alp Cep	2.4510	8000.0	97	11728	No
193	GOM_NL__2PRFIN20040528_103503_000000372027_00151_11728_2900.N1	28-MAY-2004 10:35:03	Bright	37.000	76	27Gam Cas	2.3000	30000.	74	11728	No
194	GOM_NL__2PRFIN20040528_104239_000000442027_00151_11728_2901.N1	28-MAY-2004 10:42:39	Bright	43.500	53	43Bet And	2.0480	3300.0	87	11728	No
195	GOM_NL__2PRFIN20040528_104517_000000542027_00151_11728_2902.N1	28-MAY-2004 10:45:17	Twi_and_stray	54.000	58	21Alp And	2.0730	11000.	108	11728	No
196	GOM_NL__2PRFIN20040528_105000_000000492027_00151_11728_2903.N1	28-MAY-2004 10:50:00	Dark	49.000	140	88Gam Peg	2.8340	26000.	98	11728	No
197	GOM_NL__2PRFIN20040528_105247_000000782027_00151_11728_2904.N1	28-MAY-2004 10:52:47	Dark	78.000	90	54Alp Peg	2.4870	11000.	156	11728	No
198	GOM_NL__2PRFIN20040528_105855_000000472027_00151_11728_2905.N1	28-MAY-2004 10:58:55	Dark	47.000	52	16Bet Cet	2.0370	4500.0	94	11728	No
199	GOM_NL__2PRFIN20040528_110539_000000452027_00151_11728_2906.N1	28-MAY-2004 11:05:39	Dark	44.500	84	Alp Phe	2.3970	4500.0	89	11728	No
200	GOM_NL__2PRFIN20040528_110806_000000512027_00151_11728_2907.N1	28-MAY-2004 11:08:06	Dark	50.500	9	Alp Eri	0.45300	24000.	101	11728	No
201	GOM_NL__2PRFIN20040528_111354_000000382027_00152_11729_2878.N1	28-MAY-2004 11:13:54	Dark	38.000	135	Bet Hyi	2.8200	5800.0	76	11729	No
202	GOM_NL__2PRFIN20040528_111741_000000482027_00152_11729_2879.N1	28-MAY-2004 11:17:41	Straylight	47.500	45	Alp Pav	1.9400	26000.	95	11729	No
203	GOM_NL__2PRFIN20040528_112141_000000522027_00152_11729_2880.N1	28-MAY-2004 11:21:41	Straylight	52.000	43	Alp TrA	1.9100	4250.0	104	11729	No
204	GOM_NL__2PRFIN20040528_112347_000000412027_00152_11729_2881.N1	28-MAY-2004 11:23:47	Straylight	41.000	134	Bet TrA	2.8100	6600.0	82	11729	No
205	GOM_NL__2PRFIN20040528_112511_000000432027_00152_11729_2882.N1	28-MAY-2004 11:25:11	Straylight	43.000	4	Alp1Cen	-0.010000	5800.0	86	11729	No
206	GOM_NL__2PRFIN20040528_112700_000000522027_00152_11729_2883.N1	28-MAY-2004 11:27:00	Straylight	51.500	40	The Sco	1.8590	7100.0	103	11729	No
207	GOM_NL__2PRFIN20040528_112849_000000512027_00152_11729_2884.N1	28-MAY-2004 11:28:49	Twi_and_stray	51.000	25	35Lam Sco	1.6200	28000.	102	11729	No
208	GOM_NL__2PRFIN20040528_113041_000000472027_00152_11729_2885.N1	28-MAY-2004 11:30:41	Twi_and_stray	47.000	75	26Eps Sco	2.2910	4250.0	94	11729	No
209	GOM_NL__2PRFIN20040528_113246_000000452027_00152_11729_2886.N1	28-MAY-2004 11:32:46	Twi_and_stray	44.500	136	23Tau Sco	2.8220	30000.	89	11729	No
210	GOM_NL__2PRFIN20040528_113631_000000492027_00152_11729_2887.N1	28-MAY-2004 11:36:31	Bright	49.000	86	35Eta Oph	2.4300	10200.	98	11729	No
211	GOM_NL__2PRFIN20040528_113827_000000442027_00152_11729_2888.N1	28-MAY-2004 11:38:27	Bright	44.000	98	13Zet Oph	2.5710	30000.	88	11729	No
212	GOM_NL__2PRFIN20040528_114040_000000422027_00152_11729_2889.N1	28-MAY-2004 11:40:40	Bright	42.000	120	1Del Oph	2.7340	3200.0	84	11729	No
213	GOM_NL__2PRFIN20040528_114342_000000392027_00152_11729_2890.N1	28-MAY-2004 11:43:42	Bright	39.000	102	24Alp Ser	2.6000	4250.0	78	11729	No
214	GOM_NL__2PRFIN20040528_114732_000000402027_00152_11729_2891.N1	28-MAY-2004 11:47:32	Bright	39.500	3	16Alp Boo	-0.050000	4250.0	79	11729	No
215	GOM_NL__2PRFIN20040528_114934_000000372027_00152_11729_2892.N1	28-MAY-2004 11:49:34	Bright	36.500	83		2.3780	11000.	73	11729	No
216	GOM_NL__2PRFIN20040528_115245_000000382027_00152_11729_2893.N1	28-MAY-2004 11:52:45	Bright	37.500	180	27Gam Boo	3.0400	8000.0	75	11729	No
217	GOM_NL__2PRFIN20040528_115603_000000382027_00152_11729_2894.N1	28-MAY-2004 11:56:03	Bright	38.000	39	85Eta UMa	1.8540	24000.	76	11729	No
218	GOM_NL__2PRFIN20040528_115750_000000412027_00152_11729_2895.N1	28-MAY-2004 11:57:50	Bright	40.500	55	79Zet UMa	2.0600	10200.	81	11729	No
219	GOM_NL__2PRFIN20040528_120024_000000422027_00152_11729_2896.N1	28-MAY-2004 12:00:24	Bright	42.000	119	14Eta Dra	2.7270	4700.0	84	11729	No

220	GOM_NL__2PRFIN20040528_120253_000000402027_00152_11729_2897.N1	28-MAY-2004 12:02:53	Bright	39.500	60	7Bet UMi	2.0810	3950.0	79	11729	No
221	GOM_NL__2PRFIN20040528_120732_000000392027_00152_11729_2898.N1	28-MAY-2004 12:07:32	Bright	38.500	49	1Alp UMi	1.9900	6300.0	77	11729	No
222	GOM_NL__2PRFIN20040528_121101_000000492027_00152_11729_2899.N1	28-MAY-2004 12:11:01	Bright	49.000	89	5Alp Cep	2.4510	8000.0	98	11729	No
223	GOM_NL__2PRFIN20040528_121537_000000402027_00152_11729_2900.N1	28-MAY-2004 12:15:37	Bright	39.500	76	27Gam Cas	2.3000	30000.	79	11729	No
224	GOM_NL__2PRFIN20040528_122314_000000512027_00152_11729_2901.N1	28-MAY-2004 12:23:14	Bright	50.500	53	43Bet And	2.0480	3300.0	101	11729	No
225	GOM_NL__2PRFIN20040528_122553_000000532027_00152_11729_2902.N1	28-MAY-2004 12:25:53	Twi_and_stray	52.500	58	21Alp And	2.0730	11000.	105	11729	No
226	GOM_NL__2PRFIN20040528_123036_000000522027_00152_11729_2903.N1	28-MAY-2004 12:30:36	Dark	51.500	140	88Gam Peg	2.8340	26000.	103	11729	No
227	GOM_NL__2PRFIN20040528_123324_000000802027_00152_11729_2904.N1	28-MAY-2004 12:33:24	Dark	80.000	90	54Alp Peg	2.4870	11000.	160	11729	No
228	GOM_NL__2PRFIN20040528_123931_000000482027_00152_11729_2905.N1	28-MAY-2004 12:39:31	Dark	47.500	52	16Bet Cet	2.0370	4500.0	95	11729	No
229	GOM_NL__2PRFIN20040528_124615_000000482027_00152_11729_2906.N1	28-MAY-2004 12:46:15	Dark	47.500	84	Alp Phe	2.3970	4500.0	95	11729	No
230	GOM_NL__2PRFIN20040528_124842_000000512027_00152_11729_2907.N1	28-MAY-2004 12:48:42	Dark	50.500	9	Alp Eri	0.45300	24000.	101	11729	No
231	GOM_NL__2PRFIN20040528_125431_000000392027_00153_11730_2878.N1	28-MAY-2004 12:54:31	Dark	38.500	135	Bet Hyi	2.8200	5800.0	77	11730	No
232	GOM_NL__2PRFIN20040528_125817_000000442027_00153_11730_2879.N1	28-MAY-2004 12:58:17	Straylight	44.000	45	Alp Pav	1.9400	26000.	88	11730	No
233	GOM_NL__2PRFIN20040528_130218_000000432027_00153_11730_2880.N1	28-MAY-2004 13:02:18	Straylight	42.500	43	Alp TrA	1.9100	4250.0	85	11730	No
234	GOM_NL__2PRFIN20040528_130423_000000402027_00153_11730_2881.N1	28-MAY-2004 13:04:23	Straylight	39.500	134	Bet TrA	2.8100	6600.0	79	11730	No
235	GOM_NL__2PRFIN20040528_130547_000000462027_00153_11730_2882.N1	28-MAY-2004 13:05:47	Straylight	45.500	4	Alp1Cen	-0.010000	5800.0	91	11730	No
236	GOM_NL__2PRFIN20040528_130737_000000512027_00153_11730_2883.N1	28-MAY-2004 13:07:37	Straylight	50.500	40	The Sco	1.8590	7100.0	101	11730	No
237	GOM_NL__2PRFIN20040528_130925_000000502027_00153_11730_2884.N1	28-MAY-2004 13:09:25	Twi_and_stray	50.000	25	35Lam Sco	1.6200	28000.	100	11730	No
238	GOM_NL__2PRFIN20040528_131118_000000492027_00153_11730_2885.N1	28-MAY-2004 13:11:18	Twi_and_stray	49.000	75	26Eps Sco	2.2910	4250.0	98	11730	No
239	GOM_NL__2PRFIN20040528_131322_000000442027_00153_11730_2886.N1	28-MAY-2004 13:13:22	Twi_and_stray	43.500	136	23Tau Sco	2.8220	30000.	87	11730	No
240	GOM_NL__2PRFIN20040528_131531_000000412027_00153_11730_2887.N1	28-MAY-2004 13:15:31	Bright	41.000	80	7Del Sco	2.3160	30000.	82	11730	No
241	GOM_NL__2PRFIN20040528_131707_000000522027_00153_11730_2888.N1	28-MAY-2004 13:17:07	Bright	51.500	86	35Eta Oph	2.4300	10200.	103	11730	No
242	GOM_NL__2PRFIN20040528_131902_000000462027_00153_11730_2889.N1	28-MAY-2004 13:19:02	Bright	45.500	98	13Zet Oph	2.5710	30000.	91	11730	No
243	GOM_NL__2PRFIN20040528_132116_000000432027_00153_11730_2890.N1	28-MAY-2004 13:21:16	Bright	42.500	120	1Del Oph	2.7340	3200.0	85	11730	No
244	GOM_NL__2PRFIN20040528_132418_000000402027_00153_11730_2891.N1	28-MAY-2004 13:24:18	Bright	39.500	102	24Alp Ser	2.6000	4250.0	79	11730	No
245	GOM_NL__2PRFIN20040528_132809_000000372027_00153_11730_2892.N1	28-MAY-2004 13:28:09	Bright	37.000	3	16Alp Boo	-0.050000	4250.0	74	11730	No
246	GOM_NL__2PRFIN20040528_133011_000000372027_00153_11730_2893.N1	28-MAY-2004 13:30:11	Bright	36.500	83		2.3780	11000.	73	11730	No
247	GOM_NL__2PRFIN20040528_133321_000000372027_00153_11730_2894.N1	28-MAY-2004 13:33:21	Bright	37.000	180	27Gam Boo	3.0400	8000.0	74	11730	No
248	GOM_NL__2PRFIN20040528_133640_000000362027_00153_11730_2895.N1	28-MAY-2004 13:36:40	Bright	35.500	39	85Eta UMa	1.8540	24000.	71	11730	No
249	GOM_NL__2PRFIN20040528_133827_000000382027_00153_11730_2896.N1	28-MAY-2004 13:38:27	Bright	37.500	55	79Zet UMa	2.0600	10200.	75	11730	No
250	GOM_NL__2PRFIN20040528_134100_000000422027_00153_11730_2897.N1	28-MAY-2004 13:41:00	Bright	42.000	119	14Eta Dra	2.7270	4700.0	84	11730	No
251	GOM_NL__2PRFIN20040528_134329_000000382027_00153_11730_2898.N1	28-MAY-2004 13:43:29	Bright	38.000	60	7Bet UMi	2.0810	3950.0	76	11730	No
252	GOM_NL__2PRFIN20040528_134808_000000352027_00153_11730_2899.N1	28-MAY-2004 13:48:08	Bright	34.500	49	1Alp UMi	1.9900	6300.0	69	11730	No
253	GOM_NL__2PRFIN20040528_135137_000000482027_00153_11730_2900.N1	28-MAY-2004 13:51:37	Bright	48.000	89	5Alp Cep	2.4510	8000.0	96	11730	No
254	GOM_NL__2PRFIN20040528_135614_000000412027_00153_11730_2901.N1	28-MAY-2004 13:56:14	Bright	41.000	76	27Gam Cas	2.3000	30000.	82	11730	No
255	GOM_NL__2PRFIN20040528_140350_000000432027_00153_11730_2902.N1	28-MAY-2004 14:03:50	Bright	43.000	53	43Bet And	2.0480	3300.0	86	11730	No
256	GOM_NL__2PRFIN20040528_140628_000000542027_00153_11730_2903.N1	28-MAY-2004 14:06:28	Twi_and_stray	53.500	58	21Alp And	2.0730	11000.	107	11730	No
257	GOM_NL__2PRFIN20040528_141113_000000502027_00153_11730_2904.N1	28-MAY-2004 14:11:13	Dark	49.500	140	88Gam Peg	2.8340	26000.	99	11730	No
258	GOM_NL__2PRFIN20040528_141401_000000752027_00153_11730_2905.N1	28-MAY-2004 14:14:01	Dark	75.000	90	54Alp Peg	2.4870	11000.	150	11730	No
259	GOM_NL__2PRFIN20040528_142008_000000472027_00153_11730_2906.N1	28-MAY-2004 14:20:08	Dark	47.000	52	16Bet Cet	2.0370	4500.0	94	11730	No
260	GOM_NL__2PRFIN20040528_142652_000000442027_00153_11730_2907.N1	28-MAY-2004 14:26:52	Dark	43.500	84	Alp Phe	2.3970	4500.0	87	11730	No
261	GOM_NL__2PRFIN20040528_142918_000000512027_00153_11730_2908.N1	28-MAY-2004 14:29:18	Dark	51.000	9	Alp Eri	0.45300	24000.	102	11730	No
262	GOM_NL__2PRFIN20040528_143157_000000512027_00154_11731_2878.N1	28-MAY-2004 14:31:57	Dark	51.000	63	Bet Gru	2.1500	2800.0	102	11731	No
263	GOM_NL__2PRFIN20040528_143507_000000392027_00154_11731_2879.N1	28-MAY-2004 14:35:07	Dark	38.500	135	Bet Hyi	2.8200	5800.0	77	11731	No
264	GOM_NL__2PRFIN20040528_143854_000000442027_00154_11731_2880.N1	28-MAY-2004 14:38:54	Straylight	44.000	45	Alp Pav	1.9400	26000.	88	11731	No
265	GOM_NL__2PRFIN20040528_144253_000000452027_00154_11731_2881.N1	28-MAY-2004 14:42:53	Straylight	44.500	43	Alp TrA	1.9100	4250.0	89	11731	No
266	GOM_NL__2PRFIN20040528_144459_000000402027_00154_11731_2882.N1	28-MAY-2004 14:44:59	Straylight	39.500	134	Bet TrA	2.8100	6600.0	79	11731	No
267	GOM_NL__2PRFIN20040528_144623_000000502027_00154_11731_2883.N1	28-MAY-2004 14:46:23	Straylight	49.500	4	Alp1Cen	-0.010000	5800.0	99	11731	No
268	GOM_NL__2PRFIN20040528_144813_000000462027_00154_11731_2884.N1	28-MAY-2004 14:48:13	Straylight	45.500	40	The Sco	1.8590	7100.0	91	11731	No
269	GOM_NL__2PRFIN20040528_145002_000000512027_00154_11731_2885.N1	28-MAY-2004 14:50:02	Twi_and_stray	51.000	25	35Lam Sco	1.6200	28000.	102	11731	No
270	GOM_NL__2PRFIN20040528_145154_000000482027_00154_11731_2886.N1	28-MAY-2004 14:51:54	Twi_and_stray	48.000	75	26Eps Sco	2.2910	4250.0	96	11731	No
271	GOM_NL__2PRFIN20040528_145358_000000472027_00154_11731_2887.N1	28-MAY-2004 14:53:58	Twi_and_stray	47.000	136	23Tau Sco	2.8220	30000.	94	11731	No
272	GOM_NL__2PRFIN20040528_145607_000000412027_00154_11731_2888.N1	28-MAY-2004 14:56:07	Bright	41.000	80	7Del Sco	2.3160	30000.	82	11731	No
273	GOM_NL__2PRFIN20040528_145743_000000512027_00154_11731_2889.N1	28-MAY-2004 14:57:43	Bright	51.000	86	35Eta Oph	2.4300	10200.	102	11731	No
274	GOM_NL__2PRFIN20040528_145938_000000452027_00154_11731_2890.N1	28-MAY-2004 14:59:38	Bright	44.500	98	13Zet Oph	2.5710	30000.	89	11731	No
275	GOM_NL__2PRFIN20040528_150152_000000422027_00154_11731_2891.N1	28-MAY-2004 15:01:52	Bright	42.000	120	1Del Oph	2.7340	3200.0	84	11731	No
276	GOM_NL__2PRFIN20040528_150454_000000402027_00154_11731_2892.N1	28-MAY-2004 15:04:54	Bright	39.500	102	24Alp Ser	2.6000	4250.0	79	11731	No
277	GOM_NL__2PRFIN20040528_150845_000000382027_00154_11731_2893.N1	28-MAY-2004 15:08:45	Bright	37.500	3	16Alp Boo	-0.050000	4250.0	75	11731	No
278	GOM_NL__2PRFIN20040528_151047_000000362027_00154_11731_2894.N1	28-MAY-2004 15:10:47	Bright	36.000	83		2.3780	11000.	72	11731	No

279	GOM_NL__2PRFIN20040528_151357_000000362027_00154_11731_2895.N1	28-MAY-2004 15:13:57	Bright	36.000	180	27Gam Boo	3.0400	8000.0	72	11731	No
280	GOM_NL__2PRFIN20040528_151716_000000362027_00154_11731_2896.N1	28-MAY-2004 15:17:16	Bright	35.500	39	85Eta UMa	1.8540	24000.	71	11731	No
281	GOM_NL__2PRFIN20040528_151903_000000392027_00154_11731_2897.N1	28-MAY-2004 15:19:03	Bright	39.000	55	79Zet UMa	2.0600	10200.	78	11731	No
282	GOM_NL__2PRFIN20040528_152136_000000412027_00154_11731_2898.N1	28-MAY-2004 15:21:36	Bright	40.500	119	14Eta Dra	2.7270	4700.0	81	11731	No
283	GOM_NL__2PRFIN20040528_152405_000000362027_00154_11731_2899.N1	28-MAY-2004 15:24:05	Bright	36.000	60	7Bet UMi	2.0810	3950.0	72	11731	No
284	GOM_NL__2PRFIN20040528_152844_000000352027_00154_11731_2900.N1	28-MAY-2004 15:28:44	Bright	34.500	49	1Alp UMi	1.9900	6300.0	69	11731	No
285	GOM_NL__2PRFIN20040528_153212_000000492027_00154_11731_2901.N1	28-MAY-2004 15:32:12	Bright	48.500	89	5Alp Cep	2.4510	8000.0	97	11731	No
286	GOM_NL__2PRFIN20040528_153650_000000382027_00154_11731_2902.N1	28-MAY-2004 15:36:50	Bright	37.500	76	27Gam Cas	2.3000	30000.	75	11731	No
287	GOM_NL__2PRFIN20040528_154426_000000452027_00154_11731_2903.N1	28-MAY-2004 15:44:26	Bright	44.500	53	43Bet And	2.0480	3300.0	89	11731	No
288	GOM_NL__2PRFIN20040528_154705_000000552027_00154_11731_2904.N1	28-MAY-2004 15:47:05	Twi_and_stray	54.500	58	21Alp And	2.0730	11000.	109	11731	No
289	GOM_NL__2PRFIN20040528_155149_000000502027_00154_11731_2905.N1	28-MAY-2004 15:51:49	Dark	49.500	140	88Gam Peg	2.8340	26000.	99	11731	No
290	GOM_NL__2PRFIN20040528_155438_000000742027_00154_11731_2906.N1	28-MAY-2004 15:54:38	Dark	74.000	90	54Alp Peg	2.4870	11000.	148	11731	No
291	GOM_NL__2PRFIN20040528_160044_000000492027_00154_11731_2907.N1	28-MAY-2004 16:00:44	Dark	48.500	52	16Bet Cet	2.0370	4500.0	97	11731	No
292	GOM_NL__2PRFIN20040528_160729_000000442027_00154_11731_2908.N1	28-MAY-2004 16:07:29	Dark	44.000	84	Alp Phe	2.3970	4500.0	88	11731	No
293	GOM_NL__2PRFIN20040528_160954_000000452027_00154_11731_2909.N1	28-MAY-2004 16:09:54	Dark	45.000	9	Alp Eri	0.45300	24000.	90	11731	No
294	GOM_NL__2PRFIN20040528_161234_000000612027_00155_11732_2878.N1	28-MAY-2004 16:12:34	Dark	61.000	63	Bet Gru	2.1500	2800.0	122	11732	No
295	GOM_NL__2PRFIN20040528_161543_000000392027_00155_11732_2879.N1	28-MAY-2004 16:15:43	Dark	39.000	135	Bet Hyi	2.8200	5800.0	78	11732	No
296	GOM_NL__2PRFIN20040528_161931_000000452027_00155_11732_2880.N1	28-MAY-2004 16:19:31	Straylight	44.500	45	Alp Pav	1.9400	26000.	89	11732	No
297	GOM_NL__2PRFIN20040528_162330_000000422027_00155_11732_2881.N1	28-MAY-2004 16:23:30	Straylight	42.000	43	Alp TrA	1.9100	4250.0	84	11732	No
298	GOM_NL__2PRFIN20040528_162536_000000402027_00155_11732_2882.N1	28-MAY-2004 16:25:36	Straylight	39.500	134	Bet TrA	2.8100	6600.0	79	11732	No
299	GOM_NL__2PRFIN20040528_162659_000000522027_00155_11732_2883.N1	28-MAY-2004 16:26:59	Straylight	51.500	4	Alp1Cen	-0.010000	5800.0	103	11732	No
300	GOM_NL__2PRFIN20040528_162850_000000512027_00155_11732_2884.N1	28-MAY-2004 16:28:50	Straylight	51.000	40	The Sco	1.8590	7100.0	102	11732	No
301	GOM_NL__2PRFIN20040528_163038_000000512027_00155_11732_2885.N1	28-MAY-2004 16:30:38	Twi_and_stray	51.000	25	35Lam Sco	1.6200	28000.	102	11732	No
302	GOM_NL__2PRFIN20040528_163230_000000492027_00155_11732_2886.N1	28-MAY-2004 16:32:30	Twi_and_stray	48.500	75	26Eps Sco	2.2910	4250.0	97	11732	No
303	GOM_NL__2PRFIN20040528_163435_000000462027_00155_11732_2887.N1	28-MAY-2004 16:34:35	Twi_and_stray	45.500	136	23Tau Sco	2.8220	30000.	91	11732	No
304	GOM_NL__2PRFIN20040528_163643_000000412027_00155_11732_2888.N1	28-MAY-2004 16:36:43	Bright	40.500	80	7Del Sco	2.3160	30000.	81	11732	No
305	GOM_NL__2PRFIN20040528_163819_000000502027_00155_11732_2889.N1	28-MAY-2004 16:38:19	Bright	50.000	86	35Eta Oph	2.4300	10200.	100	11732	No
306	GOM_NL__2PRFIN20040528_164014_000000452027_00155_11732_2890.N1	28-MAY-2004 16:40:14	Bright	45.000	98	13Zet Oph	2.5710	30000.	90	11732	No
307	GOM_NL__2PRFIN20040528_164228_000000422027_00155_11732_2891.N1	28-MAY-2004 16:42:28	Bright	42.000	120	1Del Oph	2.7340	3200.0	84	11732	No
308	GOM_NL__2PRFIN20040528_164530_000000402027_00155_11732_2892.N1	28-MAY-2004 16:45:30	Bright	39.500	102	24Alp Ser	2.6000	4250.0	79	11732	No
309	GOM_NL__2PRFIN20040528_164921_000000372027_00155_11732_2893.N1	28-MAY-2004 16:49:21	Bright	37.000	3	16Alp Boo	-0.050000	4250.0	74	11732	No
310	GOM_NL__2PRFIN20040528_165122_000000372027_00155_11732_2894.N1	28-MAY-2004 16:51:22	Bright	36.500	83		2.3780	11000.	73	11732	No
311	GOM_NL__2PRFIN20040528_165433_000000392027_00155_11732_2895.N1	28-MAY-2004 16:54:33	Bright	39.000	180	27Gam Boo	3.0400	8000.0	78	11732	No
312	GOM_NL__2PRFIN20040528_165753_000000392027_00155_11732_2896.N1	28-MAY-2004 16:57:53	Bright	38.500	39	85Eta UMa	1.8540	24000.	77	11732	No
313	GOM_NL__2PRFIN20040528_165939_000000382027_00155_11732_2897.N1	28-MAY-2004 16:59:39	Bright	38.000	55	79Zet UMa	2.0600	10200.	76	11732	No
314	GOM_NL__2PRFIN20040528_170211_000000412027_00155_11732_2898.N1	28-MAY-2004 17:02:11	Bright	40.500	119	14Eta Dra	2.7270	4700.0	81	11732	No
315	GOM_NL__2PRFIN20040528_170441_000000402027_00155_11732_2899.N1	28-MAY-2004 17:04:41	Bright	39.500	60	7Bet UMi	2.0810	3950.0	79	11732	No
316	GOM_NL__2PRFIN20040528_170920_000000392027_00155_11732_2900.N1	28-MAY-2004 17:09:20	Bright	38.500	49	1Alp UMi	1.9900	6300.0	77	11732	No
317	GOM_NL__2PRFIN20040528_171247_000000482027_00155_11732_2901.N1	28-MAY-2004 17:12:47	Bright	48.000	89	5Alp Cep	2.4510	8000.0	96	11732	No
318	GOM_NL__2PRFIN20040528_171726_000000542027_00155_11732_2902.N1	28-MAY-2004 17:17:26	Bright	54.000	76	27Gam Cas	2.3000	30000.	108	11732	No
319	GOM_NL__2PRFIN20040528_172503_000000462027_00155_11732_2903.N1	28-MAY-2004 17:25:03	Bright	46.000	53	43Bet And	2.0480	3300.0	92	11732	No
320	GOM_NL__2PRFIN20040528_172741_000000532027_00155_11732_2904.N1	28-MAY-2004 17:27:41	Twi_and_stray	52.500	58	21Alp And	2.0730	11000.	105	11732	No
321	GOM_NL__2PRFIN20040528_173225_000000512027_00155_11732_2905.N1	28-MAY-2004 17:32:25	Dark	51.000	140	88Gam Peg	2.8340	26000.	102	11732	No
322	GOM_NL__2PRFIN20040528_173515_000000812027_00155_11732_2906.N1	28-MAY-2004 17:35:15	Dark	80.500	90	54Alp Peg	2.4870	11000.	161	11732	No
323	GOM_NL__2PRFIN20040528_174121_000000472027_00155_11732_2907.N1	28-MAY-2004 17:41:21	Dark	47.000	52	16Bet Cet	2.0370	4500.0	94	11732	No
324	GOM_NL__2PRFIN20040528_174805_000000482027_00155_11732_2908.N1	28-MAY-2004 17:48:05	Dark	47.500	84	Alp Phe	2.3970	4500.0	95	11732	No
325	GOM_NL__2PRFIN20040528_175030_000000452027_00155_11732_2909.N1	28-MAY-2004 17:50:30	Dark	44.500	9	Alp Eri	0.45300	24000.	89	11732	No
326	GOM_NL__2PRFIN20040528_175311_000000512027_00156_11733_2878.N1	28-MAY-2004 17:53:11	Dark	51.000	63	Bet Gru	2.1500	2800.0	102	11733	No
327	GOM_NL__2PRFIN20040528_175619_000000392027_00156_11733_2879.N1	28-MAY-2004 17:56:19	Dark	38.500	135	Bet Hyi	2.8200	5800.0	77	11733	No
328	GOM_NL__2PRFIN20040528_180008_000000452027_00156_11733_2880.N1	28-MAY-2004 18:00:08	Straylight	44.500	45	Alp Pav	1.9400	26000.	89	11733	No
329	GOM_NL__2PRFIN20040528_180406_000000432027_00156_11733_2881.N1	28-MAY-2004 18:04:06	Straylight	43.000	43	Alp TrA	1.9100	4250.0	86	11733	No
330	GOM_NL__2PRFIN20040528_180612_000000392027_00156_11733_2882.N1	28-MAY-2004 18:06:12	Straylight	38.500	134	Bet TrA	2.8100	6600.0	77	11733	No
331	GOM_NL__2PRFIN20040528_180735_000000492027_00156_11733_2883.N1	28-MAY-2004 18:07:35	Straylight	49.000	4	Alp1Cen	-0.010000	5800.0	98	11733	No
332	GOM_NL__2PRFIN20040528_180926_000000492027_00156_11733_2884.N1	28-MAY-2004 18:09:26	Straylight	49.000	40	The Sco	1.8590	7100.0	98	11733	No
333	GOM_NL__2PRFIN20040528_181115_000000532027_00156_11733_2885.N1	28-MAY-2004 18:11:15	Twi_and_stray	52.500	25	35Lam Sco	1.6200	28000.	105	11733	No
334	GOM_NL__2PRFIN20040528_181307_000000482027_00156_11733_2886.N1	28-MAY-2004 18:13:07	Twi_and_stray	47.500	75	26Eps Sco	2.2910	4250.0	95	11733	No
335	GOM_NL__2PRFIN20040528_181511_000000452027_00156_11733_2887.N1	28-MAY-2004 18:15:11	Twi_and_stray	45.000	136	23Tau Sco	2.8220	30000.	90	11733	No
336	GOM_NL__2PRFIN20040528_181719_000000432027_00156_11733_2888.N1	28-MAY-2004 18:17:19	Bright	42.500	80	7Del Sco	2.3160	30000.	85	11733	No
337	GOM_NL__2PRFIN20040528_181855_000000512027_00156_11733_2889.N1	28-MAY-2004 18:18:55	Bright	50.500	86	35Eta Oph	2.4300	10200.	101	11733	No

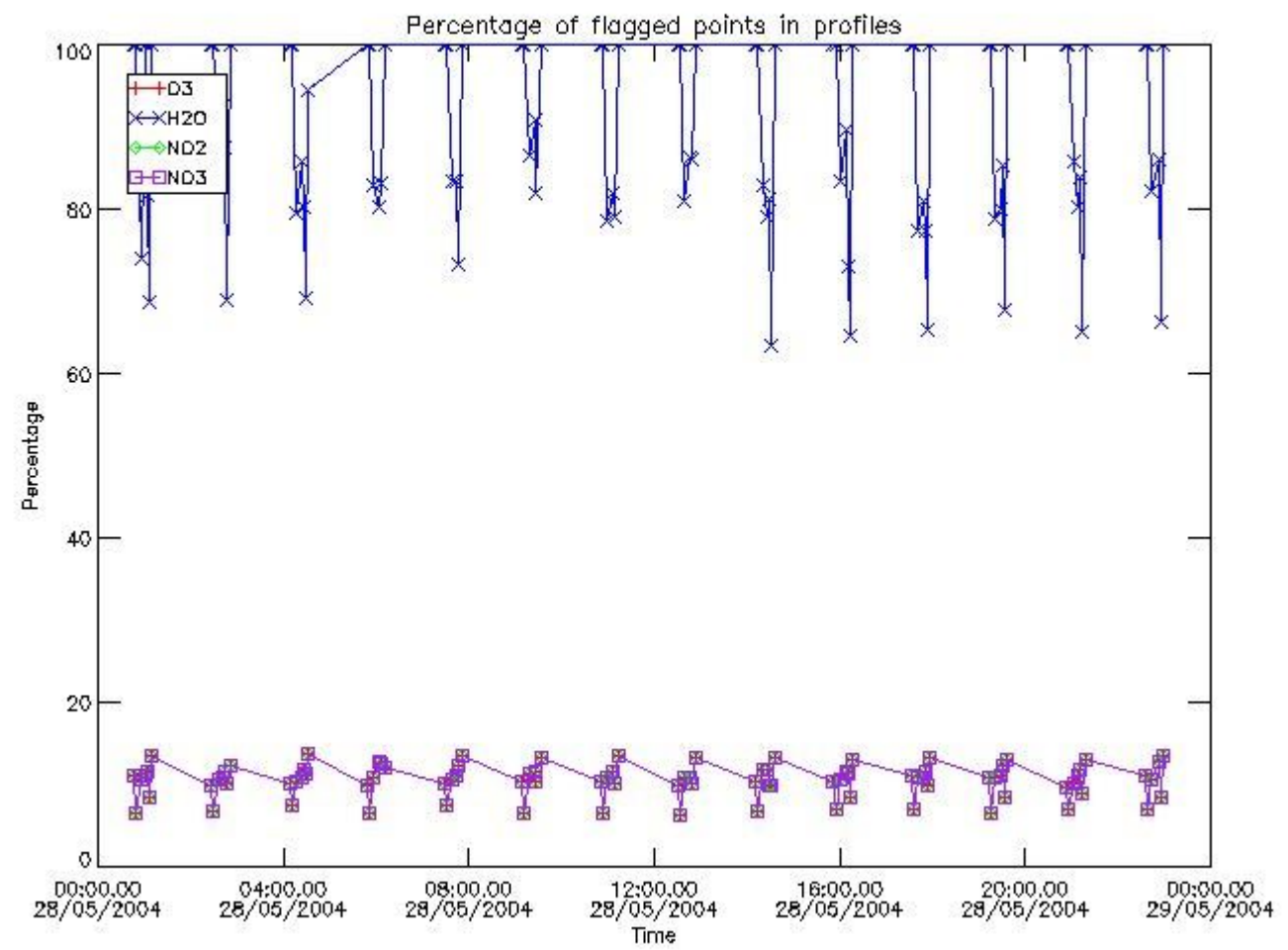
338	GOM_NL__2PRFIN20040528_182050_000000442027_00156_11733_2890.N1	28-MAY-2004 18:20:50	Bright	44.000	98	13Zet Oph	2.5710	30000.	88	11733	No
339	GOM_NL__2PRFIN20040528_182304_000000422027_00156_11733_2891.N1	28-MAY-2004 18:23:04	Bright	42.000	120	1Del Oph	2.7340	3200.0	84	11733	No
340	GOM_NL__2PRFIN20040528_182606_000000402027_00156_11733_2892.N1	28-MAY-2004 18:26:06	Bright	39.500	102	24Alp Ser	2.6000	4250.0	79	11733	No
341	GOM_NL__2PRFIN20040528_182957_000000372027_00156_11733_2893.N1	28-MAY-2004 18:29:57	Bright	37.000	3	16Alp Boo	-0.050000	4250.0	74	11733	No
342	GOM_NL__2PRFIN20040528_183158_000000382027_00156_11733_2894.N1	28-MAY-2004 18:31:58	Bright	38.000	83		2.3780	11000.	76	11733	No
343	GOM_NL__2PRFIN20040528_183509_000000372027_00156_11733_2895.N1	28-MAY-2004 18:35:09	Bright	37.000	180	27Gam Boo	3.0400	8000.0	74	11733	No
344	GOM_NL__2PRFIN20040528_183829_000000382027_00156_11733_2896.N1	28-MAY-2004 18:38:29	Bright	37.500	39	85Eta UMa	1.8540	24000.	75	11733	No
345	GOM_NL__2PRFIN20040528_184015_000000392027_00156_11733_2897.N1	28-MAY-2004 18:40:15	Bright	38.500	55	79Zet UMa	2.0600	10200.	77	11733	No
346	GOM_NL__2PRFIN20040528_184247_000000412027_00156_11733_2898.N1	28-MAY-2004 18:42:47	Bright	40.500	119	14Eta Dra	2.7270	4700.0	81	11733	No
347	GOM_NL__2PRFIN20040528_184517_000000402027_00156_11733_2899.N1	28-MAY-2004 18:45:17	Bright	40.000	60	7Bet UMi	2.0810	3950.0	80	11733	No
348	GOM_NL__2PRFIN20040528_184956_000000382027_00156_11733_2900.N1	28-MAY-2004 18:49:56	Bright	37.500	49	1Alp UMi	1.9900	6300.0	75	11733	No
349	GOM_NL__2PRFIN20040528_185322_000000482027_00156_11733_2901.N1	28-MAY-2004 18:53:22	Bright	47.500	89	5Alp Cep	2.4510	8000.0	95	11733	No
350	GOM_NL__2PRFIN20040528_185802_000000372027_00156_11733_2902.N1	28-MAY-2004 18:58:02	Bright	37.000	76	27Gam Cas	2.3000	30000.	74	11733	No
351	GOM_NL__2PRFIN20040528_190539_000000432027_00156_11733_2903.N1	28-MAY-2004 19:05:39	Bright	43.000	53	43Bet And	2.0480	3300.0	86	11733	No
352	GOM_NL__2PRFIN20040528_190817_000000522027_00156_11733_2904.N1	28-MAY-2004 19:08:17	Twilight	52.000	58	21Alp And	2.0730	11000.	104	11733	No
353	GOM_NL__2PRFIN20040528_191302_000000522027_00156_11733_2905.N1	28-MAY-2004 19:13:02	Dark	52.000	140	88Gam Peg	2.8340	26000.	104	11733	No
354	GOM_NL__2PRFIN20040528_191552_000000802027_00156_11733_2906.N1	28-MAY-2004 19:15:52	Dark	79.500	90	54Alp Peg	2.4870	11000.	159	11733	No
355	GOM_NL__2PRFIN20040528_192158_000000482027_00156_11733_2907.N1	28-MAY-2004 19:21:58	Dark	47.500	52	16Bet Cet	2.0370	4500.0	95	11733	No
356	GOM_NL__2PRFIN20040528_192842_000000462027_00156_11733_2908.N1	28-MAY-2004 19:28:42	Dark	45.500	84	Alp Phe	2.3970	4500.0	91	11733	No
357	GOM_NL__2PRFIN20040528_193106_000000422027_00156_11733_2909.N1	28-MAY-2004 19:31:06	Dark	41.500	9	Alp Eri	0.45300	24000.	83	11733	No
358	GOM_NL__2PRFIN20040528_193348_000000612027_00157_11734_2878.N1	28-MAY-2004 19:33:48	Dark	61.000	63	Bet Gru	2.1500	2800.0	122	11734	No
359	GOM_NL__2PRFIN20040528_193655_000000392027_00157_11734_2879.N1	28-MAY-2004 19:36:55	Dark	39.000	135	Bet Hyi	2.8200	5800.0	78	11734	No
360	GOM_NL__2PRFIN20040528_194044_000000452027_00157_11734_2880.N1	28-MAY-2004 19:40:44	Straylight	44.500	45	Alp Pav	1.9400	26000.	89	11734	No
361	GOM_NL__2PRFIN20040528_194440_000000522027_00157_11734_2881.N1	28-MAY-2004 19:44:40	Straylight	52.000	43	Alp TrA	1.9100	4250.0	104	11734	No
362	GOM_NL__2PRFIN20040528_194647_000000392027_00157_11734_2882.N1	28-MAY-2004 19:46:47	Straylight	38.500	134	Bet TrA	2.8100	6600.0	77	11734	No
363	GOM_NL__2PRFIN20040528_194811_000000492027_00157_11734_2883.N1	28-MAY-2004 19:48:11	Straylight	48.500	4	Alp1Cen	-0.010000	5800.0	97	11734	No
364	GOM_NL__2PRFIN20040528_195002_000000502027_00157_11734_2884.N1	28-MAY-2004 19:50:02	Straylight	50.000	40	The Sco	1.8590	7100.0	100	11734	No
365	GOM_NL__2PRFIN20040528_195151_000000532027_00157_11734_2885.N1	28-MAY-2004 19:51:51	Twilight	52.500	25	35Lam Sco	1.6200	28000.	105	11734	No
366	GOM_NL__2PRFIN20040528_195343_000000502027_00157_11734_2886.N1	28-MAY-2004 19:53:43	Twilight	49.500	75	26Eps Sco	2.2910	4250.0	99	11734	No
367	GOM_NL__2PRFIN20040528_195545_000000462027_00157_11734_2887.N1	28-MAY-2004 19:55:45	Twilight	45.500	136	23Tau Sco	2.8220	30000.	91	11734	No
368	GOM_NL__2PRFIN20040528_195755_000000442027_00157_11734_2888.N1	28-MAY-2004 19:57:55	Bright	43.500	80	7Del Sco	2.3160	30000.	87	11734	No
369	GOM_NL__2PRFIN20040528_195929_000000532027_00157_11734_2889.N1	28-MAY-2004 19:59:29	Bright	52.500	86	35Eta Oph	2.4300	10200.	105	11734	No
370	GOM_NL__2PRFIN20040528_200126_000000452027_00157_11734_2890.N1	28-MAY-2004 20:01:26	Bright	45.000	98	13Zet Oph	2.5710	30000.	90	11734	No
371	GOM_NL__2PRFIN20040528_200340_000000432027_00157_11734_2891.N1	28-MAY-2004 20:03:40	Bright	42.500	120	1Del Oph	2.7340	3200.0	85	11734	No
372	GOM_NL__2PRFIN20040528_200641_000000402027_00157_11734_2892.N1	28-MAY-2004 20:06:41	Bright	39.500	102	24Alp Ser	2.6000	4250.0	79	11734	No
373	GOM_NL__2PRFIN20040528_201033_000000412027_00157_11734_2893.N1	28-MAY-2004 20:10:33	Bright	40.500	3	16Alp Boo	-0.050000	4250.0	81	11734	No
374	GOM_NL__2PRFIN20040528_201234_000000392027_00157_11734_2894.N1	28-MAY-2004 20:12:34	Bright	38.500	83		2.3780	11000.	77	11734	No
375	GOM_NL__2PRFIN20040528_201545_000000382027_00157_11734_2895.N1	28-MAY-2004 20:15:45	Bright	37.500	180	27Gam Boo	3.0400	8000.0	75	11734	No
376	GOM_NL__2PRFIN20040528_201904_000000402027_00157_11734_2896.N1	28-MAY-2004 20:19:04	Bright	39.500	39	85Eta UMa	1.8540	24000.	79	11734	No
377	GOM_NL__2PRFIN20040528_202051_000000392027_00157_11734_2897.N1	28-MAY-2004 20:20:51	Bright	39.000	55	79Zet UMa	2.0600	10200.	78	11734	No
378	GOM_NL__2PRFIN20040528_202322_000000422027_00157_11734_2898.N1	28-MAY-2004 20:23:22	Bright	41.500	119	14Eta Dra	2.7270	4700.0	83	11734	No
379	GOM_NL__2PRFIN20040528_202553_000000392027_00157_11734_2899.N1	28-MAY-2004 20:25:53	Bright	38.500	60	7Bet UMi	2.0810	3950.0	77	11734	No
380	GOM_NL__2PRFIN20040528_203031_000000392027_00157_11734_2900.N1	28-MAY-2004 20:30:31	Bright	38.500	49	1Alp UMi	1.9900	6300.0	77	11734	No
381	GOM_NL__2PRFIN20040528_203358_000000482027_00157_11734_2901.N1	28-MAY-2004 20:33:58	Bright	48.000	89	5Alp Cep	2.4510	8000.0	96	11734	No
382	GOM_NL__2PRFIN20040528_203837_000000382027_00157_11734_2902.N1	28-MAY-2004 20:38:37	Bright	38.000	76	27Gam Cas	2.3000	30000.	76	11734	No
383	GOM_NL__2PRFIN20040528_204615_000000562027_00157_11734_2903.N1	28-MAY-2004 20:46:15	Bright	56.000	53	43Bet And	2.0480	3300.0	112	11734	No
384	GOM_NL__2PRFIN20040528_204854_000000552027_00157_11734_2904.N1	28-MAY-2004 20:48:54	Twilight	55.000	58	21Alp And	2.0730	11000.	110	11734	No
385	GOM_NL__2PRFIN20040528_205339_000000532027_00157_11734_2905.N1	28-MAY-2004 20:53:39	Dark	52.500	140	88Gam Peg	2.8340	26000.	105	11734	No
386	GOM_NL__2PRFIN20040528_205629_000000812027_00157_11734_2906.N1	28-MAY-2004 20:56:29	Dark	80.500	90	54Alp Peg	2.4870	11000.	161	11734	No
387	GOM_NL__2PRFIN20040528_210233_000000502027_00157_11734_2907.N1	28-MAY-2004 21:02:33	Dark	50.000	52	16Bet Cet	2.0370	4500.0	100	11734	No
388	GOM_NL__2PRFIN20040528_210917_000000462027_00157_11734_2908.N1	28-MAY-2004 21:09:17	Dark	46.000	84	Alp Phe	2.3970	4500.0	92	11734	No
389	GOM_NL__2PRFIN20040528_211142_000000442027_00157_11734_2909.N1	28-MAY-2004 21:11:42	Dark	43.500	9	Alp Eri	0.45300	24000.	87	11734	No
390	GOM_NL__2PRFIN20040528_211424_000000582027_00158_11735_2878.N1	28-MAY-2004 21:14:24	Dark	57.500	63	Bet Gru	2.1500	2800.0	115	11735	No
391	GOM_NL__2PRFIN20040528_211731_000000402027_00158_11735_2879.N1	28-MAY-2004 21:17:31	Dark	39.500	135	Bet Hyi	2.8200	5800.0	79	11735	No
392	GOM_NL__2PRFIN20040528_212121_000000462027_00158_11735_2880.N1	28-MAY-2004 21:21:21	Straylight	45.500	45	Alp Pav	1.9400	26000.	91	11735	No
393	GOM_NL__2PRFIN20040528_212516_000000502027_00158_11735_2881.N1	28-MAY-2004 21:25:16	Straylight	49.500	43	Alp TrA	1.9100	4250.0	99	11735	No
394	GOM_NL__2PRFIN20040528_212723_000000392027_00158_11735_2882.N1	28-MAY-2004 21:27:23	Straylight	39.000	134	Bet TrA	2.8100	6600.0	78	11735	No
395	GOM_NL__2PRFIN20040528_212846_000000522027_00158_11735_2883.N1	28-MAY-2004 21:28:46	Straylight	52.000	4	Alp1Cen	-0.010000	5800.0	104	11735	No
396	GOM_NL__2PRFIN20040528_213039_000000492027_00158_11735_2884.N1	28-MAY-2004 21:30:39	Straylight	49.000	40	The Sco	1.8590	7100.0	98	11735	No

397	GOM_NL__2PRFIN20040528_213227_000000532027_00158_11735_2885.N1	28-MAY-2004 21:32:27	Twilight	53.000	25	35Lam Sco	1.6200	28000.	106	11735	No
398	GOM_NL__2PRFIN20040528_213419_000000502027_00158_11735_2886.N1	28-MAY-2004 21:34:19	Twilight	50.000	75	26Eps Sco	2.2910	4250.0	100	11735	No
399	GOM_NL__2PRFIN20040528_213623_000000472027_00158_11735_2887.N1	28-MAY-2004 21:36:23	Twilight	46.500	136	23Tau Sco	2.8220	30000.	93	11735	No
400	GOM_NL__2PRFIN20040528_213832_000000422027_00158_11735_2888.N1	28-MAY-2004 21:38:32	Bright	41.500	80	7Del Sco	2.3160	30000.	83	11735	No
401	GOM_NL__2PRFIN20040528_214007_000000512027_00158_11735_2889.N1	28-MAY-2004 21:40:07	Bright	51.000	86	35Eta Oph	2.4300	10200.	102	11735	No
402	GOM_NL__2PRFIN20040528_214202_000000452027_00158_11735_2890.N1	28-MAY-2004 21:42:02	Bright	44.500	98	13Zet Oph	2.5710	30000.	89	11735	No
403	GOM_NL__2PRFIN20040528_214415_000000432027_00158_11735_2891.N1	28-MAY-2004 21:44:15	Bright	42.500	120	1Del Oph	2.7340	3200.0	85	11735	No
404	GOM_NL__2PRFIN20040528_214717_000000402027_00158_11735_2892.N1	28-MAY-2004 21:47:17	Bright	39.500	102	24Alp Ser	2.6000	4250.0	79	11735	No
405	GOM_NL__2PRFIN20040528_215109_000000392027_00158_11735_2893.N1	28-MAY-2004 21:51:09	Bright	38.500	3	16Alp Boo	-0.050000	4250.0	77	11735	No
406	GOM_NL__2PRFIN20040528_215309_000000412027_00158_11735_2894.N1	28-MAY-2004 21:53:09	Bright	41.000	83		2.3780	11000.	82	11735	No
407	GOM_NL__2PRFIN20040528_215621_000000522027_00158_11735_2895.N1	28-MAY-2004 21:56:21	Bright	52.000	180	27Gam Boo	3.0400	8000.0	104	11735	No
408	GOM_NL__2PRFIN20040528_215741_000000382027_00158_11735_2896.N1	28-MAY-2004 21:57:41	Bright	37.500	152	12Alp2CVn	2.8900	11000.	75	11735	No
409	GOM_NL__2PRFIN20040528_215941_000000372027_00158_11735_2897.N1	28-MAY-2004 21:59:41	Bright	36.500	39	85Eta UMa	1.8540	24000.	73	11735	No
410	GOM_NL__2PRFIN20040528_220127_000000362027_00158_11735_2898.N1	28-MAY-2004 22:01:27	Bright	36.000	55	79Zet UMa	2.0600	10200.	72	11735	No
411	GOM_NL__2PRFIN20040528_220358_000000422027_00158_11735_2899.N1	28-MAY-2004 22:03:58	Bright	41.500	119	14Eta Dra	2.7270	4700.0	83	11735	No
412	GOM_NL__2PRFIN20040528_220628_000000412027_00158_11735_2900.N1	28-MAY-2004 22:06:28	Bright	40.500	60	7Bet UMi	2.0810	3950.0	81	11735	No
413	GOM_NL__2PRFIN20040528_221108_000000382027_00158_11735_2901.N1	28-MAY-2004 22:11:08	Bright	38.000	49	1Alp UMi	1.9900	6300.0	76	11735	No
414	GOM_NL__2PRFIN20040528_221432_000000492027_00158_11735_2902.N1	28-MAY-2004 22:14:32	Bright	49.000	89	5Alp Cep	2.4510	8000.0	98	11735	No
415	GOM_NL__2PRFIN20040528_221913_000000392027_00158_11735_2903.N1	28-MAY-2004 22:19:13	Bright	39.000	76	27Gam Cas	2.3000	30000.	78	11735	No
416	GOM_NL__2PRFIN20040528_222651_000000472027_00158_11735_2904.N1	28-MAY-2004 22:26:51	Bright	46.500	53	43Bet And	2.0480	3300.0	93	11735	No
417	GOM_NL__2PRFIN20040528_222929_000000562027_00158_11735_2905.N1	28-MAY-2004 22:29:29	Twilight	55.500	58	21Alp And	2.0730	11000.	111	11735	No
418	GOM_NL__2PRFIN20040528_223415_000000502027_00158_11735_2906.N1	28-MAY-2004 22:34:15	Dark	50.000	140	88Gam Peg	2.8340	26000.	100	11735	No
419	GOM_NL__2PRFIN20040528_223706_000000802027_00158_11735_2907.N1	28-MAY-2004 22:37:06	Dark	80.000	90	54Alp Peg	2.4870	11000.	160	11735	No
420	GOM_NL__2PRFIN20040528_224310_000000482027_00158_11735_2908.N1	28-MAY-2004 22:43:10	Dark	48.000	52	16Bet Cet	2.0370	4500.0	96	11735	No
421	GOM_NL__2PRFIN20040528_225218_000000402027_00158_11735_2909.N1	28-MAY-2004 22:52:18	Dark	40.000	9	Alp Eri	0.45300	24000.	80	11735	No
422	GOM_NL__2PRFIN20040528_225501_000000612027_00159_11736_2898.N1	28-MAY-2004 22:55:01	Dark	61.000	63	Bet Gru	2.1500	2800.0	122	11736	No
423	GOM_NL__2PRFIN20040528_225807_000000382027_00159_11736_2899.N1	28-MAY-2004 22:58:07	Dark	38.000	135	Bet Hyi	2.8200	5800.0	76	11736	No
424	GOM_NL__2PRFIN20040528_230157_000000462027_00159_11736_2900.N1	28-MAY-2004 23:01:57	Straylight	46.000	45	Alp Pav	1.9400	26000.	92	11736	No
425	GOM_NL__2PRFIN20040528_230554_000000502027_00159_11736_2901.N1	28-MAY-2004 23:05:54	Straylight	50.000	43	Alp TrA	1.9100	4250.0	100	11736	No
426	GOM_NL__2PRFIN20040528_230759_000000402027_00159_11736_2902.N1	28-MAY-2004 23:07:59	Straylight	39.500	134	Bet TrA	2.8100	6600.0	79	11736	No
427	GOM_NL__2PRFIN20040528_230923_000000522027_00159_11736_2903.N1	28-MAY-2004 23:09:23	Straylight	52.000	4	Alp1Cen	-0.010000	5800.0	104	11736	No
428	GOM_NL__2PRFIN20040528_231114_000000492027_00159_11736_2904.N1	28-MAY-2004 23:11:14	Straylight	48.500	40	The Sco	1.8590	7100.0	97	11736	No
429	GOM_NL__2PRFIN20040528_231301_000000522027_00159_11736_2905.N1	28-MAY-2004 23:13:01	Twilight	52.000	25	35Lam Sco	1.6200	28000.	104	11736	No
430	GOM_NL__2PRFIN20040528_231454_000000492027_00159_11736_2906.N1	28-MAY-2004 23:14:54	Twilight	48.500	75	26Eps Sco	2.2910	4250.0	97	11736	No
431	GOM_NL__2PRFIN20040528_231659_000000452027_00159_11736_2907.N1	28-MAY-2004 23:16:59	Twilight	45.000	136	23Tau Sco	2.8220	30000.	90	11736	No
432	GOM_NL__2PRFIN20040528_231907_000000432027_00159_11736_2908.N1	28-MAY-2004 23:19:07	Bright	43.000	80	7Del Sco	2.3160	30000.	86	11736	No
433	GOM_NL__2PRFIN20040528_232043_000000502027_00159_11736_2909.N1	28-MAY-2004 23:20:43	Bright	50.000	86	35Eta Oph	2.4300	10200.	100	11736	No
434	GOM_NL__2PRFIN20040528_232238_000000452027_00159_11736_2910.N1	28-MAY-2004 23:22:38	Bright	44.500	98	13Zet Oph	2.5710	30000.	89	11736	No
435	GOM_NL__2PRFIN20040528_232451_000000432027_00159_11736_2911.N1	28-MAY-2004 23:24:51	Bright	43.000	120	1Del Oph	2.7340	3200.0	86	11736	No
436	GOM_NL__2PRFIN20040528_232753_000000402027_00159_11736_2912.N1	28-MAY-2004 23:27:53	Bright	39.500	102	24Alp Ser	2.6000	4250.0	79	11736	No
437	GOM_NL__2PRFIN20040528_233144_000000392027_00159_11736_2913.N1	28-MAY-2004 23:31:44	Bright	38.500	3	16Alp Boo	-0.050000	4250.0	77	11736	No
438	GOM_NL__2PRFIN20040528_233345_000000382027_00159_11736_2914.N1	28-MAY-2004 23:33:45	Bright	38.000	83		2.3780	11000.	76	11736	No
439	GOM_NL__2PRFIN20040528_233654_000000402027_00159_11736_2915.N1	28-MAY-2004 23:36:54	Bright	40.000	180	27Gam Boo	3.0400	8000.0	80	11736	No
440	GOM_NL__2PRFIN20040528_233817_000000542027_00159_11736_2916.N1	28-MAY-2004 23:38:17	Bright	54.000	152	12Alp2CVn	2.8900	11000.	108	11736	No
441	GOM_NL__2PRFIN20040528_234014_000000422027_00159_11736_2917.N1	28-MAY-2004 23:40:14	Bright	41.500	39	85Eta UMa	1.8540	24000.	83	11736	No
442	GOM_NL__2PRFIN20040528_234203_000000382027_00159_11736_2918.N1	28-MAY-2004 23:42:03	Bright	37.500	55	79Zet UMa	2.0600	10200.	75	11736	No
443	GOM_NL__2PRFIN20040528_234434_000000422027_00159_11736_2919.N1	28-MAY-2004 23:44:34	Bright	41.500	119	14Eta Dra	2.7270	4700.0	83	11736	No
444	GOM_NL__2PRFIN20040528_234703_000000412027_00159_11736_2920.N1	28-MAY-2004 23:47:03	Bright	40.500	60	7Bet UMi	2.0810	3950.0	81	11736	No
445	GOM_NL__2PRFIN20040528_235141_000000402027_00159_11736_2921.N1	28-MAY-2004 23:51:41	Bright	40.000	49	1Alp UMi	1.9900	6300.0	80	11736	No
446	GOM_NL__2PRFIN20040528_235509_000000472027_00159_11736_2922.N1	28-MAY-2004 23:55:09	Bright	46.500	89	5Alp Cep	2.4510	8000.0	93	11736	No
447	GOM_NL__2PRFIN20040528_235949_000000432027_00159_11736_2923.N1	28-MAY-2004 23:59:49	Bright	43.000	76	27Gam Cas	2.3000	30000.	86	11736	No

3. Quality information per product

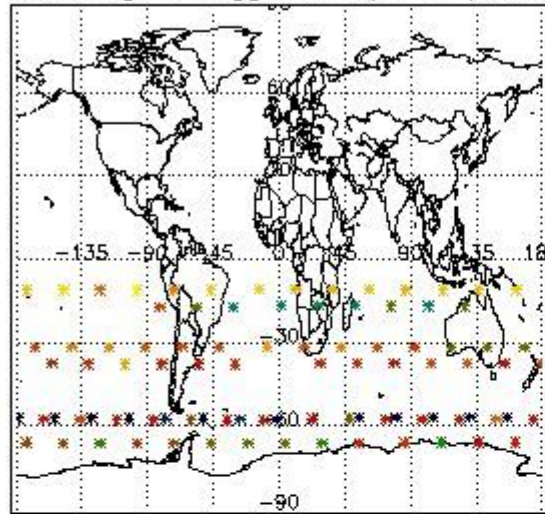
In this section it is plotted some information contained in the Quality Summary data set of the level 2 products. Only products in dark limb conditions and without errors (error flag in the MPH set to "0") are used.

3.1 Plot quality information per product (time dependant)

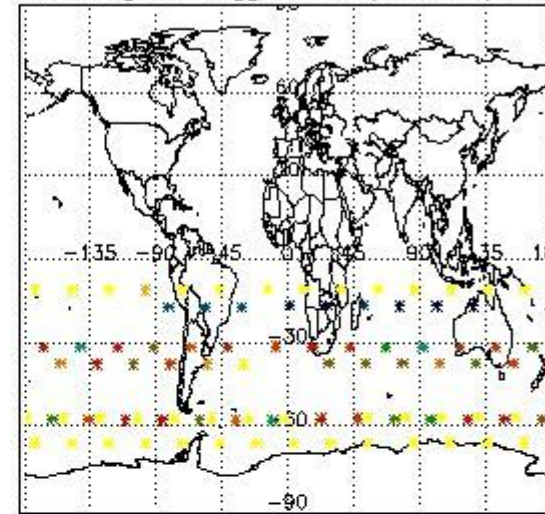


3.2 Plot quality information per product (world map)

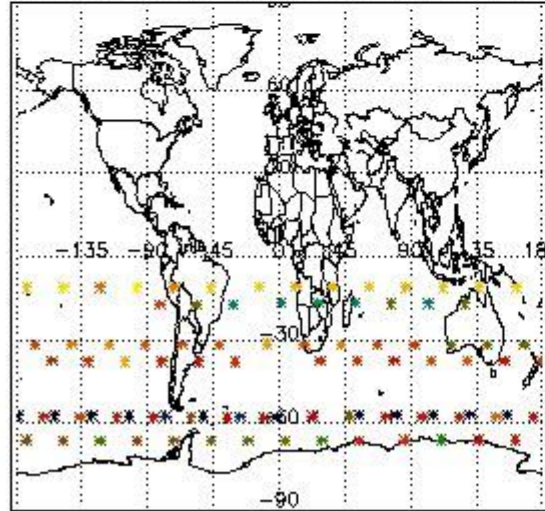
Percentage of flagged data per O3 profile



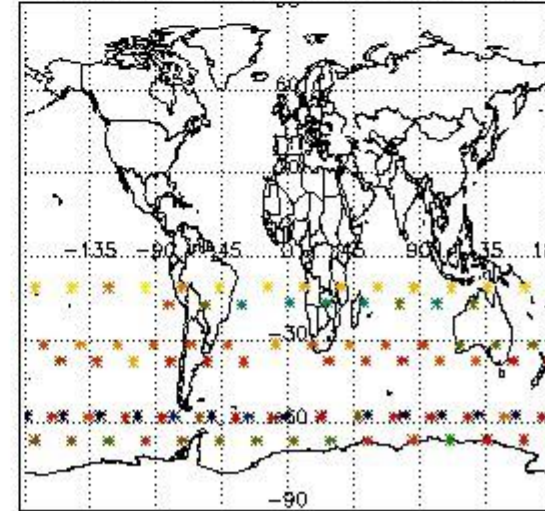
Percentage of flagged data per H2O profile



Percentage of flagged data per NO2 profile



Percentage of flagged data per NO3 profile

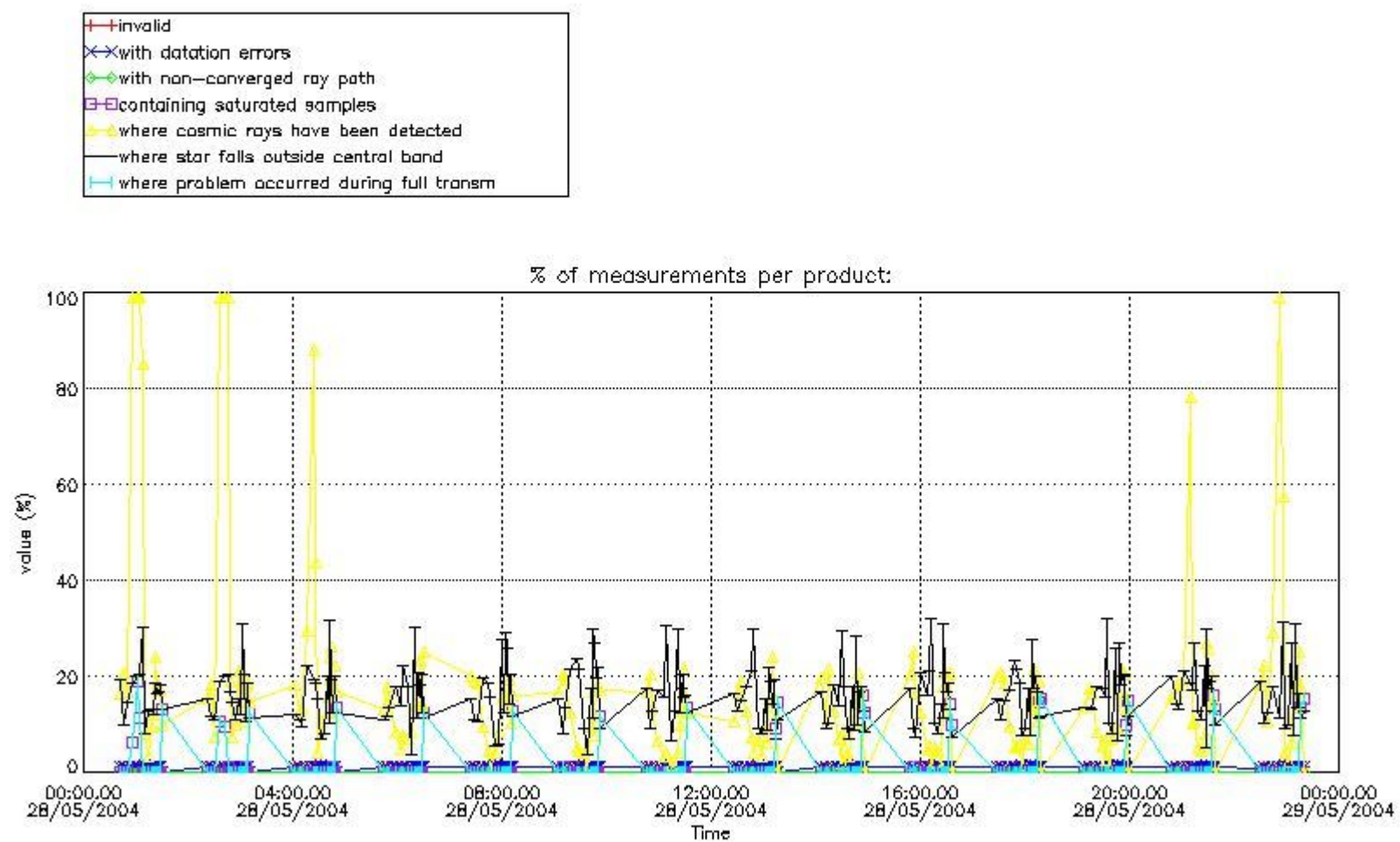


4. Level 1 quality information per product

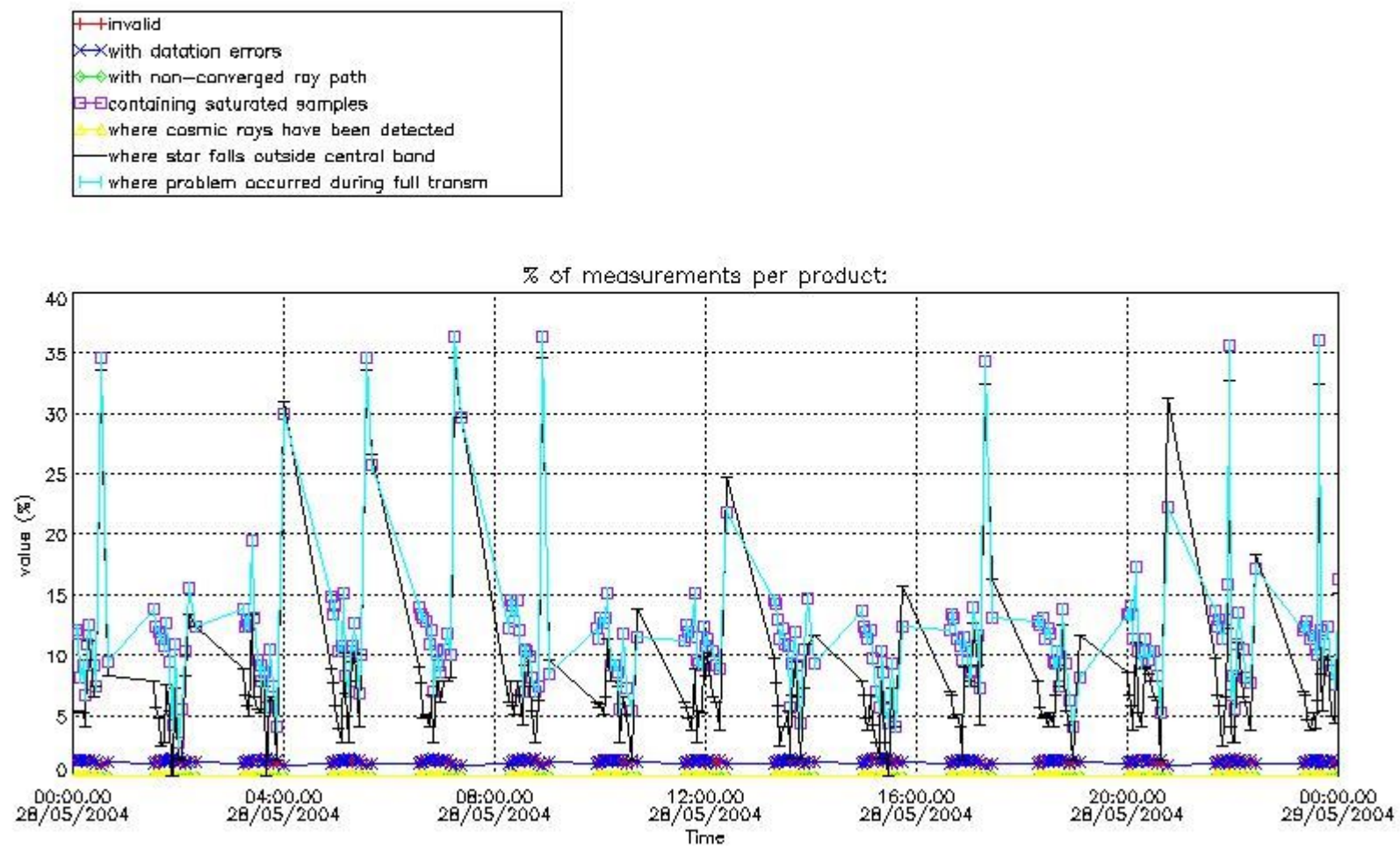
In this section it is plotted some information contained in the Quality Summary data set of the level 2 products that comes from the level 1b processing. Products without errors (error flag in the MPH set to "0") are used.

4.1 Plot quality information per product (time dependant) coming from level 1b processing

4.1.1 Plot level 1 quality information per product (time dependant): ENVISAT ASCENDING passes

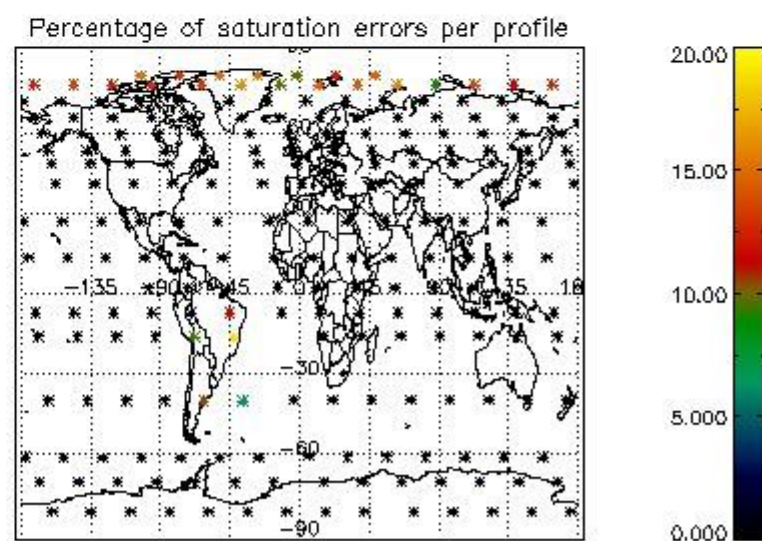
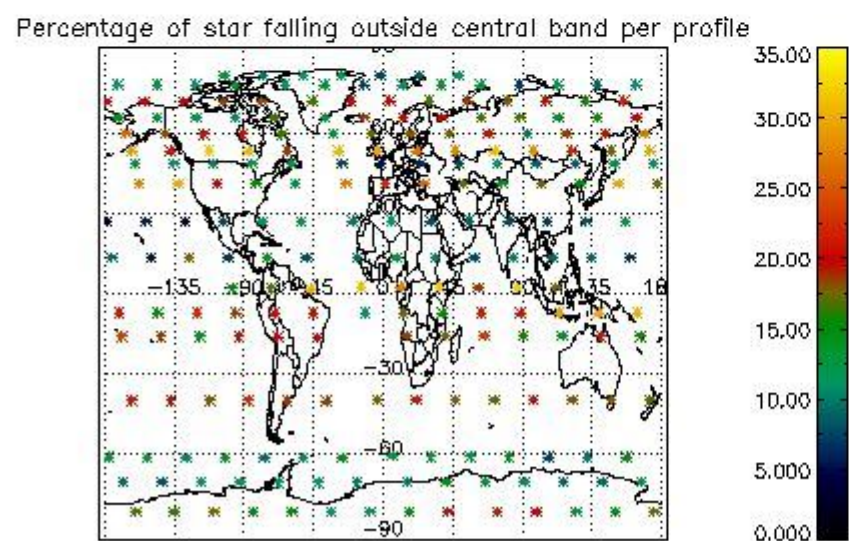
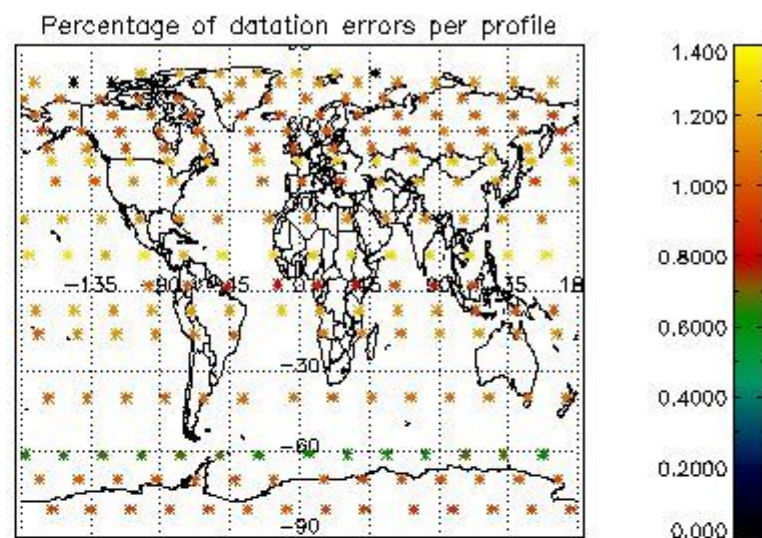
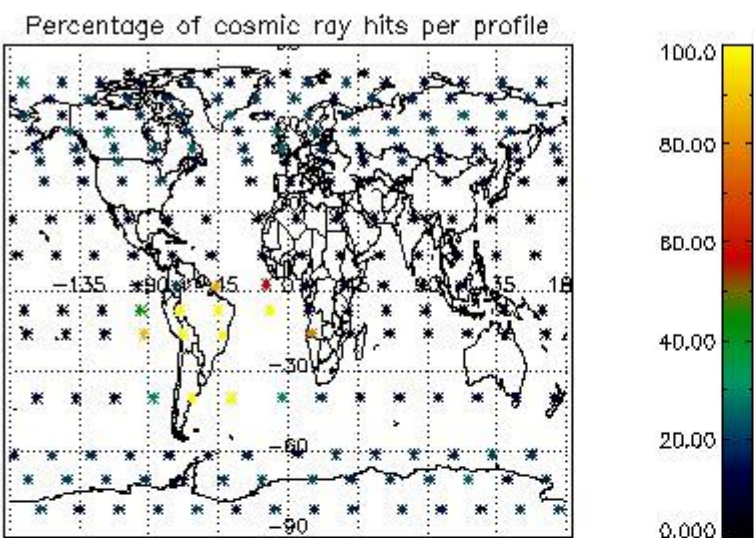


4.1.2 Plot level 1 quality information per product (time dependant): ENVI SAT DESCENDING passes

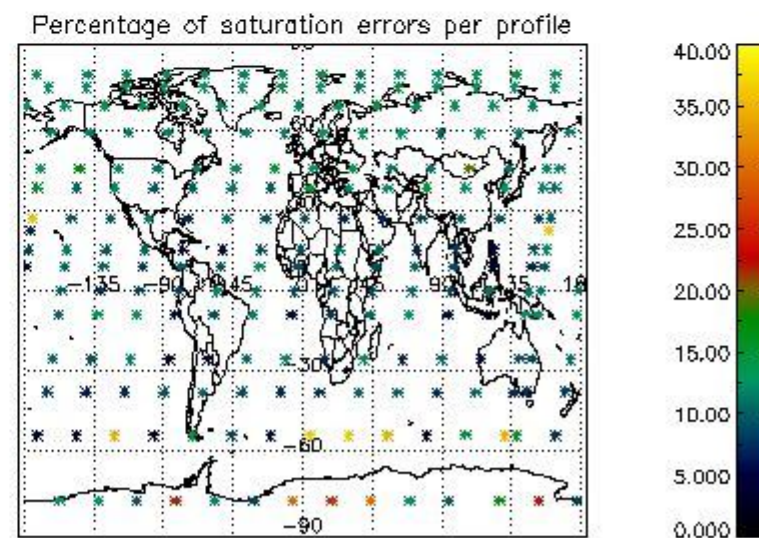
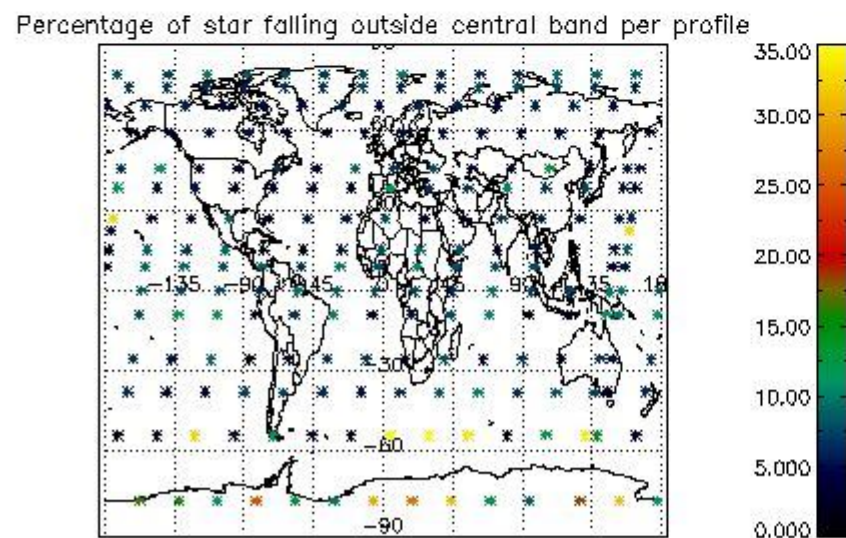
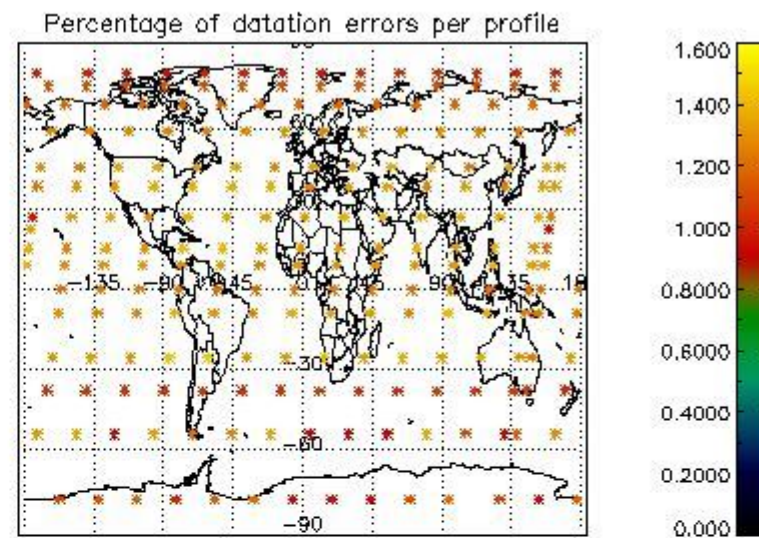
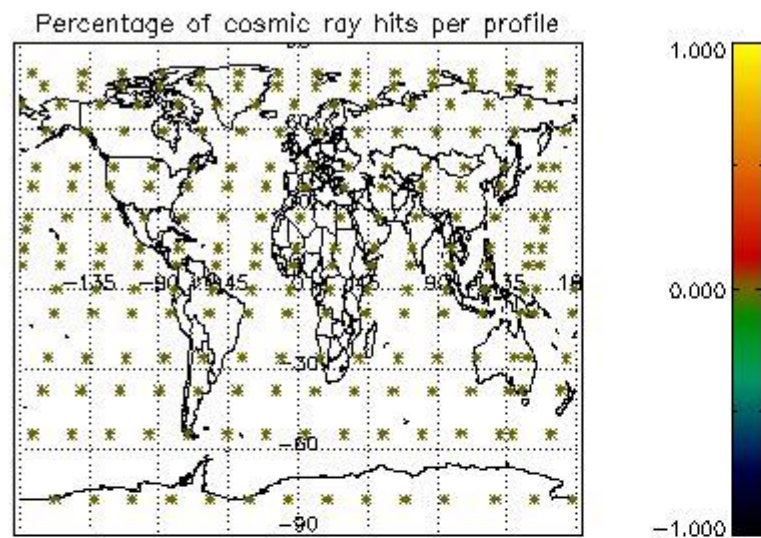


4.2 Plot quality information per product coming from level 1b processing (world map)

4.2.1 Plot level 1 quality information per product (world map): ENVISAT ASCENDING passes



4.2.2 Plot level 1 quality information per product (world map): ENVISAT DESCENDING passes



5. Trace gas profiles

5.1 Ozone statistics based on quality of products

The final quality of the products can be "measured" using the STD (Standard Deviation) attached to every point profile. This information is written to the parameter GOM_NL__2P/NL_LOCAL_SPECIES_DENSITY/o3_std of the level 2 products. The table below shows the statistics for given STD ranges.

The statistics are given with respect to the overall valid production:

- Products without fatal errors: GOM_NL__2P/MPH/PRODUCT_ERR=0
- Valid point profile: GOM_NL__2P/NL_LOCAL_SPECIES_DENSITY/pcd(0)=0

The 'Criteria' is applied to valid points of dark limb products:

- Products in dark limb illumination condition: GOM_NL__2P/NL_SUMMARY_QUALITY/obs_ill_cond=0
- Products without fatal errors: GOM_NL__2P/MPH/PRODUCT_ERR=0
- Valid point profile: GOM_NL__2P/NL_LOCAL_SPECIES_DENSITY/pcd(0)=0

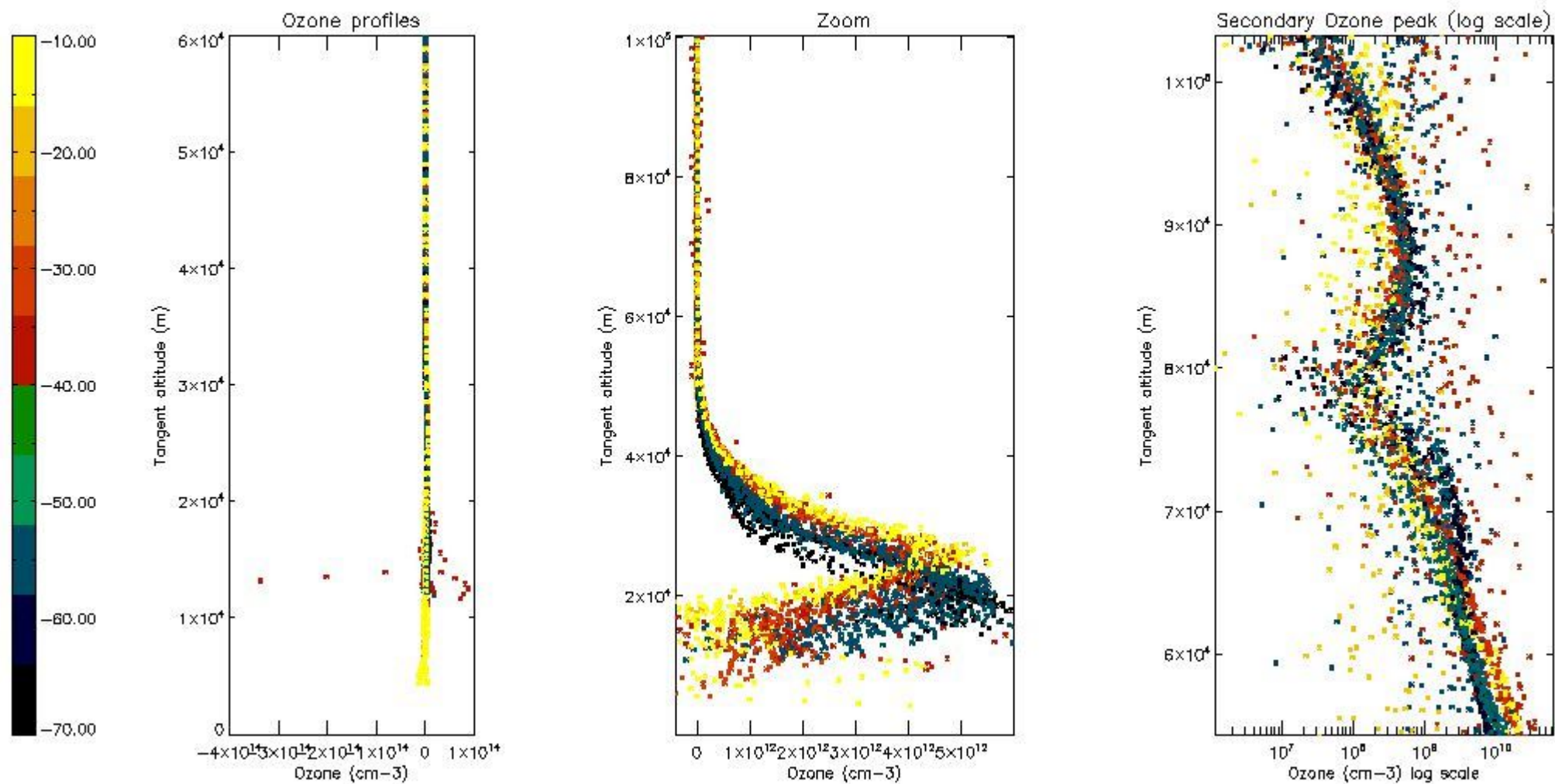
So, the table below shows the percentage of dark limb and valid observations for each criteria with respect to the overall valid daily observations.

Criteria	% of total production
All STD	24
STD < 20	12

STD < 10	10
STD < 5	6

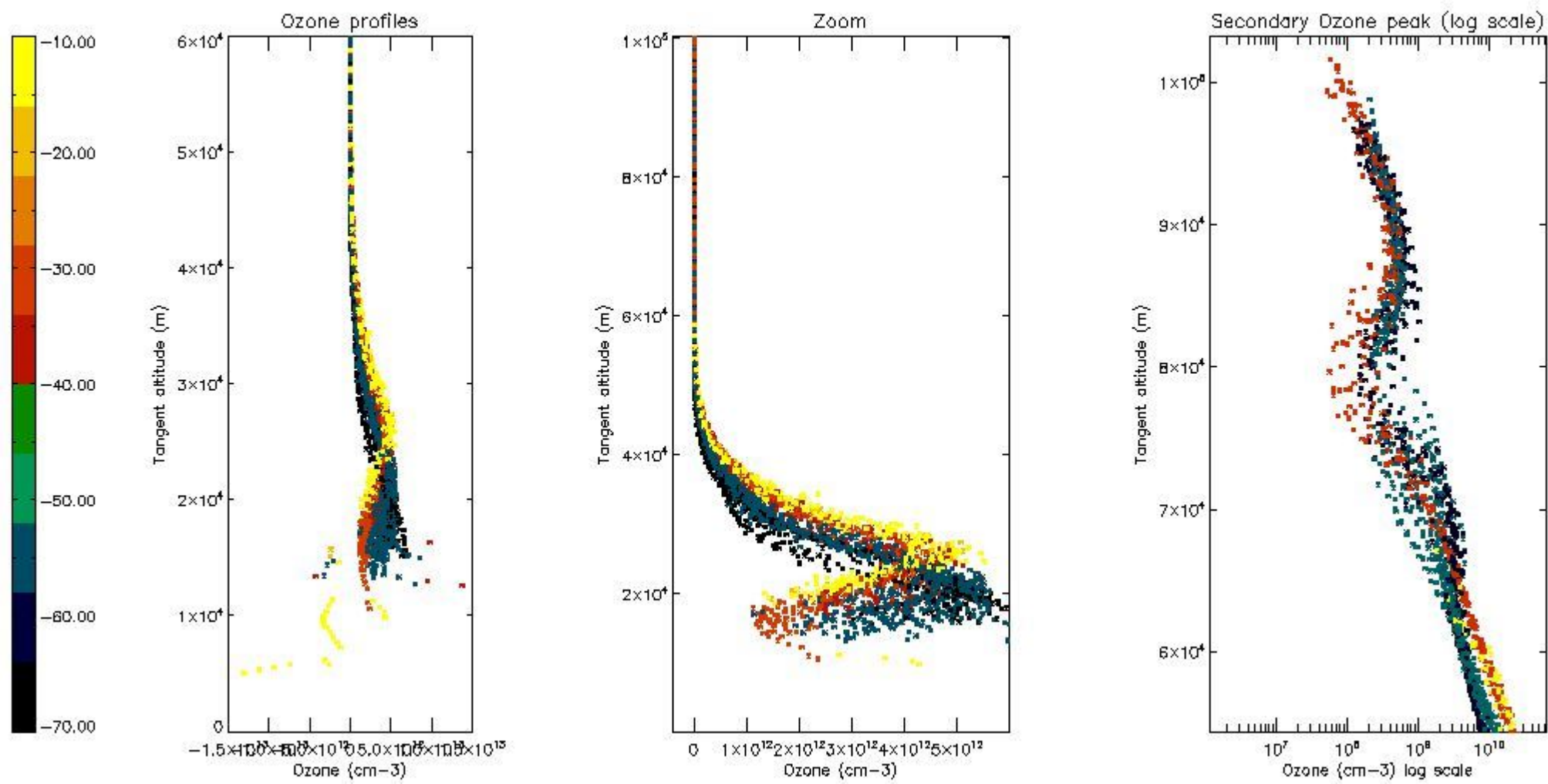
5.2 Plot ozone profiles for all STD (dark without errors)

The colorbar represents the latitude.



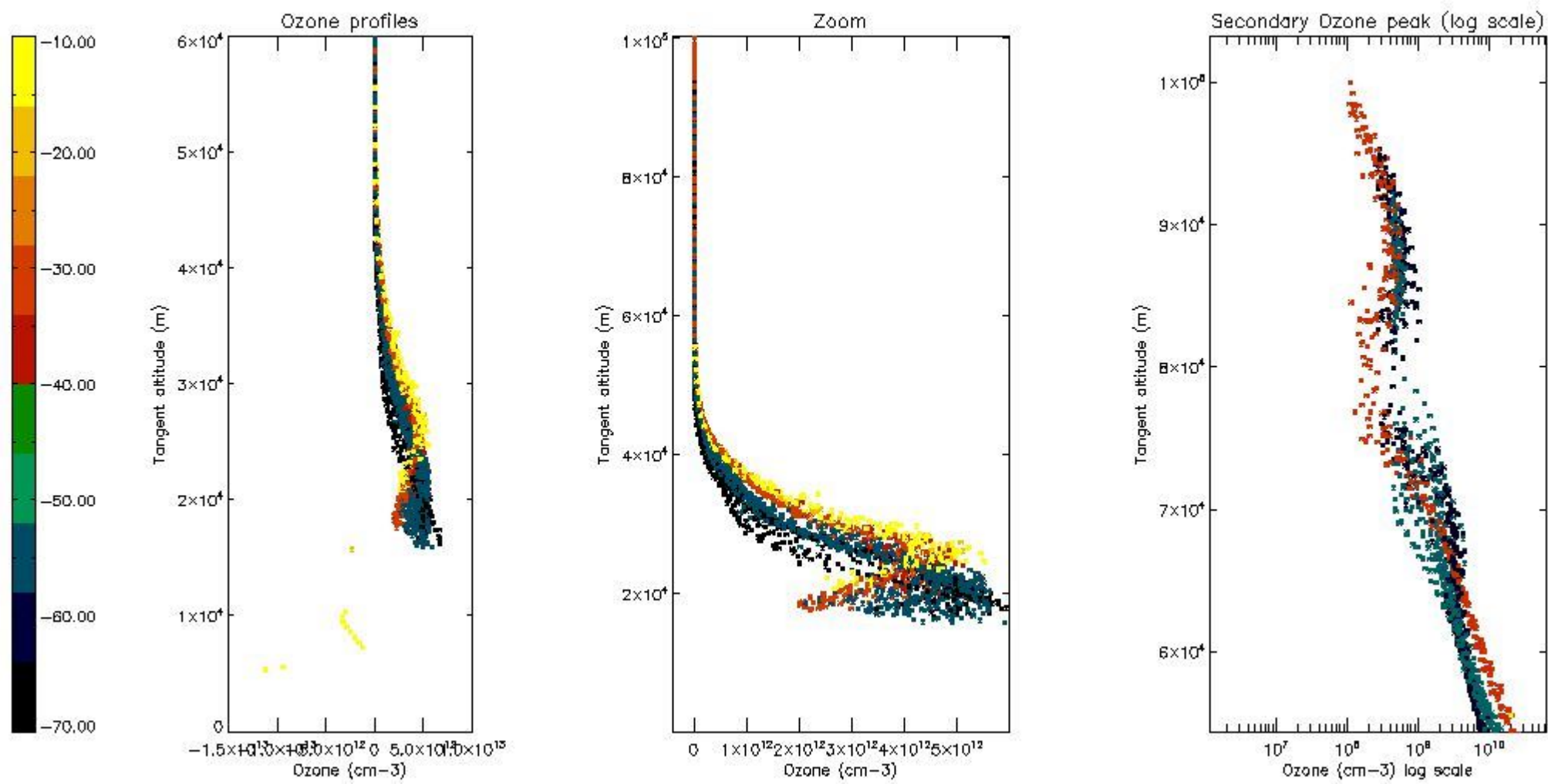
5.3 Plot ozone profiles where STD < 20% (dark without errors)

The colorbar represents the latitude.



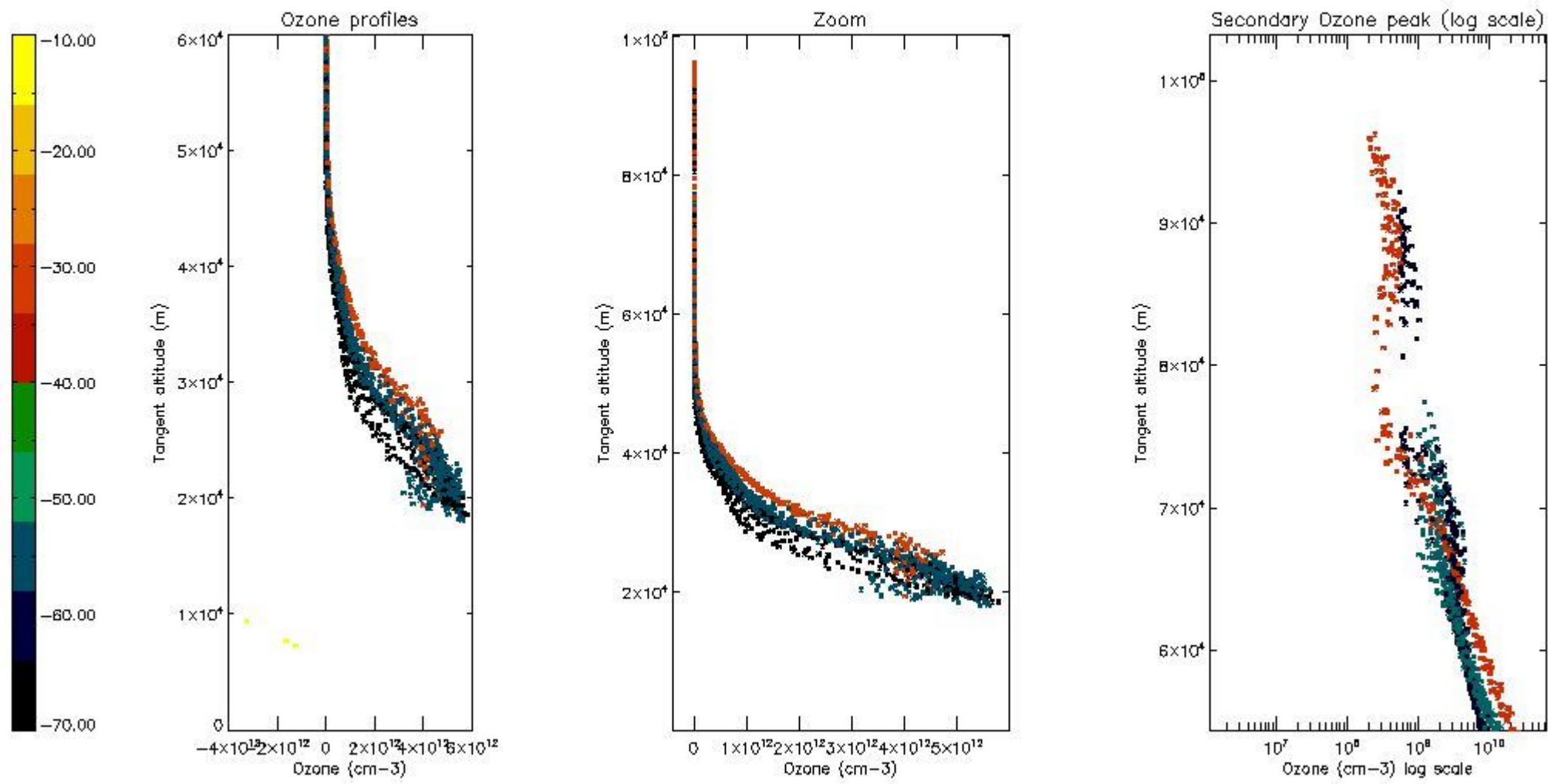
5.4 Plot ozone profiles where $STD < 10\%$ (dark without errors)

The colorbar represents the latitude.



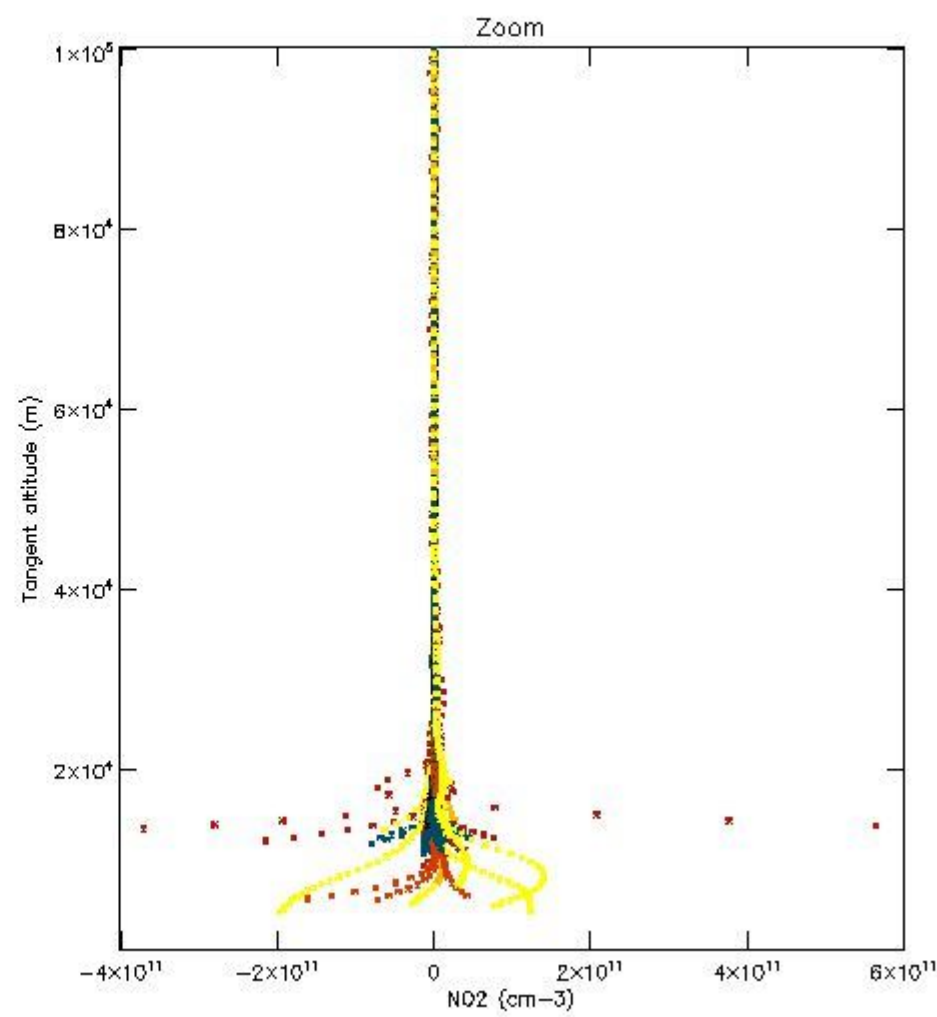
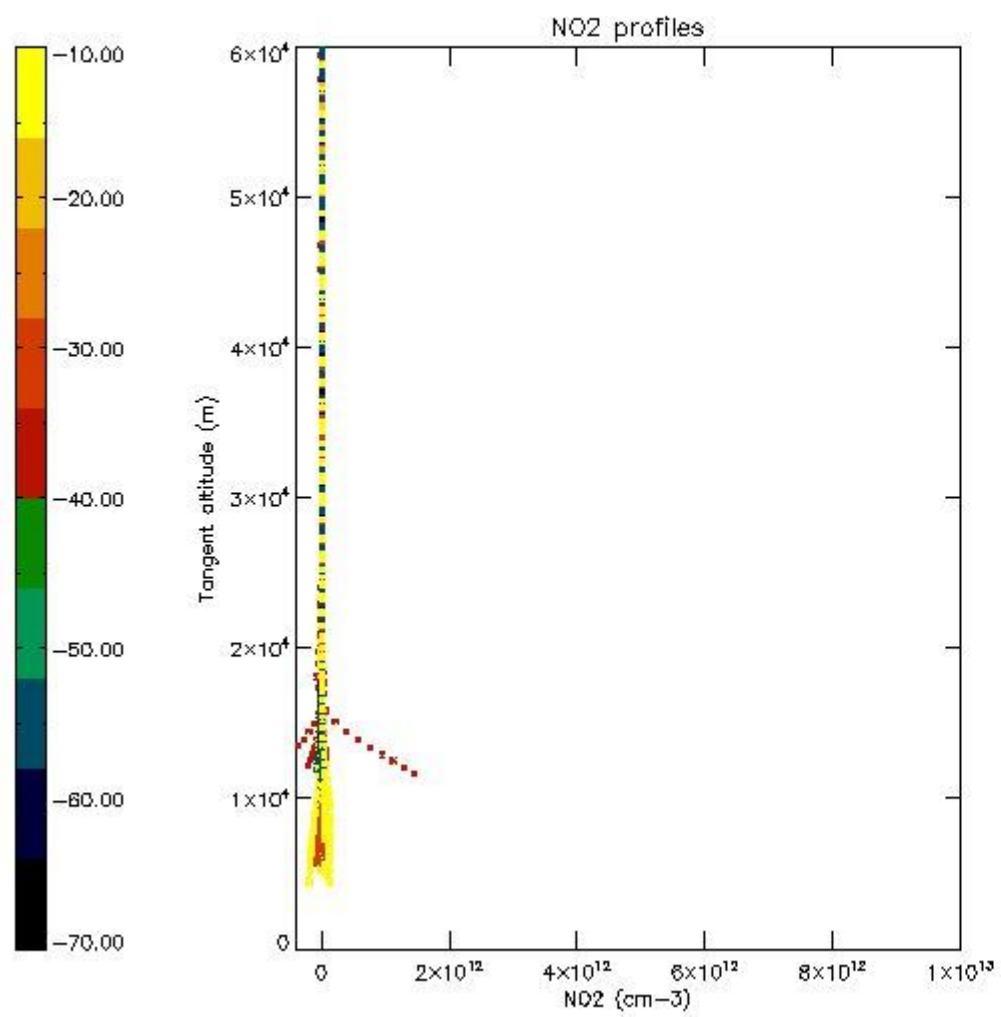
5.5 Plot ozone profiles where $STD < 5\%$ (dark without errors)

The colorbar represents the latitude.



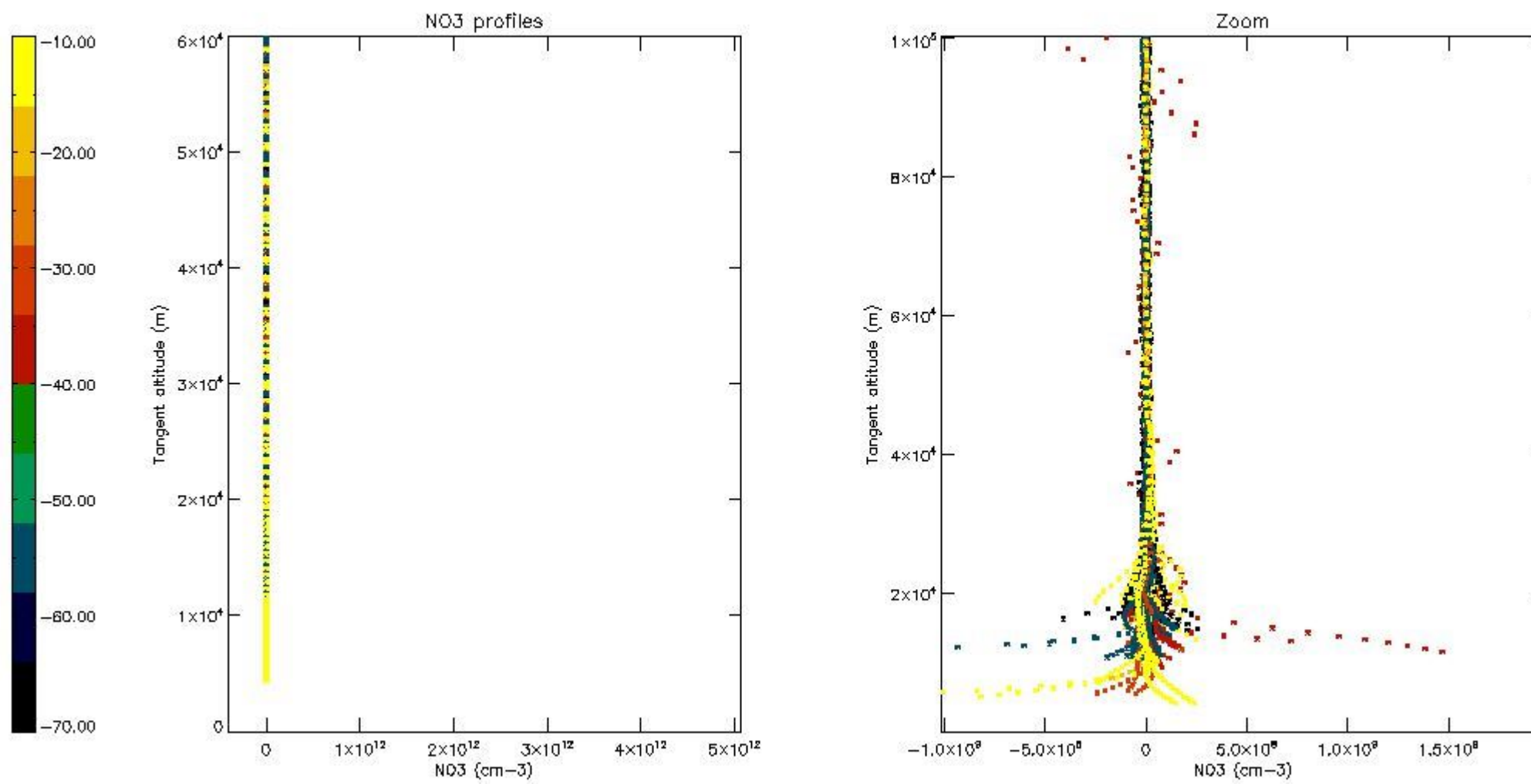
5.6 Plot NO₂ profiles for all STD (dark without errors)

The colorbar represents the latitude.



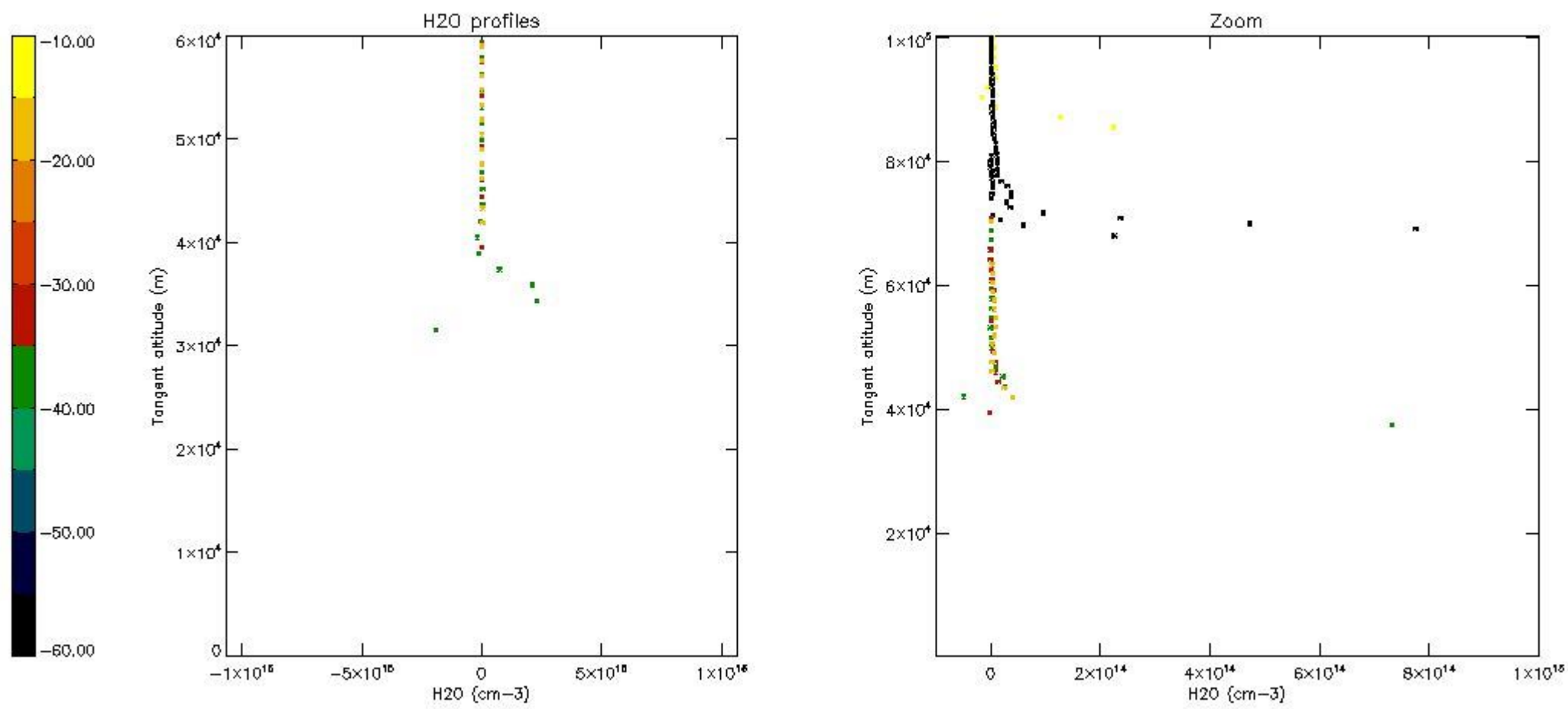
5.7 Plot NO3 profiles for all STD (dark without errors)

The colorbar represents the latitude.



5.8 Plot H₂O profiles for all STD (only for occultations of stars 1,2,3,4,13,14,16,26,63 dark without errors)

The colorbar represents the latitude.



6. Auxiliary Data Files used for the production reported in section 2

The number reported in the third column indicates since which file (see list in section 2) the corresponding auxiliary file has been used. The fourth column is the date of those product files.

Type	Auxiliary Filename	Used since product	Used since product date
INST_PHYS_CHARACTERISTICS	GOM_INS_AXVIEC20091111_143220_20030716_120000_20500101_000000	1	28-MAY-2004 00:03:20
LEVEL-2_PROC_CONFIG	GOM_PR2_AXVIEC20091111_152718_20020301_000000_20500101_000000	1	28-MAY-2004 00:03:20
CROSS_SECTIONS_FILE	GOM_CRS_AXVIEC20091111_154832_20020301_000000_20500101_000000	1	28-MAY-2004 00:03:20

GOMOS Level 2 Daily Report

SUMMARY

[1. General Info](#)

[2. Summary of processed GOM_NL_2P products](#)

[3. Level 2 Quality information per product](#)

[3.1 Plot of level 2 quality information per product \(time dependant\)](#)

[3.2 Plot of level 2 quality information per product \(world map\)](#)

[4. Level 1 Quality information per product \(stored on level 2 products\)](#)

[4.1 Plot of level 1 quality information per product \(time dependant\)](#)

[4.1.1 Plot of level 1 quality information per product \(time dependant\): ASCENDING](#)

[4.1.2 Plot of level 1 quality information per product \(time dependant\): DESCENDING](#)

[4.2 Plot of level 1 quality information per product \(world map\)](#)

[4.2.1 Plot of level 1 quality information per product \(world map\): ASCENDING](#)

[4.2.2 Plot of level 1 quality information per product \(world map\): DESCENDING](#)

[5. Ozone profiles based on quality statistics and other trace gas profiles](#)

[5.1 Ozone statistics based on quality of products](#)

[5.2 Plot ozone profiles for all STD \(dark without errors\)](#)

[5.3 Plot ozone profiles where STD < 20% \(dark without errors\)](#)

[5.4. Plot ozone profiles where STD < 10% \(dark without errors\)](#)

[5.5. Plot ozone profiles where STD < 5% \(dark without errors\)](#)

[5.6 Plot NO2 profiles for all STD \(dark without errors\)](#)

[5.7 Plot NO3 profiles for all STD \(dark without errors\)](#)

[5.8 Plot H2O profiles \(only for occultations of stars 1,2,3,4,13,14,16,26,63 dark without errors\) for all STD](#)

[6. Auxiliary Data Files used for the production reported in section 2](#)

This report presents the daily analysis on parameters extracted from GOMOS level 2 data (GOM_NL__2P). It is intended to monitor some important parameters that will impact the quality of these products. A list of level 2 products (and content) that have arrived during the reporting day to the PCF is also given.

Item	Value
Time of report generation	19APR2013 03:00:48
Data source version	GOMOS/6.01
Start time of products	28-05-2004 (28MAY2004 00:00:00)
Stop time of products	29-05-2004 (29MAY2004 00:00:00)
Store outputs in DB	Yes
Nb of level 2 prods	447
Nb of prods with errors	0

2. Summary of processed GOM_NL__2P products.

Nr	Filename	UTC Start time	Limb	Duration	Star Id	Star Name	Star Mag	Star Temp	Nb Meas	Orbit	Prod. error
1	GOM_NL__2PRFIN20040528_000320_000000382027_00145_11722_2872.N1	28-MAY-2004 00:03:20	Bright	37.500	3	16Alp Boo	-0.050000	4250.0	75	11722	No
2	GOM_NL__2PRFIN20040528_000522_000000382027_00145_11722_2873.N1	28-MAY-2004 00:05:22	Bright	38.000	83		2.3780	11000.	76	11722	No
3	GOM_NL__2PRFIN20040528_000833_000000372027_00145_11722_2874.N1	28-MAY-2004 00:08:33	Bright	37.000	180	27Gam Boo	3.0400	8000.0	74	11722	No
4	GOM_NL__2PRFIN20040528_001151_000000392027_00145_11722_2875.N1	28-MAY-2004 00:11:51	Bright	38.500	39	85Eta UMa	1.8540	24000.	77	11722	No
5	GOM_NL__2PRFIN20040528_001337_000000382027_00145_11722_2876.N1	28-MAY-2004 00:13:37	Bright	37.500	55	79Zet UMa	2.0600	10200.	75	11722	No
6	GOM_NL__2PRFIN20040528_001615_000000422027_00145_11722_2877.N1	28-MAY-2004 00:16:15	Bright	41.500	119	14Eta Dra	2.7270	4700.0	83	11722	No
7	GOM_NL__2PRFIN20040528_001841_000000402027_00145_11722_2878.N1	28-MAY-2004 00:18:41	Bright	40.000	60	7Bet UMi	2.0810	3950.0	80	11722	No
8	GOM_NL__2PRFIN20040528_002319_000000392027_00145_11722_2879.N1	28-MAY-2004 00:23:19	Bright	38.500	49	1Alp UMi	1.9900	6300.0	77	11722	No
9	GOM_NL__2PRFIN20040528_002654_000000482027_00145_11722_2880.N1	28-MAY-2004 00:26:54	Bright	47.500	89	5Alp Cep	2.4510	8000.0	95	11722	No
10	GOM_NL__2PRFIN20040528_003126_000000552027_00145_11722_2881.N1	28-MAY-2004 00:31:26	Bright	55.000	76	27Gam Cas	2.3000	30000.	110	11722	No
11	GOM_NL__2PRFIN20040528_003902_000000422027_00145_11722_2882.N1	28-MAY-2004 00:39:02	Bright	42.000	53	43Bet And	2.0480	3300.0	84	11722	No
12	GOM_NL__2PRFIN20040528_004140_000000552027_00145_11722_2883.N1	28-MAY-2004 00:41:40	Twilight	54.500	58	21Alp And	2.0730	11000.	109	11722	No
13	GOM_NL__2PRFIN20040528_004621_000000512027_00145_11722_2884.N1	28-MAY-2004 00:46:21	Dark	51.000	140	88Gam Peg	2.8340	26000.	102	11722	No
14	GOM_NL__2PRFIN20040528_004905_000000792027_00145_11722_2885.N1	28-MAY-2004 00:49:05	Dark	78.500	90	54Alp Peg	2.4870	11000.	157	11722	No
15	GOM_NL__2PRFIN20040528_005515_000000492027_00145_11722_2886.N1	28-MAY-2004 00:55:15	Dark	48.500	52	16Bet Cet	2.0370	4500.0	97	11722	No
16	GOM_NL__2PRFIN20040528_010158_000000502027_00145_11722_2887.N1	28-MAY-2004 01:01:58	Dark	50.000	84	Alp Phe	2.3970	4500.0	100	11722	No
17	GOM_NL__2PRFIN20040528_010429_000000442027_00145_11722_2888.N1	28-MAY-2004 01:04:29	Dark	44.000	9	Alp Eri	0.45300	24000.	88	11722	No
18	GOM_NL__2PRFIN20040528_010702_000000612027_00146_11723_2858.N1	28-MAY-2004 01:07:02	Dark	61.000	63	Bet Gru	2.1500	2800.0	122	11723	No
19	GOM_NL__2PRFIN20040528_011018_000000382027_00146_11723_2859.N1	28-MAY-2004 01:10:18	Dark	38.000	135	Bet Hyi	2.8200	5800.0	76	11723	No
20	GOM_NL__2PRFIN20040528_011401_000000472027_00146_11723_2860.N1	28-MAY-2004 01:14:01	Straylight	47.000	45	Alp Pav	1.9400	26000.	94	11723	No
21	GOM_NL__2PRFIN20040528_011804_000000422027_00146_11723_2861.N1	28-MAY-2004 01:18:04	Straylight	42.000	43	Alp TrA	1.9100	4250.0	84	11723	No
22	GOM_NL__2PRFIN20040528_012010_000000422027_00146_11723_2862.N1	28-MAY-2004 01:20:10	Straylight	41.500	134	Bet TrA	2.8100	6600.0	83	11723	No
23	GOM_NL__2PRFIN20040528_012133_000000462027_00146_11723_2863.N1	28-MAY-2004 01:21:33	Straylight	45.500	4	Alp1Cen	-0.010000	5800.0	91	11723	No
24	GOM_NL__2PRFIN20040528_012321_000000492027_00146_11723_2864.N1	28-MAY-2004 01:23:21	Straylight	49.000	40	The Sco	1.8590	7100.0	98	11723	No
25	GOM_NL__2PRFIN20040528_012511_000000512027_00146_11723_2865.N1	28-MAY-2004 01:25:11	Twilight	51.000	25	35Lam Sco	1.6200	28000.	102	11723	No
26	GOM_NL__2PRFIN20040528_012703_000000502027_00146_11723_2866.N1	28-MAY-2004 01:27:03	Twilight	49.500	75	26Eps Sco	2.2910	4250.0	99	11723	No
27	GOM_NL__2PRFIN20040528_012908_000000462027_00146_11723_2867.N1	28-MAY-2004 01:29:08	Twilight	46.000	136	23Tau Sco	2.8220	30000.	92	11723	No
28	GOM_NL__2PRFIN20040528_013255_000000512027_00146_11723_2868.N1	28-MAY-2004 01:32:55	Bright	50.500	86	35Eta Oph	2.4300	10200.	101	11723	No
29	GOM_NL__2PRFIN20040528_013451_000000452027_00146_11723_2869.N1	28-MAY-2004 01:34:51	Bright	44.500	98	13Zet Oph	2.5710	30000.	89	11723	No
30	GOM_NL__2PRFIN20040528_013705_000000422027_00146_11723_2870.N1	28-MAY-2004 01:37:05	Bright	42.000	120	1Del Oph	2.7340	3200.0	84	11723	No
31	GOM_NL__2PRFIN20040528_014007_000000402027_00146_11723_2871.N1	28-MAY-2004 01:40:07	Bright	39.500	102	24Alp Ser	2.6000	4250.0	79	11723	No
32	GOM_NL__2PRFIN20040528_014356_000000372027_00146_11723_2872.N1	28-MAY-2004 01:43:56	Bright	37.000	3	16Alp Boo	-0.050000	4250.0	74	11723	No
33	GOM_NL__2PRFIN20040528_014558_000000402027_00146_11723_2873.N1	28-MAY-2004 01:45:58	Bright	39.500	83		2.3780	11000.	79	11723	No
34	GOM_NL__2PRFIN20040528_014909_000000372027_00146_11723_2874.N1	28-MAY-2004 01:49:09	Bright	37.000	180	27Gam Boo	3.0400	8000.0	74	11723	No
35	GOM_NL__2PRFIN20040528_015227_000000362027_00146_11723_2875.N1	28-MAY-2004 01:52:27	Bright	36.000	39	85Eta UMa	1.8540	24000.	72	11723	No
36	GOM_NL__2PRFIN20040528_015413_000000362027_00146_11723_2876.N1	28-MAY-2004 01:54:13	Bright	35.500	55	79Zet UMa	2.0600	10200.	71	11723	No
37	GOM_NL__2PRFIN20040528_015651_000000412027_00146_11723_2877.N1	28-MAY-2004 01:56:51	Bright	41.000	119	14Eta Dra	2.7270	4700.0	82	11723	No
38	GOM_NL__2PRFIN20040528_015917_000000362027_00146_11723_2878.N1	28-MAY-2004 01:59:17	Bright	36.000	60	7Bet UMi	2.0810	3950.0	72	11723	No
39	GOM_NL__2PRFIN20040528_020355_000000372027_00146_11723_2879.N1	28-MAY-2004 02:03:55	Bright	36.500	49	1Alp UMi	1.9900	6300.0	73	11723	No
40	GOM_NL__2PRFIN20040528_020729_000000492027_00146_11723_2880.N1	28-MAY-2004 02:07:29	Bright	48.500	89	5Alp Cep	2.4510	8000.0	97	11723	No
41	GOM_NL__2PRFIN20040528_021200_000000452027_00146_11723_2881.N1	28-MAY-2004 02:12:00	Bright	45.000	76	27Gam Cas	2.3000	30000.	90	11723	No
42	GOM_NL__2PRFIN20040528_021938_000000452027_00146_11723_2882.N1	28-MAY-2004 02:19:38	Bright	44.500	53	43Bet And	2.0480	3300.0	89	11723	No

43	GOM_NL__2PRFIN20040528_022216_000000532027_00146_11723_2883.N1	28-MAY-2004 02:22:16	Twilight	53.000	58	21Alp And	2.0730	11000.	106	11723	No
44	GOM_NL__2PRFIN20040528_022657_000000522027_00146_11723_2884.N1	28-MAY-2004 02:26:57	Dark	52.000	140	88Gam Peg	2.8340	26000.	104	11723	No
45	GOM_NL__2PRFIN20040528_022942_000000752027_00146_11723_2885.N1	28-MAY-2004 02:29:42	Dark	74.500	90	54Alp Peg	2.4870	11000.	149	11723	No
46	GOM_NL__2PRFIN20040528_023552_000000482027_00146_11723_2886.N1	28-MAY-2004 02:35:52	Dark	48.000	52	16Bet Cet	2.0370	4500.0	96	11723	No
47	GOM_NL__2PRFIN20040528_024236_000000482027_00146_11723_2887.N1	28-MAY-2004 02:42:36	Dark	47.500	84	Alp Phe	2.3970	4500.0	95	11723	No
48	GOM_NL__2PRFIN20040528_024505_000000442027_00146_11723_2888.N1	28-MAY-2004 02:45:05	Dark	44.000	9	Alp Eri	0.45300	24000.	88	11723	No
49	GOM_NL__2PRFIN20040528_024739_000000512027_00147_11724_2858.N1	28-MAY-2004 02:47:39	Dark	50.500	63	Bet Gru	2.1500	2800.0	101	11724	No
50	GOM_NL__2PRFIN20040528_025054_000000422027_00147_11724_2859.N1	28-MAY-2004 02:50:54	Dark	41.500	135	Bet Hyi	2.8200	5800.0	83	11724	No
51	GOM_NL__2PRFIN20040528_025438_000000462027_00147_11724_2860.N1	28-MAY-2004 02:54:38	Straylight	45.500	45	Alp Pav	1.9400	26000.	91	11724	No
52	GOM_NL__2PRFIN20040528_025841_000000432027_00147_11724_2861.N1	28-MAY-2004 02:58:41	Straylight	43.000	43	Alp TrA	1.9100	4250.0	86	11724	No
53	GOM_NL__2PRFIN20040528_030046_000000422027_00147_11724_2862.N1	28-MAY-2004 03:00:46	Straylight	41.500	134	Bet TrA	2.8100	6600.0	83	11724	No
54	GOM_NL__2PRFIN20040528_030210_000000522027_00147_11724_2863.N1	28-MAY-2004 03:02:10	Straylight	52.000	4	Alp1Cen	-0.010000	5800.0	104	11724	No
55	GOM_NL__2PRFIN20040528_030358_000000522027_00147_11724_2864.N1	28-MAY-2004 03:03:58	Straylight	51.500	40	The Sco	1.8590	7100.0	103	11724	No
56	GOM_NL__2PRFIN20040528_030547_000000482027_00147_11724_2865.N1	28-MAY-2004 03:05:47	Twilight	47.500	25	35Lam Sco	1.6200	28000.	95	11724	No
57	GOM_NL__2PRFIN20040528_030740_000000492027_00147_11724_2866.N1	28-MAY-2004 03:07:40	Twilight	48.500	75	26Eps Sco	2.2910	4250.0	97	11724	No
58	GOM_NL__2PRFIN20040528_030945_000000452027_00147_11724_2867.N1	28-MAY-2004 03:09:45	Twilight	44.500	136	23Tau Sco	2.8220	30000.	89	11724	No
59	GOM_NL__2PRFIN20040528_031331_000000512027_00147_11724_2868.N1	28-MAY-2004 03:13:31	Bright	50.500	86	35Eta Oph	2.4300	10200.	101	11724	No
60	GOM_NL__2PRFIN20040528_031527_000000452027_00147_11724_2869.N1	28-MAY-2004 03:15:27	Bright	44.500	98	13Zet Oph	2.5710	30000.	89	11724	No
61	GOM_NL__2PRFIN20040528_031741_000000432027_00147_11724_2870.N1	28-MAY-2004 03:17:41	Bright	43.000	120	1Del Oph	2.7340	3200.0	86	11724	No
62	GOM_NL__2PRFIN20040528_032043_000000402027_00147_11724_2871.N1	28-MAY-2004 03:20:43	Bright	40.000	102	24Alp Ser	2.6000	4250.0	80	11724	No
63	GOM_NL__2PRFIN20040528_032432_000000412027_00147_11724_2872.N1	28-MAY-2004 03:24:32	Bright	41.000	3	16Alp Boo	-0.050000	4250.0	82	11724	No
64	GOM_NL__2PRFIN20040528_032635_000000382027_00147_11724_2873.N1	28-MAY-2004 03:26:35	Bright	38.000	83		2.3780	11000.	76	11724	No
65	GOM_NL__2PRFIN20040528_032946_000000372027_00147_11724_2874.N1	28-MAY-2004 03:29:46	Bright	36.500	180	27Gam Boo	3.0400	8000.0	73	11724	No
66	GOM_NL__2PRFIN20040528_033303_000000382027_00147_11724_2875.N1	28-MAY-2004 03:33:03	Bright	38.000	39	85Eta UMa	1.8540	24000.	76	11724	No
67	GOM_NL__2PRFIN20040528_033450_000000382027_00147_11724_2876.N1	28-MAY-2004 03:34:50	Bright	38.000	55	79Zet UMa	2.0600	10200.	76	11724	No
68	GOM_NL__2PRFIN20040528_033726_000000412027_00147_11724_2877.N1	28-MAY-2004 03:37:26	Bright	40.500	119	14Eta Dra	2.7270	4700.0	81	11724	No
69	GOM_NL__2PRFIN20040528_033954_000000362027_00147_11724_2878.N1	28-MAY-2004 03:39:54	Bright	35.500	60	7Bet UMi	2.0810	3950.0	71	11724	No
70	GOM_NL__2PRFIN20040528_034432_000000382027_00147_11724_2879.N1	28-MAY-2004 03:44:32	Bright	38.000	49	1Alp UMi	1.9900	6300.0	76	11724	No
71	GOM_NL__2PRFIN20040528_034804_000000482027_00147_11724_2880.N1	28-MAY-2004 03:48:04	Bright	47.500	89	5Alp Cep	2.4510	8000.0	95	11724	No
72	GOM_NL__2PRFIN20040528_035239_000000372027_00147_11724_2881.N1	28-MAY-2004 03:52:39	Bright	37.000	76	27Gam Cas	2.3000	30000.	74	11724	No
73	GOM_NL__2PRFIN20040528_040014_000000552027_00147_11724_2882.N1	28-MAY-2004 04:00:14	Bright	55.000	53	43Bet And	2.0480	3300.0	110	11724	No
74	GOM_NL__2PRFIN20040528_040252_000000502027_00147_11724_2883.N1	28-MAY-2004 04:02:52	Twilight	50.000	58	21Alp And	2.0730	11000.	100	11724	No
75	GOM_NL__2PRFIN20040528_040734_000000512027_00147_11724_2884.N1	28-MAY-2004 04:07:34	Dark	50.500	140	88Gam Peg	2.8340	26000.	101	11724	No
76	GOM_NL__2PRFIN20040528_041019_000000752027_00147_11724_2885.N1	28-MAY-2004 04:10:19	Dark	74.500	90	54Alp Peg	2.4870	11000.	149	11724	No
77	GOM_NL__2PRFIN20040528_041629_000000502027_00147_11724_2886.N1	28-MAY-2004 04:16:29	Dark	49.500	52	16Bet Cet	2.0370	4500.0	99	11724	No
78	GOM_NL__2PRFIN20040528_042313_000000472027_00147_11724_2887.N1	28-MAY-2004 04:23:13	Dark	46.500	84	Alp Phe	2.3970	4500.0	93	11724	No
79	GOM_NL__2PRFIN20040528_042541_000000442027_00147_11724_2888.N1	28-MAY-2004 04:25:41	Dark	43.500	9	Alp Eri	0.45300	24000.	87	11724	No
80	GOM_NL__2PRFIN20040528_042817_000000492027_00148_11725_2858.N1	28-MAY-2004 04:28:17	Dark	49.000	63	Bet Gru	2.1500	2800.0	98	11725	No
81	GOM_NL__2PRFIN20040528_043131_000000372027_00148_11725_2859.N1	28-MAY-2004 04:31:31	Dark	37.000	135	Bet Hyi	2.8200	5800.0	74	11725	No
82	GOM_NL__2PRFIN20040528_043515_000000452027_00148_11725_2860.N1	28-MAY-2004 04:35:15	Straylight	44.500	45	Alp Pav	1.9400	26000.	89	11725	No
83	GOM_NL__2PRFIN20040528_043917_000000452027_00148_11725_2861.N1	28-MAY-2004 04:39:17	Straylight	45.000	43	Alp TrA	1.9100	4250.0	90	11725	No
84	GOM_NL__2PRFIN20040528_044123_000000402027_00148_11725_2862.N1	28-MAY-2004 04:41:23	Straylight	39.500	134	Bet TrA	2.8100	6600.0	79	11725	No
85	GOM_NL__2PRFIN20040528_044246_000000522027_00148_11725_2863.N1	28-MAY-2004 04:42:46	Straylight	52.000	4	Alp1Cen	-0.010000	5800.0	104	11725	No
86	GOM_NL__2PRFIN20040528_044434_000000522027_00148_11725_2864.N1	28-MAY-2004 04:44:34	Straylight	51.500	40	The Sco	1.8590	7100.0	103	11725	No
87	GOM_NL__2PRFIN20040528_044624_000000492027_00148_11725_2865.N1	28-MAY-2004 04:46:24	Twilight	48.500	25	35Lam Sco	1.6200	28000.	97	11725	No
88	GOM_NL__2PRFIN20040528_044816_000000502027_00148_11725_2866.N1	28-MAY-2004 04:48:16	Twilight	50.000	75	26Eps Sco	2.2910	4250.0	100	11725	No
89	GOM_NL__2PRFIN20040528_045022_000000452027_00148_11725_2867.N1	28-MAY-2004 04:50:22	Twilight	44.500	136	23Tau Sco	2.8220	30000.	89	11725	No
90	GOM_NL__2PRFIN20040528_045408_000000512027_00148_11725_2868.N1	28-MAY-2004 04:54:08	Bright	50.500	86	35Eta Oph	2.4300	10200.	101	11725	No
91	GOM_NL__2PRFIN20040528_045603_000000452027_00148_11725_2869.N1	28-MAY-2004 04:56:03	Bright	45.000	98	13Zet Oph	2.5710	30000.	90	11725	No
92	GOM_NL__2PRFIN20040528_045817_000000432027_00148_11725_2870.N1	28-MAY-2004 04:58:17	Bright	42.500	120	1Del Oph	2.7340	3200.0	85	11725	No
93	GOM_NL__2PRFIN20040528_050119_000000392027_00148_11725_2871.N1	28-MAY-2004 05:01:19	Bright	38.500	102	24Alp Ser	2.6000	4250.0	77	11725	No
94	GOM_NL__2PRFIN20040528_050508_000000372027_00148_11725_2872.N1	28-MAY-2004 05:05:08	Bright	37.000	3	16Alp Boo	-0.050000	4250.0	74	11725	No
95	GOM_NL__2PRFIN20040528_050711_000000402027_00148_11725_2873.N1	28-MAY-2004 05:07:11	Bright	39.500	83		2.3780	11000.	79	11725	No
96	GOM_NL__2PRFIN20040528_051022_000000372027_00148_11725_2874.N1	28-MAY-2004 05:10:22	Bright	36.500	180	27Gam Boo	3.0400	8000.0	73	11725	No
97	GOM_NL__2PRFIN20040528_051340_000000362027_00148_11725_2875.N1	28-MAY-2004 05:13:40	Bright	36.000	39	85Eta UMa	1.8540	24000.	72	11725	No
98	GOM_NL__2PRFIN20040528_051526_000000392027_00148_11725_2876.N1	28-MAY-2004 05:15:26	Bright	38.500	55	79Zet UMa	2.0600	10200.	77	11725	No
99	GOM_NL__2PRFIN20040528_051802_000000422027_00148_11725_2877.N1	28-MAY-2004 05:18:02	Bright	42.000	119	14Eta Dra	2.7270	4700.0	84	11725	No
100	GOM_NL__2PRFIN20040528_052030_000000402027_00148_11725_2878.N1	28-MAY-2004 05:20:30	Bright	39.500	60	7Bet UMi	2.0810	3950.0	79	11725	No
101	GOM_NL__2PRFIN20040528_052508_000000372027_00148_11725_2879.N1	28-MAY-2004 05:25:08	Bright	36.500	49	1Alp UMi	1.9900	6300.0	73	11725	No

102	GOM_NL__2PRFIN20040528_052839_000000502027_00148_11725_2880.N1	28-MAY-2004 05:28:39	Bright	49.500	89	5Alp Cep	2.4510	8000.0	99	11725	No
103	GOM_NL__2PRFIN20040528_053314_000000552027_00148_11725_2881.N1	28-MAY-2004 05:33:14	Bright	55.000	76	27Gam Cas	2.3000	30000.	110	11725	No
104	GOM_NL__2PRFIN20040528_054050_000000532027_00148_11725_2882.N1	28-MAY-2004 05:40:50	Bright	52.500	53	43Bet And	2.0480	3300.0	105	11725	No
105	GOM_NL__2PRFIN20040528_054328_000000502027_00148_11725_2883.N1	28-MAY-2004 05:43:28	Tw_i_and_stray	50.000	58	21Alp And	2.0730	11000.	100	11725	No
106	GOM_NL__2PRFIN20040528_054810_000000512027_00148_11725_2884.N1	28-MAY-2004 05:48:10	Dark	51.000	140	88Gam Peg	2.8340	26000.	102	11725	No
107	GOM_NL__2PRFIN20040528_055056_000000782027_00148_11725_2885.N1	28-MAY-2004 05:50:56	Dark	77.500	90	54Alp Peg	2.4870	11000.	155	11725	No
108	GOM_NL__2PRFIN20040528_055705_000000482027_00148_11725_2886.N1	28-MAY-2004 05:57:05	Dark	47.500	52	16Bet Cet	2.0370	4500.0	95	11725	No
109	GOM_NL__2PRFIN20040528_060349_000000442027_00148_11725_2887.N1	28-MAY-2004 06:03:49	Dark	43.500	84	Alp Phe	2.3970	4500.0	87	11725	No
110	GOM_NL__2PRFIN20040528_060618_000000452027_00148_11725_2888.N1	28-MAY-2004 06:06:18	Dark	45.000	9	Alp Eri	0.45300	24000.	90	11725	No
111	GOM_NL__2PRFIN20040528_061207_000000432027_00149_11726_2878.N1	28-MAY-2004 06:12:07	Dark	42.500	135	Bet Hyi	2.8200	5800.0	85	11726	No
112	GOM_NL__2PRFIN20040528_061552_000000432027_00149_11726_2879.N1	28-MAY-2004 06:15:52	Straylight	42.500	45	Alp Pav	1.9400	26000.	85	11726	No
113	GOM_NL__2PRFIN20040528_061954_000000502027_00149_11726_2880.N1	28-MAY-2004 06:19:54	Straylight	50.000	43	Alp TrA	1.9100	4250.0	100	11726	No
114	GOM_NL__2PRFIN20040528_062200_000000402027_00149_11726_2881.N1	28-MAY-2004 06:22:00	Straylight	40.000	134	Bet TrA	2.8100	6600.0	80	11726	No
115	GOM_NL__2PRFIN20040528_062322_000000462027_00149_11726_2882.N1	28-MAY-2004 06:23:22	Straylight	45.500	4	Alp1Cen	-0.010000	5800.0	91	11726	No
116	GOM_NL__2PRFIN20040528_062511_000000502027_00149_11726_2883.N1	28-MAY-2004 06:25:11	Straylight	49.500	40	The Sco	1.8590	7100.0	99	11726	No
117	GOM_NL__2PRFIN20040528_062701_000000482027_00149_11726_2884.N1	28-MAY-2004 06:27:01	Tw_i_and_stray	48.000	25	35Lam Sco	1.6200	28000.	96	11726	No
118	GOM_NL__2PRFIN20040528_062853_000000502027_00149_11726_2885.N1	28-MAY-2004 06:28:53	Tw_i_and_stray	49.500	75	26Eps Sco	2.2910	4250.0	99	11726	No
119	GOM_NL__2PRFIN20040528_063059_000000442027_00149_11726_2886.N1	28-MAY-2004 06:30:59	Tw_i_and_stray	44.000	136	23Tau Sco	2.8220	30000.	88	11726	No
120	GOM_NL__2PRFIN20040528_063444_000000502027_00149_11726_2887.N1	28-MAY-2004 06:34:44	Bright	50.000	86	35Eta Oph	2.4300	10200.	100	11726	No
121	GOM_NL__2PRFIN20040528_063639_000000452027_00149_11726_2888.N1	28-MAY-2004 06:36:39	Bright	45.000	98	13Zet Oph	2.5710	30000.	90	11726	No
122	GOM_NL__2PRFIN20040528_063853_000000422027_00149_11726_2889.N1	28-MAY-2004 06:38:53	Bright	42.000	120	1Del Oph	2.7340	3200.0	84	11726	No
123	GOM_NL__2PRFIN20040528_064155_000000392027_00149_11726_2890.N1	28-MAY-2004 06:41:55	Bright	39.000	102	24Alp Ser	2.6000	4250.0	78	11726	No
124	GOM_NL__2PRFIN20040528_064545_000000372027_00149_11726_2891.N1	28-MAY-2004 06:45:45	Bright	36.500	3	16Alp Boo	-0.050000	4250.0	73	11726	No
125	GOM_NL__2PRFIN20040528_064747_000000382027_00149_11726_2892.N1	28-MAY-2004 06:47:47	Bright	37.500	83		2.3780	11000.	75	11726	No
126	GOM_NL__2PRFIN20040528_065058_000000362027_00149_11726_2893.N1	28-MAY-2004 06:50:58	Bright	35.500	180	27Gam Boo	3.0400	8000.0	71	11726	No
127	GOM_NL__2PRFIN20040528_065416_000000392027_00149_11726_2894.N1	28-MAY-2004 06:54:16	Bright	38.500	39	85Eta UMa	1.8540	24000.	77	11726	No
128	GOM_NL__2PRFIN20040528_065602_000000382027_00149_11726_2895.N1	28-MAY-2004 06:56:02	Bright	38.000	55	79Zet UMa	2.0600	10200.	76	11726	No
129	GOM_NL__2PRFIN20040528_065838_000000412027_00149_11726_2896.N1	28-MAY-2004 06:58:38	Bright	40.500	119	14Eta Dra	2.7270	4700.0	81	11726	No
130	GOM_NL__2PRFIN20040528_070106_000000382027_00149_11726_2897.N1	28-MAY-2004 07:01:06	Bright	38.000	60	7Bet UMi	2.0810	3950.0	76	11726	No
131	GOM_NL__2PRFIN20040528_070545_000000382027_00149_11726_2898.N1	28-MAY-2004 07:05:45	Bright	38.000	49	1Alp UMi	1.9900	6300.0	76	11726	No
132	GOM_NL__2PRFIN20040528_070915_000000502027_00149_11726_2899.N1	28-MAY-2004 07:09:15	Bright	49.500	89	5Alp Cep	2.4510	8000.0	99	11726	No
133	GOM_NL__2PRFIN20040528_071351_000000552027_00149_11726_2900.N1	28-MAY-2004 07:13:51	Bright	55.000	76	27Gam Cas	2.3000	30000.	110	11726	No
134	GOM_NL__2PRFIN20040528_072127_000000542027_00149_11726_2901.N1	28-MAY-2004 07:21:27	Bright	54.000	53	43Bet And	2.0480	3300.0	108	11726	No
135	GOM_NL__2PRFIN20040528_072404_000000532027_00149_11726_2902.N1	28-MAY-2004 07:24:04	Tw_i_and_stray	52.500	58	21Alp And	2.0730	11000.	105	11726	No
136	GOM_NL__2PRFIN20040528_072847_000000512027_00149_11726_2903.N1	28-MAY-2004 07:28:47	Dark	50.500	140	88Gam Peg	2.8340	26000.	101	11726	No
137	GOM_NL__2PRFIN20040528_073133_000000762027_00149_11726_2904.N1	28-MAY-2004 07:31:33	Dark	75.500	90	54Alp Peg	2.4870	11000.	151	11726	No
138	GOM_NL__2PRFIN20040528_073742_000000492027_00149_11726_2905.N1	28-MAY-2004 07:37:42	Dark	48.500	52	16Bet Cet	2.0370	4500.0	97	11726	No
139	GOM_NL__2PRFIN20040528_074426_000000462027_00149_11726_2906.N1	28-MAY-2004 07:44:26	Dark	45.500	84	Alp Phe	2.3970	4500.0	91	11726	No
140	GOM_NL__2PRFIN20040528_074654_000000422027_00149_11726_2907.N1	28-MAY-2004 07:46:54	Dark	41.500	9	Alp Eri	0.45300	24000.	83	11726	No
141	GOM_NL__2PRFIN20040528_075243_000000382027_00150_11727_2878.N1	28-MAY-2004 07:52:43	Dark	37.500	135	Bet Hyi	2.8200	5800.0	75	11727	No
142	GOM_NL__2PRFIN20040528_075629_000000432027_00150_11727_2879.N1	28-MAY-2004 07:56:29	Straylight	42.500	45	Alp Pav	1.9400	26000.	85	11727	No
143	GOM_NL__2PRFIN20040528_080030_000000492027_00150_11727_2880.N1	28-MAY-2004 08:00:30	Straylight	49.000	43	Alp TrA	1.9100	4250.0	98	11727	No
144	GOM_NL__2PRFIN20040528_080236_000000402027_00150_11727_2881.N1	28-MAY-2004 08:02:36	Straylight	40.000	134	Bet TrA	2.8100	6600.0	80	11727	No
145	GOM_NL__2PRFIN20040528_080359_000000502027_00150_11727_2882.N1	28-MAY-2004 08:03:59	Straylight	50.000	4	Alp1Cen	-0.010000	5800.0	100	11727	No
146	GOM_NL__2PRFIN20040528_080548_000000552027_00150_11727_2883.N1	28-MAY-2004 08:05:48	Straylight	54.500	40	The Sco	1.8590	7100.0	109	11727	No
147	GOM_NL__2PRFIN20040528_080737_000000492027_00150_11727_2884.N1	28-MAY-2004 08:07:37	Tw_i_and_stray	49.000	25	35Lam Sco	1.6200	28000.	98	11727	No
148	GOM_NL__2PRFIN20040528_080929_000000502027_00150_11727_2885.N1	28-MAY-2004 08:09:29	Tw_i_and_stray	49.500	75	26Eps Sco	2.2910	4250.0	99	11727	No
149	GOM_NL__2PRFIN20040528_081135_000000442027_00150_11727_2886.N1	28-MAY-2004 08:11:35	Tw_i_and_stray	43.500	136	23Tau Sco	2.8220	30000.	87	11727	No
150	GOM_NL__2PRFIN20040528_081520_000000492027_00150_11727_2887.N1	28-MAY-2004 08:15:20	Bright	49.000	86	35Eta Oph	2.4300	10200.	98	11727	No
151	GOM_NL__2PRFIN20040528_081715_000000452027_00150_11727_2888.N1	28-MAY-2004 08:17:15	Bright	44.500	98	13Zet Oph	2.5710	30000.	89	11727	No
152	GOM_NL__2PRFIN20040528_081929_000000432027_00150_11727_2889.N1	28-MAY-2004 08:19:29	Bright	42.500	120	1Del Oph	2.7340	3200.0	85	11727	No
153	GOM_NL__2PRFIN20040528_082231_000000392027_00150_11727_2890.N1	28-MAY-2004 08:22:31	Bright	39.000	102	24Alp Ser	2.6000	4250.0	78	11727	No
154	GOM_NL__2PRFIN20040528_082621_000000382027_00150_11727_2891.N1	28-MAY-2004 08:26:21	Bright	38.000	3	16Alp Boo	-0.050000	4250.0	76	11727	No
155	GOM_NL__2PRFIN20040528_082823_000000382027_00150_11727_2892.N1	28-MAY-2004 08:28:23	Bright	37.500	83		2.3780	11000.	75	11727	No
156	GOM_NL__2PRFIN20040528_083134_000000362027_00150_11727_2893.N1	28-MAY-2004 08:31:34	Bright	36.000	180	27Gam Boo	3.0400	8000.0	72	11727	No
157	GOM_NL__2PRFIN20040528_083453_000000382027_00150_11727_2894.N1	28-MAY-2004 08:34:53	Bright	38.000	39	85Eta UMa	1.8540	24000.	76	11727	No
158	GOM_NL__2PRFIN20040528_083639_000000392027_00150_11727_2895.N1	28-MAY-2004 08:36:39	Bright	38.500	55	79Zet UMa	2.0600	10200.	77	11727	No
159	GOM_NL__2PRFIN20040528_083914_000000412027_00150_11727_2896.N1	28-MAY-2004 08:39:14	Bright	40.500	119	14Eta Dra	2.7270	4700.0	81	11727	No
160	GOM_NL__2PRFIN20040528_084142_000000372027_00150_11727_2897.N1	28-MAY-2004 08:41:42	Bright	37.000	60	7Bet UMi	2.0810	3950.0	74	11727	No

161	GOM_NL__2PRFIN20040528_084621_000000362027_00150_11727_2898.N1	28-MAY-2004 08:46:21	Bright	35.500	49	1Alp UMi	1.9900	6300.0	71	11727	No
162	GOM_NL__2PRFIN20040528_084950_000000482027_00150_11727_2899.N1	28-MAY-2004 08:49:50	Bright	47.500	89	5Alp Cep	2.4510	8000.0	95	11727	No
163	GOM_NL__2PRFIN20040528_085427_000000552027_00150_11727_2900.N1	28-MAY-2004 08:54:27	Bright	55.000	76	27Gam Cas	2.3000	30000.	110	11727	No
164	GOM_NL__2PRFIN20040528_090203_000000422027_00150_11727_2901.N1	28-MAY-2004 09:02:03	Bright	41.500	53	43Bet And	2.0480	3300.0	83	11727	No
165	GOM_NL__2PRFIN20040528_090440_000000522027_00150_11727_2902.N1	28-MAY-2004 09:04:40	Tw_i_and_stray	52.000	58	21Alp And	2.0730	11000.	104	11727	No
166	GOM_NL__2PRFIN20040528_090923_000000502027_00150_11727_2903.N1	28-MAY-2004 09:09:23	Dark	49.500	140	88Gam Peg	2.8340	26000.	99	11727	No
167	GOM_NL__2PRFIN20040528_091209_000000792027_00150_11727_2904.N1	28-MAY-2004 09:12:09	Dark	78.500	90	54Alp Peg	2.4870	11000.	157	11727	No
168	GOM_NL__2PRFIN20040528_091819_000000492027_00150_11727_2905.N1	28-MAY-2004 09:18:19	Dark	49.000	52	16Bet Cet	2.0370	4500.0	98	11727	No
169	GOM_NL__2PRFIN20040528_092503_000000492027_00150_11727_2906.N1	28-MAY-2004 09:25:03	Dark	49.000	84	Alp Phe	2.3970	4500.0	98	11727	No
170	GOM_NL__2PRFIN20040528_092730_000000452027_00150_11727_2907.N1	28-MAY-2004 09:27:30	Dark	44.500	9	Alp Eri	0.45300	24000.	89	11727	No
171	GOM_NL__2PRFIN20040528_093319_000000392027_00151_11728_2878.N1	28-MAY-2004 09:33:19	Dark	38.500	135	Bet Hyi	2.8200	5800.0	77	11728	No
172	GOM_NL__2PRFIN20040528_093705_000000432027_00151_11728_2879.N1	28-MAY-2004 09:37:05	Straylight	42.500	45	Alp Pav	1.9400	26000.	85	11728	No
173	GOM_NL__2PRFIN20040528_094106_000000432027_00151_11728_2880.N1	28-MAY-2004 09:41:06	Straylight	43.000	43	Alp TrA	1.9100	4250.0	86	11728	No
174	GOM_NL__2PRFIN20040528_094312_000000402027_00151_11728_2881.N1	28-MAY-2004 09:43:12	Straylight	39.500	134	Bet TrA	2.8100	6600.0	79	11728	No
175	GOM_NL__2PRFIN20040528_094435_000000512027_00151_11728_2882.N1	28-MAY-2004 09:44:35	Straylight	50.500	4	Alp1Cen	-0.010000	5800.0	101	11728	No
176	GOM_NL__2PRFIN20040528_094624_000000562027_00151_11728_2883.N1	28-MAY-2004 09:46:24	Straylight	56.000	40	The Sco	1.8590	7100.0	112	11728	No
177	GOM_NL__2PRFIN20040528_094813_000000532027_00151_11728_2884.N1	28-MAY-2004 09:48:13	Tw_i_and_stray	53.000	25	35Lam Sco	1.6200	28000.	106	11728	No
178	GOM_NL__2PRFIN20040528_095005_000000512027_00151_11728_2885.N1	28-MAY-2004 09:50:05	Tw_i_and_stray	50.500	75	26Eps Sco	2.2910	4250.0	101	11728	No
179	GOM_NL__2PRFIN20040528_095211_000000442027_00151_11728_2886.N1	28-MAY-2004 09:52:11	Tw_i_and_stray	43.500	136	23Tau Sco	2.8220	30000.	87	11728	No
180	GOM_NL__2PRFIN20040528_095556_000000492027_00151_11728_2887.N1	28-MAY-2004 09:55:56	Bright	49.000	86	35Eta Oph	2.4300	10200.	98	11728	No
181	GOM_NL__2PRFIN20040528_095750_000000442027_00151_11728_2888.N1	28-MAY-2004 09:57:50	Bright	44.000	98	13Zet Oph	2.5710	30000.	88	11728	No
182	GOM_NL__2PRFIN20040528_100005_000000422027_00151_11728_2889.N1	28-MAY-2004 10:00:05	Bright	42.000	120	1Del Oph	2.7340	3200.0	84	11728	No
183	GOM_NL__2PRFIN20040528_100307_000000402027_00151_11728_2890.N1	28-MAY-2004 10:03:07	Bright	39.500	102	24Alp Ser	2.6000	4250.0	79	11728	No
184	GOM_NL__2PRFIN20040528_100657_000000382027_00151_11728_2891.N1	28-MAY-2004 10:06:57	Bright	38.000	3	16Alp Boo	-0.050000	4250.0	76	11728	No
185	GOM_NL__2PRFIN20040528_100859_000000402027_00151_11728_2892.N1	28-MAY-2004 10:08:59	Bright	39.500	83		2.3780	11000.	79	11728	No
186	GOM_NL__2PRFIN20040528_101209_000000382027_00151_11728_2893.N1	28-MAY-2004 10:12:09	Bright	38.000	180	27Gam Boo	3.0400	8000.0	76	11728	No
187	GOM_NL__2PRFIN20040528_101528_000000382027_00151_11728_2894.N1	28-MAY-2004 10:15:28	Bright	38.000	39	85Eta UMa	1.8540	24000.	76	11728	No
188	GOM_NL__2PRFIN20040528_101715_000000382027_00151_11728_2895.N1	28-MAY-2004 10:17:15	Bright	38.000	55	79Zet UMa	2.0600	10200.	76	11728	No
189	GOM_NL__2PRFIN20040528_101949_000000412027_00151_11728_2896.N1	28-MAY-2004 10:19:49	Bright	40.500	119	14Eta Dra	2.7270	4700.0	81	11728	No
190	GOM_NL__2PRFIN20040528_102217_000000372027_00151_11728_2897.N1	28-MAY-2004 10:22:17	Bright	36.500	60	7Bet UMi	2.0810	3950.0	73	11728	No
191	GOM_NL__2PRFIN20040528_102656_000000382027_00151_11728_2898.N1	28-MAY-2004 10:26:56	Bright	38.000	49	1Alp UMi	1.9900	6300.0	76	11728	No
192	GOM_NL__2PRFIN20040528_103025_000000492027_00151_11728_2899.N1	28-MAY-2004 10:30:25	Bright	48.500	89	5Alp Cep	2.4510	8000.0	97	11728	No
193	GOM_NL__2PRFIN20040528_103503_000000372027_00151_11728_2900.N1	28-MAY-2004 10:35:03	Bright	37.000	76	27Gam Cas	2.3000	30000.	74	11728	No
194	GOM_NL__2PRFIN20040528_104239_000000442027_00151_11728_2901.N1	28-MAY-2004 10:42:39	Bright	43.500	53	43Bet And	2.0480	3300.0	87	11728	No
195	GOM_NL__2PRFIN20040528_104517_000000542027_00151_11728_2902.N1	28-MAY-2004 10:45:17	Tw_i_and_stray	54.000	58	21Alp And	2.0730	11000.	108	11728	No
196	GOM_NL__2PRFIN20040528_105000_000000492027_00151_11728_2903.N1	28-MAY-2004 10:50:00	Dark	49.000	140	88Gam Peg	2.8340	26000.	98	11728	No
197	GOM_NL__2PRFIN20040528_105247_000000782027_00151_11728_2904.N1	28-MAY-2004 10:52:47	Dark	78.000	90	54Alp Peg	2.4870	11000.	156	11728	No
198	GOM_NL__2PRFIN20040528_105855_000000472027_00151_11728_2905.N1	28-MAY-2004 10:58:55	Dark	47.000	52	16Bet Cet	2.0370	4500.0	94	11728	No
199	GOM_NL__2PRFIN20040528_110539_000000452027_00151_11728_2906.N1	28-MAY-2004 11:05:39	Dark	44.500	84	Alp Phe	2.3970	4500.0	89	11728	No
200	GOM_NL__2PRFIN20040528_110806_000000512027_00151_11728_2907.N1	28-MAY-2004 11:08:06	Dark	50.500	9	Alp Eri	0.45300	24000.	101	11728	No
201	GOM_NL__2PRFIN20040528_111354_000000382027_00152_11729_2878.N1	28-MAY-2004 11:13:54	Dark	38.000	135	Bet Hyi	2.8200	5800.0	76	11729	No
202	GOM_NL__2PRFIN20040528_111741_000000482027_00152_11729_2879.N1	28-MAY-2004 11:17:41	Straylight	47.500	45	Alp Pav	1.9400	26000.	95	11729	No
203	GOM_NL__2PRFIN20040528_112141_000000522027_00152_11729_2880.N1	28-MAY-2004 11:21:41	Straylight	52.000	43	Alp TrA	1.9100	4250.0	104	11729	No
204	GOM_NL__2PRFIN20040528_112347_000000412027_00152_11729_2881.N1	28-MAY-2004 11:23:47	Straylight	41.000	134	Bet TrA	2.8100	6600.0	82	11729	No
205	GOM_NL__2PRFIN20040528_112511_000000432027_00152_11729_2882.N1	28-MAY-2004 11:25:11	Straylight	43.000	4	Alp1Cen	-0.010000	5800.0	86	11729	No
206	GOM_NL__2PRFIN20040528_112700_000000522027_00152_11729_2883.N1	28-MAY-2004 11:27:00	Straylight	51.500	40	The Sco	1.8590	7100.0	103	11729	No
207	GOM_NL__2PRFIN20040528_112849_000000512027_00152_11729_2884.N1	28-MAY-2004 11:28:49	Tw_i_and_stray	51.000	25	35Lam Sco	1.6200	28000.	102	11729	No
208	GOM_NL__2PRFIN20040528_113041_000000472027_00152_11729_2885.N1	28-MAY-2004 11:30:41	Tw_i_and_stray	47.000	75	26Eps Sco	2.2910	4250.0	94	11729	No
209	GOM_NL__2PRFIN20040528_113246_000000452027_00152_11729_2886.N1	28-MAY-2004 11:32:46	Tw_i_and_stray	44.500	136	23Tau Sco	2.8220	30000.	89	11729	No
210	GOM_NL__2PRFIN20040528_113631_000000492027_00152_11729_2887.N1	28-MAY-2004 11:36:31	Bright	49.000	86	35Eta Oph	2.4300	10200.	98	11729	No
211	GOM_NL__2PRFIN20040528_113827_000000442027_00152_11729_2888.N1	28-MAY-2004 11:38:27	Bright	44.000	98	13Zet Oph	2.5710	30000.	88	11729	No
212	GOM_NL__2PRFIN20040528_114040_000000422027_00152_11729_2889.N1	28-MAY-2004 11:40:40	Bright	42.000	120	1Del Oph	2.7340	3200.0	84	11729	No
213	GOM_NL__2PRFIN20040528_114342_000000392027_00152_11729_2890.N1	28-MAY-2004 11:43:42	Bright	39.000	102	24Alp Ser	2.6000	4250.0	78	11729	No
214	GOM_NL__2PRFIN20040528_114732_000000402027_00152_11729_2891.N1	28-MAY-2004 11:47:32	Bright	39.500	3	16Alp Boo	-0.050000	4250.0	79	11729	No
215	GOM_NL__2PRFIN20040528_114934_000000372027_00152_11729_2892.N1	28-MAY-2004 11:49:34	Bright	36.500	83		2.3780	11000.	73	11729	No
216	GOM_NL__2PRFIN20040528_115245_000000382027_00152_11729_2893.N1	28-MAY-2004 11:52:45	Bright	37.500	180	27Gam Boo	3.0400	8000.0	75	11729	No
217	GOM_NL__2PRFIN20040528_115603_000000382027_00152_11729_2894.N1	28-MAY-2004 11:56:03	Bright	38.000	39	85Eta UMa	1.8540	24000.	76	11729	No
218	GOM_NL__2PRFIN20040528_115750_000000412027_00152_11729_2895.N1	28-MAY-2004 11:57:50	Bright	40.500	55	79Zet UMa	2.0600	10200.	81	11729	No
219	GOM_NL__2PRFIN20040528_120024_000000422027_00152_11729_2896.N1	28-MAY-2004 12:00:24	Bright	42.000	119	14Eta Dra	2.7270	4700.0	84	11729	No

220	GOM_NL__2PRFIN20040528_120253_000000402027_00152_11729_2897.N1	28-MAY-2004 12:02:53	Bright	39.500	60	7Bet UMi	2.0810	3950.0	79	11729	No
221	GOM_NL__2PRFIN20040528_120732_000000392027_00152_11729_2898.N1	28-MAY-2004 12:07:32	Bright	38.500	49	1Alp UMi	1.9900	6300.0	77	11729	No
222	GOM_NL__2PRFIN20040528_121101_000000492027_00152_11729_2899.N1	28-MAY-2004 12:11:01	Bright	49.000	89	5Alp Cep	2.4510	8000.0	98	11729	No
223	GOM_NL__2PRFIN20040528_121537_000000402027_00152_11729_2900.N1	28-MAY-2004 12:15:37	Bright	39.500	76	27Gam Cas	2.3000	30000.	79	11729	No
224	GOM_NL__2PRFIN20040528_122314_000000512027_00152_11729_2901.N1	28-MAY-2004 12:23:14	Bright	50.500	53	43Bet And	2.0480	3300.0	101	11729	No
225	GOM_NL__2PRFIN20040528_122553_000000532027_00152_11729_2902.N1	28-MAY-2004 12:25:53	Tw_i_and_stray	52.500	58	21Alp And	2.0730	11000.	105	11729	No
226	GOM_NL__2PRFIN20040528_123036_000000522027_00152_11729_2903.N1	28-MAY-2004 12:30:36	Dark	51.500	140	88Gam Peg	2.8340	26000.	103	11729	No
227	GOM_NL__2PRFIN20040528_123324_000000802027_00152_11729_2904.N1	28-MAY-2004 12:33:24	Dark	80.000	90	54Alp Peg	2.4870	11000.	160	11729	No
228	GOM_NL__2PRFIN20040528_123931_000000482027_00152_11729_2905.N1	28-MAY-2004 12:39:31	Dark	47.500	52	16Bet Cet	2.0370	4500.0	95	11729	No
229	GOM_NL__2PRFIN20040528_124615_000000482027_00152_11729_2906.N1	28-MAY-2004 12:46:15	Dark	47.500	84	Alp Phe	2.3970	4500.0	95	11729	No
230	GOM_NL__2PRFIN20040528_124842_000000512027_00152_11729_2907.N1	28-MAY-2004 12:48:42	Dark	50.500	9	Alp Eri	0.45300	24000.	101	11729	No
231	GOM_NL__2PRFIN20040528_125431_000000392027_00153_11730_2878.N1	28-MAY-2004 12:54:31	Dark	38.500	135	Bet Hyi	2.8200	5800.0	77	11730	No
232	GOM_NL__2PRFIN20040528_125817_000000442027_00153_11730_2879.N1	28-MAY-2004 12:58:17	Straylight	44.000	45	Alp Pav	1.9400	26000.	88	11730	No
233	GOM_NL__2PRFIN20040528_130218_000000432027_00153_11730_2880.N1	28-MAY-2004 13:02:18	Straylight	42.500	43	Alp TrA	1.9100	4250.0	85	11730	No
234	GOM_NL__2PRFIN20040528_130423_000000402027_00153_11730_2881.N1	28-MAY-2004 13:04:23	Straylight	39.500	134	Bet TrA	2.8100	6600.0	79	11730	No
235	GOM_NL__2PRFIN20040528_130547_000000462027_00153_11730_2882.N1	28-MAY-2004 13:05:47	Straylight	45.500	4	Alp1Cen	-0.010000	5800.0	91	11730	No
236	GOM_NL__2PRFIN20040528_130737_000000512027_00153_11730_2883.N1	28-MAY-2004 13:07:37	Straylight	50.500	40	The Sco	1.8590	7100.0	101	11730	No
237	GOM_NL__2PRFIN20040528_130925_000000502027_00153_11730_2884.N1	28-MAY-2004 13:09:25	Tw_i_and_stray	50.000	25	35Lam Sco	1.6200	28000.	100	11730	No
238	GOM_NL__2PRFIN20040528_131118_000000492027_00153_11730_2885.N1	28-MAY-2004 13:11:18	Tw_i_and_stray	49.000	75	26Eps Sco	2.2910	4250.0	98	11730	No
239	GOM_NL__2PRFIN20040528_131322_000000442027_00153_11730_2886.N1	28-MAY-2004 13:13:22	Tw_i_and_stray	43.500	136	23Tau Sco	2.8220	30000.	87	11730	No
240	GOM_NL__2PRFIN20040528_131531_000000412027_00153_11730_2887.N1	28-MAY-2004 13:15:31	Bright	41.000	80	7Del Sco	2.3160	30000.	82	11730	No
241	GOM_NL__2PRFIN20040528_131707_000000522027_00153_11730_2888.N1	28-MAY-2004 13:17:07	Bright	51.500	86	35Eta Oph	2.4300	10200.	103	11730	No
242	GOM_NL__2PRFIN20040528_131902_000000462027_00153_11730_2889.N1	28-MAY-2004 13:19:02	Bright	45.500	98	13Zet Oph	2.5710	30000.	91	11730	No
243	GOM_NL__2PRFIN20040528_132116_000000432027_00153_11730_2890.N1	28-MAY-2004 13:21:16	Bright	42.500	120	1Del Oph	2.7340	3200.0	85	11730	No
244	GOM_NL__2PRFIN20040528_132418_000000402027_00153_11730_2891.N1	28-MAY-2004 13:24:18	Bright	39.500	102	24Alp Ser	2.6000	4250.0	79	11730	No
245	GOM_NL__2PRFIN20040528_132809_000000372027_00153_11730_2892.N1	28-MAY-2004 13:28:09	Bright	37.000	3	16Alp Boo	-0.050000	4250.0	74	11730	No
246	GOM_NL__2PRFIN20040528_133011_000000372027_00153_11730_2893.N1	28-MAY-2004 13:30:11	Bright	36.500	83		2.3780	11000.	73	11730	No
247	GOM_NL__2PRFIN20040528_133321_000000372027_00153_11730_2894.N1	28-MAY-2004 13:33:21	Bright	37.000	180	27Gam Boo	3.0400	8000.0	74	11730	No
248	GOM_NL__2PRFIN20040528_133640_000000362027_00153_11730_2895.N1	28-MAY-2004 13:36:40	Bright	35.500	39	85Eta UMa	1.8540	24000.	71	11730	No
249	GOM_NL__2PRFIN20040528_133827_000000382027_00153_11730_2896.N1	28-MAY-2004 13:38:27	Bright	37.500	55	79Zet UMa	2.0600	10200.	75	11730	No
250	GOM_NL__2PRFIN20040528_134100_000000422027_00153_11730_2897.N1	28-MAY-2004 13:41:00	Bright	42.000	119	14Eta Dra	2.7270	4700.0	84	11730	No
251	GOM_NL__2PRFIN20040528_134329_000000382027_00153_11730_2898.N1	28-MAY-2004 13:43:29	Bright	38.000	60	7Bet UMi	2.0810	3950.0	76	11730	No
252	GOM_NL__2PRFIN20040528_134808_000000352027_00153_11730_2899.N1	28-MAY-2004 13:48:08	Bright	34.500	49	1Alp UMi	1.9900	6300.0	69	11730	No
253	GOM_NL__2PRFIN20040528_135137_000000482027_00153_11730_2900.N1	28-MAY-2004 13:51:37	Bright	48.000	89	5Alp Cep	2.4510	8000.0	96	11730	No
254	GOM_NL__2PRFIN20040528_135614_000000412027_00153_11730_2901.N1	28-MAY-2004 13:56:14	Bright	41.000	76	27Gam Cas	2.3000	30000.	82	11730	No
255	GOM_NL__2PRFIN20040528_140350_000000432027_00153_11730_2902.N1	28-MAY-2004 14:03:50	Bright	43.000	53	43Bet And	2.0480	3300.0	86	11730	No
256	GOM_NL__2PRFIN20040528_140628_000000542027_00153_11730_2903.N1	28-MAY-2004 14:06:28	Tw_i_and_stray	53.500	58	21Alp And	2.0730	11000.	107	11730	No
257	GOM_NL__2PRFIN20040528_141113_000000502027_00153_11730_2904.N1	28-MAY-2004 14:11:13	Dark	49.500	140	88Gam Peg	2.8340	26000.	99	11730	No
258	GOM_NL__2PRFIN20040528_141401_000000752027_00153_11730_2905.N1	28-MAY-2004 14:14:01	Dark	75.000	90	54Alp Peg	2.4870	11000.	150	11730	No
259	GOM_NL__2PRFIN20040528_142008_000000472027_00153_11730_2906.N1	28-MAY-2004 14:20:08	Dark	47.000	52	16Bet Cet	2.0370	4500.0	94	11730	No
260	GOM_NL__2PRFIN20040528_142652_000000442027_00153_11730_2907.N1	28-MAY-2004 14:26:52	Dark	43.500	84	Alp Phe	2.3970	4500.0	87	11730	No
261	GOM_NL__2PRFIN20040528_142918_000000512027_00153_11730_2908.N1	28-MAY-2004 14:29:18	Dark	51.000	9	Alp Eri	0.45300	24000.	102	11730	No
262	GOM_NL__2PRFIN20040528_143157_000000512027_00154_11731_2878.N1	28-MAY-2004 14:31:57	Dark	51.000	63	Bet Gru	2.1500	2800.0	102	11731	No
263	GOM_NL__2PRFIN20040528_143507_000000392027_00154_11731_2879.N1	28-MAY-2004 14:35:07	Dark	38.500	135	Bet Hyi	2.8200	5800.0	77	11731	No
264	GOM_NL__2PRFIN20040528_143854_000000442027_00154_11731_2880.N1	28-MAY-2004 14:38:54	Straylight	44.000	45	Alp Pav	1.9400	26000.	88	11731	No
265	GOM_NL__2PRFIN20040528_144253_000000452027_00154_11731_2881.N1	28-MAY-2004 14:42:53	Straylight	44.500	43	Alp TrA	1.9100	4250.0	89	11731	No
266	GOM_NL__2PRFIN20040528_144459_000000402027_00154_11731_2882.N1	28-MAY-2004 14:44:59	Straylight	39.500	134	Bet TrA	2.8100	6600.0	79	11731	No
267	GOM_NL__2PRFIN20040528_144623_000000502027_00154_11731_2883.N1	28-MAY-2004 14:46:23	Straylight	49.500	4	Alp1Cen	-0.010000	5800.0	99	11731	No
268	GOM_NL__2PRFIN20040528_144813_000000462027_00154_11731_2884.N1	28-MAY-2004 14:48:13	Straylight	45.500	40	The Sco	1.8590	7100.0	91	11731	No
269	GOM_NL__2PRFIN20040528_145002_000000512027_00154_11731_2885.N1	28-MAY-2004 14:50:02	Tw_i_and_stray	51.000	25	35Lam Sco	1.6200	28000.	102	11731	No
270	GOM_NL__2PRFIN20040528_145154_000000482027_00154_11731_2886.N1	28-MAY-2004 14:51:54	Tw_i_and_stray	48.000	75	26Eps Sco	2.2910	4250.0	96	11731	No
271	GOM_NL__2PRFIN20040528_145358_000000472027_00154_11731_2887.N1	28-MAY-2004 14:53:58	Tw_i_and_stray	47.000	136	23Tau Sco	2.8220	30000.	94	11731	No
272	GOM_NL__2PRFIN20040528_145607_000000412027_00154_11731_2888.N1	28-MAY-2004 14:56:07	Bright	41.000	80	7Del Sco	2.3160	30000.	82	11731	No
273	GOM_NL__2PRFIN20040528_145743_000000512027_00154_11731_2889.N1	28-MAY-2004 14:57:43	Bright	51.000	86	35Eta Oph	2.4300	10200.	102	11731	No
274	GOM_NL__2PRFIN20040528_145938_000000452027_00154_11731_2890.N1	28-MAY-2004 14:59:38	Bright	44.500	98	13Zet Oph	2.5710	30000.	89	11731	No
275	GOM_NL__2PRFIN20040528_150152_000000422027_00154_11731_2891.N1	28-MAY-2004 15:01:52	Bright	42.000	120	1Del Oph	2.7340	3200.0	84	11731	No
276	GOM_NL__2PRFIN20040528_150454_000000402027_00154_11731_2892.N1	28-MAY-2004 15:04:54	Bright	39.500	102	24Alp Ser	2.6000	4250.0	79	11731	No
277	GOM_NL__2PRFIN20040528_150845_000000382027_00154_11731_2893.N1	28-MAY-2004 15:08:45	Bright	37.500	3	16Alp Boo	-0.050000	4250.0	75	11731	No
278	GOM_NL__2PRFIN20040528_151047_000000362027_00154_11731_2894.N1	28-MAY-2004 15:10:47	Bright	36.000	83		2.3780	11000.	72	11731	No

279	GOM_NL__2PRFIN20040528_151357_000000362027_00154_11731_2895.N1	28-MAY-2004 15:13:57	Bright	36.000	180	27Gam Boo	3.0400	8000.0	72	11731	No
280	GOM_NL__2PRFIN20040528_151716_000000362027_00154_11731_2896.N1	28-MAY-2004 15:17:16	Bright	35.500	39	85Eta UMa	1.8540	24000.	71	11731	No
281	GOM_NL__2PRFIN20040528_151903_000000392027_00154_11731_2897.N1	28-MAY-2004 15:19:03	Bright	39.000	55	79Zet UMa	2.0600	10200.	78	11731	No
282	GOM_NL__2PRFIN20040528_152136_000000412027_00154_11731_2898.N1	28-MAY-2004 15:21:36	Bright	40.500	119	14Eta Dra	2.7270	4700.0	81	11731	No
283	GOM_NL__2PRFIN20040528_152405_000000362027_00154_11731_2899.N1	28-MAY-2004 15:24:05	Bright	36.000	60	7Bet UMi	2.0810	3950.0	72	11731	No
284	GOM_NL__2PRFIN20040528_152844_000000352027_00154_11731_2900.N1	28-MAY-2004 15:28:44	Bright	34.500	49	1Alp UMi	1.9900	6300.0	69	11731	No
285	GOM_NL__2PRFIN20040528_153212_000000492027_00154_11731_2901.N1	28-MAY-2004 15:32:12	Bright	48.500	89	5Alp Cep	2.4510	8000.0	97	11731	No
286	GOM_NL__2PRFIN20040528_153650_000000382027_00154_11731_2902.N1	28-MAY-2004 15:36:50	Bright	37.500	76	27Gam Cas	2.3000	30000.	75	11731	No
287	GOM_NL__2PRFIN20040528_154426_000000452027_00154_11731_2903.N1	28-MAY-2004 15:44:26	Bright	44.500	53	43Bet And	2.0480	3300.0	89	11731	No
288	GOM_NL__2PRFIN20040528_154705_000000552027_00154_11731_2904.N1	28-MAY-2004 15:47:05	Twi_and_stray	54.500	58	21Alp And	2.0730	11000.	109	11731	No
289	GOM_NL__2PRFIN20040528_155149_000000502027_00154_11731_2905.N1	28-MAY-2004 15:51:49	Dark	49.500	140	88Gam Peg	2.8340	26000.	99	11731	No
290	GOM_NL__2PRFIN20040528_155438_000000742027_00154_11731_2906.N1	28-MAY-2004 15:54:38	Dark	74.000	90	54Alp Peg	2.4870	11000.	148	11731	No
291	GOM_NL__2PRFIN20040528_160044_000000492027_00154_11731_2907.N1	28-MAY-2004 16:00:44	Dark	48.500	52	16Bet Cet	2.0370	4500.0	97	11731	No
292	GOM_NL__2PRFIN20040528_160729_000000442027_00154_11731_2908.N1	28-MAY-2004 16:07:29	Dark	44.000	84	Alp Phe	2.3970	4500.0	88	11731	No
293	GOM_NL__2PRFIN20040528_160954_000000452027_00154_11731_2909.N1	28-MAY-2004 16:09:54	Dark	45.000	9	Alp Eri	0.45300	24000.	90	11731	No
294	GOM_NL__2PRFIN20040528_161234_000000612027_00155_11732_2878.N1	28-MAY-2004 16:12:34	Dark	61.000	63	Bet Gru	2.1500	2800.0	122	11732	No
295	GOM_NL__2PRFIN20040528_161543_000000392027_00155_11732_2879.N1	28-MAY-2004 16:15:43	Dark	39.000	135	Bet Hyi	2.8200	5800.0	78	11732	No
296	GOM_NL__2PRFIN20040528_161931_000000452027_00155_11732_2880.N1	28-MAY-2004 16:19:31	Straylight	44.500	45	Alp Pav	1.9400	26000.	89	11732	No
297	GOM_NL__2PRFIN20040528_162330_000000422027_00155_11732_2881.N1	28-MAY-2004 16:23:30	Straylight	42.000	43	Alp TrA	1.9100	4250.0	84	11732	No
298	GOM_NL__2PRFIN20040528_162536_000000402027_00155_11732_2882.N1	28-MAY-2004 16:25:36	Straylight	39.500	134	Bet TrA	2.8100	6600.0	79	11732	No
299	GOM_NL__2PRFIN20040528_162659_000000522027_00155_11732_2883.N1	28-MAY-2004 16:26:59	Straylight	51.500	4	Alp1Cen	-0.010000	5800.0	103	11732	No
300	GOM_NL__2PRFIN20040528_162850_000000512027_00155_11732_2884.N1	28-MAY-2004 16:28:50	Straylight	51.000	40	The Sco	1.8590	7100.0	102	11732	No
301	GOM_NL__2PRFIN20040528_163038_000000512027_00155_11732_2885.N1	28-MAY-2004 16:30:38	Twi_and_stray	51.000	25	35Lam Sco	1.6200	28000.	102	11732	No
302	GOM_NL__2PRFIN20040528_163230_000000492027_00155_11732_2886.N1	28-MAY-2004 16:32:30	Twi_and_stray	48.500	75	26Eps Sco	2.2910	4250.0	97	11732	No
303	GOM_NL__2PRFIN20040528_163435_000000462027_00155_11732_2887.N1	28-MAY-2004 16:34:35	Twi_and_stray	45.500	136	23Tau Sco	2.8220	30000.	91	11732	No
304	GOM_NL__2PRFIN20040528_163643_000000412027_00155_11732_2888.N1	28-MAY-2004 16:36:43	Bright	40.500	80	7Del Sco	2.3160	30000.	81	11732	No
305	GOM_NL__2PRFIN20040528_163819_000000502027_00155_11732_2889.N1	28-MAY-2004 16:38:19	Bright	50.000	86	35Eta Oph	2.4300	10200.	100	11732	No
306	GOM_NL__2PRFIN20040528_164014_000000452027_00155_11732_2890.N1	28-MAY-2004 16:40:14	Bright	45.000	98	13Zet Oph	2.5710	30000.	90	11732	No
307	GOM_NL__2PRFIN20040528_164228_000000422027_00155_11732_2891.N1	28-MAY-2004 16:42:28	Bright	42.000	120	1Del Oph	2.7340	3200.0	84	11732	No
308	GOM_NL__2PRFIN20040528_164530_000000402027_00155_11732_2892.N1	28-MAY-2004 16:45:30	Bright	39.500	102	24Alp Ser	2.6000	4250.0	79	11732	No
309	GOM_NL__2PRFIN20040528_164921_000000372027_00155_11732_2893.N1	28-MAY-2004 16:49:21	Bright	37.000	3	16Alp Boo	-0.050000	4250.0	74	11732	No
310	GOM_NL__2PRFIN20040528_165122_000000372027_00155_11732_2894.N1	28-MAY-2004 16:51:22	Bright	36.500	83		2.3780	11000.	73	11732	No
311	GOM_NL__2PRFIN20040528_165433_000000392027_00155_11732_2895.N1	28-MAY-2004 16:54:33	Bright	39.000	180	27Gam Boo	3.0400	8000.0	78	11732	No
312	GOM_NL__2PRFIN20040528_165753_000000392027_00155_11732_2896.N1	28-MAY-2004 16:57:53	Bright	38.500	39	85Eta UMa	1.8540	24000.	77	11732	No
313	GOM_NL__2PRFIN20040528_165939_000000382027_00155_11732_2897.N1	28-MAY-2004 16:59:39	Bright	38.000	55	79Zet UMa	2.0600	10200.	76	11732	No
314	GOM_NL__2PRFIN20040528_170211_000000412027_00155_11732_2898.N1	28-MAY-2004 17:02:11	Bright	40.500	119	14Eta Dra	2.7270	4700.0	81	11732	No
315	GOM_NL__2PRFIN20040528_170441_000000402027_00155_11732_2899.N1	28-MAY-2004 17:04:41	Bright	39.500	60	7Bet UMi	2.0810	3950.0	79	11732	No
316	GOM_NL__2PRFIN20040528_170920_000000392027_00155_11732_2900.N1	28-MAY-2004 17:09:20	Bright	38.500	49	1Alp UMi	1.9900	6300.0	77	11732	No
317	GOM_NL__2PRFIN20040528_171247_000000482027_00155_11732_2901.N1	28-MAY-2004 17:12:47	Bright	48.000	89	5Alp Cep	2.4510	8000.0	96	11732	No
318	GOM_NL__2PRFIN20040528_171726_000000542027_00155_11732_2902.N1	28-MAY-2004 17:17:26	Bright	54.000	76	27Gam Cas	2.3000	30000.	108	11732	No
319	GOM_NL__2PRFIN20040528_172503_000000462027_00155_11732_2903.N1	28-MAY-2004 17:25:03	Bright	46.000	53	43Bet And	2.0480	3300.0	92	11732	No
320	GOM_NL__2PRFIN20040528_172741_000000532027_00155_11732_2904.N1	28-MAY-2004 17:27:41	Twi_and_stray	52.500	58	21Alp And	2.0730	11000.	105	11732	No
321	GOM_NL__2PRFIN20040528_173225_000000512027_00155_11732_2905.N1	28-MAY-2004 17:32:25	Dark	51.000	140	88Gam Peg	2.8340	26000.	102	11732	No
322	GOM_NL__2PRFIN20040528_173515_000000812027_00155_11732_2906.N1	28-MAY-2004 17:35:15	Dark	80.500	90	54Alp Peg	2.4870	11000.	161	11732	No
323	GOM_NL__2PRFIN20040528_174121_000000472027_00155_11732_2907.N1	28-MAY-2004 17:41:21	Dark	47.000	52	16Bet Cet	2.0370	4500.0	94	11732	No
324	GOM_NL__2PRFIN20040528_174805_000000482027_00155_11732_2908.N1	28-MAY-2004 17:48:05	Dark	47.500	84	Alp Phe	2.3970	4500.0	95	11732	No
325	GOM_NL__2PRFIN20040528_175030_000000452027_00155_11732_2909.N1	28-MAY-2004 17:50:30	Dark	44.500	9	Alp Eri	0.45300	24000.	89	11732	No
326	GOM_NL__2PRFIN20040528_175311_000000512027_00156_11733_2878.N1	28-MAY-2004 17:53:11	Dark	51.000	63	Bet Gru	2.1500	2800.0	102	11733	No
327	GOM_NL__2PRFIN20040528_175619_000000392027_00156_11733_2879.N1	28-MAY-2004 17:56:19	Dark	38.500	135	Bet Hyi	2.8200	5800.0	77	11733	No
328	GOM_NL__2PRFIN20040528_180008_000000452027_00156_11733_2880.N1	28-MAY-2004 18:00:08	Straylight	44.500	45	Alp Pav	1.9400	26000.	89	11733	No
329	GOM_NL__2PRFIN20040528_180406_000000432027_00156_11733_2881.N1	28-MAY-2004 18:04:06	Straylight	43.000	43	Alp TrA	1.9100	4250.0	86	11733	No
330	GOM_NL__2PRFIN20040528_180612_000000392027_00156_11733_2882.N1	28-MAY-2004 18:06:12	Straylight	38.500	134	Bet TrA	2.8100	6600.0	77	11733	No
331	GOM_NL__2PRFIN20040528_180735_000000492027_00156_11733_2883.N1	28-MAY-2004 18:07:35	Straylight	49.000	4	Alp1Cen	-0.010000	5800.0	98	11733	No
332	GOM_NL__2PRFIN20040528_180926_000000492027_00156_11733_2884.N1	28-MAY-2004 18:09:26	Straylight	49.000	40	The Sco	1.8590	7100.0	98	11733	No
333	GOM_NL__2PRFIN20040528_181115_000000532027_00156_11733_2885.N1	28-MAY-2004 18:11:15	Twi_and_stray	52.500	25	35Lam Sco	1.6200	28000.	105	11733	No
334	GOM_NL__2PRFIN20040528_181307_000000482027_00156_11733_2886.N1	28-MAY-2004 18:13:07	Twi_and_stray	47.500	75	26Eps Sco	2.2910	4250.0	95	11733	No
335	GOM_NL__2PRFIN20040528_181511_000000452027_00156_11733_2887.N1	28-MAY-2004 18:15:11	Twi_and_stray	45.000	136	23Tau Sco	2.8220	30000.	90	11733	No
336	GOM_NL__2PRFIN20040528_181719_000000432027_00156_11733_2888.N1	28-MAY-2004 18:17:19	Bright	42.500	80	7Del Sco	2.3160	30000.	85	11733	No
337	GOM_NL__2PRFIN20040528_181855_000000512027_00156_11733_2889.N1	28-MAY-2004 18:18:55	Bright	50.500	86	35Eta Oph	2.4300	10200.	101	11733	No

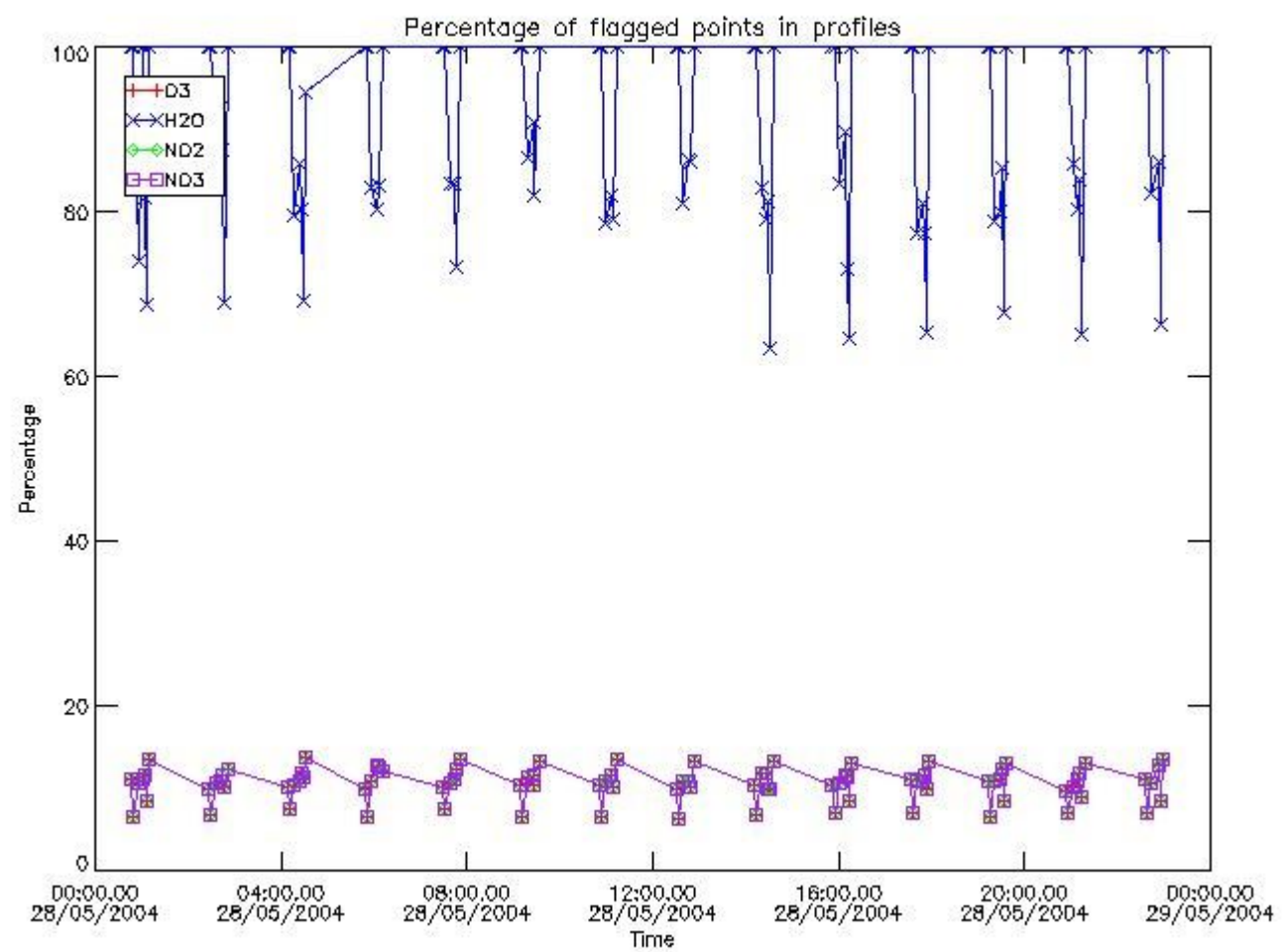
338	GOM_NL__2PRFIN20040528_182050_000000442027_00156_11733_2890.N1	28-MAY-2004 18:20:50	Bright	44.000	98	13Zet Oph	2.5710	30000.	88	11733	No
339	GOM_NL__2PRFIN20040528_182304_000000422027_00156_11733_2891.N1	28-MAY-2004 18:23:04	Bright	42.000	120	1Del Oph	2.7340	3200.0	84	11733	No
340	GOM_NL__2PRFIN20040528_182606_000000402027_00156_11733_2892.N1	28-MAY-2004 18:26:06	Bright	39.500	102	24Alp Ser	2.6000	4250.0	79	11733	No
341	GOM_NL__2PRFIN20040528_182957_000000372027_00156_11733_2893.N1	28-MAY-2004 18:29:57	Bright	37.000	3	16Alp Boo	-0.050000	4250.0	74	11733	No
342	GOM_NL__2PRFIN20040528_183158_000000382027_00156_11733_2894.N1	28-MAY-2004 18:31:58	Bright	38.000	83		2.3780	11000.	76	11733	No
343	GOM_NL__2PRFIN20040528_183509_000000372027_00156_11733_2895.N1	28-MAY-2004 18:35:09	Bright	37.000	180	27Gam Boo	3.0400	8000.0	74	11733	No
344	GOM_NL__2PRFIN20040528_183829_000000382027_00156_11733_2896.N1	28-MAY-2004 18:38:29	Bright	37.500	39	85Eta UMa	1.8540	24000.	75	11733	No
345	GOM_NL__2PRFIN20040528_184015_000000392027_00156_11733_2897.N1	28-MAY-2004 18:40:15	Bright	38.500	55	79Zet UMa	2.0600	10200.	77	11733	No
346	GOM_NL__2PRFIN20040528_184247_000000412027_00156_11733_2898.N1	28-MAY-2004 18:42:47	Bright	40.500	119	14Eta Dra	2.7270	4700.0	81	11733	No
347	GOM_NL__2PRFIN20040528_184517_000000402027_00156_11733_2899.N1	28-MAY-2004 18:45:17	Bright	40.000	60	7Bet UMi	2.0810	3950.0	80	11733	No
348	GOM_NL__2PRFIN20040528_184956_000000382027_00156_11733_2900.N1	28-MAY-2004 18:49:56	Bright	37.500	49	1Alp UMi	1.9900	6300.0	75	11733	No
349	GOM_NL__2PRFIN20040528_185322_000000482027_00156_11733_2901.N1	28-MAY-2004 18:53:22	Bright	47.500	89	5Alp Cep	2.4510	8000.0	95	11733	No
350	GOM_NL__2PRFIN20040528_185802_000000372027_00156_11733_2902.N1	28-MAY-2004 18:58:02	Bright	37.000	76	27Gam Cas	2.3000	30000.	74	11733	No
351	GOM_NL__2PRFIN20040528_190539_000000432027_00156_11733_2903.N1	28-MAY-2004 19:05:39	Bright	43.000	53	43Bet And	2.0480	3300.0	86	11733	No
352	GOM_NL__2PRFIN20040528_190817_000000522027_00156_11733_2904.N1	28-MAY-2004 19:08:17	Twilight	52.000	58	21Alp And	2.0730	11000.	104	11733	No
353	GOM_NL__2PRFIN20040528_191302_000000522027_00156_11733_2905.N1	28-MAY-2004 19:13:02	Dark	52.000	140	88Gam Peg	2.8340	26000.	104	11733	No
354	GOM_NL__2PRFIN20040528_191552_000000802027_00156_11733_2906.N1	28-MAY-2004 19:15:52	Dark	79.500	90	54Alp Peg	2.4870	11000.	159	11733	No
355	GOM_NL__2PRFIN20040528_192158_000000482027_00156_11733_2907.N1	28-MAY-2004 19:21:58	Dark	47.500	52	16Bet Cet	2.0370	4500.0	95	11733	No
356	GOM_NL__2PRFIN20040528_192842_000000462027_00156_11733_2908.N1	28-MAY-2004 19:28:42	Dark	45.500	84	Alp Phe	2.3970	4500.0	91	11733	No
357	GOM_NL__2PRFIN20040528_193106_000000422027_00156_11733_2909.N1	28-MAY-2004 19:31:06	Dark	41.500	9	Alp Eri	0.45300	24000.	83	11733	No
358	GOM_NL__2PRFIN20040528_193348_000000612027_00157_11734_2878.N1	28-MAY-2004 19:33:48	Dark	61.000	63	Bet Gru	2.1500	2800.0	122	11734	No
359	GOM_NL__2PRFIN20040528_193655_000000392027_00157_11734_2879.N1	28-MAY-2004 19:36:55	Dark	39.000	135	Bet Hyi	2.8200	5800.0	78	11734	No
360	GOM_NL__2PRFIN20040528_194044_000000452027_00157_11734_2880.N1	28-MAY-2004 19:40:44	Straylight	44.500	45	Alp Pav	1.9400	26000.	89	11734	No
361	GOM_NL__2PRFIN20040528_194440_000000522027_00157_11734_2881.N1	28-MAY-2004 19:44:40	Straylight	52.000	43	Alp TrA	1.9100	4250.0	104	11734	No
362	GOM_NL__2PRFIN20040528_194647_000000392027_00157_11734_2882.N1	28-MAY-2004 19:46:47	Straylight	38.500	134	Bet TrA	2.8100	6600.0	77	11734	No
363	GOM_NL__2PRFIN20040528_194811_000000492027_00157_11734_2883.N1	28-MAY-2004 19:48:11	Straylight	48.500	4	Alp1Cen	-0.010000	5800.0	97	11734	No
364	GOM_NL__2PRFIN20040528_195002_000000502027_00157_11734_2884.N1	28-MAY-2004 19:50:02	Straylight	50.000	40	The Sco	1.8590	7100.0	100	11734	No
365	GOM_NL__2PRFIN20040528_195151_000000532027_00157_11734_2885.N1	28-MAY-2004 19:51:51	Twilight	52.500	25	35Lam Sco	1.6200	28000.	105	11734	No
366	GOM_NL__2PRFIN20040528_195343_000000502027_00157_11734_2886.N1	28-MAY-2004 19:53:43	Twilight	49.500	75	26Eps Sco	2.2910	4250.0	99	11734	No
367	GOM_NL__2PRFIN20040528_195545_000000462027_00157_11734_2887.N1	28-MAY-2004 19:55:45	Twilight	45.500	136	23Tau Sco	2.8220	30000.	91	11734	No
368	GOM_NL__2PRFIN20040528_195755_000000442027_00157_11734_2888.N1	28-MAY-2004 19:57:55	Bright	43.500	80	7Del Sco	2.3160	30000.	87	11734	No
369	GOM_NL__2PRFIN20040528_195929_000000532027_00157_11734_2889.N1	28-MAY-2004 19:59:29	Bright	52.500	86	35Eta Oph	2.4300	10200.	105	11734	No
370	GOM_NL__2PRFIN20040528_200126_000000452027_00157_11734_2890.N1	28-MAY-2004 20:01:26	Bright	45.000	98	13Zet Oph	2.5710	30000.	90	11734	No
371	GOM_NL__2PRFIN20040528_200340_000000432027_00157_11734_2891.N1	28-MAY-2004 20:03:40	Bright	42.500	120	1Del Oph	2.7340	3200.0	85	11734	No
372	GOM_NL__2PRFIN20040528_200641_000000402027_00157_11734_2892.N1	28-MAY-2004 20:06:41	Bright	39.500	102	24Alp Ser	2.6000	4250.0	79	11734	No
373	GOM_NL__2PRFIN20040528_201033_000000412027_00157_11734_2893.N1	28-MAY-2004 20:10:33	Bright	40.500	3	16Alp Boo	-0.050000	4250.0	81	11734	No
374	GOM_NL__2PRFIN20040528_201234_000000392027_00157_11734_2894.N1	28-MAY-2004 20:12:34	Bright	38.500	83		2.3780	11000.	77	11734	No
375	GOM_NL__2PRFIN20040528_201545_000000382027_00157_11734_2895.N1	28-MAY-2004 20:15:45	Bright	37.500	180	27Gam Boo	3.0400	8000.0	75	11734	No
376	GOM_NL__2PRFIN20040528_201904_000000402027_00157_11734_2896.N1	28-MAY-2004 20:19:04	Bright	39.500	39	85Eta UMa	1.8540	24000.	79	11734	No
377	GOM_NL__2PRFIN20040528_202051_000000392027_00157_11734_2897.N1	28-MAY-2004 20:20:51	Bright	39.000	55	79Zet UMa	2.0600	10200.	78	11734	No
378	GOM_NL__2PRFIN20040528_202322_000000422027_00157_11734_2898.N1	28-MAY-2004 20:23:22	Bright	41.500	119	14Eta Dra	2.7270	4700.0	83	11734	No
379	GOM_NL__2PRFIN20040528_202553_000000392027_00157_11734_2899.N1	28-MAY-2004 20:25:53	Bright	38.500	60	7Bet UMi	2.0810	3950.0	77	11734	No
380	GOM_NL__2PRFIN20040528_203031_000000392027_00157_11734_2900.N1	28-MAY-2004 20:30:31	Bright	38.500	49	1Alp UMi	1.9900	6300.0	77	11734	No
381	GOM_NL__2PRFIN20040528_203358_000000482027_00157_11734_2901.N1	28-MAY-2004 20:33:58	Bright	48.000	89	5Alp Cep	2.4510	8000.0	96	11734	No
382	GOM_NL__2PRFIN20040528_203837_000000382027_00157_11734_2902.N1	28-MAY-2004 20:38:37	Bright	38.000	76	27Gam Cas	2.3000	30000.	76	11734	No
383	GOM_NL__2PRFIN20040528_204615_000000562027_00157_11734_2903.N1	28-MAY-2004 20:46:15	Bright	56.000	53	43Bet And	2.0480	3300.0	112	11734	No
384	GOM_NL__2PRFIN20040528_204854_000000552027_00157_11734_2904.N1	28-MAY-2004 20:48:54	Twilight	55.000	58	21Alp And	2.0730	11000.	110	11734	No
385	GOM_NL__2PRFIN20040528_205339_000000532027_00157_11734_2905.N1	28-MAY-2004 20:53:39	Dark	52.500	140	88Gam Peg	2.8340	26000.	105	11734	No
386	GOM_NL__2PRFIN20040528_205629_000000812027_00157_11734_2906.N1	28-MAY-2004 20:56:29	Dark	80.500	90	54Alp Peg	2.4870	11000.	161	11734	No
387	GOM_NL__2PRFIN20040528_210233_000000502027_00157_11734_2907.N1	28-MAY-2004 21:02:33	Dark	50.000	52	16Bet Cet	2.0370	4500.0	100	11734	No
388	GOM_NL__2PRFIN20040528_210917_000000462027_00157_11734_2908.N1	28-MAY-2004 21:09:17	Dark	46.000	84	Alp Phe	2.3970	4500.0	92	11734	No
389	GOM_NL__2PRFIN20040528_211142_000000442027_00157_11734_2909.N1	28-MAY-2004 21:11:42	Dark	43.500	9	Alp Eri	0.45300	24000.	87	11734	No
390	GOM_NL__2PRFIN20040528_211424_000000582027_00158_11735_2878.N1	28-MAY-2004 21:14:24	Dark	57.500	63	Bet Gru	2.1500	2800.0	115	11735	No
391	GOM_NL__2PRFIN20040528_211731_000000402027_00158_11735_2879.N1	28-MAY-2004 21:17:31	Dark	39.500	135	Bet Hyi	2.8200	5800.0	79	11735	No
392	GOM_NL__2PRFIN20040528_212121_000000462027_00158_11735_2880.N1	28-MAY-2004 21:21:21	Straylight	45.500	45	Alp Pav	1.9400	26000.	91	11735	No
393	GOM_NL__2PRFIN20040528_212516_000000502027_00158_11735_2881.N1	28-MAY-2004 21:25:16	Straylight	49.500	43	Alp TrA	1.9100	4250.0	99	11735	No
394	GOM_NL__2PRFIN20040528_212723_000000392027_00158_11735_2882.N1	28-MAY-2004 21:27:23	Straylight	39.000	134	Bet TrA	2.8100	6600.0	78	11735	No
395	GOM_NL__2PRFIN20040528_212846_000000522027_00158_11735_2883.N1	28-MAY-2004 21:28:46	Straylight	52.000	4	Alp1Cen	-0.010000	5800.0	104	11735	No
396	GOM_NL__2PRFIN20040528_213039_000000492027_00158_11735_2884.N1	28-MAY-2004 21:30:39	Straylight	49.000	40	The Sco	1.8590	7100.0	98	11735	No

397	GOM_NL__2PRFIN20040528_213227_000000532027_00158_11735_2885.N1	28-MAY-2004 21:32:27	Twilight	53.000	25	35Lam Sco	1.6200	28000.	106	11735	No
398	GOM_NL__2PRFIN20040528_213419_000000502027_00158_11735_2886.N1	28-MAY-2004 21:34:19	Twilight	50.000	75	26Eps Sco	2.2910	4250.0	100	11735	No
399	GOM_NL__2PRFIN20040528_213623_000000472027_00158_11735_2887.N1	28-MAY-2004 21:36:23	Twilight	46.500	136	23Tau Sco	2.8220	30000.	93	11735	No
400	GOM_NL__2PRFIN20040528_213832_000000422027_00158_11735_2888.N1	28-MAY-2004 21:38:32	Bright	41.500	80	7Del Sco	2.3160	30000.	83	11735	No
401	GOM_NL__2PRFIN20040528_214007_000000512027_00158_11735_2889.N1	28-MAY-2004 21:40:07	Bright	51.000	86	35Eta Oph	2.4300	10200.	102	11735	No
402	GOM_NL__2PRFIN20040528_214202_000000452027_00158_11735_2890.N1	28-MAY-2004 21:42:02	Bright	44.500	98	13Zet Oph	2.5710	30000.	89	11735	No
403	GOM_NL__2PRFIN20040528_214415_000000432027_00158_11735_2891.N1	28-MAY-2004 21:44:15	Bright	42.500	120	1Del Oph	2.7340	3200.0	85	11735	No
404	GOM_NL__2PRFIN20040528_214717_000000402027_00158_11735_2892.N1	28-MAY-2004 21:47:17	Bright	39.500	102	24Alp Ser	2.6000	4250.0	79	11735	No
405	GOM_NL__2PRFIN20040528_215109_000000392027_00158_11735_2893.N1	28-MAY-2004 21:51:09	Bright	38.500	3	16Alp Boo	-0.050000	4250.0	77	11735	No
406	GOM_NL__2PRFIN20040528_215309_000000412027_00158_11735_2894.N1	28-MAY-2004 21:53:09	Bright	41.000	83		2.3780	11000.	82	11735	No
407	GOM_NL__2PRFIN20040528_215621_000000522027_00158_11735_2895.N1	28-MAY-2004 21:56:21	Bright	52.000	180	27Gam Boo	3.0400	8000.0	104	11735	No
408	GOM_NL__2PRFIN20040528_215741_000000382027_00158_11735_2896.N1	28-MAY-2004 21:57:41	Bright	37.500	152	12Alp2CVn	2.8900	11000.	75	11735	No
409	GOM_NL__2PRFIN20040528_215941_000000372027_00158_11735_2897.N1	28-MAY-2004 21:59:41	Bright	36.500	39	85Eta UMa	1.8540	24000.	73	11735	No
410	GOM_NL__2PRFIN20040528_220127_000000362027_00158_11735_2898.N1	28-MAY-2004 22:01:27	Bright	36.000	55	79Zet UMa	2.0600	10200.	72	11735	No
411	GOM_NL__2PRFIN20040528_220358_000000422027_00158_11735_2899.N1	28-MAY-2004 22:03:58	Bright	41.500	119	14Eta Dra	2.7270	4700.0	83	11735	No
412	GOM_NL__2PRFIN20040528_220628_000000412027_00158_11735_2900.N1	28-MAY-2004 22:06:28	Bright	40.500	60	7Bet UMi	2.0810	3950.0	81	11735	No
413	GOM_NL__2PRFIN20040528_221108_000000382027_00158_11735_2901.N1	28-MAY-2004 22:11:08	Bright	38.000	49	1Alp UMi	1.9900	6300.0	76	11735	No
414	GOM_NL__2PRFIN20040528_221432_000000492027_00158_11735_2902.N1	28-MAY-2004 22:14:32	Bright	49.000	89	5Alp Cep	2.4510	8000.0	98	11735	No
415	GOM_NL__2PRFIN20040528_221913_000000392027_00158_11735_2903.N1	28-MAY-2004 22:19:13	Bright	39.000	76	27Gam Cas	2.3000	30000.	78	11735	No
416	GOM_NL__2PRFIN20040528_222651_000000472027_00158_11735_2904.N1	28-MAY-2004 22:26:51	Bright	46.500	53	43Bet And	2.0480	3300.0	93	11735	No
417	GOM_NL__2PRFIN20040528_222929_000000562027_00158_11735_2905.N1	28-MAY-2004 22:29:29	Twilight	55.500	58	21Alp And	2.0730	11000.	111	11735	No
418	GOM_NL__2PRFIN20040528_223415_000000502027_00158_11735_2906.N1	28-MAY-2004 22:34:15	Dark	50.000	140	88Gam Peg	2.8340	26000.	100	11735	No
419	GOM_NL__2PRFIN20040528_223706_000000802027_00158_11735_2907.N1	28-MAY-2004 22:37:06	Dark	80.000	90	54Alp Peg	2.4870	11000.	160	11735	No
420	GOM_NL__2PRFIN20040528_224310_000000482027_00158_11735_2908.N1	28-MAY-2004 22:43:10	Dark	48.000	52	16Bet Cet	2.0370	4500.0	96	11735	No
421	GOM_NL__2PRFIN20040528_225218_000000402027_00158_11735_2909.N1	28-MAY-2004 22:52:18	Dark	40.000	9	Alp Eri	0.45300	24000.	80	11735	No
422	GOM_NL__2PRFIN20040528_225501_000000612027_00159_11736_2898.N1	28-MAY-2004 22:55:01	Dark	61.000	63	Bet Gru	2.1500	2800.0	122	11736	No
423	GOM_NL__2PRFIN20040528_225807_000000382027_00159_11736_2899.N1	28-MAY-2004 22:58:07	Dark	38.000	135	Bet Hyi	2.8200	5800.0	76	11736	No
424	GOM_NL__2PRFIN20040528_230157_000000462027_00159_11736_2900.N1	28-MAY-2004 23:01:57	Straylight	46.000	45	Alp Pav	1.9400	26000.	92	11736	No
425	GOM_NL__2PRFIN20040528_230554_000000502027_00159_11736_2901.N1	28-MAY-2004 23:05:54	Straylight	50.000	43	Alp TrA	1.9100	4250.0	100	11736	No
426	GOM_NL__2PRFIN20040528_230759_000000402027_00159_11736_2902.N1	28-MAY-2004 23:07:59	Straylight	39.500	134	Bet TrA	2.8100	6600.0	79	11736	No
427	GOM_NL__2PRFIN20040528_230923_000000522027_00159_11736_2903.N1	28-MAY-2004 23:09:23	Straylight	52.000	4	Alp1Cen	-0.010000	5800.0	104	11736	No
428	GOM_NL__2PRFIN20040528_231114_000000492027_00159_11736_2904.N1	28-MAY-2004 23:11:14	Straylight	48.500	40	The Sco	1.8590	7100.0	97	11736	No
429	GOM_NL__2PRFIN20040528_231301_000000522027_00159_11736_2905.N1	28-MAY-2004 23:13:01	Twilight	52.000	25	35Lam Sco	1.6200	28000.	104	11736	No
430	GOM_NL__2PRFIN20040528_231454_000000492027_00159_11736_2906.N1	28-MAY-2004 23:14:54	Twilight	48.500	75	26Eps Sco	2.2910	4250.0	97	11736	No
431	GOM_NL__2PRFIN20040528_231659_000000452027_00159_11736_2907.N1	28-MAY-2004 23:16:59	Twilight	45.000	136	23Tau Sco	2.8220	30000.	90	11736	No
432	GOM_NL__2PRFIN20040528_231907_000000432027_00159_11736_2908.N1	28-MAY-2004 23:19:07	Bright	43.000	80	7Del Sco	2.3160	30000.	86	11736	No
433	GOM_NL__2PRFIN20040528_232043_000000502027_00159_11736_2909.N1	28-MAY-2004 23:20:43	Bright	50.000	86	35Eta Oph	2.4300	10200.	100	11736	No
434	GOM_NL__2PRFIN20040528_232238_000000452027_00159_11736_2910.N1	28-MAY-2004 23:22:38	Bright	44.500	98	13Zet Oph	2.5710	30000.	89	11736	No
435	GOM_NL__2PRFIN20040528_232451_000000432027_00159_11736_2911.N1	28-MAY-2004 23:24:51	Bright	43.000	120	1Del Oph	2.7340	3200.0	86	11736	No
436	GOM_NL__2PRFIN20040528_232753_000000402027_00159_11736_2912.N1	28-MAY-2004 23:27:53	Bright	39.500	102	24Alp Ser	2.6000	4250.0	79	11736	No
437	GOM_NL__2PRFIN20040528_233144_000000392027_00159_11736_2913.N1	28-MAY-2004 23:31:44	Bright	38.500	3	16Alp Boo	-0.050000	4250.0	77	11736	No
438	GOM_NL__2PRFIN20040528_233345_000000382027_00159_11736_2914.N1	28-MAY-2004 23:33:45	Bright	38.000	83		2.3780	11000.	76	11736	No
439	GOM_NL__2PRFIN20040528_233654_000000402027_00159_11736_2915.N1	28-MAY-2004 23:36:54	Bright	40.000	180	27Gam Boo	3.0400	8000.0	80	11736	No
440	GOM_NL__2PRFIN20040528_233817_000000542027_00159_11736_2916.N1	28-MAY-2004 23:38:17	Bright	54.000	152	12Alp2CVn	2.8900	11000.	108	11736	No
441	GOM_NL__2PRFIN20040528_234014_000000422027_00159_11736_2917.N1	28-MAY-2004 23:40:14	Bright	41.500	39	85Eta UMa	1.8540	24000.	83	11736	No
442	GOM_NL__2PRFIN20040528_234203_000000382027_00159_11736_2918.N1	28-MAY-2004 23:42:03	Bright	37.500	55	79Zet UMa	2.0600	10200.	75	11736	No
443	GOM_NL__2PRFIN20040528_234434_000000422027_00159_11736_2919.N1	28-MAY-2004 23:44:34	Bright	41.500	119	14Eta Dra	2.7270	4700.0	83	11736	No
444	GOM_NL__2PRFIN20040528_234703_000000412027_00159_11736_2920.N1	28-MAY-2004 23:47:03	Bright	40.500	60	7Bet UMi	2.0810	3950.0	81	11736	No
445	GOM_NL__2PRFIN20040528_235141_000000402027_00159_11736_2921.N1	28-MAY-2004 23:51:41	Bright	40.000	49	1Alp UMi	1.9900	6300.0	80	11736	No
446	GOM_NL__2PRFIN20040528_235509_000000472027_00159_11736_2922.N1	28-MAY-2004 23:55:09	Bright	46.500	89	5Alp Cep	2.4510	8000.0	93	11736	No
447	GOM_NL__2PRFIN20040528_235949_000000432027_00159_11736_2923.N1	28-MAY-2004 23:59:49	Bright	43.000	76	27Gam Cas	2.3000	30000.	86	11736	No

3. Quality information per product


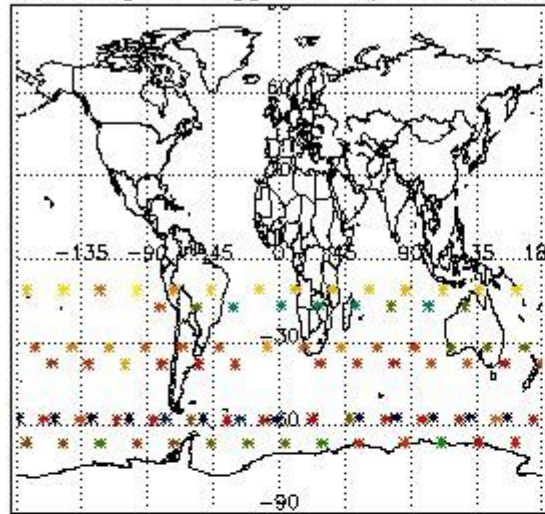
In this section it is plotted some information contained in the Quality Summary data set of the level 2 products. Only products in dark limb conditions and without errors (error flag in the MPH set to "0") are used.

3.1 Plot quality information per product (time dependant)

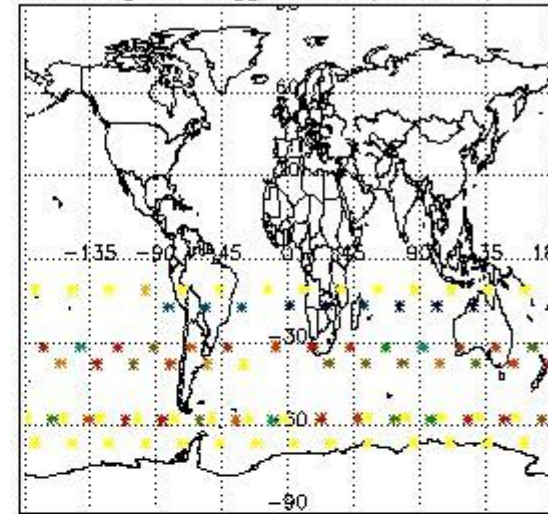


3.2 Plot quality information per product (world map)

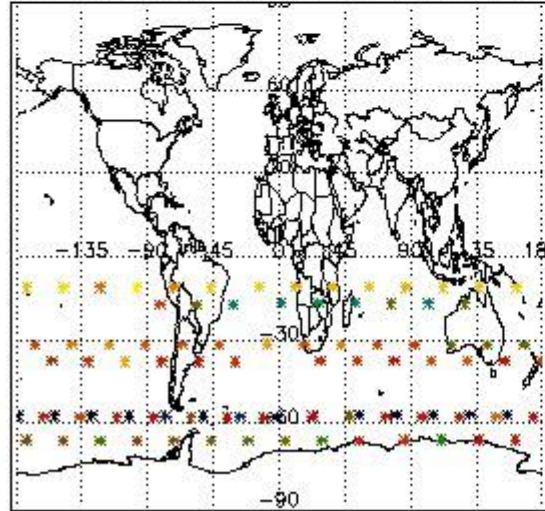
Percentage of flagged data per O3 profile



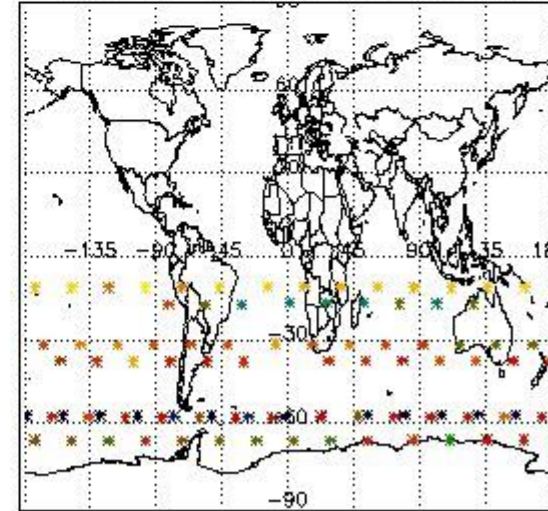
Percentage of flagged data per H2O profile



Percentage of flagged data per NO2 profile



Percentage of flagged data per NO3 profile

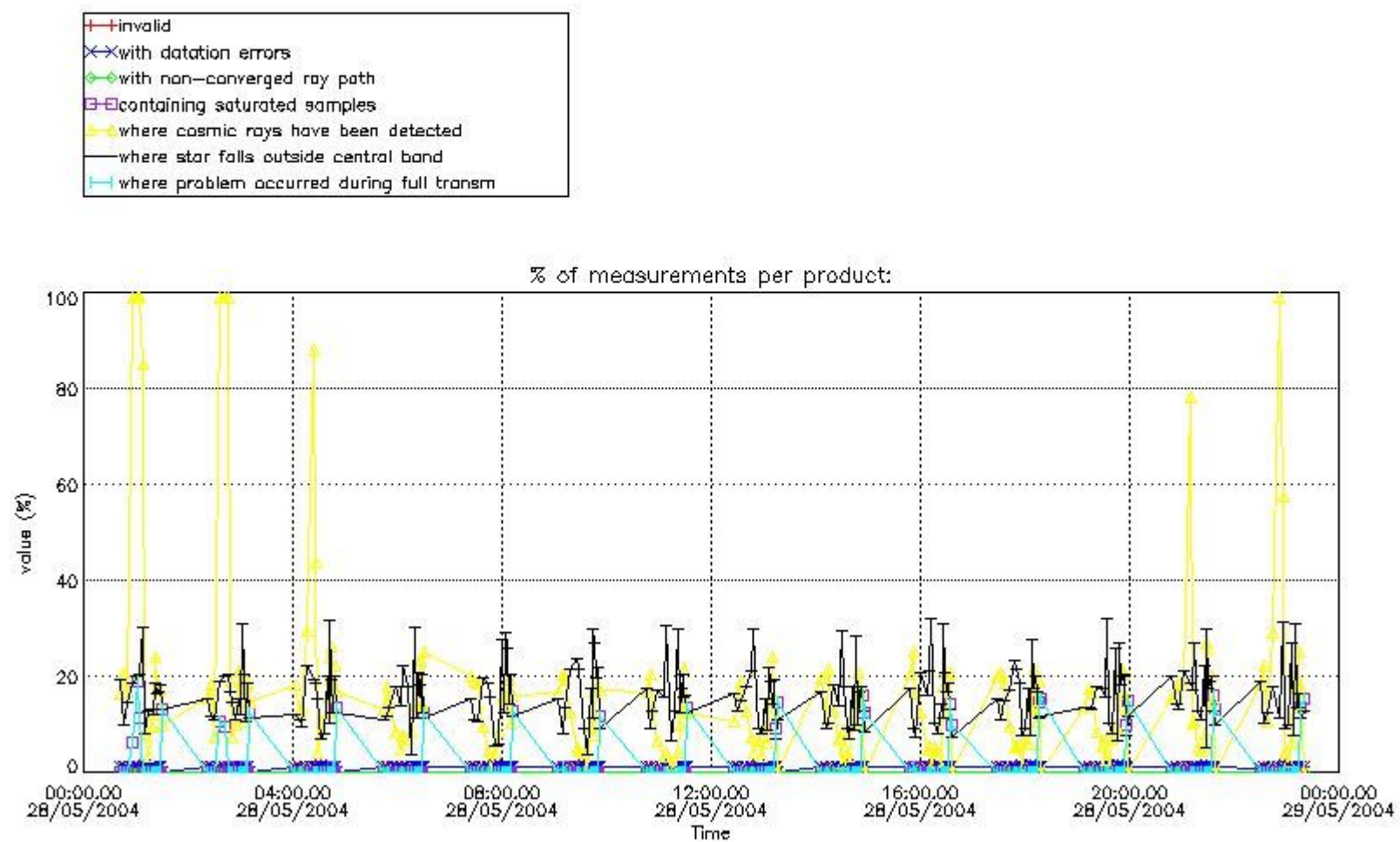


4. Level 1 quality information per product

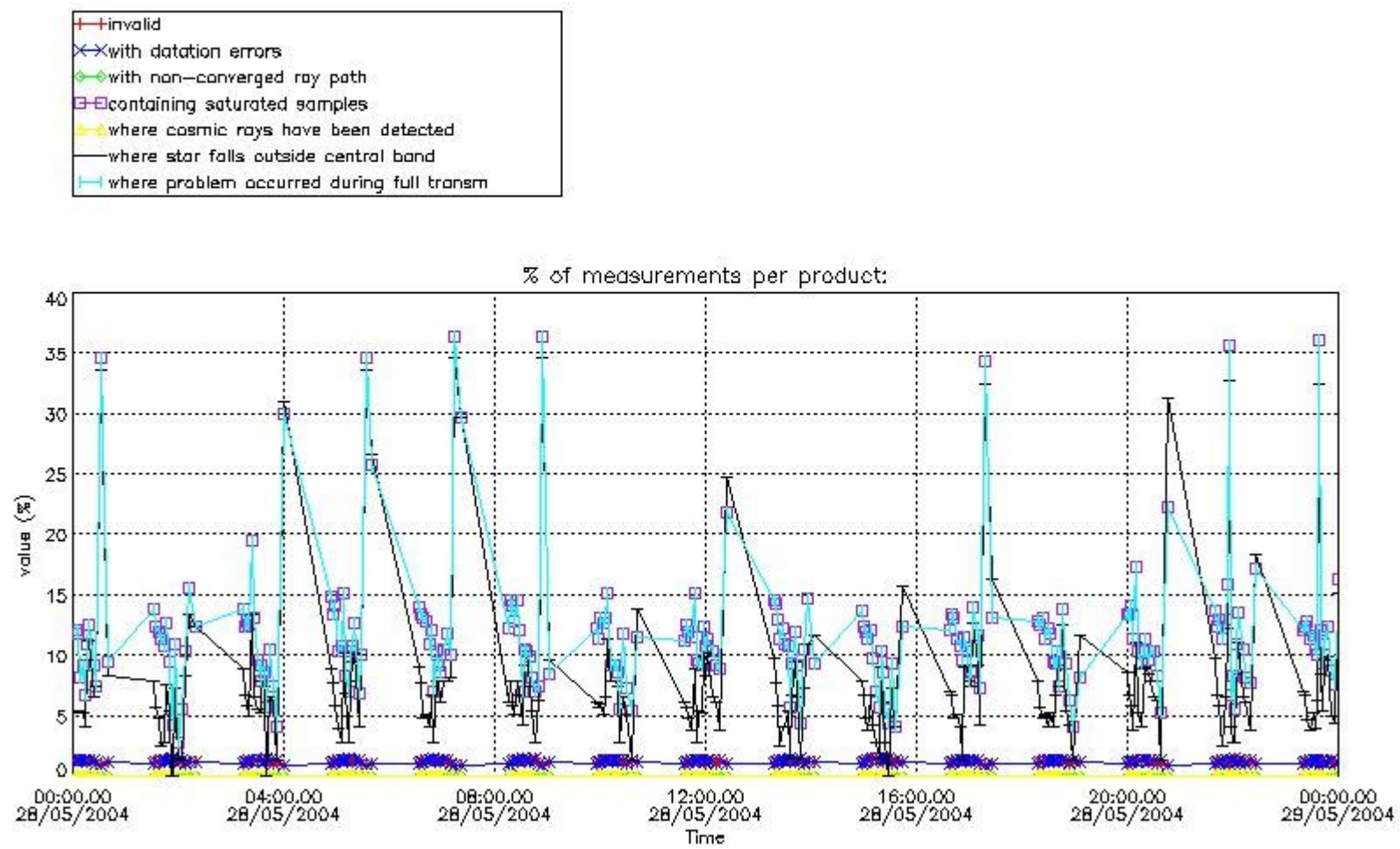
In this section it is plotted some information contained in the Quality Summary data set of the level 2 products that comes from the level 1b processing. Products without errors (error flag in the MPH set to "0") are used.

4.1 Plot quality information per product (time dependant) coming from level 1b processing

4.1.1 Plot level 1 quality information per product (time dependant): ENVISAT ASCENDING passes



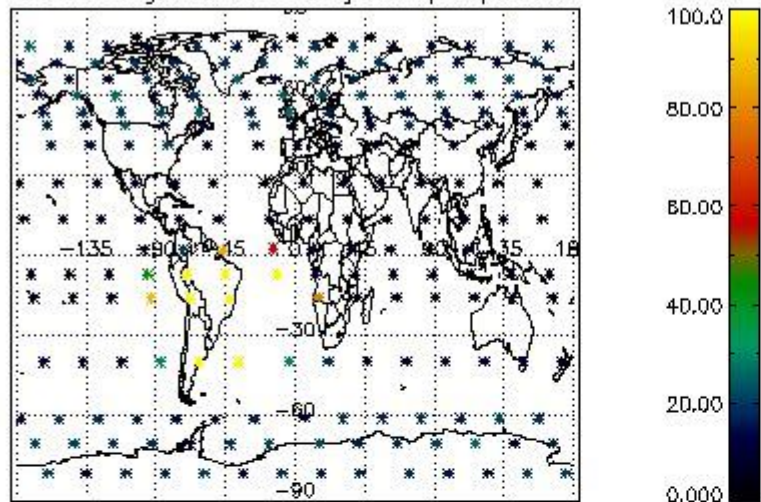
4.1.2 Plot level 1 quality information per product (time dependant): ENVI SAT DESCENDING passes



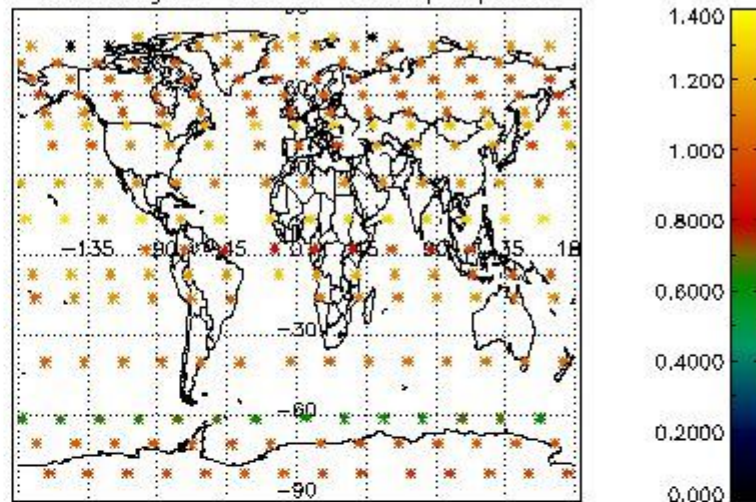
4.2 Plot quality information per product coming from level 1b processing (world map)

4.2.1 Plot level 1 quality information per product (world map): ENVISAT ASCENDING passes

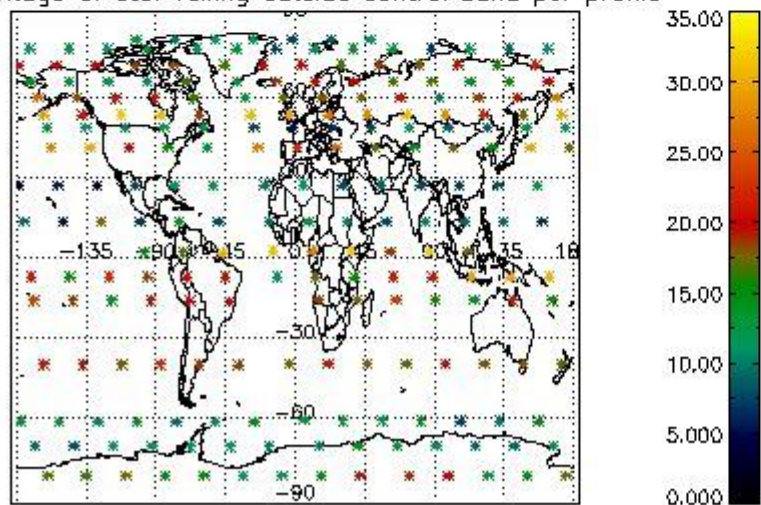
Percentage of cosmic ray hits per profile



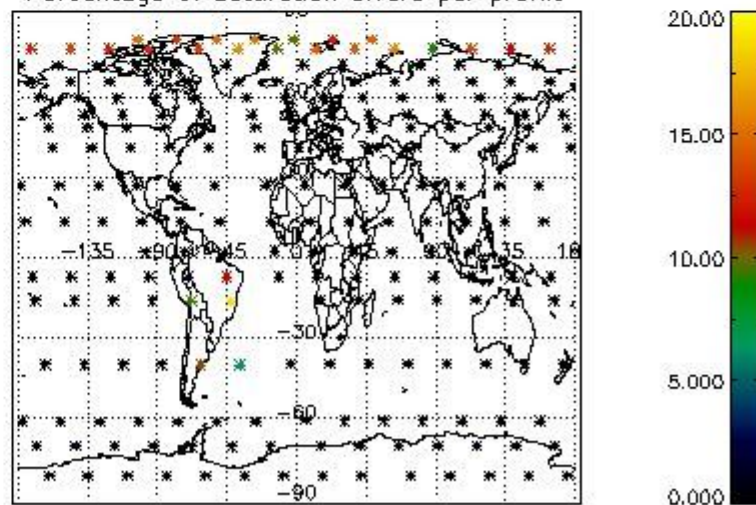
Percentage of datation errors per profile



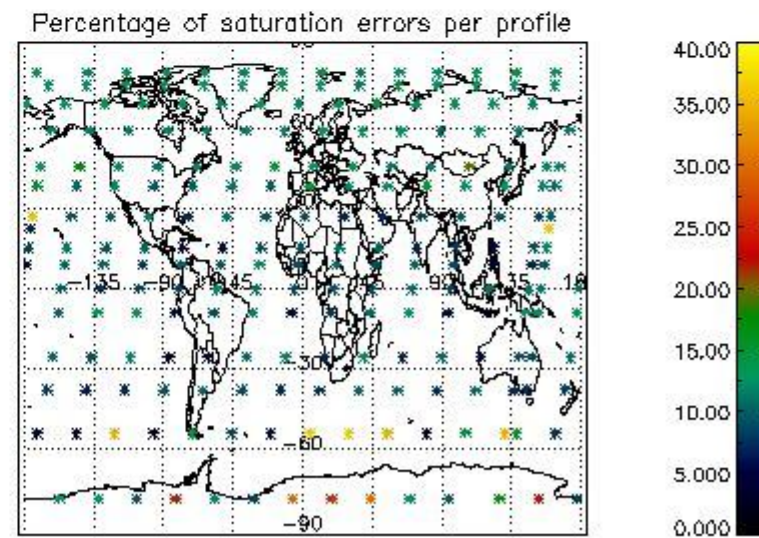
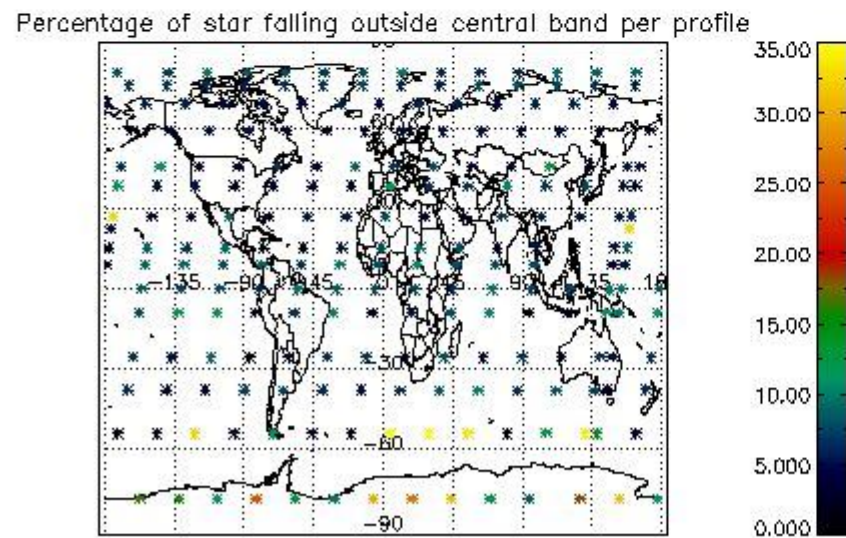
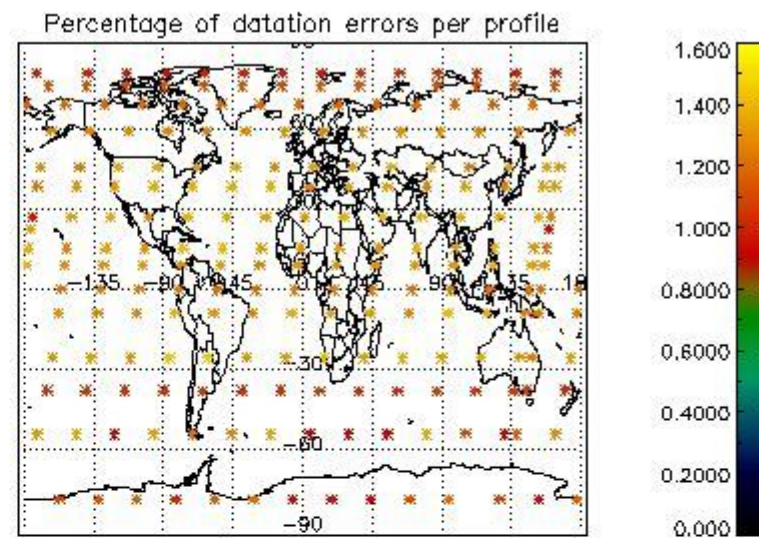
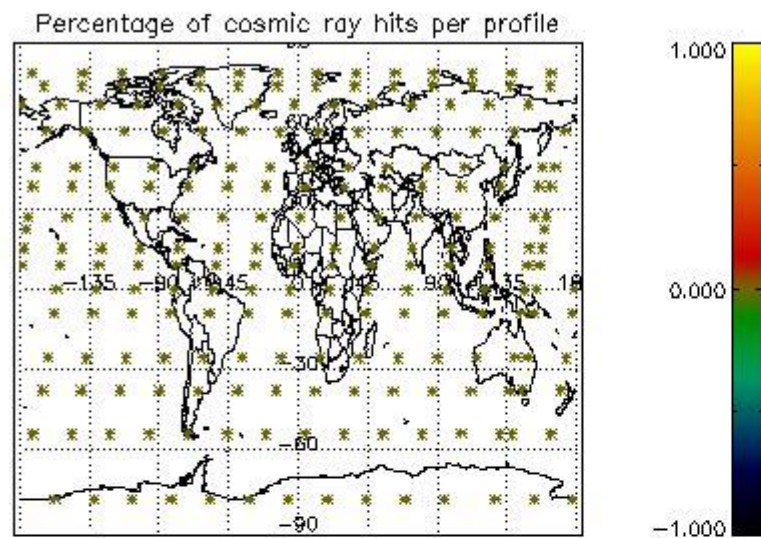
Percentage of star falling outside central band per profile



Percentage of saturation errors per profile



4.2.2 Plot level 1 quality information per product (world map): ENVISAT DESCENDING passes



5. Trace gas profiles

5.1 Ozone statistics based on quality of products

The final quality of the products can be "measured" using the STD (Standard Deviation) attached to every point profile. This information is written to the parameter GOM_NL__2P/NL_LOCAL_SPECIES_DENSITY/o3_std of the level 2 products. The table below shows the statistics for given STD ranges.

The statistics are given with respect to the overall valid production:

- Products without fatal errors: GOM_NL__2P/MPH/PRODUCT_ERR=0
- Valid point profile: GOM_NL__2P/NL_LOCAL_SPECIES_DENSITY/pcd(0)=0

The 'Criteria' is applied to valid points of dark limb products:

- Products in dark limb illumination condition: GOM_NL__2P/NL_SUMMARY_QUALITY/obs_ill_cond=0
- Products without fatal errors: GOM_NL__2P/MPH/PRODUCT_ERR=0
- Valid point profile: GOM_NL__2P/NL_LOCAL_SPECIES_DENSITY/pcd(0)=0

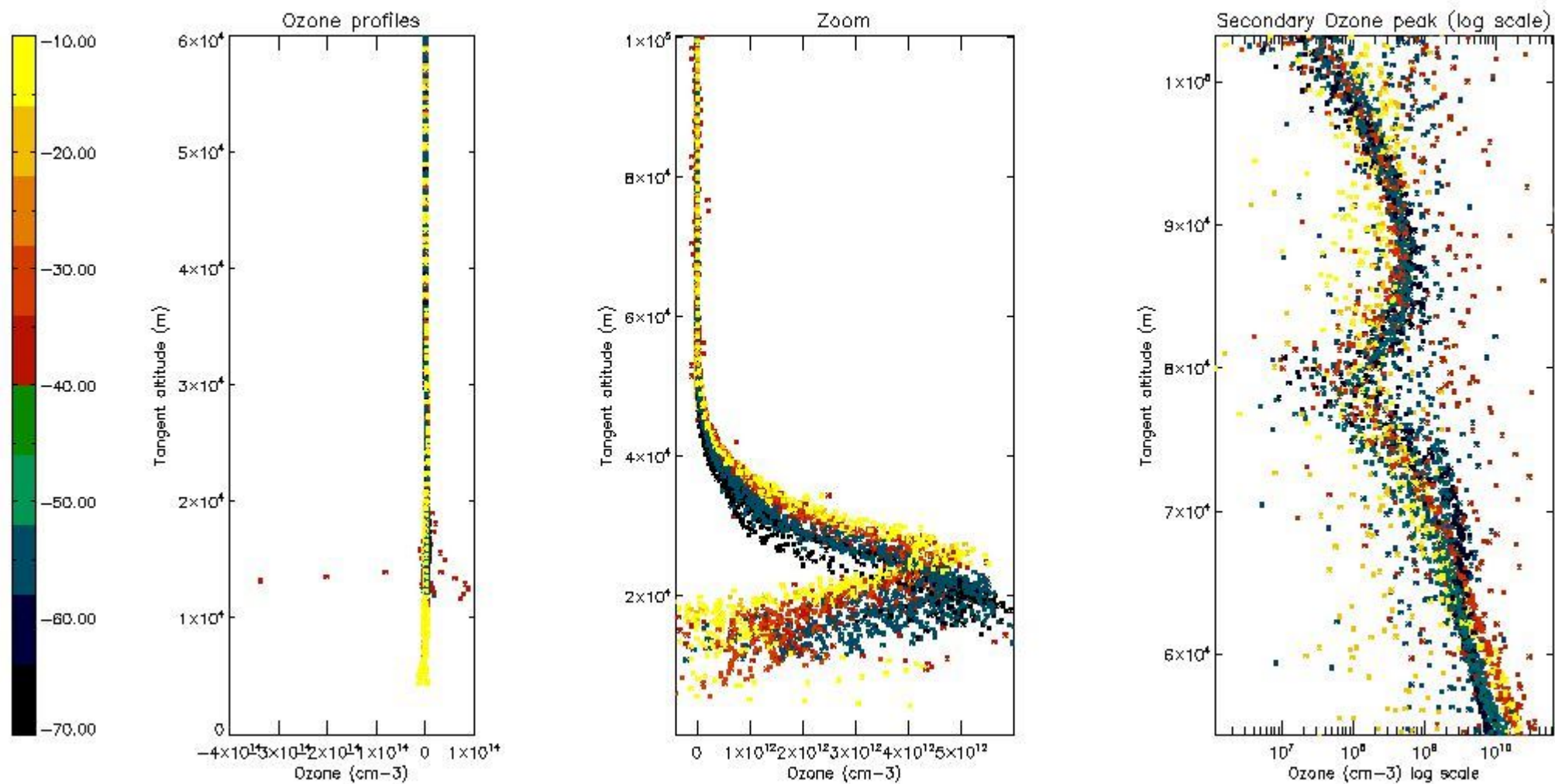
So, the table below shows the percentage of dark limb and valid observations for each criteria with respect to the overall valid daily observations.

Criteria	% of total production
All STD	24
STD < 20	12

STD < 10	10
STD < 5	6

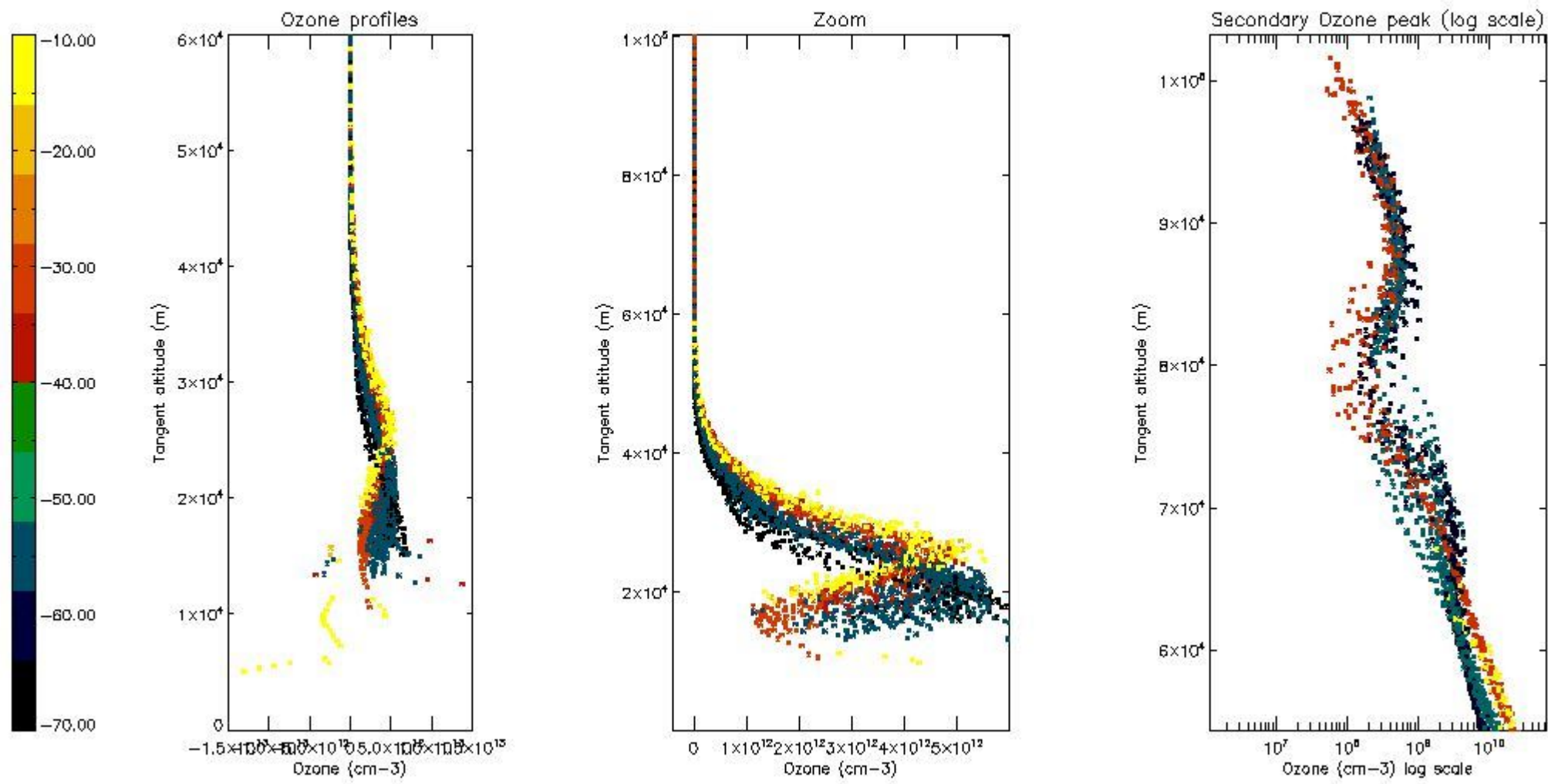
5.2 Plot ozone profiles for all STD (dark without errors)

The colorbar represents the latitude.



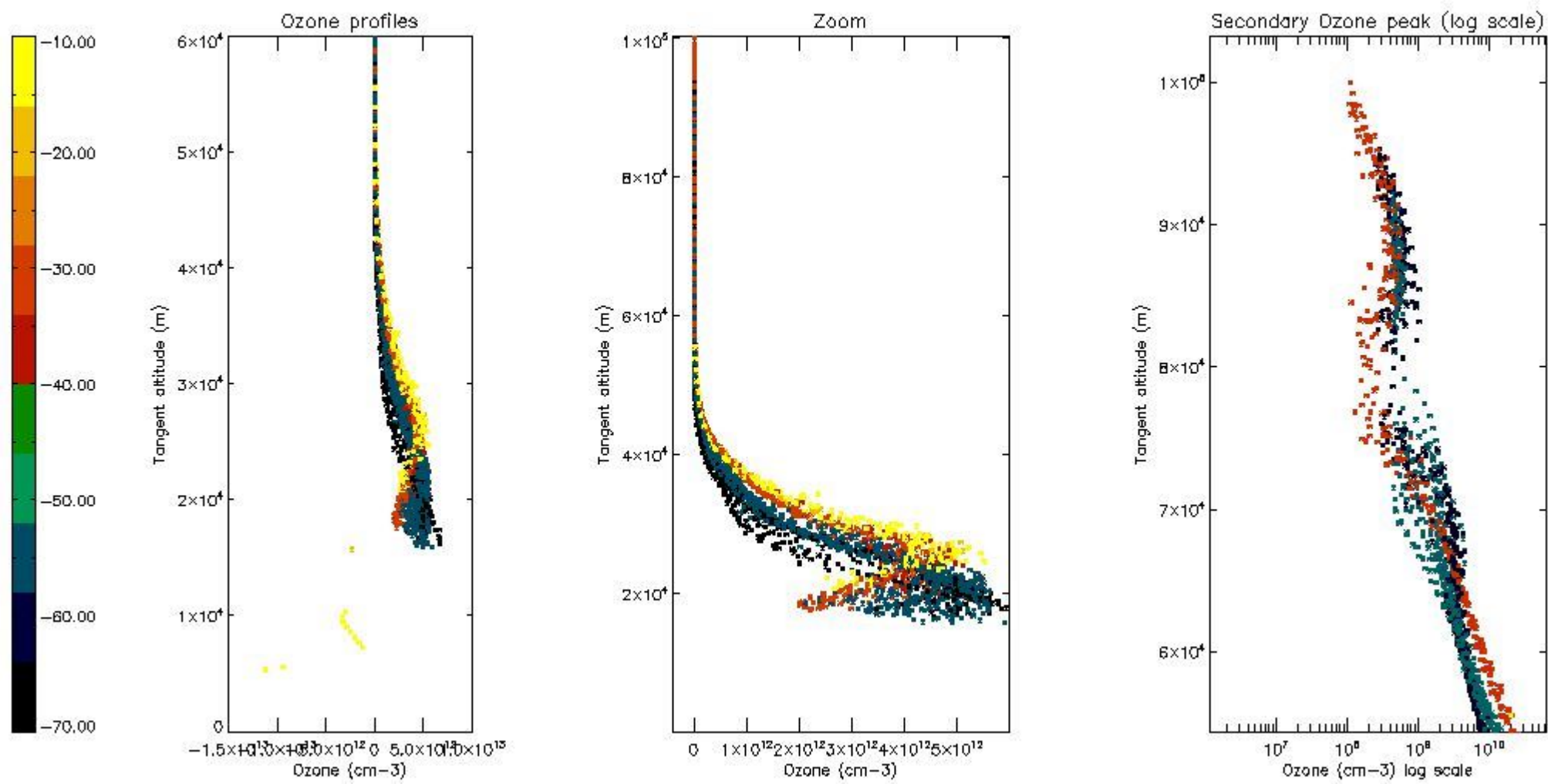
5.3 Plot ozone profiles where STD < 20% (dark without errors)

The colorbar represents the latitude.



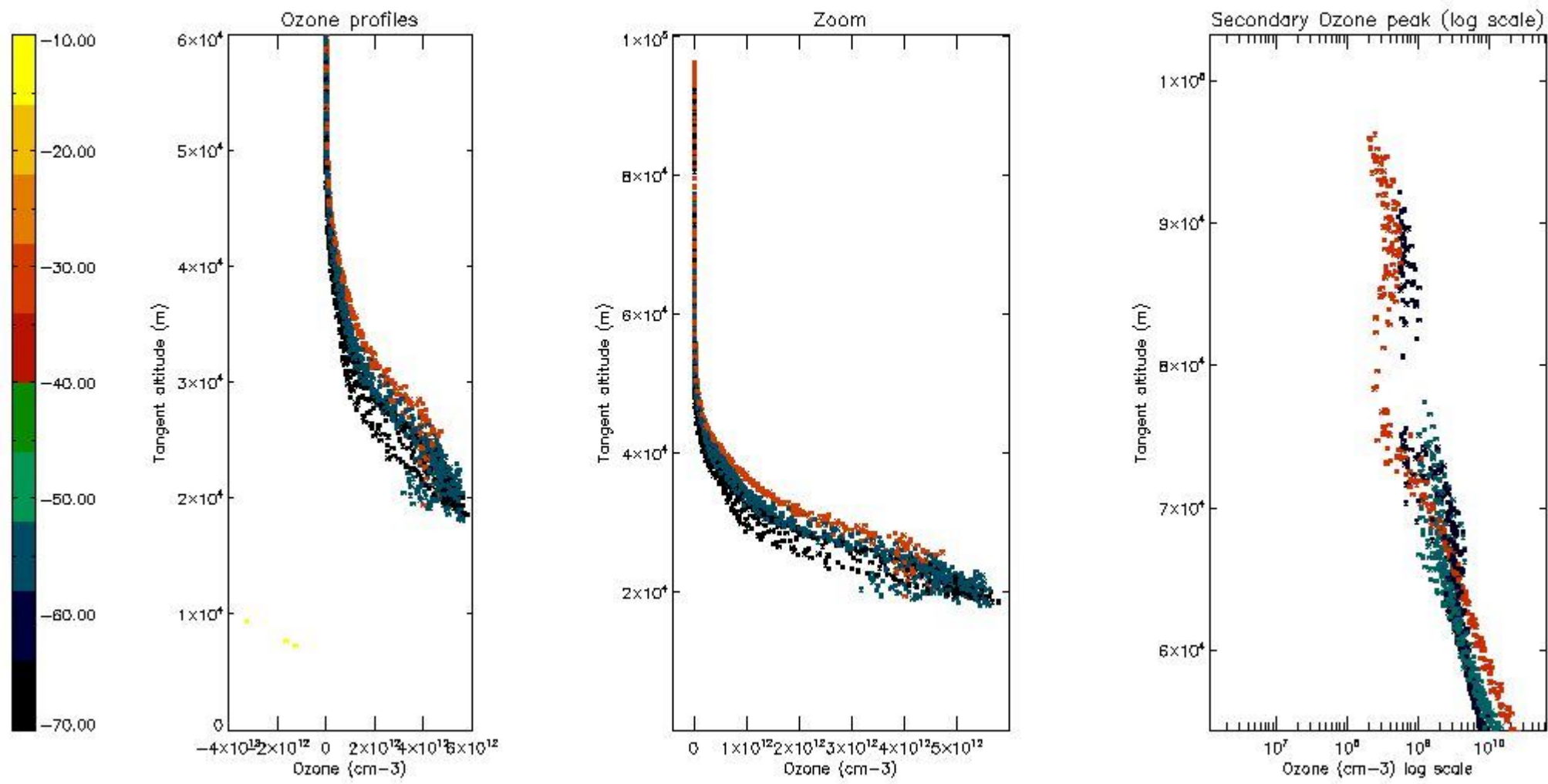
5.4 Plot ozone profiles where $STD < 10\%$ (dark without errors)

The colorbar represents the latitude.



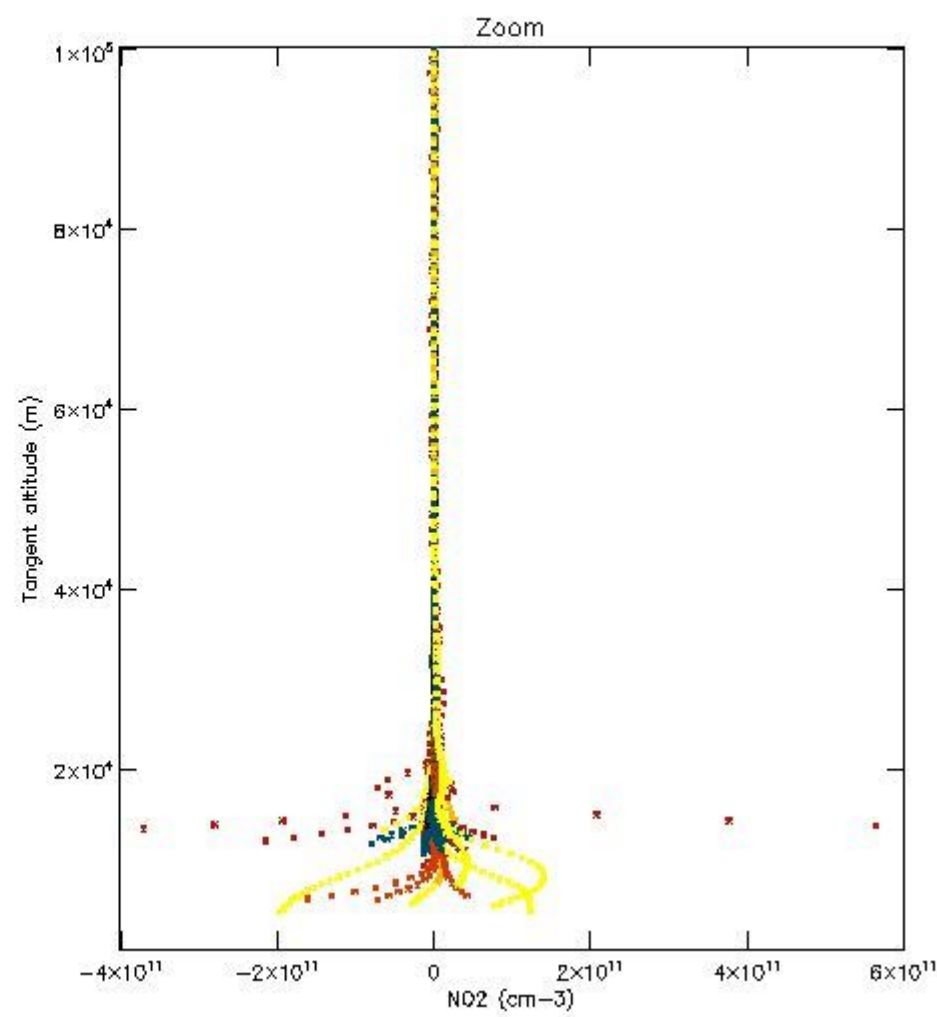
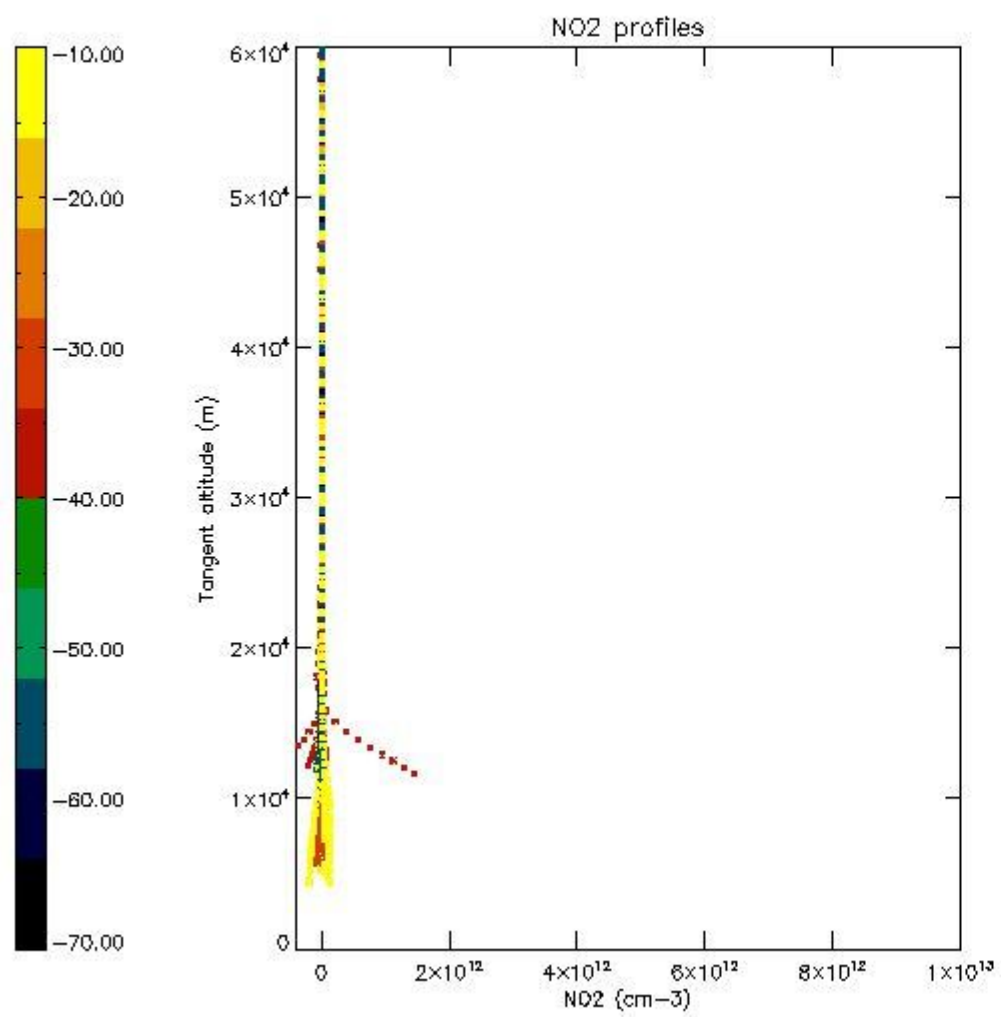
5.5 Plot ozone profiles where STD < 5% (dark without errors)

The colorbar represents the latitude.



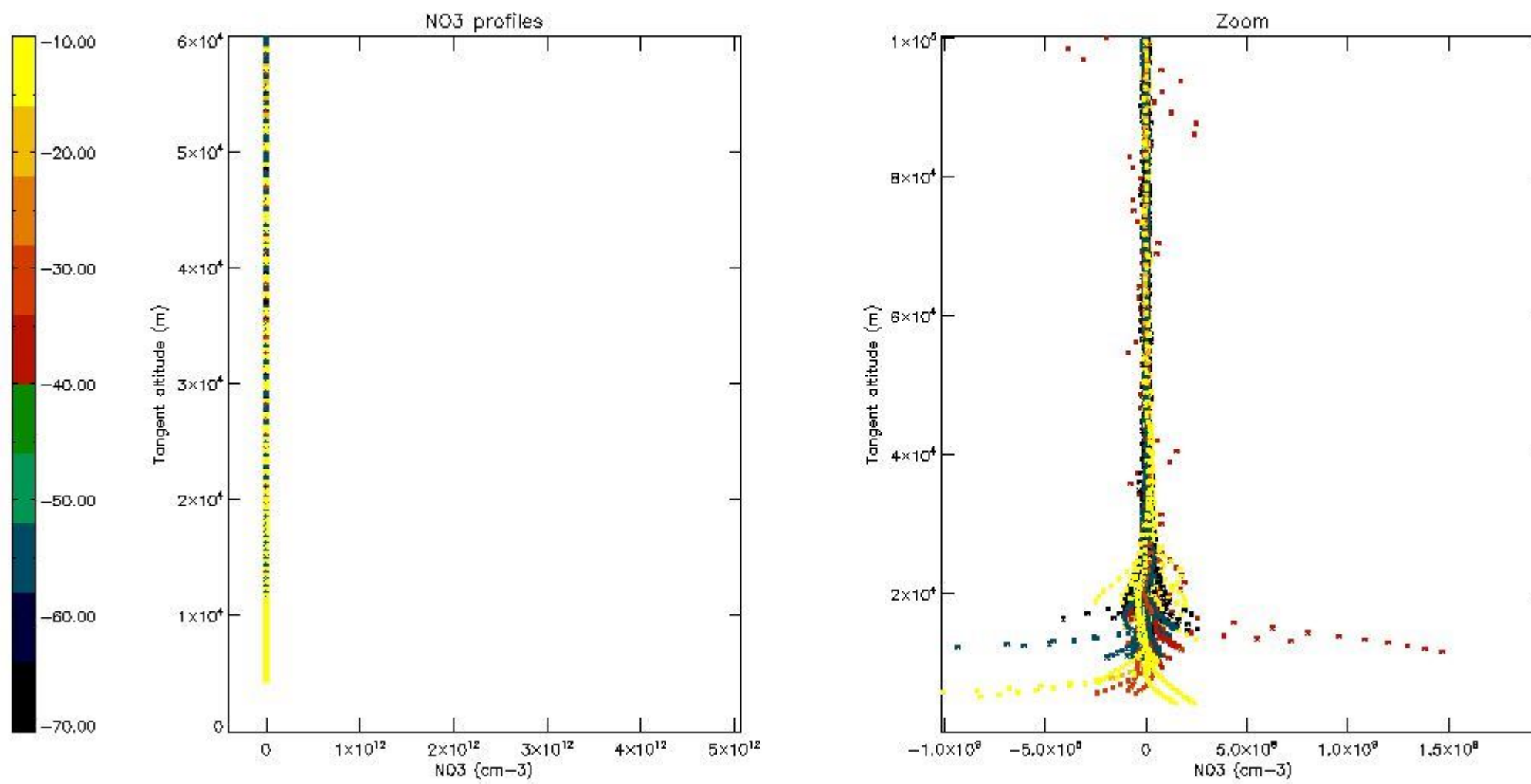
5.6 Plot NO₂ profiles for all STD (dark without errors)

The colorbar represents the latitude.



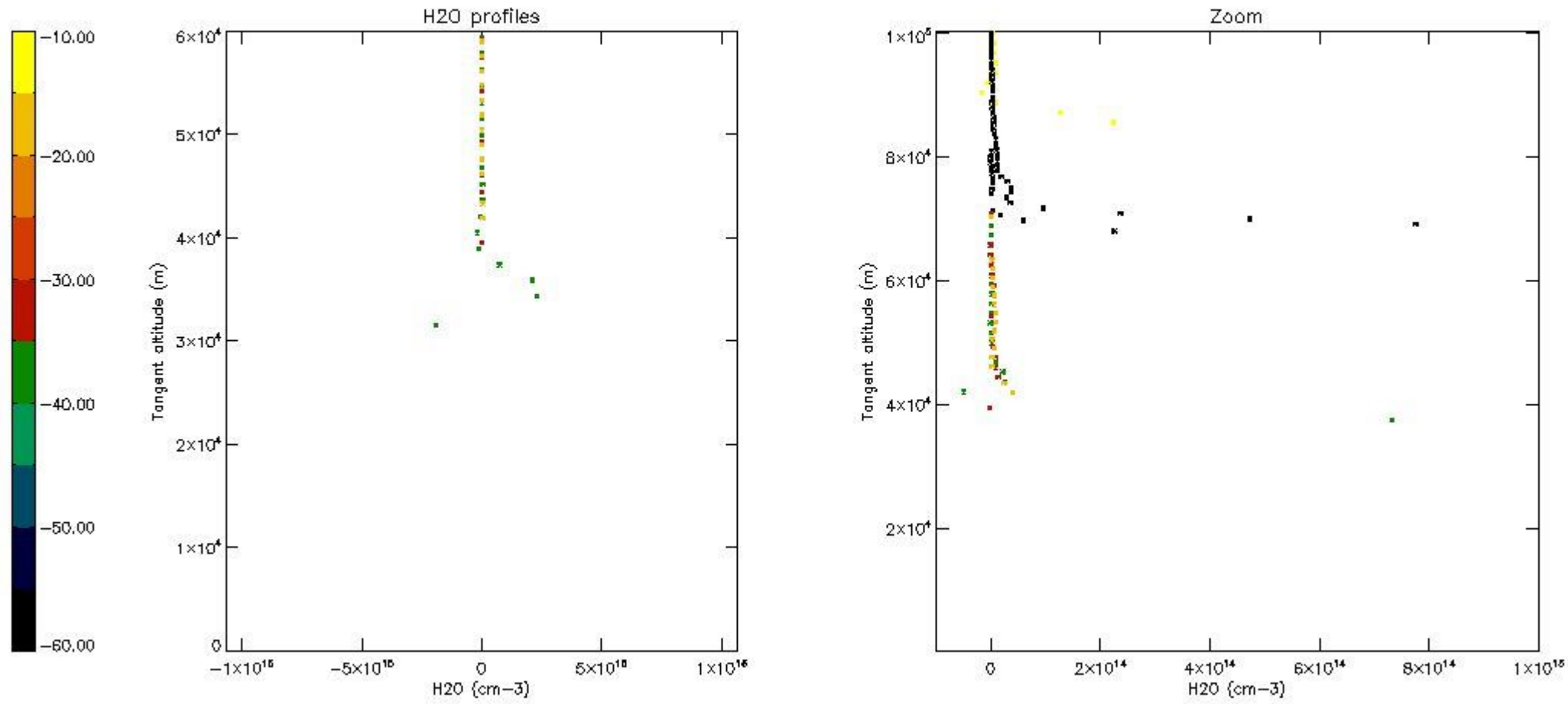
5.7 Plot NO3 profiles for all STD (dark without errors)

The colorbar represents the latitude.



5.8 Plot H₂O profiles for all STD (only for occultations of stars 1,2,3,4,13,14,16,26,63 dark without errors)

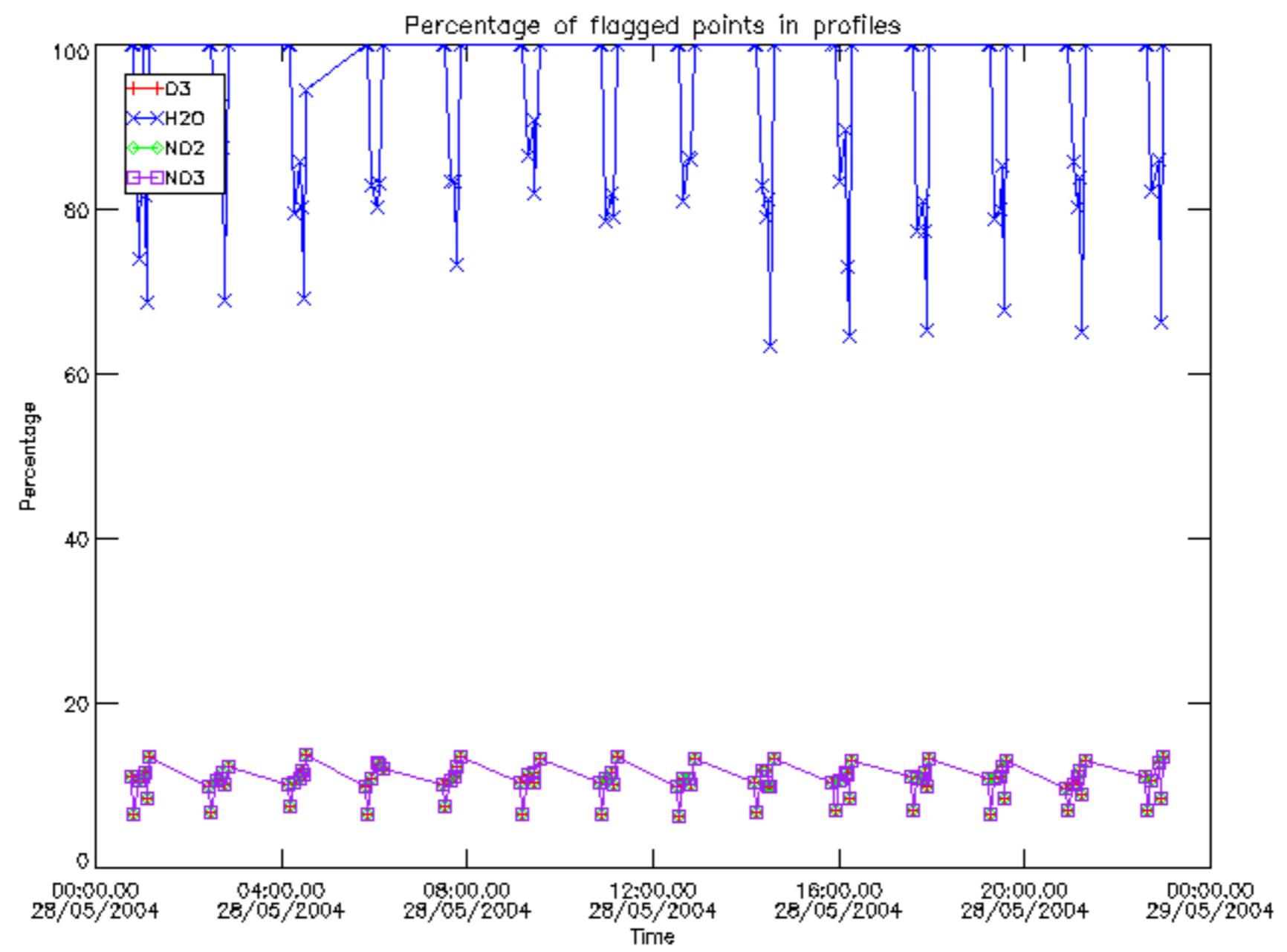
The colorbar represents the latitude.



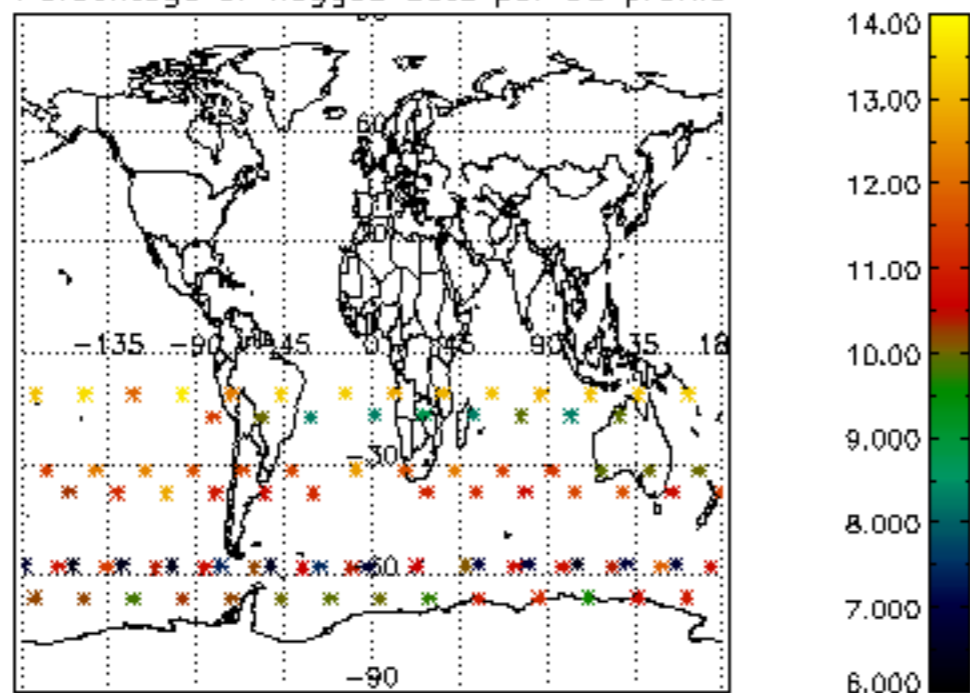
6. Auxiliary Data Files used for the production reported in section 2

The number reported in the third column indicates since which file (see list in section 2) the corresponding auxiliary file has been used. The fourth column is the date of those product files.

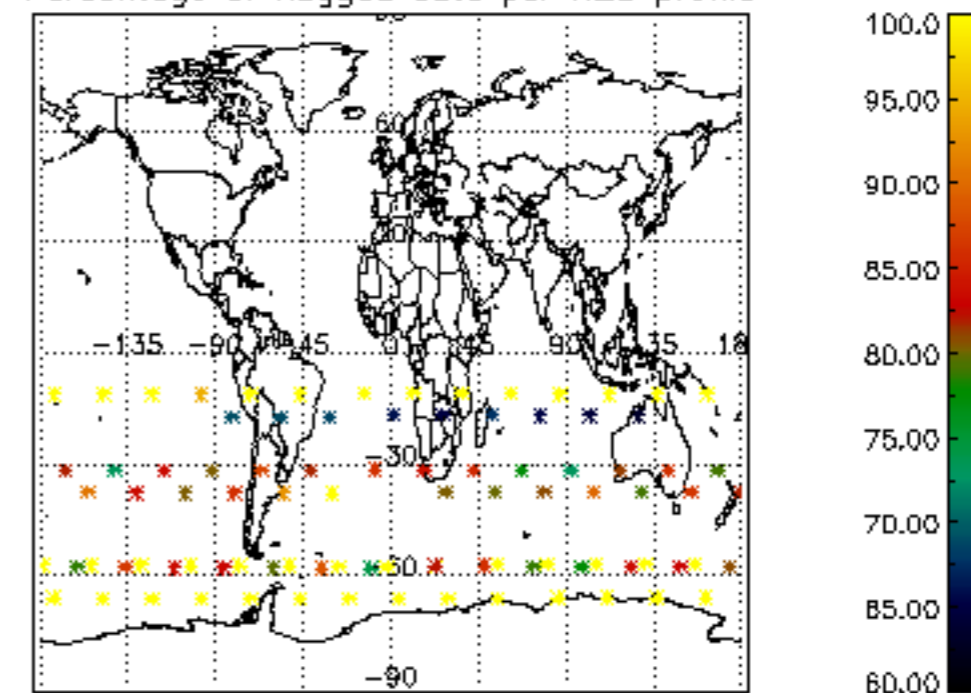
Type	Auxiliary Filename	Used since product	Used since product date
INST_PHYS_CHARACTERISTICS	GOM_INS_AXVIEC20091111_143220_20030716_120000_20500101_000000	1	28-MAY-2004 00:03:20
LEVEL-2_PROC_CONFIG	GOM_PR2_AXVIEC20091111_152718_20020301_000000_20500101_000000	1	28-MAY-2004 00:03:20
CROSS_SECTIONS_FILE	GOM_CRS_AXVIEC20091111_154832_20020301_000000_20500101_000000	1	28-MAY-2004 00:03:20



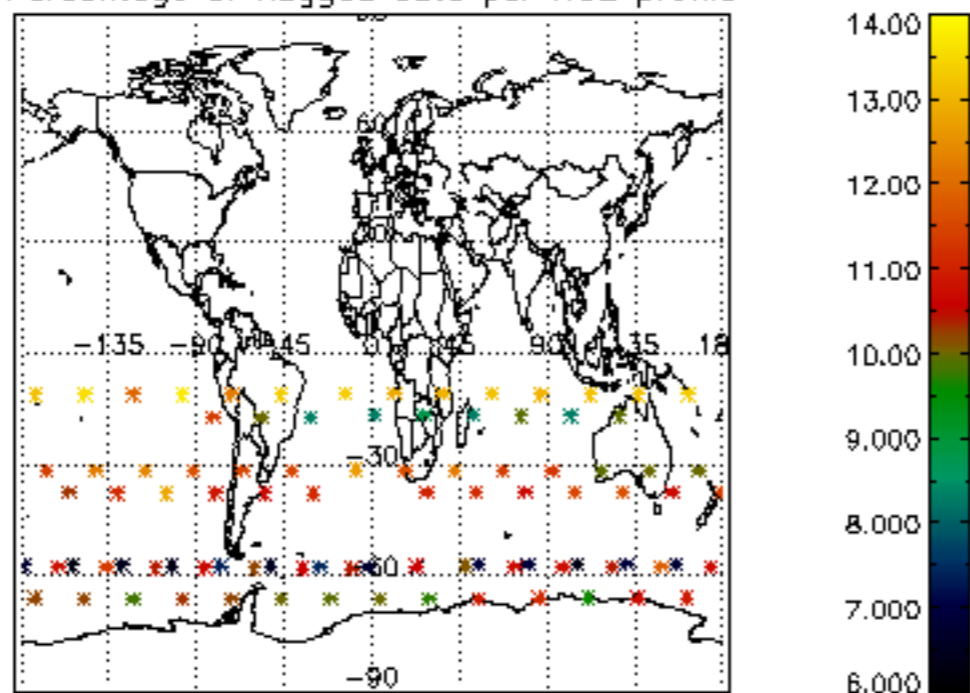
Percentage of flagged data per D3 profile



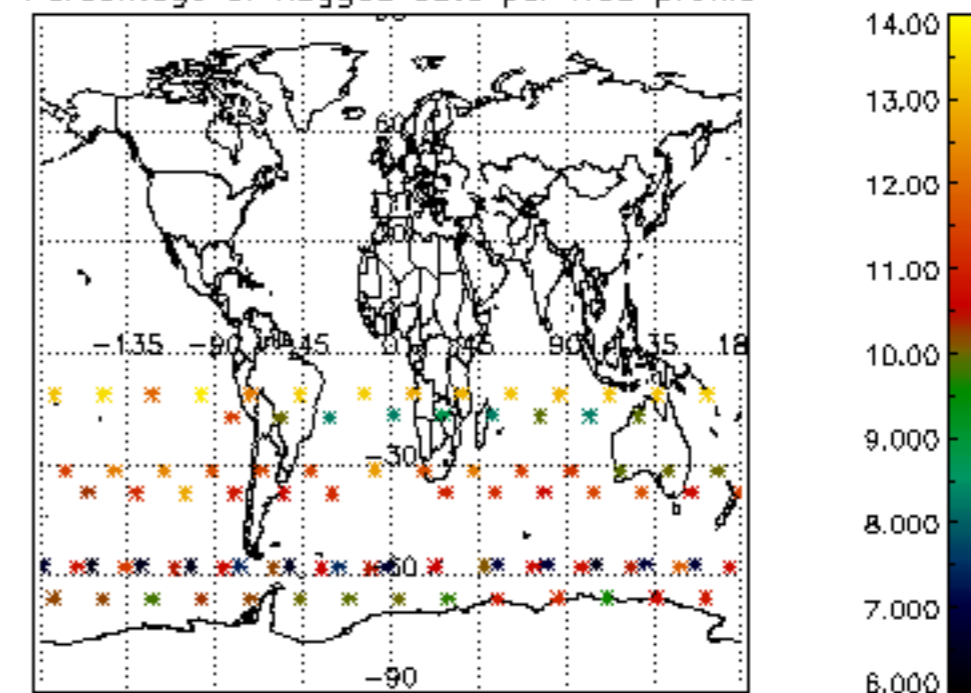
Percentage of flagged data per H2O profile

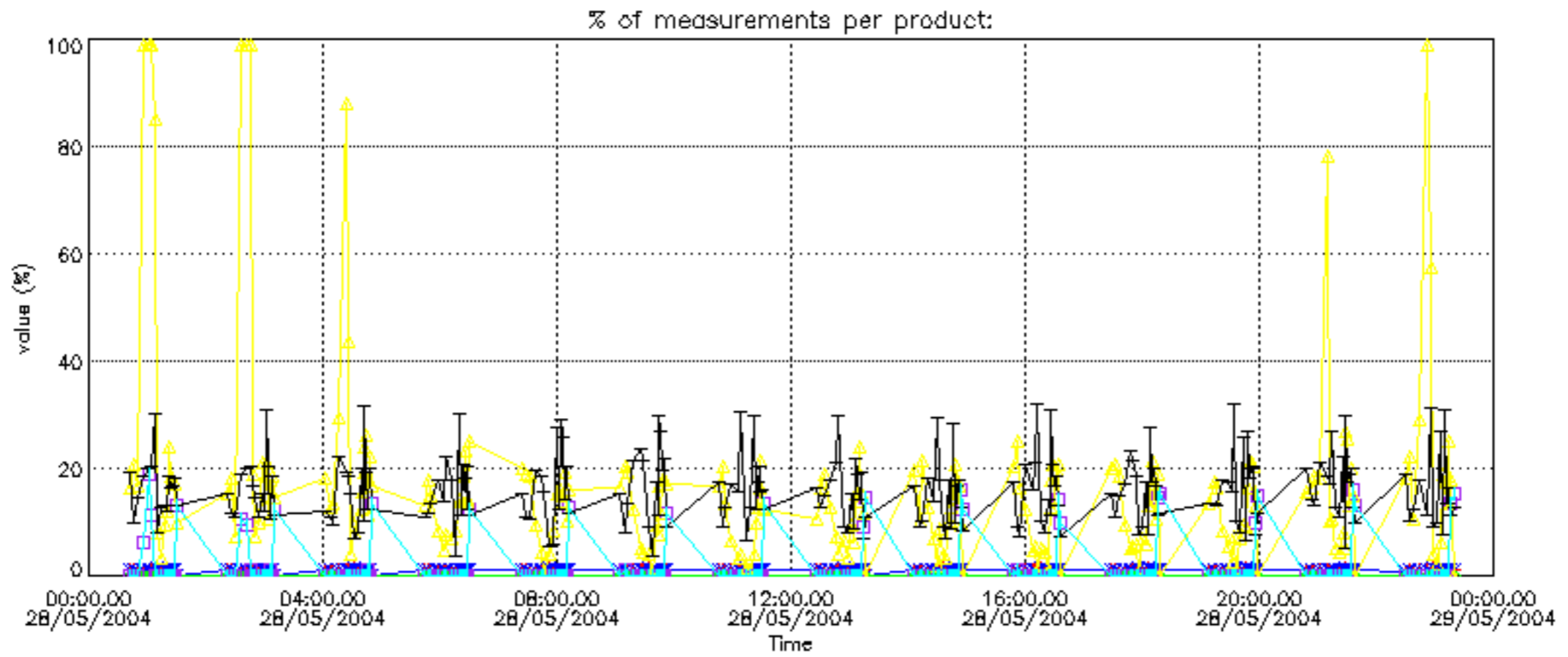


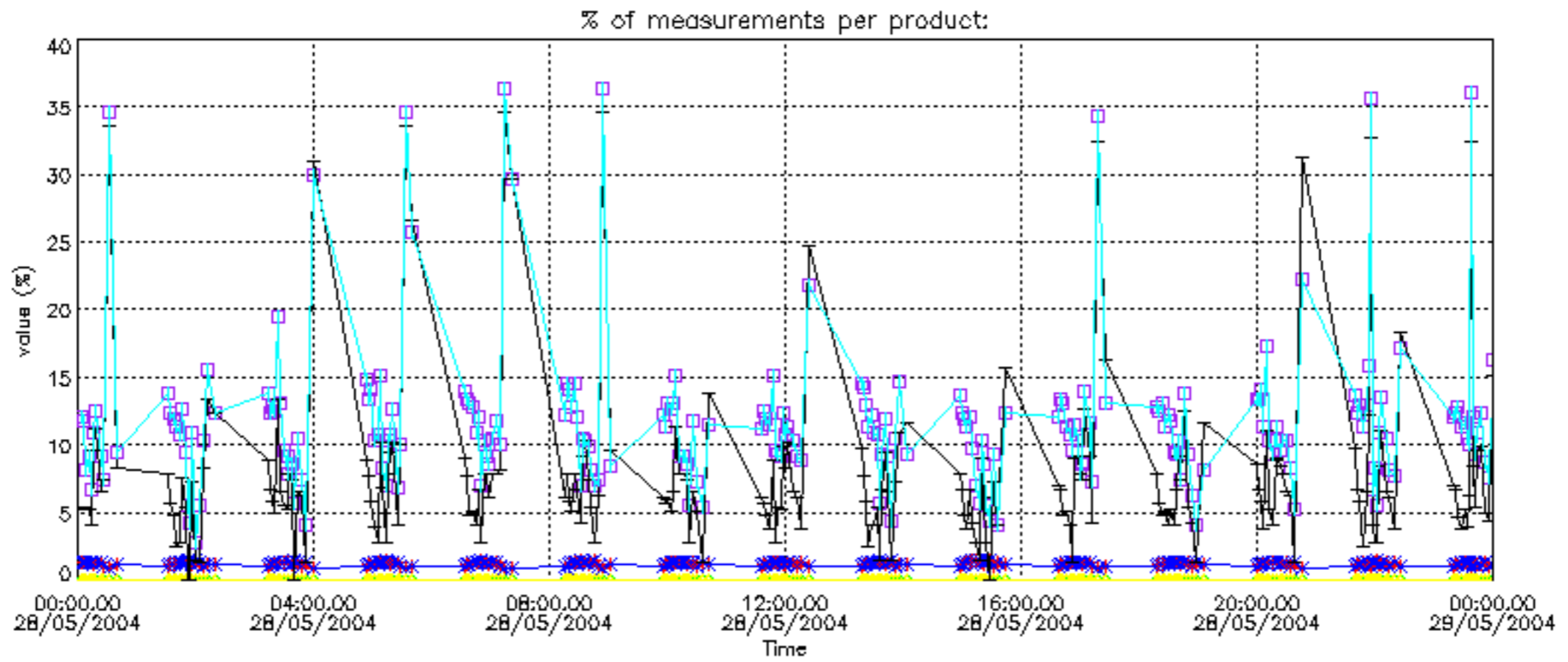
Percentage of flagged data per NO2 profile



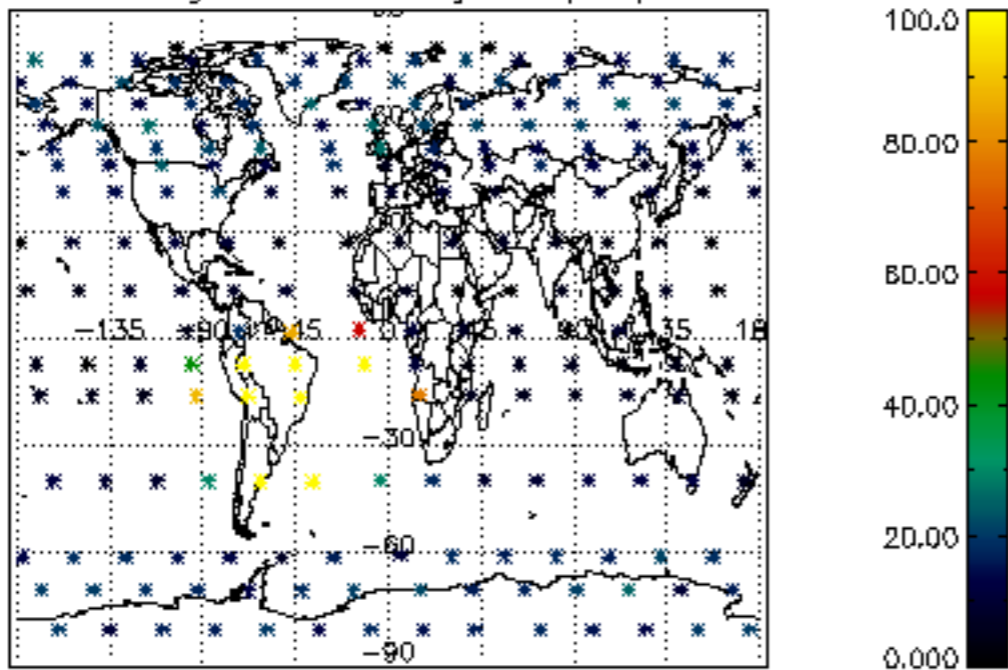
Percentage of flagged data per NO3 profile



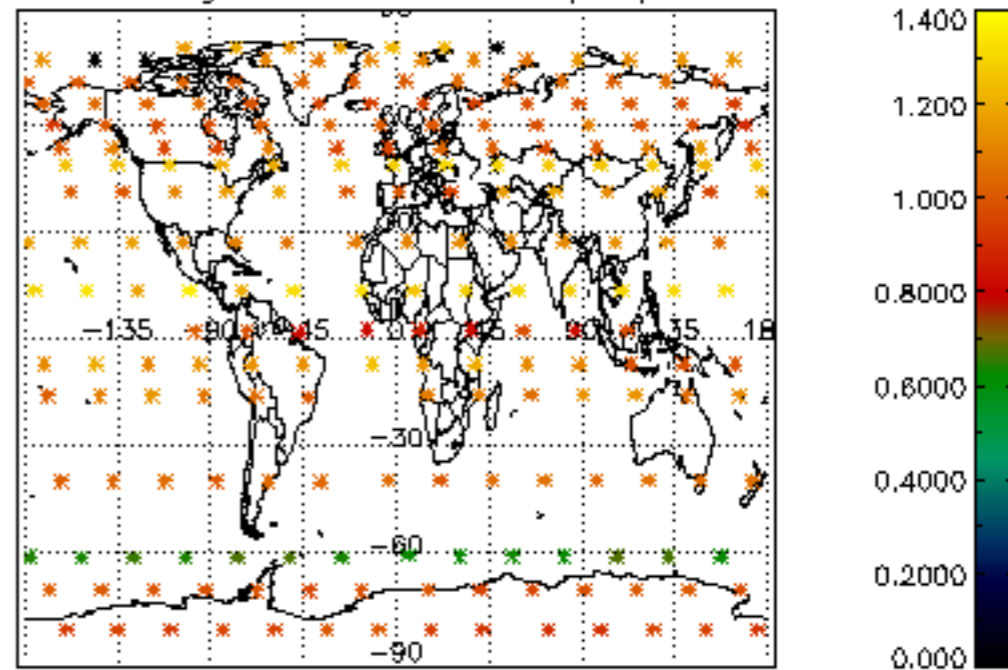




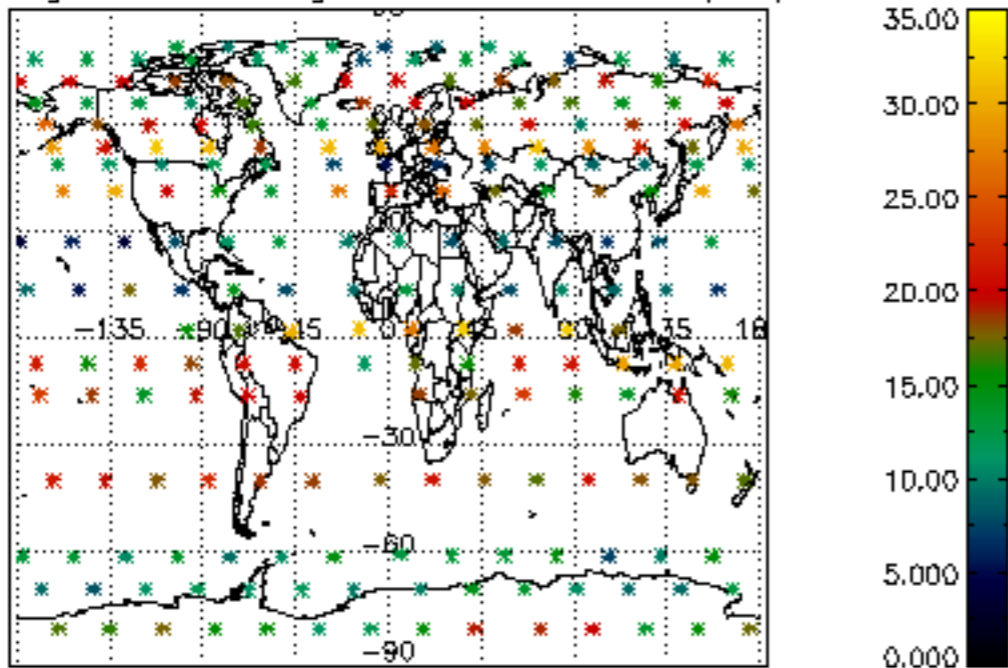
Percentage of cosmic ray hits per profile



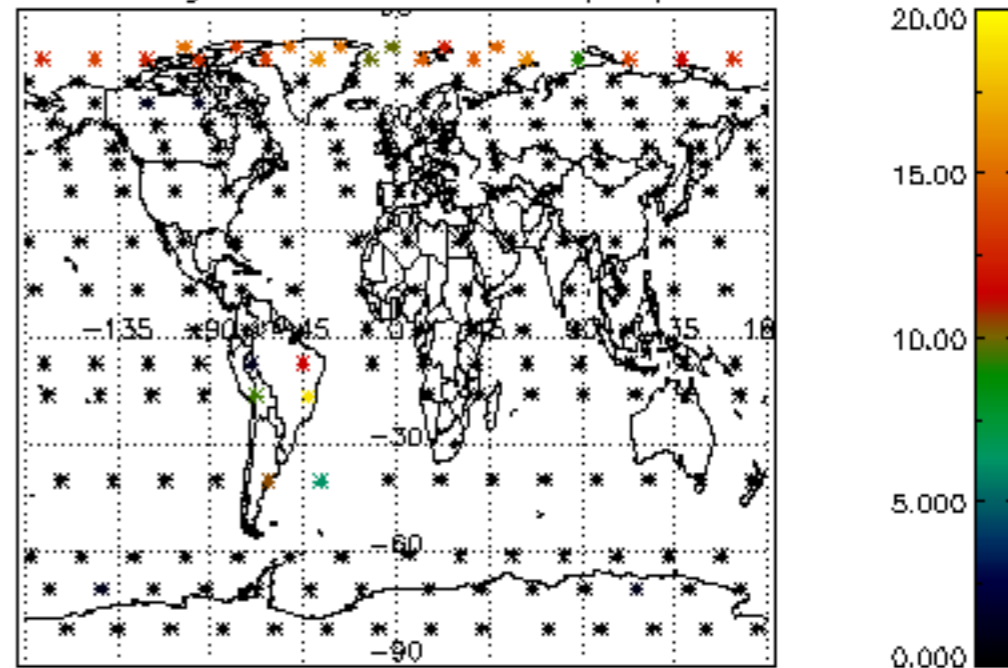
Percentage of datation errors per profile



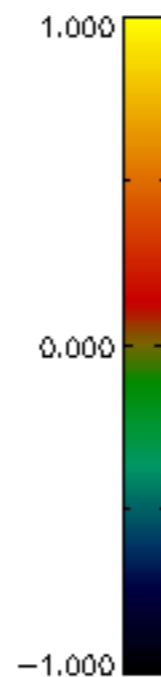
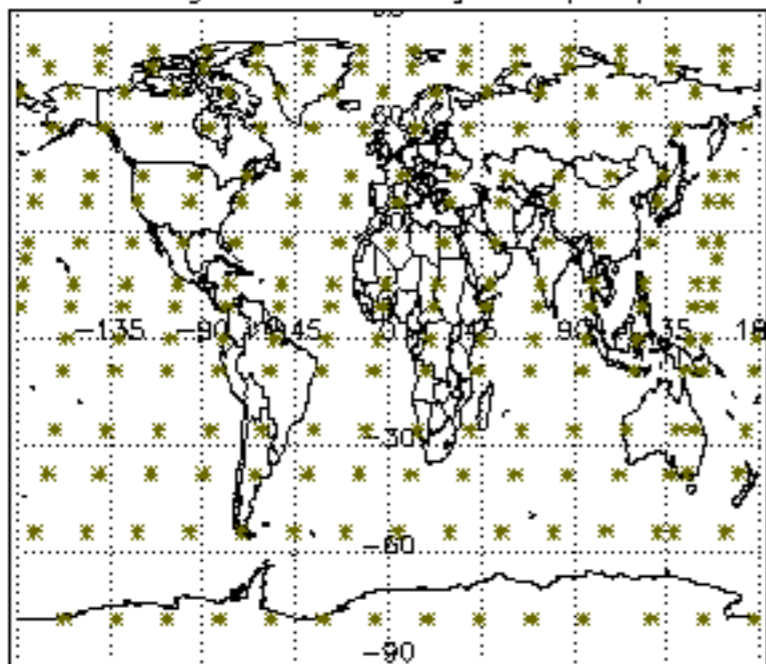
Percentage of star falling outside central band per profile



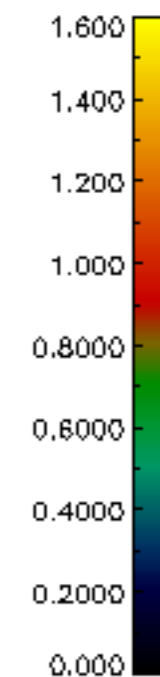
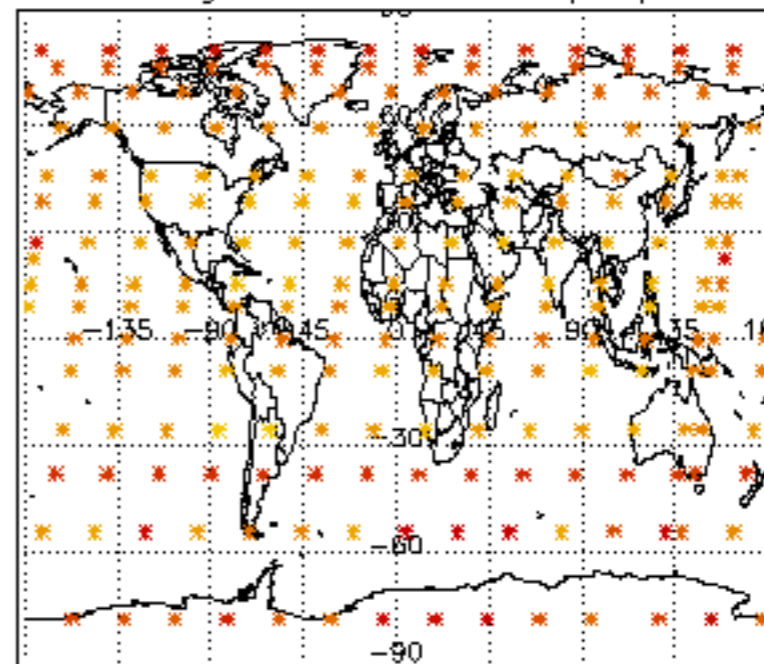
Percentage of saturation errors per profile



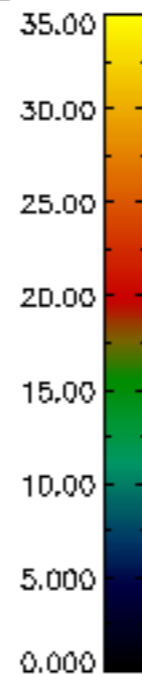
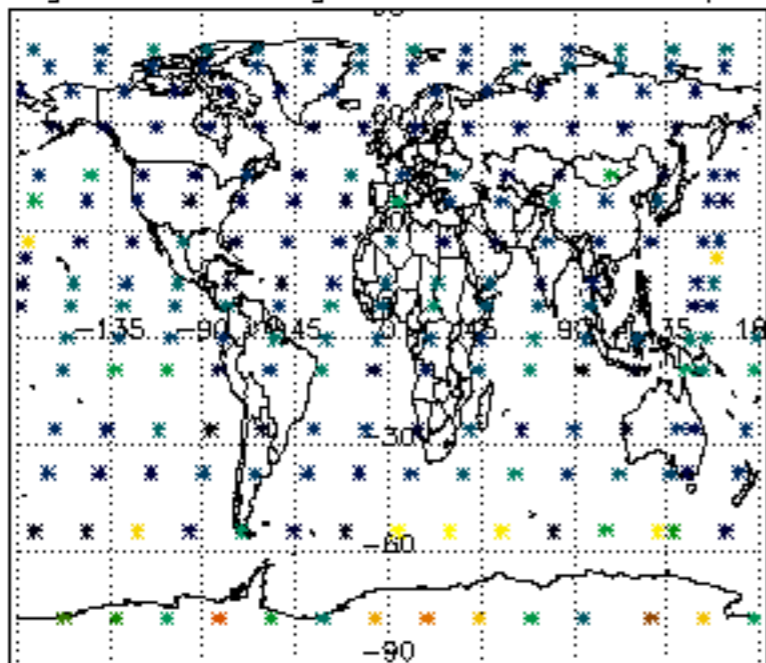
Percentage of cosmic ray hits per profile



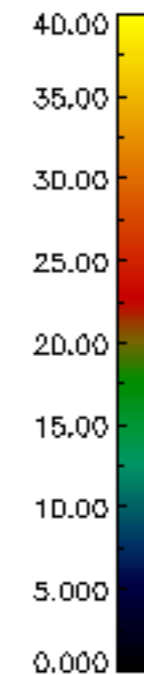
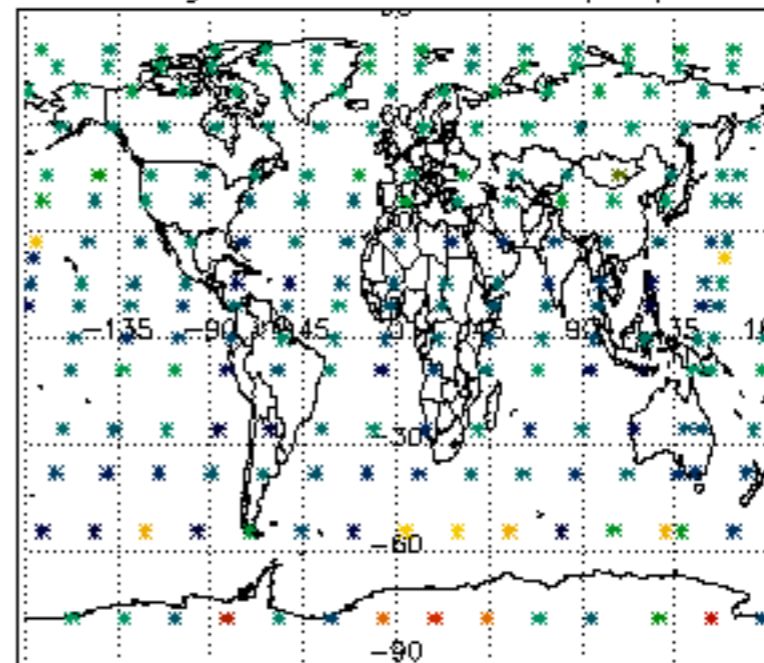
Percentage of datation errors per profile

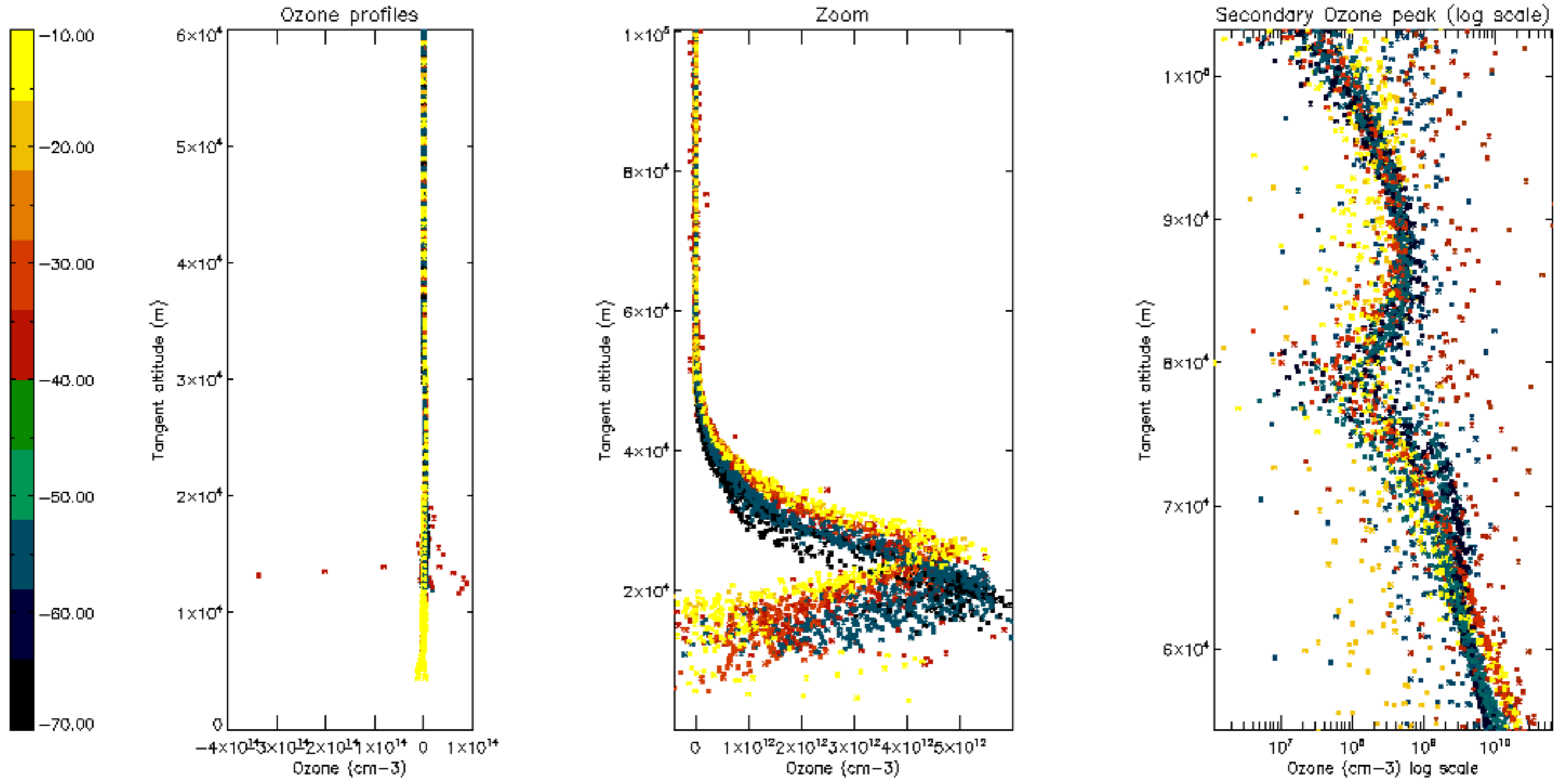


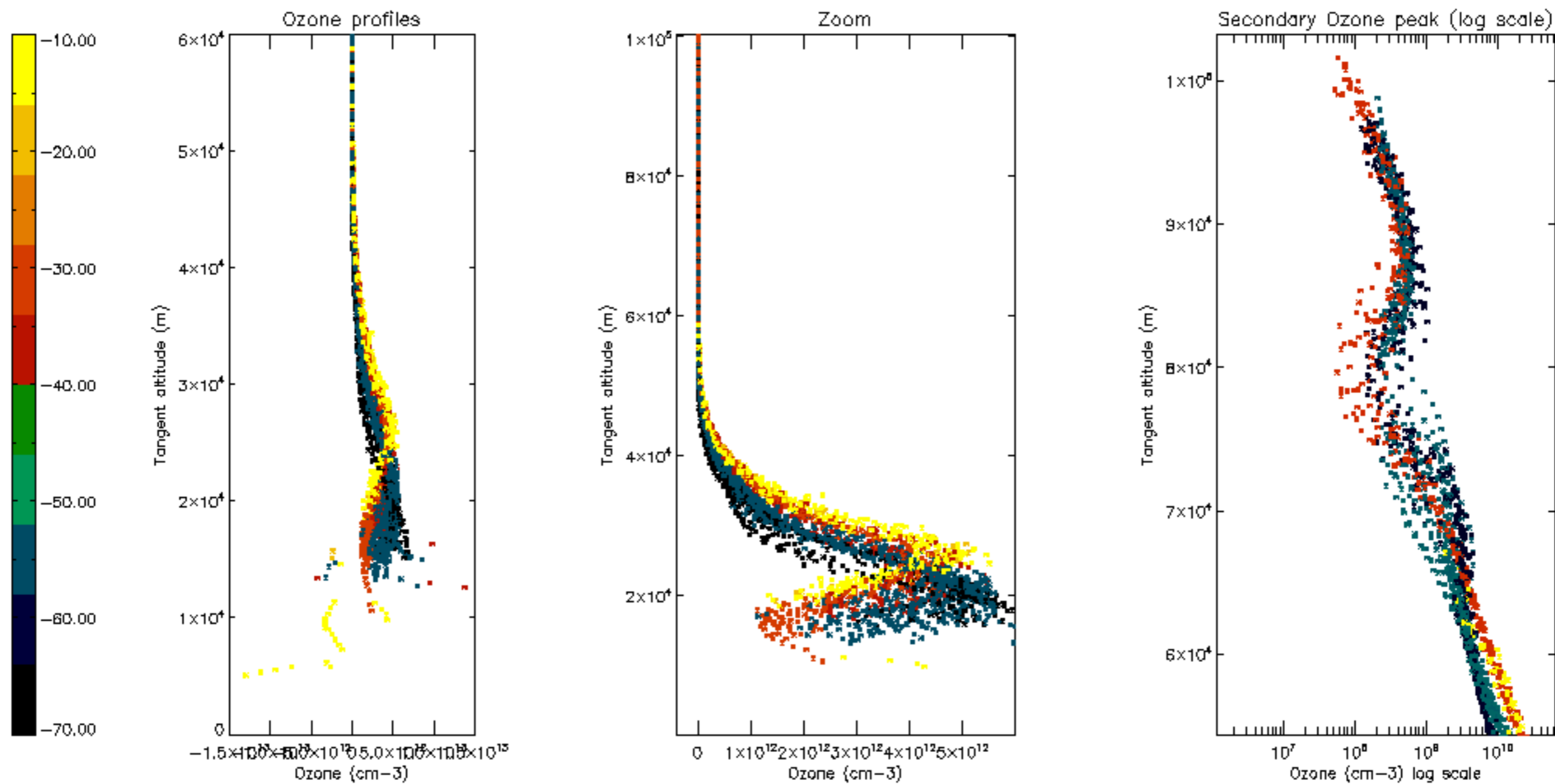
Percentage of star falling outside central band per profile

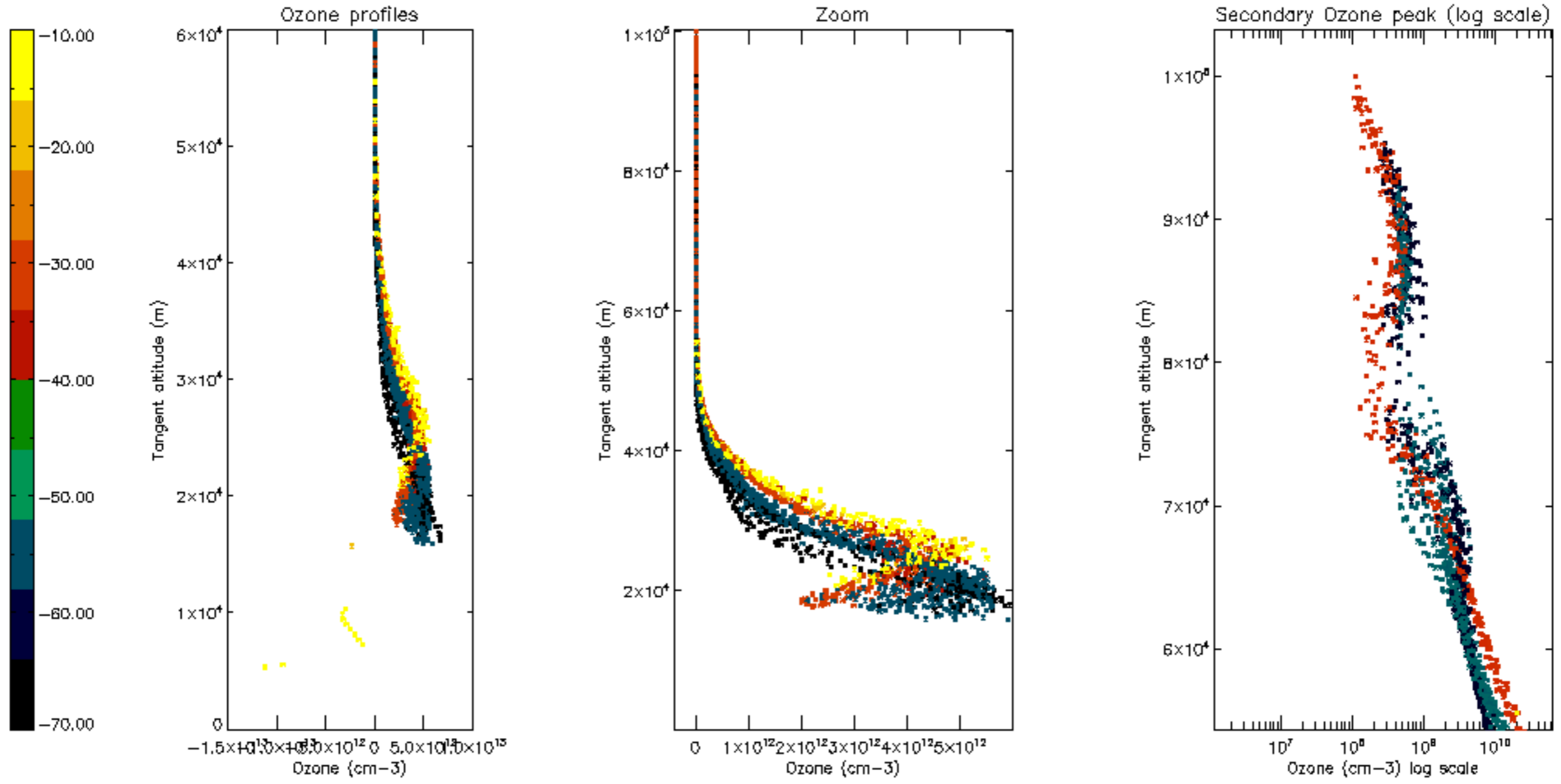


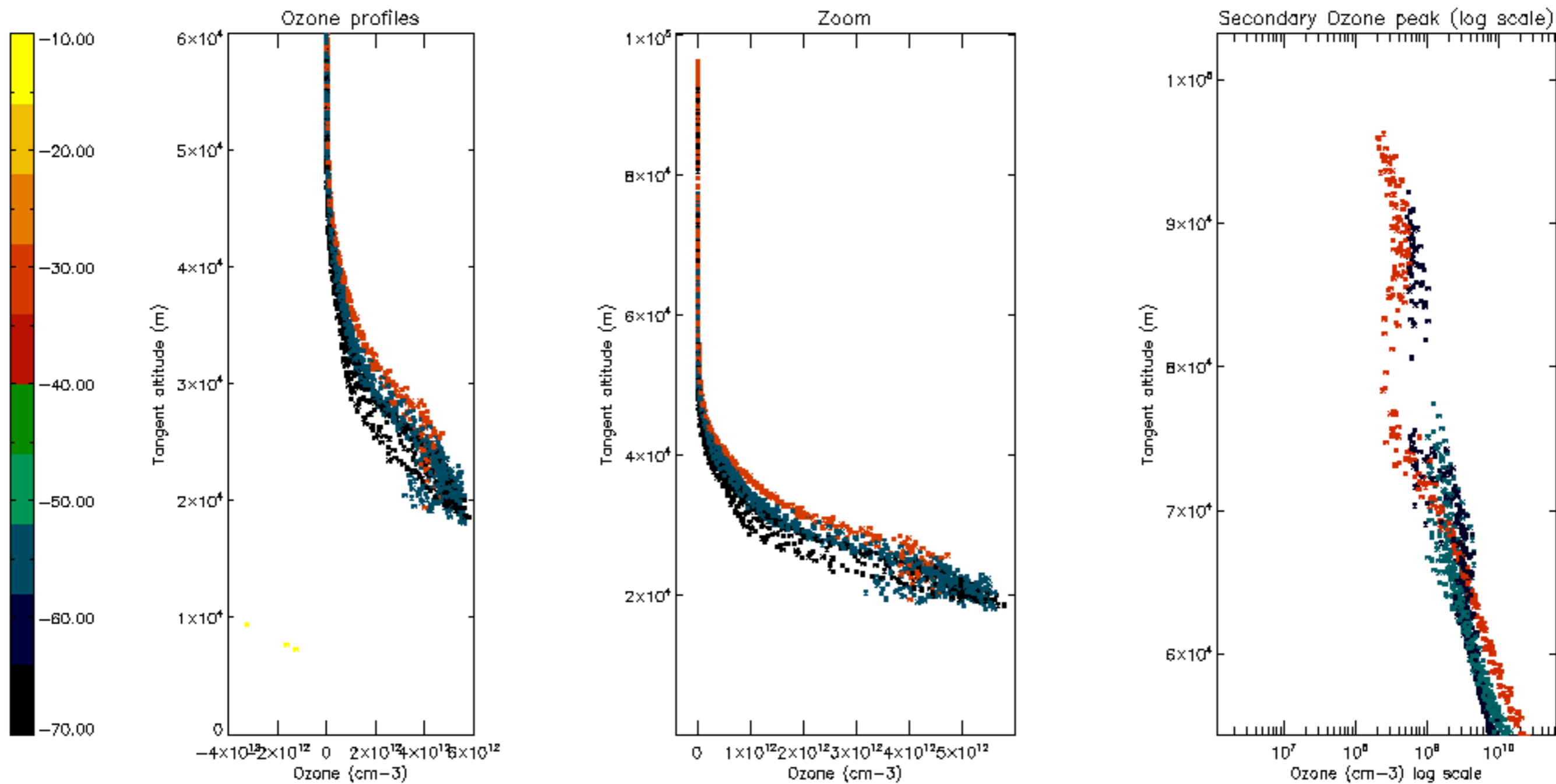
Percentage of saturation errors per profile

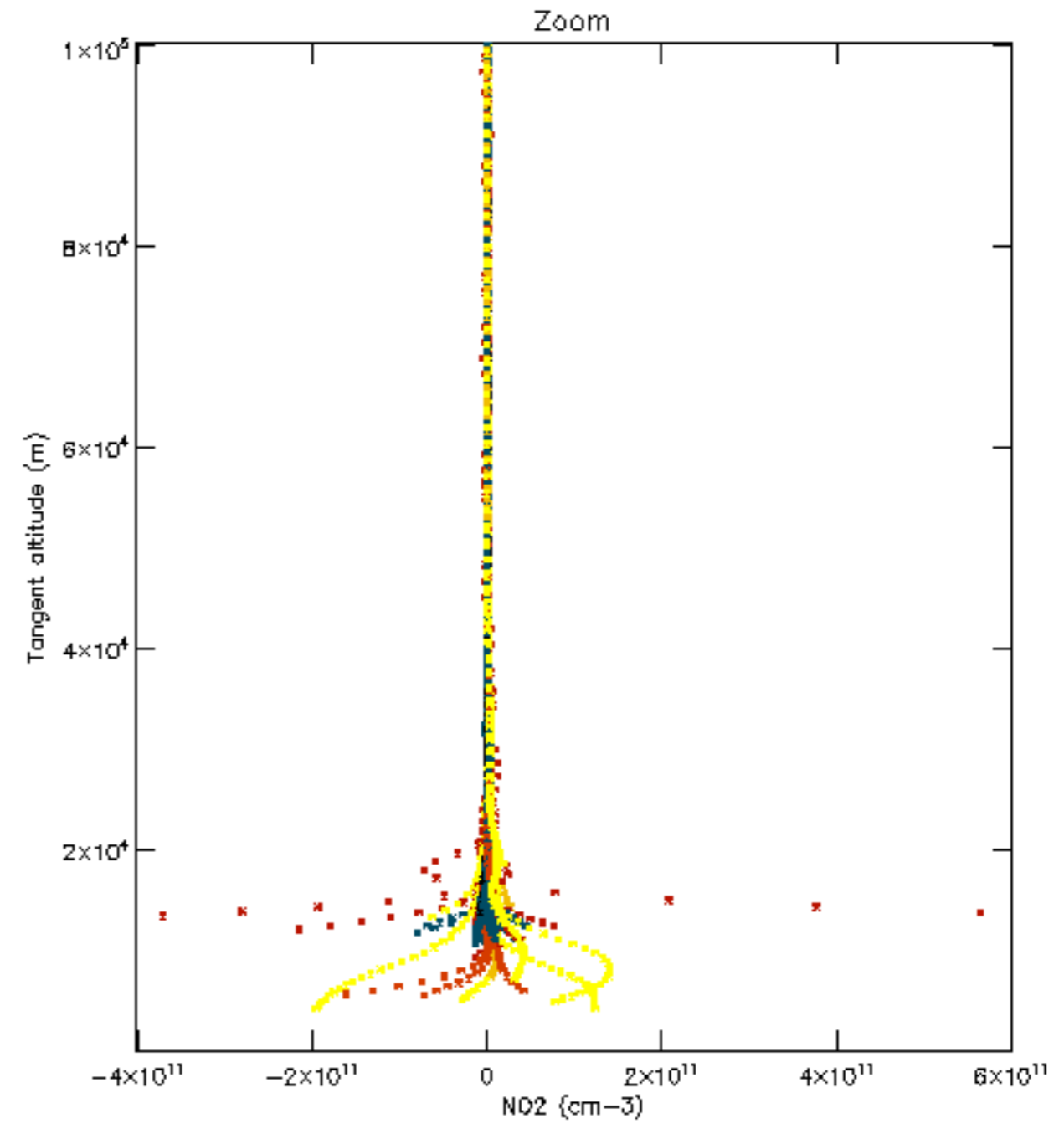
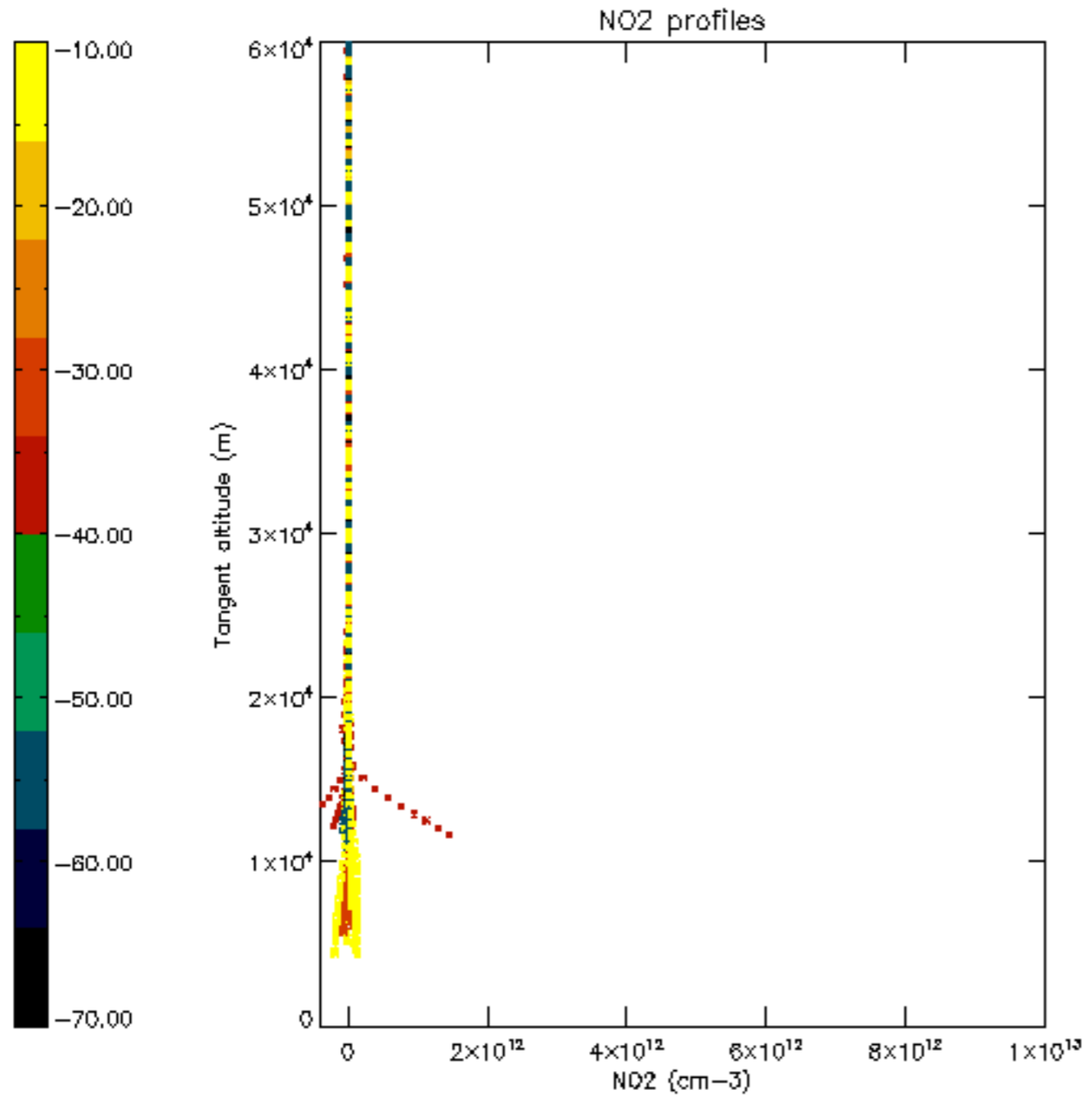


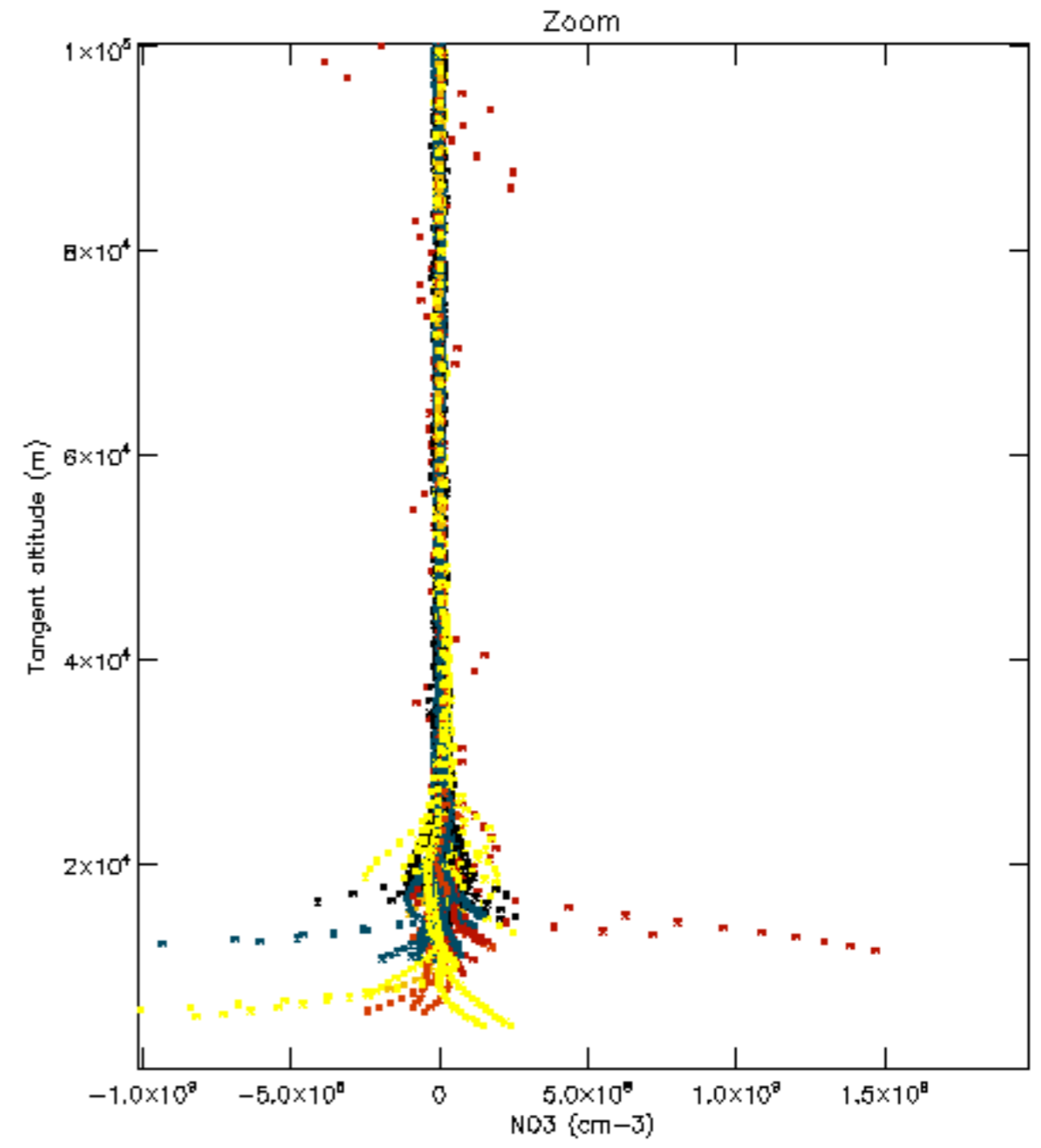
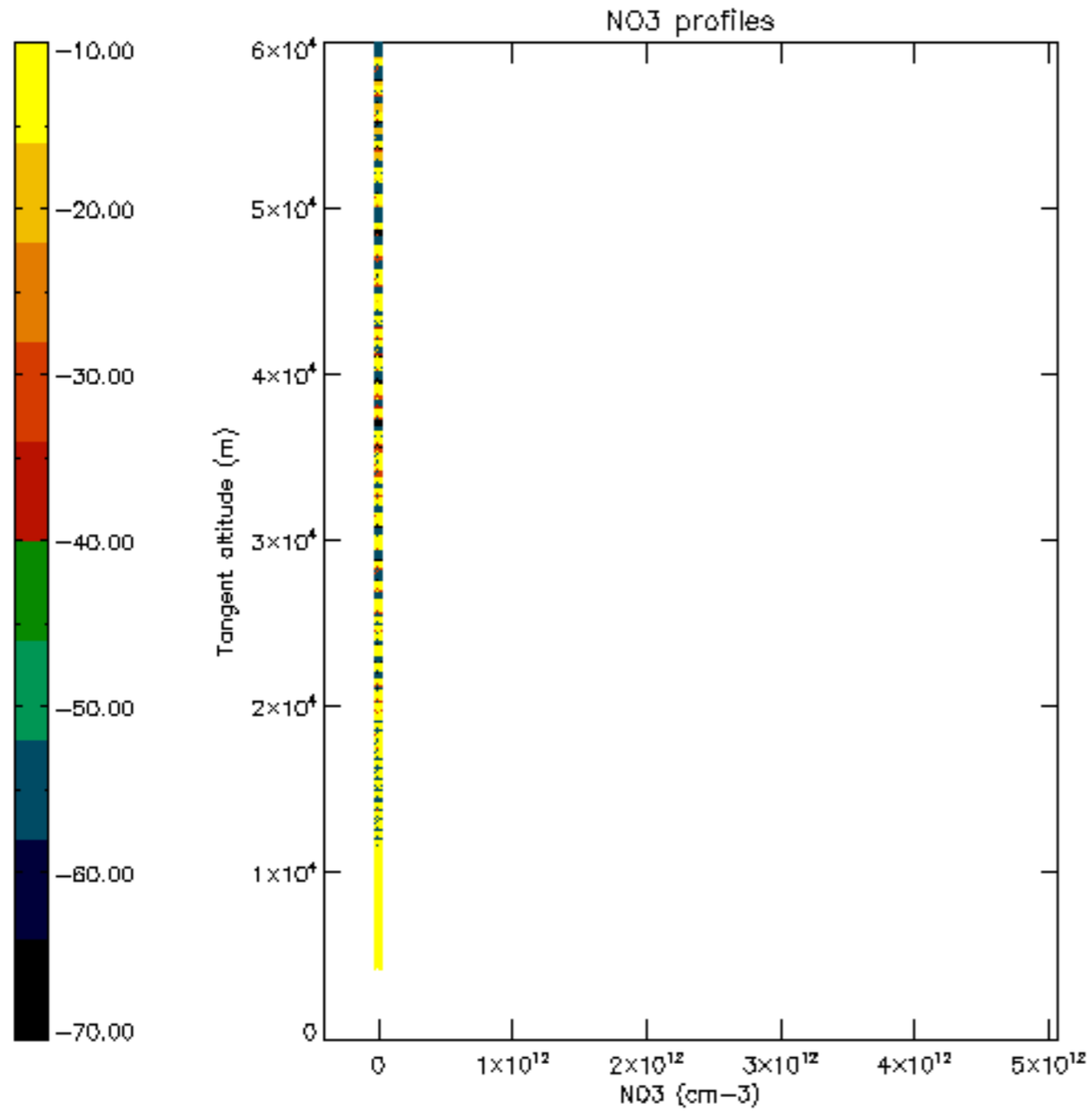


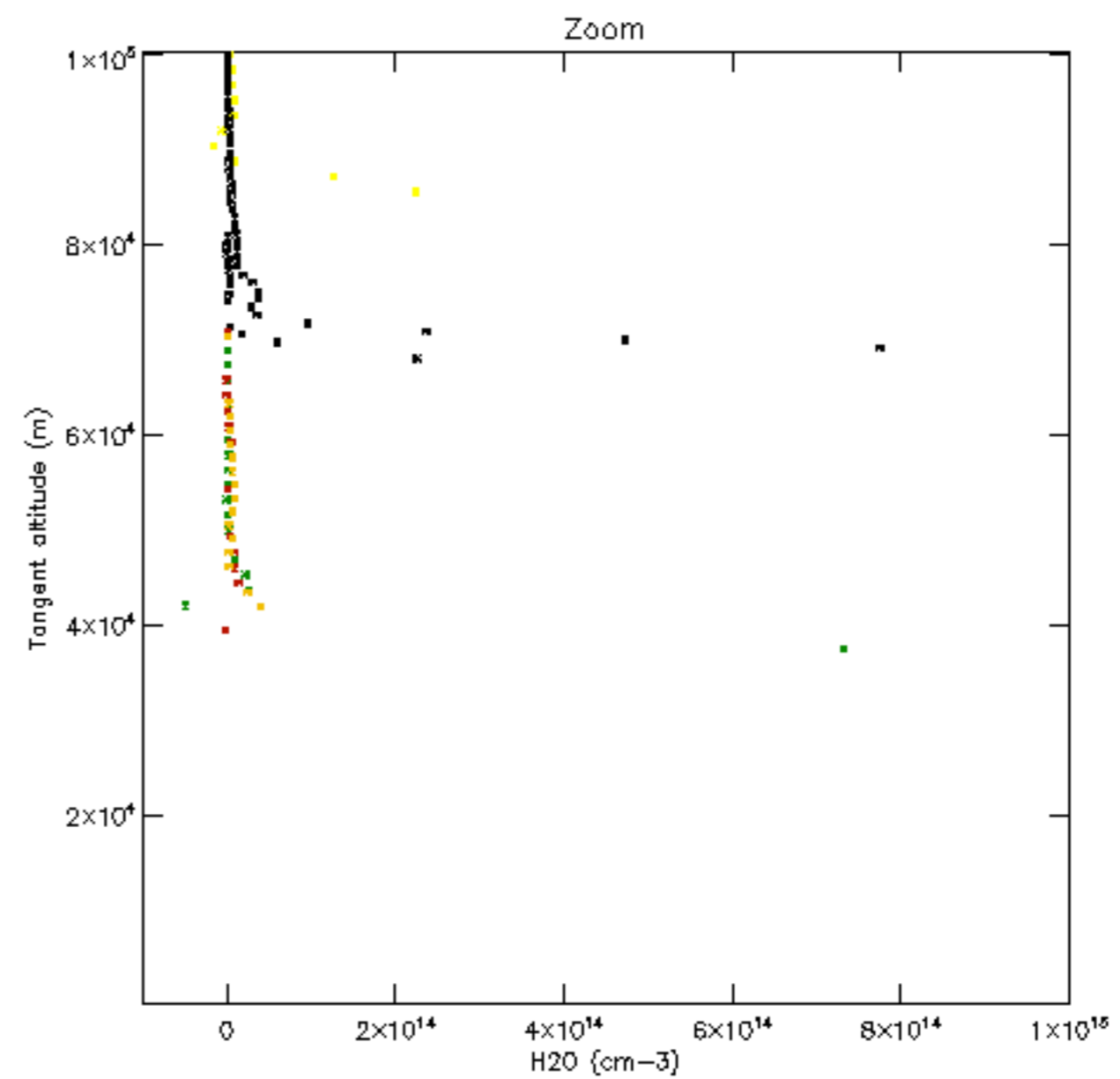
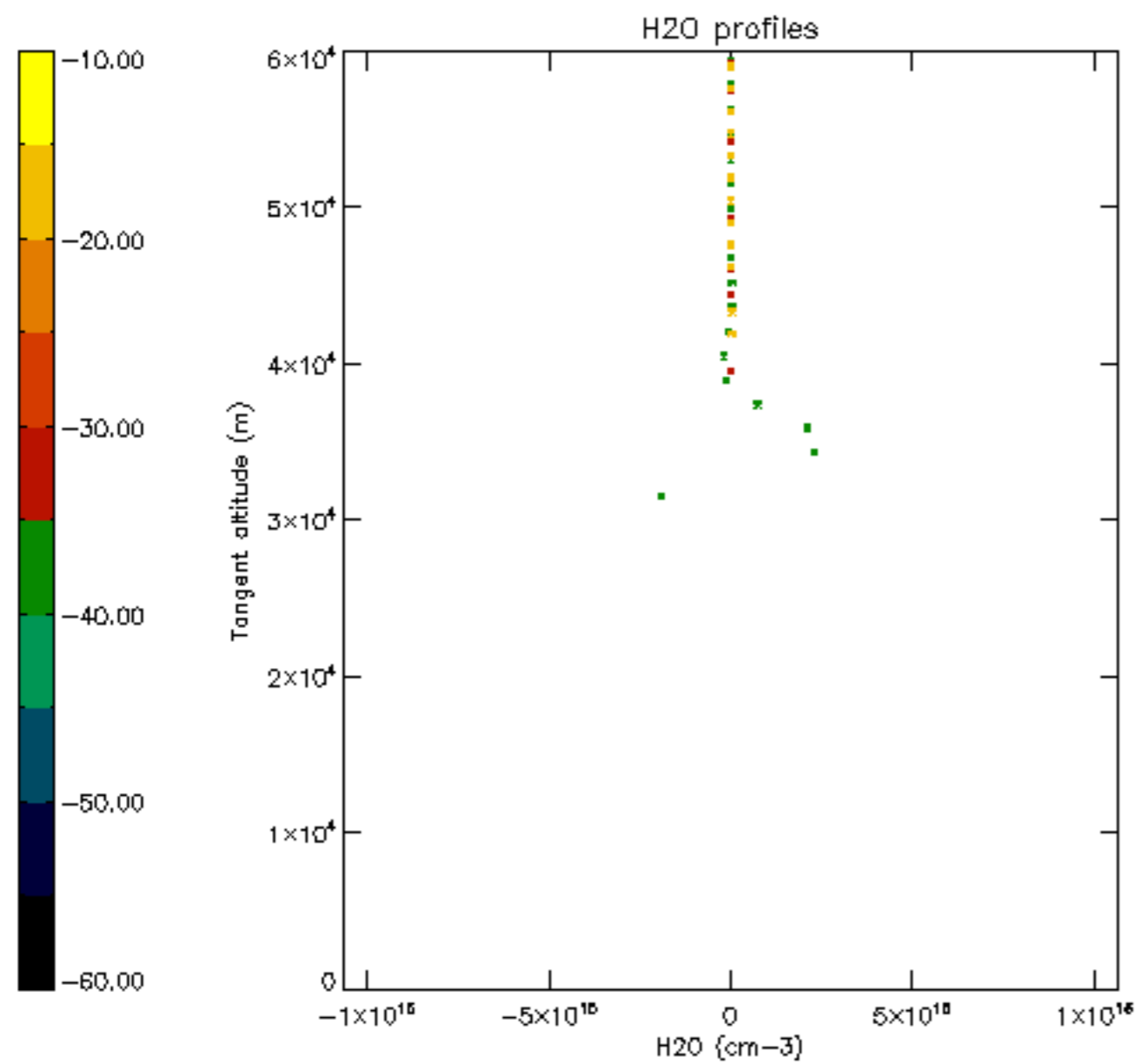


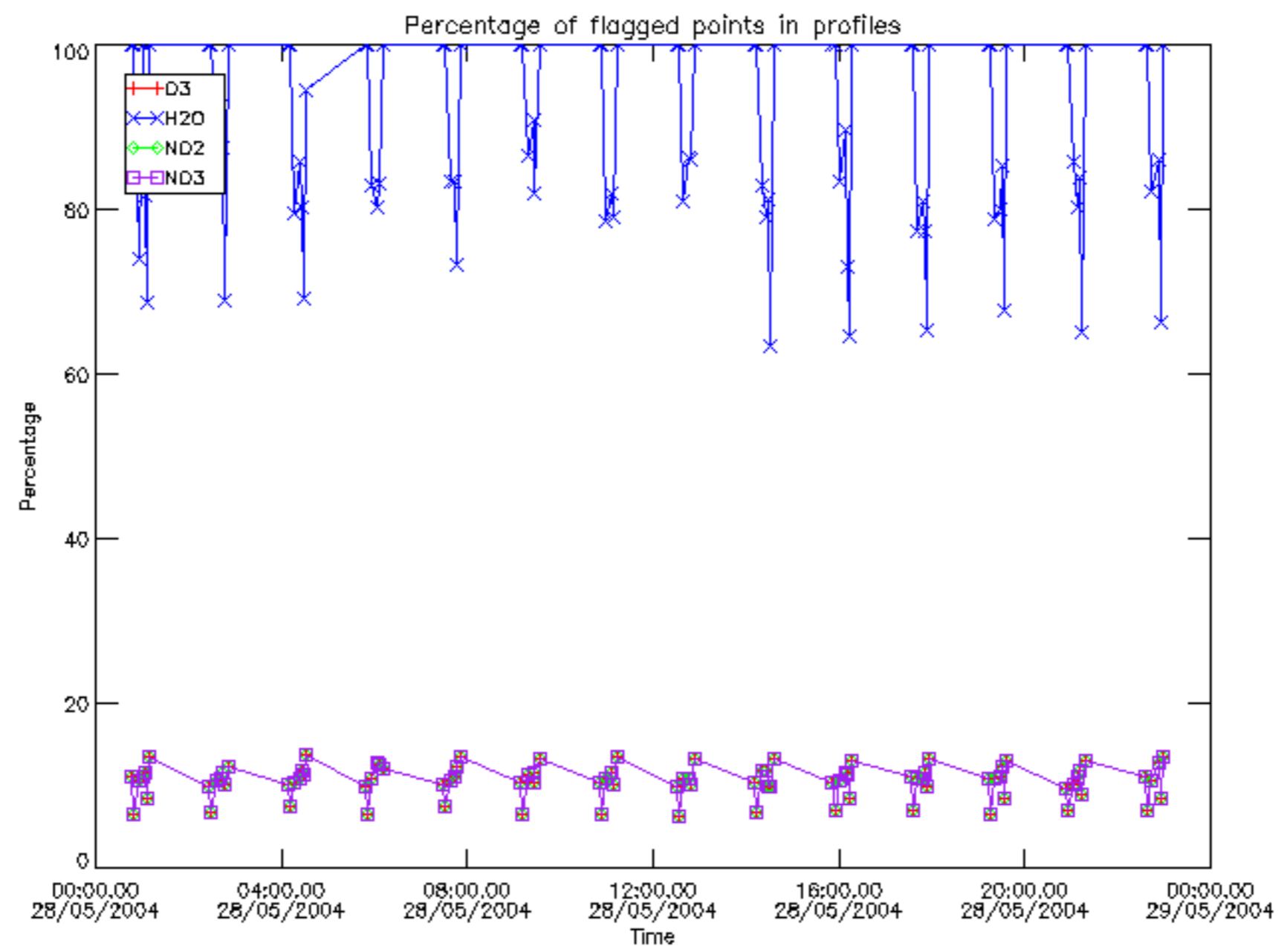




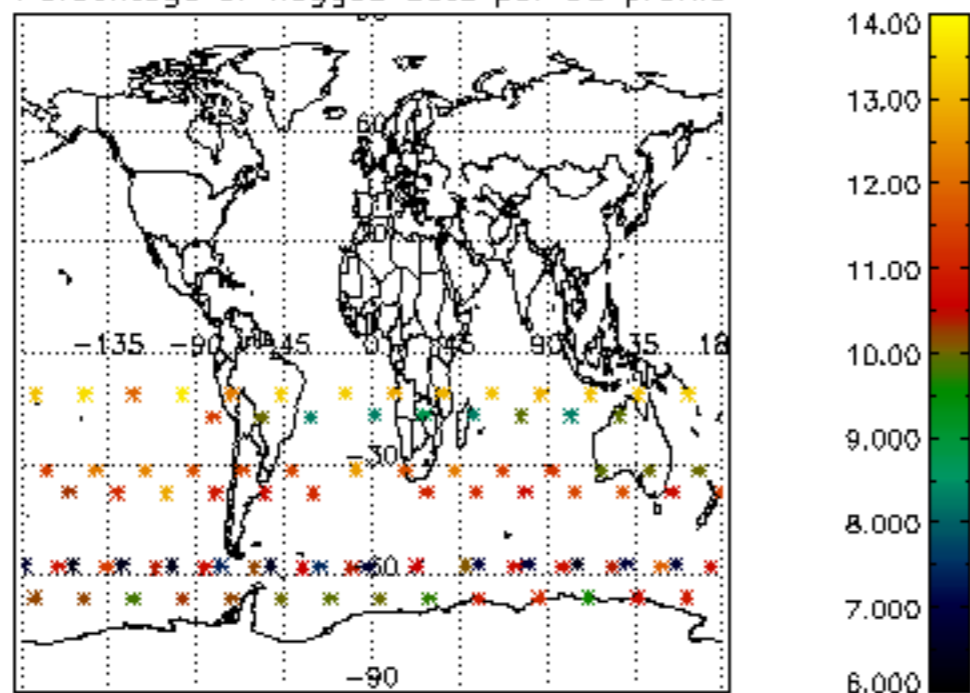




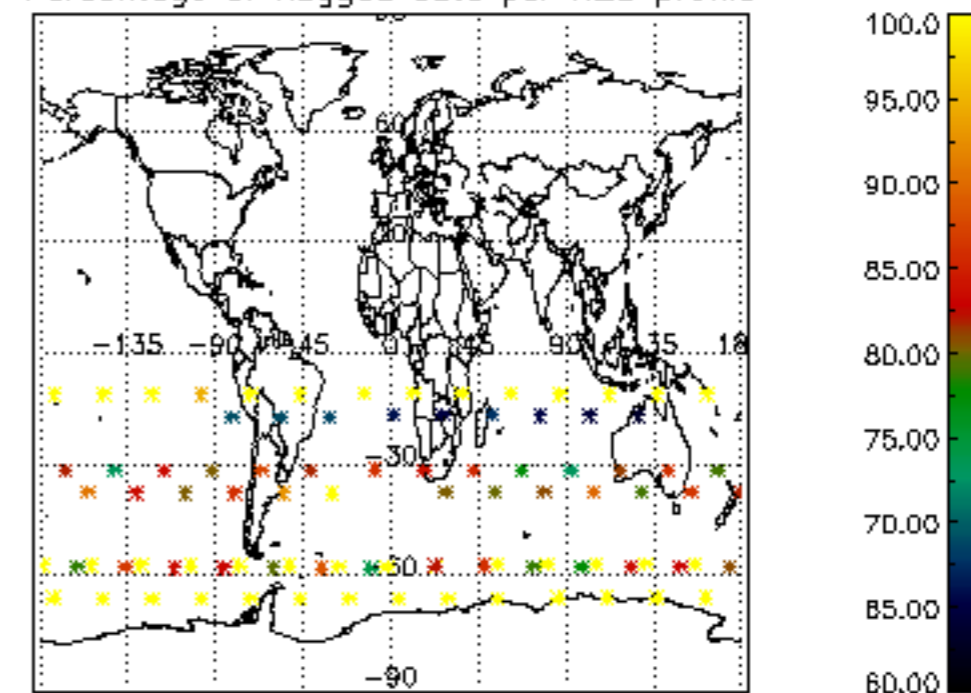




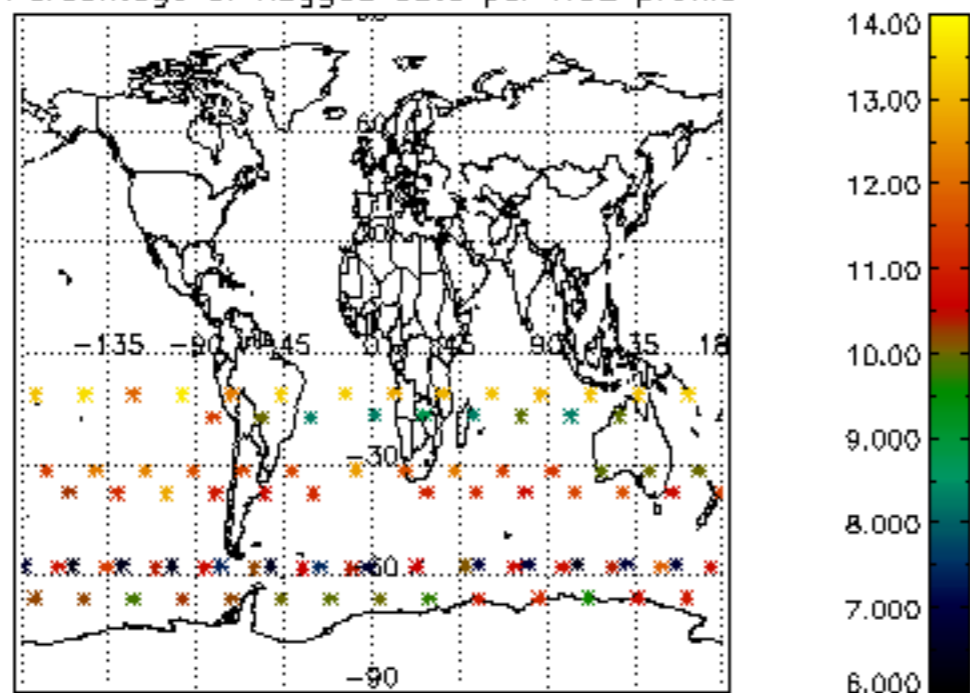
Percentage of flagged data per D3 profile



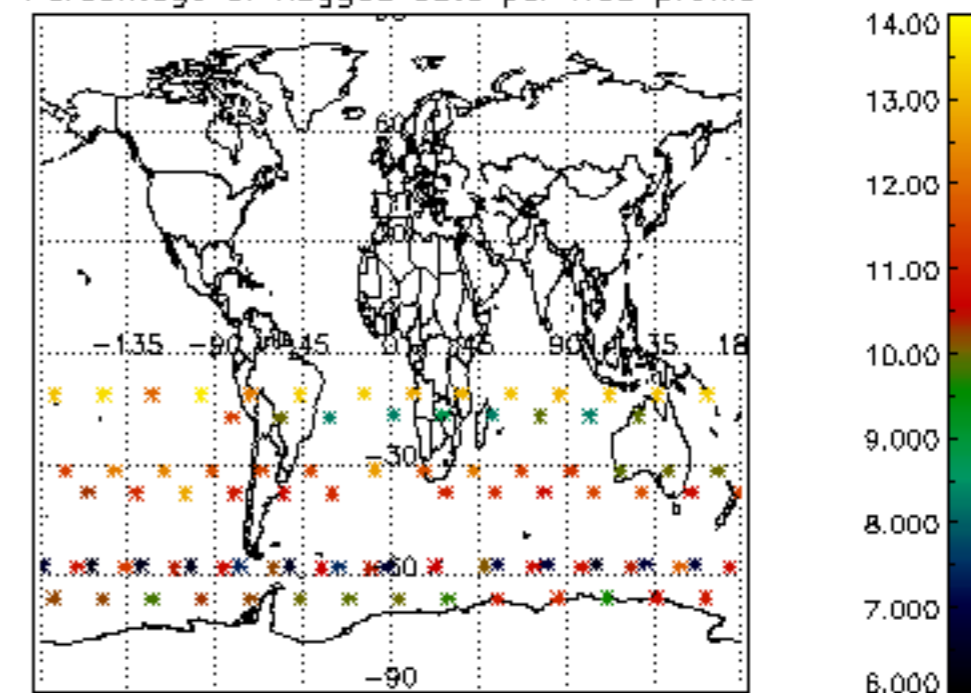
Percentage of flagged data per H2O profile

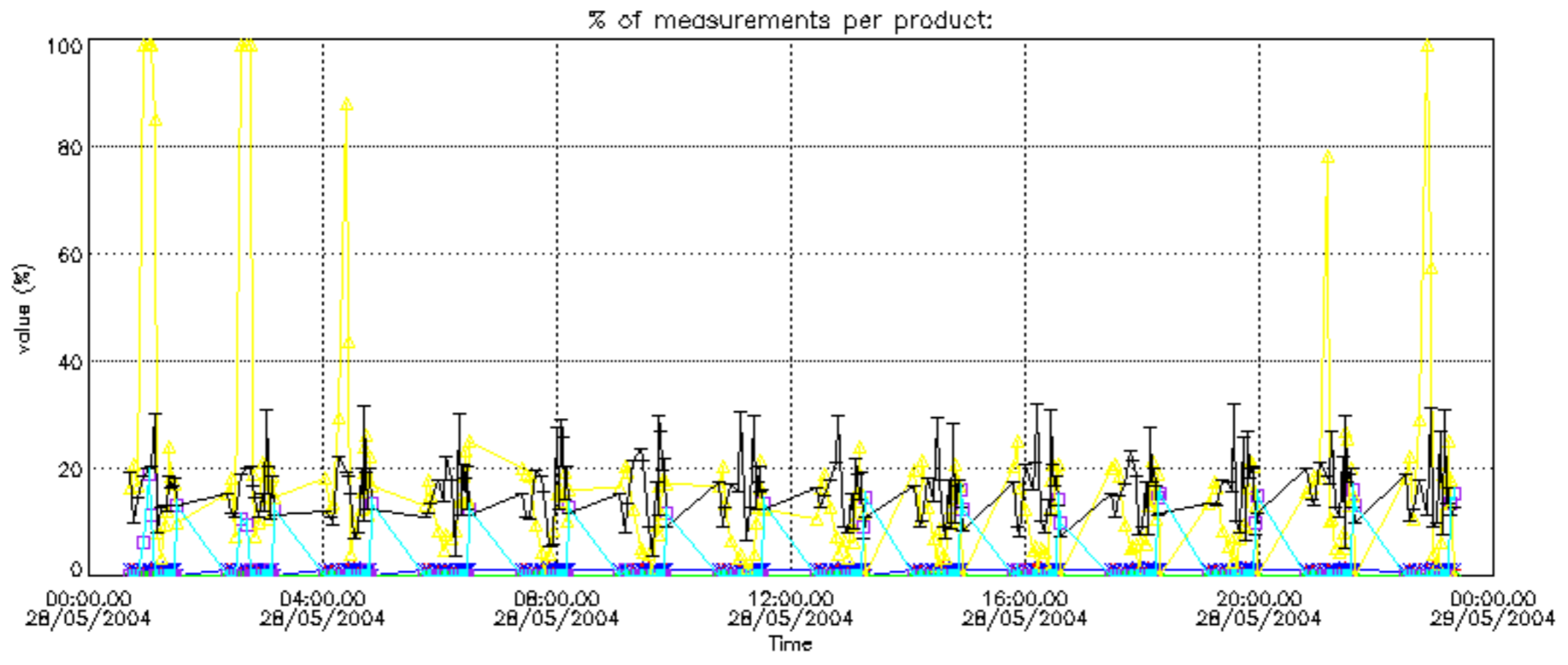


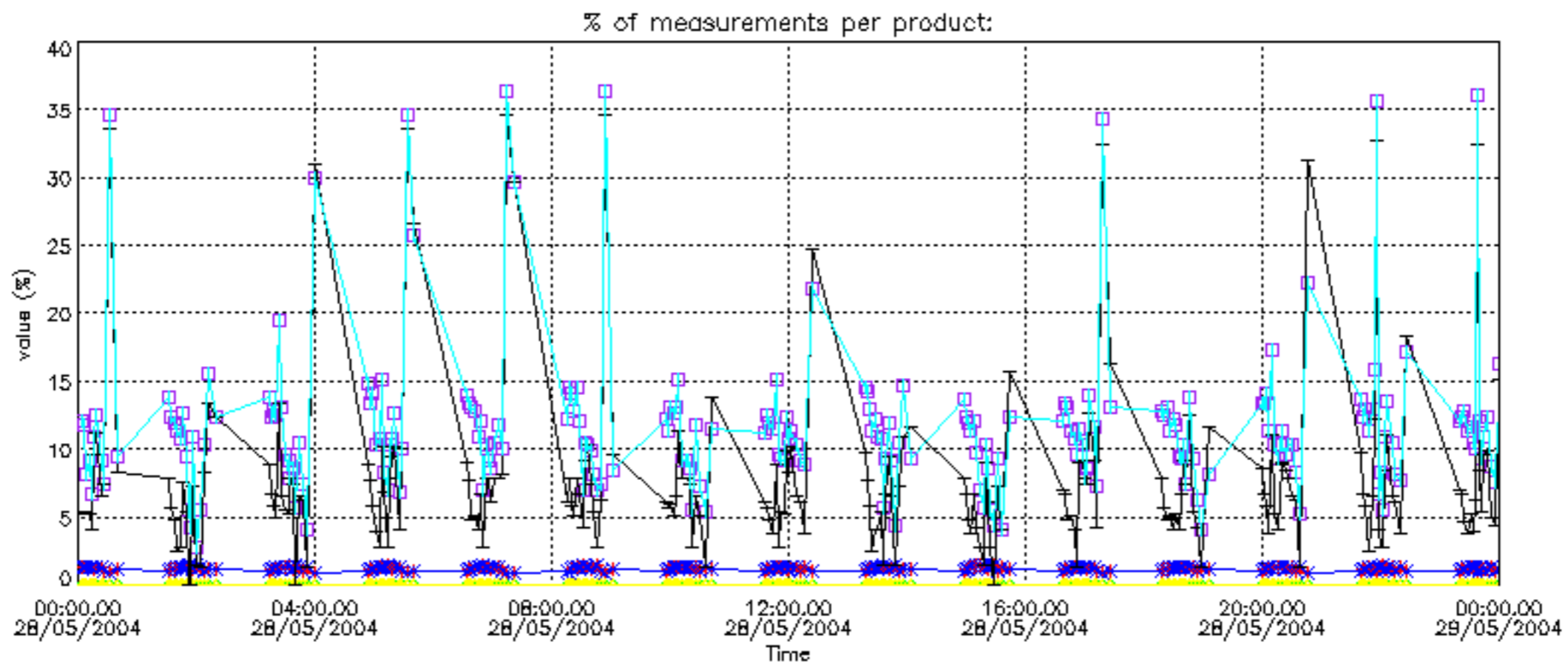
Percentage of flagged data per NO2 profile



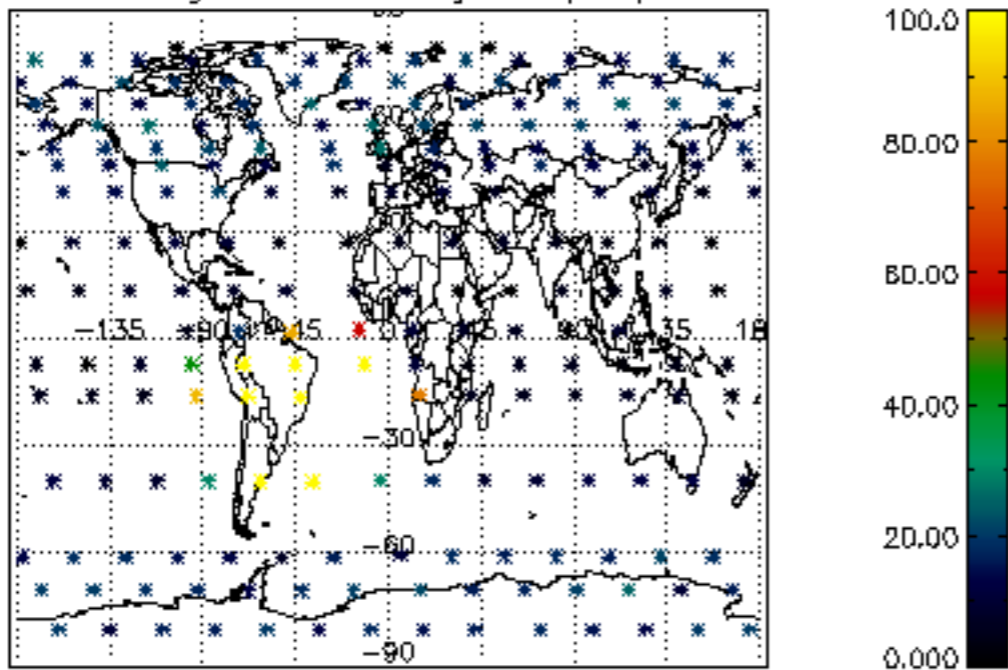
Percentage of flagged data per NO3 profile



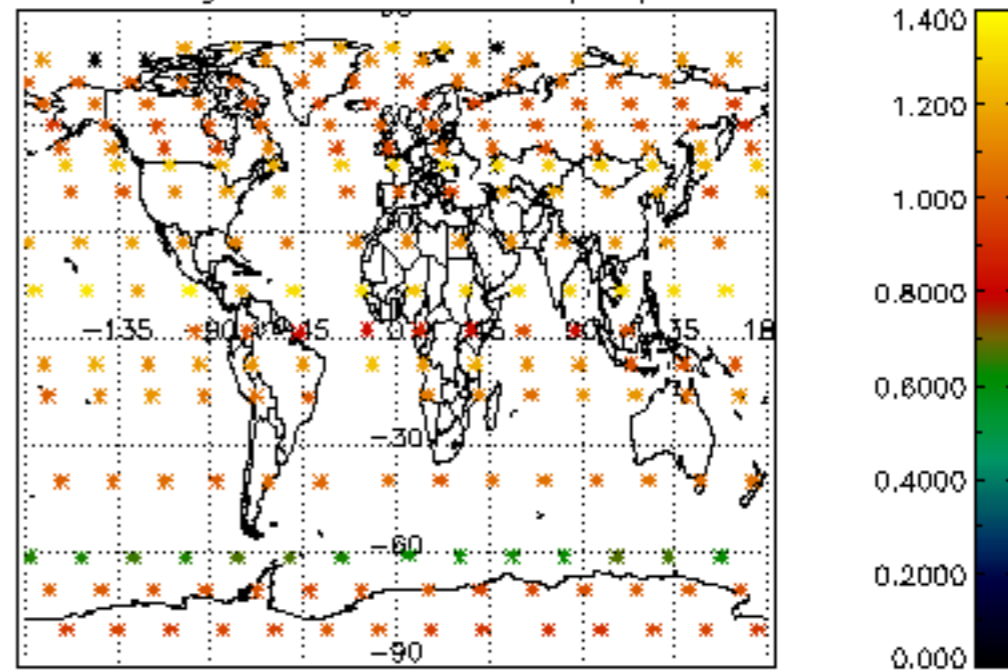




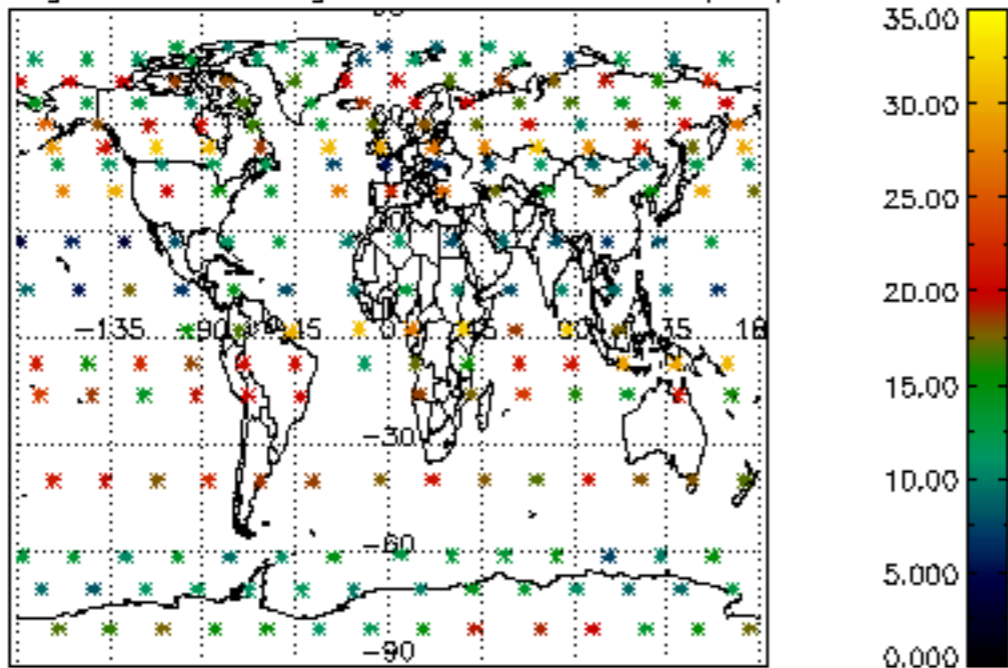
Percentage of cosmic ray hits per profile



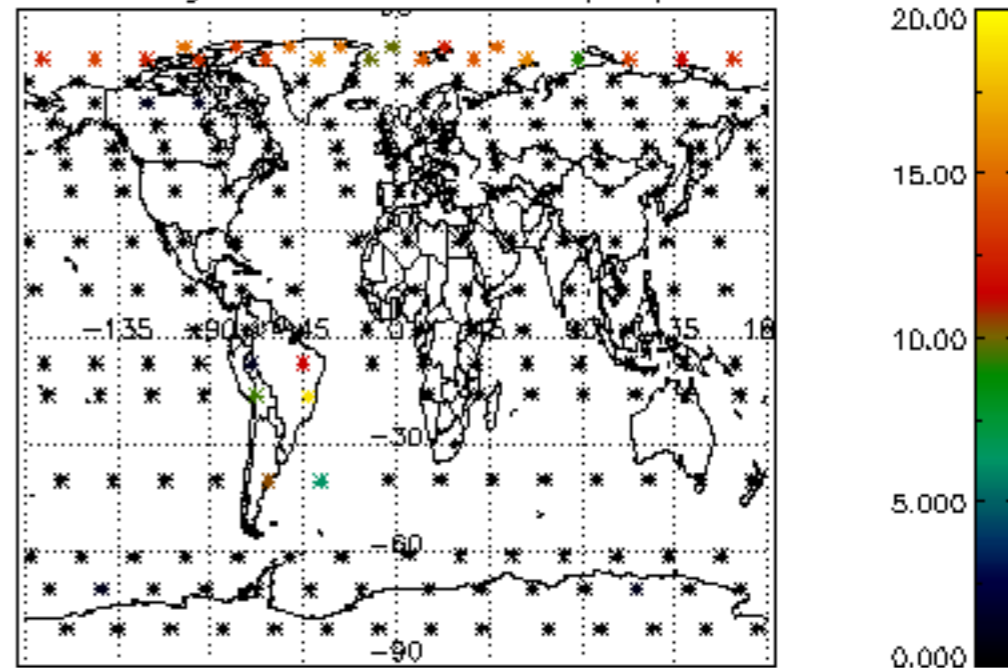
Percentage of datation errors per profile



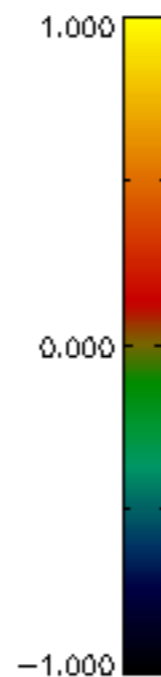
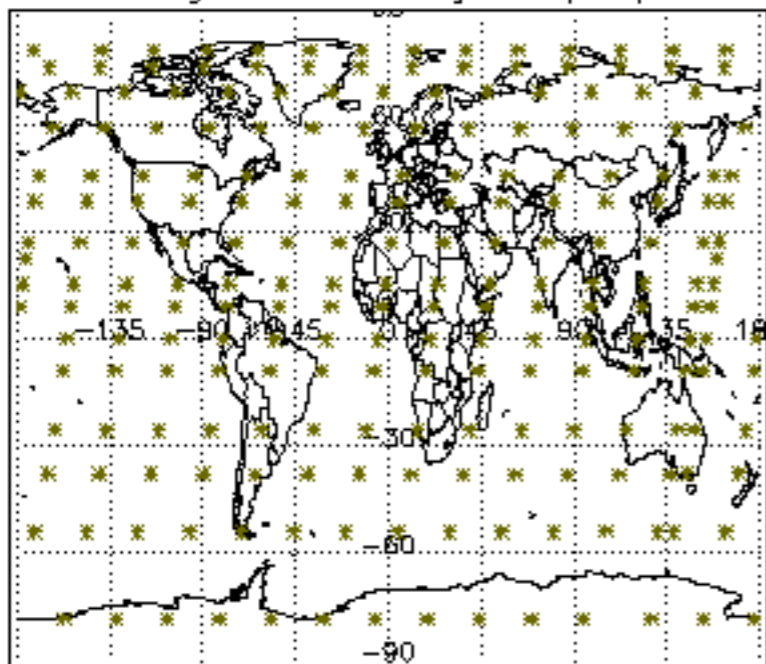
Percentage of star falling outside central band per profile



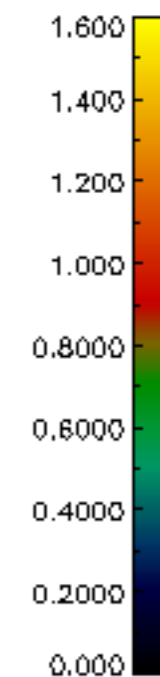
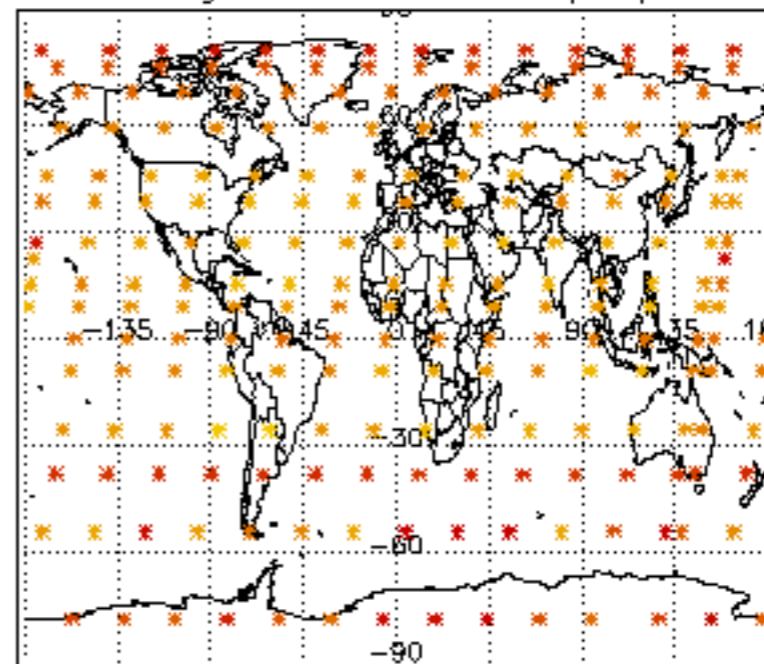
Percentage of saturation errors per profile



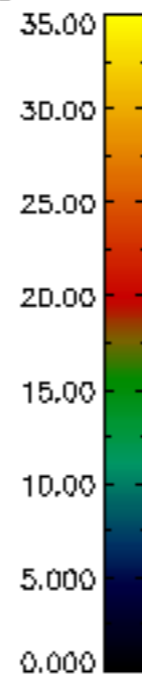
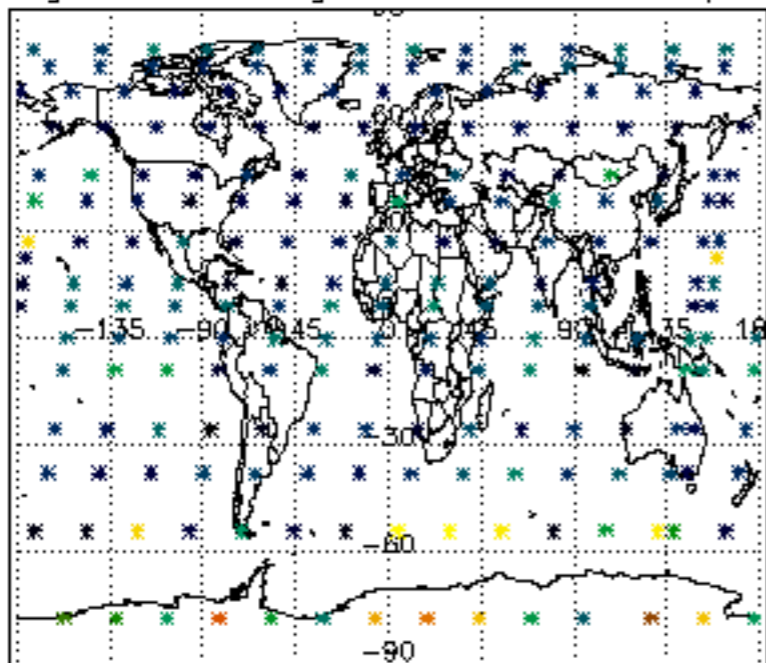
Percentage of cosmic ray hits per profile



Percentage of datation errors per profile



Percentage of star falling outside central band per profile



Percentage of saturation errors per profile

