

# GOMOS Level 2 Daily Report

## SUMMARY

### [1. General Info](#)

### [2. Summary of processed GOM\\_NL\\_2P products](#)

### [3. Level 2 Quality information per product](#)

#### [3.1 Plot of level 2 quality information per product \(time dependant\)](#)

#### [3.2 Plot of level 2 quality information per product \(world map\)](#)

### [4. Level 1 Quality information per product \(stored on level 2 products\)](#)

#### [4.1 Plot of level 1 quality information per product \(time dependant\)](#)

##### [4.1.1 Plot of level 1 quality information per product \(time dependant\): ASCENDING](#)

##### [4.1.2 Plot of level 1 quality information per product \(time dependant\): DESCENDING](#)

#### [4.2 Plot of level 1 quality information per product \(world map\)](#)

##### [4.2.1 Plot of level 1 quality information per product \(world map\): ASCENDING](#)

##### [4.2.2 Plot of level 1 quality information per product \(world map\): DESCENDING](#)

### [5. Ozone profiles based on quality statistics and other trace gas profiles](#)

#### [5.1 Ozone statistics based on quality of products](#)

#### [5.2 Plot ozone profiles for all STD \(dark without errors\)](#)

#### [5.3 Plot ozone profiles where STD < 20% \(dark without errors\)](#)

#### [5.4. Plot ozone profiles where STD < 10% \(dark without errors\)](#)

#### [5.5. Plot ozone profiles where STD < 5% \(dark without errors\)](#)

#### [5.6 Plot NO2 profiles for all STD \(dark without errors\)](#)

#### [5.7 Plot NO3 profiles for all STD \(dark without errors\)](#)

#### [5.8 Plot H2O profiles \(only for occultations of stars 1,2,3,4,13,14,16,26,63 dark without errors\) for all STD](#)

### [6. Auxiliary Data Files used for the production reported in section 2](#)

This report presents the daily analysis on parameters extracted from GOMOS level 2 data (GOM\_NL\_\_2P). It is intended to monitor some important parameters that will impact the quality of these products. A list of level 2 products (and content) that have arrived during the reporting day to the PCF is also given.

Item	Value
Time of report generation	19APR2013 02:56:27
Data source version	GOMOS/6.01
Start time of products	27-05-2004 (27MAY2004 00:00:00)
Stop time of products	28-05-2004 (28MAY2004 00:00:00)
Store outputs in DB	Yes
Nb of level 2 prods	441
Nb of prods with errors	0

## 2. Summary of processed GOM\_NL\_\_2P products.

Nr	Filename	UTC Start time	Limb	Duration	Star Id	Star Name	Star Mag	Star Temp	Nb Meas	Orbit	Prod. error
1	GOM_NL__2PRFIN20040527_000117_000000382027_00131_11708_2834.N1	27-MAY-2004 00:01:17	Dark	38.000	135	Bet Hyi	2.8200	5800.0	76	11708	No
2	GOM_NL__2PRFIN20040527_000452_000000442027_00131_11708_2835.N1	27-MAY-2004 00:04:52	Dark	44.000	45	Alp Pav	1.9400	26000.	88	11708	No
3	GOM_NL__2PRFIN20040527_000901_000000402027_00131_11708_2836.N1	27-MAY-2004 00:09:01	Straylight	39.500	43	Alp TrA	1.9100	4250.0	79	11708	No
4	GOM_NL__2PRFIN20040527_001107_000000412027_00131_11708_2837.N1	27-MAY-2004 00:11:07	Straylight	41.000	134	Bet TrA	2.8100	6600.0	82	11708	No
5	GOM_NL__2PRFIN20040527_001234_000000452027_00131_11708_2838.N1	27-MAY-2004 00:12:34	Straylight	44.500	4	Alp1Cen	-0.010000	5800.0	89	11708	No
6	GOM_NL__2PRFIN20040527_001513_000000612027_00131_11708_2839.N1	27-MAY-2004 00:15:13	Straylight	60.500	38	20Eps Sgr	1.8360	11000.	121	11708	No
7	GOM_NL__2PRFIN20040527_001746_000000402027_00131_11708_2840.N1	27-MAY-2004 00:17:46	Twilight_stray	40.000	81	Eta Cen	2.3560	28000.	80	11708	No
8	GOM_NL__2PRFIN20040527_002006_000000462027_00131_11708_2841.N1	27-MAY-2004 00:20:06	Twilight_stray	46.000	136	23Tau Sco	2.8220	30000.	92	11708	No
9	GOM_NL__2PRFIN20040527_002216_000000432027_00131_11708_2842.N1	27-MAY-2004 00:22:16	Bright	43.000	80	7Del Sco	2.3160	30000.	86	11708	No
10	GOM_NL__2PRFIN20040527_002355_000000512027_00131_11708_2843.N1	27-MAY-2004 00:23:55	Bright	51.000	86	35Eta Oph	2.4300	10200.	102	11708	No
11	GOM_NL__2PRFIN20040527_002630_000000382027_00131_11708_2844.N1	27-MAY-2004 00:26:30	Bright	37.500	104	27Bet Lib	2.6140	13100.	75	11708	No
12	GOM_NL__2PRFIN20040527_002806_000000442027_00131_11708_2845.N1	27-MAY-2004 00:28:06	Bright	44.000	120	1Del Oph	2.7340	3200.0	88	11708	No
13	GOM_NL__2PRFIN20040527_003109_000000402027_00131_11708_2846.N1	27-MAY-2004 00:31:09	Bright	40.000	102	24Alp Ser	2.6000	4250.0	80	11708	No
14	GOM_NL__2PRFIN20040527_003455_000000382027_00131_11708_2847.N1	27-MAY-2004 00:34:55	Bright	37.500	3	16Alp Boo	-0.050000	4250.0	75	11708	No
15	GOM_NL__2PRFIN20040527_003659_000000382027_00131_11708_2848.N1	27-MAY-2004 00:36:59	Bright	38.000	83		2.3780	11000.	76	11708	No
16	GOM_NL__2PRFIN20040527_004010_000000382027_00131_11708_2849.N1	27-MAY-2004 00:40:10	Bright	37.500	180	27Gam Boo	3.0400	8000.0	75	11708	No
17	GOM_NL__2PRFIN20040527_004325_000000382027_00131_11708_2850.N1	27-MAY-2004 00:43:25	Bright	38.000	39	85Eta UMa	1.8540	24000.	76	11708	No
18	GOM_NL__2PRFIN20040527_004511_000000402027_00131_11708_2851.N1	27-MAY-2004 00:45:11	Bright	39.500	55	79Zet UMa	2.0600	10200.	79	11708	No
19	GOM_NL__2PRFIN20040527_004756_000000412027_00131_11708_2852.N1	27-MAY-2004 00:47:56	Bright	40.500	119	14Eta Dra	2.7270	4700.0	81	11708	No
20	GOM_NL__2PRFIN20040527_005019_000000402027_00131_11708_2853.N1	27-MAY-2004 00:50:19	Bright	39.500	60	7Bet UMi	2.0810	3950.0	79	11708	No
21	GOM_NL__2PRFIN20040527_005456_000000372027_00131_11708_2854.N1	27-MAY-2004 00:54:56	Bright	36.500	49	1Alp UMi	1.9900	6300.0	73	11708	No
22	GOM_NL__2PRFIN20040527_005838_000000482027_00131_11708_2855.N1	27-MAY-2004 00:58:38	Bright	47.500	89	5Alp Cep	2.4510	8000.0	95	11708	No
23	GOM_NL__2PRFIN20040527_010305_000000382027_00131_11708_2856.N1	27-MAY-2004 01:03:05	Bright	38.000	76	27Gam Cas	2.3000	30000.	76	11708	No
24	GOM_NL__2PRFIN20040527_011037_000000422027_00131_11708_2857.N1	27-MAY-2004 01:10:37	Bright	42.000	53	43Bet And	2.0480	3300.0	84	11708	No
25	GOM_NL__2PRFIN20040527_011313_000000542027_00131_11708_2858.N1	27-MAY-2004 01:13:13	Twilight_stray	53.500	58	21Alp And	2.0730	11000.	107	11708	No
26	GOM_NL__2PRFIN20040527_011752_000000522027_00131_11708_2859.N1	27-MAY-2004 01:17:52	Dark	51.500	140	88Gam Peg	2.8340	26000.	103	11708	No
27	GOM_NL__2PRFIN20040527_012027_000000752027_00131_11708_2860.N1	27-MAY-2004 01:20:27	Dark	75.000	90	54Alp Peg	2.4870	11000.	150	11708	No
28	GOM_NL__2PRFIN20040527_012644_000000512027_00131_11708_2861.N1	27-MAY-2004 01:26:44	Dark	51.000	52	16Bet Cet	2.0370	4500.0	102	11708	No
29	GOM_NL__2PRFIN20040527_013330_000000482027_00131_11708_2862.N1	27-MAY-2004 01:33:30	Dark	47.500	84	Alp Phe	2.3970	4500.0	95	11708	No
30	GOM_NL__2PRFIN20040527_013604_000000512027_00131_11708_2863.N1	27-MAY-2004 01:36:04	Dark	51.000	9	Alp Eri	0.45300	24000.	102	11708	No
31	GOM_NL__2PRFIN20040527_013828_000000612027_00132_11709_2834.N1	27-MAY-2004 01:38:28	Dark	61.000	63	Bet Gru	2.1500	2800.0	122	11709	No
32	GOM_NL__2PRFIN20040527_014153_000000392027_00132_11709_2835.N1	27-MAY-2004 01:41:53	Dark	39.000	135	Bet Hyi	2.8200	5800.0	78	11709	No
33	GOM_NL__2PRFIN20040527_014528_000000462027_00132_11709_2836.N1	27-MAY-2004 01:45:28	Dark	46.000	45	Alp Pav	1.9400	26000.	92	11709	No
34	GOM_NL__2PRFIN20040527_014937_000000432027_00132_11709_2837.N1	27-MAY-2004 01:49:37	Straylight	43.000	43	Alp TrA	1.9100	4250.0	86	11709	No
35	GOM_NL__2PRFIN20040527_015142_000000432027_00132_11709_2838.N1	27-MAY-2004 01:51:42	Straylight	43.000	134	Bet TrA	2.8100	6600.0	86	11709	No
36	GOM_NL__2PRFIN20040527_015310_000000472027_00132_11709_2839.N1	27-MAY-2004 01:53:10	Straylight	47.000	4	Alp1Cen	-0.010000	5800.0	94	11709	No
37	GOM_NL__2PRFIN20040527_015550_000000592027_00132_11709_2840.N1	27-MAY-2004 01:55:50	Straylight	59.000	38	20Eps Sgr	1.8360	11000.	118	11709	No
38	GOM_NL__2PRFIN20040527_015821_000000402027_00132_11709_2841.N1	27-MAY-2004 01:58:21	Twilight_stray	40.000	81	Eta Cen	2.3560	28000.	80	11709	No
39	GOM_NL__2PRFIN20040527_020042_000000462027_00132_11709_2842.N1	27-MAY-2004 02:00:42	Twilight_stray	46.000	136	23Tau Sco	2.8220	30000.	92	11709	No
40	GOM_NL__2PRFIN20040527_020252_000000442027_00132_11709_2843.N1	27-MAY-2004 02:02:52	Bright	43.500	80	7Del Sco	2.3160	30000.	87	11709	No
41	GOM_NL__2PRFIN20040527_020431_000000512027_00132_11709_2844.N1	27-MAY-2004 02:04:31	Bright	51.000	86	35Eta Oph	2.4300	10200.	102	11709	No
42	GOM_NL__2PRFIN20040527_020706_000000392027_00132_11709_2845.N1	27-MAY-2004 02:07:06	Bright	39.000	104	27Bet Lib	2.6140	13100.	78	11709	No

43	GOM_NL__2PRFIN20040527_020842_000000442027_00132_11709_2846.N1	27-MAY-2004 02:08:42	Bright	44.000	120	1Del Oph	2.7340	3200.0	88	11709	No
44	GOM_NL__2PRFIN20040527_021144_000000412027_00132_11709_2847.N1	27-MAY-2004 02:11:44	Bright	41.000	102	24Alp Ser	2.6000	4250.0	82	11709	No
45	GOM_NL__2PRFIN20040527_021531_000000372027_00132_11709_2848.N1	27-MAY-2004 02:15:31	Bright	36.500	3	16Alp Boo	-0.050000	4250.0	73	11709	No
46	GOM_NL__2PRFIN20040527_021735_000000382027_00132_11709_2849.N1	27-MAY-2004 02:17:35	Bright	37.500	83		2.3780	11000.	75	11709	No
47	GOM_NL__2PRFIN20040527_022046_000000372027_00132_11709_2850.N1	27-MAY-2004 02:20:46	Bright	37.000	180	27Gam Boo	3.0400	8000.0	74	11709	No
48	GOM_NL__2PRFIN20040527_022402_000000362027_00132_11709_2851.N1	27-MAY-2004 02:24:02	Bright	36.000	39	85Eta UMa	1.8540	24000.	72	11709	No
49	GOM_NL__2PRFIN20040527_022548_000000382027_00132_11709_2852.N1	27-MAY-2004 02:25:48	Bright	37.500	55	79Zet UMa	2.0600	10200.	75	11709	No
50	GOM_NL__2PRFIN20040527_022832_000000392027_00132_11709_2853.N1	27-MAY-2004 02:28:32	Bright	39.000	119	14Eta Dra	2.7270	4700.0	78	11709	No
51	GOM_NL__2PRFIN20040527_023055_000000392027_00132_11709_2854.N1	27-MAY-2004 02:30:55	Bright	39.000	60	7Bet UMi	2.0810	3950.0	78	11709	No
52	GOM_NL__2PRFIN20040527_023533_000000382027_00132_11709_2855.N1	27-MAY-2004 02:35:33	Bright	37.500	49	1Alp UMi	1.9900	6300.0	75	11709	No
53	GOM_NL__2PRFIN20040527_023913_000000492027_00132_11709_2856.N1	27-MAY-2004 02:39:13	Bright	49.000	89	5Alp Cep	2.4510	8000.0	98	11709	No
54	GOM_NL__2PRFIN20040527_024341_000000552027_00132_11709_2857.N1	27-MAY-2004 02:43:41	Bright	55.000	76	27Gam Cas	2.3000	30000.	110	11709	No
55	GOM_NL__2PRFIN20040527_025113_000000432027_00132_11709_2858.N1	27-MAY-2004 02:51:13	Bright	43.000	53	43Bet And	2.0480	3300.0	86	11709	No
56	GOM_NL__2PRFIN20040527_025349_000000542027_00132_11709_2859.N1	27-MAY-2004 02:53:49	Tw_i_and_stray	53.500	58	21Alp And	2.0730	11000.	107	11709	No
57	GOM_NL__2PRFIN20040527_025829_000000492027_00132_11709_2860.N1	27-MAY-2004 02:58:29	Dark	49.000	140	88Gam Peg	2.8340	26000.	98	11709	No
58	GOM_NL__2PRFIN20040527_030105_000000782027_00132_11709_2861.N1	27-MAY-2004 03:01:05	Dark	77.500	90	54Alp Peg	2.4870	11000.	155	11709	No
59	GOM_NL__2PRFIN20040527_030722_000000502027_00132_11709_2862.N1	27-MAY-2004 03:07:22	Dark	50.000	52	16Bet Cet	2.0370	4500.0	100	11709	No
60	GOM_NL__2PRFIN20040527_031407_000000462027_00132_11709_2863.N1	27-MAY-2004 03:14:07	Dark	46.000	84	Alp Phe	2.3970	4500.0	92	11709	No
61	GOM_NL__2PRFIN20040527_031640_000000512027_00132_11709_2864.N1	27-MAY-2004 03:16:40	Dark	51.000	9	Alp Eri	0.45300	24000.	102	11709	No
62	GOM_NL__2PRFIN20040527_031906_000000512027_00133_11710_2835.N1	27-MAY-2004 03:19:06	Dark	50.500	63	Bet Gru	2.1500	2800.0	101	11710	No
63	GOM_NL__2PRFIN20040527_032230_000000382027_00133_11710_2836.N1	27-MAY-2004 03:22:30	Dark	38.000	135	Bet Hyi	2.8200	5800.0	76	11710	No
64	GOM_NL__2PRFIN20040527_032605_000000442027_00133_11710_2837.N1	27-MAY-2004 03:26:05	Dark	43.500	45	Alp Pav	1.9400	26000.	87	11710	No
65	GOM_NL__2PRFIN20040527_033015_000000422027_00133_11710_2838.N1	27-MAY-2004 03:30:15	Straylight	41.500	43	Alp TrA	1.9100	4250.0	83	11710	No
66	GOM_NL__2PRFIN20040527_033220_000000392027_00133_11710_2839.N1	27-MAY-2004 03:32:20	Straylight	39.000	134	Bet TrA	2.8100	6600.0	78	11710	No
67	GOM_NL__2PRFIN20040527_033346_000000522027_00133_11710_2840.N1	27-MAY-2004 03:33:46	Straylight	52.000	4	Alp1Cen	-0.010000	5800.0	104	11710	No
68	GOM_NL__2PRFIN20040527_033528_000000512027_00133_11710_2841.N1	27-MAY-2004 03:35:28	Straylight	50.500	40	The Sco	1.8590	7100.0	101	11710	No
69	GOM_NL__2PRFIN20040527_034119_000000462027_00133_11710_2842.N1	27-MAY-2004 03:41:19	Tw_i_and_stray	45.500	136	23Tau Sco	2.8220	30000.	91	11710	No
70	GOM_NL__2PRFIN20040527_034329_000000422027_00133_11710_2843.N1	27-MAY-2004 03:43:29	Bright	42.000	80	7Del Sco	2.3160	30000.	84	11710	No
71	GOM_NL__2PRFIN20040527_034507_000000512027_00133_11710_2844.N1	27-MAY-2004 03:45:07	Bright	51.000	86	35Eta Oph	2.4300	10200.	102	11710	No
72	GOM_NL__2PRFIN20040527_034742_000000392027_00133_11710_2845.N1	27-MAY-2004 03:47:42	Bright	39.000	104	27Bet Lib	2.6140	13100.	78	11710	No
73	GOM_NL__2PRFIN20040527_034919_000000432027_00133_11710_2846.N1	27-MAY-2004 03:49:19	Bright	42.500	120	1Del Oph	2.7340	3200.0	85	11710	No
74	GOM_NL__2PRFIN20040527_035221_000000402027_00133_11710_2847.N1	27-MAY-2004 03:52:21	Bright	40.000	102	24Alp Ser	2.6000	4250.0	80	11710	No
75	GOM_NL__2PRFIN20040527_035607_000000382027_00133_11710_2848.N1	27-MAY-2004 03:56:07	Bright	38.000	3	16Alp Boo	-0.050000	4250.0	76	11710	No
76	GOM_NL__2PRFIN20040527_035812_000000382027_00133_11710_2849.N1	27-MAY-2004 03:58:12	Bright	38.000	83		2.3780	11000.	76	11710	No
77	GOM_NL__2PRFIN20040527_040122_000000372027_00133_11710_2850.N1	27-MAY-2004 04:01:22	Bright	37.000	180	27Gam Boo	3.0400	8000.0	74	11710	No
78	GOM_NL__2PRFIN20040527_040439_000000382027_00133_11710_2851.N1	27-MAY-2004 04:04:39	Bright	37.500	39	85Eta UMa	1.8540	24000.	75	11710	No
79	GOM_NL__2PRFIN20040527_040624_000000362027_00133_11710_2852.N1	27-MAY-2004 04:06:24	Bright	36.000	55	79Zet UMa	2.0600	10200.	72	11710	No
80	GOM_NL__2PRFIN20040527_040908_000000422027_00133_11710_2853.N1	27-MAY-2004 04:09:08	Bright	41.500	119	14Eta Dra	2.7270	4700.0	83	11710	No
81	GOM_NL__2PRFIN20040527_041131_000000392027_00133_11710_2854.N1	27-MAY-2004 04:11:31	Bright	38.500	60	7Bet UMi	2.0810	3950.0	77	11710	No
82	GOM_NL__2PRFIN20040527_041610_000000382027_00133_11710_2855.N1	27-MAY-2004 04:16:10	Bright	37.500	49	1Alp UMi	1.9900	6300.0	75	11710	No
83	GOM_NL__2PRFIN20040527_041949_000000472027_00133_11710_2856.N1	27-MAY-2004 04:19:49	Bright	47.000	89	5Alp Cep	2.4510	8000.0	94	11710	No
84	GOM_NL__2PRFIN20040527_042417_000000392027_00133_11710_2857.N1	27-MAY-2004 04:24:17	Bright	38.500	76	27Gam Cas	2.3000	30000.	77	11710	No
85	GOM_NL__2PRFIN20040527_043150_000000432027_00133_11710_2858.N1	27-MAY-2004 04:31:50	Bright	42.500	53	43Bet And	2.0480	3300.0	85	11710	No
86	GOM_NL__2PRFIN20040527_043425_000000552027_00133_11710_2859.N1	27-MAY-2004 04:34:25	Tw_i_and_stray	54.500	58	21Alp And	2.0730	11000.	109	11710	No
87	GOM_NL__2PRFIN20040527_043905_000000502027_00133_11710_2860.N1	27-MAY-2004 04:39:05	Dark	50.000	140	88Gam Peg	2.8340	26000.	100	11710	No
88	GOM_NL__2PRFIN20040527_044142_000000782027_00133_11710_2861.N1	27-MAY-2004 04:41:42	Dark	77.500	90	54Alp Peg	2.4870	11000.	155	11710	No
89	GOM_NL__2PRFIN20040527_044758_000000482027_00133_11710_2862.N1	27-MAY-2004 04:47:58	Dark	48.000	52	16Bet Cet	2.0370	4500.0	96	11710	No
90	GOM_NL__2PRFIN20040527_045443_000000462027_00133_11710_2863.N1	27-MAY-2004 04:54:43	Dark	46.000	84	Alp Phe	2.3970	4500.0	92	11710	No
91	GOM_NL__2PRFIN20040527_045716_000000512027_00133_11710_2864.N1	27-MAY-2004 04:57:16	Dark	51.000	9	Alp Eri	0.45300	24000.	102	11710	No
92	GOM_NL__2PRFIN20040527_045942_000000612027_00134_11711_2835.N1	27-MAY-2004 04:59:42	Dark	61.000	63	Bet Gru	2.1500	2800.0	122	11711	No
93	GOM_NL__2PRFIN20040527_050306_000000382027_00134_11711_2836.N1	27-MAY-2004 05:03:06	Dark	38.000	135	Bet Hyi	2.8200	5800.0	76	11711	No
94	GOM_NL__2PRFIN20040527_050642_000000442027_00134_11711_2837.N1	27-MAY-2004 05:06:42	Dark	43.500	45	Alp Pav	1.9400	26000.	87	11711	No
95	GOM_NL__2PRFIN20040527_051051_000000412027_00134_11711_2838.N1	27-MAY-2004 05:10:51	Straylight	41.000	43	Alp TrA	1.9100	4250.0	82	11711	No
96	GOM_NL__2PRFIN20040527_051257_000000382027_00134_11711_2839.N1	27-MAY-2004 05:12:57	Straylight	38.000	134	Bet TrA	2.8100	6600.0	76	11711	No
97	GOM_NL__2PRFIN20040527_051422_000000522027_00134_11711_2840.N1	27-MAY-2004 05:14:22	Straylight	51.500	4	Alp1Cen	-0.010000	5800.0	103	11711	No
98	GOM_NL__2PRFIN20040527_051605_000000442027_00134_11711_2841.N1	27-MAY-2004 05:16:05	Straylight	44.000	40	The Sco	1.8590	7100.0	88	11711	No
99	GOM_NL__2PRFIN20040527_052156_000000442027_00134_11711_2842.N1	27-MAY-2004 05:21:56	Tw_i_and_stray	44.000	136	23Tau Sco	2.8220	30000.	88	11711	No
100	GOM_NL__2PRFIN20040527_052405_000000432027_00134_11711_2843.N1	27-MAY-2004 05:24:05	Bright	43.000	80	7Del Sco	2.3160	30000.	86	11711	No
101	GOM_NL__2PRFIN20040527_052544_000000512027_00134_11711_2844.N1	27-MAY-2004 05:25:44	Bright	51.000	86	35Eta Oph	2.4300	10200.	102	11711	No

102	GOM_NL__2PRFIN20040527_052818_000000392027_00134_11711_2845.N1	27-MAY-2004 05:28:18	Bright	38.500	104	27Bet Lib	2.6140	13100.	77	11711	No
103	GOM_NL__2PRFIN20040527_052955_000000432027_00134_11711_2846.N1	27-MAY-2004 05:29:55	Bright	42.500	120	1Del Oph	2.7340	3200.0	85	11711	No
104	GOM_NL__2PRFIN20040527_053257_000000402027_00134_11711_2847.N1	27-MAY-2004 05:32:57	Bright	40.000	102	24Alp Ser	2.6000	4250.0	80	11711	No
105	GOM_NL__2PRFIN20040527_053644_000000362027_00134_11711_2848.N1	27-MAY-2004 05:36:44	Bright	36.000	3	16Alp Boo	-0.050000	4250.0	72	11711	No
106	GOM_NL__2PRFIN20040527_053848_000000402027_00134_11711_2849.N1	27-MAY-2004 05:38:48	Bright	39.500	83		2.3780	11000.	79	11711	No
107	GOM_NL__2PRFIN20040527_054159_000000372027_00134_11711_2850.N1	27-MAY-2004 05:41:59	Bright	37.000	180	27Gam Boo	3.0400	8000.0	74	11711	No
108	GOM_NL__2PRFIN20040527_054515_000000352027_00134_11711_2851.N1	27-MAY-2004 05:45:15	Bright	35.000	39	85Eta UMa	1.8540	24000.	70	11711	No
109	GOM_NL__2PRFIN20040527_054701_000000362027_00134_11711_2852.N1	27-MAY-2004 05:47:01	Bright	36.000	55	79Zet UMa	2.0600	10200.	72	11711	No
110	GOM_NL__2PRFIN20040527_054944_000000402027_00134_11711_2853.N1	27-MAY-2004 05:49:44	Bright	40.000	119	14Eta Dra	2.7270	4700.0	80	11711	No
111	GOM_NL__2PRFIN20040527_055208_000000362027_00134_11711_2854.N1	27-MAY-2004 05:52:08	Bright	35.500	60	7Bet UMi	2.0810	3950.0	71	11711	No
112	GOM_NL__2PRFIN20040527_055646_000000362027_00134_11711_2855.N1	27-MAY-2004 05:56:46	Bright	36.000	49	1Alp UMi	1.9900	6300.0	72	11711	No
113	GOM_NL__2PRFIN20040527_060024_000000492027_00134_11711_2856.N1	27-MAY-2004 06:00:24	Bright	49.000	89	5Alp Cep	2.4510	8000.0	98	11711	No
114	GOM_NL__2PRFIN20040527_060453_000000552027_00134_11711_2857.N1	27-MAY-2004 06:04:53	Bright	54.500	76	27Gam Cas	2.3000	30000.	109	11711	No
115	GOM_NL__2PRFIN20040527_061226_000000422027_00134_11711_2858.N1	27-MAY-2004 06:12:26	Bright	41.500	53	43Bet And	2.0480	3300.0	83	11711	No
116	GOM_NL__2PRFIN20040527_061502_000000552027_00134_11711_2859.N1	27-MAY-2004 06:15:02	Tw_i_and_stray	54.500	58	21Alp And	2.0730	11000.	109	11711	No
117	GOM_NL__2PRFIN20040527_061942_000000532027_00134_11711_2860.N1	27-MAY-2004 06:19:42	Dark	52.500	140	88Gam Peg	2.8340	26000.	105	11711	No
118	GOM_NL__2PRFIN20040527_062218_000000762027_00134_11711_2861.N1	27-MAY-2004 06:22:18	Dark	76.000	90	54Alp Peg	2.4870	11000.	152	11711	No
119	GOM_NL__2PRFIN20040527_062835_000000462027_00134_11711_2862.N1	27-MAY-2004 06:28:35	Dark	45.500	52	16Bet Cet	2.0370	4500.0	91	11711	No
120	GOM_NL__2PRFIN20040527_063520_000000452027_00134_11711_2863.N1	27-MAY-2004 06:35:20	Dark	44.500	84	Alp Phe	2.3970	4500.0	89	11711	No
121	GOM_NL__2PRFIN20040527_063753_000000442027_00134_11711_2864.N1	27-MAY-2004 06:37:53	Dark	43.500	9	Alp Eri	0.45300	24000.	87	11711	No
122	GOM_NL__2PRFIN20040527_064020_000000512027_00135_11712_2835.N1	27-MAY-2004 06:40:20	Dark	51.000	63	Bet Gru	2.1500	2800.0	102	11712	No
123	GOM_NL__2PRFIN20040527_064342_000000392027_00135_11712_2836.N1	27-MAY-2004 06:43:42	Dark	38.500	135	Bet Hyi	2.8200	5800.0	77	11712	No
124	GOM_NL__2PRFIN20040527_064719_000000432027_00135_11712_2837.N1	27-MAY-2004 06:47:19	Dark	43.000	45	Alp Pav	1.9400	26000.	86	11712	No
125	GOM_NL__2PRFIN20040527_065128_000000432027_00135_11712_2838.N1	27-MAY-2004 06:51:28	Straylight	42.500	43	Alp TrA	1.9100	4250.0	85	11712	No
126	GOM_NL__2PRFIN20040527_065334_000000402027_00135_11712_2839.N1	27-MAY-2004 06:53:34	Straylight	40.000	134	Bet TrA	2.8100	6600.0	80	11712	No
127	GOM_NL__2PRFIN20040527_065458_000000522027_00135_11712_2840.N1	27-MAY-2004 06:54:58	Straylight	52.000	4	Alp1Cen	-0.010000	5800.0	104	11712	No
128	GOM_NL__2PRFIN20040527_065642_000000482027_00135_11712_2841.N1	27-MAY-2004 06:56:42	Straylight	47.500	40	The Sco	1.8590	7100.0	95	11712	No
129	GOM_NL__2PRFIN20040527_070232_000000442027_00135_11712_2842.N1	27-MAY-2004 07:02:32	Tw_i_and_stray	44.000	136	23Tau Sco	2.8220	30000.	88	11712	No
130	GOM_NL__2PRFIN20040527_070442_000000432027_00135_11712_2843.N1	27-MAY-2004 07:04:42	Bright	42.500	80	7Del Sco	2.3160	30000.	85	11712	No
131	GOM_NL__2PRFIN20040527_070620_000000502027_00135_11712_2844.N1	27-MAY-2004 07:06:20	Bright	50.000	86	35Eta Oph	2.4300	10200.	100	11712	No
132	GOM_NL__2PRFIN20040527_070855_000000382027_00135_11712_2845.N1	27-MAY-2004 07:08:55	Bright	37.500	104	27Bet Lib	2.6140	13100.	75	11712	No
133	GOM_NL__2PRFIN20040527_071031_000000432027_00135_11712_2846.N1	27-MAY-2004 07:10:31	Bright	42.500	120	1Del Oph	2.7340	3200.0	85	11712	No
134	GOM_NL__2PRFIN20040527_071333_000000392027_00135_11712_2847.N1	27-MAY-2004 07:13:33	Bright	39.000	102	24Alp Ser	2.6000	4250.0	78	11712	No
135	GOM_NL__2PRFIN20040527_071720_000000372027_00135_11712_2848.N1	27-MAY-2004 07:17:20	Bright	36.500	3	16Alp Boo	-0.050000	4250.0	73	11712	No
136	GOM_NL__2PRFIN20040527_071924_000000362027_00135_11712_2849.N1	27-MAY-2004 07:19:24	Bright	36.000	83		2.3780	11000.	72	11712	No
137	GOM_NL__2PRFIN20040527_072235_000000362027_00135_11712_2850.N1	27-MAY-2004 07:22:35	Bright	36.000	180	27Gam Boo	3.0400	8000.0	72	11712	No
138	GOM_NL__2PRFIN20040527_072552_000000362027_00135_11712_2851.N1	27-MAY-2004 07:25:52	Bright	36.000	39	85Eta UMa	1.8540	24000.	72	11712	No
139	GOM_NL__2PRFIN20040527_072737_000000352027_00135_11712_2852.N1	27-MAY-2004 07:27:37	Bright	35.000	55	79Zet UMa	2.0600	10200.	70	11712	No
140	GOM_NL__2PRFIN20040527_073020_000000412027_00135_11712_2853.N1	27-MAY-2004 07:30:20	Bright	40.500	119	14Eta Dra	2.7270	4700.0	81	11712	No
141	GOM_NL__2PRFIN20040527_073244_000000382027_00135_11712_2854.N1	27-MAY-2004 07:32:44	Bright	38.000	60	7Bet UMi	2.0810	3950.0	76	11712	No
142	GOM_NL__2PRFIN20040527_073722_000000372027_00135_11712_2855.N1	27-MAY-2004 07:37:22	Bright	36.500	49	1Alp UMi	1.9900	6300.0	73	11712	No
143	GOM_NL__2PRFIN20040527_074059_000000502027_00135_11712_2856.N1	27-MAY-2004 07:40:59	Bright	50.000	89	5Alp Cep	2.4510	8000.0	100	11712	No
144	GOM_NL__2PRFIN20040527_074529_000000392027_00135_11712_2857.N1	27-MAY-2004 07:45:29	Bright	38.500	76	27Gam Cas	2.3000	30000.	77	11712	No
145	GOM_NL__2PRFIN20040527_075302_000000422027_00135_11712_2858.N1	27-MAY-2004 07:53:02	Bright	41.500	53	43Bet And	2.0480	3300.0	83	11712	No
146	GOM_NL__2PRFIN20040527_075538_000000552027_00135_11712_2859.N1	27-MAY-2004 07:55:38	Tw_i_and_stray	54.500	58	21Alp And	2.0730	11000.	109	11712	No
147	GOM_NL__2PRFIN20040527_080018_000000522027_00135_11712_2860.N1	27-MAY-2004 08:00:18	Dark	52.000	140	88Gam Peg	2.8340	26000.	104	11712	No
148	GOM_NL__2PRFIN20040527_080256_000000762027_00135_11712_2861.N1	27-MAY-2004 08:02:56	Dark	76.000	90	54Alp Peg	2.4870	11000.	152	11712	No
149	GOM_NL__2PRFIN20040527_080912_000000502027_00135_11712_2862.N1	27-MAY-2004 08:09:12	Dark	50.000	52	16Bet Cet	2.0370	4500.0	100	11712	No
150	GOM_NL__2PRFIN20040527_081557_000000462027_00135_11712_2863.N1	27-MAY-2004 08:15:57	Dark	45.500	84	Alp Phe	2.3970	4500.0	91	11712	No
151	GOM_NL__2PRFIN20040527_081829_000000432027_00135_11712_2864.N1	27-MAY-2004 08:18:29	Dark	42.500	9	Alp Eri	0.45300	24000.	85	11712	No
152	GOM_NL__2PRFIN20040527_082056_000000562027_00136_11713_2835.N1	27-MAY-2004 08:20:56	Dark	55.500	63	Bet Gru	2.1500	2800.0	111	11713	No
153	GOM_NL__2PRFIN20040527_082418_000000382027_00136_11713_2836.N1	27-MAY-2004 08:24:18	Dark	38.000	135	Bet Hyi	2.8200	5800.0	76	11713	No
154	GOM_NL__2PRFIN20040527_082756_000000432027_00136_11713_2837.N1	27-MAY-2004 08:27:56	Dark	43.000	45	Alp Pav	1.9400	26000.	86	11713	No
155	GOM_NL__2PRFIN20040527_083204_000000502027_00136_11713_2838.N1	27-MAY-2004 08:32:04	Straylight	50.000	43	Alp TrA	1.9100	4250.0	100	11713	No
156	GOM_NL__2PRFIN20040527_083410_000000402027_00136_11713_2839.N1	27-MAY-2004 08:34:10	Straylight	39.500	134	Bet TrA	2.8100	6600.0	79	11713	No
157	GOM_NL__2PRFIN20040527_083534_000000522027_00136_11713_2840.N1	27-MAY-2004 08:35:34	Straylight	52.000	4	Alp1Cen	-0.010000	5800.0	104	11713	No
158	GOM_NL__2PRFIN20040527_083718_000000502027_00136_11713_2841.N1	27-MAY-2004 08:37:18	Straylight	49.500	40	The Sco	1.8590	7100.0	99	11713	No
159	GOM_NL__2PRFIN20040527_084308_000000452027_00136_11713_2842.N1	27-MAY-2004 08:43:08	Tw_i_and_stray	44.500	136	23Tau Sco	2.8220	30000.	89	11713	No
160	GOM_NL__2PRFIN20040527_084518_000000432027_00136_11713_2843.N1	27-MAY-2004 08:45:18	Bright	43.000	80	7Del Sco	2.3160	30000.	86	11713	No



161	GOM_NL__2PRFIN20040527_084656_000000502027_00136_11713_2844.N1	27-MAY-2004 08:46:56	Bright	50.000	86	35Eta Oph	2.4300	10200.	100	11713	No
162	GOM_NL__2PRFIN20040527_084931_000000372027_00136_11713_2845.N1	27-MAY-2004 08:49:31	Bright	36.500	104	27Bet Lib	2.6140	13100.	73	11713	No
163	GOM_NL__2PRFIN20040527_085107_000000432027_00136_11713_2846.N1	27-MAY-2004 08:51:07	Bright	42.500	120	1Del Oph	2.7340	3200.0	85	11713	No
164	GOM_NL__2PRFIN20040527_085409_000000402027_00136_11713_2847.N1	27-MAY-2004 08:54:09	Bright	39.500	102	24Alp Ser	2.6000	4250.0	79	11713	No
165	GOM_NL__2PRFIN20040527_085756_000000362027_00136_11713_2848.N1	27-MAY-2004 08:57:56	Bright	35.500	3	16Alp Boo	-0.050000	4250.0	71	11713	No
166	GOM_NL__2PRFIN20040527_090000_000000402027_00136_11713_2849.N1	27-MAY-2004 09:00:00	Bright	39.500	83		2.3780	11000.	79	11713	No
167	GOM_NL__2PRFIN20040527_090310_000000372027_00136_11713_2850.N1	27-MAY-2004 09:03:10	Bright	36.500	180	27Gam Boo	3.0400	8000.0	73	11713	No
168	GOM_NL__2PRFIN20040527_090628_000000392027_00136_11713_2851.N1	27-MAY-2004 09:06:28	Bright	38.500	39	85Eta UMa	1.8540	24000.	77	11713	No
169	GOM_NL__2PRFIN20040527_090813_000000382027_00136_11713_2852.N1	27-MAY-2004 09:08:13	Bright	37.500	55	79Zet UMa	2.0600	10200.	75	11713	No
170	GOM_NL__2PRFIN20040527_091055_000000412027_00136_11713_2853.N1	27-MAY-2004 09:10:55	Bright	41.000	119	14Eta Dra	2.7270	4700.0	82	11713	No
171	GOM_NL__2PRFIN20040527_091320_000000382027_00136_11713_2854.N1	27-MAY-2004 09:13:20	Bright	37.500	60	7Bet UMi	2.0810	3950.0	75	11713	No
172	GOM_NL__2PRFIN20040527_091757_000000372027_00136_11713_2855.N1	27-MAY-2004 09:17:57	Bright	37.000	49	1Alp UMi	1.9900	6300.0	74	11713	No
173	GOM_NL__2PRFIN20040527_092135_000000482027_00136_11713_2856.N1	27-MAY-2004 09:21:35	Bright	48.000	89	5Alp Cep	2.4510	8000.0	96	11713	No
174	GOM_NL__2PRFIN20040527_092605_000000392027_00136_11713_2857.N1	27-MAY-2004 09:26:05	Bright	39.000	76	27Gam Cas	2.3000	30000.	78	11713	No
175	GOM_NL__2PRFIN20040527_093338_000000432027_00136_11713_2858.N1	27-MAY-2004 09:33:38	Bright	43.000	53	43Bet And	2.0480	3300.0	86	11713	No
176	GOM_NL__2PRFIN20040527_093614_000000562027_00136_11713_2859.N1	27-MAY-2004 09:36:14	Twilight	55.500	58	21Alp And	2.0730	11000.	111	11713	No
177	GOM_NL__2PRFIN20040527_094054_000000512027_00136_11713_2860.N1	27-MAY-2004 09:40:54	Dark	50.500	140	88Gam Peg	2.8340	26000.	101	11713	No
178	GOM_NL__2PRFIN20040527_094333_000000732027_00136_11713_2861.N1	27-MAY-2004 09:43:33	Dark	73.000	90	54Alp Peg	2.4870	11000.	146	11713	No
179	GOM_NL__2PRFIN20040527_094948_000000492027_00136_11713_2862.N1	27-MAY-2004 09:49:48	Dark	49.000	52	16Bet Cet	2.0370	4500.0	98	11713	No
180	GOM_NL__2PRFIN20040527_095633_000000452027_00136_11713_2863.N1	27-MAY-2004 09:56:33	Dark	45.000	84	Alp Phe	2.3970	4500.0	90	11713	No
181	GOM_NL__2PRFIN20040527_095905_000000482027_00136_11713_2864.N1	27-MAY-2004 09:59:05	Dark	47.500	9	Alp Eri	0.45300	24000.	95	11713	No
182	GOM_NL__2PRFIN20040527_100133_000000502027_00137_11714_2835.N1	27-MAY-2004 10:01:33	Dark	49.500	63	Bet Gru	2.1500	2800.0	99	11714	No
183	GOM_NL__2PRFIN20040527_100454_000000382027_00137_11714_2836.N1	27-MAY-2004 10:04:54	Dark	37.500	135	Bet Hyi	2.8200	5800.0	75	11714	No
184	GOM_NL__2PRFIN20040527_100832_000000452027_00137_11714_2837.N1	27-MAY-2004 10:08:32	Dark	44.500	45	Alp Pav	1.9400	26000.	89	11714	No
185	GOM_NL__2PRFIN20040527_101240_000000412027_00137_11714_2838.N1	27-MAY-2004 10:12:40	Straylight	41.000	43	Alp TrA	1.9100	4250.0	82	11714	No
186	GOM_NL__2PRFIN20040527_101445_000000392027_00137_11714_2839.N1	27-MAY-2004 10:14:45	Straylight	39.000	134	Bet TrA	2.8100	6600.0	78	11714	No
187	GOM_NL__2PRFIN20040527_101610_000000522027_00137_11714_2840.N1	27-MAY-2004 10:16:10	Straylight	52.000	4	Alp1Cen	-0.010000	5800.0	104	11714	No
188	GOM_NL__2PRFIN20040527_101754_000000492027_00137_11714_2841.N1	27-MAY-2004 10:17:54	Straylight	49.000	40	The Sco	1.8590	7100.0	98	11714	No
189	GOM_NL__2PRFIN20040527_102344_000000472027_00137_11714_2842.N1	27-MAY-2004 10:23:44	Twilight	46.500	136	23Tau Sco	2.8220	30000.	93	11714	No
190	GOM_NL__2PRFIN20040527_102553_000000432027_00137_11714_2843.N1	27-MAY-2004 10:25:53	Bright	43.000	80	7Del Sco	2.3160	30000.	86	11714	No
191	GOM_NL__2PRFIN20040527_102731_000000512027_00137_11714_2844.N1	27-MAY-2004 10:27:31	Bright	50.500	86	35Eta Oph	2.4300	10200.	101	11714	No
192	GOM_NL__2PRFIN20040527_103006_000000392027_00137_11714_2845.N1	27-MAY-2004 10:30:06	Bright	38.500	104	27Bet Lib	2.6140	13100.	77	11714	No
193	GOM_NL__2PRFIN20040527_103142_000000432027_00137_11714_2846.N1	27-MAY-2004 10:31:42	Bright	43.000	120	1Del Oph	2.7340	3200.0	86	11714	No
194	GOM_NL__2PRFIN20040527_103444_000000402027_00137_11714_2847.N1	27-MAY-2004 10:34:44	Bright	39.500	102	24Alp Ser	2.6000	4250.0	79	11714	No
195	GOM_NL__2PRFIN20040527_103832_000000392027_00137_11714_2848.N1	27-MAY-2004 10:38:32	Bright	39.000	3	16Alp Boo	-0.050000	4250.0	78	11714	No
196	GOM_NL__2PRFIN20040527_104036_000000402027_00137_11714_2849.N1	27-MAY-2004 10:40:36	Bright	39.500	83		2.3780	11000.	79	11714	No
197	GOM_NL__2PRFIN20040527_104346_000000382027_00137_11714_2850.N1	27-MAY-2004 10:43:46	Bright	37.500	180	27Gam Boo	3.0400	8000.0	75	11714	No
198	GOM_NL__2PRFIN20040527_104703_000000392027_00137_11714_2851.N1	27-MAY-2004 10:47:03	Bright	39.000	39	85Eta UMa	1.8540	24000.	78	11714	No
199	GOM_NL__2PRFIN20040527_104849_000000382027_00137_11714_2852.N1	27-MAY-2004 10:48:49	Bright	38.000	55	79Zet UMa	2.0600	10200.	76	11714	No
200	GOM_NL__2PRFIN20040527_105130_000000432027_00137_11714_2853.N1	27-MAY-2004 10:51:30	Bright	42.500	119	14Eta Dra	2.7270	4700.0	85	11714	No
201	GOM_NL__2PRFIN20040527_105355_000000392027_00137_11714_2854.N1	27-MAY-2004 10:53:55	Bright	38.500	60	7Bet UMi	2.0810	3950.0	77	11714	No
202	GOM_NL__2PRFIN20040527_105833_000000372027_00137_11714_2855.N1	27-MAY-2004 10:58:33	Bright	36.500	49	1Alp UMi	1.9900	6300.0	73	11714	No
203	GOM_NL__2PRFIN20040527_110210_000000482027_00137_11714_2856.N1	27-MAY-2004 11:02:10	Bright	48.000	89	5Alp Cep	2.4510	8000.0	96	11714	No
204	GOM_NL__2PRFIN20040527_110640_000000382027_00137_11714_2857.N1	27-MAY-2004 11:06:40	Bright	38.000	76	27Gam Cas	2.3000	30000.	76	11714	No
205	GOM_NL__2PRFIN20040527_111413_000000442027_00137_11714_2858.N1	27-MAY-2004 11:14:13	Bright	43.500	53	43Bet And	2.0480	3300.0	87	11714	No
206	GOM_NL__2PRFIN20040527_111650_000000532027_00137_11714_2859.N1	27-MAY-2004 11:16:50	Twilight	53.000	58	21Alp And	2.0730	11000.	106	11714	No
207	GOM_NL__2PRFIN20040527_112130_000000522027_00137_11714_2860.N1	27-MAY-2004 11:21:30	Dark	51.500	140	88Gam Peg	2.8340	26000.	103	11714	No
208	GOM_NL__2PRFIN20040527_112410_000000742027_00137_11714_2861.N1	27-MAY-2004 11:24:10	Dark	74.000	90	54Alp Peg	2.4870	11000.	148	11714	No
209	GOM_NL__2PRFIN20040527_113024_000000492027_00137_11714_2862.N1	27-MAY-2004 11:30:24	Dark	48.500	52	16Bet Cet	2.0370	4500.0	97	11714	No
210	GOM_NL__2PRFIN20040527_113709_000000462027_00137_11714_2863.N1	27-MAY-2004 11:37:09	Dark	46.000	84	Alp Phe	2.3970	4500.0	92	11714	No
211	GOM_NL__2PRFIN20040527_113941_000000452027_00137_11714_2864.N1	27-MAY-2004 11:39:41	Dark	45.000	9	Alp Eri	0.45300	24000.	90	11714	No
212	GOM_NL__2PRFIN20040527_114209_000000542027_00138_11715_2835.N1	27-MAY-2004 11:42:09	Dark	53.500	63	Bet Gru	2.1500	2800.0	107	11715	No
213	GOM_NL__2PRFIN20040527_114530_000000382027_00138_11715_2836.N1	27-MAY-2004 11:45:30	Dark	38.000	135	Bet Hyi	2.8200	5800.0	76	11715	No
214	GOM_NL__2PRFIN20040527_114908_000000452027_00138_11715_2837.N1	27-MAY-2004 11:49:08	Dark	44.500	45	Alp Pav	1.9400	26000.	89	11715	No
215	GOM_NL__2PRFIN20040527_115316_000000512027_00138_11715_2838.N1	27-MAY-2004 11:53:16	Straylight	51.000	43	Alp TrA	1.9100	4250.0	102	11715	No
216	GOM_NL__2PRFIN20040527_115521_000000432027_00138_11715_2839.N1	27-MAY-2004 11:55:21	Straylight	42.500	134	Bet TrA	2.8100	6600.0	85	11715	No
217	GOM_NL__2PRFIN20040527_115646_000000442027_00138_11715_2840.N1	27-MAY-2004 11:56:46	Straylight	44.000	4	Alp1Cen	-0.010000	5800.0	88	11715	No
218	GOM_NL__2PRFIN20040527_115830_000000502027_00138_11715_2841.N1	27-MAY-2004 11:58:30	Straylight	49.500	40	The Sco	1.8590	7100.0	99	11715	No
219	GOM_NL__2PRFIN20040527_120019_000000522027_00138_11715_2842.N1	27-MAY-2004 12:00:19	Twilight	51.500	25	35Lam Sco	1.6200	28000.	103	11715	No

220	GOM_NL__2PRFIN20040527_120213_000000512027_00138_11715_2843.N1	27-MAY-2004 12:02:13	Twilight	50.500	75	26Eps Sco	2.2910	4250.0	101	11715	No
221	GOM_NL__2PRFIN20040527_120420_000000432027_00138_11715_2844.N1	27-MAY-2004 12:04:20	Twilight	43.000	136	23Tau Sco	2.8220	30000.	86	11715	No
222	GOM_NL__2PRFIN20040527_120807_000000502027_00138_11715_2845.N1	27-MAY-2004 12:08:07	Bright	50.000	86	35Eta Oph	2.4300	10200.	100	11715	No
223	GOM_NL__2PRFIN20040527_121042_000000382027_00138_11715_2846.N1	27-MAY-2004 12:10:42	Bright	38.000	104	27Bet Lib	2.6140	13100.	76	11715	No
224	GOM_NL__2PRFIN20040527_121218_000000432027_00138_11715_2847.N1	27-MAY-2004 12:12:18	Bright	43.000	120	1Del Oph	2.7340	3200.0	86	11715	No
225	GOM_NL__2PRFIN20040527_121520_000000402027_00138_11715_2848.N1	27-MAY-2004 12:15:20	Bright	39.500	102	24Alp Ser	2.6000	4250.0	79	11715	No
226	GOM_NL__2PRFIN20040527_121908_000000372027_00138_11715_2849.N1	27-MAY-2004 12:19:08	Bright	37.000	3	16Alp Boo	-0.050000	4250.0	74	11715	No
227	GOM_NL__2PRFIN20040527_122112_000000392027_00138_11715_2850.N1	27-MAY-2004 12:21:12	Bright	39.000	83		2.3780	11000.	78	11715	No
228	GOM_NL__2PRFIN20040527_122422_000000382027_00138_11715_2851.N1	27-MAY-2004 12:24:22	Bright	37.500	180	27Gam Boo	3.0400	8000.0	75	11715	No
229	GOM_NL__2PRFIN20040527_122739_000000372027_00138_11715_2852.N1	27-MAY-2004 12:27:39	Bright	36.500	39	85Eta UMa	1.8540	24000.	73	11715	No
230	GOM_NL__2PRFIN20040527_122925_000000392027_00138_11715_2853.N1	27-MAY-2004 12:29:25	Bright	38.500	55	79Zet UMa	2.0600	10200.	77	11715	No
231	GOM_NL__2PRFIN20040527_123206_000000412027_00138_11715_2854.N1	27-MAY-2004 12:32:06	Bright	40.500	119	14Eta Dra	2.7270	4700.0	81	11715	No
232	GOM_NL__2PRFIN20040527_123431_000000382027_00138_11715_2855.N1	27-MAY-2004 12:34:31	Bright	38.000	60	7Bet UMi	2.0810	3950.0	76	11715	No
233	GOM_NL__2PRFIN20040527_123909_000000392027_00138_11715_2856.N1	27-MAY-2004 12:39:09	Bright	38.500	49	1Alp UMi	1.9900	6300.0	77	11715	No
234	GOM_NL__2PRFIN20040527_124246_000000462027_00138_11715_2857.N1	27-MAY-2004 12:42:46	Bright	45.500	89	5Alp Cep	2.4510	8000.0	91	11715	No
235	GOM_NL__2PRFIN20040527_124716_000000392027_00138_11715_2858.N1	27-MAY-2004 12:47:16	Bright	39.000	76	27Gam Cas	2.3000	30000.	78	11715	No
236	GOM_NL__2PRFIN20040527_125450_000000432027_00138_11715_2859.N1	27-MAY-2004 12:54:50	Bright	42.500	53	43Bet And	2.0480	3300.0	85	11715	No
237	GOM_NL__2PRFIN20040527_125727_000000522027_00138_11715_2860.N1	27-MAY-2004 12:57:27	Twilight	51.500	58	21Alp And	2.0730	11000.	103	11715	No
238	GOM_NL__2PRFIN20040527_130207_000000492027_00138_11715_2861.N1	27-MAY-2004 13:02:07	Dark	49.000	140	88Gam Peg	2.8340	26000.	98	11715	No
239	GOM_NL__2PRFIN20040527_130447_000000752027_00138_11715_2862.N1	27-MAY-2004 13:04:47	Dark	75.000	90	54Alp Peg	2.4870	11000.	150	11715	No
240	GOM_NL__2PRFIN20040527_131101_000000462027_00138_11715_2863.N1	27-MAY-2004 13:11:01	Dark	45.500	52	16Bet Cet	2.0370	4500.0	91	11715	No
241	GOM_NL__2PRFIN20040527_131745_000000452027_00138_11715_2864.N1	27-MAY-2004 13:17:45	Dark	44.500	84	Alp Phe	2.3970	4500.0	89	11715	No
242	GOM_NL__2PRFIN20040527_132016_000000502027_00138_11715_2865.N1	27-MAY-2004 13:20:16	Dark	50.000	9	Alp Eri	0.45300	24000.	100	11715	No
243	GOM_NL__2PRFIN20040527_132246_000000522027_00139_11716_2855.N1	27-MAY-2004 13:22:46	Dark	52.000	63	Bet Gru	2.1500	2800.0	104	11716	No
244	GOM_NL__2PRFIN20040527_132606_000000382027_00139_11716_2856.N1	27-MAY-2004 13:26:06	Dark	38.000	135	Bet Hyi	2.8200	5800.0	76	11716	No
245	GOM_NL__2PRFIN20040527_132945_000000462027_00139_11716_2857.N1	27-MAY-2004 13:29:45	Straylight	46.000	45	Alp Pav	1.9400	26000.	92	11716	No
246	GOM_NL__2PRFIN20040527_133351_000000522027_00139_11716_2858.N1	27-MAY-2004 13:33:51	Straylight	52.000	43	Alp TrA	1.9100	4250.0	104	11716	No
247	GOM_NL__2PRFIN20040527_133557_000000402027_00139_11716_2859.N1	27-MAY-2004 13:35:57	Straylight	40.000	134	Bet TrA	2.8100	6600.0	80	11716	No
248	GOM_NL__2PRFIN20040527_133722_000000482027_00139_11716_2860.N1	27-MAY-2004 13:37:22	Straylight	47.500	4	Alp1Cen	-0.010000	5800.0	95	11716	No
249	GOM_NL__2PRFIN20040527_133907_000000502027_00139_11716_2861.N1	27-MAY-2004 13:39:07	Straylight	49.500	40	The Sco	1.8590	7100.0	99	11716	No
250	GOM_NL__2PRFIN20040527_134056_000000532027_00139_11716_2862.N1	27-MAY-2004 13:40:56	Twilight	52.500	25	35Lam Sco	1.6200	28000.	105	11716	No
251	GOM_NL__2PRFIN20040527_134249_000000502027_00139_11716_2863.N1	27-MAY-2004 13:42:49	Twilight	49.500	75	26Eps Sco	2.2910	4250.0	99	11716	No
252	GOM_NL__2PRFIN20040527_134456_000000452027_00139_11716_2864.N1	27-MAY-2004 13:44:56	Twilight	45.000	136	23Tau Sco	2.8220	30000.	90	11716	No
253	GOM_NL__2PRFIN20040527_134843_000000502027_00139_11716_2865.N1	27-MAY-2004 13:48:43	Bright	50.000	86	35Eta Oph	2.4300	10200.	100	11716	No
254	GOM_NL__2PRFIN20040527_135118_000000392027_00139_11716_2866.N1	27-MAY-2004 13:51:18	Bright	39.000	104	27Bet Lib	2.6140	13100.	78	11716	No
255	GOM_NL__2PRFIN20040527_135254_000000432027_00139_11716_2867.N1	27-MAY-2004 13:52:54	Bright	42.500	120	1Del Oph	2.7340	3200.0	85	11716	No
256	GOM_NL__2PRFIN20040527_135556_000000402027_00139_11716_2868.N1	27-MAY-2004 13:55:56	Bright	40.000	102	24Alp Ser	2.6000	4250.0	80	11716	No
257	GOM_NL__2PRFIN20040527_135943_000000372027_00139_11716_2869.N1	27-MAY-2004 13:59:43	Bright	36.500	3	16Alp Boo	-0.050000	4250.0	73	11716	No
258	GOM_NL__2PRFIN20040527_140147_000000392027_00139_11716_2870.N1	27-MAY-2004 14:01:47	Bright	39.000	83		2.3780	11000.	78	11716	No
259	GOM_NL__2PRFIN20040527_140458_000000372027_00139_11716_2871.N1	27-MAY-2004 14:04:58	Bright	36.500	180	27Gam Boo	3.0400	8000.0	73	11716	No
260	GOM_NL__2PRFIN20040527_140815_000000392027_00139_11716_2872.N1	27-MAY-2004 14:08:15	Bright	38.500	39	85Eta UMa	1.8540	24000.	77	11716	No
261	GOM_NL__2PRFIN20040527_141001_000000362027_00139_11716_2873.N1	27-MAY-2004 14:10:01	Bright	35.500	55	79Zet UMa	2.0600	10200.	71	11716	No
262	GOM_NL__2PRFIN20040527_141242_000000422027_00139_11716_2874.N1	27-MAY-2004 14:12:42	Bright	41.500	119	14Eta Dra	2.7270	4700.0	83	11716	No
263	GOM_NL__2PRFIN20040527_141506_000000402027_00139_11716_2875.N1	27-MAY-2004 14:15:06	Bright	39.500	60	7Bet UMi	2.0810	3950.0	79	11716	No
264	GOM_NL__2PRFIN20040527_141945_000000342027_00139_11716_2876.N1	27-MAY-2004 14:19:45	Bright	34.000	49	1Alp UMi	1.9900	6300.0	68	11716	No
265	GOM_NL__2PRFIN20040527_142752_000000372027_00139_11716_2877.N1	27-MAY-2004 14:27:52	Bright	36.500	76	27Gam Cas	2.3000	30000.	73	11716	No
266	GOM_NL__2PRFIN20040527_143526_000000422027_00139_11716_2878.N1	27-MAY-2004 14:35:26	Bright	41.500	53	43Bet And	2.0480	3300.0	83	11716	No
267	GOM_NL__2PRFIN20040527_143802_000000542027_00139_11716_2879.N1	27-MAY-2004 14:38:02	Twilight	54.000	58	21Alp And	2.0730	11000.	108	11716	No
268	GOM_NL__2PRFIN20040527_144243_000000512027_00139_11716_2880.N1	27-MAY-2004 14:42:43	Dark	50.500	140	88Gam Peg	2.8340	26000.	101	11716	No
269	GOM_NL__2PRFIN20040527_144524_000000762027_00139_11716_2881.N1	27-MAY-2004 14:45:24	Dark	75.500	90	54Alp Peg	2.4870	11000.	151	11716	No
270	GOM_NL__2PRFIN20040527_145137_000000492027_00139_11716_2882.N1	27-MAY-2004 14:51:37	Dark	48.500	52	16Bet Cet	2.0370	4500.0	97	11716	No
271	GOM_NL__2PRFIN20040527_145821_000000482027_00139_11716_2883.N1	27-MAY-2004 14:58:21	Dark	47.500	84	Alp Phe	2.3970	4500.0	95	11716	No
272	GOM_NL__2PRFIN20040527_150052_000000512027_00139_11716_2884.N1	27-MAY-2004 15:00:52	Dark	51.000	9	Alp Eri	0.45300	24000.	102	11716	No
273	GOM_NL__2PRFIN20040527_150322_000000512027_00140_11717_2856.N1	27-MAY-2004 15:03:22	Dark	51.000	63	Bet Gru	2.1500	2800.0	102	11717	No
274	GOM_NL__2PRFIN20040527_150642_000000402027_00140_11717_2857.N1	27-MAY-2004 15:06:42	Dark	39.500	135	Bet Hyi	2.8200	5800.0	79	11717	No
275	GOM_NL__2PRFIN20040527_151022_000000472027_00140_11717_2858.N1	27-MAY-2004 15:10:22	Straylight	46.500	45	Alp Pav	1.9400	26000.	93	11717	No
276	GOM_NL__2PRFIN20040527_151427_000000432027_00140_11717_2859.N1	27-MAY-2004 15:14:27	Straylight	42.500	43	Alp TrA	1.9100	4250.0	85	11717	No
277	GOM_NL__2PRFIN20040527_151631_000000412027_00140_11717_2860.N1	27-MAY-2004 15:16:31	Straylight	41.000	134	Bet TrA	2.8100	6600.0	82	11717	No
278	GOM_NL__2PRFIN20040527_151758_000000472027_00140_11717_2861.N1	27-MAY-2004 15:17:58	Straylight	47.000	4	Alp1Cen	-0.010000	5800.0	94	11717	No

279	GOM_NL__2PRFIN20040527_151943_000000532027_00140_11717_2862.N1	27-MAY-2004 15:19:43	Straylight	53.000	40	The Sco	1.8590	7100.0	106	11717	No
280	GOM_NL__2PRFIN20040527_152132_000000452027_00140_11717_2863.N1	27-MAY-2004 15:21:32	Twilight_stray	45.000	25	35Lam Sco	1.6200	28000.	90	11717	No
281	GOM_NL__2PRFIN20040527_152325_000000502027_00140_11717_2864.N1	27-MAY-2004 15:23:25	Twilight_stray	49.500	75	26Eps Sco	2.2910	4250.0	99	11717	No
282	GOM_NL__2PRFIN20040527_152531_000000452027_00140_11717_2865.N1	27-MAY-2004 15:25:31	Twilight_stray	44.500	136	23Tau Sco	2.8220	30000.	89	11717	No
283	GOM_NL__2PRFIN20040527_152919_000000502027_00140_11717_2866.N1	27-MAY-2004 15:29:19	Bright	49.500	86	35Eta Oph	2.4300	10200.	99	11717	No
284	GOM_NL__2PRFIN20040527_153153_000000402027_00140_11717_2867.N1	27-MAY-2004 15:31:53	Bright	39.500	104	27Bet Lib	2.6140	13100.	79	11717	No
285	GOM_NL__2PRFIN20040527_153329_000000452027_00140_11717_2868.N1	27-MAY-2004 15:33:29	Bright	44.500	120	1Del Oph	2.7340	3200.0	89	11717	No
286	GOM_NL__2PRFIN20040527_153632_000000402027_00140_11717_2869.N1	27-MAY-2004 15:36:32	Bright	40.000	102	24Alp Ser	2.6000	4250.0	80	11717	No
287	GOM_NL__2PRFIN20040527_154020_000000372027_00140_11717_2870.N1	27-MAY-2004 15:40:20	Bright	37.000	3	16Alp Boo	-0.050000	4250.0	74	11717	No
288	GOM_NL__2PRFIN20040527_154222_000000382027_00140_11717_2871.N1	27-MAY-2004 15:42:22	Bright	37.500	83		2.3780	11000.	75	11717	No
289	GOM_NL__2PRFIN20040527_154533_000000372027_00140_11717_2872.N1	27-MAY-2004 15:45:33	Bright	36.500	180	27Gam Boo	3.0400	8000.0	73	11717	No
290	GOM_NL__2PRFIN20040527_154851_000000372027_00140_11717_2873.N1	27-MAY-2004 15:48:51	Bright	36.500	39	85Eta UMa	1.8540	24000.	73	11717	No
291	GOM_NL__2PRFIN20040527_155037_000000392027_00140_11717_2874.N1	27-MAY-2004 15:50:37	Bright	38.500	55	79Zet UMa	2.0600	10200.	77	11717	No
292	GOM_NL__2PRFIN20040527_155317_000000422027_00140_11717_2875.N1	27-MAY-2004 15:53:17	Bright	41.500	119	14Eta Dra	2.7270	4700.0	83	11717	No
293	GOM_NL__2PRFIN20040527_155542_000000362027_00140_11717_2876.N1	27-MAY-2004 15:55:42	Bright	35.500	60	7Bet UMi	2.0810	3950.0	71	11717	No
294	GOM_NL__2PRFIN20040527_160020_000000382027_00140_11717_2877.N1	27-MAY-2004 16:00:20	Bright	38.000	49	1Alp UMi	1.9900	6300.0	76	11717	No
295	GOM_NL__2PRFIN20040527_160356_000000472027_00140_11717_2878.N1	27-MAY-2004 16:03:56	Bright	47.000	89	5Alp Cep	2.4510	8000.0	94	11717	No
296	GOM_NL__2PRFIN20040527_160827_000000382027_00140_11717_2879.N1	27-MAY-2004 16:08:27	Bright	37.500	76	27Gam Cas	2.3000	30000.	75	11717	No
297	GOM_NL__2PRFIN20040527_161602_000000442027_00140_11717_2880.N1	27-MAY-2004 16:16:02	Bright	44.000	53	43Bet And	2.0480	3300.0	88	11717	No
298	GOM_NL__2PRFIN20040527_161838_000000552027_00140_11717_2881.N1	27-MAY-2004 16:18:38	Twilight_stray	55.000	58	21Alp And	2.0730	11000.	110	11717	No
299	GOM_NL__2PRFIN20040527_162320_000000522027_00140_11717_2882.N1	27-MAY-2004 16:23:20	Dark	51.500	140	88Gam Peg	2.8340	26000.	103	11717	No
300	GOM_NL__2PRFIN20040527_162600_000000732027_00140_11717_2883.N1	27-MAY-2004 16:26:00	Dark	72.500	90	54Alp Peg	2.4870	11000.	145	11717	No
301	GOM_NL__2PRFIN20040527_163214_000000492027_00140_11717_2884.N1	27-MAY-2004 16:32:14	Dark	48.500	52	16Bet Cet	2.0370	4500.0	97	11717	No
302	GOM_NL__2PRFIN20040527_163858_000000442027_00140_11717_2885.N1	27-MAY-2004 16:38:58	Dark	43.500	84	Alp Phe	2.3970	4500.0	87	11717	No
303	GOM_NL__2PRFIN20040527_164129_000000402027_00140_11717_2886.N1	27-MAY-2004 16:41:29	Dark	40.000	9	Alp Eri	0.45300	24000.	80	11717	No
304	GOM_NL__2PRFIN20040527_164400_000000492027_00141_11718_2858.N1	27-MAY-2004 16:44:00	Dark	48.500	63	Bet Gru	2.1500	2800.0	97	11718	No
305	GOM_NL__2PRFIN20040527_164718_000000382027_00141_11718_2859.N1	27-MAY-2004 16:47:18	Dark	38.000	135	Bet Hyi	2.8200	5800.0	76	11718	No
306	GOM_NL__2PRFIN20040527_165058_000000482027_00141_11718_2860.N1	27-MAY-2004 16:50:58	Straylight	48.000	45	Alp Pav	1.9400	26000.	96	11718	No
307	GOM_NL__2PRFIN20040527_165504_000000432027_00141_11718_2861.N1	27-MAY-2004 16:55:04	Straylight	42.500	43	Alp TrA	1.9100	4250.0	85	11718	No
308	GOM_NL__2PRFIN20040527_165709_000000432027_00141_11718_2862.N1	27-MAY-2004 16:57:09	Straylight	43.000	134	Bet TrA	2.8100	6600.0	86	11718	No
309	GOM_NL__2PRFIN20040527_165834_000000512027_00141_11718_2863.N1	27-MAY-2004 16:58:34	Straylight	51.000	4	Alp1Cen	-0.010000	5800.0	102	11718	No
310	GOM_NL__2PRFIN20040527_170020_000000512027_00141_11718_2864.N1	27-MAY-2004 17:00:20	Straylight	50.500	40	The Sco	1.8590	7100.0	101	11718	No
311	GOM_NL__2PRFIN20040527_170209_000000542027_00141_11718_2865.N1	27-MAY-2004 17:02:09	Twilight_stray	53.500	25	35Lam Sco	1.6200	28000.	107	11718	No
312	GOM_NL__2PRFIN20040527_170402_000000502027_00141_11718_2866.N1	27-MAY-2004 17:04:02	Twilight_stray	50.000	75	26Eps Sco	2.2910	4250.0	100	11718	No
313	GOM_NL__2PRFIN20040527_170608_000000452027_00141_11718_2867.N1	27-MAY-2004 17:06:08	Twilight_stray	45.000	136	23Tau Sco	2.8220	30000.	90	11718	No
314	GOM_NL__2PRFIN20040527_170955_000000512027_00141_11718_2868.N1	27-MAY-2004 17:09:55	Bright	51.000	86	35Eta Oph	2.4300	10200.	102	11718	No
315	GOM_NL__2PRFIN20040527_171230_000000392027_00141_11718_2869.N1	27-MAY-2004 17:12:30	Bright	39.000	104	27Bet Lib	2.6140	13100.	78	11718	No
316	GOM_NL__2PRFIN20040527_171405_000000432027_00141_11718_2870.N1	27-MAY-2004 17:14:05	Bright	43.000	120	1Del Oph	2.7340	3200.0	86	11718	No
317	GOM_NL__2PRFIN20040527_171708_000000402027_00141_11718_2871.N1	27-MAY-2004 17:17:08	Bright	39.500	102	24Alp Ser	2.6000	4250.0	79	11718	No
318	GOM_NL__2PRFIN20040527_172056_000000362027_00141_11718_2872.N1	27-MAY-2004 17:20:56	Bright	36.000	3	16Alp Boo	-0.050000	4250.0	72	11718	No
319	GOM_NL__2PRFIN20040527_172259_000000372027_00141_11718_2873.N1	27-MAY-2004 17:22:59	Bright	37.000	83		2.3780	11000.	74	11718	No
320	GOM_NL__2PRFIN20040527_172609_000000382027_00141_11718_2874.N1	27-MAY-2004 17:26:09	Bright	38.000	180	27Gam Boo	3.0400	8000.0	76	11718	No
321	GOM_NL__2PRFIN20040527_172927_000000392027_00141_11718_2875.N1	27-MAY-2004 17:29:27	Bright	38.500	39	85Eta UMa	1.8540	24000.	77	11718	No
322	GOM_NL__2PRFIN20040527_173113_000000382027_00141_11718_2876.N1	27-MAY-2004 17:31:13	Bright	37.500	55	79Zet UMa	2.0600	10200.	75	11718	No
323	GOM_NL__2PRFIN20040527_173353_000000412027_00141_11718_2877.N1	27-MAY-2004 17:33:53	Bright	40.500	119	14Eta Dra	2.7270	4700.0	81	11718	No
324	GOM_NL__2PRFIN20040527_173619_000000362027_00141_11718_2878.N1	27-MAY-2004 17:36:19	Bright	35.500	60	7Bet UMi	2.0810	3950.0	71	11718	No
325	GOM_NL__2PRFIN20040527_174056_000000392027_00141_11718_2879.N1	27-MAY-2004 17:40:56	Bright	38.500	49	1Alp UMi	1.9900	6300.0	77	11718	No
326	GOM_NL__2PRFIN20040527_174432_000000482027_00141_11718_2880.N1	27-MAY-2004 17:44:32	Bright	48.000	89	5Alp Cep	2.4510	8000.0	96	11718	No
327	GOM_NL__2PRFIN20040527_174904_000000472027_00141_11718_2881.N1	27-MAY-2004 17:49:04	Bright	47.000	76	27Gam Cas	2.3000	30000.	94	11718	No
328	GOM_NL__2PRFIN20040527_175638_000000432027_00141_11718_2882.N1	27-MAY-2004 17:56:38	Bright	43.000	53	43Bet And	2.0480	3300.0	86	11718	No
329	GOM_NL__2PRFIN20040527_175915_000000522027_00141_11718_2883.N1	27-MAY-2004 17:59:15	Twilight_stray	51.500	58	21Alp And	2.0730	11000.	103	11718	No
330	GOM_NL__2PRFIN20040527_180356_000000492027_00141_11718_2884.N1	27-MAY-2004 18:03:56	Dark	48.500	140	88Gam Peg	2.8340	26000.	97	11718	No
331	GOM_NL__2PRFIN20040527_180638_000000752027_00141_11718_2885.N1	27-MAY-2004 18:06:38	Dark	75.000	90	54Alp Peg	2.4870	11000.	150	11718	No
332	GOM_NL__2PRFIN20040527_181250_000000512027_00141_11718_2886.N1	27-MAY-2004 18:12:50	Dark	50.500	52	16Bet Cet	2.0370	4500.0	101	11718	No
333	GOM_NL__2PRFIN20040527_181935_000000412027_00141_11718_2887.N1	27-MAY-2004 18:19:35	Dark	40.500	84	Alp Phe	2.3970	4500.0	81	11718	No
334	GOM_NL__2PRFIN20040527_182205_000000452027_00141_11718_2888.N1	27-MAY-2004 18:22:05	Dark	44.500	9	Alp Eri	0.45300	24000.	89	11718	No
335	GOM_NL__2PRFIN20040527_182436_000000532027_00142_11719_2858.N1	27-MAY-2004 18:24:36	Dark	52.500	63	Bet Gru	2.1500	2800.0	105	11719	No
336	GOM_NL__2PRFIN20040527_182754_000000372027_00142_11719_2859.N1	27-MAY-2004 18:27:54	Dark	37.000	135	Bet Hyi	2.8200	5800.0	74	11719	No
337	GOM_NL__2PRFIN20040527_183135_000000442027_00142_11719_2860.N1	27-MAY-2004 18:31:35	Straylight	43.500	45	Alp Pav	1.9400	26000.	87	11719	No



338	GOM_NL__2PRFIN20040527_183540_000000512027_00142_11719_2861.N1	27-MAY-2004 18:35:40	Straylight	51.000	43	Alp TrA	1.9100	4250.0	102	11719	No
339	GOM_NL__2PRFIN20040527_183746_000000392027_00142_11719_2862.N1	27-MAY-2004 18:37:46	Straylight	38.500	134	Bet TrA	2.8100	6600.0	77	11719	No
340	GOM_NL__2PRFIN20040527_183910_000000462027_00142_11719_2863.N1	27-MAY-2004 18:39:10	Straylight	45.500	4	Alp1Cen	-0.010000	5800.0	91	11719	No
341	GOM_NL__2PRFIN20040527_184056_000000502027_00142_11719_2864.N1	27-MAY-2004 18:40:56	Straylight	49.500	40	The Sco	1.8590	7100.0	99	11719	No
342	GOM_NL__2PRFIN20040527_184245_000000512027_00142_11719_2865.N1	27-MAY-2004 18:42:45	Tw_i_and_stray	50.500	25	35Lam Sco	1.6200	28000.	101	11719	No
343	GOM_NL__2PRFIN20040527_184439_000000472027_00142_11719_2866.N1	27-MAY-2004 18:44:39	Tw_i_and_stray	47.000	75	26Eps Sco	2.2910	4250.0	94	11719	No
344	GOM_NL__2PRFIN20040527_184645_000000452027_00142_11719_2867.N1	27-MAY-2004 18:46:45	Tw_i_and_stray	45.000	136	23Tau Sco	2.8220	30000.	90	11719	No
345	GOM_NL__2PRFIN20040527_185031_000000502027_00142_11719_2868.N1	27-MAY-2004 18:50:31	Bright	50.000	86	35Eta Oph	2.4300	10200.	100	11719	No
346	GOM_NL__2PRFIN20040527_185307_000000392027_00142_11719_2869.N1	27-MAY-2004 18:53:07	Bright	38.500	104	27Bet Lib	2.6140	13100.	77	11719	No
347	GOM_NL__2PRFIN20040527_185441_000000432027_00142_11719_2870.N1	27-MAY-2004 18:54:41	Bright	43.000	120	1Del Oph	2.7340	3200.0	86	11719	No
348	GOM_NL__2PRFIN20040527_185744_000000402027_00142_11719_2871.N1	27-MAY-2004 18:57:44	Bright	39.500	102	24Alp Ser	2.6000	4250.0	79	11719	No
349	GOM_NL__2PRFIN20040527_190132_000000372027_00142_11719_2872.N1	27-MAY-2004 19:01:32	Bright	37.000	3	16Alp Boo	-0.050000	4250.0	74	11719	No
350	GOM_NL__2PRFIN20040527_190335_000000382027_00142_11719_2873.N1	27-MAY-2004 19:03:35	Bright	37.500	83		2.3780	11000.	75	11719	No
351	GOM_NL__2PRFIN20040527_190646_000000372027_00142_11719_2874.N1	27-MAY-2004 19:06:46	Bright	36.500	180	27Gam Boo	3.0400	8000.0	73	11719	No
352	GOM_NL__2PRFIN20040527_191004_000000372027_00142_11719_2875.N1	27-MAY-2004 19:10:04	Bright	37.000	39	85Eta UMa	1.8540	24000.	74	11719	No
353	GOM_NL__2PRFIN20040527_191149_000000382027_00142_11719_2876.N1	27-MAY-2004 19:11:49	Bright	38.000	55	79Zet UMa	2.0600	10200.	76	11719	No
354	GOM_NL__2PRFIN20040527_191428_000000412027_00142_11719_2877.N1	27-MAY-2004 19:14:28	Bright	41.000	119	14Eta Dra	2.7270	4700.0	82	11719	No
355	GOM_NL__2PRFIN20040527_191654_000000392027_00142_11719_2878.N1	27-MAY-2004 19:16:54	Bright	38.500	60	7Bet UMi	2.0810	3950.0	77	11719	No
356	GOM_NL__2PRFIN20040527_192133_000000382027_00142_11719_2879.N1	27-MAY-2004 19:21:33	Bright	37.500	49	1Alp UMi	1.9900	6300.0	75	11719	No
357	GOM_NL__2PRFIN20040527_192508_000000482027_00142_11719_2880.N1	27-MAY-2004 19:25:08	Bright	48.000	89	5Alp Cep	2.4510	8000.0	96	11719	No
358	GOM_NL__2PRFIN20040527_192940_000000372027_00142_11719_2881.N1	27-MAY-2004 19:29:40	Bright	36.500	76	27Gam Cas	2.3000	30000.	73	11719	No
359	GOM_NL__2PRFIN20040527_193714_000000422027_00142_11719_2882.N1	27-MAY-2004 19:37:14	Bright	42.000	53	43Bet And	2.0480	3300.0	84	11719	No
360	GOM_NL__2PRFIN20040527_193952_000000532027_00142_11719_2883.N1	27-MAY-2004 19:39:52	Tw_i_and_stray	53.000	58	21Alp And	2.0730	11000.	106	11719	No
361	GOM_NL__2PRFIN20040527_194432_000000522027_00142_11719_2884.N1	27-MAY-2004 19:44:32	Dark	52.000	140	88Gam Peg	2.8340	26000.	104	11719	No
362	GOM_NL__2PRFIN20040527_194714_000000772027_00142_11719_2885.N1	27-MAY-2004 19:47:14	Dark	76.500	90	54Alp Peg	2.4870	11000.	153	11719	No
363	GOM_NL__2PRFIN20040527_195327_000000532027_00142_11719_2886.N1	27-MAY-2004 19:53:27	Dark	52.500	52	16Bet Cet	2.0370	4500.0	105	11719	No
364	GOM_NL__2PRFIN20040527_200011_000000462027_00142_11719_2887.N1	27-MAY-2004 20:00:11	Dark	46.000	84	Alp Phe	2.3970	4500.0	92	11719	No
365	GOM_NL__2PRFIN20040527_200241_000000512027_00142_11719_2888.N1	27-MAY-2004 20:02:41	Dark	50.500	9	Alp Eri	0.45300	24000.	101	11719	No
366	GOM_NL__2PRFIN20040527_200513_000000612027_00143_11720_2858.N1	27-MAY-2004 20:05:13	Dark	61.000	63	Bet Gru	2.1500	2800.0	122	11720	No
367	GOM_NL__2PRFIN20040527_200830_000000382027_00143_11720_2859.N1	27-MAY-2004 20:08:30	Dark	38.000	135	Bet Hyi	2.8200	5800.0	76	11720	No
368	GOM_NL__2PRFIN20040527_201212_000000452027_00143_11720_2860.N1	27-MAY-2004 20:12:12	Straylight	44.500	45	Alp Pav	1.9400	26000.	89	11720	No
369	GOM_NL__2PRFIN20040527_201616_000000502027_00143_11720_2861.N1	27-MAY-2004 20:16:16	Straylight	50.000	43	Alp TrA	1.9100	4250.0	100	11720	No
370	GOM_NL__2PRFIN20040527_201822_000000412027_00143_11720_2862.N1	27-MAY-2004 20:18:22	Straylight	40.500	134	Bet TrA	2.8100	6600.0	81	11720	No
371	GOM_NL__2PRFIN20040527_201946_000000422027_00143_11720_2863.N1	27-MAY-2004 20:19:46	Straylight	41.500	4	Alp1Cen	-0.010000	5800.0	83	11720	No
372	GOM_NL__2PRFIN20040527_202133_000000512027_00143_11720_2864.N1	27-MAY-2004 20:21:33	Straylight	51.000	40	The Sco	1.8590	7100.0	102	11720	No
373	GOM_NL__2PRFIN20040527_202322_000000522027_00143_11720_2865.N1	27-MAY-2004 20:23:22	Tw_i_and_stray	51.500	25	35Lam Sco	1.6200	28000.	103	11720	No
374	GOM_NL__2PRFIN20040527_202515_000000482027_00143_11720_2866.N1	27-MAY-2004 20:25:15	Tw_i_and_stray	48.000	75	26Eps Sco	2.2910	4250.0	96	11720	No
375	GOM_NL__2PRFIN20040527_202721_000000462027_00143_11720_2867.N1	27-MAY-2004 20:27:21	Tw_i_and_stray	45.500	136	23Tau Sco	2.8220	30000.	91	11720	No
376	GOM_NL__2PRFIN20040527_203107_000000512027_00143_11720_2868.N1	27-MAY-2004 20:31:07	Bright	51.000	86	35Eta Oph	2.4300	10200.	102	11720	No
377	GOM_NL__2PRFIN20040527_203303_000000462027_00143_11720_2869.N1	27-MAY-2004 20:33:03	Bright	45.500	98	13Zet Oph	2.5710	30000.	91	11720	No
378	GOM_NL__2PRFIN20040527_203518_000000432027_00143_11720_2870.N1	27-MAY-2004 20:35:18	Bright	42.500	120	1Del Oph	2.7340	3200.0	85	11720	No
379	GOM_NL__2PRFIN20040527_203820_000000392027_00143_11720_2871.N1	27-MAY-2004 20:38:20	Bright	39.000	102	24Alp Ser	2.6000	4250.0	78	11720	No
380	GOM_NL__2PRFIN20040527_204208_000000412027_00143_11720_2872.N1	27-MAY-2004 20:42:08	Bright	40.500	3	16Alp Boo	-0.050000	4250.0	81	11720	No
381	GOM_NL__2PRFIN20040527_204411_000000372027_00143_11720_2873.N1	27-MAY-2004 20:44:11	Bright	36.500	83		2.3780	11000.	73	11720	No
382	GOM_NL__2PRFIN20040527_204722_000000372027_00143_11720_2874.N1	27-MAY-2004 20:47:22	Bright	36.500	180	27Gam Boo	3.0400	8000.0	73	11720	No
383	GOM_NL__2PRFIN20040527_205040_000000372027_00143_11720_2875.N1	27-MAY-2004 20:50:40	Bright	37.000	39	85Eta UMa	1.8540	24000.	74	11720	No
384	GOM_NL__2PRFIN20040527_205225_000000472027_00143_11720_2876.N1	27-MAY-2004 20:52:25	Bright	47.000	55	79Zet UMa	2.0600	10200.	94	11720	No
385	GOM_NL__2PRFIN20040527_205504_000000392027_00143_11720_2877.N1	27-MAY-2004 20:55:04	Bright	39.000	119	14Eta Dra	2.7270	4700.0	78	11720	No
386	GOM_NL__2PRFIN20040527_205731_000000402027_00143_11720_2878.N1	27-MAY-2004 20:57:31	Bright	40.000	60	7Bet UMi	2.0810	3950.0	80	11720	No
387	GOM_NL__2PRFIN20040527_210209_000000372027_00143_11720_2879.N1	27-MAY-2004 21:02:09	Bright	36.500	49	1Alp UMi	1.9900	6300.0	73	11720	No
388	GOM_NL__2PRFIN20040527_210542_000000482027_00143_11720_2880.N1	27-MAY-2004 21:05:42	Bright	48.000	89	5Alp Cep	2.4510	8000.0	96	11720	No
389	GOM_NL__2PRFIN20040527_211016_000000382027_00143_11720_2881.N1	27-MAY-2004 21:10:16	Bright	38.000	76	27Gam Cas	2.3000	30000.	76	11720	No
390	GOM_NL__2PRFIN20040527_211751_000000452027_00143_11720_2882.N1	27-MAY-2004 21:17:51	Bright	44.500	53	43Bet And	2.0480	3300.0	89	11720	No
391	GOM_NL__2PRFIN20040527_212027_000000542027_00143_11720_2883.N1	27-MAY-2004 21:20:27	Tw_i_and_stray	54.000	58	21Alp And	2.0730	11000.	108	11720	No
392	GOM_NL__2PRFIN20040527_212509_000000512027_00143_11720_2884.N1	27-MAY-2004 21:25:09	Dark	51.000	140	88Gam Peg	2.8340	26000.	102	11720	No
393	GOM_NL__2PRFIN20040527_212751_000000772027_00143_11720_2885.N1	27-MAY-2004 21:27:51	Dark	76.500	90	54Alp Peg	2.4870	11000.	153	11720	No
394	GOM_NL__2PRFIN20040527_213403_000000462027_00143_11720_2886.N1	27-MAY-2004 21:34:03	Dark	46.000	52	16Bet Cet	2.0370	4500.0	92	11720	No
395	GOM_NL__2PRFIN20040527_214048_000000462027_00143_11720_2887.N1	27-MAY-2004 21:40:48	Dark	46.000	84	Alp Phe	2.3970	4500.0	92	11720	No
396	GOM_NL__2PRFIN20040527_214317_000000502027_00143_11720_2888.N1	27-MAY-2004 21:43:17	Dark	50.000	9	Alp Eri	0.45300	24000.	100	11720	No

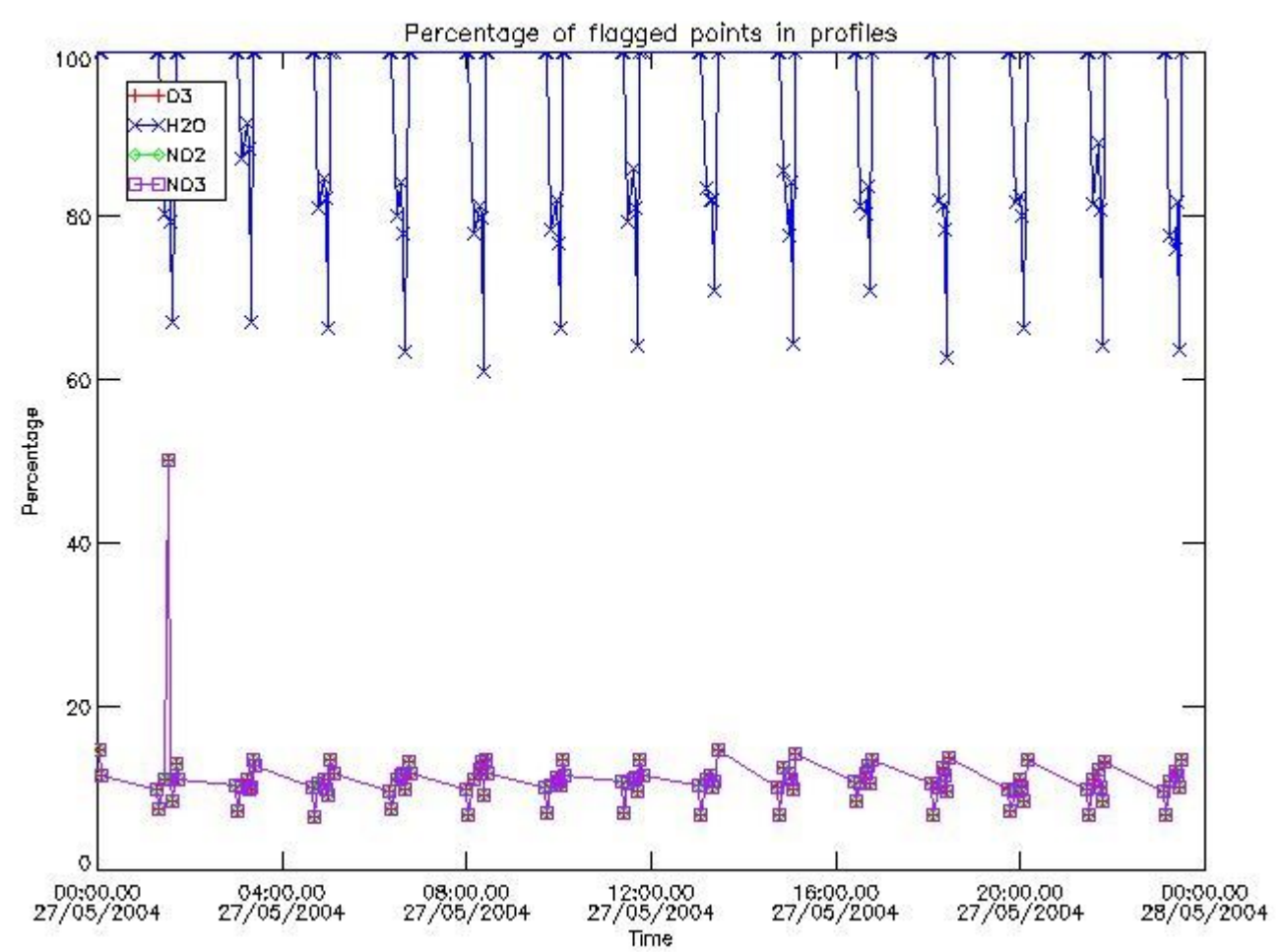


397	GOM_NL__2PRFIN20040527_214550_000000612027_00144_11721_2858.N1	27-MAY-2004 21:45:50	Dark	60.500	63	Bet Gru	2.1500	2800.0	121	11721	No
398	GOM_NL__2PRFIN20040527_214906_000000392027_00144_11721_2859.N1	27-MAY-2004 21:49:06	Dark	38.500	135	Bet Hyi	2.8200	5800.0	77	11721	No
399	GOM_NL__2PRFIN20040527_215248_000000442027_00144_11721_2860.N1	27-MAY-2004 21:52:48	Straylight	44.000	45	Alp Pav	1.9400	26000.	88	11721	No
400	GOM_NL__2PRFIN20040527_215652_000000432027_00144_11721_2861.N1	27-MAY-2004 21:56:52	Straylight	42.500	43	Alp TrA	1.9100	4250.0	85	11721	No
401	GOM_NL__2PRFIN20040527_215858_000000402027_00144_11721_2862.N1	27-MAY-2004 21:58:58	Straylight	40.000	134	Bet TrA	2.8100	6600.0	80	11721	No
402	GOM_NL__2PRFIN20040527_220023_000000522027_00144_11721_2863.N1	27-MAY-2004 22:00:23	Straylight	52.000	4	Alp1Cen	-0.010000	5800.0	104	11721	No
403	GOM_NL__2PRFIN20040527_220209_000000512027_00144_11721_2864.N1	27-MAY-2004 22:02:09	Straylight	50.500	40	The Sco	1.8590	7100.0	101	11721	No
404	GOM_NL__2PRFIN20040527_220358_000000522027_00144_11721_2865.N1	27-MAY-2004 22:03:58	Twilight_stray	51.500	25	35Lam Sco	1.6200	28000.	103	11721	No
405	GOM_NL__2PRFIN20040527_220551_000000512027_00144_11721_2866.N1	27-MAY-2004 22:05:51	Twilight_stray	51.000	75	26Eps Sco	2.2910	4250.0	102	11721	No
406	GOM_NL__2PRFIN20040527_220757_000000432027_00144_11721_2867.N1	27-MAY-2004 22:07:57	Twilight_stray	43.000	136	23Tau Sco	2.8220	30000.	86	11721	No
407	GOM_NL__2PRFIN20040527_221142_000000512027_00144_11721_2868.N1	27-MAY-2004 22:11:42	Bright	51.000	86	35Eta Oph	2.4300	10200.	102	11721	No
408	GOM_NL__2PRFIN20040527_221339_000000452027_00144_11721_2869.N1	27-MAY-2004 22:13:39	Bright	45.000	98	13Zet Oph	2.5710	30000.	90	11721	No
409	GOM_NL__2PRFIN20040527_221554_000000432027_00144_11721_2870.N1	27-MAY-2004 22:15:54	Bright	42.500	120	1Del Oph	2.7340	3200.0	85	11721	No
410	GOM_NL__2PRFIN20040527_221855_000000392027_00144_11721_2871.N1	27-MAY-2004 22:18:55	Bright	39.000	102	24Alp Ser	2.6000	4250.0	78	11721	No
411	GOM_NL__2PRFIN20040527_222244_000000382027_00144_11721_2872.N1	27-MAY-2004 22:22:44	Bright	37.500	3	16Alp Boo	-0.050000	4250.0	75	11721	No
412	GOM_NL__2PRFIN20040527_222447_000000392027_00144_11721_2873.N1	27-MAY-2004 22:24:47	Bright	39.000	83		2.3780	11000.	78	11721	No
413	GOM_NL__2PRFIN20040527_222758_000000522027_00144_11721_2874.N1	27-MAY-2004 22:27:58	Bright	52.000	180	27Gam Boo	3.0400	8000.0	104	11721	No
414	GOM_NL__2PRFIN20040527_223116_000000432027_00144_11721_2875.N1	27-MAY-2004 22:31:16	Bright	42.500	39	85Eta UMa	1.8540	24000.	85	11721	No
415	GOM_NL__2PRFIN20040527_223301_000000392027_00144_11721_2876.N1	27-MAY-2004 22:33:01	Bright	38.500	55	79Zet UMa	2.0600	10200.	77	11721	No
416	GOM_NL__2PRFIN20040527_223540_000000412027_00144_11721_2877.N1	27-MAY-2004 22:35:40	Bright	40.500	119	14Eta Dra	2.7270	4700.0	81	11721	No
417	GOM_NL__2PRFIN20040527_223806_000000402027_00144_11721_2878.N1	27-MAY-2004 22:38:06	Bright	40.000	60	7Bet UMi	2.0810	3950.0	80	11721	No
418	GOM_NL__2PRFIN20040527_224245_000000372027_00144_11721_2879.N1	27-MAY-2004 22:42:45	Bright	37.000	49	1Alp UMi	1.9900	6300.0	74	11721	No
419	GOM_NL__2PRFIN20040527_224618_000000492027_00144_11721_2880.N1	27-MAY-2004 22:46:18	Bright	48.500	89	5Alp Cep	2.4510	8000.0	97	11721	No
420	GOM_NL__2PRFIN20040527_225052_000000552027_00144_11721_2881.N1	27-MAY-2004 22:50:52	Bright	55.000	76	27Gam Cas	2.3000	30000.	110	11721	No
421	GOM_NL__2PRFIN20040527_225827_000000422027_00144_11721_2882.N1	27-MAY-2004 22:58:27	Bright	41.500	53	43Bet And	2.0480	3300.0	83	11721	No
422	GOM_NL__2PRFIN20040527_230103_000000552027_00144_11721_2883.N1	27-MAY-2004 23:01:03	Twilight_stray	54.500	58	21Alp And	2.0730	11000.	109	11721	No
423	GOM_NL__2PRFIN20040527_230545_000000532027_00144_11721_2884.N1	27-MAY-2004 23:05:45	Dark	52.500	140	88Gam Peg	2.8340	26000.	105	11721	No
424	GOM_NL__2PRFIN20040527_230828_000000772027_00144_11721_2885.N1	27-MAY-2004 23:08:28	Dark	76.500	90	54Alp Peg	2.4870	11000.	153	11721	No
425	GOM_NL__2PRFIN20040527_231439_000000482027_00144_11721_2886.N1	27-MAY-2004 23:14:39	Dark	47.500	52	16Bet Cet	2.0370	4500.0	95	11721	No
426	GOM_NL__2PRFIN20040527_232124_000000422027_00144_11721_2887.N1	27-MAY-2004 23:21:24	Dark	42.000	84	Alp Phe	2.3970	4500.0	84	11721	No
427	GOM_NL__2PRFIN20040527_232353_000000442027_00144_11721_2888.N1	27-MAY-2004 23:23:53	Dark	44.000	9	Alp Eri	0.45300	24000.	88	11721	No
428	GOM_NL__2PRFIN20040527_232626_000000612027_00145_11722_2858.N1	27-MAY-2004 23:26:26	Dark	61.000	63	Bet Gru	2.1500	2800.0	122	11722	No
429	GOM_NL__2PRFIN20040527_232942_000000382027_00145_11722_2859.N1	27-MAY-2004 23:29:42	Dark	38.000	135	Bet Hyi	2.8200	5800.0	76	11722	No
430	GOM_NL__2PRFIN20040527_233325_000000452027_00145_11722_2860.N1	27-MAY-2004 23:33:25	Straylight	45.000	45	Alp Pav	1.9400	26000.	90	11722	No
431	GOM_NL__2PRFIN20040527_233728_000000412027_00145_11722_2861.N1	27-MAY-2004 23:37:28	Straylight	40.500	43	Alp TrA	1.9100	4250.0	81	11722	No
432	GOM_NL__2PRFIN20040527_233934_000000402027_00145_11722_2862.N1	27-MAY-2004 23:39:34	Straylight	39.500	134	Bet TrA	2.8100	6600.0	79	11722	No
433	GOM_NL__2PRFIN20040527_234059_000000462027_00145_11722_2863.N1	27-MAY-2004 23:40:59	Straylight	46.000	4	Alp1Cen	-0.010000	5800.0	92	11722	No
434	GOM_NL__2PRFIN20040527_234245_000000512027_00145_11722_2864.N1	27-MAY-2004 23:42:45	Straylight	50.500	40	The Sco	1.8590	7100.0	101	11722	No
435	GOM_NL__2PRFIN20040527_234433_000000492027_00145_11722_2865.N1	27-MAY-2004 23:44:33	Twilight_stray	48.500	25	35Lam Sco	1.6200	28000.	97	11722	No
436	GOM_NL__2PRFIN20040527_234627_000000502027_00145_11722_2866.N1	27-MAY-2004 23:46:27	Twilight_stray	49.500	75	26Eps Sco	2.2910	4250.0	99	11722	No
437	GOM_NL__2PRFIN20040527_234832_000000462027_00145_11722_2867.N1	27-MAY-2004 23:48:32	Twilight_stray	45.500	136	23Tau Sco	2.8220	30000.	91	11722	No
438	GOM_NL__2PRFIN20040527_235218_000000522027_00145_11722_2868.N1	27-MAY-2004 23:52:18	Bright	51.500	86	35Eta Oph	2.4300	10200.	103	11722	No
439	GOM_NL__2PRFIN20040527_235415_000000462027_00145_11722_2869.N1	27-MAY-2004 23:54:15	Bright	45.500	98	13Zet Oph	2.5710	30000.	91	11722	No
440	GOM_NL__2PRFIN20040527_235629_000000432027_00145_11722_2870.N1	27-MAY-2004 23:56:29	Bright	43.000	120	1Del Oph	2.7340	3200.0	86	11722	No
441	GOM_NL__2PRFIN20040527_235931_000000402027_00145_11722_2871.N1	27-MAY-2004 23:59:31	Bright	39.500	102	24Alp Ser	2.6000	4250.0	79	11722	No

### 3. Quality information per product


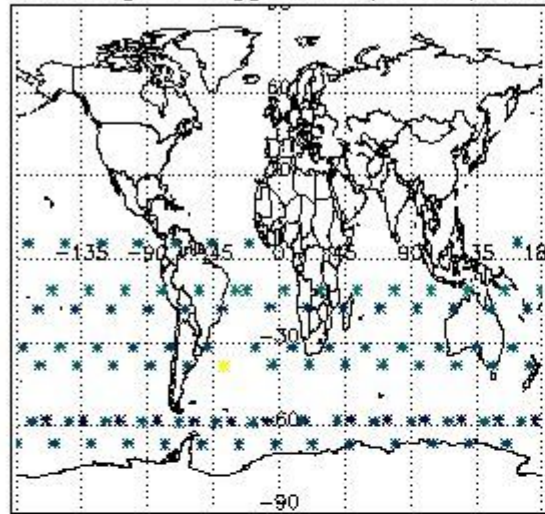
In this section it is plotted some information contained in the Quality Summary data set of the level 2 products. Only products in dark limb conditions and without errors (error flag in the MPH set to "0") are used.

#### 3.1 Plot quality information per product (time dependant)

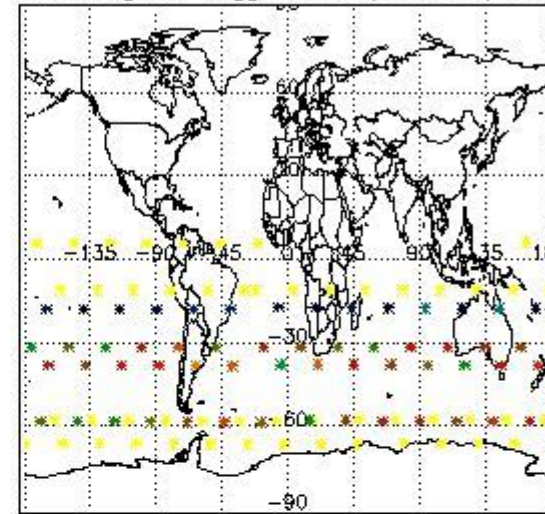


3.2 Plot quality information per product (world map)


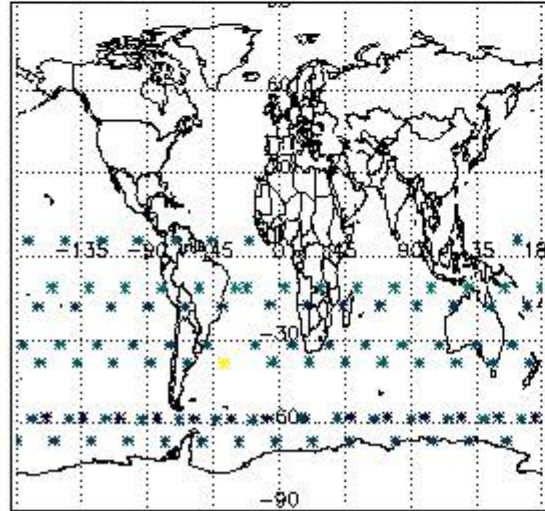
Percentage of flagged data per O3 profile



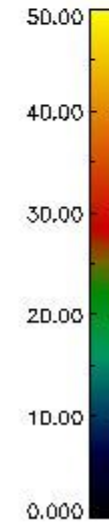
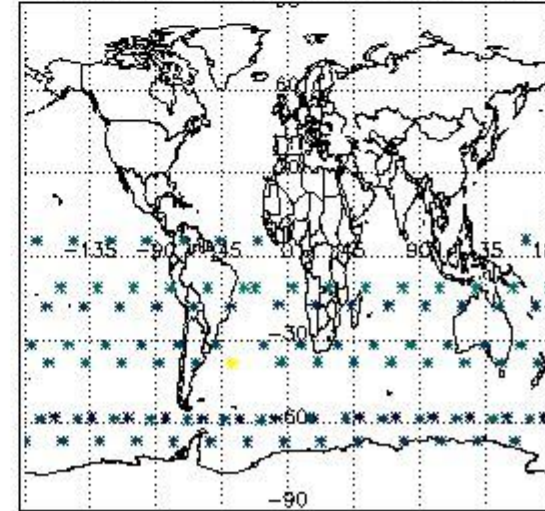
Percentage of flagged data per H2O profile



Percentage of flagged data per NO2 profile



Percentage of flagged data per NO3 profile



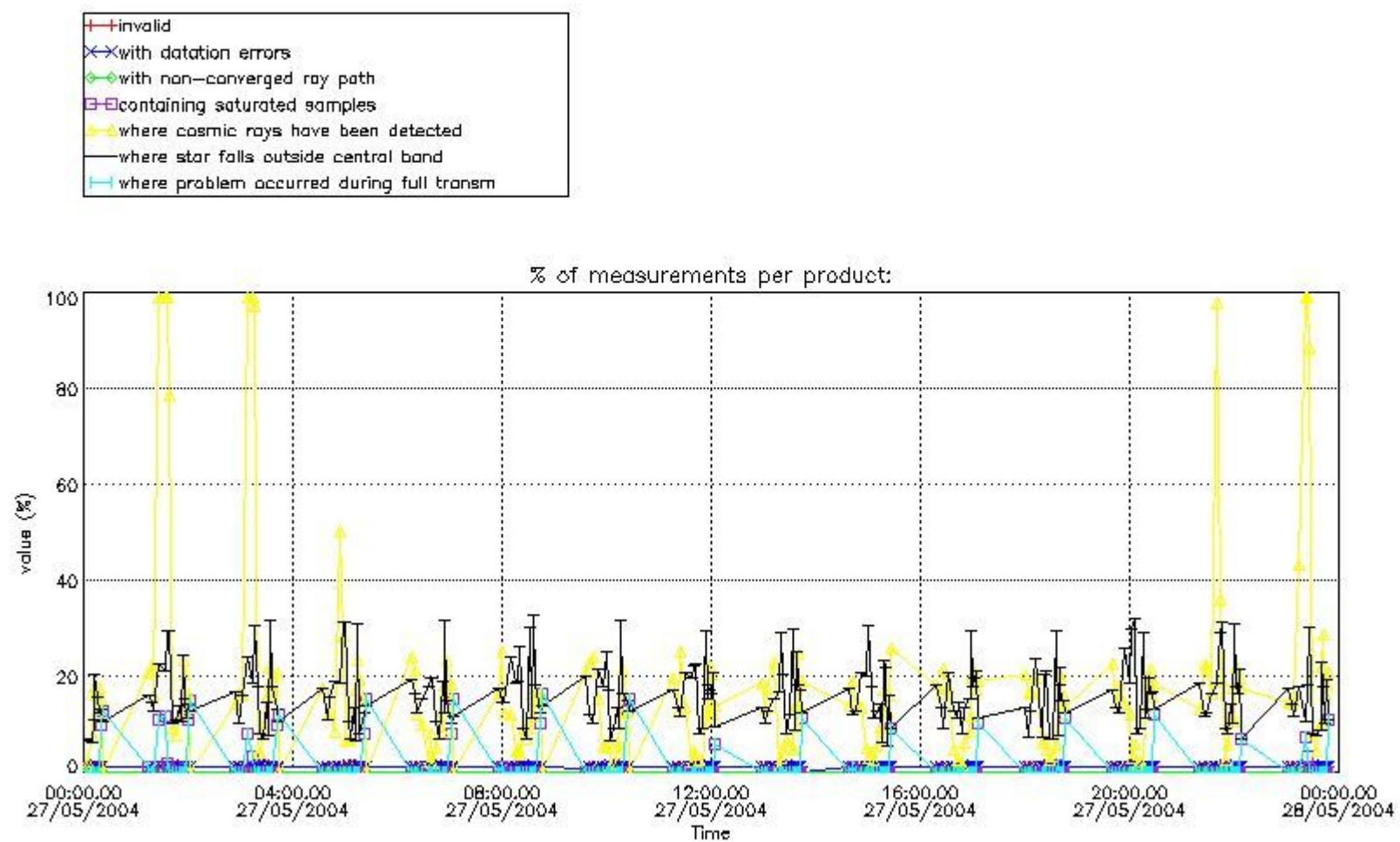
#### 4. Level 1 quality information per product

In this section it is plotted some information contained in the Quality Summary data set of the level 2 products that comes from the level 1b processing. Products without errors (error flag in the MPH set to "0") are used.

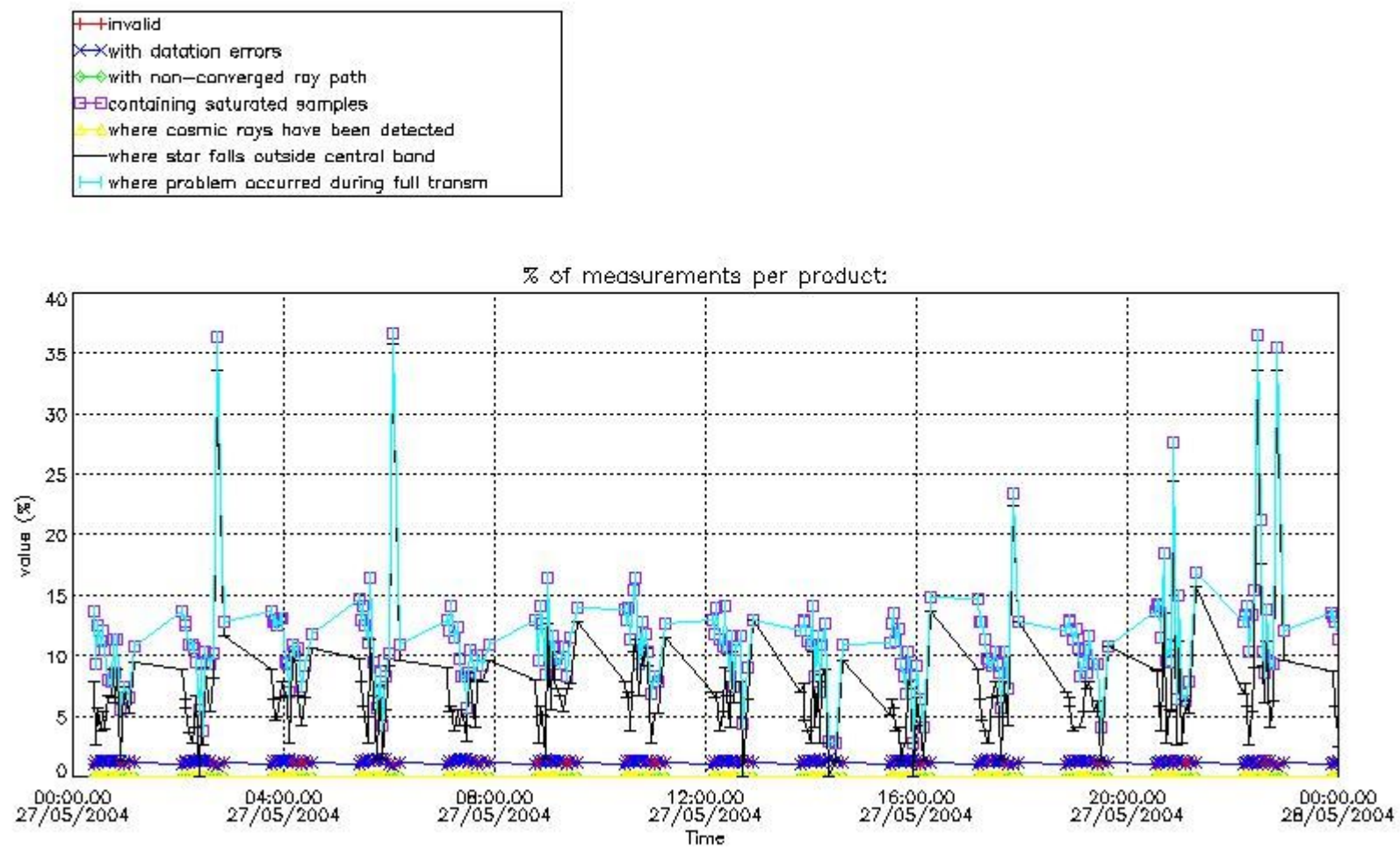
##### 4.1 Plot quality information per product (time dependant) coming from level 1b processing

###### 4.1.1 Plot level 1 quality information per product (time dependant): ENVISAT ASCENDING passes



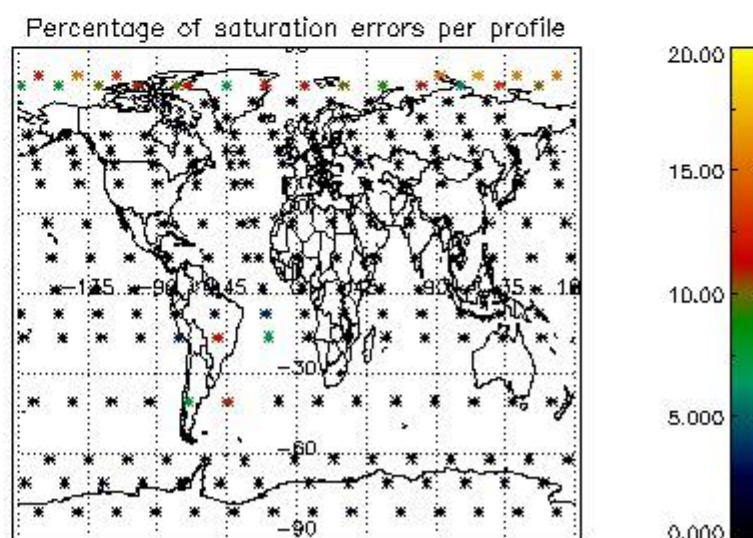
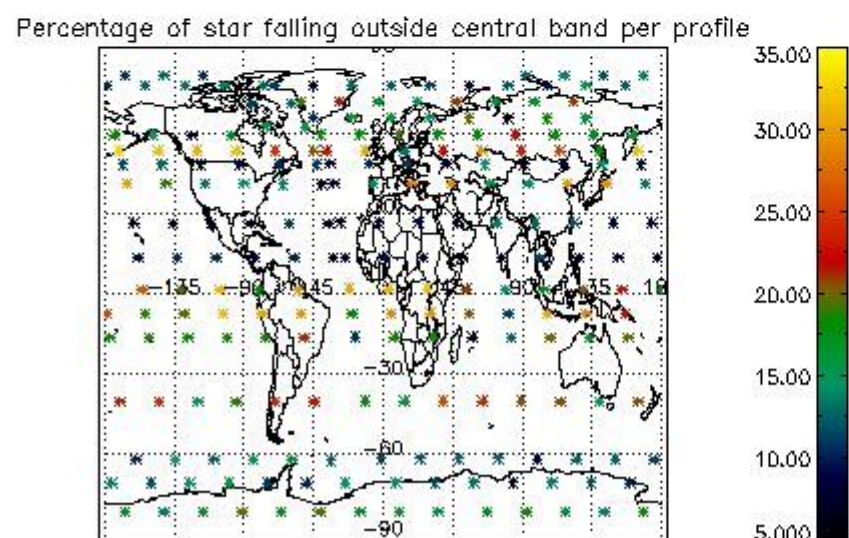
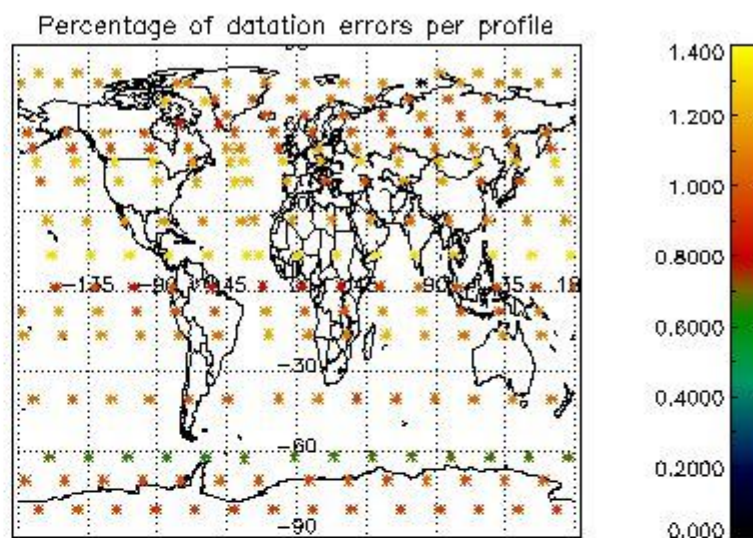
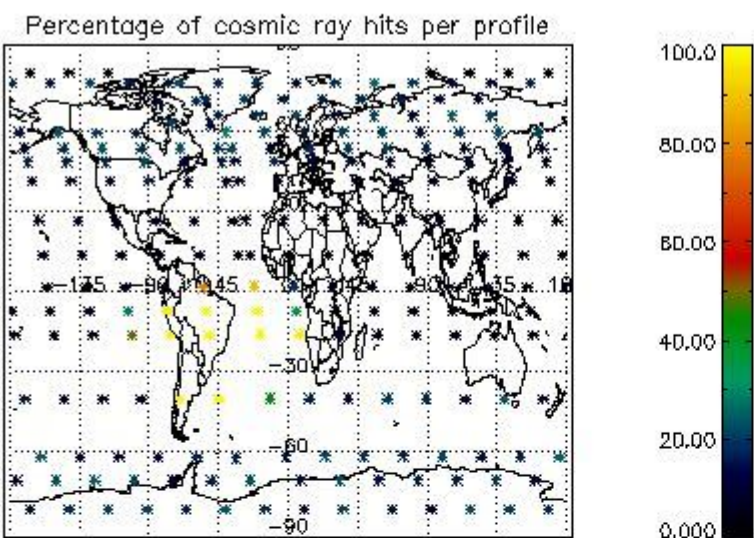


4.1.2 Plot level 1 quality information per product (time dependant): ENVI SAT DESCENDING passes



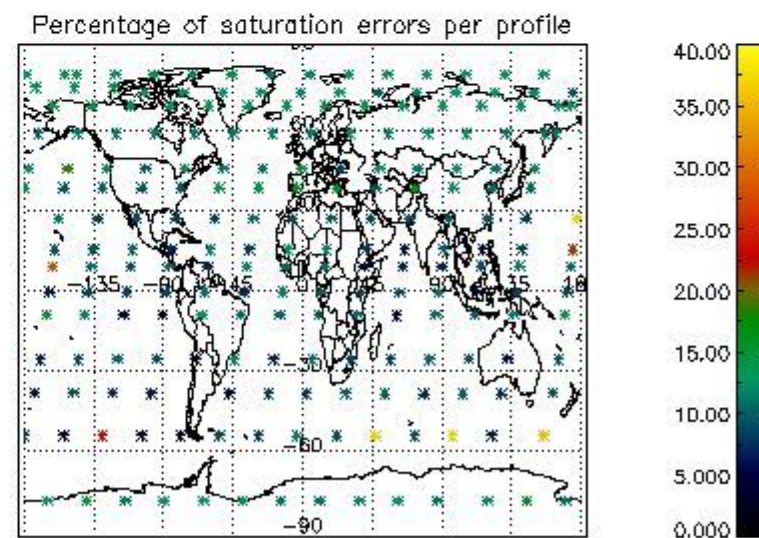
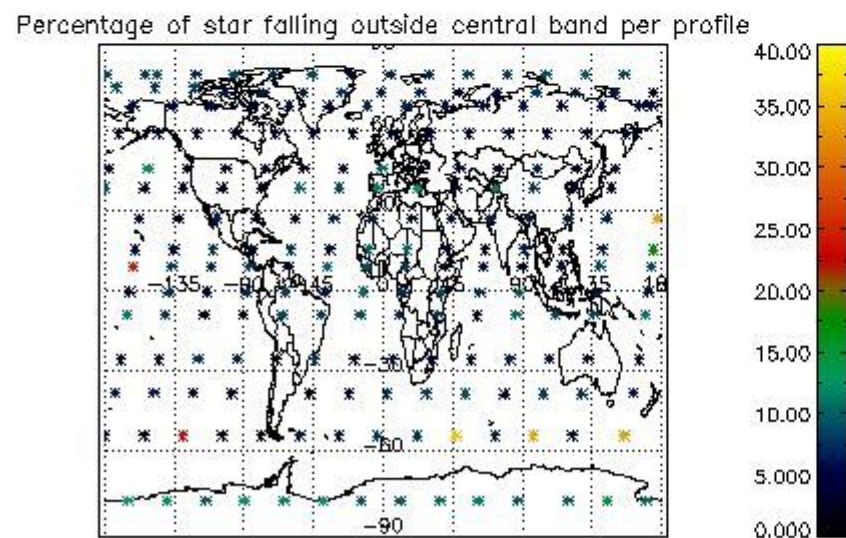
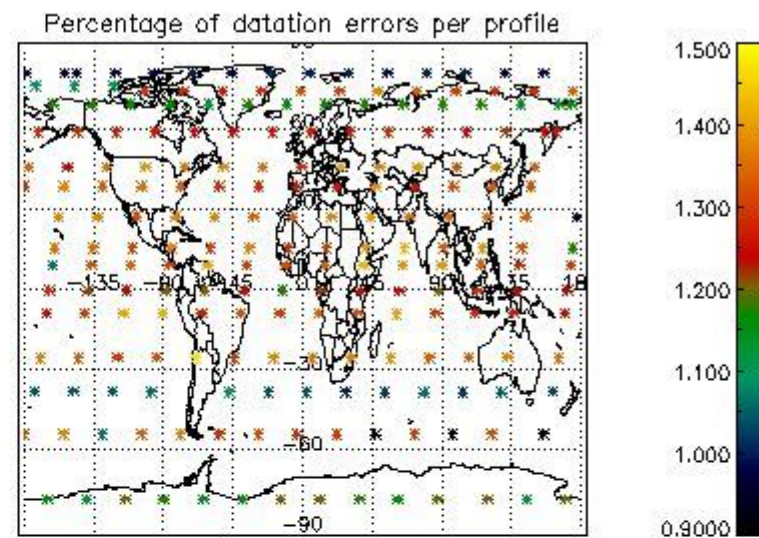
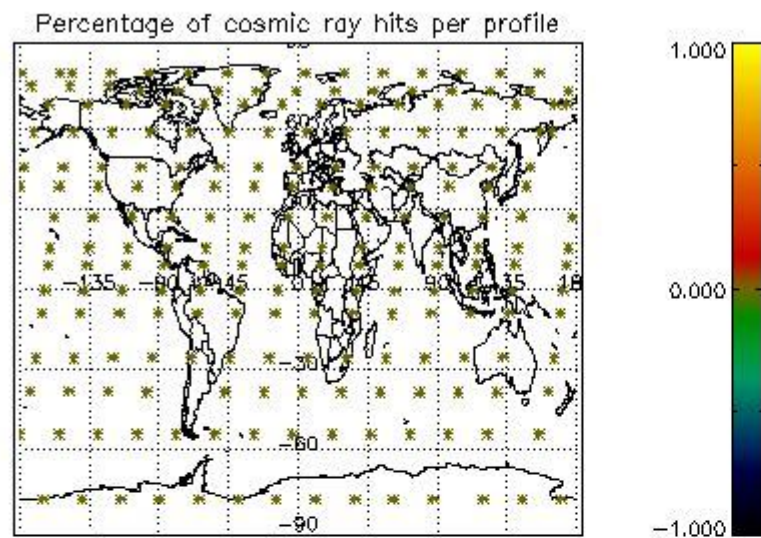
4.2 Plot quality information per product coming from level 1b processing (world map)

4.2.1 Plot level 1 quality information per product (world map): ENVISAT ASCENDING passes



4.2.2 Plot level 1 quality information per product (world map): ENVISAT DESCENDING passes





## 5. Trace gas profiles

### 5.1 Ozone statistics based on quality of products

The final quality of the products can be "measured" using the STD (Standard Deviation) attached to every point profile. This information is written to the parameter GOM\_NL\_\_2P/NL\_LOCAL\_SPECIES\_DENSITY/o3\_std of the level 2 products. The table below shows the statistics for given STD ranges.

The statistics are given with respect to the overall valid production:

- Products without fatal errors: GOM\_NL\_\_2P/MPH/PRODUCT\_ERR=0
- Valid point profile: GOM\_NL\_\_2P/NL\_LOCAL\_SPECIES\_DENSITY/pcd(0)=0

The 'Criteria' is applied to valid points of dark limb products:

- Products in dark limb illumination condition: GOM\_NL\_\_2P/NL\_SUMMARY\_QUALITY/obs\_ill\_cond=0
- Products without fatal errors: GOM\_NL\_\_2P/MPH/PRODUCT\_ERR=0
- Valid point profile: GOM\_NL\_\_2P/NL\_LOCAL\_SPECIES\_DENSITY/pcd(0)=0

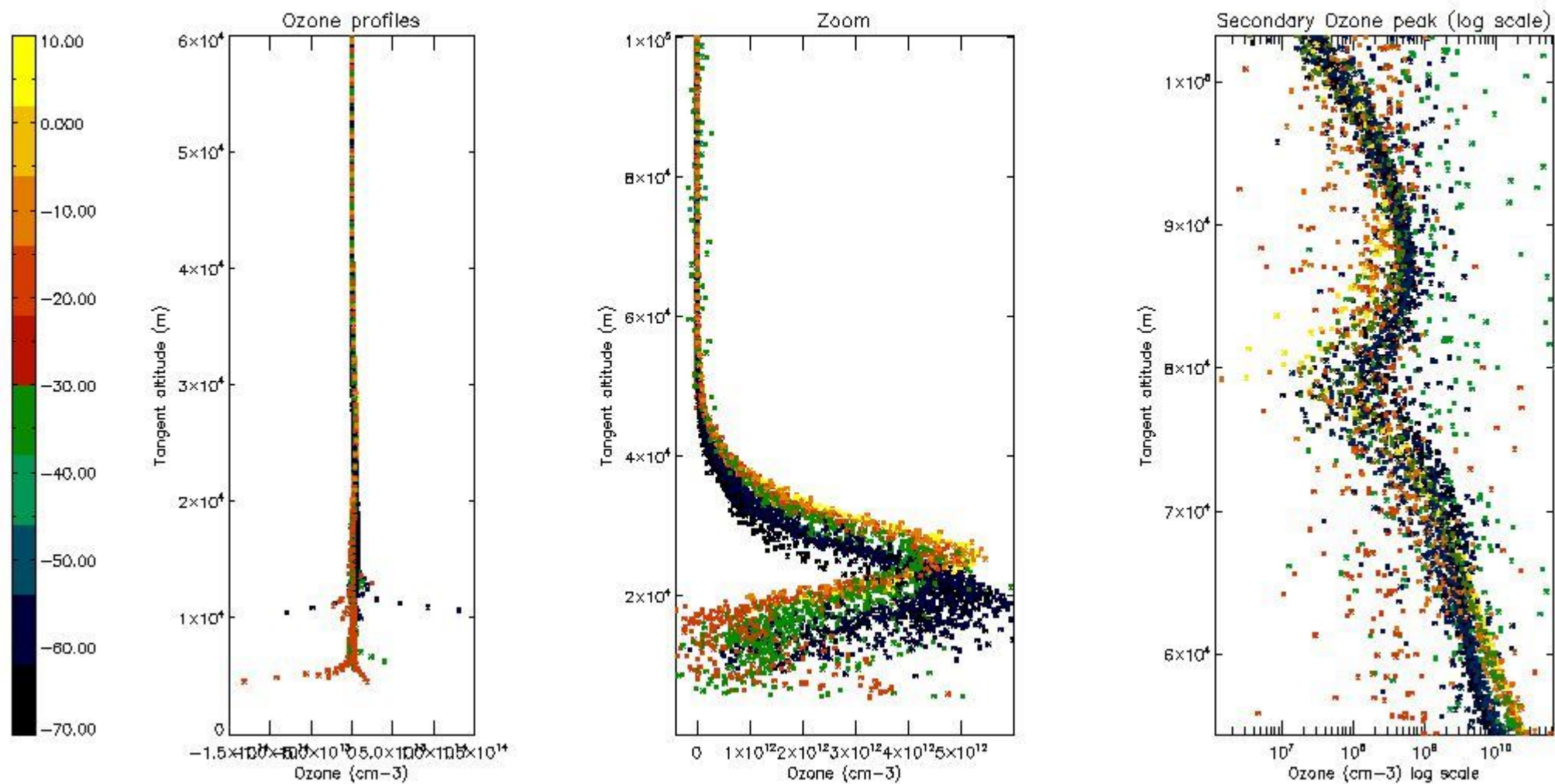
So, the table below shows the percentage of dark limb and valid observations for each criteria with respect to the overall valid daily observations.

Criteria	% of total production
All STD	28
STD < 20	14

STD < 10	11
STD < 5	7

5.2 Plot ozone profiles for all STD (dark without errors)

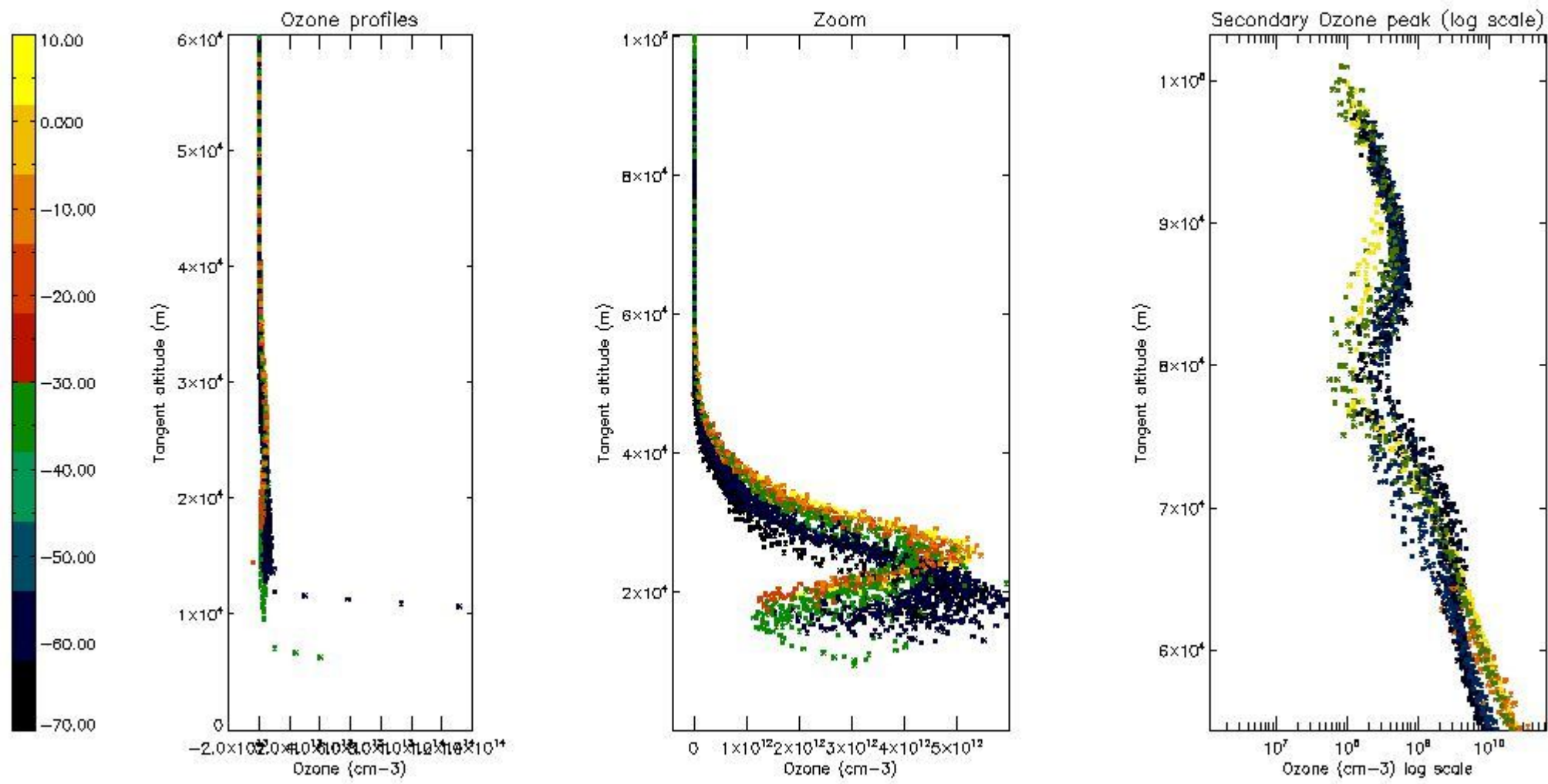
The colorbar represents the latitude.



5.3 Plot ozone profiles where STD < 20% (dark without errors)

The colorbar represents the latitude.

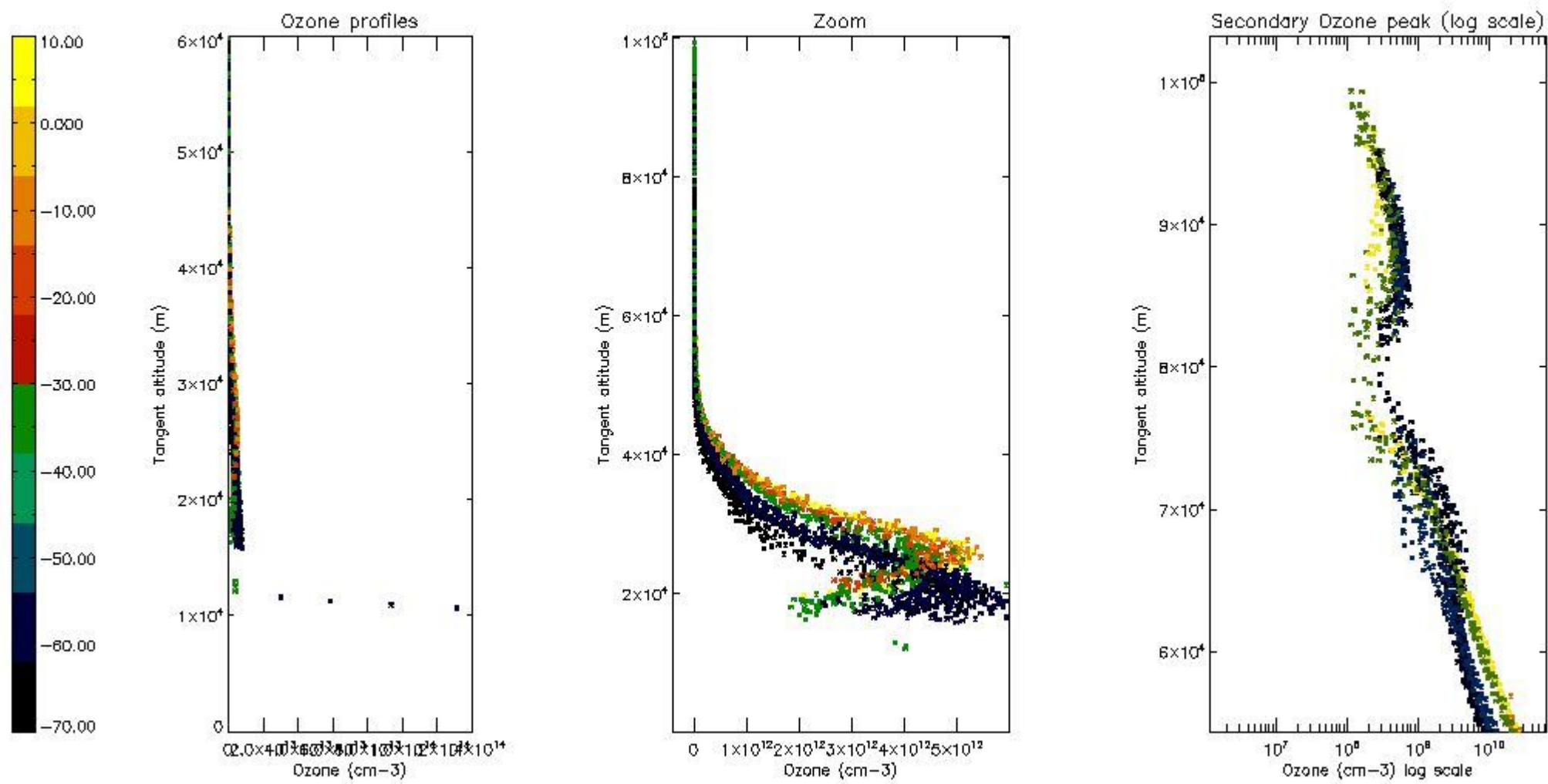




*5.4 Plot ozone profiles where STD < 10% (dark without errors)*

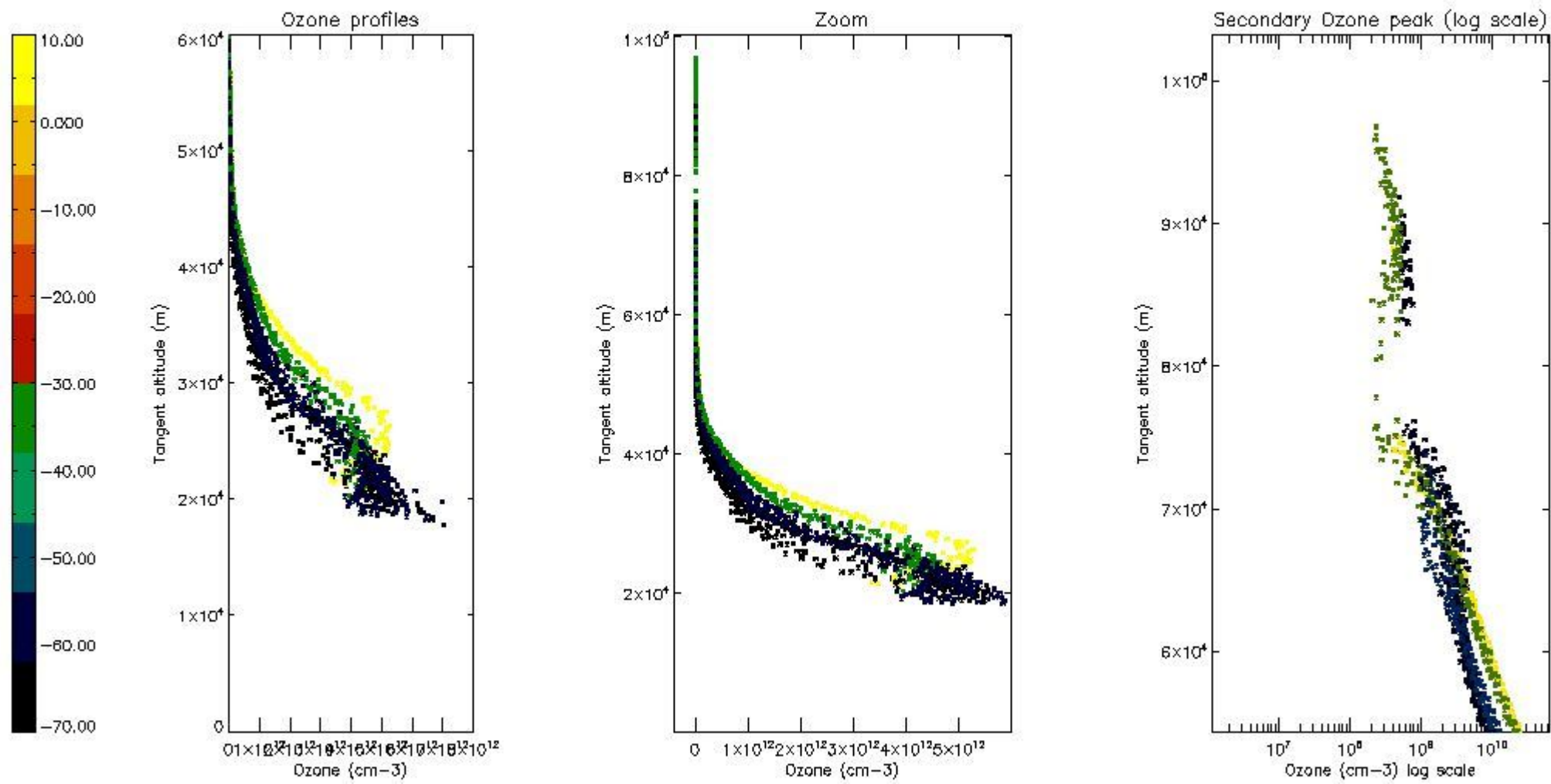
The colorbar represents the latitude.





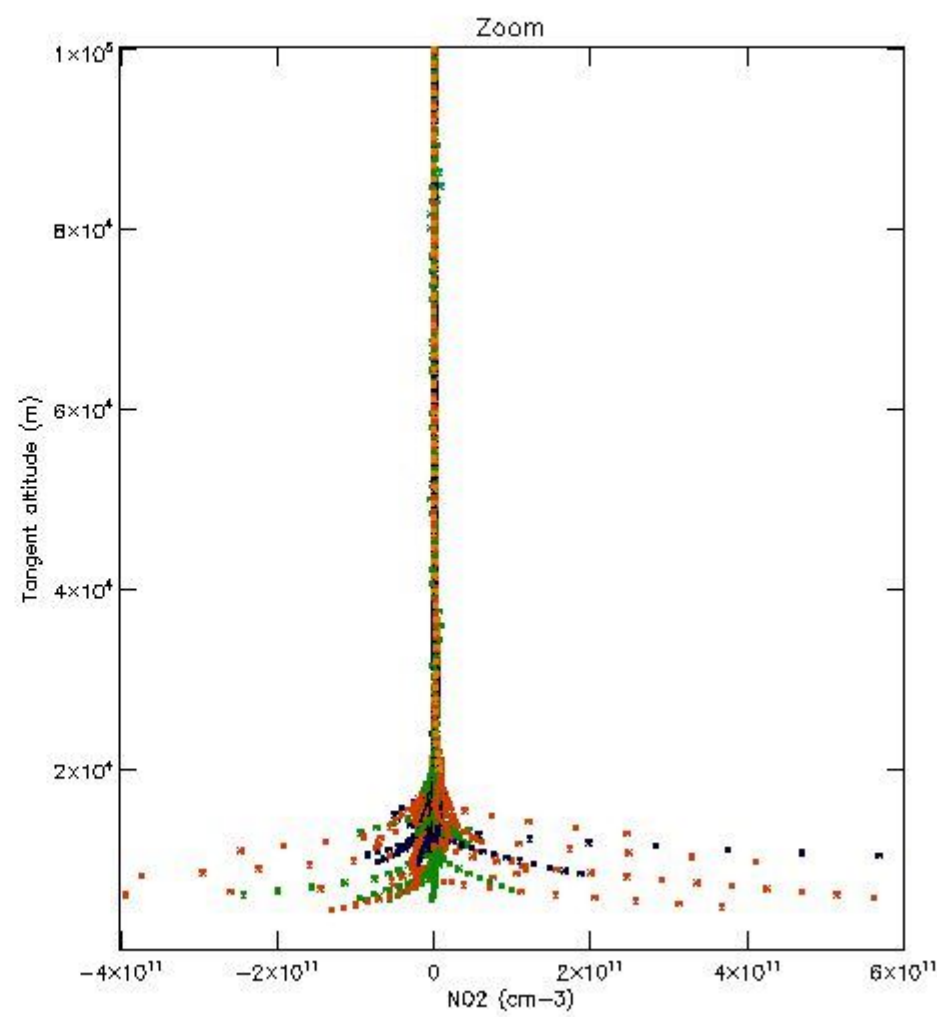
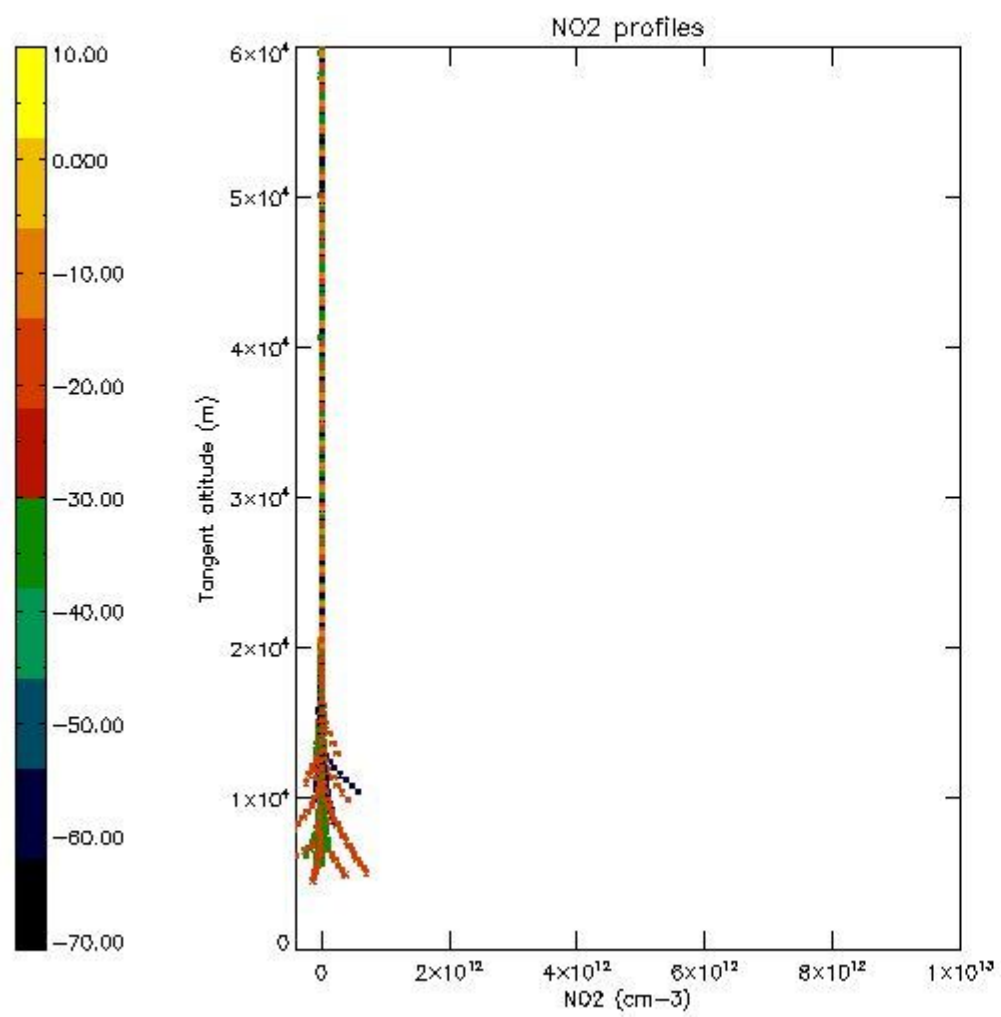
*5.5 Plot ozone profiles where STD < 5% (dark without errors)*

The colorbar represents the latitude.



*5.6 Plot NO<sub>2</sub> profiles for all STD (dark without errors)*

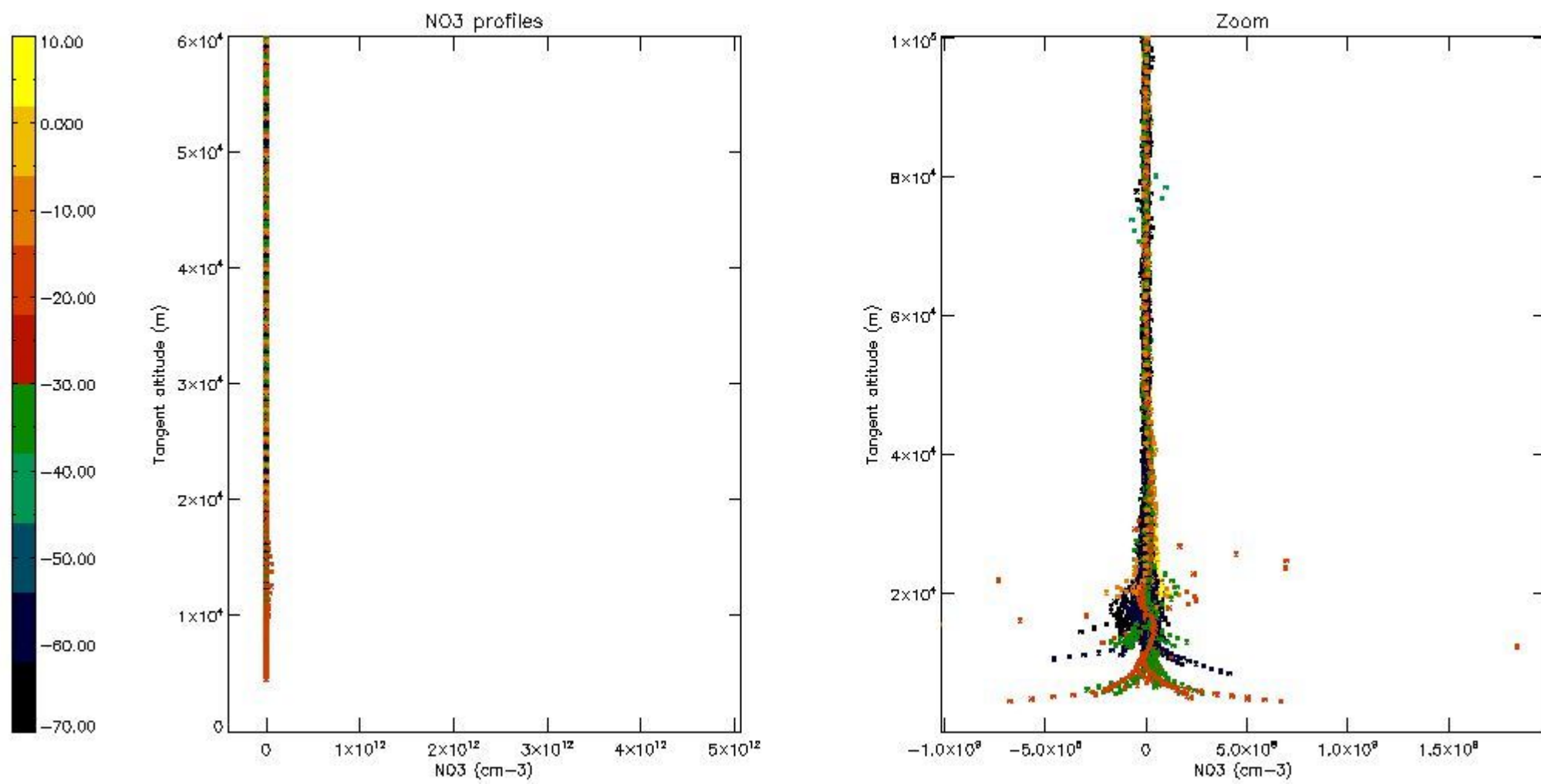
The colorbar represents the latitude.



*5.7 Plot NO3 profiles for all STD (dark without errors)*

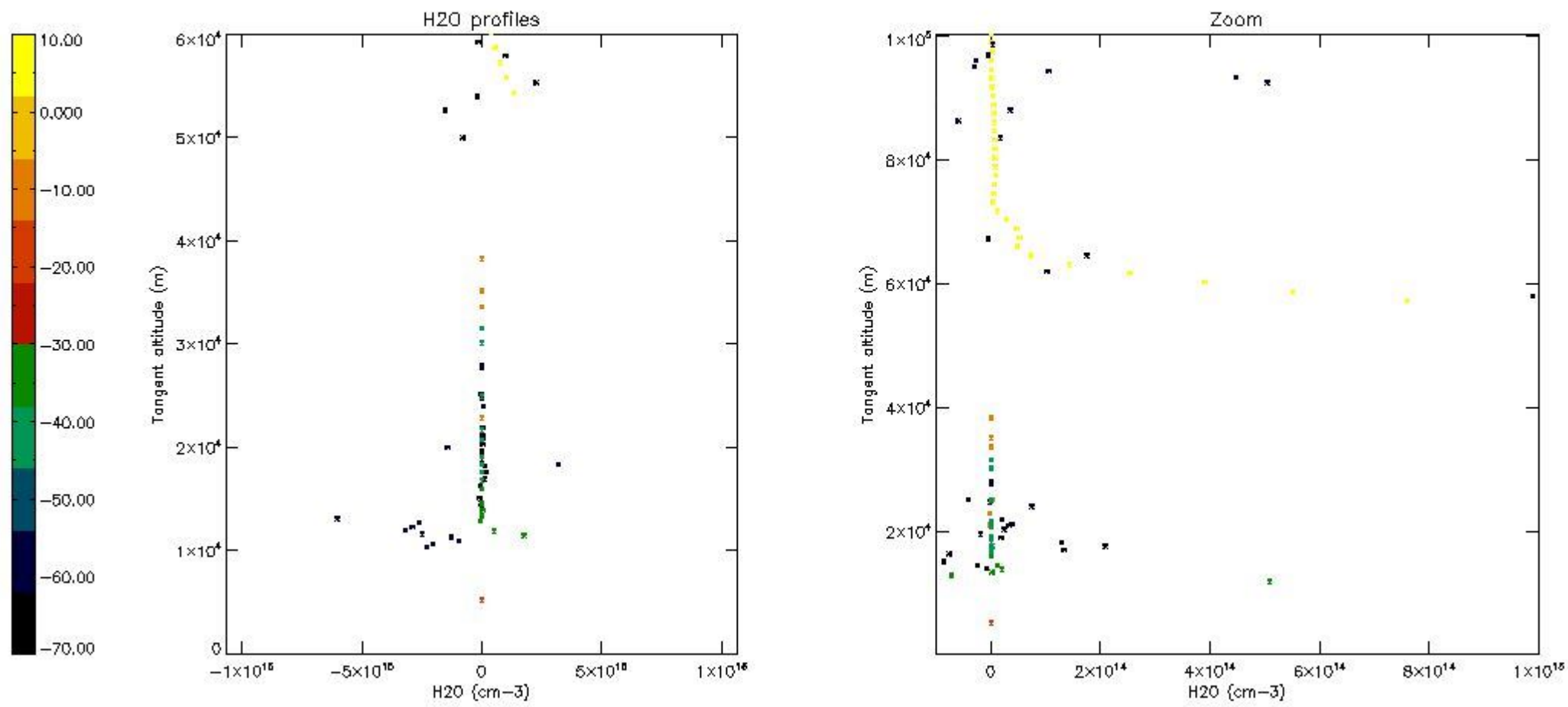
The colorbar represents the latitude.





*5.8 Plot H2O profiles for all STD (only for occultations of stars 1,2,3,4,13,14,16,26,63 dark without errors)*

The colorbar represents the latitude.



## 6. Auxiliary Data Files used for the production reported in section 2

The number reported in the third column indicates since which file (see list in section 2) the corresponding auxiliary file has been used. The fourth column is the date of those product files.

Type	Auxiliary Filename	Used since product	Used since product date
INST_PHYS_CHARACTERISTICS	GOM_INS_AXVIEC20091111_143220_20030716_120000_20500101_000000	1	27-MAY-2004 00:01:17
LEVEL-2_PROC_CONFIG	GOM_PR2_AXVIEC20091111_152718_20020301_000000_20500101_000000	1	27-MAY-2004 00:01:17
CROSS_SECTIONS_FILE	GOM_CRS_AXVIEC20091111_154832_20020301_000000_20500101_000000	1	27-MAY-2004 00:01:17

# GOMOS Level 2 Daily Report

## SUMMARY

### [1. General Info](#)

### [2. Summary of processed GOM\\_NL\\_2P products](#)

### [3. Level 2 Quality information per product](#)

#### [3.1 Plot of level 2 quality information per product \(time dependant\)](#)

#### [3.2 Plot of level 2 quality information per product \(world map\)](#)

### [4. Level 1 Quality information per product \(stored on level 2 products\)](#)

#### [4.1 Plot of level 1 quality information per product \(time dependant\)](#)

##### [4.1.1 Plot of level 1 quality information per product \(time dependant\): ASCENDING](#)

##### [4.1.2 Plot of level 1 quality information per product \(time dependant\): DESCENDING](#)

#### [4.2 Plot of level 1 quality information per product \(world map\)](#)

##### [4.2.1 Plot of level 1 quality information per product \(world map\): ASCENDING](#)

##### [4.2.2 Plot of level 1 quality information per product \(world map\): DESCENDING](#)

### [5. Ozone profiles based on quality statistics and other trace gas profiles](#)

#### [5.1 Ozone statistics based on quality of products](#)

#### [5.2 Plot ozone profiles for all STD \(dark without errors\)](#)

#### [5.3 Plot ozone profiles where STD < 20% \(dark without errors\)](#)

#### [5.4. Plot ozone profiles where STD < 10% \(dark without errors\)](#)

#### [5.5. Plot ozone profiles where STD < 5% \(dark without errors\)](#)

#### [5.6 Plot NO2 profiles for all STD \(dark without errors\)](#)

#### [5.7 Plot NO3 profiles for all STD \(dark without errors\)](#)

#### [5.8 Plot H2O profiles \(only for occultations of stars 1,2,3,4,13,14,16,26,63 dark without errors\) for all STD](#)

### [6. Auxiliary Data Files used for the production reported in section 2](#)



This report presents the daily analysis on parameters extracted from GOMOS level 2 data (GOM\_NL\_\_2P). It is intended to monitor some important parameters that will impact the quality of these products. A list of level 2 products (and content) that have arrived during the reporting day to the PCF is also given.

Item	Value
Time of report generation	19APR2013 02:56:27
Data source version	GOMOS/6.01
Start time of products	27-05-2004 (27MAY2004 00:00:00)
Stop time of products	28-05-2004 (28MAY2004 00:00:00)
Store outputs in DB	Yes
Nb of level 2 prods	441
Nb of prods with errors	0

## 2. Summary of processed GOM\_NL\_\_2P products.

Nr	Filename	UTC Start time	Limb	Duration	Star Id	Star Name	Star Mag	Star Temp	Nb Meas	Orbit	Prod. error
1	GOM_NL__2PRFIN20040527_000117_000000382027_00131_11708_2834.N1	27-MAY-2004 00:01:17	Dark	38.000	135	Bet Hyi	2.8200	5800.0	76	11708	No
2	GOM_NL__2PRFIN20040527_000452_000000442027_00131_11708_2835.N1	27-MAY-2004 00:04:52	Dark	44.000	45	Alp Pav	1.9400	26000.	88	11708	No
3	GOM_NL__2PRFIN20040527_000901_000000402027_00131_11708_2836.N1	27-MAY-2004 00:09:01	Straylight	39.500	43	Alp TrA	1.9100	4250.0	79	11708	No
4	GOM_NL__2PRFIN20040527_001107_000000412027_00131_11708_2837.N1	27-MAY-2004 00:11:07	Straylight	41.000	134	Bet TrA	2.8100	6600.0	82	11708	No
5	GOM_NL__2PRFIN20040527_001234_000000452027_00131_11708_2838.N1	27-MAY-2004 00:12:34	Straylight	44.500	4	Alp1Cen	-0.010000	5800.0	89	11708	No
6	GOM_NL__2PRFIN20040527_001513_000000612027_00131_11708_2839.N1	27-MAY-2004 00:15:13	Straylight	60.500	38	20Eps Sgr	1.8360	11000.	121	11708	No
7	GOM_NL__2PRFIN20040527_001746_000000402027_00131_11708_2840.N1	27-MAY-2004 00:17:46	Twilight_stray	40.000	81	Eta Cen	2.3560	28000.	80	11708	No
8	GOM_NL__2PRFIN20040527_002006_000000462027_00131_11708_2841.N1	27-MAY-2004 00:20:06	Twilight_stray	46.000	136	23Tau Sco	2.8220	30000.	92	11708	No
9	GOM_NL__2PRFIN20040527_002216_000000432027_00131_11708_2842.N1	27-MAY-2004 00:22:16	Bright	43.000	80	7Del Sco	2.3160	30000.	86	11708	No
10	GOM_NL__2PRFIN20040527_002355_000000512027_00131_11708_2843.N1	27-MAY-2004 00:23:55	Bright	51.000	86	35Eta Oph	2.4300	10200.	102	11708	No
11	GOM_NL__2PRFIN20040527_002630_000000382027_00131_11708_2844.N1	27-MAY-2004 00:26:30	Bright	37.500	104	27Bet Lib	2.6140	13100.	75	11708	No
12	GOM_NL__2PRFIN20040527_002806_000000442027_00131_11708_2845.N1	27-MAY-2004 00:28:06	Bright	44.000	120	1Del Oph	2.7340	3200.0	88	11708	No
13	GOM_NL__2PRFIN20040527_003109_000000402027_00131_11708_2846.N1	27-MAY-2004 00:31:09	Bright	40.000	102	24Alp Ser	2.6000	4250.0	80	11708	No
14	GOM_NL__2PRFIN20040527_003455_000000382027_00131_11708_2847.N1	27-MAY-2004 00:34:55	Bright	37.500	3	16Alp Boo	-0.050000	4250.0	75	11708	No
15	GOM_NL__2PRFIN20040527_003659_000000382027_00131_11708_2848.N1	27-MAY-2004 00:36:59	Bright	38.000	83		2.3780	11000.	76	11708	No
16	GOM_NL__2PRFIN20040527_004010_000000382027_00131_11708_2849.N1	27-MAY-2004 00:40:10	Bright	37.500	180	27Gam Boo	3.0400	8000.0	75	11708	No
17	GOM_NL__2PRFIN20040527_004325_000000382027_00131_11708_2850.N1	27-MAY-2004 00:43:25	Bright	38.000	39	85Eta UMa	1.8540	24000.	76	11708	No
18	GOM_NL__2PRFIN20040527_004511_000000402027_00131_11708_2851.N1	27-MAY-2004 00:45:11	Bright	39.500	55	79Zet UMa	2.0600	10200.	79	11708	No
19	GOM_NL__2PRFIN20040527_004756_000000412027_00131_11708_2852.N1	27-MAY-2004 00:47:56	Bright	40.500	119	14Eta Dra	2.7270	4700.0	81	11708	No
20	GOM_NL__2PRFIN20040527_005019_000000402027_00131_11708_2853.N1	27-MAY-2004 00:50:19	Bright	39.500	60	7Bet UMi	2.0810	3950.0	79	11708	No
21	GOM_NL__2PRFIN20040527_005456_000000372027_00131_11708_2854.N1	27-MAY-2004 00:54:56	Bright	36.500	49	1Alp UMi	1.9900	6300.0	73	11708	No
22	GOM_NL__2PRFIN20040527_005838_000000482027_00131_11708_2855.N1	27-MAY-2004 00:58:38	Bright	47.500	89	5Alp Cep	2.4510	8000.0	95	11708	No
23	GOM_NL__2PRFIN20040527_010305_000000382027_00131_11708_2856.N1	27-MAY-2004 01:03:05	Bright	38.000	76	27Gam Cas	2.3000	30000.	76	11708	No
24	GOM_NL__2PRFIN20040527_011037_000000422027_00131_11708_2857.N1	27-MAY-2004 01:10:37	Bright	42.000	53	43Bet And	2.0480	3300.0	84	11708	No
25	GOM_NL__2PRFIN20040527_011313_000000542027_00131_11708_2858.N1	27-MAY-2004 01:13:13	Twilight_stray	53.500	58	21Alp And	2.0730	11000.	107	11708	No
26	GOM_NL__2PRFIN20040527_011752_000000522027_00131_11708_2859.N1	27-MAY-2004 01:17:52	Dark	51.500	140	88Gam Peg	2.8340	26000.	103	11708	No
27	GOM_NL__2PRFIN20040527_012027_000000752027_00131_11708_2860.N1	27-MAY-2004 01:20:27	Dark	75.000	90	54Alp Peg	2.4870	11000.	150	11708	No
28	GOM_NL__2PRFIN20040527_012644_000000512027_00131_11708_2861.N1	27-MAY-2004 01:26:44	Dark	51.000	52	16Bet Cet	2.0370	4500.0	102	11708	No
29	GOM_NL__2PRFIN20040527_013330_000000482027_00131_11708_2862.N1	27-MAY-2004 01:33:30	Dark	47.500	84	Alp Phe	2.3970	4500.0	95	11708	No
30	GOM_NL__2PRFIN20040527_013604_000000512027_00131_11708_2863.N1	27-MAY-2004 01:36:04	Dark	51.000	9	Alp Eri	0.45300	24000.	102	11708	No
31	GOM_NL__2PRFIN20040527_013828_000000612027_00132_11709_2834.N1	27-MAY-2004 01:38:28	Dark	61.000	63	Bet Gru	2.1500	2800.0	122	11709	No
32	GOM_NL__2PRFIN20040527_014153_000000392027_00132_11709_2835.N1	27-MAY-2004 01:41:53	Dark	39.000	135	Bet Hyi	2.8200	5800.0	78	11709	No
33	GOM_NL__2PRFIN20040527_014528_000000462027_00132_11709_2836.N1	27-MAY-2004 01:45:28	Dark	46.000	45	Alp Pav	1.9400	26000.	92	11709	No
34	GOM_NL__2PRFIN20040527_014937_000000432027_00132_11709_2837.N1	27-MAY-2004 01:49:37	Straylight	43.000	43	Alp TrA	1.9100	4250.0	86	11709	No
35	GOM_NL__2PRFIN20040527_015142_000000432027_00132_11709_2838.N1	27-MAY-2004 01:51:42	Straylight	43.000	134	Bet TrA	2.8100	6600.0	86	11709	No
36	GOM_NL__2PRFIN20040527_015310_000000472027_00132_11709_2839.N1	27-MAY-2004 01:53:10	Straylight	47.000	4	Alp1Cen	-0.010000	5800.0	94	11709	No
37	GOM_NL__2PRFIN20040527_015550_000000592027_00132_11709_2840.N1	27-MAY-2004 01:55:50	Straylight	59.000	38	20Eps Sgr	1.8360	11000.	118	11709	No
38	GOM_NL__2PRFIN20040527_015821_000000402027_00132_11709_2841.N1	27-MAY-2004 01:58:21	Twilight_stray	40.000	81	Eta Cen	2.3560	28000.	80	11709	No
39	GOM_NL__2PRFIN20040527_020042_000000462027_00132_11709_2842.N1	27-MAY-2004 02:00:42	Twilight_stray	46.000	136	23Tau Sco	2.8220	30000.	92	11709	No
40	GOM_NL__2PRFIN20040527_020252_000000442027_00132_11709_2843.N1	27-MAY-2004 02:02:52	Bright	43.500	80	7Del Sco	2.3160	30000.	87	11709	No
41	GOM_NL__2PRFIN20040527_020431_000000512027_00132_11709_2844.N1	27-MAY-2004 02:04:31	Bright	51.000	86	35Eta Oph	2.4300	10200.	102	11709	No
42	GOM_NL__2PRFIN20040527_020706_000000392027_00132_11709_2845.N1	27-MAY-2004 02:07:06	Bright	39.000	104	27Bet Lib	2.6140	13100.	78	11709	No

43	GOM_NL__2PRFIN20040527_020842_000000442027_00132_11709_2846.N1	27-MAY-2004 02:08:42	Bright	44.000	120	1Del Oph	2.7340	3200.0	88	11709	No
44	GOM_NL__2PRFIN20040527_021144_000000412027_00132_11709_2847.N1	27-MAY-2004 02:11:44	Bright	41.000	102	24Alp Ser	2.6000	4250.0	82	11709	No
45	GOM_NL__2PRFIN20040527_021531_000000372027_00132_11709_2848.N1	27-MAY-2004 02:15:31	Bright	36.500	3	16Alp Boo	-0.050000	4250.0	73	11709	No
46	GOM_NL__2PRFIN20040527_021735_000000382027_00132_11709_2849.N1	27-MAY-2004 02:17:35	Bright	37.500	83		2.3780	11000.	75	11709	No
47	GOM_NL__2PRFIN20040527_022046_000000372027_00132_11709_2850.N1	27-MAY-2004 02:20:46	Bright	37.000	180	27Gam Boo	3.0400	8000.0	74	11709	No
48	GOM_NL__2PRFIN20040527_022402_000000362027_00132_11709_2851.N1	27-MAY-2004 02:24:02	Bright	36.000	39	85Eta UMa	1.8540	24000.	72	11709	No
49	GOM_NL__2PRFIN20040527_022548_000000382027_00132_11709_2852.N1	27-MAY-2004 02:25:48	Bright	37.500	55	79Zet UMa	2.0600	10200.	75	11709	No
50	GOM_NL__2PRFIN20040527_022832_000000392027_00132_11709_2853.N1	27-MAY-2004 02:28:32	Bright	39.000	119	14Eta Dra	2.7270	4700.0	78	11709	No
51	GOM_NL__2PRFIN20040527_023055_000000392027_00132_11709_2854.N1	27-MAY-2004 02:30:55	Bright	39.000	60	7Bet UMi	2.0810	3950.0	78	11709	No
52	GOM_NL__2PRFIN20040527_023533_000000382027_00132_11709_2855.N1	27-MAY-2004 02:35:33	Bright	37.500	49	1Alp UMi	1.9900	6300.0	75	11709	No
53	GOM_NL__2PRFIN20040527_023913_000000492027_00132_11709_2856.N1	27-MAY-2004 02:39:13	Bright	49.000	89	5Alp Cep	2.4510	8000.0	98	11709	No
54	GOM_NL__2PRFIN20040527_024341_000000552027_00132_11709_2857.N1	27-MAY-2004 02:43:41	Bright	55.000	76	27Gam Cas	2.3000	30000.	110	11709	No
55	GOM_NL__2PRFIN20040527_025113_000000432027_00132_11709_2858.N1	27-MAY-2004 02:51:13	Bright	43.000	53	43Bet And	2.0480	3300.0	86	11709	No
56	GOM_NL__2PRFIN20040527_025349_000000542027_00132_11709_2859.N1	27-MAY-2004 02:53:49	Tw_i_and_stray	53.500	58	21Alp And	2.0730	11000.	107	11709	No
57	GOM_NL__2PRFIN20040527_025829_000000492027_00132_11709_2860.N1	27-MAY-2004 02:58:29	Dark	49.000	140	88Gam Peg	2.8340	26000.	98	11709	No
58	GOM_NL__2PRFIN20040527_030105_000000782027_00132_11709_2861.N1	27-MAY-2004 03:01:05	Dark	77.500	90	54Alp Peg	2.4870	11000.	155	11709	No
59	GOM_NL__2PRFIN20040527_030722_000000502027_00132_11709_2862.N1	27-MAY-2004 03:07:22	Dark	50.000	52	16Bet Cet	2.0370	4500.0	100	11709	No
60	GOM_NL__2PRFIN20040527_031407_000000462027_00132_11709_2863.N1	27-MAY-2004 03:14:07	Dark	46.000	84	Alp Phe	2.3970	4500.0	92	11709	No
61	GOM_NL__2PRFIN20040527_031640_000000512027_00132_11709_2864.N1	27-MAY-2004 03:16:40	Dark	51.000	9	Alp Eri	0.45300	24000.	102	11709	No
62	GOM_NL__2PRFIN20040527_031906_000000512027_00133_11710_2835.N1	27-MAY-2004 03:19:06	Dark	50.500	63	Bet Gru	2.1500	2800.0	101	11710	No
63	GOM_NL__2PRFIN20040527_032230_000000382027_00133_11710_2836.N1	27-MAY-2004 03:22:30	Dark	38.000	135	Bet Hyi	2.8200	5800.0	76	11710	No
64	GOM_NL__2PRFIN20040527_032605_000000442027_00133_11710_2837.N1	27-MAY-2004 03:26:05	Dark	43.500	45	Alp Pav	1.9400	26000.	87	11710	No
65	GOM_NL__2PRFIN20040527_033015_000000422027_00133_11710_2838.N1	27-MAY-2004 03:30:15	Straylight	41.500	43	Alp TrA	1.9100	4250.0	83	11710	No
66	GOM_NL__2PRFIN20040527_033220_000000392027_00133_11710_2839.N1	27-MAY-2004 03:32:20	Straylight	39.000	134	Bet TrA	2.8100	6600.0	78	11710	No
67	GOM_NL__2PRFIN20040527_033346_000000522027_00133_11710_2840.N1	27-MAY-2004 03:33:46	Straylight	52.000	4	Alp1Cen	-0.010000	5800.0	104	11710	No
68	GOM_NL__2PRFIN20040527_033528_000000512027_00133_11710_2841.N1	27-MAY-2004 03:35:28	Straylight	50.500	40	The Sco	1.8590	7100.0	101	11710	No
69	GOM_NL__2PRFIN20040527_034119_000000462027_00133_11710_2842.N1	27-MAY-2004 03:41:19	Tw_i_and_stray	45.500	136	23Tau Sco	2.8220	30000.	91	11710	No
70	GOM_NL__2PRFIN20040527_034329_000000422027_00133_11710_2843.N1	27-MAY-2004 03:43:29	Bright	42.000	80	7Del Sco	2.3160	30000.	84	11710	No
71	GOM_NL__2PRFIN20040527_034507_000000512027_00133_11710_2844.N1	27-MAY-2004 03:45:07	Bright	51.000	86	35Eta Oph	2.4300	10200.	102	11710	No
72	GOM_NL__2PRFIN20040527_034742_000000392027_00133_11710_2845.N1	27-MAY-2004 03:47:42	Bright	39.000	104	27Bet Lib	2.6140	13100.	78	11710	No
73	GOM_NL__2PRFIN20040527_034919_000000432027_00133_11710_2846.N1	27-MAY-2004 03:49:19	Bright	42.500	120	1Del Oph	2.7340	3200.0	85	11710	No
74	GOM_NL__2PRFIN20040527_035221_000000402027_00133_11710_2847.N1	27-MAY-2004 03:52:21	Bright	40.000	102	24Alp Ser	2.6000	4250.0	80	11710	No
75	GOM_NL__2PRFIN20040527_035607_000000382027_00133_11710_2848.N1	27-MAY-2004 03:56:07	Bright	38.000	3	16Alp Boo	-0.050000	4250.0	76	11710	No
76	GOM_NL__2PRFIN20040527_035812_000000382027_00133_11710_2849.N1	27-MAY-2004 03:58:12	Bright	38.000	83		2.3780	11000.	76	11710	No
77	GOM_NL__2PRFIN20040527_040122_000000372027_00133_11710_2850.N1	27-MAY-2004 04:01:22	Bright	37.000	180	27Gam Boo	3.0400	8000.0	74	11710	No
78	GOM_NL__2PRFIN20040527_040439_000000382027_00133_11710_2851.N1	27-MAY-2004 04:04:39	Bright	37.500	39	85Eta UMa	1.8540	24000.	75	11710	No
79	GOM_NL__2PRFIN20040527_040624_000000362027_00133_11710_2852.N1	27-MAY-2004 04:06:24	Bright	36.000	55	79Zet UMa	2.0600	10200.	72	11710	No
80	GOM_NL__2PRFIN20040527_040908_000000422027_00133_11710_2853.N1	27-MAY-2004 04:09:08	Bright	41.500	119	14Eta Dra	2.7270	4700.0	83	11710	No
81	GOM_NL__2PRFIN20040527_041131_000000392027_00133_11710_2854.N1	27-MAY-2004 04:11:31	Bright	38.500	60	7Bet UMi	2.0810	3950.0	77	11710	No
82	GOM_NL__2PRFIN20040527_041610_000000382027_00133_11710_2855.N1	27-MAY-2004 04:16:10	Bright	37.500	49	1Alp UMi	1.9900	6300.0	75	11710	No
83	GOM_NL__2PRFIN20040527_041949_000000472027_00133_11710_2856.N1	27-MAY-2004 04:19:49	Bright	47.000	89	5Alp Cep	2.4510	8000.0	94	11710	No
84	GOM_NL__2PRFIN20040527_042417_000000392027_00133_11710_2857.N1	27-MAY-2004 04:24:17	Bright	38.500	76	27Gam Cas	2.3000	30000.	77	11710	No
85	GOM_NL__2PRFIN20040527_043150_000000432027_00133_11710_2858.N1	27-MAY-2004 04:31:50	Bright	42.500	53	43Bet And	2.0480	3300.0	85	11710	No
86	GOM_NL__2PRFIN20040527_043425_000000552027_00133_11710_2859.N1	27-MAY-2004 04:34:25	Tw_i_and_stray	54.500	58	21Alp And	2.0730	11000.	109	11710	No
87	GOM_NL__2PRFIN20040527_043905_000000502027_00133_11710_2860.N1	27-MAY-2004 04:39:05	Dark	50.000	140	88Gam Peg	2.8340	26000.	100	11710	No
88	GOM_NL__2PRFIN20040527_044142_000000782027_00133_11710_2861.N1	27-MAY-2004 04:41:42	Dark	77.500	90	54Alp Peg	2.4870	11000.	155	11710	No
89	GOM_NL__2PRFIN20040527_044758_000000482027_00133_11710_2862.N1	27-MAY-2004 04:47:58	Dark	48.000	52	16Bet Cet	2.0370	4500.0	96	11710	No
90	GOM_NL__2PRFIN20040527_045443_000000462027_00133_11710_2863.N1	27-MAY-2004 04:54:43	Dark	46.000	84	Alp Phe	2.3970	4500.0	92	11710	No
91	GOM_NL__2PRFIN20040527_045716_000000512027_00133_11710_2864.N1	27-MAY-2004 04:57:16	Dark	51.000	9	Alp Eri	0.45300	24000.	102	11710	No
92	GOM_NL__2PRFIN20040527_045942_000000612027_00134_11711_2835.N1	27-MAY-2004 04:59:42	Dark	61.000	63	Bet Gru	2.1500	2800.0	122	11711	No
93	GOM_NL__2PRFIN20040527_050306_000000382027_00134_11711_2836.N1	27-MAY-2004 05:03:06	Dark	38.000	135	Bet Hyi	2.8200	5800.0	76	11711	No
94	GOM_NL__2PRFIN20040527_050642_000000442027_00134_11711_2837.N1	27-MAY-2004 05:06:42	Dark	43.500	45	Alp Pav	1.9400	26000.	87	11711	No
95	GOM_NL__2PRFIN20040527_051051_000000412027_00134_11711_2838.N1	27-MAY-2004 05:10:51	Straylight	41.000	43	Alp TrA	1.9100	4250.0	82	11711	No
96	GOM_NL__2PRFIN20040527_051257_000000382027_00134_11711_2839.N1	27-MAY-2004 05:12:57	Straylight	38.000	134	Bet TrA	2.8100	6600.0	76	11711	No
97	GOM_NL__2PRFIN20040527_051422_000000522027_00134_11711_2840.N1	27-MAY-2004 05:14:22	Straylight	51.500	4	Alp1Cen	-0.010000	5800.0	103	11711	No
98	GOM_NL__2PRFIN20040527_051605_000000442027_00134_11711_2841.N1	27-MAY-2004 05:16:05	Straylight	44.000	40	The Sco	1.8590	7100.0	88	11711	No
99	GOM_NL__2PRFIN20040527_052156_000000442027_00134_11711_2842.N1	27-MAY-2004 05:21:56	Tw_i_and_stray	44.000	136	23Tau Sco	2.8220	30000.	88	11711	No
100	GOM_NL__2PRFIN20040527_052405_000000432027_00134_11711_2843.N1	27-MAY-2004 05:24:05	Bright	43.000	80	7Del Sco	2.3160	30000.	86	11711	No
101	GOM_NL__2PRFIN20040527_052544_000000512027_00134_11711_2844.N1	27-MAY-2004 05:25:44	Bright	51.000	86	35Eta Oph	2.4300	10200.	102	11711	No

102	GOM_NL__2PRFIN20040527_052818_000000392027_00134_11711_2845.N1	27-MAY-2004 05:28:18	Bright	38.500	104	27Bet Lib	2.6140	13100.	77	11711	No
103	GOM_NL__2PRFIN20040527_052955_000000432027_00134_11711_2846.N1	27-MAY-2004 05:29:55	Bright	42.500	120	1Del Oph	2.7340	3200.0	85	11711	No
104	GOM_NL__2PRFIN20040527_053257_000000402027_00134_11711_2847.N1	27-MAY-2004 05:32:57	Bright	40.000	102	24Alp Ser	2.6000	4250.0	80	11711	No
105	GOM_NL__2PRFIN20040527_053644_000000362027_00134_11711_2848.N1	27-MAY-2004 05:36:44	Bright	36.000	3	16Alp Boo	-0.050000	4250.0	72	11711	No
106	GOM_NL__2PRFIN20040527_053848_000000402027_00134_11711_2849.N1	27-MAY-2004 05:38:48	Bright	39.500	83		2.3780	11000.	79	11711	No
107	GOM_NL__2PRFIN20040527_054159_000000372027_00134_11711_2850.N1	27-MAY-2004 05:41:59	Bright	37.000	180	27Gam Boo	3.0400	8000.0	74	11711	No
108	GOM_NL__2PRFIN20040527_054515_000000352027_00134_11711_2851.N1	27-MAY-2004 05:45:15	Bright	35.000	39	85Eta UMa	1.8540	24000.	70	11711	No
109	GOM_NL__2PRFIN20040527_054701_000000362027_00134_11711_2852.N1	27-MAY-2004 05:47:01	Bright	36.000	55	79Zet UMa	2.0600	10200.	72	11711	No
110	GOM_NL__2PRFIN20040527_054944_000000402027_00134_11711_2853.N1	27-MAY-2004 05:49:44	Bright	40.000	119	14Eta Dra	2.7270	4700.0	80	11711	No
111	GOM_NL__2PRFIN20040527_055208_000000362027_00134_11711_2854.N1	27-MAY-2004 05:52:08	Bright	35.500	60	7Bet UMi	2.0810	3950.0	71	11711	No
112	GOM_NL__2PRFIN20040527_055646_000000362027_00134_11711_2855.N1	27-MAY-2004 05:56:46	Bright	36.000	49	1Alp UMi	1.9900	6300.0	72	11711	No
113	GOM_NL__2PRFIN20040527_060024_000000492027_00134_11711_2856.N1	27-MAY-2004 06:00:24	Bright	49.000	89	5Alp Cep	2.4510	8000.0	98	11711	No
114	GOM_NL__2PRFIN20040527_060453_000000552027_00134_11711_2857.N1	27-MAY-2004 06:04:53	Bright	54.500	76	27Gam Cas	2.3000	30000.	109	11711	No
115	GOM_NL__2PRFIN20040527_061226_000000422027_00134_11711_2858.N1	27-MAY-2004 06:12:26	Bright	41.500	53	43Bet And	2.0480	3300.0	83	11711	No
116	GOM_NL__2PRFIN20040527_061502_000000552027_00134_11711_2859.N1	27-MAY-2004 06:15:02	Tw_i_and_stray	54.500	58	21Alp And	2.0730	11000.	109	11711	No
117	GOM_NL__2PRFIN20040527_061942_000000532027_00134_11711_2860.N1	27-MAY-2004 06:19:42	Dark	52.500	140	88Gam Peg	2.8340	26000.	105	11711	No
118	GOM_NL__2PRFIN20040527_062218_000000762027_00134_11711_2861.N1	27-MAY-2004 06:22:18	Dark	76.000	90	54Alp Peg	2.4870	11000.	152	11711	No
119	GOM_NL__2PRFIN20040527_062835_000000462027_00134_11711_2862.N1	27-MAY-2004 06:28:35	Dark	45.500	52	16Bet Cet	2.0370	4500.0	91	11711	No
120	GOM_NL__2PRFIN20040527_063520_000000452027_00134_11711_2863.N1	27-MAY-2004 06:35:20	Dark	44.500	84	Alp Phe	2.3970	4500.0	89	11711	No
121	GOM_NL__2PRFIN20040527_063753_000000442027_00134_11711_2864.N1	27-MAY-2004 06:37:53	Dark	43.500	9	Alp Eri	0.45300	24000.	87	11711	No
122	GOM_NL__2PRFIN20040527_064020_000000512027_00135_11712_2835.N1	27-MAY-2004 06:40:20	Dark	51.000	63	Bet Gru	2.1500	2800.0	102	11712	No
123	GOM_NL__2PRFIN20040527_064342_000000392027_00135_11712_2836.N1	27-MAY-2004 06:43:42	Dark	38.500	135	Bet Hyi	2.8200	5800.0	77	11712	No
124	GOM_NL__2PRFIN20040527_064719_000000432027_00135_11712_2837.N1	27-MAY-2004 06:47:19	Dark	43.000	45	Alp Pav	1.9400	26000.	86	11712	No
125	GOM_NL__2PRFIN20040527_065128_000000432027_00135_11712_2838.N1	27-MAY-2004 06:51:28	Straylight	42.500	43	Alp TrA	1.9100	4250.0	85	11712	No
126	GOM_NL__2PRFIN20040527_065334_000000402027_00135_11712_2839.N1	27-MAY-2004 06:53:34	Straylight	40.000	134	Bet TrA	2.8100	6600.0	80	11712	No
127	GOM_NL__2PRFIN20040527_065458_000000522027_00135_11712_2840.N1	27-MAY-2004 06:54:58	Straylight	52.000	4	Alp1Cen	-0.010000	5800.0	104	11712	No
128	GOM_NL__2PRFIN20040527_065642_000000482027_00135_11712_2841.N1	27-MAY-2004 06:56:42	Straylight	47.500	40	The Sco	1.8590	7100.0	95	11712	No
129	GOM_NL__2PRFIN20040527_070232_000000442027_00135_11712_2842.N1	27-MAY-2004 07:02:32	Tw_i_and_stray	44.000	136	23Tau Sco	2.8220	30000.	88	11712	No
130	GOM_NL__2PRFIN20040527_070442_000000432027_00135_11712_2843.N1	27-MAY-2004 07:04:42	Bright	42.500	80	7Del Sco	2.3160	30000.	85	11712	No
131	GOM_NL__2PRFIN20040527_070620_000000502027_00135_11712_2844.N1	27-MAY-2004 07:06:20	Bright	50.000	86	35Eta Oph	2.4300	10200.	100	11712	No
132	GOM_NL__2PRFIN20040527_070855_000000382027_00135_11712_2845.N1	27-MAY-2004 07:08:55	Bright	37.500	104	27Bet Lib	2.6140	13100.	75	11712	No
133	GOM_NL__2PRFIN20040527_071031_000000432027_00135_11712_2846.N1	27-MAY-2004 07:10:31	Bright	42.500	120	1Del Oph	2.7340	3200.0	85	11712	No
134	GOM_NL__2PRFIN20040527_071333_000000392027_00135_11712_2847.N1	27-MAY-2004 07:13:33	Bright	39.000	102	24Alp Ser	2.6000	4250.0	78	11712	No
135	GOM_NL__2PRFIN20040527_071720_000000372027_00135_11712_2848.N1	27-MAY-2004 07:17:20	Bright	36.500	3	16Alp Boo	-0.050000	4250.0	73	11712	No
136	GOM_NL__2PRFIN20040527_071924_000000362027_00135_11712_2849.N1	27-MAY-2004 07:19:24	Bright	36.000	83		2.3780	11000.	72	11712	No
137	GOM_NL__2PRFIN20040527_072235_000000362027_00135_11712_2850.N1	27-MAY-2004 07:22:35	Bright	36.000	180	27Gam Boo	3.0400	8000.0	72	11712	No
138	GOM_NL__2PRFIN20040527_072552_000000362027_00135_11712_2851.N1	27-MAY-2004 07:25:52	Bright	36.000	39	85Eta UMa	1.8540	24000.	72	11712	No
139	GOM_NL__2PRFIN20040527_072737_000000352027_00135_11712_2852.N1	27-MAY-2004 07:27:37	Bright	35.000	55	79Zet UMa	2.0600	10200.	70	11712	No
140	GOM_NL__2PRFIN20040527_073020_000000412027_00135_11712_2853.N1	27-MAY-2004 07:30:20	Bright	40.500	119	14Eta Dra	2.7270	4700.0	81	11712	No
141	GOM_NL__2PRFIN20040527_073244_000000382027_00135_11712_2854.N1	27-MAY-2004 07:32:44	Bright	38.000	60	7Bet UMi	2.0810	3950.0	76	11712	No
142	GOM_NL__2PRFIN20040527_073722_000000372027_00135_11712_2855.N1	27-MAY-2004 07:37:22	Bright	36.500	49	1Alp UMi	1.9900	6300.0	73	11712	No
143	GOM_NL__2PRFIN20040527_074059_000000502027_00135_11712_2856.N1	27-MAY-2004 07:40:59	Bright	50.000	89	5Alp Cep	2.4510	8000.0	100	11712	No
144	GOM_NL__2PRFIN20040527_074529_000000392027_00135_11712_2857.N1	27-MAY-2004 07:45:29	Bright	38.500	76	27Gam Cas	2.3000	30000.	77	11712	No
145	GOM_NL__2PRFIN20040527_075302_000000422027_00135_11712_2858.N1	27-MAY-2004 07:53:02	Bright	41.500	53	43Bet And	2.0480	3300.0	83	11712	No
146	GOM_NL__2PRFIN20040527_075538_000000552027_00135_11712_2859.N1	27-MAY-2004 07:55:38	Tw_i_and_stray	54.500	58	21Alp And	2.0730	11000.	109	11712	No
147	GOM_NL__2PRFIN20040527_080018_000000522027_00135_11712_2860.N1	27-MAY-2004 08:00:18	Dark	52.000	140	88Gam Peg	2.8340	26000.	104	11712	No
148	GOM_NL__2PRFIN20040527_080256_000000762027_00135_11712_2861.N1	27-MAY-2004 08:02:56	Dark	76.000	90	54Alp Peg	2.4870	11000.	152	11712	No
149	GOM_NL__2PRFIN20040527_080912_000000502027_00135_11712_2862.N1	27-MAY-2004 08:09:12	Dark	50.000	52	16Bet Cet	2.0370	4500.0	100	11712	No
150	GOM_NL__2PRFIN20040527_081557_000000462027_00135_11712_2863.N1	27-MAY-2004 08:15:57	Dark	45.500	84	Alp Phe	2.3970	4500.0	91	11712	No
151	GOM_NL__2PRFIN20040527_081829_000000432027_00135_11712_2864.N1	27-MAY-2004 08:18:29	Dark	42.500	9	Alp Eri	0.45300	24000.	85	11712	No
152	GOM_NL__2PRFIN20040527_082056_000000562027_00136_11713_2835.N1	27-MAY-2004 08:20:56	Dark	55.500	63	Bet Gru	2.1500	2800.0	111	11713	No
153	GOM_NL__2PRFIN20040527_082418_000000382027_00136_11713_2836.N1	27-MAY-2004 08:24:18	Dark	38.000	135	Bet Hyi	2.8200	5800.0	76	11713	No
154	GOM_NL__2PRFIN20040527_082756_000000432027_00136_11713_2837.N1	27-MAY-2004 08:27:56	Dark	43.000	45	Alp Pav	1.9400	26000.	86	11713	No
155	GOM_NL__2PRFIN20040527_083204_000000502027_00136_11713_2838.N1	27-MAY-2004 08:32:04	Straylight	50.000	43	Alp TrA	1.9100	4250.0	100	11713	No
156	GOM_NL__2PRFIN20040527_083410_000000402027_00136_11713_2839.N1	27-MAY-2004 08:34:10	Straylight	39.500	134	Bet TrA	2.8100	6600.0	79	11713	No
157	GOM_NL__2PRFIN20040527_083534_000000522027_00136_11713_2840.N1	27-MAY-2004 08:35:34	Straylight	52.000	4	Alp1Cen	-0.010000	5800.0	104	11713	No
158	GOM_NL__2PRFIN20040527_083718_000000502027_00136_11713_2841.N1	27-MAY-2004 08:37:18	Straylight	49.500	40	The Sco	1.8590	7100.0	99	11713	No
159	GOM_NL__2PRFIN20040527_084308_000000452027_00136_11713_2842.N1	27-MAY-2004 08:43:08	Tw_i_and_stray	44.500	136	23Tau Sco	2.8220	30000.	89	11713	No
160	GOM_NL__2PRFIN20040527_084518_000000432027_00136_11713_2843.N1	27-MAY-2004 08:45:18	Bright	43.000	80	7Del Sco	2.3160	30000.	86	11713	No



161	GOM_NL__2PRFIN20040527_084656_000000502027_00136_11713_2844.N1	27-MAY-2004 08:46:56	Bright	50.000	86	35Eta Oph	2.4300	10200.	100	11713	No
162	GOM_NL__2PRFIN20040527_084931_000000372027_00136_11713_2845.N1	27-MAY-2004 08:49:31	Bright	36.500	104	27Bet Lib	2.6140	13100.	73	11713	No
163	GOM_NL__2PRFIN20040527_085107_000000432027_00136_11713_2846.N1	27-MAY-2004 08:51:07	Bright	42.500	120	1Del Oph	2.7340	3200.0	85	11713	No
164	GOM_NL__2PRFIN20040527_085409_000000402027_00136_11713_2847.N1	27-MAY-2004 08:54:09	Bright	39.500	102	24Alp Ser	2.6000	4250.0	79	11713	No
165	GOM_NL__2PRFIN20040527_085756_000000362027_00136_11713_2848.N1	27-MAY-2004 08:57:56	Bright	35.500	3	16Alp Boo	-0.050000	4250.0	71	11713	No
166	GOM_NL__2PRFIN20040527_090000_000000402027_00136_11713_2849.N1	27-MAY-2004 09:00:00	Bright	39.500	83		2.3780	11000.	79	11713	No
167	GOM_NL__2PRFIN20040527_090310_000000372027_00136_11713_2850.N1	27-MAY-2004 09:03:10	Bright	36.500	180	27Gam Boo	3.0400	8000.0	73	11713	No
168	GOM_NL__2PRFIN20040527_090628_000000392027_00136_11713_2851.N1	27-MAY-2004 09:06:28	Bright	38.500	39	85Eta UMa	1.8540	24000.	77	11713	No
169	GOM_NL__2PRFIN20040527_090813_000000382027_00136_11713_2852.N1	27-MAY-2004 09:08:13	Bright	37.500	55	79Zet UMa	2.0600	10200.	75	11713	No
170	GOM_NL__2PRFIN20040527_091055_000000412027_00136_11713_2853.N1	27-MAY-2004 09:10:55	Bright	41.000	119	14Eta Dra	2.7270	4700.0	82	11713	No
171	GOM_NL__2PRFIN20040527_091320_000000382027_00136_11713_2854.N1	27-MAY-2004 09:13:20	Bright	37.500	60	7Bet UMi	2.0810	3950.0	75	11713	No
172	GOM_NL__2PRFIN20040527_091757_000000372027_00136_11713_2855.N1	27-MAY-2004 09:17:57	Bright	37.000	49	1Alp UMi	1.9900	6300.0	74	11713	No
173	GOM_NL__2PRFIN20040527_092135_000000482027_00136_11713_2856.N1	27-MAY-2004 09:21:35	Bright	48.000	89	5Alp Cep	2.4510	8000.0	96	11713	No
174	GOM_NL__2PRFIN20040527_092605_000000392027_00136_11713_2857.N1	27-MAY-2004 09:26:05	Bright	39.000	76	27Gam Cas	2.3000	30000.	78	11713	No
175	GOM_NL__2PRFIN20040527_093338_000000432027_00136_11713_2858.N1	27-MAY-2004 09:33:38	Bright	43.000	53	43Bet And	2.0480	3300.0	86	11713	No
176	GOM_NL__2PRFIN20040527_093614_000000562027_00136_11713_2859.N1	27-MAY-2004 09:36:14	Twilight	55.500	58	21Alp And	2.0730	11000.	111	11713	No
177	GOM_NL__2PRFIN20040527_094054_000000512027_00136_11713_2860.N1	27-MAY-2004 09:40:54	Dark	50.500	140	88Gam Peg	2.8340	26000.	101	11713	No
178	GOM_NL__2PRFIN20040527_094333_000000732027_00136_11713_2861.N1	27-MAY-2004 09:43:33	Dark	73.000	90	54Alp Peg	2.4870	11000.	146	11713	No
179	GOM_NL__2PRFIN20040527_094948_000000492027_00136_11713_2862.N1	27-MAY-2004 09:49:48	Dark	49.000	52	16Bet Cet	2.0370	4500.0	98	11713	No
180	GOM_NL__2PRFIN20040527_095633_000000452027_00136_11713_2863.N1	27-MAY-2004 09:56:33	Dark	45.000	84	Alp Phe	2.3970	4500.0	90	11713	No
181	GOM_NL__2PRFIN20040527_095905_000000482027_00136_11713_2864.N1	27-MAY-2004 09:59:05	Dark	47.500	9	Alp Eri	0.45300	24000.	95	11713	No
182	GOM_NL__2PRFIN20040527_100133_000000502027_00137_11714_2835.N1	27-MAY-2004 10:01:33	Dark	49.500	63	Bet Gru	2.1500	2800.0	99	11714	No
183	GOM_NL__2PRFIN20040527_100454_000000382027_00137_11714_2836.N1	27-MAY-2004 10:04:54	Dark	37.500	135	Bet Hyi	2.8200	5800.0	75	11714	No
184	GOM_NL__2PRFIN20040527_100832_000000452027_00137_11714_2837.N1	27-MAY-2004 10:08:32	Dark	44.500	45	Alp Pav	1.9400	26000.	89	11714	No
185	GOM_NL__2PRFIN20040527_101240_000000412027_00137_11714_2838.N1	27-MAY-2004 10:12:40	Straylight	41.000	43	Alp TrA	1.9100	4250.0	82	11714	No
186	GOM_NL__2PRFIN20040527_101445_000000392027_00137_11714_2839.N1	27-MAY-2004 10:14:45	Straylight	39.000	134	Bet TrA	2.8100	6600.0	78	11714	No
187	GOM_NL__2PRFIN20040527_101610_000000522027_00137_11714_2840.N1	27-MAY-2004 10:16:10	Straylight	52.000	4	Alp1Cen	-0.010000	5800.0	104	11714	No
188	GOM_NL__2PRFIN20040527_101754_000000492027_00137_11714_2841.N1	27-MAY-2004 10:17:54	Straylight	49.000	40	The Sco	1.8590	7100.0	98	11714	No
189	GOM_NL__2PRFIN20040527_102344_000000472027_00137_11714_2842.N1	27-MAY-2004 10:23:44	Twilight	46.500	136	23Tau Sco	2.8220	30000.	93	11714	No
190	GOM_NL__2PRFIN20040527_102553_000000432027_00137_11714_2843.N1	27-MAY-2004 10:25:53	Bright	43.000	80	7Del Sco	2.3160	30000.	86	11714	No
191	GOM_NL__2PRFIN20040527_102731_000000512027_00137_11714_2844.N1	27-MAY-2004 10:27:31	Bright	50.500	86	35Eta Oph	2.4300	10200.	101	11714	No
192	GOM_NL__2PRFIN20040527_103006_000000392027_00137_11714_2845.N1	27-MAY-2004 10:30:06	Bright	38.500	104	27Bet Lib	2.6140	13100.	77	11714	No
193	GOM_NL__2PRFIN20040527_103142_000000432027_00137_11714_2846.N1	27-MAY-2004 10:31:42	Bright	43.000	120	1Del Oph	2.7340	3200.0	86	11714	No
194	GOM_NL__2PRFIN20040527_103444_000000402027_00137_11714_2847.N1	27-MAY-2004 10:34:44	Bright	39.500	102	24Alp Ser	2.6000	4250.0	79	11714	No
195	GOM_NL__2PRFIN20040527_103832_000000392027_00137_11714_2848.N1	27-MAY-2004 10:38:32	Bright	39.000	3	16Alp Boo	-0.050000	4250.0	78	11714	No
196	GOM_NL__2PRFIN20040527_104036_000000402027_00137_11714_2849.N1	27-MAY-2004 10:40:36	Bright	39.500	83		2.3780	11000.	79	11714	No
197	GOM_NL__2PRFIN20040527_104346_000000382027_00137_11714_2850.N1	27-MAY-2004 10:43:46	Bright	37.500	180	27Gam Boo	3.0400	8000.0	75	11714	No
198	GOM_NL__2PRFIN20040527_104703_000000392027_00137_11714_2851.N1	27-MAY-2004 10:47:03	Bright	39.000	39	85Eta UMa	1.8540	24000.	78	11714	No
199	GOM_NL__2PRFIN20040527_104849_000000382027_00137_11714_2852.N1	27-MAY-2004 10:48:49	Bright	38.000	55	79Zet UMa	2.0600	10200.	76	11714	No
200	GOM_NL__2PRFIN20040527_105130_000000432027_00137_11714_2853.N1	27-MAY-2004 10:51:30	Bright	42.500	119	14Eta Dra	2.7270	4700.0	85	11714	No
201	GOM_NL__2PRFIN20040527_105355_000000392027_00137_11714_2854.N1	27-MAY-2004 10:53:55	Bright	38.500	60	7Bet UMi	2.0810	3950.0	77	11714	No
202	GOM_NL__2PRFIN20040527_105833_000000372027_00137_11714_2855.N1	27-MAY-2004 10:58:33	Bright	36.500	49	1Alp UMi	1.9900	6300.0	73	11714	No
203	GOM_NL__2PRFIN20040527_110210_000000482027_00137_11714_2856.N1	27-MAY-2004 11:02:10	Bright	48.000	89	5Alp Cep	2.4510	8000.0	96	11714	No
204	GOM_NL__2PRFIN20040527_110640_000000382027_00137_11714_2857.N1	27-MAY-2004 11:06:40	Bright	38.000	76	27Gam Cas	2.3000	30000.	76	11714	No
205	GOM_NL__2PRFIN20040527_111413_000000442027_00137_11714_2858.N1	27-MAY-2004 11:14:13	Bright	43.500	53	43Bet And	2.0480	3300.0	87	11714	No
206	GOM_NL__2PRFIN20040527_111650_000000532027_00137_11714_2859.N1	27-MAY-2004 11:16:50	Twilight	53.000	58	21Alp And	2.0730	11000.	106	11714	No
207	GOM_NL__2PRFIN20040527_112130_000000522027_00137_11714_2860.N1	27-MAY-2004 11:21:30	Dark	51.500	140	88Gam Peg	2.8340	26000.	103	11714	No
208	GOM_NL__2PRFIN20040527_112410_000000742027_00137_11714_2861.N1	27-MAY-2004 11:24:10	Dark	74.000	90	54Alp Peg	2.4870	11000.	148	11714	No
209	GOM_NL__2PRFIN20040527_113024_000000492027_00137_11714_2862.N1	27-MAY-2004 11:30:24	Dark	48.500	52	16Bet Cet	2.0370	4500.0	97	11714	No
210	GOM_NL__2PRFIN20040527_113709_000000462027_00137_11714_2863.N1	27-MAY-2004 11:37:09	Dark	46.000	84	Alp Phe	2.3970	4500.0	92	11714	No
211	GOM_NL__2PRFIN20040527_113941_000000452027_00137_11714_2864.N1	27-MAY-2004 11:39:41	Dark	45.000	9	Alp Eri	0.45300	24000.	90	11714	No
212	GOM_NL__2PRFIN20040527_114209_000000542027_00138_11715_2835.N1	27-MAY-2004 11:42:09	Dark	53.500	63	Bet Gru	2.1500	2800.0	107	11715	No
213	GOM_NL__2PRFIN20040527_114530_000000382027_00138_11715_2836.N1	27-MAY-2004 11:45:30	Dark	38.000	135	Bet Hyi	2.8200	5800.0	76	11715	No
214	GOM_NL__2PRFIN20040527_114908_000000452027_00138_11715_2837.N1	27-MAY-2004 11:49:08	Dark	44.500	45	Alp Pav	1.9400	26000.	89	11715	No
215	GOM_NL__2PRFIN20040527_115316_000000512027_00138_11715_2838.N1	27-MAY-2004 11:53:16	Straylight	51.000	43	Alp TrA	1.9100	4250.0	102	11715	No
216	GOM_NL__2PRFIN20040527_115521_000000432027_00138_11715_2839.N1	27-MAY-2004 11:55:21	Straylight	42.500	134	Bet TrA	2.8100	6600.0	85	11715	No
217	GOM_NL__2PRFIN20040527_115646_000000442027_00138_11715_2840.N1	27-MAY-2004 11:56:46	Straylight	44.000	4	Alp1Cen	-0.010000	5800.0	88	11715	No
218	GOM_NL__2PRFIN20040527_115830_000000502027_00138_11715_2841.N1	27-MAY-2004 11:58:30	Straylight	49.500	40	The Sco	1.8590	7100.0	99	11715	No
219	GOM_NL__2PRFIN20040527_120019_000000522027_00138_11715_2842.N1	27-MAY-2004 12:00:19	Twilight	51.500	25	35Lam Sco	1.6200	28000.	103	11715	No

220	GOM_NL__2PRFIN20040527_120213_000000512027_00138_11715_2843.N1	27-MAY-2004 12:02:13	Twilight	50.500	75	26Eps Sco	2.2910	4250.0	101	11715	No
221	GOM_NL__2PRFIN20040527_120420_000000432027_00138_11715_2844.N1	27-MAY-2004 12:04:20	Twilight	43.000	136	23Tau Sco	2.8220	30000.	86	11715	No
222	GOM_NL__2PRFIN20040527_120807_000000502027_00138_11715_2845.N1	27-MAY-2004 12:08:07	Bright	50.000	86	35Eta Oph	2.4300	10200.	100	11715	No
223	GOM_NL__2PRFIN20040527_121042_000000382027_00138_11715_2846.N1	27-MAY-2004 12:10:42	Bright	38.000	104	27Bet Lib	2.6140	13100.	76	11715	No
224	GOM_NL__2PRFIN20040527_121218_000000432027_00138_11715_2847.N1	27-MAY-2004 12:12:18	Bright	43.000	120	1Del Oph	2.7340	3200.0	86	11715	No
225	GOM_NL__2PRFIN20040527_121520_000000402027_00138_11715_2848.N1	27-MAY-2004 12:15:20	Bright	39.500	102	24Alp Ser	2.6000	4250.0	79	11715	No
226	GOM_NL__2PRFIN20040527_121908_000000372027_00138_11715_2849.N1	27-MAY-2004 12:19:08	Bright	37.000	3	16Alp Boo	-0.050000	4250.0	74	11715	No
227	GOM_NL__2PRFIN20040527_122112_000000392027_00138_11715_2850.N1	27-MAY-2004 12:21:12	Bright	39.000	83		2.3780	11000.	78	11715	No
228	GOM_NL__2PRFIN20040527_122422_000000382027_00138_11715_2851.N1	27-MAY-2004 12:24:22	Bright	37.500	180	27Gam Boo	3.0400	8000.0	75	11715	No
229	GOM_NL__2PRFIN20040527_122739_000000372027_00138_11715_2852.N1	27-MAY-2004 12:27:39	Bright	36.500	39	85Eta UMa	1.8540	24000.	73	11715	No
230	GOM_NL__2PRFIN20040527_122925_000000392027_00138_11715_2853.N1	27-MAY-2004 12:29:25	Bright	38.500	55	79Zet UMa	2.0600	10200.	77	11715	No
231	GOM_NL__2PRFIN20040527_123206_000000412027_00138_11715_2854.N1	27-MAY-2004 12:32:06	Bright	40.500	119	14Eta Dra	2.7270	4700.0	81	11715	No
232	GOM_NL__2PRFIN20040527_123431_000000382027_00138_11715_2855.N1	27-MAY-2004 12:34:31	Bright	38.000	60	7Bet UMi	2.0810	3950.0	76	11715	No
233	GOM_NL__2PRFIN20040527_123909_000000392027_00138_11715_2856.N1	27-MAY-2004 12:39:09	Bright	38.500	49	1Alp UMi	1.9900	6300.0	77	11715	No
234	GOM_NL__2PRFIN20040527_124246_000000462027_00138_11715_2857.N1	27-MAY-2004 12:42:46	Bright	45.500	89	5Alp Cep	2.4510	8000.0	91	11715	No
235	GOM_NL__2PRFIN20040527_124716_000000392027_00138_11715_2858.N1	27-MAY-2004 12:47:16	Bright	39.000	76	27Gam Cas	2.3000	30000.	78	11715	No
236	GOM_NL__2PRFIN20040527_125450_000000432027_00138_11715_2859.N1	27-MAY-2004 12:54:50	Bright	42.500	53	43Bet And	2.0480	3300.0	85	11715	No
237	GOM_NL__2PRFIN20040527_125727_000000522027_00138_11715_2860.N1	27-MAY-2004 12:57:27	Twilight	51.500	58	21Alp And	2.0730	11000.	103	11715	No
238	GOM_NL__2PRFIN20040527_130207_000000492027_00138_11715_2861.N1	27-MAY-2004 13:02:07	Dark	49.000	140	88Gam Peg	2.8340	26000.	98	11715	No
239	GOM_NL__2PRFIN20040527_130447_000000752027_00138_11715_2862.N1	27-MAY-2004 13:04:47	Dark	75.000	90	54Alp Peg	2.4870	11000.	150	11715	No
240	GOM_NL__2PRFIN20040527_131101_000000462027_00138_11715_2863.N1	27-MAY-2004 13:11:01	Dark	45.500	52	16Bet Cet	2.0370	4500.0	91	11715	No
241	GOM_NL__2PRFIN20040527_131745_000000452027_00138_11715_2864.N1	27-MAY-2004 13:17:45	Dark	44.500	84	Alp Phe	2.3970	4500.0	89	11715	No
242	GOM_NL__2PRFIN20040527_132016_000000502027_00138_11715_2865.N1	27-MAY-2004 13:20:16	Dark	50.000	9	Alp Eri	0.45300	24000.	100	11715	No
243	GOM_NL__2PRFIN20040527_132246_000000522027_00139_11716_2855.N1	27-MAY-2004 13:22:46	Dark	52.000	63	Bet Gru	2.1500	2800.0	104	11716	No
244	GOM_NL__2PRFIN20040527_132606_000000382027_00139_11716_2856.N1	27-MAY-2004 13:26:06	Dark	38.000	135	Bet Hyi	2.8200	5800.0	76	11716	No
245	GOM_NL__2PRFIN20040527_132945_000000462027_00139_11716_2857.N1	27-MAY-2004 13:29:45	Straylight	46.000	45	Alp Pav	1.9400	26000.	92	11716	No
246	GOM_NL__2PRFIN20040527_133351_000000522027_00139_11716_2858.N1	27-MAY-2004 13:33:51	Straylight	52.000	43	Alp TrA	1.9100	4250.0	104	11716	No
247	GOM_NL__2PRFIN20040527_133557_000000402027_00139_11716_2859.N1	27-MAY-2004 13:35:57	Straylight	40.000	134	Bet TrA	2.8100	6600.0	80	11716	No
248	GOM_NL__2PRFIN20040527_133722_000000482027_00139_11716_2860.N1	27-MAY-2004 13:37:22	Straylight	47.500	4	Alp1Cen	-0.010000	5800.0	95	11716	No
249	GOM_NL__2PRFIN20040527_133907_000000502027_00139_11716_2861.N1	27-MAY-2004 13:39:07	Straylight	49.500	40	The Sco	1.8590	7100.0	99	11716	No
250	GOM_NL__2PRFIN20040527_134056_000000532027_00139_11716_2862.N1	27-MAY-2004 13:40:56	Twilight	52.500	25	35Lam Sco	1.6200	28000.	105	11716	No
251	GOM_NL__2PRFIN20040527_134249_000000502027_00139_11716_2863.N1	27-MAY-2004 13:42:49	Twilight	49.500	75	26Eps Sco	2.2910	4250.0	99	11716	No
252	GOM_NL__2PRFIN20040527_134456_000000452027_00139_11716_2864.N1	27-MAY-2004 13:44:56	Twilight	45.000	136	23Tau Sco	2.8220	30000.	90	11716	No
253	GOM_NL__2PRFIN20040527_134843_000000502027_00139_11716_2865.N1	27-MAY-2004 13:48:43	Bright	50.000	86	35Eta Oph	2.4300	10200.	100	11716	No
254	GOM_NL__2PRFIN20040527_135118_000000392027_00139_11716_2866.N1	27-MAY-2004 13:51:18	Bright	39.000	104	27Bet Lib	2.6140	13100.	78	11716	No
255	GOM_NL__2PRFIN20040527_135254_000000432027_00139_11716_2867.N1	27-MAY-2004 13:52:54	Bright	42.500	120	1Del Oph	2.7340	3200.0	85	11716	No
256	GOM_NL__2PRFIN20040527_135556_000000402027_00139_11716_2868.N1	27-MAY-2004 13:55:56	Bright	40.000	102	24Alp Ser	2.6000	4250.0	80	11716	No
257	GOM_NL__2PRFIN20040527_135943_000000372027_00139_11716_2869.N1	27-MAY-2004 13:59:43	Bright	36.500	3	16Alp Boo	-0.050000	4250.0	73	11716	No
258	GOM_NL__2PRFIN20040527_140147_000000392027_00139_11716_2870.N1	27-MAY-2004 14:01:47	Bright	39.000	83		2.3780	11000.	78	11716	No
259	GOM_NL__2PRFIN20040527_140458_000000372027_00139_11716_2871.N1	27-MAY-2004 14:04:58	Bright	36.500	180	27Gam Boo	3.0400	8000.0	73	11716	No
260	GOM_NL__2PRFIN20040527_140815_000000392027_00139_11716_2872.N1	27-MAY-2004 14:08:15	Bright	38.500	39	85Eta UMa	1.8540	24000.	77	11716	No
261	GOM_NL__2PRFIN20040527_141001_000000362027_00139_11716_2873.N1	27-MAY-2004 14:10:01	Bright	35.500	55	79Zet UMa	2.0600	10200.	71	11716	No
262	GOM_NL__2PRFIN20040527_141242_000000422027_00139_11716_2874.N1	27-MAY-2004 14:12:42	Bright	41.500	119	14Eta Dra	2.7270	4700.0	83	11716	No
263	GOM_NL__2PRFIN20040527_141506_000000402027_00139_11716_2875.N1	27-MAY-2004 14:15:06	Bright	39.500	60	7Bet UMi	2.0810	3950.0	79	11716	No
264	GOM_NL__2PRFIN20040527_141945_000000342027_00139_11716_2876.N1	27-MAY-2004 14:19:45	Bright	34.000	49	1Alp UMi	1.9900	6300.0	68	11716	No
265	GOM_NL__2PRFIN20040527_142752_000000372027_00139_11716_2877.N1	27-MAY-2004 14:27:52	Bright	36.500	76	27Gam Cas	2.3000	30000.	73	11716	No
266	GOM_NL__2PRFIN20040527_143526_000000422027_00139_11716_2878.N1	27-MAY-2004 14:35:26	Bright	41.500	53	43Bet And	2.0480	3300.0	83	11716	No
267	GOM_NL__2PRFIN20040527_143802_000000542027_00139_11716_2879.N1	27-MAY-2004 14:38:02	Twilight	54.000	58	21Alp And	2.0730	11000.	108	11716	No
268	GOM_NL__2PRFIN20040527_144243_000000512027_00139_11716_2880.N1	27-MAY-2004 14:42:43	Dark	50.500	140	88Gam Peg	2.8340	26000.	101	11716	No
269	GOM_NL__2PRFIN20040527_144524_000000762027_00139_11716_2881.N1	27-MAY-2004 14:45:24	Dark	75.500	90	54Alp Peg	2.4870	11000.	151	11716	No
270	GOM_NL__2PRFIN20040527_145137_000000492027_00139_11716_2882.N1	27-MAY-2004 14:51:37	Dark	48.500	52	16Bet Cet	2.0370	4500.0	97	11716	No
271	GOM_NL__2PRFIN20040527_145821_000000482027_00139_11716_2883.N1	27-MAY-2004 14:58:21	Dark	47.500	84	Alp Phe	2.3970	4500.0	95	11716	No
272	GOM_NL__2PRFIN20040527_150052_000000512027_00139_11716_2884.N1	27-MAY-2004 15:00:52	Dark	51.000	9	Alp Eri	0.45300	24000.	102	11716	No
273	GOM_NL__2PRFIN20040527_150322_000000512027_00140_11717_2856.N1	27-MAY-2004 15:03:22	Dark	51.000	63	Bet Gru	2.1500	2800.0	102	11717	No
274	GOM_NL__2PRFIN20040527_150642_000000402027_00140_11717_2857.N1	27-MAY-2004 15:06:42	Dark	39.500	135	Bet Hyi	2.8200	5800.0	79	11717	No
275	GOM_NL__2PRFIN20040527_151022_000000472027_00140_11717_2858.N1	27-MAY-2004 15:10:22	Straylight	46.500	45	Alp Pav	1.9400	26000.	93	11717	No
276	GOM_NL__2PRFIN20040527_151427_000000432027_00140_11717_2859.N1	27-MAY-2004 15:14:27	Straylight	42.500	43	Alp TrA	1.9100	4250.0	85	11717	No
277	GOM_NL__2PRFIN20040527_151631_000000412027_00140_11717_2860.N1	27-MAY-2004 15:16:31	Straylight	41.000	134	Bet TrA	2.8100	6600.0	82	11717	No
278	GOM_NL__2PRFIN20040527_151758_000000472027_00140_11717_2861.N1	27-MAY-2004 15:17:58	Straylight	47.000	4	Alp1Cen	-0.010000	5800.0	94	11717	No

279	GOM_NL__2PRFIN20040527_151943_000000532027_00140_11717_2862.N1	27-MAY-2004 15:19:43	Straylight	53.000	40	The Sco	1.8590	7100.0	106	11717	No
280	GOM_NL__2PRFIN20040527_152132_000000452027_00140_11717_2863.N1	27-MAY-2004 15:21:32	Twilight_stray	45.000	25	35Lam Sco	1.6200	28000.	90	11717	No
281	GOM_NL__2PRFIN20040527_152325_000000502027_00140_11717_2864.N1	27-MAY-2004 15:23:25	Twilight_stray	49.500	75	26Eps Sco	2.2910	4250.0	99	11717	No
282	GOM_NL__2PRFIN20040527_152531_000000452027_00140_11717_2865.N1	27-MAY-2004 15:25:31	Twilight_stray	44.500	136	23Tau Sco	2.8220	30000.	89	11717	No
283	GOM_NL__2PRFIN20040527_152919_000000502027_00140_11717_2866.N1	27-MAY-2004 15:29:19	Bright	49.500	86	35Eta Oph	2.4300	10200.	99	11717	No
284	GOM_NL__2PRFIN20040527_153153_000000402027_00140_11717_2867.N1	27-MAY-2004 15:31:53	Bright	39.500	104	27Bet Lib	2.6140	13100.	79	11717	No
285	GOM_NL__2PRFIN20040527_153329_000000452027_00140_11717_2868.N1	27-MAY-2004 15:33:29	Bright	44.500	120	1Del Oph	2.7340	3200.0	89	11717	No
286	GOM_NL__2PRFIN20040527_153632_000000402027_00140_11717_2869.N1	27-MAY-2004 15:36:32	Bright	40.000	102	24Alp Ser	2.6000	4250.0	80	11717	No
287	GOM_NL__2PRFIN20040527_154020_000000372027_00140_11717_2870.N1	27-MAY-2004 15:40:20	Bright	37.000	3	16Alp Boo	-0.050000	4250.0	74	11717	No
288	GOM_NL__2PRFIN20040527_154222_000000382027_00140_11717_2871.N1	27-MAY-2004 15:42:22	Bright	37.500	83		2.3780	11000.	75	11717	No
289	GOM_NL__2PRFIN20040527_154533_000000372027_00140_11717_2872.N1	27-MAY-2004 15:45:33	Bright	36.500	180	27Gam Boo	3.0400	8000.0	73	11717	No
290	GOM_NL__2PRFIN20040527_154851_000000372027_00140_11717_2873.N1	27-MAY-2004 15:48:51	Bright	36.500	39	85Eta UMa	1.8540	24000.	73	11717	No
291	GOM_NL__2PRFIN20040527_155037_000000392027_00140_11717_2874.N1	27-MAY-2004 15:50:37	Bright	38.500	55	79Zet UMa	2.0600	10200.	77	11717	No
292	GOM_NL__2PRFIN20040527_155317_000000422027_00140_11717_2875.N1	27-MAY-2004 15:53:17	Bright	41.500	119	14Eta Dra	2.7270	4700.0	83	11717	No
293	GOM_NL__2PRFIN20040527_155542_000000362027_00140_11717_2876.N1	27-MAY-2004 15:55:42	Bright	35.500	60	7Bet UMi	2.0810	3950.0	71	11717	No
294	GOM_NL__2PRFIN20040527_160020_000000382027_00140_11717_2877.N1	27-MAY-2004 16:00:20	Bright	38.000	49	1Alp UMi	1.9900	6300.0	76	11717	No
295	GOM_NL__2PRFIN20040527_160356_000000472027_00140_11717_2878.N1	27-MAY-2004 16:03:56	Bright	47.000	89	5Alp Cep	2.4510	8000.0	94	11717	No
296	GOM_NL__2PRFIN20040527_160827_000000382027_00140_11717_2879.N1	27-MAY-2004 16:08:27	Bright	37.500	76	27Gam Cas	2.3000	30000.	75	11717	No
297	GOM_NL__2PRFIN20040527_161602_000000442027_00140_11717_2880.N1	27-MAY-2004 16:16:02	Bright	44.000	53	43Bet And	2.0480	3300.0	88	11717	No
298	GOM_NL__2PRFIN20040527_161838_000000552027_00140_11717_2881.N1	27-MAY-2004 16:18:38	Twilight_stray	55.000	58	21Alp And	2.0730	11000.	110	11717	No
299	GOM_NL__2PRFIN20040527_162320_000000522027_00140_11717_2882.N1	27-MAY-2004 16:23:20	Dark	51.500	140	88Gam Peg	2.8340	26000.	103	11717	No
300	GOM_NL__2PRFIN20040527_162600_000000732027_00140_11717_2883.N1	27-MAY-2004 16:26:00	Dark	72.500	90	54Alp Peg	2.4870	11000.	145	11717	No
301	GOM_NL__2PRFIN20040527_163214_000000492027_00140_11717_2884.N1	27-MAY-2004 16:32:14	Dark	48.500	52	16Bet Cet	2.0370	4500.0	97	11717	No
302	GOM_NL__2PRFIN20040527_163858_000000442027_00140_11717_2885.N1	27-MAY-2004 16:38:58	Dark	43.500	84	Alp Phe	2.3970	4500.0	87	11717	No
303	GOM_NL__2PRFIN20040527_164129_000000402027_00140_11717_2886.N1	27-MAY-2004 16:41:29	Dark	40.000	9	Alp Eri	0.45300	24000.	80	11717	No
304	GOM_NL__2PRFIN20040527_164400_000000492027_00141_11718_2858.N1	27-MAY-2004 16:44:00	Dark	48.500	63	Bet Gru	2.1500	2800.0	97	11718	No
305	GOM_NL__2PRFIN20040527_164718_000000382027_00141_11718_2859.N1	27-MAY-2004 16:47:18	Dark	38.000	135	Bet Hyi	2.8200	5800.0	76	11718	No
306	GOM_NL__2PRFIN20040527_165058_000000482027_00141_11718_2860.N1	27-MAY-2004 16:50:58	Straylight	48.000	45	Alp Pav	1.9400	26000.	96	11718	No
307	GOM_NL__2PRFIN20040527_165504_000000432027_00141_11718_2861.N1	27-MAY-2004 16:55:04	Straylight	42.500	43	Alp TrA	1.9100	4250.0	85	11718	No
308	GOM_NL__2PRFIN20040527_165709_000000432027_00141_11718_2862.N1	27-MAY-2004 16:57:09	Straylight	43.000	134	Bet TrA	2.8100	6600.0	86	11718	No
309	GOM_NL__2PRFIN20040527_165834_000000512027_00141_11718_2863.N1	27-MAY-2004 16:58:34	Straylight	51.000	4	Alp1Cen	-0.010000	5800.0	102	11718	No
310	GOM_NL__2PRFIN20040527_170020_000000512027_00141_11718_2864.N1	27-MAY-2004 17:00:20	Straylight	50.500	40	The Sco	1.8590	7100.0	101	11718	No
311	GOM_NL__2PRFIN20040527_170209_000000542027_00141_11718_2865.N1	27-MAY-2004 17:02:09	Twilight_stray	53.500	25	35Lam Sco	1.6200	28000.	107	11718	No
312	GOM_NL__2PRFIN20040527_170402_000000502027_00141_11718_2866.N1	27-MAY-2004 17:04:02	Twilight_stray	50.000	75	26Eps Sco	2.2910	4250.0	100	11718	No
313	GOM_NL__2PRFIN20040527_170608_000000452027_00141_11718_2867.N1	27-MAY-2004 17:06:08	Twilight_stray	45.000	136	23Tau Sco	2.8220	30000.	90	11718	No
314	GOM_NL__2PRFIN20040527_170955_000000512027_00141_11718_2868.N1	27-MAY-2004 17:09:55	Bright	51.000	86	35Eta Oph	2.4300	10200.	102	11718	No
315	GOM_NL__2PRFIN20040527_171230_000000392027_00141_11718_2869.N1	27-MAY-2004 17:12:30	Bright	39.000	104	27Bet Lib	2.6140	13100.	78	11718	No
316	GOM_NL__2PRFIN20040527_171405_000000432027_00141_11718_2870.N1	27-MAY-2004 17:14:05	Bright	43.000	120	1Del Oph	2.7340	3200.0	86	11718	No
317	GOM_NL__2PRFIN20040527_171708_000000402027_00141_11718_2871.N1	27-MAY-2004 17:17:08	Bright	39.500	102	24Alp Ser	2.6000	4250.0	79	11718	No
318	GOM_NL__2PRFIN20040527_172056_000000362027_00141_11718_2872.N1	27-MAY-2004 17:20:56	Bright	36.000	3	16Alp Boo	-0.050000	4250.0	72	11718	No
319	GOM_NL__2PRFIN20040527_172259_000000372027_00141_11718_2873.N1	27-MAY-2004 17:22:59	Bright	37.000	83		2.3780	11000.	74	11718	No
320	GOM_NL__2PRFIN20040527_172609_000000382027_00141_11718_2874.N1	27-MAY-2004 17:26:09	Bright	38.000	180	27Gam Boo	3.0400	8000.0	76	11718	No
321	GOM_NL__2PRFIN20040527_172927_000000392027_00141_11718_2875.N1	27-MAY-2004 17:29:27	Bright	38.500	39	85Eta UMa	1.8540	24000.	77	11718	No
322	GOM_NL__2PRFIN20040527_173113_000000382027_00141_11718_2876.N1	27-MAY-2004 17:31:13	Bright	37.500	55	79Zet UMa	2.0600	10200.	75	11718	No
323	GOM_NL__2PRFIN20040527_173353_000000412027_00141_11718_2877.N1	27-MAY-2004 17:33:53	Bright	40.500	119	14Eta Dra	2.7270	4700.0	81	11718	No
324	GOM_NL__2PRFIN20040527_173619_000000362027_00141_11718_2878.N1	27-MAY-2004 17:36:19	Bright	35.500	60	7Bet UMi	2.0810	3950.0	71	11718	No
325	GOM_NL__2PRFIN20040527_174056_000000392027_00141_11718_2879.N1	27-MAY-2004 17:40:56	Bright	38.500	49	1Alp UMi	1.9900	6300.0	77	11718	No
326	GOM_NL__2PRFIN20040527_174432_000000482027_00141_11718_2880.N1	27-MAY-2004 17:44:32	Bright	48.000	89	5Alp Cep	2.4510	8000.0	96	11718	No
327	GOM_NL__2PRFIN20040527_174904_000000472027_00141_11718_2881.N1	27-MAY-2004 17:49:04	Bright	47.000	76	27Gam Cas	2.3000	30000.	94	11718	No
328	GOM_NL__2PRFIN20040527_175638_000000432027_00141_11718_2882.N1	27-MAY-2004 17:56:38	Bright	43.000	53	43Bet And	2.0480	3300.0	86	11718	No
329	GOM_NL__2PRFIN20040527_175915_000000522027_00141_11718_2883.N1	27-MAY-2004 17:59:15	Twilight_stray	51.500	58	21Alp And	2.0730	11000.	103	11718	No
330	GOM_NL__2PRFIN20040527_180356_000000492027_00141_11718_2884.N1	27-MAY-2004 18:03:56	Dark	48.500	140	88Gam Peg	2.8340	26000.	97	11718	No
331	GOM_NL__2PRFIN20040527_180638_000000752027_00141_11718_2885.N1	27-MAY-2004 18:06:38	Dark	75.000	90	54Alp Peg	2.4870	11000.	150	11718	No
332	GOM_NL__2PRFIN20040527_181250_000000512027_00141_11718_2886.N1	27-MAY-2004 18:12:50	Dark	50.500	52	16Bet Cet	2.0370	4500.0	101	11718	No
333	GOM_NL__2PRFIN20040527_181935_000000412027_00141_11718_2887.N1	27-MAY-2004 18:19:35	Dark	40.500	84	Alp Phe	2.3970	4500.0	81	11718	No
334	GOM_NL__2PRFIN20040527_182205_000000452027_00141_11718_2888.N1	27-MAY-2004 18:22:05	Dark	44.500	9	Alp Eri	0.45300	24000.	89	11718	No
335	GOM_NL__2PRFIN20040527_182436_000000532027_00142_11719_2858.N1	27-MAY-2004 18:24:36	Dark	52.500	63	Bet Gru	2.1500	2800.0	105	11719	No
336	GOM_NL__2PRFIN20040527_182754_000000372027_00142_11719_2859.N1	27-MAY-2004 18:27:54	Dark	37.000	135	Bet Hyi	2.8200	5800.0	74	11719	No
337	GOM_NL__2PRFIN20040527_183135_000000442027_00142_11719_2860.N1	27-MAY-2004 18:31:35	Straylight	43.500	45	Alp Pav	1.9400	26000.	87	11719	No



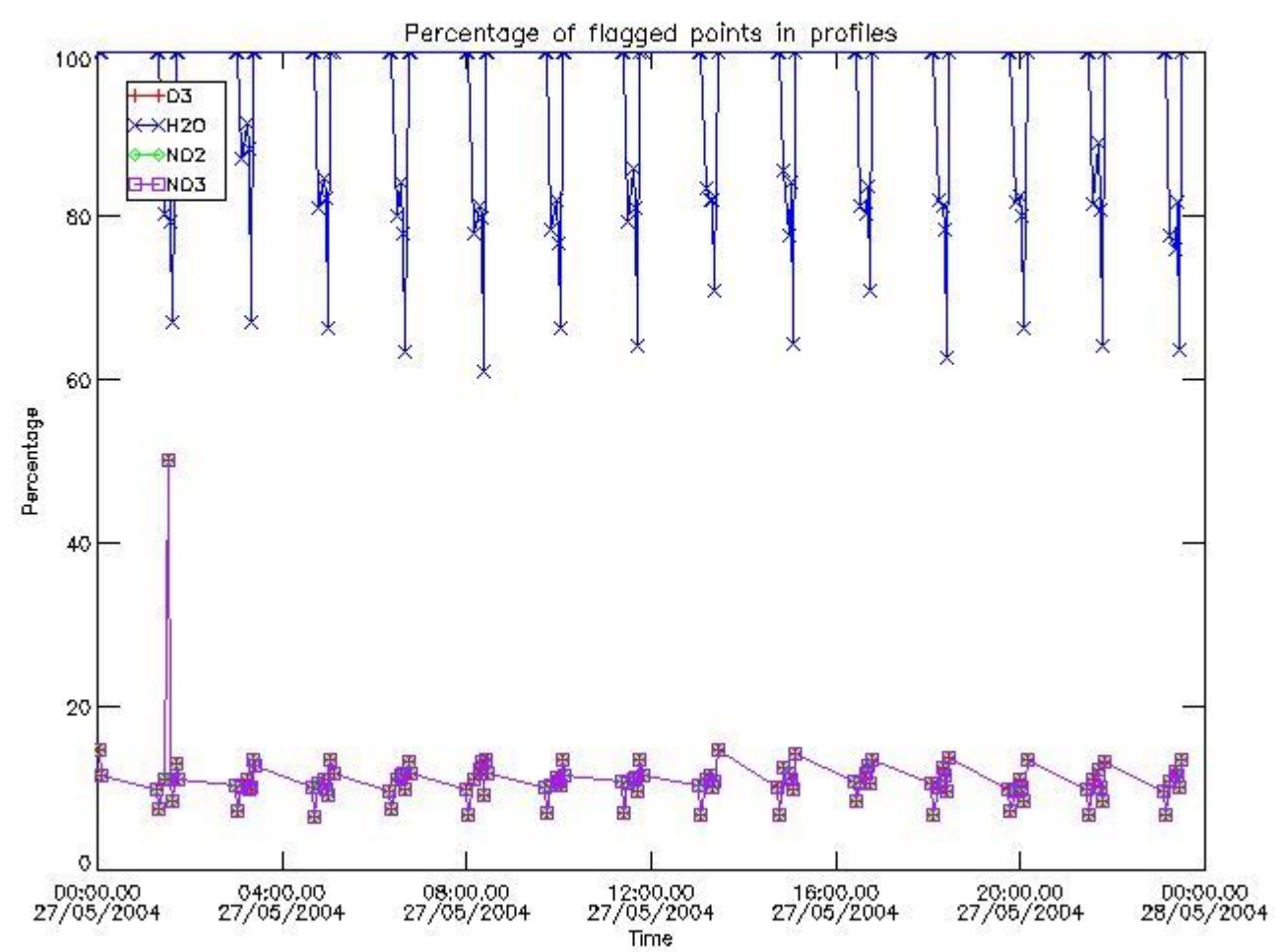
338	GOM_NL__2PRFIN20040527_183540_000000512027_00142_11719_2861.N1	27-MAY-2004 18:35:40	Straylight	51.000	43	Alp TrA	1.9100	4250.0	102	11719	No
339	GOM_NL__2PRFIN20040527_183746_000000392027_00142_11719_2862.N1	27-MAY-2004 18:37:46	Straylight	38.500	134	Bet TrA	2.8100	6600.0	77	11719	No
340	GOM_NL__2PRFIN20040527_183910_000000462027_00142_11719_2863.N1	27-MAY-2004 18:39:10	Straylight	45.500	4	Alp1Cen	-0.010000	5800.0	91	11719	No
341	GOM_NL__2PRFIN20040527_184056_000000502027_00142_11719_2864.N1	27-MAY-2004 18:40:56	Straylight	49.500	40	The Sco	1.8590	7100.0	99	11719	No
342	GOM_NL__2PRFIN20040527_184245_000000512027_00142_11719_2865.N1	27-MAY-2004 18:42:45	Tw_i_and_stray	50.500	25	35Lam Sco	1.6200	28000.	101	11719	No
343	GOM_NL__2PRFIN20040527_184439_000000472027_00142_11719_2866.N1	27-MAY-2004 18:44:39	Tw_i_and_stray	47.000	75	26Eps Sco	2.2910	4250.0	94	11719	No
344	GOM_NL__2PRFIN20040527_184645_000000452027_00142_11719_2867.N1	27-MAY-2004 18:46:45	Tw_i_and_stray	45.000	136	23Tau Sco	2.8220	30000.	90	11719	No
345	GOM_NL__2PRFIN20040527_185031_000000502027_00142_11719_2868.N1	27-MAY-2004 18:50:31	Bright	50.000	86	35Eta Oph	2.4300	10200.	100	11719	No
346	GOM_NL__2PRFIN20040527_185307_000000392027_00142_11719_2869.N1	27-MAY-2004 18:53:07	Bright	38.500	104	27Bet Lib	2.6140	13100.	77	11719	No
347	GOM_NL__2PRFIN20040527_185441_000000432027_00142_11719_2870.N1	27-MAY-2004 18:54:41	Bright	43.000	120	1Del Oph	2.7340	3200.0	86	11719	No
348	GOM_NL__2PRFIN20040527_185744_000000402027_00142_11719_2871.N1	27-MAY-2004 18:57:44	Bright	39.500	102	24Alp Ser	2.6000	4250.0	79	11719	No
349	GOM_NL__2PRFIN20040527_190132_000000372027_00142_11719_2872.N1	27-MAY-2004 19:01:32	Bright	37.000	3	16Alp Boo	-0.050000	4250.0	74	11719	No
350	GOM_NL__2PRFIN20040527_190335_000000382027_00142_11719_2873.N1	27-MAY-2004 19:03:35	Bright	37.500	83		2.3780	11000.	75	11719	No
351	GOM_NL__2PRFIN20040527_190646_000000372027_00142_11719_2874.N1	27-MAY-2004 19:06:46	Bright	36.500	180	27Gam Boo	3.0400	8000.0	73	11719	No
352	GOM_NL__2PRFIN20040527_191004_000000372027_00142_11719_2875.N1	27-MAY-2004 19:10:04	Bright	37.000	39	85Eta UMa	1.8540	24000.	74	11719	No
353	GOM_NL__2PRFIN20040527_191149_000000382027_00142_11719_2876.N1	27-MAY-2004 19:11:49	Bright	38.000	55	79Zet UMa	2.0600	10200.	76	11719	No
354	GOM_NL__2PRFIN20040527_191428_000000412027_00142_11719_2877.N1	27-MAY-2004 19:14:28	Bright	41.000	119	14Eta Dra	2.7270	4700.0	82	11719	No
355	GOM_NL__2PRFIN20040527_191654_000000392027_00142_11719_2878.N1	27-MAY-2004 19:16:54	Bright	38.500	60	7Bet UMi	2.0810	3950.0	77	11719	No
356	GOM_NL__2PRFIN20040527_192133_000000382027_00142_11719_2879.N1	27-MAY-2004 19:21:33	Bright	37.500	49	1Alp UMi	1.9900	6300.0	75	11719	No
357	GOM_NL__2PRFIN20040527_192508_000000482027_00142_11719_2880.N1	27-MAY-2004 19:25:08	Bright	48.000	89	5Alp Cep	2.4510	8000.0	96	11719	No
358	GOM_NL__2PRFIN20040527_192940_000000372027_00142_11719_2881.N1	27-MAY-2004 19:29:40	Bright	36.500	76	27Gam Cas	2.3000	30000.	73	11719	No
359	GOM_NL__2PRFIN20040527_193714_000000422027_00142_11719_2882.N1	27-MAY-2004 19:37:14	Bright	42.000	53	43Bet And	2.0480	3300.0	84	11719	No
360	GOM_NL__2PRFIN20040527_193952_000000532027_00142_11719_2883.N1	27-MAY-2004 19:39:52	Tw_i_and_stray	53.000	58	21Alp And	2.0730	11000.	106	11719	No
361	GOM_NL__2PRFIN20040527_194432_000000522027_00142_11719_2884.N1	27-MAY-2004 19:44:32	Dark	52.000	140	88Gam Peg	2.8340	26000.	104	11719	No
362	GOM_NL__2PRFIN20040527_194714_000000772027_00142_11719_2885.N1	27-MAY-2004 19:47:14	Dark	76.500	90	54Alp Peg	2.4870	11000.	153	11719	No
363	GOM_NL__2PRFIN20040527_195327_000000532027_00142_11719_2886.N1	27-MAY-2004 19:53:27	Dark	52.500	52	16Bet Cet	2.0370	4500.0	105	11719	No
364	GOM_NL__2PRFIN20040527_200011_000000462027_00142_11719_2887.N1	27-MAY-2004 20:00:11	Dark	46.000	84	Alp Phe	2.3970	4500.0	92	11719	No
365	GOM_NL__2PRFIN20040527_200241_000000512027_00142_11719_2888.N1	27-MAY-2004 20:02:41	Dark	50.500	9	Alp Eri	0.45300	24000.	101	11719	No
366	GOM_NL__2PRFIN20040527_200513_000000612027_00143_11720_2858.N1	27-MAY-2004 20:05:13	Dark	61.000	63	Bet Gru	2.1500	2800.0	122	11720	No
367	GOM_NL__2PRFIN20040527_200830_000000382027_00143_11720_2859.N1	27-MAY-2004 20:08:30	Dark	38.000	135	Bet Hyi	2.8200	5800.0	76	11720	No
368	GOM_NL__2PRFIN20040527_201212_000000452027_00143_11720_2860.N1	27-MAY-2004 20:12:12	Straylight	44.500	45	Alp Pav	1.9400	26000.	89	11720	No
369	GOM_NL__2PRFIN20040527_201616_000000502027_00143_11720_2861.N1	27-MAY-2004 20:16:16	Straylight	50.000	43	Alp TrA	1.9100	4250.0	100	11720	No
370	GOM_NL__2PRFIN20040527_201822_000000412027_00143_11720_2862.N1	27-MAY-2004 20:18:22	Straylight	40.500	134	Bet TrA	2.8100	6600.0	81	11720	No
371	GOM_NL__2PRFIN20040527_201946_000000422027_00143_11720_2863.N1	27-MAY-2004 20:19:46	Straylight	41.500	4	Alp1Cen	-0.010000	5800.0	83	11720	No
372	GOM_NL__2PRFIN20040527_202133_000000512027_00143_11720_2864.N1	27-MAY-2004 20:21:33	Straylight	51.000	40	The Sco	1.8590	7100.0	102	11720	No
373	GOM_NL__2PRFIN20040527_202322_000000522027_00143_11720_2865.N1	27-MAY-2004 20:23:22	Tw_i_and_stray	51.500	25	35Lam Sco	1.6200	28000.	103	11720	No
374	GOM_NL__2PRFIN20040527_202515_000000482027_00143_11720_2866.N1	27-MAY-2004 20:25:15	Tw_i_and_stray	48.000	75	26Eps Sco	2.2910	4250.0	96	11720	No
375	GOM_NL__2PRFIN20040527_202721_000000462027_00143_11720_2867.N1	27-MAY-2004 20:27:21	Tw_i_and_stray	45.500	136	23Tau Sco	2.8220	30000.	91	11720	No
376	GOM_NL__2PRFIN20040527_203107_000000512027_00143_11720_2868.N1	27-MAY-2004 20:31:07	Bright	51.000	86	35Eta Oph	2.4300	10200.	102	11720	No
377	GOM_NL__2PRFIN20040527_203303_000000462027_00143_11720_2869.N1	27-MAY-2004 20:33:03	Bright	45.500	98	13Zet Oph	2.5710	30000.	91	11720	No
378	GOM_NL__2PRFIN20040527_203518_000000432027_00143_11720_2870.N1	27-MAY-2004 20:35:18	Bright	42.500	120	1Del Oph	2.7340	3200.0	85	11720	No
379	GOM_NL__2PRFIN20040527_203820_000000392027_00143_11720_2871.N1	27-MAY-2004 20:38:20	Bright	39.000	102	24Alp Ser	2.6000	4250.0	78	11720	No
380	GOM_NL__2PRFIN20040527_204208_000000412027_00143_11720_2872.N1	27-MAY-2004 20:42:08	Bright	40.500	3	16Alp Boo	-0.050000	4250.0	81	11720	No
381	GOM_NL__2PRFIN20040527_204411_000000372027_00143_11720_2873.N1	27-MAY-2004 20:44:11	Bright	36.500	83		2.3780	11000.	73	11720	No
382	GOM_NL__2PRFIN20040527_204722_000000372027_00143_11720_2874.N1	27-MAY-2004 20:47:22	Bright	36.500	180	27Gam Boo	3.0400	8000.0	73	11720	No
383	GOM_NL__2PRFIN20040527_205040_000000372027_00143_11720_2875.N1	27-MAY-2004 20:50:40	Bright	37.000	39	85Eta UMa	1.8540	24000.	74	11720	No
384	GOM_NL__2PRFIN20040527_205225_000000472027_00143_11720_2876.N1	27-MAY-2004 20:52:25	Bright	47.000	55	79Zet UMa	2.0600	10200.	94	11720	No
385	GOM_NL__2PRFIN20040527_205504_000000392027_00143_11720_2877.N1	27-MAY-2004 20:55:04	Bright	39.000	119	14Eta Dra	2.7270	4700.0	78	11720	No
386	GOM_NL__2PRFIN20040527_205731_000000402027_00143_11720_2878.N1	27-MAY-2004 20:57:31	Bright	40.000	60	7Bet UMi	2.0810	3950.0	80	11720	No
387	GOM_NL__2PRFIN20040527_210209_000000372027_00143_11720_2879.N1	27-MAY-2004 21:02:09	Bright	36.500	49	1Alp UMi	1.9900	6300.0	73	11720	No
388	GOM_NL__2PRFIN20040527_210542_000000482027_00143_11720_2880.N1	27-MAY-2004 21:05:42	Bright	48.000	89	5Alp Cep	2.4510	8000.0	96	11720	No
389	GOM_NL__2PRFIN20040527_211016_000000382027_00143_11720_2881.N1	27-MAY-2004 21:10:16	Bright	38.000	76	27Gam Cas	2.3000	30000.	76	11720	No
390	GOM_NL__2PRFIN20040527_211751_000000452027_00143_11720_2882.N1	27-MAY-2004 21:17:51	Bright	44.500	53	43Bet And	2.0480	3300.0	89	11720	No
391	GOM_NL__2PRFIN20040527_212027_000000542027_00143_11720_2883.N1	27-MAY-2004 21:20:27	Tw_i_and_stray	54.000	58	21Alp And	2.0730	11000.	108	11720	No
392	GOM_NL__2PRFIN20040527_212509_000000512027_00143_11720_2884.N1	27-MAY-2004 21:25:09	Dark	51.000	140	88Gam Peg	2.8340	26000.	102	11720	No
393	GOM_NL__2PRFIN20040527_212751_000000772027_00143_11720_2885.N1	27-MAY-2004 21:27:51	Dark	76.500	90	54Alp Peg	2.4870	11000.	153	11720	No
394	GOM_NL__2PRFIN20040527_213403_000000462027_00143_11720_2886.N1	27-MAY-2004 21:34:03	Dark	46.000	52	16Bet Cet	2.0370	4500.0	92	11720	No
395	GOM_NL__2PRFIN20040527_214048_000000462027_00143_11720_2887.N1	27-MAY-2004 21:40:48	Dark	46.000	84	Alp Phe	2.3970	4500.0	92	11720	No
396	GOM_NL__2PRFIN20040527_214317_000000502027_00143_11720_2888.N1	27-MAY-2004 21:43:17	Dark	50.000	9	Alp Eri	0.45300	24000.	100	11720	No

397	GOM_NL__2PRFIN20040527_214550_000000612027_00144_11721_2858.N1	27-MAY-2004 21:45:50	Dark	60.500	63	Bet Gru	2.1500	2800.0	121	11721	No
398	GOM_NL__2PRFIN20040527_214906_000000392027_00144_11721_2859.N1	27-MAY-2004 21:49:06	Dark	38.500	135	Bet Hyi	2.8200	5800.0	77	11721	No
399	GOM_NL__2PRFIN20040527_215248_000000442027_00144_11721_2860.N1	27-MAY-2004 21:52:48	Straylight	44.000	45	Alp Pav	1.9400	26000.	88	11721	No
400	GOM_NL__2PRFIN20040527_215652_000000432027_00144_11721_2861.N1	27-MAY-2004 21:56:52	Straylight	42.500	43	Alp TrA	1.9100	4250.0	85	11721	No
401	GOM_NL__2PRFIN20040527_215858_000000402027_00144_11721_2862.N1	27-MAY-2004 21:58:58	Straylight	40.000	134	Bet TrA	2.8100	6600.0	80	11721	No
402	GOM_NL__2PRFIN20040527_220023_000000522027_00144_11721_2863.N1	27-MAY-2004 22:00:23	Straylight	52.000	4	Alp1Cen	-0.010000	5800.0	104	11721	No
403	GOM_NL__2PRFIN20040527_220209_000000512027_00144_11721_2864.N1	27-MAY-2004 22:02:09	Straylight	50.500	40	The Sco	1.8590	7100.0	101	11721	No
404	GOM_NL__2PRFIN20040527_220358_000000522027_00144_11721_2865.N1	27-MAY-2004 22:03:58	Twilight_stray	51.500	25	35Lam Sco	1.6200	28000.	103	11721	No
405	GOM_NL__2PRFIN20040527_220551_000000512027_00144_11721_2866.N1	27-MAY-2004 22:05:51	Twilight_stray	51.000	75	26Eps Sco	2.2910	4250.0	102	11721	No
406	GOM_NL__2PRFIN20040527_220757_000000432027_00144_11721_2867.N1	27-MAY-2004 22:07:57	Twilight_stray	43.000	136	23Tau Sco	2.8220	30000.	86	11721	No
407	GOM_NL__2PRFIN20040527_221142_000000512027_00144_11721_2868.N1	27-MAY-2004 22:11:42	Bright	51.000	86	35Eta Oph	2.4300	10200.	102	11721	No
408	GOM_NL__2PRFIN20040527_221339_000000452027_00144_11721_2869.N1	27-MAY-2004 22:13:39	Bright	45.000	98	13Zet Oph	2.5710	30000.	90	11721	No
409	GOM_NL__2PRFIN20040527_221554_000000432027_00144_11721_2870.N1	27-MAY-2004 22:15:54	Bright	42.500	120	1Del Oph	2.7340	3200.0	85	11721	No
410	GOM_NL__2PRFIN20040527_221855_000000392027_00144_11721_2871.N1	27-MAY-2004 22:18:55	Bright	39.000	102	24Alp Ser	2.6000	4250.0	78	11721	No
411	GOM_NL__2PRFIN20040527_222244_000000382027_00144_11721_2872.N1	27-MAY-2004 22:22:44	Bright	37.500	3	16Alp Boo	-0.050000	4250.0	75	11721	No
412	GOM_NL__2PRFIN20040527_222447_000000392027_00144_11721_2873.N1	27-MAY-2004 22:24:47	Bright	39.000	83		2.3780	11000.	78	11721	No
413	GOM_NL__2PRFIN20040527_222758_000000522027_00144_11721_2874.N1	27-MAY-2004 22:27:58	Bright	52.000	180	27Gam Boo	3.0400	8000.0	104	11721	No
414	GOM_NL__2PRFIN20040527_223116_000000432027_00144_11721_2875.N1	27-MAY-2004 22:31:16	Bright	42.500	39	85Eta UMa	1.8540	24000.	85	11721	No
415	GOM_NL__2PRFIN20040527_223301_000000392027_00144_11721_2876.N1	27-MAY-2004 22:33:01	Bright	38.500	55	79Zet UMa	2.0600	10200.	77	11721	No
416	GOM_NL__2PRFIN20040527_223540_000000412027_00144_11721_2877.N1	27-MAY-2004 22:35:40	Bright	40.500	119	14Eta Dra	2.7270	4700.0	81	11721	No
417	GOM_NL__2PRFIN20040527_223806_000000402027_00144_11721_2878.N1	27-MAY-2004 22:38:06	Bright	40.000	60	7Bet UMi	2.0810	3950.0	80	11721	No
418	GOM_NL__2PRFIN20040527_224245_000000372027_00144_11721_2879.N1	27-MAY-2004 22:42:45	Bright	37.000	49	1Alp UMi	1.9900	6300.0	74	11721	No
419	GOM_NL__2PRFIN20040527_224618_000000492027_00144_11721_2880.N1	27-MAY-2004 22:46:18	Bright	48.500	89	5Alp Cep	2.4510	8000.0	97	11721	No
420	GOM_NL__2PRFIN20040527_225052_000000552027_00144_11721_2881.N1	27-MAY-2004 22:50:52	Bright	55.000	76	27Gam Cas	2.3000	30000.	110	11721	No
421	GOM_NL__2PRFIN20040527_225827_000000422027_00144_11721_2882.N1	27-MAY-2004 22:58:27	Bright	41.500	53	43Bet And	2.0480	3300.0	83	11721	No
422	GOM_NL__2PRFIN20040527_230103_000000552027_00144_11721_2883.N1	27-MAY-2004 23:01:03	Twilight_stray	54.500	58	21Alp And	2.0730	11000.	109	11721	No
423	GOM_NL__2PRFIN20040527_230545_000000532027_00144_11721_2884.N1	27-MAY-2004 23:05:45	Dark	52.500	140	88Gam Peg	2.8340	26000.	105	11721	No
424	GOM_NL__2PRFIN20040527_230828_000000772027_00144_11721_2885.N1	27-MAY-2004 23:08:28	Dark	76.500	90	54Alp Peg	2.4870	11000.	153	11721	No
425	GOM_NL__2PRFIN20040527_231439_000000482027_00144_11721_2886.N1	27-MAY-2004 23:14:39	Dark	47.500	52	16Bet Cet	2.0370	4500.0	95	11721	No
426	GOM_NL__2PRFIN20040527_232124_000000422027_00144_11721_2887.N1	27-MAY-2004 23:21:24	Dark	42.000	84	Alp Phe	2.3970	4500.0	84	11721	No
427	GOM_NL__2PRFIN20040527_232353_000000442027_00144_11721_2888.N1	27-MAY-2004 23:23:53	Dark	44.000	9	Alp Eri	0.45300	24000.	88	11721	No
428	GOM_NL__2PRFIN20040527_232626_000000612027_00145_11722_2858.N1	27-MAY-2004 23:26:26	Dark	61.000	63	Bet Gru	2.1500	2800.0	122	11722	No
429	GOM_NL__2PRFIN20040527_232942_000000382027_00145_11722_2859.N1	27-MAY-2004 23:29:42	Dark	38.000	135	Bet Hyi	2.8200	5800.0	76	11722	No
430	GOM_NL__2PRFIN20040527_233325_000000452027_00145_11722_2860.N1	27-MAY-2004 23:33:25	Straylight	45.000	45	Alp Pav	1.9400	26000.	90	11722	No
431	GOM_NL__2PRFIN20040527_233728_000000412027_00145_11722_2861.N1	27-MAY-2004 23:37:28	Straylight	40.500	43	Alp TrA	1.9100	4250.0	81	11722	No
432	GOM_NL__2PRFIN20040527_233934_000000402027_00145_11722_2862.N1	27-MAY-2004 23:39:34	Straylight	39.500	134	Bet TrA	2.8100	6600.0	79	11722	No
433	GOM_NL__2PRFIN20040527_234059_000000462027_00145_11722_2863.N1	27-MAY-2004 23:40:59	Straylight	46.000	4	Alp1Cen	-0.010000	5800.0	92	11722	No
434	GOM_NL__2PRFIN20040527_234245_000000512027_00145_11722_2864.N1	27-MAY-2004 23:42:45	Straylight	50.500	40	The Sco	1.8590	7100.0	101	11722	No
435	GOM_NL__2PRFIN20040527_234433_000000492027_00145_11722_2865.N1	27-MAY-2004 23:44:33	Twilight_stray	48.500	25	35Lam Sco	1.6200	28000.	97	11722	No
436	GOM_NL__2PRFIN20040527_234627_000000502027_00145_11722_2866.N1	27-MAY-2004 23:46:27	Twilight_stray	49.500	75	26Eps Sco	2.2910	4250.0	99	11722	No
437	GOM_NL__2PRFIN20040527_234832_000000462027_00145_11722_2867.N1	27-MAY-2004 23:48:32	Twilight_stray	45.500	136	23Tau Sco	2.8220	30000.	91	11722	No
438	GOM_NL__2PRFIN20040527_235218_000000522027_00145_11722_2868.N1	27-MAY-2004 23:52:18	Bright	51.500	86	35Eta Oph	2.4300	10200.	103	11722	No
439	GOM_NL__2PRFIN20040527_235415_000000462027_00145_11722_2869.N1	27-MAY-2004 23:54:15	Bright	45.500	98	13Zet Oph	2.5710	30000.	91	11722	No
440	GOM_NL__2PRFIN20040527_235629_000000432027_00145_11722_2870.N1	27-MAY-2004 23:56:29	Bright	43.000	120	1Del Oph	2.7340	3200.0	86	11722	No
441	GOM_NL__2PRFIN20040527_235931_000000402027_00145_11722_2871.N1	27-MAY-2004 23:59:31	Bright	39.500	102	24Alp Ser	2.6000	4250.0	79	11722	No

### 3. Quality information per product

In this section it is plotted some information contained in the Quality Summary data set of the level 2 products. Only products in dark limb conditions and without errors (error flag in the MPH set to "0") are used.

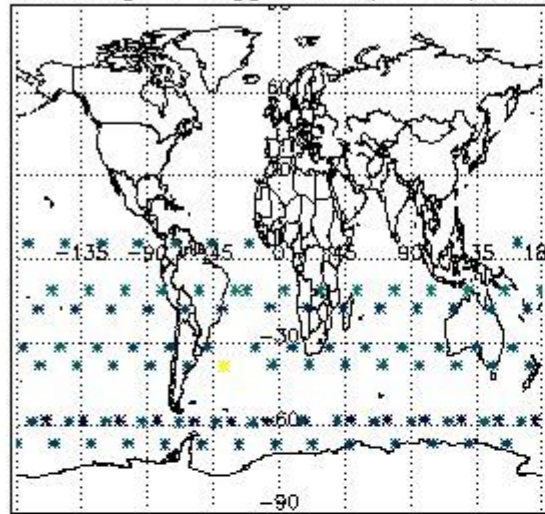
#### 3.1 Plot quality information per product (time dependant)



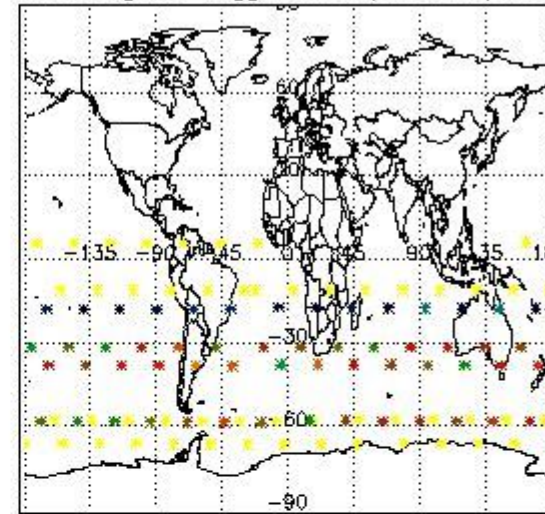
3.2 Plot quality information per product (world map)



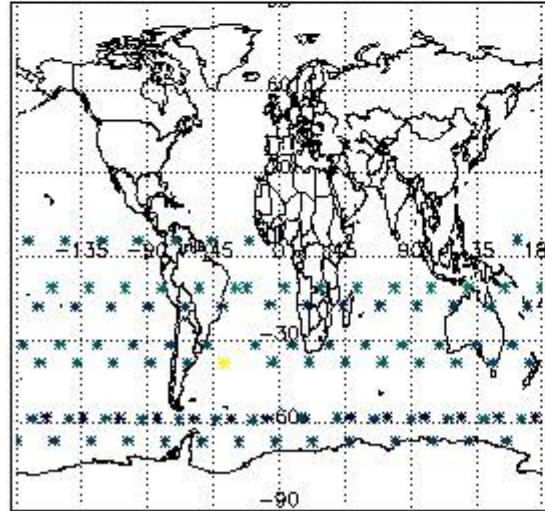
Percentage of flagged data per O3 profile



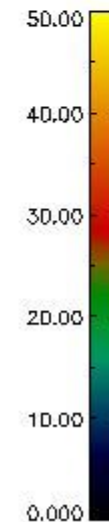
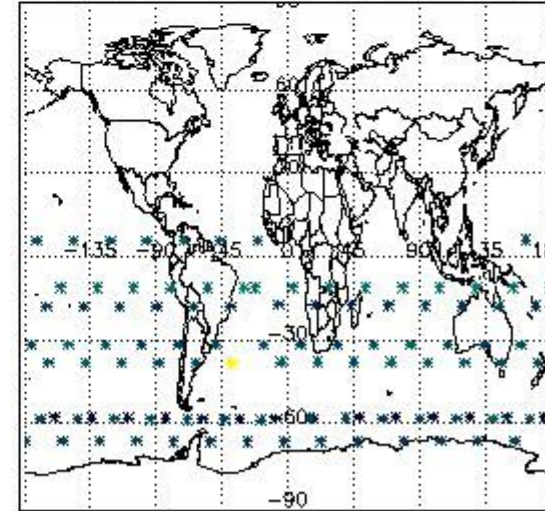
Percentage of flagged data per H2O profile



Percentage of flagged data per NO2 profile



Percentage of flagged data per NO3 profile

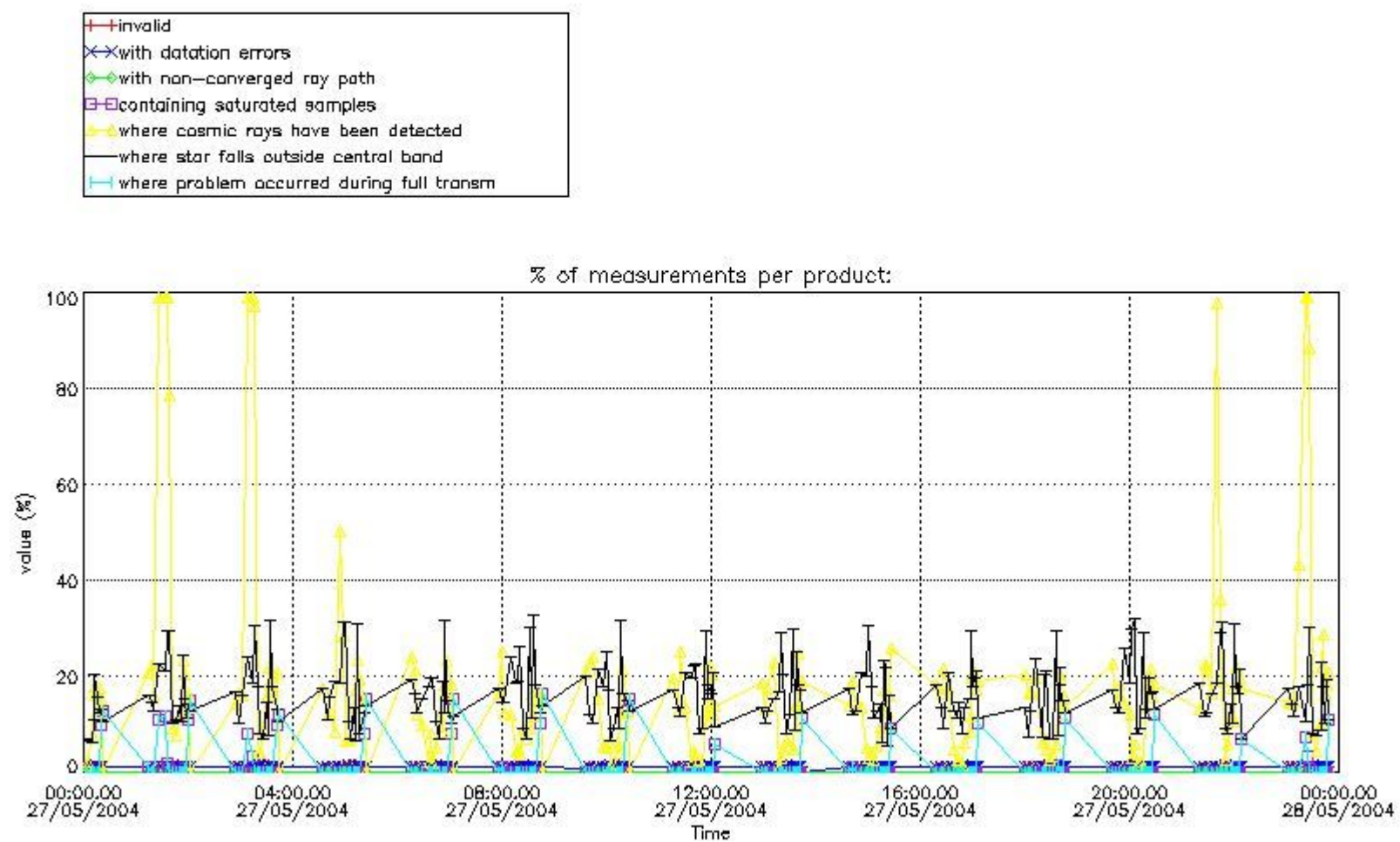


#### 4. Level 1 quality information per product

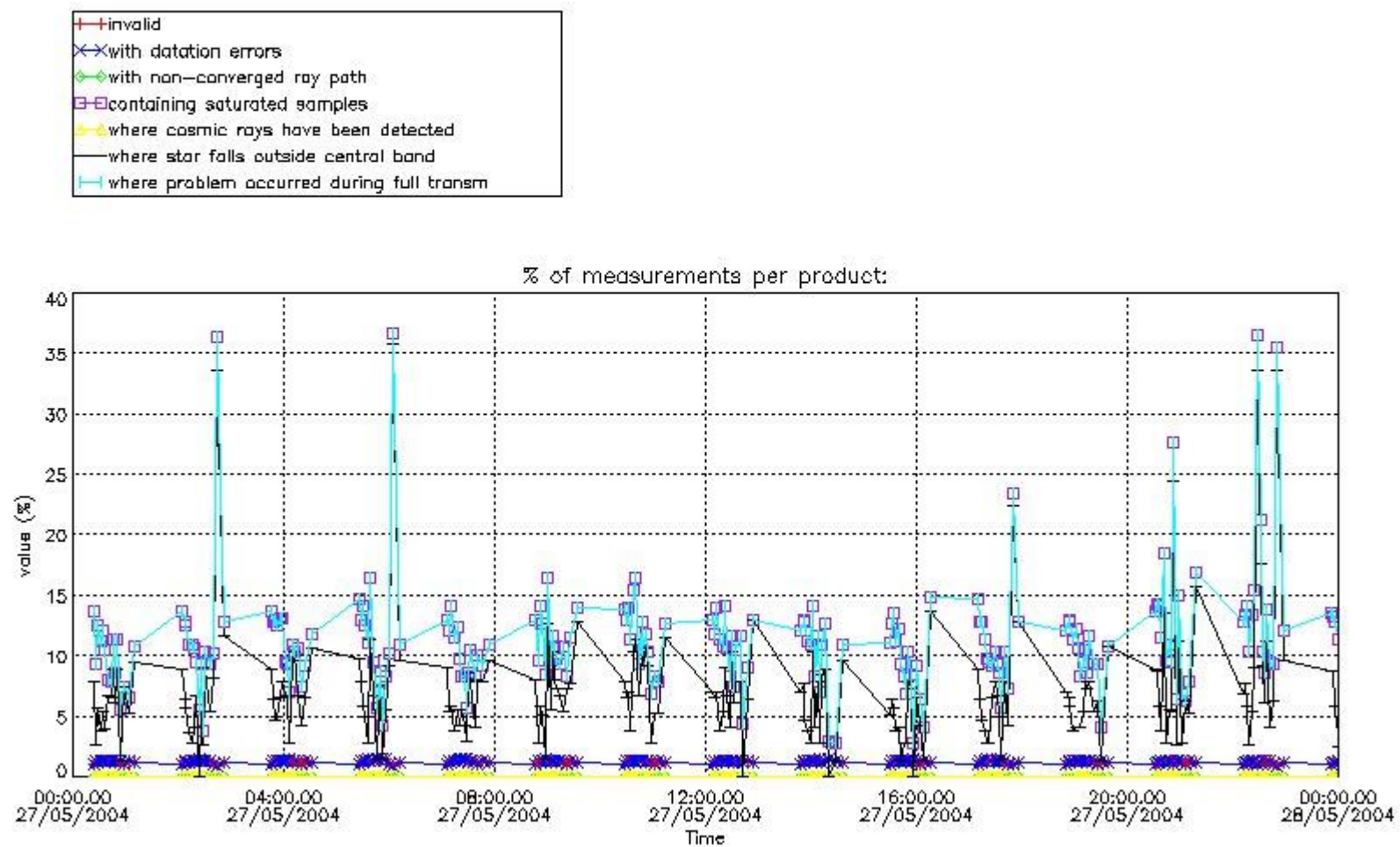
In this section it is plotted some information contained in the Quality Summary data set of the level 2 products that comes from the level 1b processing. Products without errors (error flag in the MPH set to "0") are used.

##### 4.1 Plot quality information per product (time dependant) coming from level 1b processing

###### 4.1.1 Plot level 1 quality information per product (time dependant): ENVISAT ASCENDING passes



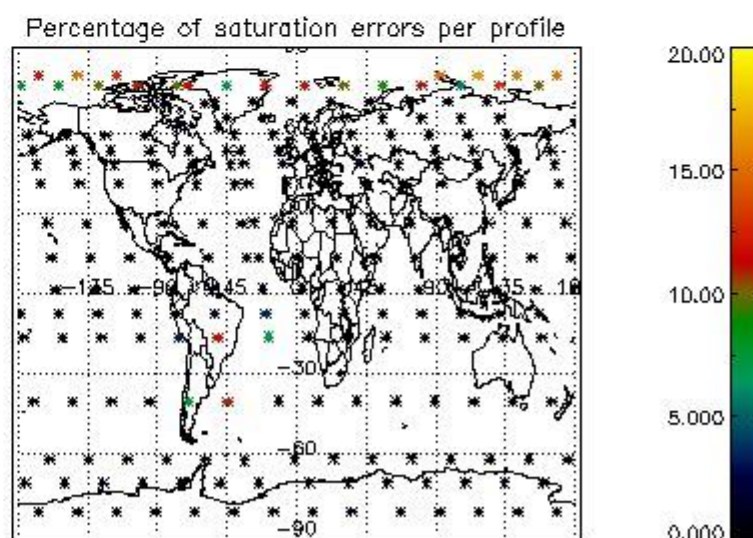
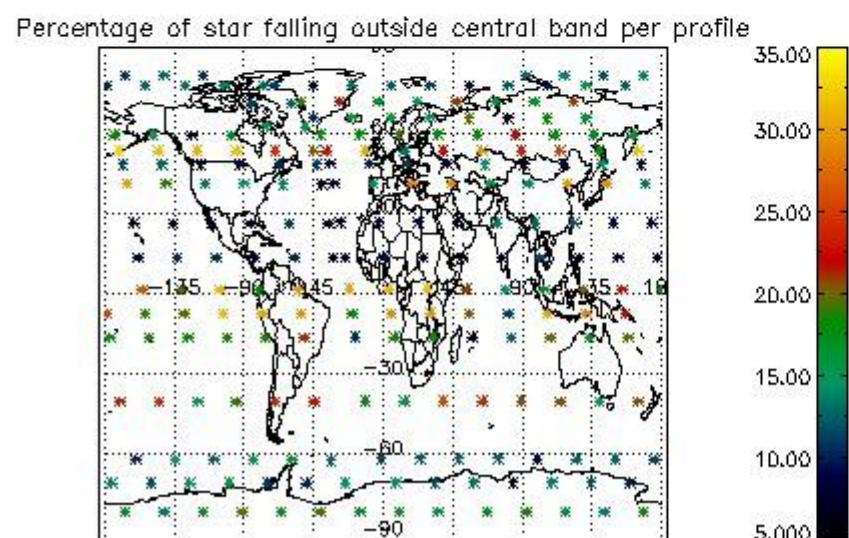
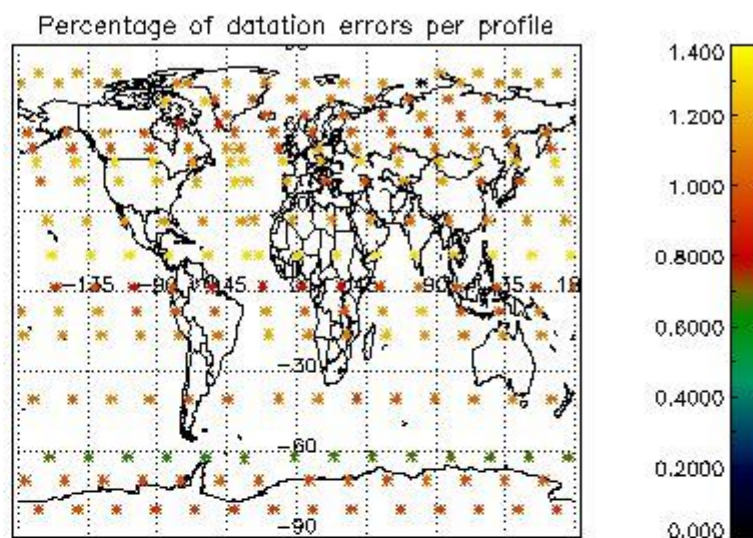
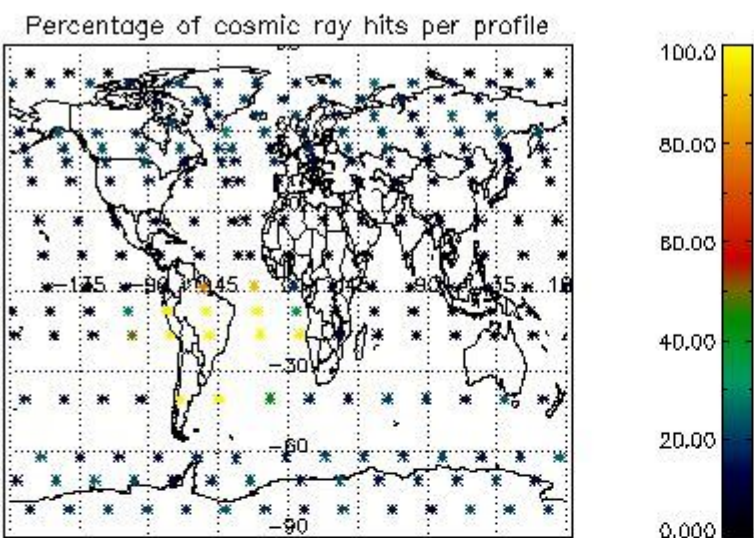
4.1.2 Plot level 1 quality information per product (time dependant): ENVI SAT DESCENDING passes



#### 4.2 Plot quality information per product coming from level 1b processing (world map)

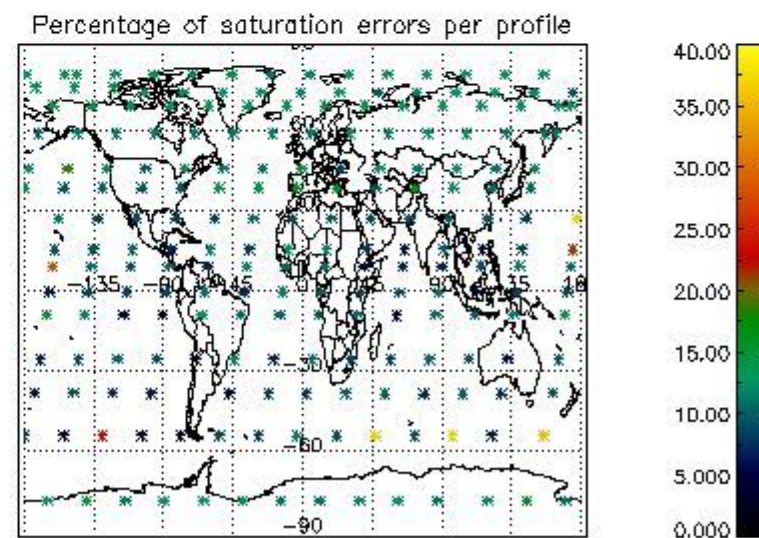
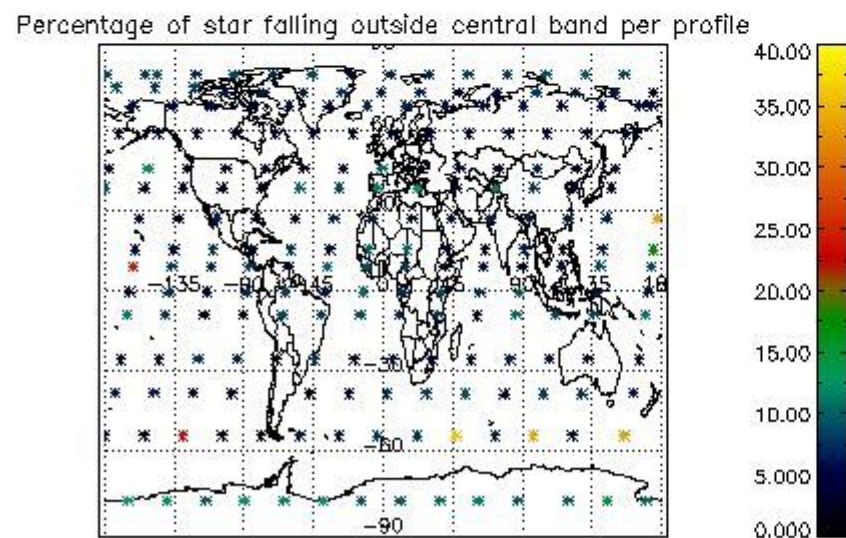
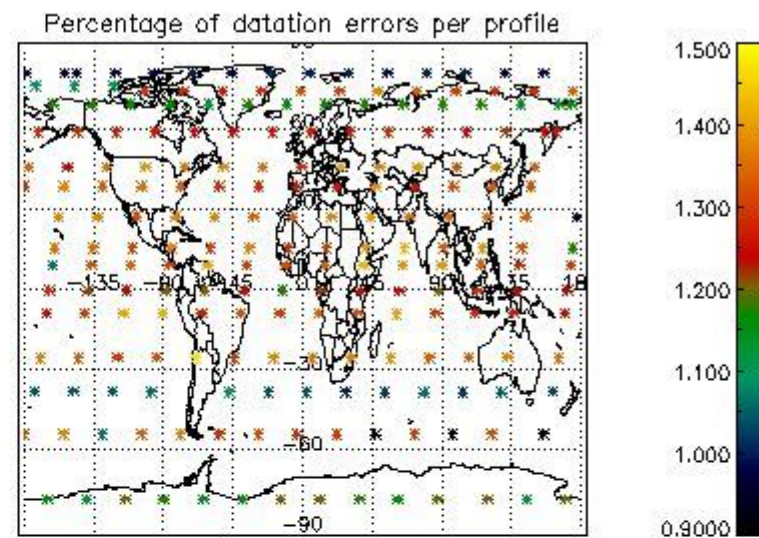
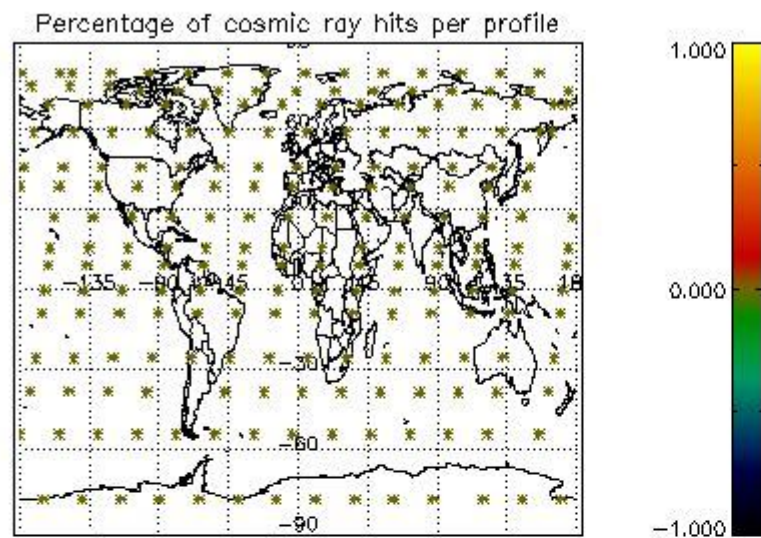
##### 4.2.1 Plot level 1 quality information per product (world map): ENVISAT ASCENDING passes





4.2.2 Plot level 1 quality information per product (world map): ENVISAT DESCENDING passes





## 5. Trace gas profiles

### 5.1 Ozone statistics based on quality of products

The final quality of the products can be "measured" using the STD (Standard Deviation) attached to every point profile. This information is written to the parameter GOM\_NL\_\_2P/NL\_LOCAL\_SPECIES\_DENSITY/o3\_std of the level 2 products. The table below shows the statistics for given STD ranges.

The statistics are given with respect to the overall valid production:

- Products without fatal errors: GOM\_NL\_\_2P/MPH/PRODUCT\_ERR=0
- Valid point profile: GOM\_NL\_\_2P/NL\_LOCAL\_SPECIES\_DENSITY/pcd(0)=0

The 'Criteria' is applied to valid points of dark limb products:

- Products in dark limb illumination condition: GOM\_NL\_\_2P/NL\_SUMMARY\_QUALITY/obs\_ill\_cond=0
- Products without fatal errors: GOM\_NL\_\_2P/MPH/PRODUCT\_ERR=0
- Valid point profile: GOM\_NL\_\_2P/NL\_LOCAL\_SPECIES\_DENSITY/pcd(0)=0

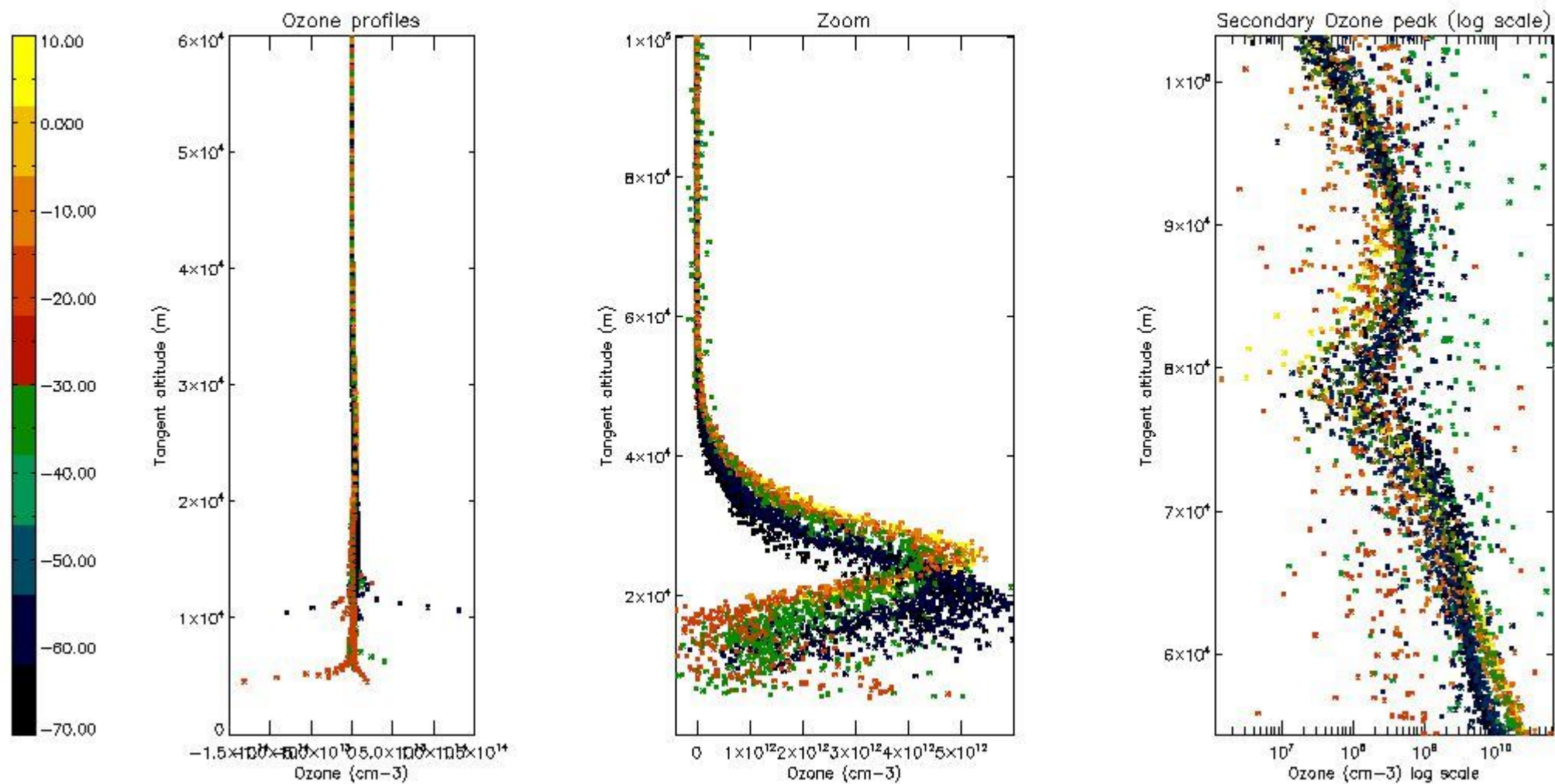
So, the table below shows the percentage of dark limb and valid observations for each criteria with respect to the overall valid daily observations.

Criteria	% of total production
All STD	28
STD < 20	14

STD < 10	11
STD < 5	7

5.2 Plot ozone profiles for all STD (dark without errors)

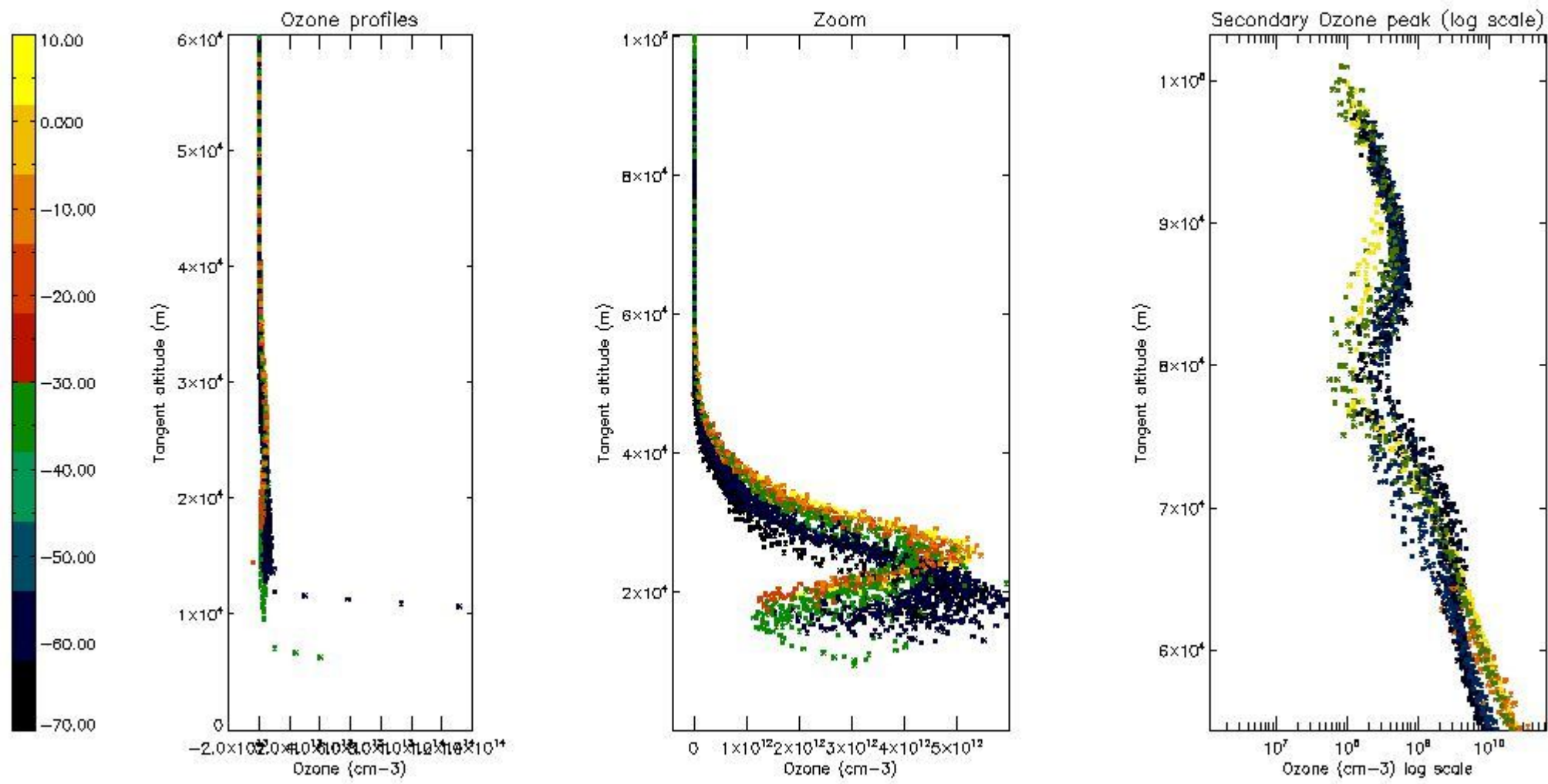
The colorbar represents the latitude.



5.3 Plot ozone profiles where STD < 20% (dark without errors)

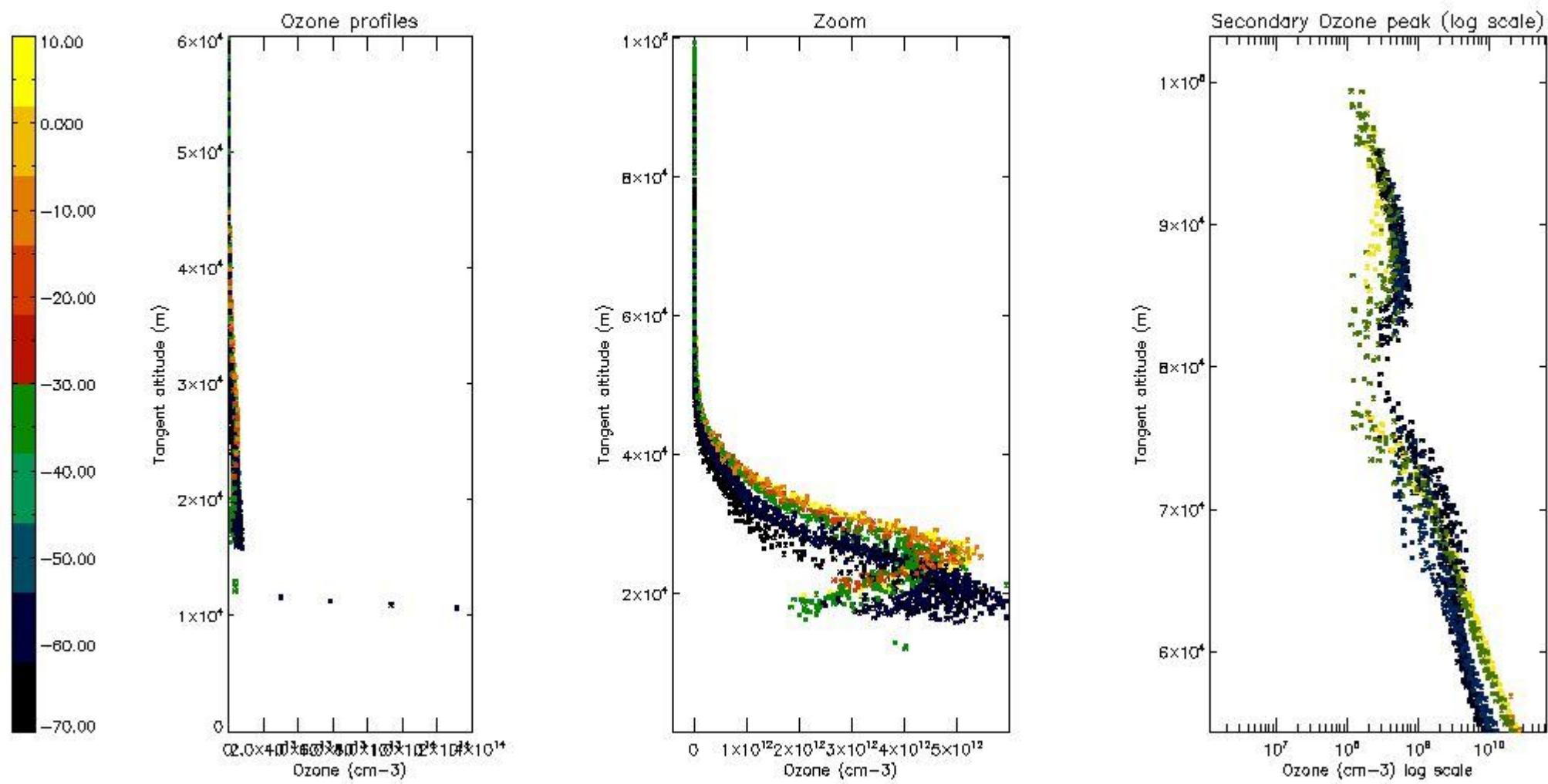
The colorbar represents the latitude.





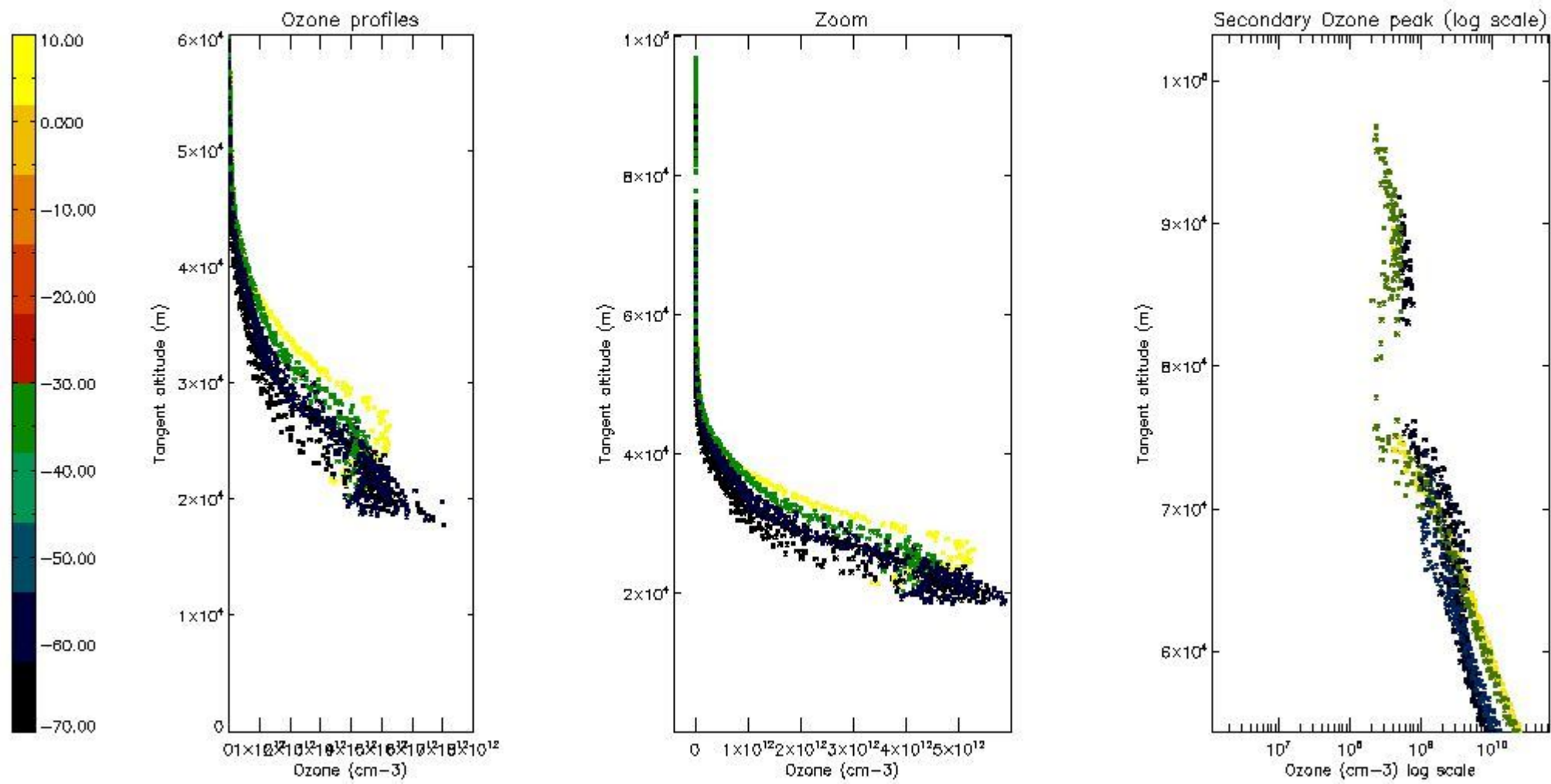
*5.4 Plot ozone profiles where STD < 10% (dark without errors)*

The colorbar represents the latitude.



*5.5 Plot ozone profiles where STD < 5% (dark without errors)*

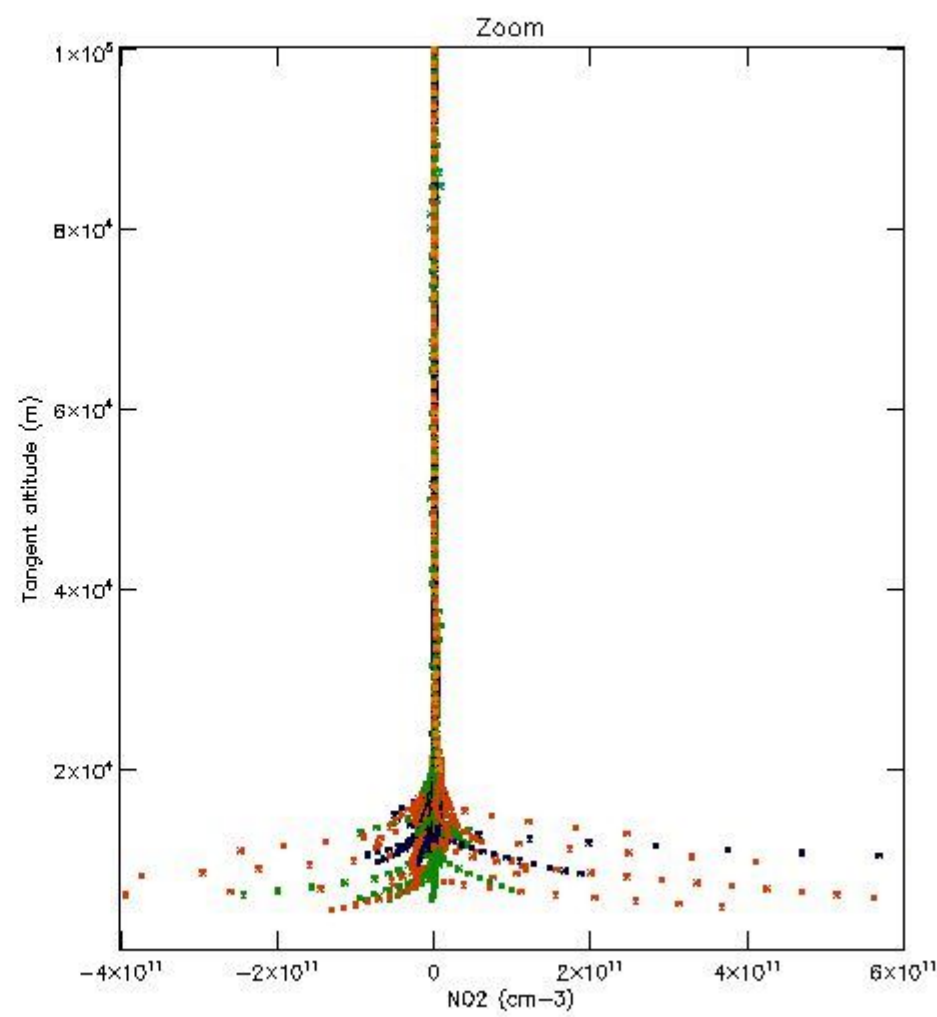
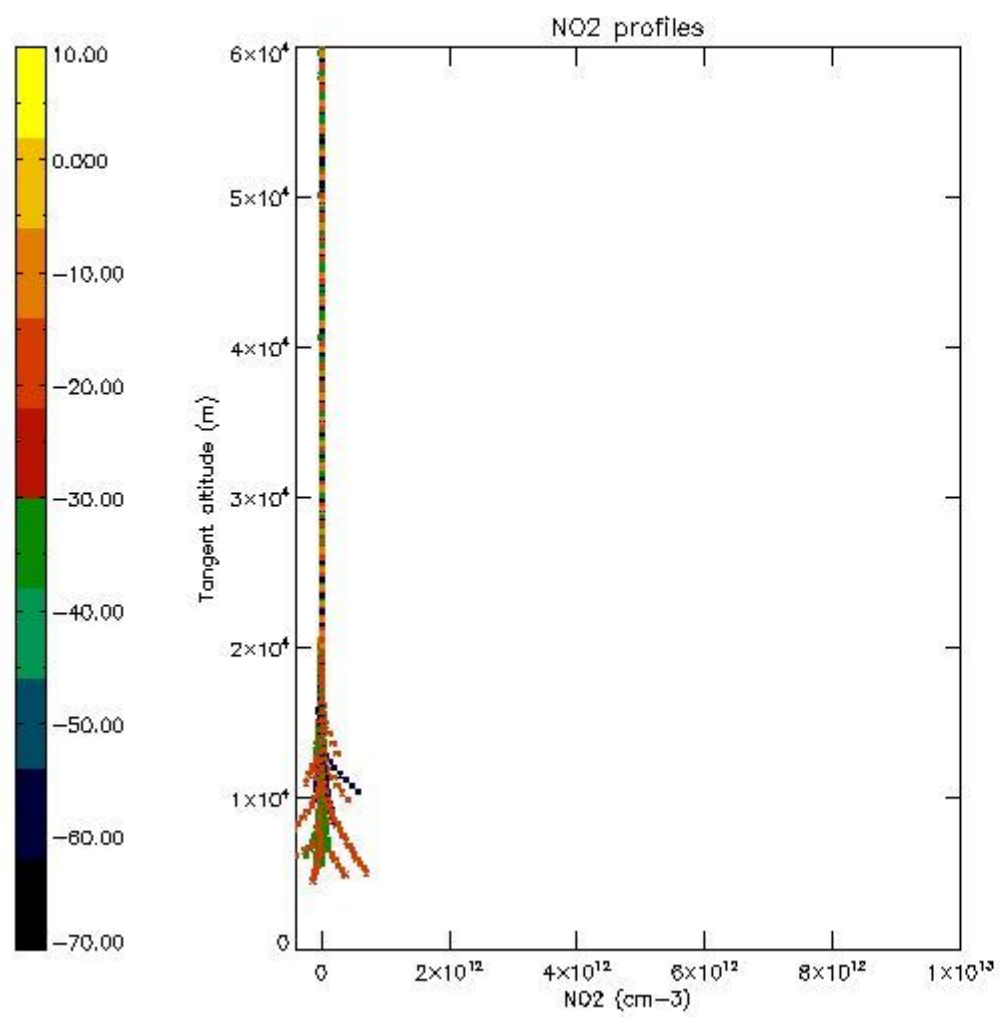
The colorbar represents the latitude.



*5.6 Plot NO<sub>2</sub> profiles for all STD (dark without errors)*

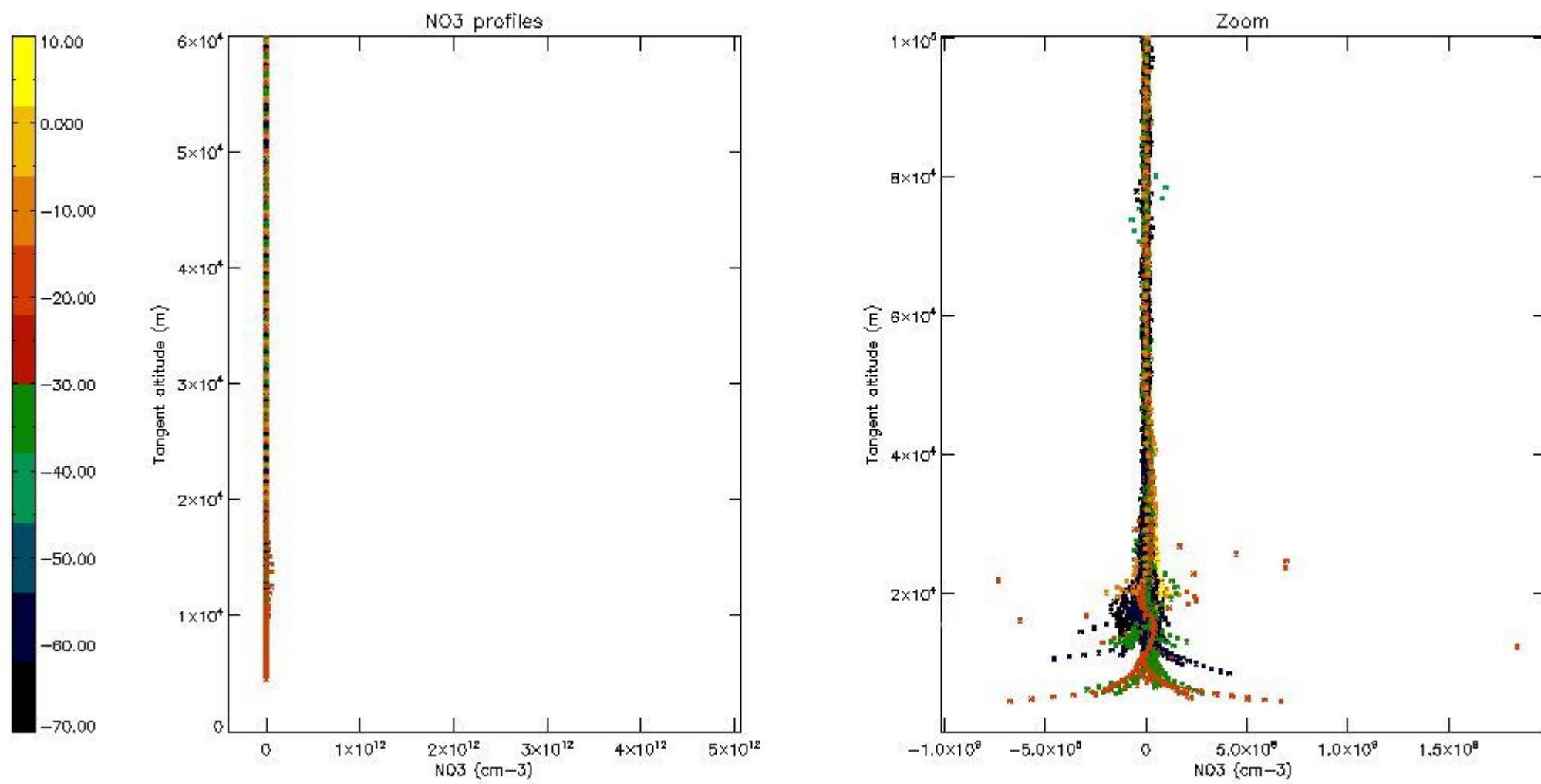
The colorbar represents the latitude.





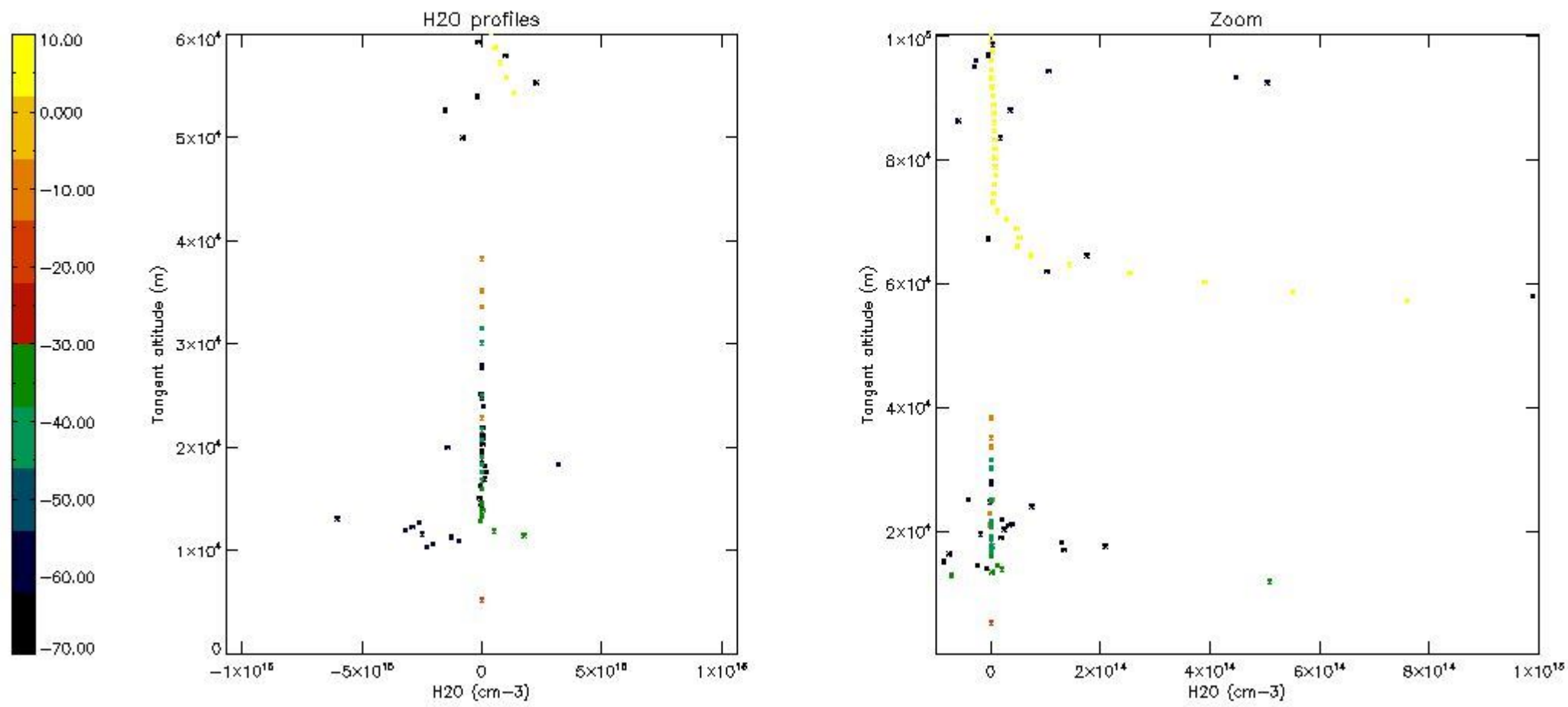
*5.7 Plot NO3 profiles for all STD (dark without errors)*

The colorbar represents the latitude.



*5.8 Plot H2O profiles for all STD (only for occultations of stars 1,2,3,4,13,14,16,26,63 dark without errors)*

The colorbar represents the latitude.

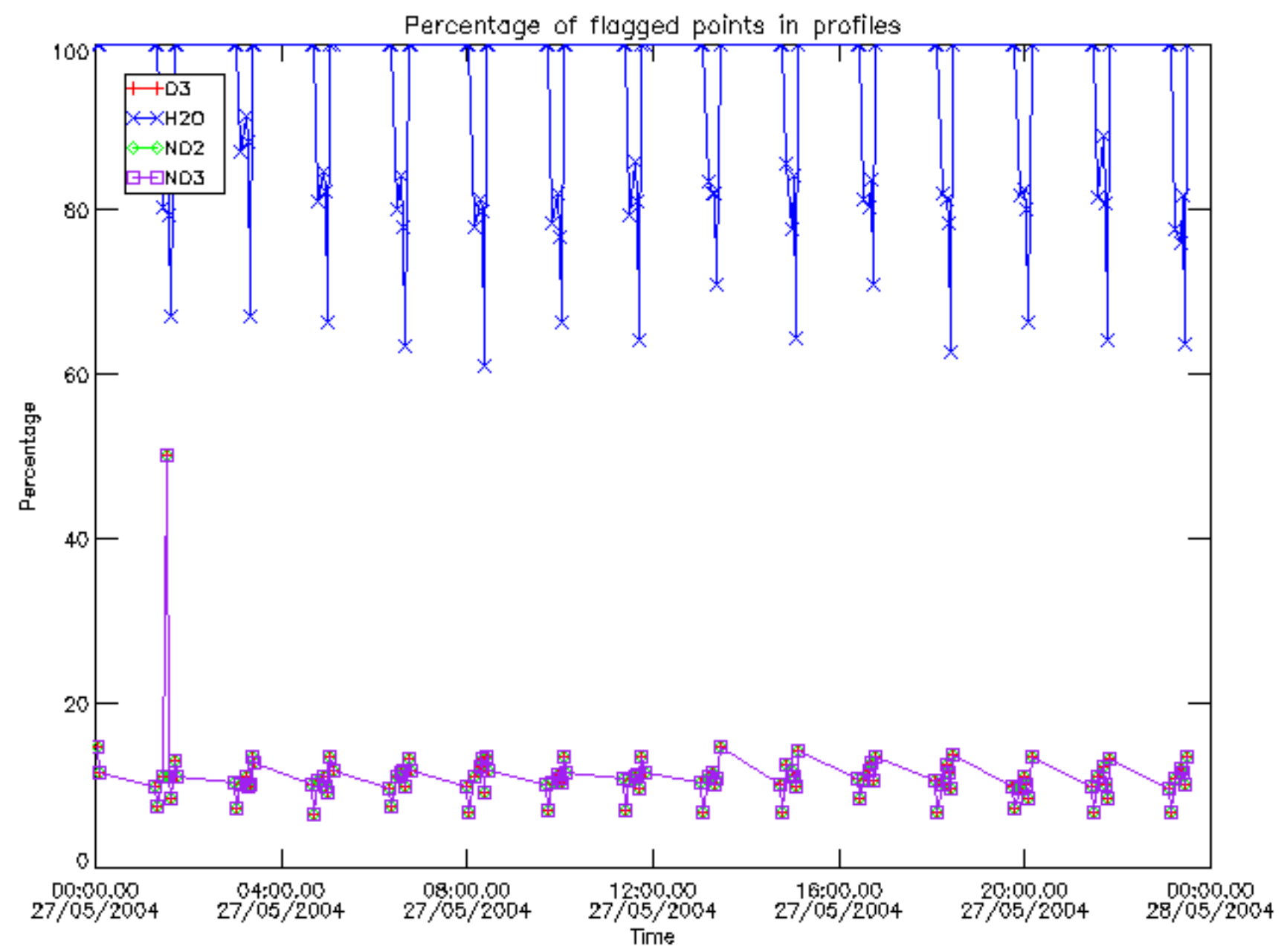


## 6. Auxiliary Data Files used for the production reported in section 2

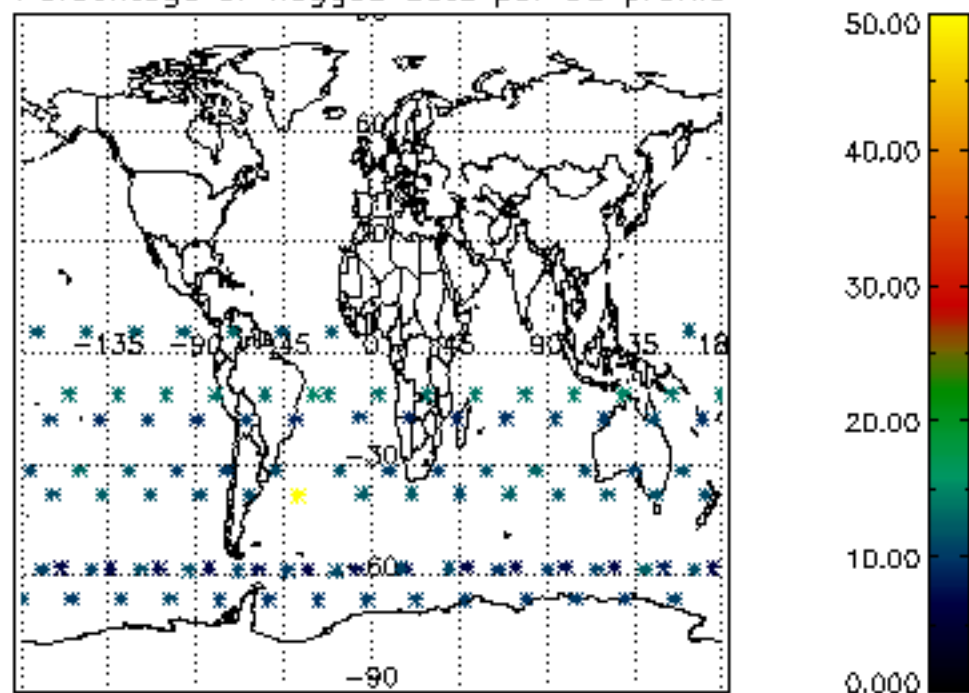
The number reported in the third column indicates since which file (see list in section 2) the corresponding auxiliary file has been used. The fourth column is the date of those product files.

Type	Auxiliary Filename	Used since product	Used since product date
INST_PHYS_CHARACTERISTICS	GOM_INS_AXVIEC20091111_143220_20030716_120000_20500101_000000	1	27-MAY-2004 00:01:17
LEVEL-2_PROC_CONFIG	GOM_PR2_AXVIEC20091111_152718_20020301_000000_20500101_000000	1	27-MAY-2004 00:01:17
CROSS_SECTIONS_FILE	GOM_CRS_AXVIEC20091111_154832_20020301_000000_20500101_000000	1	27-MAY-2004 00:01:17

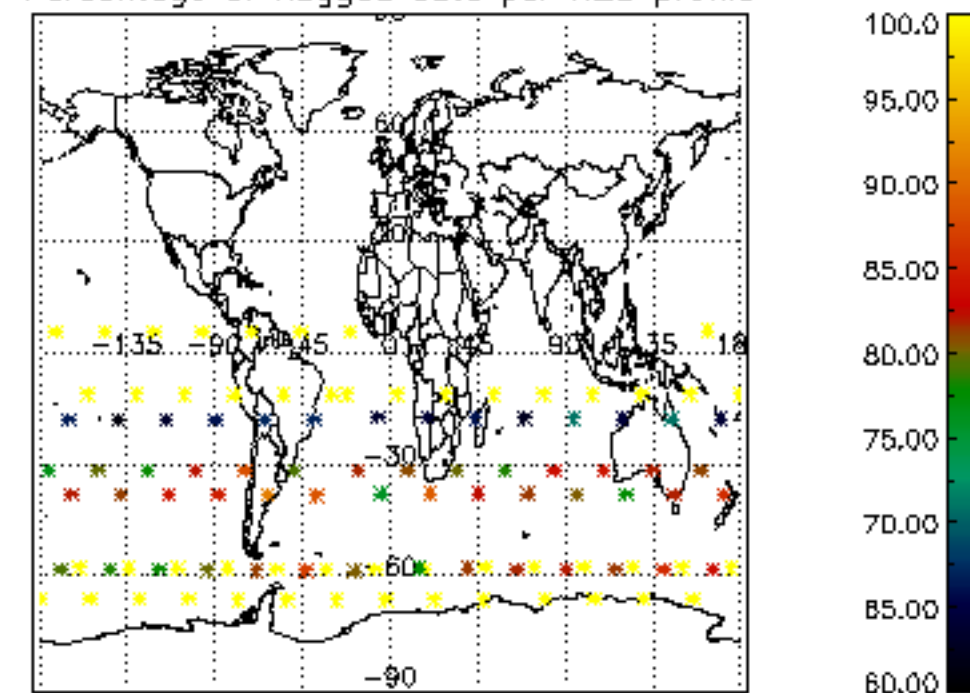




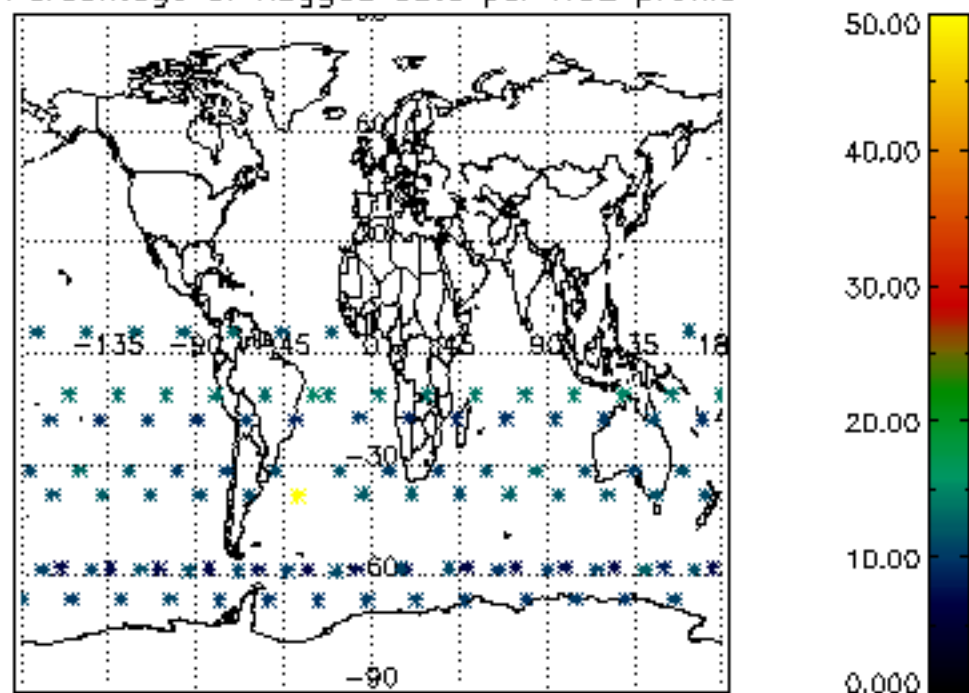
Percentage of flagged data per D3 profile



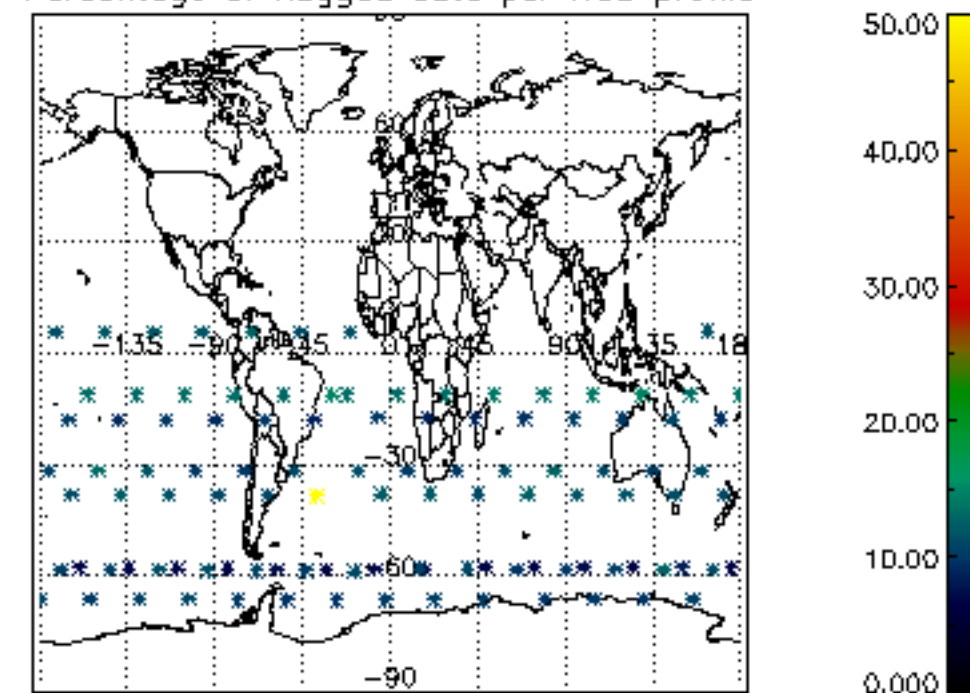
Percentage of flagged data per H2O profile

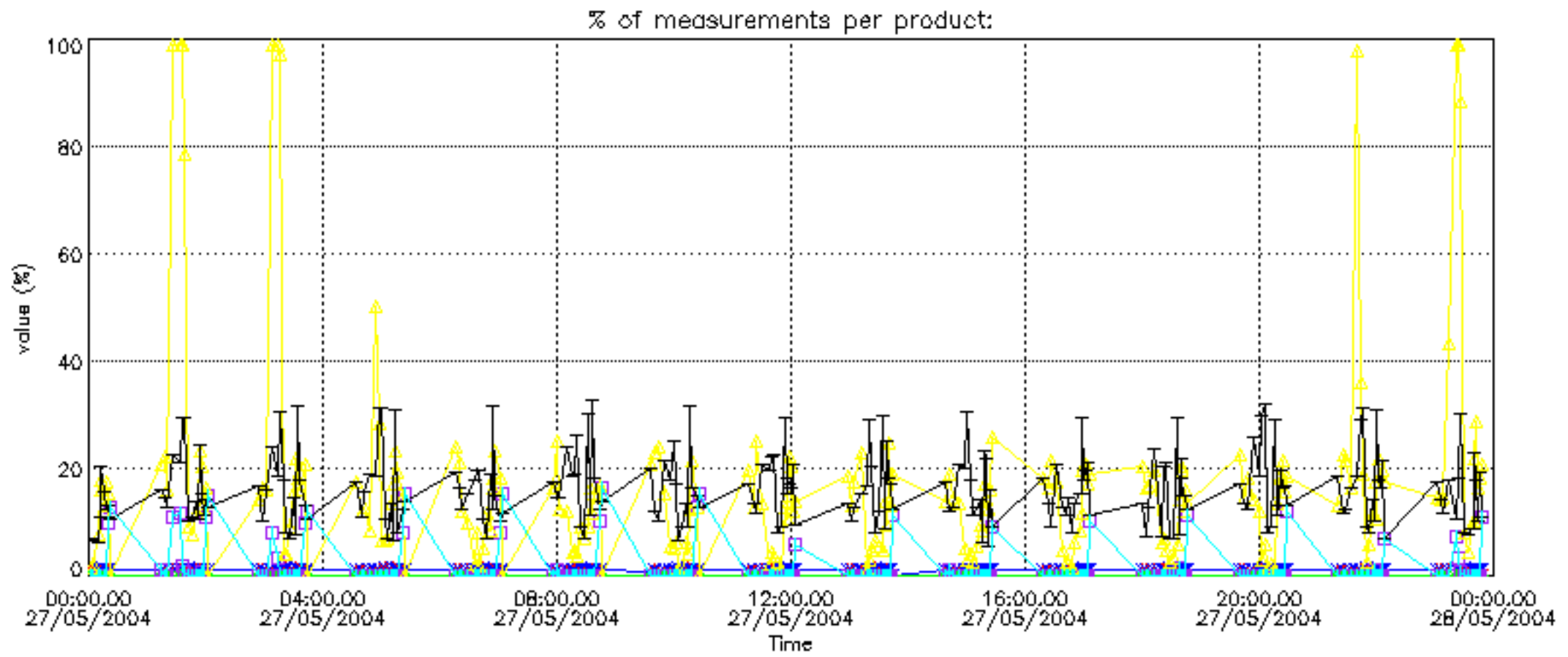


Percentage of flagged data per NO2 profile

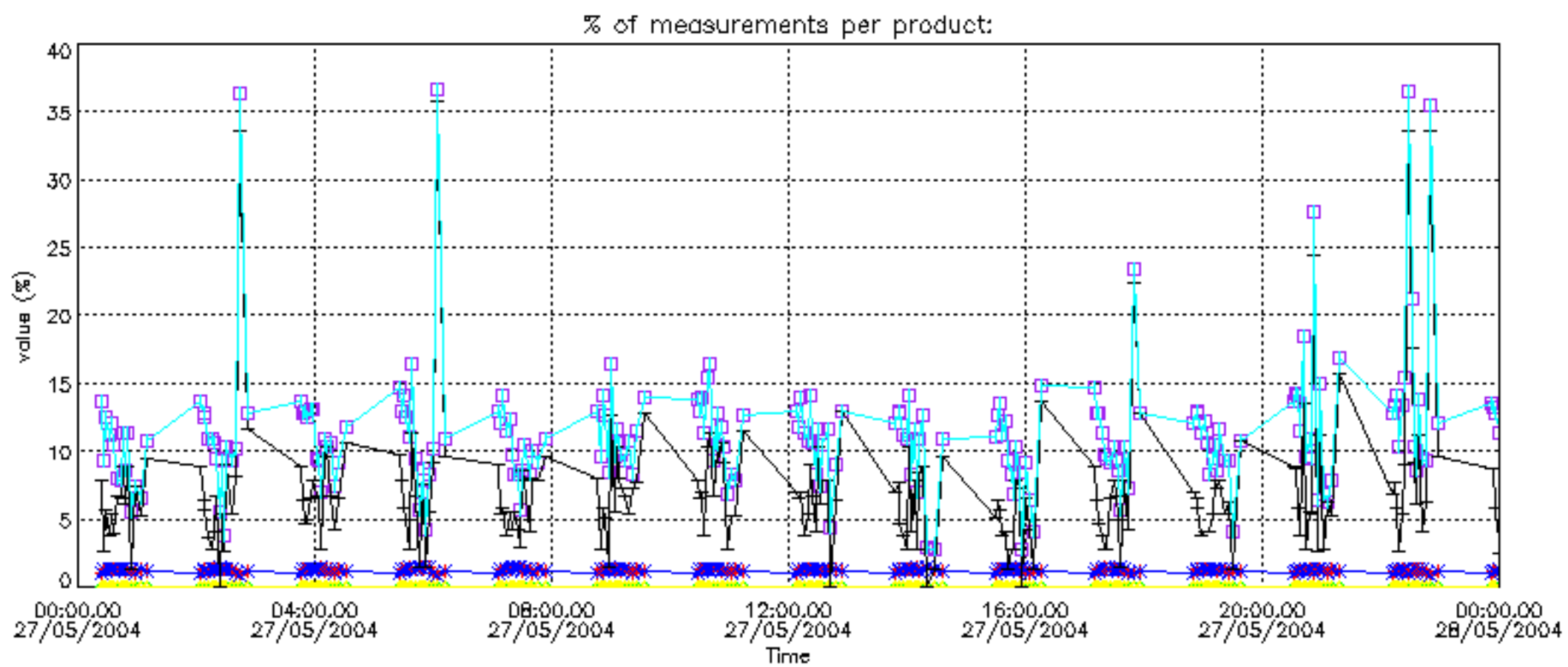


Percentage of flagged data per NO3 profile

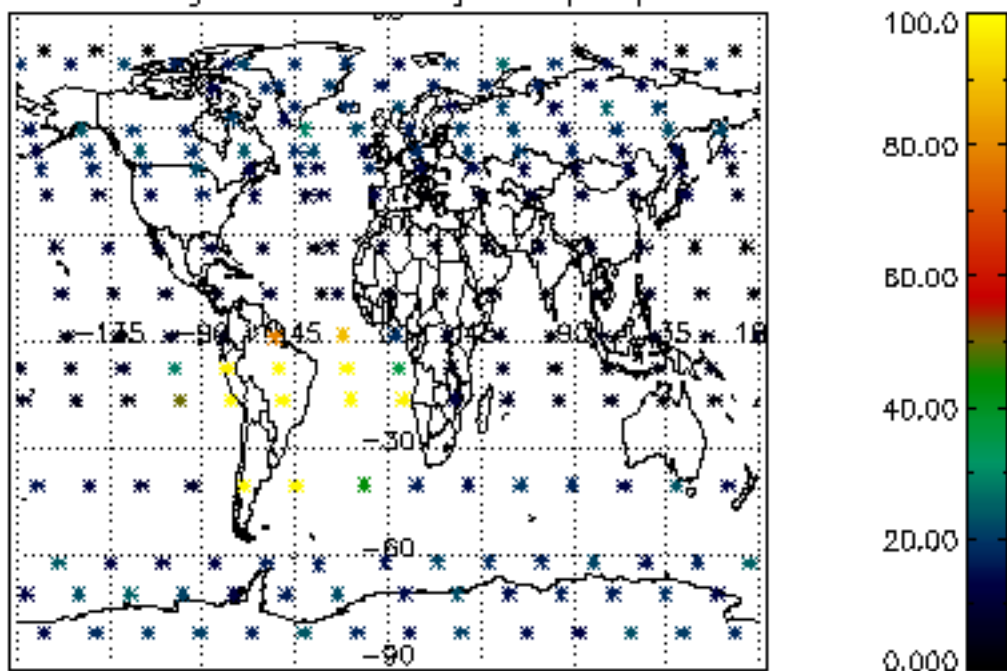




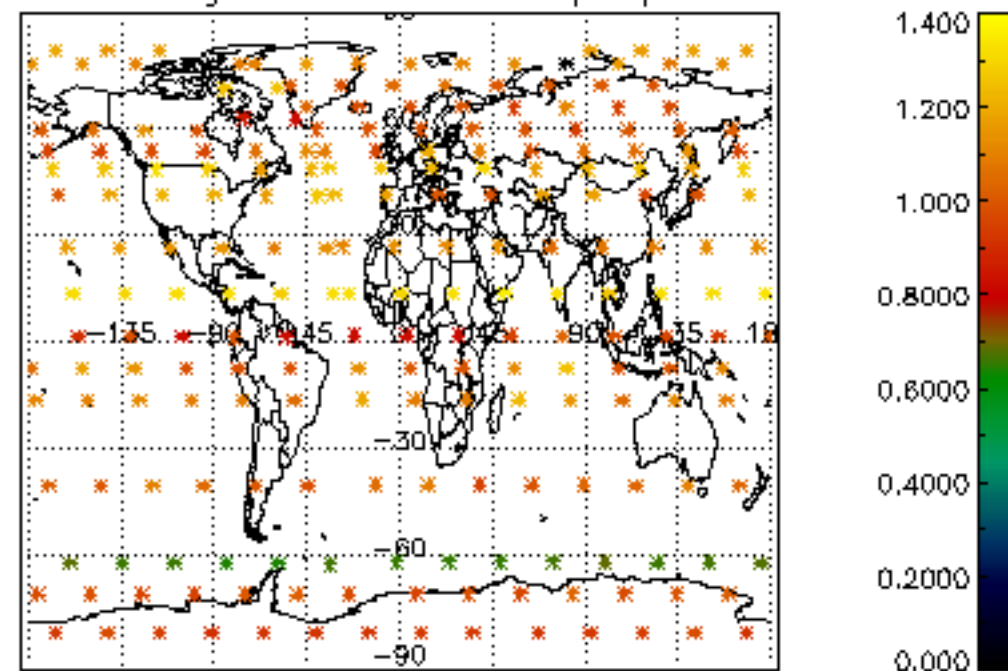




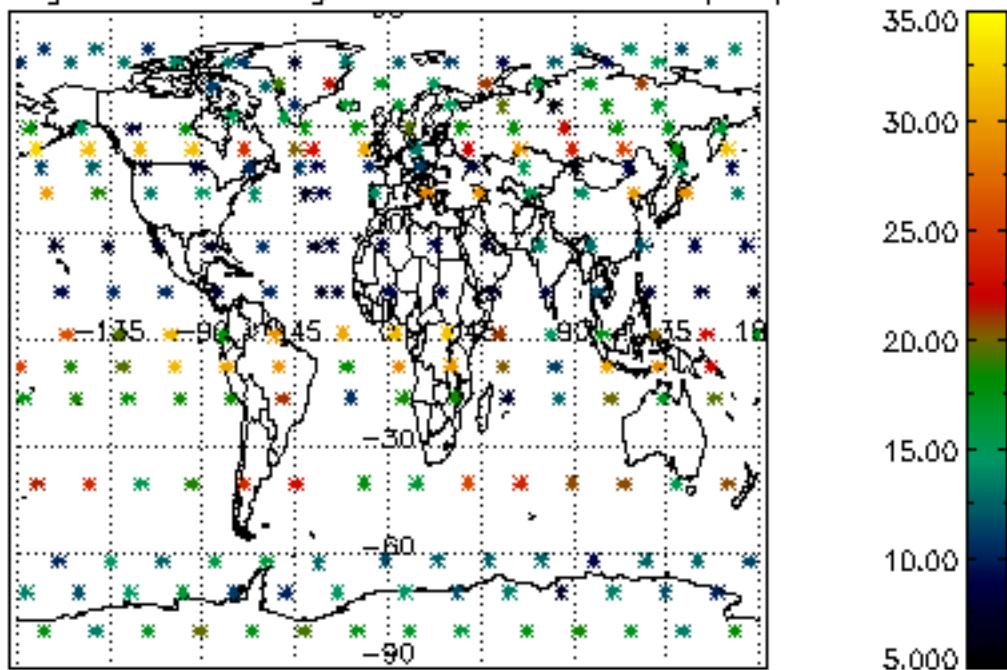
Percentage of cosmic ray hits per profile



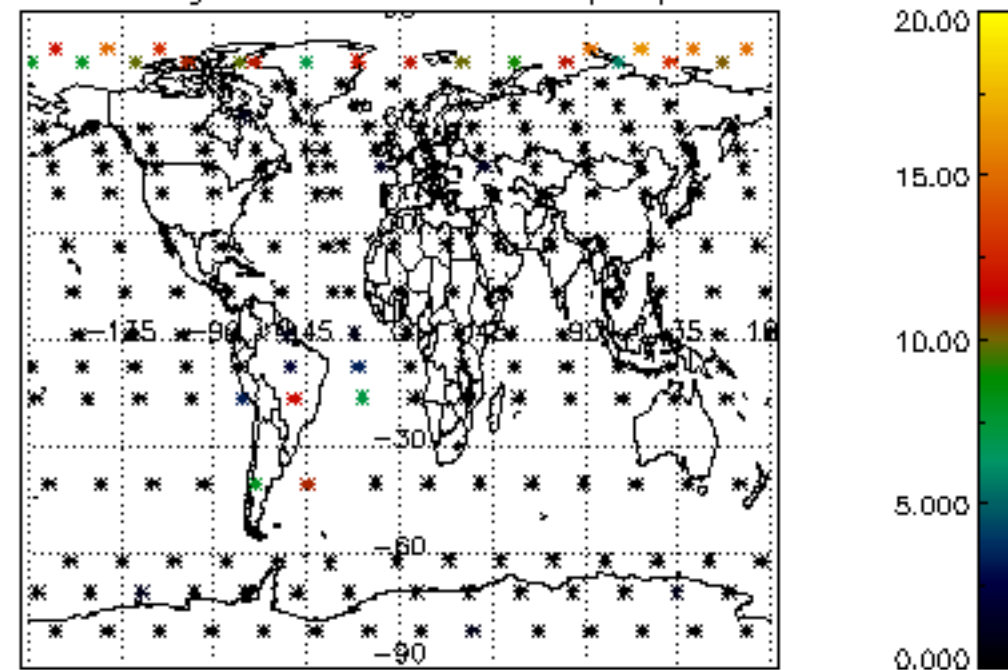
Percentage of datation errors per profile



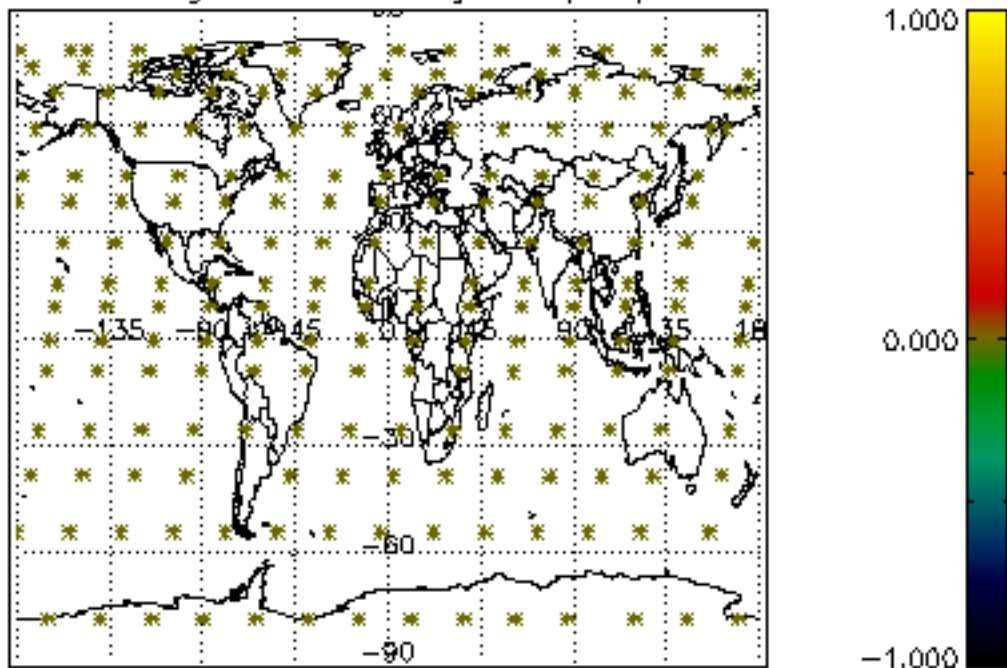
Percentage of star falling outside central band per profile



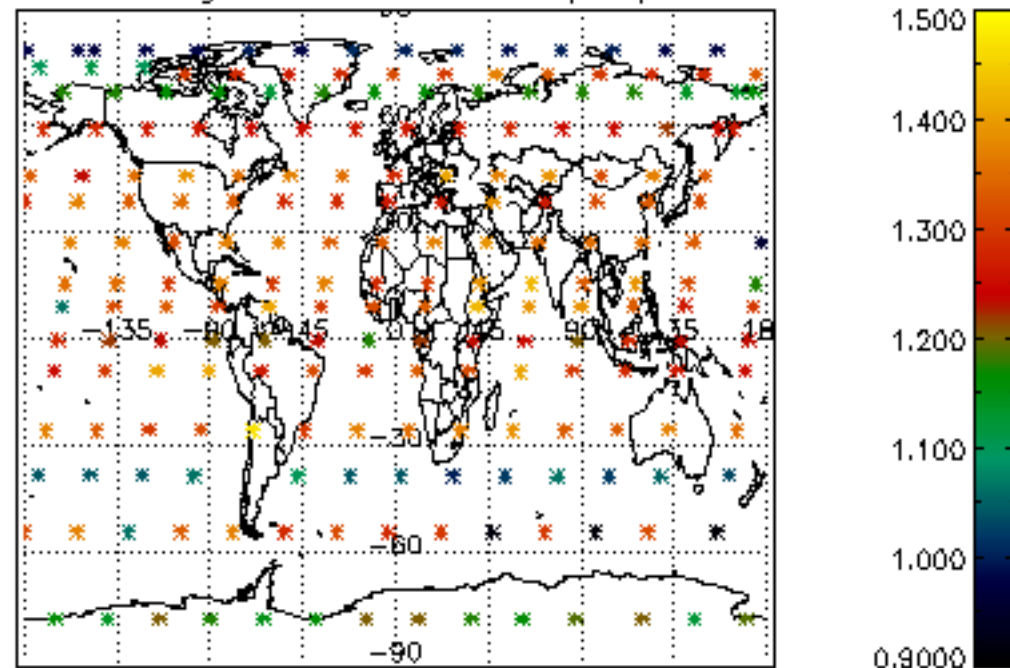
Percentage of saturation errors per profile



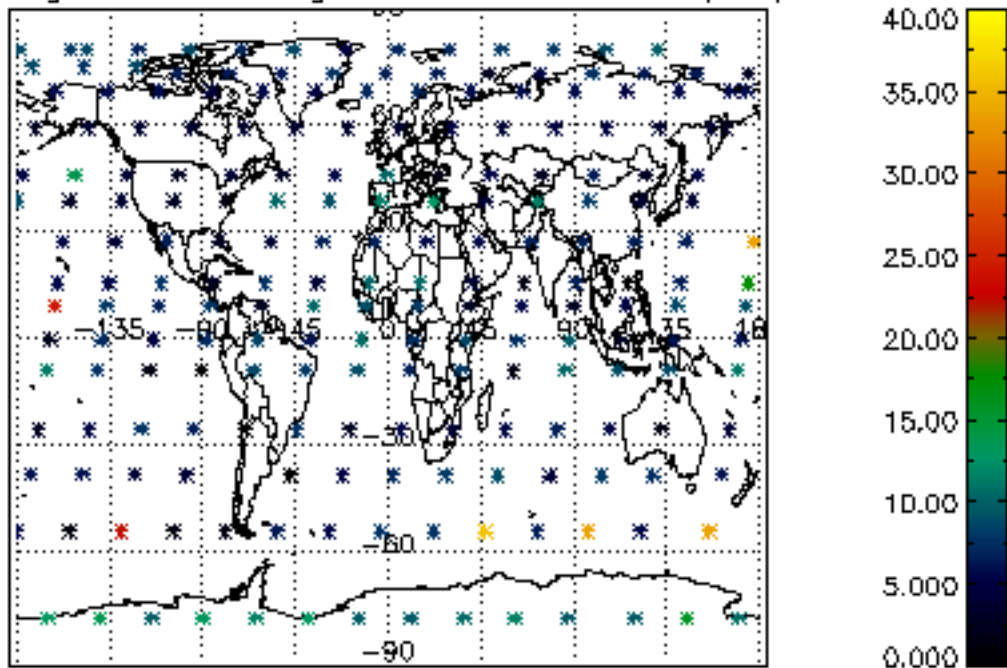
Percentage of cosmic ray hits per profile



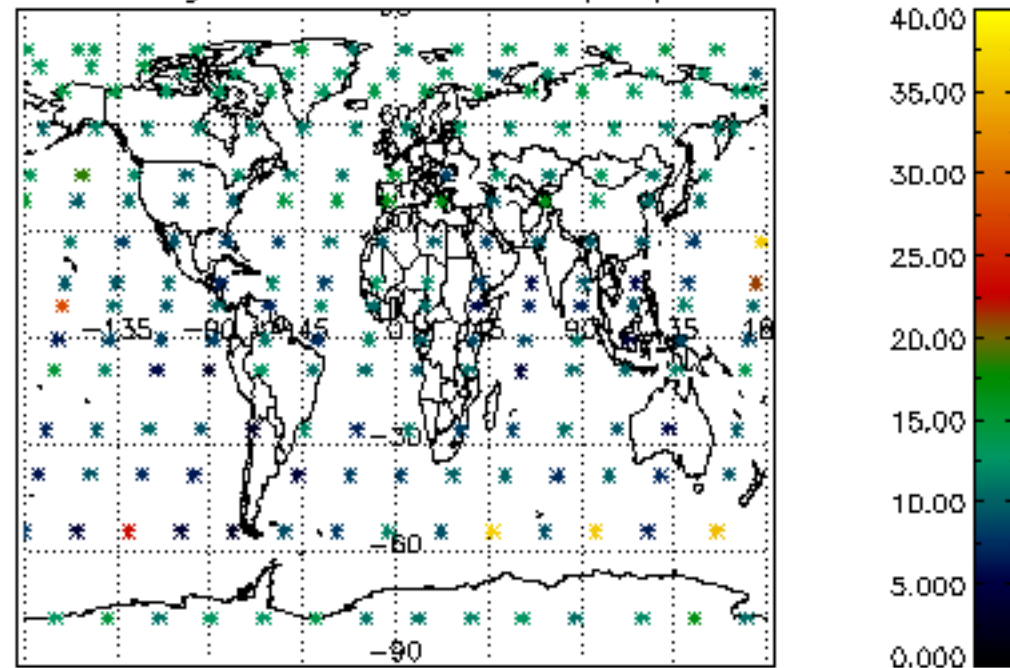
Percentage of datation errors per profile



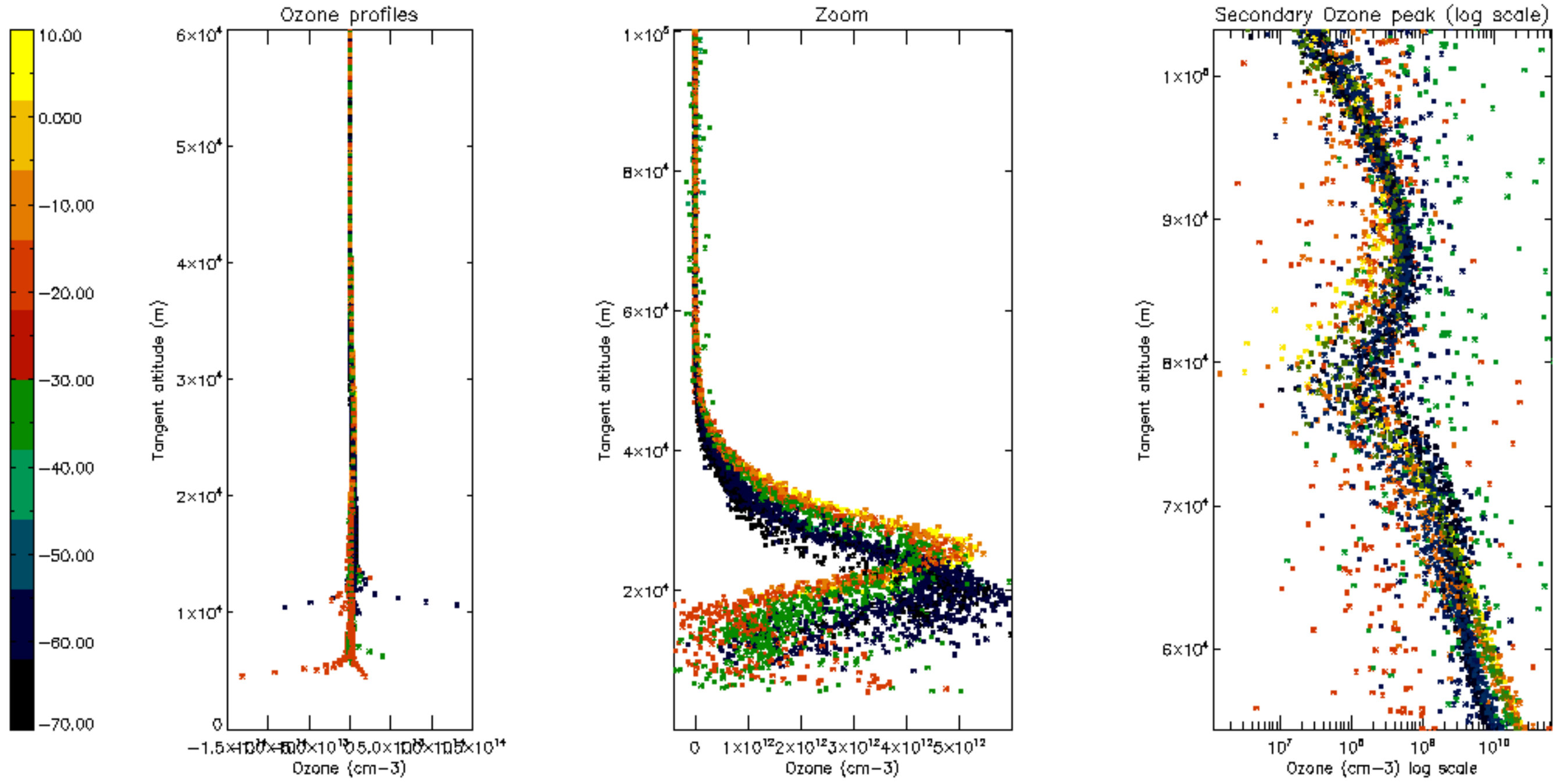
Percentage of star falling outside central band per profile



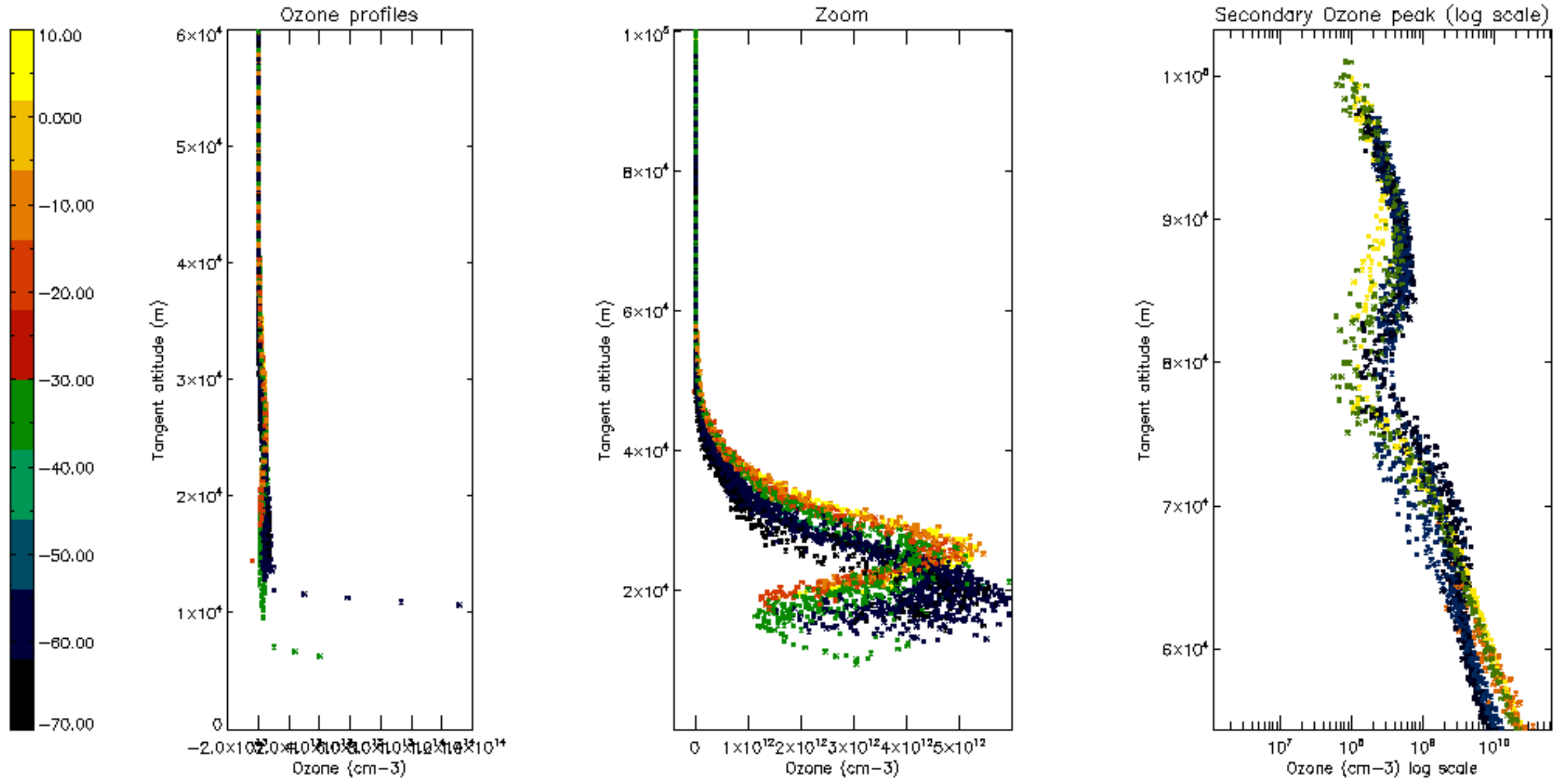
Percentage of saturation errors per profile

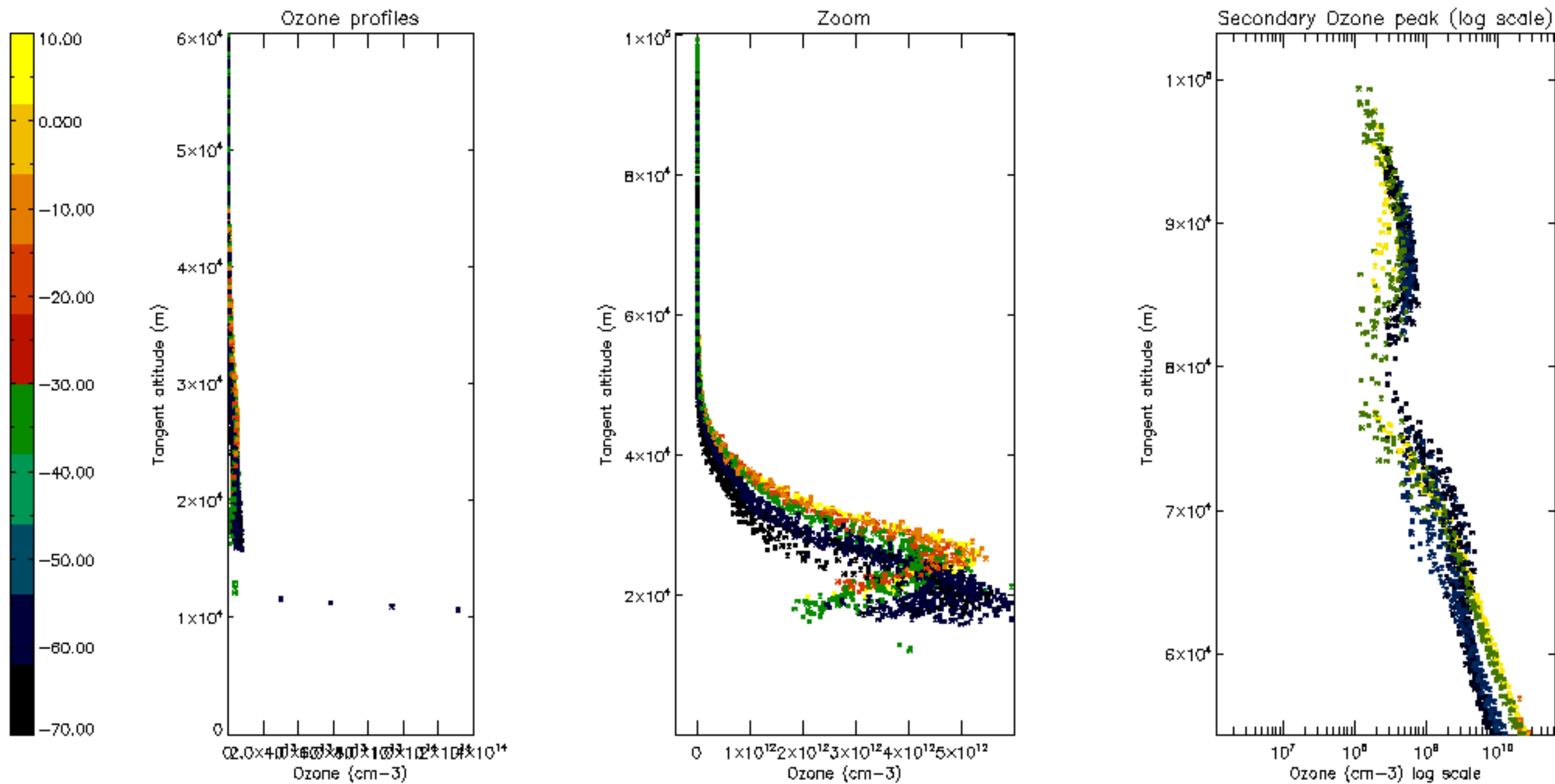


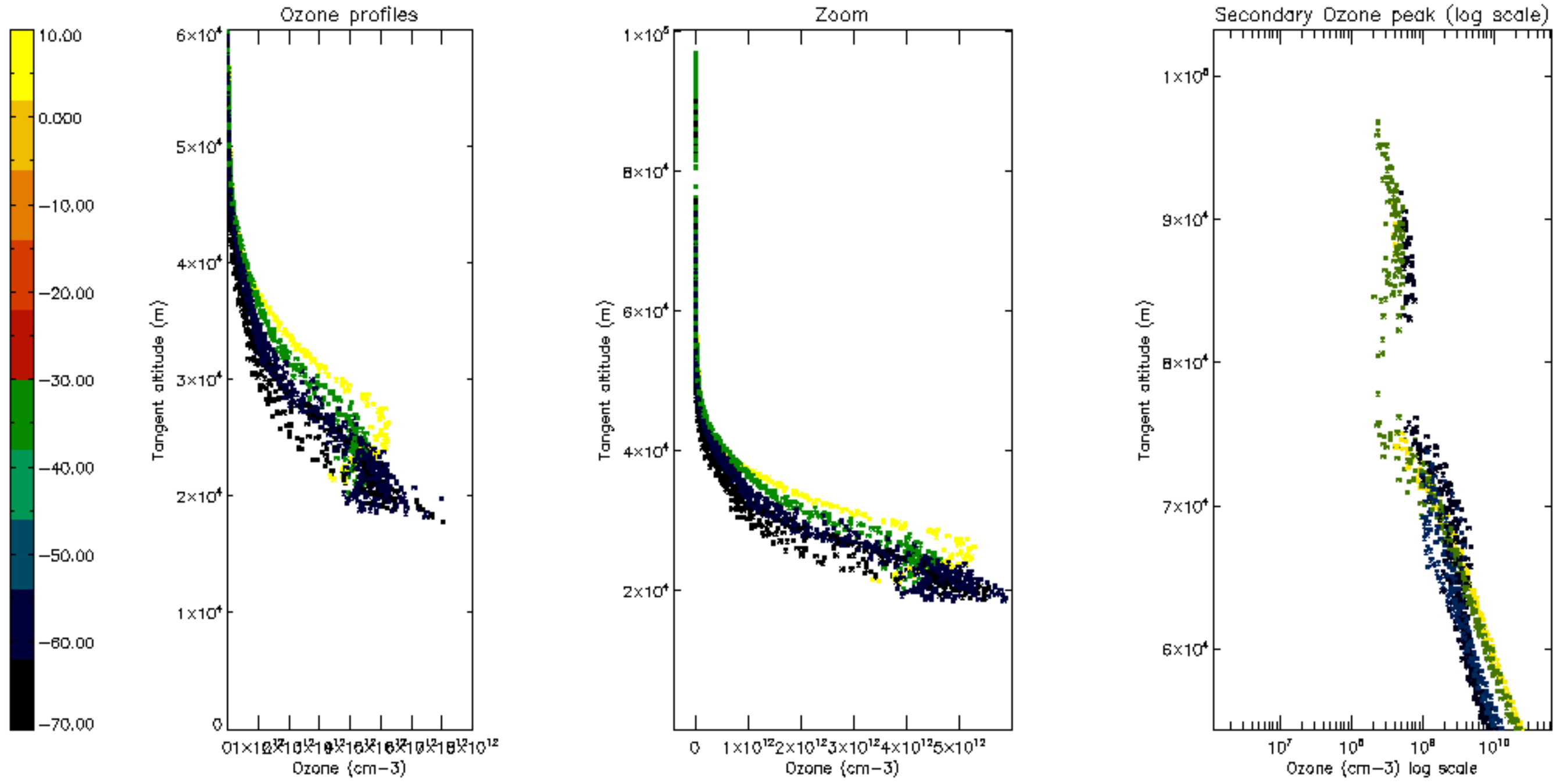


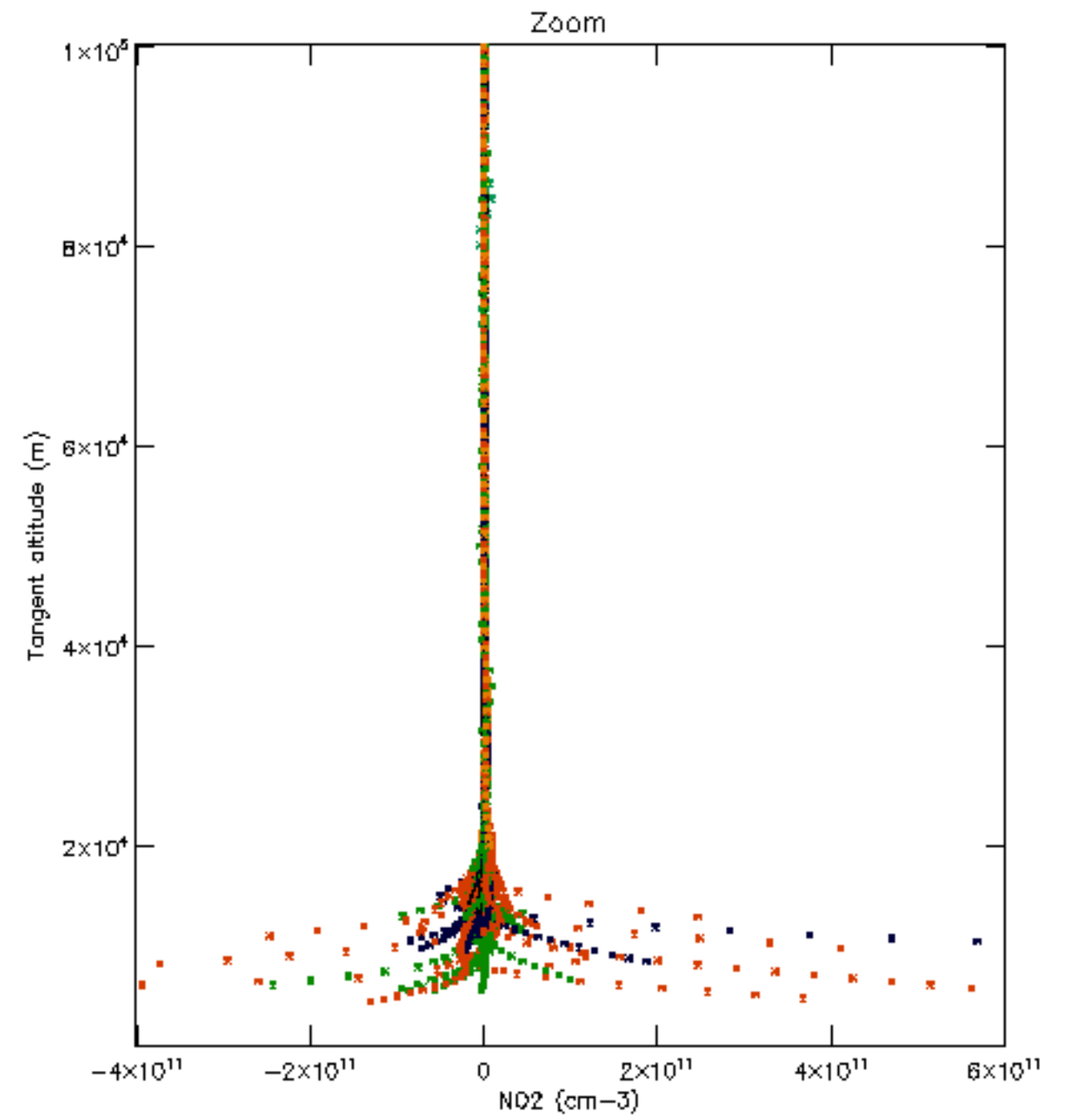
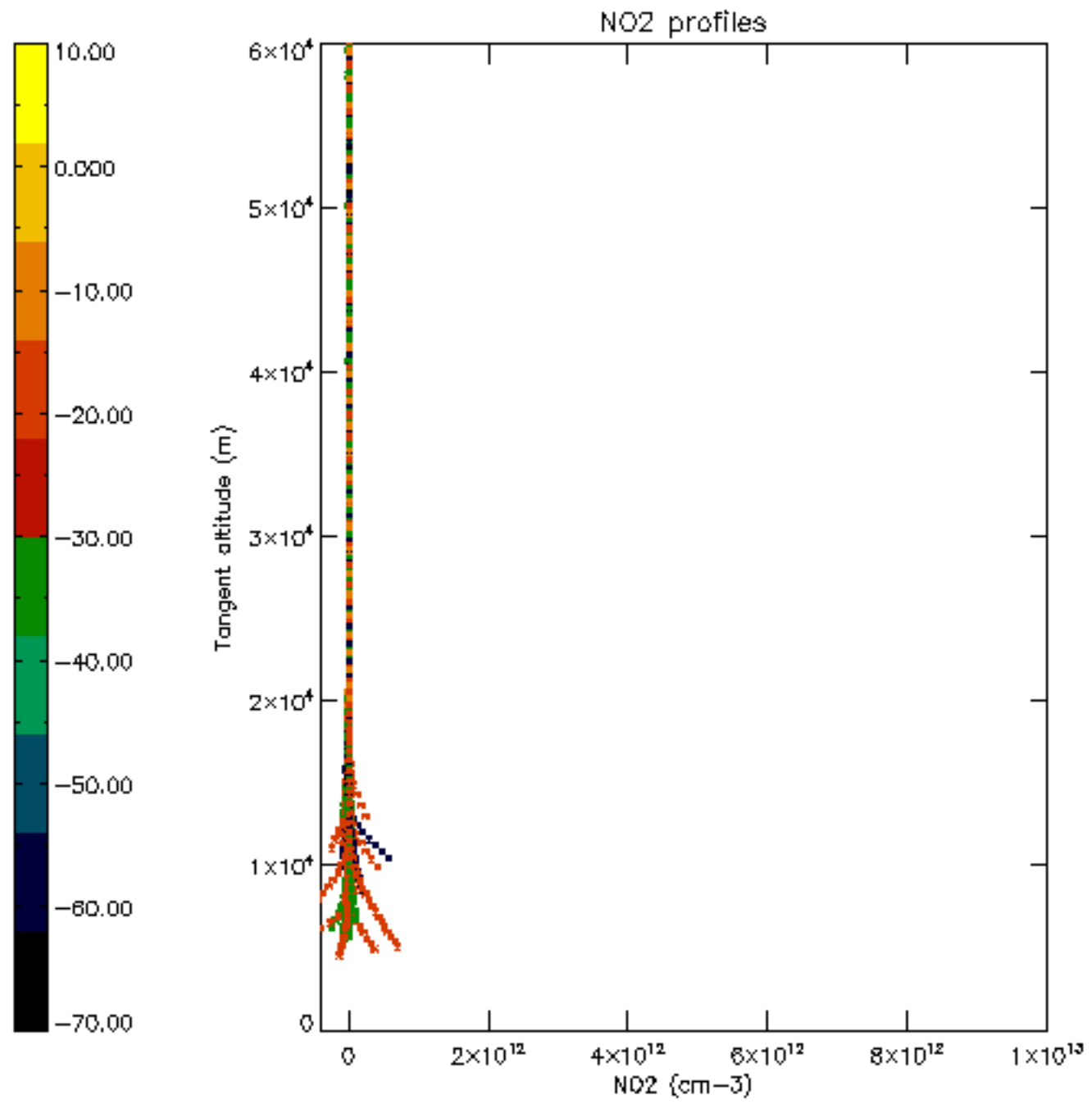




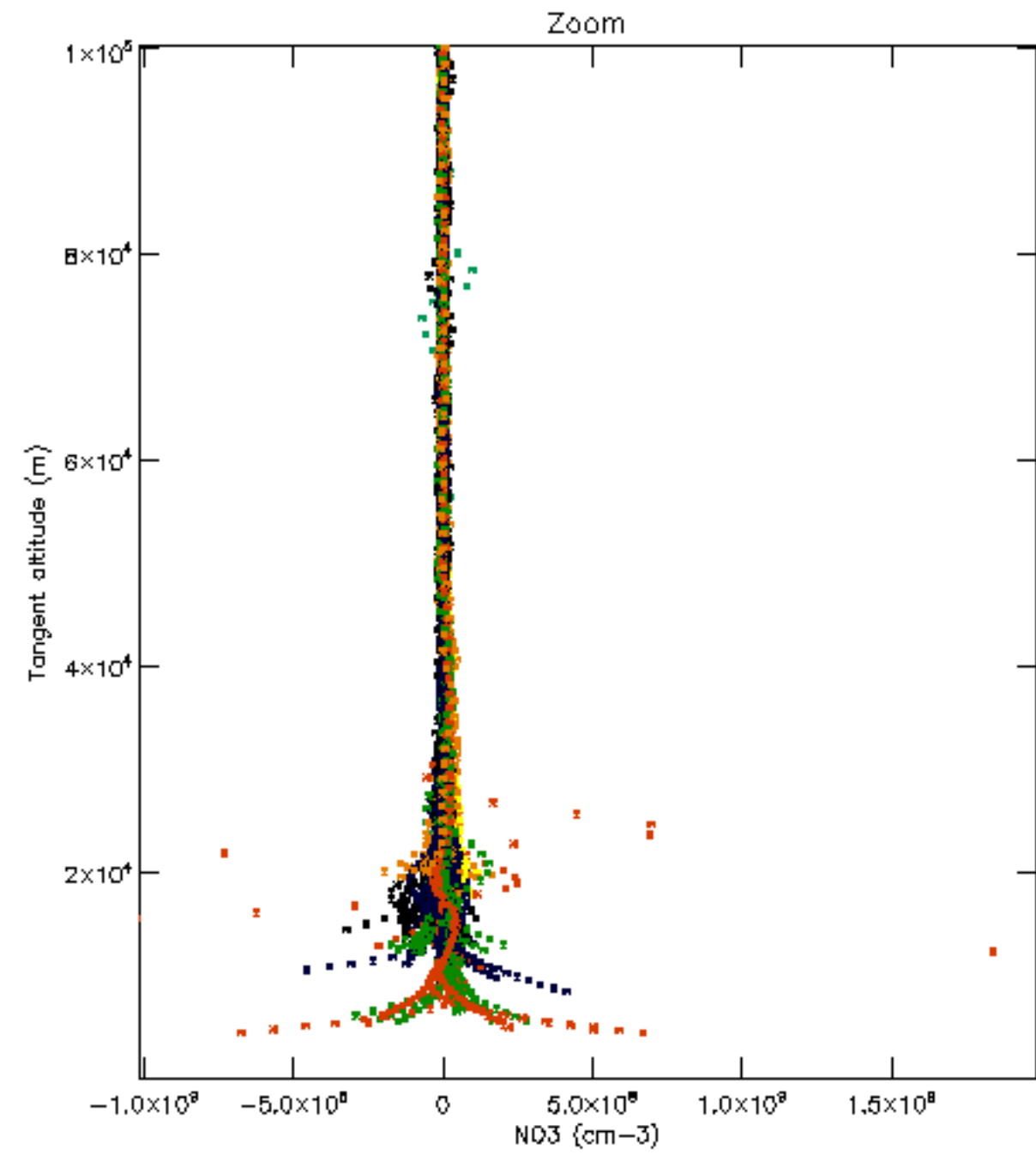
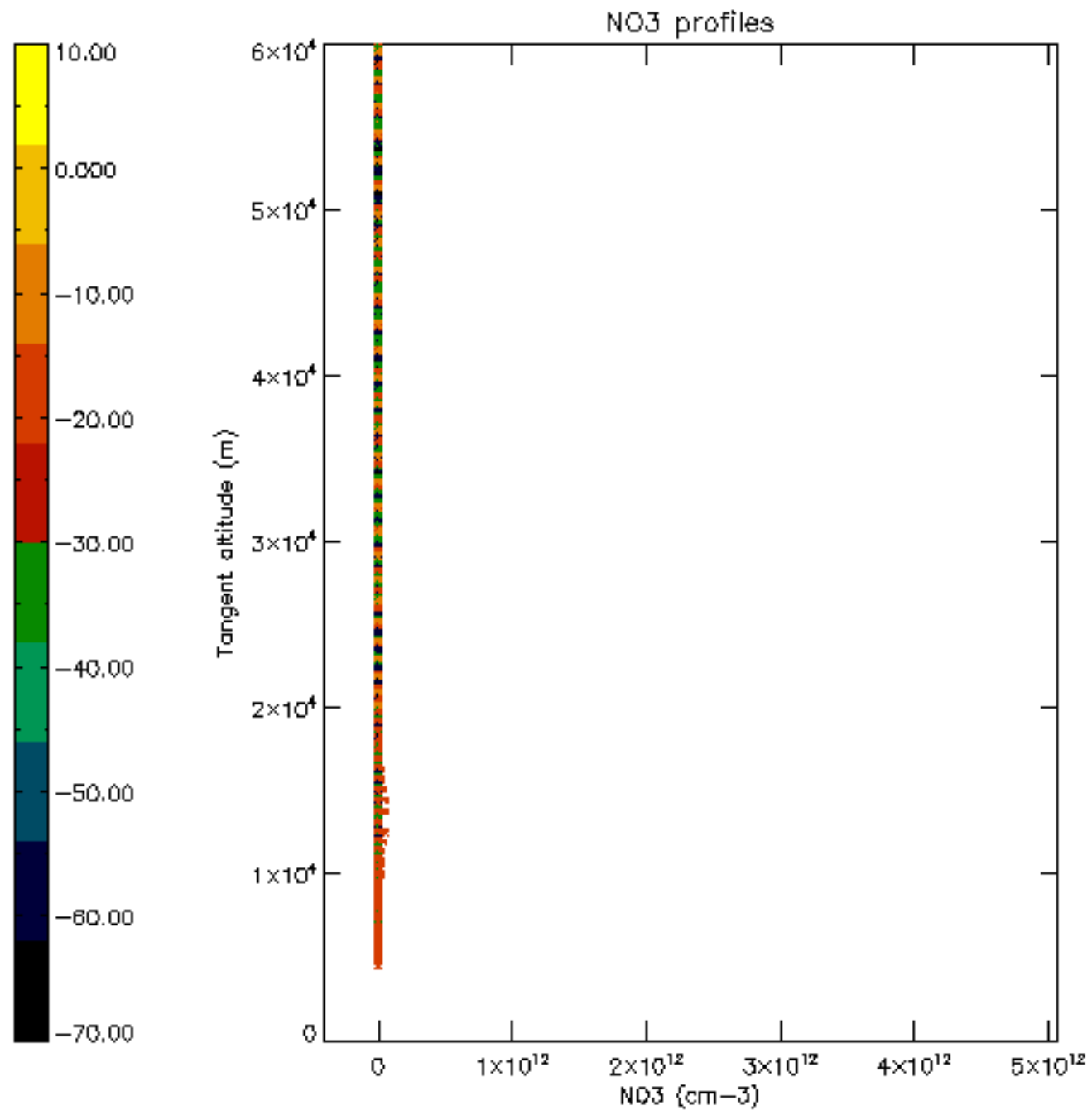


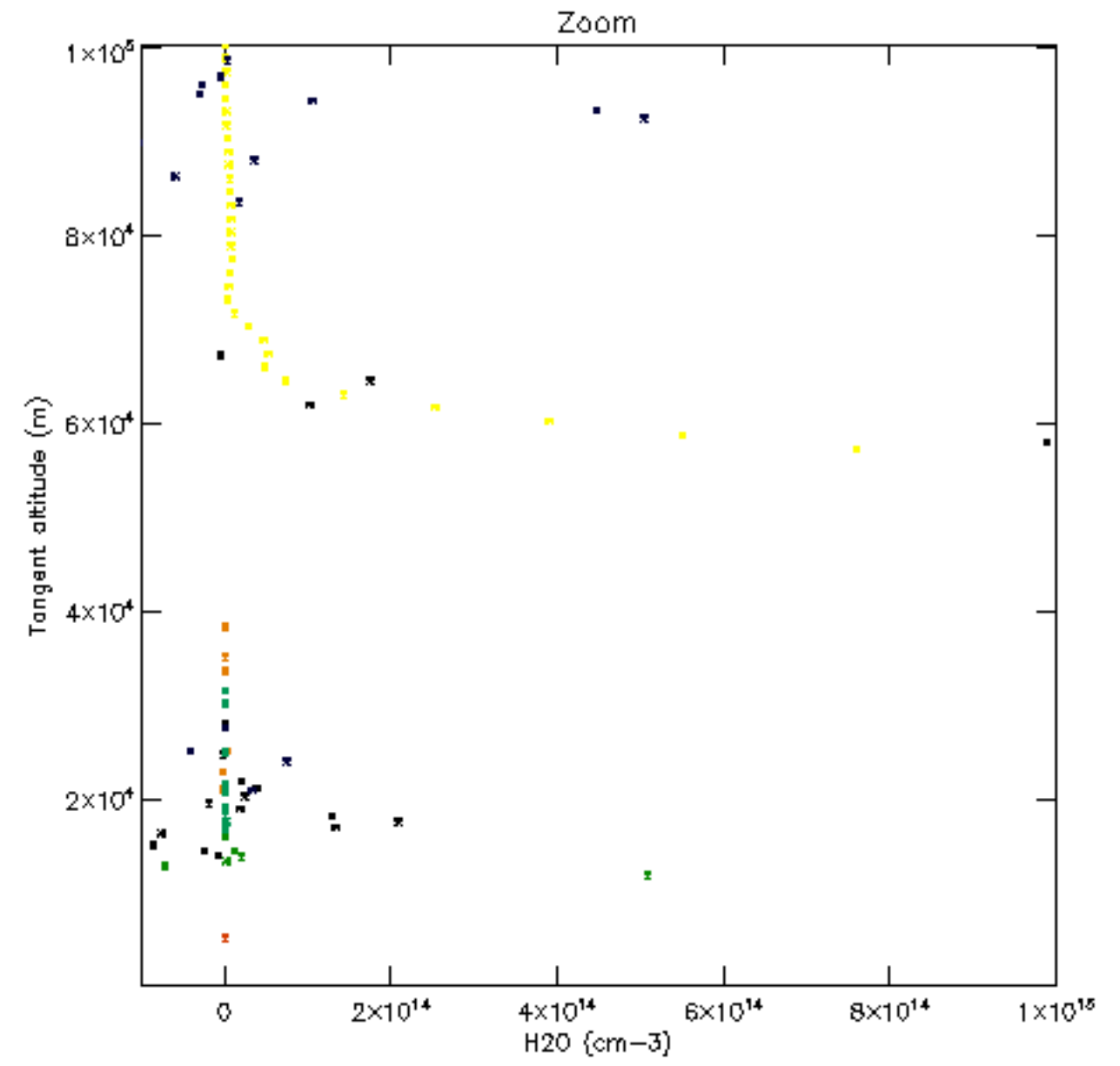
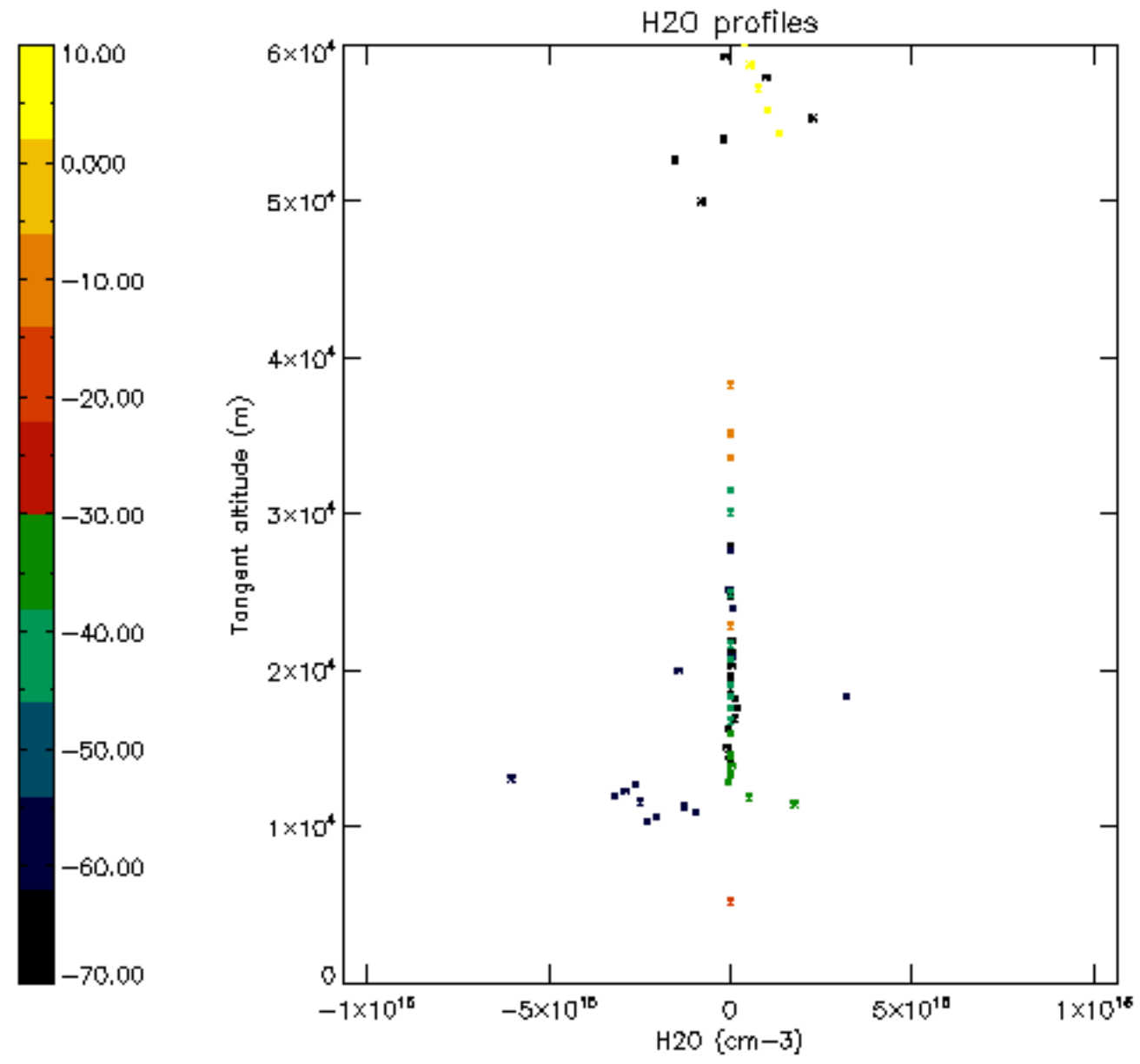


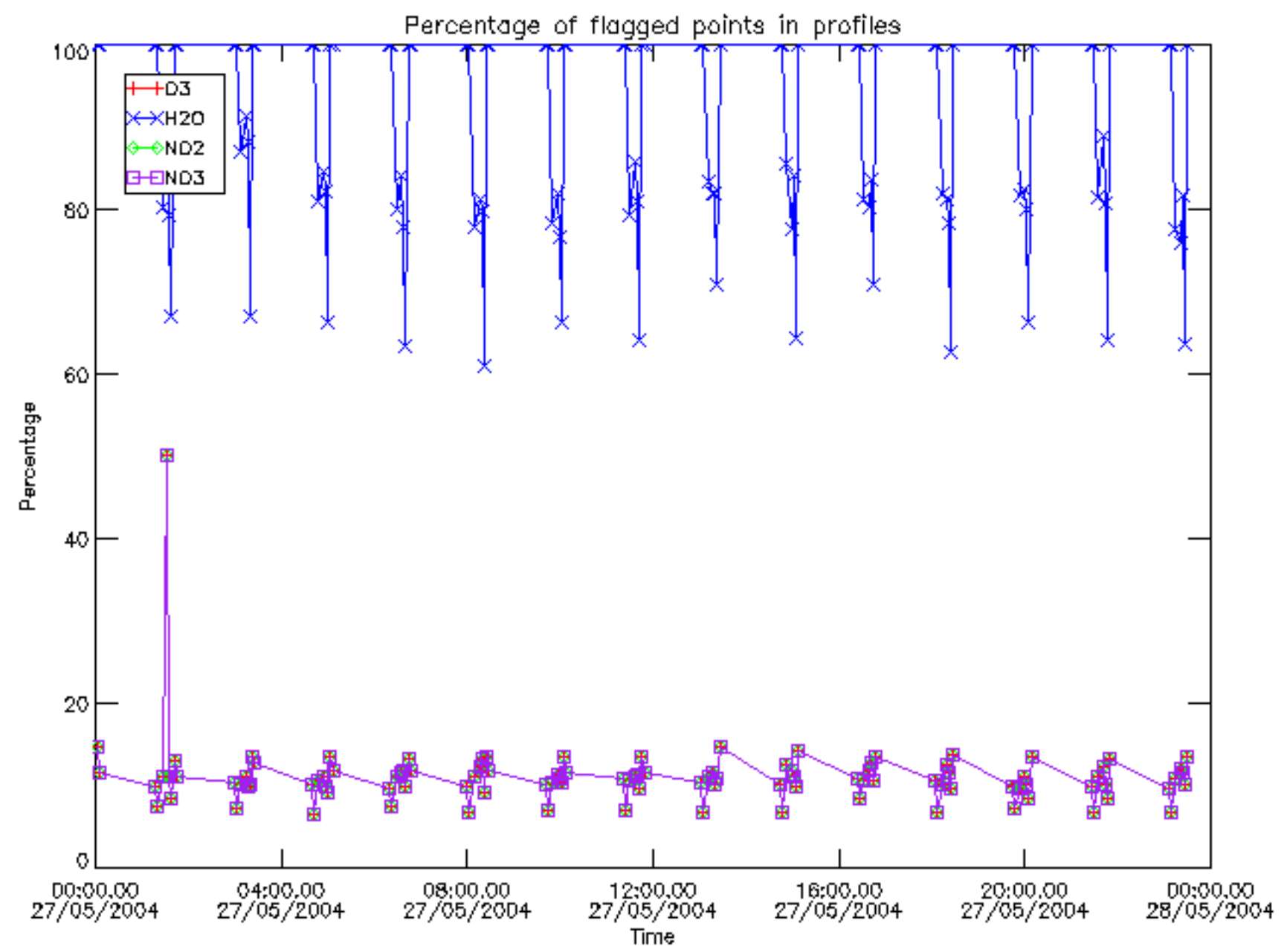






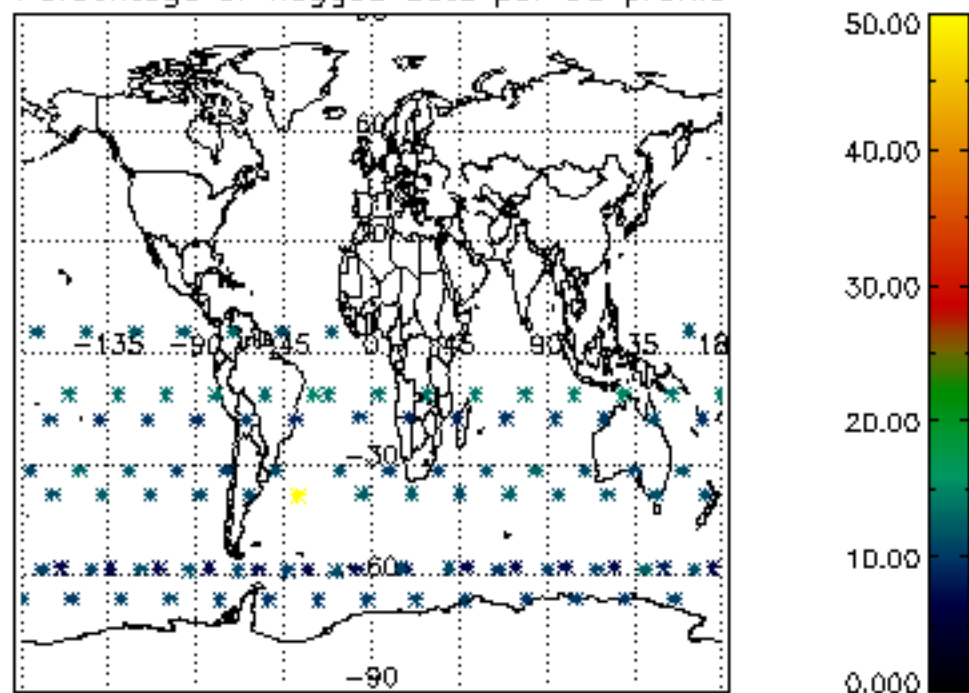




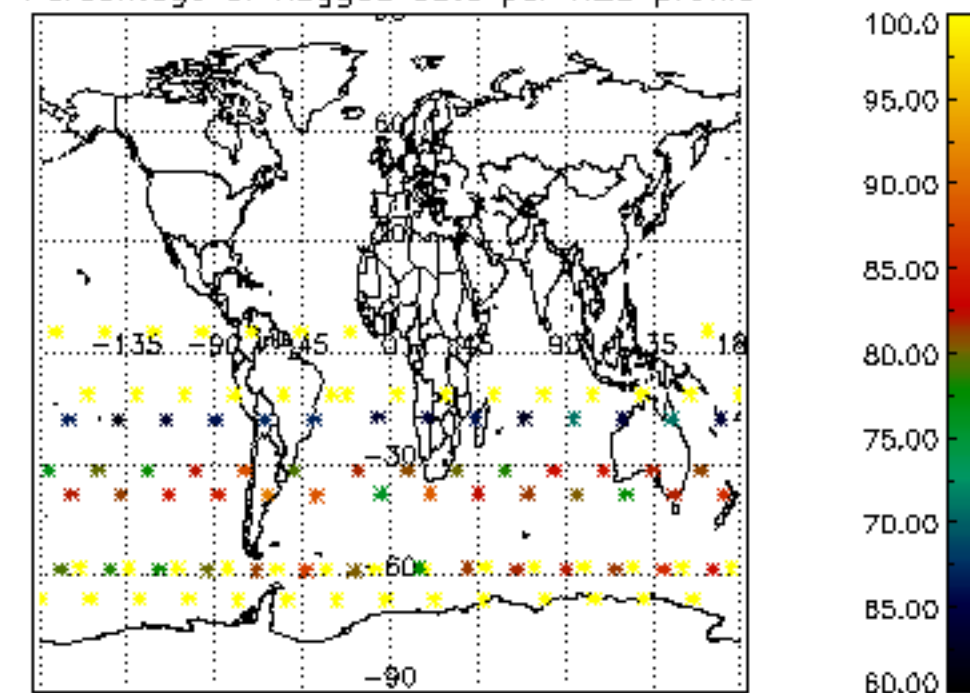




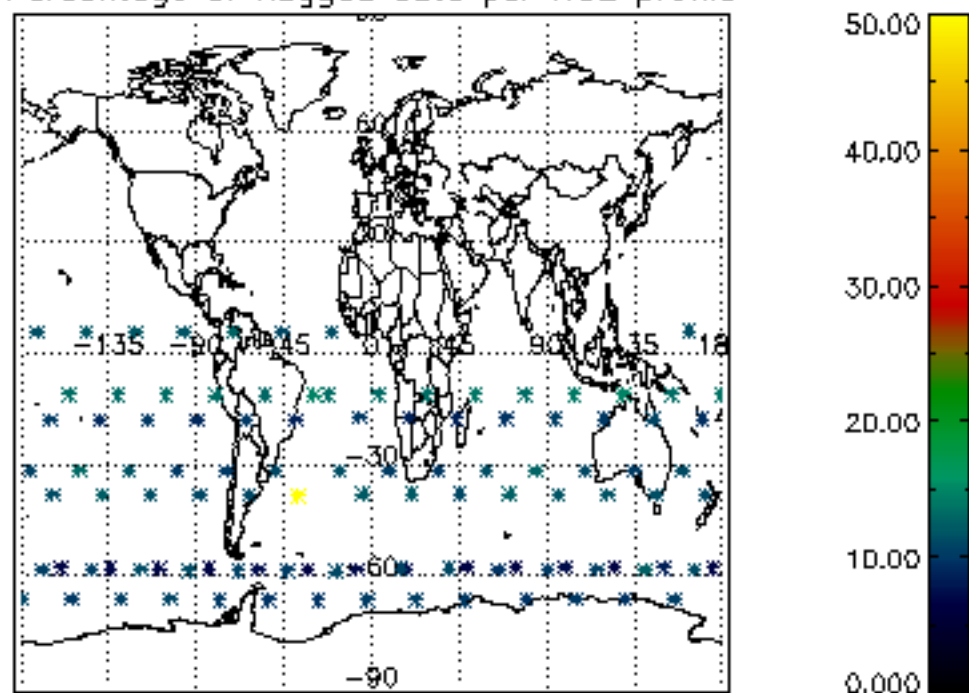
Percentage of flagged data per D3 profile



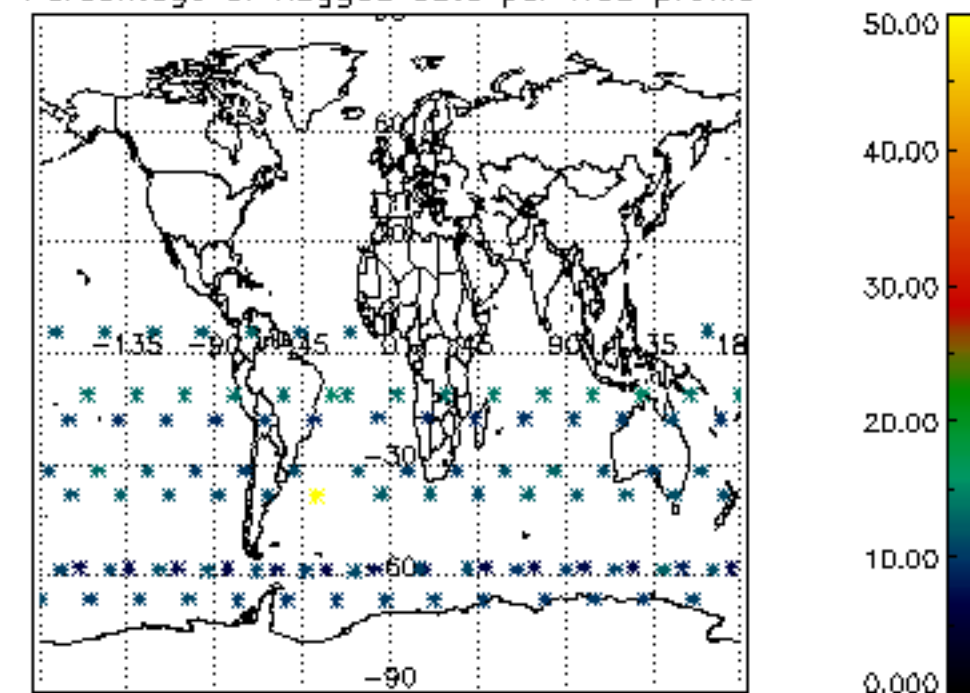
Percentage of flagged data per H2O profile

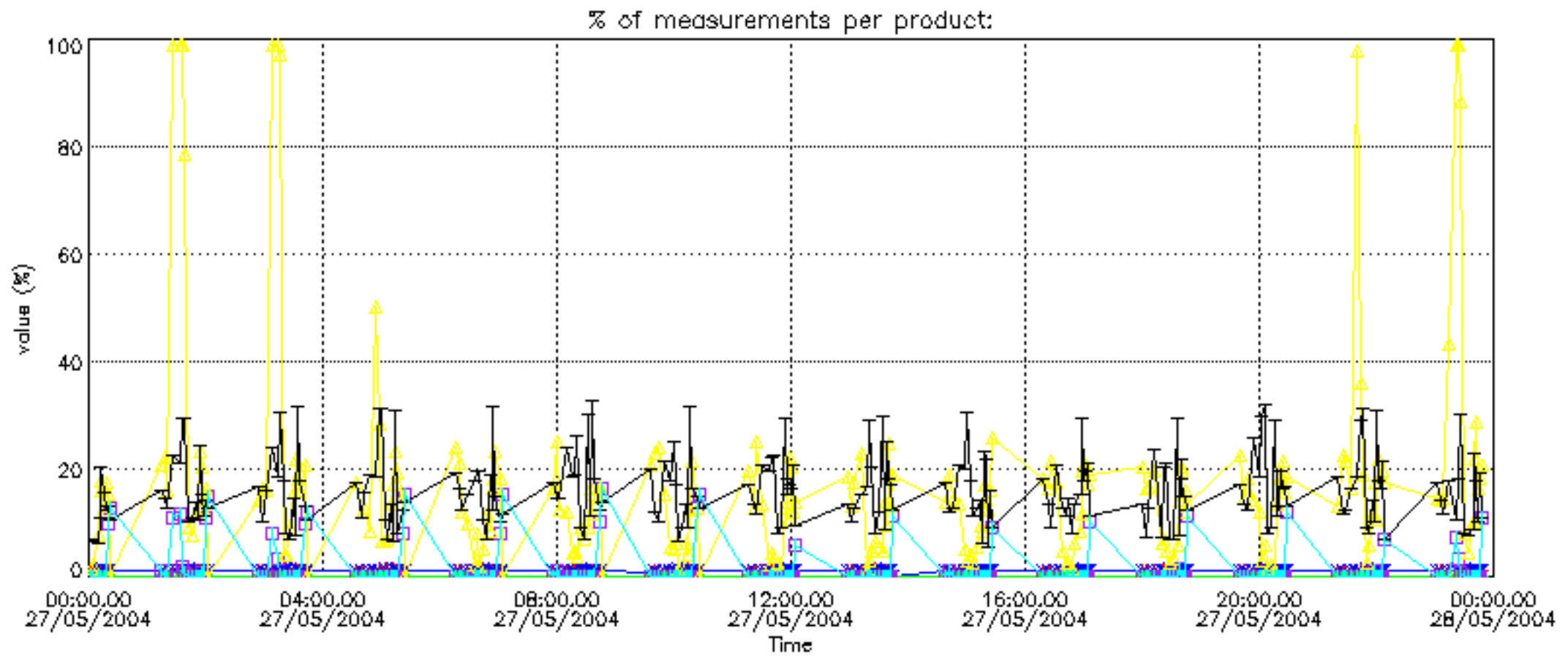


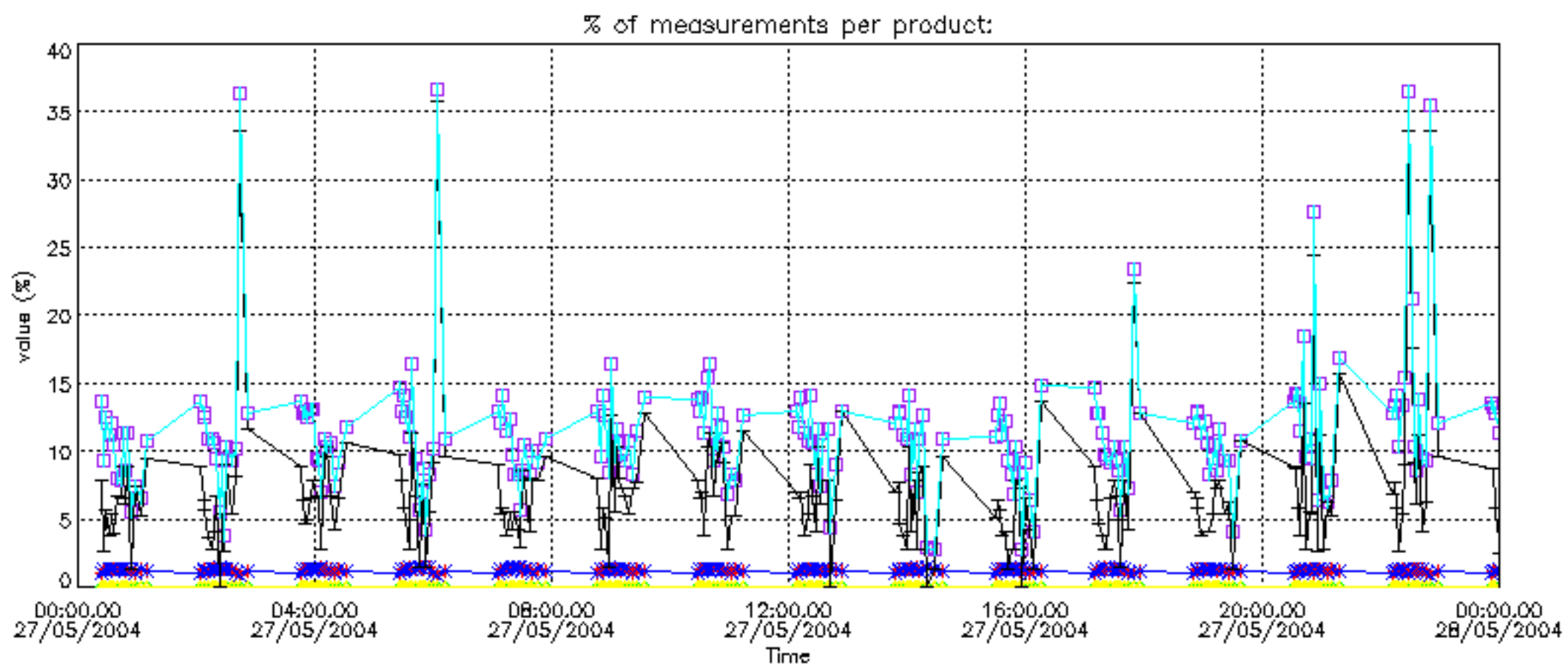
Percentage of flagged data per NO2 profile



Percentage of flagged data per NO3 profile

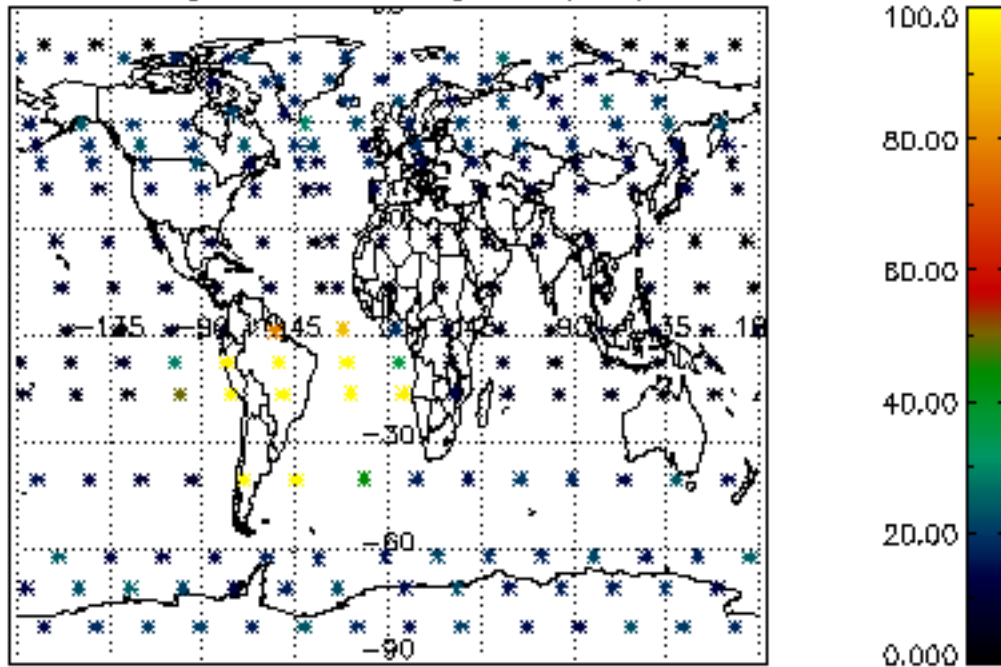




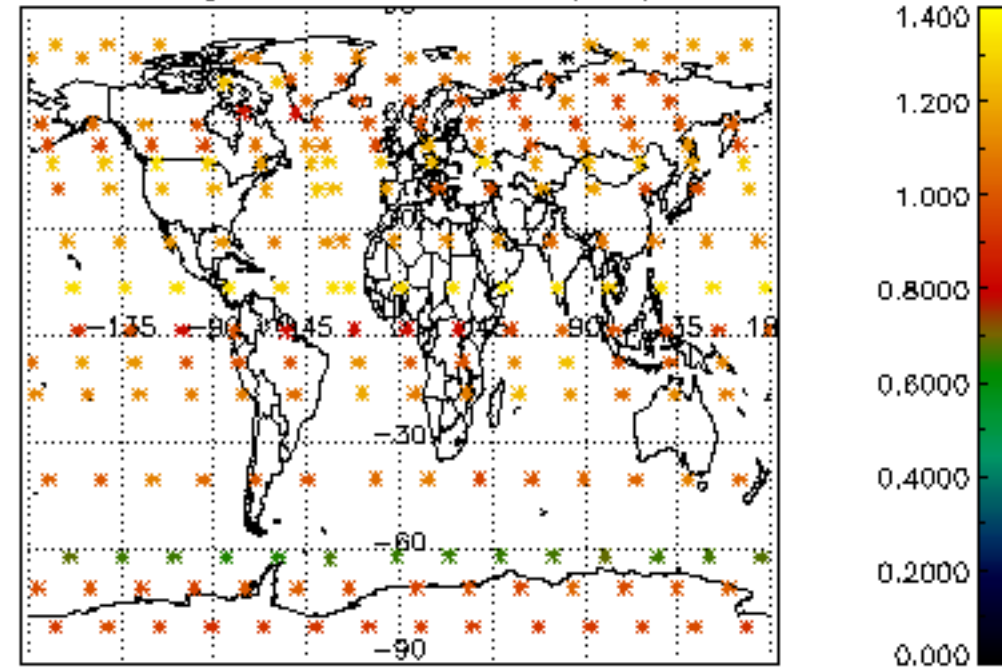




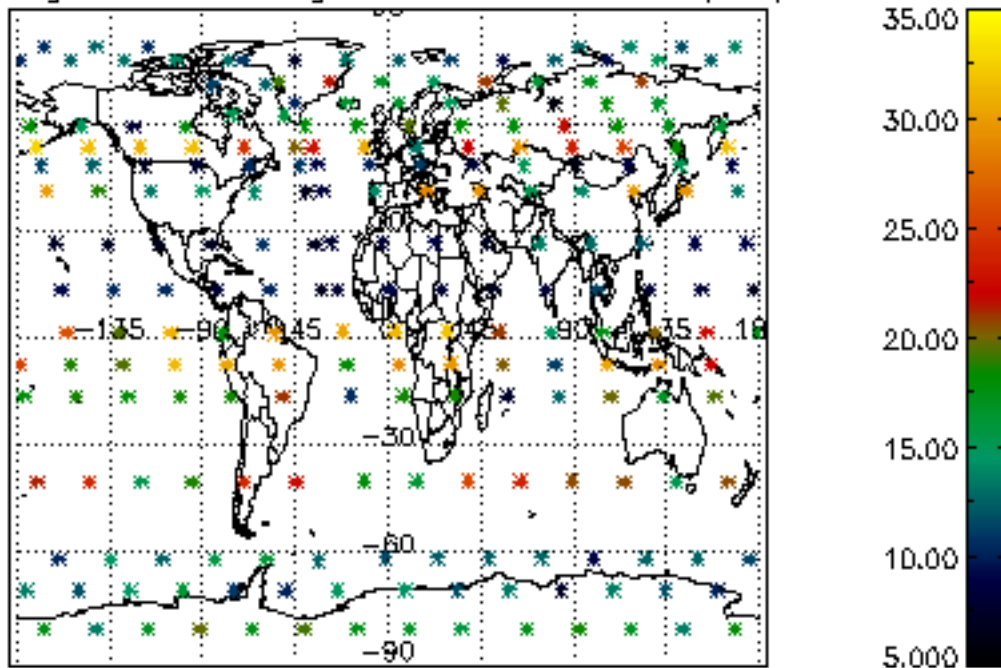
Percentage of cosmic ray hits per profile



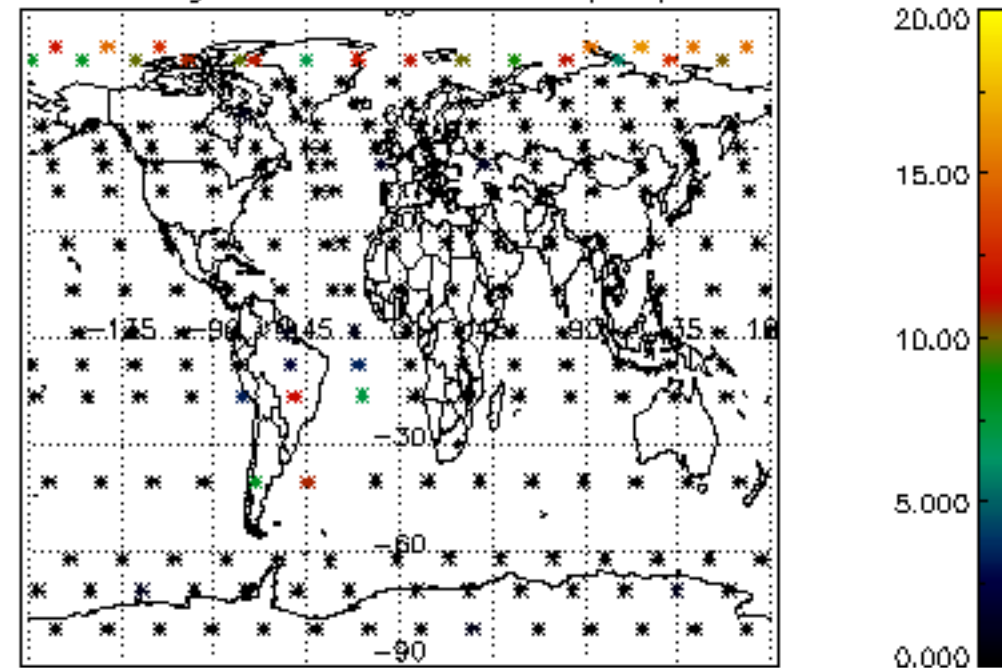
Percentage of datation errors per profile



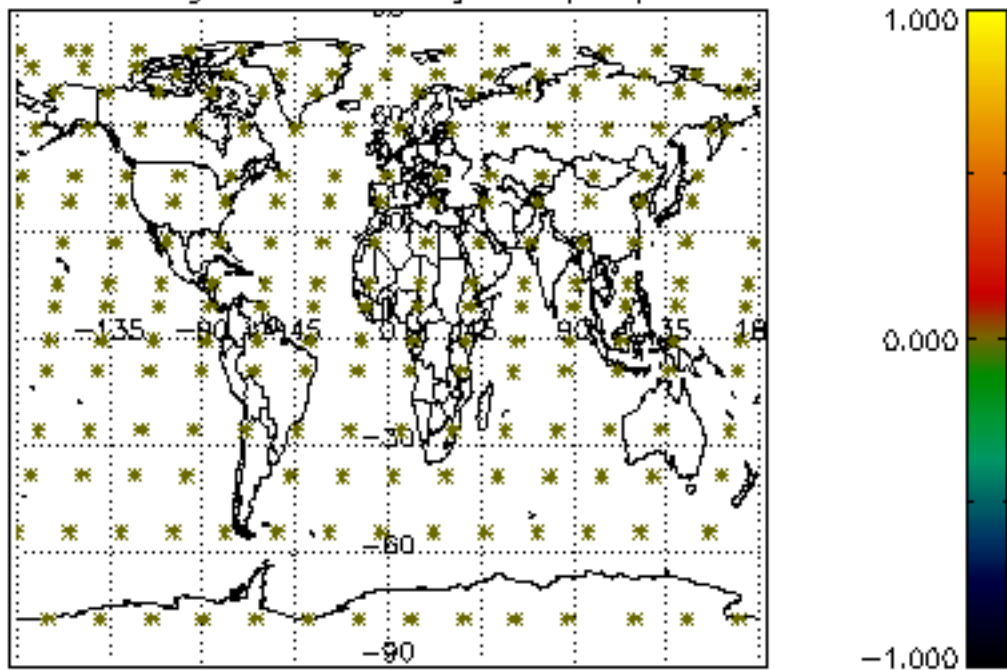
Percentage of star falling outside central band per profile



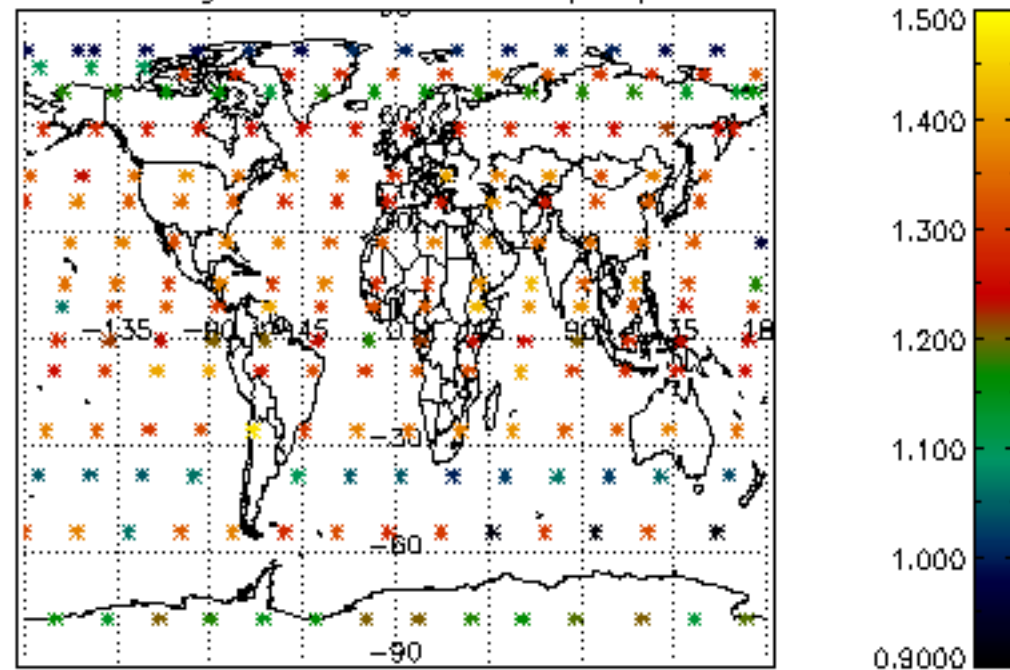
Percentage of saturation errors per profile



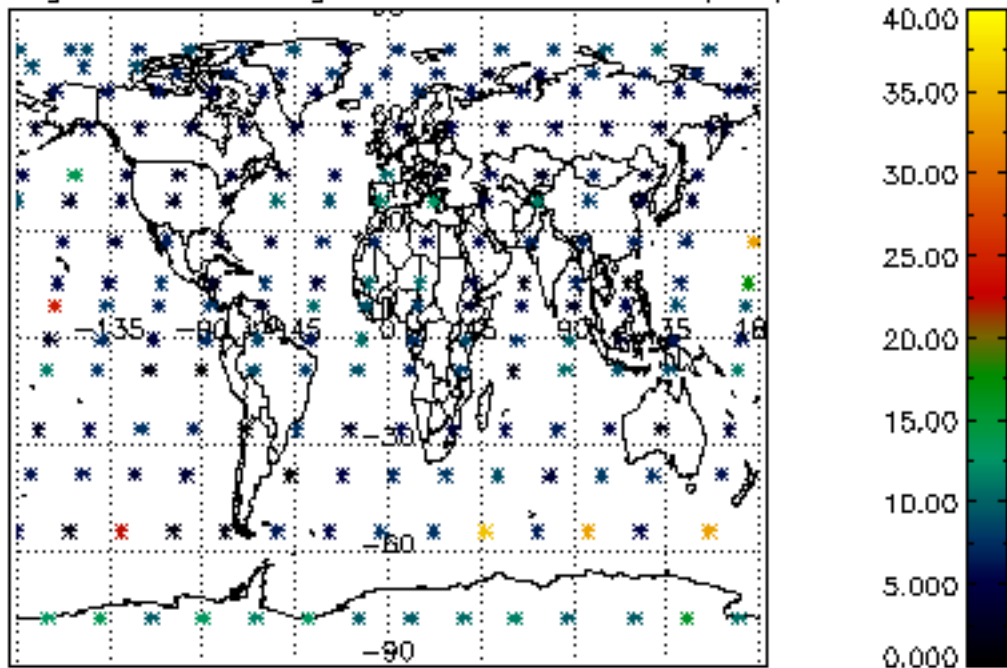
Percentage of cosmic ray hits per profile



Percentage of datation errors per profile



Percentage of star falling outside central band per profile



Percentage of saturation errors per profile

