

GOMOS Level 2 Daily Report

SUMMARY

[1. General Info](#)

[2. Summary of processed GOM_NL_2P products](#)

[3. Level 2 Quality information per product](#)

[3.1 Plot of level 2 quality information per product \(time dependant\)](#)

[3.2 Plot of level 2 quality information per product \(world map\)](#)

[4. Level 1 Quality information per product \(stored on level 2 products\)](#)

[4.1 Plot of level 1 quality information per product \(time dependant\)](#)

[4.1.1 Plot of level 1 quality information per product \(time dependant\): ASCENDING](#)

[4.1.2 Plot of level 1 quality information per product \(time dependant\): DESCENDING](#)

[4.2 Plot of level 1 quality information per product \(world map\)](#)

[4.2.1 Plot of level 1 quality information per product \(world map\): ASCENDING](#)

[4.2.2 Plot of level 1 quality information per product \(world map\): DESCENDING](#)

[5. Ozone profiles based on quality statistics and other trace gas profiles](#)

[5.1 Ozone statistics based on quality of products](#)

[5.2 Plot ozone profiles for all STD \(dark without errors\)](#)

[5.3 Plot ozone profiles where STD < 20% \(dark without errors\)](#)

[5.4. Plot ozone profiles where STD < 10% \(dark without errors\)](#)

[5.5. Plot ozone profiles where STD < 5% \(dark without errors\)](#)

[5.6 Plot NO2 profiles for all STD \(dark without errors\)](#)

[5.7 Plot NO3 profiles for all STD \(dark without errors\)](#)

[5.8 Plot H2O profiles \(only for occultations of stars 1,2,3,4,13,14,16,26,63 dark without errors\) for all STD](#)

[6. Auxiliary Data Files used for the production reported in section 2](#)

This report presents the daily analysis on parameters extracted from GOMOS level 2 data (GOM_NL__2P). It is intended to monitor some important parameters that will impact the quality of these products. A list of level 2 products (and content) that have arrived during the reporting day to the PCF is also given.

Item	Value
Time of report generation	19APR2013 02:47:49
Data source version	GOMOS/6.01
Start time of products	25-05-2004 (25MAY2004 00:00:00)
Stop time of products	26-05-2004 (26MAY2004 00:00:00)
Store outputs in DB	Yes
Nb of level 2 prods	448
Nb of prods with errors	1

2. Summary of processed GOM_NL__2P products.

Nr	Filename	UTC Start time	Limb	Duration	Star Id	Star Name	Star Mag	Star Temp	Nb Meas	Orbit	Prod. error
1	GOM_NL__2PRFIN20040525_010228_000000462027_00103_11680_2760.N1	25-MAY-2004 01:02:28	Dark	46.000	31	Alp Gru	1.7340	15200.	92	11680	No
2	GOM_NL__2PRFIN20040525_010428_000000372027_00103_11680_2761.N1	25-MAY-2004 01:04:28	Dark	37.000	135	Bet Hyi	2.8200	5800.0	74	11680	No
3	GOM_NL__2PRFIN20040525_010746_000000452027_00103_11680_2762.N1	25-MAY-2004 01:07:46	Dark	44.500	45	Alp Pav	1.9400	26000.	89	11680	No
4	GOM_NL__2PRFIN20040525_011208_000000432027_00103_11680_2763.N1	25-MAY-2004 01:12:08	Straylight	43.000	43	Alp TrA	1.9100	4250.0	86	11680	No
5	GOM_NL__2PRFIN20040525_011415_000000392027_00103_11680_2764.N1	25-MAY-2004 01:14:15	Straylight	38.500	134	Bet TrA	2.8100	6600.0	77	11680	No
6	GOM_NL__2PRFIN20040525_011545_000000422027_00103_11680_2765.N1	25-MAY-2004 01:15:45	Straylight	42.000	4	Alp1Cen	-0.010000	5800.0	84	11680	No
7	GOM_NL__2PRFIN20040525_011807_000000612027_00103_11680_2766.N1	25-MAY-2004 01:18:07	Straylight	61.000	38	20Eps Sgr	1.8360	11000.	122	11680	No
8	GOM_NL__2PRFIN20040525_011956_000000782027_00103_11680_2767.N1	25-MAY-2004 01:19:56	Tw_i_and_stray	78.000	57	34Sig Sgr	2.0660	26000.	156	11680	No
9	GOM_NL__2PRFIN20040525_012352_000000402027_00103_11680_2838.N1	25-MAY-2004 01:23:52	Dark	40.000	16	21Alp Sco	1.0200	3000.0	80	11680	Yes
10	GOM_NL__2PRFIN20040525_012524_000000472027_00103_11680_2839.N1	25-MAY-2004 01:25:24	Bright	46.500	80	7Del Sco	2.3160	30000.	93	11680	No
11	GOM_NL__2PRFIN20040525_012706_000000522027_00103_11680_2840.N1	25-MAY-2004 01:27:06	Bright	52.000	86	35Eta Oph	2.4300	10200.	104	11680	No
12	GOM_NL__2PRFIN20040525_012941_000000382027_00103_11680_2841.N1	25-MAY-2004 01:29:41	Bright	37.500	104	27Bet Lib	2.6140	13100.	75	11680	No
13	GOM_NL__2PRFIN20040525_013122_000000452027_00103_11680_2842.N1	25-MAY-2004 01:31:22	Bright	44.500	120	1Del Oph	2.7340	3200.0	89	11680	No
14	GOM_NL__2PRFIN20040525_013425_000000412027_00103_11680_2843.N1	25-MAY-2004 01:34:25	Bright	40.500	102	24Alp Ser	2.6000	4250.0	81	11680	No
15	GOM_NL__2PRFIN20040525_013805_000000392027_00103_11680_2844.N1	25-MAY-2004 01:38:05	Bright	39.000	3	16Alp Boo	-0.050000	4250.0	78	11680	No
16	GOM_NL__2PRFIN20040525_014013_000000402027_00103_11680_2845.N1	25-MAY-2004 01:40:13	Bright	40.000	83		2.3780	11000.	80	11680	No
17	GOM_NL__2PRFIN20040525_014324_000000372027_00103_11680_2846.N1	25-MAY-2004 01:43:24	Bright	36.500	180	27Gam Boo	3.0400	8000.0	73	11680	No
18	GOM_NL__2PRFIN20040525_014636_000000392027_00103_11680_2847.N1	25-MAY-2004 01:46:36	Bright	39.000	39	85Eta UMa	1.8540	24000.	78	11680	No
19	GOM_NL__2PRFIN20040525_014820_000000402027_00103_11680_2848.N1	25-MAY-2004 01:48:20	Bright	39.500	55	79Zet UMa	2.0600	10200.	79	11680	No
20	GOM_NL__2PRFIN20040525_014941_000000392027_00103_11680_2849.N1	25-MAY-2004 01:49:41	Bright	38.500	87	64Gam UMa	2.4330	11000.	77	11680	No
21	GOM_NL__2PRFIN20040525_015120_000000422027_00103_11680_2850.N1	25-MAY-2004 01:51:20	Bright	41.500	119	14Eta Dra	2.7270	4700.0	83	11680	No
22	GOM_NL__2PRFIN20040525_015335_000000352027_00103_11680_2851.N1	25-MAY-2004 01:53:35	Bright	35.000	60	7Bet UMi	2.0810	3950.0	70	11680	No
23	GOM_NL__2PRFIN20040525_015811_000000362027_00103_11680_2852.N1	25-MAY-2004 01:58:11	Bright	36.000	49	1Alp UMi	1.9900	6300.0	72	11680	No
24	GOM_NL__2PRFIN20040525_020207_000000462027_00103_11680_2853.N1	25-MAY-2004 02:02:07	Bright	45.500	89	5Alp Cep	2.4510	8000.0	91	11680	No
25	GOM_NL__2PRFIN20040525_020620_000000372027_00103_11680_2854.N1	25-MAY-2004 02:06:20	Bright	36.500	76	27Gam Cas	2.3000	30000.	73	11680	No
26	GOM_NL__2PRFIN20040525_020732_000000412027_00103_11680_2855.N1	25-MAY-2004 02:07:32	Bright	41.000	68	18Alp Cas	2.2250	4500.0	82	11680	No
27	GOM_NL__2PRFIN20040525_022055_000000502027_00103_11680_2856.N1	25-MAY-2004 02:20:55	Dark	50.000	140	88Gam Peg	2.8340	26000.	100	11680	No
28	GOM_NL__2PRFIN20040525_022317_000000692027_00103_11680_2857.N1	25-MAY-2004 02:23:17	Dark	69.000	90	54Alp Peg	2.4870	11000.	138	11680	No
29	GOM_NL__2PRFIN20040525_022946_000000472027_00103_11680_2858.N1	25-MAY-2004 02:29:46	Dark	47.000	52	16Bet Cet	2.0370	4500.0	94	11680	No
30	GOM_NL__2PRFIN20040525_023631_000000482027_00103_11680_2859.N1	25-MAY-2004 02:36:31	Dark	48.000	84	Alp Phe	2.3970	4500.0	96	11680	No
31	GOM_NL__2PRFIN20040525_023915_000000452027_00103_11680_2860.N1	25-MAY-2004 02:39:15	Dark	44.500	9	Alp Eri	0.45300	24000.	89	11680	No
32	GOM_NL__2PRFIN20040525_024304_000000482027_00104_11681_2839.N1	25-MAY-2004 02:43:04	Dark	47.500	31	Alp Gru	1.7340	15200.	95	11681	No
33	GOM_NL__2PRFIN20040525_024504_000000382027_00104_11681_2840.N1	25-MAY-2004 02:45:04	Dark	37.500	135	Bet Hyi	2.8200	5800.0	75	11681	No
34	GOM_NL__2PRFIN20040525_024822_000000482027_00104_11681_2841.N1	25-MAY-2004 02:48:22	Dark	48.000	45	Alp Pav	1.9400	26000.	96	11681	No
35	GOM_NL__2PRFIN20040525_025244_000000412027_00104_11681_2842.N1	25-MAY-2004 02:52:44	Straylight	40.500	43	Alp TrA	1.9100	4250.0	81	11681	No
36	GOM_NL__2PRFIN20040525_025450_000000432027_00104_11681_2843.N1	25-MAY-2004 02:54:50	Straylight	43.000	134	Bet TrA	2.8100	6600.0	86	11681	No
37	GOM_NL__2PRFIN20040525_025621_000000522027_00104_11681_2844.N1	25-MAY-2004 02:56:21	Straylight	51.500	4	Alp1Cen	-0.010000	5800.0	103	11681	No
38	GOM_NL__2PRFIN20040525_025844_000000622027_00104_11681_2845.N1	25-MAY-2004 02:58:44	Straylight	61.500	38	20Eps Sgr	1.8360	11000.	123	11681	No
39	GOM_NL__2PRFIN20040525_030033_000000842027_00104_11681_2846.N1	25-MAY-2004 03:00:33	Tw_i_and_stray	83.500	57	34Sig Sgr	2.0660	26000.	167	11681	No
40	GOM_NL__2PRFIN20040525_030428_000000592027_00104_11681_2847.N1	25-MAY-2004 03:04:28	Bright	59.000	16	21Alp Sco	1.0200	3000.0	118	11681	No
41	GOM_NL__2PRFIN20040525_030600_000000452027_00104_11681_2848.N1	25-MAY-2004 03:06:00	Bright	45.000	80	7Del Sco	2.3160	30000.	90	11681	No
42	GOM_NL__2PRFIN20040525_030741_000000532027_00104_11681_2849.N1	25-MAY-2004 03:07:41	Bright	52.500	86	35Eta Oph	2.4300	10200.	105	11681	No

43	GOM_NL__2PRFIN20040525_031017_000000392027_00104_11681_2850.N1	25-MAY-2004 03:10:17	Bright	38.500	104	27Bet Lib	2.6140	13100.	77	11681	No
44	GOM_NL__2PRFIN20040525_031158_000000452027_00104_11681_2851.N1	25-MAY-2004 03:11:58	Bright	44.500	120	1Del Oph	2.7340	3200.0	89	11681	No
45	GOM_NL__2PRFIN20040525_031501_000000412027_00104_11681_2852.N1	25-MAY-2004 03:15:01	Bright	41.000	102	24Alp Ser	2.6000	4250.0	82	11681	No
46	GOM_NL__2PRFIN20040525_031841_000000372027_00104_11681_2853.N1	25-MAY-2004 03:18:41	Bright	37.000	3	16Alp Boo	-0.050000	4250.0	74	11681	No
47	GOM_NL__2PRFIN20040525_032049_000000412027_00104_11681_2854.N1	25-MAY-2004 03:20:49	Bright	40.500	83		2.3780	11000.	81	11681	No
48	GOM_NL__2PRFIN20040525_032359_000000362027_00104_11681_2855.N1	25-MAY-2004 03:23:59	Bright	36.000	180	27Gam Boo	3.0400	8000.0	72	11681	No
49	GOM_NL__2PRFIN20040525_032712_000000392027_00104_11681_2856.N1	25-MAY-2004 03:27:12	Bright	38.500	39	85Eta UMa	1.8540	24000.	77	11681	No
50	GOM_NL__2PRFIN20040525_032857_000000362027_00104_11681_2857.N1	25-MAY-2004 03:28:57	Bright	36.000	55	79Zet UMa	2.0600	10200.	72	11681	No
51	GOM_NL__2PRFIN20040525_033018_000000392027_00104_11681_2858.N1	25-MAY-2004 03:30:18	Bright	38.500	87	64Gam UMa	2.4330	11000.	77	11681	No
52	GOM_NL__2PRFIN20040525_033155_000000412027_00104_11681_2859.N1	25-MAY-2004 03:31:55	Bright	41.000	119	14Eta Dra	2.7270	4700.0	82	11681	No
53	GOM_NL__2PRFIN20040525_033411_000000352027_00104_11681_2860.N1	25-MAY-2004 03:34:11	Bright	35.000	60	7Bet UMi	2.0810	3950.0	70	11681	No
54	GOM_NL__2PRFIN20040525_033846_000000362027_00104_11681_2861.N1	25-MAY-2004 03:38:46	Bright	35.500	49	1Alp UMi	1.9900	6300.0	71	11681	No
55	GOM_NL__2PRFIN20040525_034242_000000452027_00104_11681_2862.N1	25-MAY-2004 03:42:42	Bright	45.000	89	5Alp Cep	2.4510	8000.0	90	11681	No
56	GOM_NL__2PRFIN20040525_034656_000000432027_00104_11681_2863.N1	25-MAY-2004 03:46:56	Bright	42.500	76	27Gam Cas	2.3000	30000.	85	11681	No
57	GOM_NL__2PRFIN20040525_034807_000000552027_00104_11681_2864.N1	25-MAY-2004 03:48:07	Bright	55.000	68	18Alp Cas	2.2250	4500.0	110	11681	No
58	GOM_NL__2PRFIN20040525_035659_000000512027_00104_11681_2865.N1	25-MAY-2004 03:56:59	Twilight	51.000	58	21Alp And	2.0730	11000.	102	11681	No
59	GOM_NL__2PRFIN20040525_040131_000000512027_00104_11681_2866.N1	25-MAY-2004 04:01:31	Dark	51.000	140	88Gam Peg	2.8340	26000.	102	11681	No
60	GOM_NL__2PRFIN20040525_040354_000000692027_00104_11681_2867.N1	25-MAY-2004 04:03:54	Dark	69.000	90	54Alp Peg	2.4870	11000.	138	11681	No
61	GOM_NL__2PRFIN20040525_041022_000000482027_00104_11681_2868.N1	25-MAY-2004 04:10:22	Dark	48.000	52	16Bet Cet	2.0370	4500.0	96	11681	No
62	GOM_NL__2PRFIN20040525_041708_000000442027_00104_11681_2869.N1	25-MAY-2004 04:17:08	Dark	44.000	84	Alp Phe	2.3970	4500.0	88	11681	No
63	GOM_NL__2PRFIN20040525_041951_000000432027_00104_11681_2870.N1	25-MAY-2004 04:19:51	Dark	42.500	9	Alp Eri	0.45300	24000.	85	11681	No
64	GOM_NL__2PRFIN20040525_042158_000000602027_00105_11682_2871.N1	25-MAY-2004 04:21:58	Dark	59.500	63	Bet Gru	2.1500	2800.0	119	11682	No
65	GOM_NL__2PRFIN20040525_042341_000000502027_00105_11682_2840.N1	25-MAY-2004 04:23:41	Dark	49.500	31	Alp Gru	1.7340	15200.	99	11682	No
66	GOM_NL__2PRFIN20040525_042540_000000372027_00105_11682_2841.N1	25-MAY-2004 04:25:40	Dark	37.000	135	Bet Hyi	2.8200	5800.0	74	11682	No
67	GOM_NL__2PRFIN20040525_042859_000000462027_00105_11682_2842.N1	25-MAY-2004 04:28:59	Dark	46.000	45	Alp Pav	1.9400	26000.	92	11682	No
68	GOM_NL__2PRFIN20040525_043321_000000442027_00105_11682_2843.N1	25-MAY-2004 04:33:21	Straylight	44.000	43	Alp TrA	1.9100	4250.0	88	11682	No
69	GOM_NL__2PRFIN20040525_043528_000000412027_00105_11682_2844.N1	25-MAY-2004 04:35:28	Straylight	40.500	134	Bet TrA	2.8100	6600.0	81	11682	No
70	GOM_NL__2PRFIN20040525_043657_000000442027_00105_11682_2845.N1	25-MAY-2004 04:36:57	Straylight	43.500	4	Alp1Cen	-0.010000	5800.0	87	11682	No
71	GOM_NL__2PRFIN20040525_043921_000000602027_00105_11682_2846.N1	25-MAY-2004 04:39:21	Straylight	60.000	38	20Eps Sgr	1.8360	11000.	120	11682	No
72	GOM_NL__2PRFIN20040525_044110_000000822027_00105_11682_2847.N1	25-MAY-2004 04:41:10	Twilight	81.500	57	34Sig Sgr	2.0660	26000.	163	11682	No
73	GOM_NL__2PRFIN20040525_044504_000000592027_00105_11682_2848.N1	25-MAY-2004 04:45:04	Bright	59.000	16	21Alp Sco	1.0200	3000.0	118	11682	No
74	GOM_NL__2PRFIN20040525_044637_000000452027_00105_11682_2849.N1	25-MAY-2004 04:46:37	Bright	45.000	80	7Del Sco	2.3160	30000.	90	11682	No
75	GOM_NL__2PRFIN20040525_044818_000000532027_00105_11682_2850.N1	25-MAY-2004 04:48:18	Bright	52.500	86	35Eta Oph	2.4300	10200.	105	11682	No
76	GOM_NL__2PRFIN20040525_045053_000000402027_00105_11682_2851.N1	25-MAY-2004 04:50:53	Bright	39.500	104	27Bet Lib	2.6140	13100.	79	11682	No
77	GOM_NL__2PRFIN20040525_045234_000000442027_00105_11682_2852.N1	25-MAY-2004 04:52:34	Bright	43.500	120	1Del Oph	2.7340	3200.0	87	11682	No
78	GOM_NL__2PRFIN20040525_045537_000000412027_00105_11682_2853.N1	25-MAY-2004 04:55:37	Bright	40.500	102	24Alp Ser	2.6000	4250.0	81	11682	No
79	GOM_NL__2PRFIN20040525_045917_000000372027_00105_11682_2854.N1	25-MAY-2004 04:59:17	Bright	37.000	3	16Alp Boo	-0.050000	4250.0	74	11682	No
80	GOM_NL__2PRFIN20040525_050125_000000392027_00105_11682_2855.N1	25-MAY-2004 05:01:25	Bright	39.000	83		2.3780	11000.	78	11682	No
81	GOM_NL__2PRFIN20040525_050436_000000422027_00105_11682_2856.N1	25-MAY-2004 05:04:36	Bright	41.500	180	27Gam Boo	3.0400	8000.0	83	11682	No
82	GOM_NL__2PRFIN20040525_050749_000000382027_00105_11682_2857.N1	25-MAY-2004 05:07:49	Bright	37.500	39	85Eta UMa	1.8540	24000.	75	11682	No
83	GOM_NL__2PRFIN20040525_050933_000000372027_00105_11682_2858.N1	25-MAY-2004 05:09:33	Bright	37.000	55	79Zet UMa	2.0600	10200.	74	11682	No
84	GOM_NL__2PRFIN20040525_051054_000000382027_00105_11682_2859.N1	25-MAY-2004 05:10:54	Bright	37.500	87	64Gam UMa	2.4330	11000.	75	11682	No
85	GOM_NL__2PRFIN20040525_051231_000000422027_00105_11682_2860.N1	25-MAY-2004 05:12:31	Bright	41.500	119	14Eta Dra	2.7270	4700.0	83	11682	No
86	GOM_NL__2PRFIN20040525_051446_000000372027_00105_11682_2861.N1	25-MAY-2004 05:14:46	Bright	36.500	60	7Bet UMi	2.0810	3950.0	73	11682	No
87	GOM_NL__2PRFIN20040525_051923_000000382027_00105_11682_2862.N1	25-MAY-2004 05:19:23	Bright	37.500	49	1Alp UMi	1.9900	6300.0	75	11682	No
88	GOM_NL__2PRFIN20040525_052318_000000482027_00105_11682_2863.N1	25-MAY-2004 05:23:18	Bright	48.000	89	5Alp Cep	2.4510	8000.0	96	11682	No
89	GOM_NL__2PRFIN20040525_052732_000000362027_00105_11682_2864.N1	25-MAY-2004 05:27:32	Bright	35.500	76	27Gam Cas	2.3000	30000.	71	11682	No
90	GOM_NL__2PRFIN20040525_052843_000000392027_00105_11682_2865.N1	25-MAY-2004 05:28:43	Bright	38.500	68	18Alp Cas	2.2250	4500.0	77	11682	No
91	GOM_NL__2PRFIN20040525_053735_000000512027_00105_11682_2866.N1	25-MAY-2004 05:37:35	Twilight	50.500	58	21Alp And	2.0730	11000.	101	11682	No
92	GOM_NL__2PRFIN20040525_054207_000000512027_00105_11682_2867.N1	25-MAY-2004 05:42:07	Dark	50.500	140	88Gam Peg	2.8340	26000.	101	11682	No
93	GOM_NL__2PRFIN20040525_054431_000000712027_00105_11682_2868.N1	25-MAY-2004 05:44:31	Dark	71.000	90	54Alp Peg	2.4870	11000.	142	11682	No
94	GOM_NL__2PRFIN20040525_055059_000000532027_00105_11682_2869.N1	25-MAY-2004 05:50:59	Dark	52.500	52	16Bet Cet	2.0370	4500.0	105	11682	No
95	GOM_NL__2PRFIN20040525_055744_000000452027_00105_11682_2870.N1	25-MAY-2004 05:57:44	Dark	45.000	84	Alp Phe	2.3970	4500.0	90	11682	No
96	GOM_NL__2PRFIN20040525_060027_000000432027_00105_11682_2871.N1	25-MAY-2004 06:00:27	Dark	43.000	9	Alp Eri	0.45300	24000.	86	11682	No
97	GOM_NL__2PRFIN20040525_060235_000000602027_00106_11683_2841.N1	25-MAY-2004 06:02:35	Dark	60.000	63	Bet Gru	2.1500	2800.0	120	11683	No
98	GOM_NL__2PRFIN20040525_060418_000000472027_00106_11683_2842.N1	25-MAY-2004 06:04:18	Dark	46.500	31	Alp Gru	1.7340	15200.	93	11683	No
99	GOM_NL__2PRFIN20040525_060616_000000372027_00106_11683_2843.N1	25-MAY-2004 06:06:16	Dark	37.000	135	Bet Hyi	2.8200	5800.0	74	11683	No
100	GOM_NL__2PRFIN20040525_060936_000000452027_00106_11683_2844.N1	25-MAY-2004 06:09:36	Dark	44.500	45	Alp Pav	1.9400	26000.	89	11683	No
101	GOM_NL__2PRFIN20040525_061358_000000472027_00106_11683_2845.N1	25-MAY-2004 06:13:58	Straylight	47.000	43	Alp TrA	1.9100	4250.0	94	11683	No

102	GOM_NL__2PRFIN20040525_061605_000000382027_00106_11683_2846.N1	25-MAY-2004 06:16:05	Straylight	38.000	134	Bet TrA	2.8100	6600.0	76	11683	No
103	GOM_NL__2PRFIN20040525_061733_000000522027_00106_11683_2847.N1	25-MAY-2004 06:17:33	Straylight	52.000	4	Alp1Cen	-0.010000	5800.0	104	11683	No
104	GOM_NL__2PRFIN20040525_061958_000000602027_00106_11683_2848.N1	25-MAY-2004 06:19:58	Straylight	60.000	38	20Eps Sgr	1.8360	11000.	120	11683	No
105	GOM_NL__2PRFIN20040525_062146_000000802027_00106_11683_2849.N1	25-MAY-2004 06:21:46	Tw_i_and_stray	79.500	57	34Sig Sgr	2.0660	26000.	159	11683	No
106	GOM_NL__2PRFIN20040525_062541_000000592027_00106_11683_2850.N1	25-MAY-2004 06:25:41	Bright	59.000	16	21Alp Sco	1.0200	3000.0	118	11683	No
107	GOM_NL__2PRFIN20040525_062714_000000442027_00106_11683_2851.N1	25-MAY-2004 06:27:14	Bright	44.000	80	7Del Sco	2.3160	30000.	88	11683	No
108	GOM_NL__2PRFIN20040525_062854_000000542027_00106_11683_2852.N1	25-MAY-2004 06:28:54	Bright	54.000	86	35Eta Oph	2.4300	10200.	108	11683	No
109	GOM_NL__2PRFIN20040525_063130_000000382027_00106_11683_2853.N1	25-MAY-2004 06:31:30	Bright	38.000	104	27Bet Lib	2.6140	13100.	76	11683	No
110	GOM_NL__2PRFIN20040525_063310_000000442027_00106_11683_2854.N1	25-MAY-2004 06:33:10	Bright	43.500	120	1Del Oph	2.7340	3200.0	87	11683	No
111	GOM_NL__2PRFIN20040525_063614_000000402027_00106_11683_2855.N1	25-MAY-2004 06:36:14	Bright	40.000	102	24Alp Ser	2.6000	4250.0	80	11683	No
112	GOM_NL__2PRFIN20040525_063954_000000372027_00106_11683_2856.N1	25-MAY-2004 06:39:54	Bright	37.000	3	16Alp Boo	-0.050000	4250.0	74	11683	No
113	GOM_NL__2PRFIN20040525_064202_000000402027_00106_11683_2857.N1	25-MAY-2004 06:42:02	Bright	39.500	83		2.3780	11000.	79	11683	No
114	GOM_NL__2PRFIN20040525_064512_000000372027_00106_11683_2858.N1	25-MAY-2004 06:45:12	Bright	36.500	180	27Gam Boo	3.0400	8000.0	73	11683	No
115	GOM_NL__2PRFIN20040525_064825_000000392027_00106_11683_2859.N1	25-MAY-2004 06:48:25	Bright	39.000	39	85Eta UMa	1.8540	24000.	78	11683	No
116	GOM_NL__2PRFIN20040525_065009_000000382027_00106_11683_2860.N1	25-MAY-2004 06:50:09	Bright	38.000	55	79Zet UMa	2.0600	10200.	76	11683	No
117	GOM_NL__2PRFIN20040525_065131_000000392027_00106_11683_2861.N1	25-MAY-2004 06:51:31	Bright	38.500	87	64Gam UMa	2.4330	11000.	77	11683	No
118	GOM_NL__2PRFIN20040525_065307_000000412027_00106_11683_2862.N1	25-MAY-2004 06:53:07	Bright	41.000	119	14Eta Dra	2.7270	4700.0	82	11683	No
119	GOM_NL__2PRFIN20040525_065522_000000392027_00106_11683_2863.N1	25-MAY-2004 06:55:22	Bright	38.500	60	7Bet UMi	2.0810	3950.0	77	11683	No
120	GOM_NL__2PRFIN20040525_065959_000000392027_00106_11683_2864.N1	25-MAY-2004 06:59:59	Bright	38.500	49	1Alp UMi	1.9900	6300.0	77	11683	No
121	GOM_NL__2PRFIN20040525_070354_000000482027_00106_11683_2865.N1	25-MAY-2004 07:03:54	Bright	48.000	89	5Alp Cep	2.4510	8000.0	96	11683	No
122	GOM_NL__2PRFIN20040525_070808_000000542027_00106_11683_2866.N1	25-MAY-2004 07:08:08	Bright	54.000	76	27Gam Cas	2.3000	30000.	108	11683	No
123	GOM_NL__2PRFIN20040525_070919_000000382027_00106_11683_2867.N1	25-MAY-2004 07:09:19	Bright	38.000	68	18Alp Cas	2.2250	4500.0	76	11683	No
124	GOM_NL__2PRFIN20040525_071811_000000532027_00106_11683_2868.N1	25-MAY-2004 07:18:11	Tw_i_and_stray	53.000	58	21Alp And	2.0730	11000.	106	11683	No
125	GOM_NL__2PRFIN20040525_072243_000000492027_00106_11683_2869.N1	25-MAY-2004 07:22:43	Dark	48.500	140	88Gam Peg	2.8340	26000.	97	11683	No
126	GOM_NL__2PRFIN20040525_072507_000000712027_00106_11683_2870.N1	25-MAY-2004 07:25:07	Dark	70.500	90	54Alp Peg	2.4870	11000.	141	11683	No
127	GOM_NL__2PRFIN20040525_073135_000000462027_00106_11683_2871.N1	25-MAY-2004 07:31:35	Dark	45.500	52	16Bet Cet	2.0370	4500.0	91	11683	No
128	GOM_NL__2PRFIN20040525_073821_000000442027_00106_11683_2872.N1	25-MAY-2004 07:38:21	Dark	43.500	84	Alp Phe	2.3970	4500.0	87	11683	No
129	GOM_NL__2PRFIN20040525_074103_000000422027_00106_11683_2873.N1	25-MAY-2004 07:41:03	Dark	42.000	9	Alp Eri	0.45300	24000.	84	11683	No
130	GOM_NL__2PRFIN20040525_074311_000000502027_00107_11684_2763.N1	25-MAY-2004 07:43:11	Dark	49.500	63	Bet Gru	2.1500	2800.0	99	11684	No
131	GOM_NL__2PRFIN20040525_074455_000000462027_00107_11684_2764.N1	25-MAY-2004 07:44:55	Dark	46.000	31	Alp Gru	1.7340	15200.	92	11684	No
132	GOM_NL__2PRFIN20040525_074653_000000412027_00107_11684_2765.N1	25-MAY-2004 07:46:53	Dark	40.500	135	Bet Hyi	2.8200	5800.0	81	11684	No
133	GOM_NL__2PRFIN20040525_075012_000000452027_00107_11684_2766.N1	25-MAY-2004 07:50:12	Dark	45.000	45	Alp Pav	1.9400	26000.	90	11684	No
134	GOM_NL__2PRFIN20040525_075434_000000462027_00107_11684_2767.N1	25-MAY-2004 07:54:34	Straylight	45.500	43	Alp TrA	1.9100	4250.0	91	11684	No
135	GOM_NL__2PRFIN20040525_075641_000000392027_00107_11684_2768.N1	25-MAY-2004 07:56:41	Straylight	38.500	134	Bet TrA	2.8100	6600.0	77	11684	No
136	GOM_NL__2PRFIN20040525_075809_000000522027_00107_11684_2769.N1	25-MAY-2004 07:58:09	Straylight	52.000	4	Alp1Cen	-0.010000	5800.0	104	11684	No
137	GOM_NL__2PRFIN20040525_080035_000000612027_00107_11684_2770.N1	25-MAY-2004 08:00:35	Straylight	61.000	38	20Eps Sgr	1.8360	11000.	122	11684	No
138	GOM_NL__2PRFIN20040525_080223_000000802027_00107_11684_2771.N1	25-MAY-2004 08:02:23	Tw_i_and_stray	79.500	57	34Sig Sgr	2.0660	26000.	159	11684	No
139	GOM_NL__2PRFIN20040525_080617_000000582027_00107_11684_2772.N1	25-MAY-2004 08:06:17	Bright	57.500	16	21Alp Sco	1.0200	3000.0	115	11684	No
140	GOM_NL__2PRFIN20040525_080750_000000432027_00107_11684_2773.N1	25-MAY-2004 08:07:50	Bright	43.000	80	7Del Sco	2.3160	30000.	86	11684	No
141	GOM_NL__2PRFIN20040525_080930_000000522027_00107_11684_2774.N1	25-MAY-2004 08:09:30	Bright	51.500	86	35Eta Oph	2.4300	10200.	103	11684	No
142	GOM_NL__2PRFIN20040525_081205_000000382027_00107_11684_2775.N1	25-MAY-2004 08:12:05	Bright	38.000	104	27Bet Lib	2.6140	13100.	76	11684	No
143	GOM_NL__2PRFIN20040525_081346_000000442027_00107_11684_2776.N1	25-MAY-2004 08:13:46	Bright	43.500	120	1Del Oph	2.7340	3200.0	87	11684	No
144	GOM_NL__2PRFIN20040525_081650_000000412027_00107_11684_2777.N1	25-MAY-2004 08:16:50	Bright	40.500	102	24Alp Ser	2.6000	4250.0	81	11684	No
145	GOM_NL__2PRFIN20040525_082030_000000422027_00107_11684_2778.N1	25-MAY-2004 08:20:30	Bright	42.000	3	16Alp Boo	-0.050000	4250.0	84	11684	No
146	GOM_NL__2PRFIN20040525_082238_000000392027_00107_11684_2779.N1	25-MAY-2004 08:22:38	Bright	38.500	83		2.3780	11000.	77	11684	No
147	GOM_NL__2PRFIN20040525_082548_000000372027_00107_11684_2780.N1	25-MAY-2004 08:25:48	Bright	36.500	180	27Gam Boo	3.0400	8000.0	73	11684	No
148	GOM_NL__2PRFIN20040525_082901_000000382027_00107_11684_2781.N1	25-MAY-2004 08:29:01	Bright	38.000	39	85Eta UMa	1.8540	24000.	76	11684	No
149	GOM_NL__2PRFIN20040525_083045_000000402027_00107_11684_2782.N1	25-MAY-2004 08:30:45	Bright	39.500	55	79Zet UMa	2.0600	10200.	79	11684	No
150	GOM_NL__2PRFIN20040525_083206_000000402027_00107_11684_2783.N1	25-MAY-2004 08:32:06	Bright	39.500	87	64Gam UMa	2.4330	11000.	79	11684	No
151	GOM_NL__2PRFIN20040525_083343_000000422027_00107_11684_2784.N1	25-MAY-2004 08:33:43	Bright	41.500	119	14Eta Dra	2.7270	4700.0	83	11684	No
152	GOM_NL__2PRFIN20040525_083558_000000392027_00107_11684_2785.N1	25-MAY-2004 08:35:58	Bright	39.000	60	7Bet UMi	2.0810	3950.0	78	11684	No
153	GOM_NL__2PRFIN20040525_084034_000000362027_00107_11684_2786.N1	25-MAY-2004 08:40:34	Bright	35.500	49	1Alp UMi	1.9900	6300.0	71	11684	No
154	GOM_NL__2PRFIN20040525_084429_000000472027_00107_11684_2787.N1	25-MAY-2004 08:44:29	Bright	46.500	89	5Alp Cep	2.4510	8000.0	93	11684	No
155	GOM_NL__2PRFIN20040525_084844_000000472027_00107_11684_2788.N1	25-MAY-2004 08:48:44	Bright	46.500	76	27Gam Cas	2.3000	30000.	93	11684	No
156	GOM_NL__2PRFIN20040525_084955_000000412027_00107_11684_2789.N1	25-MAY-2004 08:49:55	Bright	41.000	68	18Alp Cas	2.2250	4500.0	82	11684	No
157	GOM_NL__2PRFIN20040525_085847_000000482027_00107_11684_2790.N1	25-MAY-2004 08:58:47	Tw_i_and_stray	47.500	58	21Alp And	2.0730	11000.	95	11684	No
158	GOM_NL__2PRFIN20040525_090319_000000502027_00107_11684_2791.N1	25-MAY-2004 09:03:19	Dark	50.000	140	88Gam Peg	2.8340	26000.	100	11684	No
159	GOM_NL__2PRFIN20040525_090545_000000722027_00107_11684_2792.N1	25-MAY-2004 09:05:45	Dark	71.500	90	54Alp Peg	2.4870	11000.	143	11684	No
160	GOM_NL__2PRFIN20040525_091211_000000472027_00107_11684_2793.N1	25-MAY-2004 09:12:11	Dark	46.500	52	16Bet Cet	2.0370	4500.0	93	11684	No

161	GOM_NL__2PRFIN20040525_091857_000000462027_00107_11684_2794.N1	25-MAY-2004 09:18:57	Dark	45.500	84	Alp Phe	2.3970	4500.0	91	11684	No
162	GOM_NL__2PRFIN20040525_092139_000000432027_00107_11684_2795.N1	25-MAY-2004 09:21:39	Dark	42.500	9	Alp Eri	0.45300	24000.	85	11684	No
163	GOM_NL__2PRFIN20040525_092348_000000572027_00108_11685_2763.N1	25-MAY-2004 09:23:48	Dark	57.000	63	Bet Gru	2.1500	2800.0	114	11685	No
164	GOM_NL__2PRFIN20040525_092728_000000392027_00108_11685_2764.N1	25-MAY-2004 09:27:28	Dark	39.000	135	Bet Hyi	2.8200	5800.0	78	11685	No
165	GOM_NL__2PRFIN20040525_093050_000000432027_00108_11685_2765.N1	25-MAY-2004 09:30:50	Dark	42.500	45	Alp Pav	1.9400	26000.	85	11685	No
166	GOM_NL__2PRFIN20040525_093510_000000462027_00108_11685_2766.N1	25-MAY-2004 09:35:10	Straylight	46.000	43	Alp TrA	1.9100	4250.0	92	11685	No
167	GOM_NL__2PRFIN20040525_093717_000000402027_00108_11685_2767.N1	25-MAY-2004 09:37:17	Straylight	39.500	134	Bet TrA	2.8100	6600.0	79	11685	No
168	GOM_NL__2PRFIN20040525_093845_000000422027_00108_11685_2768.N1	25-MAY-2004 09:38:45	Straylight	42.000	4	Alp1Cen	-0.010000	5800.0	84	11685	No
169	GOM_NL__2PRFIN20040525_094017_000000522027_00108_11685_2769.N1	25-MAY-2004 09:40:17	Straylight	52.000	40	The Sco	1.8590	7100.0	104	11685	No
170	GOM_NL__2PRFIN20040525_094207_000000532027_00108_11685_2770.N1	25-MAY-2004 09:42:07	Straylight	52.500	25	35Lam Sco	1.6200	28000.	105	11685	No
171	GOM_NL__2PRFIN20040525_094405_000000542027_00108_11685_2771.N1	25-MAY-2004 09:44:05	Tw_i_and_stray	53.500	75	26Eps Sco	2.2910	4250.0	107	11685	No
172	GOM_NL__2PRFIN20040525_094546_000000452027_00108_11685_2772.N1	25-MAY-2004 09:45:46	Bright	44.500	54	5The Cen	2.0550	4500.0	89	11685	No
173	GOM_NL__2PRFIN20040525_094724_000000472027_00108_11685_2773.N1	25-MAY-2004 09:47:24	Bright	46.500	158	6Pi Sco	2.9060	28000.	93	11685	No
174	GOM_NL__2PRFIN20040525_095006_000000522027_00108_11685_2774.N1	25-MAY-2004 09:50:06	Bright	51.500	86	35Eta Oph	2.4300	10200.	103	11685	No
175	GOM_NL__2PRFIN20040525_095241_000000392027_00108_11685_2775.N1	25-MAY-2004 09:52:41	Bright	38.500	104	27Bet Lib	2.6140	13100.	77	11685	No
176	GOM_NL__2PRFIN20040525_095422_000000442027_00108_11685_2776.N1	25-MAY-2004 09:54:22	Bright	43.500	120	1Del Oph	2.7340	3200.0	87	11685	No
177	GOM_NL__2PRFIN20040525_095725_000000402027_00108_11685_2777.N1	25-MAY-2004 09:57:25	Bright	40.000	102	24Alp Ser	2.6000	4250.0	80	11685	No
178	GOM_NL__2PRFIN20040525_100106_000000382027_00108_11685_2778.N1	25-MAY-2004 10:01:06	Bright	38.000	3	16Alp Boo	-0.050000	4250.0	76	11685	No
179	GOM_NL__2PRFIN20040525_100313_000000402027_00108_11685_2779.N1	25-MAY-2004 10:03:13	Bright	40.000	83		2.3780	11000.	80	11685	No
180	GOM_NL__2PRFIN20040525_100624_000000372027_00108_11685_2780.N1	25-MAY-2004 10:06:24	Bright	36.500	180	27Gam Boo	3.0400	8000.0	73	11685	No
181	GOM_NL__2PRFIN20040525_100937_000000362027_00108_11685_2781.N1	25-MAY-2004 10:09:37	Bright	35.500	39	85Eta UMa	1.8540	24000.	71	11685	No
182	GOM_NL__2PRFIN20040525_101121_000000382027_00108_11685_2782.N1	25-MAY-2004 10:11:21	Bright	37.500	55	79Zet UMa	2.0600	10200.	75	11685	No
183	GOM_NL__2PRFIN20040525_101418_000000422027_00108_11685_2783.N1	25-MAY-2004 10:14:18	Bright	42.000	119	14Eta Dra	2.7270	4700.0	84	11685	No
184	GOM_NL__2PRFIN20040525_101634_000000392027_00108_11685_2784.N1	25-MAY-2004 10:16:34	Bright	39.000	60	7Bet UMi	2.0810	3950.0	78	11685	No
185	GOM_NL__2PRFIN20040525_102110_000000392027_00108_11685_2785.N1	25-MAY-2004 10:21:10	Bright	39.000	49	1Alp UMi	1.9900	6300.0	78	11685	No
186	GOM_NL__2PRFIN20040525_102504_000000472027_00108_11685_2786.N1	25-MAY-2004 10:25:04	Bright	47.000	89	5Alp Cep	2.4510	8000.0	94	11685	No
187	GOM_NL__2PRFIN20040525_102919_000000462027_00108_11685_2787.N1	25-MAY-2004 10:29:19	Bright	45.500	76	27Gam Cas	2.3000	30000.	91	11685	No
188	GOM_NL__2PRFIN20040525_103030_000000422027_00108_11685_2788.N1	25-MAY-2004 10:30:30	Bright	41.500	68	18Alp Cas	2.2250	4500.0	83	11685	No
189	GOM_NL__2PRFIN20040525_103649_000000412027_00108_11685_2789.N1	25-MAY-2004 10:36:49	Bright	41.000	53	43Bet And	2.0480	3300.0	82	11685	No
190	GOM_NL__2PRFIN20040525_103923_000000512027_00108_11685_2790.N1	25-MAY-2004 10:39:23	Tw_i_and_stray	51.000	58	21Alp And	2.0730	11000.	102	11685	No
191	GOM_NL__2PRFIN20040525_104356_000000502027_00108_11685_2791.N1	25-MAY-2004 10:43:56	Dark	50.000	140	88Gam Peg	2.8340	26000.	100	11685	No
192	GOM_NL__2PRFIN20040525_104621_000000732027_00108_11685_2792.N1	25-MAY-2004 10:46:21	Dark	72.500	90	54Alp Peg	2.4870	11000.	145	11685	No
193	GOM_NL__2PRFIN20040525_105248_000000482027_00108_11685_2793.N1	25-MAY-2004 10:52:48	Dark	48.000	52	16Bet Cet	2.0370	4500.0	96	11685	No
194	GOM_NL__2PRFIN20040525_105933_000000452027_00108_11685_2794.N1	25-MAY-2004 10:59:33	Dark	44.500	84	Alp Phe	2.3970	4500.0	89	11685	No
195	GOM_NL__2PRFIN20040525_110215_000000432027_00108_11685_2795.N1	25-MAY-2004 11:02:15	Dark	43.000	9	Alp Eri	0.45300	24000.	86	11685	No
196	GOM_NL__2PRFIN20040525_110424_000000502027_00109_11686_2862.N1	25-MAY-2004 11:04:24	Dark	50.000	63	Bet Gru	2.1500	2800.0	100	11686	No
197	GOM_NL__2PRFIN20040525_110804_000000382027_00109_11686_2863.N1	25-MAY-2004 11:08:04	Dark	38.000	135	Bet Hyi	2.8200	5800.0	76	11686	No
198	GOM_NL__2PRFIN20040525_111126_000000442027_00109_11686_2864.N1	25-MAY-2004 11:11:26	Dark	43.500	45	Alp Pav	1.9400	26000.	87	11686	No
199	GOM_NL__2PRFIN20040525_111546_000000432027_00109_11686_2865.N1	25-MAY-2004 11:15:46	Straylight	42.500	43	Alp TrA	1.9100	4250.0	85	11686	No
200	GOM_NL__2PRFIN20040525_111750_000000422027_00109_11686_2866.N1	25-MAY-2004 11:17:50	Straylight	41.500	134	Bet TrA	2.8100	6600.0	83	11686	No
201	GOM_NL__2PRFIN20040525_111921_000000462027_00109_11686_2867.N1	25-MAY-2004 11:19:21	Straylight	45.500	4	Alp1Cen	-0.010000	5800.0	91	11686	No
202	GOM_NL__2PRFIN20040525_112052_000000532027_00109_11686_2868.N1	25-MAY-2004 11:20:52	Straylight	52.500	40	The Sco	1.8590	7100.0	105	11686	No
203	GOM_NL__2PRFIN20040525_112242_000000542027_00109_11686_2869.N1	25-MAY-2004 11:22:42	Straylight	53.500	25	35Lam Sco	1.6200	28000.	107	11686	No
204	GOM_NL__2PRFIN20040525_112440_000000502027_00109_11686_2870.N1	25-MAY-2004 11:24:40	Tw_i_and_stray	49.500	75	26Eps Sco	2.2910	4250.0	99	11686	No
205	GOM_NL__2PRFIN20040525_112622_000000472027_00109_11686_2871.N1	25-MAY-2004 11:26:22	Bright	47.000	54	5The Cen	2.0550	4500.0	94	11686	No
206	GOM_NL__2PRFIN20040525_112800_000000522027_00109_11686_2872.N1	25-MAY-2004 11:28:00	Bright	52.000	158	6Pi Sco	2.9060	28000.	104	11686	No
207	GOM_NL__2PRFIN20040525_113041_000000542027_00109_11686_2873.N1	25-MAY-2004 11:30:41	Bright	53.500	86	35Eta Oph	2.4300	10200.	107	11686	No
208	GOM_NL__2PRFIN20040525_113317_000000402027_00109_11686_2874.N1	25-MAY-2004 11:33:17	Bright	39.500	104	27Bet Lib	2.6140	13100.	79	11686	No
209	GOM_NL__2PRFIN20040525_113457_000000452027_00109_11686_2875.N1	25-MAY-2004 11:34:57	Bright	44.500	120	1Del Oph	2.7340	3200.0	89	11686	No
210	GOM_NL__2PRFIN20040525_113801_000000412027_00109_11686_2876.N1	25-MAY-2004 11:38:01	Bright	40.500	102	24Alp Ser	2.6000	4250.0	81	11686	No
211	GOM_NL__2PRFIN20040525_114141_000000412027_00109_11686_2877.N1	25-MAY-2004 11:41:41	Bright	41.000	3	16Alp Boo	-0.050000	4250.0	82	11686	No
212	GOM_NL__2PRFIN20040525_114348_000000402027_00109_11686_2878.N1	25-MAY-2004 11:43:48	Bright	40.000	83		2.3780	11000.	80	11686	No
213	GOM_NL__2PRFIN20040525_114658_000000372027_00109_11686_2879.N1	25-MAY-2004 11:46:58	Bright	36.500	180	27Gam Boo	3.0400	8000.0	73	11686	No
214	GOM_NL__2PRFIN20040525_115013_000000392027_00109_11686_2880.N1	25-MAY-2004 11:50:13	Bright	38.500	39	85Eta UMa	1.8540	24000.	77	11686	No
215	GOM_NL__2PRFIN20040525_115156_000000412027_00109_11686_2881.N1	25-MAY-2004 11:51:56	Bright	40.500	55	79Zet UMa	2.0600	10200.	81	11686	No
216	GOM_NL__2PRFIN20040525_115454_000000422027_00109_11686_2882.N1	25-MAY-2004 11:54:54	Bright	42.000	119	14Eta Dra	2.7270	4700.0	84	11686	No
217	GOM_NL__2PRFIN20040525_115710_000000402027_00109_11686_2883.N1	25-MAY-2004 11:57:10	Bright	39.500	60	7Bet UMi	2.0810	3950.0	79	11686	No
218	GOM_NL__2PRFIN20040525_120144_000000382027_00109_11686_2884.N1	25-MAY-2004 12:01:44	Bright	38.000	49	1Alp UMi	1.9900	6300.0	76	11686	No
219	GOM_NL__2PRFIN20040525_120540_000000482027_00109_11686_2885.N1	25-MAY-2004 12:05:40	Bright	47.500	89	5Alp Cep	2.4510	8000.0	95	11686	No

220	GOM_NL__2PRFIN20040525_120956_000000542027_00109_11686_2886.N1	25-MAY-2004 12:09:56	Bright	54.000	76	27Gam Cas	2.3000	30000.	108	11686	No
221	GOM_NL__2PRFIN20040525_121107_000000382027_00109_11686_2887.N1	25-MAY-2004 12:11:07	Bright	38.000	68	18Alp Cas	2.2250	4500.0	76	11686	No
222	GOM_NL__2PRFIN20040525_121725_000000462027_00109_11686_2888.N1	25-MAY-2004 12:17:25	Bright	46.000	53	43Bet And	2.0480	3300.0	92	11686	No
223	GOM_NL__2PRFIN20040525_121959_000000522027_00109_11686_2889.N1	25-MAY-2004 12:19:59	Tw_i_and_stray	52.000	58	21Alp And	2.0730	11000.	104	11686	No
224	GOM_NL__2PRFIN20040525_122433_000000502027_00109_11686_2890.N1	25-MAY-2004 12:24:33	Dark	50.000	140	88Gam Peg	2.8340	26000.	100	11686	No
225	GOM_NL__2PRFIN20040525_122658_000000672027_00109_11686_2891.N1	25-MAY-2004 12:26:58	Dark	67.000	90	54Alp Peg	2.4870	11000.	134	11686	No
226	GOM_NL__2PRFIN20040525_123323_000000462027_00109_11686_2892.N1	25-MAY-2004 12:33:23	Dark	46.000	52	16Bet Cet	2.0370	4500.0	92	11686	No
227	GOM_NL__2PRFIN20040525_124009_000000422027_00109_11686_2893.N1	25-MAY-2004 12:40:09	Dark	42.000	84	Alp Phe	2.3970	4500.0	84	11686	No
228	GOM_NL__2PRFIN20040525_124251_000000472027_00109_11686_2894.N1	25-MAY-2004 12:42:51	Dark	46.500	9	Alp Eri	0.45300	24000.	93	11686	No
229	GOM_NL__2PRFIN20040525_124500_000000482027_00110_11687_2782.N1	25-MAY-2004 12:45:00	Dark	47.500	63	Bet Gru	2.1500	2800.0	95	11687	No
230	GOM_NL__2PRFIN20040525_124841_000000412027_00110_11687_2783.N1	25-MAY-2004 12:48:41	Dark	40.500	135	Bet Hyi	2.8200	5800.0	81	11687	No
231	GOM_NL__2PRFIN20040525_125202_000000452027_00110_11687_2784.N1	25-MAY-2004 12:52:02	Dark	45.000	45	Alp Pav	1.9400	26000.	90	11687	No
232	GOM_NL__2PRFIN20040525_125620_000000432027_00110_11687_2785.N1	25-MAY-2004 12:56:20	Straylight	42.500	43	Alp TrA	1.9100	4250.0	85	11687	No
233	GOM_NL__2PRFIN20040525_125828_000000402027_00110_11687_2786.N1	25-MAY-2004 12:58:28	Straylight	40.000	134	Bet TrA	2.8100	6600.0	80	11687	No
234	GOM_NL__2PRFIN20040525_125957_000000442027_00110_11687_2787.N1	25-MAY-2004 12:59:57	Straylight	43.500	4	Alp1Cen	-0.010000	5800.0	87	11687	No
235	GOM_NL__2PRFIN20040525_130129_000000502027_00110_11687_2788.N1	25-MAY-2004 13:01:29	Straylight	50.000	40	The Sco	1.8590	7100.0	100	11687	No
236	GOM_NL__2PRFIN20040525_130317_000000552027_00110_11687_2789.N1	25-MAY-2004 13:03:17	Straylight	54.500	25	35Lam Sco	1.6200	28000.	109	11687	No
237	GOM_NL__2PRFIN20040525_130517_000000502027_00110_11687_2790.N1	25-MAY-2004 13:05:17	Tw_i_and_stray	50.000	75	26Eps Sco	2.2910	4250.0	100	11687	No
238	GOM_NL__2PRFIN20040525_130659_000000442027_00110_11687_2791.N1	25-MAY-2004 13:06:59	Bright	44.000	54	5The Cen	2.0550	4500.0	88	11687	No
239	GOM_NL__2PRFIN20040525_130835_000000452027_00110_11687_2792.N1	25-MAY-2004 13:08:35	Bright	45.000	158	6Pi Sco	2.9060	28000.	90	11687	No
240	GOM_NL__2PRFIN20040525_131118_000000522027_00110_11687_2793.N1	25-MAY-2004 13:11:18	Bright	51.500	86	35Eta Oph	2.4300	10200.	103	11687	No
241	GOM_NL__2PRFIN20040525_131353_000000382027_00110_11687_2794.N1	25-MAY-2004 13:13:53	Bright	38.000	104	27Bet Lib	2.6140	13100.	76	11687	No
242	GOM_NL__2PRFIN20040525_131534_000000442027_00110_11687_2795.N1	25-MAY-2004 13:15:34	Bright	43.500	120	1Del Oph	2.7340	3200.0	87	11687	No
243	GOM_NL__2PRFIN20040525_131836_000000412027_00110_11687_2796.N1	25-MAY-2004 13:18:36	Bright	41.000	102	24Alp Ser	2.6000	4250.0	82	11687	No
244	GOM_NL__2PRFIN20040525_132216_000000382027_00110_11687_2797.N1	25-MAY-2004 13:22:16	Bright	37.500	3	16Alp Boo	-0.050000	4250.0	75	11687	No
245	GOM_NL__2PRFIN20040525_132422_000000392027_00110_11687_2798.N1	25-MAY-2004 13:24:22	Bright	39.000	83		2.3780	11000.	78	11687	No
246	GOM_NL__2PRFIN20040525_132735_000000372027_00110_11687_2799.N1	25-MAY-2004 13:27:35	Bright	37.000	180	27Gam Boo	3.0400	8000.0	74	11687	No
247	GOM_NL__2PRFIN20040525_133046_000000392027_00110_11687_2800.N1	25-MAY-2004 13:30:46	Bright	38.500	39	85Eta UMa	1.8540	24000.	77	11687	No
248	GOM_NL__2PRFIN20040525_133231_000000422027_00110_11687_2801.N1	25-MAY-2004 13:32:31	Bright	41.500	55	79Zet UMa	2.0600	10200.	83	11687	No
249	GOM_NL__2PRFIN20040525_133529_000000432027_00110_11687_2802.N1	25-MAY-2004 13:35:29	Bright	42.500	119	14Eta Dra	2.7270	4700.0	85	11687	No
250	GOM_NL__2PRFIN20040525_133745_000000422027_00110_11687_2803.N1	25-MAY-2004 13:37:45	Bright	41.500	60	7Bet UMi	2.0810	3950.0	83	11687	No
251	GOM_NL__2PRFIN20040525_134220_000000382027_00110_11687_2804.N1	25-MAY-2004 13:42:20	Bright	37.500	49	1Alp UMi	1.9900	6300.0	75	11687	No
252	GOM_NL__2PRFIN20040525_134615_000000472027_00110_11687_2805.N1	25-MAY-2004 13:46:15	Bright	47.000	89	5Alp Cep	2.4510	8000.0	94	11687	No
253	GOM_NL__2PRFIN20040525_135031_000000502027_00110_11687_2806.N1	25-MAY-2004 13:50:31	Bright	49.500	76	27Gam Cas	2.3000	30000.	99	11687	No
254	GOM_NL__2PRFIN20040525_135143_000000402027_00110_11687_2807.N1	25-MAY-2004 13:51:43	Bright	39.500	68	18Alp Cas	2.2250	4500.0	79	11687	No
255	GOM_NL__2PRFIN20040525_135801_000000432027_00110_11687_2808.N1	25-MAY-2004 13:58:01	Bright	42.500	53	43Bet And	2.0480	3300.0	85	11687	No
256	GOM_NL__2PRFIN20040525_140036_000000512027_00110_11687_2809.N1	25-MAY-2004 14:00:36	Tw_i_and_stray	51.000	58	21Alp And	2.0730	11000.	102	11687	No
257	GOM_NL__2PRFIN20040525_140509_000000482027_00110_11687_2810.N1	25-MAY-2004 14:05:09	Dark	48.000	140	88Gam Peg	2.8340	26000.	96	11687	No
258	GOM_NL__2PRFIN20040525_140735_000000692027_00110_11687_2811.N1	25-MAY-2004 14:07:35	Dark	69.000	90	54Alp Peg	2.4870	11000.	138	11687	No
259	GOM_NL__2PRFIN20040525_141359_000000492027_00110_11687_2812.N1	25-MAY-2004 14:13:59	Dark	49.000	52	16Bet Cet	2.0370	4500.0	98	11687	No
260	GOM_NL__2PRFIN20040525_142046_000000452027_00110_11687_2813.N1	25-MAY-2004 14:20:46	Dark	45.000	84	Alp Phe	2.3970	4500.0	90	11687	No
261	GOM_NL__2PRFIN20040525_142327_000000512027_00110_11687_2814.N1	25-MAY-2004 14:23:27	Dark	51.000	9	Alp Eri	0.45300	24000.	102	11687	No
262	GOM_NL__2PRFIN20040525_142537_000000592027_00111_11688_2782.N1	25-MAY-2004 14:25:37	Dark	59.000	63	Bet Gru	2.1500	2800.0	118	11688	No
263	GOM_NL__2PRFIN20040525_142917_000000382027_00111_11688_2783.N1	25-MAY-2004 14:29:17	Dark	37.500	135	Bet Hyi	2.8200	5800.0	75	11688	No
264	GOM_NL__2PRFIN20040525_143239_000000452027_00111_11688_2784.N1	25-MAY-2004 14:32:39	Dark	44.500	45	Alp Pav	1.9400	26000.	89	11688	No
265	GOM_NL__2PRFIN20040525_143656_000000462027_00111_11688_2785.N1	25-MAY-2004 14:36:56	Straylight	46.000	43	Alp TrA	1.9100	4250.0	92	11688	No
266	GOM_NL__2PRFIN20040525_143904_000000412027_00111_11688_2786.N1	25-MAY-2004 14:39:04	Straylight	41.000	134	Bet TrA	2.8100	6600.0	82	11688	No
267	GOM_NL__2PRFIN20040525_144033_000000482027_00111_11688_2787.N1	25-MAY-2004 14:40:33	Straylight	47.500	4	Alp1Cen	-0.010000	5800.0	95	11688	No
268	GOM_NL__2PRFIN20040525_144205_000000552027_00111_11688_2788.N1	25-MAY-2004 14:42:05	Straylight	54.500	40	The Sco	1.8590	7100.0	109	11688	No
269	GOM_NL__2PRFIN20040525_144356_000000532027_00111_11688_2789.N1	25-MAY-2004 14:43:56	Straylight	52.500	25	35Lam Sco	1.6200	28000.	105	11688	No
270	GOM_NL__2PRFIN20040525_144553_000000462027_00111_11688_2790.N1	25-MAY-2004 14:45:53	Tw_i_and_stray	46.000	75	26Eps Sco	2.2910	4250.0	92	11688	No
271	GOM_NL__2PRFIN20040525_144735_000000482027_00111_11688_2791.N1	25-MAY-2004 14:47:35	Bright	47.500	54	5The Cen	2.0550	4500.0	95	11688	No
272	GOM_NL__2PRFIN20040525_144913_000000482027_00111_11688_2792.N1	25-MAY-2004 14:49:13	Bright	47.500	158	6Pi Sco	2.9060	28000.	95	11688	No
273	GOM_NL__2PRFIN20040525_145155_000000532027_00111_11688_2793.N1	25-MAY-2004 14:51:55	Bright	52.500	86	35Eta Oph	2.4300	10200.	105	11688	No
274	GOM_NL__2PRFIN20040525_145429_000000392027_00111_11688_2794.N1	25-MAY-2004 14:54:29	Bright	39.000	104	27Bet Lib	2.6140	13100.	78	11688	No
275	GOM_NL__2PRFIN20040525_145609_000000452027_00111_11688_2795.N1	25-MAY-2004 14:56:09	Bright	44.500	120	1Del Oph	2.7340	3200.0	89	11688	No
276	GOM_NL__2PRFIN20040525_145912_000000412027_00111_11688_2796.N1	25-MAY-2004 14:59:12	Bright	40.500	102	24Alp Ser	2.6000	4250.0	81	11688	No
277	GOM_NL__2PRFIN20040525_150251_000000412027_00111_11688_2797.N1	25-MAY-2004 15:02:51	Bright	41.000	3	16Alp Boo	-0.050000	4250.0	82	11688	No
278	GOM_NL__2PRFIN20040525_150500_000000382027_00111_11688_2798.N1	25-MAY-2004 15:05:00	Bright	38.000	83		2.3780	11000.	76	11688	No

279	GOM_NL__2PRFIN20040525_150811_000000382027_00111_11688_2799.N1	25-MAY-2004 15:08:11	Bright	38.000	180	27Gam Boo	3.0400	8000.0	76	11688	No
280	GOM_NL__2PRFIN20040525_151124_000000382027_00111_11688_2800.N1	25-MAY-2004 15:11:24	Bright	38.000	39	85Eta UMa	1.8540	24000.	76	11688	No
281	GOM_NL__2PRFIN20040525_151308_000000402027_00111_11688_2801.N1	25-MAY-2004 15:13:08	Bright	39.500	55	79Zet UMa	2.0600	10200.	79	11688	No
282	GOM_NL__2PRFIN20040525_151604_000000432027_00111_11688_2802.N1	25-MAY-2004 15:16:04	Bright	42.500	119	14Eta Dra	2.7270	4700.0	85	11688	No
283	GOM_NL__2PRFIN20040525_151822_000000402027_00111_11688_2803.N1	25-MAY-2004 15:18:22	Bright	40.000	60	7Bet UMi	2.0810	3950.0	80	11688	No
284	GOM_NL__2PRFIN20040525_152256_000000402027_00111_11688_2804.N1	25-MAY-2004 15:22:56	Bright	39.500	49	1Alp UMi	1.9900	6300.0	79	11688	No
285	GOM_NL__2PRFIN20040525_152650_000000482027_00111_11688_2805.N1	25-MAY-2004 15:26:50	Bright	47.500	89	5Alp Cep	2.4510	8000.0	95	11688	No
286	GOM_NL__2PRFIN20040525_153107_000000402027_00111_11688_2806.N1	25-MAY-2004 15:31:07	Bright	39.500	76	27Gam Cas	2.3000	30000.	79	11688	No
287	GOM_NL__2PRFIN20040525_153219_000000442027_00111_11688_2807.N1	25-MAY-2004 15:32:19	Bright	43.500	68	18Alp Cas	2.2250	4500.0	87	11688	No
288	GOM_NL__2PRFIN20040525_153837_000000432027_00111_11688_2808.N1	25-MAY-2004 15:38:37	Bright	42.500	53	43Bet And	2.0480	3300.0	85	11688	No
289	GOM_NL__2PRFIN20040525_154111_000000532027_00111_11688_2809.N1	25-MAY-2004 15:41:11	Twilight	53.000	58	21Alp And	2.0730	11000.	106	11688	No
290	GOM_NL__2PRFIN20040525_154546_000000512027_00111_11688_2810.N1	25-MAY-2004 15:45:46	Dark	50.500	140	88Gam Peg	2.8340	26000.	101	11688	No
291	GOM_NL__2PRFIN20040525_154812_000000662027_00111_11688_2811.N1	25-MAY-2004 15:48:12	Dark	66.000	90	54Alp Peg	2.4870	11000.	132	11688	No
292	GOM_NL__2PRFIN20040525_155436_000000532027_00111_11688_2812.N1	25-MAY-2004 15:54:36	Dark	53.000	52	16Bet Cet	2.0370	4500.0	106	11688	No
293	GOM_NL__2PRFIN20040525_160122_000000442027_00111_11688_2813.N1	25-MAY-2004 16:01:22	Dark	43.500	84	Alp Phe	2.3970	4500.0	87	11688	No
294	GOM_NL__2PRFIN20040525_160403_000000442027_00111_11688_2814.N1	25-MAY-2004 16:04:03	Dark	44.000	9	Alp Eri	0.45300	24000.	88	11688	No
295	GOM_NL__2PRFIN20040525_160615_000000542027_00112_11689_2782.N1	25-MAY-2004 16:06:15	Dark	54.000	63	Bet Gru	2.1500	2800.0	108	11689	No
296	GOM_NL__2PRFIN20040525_160953_000000392027_00112_11689_2783.N1	25-MAY-2004 16:09:53	Dark	38.500	135	Bet Hyi	2.8200	5800.0	77	11689	No
297	GOM_NL__2PRFIN20040525_161316_000000442027_00112_11689_2784.N1	25-MAY-2004 16:13:16	Dark	44.000	45	Alp Pav	1.9400	26000.	88	11689	No
298	GOM_NL__2PRFIN20040525_161735_000000422027_00112_11689_2785.N1	25-MAY-2004 16:17:35	Straylight	42.000	43	Alp TrA	1.9100	4250.0	84	11689	No
299	GOM_NL__2PRFIN20040525_161941_000000392027_00112_11689_2786.N1	25-MAY-2004 16:19:41	Straylight	38.500	134	Bet TrA	2.8100	6600.0	77	11689	No
300	GOM_NL__2PRFIN20040525_162109_000000452027_00112_11689_2787.N1	25-MAY-2004 16:21:09	Straylight	44.500	4	Alp1Cen	-0.010000	5800.0	89	11689	No
301	GOM_NL__2PRFIN20040525_162243_000000532027_00112_11689_2788.N1	25-MAY-2004 16:22:43	Straylight	53.000	40	The Sco	1.8590	7100.0	106	11689	No
302	GOM_NL__2PRFIN20040525_162433_000000482027_00112_11689_2789.N1	25-MAY-2004 16:24:33	Straylight	47.500	25	35Lam Sco	1.6200	28000.	95	11689	No
303	GOM_NL__2PRFIN20040525_162630_000000502027_00112_11689_2790.N1	25-MAY-2004 16:26:30	Twilight	49.500	75	26Eps Sco	2.2910	4250.0	99	11689	No
304	GOM_NL__2PRFIN20040525_162811_000000492027_00112_11689_2791.N1	25-MAY-2004 16:28:11	Bright	49.000	54	5The Cen	2.0550	4500.0	98	11689	No
305	GOM_NL__2PRFIN20040525_162949_000000442027_00112_11689_2792.N1	25-MAY-2004 16:29:49	Bright	43.500	158	6Pi Sco	2.9060	28000.	87	11689	No
306	GOM_NL__2PRFIN20040525_163231_000000522027_00112_11689_2793.N1	25-MAY-2004 16:32:31	Bright	52.000	86	35Eta Oph	2.4300	10200.	104	11689	No
307	GOM_NL__2PRFIN20040525_163505_000000392027_00112_11689_2794.N1	25-MAY-2004 16:35:05	Bright	39.000	104	27Bet Lib	2.6140	13100.	78	11689	No
308	GOM_NL__2PRFIN20040525_163645_000000442027_00112_11689_2795.N1	25-MAY-2004 16:36:45	Bright	44.000	120	1Del Oph	2.7340	3200.0	88	11689	No
309	GOM_NL__2PRFIN20040525_163948_000000412027_00112_11689_2796.N1	25-MAY-2004 16:39:48	Bright	40.500	102	24Alp Ser	2.6000	4250.0	81	11689	No
310	GOM_NL__2PRFIN20040525_164329_000000382027_00112_11689_2797.N1	25-MAY-2004 16:43:29	Bright	38.000	3	16Alp Boo	-0.050000	4250.0	76	11689	No
311	GOM_NL__2PRFIN20040525_164537_000000372027_00112_11689_2798.N1	25-MAY-2004 16:45:37	Bright	37.000	83		2.3780	11000.	74	11689	No
312	GOM_NL__2PRFIN20040525_164847_000000382027_00112_11689_2799.N1	25-MAY-2004 16:48:47	Bright	37.500	180	27Gam Boo	3.0400	8000.0	75	11689	No
313	GOM_NL__2PRFIN20040525_165201_000000372027_00112_11689_2800.N1	25-MAY-2004 16:52:01	Bright	37.000	39	85Eta UMa	1.8540	24000.	74	11689	No
314	GOM_NL__2PRFIN20040525_165345_000000362027_00112_11689_2801.N1	25-MAY-2004 16:53:45	Bright	35.500	55	79Zet UMa	2.0600	10200.	71	11689	No
315	GOM_NL__2PRFIN20040525_165640_000000432027_00112_11689_2802.N1	25-MAY-2004 16:56:40	Bright	42.500	119	14Eta Dra	2.7270	4700.0	85	11689	No
316	GOM_NL__2PRFIN20040525_165857_000000402027_00112_11689_2803.N1	25-MAY-2004 16:58:57	Bright	39.500	60	7Bet UMi	2.0810	3950.0	79	11689	No
317	GOM_NL__2PRFIN20040525_170333_000000392027_00112_11689_2804.N1	25-MAY-2004 17:03:33	Bright	38.500	49	1Alp UMi	1.9900	6300.0	77	11689	No
318	GOM_NL__2PRFIN20040525_170726_000000472027_00112_11689_2805.N1	25-MAY-2004 17:07:26	Bright	47.000	89	5Alp Cep	2.4510	8000.0	94	11689	No
319	GOM_NL__2PRFIN20040525_171143_000000422027_00112_11689_2806.N1	25-MAY-2004 17:11:43	Bright	42.000	76	27Gam Cas	2.3000	30000.	84	11689	No
320	GOM_NL__2PRFIN20040525_171254_000000392027_00112_11689_2807.N1	25-MAY-2004 17:12:54	Bright	38.500	68	18Alp Cas	2.2250	4500.0	77	11689	No
321	GOM_NL__2PRFIN20040525_171913_000000402027_00112_11689_2808.N1	25-MAY-2004 17:19:13	Bright	40.000	53	43Bet And	2.0480	3300.0	80	11689	No
322	GOM_NL__2PRFIN20040525_172148_000000542027_00112_11689_2809.N1	25-MAY-2004 17:21:48	Twilight	54.000	58	21Alp And	2.0730	11000.	108	11689	No
323	GOM_NL__2PRFIN20040525_172622_000000512027_00112_11689_2810.N1	25-MAY-2004 17:26:22	Dark	50.500	140	88Gam Peg	2.8340	26000.	101	11689	No
324	GOM_NL__2PRFIN20040525_172849_000000692027_00112_11689_2811.N1	25-MAY-2004 17:28:49	Dark	68.500	90	54Alp Peg	2.4870	11000.	137	11689	No
325	GOM_NL__2PRFIN20040525_173513_000000532027_00112_11689_2812.N1	25-MAY-2004 17:35:13	Dark	52.500	52	16Bet Cet	2.0370	4500.0	105	11689	No
326	GOM_NL__2PRFIN20040525_174159_000000442027_00112_11689_2813.N1	25-MAY-2004 17:41:59	Dark	43.500	84	Alp Phe	2.3970	4500.0	87	11689	No
327	GOM_NL__2PRFIN20040525_174439_000000482027_00112_11689_2814.N1	25-MAY-2004 17:44:39	Dark	47.500	9	Alp Eri	0.45300	24000.	95	11689	No
328	GOM_NL__2PRFIN20040525_174652_000000542027_00113_11690_2782.N1	25-MAY-2004 17:46:52	Dark	53.500	63	Bet Gru	2.1500	2800.0	107	11690	No
329	GOM_NL__2PRFIN20040525_175029_000000392027_00113_11690_2783.N1	25-MAY-2004 17:50:29	Dark	38.500	135	Bet Hyi	2.8200	5800.0	77	11690	No
330	GOM_NL__2PRFIN20040525_175353_000000452027_00113_11690_2784.N1	25-MAY-2004 17:53:53	Dark	45.000	45	Alp Pav	1.9400	26000.	90	11690	No
331	GOM_NL__2PRFIN20040525_175811_000000522027_00113_11690_2785.N1	25-MAY-2004 17:58:11	Straylight	51.500	43	Alp TrA	1.9100	4250.0	103	11690	No
332	GOM_NL__2PRFIN20040525_180017_000000392027_00113_11690_2786.N1	25-MAY-2004 18:00:17	Straylight	39.000	134	Bet TrA	2.8100	6600.0	78	11690	No
333	GOM_NL__2PRFIN20040525_180145_000000512027_00113_11690_2787.N1	25-MAY-2004 18:01:45	Straylight	50.500	4	Alp1Cen	-0.010000	5800.0	101	11690	No
334	GOM_NL__2PRFIN20040525_180415_000000622027_00113_11690_2788.N1	25-MAY-2004 18:04:15	Straylight	62.000	38	20Eps Sgr	1.8360	11000.	124	11690	No
335	GOM_NL__2PRFIN20040525_180603_000000782027_00113_11690_2789.N1	25-MAY-2004 18:06:03	Twilight	78.000	57	34Sig Sgr	2.0660	26000.	156	11690	No
336	GOM_NL__2PRFIN20040525_180914_000000462027_00113_11690_2790.N1	25-MAY-2004 18:09:14	Twilight	46.000	136	23Tau Sco	2.8220	30000.	92	11690	No
337	GOM_NL__2PRFIN20040525_181126_000000452027_00113_11690_2791.N1	25-MAY-2004 18:11:26	Bright	44.500	80	7Del Sco	2.3160	30000.	89	11690	No

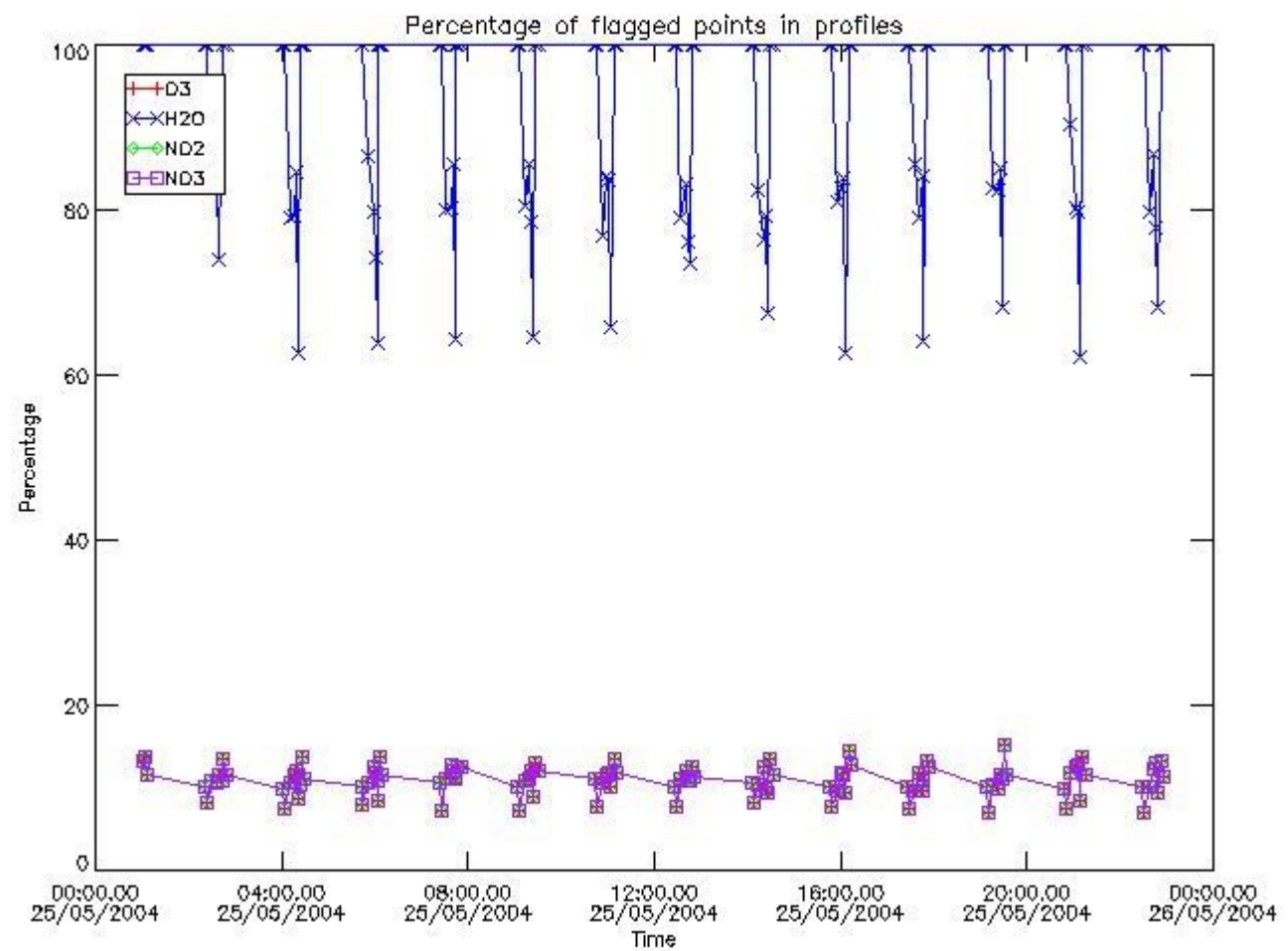
338	GOM_NL__2PRFIN20040525_181307_000000522027_00113_11690_2792.N1	25-MAY-2004 18:13:07	Bright	52.000	86	35Eta Oph	2.4300	10200.	104	11690	No
339	GOM_NL__2PRFIN20040525_181542_000000392027_00113_11690_2793.N1	25-MAY-2004 18:15:42	Bright	39.000	104	27Bet Lib	2.6140	13100.	78	11690	No
340	GOM_NL__2PRFIN20040525_181721_000000452027_00113_11690_2794.N1	25-MAY-2004 18:17:21	Bright	44.500	120	1Del Oph	2.7340	3200.0	89	11690	No
341	GOM_NL__2PRFIN20040525_182024_000000412027_00113_11690_2795.N1	25-MAY-2004 18:20:24	Bright	40.500	102	24Alp Ser	2.6000	4250.0	81	11690	No
342	GOM_NL__2PRFIN20040525_182405_000000372027_00113_11690_2796.N1	25-MAY-2004 18:24:05	Bright	37.000	3	16Alp Boo	-0.050000	4250.0	74	11690	No
343	GOM_NL__2PRFIN20040525_182612_000000372027_00113_11690_2797.N1	25-MAY-2004 18:26:12	Bright	36.500	83		2.3780	11000.	73	11690	No
344	GOM_NL__2PRFIN20040525_182923_000000352027_00113_11690_2798.N1	25-MAY-2004 18:29:23	Bright	35.000	180	27Gam Boo	3.0400	8000.0	70	11690	No
345	GOM_NL__2PRFIN20040525_183237_000000392027_00113_11690_2799.N1	25-MAY-2004 18:32:37	Bright	39.000	39	85Eta UMa	1.8540	24000.	78	11690	No
346	GOM_NL__2PRFIN20040525_183421_000000392027_00113_11690_2800.N1	25-MAY-2004 18:34:21	Bright	38.500	55	79Zet UMa	2.0600	10200.	77	11690	No
347	GOM_NL__2PRFIN20040525_183716_000000422027_00113_11690_2801.N1	25-MAY-2004 18:37:16	Bright	42.000	119	14Eta Dra	2.7270	4700.0	84	11690	No
348	GOM_NL__2PRFIN20040525_183933_000000362027_00113_11690_2802.N1	25-MAY-2004 18:39:33	Bright	36.000	60	7Bet UMi	2.0810	3950.0	72	11690	No
349	GOM_NL__2PRFIN20040525_184409_000000382027_00113_11690_2803.N1	25-MAY-2004 18:44:09	Bright	38.000	49	1Alp UMi	1.9900	6300.0	76	11690	No
350	GOM_NL__2PRFIN20040525_184800_000000492027_00113_11690_2804.N1	25-MAY-2004 18:48:00	Bright	48.500	89	5Alp Cep	2.4510	8000.0	97	11690	No
351	GOM_NL__2PRFIN20040525_185219_000000372027_00113_11690_2805.N1	25-MAY-2004 18:52:19	Bright	36.500	76	27Gam Cas	2.3000	30000.	73	11690	No
352	GOM_NL__2PRFIN20040525_185328_000000432027_00113_11690_2806.N1	25-MAY-2004 18:53:28	Bright	43.000	68	18Alp Cas	2.2250	4500.0	86	11690	No
353	GOM_NL__2PRFIN20040525_185949_000000422027_00113_11690_2807.N1	25-MAY-2004 18:59:49	Bright	42.000	53	43Bet And	2.0480	3300.0	84	11690	No
354	GOM_NL__2PRFIN20040525_190224_000000522027_00113_11690_2808.N1	25-MAY-2004 19:02:24	Twilight	52.000	58	21Alp And	2.0730	11000.	104	11690	No
355	GOM_NL__2PRFIN20040525_190658_000000502027_00113_11690_2809.N1	25-MAY-2004 19:06:58	Dark	50.000	140	88Gam Peg	2.8340	26000.	100	11690	No
356	GOM_NL__2PRFIN20040525_190925_000000742027_00113_11690_2810.N1	25-MAY-2004 19:09:25	Dark	74.000	90	54Alp Peg	2.4870	11000.	148	11690	No
357	GOM_NL__2PRFIN20040525_191550_000000502027_00113_11690_2811.N1	25-MAY-2004 19:15:50	Dark	49.500	52	16Bet Cet	2.0370	4500.0	99	11690	No
358	GOM_NL__2PRFIN20040525_192235_000000522027_00113_11690_2812.N1	25-MAY-2004 19:22:35	Dark	51.500	84	Alp Phe	2.3970	4500.0	103	11690	No
359	GOM_NL__2PRFIN20040525_192515_000000442027_00113_11690_2813.N1	25-MAY-2004 19:25:15	Dark	44.000	9	Alp Eri	0.45300	24000.	88	11690	No
360	GOM_NL__2PRFIN20040525_192728_000000602027_00114_11691_2782.N1	25-MAY-2004 19:27:28	Dark	60.000	63	Bet Gru	2.1500	2800.0	120	11691	No
361	GOM_NL__2PRFIN20040525_193105_000000372027_00114_11691_2783.N1	25-MAY-2004 19:31:05	Dark	37.000	135	Bet Hyi	2.8200	5800.0	74	11691	No
362	GOM_NL__2PRFIN20040525_193430_000000442027_00114_11691_2784.N1	25-MAY-2004 19:34:30	Dark	44.000	45	Alp Pav	1.9400	26000.	88	11691	No
363	GOM_NL__2PRFIN20040525_193847_000000462027_00114_11691_2785.N1	25-MAY-2004 19:38:47	Straylight	46.000	43	Alp TrA	1.9100	4250.0	92	11691	No
364	GOM_NL__2PRFIN20040525_194054_000000402027_00114_11691_2786.N1	25-MAY-2004 19:40:54	Straylight	40.000	134	Bet TrA	2.8100	6600.0	80	11691	No
365	GOM_NL__2PRFIN20040525_194221_000000442027_00114_11691_2787.N1	25-MAY-2004 19:42:21	Straylight	44.000	4	Alp1Cen	-0.010000	5800.0	88	11691	No
366	GOM_NL__2PRFIN20040525_194451_000000612027_00114_11691_2788.N1	25-MAY-2004 19:44:51	Straylight	61.000	38	20Eps Sgr	1.8360	11000.	122	11691	No
367	GOM_NL__2PRFIN20040525_194640_000000812027_00114_11691_2789.N1	25-MAY-2004 19:46:40	Twilight	81.000	57	34Sig Sgr	2.0660	26000.	162	11691	No
368	GOM_NL__2PRFIN20040525_194951_000000452027_00114_11691_2790.N1	25-MAY-2004 19:49:51	Twilight	45.000	136	23Tau Sco	2.8220	30000.	90	11691	No
369	GOM_NL__2PRFIN20040525_195203_000000442027_00114_11691_2791.N1	25-MAY-2004 19:52:03	Bright	44.000	80	7Del Sco	2.3160	30000.	88	11691	No
370	GOM_NL__2PRFIN20040525_195342_000000532027_00114_11691_2792.N1	25-MAY-2004 19:53:42	Bright	52.500	86	35Eta Oph	2.4300	10200.	105	11691	No
371	GOM_NL__2PRFIN20040525_195618_000000382027_00114_11691_2793.N1	25-MAY-2004 19:56:18	Bright	38.000	104	27Bet Lib	2.6140	13100.	76	11691	No
372	GOM_NL__2PRFIN20040525_195757_000000442027_00114_11691_2794.N1	25-MAY-2004 19:57:57	Bright	43.500	120	1Del Oph	2.7340	3200.0	87	11691	No
373	GOM_NL__2PRFIN20040525_200100_000000402027_00114_11691_2795.N1	25-MAY-2004 20:01:00	Bright	40.000	102	24Alp Ser	2.6000	4250.0	80	11691	No
374	GOM_NL__2PRFIN20040525_200442_000000372027_00114_11691_2796.N1	25-MAY-2004 20:04:42	Bright	37.000	3	16Alp Boo	-0.050000	4250.0	74	11691	No
375	GOM_NL__2PRFIN20040525_200649_000000372027_00114_11691_2797.N1	25-MAY-2004 20:06:49	Bright	37.000	83		2.3780	11000.	74	11691	No
376	GOM_NL__2PRFIN20040525_200959_000000372027_00114_11691_2798.N1	25-MAY-2004 20:09:59	Bright	36.500	180	27Gam Boo	3.0400	8000.0	73	11691	No
377	GOM_NL__2PRFIN20040525_201314_000000382027_00114_11691_2799.N1	25-MAY-2004 20:13:14	Bright	37.500	39	85Eta UMa	1.8540	24000.	75	11691	No
378	GOM_NL__2PRFIN20040525_201457_000000392027_00114_11691_2800.N1	25-MAY-2004 20:14:57	Bright	39.000	55	79Zet UMa	2.0600	10200.	78	11691	No
379	GOM_NL__2PRFIN20040525_201752_000000412027_00114_11691_2801.N1	25-MAY-2004 20:17:52	Bright	41.000	119	14Eta Dra	2.7270	4700.0	82	11691	No
380	GOM_NL__2PRFIN20040525_202010_000000402027_00114_11691_2802.N1	25-MAY-2004 20:20:10	Bright	40.000	60	7Bet UMi	2.0810	3950.0	80	11691	No
381	GOM_NL__2PRFIN20040525_202446_000000372027_00114_11691_2803.N1	25-MAY-2004 20:24:46	Bright	36.500	49	1Alp UMi	1.9900	6300.0	73	11691	No
382	GOM_NL__2PRFIN20040525_202836_000000472027_00114_11691_2804.N1	25-MAY-2004 20:28:36	Bright	47.000	89	5Alp Cep	2.4510	8000.0	94	11691	No
383	GOM_NL__2PRFIN20040525_203255_000000382027_00114_11691_2805.N1	25-MAY-2004 20:32:55	Bright	38.000	76	27Gam Cas	2.3000	30000.	76	11691	No
384	GOM_NL__2PRFIN20040525_203406_000000402027_00114_11691_2806.N1	25-MAY-2004 20:34:06	Bright	40.000	68	18Alp Cas	2.2250	4500.0	80	11691	No
385	GOM_NL__2PRFIN20040525_204025_000000422027_00114_11691_2807.N1	25-MAY-2004 20:40:25	Bright	42.000	53	43Bet And	2.0480	3300.0	84	11691	No
386	GOM_NL__2PRFIN20040525_204259_000000522027_00114_11691_2808.N1	25-MAY-2004 20:42:59	Twilight	52.000	58	21Alp And	2.0730	11000.	104	11691	No
387	GOM_NL__2PRFIN20040525_204734_000000522027_00114_11691_2809.N1	25-MAY-2004 20:47:34	Dark	52.000	140	88Gam Peg	2.8340	26000.	104	11691	No
388	GOM_NL__2PRFIN20040525_205002_000000742027_00114_11691_2810.N1	25-MAY-2004 20:50:02	Dark	74.000	90	54Alp Peg	2.4870	11000.	148	11691	No
389	GOM_NL__2PRFIN20040525_205627_000000482027_00114_11691_2811.N1	25-MAY-2004 20:56:27	Dark	47.500	52	16Bet Cet	2.0370	4500.0	95	11691	No
390	GOM_NL__2PRFIN20040525_210312_000000412027_00114_11691_2812.N1	25-MAY-2004 21:03:12	Dark	41.000	84	Alp Phe	2.3970	4500.0	82	11691	No
391	GOM_NL__2PRFIN20040525_210552_000000402027_00114_11691_2813.N1	25-MAY-2004 21:05:52	Dark	40.000	9	Alp Eri	0.45300	24000.	80	11691	No
392	GOM_NL__2PRFIN20040525_210805_000000602027_00115_11692_2863.N1	25-MAY-2004 21:08:05	Dark	60.000	63	Bet Gru	2.1500	2800.0	120	11692	No
393	GOM_NL__2PRFIN20040525_211141_000000372027_00115_11692_2864.N1	25-MAY-2004 21:11:41	Dark	37.000	135	Bet Hyi	2.8200	5800.0	74	11692	No
394	GOM_NL__2PRFIN20040525_211506_000000442027_00115_11692_2865.N1	25-MAY-2004 21:15:06	Dark	44.000	45	Alp Pav	1.9400	26000.	88	11692	No
395	GOM_NL__2PRFIN20040525_211923_000000402027_00115_11692_2866.N1	25-MAY-2004 21:19:23	Straylight	40.000	43	Alp TrA	1.9100	4250.0	80	11692	No
396	GOM_NL__2PRFIN20040525_212130_000000402027_00115_11692_2867.N1	25-MAY-2004 21:21:30	Straylight	40.000	134	Bet TrA	2.8100	6600.0	80	11692	No

397	GOM_NL__2PRFIN20040525_212258_000000452027_00115_11692_2868.N1	25-MAY-2004 21:22:58	Straylight	44.500	4	Alp1Cen	-0.010000	5800.0	89	11692	No
398	GOM_NL__2PRFIN20040525_212528_000000592027_00115_11692_2869.N1	25-MAY-2004 21:25:28	Straylight	59.000	38	20Eps Sgr	1.8360	11000.	118	11692	No
399	GOM_NL__2PRFIN20040525_212717_000000822027_00115_11692_2870.N1	25-MAY-2004 21:27:17	Tw_i_and_stray	81.500	57	34Sig Sgr	2.0660	26000.	163	11692	No
400	GOM_NL__2PRFIN20040525_213027_000000462027_00115_11692_2871.N1	25-MAY-2004 21:30:27	Tw_i_and_stray	45.500	136	23Tau Sco	2.8220	30000.	91	11692	No
401	GOM_NL__2PRFIN20040525_213238_000000482027_00115_11692_2872.N1	25-MAY-2004 21:32:38	Bright	48.000	80	7Del Sco	2.3160	30000.	96	11692	No
402	GOM_NL__2PRFIN20040525_213418_000000532027_00115_11692_2873.N1	25-MAY-2004 21:34:18	Bright	53.000	86	35Eta Oph	2.4300	10200.	106	11692	No
403	GOM_NL__2PRFIN20040525_213654_000000382027_00115_11692_2874.N1	25-MAY-2004 21:36:54	Bright	38.000	104	27Bet Lib	2.6140	13100.	76	11692	No
404	GOM_NL__2PRFIN20040525_213832_000000442027_00115_11692_2875.N1	25-MAY-2004 21:38:32	Bright	43.500	120	1Del Oph	2.7340	3200.0	87	11692	No
405	GOM_NL__2PRFIN20040525_214135_000000412027_00115_11692_2876.N1	25-MAY-2004 21:41:35	Bright	40.500	102	24Alp Ser	2.6000	4250.0	81	11692	No
406	GOM_NL__2PRFIN20040525_214518_000000372027_00115_11692_2877.N1	25-MAY-2004 21:45:18	Bright	37.000	3	16Alp Boo	-0.050000	4250.0	74	11692	No
407	GOM_NL__2PRFIN20040525_214725_000000392027_00115_11692_2878.N1	25-MAY-2004 21:47:25	Bright	38.500	83		2.3780	11000.	77	11692	No
408	GOM_NL__2PRFIN20040525_215035_000000372027_00115_11692_2879.N1	25-MAY-2004 21:50:35	Bright	36.500	180	27Gam Boo	3.0400	8000.0	73	11692	No
409	GOM_NL__2PRFIN20040525_215349_000000392027_00115_11692_2880.N1	25-MAY-2004 21:53:49	Bright	38.500	39	85Eta UMa	1.8540	24000.	77	11692	No
410	GOM_NL__2PRFIN20040525_215533_000000392027_00115_11692_2881.N1	25-MAY-2004 21:55:33	Bright	39.000	55	79Zet UMa	2.0600	10200.	78	11692	No
411	GOM_NL__2PRFIN20040525_215827_000000432027_00115_11692_2882.N1	25-MAY-2004 21:58:27	Bright	42.500	119	14Eta Dra	2.7270	4700.0	85	11692	No
412	GOM_NL__2PRFIN20040525_220045_000000392027_00115_11692_2883.N1	25-MAY-2004 22:00:45	Bright	39.000	60	7Bet UMi	2.0810	3950.0	78	11692	No
413	GOM_NL__2PRFIN20040525_220522_000000382027_00115_11692_2884.N1	25-MAY-2004 22:05:22	Bright	37.500	49	1Alp UMi	1.9900	6300.0	75	11692	No
414	GOM_NL__2PRFIN20040525_220912_000000482027_00115_11692_2885.N1	25-MAY-2004 22:09:12	Bright	47.500	89	5Alp Cep	2.4510	8000.0	95	11692	No
415	GOM_NL__2PRFIN20040525_221331_000000392027_00115_11692_2886.N1	25-MAY-2004 22:13:31	Bright	38.500	76	27Gam Cas	2.3000	30000.	77	11692	No
416	GOM_NL__2PRFIN20040525_221442_000000382027_00115_11692_2887.N1	25-MAY-2004 22:14:42	Bright	38.000	68	18Alp Cas	2.2250	4500.0	76	11692	No
417	GOM_NL__2PRFIN20040525_222101_000000442027_00115_11692_2888.N1	25-MAY-2004 22:21:01	Bright	43.500	53	43Bet And	2.0480	3300.0	87	11692	No
418	GOM_NL__2PRFIN20040525_222336_000000522027_00115_11692_2889.N1	25-MAY-2004 22:23:36	Tw_i_and_stray	51.500	58	21Alp And	2.0730	11000.	103	11692	No
419	GOM_NL__2PRFIN20040525_222811_000000502027_00115_11692_2890.N1	25-MAY-2004 22:28:11	Dark	50.000	140	88Gam Peg	2.8340	26000.	100	11692	No
420	GOM_NL__2PRFIN20040525_223038_000000732027_00115_11692_2891.N1	25-MAY-2004 22:30:38	Dark	72.500	90	54Alp Peg	2.4870	11000.	145	11692	No
421	GOM_NL__2PRFIN20040525_223703_000000502027_00115_11692_2892.N1	25-MAY-2004 22:37:03	Dark	50.000	52	16Bet Cet	2.0370	4500.0	100	11692	No
422	GOM_NL__2PRFIN20040525_224348_000000462027_00115_11692_2893.N1	25-MAY-2004 22:43:48	Dark	45.500	84	Alp Phe	2.3970	4500.0	91	11692	No
423	GOM_NL__2PRFIN20040525_224627_000000392027_00115_11692_2894.N1	25-MAY-2004 22:46:27	Dark	39.000	9	Alp Eri	0.45300	24000.	78	11692	No
424	GOM_NL__2PRFIN20040525_224841_000000602027_00116_11693_2864.N1	25-MAY-2004 22:48:41	Dark	60.000	63	Bet Gru	2.1500	2800.0	120	11693	No
425	GOM_NL__2PRFIN20040525_225217_000000392027_00116_11693_2865.N1	25-MAY-2004 22:52:17	Dark	38.500	135	Bet Hyi	2.8200	5800.0	77	11693	No
426	GOM_NL__2PRFIN20040525_225542_000000452027_00116_11693_2866.N1	25-MAY-2004 22:55:42	Dark	45.000	45	Alp Pav	1.9400	26000.	90	11693	No
427	GOM_NL__2PRFIN20040525_225959_000000452027_00116_11693_2867.N1	25-MAY-2004 22:59:59	Straylight	44.500	43	Alp TrA	1.9100	4250.0	89	11693	No
428	GOM_NL__2PRFIN20040525_230203_000000442027_00116_11693_2868.N1	25-MAY-2004 23:02:03	Straylight	43.500	134	Bet TrA	2.8100	6600.0	87	11693	No
429	GOM_NL__2PRFIN20040525_230333_000000522027_00116_11693_2869.N1	25-MAY-2004 23:03:33	Straylight	52.000	4	Alp1Cen	-0.010000	5800.0	104	11693	No
430	GOM_NL__2PRFIN20040525_230604_000000632027_00116_11693_2870.N1	25-MAY-2004 23:06:04	Straylight	63.000	38	20Eps Sgr	1.8360	11000.	126	11693	No
431	GOM_NL__2PRFIN20040525_230754_000000812027_00116_11693_2871.N1	25-MAY-2004 23:07:54	Tw_i_and_stray	80.500	57	34Sig Sgr	2.0660	26000.	161	11693	No
432	GOM_NL__2PRFIN20040525_231102_000000462027_00116_11693_2872.N1	25-MAY-2004 23:11:02	Tw_i_and_stray	45.500	136	23Tau Sco	2.8220	30000.	91	11693	No
433	GOM_NL__2PRFIN20040525_231313_000000452027_00116_11693_2873.N1	25-MAY-2004 23:13:13	Bright	45.000	80	7Del Sco	2.3160	30000.	90	11693	No
434	GOM_NL__2PRFIN20040525_231455_000000522027_00116_11693_2874.N1	25-MAY-2004 23:14:55	Bright	51.500	86	35Eta Oph	2.4300	10200.	103	11693	No
435	GOM_NL__2PRFIN20040525_231729_000000392027_00116_11693_2875.N1	25-MAY-2004 23:17:29	Bright	38.500	104	27Bet Lib	2.6140	13100.	77	11693	No
436	GOM_NL__2PRFIN20040525_231908_000000452027_00116_11693_2876.N1	25-MAY-2004 23:19:08	Bright	45.000	120	1Del Oph	2.7340	3200.0	90	11693	No
437	GOM_NL__2PRFIN20040525_232211_000000402027_00116_11693_2877.N1	25-MAY-2004 23:22:11	Bright	40.000	102	24Alp Ser	2.6000	4250.0	80	11693	No
438	GOM_NL__2PRFIN20040525_232553_000000382027_00116_11693_2878.N1	25-MAY-2004 23:25:53	Bright	37.500	3	16Alp Boo	-0.050000	4250.0	75	11693	No
439	GOM_NL__2PRFIN20040525_232800_000000382027_00116_11693_2879.N1	25-MAY-2004 23:28:00	Bright	38.000	83		2.3780	11000.	76	11693	No
440	GOM_NL__2PRFIN20040525_233111_000000382027_00116_11693_2880.N1	25-MAY-2004 23:31:11	Bright	37.500	180	27Gam Boo	3.0400	8000.0	75	11693	No
441	GOM_NL__2PRFIN20040525_233426_000000372027_00116_11693_2881.N1	25-MAY-2004 23:34:26	Bright	37.000	39	85Eta UMa	1.8540	24000.	74	11693	No
442	GOM_NL__2PRFIN20040525_233609_000000382027_00116_11693_2882.N1	25-MAY-2004 23:36:09	Bright	38.000	55	79Zet UMa	2.0600	10200.	76	11693	No
443	GOM_NL__2PRFIN20040525_233903_000000412027_00116_11693_2883.N1	25-MAY-2004 23:39:03	Bright	41.000	119	14Eta Dra	2.7270	4700.0	82	11693	No
444	GOM_NL__2PRFIN20040525_234121_000000372027_00116_11693_2884.N1	25-MAY-2004 23:41:21	Bright	37.000	60	7Bet UMi	2.0810	3950.0	74	11693	No
445	GOM_NL__2PRFIN20040525_234558_000000362027_00116_11693_2885.N1	25-MAY-2004 23:45:58	Bright	36.000	49	1Alp UMi	1.9900	6300.0	72	11693	No
446	GOM_NL__2PRFIN20040525_234947_000000482027_00116_11693_2886.N1	25-MAY-2004 23:49:47	Bright	47.500	89	5Alp Cep	2.4510	8000.0	95	11693	No
447	GOM_NL__2PRFIN20040525_235406_000000392027_00116_11693_2887.N1	25-MAY-2004 23:54:06	Bright	38.500	76	27Gam Cas	2.3000	30000.	77	11693	No
448	GOM_NL__2PRFIN20040525_235517_000000412027_00116_11693_2888.N1	25-MAY-2004 23:55:17	Bright	41.000	68	18Alp Cas	2.2250	4500.0	82	11693	No

3. Quality information per product

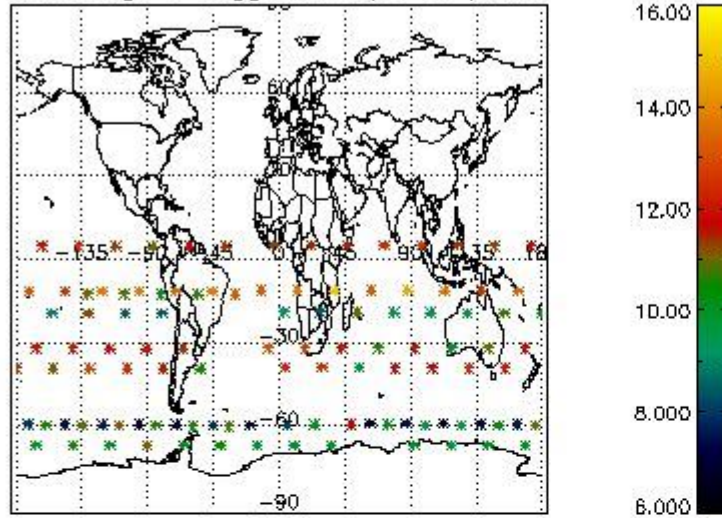
In this section it is plotted some information contained in the Quality Summary data set of the level 2 products. Only products in dark limb conditions and without errors (error flag in the MPH set to "0") are used.

3.1 Plot quality information per product (time dependant)

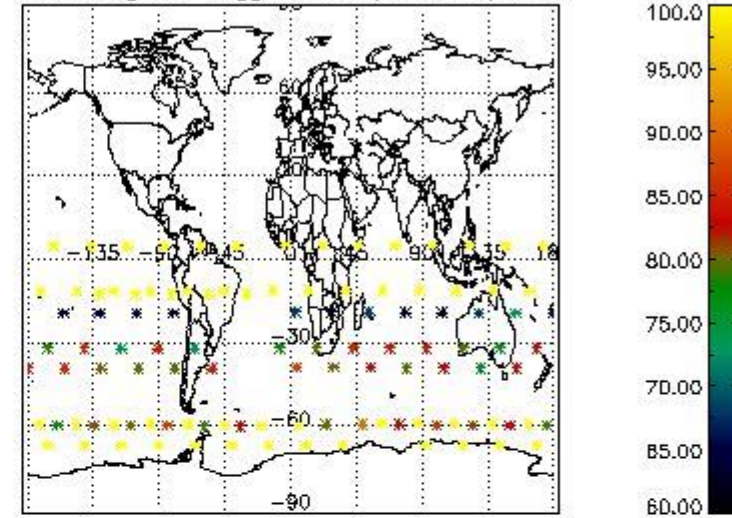


3.2 Plot quality information per product (world map)

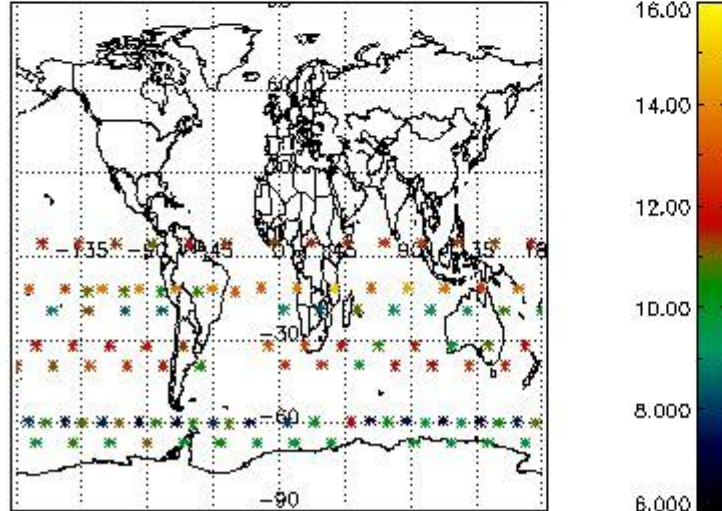
Percentage of flagged data per O3 profile



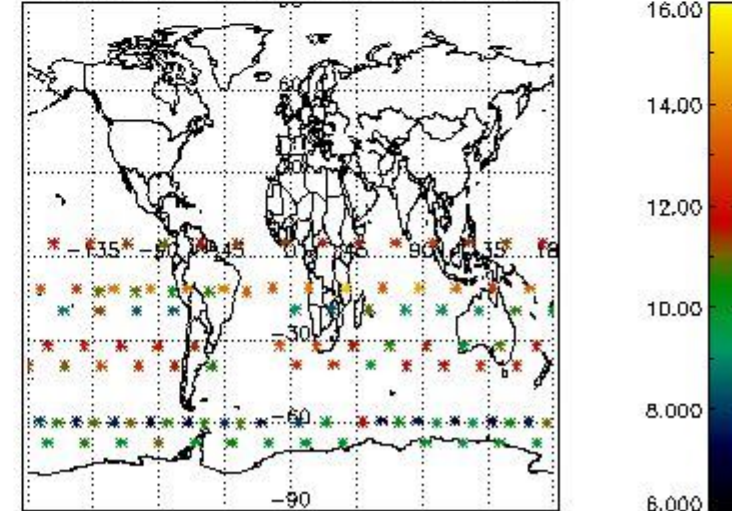
Percentage of flagged data per H2O profile



Percentage of flagged data per NO2 profile



Percentage of flagged data per NO3 profile

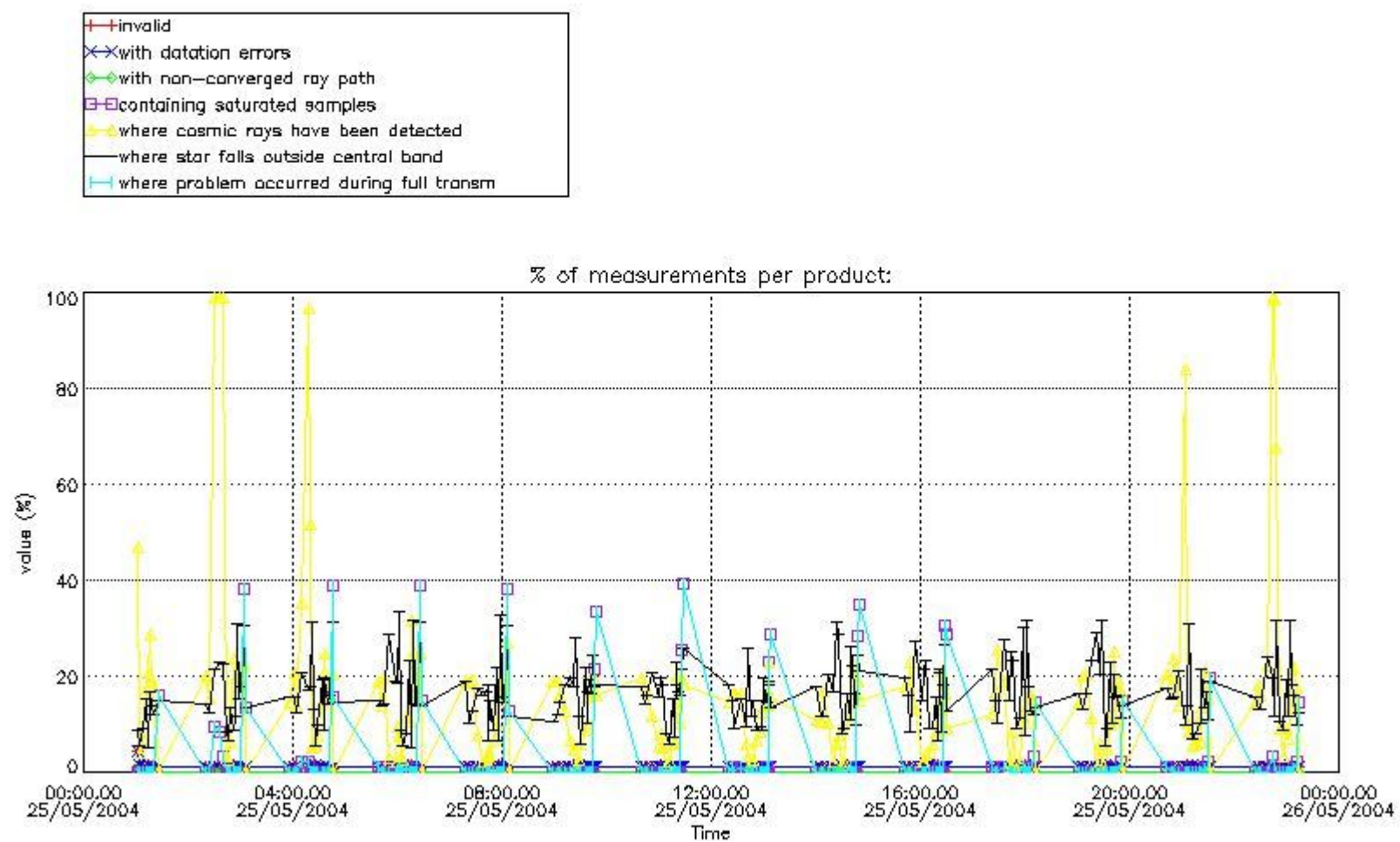


4. Level 1 quality information per product

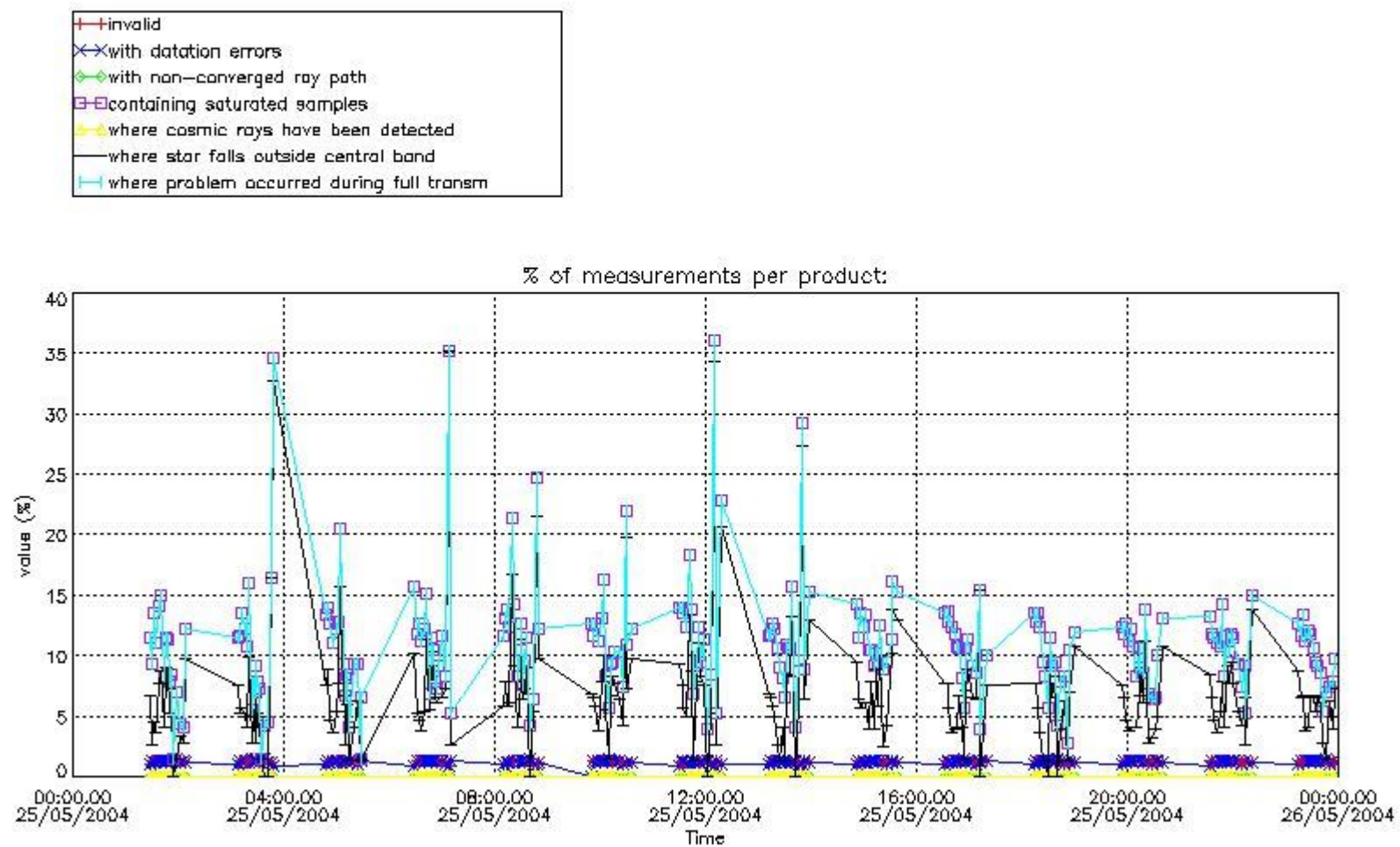
In this section it is plotted some information contained in the Quality Summary data set of the level 2 products that comes from the level 1b processing. Products without errors (error flag in the MPH set to "0") are used.

4.1 Plot quality information per product (time dependant) coming from level 1b processing

4.1.1 Plot level 1 quality information per product (time dependant): ENVISAT ASCENDING passes



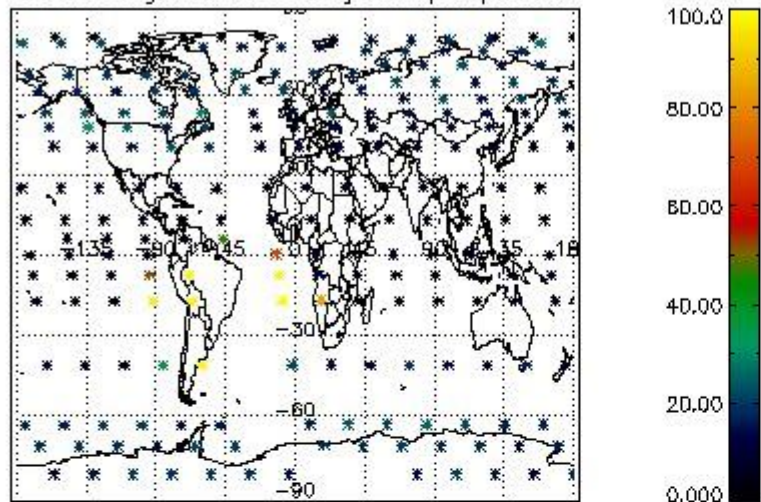
4.1.2 Plot level 1 quality information per product (time dependant): ENVI SAT DESCENDING passes



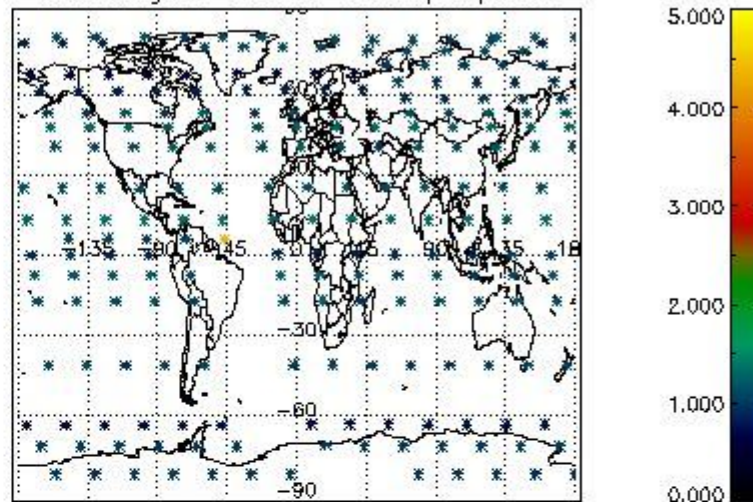
4.2 Plot quality information per product coming from level 1b processing (world map)

4.2.1 Plot level 1 quality information per product (world map): ENVISAT ASCENDING passes

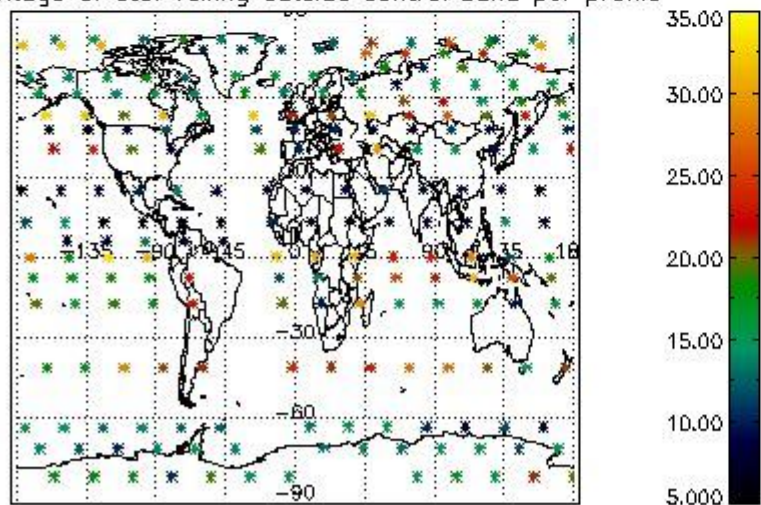
Percentage of cosmic ray hits per profile



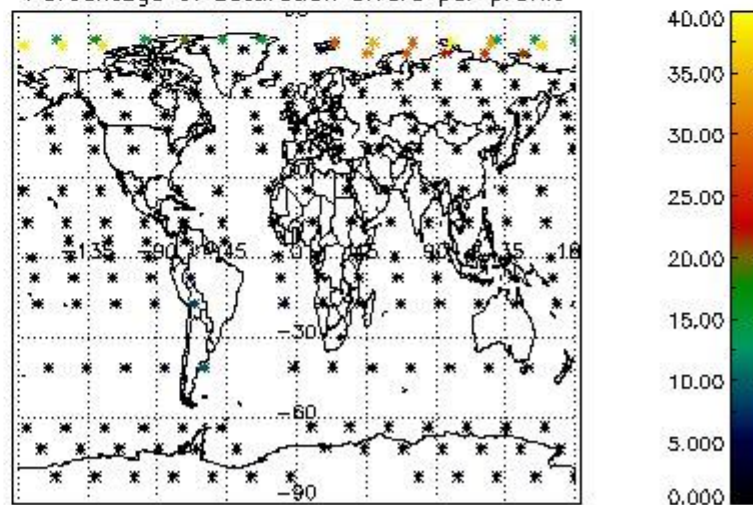
Percentage of datation errors per profile



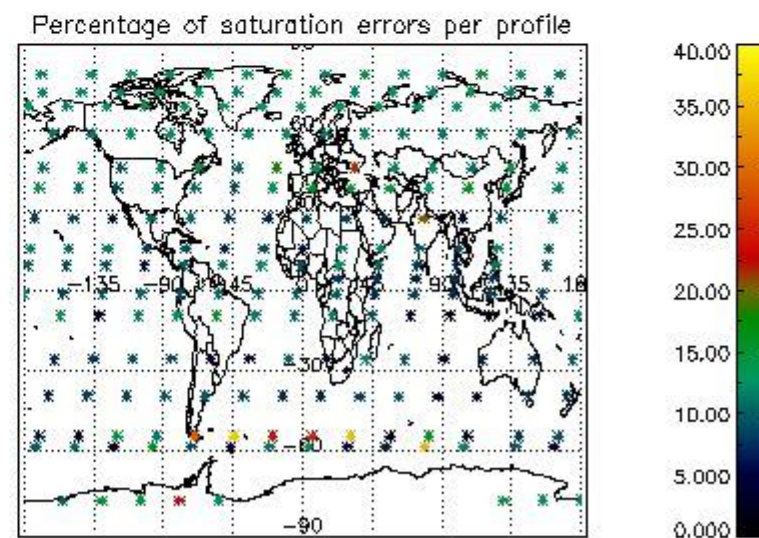
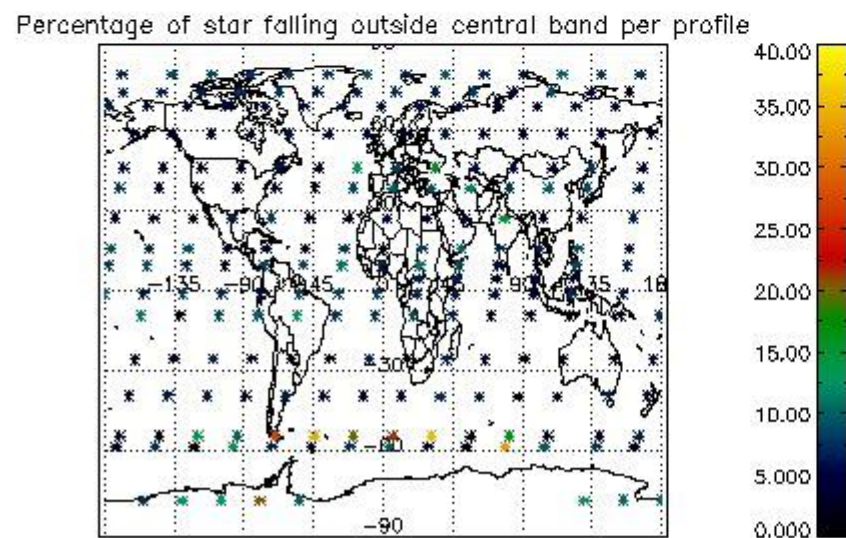
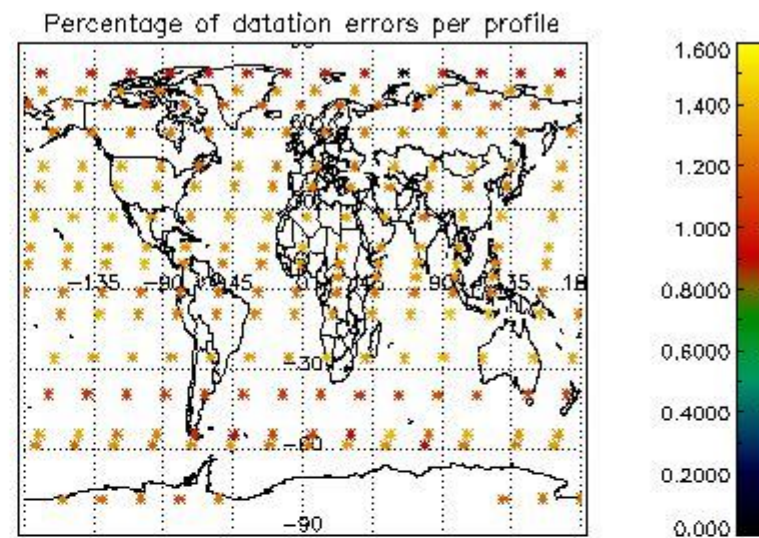
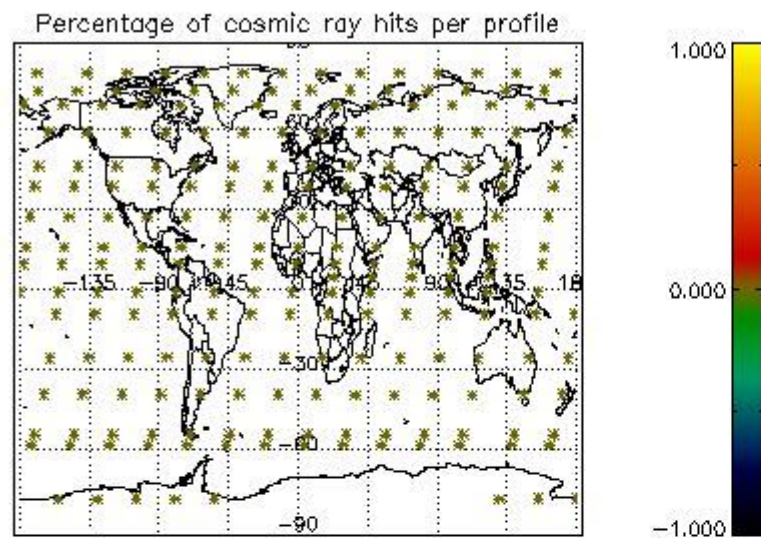
Percentage of star falling outside central band per profile



Percentage of saturation errors per profile



4.2.2 Plot level 1 quality information per product (world map): ENVISAT DESCENDING passes



5. Trace gas profiles

5.1 Ozone statistics based on quality of products

The final quality of the products can be "measured" using the STD (Standard Deviation) attached to every point profile. This information is written to the parameter GOM_NL__2P/NL_LOCAL_SPECIES_DENSITY/o3_std of the level 2 products. The table below shows the statistics for given STD ranges.

The statistics are given with respect to the overall valid production:

- Products without fatal errors: GOM_NL__2P/MPH/PRODUCT_ERR=0
- Valid point profile: GOM_NL__2P/NL_LOCAL_SPECIES_DENSITY/pcd(0)=0

The 'Criteria' is applied to valid points of dark limb products:

- Products in dark limb illumination condition: GOM_NL__2P/NL_SUMMARY_QUALITY/obs_ill_cond=0
- Products without fatal errors: GOM_NL__2P/MPH/PRODUCT_ERR=0
- Valid point profile: GOM_NL__2P/NL_LOCAL_SPECIES_DENSITY/pcd(0)=0

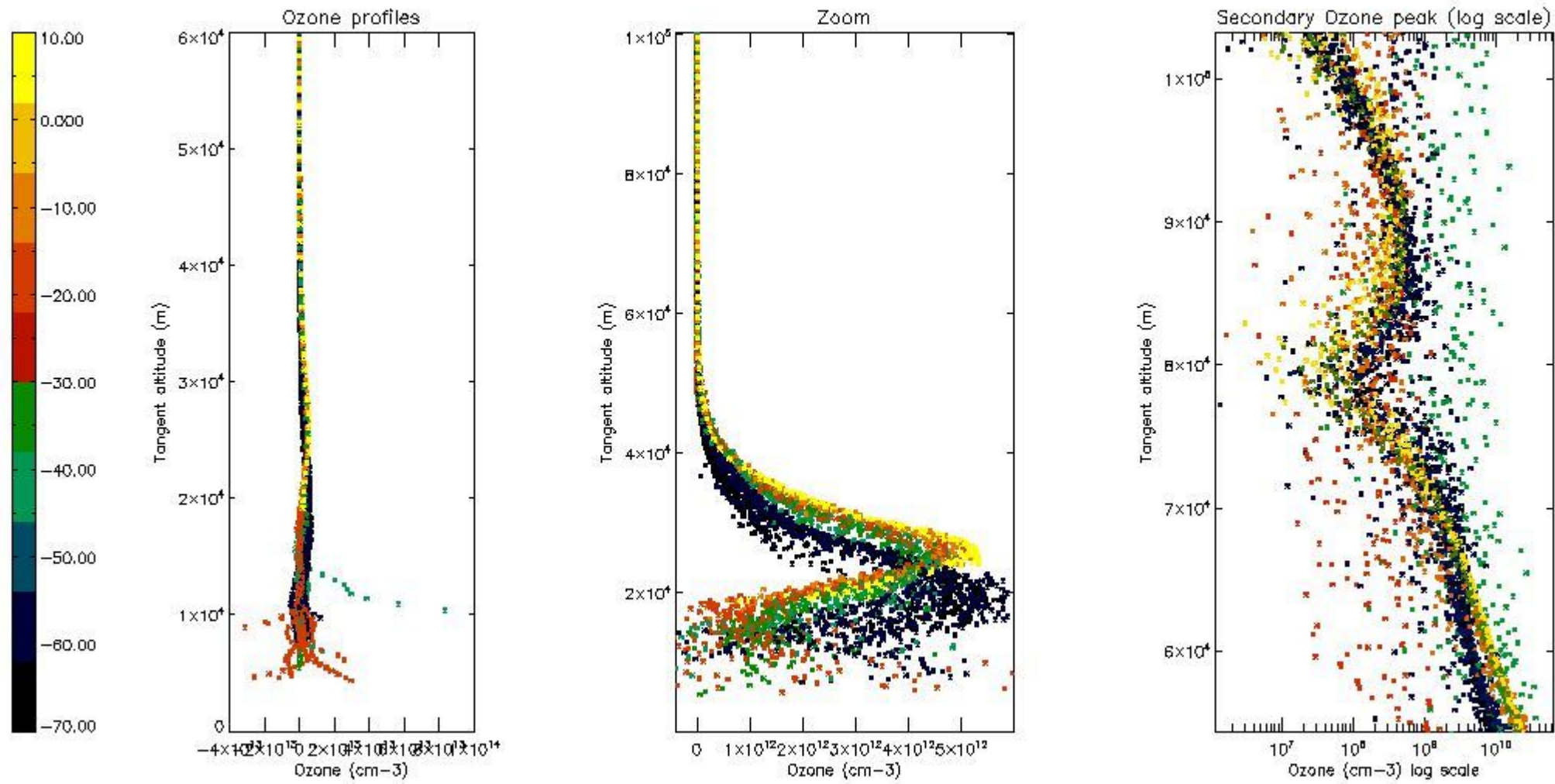
So, the table below shows the percentage of dark limb and valid observations for each criteria with respect to the overall valid daily observations.

Criteria	% of total production
All STD	27
STD < 20	15

STD < 10	12
STD < 5	8

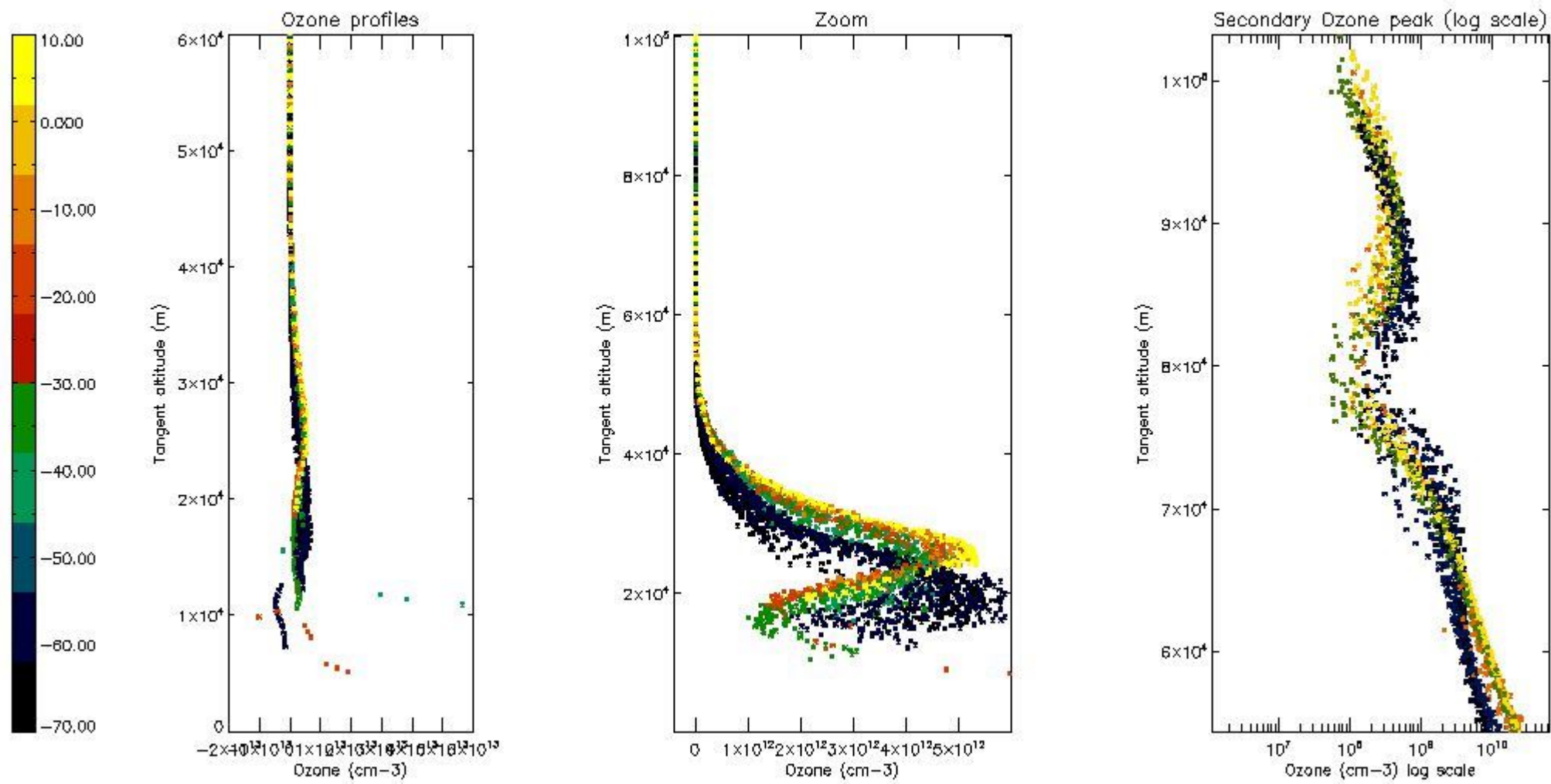
5.2 Plot ozone profiles for all STD (dark without errors)

The colorbar represents the latitude.



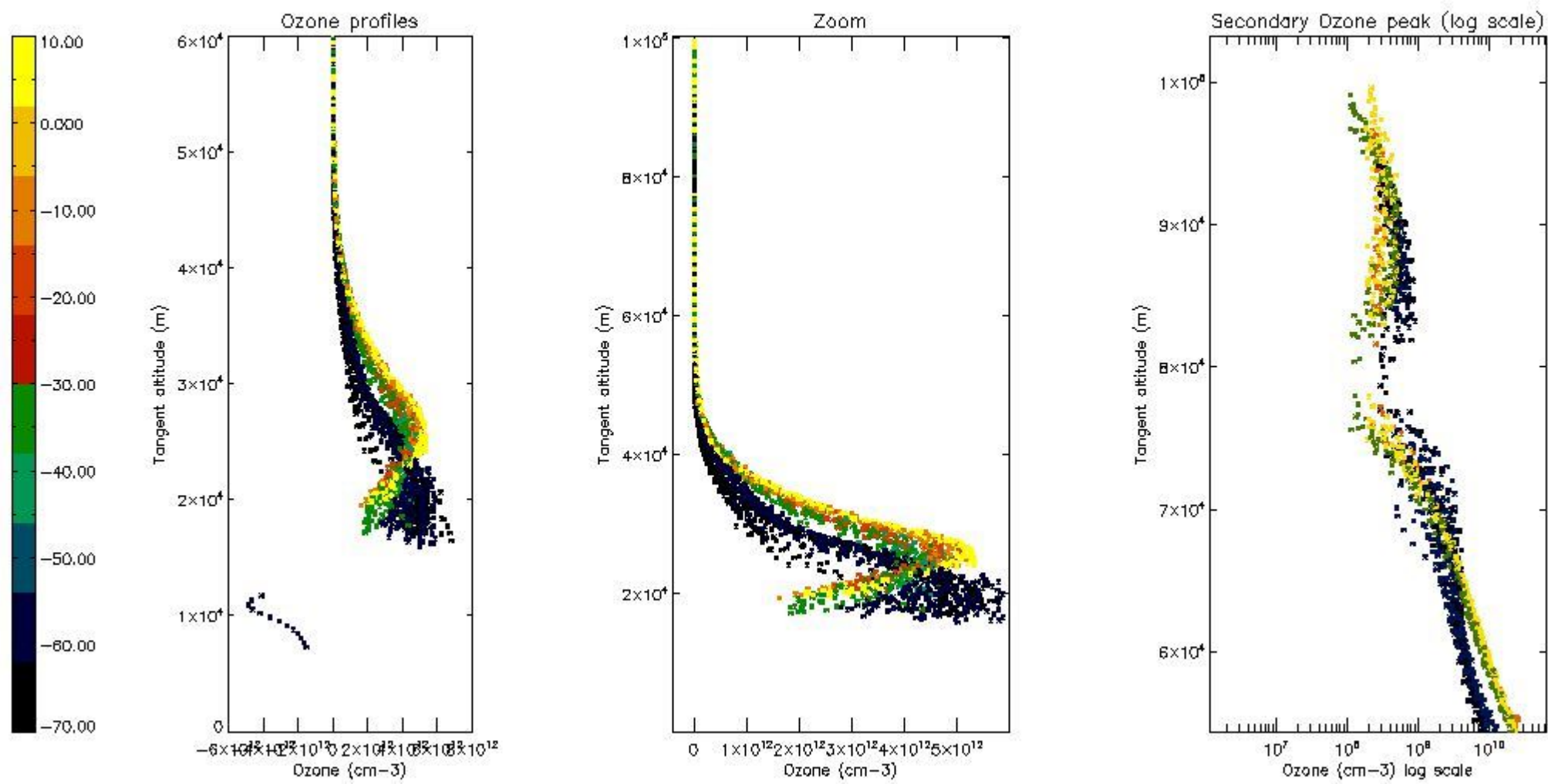
5.3 Plot ozone profiles where STD < 20% (dark without errors)

The colorbar represents the latitude.



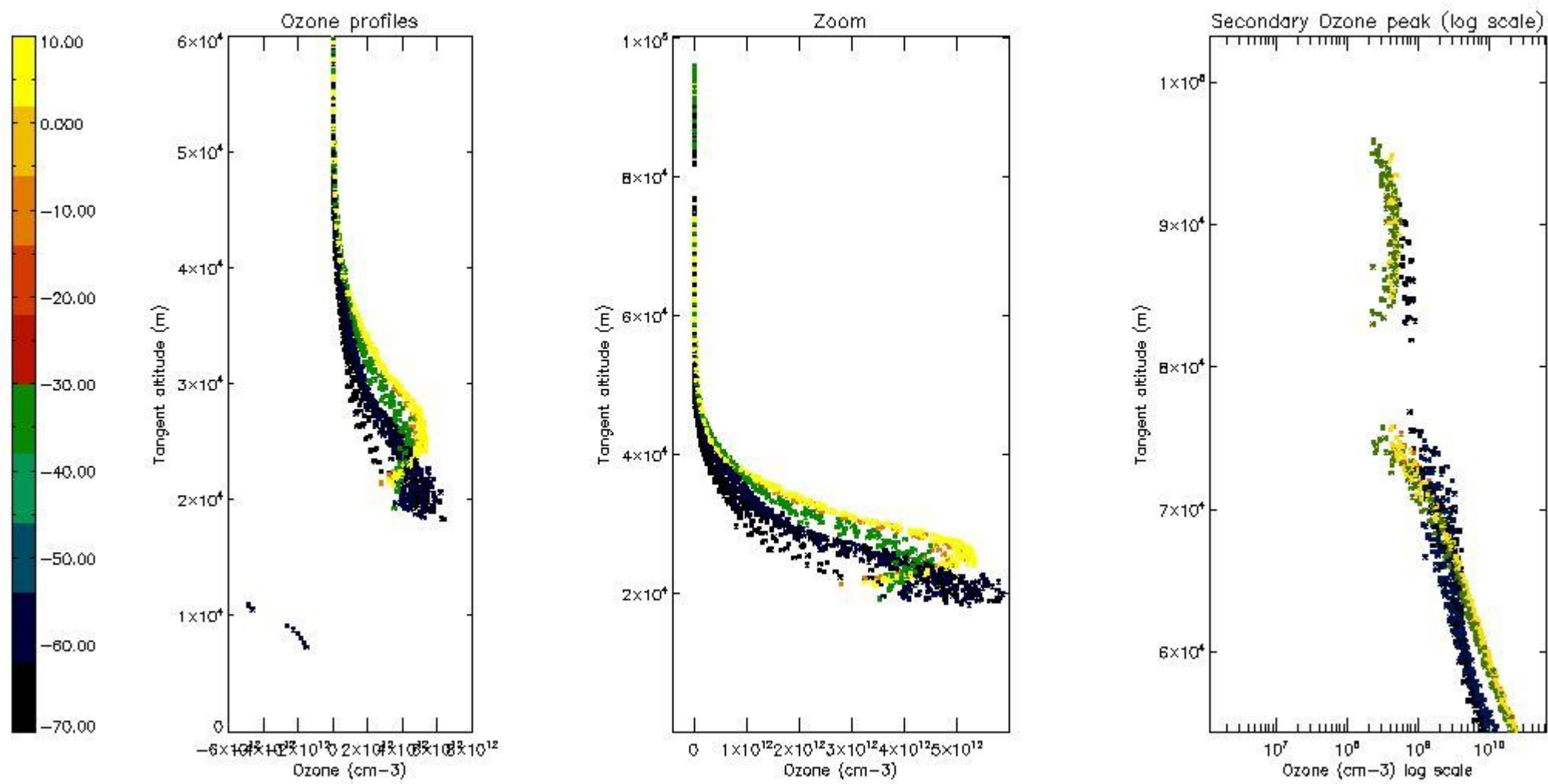
5.4 Plot ozone profiles where STD < 10% (dark without errors)

The colorbar represents the latitude.



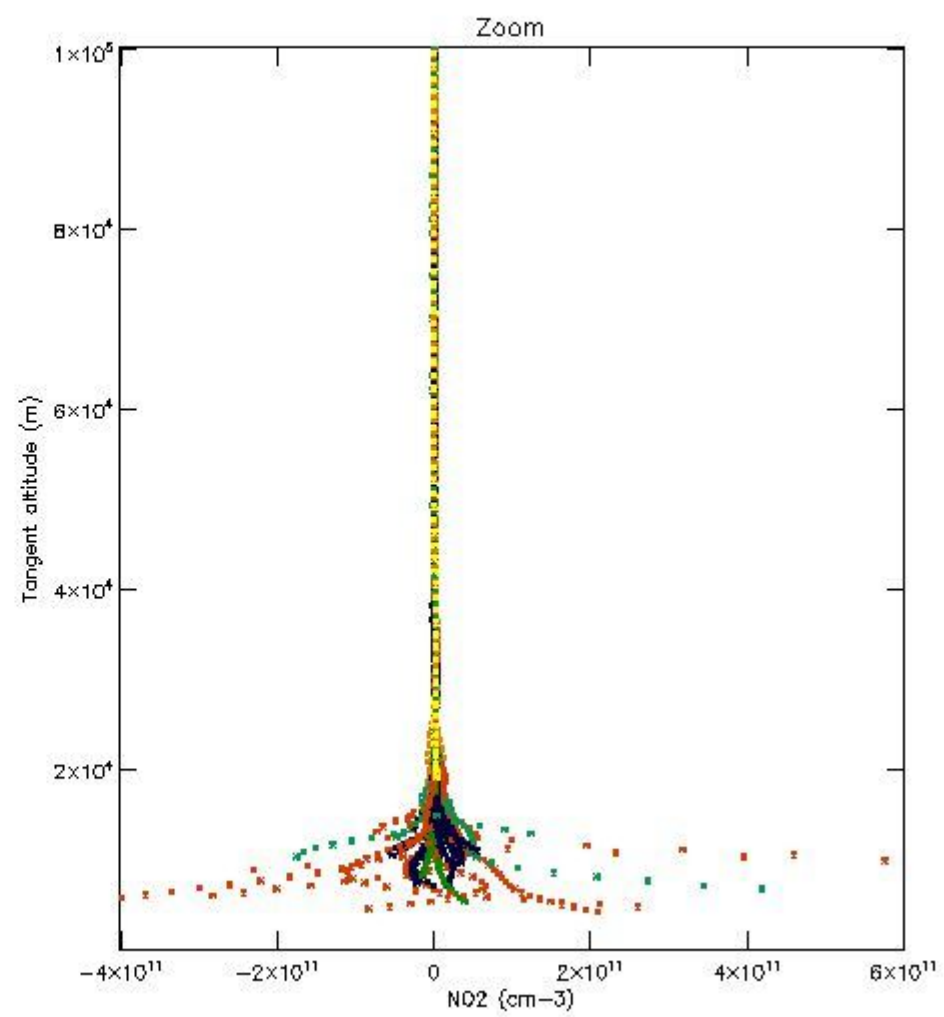
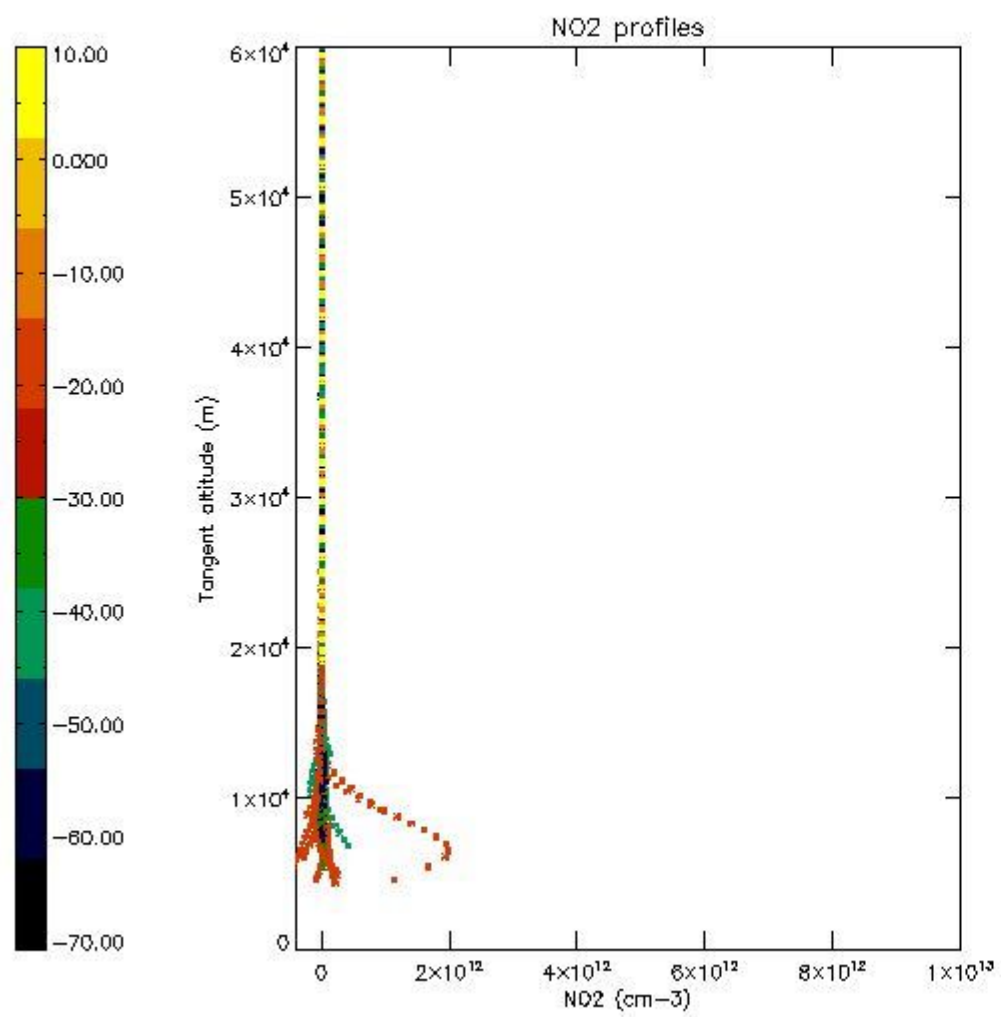
5.5 Plot ozone profiles where STD < 5% (dark without errors)

The colorbar represents the latitude.



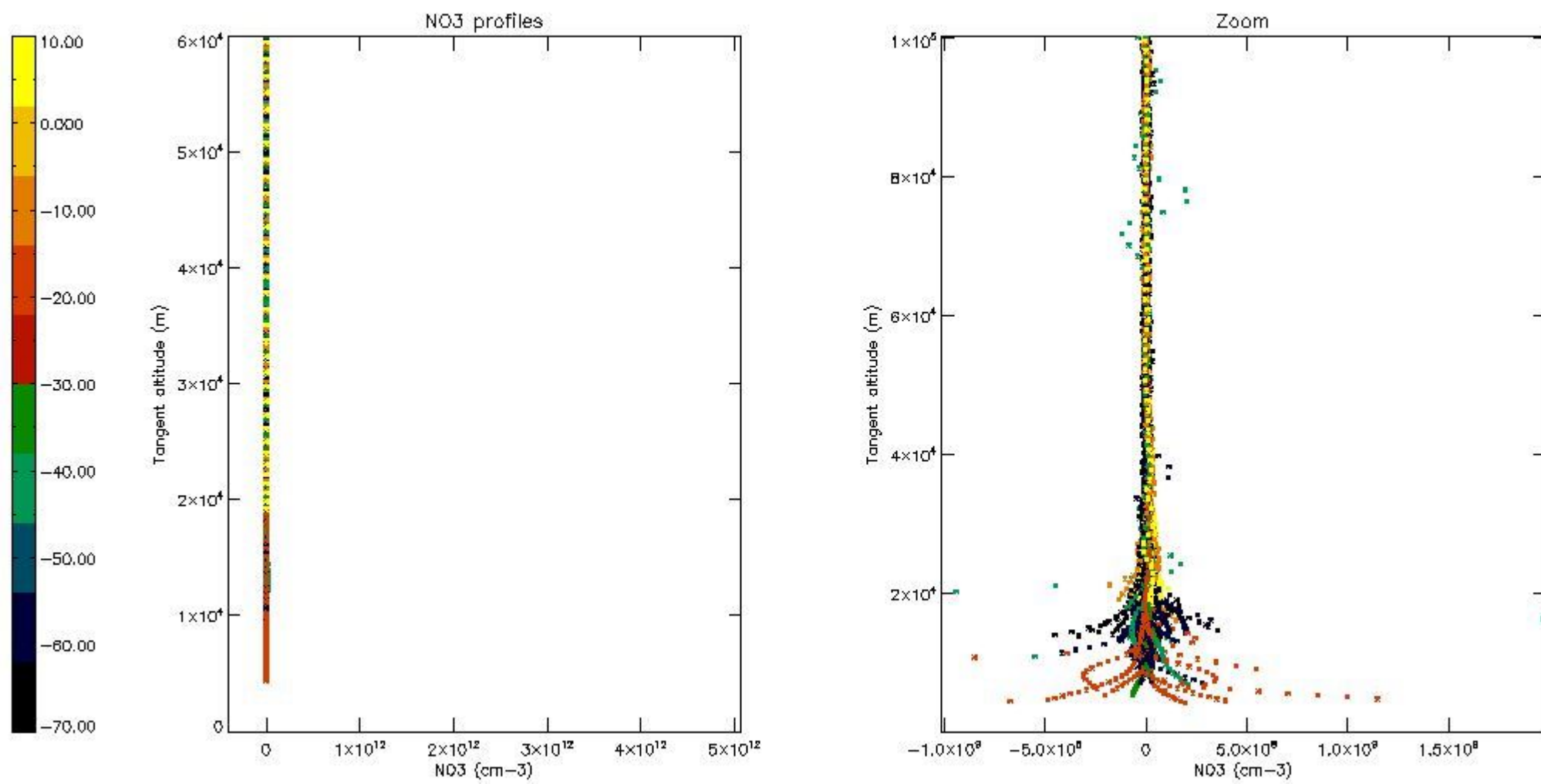
5.6 Plot NO₂ profiles for all STD (dark without errors)

The colorbar represents the latitude.



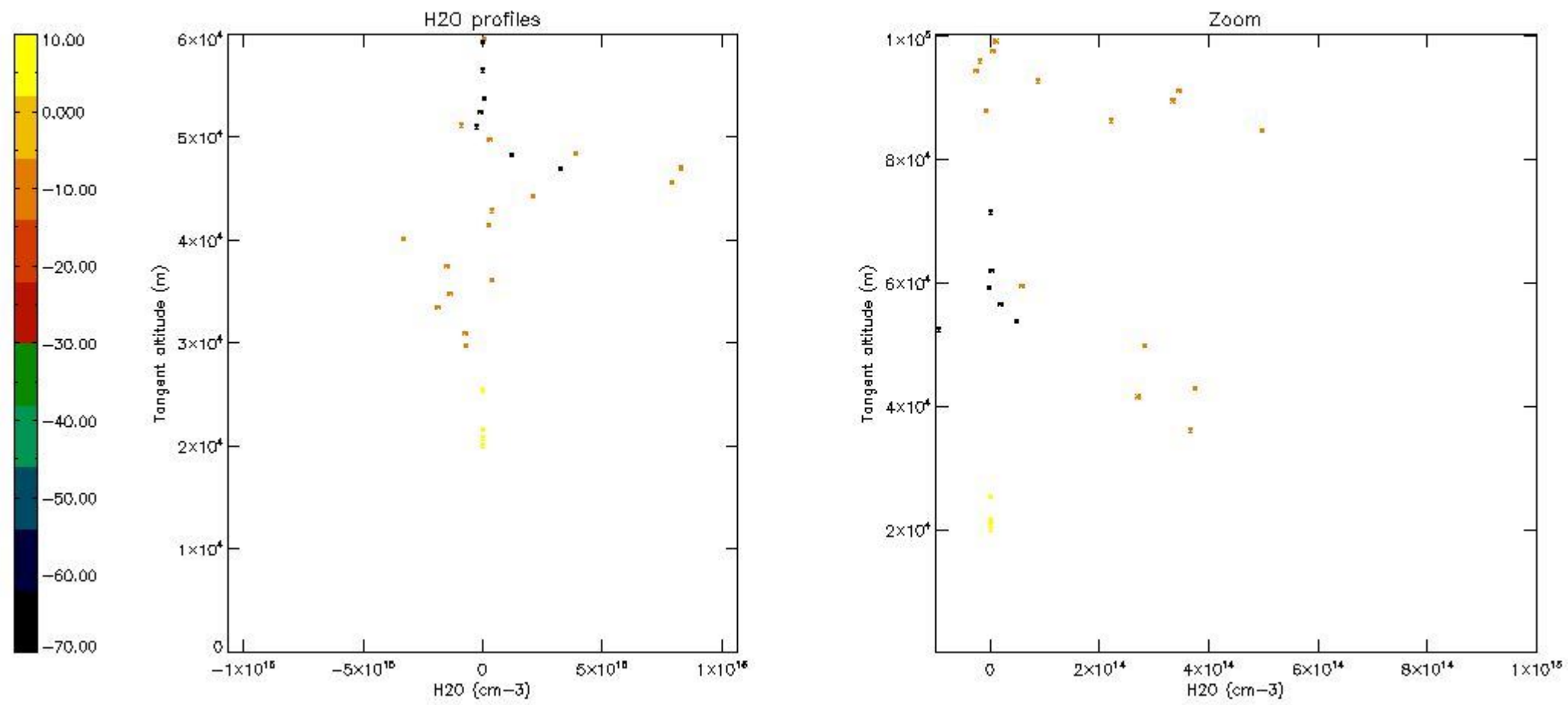
5.7 Plot NO3 profiles for all STD (dark without errors)

The colorbar represents the latitude.



5.8 Plot H2O profiles for all STD (only for occultations of stars 1,2,3,4,13,14,16,26,63 dark without errors)

The colorbar represents the latitude.



6. Auxiliary Data Files used for the production reported in section 2

The number reported in the third column indicates since which file (see list in section 2) the corresponding auxiliary file has been used. The fourth column is the date of those product files.

Type	Auxiliary Filename	Used since product	Used since product date
INST_PHYS_CHARACTERISTICS	GOM_INS_AXVIEC20091111_143220_20030716_120000_20500101_000000	1	25-MAY-2004 01:02:28
LEVEL-2_PROC_CONFIG	GOM_PR2_AXVIEC20091111_152718_20020301_000000_20500101_000000	1	25-MAY-2004 01:02:28
CROSS_SECTIONS_FILE	GOM_CRS_AXVIEC20091111_154832_20020301_000000_20500101_000000	1	25-MAY-2004 01:02:28

GOMOS Level 2 Daily Report

SUMMARY

[1. General Info](#)

[2. Summary of processed GOM_NL_2P products](#)

[3. Level 2 Quality information per product](#)

[3.1 Plot of level 2 quality information per product \(time dependant\)](#)

[3.2 Plot of level 2 quality information per product \(world map\)](#)

[4. Level 1 Quality information per product \(stored on level 2 products\)](#)

[4.1 Plot of level 1 quality information per product \(time dependant\)](#)

[4.1.1 Plot of level 1 quality information per product \(time dependant\): ASCENDING](#)

[4.1.2 Plot of level 1 quality information per product \(time dependant\): DESCENDING](#)

[4.2 Plot of level 1 quality information per product \(world map\)](#)

[4.2.1 Plot of level 1 quality information per product \(world map\): ASCENDING](#)

[4.2.2 Plot of level 1 quality information per product \(world map\): DESCENDING](#)

[5. Ozone profiles based on quality statistics and other trace gas profiles](#)

[5.1 Ozone statistics based on quality of products](#)

[5.2 Plot ozone profiles for all STD \(dark without errors\)](#)

[5.3 Plot ozone profiles where STD < 20% \(dark without errors\)](#)

[5.4. Plot ozone profiles where STD < 10% \(dark without errors\)](#)

[5.5. Plot ozone profiles where STD < 5% \(dark without errors\)](#)

[5.6 Plot NO2 profiles for all STD \(dark without errors\)](#)

[5.7 Plot NO3 profiles for all STD \(dark without errors\)](#)

[5.8 Plot H2O profiles \(only for occultations of stars 1,2,3,4,13,14,16,26,63 dark without errors\) for all STD](#)

[6. Auxiliary Data Files used for the production reported in section 2](#)

This report presents the daily analysis on parameters extracted from GOMOS level 2 data (GOM_NL__2P). It is intended to monitor some important parameters that will impact the quality of these products. A list of level 2 products (and content) that have arrived during the reporting day to the PCF is also given.

Item	Value
Time of report generation	19APR2013 02:47:49
Data source version	GOMOS/6.01
Start time of products	25-05-2004 (25MAY2004 00:00:00)
Stop time of products	26-05-2004 (26MAY2004 00:00:00)
Store outputs in DB	Yes
Nb of level 2 prods	448
Nb of prods with errors	1

2. Summary of processed GOM_NL__2P products.

Nr	Filename	UTC Start time	Limb	Duration	Star Id	Star Name	Star Mag	Star Temp	Nb Meas	Orbit	Prod. error
1	GOM_NL__2PRFIN20040525_010228_000000462027_00103_11680_2760.N1	25-MAY-2004 01:02:28	Dark	46.000	31	Alp Gru	1.7340	15200.	92	11680	No
2	GOM_NL__2PRFIN20040525_010428_000000372027_00103_11680_2761.N1	25-MAY-2004 01:04:28	Dark	37.000	135	Bet Hyi	2.8200	5800.0	74	11680	No
3	GOM_NL__2PRFIN20040525_010746_000000452027_00103_11680_2762.N1	25-MAY-2004 01:07:46	Dark	44.500	45	Alp Pav	1.9400	26000.	89	11680	No
4	GOM_NL__2PRFIN20040525_011208_000000432027_00103_11680_2763.N1	25-MAY-2004 01:12:08	Straylight	43.000	43	Alp TrA	1.9100	4250.0	86	11680	No
5	GOM_NL__2PRFIN20040525_011415_000000392027_00103_11680_2764.N1	25-MAY-2004 01:14:15	Straylight	38.500	134	Bet TrA	2.8100	6600.0	77	11680	No
6	GOM_NL__2PRFIN20040525_011545_000000422027_00103_11680_2765.N1	25-MAY-2004 01:15:45	Straylight	42.000	4	Alp1Cen	-0.010000	5800.0	84	11680	No
7	GOM_NL__2PRFIN20040525_011807_000000612027_00103_11680_2766.N1	25-MAY-2004 01:18:07	Straylight	61.000	38	20Eps Sgr	1.8360	11000.	122	11680	No
8	GOM_NL__2PRFIN20040525_011956_000000782027_00103_11680_2767.N1	25-MAY-2004 01:19:56	Tw_i_and_stray	78.000	57	34Sig Sgr	2.0660	26000.	156	11680	No
9	GOM_NL__2PRFIN20040525_012352_000000402027_00103_11680_2838.N1	25-MAY-2004 01:23:52	Dark	40.000	16	21Alp Sco	1.0200	3000.0	80	11680	Yes
10	GOM_NL__2PRFIN20040525_012524_000000472027_00103_11680_2839.N1	25-MAY-2004 01:25:24	Bright	46.500	80	7Del Sco	2.3160	30000.	93	11680	No
11	GOM_NL__2PRFIN20040525_012706_000000522027_00103_11680_2840.N1	25-MAY-2004 01:27:06	Bright	52.000	86	35Eta Oph	2.4300	10200.	104	11680	No
12	GOM_NL__2PRFIN20040525_012941_000000382027_00103_11680_2841.N1	25-MAY-2004 01:29:41	Bright	37.500	104	27Bet Lib	2.6140	13100.	75	11680	No
13	GOM_NL__2PRFIN20040525_013122_000000452027_00103_11680_2842.N1	25-MAY-2004 01:31:22	Bright	44.500	120	1Del Oph	2.7340	3200.0	89	11680	No
14	GOM_NL__2PRFIN20040525_013425_000000412027_00103_11680_2843.N1	25-MAY-2004 01:34:25	Bright	40.500	102	24Alp Ser	2.6000	4250.0	81	11680	No
15	GOM_NL__2PRFIN20040525_013805_000000392027_00103_11680_2844.N1	25-MAY-2004 01:38:05	Bright	39.000	3	16Alp Boo	-0.050000	4250.0	78	11680	No
16	GOM_NL__2PRFIN20040525_014013_000000402027_00103_11680_2845.N1	25-MAY-2004 01:40:13	Bright	40.000	83		2.3780	11000.	80	11680	No
17	GOM_NL__2PRFIN20040525_014324_000000372027_00103_11680_2846.N1	25-MAY-2004 01:43:24	Bright	36.500	180	27Gam Boo	3.0400	8000.0	73	11680	No
18	GOM_NL__2PRFIN20040525_014636_000000392027_00103_11680_2847.N1	25-MAY-2004 01:46:36	Bright	39.000	39	85Eta UMa	1.8540	24000.	78	11680	No
19	GOM_NL__2PRFIN20040525_014820_000000402027_00103_11680_2848.N1	25-MAY-2004 01:48:20	Bright	39.500	55	79Zet UMa	2.0600	10200.	79	11680	No
20	GOM_NL__2PRFIN20040525_014941_000000392027_00103_11680_2849.N1	25-MAY-2004 01:49:41	Bright	38.500	87	64Gam UMa	2.4330	11000.	77	11680	No
21	GOM_NL__2PRFIN20040525_015120_000000422027_00103_11680_2850.N1	25-MAY-2004 01:51:20	Bright	41.500	119	14Eta Dra	2.7270	4700.0	83	11680	No
22	GOM_NL__2PRFIN20040525_015335_000000352027_00103_11680_2851.N1	25-MAY-2004 01:53:35	Bright	35.000	60	7Bet UMi	2.0810	3950.0	70	11680	No
23	GOM_NL__2PRFIN20040525_015811_000000362027_00103_11680_2852.N1	25-MAY-2004 01:58:11	Bright	36.000	49	1Alp UMi	1.9900	6300.0	72	11680	No
24	GOM_NL__2PRFIN20040525_020207_000000462027_00103_11680_2853.N1	25-MAY-2004 02:02:07	Bright	45.500	89	5Alp Cep	2.4510	8000.0	91	11680	No
25	GOM_NL__2PRFIN20040525_020620_000000372027_00103_11680_2854.N1	25-MAY-2004 02:06:20	Bright	36.500	76	27Gam Cas	2.3000	30000.	73	11680	No
26	GOM_NL__2PRFIN20040525_020732_000000412027_00103_11680_2855.N1	25-MAY-2004 02:07:32	Bright	41.000	68	18Alp Cas	2.2250	4500.0	82	11680	No
27	GOM_NL__2PRFIN20040525_022055_000000502027_00103_11680_2856.N1	25-MAY-2004 02:20:55	Dark	50.000	140	88Gam Peg	2.8340	26000.	100	11680	No
28	GOM_NL__2PRFIN20040525_022317_000000692027_00103_11680_2857.N1	25-MAY-2004 02:23:17	Dark	69.000	90	54Alp Peg	2.4870	11000.	138	11680	No
29	GOM_NL__2PRFIN20040525_022946_000000472027_00103_11680_2858.N1	25-MAY-2004 02:29:46	Dark	47.000	52	16Bet Cet	2.0370	4500.0	94	11680	No
30	GOM_NL__2PRFIN20040525_023631_000000482027_00103_11680_2859.N1	25-MAY-2004 02:36:31	Dark	48.000	84	Alp Phe	2.3970	4500.0	96	11680	No
31	GOM_NL__2PRFIN20040525_023915_000000452027_00103_11680_2860.N1	25-MAY-2004 02:39:15	Dark	44.500	9	Alp Eri	0.45300	24000.	89	11680	No
32	GOM_NL__2PRFIN20040525_024304_000000482027_00104_11681_2839.N1	25-MAY-2004 02:43:04	Dark	47.500	31	Alp Gru	1.7340	15200.	95	11681	No
33	GOM_NL__2PRFIN20040525_024504_000000382027_00104_11681_2840.N1	25-MAY-2004 02:45:04	Dark	37.500	135	Bet Hyi	2.8200	5800.0	75	11681	No
34	GOM_NL__2PRFIN20040525_024822_000000482027_00104_11681_2841.N1	25-MAY-2004 02:48:22	Dark	48.000	45	Alp Pav	1.9400	26000.	96	11681	No
35	GOM_NL__2PRFIN20040525_025244_000000412027_00104_11681_2842.N1	25-MAY-2004 02:52:44	Straylight	40.500	43	Alp TrA	1.9100	4250.0	81	11681	No
36	GOM_NL__2PRFIN20040525_025450_000000432027_00104_11681_2843.N1	25-MAY-2004 02:54:50	Straylight	43.000	134	Bet TrA	2.8100	6600.0	86	11681	No
37	GOM_NL__2PRFIN20040525_025621_000000522027_00104_11681_2844.N1	25-MAY-2004 02:56:21	Straylight	51.500	4	Alp1Cen	-0.010000	5800.0	103	11681	No
38	GOM_NL__2PRFIN20040525_025844_000000622027_00104_11681_2845.N1	25-MAY-2004 02:58:44	Straylight	61.500	38	20Eps Sgr	1.8360	11000.	123	11681	No
39	GOM_NL__2PRFIN20040525_030033_000000842027_00104_11681_2846.N1	25-MAY-2004 03:00:33	Tw_i_and_stray	83.500	57	34Sig Sgr	2.0660	26000.	167	11681	No
40	GOM_NL__2PRFIN20040525_030428_000000592027_00104_11681_2847.N1	25-MAY-2004 03:04:28	Bright	59.000	16	21Alp Sco	1.0200	3000.0	118	11681	No
41	GOM_NL__2PRFIN20040525_030600_000000452027_00104_11681_2848.N1	25-MAY-2004 03:06:00	Bright	45.000	80	7Del Sco	2.3160	30000.	90	11681	No
42	GOM_NL__2PRFIN20040525_030741_000000532027_00104_11681_2849.N1	25-MAY-2004 03:07:41	Bright	52.500	86	35Eta Oph	2.4300	10200.	105	11681	No

43	GOM_NL__2PRFIN20040525_031017_000000392027_00104_11681_2850.N1	25-MAY-2004 03:10:17	Bright	38.500	104	27Bet Lib	2.6140	13100.	77	11681	No
44	GOM_NL__2PRFIN20040525_031158_000000452027_00104_11681_2851.N1	25-MAY-2004 03:11:58	Bright	44.500	120	1Del Oph	2.7340	3200.0	89	11681	No
45	GOM_NL__2PRFIN20040525_031501_000000412027_00104_11681_2852.N1	25-MAY-2004 03:15:01	Bright	41.000	102	24Alp Ser	2.6000	4250.0	82	11681	No
46	GOM_NL__2PRFIN20040525_031841_000000372027_00104_11681_2853.N1	25-MAY-2004 03:18:41	Bright	37.000	3	16Alp Boo	-0.050000	4250.0	74	11681	No
47	GOM_NL__2PRFIN20040525_032049_000000412027_00104_11681_2854.N1	25-MAY-2004 03:20:49	Bright	40.500	83		2.3780	11000.	81	11681	No
48	GOM_NL__2PRFIN20040525_032359_000000362027_00104_11681_2855.N1	25-MAY-2004 03:23:59	Bright	36.000	180	27Gam Boo	3.0400	8000.0	72	11681	No
49	GOM_NL__2PRFIN20040525_032712_000000392027_00104_11681_2856.N1	25-MAY-2004 03:27:12	Bright	38.500	39	85Eta UMa	1.8540	24000.	77	11681	No
50	GOM_NL__2PRFIN20040525_032857_000000362027_00104_11681_2857.N1	25-MAY-2004 03:28:57	Bright	36.000	55	79Zet UMa	2.0600	10200.	72	11681	No
51	GOM_NL__2PRFIN20040525_033018_000000392027_00104_11681_2858.N1	25-MAY-2004 03:30:18	Bright	38.500	87	64Gam UMa	2.4330	11000.	77	11681	No
52	GOM_NL__2PRFIN20040525_033155_000000412027_00104_11681_2859.N1	25-MAY-2004 03:31:55	Bright	41.000	119	14Eta Dra	2.7270	4700.0	82	11681	No
53	GOM_NL__2PRFIN20040525_033411_000000352027_00104_11681_2860.N1	25-MAY-2004 03:34:11	Bright	35.000	60	7Bet UMi	2.0810	3950.0	70	11681	No
54	GOM_NL__2PRFIN20040525_033846_000000362027_00104_11681_2861.N1	25-MAY-2004 03:38:46	Bright	35.500	49	1Alp UMi	1.9900	6300.0	71	11681	No
55	GOM_NL__2PRFIN20040525_034242_000000452027_00104_11681_2862.N1	25-MAY-2004 03:42:42	Bright	45.000	89	5Alp Cep	2.4510	8000.0	90	11681	No
56	GOM_NL__2PRFIN20040525_034656_000000432027_00104_11681_2863.N1	25-MAY-2004 03:46:56	Bright	42.500	76	27Gam Cas	2.3000	30000.	85	11681	No
57	GOM_NL__2PRFIN20040525_034807_000000552027_00104_11681_2864.N1	25-MAY-2004 03:48:07	Bright	55.000	68	18Alp Cas	2.2250	4500.0	110	11681	No
58	GOM_NL__2PRFIN20040525_035659_000000512027_00104_11681_2865.N1	25-MAY-2004 03:56:59	Tw_i_and_stray	51.000	58	21Alp And	2.0730	11000.	102	11681	No
59	GOM_NL__2PRFIN20040525_040131_000000512027_00104_11681_2866.N1	25-MAY-2004 04:01:31	Dark	51.000	140	88Gam Peg	2.8340	26000.	102	11681	No
60	GOM_NL__2PRFIN20040525_040354_000000692027_00104_11681_2867.N1	25-MAY-2004 04:03:54	Dark	69.000	90	54Alp Peg	2.4870	11000.	138	11681	No
61	GOM_NL__2PRFIN20040525_041022_000000482027_00104_11681_2868.N1	25-MAY-2004 04:10:22	Dark	48.000	52	16Bet Cet	2.0370	4500.0	96	11681	No
62	GOM_NL__2PRFIN20040525_041708_000000442027_00104_11681_2869.N1	25-MAY-2004 04:17:08	Dark	44.000	84	Alp Phe	2.3970	4500.0	88	11681	No
63	GOM_NL__2PRFIN20040525_041951_000000432027_00104_11681_2870.N1	25-MAY-2004 04:19:51	Dark	42.500	9	Alp Eri	0.45300	24000.	85	11681	No
64	GOM_NL__2PRFIN20040525_042158_000000602027_00105_11682_2871.N1	25-MAY-2004 04:21:58	Dark	59.500	63	Bet Gru	2.1500	2800.0	119	11682	No
65	GOM_NL__2PRFIN20040525_042341_000000502027_00105_11682_2840.N1	25-MAY-2004 04:23:41	Dark	49.500	31	Alp Gru	1.7340	15200.	99	11682	No
66	GOM_NL__2PRFIN20040525_042540_000000372027_00105_11682_2841.N1	25-MAY-2004 04:25:40	Dark	37.000	135	Bet Hyi	2.8200	5800.0	74	11682	No
67	GOM_NL__2PRFIN20040525_042859_000000462027_00105_11682_2842.N1	25-MAY-2004 04:28:59	Dark	46.000	45	Alp Pav	1.9400	26000.	92	11682	No
68	GOM_NL__2PRFIN20040525_043321_000000442027_00105_11682_2843.N1	25-MAY-2004 04:33:21	Straylight	44.000	43	Alp TrA	1.9100	4250.0	88	11682	No
69	GOM_NL__2PRFIN20040525_043528_000000412027_00105_11682_2844.N1	25-MAY-2004 04:35:28	Straylight	40.500	134	Bet TrA	2.8100	6600.0	81	11682	No
70	GOM_NL__2PRFIN20040525_043657_000000442027_00105_11682_2845.N1	25-MAY-2004 04:36:57	Straylight	43.500	4	Alp1Cen	-0.010000	5800.0	87	11682	No
71	GOM_NL__2PRFIN20040525_043921_000000602027_00105_11682_2846.N1	25-MAY-2004 04:39:21	Straylight	60.000	38	20Eps Sgr	1.8360	11000.	120	11682	No
72	GOM_NL__2PRFIN20040525_044110_000000822027_00105_11682_2847.N1	25-MAY-2004 04:41:10	Tw_i_and_stray	81.500	57	34Sig Sgr	2.0660	26000.	163	11682	No
73	GOM_NL__2PRFIN20040525_044504_000000592027_00105_11682_2848.N1	25-MAY-2004 04:45:04	Bright	59.000	16	21Alp Sco	1.0200	3000.0	118	11682	No
74	GOM_NL__2PRFIN20040525_044637_000000452027_00105_11682_2849.N1	25-MAY-2004 04:46:37	Bright	45.000	80	7Del Sco	2.3160	30000.	90	11682	No
75	GOM_NL__2PRFIN20040525_044818_000000532027_00105_11682_2850.N1	25-MAY-2004 04:48:18	Bright	52.500	86	35Eta Oph	2.4300	10200.	105	11682	No
76	GOM_NL__2PRFIN20040525_045053_000000402027_00105_11682_2851.N1	25-MAY-2004 04:50:53	Bright	39.500	104	27Bet Lib	2.6140	13100.	79	11682	No
77	GOM_NL__2PRFIN20040525_045234_000000442027_00105_11682_2852.N1	25-MAY-2004 04:52:34	Bright	43.500	120	1Del Oph	2.7340	3200.0	87	11682	No
78	GOM_NL__2PRFIN20040525_045537_000000412027_00105_11682_2853.N1	25-MAY-2004 04:55:37	Bright	40.500	102	24Alp Ser	2.6000	4250.0	81	11682	No
79	GOM_NL__2PRFIN20040525_045917_000000372027_00105_11682_2854.N1	25-MAY-2004 04:59:17	Bright	37.000	3	16Alp Boo	-0.050000	4250.0	74	11682	No
80	GOM_NL__2PRFIN20040525_050125_000000392027_00105_11682_2855.N1	25-MAY-2004 05:01:25	Bright	39.000	83		2.3780	11000.	78	11682	No
81	GOM_NL__2PRFIN20040525_050436_000000422027_00105_11682_2856.N1	25-MAY-2004 05:04:36	Bright	41.500	180	27Gam Boo	3.0400	8000.0	83	11682	No
82	GOM_NL__2PRFIN20040525_050749_000000382027_00105_11682_2857.N1	25-MAY-2004 05:07:49	Bright	37.500	39	85Eta UMa	1.8540	24000.	75	11682	No
83	GOM_NL__2PRFIN20040525_050933_000000372027_00105_11682_2858.N1	25-MAY-2004 05:09:33	Bright	37.000	55	79Zet UMa	2.0600	10200.	74	11682	No
84	GOM_NL__2PRFIN20040525_051054_000000382027_00105_11682_2859.N1	25-MAY-2004 05:10:54	Bright	37.500	87	64Gam UMa	2.4330	11000.	75	11682	No
85	GOM_NL__2PRFIN20040525_051231_000000422027_00105_11682_2860.N1	25-MAY-2004 05:12:31	Bright	41.500	119	14Eta Dra	2.7270	4700.0	83	11682	No
86	GOM_NL__2PRFIN20040525_051446_000000372027_00105_11682_2861.N1	25-MAY-2004 05:14:46	Bright	36.500	60	7Bet UMi	2.0810	3950.0	73	11682	No
87	GOM_NL__2PRFIN20040525_051923_000000382027_00105_11682_2862.N1	25-MAY-2004 05:19:23	Bright	37.500	49	1Alp UMi	1.9900	6300.0	75	11682	No
88	GOM_NL__2PRFIN20040525_052318_000000482027_00105_11682_2863.N1	25-MAY-2004 05:23:18	Bright	48.000	89	5Alp Cep	2.4510	8000.0	96	11682	No
89	GOM_NL__2PRFIN20040525_052732_000000362027_00105_11682_2864.N1	25-MAY-2004 05:27:32	Bright	35.500	76	27Gam Cas	2.3000	30000.	71	11682	No
90	GOM_NL__2PRFIN20040525_052843_000000392027_00105_11682_2865.N1	25-MAY-2004 05:28:43	Bright	38.500	68	18Alp Cas	2.2250	4500.0	77	11682	No
91	GOM_NL__2PRFIN20040525_053735_000000512027_00105_11682_2866.N1	25-MAY-2004 05:37:35	Tw_i_and_stray	50.500	58	21Alp And	2.0730	11000.	101	11682	No
92	GOM_NL__2PRFIN20040525_054207_000000512027_00105_11682_2867.N1	25-MAY-2004 05:42:07	Dark	50.500	140	88Gam Peg	2.8340	26000.	101	11682	No
93	GOM_NL__2PRFIN20040525_054431_000000712027_00105_11682_2868.N1	25-MAY-2004 05:44:31	Dark	71.000	90	54Alp Peg	2.4870	11000.	142	11682	No
94	GOM_NL__2PRFIN20040525_055059_000000532027_00105_11682_2869.N1	25-MAY-2004 05:50:59	Dark	52.500	52	16Bet Cet	2.0370	4500.0	105	11682	No
95	GOM_NL__2PRFIN20040525_055744_000000452027_00105_11682_2870.N1	25-MAY-2004 05:57:44	Dark	45.000	84	Alp Phe	2.3970	4500.0	90	11682	No
96	GOM_NL__2PRFIN20040525_060027_000000432027_00105_11682_2871.N1	25-MAY-2004 06:00:27	Dark	43.000	9	Alp Eri	0.45300	24000.	86	11682	No
97	GOM_NL__2PRFIN20040525_060235_000000602027_00106_11683_2841.N1	25-MAY-2004 06:02:35	Dark	60.000	63	Bet Gru	2.1500	2800.0	120	11683	No
98	GOM_NL__2PRFIN20040525_060418_000000472027_00106_11683_2842.N1	25-MAY-2004 06:04:18	Dark	46.500	31	Alp Gru	1.7340	15200.	93	11683	No
99	GOM_NL__2PRFIN20040525_060616_000000372027_00106_11683_2843.N1	25-MAY-2004 06:06:16	Dark	37.000	135	Bet Hyi	2.8200	5800.0	74	11683	No
100	GOM_NL__2PRFIN20040525_060936_000000452027_00106_11683_2844.N1	25-MAY-2004 06:09:36	Dark	44.500	45	Alp Pav	1.9400	26000.	89	11683	No
101	GOM_NL__2PRFIN20040525_061358_000000472027_00106_11683_2845.N1	25-MAY-2004 06:13:58	Straylight	47.000	43	Alp TrA	1.9100	4250.0	94	11683	No

102	GOM_NL__2PRFIN20040525_061605_000000382027_00106_11683_2846.N1	25-MAY-2004 06:16:05	Straylight	38.000	134	Bet TrA	2.8100	6600.0	76	11683	No
103	GOM_NL__2PRFIN20040525_061733_000000522027_00106_11683_2847.N1	25-MAY-2004 06:17:33	Straylight	52.000	4	Alp1Cen	-0.010000	5800.0	104	11683	No
104	GOM_NL__2PRFIN20040525_061958_000000602027_00106_11683_2848.N1	25-MAY-2004 06:19:58	Straylight	60.000	38	20Eps Sgr	1.8360	11000.	120	11683	No
105	GOM_NL__2PRFIN20040525_062146_000000802027_00106_11683_2849.N1	25-MAY-2004 06:21:46	Tw_i_and_stray	79.500	57	34Sig Sgr	2.0660	26000.	159	11683	No
106	GOM_NL__2PRFIN20040525_062541_000000592027_00106_11683_2850.N1	25-MAY-2004 06:25:41	Bright	59.000	16	21Alp Sco	1.0200	3000.0	118	11683	No
107	GOM_NL__2PRFIN20040525_062714_000000442027_00106_11683_2851.N1	25-MAY-2004 06:27:14	Bright	44.000	80	7Del Sco	2.3160	30000.	88	11683	No
108	GOM_NL__2PRFIN20040525_062854_000000542027_00106_11683_2852.N1	25-MAY-2004 06:28:54	Bright	54.000	86	35Eta Oph	2.4300	10200.	108	11683	No
109	GOM_NL__2PRFIN20040525_063130_000000382027_00106_11683_2853.N1	25-MAY-2004 06:31:30	Bright	38.000	104	27Bet Lib	2.6140	13100.	76	11683	No
110	GOM_NL__2PRFIN20040525_063310_000000442027_00106_11683_2854.N1	25-MAY-2004 06:33:10	Bright	43.500	120	1Del Oph	2.7340	3200.0	87	11683	No
111	GOM_NL__2PRFIN20040525_063614_000000402027_00106_11683_2855.N1	25-MAY-2004 06:36:14	Bright	40.000	102	24Alp Ser	2.6000	4250.0	80	11683	No
112	GOM_NL__2PRFIN20040525_063954_000000372027_00106_11683_2856.N1	25-MAY-2004 06:39:54	Bright	37.000	3	16Alp Boo	-0.050000	4250.0	74	11683	No
113	GOM_NL__2PRFIN20040525_064202_000000402027_00106_11683_2857.N1	25-MAY-2004 06:42:02	Bright	39.500	83		2.3780	11000.	79	11683	No
114	GOM_NL__2PRFIN20040525_064512_000000372027_00106_11683_2858.N1	25-MAY-2004 06:45:12	Bright	36.500	180	27Gam Boo	3.0400	8000.0	73	11683	No
115	GOM_NL__2PRFIN20040525_064825_000000392027_00106_11683_2859.N1	25-MAY-2004 06:48:25	Bright	39.000	39	85Eta UMa	1.8540	24000.	78	11683	No
116	GOM_NL__2PRFIN20040525_065009_000000382027_00106_11683_2860.N1	25-MAY-2004 06:50:09	Bright	38.000	55	79Zet UMa	2.0600	10200.	76	11683	No
117	GOM_NL__2PRFIN20040525_065131_000000392027_00106_11683_2861.N1	25-MAY-2004 06:51:31	Bright	38.500	87	64Gam UMa	2.4330	11000.	77	11683	No
118	GOM_NL__2PRFIN20040525_065307_000000412027_00106_11683_2862.N1	25-MAY-2004 06:53:07	Bright	41.000	119	14Eta Dra	2.7270	4700.0	82	11683	No
119	GOM_NL__2PRFIN20040525_065522_000000392027_00106_11683_2863.N1	25-MAY-2004 06:55:22	Bright	38.500	60	7Bet UMi	2.0810	3950.0	77	11683	No
120	GOM_NL__2PRFIN20040525_065959_000000392027_00106_11683_2864.N1	25-MAY-2004 06:59:59	Bright	38.500	49	1Alp UMi	1.9900	6300.0	77	11683	No
121	GOM_NL__2PRFIN20040525_070354_000000482027_00106_11683_2865.N1	25-MAY-2004 07:03:54	Bright	48.000	89	5Alp Cep	2.4510	8000.0	96	11683	No
122	GOM_NL__2PRFIN20040525_070808_000000542027_00106_11683_2866.N1	25-MAY-2004 07:08:08	Bright	54.000	76	27Gam Cas	2.3000	30000.	108	11683	No
123	GOM_NL__2PRFIN20040525_070919_000000382027_00106_11683_2867.N1	25-MAY-2004 07:09:19	Bright	38.000	68	18Alp Cas	2.2250	4500.0	76	11683	No
124	GOM_NL__2PRFIN20040525_071811_000000532027_00106_11683_2868.N1	25-MAY-2004 07:18:11	Tw_i_and_stray	53.000	58	21Alp And	2.0730	11000.	106	11683	No
125	GOM_NL__2PRFIN20040525_072243_000000492027_00106_11683_2869.N1	25-MAY-2004 07:22:43	Dark	48.500	140	88Gam Peg	2.8340	26000.	97	11683	No
126	GOM_NL__2PRFIN20040525_072507_000000712027_00106_11683_2870.N1	25-MAY-2004 07:25:07	Dark	70.500	90	54Alp Peg	2.4870	11000.	141	11683	No
127	GOM_NL__2PRFIN20040525_073135_000000462027_00106_11683_2871.N1	25-MAY-2004 07:31:35	Dark	45.500	52	16Bet Cet	2.0370	4500.0	91	11683	No
128	GOM_NL__2PRFIN20040525_073821_000000442027_00106_11683_2872.N1	25-MAY-2004 07:38:21	Dark	43.500	84	Alp Phe	2.3970	4500.0	87	11683	No
129	GOM_NL__2PRFIN20040525_074103_000000422027_00106_11683_2873.N1	25-MAY-2004 07:41:03	Dark	42.000	9	Alp Eri	0.45300	24000.	84	11683	No
130	GOM_NL__2PRFIN20040525_074311_000000502027_00107_11684_2763.N1	25-MAY-2004 07:43:11	Dark	49.500	63	Bet Gru	2.1500	2800.0	99	11684	No
131	GOM_NL__2PRFIN20040525_074455_000000462027_00107_11684_2764.N1	25-MAY-2004 07:44:55	Dark	46.000	31	Alp Gru	1.7340	15200.	92	11684	No
132	GOM_NL__2PRFIN20040525_074653_000000412027_00107_11684_2765.N1	25-MAY-2004 07:46:53	Dark	40.500	135	Bet Hyi	2.8200	5800.0	81	11684	No
133	GOM_NL__2PRFIN20040525_075012_000000452027_00107_11684_2766.N1	25-MAY-2004 07:50:12	Dark	45.000	45	Alp Pav	1.9400	26000.	90	11684	No
134	GOM_NL__2PRFIN20040525_075434_000000462027_00107_11684_2767.N1	25-MAY-2004 07:54:34	Straylight	45.500	43	Alp TrA	1.9100	4250.0	91	11684	No
135	GOM_NL__2PRFIN20040525_075641_000000392027_00107_11684_2768.N1	25-MAY-2004 07:56:41	Straylight	38.500	134	Bet TrA	2.8100	6600.0	77	11684	No
136	GOM_NL__2PRFIN20040525_075809_000000522027_00107_11684_2769.N1	25-MAY-2004 07:58:09	Straylight	52.000	4	Alp1Cen	-0.010000	5800.0	104	11684	No
137	GOM_NL__2PRFIN20040525_080035_000000612027_00107_11684_2770.N1	25-MAY-2004 08:00:35	Straylight	61.000	38	20Eps Sgr	1.8360	11000.	122	11684	No
138	GOM_NL__2PRFIN20040525_080223_000000802027_00107_11684_2771.N1	25-MAY-2004 08:02:23	Tw_i_and_stray	79.500	57	34Sig Sgr	2.0660	26000.	159	11684	No
139	GOM_NL__2PRFIN20040525_080617_000000582027_00107_11684_2772.N1	25-MAY-2004 08:06:17	Bright	57.500	16	21Alp Sco	1.0200	3000.0	115	11684	No
140	GOM_NL__2PRFIN20040525_080750_000000432027_00107_11684_2773.N1	25-MAY-2004 08:07:50	Bright	43.000	80	7Del Sco	2.3160	30000.	86	11684	No
141	GOM_NL__2PRFIN20040525_080930_000000522027_00107_11684_2774.N1	25-MAY-2004 08:09:30	Bright	51.500	86	35Eta Oph	2.4300	10200.	103	11684	No
142	GOM_NL__2PRFIN20040525_081205_000000382027_00107_11684_2775.N1	25-MAY-2004 08:12:05	Bright	38.000	104	27Bet Lib	2.6140	13100.	76	11684	No
143	GOM_NL__2PRFIN20040525_081346_000000442027_00107_11684_2776.N1	25-MAY-2004 08:13:46	Bright	43.500	120	1Del Oph	2.7340	3200.0	87	11684	No
144	GOM_NL__2PRFIN20040525_081650_000000412027_00107_11684_2777.N1	25-MAY-2004 08:16:50	Bright	40.500	102	24Alp Ser	2.6000	4250.0	81	11684	No
145	GOM_NL__2PRFIN20040525_082030_000000422027_00107_11684_2778.N1	25-MAY-2004 08:20:30	Bright	42.000	3	16Alp Boo	-0.050000	4250.0	84	11684	No
146	GOM_NL__2PRFIN20040525_082238_000000392027_00107_11684_2779.N1	25-MAY-2004 08:22:38	Bright	38.500	83		2.3780	11000.	77	11684	No
147	GOM_NL__2PRFIN20040525_082548_000000372027_00107_11684_2780.N1	25-MAY-2004 08:25:48	Bright	36.500	180	27Gam Boo	3.0400	8000.0	73	11684	No
148	GOM_NL__2PRFIN20040525_082901_000000382027_00107_11684_2781.N1	25-MAY-2004 08:29:01	Bright	38.000	39	85Eta UMa	1.8540	24000.	76	11684	No
149	GOM_NL__2PRFIN20040525_083045_000000402027_00107_11684_2782.N1	25-MAY-2004 08:30:45	Bright	39.500	55	79Zet UMa	2.0600	10200.	79	11684	No
150	GOM_NL__2PRFIN20040525_083206_000000402027_00107_11684_2783.N1	25-MAY-2004 08:32:06	Bright	39.500	87	64Gam UMa	2.4330	11000.	79	11684	No
151	GOM_NL__2PRFIN20040525_083343_000000422027_00107_11684_2784.N1	25-MAY-2004 08:33:43	Bright	41.500	119	14Eta Dra	2.7270	4700.0	83	11684	No
152	GOM_NL__2PRFIN20040525_083558_000000392027_00107_11684_2785.N1	25-MAY-2004 08:35:58	Bright	39.000	60	7Bet UMi	2.0810	3950.0	78	11684	No
153	GOM_NL__2PRFIN20040525_084034_000000362027_00107_11684_2786.N1	25-MAY-2004 08:40:34	Bright	35.500	49	1Alp UMi	1.9900	6300.0	71	11684	No
154	GOM_NL__2PRFIN20040525_084429_000000472027_00107_11684_2787.N1	25-MAY-2004 08:44:29	Bright	46.500	89	5Alp Cep	2.4510	8000.0	93	11684	No
155	GOM_NL__2PRFIN20040525_084844_000000472027_00107_11684_2788.N1	25-MAY-2004 08:48:44	Bright	46.500	76	27Gam Cas	2.3000	30000.	93	11684	No
156	GOM_NL__2PRFIN20040525_084955_000000412027_00107_11684_2789.N1	25-MAY-2004 08:49:55	Bright	41.000	68	18Alp Cas	2.2250	4500.0	82	11684	No
157	GOM_NL__2PRFIN20040525_085847_000000482027_00107_11684_2790.N1	25-MAY-2004 08:58:47	Tw_i_and_stray	47.500	58	21Alp And	2.0730	11000.	95	11684	No
158	GOM_NL__2PRFIN20040525_090319_000000502027_00107_11684_2791.N1	25-MAY-2004 09:03:19	Dark	50.000	140	88Gam Peg	2.8340	26000.	100	11684	No
159	GOM_NL__2PRFIN20040525_090545_000000722027_00107_11684_2792.N1	25-MAY-2004 09:05:45	Dark	71.500	90	54Alp Peg	2.4870	11000.	143	11684	No
160	GOM_NL__2PRFIN20040525_091211_000000472027_00107_11684_2793.N1	25-MAY-2004 09:12:11	Dark	46.500	52	16Bet Cet	2.0370	4500.0	93	11684	No

161	GOM_NL__2PRFIN20040525_091857_000000462027_00107_11684_2794.N1	25-MAY-2004 09:18:57	Dark	45.500	84	Alp Phe	2.3970	4500.0	91	11684	No
162	GOM_NL__2PRFIN20040525_092139_000000432027_00107_11684_2795.N1	25-MAY-2004 09:21:39	Dark	42.500	9	Alp Eri	0.45300	24000.	85	11684	No
163	GOM_NL__2PRFIN20040525_092348_000000572027_00108_11685_2763.N1	25-MAY-2004 09:23:48	Dark	57.000	63	Bet Gru	2.1500	2800.0	114	11685	No
164	GOM_NL__2PRFIN20040525_092728_000000392027_00108_11685_2764.N1	25-MAY-2004 09:27:28	Dark	39.000	135	Bet Hyi	2.8200	5800.0	78	11685	No
165	GOM_NL__2PRFIN20040525_093050_000000432027_00108_11685_2765.N1	25-MAY-2004 09:30:50	Dark	42.500	45	Alp Pav	1.9400	26000.	85	11685	No
166	GOM_NL__2PRFIN20040525_093510_000000462027_00108_11685_2766.N1	25-MAY-2004 09:35:10	Straylight	46.000	43	Alp TrA	1.9100	4250.0	92	11685	No
167	GOM_NL__2PRFIN20040525_093717_000000402027_00108_11685_2767.N1	25-MAY-2004 09:37:17	Straylight	39.500	134	Bet TrA	2.8100	6600.0	79	11685	No
168	GOM_NL__2PRFIN20040525_093845_000000422027_00108_11685_2768.N1	25-MAY-2004 09:38:45	Straylight	42.000	4	Alp1Cen	-0.010000	5800.0	84	11685	No
169	GOM_NL__2PRFIN20040525_094017_000000522027_00108_11685_2769.N1	25-MAY-2004 09:40:17	Straylight	52.000	40	The Sco	1.8590	7100.0	104	11685	No
170	GOM_NL__2PRFIN20040525_094207_000000532027_00108_11685_2770.N1	25-MAY-2004 09:42:07	Straylight	52.500	25	35Lam Sco	1.6200	28000.	105	11685	No
171	GOM_NL__2PRFIN20040525_094405_000000542027_00108_11685_2771.N1	25-MAY-2004 09:44:05	Tw_i_and_stray	53.500	75	26Eps Sco	2.2910	4250.0	107	11685	No
172	GOM_NL__2PRFIN20040525_094546_000000452027_00108_11685_2772.N1	25-MAY-2004 09:45:46	Bright	44.500	54	5The Cen	2.0550	4500.0	89	11685	No
173	GOM_NL__2PRFIN20040525_094724_000000472027_00108_11685_2773.N1	25-MAY-2004 09:47:24	Bright	46.500	158	6Pi Sco	2.9060	28000.	93	11685	No
174	GOM_NL__2PRFIN20040525_095006_000000522027_00108_11685_2774.N1	25-MAY-2004 09:50:06	Bright	51.500	86	35Eta Oph	2.4300	10200.	103	11685	No
175	GOM_NL__2PRFIN20040525_095241_000000392027_00108_11685_2775.N1	25-MAY-2004 09:52:41	Bright	38.500	104	27Bet Lib	2.6140	13100.	77	11685	No
176	GOM_NL__2PRFIN20040525_095422_000000442027_00108_11685_2776.N1	25-MAY-2004 09:54:22	Bright	43.500	120	1Del Oph	2.7340	3200.0	87	11685	No
177	GOM_NL__2PRFIN20040525_095725_000000402027_00108_11685_2777.N1	25-MAY-2004 09:57:25	Bright	40.000	102	24Alp Ser	2.6000	4250.0	80	11685	No
178	GOM_NL__2PRFIN20040525_100106_000000382027_00108_11685_2778.N1	25-MAY-2004 10:01:06	Bright	38.000	3	16Alp Boo	-0.050000	4250.0	76	11685	No
179	GOM_NL__2PRFIN20040525_100313_000000402027_00108_11685_2779.N1	25-MAY-2004 10:03:13	Bright	40.000	83		2.3780	11000.	80	11685	No
180	GOM_NL__2PRFIN20040525_100624_000000372027_00108_11685_2780.N1	25-MAY-2004 10:06:24	Bright	36.500	180	27Gam Boo	3.0400	8000.0	73	11685	No
181	GOM_NL__2PRFIN20040525_100937_000000362027_00108_11685_2781.N1	25-MAY-2004 10:09:37	Bright	35.500	39	85Eta UMa	1.8540	24000.	71	11685	No
182	GOM_NL__2PRFIN20040525_101121_000000382027_00108_11685_2782.N1	25-MAY-2004 10:11:21	Bright	37.500	55	79Zet UMa	2.0600	10200.	75	11685	No
183	GOM_NL__2PRFIN20040525_101418_000000422027_00108_11685_2783.N1	25-MAY-2004 10:14:18	Bright	42.000	119	14Eta Dra	2.7270	4700.0	84	11685	No
184	GOM_NL__2PRFIN20040525_101634_000000392027_00108_11685_2784.N1	25-MAY-2004 10:16:34	Bright	39.000	60	7Bet UMi	2.0810	3950.0	78	11685	No
185	GOM_NL__2PRFIN20040525_102110_000000392027_00108_11685_2785.N1	25-MAY-2004 10:21:10	Bright	39.000	49	1Alp UMi	1.9900	6300.0	78	11685	No
186	GOM_NL__2PRFIN20040525_102504_000000472027_00108_11685_2786.N1	25-MAY-2004 10:25:04	Bright	47.000	89	5Alp Cep	2.4510	8000.0	94	11685	No
187	GOM_NL__2PRFIN20040525_102919_000000462027_00108_11685_2787.N1	25-MAY-2004 10:29:19	Bright	45.500	76	27Gam Cas	2.3000	30000.	91	11685	No
188	GOM_NL__2PRFIN20040525_103030_000000422027_00108_11685_2788.N1	25-MAY-2004 10:30:30	Bright	41.500	68	18Alp Cas	2.2250	4500.0	83	11685	No
189	GOM_NL__2PRFIN20040525_103649_000000412027_00108_11685_2789.N1	25-MAY-2004 10:36:49	Bright	41.000	53	43Bet And	2.0480	3300.0	82	11685	No
190	GOM_NL__2PRFIN20040525_103923_000000512027_00108_11685_2790.N1	25-MAY-2004 10:39:23	Tw_i_and_stray	51.000	58	21Alp And	2.0730	11000.	102	11685	No
191	GOM_NL__2PRFIN20040525_104356_000000502027_00108_11685_2791.N1	25-MAY-2004 10:43:56	Dark	50.000	140	88Gam Peg	2.8340	26000.	100	11685	No
192	GOM_NL__2PRFIN20040525_104621_000000732027_00108_11685_2792.N1	25-MAY-2004 10:46:21	Dark	72.500	90	54Alp Peg	2.4870	11000.	145	11685	No
193	GOM_NL__2PRFIN20040525_105248_000000482027_00108_11685_2793.N1	25-MAY-2004 10:52:48	Dark	48.000	52	16Bet Cet	2.0370	4500.0	96	11685	No
194	GOM_NL__2PRFIN20040525_105933_000000452027_00108_11685_2794.N1	25-MAY-2004 10:59:33	Dark	44.500	84	Alp Phe	2.3970	4500.0	89	11685	No
195	GOM_NL__2PRFIN20040525_110215_000000432027_00108_11685_2795.N1	25-MAY-2004 11:02:15	Dark	43.000	9	Alp Eri	0.45300	24000.	86	11685	No
196	GOM_NL__2PRFIN20040525_110424_000000502027_00109_11686_2862.N1	25-MAY-2004 11:04:24	Dark	50.000	63	Bet Gru	2.1500	2800.0	100	11686	No
197	GOM_NL__2PRFIN20040525_110804_000000382027_00109_11686_2863.N1	25-MAY-2004 11:08:04	Dark	38.000	135	Bet Hyi	2.8200	5800.0	76	11686	No
198	GOM_NL__2PRFIN20040525_111126_000000442027_00109_11686_2864.N1	25-MAY-2004 11:11:26	Dark	43.500	45	Alp Pav	1.9400	26000.	87	11686	No
199	GOM_NL__2PRFIN20040525_111546_000000432027_00109_11686_2865.N1	25-MAY-2004 11:15:46	Straylight	42.500	43	Alp TrA	1.9100	4250.0	85	11686	No
200	GOM_NL__2PRFIN20040525_111750_000000422027_00109_11686_2866.N1	25-MAY-2004 11:17:50	Straylight	41.500	134	Bet TrA	2.8100	6600.0	83	11686	No
201	GOM_NL__2PRFIN20040525_111921_000000462027_00109_11686_2867.N1	25-MAY-2004 11:19:21	Straylight	45.500	4	Alp1Cen	-0.010000	5800.0	91	11686	No
202	GOM_NL__2PRFIN20040525_112052_000000532027_00109_11686_2868.N1	25-MAY-2004 11:20:52	Straylight	52.500	40	The Sco	1.8590	7100.0	105	11686	No
203	GOM_NL__2PRFIN20040525_112242_000000542027_00109_11686_2869.N1	25-MAY-2004 11:22:42	Straylight	53.500	25	35Lam Sco	1.6200	28000.	107	11686	No
204	GOM_NL__2PRFIN20040525_112440_000000502027_00109_11686_2870.N1	25-MAY-2004 11:24:40	Tw_i_and_stray	49.500	75	26Eps Sco	2.2910	4250.0	99	11686	No
205	GOM_NL__2PRFIN20040525_112622_000000472027_00109_11686_2871.N1	25-MAY-2004 11:26:22	Bright	47.000	54	5The Cen	2.0550	4500.0	94	11686	No
206	GOM_NL__2PRFIN20040525_112800_000000522027_00109_11686_2872.N1	25-MAY-2004 11:28:00	Bright	52.000	158	6Pi Sco	2.9060	28000.	104	11686	No
207	GOM_NL__2PRFIN20040525_113041_000000542027_00109_11686_2873.N1	25-MAY-2004 11:30:41	Bright	53.500	86	35Eta Oph	2.4300	10200.	107	11686	No
208	GOM_NL__2PRFIN20040525_113317_000000402027_00109_11686_2874.N1	25-MAY-2004 11:33:17	Bright	39.500	104	27Bet Lib	2.6140	13100.	79	11686	No
209	GOM_NL__2PRFIN20040525_113457_000000452027_00109_11686_2875.N1	25-MAY-2004 11:34:57	Bright	44.500	120	1Del Oph	2.7340	3200.0	89	11686	No
210	GOM_NL__2PRFIN20040525_113801_000000412027_00109_11686_2876.N1	25-MAY-2004 11:38:01	Bright	40.500	102	24Alp Ser	2.6000	4250.0	81	11686	No
211	GOM_NL__2PRFIN20040525_114141_000000412027_00109_11686_2877.N1	25-MAY-2004 11:41:41	Bright	41.000	3	16Alp Boo	-0.050000	4250.0	82	11686	No
212	GOM_NL__2PRFIN20040525_114348_000000402027_00109_11686_2878.N1	25-MAY-2004 11:43:48	Bright	40.000	83		2.3780	11000.	80	11686	No
213	GOM_NL__2PRFIN20040525_114658_000000372027_00109_11686_2879.N1	25-MAY-2004 11:46:58	Bright	36.500	180	27Gam Boo	3.0400	8000.0	73	11686	No
214	GOM_NL__2PRFIN20040525_115013_000000392027_00109_11686_2880.N1	25-MAY-2004 11:50:13	Bright	38.500	39	85Eta UMa	1.8540	24000.	77	11686	No
215	GOM_NL__2PRFIN20040525_115156_000000412027_00109_11686_2881.N1	25-MAY-2004 11:51:56	Bright	40.500	55	79Zet UMa	2.0600	10200.	81	11686	No
216	GOM_NL__2PRFIN20040525_115454_000000422027_00109_11686_2882.N1	25-MAY-2004 11:54:54	Bright	42.000	119	14Eta Dra	2.7270	4700.0	84	11686	No
217	GOM_NL__2PRFIN20040525_115710_000000402027_00109_11686_2883.N1	25-MAY-2004 11:57:10	Bright	39.500	60	7Bet UMi	2.0810	3950.0	79	11686	No
218	GOM_NL__2PRFIN20040525_120144_000000382027_00109_11686_2884.N1	25-MAY-2004 12:01:44	Bright	38.000	49	1Alp UMi	1.9900	6300.0	76	11686	No
219	GOM_NL__2PRFIN20040525_120540_000000482027_00109_11686_2885.N1	25-MAY-2004 12:05:40	Bright	47.500	89	5Alp Cep	2.4510	8000.0	95	11686	No

220	GOM_NL__2PRFIN20040525_120956_000000542027_00109_11686_2886.N1	25-MAY-2004 12:09:56	Bright	54.000	76	27Gam Cas	2.3000	30000.	108	11686	No
221	GOM_NL__2PRFIN20040525_121107_000000382027_00109_11686_2887.N1	25-MAY-2004 12:11:07	Bright	38.000	68	18Alp Cas	2.2250	4500.0	76	11686	No
222	GOM_NL__2PRFIN20040525_121725_000000462027_00109_11686_2888.N1	25-MAY-2004 12:17:25	Bright	46.000	53	43Bet And	2.0480	3300.0	92	11686	No
223	GOM_NL__2PRFIN20040525_121959_000000522027_00109_11686_2889.N1	25-MAY-2004 12:19:59	Tw_i_and_stray	52.000	58	21Alp And	2.0730	11000.	104	11686	No
224	GOM_NL__2PRFIN20040525_122433_000000502027_00109_11686_2890.N1	25-MAY-2004 12:24:33	Dark	50.000	140	88Gam Peg	2.8340	26000.	100	11686	No
225	GOM_NL__2PRFIN20040525_122658_000000672027_00109_11686_2891.N1	25-MAY-2004 12:26:58	Dark	67.000	90	54Alp Peg	2.4870	11000.	134	11686	No
226	GOM_NL__2PRFIN20040525_123323_000000462027_00109_11686_2892.N1	25-MAY-2004 12:33:23	Dark	46.000	52	16Bet Cet	2.0370	4500.0	92	11686	No
227	GOM_NL__2PRFIN20040525_124009_000000422027_00109_11686_2893.N1	25-MAY-2004 12:40:09	Dark	42.000	84	Alp Phe	2.3970	4500.0	84	11686	No
228	GOM_NL__2PRFIN20040525_124251_000000472027_00109_11686_2894.N1	25-MAY-2004 12:42:51	Dark	46.500	9	Alp Eri	0.45300	24000.	93	11686	No
229	GOM_NL__2PRFIN20040525_124500_000000482027_00110_11687_2782.N1	25-MAY-2004 12:45:00	Dark	47.500	63	Bet Gru	2.1500	2800.0	95	11687	No
230	GOM_NL__2PRFIN20040525_124841_000000412027_00110_11687_2783.N1	25-MAY-2004 12:48:41	Dark	40.500	135	Bet Hyi	2.8200	5800.0	81	11687	No
231	GOM_NL__2PRFIN20040525_125202_000000452027_00110_11687_2784.N1	25-MAY-2004 12:52:02	Dark	45.000	45	Alp Pav	1.9400	26000.	90	11687	No
232	GOM_NL__2PRFIN20040525_125620_000000432027_00110_11687_2785.N1	25-MAY-2004 12:56:20	Straylight	42.500	43	Alp TrA	1.9100	4250.0	85	11687	No
233	GOM_NL__2PRFIN20040525_125828_000000402027_00110_11687_2786.N1	25-MAY-2004 12:58:28	Straylight	40.000	134	Bet TrA	2.8100	6600.0	80	11687	No
234	GOM_NL__2PRFIN20040525_125957_000000442027_00110_11687_2787.N1	25-MAY-2004 12:59:57	Straylight	43.500	4	Alp1Cen	-0.010000	5800.0	87	11687	No
235	GOM_NL__2PRFIN20040525_130129_000000502027_00110_11687_2788.N1	25-MAY-2004 13:01:29	Straylight	50.000	40	The Sco	1.8590	7100.0	100	11687	No
236	GOM_NL__2PRFIN20040525_130317_000000552027_00110_11687_2789.N1	25-MAY-2004 13:03:17	Straylight	54.500	25	35Lam Sco	1.6200	28000.	109	11687	No
237	GOM_NL__2PRFIN20040525_130517_000000502027_00110_11687_2790.N1	25-MAY-2004 13:05:17	Tw_i_and_stray	50.000	75	26Eps Sco	2.2910	4250.0	100	11687	No
238	GOM_NL__2PRFIN20040525_130659_000000442027_00110_11687_2791.N1	25-MAY-2004 13:06:59	Bright	44.000	54	5The Cen	2.0550	4500.0	88	11687	No
239	GOM_NL__2PRFIN20040525_130835_000000452027_00110_11687_2792.N1	25-MAY-2004 13:08:35	Bright	45.000	158	6Pi Sco	2.9060	28000.	90	11687	No
240	GOM_NL__2PRFIN20040525_131118_000000522027_00110_11687_2793.N1	25-MAY-2004 13:11:18	Bright	51.500	86	35Eta Oph	2.4300	10200.	103	11687	No
241	GOM_NL__2PRFIN20040525_131353_000000382027_00110_11687_2794.N1	25-MAY-2004 13:13:53	Bright	38.000	104	27Bet Lib	2.6140	13100.	76	11687	No
242	GOM_NL__2PRFIN20040525_131534_000000442027_00110_11687_2795.N1	25-MAY-2004 13:15:34	Bright	43.500	120	1Del Oph	2.7340	3200.0	87	11687	No
243	GOM_NL__2PRFIN20040525_131836_000000412027_00110_11687_2796.N1	25-MAY-2004 13:18:36	Bright	41.000	102	24Alp Ser	2.6000	4250.0	82	11687	No
244	GOM_NL__2PRFIN20040525_132216_000000382027_00110_11687_2797.N1	25-MAY-2004 13:22:16	Bright	37.500	3	16Alp Boo	-0.050000	4250.0	75	11687	No
245	GOM_NL__2PRFIN20040525_132422_000000392027_00110_11687_2798.N1	25-MAY-2004 13:24:22	Bright	39.000	83		2.3780	11000.	78	11687	No
246	GOM_NL__2PRFIN20040525_132735_000000372027_00110_11687_2799.N1	25-MAY-2004 13:27:35	Bright	37.000	180	27Gam Boo	3.0400	8000.0	74	11687	No
247	GOM_NL__2PRFIN20040525_133046_000000392027_00110_11687_2800.N1	25-MAY-2004 13:30:46	Bright	38.500	39	85Eta UMa	1.8540	24000.	77	11687	No
248	GOM_NL__2PRFIN20040525_133231_000000422027_00110_11687_2801.N1	25-MAY-2004 13:32:31	Bright	41.500	55	79Zet UMa	2.0600	10200.	83	11687	No
249	GOM_NL__2PRFIN20040525_133529_000000432027_00110_11687_2802.N1	25-MAY-2004 13:35:29	Bright	42.500	119	14Eta Dra	2.7270	4700.0	85	11687	No
250	GOM_NL__2PRFIN20040525_133745_000000422027_00110_11687_2803.N1	25-MAY-2004 13:37:45	Bright	41.500	60	7Bet UMi	2.0810	3950.0	83	11687	No
251	GOM_NL__2PRFIN20040525_134220_000000382027_00110_11687_2804.N1	25-MAY-2004 13:42:20	Bright	37.500	49	1Alp UMi	1.9900	6300.0	75	11687	No
252	GOM_NL__2PRFIN20040525_134615_000000472027_00110_11687_2805.N1	25-MAY-2004 13:46:15	Bright	47.000	89	5Alp Cep	2.4510	8000.0	94	11687	No
253	GOM_NL__2PRFIN20040525_135031_000000502027_00110_11687_2806.N1	25-MAY-2004 13:50:31	Bright	49.500	76	27Gam Cas	2.3000	30000.	99	11687	No
254	GOM_NL__2PRFIN20040525_135143_000000402027_00110_11687_2807.N1	25-MAY-2004 13:51:43	Bright	39.500	68	18Alp Cas	2.2250	4500.0	79	11687	No
255	GOM_NL__2PRFIN20040525_135801_000000432027_00110_11687_2808.N1	25-MAY-2004 13:58:01	Bright	42.500	53	43Bet And	2.0480	3300.0	85	11687	No
256	GOM_NL__2PRFIN20040525_140036_000000512027_00110_11687_2809.N1	25-MAY-2004 14:00:36	Tw_i_and_stray	51.000	58	21Alp And	2.0730	11000.	102	11687	No
257	GOM_NL__2PRFIN20040525_140509_000000482027_00110_11687_2810.N1	25-MAY-2004 14:05:09	Dark	48.000	140	88Gam Peg	2.8340	26000.	96	11687	No
258	GOM_NL__2PRFIN20040525_140735_000000692027_00110_11687_2811.N1	25-MAY-2004 14:07:35	Dark	69.000	90	54Alp Peg	2.4870	11000.	138	11687	No
259	GOM_NL__2PRFIN20040525_141359_000000492027_00110_11687_2812.N1	25-MAY-2004 14:13:59	Dark	49.000	52	16Bet Cet	2.0370	4500.0	98	11687	No
260	GOM_NL__2PRFIN20040525_142046_000000452027_00110_11687_2813.N1	25-MAY-2004 14:20:46	Dark	45.000	84	Alp Phe	2.3970	4500.0	90	11687	No
261	GOM_NL__2PRFIN20040525_142327_000000512027_00110_11687_2814.N1	25-MAY-2004 14:23:27	Dark	51.000	9	Alp Eri	0.45300	24000.	102	11687	No
262	GOM_NL__2PRFIN20040525_142537_000000592027_00111_11688_2782.N1	25-MAY-2004 14:25:37	Dark	59.000	63	Bet Gru	2.1500	2800.0	118	11688	No
263	GOM_NL__2PRFIN20040525_142917_000000382027_00111_11688_2783.N1	25-MAY-2004 14:29:17	Dark	37.500	135	Bet Hyi	2.8200	5800.0	75	11688	No
264	GOM_NL__2PRFIN20040525_143239_000000452027_00111_11688_2784.N1	25-MAY-2004 14:32:39	Dark	44.500	45	Alp Pav	1.9400	26000.	89	11688	No
265	GOM_NL__2PRFIN20040525_143656_000000462027_00111_11688_2785.N1	25-MAY-2004 14:36:56	Straylight	46.000	43	Alp TrA	1.9100	4250.0	92	11688	No
266	GOM_NL__2PRFIN20040525_143904_000000412027_00111_11688_2786.N1	25-MAY-2004 14:39:04	Straylight	41.000	134	Bet TrA	2.8100	6600.0	82	11688	No
267	GOM_NL__2PRFIN20040525_144033_000000482027_00111_11688_2787.N1	25-MAY-2004 14:40:33	Straylight	47.500	4	Alp1Cen	-0.010000	5800.0	95	11688	No
268	GOM_NL__2PRFIN20040525_144205_000000552027_00111_11688_2788.N1	25-MAY-2004 14:42:05	Straylight	54.500	40	The Sco	1.8590	7100.0	109	11688	No
269	GOM_NL__2PRFIN20040525_144356_000000532027_00111_11688_2789.N1	25-MAY-2004 14:43:56	Straylight	52.500	25	35Lam Sco	1.6200	28000.	105	11688	No
270	GOM_NL__2PRFIN20040525_144553_000000462027_00111_11688_2790.N1	25-MAY-2004 14:45:53	Tw_i_and_stray	46.000	75	26Eps Sco	2.2910	4250.0	92	11688	No
271	GOM_NL__2PRFIN20040525_144735_000000482027_00111_11688_2791.N1	25-MAY-2004 14:47:35	Bright	47.500	54	5The Cen	2.0550	4500.0	95	11688	No
272	GOM_NL__2PRFIN20040525_144913_000000482027_00111_11688_2792.N1	25-MAY-2004 14:49:13	Bright	47.500	158	6Pi Sco	2.9060	28000.	95	11688	No
273	GOM_NL__2PRFIN20040525_145155_000000532027_00111_11688_2793.N1	25-MAY-2004 14:51:55	Bright	52.500	86	35Eta Oph	2.4300	10200.	105	11688	No
274	GOM_NL__2PRFIN20040525_145429_000000392027_00111_11688_2794.N1	25-MAY-2004 14:54:29	Bright	39.000	104	27Bet Lib	2.6140	13100.	78	11688	No
275	GOM_NL__2PRFIN20040525_145609_000000452027_00111_11688_2795.N1	25-MAY-2004 14:56:09	Bright	44.500	120	1Del Oph	2.7340	3200.0	89	11688	No
276	GOM_NL__2PRFIN20040525_145912_000000412027_00111_11688_2796.N1	25-MAY-2004 14:59:12	Bright	40.500	102	24Alp Ser	2.6000	4250.0	81	11688	No
277	GOM_NL__2PRFIN20040525_150251_000000412027_00111_11688_2797.N1	25-MAY-2004 15:02:51	Bright	41.000	3	16Alp Boo	-0.050000	4250.0	82	11688	No
278	GOM_NL__2PRFIN20040525_150500_000000382027_00111_11688_2798.N1	25-MAY-2004 15:05:00	Bright	38.000	83		2.3780	11000.	76	11688	No

279	GOM_NL__2PRFIN20040525_150811_000000382027_00111_11688_2799.N1	25-MAY-2004 15:08:11	Bright	38.000	180	27Gam Boo	3.0400	8000.0	76	11688	No
280	GOM_NL__2PRFIN20040525_151124_000000382027_00111_11688_2800.N1	25-MAY-2004 15:11:24	Bright	38.000	39	85Eta UMa	1.8540	24000.	76	11688	No
281	GOM_NL__2PRFIN20040525_151308_000000402027_00111_11688_2801.N1	25-MAY-2004 15:13:08	Bright	39.500	55	79Zet UMa	2.0600	10200.	79	11688	No
282	GOM_NL__2PRFIN20040525_151604_000000432027_00111_11688_2802.N1	25-MAY-2004 15:16:04	Bright	42.500	119	14Eta Dra	2.7270	4700.0	85	11688	No
283	GOM_NL__2PRFIN20040525_151822_000000402027_00111_11688_2803.N1	25-MAY-2004 15:18:22	Bright	40.000	60	7Bet UMi	2.0810	3950.0	80	11688	No
284	GOM_NL__2PRFIN20040525_152256_000000402027_00111_11688_2804.N1	25-MAY-2004 15:22:56	Bright	39.500	49	1Alp UMi	1.9900	6300.0	79	11688	No
285	GOM_NL__2PRFIN20040525_152650_000000482027_00111_11688_2805.N1	25-MAY-2004 15:26:50	Bright	47.500	89	5Alp Cep	2.4510	8000.0	95	11688	No
286	GOM_NL__2PRFIN20040525_153107_000000402027_00111_11688_2806.N1	25-MAY-2004 15:31:07	Bright	39.500	76	27Gam Cas	2.3000	30000.	79	11688	No
287	GOM_NL__2PRFIN20040525_153219_000000442027_00111_11688_2807.N1	25-MAY-2004 15:32:19	Bright	43.500	68	18Alp Cas	2.2250	4500.0	87	11688	No
288	GOM_NL__2PRFIN20040525_153837_000000432027_00111_11688_2808.N1	25-MAY-2004 15:38:37	Bright	42.500	53	43Bet And	2.0480	3300.0	85	11688	No
289	GOM_NL__2PRFIN20040525_154111_000000532027_00111_11688_2809.N1	25-MAY-2004 15:41:11	Tw_i_and_stray	53.000	58	21Alp And	2.0730	11000.	106	11688	No
290	GOM_NL__2PRFIN20040525_154546_000000512027_00111_11688_2810.N1	25-MAY-2004 15:45:46	Dark	50.500	140	88Gam Peg	2.8340	26000.	101	11688	No
291	GOM_NL__2PRFIN20040525_154812_000000662027_00111_11688_2811.N1	25-MAY-2004 15:48:12	Dark	66.000	90	54Alp Peg	2.4870	11000.	132	11688	No
292	GOM_NL__2PRFIN20040525_155436_000000532027_00111_11688_2812.N1	25-MAY-2004 15:54:36	Dark	53.000	52	16Bet Cet	2.0370	4500.0	106	11688	No
293	GOM_NL__2PRFIN20040525_160122_000000442027_00111_11688_2813.N1	25-MAY-2004 16:01:22	Dark	43.500	84	Alp Phe	2.3970	4500.0	87	11688	No
294	GOM_NL__2PRFIN20040525_160403_000000442027_00111_11688_2814.N1	25-MAY-2004 16:04:03	Dark	44.000	9	Alp Eri	0.45300	24000.	88	11688	No
295	GOM_NL__2PRFIN20040525_160615_000000542027_00112_11689_2782.N1	25-MAY-2004 16:06:15	Dark	54.000	63	Bet Gru	2.1500	2800.0	108	11689	No
296	GOM_NL__2PRFIN20040525_160953_000000392027_00112_11689_2783.N1	25-MAY-2004 16:09:53	Dark	38.500	135	Bet Hyi	2.8200	5800.0	77	11689	No
297	GOM_NL__2PRFIN20040525_161316_000000442027_00112_11689_2784.N1	25-MAY-2004 16:13:16	Dark	44.000	45	Alp Pav	1.9400	26000.	88	11689	No
298	GOM_NL__2PRFIN20040525_161735_000000422027_00112_11689_2785.N1	25-MAY-2004 16:17:35	Straylight	42.000	43	Alp TrA	1.9100	4250.0	84	11689	No
299	GOM_NL__2PRFIN20040525_161941_000000392027_00112_11689_2786.N1	25-MAY-2004 16:19:41	Straylight	38.500	134	Bet TrA	2.8100	6600.0	77	11689	No
300	GOM_NL__2PRFIN20040525_162109_000000452027_00112_11689_2787.N1	25-MAY-2004 16:21:09	Straylight	44.500	4	Alp1Cen	-0.010000	5800.0	89	11689	No
301	GOM_NL__2PRFIN20040525_162243_000000532027_00112_11689_2788.N1	25-MAY-2004 16:22:43	Straylight	53.000	40	The Sco	1.8590	7100.0	106	11689	No
302	GOM_NL__2PRFIN20040525_162433_000000482027_00112_11689_2789.N1	25-MAY-2004 16:24:33	Straylight	47.500	25	35Lam Sco	1.6200	28000.	95	11689	No
303	GOM_NL__2PRFIN20040525_162630_000000502027_00112_11689_2790.N1	25-MAY-2004 16:26:30	Tw_i_and_stray	49.500	75	26Eps Sco	2.2910	4250.0	99	11689	No
304	GOM_NL__2PRFIN20040525_162811_000000492027_00112_11689_2791.N1	25-MAY-2004 16:28:11	Bright	49.000	54	5The Cen	2.0550	4500.0	98	11689	No
305	GOM_NL__2PRFIN20040525_162949_000000442027_00112_11689_2792.N1	25-MAY-2004 16:29:49	Bright	43.500	158	6Pi Sco	2.9060	28000.	87	11689	No
306	GOM_NL__2PRFIN20040525_163231_000000522027_00112_11689_2793.N1	25-MAY-2004 16:32:31	Bright	52.000	86	35Eta Oph	2.4300	10200.	104	11689	No
307	GOM_NL__2PRFIN20040525_163505_000000392027_00112_11689_2794.N1	25-MAY-2004 16:35:05	Bright	39.000	104	27Bet Lib	2.6140	13100.	78	11689	No
308	GOM_NL__2PRFIN20040525_163645_000000442027_00112_11689_2795.N1	25-MAY-2004 16:36:45	Bright	44.000	120	1Del Oph	2.7340	3200.0	88	11689	No
309	GOM_NL__2PRFIN20040525_163948_000000412027_00112_11689_2796.N1	25-MAY-2004 16:39:48	Bright	40.500	102	24Alp Ser	2.6000	4250.0	81	11689	No
310	GOM_NL__2PRFIN20040525_164329_000000382027_00112_11689_2797.N1	25-MAY-2004 16:43:29	Bright	38.000	3	16Alp Boo	-0.050000	4250.0	76	11689	No
311	GOM_NL__2PRFIN20040525_164537_000000372027_00112_11689_2798.N1	25-MAY-2004 16:45:37	Bright	37.000	83		2.3780	11000.	74	11689	No
312	GOM_NL__2PRFIN20040525_164847_000000382027_00112_11689_2799.N1	25-MAY-2004 16:48:47	Bright	37.500	180	27Gam Boo	3.0400	8000.0	75	11689	No
313	GOM_NL__2PRFIN20040525_165201_000000372027_00112_11689_2800.N1	25-MAY-2004 16:52:01	Bright	37.000	39	85Eta UMa	1.8540	24000.	74	11689	No
314	GOM_NL__2PRFIN20040525_165345_000000362027_00112_11689_2801.N1	25-MAY-2004 16:53:45	Bright	35.500	55	79Zet UMa	2.0600	10200.	71	11689	No
315	GOM_NL__2PRFIN20040525_165640_000000432027_00112_11689_2802.N1	25-MAY-2004 16:56:40	Bright	42.500	119	14Eta Dra	2.7270	4700.0	85	11689	No
316	GOM_NL__2PRFIN20040525_165857_000000402027_00112_11689_2803.N1	25-MAY-2004 16:58:57	Bright	39.500	60	7Bet UMi	2.0810	3950.0	79	11689	No
317	GOM_NL__2PRFIN20040525_170333_000000392027_00112_11689_2804.N1	25-MAY-2004 17:03:33	Bright	38.500	49	1Alp UMi	1.9900	6300.0	77	11689	No
318	GOM_NL__2PRFIN20040525_170726_000000472027_00112_11689_2805.N1	25-MAY-2004 17:07:26	Bright	47.000	89	5Alp Cep	2.4510	8000.0	94	11689	No
319	GOM_NL__2PRFIN20040525_171143_000000422027_00112_11689_2806.N1	25-MAY-2004 17:11:43	Bright	42.000	76	27Gam Cas	2.3000	30000.	84	11689	No
320	GOM_NL__2PRFIN20040525_171254_000000392027_00112_11689_2807.N1	25-MAY-2004 17:12:54	Bright	38.500	68	18Alp Cas	2.2250	4500.0	77	11689	No
321	GOM_NL__2PRFIN20040525_171913_000000402027_00112_11689_2808.N1	25-MAY-2004 17:19:13	Bright	40.000	53	43Bet And	2.0480	3300.0	80	11689	No
322	GOM_NL__2PRFIN20040525_172148_000000542027_00112_11689_2809.N1	25-MAY-2004 17:21:48	Tw_i_and_stray	54.000	58	21Alp And	2.0730	11000.	108	11689	No
323	GOM_NL__2PRFIN20040525_172622_000000512027_00112_11689_2810.N1	25-MAY-2004 17:26:22	Dark	50.500	140	88Gam Peg	2.8340	26000.	101	11689	No
324	GOM_NL__2PRFIN20040525_172849_000000692027_00112_11689_2811.N1	25-MAY-2004 17:28:49	Dark	68.500	90	54Alp Peg	2.4870	11000.	137	11689	No
325	GOM_NL__2PRFIN20040525_173513_000000532027_00112_11689_2812.N1	25-MAY-2004 17:35:13	Dark	52.500	52	16Bet Cet	2.0370	4500.0	105	11689	No
326	GOM_NL__2PRFIN20040525_174159_000000442027_00112_11689_2813.N1	25-MAY-2004 17:41:59	Dark	43.500	84	Alp Phe	2.3970	4500.0	87	11689	No
327	GOM_NL__2PRFIN20040525_174439_000000482027_00112_11689_2814.N1	25-MAY-2004 17:44:39	Dark	47.500	9	Alp Eri	0.45300	24000.	95	11689	No
328	GOM_NL__2PRFIN20040525_174652_000000542027_00113_11690_2782.N1	25-MAY-2004 17:46:52	Dark	53.500	63	Bet Gru	2.1500	2800.0	107	11690	No
329	GOM_NL__2PRFIN20040525_175029_000000392027_00113_11690_2783.N1	25-MAY-2004 17:50:29	Dark	38.500	135	Bet Hyi	2.8200	5800.0	77	11690	No
330	GOM_NL__2PRFIN20040525_175353_000000452027_00113_11690_2784.N1	25-MAY-2004 17:53:53	Dark	45.000	45	Alp Pav	1.9400	26000.	90	11690	No
331	GOM_NL__2PRFIN20040525_175811_000000522027_00113_11690_2785.N1	25-MAY-2004 17:58:11	Straylight	51.500	43	Alp TrA	1.9100	4250.0	103	11690	No
332	GOM_NL__2PRFIN20040525_180017_000000392027_00113_11690_2786.N1	25-MAY-2004 18:00:17	Straylight	39.000	134	Bet TrA	2.8100	6600.0	78	11690	No
333	GOM_NL__2PRFIN20040525_180145_000000512027_00113_11690_2787.N1	25-MAY-2004 18:01:45	Straylight	50.500	4	Alp1Cen	-0.010000	5800.0	101	11690	No
334	GOM_NL__2PRFIN20040525_180415_000000622027_00113_11690_2788.N1	25-MAY-2004 18:04:15	Straylight	62.000	38	20Eps Sgr	1.8360	11000.	124	11690	No
335	GOM_NL__2PRFIN20040525_180603_000000782027_00113_11690_2789.N1	25-MAY-2004 18:06:03	Tw_i_and_stray	78.000	57	34Sig Sgr	2.0660	26000.	156	11690	No
336	GOM_NL__2PRFIN20040525_180914_000000462027_00113_11690_2790.N1	25-MAY-2004 18:09:14	Tw_i_and_stray	46.000	136	23Tau Sco	2.8220	30000.	92	11690	No
337	GOM_NL__2PRFIN20040525_181126_000000452027_00113_11690_2791.N1	25-MAY-2004 18:11:26	Bright	44.500	80	7Del Sco	2.3160	30000.	89	11690	No

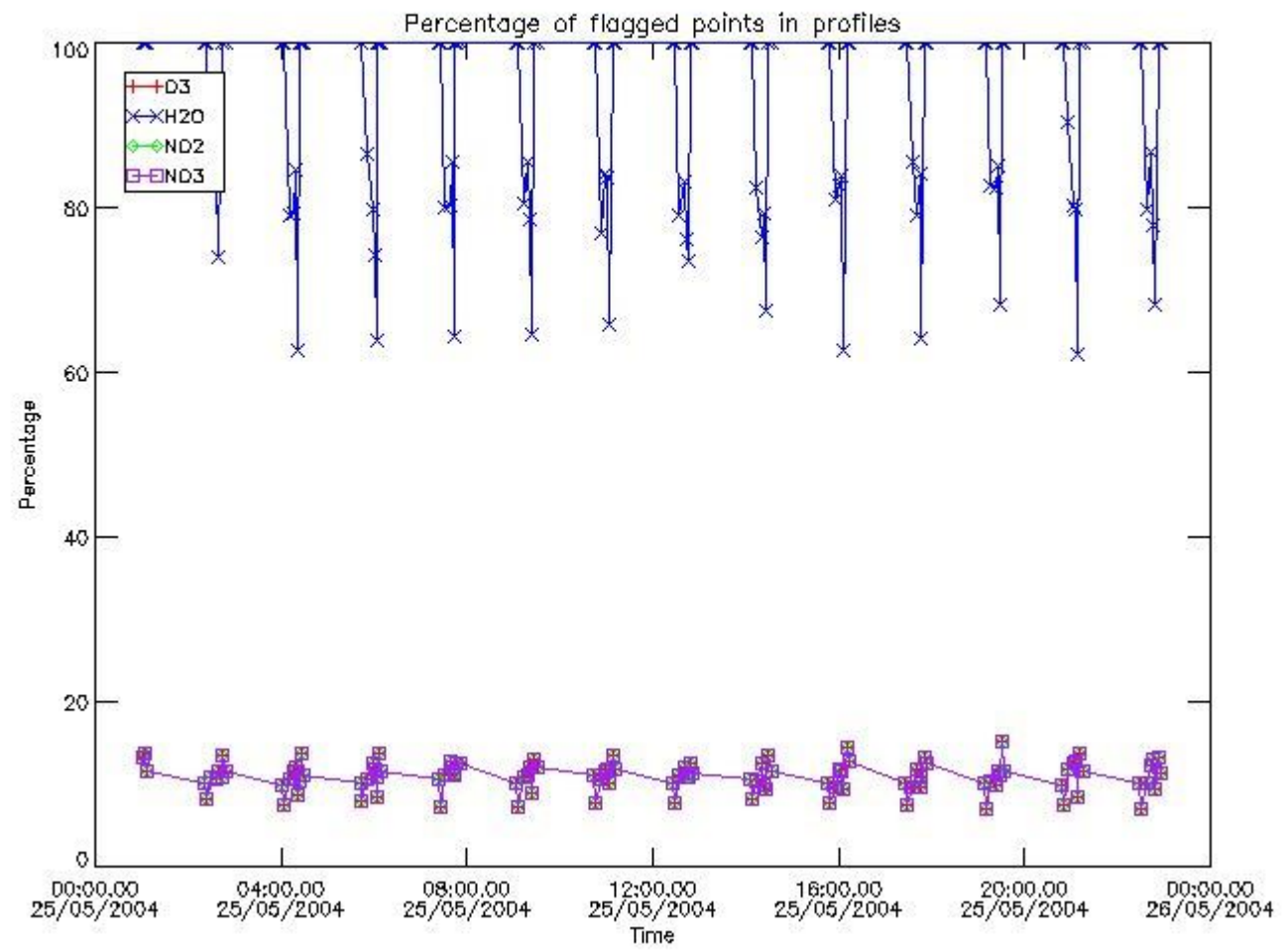
338	GOM_NL__2PRFIN20040525_181307_000000522027_00113_11690_2792.N1	25-MAY-2004 18:13:07	Bright	52.000	86	35Eta Oph	2.4300	10200.	104	11690	No
339	GOM_NL__2PRFIN20040525_181542_000000392027_00113_11690_2793.N1	25-MAY-2004 18:15:42	Bright	39.000	104	27Bet Lib	2.6140	13100.	78	11690	No
340	GOM_NL__2PRFIN20040525_181721_000000452027_00113_11690_2794.N1	25-MAY-2004 18:17:21	Bright	44.500	120	1Del Oph	2.7340	3200.0	89	11690	No
341	GOM_NL__2PRFIN20040525_182024_000000412027_00113_11690_2795.N1	25-MAY-2004 18:20:24	Bright	40.500	102	24Alp Ser	2.6000	4250.0	81	11690	No
342	GOM_NL__2PRFIN20040525_182405_000000372027_00113_11690_2796.N1	25-MAY-2004 18:24:05	Bright	37.000	3	16Alp Boo	-0.050000	4250.0	74	11690	No
343	GOM_NL__2PRFIN20040525_182612_000000372027_00113_11690_2797.N1	25-MAY-2004 18:26:12	Bright	36.500	83		2.3780	11000.	73	11690	No
344	GOM_NL__2PRFIN20040525_182923_000000352027_00113_11690_2798.N1	25-MAY-2004 18:29:23	Bright	35.000	180	27Gam Boo	3.0400	8000.0	70	11690	No
345	GOM_NL__2PRFIN20040525_183237_000000392027_00113_11690_2799.N1	25-MAY-2004 18:32:37	Bright	39.000	39	85Eta UMa	1.8540	24000.	78	11690	No
346	GOM_NL__2PRFIN20040525_183421_000000392027_00113_11690_2800.N1	25-MAY-2004 18:34:21	Bright	38.500	55	79Zet UMa	2.0600	10200.	77	11690	No
347	GOM_NL__2PRFIN20040525_183716_000000422027_00113_11690_2801.N1	25-MAY-2004 18:37:16	Bright	42.000	119	14Eta Dra	2.7270	4700.0	84	11690	No
348	GOM_NL__2PRFIN20040525_183933_000000362027_00113_11690_2802.N1	25-MAY-2004 18:39:33	Bright	36.000	60	7Bet UMi	2.0810	3950.0	72	11690	No
349	GOM_NL__2PRFIN20040525_184409_000000382027_00113_11690_2803.N1	25-MAY-2004 18:44:09	Bright	38.000	49	1Alp UMi	1.9900	6300.0	76	11690	No
350	GOM_NL__2PRFIN20040525_184800_000000492027_00113_11690_2804.N1	25-MAY-2004 18:48:00	Bright	48.500	89	5Alp Cep	2.4510	8000.0	97	11690	No
351	GOM_NL__2PRFIN20040525_185219_000000372027_00113_11690_2805.N1	25-MAY-2004 18:52:19	Bright	36.500	76	27Gam Cas	2.3000	30000.	73	11690	No
352	GOM_NL__2PRFIN20040525_185328_000000432027_00113_11690_2806.N1	25-MAY-2004 18:53:28	Bright	43.000	68	18Alp Cas	2.2250	4500.0	86	11690	No
353	GOM_NL__2PRFIN20040525_185949_000000422027_00113_11690_2807.N1	25-MAY-2004 18:59:49	Bright	42.000	53	43Bet And	2.0480	3300.0	84	11690	No
354	GOM_NL__2PRFIN20040525_190224_000000522027_00113_11690_2808.N1	25-MAY-2004 19:02:24	Twi_and_stray	52.000	58	21Alp And	2.0730	11000.	104	11690	No
355	GOM_NL__2PRFIN20040525_190658_000000502027_00113_11690_2809.N1	25-MAY-2004 19:06:58	Dark	50.000	140	88Gam Peg	2.8340	26000.	100	11690	No
356	GOM_NL__2PRFIN20040525_190925_000000742027_00113_11690_2810.N1	25-MAY-2004 19:09:25	Dark	74.000	90	54Alp Peg	2.4870	11000.	148	11690	No
357	GOM_NL__2PRFIN20040525_191550_000000502027_00113_11690_2811.N1	25-MAY-2004 19:15:50	Dark	49.500	52	16Bet Cet	2.0370	4500.0	99	11690	No
358	GOM_NL__2PRFIN20040525_192235_000000522027_00113_11690_2812.N1	25-MAY-2004 19:22:35	Dark	51.500	84	Alp Phe	2.3970	4500.0	103	11690	No
359	GOM_NL__2PRFIN20040525_192515_000000442027_00113_11690_2813.N1	25-MAY-2004 19:25:15	Dark	44.000	9	Alp Eri	0.45300	24000.	88	11690	No
360	GOM_NL__2PRFIN20040525_192728_000000602027_00114_11691_2782.N1	25-MAY-2004 19:27:28	Dark	60.000	63	Bet Gru	2.1500	2800.0	120	11691	No
361	GOM_NL__2PRFIN20040525_193105_000000372027_00114_11691_2783.N1	25-MAY-2004 19:31:05	Dark	37.000	135	Bet Hyi	2.8200	5800.0	74	11691	No
362	GOM_NL__2PRFIN20040525_193430_000000442027_00114_11691_2784.N1	25-MAY-2004 19:34:30	Dark	44.000	45	Alp Pav	1.9400	26000.	88	11691	No
363	GOM_NL__2PRFIN20040525_193847_000000462027_00114_11691_2785.N1	25-MAY-2004 19:38:47	Straylight	46.000	43	Alp TrA	1.9100	4250.0	92	11691	No
364	GOM_NL__2PRFIN20040525_194054_000000402027_00114_11691_2786.N1	25-MAY-2004 19:40:54	Straylight	40.000	134	Bet TrA	2.8100	6600.0	80	11691	No
365	GOM_NL__2PRFIN20040525_194221_000000442027_00114_11691_2787.N1	25-MAY-2004 19:42:21	Straylight	44.000	4	Alp1Cen	-0.010000	5800.0	88	11691	No
366	GOM_NL__2PRFIN20040525_194451_000000612027_00114_11691_2788.N1	25-MAY-2004 19:44:51	Straylight	61.000	38	20Eps Sgr	1.8360	11000.	122	11691	No
367	GOM_NL__2PRFIN20040525_194640_000000812027_00114_11691_2789.N1	25-MAY-2004 19:46:40	Twi_and_stray	81.000	57	34Sig Sgr	2.0660	26000.	162	11691	No
368	GOM_NL__2PRFIN20040525_194951_000000452027_00114_11691_2790.N1	25-MAY-2004 19:49:51	Twi_and_stray	45.000	136	23Tau Sco	2.8220	30000.	90	11691	No
369	GOM_NL__2PRFIN20040525_195203_000000442027_00114_11691_2791.N1	25-MAY-2004 19:52:03	Bright	44.000	80	7Del Sco	2.3160	30000.	88	11691	No
370	GOM_NL__2PRFIN20040525_195342_000000532027_00114_11691_2792.N1	25-MAY-2004 19:53:42	Bright	52.500	86	35Eta Oph	2.4300	10200.	105	11691	No
371	GOM_NL__2PRFIN20040525_195618_000000382027_00114_11691_2793.N1	25-MAY-2004 19:56:18	Bright	38.000	104	27Bet Lib	2.6140	13100.	76	11691	No
372	GOM_NL__2PRFIN20040525_195757_000000442027_00114_11691_2794.N1	25-MAY-2004 19:57:57	Bright	43.500	120	1Del Oph	2.7340	3200.0	87	11691	No
373	GOM_NL__2PRFIN20040525_200100_000000402027_00114_11691_2795.N1	25-MAY-2004 20:01:00	Bright	40.000	102	24Alp Ser	2.6000	4250.0	80	11691	No
374	GOM_NL__2PRFIN20040525_200442_000000372027_00114_11691_2796.N1	25-MAY-2004 20:04:42	Bright	37.000	3	16Alp Boo	-0.050000	4250.0	74	11691	No
375	GOM_NL__2PRFIN20040525_200649_000000372027_00114_11691_2797.N1	25-MAY-2004 20:06:49	Bright	37.000	83		2.3780	11000.	74	11691	No
376	GOM_NL__2PRFIN20040525_200959_000000372027_00114_11691_2798.N1	25-MAY-2004 20:09:59	Bright	36.500	180	27Gam Boo	3.0400	8000.0	73	11691	No
377	GOM_NL__2PRFIN20040525_201314_000000382027_00114_11691_2799.N1	25-MAY-2004 20:13:14	Bright	37.500	39	85Eta UMa	1.8540	24000.	75	11691	No
378	GOM_NL__2PRFIN20040525_201457_000000392027_00114_11691_2800.N1	25-MAY-2004 20:14:57	Bright	39.000	55	79Zet UMa	2.0600	10200.	78	11691	No
379	GOM_NL__2PRFIN20040525_201752_000000412027_00114_11691_2801.N1	25-MAY-2004 20:17:52	Bright	41.000	119	14Eta Dra	2.7270	4700.0	82	11691	No
380	GOM_NL__2PRFIN20040525_202010_000000402027_00114_11691_2802.N1	25-MAY-2004 20:20:10	Bright	40.000	60	7Bet UMi	2.0810	3950.0	80	11691	No
381	GOM_NL__2PRFIN20040525_202446_000000372027_00114_11691_2803.N1	25-MAY-2004 20:24:46	Bright	36.500	49	1Alp UMi	1.9900	6300.0	73	11691	No
382	GOM_NL__2PRFIN20040525_202836_000000472027_00114_11691_2804.N1	25-MAY-2004 20:28:36	Bright	47.000	89	5Alp Cep	2.4510	8000.0	94	11691	No
383	GOM_NL__2PRFIN20040525_203255_000000382027_00114_11691_2805.N1	25-MAY-2004 20:32:55	Bright	38.000	76	27Gam Cas	2.3000	30000.	76	11691	No
384	GOM_NL__2PRFIN20040525_203406_000000402027_00114_11691_2806.N1	25-MAY-2004 20:34:06	Bright	40.000	68	18Alp Cas	2.2250	4500.0	80	11691	No
385	GOM_NL__2PRFIN20040525_204025_000000422027_00114_11691_2807.N1	25-MAY-2004 20:40:25	Bright	42.000	53	43Bet And	2.0480	3300.0	84	11691	No
386	GOM_NL__2PRFIN20040525_204259_000000522027_00114_11691_2808.N1	25-MAY-2004 20:42:59	Twi_and_stray	52.000	58	21Alp And	2.0730	11000.	104	11691	No
387	GOM_NL__2PRFIN20040525_204734_000000522027_00114_11691_2809.N1	25-MAY-2004 20:47:34	Dark	52.000	140	88Gam Peg	2.8340	26000.	104	11691	No
388	GOM_NL__2PRFIN20040525_205002_000000742027_00114_11691_2810.N1	25-MAY-2004 20:50:02	Dark	74.000	90	54Alp Peg	2.4870	11000.	148	11691	No
389	GOM_NL__2PRFIN20040525_205627_000000482027_00114_11691_2811.N1	25-MAY-2004 20:56:27	Dark	47.500	52	16Bet Cet	2.0370	4500.0	95	11691	No
390	GOM_NL__2PRFIN20040525_210312_000000412027_00114_11691_2812.N1	25-MAY-2004 21:03:12	Dark	41.000	84	Alp Phe	2.3970	4500.0	82	11691	No
391	GOM_NL__2PRFIN20040525_210552_000000402027_00114_11691_2813.N1	25-MAY-2004 21:05:52	Dark	40.000	9	Alp Eri	0.45300	24000.	80	11691	No
392	GOM_NL__2PRFIN20040525_210805_000000602027_00115_11692_2863.N1	25-MAY-2004 21:08:05	Dark	60.000	63	Bet Gru	2.1500	2800.0	120	11692	No
393	GOM_NL__2PRFIN20040525_211141_000000372027_00115_11692_2864.N1	25-MAY-2004 21:11:41	Dark	37.000	135	Bet Hyi	2.8200	5800.0	74	11692	No
394	GOM_NL__2PRFIN20040525_211506_000000442027_00115_11692_2865.N1	25-MAY-2004 21:15:06	Dark	44.000	45	Alp Pav	1.9400	26000.	88	11692	No
395	GOM_NL__2PRFIN20040525_211923_000000402027_00115_11692_2866.N1	25-MAY-2004 21:19:23	Straylight	40.000	43	Alp TrA	1.9100	4250.0	80	11692	No
396	GOM_NL__2PRFIN20040525_212130_000000402027_00115_11692_2867.N1	25-MAY-2004 21:21:30	Straylight	40.000	134	Bet TrA	2.8100	6600.0	80	11692	No

397	GOM_NL__2PRFIN20040525_212258_000000452027_00115_11692_2868.N1	25-MAY-2004 21:22:58	Straylight	44.500	4	Alp1Cen	-0.010000	5800.0	89	11692	No
398	GOM_NL__2PRFIN20040525_212528_000000592027_00115_11692_2869.N1	25-MAY-2004 21:25:28	Straylight	59.000	38	20Eps Sgr	1.8360	11000.	118	11692	No
399	GOM_NL__2PRFIN20040525_212717_000000822027_00115_11692_2870.N1	25-MAY-2004 21:27:17	Tw_i_and_stray	81.500	57	34Sig Sgr	2.0660	26000.	163	11692	No
400	GOM_NL__2PRFIN20040525_213027_000000462027_00115_11692_2871.N1	25-MAY-2004 21:30:27	Tw_i_and_stray	45.500	136	23Tau Sco	2.8220	30000.	91	11692	No
401	GOM_NL__2PRFIN20040525_213238_000000482027_00115_11692_2872.N1	25-MAY-2004 21:32:38	Bright	48.000	80	7Del Sco	2.3160	30000.	96	11692	No
402	GOM_NL__2PRFIN20040525_213418_000000532027_00115_11692_2873.N1	25-MAY-2004 21:34:18	Bright	53.000	86	35Eta Oph	2.4300	10200.	106	11692	No
403	GOM_NL__2PRFIN20040525_213654_000000382027_00115_11692_2874.N1	25-MAY-2004 21:36:54	Bright	38.000	104	27Bet Lib	2.6140	13100.	76	11692	No
404	GOM_NL__2PRFIN20040525_213832_000000442027_00115_11692_2875.N1	25-MAY-2004 21:38:32	Bright	43.500	120	1Del Oph	2.7340	3200.0	87	11692	No
405	GOM_NL__2PRFIN20040525_214135_000000412027_00115_11692_2876.N1	25-MAY-2004 21:41:35	Bright	40.500	102	24Alp Ser	2.6000	4250.0	81	11692	No
406	GOM_NL__2PRFIN20040525_214518_000000372027_00115_11692_2877.N1	25-MAY-2004 21:45:18	Bright	37.000	3	16Alp Boo	-0.050000	4250.0	74	11692	No
407	GOM_NL__2PRFIN20040525_214725_000000392027_00115_11692_2878.N1	25-MAY-2004 21:47:25	Bright	38.500	83		2.3780	11000.	77	11692	No
408	GOM_NL__2PRFIN20040525_215035_000000372027_00115_11692_2879.N1	25-MAY-2004 21:50:35	Bright	36.500	180	27Gam Boo	3.0400	8000.0	73	11692	No
409	GOM_NL__2PRFIN20040525_215349_000000392027_00115_11692_2880.N1	25-MAY-2004 21:53:49	Bright	38.500	39	85Eta UMa	1.8540	24000.	77	11692	No
410	GOM_NL__2PRFIN20040525_215533_000000392027_00115_11692_2881.N1	25-MAY-2004 21:55:33	Bright	39.000	55	79Zet UMa	2.0600	10200.	78	11692	No
411	GOM_NL__2PRFIN20040525_215827_000000432027_00115_11692_2882.N1	25-MAY-2004 21:58:27	Bright	42.500	119	14Eta Dra	2.7270	4700.0	85	11692	No
412	GOM_NL__2PRFIN20040525_220045_000000392027_00115_11692_2883.N1	25-MAY-2004 22:00:45	Bright	39.000	60	7Bet UMi	2.0810	3950.0	78	11692	No
413	GOM_NL__2PRFIN20040525_220522_000000382027_00115_11692_2884.N1	25-MAY-2004 22:05:22	Bright	37.500	49	1Alp UMi	1.9900	6300.0	75	11692	No
414	GOM_NL__2PRFIN20040525_220912_000000482027_00115_11692_2885.N1	25-MAY-2004 22:09:12	Bright	47.500	89	5Alp Cep	2.4510	8000.0	95	11692	No
415	GOM_NL__2PRFIN20040525_221331_000000392027_00115_11692_2886.N1	25-MAY-2004 22:13:31	Bright	38.500	76	27Gam Cas	2.3000	30000.	77	11692	No
416	GOM_NL__2PRFIN20040525_221442_000000382027_00115_11692_2887.N1	25-MAY-2004 22:14:42	Bright	38.000	68	18Alp Cas	2.2250	4500.0	76	11692	No
417	GOM_NL__2PRFIN20040525_222101_000000442027_00115_11692_2888.N1	25-MAY-2004 22:21:01	Bright	43.500	53	43Bet And	2.0480	3300.0	87	11692	No
418	GOM_NL__2PRFIN20040525_222336_000000522027_00115_11692_2889.N1	25-MAY-2004 22:23:36	Tw_i_and_stray	51.500	58	21Alp And	2.0730	11000.	103	11692	No
419	GOM_NL__2PRFIN20040525_222811_000000502027_00115_11692_2890.N1	25-MAY-2004 22:28:11	Dark	50.000	140	88Gam Peg	2.8340	26000.	100	11692	No
420	GOM_NL__2PRFIN20040525_223038_000000732027_00115_11692_2891.N1	25-MAY-2004 22:30:38	Dark	72.500	90	54Alp Peg	2.4870	11000.	145	11692	No
421	GOM_NL__2PRFIN20040525_223703_000000502027_00115_11692_2892.N1	25-MAY-2004 22:37:03	Dark	50.000	52	16Bet Cet	2.0370	4500.0	100	11692	No
422	GOM_NL__2PRFIN20040525_224348_000000462027_00115_11692_2893.N1	25-MAY-2004 22:43:48	Dark	45.500	84	Alp Phe	2.3970	4500.0	91	11692	No
423	GOM_NL__2PRFIN20040525_224627_000000392027_00115_11692_2894.N1	25-MAY-2004 22:46:27	Dark	39.000	9	Alp Eri	0.45300	24000.	78	11692	No
424	GOM_NL__2PRFIN20040525_224841_000000602027_00116_11693_2864.N1	25-MAY-2004 22:48:41	Dark	60.000	63	Bet Gru	2.1500	2800.0	120	11693	No
425	GOM_NL__2PRFIN20040525_225217_000000392027_00116_11693_2865.N1	25-MAY-2004 22:52:17	Dark	38.500	135	Bet Hyi	2.8200	5800.0	77	11693	No
426	GOM_NL__2PRFIN20040525_225542_000000452027_00116_11693_2866.N1	25-MAY-2004 22:55:42	Dark	45.000	45	Alp Pav	1.9400	26000.	90	11693	No
427	GOM_NL__2PRFIN20040525_225959_000000452027_00116_11693_2867.N1	25-MAY-2004 22:59:59	Straylight	44.500	43	Alp TrA	1.9100	4250.0	89	11693	No
428	GOM_NL__2PRFIN20040525_230203_000000442027_00116_11693_2868.N1	25-MAY-2004 23:02:03	Straylight	43.500	134	Bet TrA	2.8100	6600.0	87	11693	No
429	GOM_NL__2PRFIN20040525_230333_000000522027_00116_11693_2869.N1	25-MAY-2004 23:03:33	Straylight	52.000	4	Alp1Cen	-0.010000	5800.0	104	11693	No
430	GOM_NL__2PRFIN20040525_230604_000000632027_00116_11693_2870.N1	25-MAY-2004 23:06:04	Straylight	63.000	38	20Eps Sgr	1.8360	11000.	126	11693	No
431	GOM_NL__2PRFIN20040525_230754_000000812027_00116_11693_2871.N1	25-MAY-2004 23:07:54	Tw_i_and_stray	80.500	57	34Sig Sgr	2.0660	26000.	161	11693	No
432	GOM_NL__2PRFIN20040525_231102_000000462027_00116_11693_2872.N1	25-MAY-2004 23:11:02	Tw_i_and_stray	45.500	136	23Tau Sco	2.8220	30000.	91	11693	No
433	GOM_NL__2PRFIN20040525_231313_000000452027_00116_11693_2873.N1	25-MAY-2004 23:13:13	Bright	45.000	80	7Del Sco	2.3160	30000.	90	11693	No
434	GOM_NL__2PRFIN20040525_231455_000000522027_00116_11693_2874.N1	25-MAY-2004 23:14:55	Bright	51.500	86	35Eta Oph	2.4300	10200.	103	11693	No
435	GOM_NL__2PRFIN20040525_231729_000000392027_00116_11693_2875.N1	25-MAY-2004 23:17:29	Bright	38.500	104	27Bet Lib	2.6140	13100.	77	11693	No
436	GOM_NL__2PRFIN20040525_231908_000000452027_00116_11693_2876.N1	25-MAY-2004 23:19:08	Bright	45.000	120	1Del Oph	2.7340	3200.0	90	11693	No
437	GOM_NL__2PRFIN20040525_232211_000000402027_00116_11693_2877.N1	25-MAY-2004 23:22:11	Bright	40.000	102	24Alp Ser	2.6000	4250.0	80	11693	No
438	GOM_NL__2PRFIN20040525_232553_000000382027_00116_11693_2878.N1	25-MAY-2004 23:25:53	Bright	37.500	3	16Alp Boo	-0.050000	4250.0	75	11693	No
439	GOM_NL__2PRFIN20040525_232800_000000382027_00116_11693_2879.N1	25-MAY-2004 23:28:00	Bright	38.000	83		2.3780	11000.	76	11693	No
440	GOM_NL__2PRFIN20040525_233111_000000382027_00116_11693_2880.N1	25-MAY-2004 23:31:11	Bright	37.500	180	27Gam Boo	3.0400	8000.0	75	11693	No
441	GOM_NL__2PRFIN20040525_233426_000000372027_00116_11693_2881.N1	25-MAY-2004 23:34:26	Bright	37.000	39	85Eta UMa	1.8540	24000.	74	11693	No
442	GOM_NL__2PRFIN20040525_233609_000000382027_00116_11693_2882.N1	25-MAY-2004 23:36:09	Bright	38.000	55	79Zet UMa	2.0600	10200.	76	11693	No
443	GOM_NL__2PRFIN20040525_233903_000000412027_00116_11693_2883.N1	25-MAY-2004 23:39:03	Bright	41.000	119	14Eta Dra	2.7270	4700.0	82	11693	No
444	GOM_NL__2PRFIN20040525_234121_000000372027_00116_11693_2884.N1	25-MAY-2004 23:41:21	Bright	37.000	60	7Bet UMi	2.0810	3950.0	74	11693	No
445	GOM_NL__2PRFIN20040525_234558_000000362027_00116_11693_2885.N1	25-MAY-2004 23:45:58	Bright	36.000	49	1Alp UMi	1.9900	6300.0	72	11693	No
446	GOM_NL__2PRFIN20040525_234947_000000482027_00116_11693_2886.N1	25-MAY-2004 23:49:47	Bright	47.500	89	5Alp Cep	2.4510	8000.0	95	11693	No
447	GOM_NL__2PRFIN20040525_235406_000000392027_00116_11693_2887.N1	25-MAY-2004 23:54:06	Bright	38.500	76	27Gam Cas	2.3000	30000.	77	11693	No
448	GOM_NL__2PRFIN20040525_235517_000000412027_00116_11693_2888.N1	25-MAY-2004 23:55:17	Bright	41.000	68	18Alp Cas	2.2250	4500.0	82	11693	No

3. Quality information per product

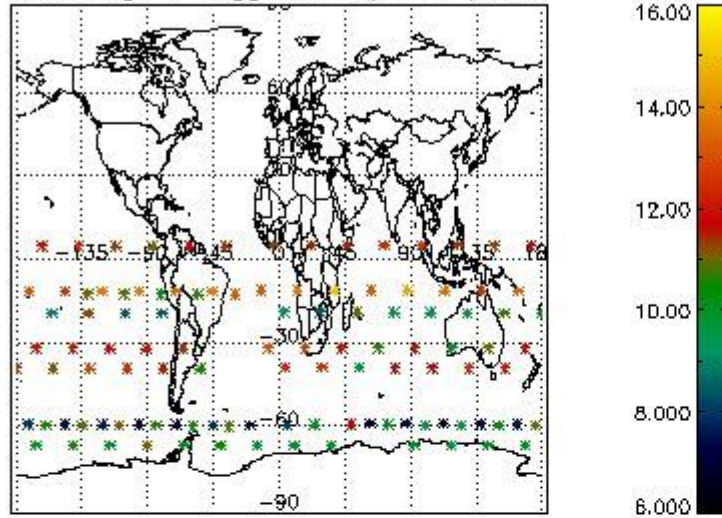
In this section it is plotted some information contained in the Quality Summary data set of the level 2 products. Only products in dark limb conditions and without errors (error flag in the MPH set to "0") are used.

3.1 Plot quality information per product (time dependant)

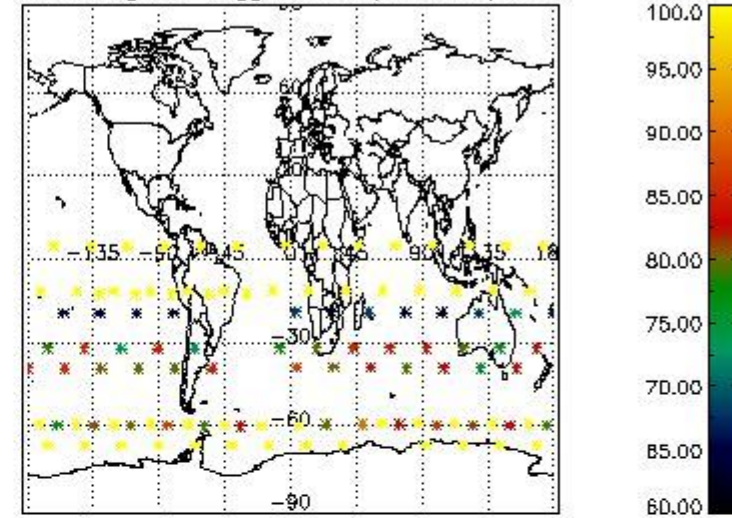


3.2 Plot quality information per product (world map)

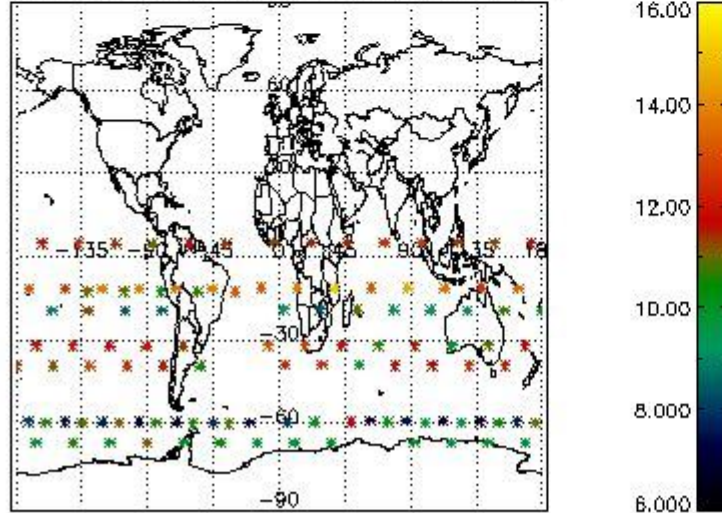
Percentage of flagged data per O3 profile



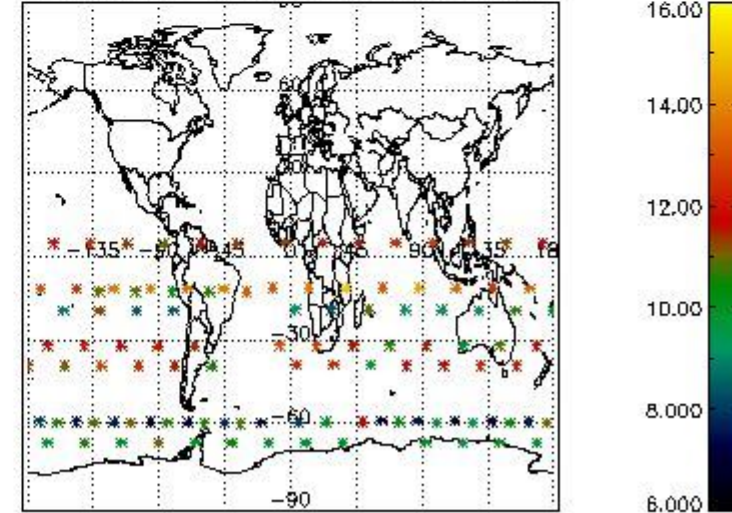
Percentage of flagged data per H2O profile



Percentage of flagged data per NO2 profile



Percentage of flagged data per NO3 profile

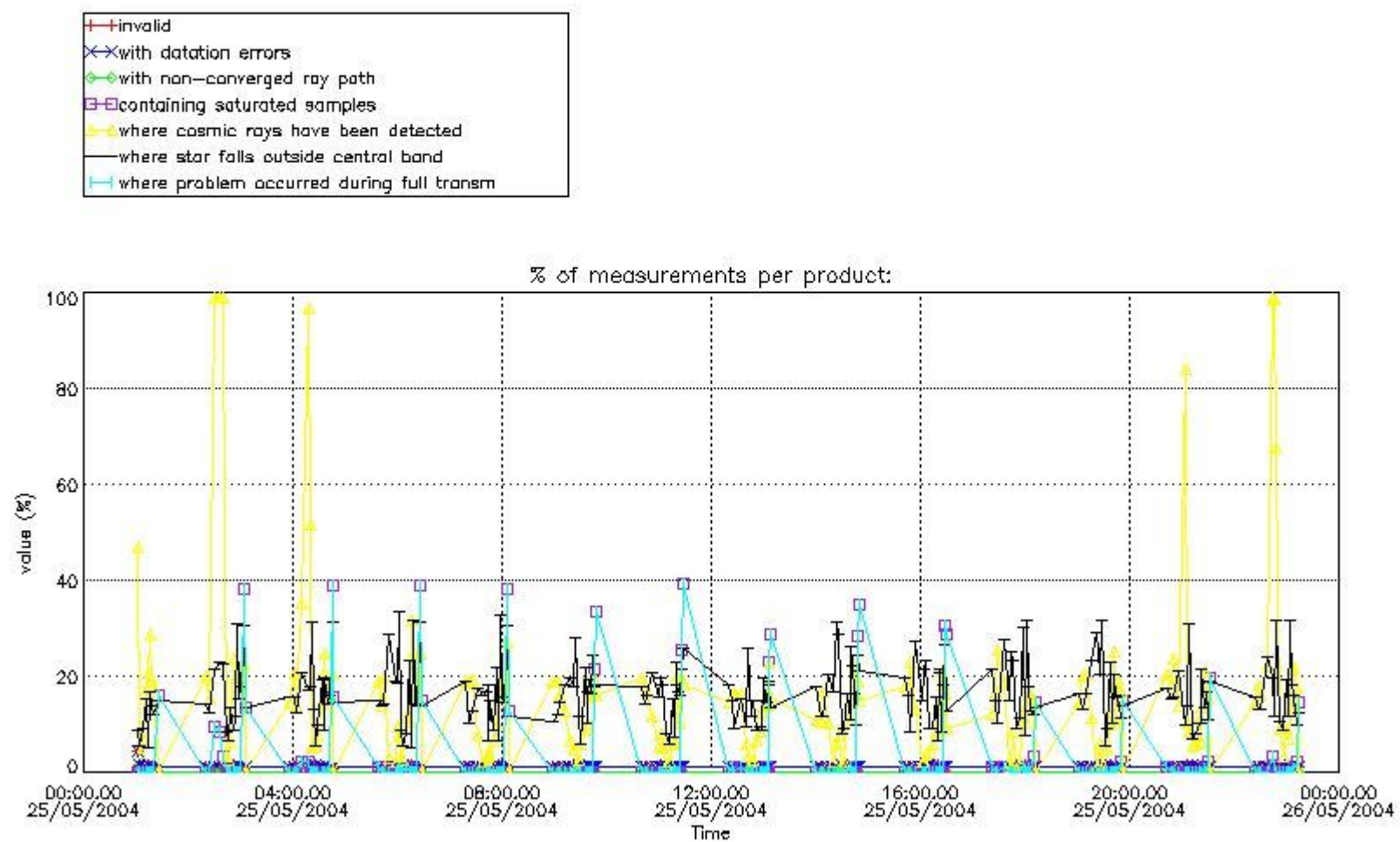


4. Level 1 quality information per product

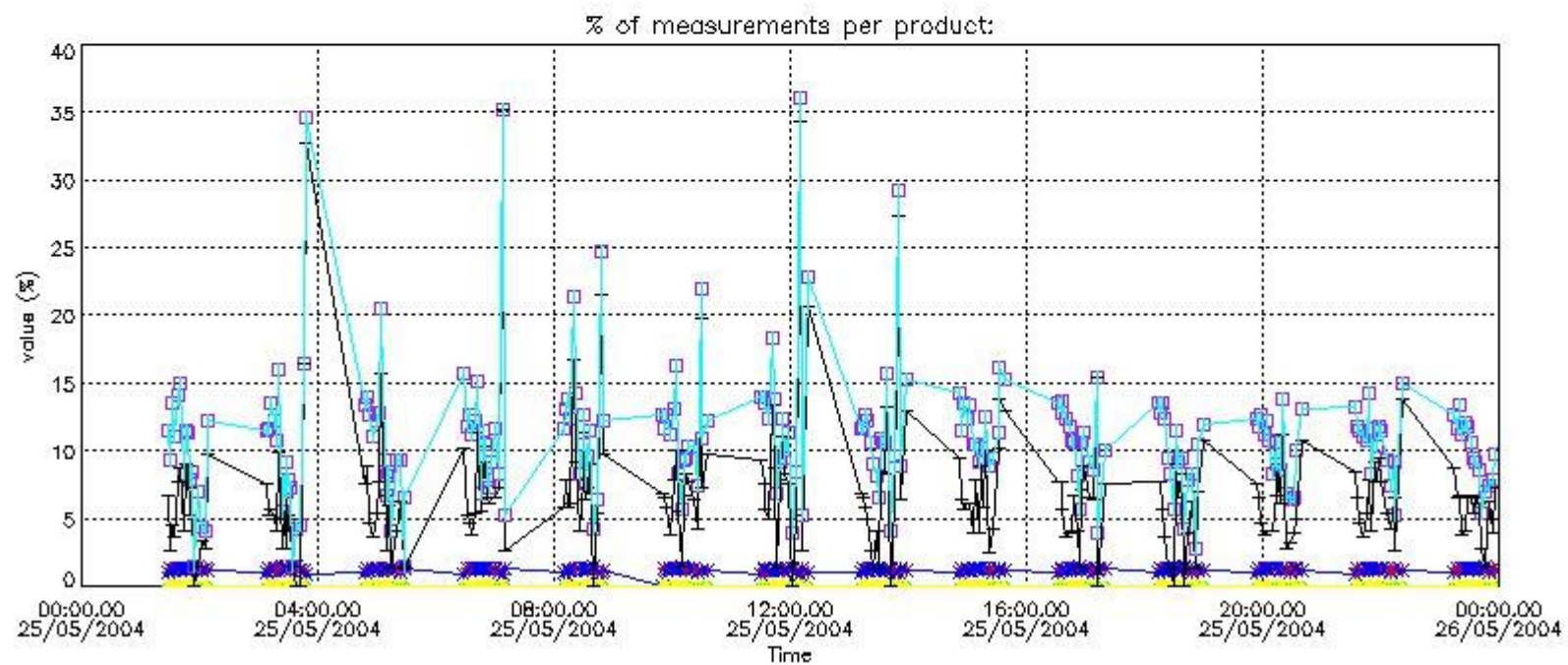
In this section it is plotted some information contained in the Quality Summary data set of the level 2 products that comes from the level 1b processing. Products without errors (error flag in the MPH set to "0") are used.

4.1 Plot quality information per product (time dependant) coming from level 1b processing

4.1.1 Plot level 1 quality information per product (time dependant): ENVISAT ASCENDING passes



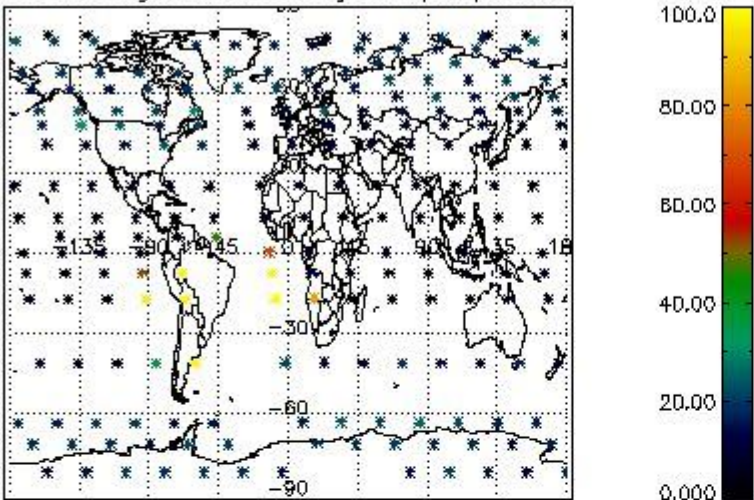
4.1.2 Plot level 1 quality information per product (time dependant): ENVI SAT DESCENDING passes



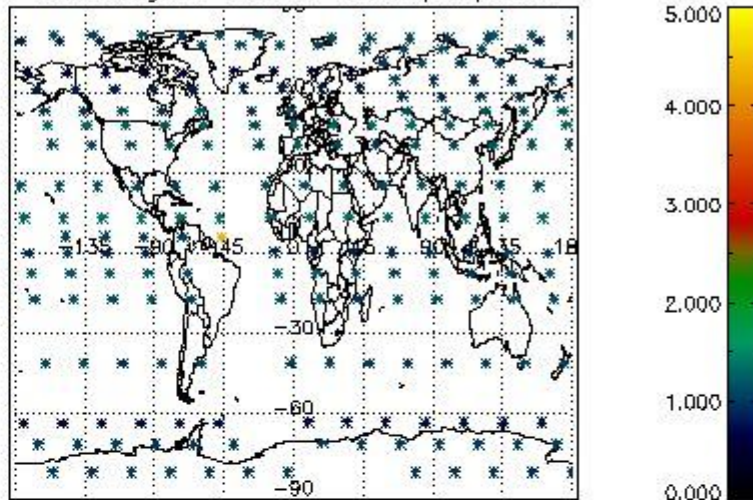
4.2 Plot quality information per product coming from level 1b processing (world map)

4.2.1 Plot level 1 quality information per product (world map): ENVISAT ASCENDING passes

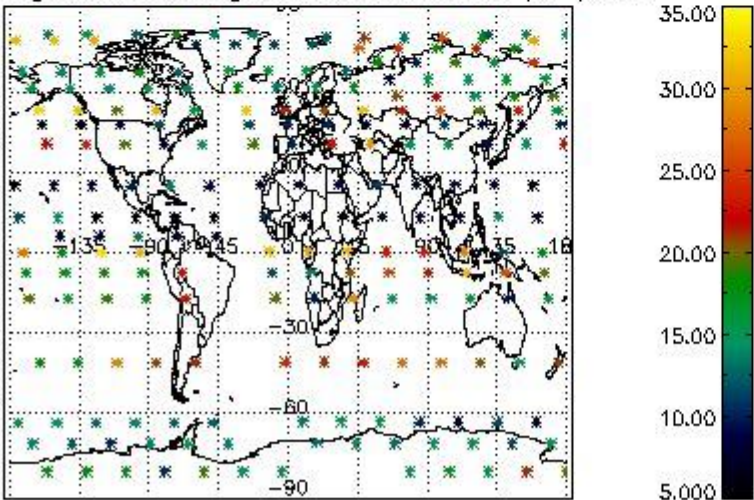
Percentage of cosmic ray hits per profile



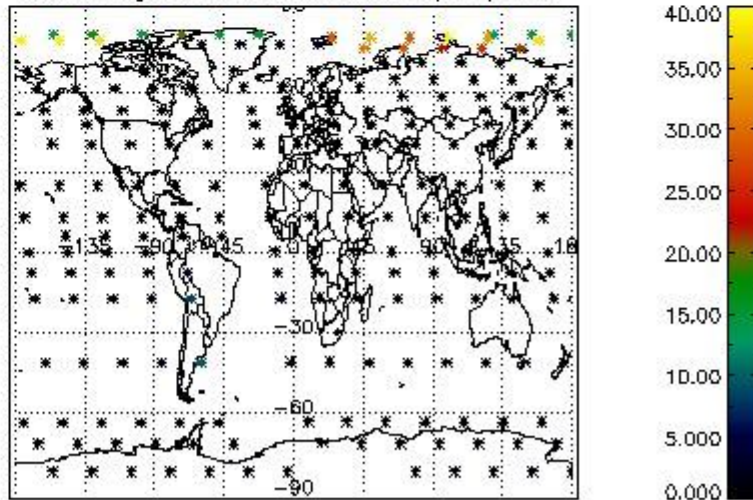
Percentage of datation errors per profile



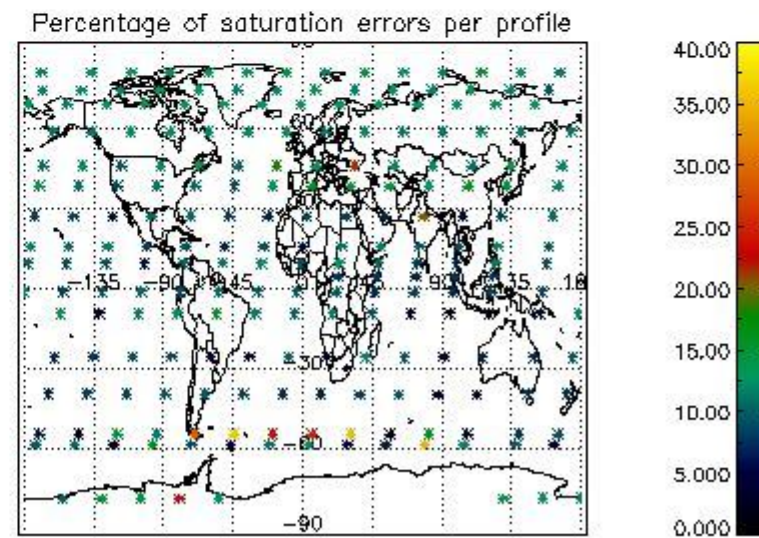
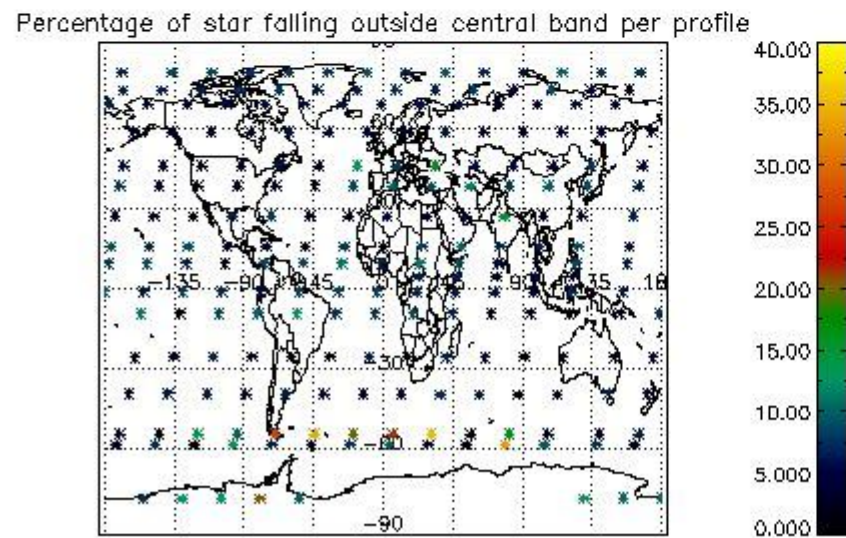
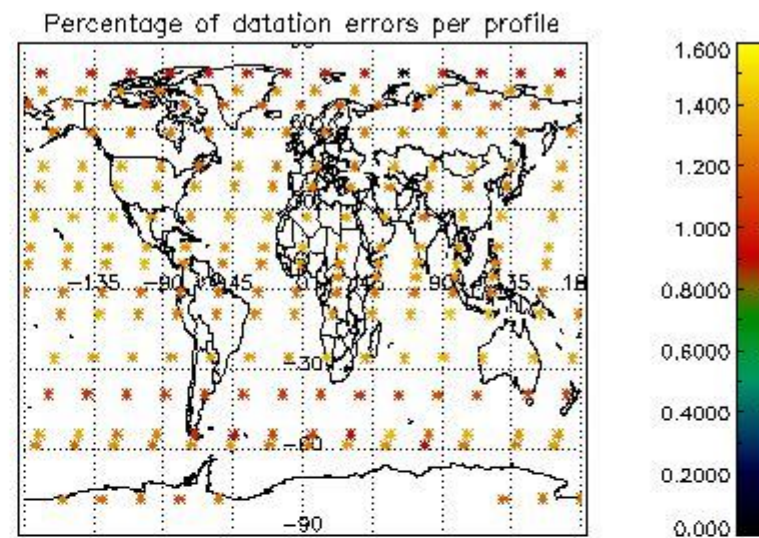
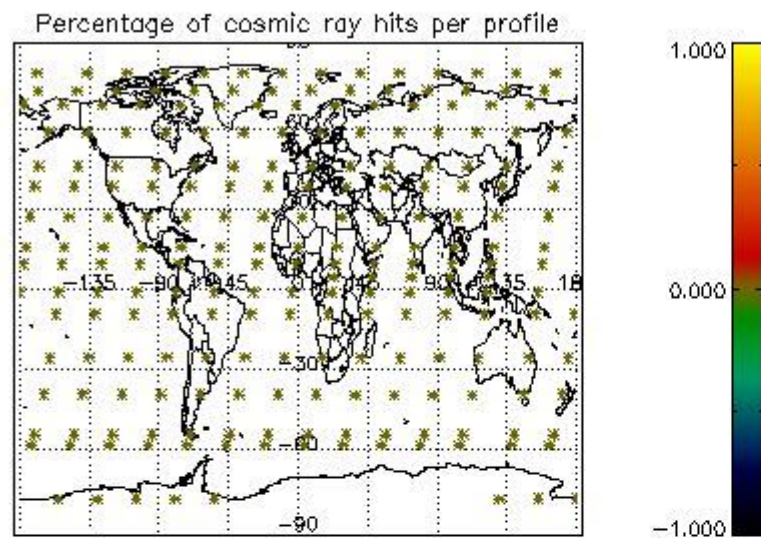
Percentage of star falling outside central band per profile



Percentage of saturation errors per profile



4.2.2 Plot level 1 quality information per product (world map): ENVISAT DESCENDING passes



5. Trace gas profiles

5.1 Ozone statistics based on quality of products

The final quality of the products can be "measured" using the STD (Standard Deviation) attached to every point profile. This information is written to the parameter GOM_NL__2P/NL_LOCAL_SPECIES_DENSITY/o3_std of the level 2 products. The table below shows the statistics for given STD ranges.

The statistics are given with respect to the overall valid production:

- Products without fatal errors: GOM_NL__2P/MPH/PRODUCT_ERR=0
- Valid point profile: GOM_NL__2P/NL_LOCAL_SPECIES_DENSITY/pcd(0)=0

The 'Criteria' is applied to valid points of dark limb products:

- Products in dark limb illumination condition: GOM_NL__2P/NL_SUMMARY_QUALITY/obs_ill_cond=0
- Products without fatal errors: GOM_NL__2P/MPH/PRODUCT_ERR=0
- Valid point profile: GOM_NL__2P/NL_LOCAL_SPECIES_DENSITY/pcd(0)=0

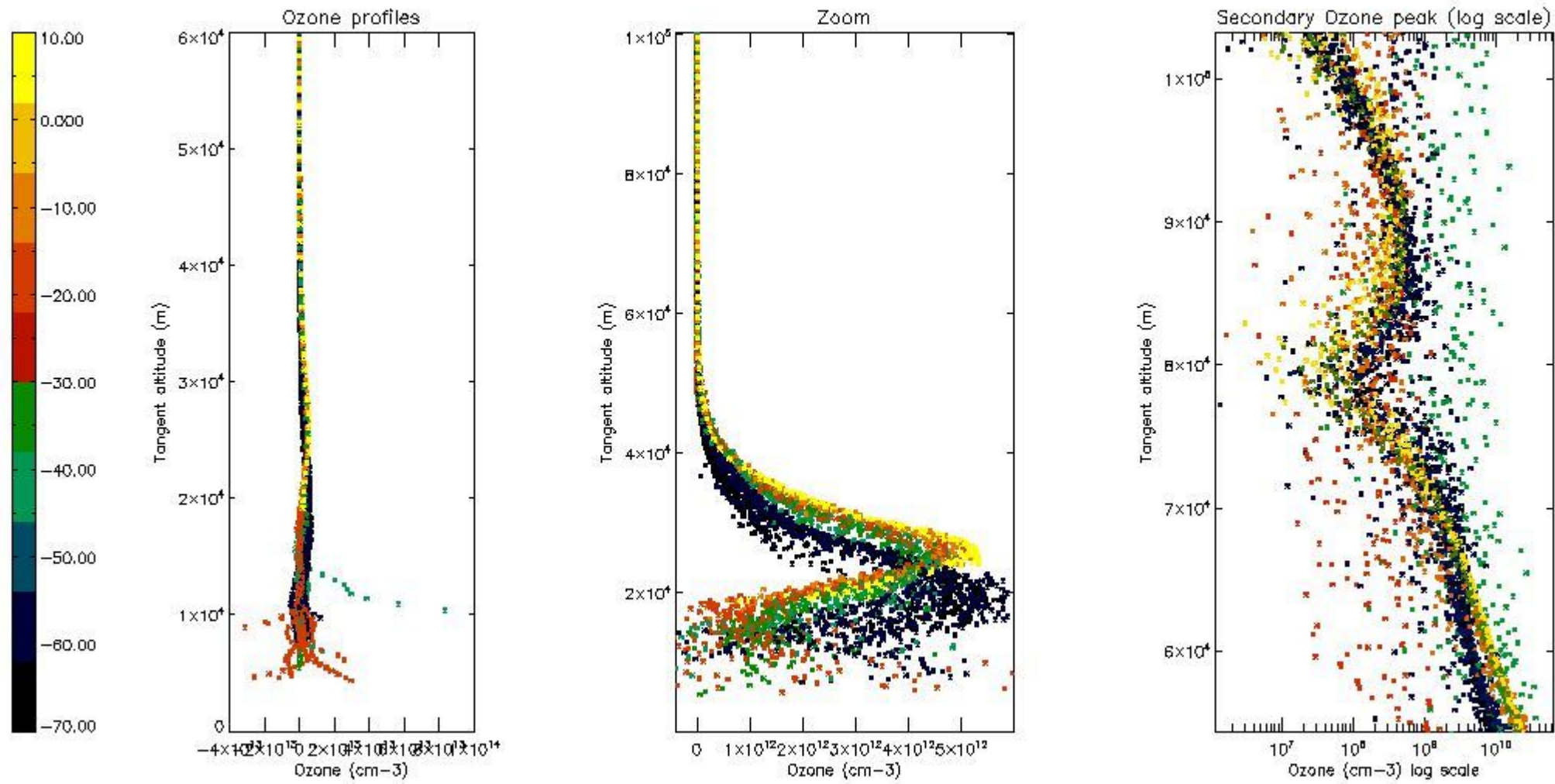
So, the table below shows the percentage of dark limb and valid observations for each criteria with respect to the overall valid daily observations.

Criteria	% of total production
All STD	27
STD < 20	15

STD < 10	12
STD < 5	8

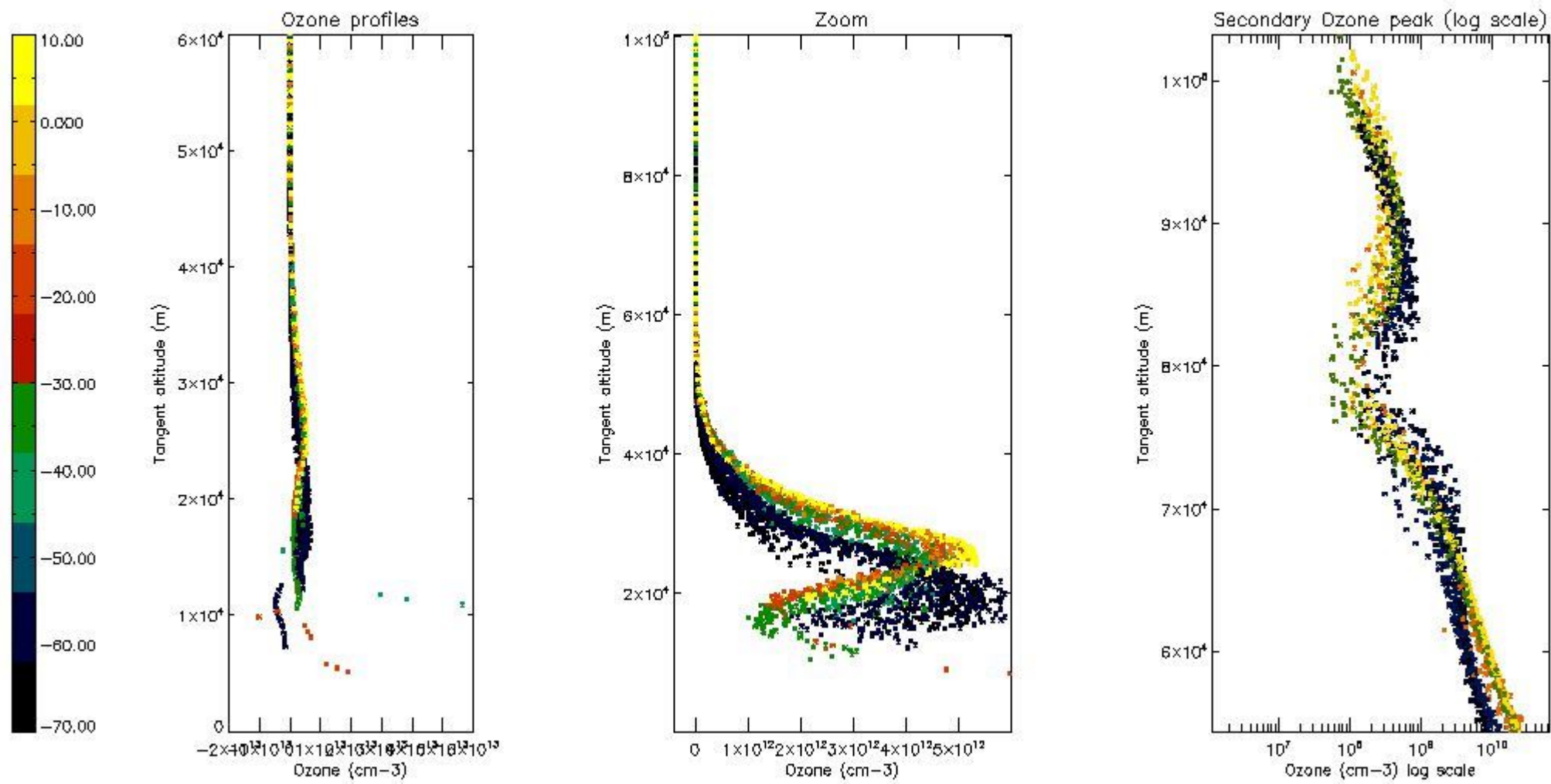
5.2 Plot ozone profiles for all STD (dark without errors)

The colorbar represents the latitude.



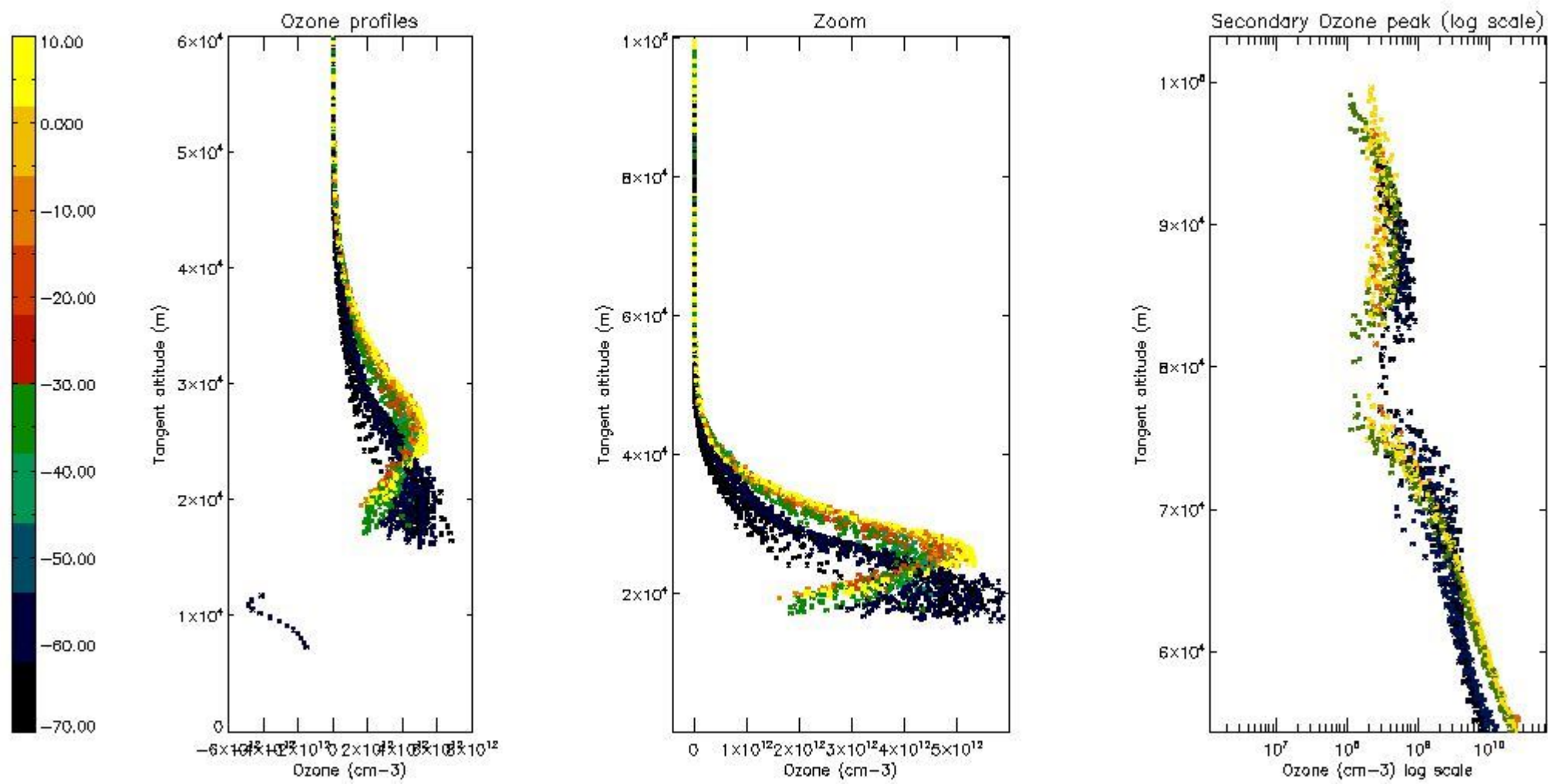
5.3 Plot ozone profiles where STD < 20% (dark without errors)

The colorbar represents the latitude.



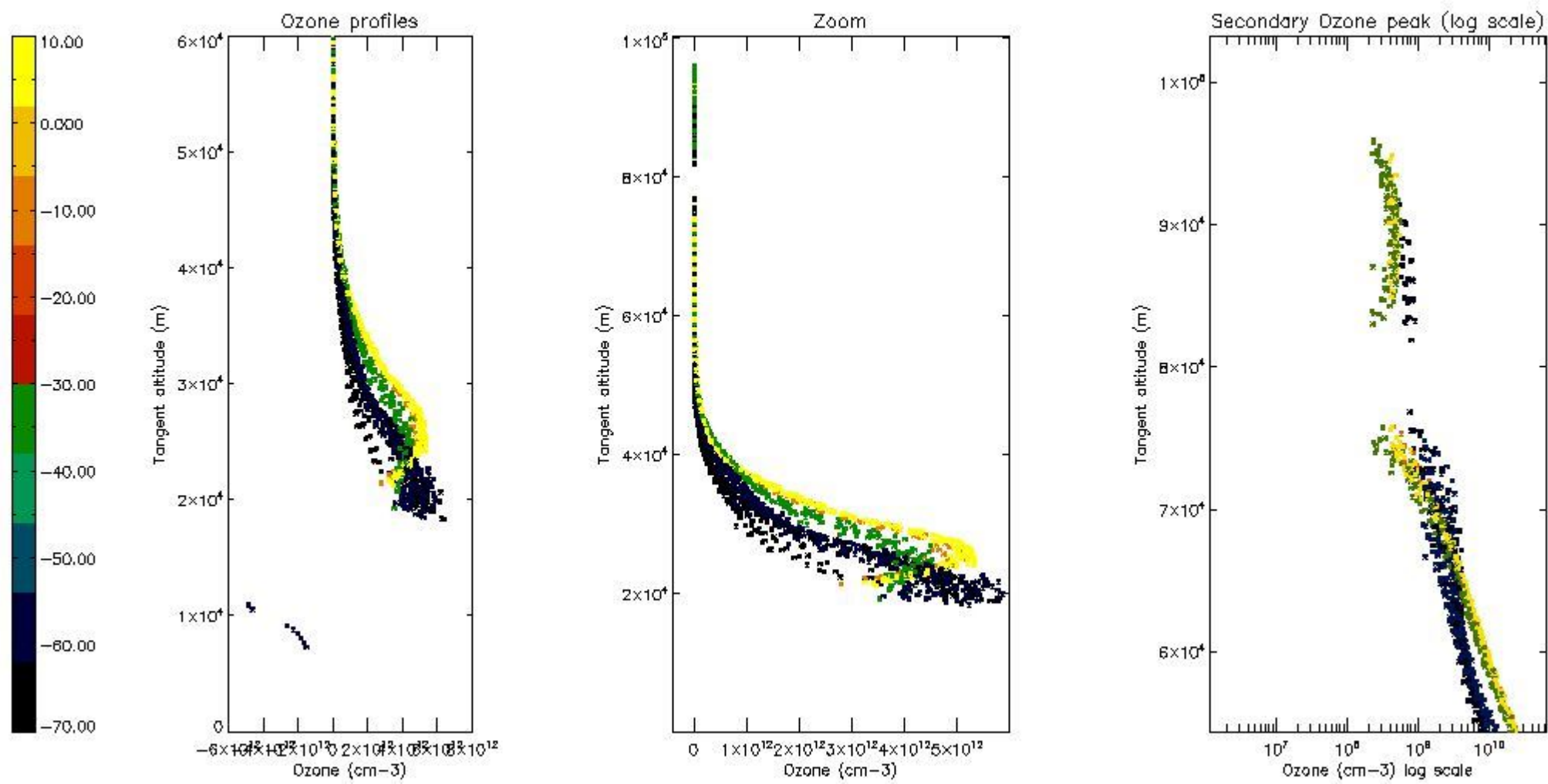
5.4 Plot ozone profiles where STD < 10% (dark without errors)

The colorbar represents the latitude.



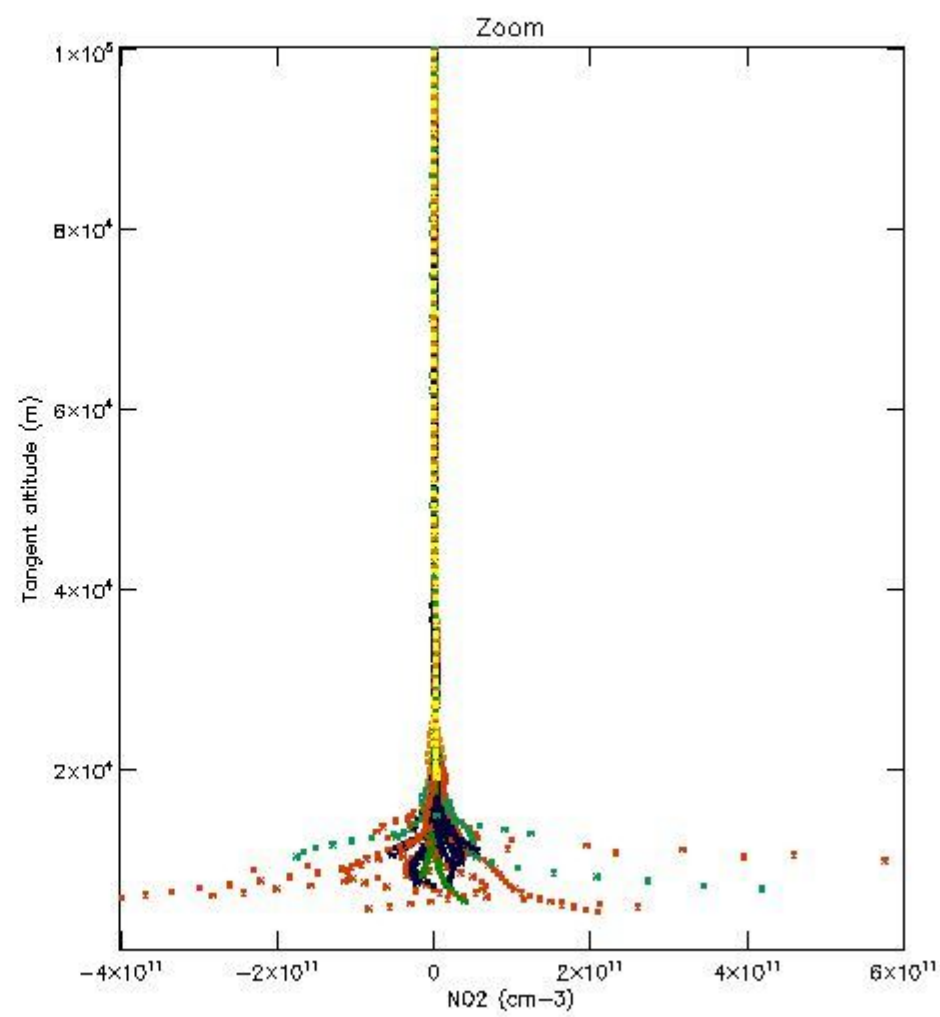
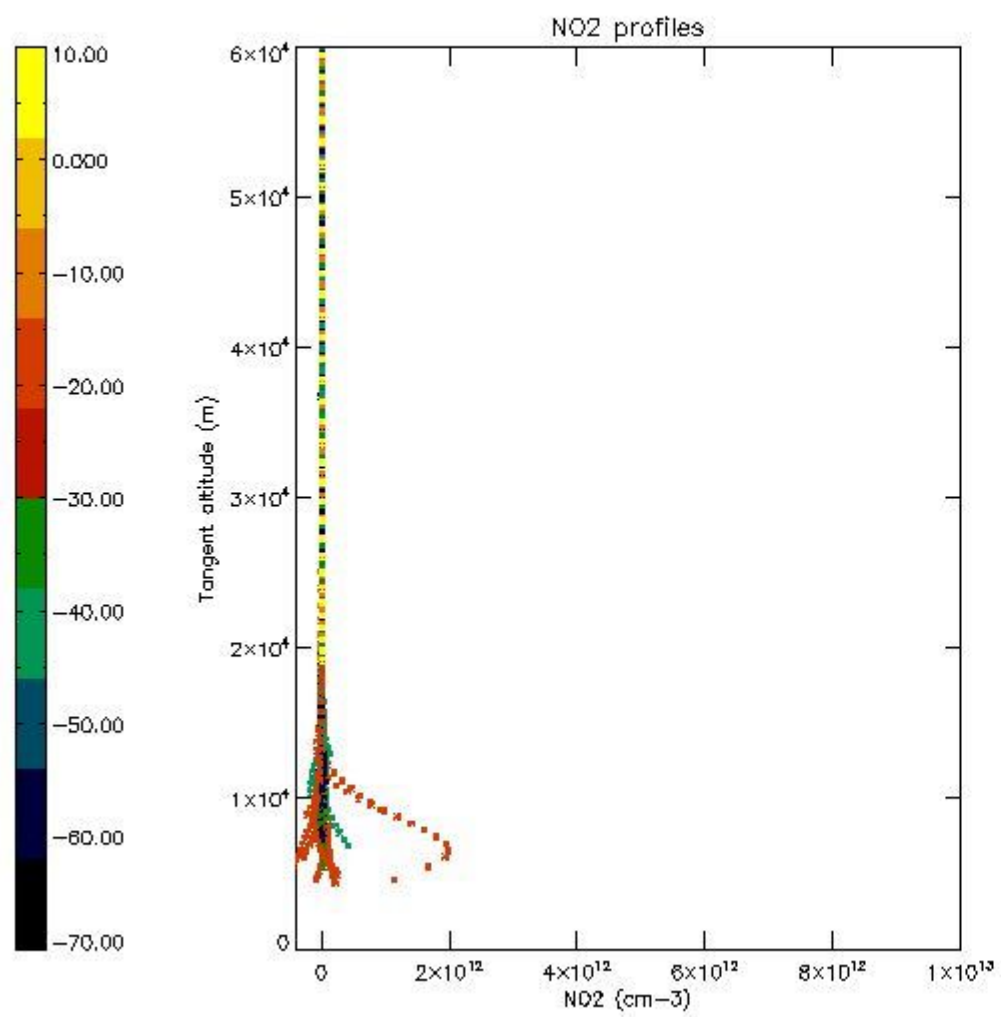
5.5 Plot ozone profiles where STD < 5% (dark without errors)

The colorbar represents the latitude.



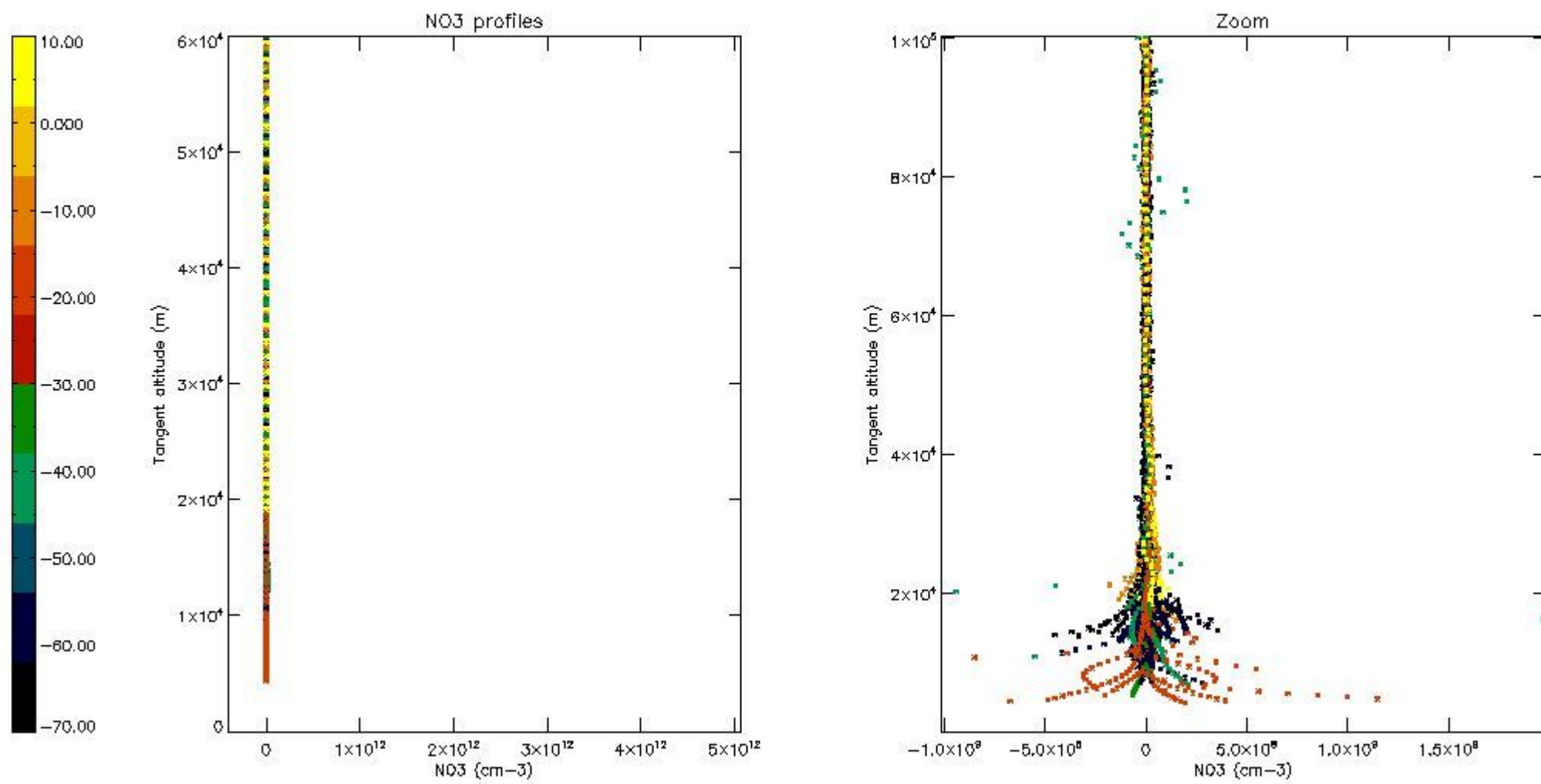
5.6 Plot NO₂ profiles for all STD (dark without errors)

The colorbar represents the latitude.



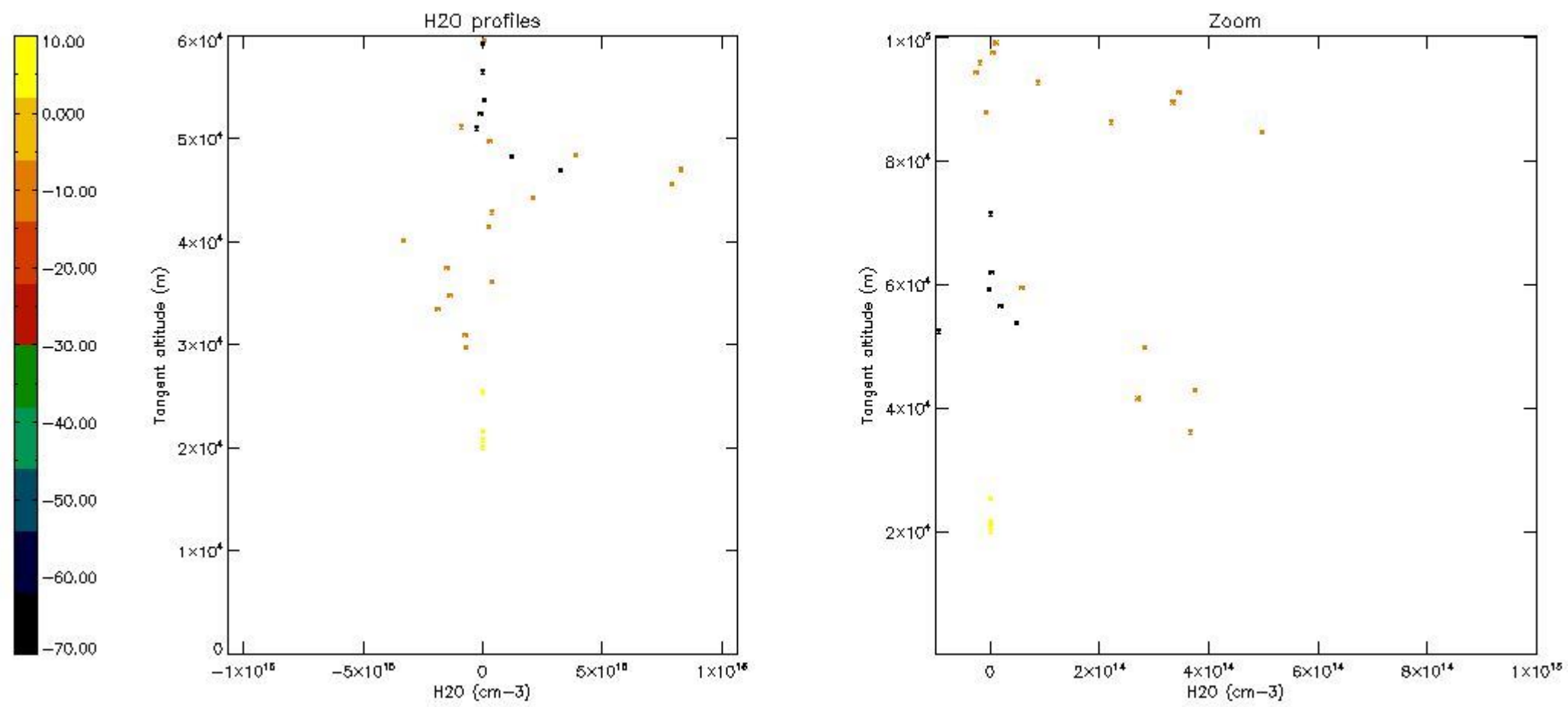
5.7 Plot NO3 profiles for all STD (dark without errors)

The colorbar represents the latitude.



5.8 Plot H2O profiles for all STD (only for occultations of stars 1,2,3,4,13,14,16,26,63 dark without errors)

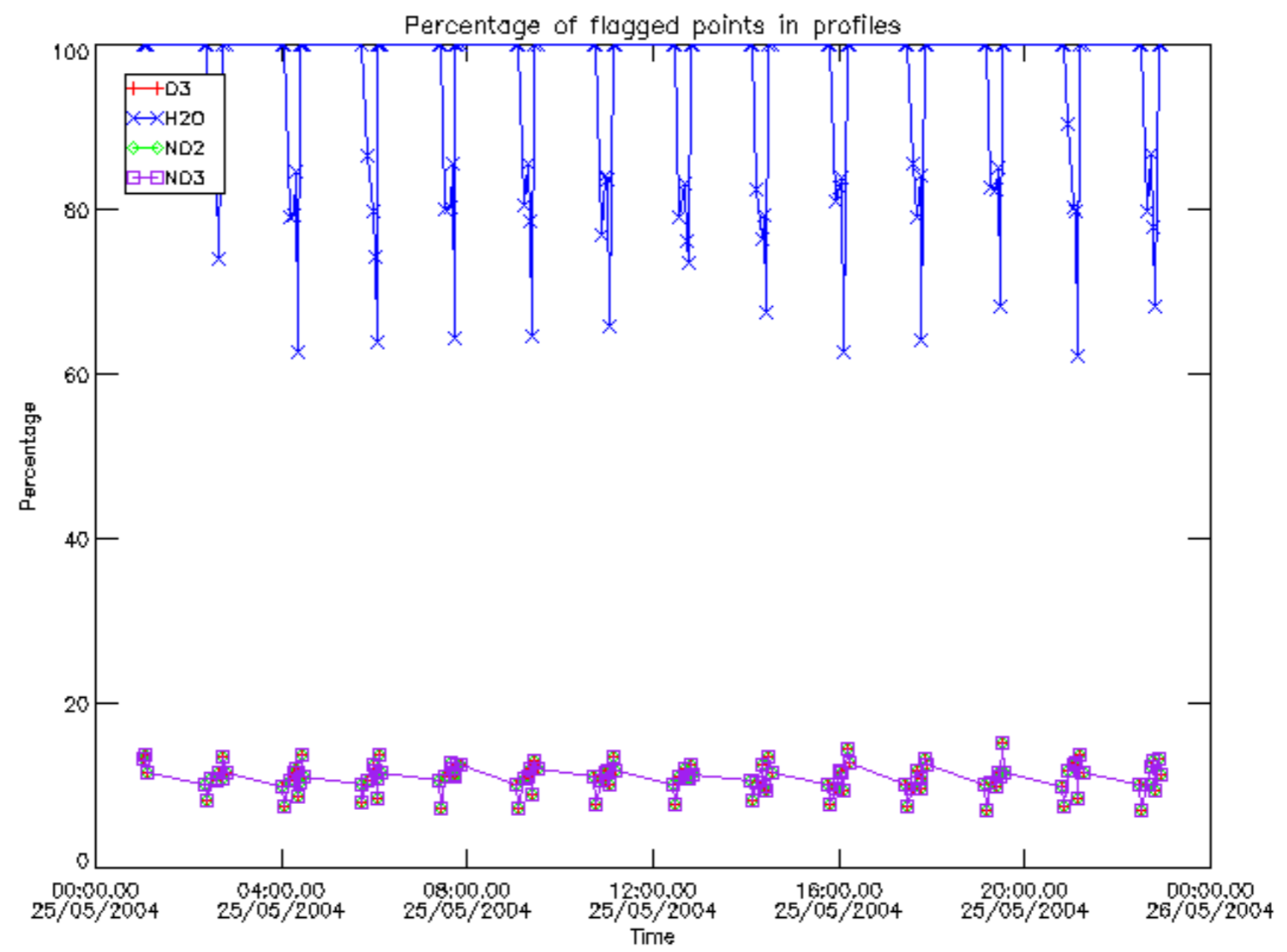
The colorbar represents the latitude.



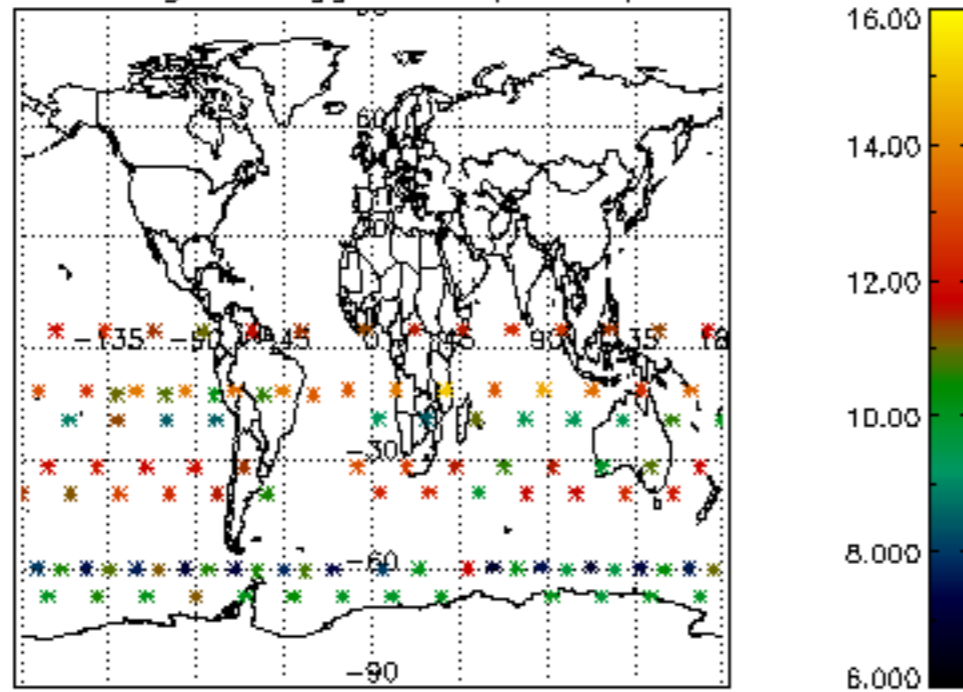
6. Auxiliary Data Files used for the production reported in section 2

The number reported in the third column indicates since which file (see list in section 2) the corresponding auxiliary file has been used. The fourth column is the date of those product files.

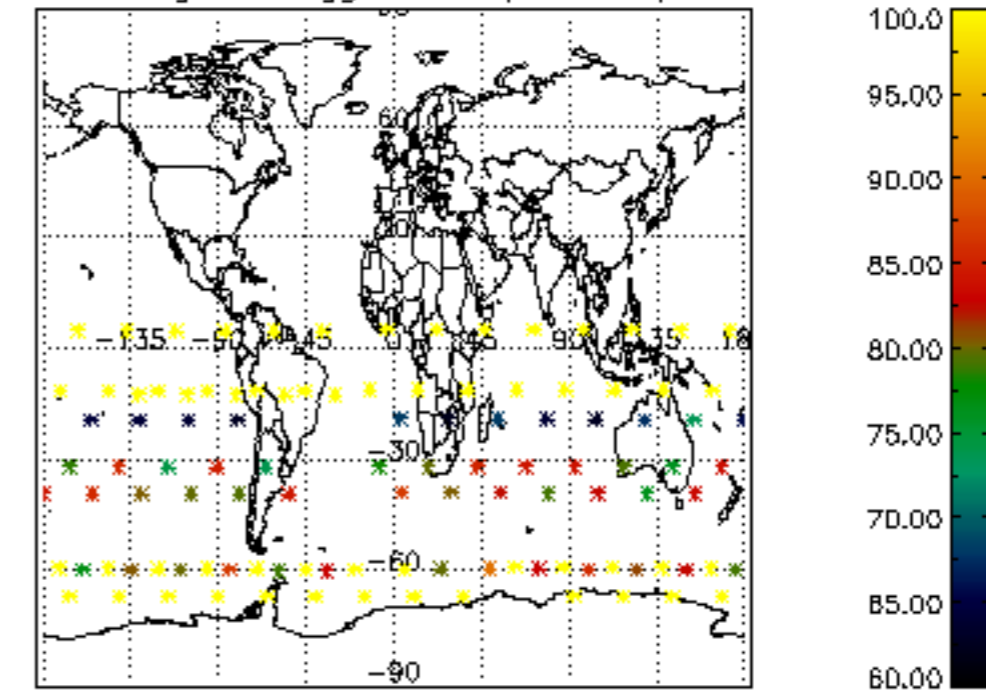
Type	Auxiliary Filename	Used since product	Used since product date
INST_PHYS_CHARACTERISTICS	GOM_INS_AXVIEC20091111_143220_20030716_120000_20500101_000000	1	25-MAY-2004 01:02:28
LEVEL-2_PROC_CONFIG	GOM_PR2_AXVIEC20091111_152718_20020301_000000_20500101_000000	1	25-MAY-2004 01:02:28
CROSS_SECTIONS_FILE	GOM_CRS_AXVIEC20091111_154832_20020301_000000_20500101_000000	1	25-MAY-2004 01:02:28



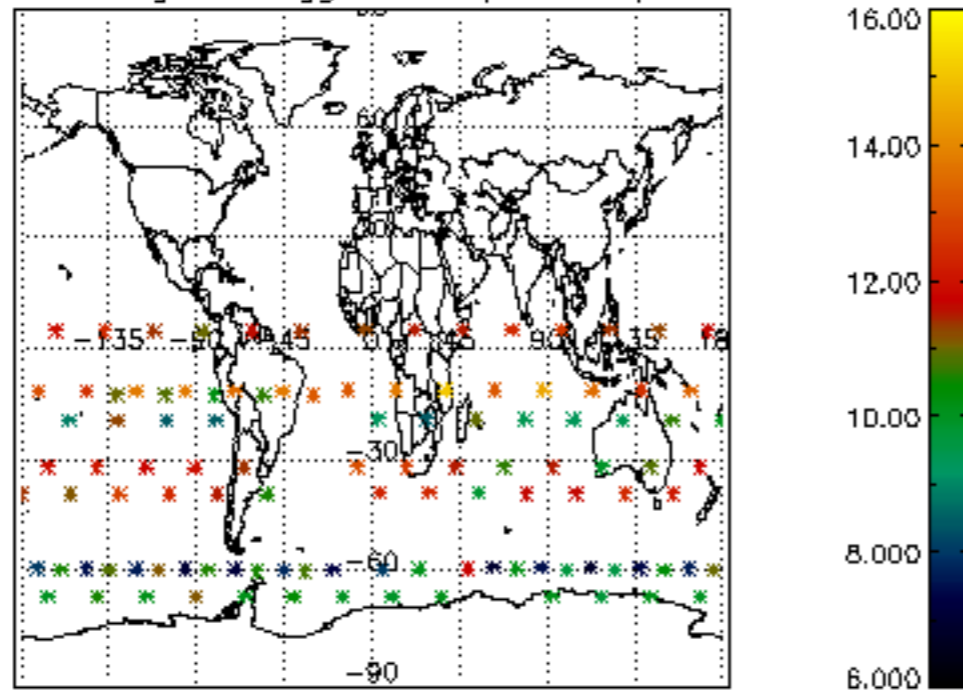
Percentage of flagged data per D3 profile



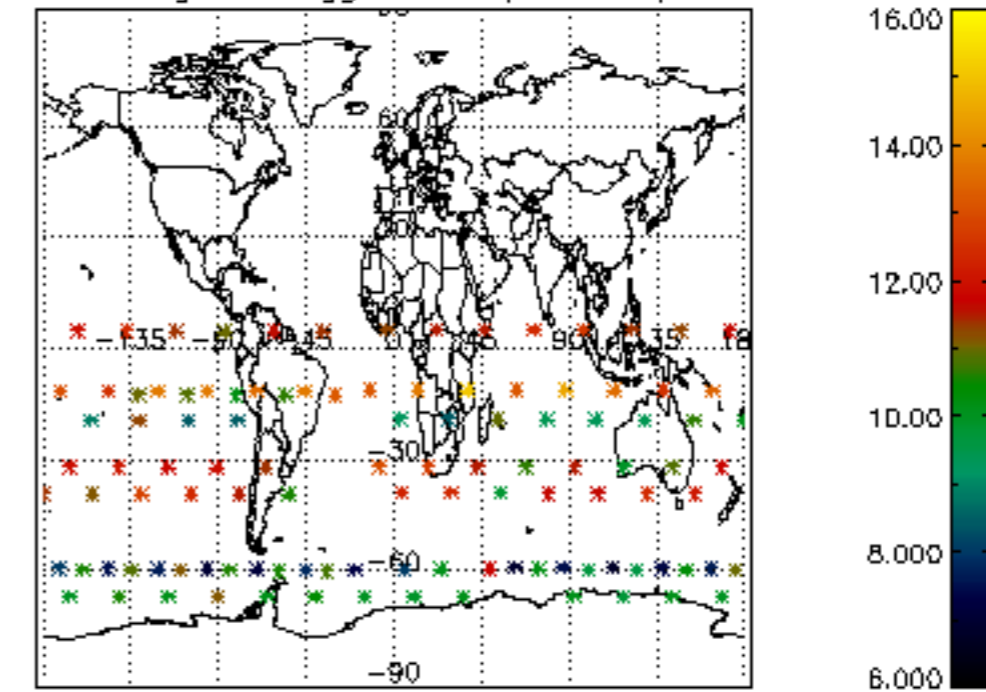
Percentage of flagged data per H2O profile

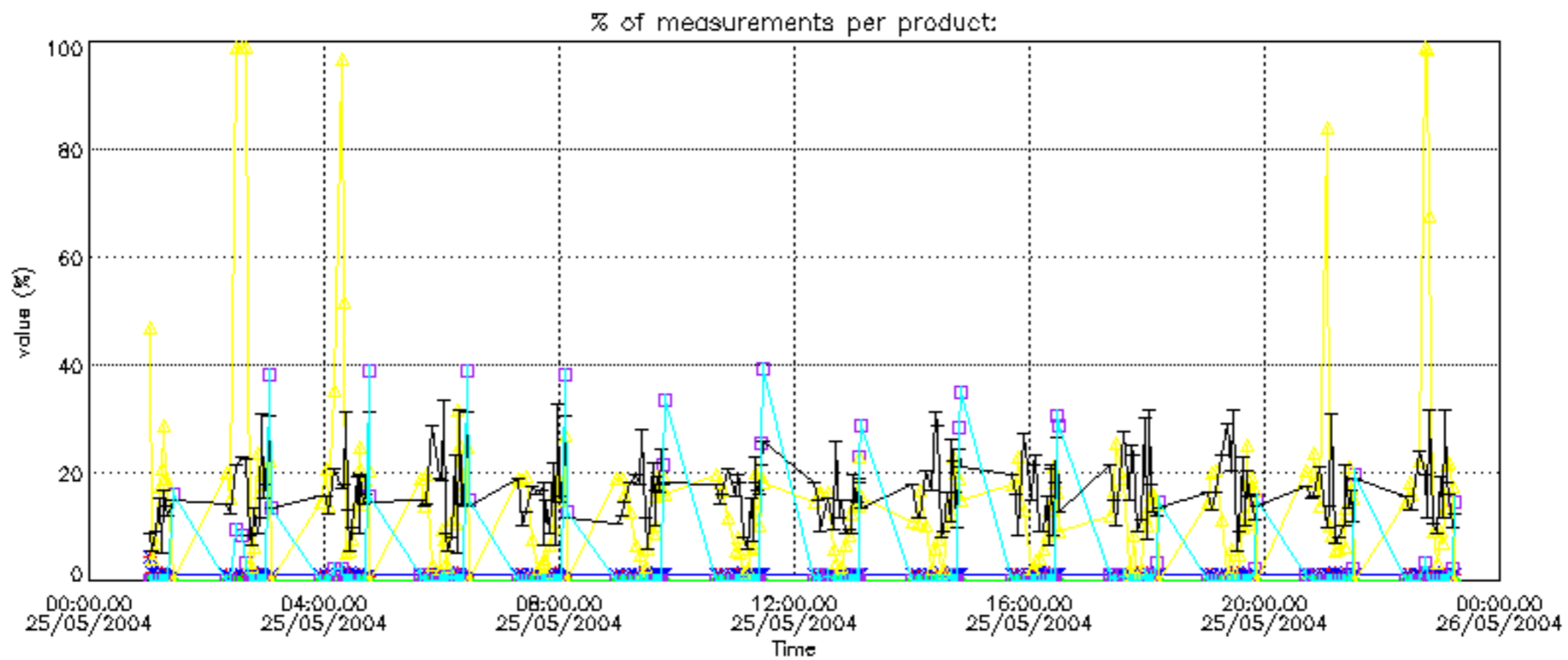


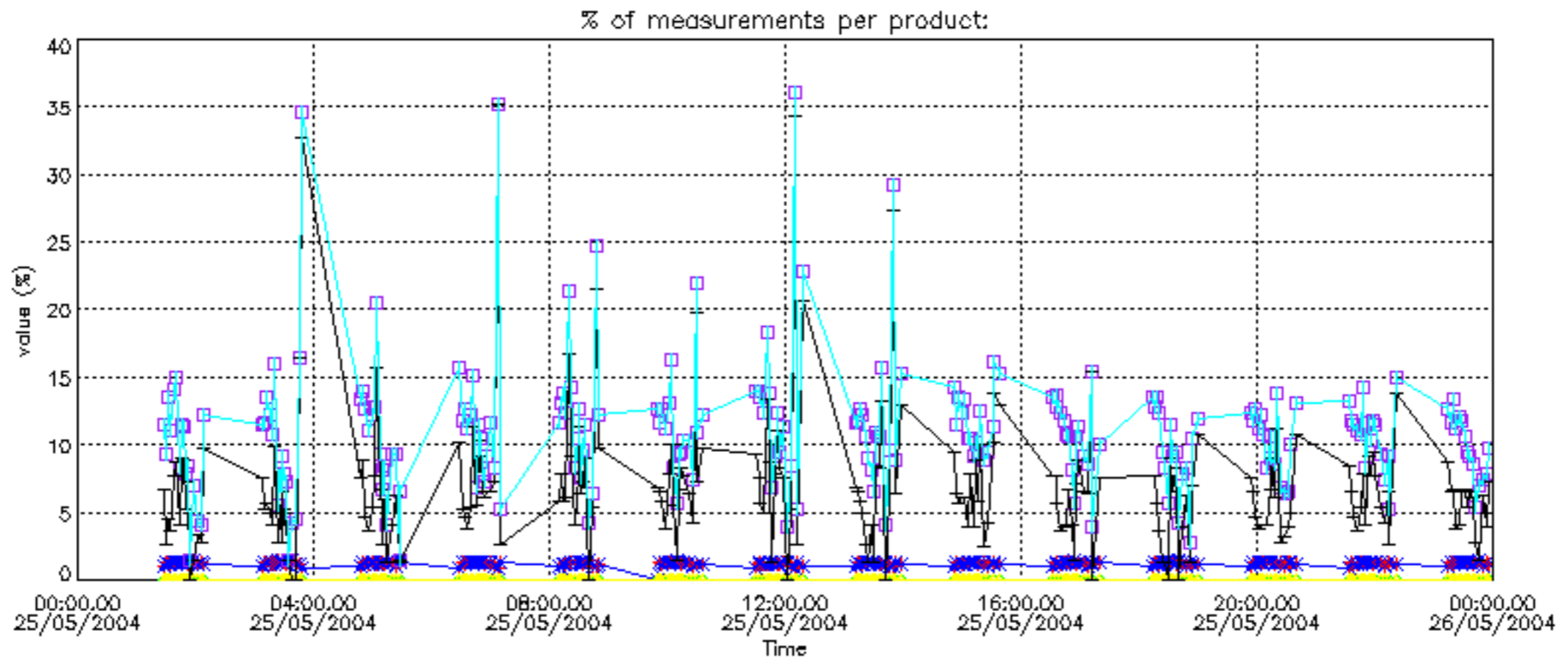
Percentage of flagged data per NO2 profile



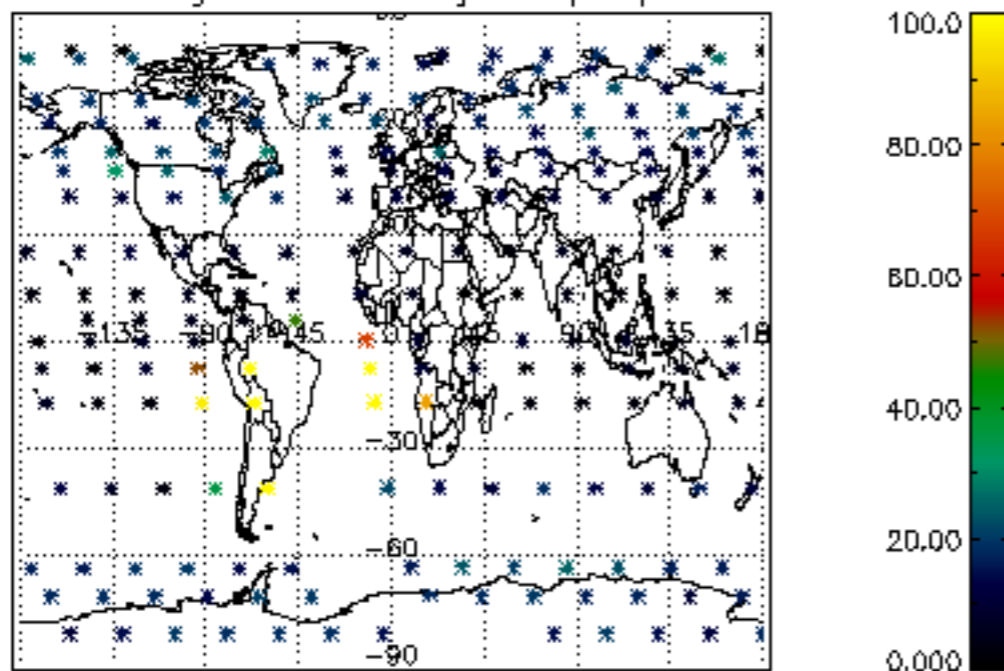
Percentage of flagged data per NO3 profile



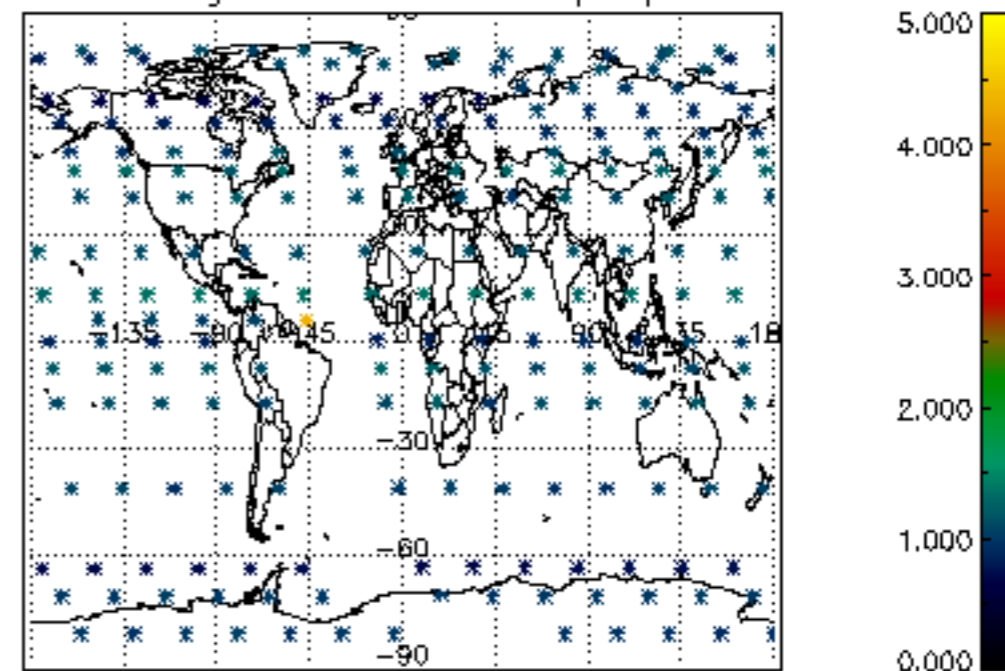




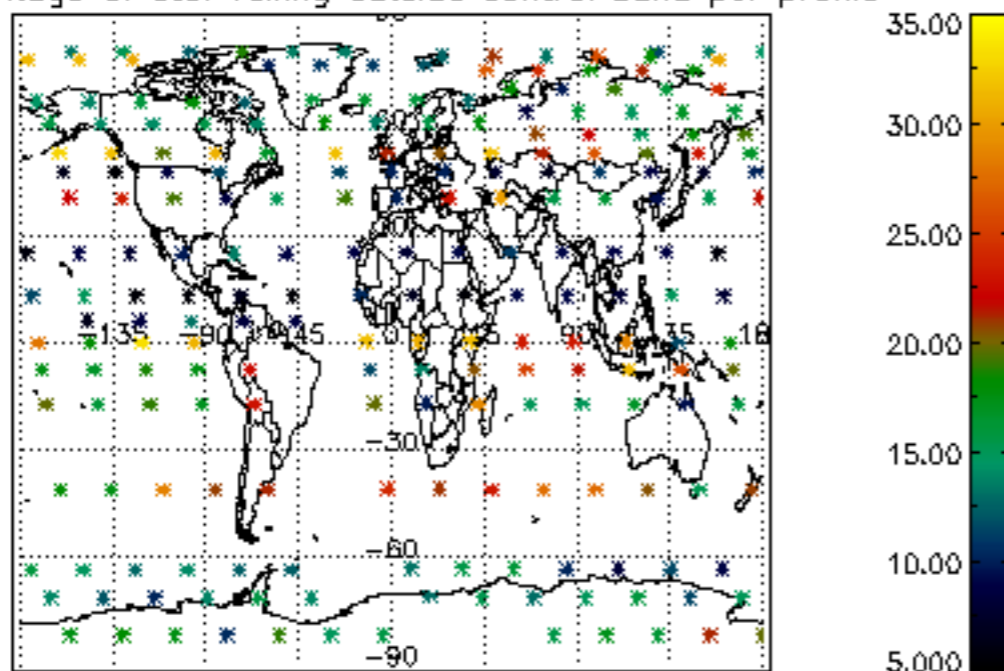
Percentage of cosmic ray hits per profile



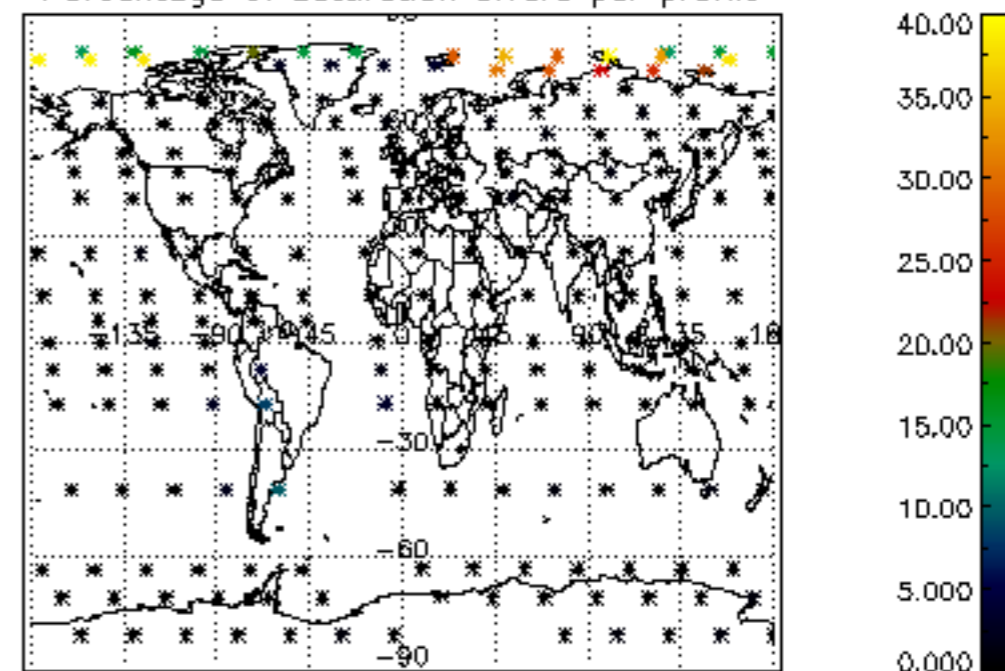
Percentage of datation errors per profile



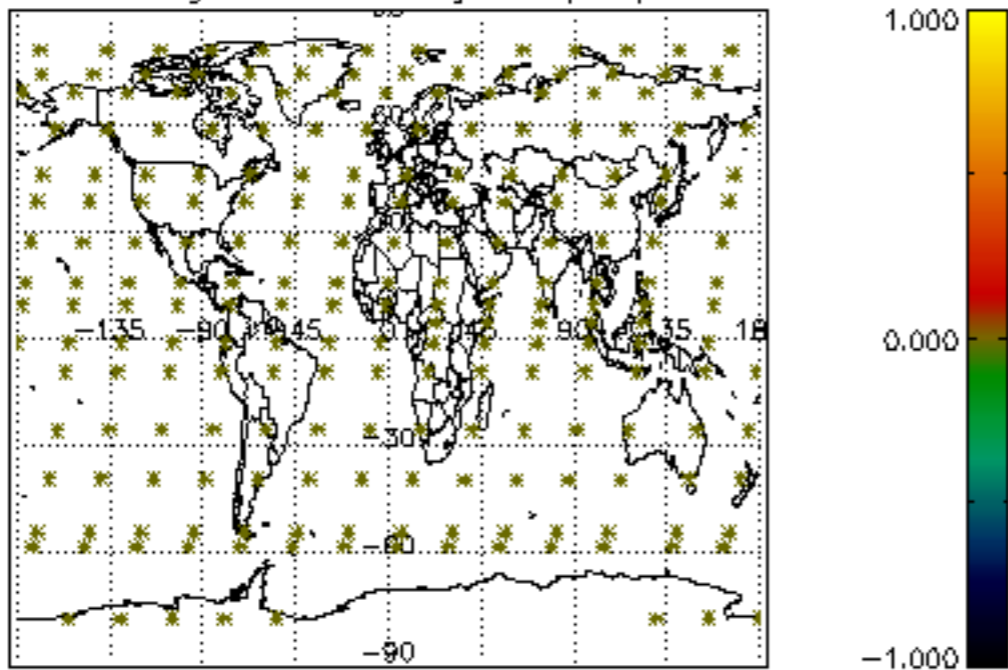
Percentage of star falling outside central band per profile



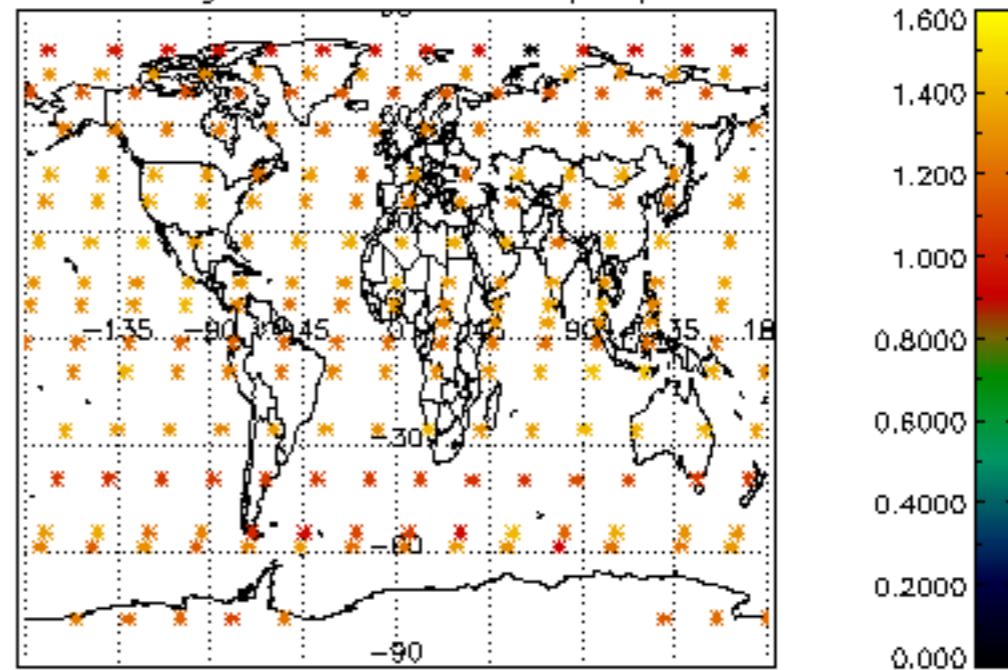
Percentage of saturation errors per profile



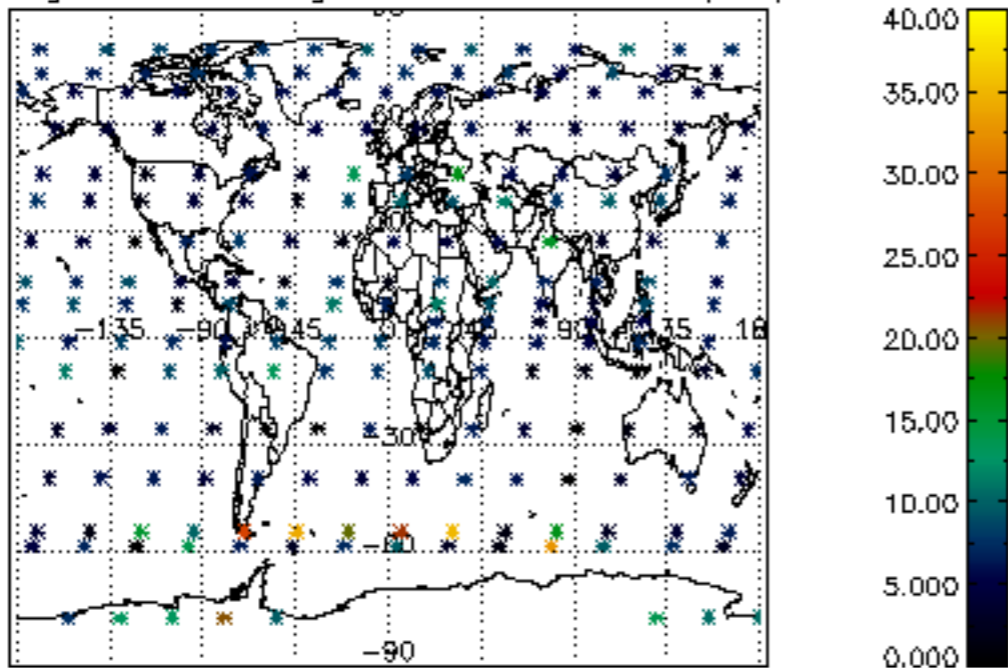
Percentage of cosmic ray hits per profile



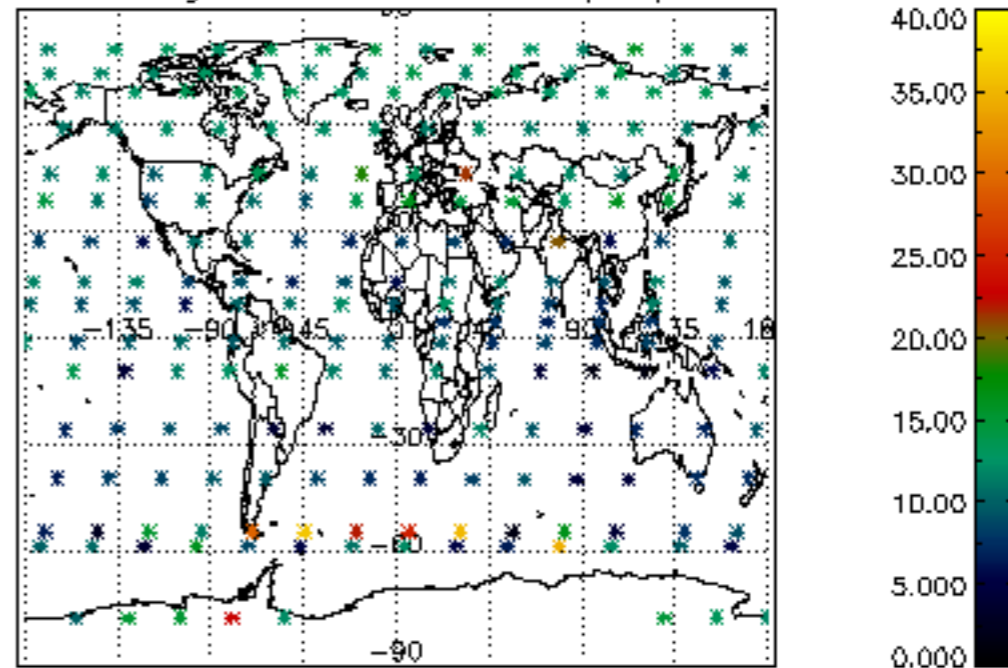
Percentage of datation errors per profile

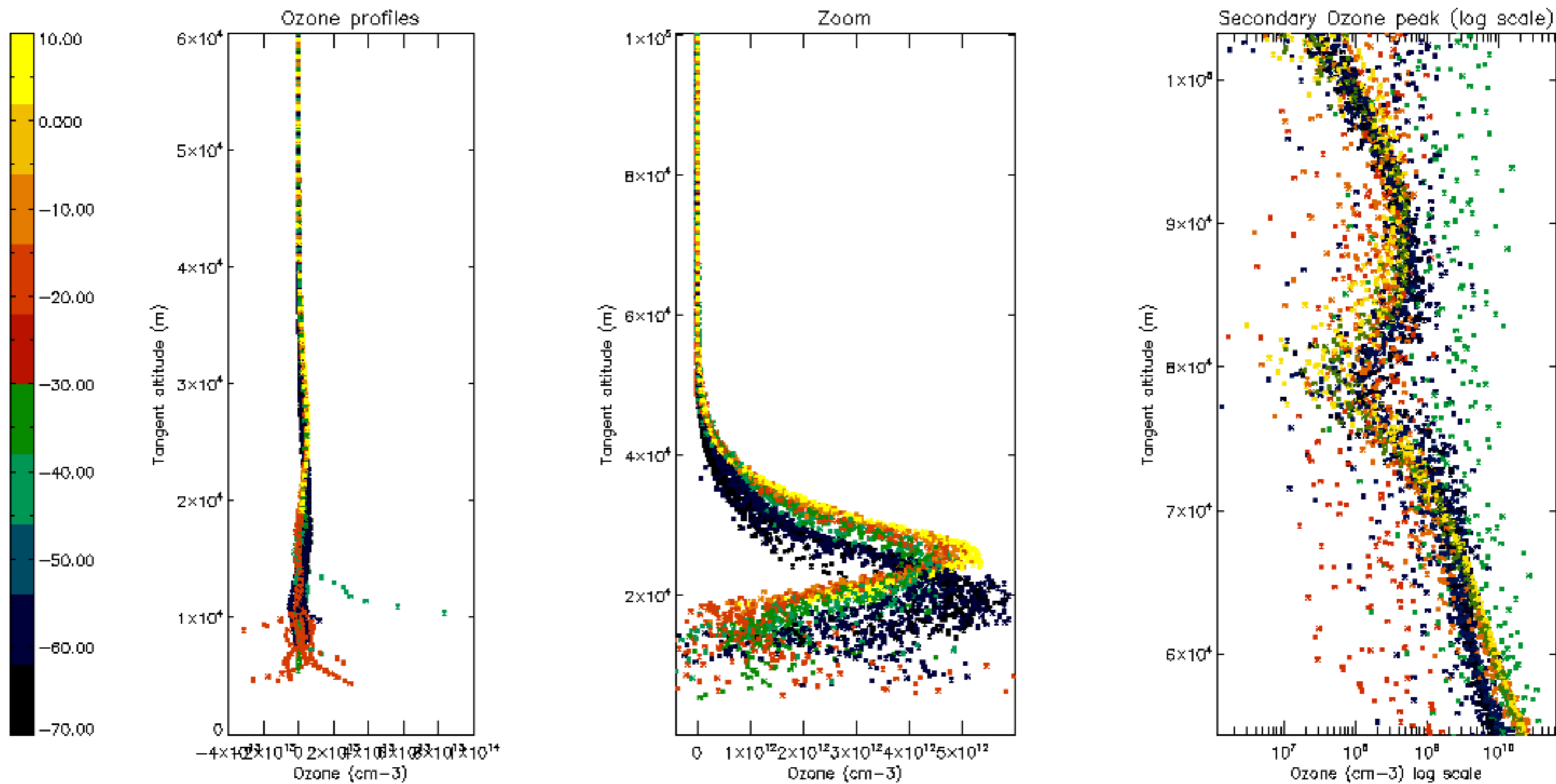


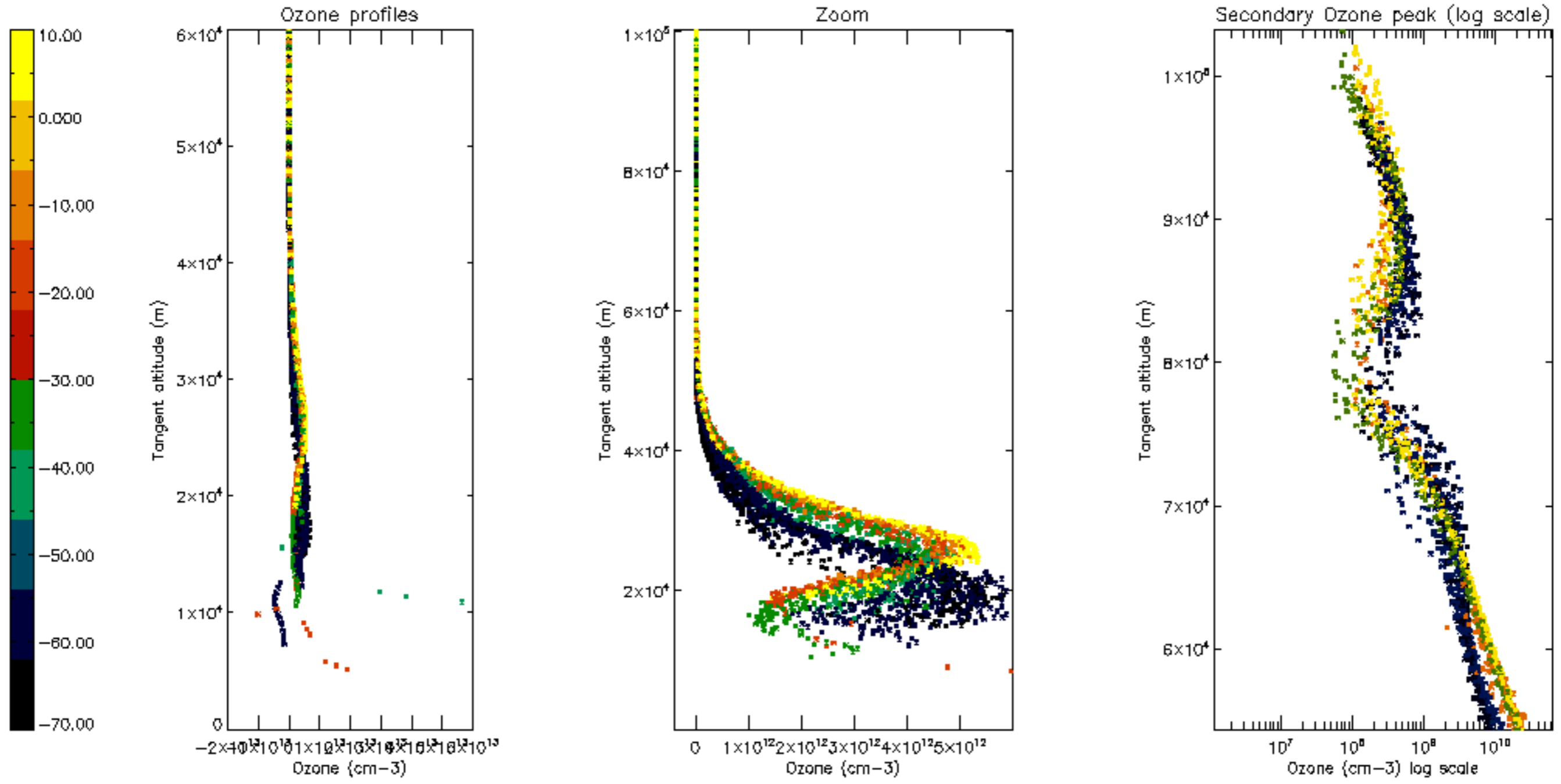
Percentage of star falling outside central band per profile

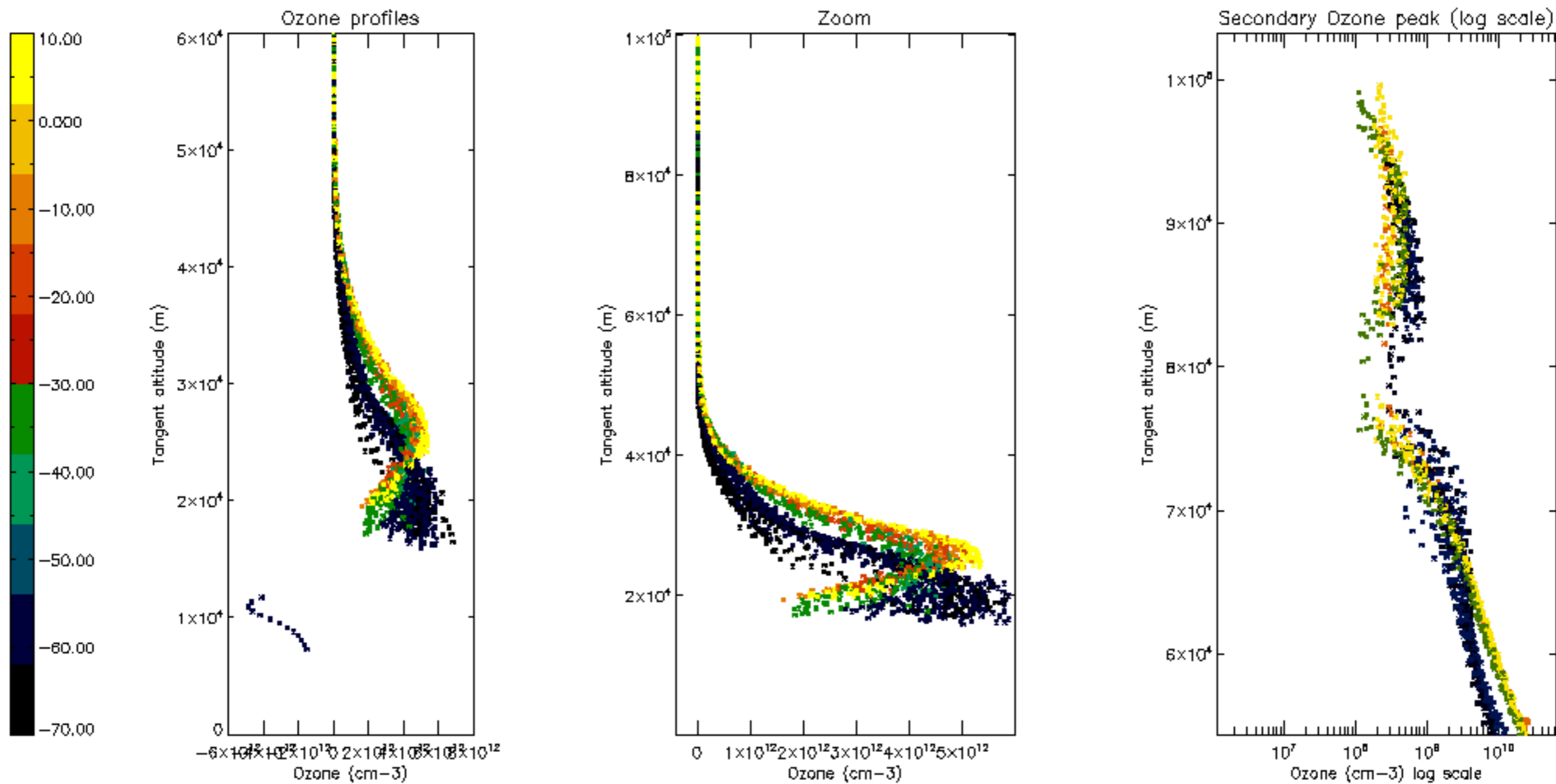


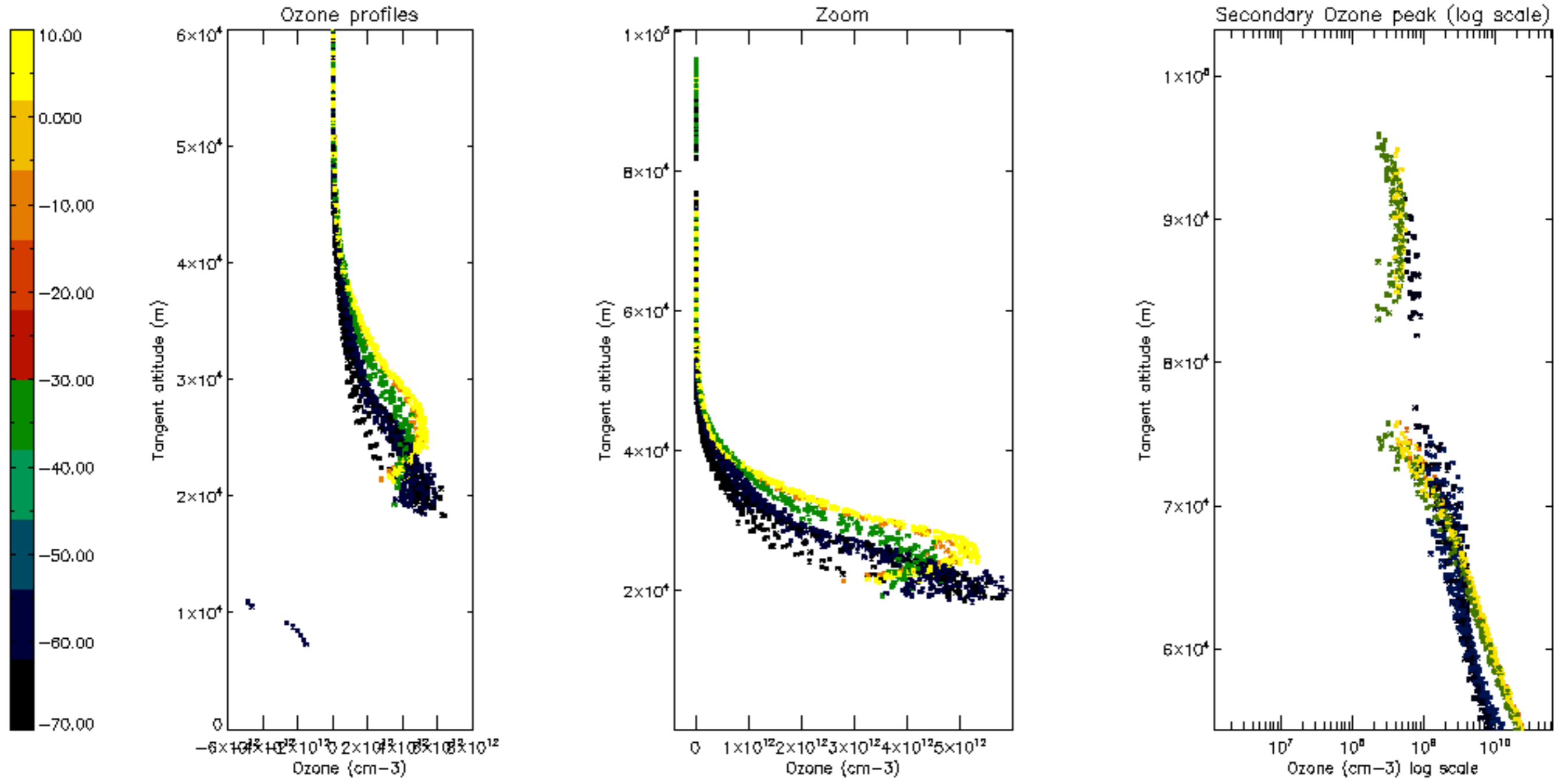
Percentage of saturation errors per profile

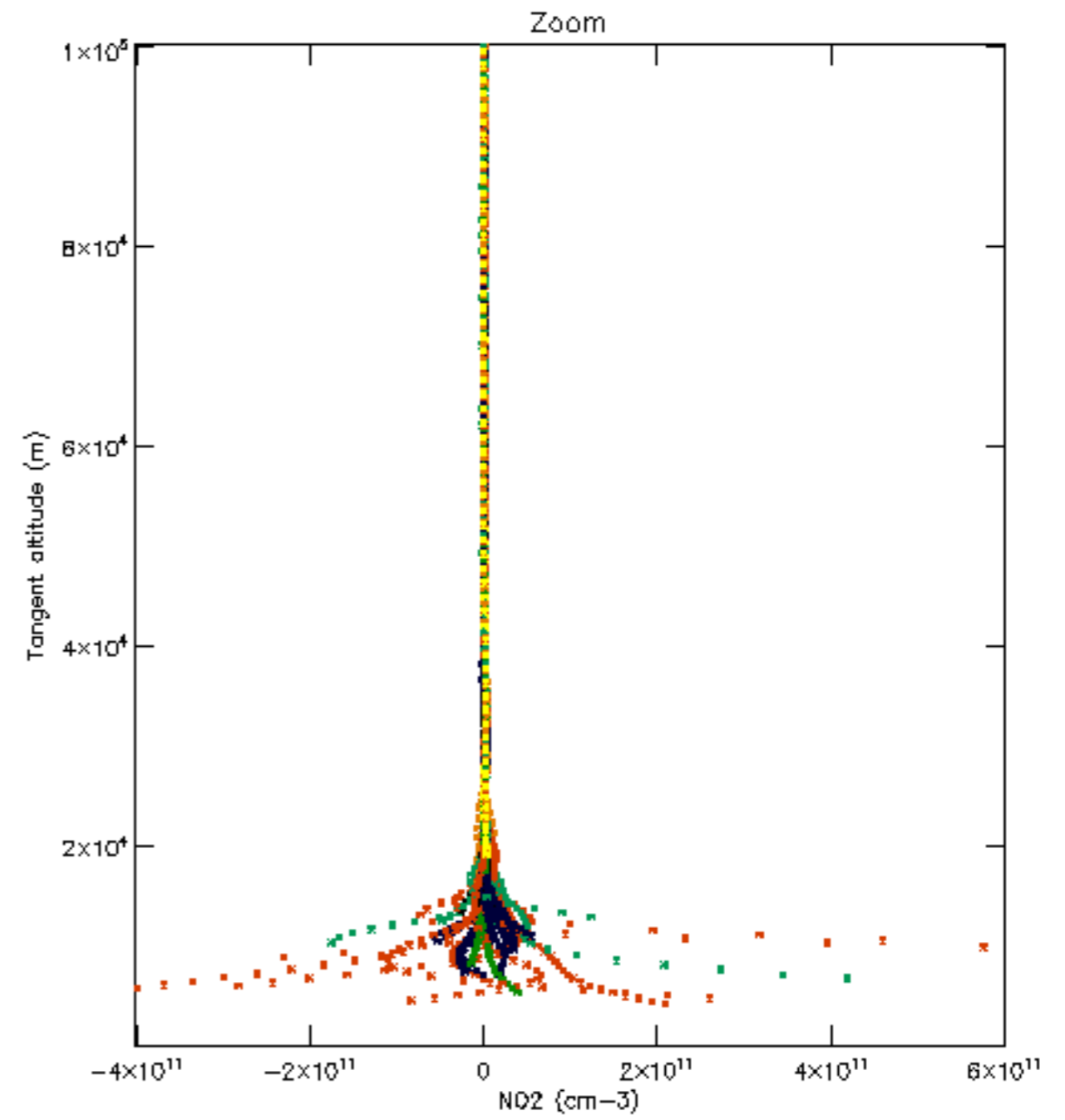
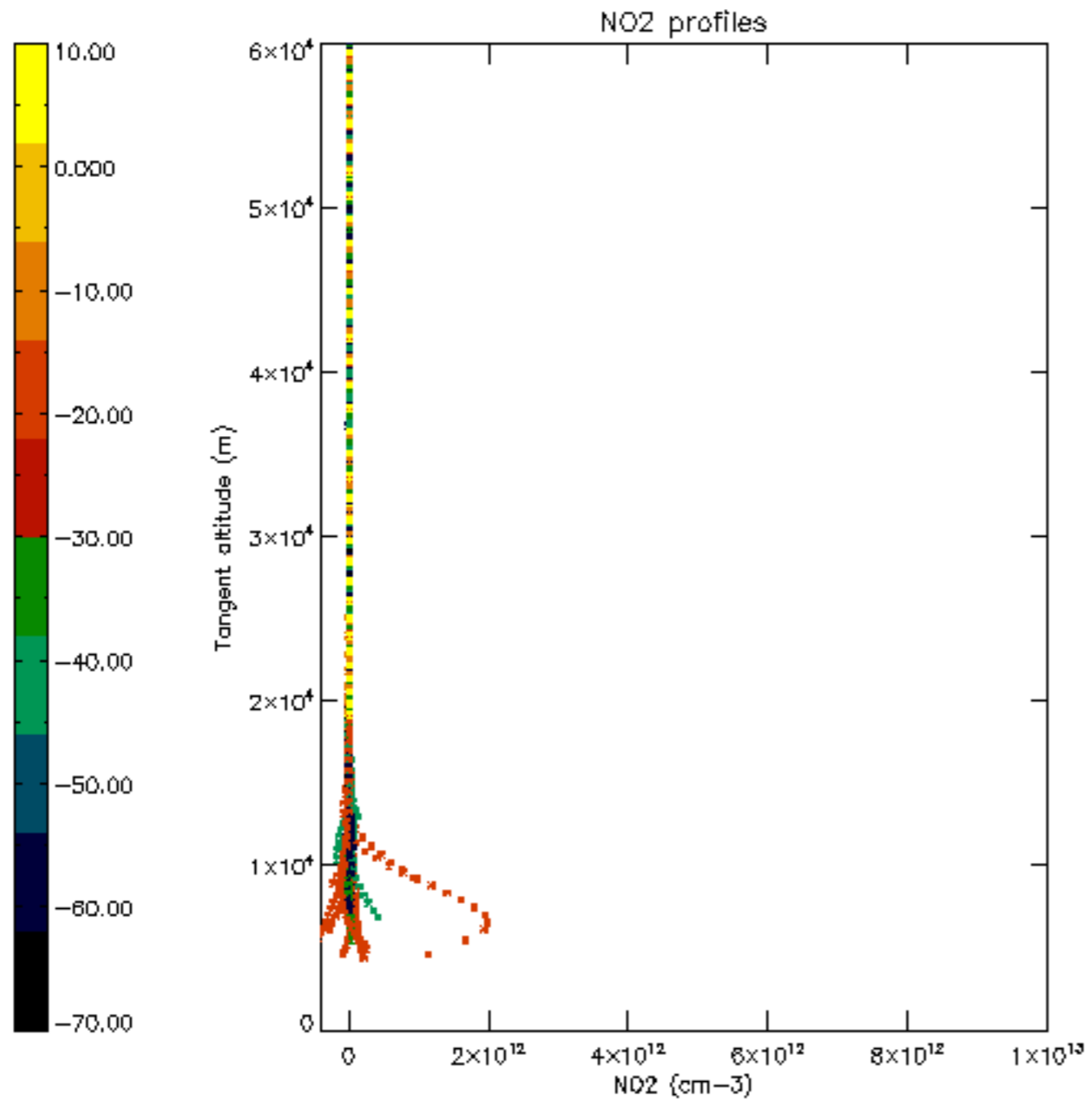


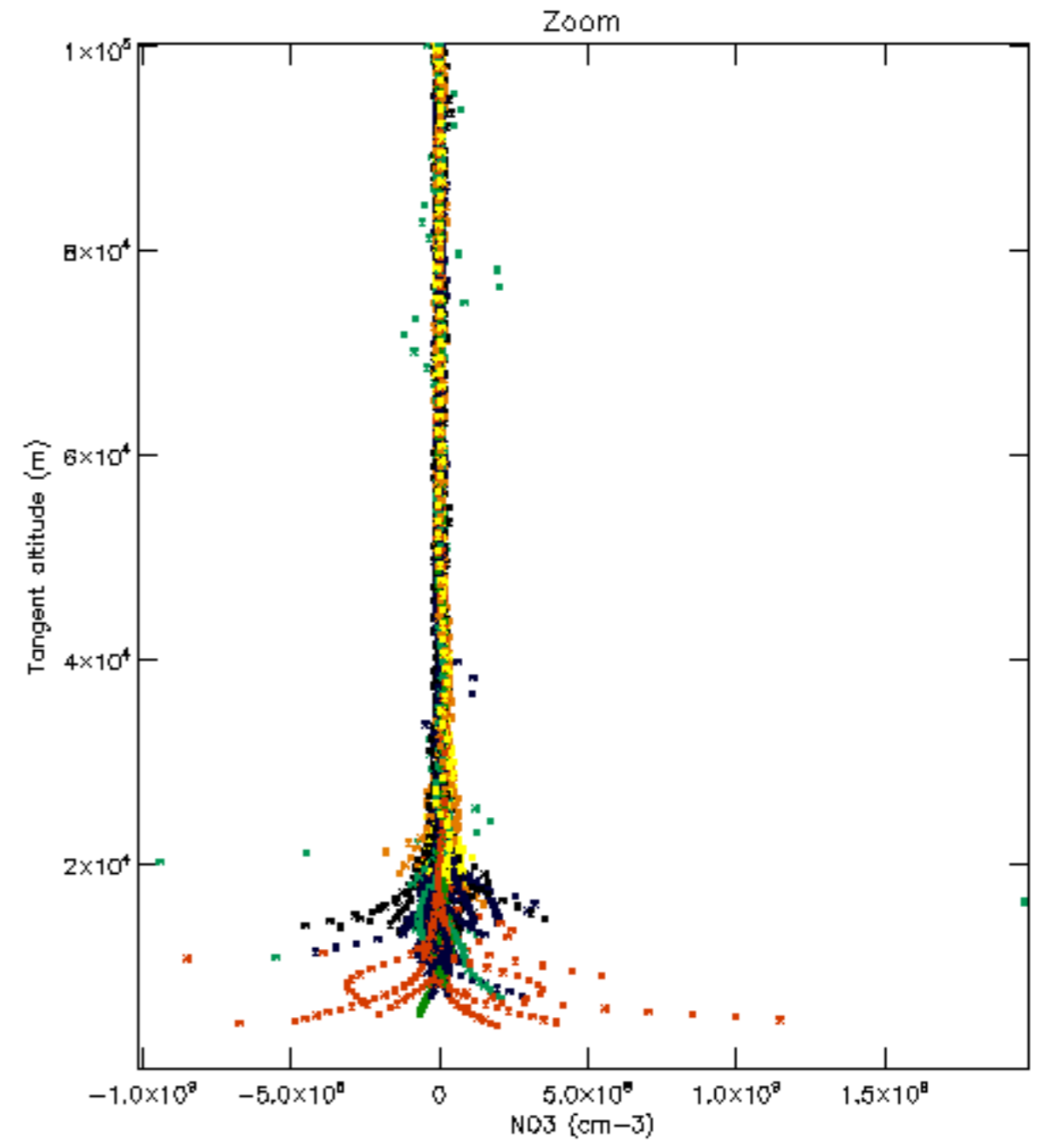
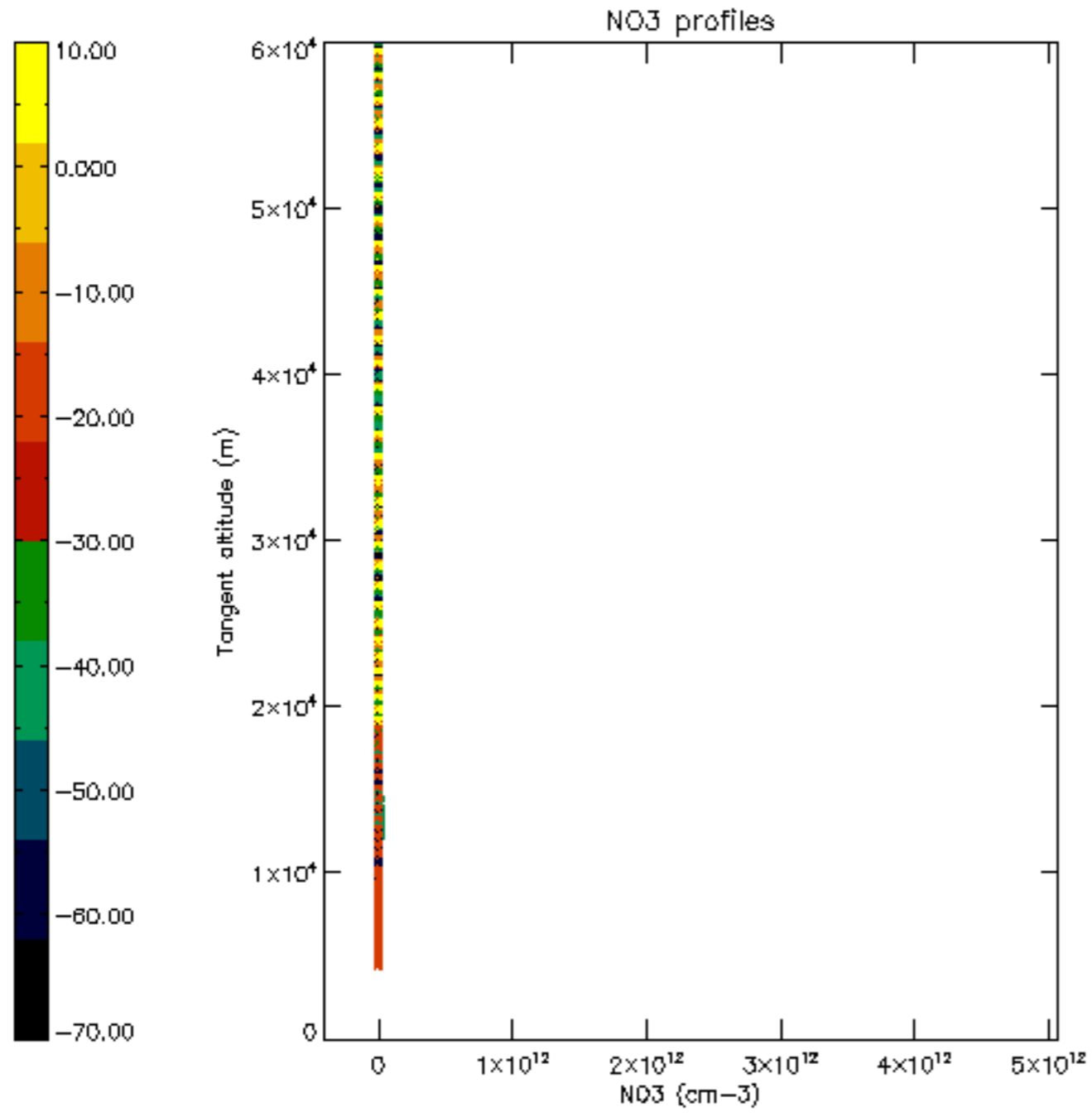


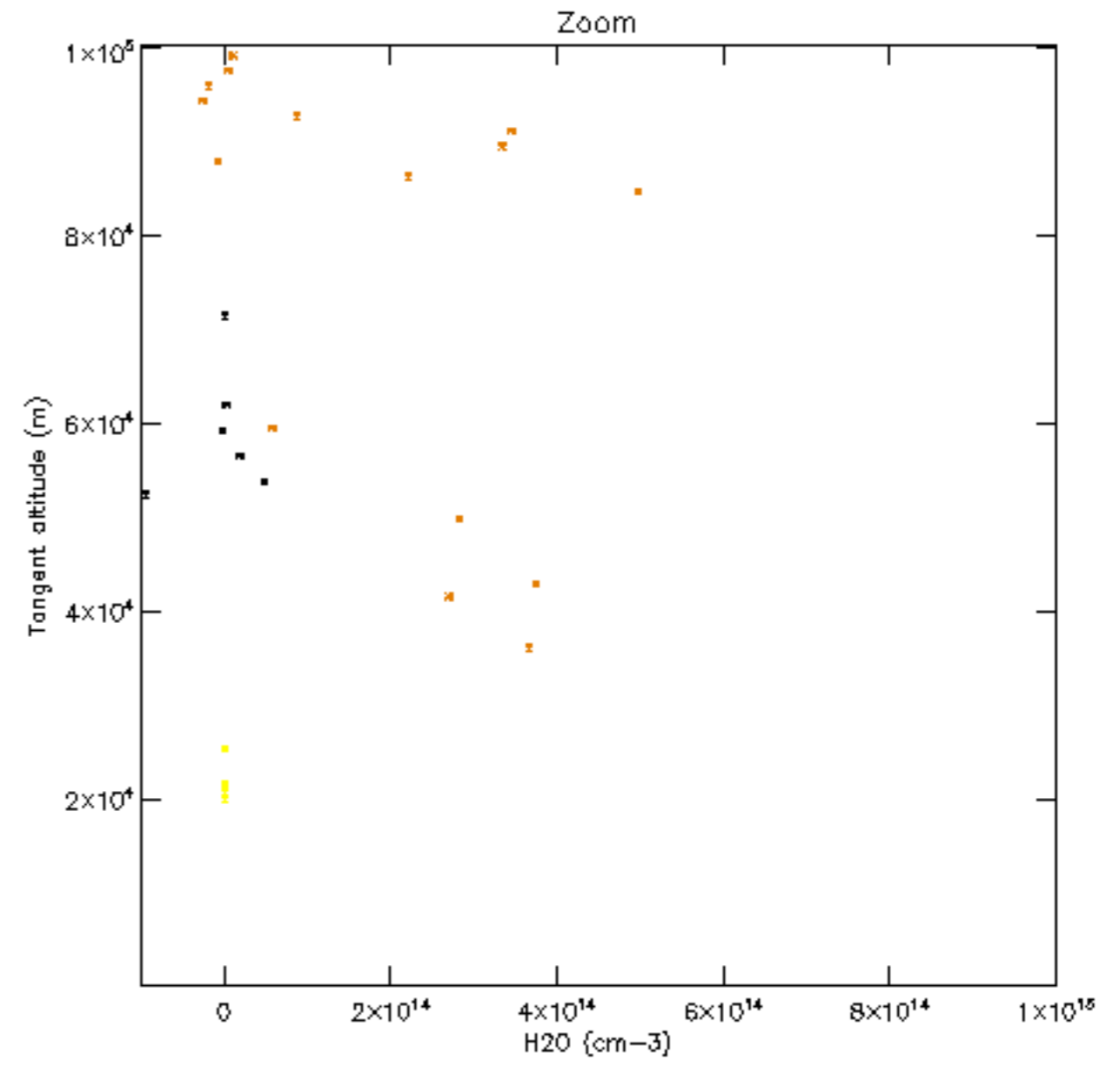
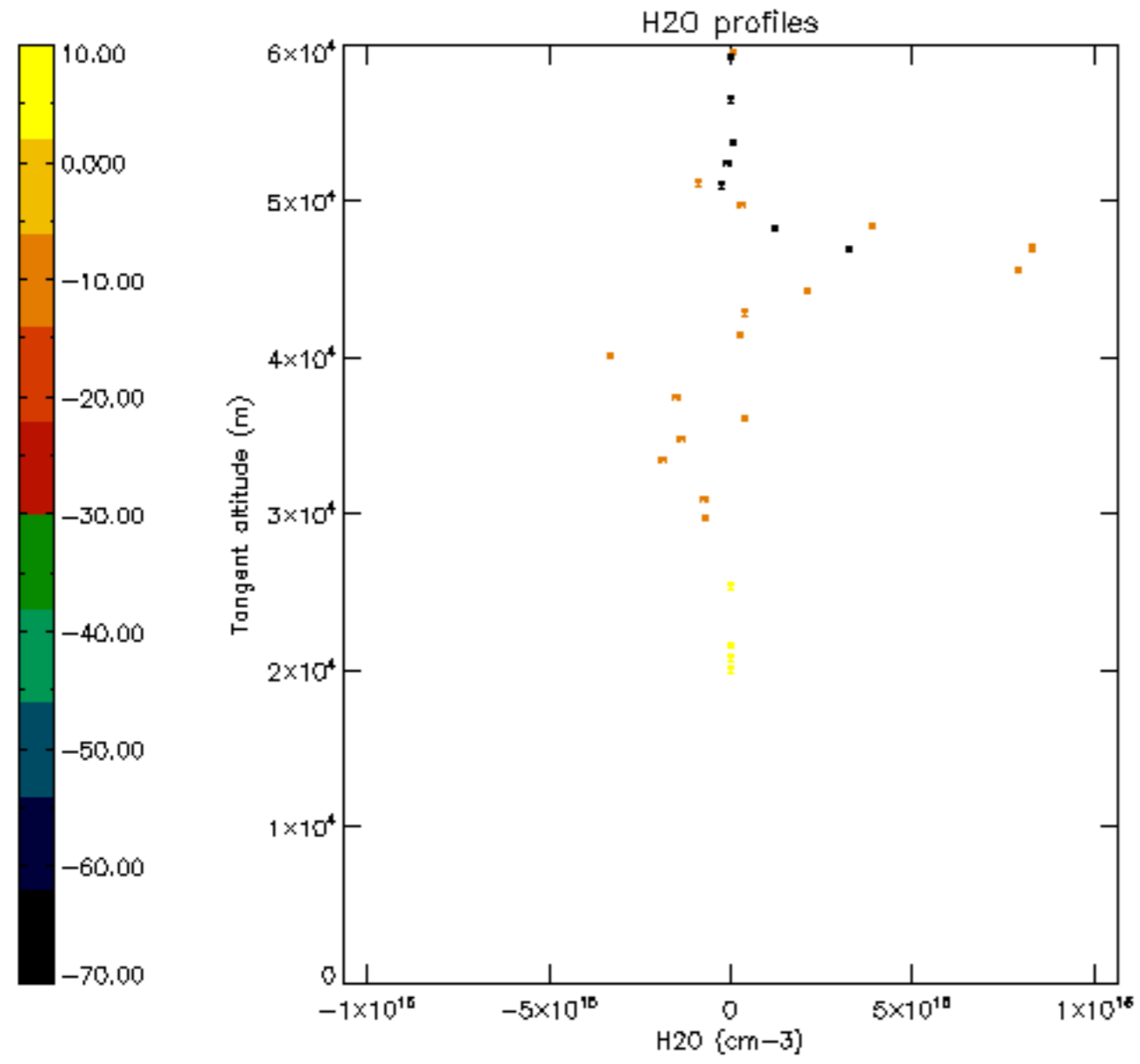


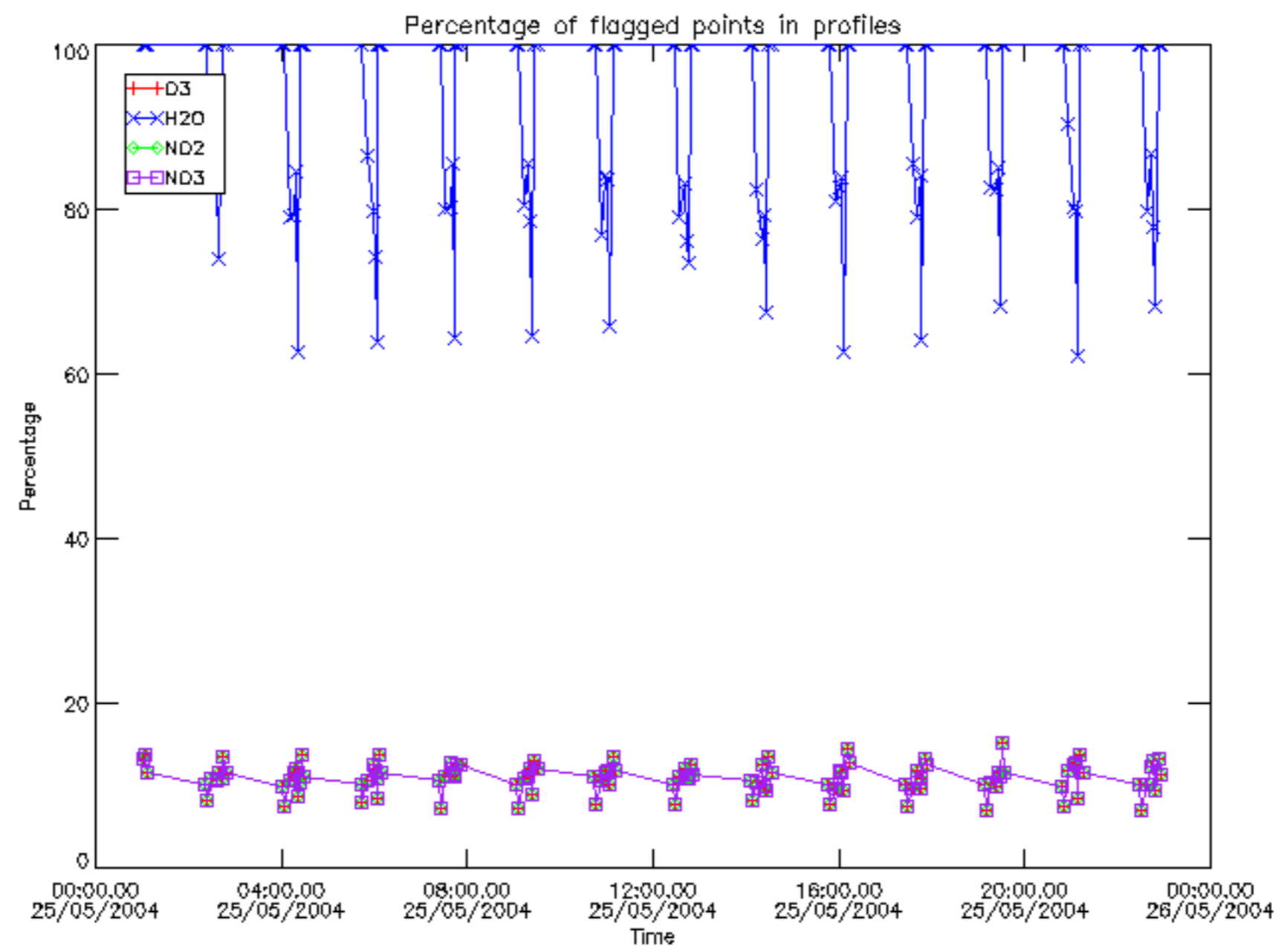




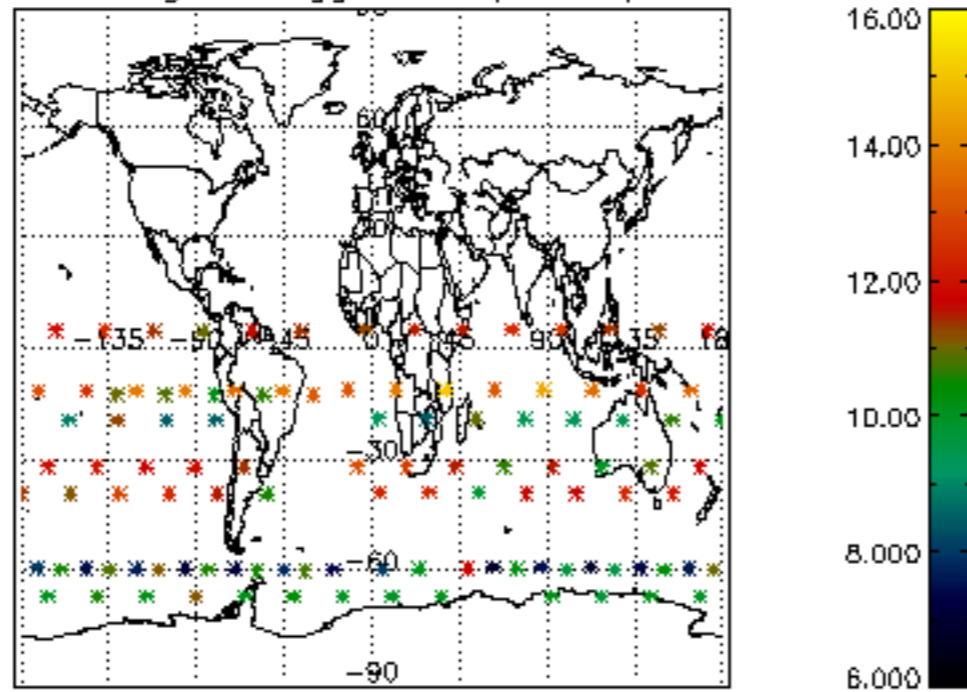




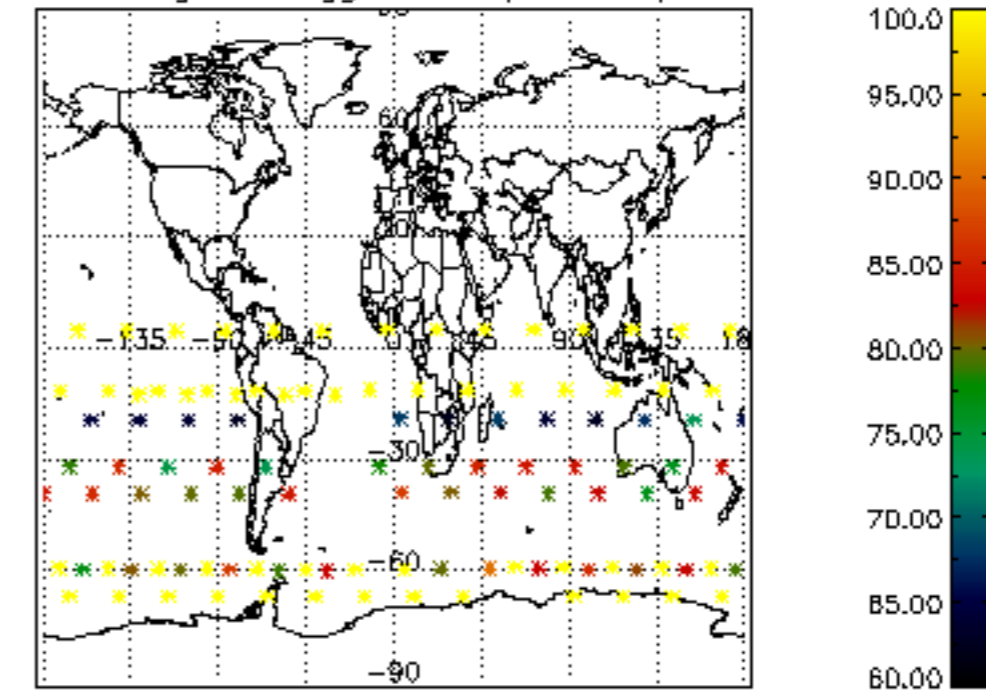




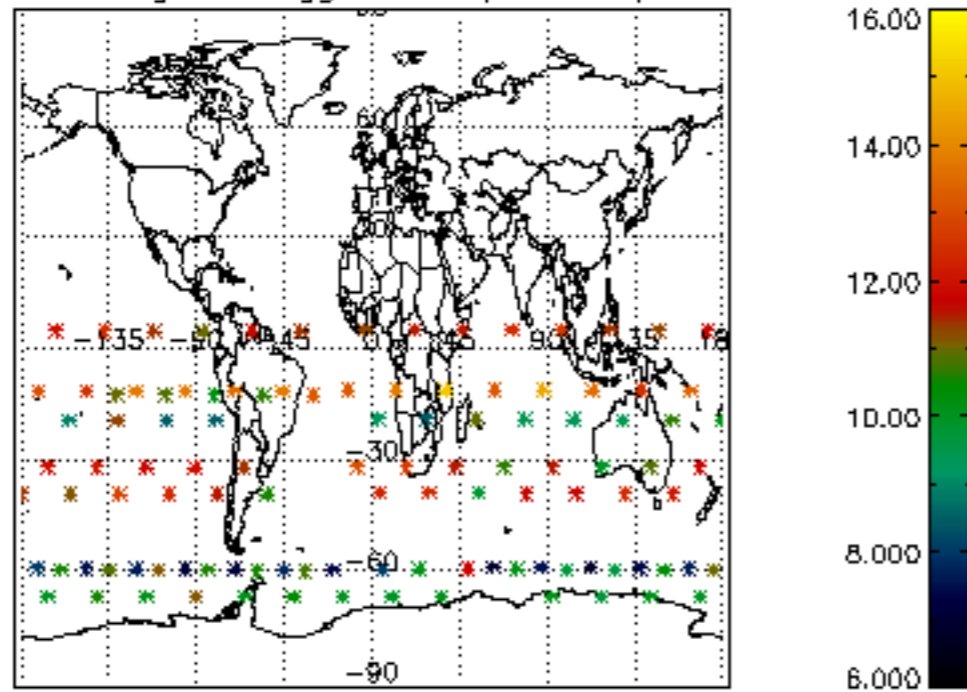
Percentage of flagged data per D3 profile



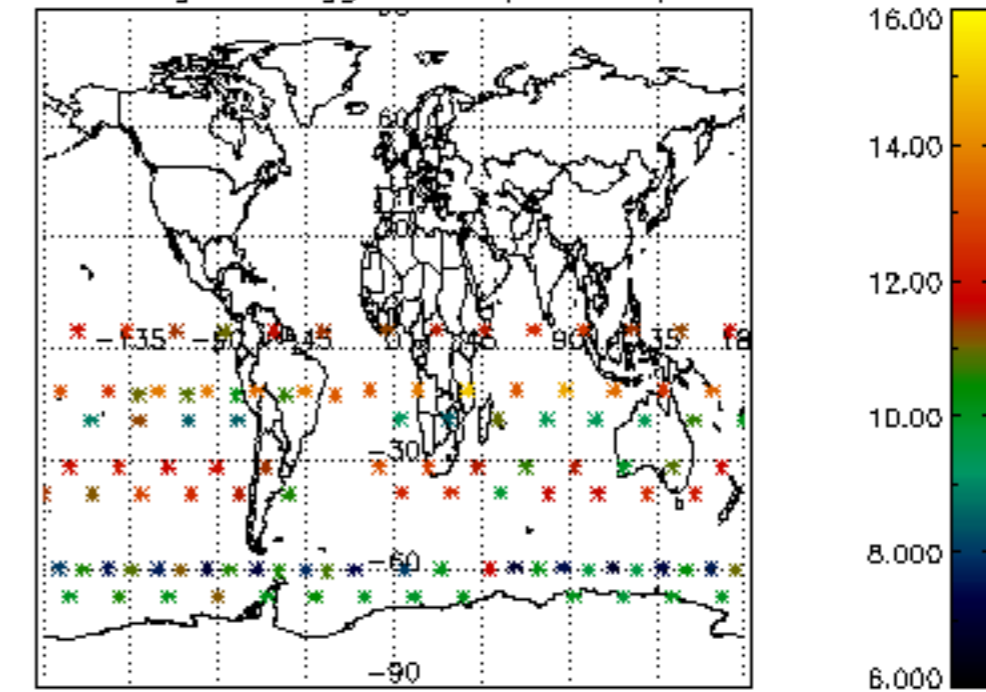
Percentage of flagged data per H2O profile

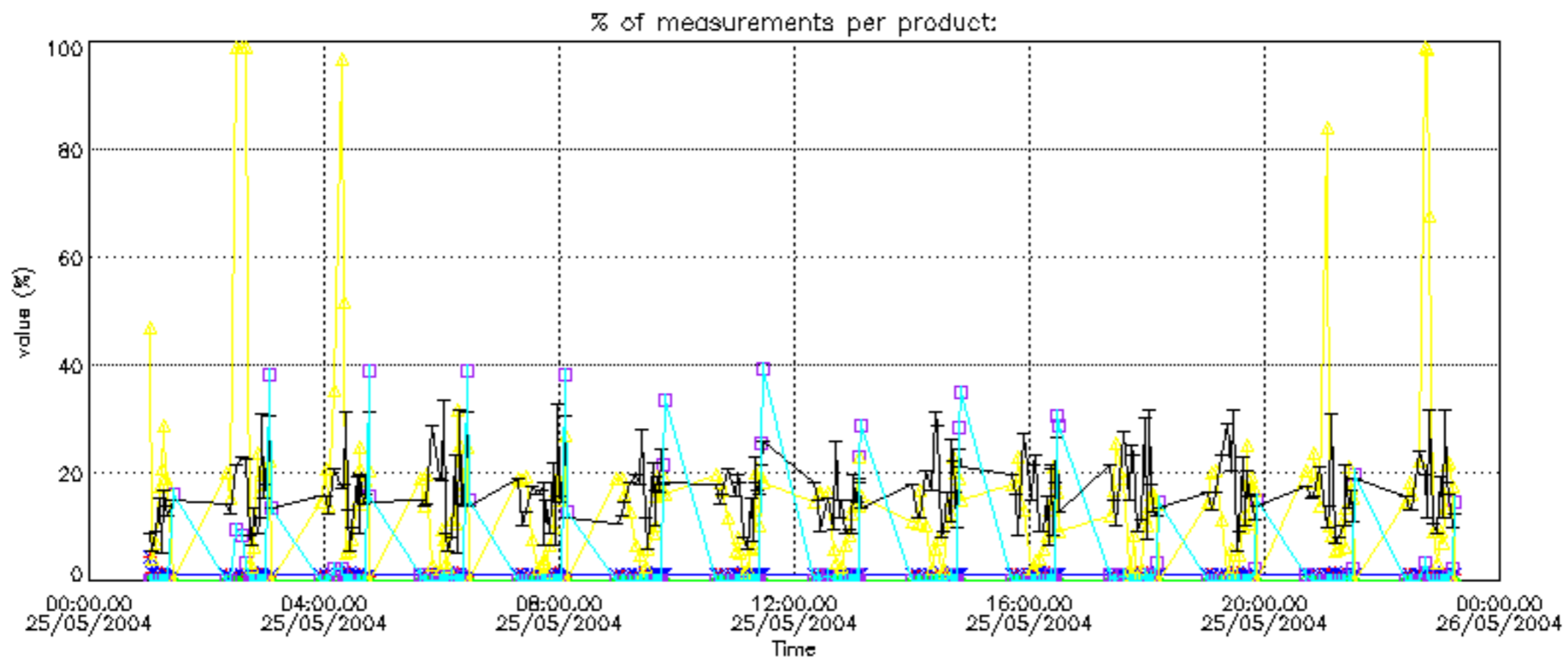


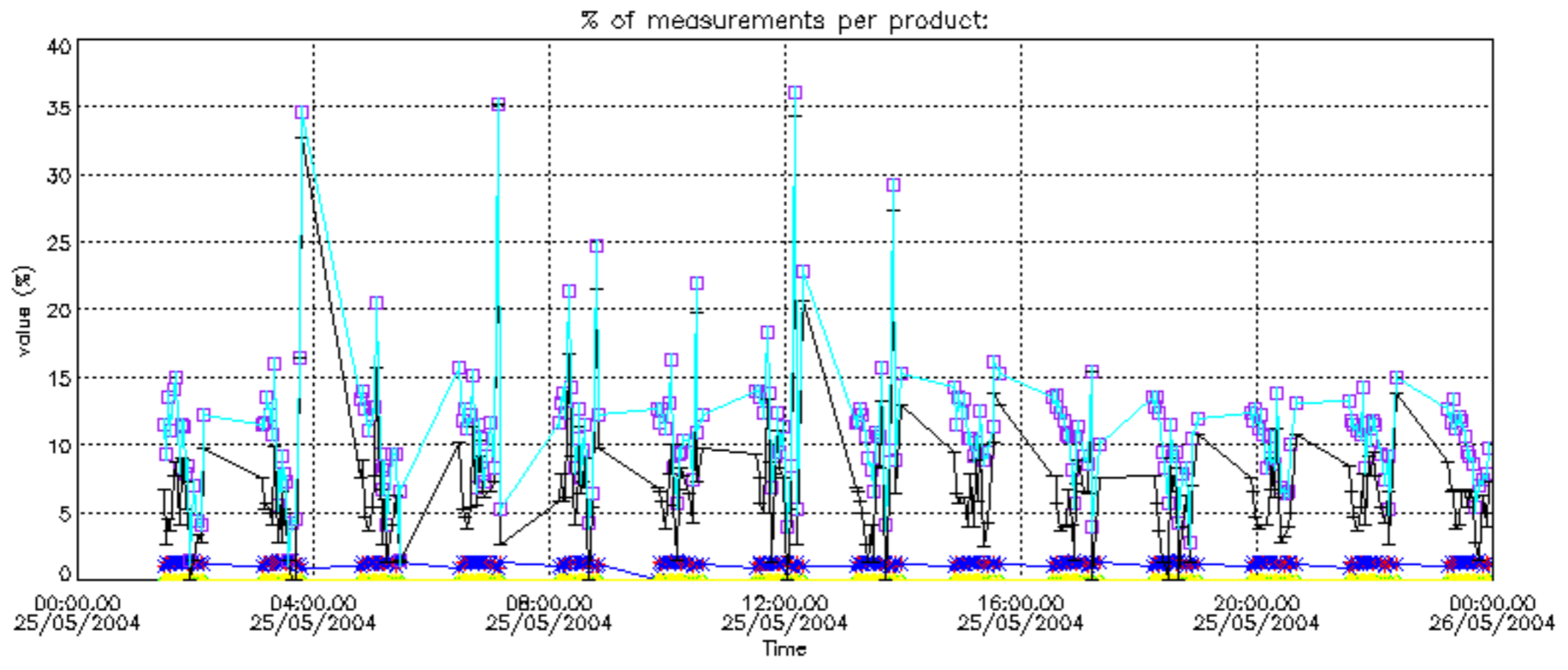
Percentage of flagged data per NO2 profile



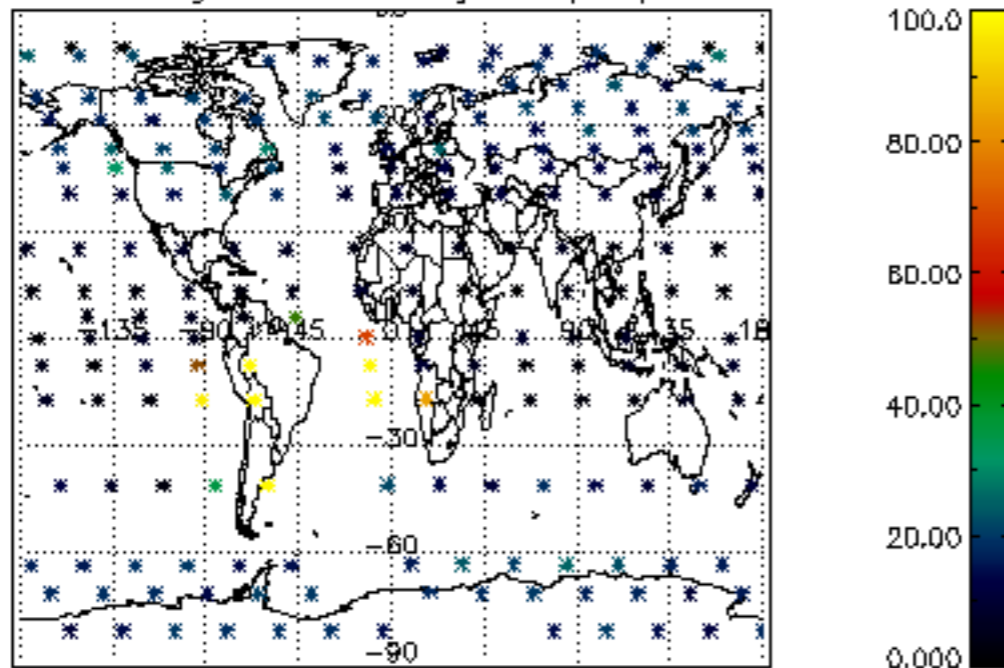
Percentage of flagged data per NO3 profile



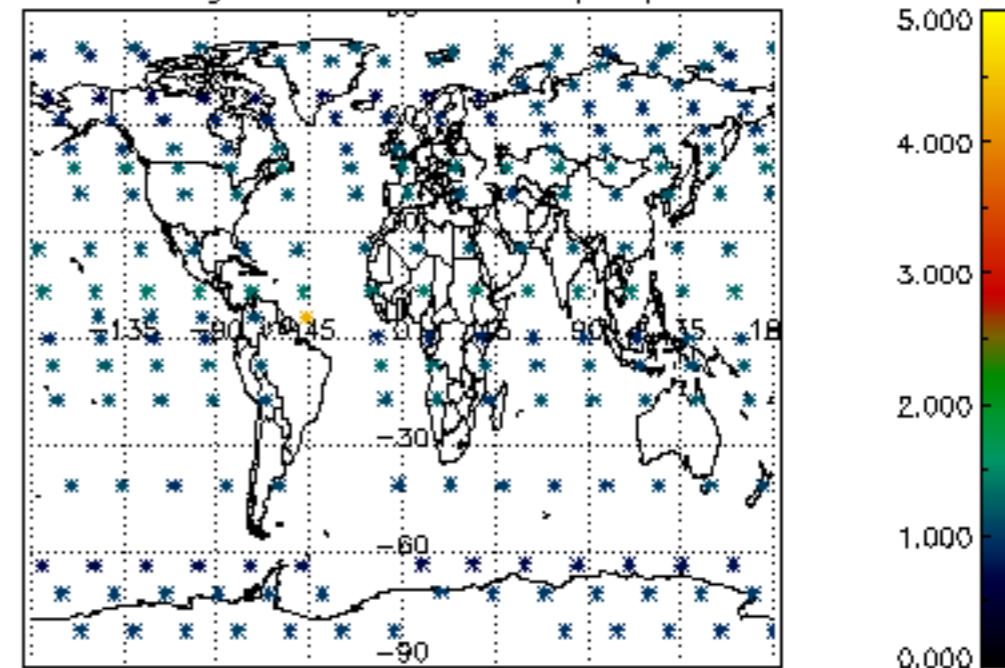




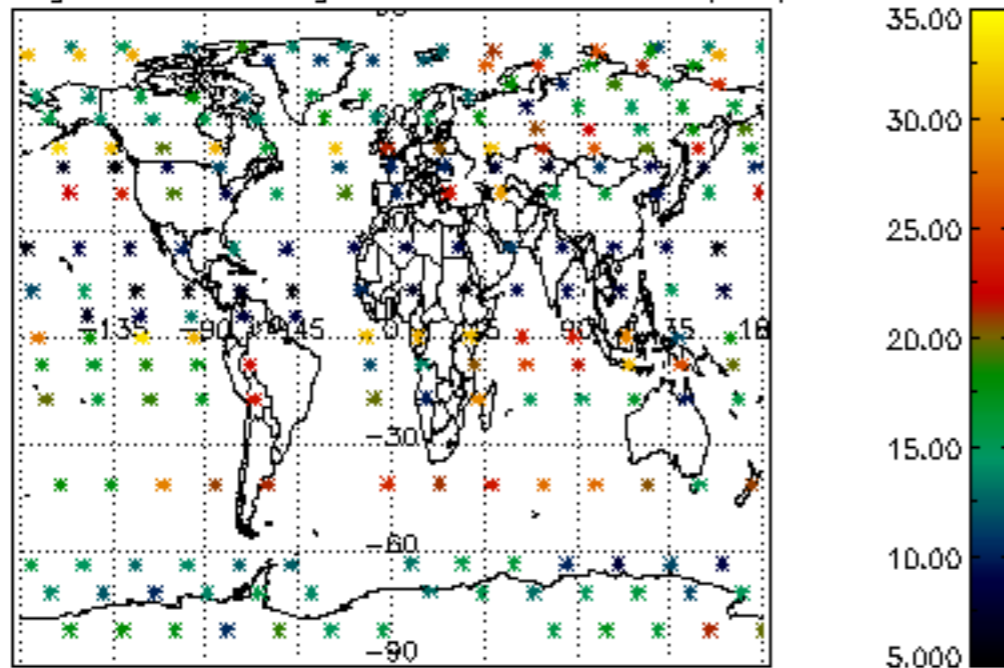
Percentage of cosmic ray hits per profile



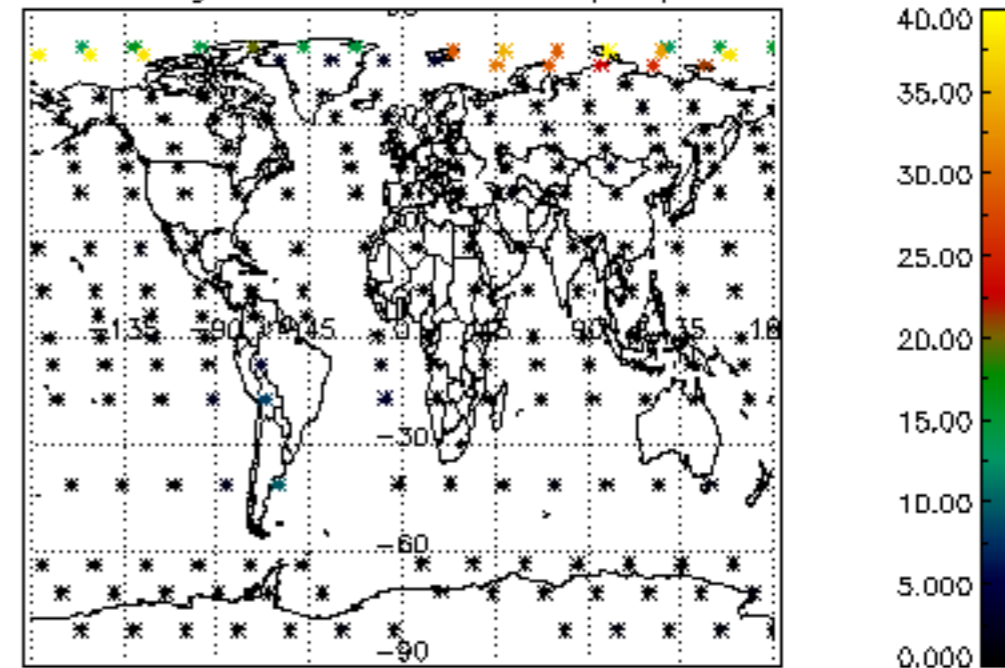
Percentage of datation errors per profile



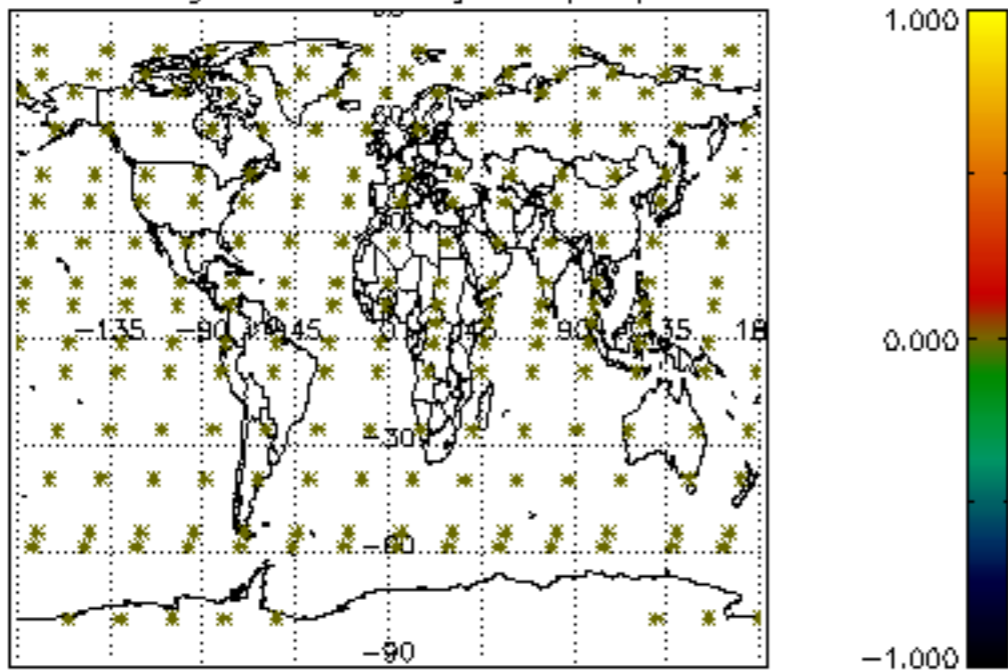
Percentage of star falling outside central band per profile



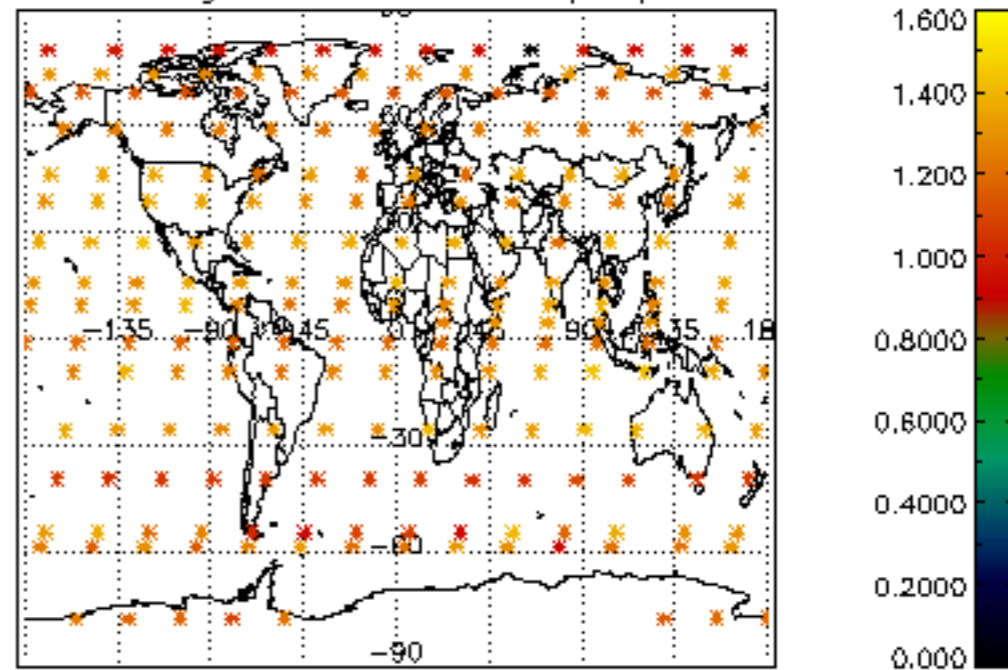
Percentage of saturation errors per profile



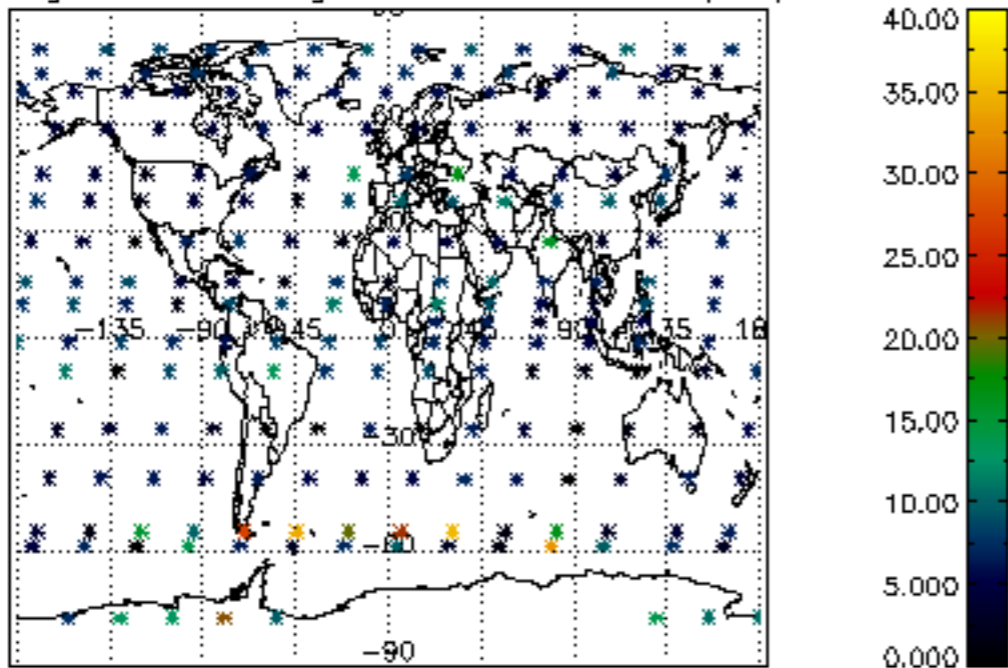
Percentage of cosmic ray hits per profile



Percentage of datation errors per profile



Percentage of star falling outside central band per profile



Percentage of saturation errors per profile

