

# GOMOS Level 2 Daily Report

## SUMMARY

### [1. General Info](#)

### [2. Summary of processed GOM\\_NL\\_2P products](#)

### [3. Level 2 Quality information per product](#)

#### [3.1 Plot of level 2 quality information per product \(time dependant\)](#)

#### [3.2 Plot of level 2 quality information per product \(world map\)](#)

### [4. Level 1 Quality information per product \(stored on level 2 products\)](#)

#### [4.1 Plot of level 1 quality information per product \(time dependant\)](#)

##### [4.1.1 Plot of level 1 quality information per product \(time dependant\): ASCENDING](#)

##### [4.1.2 Plot of level 1 quality information per product \(time dependant\): DESCENDING](#)

#### [4.2 Plot of level 1 quality information per product \(world map\)](#)

##### [4.2.1 Plot of level 1 quality information per product \(world map\): ASCENDING](#)

##### [4.2.2 Plot of level 1 quality information per product \(world map\): DESCENDING](#)

### [5. Ozone profiles based on quality statistics and other trace gas profiles](#)

#### [5.1 Ozone statistics based on quality of products](#)

#### [5.2 Plot ozone profiles for all STD \(dark without errors\)](#)

#### [5.3 Plot ozone profiles where STD < 20% \(dark without errors\)](#)

#### [5.4. Plot ozone profiles where STD < 10% \(dark without errors\)](#)

#### [5.5. Plot ozone profiles where STD < 5% \(dark without errors\)](#)

#### [5.6 Plot NO2 profiles for all STD \(dark without errors\)](#)

#### [5.7 Plot NO3 profiles for all STD \(dark without errors\)](#)

#### [5.8 Plot H2O profiles \(only for occultations of stars 1,2,3,4,13,14,16,26,63 dark without errors\) for all STD](#)

### [6. Auxiliary Data Files used for the production reported in section 2](#)

This report presents the daily analysis on parameters extracted from GOMOS level 2 data (GOM\_NL\_\_2P). It is intended to monitor some important parameters that will impact the quality of these products. A list of level 2 products (and content) that have arrived during the reporting day to the PCF is also given.

Item	Value
Time of report generation	19APR2013 02:43:27
Data source version	GOMOS/6.01
Start time of products	24-05-2004 (24MAY2004 00:00:00)
Stop time of products	25-05-2004 (25MAY2004 00:00:00)
Store outputs in DB	Yes
Nb of level 2 prods	465
Nb of prods with errors	0

## 2. Summary of processed GOM\_NL\_\_2P products.

Nr	Filename	UTC Start time	Limb	Duration	Star Id	Star Name	Star Mag	Star Temp	Nb Meas	Orbit	Prod. error
1	GOM_NL__2PRFIN20040524_000305_000000422027_00088_11665_2715.N1	24-MAY-2004 00:03:05	Straylight	41.500	43	Alp TrA	1.9100	4250.0	83	11665	No
2	GOM_NL__2PRFIN20040524_000511_000000422027_00088_11665_2716.N1	24-MAY-2004 00:05:11	Straylight	42.000	134	Bet TrA	2.8100	6600.0	84	11665	No
3	GOM_NL__2PRFIN20040524_000643_000000522027_00088_11665_2717.N1	24-MAY-2004 00:06:43	Straylight	52.000	4	Alp1Cen	-0.010000	5800.0	104	11665	No
4	GOM_NL__2PRFIN20040524_000836_000000522027_00088_11665_2718.N1	24-MAY-2004 00:08:36	Straylight	52.000	178	lot1Sco	3.0220	6550.0	104	11665	No
5	GOM_NL__2PRFIN20040524_000958_000000522027_00088_11665_2719.N1	24-MAY-2004 00:09:58	Straylight	51.500	25	35Lam Sco	1.6200	28000.	103	11665	No
6	GOM_NL__2PRFIN20040524_001158_000000532027_00088_11665_2720.N1	24-MAY-2004 00:11:58	Tw_i_and_stray	52.500	75	26Eps Sco	2.2910	4250.0	105	11665	No
7	GOM_NL__2PRFIN20040524_001449_000000602027_00088_11665_2721.N1	24-MAY-2004 00:14:49	Bright	60.000	16	21Alp Sco	1.0200	3000.0	120	11665	No
8	GOM_NL__2PRFIN20040524_001623_000000442027_00088_11665_2722.N1	24-MAY-2004 00:16:23	Bright	43.500	80	7Del Sco	2.3160	30000.	87	11665	No
9	GOM_NL__2PRFIN20040524_001806_000000532027_00088_11665_2723.N1	24-MAY-2004 00:18:06	Bright	53.000	86	35Eta Oph	2.4300	10200.	106	11665	No
10	GOM_NL__2PRFIN20040524_002040_000000392027_00088_11665_2724.N1	24-MAY-2004 00:20:40	Bright	38.500	104	27Bet Lib	2.6140	13100.	77	11665	No
11	GOM_NL__2PRFIN20040524_002224_000000452027_00088_11665_2725.N1	24-MAY-2004 00:22:24	Bright	44.500	120	1Del Oph	2.7340	3200.0	89	11665	No
12	GOM_NL__2PRFIN20040524_002528_000000412027_00088_11665_2726.N1	24-MAY-2004 00:25:28	Bright	41.000	102	24Alp Ser	2.6000	4250.0	82	11665	No
13	GOM_NL__2PRFIN20040524_002904_000000372027_00088_11665_2727.N1	24-MAY-2004 00:29:04	Bright	37.000	3	16Alp Boo	-0.050000	4250.0	74	11665	No
14	GOM_NL__2PRFIN20040524_003115_000000372027_00088_11665_2728.N1	24-MAY-2004 00:31:15	Bright	36.500	83		2.3780	11000.	73	11665	No
15	GOM_NL__2PRFIN20040524_003425_000000372027_00088_11665_2729.N1	24-MAY-2004 00:34:25	Bright	37.000	180	27Gam Boo	3.0400	8000.0	74	11665	No
16	GOM_NL__2PRFIN20040524_003736_000000352027_00088_11665_2730.N1	24-MAY-2004 00:37:36	Bright	35.000	39	85Eta UMa	1.8540	24000.	70	11665	No
17	GOM_NL__2PRFIN20040524_003919_000000352027_00088_11665_2731.N1	24-MAY-2004 00:39:19	Bright	35.000	55	79Zet UMa	2.0600	10200.	70	11665	No
18	GOM_NL__2PRFIN20040524_004035_000000402027_00088_11665_2732.N1	24-MAY-2004 00:40:35	Bright	39.500	87	64Gam UMa	2.4330	11000.	79	11665	No
19	GOM_NL__2PRFIN20040524_004227_000000412027_00088_11665_2733.N1	24-MAY-2004 00:42:27	Bright	41.000	119	14Eta Dra	2.7270	4700.0	82	11665	No
20	GOM_NL__2PRFIN20040524_004437_000000392027_00088_11665_2734.N1	24-MAY-2004 00:44:37	Bright	38.500	60	7Bet UMi	2.0810	3950.0	77	11665	No
21	GOM_NL__2PRFIN20040524_004912_000000362027_00088_11665_2735.N1	24-MAY-2004 00:49:12	Bright	35.500	49	1Alp UMi	1.9900	6300.0	71	11665	No
22	GOM_NL__2PRFIN20040524_005316_000000472027_00088_11665_2736.N1	24-MAY-2004 00:53:16	Bright	47.000	89	5Alp Cep	2.4510	8000.0	94	11665	No
23	GOM_NL__2PRFIN20040524_005722_000000382027_00088_11665_2737.N1	24-MAY-2004 00:57:22	Bright	37.500	76	27Gam Cas	2.3000	30000.	75	11665	No
24	GOM_NL__2PRFIN20040524_005834_000000402027_00088_11665_2738.N1	24-MAY-2004 00:58:34	Bright	40.000	68	18Alp Cas	2.2250	4500.0	80	11665	No
25	GOM_NL__2PRFIN20040524_010448_000000412027_00088_11665_2739.N1	24-MAY-2004 01:04:48	Bright	41.000	53	43Bet And	2.0480	3300.0	82	11665	No
26	GOM_NL__2PRFIN20040524_010720_000000542027_00088_11665_2740.N1	24-MAY-2004 01:07:20	Tw_i_and_stray	53.500	58	21Alp And	2.0730	11000.	107	11665	No
27	GOM_NL__2PRFIN20040524_011149_000000492027_00088_11665_2741.N1	24-MAY-2004 01:11:49	Dark	48.500	140	88Gam Peg	2.8340	26000.	97	11665	No
28	GOM_NL__2PRFIN20040524_011405_000000662027_00088_11665_2742.N1	24-MAY-2004 01:14:05	Dark	65.500	90	54Alp Peg	2.4870	11000.	131	11665	No
29	GOM_NL__2PRFIN20040524_012039_000000512027_00088_11665_2743.N1	24-MAY-2004 01:20:39	Dark	51.000	52	16Bet Cet	2.0370	4500.0	102	11665	No
30	GOM_NL__2PRFIN20040524_012815_000000592027_00088_11665_2744.N1	24-MAY-2004 01:28:15	Dark	59.000	18	24Alp PsA	1.1660	9700.0	118	11665	No
31	GOM_NL__2PRFIN20040524_013013_000000472027_00088_11665_2745.N1	24-MAY-2004 01:30:13	Dark	47.000	9	Alp Eri	0.45300	24000.	94	11665	No
32	GOM_NL__2PRFIN20040524_013210_000000582027_00088_11665_2746.N1	24-MAY-2004 01:32:10	Dark	58.000	63	Bet Gru	2.1500	2800.0	116	11665	No
33	GOM_NL__2PRFIN20040524_013603_000000382027_00089_11666_2739.N1	24-MAY-2004 01:36:03	Dark	38.000	135	Bet Hyi	2.8200	5800.0	76	11666	No
34	GOM_NL__2PRFIN20040524_013913_000000442027_00089_11666_2740.N1	24-MAY-2004 01:39:13	Dark	44.000	45	Alp Pav	1.9400	26000.	88	11666	No
35	GOM_NL__2PRFIN20040524_014339_000000432027_00089_11666_2741.N1	24-MAY-2004 01:43:39	Straylight	43.000	43	Alp TrA	1.9100	4250.0	86	11666	No
36	GOM_NL__2PRFIN20040524_014547_000000432027_00089_11666_2742.N1	24-MAY-2004 01:45:47	Straylight	43.000	134	Bet TrA	2.8100	6600.0	86	11666	No
37	GOM_NL__2PRFIN20040524_014720_000000422027_00089_11666_2743.N1	24-MAY-2004 01:47:20	Straylight	42.000	4	Alp1Cen	-0.010000	5800.0	84	11666	No
38	GOM_NL__2PRFIN20040524_014911_000000522027_00089_11666_2744.N1	24-MAY-2004 01:49:11	Straylight	51.500	178	lot1Sco	3.0220	6550.0	103	11666	No
39	GOM_NL__2PRFIN20040524_015035_000000552027_00089_11666_2745.N1	24-MAY-2004 01:50:35	Straylight	54.500	25	35Lam Sco	1.6200	28000.	109	11666	No
40	GOM_NL__2PRFIN20040524_015234_000000512027_00089_11666_2746.N1	24-MAY-2004 01:52:34	Tw_i_and_stray	51.000	75	26Eps Sco	2.2910	4250.0	102	11666	No
41	GOM_NL__2PRFIN20040524_015524_000000602027_00089_11666_2747.N1	24-MAY-2004 01:55:24	Bright	59.500	16	21Alp Sco	1.0200	3000.0	119	11666	No
42	GOM_NL__2PRFIN20040524_015659_000000432027_00089_11666_2748.N1	24-MAY-2004 01:56:59	Bright	43.000	80	7Del Sco	2.3160	30000.	86	11666	No

43	GOM_NL__2PRFIN20040524_015842_00000522027_00089_11666_2749.N1	24-MAY-2004 01:58:42	Bright	51.500	86	35Eta Oph	2.4300	10200.	103	11666	No
44	GOM_NL__2PRFIN20040524_020116_00000392027_00089_11666_2750.N1	24-MAY-2004 02:01:16	Bright	39.000	104	27Bet Lib	2.6140	13100.	78	11666	No
45	GOM_NL__2PRFIN20040524_020300_00000452027_00089_11666_2751.N1	24-MAY-2004 02:03:00	Bright	44.500	120	1Del Oph	2.7340	3200.0	89	11666	No
46	GOM_NL__2PRFIN20040524_020604_00000422027_00089_11666_2752.N1	24-MAY-2004 02:06:04	Bright	41.500	102	24Alp Ser	2.6000	4250.0	83	11666	No
47	GOM_NL__2PRFIN20040524_020940_00000372027_00089_11666_2753.N1	24-MAY-2004 02:09:40	Bright	36.500	3	16Alp Boo	-0.050000	4250.0	73	11666	No
48	GOM_NL__2PRFIN20040524_021151_00000402027_00089_11666_2754.N1	24-MAY-2004 02:11:51	Bright	39.500	83		2.3780	11000.	79	11666	No
49	GOM_NL__2PRFIN20040524_021500_00000382027_00089_11666_2755.N1	24-MAY-2004 02:15:00	Bright	37.500	180	27Gam Boo	3.0400	8000.0	75	11666	No
50	GOM_NL__2PRFIN20040524_021812_00000392027_00089_11666_2756.N1	24-MAY-2004 02:18:12	Bright	38.500	39	85Eta UMa	1.8540	24000.	77	11666	No
51	GOM_NL__2PRFIN20040524_021955_00000392027_00089_11666_2757.N1	24-MAY-2004 02:19:55	Bright	39.000	55	79Zet UMa	2.0600	10200.	78	11666	No
52	GOM_NL__2PRFIN20040524_022111_00000402027_00089_11666_2758.N1	24-MAY-2004 02:21:11	Bright	39.500	87	64Gam UMa	2.4330	11000.	79	11666	No
53	GOM_NL__2PRFIN20040524_022302_00000412027_00089_11666_2759.N1	24-MAY-2004 02:23:02	Bright	41.000	119	14Eta Dra	2.7270	4700.0	82	11666	No
54	GOM_NL__2PRFIN20040524_022512_00000372027_00089_11666_2760.N1	24-MAY-2004 02:25:12	Bright	36.500	60	7Bet UMi	2.0810	3950.0	73	11666	No
55	GOM_NL__2PRFIN20040524_022947_00000382027_00089_11666_2761.N1	24-MAY-2004 02:29:47	Bright	38.000	49	1Alp UMi	1.9900	6300.0	76	11666	No
56	GOM_NL__2PRFIN20040524_023351_00000462027_00089_11666_2762.N1	24-MAY-2004 02:33:51	Bright	46.000	89	5Alp Cep	2.4510	8000.0	92	11666	No
57	GOM_NL__2PRFIN20040524_023757_00000382027_00089_11666_2763.N1	24-MAY-2004 02:37:57	Bright	38.000	76	27Gam Cas	2.3000	30000.	76	11666	No
58	GOM_NL__2PRFIN20040524_023909_00000382027_00089_11666_2764.N1	24-MAY-2004 02:39:09	Bright	38.000	68	18Alp Cas	2.2250	4500.0	76	11666	No
59	GOM_NL__2PRFIN20040524_024523_00000412027_00089_11666_2765.N1	24-MAY-2004 02:45:23	Bright	41.000	53	43Bet And	2.0480	3300.0	82	11666	No
60	GOM_NL__2PRFIN20040524_024756_00000532027_00089_11666_2766.N1	24-MAY-2004 02:47:56	Twilight	52.500	58	21Alp And	2.0730	11000.	105	11666	No
61	GOM_NL__2PRFIN20040524_025223_00000522027_00089_11666_2767.N1	24-MAY-2004 02:52:23	Dark	51.500	140	88Gam Peg	2.8340	26000.	103	11666	No
62	GOM_NL__2PRFIN20040524_025442_00000692027_00089_11666_2768.N1	24-MAY-2004 02:54:42	Dark	69.000	90	54Alp Peg	2.4870	11000.	138	11666	No
63	GOM_NL__2PRFIN20040524_030115_00000502027_00089_11666_2769.N1	24-MAY-2004 03:01:15	Dark	49.500	52	16Bet Cet	2.0370	4500.0	99	11666	No
64	GOM_NL__2PRFIN20040524_030852_00000562027_00089_11666_2770.N1	24-MAY-2004 03:08:52	Dark	56.000	18	24Alp PsA	1.1660	9700.0	112	11666	No
65	GOM_NL__2PRFIN20040524_031050_00000452027_00089_11666_2771.N1	24-MAY-2004 03:10:50	Dark	45.000	9	Alp Eri	0.45300	24000.	90	11666	No
66	GOM_NL__2PRFIN20040524_031247_00000532027_00090_11667_2772.N1	24-MAY-2004 03:12:47	Dark	52.500	63	Bet Gru	2.1500	2800.0	105	11667	No
67	GOM_NL__2PRFIN20040524_031639_00000402027_00090_11667_2739.N1	24-MAY-2004 03:16:39	Dark	39.500	135	Bet Hyi	2.8200	5800.0	79	11667	No
68	GOM_NL__2PRFIN20040524_031949_00000462027_00090_11667_2740.N1	24-MAY-2004 03:19:49	Dark	46.000	45	Alp Pav	1.9400	26000.	92	11667	No
69	GOM_NL__2PRFIN20040524_032418_00000452027_00090_11667_2741.N1	24-MAY-2004 03:24:18	Straylight	44.500	43	Alp TrA	1.9100	4250.0	89	11667	No
70	GOM_NL__2PRFIN20040524_032623_00000442027_00090_11667_2742.N1	24-MAY-2004 03:26:23	Straylight	43.500	134	Bet TrA	2.8100	6600.0	87	11667	No
71	GOM_NL__2PRFIN20040524_032756_00000402027_00090_11667_2743.N1	24-MAY-2004 03:27:56	Straylight	40.000	4	Alp1Cen	-0.010000	5800.0	80	11667	No
72	GOM_NL__2PRFIN20040524_032949_00000482027_00090_11667_2744.N1	24-MAY-2004 03:29:49	Straylight	47.500	178	lot1Sco	3.0220	6550.0	95	11667	No
73	GOM_NL__2PRFIN20040524_033111_00000532027_00090_11667_2745.N1	24-MAY-2004 03:31:11	Straylight	52.500	25	35Lam Sco	1.6200	28000.	105	11667	No
74	GOM_NL__2PRFIN20040524_033310_00000512027_00090_11667_2746.N1	24-MAY-2004 03:33:10	Twilight	51.000	75	26Eps Sco	2.2910	4250.0	102	11667	No
75	GOM_NL__2PRFIN20040524_033600_00000602027_00090_11667_2747.N1	24-MAY-2004 03:36:00	Bright	60.000	16	21Alp Sco	1.0200	3000.0	120	11667	No
76	GOM_NL__2PRFIN20040524_033734_00000452027_00090_11667_2748.N1	24-MAY-2004 03:37:34	Bright	44.500	80	7Del Sco	2.3160	30000.	89	11667	No
77	GOM_NL__2PRFIN20040524_033918_00000542027_00090_11667_2749.N1	24-MAY-2004 03:39:18	Bright	53.500	86	35Eta Oph	2.4300	10200.	107	11667	No
78	GOM_NL__2PRFIN20040524_034152_00000392027_00090_11667_2750.N1	24-MAY-2004 03:41:52	Bright	39.000	104	27Bet Lib	2.6140	13100.	78	11667	No
79	GOM_NL__2PRFIN20040524_034336_00000452027_00090_11667_2751.N1	24-MAY-2004 03:43:36	Bright	44.500	120	1Del Oph	2.7340	3200.0	89	11667	No
80	GOM_NL__2PRFIN20040524_034639_00000422027_00090_11667_2752.N1	24-MAY-2004 03:46:39	Bright	42.000	102	24Alp Ser	2.6000	4250.0	84	11667	No
81	GOM_NL__2PRFIN20040524_035017_00000362027_00090_11667_2753.N1	24-MAY-2004 03:50:17	Bright	36.000	3	16Alp Boo	-0.050000	4250.0	72	11667	No
82	GOM_NL__2PRFIN20040524_035226_00000412027_00090_11667_2754.N1	24-MAY-2004 03:52:26	Bright	41.000	83		2.3780	11000.	82	11667	No
83	GOM_NL__2PRFIN20040524_035536_00000372027_00090_11667_2755.N1	24-MAY-2004 03:55:36	Bright	36.500	180	27Gam Boo	3.0400	8000.0	73	11667	No
84	GOM_NL__2PRFIN20040524_035848_00000382027_00090_11667_2756.N1	24-MAY-2004 03:58:48	Bright	38.000	39	85Eta UMa	1.8540	24000.	76	11667	No
85	GOM_NL__2PRFIN20040524_040031_00000362027_00090_11667_2757.N1	24-MAY-2004 04:00:31	Bright	35.500	55	79Zet UMa	2.0600	10200.	71	11667	No
86	GOM_NL__2PRFIN20040524_040148_00000382027_00090_11667_2758.N1	24-MAY-2004 04:01:48	Bright	38.000	87	64Gam UMa	2.4330	11000.	76	11667	No
87	GOM_NL__2PRFIN20040524_040338_00000422027_00090_11667_2759.N1	24-MAY-2004 04:03:38	Bright	41.500	119	14Eta Dra	2.7270	4700.0	83	11667	No
88	GOM_NL__2PRFIN20040524_040548_00000382027_00090_11667_2760.N1	24-MAY-2004 04:05:48	Bright	37.500	60	7Bet UMi	2.0810	3950.0	75	11667	No
89	GOM_NL__2PRFIN20040524_041024_00000392027_00090_11667_2761.N1	24-MAY-2004 04:10:24	Bright	38.500	49	1Alp UMi	1.9900	6300.0	77	11667	No
90	GOM_NL__2PRFIN20040524_041426_00000472027_00090_11667_2762.N1	24-MAY-2004 04:14:26	Bright	46.500	89	5Alp Cep	2.4510	8000.0	93	11667	No
91	GOM_NL__2PRFIN20040524_041834_00000392027_00090_11667_2763.N1	24-MAY-2004 04:18:34	Bright	39.000	76	27Gam Cas	2.3000	30000.	78	11667	No
92	GOM_NL__2PRFIN20040524_041945_00000552027_00090_11667_2764.N1	24-MAY-2004 04:19:45	Bright	55.000	68	18Alp Cas	2.2250	4500.0	110	11667	No
93	GOM_NL__2PRFIN20040524_042600_00000402027_00090_11667_2765.N1	24-MAY-2004 04:26:00	Bright	40.000	53	43Bet And	2.0480	3300.0	80	11667	No
94	GOM_NL__2PRFIN20040524_042832_00000532027_00090_11667_2766.N1	24-MAY-2004 04:28:32	Twilight	52.500	58	21Alp And	2.0730	11000.	105	11667	No
95	GOM_NL__2PRFIN20040524_043259_00000522027_00090_11667_2767.N1	24-MAY-2004 04:32:59	Dark	52.000	140	88Gam Peg	2.8340	26000.	104	11667	No
96	GOM_NL__2PRFIN20040524_043519_00000702027_00090_11667_2768.N1	24-MAY-2004 04:35:19	Dark	70.000	90	54Alp Peg	2.4870	11000.	140	11667	No
97	GOM_NL__2PRFIN20040524_044152_00000472027_00090_11667_2769.N1	24-MAY-2004 04:41:52	Dark	46.500	52	16Bet Cet	2.0370	4500.0	93	11667	No
98	GOM_NL__2PRFIN20040524_044929_00000572027_00090_11667_2770.N1	24-MAY-2004 04:49:29	Dark	56.500	18	24Alp PsA	1.1660	9700.0	113	11667	No
99	GOM_NL__2PRFIN20040524_045126_00000442027_00090_11667_2771.N1	24-MAY-2004 04:51:26	Dark	43.500	9	Alp Eri	0.45300	24000.	87	11667	No
100	GOM_NL__2PRFIN20040524_045324_00000602027_00091_11668_2772.N1	24-MAY-2004 04:53:24	Dark	59.500	63	Bet Gru	2.1500	2800.0	119	11668	No
101	GOM_NL__2PRFIN20040524_045716_00000372027_00091_11668_2739.N1	24-MAY-2004 04:57:16	Dark	37.000	135	Bet Hyi	2.8200	5800.0	74	11668	No

102	GOM_NL__2PRFIN20040524_050025_000000452027_00091_11668_2740.N1	24-MAY-2004 05:00:25	Dark	44.500	45	Alp Pav	1.9400	26000.	89	11668	No
103	GOM_NL__2PRFIN20040524_050455_000000432027_00091_11668_2741.N1	24-MAY-2004 05:04:55	Straylight	42.500	43	Alp TrA	1.9100	4250.0	85	11668	No
104	GOM_NL__2PRFIN20040524_050702_000000402027_00091_11668_2742.N1	24-MAY-2004 05:07:02	Straylight	39.500	134	Bet TrA	2.8100	6600.0	79	11668	No
105	GOM_NL__2PRFIN20040524_050832_000000442027_00091_11668_2743.N1	24-MAY-2004 05:08:32	Straylight	44.000	4	Alp1Cen	-0.010000	5800.0	88	11668	No
106	GOM_NL__2PRFIN20040524_051025_000000492027_00091_11668_2744.N1	24-MAY-2004 05:10:25	Straylight	49.000	178	lot1Sco	3.0220	6550.0	98	11668	No
107	GOM_NL__2PRFIN20040524_051148_000000522027_00091_11668_2745.N1	24-MAY-2004 05:11:48	Straylight	51.500	25	35Lam Sco	1.6200	28000.	103	11668	No
108	GOM_NL__2PRFIN20040524_051348_000000542027_00091_11668_2746.N1	24-MAY-2004 05:13:48	Tw_i_and_stray	53.500	75	26Eps Sco	2.2910	4250.0	107	11668	No
109	GOM_NL__2PRFIN20040524_051637_000000602027_00091_11668_2747.N1	24-MAY-2004 05:16:37	Bright	60.000	16	21Alp Sco	1.0200	3000.0	120	11668	No
110	GOM_NL__2PRFIN20040524_051811_000000452027_00091_11668_2748.N1	24-MAY-2004 05:18:11	Bright	45.000	80	7Del Sco	2.3160	30000.	90	11668	No
111	GOM_NL__2PRFIN20040524_051954_000000522027_00091_11668_2749.N1	24-MAY-2004 05:19:54	Bright	52.000	86	35Eta Oph	2.4300	10200.	104	11668	No
112	GOM_NL__2PRFIN20040524_052229_000000392027_00091_11668_2750.N1	24-MAY-2004 05:22:29	Bright	39.000	104	27Bet Lib	2.6140	13100.	78	11668	No
113	GOM_NL__2PRFIN20040524_052413_000000452027_00091_11668_2751.N1	24-MAY-2004 05:24:13	Bright	44.500	120	1Del Oph	2.7340	3200.0	89	11668	No
114	GOM_NL__2PRFIN20040524_052716_000000412027_00091_11668_2752.N1	24-MAY-2004 05:27:16	Bright	41.000	102	24Alp Ser	2.6000	4250.0	82	11668	No
115	GOM_NL__2PRFIN20040524_053053_000000362027_00091_11668_2753.N1	24-MAY-2004 05:30:53	Bright	36.000	3	16Alp Boo	-0.050000	4250.0	72	11668	No
116	GOM_NL__2PRFIN20040524_053303_000000372027_00091_11668_2754.N1	24-MAY-2004 05:33:03	Bright	37.000	83		2.3780	11000.	74	11668	No
117	GOM_NL__2PRFIN20040524_053613_000000382027_00091_11668_2755.N1	24-MAY-2004 05:36:13	Bright	37.500	180	27Gam Boo	3.0400	8000.0	75	11668	No
118	GOM_NL__2PRFIN20040524_053925_000000382027_00091_11668_2756.N1	24-MAY-2004 05:39:25	Bright	37.500	39	85Eta UMa	1.8540	24000.	75	11668	No
119	GOM_NL__2PRFIN20040524_054107_000000382027_00091_11668_2757.N1	24-MAY-2004 05:41:07	Bright	37.500	55	79Zet UMa	2.0600	10200.	75	11668	No
120	GOM_NL__2PRFIN20040524_054224_000000402027_00091_11668_2758.N1	24-MAY-2004 05:42:24	Bright	39.500	87	64Gam UMa	2.4330	11000.	79	11668	No
121	GOM_NL__2PRFIN20040524_054414_000000412027_00091_11668_2759.N1	24-MAY-2004 05:44:14	Bright	41.000	119	14Eta Dra	2.7270	4700.0	82	11668	No
122	GOM_NL__2PRFIN20040524_054625_000000392027_00091_11668_2760.N1	24-MAY-2004 05:46:25	Bright	38.500	60	7Bet UMi	2.0810	3950.0	77	11668	No
123	GOM_NL__2PRFIN20040524_055100_000000372027_00091_11668_2761.N1	24-MAY-2004 05:51:00	Bright	37.000	49	1Alp UMi	1.9900	6300.0	74	11668	No
124	GOM_NL__2PRFIN20040524_055501_000000492027_00091_11668_2762.N1	24-MAY-2004 05:55:01	Bright	48.500	89	5Alp Cep	2.4510	8000.0	97	11668	No
125	GOM_NL__2PRFIN20040524_055910_000000372027_00091_11668_2763.N1	24-MAY-2004 05:59:10	Bright	37.000	76	27Gam Cas	2.3000	30000.	74	11668	No
126	GOM_NL__2PRFIN20040524_060021_000000382027_00091_11668_2764.N1	24-MAY-2004 06:00:21	Bright	37.500	68	18Alp Cas	2.2250	4500.0	75	11668	No
127	GOM_NL__2PRFIN20040524_060636_000000432027_00091_11668_2765.N1	24-MAY-2004 06:06:36	Bright	42.500	53	43Bet And	2.0480	3300.0	85	11668	No
128	GOM_NL__2PRFIN20040524_060909_000000492027_00091_11668_2766.N1	24-MAY-2004 06:09:09	Tw_i_and_stray	49.000	58	21Alp And	2.0730	11000.	98	11668	No
129	GOM_NL__2PRFIN20040524_061336_000000532027_00091_11668_2767.N1	24-MAY-2004 06:13:36	Dark	52.500	140	88Gam Peg	2.8340	26000.	105	11668	No
130	GOM_NL__2PRFIN20040524_061556_000000662027_00091_11668_2768.N1	24-MAY-2004 06:15:56	Dark	66.000	90	54Alp Peg	2.4870	11000.	132	11668	No
131	GOM_NL__2PRFIN20040524_062229_000000472027_00091_11668_2769.N1	24-MAY-2004 06:22:29	Dark	46.500	52	16Bet Cet	2.0370	4500.0	93	11668	No
132	GOM_NL__2PRFIN20040524_063006_000000562027_00091_11668_2770.N1	24-MAY-2004 06:30:06	Dark	55.500	18	24Alp PsA	1.1660	9700.0	111	11668	No
133	GOM_NL__2PRFIN20040524_063202_000000442027_00091_11668_2771.N1	24-MAY-2004 06:32:02	Dark	43.500	9	Alp Eri	0.45300	24000.	87	11668	No
134	GOM_NL__2PRFIN20040524_063401_000000602027_00092_11669_2772.N1	24-MAY-2004 06:34:01	Dark	59.500	63	Bet Gru	2.1500	2800.0	119	11669	No
135	GOM_NL__2PRFIN20040524_063752_000000372027_00092_11669_2739.N1	24-MAY-2004 06:37:52	Dark	37.000	135	Bet Hyi	2.8200	5800.0	74	11669	No
136	GOM_NL__2PRFIN20040524_064103_000000442027_00092_11669_2740.N1	24-MAY-2004 06:41:03	Dark	44.000	45	Alp Pav	1.9400	26000.	88	11669	No
137	GOM_NL__2PRFIN20040524_064531_000000432027_00092_11669_2741.N1	24-MAY-2004 06:45:31	Straylight	43.000	43	Alp TrA	1.9100	4250.0	86	11669	No
138	GOM_NL__2PRFIN20040524_064739_000000392027_00092_11669_2742.N1	24-MAY-2004 06:47:39	Straylight	38.500	134	Bet TrA	2.8100	6600.0	77	11669	No
139	GOM_NL__2PRFIN20040524_064908_000000512027_00092_11669_2743.N1	24-MAY-2004 06:49:08	Straylight	50.500	4	Alp1Cen	-0.010000	5800.0	101	11669	No
140	GOM_NL__2PRFIN20040524_065102_000000502027_00092_11669_2744.N1	24-MAY-2004 06:51:02	Straylight	49.500	178	lot1Sco	3.0220	6550.0	99	11669	No
141	GOM_NL__2PRFIN20040524_065224_000000522027_00092_11669_2745.N1	24-MAY-2004 06:52:24	Straylight	52.000	25	35Lam Sco	1.6200	28000.	104	11669	No
142	GOM_NL__2PRFIN20040524_065424_000000512027_00092_11669_2746.N1	24-MAY-2004 06:54:24	Tw_i_and_stray	51.000	75	26Eps Sco	2.2910	4250.0	102	11669	No
143	GOM_NL__2PRFIN20040524_065714_000000602027_00092_11669_2747.N1	24-MAY-2004 06:57:14	Bright	60.000	16	21Alp Sco	1.0200	3000.0	120	11669	No
144	GOM_NL__2PRFIN20040524_065848_000000442027_00092_11669_2748.N1	24-MAY-2004 06:58:48	Bright	43.500	80	7Del Sco	2.3160	30000.	87	11669	No
145	GOM_NL__2PRFIN20040524_070030_000000542027_00092_11669_2749.N1	24-MAY-2004 07:00:30	Bright	53.500	86	35Eta Oph	2.4300	10200.	107	11669	No
146	GOM_NL__2PRFIN20040524_070306_000000382027_00092_11669_2750.N1	24-MAY-2004 07:03:06	Bright	37.500	104	27Bet Lib	2.6140	13100.	75	11669	No
147	GOM_NL__2PRFIN20040524_070449_000000442027_00092_11669_2751.N1	24-MAY-2004 07:04:49	Bright	43.500	120	1Del Oph	2.7340	3200.0	87	11669	No
148	GOM_NL__2PRFIN20040524_070752_000000412027_00092_11669_2752.N1	24-MAY-2004 07:07:52	Bright	41.000	102	24Alp Ser	2.6000	4250.0	82	11669	No
149	GOM_NL__2PRFIN20040524_071129_000000362027_00092_11669_2753.N1	24-MAY-2004 07:11:29	Bright	36.000	3	16Alp Boo	-0.050000	4250.0	72	11669	No
150	GOM_NL__2PRFIN20040524_071339_000000392027_00092_11669_2754.N1	24-MAY-2004 07:13:39	Bright	39.000	83		2.3780	11000.	78	11669	No
151	GOM_NL__2PRFIN20040524_071649_000000362027_00092_11669_2755.N1	24-MAY-2004 07:16:49	Bright	36.000	180	27Gam Boo	3.0400	8000.0	72	11669	No
152	GOM_NL__2PRFIN20040524_072001_000000382027_00092_11669_2756.N1	24-MAY-2004 07:20:01	Bright	37.500	39	85Eta UMa	1.8540	24000.	75	11669	No
153	GOM_NL__2PRFIN20040524_072144_000000372027_00092_11669_2757.N1	24-MAY-2004 07:21:44	Bright	37.000	55	79Zet UMa	2.0600	10200.	74	11669	No
154	GOM_NL__2PRFIN20040524_072300_000000402027_00092_11669_2758.N1	24-MAY-2004 07:23:00	Bright	39.500	87	64Gam UMa	2.4330	11000.	79	11669	No
155	GOM_NL__2PRFIN20040524_072450_000000422027_00092_11669_2759.N1	24-MAY-2004 07:24:50	Bright	42.000	119	14Eta Dra	2.7270	4700.0	84	11669	No
156	GOM_NL__2PRFIN20040524_072700_000000392027_00092_11669_2760.N1	24-MAY-2004 07:27:00	Bright	39.000	60	7Bet UMi	2.0810	3950.0	78	11669	No
157	GOM_NL__2PRFIN20040524_073136_000000392027_00092_11669_2761.N1	24-MAY-2004 07:31:36	Bright	38.500	49	1Alp UMi	1.9900	6300.0	77	11669	No
158	GOM_NL__2PRFIN20040524_073537_000000472027_00092_11669_2762.N1	24-MAY-2004 07:35:37	Bright	47.000	89	5Alp Cep	2.4510	8000.0	94	11669	No
159	GOM_NL__2PRFIN20040524_073946_000000382027_00092_11669_2763.N1	24-MAY-2004 07:39:46	Bright	37.500	76	27Gam Cas	2.3000	30000.	75	11669	No
160	GOM_NL__2PRFIN20040524_074057_000000382027_00092_11669_2764.N1	24-MAY-2004 07:40:57	Bright	37.500	68	18Alp Cas	2.2250	4500.0	75	11669	No



161	GOM_NL__2PRFIN20040524_074712_000000412027_00092_11669_2765.N1	24-MAY-2004 07:47:12	Bright	41.000	53	43Bet And	2.0480	3300.0	82	11669	No
162	GOM_NL__2PRFIN20040524_074945_000000522027_00092_11669_2766.N1	24-MAY-2004 07:49:45	Twilight	51.500	58	21Alp And	2.0730	11000.	103	11669	No
163	GOM_NL__2PRFIN20040524_075412_000000532027_00092_11669_2767.N1	24-MAY-2004 07:54:12	Dark	52.500	140	88Gam Peg	2.8340	26000.	105	11669	No
164	GOM_NL__2PRFIN20040524_075633_000000722027_00092_11669_2768.N1	24-MAY-2004 07:56:33	Dark	71.500	90	54Alp Peg	2.4870	11000.	143	11669	No
165	GOM_NL__2PRFIN20040524_080305_000000452027_00092_11669_2769.N1	24-MAY-2004 08:03:05	Dark	44.500	52	16Bet Cet	2.0370	4500.0	89	11669	No
166	GOM_NL__2PRFIN20040524_081043_000000552027_00092_11669_2770.N1	24-MAY-2004 08:10:43	Dark	55.000	18	24Alp PsA	1.1660	9700.0	110	11669	No
167	GOM_NL__2PRFIN20040524_081238_000000442027_00092_11669_2771.N1	24-MAY-2004 08:12:38	Dark	43.500	9	Alp Eri	0.45300	24000.	87	11669	No
168	GOM_NL__2PRFIN20040524_081437_000000512027_00093_11670_2772.N1	24-MAY-2004 08:14:37	Dark	51.000	63	Bet Gru	2.1500	2800.0	102	11670	No
169	GOM_NL__2PRFIN20040524_081828_000000382027_00093_11670_2739.N1	24-MAY-2004 08:18:28	Dark	38.000	135	Bet Hyi	2.8200	5800.0	76	11670	No
170	GOM_NL__2PRFIN20040524_082140_000000442027_00093_11670_2740.N1	24-MAY-2004 08:21:40	Dark	44.000	45	Alp Pav	1.9400	26000.	88	11670	No
171	GOM_NL__2PRFIN20040524_082608_000000512027_00093_11670_2741.N1	24-MAY-2004 08:26:08	Straylight	51.000	43	Alp TrA	1.9100	4250.0	102	11670	No
172	GOM_NL__2PRFIN20040524_082815_000000412027_00093_11670_2742.N1	24-MAY-2004 08:28:15	Straylight	40.500	134	Bet TrA	2.8100	6600.0	81	11670	No
173	GOM_NL__2PRFIN20040524_083110_000000472027_00093_11670_2743.N1	24-MAY-2004 08:31:10	Straylight	46.500	40	The Sco	1.8590	7100.0	93	11670	No
174	GOM_NL__2PRFIN20040524_083301_000000522027_00093_11670_2744.N1	24-MAY-2004 08:33:01	Straylight	52.000	25	35Lam Sco	1.6200	28000.	104	11670	No
175	GOM_NL__2PRFIN20040524_083501_000000492027_00093_11670_2745.N1	24-MAY-2004 08:35:01	Twilight	48.500	75	26Eps Sco	2.2910	4250.0	97	11670	No
176	GOM_NL__2PRFIN20040524_083751_000000592027_00093_11670_2746.N1	24-MAY-2004 08:37:51	Bright	59.000	16	21Alp Sco	1.0200	3000.0	118	11670	No
177	GOM_NL__2PRFIN20040524_083924_000000422027_00093_11670_2747.N1	24-MAY-2004 08:39:24	Bright	42.000	80	7Del Sco	2.3160	30000.	84	11670	No
178	GOM_NL__2PRFIN20040524_084106_000000532027_00093_11670_2748.N1	24-MAY-2004 08:41:06	Bright	53.000	86	35Eta Oph	2.4300	10200.	106	11670	No
179	GOM_NL__2PRFIN20040524_084342_000000392027_00093_11670_2749.N1	24-MAY-2004 08:43:42	Bright	38.500	104	27Bet Lib	2.6140	13100.	77	11670	No
180	GOM_NL__2PRFIN20040524_084524_000000442027_00093_11670_2750.N1	24-MAY-2004 08:45:24	Bright	44.000	120	1Del Oph	2.7340	3200.0	88	11670	No
181	GOM_NL__2PRFIN20040524_084828_000000412027_00093_11670_2751.N1	24-MAY-2004 08:48:28	Bright	41.000	102	24Alp Ser	2.6000	4250.0	82	11670	No
182	GOM_NL__2PRFIN20040524_085205_000000362027_00093_11670_2752.N1	24-MAY-2004 08:52:05	Bright	35.500	3	16Alp Boo	-0.050000	4250.0	71	11670	No
183	GOM_NL__2PRFIN20040524_085415_000000372027_00093_11670_2753.N1	24-MAY-2004 08:54:15	Bright	36.500	83		2.3780	11000.	73	11670	No
184	GOM_NL__2PRFIN20040524_085725_000000362027_00093_11670_2754.N1	24-MAY-2004 08:57:25	Bright	36.000	180	27Gam Boo	3.0400	8000.0	72	11670	No
185	GOM_NL__2PRFIN20040524_090037_000000362027_00093_11670_2755.N1	24-MAY-2004 09:00:37	Bright	36.000	39	85Eta UMa	1.8540	24000.	72	11670	No
186	GOM_NL__2PRFIN20040524_090220_000000382027_00093_11670_2756.N1	24-MAY-2004 09:02:20	Bright	37.500	55	79Zet UMa	2.0600	10200.	75	11670	No
187	GOM_NL__2PRFIN20040524_090337_000000382027_00093_11670_2757.N1	24-MAY-2004 09:03:37	Bright	38.000	87	64Gam UMa	2.4330	11000.	76	11670	No
188	GOM_NL__2PRFIN20040524_090525_000000412027_00093_11670_2758.N1	24-MAY-2004 09:05:25	Bright	41.000	119	14Eta Dra	2.7270	4700.0	82	11670	No
189	GOM_NL__2PRFIN20040524_090736_000000392027_00093_11670_2759.N1	24-MAY-2004 09:07:36	Bright	38.500	60	7Bet UMi	2.0810	3950.0	77	11670	No
190	GOM_NL__2PRFIN20040524_091212_000000362027_00093_11670_2760.N1	24-MAY-2004 09:12:12	Bright	36.000	49	1Alp UMi	1.9900	6300.0	72	11670	No
191	GOM_NL__2PRFIN20040524_091613_000000472027_00093_11670_2761.N1	24-MAY-2004 09:16:13	Bright	47.000	89	5Alp Cep	2.4510	8000.0	94	11670	No
192	GOM_NL__2PRFIN20040524_092021_000000542027_00093_11670_2762.N1	24-MAY-2004 09:20:21	Bright	54.000	76	27Gam Cas	2.3000	30000.	108	11670	No
193	GOM_NL__2PRFIN20040524_092133_000000412027_00093_11670_2763.N1	24-MAY-2004 09:21:33	Bright	41.000	68	18Alp Cas	2.2250	4500.0	82	11670	No
194	GOM_NL__2PRFIN20040524_092748_000000422027_00093_11670_2764.N1	24-MAY-2004 09:27:48	Bright	41.500	53	43Bet And	2.0480	3300.0	83	11670	No
195	GOM_NL__2PRFIN20040524_093021_000000482027_00093_11670_2765.N1	24-MAY-2004 09:30:21	Twilight	48.000	58	21Alp And	2.0730	11000.	96	11670	No
196	GOM_NL__2PRFIN20040524_093451_000000502027_00093_11670_2766.N1	24-MAY-2004 09:34:51	Dark	50.000	140	88Gam Peg	2.8340	26000.	100	11670	No
197	GOM_NL__2PRFIN20040524_093710_000000702027_00093_11670_2767.N1	24-MAY-2004 09:37:10	Dark	69.500	90	54Alp Peg	2.4870	11000.	139	11670	No
198	GOM_NL__2PRFIN20040524_094341_000000472027_00093_11670_2768.N1	24-MAY-2004 09:43:41	Dark	47.000	52	16Bet Cet	2.0370	4500.0	94	11670	No
199	GOM_NL__2PRFIN20040524_095119_000000552027_00093_11670_2769.N1	24-MAY-2004 09:51:19	Dark	54.500	18	24Alp PsA	1.1660	9700.0	109	11670	No
200	GOM_NL__2PRFIN20040524_095314_000000502027_00093_11670_2770.N1	24-MAY-2004 09:53:14	Dark	49.500	9	Alp Eri	0.45300	24000.	99	11670	No
201	GOM_NL__2PRFIN20040524_095514_000000512027_00094_11671_2771.N1	24-MAY-2004 09:55:14	Dark	51.000	63	Bet Gru	2.1500	2800.0	102	11671	No
202	GOM_NL__2PRFIN20040524_095904_000000392027_00094_11671_2739.N1	24-MAY-2004 09:59:04	Dark	38.500	135	Bet Hyi	2.8200	5800.0	77	11671	No
203	GOM_NL__2PRFIN20040524_100216_000000442027_00094_11671_2740.N1	24-MAY-2004 10:02:16	Dark	44.000	45	Alp Pav	1.9400	26000.	88	11671	No
204	GOM_NL__2PRFIN20040524_100644_000000432027_00094_11671_2741.N1	24-MAY-2004 10:06:44	Straylight	43.000	43	Alp TrA	1.9100	4250.0	86	11671	No
205	GOM_NL__2PRFIN20040524_100851_000000392027_00094_11671_2742.N1	24-MAY-2004 10:08:51	Straylight	39.000	134	Bet TrA	2.8100	6600.0	78	11671	No
206	GOM_NL__2PRFIN20040524_101147_000000532027_00094_11671_2743.N1	24-MAY-2004 10:11:47	Straylight	52.500	40	The Sco	1.8590	7100.0	105	11671	No
207	GOM_NL__2PRFIN20040524_101337_000000542027_00094_11671_2744.N1	24-MAY-2004 10:13:37	Straylight	54.000	25	35Lam Sco	1.6200	28000.	108	11671	No
208	GOM_NL__2PRFIN20040524_101537_000000522027_00094_11671_2745.N1	24-MAY-2004 10:15:37	Twilight	51.500	75	26Eps Sco	2.2910	4250.0	103	11671	No
209	GOM_NL__2PRFIN20040524_101827_000000552027_00094_11671_2746.N1	24-MAY-2004 10:18:27	Bright	54.500	16	21Alp Sco	1.0200	3000.0	109	11671	No
210	GOM_NL__2PRFIN20040524_102000_000000442027_00094_11671_2747.N1	24-MAY-2004 10:20:00	Bright	44.000	80	7Del Sco	2.3160	30000.	88	11671	No
211	GOM_NL__2PRFIN20040524_102142_000000512027_00094_11671_2748.N1	24-MAY-2004 10:21:42	Bright	51.000	86	35Eta Oph	2.4300	10200.	102	11671	No
212	GOM_NL__2PRFIN20040524_102417_000000392027_00094_11671_2749.N1	24-MAY-2004 10:24:17	Bright	38.500	104	27Bet Lib	2.6140	13100.	77	11671	No
213	GOM_NL__2PRFIN20040524_102600_000000442027_00094_11671_2750.N1	24-MAY-2004 10:26:00	Bright	44.000	120	1Del Oph	2.7340	3200.0	88	11671	No
214	GOM_NL__2PRFIN20040524_102904_000000412027_00094_11671_2751.N1	24-MAY-2004 10:29:04	Bright	40.500	102	24Alp Ser	2.6000	4250.0	81	11671	No
215	GOM_NL__2PRFIN20040524_103241_000000382027_00094_11671_2752.N1	24-MAY-2004 10:32:41	Bright	38.000	3	16Alp Boo	-0.050000	4250.0	76	11671	No
216	GOM_NL__2PRFIN20040524_103450_000000392027_00094_11671_2753.N1	24-MAY-2004 10:34:50	Bright	39.000	83		2.3780	11000.	78	11671	No
217	GOM_NL__2PRFIN20040524_103800_000000372027_00094_11671_2754.N1	24-MAY-2004 10:38:00	Bright	37.000	180	27Gam Boo	3.0400	8000.0	74	11671	No
218	GOM_NL__2PRFIN20040524_104112_000000362027_00094_11671_2755.N1	24-MAY-2004 10:41:12	Bright	36.000	39	85Eta UMa	1.8540	24000.	72	11671	No
219	GOM_NL__2PRFIN20040524_104255_000000382027_00094_11671_2756.N1	24-MAY-2004 10:42:55	Bright	38.000	55	79Zet UMa	2.0600	10200.	76	11671	No

220	GOM_NL__2PRFIN20040524_104414_000000382027_00094_11671_2757.N1	24-MAY-2004 10:44:14	Bright	38.000	87	64Gam UMa	2.4330	11000.	76	11671	No
221	GOM_NL__2PRFIN20040524_104600_000000412027_00094_11671_2758.N1	24-MAY-2004 10:46:00	Bright	41.000	119	14Eta Dra	2.7270	4700.0	82	11671	No
222	GOM_NL__2PRFIN20040524_104812_000000362027_00094_11671_2759.N1	24-MAY-2004 10:48:12	Bright	35.500	60	7Bet UMi	2.0810	3950.0	71	11671	No
223	GOM_NL__2PRFIN20040524_105247_000000382027_00094_11671_2760.N1	24-MAY-2004 10:52:47	Bright	37.500	49	1Alp UMi	1.9900	6300.0	75	11671	No
224	GOM_NL__2PRFIN20040524_105648_000000482027_00094_11671_2761.N1	24-MAY-2004 10:56:48	Bright	47.500	89	5Alp Cep	2.4510	8000.0	95	11671	No
225	GOM_NL__2PRFIN20040524_110057_000000452027_00094_11671_2762.N1	24-MAY-2004 11:00:57	Bright	44.500	76	27Gam Cas	2.3000	30000.	89	11671	No
226	GOM_NL__2PRFIN20040524_110209_000000392027_00094_11671_2763.N1	24-MAY-2004 11:02:09	Bright	39.000	68	18Alp Cas	2.2250	4500.0	78	11671	No
227	GOM_NL__2PRFIN20040524_110824_000000392027_00094_11671_2764.N1	24-MAY-2004 11:08:24	Bright	39.000	53	43Bet And	2.0480	3300.0	78	11671	No
228	GOM_NL__2PRFIN20040524_111057_000000512027_00094_11671_2765.N1	24-MAY-2004 11:10:57	Twilight	50.500	58	21Alp And	2.0730	11000.	101	11671	No
229	GOM_NL__2PRFIN20040524_111527_000000492027_00094_11671_2766.N1	24-MAY-2004 11:15:27	Dark	49.000	140	88Gam Peg	2.8340	26000.	98	11671	No
230	GOM_NL__2PRFIN20040524_111747_000000652027_00094_11671_2767.N1	24-MAY-2004 11:17:47	Dark	65.000	90	54Alp Peg	2.4870	11000.	130	11671	No
231	GOM_NL__2PRFIN20040524_112417_000000502027_00094_11671_2768.N1	24-MAY-2004 11:24:17	Dark	50.000	52	16Bet Cet	2.0370	4500.0	100	11671	No
232	GOM_NL__2PRFIN20040524_113156_000000552027_00094_11671_2769.N1	24-MAY-2004 11:31:56	Dark	55.000	18	24Alp PsA	1.1660	9700.0	110	11671	No
233	GOM_NL__2PRFIN20040524_113350_000000452027_00094_11671_2770.N1	24-MAY-2004 11:33:50	Dark	45.000	9	Alp Eri	0.45300	24000.	90	11671	No
234	GOM_NL__2PRFIN20040524_113549_000000522027_00095_11672_2771.N1	24-MAY-2004 11:35:49	Dark	51.500	63	Bet Gru	2.1500	2800.0	103	11672	No
235	GOM_NL__2PRFIN20040524_113940_000000412027_00095_11672_2739.N1	24-MAY-2004 11:39:40	Dark	41.000	135	Bet Hyi	2.8200	5800.0	82	11672	No
236	GOM_NL__2PRFIN20040524_114252_000000442027_00095_11672_2740.N1	24-MAY-2004 11:42:52	Dark	44.000	45	Alp Pav	1.9400	26000.	88	11672	No
237	GOM_NL__2PRFIN20040524_114719_000000522027_00095_11672_2741.N1	24-MAY-2004 11:47:19	Straylight	51.500	43	Alp TrA	1.9100	4250.0	103	11672	No
238	GOM_NL__2PRFIN20040524_114926_000000412027_00095_11672_2742.N1	24-MAY-2004 11:49:26	Straylight	40.500	134	Bet TrA	2.8100	6600.0	81	11672	No
239	GOM_NL__2PRFIN20040524_115223_000000522027_00095_11672_2743.N1	24-MAY-2004 11:52:23	Straylight	51.500	40	The Sco	1.8590	7100.0	103	11672	No
240	GOM_NL__2PRFIN20040524_115413_000000542027_00095_11672_2744.N1	24-MAY-2004 11:54:13	Straylight	53.500	25	35Lam Sco	1.6200	28000.	107	11672	No
241	GOM_NL__2PRFIN20040524_115612_000000482027_00095_11672_2745.N1	24-MAY-2004 11:56:12	Twilight	48.000	75	26Eps Sco	2.2910	4250.0	96	11672	No
242	GOM_NL__2PRFIN20040524_115902_000000572027_00095_11672_2746.N1	24-MAY-2004 11:59:02	Bright	56.500	16	21Alp Sco	1.0200	3000.0	113	11672	No
243	GOM_NL__2PRFIN20040524_120035_000000462027_00095_11672_2747.N1	24-MAY-2004 12:00:35	Bright	45.500	80	7Del Sco	2.3160	30000.	91	11672	No
244	GOM_NL__2PRFIN20040524_120219_000000522027_00095_11672_2748.N1	24-MAY-2004 12:02:19	Bright	52.000	86	35Eta Oph	2.4300	10200.	104	11672	No
245	GOM_NL__2PRFIN20040524_120453_000000392027_00095_11672_2749.N1	24-MAY-2004 12:04:53	Bright	39.000	104	27Bet Lib	2.6140	13100.	78	11672	No
246	GOM_NL__2PRFIN20040524_120636_000000442027_00095_11672_2750.N1	24-MAY-2004 12:06:36	Bright	44.000	120	1Del Oph	2.7340	3200.0	88	11672	No
247	GOM_NL__2PRFIN20040524_120938_000000422027_00095_11672_2751.N1	24-MAY-2004 12:09:38	Bright	42.000	102	24Alp Ser	2.6000	4250.0	84	11672	No
248	GOM_NL__2PRFIN20040524_121317_000000402027_00095_11672_2752.N1	24-MAY-2004 12:13:17	Bright	39.500	3	16Alp Boo	-0.050000	4250.0	79	11672	No
249	GOM_NL__2PRFIN20040524_121526_000000402027_00095_11672_2753.N1	24-MAY-2004 12:15:26	Bright	40.000	83		2.3780	11000.	80	11672	No
250	GOM_NL__2PRFIN20040524_121836_000000372027_00095_11672_2754.N1	24-MAY-2004 12:18:36	Bright	37.000	180	27Gam Boo	3.0400	8000.0	74	11672	No
251	GOM_NL__2PRFIN20040524_122148_000000392027_00095_11672_2755.N1	24-MAY-2004 12:21:48	Bright	38.500	39	85Eta UMa	1.8540	24000.	77	11672	No
252	GOM_NL__2PRFIN20040524_122331_000000392027_00095_11672_2756.N1	24-MAY-2004 12:23:31	Bright	38.500	55	79Zet UMa	2.0600	10200.	77	11672	No
253	GOM_NL__2PRFIN20040524_122449_000000392027_00095_11672_2757.N1	24-MAY-2004 12:24:49	Bright	39.000	87	64Gam UMa	2.4330	11000.	78	11672	No
254	GOM_NL__2PRFIN20040524_122635_000000432027_00095_11672_2758.N1	24-MAY-2004 12:26:35	Bright	42.500	119	14Eta Dra	2.7270	4700.0	85	11672	No
255	GOM_NL__2PRFIN20040524_122848_000000392027_00095_11672_2759.N1	24-MAY-2004 12:28:48	Bright	38.500	60	7Bet UMi	2.0810	3950.0	77	11672	No
256	GOM_NL__2PRFIN20040524_123322_000000402027_00095_11672_2760.N1	24-MAY-2004 12:33:22	Bright	40.000	49	1Alp UMi	1.9900	6300.0	80	11672	No
257	GOM_NL__2PRFIN20040524_123724_000000462027_00095_11672_2761.N1	24-MAY-2004 12:37:24	Bright	46.000	89	5Alp Cep	2.4510	8000.0	92	11672	No
258	GOM_NL__2PRFIN20040524_124133_000000542027_00095_11672_2762.N1	24-MAY-2004 12:41:33	Bright	54.000	76	27Gam Cas	2.3000	30000.	108	11672	No
259	GOM_NL__2PRFIN20040524_124245_000000392027_00095_11672_2763.N1	24-MAY-2004 12:42:45	Bright	39.000	68	18Alp Cas	2.2250	4500.0	78	11672	No
260	GOM_NL__2PRFIN20040524_124900_000000422027_00095_11672_2764.N1	24-MAY-2004 12:49:00	Bright	42.000	53	43Bet And	2.0480	3300.0	84	11672	No
261	GOM_NL__2PRFIN20040524_125134_000000512027_00095_11672_2765.N1	24-MAY-2004 12:51:34	Twilight	50.500	58	21Alp And	2.0730	11000.	101	11672	No
262	GOM_NL__2PRFIN20040524_125604_000000482027_00095_11672_2766.N1	24-MAY-2004 12:56:04	Dark	47.500	140	88Gam Peg	2.8340	26000.	95	11672	No
263	GOM_NL__2PRFIN20040524_125823_000000692027_00095_11672_2767.N1	24-MAY-2004 12:58:23	Dark	68.500	90	54Alp Peg	2.4870	11000.	137	11672	No
264	GOM_NL__2PRFIN20040524_130454_000000472027_00095_11672_2768.N1	24-MAY-2004 13:04:54	Dark	46.500	52	16Bet Cet	2.0370	4500.0	93	11672	No
265	GOM_NL__2PRFIN20040524_131234_000000592027_00095_11672_2769.N1	24-MAY-2004 13:12:34	Dark	58.500	18	24Alp PsA	1.1660	9700.0	117	11672	No
266	GOM_NL__2PRFIN20040524_131427_000000492027_00095_11672_2770.N1	24-MAY-2004 13:14:27	Dark	48.500	9	Alp Eri	0.45300	24000.	97	11672	No
267	GOM_NL__2PRFIN20040524_131626_000000462027_00096_11673_2771.N1	24-MAY-2004 13:16:26	Dark	46.000	63	Bet Gru	2.1500	2800.0	92	11673	No
268	GOM_NL__2PRFIN20040524_132016_000000392027_00096_11673_2739.N1	24-MAY-2004 13:20:16	Dark	38.500	135	Bet Hyi	2.8200	5800.0	77	11673	No
269	GOM_NL__2PRFIN20040524_132330_000000462027_00096_11673_2740.N1	24-MAY-2004 13:23:30	Dark	45.500	45	Alp Pav	1.9400	26000.	91	11673	No
270	GOM_NL__2PRFIN20040524_132755_000000432027_00096_11673_2741.N1	24-MAY-2004 13:27:55	Straylight	42.500	43	Alp TrA	1.9100	4250.0	85	11673	No
271	GOM_NL__2PRFIN20040524_133002_000000402027_00096_11673_2742.N1	24-MAY-2004 13:30:02	Straylight	40.000	134	Bet TrA	2.8100	6600.0	80	11673	No
272	GOM_NL__2PRFIN20040524_133259_000000522027_00096_11673_2743.N1	24-MAY-2004 13:32:59	Straylight	51.500	40	The Sco	1.8590	7100.0	103	11673	No
273	GOM_NL__2PRFIN20040524_133449_000000512027_00096_11673_2744.N1	24-MAY-2004 13:34:49	Straylight	50.500	25	35Lam Sco	1.6200	28000.	101	11673	No
274	GOM_NL__2PRFIN20040524_133648_000000502027_00096_11673_2745.N1	24-MAY-2004 13:36:48	Twilight	49.500	75	26Eps Sco	2.2910	4250.0	99	11673	No
275	GOM_NL__2PRFIN20040524_133938_000000592027_00096_11673_2746.N1	24-MAY-2004 13:39:38	Bright	59.000	16	21Alp Sco	1.0200	3000.0	118	11673	No
276	GOM_NL__2PRFIN20040524_134112_000000452027_00096_11673_2747.N1	24-MAY-2004 13:41:12	Bright	45.000	80	7Del Sco	2.3160	30000.	90	11673	No
277	GOM_NL__2PRFIN20040524_134254_000000522027_00096_11673_2748.N1	24-MAY-2004 13:42:54	Bright	51.500	86	35Eta Oph	2.4300	10200.	103	11673	No
278	GOM_NL__2PRFIN20040524_134529_000000392027_00096_11673_2749.N1	24-MAY-2004 13:45:29	Bright	39.000	104	27Bet Lib	2.6140	13100.	78	11673	No

279	GOM_NL__2PRFIN20040524_134711_000000442027_00096_11673_2750.N1	24-MAY-2004 13:47:11	Bright	44.000	120	1Del Oph	2.7340	3200.0	88	11673	No
280	GOM_NL__2PRFIN20040524_135015_000000422027_00096_11673_2751.N1	24-MAY-2004 13:50:15	Bright	41.500	102	24Alp Ser	2.6000	4250.0	83	11673	No
281	GOM_NL__2PRFIN20040524_135352_000000372027_00096_11673_2752.N1	24-MAY-2004 13:53:52	Bright	37.000	3	16Alp Boo	-0.050000	4250.0	74	11673	No
282	GOM_NL__2PRFIN20040524_135602_000000412027_00096_11673_2753.N1	24-MAY-2004 13:56:02	Bright	40.500	83		2.3780	11000.	81	11673	No
283	GOM_NL__2PRFIN20040524_135912_000000392027_00096_11673_2754.N1	24-MAY-2004 13:59:12	Bright	38.500	180	27Gam Boo	3.0400	8000.0	77	11673	No
284	GOM_NL__2PRFIN20040524_140224_000000372027_00096_11673_2755.N1	24-MAY-2004 14:02:24	Bright	36.500	39	85Eta UMa	1.8540	24000.	73	11673	No
285	GOM_NL__2PRFIN20040524_140407_000000392027_00096_11673_2756.N1	24-MAY-2004 14:04:07	Bright	38.500	55	79Zet UMa	2.0600	10200.	77	11673	No
286	GOM_NL__2PRFIN20040524_140527_000000402027_00096_11673_2757.N1	24-MAY-2004 14:05:27	Bright	40.000	87	64Gam UMa	2.4330	11000.	80	11673	No
287	GOM_NL__2PRFIN20040524_140711_000000382027_00096_11673_2758.N1	24-MAY-2004 14:07:11	Bright	37.500	119	14Eta Dra	2.7270	4700.0	75	11673	No
288	GOM_NL__2PRFIN20040524_140924_000000382027_00096_11673_2759.N1	24-MAY-2004 14:09:24	Bright	38.000	60	7Bet UMi	2.0810	3950.0	76	11673	No
289	GOM_NL__2PRFIN20040524_141358_000000382027_00096_11673_2760.N1	24-MAY-2004 14:13:58	Bright	38.000	49	1Alp UMi	1.9900	6300.0	76	11673	No
290	GOM_NL__2PRFIN20040524_141759_000000462027_00096_11673_2761.N1	24-MAY-2004 14:17:59	Bright	45.500	89	5Alp Cep	2.4510	8000.0	91	11673	No
291	GOM_NL__2PRFIN20040524_142209_000000372027_00096_11673_2762.N1	24-MAY-2004 14:22:09	Bright	36.500	76	27Gam Cas	2.3000	30000.	73	11673	No
292	GOM_NL__2PRFIN20040524_142320_000000552027_00096_11673_2763.N1	24-MAY-2004 14:23:20	Bright	54.500	68	18Alp Cas	2.2250	4500.0	109	11673	No
293	GOM_NL__2PRFIN20040524_142936_000000422027_00096_11673_2764.N1	24-MAY-2004 14:29:36	Bright	42.000	53	43Bet And	2.0480	3300.0	84	11673	No
294	GOM_NL__2PRFIN20040524_143209_000000492027_00096_11673_2765.N1	24-MAY-2004 14:32:09	Twilight	49.000	58	21Alp And	2.0730	11000.	98	11673	No
295	GOM_NL__2PRFIN20040524_143639_000000492027_00096_11673_2766.N1	24-MAY-2004 14:36:39	Dark	48.500	140	88Gam Peg	2.8340	26000.	97	11673	No
296	GOM_NL__2PRFIN20040524_143900_000000702027_00096_11673_2767.N1	24-MAY-2004 14:39:00	Dark	69.500	90	54Alp Peg	2.4870	11000.	139	11673	No
297	GOM_NL__2PRFIN20040524_144531_000000422027_00096_11673_2768.N1	24-MAY-2004 14:45:31	Dark	42.000	52	16Bet Cet	2.0370	4500.0	84	11673	No
298	GOM_NL__2PRFIN20040524_145310_000000582027_00096_11673_2769.N1	24-MAY-2004 14:53:10	Dark	58.000	18	24Alp PsA	1.1660	9700.0	116	11673	No
299	GOM_NL__2PRFIN20040524_145502_000000482027_00096_11673_2770.N1	24-MAY-2004 14:55:02	Dark	48.000	9	Alp Eri	0.45300	24000.	96	11673	No
300	GOM_NL__2PRFIN20040524_145703_000000592027_00097_11674_2771.N1	24-MAY-2004 14:57:03	Dark	59.000	63	Bet Gru	2.1500	2800.0	118	11674	No
301	GOM_NL__2PRFIN20040524_150052_000000382027_00097_11674_2739.N1	24-MAY-2004 15:00:52	Dark	37.500	135	Bet Hyi	2.8200	5800.0	75	11674	No
302	GOM_NL__2PRFIN20040524_150406_000000432027_00097_11674_2740.N1	24-MAY-2004 15:04:06	Dark	42.500	45	Alp Pav	1.9400	26000.	85	11674	No
303	GOM_NL__2PRFIN20040524_150832_000000422027_00097_11674_2741.N1	24-MAY-2004 15:08:32	Straylight	41.500	43	Alp TrA	1.9100	4250.0	83	11674	No
304	GOM_NL__2PRFIN20040524_151039_000000392027_00097_11674_2742.N1	24-MAY-2004 15:10:39	Straylight	38.500	134	Bet TrA	2.8100	6600.0	77	11674	No
305	GOM_NL__2PRFIN20040524_151336_000000512027_00097_11674_2743.N1	24-MAY-2004 15:13:36	Straylight	51.000	40	The Sco	1.8590	7100.0	102	11674	No
306	GOM_NL__2PRFIN20040524_151526_000000492027_00097_11674_2744.N1	24-MAY-2004 15:15:26	Straylight	49.000	25	35Lam Sco	1.6200	28000.	98	11674	No
307	GOM_NL__2PRFIN20040524_151725_000000542027_00097_11674_2745.N1	24-MAY-2004 15:17:25	Twilight	54.000	75	26Eps Sco	2.2910	4250.0	108	11674	No
308	GOM_NL__2PRFIN20040524_152015_000000592027_00097_11674_2746.N1	24-MAY-2004 15:20:15	Bright	59.000	16	21Alp Sco	1.0200	3000.0	118	11674	No
309	GOM_NL__2PRFIN20040524_152148_000000452027_00097_11674_2747.N1	24-MAY-2004 15:21:48	Bright	45.000	80	7Del Sco	2.3160	30000.	90	11674	No
310	GOM_NL__2PRFIN20040524_152330_000000532027_00097_11674_2748.N1	24-MAY-2004 15:23:30	Bright	53.000	86	35Eta Oph	2.4300	10200.	106	11674	No
311	GOM_NL__2PRFIN20040524_152605_000000382027_00097_11674_2749.N1	24-MAY-2004 15:26:05	Bright	38.000	104	27Bet Lib	2.6140	13100.	76	11674	No
312	GOM_NL__2PRFIN20040524_152747_000000442027_00097_11674_2750.N1	24-MAY-2004 15:27:47	Bright	44.000	120	1Del Oph	2.7340	3200.0	88	11674	No
313	GOM_NL__2PRFIN20040524_153051_000000412027_00097_11674_2751.N1	24-MAY-2004 15:30:51	Bright	40.500	102	24Alp Ser	2.6000	4250.0	81	11674	No
314	GOM_NL__2PRFIN20040524_153428_000000372027_00097_11674_2752.N1	24-MAY-2004 15:34:28	Bright	37.000	3	16Alp Boo	-0.050000	4250.0	74	11674	No
315	GOM_NL__2PRFIN20040524_153638_000000372027_00097_11674_2753.N1	24-MAY-2004 15:36:38	Bright	37.000	83		2.3780	11000.	74	11674	No
316	GOM_NL__2PRFIN20040524_153948_000000372027_00097_11674_2754.N1	24-MAY-2004 15:39:48	Bright	36.500	180	27Gam Boo	3.0400	8000.0	73	11674	No
317	GOM_NL__2PRFIN20040524_154301_000000372027_00097_11674_2755.N1	24-MAY-2004 15:43:01	Bright	37.000	39	85Eta UMa	1.8540	24000.	74	11674	No
318	GOM_NL__2PRFIN20040524_154444_000000402027_00097_11674_2756.N1	24-MAY-2004 15:44:44	Bright	40.000	55	79Zet UMa	2.0600	10200.	80	11674	No
319	GOM_NL__2PRFIN20040524_154603_000000372027_00097_11674_2757.N1	24-MAY-2004 15:46:03	Bright	37.000	87	64Gam UMa	2.4330	11000.	74	11674	No
320	GOM_NL__2PRFIN20040524_154747_000000422027_00097_11674_2758.N1	24-MAY-2004 15:47:47	Bright	42.000	119	14Eta Dra	2.7270	4700.0	84	11674	No
321	GOM_NL__2PRFIN20040524_154959_000000402027_00097_11674_2759.N1	24-MAY-2004 15:49:59	Bright	39.500	60	7Bet UMi	2.0810	3950.0	79	11674	No
322	GOM_NL__2PRFIN20040524_155435_000000382027_00097_11674_2760.N1	24-MAY-2004 15:54:35	Bright	37.500	49	1Alp UMi	1.9900	6300.0	75	11674	No
323	GOM_NL__2PRFIN20040524_155834_000000472027_00097_11674_2761.N1	24-MAY-2004 15:58:34	Bright	47.000	89	5Alp Cep	2.4510	8000.0	94	11674	No
324	GOM_NL__2PRFIN20040524_160245_000000372027_00097_11674_2762.N1	24-MAY-2004 16:02:45	Bright	36.500	76	27Gam Cas	2.3000	30000.	73	11674	No
325	GOM_NL__2PRFIN20040524_160356_000000402027_00097_11674_2763.N1	24-MAY-2004 16:03:56	Bright	39.500	68	18Alp Cas	2.2250	4500.0	79	11674	No
326	GOM_NL__2PRFIN20040524_161012_000000412027_00097_11674_2764.N1	24-MAY-2004 16:10:12	Bright	41.000	53	43Bet And	2.0480	3300.0	82	11674	No
327	GOM_NL__2PRFIN20040524_161246_000000512027_00097_11674_2765.N1	24-MAY-2004 16:12:46	Twilight	50.500	58	21Alp And	2.0730	11000.	101	11674	No
328	GOM_NL__2PRFIN20040524_161717_000000482027_00097_11674_2766.N1	24-MAY-2004 16:17:17	Dark	48.000	140	88Gam Peg	2.8340	26000.	96	11674	No
329	GOM_NL__2PRFIN20040524_161937_000000702027_00097_11674_2767.N1	24-MAY-2004 16:19:37	Dark	69.500	90	54Alp Peg	2.4870	11000.	139	11674	No
330	GOM_NL__2PRFIN20040524_162607_000000482027_00097_11674_2768.N1	24-MAY-2004 16:26:07	Dark	48.000	52	16Bet Cet	2.0370	4500.0	96	11674	No
331	GOM_NL__2PRFIN20040524_163348_000000602027_00097_11674_2769.N1	24-MAY-2004 16:33:48	Dark	59.500	18	24Alp PsA	1.1660	9700.0	119	11674	No
332	GOM_NL__2PRFIN20040524_163538_000000452027_00097_11674_2770.N1	24-MAY-2004 16:35:38	Dark	45.000	9	Alp Eri	0.45300	24000.	90	11674	No
333	GOM_NL__2PRFIN20040524_163741_000000582027_00098_11675_2771.N1	24-MAY-2004 16:37:41	Dark	57.500	63	Bet Gru	2.1500	2800.0	115	11675	No
334	GOM_NL__2PRFIN20040524_164128_000000382027_00098_11675_2739.N1	24-MAY-2004 16:41:28	Dark	38.000	135	Bet Hyi	2.8200	5800.0	76	11675	No
335	GOM_NL__2PRFIN20040524_164443_000000442027_00098_11675_2740.N1	24-MAY-2004 16:44:43	Dark	44.000	45	Alp Pav	1.9400	26000.	88	11675	No
336	GOM_NL__2PRFIN20040524_164908_000000422027_00098_11675_2741.N1	24-MAY-2004 16:49:08	Straylight	42.000	43	Alp TrA	1.9100	4250.0	84	11675	No
337	GOM_NL__2PRFIN20040524_165115_000000392027_00098_11675_2742.N1	24-MAY-2004 16:51:15	Straylight	38.500	134	Bet TrA	2.8100	6600.0	77	11675	No



338	GOM_NL__2PRFIN20040524_165244_000000512027_00098_11675_2743.N1	24-MAY-2004 16:52:44	Straylight	50.500	4	Alp1Cen	-0.010000	5800.0	101	11675	No
339	GOM_NL__2PRFIN20040524_165412_000000522027_00098_11675_2744.N1	24-MAY-2004 16:54:12	Straylight	51.500	40	The Sco	1.8590	7100.0	103	11675	No
340	GOM_NL__2PRFIN20040524_165603_000000512027_00098_11675_2745.N1	24-MAY-2004 16:56:03	Straylight	50.500	25	35Lam Sco	1.6200	28000.	101	11675	No
341	GOM_NL__2PRFIN20040524_165802_000000552027_00098_11675_2746.N1	24-MAY-2004 16:58:02	Tw_i_and_stray	54.500	75	26Eps Sco	2.2910	4250.0	109	11675	No
342	GOM_NL__2PRFIN20040524_170051_000000592027_00098_11675_2747.N1	24-MAY-2004 17:00:51	Bright	59.000	16	21Alp Sco	1.0200	3000.0	118	11675	No
343	GOM_NL__2PRFIN20040524_170224_000000442027_00098_11675_2748.N1	24-MAY-2004 17:02:24	Bright	43.500	80	7Del Sco	2.3160	30000.	87	11675	No
344	GOM_NL__2PRFIN20040524_170406_000000522027_00098_11675_2749.N1	24-MAY-2004 17:04:06	Bright	51.500	86	35Eta Oph	2.4300	10200.	103	11675	No
345	GOM_NL__2PRFIN20040524_170641_000000392027_00098_11675_2750.N1	24-MAY-2004 17:06:41	Bright	38.500	104	27Bet Lib	2.6140	13100.	77	11675	No
346	GOM_NL__2PRFIN20040524_170823_000000442027_00098_11675_2751.N1	24-MAY-2004 17:08:23	Bright	44.000	120	1Del Oph	2.7340	3200.0	88	11675	No
347	GOM_NL__2PRFIN20040524_171126_000000412027_00098_11675_2752.N1	24-MAY-2004 17:11:26	Bright	41.000	102	24Alp Ser	2.6000	4250.0	82	11675	No
348	GOM_NL__2PRFIN20040524_171505_000000372027_00098_11675_2753.N1	24-MAY-2004 17:15:05	Bright	37.000	3	16Alp Boo	-0.050000	4250.0	74	11675	No
349	GOM_NL__2PRFIN20040524_171714_000000382027_00098_11675_2754.N1	24-MAY-2004 17:17:14	Bright	37.500	83		2.3780	11000.	75	11675	No
350	GOM_NL__2PRFIN20040524_172024_000000382027_00098_11675_2755.N1	24-MAY-2004 17:20:24	Bright	37.500	180	27Gam Boo	3.0400	8000.0	75	11675	No
351	GOM_NL__2PRFIN20040524_172337_000000382027_00098_11675_2756.N1	24-MAY-2004 17:23:37	Bright	38.000	39	85Eta UMa	1.8540	24000.	76	11675	No
352	GOM_NL__2PRFIN20040524_172519_000000392027_00098_11675_2757.N1	24-MAY-2004 17:25:19	Bright	38.500	55	79Zet UMa	2.0600	10200.	77	11675	No
353	GOM_NL__2PRFIN20040524_172639_000000392027_00098_11675_2758.N1	24-MAY-2004 17:26:39	Bright	39.000	87	64Gam UMa	2.4330	11000.	78	11675	No
354	GOM_NL__2PRFIN20040524_172822_000000412027_00098_11675_2759.N1	24-MAY-2004 17:28:22	Bright	41.000	119	14Eta Dra	2.7270	4700.0	82	11675	No
355	GOM_NL__2PRFIN20040524_173035_000000392027_00098_11675_2760.N1	24-MAY-2004 17:30:35	Bright	38.500	60	7Bet UMi	2.0810	3950.0	77	11675	No
356	GOM_NL__2PRFIN20040524_173510_000000392027_00098_11675_2761.N1	24-MAY-2004 17:35:10	Bright	39.000	49	1Alp UMi	1.9900	6300.0	78	11675	No
357	GOM_NL__2PRFIN20040524_173910_000000492027_00098_11675_2762.N1	24-MAY-2004 17:39:10	Bright	48.500	89	5Alp Cep	2.4510	8000.0	97	11675	No
358	GOM_NL__2PRFIN20040524_174320_000000372027_00098_11675_2763.N1	24-MAY-2004 17:43:20	Bright	37.000	76	27Gam Cas	2.3000	30000.	74	11675	No
359	GOM_NL__2PRFIN20040524_174432_000000452027_00098_11675_2764.N1	24-MAY-2004 17:44:32	Bright	45.000	68	18Alp Cas	2.2250	4500.0	90	11675	No
360	GOM_NL__2PRFIN20040524_175048_000000412027_00098_11675_2765.N1	24-MAY-2004 17:50:48	Bright	40.500	53	43Bet And	2.0480	3300.0	81	11675	No
361	GOM_NL__2PRFIN20040524_175322_000000512027_00098_11675_2766.N1	24-MAY-2004 17:53:22	Tw_i_and_stray	50.500	58	21Alp And	2.0730	11000.	101	11675	No
362	GOM_NL__2PRFIN20040524_175753_000000472027_00098_11675_2767.N1	24-MAY-2004 17:57:53	Dark	47.000	140	88Gam Peg	2.8340	26000.	94	11675	No
363	GOM_NL__2PRFIN20040524_180014_000000712027_00098_11675_2768.N1	24-MAY-2004 18:00:14	Dark	70.500	90	54Alp Peg	2.4870	11000.	141	11675	No
364	GOM_NL__2PRFIN20040524_180644_000000492027_00098_11675_2769.N1	24-MAY-2004 18:06:44	Dark	49.000	52	16Bet Cet	2.0370	4500.0	98	11675	No
365	GOM_NL__2PRFIN20040524_181615_000000432027_00098_11675_2770.N1	24-MAY-2004 18:16:15	Dark	43.000	9	Alp Eri	0.45300	24000.	86	11675	No
366	GOM_NL__2PRFIN20040524_181817_000000482027_00099_11676_2771.N1	24-MAY-2004 18:18:17	Dark	48.000	63	Bet Gru	2.1500	2800.0	96	11676	No
367	GOM_NL__2PRFIN20040524_182204_000000392027_00099_11676_2759.N1	24-MAY-2004 18:22:04	Dark	39.000	135	Bet Hyi	2.8200	5800.0	78	11676	No
368	GOM_NL__2PRFIN20040524_182520_000000442027_00099_11676_2760.N1	24-MAY-2004 18:25:20	Dark	43.500	45	Alp Pav	1.9400	26000.	87	11676	No
369	GOM_NL__2PRFIN20040524_182945_000000392027_00099_11676_2761.N1	24-MAY-2004 18:29:45	Straylight	39.000	43	Alp TrA	1.9100	4250.0	78	11676	No
370	GOM_NL__2PRFIN20040524_183152_000000382027_00099_11676_2762.N1	24-MAY-2004 18:31:52	Straylight	38.000	134	Bet TrA	2.8100	6600.0	76	11676	No
371	GOM_NL__2PRFIN20040524_183321_000000502027_00099_11676_2763.N1	24-MAY-2004 18:33:21	Straylight	50.000	4	Alp1Cen	-0.010000	5800.0	100	11676	No
372	GOM_NL__2PRFIN20040524_183449_000000522027_00099_11676_2764.N1	24-MAY-2004 18:34:49	Straylight	51.500	40	The Sco	1.8590	7100.0	103	11676	No
373	GOM_NL__2PRFIN20040524_183639_000000522027_00099_11676_2765.N1	24-MAY-2004 18:36:39	Straylight	51.500	25	35Lam Sco	1.6200	28000.	103	11676	No
374	GOM_NL__2PRFIN20040524_183838_000000562027_00099_11676_2766.N1	24-MAY-2004 18:38:38	Tw_i_and_stray	56.000	75	26Eps Sco	2.2910	4250.0	112	11676	No
375	GOM_NL__2PRFIN20040524_184128_000000592027_00099_11676_2767.N1	24-MAY-2004 18:41:28	Bright	59.000	16	21Alp Sco	1.0200	3000.0	118	11676	No
376	GOM_NL__2PRFIN20040524_184301_000000432027_00099_11676_2768.N1	24-MAY-2004 18:43:01	Bright	42.500	80	7Del Sco	2.3160	30000.	85	11676	No
377	GOM_NL__2PRFIN20040524_184442_000000532027_00099_11676_2769.N1	24-MAY-2004 18:44:42	Bright	53.000	86	35Eta Oph	2.4300	10200.	106	11676	No
378	GOM_NL__2PRFIN20040524_184717_000000392027_00099_11676_2770.N1	24-MAY-2004 18:47:17	Bright	39.000	104	27Bet Lib	2.6140	13100.	78	11676	No
379	GOM_NL__2PRFIN20040524_184859_000000442027_00099_11676_2771.N1	24-MAY-2004 18:48:59	Bright	44.000	120	1Del Oph	2.7340	3200.0	88	11676	No
380	GOM_NL__2PRFIN20040524_185203_000000402027_00099_11676_2772.N1	24-MAY-2004 18:52:03	Bright	40.000	102	24Alp Ser	2.6000	4250.0	80	11676	No
381	GOM_NL__2PRFIN20040524_185541_000000372027_00099_11676_2773.N1	24-MAY-2004 18:55:41	Bright	36.500	3	16Alp Boo	-0.050000	4250.0	73	11676	No
382	GOM_NL__2PRFIN20040524_185750_000000402027_00099_11676_2774.N1	24-MAY-2004 18:57:50	Bright	40.000	83		2.3780	11000.	80	11676	No
383	GOM_NL__2PRFIN20040524_190101_000000352027_00099_11676_2775.N1	24-MAY-2004 19:01:01	Bright	35.000	180	27Gam Boo	3.0400	8000.0	70	11676	No
384	GOM_NL__2PRFIN20040524_190413_000000372027_00099_11676_2776.N1	24-MAY-2004 19:04:13	Bright	36.500	39	85Eta UMa	1.8540	24000.	73	11676	No
385	GOM_NL__2PRFIN20040524_190557_000000372027_00099_11676_2777.N1	24-MAY-2004 19:05:57	Bright	37.000	55	79Zet UMa	2.0600	10200.	74	11676	No
386	GOM_NL__2PRFIN20040524_190715_000000392027_00099_11676_2778.N1	24-MAY-2004 19:07:15	Bright	39.000	87	64Gam UMa	2.4330	11000.	78	11676	No
387	GOM_NL__2PRFIN20040524_190858_000000422027_00099_11676_2779.N1	24-MAY-2004 19:08:58	Bright	41.500	119	14Eta Dra	2.7270	4700.0	83	11676	No
388	GOM_NL__2PRFIN20040524_191112_000000382027_00099_11676_2780.N1	24-MAY-2004 19:11:12	Bright	38.000	60	7Bet UMi	2.0810	3950.0	76	11676	No
389	GOM_NL__2PRFIN20040524_191548_000000382027_00099_11676_2781.N1	24-MAY-2004 19:15:48	Bright	38.000	49	1Alp UMi	1.9900	6300.0	76	11676	No
390	GOM_NL__2PRFIN20040524_191946_000000482027_00099_11676_2782.N1	24-MAY-2004 19:19:46	Bright	47.500	89	5Alp Cep	2.4510	8000.0	95	11676	No
391	GOM_NL__2PRFIN20040524_192357_000000362027_00099_11676_2783.N1	24-MAY-2004 19:23:57	Bright	35.500	76	27Gam Cas	2.3000	30000.	71	11676	No
392	GOM_NL__2PRFIN20040524_192509_000000412027_00099_11676_2784.N1	24-MAY-2004 19:25:09	Bright	40.500	68	18Alp Cas	2.2250	4500.0	81	11676	No
393	GOM_NL__2PRFIN20040524_193125_000000412027_00099_11676_2785.N1	24-MAY-2004 19:31:25	Bright	40.500	53	43Bet And	2.0480	3300.0	81	11676	No
394	GOM_NL__2PRFIN20040524_193358_000000512027_00099_11676_2786.N1	24-MAY-2004 19:33:58	Tw_i_and_stray	51.000	58	21Alp And	2.0730	11000.	102	11676	No
395	GOM_NL__2PRFIN20040524_193830_000000492027_00099_11676_2787.N1	24-MAY-2004 19:38:30	Dark	48.500	140	88Gam Peg	2.8340	26000.	97	11676	No
396	GOM_NL__2PRFIN20040524_194050_000000692027_00099_11676_2788.N1	24-MAY-2004 19:40:50	Dark	68.500	90	54Alp Peg	2.4870	11000.	137	11676	No



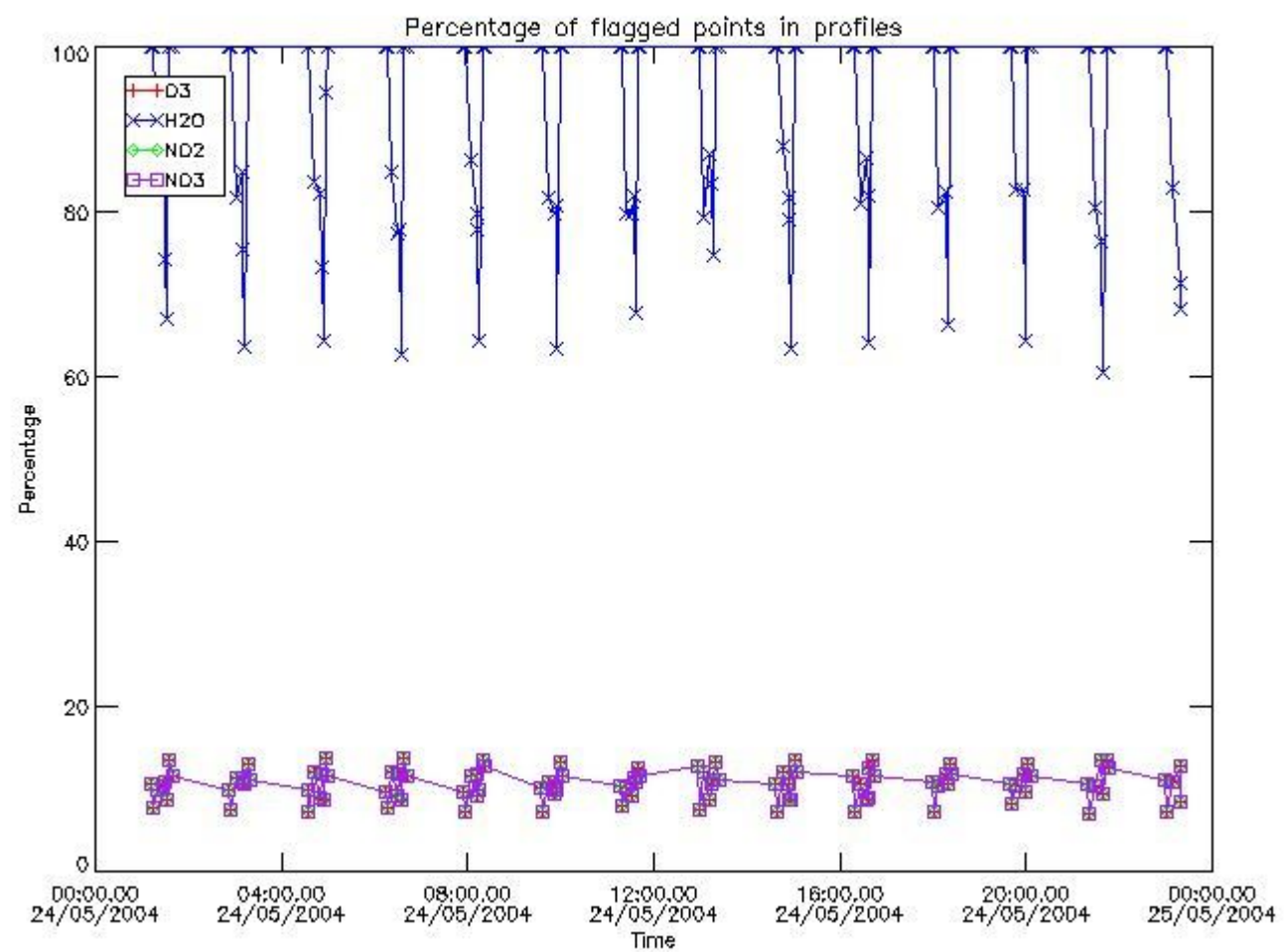
397	GOM_NL__2PRFIN20040524_194720_000000502027_00099_11676_2789.N1	24-MAY-2004 19:47:20	Dark	49.500	52	16Bet Cet	2.0370	4500.0	99	11676	No
398	GOM_NL__2PRFIN20040524_195651_000000442027_00099_11676_2790.N1	24-MAY-2004 19:56:51	Dark	43.500	9	Alp Eri	0.45300	24000.	87	11676	No
399	GOM_NL__2PRFIN20040524_195855_000000532027_00100_11677_2791.N1	24-MAY-2004 19:58:55	Dark	52.500	63	Bet Gru	2.1500	2800.0	105	11677	No
400	GOM_NL__2PRFIN20040524_200240_000000402027_00100_11677_2759.N1	24-MAY-2004 20:02:40	Dark	39.500	135	Bet Hyi	2.8200	5800.0	79	11677	No
401	GOM_NL__2PRFIN20040524_200557_000000452027_00100_11677_2760.N1	24-MAY-2004 20:05:57	Dark	44.500	45	Alp Pav	1.9400	26000.	89	11677	No
402	GOM_NL__2PRFIN20040524_201021_000000412027_00100_11677_2761.N1	24-MAY-2004 20:10:21	Straylight	40.500	43	Alp TrA	1.9100	4250.0	81	11677	No
403	GOM_NL__2PRFIN20040524_201228_000000382027_00100_11677_2762.N1	24-MAY-2004 20:12:28	Straylight	37.500	134	Bet TrA	2.8100	6600.0	75	11677	No
404	GOM_NL__2PRFIN20040524_201356_000000452027_00100_11677_2763.N1	24-MAY-2004 20:13:56	Straylight	45.000	4	Alp1Cen	-0.010000	5800.0	90	11677	No
405	GOM_NL__2PRFIN20040524_201526_000000522027_00100_11677_2764.N1	24-MAY-2004 20:15:26	Straylight	51.500	40	The Sco	1.8590	7100.0	103	11677	No
406	GOM_NL__2PRFIN20040524_201716_000000532027_00100_11677_2765.N1	24-MAY-2004 20:17:16	Straylight	52.500	25	35Lam Sco	1.6200	28000.	105	11677	No
407	GOM_NL__2PRFIN20040524_201915_000000512027_00100_11677_2766.N1	24-MAY-2004 20:19:15	Tw_i_and_stray	50.500	75	26Eps Sco	2.2910	4250.0	101	11677	No
408	GOM_NL__2PRFIN20040524_202204_000000592027_00100_11677_2767.N1	24-MAY-2004 20:22:04	Bright	59.000	16	21Alp Sco	1.0200	3000.0	118	11677	No
409	GOM_NL__2PRFIN20040524_202337_000000432027_00100_11677_2768.N1	24-MAY-2004 20:23:37	Bright	42.500	80	7Del Sco	2.3160	30000.	85	11677	No
410	GOM_NL__2PRFIN20040524_202519_000000512027_00100_11677_2769.N1	24-MAY-2004 20:25:19	Bright	51.000	86	35Eta Oph	2.4300	10200.	102	11677	No
411	GOM_NL__2PRFIN20040524_202753_000000392027_00100_11677_2770.N1	24-MAY-2004 20:27:53	Bright	38.500	104	27Bet Lib	2.6140	13100.	77	11677	No
412	GOM_NL__2PRFIN20040524_202935_000000442027_00100_11677_2771.N1	24-MAY-2004 20:29:35	Bright	44.000	120	1Del Oph	2.7340	3200.0	88	11677	No
413	GOM_NL__2PRFIN20040524_203239_000000402027_00100_11677_2772.N1	24-MAY-2004 20:32:39	Bright	40.000	102	24Alp Ser	2.6000	4250.0	80	11677	No
414	GOM_NL__2PRFIN20040524_203618_000000362027_00100_11677_2773.N1	24-MAY-2004 20:36:18	Bright	36.000	3	16Alp Boo	-0.050000	4250.0	72	11677	No
415	GOM_NL__2PRFIN20040524_203826_000000382027_00100_11677_2774.N1	24-MAY-2004 20:38:26	Bright	38.000	83		2.3780	11000.	76	11677	No
416	GOM_NL__2PRFIN20040524_204136_000000372027_00100_11677_2775.N1	24-MAY-2004 20:41:36	Bright	36.500	180	27Gam Boo	3.0400	8000.0	73	11677	No
417	GOM_NL__2PRFIN20040524_204449_000000372027_00100_11677_2776.N1	24-MAY-2004 20:44:49	Bright	36.500	39	85Eta UMa	1.8540	24000.	73	11677	No
418	GOM_NL__2PRFIN20040524_204633_000000392027_00100_11677_2777.N1	24-MAY-2004 20:46:33	Bright	38.500	55	79Zet UMa	2.0600	10200.	77	11677	No
419	GOM_NL__2PRFIN20040524_204752_000000402027_00100_11677_2778.N1	24-MAY-2004 20:47:52	Bright	40.000	87	64Gam UMa	2.4330	11000.	80	11677	No
420	GOM_NL__2PRFIN20040524_204934_000000422027_00100_11677_2779.N1	24-MAY-2004 20:49:34	Bright	41.500	119	14Eta Dra	2.7270	4700.0	83	11677	No
421	GOM_NL__2PRFIN20040524_205148_000000382027_00100_11677_2780.N1	24-MAY-2004 20:51:48	Bright	38.000	60	7Bet UMi	2.0810	3950.0	76	11677	No
422	GOM_NL__2PRFIN20040524_205624_000000382027_00100_11677_2781.N1	24-MAY-2004 20:56:24	Bright	38.000	49	1Alp UMi	1.9900	6300.0	76	11677	No
423	GOM_NL__2PRFIN20040524_210021_000000462027_00100_11677_2782.N1	24-MAY-2004 21:00:21	Bright	46.000	89	5Alp Cep	2.4510	8000.0	92	11677	No
424	GOM_NL__2PRFIN20040524_210433_000000412027_00100_11677_2783.N1	24-MAY-2004 21:04:33	Bright	41.000	76	27Gam Cas	2.3000	30000.	82	11677	No
425	GOM_NL__2PRFIN20040524_210545_000000402027_00100_11677_2784.N1	24-MAY-2004 21:05:45	Bright	40.000	68	18Alp Cas	2.2250	4500.0	80	11677	No
426	GOM_NL__2PRFIN20040524_211200_000000402027_00100_11677_2785.N1	24-MAY-2004 21:12:00	Bright	40.000	53	43Bet And	2.0480	3300.0	80	11677	No
427	GOM_NL__2PRFIN20040524_211434_000000512027_00100_11677_2786.N1	24-MAY-2004 21:14:34	Tw_i_and_stray	51.000	58	21Alp And	2.0730	11000.	102	11677	No
428	GOM_NL__2PRFIN20040524_211905_000000492027_00100_11677_2787.N1	24-MAY-2004 21:19:05	Dark	48.500	140	88Gam Peg	2.8340	26000.	97	11677	No
429	GOM_NL__2PRFIN20040524_212126_000000722027_00100_11677_2788.N1	24-MAY-2004 21:21:26	Dark	72.000	90	54Alp Peg	2.4870	11000.	144	11677	No
430	GOM_NL__2PRFIN20040524_212757_000000492027_00100_11677_2789.N1	24-MAY-2004 21:27:57	Dark	49.000	52	16Bet Cet	2.0370	4500.0	98	11677	No
431	GOM_NL__2PRFIN20040524_213727_000000452027_00100_11677_2790.N1	24-MAY-2004 21:37:27	Dark	45.000	9	Alp Eri	0.45300	24000.	90	11677	No
432	GOM_NL__2PRFIN20040524_213931_000000602027_00101_11678_2791.N1	24-MAY-2004 21:39:31	Dark	60.000	63	Bet Gru	2.1500	2800.0	120	11678	No
433	GOM_NL__2PRFIN20040524_214316_000000382027_00101_11678_2759.N1	24-MAY-2004 21:43:16	Dark	37.500	135	Bet Hyi	2.8200	5800.0	75	11678	No
434	GOM_NL__2PRFIN20040524_214633_000000452027_00101_11678_2760.N1	24-MAY-2004 21:46:33	Dark	44.500	45	Alp Pav	1.9400	26000.	89	11678	No
435	GOM_NL__2PRFIN20040524_215056_000000472027_00101_11678_2761.N1	24-MAY-2004 21:50:56	Straylight	47.000	43	Alp TrA	1.9100	4250.0	94	11678	No
436	GOM_NL__2PRFIN20040524_215303_000000392027_00101_11678_2762.N1	24-MAY-2004 21:53:03	Straylight	39.000	134	Bet TrA	2.8100	6600.0	78	11678	No
437	GOM_NL__2PRFIN20040524_215433_000000482027_00101_11678_2763.N1	24-MAY-2004 21:54:33	Straylight	47.500	4	Alp1Cen	-0.010000	5800.0	95	11678	No
438	GOM_NL__2PRFIN20040524_215601_000000512027_00101_11678_2764.N1	24-MAY-2004 21:56:01	Straylight	51.000	40	The Sco	1.8590	7100.0	102	11678	No
439	GOM_NL__2PRFIN20040524_215752_000000522027_00101_11678_2765.N1	24-MAY-2004 21:57:52	Straylight	51.500	25	35Lam Sco	1.6200	28000.	103	11678	No
440	GOM_NL__2PRFIN20040524_215950_000000522027_00101_11678_2766.N1	24-MAY-2004 21:59:50	Tw_i_and_stray	52.000	75	26Eps Sco	2.2910	4250.0	104	11678	No
441	GOM_NL__2PRFIN20040524_220239_000000592027_00101_11678_2767.N1	24-MAY-2004 22:02:39	Bright	59.000	16	21Alp Sco	1.0200	3000.0	118	11678	No
442	GOM_NL__2PRFIN20040524_220412_000000462027_00101_11678_2768.N1	24-MAY-2004 22:04:12	Bright	45.500	80	7Del Sco	2.3160	30000.	91	11678	No
443	GOM_NL__2PRFIN20040524_220554_000000532027_00101_11678_2769.N1	24-MAY-2004 22:05:54	Bright	52.500	86	35Eta Oph	2.4300	10200.	105	11678	No
444	GOM_NL__2PRFIN20040524_220829_000000392027_00101_11678_2770.N1	24-MAY-2004 22:08:29	Bright	39.000	104	27Bet Lib	2.6140	13100.	78	11678	No
445	GOM_NL__2PRFIN20040524_221011_000000452027_00101_11678_2771.N1	24-MAY-2004 22:10:11	Bright	44.500	120	1Del Oph	2.7340	3200.0	89	11678	No
446	GOM_NL__2PRFIN20040524_221314_000000412027_00101_11678_2772.N1	24-MAY-2004 22:13:14	Bright	40.500	102	24Alp Ser	2.6000	4250.0	81	11678	No
447	GOM_NL__2PRFIN20040524_221653_000000372027_00101_11678_2773.N1	24-MAY-2004 22:16:53	Bright	37.000	3	16Alp Boo	-0.050000	4250.0	74	11678	No
448	GOM_NL__2PRFIN20040524_221902_000000372027_00101_11678_2774.N1	24-MAY-2004 22:19:02	Bright	37.000	83		2.3780	11000.	74	11678	No
449	GOM_NL__2PRFIN20040524_222212_000000362027_00101_11678_2775.N1	24-MAY-2004 22:22:12	Bright	35.500	180	27Gam Boo	3.0400	8000.0	71	11678	No
450	GOM_NL__2PRFIN20040524_222525_000000392027_00101_11678_2776.N1	24-MAY-2004 22:25:25	Bright	38.500	39	85Eta UMa	1.8540	24000.	77	11678	No
451	GOM_NL__2PRFIN20040524_222708_000000382027_00101_11678_2777.N1	24-MAY-2004 22:27:08	Bright	38.000	55	79Zet UMa	2.0600	10200.	76	11678	No
452	GOM_NL__2PRFIN20040524_222828_000000402027_00101_11678_2778.N1	24-MAY-2004 22:28:28	Bright	39.500	87	64Gam UMa	2.4330	11000.	79	11678	No
453	GOM_NL__2PRFIN20040524_223009_000000422027_00101_11678_2779.N1	24-MAY-2004 22:30:09	Bright	41.500	119	14Eta Dra	2.7270	4700.0	83	11678	No
454	GOM_NL__2PRFIN20040524_223223_000000402027_00101_11678_2780.N1	24-MAY-2004 22:32:23	Bright	39.500	60	7Bet UMi	2.0810	3950.0	79	11678	No
455	GOM_NL__2PRFIN20040524_223659_000000372027_00101_11678_2781.N1	24-MAY-2004 22:36:59	Bright	37.000	49	1Alp UMi	1.9900	6300.0	74	11678	No

456	GOM_NL__2PRFIN20040524_224056_000000492027_00101_11678_2782.N1	24-MAY-2004 22:40:56	Bright	49.000	89	5Alp Cep	2.4510	8000.0	98	11678	No
457	GOM_NL__2PRFIN20040524_224509_000000422027_00101_11678_2783.N1	24-MAY-2004 22:45:09	Bright	41.500	76	27Gam Cas	2.3000	30000.	83	11678	No
458	GOM_NL__2PRFIN20040524_224620_000000382027_00101_11678_2784.N1	24-MAY-2004 22:46:20	Bright	38.000	68	18Alp Cas	2.2250	4500.0	76	11678	No
459	GOM_NL__2PRFIN20040524_225236_000000432027_00101_11678_2785.N1	24-MAY-2004 22:52:36	Bright	42.500	53	43Bet And	2.0480	3300.0	85	11678	No
460	GOM_NL__2PRFIN20040524_225510_000000502027_00101_11678_2786.N1	24-MAY-2004 22:55:10	Twilight_stray	50.000	58	21Alp And	2.0730	11000.	100	11678	No
461	GOM_NL__2PRFIN20040524_225941_000000512027_00101_11678_2787.N1	24-MAY-2004 22:59:41	Dark	50.500	140	88Gam Peg	2.8340	26000.	101	11678	No
462	GOM_NL__2PRFIN20040524_230203_000000712027_00101_11678_2788.N1	24-MAY-2004 23:02:03	Dark	71.000	90	54Alp Peg	2.4870	11000.	142	11678	No
463	GOM_NL__2PRFIN20040524_230833_000000482027_00101_11678_2789.N1	24-MAY-2004 23:08:33	Dark	47.500	52	16Bet Cet	2.0370	4500.0	95	11678	No
464	GOM_NL__2PRFIN20040524_231802_000000442027_00101_11678_2790.N1	24-MAY-2004 23:18:02	Dark	44.000	9	Alp Eri	0.45300	24000.	88	11678	No
465	GOM_NL__2PRFIN20040524_232007_000000602027_00102_11679_2791.N1	24-MAY-2004 23:20:07	Dark	59.500	63	Bet Gru	2.1500	2800.0	119	11679	No

### 3. Quality information per product

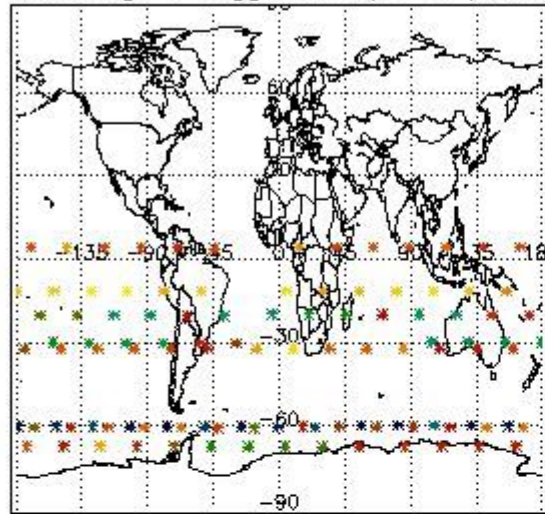
In this section it is plotted some information contained in the Quality Summary data set of the level 2 products. Only products in dark limb conditions and without errors (error flag in the MPH set to "0") are used.

#### 3.1 Plot quality information per product (time dependant)

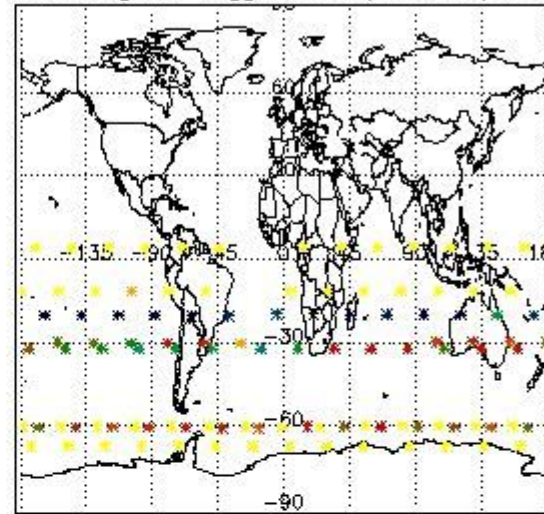


#### 3.2 Plot quality information per product (world map)

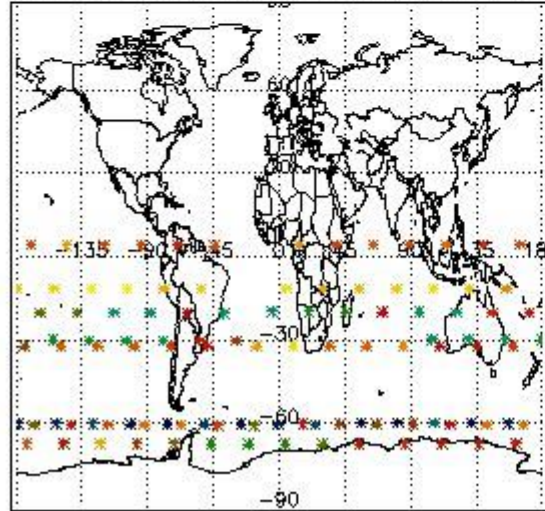
Percentage of flagged data per O3 profile



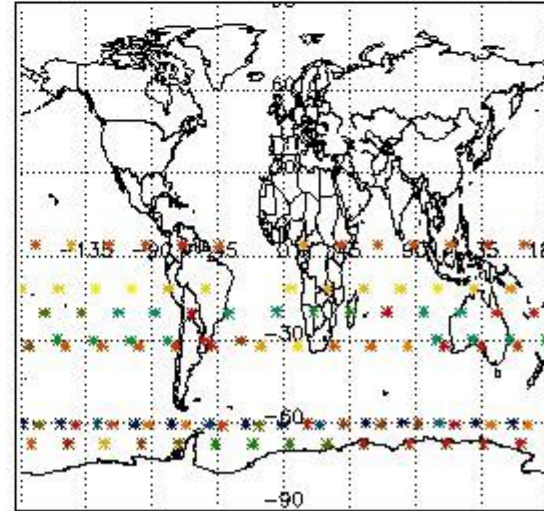
Percentage of flagged data per H2O profile



Percentage of flagged data per NO2 profile



Percentage of flagged data per NO3 profile



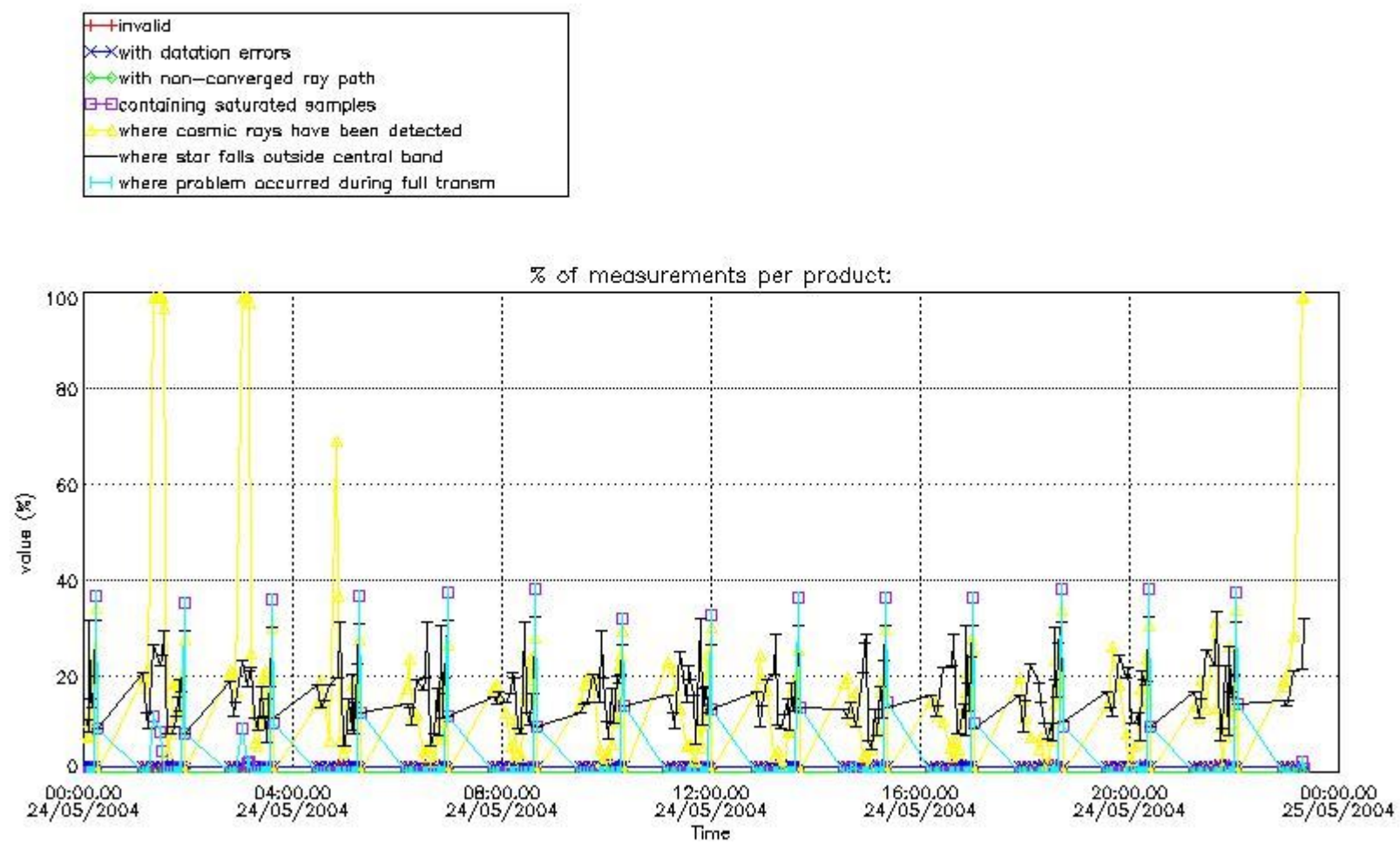
#### 4. Level 1 quality information per product

In this section it is plotted some information contained in the Quality Summary data set of the level 2 products that comes from the level 1b processing. Products without errors (error flag in the MPH set to "0") are used.

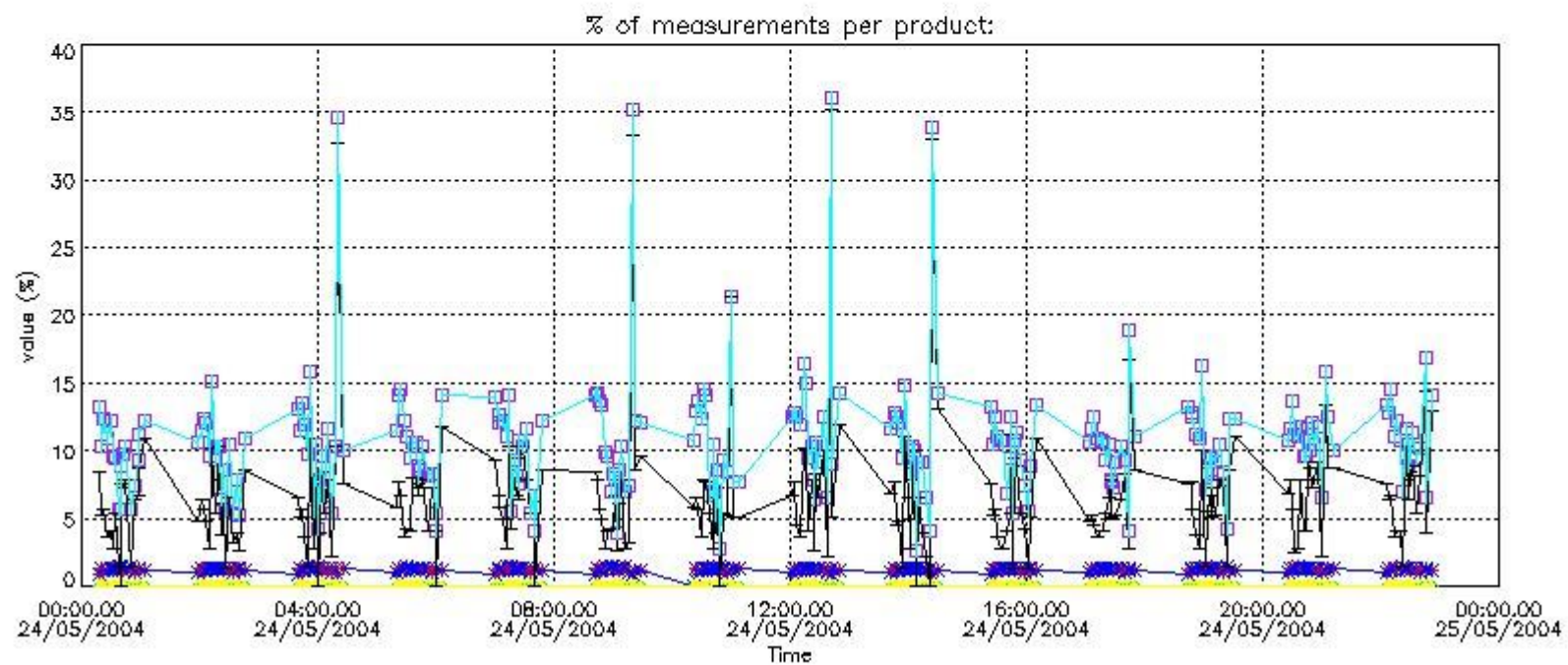
##### 4.1 Plot quality information per product (time dependant) coming from level 1b processing

###### 4.1.1 Plot level 1 quality information per product (time dependant): ENVISAT ASCENDING passes



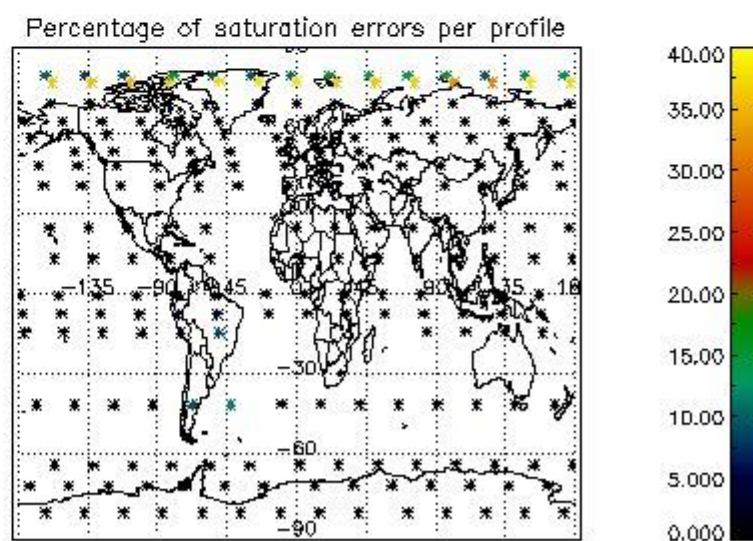
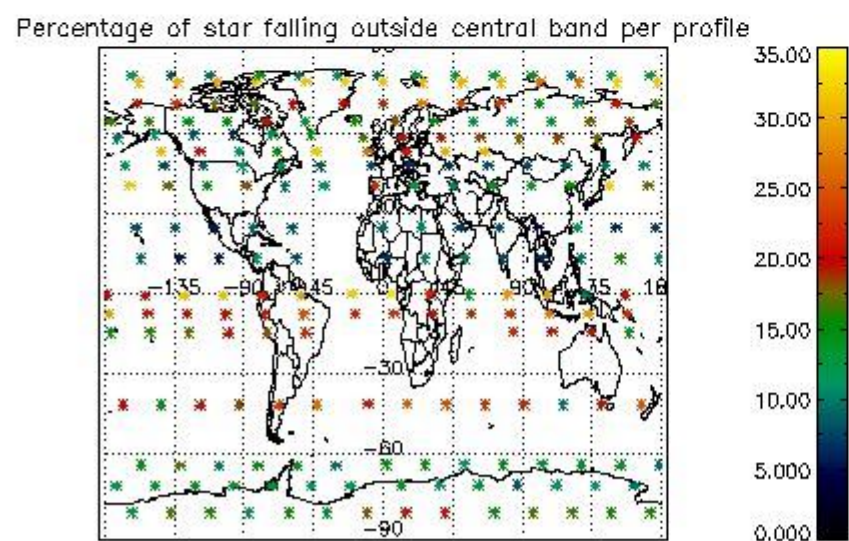
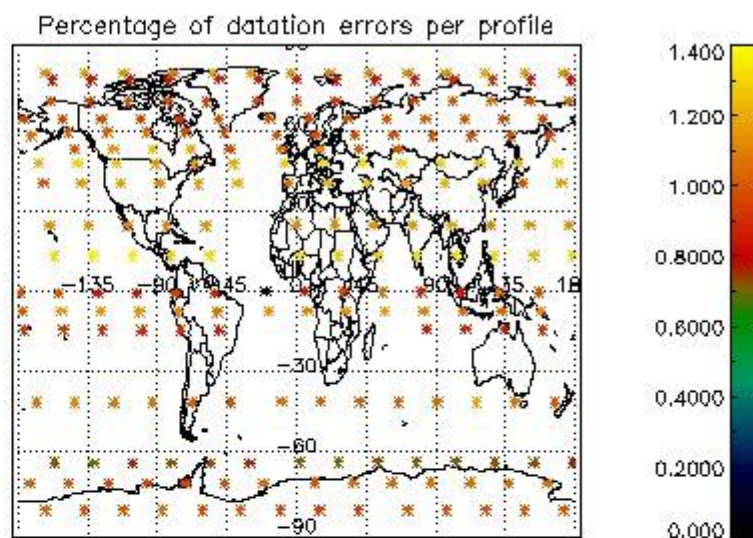
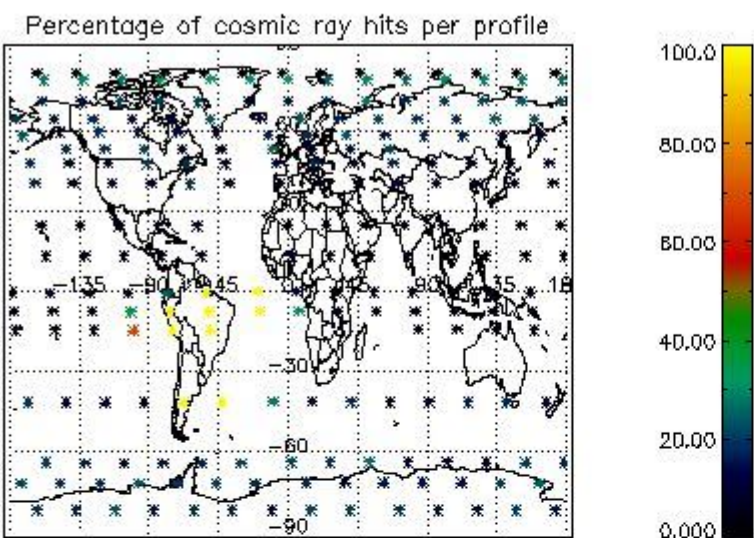


4.1.2 Plot level 1 quality information per product (time dependant): ENVI SAT DESCENDING passes



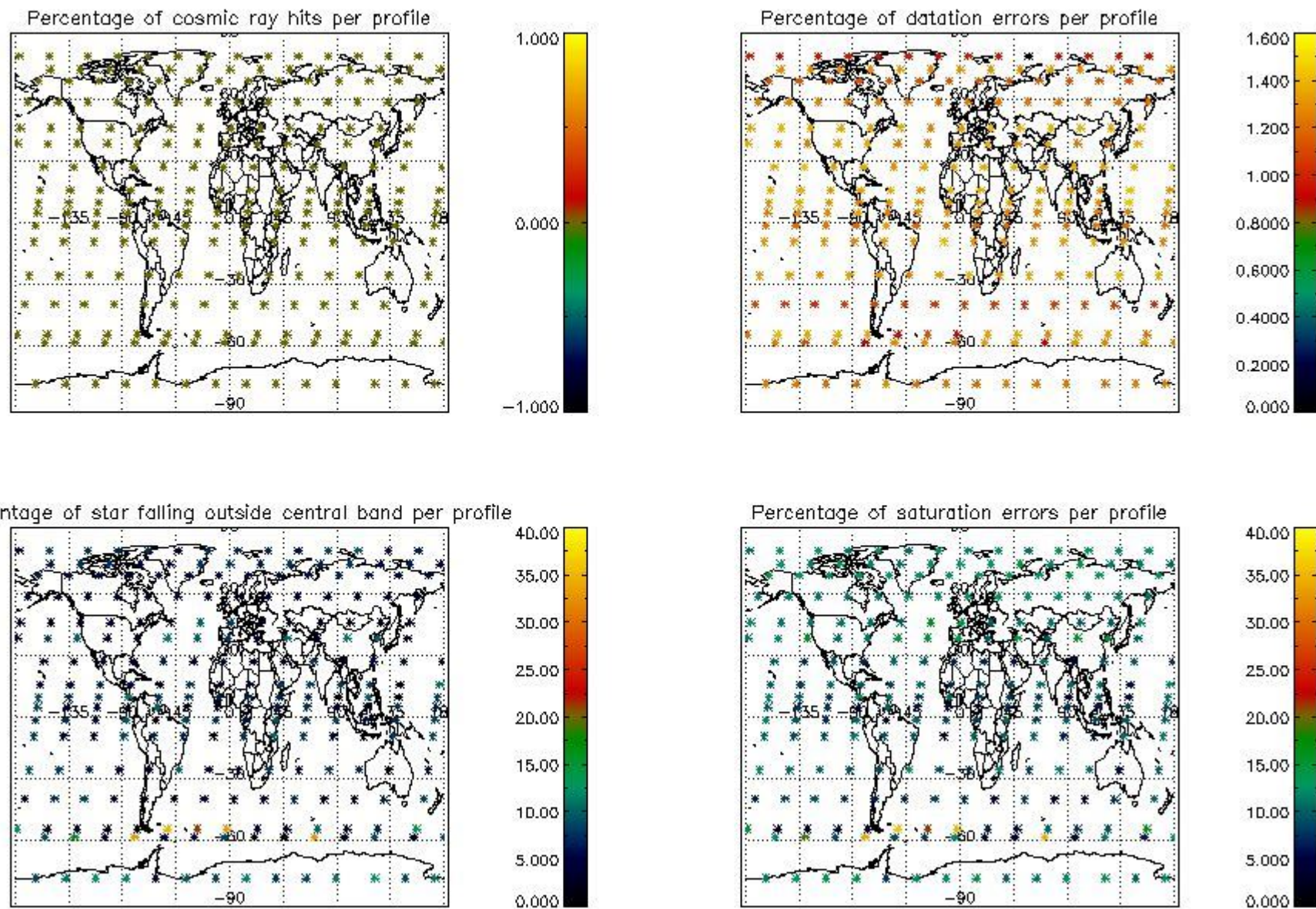
4.2 Plot quality information per product coming from level 1b processing (world map)

4.2.1 Plot level 1 quality information per product (world map): ENVISAT ASCENDING passes



4.2.2 Plot level 1 quality information per product (world map): ENVISAT DESCENDING passes





## 5. Trace gas profiles

### 5.1 Ozone statistics based on quality of products

The final quality of the products can be "measured" using the STD (Standard Deviation) attached to every point profile. This information is written to the parameter GOM\_NL\_\_2P/NL\_LOCAL\_SPECIES\_DENSITY/o3\_std of the level 2 products. The table below shows the statistics for given STD ranges.

The statistics are given with respect to the overall valid production:

- Products without fatal errors: GOM\_NL\_\_2P/MPH/PRODUCT\_ERR=0
- Valid point profile: GOM\_NL\_\_2P/NL\_LOCAL\_SPECIES\_DENSITY/pcd(0)=0

The 'Criteria' is applied to valid points of dark limb products:

- Products in dark limb illumination condition: GOM\_NL\_\_2P/NL\_SUMMARY\_QUALITY/obs\_ill\_cond=0
- Products without fatal errors: GOM\_NL\_\_2P/MPH/PRODUCT\_ERR=0
- Valid point profile: GOM\_NL\_\_2P/NL\_LOCAL\_SPECIES\_DENSITY/pcd(0)=0

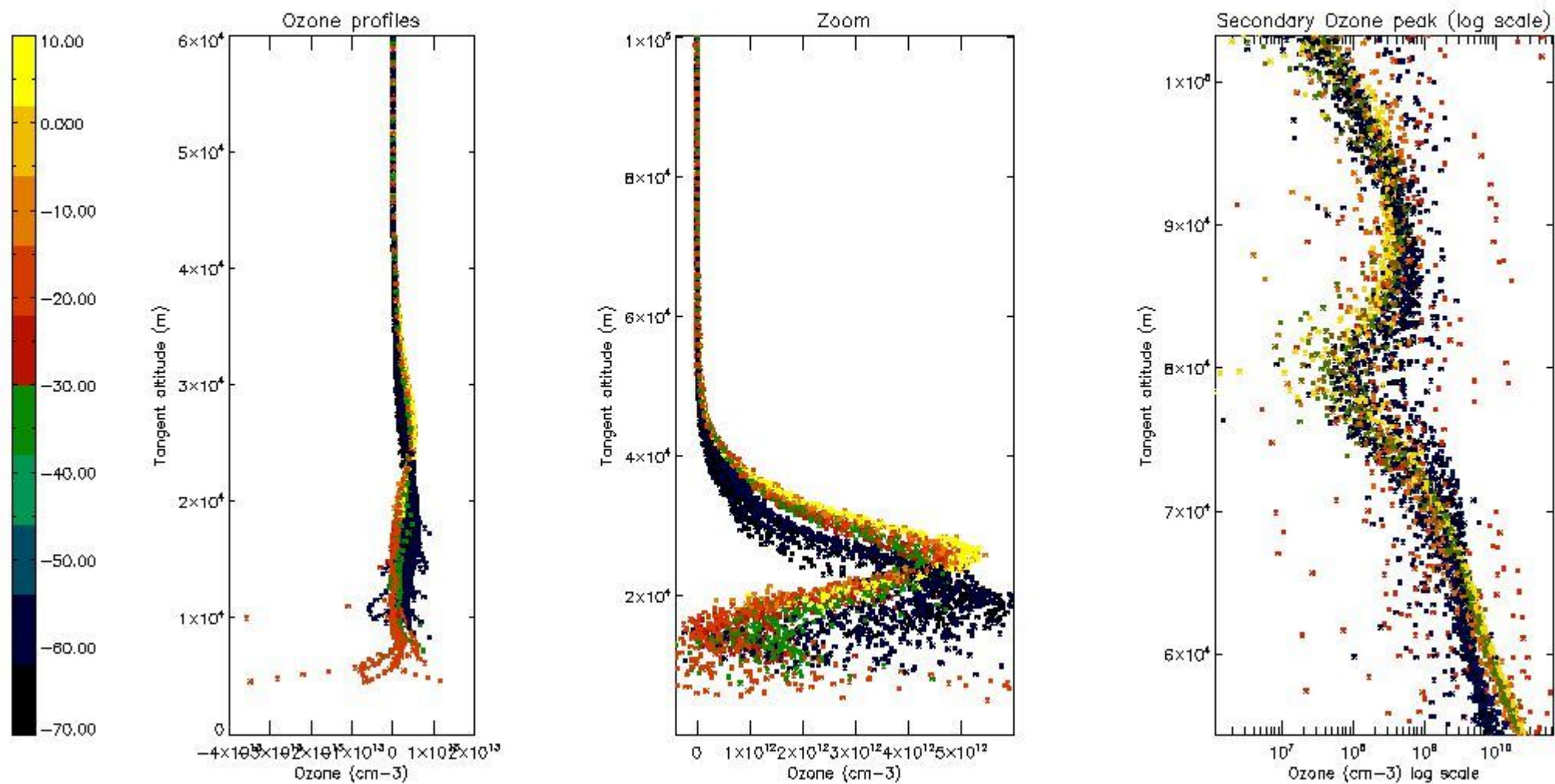
So, the table below shows the percentage of dark limb and valid observations for each criteria with respect to the overall valid daily observations.

Criteria	% of total production
All STD	27
STD < 20	15

STD < 10	12
STD < 5	8

5.2 Plot ozone profiles for all STD (dark without errors)

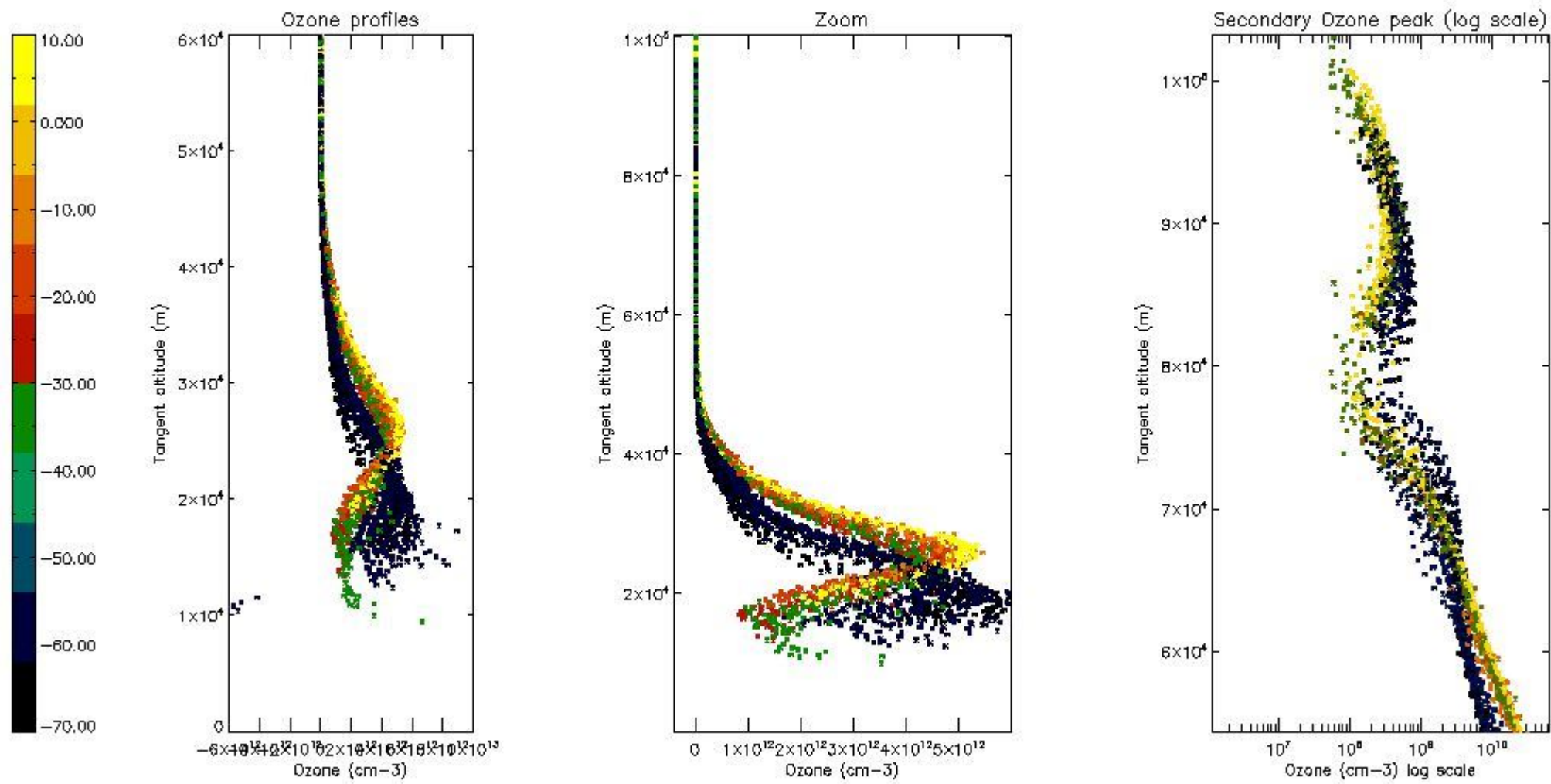
The colorbar represents the latitude.



5.3 Plot ozone profiles where STD < 20% (dark without errors)

The colorbar represents the latitude.

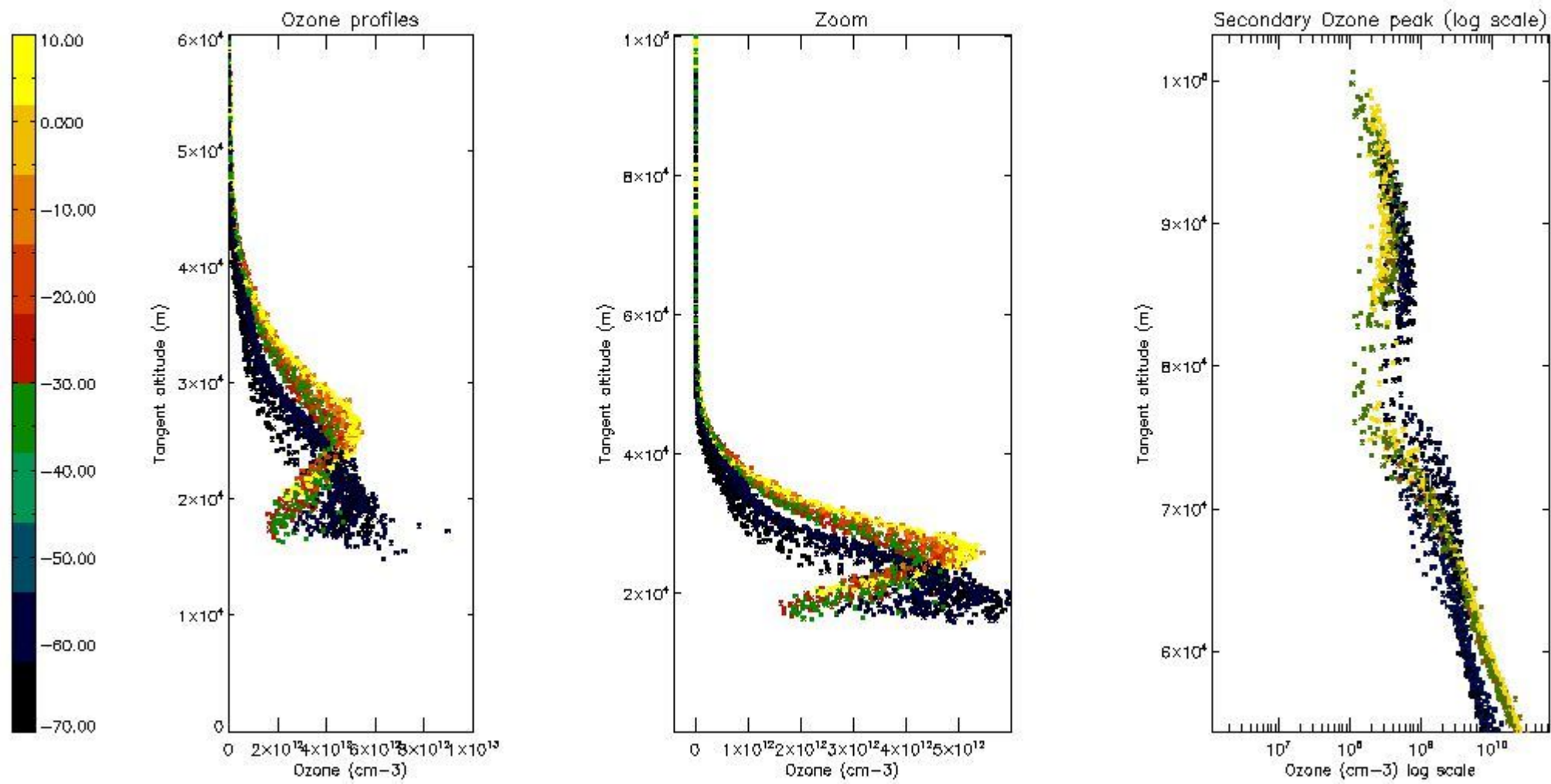




*5.4 Plot ozone profiles where STD < 10% (dark without errors)*

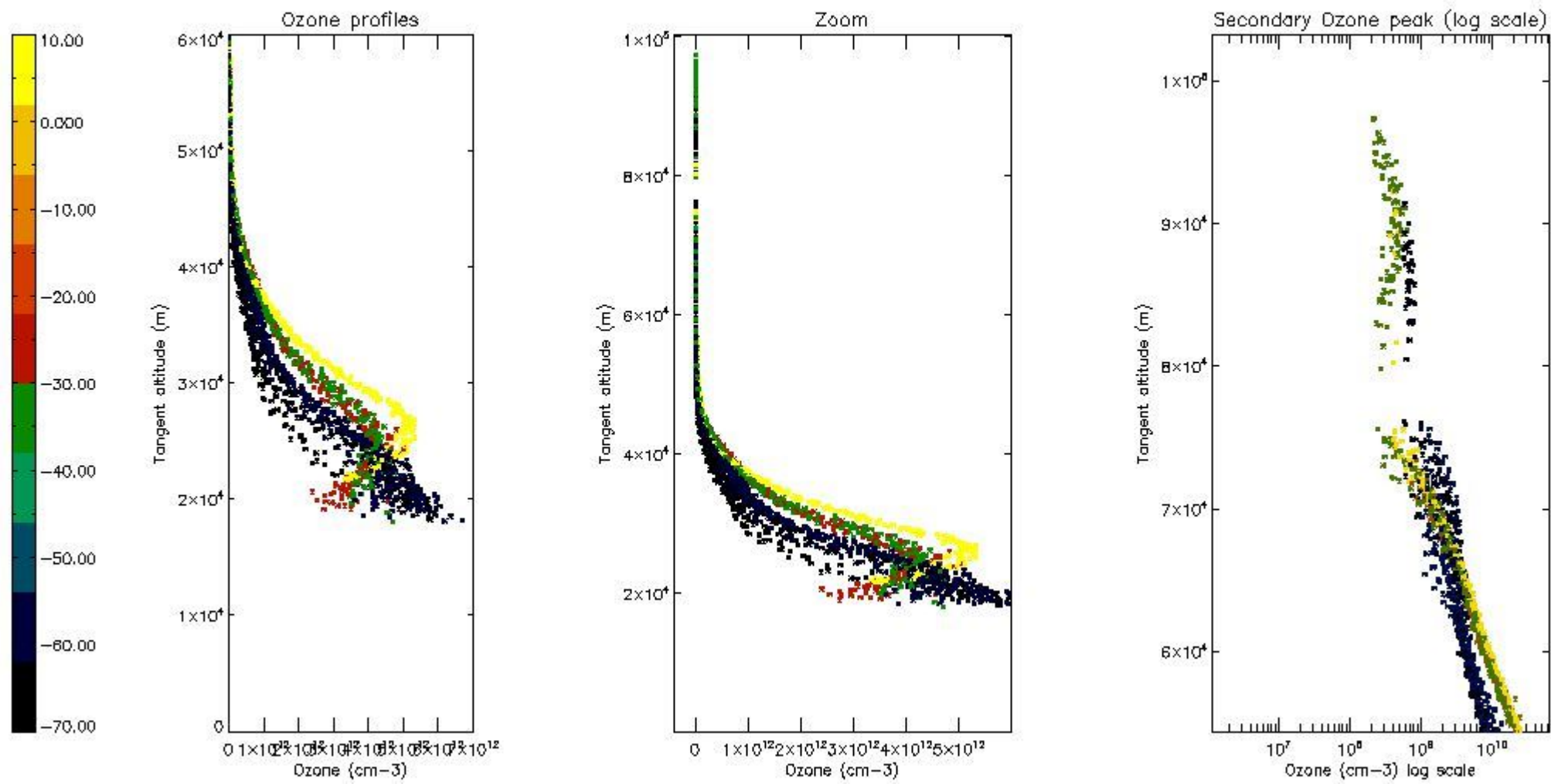
The colorbar represents the latitude.





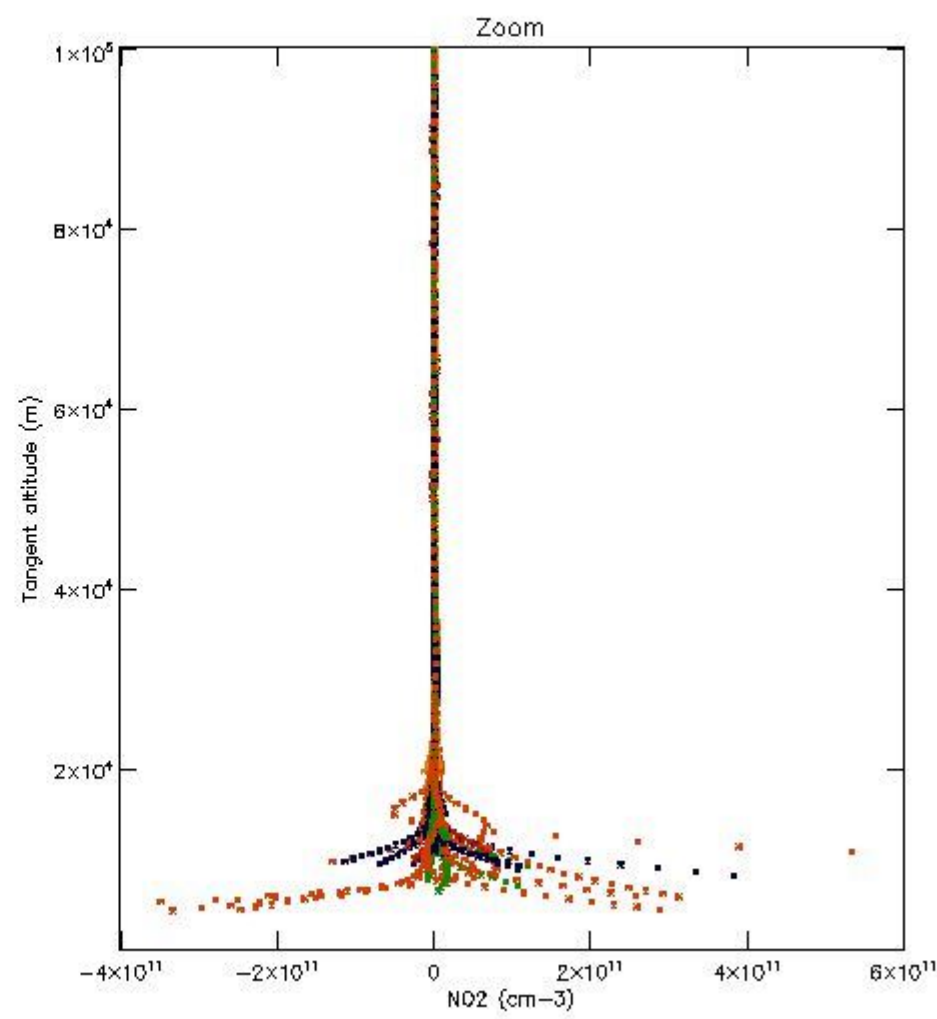
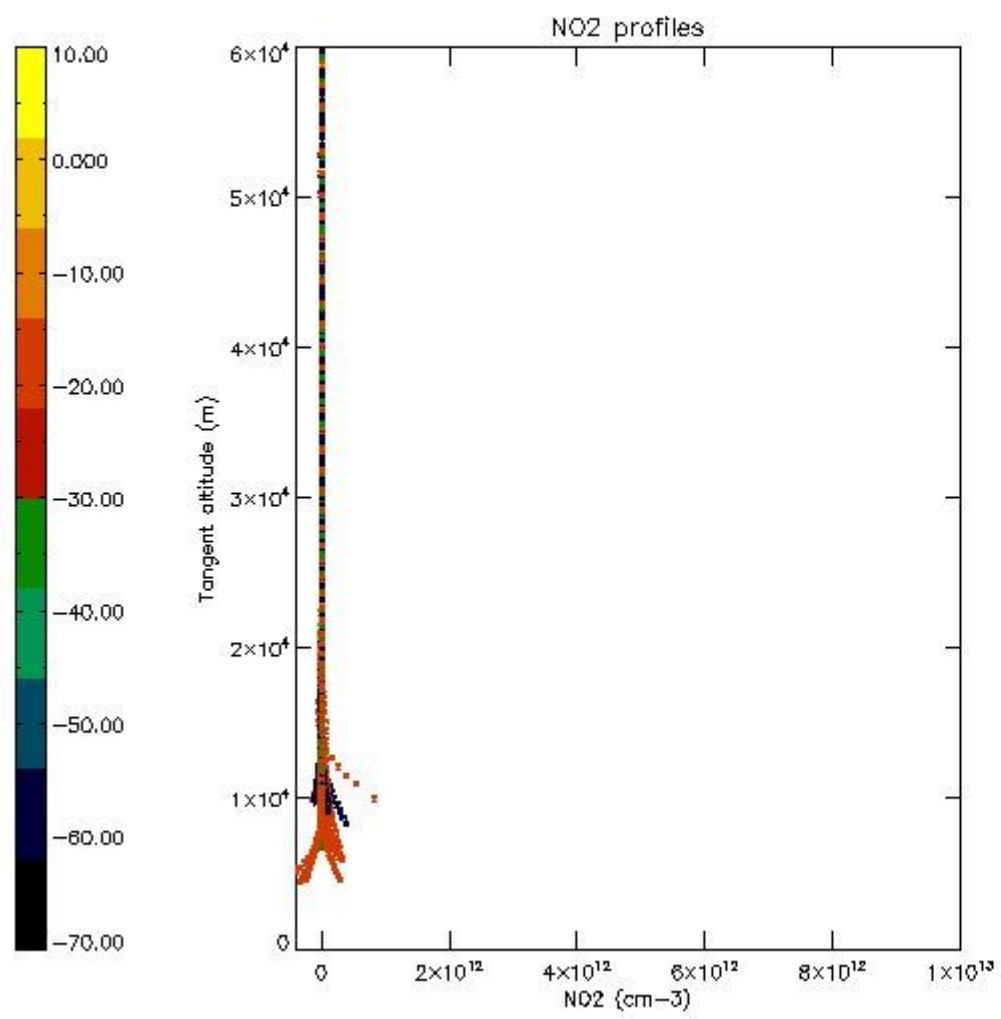
*5.5 Plot ozone profiles where STD < 5% (dark without errors)*

The colorbar represents the latitude.



*5.6 Plot NO<sub>2</sub> profiles for all STD (dark without errors)*

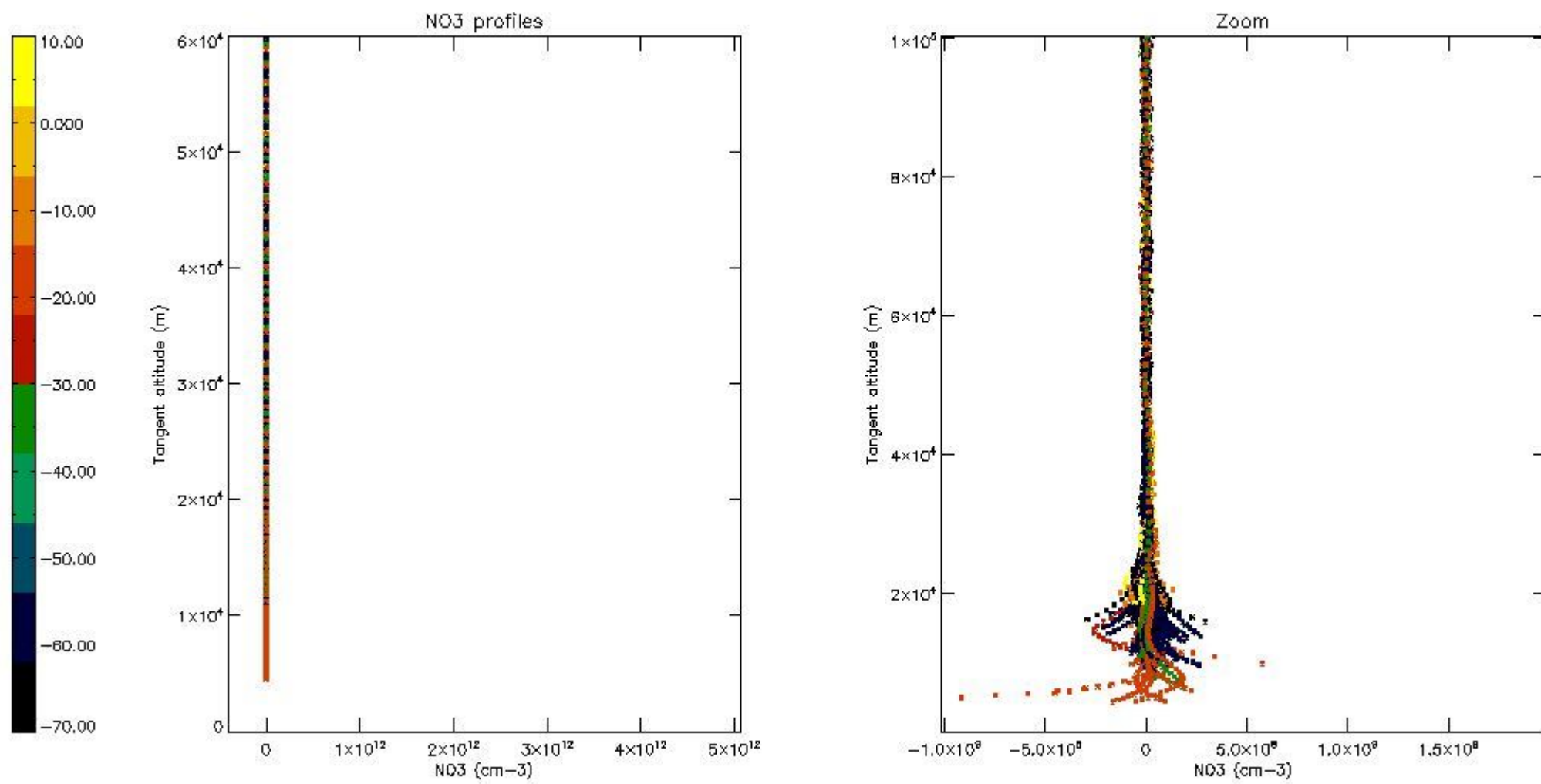
The colorbar represents the latitude.



*5.7 Plot NO<sub>3</sub> profiles for all STD (dark without errors)*

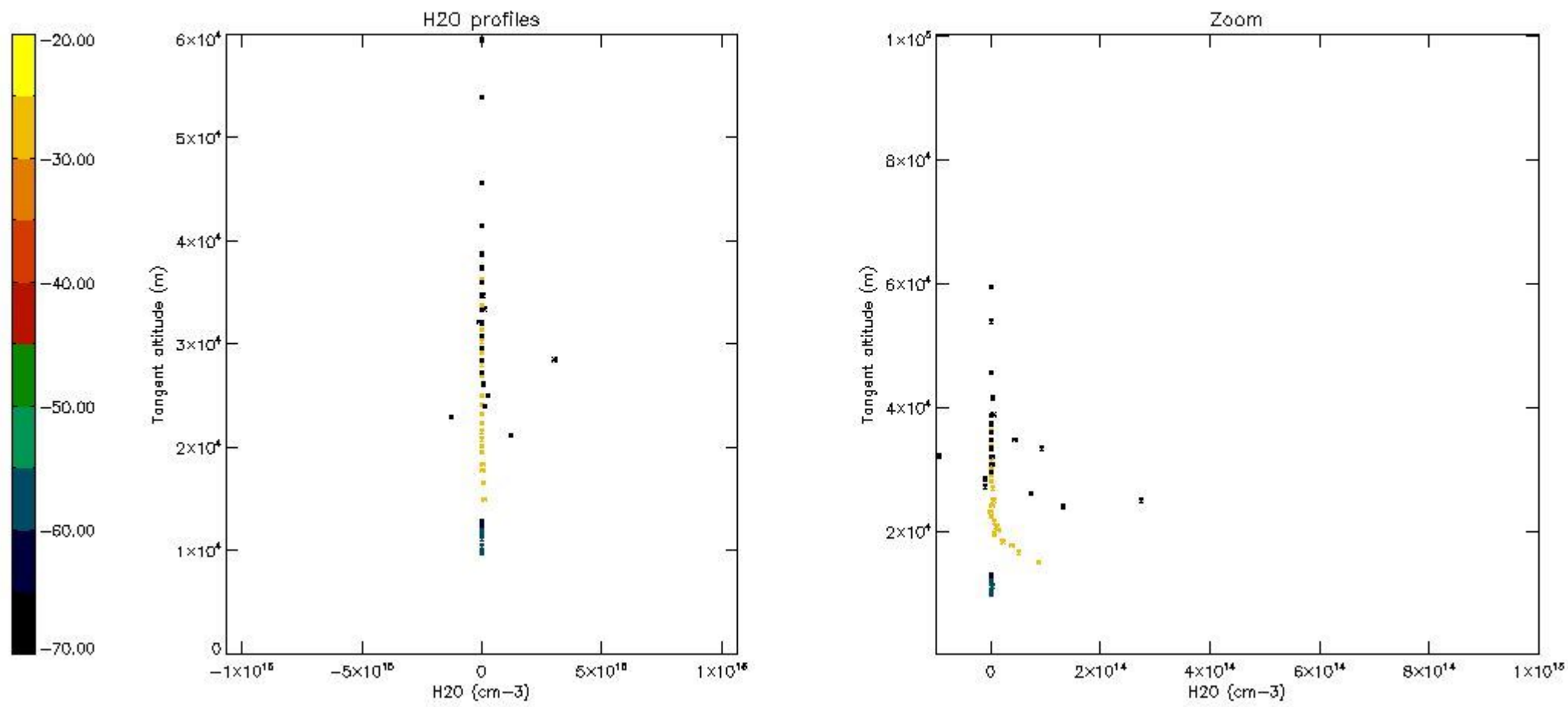
The colorbar represents the latitude.





5.8 Plot H2O profiles for all STD (only for occultations of stars 1,2,3,4,13,14,16,26,63 dark without errors)

The colorbar represents the latitude.



## 6. Auxiliary Data Files used for the production reported in section 2

The number reported in the third column indicates since which file (see list in section 2) the corresponding auxiliary file has been used. The fourth column is the date of those product files.

Type	Auxiliary Filename	Used since product	Used since product date
INST_PHYS_CHARACTERISTICS	GOM_INS_AXVIEC20091111_143220_20030716_120000_20500101_000000	1	24-MAY-2004 00:03:05
LEVEL-2_PROC_CONFIG	GOM_PR2_AXVIEC20091111_152718_20020301_000000_20500101_000000	1	24-MAY-2004 00:03:05
CROSS_SECTIONS_FILE	GOM_CRS_AXVIEC20091111_154832_20020301_000000_20500101_000000	1	24-MAY-2004 00:03:05

# GOMOS Level 2 Daily Report

## SUMMARY

### [1. General Info](#)

### [2. Summary of processed GOM\\_NL\\_2P products](#)

### [3. Level 2 Quality information per product](#)

#### [3.1 Plot of level 2 quality information per product \(time dependant\)](#)

#### [3.2 Plot of level 2 quality information per product \(world map\)](#)

### [4. Level 1 Quality information per product \(stored on level 2 products\)](#)

#### [4.1 Plot of level 1 quality information per product \(time dependant\)](#)

##### [4.1.1 Plot of level 1 quality information per product \(time dependant\): ASCENDING](#)

##### [4.1.2 Plot of level 1 quality information per product \(time dependant\): DESCENDING](#)

#### [4.2 Plot of level 1 quality information per product \(world map\)](#)

##### [4.2.1 Plot of level 1 quality information per product \(world map\): ASCENDING](#)

##### [4.2.2 Plot of level 1 quality information per product \(world map\): DESCENDING](#)

### [5. Ozone profiles based on quality statistics and other trace gas profiles](#)

#### [5.1 Ozone statistics based on quality of products](#)

#### [5.2 Plot ozone profiles for all STD \(dark without errors\)](#)

#### [5.3 Plot ozone profiles where STD < 20% \(dark without errors\)](#)

#### [5.4. Plot ozone profiles where STD < 10% \(dark without errors\)](#)

#### [5.5. Plot ozone profiles where STD < 5% \(dark without errors\)](#)

#### [5.6 Plot NO2 profiles for all STD \(dark without errors\)](#)

#### [5.7 Plot NO3 profiles for all STD \(dark without errors\)](#)

#### [5.8 Plot H2O profiles \(only for occultations of stars 1,2,3,4,13,14,16,26,63 dark without errors\) for all STD](#)

### [6. Auxiliary Data Files used for the production reported in section 2](#)



This report presents the daily analysis on parameters extracted from GOMOS level 2 data (GOM\_NL\_\_2P). It is intended to monitor some important parameters that will impact the quality of these products. A list of level 2 products (and content) that have arrived during the reporting day to the PCF is also given.

Item	Value
Time of report generation	19APR2013 02:43:27
Data source version	GOMOS/6.01
Start time of products	24-05-2004 (24MAY2004 00:00:00)
Stop time of products	25-05-2004 (25MAY2004 00:00:00)
Store outputs in DB	Yes
Nb of level 2 prods	465
Nb of prods with errors	0

## 2. Summary of processed GOM\_NL\_\_2P products.

Nr	Filename	UTC Start time	Limb	Duration	Star Id	Star Name	Star Mag	Star Temp	Nb Meas	Orbit	Prod. error
1	GOM_NL__2PRFIN20040524_000305_000000422027_00088_11665_2715.N1	24-MAY-2004 00:03:05	Straylight	41.500	43	Alp TrA	1.9100	4250.0	83	11665	No
2	GOM_NL__2PRFIN20040524_000511_000000422027_00088_11665_2716.N1	24-MAY-2004 00:05:11	Straylight	42.000	134	Bet TrA	2.8100	6600.0	84	11665	No
3	GOM_NL__2PRFIN20040524_000643_000000522027_00088_11665_2717.N1	24-MAY-2004 00:06:43	Straylight	52.000	4	Alp1Cen	-0.010000	5800.0	104	11665	No
4	GOM_NL__2PRFIN20040524_000836_000000522027_00088_11665_2718.N1	24-MAY-2004 00:08:36	Straylight	52.000	178	lot1Sco	3.0220	6550.0	104	11665	No
5	GOM_NL__2PRFIN20040524_000958_000000522027_00088_11665_2719.N1	24-MAY-2004 00:09:58	Straylight	51.500	25	35Lam Sco	1.6200	28000.	103	11665	No
6	GOM_NL__2PRFIN20040524_001158_000000532027_00088_11665_2720.N1	24-MAY-2004 00:11:58	Tw_i_and_stray	52.500	75	26Eps Sco	2.2910	4250.0	105	11665	No
7	GOM_NL__2PRFIN20040524_001449_000000602027_00088_11665_2721.N1	24-MAY-2004 00:14:49	Bright	60.000	16	21Alp Sco	1.0200	3000.0	120	11665	No
8	GOM_NL__2PRFIN20040524_001623_000000442027_00088_11665_2722.N1	24-MAY-2004 00:16:23	Bright	43.500	80	7Del Sco	2.3160	30000.	87	11665	No
9	GOM_NL__2PRFIN20040524_001806_000000532027_00088_11665_2723.N1	24-MAY-2004 00:18:06	Bright	53.000	86	35Eta Oph	2.4300	10200.	106	11665	No
10	GOM_NL__2PRFIN20040524_002040_000000392027_00088_11665_2724.N1	24-MAY-2004 00:20:40	Bright	38.500	104	27Bet Lib	2.6140	13100.	77	11665	No
11	GOM_NL__2PRFIN20040524_002224_000000452027_00088_11665_2725.N1	24-MAY-2004 00:22:24	Bright	44.500	120	1Del Oph	2.7340	3200.0	89	11665	No
12	GOM_NL__2PRFIN20040524_002528_000000412027_00088_11665_2726.N1	24-MAY-2004 00:25:28	Bright	41.000	102	24Alp Ser	2.6000	4250.0	82	11665	No
13	GOM_NL__2PRFIN20040524_002904_000000372027_00088_11665_2727.N1	24-MAY-2004 00:29:04	Bright	37.000	3	16Alp Boo	-0.050000	4250.0	74	11665	No
14	GOM_NL__2PRFIN20040524_003115_000000372027_00088_11665_2728.N1	24-MAY-2004 00:31:15	Bright	36.500	83		2.3780	11000.	73	11665	No
15	GOM_NL__2PRFIN20040524_003425_000000372027_00088_11665_2729.N1	24-MAY-2004 00:34:25	Bright	37.000	180	27Gam Boo	3.0400	8000.0	74	11665	No
16	GOM_NL__2PRFIN20040524_003736_000000352027_00088_11665_2730.N1	24-MAY-2004 00:37:36	Bright	35.000	39	85Eta UMa	1.8540	24000.	70	11665	No
17	GOM_NL__2PRFIN20040524_003919_000000352027_00088_11665_2731.N1	24-MAY-2004 00:39:19	Bright	35.000	55	79Zet UMa	2.0600	10200.	70	11665	No
18	GOM_NL__2PRFIN20040524_004035_000000402027_00088_11665_2732.N1	24-MAY-2004 00:40:35	Bright	39.500	87	64Gam UMa	2.4330	11000.	79	11665	No
19	GOM_NL__2PRFIN20040524_004227_000000412027_00088_11665_2733.N1	24-MAY-2004 00:42:27	Bright	41.000	119	14Eta Dra	2.7270	4700.0	82	11665	No
20	GOM_NL__2PRFIN20040524_004437_000000392027_00088_11665_2734.N1	24-MAY-2004 00:44:37	Bright	38.500	60	7Bet UMi	2.0810	3950.0	77	11665	No
21	GOM_NL__2PRFIN20040524_004912_000000362027_00088_11665_2735.N1	24-MAY-2004 00:49:12	Bright	35.500	49	1Alp UMi	1.9900	6300.0	71	11665	No
22	GOM_NL__2PRFIN20040524_005316_000000472027_00088_11665_2736.N1	24-MAY-2004 00:53:16	Bright	47.000	89	5Alp Cep	2.4510	8000.0	94	11665	No
23	GOM_NL__2PRFIN20040524_005722_000000382027_00088_11665_2737.N1	24-MAY-2004 00:57:22	Bright	37.500	76	27Gam Cas	2.3000	30000.	75	11665	No
24	GOM_NL__2PRFIN20040524_005834_000000402027_00088_11665_2738.N1	24-MAY-2004 00:58:34	Bright	40.000	68	18Alp Cas	2.2250	4500.0	80	11665	No
25	GOM_NL__2PRFIN20040524_010448_000000412027_00088_11665_2739.N1	24-MAY-2004 01:04:48	Bright	41.000	53	43Bet And	2.0480	3300.0	82	11665	No
26	GOM_NL__2PRFIN20040524_010720_000000542027_00088_11665_2740.N1	24-MAY-2004 01:07:20	Tw_i_and_stray	53.500	58	21Alp And	2.0730	11000.	107	11665	No
27	GOM_NL__2PRFIN20040524_011149_000000492027_00088_11665_2741.N1	24-MAY-2004 01:11:49	Dark	48.500	140	88Gam Peg	2.8340	26000.	97	11665	No
28	GOM_NL__2PRFIN20040524_011405_000000662027_00088_11665_2742.N1	24-MAY-2004 01:14:05	Dark	65.500	90	54Alp Peg	2.4870	11000.	131	11665	No
29	GOM_NL__2PRFIN20040524_012039_000000512027_00088_11665_2743.N1	24-MAY-2004 01:20:39	Dark	51.000	52	16Bet Cet	2.0370	4500.0	102	11665	No
30	GOM_NL__2PRFIN20040524_012815_000000592027_00088_11665_2744.N1	24-MAY-2004 01:28:15	Dark	59.000	18	24Alp PsA	1.1660	9700.0	118	11665	No
31	GOM_NL__2PRFIN20040524_013013_000000472027_00088_11665_2745.N1	24-MAY-2004 01:30:13	Dark	47.000	9	Alp Eri	0.45300	24000.	94	11665	No
32	GOM_NL__2PRFIN20040524_013210_000000582027_00088_11665_2746.N1	24-MAY-2004 01:32:10	Dark	58.000	63	Bet Gru	2.1500	2800.0	116	11665	No
33	GOM_NL__2PRFIN20040524_013603_000000382027_00089_11666_2739.N1	24-MAY-2004 01:36:03	Dark	38.000	135	Bet Hyi	2.8200	5800.0	76	11666	No
34	GOM_NL__2PRFIN20040524_013913_000000442027_00089_11666_2740.N1	24-MAY-2004 01:39:13	Dark	44.000	45	Alp Pav	1.9400	26000.	88	11666	No
35	GOM_NL__2PRFIN20040524_014339_000000432027_00089_11666_2741.N1	24-MAY-2004 01:43:39	Straylight	43.000	43	Alp TrA	1.9100	4250.0	86	11666	No
36	GOM_NL__2PRFIN20040524_014547_000000432027_00089_11666_2742.N1	24-MAY-2004 01:45:47	Straylight	43.000	134	Bet TrA	2.8100	6600.0	86	11666	No
37	GOM_NL__2PRFIN20040524_014720_000000422027_00089_11666_2743.N1	24-MAY-2004 01:47:20	Straylight	42.000	4	Alp1Cen	-0.010000	5800.0	84	11666	No
38	GOM_NL__2PRFIN20040524_014911_000000522027_00089_11666_2744.N1	24-MAY-2004 01:49:11	Straylight	51.500	178	lot1Sco	3.0220	6550.0	103	11666	No
39	GOM_NL__2PRFIN20040524_015035_000000552027_00089_11666_2745.N1	24-MAY-2004 01:50:35	Straylight	54.500	25	35Lam Sco	1.6200	28000.	109	11666	No
40	GOM_NL__2PRFIN20040524_015234_000000512027_00089_11666_2746.N1	24-MAY-2004 01:52:34	Tw_i_and_stray	51.000	75	26Eps Sco	2.2910	4250.0	102	11666	No
41	GOM_NL__2PRFIN20040524_015524_000000602027_00089_11666_2747.N1	24-MAY-2004 01:55:24	Bright	59.500	16	21Alp Sco	1.0200	3000.0	119	11666	No
42	GOM_NL__2PRFIN20040524_015659_000000432027_00089_11666_2748.N1	24-MAY-2004 01:56:59	Bright	43.000	80	7Del Sco	2.3160	30000.	86	11666	No

43	GOM_NL__2PRFIN20040524_015842_00000522027_00089_11666_2749.N1	24-MAY-2004 01:58:42	Bright	51.500	86	35Eta Oph	2.4300	10200.	103	11666	No
44	GOM_NL__2PRFIN20040524_020116_000000392027_00089_11666_2750.N1	24-MAY-2004 02:01:16	Bright	39.000	104	27Bet Lib	2.6140	13100.	78	11666	No
45	GOM_NL__2PRFIN20040524_020300_000000452027_00089_11666_2751.N1	24-MAY-2004 02:03:00	Bright	44.500	120	1Del Oph	2.7340	3200.0	89	11666	No
46	GOM_NL__2PRFIN20040524_020604_000000422027_00089_11666_2752.N1	24-MAY-2004 02:06:04	Bright	41.500	102	24Alp Ser	2.6000	4250.0	83	11666	No
47	GOM_NL__2PRFIN20040524_020940_000000372027_00089_11666_2753.N1	24-MAY-2004 02:09:40	Bright	36.500	3	16Alp Boo	-0.050000	4250.0	73	11666	No
48	GOM_NL__2PRFIN20040524_021151_000000402027_00089_11666_2754.N1	24-MAY-2004 02:11:51	Bright	39.500	83		2.3780	11000.	79	11666	No
49	GOM_NL__2PRFIN20040524_021500_000000382027_00089_11666_2755.N1	24-MAY-2004 02:15:00	Bright	37.500	180	27Gam Boo	3.0400	8000.0	75	11666	No
50	GOM_NL__2PRFIN20040524_021812_000000392027_00089_11666_2756.N1	24-MAY-2004 02:18:12	Bright	38.500	39	85Eta UMa	1.8540	24000.	77	11666	No
51	GOM_NL__2PRFIN20040524_021955_000000392027_00089_11666_2757.N1	24-MAY-2004 02:19:55	Bright	39.000	55	79Zet UMa	2.0600	10200.	78	11666	No
52	GOM_NL__2PRFIN20040524_022111_000000402027_00089_11666_2758.N1	24-MAY-2004 02:21:11	Bright	39.500	87	64Gam UMa	2.4330	11000.	79	11666	No
53	GOM_NL__2PRFIN20040524_022302_000000412027_00089_11666_2759.N1	24-MAY-2004 02:23:02	Bright	41.000	119	14Eta Dra	2.7270	4700.0	82	11666	No
54	GOM_NL__2PRFIN20040524_022512_000000372027_00089_11666_2760.N1	24-MAY-2004 02:25:12	Bright	36.500	60	7Bet UMi	2.0810	3950.0	73	11666	No
55	GOM_NL__2PRFIN20040524_022947_000000382027_00089_11666_2761.N1	24-MAY-2004 02:29:47	Bright	38.000	49	1Alp UMi	1.9900	6300.0	76	11666	No
56	GOM_NL__2PRFIN20040524_023351_000000462027_00089_11666_2762.N1	24-MAY-2004 02:33:51	Bright	46.000	89	5Alp Cep	2.4510	8000.0	92	11666	No
57	GOM_NL__2PRFIN20040524_023757_000000382027_00089_11666_2763.N1	24-MAY-2004 02:37:57	Bright	38.000	76	27Gam Cas	2.3000	30000.	76	11666	No
58	GOM_NL__2PRFIN20040524_023909_000000382027_00089_11666_2764.N1	24-MAY-2004 02:39:09	Bright	38.000	68	18Alp Cas	2.2250	4500.0	76	11666	No
59	GOM_NL__2PRFIN20040524_024523_000000412027_00089_11666_2765.N1	24-MAY-2004 02:45:23	Bright	41.000	53	43Bet And	2.0480	3300.0	82	11666	No
60	GOM_NL__2PRFIN20040524_024756_000000532027_00089_11666_2766.N1	24-MAY-2004 02:47:56	Tw_i_and_stray	52.500	58	21Alp And	2.0730	11000.	105	11666	No
61	GOM_NL__2PRFIN20040524_025223_000000522027_00089_11666_2767.N1	24-MAY-2004 02:52:23	Dark	51.500	140	88Gam Peg	2.8340	26000.	103	11666	No
62	GOM_NL__2PRFIN20040524_025442_000000692027_00089_11666_2768.N1	24-MAY-2004 02:54:42	Dark	69.000	90	54Alp Peg	2.4870	11000.	138	11666	No
63	GOM_NL__2PRFIN20040524_030115_000000502027_00089_11666_2769.N1	24-MAY-2004 03:01:15	Dark	49.500	52	16Bet Cet	2.0370	4500.0	99	11666	No
64	GOM_NL__2PRFIN20040524_030852_000000562027_00089_11666_2770.N1	24-MAY-2004 03:08:52	Dark	56.000	18	24Alp PsA	1.1660	9700.0	112	11666	No
65	GOM_NL__2PRFIN20040524_031050_000000452027_00089_11666_2771.N1	24-MAY-2004 03:10:50	Dark	45.000	9	Alp Eri	0.45300	24000.	90	11666	No
66	GOM_NL__2PRFIN20040524_031247_000000532027_00090_11667_2772.N1	24-MAY-2004 03:12:47	Dark	52.500	63	Bet Gru	2.1500	2800.0	105	11667	No
67	GOM_NL__2PRFIN20040524_031639_000000402027_00090_11667_2739.N1	24-MAY-2004 03:16:39	Dark	39.500	135	Bet Hyi	2.8200	5800.0	79	11667	No
68	GOM_NL__2PRFIN20040524_031949_000000462027_00090_11667_2740.N1	24-MAY-2004 03:19:49	Dark	46.000	45	Alp Pav	1.9400	26000.	92	11667	No
69	GOM_NL__2PRFIN20040524_032418_000000452027_00090_11667_2741.N1	24-MAY-2004 03:24:18	Straylight	44.500	43	Alp TrA	1.9100	4250.0	89	11667	No
70	GOM_NL__2PRFIN20040524_032623_000000442027_00090_11667_2742.N1	24-MAY-2004 03:26:23	Straylight	43.500	134	Bet TrA	2.8100	6600.0	87	11667	No
71	GOM_NL__2PRFIN20040524_032756_000000402027_00090_11667_2743.N1	24-MAY-2004 03:27:56	Straylight	40.000	4	Alp1Cen	-0.010000	5800.0	80	11667	No
72	GOM_NL__2PRFIN20040524_032949_000000482027_00090_11667_2744.N1	24-MAY-2004 03:29:49	Straylight	47.500	178	lot1Sco	3.0220	6550.0	95	11667	No
73	GOM_NL__2PRFIN20040524_033111_000000532027_00090_11667_2745.N1	24-MAY-2004 03:31:11	Straylight	52.500	25	35Lam Sco	1.6200	28000.	105	11667	No
74	GOM_NL__2PRFIN20040524_033310_000000512027_00090_11667_2746.N1	24-MAY-2004 03:33:10	Tw_i_and_stray	51.000	75	26Eps Sco	2.2910	4250.0	102	11667	No
75	GOM_NL__2PRFIN20040524_033600_000000602027_00090_11667_2747.N1	24-MAY-2004 03:36:00	Bright	60.000	16	21Alp Sco	1.0200	3000.0	120	11667	No
76	GOM_NL__2PRFIN20040524_033734_000000452027_00090_11667_2748.N1	24-MAY-2004 03:37:34	Bright	44.500	80	7Del Sco	2.3160	30000.	89	11667	No
77	GOM_NL__2PRFIN20040524_033918_000000542027_00090_11667_2749.N1	24-MAY-2004 03:39:18	Bright	53.500	86	35Eta Oph	2.4300	10200.	107	11667	No
78	GOM_NL__2PRFIN20040524_034152_000000392027_00090_11667_2750.N1	24-MAY-2004 03:41:52	Bright	39.000	104	27Bet Lib	2.6140	13100.	78	11667	No
79	GOM_NL__2PRFIN20040524_034336_000000452027_00090_11667_2751.N1	24-MAY-2004 03:43:36	Bright	44.500	120	1Del Oph	2.7340	3200.0	89	11667	No
80	GOM_NL__2PRFIN20040524_034639_000000422027_00090_11667_2752.N1	24-MAY-2004 03:46:39	Bright	42.000	102	24Alp Ser	2.6000	4250.0	84	11667	No
81	GOM_NL__2PRFIN20040524_035017_000000362027_00090_11667_2753.N1	24-MAY-2004 03:50:17	Bright	36.000	3	16Alp Boo	-0.050000	4250.0	72	11667	No
82	GOM_NL__2PRFIN20040524_035226_000000412027_00090_11667_2754.N1	24-MAY-2004 03:52:26	Bright	41.000	83		2.3780	11000.	82	11667	No
83	GOM_NL__2PRFIN20040524_035536_000000372027_00090_11667_2755.N1	24-MAY-2004 03:55:36	Bright	36.500	180	27Gam Boo	3.0400	8000.0	73	11667	No
84	GOM_NL__2PRFIN20040524_035848_000000382027_00090_11667_2756.N1	24-MAY-2004 03:58:48	Bright	38.000	39	85Eta UMa	1.8540	24000.	76	11667	No
85	GOM_NL__2PRFIN20040524_040031_000000362027_00090_11667_2757.N1	24-MAY-2004 04:00:31	Bright	35.500	55	79Zet UMa	2.0600	10200.	71	11667	No
86	GOM_NL__2PRFIN20040524_040148_000000382027_00090_11667_2758.N1	24-MAY-2004 04:01:48	Bright	38.000	87	64Gam UMa	2.4330	11000.	76	11667	No
87	GOM_NL__2PRFIN20040524_040338_000000422027_00090_11667_2759.N1	24-MAY-2004 04:03:38	Bright	41.500	119	14Eta Dra	2.7270	4700.0	83	11667	No
88	GOM_NL__2PRFIN20040524_040548_000000382027_00090_11667_2760.N1	24-MAY-2004 04:05:48	Bright	37.500	60	7Bet UMi	2.0810	3950.0	75	11667	No
89	GOM_NL__2PRFIN20040524_041024_000000392027_00090_11667_2761.N1	24-MAY-2004 04:10:24	Bright	38.500	49	1Alp UMi	1.9900	6300.0	77	11667	No
90	GOM_NL__2PRFIN20040524_041426_000000472027_00090_11667_2762.N1	24-MAY-2004 04:14:26	Bright	46.500	89	5Alp Cep	2.4510	8000.0	93	11667	No
91	GOM_NL__2PRFIN20040524_041834_000000392027_00090_11667_2763.N1	24-MAY-2004 04:18:34	Bright	39.000	76	27Gam Cas	2.3000	30000.	78	11667	No
92	GOM_NL__2PRFIN20040524_041945_000000552027_00090_11667_2764.N1	24-MAY-2004 04:19:45	Bright	55.000	68	18Alp Cas	2.2250	4500.0	110	11667	No
93	GOM_NL__2PRFIN20040524_042600_000000402027_00090_11667_2765.N1	24-MAY-2004 04:26:00	Bright	40.000	53	43Bet And	2.0480	3300.0	80	11667	No
94	GOM_NL__2PRFIN20040524_042832_000000532027_00090_11667_2766.N1	24-MAY-2004 04:28:32	Tw_i_and_stray	52.500	58	21Alp And	2.0730	11000.	105	11667	No
95	GOM_NL__2PRFIN20040524_043259_000000522027_00090_11667_2767.N1	24-MAY-2004 04:32:59	Dark	52.000	140	88Gam Peg	2.8340	26000.	104	11667	No
96	GOM_NL__2PRFIN20040524_043519_000000702027_00090_11667_2768.N1	24-MAY-2004 04:35:19	Dark	70.000	90	54Alp Peg	2.4870	11000.	140	11667	No
97	GOM_NL__2PRFIN20040524_044152_000000472027_00090_11667_2769.N1	24-MAY-2004 04:41:52	Dark	46.500	52	16Bet Cet	2.0370	4500.0	93	11667	No
98	GOM_NL__2PRFIN20040524_044929_000000572027_00090_11667_2770.N1	24-MAY-2004 04:49:29	Dark	56.500	18	24Alp PsA	1.1660	9700.0	113	11667	No
99	GOM_NL__2PRFIN20040524_045126_000000442027_00090_11667_2771.N1	24-MAY-2004 04:51:26	Dark	43.500	9	Alp Eri	0.45300	24000.	87	11667	No
100	GOM_NL__2PRFIN20040524_045324_000000602027_00091_11668_2772.N1	24-MAY-2004 04:53:24	Dark	59.500	63	Bet Gru	2.1500	2800.0	119	11668	No
101	GOM_NL__2PRFIN20040524_045716_000000372027_00091_11668_2739.N1	24-MAY-2004 04:57:16	Dark	37.000	135	Bet Hyi	2.8200	5800.0	74	11668	No

102	GOM_NL__2PRFIN20040524_050025_000000452027_00091_11668_2740.N1	24-MAY-2004 05:00:25	Dark	44.500	45	Alp Pav	1.9400	26000.	89	11668	No
103	GOM_NL__2PRFIN20040524_050455_000000432027_00091_11668_2741.N1	24-MAY-2004 05:04:55	Straylight	42.500	43	Alp TrA	1.9100	4250.0	85	11668	No
104	GOM_NL__2PRFIN20040524_050702_000000402027_00091_11668_2742.N1	24-MAY-2004 05:07:02	Straylight	39.500	134	Bet TrA	2.8100	6600.0	79	11668	No
105	GOM_NL__2PRFIN20040524_050832_000000442027_00091_11668_2743.N1	24-MAY-2004 05:08:32	Straylight	44.000	4	Alp1Cen	-0.010000	5800.0	88	11668	No
106	GOM_NL__2PRFIN20040524_051025_000000492027_00091_11668_2744.N1	24-MAY-2004 05:10:25	Straylight	49.000	178	lot1Sco	3.0220	6550.0	98	11668	No
107	GOM_NL__2PRFIN20040524_051148_000000522027_00091_11668_2745.N1	24-MAY-2004 05:11:48	Straylight	51.500	25	35Lam Sco	1.6200	28000.	103	11668	No
108	GOM_NL__2PRFIN20040524_051348_000000542027_00091_11668_2746.N1	24-MAY-2004 05:13:48	Tw_i_and_stray	53.500	75	26Eps Sco	2.2910	4250.0	107	11668	No
109	GOM_NL__2PRFIN20040524_051637_000000602027_00091_11668_2747.N1	24-MAY-2004 05:16:37	Bright	60.000	16	21Alp Sco	1.0200	3000.0	120	11668	No
110	GOM_NL__2PRFIN20040524_051811_000000452027_00091_11668_2748.N1	24-MAY-2004 05:18:11	Bright	45.000	80	7Del Sco	2.3160	30000.	90	11668	No
111	GOM_NL__2PRFIN20040524_051954_000000522027_00091_11668_2749.N1	24-MAY-2004 05:19:54	Bright	52.000	86	35Eta Oph	2.4300	10200.	104	11668	No
112	GOM_NL__2PRFIN20040524_052229_000000392027_00091_11668_2750.N1	24-MAY-2004 05:22:29	Bright	39.000	104	27Bet Lib	2.6140	13100.	78	11668	No
113	GOM_NL__2PRFIN20040524_052413_000000452027_00091_11668_2751.N1	24-MAY-2004 05:24:13	Bright	44.500	120	1Del Oph	2.7340	3200.0	89	11668	No
114	GOM_NL__2PRFIN20040524_052716_000000412027_00091_11668_2752.N1	24-MAY-2004 05:27:16	Bright	41.000	102	24Alp Ser	2.6000	4250.0	82	11668	No
115	GOM_NL__2PRFIN20040524_053053_000000362027_00091_11668_2753.N1	24-MAY-2004 05:30:53	Bright	36.000	3	16Alp Boo	-0.050000	4250.0	72	11668	No
116	GOM_NL__2PRFIN20040524_053303_000000372027_00091_11668_2754.N1	24-MAY-2004 05:33:03	Bright	37.000	83		2.3780	11000.	74	11668	No
117	GOM_NL__2PRFIN20040524_053613_000000382027_00091_11668_2755.N1	24-MAY-2004 05:36:13	Bright	37.500	180	27Gam Boo	3.0400	8000.0	75	11668	No
118	GOM_NL__2PRFIN20040524_053925_000000382027_00091_11668_2756.N1	24-MAY-2004 05:39:25	Bright	37.500	39	85Eta UMa	1.8540	24000.	75	11668	No
119	GOM_NL__2PRFIN20040524_054107_000000382027_00091_11668_2757.N1	24-MAY-2004 05:41:07	Bright	37.500	55	79Zet UMa	2.0600	10200.	75	11668	No
120	GOM_NL__2PRFIN20040524_054224_000000402027_00091_11668_2758.N1	24-MAY-2004 05:42:24	Bright	39.500	87	64Gam UMa	2.4330	11000.	79	11668	No
121	GOM_NL__2PRFIN20040524_054414_000000412027_00091_11668_2759.N1	24-MAY-2004 05:44:14	Bright	41.000	119	14Eta Dra	2.7270	4700.0	82	11668	No
122	GOM_NL__2PRFIN20040524_054625_000000392027_00091_11668_2760.N1	24-MAY-2004 05:46:25	Bright	38.500	60	7Bet UMi	2.0810	3950.0	77	11668	No
123	GOM_NL__2PRFIN20040524_055100_000000372027_00091_11668_2761.N1	24-MAY-2004 05:51:00	Bright	37.000	49	1Alp UMi	1.9900	6300.0	74	11668	No
124	GOM_NL__2PRFIN20040524_055501_000000492027_00091_11668_2762.N1	24-MAY-2004 05:55:01	Bright	48.500	89	5Alp Cep	2.4510	8000.0	97	11668	No
125	GOM_NL__2PRFIN20040524_055910_000000372027_00091_11668_2763.N1	24-MAY-2004 05:59:10	Bright	37.000	76	27Gam Cas	2.3000	30000.	74	11668	No
126	GOM_NL__2PRFIN20040524_060021_000000382027_00091_11668_2764.N1	24-MAY-2004 06:00:21	Bright	37.500	68	18Alp Cas	2.2250	4500.0	75	11668	No
127	GOM_NL__2PRFIN20040524_060636_000000432027_00091_11668_2765.N1	24-MAY-2004 06:06:36	Bright	42.500	53	43Bet And	2.0480	3300.0	85	11668	No
128	GOM_NL__2PRFIN20040524_060909_000000492027_00091_11668_2766.N1	24-MAY-2004 06:09:09	Tw_i_and_stray	49.000	58	21Alp And	2.0730	11000.	98	11668	No
129	GOM_NL__2PRFIN20040524_061336_000000532027_00091_11668_2767.N1	24-MAY-2004 06:13:36	Dark	52.500	140	88Gam Peg	2.8340	26000.	105	11668	No
130	GOM_NL__2PRFIN20040524_061556_000000662027_00091_11668_2768.N1	24-MAY-2004 06:15:56	Dark	66.000	90	54Alp Peg	2.4870	11000.	132	11668	No
131	GOM_NL__2PRFIN20040524_062229_000000472027_00091_11668_2769.N1	24-MAY-2004 06:22:29	Dark	46.500	52	16Bet Cet	2.0370	4500.0	93	11668	No
132	GOM_NL__2PRFIN20040524_063006_000000562027_00091_11668_2770.N1	24-MAY-2004 06:30:06	Dark	55.500	18	24Alp PsA	1.1660	9700.0	111	11668	No
133	GOM_NL__2PRFIN20040524_063202_000000442027_00091_11668_2771.N1	24-MAY-2004 06:32:02	Dark	43.500	9	Alp Eri	0.45300	24000.	87	11668	No
134	GOM_NL__2PRFIN20040524_063401_000000602027_00092_11669_2772.N1	24-MAY-2004 06:34:01	Dark	59.500	63	Bet Gru	2.1500	2800.0	119	11669	No
135	GOM_NL__2PRFIN20040524_063752_000000372027_00092_11669_2739.N1	24-MAY-2004 06:37:52	Dark	37.000	135	Bet Hyi	2.8200	5800.0	74	11669	No
136	GOM_NL__2PRFIN20040524_064103_000000442027_00092_11669_2740.N1	24-MAY-2004 06:41:03	Dark	44.000	45	Alp Pav	1.9400	26000.	88	11669	No
137	GOM_NL__2PRFIN20040524_064531_000000432027_00092_11669_2741.N1	24-MAY-2004 06:45:31	Straylight	43.000	43	Alp TrA	1.9100	4250.0	86	11669	No
138	GOM_NL__2PRFIN20040524_064739_000000392027_00092_11669_2742.N1	24-MAY-2004 06:47:39	Straylight	38.500	134	Bet TrA	2.8100	6600.0	77	11669	No
139	GOM_NL__2PRFIN20040524_064908_000000512027_00092_11669_2743.N1	24-MAY-2004 06:49:08	Straylight	50.500	4	Alp1Cen	-0.010000	5800.0	101	11669	No
140	GOM_NL__2PRFIN20040524_065102_000000502027_00092_11669_2744.N1	24-MAY-2004 06:51:02	Straylight	49.500	178	lot1Sco	3.0220	6550.0	99	11669	No
141	GOM_NL__2PRFIN20040524_065224_000000522027_00092_11669_2745.N1	24-MAY-2004 06:52:24	Straylight	52.000	25	35Lam Sco	1.6200	28000.	104	11669	No
142	GOM_NL__2PRFIN20040524_065424_000000512027_00092_11669_2746.N1	24-MAY-2004 06:54:24	Tw_i_and_stray	51.000	75	26Eps Sco	2.2910	4250.0	102	11669	No
143	GOM_NL__2PRFIN20040524_065714_000000602027_00092_11669_2747.N1	24-MAY-2004 06:57:14	Bright	60.000	16	21Alp Sco	1.0200	3000.0	120	11669	No
144	GOM_NL__2PRFIN20040524_065848_000000442027_00092_11669_2748.N1	24-MAY-2004 06:58:48	Bright	43.500	80	7Del Sco	2.3160	30000.	87	11669	No
145	GOM_NL__2PRFIN20040524_070030_000000542027_00092_11669_2749.N1	24-MAY-2004 07:00:30	Bright	53.500	86	35Eta Oph	2.4300	10200.	107	11669	No
146	GOM_NL__2PRFIN20040524_070306_000000382027_00092_11669_2750.N1	24-MAY-2004 07:03:06	Bright	37.500	104	27Bet Lib	2.6140	13100.	75	11669	No
147	GOM_NL__2PRFIN20040524_070449_000000442027_00092_11669_2751.N1	24-MAY-2004 07:04:49	Bright	43.500	120	1Del Oph	2.7340	3200.0	87	11669	No
148	GOM_NL__2PRFIN20040524_070752_000000412027_00092_11669_2752.N1	24-MAY-2004 07:07:52	Bright	41.000	102	24Alp Ser	2.6000	4250.0	82	11669	No
149	GOM_NL__2PRFIN20040524_071129_000000362027_00092_11669_2753.N1	24-MAY-2004 07:11:29	Bright	36.000	3	16Alp Boo	-0.050000	4250.0	72	11669	No
150	GOM_NL__2PRFIN20040524_071339_000000392027_00092_11669_2754.N1	24-MAY-2004 07:13:39	Bright	39.000	83		2.3780	11000.	78	11669	No
151	GOM_NL__2PRFIN20040524_071649_000000362027_00092_11669_2755.N1	24-MAY-2004 07:16:49	Bright	36.000	180	27Gam Boo	3.0400	8000.0	72	11669	No
152	GOM_NL__2PRFIN20040524_072001_000000382027_00092_11669_2756.N1	24-MAY-2004 07:20:01	Bright	37.500	39	85Eta UMa	1.8540	24000.	75	11669	No
153	GOM_NL__2PRFIN20040524_072144_000000372027_00092_11669_2757.N1	24-MAY-2004 07:21:44	Bright	37.000	55	79Zet UMa	2.0600	10200.	74	11669	No
154	GOM_NL__2PRFIN20040524_072300_000000402027_00092_11669_2758.N1	24-MAY-2004 07:23:00	Bright	39.500	87	64Gam UMa	2.4330	11000.	79	11669	No
155	GOM_NL__2PRFIN20040524_072450_000000422027_00092_11669_2759.N1	24-MAY-2004 07:24:50	Bright	42.000	119	14Eta Dra	2.7270	4700.0	84	11669	No
156	GOM_NL__2PRFIN20040524_072700_000000392027_00092_11669_2760.N1	24-MAY-2004 07:27:00	Bright	39.000	60	7Bet UMi	2.0810	3950.0	78	11669	No
157	GOM_NL__2PRFIN20040524_073136_000000392027_00092_11669_2761.N1	24-MAY-2004 07:31:36	Bright	38.500	49	1Alp UMi	1.9900	6300.0	77	11669	No
158	GOM_NL__2PRFIN20040524_073537_000000472027_00092_11669_2762.N1	24-MAY-2004 07:35:37	Bright	47.000	89	5Alp Cep	2.4510	8000.0	94	11669	No
159	GOM_NL__2PRFIN20040524_073946_000000382027_00092_11669_2763.N1	24-MAY-2004 07:39:46	Bright	37.500	76	27Gam Cas	2.3000	30000.	75	11669	No
160	GOM_NL__2PRFIN20040524_074057_000000382027_00092_11669_2764.N1	24-MAY-2004 07:40:57	Bright	37.500	68	18Alp Cas	2.2250	4500.0	75	11669	No



161	GOM_NL__2PRFIN20040524_074712_000000412027_00092_11669_2765.N1	24-MAY-2004 07:47:12	Bright	41.000	53	43Bet And	2.0480	3300.0	82	11669	No
162	GOM_NL__2PRFIN20040524_074945_000000522027_00092_11669_2766.N1	24-MAY-2004 07:49:45	Twilight	51.500	58	21Alp And	2.0730	11000.	103	11669	No
163	GOM_NL__2PRFIN20040524_075412_000000532027_00092_11669_2767.N1	24-MAY-2004 07:54:12	Dark	52.500	140	88Gam Peg	2.8340	26000.	105	11669	No
164	GOM_NL__2PRFIN20040524_075633_000000722027_00092_11669_2768.N1	24-MAY-2004 07:56:33	Dark	71.500	90	54Alp Peg	2.4870	11000.	143	11669	No
165	GOM_NL__2PRFIN20040524_080305_000000452027_00092_11669_2769.N1	24-MAY-2004 08:03:05	Dark	44.500	52	16Bet Cet	2.0370	4500.0	89	11669	No
166	GOM_NL__2PRFIN20040524_081043_000000552027_00092_11669_2770.N1	24-MAY-2004 08:10:43	Dark	55.000	18	24Alp PsA	1.1660	9700.0	110	11669	No
167	GOM_NL__2PRFIN20040524_081238_000000442027_00092_11669_2771.N1	24-MAY-2004 08:12:38	Dark	43.500	9	Alp Eri	0.45300	24000.	87	11669	No
168	GOM_NL__2PRFIN20040524_081437_000000512027_00093_11670_2772.N1	24-MAY-2004 08:14:37	Dark	51.000	63	Bet Gru	2.1500	2800.0	102	11670	No
169	GOM_NL__2PRFIN20040524_081828_000000382027_00093_11670_2739.N1	24-MAY-2004 08:18:28	Dark	38.000	135	Bet Hyi	2.8200	5800.0	76	11670	No
170	GOM_NL__2PRFIN20040524_082140_000000442027_00093_11670_2740.N1	24-MAY-2004 08:21:40	Dark	44.000	45	Alp Pav	1.9400	26000.	88	11670	No
171	GOM_NL__2PRFIN20040524_082608_000000512027_00093_11670_2741.N1	24-MAY-2004 08:26:08	Straylight	51.000	43	Alp TrA	1.9100	4250.0	102	11670	No
172	GOM_NL__2PRFIN20040524_082815_000000412027_00093_11670_2742.N1	24-MAY-2004 08:28:15	Straylight	40.500	134	Bet TrA	2.8100	6600.0	81	11670	No
173	GOM_NL__2PRFIN20040524_083110_000000472027_00093_11670_2743.N1	24-MAY-2004 08:31:10	Straylight	46.500	40	The Sco	1.8590	7100.0	93	11670	No
174	GOM_NL__2PRFIN20040524_083301_000000522027_00093_11670_2744.N1	24-MAY-2004 08:33:01	Straylight	52.000	25	35Lam Sco	1.6200	28000.	104	11670	No
175	GOM_NL__2PRFIN20040524_083501_000000492027_00093_11670_2745.N1	24-MAY-2004 08:35:01	Twilight	48.500	75	26Eps Sco	2.2910	4250.0	97	11670	No
176	GOM_NL__2PRFIN20040524_083751_000000592027_00093_11670_2746.N1	24-MAY-2004 08:37:51	Bright	59.000	16	21Alp Sco	1.0200	3000.0	118	11670	No
177	GOM_NL__2PRFIN20040524_083924_000000422027_00093_11670_2747.N1	24-MAY-2004 08:39:24	Bright	42.000	80	7Del Sco	2.3160	30000.	84	11670	No
178	GOM_NL__2PRFIN20040524_084106_000000532027_00093_11670_2748.N1	24-MAY-2004 08:41:06	Bright	53.000	86	35Eta Oph	2.4300	10200.	106	11670	No
179	GOM_NL__2PRFIN20040524_084342_000000392027_00093_11670_2749.N1	24-MAY-2004 08:43:42	Bright	38.500	104	27Bet Lib	2.6140	13100.	77	11670	No
180	GOM_NL__2PRFIN20040524_084524_000000442027_00093_11670_2750.N1	24-MAY-2004 08:45:24	Bright	44.000	120	1Del Oph	2.7340	3200.0	88	11670	No
181	GOM_NL__2PRFIN20040524_084828_000000412027_00093_11670_2751.N1	24-MAY-2004 08:48:28	Bright	41.000	102	24Alp Ser	2.6000	4250.0	82	11670	No
182	GOM_NL__2PRFIN20040524_085205_000000362027_00093_11670_2752.N1	24-MAY-2004 08:52:05	Bright	35.500	3	16Alp Boo	-0.050000	4250.0	71	11670	No
183	GOM_NL__2PRFIN20040524_085415_000000372027_00093_11670_2753.N1	24-MAY-2004 08:54:15	Bright	36.500	83		2.3780	11000.	73	11670	No
184	GOM_NL__2PRFIN20040524_085725_000000362027_00093_11670_2754.N1	24-MAY-2004 08:57:25	Bright	36.000	180	27Gam Boo	3.0400	8000.0	72	11670	No
185	GOM_NL__2PRFIN20040524_090037_000000362027_00093_11670_2755.N1	24-MAY-2004 09:00:37	Bright	36.000	39	85Eta UMa	1.8540	24000.	72	11670	No
186	GOM_NL__2PRFIN20040524_090220_000000382027_00093_11670_2756.N1	24-MAY-2004 09:02:20	Bright	37.500	55	79Zet UMa	2.0600	10200.	75	11670	No
187	GOM_NL__2PRFIN20040524_090337_000000382027_00093_11670_2757.N1	24-MAY-2004 09:03:37	Bright	38.000	87	64Gam UMa	2.4330	11000.	76	11670	No
188	GOM_NL__2PRFIN20040524_090525_000000412027_00093_11670_2758.N1	24-MAY-2004 09:05:25	Bright	41.000	119	14Eta Dra	2.7270	4700.0	82	11670	No
189	GOM_NL__2PRFIN20040524_090736_000000392027_00093_11670_2759.N1	24-MAY-2004 09:07:36	Bright	38.500	60	7Bet UMi	2.0810	3950.0	77	11670	No
190	GOM_NL__2PRFIN20040524_091212_000000362027_00093_11670_2760.N1	24-MAY-2004 09:12:12	Bright	36.000	49	1Alp UMi	1.9900	6300.0	72	11670	No
191	GOM_NL__2PRFIN20040524_091613_000000472027_00093_11670_2761.N1	24-MAY-2004 09:16:13	Bright	47.000	89	5Alp Cep	2.4510	8000.0	94	11670	No
192	GOM_NL__2PRFIN20040524_092021_000000542027_00093_11670_2762.N1	24-MAY-2004 09:20:21	Bright	54.000	76	27Gam Cas	2.3000	30000.	108	11670	No
193	GOM_NL__2PRFIN20040524_092133_000000412027_00093_11670_2763.N1	24-MAY-2004 09:21:33	Bright	41.000	68	18Alp Cas	2.2250	4500.0	82	11670	No
194	GOM_NL__2PRFIN20040524_092748_000000422027_00093_11670_2764.N1	24-MAY-2004 09:27:48	Bright	41.500	53	43Bet And	2.0480	3300.0	83	11670	No
195	GOM_NL__2PRFIN20040524_093021_000000482027_00093_11670_2765.N1	24-MAY-2004 09:30:21	Twilight	48.000	58	21Alp And	2.0730	11000.	96	11670	No
196	GOM_NL__2PRFIN20040524_093451_000000502027_00093_11670_2766.N1	24-MAY-2004 09:34:51	Dark	50.000	140	88Gam Peg	2.8340	26000.	100	11670	No
197	GOM_NL__2PRFIN20040524_093710_000000702027_00093_11670_2767.N1	24-MAY-2004 09:37:10	Dark	69.500	90	54Alp Peg	2.4870	11000.	139	11670	No
198	GOM_NL__2PRFIN20040524_094341_000000472027_00093_11670_2768.N1	24-MAY-2004 09:43:41	Dark	47.000	52	16Bet Cet	2.0370	4500.0	94	11670	No
199	GOM_NL__2PRFIN20040524_095119_000000552027_00093_11670_2769.N1	24-MAY-2004 09:51:19	Dark	54.500	18	24Alp PsA	1.1660	9700.0	109	11670	No
200	GOM_NL__2PRFIN20040524_095314_000000502027_00093_11670_2770.N1	24-MAY-2004 09:53:14	Dark	49.500	9	Alp Eri	0.45300	24000.	99	11670	No
201	GOM_NL__2PRFIN20040524_095514_000000512027_00094_11671_2771.N1	24-MAY-2004 09:55:14	Dark	51.000	63	Bet Gru	2.1500	2800.0	102	11671	No
202	GOM_NL__2PRFIN20040524_095904_000000392027_00094_11671_2739.N1	24-MAY-2004 09:59:04	Dark	38.500	135	Bet Hyi	2.8200	5800.0	77	11671	No
203	GOM_NL__2PRFIN20040524_100216_000000442027_00094_11671_2740.N1	24-MAY-2004 10:02:16	Dark	44.000	45	Alp Pav	1.9400	26000.	88	11671	No
204	GOM_NL__2PRFIN20040524_100644_000000432027_00094_11671_2741.N1	24-MAY-2004 10:06:44	Straylight	43.000	43	Alp TrA	1.9100	4250.0	86	11671	No
205	GOM_NL__2PRFIN20040524_100851_000000392027_00094_11671_2742.N1	24-MAY-2004 10:08:51	Straylight	39.000	134	Bet TrA	2.8100	6600.0	78	11671	No
206	GOM_NL__2PRFIN20040524_101147_000000532027_00094_11671_2743.N1	24-MAY-2004 10:11:47	Straylight	52.500	40	The Sco	1.8590	7100.0	105	11671	No
207	GOM_NL__2PRFIN20040524_101337_000000542027_00094_11671_2744.N1	24-MAY-2004 10:13:37	Straylight	54.000	25	35Lam Sco	1.6200	28000.	108	11671	No
208	GOM_NL__2PRFIN20040524_101537_000000522027_00094_11671_2745.N1	24-MAY-2004 10:15:37	Twilight	51.500	75	26Eps Sco	2.2910	4250.0	103	11671	No
209	GOM_NL__2PRFIN20040524_101827_000000552027_00094_11671_2746.N1	24-MAY-2004 10:18:27	Bright	54.500	16	21Alp Sco	1.0200	3000.0	109	11671	No
210	GOM_NL__2PRFIN20040524_102000_000000442027_00094_11671_2747.N1	24-MAY-2004 10:20:00	Bright	44.000	80	7Del Sco	2.3160	30000.	88	11671	No
211	GOM_NL__2PRFIN20040524_102142_000000512027_00094_11671_2748.N1	24-MAY-2004 10:21:42	Bright	51.000	86	35Eta Oph	2.4300	10200.	102	11671	No
212	GOM_NL__2PRFIN20040524_102417_000000392027_00094_11671_2749.N1	24-MAY-2004 10:24:17	Bright	38.500	104	27Bet Lib	2.6140	13100.	77	11671	No
213	GOM_NL__2PRFIN20040524_102600_000000442027_00094_11671_2750.N1	24-MAY-2004 10:26:00	Bright	44.000	120	1Del Oph	2.7340	3200.0	88	11671	No
214	GOM_NL__2PRFIN20040524_102904_000000412027_00094_11671_2751.N1	24-MAY-2004 10:29:04	Bright	40.500	102	24Alp Ser	2.6000	4250.0	81	11671	No
215	GOM_NL__2PRFIN20040524_103241_000000382027_00094_11671_2752.N1	24-MAY-2004 10:32:41	Bright	38.000	3	16Alp Boo	-0.050000	4250.0	76	11671	No
216	GOM_NL__2PRFIN20040524_103450_000000392027_00094_11671_2753.N1	24-MAY-2004 10:34:50	Bright	39.000	83		2.3780	11000.	78	11671	No
217	GOM_NL__2PRFIN20040524_103800_000000372027_00094_11671_2754.N1	24-MAY-2004 10:38:00	Bright	37.000	180	27Gam Boo	3.0400	8000.0	74	11671	No
218	GOM_NL__2PRFIN20040524_104112_000000362027_00094_11671_2755.N1	24-MAY-2004 10:41:12	Bright	36.000	39	85Eta UMa	1.8540	24000.	72	11671	No
219	GOM_NL__2PRFIN20040524_104255_000000382027_00094_11671_2756.N1	24-MAY-2004 10:42:55	Bright	38.000	55	79Zet UMa	2.0600	10200.	76	11671	No

220	GOM_NL__2PRFIN20040524_104414_000000382027_00094_11671_2757.N1	24-MAY-2004 10:44:14	Bright	38.000	87	64Gam UMa	2.4330	11000.	76	11671	No
221	GOM_NL__2PRFIN20040524_104600_000000412027_00094_11671_2758.N1	24-MAY-2004 10:46:00	Bright	41.000	119	14Eta Dra	2.7270	4700.0	82	11671	No
222	GOM_NL__2PRFIN20040524_104812_000000362027_00094_11671_2759.N1	24-MAY-2004 10:48:12	Bright	35.500	60	7Bet UMi	2.0810	3950.0	71	11671	No
223	GOM_NL__2PRFIN20040524_105247_000000382027_00094_11671_2760.N1	24-MAY-2004 10:52:47	Bright	37.500	49	1Alp UMi	1.9900	6300.0	75	11671	No
224	GOM_NL__2PRFIN20040524_105648_000000482027_00094_11671_2761.N1	24-MAY-2004 10:56:48	Bright	47.500	89	5Alp Cep	2.4510	8000.0	95	11671	No
225	GOM_NL__2PRFIN20040524_110057_000000452027_00094_11671_2762.N1	24-MAY-2004 11:00:57	Bright	44.500	76	27Gam Cas	2.3000	30000.	89	11671	No
226	GOM_NL__2PRFIN20040524_110209_000000392027_00094_11671_2763.N1	24-MAY-2004 11:02:09	Bright	39.000	68	18Alp Cas	2.2250	4500.0	78	11671	No
227	GOM_NL__2PRFIN20040524_110824_000000392027_00094_11671_2764.N1	24-MAY-2004 11:08:24	Bright	39.000	53	43Bet And	2.0480	3300.0	78	11671	No
228	GOM_NL__2PRFIN20040524_111057_000000512027_00094_11671_2765.N1	24-MAY-2004 11:10:57	Twilight	50.500	58	21Alp And	2.0730	11000.	101	11671	No
229	GOM_NL__2PRFIN20040524_111527_000000492027_00094_11671_2766.N1	24-MAY-2004 11:15:27	Dark	49.000	140	88Gam Peg	2.8340	26000.	98	11671	No
230	GOM_NL__2PRFIN20040524_111747_000000652027_00094_11671_2767.N1	24-MAY-2004 11:17:47	Dark	65.000	90	54Alp Peg	2.4870	11000.	130	11671	No
231	GOM_NL__2PRFIN20040524_112417_000000502027_00094_11671_2768.N1	24-MAY-2004 11:24:17	Dark	50.000	52	16Bet Cet	2.0370	4500.0	100	11671	No
232	GOM_NL__2PRFIN20040524_113156_000000552027_00094_11671_2769.N1	24-MAY-2004 11:31:56	Dark	55.000	18	24Alp PsA	1.1660	9700.0	110	11671	No
233	GOM_NL__2PRFIN20040524_113350_000000452027_00094_11671_2770.N1	24-MAY-2004 11:33:50	Dark	45.000	9	Alp Eri	0.45300	24000.	90	11671	No
234	GOM_NL__2PRFIN20040524_113549_000000522027_00095_11672_2771.N1	24-MAY-2004 11:35:49	Dark	51.500	63	Bet Gru	2.1500	2800.0	103	11672	No
235	GOM_NL__2PRFIN20040524_113940_000000412027_00095_11672_2739.N1	24-MAY-2004 11:39:40	Dark	41.000	135	Bet Hyi	2.8200	5800.0	82	11672	No
236	GOM_NL__2PRFIN20040524_114252_000000442027_00095_11672_2740.N1	24-MAY-2004 11:42:52	Dark	44.000	45	Alp Pav	1.9400	26000.	88	11672	No
237	GOM_NL__2PRFIN20040524_114719_000000522027_00095_11672_2741.N1	24-MAY-2004 11:47:19	Straylight	51.500	43	Alp TrA	1.9100	4250.0	103	11672	No
238	GOM_NL__2PRFIN20040524_114926_000000412027_00095_11672_2742.N1	24-MAY-2004 11:49:26	Straylight	40.500	134	Bet TrA	2.8100	6600.0	81	11672	No
239	GOM_NL__2PRFIN20040524_115223_000000522027_00095_11672_2743.N1	24-MAY-2004 11:52:23	Straylight	51.500	40	The Sco	1.8590	7100.0	103	11672	No
240	GOM_NL__2PRFIN20040524_115413_000000542027_00095_11672_2744.N1	24-MAY-2004 11:54:13	Straylight	53.500	25	35Lam Sco	1.6200	28000.	107	11672	No
241	GOM_NL__2PRFIN20040524_115612_000000482027_00095_11672_2745.N1	24-MAY-2004 11:56:12	Twilight	48.000	75	26Eps Sco	2.2910	4250.0	96	11672	No
242	GOM_NL__2PRFIN20040524_115902_000000572027_00095_11672_2746.N1	24-MAY-2004 11:59:02	Bright	56.500	16	21Alp Sco	1.0200	3000.0	113	11672	No
243	GOM_NL__2PRFIN20040524_120035_000000462027_00095_11672_2747.N1	24-MAY-2004 12:00:35	Bright	45.500	80	7Del Sco	2.3160	30000.	91	11672	No
244	GOM_NL__2PRFIN20040524_120219_000000522027_00095_11672_2748.N1	24-MAY-2004 12:02:19	Bright	52.000	86	35Eta Oph	2.4300	10200.	104	11672	No
245	GOM_NL__2PRFIN20040524_120453_000000392027_00095_11672_2749.N1	24-MAY-2004 12:04:53	Bright	39.000	104	27Bet Lib	2.6140	13100.	78	11672	No
246	GOM_NL__2PRFIN20040524_120636_000000442027_00095_11672_2750.N1	24-MAY-2004 12:06:36	Bright	44.000	120	1Del Oph	2.7340	3200.0	88	11672	No
247	GOM_NL__2PRFIN20040524_120938_000000422027_00095_11672_2751.N1	24-MAY-2004 12:09:38	Bright	42.000	102	24Alp Ser	2.6000	4250.0	84	11672	No
248	GOM_NL__2PRFIN20040524_121317_000000402027_00095_11672_2752.N1	24-MAY-2004 12:13:17	Bright	39.500	3	16Alp Boo	-0.050000	4250.0	79	11672	No
249	GOM_NL__2PRFIN20040524_121526_000000402027_00095_11672_2753.N1	24-MAY-2004 12:15:26	Bright	40.000	83		2.3780	11000.	80	11672	No
250	GOM_NL__2PRFIN20040524_121836_000000372027_00095_11672_2754.N1	24-MAY-2004 12:18:36	Bright	37.000	180	27Gam Boo	3.0400	8000.0	74	11672	No
251	GOM_NL__2PRFIN20040524_122148_000000392027_00095_11672_2755.N1	24-MAY-2004 12:21:48	Bright	38.500	39	85Eta UMa	1.8540	24000.	77	11672	No
252	GOM_NL__2PRFIN20040524_122331_000000392027_00095_11672_2756.N1	24-MAY-2004 12:23:31	Bright	38.500	55	79Zet UMa	2.0600	10200.	77	11672	No
253	GOM_NL__2PRFIN20040524_122449_000000392027_00095_11672_2757.N1	24-MAY-2004 12:24:49	Bright	39.000	87	64Gam UMa	2.4330	11000.	78	11672	No
254	GOM_NL__2PRFIN20040524_122635_000000432027_00095_11672_2758.N1	24-MAY-2004 12:26:35	Bright	42.500	119	14Eta Dra	2.7270	4700.0	85	11672	No
255	GOM_NL__2PRFIN20040524_122848_000000392027_00095_11672_2759.N1	24-MAY-2004 12:28:48	Bright	38.500	60	7Bet UMi	2.0810	3950.0	77	11672	No
256	GOM_NL__2PRFIN20040524_123322_000000402027_00095_11672_2760.N1	24-MAY-2004 12:33:22	Bright	40.000	49	1Alp UMi	1.9900	6300.0	80	11672	No
257	GOM_NL__2PRFIN20040524_123724_000000462027_00095_11672_2761.N1	24-MAY-2004 12:37:24	Bright	46.000	89	5Alp Cep	2.4510	8000.0	92	11672	No
258	GOM_NL__2PRFIN20040524_124133_000000542027_00095_11672_2762.N1	24-MAY-2004 12:41:33	Bright	54.000	76	27Gam Cas	2.3000	30000.	108	11672	No
259	GOM_NL__2PRFIN20040524_124245_000000392027_00095_11672_2763.N1	24-MAY-2004 12:42:45	Bright	39.000	68	18Alp Cas	2.2250	4500.0	78	11672	No
260	GOM_NL__2PRFIN20040524_124900_000000422027_00095_11672_2764.N1	24-MAY-2004 12:49:00	Bright	42.000	53	43Bet And	2.0480	3300.0	84	11672	No
261	GOM_NL__2PRFIN20040524_125134_000000512027_00095_11672_2765.N1	24-MAY-2004 12:51:34	Twilight	50.500	58	21Alp And	2.0730	11000.	101	11672	No
262	GOM_NL__2PRFIN20040524_125604_000000482027_00095_11672_2766.N1	24-MAY-2004 12:56:04	Dark	47.500	140	88Gam Peg	2.8340	26000.	95	11672	No
263	GOM_NL__2PRFIN20040524_125823_000000692027_00095_11672_2767.N1	24-MAY-2004 12:58:23	Dark	68.500	90	54Alp Peg	2.4870	11000.	137	11672	No
264	GOM_NL__2PRFIN20040524_130454_000000472027_00095_11672_2768.N1	24-MAY-2004 13:04:54	Dark	46.500	52	16Bet Cet	2.0370	4500.0	93	11672	No
265	GOM_NL__2PRFIN20040524_131234_000000592027_00095_11672_2769.N1	24-MAY-2004 13:12:34	Dark	58.500	18	24Alp PsA	1.1660	9700.0	117	11672	No
266	GOM_NL__2PRFIN20040524_131427_000000492027_00095_11672_2770.N1	24-MAY-2004 13:14:27	Dark	48.500	9	Alp Eri	0.45300	24000.	97	11672	No
267	GOM_NL__2PRFIN20040524_131626_000000462027_00096_11673_2771.N1	24-MAY-2004 13:16:26	Dark	46.000	63	Bet Gru	2.1500	2800.0	92	11673	No
268	GOM_NL__2PRFIN20040524_132016_000000392027_00096_11673_2739.N1	24-MAY-2004 13:20:16	Dark	38.500	135	Bet Hyi	2.8200	5800.0	77	11673	No
269	GOM_NL__2PRFIN20040524_132330_000000462027_00096_11673_2740.N1	24-MAY-2004 13:23:30	Dark	45.500	45	Alp Pav	1.9400	26000.	91	11673	No
270	GOM_NL__2PRFIN20040524_132755_000000432027_00096_11673_2741.N1	24-MAY-2004 13:27:55	Straylight	42.500	43	Alp TrA	1.9100	4250.0	85	11673	No
271	GOM_NL__2PRFIN20040524_133002_000000402027_00096_11673_2742.N1	24-MAY-2004 13:30:02	Straylight	40.000	134	Bet TrA	2.8100	6600.0	80	11673	No
272	GOM_NL__2PRFIN20040524_133259_000000522027_00096_11673_2743.N1	24-MAY-2004 13:32:59	Straylight	51.500	40	The Sco	1.8590	7100.0	103	11673	No
273	GOM_NL__2PRFIN20040524_133449_000000512027_00096_11673_2744.N1	24-MAY-2004 13:34:49	Straylight	50.500	25	35Lam Sco	1.6200	28000.	101	11673	No
274	GOM_NL__2PRFIN20040524_133648_000000502027_00096_11673_2745.N1	24-MAY-2004 13:36:48	Twilight	49.500	75	26Eps Sco	2.2910	4250.0	99	11673	No
275	GOM_NL__2PRFIN20040524_133938_000000592027_00096_11673_2746.N1	24-MAY-2004 13:39:38	Bright	59.000	16	21Alp Sco	1.0200	3000.0	118	11673	No
276	GOM_NL__2PRFIN20040524_134112_000000452027_00096_11673_2747.N1	24-MAY-2004 13:41:12	Bright	45.000	80	7Del Sco	2.3160	30000.	90	11673	No
277	GOM_NL__2PRFIN20040524_134254_000000522027_00096_11673_2748.N1	24-MAY-2004 13:42:54	Bright	51.500	86	35Eta Oph	2.4300	10200.	103	11673	No
278	GOM_NL__2PRFIN20040524_134529_000000392027_00096_11673_2749.N1	24-MAY-2004 13:45:29	Bright	39.000	104	27Bet Lib	2.6140	13100.	78	11673	No

279	GOM_NL__2PRFIN20040524_134711_000000442027_00096_11673_2750.N1	24-MAY-2004 13:47:11	Bright	44.000	120	1Del Oph	2.7340	3200.0	88	11673	No
280	GOM_NL__2PRFIN20040524_135015_000000422027_00096_11673_2751.N1	24-MAY-2004 13:50:15	Bright	41.500	102	24Alp Ser	2.6000	4250.0	83	11673	No
281	GOM_NL__2PRFIN20040524_135352_000000372027_00096_11673_2752.N1	24-MAY-2004 13:53:52	Bright	37.000	3	16Alp Boo	-0.050000	4250.0	74	11673	No
282	GOM_NL__2PRFIN20040524_135602_000000412027_00096_11673_2753.N1	24-MAY-2004 13:56:02	Bright	40.500	83		2.3780	11000.	81	11673	No
283	GOM_NL__2PRFIN20040524_135912_000000392027_00096_11673_2754.N1	24-MAY-2004 13:59:12	Bright	38.500	180	27Gam Boo	3.0400	8000.0	77	11673	No
284	GOM_NL__2PRFIN20040524_140224_000000372027_00096_11673_2755.N1	24-MAY-2004 14:02:24	Bright	36.500	39	85Eta UMa	1.8540	24000.	73	11673	No
285	GOM_NL__2PRFIN20040524_140407_000000392027_00096_11673_2756.N1	24-MAY-2004 14:04:07	Bright	38.500	55	79Zet UMa	2.0600	10200.	77	11673	No
286	GOM_NL__2PRFIN20040524_140527_000000402027_00096_11673_2757.N1	24-MAY-2004 14:05:27	Bright	40.000	87	64Gam UMa	2.4330	11000.	80	11673	No
287	GOM_NL__2PRFIN20040524_140711_000000382027_00096_11673_2758.N1	24-MAY-2004 14:07:11	Bright	37.500	119	14Eta Dra	2.7270	4700.0	75	11673	No
288	GOM_NL__2PRFIN20040524_140924_000000382027_00096_11673_2759.N1	24-MAY-2004 14:09:24	Bright	38.000	60	7Bet UMi	2.0810	3950.0	76	11673	No
289	GOM_NL__2PRFIN20040524_141358_000000382027_00096_11673_2760.N1	24-MAY-2004 14:13:58	Bright	38.000	49	1Alp UMi	1.9900	6300.0	76	11673	No
290	GOM_NL__2PRFIN20040524_141759_000000462027_00096_11673_2761.N1	24-MAY-2004 14:17:59	Bright	45.500	89	5Alp Cep	2.4510	8000.0	91	11673	No
291	GOM_NL__2PRFIN20040524_142209_000000372027_00096_11673_2762.N1	24-MAY-2004 14:22:09	Bright	36.500	76	27Gam Cas	2.3000	30000.	73	11673	No
292	GOM_NL__2PRFIN20040524_142320_000000552027_00096_11673_2763.N1	24-MAY-2004 14:23:20	Bright	54.500	68	18Alp Cas	2.2250	4500.0	109	11673	No
293	GOM_NL__2PRFIN20040524_142936_000000422027_00096_11673_2764.N1	24-MAY-2004 14:29:36	Bright	42.000	53	43Bet And	2.0480	3300.0	84	11673	No
294	GOM_NL__2PRFIN20040524_143209_000000492027_00096_11673_2765.N1	24-MAY-2004 14:32:09	Tw_i_and_stray	49.000	58	21Alp And	2.0730	11000.	98	11673	No
295	GOM_NL__2PRFIN20040524_143639_000000492027_00096_11673_2766.N1	24-MAY-2004 14:36:39	Dark	48.500	140	88Gam Peg	2.8340	26000.	97	11673	No
296	GOM_NL__2PRFIN20040524_143900_000000702027_00096_11673_2767.N1	24-MAY-2004 14:39:00	Dark	69.500	90	54Alp Peg	2.4870	11000.	139	11673	No
297	GOM_NL__2PRFIN20040524_144531_000000422027_00096_11673_2768.N1	24-MAY-2004 14:45:31	Dark	42.000	52	16Bet Cet	2.0370	4500.0	84	11673	No
298	GOM_NL__2PRFIN20040524_145310_000000582027_00096_11673_2769.N1	24-MAY-2004 14:53:10	Dark	58.000	18	24Alp PsA	1.1660	9700.0	116	11673	No
299	GOM_NL__2PRFIN20040524_145502_000000482027_00096_11673_2770.N1	24-MAY-2004 14:55:02	Dark	48.000	9	Alp Eri	0.45300	24000.	96	11673	No
300	GOM_NL__2PRFIN20040524_145703_000000592027_00097_11674_2771.N1	24-MAY-2004 14:57:03	Dark	59.000	63	Bet Gru	2.1500	2800.0	118	11674	No
301	GOM_NL__2PRFIN20040524_150052_000000382027_00097_11674_2739.N1	24-MAY-2004 15:00:52	Dark	37.500	135	Bet Hyi	2.8200	5800.0	75	11674	No
302	GOM_NL__2PRFIN20040524_150406_000000432027_00097_11674_2740.N1	24-MAY-2004 15:04:06	Dark	42.500	45	Alp Pav	1.9400	26000.	85	11674	No
303	GOM_NL__2PRFIN20040524_150832_000000422027_00097_11674_2741.N1	24-MAY-2004 15:08:32	Straylight	41.500	43	Alp TrA	1.9100	4250.0	83	11674	No
304	GOM_NL__2PRFIN20040524_151039_000000392027_00097_11674_2742.N1	24-MAY-2004 15:10:39	Straylight	38.500	134	Bet TrA	2.8100	6600.0	77	11674	No
305	GOM_NL__2PRFIN20040524_151336_000000512027_00097_11674_2743.N1	24-MAY-2004 15:13:36	Straylight	51.000	40	The Sco	1.8590	7100.0	102	11674	No
306	GOM_NL__2PRFIN20040524_151526_000000492027_00097_11674_2744.N1	24-MAY-2004 15:15:26	Straylight	49.000	25	35Lam Sco	1.6200	28000.	98	11674	No
307	GOM_NL__2PRFIN20040524_151725_000000542027_00097_11674_2745.N1	24-MAY-2004 15:17:25	Tw_i_and_stray	54.000	75	26Eps Sco	2.2910	4250.0	108	11674	No
308	GOM_NL__2PRFIN20040524_152015_000000592027_00097_11674_2746.N1	24-MAY-2004 15:20:15	Bright	59.000	16	21Alp Sco	1.0200	3000.0	118	11674	No
309	GOM_NL__2PRFIN20040524_152148_000000452027_00097_11674_2747.N1	24-MAY-2004 15:21:48	Bright	45.000	80	7Del Sco	2.3160	30000.	90	11674	No
310	GOM_NL__2PRFIN20040524_152330_000000532027_00097_11674_2748.N1	24-MAY-2004 15:23:30	Bright	53.000	86	35Eta Oph	2.4300	10200.	106	11674	No
311	GOM_NL__2PRFIN20040524_152605_000000382027_00097_11674_2749.N1	24-MAY-2004 15:26:05	Bright	38.000	104	27Bet Lib	2.6140	13100.	76	11674	No
312	GOM_NL__2PRFIN20040524_152747_000000442027_00097_11674_2750.N1	24-MAY-2004 15:27:47	Bright	44.000	120	1Del Oph	2.7340	3200.0	88	11674	No
313	GOM_NL__2PRFIN20040524_153051_000000412027_00097_11674_2751.N1	24-MAY-2004 15:30:51	Bright	40.500	102	24Alp Ser	2.6000	4250.0	81	11674	No
314	GOM_NL__2PRFIN20040524_153428_000000372027_00097_11674_2752.N1	24-MAY-2004 15:34:28	Bright	37.000	3	16Alp Boo	-0.050000	4250.0	74	11674	No
315	GOM_NL__2PRFIN20040524_153638_000000372027_00097_11674_2753.N1	24-MAY-2004 15:36:38	Bright	37.000	83		2.3780	11000.	74	11674	No
316	GOM_NL__2PRFIN20040524_153948_000000372027_00097_11674_2754.N1	24-MAY-2004 15:39:48	Bright	36.500	180	27Gam Boo	3.0400	8000.0	73	11674	No
317	GOM_NL__2PRFIN20040524_154301_000000372027_00097_11674_2755.N1	24-MAY-2004 15:43:01	Bright	37.000	39	85Eta UMa	1.8540	24000.	74	11674	No
318	GOM_NL__2PRFIN20040524_154444_000000402027_00097_11674_2756.N1	24-MAY-2004 15:44:44	Bright	40.000	55	79Zet UMa	2.0600	10200.	80	11674	No
319	GOM_NL__2PRFIN20040524_154603_000000372027_00097_11674_2757.N1	24-MAY-2004 15:46:03	Bright	37.000	87	64Gam UMa	2.4330	11000.	74	11674	No
320	GOM_NL__2PRFIN20040524_154747_000000422027_00097_11674_2758.N1	24-MAY-2004 15:47:47	Bright	42.000	119	14Eta Dra	2.7270	4700.0	84	11674	No
321	GOM_NL__2PRFIN20040524_154959_000000402027_00097_11674_2759.N1	24-MAY-2004 15:49:59	Bright	39.500	60	7Bet UMi	2.0810	3950.0	79	11674	No
322	GOM_NL__2PRFIN20040524_155435_000000382027_00097_11674_2760.N1	24-MAY-2004 15:54:35	Bright	37.500	49	1Alp UMi	1.9900	6300.0	75	11674	No
323	GOM_NL__2PRFIN20040524_155834_000000472027_00097_11674_2761.N1	24-MAY-2004 15:58:34	Bright	47.000	89	5Alp Cep	2.4510	8000.0	94	11674	No
324	GOM_NL__2PRFIN20040524_160245_000000372027_00097_11674_2762.N1	24-MAY-2004 16:02:45	Bright	36.500	76	27Gam Cas	2.3000	30000.	73	11674	No
325	GOM_NL__2PRFIN20040524_160356_000000402027_00097_11674_2763.N1	24-MAY-2004 16:03:56	Bright	39.500	68	18Alp Cas	2.2250	4500.0	79	11674	No
326	GOM_NL__2PRFIN20040524_161012_000000412027_00097_11674_2764.N1	24-MAY-2004 16:10:12	Bright	41.000	53	43Bet And	2.0480	3300.0	82	11674	No
327	GOM_NL__2PRFIN20040524_161246_000000512027_00097_11674_2765.N1	24-MAY-2004 16:12:46	Tw_i_and_stray	50.500	58	21Alp And	2.0730	11000.	101	11674	No
328	GOM_NL__2PRFIN20040524_161717_000000482027_00097_11674_2766.N1	24-MAY-2004 16:17:17	Dark	48.000	140	88Gam Peg	2.8340	26000.	96	11674	No
329	GOM_NL__2PRFIN20040524_161937_000000702027_00097_11674_2767.N1	24-MAY-2004 16:19:37	Dark	69.500	90	54Alp Peg	2.4870	11000.	139	11674	No
330	GOM_NL__2PRFIN20040524_162607_000000482027_00097_11674_2768.N1	24-MAY-2004 16:26:07	Dark	48.000	52	16Bet Cet	2.0370	4500.0	96	11674	No
331	GOM_NL__2PRFIN20040524_163348_000000602027_00097_11674_2769.N1	24-MAY-2004 16:33:48	Dark	59.500	18	24Alp PsA	1.1660	9700.0	119	11674	No
332	GOM_NL__2PRFIN20040524_163538_000000452027_00097_11674_2770.N1	24-MAY-2004 16:35:38	Dark	45.000	9	Alp Eri	0.45300	24000.	90	11674	No
333	GOM_NL__2PRFIN20040524_163741_000000582027_00098_11675_2771.N1	24-MAY-2004 16:37:41	Dark	57.500	63	Bet Gru	2.1500	2800.0	115	11675	No
334	GOM_NL__2PRFIN20040524_164128_000000382027_00098_11675_2739.N1	24-MAY-2004 16:41:28	Dark	38.000	135	Bet Hyi	2.8200	5800.0	76	11675	No
335	GOM_NL__2PRFIN20040524_164443_000000442027_00098_11675_2740.N1	24-MAY-2004 16:44:43	Dark	44.000	45	Alp Pav	1.9400	26000.	88	11675	No
336	GOM_NL__2PRFIN20040524_164908_000000422027_00098_11675_2741.N1	24-MAY-2004 16:49:08	Straylight	42.000	43	Alp TrA	1.9100	4250.0	84	11675	No
337	GOM_NL__2PRFIN20040524_165115_000000392027_00098_11675_2742.N1	24-MAY-2004 16:51:15	Straylight	38.500	134	Bet TrA	2.8100	6600.0	77	11675	No



338	GOM_NL__2PRFIN20040524_165244_000000512027_00098_11675_2743.N1	24-MAY-2004 16:52:44	Straylight	50.500	4	Alp1Cen	-0.010000	5800.0	101	11675	No
339	GOM_NL__2PRFIN20040524_165412_000000522027_00098_11675_2744.N1	24-MAY-2004 16:54:12	Straylight	51.500	40	The Sco	1.8590	7100.0	103	11675	No
340	GOM_NL__2PRFIN20040524_165603_000000512027_00098_11675_2745.N1	24-MAY-2004 16:56:03	Straylight	50.500	25	35Lam Sco	1.6200	28000.	101	11675	No
341	GOM_NL__2PRFIN20040524_165802_000000552027_00098_11675_2746.N1	24-MAY-2004 16:58:02	Tw_i_and_stray	54.500	75	26Eps Sco	2.2910	4250.0	109	11675	No
342	GOM_NL__2PRFIN20040524_170051_000000592027_00098_11675_2747.N1	24-MAY-2004 17:00:51	Bright	59.000	16	21Alp Sco	1.0200	3000.0	118	11675	No
343	GOM_NL__2PRFIN20040524_170224_000000442027_00098_11675_2748.N1	24-MAY-2004 17:02:24	Bright	43.500	80	7Del Sco	2.3160	30000.	87	11675	No
344	GOM_NL__2PRFIN20040524_170406_000000522027_00098_11675_2749.N1	24-MAY-2004 17:04:06	Bright	51.500	86	35Eta Oph	2.4300	10200.	103	11675	No
345	GOM_NL__2PRFIN20040524_170641_000000392027_00098_11675_2750.N1	24-MAY-2004 17:06:41	Bright	38.500	104	27Bet Lib	2.6140	13100.	77	11675	No
346	GOM_NL__2PRFIN20040524_170823_000000442027_00098_11675_2751.N1	24-MAY-2004 17:08:23	Bright	44.000	120	1Del Oph	2.7340	3200.0	88	11675	No
347	GOM_NL__2PRFIN20040524_171126_000000412027_00098_11675_2752.N1	24-MAY-2004 17:11:26	Bright	41.000	102	24Alp Ser	2.6000	4250.0	82	11675	No
348	GOM_NL__2PRFIN20040524_171505_000000372027_00098_11675_2753.N1	24-MAY-2004 17:15:05	Bright	37.000	3	16Alp Boo	-0.050000	4250.0	74	11675	No
349	GOM_NL__2PRFIN20040524_171714_000000382027_00098_11675_2754.N1	24-MAY-2004 17:17:14	Bright	37.500	83		2.3780	11000.	75	11675	No
350	GOM_NL__2PRFIN20040524_172024_000000382027_00098_11675_2755.N1	24-MAY-2004 17:20:24	Bright	37.500	180	27Gam Boo	3.0400	8000.0	75	11675	No
351	GOM_NL__2PRFIN20040524_172337_000000382027_00098_11675_2756.N1	24-MAY-2004 17:23:37	Bright	38.000	39	85Eta UMa	1.8540	24000.	76	11675	No
352	GOM_NL__2PRFIN20040524_172519_000000392027_00098_11675_2757.N1	24-MAY-2004 17:25:19	Bright	38.500	55	79Zet UMa	2.0600	10200.	77	11675	No
353	GOM_NL__2PRFIN20040524_172639_000000392027_00098_11675_2758.N1	24-MAY-2004 17:26:39	Bright	39.000	87	64Gam UMa	2.4330	11000.	78	11675	No
354	GOM_NL__2PRFIN20040524_172822_000000412027_00098_11675_2759.N1	24-MAY-2004 17:28:22	Bright	41.000	119	14Eta Dra	2.7270	4700.0	82	11675	No
355	GOM_NL__2PRFIN20040524_173035_000000392027_00098_11675_2760.N1	24-MAY-2004 17:30:35	Bright	38.500	60	7Bet UMi	2.0810	3950.0	77	11675	No
356	GOM_NL__2PRFIN20040524_173510_000000392027_00098_11675_2761.N1	24-MAY-2004 17:35:10	Bright	39.000	49	1Alp UMi	1.9900	6300.0	78	11675	No
357	GOM_NL__2PRFIN20040524_173910_000000492027_00098_11675_2762.N1	24-MAY-2004 17:39:10	Bright	48.500	89	5Alp Cep	2.4510	8000.0	97	11675	No
358	GOM_NL__2PRFIN20040524_174320_000000372027_00098_11675_2763.N1	24-MAY-2004 17:43:20	Bright	37.000	76	27Gam Cas	2.3000	30000.	74	11675	No
359	GOM_NL__2PRFIN20040524_174432_000000452027_00098_11675_2764.N1	24-MAY-2004 17:44:32	Bright	45.000	68	18Alp Cas	2.2250	4500.0	90	11675	No
360	GOM_NL__2PRFIN20040524_175048_000000412027_00098_11675_2765.N1	24-MAY-2004 17:50:48	Bright	40.500	53	43Bet And	2.0480	3300.0	81	11675	No
361	GOM_NL__2PRFIN20040524_175322_000000512027_00098_11675_2766.N1	24-MAY-2004 17:53:22	Tw_i_and_stray	50.500	58	21Alp And	2.0730	11000.	101	11675	No
362	GOM_NL__2PRFIN20040524_175753_000000472027_00098_11675_2767.N1	24-MAY-2004 17:57:53	Dark	47.000	140	88Gam Peg	2.8340	26000.	94	11675	No
363	GOM_NL__2PRFIN20040524_180014_000000712027_00098_11675_2768.N1	24-MAY-2004 18:00:14	Dark	70.500	90	54Alp Peg	2.4870	11000.	141	11675	No
364	GOM_NL__2PRFIN20040524_180644_000000492027_00098_11675_2769.N1	24-MAY-2004 18:06:44	Dark	49.000	52	16Bet Cet	2.0370	4500.0	98	11675	No
365	GOM_NL__2PRFIN20040524_181615_000000432027_00098_11675_2770.N1	24-MAY-2004 18:16:15	Dark	43.000	9	Alp Eri	0.45300	24000.	86	11675	No
366	GOM_NL__2PRFIN20040524_181817_000000482027_00099_11676_2771.N1	24-MAY-2004 18:18:17	Dark	48.000	63	Bet Gru	2.1500	2800.0	96	11676	No
367	GOM_NL__2PRFIN20040524_182204_000000392027_00099_11676_2759.N1	24-MAY-2004 18:22:04	Dark	39.000	135	Bet Hyi	2.8200	5800.0	78	11676	No
368	GOM_NL__2PRFIN20040524_182520_000000442027_00099_11676_2760.N1	24-MAY-2004 18:25:20	Dark	43.500	45	Alp Pav	1.9400	26000.	87	11676	No
369	GOM_NL__2PRFIN20040524_182945_000000392027_00099_11676_2761.N1	24-MAY-2004 18:29:45	Straylight	39.000	43	Alp TrA	1.9100	4250.0	78	11676	No
370	GOM_NL__2PRFIN20040524_183152_000000382027_00099_11676_2762.N1	24-MAY-2004 18:31:52	Straylight	38.000	134	Bet TrA	2.8100	6600.0	76	11676	No
371	GOM_NL__2PRFIN20040524_183321_000000502027_00099_11676_2763.N1	24-MAY-2004 18:33:21	Straylight	50.000	4	Alp1Cen	-0.010000	5800.0	100	11676	No
372	GOM_NL__2PRFIN20040524_183449_000000522027_00099_11676_2764.N1	24-MAY-2004 18:34:49	Straylight	51.500	40	The Sco	1.8590	7100.0	103	11676	No
373	GOM_NL__2PRFIN20040524_183639_000000522027_00099_11676_2765.N1	24-MAY-2004 18:36:39	Straylight	51.500	25	35Lam Sco	1.6200	28000.	103	11676	No
374	GOM_NL__2PRFIN20040524_183838_000000562027_00099_11676_2766.N1	24-MAY-2004 18:38:38	Tw_i_and_stray	56.000	75	26Eps Sco	2.2910	4250.0	112	11676	No
375	GOM_NL__2PRFIN20040524_184128_000000592027_00099_11676_2767.N1	24-MAY-2004 18:41:28	Bright	59.000	16	21Alp Sco	1.0200	3000.0	118	11676	No
376	GOM_NL__2PRFIN20040524_184301_000000432027_00099_11676_2768.N1	24-MAY-2004 18:43:01	Bright	42.500	80	7Del Sco	2.3160	30000.	85	11676	No
377	GOM_NL__2PRFIN20040524_184442_000000532027_00099_11676_2769.N1	24-MAY-2004 18:44:42	Bright	53.000	86	35Eta Oph	2.4300	10200.	106	11676	No
378	GOM_NL__2PRFIN20040524_184717_000000392027_00099_11676_2770.N1	24-MAY-2004 18:47:17	Bright	39.000	104	27Bet Lib	2.6140	13100.	78	11676	No
379	GOM_NL__2PRFIN20040524_184859_000000442027_00099_11676_2771.N1	24-MAY-2004 18:48:59	Bright	44.000	120	1Del Oph	2.7340	3200.0	88	11676	No
380	GOM_NL__2PRFIN20040524_185203_000000402027_00099_11676_2772.N1	24-MAY-2004 18:52:03	Bright	40.000	102	24Alp Ser	2.6000	4250.0	80	11676	No
381	GOM_NL__2PRFIN20040524_185541_000000372027_00099_11676_2773.N1	24-MAY-2004 18:55:41	Bright	36.500	3	16Alp Boo	-0.050000	4250.0	73	11676	No
382	GOM_NL__2PRFIN20040524_185750_000000402027_00099_11676_2774.N1	24-MAY-2004 18:57:50	Bright	40.000	83		2.3780	11000.	80	11676	No
383	GOM_NL__2PRFIN20040524_190101_000000352027_00099_11676_2775.N1	24-MAY-2004 19:01:01	Bright	35.000	180	27Gam Boo	3.0400	8000.0	70	11676	No
384	GOM_NL__2PRFIN20040524_190413_000000372027_00099_11676_2776.N1	24-MAY-2004 19:04:13	Bright	36.500	39	85Eta UMa	1.8540	24000.	73	11676	No
385	GOM_NL__2PRFIN20040524_190557_000000372027_00099_11676_2777.N1	24-MAY-2004 19:05:57	Bright	37.000	55	79Zet UMa	2.0600	10200.	74	11676	No
386	GOM_NL__2PRFIN20040524_190715_000000392027_00099_11676_2778.N1	24-MAY-2004 19:07:15	Bright	39.000	87	64Gam UMa	2.4330	11000.	78	11676	No
387	GOM_NL__2PRFIN20040524_190858_000000422027_00099_11676_2779.N1	24-MAY-2004 19:08:58	Bright	41.500	119	14Eta Dra	2.7270	4700.0	83	11676	No
388	GOM_NL__2PRFIN20040524_191112_000000382027_00099_11676_2780.N1	24-MAY-2004 19:11:12	Bright	38.000	60	7Bet UMi	2.0810	3950.0	76	11676	No
389	GOM_NL__2PRFIN20040524_191548_000000382027_00099_11676_2781.N1	24-MAY-2004 19:15:48	Bright	38.000	49	1Alp UMi	1.9900	6300.0	76	11676	No
390	GOM_NL__2PRFIN20040524_191946_000000482027_00099_11676_2782.N1	24-MAY-2004 19:19:46	Bright	47.500	89	5Alp Cep	2.4510	8000.0	95	11676	No
391	GOM_NL__2PRFIN20040524_192357_000000362027_00099_11676_2783.N1	24-MAY-2004 19:23:57	Bright	35.500	76	27Gam Cas	2.3000	30000.	71	11676	No
392	GOM_NL__2PRFIN20040524_192509_000000412027_00099_11676_2784.N1	24-MAY-2004 19:25:09	Bright	40.500	68	18Alp Cas	2.2250	4500.0	81	11676	No
393	GOM_NL__2PRFIN20040524_193125_000000412027_00099_11676_2785.N1	24-MAY-2004 19:31:25	Bright	40.500	53	43Bet And	2.0480	3300.0	81	11676	No
394	GOM_NL__2PRFIN20040524_193358_000000512027_00099_11676_2786.N1	24-MAY-2004 19:33:58	Tw_i_and_stray	51.000	58	21Alp And	2.0730	11000.	102	11676	No
395	GOM_NL__2PRFIN20040524_193830_000000492027_00099_11676_2787.N1	24-MAY-2004 19:38:30	Dark	48.500	140	88Gam Peg	2.8340	26000.	97	11676	No
396	GOM_NL__2PRFIN20040524_194050_000000692027_00099_11676_2788.N1	24-MAY-2004 19:40:50	Dark	68.500	90	54Alp Peg	2.4870	11000.	137	11676	No

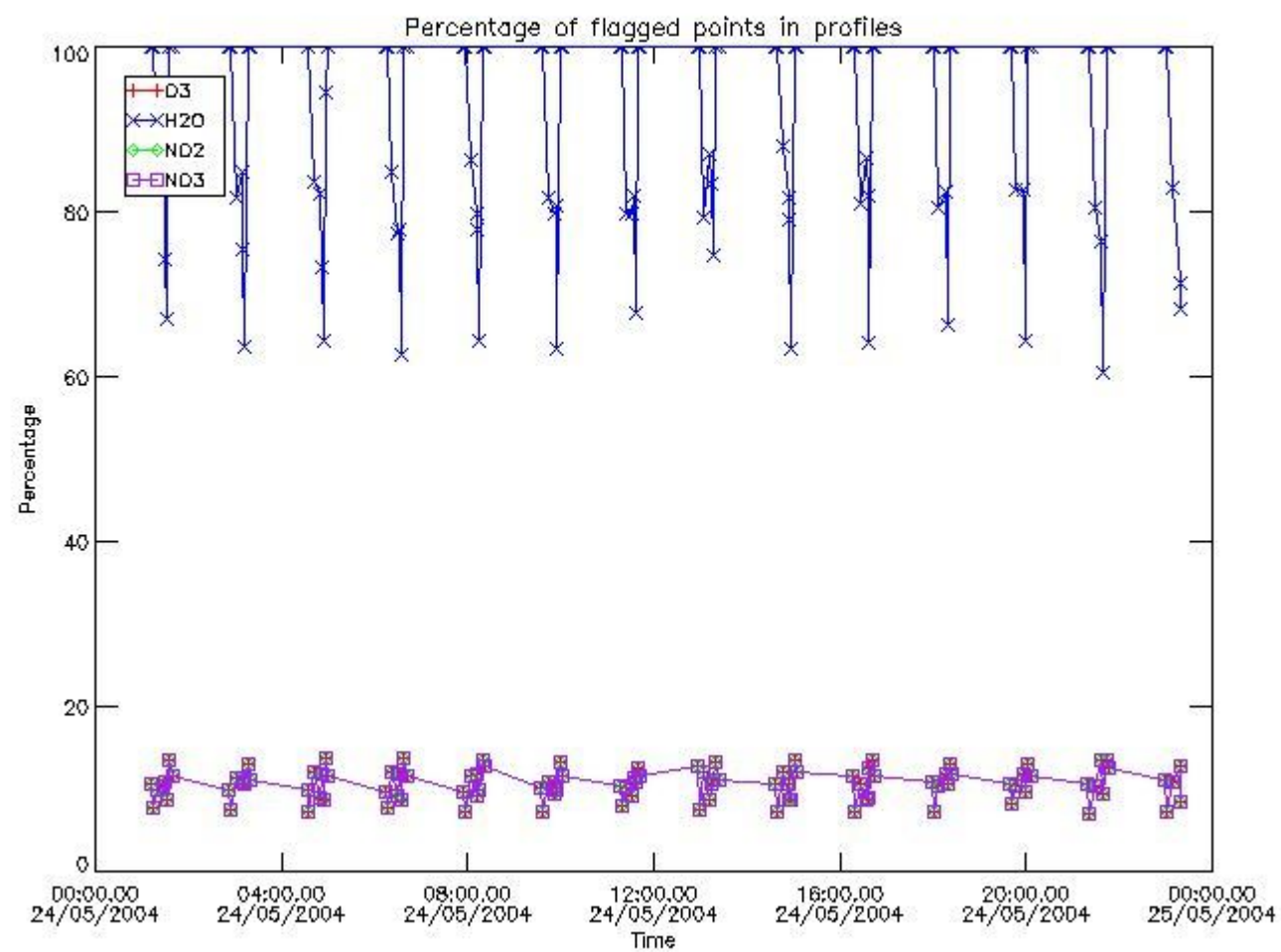
397	GOM_NL__2PRFIN20040524_194720_000000502027_00099_11676_2789.N1	24-MAY-2004 19:47:20	Dark	49.500	52	16Bet Cet	2.0370	4500.0	99	11676	No
398	GOM_NL__2PRFIN20040524_195651_000000442027_00099_11676_2790.N1	24-MAY-2004 19:56:51	Dark	43.500	9	Alp Eri	0.45300	24000.	87	11676	No
399	GOM_NL__2PRFIN20040524_195855_000000532027_00100_11677_2791.N1	24-MAY-2004 19:58:55	Dark	52.500	63	Bet Gru	2.1500	2800.0	105	11677	No
400	GOM_NL__2PRFIN20040524_200240_000000402027_00100_11677_2759.N1	24-MAY-2004 20:02:40	Dark	39.500	135	Bet Hyi	2.8200	5800.0	79	11677	No
401	GOM_NL__2PRFIN20040524_200557_000000452027_00100_11677_2760.N1	24-MAY-2004 20:05:57	Dark	44.500	45	Alp Pav	1.9400	26000.	89	11677	No
402	GOM_NL__2PRFIN20040524_201021_000000412027_00100_11677_2761.N1	24-MAY-2004 20:10:21	Straylight	40.500	43	Alp TrA	1.9100	4250.0	81	11677	No
403	GOM_NL__2PRFIN20040524_201228_000000382027_00100_11677_2762.N1	24-MAY-2004 20:12:28	Straylight	37.500	134	Bet TrA	2.8100	6600.0	75	11677	No
404	GOM_NL__2PRFIN20040524_201356_000000452027_00100_11677_2763.N1	24-MAY-2004 20:13:56	Straylight	45.000	4	Alp1Cen	-0.010000	5800.0	90	11677	No
405	GOM_NL__2PRFIN20040524_201526_000000522027_00100_11677_2764.N1	24-MAY-2004 20:15:26	Straylight	51.500	40	The Sco	1.8590	7100.0	103	11677	No
406	GOM_NL__2PRFIN20040524_201716_000000532027_00100_11677_2765.N1	24-MAY-2004 20:17:16	Straylight	52.500	25	35Lam Sco	1.6200	28000.	105	11677	No
407	GOM_NL__2PRFIN20040524_201915_000000512027_00100_11677_2766.N1	24-MAY-2004 20:19:15	Tw_i_and_stray	50.500	75	26Eps Sco	2.2910	4250.0	101	11677	No
408	GOM_NL__2PRFIN20040524_202204_000000592027_00100_11677_2767.N1	24-MAY-2004 20:22:04	Bright	59.000	16	21Alp Sco	1.0200	3000.0	118	11677	No
409	GOM_NL__2PRFIN20040524_202337_000000432027_00100_11677_2768.N1	24-MAY-2004 20:23:37	Bright	42.500	80	7Del Sco	2.3160	30000.	85	11677	No
410	GOM_NL__2PRFIN20040524_202519_000000512027_00100_11677_2769.N1	24-MAY-2004 20:25:19	Bright	51.000	86	35Eta Oph	2.4300	10200.	102	11677	No
411	GOM_NL__2PRFIN20040524_202753_000000392027_00100_11677_2770.N1	24-MAY-2004 20:27:53	Bright	38.500	104	27Bet Lib	2.6140	13100.	77	11677	No
412	GOM_NL__2PRFIN20040524_202935_000000442027_00100_11677_2771.N1	24-MAY-2004 20:29:35	Bright	44.000	120	1Del Oph	2.7340	3200.0	88	11677	No
413	GOM_NL__2PRFIN20040524_203239_000000402027_00100_11677_2772.N1	24-MAY-2004 20:32:39	Bright	40.000	102	24Alp Ser	2.6000	4250.0	80	11677	No
414	GOM_NL__2PRFIN20040524_203618_000000362027_00100_11677_2773.N1	24-MAY-2004 20:36:18	Bright	36.000	3	16Alp Boo	-0.050000	4250.0	72	11677	No
415	GOM_NL__2PRFIN20040524_203826_000000382027_00100_11677_2774.N1	24-MAY-2004 20:38:26	Bright	38.000	83		2.3780	11000.	76	11677	No
416	GOM_NL__2PRFIN20040524_204136_000000372027_00100_11677_2775.N1	24-MAY-2004 20:41:36	Bright	36.500	180	27Gam Boo	3.0400	8000.0	73	11677	No
417	GOM_NL__2PRFIN20040524_204449_000000372027_00100_11677_2776.N1	24-MAY-2004 20:44:49	Bright	36.500	39	85Eta UMa	1.8540	24000.	73	11677	No
418	GOM_NL__2PRFIN20040524_204633_000000392027_00100_11677_2777.N1	24-MAY-2004 20:46:33	Bright	38.500	55	79Zet UMa	2.0600	10200.	77	11677	No
419	GOM_NL__2PRFIN20040524_204752_000000402027_00100_11677_2778.N1	24-MAY-2004 20:47:52	Bright	40.000	87	64Gam UMa	2.4330	11000.	80	11677	No
420	GOM_NL__2PRFIN20040524_204934_000000422027_00100_11677_2779.N1	24-MAY-2004 20:49:34	Bright	41.500	119	14Eta Dra	2.7270	4700.0	83	11677	No
421	GOM_NL__2PRFIN20040524_205148_000000382027_00100_11677_2780.N1	24-MAY-2004 20:51:48	Bright	38.000	60	7Bet UMi	2.0810	3950.0	76	11677	No
422	GOM_NL__2PRFIN20040524_205624_000000382027_00100_11677_2781.N1	24-MAY-2004 20:56:24	Bright	38.000	49	1Alp UMi	1.9900	6300.0	76	11677	No
423	GOM_NL__2PRFIN20040524_210021_000000462027_00100_11677_2782.N1	24-MAY-2004 21:00:21	Bright	46.000	89	5Alp Cep	2.4510	8000.0	92	11677	No
424	GOM_NL__2PRFIN20040524_210433_000000412027_00100_11677_2783.N1	24-MAY-2004 21:04:33	Bright	41.000	76	27Gam Cas	2.3000	30000.	82	11677	No
425	GOM_NL__2PRFIN20040524_210545_000000402027_00100_11677_2784.N1	24-MAY-2004 21:05:45	Bright	40.000	68	18Alp Cas	2.2250	4500.0	80	11677	No
426	GOM_NL__2PRFIN20040524_211200_000000402027_00100_11677_2785.N1	24-MAY-2004 21:12:00	Bright	40.000	53	43Bet And	2.0480	3300.0	80	11677	No
427	GOM_NL__2PRFIN20040524_211434_000000512027_00100_11677_2786.N1	24-MAY-2004 21:14:34	Tw_i_and_stray	51.000	58	21Alp And	2.0730	11000.	102	11677	No
428	GOM_NL__2PRFIN20040524_211905_000000492027_00100_11677_2787.N1	24-MAY-2004 21:19:05	Dark	48.500	140	88Gam Peg	2.8340	26000.	97	11677	No
429	GOM_NL__2PRFIN20040524_212126_000000722027_00100_11677_2788.N1	24-MAY-2004 21:21:26	Dark	72.000	90	54Alp Peg	2.4870	11000.	144	11677	No
430	GOM_NL__2PRFIN20040524_212757_000000492027_00100_11677_2789.N1	24-MAY-2004 21:27:57	Dark	49.000	52	16Bet Cet	2.0370	4500.0	98	11677	No
431	GOM_NL__2PRFIN20040524_213727_000000452027_00100_11677_2790.N1	24-MAY-2004 21:37:27	Dark	45.000	9	Alp Eri	0.45300	24000.	90	11677	No
432	GOM_NL__2PRFIN20040524_213931_000000602027_00101_11678_2791.N1	24-MAY-2004 21:39:31	Dark	60.000	63	Bet Gru	2.1500	2800.0	120	11678	No
433	GOM_NL__2PRFIN20040524_214316_000000382027_00101_11678_2759.N1	24-MAY-2004 21:43:16	Dark	37.500	135	Bet Hyi	2.8200	5800.0	75	11678	No
434	GOM_NL__2PRFIN20040524_214633_000000452027_00101_11678_2760.N1	24-MAY-2004 21:46:33	Dark	44.500	45	Alp Pav	1.9400	26000.	89	11678	No
435	GOM_NL__2PRFIN20040524_215056_000000472027_00101_11678_2761.N1	24-MAY-2004 21:50:56	Straylight	47.000	43	Alp TrA	1.9100	4250.0	94	11678	No
436	GOM_NL__2PRFIN20040524_215303_000000392027_00101_11678_2762.N1	24-MAY-2004 21:53:03	Straylight	39.000	134	Bet TrA	2.8100	6600.0	78	11678	No
437	GOM_NL__2PRFIN20040524_215433_000000482027_00101_11678_2763.N1	24-MAY-2004 21:54:33	Straylight	47.500	4	Alp1Cen	-0.010000	5800.0	95	11678	No
438	GOM_NL__2PRFIN20040524_215601_000000512027_00101_11678_2764.N1	24-MAY-2004 21:56:01	Straylight	51.000	40	The Sco	1.8590	7100.0	102	11678	No
439	GOM_NL__2PRFIN20040524_215752_000000522027_00101_11678_2765.N1	24-MAY-2004 21:57:52	Straylight	51.500	25	35Lam Sco	1.6200	28000.	103	11678	No
440	GOM_NL__2PRFIN20040524_215950_000000522027_00101_11678_2766.N1	24-MAY-2004 21:59:50	Tw_i_and_stray	52.000	75	26Eps Sco	2.2910	4250.0	104	11678	No
441	GOM_NL__2PRFIN20040524_220239_000000592027_00101_11678_2767.N1	24-MAY-2004 22:02:39	Bright	59.000	16	21Alp Sco	1.0200	3000.0	118	11678	No
442	GOM_NL__2PRFIN20040524_220412_000000462027_00101_11678_2768.N1	24-MAY-2004 22:04:12	Bright	45.500	80	7Del Sco	2.3160	30000.	91	11678	No
443	GOM_NL__2PRFIN20040524_220554_000000532027_00101_11678_2769.N1	24-MAY-2004 22:05:54	Bright	52.500	86	35Eta Oph	2.4300	10200.	105	11678	No
444	GOM_NL__2PRFIN20040524_220829_000000392027_00101_11678_2770.N1	24-MAY-2004 22:08:29	Bright	39.000	104	27Bet Lib	2.6140	13100.	78	11678	No
445	GOM_NL__2PRFIN20040524_221011_000000452027_00101_11678_2771.N1	24-MAY-2004 22:10:11	Bright	44.500	120	1Del Oph	2.7340	3200.0	89	11678	No
446	GOM_NL__2PRFIN20040524_221314_000000412027_00101_11678_2772.N1	24-MAY-2004 22:13:14	Bright	40.500	102	24Alp Ser	2.6000	4250.0	81	11678	No
447	GOM_NL__2PRFIN20040524_221653_000000372027_00101_11678_2773.N1	24-MAY-2004 22:16:53	Bright	37.000	3	16Alp Boo	-0.050000	4250.0	74	11678	No
448	GOM_NL__2PRFIN20040524_221902_000000372027_00101_11678_2774.N1	24-MAY-2004 22:19:02	Bright	37.000	83		2.3780	11000.	74	11678	No
449	GOM_NL__2PRFIN20040524_222212_000000362027_00101_11678_2775.N1	24-MAY-2004 22:22:12	Bright	35.500	180	27Gam Boo	3.0400	8000.0	71	11678	No
450	GOM_NL__2PRFIN20040524_222525_000000392027_00101_11678_2776.N1	24-MAY-2004 22:25:25	Bright	38.500	39	85Eta UMa	1.8540	24000.	77	11678	No
451	GOM_NL__2PRFIN20040524_222708_000000382027_00101_11678_2777.N1	24-MAY-2004 22:27:08	Bright	38.000	55	79Zet UMa	2.0600	10200.	76	11678	No
452	GOM_NL__2PRFIN20040524_222828_000000402027_00101_11678_2778.N1	24-MAY-2004 22:28:28	Bright	39.500	87	64Gam UMa	2.4330	11000.	79	11678	No
453	GOM_NL__2PRFIN20040524_223009_000000422027_00101_11678_2779.N1	24-MAY-2004 22:30:09	Bright	41.500	119	14Eta Dra	2.7270	4700.0	83	11678	No
454	GOM_NL__2PRFIN20040524_223223_000000402027_00101_11678_2780.N1	24-MAY-2004 22:32:23	Bright	39.500	60	7Bet UMi	2.0810	3950.0	79	11678	No
455	GOM_NL__2PRFIN20040524_223659_000000372027_00101_11678_2781.N1	24-MAY-2004 22:36:59	Bright	37.000	49	1Alp UMi	1.9900	6300.0	74	11678	No

456	GOM_NL__2PRFIN20040524_224056_000000492027_00101_11678_2782.N1	24-MAY-2004 22:40:56	Bright	49.000	89	5Alp Cep	2.4510	8000.0	98	11678	No
457	GOM_NL__2PRFIN20040524_224509_000000422027_00101_11678_2783.N1	24-MAY-2004 22:45:09	Bright	41.500	76	27Gam Cas	2.3000	30000.	83	11678	No
458	GOM_NL__2PRFIN20040524_224620_000000382027_00101_11678_2784.N1	24-MAY-2004 22:46:20	Bright	38.000	68	18Alp Cas	2.2250	4500.0	76	11678	No
459	GOM_NL__2PRFIN20040524_225236_000000432027_00101_11678_2785.N1	24-MAY-2004 22:52:36	Bright	42.500	53	43Bet And	2.0480	3300.0	85	11678	No
460	GOM_NL__2PRFIN20040524_225510_000000502027_00101_11678_2786.N1	24-MAY-2004 22:55:10	Twilight_stray	50.000	58	21Alp And	2.0730	11000.	100	11678	No
461	GOM_NL__2PRFIN20040524_225941_000000512027_00101_11678_2787.N1	24-MAY-2004 22:59:41	Dark	50.500	140	88Gam Peg	2.8340	26000.	101	11678	No
462	GOM_NL__2PRFIN20040524_230203_000000712027_00101_11678_2788.N1	24-MAY-2004 23:02:03	Dark	71.000	90	54Alp Peg	2.4870	11000.	142	11678	No
463	GOM_NL__2PRFIN20040524_230833_000000482027_00101_11678_2789.N1	24-MAY-2004 23:08:33	Dark	47.500	52	16Bet Cet	2.0370	4500.0	95	11678	No
464	GOM_NL__2PRFIN20040524_231802_000000442027_00101_11678_2790.N1	24-MAY-2004 23:18:02	Dark	44.000	9	Alp Eri	0.45300	24000.	88	11678	No
465	GOM_NL__2PRFIN20040524_232007_000000602027_00102_11679_2791.N1	24-MAY-2004 23:20:07	Dark	59.500	63	Bet Gru	2.1500	2800.0	119	11679	No

### 3. Quality information per product

In this section it is plotted some information contained in the Quality Summary data set of the level 2 products. Only products in dark limb conditions and without errors (error flag in the MPH set to "0") are used.


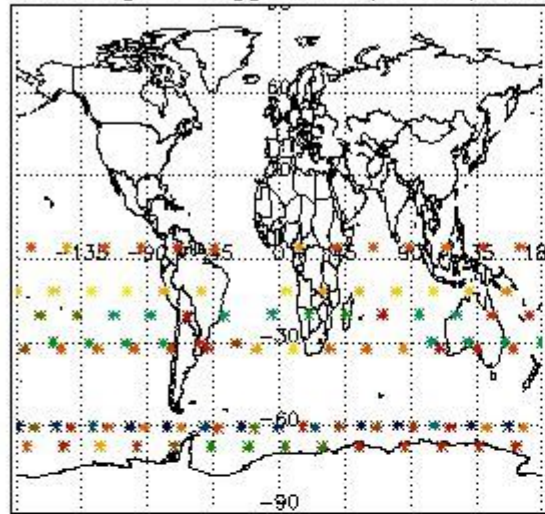
#### 3.1 Plot quality information per product (time dependant)



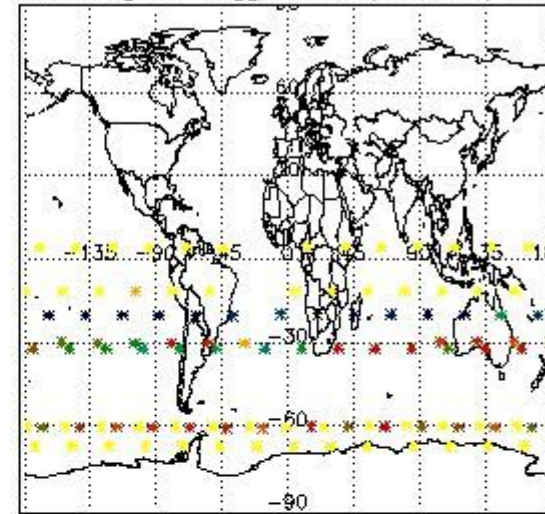
#### 3.2 Plot quality information per product (world map)




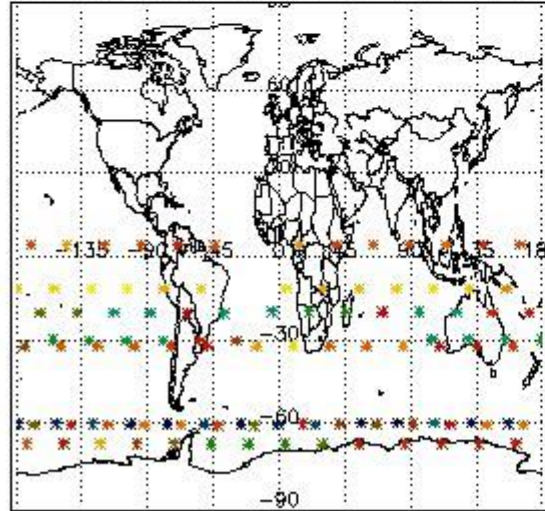
Percentage of flagged data per O3 profile



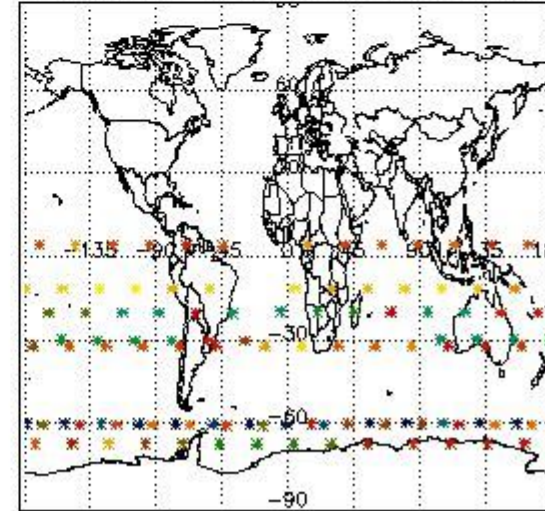
Percentage of flagged data per H2O profile



Percentage of flagged data per NO2 profile



Percentage of flagged data per NO3 profile

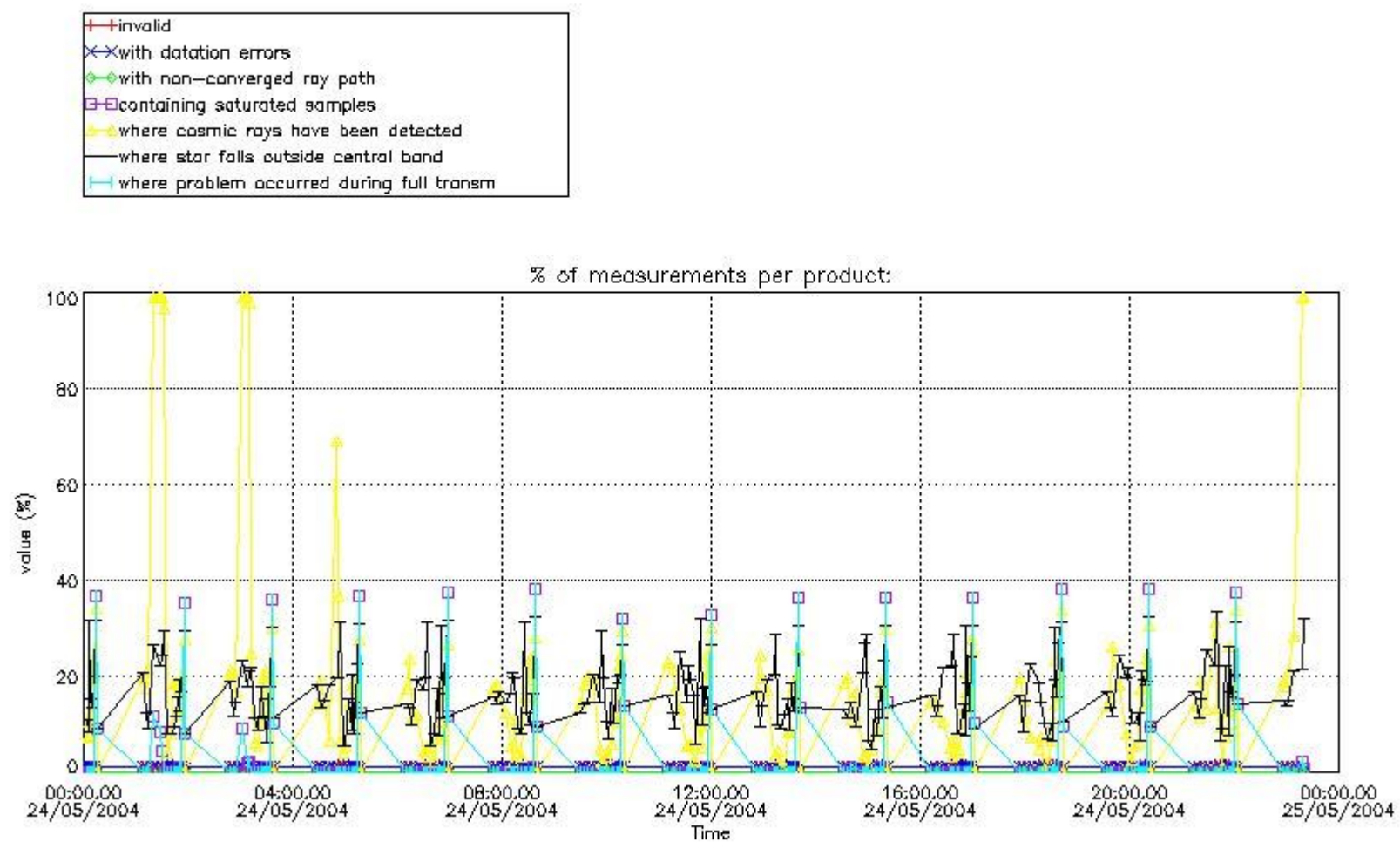


#### 4. Level 1 quality information per product

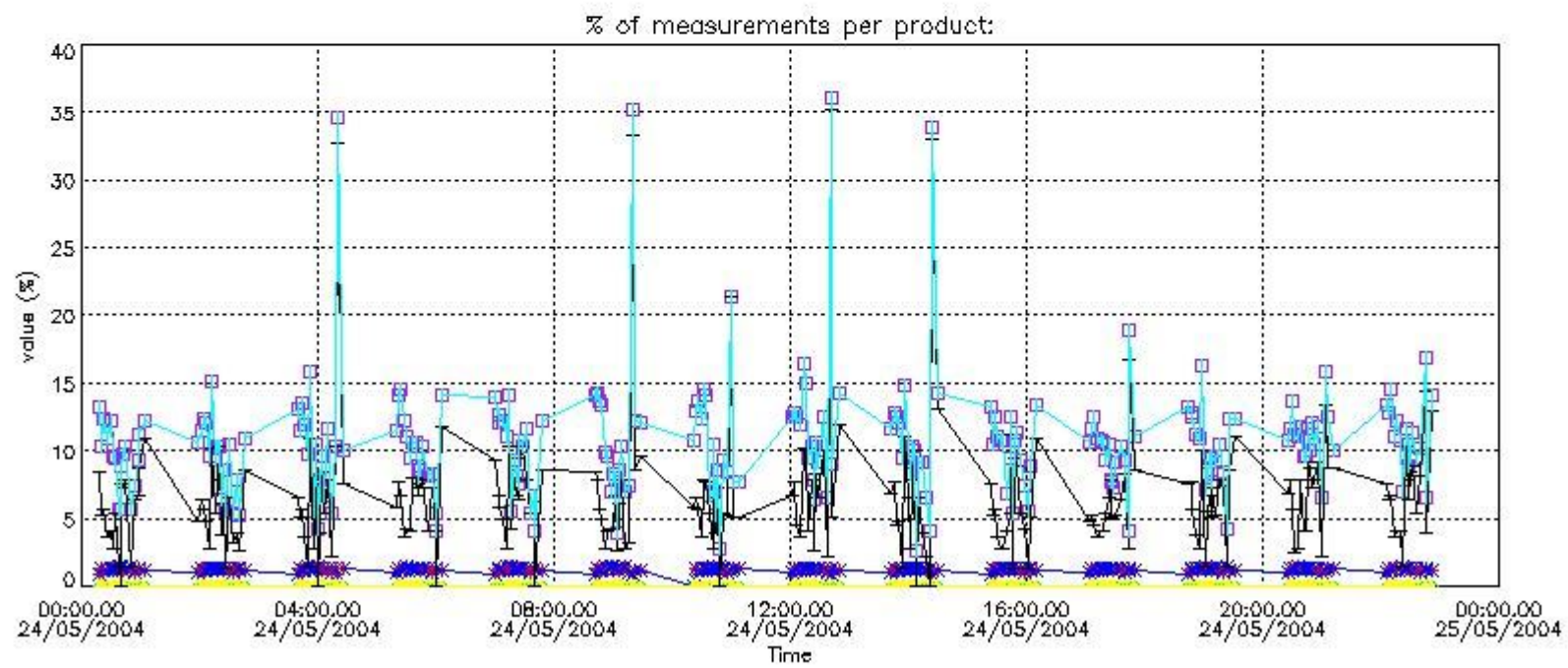
In this section it is plotted some information contained in the Quality Summary data set of the level 2 products that comes from the level 1b processing. Products without errors (error flag in the MPH set to "0") are used.

##### 4.1 Plot quality information per product (time dependant) coming from level 1b processing

###### 4.1.1 Plot level 1 quality information per product (time dependant): ENVISAT ASCENDING passes



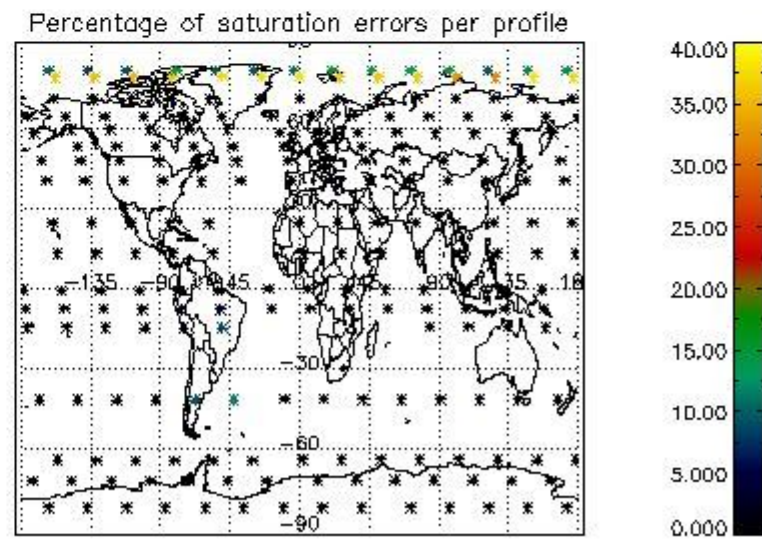
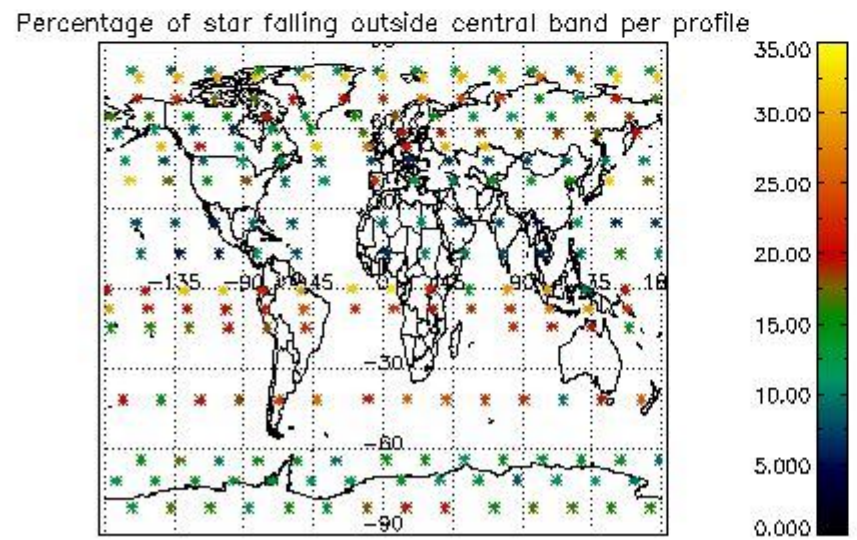
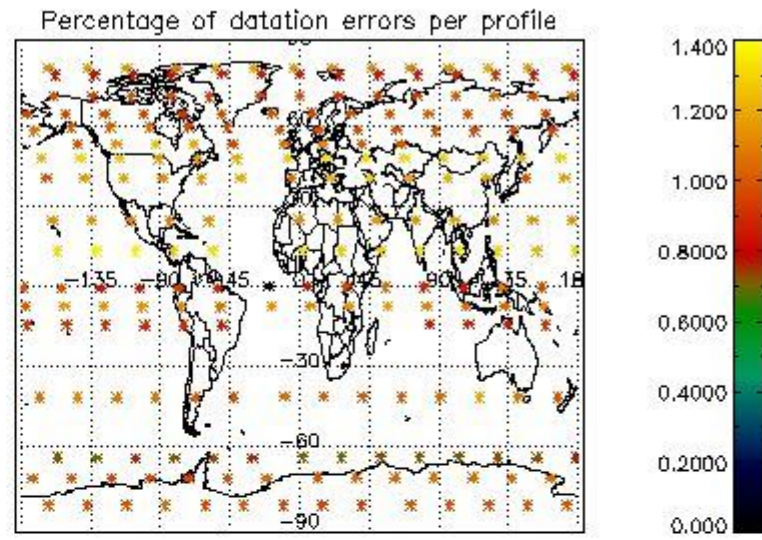
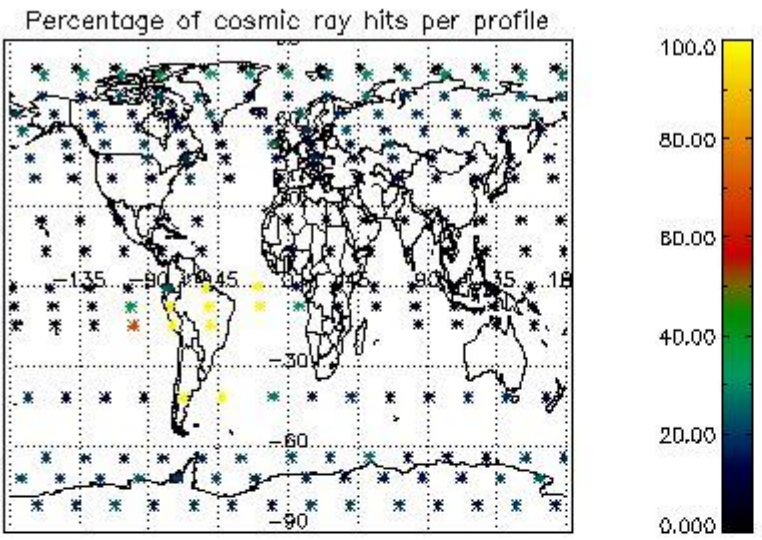
4.1.2 Plot level 1 quality information per product (time dependant): ENVI SAT DESCENDING passes



#### 4.2 Plot quality information per product coming from level 1b processing (world map)

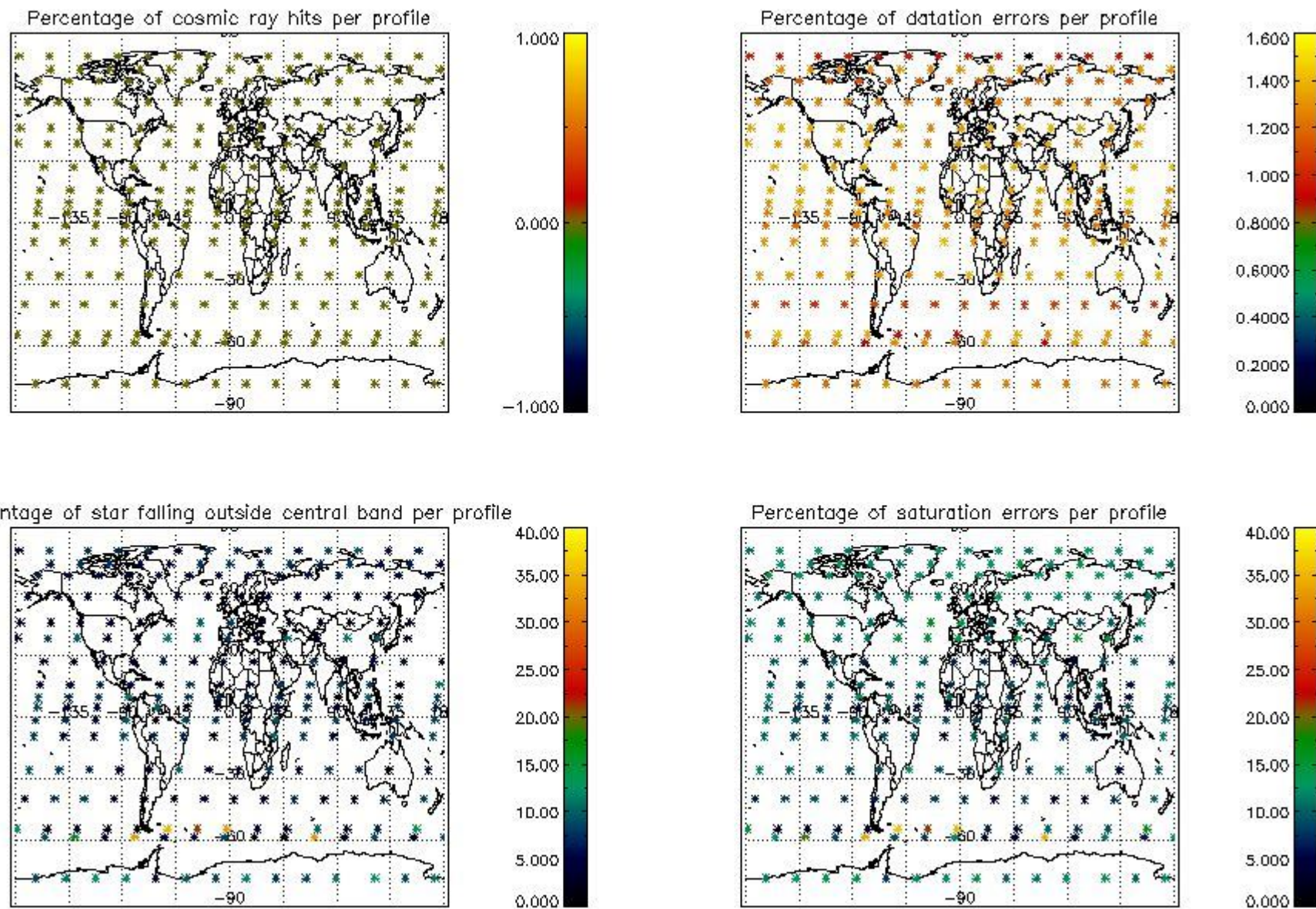
##### 4.2.1 Plot level 1 quality information per product (world map): ENVISAT ASCENDING passes





4.2.2 Plot level 1 quality information per product (world map): ENVISAT DESCENDING passes





## 5. Trace gas profiles

### 5.1 Ozone statistics based on quality of products

The final quality of the products can be "measured" using the STD (Standard Deviation) attached to every point profile. This information is written to the parameter GOM\_NL\_\_2P/NL\_LOCAL\_SPECIES\_DENSITY/o3\_std of the level 2 products. The table below shows the statistics for given STD ranges.

The statistics are given with respect to the overall valid production:

- Products without fatal errors: GOM\_NL\_\_2P/MPH/PRODUCT\_ERR=0
- Valid point profile: GOM\_NL\_\_2P/NL\_LOCAL\_SPECIES\_DENSITY/pcd(0)=0

The 'Criteria' is applied to valid points of dark limb products:

- Products in dark limb illumination condition: GOM\_NL\_\_2P/NL\_SUMMARY\_QUALITY/obs\_ill\_cond=0
- Products without fatal errors: GOM\_NL\_\_2P/MPH/PRODUCT\_ERR=0
- Valid point profile: GOM\_NL\_\_2P/NL\_LOCAL\_SPECIES\_DENSITY/pcd(0)=0

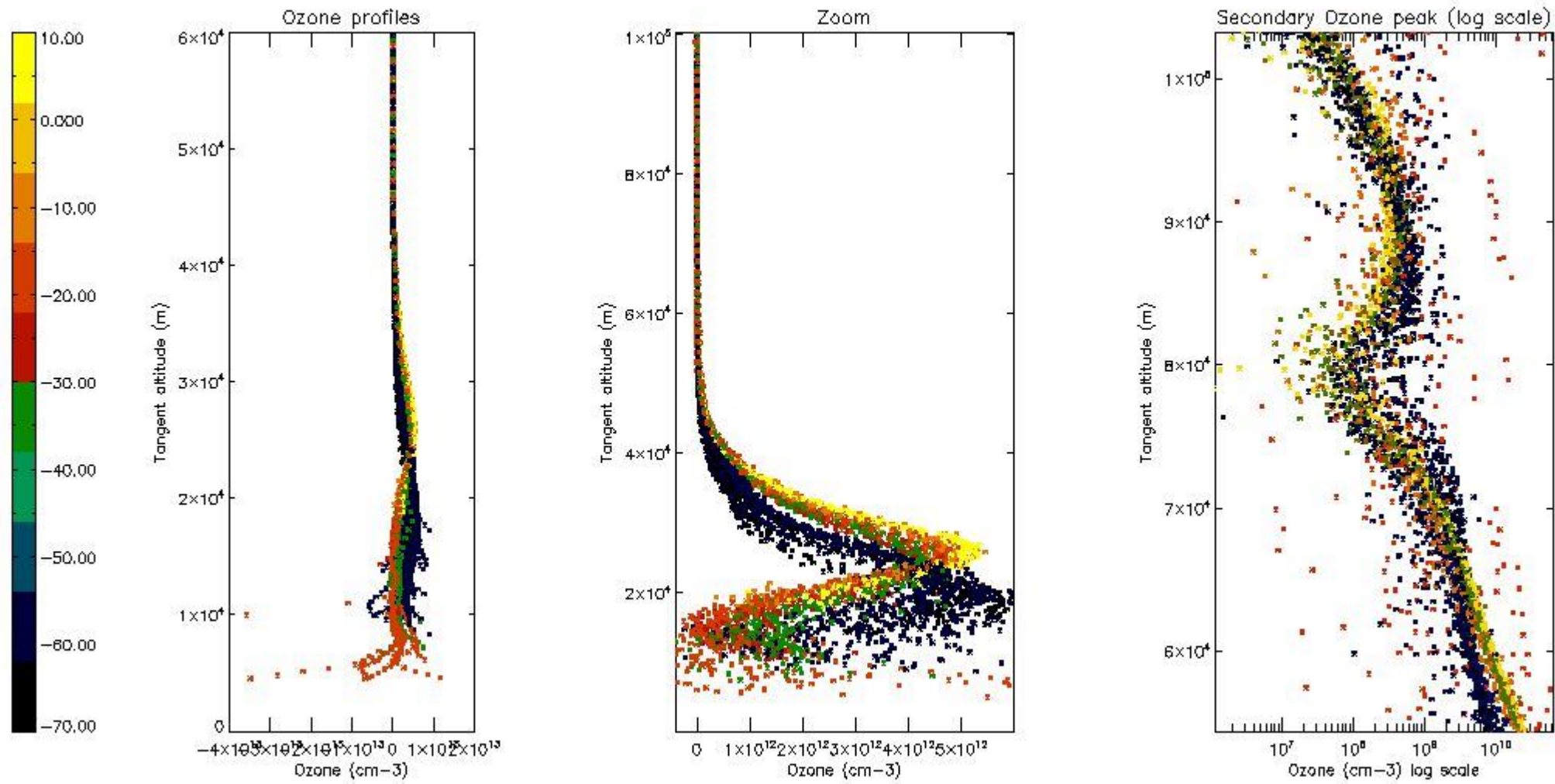
So, the table below shows the percentage of dark limb and valid observations for each criteria with respect to the overall valid daily observations.

Criteria	% of total production
All STD	27
STD < 20	15

STD < 10	12
STD < 5	8

5.2 Plot ozone profiles for all STD (dark without errors)

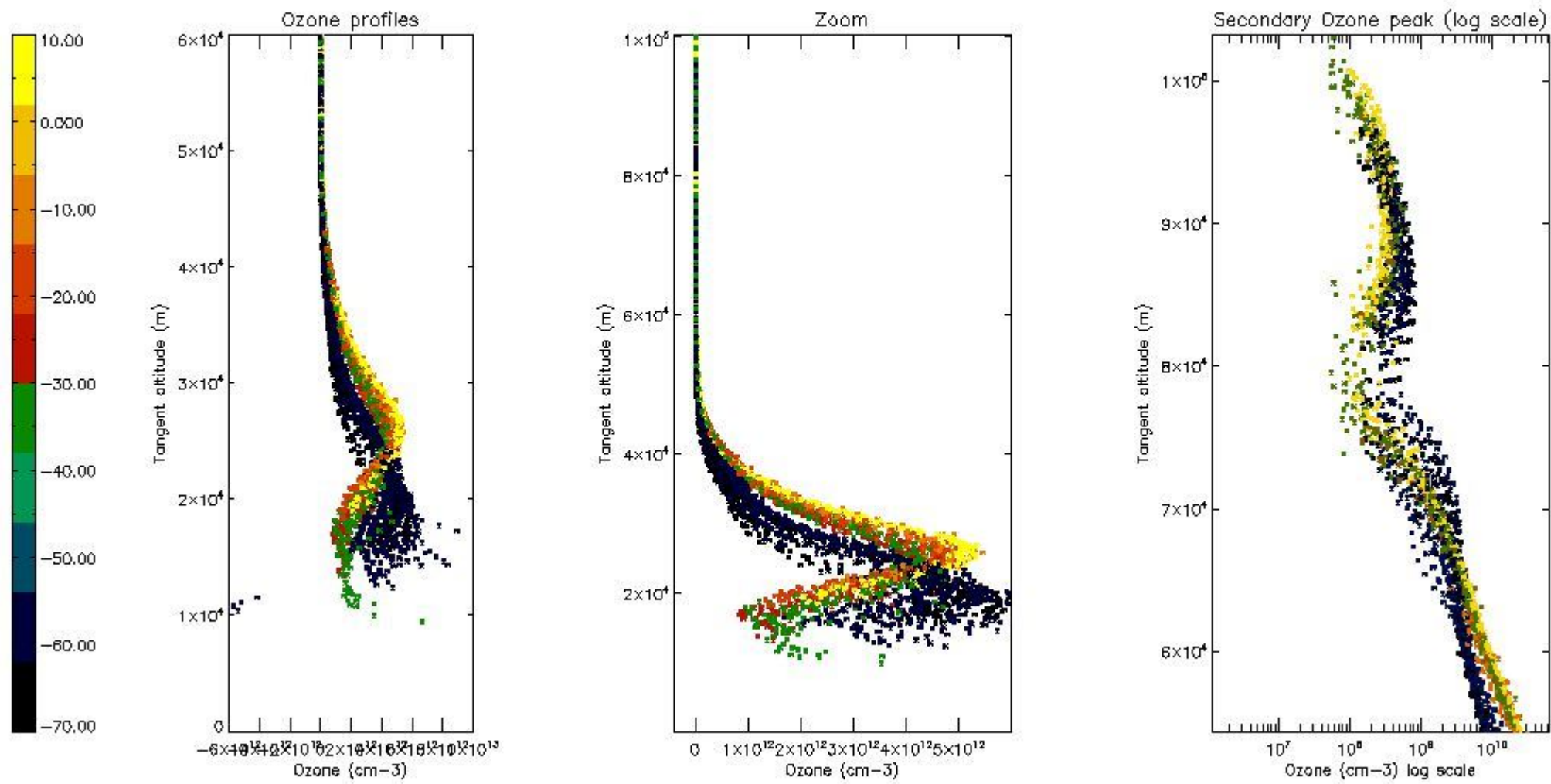
The colorbar represents the latitude.



5.3 Plot ozone profiles where STD < 20% (dark without errors)

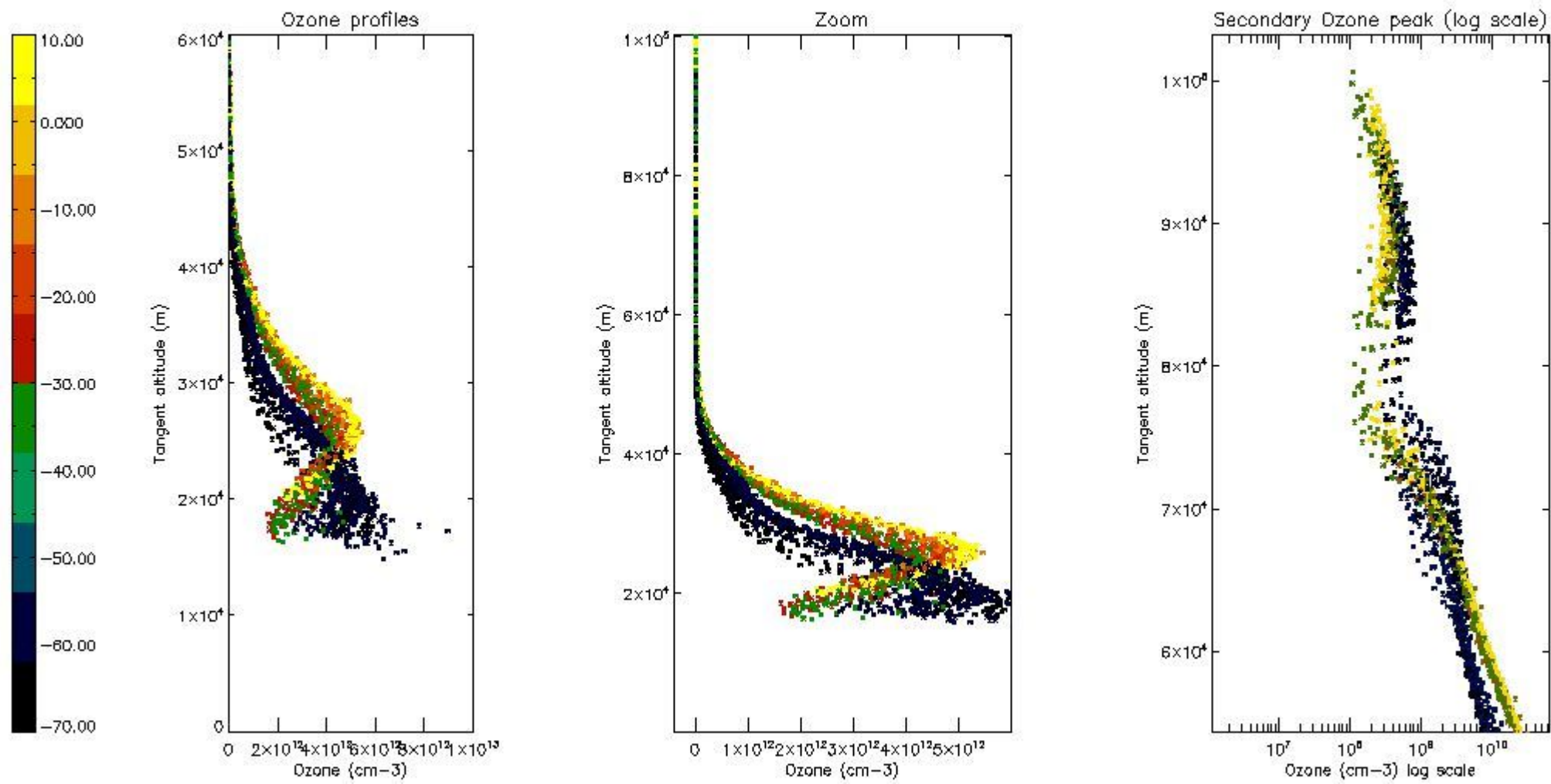
The colorbar represents the latitude.





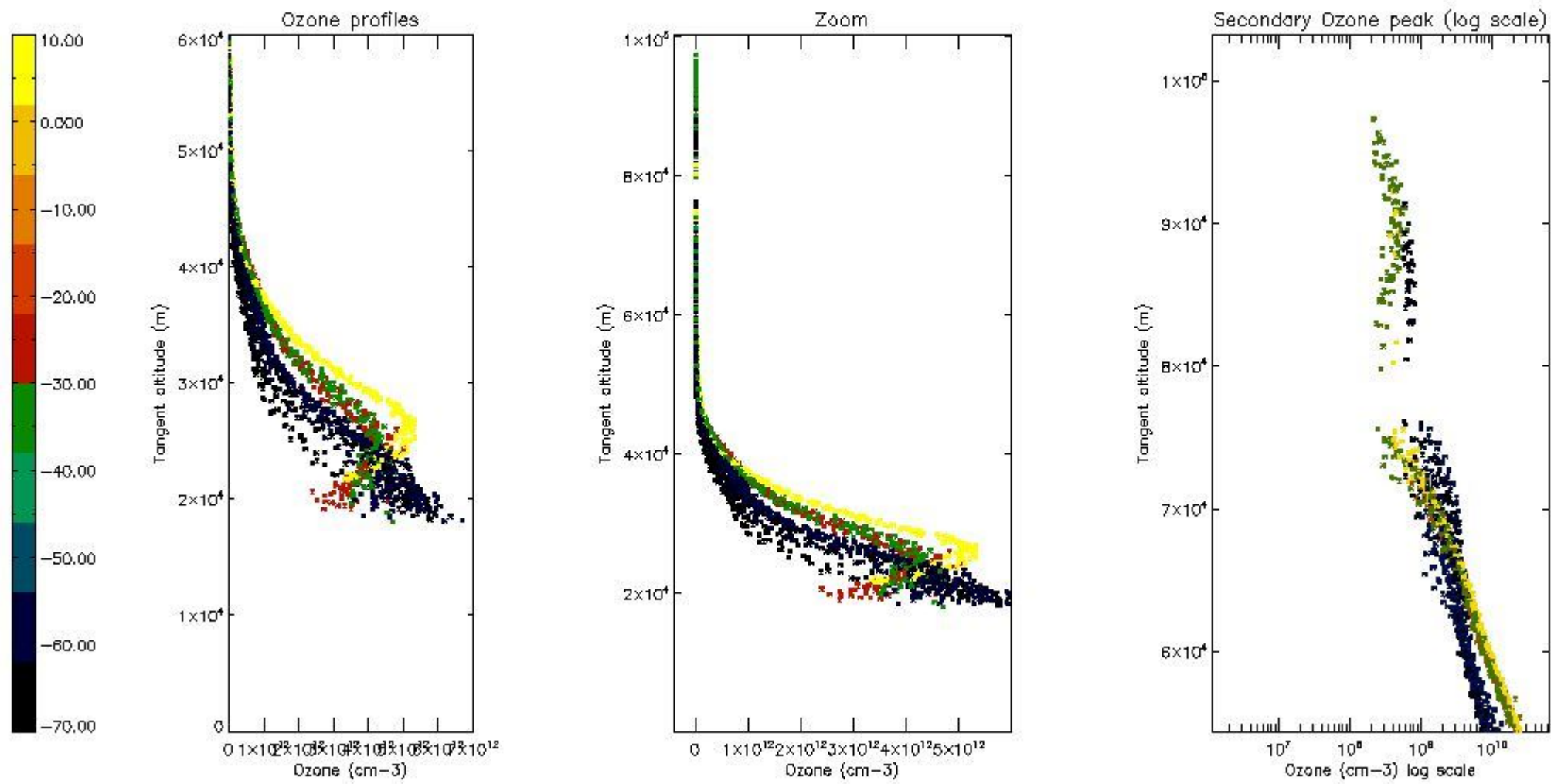
*5.4 Plot ozone profiles where STD < 10% (dark without errors)*

The colorbar represents the latitude.



*5.5 Plot ozone profiles where STD < 5% (dark without errors)*

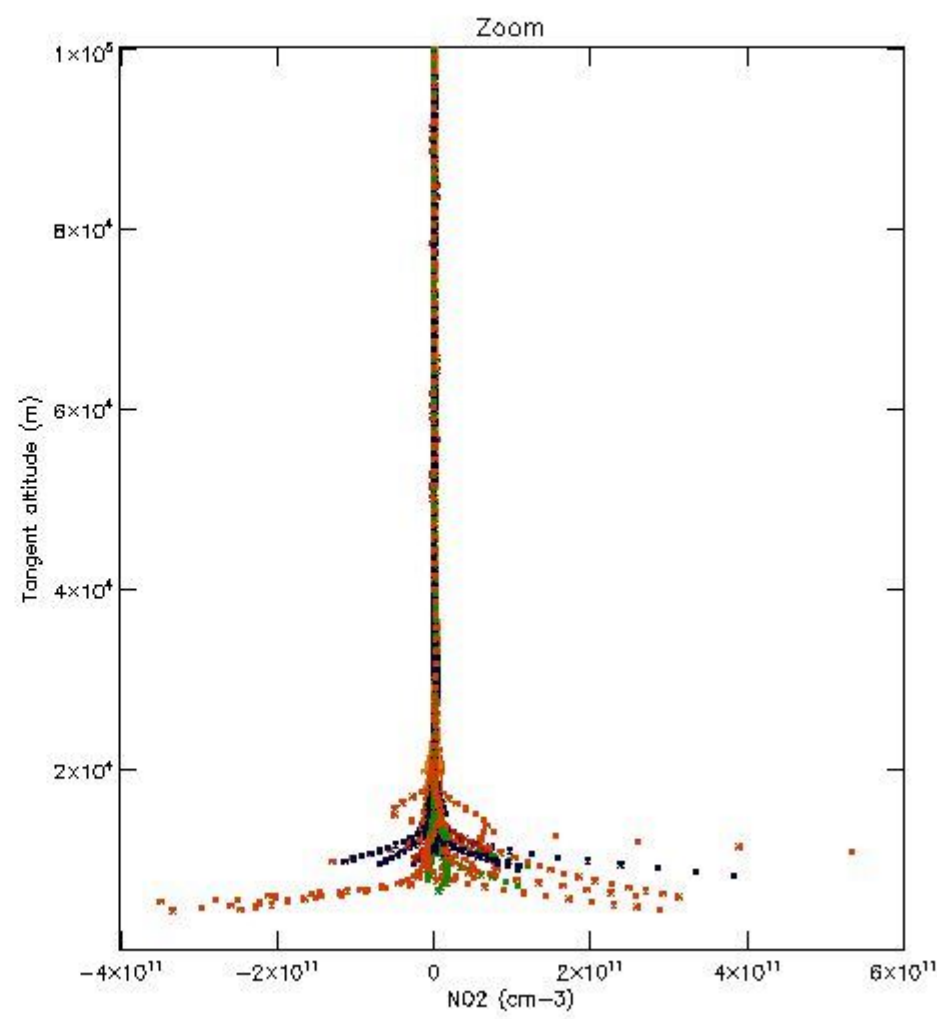
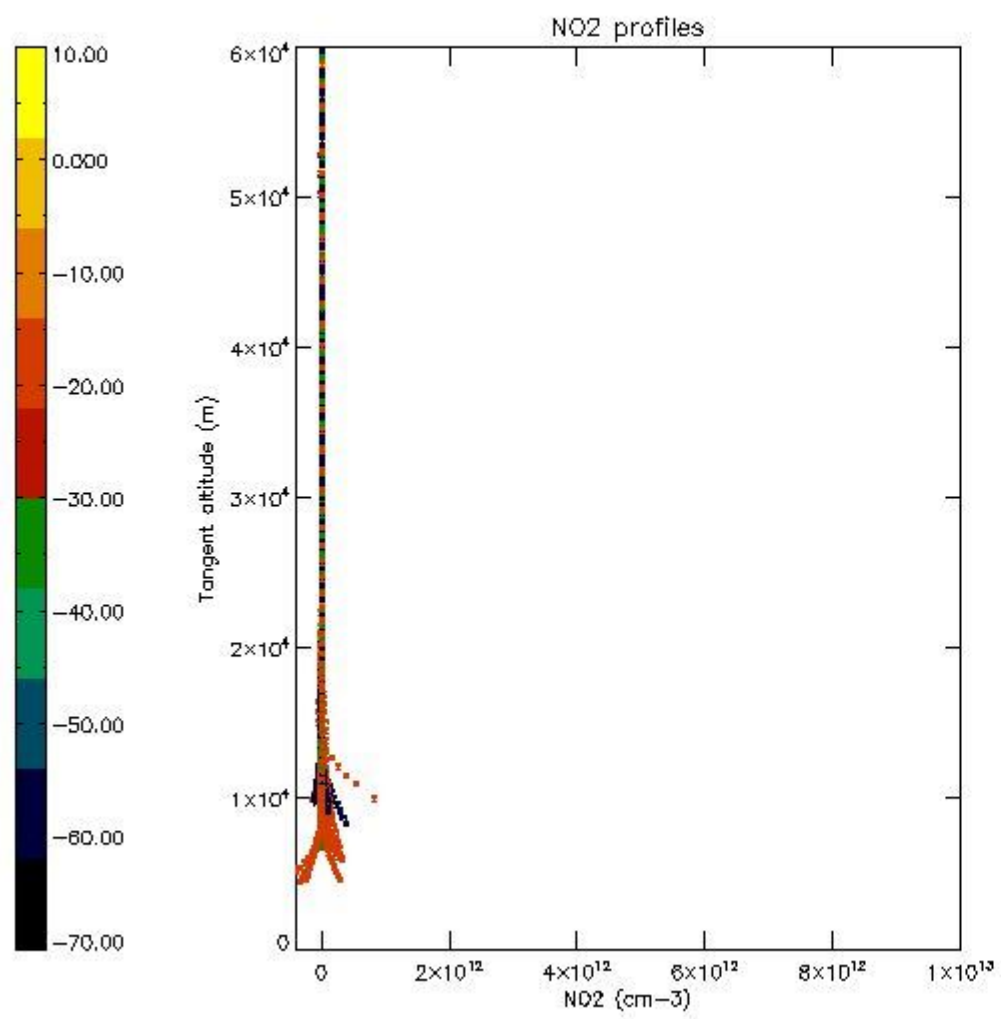
The colorbar represents the latitude.



*5.6 Plot NO<sub>2</sub> profiles for all STD (dark without errors)*

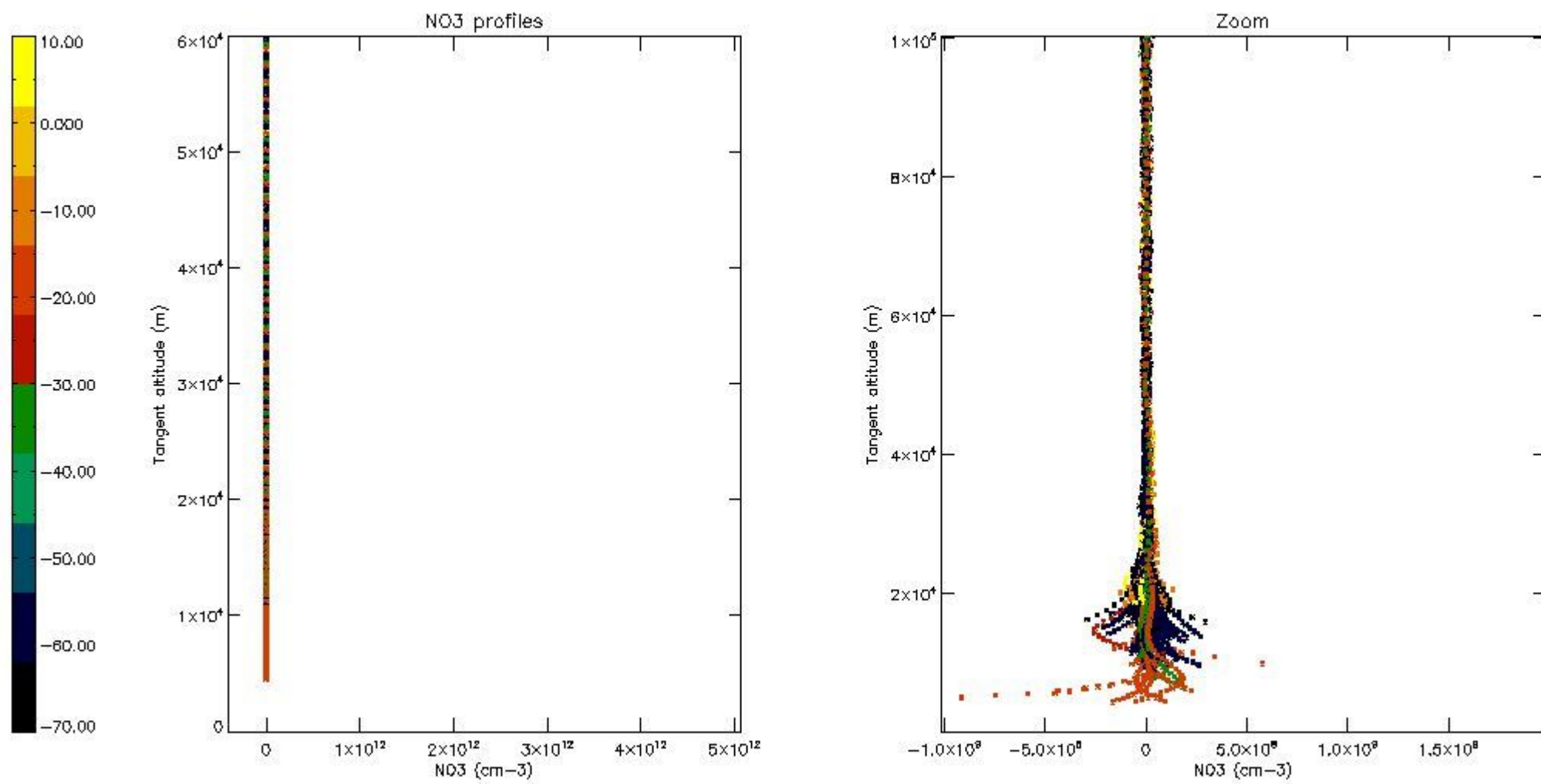
The colorbar represents the latitude.





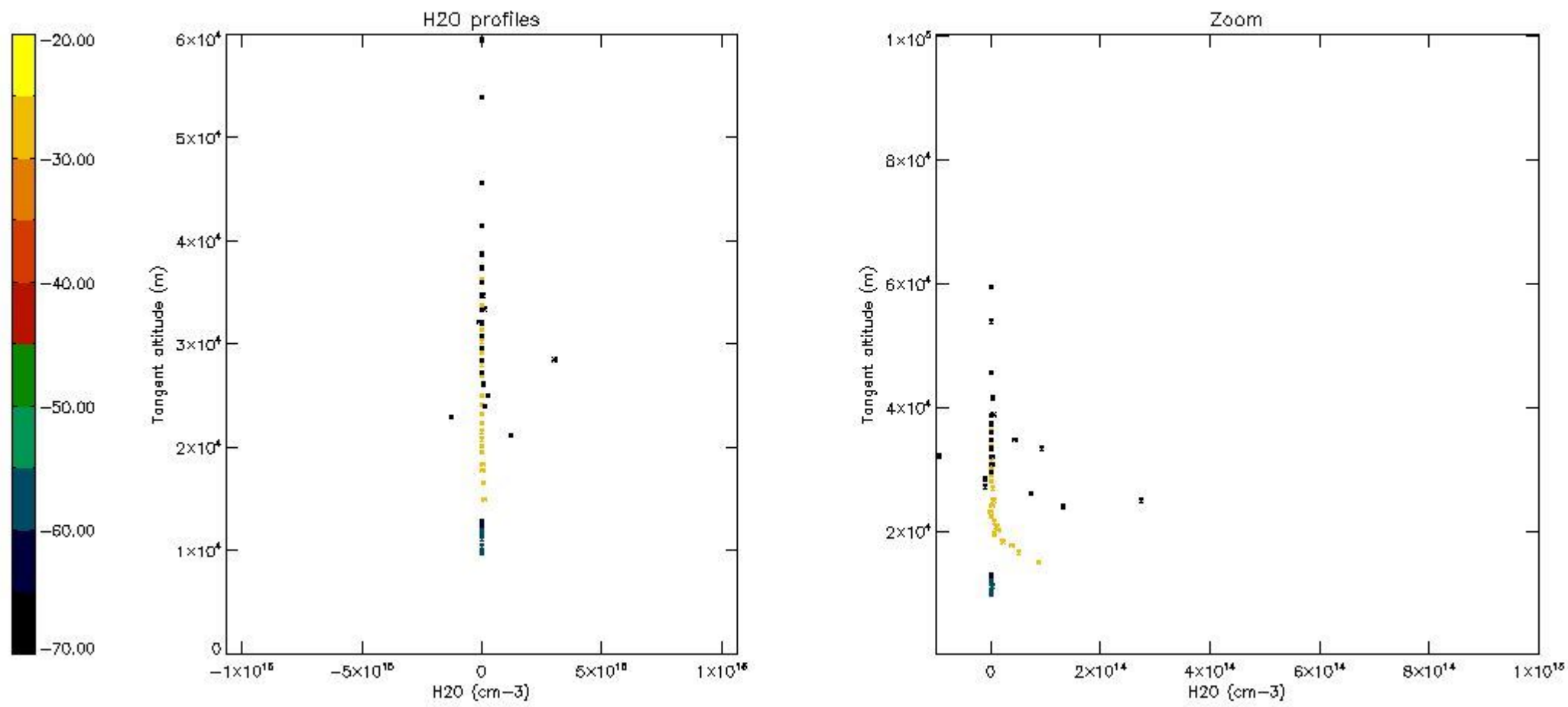
*5.7 Plot NO<sub>3</sub> profiles for all STD (dark without errors)*

The colorbar represents the latitude.



*5.8 Plot H2O profiles for all STD (only for occultations of stars 1,2,3,4,13,14,16,26,63 dark without errors)*

The colorbar represents the latitude.

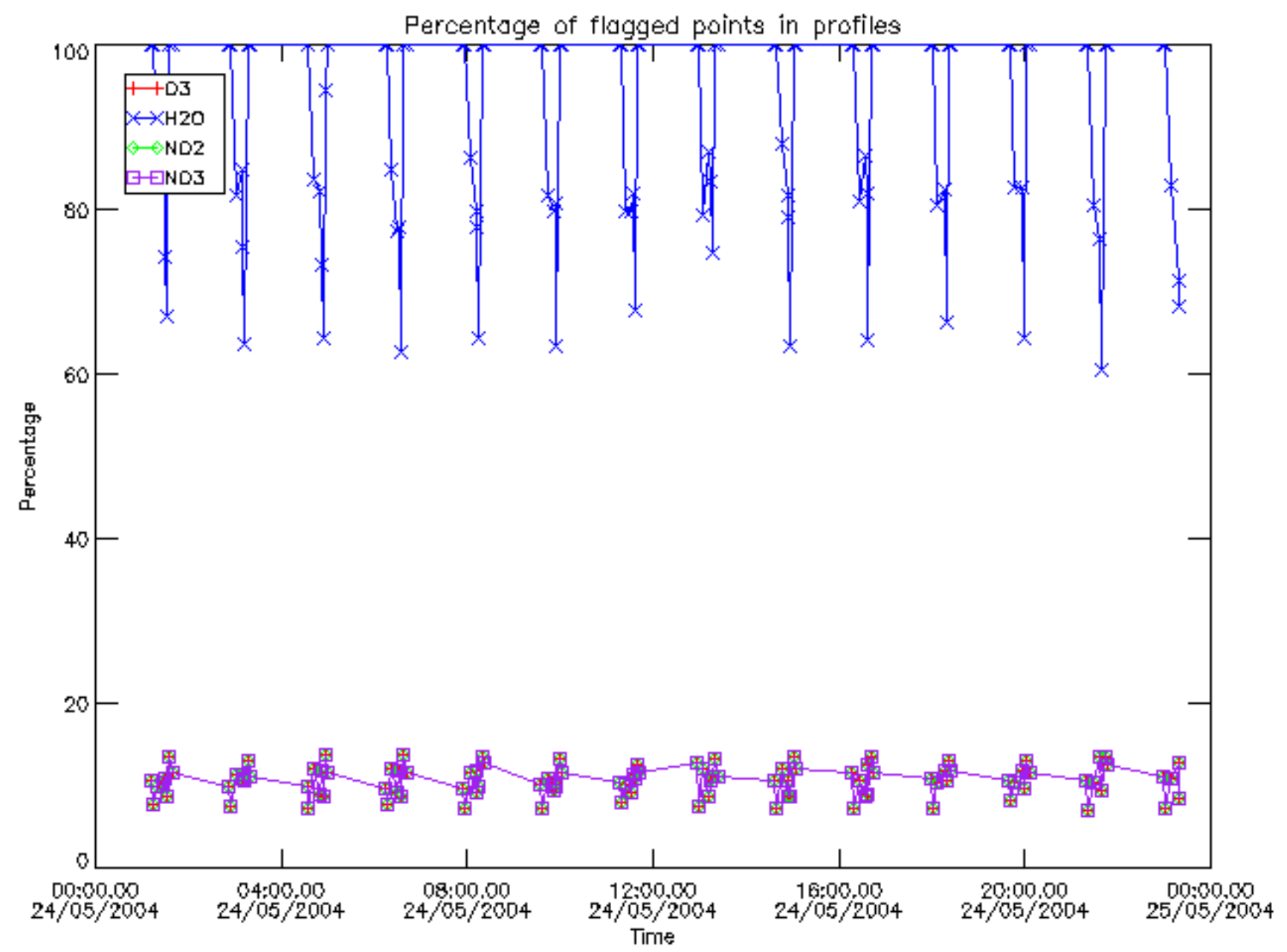


## 6. Auxiliary Data Files used for the production reported in section 2

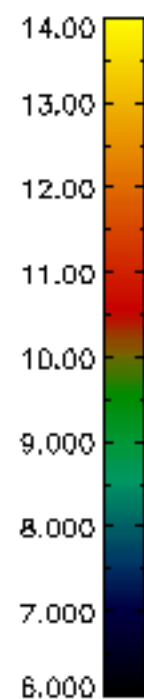
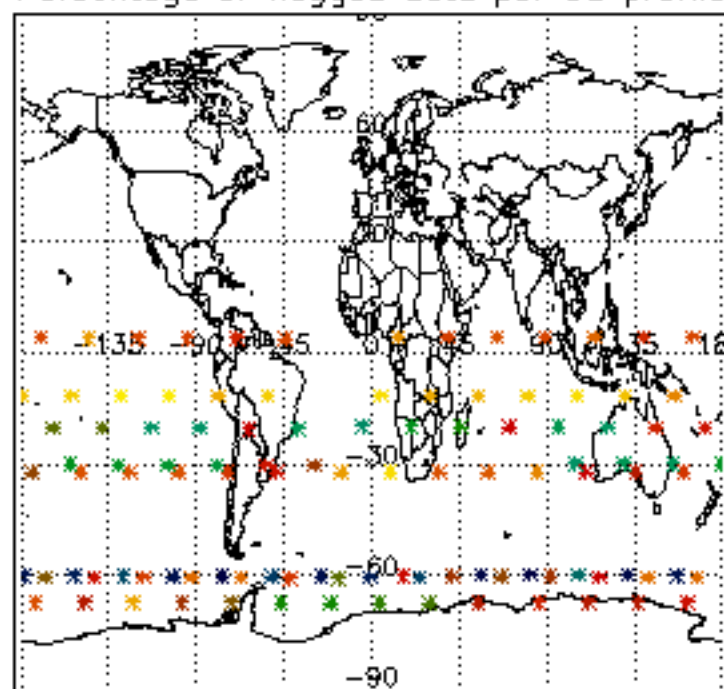
The number reported in the third column indicates since which file (see list in section 2) the corresponding auxiliary file has been used. The fourth column is the date of those product files.

Type	Auxiliary Filename	Used since product	Used since product date
INST_PHYS_CHARACTERISTICS	GOM_INS_AXVIEC20091111_143220_20030716_120000_20500101_000000	1	24-MAY-2004 00:03:05
LEVEL-2_PROC_CONFIG	GOM_PR2_AXVIEC20091111_152718_20020301_000000_20500101_000000	1	24-MAY-2004 00:03:05
CROSS_SECTIONS_FILE	GOM_CRS_AXVIEC20091111_154832_20020301_000000_20500101_000000	1	24-MAY-2004 00:03:05

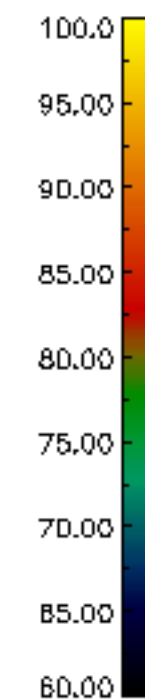
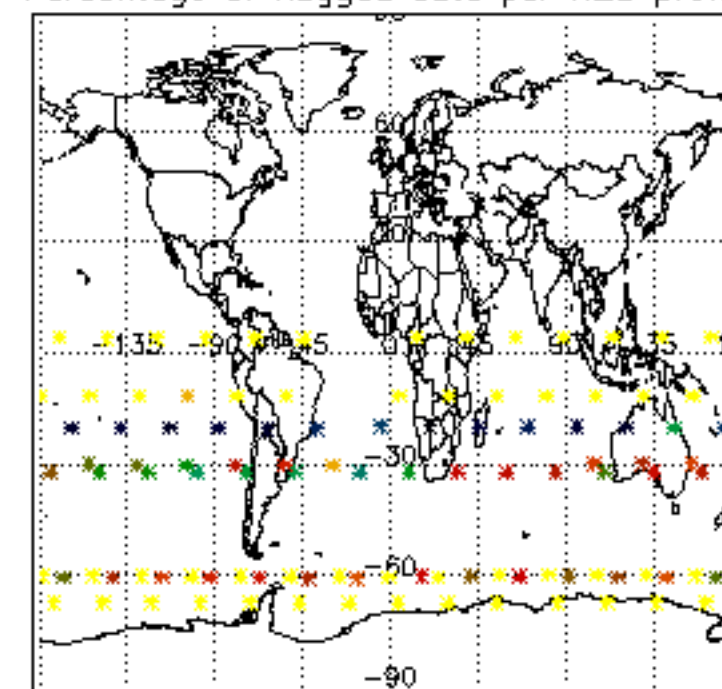




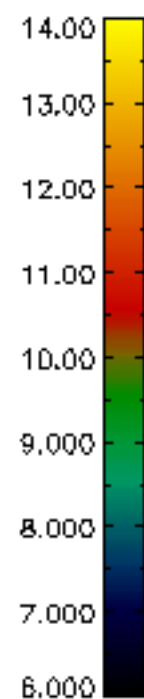
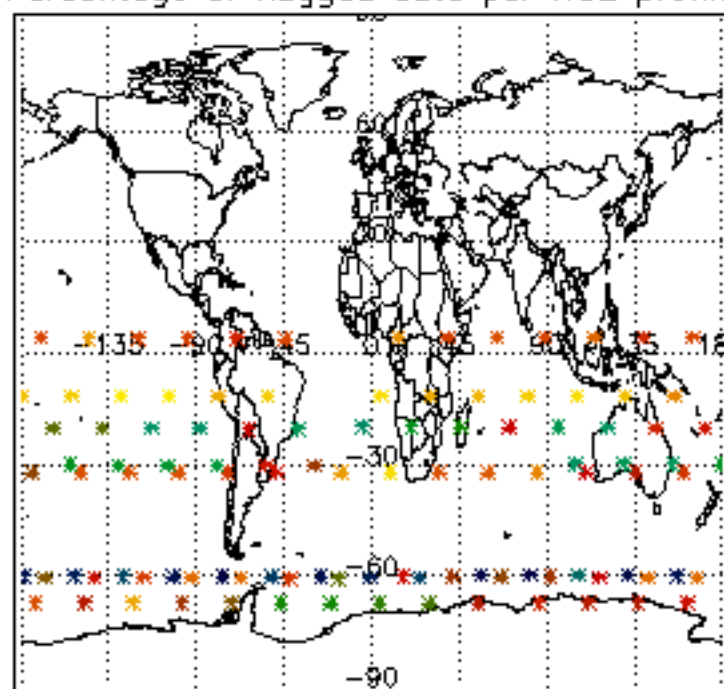
Percentage of flagged data per D3 profile



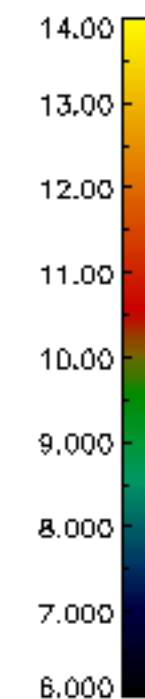
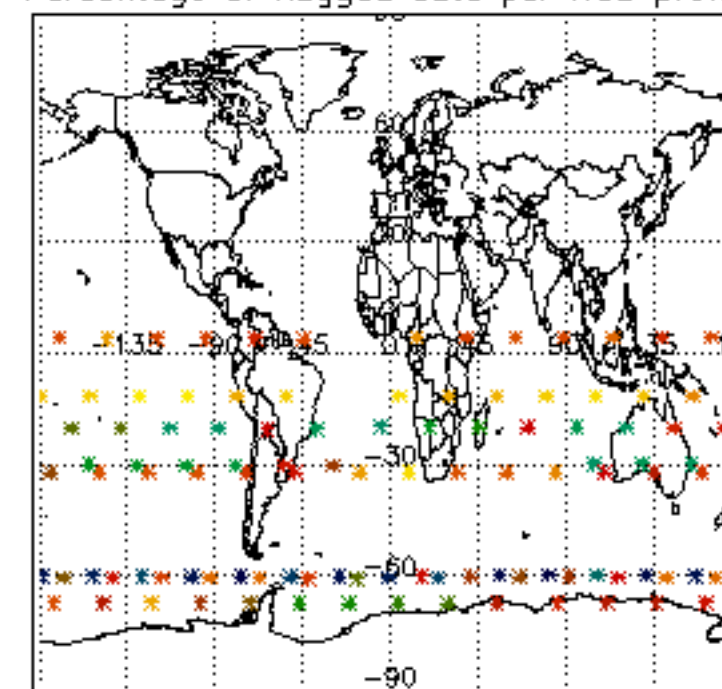
Percentage of flagged data per H2O profile

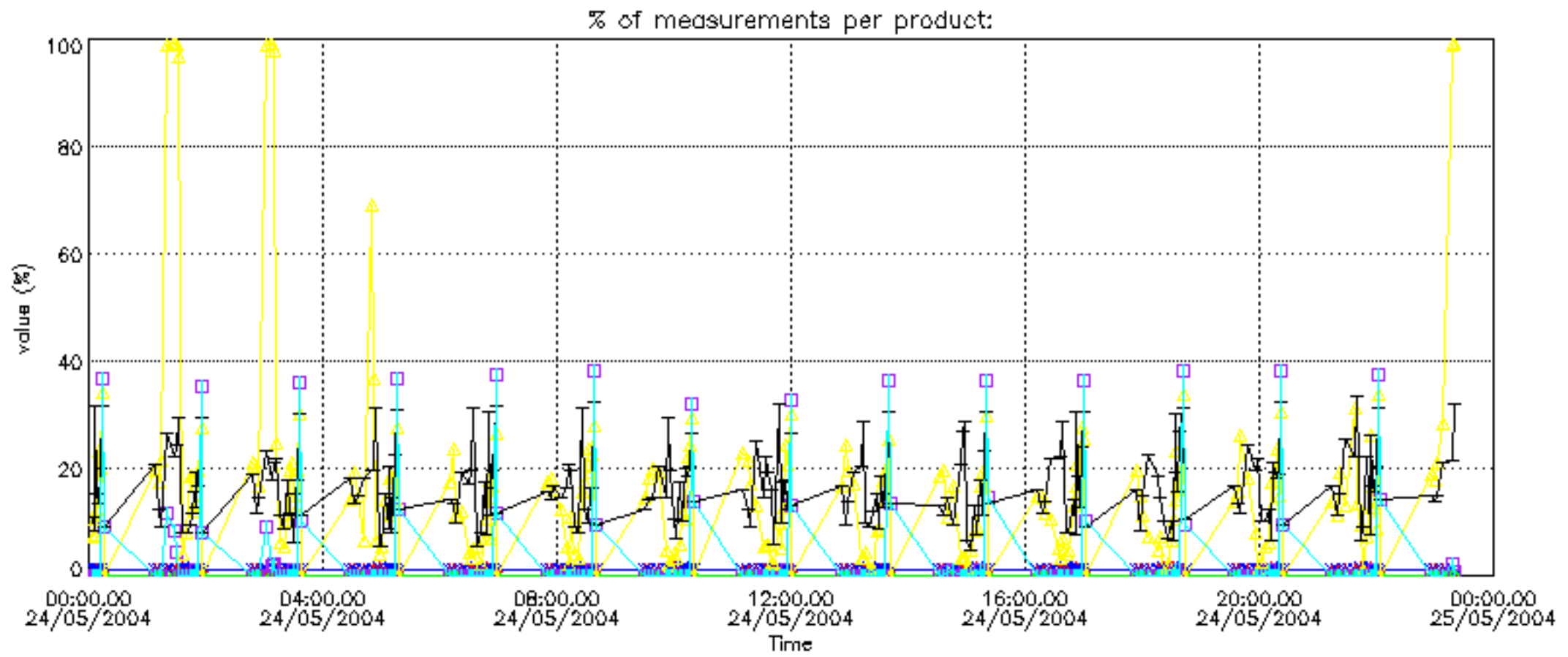


Percentage of flagged data per NO2 profile

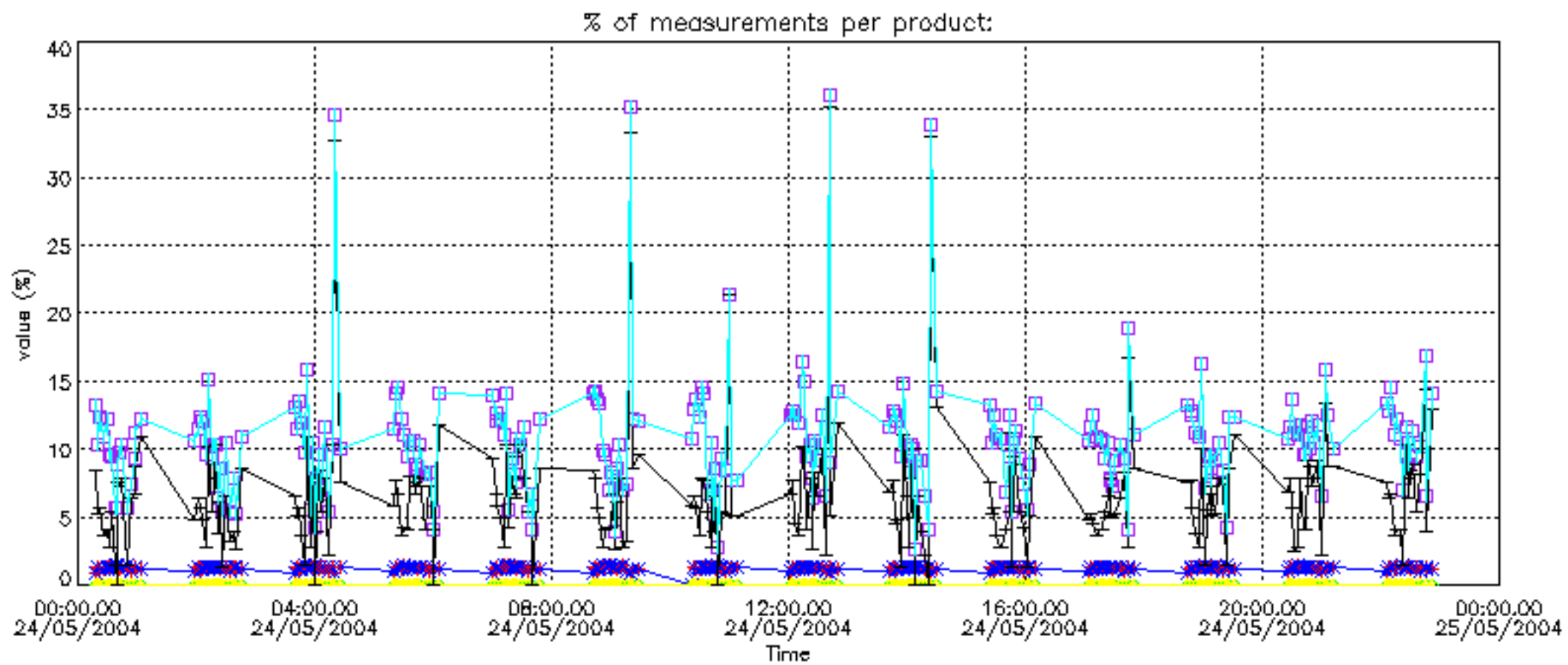


Percentage of flagged data per NO3 profile

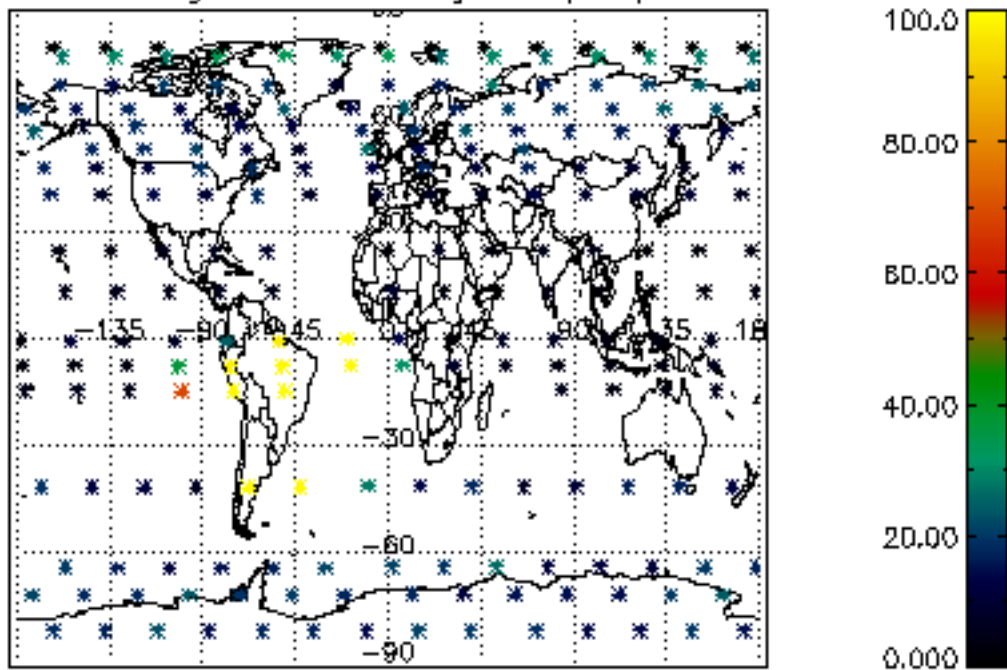




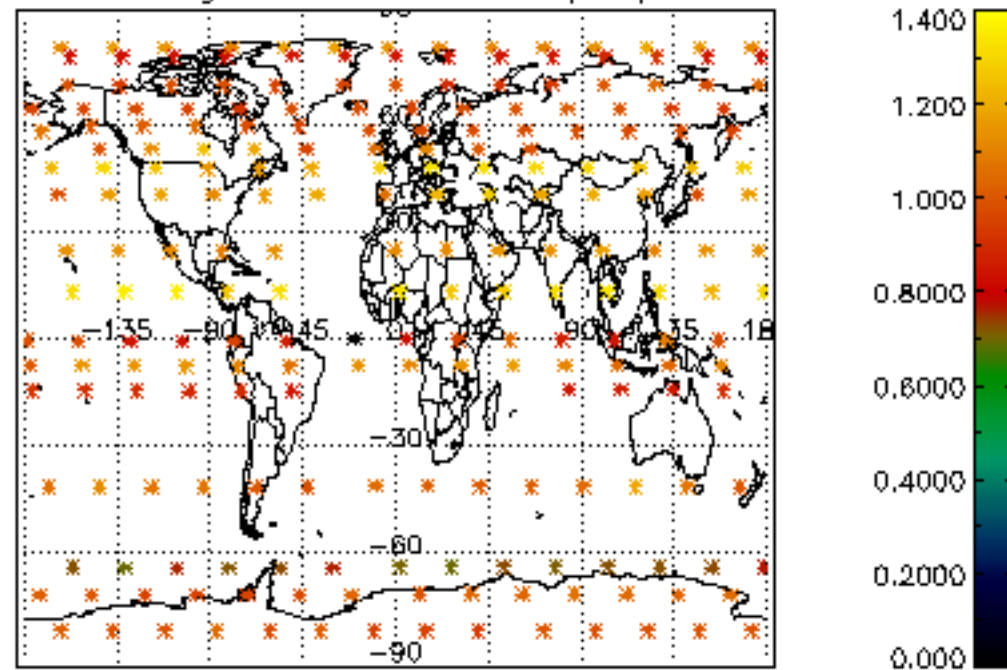




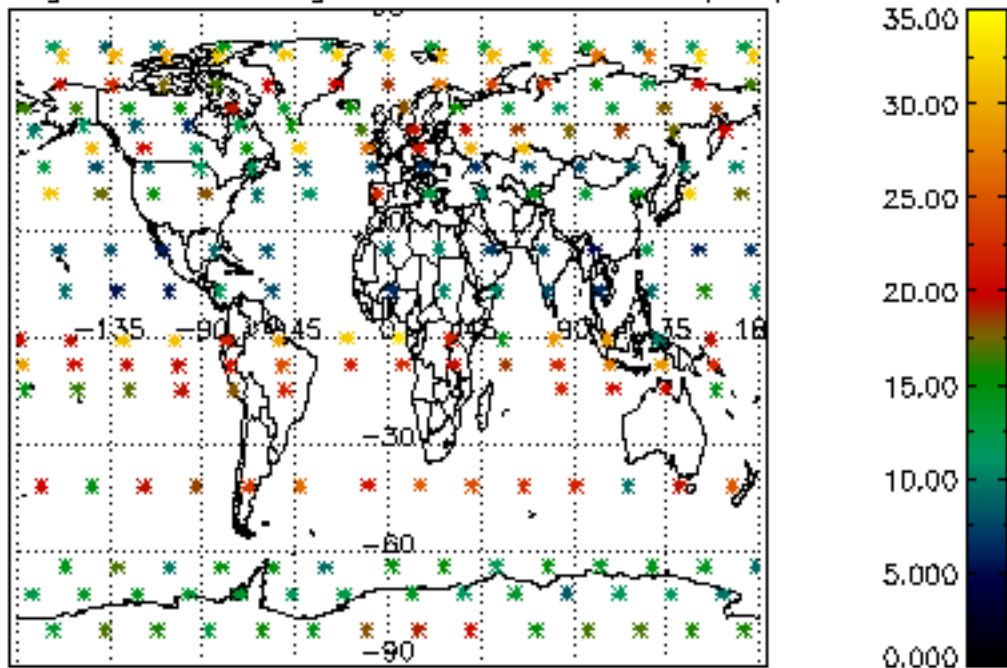
Percentage of cosmic ray hits per profile



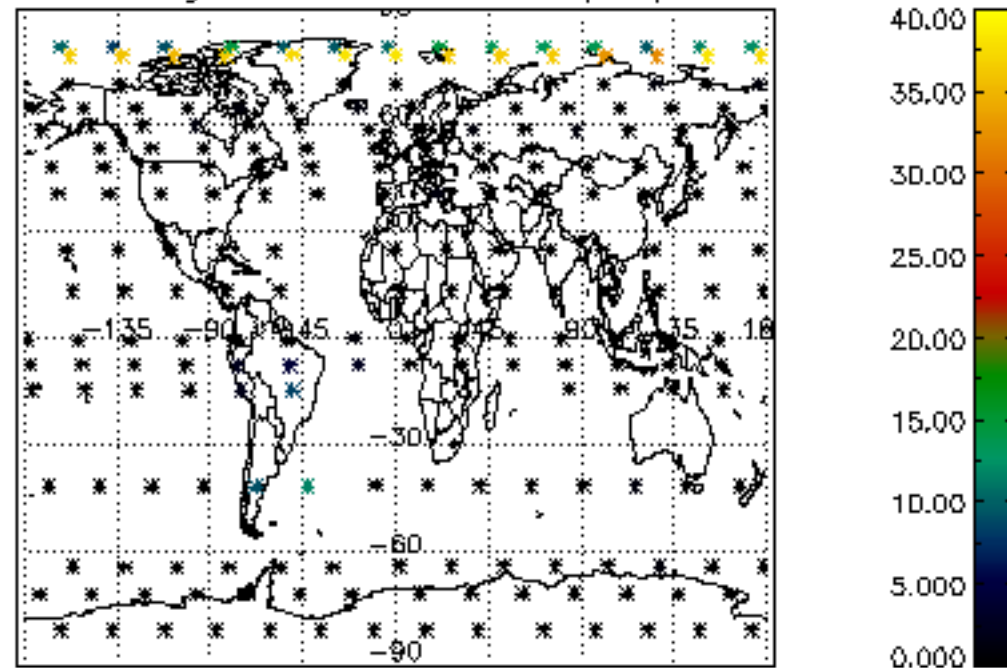
Percentage of datation errors per profile



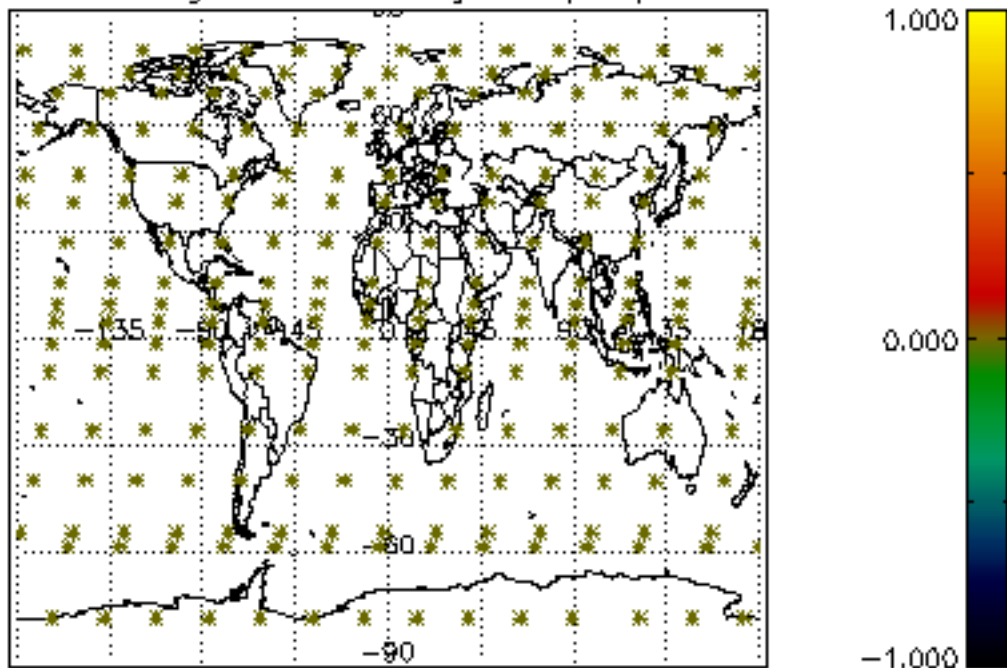
Percentage of star falling outside central band per profile



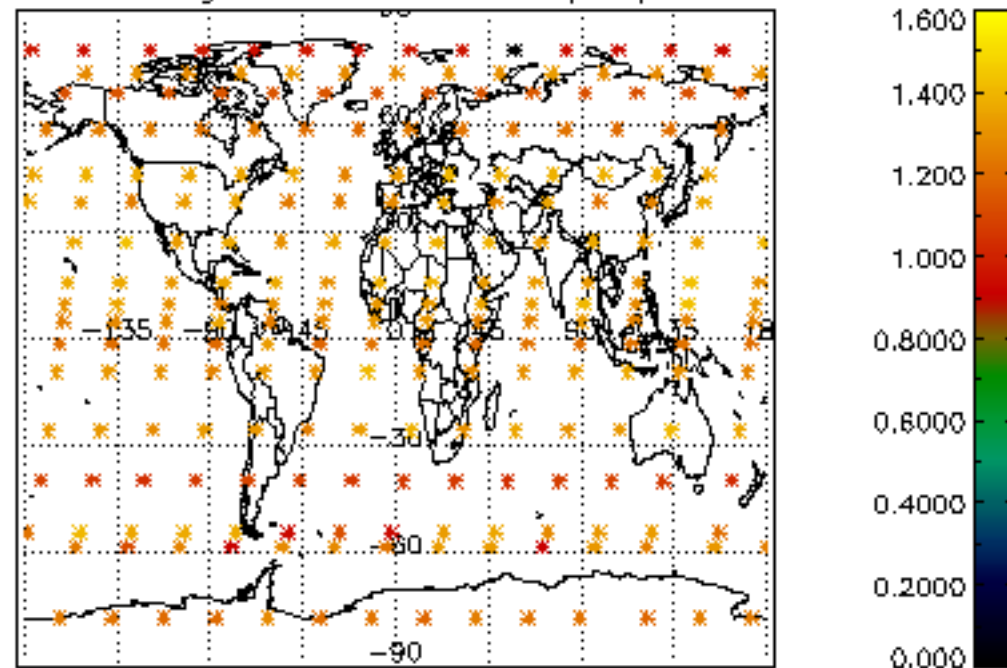
Percentage of saturation errors per profile



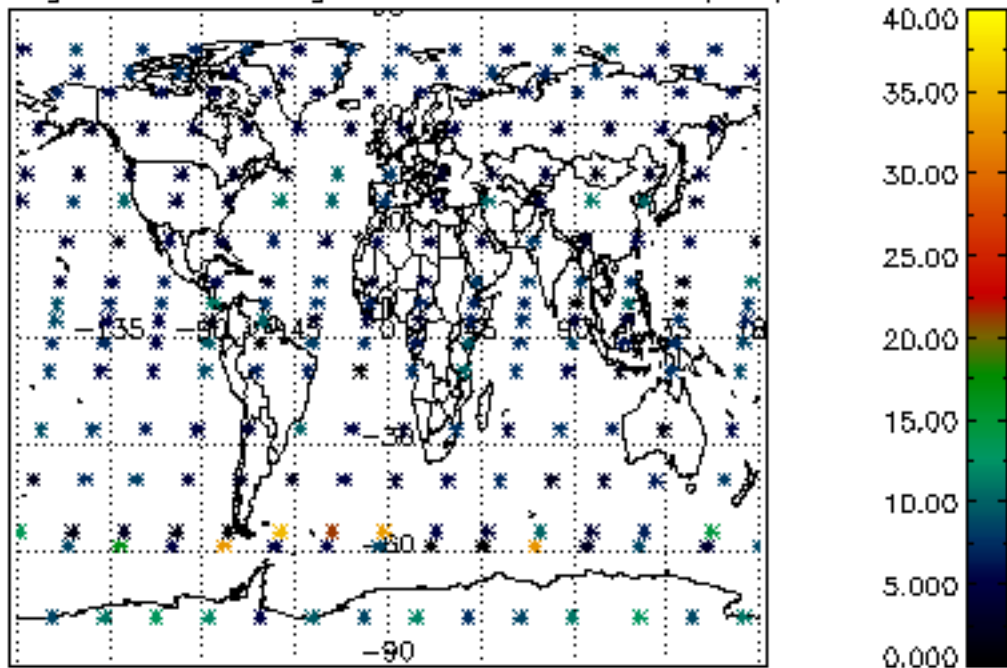
Percentage of cosmic ray hits per profile



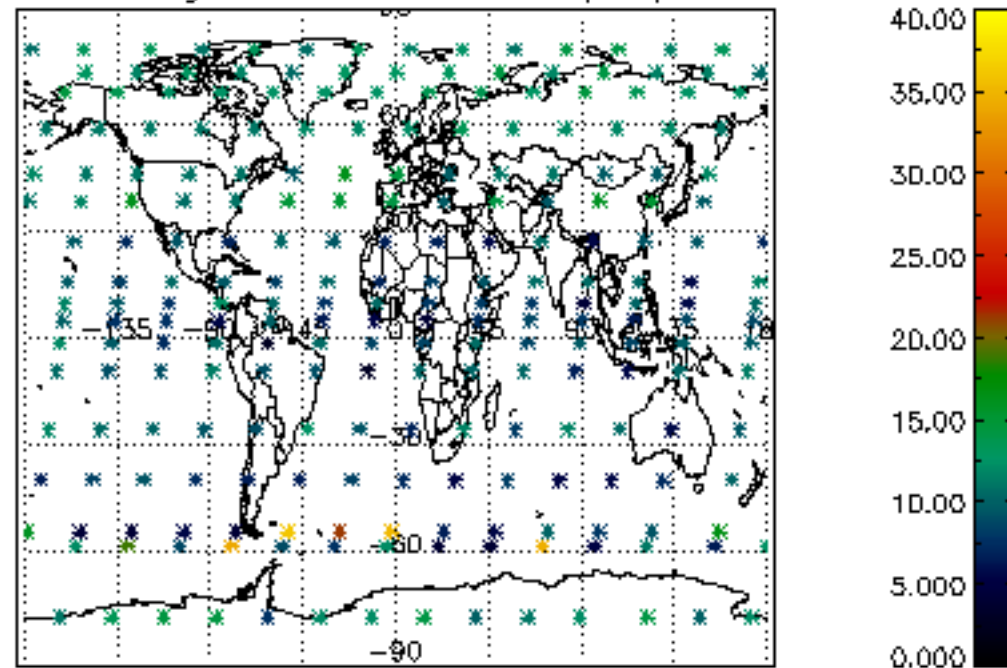
Percentage of datation errors per profile



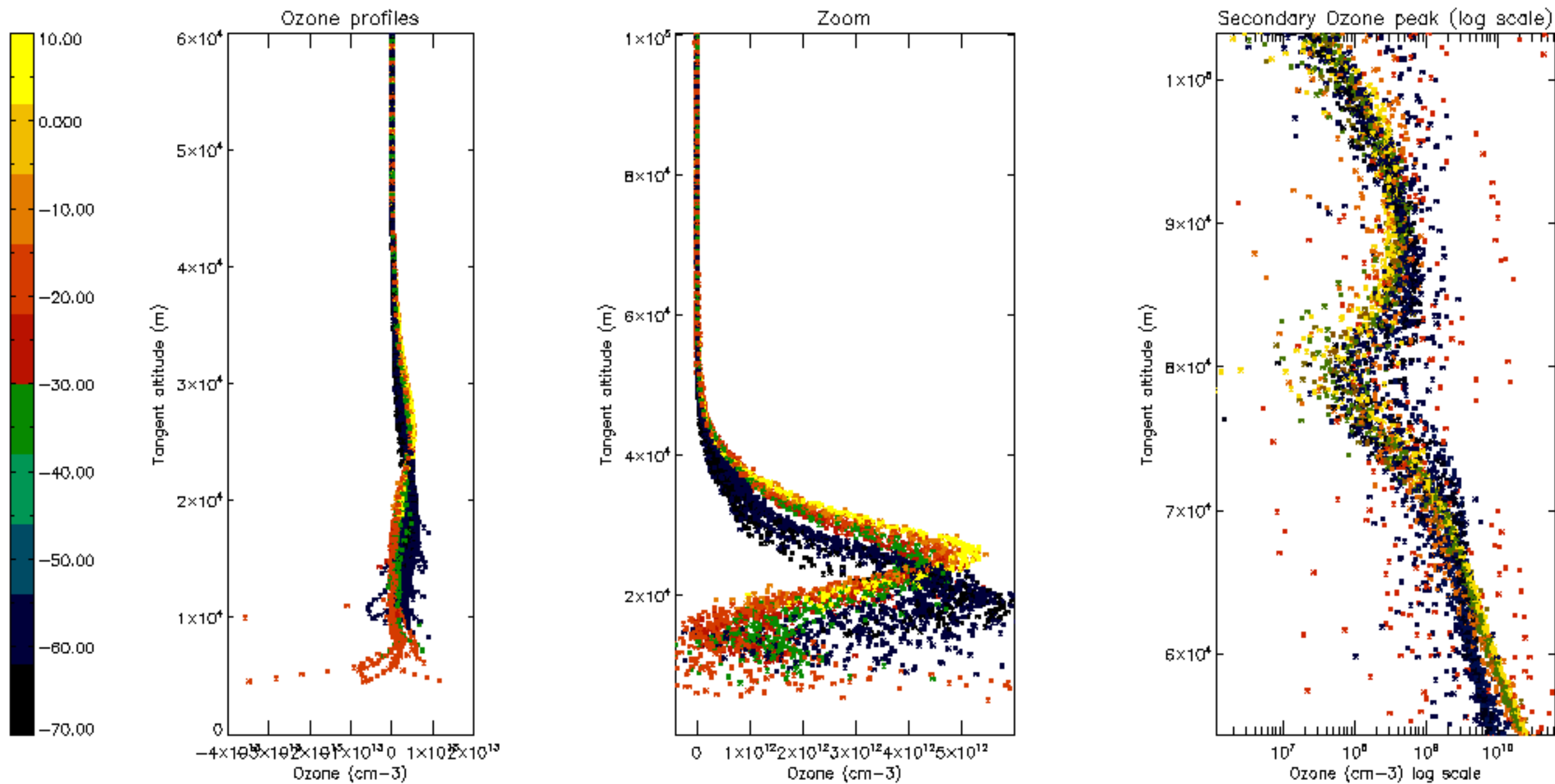
Percentage of star falling outside central band per profile

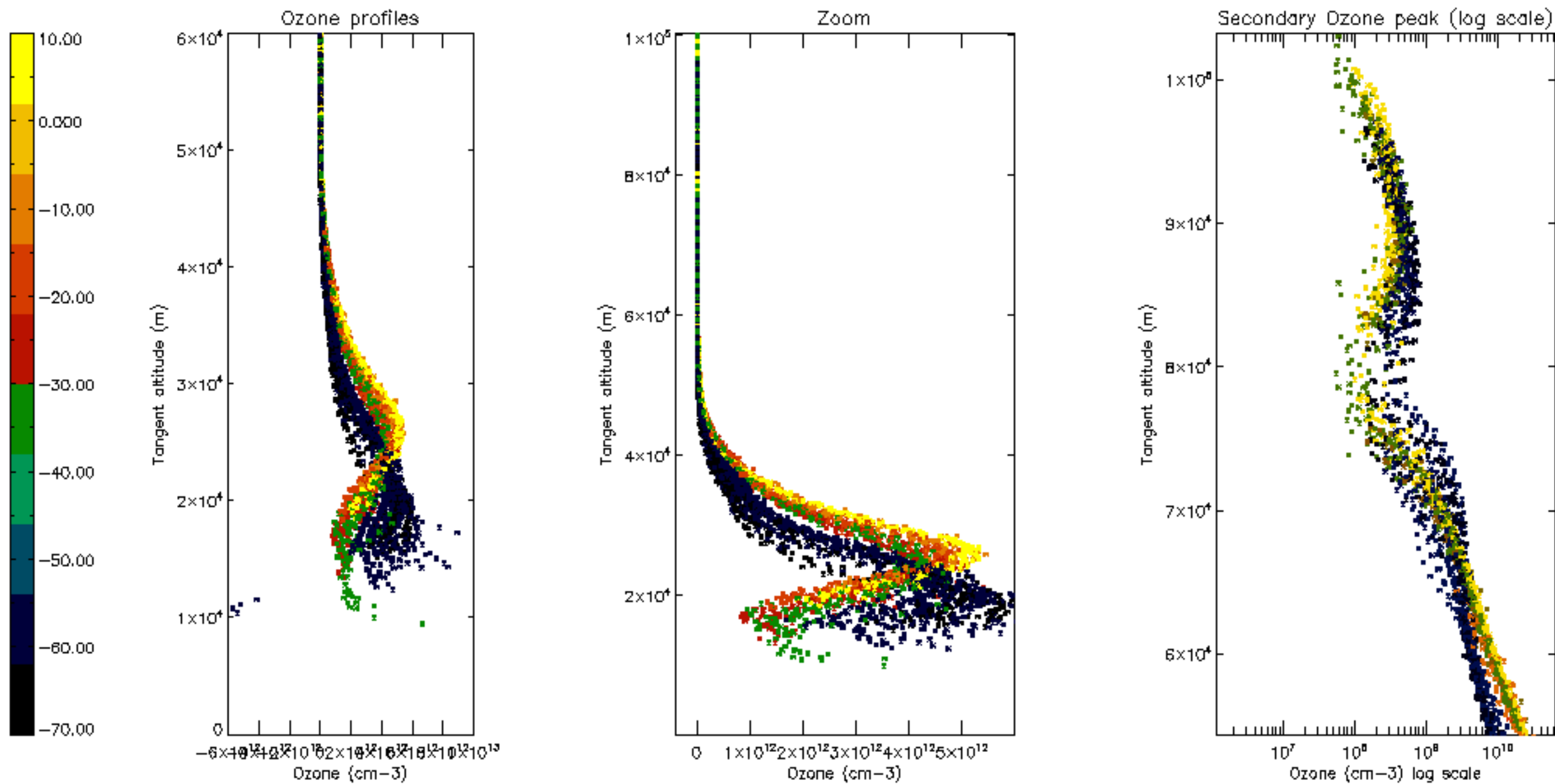


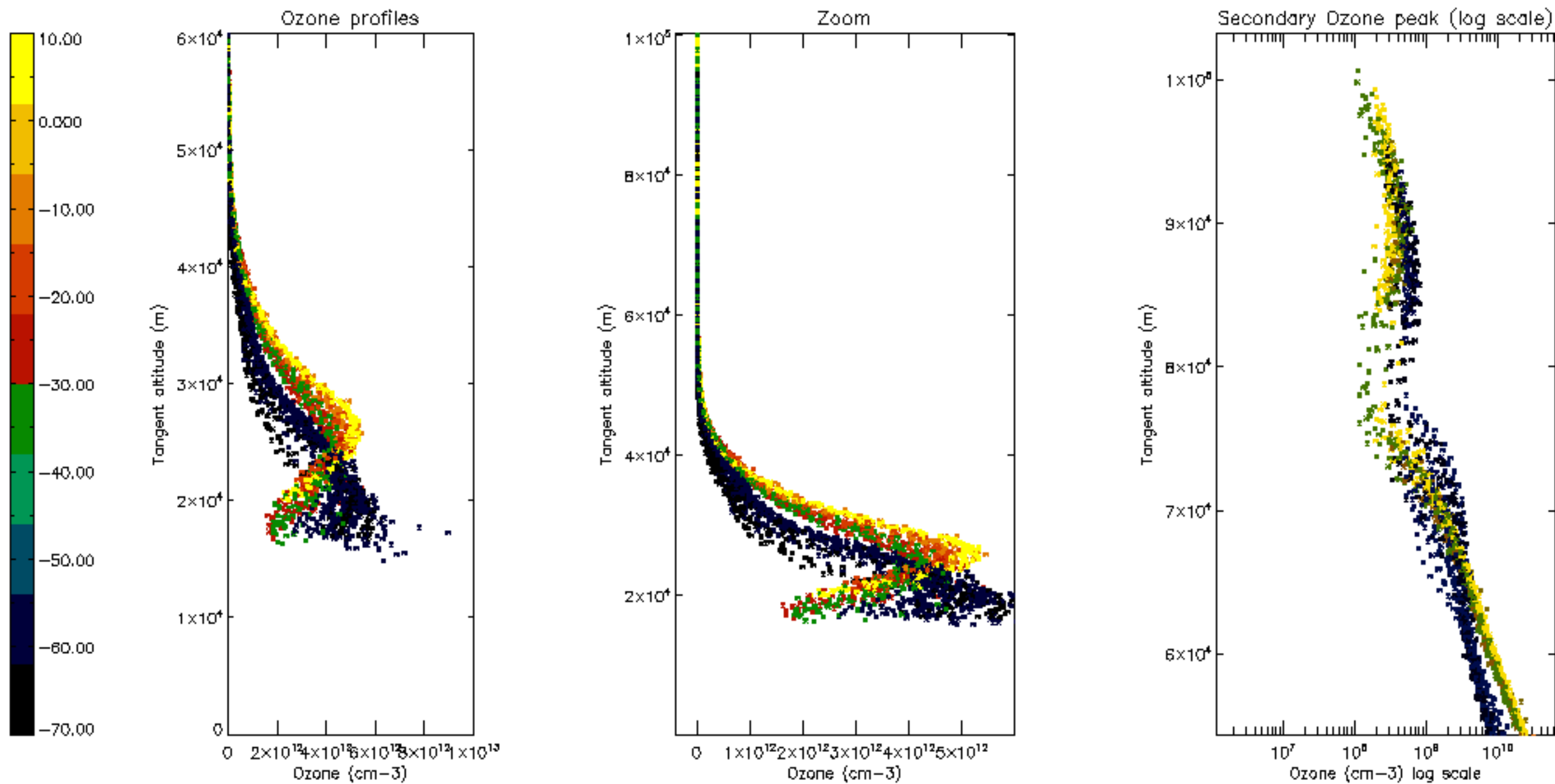
Percentage of saturation errors per profile



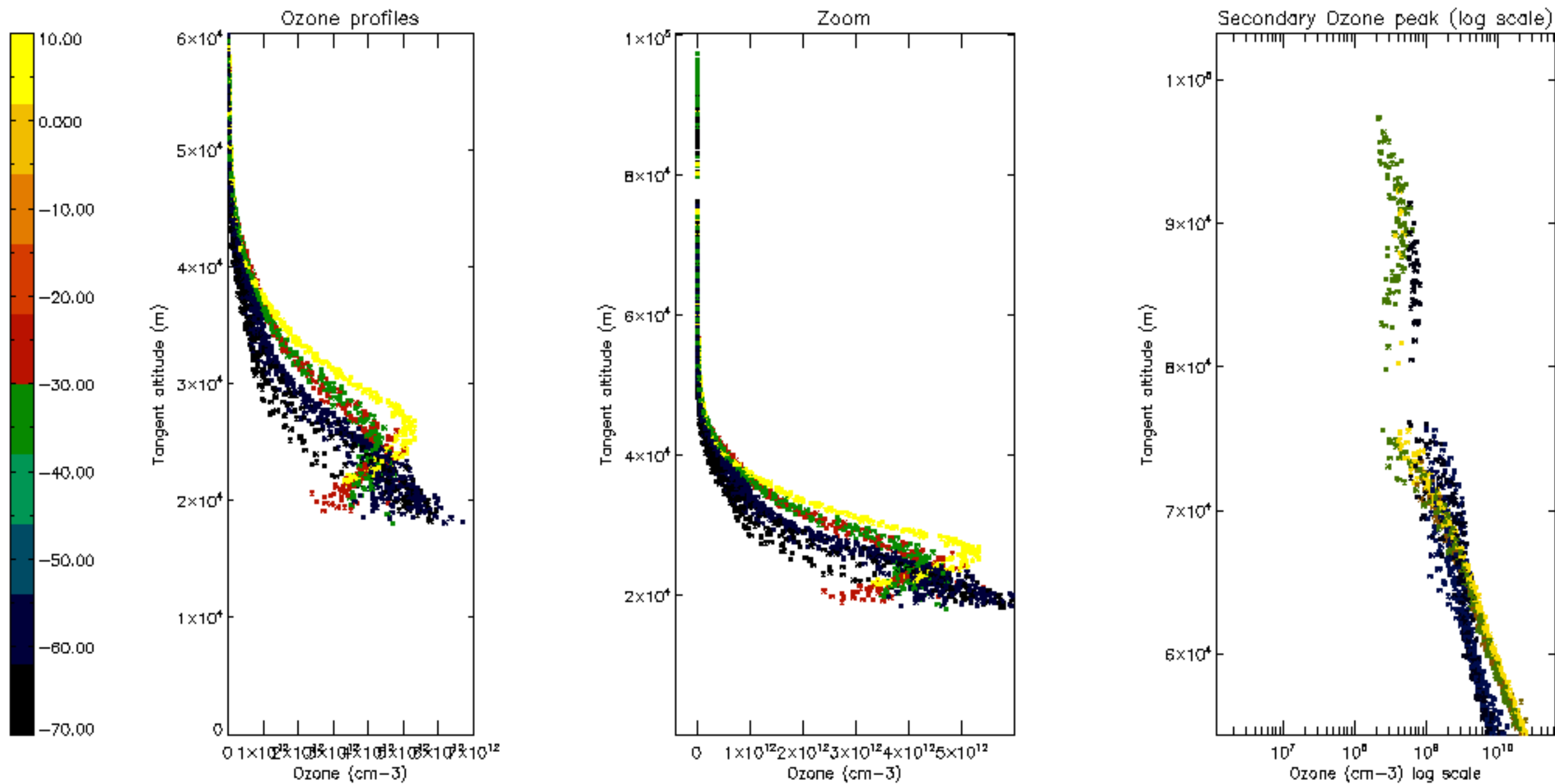


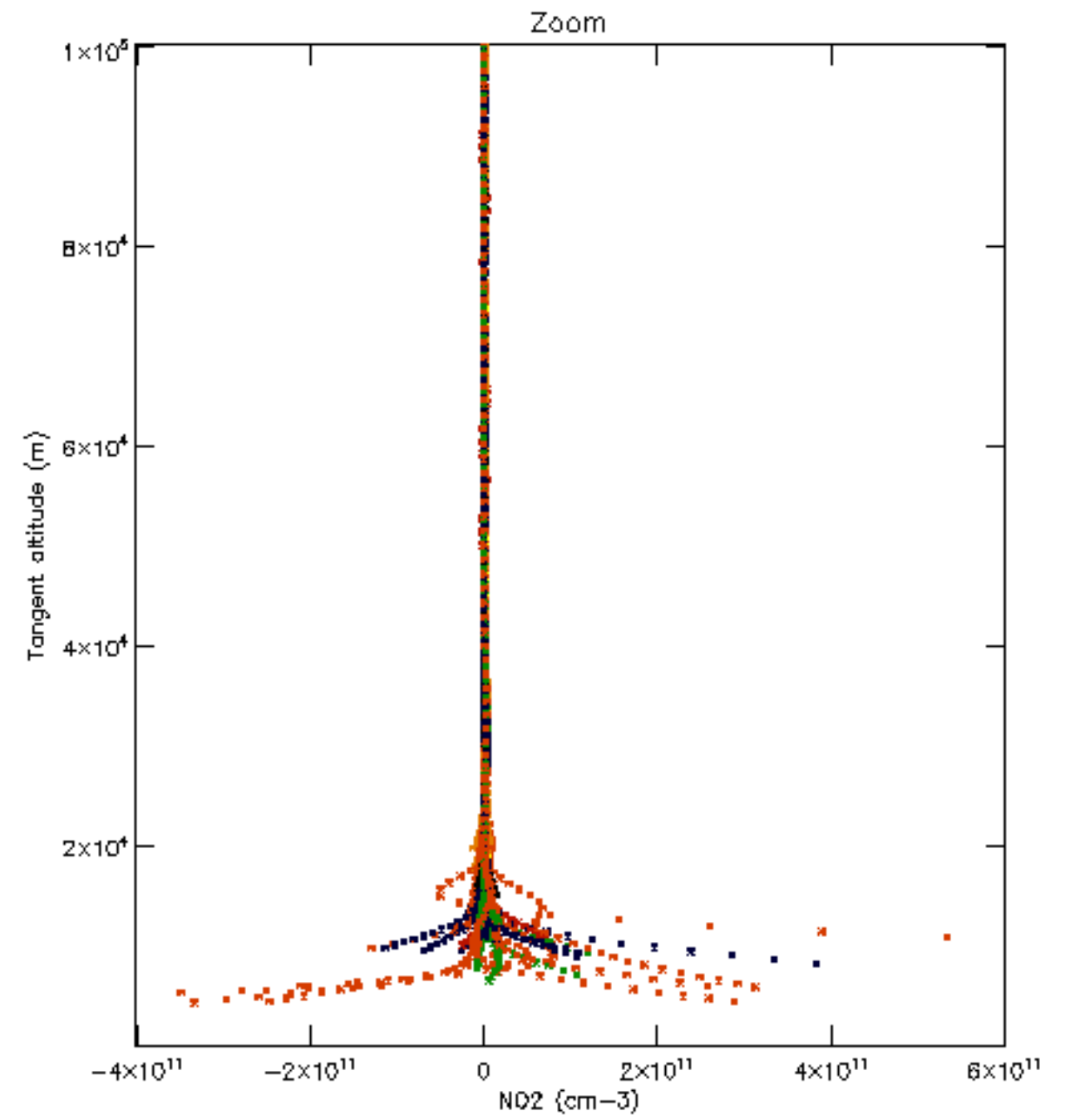
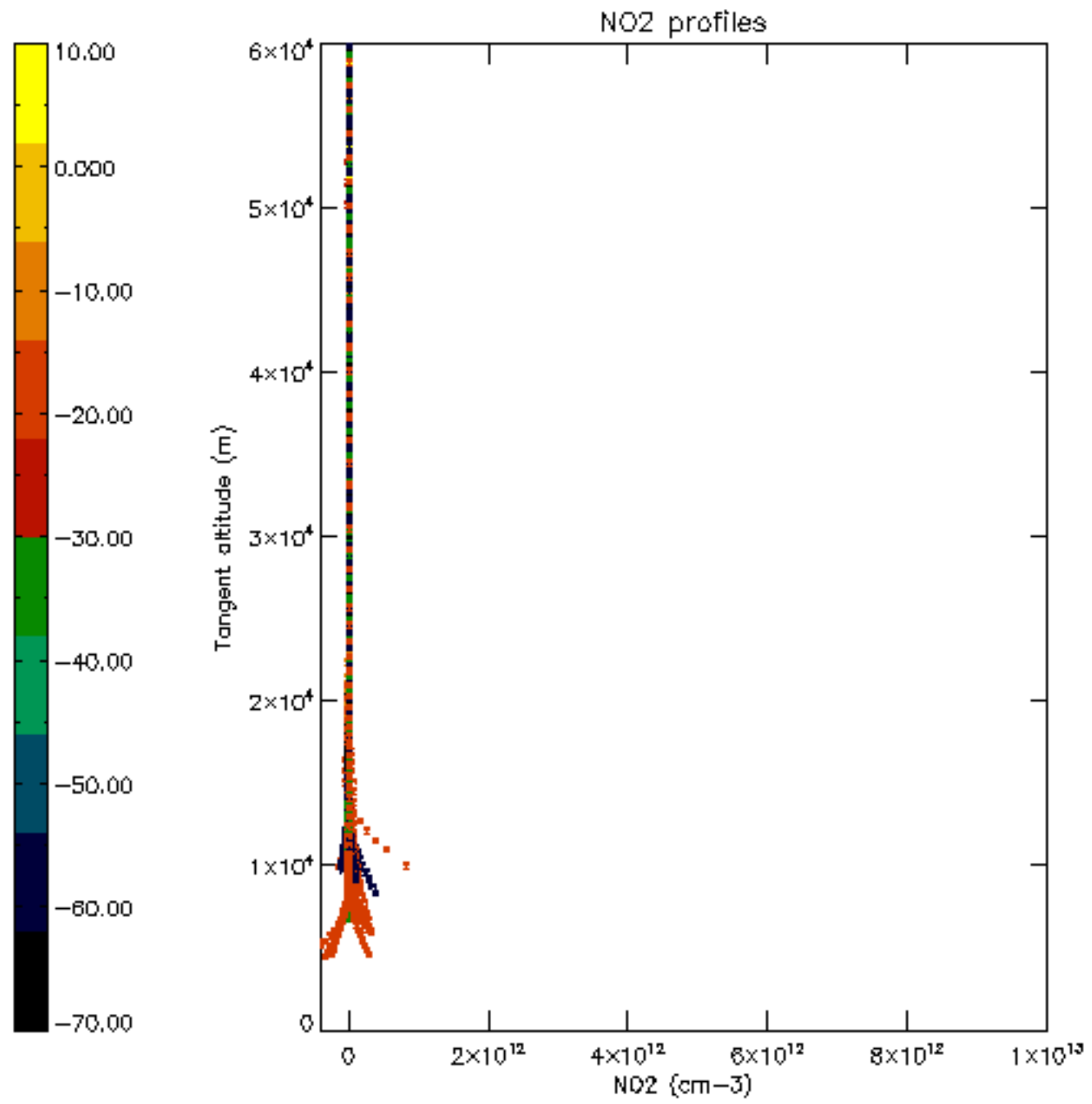


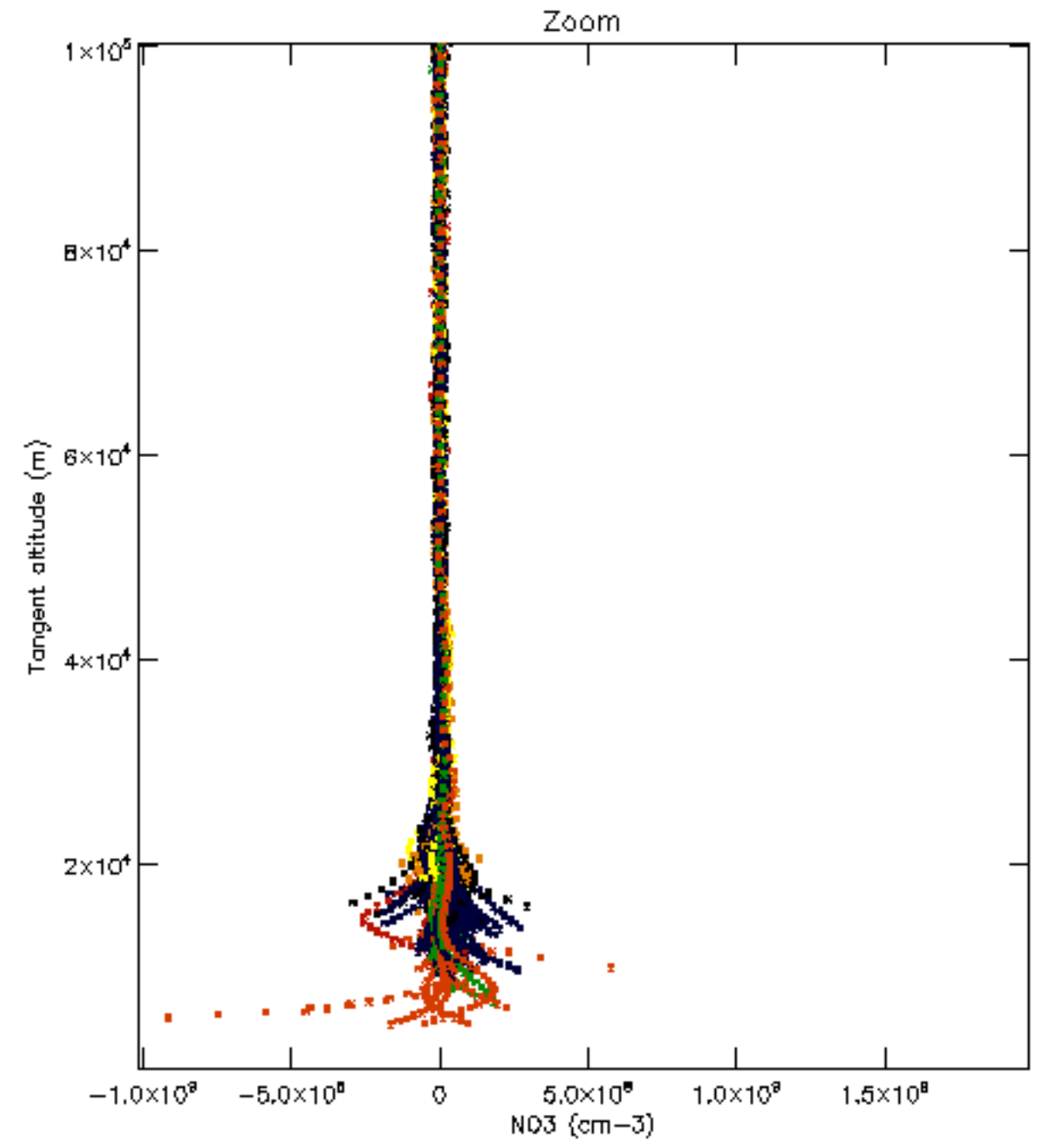
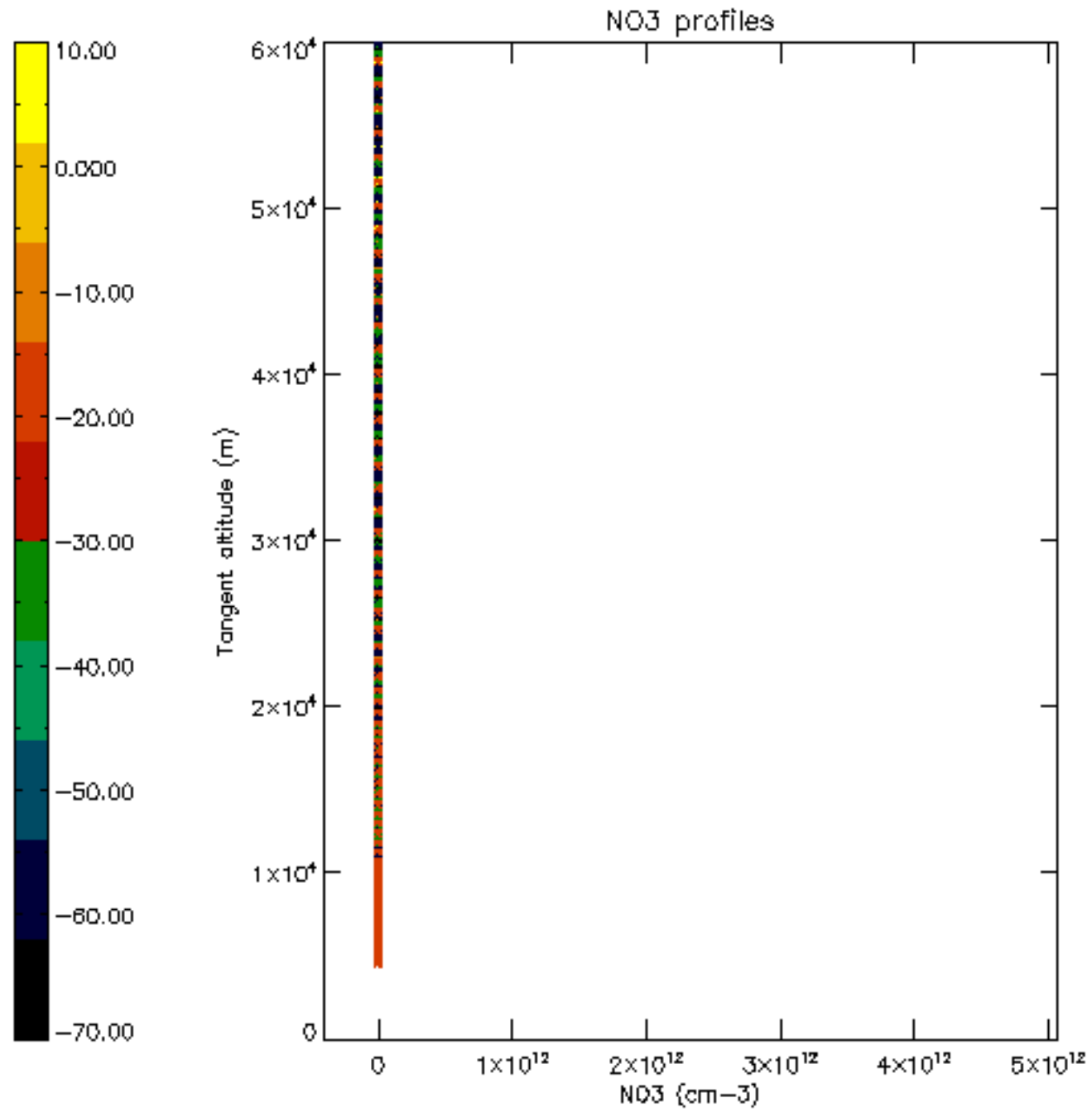




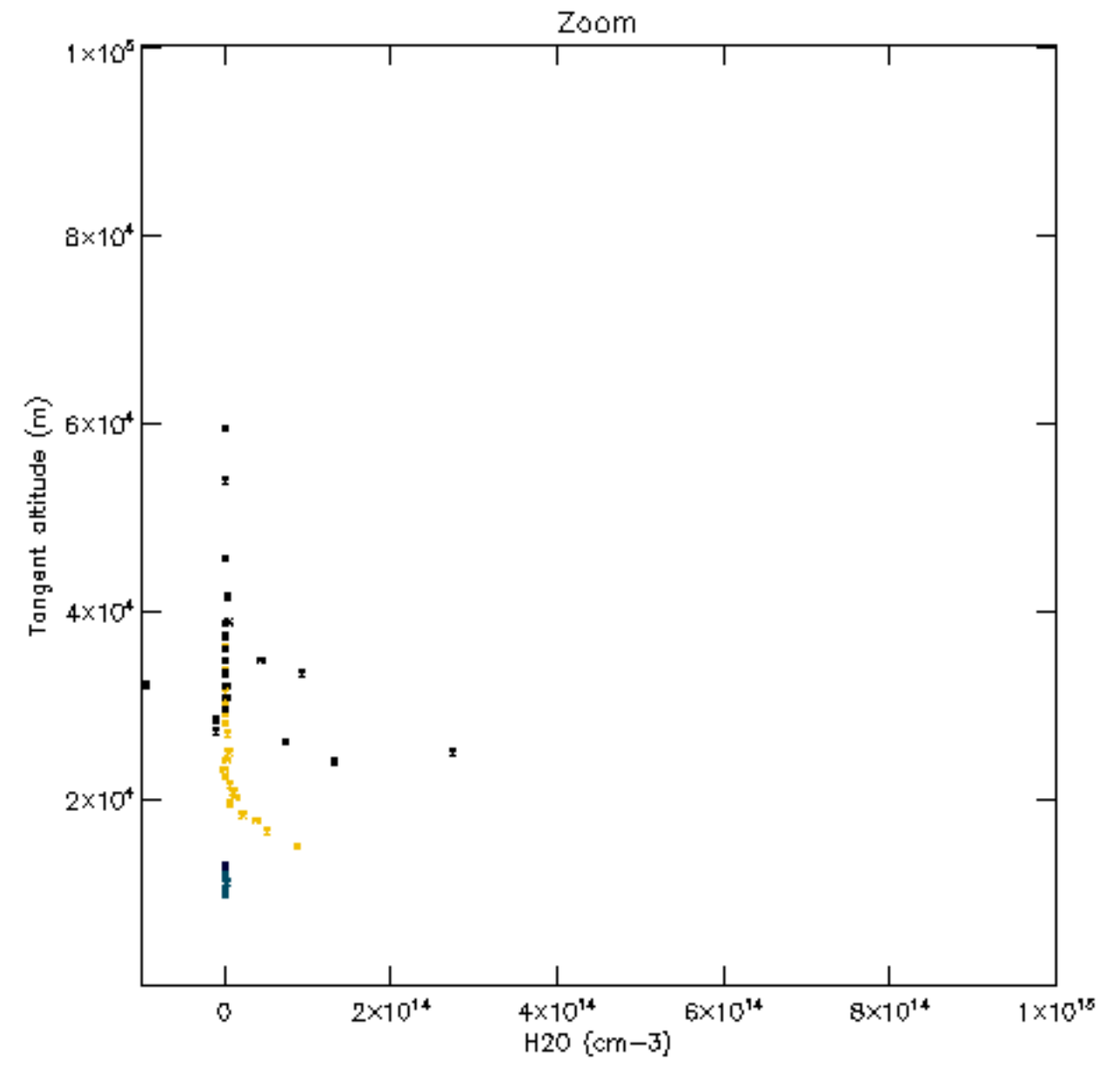
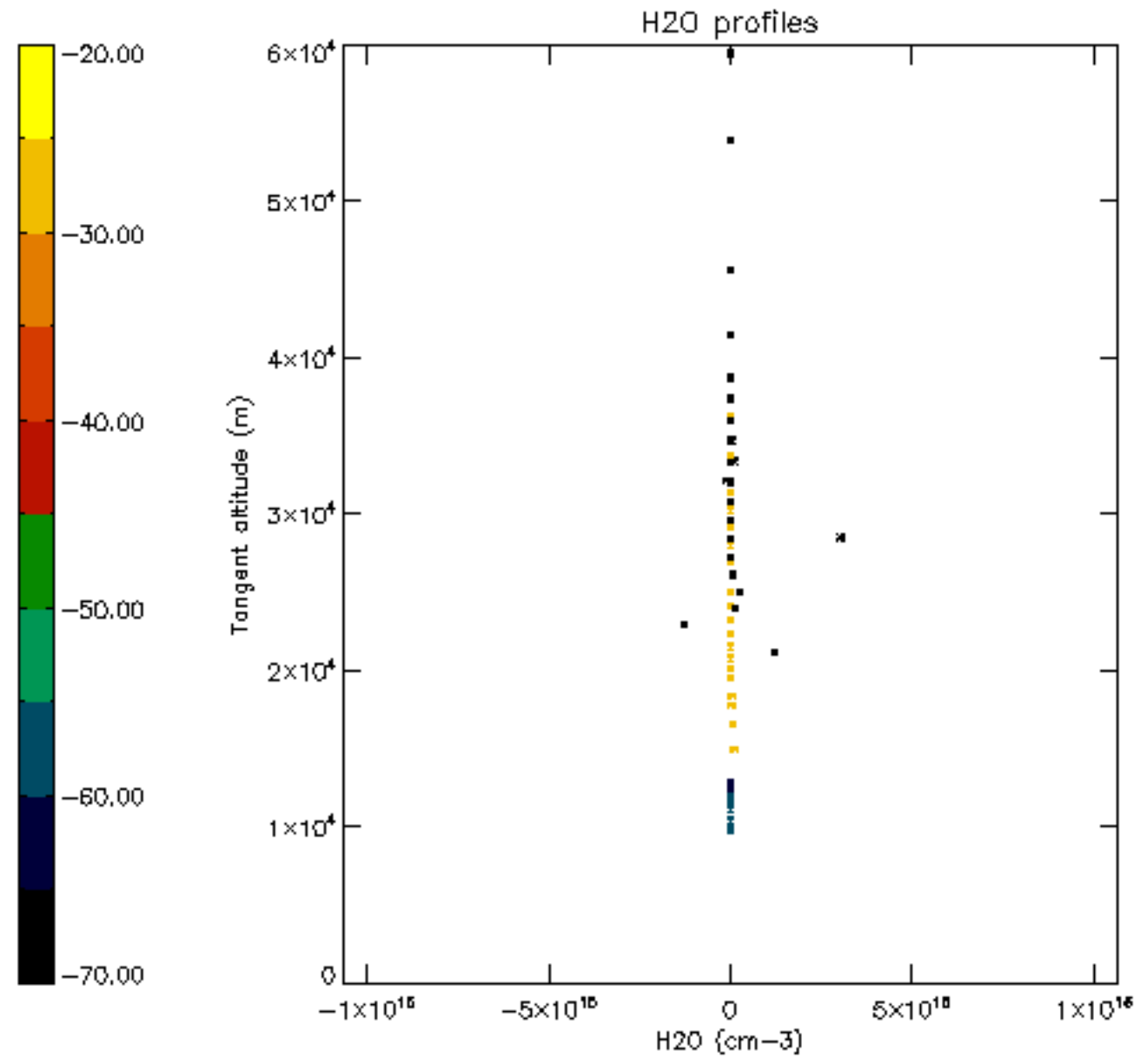


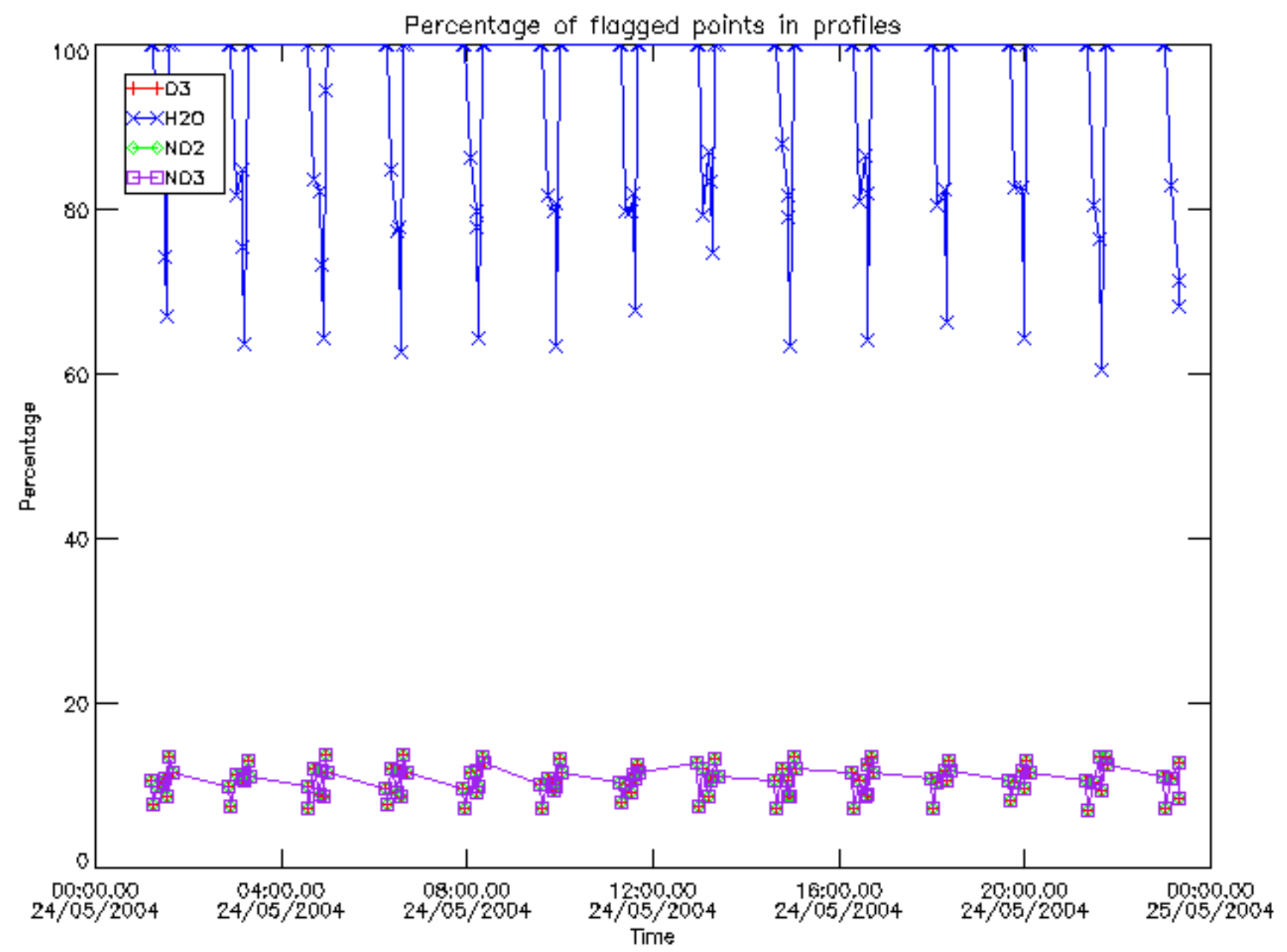




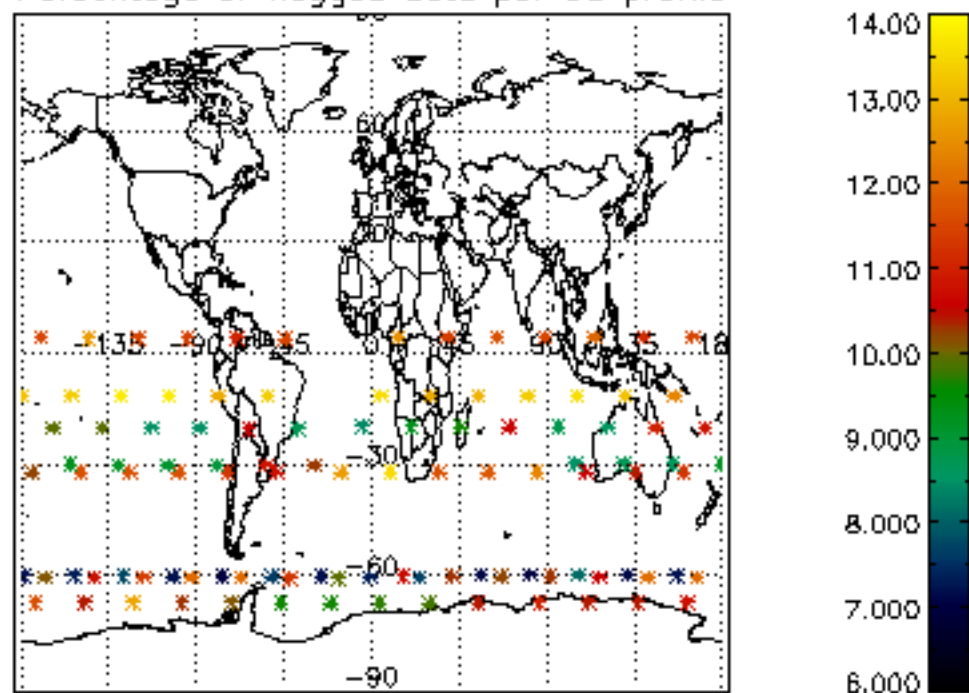




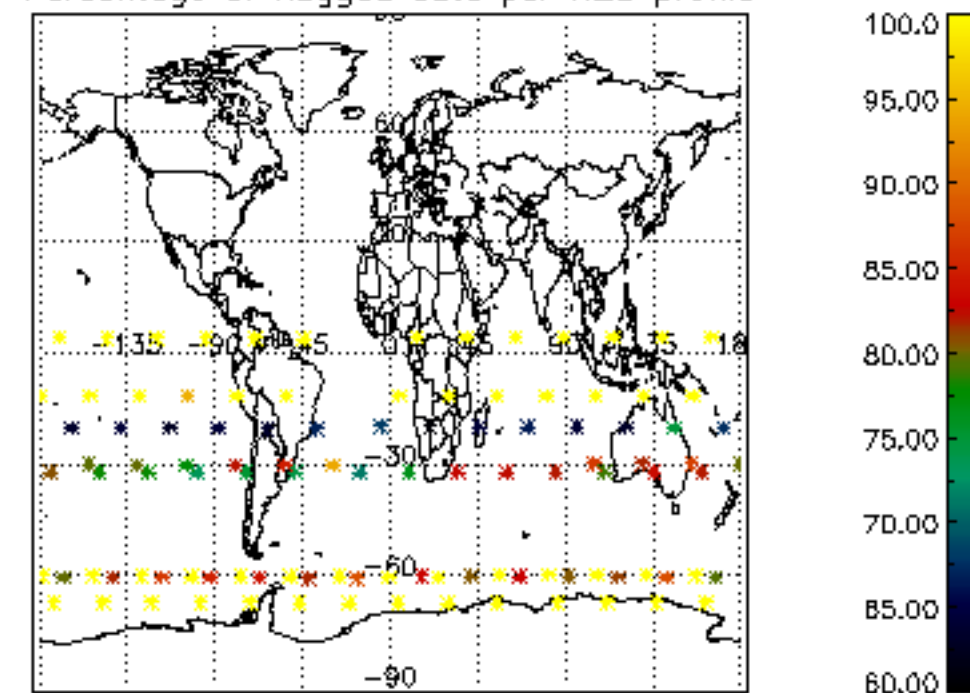




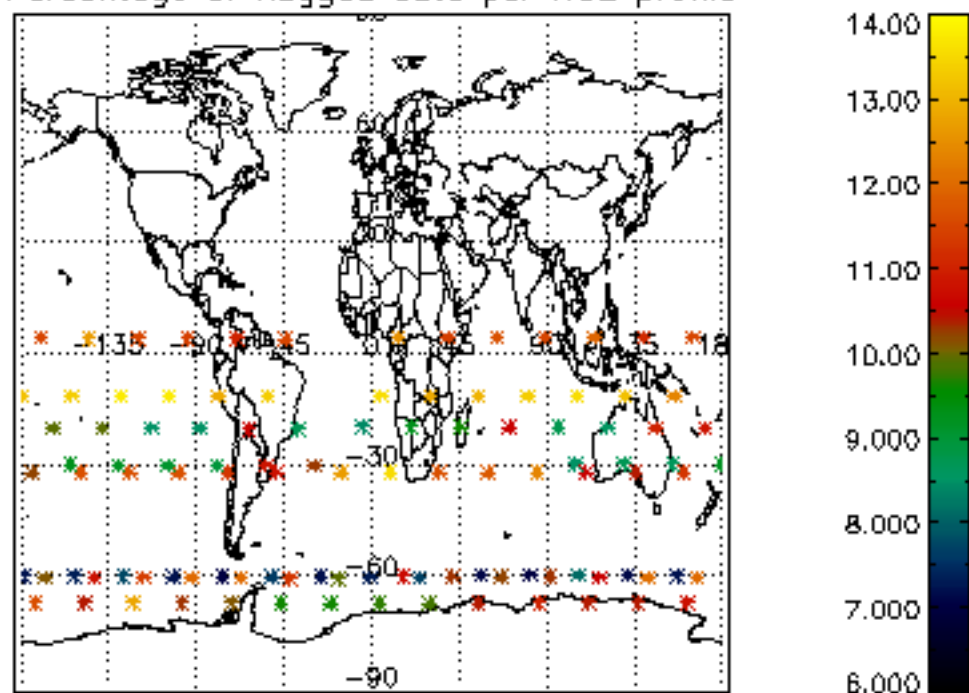
Percentage of flagged data per D3 profile



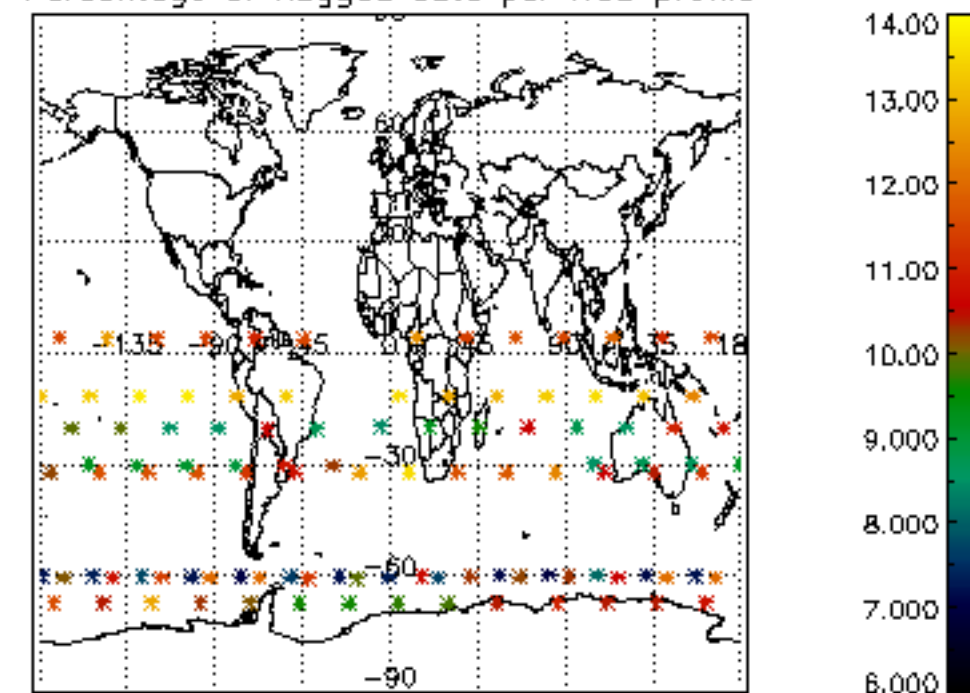
Percentage of flagged data per H2O profile



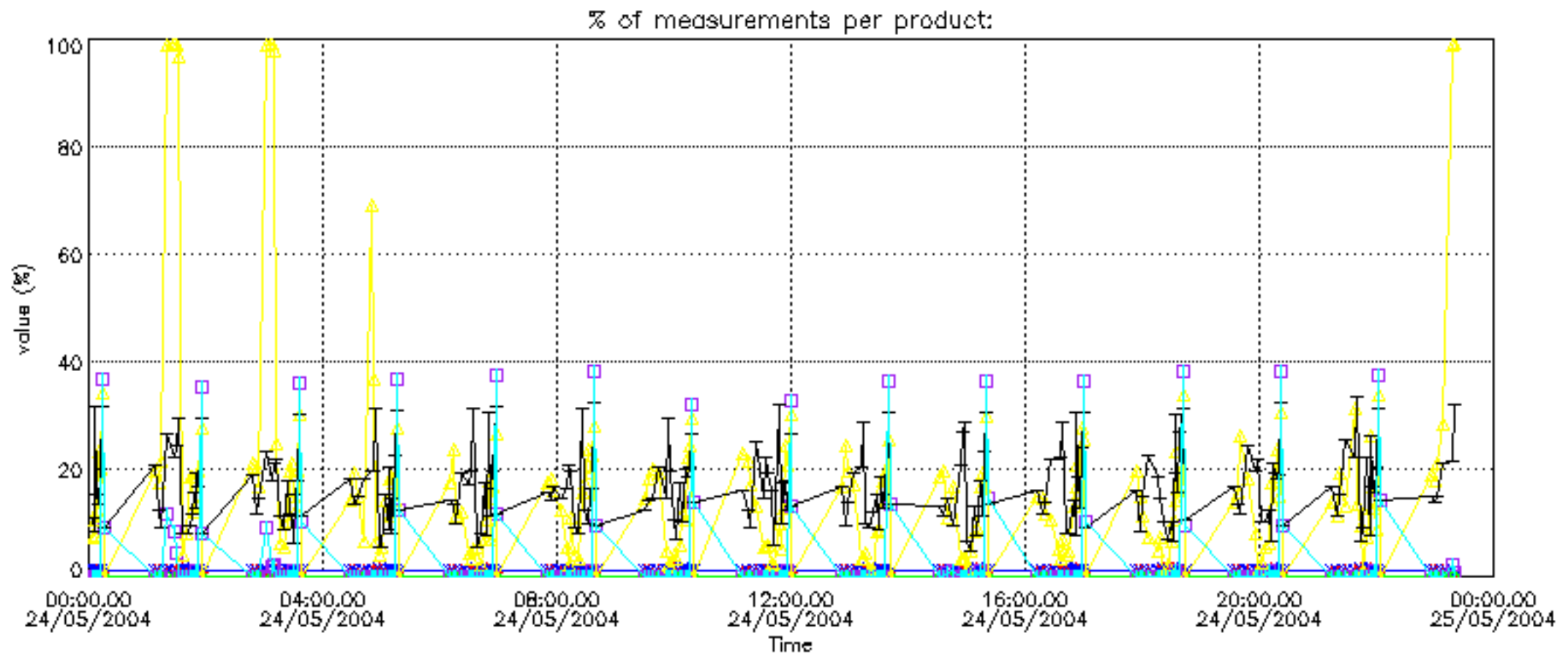
Percentage of flagged data per NO2 profile

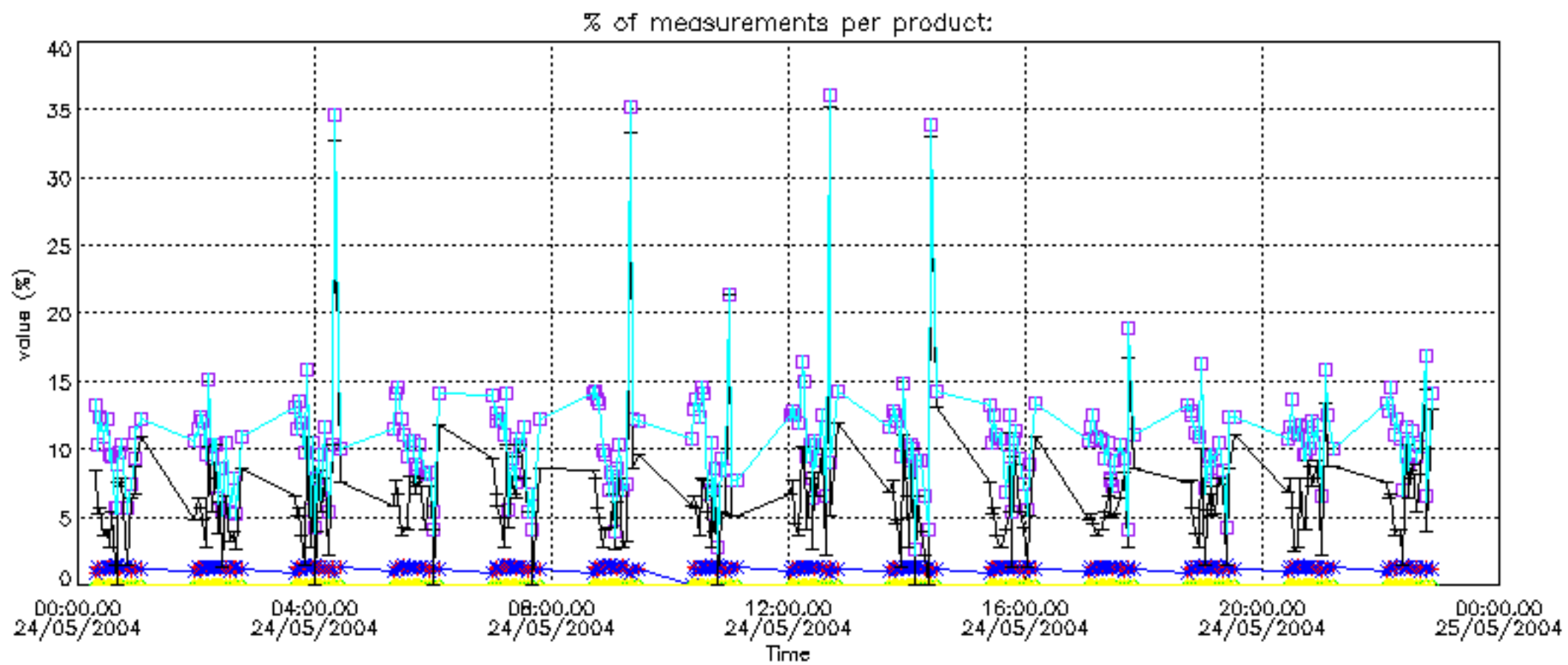


Percentage of flagged data per NO3 profile

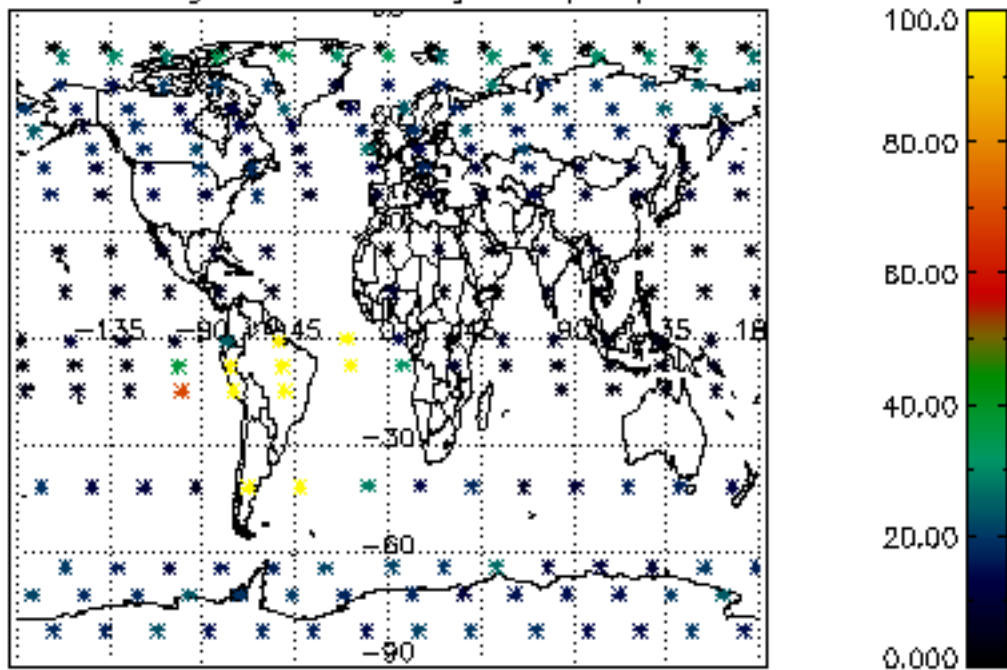




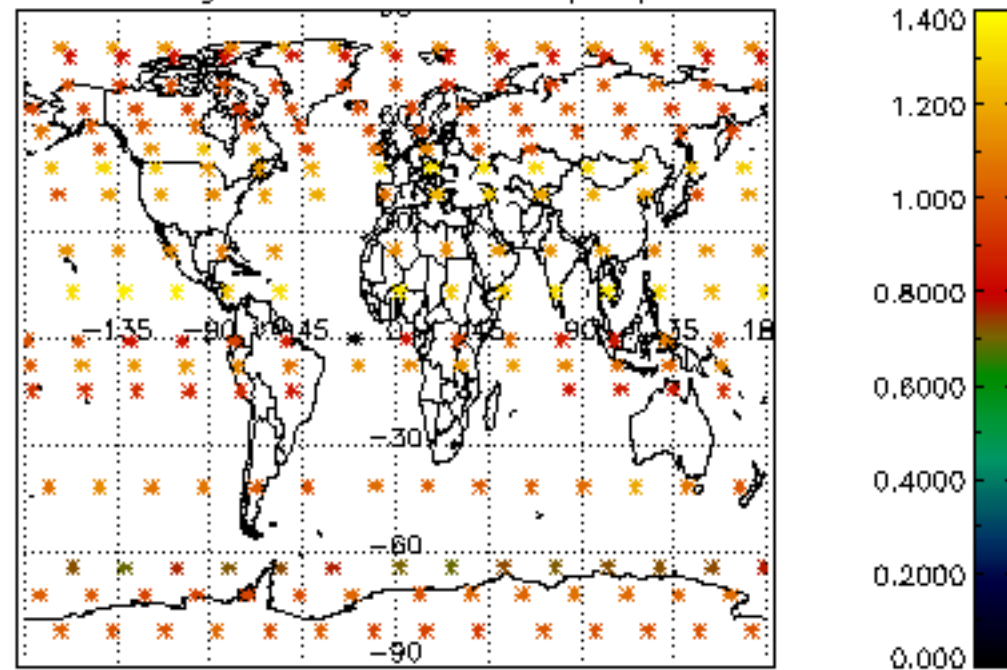




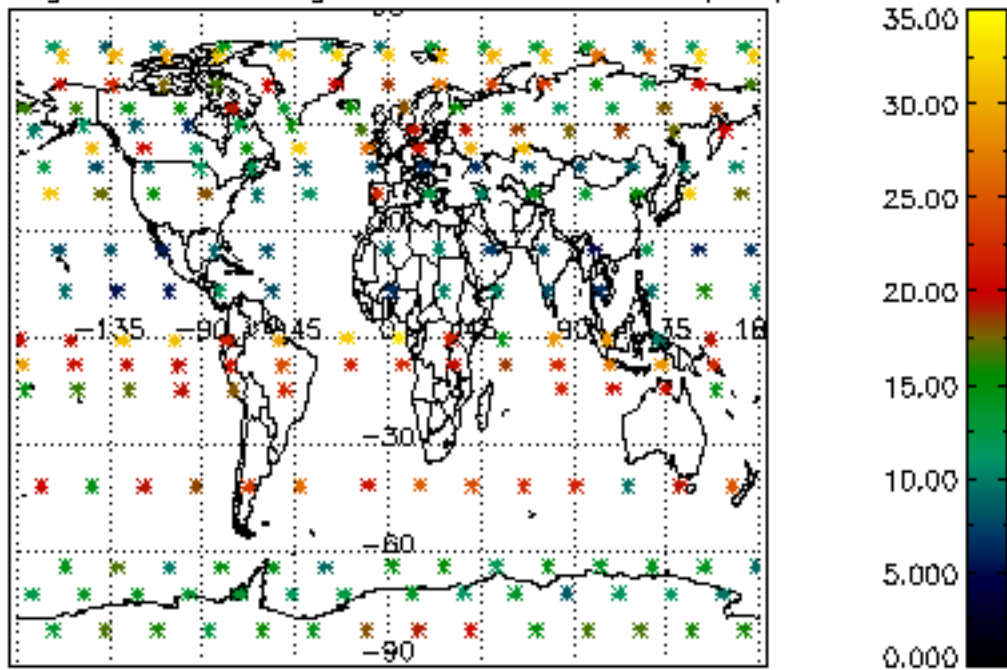
Percentage of cosmic ray hits per profile



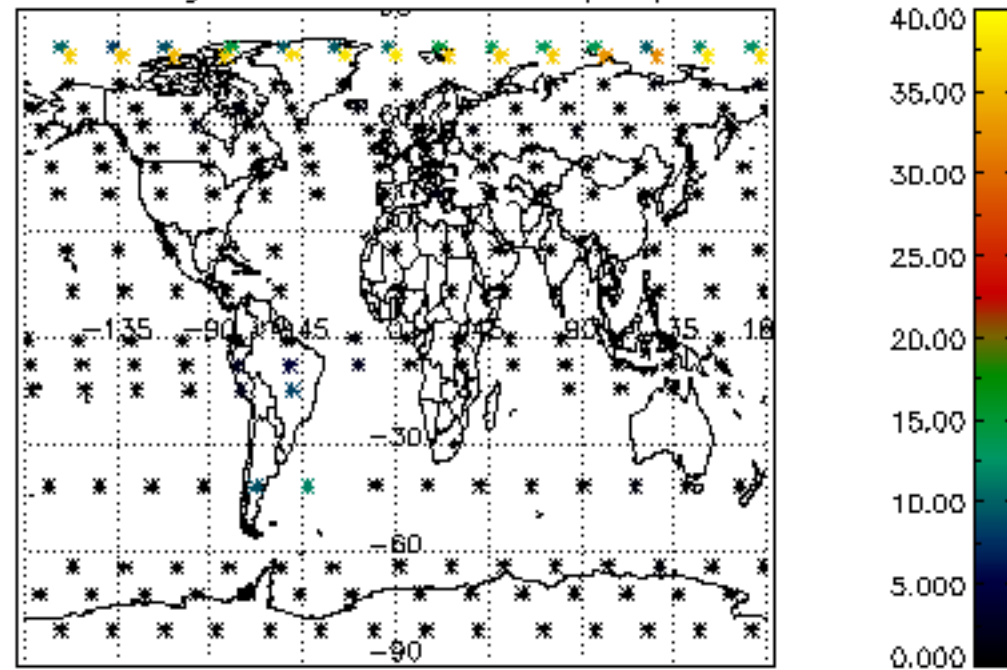
Percentage of datation errors per profile



Percentage of star falling outside central band per profile

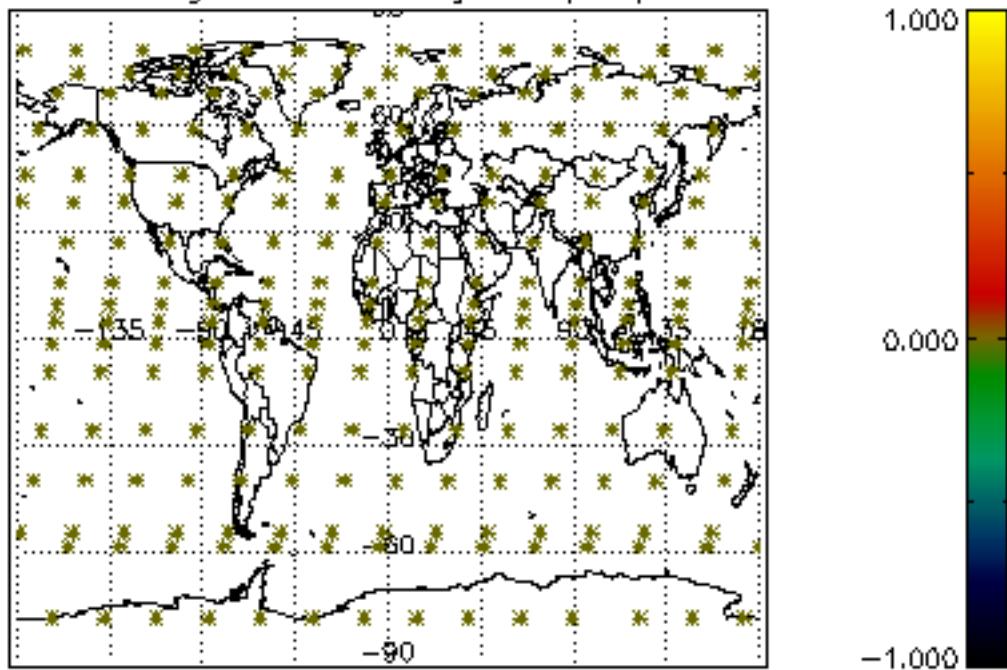


Percentage of saturation errors per profile

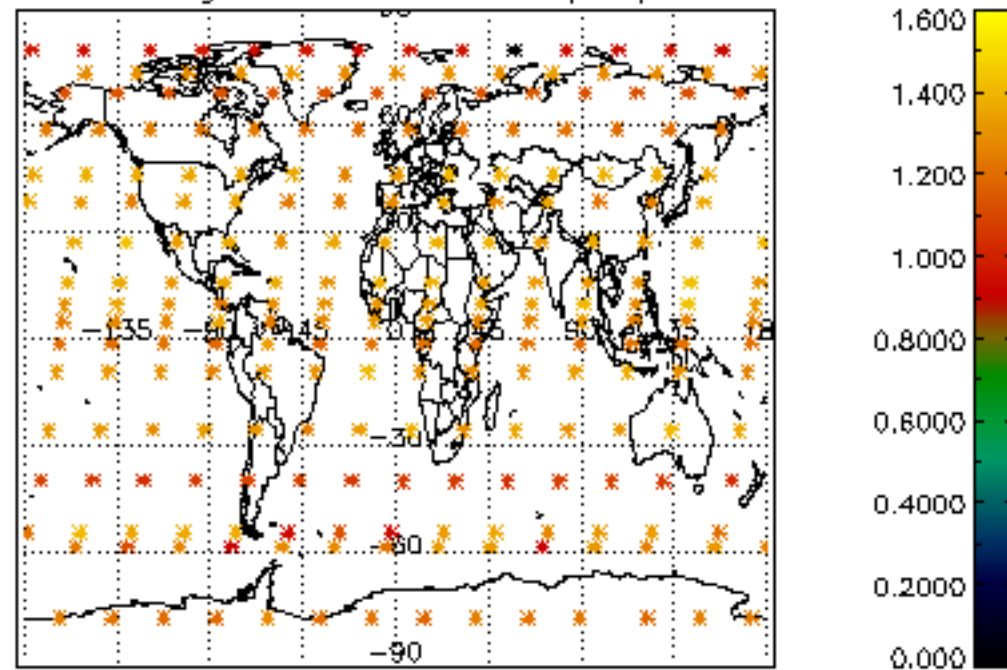




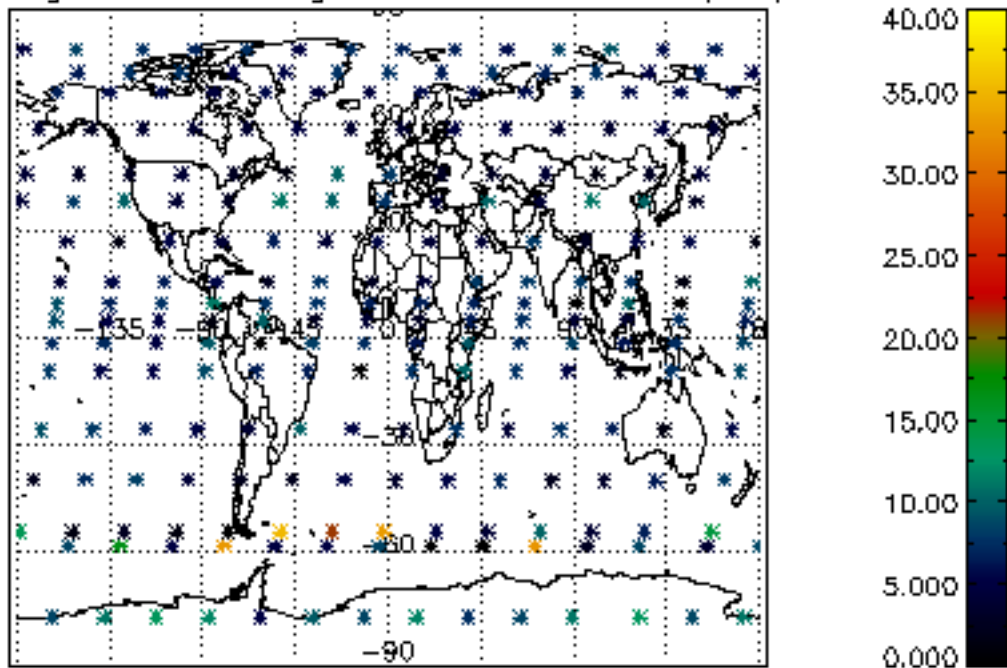
Percentage of cosmic ray hits per profile



Percentage of datation errors per profile



Percentage of star falling outside central band per profile



Percentage of saturation errors per profile

