

GOMOS Level 2 Daily Report

SUMMARY

[1. General Info](#)

[2. Summary of processed GOM_NL_2P products](#)

[3. Level 2 Quality information per product](#)

[3.1 Plot of level 2 quality information per product \(time dependant\)](#)

[3.2 Plot of level 2 quality information per product \(world map\)](#)

[4. Level 1 Quality information per product \(stored on level 2 products\)](#)

[4.1 Plot of level 1 quality information per product \(time dependant\)](#)

[4.1.1 Plot of level 1 quality information per product \(time dependant\): ASCENDING](#)

[4.1.2 Plot of level 1 quality information per product \(time dependant\): DESCENDING](#)

[4.2 Plot of level 1 quality information per product \(world map\)](#)

[4.2.1 Plot of level 1 quality information per product \(world map\): ASCENDING](#)

[4.2.2 Plot of level 1 quality information per product \(world map\): DESCENDING](#)

[5. Ozone profiles based on quality statistics and other trace gas profiles](#)

[5.1 Ozone statistics based on quality of products](#)

[5.2 Plot ozone profiles for all STD \(dark without errors\)](#)

[5.3 Plot ozone profiles where STD < 20% \(dark without errors\)](#)

[5.4. Plot ozone profiles where STD < 10% \(dark without errors\)](#)

[5.5. Plot ozone profiles where STD < 5% \(dark without errors\)](#)

[5.6 Plot NO2 profiles for all STD \(dark without errors\)](#)

[5.7 Plot NO3 profiles for all STD \(dark without errors\)](#)

[5.8 Plot H2O profiles \(only for occultations of stars 1,2,3,4,13,14,16,26,63 dark without errors\) for all STD](#)

[6. Auxiliary Data Files used for the production reported in section 2](#)

This report presents the daily analysis on parameters extracted from GOMOS level 2 data (GOM_NL__2P). It is intended to monitor some important parameters that will impact the quality of these products. A list of level 2 products (and content) that have arrived during the reporting day to the PCF is also given.

Item	Value
Time of report generation	19APR2013 02:38:59
Data source version	GOMOS/6.01
Start time of products	23-05-2004 (23MAY2004 00:00:00)
Stop time of products	24-05-2004 (24MAY2004 00:00:00)
Store outputs in DB	Yes
Nb of level 2 prods	452
Nb of prods with errors	0

2. Summary of processed GOM_NL__2P products.

Nr	Filename	UTC Start time	Limb	Duration	Star Id	Star Name	Star Mag	Star Temp	Nb Meas	Orbit	Prod. error
1	GOM_NL__2PRFIN20040523_000244_000000492027_00073_11650_2708.N1	23-MAY-2004 00:02:44	Dark	49.000	140	88Gam Peg	2.8340	26000.	98	11650	No
2	GOM_NL__2PRFIN20040523_000454_000000642027_00073_11650_2709.N1	23-MAY-2004 00:04:54	Dark	64.000	90	54Alp Peg	2.4870	11000.	128	11650	No
3	GOM_NL__2PRFIN20040523_001133_000000462027_00073_11650_2710.N1	23-MAY-2004 00:11:33	Dark	45.500	52	16Bet Cet	2.0370	4500.0	91	11650	No
4	GOM_NL__2PRFIN20040523_001900_000000582027_00073_11650_2711.N1	23-MAY-2004 00:19:00	Dark	58.000	18	24Alp PsA	1.1660	9700.0	116	11650	No
5	GOM_NL__2PRFIN20040523_002113_000000442027_00073_11650_2712.N1	23-MAY-2004 00:21:13	Dark	43.500	9	Alp Eri	0.45300	24000.	87	11650	No
6	GOM_NL__2PRFIN20040523_003004_000000452027_00074_11651_2712.N1	23-MAY-2004 00:30:04	Dark	45.000	45	Alp Pav	1.9400	26000.	90	11651	No
7	GOM_NL__2PRFIN20040523_003438_000000432027_00074_11651_2713.N1	23-MAY-2004 00:34:38	Straylight	42.500	43	Alp TrA	1.9100	4250.0	85	11651	No
8	GOM_NL__2PRFIN20040523_003647_000000392027_00074_11651_2714.N1	23-MAY-2004 00:36:47	Straylight	39.000	134	Bet TrA	2.8100	6600.0	78	11651	No
9	GOM_NL__2PRFIN20040523_003818_000000522027_00074_11651_2715.N1	23-MAY-2004 00:38:18	Straylight	52.000	4	Alp1Cen	-0.010000	5800.0	104	11651	No
10	GOM_NL__2PRFIN20040523_004005_000000512027_00074_11651_2716.N1	23-MAY-2004 00:40:05	Straylight	51.000	178	lot1Sco	3.0220	6550.0	102	11651	No
11	GOM_NL__2PRFIN20040523_004128_000000562027_00074_11651_2717.N1	23-MAY-2004 00:41:28	Straylight	56.000	25	35Lam Sco	1.6200	28000.	112	11651	No
12	GOM_NL__2PRFIN20040523_004326_000000432027_00074_11651_2718.N1	23-MAY-2004 00:43:26	Twilight_stray	43.000	81	Eta Cen	2.3560	28000.	86	11651	No
13	GOM_NL__2PRFIN20040523_004622_000000602027_00074_11651_2719.N1	23-MAY-2004 00:46:22	Bright	60.000	16	21Alp Sco	1.0200	3000.0	120	11651	No
14	GOM_NL__2PRFIN20040523_004754_000000462027_00074_11651_2720.N1	23-MAY-2004 00:47:54	Bright	46.000	80	7Del Sco	2.3160	30000.	92	11651	No
15	GOM_NL__2PRFIN20040523_004942_000000542027_00074_11651_2721.N1	23-MAY-2004 00:49:42	Bright	53.500	86	35Eta Oph	2.4300	10200.	107	11651	No
16	GOM_NL__2PRFIN20040523_005216_000000402027_00074_11651_2722.N1	23-MAY-2004 00:52:16	Bright	39.500	104	27Bet Lib	2.6140	13100.	79	11651	No
17	GOM_NL__2PRFIN20040523_005402_000000462027_00074_11651_2723.N1	23-MAY-2004 00:54:02	Bright	45.500	120	1Del Oph	2.7340	3200.0	91	11651	No
18	GOM_NL__2PRFIN20040523_005707_000000422027_00074_11651_2724.N1	23-MAY-2004 00:57:07	Bright	41.500	102	24Alp Ser	2.6000	4250.0	83	11651	No
19	GOM_NL__2PRFIN20040523_010039_000000392027_00074_11651_2725.N1	23-MAY-2004 01:00:39	Bright	39.000	3	16Alp Boo	-0.050000	4250.0	78	11651	No
20	GOM_NL__2PRFIN20040523_010253_000000392027_00074_11651_2726.N1	23-MAY-2004 01:02:53	Bright	38.500	83		2.3780	11000.	77	11651	No
21	GOM_NL__2PRFIN20040523_010602_000000372027_00074_11651_2727.N1	23-MAY-2004 01:06:02	Bright	37.000	180	27Gam Boo	3.0400	8000.0	74	11651	No
22	GOM_NL__2PRFIN20040523_010911_000000392027_00074_11651_2728.N1	23-MAY-2004 01:09:11	Bright	39.000	39	85Eta UMa	1.8540	24000.	78	11651	No
23	GOM_NL__2PRFIN20040523_011053_000000362027_00074_11651_2729.N1	23-MAY-2004 01:10:53	Bright	35.500	55	79Zet UMa	2.0600	10200.	71	11651	No
24	GOM_NL__2PRFIN20040523_011408_000000392027_00074_11651_2730.N1	23-MAY-2004 01:14:08	Bright	39.000	119	14Eta Dra	2.7270	4700.0	78	11651	No
25	GOM_NL__2PRFIN20040523_011615_000000402027_00074_11651_2731.N1	23-MAY-2004 01:16:15	Bright	39.500	60	7Bet UMi	2.0810	3950.0	79	11651	No
26	GOM_NL__2PRFIN20040523_012048_000000372027_00074_11651_2732.N1	23-MAY-2004 01:20:48	Bright	37.000	49	1Alp UMi	1.9900	6300.0	74	11651	No
27	GOM_NL__2PRFIN20040523_012500_000000472027_00074_11651_2733.N1	23-MAY-2004 01:25:00	Bright	46.500	89	5Alp Cep	2.4510	8000.0	93	11651	No
28	GOM_NL__2PRFIN20040523_013014_000001162027_00074_11651_2734.N1	23-MAY-2004 01:30:14	Bright	116.00	66	37Gam Cyg	2.2080	5900.0	232	11651	No
29	GOM_NL__2PRFIN20040523_013622_000000422027_00074_11651_2735.N1	23-MAY-2004 01:36:22	Bright	42.000	53	43Bet And	2.0480	3300.0	84	11651	No
30	GOM_NL__2PRFIN20040523_013854_000000492027_00074_11651_2736.N1	23-MAY-2004 01:38:54	Twilight_stray	48.500	58	21Alp And	2.0730	11000.	97	11651	No
31	GOM_NL__2PRFIN20040523_014321_000000482027_00074_11651_2737.N1	23-MAY-2004 01:43:21	Dark	47.500	140	88Gam Peg	2.8340	26000.	95	11651	No
32	GOM_NL__2PRFIN20040523_014532_000000702027_00074_11651_2738.N1	23-MAY-2004 01:45:32	Dark	69.500	90	54Alp Peg	2.4870	11000.	139	11651	No
33	GOM_NL__2PRFIN20040523_015209_000000462027_00074_11651_2739.N1	23-MAY-2004 01:52:09	Dark	46.000	52	16Bet Cet	2.0370	4500.0	92	11651	No
34	GOM_NL__2PRFIN20040523_015936_000000572027_00074_11651_2740.N1	23-MAY-2004 01:59:36	Dark	57.000	18	24Alp PsA	1.1660	9700.0	114	11651	No
35	GOM_NL__2PRFIN20040523_020149_000000462027_00074_11651_2741.N1	23-MAY-2004 02:01:49	Dark	45.500	9	Alp Eri	0.45300	24000.	91	11651	No
36	GOM_NL__2PRFIN20040523_021040_000000442027_00075_11652_2712.N1	23-MAY-2004 02:10:40	Dark	44.000	45	Alp Pav	1.9400	26000.	88	11652	No
37	GOM_NL__2PRFIN20040523_021514_000000442027_00075_11652_2713.N1	23-MAY-2004 02:15:14	Straylight	44.000	43	Alp TrA	1.9100	4250.0	88	11652	No
38	GOM_NL__2PRFIN20040523_021722_000000392027_00075_11652_2714.N1	23-MAY-2004 02:17:22	Straylight	39.000	134	Bet TrA	2.8100	6600.0	78	11652	No
39	GOM_NL__2PRFIN20040523_021854_000000442027_00075_11652_2715.N1	23-MAY-2004 02:18:54	Straylight	43.500	4	Alp1Cen	-0.010000	5800.0	87	11652	No
40	GOM_NL__2PRFIN20040523_022041_000000492027_00075_11652_2716.N1	23-MAY-2004 02:20:41	Straylight	48.500	178	lot1Sco	3.0220	6550.0	97	11652	No
41	GOM_NL__2PRFIN20040523_022205_000000532027_00075_11652_2717.N1	23-MAY-2004 02:22:05	Straylight	52.500	25	35Lam Sco	1.6200	28000.	105	11652	No
42	GOM_NL__2PRFIN20040523_022402_000000422027_00075_11652_2718.N1	23-MAY-2004 02:24:02	Twilight_stray	42.000	81	Eta Cen	2.3560	28000.	84	11652	No

43	GOM_NL__2PRFIN20040523_022657_000000602027_00075_11652_2719.N1	23-MAY-2004 02:26:57	Bright	60.000	16	21Alp Sco	1.0200	3000.0	120	11652	No
44	GOM_NL__2PRFIN20040523_022832_000000462027_00075_11652_2720.N1	23-MAY-2004 02:28:32	Bright	46.000	80	7Del Sco	2.3160	30000.	92	11652	No
45	GOM_NL__2PRFIN20040523_023018_000000542027_00075_11652_2721.N1	23-MAY-2004 02:30:18	Bright	53.500	86	35Eta Oph	2.4300	10200.	107	11652	No
46	GOM_NL__2PRFIN20040523_023252_000000402027_00075_11652_2722.N1	23-MAY-2004 02:32:52	Bright	39.500	104	27Bet Lib	2.6140	13100.	79	11652	No
47	GOM_NL__2PRFIN20040523_023438_000000462027_00075_11652_2723.N1	23-MAY-2004 02:34:38	Bright	46.000	120	1Del Oph	2.7340	3200.0	92	11652	No
48	GOM_NL__2PRFIN20040523_023742_000000432027_00075_11652_2724.N1	23-MAY-2004 02:37:42	Bright	42.500	102	24Alp Ser	2.6000	4250.0	85	11652	No
49	GOM_NL__2PRFIN20040523_024115_000000382027_00075_11652_2725.N1	23-MAY-2004 02:41:15	Bright	38.000	3	16Alp Boo	-0.050000	4250.0	76	11652	No
50	GOM_NL__2PRFIN20040523_024328_000000402027_00075_11652_2726.N1	23-MAY-2004 02:43:28	Bright	39.500	83		2.3780	11000.	79	11652	No
51	GOM_NL__2PRFIN20040523_024637_000000382027_00075_11652_2727.N1	23-MAY-2004 02:46:37	Bright	38.000	180	27Gam Boo	3.0400	8000.0	76	11652	No
52	GOM_NL__2PRFIN20040523_024945_000000412027_00075_11652_2728.N1	23-MAY-2004 02:49:45	Bright	40.500	39	85Eta UMa	1.8540	24000.	81	11652	No
53	GOM_NL__2PRFIN20040523_025127_000000392027_00075_11652_2729.N1	23-MAY-2004 02:51:27	Bright	39.000	55	79Zet UMa	2.0600	10200.	78	11652	No
54	GOM_NL__2PRFIN20040523_025442_000000452027_00075_11652_2730.N1	23-MAY-2004 02:54:42	Bright	44.500	119	14Eta Dra	2.7270	4700.0	89	11652	No
55	GOM_NL__2PRFIN20040523_025650_000000402027_00075_11652_2731.N1	23-MAY-2004 02:56:50	Bright	39.500	60	7Bet UMi	2.0810	3950.0	79	11652	No
56	GOM_NL__2PRFIN20040523_030122_000000382027_00075_11652_2732.N1	23-MAY-2004 03:01:22	Bright	38.000	49	1Alp UMi	1.9900	6300.0	76	11652	No
57	GOM_NL__2PRFIN20040523_030536_000000472027_00075_11652_2733.N1	23-MAY-2004 03:05:36	Bright	46.500	89	5Alp Cep	2.4510	8000.0	93	11652	No
58	GOM_NL__2PRFIN20040523_031048_000001132027_00075_11652_2734.N1	23-MAY-2004 03:10:48	Bright	112.50	66	37Gam Cyg	2.2080	5900.0	225	11652	No
59	GOM_NL__2PRFIN20040523_031658_000000432027_00075_11652_2735.N1	23-MAY-2004 03:16:58	Bright	42.500	53	43Bet And	2.0480	3300.0	85	11652	No
60	GOM_NL__2PRFIN20040523_031931_000000522027_00075_11652_2736.N1	23-MAY-2004 03:19:31	Twilight	51.500	58	21Alp And	2.0730	11000.	103	11652	No
61	GOM_NL__2PRFIN20040523_032357_000000482027_00075_11652_2737.N1	23-MAY-2004 03:23:57	Dark	47.500	140	88Gam Peg	2.8340	26000.	95	11652	No
62	GOM_NL__2PRFIN20040523_032608_000000632027_00075_11652_2738.N1	23-MAY-2004 03:26:08	Dark	62.500	90	54Alp Peg	2.4870	11000.	125	11652	No
63	GOM_NL__2PRFIN20040523_033245_000000482027_00075_11652_2739.N1	23-MAY-2004 03:32:45	Dark	48.000	52	16Bet Cet	2.0370	4500.0	96	11652	No
64	GOM_NL__2PRFIN20040523_034014_000000662027_00075_11652_2740.N1	23-MAY-2004 03:40:14	Dark	65.500	18	24Alp PsA	1.1660	9700.0	131	11652	No
65	GOM_NL__2PRFIN20040523_034225_000000442027_00075_11652_2741.N1	23-MAY-2004 03:42:25	Dark	43.500	9	Alp Eri	0.45300	24000.	87	11652	No
66	GOM_NL__2PRFIN20040523_035117_000000442027_00076_11653_2713.N1	23-MAY-2004 03:51:17	Dark	43.500	45	Alp Pav	1.9400	26000.	87	11653	No
67	GOM_NL__2PRFIN20040523_035551_000000522027_00076_11653_2714.N1	23-MAY-2004 03:55:51	Straylight	51.500	43	Alp TrA	1.9100	4250.0	103	11653	No
68	GOM_NL__2PRFIN20040523_035759_000000422027_00076_11653_2715.N1	23-MAY-2004 03:57:59	Straylight	41.500	134	Bet TrA	2.8100	6600.0	83	11653	No
69	GOM_NL__2PRFIN20040523_035930_000000522027_00076_11653_2716.N1	23-MAY-2004 03:59:30	Straylight	51.500	4	Alp1Cen	-0.010000	5800.0	103	11653	No
70	GOM_NL__2PRFIN20040523_040118_000000492027_00076_11653_2717.N1	23-MAY-2004 04:01:18	Straylight	48.500	178	lot1Sco	3.0220	6550.0	97	11653	No
71	GOM_NL__2PRFIN20040523_040241_000000512027_00076_11653_2718.N1	23-MAY-2004 04:02:41	Straylight	51.000	25	35Lam Sco	1.6200	28000.	102	11653	No
72	GOM_NL__2PRFIN20040523_040439_000000402027_00076_11653_2719.N1	23-MAY-2004 04:04:39	Twilight	39.500	81	Eta Cen	2.3560	28000.	79	11653	No
73	GOM_NL__2PRFIN20040523_040734_000000592027_00076_11653_2720.N1	23-MAY-2004 04:07:34	Bright	58.500	16	21Alp Sco	1.0200	3000.0	117	11653	No
74	GOM_NL__2PRFIN20040523_040908_000000462027_00076_11653_2721.N1	23-MAY-2004 04:09:08	Bright	46.000	80	7Del Sco	2.3160	30000.	92	11653	No
75	GOM_NL__2PRFIN20040523_041054_000000532027_00076_11653_2722.N1	23-MAY-2004 04:10:54	Bright	53.000	86	35Eta Oph	2.4300	10200.	106	11653	No
76	GOM_NL__2PRFIN20040523_041328_000000392027_00076_11653_2723.N1	23-MAY-2004 04:13:28	Bright	39.000	104	27Bet Lib	2.6140	13100.	78	11653	No
77	GOM_NL__2PRFIN20040523_041513_000000472027_00076_11653_2724.N1	23-MAY-2004 04:15:13	Bright	46.500	120	1Del Oph	2.7340	3200.0	93	11653	No
78	GOM_NL__2PRFIN20040523_041818_000000422027_00076_11653_2725.N1	23-MAY-2004 04:18:18	Bright	41.500	102	24Alp Ser	2.6000	4250.0	83	11653	No
79	GOM_NL__2PRFIN20040523_042152_000000372027_00076_11653_2726.N1	23-MAY-2004 04:21:52	Bright	37.000	3	16Alp Boo	-0.050000	4250.0	74	11653	No
80	GOM_NL__2PRFIN20040523_042404_000000412027_00076_11653_2727.N1	23-MAY-2004 04:24:04	Bright	41.000	83		2.3780	11000.	82	11653	No
81	GOM_NL__2PRFIN20040523_042714_000000372027_00076_11653_2728.N1	23-MAY-2004 04:27:14	Bright	36.500	180	27Gam Boo	3.0400	8000.0	73	11653	No
82	GOM_NL__2PRFIN20040523_043023_000000392027_00076_11653_2729.N1	23-MAY-2004 04:30:23	Bright	38.500	39	85Eta UMa	1.8540	24000.	77	11653	No
83	GOM_NL__2PRFIN20040523_043206_000000372027_00076_11653_2730.N1	23-MAY-2004 04:32:06	Bright	36.500	55	79Zet UMa	2.0600	10200.	73	11653	No
84	GOM_NL__2PRFIN20040523_043520_000000422027_00076_11653_2731.N1	23-MAY-2004 04:35:20	Bright	42.000	119	14Eta Dra	2.7270	4700.0	84	11653	No
85	GOM_NL__2PRFIN20040523_043727_000000392027_00076_11653_2732.N1	23-MAY-2004 04:37:27	Bright	39.000	60	7Bet UMi	2.0810	3950.0	78	11653	No
86	GOM_NL__2PRFIN20040523_044201_000000362027_00076_11653_2733.N1	23-MAY-2004 04:42:01	Bright	35.500	49	1Alp UMi	1.9900	6300.0	71	11653	No
87	GOM_NL__2PRFIN20040523_044611_000000472027_00076_11653_2734.N1	23-MAY-2004 04:46:11	Bright	47.000	89	5Alp Cep	2.4510	8000.0	94	11653	No
88	GOM_NL__2PRFIN20040523_045123_000001172027_00076_11653_2735.N1	23-MAY-2004 04:51:23	Bright	116.50	66	37Gam Cyg	2.2080	5900.0	233	11653	No
89	GOM_NL__2PRFIN20040523_045735_000000412027_00076_11653_2736.N1	23-MAY-2004 04:57:35	Bright	41.000	53	43Bet And	2.0480	3300.0	82	11653	No
90	GOM_NL__2PRFIN20040523_050006_000000532027_00076_11653_2737.N1	23-MAY-2004 05:00:06	Twilight	53.000	58	21Alp And	2.0730	11000.	106	11653	No
91	GOM_NL__2PRFIN20040523_050434_000000482027_00076_11653_2738.N1	23-MAY-2004 05:04:34	Dark	48.000	140	88Gam Peg	2.8340	26000.	96	11653	No
92	GOM_NL__2PRFIN20040523_050644_000000672027_00076_11653_2739.N1	23-MAY-2004 05:06:44	Dark	67.000	90	54Alp Peg	2.4870	11000.	134	11653	No
93	GOM_NL__2PRFIN20040523_051322_000000472027_00076_11653_2740.N1	23-MAY-2004 05:13:22	Dark	46.500	52	16Bet Cet	2.0370	4500.0	93	11653	No
94	GOM_NL__2PRFIN20040523_052051_000000572027_00076_11653_2741.N1	23-MAY-2004 05:20:51	Dark	57.000	18	24Alp PsA	1.1660	9700.0	114	11653	No
95	GOM_NL__2PRFIN20040523_052301_000000412027_00076_11653_2742.N1	23-MAY-2004 05:23:01	Dark	40.500	9	Alp Eri	0.45300	24000.	81	11653	No
96	GOM_NL__2PRFIN20040523_053153_000000432027_00077_11654_2713.N1	23-MAY-2004 05:31:53	Dark	43.000	45	Alp Pav	1.9400	26000.	86	11654	No
97	GOM_NL__2PRFIN20040523_053628_000000422027_00077_11654_2714.N1	23-MAY-2004 05:36:28	Straylight	41.500	43	Alp TrA	1.9100	4250.0	83	11654	No
98	GOM_NL__2PRFIN20040523_053836_000000392027_00077_11654_2715.N1	23-MAY-2004 05:38:36	Straylight	39.000	134	Bet TrA	2.8100	6600.0	78	11654	No
99	GOM_NL__2PRFIN20040523_054007_000000492027_00077_11654_2716.N1	23-MAY-2004 05:40:07	Straylight	49.000	4	Alp1Cen	-0.010000	5800.0	98	11654	No
100	GOM_NL__2PRFIN20040523_054155_000000502027_00077_11654_2717.N1	23-MAY-2004 05:41:55	Straylight	50.000	178	lot1Sco	3.0220	6550.0	100	11654	No
101	GOM_NL__2PRFIN20040523_054317_000000542027_00077_11654_2718.N1	23-MAY-2004 05:43:17	Straylight	54.000	25	35Lam Sco	1.6200	28000.	108	11654	No

102	GOM_NL__2PRFIN20040523_054516_000000402027_00077_11654_2719.N1	23-MAY-2004 05:45:16	Twilight	40.000	81	Eta Cen	2.3560	28000.	80	11654	No
103	GOM_NL__2PRFIN20040523_054811_000000602027_00077_11654_2720.N1	23-MAY-2004 05:48:11	Bright	60.000	16	21Alp Sco	1.0200	3000.0	120	11654	No
104	GOM_NL__2PRFIN20040523_054946_000000462027_00077_11654_2721.N1	23-MAY-2004 05:49:46	Bright	45.500	80	7Del Sco	2.3160	30000.	91	11654	No
105	GOM_NL__2PRFIN20040523_055130_000000542027_00077_11654_2722.N1	23-MAY-2004 05:51:30	Bright	54.000	86	35Eta Oph	2.4300	10200.	108	11654	No
106	GOM_NL__2PRFIN20040523_055405_000000392027_00077_11654_2723.N1	23-MAY-2004 05:54:05	Bright	39.000	104	27Bet Lib	2.6140	13100.	78	11654	No
107	GOM_NL__2PRFIN20040523_055550_000000462027_00077_11654_2724.N1	23-MAY-2004 05:55:50	Bright	45.500	120	1Del Oph	2.7340	3200.0	91	11654	No
108	GOM_NL__2PRFIN20040523_055855_000000412027_00077_11654_2725.N1	23-MAY-2004 05:58:55	Bright	41.000	102	24Alp Ser	2.6000	4250.0	82	11654	No
109	GOM_NL__2PRFIN20040523_060228_000000372027_00077_11654_2726.N1	23-MAY-2004 06:02:28	Bright	36.500	3	16Alp Boo	-0.050000	4250.0	73	11654	No
110	GOM_NL__2PRFIN20040523_060441_000000372027_00077_11654_2727.N1	23-MAY-2004 06:04:41	Bright	36.500	83		2.3780	11000.	73	11654	No
111	GOM_NL__2PRFIN20040523_060751_000000362027_00077_11654_2728.N1	23-MAY-2004 06:07:51	Bright	36.000	180	27Gam Boo	3.0400	8000.0	72	11654	No
112	GOM_NL__2PRFIN20040523_061100_000000392027_00077_11654_2729.N1	23-MAY-2004 06:11:00	Bright	39.000	39	85Eta UMa	1.8540	24000.	78	11654	No
113	GOM_NL__2PRFIN20040523_061242_000000382027_00077_11654_2730.N1	23-MAY-2004 06:12:42	Bright	38.000	55	79Zet UMa	2.0600	10200.	76	11654	No
114	GOM_NL__2PRFIN20040523_061556_000000422027_00077_11654_2731.N1	23-MAY-2004 06:15:56	Bright	41.500	119	14Eta Dra	2.7270	4700.0	83	11654	No
115	GOM_NL__2PRFIN20040523_061803_000000392027_00077_11654_2732.N1	23-MAY-2004 06:18:03	Bright	38.500	60	7Bet UMi	2.0810	3950.0	77	11654	No
116	GOM_NL__2PRFIN20040523_062236_000000382027_00077_11654_2733.N1	23-MAY-2004 06:22:36	Bright	38.000	49	1Alp UMi	1.9900	6300.0	76	11654	No
117	GOM_NL__2PRFIN20040523_062646_000000492027_00077_11654_2734.N1	23-MAY-2004 06:26:46	Bright	48.500	89	5Alp Cep	2.4510	8000.0	97	11654	No
118	GOM_NL__2PRFIN20040523_063158_000001172027_00077_11654_2735.N1	23-MAY-2004 06:31:58	Bright	117.00	66	37Gam Cyg	2.2080	5900.0	234	11654	No
119	GOM_NL__2PRFIN20040523_063811_000000412027_00077_11654_2736.N1	23-MAY-2004 06:38:11	Bright	40.500	53	43Bet And	2.0480	3300.0	81	11654	No
120	GOM_NL__2PRFIN20040523_064043_000000522027_00077_11654_2737.N1	23-MAY-2004 06:40:43	Twilight	52.000	58	21Alp And	2.0730	11000.	104	11654	No
121	GOM_NL__2PRFIN20040523_064510_000000472027_00077_11654_2738.N1	23-MAY-2004 06:45:10	Dark	47.000	140	88Gam Peg	2.8340	26000.	94	11654	No
122	GOM_NL__2PRFIN20040523_064721_000000682027_00077_11654_2739.N1	23-MAY-2004 06:47:21	Dark	67.500	90	54Alp Peg	2.4870	11000.	135	11654	No
123	GOM_NL__2PRFIN20040523_065359_000000462027_00077_11654_2740.N1	23-MAY-2004 06:53:59	Dark	45.500	52	16Bet Cet	2.0370	4500.0	91	11654	No
124	GOM_NL__2PRFIN20040523_070129_000000562027_00077_11654_2741.N1	23-MAY-2004 07:01:29	Dark	56.000	18	24Alp PsA	1.1660	9700.0	112	11654	No
125	GOM_NL__2PRFIN20040523_070337_000000502027_00077_11654_2742.N1	23-MAY-2004 07:03:37	Dark	49.500	9	Alp Eri	0.45300	24000.	99	11654	No
126	GOM_NL__2PRFIN20040523_070927_000000382027_00078_11655_2713.N1	23-MAY-2004 07:09:27	Dark	37.500	135	Bet Hyi	2.8200	5800.0	75	11655	No
127	GOM_NL__2PRFIN20040523_071230_000000452027_00078_11655_2714.N1	23-MAY-2004 07:12:30	Dark	44.500	45	Alp Pav	1.9400	26000.	89	11655	No
128	GOM_NL__2PRFIN20040523_071704_000000422027_00078_11655_2715.N1	23-MAY-2004 07:17:04	Straylight	42.000	43	Alp TrA	1.9100	4250.0	84	11655	No
129	GOM_NL__2PRFIN20040523_071912_000000392027_00078_11655_2716.N1	23-MAY-2004 07:19:12	Straylight	39.000	134	Bet TrA	2.8100	6600.0	78	11655	No
130	GOM_NL__2PRFIN20040523_072043_000000452027_00078_11655_2717.N1	23-MAY-2004 07:20:43	Straylight	44.500	4	Alp1Cen	-0.010000	5800.0	89	11655	No
131	GOM_NL__2PRFIN20040523_072231_000000532027_00078_11655_2718.N1	23-MAY-2004 07:22:31	Straylight	53.000	178	1ot1Sco	3.0220	6550.0	106	11655	No
132	GOM_NL__2PRFIN20040523_072354_000000542027_00078_11655_2719.N1	23-MAY-2004 07:23:54	Straylight	53.500	25	35Lam Sco	1.6200	28000.	107	11655	No
133	GOM_NL__2PRFIN20040523_072552_000000402027_00078_11655_2720.N1	23-MAY-2004 07:25:52	Twilight	39.500	81	Eta Cen	2.3560	28000.	79	11655	No
134	GOM_NL__2PRFIN20040523_072848_000000562027_00078_11655_2721.N1	23-MAY-2004 07:28:48	Bright	55.500	16	21Alp Sco	1.0200	3000.0	111	11655	No
135	GOM_NL__2PRFIN20040523_073022_000000452027_00078_11655_2722.N1	23-MAY-2004 07:30:22	Bright	44.500	80	7Del Sco	2.3160	30000.	89	11655	No
136	GOM_NL__2PRFIN20040523_073206_000000542027_00078_11655_2723.N1	23-MAY-2004 07:32:06	Bright	54.000	86	35Eta Oph	2.4300	10200.	108	11655	No
137	GOM_NL__2PRFIN20040523_073441_000000382027_00078_11655_2724.N1	23-MAY-2004 07:34:41	Bright	37.500	104	27Bet Lib	2.6140	13100.	75	11655	No
138	GOM_NL__2PRFIN20040523_073627_000000452027_00078_11655_2725.N1	23-MAY-2004 07:36:27	Bright	45.000	120	1Del Oph	2.7340	3200.0	90	11655	No
139	GOM_NL__2PRFIN20040523_073931_000000412027_00078_11655_2726.N1	23-MAY-2004 07:39:31	Bright	41.000	102	24Alp Ser	2.6000	4250.0	82	11655	No
140	GOM_NL__2PRFIN20040523_074304_000000402027_00078_11655_2727.N1	23-MAY-2004 07:43:04	Bright	39.500	3	16Alp Boo	-0.050000	4250.0	79	11655	No
141	GOM_NL__2PRFIN20040523_074517_000000382027_00078_11655_2728.N1	23-MAY-2004 07:45:17	Bright	38.000	83		2.3780	11000.	76	11655	No
142	GOM_NL__2PRFIN20040523_074827_000000362027_00078_11655_2729.N1	23-MAY-2004 07:48:27	Bright	35.500	180	27Gam Boo	3.0400	8000.0	71	11655	No
143	GOM_NL__2PRFIN20040523_075136_000000392027_00078_11655_2730.N1	23-MAY-2004 07:51:36	Bright	38.500	39	85Eta UMa	1.8540	24000.	77	11655	No
144	GOM_NL__2PRFIN20040523_075319_000000382027_00078_11655_2731.N1	23-MAY-2004 07:53:19	Bright	37.500	55	79Zet UMa	2.0600	10200.	75	11655	No
145	GOM_NL__2PRFIN20040523_075632_000000412027_00078_11655_2732.N1	23-MAY-2004 07:56:32	Bright	41.000	119	14Eta Dra	2.7270	4700.0	82	11655	No
146	GOM_NL__2PRFIN20040523_080312_000000382027_00078_11655_2733.N1	23-MAY-2004 08:03:12	Bright	38.000	49	1Alp UMi	1.9900	6300.0	76	11655	No
147	GOM_NL__2PRFIN20040523_080722_000000492027_00078_11655_2734.N1	23-MAY-2004 08:07:22	Bright	49.000	89	5Alp Cep	2.4510	8000.0	98	11655	No
148	GOM_NL__2PRFIN20040523_081123_000000522027_00078_11655_2735.N1	23-MAY-2004 08:11:23	Bright	51.500	76	27Gam Cas	2.3000	30000.	103	11655	No
149	GOM_NL__2PRFIN20040523_081232_000000402027_00078_11655_2736.N1	23-MAY-2004 08:12:32	Bright	39.500	68	18Alp Cas	2.2250	4500.0	79	11655	No
150	GOM_NL__2PRFIN20040523_081847_000000422027_00078_11655_2737.N1	23-MAY-2004 08:18:47	Bright	41.500	53	43Bet And	2.0480	3300.0	83	11655	No
151	GOM_NL__2PRFIN20040523_082118_000000522027_00078_11655_2738.N1	23-MAY-2004 08:21:18	Twilight	52.000	58	21Alp And	2.0730	11000.	104	11655	No
152	GOM_NL__2PRFIN20040523_082547_000000492027_00078_11655_2739.N1	23-MAY-2004 08:25:47	Dark	49.000	140	88Gam Peg	2.8340	26000.	98	11655	No
153	GOM_NL__2PRFIN20040523_082757_000000672027_00078_11655_2740.N1	23-MAY-2004 08:27:57	Dark	67.000	90	54Alp Peg	2.4870	11000.	134	11655	No
154	GOM_NL__2PRFIN20040523_083436_000000542027_00078_11655_2741.N1	23-MAY-2004 08:34:36	Dark	53.500	52	16Bet Cet	2.0370	4500.0	107	11655	No
155	GOM_NL__2PRFIN20040523_084206_000000522027_00078_11655_2742.N1	23-MAY-2004 08:42:06	Dark	51.500	18	24Alp PsA	1.1660	9700.0	103	11655	No
156	GOM_NL__2PRFIN20040523_084414_000000442027_00078_11655_2743.N1	23-MAY-2004 08:44:14	Dark	43.500	9	Alp Eri	0.45300	24000.	87	11655	No
157	GOM_NL__2PRFIN20040523_084603_000000502027_00078_11655_2744.N1	23-MAY-2004 08:46:03	Dark	49.500	63	Bet Gru	2.1500	2800.0	99	11655	No
158	GOM_NL__2PRFIN20040523_085003_000000372027_00079_11656_2713.N1	23-MAY-2004 08:50:03	Dark	37.000	135	Bet Hyi	2.8200	5800.0	74	11656	No
159	GOM_NL__2PRFIN20040523_085307_000000432027_00079_11656_2714.N1	23-MAY-2004 08:53:07	Dark	42.500	45	Alp Pav	1.9400	26000.	85	11656	No
160	GOM_NL__2PRFIN20040523_085741_000000522027_00079_11656_2715.N1	23-MAY-2004 08:57:41	Straylight	52.000	43	Alp TrA	1.9100	4250.0	104	11656	No

161	GOM_NL__2PRFIN20040523_085949_000000402027_00079_11656_2716.N1	23-MAY-2004 08:59:49	Straylight	39.500	134	Bet TrA	2.8100	6600.0	79	11656	No
162	GOM_NL__2PRFIN20040523_090119_000000432027_00079_11656_2717.N1	23-MAY-2004 09:01:19	Straylight	42.500	4	Alp1Cen	-0.010000	5800.0	85	11656	No
163	GOM_NL__2PRFIN20040523_090308_000000492027_00079_11656_2718.N1	23-MAY-2004 09:03:08	Straylight	48.500	178	lot1Sco	3.0220	6550.0	97	11656	No
164	GOM_NL__2PRFIN20040523_090430_000000502027_00079_11656_2719.N1	23-MAY-2004 09:04:30	Straylight	49.500	25	35Lam Sco	1.6200	28000.	99	11656	No
165	GOM_NL__2PRFIN20040523_090628_000000412027_00079_11656_2720.N1	23-MAY-2004 09:06:28	Tw_i_and_stray	41.000	81	Eta Cen	2.3560	28000.	82	11656	No
166	GOM_NL__2PRFIN20040523_090924_000000522027_00079_11656_2721.N1	23-MAY-2004 09:09:24	Bright	51.500	16	21Alp Sco	1.0200	3000.0	103	11656	No
167	GOM_NL__2PRFIN20040523_091058_000000452027_00079_11656_2722.N1	23-MAY-2004 09:10:58	Bright	44.500	80	7Del Sco	2.3160	30000.	89	11656	No
168	GOM_NL__2PRFIN20040523_091242_000000532027_00079_11656_2723.N1	23-MAY-2004 09:12:42	Bright	53.000	86	35Eta Oph	2.4300	10200.	106	11656	No
169	GOM_NL__2PRFIN20040523_091517_000000382027_00079_11656_2724.N1	23-MAY-2004 09:15:17	Bright	37.500	104	27Bet Lib	2.6140	13100.	75	11656	No
170	GOM_NL__2PRFIN20040523_091702_000000452027_00079_11656_2725.N1	23-MAY-2004 09:17:02	Bright	44.500	120	1Del Oph	2.7340	3200.0	89	11656	No
171	GOM_NL__2PRFIN20040523_092007_000000412027_00079_11656_2726.N1	23-MAY-2004 09:20:07	Bright	41.000	102	24Alp Ser	2.6000	4250.0	82	11656	No
172	GOM_NL__2PRFIN20040523_092340_000000372027_00079_11656_2727.N1	23-MAY-2004 09:23:40	Bright	37.000	3	16Alp Boo	-0.050000	4250.0	74	11656	No
173	GOM_NL__2PRFIN20040523_092553_000000392027_00079_11656_2728.N1	23-MAY-2004 09:25:53	Bright	39.000	83		2.3780	11000.	78	11656	No
174	GOM_NL__2PRFIN20040523_092902_000000372027_00079_11656_2729.N1	23-MAY-2004 09:29:02	Bright	37.000	180	27Gam Boo	3.0400	8000.0	74	11656	No
175	GOM_NL__2PRFIN20040523_093212_000000362027_00079_11656_2730.N1	23-MAY-2004 09:32:12	Bright	36.000	39	85Eta UMa	1.8540	24000.	72	11656	No
176	GOM_NL__2PRFIN20040523_093355_000000382027_00079_11656_2731.N1	23-MAY-2004 09:33:55	Bright	37.500	55	79Zet UMa	2.0600	10200.	75	11656	No
177	GOM_NL__2PRFIN20040523_093707_000000422027_00079_11656_2732.N1	23-MAY-2004 09:37:07	Bright	41.500	119	14Eta Dra	2.7270	4700.0	83	11656	No
178	GOM_NL__2PRFIN20040523_094348_000000372027_00079_11656_2733.N1	23-MAY-2004 09:43:48	Bright	37.000	49	1Alp UMi	1.9900	6300.0	74	11656	No
179	GOM_NL__2PRFIN20040523_094757_000000482027_00079_11656_2734.N1	23-MAY-2004 09:47:57	Bright	47.500	89	5Alp Cep	2.4510	8000.0	95	11656	No
180	GOM_NL__2PRFIN20040523_095159_000000422027_00079_11656_2735.N1	23-MAY-2004 09:51:59	Bright	42.000	76	27Gam Cas	2.3000	30000.	84	11656	No
181	GOM_NL__2PRFIN20040523_095310_000000422027_00079_11656_2736.N1	23-MAY-2004 09:53:10	Bright	41.500	68	18Alp Cas	2.2250	4500.0	83	11656	No
182	GOM_NL__2PRFIN20040523_095923_000000412027_00079_11656_2737.N1	23-MAY-2004 09:59:23	Bright	40.500	53	43Bet And	2.0480	3300.0	81	11656	No
183	GOM_NL__2PRFIN20040523_100155_000000522027_00079_11656_2738.N1	23-MAY-2004 10:01:55	Tw_i_and_stray	52.000	58	21Alp And	2.0730	11000.	104	11656	No
184	GOM_NL__2PRFIN20040523_100623_000000472027_00079_11656_2739.N1	23-MAY-2004 10:06:23	Dark	46.500	140	88Gam Peg	2.8340	26000.	93	11656	No
185	GOM_NL__2PRFIN20040523_100834_000000712027_00079_11656_2740.N1	23-MAY-2004 10:08:34	Dark	70.500	90	54Alp Peg	2.4870	11000.	141	11656	No
186	GOM_NL__2PRFIN20040523_101512_000000462027_00079_11656_2741.N1	23-MAY-2004 10:15:12	Dark	45.500	52	16Bet Cet	2.0370	4500.0	91	11656	No
187	GOM_NL__2PRFIN20040523_102242_000000522027_00079_11656_2742.N1	23-MAY-2004 10:22:42	Dark	51.500	18	24Alp PsA	1.1660	9700.0	103	11656	No
188	GOM_NL__2PRFIN20040523_102450_000000462027_00079_11656_2743.N1	23-MAY-2004 10:24:50	Dark	46.000	9	Alp Eri	0.45300	24000.	92	11656	No
189	GOM_NL__2PRFIN20040523_102640_000000502027_00079_11656_2744.N1	23-MAY-2004 10:26:40	Dark	49.500	63	Bet Gru	2.1500	2800.0	99	11656	No
190	GOM_NL__2PRFIN20040523_103039_000000382027_00080_11657_2713.N1	23-MAY-2004 10:30:39	Dark	37.500	135	Bet Hyi	2.8200	5800.0	75	11657	No
191	GOM_NL__2PRFIN20040523_103343_000000472027_00080_11657_2714.N1	23-MAY-2004 10:33:43	Dark	47.000	45	Alp Pav	1.9400	26000.	94	11657	No
192	GOM_NL__2PRFIN20040523_103817_000000422027_00080_11657_2715.N1	23-MAY-2004 10:38:17	Straylight	42.000	43	Alp TrA	1.9100	4250.0	84	11657	No
193	GOM_NL__2PRFIN20040523_104025_000000392027_00080_11657_2716.N1	23-MAY-2004 10:40:25	Straylight	39.000	134	Bet TrA	2.8100	6600.0	78	11657	No
194	GOM_NL__2PRFIN20040523_104155_000000422027_00080_11657_2717.N1	23-MAY-2004 10:41:55	Straylight	41.500	4	Alp1Cen	-0.010000	5800.0	83	11657	No
195	GOM_NL__2PRFIN20040523_104344_000000532027_00080_11657_2718.N1	23-MAY-2004 10:43:44	Straylight	53.000	178	lot1Sco	3.0220	6550.0	106	11657	No
196	GOM_NL__2PRFIN20040523_104506_000000532027_00080_11657_2719.N1	23-MAY-2004 10:45:06	Straylight	53.000	25	35Lam Sco	1.6200	28000.	106	11657	No
197	GOM_NL__2PRFIN20040523_104704_000000392027_00080_11657_2720.N1	23-MAY-2004 10:47:04	Tw_i_and_stray	39.000	81	Eta Cen	2.3560	28000.	78	11657	No
198	GOM_NL__2PRFIN20040523_105000_000000602027_00080_11657_2721.N1	23-MAY-2004 10:50:00	Bright	60.000	16	21Alp Sco	1.0200	3000.0	120	11657	No
199	GOM_NL__2PRFIN20040523_105134_000000472027_00080_11657_2722.N1	23-MAY-2004 10:51:34	Bright	46.500	80	7Del Sco	2.3160	30000.	93	11657	No
200	GOM_NL__2PRFIN20040523_105318_000000542027_00080_11657_2723.N1	23-MAY-2004 10:53:18	Bright	53.500	86	35Eta Oph	2.4300	10200.	107	11657	No
201	GOM_NL__2PRFIN20040523_105553_000000402027_00080_11657_2724.N1	23-MAY-2004 10:55:53	Bright	39.500	104	27Bet Lib	2.6140	13100.	79	11657	No
202	GOM_NL__2PRFIN20040523_105738_000000452027_00080_11657_2725.N1	23-MAY-2004 10:57:38	Bright	45.000	120	1Del Oph	2.7340	3200.0	90	11657	No
203	GOM_NL__2PRFIN20040523_110042_000000422027_00080_11657_2726.N1	23-MAY-2004 11:00:42	Bright	41.500	102	24Alp Ser	2.6000	4250.0	83	11657	No
204	GOM_NL__2PRFIN20040523_110416_000000372027_00080_11657_2727.N1	23-MAY-2004 11:04:16	Bright	37.000	3	16Alp Boo	-0.050000	4250.0	74	11657	No
205	GOM_NL__2PRFIN20040523_110628_000000392027_00080_11657_2728.N1	23-MAY-2004 11:06:28	Bright	39.000	83		2.3780	11000.	78	11657	No
206	GOM_NL__2PRFIN20040523_110938_000000372027_00080_11657_2729.N1	23-MAY-2004 11:09:38	Bright	37.000	180	27Gam Boo	3.0400	8000.0	74	11657	No
207	GOM_NL__2PRFIN20040523_111247_000000392027_00080_11657_2730.N1	23-MAY-2004 11:12:47	Bright	38.500	39	85Eta UMa	1.8540	24000.	77	11657	No
208	GOM_NL__2PRFIN20040523_111430_000000382027_00080_11657_2731.N1	23-MAY-2004 11:14:30	Bright	38.000	55	79Zet UMa	2.0600	10200.	76	11657	No
209	GOM_NL__2PRFIN20040523_111742_000000412027_00080_11657_2732.N1	23-MAY-2004 11:17:42	Bright	41.000	119	14Eta Dra	2.7270	4700.0	82	11657	No
210	GOM_NL__2PRFIN20040523_112424_000000402027_00080_11657_2733.N1	23-MAY-2004 11:24:24	Bright	40.000	49	1Alp UMi	1.9900	6300.0	80	11657	No
211	GOM_NL__2PRFIN20040523_112833_000000472027_00080_11657_2734.N1	23-MAY-2004 11:28:33	Bright	46.500	89	5Alp Cep	2.4510	8000.0	93	11657	No
212	GOM_NL__2PRFIN20040523_113235_000000382027_00080_11657_2735.N1	23-MAY-2004 11:32:35	Bright	38.000	76	27Gam Cas	2.3000	30000.	76	11657	No
213	GOM_NL__2PRFIN20040523_113344_000000432027_00080_11657_2736.N1	23-MAY-2004 11:33:44	Bright	42.500	68	18Alp Cas	2.2250	4500.0	85	11657	No
214	GOM_NL__2PRFIN20040523_113958_000000422027_00080_11657_2737.N1	23-MAY-2004 11:39:58	Bright	42.000	53	43Bet And	2.0480	3300.0	84	11657	No
215	GOM_NL__2PRFIN20040523_114231_000000512027_00080_11657_2738.N1	23-MAY-2004 11:42:31	Tw_i_and_stray	50.500	58	21Alp And	2.0730	11000.	101	11657	No
216	GOM_NL__2PRFIN20040523_114659_000000472027_00080_11657_2739.N1	23-MAY-2004 11:46:59	Dark	46.500	140	88Gam Peg	2.8340	26000.	93	11657	No
217	GOM_NL__2PRFIN20040523_114911_000000682027_00080_11657_2740.N1	23-MAY-2004 11:49:11	Dark	68.000	90	54Alp Peg	2.4870	11000.	136	11657	No
218	GOM_NL__2PRFIN20040523_115548_000000482027_00080_11657_2741.N1	23-MAY-2004 11:55:48	Dark	47.500	52	16Bet Cet	2.0370	4500.0	95	11657	No
219	GOM_NL__2PRFIN20040523_120319_000000572027_00080_11657_2742.N1	23-MAY-2004 12:03:19	Dark	57.000	18	24Alp PsA	1.1660	9700.0	114	11657	No

220	GOM_NL__2PRFIN20040523_120526_000000442027_00080_11657_2743.N1	23-MAY-2004 12:05:26	Dark	43.500	9	Alp Eri	0.45300	24000.	87	11657	No
221	GOM_NL__2PRFIN20040523_120716_000000502027_00080_11657_2744.N1	23-MAY-2004 12:07:16	Dark	49.500	63	Bet Gru	2.1500	2800.0	99	11657	No
222	GOM_NL__2PRFIN20040523_121115_000000382027_00081_11658_2713.N1	23-MAY-2004 12:11:15	Dark	38.000	135	Bet Hyi	2.8200	5800.0	76	11658	No
223	GOM_NL__2PRFIN20040523_121419_000000452027_00081_11658_2714.N1	23-MAY-2004 12:14:19	Dark	44.500	45	Alp Pav	1.9400	26000.	89	11658	No
224	GOM_NL__2PRFIN20040523_121853_000000492027_00081_11658_2715.N1	23-MAY-2004 12:18:53	Straylight	49.000	43	Alp TrA	1.9100	4250.0	98	11658	No
225	GOM_NL__2PRFIN20040523_122100_000000392027_00081_11658_2716.N1	23-MAY-2004 12:21:00	Straylight	38.500	134	Bet TrA	2.8100	6600.0	77	11658	No
226	GOM_NL__2PRFIN20040523_122231_000000432027_00081_11658_2717.N1	23-MAY-2004 12:22:31	Straylight	43.000	4	Alp1Cen	-0.010000	5800.0	86	11658	No
227	GOM_NL__2PRFIN20040523_122420_000000482027_00081_11658_2718.N1	23-MAY-2004 12:24:20	Straylight	48.000	178	lot1Sco	3.0220	6550.0	96	11658	No
228	GOM_NL__2PRFIN20040523_122543_000000502027_00081_11658_2719.N1	23-MAY-2004 12:25:43	Straylight	49.500	25	35Lam Sco	1.6200	28000.	99	11658	No
229	GOM_NL__2PRFIN20040523_122740_000000402027_00081_11658_2720.N1	23-MAY-2004 12:27:40	Tw_i_and_stray	40.000	81	Eta Cen	2.3560	28000.	80	11658	No
230	GOM_NL__2PRFIN20040523_123036_000000602027_00081_11658_2721.N1	23-MAY-2004 12:30:36	Bright	60.000	16	21Alp Sco	1.0200	3000.0	120	11658	No
231	GOM_NL__2PRFIN20040523_123210_000000442027_00081_11658_2722.N1	23-MAY-2004 12:32:10	Bright	44.000	80	7Del Sco	2.3160	30000.	88	11658	No
232	GOM_NL__2PRFIN20040523_123354_000000542027_00081_11658_2723.N1	23-MAY-2004 12:33:54	Bright	53.500	86	35Eta Oph	2.4300	10200.	107	11658	No
233	GOM_NL__2PRFIN20040523_123629_000000392027_00081_11658_2724.N1	23-MAY-2004 12:36:29	Bright	39.000	104	27Bet Lib	2.6140	13100.	78	11658	No
234	GOM_NL__2PRFIN20040523_123813_000000462027_00081_11658_2725.N1	23-MAY-2004 12:38:13	Bright	45.500	120	1Del Oph	2.7340	3200.0	91	11658	No
235	GOM_NL__2PRFIN20040523_124118_000000412027_00081_11658_2726.N1	23-MAY-2004 12:41:18	Bright	41.000	102	24Alp Ser	2.6000	4250.0	82	11658	No
236	GOM_NL__2PRFIN20040523_124452_000000382027_00081_11658_2727.N1	23-MAY-2004 12:44:52	Bright	37.500	3	16Alp Boo	-0.050000	4250.0	75	11658	No
237	GOM_NL__2PRFIN20040523_124704_000000372027_00081_11658_2728.N1	23-MAY-2004 12:47:04	Bright	36.500	83		2.3780	11000.	73	11658	No
238	GOM_NL__2PRFIN20040523_125013_000000392027_00081_11658_2729.N1	23-MAY-2004 12:50:13	Bright	38.500	180	27Gam Boo	3.0400	8000.0	77	11658	No
239	GOM_NL__2PRFIN20040523_125323_000000392027_00081_11658_2730.N1	23-MAY-2004 12:53:23	Bright	39.000	39	85Eta UMa	1.8540	24000.	78	11658	No
240	GOM_NL__2PRFIN20040523_125507_000000382027_00081_11658_2731.N1	23-MAY-2004 12:55:07	Bright	37.500	55	79Zet UMa	2.0600	10200.	75	11658	No
241	GOM_NL__2PRFIN20040523_125818_000000402027_00081_11658_2732.N1	23-MAY-2004 12:58:18	Bright	39.500	119	14Eta Dra	2.7270	4700.0	79	11658	No
242	GOM_NL__2PRFIN20040523_130500_000000352027_00081_11658_2733.N1	23-MAY-2004 13:05:00	Bright	35.000	49	1Alp UMi	1.9900	6300.0	70	11658	No
243	GOM_NL__2PRFIN20040523_130908_000000462027_00081_11658_2734.N1	23-MAY-2004 13:09:08	Bright	46.000	89	5Alp Cep	2.4510	8000.0	92	11658	No
244	GOM_NL__2PRFIN20040523_131310_000000392027_00081_11658_2735.N1	23-MAY-2004 13:13:10	Bright	38.500	76	27Gam Cas	2.3000	30000.	77	11658	No
245	GOM_NL__2PRFIN20040523_131422_000000382027_00081_11658_2736.N1	23-MAY-2004 13:14:22	Bright	38.000	68	18Alp Cas	2.2250	4500.0	76	11658	No
246	GOM_NL__2PRFIN20040523_132035_000000412027_00081_11658_2737.N1	23-MAY-2004 13:20:35	Bright	40.500	53	43Bet And	2.0480	3300.0	81	11658	No
247	GOM_NL__2PRFIN20040523_132307_000000532027_00081_11658_2738.N1	23-MAY-2004 13:23:07	Tw_i_and_stray	52.500	58	21Alp And	2.0730	11000.	105	11658	No
248	GOM_NL__2PRFIN20040523_132735_000000472027_00081_11658_2739.N1	23-MAY-2004 13:27:35	Dark	47.000	140	88Gam Peg	2.8340	26000.	94	11658	No
249	GOM_NL__2PRFIN20040523_132948_000000662027_00081_11658_2740.N1	23-MAY-2004 13:29:48	Dark	66.000	90	54Alp Peg	2.4870	11000.	132	11658	No
250	GOM_NL__2PRFIN20040523_133625_000000462027_00081_11658_2741.N1	23-MAY-2004 13:36:25	Dark	46.000	52	16Bet Cet	2.0370	4500.0	92	11658	No
251	GOM_NL__2PRFIN20040523_134356_000000582027_00081_11658_2742.N1	23-MAY-2004 13:43:56	Dark	58.000	18	24Alp PsA	1.1660	9700.0	116	11658	No
252	GOM_NL__2PRFIN20040523_134602_000000482027_00081_11658_2743.N1	23-MAY-2004 13:46:02	Dark	47.500	9	Alp Eri	0.45300	24000.	95	11658	No
253	GOM_NL__2PRFIN20040523_134753_000000572027_00081_11658_2744.N1	23-MAY-2004 13:47:53	Dark	56.500	63	Bet Gru	2.1500	2800.0	113	11658	No
254	GOM_NL__2PRFIN20040523_135151_000000432027_00082_11659_2713.N1	23-MAY-2004 13:51:51	Dark	43.000	135	Bet Hyi	2.8200	5800.0	86	11659	No
255	GOM_NL__2PRFIN20040523_135456_000000452027_00082_11659_2714.N1	23-MAY-2004 13:54:56	Dark	45.000	45	Alp Pav	1.9400	26000.	90	11659	No
256	GOM_NL__2PRFIN20040523_135929_000000422027_00082_11659_2715.N1	23-MAY-2004 13:59:29	Straylight	41.500	43	Alp TrA	1.9100	4250.0	83	11659	No
257	GOM_NL__2PRFIN20040523_140137_000000392027_00082_11659_2716.N1	23-MAY-2004 14:01:37	Straylight	38.500	134	Bet TrA	2.8100	6600.0	77	11659	No
258	GOM_NL__2PRFIN20040523_140307_000000452027_00082_11659_2717.N1	23-MAY-2004 14:03:07	Straylight	45.000	4	Alp1Cen	-0.010000	5800.0	90	11659	No
259	GOM_NL__2PRFIN20040523_140457_000000532027_00082_11659_2718.N1	23-MAY-2004 14:04:57	Straylight	53.000	178	lot1Sco	3.0220	6550.0	106	11659	No
260	GOM_NL__2PRFIN20040523_140619_000000522027_00082_11659_2719.N1	23-MAY-2004 14:06:19	Straylight	52.000	25	35Lam Sco	1.6200	28000.	104	11659	No
261	GOM_NL__2PRFIN20040523_140816_000000382027_00082_11659_2720.N1	23-MAY-2004 14:08:16	Tw_i_and_stray	38.000	81	Eta Cen	2.3560	28000.	76	11659	No
262	GOM_NL__2PRFIN20040523_141112_000000592027_00082_11659_2721.N1	23-MAY-2004 14:11:12	Bright	59.000	16	21Alp Sco	1.0200	3000.0	118	11659	No
263	GOM_NL__2PRFIN20040523_141246_000000462027_00082_11659_2722.N1	23-MAY-2004 14:12:46	Bright	45.500	80	7Del Sco	2.3160	30000.	91	11659	No
264	GOM_NL__2PRFIN20040523_141430_000000552027_00082_11659_2723.N1	23-MAY-2004 14:14:30	Bright	54.500	86	35Eta Oph	2.4300	10200.	109	11659	No
265	GOM_NL__2PRFIN20040523_141705_000000392027_00082_11659_2724.N1	23-MAY-2004 14:17:05	Bright	38.500	104	27Bet Lib	2.6140	13100.	77	11659	No
266	GOM_NL__2PRFIN20040523_141849_000000462027_00082_11659_2725.N1	23-MAY-2004 14:18:49	Bright	45.500	120	1Del Oph	2.7340	3200.0	91	11659	No
267	GOM_NL__2PRFIN20040523_142154_000000422027_00082_11659_2726.N1	23-MAY-2004 14:21:54	Bright	41.500	102	24Alp Ser	2.6000	4250.0	83	11659	No
268	GOM_NL__2PRFIN20040523_142528_000000372027_00082_11659_2727.N1	23-MAY-2004 14:25:28	Bright	37.000	3	16Alp Boo	-0.050000	4250.0	74	11659	No
269	GOM_NL__2PRFIN20040523_142740_000000372027_00082_11659_2728.N1	23-MAY-2004 14:27:40	Bright	36.500	83		2.3780	11000.	73	11659	No
270	GOM_NL__2PRFIN20040523_143049_000000372027_00082_11659_2729.N1	23-MAY-2004 14:30:49	Bright	37.000	180	27Gam Boo	3.0400	8000.0	74	11659	No
271	GOM_NL__2PRFIN20040523_143400_000000352027_00082_11659_2730.N1	23-MAY-2004 14:34:00	Bright	35.000	39	85Eta UMa	1.8540	24000.	70	11659	No
272	GOM_NL__2PRFIN20040523_143543_000000382027_00082_11659_2731.N1	23-MAY-2004 14:35:43	Bright	37.500	55	79Zet UMa	2.0600	10200.	75	11659	No
273	GOM_NL__2PRFIN20040523_143854_000000422027_00082_11659_2732.N1	23-MAY-2004 14:38:54	Bright	42.000	119	14Eta Dra	2.7270	4700.0	84	11659	No
274	GOM_NL__2PRFIN20040523_144536_000000362027_00082_11659_2733.N1	23-MAY-2004 14:45:36	Bright	36.000	49	1Alp UMi	1.9900	6300.0	72	11659	No
275	GOM_NL__2PRFIN20040523_144943_000000472027_00082_11659_2734.N1	23-MAY-2004 14:49:43	Bright	47.000	89	5Alp Cep	2.4510	8000.0	94	11659	No
276	GOM_NL__2PRFIN20040523_145347_000000542027_00082_11659_2735.N1	23-MAY-2004 14:53:47	Bright	54.000	76	27Gam Cas	2.3000	30000.	108	11659	No
277	GOM_NL__2PRFIN20040523_145459_000000372027_00082_11659_2736.N1	23-MAY-2004 14:54:59	Bright	37.000	68	18Alp Cas	2.2250	4500.0	74	11659	No
278	GOM_NL__2PRFIN20040523_150111_000000412027_00082_11659_2737.N1	23-MAY-2004 15:01:11	Bright	40.500	53	43Bet And	2.0480	3300.0	81	11659	No

279	GOM_NL__2PRFIN20040523_150344_000000482027_00082_11659_2738.N1	23-MAY-2004 15:03:44	Twilight	47.500	58	21Alp And	2.0730	11000.	95	11659	No
280	GOM_NL__2PRFIN20040523_150812_000000492027_00082_11659_2739.N1	23-MAY-2004 15:08:12	Dark	49.000	140	88Gam Peg	2.8340	26000.	98	11659	No
281	GOM_NL__2PRFIN20040523_151024_000000702027_00082_11659_2740.N1	23-MAY-2004 15:10:24	Dark	69.500	90	54Alp Peg	2.4870	11000.	139	11659	No
282	GOM_NL__2PRFIN20040523_151701_000000472027_00082_11659_2741.N1	23-MAY-2004 15:17:01	Dark	46.500	52	16Bet Cet	2.0370	4500.0	93	11659	No
283	GOM_NL__2PRFIN20040523_152433_000000602027_00082_11659_2742.N1	23-MAY-2004 15:24:33	Dark	60.000	18	24Alp PsA	1.1660	9700.0	120	11659	No
284	GOM_NL__2PRFIN20040523_152637_000000492027_00082_11659_2743.N1	23-MAY-2004 15:26:37	Dark	49.000	9	Alp Eri	0.45300	24000.	98	11659	No
285	GOM_NL__2PRFIN20040523_152830_000000602027_00082_11659_2744.N1	23-MAY-2004 15:28:30	Dark	60.000	63	Bet Gru	2.1500	2800.0	120	11659	No
286	GOM_NL__2PRFIN20040523_153227_000000412027_00083_11660_2713.N1	23-MAY-2004 15:32:27	Dark	41.000	135	Bet Hyi	2.8200	5800.0	82	11660	No
287	GOM_NL__2PRFIN20040523_153533_000000462027_00083_11660_2714.N1	23-MAY-2004 15:35:33	Dark	45.500	45	Alp Pav	1.9400	26000.	91	11660	No
288	GOM_NL__2PRFIN20040523_154005_000000442027_00083_11660_2715.N1	23-MAY-2004 15:40:05	Straylight	44.000	43	Alp TrA	1.9100	4250.0	88	11660	No
289	GOM_NL__2PRFIN20040523_154213_000000402027_00083_11660_2716.N1	23-MAY-2004 15:42:13	Straylight	39.500	134	Bet TrA	2.8100	6600.0	79	11660	No
290	GOM_NL__2PRFIN20040523_154343_000000482027_00083_11660_2717.N1	23-MAY-2004 15:43:43	Straylight	47.500	4	Alp1Cen	-0.010000	5800.0	95	11660	No
291	GOM_NL__2PRFIN20040523_154533_000000522027_00083_11660_2718.N1	23-MAY-2004 15:45:33	Straylight	51.500	178	lot1Sco	3.0220	6550.0	103	11660	No
292	GOM_NL__2PRFIN20040523_154656_000000532027_00083_11660_2719.N1	23-MAY-2004 15:46:56	Straylight	53.000	25	35Lam Sco	1.6200	28000.	106	11660	No
293	GOM_NL__2PRFIN20040523_154851_000000432027_00083_11660_2720.N1	23-MAY-2004 15:48:51	Twilight	42.500	81	Eta Cen	2.3560	28000.	85	11660	No
294	GOM_NL__2PRFIN20040523_155148_000000572027_00083_11660_2721.N1	23-MAY-2004 15:51:48	Bright	56.500	16	21Alp Sco	1.0200	3000.0	113	11660	No
295	GOM_NL__2PRFIN20040523_155322_000000462027_00083_11660_2722.N1	23-MAY-2004 15:53:22	Bright	45.500	80	7Del Sco	2.3160	30000.	91	11660	No
296	GOM_NL__2PRFIN20040523_155506_000000552027_00083_11660_2723.N1	23-MAY-2004 15:55:06	Bright	54.500	86	35Eta Oph	2.4300	10200.	109	11660	No
297	GOM_NL__2PRFIN20040523_155740_000000402027_00083_11660_2724.N1	23-MAY-2004 15:57:40	Bright	40.000	104	27Bet Lib	2.6140	13100.	80	11660	No
298	GOM_NL__2PRFIN20040523_155925_000000462027_00083_11660_2725.N1	23-MAY-2004 15:59:25	Bright	45.500	120	1Del Oph	2.7340	3200.0	91	11660	No
299	GOM_NL__2PRFIN20040523_160229_000000412027_00083_11660_2726.N1	23-MAY-2004 16:02:29	Bright	41.000	102	24Alp Ser	2.6000	4250.0	82	11660	No
300	GOM_NL__2PRFIN20040523_160604_000000382027_00083_11660_2727.N1	23-MAY-2004 16:06:04	Bright	37.500	3	16Alp Boo	-0.050000	4250.0	75	11660	No
301	GOM_NL__2PRFIN20040523_160816_000000372027_00083_11660_2728.N1	23-MAY-2004 16:08:16	Bright	37.000	83		2.3780	11000.	74	11660	No
302	GOM_NL__2PRFIN20040523_161125_000000382027_00083_11660_2729.N1	23-MAY-2004 16:11:25	Bright	37.500	180	27Gam Boo	3.0400	8000.0	75	11660	No
303	GOM_NL__2PRFIN20040523_161435_000000362027_00083_11660_2730.N1	23-MAY-2004 16:14:35	Bright	35.500	39	85Eta UMa	1.8540	24000.	71	11660	No
304	GOM_NL__2PRFIN20040523_161619_000000382027_00083_11660_2731.N1	23-MAY-2004 16:16:19	Bright	37.500	55	79Zet UMa	2.0600	10200.	75	11660	No
305	GOM_NL__2PRFIN20040523_161929_000000412027_00083_11660_2732.N1	23-MAY-2004 16:19:29	Bright	40.500	119	14Eta Dra	2.7270	4700.0	81	11660	No
306	GOM_NL__2PRFIN20040523_162138_000000362027_00083_11660_2733.N1	23-MAY-2004 16:21:38	Bright	36.000	60	7Bet UMi	2.0810	3950.0	72	11660	No
307	GOM_NL__2PRFIN20040523_162612_000000382027_00083_11660_2734.N1	23-MAY-2004 16:26:12	Bright	38.000	49	1Alp UMi	1.9900	6300.0	76	11660	No
308	GOM_NL__2PRFIN20040523_163019_000000502027_00083_11660_2735.N1	23-MAY-2004 16:30:19	Bright	49.500	89	5Alp Cep	2.4510	8000.0	99	11660	No
309	GOM_NL__2PRFIN20040523_163422_000000522027_00083_11660_2736.N1	23-MAY-2004 16:34:22	Bright	51.500	76	27Gam Cas	2.3000	30000.	103	11660	No
310	GOM_NL__2PRFIN20040523_163534_000000392027_00083_11660_2737.N1	23-MAY-2004 16:35:34	Bright	39.000	68	18Alp Cas	2.2250	4500.0	78	11660	No
311	GOM_NL__2PRFIN20040523_164147_000000412027_00083_11660_2738.N1	23-MAY-2004 16:41:47	Bright	40.500	53	43Bet And	2.0480	3300.0	81	11660	No
312	GOM_NL__2PRFIN20040523_164419_000000492027_00083_11660_2739.N1	23-MAY-2004 16:44:19	Twilight	48.500	58	21Alp And	2.0730	11000.	97	11660	No
313	GOM_NL__2PRFIN20040523_164848_000000492027_00083_11660_2740.N1	23-MAY-2004 16:48:48	Dark	49.000	140	88Gam Peg	2.8340	26000.	98	11660	No
314	GOM_NL__2PRFIN20040523_165101_000000692027_00083_11660_2741.N1	23-MAY-2004 16:51:01	Dark	69.000	90	54Alp Peg	2.4870	11000.	138	11660	No
315	GOM_NL__2PRFIN20040523_165737_000000482027_00083_11660_2742.N1	23-MAY-2004 16:57:37	Dark	48.000	52	16Bet Cet	2.0370	4500.0	96	11660	No
316	GOM_NL__2PRFIN20040523_170510_000000672027_00083_11660_2743.N1	23-MAY-2004 17:05:10	Dark	66.500	18	24Alp PsA	1.1660	9700.0	133	11660	No
317	GOM_NL__2PRFIN20040523_170713_000000512027_00083_11660_2744.N1	23-MAY-2004 17:07:13	Dark	51.000	9	Alp Eri	0.45300	24000.	102	11660	No
318	GOM_NL__2PRFIN20040523_170907_000000582027_00083_11660_2745.N1	23-MAY-2004 17:09:07	Dark	58.000	63	Bet Gru	2.1500	2800.0	116	11660	No
319	GOM_NL__2PRFIN20040523_171303_000000392027_00084_11661_2713.N1	23-MAY-2004 17:13:03	Dark	38.500	135	Bet Hyi	2.8200	5800.0	77	11661	No
320	GOM_NL__2PRFIN20040523_171610_000000442027_00084_11661_2714.N1	23-MAY-2004 17:16:10	Dark	44.000	45	Alp Pav	1.9400	26000.	88	11661	No
321	GOM_NL__2PRFIN20040523_172042_000000452027_00084_11661_2715.N1	23-MAY-2004 17:20:42	Straylight	45.000	43	Alp TrA	1.9100	4250.0	90	11661	No
322	GOM_NL__2PRFIN20040523_172249_000000382027_00084_11661_2716.N1	23-MAY-2004 17:22:49	Straylight	37.500	134	Bet TrA	2.8100	6600.0	75	11661	No
323	GOM_NL__2PRFIN20040523_172420_000000512027_00084_11661_2717.N1	23-MAY-2004 17:24:20	Straylight	50.500	4	Alp1Cen	-0.010000	5800.0	101	11661	No
324	GOM_NL__2PRFIN20040523_172611_000000492027_00084_11661_2718.N1	23-MAY-2004 17:26:11	Straylight	49.000	178	lot1Sco	3.0220	6550.0	98	11661	No
325	GOM_NL__2PRFIN20040523_172733_000000542027_00084_11661_2719.N1	23-MAY-2004 17:27:33	Straylight	54.000	25	35Lam Sco	1.6200	28000.	108	11661	No
326	GOM_NL__2PRFIN20040523_172929_000000422027_00084_11661_2720.N1	23-MAY-2004 17:29:29	Twilight	41.500	81	Eta Cen	2.3560	28000.	83	11661	No
327	GOM_NL__2PRFIN20040523_173225_000000602027_00084_11661_2721.N1	23-MAY-2004 17:32:25	Bright	59.500	16	21Alp Sco	1.0200	3000.0	119	11661	No
328	GOM_NL__2PRFIN20040523_173359_000000452027_00084_11661_2722.N1	23-MAY-2004 17:33:59	Bright	45.000	80	7Del Sco	2.3160	30000.	90	11661	No
329	GOM_NL__2PRFIN20040523_173541_000000542027_00084_11661_2723.N1	23-MAY-2004 17:35:41	Bright	54.000	86	35Eta Oph	2.4300	10200.	108	11661	No
330	GOM_NL__2PRFIN20040523_173817_000000402027_00084_11661_2724.N1	23-MAY-2004 17:38:17	Bright	39.500	104	27Bet Lib	2.6140	13100.	79	11661	No
331	GOM_NL__2PRFIN20040523_174001_000000452027_00084_11661_2725.N1	23-MAY-2004 17:40:01	Bright	44.500	120	1Del Oph	2.7340	3200.0	89	11661	No
332	GOM_NL__2PRFIN20040523_174306_000000412027_00084_11661_2726.N1	23-MAY-2004 17:43:06	Bright	40.500	102	24Alp Ser	2.6000	4250.0	81	11661	No
333	GOM_NL__2PRFIN20040523_174641_000000362027_00084_11661_2727.N1	23-MAY-2004 17:46:41	Bright	36.000	3	16Alp Boo	-0.050000	4250.0	72	11661	No
334	GOM_NL__2PRFIN20040523_174852_000000392027_00084_11661_2728.N1	23-MAY-2004 17:48:52	Bright	39.000	83		2.3780	11000.	78	11661	No
335	GOM_NL__2PRFIN20040523_175202_000000372027_00084_11661_2729.N1	23-MAY-2004 17:52:02	Bright	36.500	180	27Gam Boo	3.0400	8000.0	73	11661	No
336	GOM_NL__2PRFIN20040523_175512_000000382027_00084_11661_2730.N1	23-MAY-2004 17:55:12	Bright	37.500	39	85Eta UMa	1.8540	24000.	75	11661	No
337	GOM_NL__2PRFIN20040523_175655_000000392027_00084_11661_2731.N1	23-MAY-2004 17:56:55	Bright	38.500	55	79Zet UMa	2.0600	10200.	77	11661	No

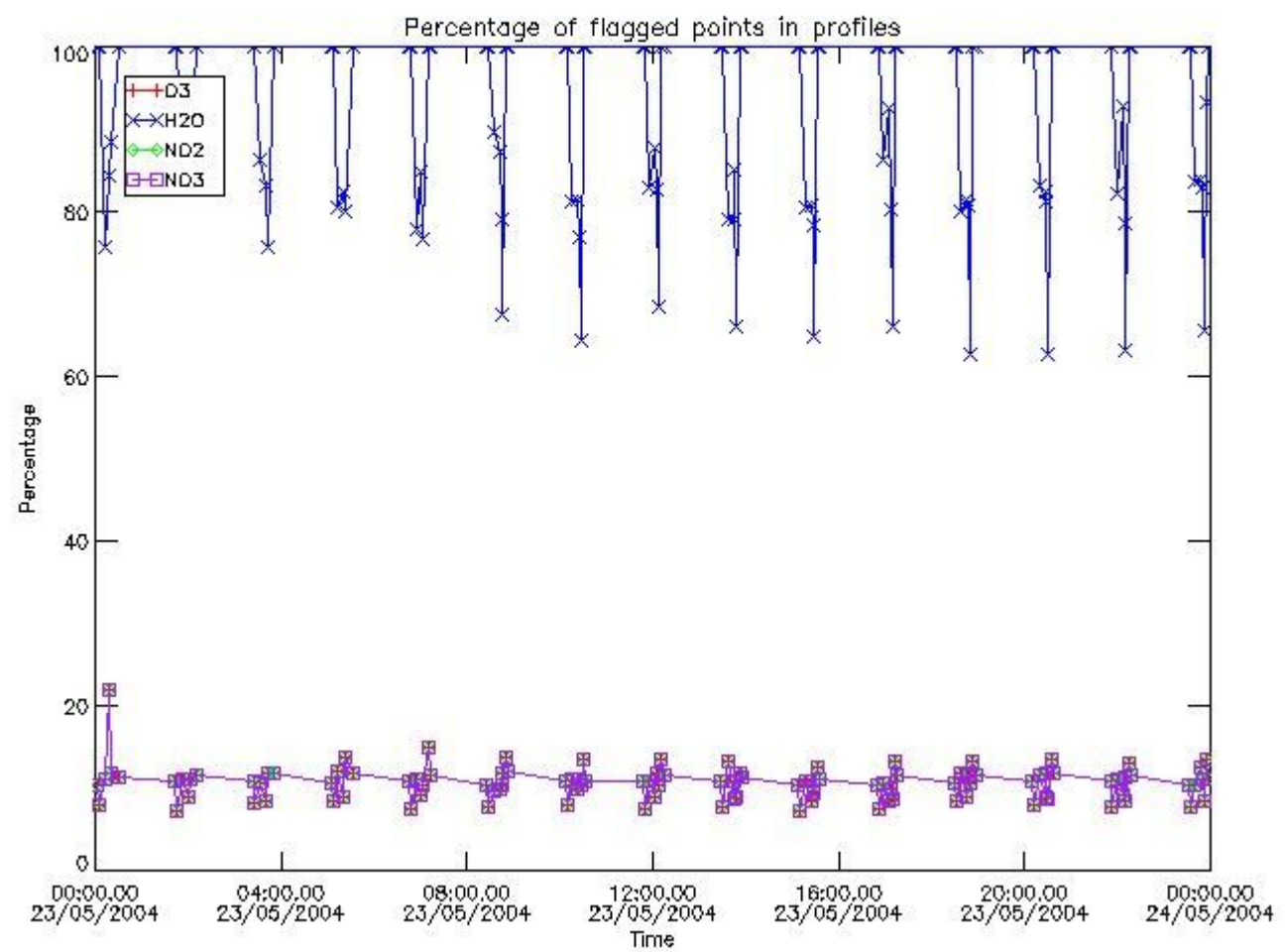
338	GOM_NL__2PRFIN20040523_180005_000000422027_00084_11661_2732.N1	23-MAY-2004 18:00:05	Bright	42.000	119	14Eta Dra	2.7270	4700.0	84	11661	No
339	GOM_NL__2PRFIN20040523_180214_000000362027_00084_11661_2733.N1	23-MAY-2004 18:02:14	Bright	35.500	60	7Bet UMi	2.0810	3950.0	71	11661	No
340	GOM_NL__2PRFIN20040523_180648_000000382027_00084_11661_2734.N1	23-MAY-2004 18:06:48	Bright	37.500	49	1Alp UMi	1.9900	6300.0	75	11661	No
341	GOM_NL__2PRFIN20040523_181054_000000462027_00084_11661_2735.N1	23-MAY-2004 18:10:54	Bright	45.500	89	5Alp Cep	2.4510	8000.0	91	11661	No
342	GOM_NL__2PRFIN20040523_181459_000000362027_00084_11661_2736.N1	23-MAY-2004 18:14:59	Bright	35.500	76	27Gam Cas	2.3000	30000.	71	11661	No
343	GOM_NL__2PRFIN20040523_181611_000000402027_00084_11661_2737.N1	23-MAY-2004 18:16:11	Bright	39.500	68	18Alp Cas	2.2250	4500.0	79	11661	No
344	GOM_NL__2PRFIN20040523_182224_000000412027_00084_11661_2738.N1	23-MAY-2004 18:22:24	Bright	41.000	53	43Bet And	2.0480	3300.0	82	11661	No
345	GOM_NL__2PRFIN20040523_182456_000000502027_00084_11661_2739.N1	23-MAY-2004 18:24:56	Twilight	49.500	58	21Alp And	2.0730	11000.	99	11661	No
346	GOM_NL__2PRFIN20040523_182924_000000492027_00084_11661_2740.N1	23-MAY-2004 18:29:24	Dark	48.500	140	88Gam Peg	2.8340	26000.	97	11661	No
347	GOM_NL__2PRFIN20040523_183138_000000672027_00084_11661_2741.N1	23-MAY-2004 18:31:38	Dark	66.500	90	54Alp Peg	2.4870	11000.	133	11661	No
348	GOM_NL__2PRFIN20040523_183814_000000432027_00084_11661_2742.N1	23-MAY-2004 18:38:14	Dark	43.000	52	16Bet Cet	2.0370	4500.0	86	11661	No
349	GOM_NL__2PRFIN20040523_184547_000000572027_00084_11661_2743.N1	23-MAY-2004 18:45:47	Dark	57.000	18	24Alp PsA	1.1660	9700.0	114	11661	No
350	GOM_NL__2PRFIN20040523_184750_000000452027_00084_11661_2744.N1	23-MAY-2004 18:47:50	Dark	44.500	9	Alp Eri	0.45300	24000.	89	11661	No
351	GOM_NL__2PRFIN20040523_184944_000000582027_00084_11661_2745.N1	23-MAY-2004 18:49:44	Dark	58.000	63	Bet Gru	2.1500	2800.0	116	11661	No
352	GOM_NL__2PRFIN20040523_185339_000000392027_00085_11662_2713.N1	23-MAY-2004 18:53:39	Dark	38.500	135	Bet Hyi	2.8200	5800.0	77	11662	No
353	GOM_NL__2PRFIN20040523_185647_000000442027_00085_11662_2714.N1	23-MAY-2004 18:56:47	Dark	44.000	45	Alp Pav	1.9400	26000.	88	11662	No
354	GOM_NL__2PRFIN20040523_190118_000000392027_00085_11662_2715.N1	23-MAY-2004 19:01:18	Straylight	38.500	43	Alp TrA	1.9100	4250.0	77	11662	No
355	GOM_NL__2PRFIN20040523_190326_000000382027_00085_11662_2716.N1	23-MAY-2004 19:03:26	Straylight	38.000	134	Bet TrA	2.8100	6600.0	76	11662	No
356	GOM_NL__2PRFIN20040523_190456_000000522027_00085_11662_2717.N1	23-MAY-2004 19:04:56	Straylight	52.000	4	Alp1Cen	-0.010000	5800.0	104	11662	No
357	GOM_NL__2PRFIN20040523_190647_000000532027_00085_11662_2718.N1	23-MAY-2004 19:06:47	Straylight	53.000	178	lot1Sco	3.0220	6550.0	106	11662	No
358	GOM_NL__2PRFIN20040523_190809_000000542027_00085_11662_2719.N1	23-MAY-2004 19:08:09	Straylight	54.000	25	35Lam Sco	1.6200	28000.	108	11662	No
359	GOM_NL__2PRFIN20040523_191005_000000402027_00085_11662_2720.N1	23-MAY-2004 19:10:05	Twilight	39.500	81	Eta Cen	2.3560	28000.	79	11662	No
360	GOM_NL__2PRFIN20040523_191301_000000602027_00085_11662_2721.N1	23-MAY-2004 19:13:01	Bright	60.000	16	21Alp Sco	1.0200	3000.0	120	11662	No
361	GOM_NL__2PRFIN20040523_191435_000000432027_00085_11662_2722.N1	23-MAY-2004 19:14:35	Bright	43.000	80	7Del Sco	2.3160	30000.	86	11662	No
362	GOM_NL__2PRFIN20040523_191618_000000542027_00085_11662_2723.N1	23-MAY-2004 19:16:18	Bright	54.000	86	35Eta Oph	2.4300	10200.	108	11662	No
363	GOM_NL__2PRFIN20040523_191853_000000382027_00085_11662_2724.N1	23-MAY-2004 19:18:53	Bright	38.000	104	27Bet Lib	2.6140	13100.	76	11662	No
364	GOM_NL__2PRFIN20040523_192037_000000452027_00085_11662_2725.N1	23-MAY-2004 19:20:37	Bright	44.500	120	1Del Oph	2.7340	3200.0	89	11662	No
365	GOM_NL__2PRFIN20040523_192342_000000402027_00085_11662_2726.N1	23-MAY-2004 19:23:42	Bright	40.000	102	24Alp Ser	2.6000	4250.0	80	11662	No
366	GOM_NL__2PRFIN20040523_192717_000000362027_00085_11662_2727.N1	23-MAY-2004 19:27:17	Bright	35.500	3	16Alp Boo	-0.050000	4250.0	71	11662	No
367	GOM_NL__2PRFIN20040523_192928_000000392027_00085_11662_2728.N1	23-MAY-2004 19:29:28	Bright	38.500	83		2.3780	11000.	77	11662	No
368	GOM_NL__2PRFIN20040523_193238_000000352027_00085_11662_2729.N1	23-MAY-2004 19:32:38	Bright	35.000	180	27Gam Boo	3.0400	8000.0	70	11662	No
369	GOM_NL__2PRFIN20040523_193549_000000382027_00085_11662_2730.N1	23-MAY-2004 19:35:49	Bright	37.500	39	85Eta UMa	1.8540	24000.	75	11662	No
370	GOM_NL__2PRFIN20040523_193731_000000392027_00085_11662_2731.N1	23-MAY-2004 19:37:31	Bright	39.000	55	79Zet UMa	2.0600	10200.	78	11662	No
371	GOM_NL__2PRFIN20040523_194041_000000412027_00085_11662_2732.N1	23-MAY-2004 19:40:41	Bright	41.000	119	14Eta Dra	2.7270	4700.0	82	11662	No
372	GOM_NL__2PRFIN20040523_194250_000000392027_00085_11662_2733.N1	23-MAY-2004 19:42:50	Bright	38.500	60	7Bet UMi	2.0810	3950.0	77	11662	No
373	GOM_NL__2PRFIN20040523_194725_000000372027_00085_11662_2734.N1	23-MAY-2004 19:47:25	Bright	36.500	49	1Alp UMi	1.9900	6300.0	73	11662	No
374	GOM_NL__2PRFIN20040523_195130_000000462027_00085_11662_2735.N1	23-MAY-2004 19:51:30	Bright	45.500	89	5Alp Cep	2.4510	8000.0	91	11662	No
375	GOM_NL__2PRFIN20040523_195535_000000362027_00085_11662_2736.N1	23-MAY-2004 19:55:35	Bright	35.500	76	27Gam Cas	2.3000	30000.	71	11662	No
376	GOM_NL__2PRFIN20040523_195646_000000382027_00085_11662_2737.N1	23-MAY-2004 19:56:46	Bright	37.500	68	18Alp Cas	2.2250	4500.0	75	11662	No
377	GOM_NL__2PRFIN20040523_200300_000000412027_00085_11662_2738.N1	23-MAY-2004 20:03:00	Bright	40.500	53	43Bet And	2.0480	3300.0	81	11662	No
378	GOM_NL__2PRFIN20040523_200532_000000492027_00085_11662_2739.N1	23-MAY-2004 20:05:32	Twilight	48.500	58	21Alp And	2.0730	11000.	97	11662	No
379	GOM_NL__2PRFIN20040523_201001_000000472027_00085_11662_2740.N1	23-MAY-2004 20:10:01	Dark	47.000	140	88Gam Peg	2.8340	26000.	94	11662	No
380	GOM_NL__2PRFIN20040523_201214_000000702027_00085_11662_2741.N1	23-MAY-2004 20:12:14	Dark	69.500	90	54Alp Peg	2.4870	11000.	139	11662	No
381	GOM_NL__2PRFIN20040523_201851_000000482027_00085_11662_2742.N1	23-MAY-2004 20:18:51	Dark	48.000	52	16Bet Cet	2.0370	4500.0	96	11662	No
382	GOM_NL__2PRFIN20040523_202624_000000572027_00085_11662_2743.N1	23-MAY-2004 20:26:24	Dark	56.500	18	24Alp PsA	1.1660	9700.0	113	11662	No
383	GOM_NL__2PRFIN20040523_202826_000000432027_00085_11662_2744.N1	23-MAY-2004 20:28:26	Dark	43.000	9	Alp Eri	0.45300	24000.	86	11662	No
384	GOM_NL__2PRFIN20040523_203021_000000582027_00085_11662_2745.N1	23-MAY-2004 20:30:21	Dark	58.000	63	Bet Gru	2.1500	2800.0	116	11662	No
385	GOM_NL__2PRFIN20040523_203415_000000382027_00086_11663_2713.N1	23-MAY-2004 20:34:15	Dark	37.500	135	Bet Hyi	2.8200	5800.0	75	11663	No
386	GOM_NL__2PRFIN20040523_203724_000000442027_00086_11663_2714.N1	23-MAY-2004 20:37:24	Dark	43.500	45	Alp Pav	1.9400	26000.	87	11663	No
387	GOM_NL__2PRFIN20040523_204154_000000462027_00086_11663_2715.N1	23-MAY-2004 20:41:54	Straylight	46.000	43	Alp TrA	1.9100	4250.0	92	11663	No
388	GOM_NL__2PRFIN20040523_204402_000000382027_00086_11663_2716.N1	23-MAY-2004 20:44:02	Straylight	38.000	134	Bet TrA	2.8100	6600.0	76	11663	No
389	GOM_NL__2PRFIN20040523_204532_000000462027_00086_11663_2717.N1	23-MAY-2004 20:45:32	Straylight	46.000	4	Alp1Cen	-0.010000	5800.0	92	11663	No
390	GOM_NL__2PRFIN20040523_204723_000000522027_00086_11663_2718.N1	23-MAY-2004 20:47:23	Straylight	51.500	178	lot1Sco	3.0220	6550.0	103	11663	No
391	GOM_NL__2PRFIN20040523_204846_000000532027_00086_11663_2719.N1	23-MAY-2004 20:48:46	Straylight	52.500	25	35Lam Sco	1.6200	28000.	105	11663	No
392	GOM_NL__2PRFIN20040523_205041_000000422027_00086_11663_2720.N1	23-MAY-2004 20:50:41	Twilight	41.500	81	Eta Cen	2.3560	28000.	83	11663	No
393	GOM_NL__2PRFIN20040523_205337_000000602027_00086_11663_2721.N1	23-MAY-2004 20:53:37	Bright	59.500	16	21Alp Sco	1.0200	3000.0	119	11663	No
394	GOM_NL__2PRFIN20040523_205511_000000482027_00086_11663_2722.N1	23-MAY-2004 20:55:11	Bright	48.000	80	7Del Sco	2.3160	30000.	96	11663	No
395	GOM_NL__2PRFIN20040523_205654_000000522027_00086_11663_2723.N1	23-MAY-2004 20:56:54	Bright	52.000	86	35Eta Oph	2.4300	10200.	104	11663	No
396	GOM_NL__2PRFIN20040523_205929_000000392027_00086_11663_2724.N1	23-MAY-2004 20:59:29	Bright	38.500	104	27Bet Lib	2.6140	13100.	77	11663	No

397	GOM_NL__2PRFIN20040523_210113_000000452027_00086_11663_2725.N1	23-MAY-2004 21:01:13	Bright	45.000	120	1Del Oph	2.7340	3200.0	90	11663	No
398	GOM_NL__2PRFIN20040523_210417_000000412027_00086_11663_2726.N1	23-MAY-2004 21:04:17	Bright	40.500	102	24Alp Ser	2.6000	4250.0	81	11663	No
399	GOM_NL__2PRFIN20040523_210753_000000372027_00086_11663_2727.N1	23-MAY-2004 21:07:53	Bright	36.500	3	16Alp Boo	-0.050000	4250.0	73	11663	No
400	GOM_NL__2PRFIN20040523_211004_000000362027_00086_11663_2728.N1	23-MAY-2004 21:10:04	Bright	36.000	83		2.3780	11000.	72	11663	No
401	GOM_NL__2PRFIN20040523_211314_000000362027_00086_11663_2729.N1	23-MAY-2004 21:13:14	Bright	36.000	180	27Gam Boo	3.0400	8000.0	72	11663	No
402	GOM_NL__2PRFIN20040523_211624_000000352027_00086_11663_2730.N1	23-MAY-2004 21:16:24	Bright	35.000	39	85Eta UMa	1.8540	24000.	70	11663	No
403	GOM_NL__2PRFIN20040523_211807_000000352027_00086_11663_2731.N1	23-MAY-2004 21:18:07	Bright	34.500	55	79Zet UMa	2.0600	10200.	69	11663	No
404	GOM_NL__2PRFIN20040523_212116_000000412027_00086_11663_2732.N1	23-MAY-2004 21:21:16	Bright	41.000	119	14Eta Dra	2.7270	4700.0	82	11663	No
405	GOM_NL__2PRFIN20040523_212325_000000412027_00086_11663_2733.N1	23-MAY-2004 21:23:25	Bright	41.000	60	7Bet UMi	2.0810	3950.0	82	11663	No
406	GOM_NL__2PRFIN20040523_212801_000000372027_00086_11663_2734.N1	23-MAY-2004 21:28:01	Bright	37.000	49	1Alp UMi	1.9900	6300.0	74	11663	No
407	GOM_NL__2PRFIN20040523_213205_000000472027_00086_11663_2735.N1	23-MAY-2004 21:32:05	Bright	46.500	89	5Alp Cep	2.4510	8000.0	93	11663	No
408	GOM_NL__2PRFIN20040523_213611_000000382027_00086_11663_2736.N1	23-MAY-2004 21:36:11	Bright	38.000	76	27Gam Cas	2.3000	30000.	76	11663	No
409	GOM_NL__2PRFIN20040523_213722_000000412027_00086_11663_2737.N1	23-MAY-2004 21:37:22	Bright	40.500	68	18Alp Cas	2.2250	4500.0	81	11663	No
410	GOM_NL__2PRFIN20040523_214336_000000422027_00086_11663_2738.N1	23-MAY-2004 21:43:36	Bright	41.500	53	43Bet And	2.0480	3300.0	83	11663	No
411	GOM_NL__2PRFIN20040523_214608_000000512027_00086_11663_2739.N1	23-MAY-2004 21:46:08	Tw_i_and_stray	50.500	58	21Alp And	2.0730	11000.	101	11663	No
412	GOM_NL__2PRFIN20040523_215037_000000472027_00086_11663_2740.N1	23-MAY-2004 21:50:37	Dark	47.000	140	88Gam Peg	2.8340	26000.	94	11663	No
413	GOM_NL__2PRFIN20040523_215251_000000672027_00086_11663_2741.N1	23-MAY-2004 21:52:51	Dark	66.500	90	54Alp Peg	2.4870	11000.	133	11663	No
414	GOM_NL__2PRFIN20040523_215927_000000462027_00086_11663_2742.N1	23-MAY-2004 21:59:27	Dark	45.500	52	16Bet Cet	2.0370	4500.0	91	11663	No
415	GOM_NL__2PRFIN20040523_220701_000000562027_00086_11663_2743.N1	23-MAY-2004 22:07:01	Dark	55.500	18	24Alp PsA	1.1660	9700.0	111	11663	No
416	GOM_NL__2PRFIN20040523_220902_000000452027_00086_11663_2744.N1	23-MAY-2004 22:09:02	Dark	45.000	9	Alp Eri	0.45300	24000.	90	11663	No
417	GOM_NL__2PRFIN20040523_221057_000000602027_00086_11663_2745.N1	23-MAY-2004 22:10:57	Dark	60.000	63	Bet Gru	2.1500	2800.0	120	11663	No
418	GOM_NL__2PRFIN20040523_221451_000000392027_00087_11664_2713.N1	23-MAY-2004 22:14:51	Dark	39.000	135	Bet Hyi	2.8200	5800.0	78	11664	No
419	GOM_NL__2PRFIN20040523_221800_000000452027_00087_11664_2714.N1	23-MAY-2004 22:18:00	Dark	44.500	45	Alp Pav	1.9400	26000.	89	11664	No
420	GOM_NL__2PRFIN20040523_222230_000000422027_00087_11664_2715.N1	23-MAY-2004 22:22:30	Straylight	41.500	43	Alp TrA	1.9100	4250.0	83	11664	No
421	GOM_NL__2PRFIN20040523_222437_000000402027_00087_11664_2716.N1	23-MAY-2004 22:24:37	Straylight	39.500	134	Bet TrA	2.8100	6600.0	79	11664	No
422	GOM_NL__2PRFIN20040523_222607_000000462027_00087_11664_2717.N1	23-MAY-2004 22:26:07	Straylight	46.000	4	Alp1Cen	-0.010000	5800.0	92	11664	No
423	GOM_NL__2PRFIN20040523_222759_000000522027_00087_11664_2718.N1	23-MAY-2004 22:27:59	Straylight	51.500	178	lot1Sco	3.0220	6550.0	103	11664	No
424	GOM_NL__2PRFIN20040523_222921_000000522027_00087_11664_2719.N1	23-MAY-2004 22:29:21	Straylight	52.000	25	35Lam Sco	1.6200	28000.	104	11664	No
425	GOM_NL__2PRFIN20040523_223117_000000432027_00087_11664_2720.N1	23-MAY-2004 22:31:17	Tw_i_and_stray	43.000	81	Eta Cen	2.3560	28000.	86	11664	No
426	GOM_NL__2PRFIN20040523_223413_000000602027_00087_11664_2721.N1	23-MAY-2004 22:34:13	Bright	60.000	16	21Alp Sco	1.0200	3000.0	120	11664	No
427	GOM_NL__2PRFIN20040523_223547_000000442027_00087_11664_2722.N1	23-MAY-2004 22:35:47	Bright	43.500	80	7Del Sco	2.3160	30000.	87	11664	No
428	GOM_NL__2PRFIN20040523_223730_000000532027_00087_11664_2723.N1	23-MAY-2004 22:37:30	Bright	53.000	86	35Eta Oph	2.4300	10200.	106	11664	No
429	GOM_NL__2PRFIN20040523_224004_000000402027_00087_11664_2724.N1	23-MAY-2004 22:40:04	Bright	39.500	104	27Bet Lib	2.6140	13100.	79	11664	No
430	GOM_NL__2PRFIN20040523_224149_000000452027_00087_11664_2725.N1	23-MAY-2004 22:41:49	Bright	45.000	120	1Del Oph	2.7340	3200.0	90	11664	No
431	GOM_NL__2PRFIN20040523_224453_000000412027_00087_11664_2726.N1	23-MAY-2004 22:44:53	Bright	40.500	102	24Alp Ser	2.6000	4250.0	81	11664	No
432	GOM_NL__2PRFIN20040523_224829_000000372027_00087_11664_2727.N1	23-MAY-2004 22:48:29	Bright	36.500	3	16Alp Boo	-0.050000	4250.0	73	11664	No
433	GOM_NL__2PRFIN20040523_225039_000000382027_00087_11664_2728.N1	23-MAY-2004 22:50:39	Bright	38.000	83		2.3780	11000.	76	11664	No
434	GOM_NL__2PRFIN20040523_225349_000000382027_00087_11664_2729.N1	23-MAY-2004 22:53:49	Bright	38.000	180	27Gam Boo	3.0400	8000.0	76	11664	No
435	GOM_NL__2PRFIN20040523_225700_000000352027_00087_11664_2730.N1	23-MAY-2004 22:57:00	Bright	35.000	39	85Eta UMa	1.8540	24000.	70	11664	No
436	GOM_NL__2PRFIN20040523_225843_000000382027_00087_11664_2731.N1	23-MAY-2004 22:58:43	Bright	38.000	55	79Zet UMa	2.0600	10200.	76	11664	No
437	GOM_NL__2PRFIN20040523_230151_000000412027_00087_11664_2732.N1	23-MAY-2004 23:01:51	Bright	41.000	119	14Eta Dra	2.7270	4700.0	82	11664	No
438	GOM_NL__2PRFIN20040523_230401_000000382027_00087_11664_2733.N1	23-MAY-2004 23:04:01	Bright	38.000	60	7Bet UMi	2.0810	3950.0	76	11664	No
439	GOM_NL__2PRFIN20040523_230836_000000382027_00087_11664_2734.N1	23-MAY-2004 23:08:36	Bright	37.500	49	1Alp UMi	1.9900	6300.0	75	11664	No
440	GOM_NL__2PRFIN20040523_231240_000000472027_00087_11664_2735.N1	23-MAY-2004 23:12:40	Bright	47.000	89	5Alp Cep	2.4510	8000.0	94	11664	No
441	GOM_NL__2PRFIN20040523_231646_000000472027_00087_11664_2736.N1	23-MAY-2004 23:16:46	Bright	46.500	76	27Gam Cas	2.3000	30000.	93	11664	No
442	GOM_NL__2PRFIN20040523_231757_000000402027_00087_11664_2737.N1	23-MAY-2004 23:17:57	Bright	40.000	68	18Alp Cas	2.2250	4500.0	80	11664	No
443	GOM_NL__2PRFIN20040523_232412_000000402027_00087_11664_2738.N1	23-MAY-2004 23:24:12	Bright	39.500	53	43Bet And	2.0480	3300.0	79	11664	No
444	GOM_NL__2PRFIN20040523_232643_000000532027_00087_11664_2739.N1	23-MAY-2004 23:26:43	Tw_i_and_stray	53.000	58	21Alp And	2.0730	11000.	106	11664	No
445	GOM_NL__2PRFIN20040523_233113_000000502027_00087_11664_2740.N1	23-MAY-2004 23:31:13	Dark	49.500	140	88Gam Peg	2.8340	26000.	99	11664	No
446	GOM_NL__2PRFIN20040523_233328_000000662027_00087_11664_2741.N1	23-MAY-2004 23:33:28	Dark	66.000	90	54Alp Peg	2.4870	11000.	132	11664	No
447	GOM_NL__2PRFIN20040523_234003_000000492027_00087_11664_2742.N1	23-MAY-2004 23:40:03	Dark	49.000	52	16Bet Cet	2.0370	4500.0	98	11664	No
448	GOM_NL__2PRFIN20040523_234738_000000572027_00087_11664_2743.N1	23-MAY-2004 23:47:38	Dark	56.500	18	24Alp PsA	1.1660	9700.0	113	11664	No
449	GOM_NL__2PRFIN20040523_234938_000000502027_00087_11664_2744.N1	23-MAY-2004 23:49:38	Dark	50.000	9	Alp Eri	0.45300	24000.	100	11664	No
450	GOM_NL__2PRFIN20040523_235133_000000602027_00087_11664_2745.N1	23-MAY-2004 23:51:33	Dark	60.000	63	Bet Gru	2.1500	2800.0	120	11664	No
451	GOM_NL__2PRFIN20040523_235528_000000382027_00088_11665_2713.N1	23-MAY-2004 23:55:28	Dark	37.500	135	Bet Hyi	2.8200	5800.0	75	11665	No
452	GOM_NL__2PRFIN20040523_235836_000000462027_00088_11665_2714.N1	23-MAY-2004 23:58:36	Dark	46.000	45	Alp Pav	1.9400	26000.	92	11665	No

3. Quality information per product

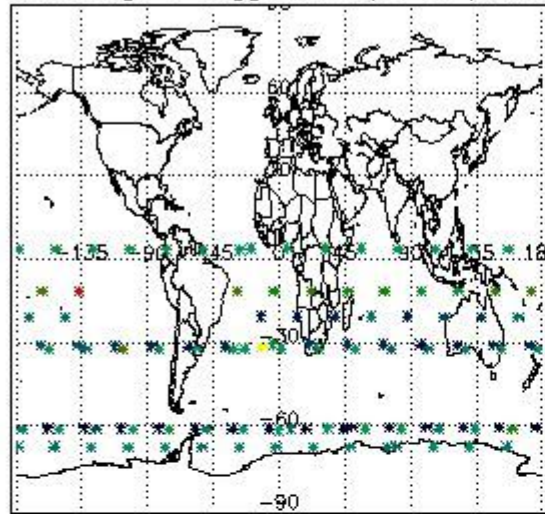
In this section it is plotted some information contained in the Quality Summary data set of the level 2 products. Only products in dark limb conditions and without errors (error flag in the MPH set to "0") are used.

3.1 Plot quality information per product (time dependant)

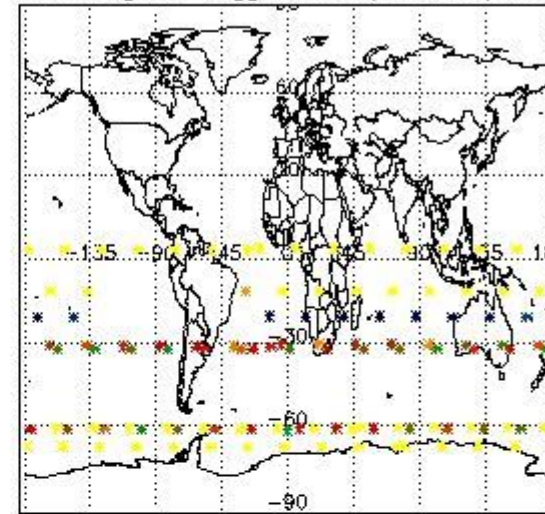


3.2 Plot quality information per product (world map)

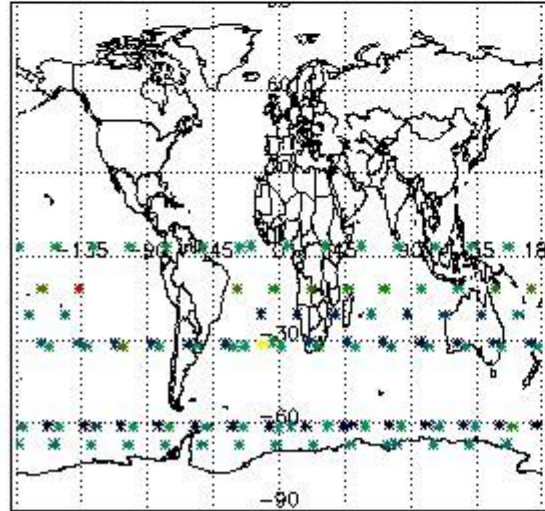
Percentage of flagged data per O3 profile



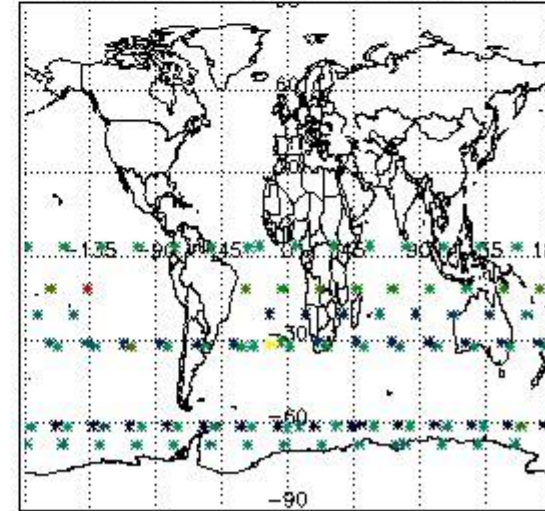
Percentage of flagged data per H2O profile



Percentage of flagged data per NO2 profile



Percentage of flagged data per NO3 profile

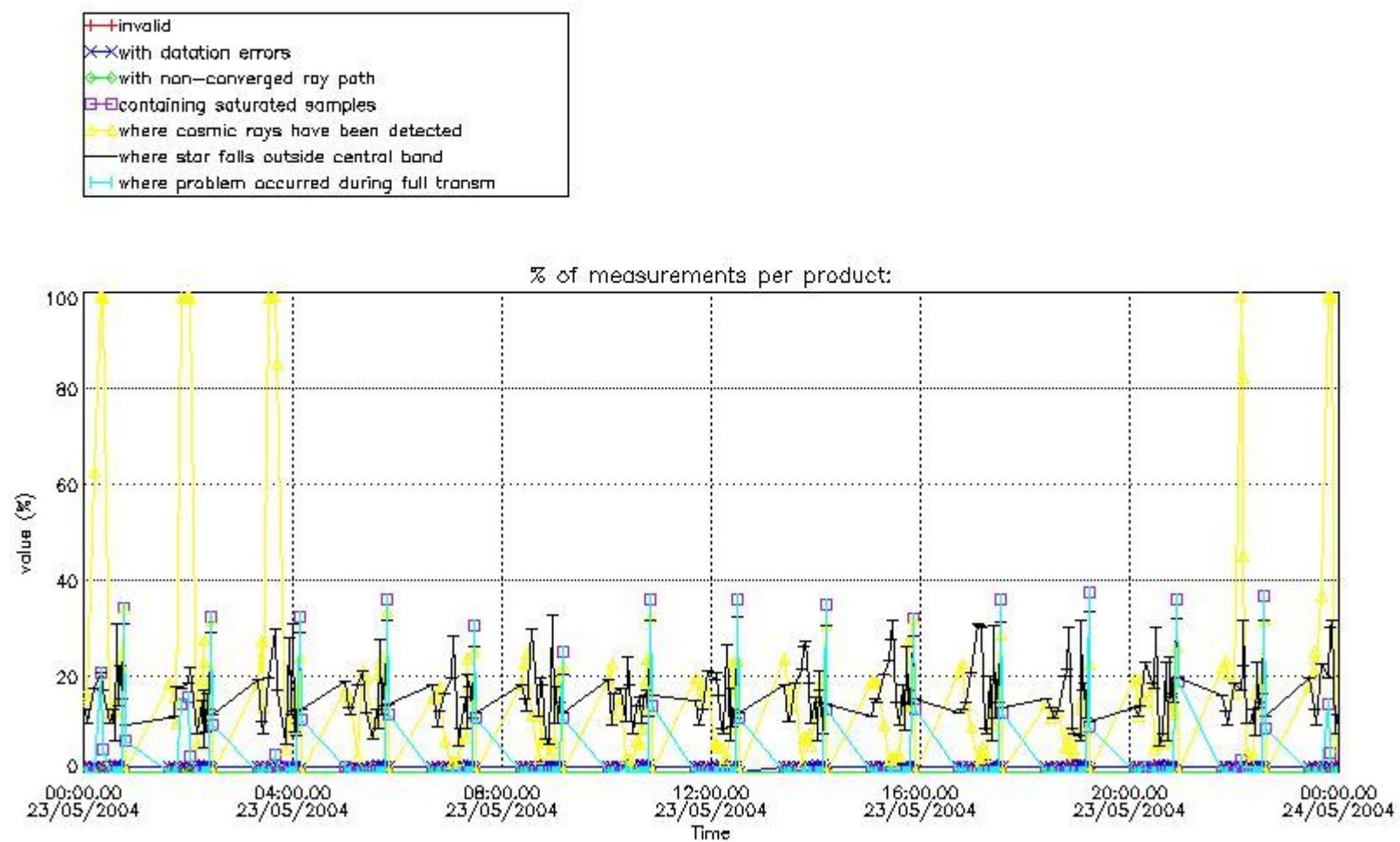


4. Level 1 quality information per product

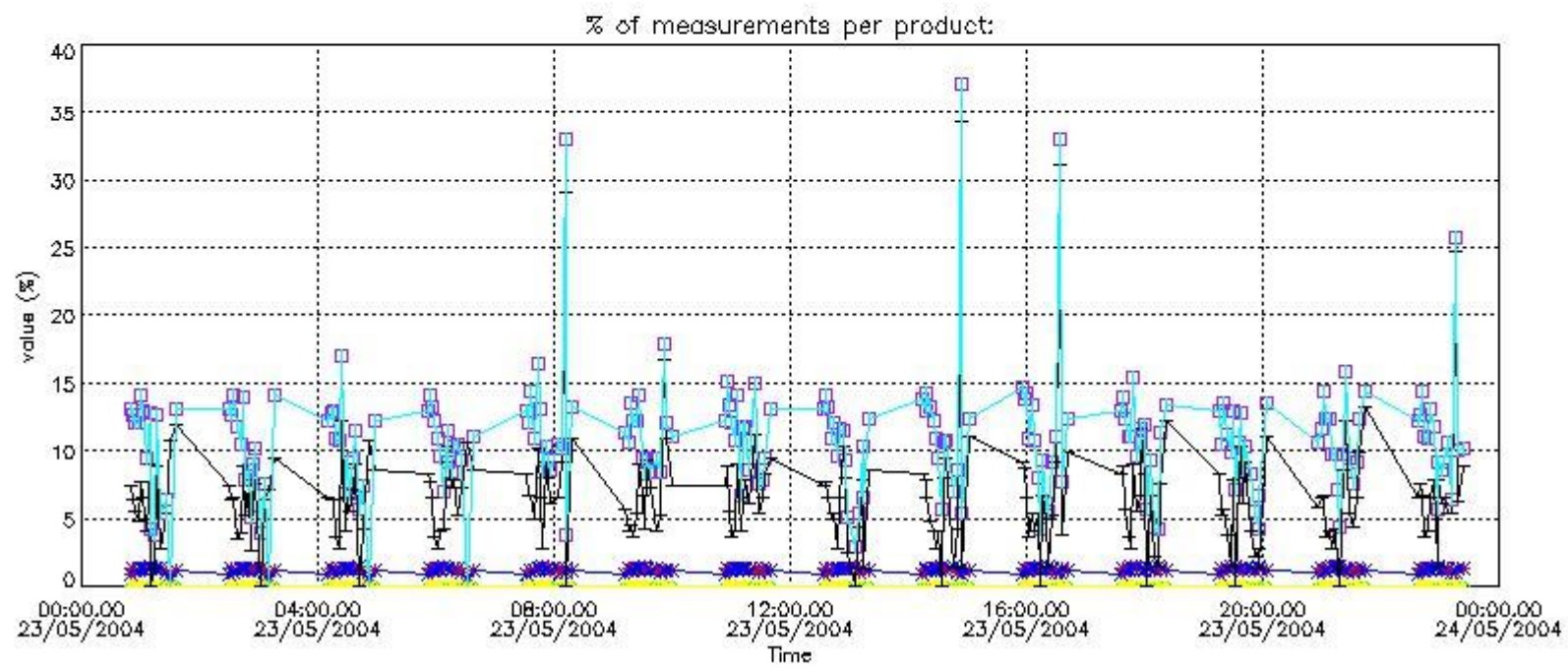
In this section it is plotted some information contained in the Quality Summary data set of the level 2 products that comes from the level 1b processing. Products without errors (error flag in the MPH set to "0") are used.

4.1 Plot quality information per product (time dependant) coming from level 1b processing

4.1.1 Plot level 1 quality information per product (time dependant): ENVISAT ASCENDING passes

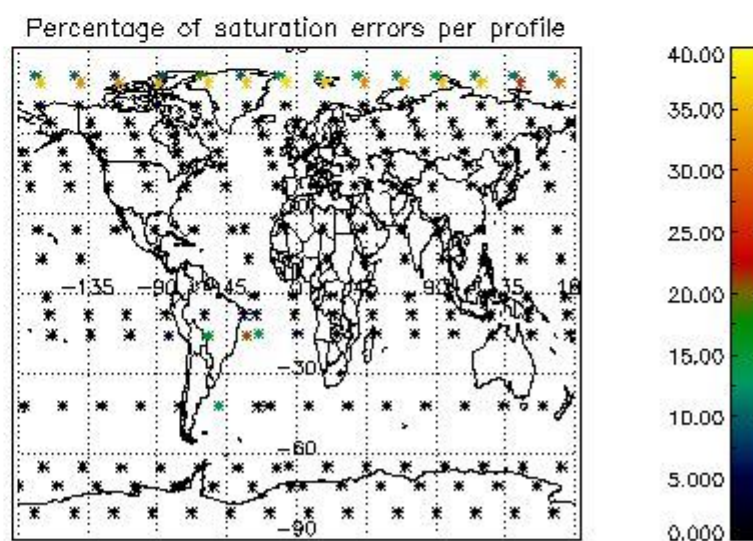
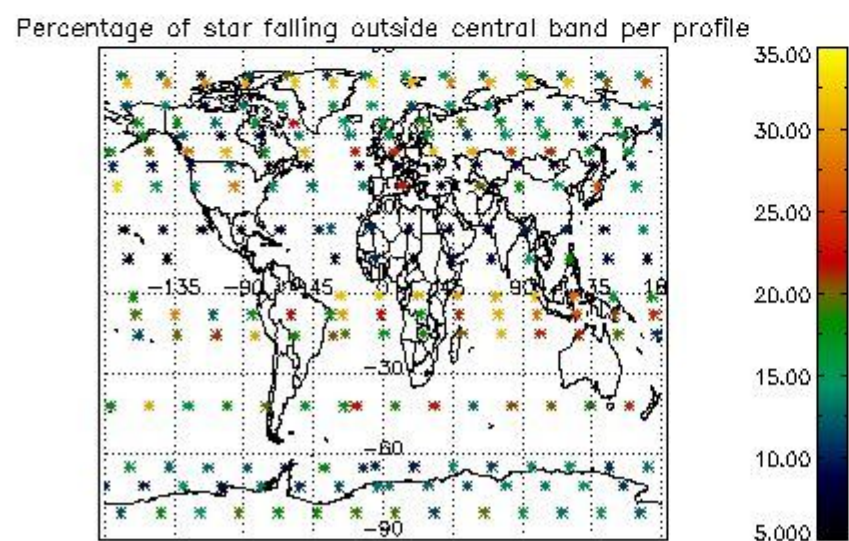
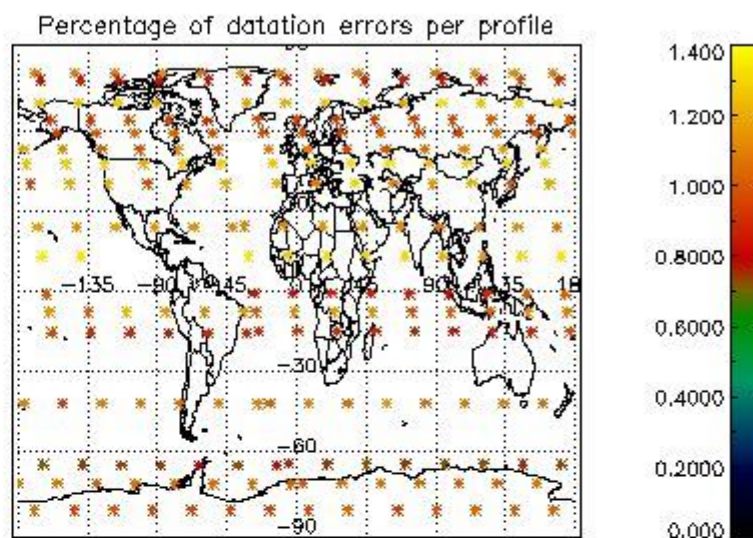
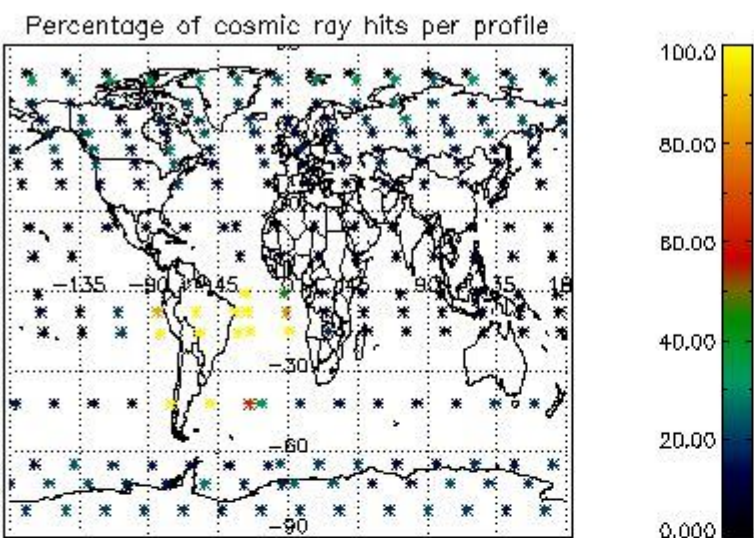


4.1.2 Plot level 1 quality information per product (time dependant): ENVI SAT DESCENDING passes

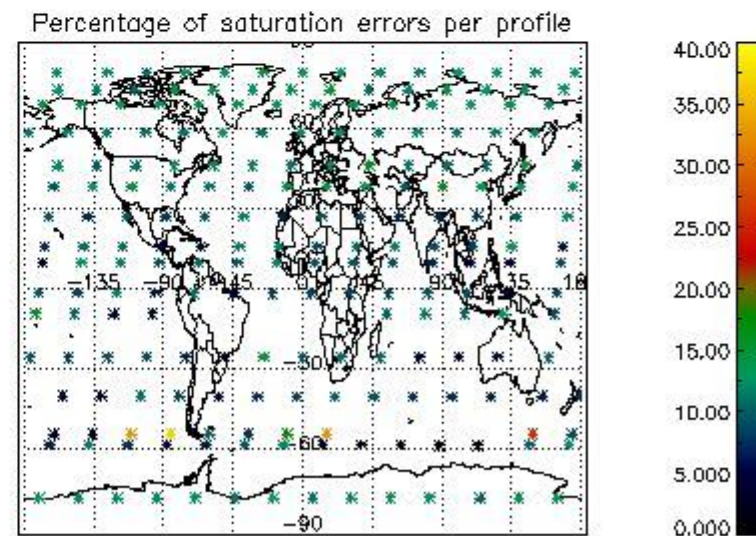
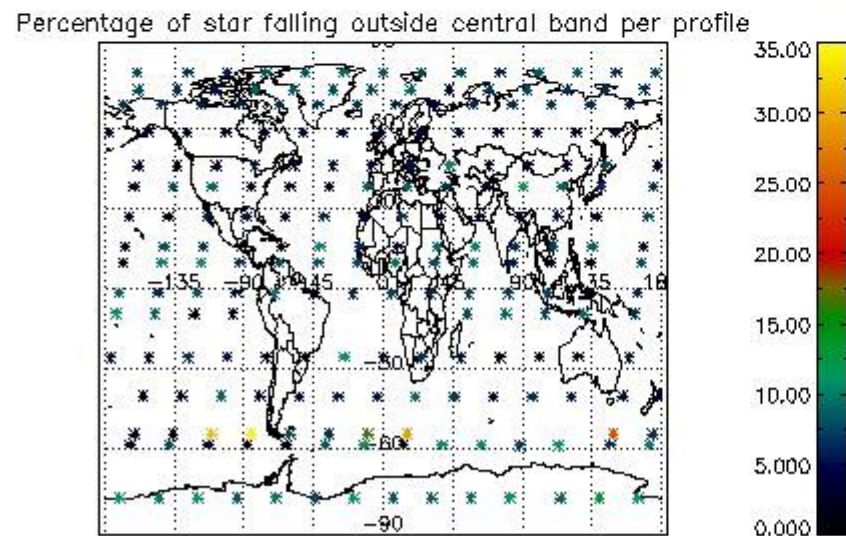
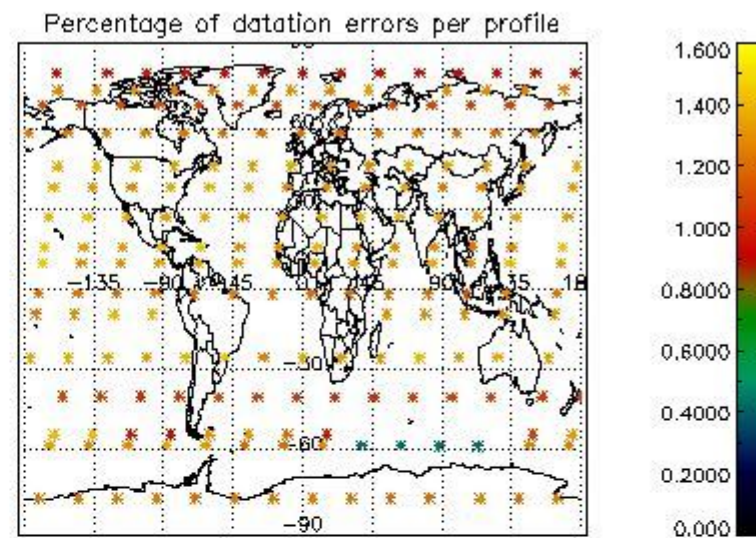
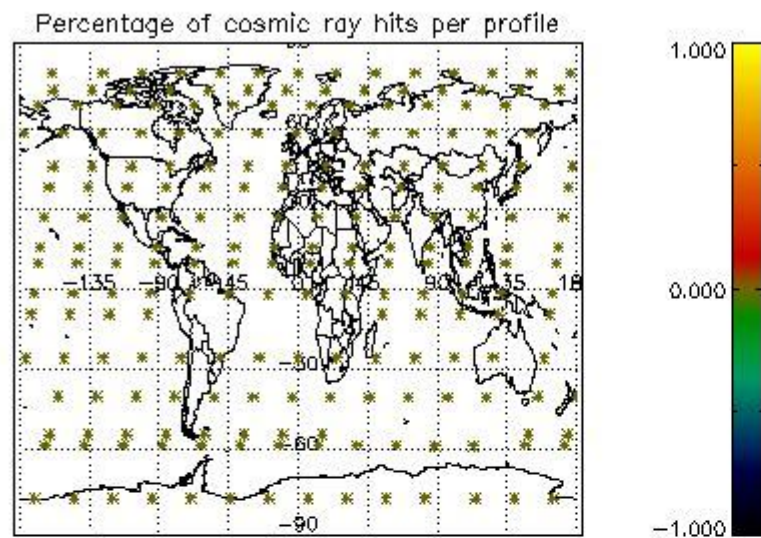


4.2 Plot quality information per product coming from level 1b processing (world map)

4.2.1 Plot level 1 quality information per product (world map): ENVISAT ASCENDING passes



4.2.2 Plot level 1 quality information per product (world map): ENVISAT DESCENDING passes



5. Trace gas profiles

5.1 Ozone statistics based on quality of products

The final quality of the products can be "measured" using the STD (Standard Deviation) attached to every point profile. This information is written to the parameter GOM_NL__2P/NL_LOCAL_SPECIES_DENSITY/o3_std of the level 2 products. The table below shows the statistics for given STD ranges.

The statistics are given with respect to the overall valid production:

- Products without fatal errors: GOM_NL__2P/MPH/PRODUCT_ERR=0
- Valid point profile: GOM_NL__2P/NL_LOCAL_SPECIES_DENSITY/pcd(0)=0

The 'Criteria' is applied to valid points of dark limb products:

- Products in dark limb illumination condition: GOM_NL__2P/NL_SUMMARY_QUALITY/obs_ill_cond=0
- Products without fatal errors: GOM_NL__2P/MPH/PRODUCT_ERR=0
- Valid point profile: GOM_NL__2P/NL_LOCAL_SPECIES_DENSITY/pcd(0)=0

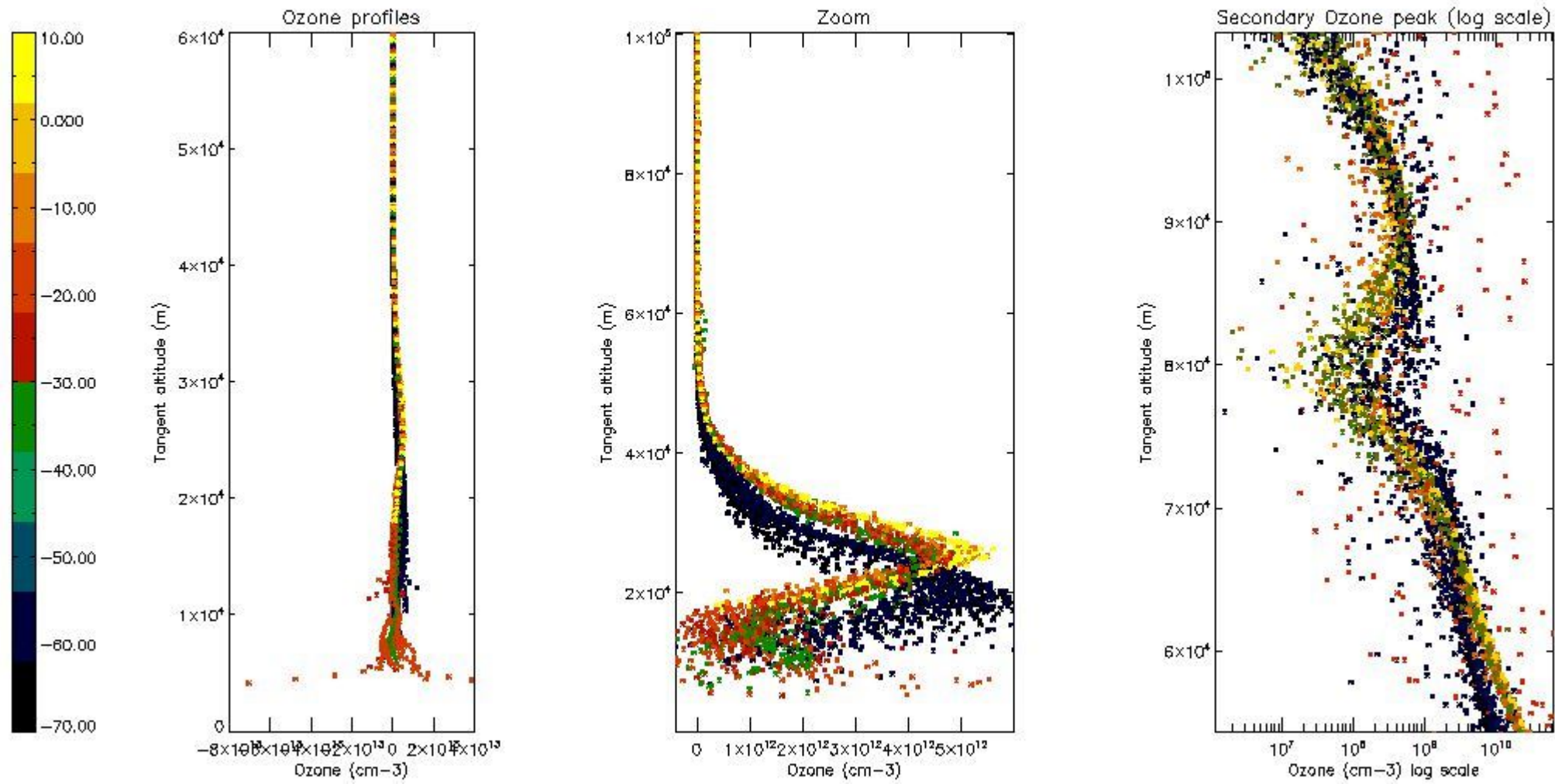
So, the table below shows the percentage of dark limb and valid observations for each criteria with respect to the overall valid daily observations.

Criteria	% of total production
All STD	28
STD < 20	16

STD < 10	13
STD < 5	10

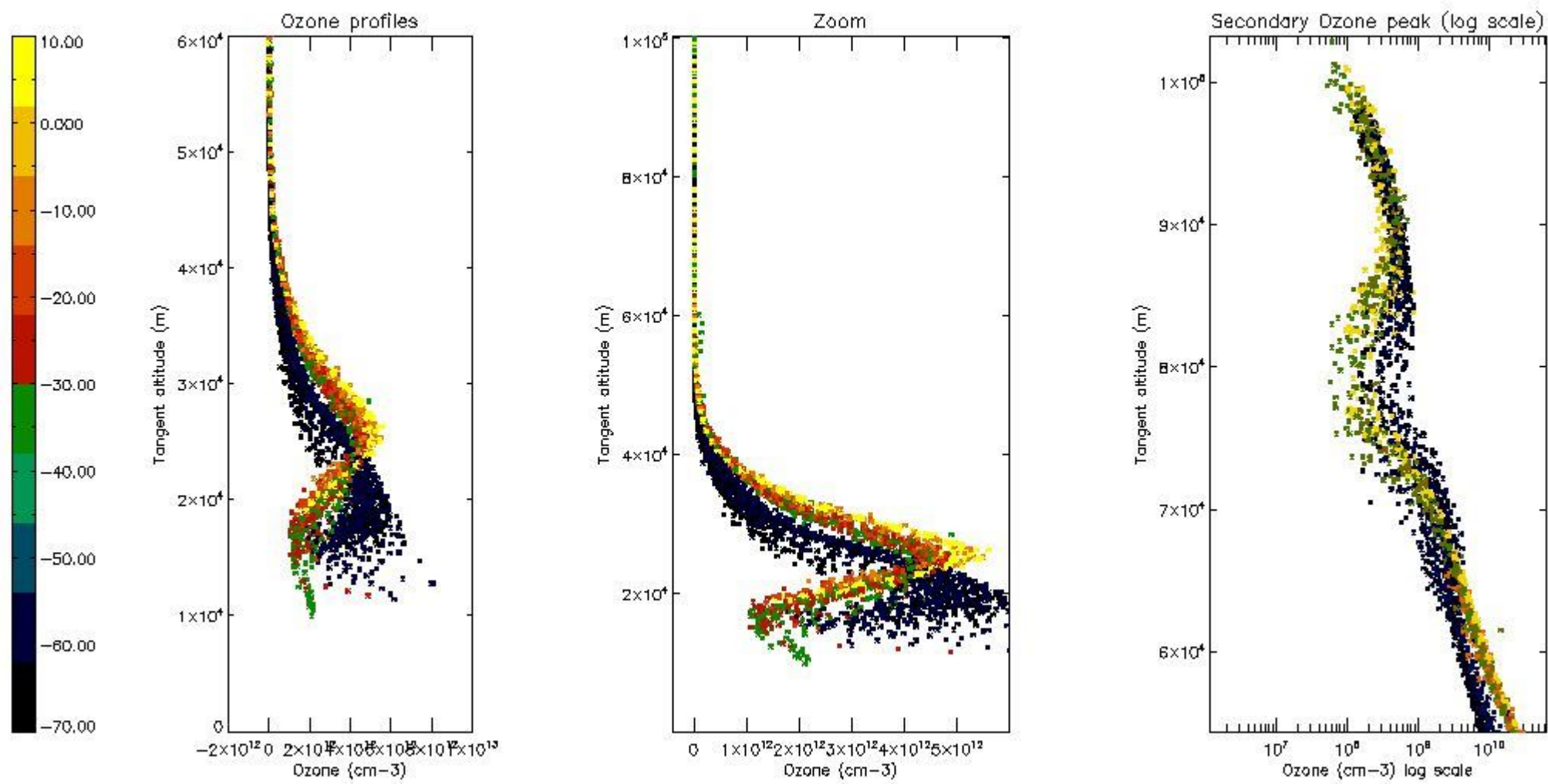
5.2 Plot ozone profiles for all STD (dark without errors)

The colorbar represents the latitude.



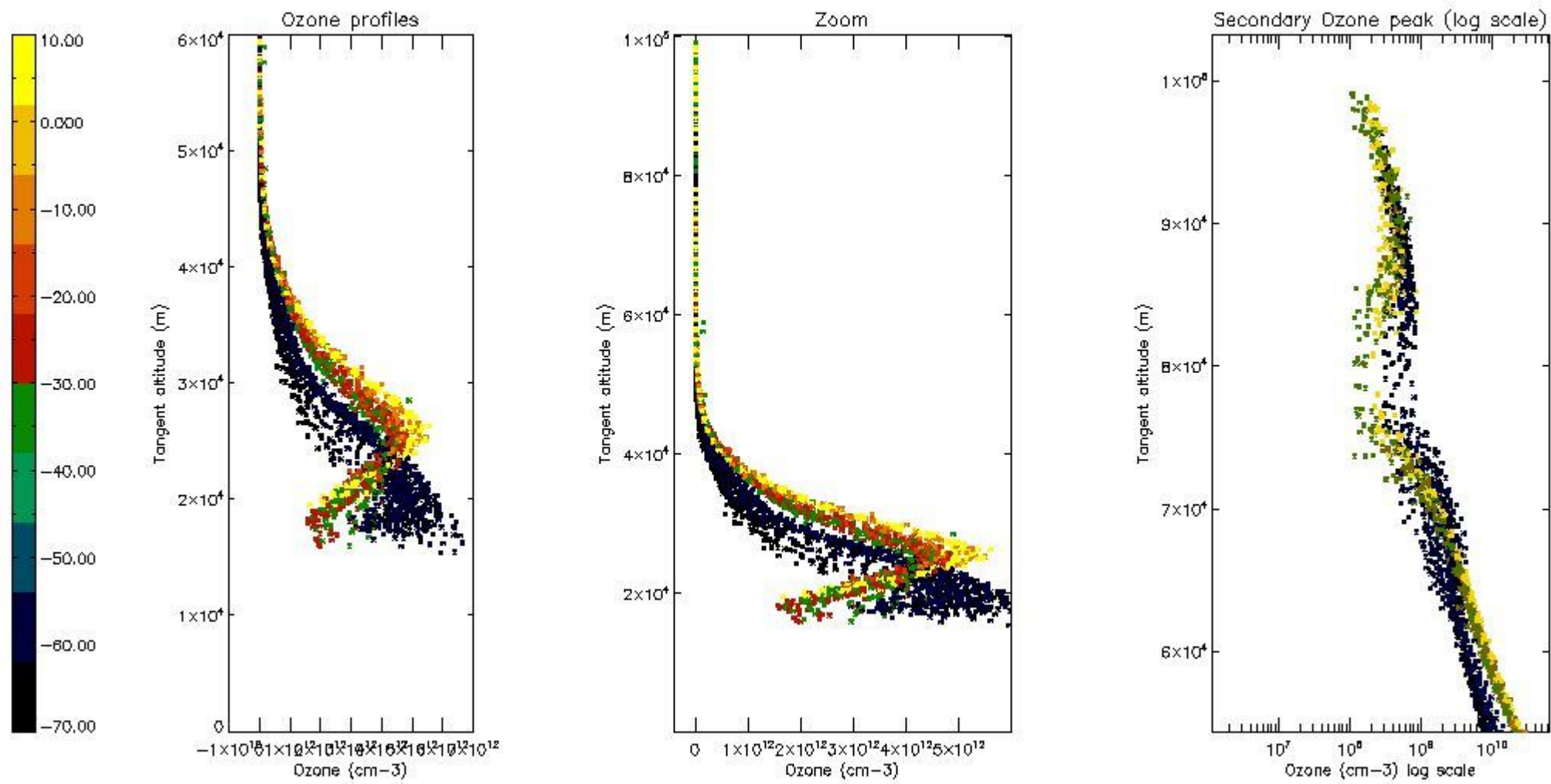
5.3 Plot ozone profiles where STD < 20% (dark without errors)

The colorbar represents the latitude.



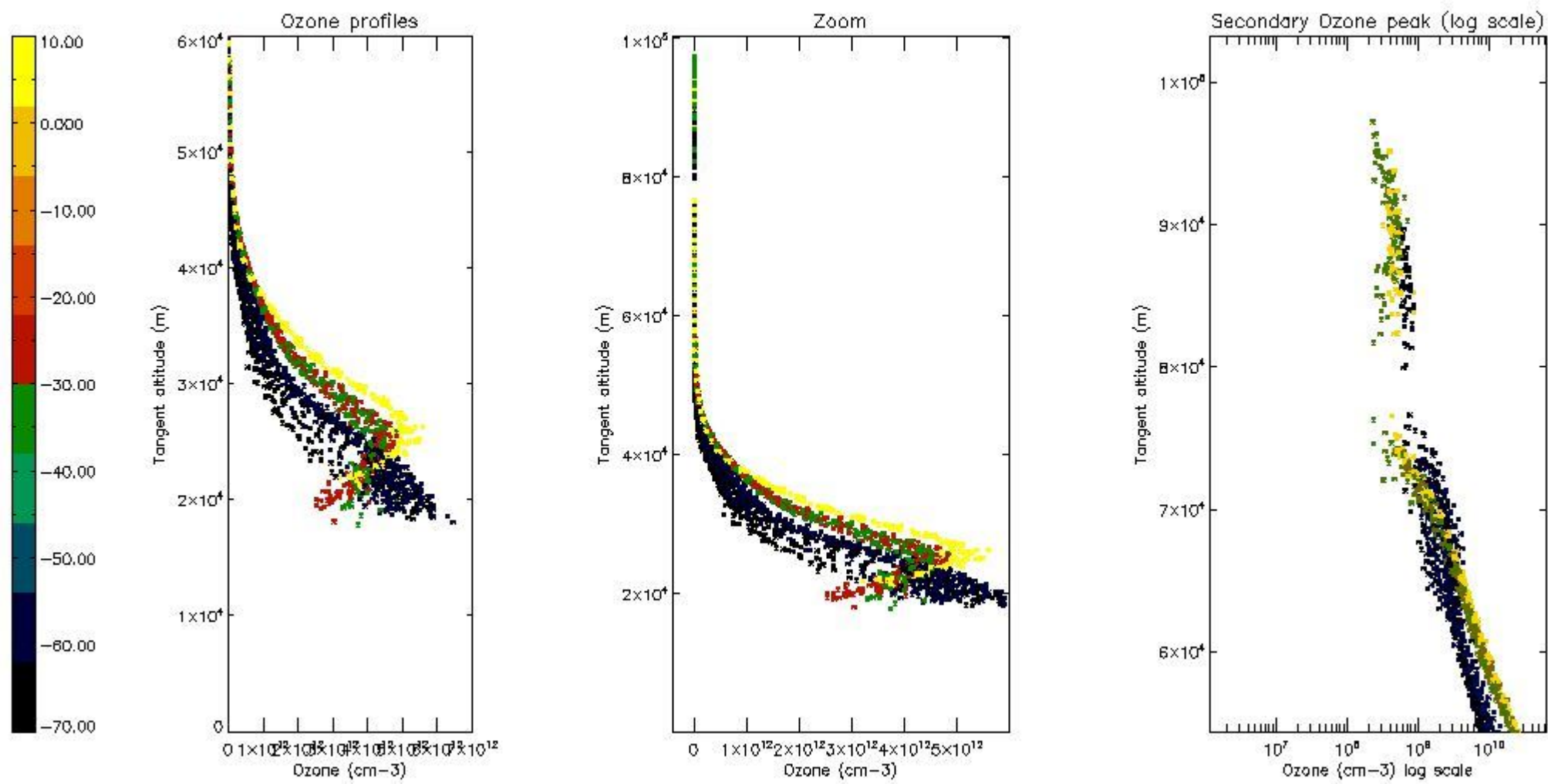
5.4 Plot ozone profiles where $STD < 10\%$ (dark without errors)

The colorbar represents the latitude.



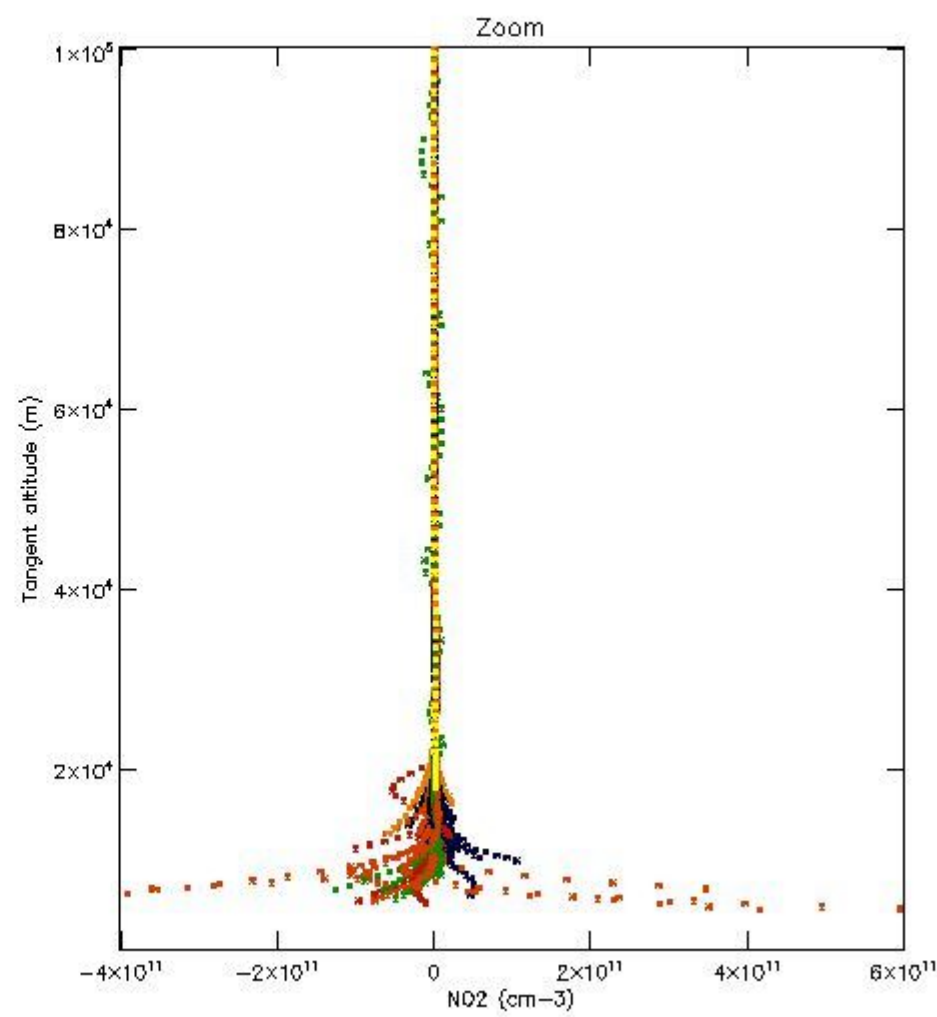
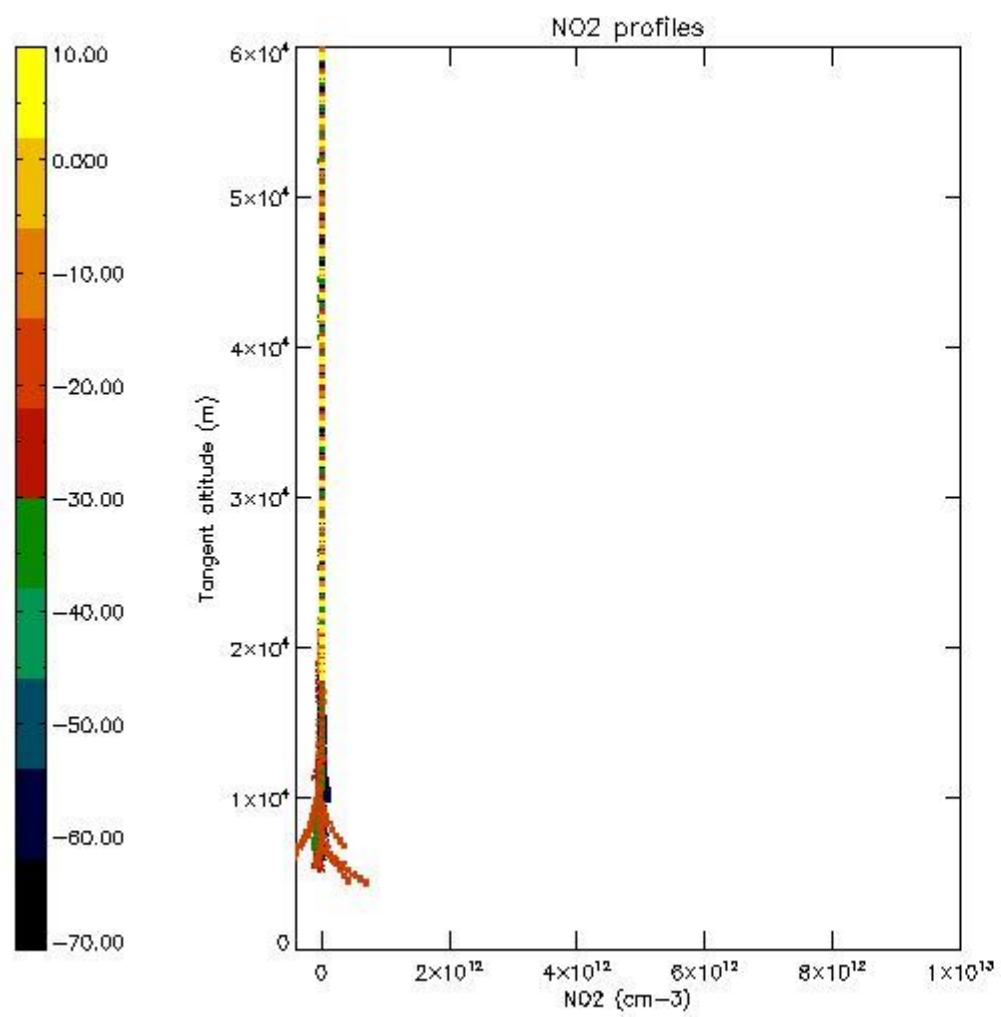
5.5 Plot ozone profiles where STD < 5% (dark without errors)

The colorbar represents the latitude.



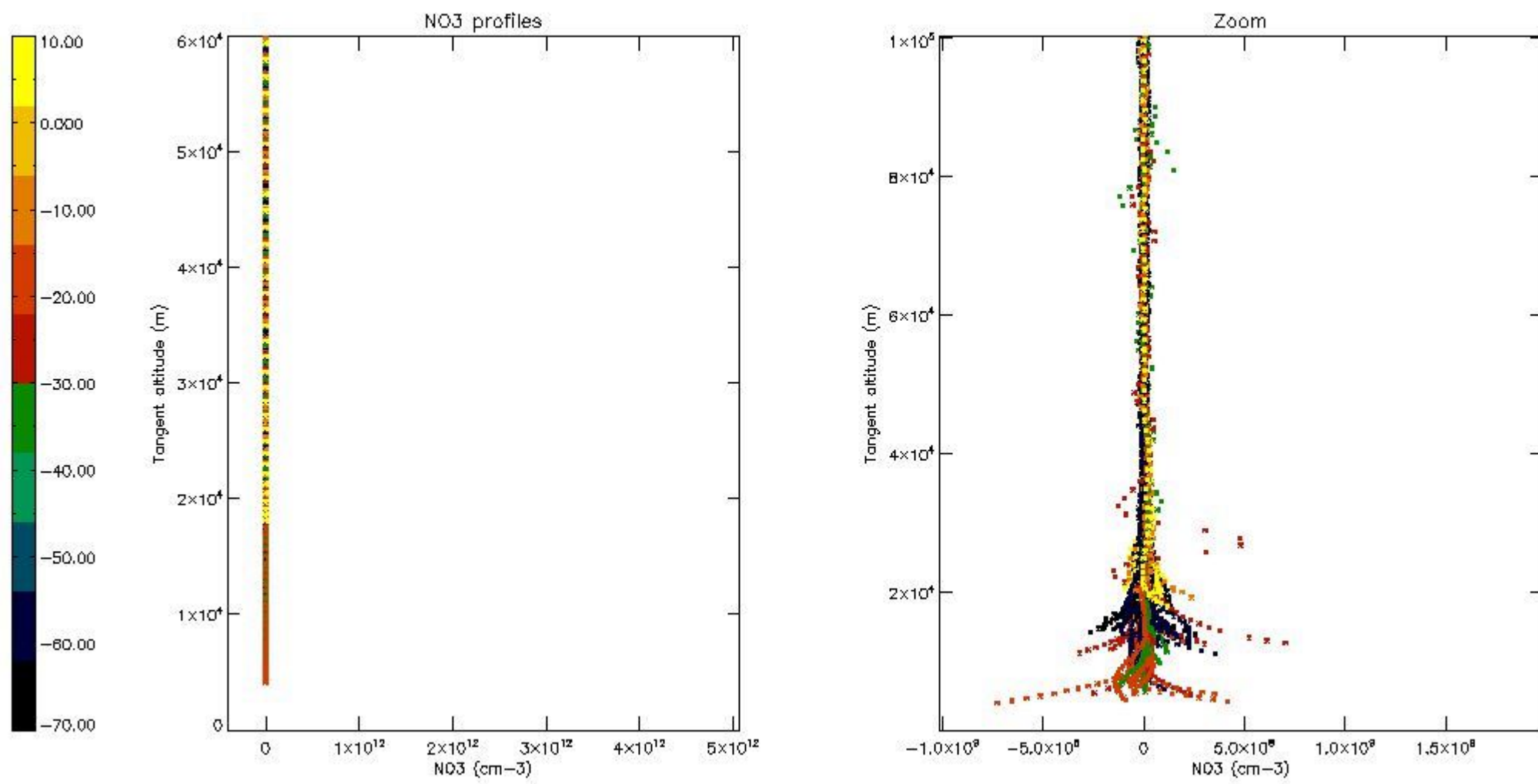
5.6 Plot NO₂ profiles for all STD (dark without errors)

The colorbar represents the latitude.



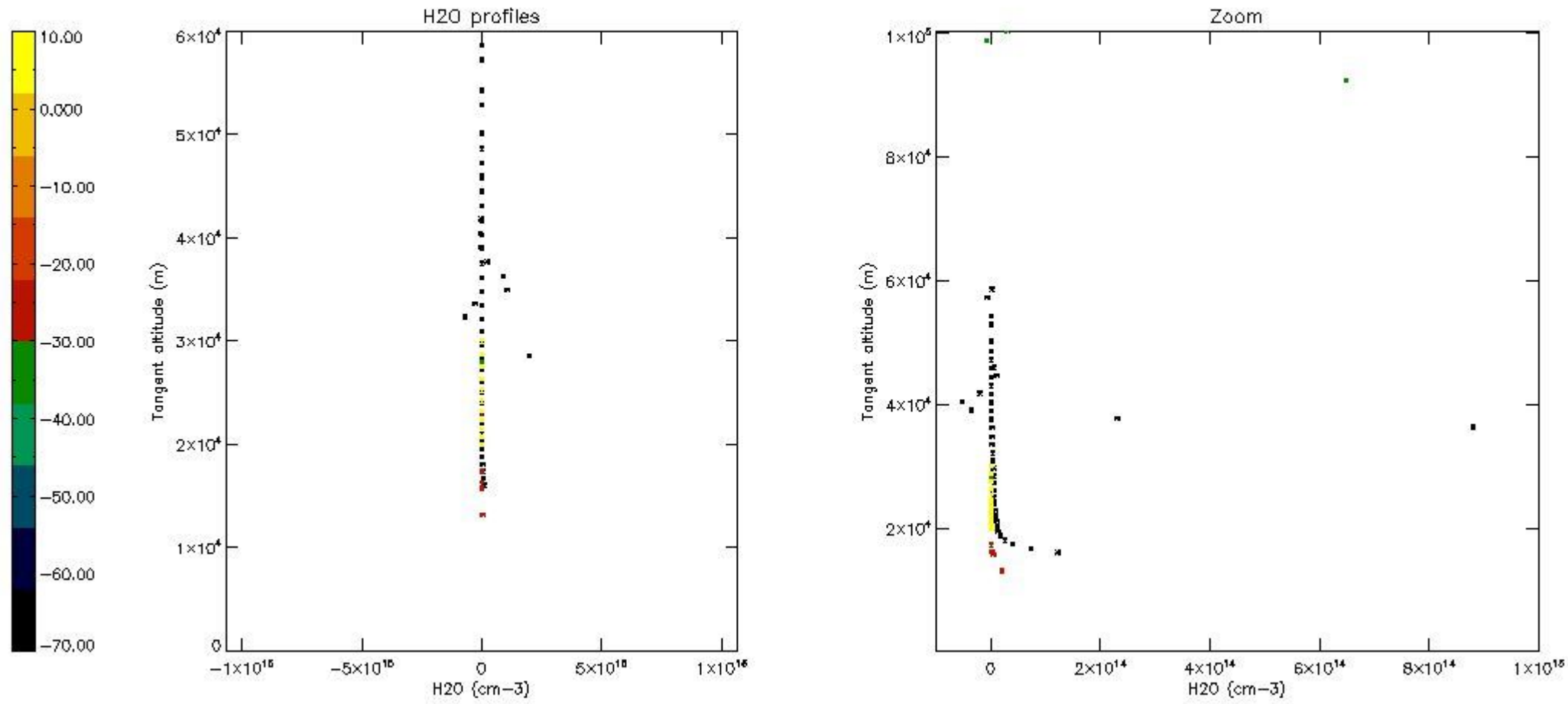
5.7 Plot NO3 profiles for all STD (dark without errors)

The colorbar represents the latitude.



5.8 Plot H2O profiles for all STD (only for occultations of stars 1,2,3,4,13,14,16,26,63 dark without errors)

The colorbar represents the latitude.



6. Auxiliary Data Files used for the production reported in section 2

The number reported in the third column indicates since which file (see list in section 2) the corresponding auxiliary file has been used. The fourth column is the date of those product files.

Type	Auxiliary Filename	Used since product	Used since product date
INST_PHYS_CHARACTERISTICS	GOM_INS_AXVIEC20091111_143220_20030716_120000_20500101_000000	1	23-MAY-2004 00:02:44
LEVEL-2_PROC_CONFIG	GOM_PR2_AXVIEC20091111_152718_20020301_000000_20500101_000000	1	23-MAY-2004 00:02:44
CROSS_SECTIONS_FILE	GOM_CRS_AXVIEC20091111_154832_20020301_000000_20500101_000000	1	23-MAY-2004 00:02:44

GOMOS Level 2 Daily Report

SUMMARY

[1. General Info](#)

[2. Summary of processed GOM_NL_2P products](#)

[3. Level 2 Quality information per product](#)

[3.1 Plot of level 2 quality information per product \(time dependant\)](#)

[3.2 Plot of level 2 quality information per product \(world map\)](#)

[4. Level 1 Quality information per product \(stored on level 2 products\)](#)

[4.1 Plot of level 1 quality information per product \(time dependant\)](#)

[4.1.1 Plot of level 1 quality information per product \(time dependant\): ASCENDING](#)

[4.1.2 Plot of level 1 quality information per product \(time dependant\): DESCENDING](#)

[4.2 Plot of level 1 quality information per product \(world map\)](#)

[4.2.1 Plot of level 1 quality information per product \(world map\): ASCENDING](#)

[4.2.2 Plot of level 1 quality information per product \(world map\): DESCENDING](#)

[5. Ozone profiles based on quality statistics and other trace gas profiles](#)

[5.1 Ozone statistics based on quality of products](#)

[5.2 Plot ozone profiles for all STD \(dark without errors\)](#)

[5.3 Plot ozone profiles where STD < 20% \(dark without errors\)](#)

[5.4. Plot ozone profiles where STD < 10% \(dark without errors\)](#)

[5.5. Plot ozone profiles where STD < 5% \(dark without errors\)](#)

[5.6 Plot NO2 profiles for all STD \(dark without errors\)](#)

[5.7 Plot NO3 profiles for all STD \(dark without errors\)](#)

[5.8 Plot H2O profiles \(only for occultations of stars 1,2,3,4,13,14,16,26,63 dark without errors\) for all STD](#)

[6. Auxiliary Data Files used for the production reported in section 2](#)

This report presents the daily analysis on parameters extracted from GOMOS level 2 data (GOM_NL__2P). It is intended to monitor some important parameters that will impact the quality of these products. A list of level 2 products (and content) that have arrived during the reporting day to the PCF is also given.

Item	Value
Time of report generation	19APR2013 02:38:59
Data source version	GOMOS/6.01
Start time of products	23-05-2004 (23MAY2004 00:00:00)
Stop time of products	24-05-2004 (24MAY2004 00:00:00)
Store outputs in DB	Yes
Nb of level 2 prods	452
Nb of prods with errors	0

2. Summary of processed GOM_NL__2P products.

Nr	Filename	UTC Start time	Limb	Duration	Star Id	Star Name	Star Mag	Star Temp	Nb Meas	Orbit	Prod. error
1	GOM_NL__2PRFIN20040523_000244_000000492027_00073_11650_2708.N1	23-MAY-2004 00:02:44	Dark	49.000	140	88Gam Peg	2.8340	26000.	98	11650	No
2	GOM_NL__2PRFIN20040523_000454_000000642027_00073_11650_2709.N1	23-MAY-2004 00:04:54	Dark	64.000	90	54Alp Peg	2.4870	11000.	128	11650	No
3	GOM_NL__2PRFIN20040523_001133_000000462027_00073_11650_2710.N1	23-MAY-2004 00:11:33	Dark	45.500	52	16Bet Cet	2.0370	4500.0	91	11650	No
4	GOM_NL__2PRFIN20040523_001900_000000582027_00073_11650_2711.N1	23-MAY-2004 00:19:00	Dark	58.000	18	24Alp PsA	1.1660	9700.0	116	11650	No
5	GOM_NL__2PRFIN20040523_002113_000000442027_00073_11650_2712.N1	23-MAY-2004 00:21:13	Dark	43.500	9	Alp Eri	0.45300	24000.	87	11650	No
6	GOM_NL__2PRFIN20040523_003004_000000452027_00074_11651_2712.N1	23-MAY-2004 00:30:04	Dark	45.000	45	Alp Pav	1.9400	26000.	90	11651	No
7	GOM_NL__2PRFIN20040523_003438_000000432027_00074_11651_2713.N1	23-MAY-2004 00:34:38	Straylight	42.500	43	Alp TrA	1.9100	4250.0	85	11651	No
8	GOM_NL__2PRFIN20040523_003647_000000392027_00074_11651_2714.N1	23-MAY-2004 00:36:47	Straylight	39.000	134	Bet TrA	2.8100	6600.0	78	11651	No
9	GOM_NL__2PRFIN20040523_003818_000000522027_00074_11651_2715.N1	23-MAY-2004 00:38:18	Straylight	52.000	4	Alp1Cen	-0.010000	5800.0	104	11651	No
10	GOM_NL__2PRFIN20040523_004005_000000512027_00074_11651_2716.N1	23-MAY-2004 00:40:05	Straylight	51.000	178	lot1Sco	3.0220	6550.0	102	11651	No
11	GOM_NL__2PRFIN20040523_004128_000000562027_00074_11651_2717.N1	23-MAY-2004 00:41:28	Straylight	56.000	25	35Lam Sco	1.6200	28000.	112	11651	No
12	GOM_NL__2PRFIN20040523_004326_000000432027_00074_11651_2718.N1	23-MAY-2004 00:43:26	Twilight_stray	43.000	81	Eta Cen	2.3560	28000.	86	11651	No
13	GOM_NL__2PRFIN20040523_004622_000000602027_00074_11651_2719.N1	23-MAY-2004 00:46:22	Bright	60.000	16	21Alp Sco	1.0200	3000.0	120	11651	No
14	GOM_NL__2PRFIN20040523_004754_000000462027_00074_11651_2720.N1	23-MAY-2004 00:47:54	Bright	46.000	80	7Del Sco	2.3160	30000.	92	11651	No
15	GOM_NL__2PRFIN20040523_004942_000000542027_00074_11651_2721.N1	23-MAY-2004 00:49:42	Bright	53.500	86	35Eta Oph	2.4300	10200.	107	11651	No
16	GOM_NL__2PRFIN20040523_005216_000000402027_00074_11651_2722.N1	23-MAY-2004 00:52:16	Bright	39.500	104	27Bet Lib	2.6140	13100.	79	11651	No
17	GOM_NL__2PRFIN20040523_005402_000000462027_00074_11651_2723.N1	23-MAY-2004 00:54:02	Bright	45.500	120	1Del Oph	2.7340	3200.0	91	11651	No
18	GOM_NL__2PRFIN20040523_005707_000000422027_00074_11651_2724.N1	23-MAY-2004 00:57:07	Bright	41.500	102	24Alp Ser	2.6000	4250.0	83	11651	No
19	GOM_NL__2PRFIN20040523_010039_000000392027_00074_11651_2725.N1	23-MAY-2004 01:00:39	Bright	39.000	3	16Alp Boo	-0.050000	4250.0	78	11651	No
20	GOM_NL__2PRFIN20040523_010253_000000392027_00074_11651_2726.N1	23-MAY-2004 01:02:53	Bright	38.500	83		2.3780	11000.	77	11651	No
21	GOM_NL__2PRFIN20040523_010602_000000372027_00074_11651_2727.N1	23-MAY-2004 01:06:02	Bright	37.000	180	27Gam Boo	3.0400	8000.0	74	11651	No
22	GOM_NL__2PRFIN20040523_010911_000000392027_00074_11651_2728.N1	23-MAY-2004 01:09:11	Bright	39.000	39	85Eta UMa	1.8540	24000.	78	11651	No
23	GOM_NL__2PRFIN20040523_011053_000000362027_00074_11651_2729.N1	23-MAY-2004 01:10:53	Bright	35.500	55	79Zet UMa	2.0600	10200.	71	11651	No
24	GOM_NL__2PRFIN20040523_011408_000000392027_00074_11651_2730.N1	23-MAY-2004 01:14:08	Bright	39.000	119	14Eta Dra	2.7270	4700.0	78	11651	No
25	GOM_NL__2PRFIN20040523_011615_000000402027_00074_11651_2731.N1	23-MAY-2004 01:16:15	Bright	39.500	60	7Bet UMi	2.0810	3950.0	79	11651	No
26	GOM_NL__2PRFIN20040523_012048_000000372027_00074_11651_2732.N1	23-MAY-2004 01:20:48	Bright	37.000	49	1Alp UMi	1.9900	6300.0	74	11651	No
27	GOM_NL__2PRFIN20040523_012500_000000472027_00074_11651_2733.N1	23-MAY-2004 01:25:00	Bright	46.500	89	5Alp Cep	2.4510	8000.0	93	11651	No
28	GOM_NL__2PRFIN20040523_013014_000001162027_00074_11651_2734.N1	23-MAY-2004 01:30:14	Bright	116.00	66	37Gam Cyg	2.2080	5900.0	232	11651	No
29	GOM_NL__2PRFIN20040523_013622_000000422027_00074_11651_2735.N1	23-MAY-2004 01:36:22	Bright	42.000	53	43Bet And	2.0480	3300.0	84	11651	No
30	GOM_NL__2PRFIN20040523_013854_000000492027_00074_11651_2736.N1	23-MAY-2004 01:38:54	Twilight_stray	48.500	58	21Alp And	2.0730	11000.	97	11651	No
31	GOM_NL__2PRFIN20040523_014321_000000482027_00074_11651_2737.N1	23-MAY-2004 01:43:21	Dark	47.500	140	88Gam Peg	2.8340	26000.	95	11651	No
32	GOM_NL__2PRFIN20040523_014532_000000702027_00074_11651_2738.N1	23-MAY-2004 01:45:32	Dark	69.500	90	54Alp Peg	2.4870	11000.	139	11651	No
33	GOM_NL__2PRFIN20040523_015209_000000462027_00074_11651_2739.N1	23-MAY-2004 01:52:09	Dark	46.000	52	16Bet Cet	2.0370	4500.0	92	11651	No
34	GOM_NL__2PRFIN20040523_015936_000000572027_00074_11651_2740.N1	23-MAY-2004 01:59:36	Dark	57.000	18	24Alp PsA	1.1660	9700.0	114	11651	No
35	GOM_NL__2PRFIN20040523_020149_000000462027_00074_11651_2741.N1	23-MAY-2004 02:01:49	Dark	45.500	9	Alp Eri	0.45300	24000.	91	11651	No
36	GOM_NL__2PRFIN20040523_021040_000000442027_00075_11652_2712.N1	23-MAY-2004 02:10:40	Dark	44.000	45	Alp Pav	1.9400	26000.	88	11652	No
37	GOM_NL__2PRFIN20040523_021514_000000442027_00075_11652_2713.N1	23-MAY-2004 02:15:14	Straylight	44.000	43	Alp TrA	1.9100	4250.0	88	11652	No
38	GOM_NL__2PRFIN20040523_021722_000000392027_00075_11652_2714.N1	23-MAY-2004 02:17:22	Straylight	39.000	134	Bet TrA	2.8100	6600.0	78	11652	No
39	GOM_NL__2PRFIN20040523_021854_000000442027_00075_11652_2715.N1	23-MAY-2004 02:18:54	Straylight	43.500	4	Alp1Cen	-0.010000	5800.0	87	11652	No
40	GOM_NL__2PRFIN20040523_022041_000000492027_00075_11652_2716.N1	23-MAY-2004 02:20:41	Straylight	48.500	178	lot1Sco	3.0220	6550.0	97	11652	No
41	GOM_NL__2PRFIN20040523_022205_000000532027_00075_11652_2717.N1	23-MAY-2004 02:22:05	Straylight	52.500	25	35Lam Sco	1.6200	28000.	105	11652	No
42	GOM_NL__2PRFIN20040523_022402_000000422027_00075_11652_2718.N1	23-MAY-2004 02:24:02	Twilight_stray	42.000	81	Eta Cen	2.3560	28000.	84	11652	No

43	GOM_NL__2PRFIN20040523_022657_000000602027_00075_11652_2719.N1	23-MAY-2004 02:26:57	Bright	60.000	16	21Alp Sco	1.0200	3000.0	120	11652	No
44	GOM_NL__2PRFIN20040523_022832_000000462027_00075_11652_2720.N1	23-MAY-2004 02:28:32	Bright	46.000	80	7Del Sco	2.3160	30000.	92	11652	No
45	GOM_NL__2PRFIN20040523_023018_000000542027_00075_11652_2721.N1	23-MAY-2004 02:30:18	Bright	53.500	86	35Eta Oph	2.4300	10200.	107	11652	No
46	GOM_NL__2PRFIN20040523_023252_000000402027_00075_11652_2722.N1	23-MAY-2004 02:32:52	Bright	39.500	104	27Bet Lib	2.6140	13100.	79	11652	No
47	GOM_NL__2PRFIN20040523_023438_000000462027_00075_11652_2723.N1	23-MAY-2004 02:34:38	Bright	46.000	120	1Del Oph	2.7340	3200.0	92	11652	No
48	GOM_NL__2PRFIN20040523_023742_000000432027_00075_11652_2724.N1	23-MAY-2004 02:37:42	Bright	42.500	102	24Alp Ser	2.6000	4250.0	85	11652	No
49	GOM_NL__2PRFIN20040523_024115_000000382027_00075_11652_2725.N1	23-MAY-2004 02:41:15	Bright	38.000	3	16Alp Boo	-0.050000	4250.0	76	11652	No
50	GOM_NL__2PRFIN20040523_024328_000000402027_00075_11652_2726.N1	23-MAY-2004 02:43:28	Bright	39.500	83		2.3780	11000.	79	11652	No
51	GOM_NL__2PRFIN20040523_024637_000000382027_00075_11652_2727.N1	23-MAY-2004 02:46:37	Bright	38.000	180	27Gam Boo	3.0400	8000.0	76	11652	No
52	GOM_NL__2PRFIN20040523_024945_000000412027_00075_11652_2728.N1	23-MAY-2004 02:49:45	Bright	40.500	39	85Eta UMa	1.8540	24000.	81	11652	No
53	GOM_NL__2PRFIN20040523_025127_000000392027_00075_11652_2729.N1	23-MAY-2004 02:51:27	Bright	39.000	55	79Zet UMa	2.0600	10200.	78	11652	No
54	GOM_NL__2PRFIN20040523_025442_000000452027_00075_11652_2730.N1	23-MAY-2004 02:54:42	Bright	44.500	119	14Eta Dra	2.7270	4700.0	89	11652	No
55	GOM_NL__2PRFIN20040523_025650_000000402027_00075_11652_2731.N1	23-MAY-2004 02:56:50	Bright	39.500	60	7Bet UMi	2.0810	3950.0	79	11652	No
56	GOM_NL__2PRFIN20040523_030122_000000382027_00075_11652_2732.N1	23-MAY-2004 03:01:22	Bright	38.000	49	1Alp UMi	1.9900	6300.0	76	11652	No
57	GOM_NL__2PRFIN20040523_030536_000000472027_00075_11652_2733.N1	23-MAY-2004 03:05:36	Bright	46.500	89	5Alp Cep	2.4510	8000.0	93	11652	No
58	GOM_NL__2PRFIN20040523_031048_000001132027_00075_11652_2734.N1	23-MAY-2004 03:10:48	Bright	112.50	66	37Gam Cyg	2.2080	5900.0	225	11652	No
59	GOM_NL__2PRFIN20040523_031658_000000432027_00075_11652_2735.N1	23-MAY-2004 03:16:58	Bright	42.500	53	43Bet And	2.0480	3300.0	85	11652	No
60	GOM_NL__2PRFIN20040523_031931_000000522027_00075_11652_2736.N1	23-MAY-2004 03:19:31	Twilight	51.500	58	21Alp And	2.0730	11000.	103	11652	No
61	GOM_NL__2PRFIN20040523_032357_000000482027_00075_11652_2737.N1	23-MAY-2004 03:23:57	Dark	47.500	140	88Gam Peg	2.8340	26000.	95	11652	No
62	GOM_NL__2PRFIN20040523_032608_000000632027_00075_11652_2738.N1	23-MAY-2004 03:26:08	Dark	62.500	90	54Alp Peg	2.4870	11000.	125	11652	No
63	GOM_NL__2PRFIN20040523_033245_000000482027_00075_11652_2739.N1	23-MAY-2004 03:32:45	Dark	48.000	52	16Bet Cet	2.0370	4500.0	96	11652	No
64	GOM_NL__2PRFIN20040523_034014_000000662027_00075_11652_2740.N1	23-MAY-2004 03:40:14	Dark	65.500	18	24Alp PsA	1.1660	9700.0	131	11652	No
65	GOM_NL__2PRFIN20040523_034225_000000442027_00075_11652_2741.N1	23-MAY-2004 03:42:25	Dark	43.500	9	Alp Eri	0.45300	24000.	87	11652	No
66	GOM_NL__2PRFIN20040523_035117_000000442027_00076_11653_2713.N1	23-MAY-2004 03:51:17	Dark	43.500	45	Alp Pav	1.9400	26000.	87	11653	No
67	GOM_NL__2PRFIN20040523_035551_000000522027_00076_11653_2714.N1	23-MAY-2004 03:55:51	Straylight	51.500	43	Alp TrA	1.9100	4250.0	103	11653	No
68	GOM_NL__2PRFIN20040523_035759_000000422027_00076_11653_2715.N1	23-MAY-2004 03:57:59	Straylight	41.500	134	Bet TrA	2.8100	6600.0	83	11653	No
69	GOM_NL__2PRFIN20040523_035930_000000522027_00076_11653_2716.N1	23-MAY-2004 03:59:30	Straylight	51.500	4	Alp1Cen	-0.010000	5800.0	103	11653	No
70	GOM_NL__2PRFIN20040523_040118_000000492027_00076_11653_2717.N1	23-MAY-2004 04:01:18	Straylight	48.500	178	lot1Sco	3.0220	6550.0	97	11653	No
71	GOM_NL__2PRFIN20040523_040241_000000512027_00076_11653_2718.N1	23-MAY-2004 04:02:41	Straylight	51.000	25	35Lam Sco	1.6200	28000.	102	11653	No
72	GOM_NL__2PRFIN20040523_040439_000000402027_00076_11653_2719.N1	23-MAY-2004 04:04:39	Twilight	39.500	81	Eta Cen	2.3560	28000.	79	11653	No
73	GOM_NL__2PRFIN20040523_040734_000000592027_00076_11653_2720.N1	23-MAY-2004 04:07:34	Bright	58.500	16	21Alp Sco	1.0200	3000.0	117	11653	No
74	GOM_NL__2PRFIN20040523_040908_000000462027_00076_11653_2721.N1	23-MAY-2004 04:09:08	Bright	46.000	80	7Del Sco	2.3160	30000.	92	11653	No
75	GOM_NL__2PRFIN20040523_041054_000000532027_00076_11653_2722.N1	23-MAY-2004 04:10:54	Bright	53.000	86	35Eta Oph	2.4300	10200.	106	11653	No
76	GOM_NL__2PRFIN20040523_041328_000000392027_00076_11653_2723.N1	23-MAY-2004 04:13:28	Bright	39.000	104	27Bet Lib	2.6140	13100.	78	11653	No
77	GOM_NL__2PRFIN20040523_041513_000000472027_00076_11653_2724.N1	23-MAY-2004 04:15:13	Bright	46.500	120	1Del Oph	2.7340	3200.0	93	11653	No
78	GOM_NL__2PRFIN20040523_041818_000000422027_00076_11653_2725.N1	23-MAY-2004 04:18:18	Bright	41.500	102	24Alp Ser	2.6000	4250.0	83	11653	No
79	GOM_NL__2PRFIN20040523_042152_000000372027_00076_11653_2726.N1	23-MAY-2004 04:21:52	Bright	37.000	3	16Alp Boo	-0.050000	4250.0	74	11653	No
80	GOM_NL__2PRFIN20040523_042404_000000412027_00076_11653_2727.N1	23-MAY-2004 04:24:04	Bright	41.000	83		2.3780	11000.	82	11653	No
81	GOM_NL__2PRFIN20040523_042714_000000372027_00076_11653_2728.N1	23-MAY-2004 04:27:14	Bright	36.500	180	27Gam Boo	3.0400	8000.0	73	11653	No
82	GOM_NL__2PRFIN20040523_043023_000000392027_00076_11653_2729.N1	23-MAY-2004 04:30:23	Bright	38.500	39	85Eta UMa	1.8540	24000.	77	11653	No
83	GOM_NL__2PRFIN20040523_043206_000000372027_00076_11653_2730.N1	23-MAY-2004 04:32:06	Bright	36.500	55	79Zet UMa	2.0600	10200.	73	11653	No
84	GOM_NL__2PRFIN20040523_043520_000000422027_00076_11653_2731.N1	23-MAY-2004 04:35:20	Bright	42.000	119	14Eta Dra	2.7270	4700.0	84	11653	No
85	GOM_NL__2PRFIN20040523_043727_000000392027_00076_11653_2732.N1	23-MAY-2004 04:37:27	Bright	39.000	60	7Bet UMi	2.0810	3950.0	78	11653	No
86	GOM_NL__2PRFIN20040523_044201_000000362027_00076_11653_2733.N1	23-MAY-2004 04:42:01	Bright	35.500	49	1Alp UMi	1.9900	6300.0	71	11653	No
87	GOM_NL__2PRFIN20040523_044611_000000472027_00076_11653_2734.N1	23-MAY-2004 04:46:11	Bright	47.000	89	5Alp Cep	2.4510	8000.0	94	11653	No
88	GOM_NL__2PRFIN20040523_045123_000001172027_00076_11653_2735.N1	23-MAY-2004 04:51:23	Bright	116.50	66	37Gam Cyg	2.2080	5900.0	233	11653	No
89	GOM_NL__2PRFIN20040523_045735_000000412027_00076_11653_2736.N1	23-MAY-2004 04:57:35	Bright	41.000	53	43Bet And	2.0480	3300.0	82	11653	No
90	GOM_NL__2PRFIN20040523_050006_000000532027_00076_11653_2737.N1	23-MAY-2004 05:00:06	Twilight	53.000	58	21Alp And	2.0730	11000.	106	11653	No
91	GOM_NL__2PRFIN20040523_050434_000000482027_00076_11653_2738.N1	23-MAY-2004 05:04:34	Dark	48.000	140	88Gam Peg	2.8340	26000.	96	11653	No
92	GOM_NL__2PRFIN20040523_050644_000000672027_00076_11653_2739.N1	23-MAY-2004 05:06:44	Dark	67.000	90	54Alp Peg	2.4870	11000.	134	11653	No
93	GOM_NL__2PRFIN20040523_051322_000000472027_00076_11653_2740.N1	23-MAY-2004 05:13:22	Dark	46.500	52	16Bet Cet	2.0370	4500.0	93	11653	No
94	GOM_NL__2PRFIN20040523_052051_000000572027_00076_11653_2741.N1	23-MAY-2004 05:20:51	Dark	57.000	18	24Alp PsA	1.1660	9700.0	114	11653	No
95	GOM_NL__2PRFIN20040523_052301_000000412027_00076_11653_2742.N1	23-MAY-2004 05:23:01	Dark	40.500	9	Alp Eri	0.45300	24000.	81	11653	No
96	GOM_NL__2PRFIN20040523_053153_000000432027_00077_11654_2713.N1	23-MAY-2004 05:31:53	Dark	43.000	45	Alp Pav	1.9400	26000.	86	11654	No
97	GOM_NL__2PRFIN20040523_053628_000000422027_00077_11654_2714.N1	23-MAY-2004 05:36:28	Straylight	41.500	43	Alp TrA	1.9100	4250.0	83	11654	No
98	GOM_NL__2PRFIN20040523_053836_000000392027_00077_11654_2715.N1	23-MAY-2004 05:38:36	Straylight	39.000	134	Bet TrA	2.8100	6600.0	78	11654	No
99	GOM_NL__2PRFIN20040523_054007_000000492027_00077_11654_2716.N1	23-MAY-2004 05:40:07	Straylight	49.000	4	Alp1Cen	-0.010000	5800.0	98	11654	No
100	GOM_NL__2PRFIN20040523_054155_000000502027_00077_11654_2717.N1	23-MAY-2004 05:41:55	Straylight	50.000	178	lot1Sco	3.0220	6550.0	100	11654	No
101	GOM_NL__2PRFIN20040523_054317_000000542027_00077_11654_2718.N1	23-MAY-2004 05:43:17	Straylight	54.000	25	35Lam Sco	1.6200	28000.	108	11654	No

102	GOM_NL__2PRFIN20040523_054516_000000402027_00077_11654_2719.N1	23-MAY-2004 05:45:16	Twilight	40.000	81	Eta Cen	2.3560	28000.	80	11654	No
103	GOM_NL__2PRFIN20040523_054811_000000602027_00077_11654_2720.N1	23-MAY-2004 05:48:11	Bright	60.000	16	21Alp Sco	1.0200	3000.0	120	11654	No
104	GOM_NL__2PRFIN20040523_054946_000000462027_00077_11654_2721.N1	23-MAY-2004 05:49:46	Bright	45.500	80	7Del Sco	2.3160	30000.	91	11654	No
105	GOM_NL__2PRFIN20040523_055130_000000542027_00077_11654_2722.N1	23-MAY-2004 05:51:30	Bright	54.000	86	35Eta Oph	2.4300	10200.	108	11654	No
106	GOM_NL__2PRFIN20040523_055405_000000392027_00077_11654_2723.N1	23-MAY-2004 05:54:05	Bright	39.000	104	27Bet Lib	2.6140	13100.	78	11654	No
107	GOM_NL__2PRFIN20040523_055550_000000462027_00077_11654_2724.N1	23-MAY-2004 05:55:50	Bright	45.500	120	1Del Oph	2.7340	3200.0	91	11654	No
108	GOM_NL__2PRFIN20040523_055855_000000412027_00077_11654_2725.N1	23-MAY-2004 05:58:55	Bright	41.000	102	24Alp Ser	2.6000	4250.0	82	11654	No
109	GOM_NL__2PRFIN20040523_060228_000000372027_00077_11654_2726.N1	23-MAY-2004 06:02:28	Bright	36.500	3	16Alp Boo	-0.050000	4250.0	73	11654	No
110	GOM_NL__2PRFIN20040523_060441_000000372027_00077_11654_2727.N1	23-MAY-2004 06:04:41	Bright	36.500	83		2.3780	11000.	73	11654	No
111	GOM_NL__2PRFIN20040523_060751_000000362027_00077_11654_2728.N1	23-MAY-2004 06:07:51	Bright	36.000	180	27Gam Boo	3.0400	8000.0	72	11654	No
112	GOM_NL__2PRFIN20040523_061100_000000392027_00077_11654_2729.N1	23-MAY-2004 06:11:00	Bright	39.000	39	85Eta UMa	1.8540	24000.	78	11654	No
113	GOM_NL__2PRFIN20040523_061242_000000382027_00077_11654_2730.N1	23-MAY-2004 06:12:42	Bright	38.000	55	79Zet UMa	2.0600	10200.	76	11654	No
114	GOM_NL__2PRFIN20040523_061556_000000422027_00077_11654_2731.N1	23-MAY-2004 06:15:56	Bright	41.500	119	14Eta Dra	2.7270	4700.0	83	11654	No
115	GOM_NL__2PRFIN20040523_061803_000000392027_00077_11654_2732.N1	23-MAY-2004 06:18:03	Bright	38.500	60	7Bet UMi	2.0810	3950.0	77	11654	No
116	GOM_NL__2PRFIN20040523_062236_000000382027_00077_11654_2733.N1	23-MAY-2004 06:22:36	Bright	38.000	49	1Alp UMi	1.9900	6300.0	76	11654	No
117	GOM_NL__2PRFIN20040523_062646_000000492027_00077_11654_2734.N1	23-MAY-2004 06:26:46	Bright	48.500	89	5Alp Cep	2.4510	8000.0	97	11654	No
118	GOM_NL__2PRFIN20040523_063158_000001172027_00077_11654_2735.N1	23-MAY-2004 06:31:58	Bright	117.00	66	37Gam Cyg	2.2080	5900.0	234	11654	No
119	GOM_NL__2PRFIN20040523_063811_000000412027_00077_11654_2736.N1	23-MAY-2004 06:38:11	Bright	40.500	53	43Bet And	2.0480	3300.0	81	11654	No
120	GOM_NL__2PRFIN20040523_064043_000000522027_00077_11654_2737.N1	23-MAY-2004 06:40:43	Twilight	52.000	58	21Alp And	2.0730	11000.	104	11654	No
121	GOM_NL__2PRFIN20040523_064510_000000472027_00077_11654_2738.N1	23-MAY-2004 06:45:10	Dark	47.000	140	88Gam Peg	2.8340	26000.	94	11654	No
122	GOM_NL__2PRFIN20040523_064721_000000682027_00077_11654_2739.N1	23-MAY-2004 06:47:21	Dark	67.500	90	54Alp Peg	2.4870	11000.	135	11654	No
123	GOM_NL__2PRFIN20040523_065359_000000462027_00077_11654_2740.N1	23-MAY-2004 06:53:59	Dark	45.500	52	16Bet Cet	2.0370	4500.0	91	11654	No
124	GOM_NL__2PRFIN20040523_070129_000000562027_00077_11654_2741.N1	23-MAY-2004 07:01:29	Dark	56.000	18	24Alp PsA	1.1660	9700.0	112	11654	No
125	GOM_NL__2PRFIN20040523_070337_000000502027_00077_11654_2742.N1	23-MAY-2004 07:03:37	Dark	49.500	9	Alp Eri	0.45300	24000.	99	11654	No
126	GOM_NL__2PRFIN20040523_070927_000000382027_00078_11655_2713.N1	23-MAY-2004 07:09:27	Dark	37.500	135	Bet Hyi	2.8200	5800.0	75	11655	No
127	GOM_NL__2PRFIN20040523_071230_000000452027_00078_11655_2714.N1	23-MAY-2004 07:12:30	Dark	44.500	45	Alp Pav	1.9400	26000.	89	11655	No
128	GOM_NL__2PRFIN20040523_071704_000000422027_00078_11655_2715.N1	23-MAY-2004 07:17:04	Straylight	42.000	43	Alp TrA	1.9100	4250.0	84	11655	No
129	GOM_NL__2PRFIN20040523_071912_000000392027_00078_11655_2716.N1	23-MAY-2004 07:19:12	Straylight	39.000	134	Bet TrA	2.8100	6600.0	78	11655	No
130	GOM_NL__2PRFIN20040523_072043_000000452027_00078_11655_2717.N1	23-MAY-2004 07:20:43	Straylight	44.500	4	Alp1Cen	-0.010000	5800.0	89	11655	No
131	GOM_NL__2PRFIN20040523_072231_000000532027_00078_11655_2718.N1	23-MAY-2004 07:22:31	Straylight	53.000	178	1ot1Sco	3.0220	6550.0	106	11655	No
132	GOM_NL__2PRFIN20040523_072354_000000542027_00078_11655_2719.N1	23-MAY-2004 07:23:54	Straylight	53.500	25	35Lam Sco	1.6200	28000.	107	11655	No
133	GOM_NL__2PRFIN20040523_072552_000000402027_00078_11655_2720.N1	23-MAY-2004 07:25:52	Twilight	39.500	81	Eta Cen	2.3560	28000.	79	11655	No
134	GOM_NL__2PRFIN20040523_072848_000000562027_00078_11655_2721.N1	23-MAY-2004 07:28:48	Bright	55.500	16	21Alp Sco	1.0200	3000.0	111	11655	No
135	GOM_NL__2PRFIN20040523_073022_000000452027_00078_11655_2722.N1	23-MAY-2004 07:30:22	Bright	44.500	80	7Del Sco	2.3160	30000.	89	11655	No
136	GOM_NL__2PRFIN20040523_073206_000000542027_00078_11655_2723.N1	23-MAY-2004 07:32:06	Bright	54.000	86	35Eta Oph	2.4300	10200.	108	11655	No
137	GOM_NL__2PRFIN20040523_073441_000000382027_00078_11655_2724.N1	23-MAY-2004 07:34:41	Bright	37.500	104	27Bet Lib	2.6140	13100.	75	11655	No
138	GOM_NL__2PRFIN20040523_073627_000000452027_00078_11655_2725.N1	23-MAY-2004 07:36:27	Bright	45.000	120	1Del Oph	2.7340	3200.0	90	11655	No
139	GOM_NL__2PRFIN20040523_073931_000000412027_00078_11655_2726.N1	23-MAY-2004 07:39:31	Bright	41.000	102	24Alp Ser	2.6000	4250.0	82	11655	No
140	GOM_NL__2PRFIN20040523_074304_000000402027_00078_11655_2727.N1	23-MAY-2004 07:43:04	Bright	39.500	3	16Alp Boo	-0.050000	4250.0	79	11655	No
141	GOM_NL__2PRFIN20040523_074517_000000382027_00078_11655_2728.N1	23-MAY-2004 07:45:17	Bright	38.000	83		2.3780	11000.	76	11655	No
142	GOM_NL__2PRFIN20040523_074827_000000362027_00078_11655_2729.N1	23-MAY-2004 07:48:27	Bright	35.500	180	27Gam Boo	3.0400	8000.0	71	11655	No
143	GOM_NL__2PRFIN20040523_075136_000000392027_00078_11655_2730.N1	23-MAY-2004 07:51:36	Bright	38.500	39	85Eta UMa	1.8540	24000.	77	11655	No
144	GOM_NL__2PRFIN20040523_075319_000000382027_00078_11655_2731.N1	23-MAY-2004 07:53:19	Bright	37.500	55	79Zet UMa	2.0600	10200.	75	11655	No
145	GOM_NL__2PRFIN20040523_075632_000000412027_00078_11655_2732.N1	23-MAY-2004 07:56:32	Bright	41.000	119	14Eta Dra	2.7270	4700.0	82	11655	No
146	GOM_NL__2PRFIN20040523_080312_000000382027_00078_11655_2733.N1	23-MAY-2004 08:03:12	Bright	38.000	49	1Alp UMi	1.9900	6300.0	76	11655	No
147	GOM_NL__2PRFIN20040523_080722_000000492027_00078_11655_2734.N1	23-MAY-2004 08:07:22	Bright	49.000	89	5Alp Cep	2.4510	8000.0	98	11655	No
148	GOM_NL__2PRFIN20040523_081123_000000522027_00078_11655_2735.N1	23-MAY-2004 08:11:23	Bright	51.500	76	27Gam Cas	2.3000	30000.	103	11655	No
149	GOM_NL__2PRFIN20040523_081232_000000402027_00078_11655_2736.N1	23-MAY-2004 08:12:32	Bright	39.500	68	18Alp Cas	2.2250	4500.0	79	11655	No
150	GOM_NL__2PRFIN20040523_081847_000000422027_00078_11655_2737.N1	23-MAY-2004 08:18:47	Bright	41.500	53	43Bet And	2.0480	3300.0	83	11655	No
151	GOM_NL__2PRFIN20040523_082118_000000522027_00078_11655_2738.N1	23-MAY-2004 08:21:18	Twilight	52.000	58	21Alp And	2.0730	11000.	104	11655	No
152	GOM_NL__2PRFIN20040523_082547_000000492027_00078_11655_2739.N1	23-MAY-2004 08:25:47	Dark	49.000	140	88Gam Peg	2.8340	26000.	98	11655	No
153	GOM_NL__2PRFIN20040523_082757_000000672027_00078_11655_2740.N1	23-MAY-2004 08:27:57	Dark	67.000	90	54Alp Peg	2.4870	11000.	134	11655	No
154	GOM_NL__2PRFIN20040523_083436_000000542027_00078_11655_2741.N1	23-MAY-2004 08:34:36	Dark	53.500	52	16Bet Cet	2.0370	4500.0	107	11655	No
155	GOM_NL__2PRFIN20040523_084206_000000522027_00078_11655_2742.N1	23-MAY-2004 08:42:06	Dark	51.500	18	24Alp PsA	1.1660	9700.0	103	11655	No
156	GOM_NL__2PRFIN20040523_084414_000000442027_00078_11655_2743.N1	23-MAY-2004 08:44:14	Dark	43.500	9	Alp Eri	0.45300	24000.	87	11655	No
157	GOM_NL__2PRFIN20040523_084603_000000502027_00078_11655_2744.N1	23-MAY-2004 08:46:03	Dark	49.500	63	Bet Gru	2.1500	2800.0	99	11655	No
158	GOM_NL__2PRFIN20040523_085003_000000372027_00079_11656_2713.N1	23-MAY-2004 08:50:03	Dark	37.000	135	Bet Hyi	2.8200	5800.0	74	11656	No
159	GOM_NL__2PRFIN20040523_085307_000000432027_00079_11656_2714.N1	23-MAY-2004 08:53:07	Dark	42.500	45	Alp Pav	1.9400	26000.	85	11656	No
160	GOM_NL__2PRFIN20040523_085741_000000522027_00079_11656_2715.N1	23-MAY-2004 08:57:41	Straylight	52.000	43	Alp TrA	1.9100	4250.0	104	11656	No

161	GOM_NL__2PRFIN20040523_085949_000000402027_00079_11656_2716.N1	23-MAY-2004 08:59:49	Straylight	39.500	134	Bet TrA	2.8100	6600.0	79	11656	No
162	GOM_NL__2PRFIN20040523_090119_000000432027_00079_11656_2717.N1	23-MAY-2004 09:01:19	Straylight	42.500	4	Alp1Cen	-0.010000	5800.0	85	11656	No
163	GOM_NL__2PRFIN20040523_090308_000000492027_00079_11656_2718.N1	23-MAY-2004 09:03:08	Straylight	48.500	178	lot1Sco	3.0220	6550.0	97	11656	No
164	GOM_NL__2PRFIN20040523_090430_000000502027_00079_11656_2719.N1	23-MAY-2004 09:04:30	Straylight	49.500	25	35Lam Sco	1.6200	28000.	99	11656	No
165	GOM_NL__2PRFIN20040523_090628_000000412027_00079_11656_2720.N1	23-MAY-2004 09:06:28	Tw_i_and_stray	41.000	81	Eta Cen	2.3560	28000.	82	11656	No
166	GOM_NL__2PRFIN20040523_090924_000000522027_00079_11656_2721.N1	23-MAY-2004 09:09:24	Bright	51.500	16	21Alp Sco	1.0200	3000.0	103	11656	No
167	GOM_NL__2PRFIN20040523_091058_000000452027_00079_11656_2722.N1	23-MAY-2004 09:10:58	Bright	44.500	80	7Del Sco	2.3160	30000.	89	11656	No
168	GOM_NL__2PRFIN20040523_091242_000000532027_00079_11656_2723.N1	23-MAY-2004 09:12:42	Bright	53.000	86	35Eta Oph	2.4300	10200.	106	11656	No
169	GOM_NL__2PRFIN20040523_091517_000000382027_00079_11656_2724.N1	23-MAY-2004 09:15:17	Bright	37.500	104	27Bet Lib	2.6140	13100.	75	11656	No
170	GOM_NL__2PRFIN20040523_091702_000000452027_00079_11656_2725.N1	23-MAY-2004 09:17:02	Bright	44.500	120	1Del Oph	2.7340	3200.0	89	11656	No
171	GOM_NL__2PRFIN20040523_092007_000000412027_00079_11656_2726.N1	23-MAY-2004 09:20:07	Bright	41.000	102	24Alp Ser	2.6000	4250.0	82	11656	No
172	GOM_NL__2PRFIN20040523_092340_000000372027_00079_11656_2727.N1	23-MAY-2004 09:23:40	Bright	37.000	3	16Alp Boo	-0.050000	4250.0	74	11656	No
173	GOM_NL__2PRFIN20040523_092553_000000392027_00079_11656_2728.N1	23-MAY-2004 09:25:53	Bright	39.000	83		2.3780	11000.	78	11656	No
174	GOM_NL__2PRFIN20040523_092902_000000372027_00079_11656_2729.N1	23-MAY-2004 09:29:02	Bright	37.000	180	27Gam Boo	3.0400	8000.0	74	11656	No
175	GOM_NL__2PRFIN20040523_093212_000000362027_00079_11656_2730.N1	23-MAY-2004 09:32:12	Bright	36.000	39	85Eta UMa	1.8540	24000.	72	11656	No
176	GOM_NL__2PRFIN20040523_093355_000000382027_00079_11656_2731.N1	23-MAY-2004 09:33:55	Bright	37.500	55	79Zet UMa	2.0600	10200.	75	11656	No
177	GOM_NL__2PRFIN20040523_093707_000000422027_00079_11656_2732.N1	23-MAY-2004 09:37:07	Bright	41.500	119	14Eta Dra	2.7270	4700.0	83	11656	No
178	GOM_NL__2PRFIN20040523_094348_000000372027_00079_11656_2733.N1	23-MAY-2004 09:43:48	Bright	37.000	49	1Alp UMi	1.9900	6300.0	74	11656	No
179	GOM_NL__2PRFIN20040523_094757_000000482027_00079_11656_2734.N1	23-MAY-2004 09:47:57	Bright	47.500	89	5Alp Cep	2.4510	8000.0	95	11656	No
180	GOM_NL__2PRFIN20040523_095159_000000422027_00079_11656_2735.N1	23-MAY-2004 09:51:59	Bright	42.000	76	27Gam Cas	2.3000	30000.	84	11656	No
181	GOM_NL__2PRFIN20040523_095310_000000422027_00079_11656_2736.N1	23-MAY-2004 09:53:10	Bright	41.500	68	18Alp Cas	2.2250	4500.0	83	11656	No
182	GOM_NL__2PRFIN20040523_095923_000000412027_00079_11656_2737.N1	23-MAY-2004 09:59:23	Bright	40.500	53	43Bet And	2.0480	3300.0	81	11656	No
183	GOM_NL__2PRFIN20040523_100155_000000522027_00079_11656_2738.N1	23-MAY-2004 10:01:55	Tw_i_and_stray	52.000	58	21Alp And	2.0730	11000.	104	11656	No
184	GOM_NL__2PRFIN20040523_100623_000000472027_00079_11656_2739.N1	23-MAY-2004 10:06:23	Dark	46.500	140	88Gam Peg	2.8340	26000.	93	11656	No
185	GOM_NL__2PRFIN20040523_100834_000000712027_00079_11656_2740.N1	23-MAY-2004 10:08:34	Dark	70.500	90	54Alp Peg	2.4870	11000.	141	11656	No
186	GOM_NL__2PRFIN20040523_101512_000000462027_00079_11656_2741.N1	23-MAY-2004 10:15:12	Dark	45.500	52	16Bet Cet	2.0370	4500.0	91	11656	No
187	GOM_NL__2PRFIN20040523_102242_000000522027_00079_11656_2742.N1	23-MAY-2004 10:22:42	Dark	51.500	18	24Alp PsA	1.1660	9700.0	103	11656	No
188	GOM_NL__2PRFIN20040523_102450_000000462027_00079_11656_2743.N1	23-MAY-2004 10:24:50	Dark	46.000	9	Alp Eri	0.45300	24000.	92	11656	No
189	GOM_NL__2PRFIN20040523_102640_000000502027_00079_11656_2744.N1	23-MAY-2004 10:26:40	Dark	49.500	63	Bet Gru	2.1500	2800.0	99	11656	No
190	GOM_NL__2PRFIN20040523_103039_000000382027_00080_11657_2713.N1	23-MAY-2004 10:30:39	Dark	37.500	135	Bet Hyi	2.8200	5800.0	75	11657	No
191	GOM_NL__2PRFIN20040523_103343_000000472027_00080_11657_2714.N1	23-MAY-2004 10:33:43	Dark	47.000	45	Alp Pav	1.9400	26000.	94	11657	No
192	GOM_NL__2PRFIN20040523_103817_000000422027_00080_11657_2715.N1	23-MAY-2004 10:38:17	Straylight	42.000	43	Alp TrA	1.9100	4250.0	84	11657	No
193	GOM_NL__2PRFIN20040523_104025_000000392027_00080_11657_2716.N1	23-MAY-2004 10:40:25	Straylight	39.000	134	Bet TrA	2.8100	6600.0	78	11657	No
194	GOM_NL__2PRFIN20040523_104155_000000422027_00080_11657_2717.N1	23-MAY-2004 10:41:55	Straylight	41.500	4	Alp1Cen	-0.010000	5800.0	83	11657	No
195	GOM_NL__2PRFIN20040523_104344_000000532027_00080_11657_2718.N1	23-MAY-2004 10:43:44	Straylight	53.000	178	lot1Sco	3.0220	6550.0	106	11657	No
196	GOM_NL__2PRFIN20040523_104506_000000532027_00080_11657_2719.N1	23-MAY-2004 10:45:06	Straylight	53.000	25	35Lam Sco	1.6200	28000.	106	11657	No
197	GOM_NL__2PRFIN20040523_104704_000000392027_00080_11657_2720.N1	23-MAY-2004 10:47:04	Tw_i_and_stray	39.000	81	Eta Cen	2.3560	28000.	78	11657	No
198	GOM_NL__2PRFIN20040523_105000_000000602027_00080_11657_2721.N1	23-MAY-2004 10:50:00	Bright	60.000	16	21Alp Sco	1.0200	3000.0	120	11657	No
199	GOM_NL__2PRFIN20040523_105134_000000472027_00080_11657_2722.N1	23-MAY-2004 10:51:34	Bright	46.500	80	7Del Sco	2.3160	30000.	93	11657	No
200	GOM_NL__2PRFIN20040523_105318_000000542027_00080_11657_2723.N1	23-MAY-2004 10:53:18	Bright	53.500	86	35Eta Oph	2.4300	10200.	107	11657	No
201	GOM_NL__2PRFIN20040523_105553_000000402027_00080_11657_2724.N1	23-MAY-2004 10:55:53	Bright	39.500	104	27Bet Lib	2.6140	13100.	79	11657	No
202	GOM_NL__2PRFIN20040523_105738_000000452027_00080_11657_2725.N1	23-MAY-2004 10:57:38	Bright	45.000	120	1Del Oph	2.7340	3200.0	90	11657	No
203	GOM_NL__2PRFIN20040523_110042_000000422027_00080_11657_2726.N1	23-MAY-2004 11:00:42	Bright	41.500	102	24Alp Ser	2.6000	4250.0	83	11657	No
204	GOM_NL__2PRFIN20040523_110416_000000372027_00080_11657_2727.N1	23-MAY-2004 11:04:16	Bright	37.000	3	16Alp Boo	-0.050000	4250.0	74	11657	No
205	GOM_NL__2PRFIN20040523_110628_000000392027_00080_11657_2728.N1	23-MAY-2004 11:06:28	Bright	39.000	83		2.3780	11000.	78	11657	No
206	GOM_NL__2PRFIN20040523_110938_000000372027_00080_11657_2729.N1	23-MAY-2004 11:09:38	Bright	37.000	180	27Gam Boo	3.0400	8000.0	74	11657	No
207	GOM_NL__2PRFIN20040523_111247_000000392027_00080_11657_2730.N1	23-MAY-2004 11:12:47	Bright	38.500	39	85Eta UMa	1.8540	24000.	77	11657	No
208	GOM_NL__2PRFIN20040523_111430_000000382027_00080_11657_2731.N1	23-MAY-2004 11:14:30	Bright	38.000	55	79Zet UMa	2.0600	10200.	76	11657	No
209	GOM_NL__2PRFIN20040523_111742_000000412027_00080_11657_2732.N1	23-MAY-2004 11:17:42	Bright	41.000	119	14Eta Dra	2.7270	4700.0	82	11657	No
210	GOM_NL__2PRFIN20040523_112424_000000402027_00080_11657_2733.N1	23-MAY-2004 11:24:24	Bright	40.000	49	1Alp UMi	1.9900	6300.0	80	11657	No
211	GOM_NL__2PRFIN20040523_112833_000000472027_00080_11657_2734.N1	23-MAY-2004 11:28:33	Bright	46.500	89	5Alp Cep	2.4510	8000.0	93	11657	No
212	GOM_NL__2PRFIN20040523_113235_000000382027_00080_11657_2735.N1	23-MAY-2004 11:32:35	Bright	38.000	76	27Gam Cas	2.3000	30000.	76	11657	No
213	GOM_NL__2PRFIN20040523_113344_000000432027_00080_11657_2736.N1	23-MAY-2004 11:33:44	Bright	42.500	68	18Alp Cas	2.2250	4500.0	85	11657	No
214	GOM_NL__2PRFIN20040523_113958_000000422027_00080_11657_2737.N1	23-MAY-2004 11:39:58	Bright	42.000	53	43Bet And	2.0480	3300.0	84	11657	No
215	GOM_NL__2PRFIN20040523_114231_000000512027_00080_11657_2738.N1	23-MAY-2004 11:42:31	Tw_i_and_stray	50.500	58	21Alp And	2.0730	11000.	101	11657	No
216	GOM_NL__2PRFIN20040523_114659_000000472027_00080_11657_2739.N1	23-MAY-2004 11:46:59	Dark	46.500	140	88Gam Peg	2.8340	26000.	93	11657	No
217	GOM_NL__2PRFIN20040523_114911_000000682027_00080_11657_2740.N1	23-MAY-2004 11:49:11	Dark	68.000	90	54Alp Peg	2.4870	11000.	136	11657	No
218	GOM_NL__2PRFIN20040523_115548_000000482027_00080_11657_2741.N1	23-MAY-2004 11:55:48	Dark	47.500	52	16Bet Cet	2.0370	4500.0	95	11657	No
219	GOM_NL__2PRFIN20040523_120319_000000572027_00080_11657_2742.N1	23-MAY-2004 12:03:19	Dark	57.000	18	24Alp PsA	1.1660	9700.0	114	11657	No

220	GOM_NL__2PRFIN20040523_120526_000000442027_00080_11657_2743.N1	23-MAY-2004 12:05:26	Dark	43.500	9	Alp Eri	0.45300	24000.	87	11657	No
221	GOM_NL__2PRFIN20040523_120716_000000502027_00080_11657_2744.N1	23-MAY-2004 12:07:16	Dark	49.500	63	Bet Gru	2.1500	2800.0	99	11657	No
222	GOM_NL__2PRFIN20040523_121115_000000382027_00081_11658_2713.N1	23-MAY-2004 12:11:15	Dark	38.000	135	Bet Hyi	2.8200	5800.0	76	11658	No
223	GOM_NL__2PRFIN20040523_121419_000000452027_00081_11658_2714.N1	23-MAY-2004 12:14:19	Dark	44.500	45	Alp Pav	1.9400	26000.	89	11658	No
224	GOM_NL__2PRFIN20040523_121853_000000492027_00081_11658_2715.N1	23-MAY-2004 12:18:53	Straylight	49.000	43	Alp TrA	1.9100	4250.0	98	11658	No
225	GOM_NL__2PRFIN20040523_122100_000000392027_00081_11658_2716.N1	23-MAY-2004 12:21:00	Straylight	38.500	134	Bet TrA	2.8100	6600.0	77	11658	No
226	GOM_NL__2PRFIN20040523_122231_000000432027_00081_11658_2717.N1	23-MAY-2004 12:22:31	Straylight	43.000	4	Alp1Cen	-0.010000	5800.0	86	11658	No
227	GOM_NL__2PRFIN20040523_122420_000000482027_00081_11658_2718.N1	23-MAY-2004 12:24:20	Straylight	48.000	178	lot1Sco	3.0220	6550.0	96	11658	No
228	GOM_NL__2PRFIN20040523_122543_000000502027_00081_11658_2719.N1	23-MAY-2004 12:25:43	Straylight	49.500	25	35Lam Sco	1.6200	28000.	99	11658	No
229	GOM_NL__2PRFIN20040523_122740_000000402027_00081_11658_2720.N1	23-MAY-2004 12:27:40	Tw_i_and_stray	40.000	81	Eta Cen	2.3560	28000.	80	11658	No
230	GOM_NL__2PRFIN20040523_123036_000000602027_00081_11658_2721.N1	23-MAY-2004 12:30:36	Bright	60.000	16	21Alp Sco	1.0200	3000.0	120	11658	No
231	GOM_NL__2PRFIN20040523_123210_000000442027_00081_11658_2722.N1	23-MAY-2004 12:32:10	Bright	44.000	80	7Del Sco	2.3160	30000.	88	11658	No
232	GOM_NL__2PRFIN20040523_123354_000000542027_00081_11658_2723.N1	23-MAY-2004 12:33:54	Bright	53.500	86	35Eta Oph	2.4300	10200.	107	11658	No
233	GOM_NL__2PRFIN20040523_123629_000000392027_00081_11658_2724.N1	23-MAY-2004 12:36:29	Bright	39.000	104	27Bet Lib	2.6140	13100.	78	11658	No
234	GOM_NL__2PRFIN20040523_123813_000000462027_00081_11658_2725.N1	23-MAY-2004 12:38:13	Bright	45.500	120	1Del Oph	2.7340	3200.0	91	11658	No
235	GOM_NL__2PRFIN20040523_124118_000000412027_00081_11658_2726.N1	23-MAY-2004 12:41:18	Bright	41.000	102	24Alp Ser	2.6000	4250.0	82	11658	No
236	GOM_NL__2PRFIN20040523_124452_000000382027_00081_11658_2727.N1	23-MAY-2004 12:44:52	Bright	37.500	3	16Alp Boo	-0.050000	4250.0	75	11658	No
237	GOM_NL__2PRFIN20040523_124704_000000372027_00081_11658_2728.N1	23-MAY-2004 12:47:04	Bright	36.500	83		2.3780	11000.	73	11658	No
238	GOM_NL__2PRFIN20040523_125013_000000392027_00081_11658_2729.N1	23-MAY-2004 12:50:13	Bright	38.500	180	27Gam Boo	3.0400	8000.0	77	11658	No
239	GOM_NL__2PRFIN20040523_125323_000000392027_00081_11658_2730.N1	23-MAY-2004 12:53:23	Bright	39.000	39	85Eta UMa	1.8540	24000.	78	11658	No
240	GOM_NL__2PRFIN20040523_125507_000000382027_00081_11658_2731.N1	23-MAY-2004 12:55:07	Bright	37.500	55	79Zet UMa	2.0600	10200.	75	11658	No
241	GOM_NL__2PRFIN20040523_125818_000000402027_00081_11658_2732.N1	23-MAY-2004 12:58:18	Bright	39.500	119	14Eta Dra	2.7270	4700.0	79	11658	No
242	GOM_NL__2PRFIN20040523_130500_000000352027_00081_11658_2733.N1	23-MAY-2004 13:05:00	Bright	35.000	49	1Alp UMi	1.9900	6300.0	70	11658	No
243	GOM_NL__2PRFIN20040523_130908_000000462027_00081_11658_2734.N1	23-MAY-2004 13:09:08	Bright	46.000	89	5Alp Cep	2.4510	8000.0	92	11658	No
244	GOM_NL__2PRFIN20040523_131310_000000392027_00081_11658_2735.N1	23-MAY-2004 13:13:10	Bright	38.500	76	27Gam Cas	2.3000	30000.	77	11658	No
245	GOM_NL__2PRFIN20040523_131422_000000382027_00081_11658_2736.N1	23-MAY-2004 13:14:22	Bright	38.000	68	18Alp Cas	2.2250	4500.0	76	11658	No
246	GOM_NL__2PRFIN20040523_132035_000000412027_00081_11658_2737.N1	23-MAY-2004 13:20:35	Bright	40.500	53	43Bet And	2.0480	3300.0	81	11658	No
247	GOM_NL__2PRFIN20040523_132307_000000532027_00081_11658_2738.N1	23-MAY-2004 13:23:07	Tw_i_and_stray	52.500	58	21Alp And	2.0730	11000.	105	11658	No
248	GOM_NL__2PRFIN20040523_132735_000000472027_00081_11658_2739.N1	23-MAY-2004 13:27:35	Dark	47.000	140	88Gam Peg	2.8340	26000.	94	11658	No
249	GOM_NL__2PRFIN20040523_132948_000000662027_00081_11658_2740.N1	23-MAY-2004 13:29:48	Dark	66.000	90	54Alp Peg	2.4870	11000.	132	11658	No
250	GOM_NL__2PRFIN20040523_133625_000000462027_00081_11658_2741.N1	23-MAY-2004 13:36:25	Dark	46.000	52	16Bet Cet	2.0370	4500.0	92	11658	No
251	GOM_NL__2PRFIN20040523_134356_000000582027_00081_11658_2742.N1	23-MAY-2004 13:43:56	Dark	58.000	18	24Alp PsA	1.1660	9700.0	116	11658	No
252	GOM_NL__2PRFIN20040523_134602_000000482027_00081_11658_2743.N1	23-MAY-2004 13:46:02	Dark	47.500	9	Alp Eri	0.45300	24000.	95	11658	No
253	GOM_NL__2PRFIN20040523_134753_000000572027_00081_11658_2744.N1	23-MAY-2004 13:47:53	Dark	56.500	63	Bet Gru	2.1500	2800.0	113	11658	No
254	GOM_NL__2PRFIN20040523_135151_000000432027_00082_11659_2713.N1	23-MAY-2004 13:51:51	Dark	43.000	135	Bet Hyi	2.8200	5800.0	86	11659	No
255	GOM_NL__2PRFIN20040523_135456_000000452027_00082_11659_2714.N1	23-MAY-2004 13:54:56	Dark	45.000	45	Alp Pav	1.9400	26000.	90	11659	No
256	GOM_NL__2PRFIN20040523_135929_000000422027_00082_11659_2715.N1	23-MAY-2004 13:59:29	Straylight	41.500	43	Alp TrA	1.9100	4250.0	83	11659	No
257	GOM_NL__2PRFIN20040523_140137_000000392027_00082_11659_2716.N1	23-MAY-2004 14:01:37	Straylight	38.500	134	Bet TrA	2.8100	6600.0	77	11659	No
258	GOM_NL__2PRFIN20040523_140307_000000452027_00082_11659_2717.N1	23-MAY-2004 14:03:07	Straylight	45.000	4	Alp1Cen	-0.010000	5800.0	90	11659	No
259	GOM_NL__2PRFIN20040523_140457_000000532027_00082_11659_2718.N1	23-MAY-2004 14:04:57	Straylight	53.000	178	lot1Sco	3.0220	6550.0	106	11659	No
260	GOM_NL__2PRFIN20040523_140619_000000522027_00082_11659_2719.N1	23-MAY-2004 14:06:19	Straylight	52.000	25	35Lam Sco	1.6200	28000.	104	11659	No
261	GOM_NL__2PRFIN20040523_140816_000000382027_00082_11659_2720.N1	23-MAY-2004 14:08:16	Tw_i_and_stray	38.000	81	Eta Cen	2.3560	28000.	76	11659	No
262	GOM_NL__2PRFIN20040523_141112_000000592027_00082_11659_2721.N1	23-MAY-2004 14:11:12	Bright	59.000	16	21Alp Sco	1.0200	3000.0	118	11659	No
263	GOM_NL__2PRFIN20040523_141246_000000462027_00082_11659_2722.N1	23-MAY-2004 14:12:46	Bright	45.500	80	7Del Sco	2.3160	30000.	91	11659	No
264	GOM_NL__2PRFIN20040523_141430_000000552027_00082_11659_2723.N1	23-MAY-2004 14:14:30	Bright	54.500	86	35Eta Oph	2.4300	10200.	109	11659	No
265	GOM_NL__2PRFIN20040523_141705_000000392027_00082_11659_2724.N1	23-MAY-2004 14:17:05	Bright	38.500	104	27Bet Lib	2.6140	13100.	77	11659	No
266	GOM_NL__2PRFIN20040523_141849_000000462027_00082_11659_2725.N1	23-MAY-2004 14:18:49	Bright	45.500	120	1Del Oph	2.7340	3200.0	91	11659	No
267	GOM_NL__2PRFIN20040523_142154_000000422027_00082_11659_2726.N1	23-MAY-2004 14:21:54	Bright	41.500	102	24Alp Ser	2.6000	4250.0	83	11659	No
268	GOM_NL__2PRFIN20040523_142528_000000372027_00082_11659_2727.N1	23-MAY-2004 14:25:28	Bright	37.000	3	16Alp Boo	-0.050000	4250.0	74	11659	No
269	GOM_NL__2PRFIN20040523_142740_000000372027_00082_11659_2728.N1	23-MAY-2004 14:27:40	Bright	36.500	83		2.3780	11000.	73	11659	No
270	GOM_NL__2PRFIN20040523_143049_000000372027_00082_11659_2729.N1	23-MAY-2004 14:30:49	Bright	37.000	180	27Gam Boo	3.0400	8000.0	74	11659	No
271	GOM_NL__2PRFIN20040523_143400_000000352027_00082_11659_2730.N1	23-MAY-2004 14:34:00	Bright	35.000	39	85Eta UMa	1.8540	24000.	70	11659	No
272	GOM_NL__2PRFIN20040523_143543_000000382027_00082_11659_2731.N1	23-MAY-2004 14:35:43	Bright	37.500	55	79Zet UMa	2.0600	10200.	75	11659	No
273	GOM_NL__2PRFIN20040523_143854_000000422027_00082_11659_2732.N1	23-MAY-2004 14:38:54	Bright	42.000	119	14Eta Dra	2.7270	4700.0	84	11659	No
274	GOM_NL__2PRFIN20040523_144536_000000362027_00082_11659_2733.N1	23-MAY-2004 14:45:36	Bright	36.000	49	1Alp UMi	1.9900	6300.0	72	11659	No
275	GOM_NL__2PRFIN20040523_144943_000000472027_00082_11659_2734.N1	23-MAY-2004 14:49:43	Bright	47.000	89	5Alp Cep	2.4510	8000.0	94	11659	No
276	GOM_NL__2PRFIN20040523_145347_000000542027_00082_11659_2735.N1	23-MAY-2004 14:53:47	Bright	54.000	76	27Gam Cas	2.3000	30000.	108	11659	No
277	GOM_NL__2PRFIN20040523_145459_000000372027_00082_11659_2736.N1	23-MAY-2004 14:54:59	Bright	37.000	68	18Alp Cas	2.2250	4500.0	74	11659	No
278	GOM_NL__2PRFIN20040523_150111_000000412027_00082_11659_2737.N1	23-MAY-2004 15:01:11	Bright	40.500	53	43Bet And	2.0480	3300.0	81	11659	No

279	GOM_NL__2PRFIN20040523_150344_000000482027_00082_11659_2738.N1	23-MAY-2004 15:03:44	Twilight	47.500	58	21Alp And	2.0730	11000.	95	11659	No
280	GOM_NL__2PRFIN20040523_150812_000000492027_00082_11659_2739.N1	23-MAY-2004 15:08:12	Dark	49.000	140	88Gam Peg	2.8340	26000.	98	11659	No
281	GOM_NL__2PRFIN20040523_151024_000000702027_00082_11659_2740.N1	23-MAY-2004 15:10:24	Dark	69.500	90	54Alp Peg	2.4870	11000.	139	11659	No
282	GOM_NL__2PRFIN20040523_151701_000000472027_00082_11659_2741.N1	23-MAY-2004 15:17:01	Dark	46.500	52	16Bet Cet	2.0370	4500.0	93	11659	No
283	GOM_NL__2PRFIN20040523_152433_000000602027_00082_11659_2742.N1	23-MAY-2004 15:24:33	Dark	60.000	18	24Alp PsA	1.1660	9700.0	120	11659	No
284	GOM_NL__2PRFIN20040523_152637_000000492027_00082_11659_2743.N1	23-MAY-2004 15:26:37	Dark	49.000	9	Alp Eri	0.45300	24000.	98	11659	No
285	GOM_NL__2PRFIN20040523_152830_000000602027_00082_11659_2744.N1	23-MAY-2004 15:28:30	Dark	60.000	63	Bet Gru	2.1500	2800.0	120	11659	No
286	GOM_NL__2PRFIN20040523_153227_000000412027_00083_11660_2713.N1	23-MAY-2004 15:32:27	Dark	41.000	135	Bet Hyi	2.8200	5800.0	82	11660	No
287	GOM_NL__2PRFIN20040523_153533_000000462027_00083_11660_2714.N1	23-MAY-2004 15:35:33	Dark	45.500	45	Alp Pav	1.9400	26000.	91	11660	No
288	GOM_NL__2PRFIN20040523_154005_000000442027_00083_11660_2715.N1	23-MAY-2004 15:40:05	Straylight	44.000	43	Alp TrA	1.9100	4250.0	88	11660	No
289	GOM_NL__2PRFIN20040523_154213_000000402027_00083_11660_2716.N1	23-MAY-2004 15:42:13	Straylight	39.500	134	Bet TrA	2.8100	6600.0	79	11660	No
290	GOM_NL__2PRFIN20040523_154343_000000482027_00083_11660_2717.N1	23-MAY-2004 15:43:43	Straylight	47.500	4	Alp1Cen	-0.010000	5800.0	95	11660	No
291	GOM_NL__2PRFIN20040523_154533_000000522027_00083_11660_2718.N1	23-MAY-2004 15:45:33	Straylight	51.500	178	lot1Sco	3.0220	6550.0	103	11660	No
292	GOM_NL__2PRFIN20040523_154656_000000532027_00083_11660_2719.N1	23-MAY-2004 15:46:56	Straylight	53.000	25	35Lam Sco	1.6200	28000.	106	11660	No
293	GOM_NL__2PRFIN20040523_154851_000000432027_00083_11660_2720.N1	23-MAY-2004 15:48:51	Twilight	42.500	81	Eta Cen	2.3560	28000.	85	11660	No
294	GOM_NL__2PRFIN20040523_155148_000000572027_00083_11660_2721.N1	23-MAY-2004 15:51:48	Bright	56.500	16	21Alp Sco	1.0200	3000.0	113	11660	No
295	GOM_NL__2PRFIN20040523_155322_000000462027_00083_11660_2722.N1	23-MAY-2004 15:53:22	Bright	45.500	80	7Del Sco	2.3160	30000.	91	11660	No
296	GOM_NL__2PRFIN20040523_155506_000000552027_00083_11660_2723.N1	23-MAY-2004 15:55:06	Bright	54.500	86	35Eta Oph	2.4300	10200.	109	11660	No
297	GOM_NL__2PRFIN20040523_155740_000000402027_00083_11660_2724.N1	23-MAY-2004 15:57:40	Bright	40.000	104	27Bet Lib	2.6140	13100.	80	11660	No
298	GOM_NL__2PRFIN20040523_155925_000000462027_00083_11660_2725.N1	23-MAY-2004 15:59:25	Bright	45.500	120	1Del Oph	2.7340	3200.0	91	11660	No
299	GOM_NL__2PRFIN20040523_160229_000000412027_00083_11660_2726.N1	23-MAY-2004 16:02:29	Bright	41.000	102	24Alp Ser	2.6000	4250.0	82	11660	No
300	GOM_NL__2PRFIN20040523_160604_000000382027_00083_11660_2727.N1	23-MAY-2004 16:06:04	Bright	37.500	3	16Alp Boo	-0.050000	4250.0	75	11660	No
301	GOM_NL__2PRFIN20040523_160816_000000372027_00083_11660_2728.N1	23-MAY-2004 16:08:16	Bright	37.000	83		2.3780	11000.	74	11660	No
302	GOM_NL__2PRFIN20040523_161125_000000382027_00083_11660_2729.N1	23-MAY-2004 16:11:25	Bright	37.500	180	27Gam Boo	3.0400	8000.0	75	11660	No
303	GOM_NL__2PRFIN20040523_161435_000000362027_00083_11660_2730.N1	23-MAY-2004 16:14:35	Bright	35.500	39	85Eta UMa	1.8540	24000.	71	11660	No
304	GOM_NL__2PRFIN20040523_161619_000000382027_00083_11660_2731.N1	23-MAY-2004 16:16:19	Bright	37.500	55	79Zet UMa	2.0600	10200.	75	11660	No
305	GOM_NL__2PRFIN20040523_161929_000000412027_00083_11660_2732.N1	23-MAY-2004 16:19:29	Bright	40.500	119	14Eta Dra	2.7270	4700.0	81	11660	No
306	GOM_NL__2PRFIN20040523_162138_000000362027_00083_11660_2733.N1	23-MAY-2004 16:21:38	Bright	36.000	60	7Bet UMi	2.0810	3950.0	72	11660	No
307	GOM_NL__2PRFIN20040523_162612_000000382027_00083_11660_2734.N1	23-MAY-2004 16:26:12	Bright	38.000	49	1Alp UMi	1.9900	6300.0	76	11660	No
308	GOM_NL__2PRFIN20040523_163019_000000502027_00083_11660_2735.N1	23-MAY-2004 16:30:19	Bright	49.500	89	5Alp Cep	2.4510	8000.0	99	11660	No
309	GOM_NL__2PRFIN20040523_163422_000000522027_00083_11660_2736.N1	23-MAY-2004 16:34:22	Bright	51.500	76	27Gam Cas	2.3000	30000.	103	11660	No
310	GOM_NL__2PRFIN20040523_163534_000000392027_00083_11660_2737.N1	23-MAY-2004 16:35:34	Bright	39.000	68	18Alp Cas	2.2250	4500.0	78	11660	No
311	GOM_NL__2PRFIN20040523_164147_000000412027_00083_11660_2738.N1	23-MAY-2004 16:41:47	Bright	40.500	53	43Bet And	2.0480	3300.0	81	11660	No
312	GOM_NL__2PRFIN20040523_164419_000000492027_00083_11660_2739.N1	23-MAY-2004 16:44:19	Twilight	48.500	58	21Alp And	2.0730	11000.	97	11660	No
313	GOM_NL__2PRFIN20040523_164848_000000492027_00083_11660_2740.N1	23-MAY-2004 16:48:48	Dark	49.000	140	88Gam Peg	2.8340	26000.	98	11660	No
314	GOM_NL__2PRFIN20040523_165101_000000692027_00083_11660_2741.N1	23-MAY-2004 16:51:01	Dark	69.000	90	54Alp Peg	2.4870	11000.	138	11660	No
315	GOM_NL__2PRFIN20040523_165737_000000482027_00083_11660_2742.N1	23-MAY-2004 16:57:37	Dark	48.000	52	16Bet Cet	2.0370	4500.0	96	11660	No
316	GOM_NL__2PRFIN20040523_170510_000000672027_00083_11660_2743.N1	23-MAY-2004 17:05:10	Dark	66.500	18	24Alp PsA	1.1660	9700.0	133	11660	No
317	GOM_NL__2PRFIN20040523_170713_000000512027_00083_11660_2744.N1	23-MAY-2004 17:07:13	Dark	51.000	9	Alp Eri	0.45300	24000.	102	11660	No
318	GOM_NL__2PRFIN20040523_170907_000000582027_00083_11660_2745.N1	23-MAY-2004 17:09:07	Dark	58.000	63	Bet Gru	2.1500	2800.0	116	11660	No
319	GOM_NL__2PRFIN20040523_171303_000000392027_00084_11661_2713.N1	23-MAY-2004 17:13:03	Dark	38.500	135	Bet Hyi	2.8200	5800.0	77	11661	No
320	GOM_NL__2PRFIN20040523_171610_000000442027_00084_11661_2714.N1	23-MAY-2004 17:16:10	Dark	44.000	45	Alp Pav	1.9400	26000.	88	11661	No
321	GOM_NL__2PRFIN20040523_172042_000000452027_00084_11661_2715.N1	23-MAY-2004 17:20:42	Straylight	45.000	43	Alp TrA	1.9100	4250.0	90	11661	No
322	GOM_NL__2PRFIN20040523_172249_000000382027_00084_11661_2716.N1	23-MAY-2004 17:22:49	Straylight	37.500	134	Bet TrA	2.8100	6600.0	75	11661	No
323	GOM_NL__2PRFIN20040523_172420_000000512027_00084_11661_2717.N1	23-MAY-2004 17:24:20	Straylight	50.500	4	Alp1Cen	-0.010000	5800.0	101	11661	No
324	GOM_NL__2PRFIN20040523_172611_000000492027_00084_11661_2718.N1	23-MAY-2004 17:26:11	Straylight	49.000	178	lot1Sco	3.0220	6550.0	98	11661	No
325	GOM_NL__2PRFIN20040523_172733_000000542027_00084_11661_2719.N1	23-MAY-2004 17:27:33	Straylight	54.000	25	35Lam Sco	1.6200	28000.	108	11661	No
326	GOM_NL__2PRFIN20040523_172929_000000422027_00084_11661_2720.N1	23-MAY-2004 17:29:29	Twilight	41.500	81	Eta Cen	2.3560	28000.	83	11661	No
327	GOM_NL__2PRFIN20040523_173225_000000602027_00084_11661_2721.N1	23-MAY-2004 17:32:25	Bright	59.500	16	21Alp Sco	1.0200	3000.0	119	11661	No
328	GOM_NL__2PRFIN20040523_173359_000000452027_00084_11661_2722.N1	23-MAY-2004 17:33:59	Bright	45.000	80	7Del Sco	2.3160	30000.	90	11661	No
329	GOM_NL__2PRFIN20040523_173541_000000542027_00084_11661_2723.N1	23-MAY-2004 17:35:41	Bright	54.000	86	35Eta Oph	2.4300	10200.	108	11661	No
330	GOM_NL__2PRFIN20040523_173817_000000402027_00084_11661_2724.N1	23-MAY-2004 17:38:17	Bright	39.500	104	27Bet Lib	2.6140	13100.	79	11661	No
331	GOM_NL__2PRFIN20040523_174001_000000452027_00084_11661_2725.N1	23-MAY-2004 17:40:01	Bright	44.500	120	1Del Oph	2.7340	3200.0	89	11661	No
332	GOM_NL__2PRFIN20040523_174306_000000412027_00084_11661_2726.N1	23-MAY-2004 17:43:06	Bright	40.500	102	24Alp Ser	2.6000	4250.0	81	11661	No
333	GOM_NL__2PRFIN20040523_174641_000000362027_00084_11661_2727.N1	23-MAY-2004 17:46:41	Bright	36.000	3	16Alp Boo	-0.050000	4250.0	72	11661	No
334	GOM_NL__2PRFIN20040523_174852_000000392027_00084_11661_2728.N1	23-MAY-2004 17:48:52	Bright	39.000	83		2.3780	11000.	78	11661	No
335	GOM_NL__2PRFIN20040523_175202_000000372027_00084_11661_2729.N1	23-MAY-2004 17:52:02	Bright	36.500	180	27Gam Boo	3.0400	8000.0	73	11661	No
336	GOM_NL__2PRFIN20040523_175512_000000382027_00084_11661_2730.N1	23-MAY-2004 17:55:12	Bright	37.500	39	85Eta UMa	1.8540	24000.	75	11661	No
337	GOM_NL__2PRFIN20040523_175655_000000392027_00084_11661_2731.N1	23-MAY-2004 17:56:55	Bright	38.500	55	79Zet UMa	2.0600	10200.	77	11661	No

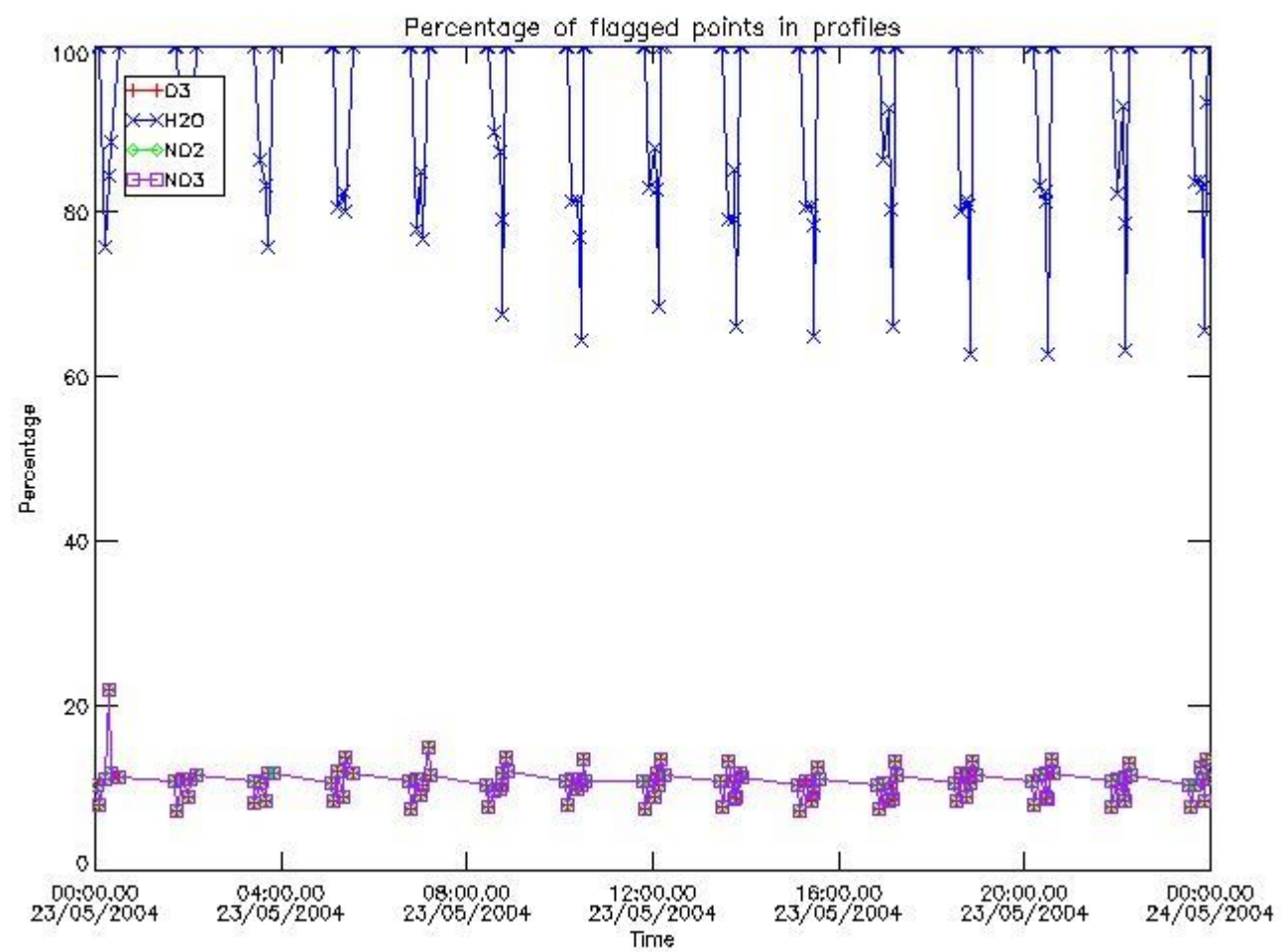
338	GOM_NL__2PRFIN20040523_180005_000000422027_00084_11661_2732.N1	23-MAY-2004 18:00:05	Bright	42.000	119	14Eta Dra	2.7270	4700.0	84	11661	No
339	GOM_NL__2PRFIN20040523_180214_000000362027_00084_11661_2733.N1	23-MAY-2004 18:02:14	Bright	35.500	60	7Bet UMi	2.0810	3950.0	71	11661	No
340	GOM_NL__2PRFIN20040523_180648_000000382027_00084_11661_2734.N1	23-MAY-2004 18:06:48	Bright	37.500	49	1Alp UMi	1.9900	6300.0	75	11661	No
341	GOM_NL__2PRFIN20040523_181054_000000462027_00084_11661_2735.N1	23-MAY-2004 18:10:54	Bright	45.500	89	5Alp Cep	2.4510	8000.0	91	11661	No
342	GOM_NL__2PRFIN20040523_181459_000000362027_00084_11661_2736.N1	23-MAY-2004 18:14:59	Bright	35.500	76	27Gam Cas	2.3000	30000.	71	11661	No
343	GOM_NL__2PRFIN20040523_181611_000000402027_00084_11661_2737.N1	23-MAY-2004 18:16:11	Bright	39.500	68	18Alp Cas	2.2250	4500.0	79	11661	No
344	GOM_NL__2PRFIN20040523_182224_000000412027_00084_11661_2738.N1	23-MAY-2004 18:22:24	Bright	41.000	53	43Bet And	2.0480	3300.0	82	11661	No
345	GOM_NL__2PRFIN20040523_182456_000000502027_00084_11661_2739.N1	23-MAY-2004 18:24:56	Twilight	49.500	58	21Alp And	2.0730	11000.	99	11661	No
346	GOM_NL__2PRFIN20040523_182924_000000492027_00084_11661_2740.N1	23-MAY-2004 18:29:24	Dark	48.500	140	88Gam Peg	2.8340	26000.	97	11661	No
347	GOM_NL__2PRFIN20040523_183138_000000672027_00084_11661_2741.N1	23-MAY-2004 18:31:38	Dark	66.500	90	54Alp Peg	2.4870	11000.	133	11661	No
348	GOM_NL__2PRFIN20040523_183814_000000432027_00084_11661_2742.N1	23-MAY-2004 18:38:14	Dark	43.000	52	16Bet Cet	2.0370	4500.0	86	11661	No
349	GOM_NL__2PRFIN20040523_184547_000000572027_00084_11661_2743.N1	23-MAY-2004 18:45:47	Dark	57.000	18	24Alp PsA	1.1660	9700.0	114	11661	No
350	GOM_NL__2PRFIN20040523_184750_000000452027_00084_11661_2744.N1	23-MAY-2004 18:47:50	Dark	44.500	9	Alp Eri	0.45300	24000.	89	11661	No
351	GOM_NL__2PRFIN20040523_184944_000000582027_00084_11661_2745.N1	23-MAY-2004 18:49:44	Dark	58.000	63	Bet Gru	2.1500	2800.0	116	11661	No
352	GOM_NL__2PRFIN20040523_185339_000000392027_00085_11662_2713.N1	23-MAY-2004 18:53:39	Dark	38.500	135	Bet Hyi	2.8200	5800.0	77	11662	No
353	GOM_NL__2PRFIN20040523_185647_000000442027_00085_11662_2714.N1	23-MAY-2004 18:56:47	Dark	44.000	45	Alp Pav	1.9400	26000.	88	11662	No
354	GOM_NL__2PRFIN20040523_190118_000000392027_00085_11662_2715.N1	23-MAY-2004 19:01:18	Straylight	38.500	43	Alp TrA	1.9100	4250.0	77	11662	No
355	GOM_NL__2PRFIN20040523_190326_000000382027_00085_11662_2716.N1	23-MAY-2004 19:03:26	Straylight	38.000	134	Bet TrA	2.8100	6600.0	76	11662	No
356	GOM_NL__2PRFIN20040523_190456_000000522027_00085_11662_2717.N1	23-MAY-2004 19:04:56	Straylight	52.000	4	Alp1Cen	-0.010000	5800.0	104	11662	No
357	GOM_NL__2PRFIN20040523_190647_000000532027_00085_11662_2718.N1	23-MAY-2004 19:06:47	Straylight	53.000	178	lot1Sco	3.0220	6550.0	106	11662	No
358	GOM_NL__2PRFIN20040523_190809_000000542027_00085_11662_2719.N1	23-MAY-2004 19:08:09	Straylight	54.000	25	35Lam Sco	1.6200	28000.	108	11662	No
359	GOM_NL__2PRFIN20040523_191005_000000402027_00085_11662_2720.N1	23-MAY-2004 19:10:05	Twilight	39.500	81	Eta Cen	2.3560	28000.	79	11662	No
360	GOM_NL__2PRFIN20040523_191301_000000602027_00085_11662_2721.N1	23-MAY-2004 19:13:01	Bright	60.000	16	21Alp Sco	1.0200	3000.0	120	11662	No
361	GOM_NL__2PRFIN20040523_191435_000000432027_00085_11662_2722.N1	23-MAY-2004 19:14:35	Bright	43.000	80	7Del Sco	2.3160	30000.	86	11662	No
362	GOM_NL__2PRFIN20040523_191618_000000542027_00085_11662_2723.N1	23-MAY-2004 19:16:18	Bright	54.000	86	35Eta Oph	2.4300	10200.	108	11662	No
363	GOM_NL__2PRFIN20040523_191853_000000382027_00085_11662_2724.N1	23-MAY-2004 19:18:53	Bright	38.000	104	27Bet Lib	2.6140	13100.	76	11662	No
364	GOM_NL__2PRFIN20040523_192037_000000452027_00085_11662_2725.N1	23-MAY-2004 19:20:37	Bright	44.500	120	1Del Oph	2.7340	3200.0	89	11662	No
365	GOM_NL__2PRFIN20040523_192342_000000402027_00085_11662_2726.N1	23-MAY-2004 19:23:42	Bright	40.000	102	24Alp Ser	2.6000	4250.0	80	11662	No
366	GOM_NL__2PRFIN20040523_192717_000000362027_00085_11662_2727.N1	23-MAY-2004 19:27:17	Bright	35.500	3	16Alp Boo	-0.050000	4250.0	71	11662	No
367	GOM_NL__2PRFIN20040523_192928_000000392027_00085_11662_2728.N1	23-MAY-2004 19:29:28	Bright	38.500	83		2.3780	11000.	77	11662	No
368	GOM_NL__2PRFIN20040523_193238_000000352027_00085_11662_2729.N1	23-MAY-2004 19:32:38	Bright	35.000	180	27Gam Boo	3.0400	8000.0	70	11662	No
369	GOM_NL__2PRFIN20040523_193549_000000382027_00085_11662_2730.N1	23-MAY-2004 19:35:49	Bright	37.500	39	85Eta UMa	1.8540	24000.	75	11662	No
370	GOM_NL__2PRFIN20040523_193731_000000392027_00085_11662_2731.N1	23-MAY-2004 19:37:31	Bright	39.000	55	79Zet UMa	2.0600	10200.	78	11662	No
371	GOM_NL__2PRFIN20040523_194041_000000412027_00085_11662_2732.N1	23-MAY-2004 19:40:41	Bright	41.000	119	14Eta Dra	2.7270	4700.0	82	11662	No
372	GOM_NL__2PRFIN20040523_194250_000000392027_00085_11662_2733.N1	23-MAY-2004 19:42:50	Bright	38.500	60	7Bet UMi	2.0810	3950.0	77	11662	No
373	GOM_NL__2PRFIN20040523_194725_000000372027_00085_11662_2734.N1	23-MAY-2004 19:47:25	Bright	36.500	49	1Alp UMi	1.9900	6300.0	73	11662	No
374	GOM_NL__2PRFIN20040523_195130_000000462027_00085_11662_2735.N1	23-MAY-2004 19:51:30	Bright	45.500	89	5Alp Cep	2.4510	8000.0	91	11662	No
375	GOM_NL__2PRFIN20040523_195535_000000362027_00085_11662_2736.N1	23-MAY-2004 19:55:35	Bright	35.500	76	27Gam Cas	2.3000	30000.	71	11662	No
376	GOM_NL__2PRFIN20040523_195646_000000382027_00085_11662_2737.N1	23-MAY-2004 19:56:46	Bright	37.500	68	18Alp Cas	2.2250	4500.0	75	11662	No
377	GOM_NL__2PRFIN20040523_200300_000000412027_00085_11662_2738.N1	23-MAY-2004 20:03:00	Bright	40.500	53	43Bet And	2.0480	3300.0	81	11662	No
378	GOM_NL__2PRFIN20040523_200532_000000492027_00085_11662_2739.N1	23-MAY-2004 20:05:32	Twilight	48.500	58	21Alp And	2.0730	11000.	97	11662	No
379	GOM_NL__2PRFIN20040523_201001_000000472027_00085_11662_2740.N1	23-MAY-2004 20:10:01	Dark	47.000	140	88Gam Peg	2.8340	26000.	94	11662	No
380	GOM_NL__2PRFIN20040523_201214_000000702027_00085_11662_2741.N1	23-MAY-2004 20:12:14	Dark	69.500	90	54Alp Peg	2.4870	11000.	139	11662	No
381	GOM_NL__2PRFIN20040523_201851_000000482027_00085_11662_2742.N1	23-MAY-2004 20:18:51	Dark	48.000	52	16Bet Cet	2.0370	4500.0	96	11662	No
382	GOM_NL__2PRFIN20040523_202624_000000572027_00085_11662_2743.N1	23-MAY-2004 20:26:24	Dark	56.500	18	24Alp PsA	1.1660	9700.0	113	11662	No
383	GOM_NL__2PRFIN20040523_202826_000000432027_00085_11662_2744.N1	23-MAY-2004 20:28:26	Dark	43.000	9	Alp Eri	0.45300	24000.	86	11662	No
384	GOM_NL__2PRFIN20040523_203021_000000582027_00085_11662_2745.N1	23-MAY-2004 20:30:21	Dark	58.000	63	Bet Gru	2.1500	2800.0	116	11662	No
385	GOM_NL__2PRFIN20040523_203415_000000382027_00086_11663_2713.N1	23-MAY-2004 20:34:15	Dark	37.500	135	Bet Hyi	2.8200	5800.0	75	11663	No
386	GOM_NL__2PRFIN20040523_203724_000000442027_00086_11663_2714.N1	23-MAY-2004 20:37:24	Dark	43.500	45	Alp Pav	1.9400	26000.	87	11663	No
387	GOM_NL__2PRFIN20040523_204154_000000462027_00086_11663_2715.N1	23-MAY-2004 20:41:54	Straylight	46.000	43	Alp TrA	1.9100	4250.0	92	11663	No
388	GOM_NL__2PRFIN20040523_204402_000000382027_00086_11663_2716.N1	23-MAY-2004 20:44:02	Straylight	38.000	134	Bet TrA	2.8100	6600.0	76	11663	No
389	GOM_NL__2PRFIN20040523_204532_000000462027_00086_11663_2717.N1	23-MAY-2004 20:45:32	Straylight	46.000	4	Alp1Cen	-0.010000	5800.0	92	11663	No
390	GOM_NL__2PRFIN20040523_204723_000000522027_00086_11663_2718.N1	23-MAY-2004 20:47:23	Straylight	51.500	178	lot1Sco	3.0220	6550.0	103	11663	No
391	GOM_NL__2PRFIN20040523_204846_000000532027_00086_11663_2719.N1	23-MAY-2004 20:48:46	Straylight	52.500	25	35Lam Sco	1.6200	28000.	105	11663	No
392	GOM_NL__2PRFIN20040523_205041_000000422027_00086_11663_2720.N1	23-MAY-2004 20:50:41	Twilight	41.500	81	Eta Cen	2.3560	28000.	83	11663	No
393	GOM_NL__2PRFIN20040523_205337_000000602027_00086_11663_2721.N1	23-MAY-2004 20:53:37	Bright	59.500	16	21Alp Sco	1.0200	3000.0	119	11663	No
394	GOM_NL__2PRFIN20040523_205511_000000482027_00086_11663_2722.N1	23-MAY-2004 20:55:11	Bright	48.000	80	7Del Sco	2.3160	30000.	96	11663	No
395	GOM_NL__2PRFIN20040523_205654_000000522027_00086_11663_2723.N1	23-MAY-2004 20:56:54	Bright	52.000	86	35Eta Oph	2.4300	10200.	104	11663	No
396	GOM_NL__2PRFIN20040523_205929_000000392027_00086_11663_2724.N1	23-MAY-2004 20:59:29	Bright	38.500	104	27Bet Lib	2.6140	13100.	77	11663	No

397	GOM_NL__2PRFIN20040523_210113_000000452027_00086_11663_2725.N1	23-MAY-2004 21:01:13	Bright	45.000	120	1Del Oph	2.7340	3200.0	90	11663	No
398	GOM_NL__2PRFIN20040523_210417_000000412027_00086_11663_2726.N1	23-MAY-2004 21:04:17	Bright	40.500	102	24Alp Ser	2.6000	4250.0	81	11663	No
399	GOM_NL__2PRFIN20040523_210753_000000372027_00086_11663_2727.N1	23-MAY-2004 21:07:53	Bright	36.500	3	16Alp Boo	-0.050000	4250.0	73	11663	No
400	GOM_NL__2PRFIN20040523_211004_000000362027_00086_11663_2728.N1	23-MAY-2004 21:10:04	Bright	36.000	83		2.3780	11000.	72	11663	No
401	GOM_NL__2PRFIN20040523_211314_000000362027_00086_11663_2729.N1	23-MAY-2004 21:13:14	Bright	36.000	180	27Gam Boo	3.0400	8000.0	72	11663	No
402	GOM_NL__2PRFIN20040523_211624_000000352027_00086_11663_2730.N1	23-MAY-2004 21:16:24	Bright	35.000	39	85Eta UMa	1.8540	24000.	70	11663	No
403	GOM_NL__2PRFIN20040523_211807_000000352027_00086_11663_2731.N1	23-MAY-2004 21:18:07	Bright	34.500	55	79Zet UMa	2.0600	10200.	69	11663	No
404	GOM_NL__2PRFIN20040523_212116_000000412027_00086_11663_2732.N1	23-MAY-2004 21:21:16	Bright	41.000	119	14Eta Dra	2.7270	4700.0	82	11663	No
405	GOM_NL__2PRFIN20040523_212325_000000412027_00086_11663_2733.N1	23-MAY-2004 21:23:25	Bright	41.000	60	7Bet UMi	2.0810	3950.0	82	11663	No
406	GOM_NL__2PRFIN20040523_212801_000000372027_00086_11663_2734.N1	23-MAY-2004 21:28:01	Bright	37.000	49	1Alp UMi	1.9900	6300.0	74	11663	No
407	GOM_NL__2PRFIN20040523_213205_000000472027_00086_11663_2735.N1	23-MAY-2004 21:32:05	Bright	46.500	89	5Alp Cep	2.4510	8000.0	93	11663	No
408	GOM_NL__2PRFIN20040523_213611_000000382027_00086_11663_2736.N1	23-MAY-2004 21:36:11	Bright	38.000	76	27Gam Cas	2.3000	30000.	76	11663	No
409	GOM_NL__2PRFIN20040523_213722_000000412027_00086_11663_2737.N1	23-MAY-2004 21:37:22	Bright	40.500	68	18Alp Cas	2.2250	4500.0	81	11663	No
410	GOM_NL__2PRFIN20040523_214336_000000422027_00086_11663_2738.N1	23-MAY-2004 21:43:36	Bright	41.500	53	43Bet And	2.0480	3300.0	83	11663	No
411	GOM_NL__2PRFIN20040523_214608_000000512027_00086_11663_2739.N1	23-MAY-2004 21:46:08	Tw_i_and_stray	50.500	58	21Alp And	2.0730	11000.	101	11663	No
412	GOM_NL__2PRFIN20040523_215037_000000472027_00086_11663_2740.N1	23-MAY-2004 21:50:37	Dark	47.000	140	88Gam Peg	2.8340	26000.	94	11663	No
413	GOM_NL__2PRFIN20040523_215251_000000672027_00086_11663_2741.N1	23-MAY-2004 21:52:51	Dark	66.500	90	54Alp Peg	2.4870	11000.	133	11663	No
414	GOM_NL__2PRFIN20040523_215927_000000462027_00086_11663_2742.N1	23-MAY-2004 21:59:27	Dark	45.500	52	16Bet Cet	2.0370	4500.0	91	11663	No
415	GOM_NL__2PRFIN20040523_220701_000000562027_00086_11663_2743.N1	23-MAY-2004 22:07:01	Dark	55.500	18	24Alp PsA	1.1660	9700.0	111	11663	No
416	GOM_NL__2PRFIN20040523_220902_000000452027_00086_11663_2744.N1	23-MAY-2004 22:09:02	Dark	45.000	9	Alp Eri	0.45300	24000.	90	11663	No
417	GOM_NL__2PRFIN20040523_221057_000000602027_00086_11663_2745.N1	23-MAY-2004 22:10:57	Dark	60.000	63	Bet Gru	2.1500	2800.0	120	11663	No
418	GOM_NL__2PRFIN20040523_221451_000000392027_00087_11664_2713.N1	23-MAY-2004 22:14:51	Dark	39.000	135	Bet Hyi	2.8200	5800.0	78	11664	No
419	GOM_NL__2PRFIN20040523_221800_000000452027_00087_11664_2714.N1	23-MAY-2004 22:18:00	Dark	44.500	45	Alp Pav	1.9400	26000.	89	11664	No
420	GOM_NL__2PRFIN20040523_222230_000000422027_00087_11664_2715.N1	23-MAY-2004 22:22:30	Straylight	41.500	43	Alp TrA	1.9100	4250.0	83	11664	No
421	GOM_NL__2PRFIN20040523_222437_000000402027_00087_11664_2716.N1	23-MAY-2004 22:24:37	Straylight	39.500	134	Bet TrA	2.8100	6600.0	79	11664	No
422	GOM_NL__2PRFIN20040523_222607_000000462027_00087_11664_2717.N1	23-MAY-2004 22:26:07	Straylight	46.000	4	Alp1Cen	-0.010000	5800.0	92	11664	No
423	GOM_NL__2PRFIN20040523_222759_000000522027_00087_11664_2718.N1	23-MAY-2004 22:27:59	Straylight	51.500	178	lot1Sco	3.0220	6550.0	103	11664	No
424	GOM_NL__2PRFIN20040523_222921_000000522027_00087_11664_2719.N1	23-MAY-2004 22:29:21	Straylight	52.000	25	35Lam Sco	1.6200	28000.	104	11664	No
425	GOM_NL__2PRFIN20040523_223117_000000432027_00087_11664_2720.N1	23-MAY-2004 22:31:17	Tw_i_and_stray	43.000	81	Eta Cen	2.3560	28000.	86	11664	No
426	GOM_NL__2PRFIN20040523_223413_000000602027_00087_11664_2721.N1	23-MAY-2004 22:34:13	Bright	60.000	16	21Alp Sco	1.0200	3000.0	120	11664	No
427	GOM_NL__2PRFIN20040523_223547_000000442027_00087_11664_2722.N1	23-MAY-2004 22:35:47	Bright	43.500	80	7Del Sco	2.3160	30000.	87	11664	No
428	GOM_NL__2PRFIN20040523_223730_000000532027_00087_11664_2723.N1	23-MAY-2004 22:37:30	Bright	53.000	86	35Eta Oph	2.4300	10200.	106	11664	No
429	GOM_NL__2PRFIN20040523_224004_000000402027_00087_11664_2724.N1	23-MAY-2004 22:40:04	Bright	39.500	104	27Bet Lib	2.6140	13100.	79	11664	No
430	GOM_NL__2PRFIN20040523_224149_000000452027_00087_11664_2725.N1	23-MAY-2004 22:41:49	Bright	45.000	120	1Del Oph	2.7340	3200.0	90	11664	No
431	GOM_NL__2PRFIN20040523_224453_000000412027_00087_11664_2726.N1	23-MAY-2004 22:44:53	Bright	40.500	102	24Alp Ser	2.6000	4250.0	81	11664	No
432	GOM_NL__2PRFIN20040523_224829_000000372027_00087_11664_2727.N1	23-MAY-2004 22:48:29	Bright	36.500	3	16Alp Boo	-0.050000	4250.0	73	11664	No
433	GOM_NL__2PRFIN20040523_225039_000000382027_00087_11664_2728.N1	23-MAY-2004 22:50:39	Bright	38.000	83		2.3780	11000.	76	11664	No
434	GOM_NL__2PRFIN20040523_225349_000000382027_00087_11664_2729.N1	23-MAY-2004 22:53:49	Bright	38.000	180	27Gam Boo	3.0400	8000.0	76	11664	No
435	GOM_NL__2PRFIN20040523_225700_000000352027_00087_11664_2730.N1	23-MAY-2004 22:57:00	Bright	35.000	39	85Eta UMa	1.8540	24000.	70	11664	No
436	GOM_NL__2PRFIN20040523_225843_000000382027_00087_11664_2731.N1	23-MAY-2004 22:58:43	Bright	38.000	55	79Zet UMa	2.0600	10200.	76	11664	No
437	GOM_NL__2PRFIN20040523_230151_000000412027_00087_11664_2732.N1	23-MAY-2004 23:01:51	Bright	41.000	119	14Eta Dra	2.7270	4700.0	82	11664	No
438	GOM_NL__2PRFIN20040523_230401_000000382027_00087_11664_2733.N1	23-MAY-2004 23:04:01	Bright	38.000	60	7Bet UMi	2.0810	3950.0	76	11664	No
439	GOM_NL__2PRFIN20040523_230836_000000382027_00087_11664_2734.N1	23-MAY-2004 23:08:36	Bright	37.500	49	1Alp UMi	1.9900	6300.0	75	11664	No
440	GOM_NL__2PRFIN20040523_231240_000000472027_00087_11664_2735.N1	23-MAY-2004 23:12:40	Bright	47.000	89	5Alp Cep	2.4510	8000.0	94	11664	No
441	GOM_NL__2PRFIN20040523_231646_000000472027_00087_11664_2736.N1	23-MAY-2004 23:16:46	Bright	46.500	76	27Gam Cas	2.3000	30000.	93	11664	No
442	GOM_NL__2PRFIN20040523_231757_000000402027_00087_11664_2737.N1	23-MAY-2004 23:17:57	Bright	40.000	68	18Alp Cas	2.2250	4500.0	80	11664	No
443	GOM_NL__2PRFIN20040523_232412_000000402027_00087_11664_2738.N1	23-MAY-2004 23:24:12	Bright	39.500	53	43Bet And	2.0480	3300.0	79	11664	No
444	GOM_NL__2PRFIN20040523_232643_000000532027_00087_11664_2739.N1	23-MAY-2004 23:26:43	Tw_i_and_stray	53.000	58	21Alp And	2.0730	11000.	106	11664	No
445	GOM_NL__2PRFIN20040523_233113_000000502027_00087_11664_2740.N1	23-MAY-2004 23:31:13	Dark	49.500	140	88Gam Peg	2.8340	26000.	99	11664	No
446	GOM_NL__2PRFIN20040523_233328_000000662027_00087_11664_2741.N1	23-MAY-2004 23:33:28	Dark	66.000	90	54Alp Peg	2.4870	11000.	132	11664	No
447	GOM_NL__2PRFIN20040523_234003_000000492027_00087_11664_2742.N1	23-MAY-2004 23:40:03	Dark	49.000	52	16Bet Cet	2.0370	4500.0	98	11664	No
448	GOM_NL__2PRFIN20040523_234738_000000572027_00087_11664_2743.N1	23-MAY-2004 23:47:38	Dark	56.500	18	24Alp PsA	1.1660	9700.0	113	11664	No
449	GOM_NL__2PRFIN20040523_234938_000000502027_00087_11664_2744.N1	23-MAY-2004 23:49:38	Dark	50.000	9	Alp Eri	0.45300	24000.	100	11664	No
450	GOM_NL__2PRFIN20040523_235133_000000602027_00087_11664_2745.N1	23-MAY-2004 23:51:33	Dark	60.000	63	Bet Gru	2.1500	2800.0	120	11664	No
451	GOM_NL__2PRFIN20040523_235528_000000382027_00088_11665_2713.N1	23-MAY-2004 23:55:28	Dark	37.500	135	Bet Hyi	2.8200	5800.0	75	11665	No
452	GOM_NL__2PRFIN20040523_235836_000000462027_00088_11665_2714.N1	23-MAY-2004 23:58:36	Dark	46.000	45	Alp Pav	1.9400	26000.	92	11665	No

3. Quality information per product

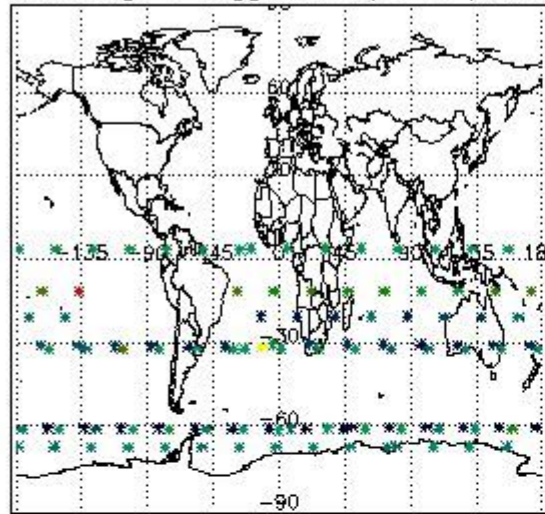
In this section it is plotted some information contained in the Quality Summary data set of the level 2 products. Only products in dark limb conditions and without errors (error flag in the MPH set to "0") are used.

3.1 Plot quality information per product (time dependant)

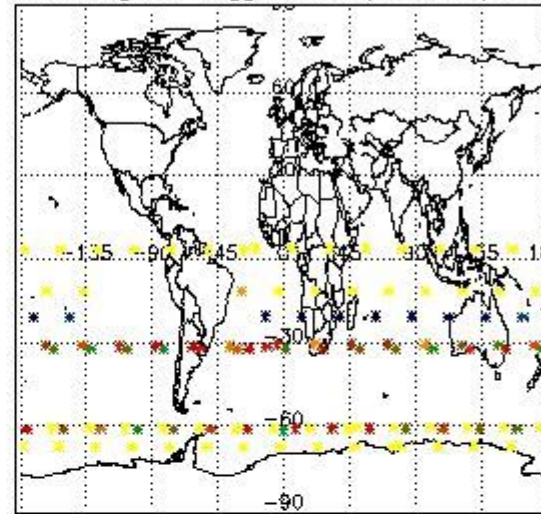


3.2 Plot quality information per product (world map)

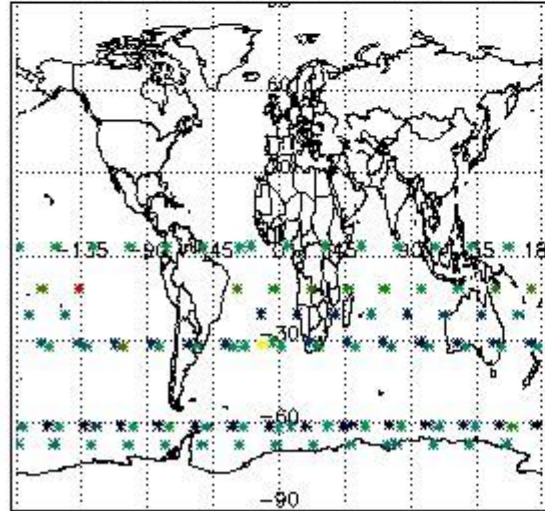
Percentage of flagged data per O3 profile



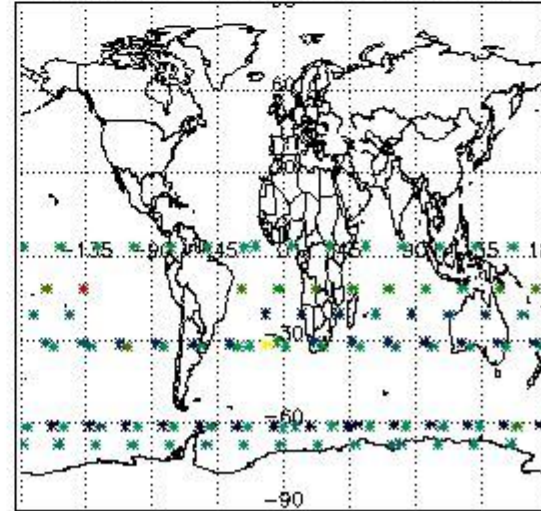
Percentage of flagged data per H2O profile



Percentage of flagged data per NO2 profile



Percentage of flagged data per NO3 profile

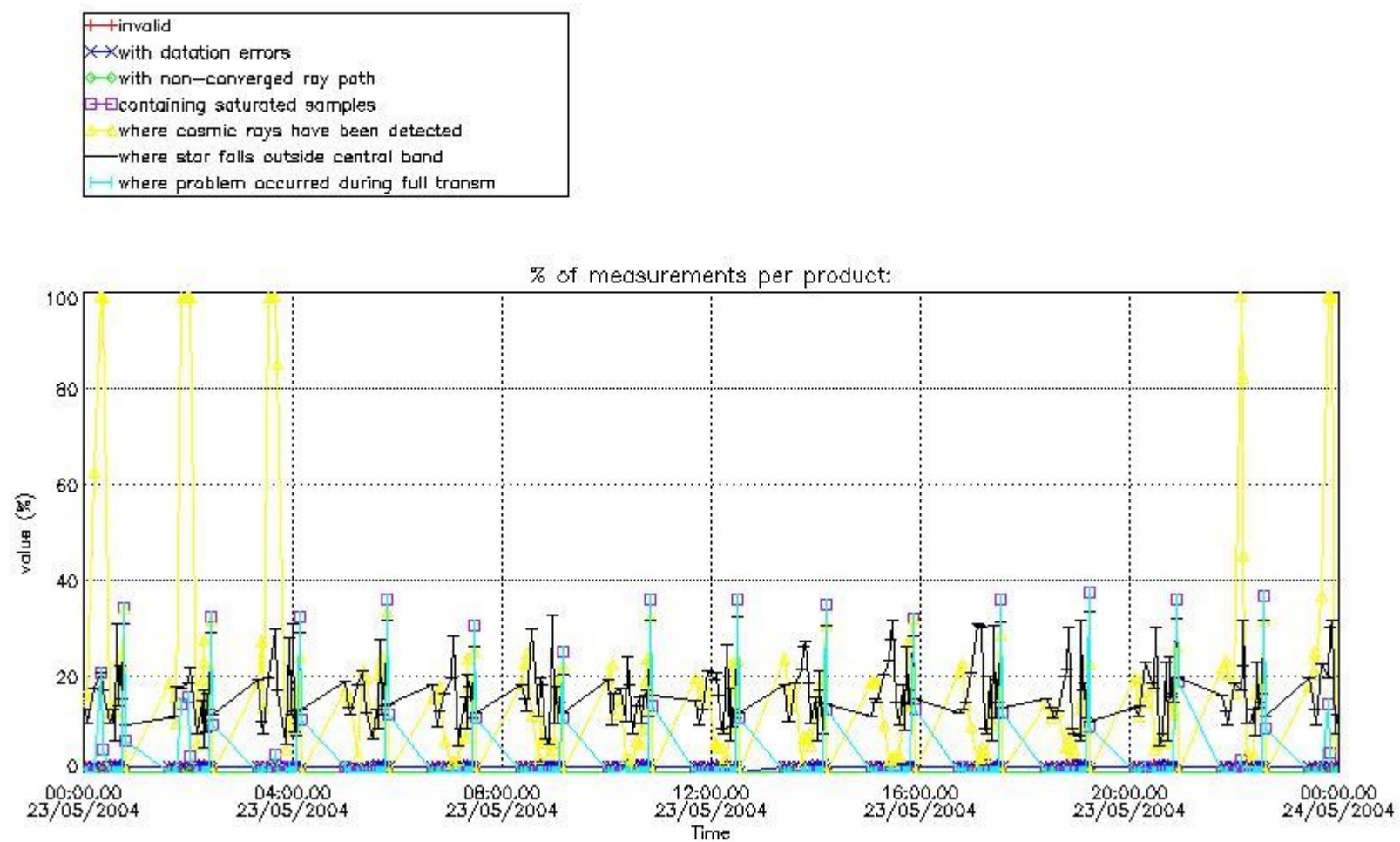


4. Level 1 quality information per product

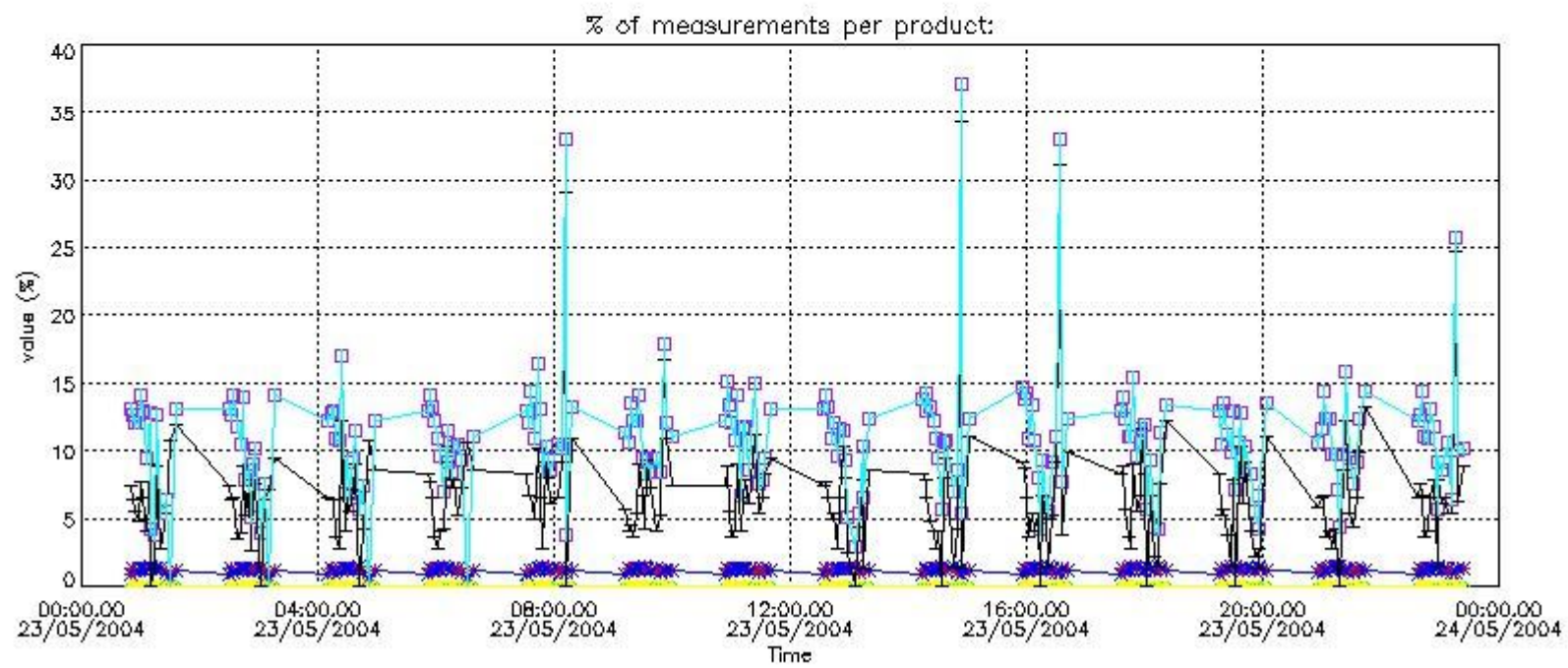
In this section it is plotted some information contained in the Quality Summary data set of the level 2 products that comes from the level 1b processing. Products without errors (error flag in the MPH set to "0") are used.

4.1 Plot quality information per product (time dependant) coming from level 1b processing

4.1.1 Plot level 1 quality information per product (time dependant): ENVISAT ASCENDING passes

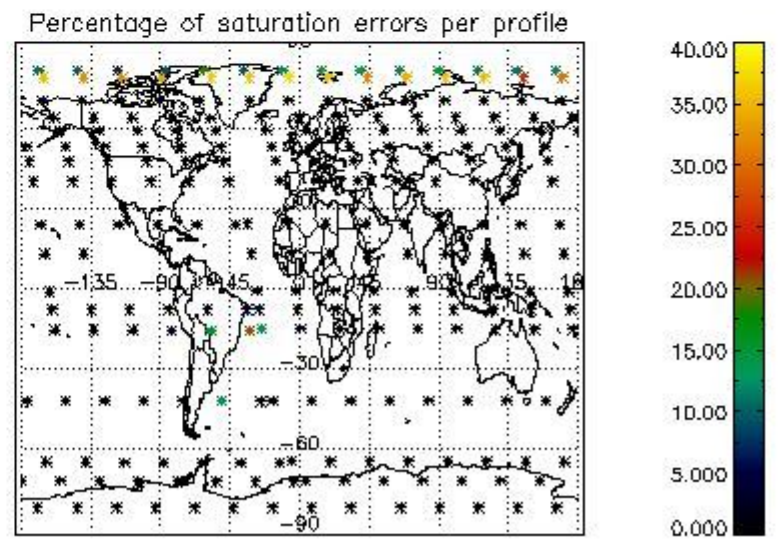
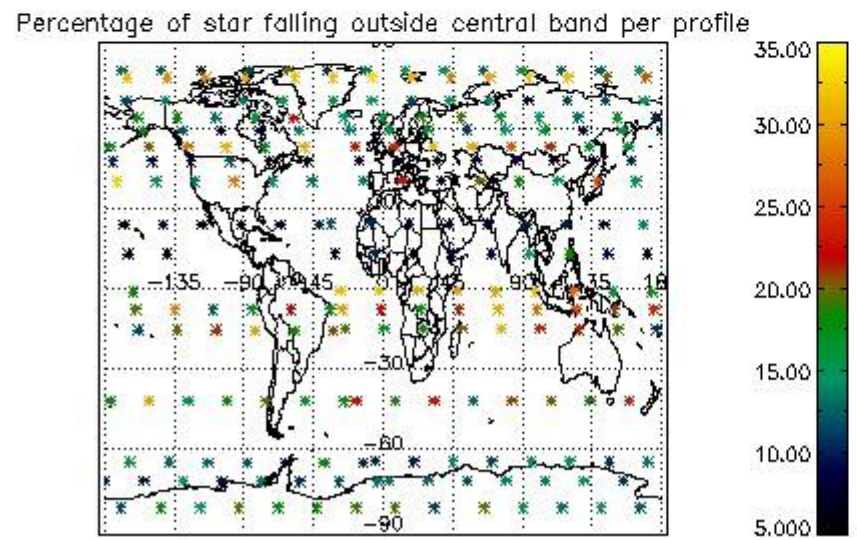
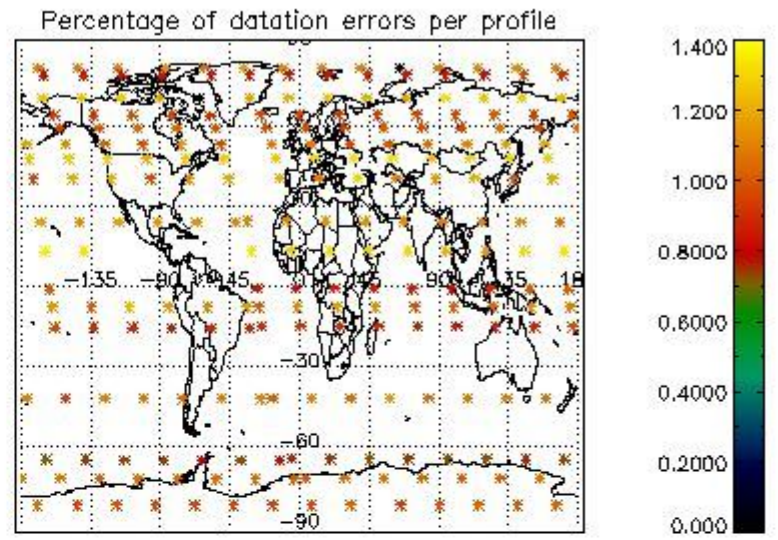
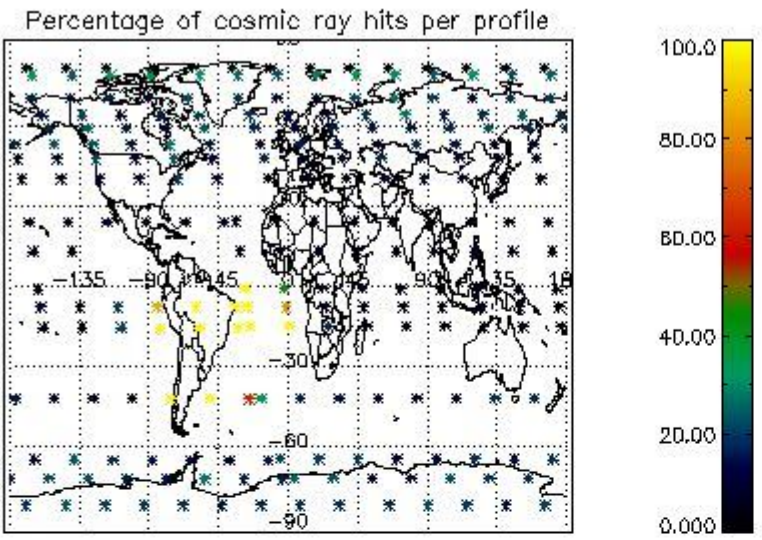


4.1.2 Plot level 1 quality information per product (time dependant): ENVI SAT DESCENDING passes

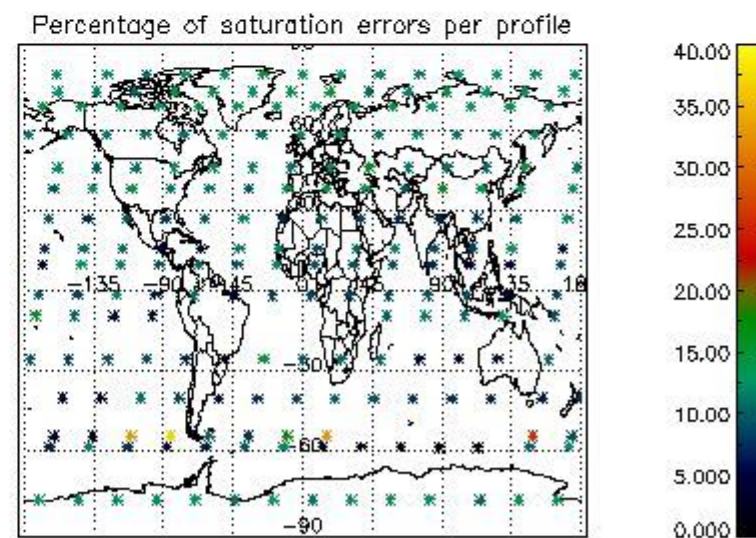
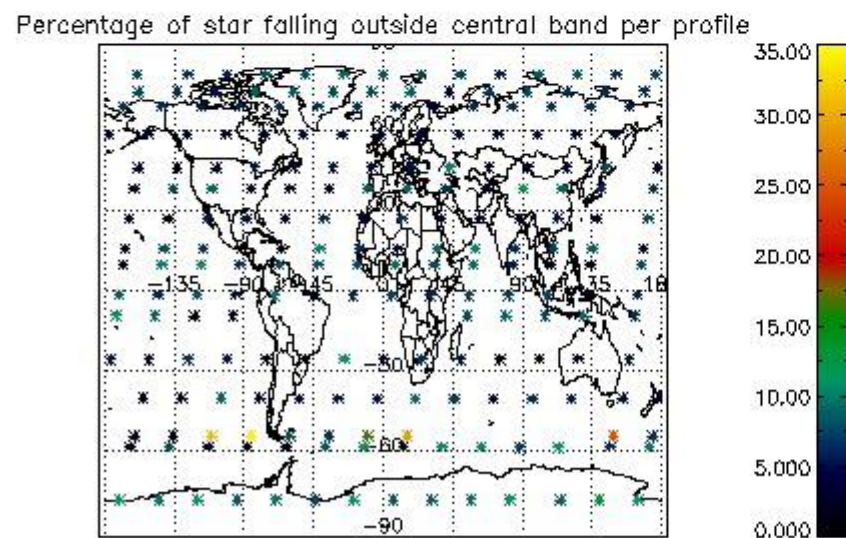
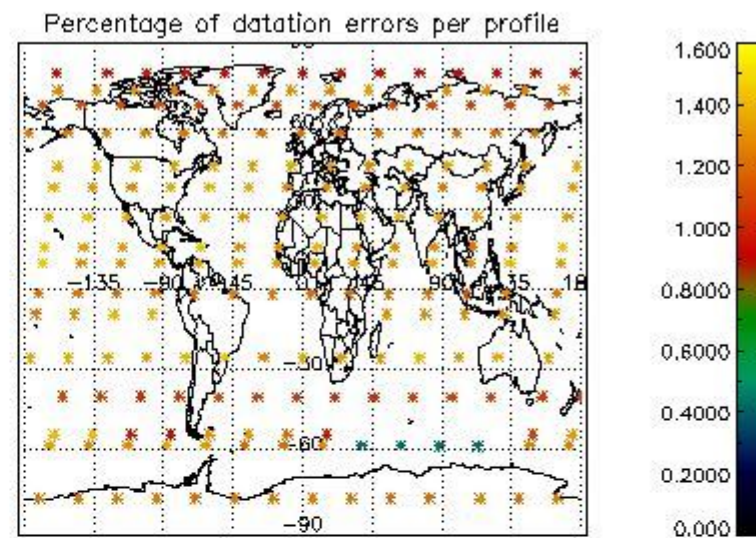
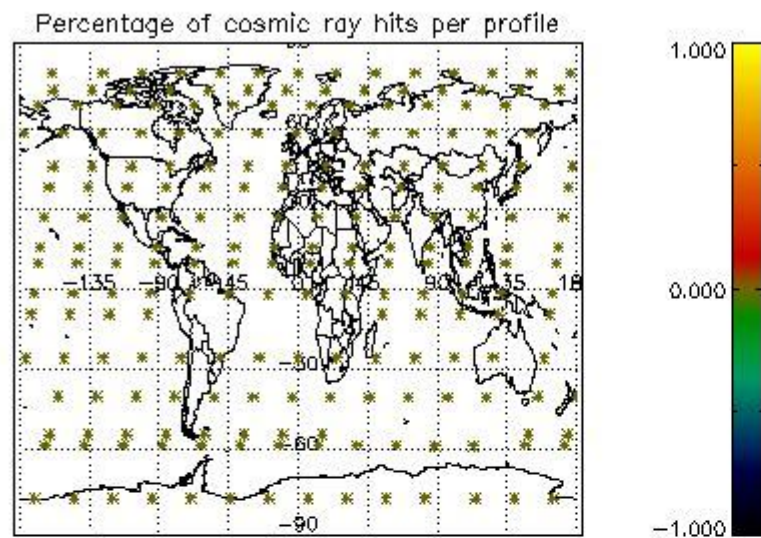


4.2 Plot quality information per product coming from level 1b processing (world map)

4.2.1 Plot level 1 quality information per product (world map): ENVISAT ASCENDING passes



4.2.2 Plot level 1 quality information per product (world map): ENVISAT DESCENDING passes



5. Trace gas profiles

5.1 Ozone statistics based on quality of products

The final quality of the products can be "measured" using the STD (Standard Deviation) attached to every point profile. This information is written to the parameter GOM_NL__2P/NL_LOCAL_SPECIES_DENSITY/o3_std of the level 2 products. The table below shows the statistics for given STD ranges.

The statistics are given with respect to the overall valid production:

- Products without fatal errors: GOM_NL__2P/MPH/PRODUCT_ERR=0
- Valid point profile: GOM_NL__2P/NL_LOCAL_SPECIES_DENSITY/pcd(0)=0

The 'Criteria' is applied to valid points of dark limb products:

- Products in dark limb illumination condition: GOM_NL__2P/NL_SUMMARY_QUALITY/obs_ill_cond=0
- Products without fatal errors: GOM_NL__2P/MPH/PRODUCT_ERR=0
- Valid point profile: GOM_NL__2P/NL_LOCAL_SPECIES_DENSITY/pcd(0)=0

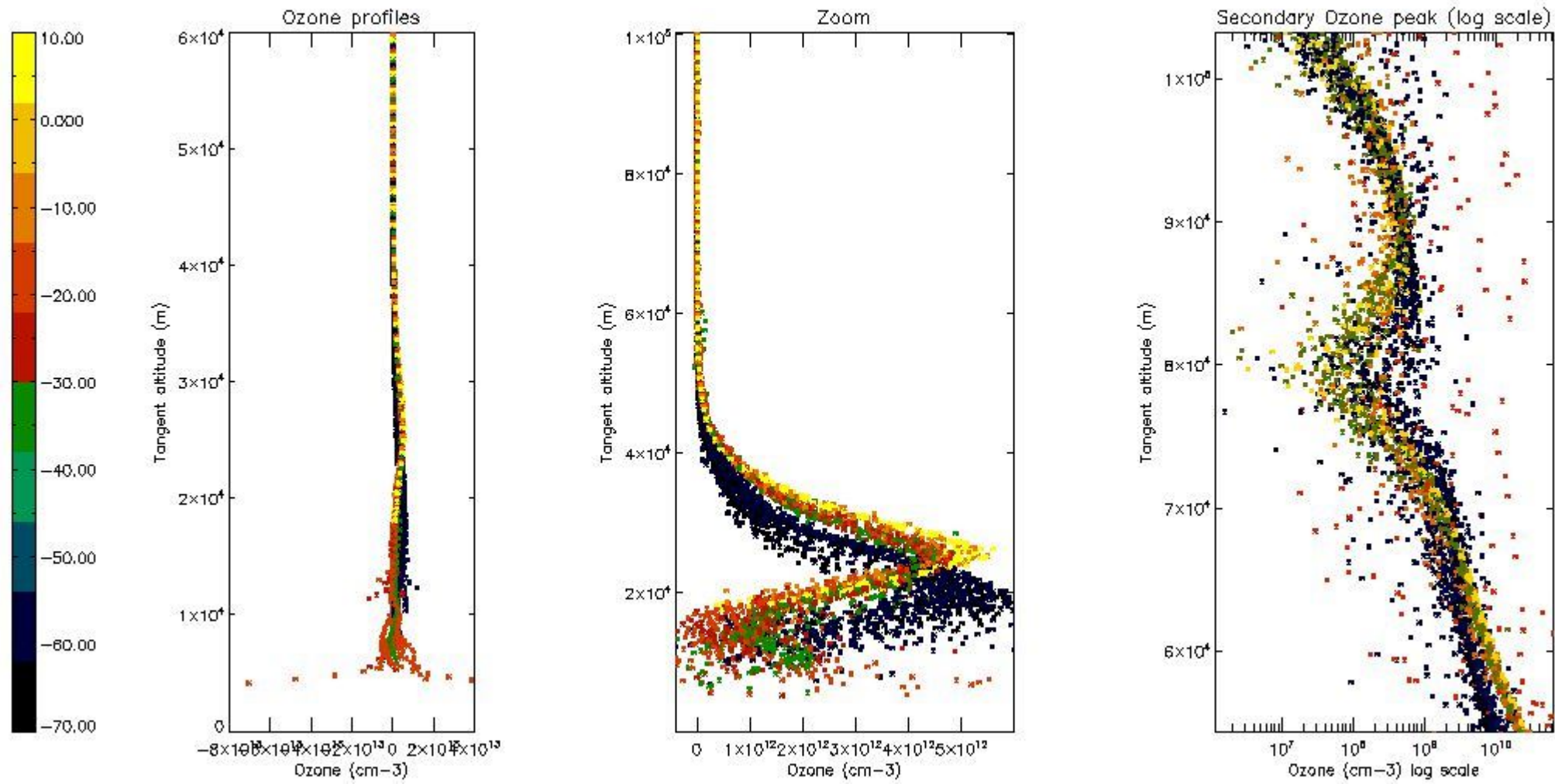
So, the table below shows the percentage of dark limb and valid observations for each criteria with respect to the overall valid daily observations.

Criteria	% of total production
All STD	28
STD < 20	16

STD < 10	13
STD < 5	10

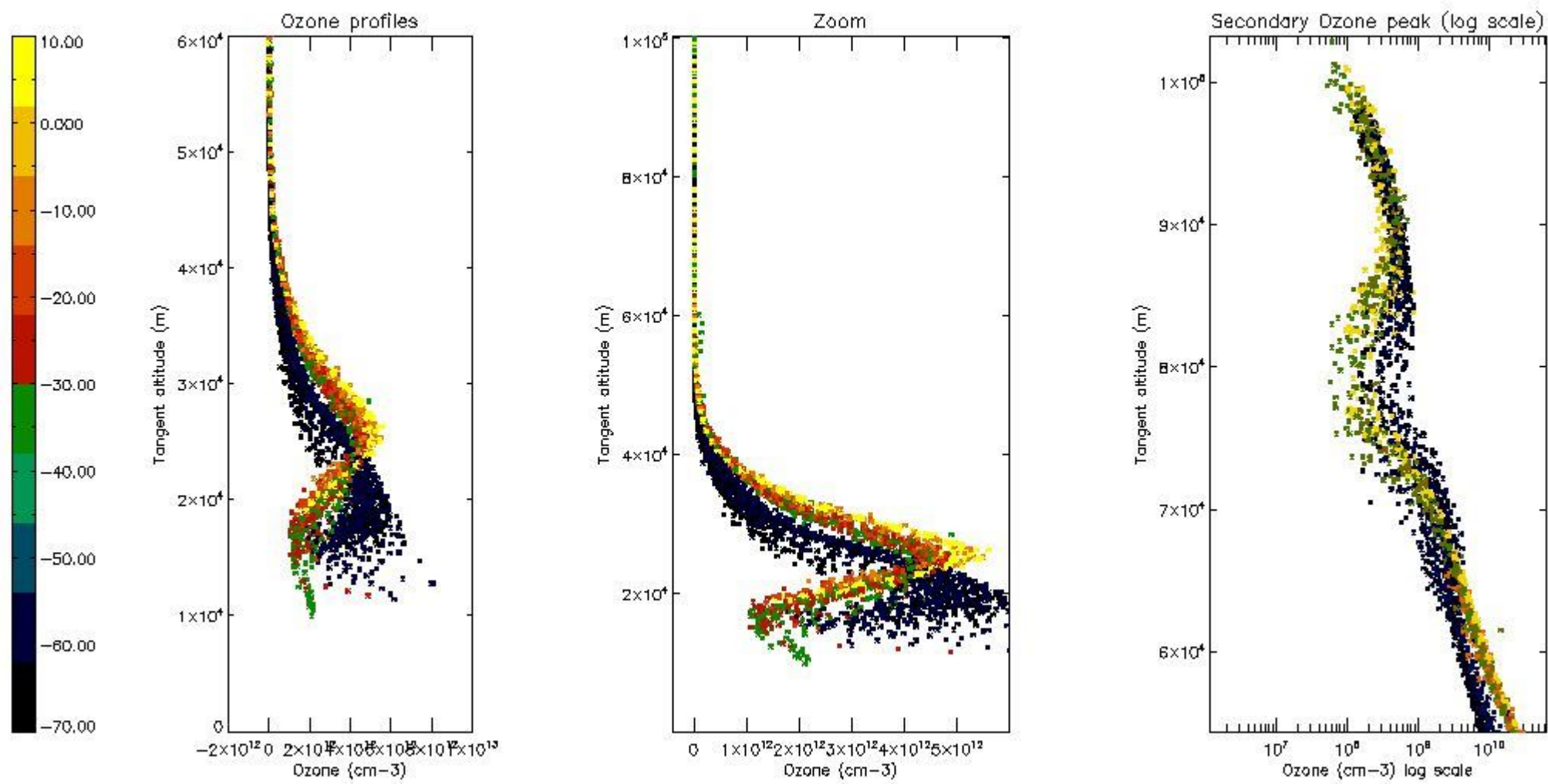
5.2 Plot ozone profiles for all STD (dark without errors)

The colorbar represents the latitude.



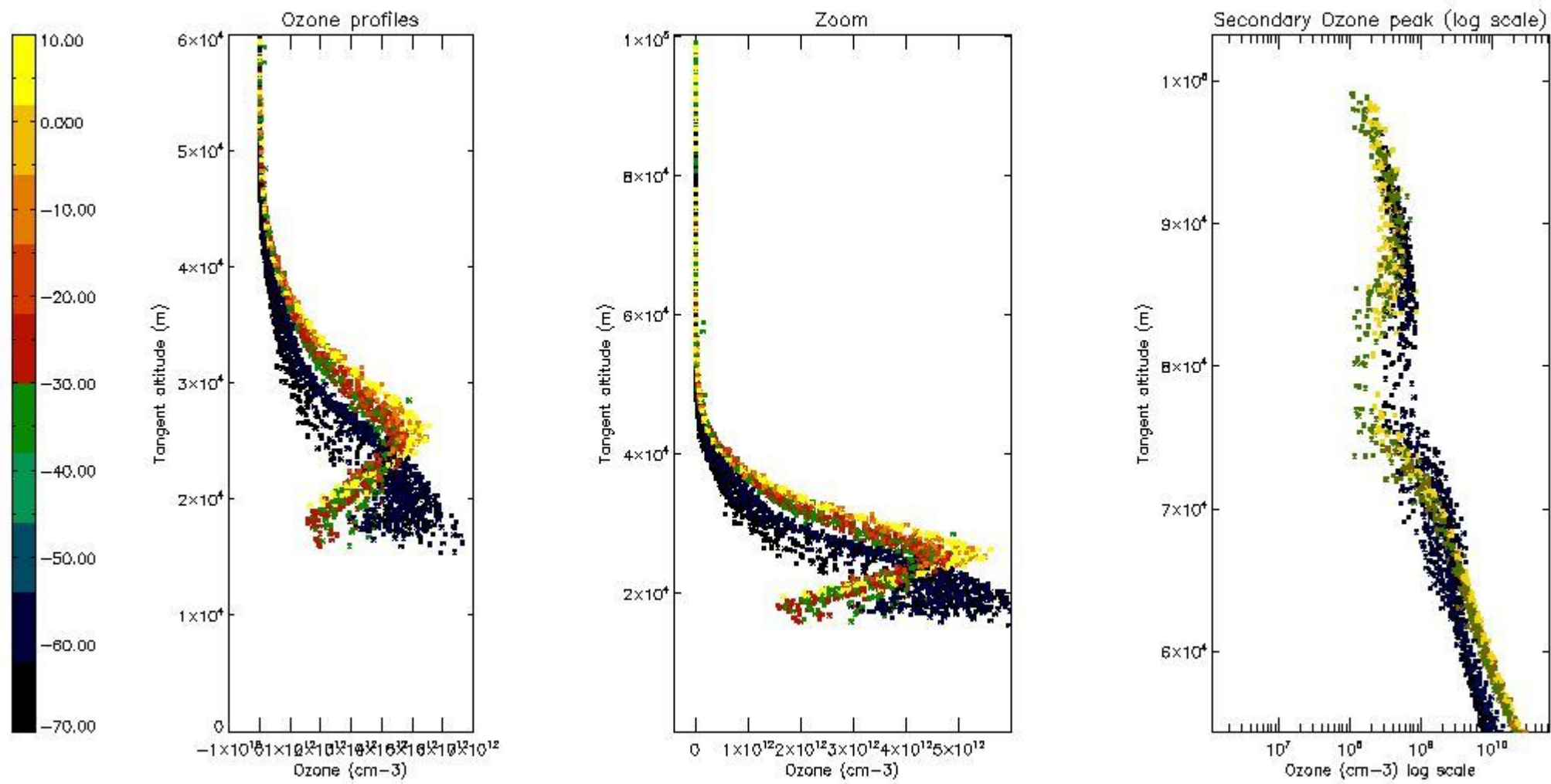
5.3 Plot ozone profiles where STD < 20% (dark without errors)

The colorbar represents the latitude.



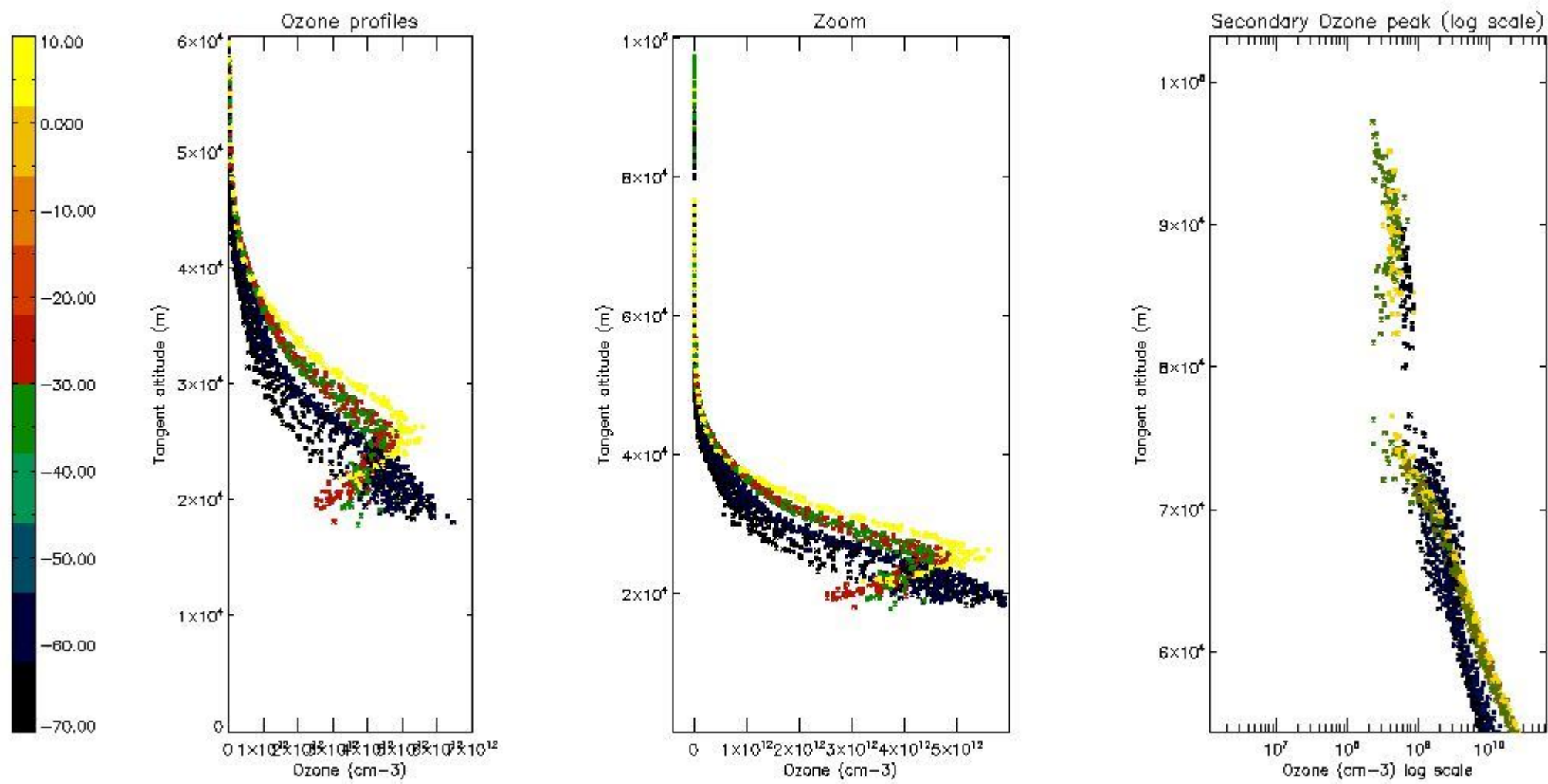
5.4 Plot ozone profiles where STD < 10% (dark without errors)

The colorbar represents the latitude.



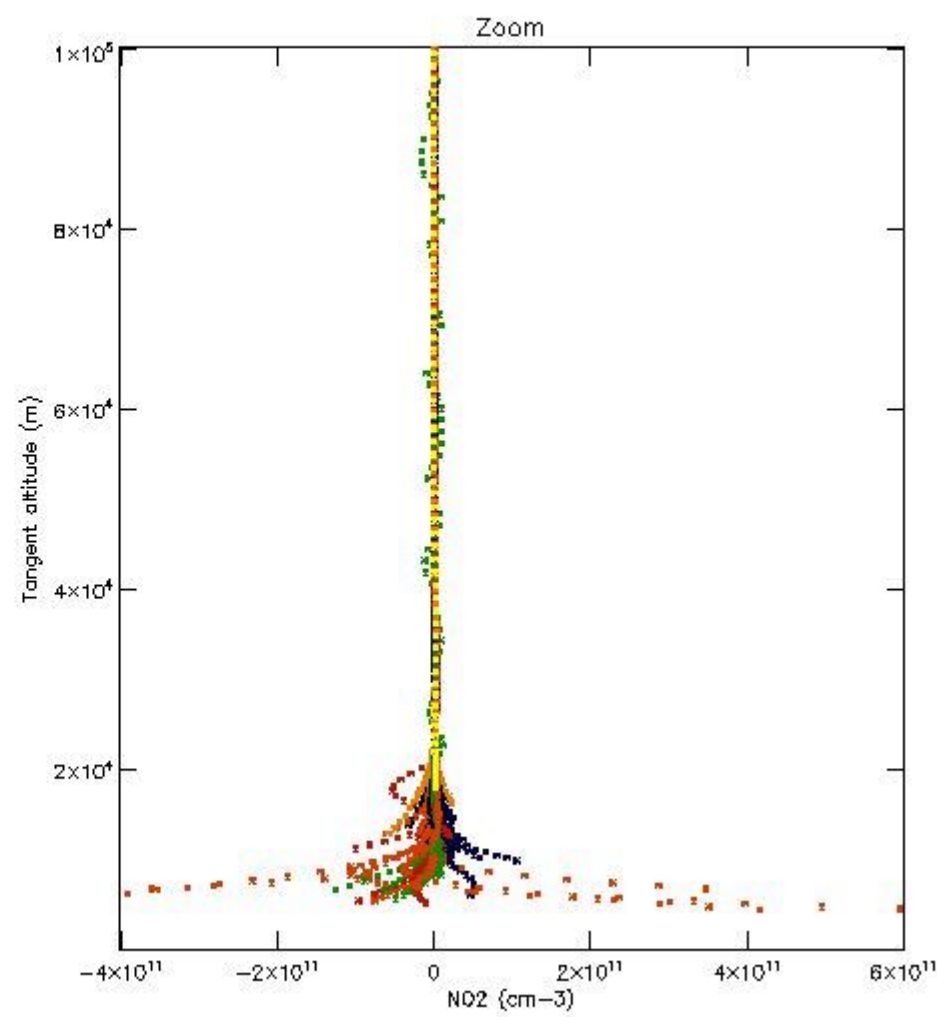
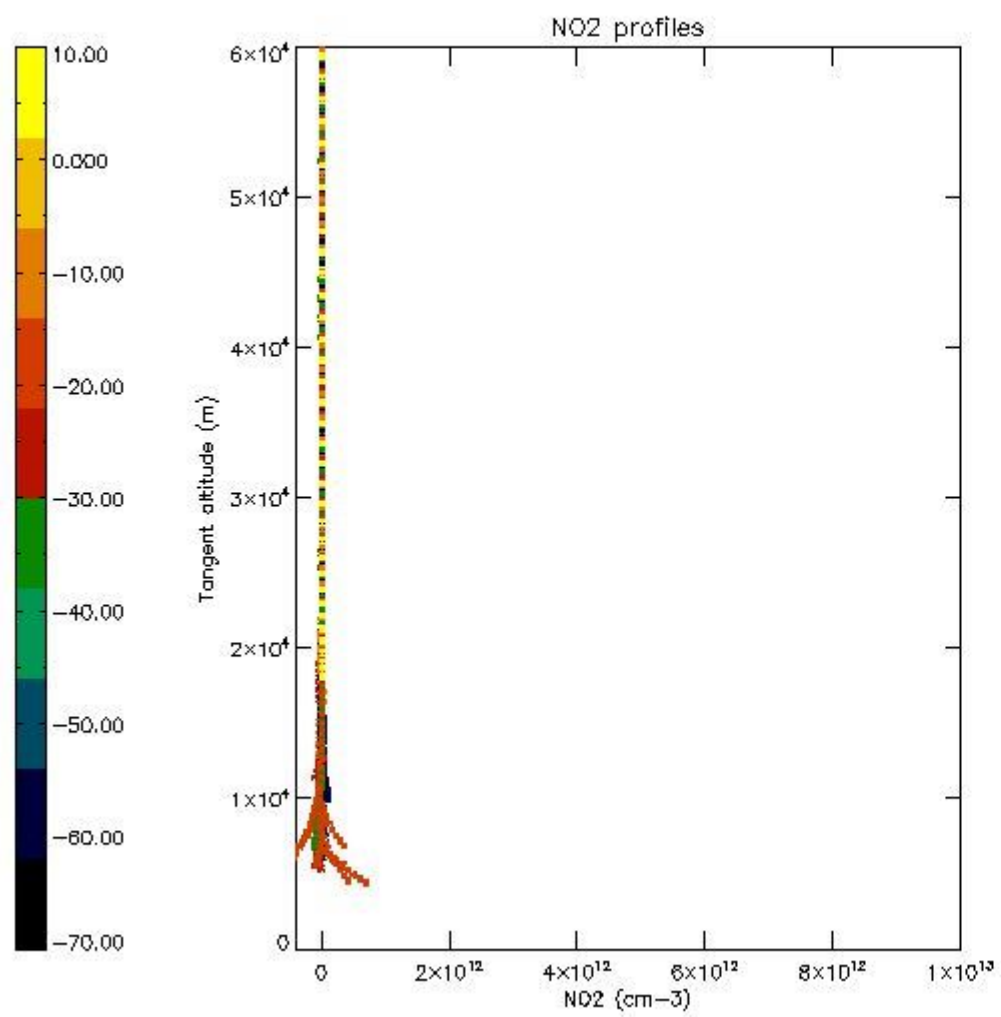
5.5 Plot ozone profiles where STD < 5% (dark without errors)

The colorbar represents the latitude.



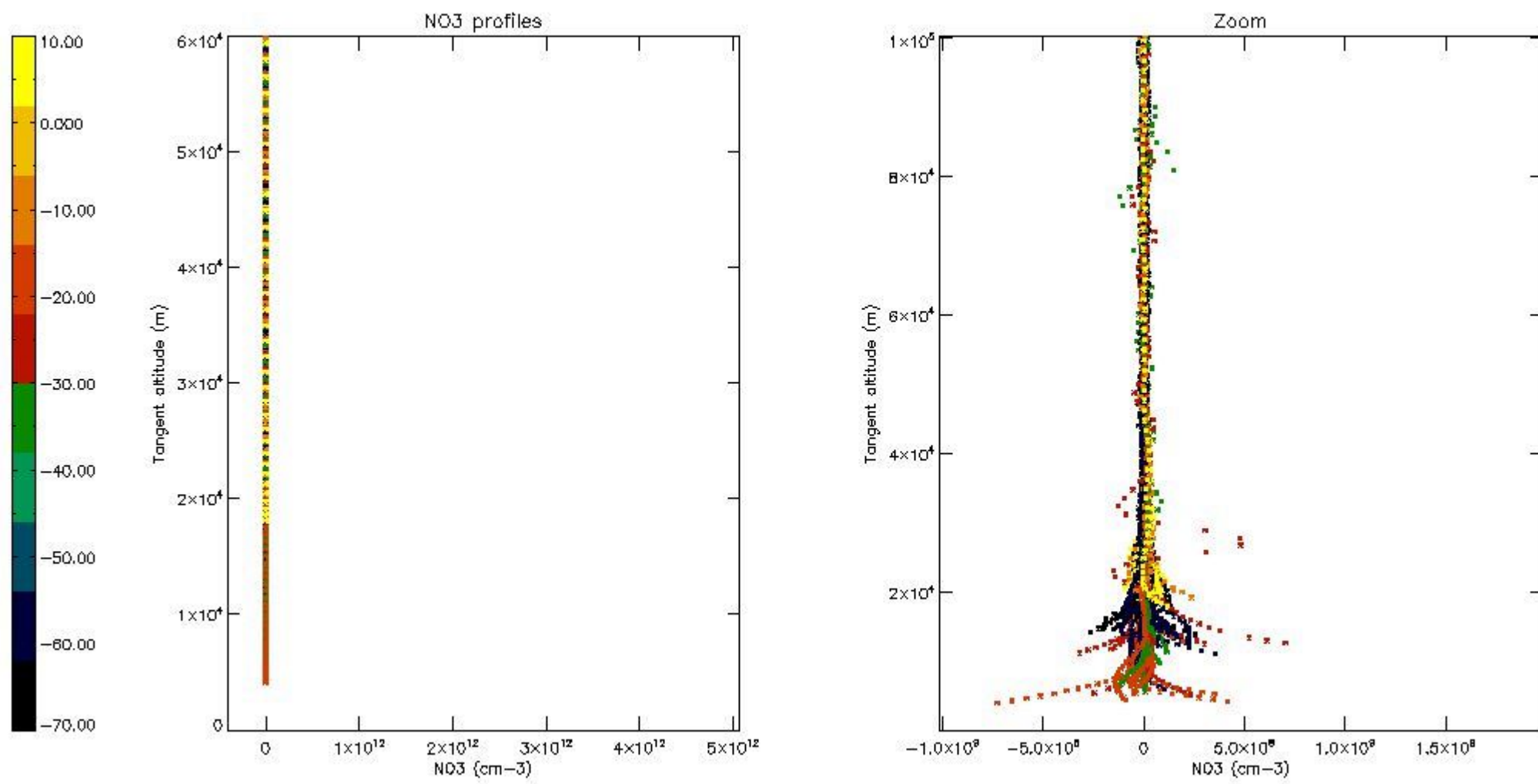
5.6 Plot NO₂ profiles for all STD (dark without errors)

The colorbar represents the latitude.



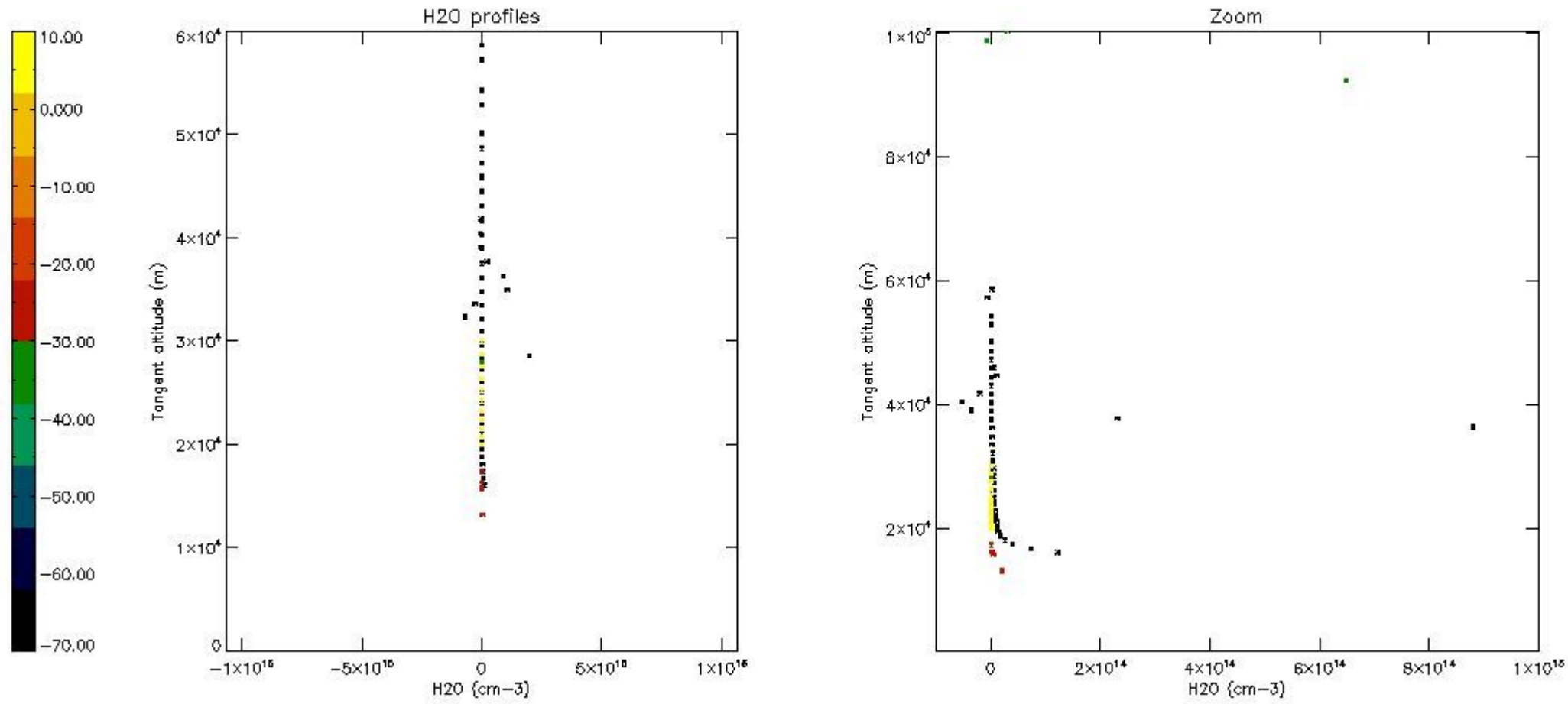
5.7 Plot NO3 profiles for all STD (dark without errors)

The colorbar represents the latitude.



5.8 Plot H2O profiles for all STD (only for occultations of stars 1,2,3,4,13,14,16,26,63 dark without errors)

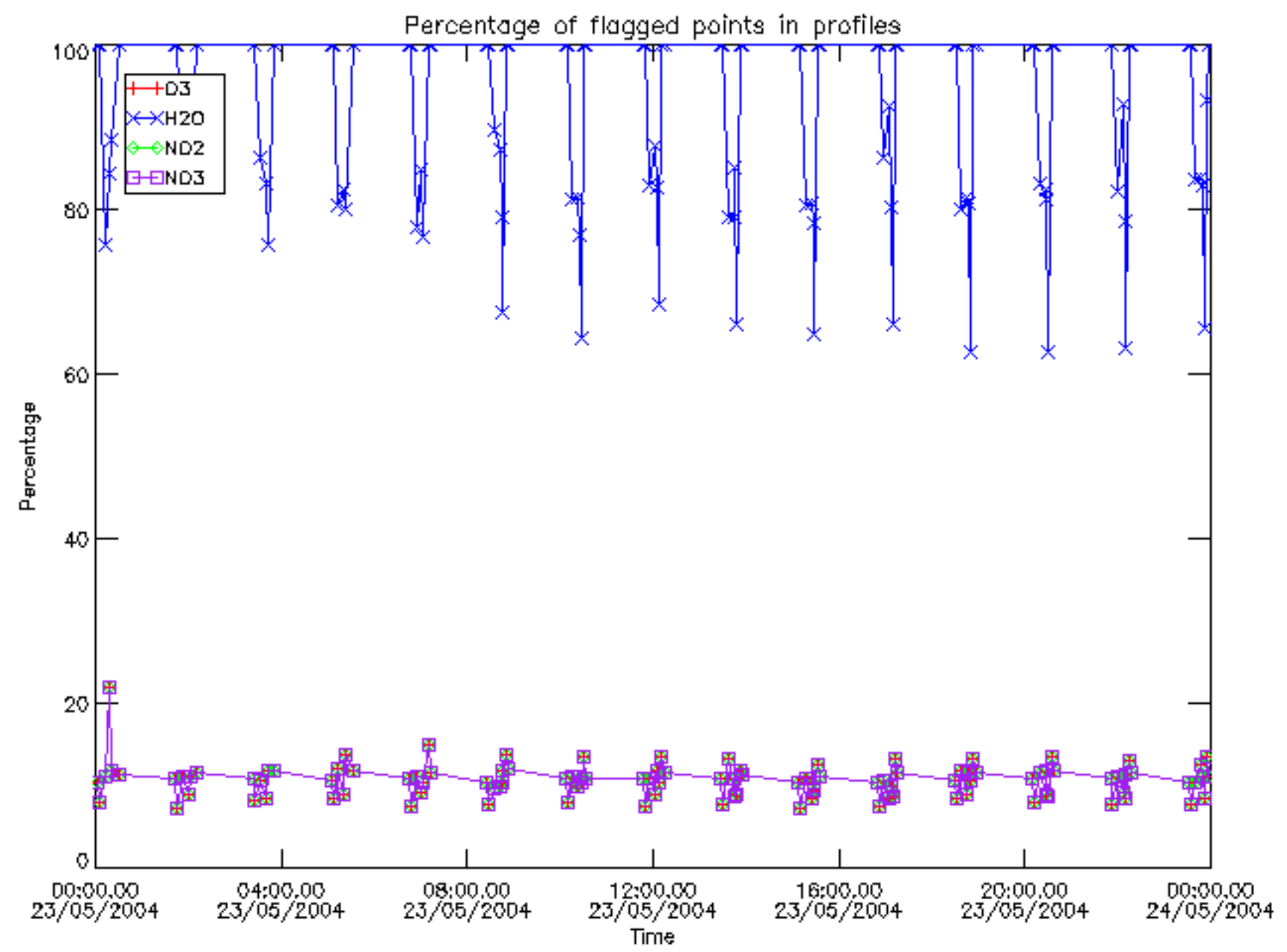
The colorbar represents the latitude.



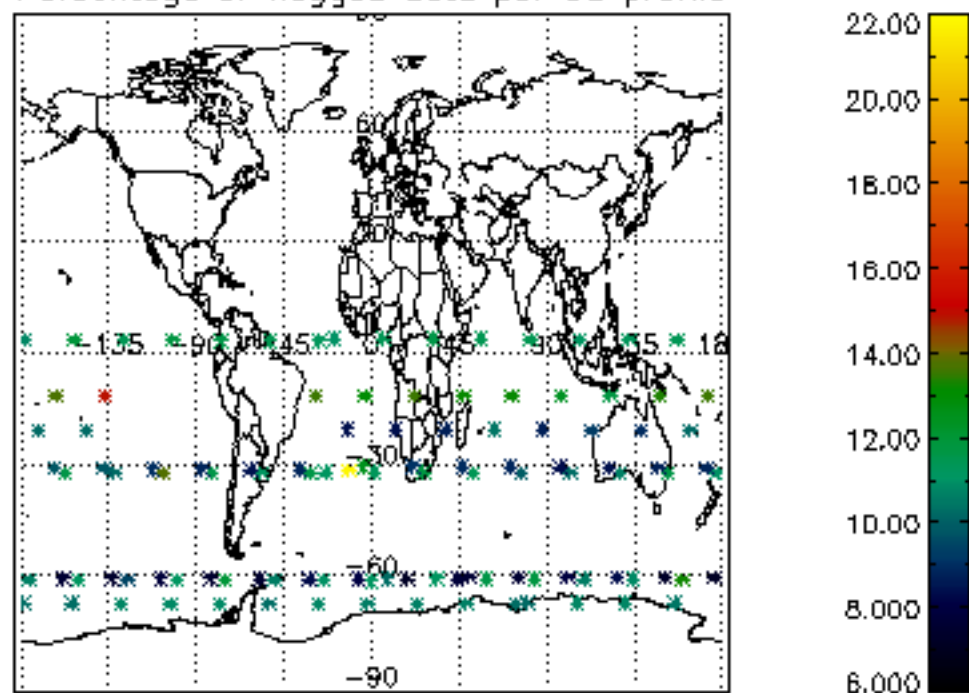
6. Auxiliary Data Files used for the production reported in section 2

The number reported in the third column indicates since which file (see list in section 2) the corresponding auxiliary file has been used. The fourth column is the date of those product files.

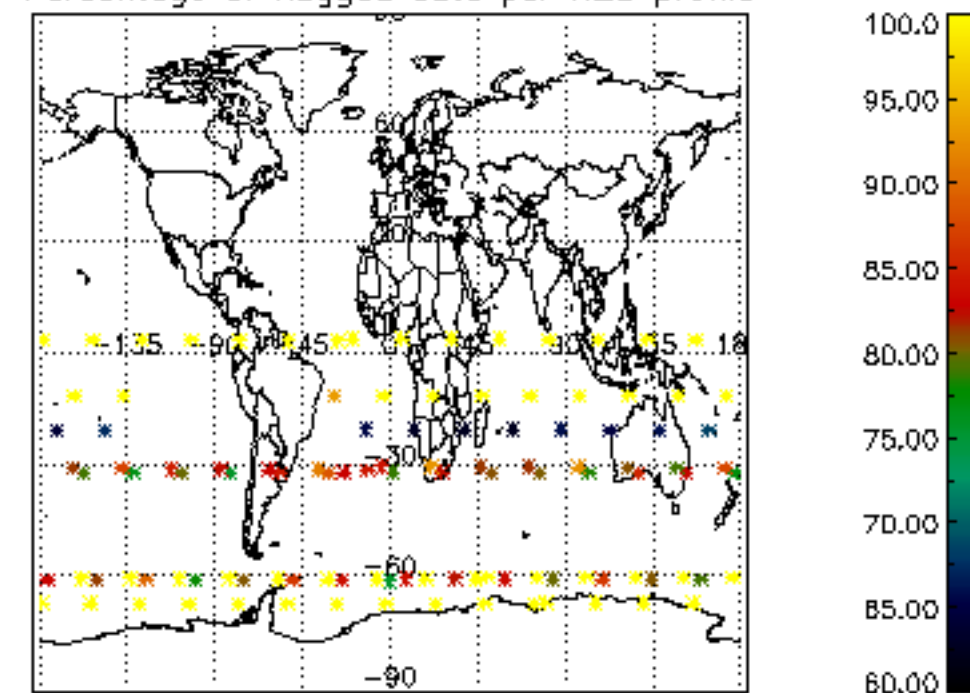
Type	Auxiliary Filename	Used since product	Used since product date
INST_PHYS_CHARACTERISTICS	GOM_INS_AXVIEC20091111_143220_20030716_120000_20500101_000000	1	23-MAY-2004 00:02:44
LEVEL-2_PROC_CONFIG	GOM_PR2_AXVIEC20091111_152718_20020301_000000_20500101_000000	1	23-MAY-2004 00:02:44
CROSS_SECTIONS_FILE	GOM_CRS_AXVIEC20091111_154832_20020301_000000_20500101_000000	1	23-MAY-2004 00:02:44



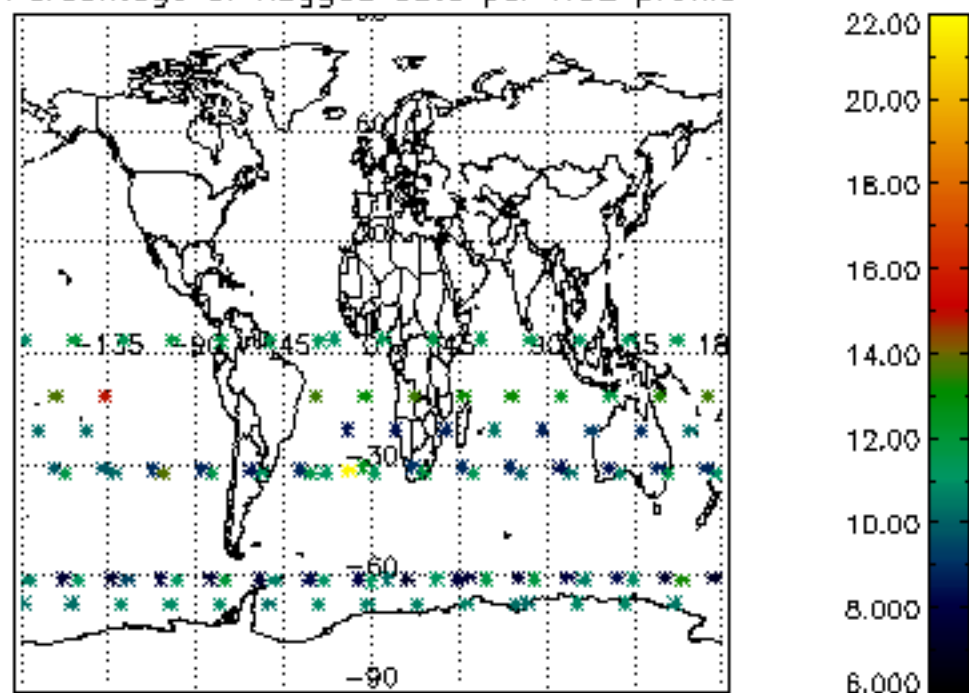
Percentage of flagged data per D3 profile



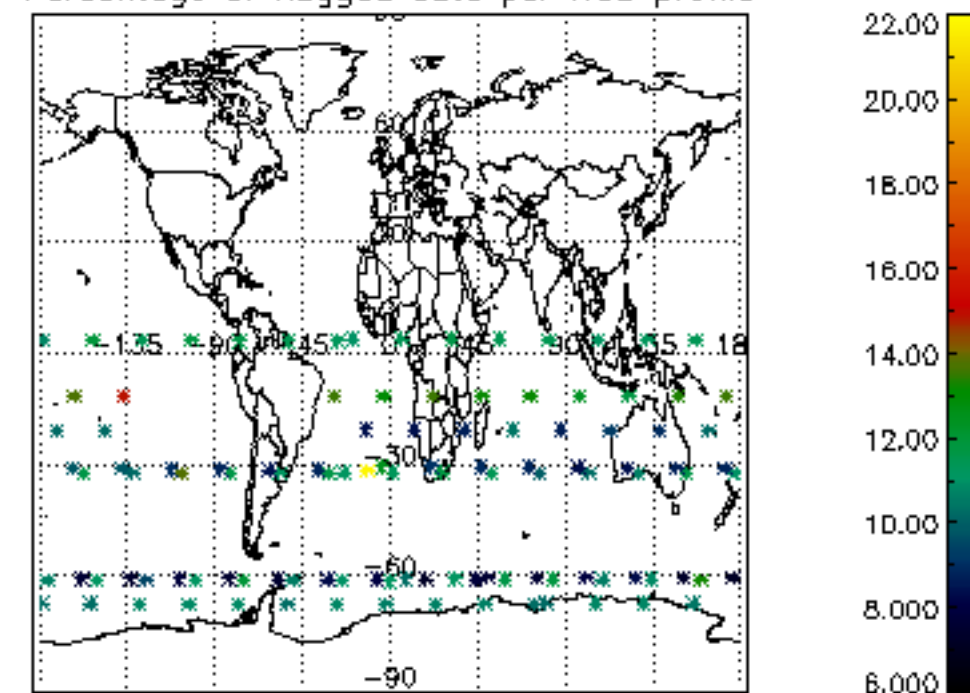
Percentage of flagged data per H2O profile

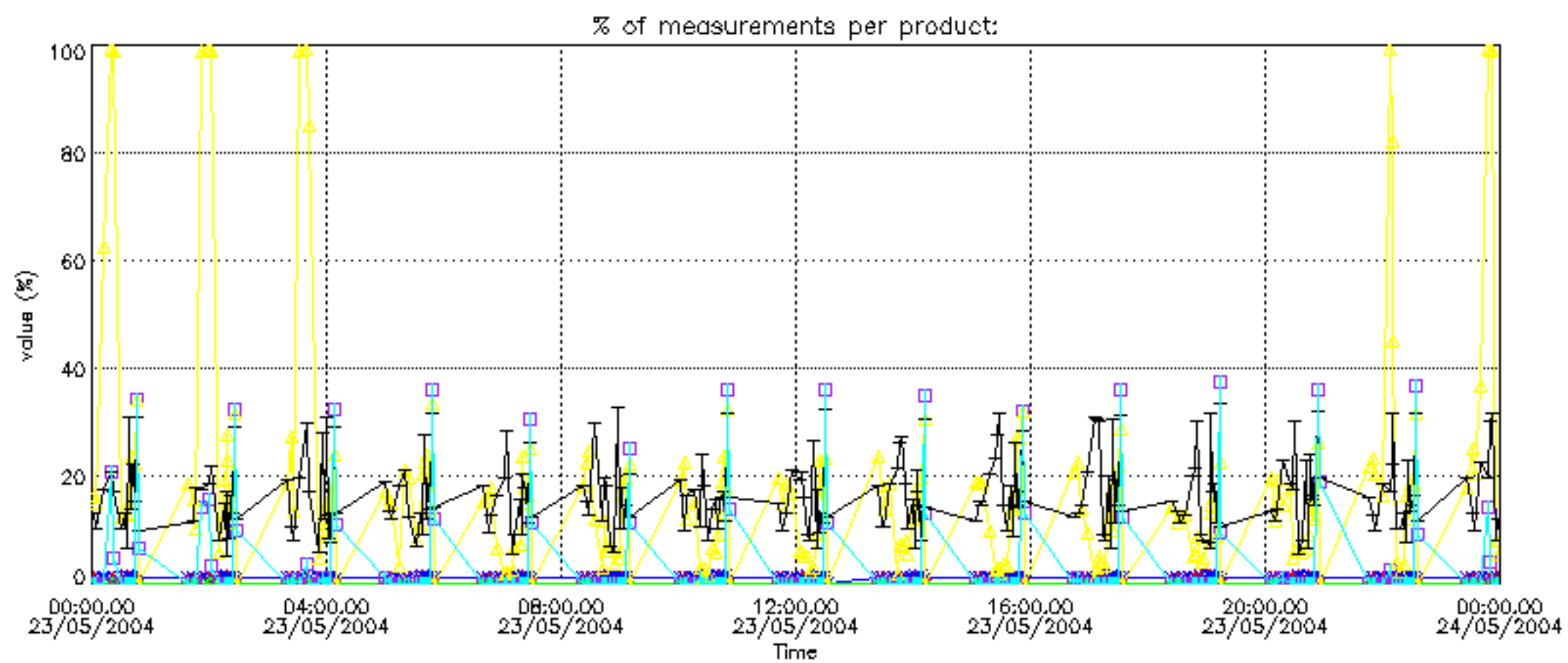


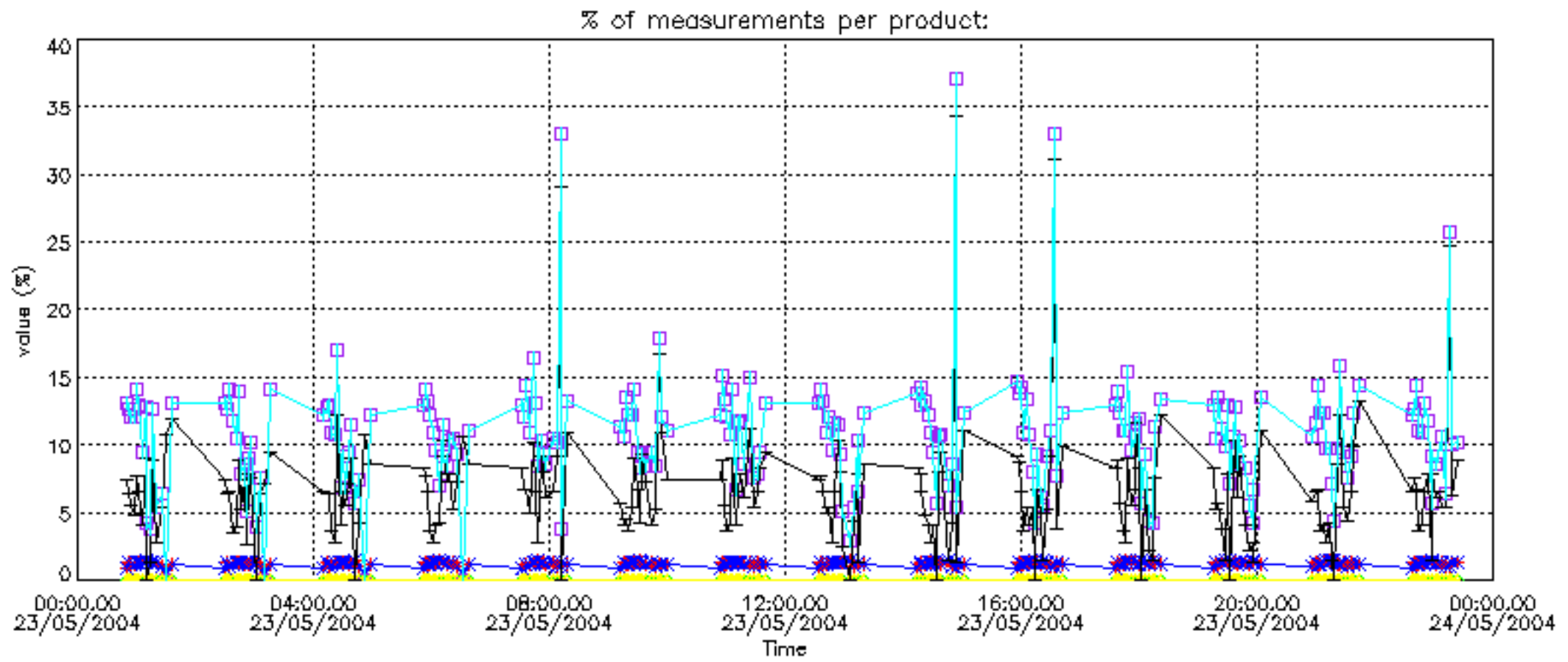
Percentage of flagged data per NO2 profile



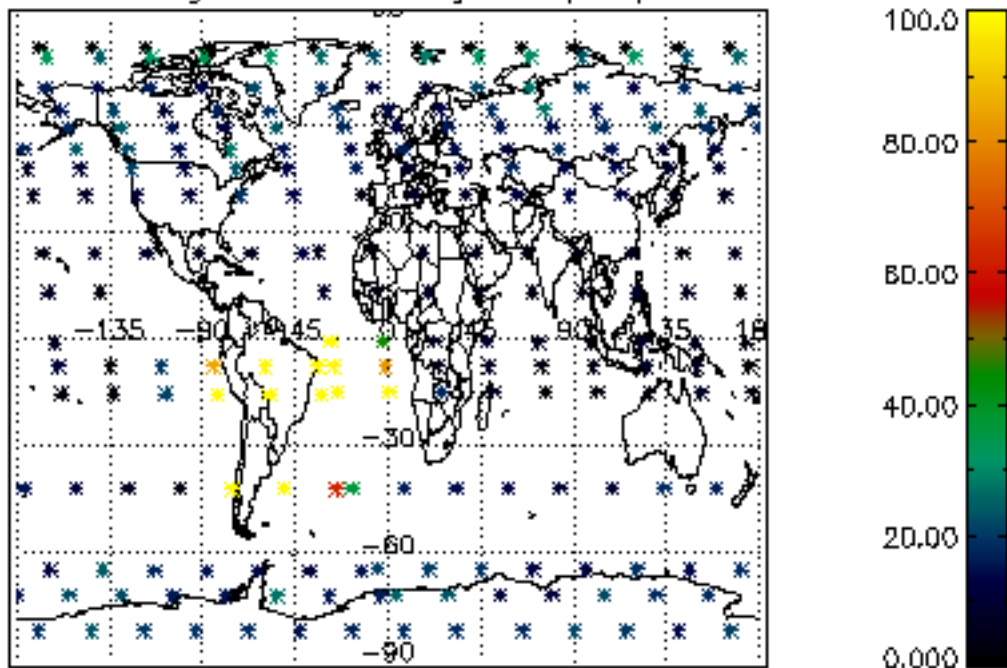
Percentage of flagged data per NO3 profile



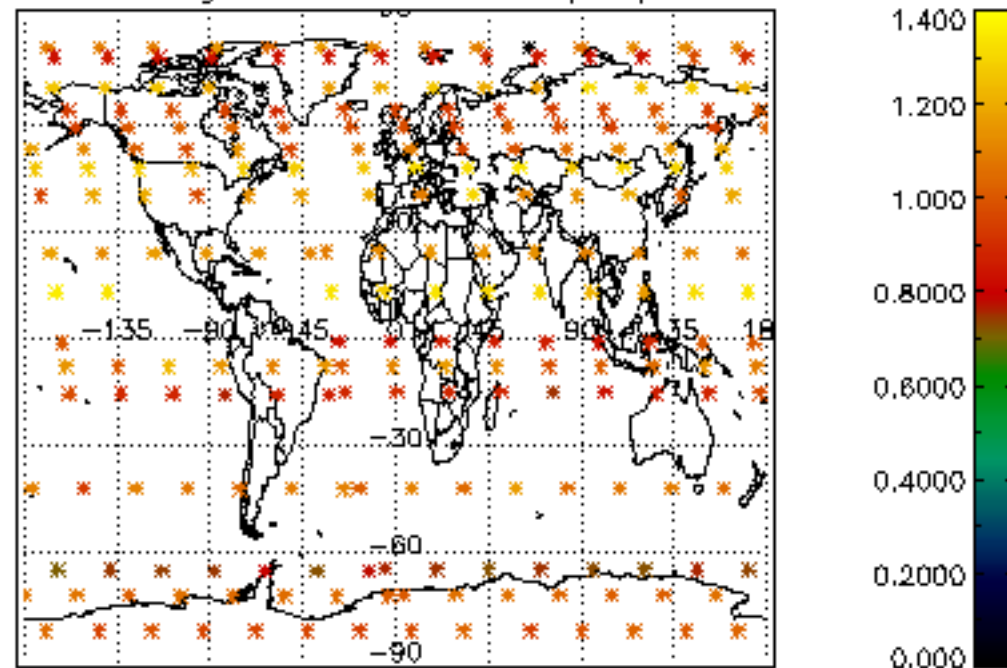




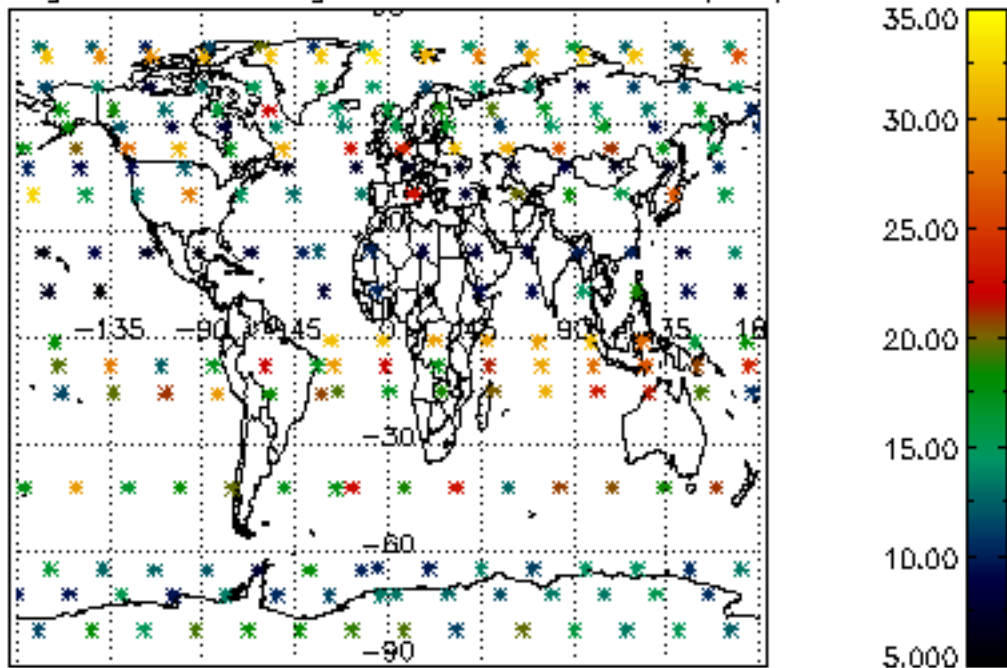
Percentage of cosmic ray hits per profile



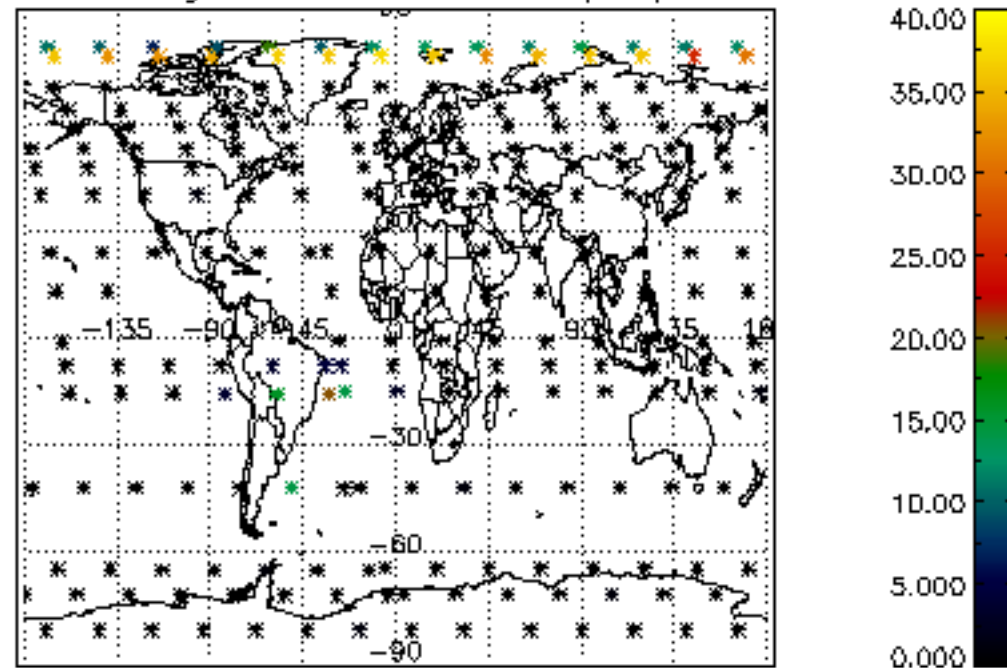
Percentage of datation errors per profile



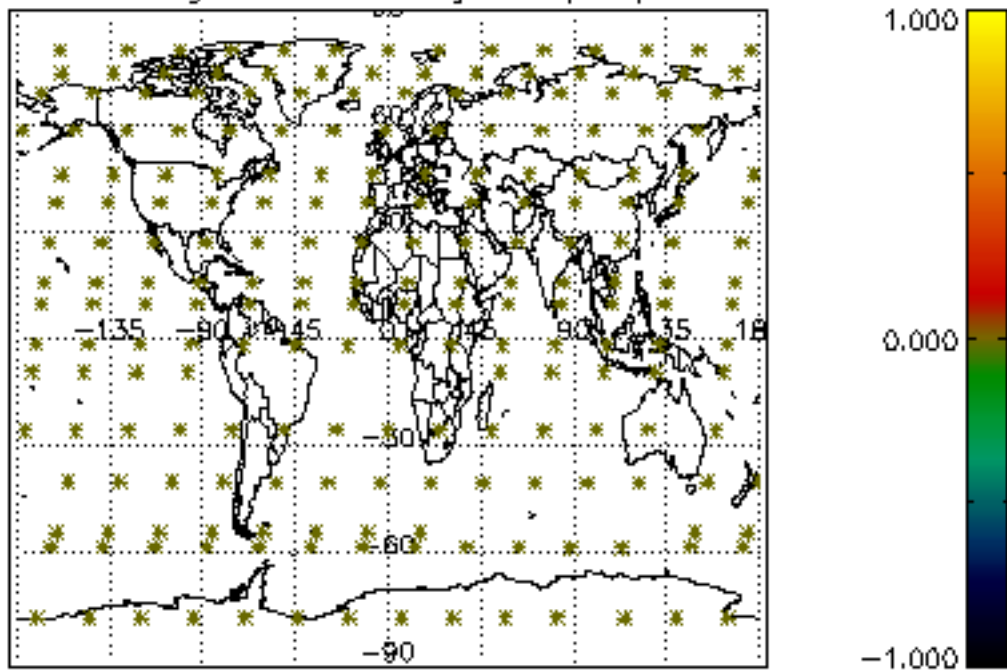
Percentage of star falling outside central band per profile



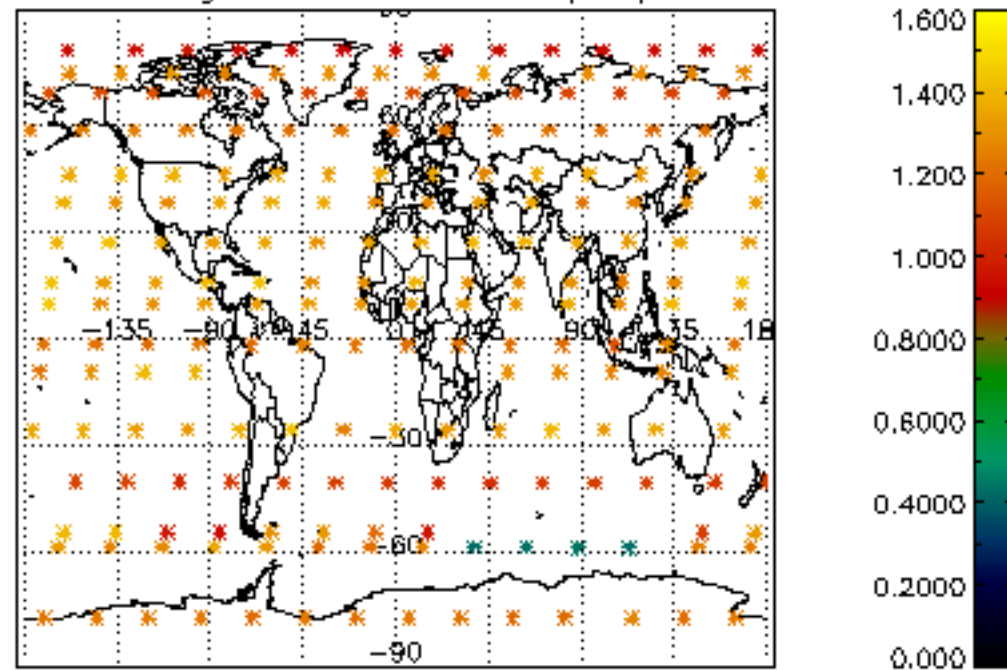
Percentage of saturation errors per profile



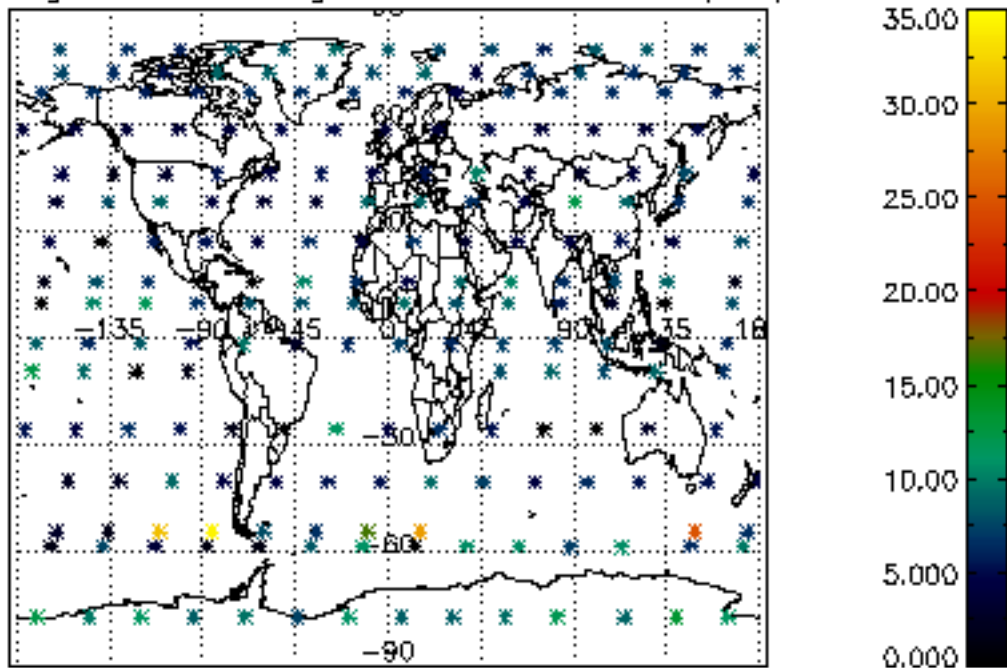
Percentage of cosmic ray hits per profile



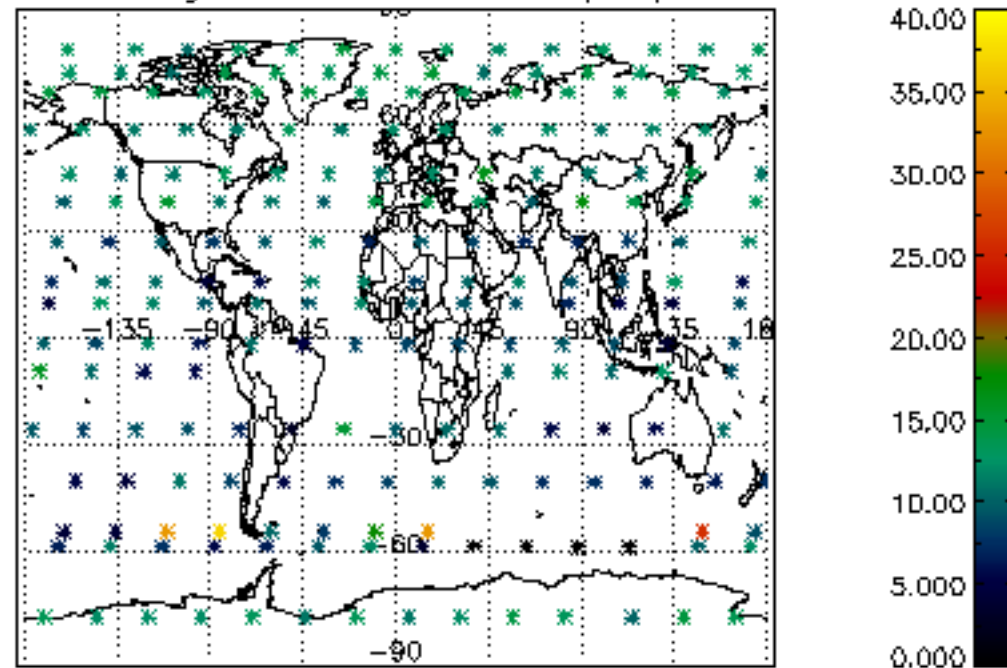
Percentage of datation errors per profile

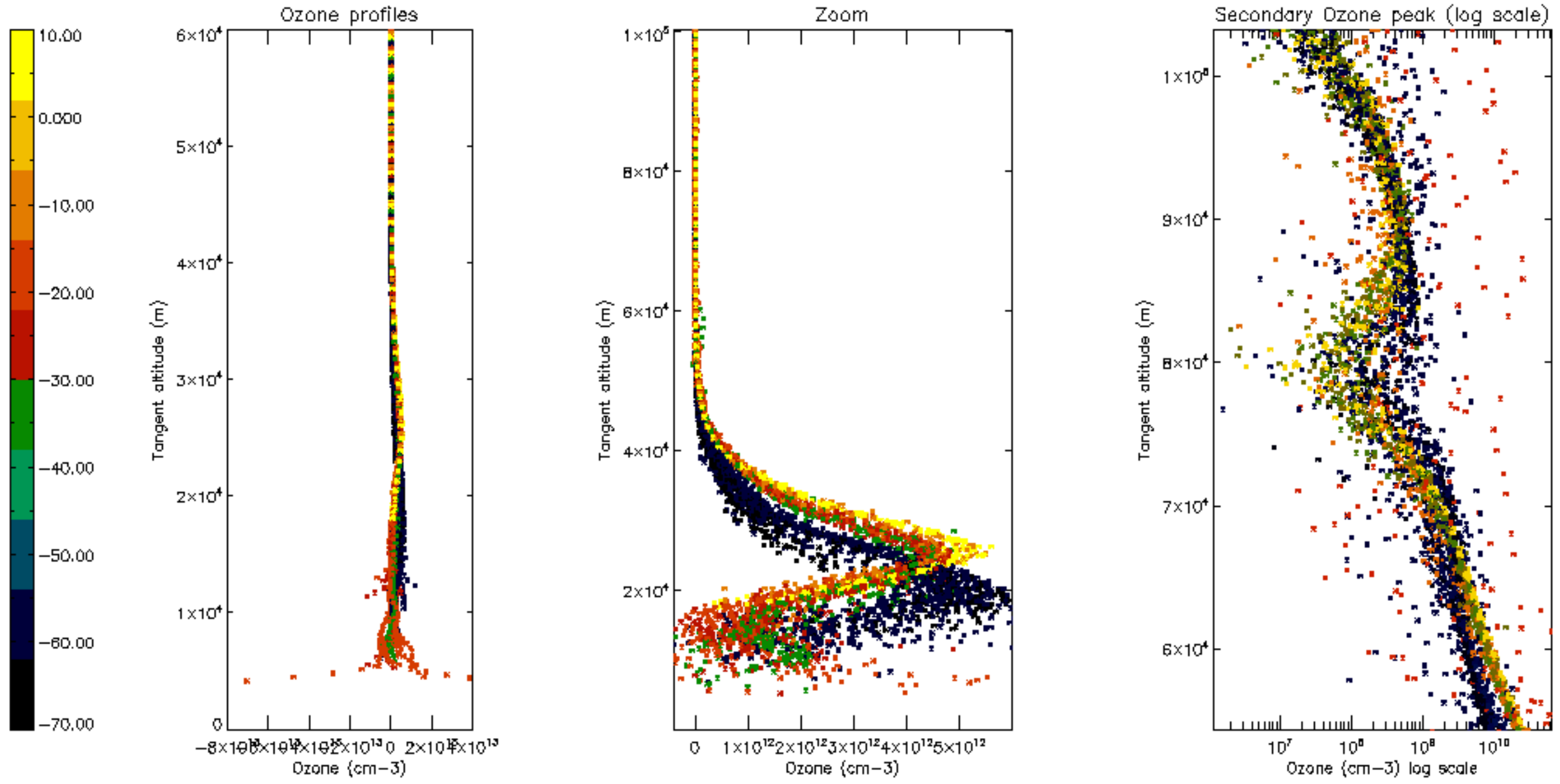


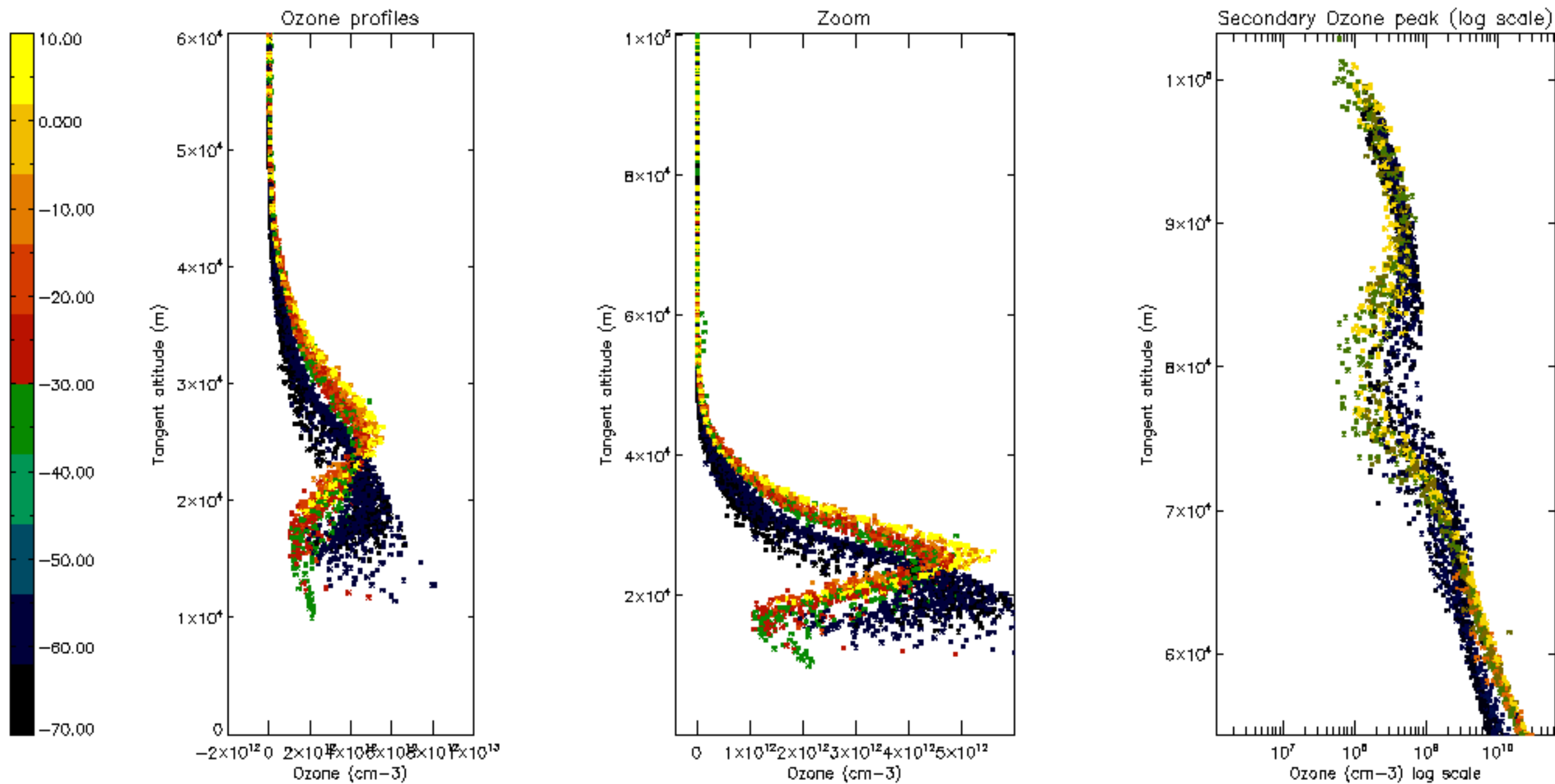
Percentage of star falling outside central band per profile

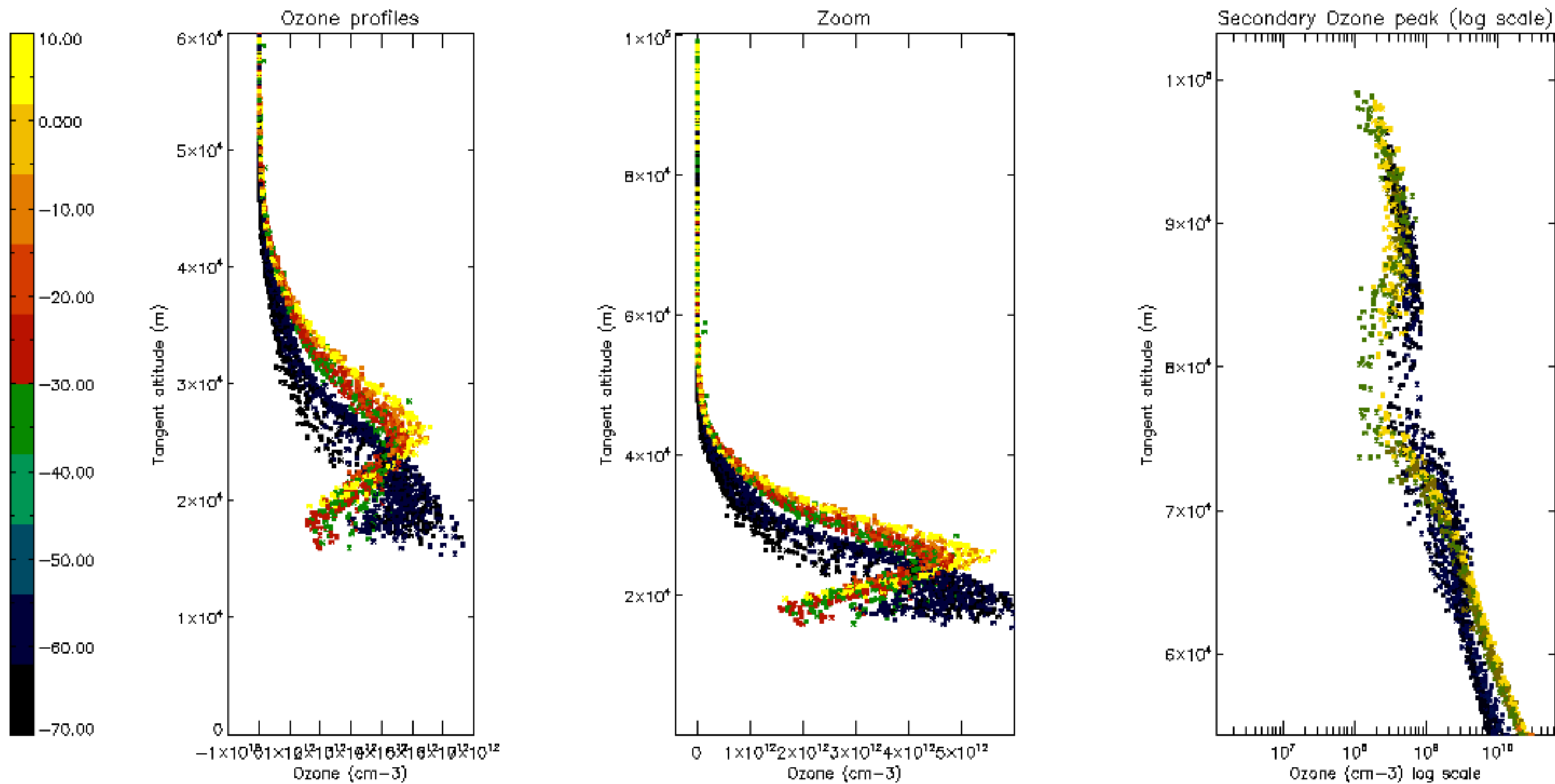


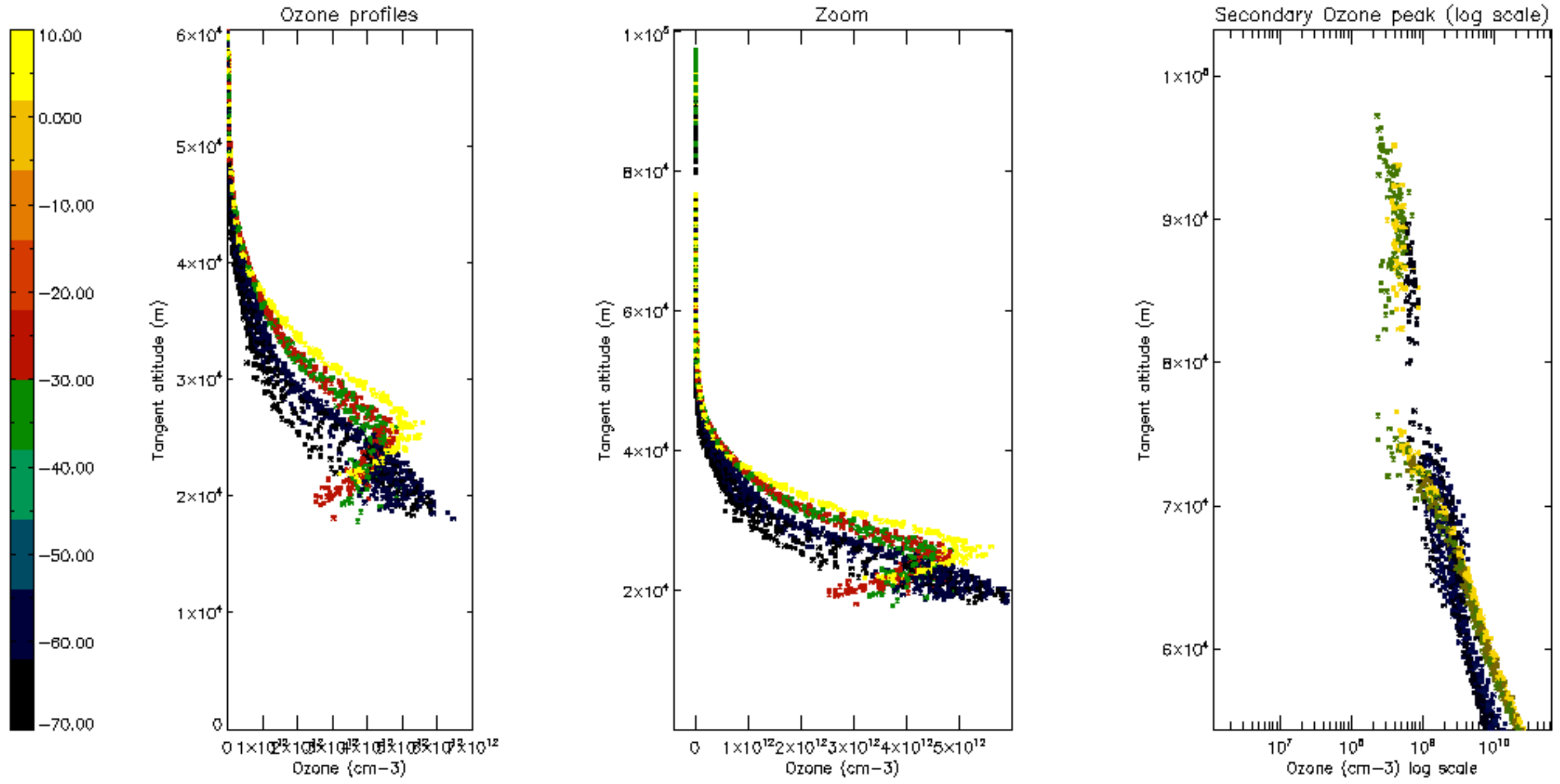
Percentage of saturation errors per profile

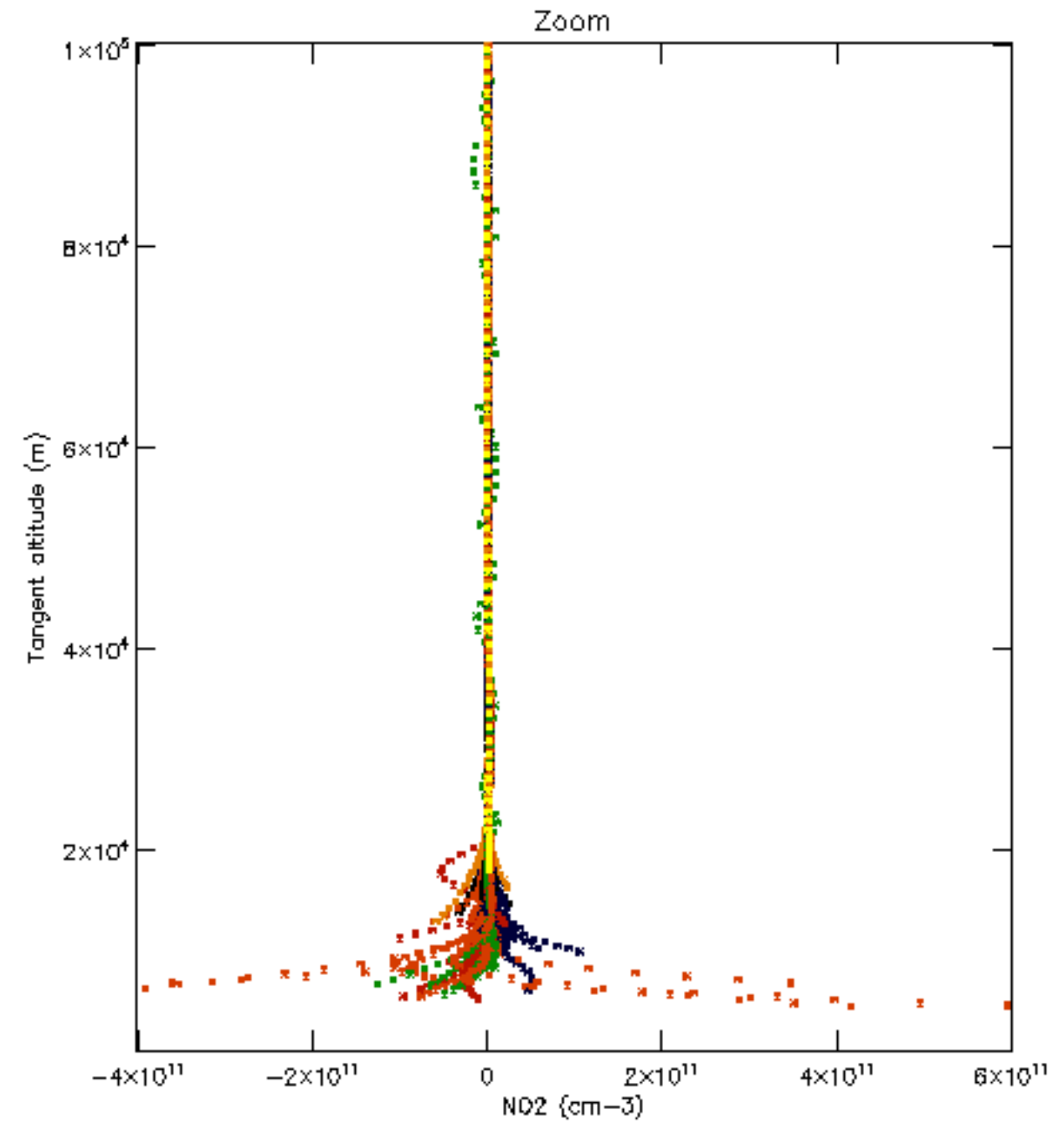
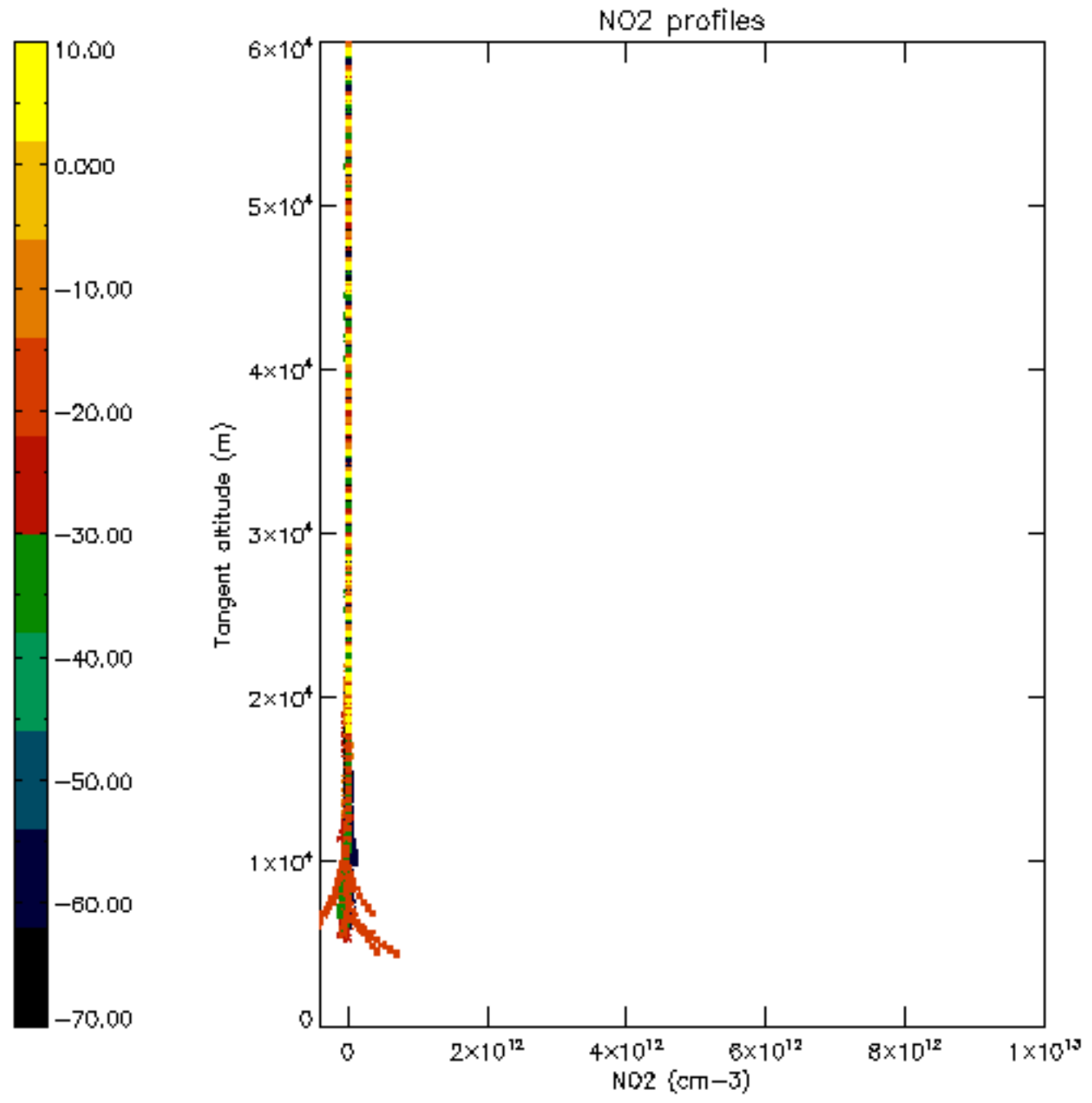


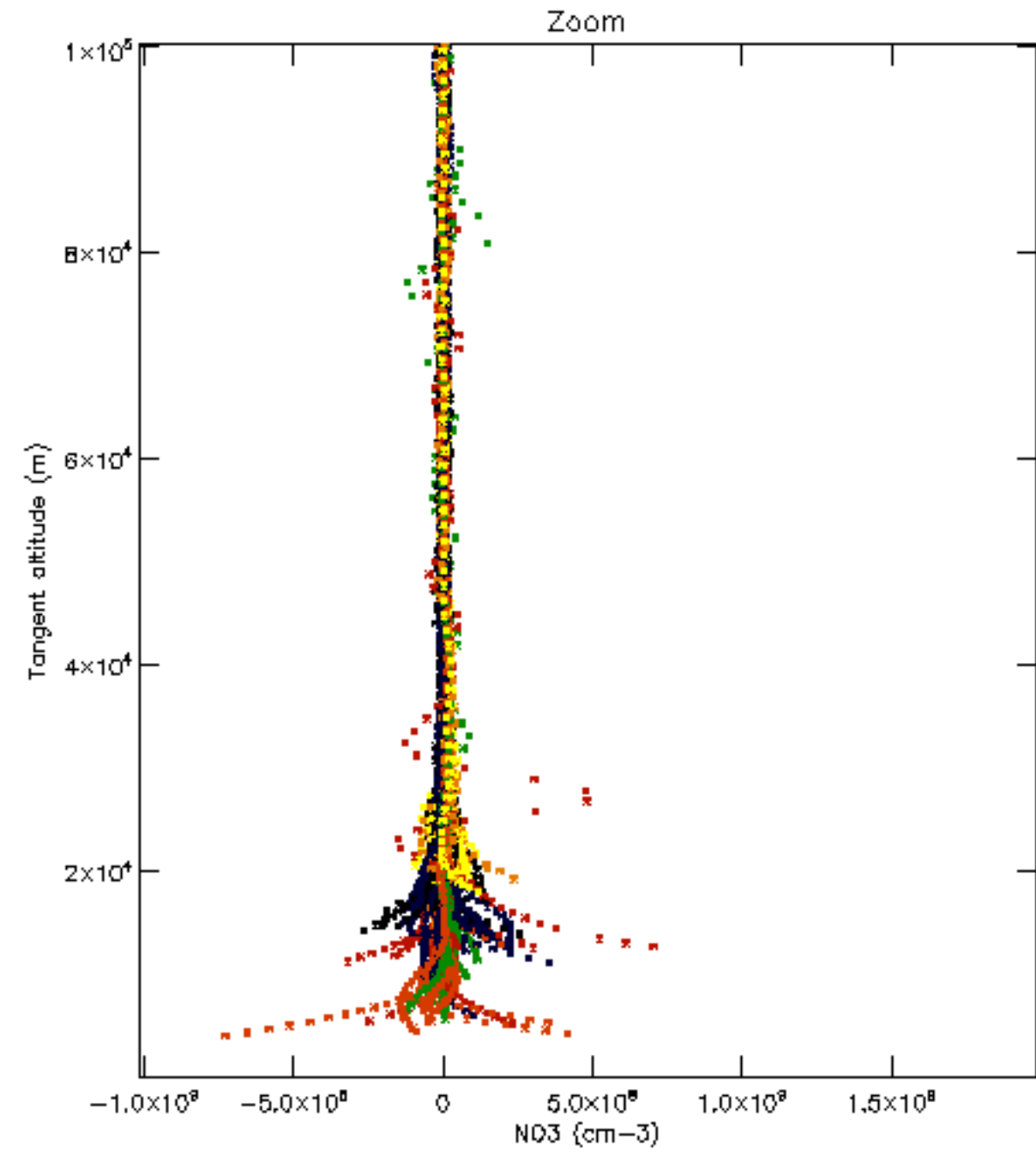
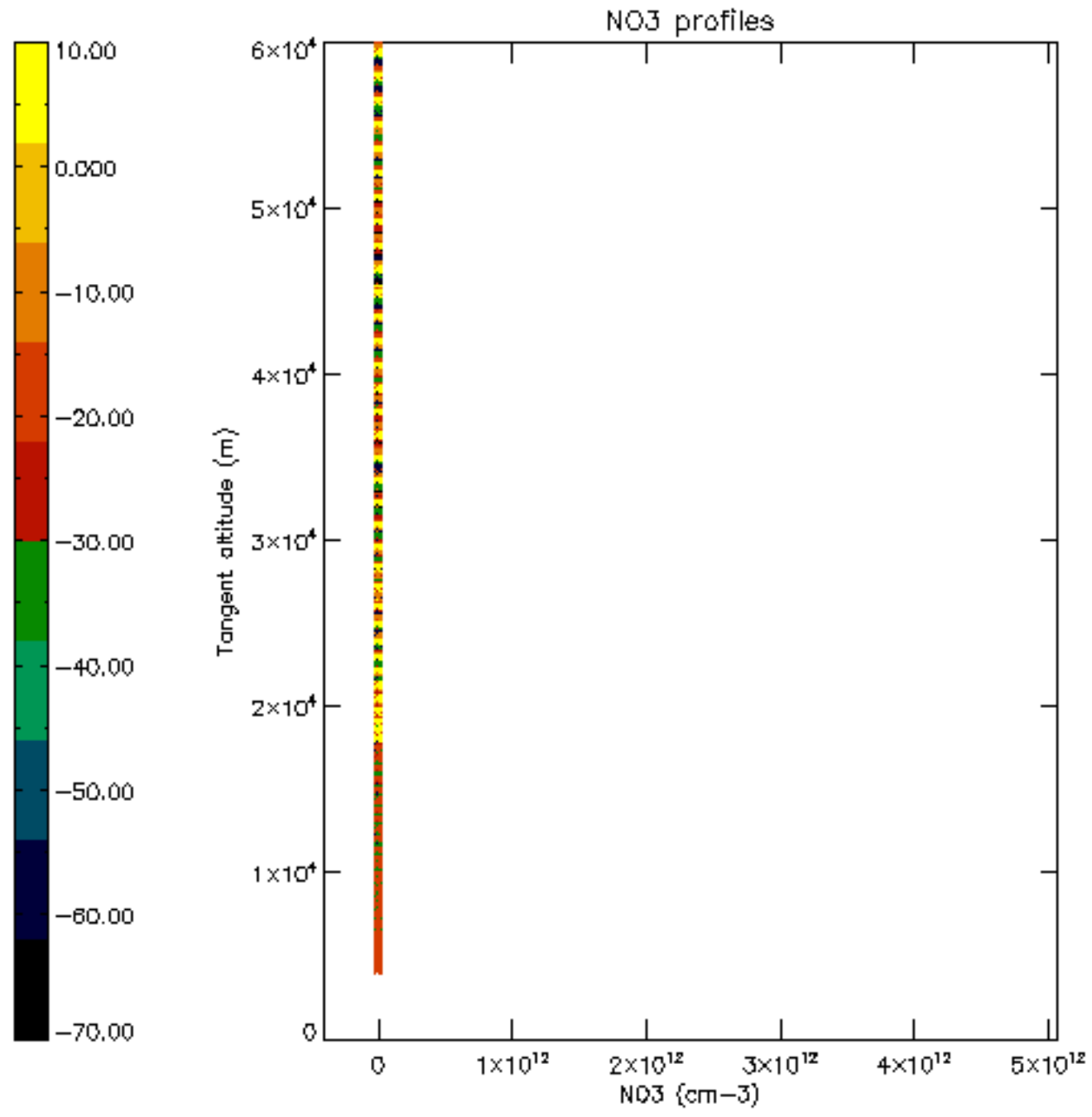


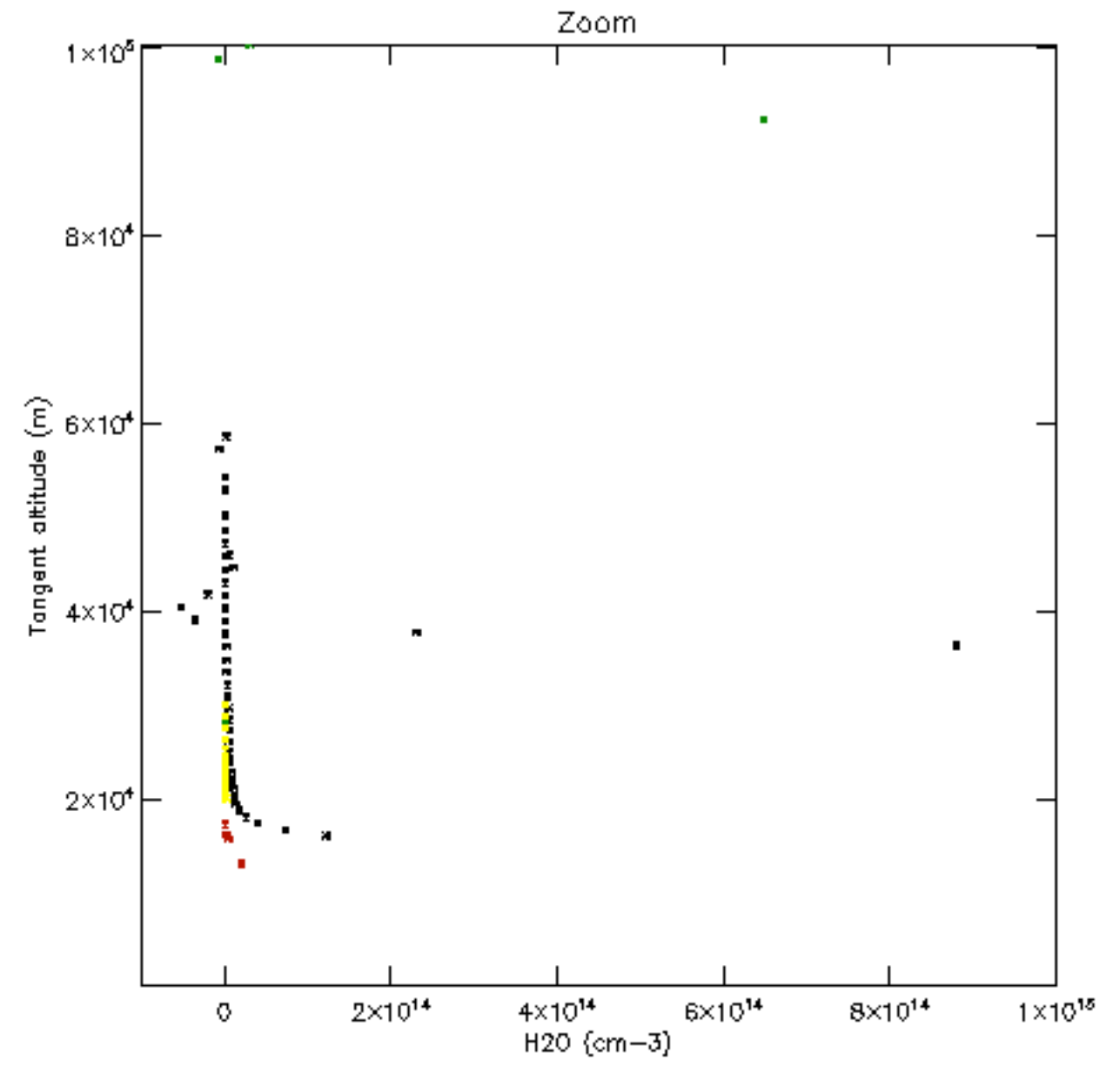
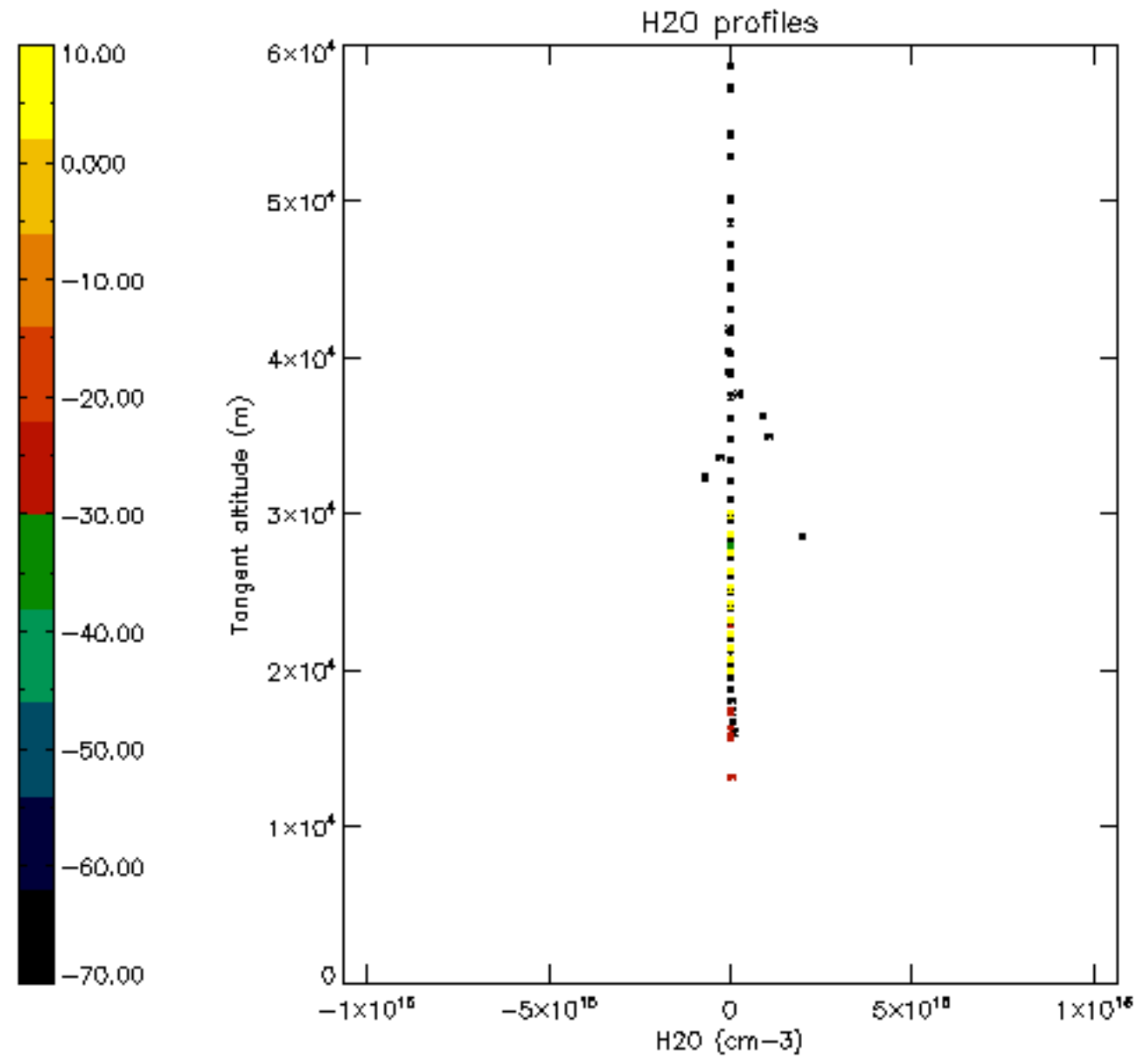


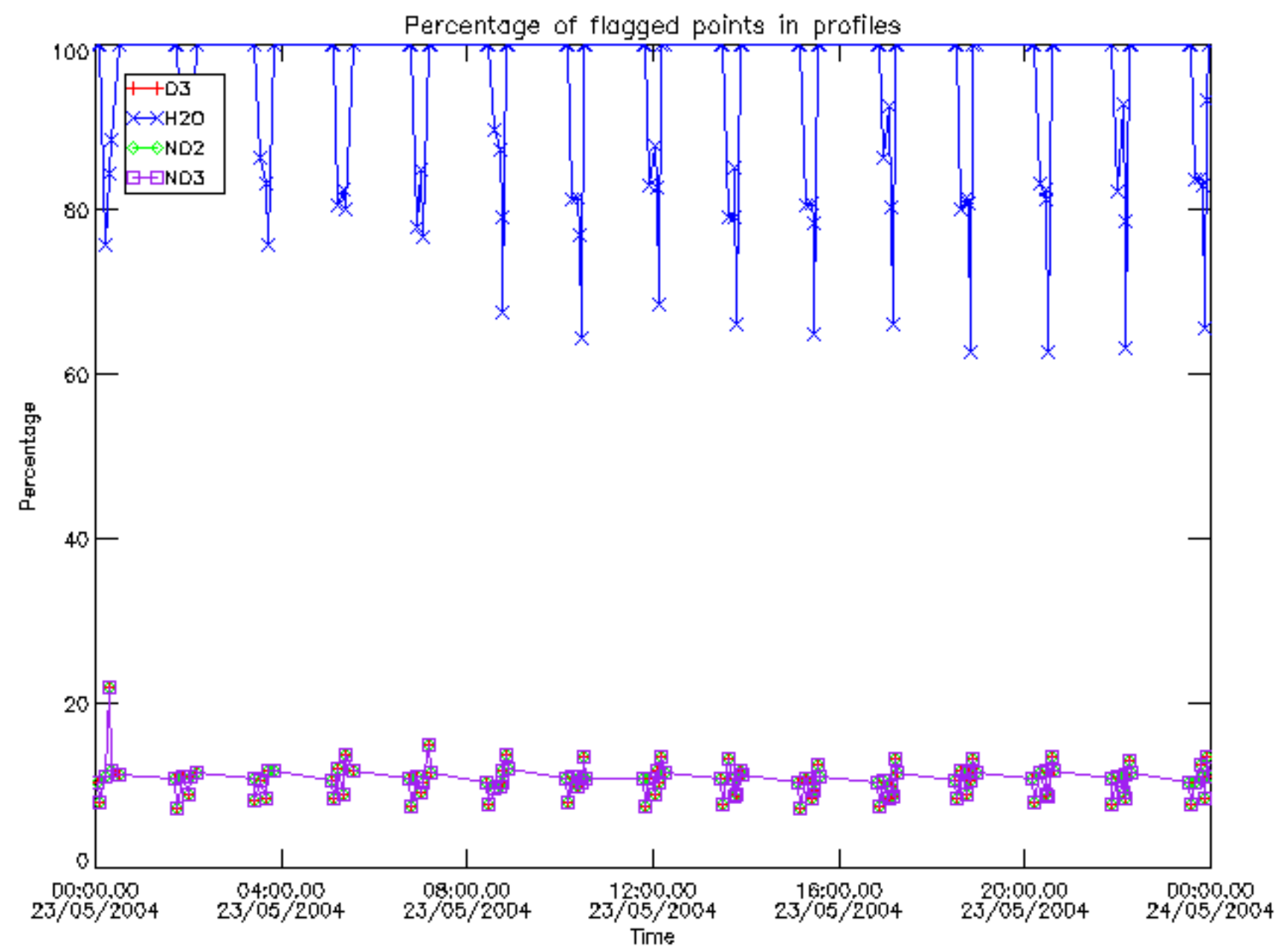




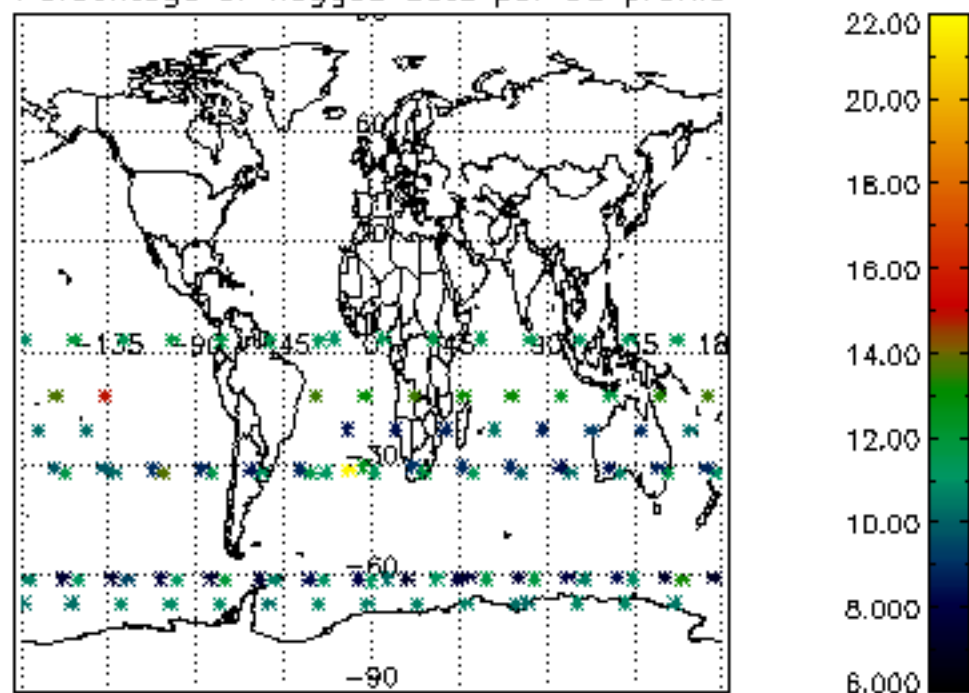




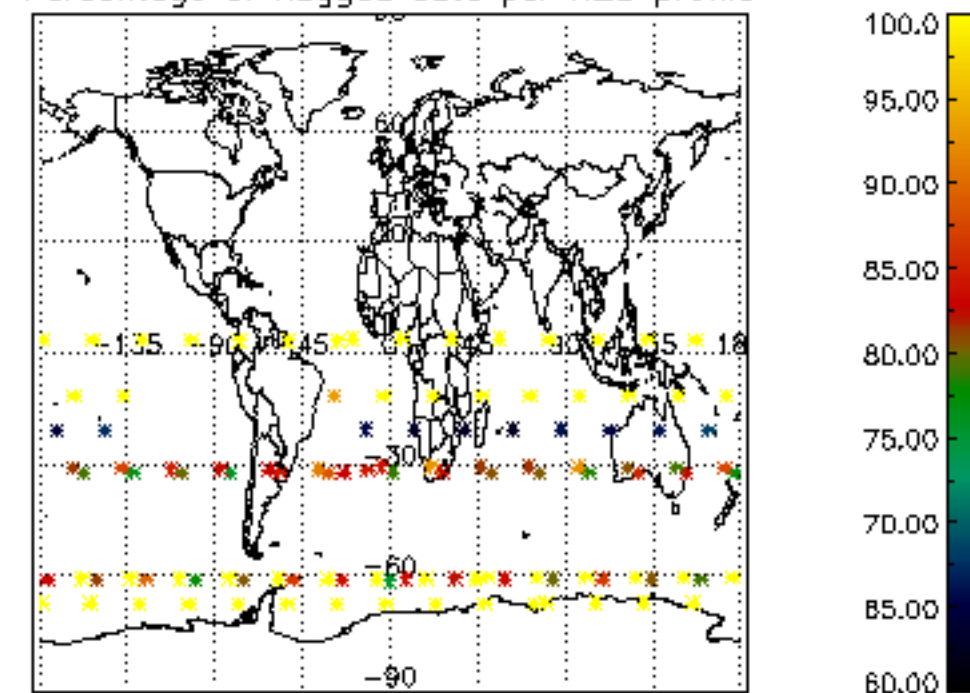




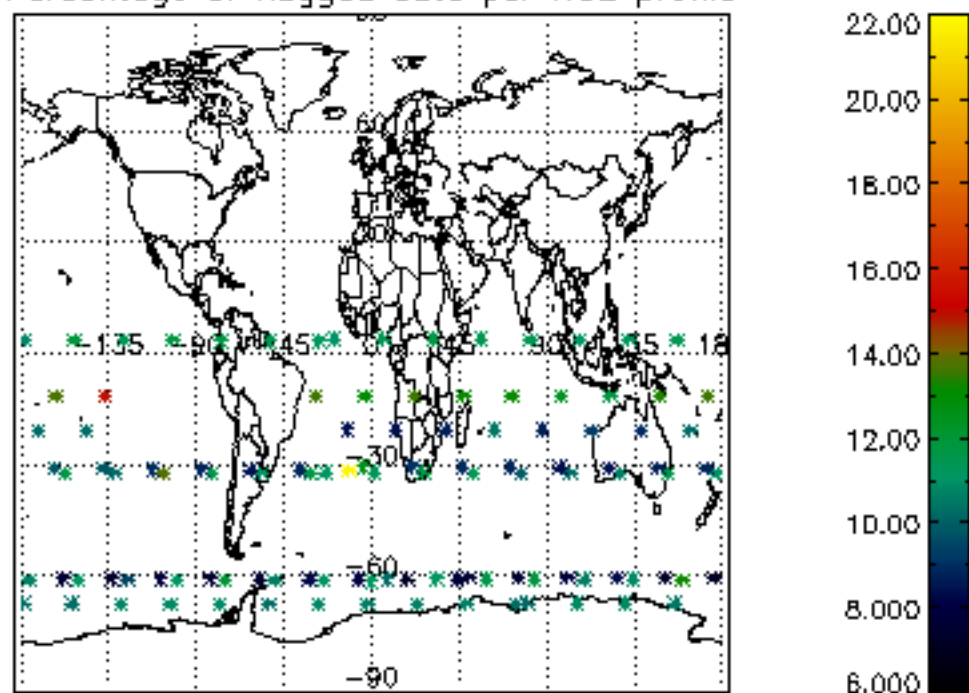
Percentage of flagged data per D3 profile



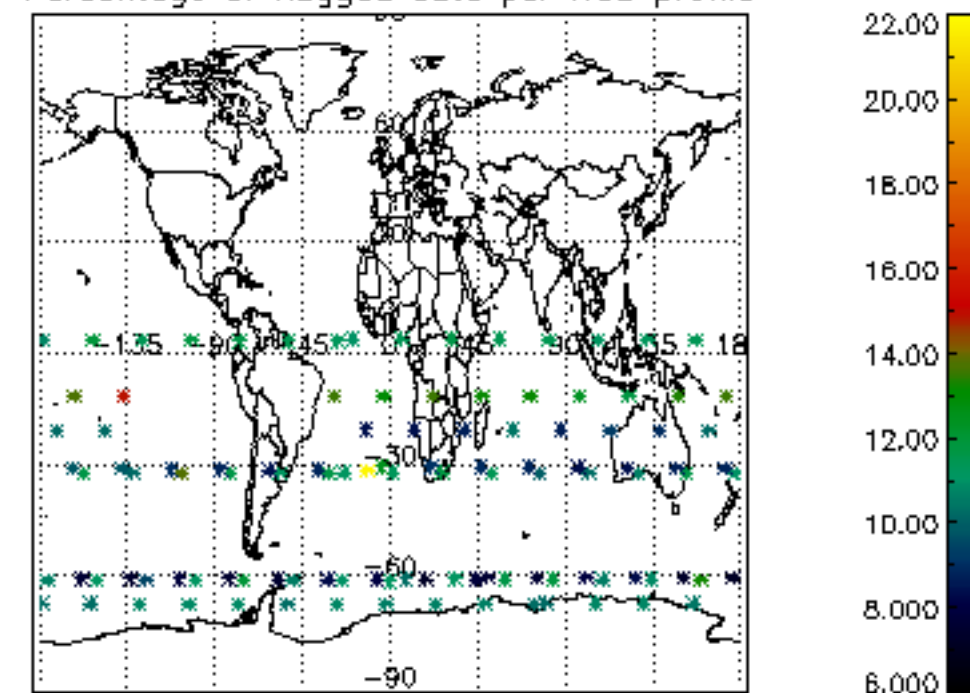
Percentage of flagged data per H2O profile

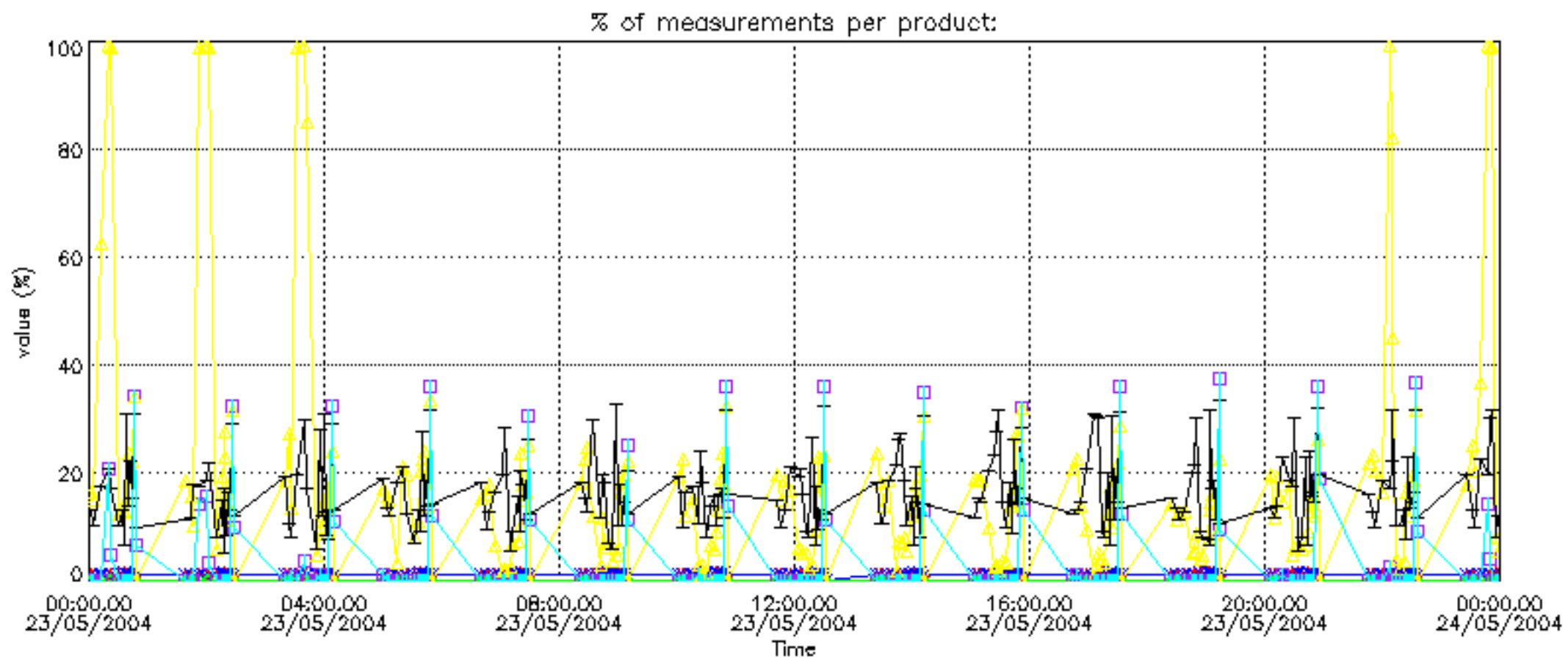


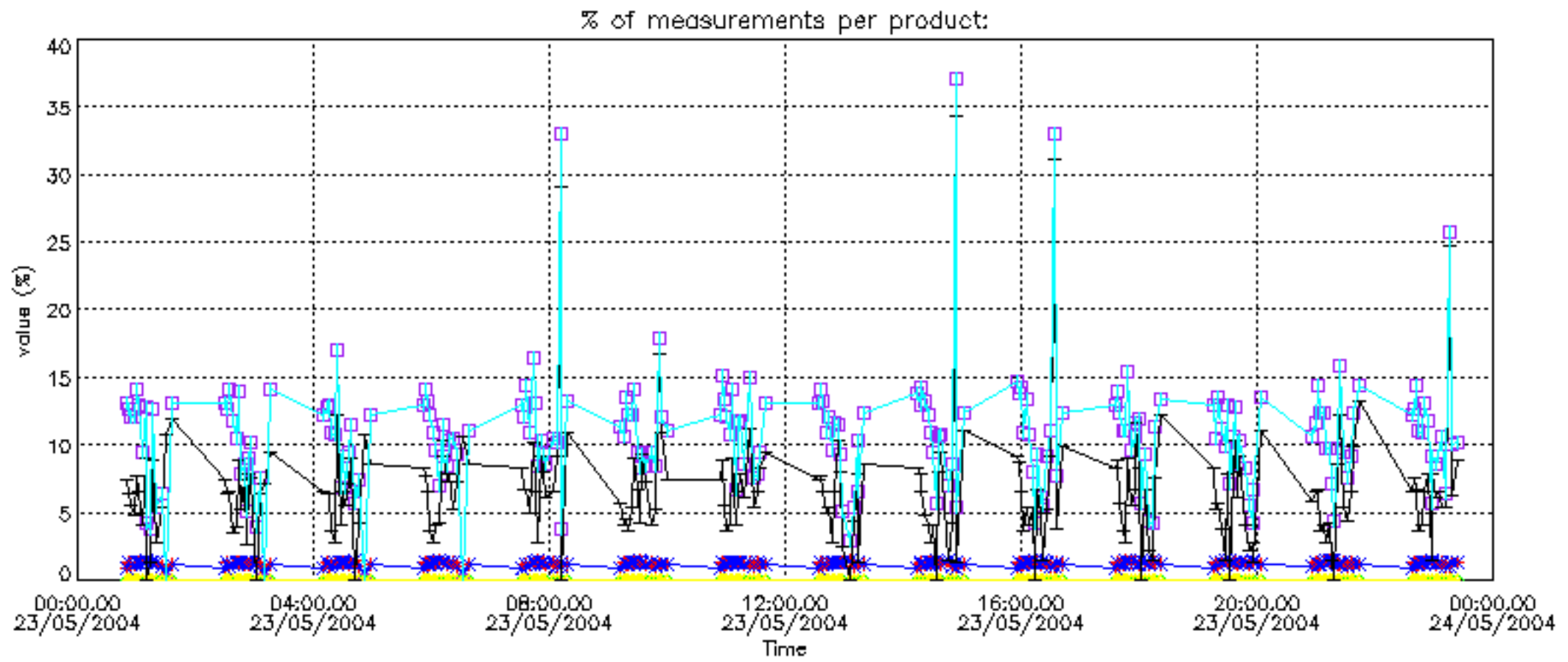
Percentage of flagged data per NO2 profile



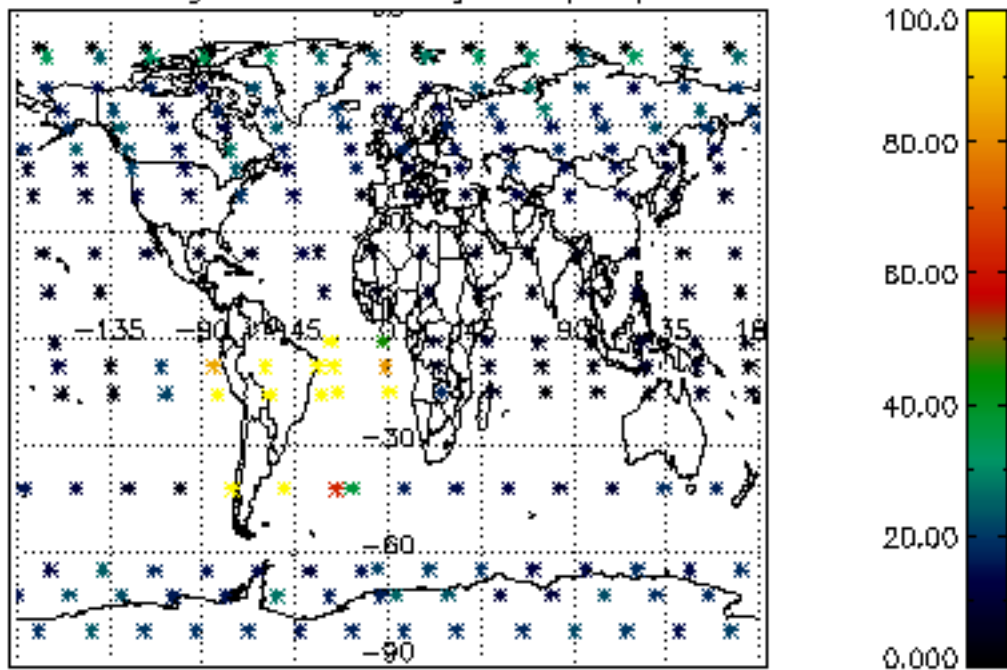
Percentage of flagged data per NO3 profile



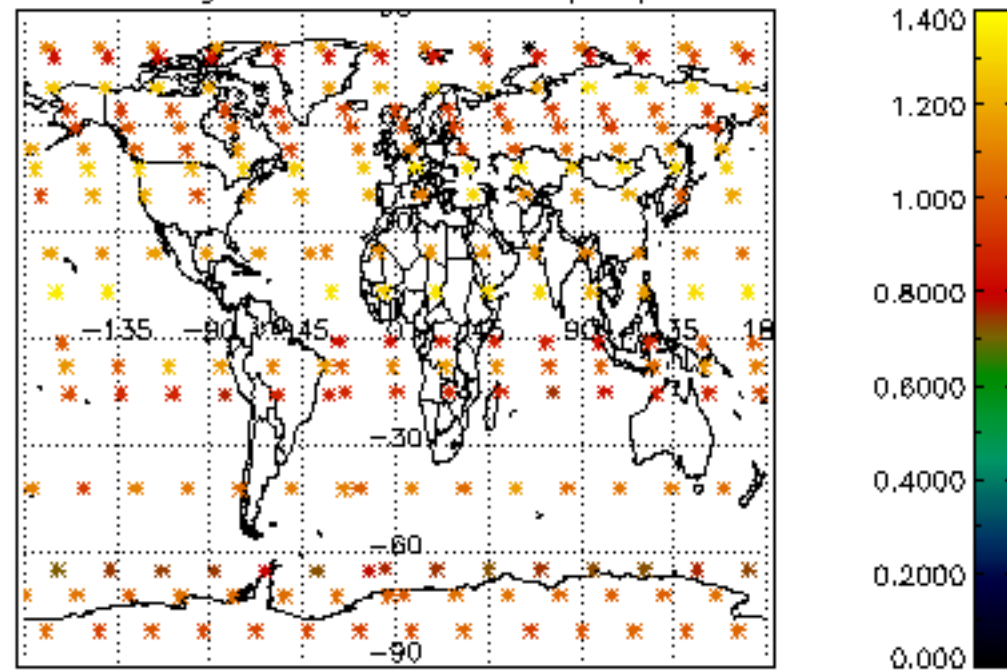




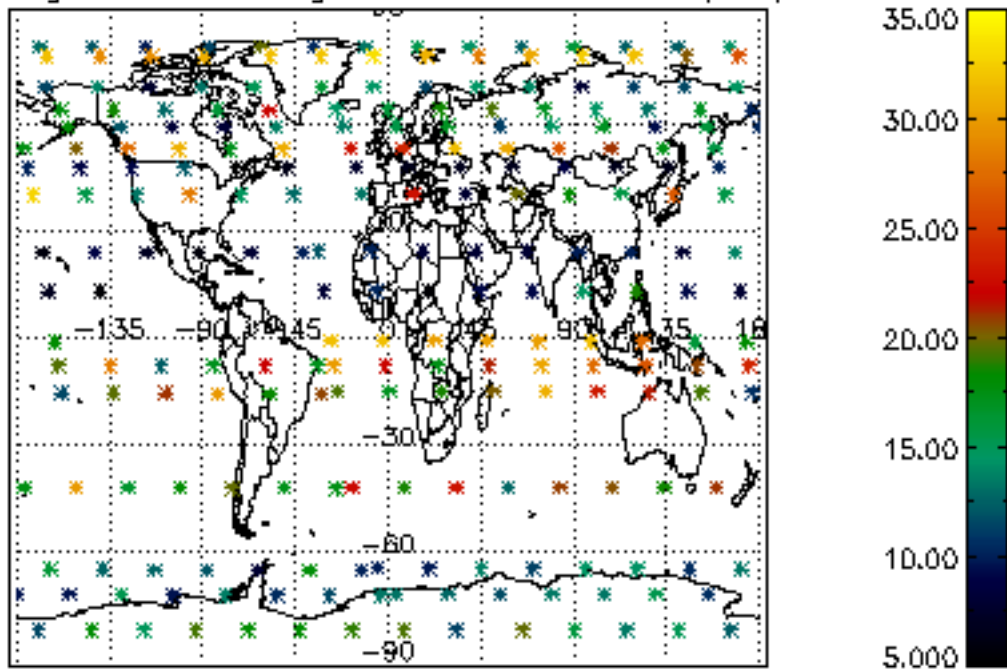
Percentage of cosmic ray hits per profile



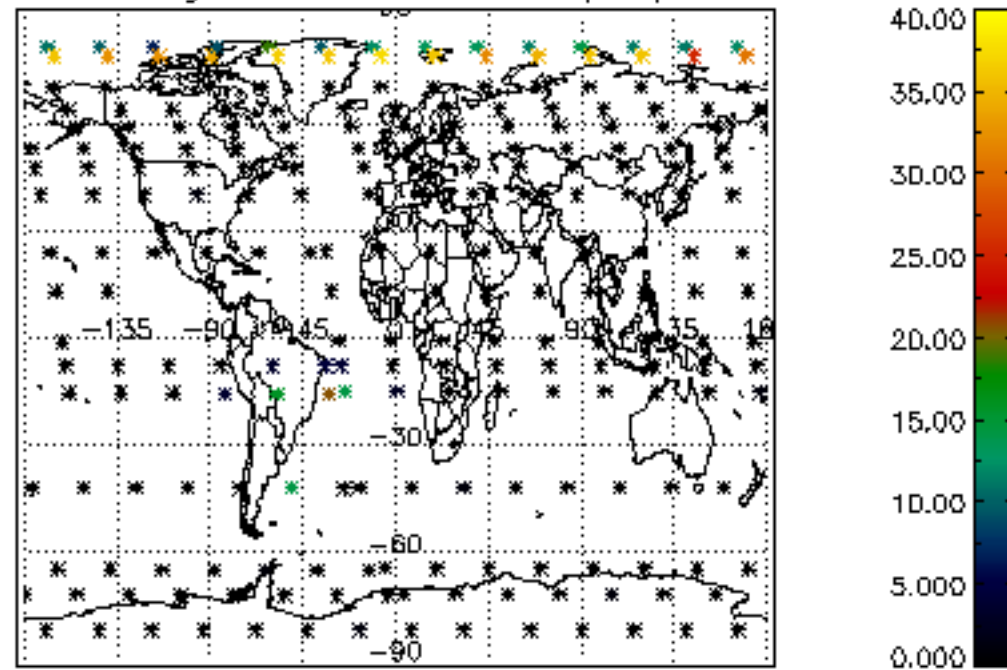
Percentage of datation errors per profile



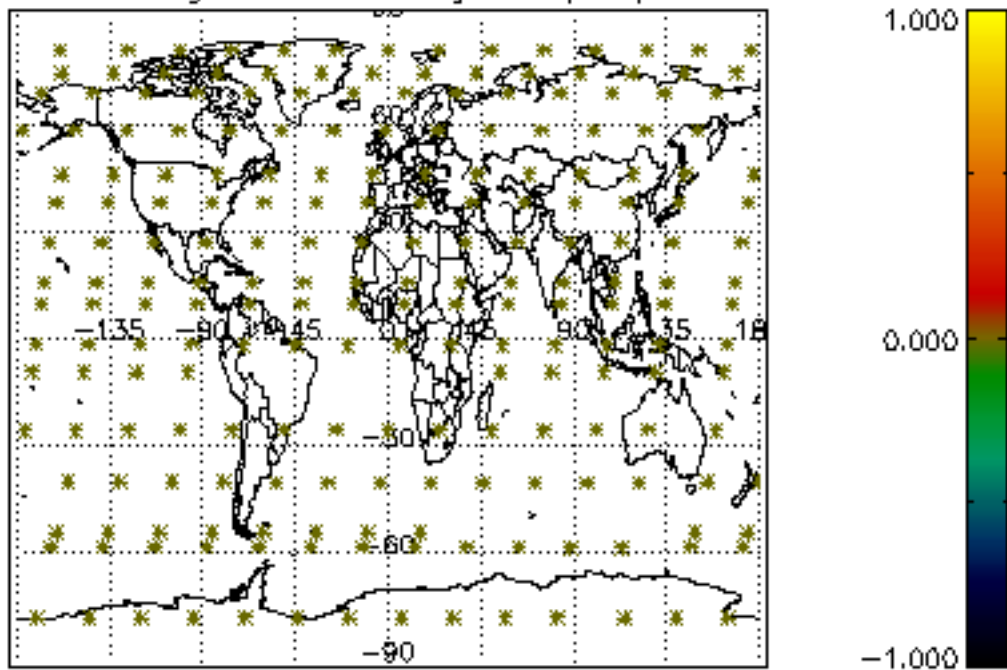
Percentage of star falling outside central band per profile



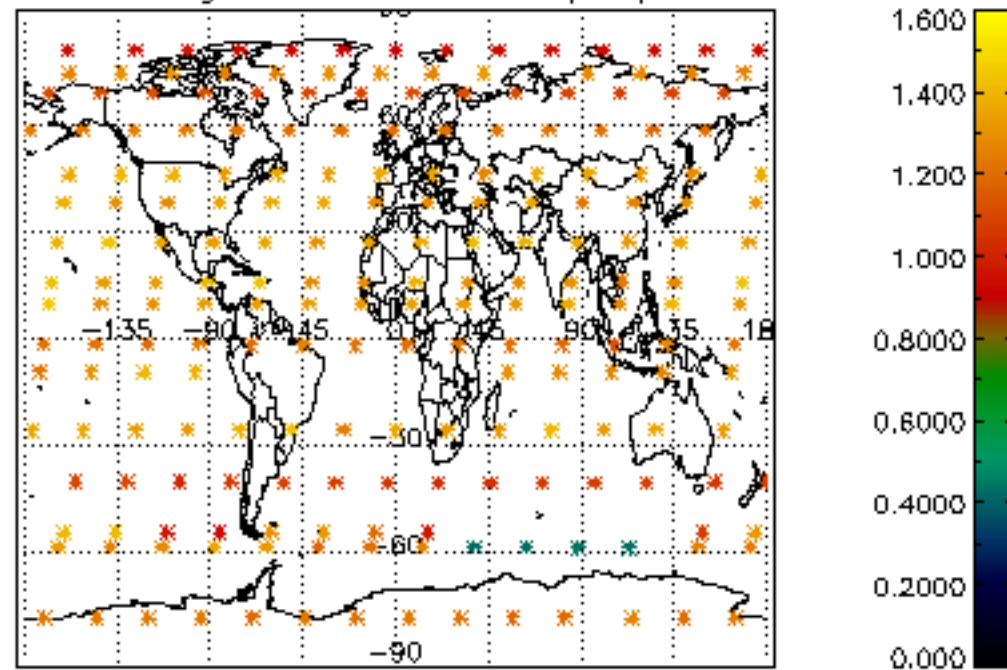
Percentage of saturation errors per profile



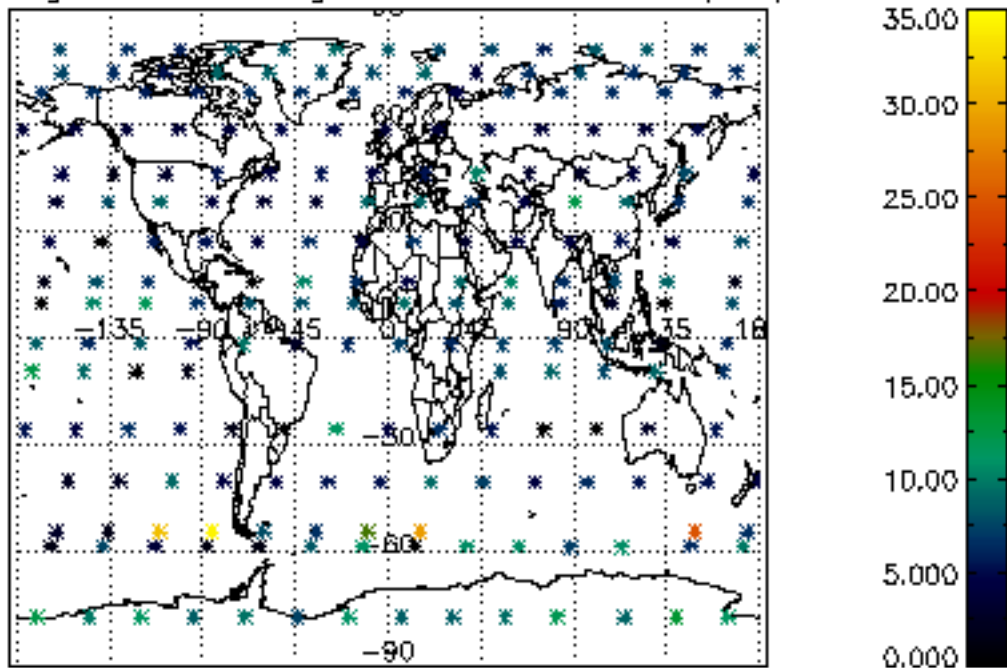
Percentage of cosmic ray hits per profile



Percentage of datation errors per profile



Percentage of star falling outside central band per profile



Percentage of saturation errors per profile

