

GOMOS Level 2 Daily Report

SUMMARY

[1. General Info](#)

[2. Summary of processed GOM_NL_2P products](#)

[3. Level 2 Quality information per product](#)

[3.1 Plot of level 2 quality information per product \(time dependant\)](#)

[3.2 Plot of level 2 quality information per product \(world map\)](#)

[4. Level 1 Quality information per product \(stored on level 2 products\)](#)

[4.1 Plot of level 1 quality information per product \(time dependant\)](#)

[4.1.1 Plot of level 1 quality information per product \(time dependant\): ASCENDING](#)

[4.1.2 Plot of level 1 quality information per product \(time dependant\): DESCENDING](#)

[4.2 Plot of level 1 quality information per product \(world map\)](#)

[4.2.1 Plot of level 1 quality information per product \(world map\): ASCENDING](#)

[4.2.2 Plot of level 1 quality information per product \(world map\): DESCENDING](#)

[5. Ozone profiles based on quality statistics and other trace gas profiles](#)

[5.1 Ozone statistics based on quality of products](#)

[5.2 Plot ozone profiles for all STD \(dark without errors\)](#)

[5.3 Plot ozone profiles where STD < 20% \(dark without errors\)](#)

[5.4. Plot ozone profiles where STD < 10% \(dark without errors\)](#)

[5.5. Plot ozone profiles where STD < 5% \(dark without errors\)](#)

[5.6 Plot NO2 profiles for all STD \(dark without errors\)](#)

[5.7 Plot NO3 profiles for all STD \(dark without errors\)](#)

[5.8 Plot H2O profiles \(only for occultations of stars 1,2,3,4,13,14,16,26,63 dark without errors\) for all STD](#)

[6. Auxiliary Data Files used for the production reported in section 2](#)

This report presents the daily analysis on parameters extracted from GOMOS level 2 data (GOM_NL__2P). It is intended to monitor some important parameters that will impact the quality of these products. A list of level 2 products (and content) that have arrived during the reporting day to the PCF is also given.

Item	Value
Time of report generation	19APR2013 02:34:35
Data source version	GOMOS/6.01
Start time of products	22-05-2004 (22MAY2004 00:00:00)
Stop time of products	23-05-2004 (23MAY2004 00:00:00)
Store outputs in DB	Yes
Nb of level 2 prods	396
Nb of prods with errors	0

2. Summary of processed GOM_NL__2P products.

Nr	Filename	UTC Start time	Limb	Duration	Star Id	Star Name	Star Mag	Star Temp	Nb Meas	Orbit	Prod. error
1	GOM_NL__2PRFIN20040522_000011_000000362027_00059_11636_2670.N1	22-MAY-2004 00:00:11	Bright	35.500	39	85Eta UMa	1.8540	24000.	71	11636	No
2	GOM_NL__2PRFIN20040522_000152_000000372027_00059_11636_2671.N1	22-MAY-2004 00:01:52	Bright	37.000	55	79Zet UMa	2.0600	10200.	74	11636	No
3	GOM_NL__2PRFIN20040522_000516_000000432027_00059_11636_2672.N1	22-MAY-2004 00:05:16	Bright	42.500	119	14Eta Dra	2.7270	4700.0	85	11636	No
4	GOM_NL__2PRFIN20040522_000716_000000402027_00059_11636_2673.N1	22-MAY-2004 00:07:16	Bright	39.500	60	7Bet UMi	2.0810	3950.0	79	11636	No
5	GOM_NL__2PRFIN20040522_001149_000000342027_00059_11636_2674.N1	22-MAY-2004 00:11:49	Bright	34.000	49	1Alp UMi	1.9900	6300.0	68	11636	No
6	GOM_NL__2PRFIN20040522_001608_000000482027_00059_11636_2675.N1	22-MAY-2004 00:16:08	Bright	48.000	89	5Alp Cep	2.4510	8000.0	96	11636	No
7	GOM_NL__2PRFIN20040522_002135_000001102027_00059_11636_2676.N1	22-MAY-2004 00:21:35	Bright	110.00	66	37Gam Cyg	2.2080	5900.0	220	11636	No
8	GOM_NL__2PRFIN20040522_002952_000000532027_00059_11636_2677.N1	22-MAY-2004 00:29:52	Twilight	52.500	58	21Alp And	2.0730	11000.	105	11636	No
9	GOM_NL__2PRFIN20040522_003416_000000472027_00059_11636_2678.N1	22-MAY-2004 00:34:16	Dark	47.000	140	88Gam Peg	2.8340	26000.	94	11636	No
10	GOM_NL__2PRFIN20040522_003622_000000642027_00059_11636_2679.N1	22-MAY-2004 00:36:22	Dark	64.000	90	54Alp Peg	2.4870	11000.	128	11636	No
11	GOM_NL__2PRFIN20040522_004303_000000502027_00059_11636_2680.N1	22-MAY-2004 00:43:03	Dark	50.000	52	16Bet Cet	2.0370	4500.0	100	11636	No
12	GOM_NL__2PRFIN20040522_005021_000000662027_00059_11636_2681.N1	22-MAY-2004 00:50:21	Dark	65.500	18	24Alp PsA	1.1660	9700.0	131	11636	No
13	GOM_NL__2PRFIN20040522_005248_000000412027_00059_11636_2682.N1	22-MAY-2004 00:52:48	Dark	41.000	9	Alp Eri	0.45300	24000.	82	11636	No
14	GOM_NL__2PRFIN20040522_005426_000000592027_00059_11636_2683.N1	22-MAY-2004 00:54:26	Dark	59.000	63	Bet Gru	2.1500	2800.0	118	11636	No
15	GOM_NL__2PRFIN20040522_010130_000000462027_00060_11637_2683.N1	22-MAY-2004 01:01:30	Dark	45.500	45	Alp Pav	1.9400	26000.	91	11637	No
16	GOM_NL__2PRFIN20040522_010610_000000472027_00060_11637_2684.N1	22-MAY-2004 01:06:10	Straylight	46.500	43	Alp TrA	1.9100	4250.0	93	11637	No
17	GOM_NL__2PRFIN20040522_010818_000000442027_00060_11637_2685.N1	22-MAY-2004 01:08:18	Straylight	43.500	134	Bet TrA	2.8100	6600.0	87	11637	No
18	GOM_NL__2PRFIN20040522_010953_000000482027_00060_11637_2686.N1	22-MAY-2004 01:09:53	Straylight	47.500	4	Alp1Cen	-0.010000	5800.0	95	11637	No
19	GOM_NL__2PRFIN20040522_011151_000000662027_00060_11637_2687.N1	22-MAY-2004 01:11:51	Straylight	65.500	38	20Eps Sgr	1.8360	11000.	131	11637	No
20	GOM_NL__2PRFIN20040522_011501_000000512027_00060_11637_2688.N1	22-MAY-2004 01:15:01	Twilight	50.500	75	26Eps Sco	2.2910	4250.0	101	11637	No
21	GOM_NL__2PRFIN20040522_011754_000000612027_00060_11637_2689.N1	22-MAY-2004 01:17:54	Bright	61.000	16	21Alp Sco	1.0200	3000.0	122	11637	No
22	GOM_NL__2PRFIN20040522_011929_000000492027_00060_11637_2690.N1	22-MAY-2004 01:19:29	Bright	48.500	80	7Del Sco	2.3160	30000.	97	11637	No
23	GOM_NL__2PRFIN20040522_012117_000000552027_00060_11637_2691.N1	22-MAY-2004 01:21:17	Bright	55.000	86	35Eta Oph	2.4300	10200.	110	11637	No
24	GOM_NL__2PRFIN20040522_012351_000000402027_00060_11637_2692.N1	22-MAY-2004 01:23:51	Bright	40.000	104	27Bet Lib	2.6140	13100.	80	11637	No
25	GOM_NL__2PRFIN20040522_012541_000000462027_00060_11637_2693.N1	22-MAY-2004 01:25:41	Bright	46.000	120	1Del Oph	2.7340	3200.0	92	11637	No
26	GOM_NL__2PRFIN20040522_012845_000000432027_00060_11637_2694.N1	22-MAY-2004 01:28:45	Bright	43.000	102	24Alp Ser	2.6000	4250.0	86	11637	No
27	GOM_NL__2PRFIN20040522_013213_000000412027_00060_11637_2695.N1	22-MAY-2004 01:32:13	Bright	40.500	3	16Alp Boo	-0.050000	4250.0	81	11637	No
28	GOM_NL__2PRFIN20040522_013429_000000422027_00060_11637_2696.N1	22-MAY-2004 01:34:29	Bright	41.500	83		2.3780	11000.	83	11637	No
29	GOM_NL__2PRFIN20040522_013739_000000372027_00060_11637_2697.N1	22-MAY-2004 01:37:39	Bright	37.000	180	27Gam Boo	3.0400	8000.0	74	11637	No
30	GOM_NL__2PRFIN20040522_014047_000000382027_00060_11637_2698.N1	22-MAY-2004 01:40:47	Bright	38.000	39	85Eta UMa	1.8540	24000.	76	11637	No
31	GOM_NL__2PRFIN20040522_014228_000000402027_00060_11637_2699.N1	22-MAY-2004 01:42:28	Bright	40.000	55	79Zet UMa	2.0600	10200.	80	11637	No
32	GOM_NL__2PRFIN20040522_014551_000000402027_00060_11637_2700.N1	22-MAY-2004 01:45:51	Bright	40.000	119	14Eta Dra	2.7270	4700.0	80	11637	No
33	GOM_NL__2PRFIN20040522_014753_000000382027_00060_11637_2701.N1	22-MAY-2004 01:47:53	Bright	38.000	60	7Bet UMi	2.0810	3950.0	76	11637	No
34	GOM_NL__2PRFIN20040522_015223_000000372027_00060_11637_2702.N1	22-MAY-2004 01:52:23	Bright	36.500	49	1Alp UMi	1.9900	6300.0	73	11637	No
35	GOM_NL__2PRFIN20040522_015644_000000472027_00060_11637_2703.N1	22-MAY-2004 01:56:44	Bright	46.500	89	5Alp Cep	2.4510	8000.0	93	11637	No
36	GOM_NL__2PRFIN20040522_020210_000001102027_00060_11637_2704.N1	22-MAY-2004 02:02:10	Bright	109.50	66	37Gam Cyg	2.2080	5900.0	219	11637	No
37	GOM_NL__2PRFIN20040522_021029_000000522027_00060_11637_2705.N1	22-MAY-2004 02:10:29	Twilight	51.500	58	21Alp And	2.0730	11000.	103	11637	No
38	GOM_NL__2PRFIN20040522_021452_000000482027_00060_11637_2706.N1	22-MAY-2004 02:14:52	Dark	47.500	140	88Gam Peg	2.8340	26000.	95	11637	No
39	GOM_NL__2PRFIN20040522_021658_000000632027_00060_11637_2707.N1	22-MAY-2004 02:16:58	Dark	62.500	90	54Alp Peg	2.4870	11000.	125	11637	No
40	GOM_NL__2PRFIN20040522_022338_000000492027_00060_11637_2708.N1	22-MAY-2004 02:23:38	Dark	49.000	52	16Bet Cet	2.0370	4500.0	98	11637	No
41	GOM_NL__2PRFIN20040522_023058_000000642027_00060_11637_2709.N1	22-MAY-2004 02:30:58	Dark	64.000	18	24Alp PsA	1.1660	9700.0	128	11637	No
42	GOM_NL__2PRFIN20040522_023324_000000492027_00060_11637_2710.N1	22-MAY-2004 02:33:24	Dark	49.000	9	Alp Eri	0.45300	24000.	98	11637	No

43	GOM_NL__2PRFIN20040522_023500_000000512027_00060_11637_2711.N1	22-MAY-2004 02:35:00	Dark	50.500	63	Bet Gru	2.1500	2800.0	101	11637	No
44	GOM_NL__2PRFIN20040522_024206_000000492027_00061_11638_2683.N1	22-MAY-2004 02:42:06	Dark	49.000	45	Alp Pav	1.9400	26000.	98	11638	No
45	GOM_NL__2PRFIN20040522_024647_000000442027_00061_11638_2684.N1	22-MAY-2004 02:46:47	Straylight	43.500	43	Alp TrA	1.9100	4250.0	87	11638	No
46	GOM_NL__2PRFIN20040522_024854_000000432027_00061_11638_2685.N1	22-MAY-2004 02:48:54	Straylight	42.500	134	Bet TrA	2.8100	6600.0	85	11638	No
47	GOM_NL__2PRFIN20040522_025029_000000522027_00061_11638_2686.N1	22-MAY-2004 02:50:29	Straylight	52.000	4	Alp1Cen	-0.010000	5800.0	104	11638	No
48	GOM_NL__2PRFIN20040522_025228_000000592027_00061_11638_2687.N1	22-MAY-2004 02:52:28	Straylight	58.500	38	20Eps Sgr	1.8360	11000.	117	11638	No
49	GOM_NL__2PRFIN20040522_025538_000000532027_00061_11638_2688.N1	22-MAY-2004 02:55:38	Tw_i_and_stray	53.000	75	26Eps Sco	2.2910	4250.0	106	11638	No
50	GOM_NL__2PRFIN20040522_025831_000000542027_00061_11638_2689.N1	22-MAY-2004 02:58:31	Tw_i_and_stray	54.000	16	21Alp Sco	1.0200	3000.0	108	11638	No
51	GOM_NL__2PRFIN20040522_030005_000000482027_00061_11638_2690.N1	22-MAY-2004 03:00:05	Bright	48.000	80	7Del Sco	2.3160	30000.	96	11638	No
52	GOM_NL__2PRFIN20040522_030153_000000552027_00061_11638_2691.N1	22-MAY-2004 03:01:53	Bright	55.000	86	35Eta Oph	2.4300	10200.	110	11638	No
53	GOM_NL__2PRFIN20040522_030428_000000402027_00061_11638_2692.N1	22-MAY-2004 03:04:28	Bright	39.500	104	27Bet Lib	2.6140	13100.	79	11638	No
54	GOM_NL__2PRFIN20040522_030617_000000462027_00061_11638_2693.N1	22-MAY-2004 03:06:17	Bright	45.500	120	1Del Oph	2.7340	3200.0	91	11638	No
55	GOM_NL__2PRFIN20040522_030921_000000432027_00061_11638_2694.N1	22-MAY-2004 03:09:21	Bright	42.500	102	24Alp Ser	2.6000	4250.0	85	11638	No
56	GOM_NL__2PRFIN20040522_031251_000000382027_00061_11638_2695.N1	22-MAY-2004 03:12:51	Bright	37.500	3	16Alp Boo	-0.050000	4250.0	75	11638	No
57	GOM_NL__2PRFIN20040522_031505_000000412027_00061_11638_2696.N1	22-MAY-2004 03:15:05	Bright	41.000	83		2.3780	11000.	82	11638	No
58	GOM_NL__2PRFIN20040522_031815_000000382027_00061_11638_2697.N1	22-MAY-2004 03:18:15	Bright	38.000	180	27Gam Boo	3.0400	8000.0	76	11638	No
59	GOM_NL__2PRFIN20040522_032122_000000392027_00061_11638_2698.N1	22-MAY-2004 03:21:22	Bright	38.500	39	85Eta UMa	1.8540	24000.	77	11638	No
60	GOM_NL__2PRFIN20040522_032302_000000392027_00061_11638_2699.N1	22-MAY-2004 03:23:02	Bright	38.500	55	79Zet UMa	2.0600	10200.	77	11638	No
61	GOM_NL__2PRFIN20040522_032626_000000422027_00061_11638_2700.N1	22-MAY-2004 03:26:26	Bright	42.000	119	14Eta Dra	2.7270	4700.0	84	11638	No
62	GOM_NL__2PRFIN20040522_032828_000000382027_00061_11638_2701.N1	22-MAY-2004 03:28:28	Bright	37.500	60	7Bet UMi	2.0810	3950.0	75	11638	No
63	GOM_NL__2PRFIN20040522_033300_000000382027_00061_11638_2702.N1	22-MAY-2004 03:33:00	Bright	37.500	49	1Alp UMi	1.9900	6300.0	75	11638	No
64	GOM_NL__2PRFIN20040522_033719_000000472027_00061_11638_2703.N1	22-MAY-2004 03:37:19	Bright	47.000	89	5Alp Cep	2.4510	8000.0	94	11638	No
65	GOM_NL__2PRFIN20040522_034245_000001152027_00061_11638_2704.N1	22-MAY-2004 03:42:45	Bright	115.00	66	37Gam Cyg	2.2080	5900.0	230	11638	No
66	GOM_NL__2PRFIN20040522_035102_000000542027_00061_11638_2705.N1	22-MAY-2004 03:51:02	Tw_i_and_stray	53.500	58	21Alp And	2.0730	11000.	107	11638	No
67	GOM_NL__2PRFIN20040522_035528_000000472027_00061_11638_2706.N1	22-MAY-2004 03:55:28	Dark	47.000	140	88Gam Peg	2.8340	26000.	94	11638	No
68	GOM_NL__2PRFIN20040522_035735_000000632027_00061_11638_2707.N1	22-MAY-2004 03:57:35	Dark	63.000	90	54Alp Peg	2.4870	11000.	126	11638	No
69	GOM_NL__2PRFIN20040522_040416_000000472027_00061_11638_2708.N1	22-MAY-2004 04:04:16	Dark	46.500	52	16Bet Cet	2.0370	4500.0	93	11638	No
70	GOM_NL__2PRFIN20040522_041136_000000572027_00061_11638_2709.N1	22-MAY-2004 04:11:36	Dark	56.500	18	24Alp PsA	1.1660	9700.0	113	11638	No
71	GOM_NL__2PRFIN20040522_041400_000000512027_00061_11638_2710.N1	22-MAY-2004 04:14:00	Dark	51.000	9	Alp Eri	0.45300	24000.	102	11638	No
72	GOM_NL__2PRFIN20040522_041537_000000592027_00061_11638_2711.N1	22-MAY-2004 04:15:37	Dark	59.000	63	Bet Gru	2.1500	2800.0	118	11638	No
73	GOM_NL__2PRFIN20040522_042244_000000432027_00062_11639_2683.N1	22-MAY-2004 04:22:44	Dark	42.500	45	Alp Pav	1.9400	26000.	85	11639	No
74	GOM_NL__2PRFIN20040522_042724_000000402027_00062_11639_2684.N1	22-MAY-2004 04:27:24	Straylight	40.000	43	Alp TrA	1.9100	4250.0	80	11639	No
75	GOM_NL__2PRFIN20040522_042933_000000392027_00062_11639_2685.N1	22-MAY-2004 04:29:33	Straylight	38.500	134	Bet TrA	2.8100	6600.0	77	11639	No
76	GOM_NL__2PRFIN20040522_043105_000000452027_00062_11639_2686.N1	22-MAY-2004 04:31:05	Straylight	45.000	4	Alp1Cen	-0.010000	5800.0	90	11639	No
77	GOM_NL__2PRFIN20040522_043304_000000622027_00062_11639_2687.N1	22-MAY-2004 04:33:04	Straylight	62.000	38	20Eps Sgr	1.8360	11000.	124	11639	No
78	GOM_NL__2PRFIN20040522_043614_000000532027_00062_11639_2688.N1	22-MAY-2004 04:36:14	Tw_i_and_stray	53.000	75	26Eps Sco	2.2910	4250.0	106	11639	No
79	GOM_NL__2PRFIN20040522_043908_000000582027_00062_11639_2689.N1	22-MAY-2004 04:39:08	Bright	58.000	16	21Alp Sco	1.0200	3000.0	116	11639	No
80	GOM_NL__2PRFIN20040522_044043_000000462027_00062_11639_2690.N1	22-MAY-2004 04:40:43	Bright	45.500	80	7Del Sco	2.3160	30000.	91	11639	No
81	GOM_NL__2PRFIN20040522_044229_000000562027_00062_11639_2691.N1	22-MAY-2004 04:42:29	Bright	56.000	86	35Eta Oph	2.4300	10200.	112	11639	No
82	GOM_NL__2PRFIN20040522_044505_000000392027_00062_11639_2692.N1	22-MAY-2004 04:45:05	Bright	38.500	104	27Bet Lib	2.6140	13100.	77	11639	No
83	GOM_NL__2PRFIN20040522_044653_000000462027_00062_11639_2693.N1	22-MAY-2004 04:46:53	Bright	46.000	120	1Del Oph	2.7340	3200.0	92	11639	No
84	GOM_NL__2PRFIN20040522_044958_000000432027_00062_11639_2694.N1	22-MAY-2004 04:49:58	Bright	42.500	102	24Alp Ser	2.6000	4250.0	85	11639	No
85	GOM_NL__2PRFIN20040522_045328_000000372027_00062_11639_2695.N1	22-MAY-2004 04:53:28	Bright	37.000	3	16Alp Boo	-0.050000	4250.0	74	11639	No
86	GOM_NL__2PRFIN20040522_045542_000000402027_00062_11639_2696.N1	22-MAY-2004 04:55:42	Bright	40.000	83		2.3780	11000.	80	11639	No
87	GOM_NL__2PRFIN20040522_045852_000000372027_00062_11639_2697.N1	22-MAY-2004 04:58:52	Bright	37.000	180	27Gam Boo	3.0400	8000.0	74	11639	No
88	GOM_NL__2PRFIN20040522_050159_000000372027_00062_11639_2698.N1	22-MAY-2004 05:01:59	Bright	37.000	39	85Eta UMa	1.8540	24000.	74	11639	No
89	GOM_NL__2PRFIN20040522_050341_000000372027_00062_11639_2699.N1	22-MAY-2004 05:03:41	Bright	37.000	55	79Zet UMa	2.0600	10200.	74	11639	No
90	GOM_NL__2PRFIN20040522_050702_000000422027_00062_11639_2700.N1	22-MAY-2004 05:07:02	Bright	42.000	119	14Eta Dra	2.7270	4700.0	84	11639	No
91	GOM_NL__2PRFIN20040522_050905_000000382027_00062_11639_2701.N1	22-MAY-2004 05:09:05	Bright	38.000	60	7Bet UMi	2.0810	3950.0	76	11639	No
92	GOM_NL__2PRFIN20040522_051337_000000382027_00062_11639_2702.N1	22-MAY-2004 05:13:37	Bright	38.000	49	1Alp UMi	1.9900	6300.0	76	11639	No
93	GOM_NL__2PRFIN20040522_051755_000000492027_00062_11639_2703.N1	22-MAY-2004 05:17:55	Bright	48.500	89	5Alp Cep	2.4510	8000.0	97	11639	No
94	GOM_NL__2PRFIN20040522_052319_000001132027_00062_11639_2704.N1	22-MAY-2004 05:23:19	Bright	112.50	66	37Gam Cyg	2.2080	5900.0	225	11639	No
95	GOM_NL__2PRFIN20040522_053140_000000502027_00062_11639_2705.N1	22-MAY-2004 05:31:40	Tw_i_and_stray	50.000	58	21Alp And	2.0730	11000.	100	11639	No
96	GOM_NL__2PRFIN20040522_053603_000000502027_00062_11639_2706.N1	22-MAY-2004 05:36:03	Dark	50.000	140	88Gam Peg	2.8340	26000.	100	11639	No
97	GOM_NL__2PRFIN20040522_053812_000000622027_00062_11639_2707.N1	22-MAY-2004 05:38:12	Dark	62.000	90	54Alp Peg	2.4870	11000.	124	11639	No
98	GOM_NL__2PRFIN20040522_054453_000000482027_00062_11639_2708.N1	22-MAY-2004 05:44:53	Dark	48.000	52	16Bet Cet	2.0370	4500.0	96	11639	No
99	GOM_NL__2PRFIN20040522_055214_000000612027_00062_11639_2709.N1	22-MAY-2004 05:52:14	Dark	60.500	18	24Alp PsA	1.1660	9700.0	121	11639	No
100	GOM_NL__2PRFIN20040522_055436_000000462027_00062_11639_2710.N1	22-MAY-2004 05:54:36	Dark	46.000	9	Alp Eri	0.45300	24000.	92	11639	No
101	GOM_NL__2PRFIN20040522_055616_000000592027_00062_11639_2711.N1	22-MAY-2004 05:56:16	Dark	59.000	63	Bet Gru	2.1500	2800.0	118	11639	No

102	GOM_NL__2PRFIN20040522_060320_000000442027_00063_11640_2683.N1	22-MAY-2004 06:03:20	Dark	44.000	45	Alp Pav	1.9400	26000.	88	11640	No
103	GOM_NL__2PRFIN20040522_060801_000000452027_00063_11640_2684.N1	22-MAY-2004 06:08:01	Straylight	44.500	43	Alp TrA	1.9100	4250.0	89	11640	No
104	GOM_NL__2PRFIN20040522_061009_000000382027_00063_11640_2685.N1	22-MAY-2004 06:10:09	Straylight	38.000	134	Bet TrA	2.8100	6600.0	76	11640	No
105	GOM_NL__2PRFIN20040522_061142_000000452027_00063_11640_2686.N1	22-MAY-2004 06:11:42	Straylight	45.000	4	Alp1Cen	-0.010000	5800.0	90	11640	No
106	GOM_NL__2PRFIN20040522_061323_000000512027_00063_11640_2687.N1	22-MAY-2004 06:13:23	Straylight	50.500	178	lot1Sco	3.0220	6550.0	101	11640	No
107	GOM_NL__2PRFIN20040522_061446_000000512027_00063_11640_2688.N1	22-MAY-2004 06:14:46	Straylight	50.500	25	35Lam Sco	1.6200	28000.	101	11640	No
108	GOM_NL__2PRFIN20040522_061650_000000392027_00063_11640_2689.N1	22-MAY-2004 06:16:50	Twi_and_stray	39.000	81	Eta Cen	2.3560	28000.	78	11640	No
109	GOM_NL__2PRFIN20040522_061944_000000612027_00063_11640_2690.N1	22-MAY-2004 06:19:44	Bright	61.000	16	21Alp Sco	1.0200	3000.0	122	11640	No
110	GOM_NL__2PRFIN20040522_062120_000000492027_00063_11640_2691.N1	22-MAY-2004 06:21:20	Bright	49.000	80	7Del Sco	2.3160	30000.	98	11640	No
111	GOM_NL__2PRFIN20040522_062305_000000552027_00063_11640_2692.N1	22-MAY-2004 06:23:05	Bright	54.500	86	35Eta Oph	2.4300	10200.	109	11640	No
112	GOM_NL__2PRFIN20040522_062541_000000392027_00063_11640_2693.N1	22-MAY-2004 06:25:41	Bright	39.000	104	27Bet Lib	2.6140	13100.	78	11640	No
113	GOM_NL__2PRFIN20040522_062729_000000462027_00063_11640_2694.N1	22-MAY-2004 06:27:29	Bright	45.500	120	1Del Oph	2.7340	3200.0	91	11640	No
114	GOM_NL__2PRFIN20040522_063034_000000422027_00063_11640_2695.N1	22-MAY-2004 06:30:34	Bright	41.500	102	24Alp Ser	2.6000	4250.0	83	11640	No
115	GOM_NL__2PRFIN20040522_063404_000000372027_00063_11640_2696.N1	22-MAY-2004 06:34:04	Bright	36.500	3	16Alp Boo	-0.050000	4250.0	73	11640	No
116	GOM_NL__2PRFIN20040522_063618_000000392027_00063_11640_2697.N1	22-MAY-2004 06:36:18	Bright	39.000	83		2.3780	11000.	78	11640	No
117	GOM_NL__2PRFIN20040522_063928_000000382027_00063_11640_2698.N1	22-MAY-2004 06:39:28	Bright	37.500	180	27Gam Boo	3.0400	8000.0	75	11640	No
118	GOM_NL__2PRFIN20040522_064235_000000382027_00063_11640_2699.N1	22-MAY-2004 06:42:35	Bright	37.500	39	85Eta UMa	1.8540	24000.	75	11640	No
119	GOM_NL__2PRFIN20040522_064417_000000392027_00063_11640_2700.N1	22-MAY-2004 06:44:17	Bright	38.500	55	79Zet UMa	2.0600	10200.	77	11640	No
120	GOM_NL__2PRFIN20040522_064738_000000422027_00063_11640_2701.N1	22-MAY-2004 06:47:38	Bright	41.500	119	14Eta Dra	2.7270	4700.0	83	11640	No
121	GOM_NL__2PRFIN20040522_064941_000000382027_00063_11640_2702.N1	22-MAY-2004 06:49:41	Bright	38.000	60	7Bet UMi	2.0810	3950.0	76	11640	No
122	GOM_NL__2PRFIN20040522_065413_000000382027_00063_11640_2703.N1	22-MAY-2004 06:54:13	Bright	38.000	49	1Alp UMi	1.9900	6300.0	76	11640	No
123	GOM_NL__2PRFIN20040522_065830_000000482027_00063_11640_2704.N1	22-MAY-2004 06:58:30	Bright	47.500	89	5Alp Cep	2.4510	8000.0	95	11640	No
124	GOM_NL__2PRFIN20040522_070354_000001152027_00063_11640_2705.N1	22-MAY-2004 07:03:54	Bright	114.50	66	37Gam Cyg	2.2080	5900.0	229	11640	No
125	GOM_NL__2PRFIN20040522_071217_000000502027_00063_11640_2706.N1	22-MAY-2004 07:12:17	Twi_and_stray	49.500	58	21Alp And	2.0730	11000.	99	11640	No
126	GOM_NL__2PRFIN20040522_071642_000000462027_00063_11640_2707.N1	22-MAY-2004 07:16:42	Dark	45.500	140	88Gam Peg	2.8340	26000.	91	11640	No
127	GOM_NL__2PRFIN20040522_071848_000000662027_00063_11640_2708.N1	22-MAY-2004 07:18:48	Dark	66.000	90	54Alp Peg	2.4870	11000.	132	11640	No
128	GOM_NL__2PRFIN20040522_072529_000000472027_00063_11640_2709.N1	22-MAY-2004 07:25:29	Dark	46.500	52	16Bet Cet	2.0370	4500.0	93	11640	No
129	GOM_NL__2PRFIN20040522_073251_000000552027_00063_11640_2710.N1	22-MAY-2004 07:32:51	Dark	54.500	18	24Alp PsA	1.1660	9700.0	109	11640	No
130	GOM_NL__2PRFIN20040522_073512_000000442027_00063_11640_2711.N1	22-MAY-2004 07:35:12	Dark	43.500	9	Alp Eri	0.45300	24000.	87	11640	No
131	GOM_NL__2PRFIN20040522_073653_000000592027_00063_11640_2712.N1	22-MAY-2004 07:36:53	Dark	59.000	63	Bet Gru	2.1500	2800.0	118	11640	No
132	GOM_NL__2PRFIN20040522_074357_000000442027_00064_11641_2683.N1	22-MAY-2004 07:43:57	Dark	43.500	45	Alp Pav	1.9400	26000.	87	11641	No
133	GOM_NL__2PRFIN20040522_074838_000000502027_00064_11641_2684.N1	22-MAY-2004 07:48:38	Straylight	50.000	43	Alp TrA	1.9100	4250.0	100	11641	No
134	GOM_NL__2PRFIN20040522_075046_000000422027_00064_11641_2685.N1	22-MAY-2004 07:50:46	Straylight	41.500	134	Bet TrA	2.8100	6600.0	83	11641	No
135	GOM_NL__2PRFIN20040522_075218_000000442027_00064_11641_2686.N1	22-MAY-2004 07:52:18	Straylight	43.500	4	Alp1Cen	-0.010000	5800.0	87	11641	No
136	GOM_NL__2PRFIN20040522_075400_000000512027_00064_11641_2687.N1	22-MAY-2004 07:54:00	Straylight	50.500	178	lot1Sco	3.0220	6550.0	101	11641	No
137	GOM_NL__2PRFIN20040522_075523_000000522027_00064_11641_2688.N1	22-MAY-2004 07:55:23	Straylight	52.000	25	35Lam Sco	1.6200	28000.	104	11641	No
138	GOM_NL__2PRFIN20040522_075727_000000402027_00064_11641_2689.N1	22-MAY-2004 07:57:27	Twi_and_stray	40.000	81	Eta Cen	2.3560	28000.	80	11641	No
139	GOM_NL__2PRFIN20040522_080021_000000542027_00064_11641_2690.N1	22-MAY-2004 08:00:21	Bright	53.500	16	21Alp Sco	1.0200	3000.0	107	11641	No
140	GOM_NL__2PRFIN20040522_080157_000000442027_00064_11641_2691.N1	22-MAY-2004 08:01:57	Bright	43.500	80	7Del Sco	2.3160	30000.	87	11641	No
141	GOM_NL__2PRFIN20040522_080341_000000562027_00064_11641_2692.N1	22-MAY-2004 08:03:41	Bright	55.500	86	35Eta Oph	2.4300	10200.	111	11641	No
142	GOM_NL__2PRFIN20040522_080617_000000382027_00064_11641_2693.N1	22-MAY-2004 08:06:17	Bright	38.000	104	27Bet Lib	2.6140	13100.	76	11641	No
143	GOM_NL__2PRFIN20040522_080805_000000462027_00064_11641_2694.N1	22-MAY-2004 08:08:05	Bright	45.500	120	1Del Oph	2.7340	3200.0	91	11641	No
144	GOM_NL__2PRFIN20040522_081110_000000422027_00064_11641_2695.N1	22-MAY-2004 08:11:10	Bright	41.500	102	24Alp Ser	2.6000	4250.0	83	11641	No
145	GOM_NL__2PRFIN20040522_081440_000000362027_00064_11641_2696.N1	22-MAY-2004 08:14:40	Bright	36.000	3	16Alp Boo	-0.050000	4250.0	72	11641	No
146	GOM_NL__2PRFIN20040522_081654_000000382027_00064_11641_2697.N1	22-MAY-2004 08:16:54	Bright	37.500	83		2.3780	11000.	75	11641	No
147	GOM_NL__2PRFIN20040522_082004_000000362027_00064_11641_2698.N1	22-MAY-2004 08:20:04	Bright	35.500	180	27Gam Boo	3.0400	8000.0	71	11641	No
148	GOM_NL__2PRFIN20040522_082312_000000372027_00064_11641_2699.N1	22-MAY-2004 08:23:12	Bright	37.000	39	85Eta UMa	1.8540	24000.	74	11641	No
149	GOM_NL__2PRFIN20040522_082453_000000382027_00064_11641_2700.N1	22-MAY-2004 08:24:53	Bright	38.000	55	79Zet UMa	2.0600	10200.	76	11641	No
150	GOM_NL__2PRFIN20040522_082814_000000412027_00064_11641_2701.N1	22-MAY-2004 08:28:14	Bright	40.500	119	14Eta Dra	2.7270	4700.0	81	11641	No
151	GOM_NL__2PRFIN20040522_083017_000000372027_00064_11641_2702.N1	22-MAY-2004 08:30:17	Bright	37.000	60	7Bet UMi	2.0810	3950.0	74	11641	No
152	GOM_NL__2PRFIN20040522_083449_000000382027_00064_11641_2703.N1	22-MAY-2004 08:34:49	Bright	37.500	49	1Alp UMi	1.9900	6300.0	75	11641	No
153	GOM_NL__2PRFIN20040522_083906_000000482027_00064_11641_2704.N1	22-MAY-2004 08:39:06	Bright	48.000	89	5Alp Cep	2.4510	8000.0	96	11641	No
154	GOM_NL__2PRFIN20040522_084428_000001172027_00064_11641_2705.N1	22-MAY-2004 08:44:28	Bright	117.00	66	37Gam Cyg	2.2080	5900.0	234	11641	No
155	GOM_NL__2PRFIN20040522_085253_000000512027_00064_11641_2706.N1	22-MAY-2004 08:52:53	Twi_and_stray	50.500	58	21Alp And	2.0730	11000.	101	11641	No
156	GOM_NL__2PRFIN20040522_085718_000000472027_00064_11641_2707.N1	22-MAY-2004 08:57:18	Dark	47.000	140	88Gam Peg	2.8340	26000.	94	11641	No
157	GOM_NL__2PRFIN20040522_085925_000000632027_00064_11641_2708.N1	22-MAY-2004 08:59:25	Dark	63.000	90	54Alp Peg	2.4870	11000.	126	11641	No
158	GOM_NL__2PRFIN20040522_090606_000000482027_00064_11641_2709.N1	22-MAY-2004 09:06:06	Dark	47.500	52	16Bet Cet	2.0370	4500.0	95	11641	No
159	GOM_NL__2PRFIN20040522_091328_000000542027_00064_11641_2710.N1	22-MAY-2004 09:13:28	Dark	53.500	18	24Alp PsA	1.1660	9700.0	107	11641	No
160	GOM_NL__2PRFIN20040522_091548_000000402027_00064_11641_2711.N1	22-MAY-2004 09:15:48	Dark	40.000	9	Alp Eri	0.45300	24000.	80	11641	No

161	GOM_NL__2PRFIN20040522_091729_000000492027_00064_11641_2712.N1	22-MAY-2004 09:17:29	Dark	49.000	63	Bet Gru	2.1500	2800.0	98	11641	No
162	GOM_NL__2PRFIN20040522_092434_000000442027_00065_11642_2683.N1	22-MAY-2004 09:24:34	Dark	44.000	45	Alp Pav	1.9400	26000.	88	11642	No
163	GOM_NL__2PRFIN20040522_092914_000000492027_00065_11642_2684.N1	22-MAY-2004 09:29:14	Straylight	48.500	43	Alp TrA	1.9100	4250.0	97	11642	No
164	GOM_NL__2PRFIN20040522_093122_000000412027_00065_11642_2685.N1	22-MAY-2004 09:31:22	Straylight	40.500	134	Bet TrA	2.8100	6600.0	81	11642	No
165	GOM_NL__2PRFIN20040522_093254_000000432027_00065_11642_2686.N1	22-MAY-2004 09:32:54	Straylight	42.500	4	Alp1Cen	-0.010000	5800.0	85	11642	No
166	GOM_NL__2PRFIN20040522_093436_000000502027_00065_11642_2687.N1	22-MAY-2004 09:34:36	Straylight	49.500	178	lot1Sco	3.0220	6550.0	99	11642	No
167	GOM_NL__2PRFIN20040522_093559_000000522027_00065_11642_2688.N1	22-MAY-2004 09:35:59	Straylight	51.500	25	35Lam Sco	1.6200	28000.	103	11642	No
168	GOM_NL__2PRFIN20040522_093803_000000392027_00065_11642_2689.N1	22-MAY-2004 09:38:03	Tw_i_and_stray	39.000	81	Eta Cen	2.3560	28000.	78	11642	No
169	GOM_NL__2PRFIN20040522_094057_000000612027_00065_11642_2690.N1	22-MAY-2004 09:40:57	Bright	61.000	16	21Alp Sco	1.0200	3000.0	122	11642	No
170	GOM_NL__2PRFIN20040522_094232_000000462027_00065_11642_2691.N1	22-MAY-2004 09:42:32	Bright	45.500	80	7Del Sco	2.3160	30000.	91	11642	No
171	GOM_NL__2PRFIN20040522_094417_000000552027_00065_11642_2692.N1	22-MAY-2004 09:44:17	Bright	55.000	86	35Eta Oph	2.4300	10200.	110	11642	No
172	GOM_NL__2PRFIN20040522_094653_000000392027_00065_11642_2693.N1	22-MAY-2004 09:46:53	Bright	38.500	104	27Bet Lib	2.6140	13100.	77	11642	No
173	GOM_NL__2PRFIN20040522_094840_000000472027_00065_11642_2694.N1	22-MAY-2004 09:48:40	Bright	46.500	120	1Del Oph	2.7340	3200.0	93	11642	No
174	GOM_NL__2PRFIN20040522_095145_000000422027_00065_11642_2695.N1	22-MAY-2004 09:51:45	Bright	41.500	102	24Alp Ser	2.6000	4250.0	83	11642	No
175	GOM_NL__2PRFIN20040522_095516_000000392027_00065_11642_2696.N1	22-MAY-2004 09:55:16	Bright	38.500	3	16Alp Boo	-0.050000	4250.0	77	11642	No
176	GOM_NL__2PRFIN20040522_095730_000000402027_00065_11642_2697.N1	22-MAY-2004 09:57:30	Bright	39.500	83		2.3780	11000.	79	11642	No
177	GOM_NL__2PRFIN20040522_100040_000000372027_00065_11642_2698.N1	22-MAY-2004 10:00:40	Bright	36.500	180	27Gam Boo	3.0400	8000.0	73	11642	No
178	GOM_NL__2PRFIN20040522_100348_000000362027_00065_11642_2699.N1	22-MAY-2004 10:03:48	Bright	35.500	39	85Eta UMa	1.8540	24000.	71	11642	No
179	GOM_NL__2PRFIN20040522_100529_000000372027_00065_11642_2700.N1	22-MAY-2004 10:05:29	Bright	37.000	55	79Zet UMa	2.0600	10200.	74	11642	No
180	GOM_NL__2PRFIN20040522_100849_000000422027_00065_11642_2701.N1	22-MAY-2004 10:08:49	Bright	41.500	119	14Eta Dra	2.7270	4700.0	83	11642	No
181	GOM_NL__2PRFIN20040522_101052_000000392027_00065_11642_2702.N1	22-MAY-2004 10:10:52	Bright	38.500	60	7Bet UMi	2.0810	3950.0	77	11642	No
182	GOM_NL__2PRFIN20040522_101525_000000392027_00065_11642_2703.N1	22-MAY-2004 10:15:25	Bright	38.500	49	1Alp UMi	1.9900	6300.0	77	11642	No
183	GOM_NL__2PRFIN20040522_101941_000000482027_00065_11642_2704.N1	22-MAY-2004 10:19:41	Bright	47.500	89	5Alp Cep	2.4510	8000.0	95	11642	No
184	GOM_NL__2PRFIN20040522_102503_000001102027_00065_11642_2705.N1	22-MAY-2004 10:25:03	Bright	109.50	66	37Gam Cyg	2.2080	5900.0	219	11642	No
185	GOM_NL__2PRFIN20040522_103330_000000502027_00065_11642_2706.N1	22-MAY-2004 10:33:30	Tw_i_and_stray	50.000	58	21Alp And	2.0730	11000.	100	11642	No
186	GOM_NL__2PRFIN20040522_103754_000000482027_00065_11642_2707.N1	22-MAY-2004 10:37:54	Dark	47.500	140	88Gam Peg	2.8340	26000.	95	11642	No
187	GOM_NL__2PRFIN20040522_104001_000000662027_00065_11642_2708.N1	22-MAY-2004 10:40:01	Dark	66.000	90	54Alp Peg	2.4870	11000.	132	11642	No
188	GOM_NL__2PRFIN20040522_104642_000000532027_00065_11642_2709.N1	22-MAY-2004 10:46:42	Dark	52.500	52	16Bet Cet	2.0370	4500.0	105	11642	No
189	GOM_NL__2PRFIN20040522_105405_000000562027_00065_11642_2710.N1	22-MAY-2004 10:54:05	Dark	56.000	18	24Alp PsA	1.1660	9700.0	112	11642	No
190	GOM_NL__2PRFIN20040522_105625_000000452027_00065_11642_2711.N1	22-MAY-2004 10:56:25	Dark	44.500	9	Alp Eri	0.45300	24000.	89	11642	No
191	GOM_NL__2PRFIN20040522_105805_000000542027_00065_11642_2712.N1	22-MAY-2004 10:58:05	Dark	53.500	63	Bet Gru	2.1500	2800.0	107	11642	No
192	GOM_NL__2PRFIN20040522_110510_000000432027_00066_11643_2683.N1	22-MAY-2004 11:05:10	Dark	43.000	45	Alp Pav	1.9400	26000.	86	11643	No
193	GOM_NL__2PRFIN20040522_110950_000000492027_00066_11643_2684.N1	22-MAY-2004 11:09:50	Straylight	48.500	43	Alp TrA	1.9100	4250.0	97	11643	No
194	GOM_NL__2PRFIN20040522_111158_000000402027_00066_11643_2685.N1	22-MAY-2004 11:11:58	Straylight	39.500	134	Bet TrA	2.8100	6600.0	79	11643	No
195	GOM_NL__2PRFIN20040522_111330_000000432027_00066_11643_2686.N1	22-MAY-2004 11:13:30	Straylight	42.500	4	Alp1Cen	-0.010000	5800.0	85	11643	No
196	GOM_NL__2PRFIN20040522_111512_000000512027_00066_11643_2687.N1	22-MAY-2004 11:15:12	Straylight	51.000	178	lot1Sco	3.0220	6550.0	102	11643	No
197	GOM_NL__2PRFIN20040522_111636_000000522027_00066_11643_2688.N1	22-MAY-2004 11:16:36	Straylight	51.500	25	35Lam Sco	1.6200	28000.	103	11643	No
198	GOM_NL__2PRFIN20040522_111838_000000402027_00066_11643_2689.N1	22-MAY-2004 11:18:38	Tw_i_and_stray	40.000	81	Eta Cen	2.3560	28000.	80	11643	No
199	GOM_NL__2PRFIN20040522_112133_000000582027_00066_11643_2690.N1	22-MAY-2004 11:21:33	Bright	57.500	16	21Alp Sco	1.0200	3000.0	115	11643	No
200	GOM_NL__2PRFIN20040522_112308_000000482027_00066_11643_2691.N1	22-MAY-2004 11:23:08	Bright	47.500	80	7Del Sco	2.3160	30000.	95	11643	No
201	GOM_NL__2PRFIN20040522_112453_000000562027_00066_11643_2692.N1	22-MAY-2004 11:24:53	Bright	55.500	86	35Eta Oph	2.4300	10200.	111	11643	No
202	GOM_NL__2PRFIN20040522_112728_000000392027_00066_11643_2693.N1	22-MAY-2004 11:27:28	Bright	38.500	104	27Bet Lib	2.6140	13100.	77	11643	No
203	GOM_NL__2PRFIN20040522_112915_000000472027_00066_11643_2694.N1	22-MAY-2004 11:29:15	Bright	47.000	120	1Del Oph	2.7340	3200.0	94	11643	No
204	GOM_NL__2PRFIN20040522_113221_000000422027_00066_11643_2695.N1	22-MAY-2004 11:32:21	Bright	41.500	102	24Alp Ser	2.6000	4250.0	83	11643	No
205	GOM_NL__2PRFIN20040522_113552_000000382027_00066_11643_2696.N1	22-MAY-2004 11:35:52	Bright	37.500	3	16Alp Boo	-0.050000	4250.0	75	11643	No
206	GOM_NL__2PRFIN20040522_113805_000000382027_00066_11643_2697.N1	22-MAY-2004 11:38:05	Bright	37.500	83		2.3780	11000.	75	11643	No
207	GOM_NL__2PRFIN20040522_114115_000000372027_00066_11643_2698.N1	22-MAY-2004 11:41:15	Bright	36.500	180	27Gam Boo	3.0400	8000.0	73	11643	No
208	GOM_NL__2PRFIN20040522_114423_000000372027_00066_11643_2699.N1	22-MAY-2004 11:44:23	Bright	37.000	39	85Eta UMa	1.8540	24000.	74	11643	No
209	GOM_NL__2PRFIN20040522_114605_000000362027_00066_11643_2700.N1	22-MAY-2004 11:46:05	Bright	35.500	55	79Zet UMa	2.0600	10200.	71	11643	No
210	GOM_NL__2PRFIN20040522_114924_000000402027_00066_11643_2701.N1	22-MAY-2004 11:49:24	Bright	39.500	119	14Eta Dra	2.7270	4700.0	79	11643	No
211	GOM_NL__2PRFIN20040522_115128_000000392027_00066_11643_2702.N1	22-MAY-2004 11:51:28	Bright	39.000	60	7Bet UMi	2.0810	3950.0	78	11643	No
212	GOM_NL__2PRFIN20040522_115601_000000362027_00066_11643_2703.N1	22-MAY-2004 11:56:01	Bright	35.500	49	1Alp UMi	1.9900	6300.0	71	11643	No
213	GOM_NL__2PRFIN20040522_120017_000000482027_00066_11643_2704.N1	22-MAY-2004 12:00:17	Bright	47.500	89	5Alp Cep	2.4510	8000.0	95	11643	No
214	GOM_NL__2PRFIN20040522_120538_000001212027_00066_11643_2705.N1	22-MAY-2004 12:05:38	Bright	120.50	66	37Gam Cyg	2.2080	5900.0	241	11643	No
215	GOM_NL__2PRFIN20040522_121405_000000502027_00066_11643_2706.N1	22-MAY-2004 12:14:05	Tw_i_and_stray	50.000	58	21Alp And	2.0730	11000.	100	11643	No
216	GOM_NL__2PRFIN20040522_121830_000000482027_00066_11643_2707.N1	22-MAY-2004 12:18:30	Dark	48.000	140	88Gam Peg	2.8340	26000.	96	11643	No
217	GOM_NL__2PRFIN20040522_122039_000000642027_00066_11643_2708.N1	22-MAY-2004 12:20:39	Dark	63.500	90	54Alp Peg	2.4870	11000.	127	11643	No
218	GOM_NL__2PRFIN20040522_122718_000000472027_00066_11643_2709.N1	22-MAY-2004 12:27:18	Dark	46.500	52	16Bet Cet	2.0370	4500.0	93	11643	No
219	GOM_NL__2PRFIN20040522_123441_000000582027_00066_11643_2710.N1	22-MAY-2004 12:34:41	Dark	57.500	18	24Alp PsA	1.1660	9700.0	115	11643	No

220	GOM_NL__2PRFIN20040522_123701_000000442027_00066_11643_2711.N1	22-MAY-2004 12:37:01	Dark	44.000	9	Alp Eri	0.45300	24000.	88	11643	No
221	GOM_NL__2PRFIN20040522_123842_000000562027_00066_11643_2712.N1	22-MAY-2004 12:38:42	Dark	56.000	63	Bet Gru	2.1500	2800.0	112	11643	No
222	GOM_NL__2PRFIN20040522_124547_000000432027_00067_11644_2683.N1	22-MAY-2004 12:45:47	Dark	43.000	45	Alp Pav	1.9400	26000.	86	11644	No
223	GOM_NL__2PRFIN20040522_125025_000000432027_00067_11644_2684.N1	22-MAY-2004 12:50:25	Straylight	42.500	43	Alp TrA	1.9100	4250.0	85	11644	No
224	GOM_NL__2PRFIN20040522_125234_000000392027_00067_11644_2685.N1	22-MAY-2004 12:52:34	Straylight	39.000	134	Bet TrA	2.8100	6600.0	78	11644	No
225	GOM_NL__2PRFIN20040522_125406_000000412027_00067_11644_2686.N1	22-MAY-2004 12:54:06	Straylight	40.500	4	Alp1Cen	-0.010000	5800.0	81	11644	No
226	GOM_NL__2PRFIN20040522_125549_000000532027_00067_11644_2687.N1	22-MAY-2004 12:55:49	Straylight	53.000	178	lot1Sco	3.0220	6550.0	106	11644	No
227	GOM_NL__2PRFIN20040522_125713_000000542027_00067_11644_2688.N1	22-MAY-2004 12:57:13	Straylight	53.500	25	35Lam Sco	1.6200	28000.	107	11644	No
228	GOM_NL__2PRFIN20040522_125914_000000412027_00067_11644_2689.N1	22-MAY-2004 12:59:14	Tw_i_and_stray	41.000	81	Eta Cen	2.3560	28000.	82	11644	No
229	GOM_NL__2PRFIN20040522_130209_000000562027_00067_11644_2690.N1	22-MAY-2004 13:02:09	Bright	55.500	16	21Alp Sco	1.0200	3000.0	111	11644	No
230	GOM_NL__2PRFIN20040522_130344_000000452027_00067_11644_2691.N1	22-MAY-2004 13:03:44	Bright	44.500	80	7Del Sco	2.3160	30000.	89	11644	No
231	GOM_NL__2PRFIN20040522_130529_000000522027_00067_11644_2692.N1	22-MAY-2004 13:05:29	Bright	51.500	86	35Eta Oph	2.4300	10200.	103	11644	No
232	GOM_NL__2PRFIN20040522_130805_000000392027_00067_11644_2693.N1	22-MAY-2004 13:08:05	Bright	39.000	104	27Bet Lib	2.6140	13100.	78	11644	No
233	GOM_NL__2PRFIN20040522_130952_000000462027_00067_11644_2694.N1	22-MAY-2004 13:09:52	Bright	46.000	120	1Del Oph	2.7340	3200.0	92	11644	No
234	GOM_NL__2PRFIN20040522_131257_000000412027_00067_11644_2695.N1	22-MAY-2004 13:12:57	Bright	41.000	102	24Alp Ser	2.6000	4250.0	82	11644	No
235	GOM_NL__2PRFIN20040522_131628_000000362027_00067_11644_2696.N1	22-MAY-2004 13:16:28	Bright	36.000	3	16Alp Boo	-0.050000	4250.0	72	11644	No
236	GOM_NL__2PRFIN20040522_131841_000000362027_00067_11644_2697.N1	22-MAY-2004 13:18:41	Bright	36.000	83		2.3780	11000.	72	11644	No
237	GOM_NL__2PRFIN20040522_132151_000000372027_00067_11644_2698.N1	22-MAY-2004 13:21:51	Bright	37.000	180	27Gam Boo	3.0400	8000.0	74	11644	No
238	GOM_NL__2PRFIN20040522_132459_000000382027_00067_11644_2699.N1	22-MAY-2004 13:24:59	Bright	38.000	39	85Eta UMa	1.8540	24000.	76	11644	No
239	GOM_NL__2PRFIN20040522_132641_000000392027_00067_11644_2700.N1	22-MAY-2004 13:26:41	Bright	38.500	55	79Zet UMa	2.0600	10200.	77	11644	No
240	GOM_NL__2PRFIN20040522_133000_000000422027_00067_11644_2701.N1	22-MAY-2004 13:30:00	Bright	41.500	119	14Eta Dra	2.7270	4700.0	83	11644	No
241	GOM_NL__2PRFIN20040522_133204_000000362027_00067_11644_2702.N1	22-MAY-2004 13:32:04	Bright	36.000	60	7Bet UMi	2.0810	3950.0	72	11644	No
242	GOM_NL__2PRFIN20040522_133637_000000342027_00067_11644_2703.N1	22-MAY-2004 13:36:37	Bright	34.000	49	1Alp UMi	1.9900	6300.0	68	11644	No
243	GOM_NL__2PRFIN20040522_134052_000000482027_00067_11644_2704.N1	22-MAY-2004 13:40:52	Bright	48.000	89	5Alp Cep	2.4510	8000.0	96	11644	No
244	GOM_NL__2PRFIN20040522_134612_000001192027_00067_11644_2705.N1	22-MAY-2004 13:46:12	Bright	118.50	66	37Gam Cyg	2.2080	5900.0	237	11644	No
245	GOM_NL__2PRFIN20040522_135441_000000522027_00067_11644_2706.N1	22-MAY-2004 13:54:41	Tw_i_and_stray	52.000	58	21Alp And	2.0730	11000.	104	11644	No
246	GOM_NL__2PRFIN20040522_135907_000000482027_00067_11644_2707.N1	22-MAY-2004 13:59:07	Dark	47.500	140	88Gam Peg	2.8340	26000.	95	11644	No
247	GOM_NL__2PRFIN20040522_140115_000000672027_00067_11644_2708.N1	22-MAY-2004 14:01:15	Dark	66.500	90	54Alp Peg	2.4870	11000.	133	11644	No
248	GOM_NL__2PRFIN20040522_140755_000000482027_00067_11644_2709.N1	22-MAY-2004 14:07:55	Dark	47.500	52	16Bet Cet	2.0370	4500.0	95	11644	No
249	GOM_NL__2PRFIN20040522_141519_000000552027_00067_11644_2710.N1	22-MAY-2004 14:15:19	Dark	55.000	18	24Alp PsA	1.1660	9700.0	110	11644	No
250	GOM_NL__2PRFIN20040522_141736_000000422027_00067_11644_2711.N1	22-MAY-2004 14:17:36	Dark	41.500	9	Alp Eri	0.45300	24000.	83	11644	No
251	GOM_NL__2PRFIN20040522_141919_000000542027_00067_11644_2712.N1	22-MAY-2004 14:19:19	Dark	54.000	63	Bet Gru	2.1500	2800.0	108	11644	No
252	GOM_NL__2PRFIN20040522_160136_000000482027_00069_11646_2683.N1	22-MAY-2004 16:01:36	Dark	47.500	31	Alp Gru	1.7340	15200.	95	11646	No
253	GOM_NL__2PRFIN20040522_161138_000000482027_00069_11646_2684.N1	22-MAY-2004 16:11:38	Straylight	47.500	43	Alp TrA	1.9100	4250.0	95	11646	No
254	GOM_NL__2PRFIN20040522_161346_000000392027_00069_11646_2685.N1	22-MAY-2004 16:13:46	Straylight	38.500	134	Bet TrA	2.8100	6600.0	77	11646	No
255	GOM_NL__2PRFIN20040522_161518_000000472027_00069_11646_2686.N1	22-MAY-2004 16:15:18	Straylight	47.000	4	Alp1Cen	-0.010000	5800.0	94	11646	No
256	GOM_NL__2PRFIN20040522_161702_000000532027_00069_11646_2687.N1	22-MAY-2004 16:17:02	Straylight	53.000	178	lot1Sco	3.0220	6550.0	106	11646	No
257	GOM_NL__2PRFIN20040522_161825_000000532027_00069_11646_2688.N1	22-MAY-2004 16:18:25	Straylight	53.000	25	35Lam Sco	1.6200	28000.	106	11646	No
258	GOM_NL__2PRFIN20040522_162026_000000422027_00069_11646_2689.N1	22-MAY-2004 16:20:26	Tw_i_and_stray	42.000	81	Eta Cen	2.3560	28000.	84	11646	No
259	GOM_NL__2PRFIN20040522_162320_000000602027_00069_11646_2690.N1	22-MAY-2004 16:23:20	Bright	59.500	16	21Alp Sco	1.0200	3000.0	119	11646	No
260	GOM_NL__2PRFIN20040522_162457_000000462027_00069_11646_2691.N1	22-MAY-2004 16:24:57	Bright	46.000	80	7Del Sco	2.3160	30000.	92	11646	No
261	GOM_NL__2PRFIN20040522_162642_000000552027_00069_11646_2692.N1	22-MAY-2004 16:26:42	Bright	54.500	86	35Eta Oph	2.4300	10200.	109	11646	No
262	GOM_NL__2PRFIN20040522_162916_000000402027_00069_11646_2693.N1	22-MAY-2004 16:29:16	Bright	39.500	104	27Bet Lib	2.6140	13100.	79	11646	No
263	GOM_NL__2PRFIN20040522_163103_000000462027_00069_11646_2694.N1	22-MAY-2004 16:31:03	Bright	45.500	120	1Del Oph	2.7340	3200.0	91	11646	No
264	GOM_NL__2PRFIN20040522_163408_000000422027_00069_11646_2695.N1	22-MAY-2004 16:34:08	Bright	41.500	102	24Alp Ser	2.6000	4250.0	83	11646	No
265	GOM_NL__2PRFIN20040522_163739_000000382027_00069_11646_2696.N1	22-MAY-2004 16:37:39	Bright	37.500	3	16Alp Boo	-0.050000	4250.0	75	11646	No
266	GOM_NL__2PRFIN20040522_163953_000000382027_00069_11646_2697.N1	22-MAY-2004 16:39:53	Bright	37.500	83		2.3780	11000.	75	11646	No
267	GOM_NL__2PRFIN20040522_164303_000000382027_00069_11646_2698.N1	22-MAY-2004 16:43:03	Bright	37.500	180	27Gam Boo	3.0400	8000.0	75	11646	No
268	GOM_NL__2PRFIN20040522_164611_000000372027_00069_11646_2699.N1	22-MAY-2004 16:46:11	Bright	37.000	39	85Eta UMa	1.8540	24000.	74	11646	No
269	GOM_NL__2PRFIN20040522_164753_000000392027_00069_11646_2700.N1	22-MAY-2004 16:47:53	Bright	39.000	55	79Zet UMa	2.0600	10200.	78	11646	No
270	GOM_NL__2PRFIN20040522_165111_000000432027_00069_11646_2701.N1	22-MAY-2004 16:51:11	Bright	42.500	119	14Eta Dra	2.7270	4700.0	85	11646	No
271	GOM_NL__2PRFIN20040522_165315_000000392027_00069_11646_2702.N1	22-MAY-2004 16:53:15	Bright	38.500	60	7Bet UMi	2.0810	3950.0	77	11646	No
272	GOM_NL__2PRFIN20040522_165749_000000382027_00069_11646_2703.N1	22-MAY-2004 16:57:49	Bright	38.000	49	1Alp UMi	1.9900	6300.0	76	11646	No
273	GOM_NL__2PRFIN20040522_170203_000000482027_00069_11646_2704.N1	22-MAY-2004 17:02:03	Bright	48.000	89	5Alp Cep	2.4510	8000.0	96	11646	No
274	GOM_NL__2PRFIN20040522_170721_000001202027_00069_11646_2705.N1	22-MAY-2004 17:07:21	Bright	119.50	66	37Gam Cyg	2.2080	5900.0	239	11646	No
275	GOM_NL__2PRFIN20040522_171554_000000512027_00069_11646_2706.N1	22-MAY-2004 17:15:54	Tw_i_and_stray	51.000	58	21Alp And	2.0730	11000.	102	11646	No
276	GOM_NL__2PRFIN20040522_172020_000000502027_00069_11646_2707.N1	22-MAY-2004 17:20:20	Dark	49.500	140	88Gam Peg	2.8340	26000.	99	11646	No
277	GOM_NL__2PRFIN20040522_172228_000000642027_00069_11646_2708.N1	22-MAY-2004 17:22:28	Dark	64.000	90	54Alp Peg	2.4870	11000.	128	11646	No
278	GOM_NL__2PRFIN20040522_172908_000000492027_00069_11646_2709.N1	22-MAY-2004 17:29:08	Dark	48.500	52	16Bet Cet	2.0370	4500.0	97	11646	No

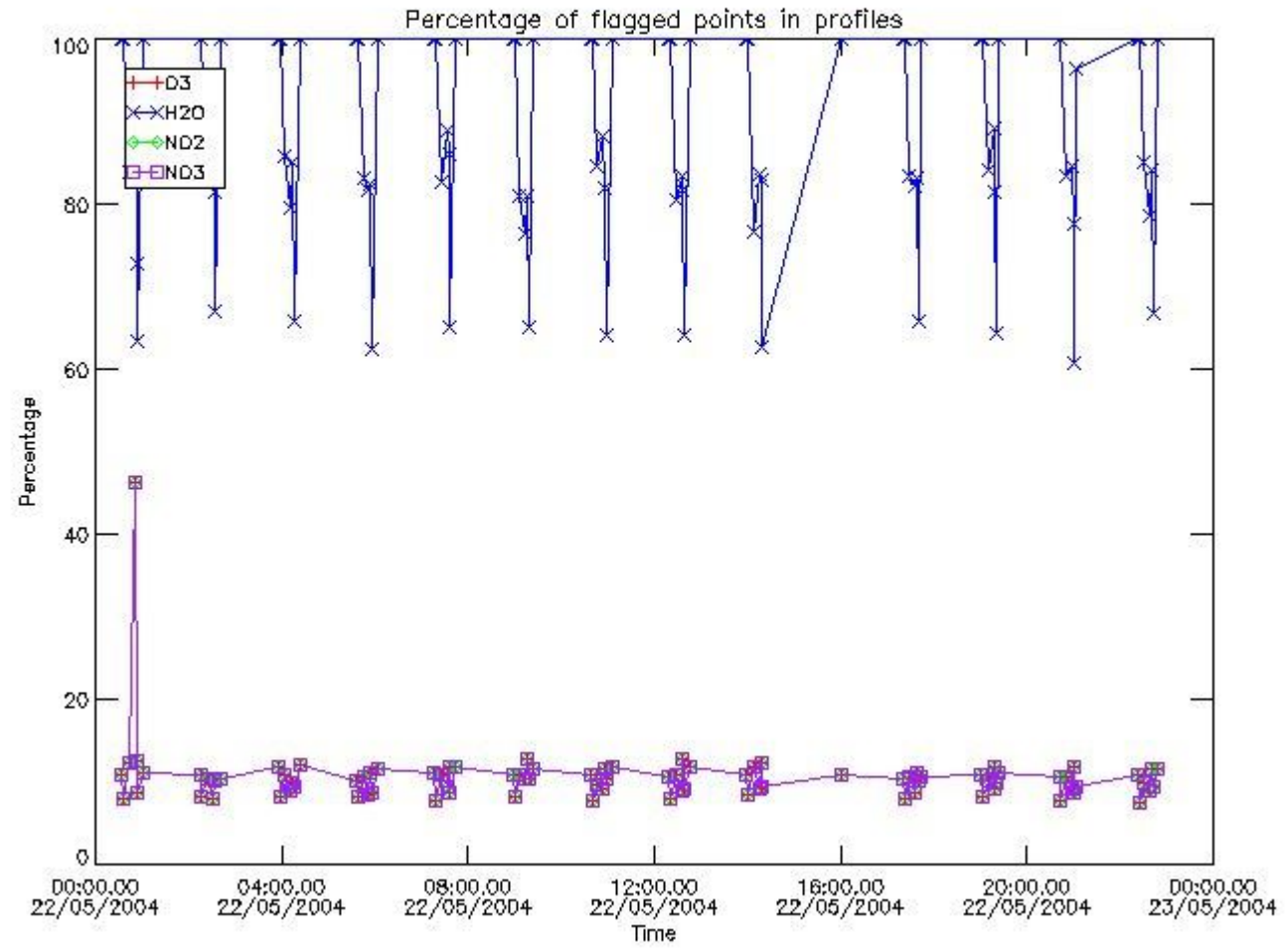
279	GOM_NL__2PRFIN20040522_173632_000000602027_00069_11646_2710.N1	22-MAY-2004 17:36:32	Dark	59.500	18	24Alp PsA	1.1660	9700.0	119	11646	No
280	GOM_NL__2PRFIN20040522_173848_000000512027_00069_11646_2711.N1	22-MAY-2004 17:38:48	Dark	51.000	9	Alp Eri	0.45300	24000.	102	11646	No
281	GOM_NL__2PRFIN20040522_174033_000000502027_00069_11646_2712.N1	22-MAY-2004 17:40:33	Dark	50.000	63	Bet Gru	2.1500	2800.0	100	11646	No
282	GOM_NL__2PRFIN20040522_174213_000000482027_00070_11647_2683.N1	22-MAY-2004 17:42:13	Dark	48.000	31	Alp Gru	1.7340	15200.	96	11647	No
283	GOM_NL__2PRFIN20040522_175215_000000512027_00070_11647_2684.N1	22-MAY-2004 17:52:15	Straylight	51.000	43	Alp TrA	1.9100	4250.0	102	11647	No
284	GOM_NL__2PRFIN20040522_175423_000000392027_00070_11647_2685.N1	22-MAY-2004 17:54:23	Straylight	39.000	134	Bet TrA	2.8100	6600.0	78	11647	No
285	GOM_NL__2PRFIN20040522_175554_000000512027_00070_11647_2686.N1	22-MAY-2004 17:55:54	Straylight	51.000	4	Alp1Cen	-0.010000	5800.0	102	11647	No
286	GOM_NL__2PRFIN20040522_175739_000000512027_00070_11647_2687.N1	22-MAY-2004 17:57:39	Straylight	50.500	178	lot1Sco	3.0220	6550.0	101	11647	No
287	GOM_NL__2PRFIN20040522_175902_000000502027_00070_11647_2688.N1	22-MAY-2004 17:59:02	Straylight	49.500	25	35Lam Sco	1.6200	28000.	99	11647	No
288	GOM_NL__2PRFIN20040522_180103_000000402027_00070_11647_2689.N1	22-MAY-2004 18:01:03	Tw_i_and_stray	40.000	81	Eta Cen	2.3560	28000.	80	11647	No
289	GOM_NL__2PRFIN20040522_180357_000000602027_00070_11647_2690.N1	22-MAY-2004 18:03:57	Bright	60.000	16	21Alp Sco	1.0200	3000.0	120	11647	No
290	GOM_NL__2PRFIN20040522_180533_000000452027_00070_11647_2691.N1	22-MAY-2004 18:05:33	Bright	45.000	80	7Del Sco	2.3160	30000.	90	11647	No
291	GOM_NL__2PRFIN20040522_180718_000000542027_00070_11647_2692.N1	22-MAY-2004 18:07:18	Bright	54.000	86	35Eta Oph	2.4300	10200.	108	11647	No
292	GOM_NL__2PRFIN20040522_180952_000000392027_00070_11647_2693.N1	22-MAY-2004 18:09:52	Bright	39.000	104	27Bet Lib	2.6140	13100.	78	11647	No
293	GOM_NL__2PRFIN20040522_181139_000000462027_00070_11647_2694.N1	22-MAY-2004 18:11:39	Bright	45.500	120	1Del Oph	2.7340	3200.0	91	11647	No
294	GOM_NL__2PRFIN20040522_181444_000000422027_00070_11647_2695.N1	22-MAY-2004 18:14:44	Bright	42.000	102	24Alp Ser	2.6000	4250.0	84	11647	No
295	GOM_NL__2PRFIN20040522_181816_000000372027_00070_11647_2696.N1	22-MAY-2004 18:18:16	Bright	36.500	3	16Alp Boo	-0.050000	4250.0	73	11647	No
296	GOM_NL__2PRFIN20040522_182029_000000412027_00070_11647_2697.N1	22-MAY-2004 18:20:29	Bright	40.500	83		2.3780	11000.	81	11647	No
297	GOM_NL__2PRFIN20040522_182339_000000372027_00070_11647_2698.N1	22-MAY-2004 18:23:39	Bright	37.000	180	27Gam Boo	3.0400	8000.0	74	11647	No
298	GOM_NL__2PRFIN20040522_182648_000000392027_00070_11647_2699.N1	22-MAY-2004 18:26:48	Bright	38.500	39	85Eta UMa	1.8540	24000.	77	11647	No
299	GOM_NL__2PRFIN20040522_182830_000000372027_00070_11647_2700.N1	22-MAY-2004 18:28:30	Bright	37.000	55	79Zet UMa	2.0600	10200.	74	11647	No
300	GOM_NL__2PRFIN20040522_183147_000000422027_00070_11647_2701.N1	22-MAY-2004 18:31:47	Bright	42.000	119	14Eta Dra	2.7270	4700.0	84	11647	No
301	GOM_NL__2PRFIN20040522_183352_000000392027_00070_11647_2702.N1	22-MAY-2004 18:33:52	Bright	38.500	60	7Bet UMi	2.0810	3950.0	77	11647	No
302	GOM_NL__2PRFIN20040522_183825_000000382027_00070_11647_2703.N1	22-MAY-2004 18:38:25	Bright	37.500	49	1Alp UMi	1.9900	6300.0	75	11647	No
303	GOM_NL__2PRFIN20040522_184239_000000482027_00070_11647_2704.N1	22-MAY-2004 18:42:39	Bright	47.500	89	5Alp Cep	2.4510	8000.0	95	11647	No
304	GOM_NL__2PRFIN20040522_184756_000001112027_00070_11647_2705.N1	22-MAY-2004 18:47:56	Bright	111.00	66	37Gam Cyg	2.2080	5900.0	222	11647	No
305	GOM_NL__2PRFIN20040522_185631_000000492027_00070_11647_2706.N1	22-MAY-2004 18:56:31	Tw_i_and_stray	49.000	58	21Alp And	2.0730	11000.	98	11647	No
306	GOM_NL__2PRFIN20040522_190056_000000472027_00070_11647_2707.N1	22-MAY-2004 19:00:56	Dark	47.000	140	88Gam Peg	2.8340	26000.	94	11647	No
307	GOM_NL__2PRFIN20040522_190305_000000622027_00070_11647_2708.N1	22-MAY-2004 19:03:05	Dark	62.000	90	54Alp Peg	2.4870	11000.	124	11647	No
308	GOM_NL__2PRFIN20040522_190945_000000512027_00070_11647_2709.N1	22-MAY-2004 19:09:45	Dark	50.500	52	16Bet Cet	2.0370	4500.0	101	11647	No
309	GOM_NL__2PRFIN20040522_191710_000000562027_00070_11647_2710.N1	22-MAY-2004 19:17:10	Dark	55.500	18	24Alp PsA	1.1660	9700.0	111	11647	No
310	GOM_NL__2PRFIN20040522_191925_000000442027_00070_11647_2711.N1	22-MAY-2004 19:19:25	Dark	43.500	9	Alp Eri	0.45300	24000.	87	11647	No
311	GOM_NL__2PRFIN20040522_192110_000000512027_00070_11647_2712.N1	22-MAY-2004 19:21:10	Dark	51.000	63	Bet Gru	2.1500	2800.0	102	11647	No
312	GOM_NL__2PRFIN20040522_192250_000000462027_00071_11648_2683.N1	22-MAY-2004 19:22:50	Dark	46.000	31	Alp Gru	1.7340	15200.	92	11648	No
313	GOM_NL__2PRFIN20040522_193251_000000502027_00071_11648_2684.N1	22-MAY-2004 19:32:51	Straylight	49.500	43	Alp TrA	1.9100	4250.0	99	11648	No
314	GOM_NL__2PRFIN20040522_193459_000000382027_00071_11648_2685.N1	22-MAY-2004 19:34:59	Straylight	38.000	134	Bet TrA	2.8100	6600.0	76	11648	No
315	GOM_NL__2PRFIN20040522_193630_000000462027_00071_11648_2686.N1	22-MAY-2004 19:36:30	Straylight	45.500	4	Alp1Cen	-0.010000	5800.0	91	11648	No
316	GOM_NL__2PRFIN20040522_193815_000000522027_00071_11648_2687.N1	22-MAY-2004 19:38:15	Straylight	52.000	178	lot1Sco	3.0220	6550.0	104	11648	No
317	GOM_NL__2PRFIN20040522_193939_000000532027_00071_11648_2688.N1	22-MAY-2004 19:39:39	Straylight	53.000	25	35Lam Sco	1.6200	28000.	106	11648	No
318	GOM_NL__2PRFIN20040522_194139_000000422027_00071_11648_2689.N1	22-MAY-2004 19:41:39	Tw_i_and_stray	41.500	81	Eta Cen	2.3560	28000.	83	11648	No
319	GOM_NL__2PRFIN20040522_194434_000000602027_00071_11648_2690.N1	22-MAY-2004 19:44:34	Bright	60.000	16	21Alp Sco	1.0200	3000.0	120	11648	No
320	GOM_NL__2PRFIN20040522_194609_000000462027_00071_11648_2691.N1	22-MAY-2004 19:46:09	Bright	45.500	80	7Del Sco	2.3160	30000.	91	11648	No
321	GOM_NL__2PRFIN20040522_194754_000000542027_00071_11648_2692.N1	22-MAY-2004 19:47:54	Bright	53.500	86	35Eta Oph	2.4300	10200.	107	11648	No
322	GOM_NL__2PRFIN20040522_195029_000000402027_00071_11648_2693.N1	22-MAY-2004 19:50:29	Bright	39.500	104	27Bet Lib	2.6140	13100.	79	11648	No
323	GOM_NL__2PRFIN20040522_195215_000000462027_00071_11648_2694.N1	22-MAY-2004 19:52:15	Bright	46.000	120	1Del Oph	2.7340	3200.0	92	11648	No
324	GOM_NL__2PRFIN20040522_195520_000000412027_00071_11648_2695.N1	22-MAY-2004 19:55:20	Bright	41.000	102	24Alp Ser	2.6000	4250.0	82	11648	No
325	GOM_NL__2PRFIN20040522_195852_000000372027_00071_11648_2696.N1	22-MAY-2004 19:58:52	Bright	36.500	3	16Alp Boo	-0.050000	4250.0	73	11648	No
326	GOM_NL__2PRFIN20040522_200105_000000392027_00071_11648_2697.N1	22-MAY-2004 20:01:05	Bright	39.000	83		2.3780	11000.	78	11648	No
327	GOM_NL__2PRFIN20040522_200415_000000352027_00071_11648_2698.N1	22-MAY-2004 20:04:15	Bright	35.000	180	27Gam Boo	3.0400	8000.0	70	11648	No
328	GOM_NL__2PRFIN20040522_200724_000000352027_00071_11648_2699.N1	22-MAY-2004 20:07:24	Bright	35.000	39	85Eta UMa	1.8540	24000.	70	11648	No
329	GOM_NL__2PRFIN20040522_200906_000000382027_00071_11648_2700.N1	22-MAY-2004 20:09:06	Bright	38.000	55	79Zet UMa	2.0600	10200.	76	11648	No
330	GOM_NL__2PRFIN20040522_201222_000000432027_00071_11648_2701.N1	22-MAY-2004 20:12:22	Bright	42.500	119	14Eta Dra	2.7270	4700.0	85	11648	No
331	GOM_NL__2PRFIN20040522_201428_000000392027_00071_11648_2702.N1	22-MAY-2004 20:14:28	Bright	39.000	60	7Bet UMi	2.0810	3950.0	78	11648	No
332	GOM_NL__2PRFIN20040522_201901_000000362027_00071_11648_2703.N1	22-MAY-2004 20:19:01	Bright	36.000	49	1Alp UMi	1.9900	6300.0	72	11648	No
333	GOM_NL__2PRFIN20040522_202313_000000482027_00071_11648_2704.N1	22-MAY-2004 20:23:13	Bright	47.500	89	5Alp Cep	2.4510	8000.0	95	11648	No
334	GOM_NL__2PRFIN20040522_202830_000001152027_00071_11648_2705.N1	22-MAY-2004 20:28:30	Bright	114.50	66	37Gam Cyg	2.2080	5900.0	229	11648	No
335	GOM_NL__2PRFIN20040522_203706_000000502027_00071_11648_2706.N1	22-MAY-2004 20:37:06	Tw_i_and_stray	49.500	58	21Alp And	2.0730	11000.	99	11648	No
336	GOM_NL__2PRFIN20040522_204132_000000482027_00071_11648_2707.N1	22-MAY-2004 20:41:32	Dark	48.000	140	88Gam Peg	2.8340	26000.	96	11648	No
337	GOM_NL__2PRFIN20040522_204341_000000672027_00071_11648_2708.N1	22-MAY-2004 20:43:41	Dark	66.500	90	54Alp Peg	2.4870	11000.	133	11648	No

338	GOM_NL__2PRFIN20040522_205021_000000492027_00071_11648_2709.N1	22-MAY-2004 20:50:21	Dark	48.500	52	16Bet Cet	2.0370	4500.0	97	11648	No
339	GOM_NL__2PRFIN20040522_205747_000000562027_00071_11648_2710.N1	22-MAY-2004 20:57:47	Dark	55.500	18	24Alp PsA	1.1660	9700.0	111	11648	No
340	GOM_NL__2PRFIN20040522_210001_000000432027_00071_11648_2711.N1	22-MAY-2004 21:00:01	Dark	43.000	9	Alp Eri	0.45300	24000.	86	11648	No
341	GOM_NL__2PRFIN20040522_210146_000000592027_00071_11648_2712.N1	22-MAY-2004 21:01:46	Dark	59.000	63	Bet Gru	2.1500	2800.0	118	11648	No
342	GOM_NL__2PRFIN20040522_210326_000000542027_00072_11649_2683.N1	22-MAY-2004 21:03:26	Dark	54.000	31	Alp Gru	1.7340	15200.	108	11649	No
343	GOM_NL__2PRFIN20040522_211326_000000432027_00072_11649_2684.N1	22-MAY-2004 21:13:26	Straylight	43.000	43	Alp TrA	1.9100	4250.0	86	11649	No
344	GOM_NL__2PRFIN20040522_211534_000000402027_00072_11649_2685.N1	22-MAY-2004 21:15:34	Straylight	39.500	134	Bet TrA	2.8100	6600.0	79	11649	No
345	GOM_NL__2PRFIN20040522_211706_000000492027_00072_11649_2686.N1	22-MAY-2004 21:17:06	Straylight	49.000	4	Alp1Cen	-0.010000	5800.0	98	11649	No
346	GOM_NL__2PRFIN20040522_211852_000000502027_00072_11649_2687.N1	22-MAY-2004 21:18:52	Straylight	49.500	178	lot1Sco	3.0220	6550.0	99	11649	No
347	GOM_NL__2PRFIN20040522_212015_000000532027_00072_11649_2688.N1	22-MAY-2004 21:20:15	Straylight	53.000	25	35Lam Sco	1.6200	28000.	106	11649	No
348	GOM_NL__2PRFIN20040522_212214_000000412027_00072_11649_2689.N1	22-MAY-2004 21:22:14	Tw_i_and_stray	41.000	81	Eta Cen	2.3560	28000.	82	11649	No
349	GOM_NL__2PRFIN20040522_212510_000000602027_00072_11649_2690.N1	22-MAY-2004 21:25:10	Bright	60.000	16	21Alp Sco	1.0200	3000.0	120	11649	No
350	GOM_NL__2PRFIN20040522_212644_000000442027_00072_11649_2691.N1	22-MAY-2004 21:26:44	Bright	44.000	80	7Del Sco	2.3160	30000.	88	11649	No
351	GOM_NL__2PRFIN20040522_212830_000000552027_00072_11649_2692.N1	22-MAY-2004 21:28:30	Bright	54.500	86	35Eta Oph	2.4300	10200.	109	11649	No
352	GOM_NL__2PRFIN20040522_213104_000000392027_00072_11649_2693.N1	22-MAY-2004 21:31:04	Bright	39.000	104	27Bet Lib	2.6140	13100.	78	11649	No
353	GOM_NL__2PRFIN20040522_213251_000000462027_00072_11649_2694.N1	22-MAY-2004 21:32:51	Bright	46.000	120	1Del Oph	2.7340	3200.0	92	11649	No
354	GOM_NL__2PRFIN20040522_213556_000000412027_00072_11649_2695.N1	22-MAY-2004 21:35:56	Bright	41.000	102	24Alp Ser	2.6000	4250.0	82	11649	No
355	GOM_NL__2PRFIN20040522_213928_000000372027_00072_11649_2696.N1	22-MAY-2004 21:39:28	Bright	37.000	3	16Alp Boo	-0.050000	4250.0	74	11649	No
356	GOM_NL__2PRFIN20040522_214141_000000382027_00072_11649_2697.N1	22-MAY-2004 21:41:41	Bright	38.000	83		2.3780	11000.	76	11649	No
357	GOM_NL__2PRFIN20040522_214451_000000362027_00072_11649_2698.N1	22-MAY-2004 21:44:51	Bright	36.000	180	27Gam Boo	3.0400	8000.0	72	11649	No
358	GOM_NL__2PRFIN20040522_214800_000000392027_00072_11649_2699.N1	22-MAY-2004 21:48:00	Bright	39.000	39	85Eta UMa	1.8540	24000.	78	11649	No
359	GOM_NL__2PRFIN20040522_214941_000000352027_00072_11649_2700.N1	22-MAY-2004 21:49:41	Bright	35.000	55	79Zet UMa	2.0600	10200.	70	11649	No
360	GOM_NL__2PRFIN20040522_215258_000000432027_00072_11649_2701.N1	22-MAY-2004 21:52:58	Bright	42.500	119	14Eta Dra	2.7270	4700.0	85	11649	No
361	GOM_NL__2PRFIN20040522_215503_000000392027_00072_11649_2702.N1	22-MAY-2004 21:55:03	Bright	39.000	60	7Bet UMi	2.0810	3950.0	78	11649	No
362	GOM_NL__2PRFIN20040522_215937_000000352027_00072_11649_2703.N1	22-MAY-2004 21:59:37	Bright	34.500	49	1Alp UMi	1.9900	6300.0	69	11649	No
363	GOM_NL__2PRFIN20040522_220349_000000472027_00072_11649_2704.N1	22-MAY-2004 22:03:49	Bright	47.000	89	5Alp Cep	2.4510	8000.0	94	11649	No
364	GOM_NL__2PRFIN20040522_220905_000001102027_00072_11649_2705.N1	22-MAY-2004 22:09:05	Bright	109.50	66	37Gam Cyg	2.2080	5900.0	219	11649	No
365	GOM_NL__2PRFIN20040522_221740_000000542027_00072_11649_2706.N1	22-MAY-2004 22:17:40	Tw_i_and_stray	53.500	58	21Alp And	2.0730	11000.	107	11649	No
366	GOM_NL__2PRFIN20040522_222208_000000472027_00072_11649_2707.N1	22-MAY-2004 22:22:08	Dark	47.000	140	88Gam Peg	2.8340	26000.	94	11649	No
367	GOM_NL__2PRFIN20040522_222418_000000682027_00072_11649_2708.N1	22-MAY-2004 22:24:18	Dark	68.000	90	54Alp Peg	2.4870	11000.	136	11649	No
368	GOM_NL__2PRFIN20040522_223057_000000512027_00072_11649_2709.N1	22-MAY-2004 22:30:57	Dark	51.000	52	16Bet Cet	2.0370	4500.0	102	11649	No
369	GOM_NL__2PRFIN20040522_223823_000000572027_00072_11649_2710.N1	22-MAY-2004 22:38:23	Dark	56.500	18	24Alp PsA	1.1660	9700.0	113	11649	No
370	GOM_NL__2PRFIN20040522_224037_000000452027_00072_11649_2711.N1	22-MAY-2004 22:40:37	Dark	44.500	9	Alp Eri	0.45300	24000.	89	11649	No
371	GOM_NL__2PRFIN20040522_224222_000000592027_00072_11649_2712.N1	22-MAY-2004 22:42:22	Dark	59.000	63	Bet Gru	2.1500	2800.0	118	11649	No
372	GOM_NL__2PRFIN20040522_224927_000000452027_00073_11650_2683.N1	22-MAY-2004 22:49:27	Dark	44.500	45	Alp Pav	1.9400	26000.	89	11650	No
373	GOM_NL__2PRFIN20040522_225402_000000412027_00073_11650_2684.N1	22-MAY-2004 22:54:02	Straylight	41.000	43	Alp TrA	1.9100	4250.0	82	11650	No
374	GOM_NL__2PRFIN20040522_225608_000000432027_00073_11650_2685.N1	22-MAY-2004 22:56:08	Straylight	43.000	134	Bet TrA	2.8100	6600.0	86	11650	No
375	GOM_NL__2PRFIN20040522_225742_000000452027_00073_11650_2686.N1	22-MAY-2004 22:57:42	Straylight	44.500	4	Alp1Cen	-0.010000	5800.0	89	11650	No
376	GOM_NL__2PRFIN20040522_225928_000000522027_00073_11650_2687.N1	22-MAY-2004 22:59:28	Straylight	51.500	178	lot1Sco	3.0220	6550.0	103	11650	No
377	GOM_NL__2PRFIN20040522_230051_000000532027_00073_11650_2688.N1	22-MAY-2004 23:00:51	Straylight	52.500	25	35Lam Sco	1.6200	28000.	105	11650	No
378	GOM_NL__2PRFIN20040522_230250_000000432027_00073_11650_2689.N1	22-MAY-2004 23:02:50	Tw_i_and_stray	42.500	81	Eta Cen	2.3560	28000.	85	11650	No
379	GOM_NL__2PRFIN20040522_230546_000000582027_00073_11650_2690.N1	22-MAY-2004 23:05:46	Bright	57.500	16	21Alp Sco	1.0200	3000.0	115	11650	No
380	GOM_NL__2PRFIN20040522_230720_000000452027_00073_11650_2691.N1	22-MAY-2004 23:07:20	Bright	44.500	80	7Del Sco	2.3160	30000.	89	11650	No
381	GOM_NL__2PRFIN20040522_230906_000000542027_00073_11650_2692.N1	22-MAY-2004 23:09:06	Bright	53.500	86	35Eta Oph	2.4300	10200.	107	11650	No
382	GOM_NL__2PRFIN20040522_231140_000000402027_00073_11650_2693.N1	22-MAY-2004 23:11:40	Bright	39.500	104	27Bet Lib	2.6140	13100.	79	11650	No
383	GOM_NL__2PRFIN20040522_231326_000000472027_00073_11650_2694.N1	22-MAY-2004 23:13:26	Bright	46.500	120	1Del Oph	2.7340	3200.0	93	11650	No
384	GOM_NL__2PRFIN20040522_231631_000000412027_00073_11650_2695.N1	22-MAY-2004 23:16:31	Bright	41.000	102	24Alp Ser	2.6000	4250.0	82	11650	No
385	GOM_NL__2PRFIN20040522_232004_000000382027_00073_11650_2696.N1	22-MAY-2004 23:20:04	Bright	37.500	3	16Alp Boo	-0.050000	4250.0	75	11650	No
386	GOM_NL__2PRFIN20040522_232217_000000382027_00073_11650_2697.N1	22-MAY-2004 23:22:17	Bright	38.000	83		2.3780	11000.	76	11650	No
387	GOM_NL__2PRFIN20040522_232526_000000382027_00073_11650_2698.N1	22-MAY-2004 23:25:26	Bright	37.500	180	27Gam Boo	3.0400	8000.0	75	11650	No
388	GOM_NL__2PRFIN20040522_232836_000000372027_00073_11650_2699.N1	22-MAY-2004 23:28:36	Bright	36.500	39	85Eta UMa	1.8540	24000.	73	11650	No
389	GOM_NL__2PRFIN20040522_233017_000000392027_00073_11650_2700.N1	22-MAY-2004 23:30:17	Bright	38.500	55	79Zet UMa	2.0600	10200.	77	11650	No
390	GOM_NL__2PRFIN20040522_233333_000000412027_00073_11650_2701.N1	22-MAY-2004 23:33:33	Bright	41.000	119	14Eta Dra	2.7270	4700.0	82	11650	No
391	GOM_NL__2PRFIN20040522_233539_000000392027_00073_11650_2702.N1	22-MAY-2004 23:35:39	Bright	38.500	60	7Bet UMi	2.0810	3950.0	77	11650	No
392	GOM_NL__2PRFIN20040522_234013_000000352027_00073_11650_2703.N1	22-MAY-2004 23:40:13	Bright	34.500	49	1Alp UMi	1.9900	6300.0	69	11650	No
393	GOM_NL__2PRFIN20040522_234425_000000482027_00073_11650_2704.N1	22-MAY-2004 23:44:25	Bright	47.500	89	5Alp Cep	2.4510	8000.0	95	11650	No
394	GOM_NL__2PRFIN20040522_234939_000001192027_00073_11650_2705.N1	22-MAY-2004 23:49:39	Bright	118.50	66	37Gam Cyg	2.2080	5900.0	237	11650	No
395	GOM_NL__2PRFIN20040522_235546_000000542027_00073_11650_2706.N1	22-MAY-2004 23:55:46	Bright	54.000	53	43Bet And	2.0480	3300.0	108	11650	No
396	GOM_NL__2PRFIN20040522_235818_000000502027_00073_11650_2707.N1	22-MAY-2004 23:58:18	Tw_i_and_stray	49.500	58	21Alp And	2.0730	11000.	99	11650	No

3. Quality information per product


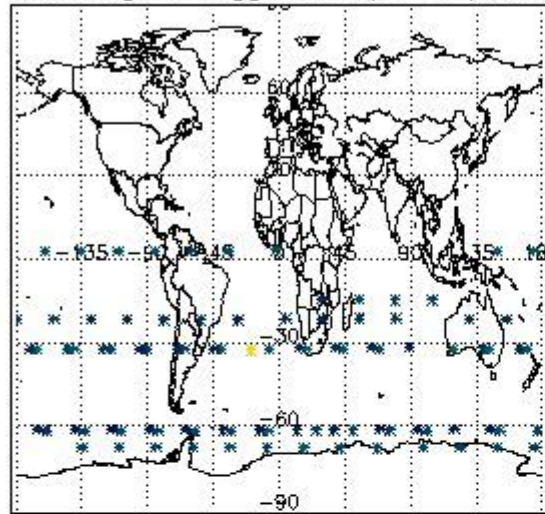
In this section it is plotted some information contained in the Quality Summary data set of the level 2 products. Only products in dark limb conditions and without errors (error flag in the MPH set to "0") are used.

3.1 Plot quality information per product (time dependant)

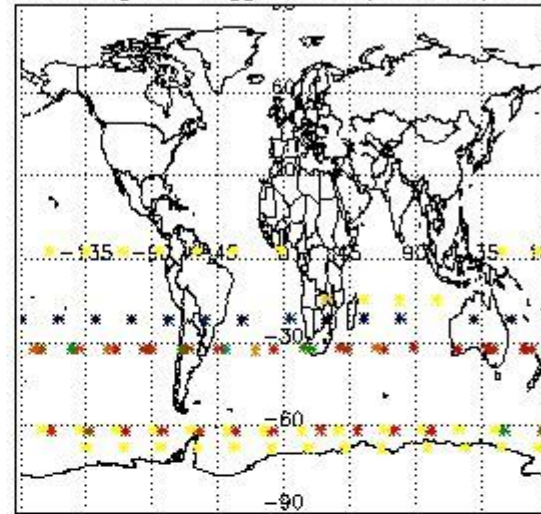


3.2 Plot quality information per product (world map)

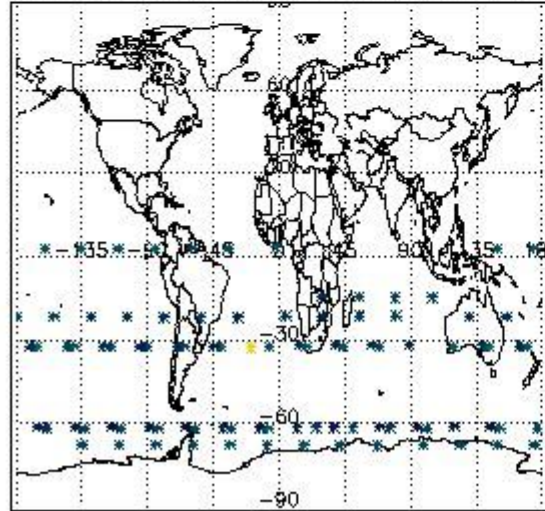
Percentage of flagged data per O3 profile



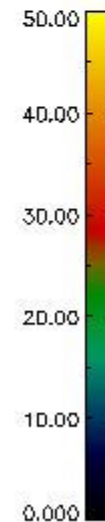
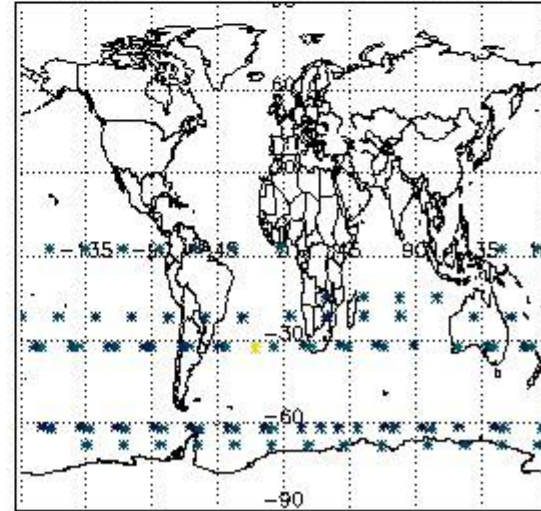
Percentage of flagged data per H2O profile



Percentage of flagged data per NO2 profile



Percentage of flagged data per NO3 profile

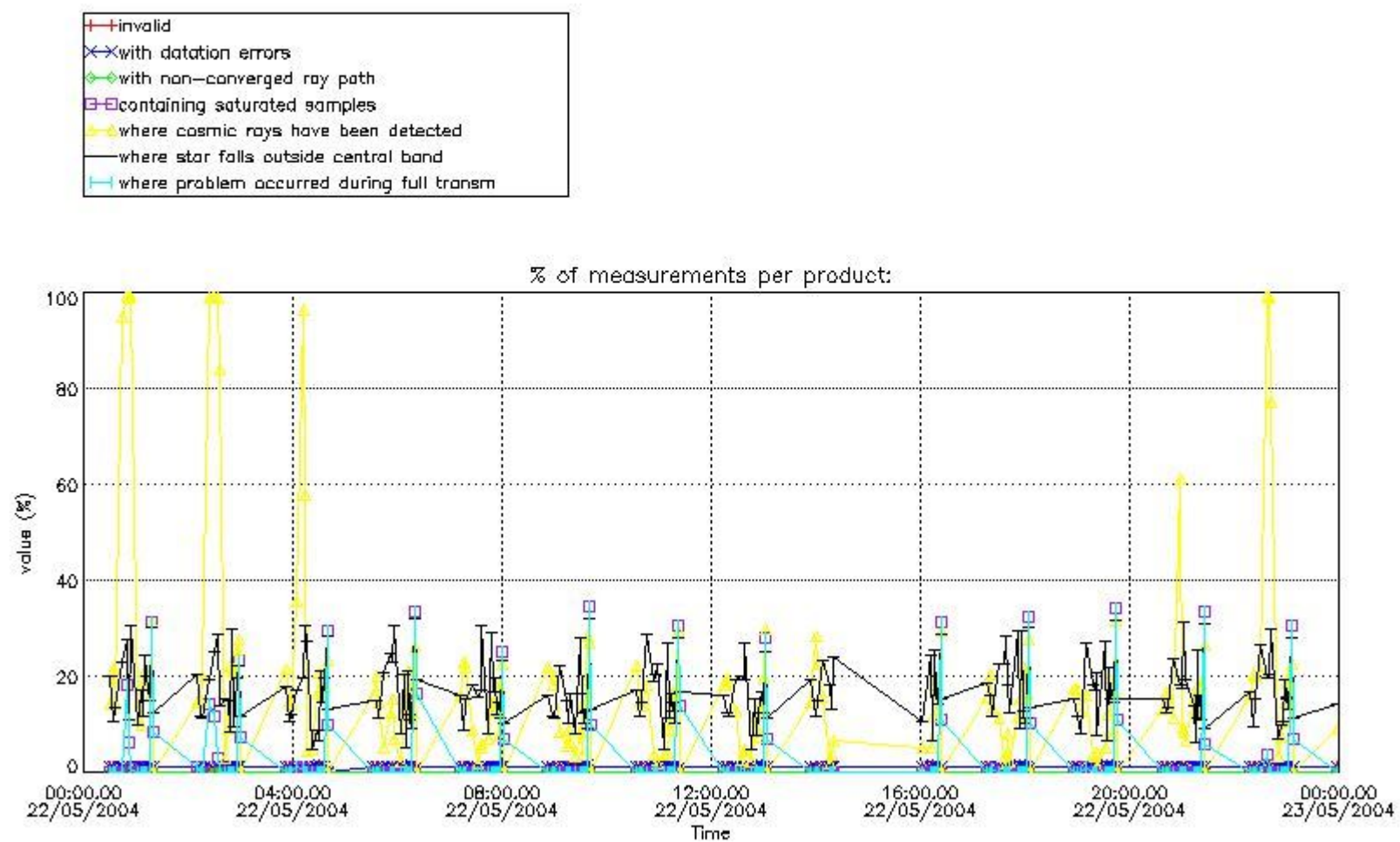


4. Level 1 quality information per product

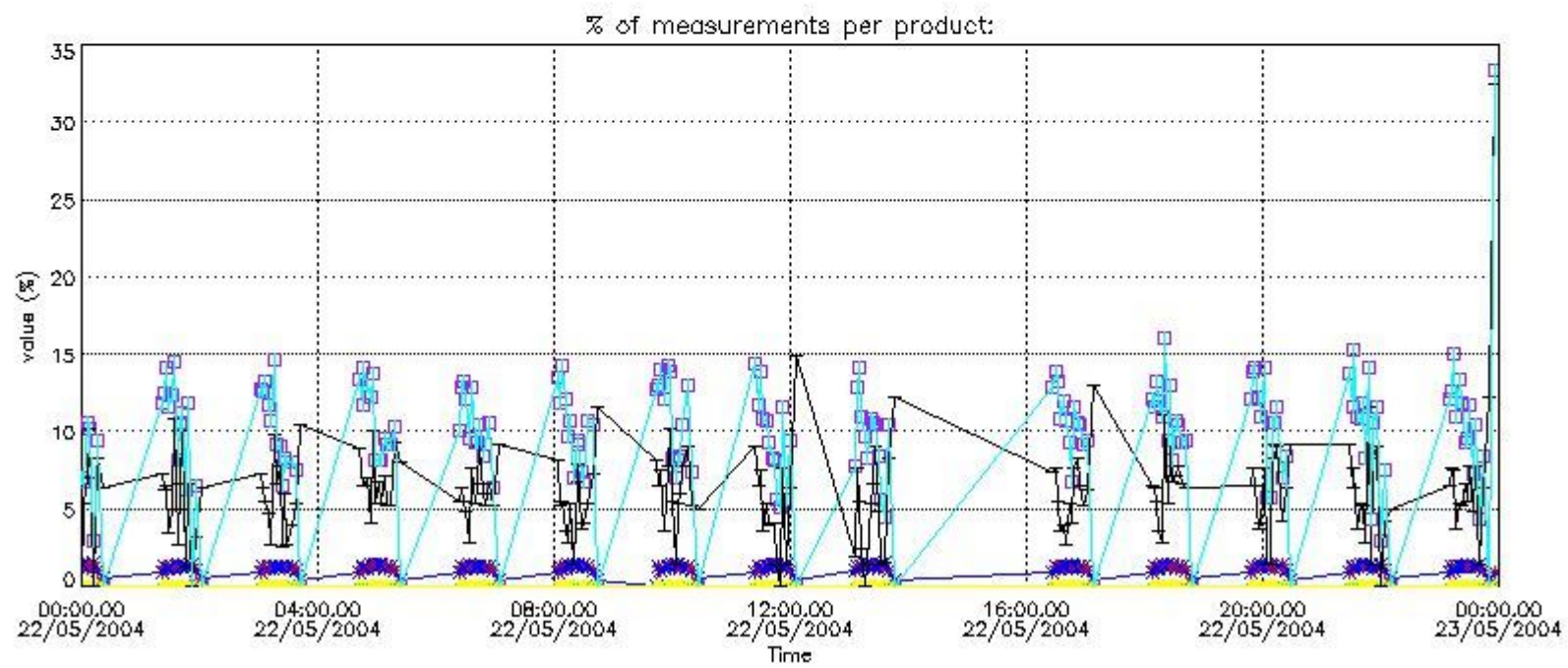
In this section it is plotted some information contained in the Quality Summary data set of the level 2 products that comes from the level 1b processing. Products without errors (error flag in the MPH set to "0") are used.

4.1 Plot quality information per product (time dependant) coming from level 1b processing

4.1.1 Plot level 1 quality information per product (time dependant): ENVISAT ASCENDING passes

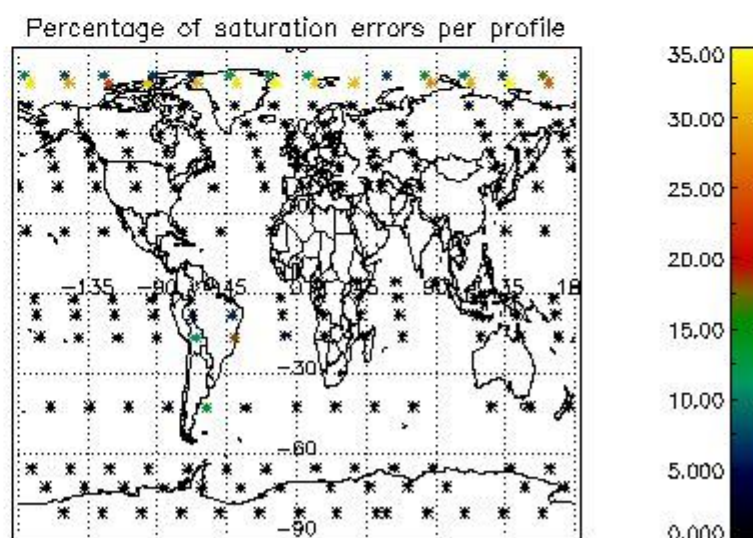
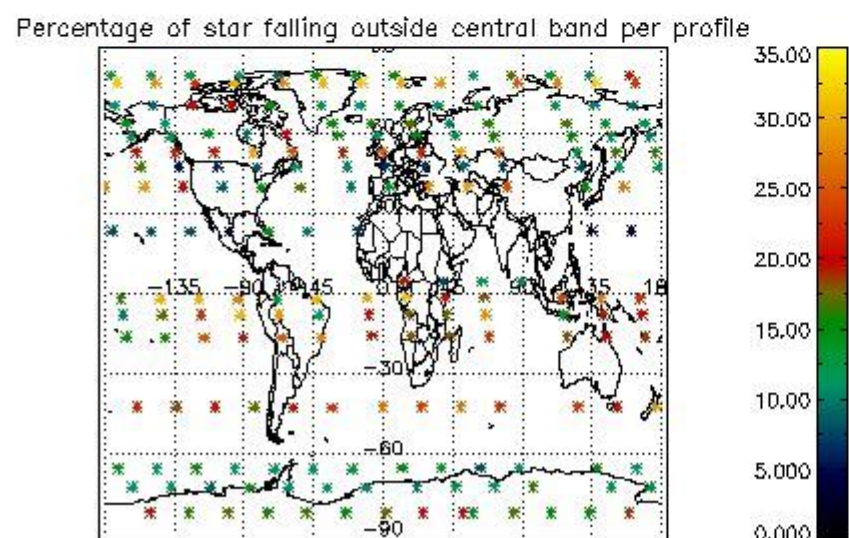
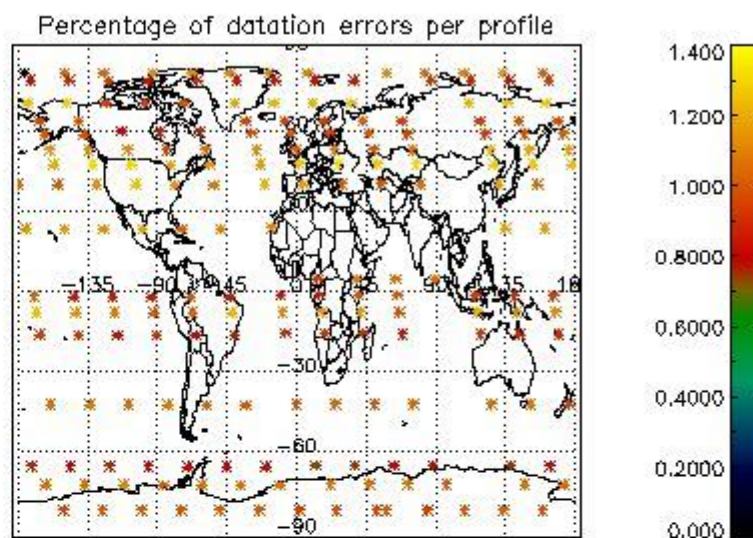
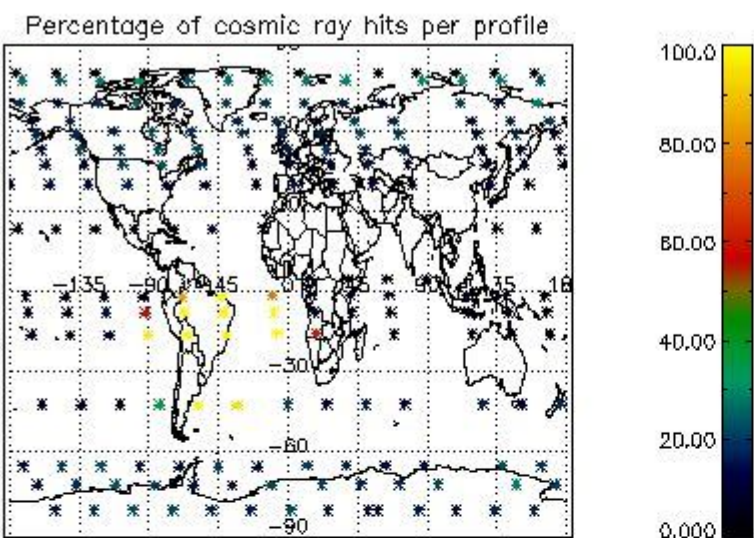


4.1.2 Plot level 1 quality information per product (time dependant): ENVI SAT DESCENDING passes

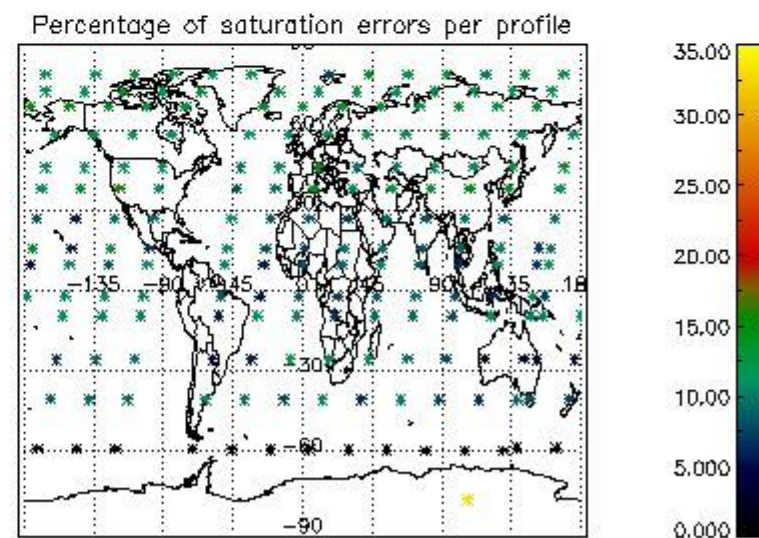
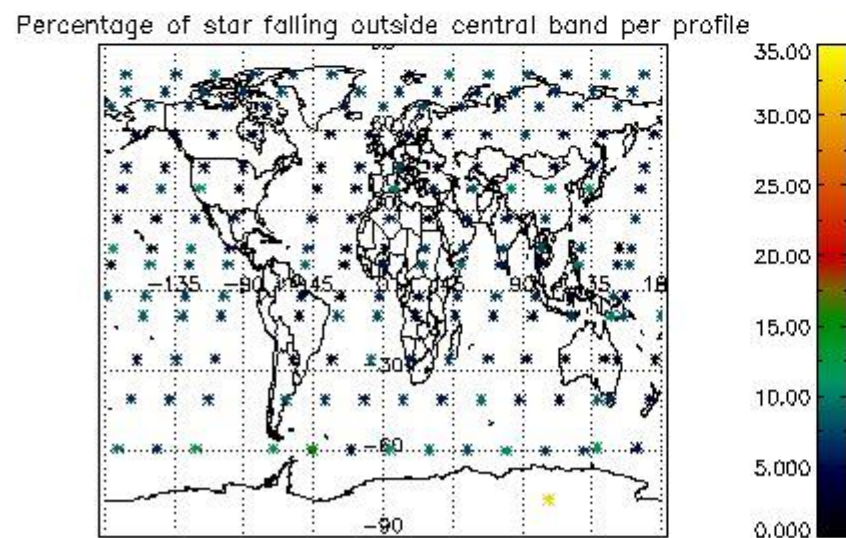
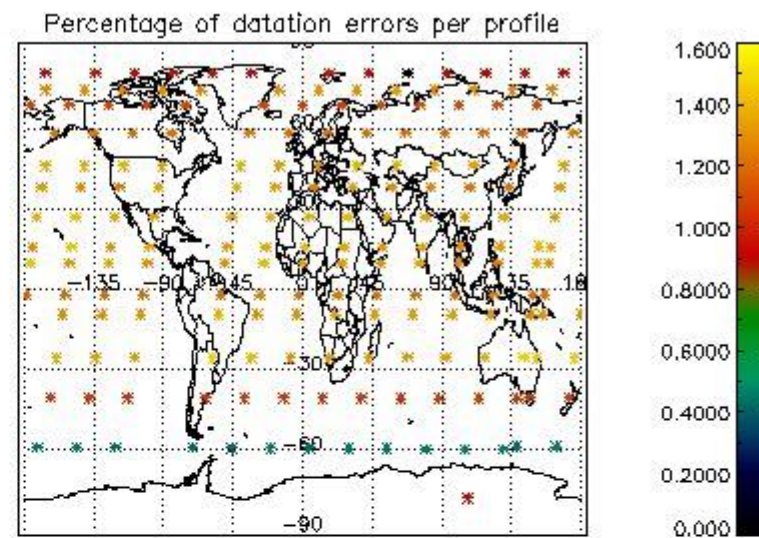
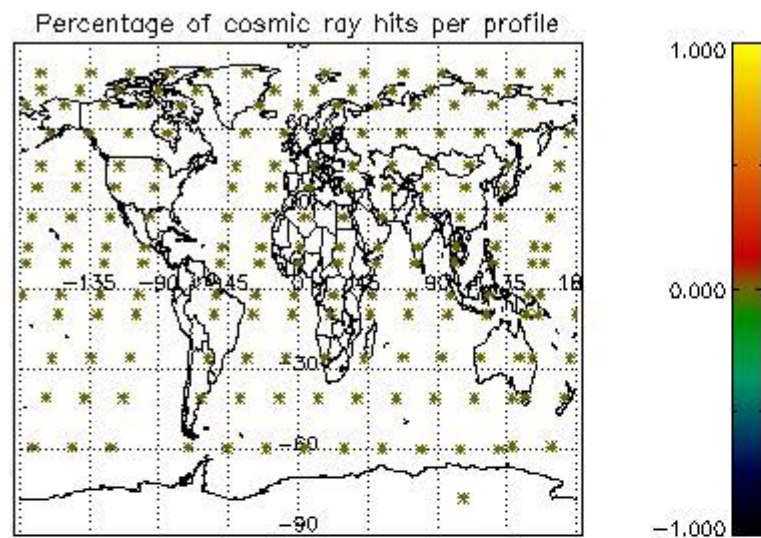


4.2 Plot quality information per product coming from level 1b processing (world map)

4.2.1 Plot level 1 quality information per product (world map): ENVISAT ASCENDING passes



4.2.2 Plot level 1 quality information per product (world map): ENVISAT DESCENDING passes



5. Trace gas profiles

5.1 Ozone statistics based on quality of products

The final quality of the products can be "measured" using the STD (Standard Deviation) attached to every point profile. This information is written to the parameter GOM_NL__2P/NL_LOCAL_SPECIES_DENSITY/o3_std of the level 2 products. The table below shows the statistics for given STD ranges.

The statistics are given with respect to the overall valid production:

- Products without fatal errors: GOM_NL__2P/MPH/PRODUCT_ERR=0
- Valid point profile: GOM_NL__2P/NL_LOCAL_SPECIES_DENSITY/pcd(0)=0

The 'Criteria' is applied to valid points of dark limb products:

- Products in dark limb illumination condition: GOM_NL__2P/NL_SUMMARY_QUALITY/obs_ill_cond=0
- Products without fatal errors: GOM_NL__2P/MPH/PRODUCT_ERR=0
- Valid point profile: GOM_NL__2P/NL_LOCAL_SPECIES_DENSITY/pcd(0)=0

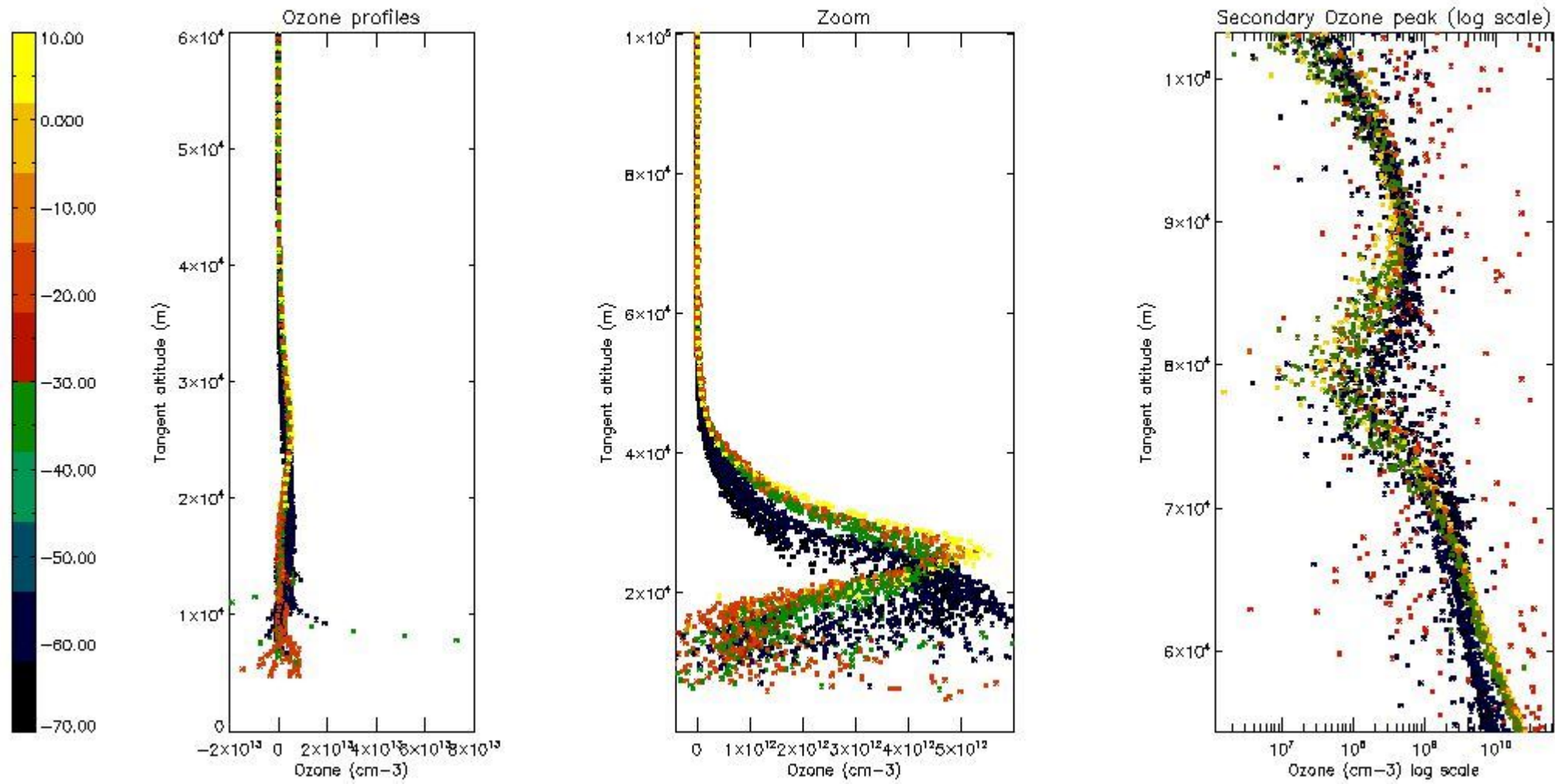
So, the table below shows the percentage of dark limb and valid observations for each criteria with respect to the overall valid daily observations.

Criteria	% of total production
All STD	25
STD < 20	14

STD < 10	12
STD < 5	9

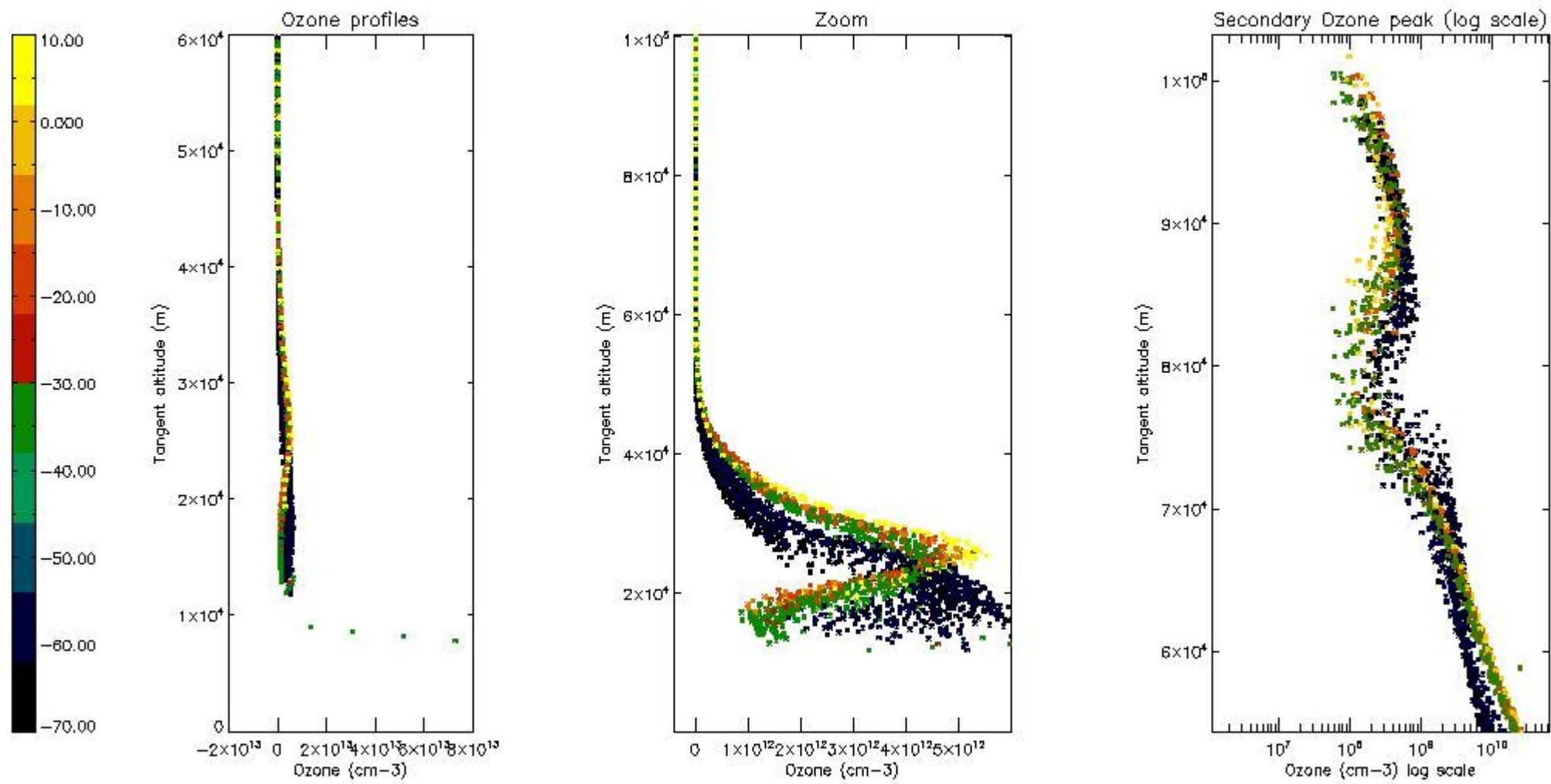
5.2 Plot ozone profiles for all STD (dark without errors)

The colorbar represents the latitude.



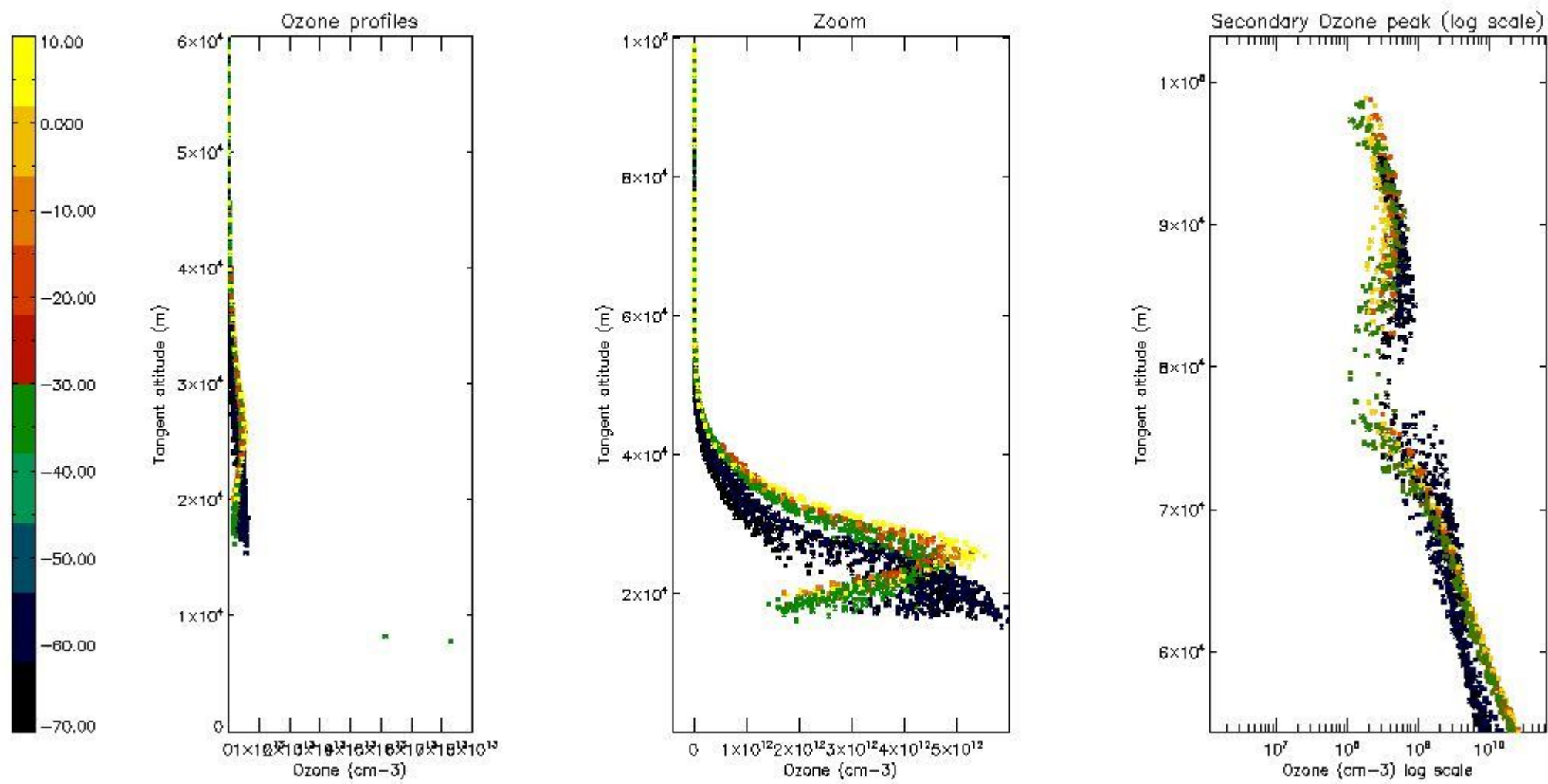
5.3 Plot ozone profiles where STD < 20% (dark without errors)

The colorbar represents the latitude.



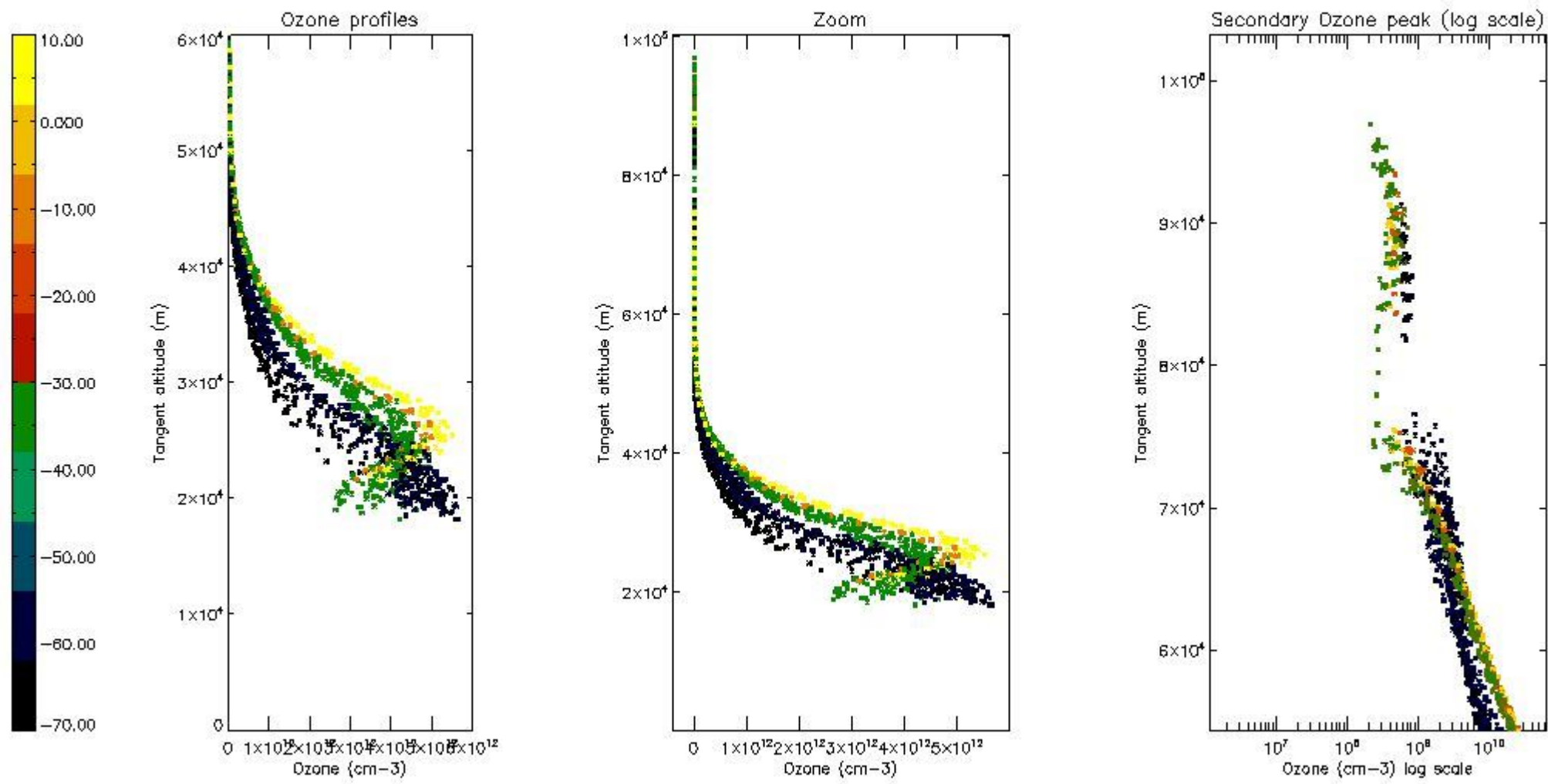
5.4 Plot ozone profiles where STD < 10% (dark without errors)

The colorbar represents the latitude.



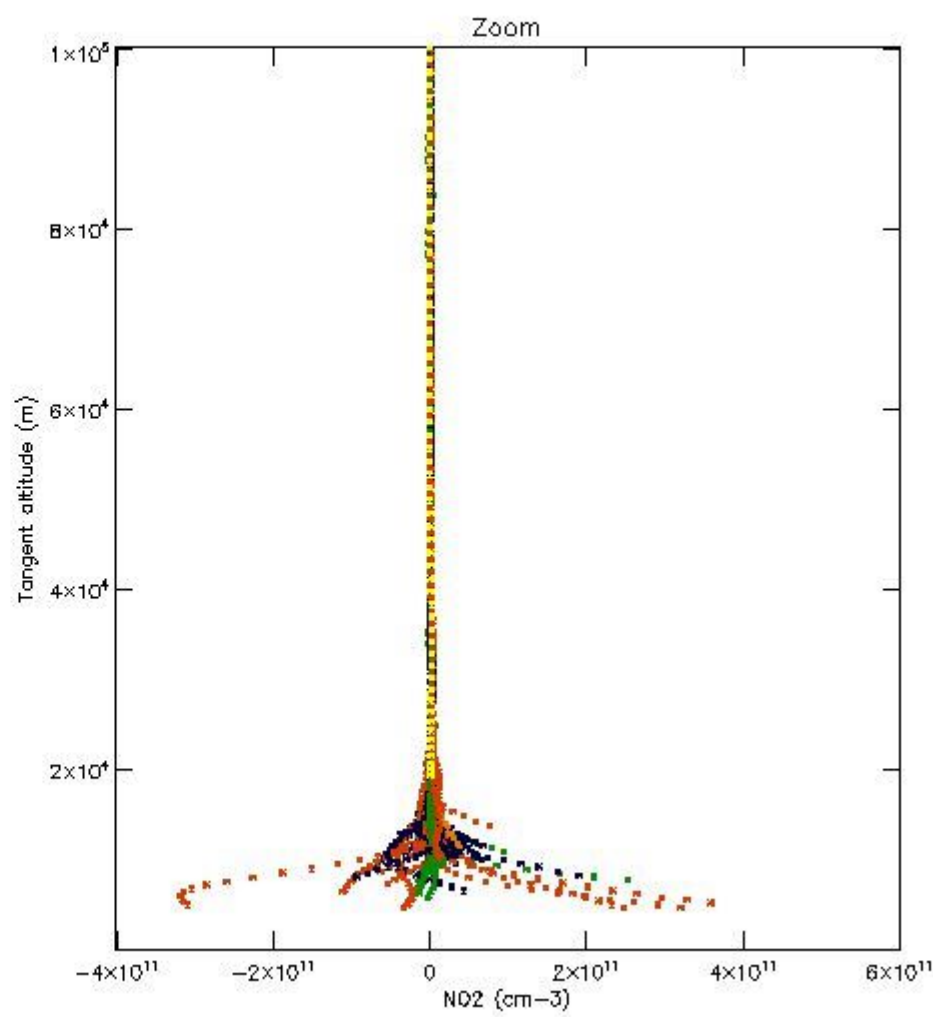
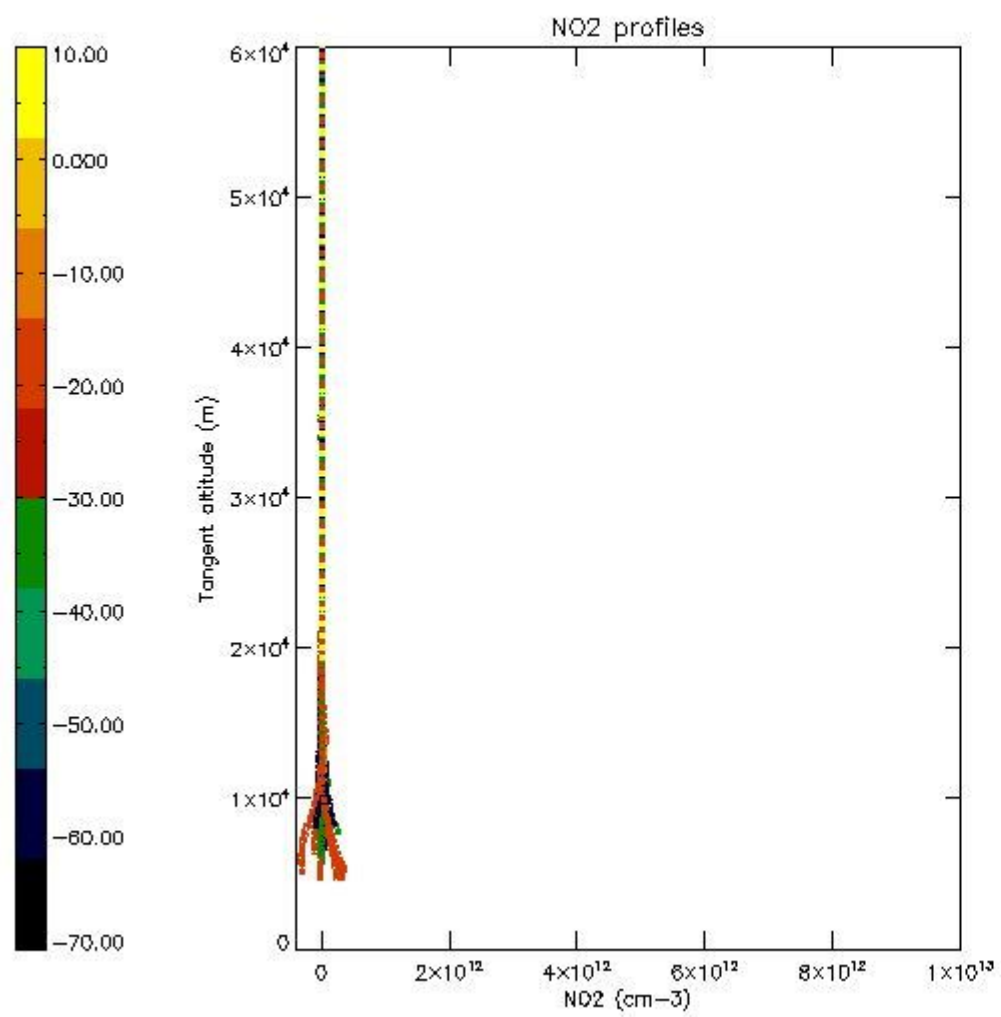
5.5 Plot ozone profiles where STD < 5% (dark without errors)

The colorbar represents the latitude.



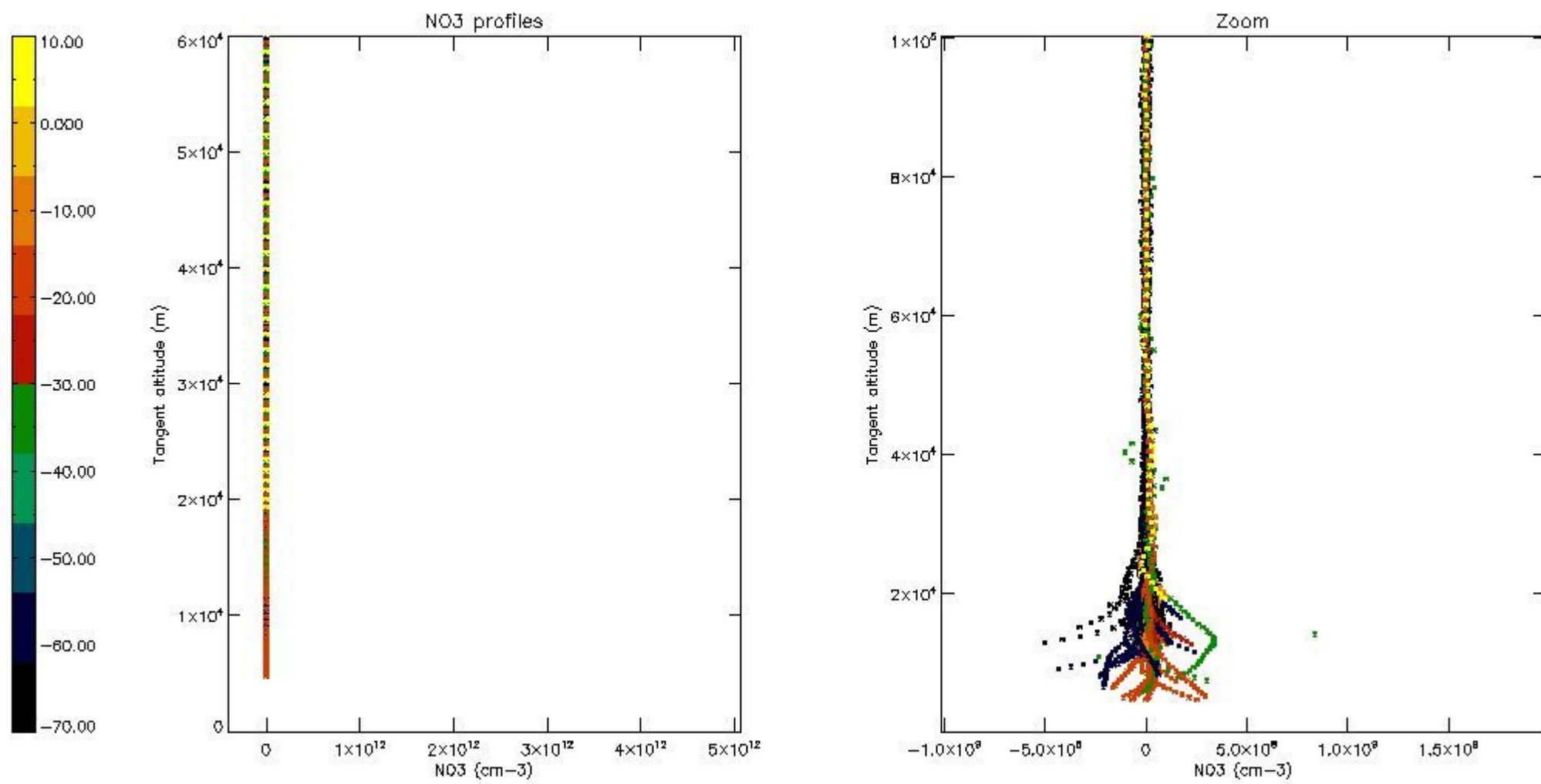
5.6 Plot NO₂ profiles for all STD (dark without errors)

The colorbar represents the latitude.



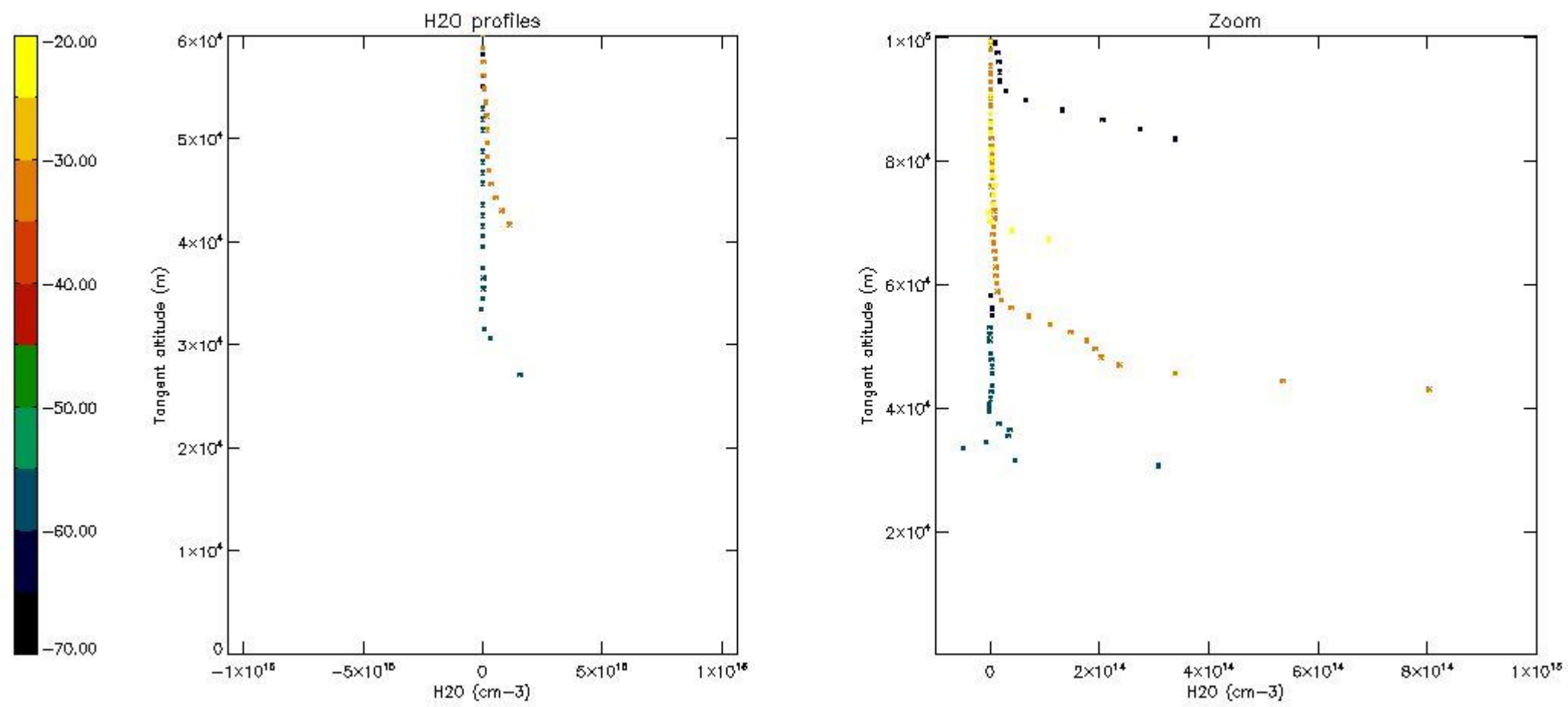
5.7 Plot NO3 profiles for all STD (dark without errors)

The colorbar represents the latitude.



5.8 Plot H2O profiles for all STD (only for occultations of stars 1,2,3,4,13,14,16,26,63 dark without errors)

The colorbar represents the latitude.



6. Auxiliary Data Files used for the production reported in section 2

The number reported in the third column indicates since which file (see list in section 2) the corresponding auxiliary file has been used. The fourth column is the date of those product files.

Type	Auxiliary Filename	Used since product	Used since product date
INST_PHYS_CHARACTERISTICS	GOM_INS_AXVIEC20091111_143220_20030716_120000_20500101_000000	1	22-MAY-2004 00:00:11
LEVEL-2_PROC_CONFIG	GOM_PR2_AXVIEC20091111_152718_20020301_000000_20500101_000000	1	22-MAY-2004 00:00:11
CROSS_SECTIONS_FILE	GOM_CRS_AXVIEC20091111_154832_20020301_000000_20500101_000000	1	22-MAY-2004 00:00:11

GOMOS Level 2 Daily Report

SUMMARY

[1. General Info](#)

[2. Summary of processed GOM_NL_2P products](#)

[3. Level 2 Quality information per product](#)

[3.1 Plot of level 2 quality information per product \(time dependant\)](#)

[3.2 Plot of level 2 quality information per product \(world map\)](#)

[4. Level 1 Quality information per product \(stored on level 2 products\)](#)

[4.1 Plot of level 1 quality information per product \(time dependant\)](#)

[4.1.1 Plot of level 1 quality information per product \(time dependant\): ASCENDING](#)

[4.1.2 Plot of level 1 quality information per product \(time dependant\): DESCENDING](#)

[4.2 Plot of level 1 quality information per product \(world map\)](#)

[4.2.1 Plot of level 1 quality information per product \(world map\): ASCENDING](#)

[4.2.2 Plot of level 1 quality information per product \(world map\): DESCENDING](#)

[5. Ozone profiles based on quality statistics and other trace gas profiles](#)

[5.1 Ozone statistics based on quality of products](#)

[5.2 Plot ozone profiles for all STD \(dark without errors\)](#)

[5.3 Plot ozone profiles where STD < 20% \(dark without errors\)](#)

[5.4. Plot ozone profiles where STD < 10% \(dark without errors\)](#)

[5.5. Plot ozone profiles where STD < 5% \(dark without errors\)](#)

[5.6 Plot NO2 profiles for all STD \(dark without errors\)](#)

[5.7 Plot NO3 profiles for all STD \(dark without errors\)](#)

[5.8 Plot H2O profiles \(only for occultations of stars 1,2,3,4,13,14,16,26,63 dark without errors\) for all STD](#)

[6. Auxiliary Data Files used for the production reported in section 2](#)

This report presents the daily analysis on parameters extracted from GOMOS level 2 data (GOM_NL__2P). It is intended to monitor some important parameters that will impact the quality of these products. A list of level 2 products (and content) that have arrived during the reporting day to the PCF is also given.

Item	Value
Time of report generation	19APR2013 02:34:35
Data source version	GOMOS/6.01
Start time of products	22-05-2004 (22MAY2004 00:00:00)
Stop time of products	23-05-2004 (23MAY2004 00:00:00)
Store outputs in DB	Yes
Nb of level 2 prods	396
Nb of prods with errors	0

2. Summary of processed GOM_NL__2P products.

Nr	Filename	UTC Start time	Limb	Duration	Star Id	Star Name	Star Mag	Star Temp	Nb Meas	Orbit	Prod. error
1	GOM_NL__2PRFIN20040522_000011_000000362027_00059_11636_2670.N1	22-MAY-2004 00:00:11	Bright	35.500	39	85Eta UMa	1.8540	24000.	71	11636	No
2	GOM_NL__2PRFIN20040522_000152_000000372027_00059_11636_2671.N1	22-MAY-2004 00:01:52	Bright	37.000	55	79Zet UMa	2.0600	10200.	74	11636	No
3	GOM_NL__2PRFIN20040522_000516_000000432027_00059_11636_2672.N1	22-MAY-2004 00:05:16	Bright	42.500	119	14Eta Dra	2.7270	4700.0	85	11636	No
4	GOM_NL__2PRFIN20040522_000716_000000402027_00059_11636_2673.N1	22-MAY-2004 00:07:16	Bright	39.500	60	7Bet UMi	2.0810	3950.0	79	11636	No
5	GOM_NL__2PRFIN20040522_001149_000000342027_00059_11636_2674.N1	22-MAY-2004 00:11:49	Bright	34.000	49	1Alp UMi	1.9900	6300.0	68	11636	No
6	GOM_NL__2PRFIN20040522_001608_000000482027_00059_11636_2675.N1	22-MAY-2004 00:16:08	Bright	48.000	89	5Alp Cep	2.4510	8000.0	96	11636	No
7	GOM_NL__2PRFIN20040522_002135_000001102027_00059_11636_2676.N1	22-MAY-2004 00:21:35	Bright	110.00	66	37Gam Cyg	2.2080	5900.0	220	11636	No
8	GOM_NL__2PRFIN20040522_002952_000000532027_00059_11636_2677.N1	22-MAY-2004 00:29:52	Twilight	52.500	58	21Alp And	2.0730	11000.	105	11636	No
9	GOM_NL__2PRFIN20040522_003416_000000472027_00059_11636_2678.N1	22-MAY-2004 00:34:16	Dark	47.000	140	88Gam Peg	2.8340	26000.	94	11636	No
10	GOM_NL__2PRFIN20040522_003622_000000642027_00059_11636_2679.N1	22-MAY-2004 00:36:22	Dark	64.000	90	54Alp Peg	2.4870	11000.	128	11636	No
11	GOM_NL__2PRFIN20040522_004303_000000502027_00059_11636_2680.N1	22-MAY-2004 00:43:03	Dark	50.000	52	16Bet Cet	2.0370	4500.0	100	11636	No
12	GOM_NL__2PRFIN20040522_005021_000000662027_00059_11636_2681.N1	22-MAY-2004 00:50:21	Dark	65.500	18	24Alp PsA	1.1660	9700.0	131	11636	No
13	GOM_NL__2PRFIN20040522_005248_000000412027_00059_11636_2682.N1	22-MAY-2004 00:52:48	Dark	41.000	9	Alp Eri	0.45300	24000.	82	11636	No
14	GOM_NL__2PRFIN20040522_005426_000000592027_00059_11636_2683.N1	22-MAY-2004 00:54:26	Dark	59.000	63	Bet Gru	2.1500	2800.0	118	11636	No
15	GOM_NL__2PRFIN20040522_010130_000000462027_00060_11637_2683.N1	22-MAY-2004 01:01:30	Dark	45.500	45	Alp Pav	1.9400	26000.	91	11637	No
16	GOM_NL__2PRFIN20040522_010610_000000472027_00060_11637_2684.N1	22-MAY-2004 01:06:10	Straylight	46.500	43	Alp TrA	1.9100	4250.0	93	11637	No
17	GOM_NL__2PRFIN20040522_010818_000000442027_00060_11637_2685.N1	22-MAY-2004 01:08:18	Straylight	43.500	134	Bet TrA	2.8100	6600.0	87	11637	No
18	GOM_NL__2PRFIN20040522_010953_000000482027_00060_11637_2686.N1	22-MAY-2004 01:09:53	Straylight	47.500	4	Alp1Cen	-0.010000	5800.0	95	11637	No
19	GOM_NL__2PRFIN20040522_011151_000000662027_00060_11637_2687.N1	22-MAY-2004 01:11:51	Straylight	65.500	38	20Eps Sgr	1.8360	11000.	131	11637	No
20	GOM_NL__2PRFIN20040522_011501_000000512027_00060_11637_2688.N1	22-MAY-2004 01:15:01	Twilight	50.500	75	26Eps Sco	2.2910	4250.0	101	11637	No
21	GOM_NL__2PRFIN20040522_011754_000000612027_00060_11637_2689.N1	22-MAY-2004 01:17:54	Bright	61.000	16	21Alp Sco	1.0200	3000.0	122	11637	No
22	GOM_NL__2PRFIN20040522_011929_000000492027_00060_11637_2690.N1	22-MAY-2004 01:19:29	Bright	48.500	80	7Del Sco	2.3160	30000.	97	11637	No
23	GOM_NL__2PRFIN20040522_012117_000000552027_00060_11637_2691.N1	22-MAY-2004 01:21:17	Bright	55.000	86	35Eta Oph	2.4300	10200.	110	11637	No
24	GOM_NL__2PRFIN20040522_012351_000000402027_00060_11637_2692.N1	22-MAY-2004 01:23:51	Bright	40.000	104	27Bet Lib	2.6140	13100.	80	11637	No
25	GOM_NL__2PRFIN20040522_012541_000000462027_00060_11637_2693.N1	22-MAY-2004 01:25:41	Bright	46.000	120	1Del Oph	2.7340	3200.0	92	11637	No
26	GOM_NL__2PRFIN20040522_012845_000000432027_00060_11637_2694.N1	22-MAY-2004 01:28:45	Bright	43.000	102	24Alp Ser	2.6000	4250.0	86	11637	No
27	GOM_NL__2PRFIN20040522_013213_000000412027_00060_11637_2695.N1	22-MAY-2004 01:32:13	Bright	40.500	3	16Alp Boo	-0.050000	4250.0	81	11637	No
28	GOM_NL__2PRFIN20040522_013429_000000422027_00060_11637_2696.N1	22-MAY-2004 01:34:29	Bright	41.500	83		2.3780	11000.	83	11637	No
29	GOM_NL__2PRFIN20040522_013739_000000372027_00060_11637_2697.N1	22-MAY-2004 01:37:39	Bright	37.000	180	27Gam Boo	3.0400	8000.0	74	11637	No
30	GOM_NL__2PRFIN20040522_014047_000000382027_00060_11637_2698.N1	22-MAY-2004 01:40:47	Bright	38.000	39	85Eta UMa	1.8540	24000.	76	11637	No
31	GOM_NL__2PRFIN20040522_014228_000000402027_00060_11637_2699.N1	22-MAY-2004 01:42:28	Bright	40.000	55	79Zet UMa	2.0600	10200.	80	11637	No
32	GOM_NL__2PRFIN20040522_014551_000000402027_00060_11637_2700.N1	22-MAY-2004 01:45:51	Bright	40.000	119	14Eta Dra	2.7270	4700.0	80	11637	No
33	GOM_NL__2PRFIN20040522_014753_000000382027_00060_11637_2701.N1	22-MAY-2004 01:47:53	Bright	38.000	60	7Bet UMi	2.0810	3950.0	76	11637	No
34	GOM_NL__2PRFIN20040522_015223_000000372027_00060_11637_2702.N1	22-MAY-2004 01:52:23	Bright	36.500	49	1Alp UMi	1.9900	6300.0	73	11637	No
35	GOM_NL__2PRFIN20040522_015644_000000472027_00060_11637_2703.N1	22-MAY-2004 01:56:44	Bright	46.500	89	5Alp Cep	2.4510	8000.0	93	11637	No
36	GOM_NL__2PRFIN20040522_020210_000001102027_00060_11637_2704.N1	22-MAY-2004 02:02:10	Bright	109.50	66	37Gam Cyg	2.2080	5900.0	219	11637	No
37	GOM_NL__2PRFIN20040522_021029_000000522027_00060_11637_2705.N1	22-MAY-2004 02:10:29	Twilight	51.500	58	21Alp And	2.0730	11000.	103	11637	No
38	GOM_NL__2PRFIN20040522_021452_000000482027_00060_11637_2706.N1	22-MAY-2004 02:14:52	Dark	47.500	140	88Gam Peg	2.8340	26000.	95	11637	No
39	GOM_NL__2PRFIN20040522_021658_000000632027_00060_11637_2707.N1	22-MAY-2004 02:16:58	Dark	62.500	90	54Alp Peg	2.4870	11000.	125	11637	No
40	GOM_NL__2PRFIN20040522_022338_000000492027_00060_11637_2708.N1	22-MAY-2004 02:23:38	Dark	49.000	52	16Bet Cet	2.0370	4500.0	98	11637	No
41	GOM_NL__2PRFIN20040522_023058_000000642027_00060_11637_2709.N1	22-MAY-2004 02:30:58	Dark	64.000	18	24Alp PsA	1.1660	9700.0	128	11637	No
42	GOM_NL__2PRFIN20040522_023324_000000492027_00060_11637_2710.N1	22-MAY-2004 02:33:24	Dark	49.000	9	Alp Eri	0.45300	24000.	98	11637	No

43	GOM_NL__2PRFIN20040522_023500_00000512027_00060_11637_2711.N1	22-MAY-2004 02:35:00	Dark	50.500	63	Bet Gru	2.1500	2800.0	101	11637	No
44	GOM_NL__2PRFIN20040522_024206_000000492027_00061_11638_2683.N1	22-MAY-2004 02:42:06	Dark	49.000	45	Alp Pav	1.9400	26000.	98	11638	No
45	GOM_NL__2PRFIN20040522_024647_000000442027_00061_11638_2684.N1	22-MAY-2004 02:46:47	Straylight	43.500	43	Alp TrA	1.9100	4250.0	87	11638	No
46	GOM_NL__2PRFIN20040522_024854_000000432027_00061_11638_2685.N1	22-MAY-2004 02:48:54	Straylight	42.500	134	Bet TrA	2.8100	6600.0	85	11638	No
47	GOM_NL__2PRFIN20040522_025029_000000522027_00061_11638_2686.N1	22-MAY-2004 02:50:29	Straylight	52.000	4	Alp1Cen	-0.010000	5800.0	104	11638	No
48	GOM_NL__2PRFIN20040522_025228_000000592027_00061_11638_2687.N1	22-MAY-2004 02:52:28	Straylight	58.500	38	20Eps Sgr	1.8360	11000.	117	11638	No
49	GOM_NL__2PRFIN20040522_025538_000000532027_00061_11638_2688.N1	22-MAY-2004 02:55:38	Tw_i_and_stray	53.000	75	26Eps Sco	2.2910	4250.0	106	11638	No
50	GOM_NL__2PRFIN20040522_025831_000000542027_00061_11638_2689.N1	22-MAY-2004 02:58:31	Tw_i_and_stray	54.000	16	21Alp Sco	1.0200	3000.0	108	11638	No
51	GOM_NL__2PRFIN20040522_030005_000000482027_00061_11638_2690.N1	22-MAY-2004 03:00:05	Bright	48.000	80	7Del Sco	2.3160	30000.	96	11638	No
52	GOM_NL__2PRFIN20040522_030153_000000552027_00061_11638_2691.N1	22-MAY-2004 03:01:53	Bright	55.000	86	35Eta Oph	2.4300	10200.	110	11638	No
53	GOM_NL__2PRFIN20040522_030428_000000402027_00061_11638_2692.N1	22-MAY-2004 03:04:28	Bright	39.500	104	27Bet Lib	2.6140	13100.	79	11638	No
54	GOM_NL__2PRFIN20040522_030617_000000462027_00061_11638_2693.N1	22-MAY-2004 03:06:17	Bright	45.500	120	1Del Oph	2.7340	3200.0	91	11638	No
55	GOM_NL__2PRFIN20040522_030921_000000432027_00061_11638_2694.N1	22-MAY-2004 03:09:21	Bright	42.500	102	24Alp Ser	2.6000	4250.0	85	11638	No
56	GOM_NL__2PRFIN20040522_031251_000000382027_00061_11638_2695.N1	22-MAY-2004 03:12:51	Bright	37.500	3	16Alp Boo	-0.050000	4250.0	75	11638	No
57	GOM_NL__2PRFIN20040522_031505_000000412027_00061_11638_2696.N1	22-MAY-2004 03:15:05	Bright	41.000	83		2.3780	11000.	82	11638	No
58	GOM_NL__2PRFIN20040522_031815_000000382027_00061_11638_2697.N1	22-MAY-2004 03:18:15	Bright	38.000	180	27Gam Boo	3.0400	8000.0	76	11638	No
59	GOM_NL__2PRFIN20040522_032122_000000392027_00061_11638_2698.N1	22-MAY-2004 03:21:22	Bright	38.500	39	85Eta UMa	1.8540	24000.	77	11638	No
60	GOM_NL__2PRFIN20040522_032302_000000392027_00061_11638_2699.N1	22-MAY-2004 03:23:02	Bright	38.500	55	79Zet UMa	2.0600	10200.	77	11638	No
61	GOM_NL__2PRFIN20040522_032626_000000422027_00061_11638_2700.N1	22-MAY-2004 03:26:26	Bright	42.000	119	14Eta Dra	2.7270	4700.0	84	11638	No
62	GOM_NL__2PRFIN20040522_032828_000000382027_00061_11638_2701.N1	22-MAY-2004 03:28:28	Bright	37.500	60	7Bet UMi	2.0810	3950.0	75	11638	No
63	GOM_NL__2PRFIN20040522_033300_000000382027_00061_11638_2702.N1	22-MAY-2004 03:33:00	Bright	37.500	49	1Alp UMi	1.9900	6300.0	75	11638	No
64	GOM_NL__2PRFIN20040522_033719_000000472027_00061_11638_2703.N1	22-MAY-2004 03:37:19	Bright	47.000	89	5Alp Cep	2.4510	8000.0	94	11638	No
65	GOM_NL__2PRFIN20040522_034245_000001152027_00061_11638_2704.N1	22-MAY-2004 03:42:45	Bright	115.00	66	37Gam Cyg	2.2080	5900.0	230	11638	No
66	GOM_NL__2PRFIN20040522_035102_000000542027_00061_11638_2705.N1	22-MAY-2004 03:51:02	Tw_i_and_stray	53.500	58	21Alp And	2.0730	11000.	107	11638	No
67	GOM_NL__2PRFIN20040522_035528_000000472027_00061_11638_2706.N1	22-MAY-2004 03:55:28	Dark	47.000	140	88Gam Peg	2.8340	26000.	94	11638	No
68	GOM_NL__2PRFIN20040522_035735_000000632027_00061_11638_2707.N1	22-MAY-2004 03:57:35	Dark	63.000	90	54Alp Peg	2.4870	11000.	126	11638	No
69	GOM_NL__2PRFIN20040522_040416_000000472027_00061_11638_2708.N1	22-MAY-2004 04:04:16	Dark	46.500	52	16Bet Cet	2.0370	4500.0	93	11638	No
70	GOM_NL__2PRFIN20040522_041136_000000572027_00061_11638_2709.N1	22-MAY-2004 04:11:36	Dark	56.500	18	24Alp PsA	1.1660	9700.0	113	11638	No
71	GOM_NL__2PRFIN20040522_041400_000000512027_00061_11638_2710.N1	22-MAY-2004 04:14:00	Dark	51.000	9	Alp Eri	0.45300	24000.	102	11638	No
72	GOM_NL__2PRFIN20040522_041537_000000592027_00061_11638_2711.N1	22-MAY-2004 04:15:37	Dark	59.000	63	Bet Gru	2.1500	2800.0	118	11638	No
73	GOM_NL__2PRFIN20040522_042244_000000432027_00062_11639_2683.N1	22-MAY-2004 04:22:44	Dark	42.500	45	Alp Pav	1.9400	26000.	85	11639	No
74	GOM_NL__2PRFIN20040522_042724_000000402027_00062_11639_2684.N1	22-MAY-2004 04:27:24	Straylight	40.000	43	Alp TrA	1.9100	4250.0	80	11639	No
75	GOM_NL__2PRFIN20040522_042933_000000392027_00062_11639_2685.N1	22-MAY-2004 04:29:33	Straylight	38.500	134	Bet TrA	2.8100	6600.0	77	11639	No
76	GOM_NL__2PRFIN20040522_043105_000000452027_00062_11639_2686.N1	22-MAY-2004 04:31:05	Straylight	45.000	4	Alp1Cen	-0.010000	5800.0	90	11639	No
77	GOM_NL__2PRFIN20040522_043304_000000622027_00062_11639_2687.N1	22-MAY-2004 04:33:04	Straylight	62.000	38	20Eps Sgr	1.8360	11000.	124	11639	No
78	GOM_NL__2PRFIN20040522_043614_000000532027_00062_11639_2688.N1	22-MAY-2004 04:36:14	Tw_i_and_stray	53.000	75	26Eps Sco	2.2910	4250.0	106	11639	No
79	GOM_NL__2PRFIN20040522_043908_000000582027_00062_11639_2689.N1	22-MAY-2004 04:39:08	Bright	58.000	16	21Alp Sco	1.0200	3000.0	116	11639	No
80	GOM_NL__2PRFIN20040522_044043_000000462027_00062_11639_2690.N1	22-MAY-2004 04:40:43	Bright	45.500	80	7Del Sco	2.3160	30000.	91	11639	No
81	GOM_NL__2PRFIN20040522_044229_000000562027_00062_11639_2691.N1	22-MAY-2004 04:42:29	Bright	56.000	86	35Eta Oph	2.4300	10200.	112	11639	No
82	GOM_NL__2PRFIN20040522_044505_000000392027_00062_11639_2692.N1	22-MAY-2004 04:45:05	Bright	38.500	104	27Bet Lib	2.6140	13100.	77	11639	No
83	GOM_NL__2PRFIN20040522_044653_000000462027_00062_11639_2693.N1	22-MAY-2004 04:46:53	Bright	46.000	120	1Del Oph	2.7340	3200.0	92	11639	No
84	GOM_NL__2PRFIN20040522_044958_000000432027_00062_11639_2694.N1	22-MAY-2004 04:49:58	Bright	42.500	102	24Alp Ser	2.6000	4250.0	85	11639	No
85	GOM_NL__2PRFIN20040522_045328_000000372027_00062_11639_2695.N1	22-MAY-2004 04:53:28	Bright	37.000	3	16Alp Boo	-0.050000	4250.0	74	11639	No
86	GOM_NL__2PRFIN20040522_045542_000000402027_00062_11639_2696.N1	22-MAY-2004 04:55:42	Bright	40.000	83		2.3780	11000.	80	11639	No
87	GOM_NL__2PRFIN20040522_045852_000000372027_00062_11639_2697.N1	22-MAY-2004 04:58:52	Bright	37.000	180	27Gam Boo	3.0400	8000.0	74	11639	No
88	GOM_NL__2PRFIN20040522_050159_000000372027_00062_11639_2698.N1	22-MAY-2004 05:01:59	Bright	37.000	39	85Eta UMa	1.8540	24000.	74	11639	No
89	GOM_NL__2PRFIN20040522_050341_000000372027_00062_11639_2699.N1	22-MAY-2004 05:03:41	Bright	37.000	55	79Zet UMa	2.0600	10200.	74	11639	No
90	GOM_NL__2PRFIN20040522_050702_000000422027_00062_11639_2700.N1	22-MAY-2004 05:07:02	Bright	42.000	119	14Eta Dra	2.7270	4700.0	84	11639	No
91	GOM_NL__2PRFIN20040522_050905_000000382027_00062_11639_2701.N1	22-MAY-2004 05:09:05	Bright	38.000	60	7Bet UMi	2.0810	3950.0	76	11639	No
92	GOM_NL__2PRFIN20040522_051337_000000382027_00062_11639_2702.N1	22-MAY-2004 05:13:37	Bright	38.000	49	1Alp UMi	1.9900	6300.0	76	11639	No
93	GOM_NL__2PRFIN20040522_051755_000000492027_00062_11639_2703.N1	22-MAY-2004 05:17:55	Bright	48.500	89	5Alp Cep	2.4510	8000.0	97	11639	No
94	GOM_NL__2PRFIN20040522_052319_000001132027_00062_11639_2704.N1	22-MAY-2004 05:23:19	Bright	112.50	66	37Gam Cyg	2.2080	5900.0	225	11639	No
95	GOM_NL__2PRFIN20040522_053140_000000502027_00062_11639_2705.N1	22-MAY-2004 05:31:40	Tw_i_and_stray	50.000	58	21Alp And	2.0730	11000.	100	11639	No
96	GOM_NL__2PRFIN20040522_053603_000000502027_00062_11639_2706.N1	22-MAY-2004 05:36:03	Dark	50.000	140	88Gam Peg	2.8340	26000.	100	11639	No
97	GOM_NL__2PRFIN20040522_053812_000000622027_00062_11639_2707.N1	22-MAY-2004 05:38:12	Dark	62.000	90	54Alp Peg	2.4870	11000.	124	11639	No
98	GOM_NL__2PRFIN20040522_054453_000000482027_00062_11639_2708.N1	22-MAY-2004 05:44:53	Dark	48.000	52	16Bet Cet	2.0370	4500.0	96	11639	No
99	GOM_NL__2PRFIN20040522_055214_000000612027_00062_11639_2709.N1	22-MAY-2004 05:52:14	Dark	60.500	18	24Alp PsA	1.1660	9700.0	121	11639	No
100	GOM_NL__2PRFIN20040522_055436_000000462027_00062_11639_2710.N1	22-MAY-2004 05:54:36	Dark	46.000	9	Alp Eri	0.45300	24000.	92	11639	No
101	GOM_NL__2PRFIN20040522_055616_000000592027_00062_11639_2711.N1	22-MAY-2004 05:56:16	Dark	59.000	63	Bet Gru	2.1500	2800.0	118	11639	No

102	GOM_NL__2PRFIN20040522_060320_000000442027_00063_11640_2683.N1	22-MAY-2004 06:03:20	Dark	44.000	45	Alp Pav	1.9400	26000.	88	11640	No
103	GOM_NL__2PRFIN20040522_060801_000000452027_00063_11640_2684.N1	22-MAY-2004 06:08:01	Straylight	44.500	43	Alp TrA	1.9100	4250.0	89	11640	No
104	GOM_NL__2PRFIN20040522_061009_000000382027_00063_11640_2685.N1	22-MAY-2004 06:10:09	Straylight	38.000	134	Bet TrA	2.8100	6600.0	76	11640	No
105	GOM_NL__2PRFIN20040522_061142_000000452027_00063_11640_2686.N1	22-MAY-2004 06:11:42	Straylight	45.000	4	Alp1Cen	-0.010000	5800.0	90	11640	No
106	GOM_NL__2PRFIN20040522_061323_000000512027_00063_11640_2687.N1	22-MAY-2004 06:13:23	Straylight	50.500	178	lot1Sco	3.0220	6550.0	101	11640	No
107	GOM_NL__2PRFIN20040522_061446_000000512027_00063_11640_2688.N1	22-MAY-2004 06:14:46	Straylight	50.500	25	35Lam Sco	1.6200	28000.	101	11640	No
108	GOM_NL__2PRFIN20040522_061650_000000392027_00063_11640_2689.N1	22-MAY-2004 06:16:50	Tw_i_and_stray	39.000	81	Eta Cen	2.3560	28000.	78	11640	No
109	GOM_NL__2PRFIN20040522_061944_000000612027_00063_11640_2690.N1	22-MAY-2004 06:19:44	Bright	61.000	16	21Alp Sco	1.0200	3000.0	122	11640	No
110	GOM_NL__2PRFIN20040522_062120_000000492027_00063_11640_2691.N1	22-MAY-2004 06:21:20	Bright	49.000	80	7Del Sco	2.3160	30000.	98	11640	No
111	GOM_NL__2PRFIN20040522_062305_000000552027_00063_11640_2692.N1	22-MAY-2004 06:23:05	Bright	54.500	86	35Eta Oph	2.4300	10200.	109	11640	No
112	GOM_NL__2PRFIN20040522_062541_000000392027_00063_11640_2693.N1	22-MAY-2004 06:25:41	Bright	39.000	104	27Bet Lib	2.6140	13100.	78	11640	No
113	GOM_NL__2PRFIN20040522_062729_000000462027_00063_11640_2694.N1	22-MAY-2004 06:27:29	Bright	45.500	120	1Del Oph	2.7340	3200.0	91	11640	No
114	GOM_NL__2PRFIN20040522_063034_000000422027_00063_11640_2695.N1	22-MAY-2004 06:30:34	Bright	41.500	102	24Alp Ser	2.6000	4250.0	83	11640	No
115	GOM_NL__2PRFIN20040522_063404_000000372027_00063_11640_2696.N1	22-MAY-2004 06:34:04	Bright	36.500	3	16Alp Boo	-0.050000	4250.0	73	11640	No
116	GOM_NL__2PRFIN20040522_063618_000000392027_00063_11640_2697.N1	22-MAY-2004 06:36:18	Bright	39.000	83		2.3780	11000.	78	11640	No
117	GOM_NL__2PRFIN20040522_063928_000000382027_00063_11640_2698.N1	22-MAY-2004 06:39:28	Bright	37.500	180	27Gam Boo	3.0400	8000.0	75	11640	No
118	GOM_NL__2PRFIN20040522_064235_000000382027_00063_11640_2699.N1	22-MAY-2004 06:42:35	Bright	37.500	39	85Eta UMa	1.8540	24000.	75	11640	No
119	GOM_NL__2PRFIN20040522_064417_000000392027_00063_11640_2700.N1	22-MAY-2004 06:44:17	Bright	38.500	55	79Zet UMa	2.0600	10200.	77	11640	No
120	GOM_NL__2PRFIN20040522_064738_000000422027_00063_11640_2701.N1	22-MAY-2004 06:47:38	Bright	41.500	119	14Eta Dra	2.7270	4700.0	83	11640	No
121	GOM_NL__2PRFIN20040522_064941_000000382027_00063_11640_2702.N1	22-MAY-2004 06:49:41	Bright	38.000	60	7Bet UMi	2.0810	3950.0	76	11640	No
122	GOM_NL__2PRFIN20040522_065413_000000382027_00063_11640_2703.N1	22-MAY-2004 06:54:13	Bright	38.000	49	1Alp UMi	1.9900	6300.0	76	11640	No
123	GOM_NL__2PRFIN20040522_065830_000000482027_00063_11640_2704.N1	22-MAY-2004 06:58:30	Bright	47.500	89	5Alp Cep	2.4510	8000.0	95	11640	No
124	GOM_NL__2PRFIN20040522_070354_000001152027_00063_11640_2705.N1	22-MAY-2004 07:03:54	Bright	114.50	66	37Gam Cyg	2.2080	5900.0	229	11640	No
125	GOM_NL__2PRFIN20040522_071217_000000502027_00063_11640_2706.N1	22-MAY-2004 07:12:17	Tw_i_and_stray	49.500	58	21Alp And	2.0730	11000.	99	11640	No
126	GOM_NL__2PRFIN20040522_071642_000000462027_00063_11640_2707.N1	22-MAY-2004 07:16:42	Dark	45.500	140	88Gam Peg	2.8340	26000.	91	11640	No
127	GOM_NL__2PRFIN20040522_071848_000000662027_00063_11640_2708.N1	22-MAY-2004 07:18:48	Dark	66.000	90	54Alp Peg	2.4870	11000.	132	11640	No
128	GOM_NL__2PRFIN20040522_072529_000000472027_00063_11640_2709.N1	22-MAY-2004 07:25:29	Dark	46.500	52	16Bet Cet	2.0370	4500.0	93	11640	No
129	GOM_NL__2PRFIN20040522_073251_000000552027_00063_11640_2710.N1	22-MAY-2004 07:32:51	Dark	54.500	18	24Alp PsA	1.1660	9700.0	109	11640	No
130	GOM_NL__2PRFIN20040522_073512_000000442027_00063_11640_2711.N1	22-MAY-2004 07:35:12	Dark	43.500	9	Alp Eri	0.45300	24000.	87	11640	No
131	GOM_NL__2PRFIN20040522_073653_000000592027_00063_11640_2712.N1	22-MAY-2004 07:36:53	Dark	59.000	63	Bet Gru	2.1500	2800.0	118	11640	No
132	GOM_NL__2PRFIN20040522_074357_000000442027_00064_11641_2683.N1	22-MAY-2004 07:43:57	Dark	43.500	45	Alp Pav	1.9400	26000.	87	11641	No
133	GOM_NL__2PRFIN20040522_074838_000000502027_00064_11641_2684.N1	22-MAY-2004 07:48:38	Straylight	50.000	43	Alp TrA	1.9100	4250.0	100	11641	No
134	GOM_NL__2PRFIN20040522_075046_000000422027_00064_11641_2685.N1	22-MAY-2004 07:50:46	Straylight	41.500	134	Bet TrA	2.8100	6600.0	83	11641	No
135	GOM_NL__2PRFIN20040522_075218_000000442027_00064_11641_2686.N1	22-MAY-2004 07:52:18	Straylight	43.500	4	Alp1Cen	-0.010000	5800.0	87	11641	No
136	GOM_NL__2PRFIN20040522_075400_000000512027_00064_11641_2687.N1	22-MAY-2004 07:54:00	Straylight	50.500	178	lot1Sco	3.0220	6550.0	101	11641	No
137	GOM_NL__2PRFIN20040522_075523_000000522027_00064_11641_2688.N1	22-MAY-2004 07:55:23	Straylight	52.000	25	35Lam Sco	1.6200	28000.	104	11641	No
138	GOM_NL__2PRFIN20040522_075727_000000402027_00064_11641_2689.N1	22-MAY-2004 07:57:27	Tw_i_and_stray	40.000	81	Eta Cen	2.3560	28000.	80	11641	No
139	GOM_NL__2PRFIN20040522_080021_000000542027_00064_11641_2690.N1	22-MAY-2004 08:00:21	Bright	53.500	16	21Alp Sco	1.0200	3000.0	107	11641	No
140	GOM_NL__2PRFIN20040522_080157_000000442027_00064_11641_2691.N1	22-MAY-2004 08:01:57	Bright	43.500	80	7Del Sco	2.3160	30000.	87	11641	No
141	GOM_NL__2PRFIN20040522_080341_000000562027_00064_11641_2692.N1	22-MAY-2004 08:03:41	Bright	55.500	86	35Eta Oph	2.4300	10200.	111	11641	No
142	GOM_NL__2PRFIN20040522_080617_000000382027_00064_11641_2693.N1	22-MAY-2004 08:06:17	Bright	38.000	104	27Bet Lib	2.6140	13100.	76	11641	No
143	GOM_NL__2PRFIN20040522_080805_000000462027_00064_11641_2694.N1	22-MAY-2004 08:08:05	Bright	45.500	120	1Del Oph	2.7340	3200.0	91	11641	No
144	GOM_NL__2PRFIN20040522_081110_000000422027_00064_11641_2695.N1	22-MAY-2004 08:11:10	Bright	41.500	102	24Alp Ser	2.6000	4250.0	83	11641	No
145	GOM_NL__2PRFIN20040522_081440_000000362027_00064_11641_2696.N1	22-MAY-2004 08:14:40	Bright	36.000	3	16Alp Boo	-0.050000	4250.0	72	11641	No
146	GOM_NL__2PRFIN20040522_081654_000000382027_00064_11641_2697.N1	22-MAY-2004 08:16:54	Bright	37.500	83		2.3780	11000.	75	11641	No
147	GOM_NL__2PRFIN20040522_082004_000000362027_00064_11641_2698.N1	22-MAY-2004 08:20:04	Bright	35.500	180	27Gam Boo	3.0400	8000.0	71	11641	No
148	GOM_NL__2PRFIN20040522_082312_000000372027_00064_11641_2699.N1	22-MAY-2004 08:23:12	Bright	37.000	39	85Eta UMa	1.8540	24000.	74	11641	No
149	GOM_NL__2PRFIN20040522_082453_000000382027_00064_11641_2700.N1	22-MAY-2004 08:24:53	Bright	38.000	55	79Zet UMa	2.0600	10200.	76	11641	No
150	GOM_NL__2PRFIN20040522_082814_000000412027_00064_11641_2701.N1	22-MAY-2004 08:28:14	Bright	40.500	119	14Eta Dra	2.7270	4700.0	81	11641	No
151	GOM_NL__2PRFIN20040522_083017_000000372027_00064_11641_2702.N1	22-MAY-2004 08:30:17	Bright	37.000	60	7Bet UMi	2.0810	3950.0	74	11641	No
152	GOM_NL__2PRFIN20040522_083449_000000382027_00064_11641_2703.N1	22-MAY-2004 08:34:49	Bright	37.500	49	1Alp UMi	1.9900	6300.0	75	11641	No
153	GOM_NL__2PRFIN20040522_083906_000000482027_00064_11641_2704.N1	22-MAY-2004 08:39:06	Bright	48.000	89	5Alp Cep	2.4510	8000.0	96	11641	No
154	GOM_NL__2PRFIN20040522_084428_000001172027_00064_11641_2705.N1	22-MAY-2004 08:44:28	Bright	117.00	66	37Gam Cyg	2.2080	5900.0	234	11641	No
155	GOM_NL__2PRFIN20040522_085253_000000512027_00064_11641_2706.N1	22-MAY-2004 08:52:53	Tw_i_and_stray	50.500	58	21Alp And	2.0730	11000.	101	11641	No
156	GOM_NL__2PRFIN20040522_085718_000000472027_00064_11641_2707.N1	22-MAY-2004 08:57:18	Dark	47.000	140	88Gam Peg	2.8340	26000.	94	11641	No
157	GOM_NL__2PRFIN20040522_085925_000000632027_00064_11641_2708.N1	22-MAY-2004 08:59:25	Dark	63.000	90	54Alp Peg	2.4870	11000.	126	11641	No
158	GOM_NL__2PRFIN20040522_090606_000000482027_00064_11641_2709.N1	22-MAY-2004 09:06:06	Dark	47.500	52	16Bet Cet	2.0370	4500.0	95	11641	No
159	GOM_NL__2PRFIN20040522_091328_000000542027_00064_11641_2710.N1	22-MAY-2004 09:13:28	Dark	53.500	18	24Alp PsA	1.1660	9700.0	107	11641	No
160	GOM_NL__2PRFIN20040522_091548_000000402027_00064_11641_2711.N1	22-MAY-2004 09:15:48	Dark	40.000	9	Alp Eri	0.45300	24000.	80	11641	No

161	GOM_NL__2PRFIN20040522_091729_000000492027_00064_11641_2712.N1	22-MAY-2004 09:17:29	Dark	49.000	63	Bet Gru	2.1500	2800.0	98	11641	No
162	GOM_NL__2PRFIN20040522_092434_000000442027_00065_11642_2683.N1	22-MAY-2004 09:24:34	Dark	44.000	45	Alp Pav	1.9400	26000.	88	11642	No
163	GOM_NL__2PRFIN20040522_092914_000000492027_00065_11642_2684.N1	22-MAY-2004 09:29:14	Straylight	48.500	43	Alp TrA	1.9100	4250.0	97	11642	No
164	GOM_NL__2PRFIN20040522_093122_000000412027_00065_11642_2685.N1	22-MAY-2004 09:31:22	Straylight	40.500	134	Bet TrA	2.8100	6600.0	81	11642	No
165	GOM_NL__2PRFIN20040522_093254_000000432027_00065_11642_2686.N1	22-MAY-2004 09:32:54	Straylight	42.500	4	Alp1Cen	-0.010000	5800.0	85	11642	No
166	GOM_NL__2PRFIN20040522_093436_000000502027_00065_11642_2687.N1	22-MAY-2004 09:34:36	Straylight	49.500	178	lot1Sco	3.0220	6550.0	99	11642	No
167	GOM_NL__2PRFIN20040522_093559_000000522027_00065_11642_2688.N1	22-MAY-2004 09:35:59	Straylight	51.500	25	35Lam Sco	1.6200	28000.	103	11642	No
168	GOM_NL__2PRFIN20040522_093803_000000392027_00065_11642_2689.N1	22-MAY-2004 09:38:03	Tw_i_and_stray	39.000	81	Eta Cen	2.3560	28000.	78	11642	No
169	GOM_NL__2PRFIN20040522_094057_000000612027_00065_11642_2690.N1	22-MAY-2004 09:40:57	Bright	61.000	16	21Alp Sco	1.0200	3000.0	122	11642	No
170	GOM_NL__2PRFIN20040522_094232_000000462027_00065_11642_2691.N1	22-MAY-2004 09:42:32	Bright	45.500	80	7Del Sco	2.3160	30000.	91	11642	No
171	GOM_NL__2PRFIN20040522_094417_000000552027_00065_11642_2692.N1	22-MAY-2004 09:44:17	Bright	55.000	86	35Eta Oph	2.4300	10200.	110	11642	No
172	GOM_NL__2PRFIN20040522_094653_000000392027_00065_11642_2693.N1	22-MAY-2004 09:46:53	Bright	38.500	104	27Bet Lib	2.6140	13100.	77	11642	No
173	GOM_NL__2PRFIN20040522_094840_000000472027_00065_11642_2694.N1	22-MAY-2004 09:48:40	Bright	46.500	120	1Del Oph	2.7340	3200.0	93	11642	No
174	GOM_NL__2PRFIN20040522_095145_000000422027_00065_11642_2695.N1	22-MAY-2004 09:51:45	Bright	41.500	102	24Alp Ser	2.6000	4250.0	83	11642	No
175	GOM_NL__2PRFIN20040522_095516_000000392027_00065_11642_2696.N1	22-MAY-2004 09:55:16	Bright	38.500	3	16Alp Boo	-0.050000	4250.0	77	11642	No
176	GOM_NL__2PRFIN20040522_095730_000000402027_00065_11642_2697.N1	22-MAY-2004 09:57:30	Bright	39.500	83		2.3780	11000.	79	11642	No
177	GOM_NL__2PRFIN20040522_100040_000000372027_00065_11642_2698.N1	22-MAY-2004 10:00:40	Bright	36.500	180	27Gam Boo	3.0400	8000.0	73	11642	No
178	GOM_NL__2PRFIN20040522_100348_000000362027_00065_11642_2699.N1	22-MAY-2004 10:03:48	Bright	35.500	39	85Eta UMa	1.8540	24000.	71	11642	No
179	GOM_NL__2PRFIN20040522_100529_000000372027_00065_11642_2700.N1	22-MAY-2004 10:05:29	Bright	37.000	55	79Zet UMa	2.0600	10200.	74	11642	No
180	GOM_NL__2PRFIN20040522_100849_000000422027_00065_11642_2701.N1	22-MAY-2004 10:08:49	Bright	41.500	119	14Eta Dra	2.7270	4700.0	83	11642	No
181	GOM_NL__2PRFIN20040522_101052_000000392027_00065_11642_2702.N1	22-MAY-2004 10:10:52	Bright	38.500	60	7Bet UMi	2.0810	3950.0	77	11642	No
182	GOM_NL__2PRFIN20040522_101525_000000392027_00065_11642_2703.N1	22-MAY-2004 10:15:25	Bright	38.500	49	1Alp UMi	1.9900	6300.0	77	11642	No
183	GOM_NL__2PRFIN20040522_101941_000000482027_00065_11642_2704.N1	22-MAY-2004 10:19:41	Bright	47.500	89	5Alp Cep	2.4510	8000.0	95	11642	No
184	GOM_NL__2PRFIN20040522_102503_000001102027_00065_11642_2705.N1	22-MAY-2004 10:25:03	Bright	109.50	66	37Gam Cyg	2.2080	5900.0	219	11642	No
185	GOM_NL__2PRFIN20040522_103330_000000502027_00065_11642_2706.N1	22-MAY-2004 10:33:30	Tw_i_and_stray	50.000	58	21Alp And	2.0730	11000.	100	11642	No
186	GOM_NL__2PRFIN20040522_103754_000000482027_00065_11642_2707.N1	22-MAY-2004 10:37:54	Dark	47.500	140	88Gam Peg	2.8340	26000.	95	11642	No
187	GOM_NL__2PRFIN20040522_104001_000000662027_00065_11642_2708.N1	22-MAY-2004 10:40:01	Dark	66.000	90	54Alp Peg	2.4870	11000.	132	11642	No
188	GOM_NL__2PRFIN20040522_104642_000000532027_00065_11642_2709.N1	22-MAY-2004 10:46:42	Dark	52.500	52	16Bet Cet	2.0370	4500.0	105	11642	No
189	GOM_NL__2PRFIN20040522_105405_000000562027_00065_11642_2710.N1	22-MAY-2004 10:54:05	Dark	56.000	18	24Alp PsA	1.1660	9700.0	112	11642	No
190	GOM_NL__2PRFIN20040522_105625_000000452027_00065_11642_2711.N1	22-MAY-2004 10:56:25	Dark	44.500	9	Alp Eri	0.45300	24000.	89	11642	No
191	GOM_NL__2PRFIN20040522_105805_000000542027_00065_11642_2712.N1	22-MAY-2004 10:58:05	Dark	53.500	63	Bet Gru	2.1500	2800.0	107	11642	No
192	GOM_NL__2PRFIN20040522_110510_000000432027_00066_11643_2683.N1	22-MAY-2004 11:05:10	Dark	43.000	45	Alp Pav	1.9400	26000.	86	11643	No
193	GOM_NL__2PRFIN20040522_110950_000000492027_00066_11643_2684.N1	22-MAY-2004 11:09:50	Straylight	48.500	43	Alp TrA	1.9100	4250.0	97	11643	No
194	GOM_NL__2PRFIN20040522_111158_000000402027_00066_11643_2685.N1	22-MAY-2004 11:11:58	Straylight	39.500	134	Bet TrA	2.8100	6600.0	79	11643	No
195	GOM_NL__2PRFIN20040522_111330_000000432027_00066_11643_2686.N1	22-MAY-2004 11:13:30	Straylight	42.500	4	Alp1Cen	-0.010000	5800.0	85	11643	No
196	GOM_NL__2PRFIN20040522_111512_000000512027_00066_11643_2687.N1	22-MAY-2004 11:15:12	Straylight	51.000	178	lot1Sco	3.0220	6550.0	102	11643	No
197	GOM_NL__2PRFIN20040522_111636_000000522027_00066_11643_2688.N1	22-MAY-2004 11:16:36	Straylight	51.500	25	35Lam Sco	1.6200	28000.	103	11643	No
198	GOM_NL__2PRFIN20040522_111838_000000402027_00066_11643_2689.N1	22-MAY-2004 11:18:38	Tw_i_and_stray	40.000	81	Eta Cen	2.3560	28000.	80	11643	No
199	GOM_NL__2PRFIN20040522_112133_000000582027_00066_11643_2690.N1	22-MAY-2004 11:21:33	Bright	57.500	16	21Alp Sco	1.0200	3000.0	115	11643	No
200	GOM_NL__2PRFIN20040522_112308_000000482027_00066_11643_2691.N1	22-MAY-2004 11:23:08	Bright	47.500	80	7Del Sco	2.3160	30000.	95	11643	No
201	GOM_NL__2PRFIN20040522_112453_000000562027_00066_11643_2692.N1	22-MAY-2004 11:24:53	Bright	55.500	86	35Eta Oph	2.4300	10200.	111	11643	No
202	GOM_NL__2PRFIN20040522_112728_000000392027_00066_11643_2693.N1	22-MAY-2004 11:27:28	Bright	38.500	104	27Bet Lib	2.6140	13100.	77	11643	No
203	GOM_NL__2PRFIN20040522_112915_000000472027_00066_11643_2694.N1	22-MAY-2004 11:29:15	Bright	47.000	120	1Del Oph	2.7340	3200.0	94	11643	No
204	GOM_NL__2PRFIN20040522_113221_000000422027_00066_11643_2695.N1	22-MAY-2004 11:32:21	Bright	41.500	102	24Alp Ser	2.6000	4250.0	83	11643	No
205	GOM_NL__2PRFIN20040522_113552_000000382027_00066_11643_2696.N1	22-MAY-2004 11:35:52	Bright	37.500	3	16Alp Boo	-0.050000	4250.0	75	11643	No
206	GOM_NL__2PRFIN20040522_113805_000000382027_00066_11643_2697.N1	22-MAY-2004 11:38:05	Bright	37.500	83		2.3780	11000.	75	11643	No
207	GOM_NL__2PRFIN20040522_114115_000000372027_00066_11643_2698.N1	22-MAY-2004 11:41:15	Bright	36.500	180	27Gam Boo	3.0400	8000.0	73	11643	No
208	GOM_NL__2PRFIN20040522_114423_000000372027_00066_11643_2699.N1	22-MAY-2004 11:44:23	Bright	37.000	39	85Eta UMa	1.8540	24000.	74	11643	No
209	GOM_NL__2PRFIN20040522_114605_000000362027_00066_11643_2700.N1	22-MAY-2004 11:46:05	Bright	35.500	55	79Zet UMa	2.0600	10200.	71	11643	No
210	GOM_NL__2PRFIN20040522_114924_000000402027_00066_11643_2701.N1	22-MAY-2004 11:49:24	Bright	39.500	119	14Eta Dra	2.7270	4700.0	79	11643	No
211	GOM_NL__2PRFIN20040522_115128_000000392027_00066_11643_2702.N1	22-MAY-2004 11:51:28	Bright	39.000	60	7Bet UMi	2.0810	3950.0	78	11643	No
212	GOM_NL__2PRFIN20040522_115601_000000362027_00066_11643_2703.N1	22-MAY-2004 11:56:01	Bright	35.500	49	1Alp UMi	1.9900	6300.0	71	11643	No
213	GOM_NL__2PRFIN20040522_120017_000000482027_00066_11643_2704.N1	22-MAY-2004 12:00:17	Bright	47.500	89	5Alp Cep	2.4510	8000.0	95	11643	No
214	GOM_NL__2PRFIN20040522_120538_000001212027_00066_11643_2705.N1	22-MAY-2004 12:05:38	Bright	120.50	66	37Gam Cyg	2.2080	5900.0	241	11643	No
215	GOM_NL__2PRFIN20040522_121405_000000502027_00066_11643_2706.N1	22-MAY-2004 12:14:05	Tw_i_and_stray	50.000	58	21Alp And	2.0730	11000.	100	11643	No
216	GOM_NL__2PRFIN20040522_121830_000000482027_00066_11643_2707.N1	22-MAY-2004 12:18:30	Dark	48.000	140	88Gam Peg	2.8340	26000.	96	11643	No
217	GOM_NL__2PRFIN20040522_122039_000000642027_00066_11643_2708.N1	22-MAY-2004 12:20:39	Dark	63.500	90	54Alp Peg	2.4870	11000.	127	11643	No
218	GOM_NL__2PRFIN20040522_122718_000000472027_00066_11643_2709.N1	22-MAY-2004 12:27:18	Dark	46.500	52	16Bet Cet	2.0370	4500.0	93	11643	No
219	GOM_NL__2PRFIN20040522_123441_000000582027_00066_11643_2710.N1	22-MAY-2004 12:34:41	Dark	57.500	18	24Alp PsA	1.1660	9700.0	115	11643	No

220	GOM_NL__2PRFIN20040522_123701_000000442027_00066_11643_2711.N1	22-MAY-2004 12:37:01	Dark	44.000	9	Alp Eri	0.45300	24000.	88	11643	No
221	GOM_NL__2PRFIN20040522_123842_000000562027_00066_11643_2712.N1	22-MAY-2004 12:38:42	Dark	56.000	63	Bet Gru	2.1500	2800.0	112	11643	No
222	GOM_NL__2PRFIN20040522_124547_000000432027_00067_11644_2683.N1	22-MAY-2004 12:45:47	Dark	43.000	45	Alp Pav	1.9400	26000.	86	11644	No
223	GOM_NL__2PRFIN20040522_125025_000000432027_00067_11644_2684.N1	22-MAY-2004 12:50:25	Straylight	42.500	43	Alp TrA	1.9100	4250.0	85	11644	No
224	GOM_NL__2PRFIN20040522_125234_000000392027_00067_11644_2685.N1	22-MAY-2004 12:52:34	Straylight	39.000	134	Bet TrA	2.8100	6600.0	78	11644	No
225	GOM_NL__2PRFIN20040522_125406_000000412027_00067_11644_2686.N1	22-MAY-2004 12:54:06	Straylight	40.500	4	Alp1Cen	-0.010000	5800.0	81	11644	No
226	GOM_NL__2PRFIN20040522_125549_000000532027_00067_11644_2687.N1	22-MAY-2004 12:55:49	Straylight	53.000	178	lot1Sco	3.0220	6550.0	106	11644	No
227	GOM_NL__2PRFIN20040522_125713_000000542027_00067_11644_2688.N1	22-MAY-2004 12:57:13	Straylight	53.500	25	35Lam Sco	1.6200	28000.	107	11644	No
228	GOM_NL__2PRFIN20040522_125914_000000412027_00067_11644_2689.N1	22-MAY-2004 12:59:14	Twi_and_stray	41.000	81	Eta Cen	2.3560	28000.	82	11644	No
229	GOM_NL__2PRFIN20040522_130209_000000562027_00067_11644_2690.N1	22-MAY-2004 13:02:09	Bright	55.500	16	21Alp Sco	1.0200	3000.0	111	11644	No
230	GOM_NL__2PRFIN20040522_130344_000000452027_00067_11644_2691.N1	22-MAY-2004 13:03:44	Bright	44.500	80	7Del Sco	2.3160	30000.	89	11644	No
231	GOM_NL__2PRFIN20040522_130529_000000522027_00067_11644_2692.N1	22-MAY-2004 13:05:29	Bright	51.500	86	35Eta Oph	2.4300	10200.	103	11644	No
232	GOM_NL__2PRFIN20040522_130805_000000392027_00067_11644_2693.N1	22-MAY-2004 13:08:05	Bright	39.000	104	27Bet Lib	2.6140	13100.	78	11644	No
233	GOM_NL__2PRFIN20040522_130952_000000462027_00067_11644_2694.N1	22-MAY-2004 13:09:52	Bright	46.000	120	1Del Oph	2.7340	3200.0	92	11644	No
234	GOM_NL__2PRFIN20040522_131257_000000412027_00067_11644_2695.N1	22-MAY-2004 13:12:57	Bright	41.000	102	24Alp Ser	2.6000	4250.0	82	11644	No
235	GOM_NL__2PRFIN20040522_131628_000000362027_00067_11644_2696.N1	22-MAY-2004 13:16:28	Bright	36.000	3	16Alp Boo	-0.050000	4250.0	72	11644	No
236	GOM_NL__2PRFIN20040522_131841_000000362027_00067_11644_2697.N1	22-MAY-2004 13:18:41	Bright	36.000	83		2.3780	11000.	72	11644	No
237	GOM_NL__2PRFIN20040522_132151_000000372027_00067_11644_2698.N1	22-MAY-2004 13:21:51	Bright	37.000	180	27Gam Boo	3.0400	8000.0	74	11644	No
238	GOM_NL__2PRFIN20040522_132459_000000382027_00067_11644_2699.N1	22-MAY-2004 13:24:59	Bright	38.000	39	85Eta UMa	1.8540	24000.	76	11644	No
239	GOM_NL__2PRFIN20040522_132641_000000392027_00067_11644_2700.N1	22-MAY-2004 13:26:41	Bright	38.500	55	79Zet UMa	2.0600	10200.	77	11644	No
240	GOM_NL__2PRFIN20040522_133000_000000422027_00067_11644_2701.N1	22-MAY-2004 13:30:00	Bright	41.500	119	14Eta Dra	2.7270	4700.0	83	11644	No
241	GOM_NL__2PRFIN20040522_133204_000000362027_00067_11644_2702.N1	22-MAY-2004 13:32:04	Bright	36.000	60	7Bet UMi	2.0810	3950.0	72	11644	No
242	GOM_NL__2PRFIN20040522_133637_000000342027_00067_11644_2703.N1	22-MAY-2004 13:36:37	Bright	34.000	49	1Alp UMi	1.9900	6300.0	68	11644	No
243	GOM_NL__2PRFIN20040522_134052_000000482027_00067_11644_2704.N1	22-MAY-2004 13:40:52	Bright	48.000	89	5Alp Cep	2.4510	8000.0	96	11644	No
244	GOM_NL__2PRFIN20040522_134612_000001192027_00067_11644_2705.N1	22-MAY-2004 13:46:12	Bright	118.50	66	37Gam Cyg	2.2080	5900.0	237	11644	No
245	GOM_NL__2PRFIN20040522_135441_000000522027_00067_11644_2706.N1	22-MAY-2004 13:54:41	Twi_and_stray	52.000	58	21Alp And	2.0730	11000.	104	11644	No
246	GOM_NL__2PRFIN20040522_135907_000000482027_00067_11644_2707.N1	22-MAY-2004 13:59:07	Dark	47.500	140	88Gam Peg	2.8340	26000.	95	11644	No
247	GOM_NL__2PRFIN20040522_140115_000000672027_00067_11644_2708.N1	22-MAY-2004 14:01:15	Dark	66.500	90	54Alp Peg	2.4870	11000.	133	11644	No
248	GOM_NL__2PRFIN20040522_140755_000000482027_00067_11644_2709.N1	22-MAY-2004 14:07:55	Dark	47.500	52	16Bet Cet	2.0370	4500.0	95	11644	No
249	GOM_NL__2PRFIN20040522_141519_000000552027_00067_11644_2710.N1	22-MAY-2004 14:15:19	Dark	55.000	18	24Alp PsA	1.1660	9700.0	110	11644	No
250	GOM_NL__2PRFIN20040522_141736_000000422027_00067_11644_2711.N1	22-MAY-2004 14:17:36	Dark	41.500	9	Alp Eri	0.45300	24000.	83	11644	No
251	GOM_NL__2PRFIN20040522_141919_000000542027_00067_11644_2712.N1	22-MAY-2004 14:19:19	Dark	54.000	63	Bet Gru	2.1500	2800.0	108	11644	No
252	GOM_NL__2PRFIN20040522_160136_000000482027_00069_11646_2683.N1	22-MAY-2004 16:01:36	Dark	47.500	31	Alp Gru	1.7340	15200.	95	11646	No
253	GOM_NL__2PRFIN20040522_161138_000000482027_00069_11646_2684.N1	22-MAY-2004 16:11:38	Straylight	47.500	43	Alp TrA	1.9100	4250.0	95	11646	No
254	GOM_NL__2PRFIN20040522_161346_000000392027_00069_11646_2685.N1	22-MAY-2004 16:13:46	Straylight	38.500	134	Bet TrA	2.8100	6600.0	77	11646	No
255	GOM_NL__2PRFIN20040522_161518_000000472027_00069_11646_2686.N1	22-MAY-2004 16:15:18	Straylight	47.000	4	Alp1Cen	-0.010000	5800.0	94	11646	No
256	GOM_NL__2PRFIN20040522_161702_000000532027_00069_11646_2687.N1	22-MAY-2004 16:17:02	Straylight	53.000	178	lot1Sco	3.0220	6550.0	106	11646	No
257	GOM_NL__2PRFIN20040522_161825_000000532027_00069_11646_2688.N1	22-MAY-2004 16:18:25	Straylight	53.000	25	35Lam Sco	1.6200	28000.	106	11646	No
258	GOM_NL__2PRFIN20040522_162026_000000422027_00069_11646_2689.N1	22-MAY-2004 16:20:26	Twi_and_stray	42.000	81	Eta Cen	2.3560	28000.	84	11646	No
259	GOM_NL__2PRFIN20040522_162320_000000602027_00069_11646_2690.N1	22-MAY-2004 16:23:20	Bright	59.500	16	21Alp Sco	1.0200	3000.0	119	11646	No
260	GOM_NL__2PRFIN20040522_162457_000000462027_00069_11646_2691.N1	22-MAY-2004 16:24:57	Bright	46.000	80	7Del Sco	2.3160	30000.	92	11646	No
261	GOM_NL__2PRFIN20040522_162642_000000552027_00069_11646_2692.N1	22-MAY-2004 16:26:42	Bright	54.500	86	35Eta Oph	2.4300	10200.	109	11646	No
262	GOM_NL__2PRFIN20040522_162916_000000402027_00069_11646_2693.N1	22-MAY-2004 16:29:16	Bright	39.500	104	27Bet Lib	2.6140	13100.	79	11646	No
263	GOM_NL__2PRFIN20040522_163103_000000462027_00069_11646_2694.N1	22-MAY-2004 16:31:03	Bright	45.500	120	1Del Oph	2.7340	3200.0	91	11646	No
264	GOM_NL__2PRFIN20040522_163408_000000422027_00069_11646_2695.N1	22-MAY-2004 16:34:08	Bright	41.500	102	24Alp Ser	2.6000	4250.0	83	11646	No
265	GOM_NL__2PRFIN20040522_163739_000000382027_00069_11646_2696.N1	22-MAY-2004 16:37:39	Bright	37.500	3	16Alp Boo	-0.050000	4250.0	75	11646	No
266	GOM_NL__2PRFIN20040522_163953_000000382027_00069_11646_2697.N1	22-MAY-2004 16:39:53	Bright	37.500	83		2.3780	11000.	75	11646	No
267	GOM_NL__2PRFIN20040522_164303_000000382027_00069_11646_2698.N1	22-MAY-2004 16:43:03	Bright	37.500	180	27Gam Boo	3.0400	8000.0	75	11646	No
268	GOM_NL__2PRFIN20040522_164611_000000372027_00069_11646_2699.N1	22-MAY-2004 16:46:11	Bright	37.000	39	85Eta UMa	1.8540	24000.	74	11646	No
269	GOM_NL__2PRFIN20040522_164753_000000392027_00069_11646_2700.N1	22-MAY-2004 16:47:53	Bright	39.000	55	79Zet UMa	2.0600	10200.	78	11646	No
270	GOM_NL__2PRFIN20040522_165111_000000432027_00069_11646_2701.N1	22-MAY-2004 16:51:11	Bright	42.500	119	14Eta Dra	2.7270	4700.0	85	11646	No
271	GOM_NL__2PRFIN20040522_165315_000000392027_00069_11646_2702.N1	22-MAY-2004 16:53:15	Bright	38.500	60	7Bet UMi	2.0810	3950.0	77	11646	No
272	GOM_NL__2PRFIN20040522_165749_000000382027_00069_11646_2703.N1	22-MAY-2004 16:57:49	Bright	38.000	49	1Alp UMi	1.9900	6300.0	76	11646	No
273	GOM_NL__2PRFIN20040522_170203_000000482027_00069_11646_2704.N1	22-MAY-2004 17:02:03	Bright	48.000	89	5Alp Cep	2.4510	8000.0	96	11646	No
274	GOM_NL__2PRFIN20040522_170721_000001202027_00069_11646_2705.N1	22-MAY-2004 17:07:21	Bright	119.50	66	37Gam Cyg	2.2080	5900.0	239	11646	No
275	GOM_NL__2PRFIN20040522_171554_000000512027_00069_11646_2706.N1	22-MAY-2004 17:15:54	Twi_and_stray	51.000	58	21Alp And	2.0730	11000.	102	11646	No
276	GOM_NL__2PRFIN20040522_172020_000000502027_00069_11646_2707.N1	22-MAY-2004 17:20:20	Dark	49.500	140	88Gam Peg	2.8340	26000.	99	11646	No
277	GOM_NL__2PRFIN20040522_172228_000000642027_00069_11646_2708.N1	22-MAY-2004 17:22:28	Dark	64.000	90	54Alp Peg	2.4870	11000.	128	11646	No
278	GOM_NL__2PRFIN20040522_172908_000000492027_00069_11646_2709.N1	22-MAY-2004 17:29:08	Dark	48.500	52	16Bet Cet	2.0370	4500.0	97	11646	No

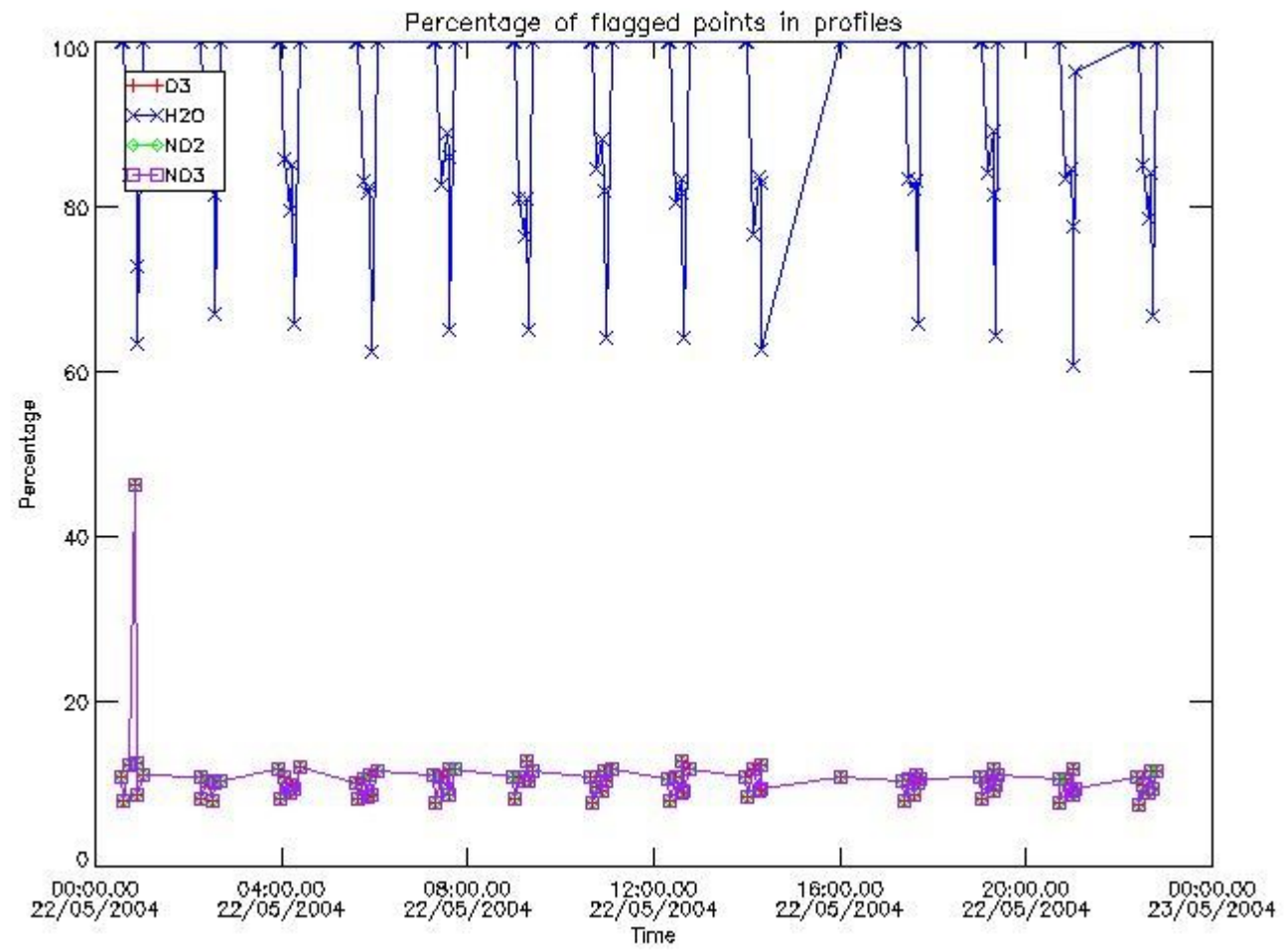
279	GOM_NL__2PRFIN20040522_173632_000000602027_00069_11646_2710.N1	22-MAY-2004 17:36:32	Dark	59.500	18	24Alp PsA	1.1660	9700.0	119	11646	No
280	GOM_NL__2PRFIN20040522_173848_000000512027_00069_11646_2711.N1	22-MAY-2004 17:38:48	Dark	51.000	9	Alp Eri	0.45300	24000.	102	11646	No
281	GOM_NL__2PRFIN20040522_174033_000000502027_00069_11646_2712.N1	22-MAY-2004 17:40:33	Dark	50.000	63	Bet Gru	2.1500	2800.0	100	11646	No
282	GOM_NL__2PRFIN20040522_174213_000000482027_00070_11647_2683.N1	22-MAY-2004 17:42:13	Dark	48.000	31	Alp Gru	1.7340	15200.	96	11647	No
283	GOM_NL__2PRFIN20040522_175215_000000512027_00070_11647_2684.N1	22-MAY-2004 17:52:15	Straylight	51.000	43	Alp TrA	1.9100	4250.0	102	11647	No
284	GOM_NL__2PRFIN20040522_175423_000000392027_00070_11647_2685.N1	22-MAY-2004 17:54:23	Straylight	39.000	134	Bet TrA	2.8100	6600.0	78	11647	No
285	GOM_NL__2PRFIN20040522_175554_000000512027_00070_11647_2686.N1	22-MAY-2004 17:55:54	Straylight	51.000	4	Alp1Cen	-0.010000	5800.0	102	11647	No
286	GOM_NL__2PRFIN20040522_175739_000000512027_00070_11647_2687.N1	22-MAY-2004 17:57:39	Straylight	50.500	178	lot1Sco	3.0220	6550.0	101	11647	No
287	GOM_NL__2PRFIN20040522_175902_000000502027_00070_11647_2688.N1	22-MAY-2004 17:59:02	Straylight	49.500	25	35Lam Sco	1.6200	28000.	99	11647	No
288	GOM_NL__2PRFIN20040522_180103_000000402027_00070_11647_2689.N1	22-MAY-2004 18:01:03	Tw_i_and_stray	40.000	81	Eta Cen	2.3560	28000.	80	11647	No
289	GOM_NL__2PRFIN20040522_180357_000000602027_00070_11647_2690.N1	22-MAY-2004 18:03:57	Bright	60.000	16	21Alp Sco	1.0200	3000.0	120	11647	No
290	GOM_NL__2PRFIN20040522_180533_000000452027_00070_11647_2691.N1	22-MAY-2004 18:05:33	Bright	45.000	80	7Del Sco	2.3160	30000.	90	11647	No
291	GOM_NL__2PRFIN20040522_180718_000000542027_00070_11647_2692.N1	22-MAY-2004 18:07:18	Bright	54.000	86	35Eta Oph	2.4300	10200.	108	11647	No
292	GOM_NL__2PRFIN20040522_180952_000000392027_00070_11647_2693.N1	22-MAY-2004 18:09:52	Bright	39.000	104	27Bet Lib	2.6140	13100.	78	11647	No
293	GOM_NL__2PRFIN20040522_181139_000000462027_00070_11647_2694.N1	22-MAY-2004 18:11:39	Bright	45.500	120	1Del Oph	2.7340	3200.0	91	11647	No
294	GOM_NL__2PRFIN20040522_181444_000000422027_00070_11647_2695.N1	22-MAY-2004 18:14:44	Bright	42.000	102	24Alp Ser	2.6000	4250.0	84	11647	No
295	GOM_NL__2PRFIN20040522_181816_000000372027_00070_11647_2696.N1	22-MAY-2004 18:18:16	Bright	36.500	3	16Alp Boo	-0.050000	4250.0	73	11647	No
296	GOM_NL__2PRFIN20040522_182029_000000412027_00070_11647_2697.N1	22-MAY-2004 18:20:29	Bright	40.500	83		2.3780	11000.	81	11647	No
297	GOM_NL__2PRFIN20040522_182339_000000372027_00070_11647_2698.N1	22-MAY-2004 18:23:39	Bright	37.000	180	27Gam Boo	3.0400	8000.0	74	11647	No
298	GOM_NL__2PRFIN20040522_182648_000000392027_00070_11647_2699.N1	22-MAY-2004 18:26:48	Bright	38.500	39	85Eta UMa	1.8540	24000.	77	11647	No
299	GOM_NL__2PRFIN20040522_182830_000000372027_00070_11647_2700.N1	22-MAY-2004 18:28:30	Bright	37.000	55	79Zet UMa	2.0600	10200.	74	11647	No
300	GOM_NL__2PRFIN20040522_183147_000000422027_00070_11647_2701.N1	22-MAY-2004 18:31:47	Bright	42.000	119	14Eta Dra	2.7270	4700.0	84	11647	No
301	GOM_NL__2PRFIN20040522_183352_000000392027_00070_11647_2702.N1	22-MAY-2004 18:33:52	Bright	38.500	60	7Bet UMi	2.0810	3950.0	77	11647	No
302	GOM_NL__2PRFIN20040522_183825_000000382027_00070_11647_2703.N1	22-MAY-2004 18:38:25	Bright	37.500	49	1Alp UMi	1.9900	6300.0	75	11647	No
303	GOM_NL__2PRFIN20040522_184239_000000482027_00070_11647_2704.N1	22-MAY-2004 18:42:39	Bright	47.500	89	5Alp Cep	2.4510	8000.0	95	11647	No
304	GOM_NL__2PRFIN20040522_184756_000001112027_00070_11647_2705.N1	22-MAY-2004 18:47:56	Bright	111.00	66	37Gam Cyg	2.2080	5900.0	222	11647	No
305	GOM_NL__2PRFIN20040522_185631_000000492027_00070_11647_2706.N1	22-MAY-2004 18:56:31	Tw_i_and_stray	49.000	58	21Alp And	2.0730	11000.	98	11647	No
306	GOM_NL__2PRFIN20040522_190056_000000472027_00070_11647_2707.N1	22-MAY-2004 19:00:56	Dark	47.000	140	88Gam Peg	2.8340	26000.	94	11647	No
307	GOM_NL__2PRFIN20040522_190305_000000622027_00070_11647_2708.N1	22-MAY-2004 19:03:05	Dark	62.000	90	54Alp Peg	2.4870	11000.	124	11647	No
308	GOM_NL__2PRFIN20040522_190945_000000512027_00070_11647_2709.N1	22-MAY-2004 19:09:45	Dark	50.500	52	16Bet Cet	2.0370	4500.0	101	11647	No
309	GOM_NL__2PRFIN20040522_191710_000000562027_00070_11647_2710.N1	22-MAY-2004 19:17:10	Dark	55.500	18	24Alp PsA	1.1660	9700.0	111	11647	No
310	GOM_NL__2PRFIN20040522_191925_000000442027_00070_11647_2711.N1	22-MAY-2004 19:19:25	Dark	43.500	9	Alp Eri	0.45300	24000.	87	11647	No
311	GOM_NL__2PRFIN20040522_192110_000000512027_00070_11647_2712.N1	22-MAY-2004 19:21:10	Dark	51.000	63	Bet Gru	2.1500	2800.0	102	11647	No
312	GOM_NL__2PRFIN20040522_192250_000000462027_00071_11648_2683.N1	22-MAY-2004 19:22:50	Dark	46.000	31	Alp Gru	1.7340	15200.	92	11648	No
313	GOM_NL__2PRFIN20040522_193251_000000502027_00071_11648_2684.N1	22-MAY-2004 19:32:51	Straylight	49.500	43	Alp TrA	1.9100	4250.0	99	11648	No
314	GOM_NL__2PRFIN20040522_193459_000000382027_00071_11648_2685.N1	22-MAY-2004 19:34:59	Straylight	38.000	134	Bet TrA	2.8100	6600.0	76	11648	No
315	GOM_NL__2PRFIN20040522_193630_000000462027_00071_11648_2686.N1	22-MAY-2004 19:36:30	Straylight	45.500	4	Alp1Cen	-0.010000	5800.0	91	11648	No
316	GOM_NL__2PRFIN20040522_193815_000000522027_00071_11648_2687.N1	22-MAY-2004 19:38:15	Straylight	52.000	178	lot1Sco	3.0220	6550.0	104	11648	No
317	GOM_NL__2PRFIN20040522_193939_000000532027_00071_11648_2688.N1	22-MAY-2004 19:39:39	Straylight	53.000	25	35Lam Sco	1.6200	28000.	106	11648	No
318	GOM_NL__2PRFIN20040522_194139_000000422027_00071_11648_2689.N1	22-MAY-2004 19:41:39	Tw_i_and_stray	41.500	81	Eta Cen	2.3560	28000.	83	11648	No
319	GOM_NL__2PRFIN20040522_194434_000000602027_00071_11648_2690.N1	22-MAY-2004 19:44:34	Bright	60.000	16	21Alp Sco	1.0200	3000.0	120	11648	No
320	GOM_NL__2PRFIN20040522_194609_000000462027_00071_11648_2691.N1	22-MAY-2004 19:46:09	Bright	45.500	80	7Del Sco	2.3160	30000.	91	11648	No
321	GOM_NL__2PRFIN20040522_194754_000000542027_00071_11648_2692.N1	22-MAY-2004 19:47:54	Bright	53.500	86	35Eta Oph	2.4300	10200.	107	11648	No
322	GOM_NL__2PRFIN20040522_195029_000000402027_00071_11648_2693.N1	22-MAY-2004 19:50:29	Bright	39.500	104	27Bet Lib	2.6140	13100.	79	11648	No
323	GOM_NL__2PRFIN20040522_195215_000000462027_00071_11648_2694.N1	22-MAY-2004 19:52:15	Bright	46.000	120	1Del Oph	2.7340	3200.0	92	11648	No
324	GOM_NL__2PRFIN20040522_195520_000000412027_00071_11648_2695.N1	22-MAY-2004 19:55:20	Bright	41.000	102	24Alp Ser	2.6000	4250.0	82	11648	No
325	GOM_NL__2PRFIN20040522_195852_000000372027_00071_11648_2696.N1	22-MAY-2004 19:58:52	Bright	36.500	3	16Alp Boo	-0.050000	4250.0	73	11648	No
326	GOM_NL__2PRFIN20040522_200105_000000392027_00071_11648_2697.N1	22-MAY-2004 20:01:05	Bright	39.000	83		2.3780	11000.	78	11648	No
327	GOM_NL__2PRFIN20040522_200415_000000352027_00071_11648_2698.N1	22-MAY-2004 20:04:15	Bright	35.000	180	27Gam Boo	3.0400	8000.0	70	11648	No
328	GOM_NL__2PRFIN20040522_200724_000000352027_00071_11648_2699.N1	22-MAY-2004 20:07:24	Bright	35.000	39	85Eta UMa	1.8540	24000.	70	11648	No
329	GOM_NL__2PRFIN20040522_200906_000000382027_00071_11648_2700.N1	22-MAY-2004 20:09:06	Bright	38.000	55	79Zet UMa	2.0600	10200.	76	11648	No
330	GOM_NL__2PRFIN20040522_201222_000000432027_00071_11648_2701.N1	22-MAY-2004 20:12:22	Bright	42.500	119	14Eta Dra	2.7270	4700.0	85	11648	No
331	GOM_NL__2PRFIN20040522_201428_000000392027_00071_11648_2702.N1	22-MAY-2004 20:14:28	Bright	39.000	60	7Bet UMi	2.0810	3950.0	78	11648	No
332	GOM_NL__2PRFIN20040522_201901_000000362027_00071_11648_2703.N1	22-MAY-2004 20:19:01	Bright	36.000	49	1Alp UMi	1.9900	6300.0	72	11648	No
333	GOM_NL__2PRFIN20040522_202313_000000482027_00071_11648_2704.N1	22-MAY-2004 20:23:13	Bright	47.500	89	5Alp Cep	2.4510	8000.0	95	11648	No
334	GOM_NL__2PRFIN20040522_202830_000001152027_00071_11648_2705.N1	22-MAY-2004 20:28:30	Bright	114.50	66	37Gam Cyg	2.2080	5900.0	229	11648	No
335	GOM_NL__2PRFIN20040522_203706_000000502027_00071_11648_2706.N1	22-MAY-2004 20:37:06	Tw_i_and_stray	49.500	58	21Alp And	2.0730	11000.	99	11648	No
336	GOM_NL__2PRFIN20040522_204132_000000482027_00071_11648_2707.N1	22-MAY-2004 20:41:32	Dark	48.000	140	88Gam Peg	2.8340	26000.	96	11648	No
337	GOM_NL__2PRFIN20040522_204341_000000672027_00071_11648_2708.N1	22-MAY-2004 20:43:41	Dark	66.500	90	54Alp Peg	2.4870	11000.	133	11648	No

338	GOM_NL__2PRFIN20040522_205021_000000492027_00071_11648_2709.N1	22-MAY-2004 20:50:21	Dark	48.500	52	16Bet Cet	2.0370	4500.0	97	11648	No
339	GOM_NL__2PRFIN20040522_205747_000000562027_00071_11648_2710.N1	22-MAY-2004 20:57:47	Dark	55.500	18	24Alp PsA	1.1660	9700.0	111	11648	No
340	GOM_NL__2PRFIN20040522_210001_000000432027_00071_11648_2711.N1	22-MAY-2004 21:00:01	Dark	43.000	9	Alp Eri	0.45300	24000.	86	11648	No
341	GOM_NL__2PRFIN20040522_210146_000000592027_00071_11648_2712.N1	22-MAY-2004 21:01:46	Dark	59.000	63	Bet Gru	2.1500	2800.0	118	11648	No
342	GOM_NL__2PRFIN20040522_210326_000000542027_00072_11649_2683.N1	22-MAY-2004 21:03:26	Dark	54.000	31	Alp Gru	1.7340	15200.	108	11649	No
343	GOM_NL__2PRFIN20040522_211326_000000432027_00072_11649_2684.N1	22-MAY-2004 21:13:26	Straylight	43.000	43	Alp TrA	1.9100	4250.0	86	11649	No
344	GOM_NL__2PRFIN20040522_211534_000000402027_00072_11649_2685.N1	22-MAY-2004 21:15:34	Straylight	39.500	134	Bet TrA	2.8100	6600.0	79	11649	No
345	GOM_NL__2PRFIN20040522_211706_000000492027_00072_11649_2686.N1	22-MAY-2004 21:17:06	Straylight	49.000	4	Alp1Cen	-0.010000	5800.0	98	11649	No
346	GOM_NL__2PRFIN20040522_211852_000000502027_00072_11649_2687.N1	22-MAY-2004 21:18:52	Straylight	49.500	178	lot1Sco	3.0220	6550.0	99	11649	No
347	GOM_NL__2PRFIN20040522_212015_000000532027_00072_11649_2688.N1	22-MAY-2004 21:20:15	Straylight	53.000	25	35Lam Sco	1.6200	28000.	106	11649	No
348	GOM_NL__2PRFIN20040522_212214_000000412027_00072_11649_2689.N1	22-MAY-2004 21:22:14	Tw_i_and_stray	41.000	81	Eta Cen	2.3560	28000.	82	11649	No
349	GOM_NL__2PRFIN20040522_212510_000000602027_00072_11649_2690.N1	22-MAY-2004 21:25:10	Bright	60.000	16	21Alp Sco	1.0200	3000.0	120	11649	No
350	GOM_NL__2PRFIN20040522_212644_000000442027_00072_11649_2691.N1	22-MAY-2004 21:26:44	Bright	44.000	80	7Del Sco	2.3160	30000.	88	11649	No
351	GOM_NL__2PRFIN20040522_212830_000000552027_00072_11649_2692.N1	22-MAY-2004 21:28:30	Bright	54.500	86	35Eta Oph	2.4300	10200.	109	11649	No
352	GOM_NL__2PRFIN20040522_213104_000000392027_00072_11649_2693.N1	22-MAY-2004 21:31:04	Bright	39.000	104	27Bet Lib	2.6140	13100.	78	11649	No
353	GOM_NL__2PRFIN20040522_213251_000000462027_00072_11649_2694.N1	22-MAY-2004 21:32:51	Bright	46.000	120	1Del Oph	2.7340	3200.0	92	11649	No
354	GOM_NL__2PRFIN20040522_213556_000000412027_00072_11649_2695.N1	22-MAY-2004 21:35:56	Bright	41.000	102	24Alp Ser	2.6000	4250.0	82	11649	No
355	GOM_NL__2PRFIN20040522_213928_000000372027_00072_11649_2696.N1	22-MAY-2004 21:39:28	Bright	37.000	3	16Alp Boo	-0.050000	4250.0	74	11649	No
356	GOM_NL__2PRFIN20040522_214141_000000382027_00072_11649_2697.N1	22-MAY-2004 21:41:41	Bright	38.000	83		2.3780	11000.	76	11649	No
357	GOM_NL__2PRFIN20040522_214451_000000362027_00072_11649_2698.N1	22-MAY-2004 21:44:51	Bright	36.000	180	27Gam Boo	3.0400	8000.0	72	11649	No
358	GOM_NL__2PRFIN20040522_214800_000000392027_00072_11649_2699.N1	22-MAY-2004 21:48:00	Bright	39.000	39	85Eta UMa	1.8540	24000.	78	11649	No
359	GOM_NL__2PRFIN20040522_214941_000000352027_00072_11649_2700.N1	22-MAY-2004 21:49:41	Bright	35.000	55	79Zet UMa	2.0600	10200.	70	11649	No
360	GOM_NL__2PRFIN20040522_215258_000000432027_00072_11649_2701.N1	22-MAY-2004 21:52:58	Bright	42.500	119	14Eta Dra	2.7270	4700.0	85	11649	No
361	GOM_NL__2PRFIN20040522_215503_000000392027_00072_11649_2702.N1	22-MAY-2004 21:55:03	Bright	39.000	60	7Bet UMi	2.0810	3950.0	78	11649	No
362	GOM_NL__2PRFIN20040522_215937_000000352027_00072_11649_2703.N1	22-MAY-2004 21:59:37	Bright	34.500	49	1Alp UMi	1.9900	6300.0	69	11649	No
363	GOM_NL__2PRFIN20040522_220349_000000472027_00072_11649_2704.N1	22-MAY-2004 22:03:49	Bright	47.000	89	5Alp Cep	2.4510	8000.0	94	11649	No
364	GOM_NL__2PRFIN20040522_220905_000001102027_00072_11649_2705.N1	22-MAY-2004 22:09:05	Bright	109.50	66	37Gam Cyg	2.2080	5900.0	219	11649	No
365	GOM_NL__2PRFIN20040522_221740_000000542027_00072_11649_2706.N1	22-MAY-2004 22:17:40	Tw_i_and_stray	53.500	58	21Alp And	2.0730	11000.	107	11649	No
366	GOM_NL__2PRFIN20040522_222208_000000472027_00072_11649_2707.N1	22-MAY-2004 22:22:08	Dark	47.000	140	88Gam Peg	2.8340	26000.	94	11649	No
367	GOM_NL__2PRFIN20040522_222418_000000682027_00072_11649_2708.N1	22-MAY-2004 22:24:18	Dark	68.000	90	54Alp Peg	2.4870	11000.	136	11649	No
368	GOM_NL__2PRFIN20040522_223057_000000512027_00072_11649_2709.N1	22-MAY-2004 22:30:57	Dark	51.000	52	16Bet Cet	2.0370	4500.0	102	11649	No
369	GOM_NL__2PRFIN20040522_223823_000000572027_00072_11649_2710.N1	22-MAY-2004 22:38:23	Dark	56.500	18	24Alp PsA	1.1660	9700.0	113	11649	No
370	GOM_NL__2PRFIN20040522_224037_000000452027_00072_11649_2711.N1	22-MAY-2004 22:40:37	Dark	44.500	9	Alp Eri	0.45300	24000.	89	11649	No
371	GOM_NL__2PRFIN20040522_224222_000000592027_00072_11649_2712.N1	22-MAY-2004 22:42:22	Dark	59.000	63	Bet Gru	2.1500	2800.0	118	11649	No
372	GOM_NL__2PRFIN20040522_224927_000000452027_00073_11650_2683.N1	22-MAY-2004 22:49:27	Dark	44.500	45	Alp Pav	1.9400	26000.	89	11650	No
373	GOM_NL__2PRFIN20040522_225402_000000412027_00073_11650_2684.N1	22-MAY-2004 22:54:02	Straylight	41.000	43	Alp TrA	1.9100	4250.0	82	11650	No
374	GOM_NL__2PRFIN20040522_225608_000000432027_00073_11650_2685.N1	22-MAY-2004 22:56:08	Straylight	43.000	134	Bet TrA	2.8100	6600.0	86	11650	No
375	GOM_NL__2PRFIN20040522_225742_000000452027_00073_11650_2686.N1	22-MAY-2004 22:57:42	Straylight	44.500	4	Alp1Cen	-0.010000	5800.0	89	11650	No
376	GOM_NL__2PRFIN20040522_225928_000000522027_00073_11650_2687.N1	22-MAY-2004 22:59:28	Straylight	51.500	178	lot1Sco	3.0220	6550.0	103	11650	No
377	GOM_NL__2PRFIN20040522_230051_000000532027_00073_11650_2688.N1	22-MAY-2004 23:00:51	Straylight	52.500	25	35Lam Sco	1.6200	28000.	105	11650	No
378	GOM_NL__2PRFIN20040522_230250_000000432027_00073_11650_2689.N1	22-MAY-2004 23:02:50	Tw_i_and_stray	42.500	81	Eta Cen	2.3560	28000.	85	11650	No
379	GOM_NL__2PRFIN20040522_230546_000000582027_00073_11650_2690.N1	22-MAY-2004 23:05:46	Bright	57.500	16	21Alp Sco	1.0200	3000.0	115	11650	No
380	GOM_NL__2PRFIN20040522_230720_000000452027_00073_11650_2691.N1	22-MAY-2004 23:07:20	Bright	44.500	80	7Del Sco	2.3160	30000.	89	11650	No
381	GOM_NL__2PRFIN20040522_230906_000000542027_00073_11650_2692.N1	22-MAY-2004 23:09:06	Bright	53.500	86	35Eta Oph	2.4300	10200.	107	11650	No
382	GOM_NL__2PRFIN20040522_231140_000000402027_00073_11650_2693.N1	22-MAY-2004 23:11:40	Bright	39.500	104	27Bet Lib	2.6140	13100.	79	11650	No
383	GOM_NL__2PRFIN20040522_231326_000000472027_00073_11650_2694.N1	22-MAY-2004 23:13:26	Bright	46.500	120	1Del Oph	2.7340	3200.0	93	11650	No
384	GOM_NL__2PRFIN20040522_231631_000000412027_00073_11650_2695.N1	22-MAY-2004 23:16:31	Bright	41.000	102	24Alp Ser	2.6000	4250.0	82	11650	No
385	GOM_NL__2PRFIN20040522_232004_000000382027_00073_11650_2696.N1	22-MAY-2004 23:20:04	Bright	37.500	3	16Alp Boo	-0.050000	4250.0	75	11650	No
386	GOM_NL__2PRFIN20040522_232217_000000382027_00073_11650_2697.N1	22-MAY-2004 23:22:17	Bright	38.000	83		2.3780	11000.	76	11650	No
387	GOM_NL__2PRFIN20040522_232526_000000382027_00073_11650_2698.N1	22-MAY-2004 23:25:26	Bright	37.500	180	27Gam Boo	3.0400	8000.0	75	11650	No
388	GOM_NL__2PRFIN20040522_232836_000000372027_00073_11650_2699.N1	22-MAY-2004 23:28:36	Bright	36.500	39	85Eta UMa	1.8540	24000.	73	11650	No
389	GOM_NL__2PRFIN20040522_233017_000000392027_00073_11650_2700.N1	22-MAY-2004 23:30:17	Bright	38.500	55	79Zet UMa	2.0600	10200.	77	11650	No
390	GOM_NL__2PRFIN20040522_233333_000000412027_00073_11650_2701.N1	22-MAY-2004 23:33:33	Bright	41.000	119	14Eta Dra	2.7270	4700.0	82	11650	No
391	GOM_NL__2PRFIN20040522_233539_000000392027_00073_11650_2702.N1	22-MAY-2004 23:35:39	Bright	38.500	60	7Bet UMi	2.0810	3950.0	77	11650	No
392	GOM_NL__2PRFIN20040522_234013_000000352027_00073_11650_2703.N1	22-MAY-2004 23:40:13	Bright	34.500	49	1Alp UMi	1.9900	6300.0	69	11650	No
393	GOM_NL__2PRFIN20040522_234425_000000482027_00073_11650_2704.N1	22-MAY-2004 23:44:25	Bright	47.500	89	5Alp Cep	2.4510	8000.0	95	11650	No
394	GOM_NL__2PRFIN20040522_234939_000001192027_00073_11650_2705.N1	22-MAY-2004 23:49:39	Bright	118.50	66	37Gam Cyg	2.2080	5900.0	237	11650	No
395	GOM_NL__2PRFIN20040522_235546_000000542027_00073_11650_2706.N1	22-MAY-2004 23:55:46	Bright	54.000	53	43Bet And	2.0480	3300.0	108	11650	No
396	GOM_NL__2PRFIN20040522_235818_000000502027_00073_11650_2707.N1	22-MAY-2004 23:58:18	Tw_i_and_stray	49.500	58	21Alp And	2.0730	11000.	99	11650	No

3. Quality information per product

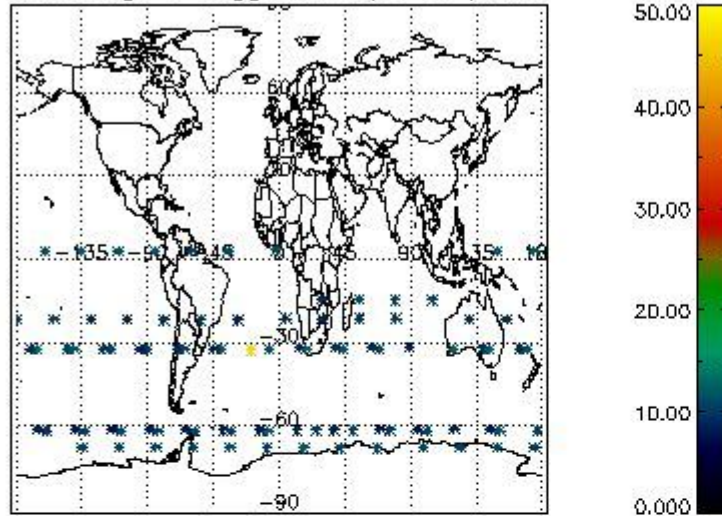
In this section it is plotted some information contained in the Quality Summary data set of the level 2 products. Only products in dark limb conditions and without errors (error flag in the MPH set to "0") are used.

3.1 Plot quality information per product (time dependant)

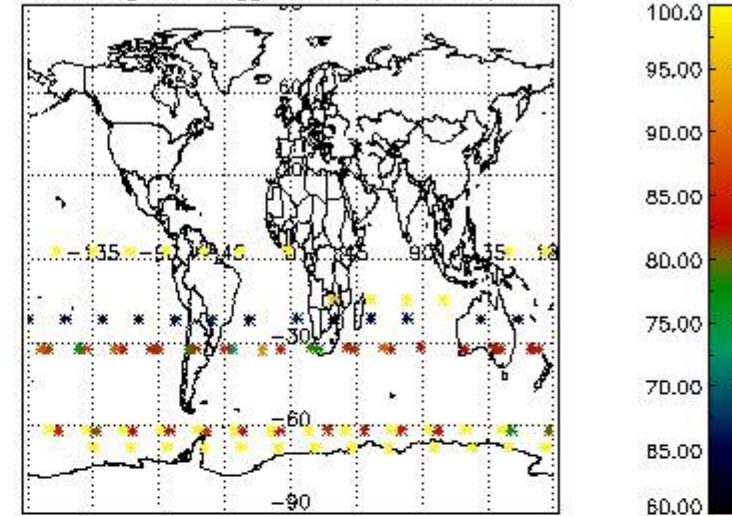


3.2 Plot quality information per product (world map)

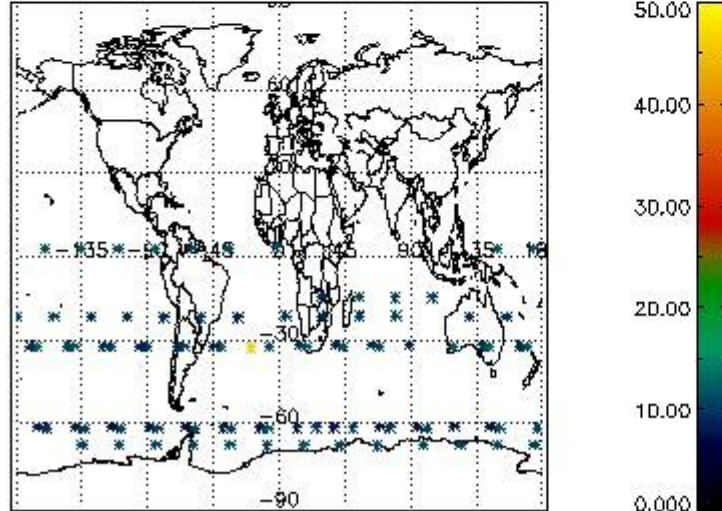
Percentage of flagged data per O3 profile



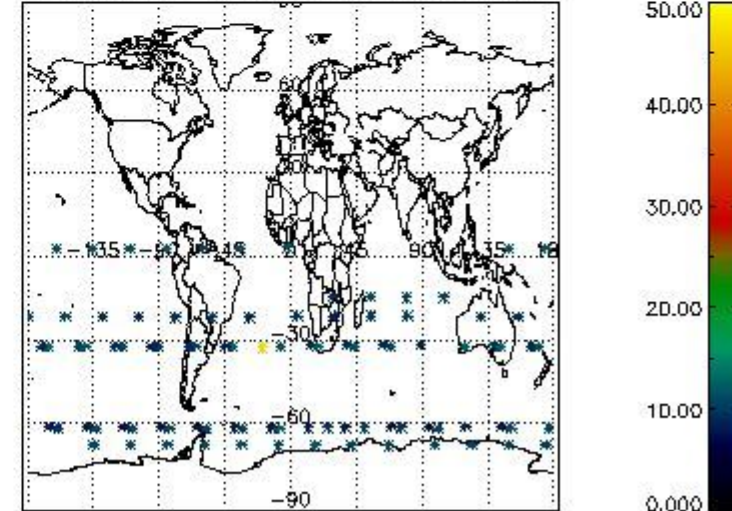
Percentage of flagged data per H2O profile



Percentage of flagged data per NO2 profile



Percentage of flagged data per NO3 profile

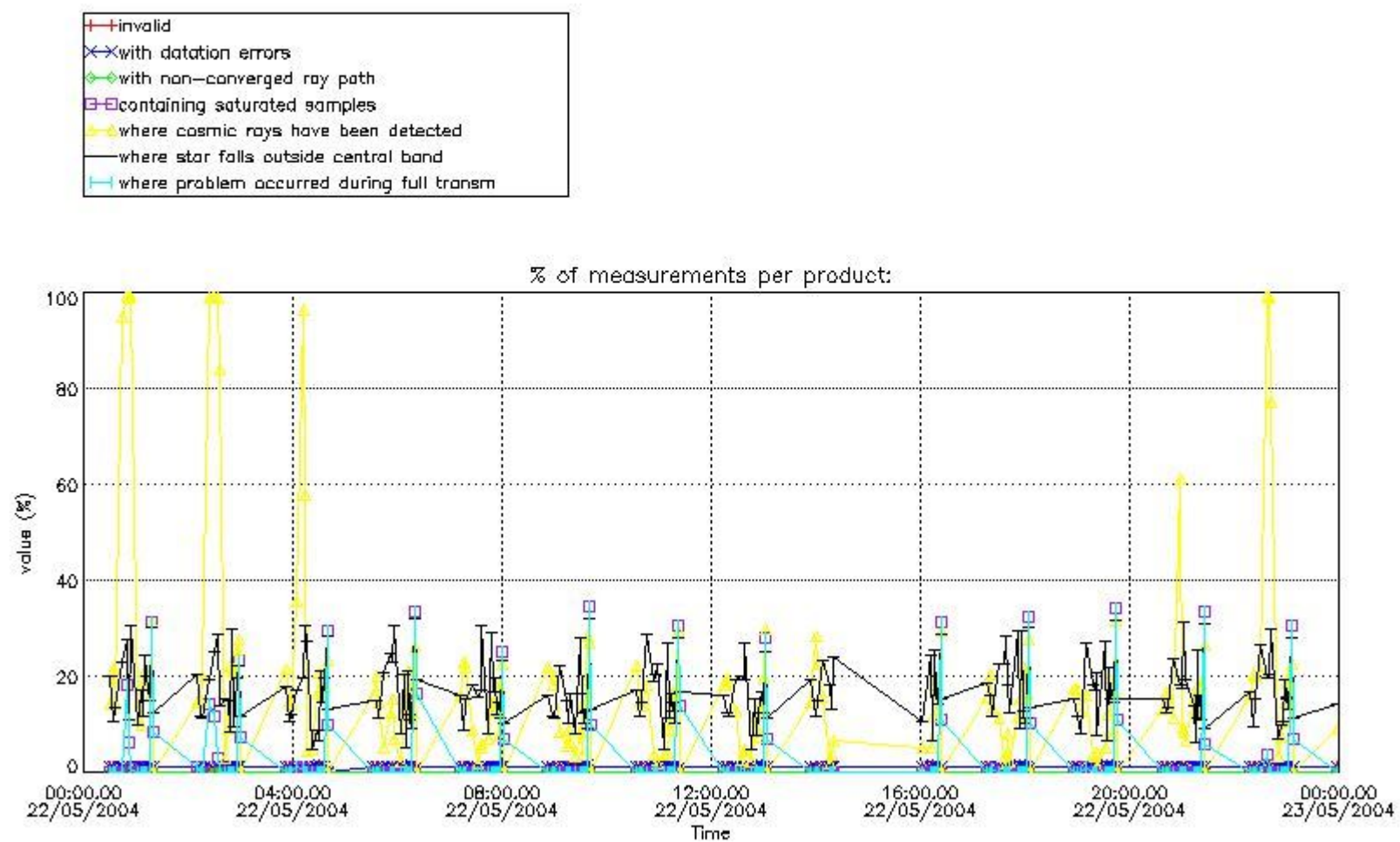


4. Level 1 quality information per product

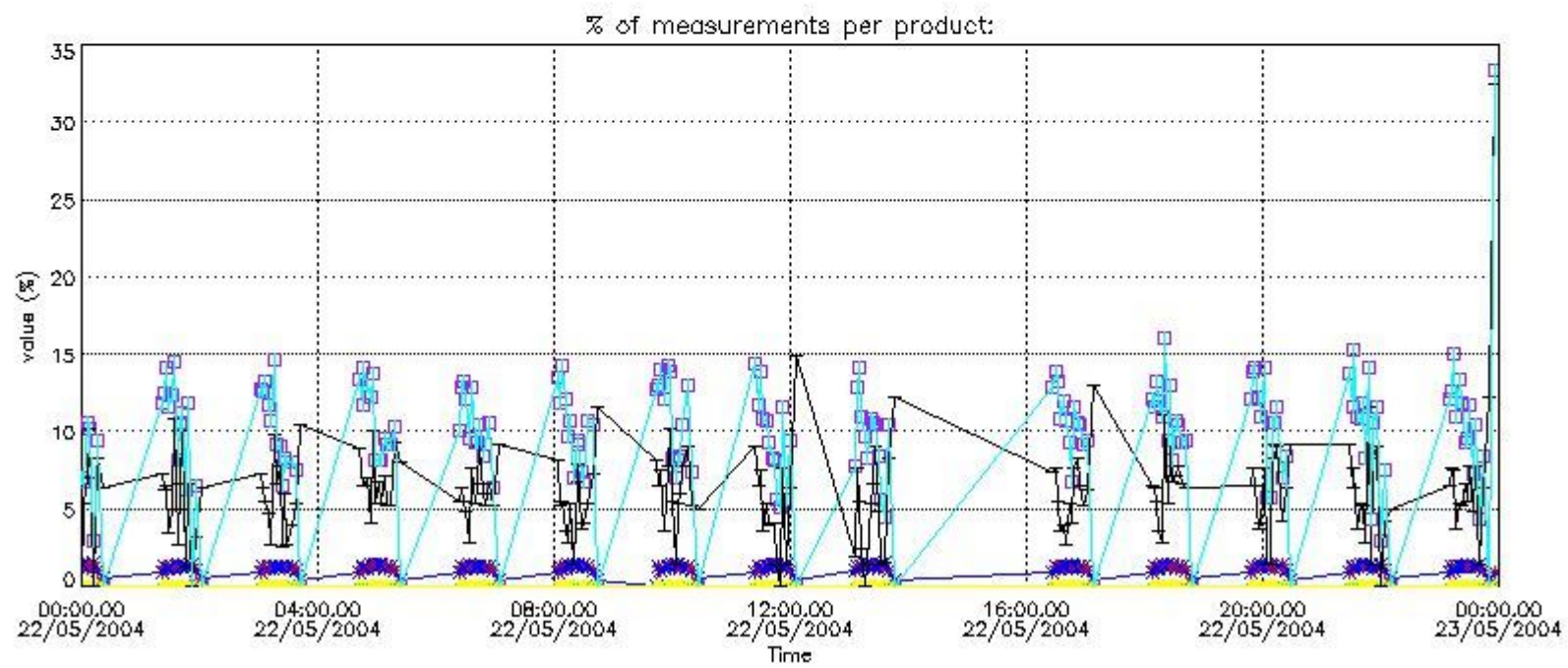
In this section it is plotted some information contained in the Quality Summary data set of the level 2 products that comes from the level 1b processing. Products without errors (error flag in the MPH set to "0") are used.

4.1 Plot quality information per product (time dependant) coming from level 1b processing

4.1.1 Plot level 1 quality information per product (time dependant): ENVISAT ASCENDING passes

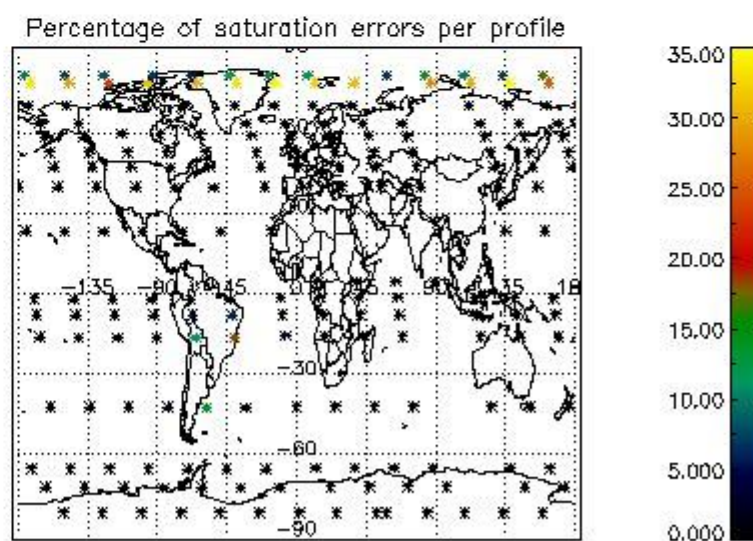
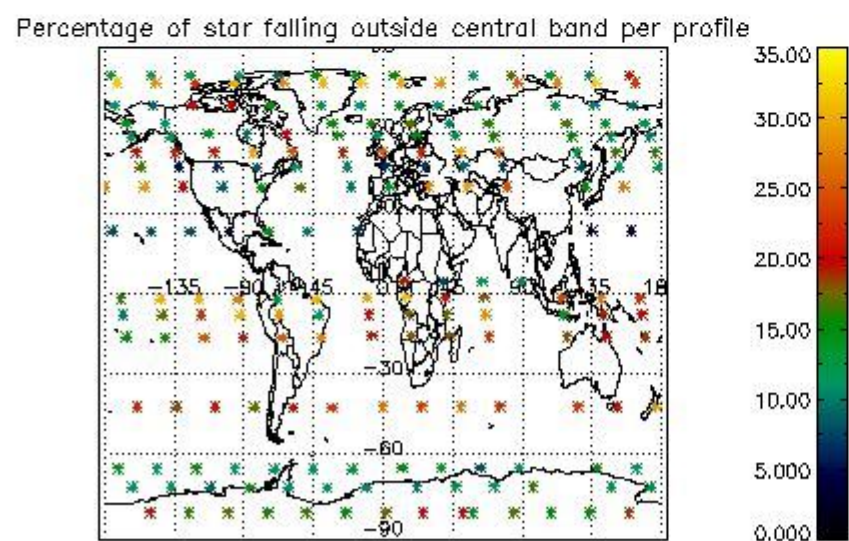
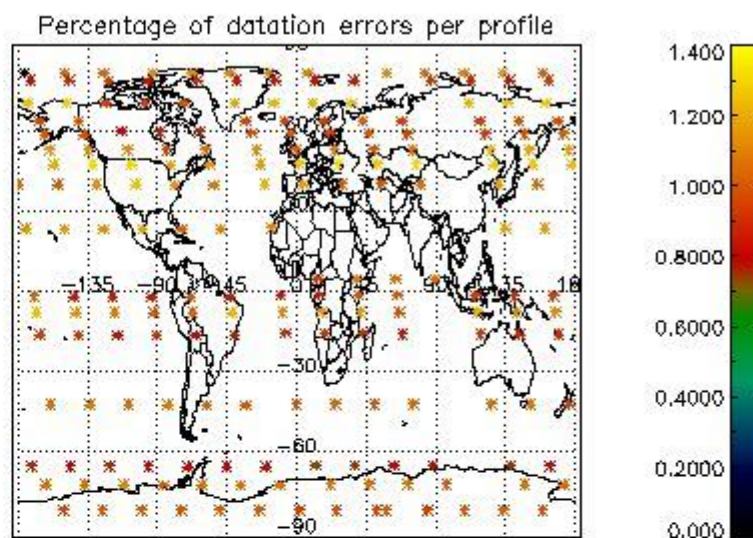
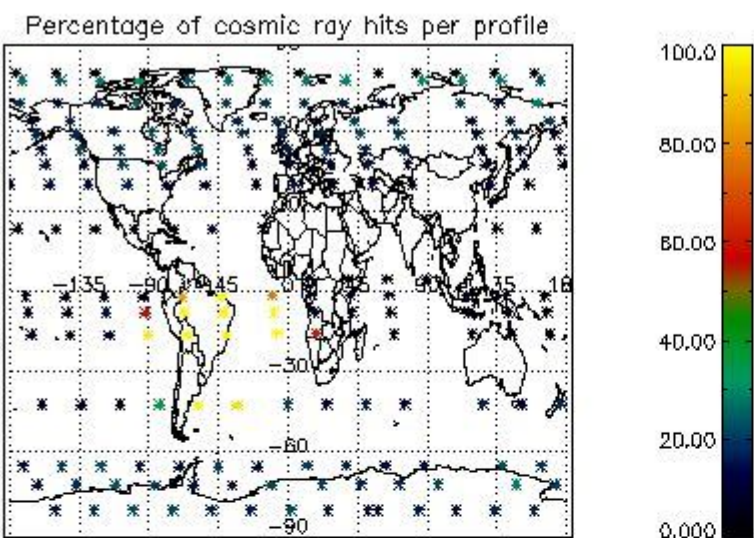


4.1.2 Plot level 1 quality information per product (time dependant): ENVI SAT DESCENDING passes

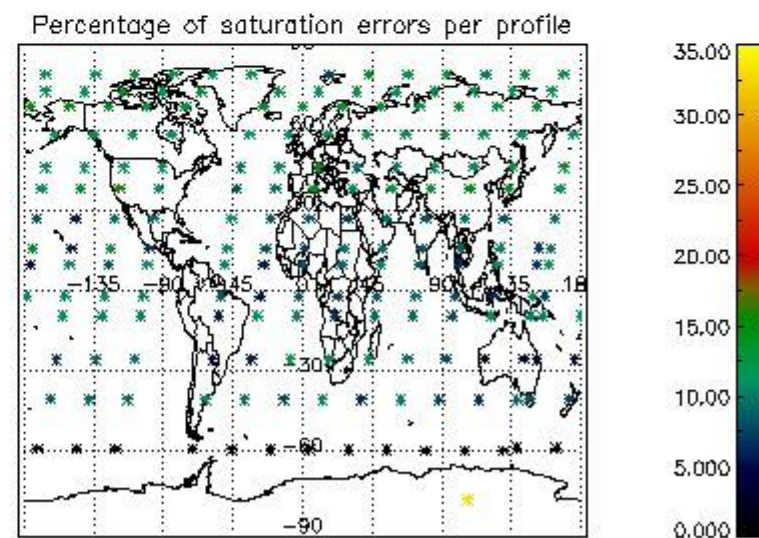
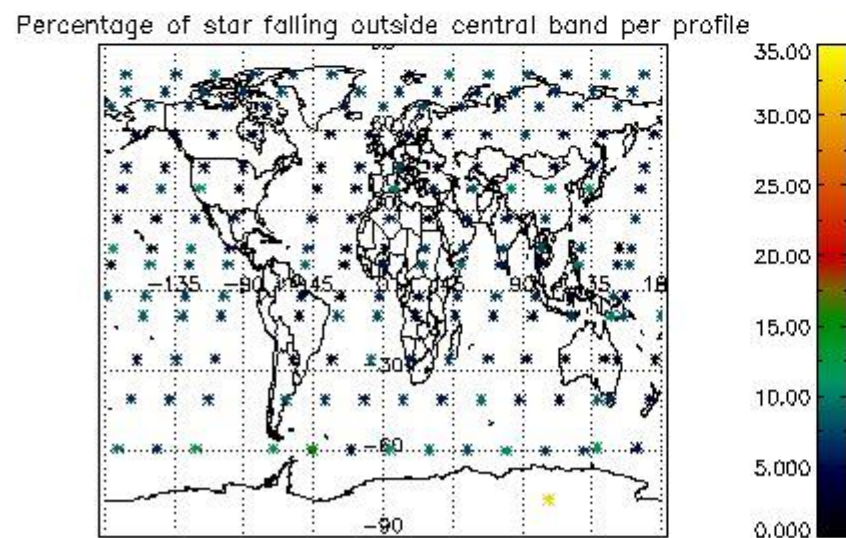
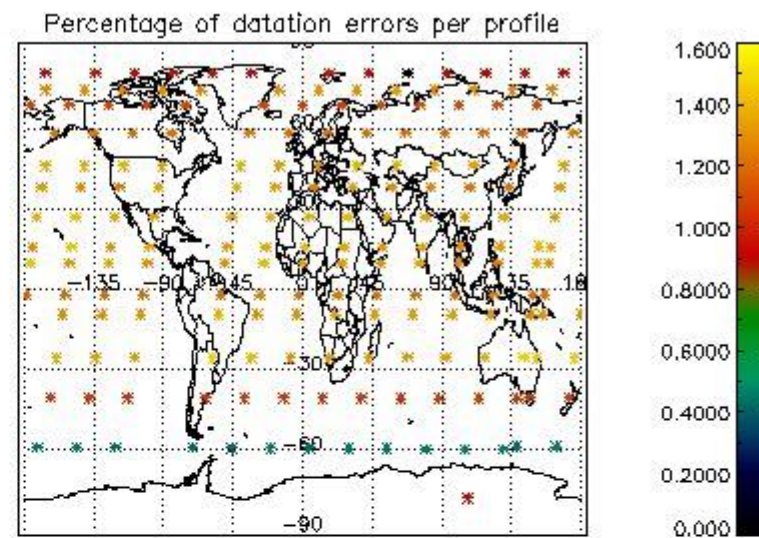
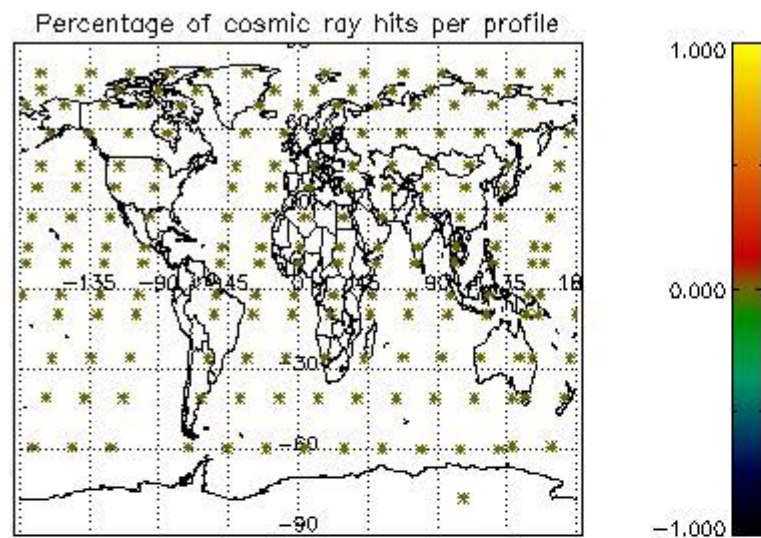


4.2 Plot quality information per product coming from level 1b processing (world map)

4.2.1 Plot level 1 quality information per product (world map): ENVISAT ASCENDING passes



4.2.2 Plot level 1 quality information per product (world map): ENVISAT DESCENDING passes



5. Trace gas profiles

5.1 Ozone statistics based on quality of products

The final quality of the products can be "measured" using the STD (Standard Deviation) attached to every point profile. This information is written to the parameter GOM_NL__2P/NL_LOCAL_SPECIES_DENSITY/o3_std of the level 2 products. The table below shows the statistics for given STD ranges.

The statistics are given with respect to the overall valid production:

- Products without fatal errors: GOM_NL__2P/MPH/PRODUCT_ERR=0
- Valid point profile: GOM_NL__2P/NL_LOCAL_SPECIES_DENSITY/pcd(0)=0

The 'Criteria' is applied to valid points of dark limb products:

- Products in dark limb illumination condition: GOM_NL__2P/NL_SUMMARY_QUALITY/obs_ill_cond=0
- Products without fatal errors: GOM_NL__2P/MPH/PRODUCT_ERR=0
- Valid point profile: GOM_NL__2P/NL_LOCAL_SPECIES_DENSITY/pcd(0)=0

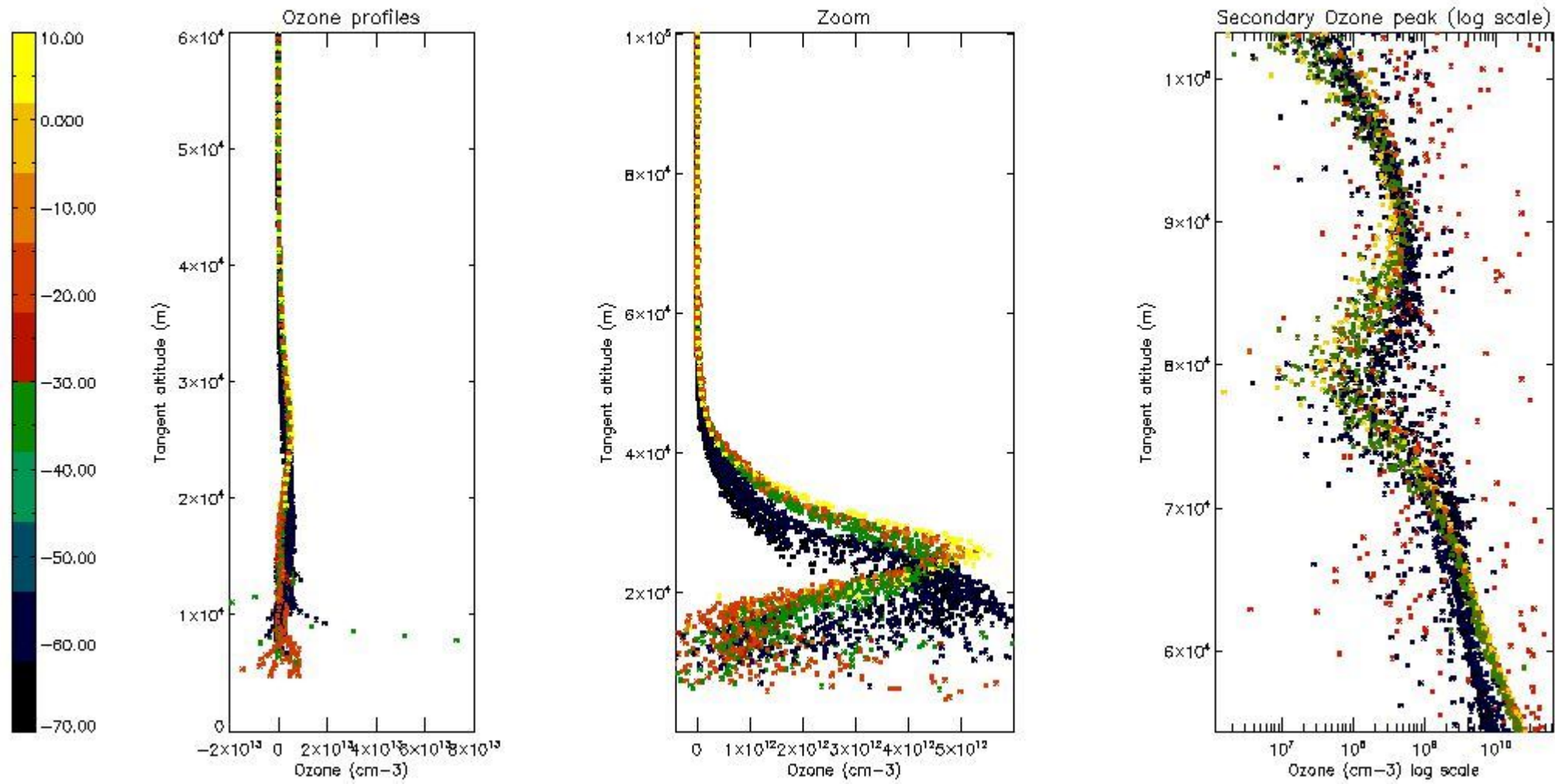
So, the table below shows the percentage of dark limb and valid observations for each criteria with respect to the overall valid daily observations.

Criteria	% of total production
All STD	25
STD < 20	14

STD < 10	12
STD < 5	9

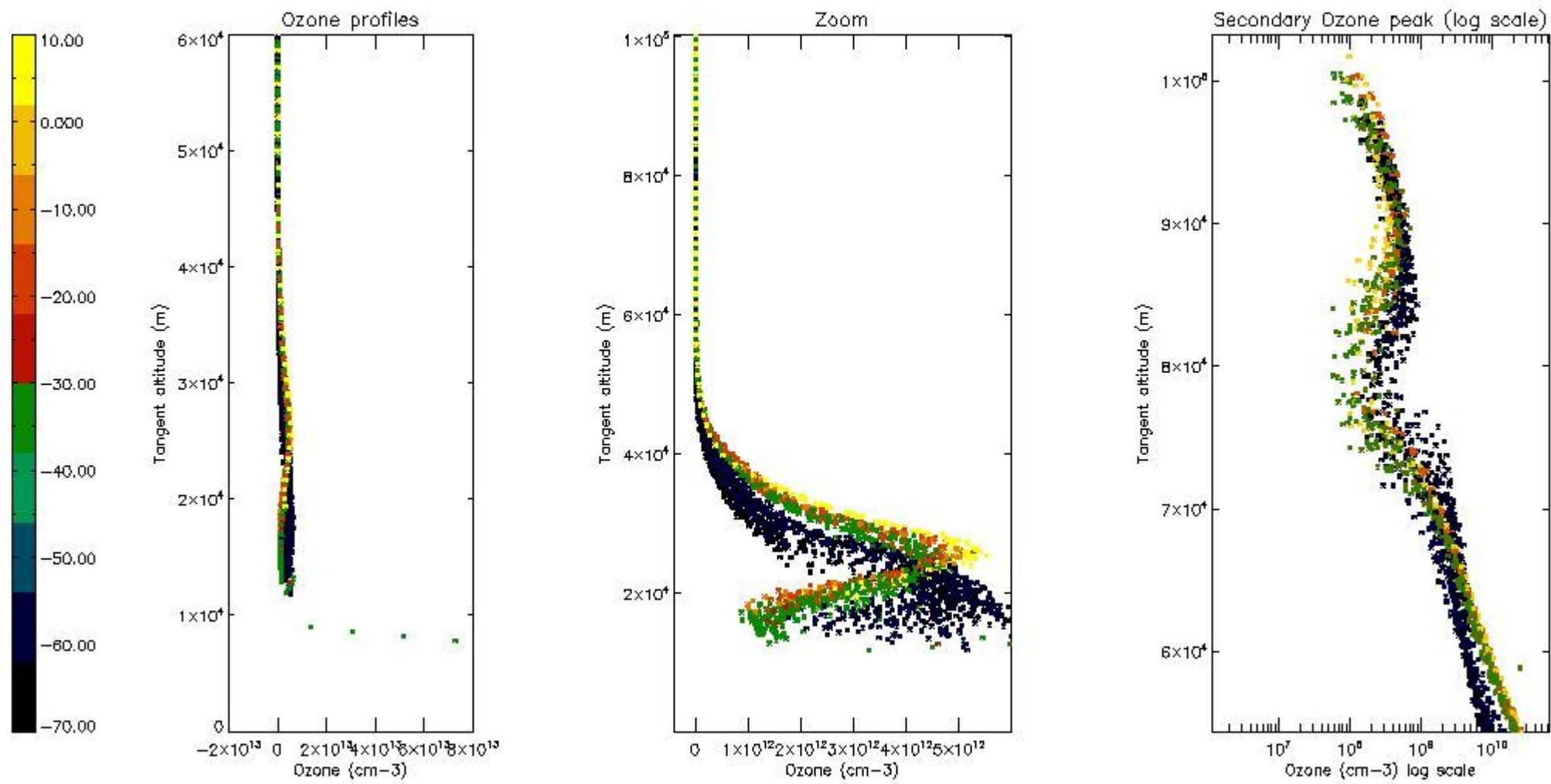
5.2 Plot ozone profiles for all STD (dark without errors)

The colorbar represents the latitude.



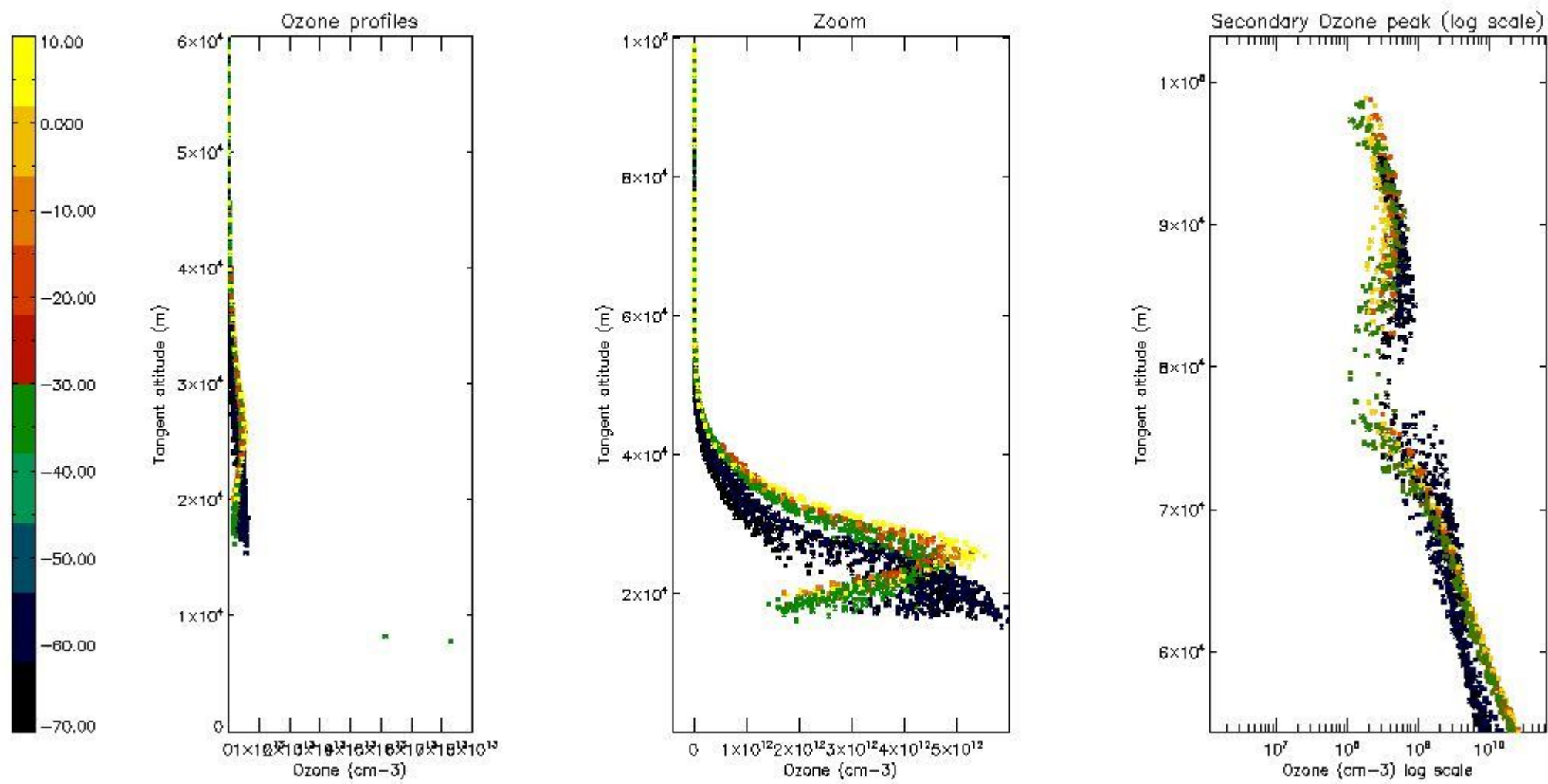
5.3 Plot ozone profiles where STD < 20% (dark without errors)

The colorbar represents the latitude.



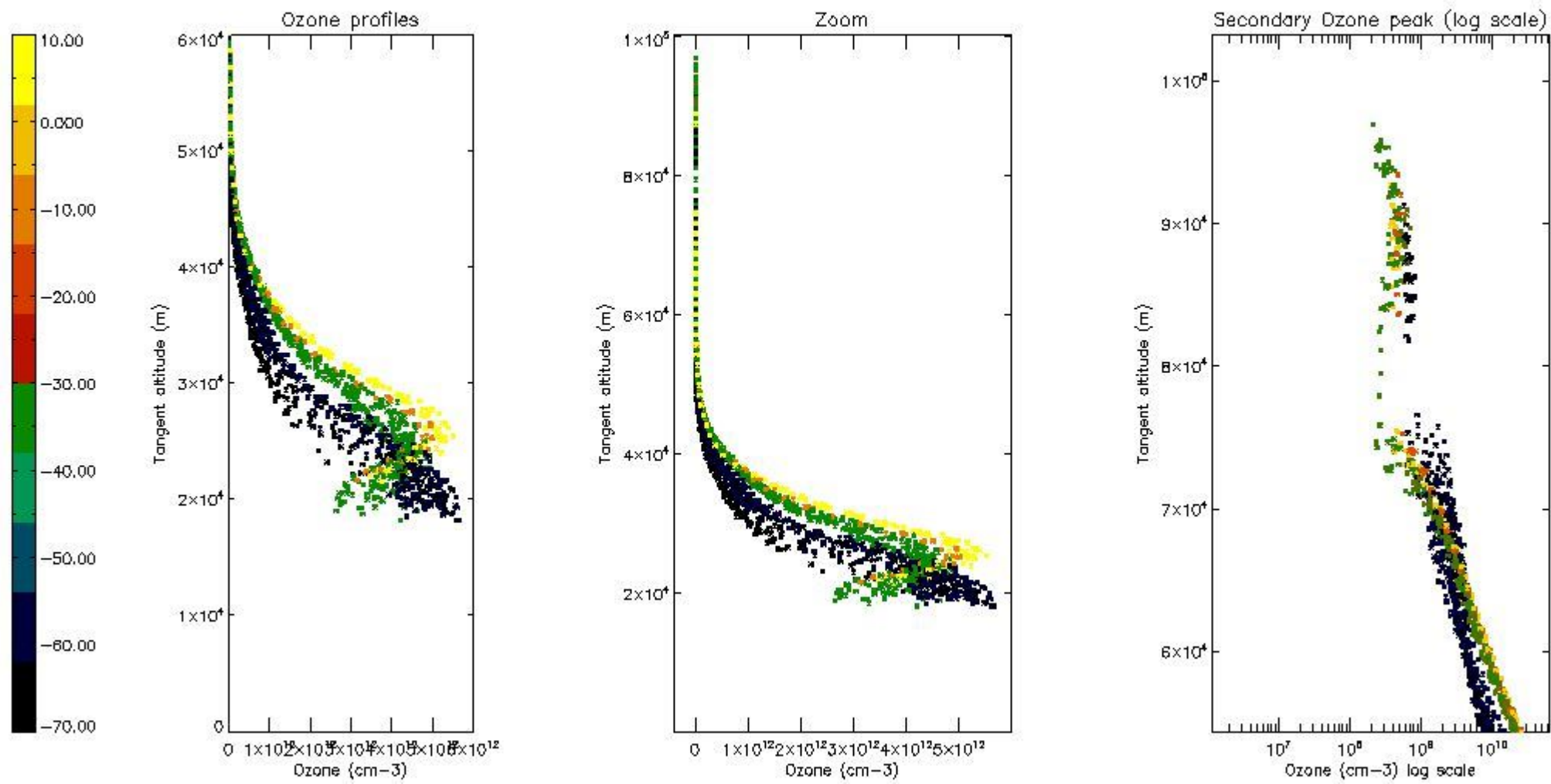
5.4 Plot ozone profiles where STD < 10% (dark without errors)

The colorbar represents the latitude.



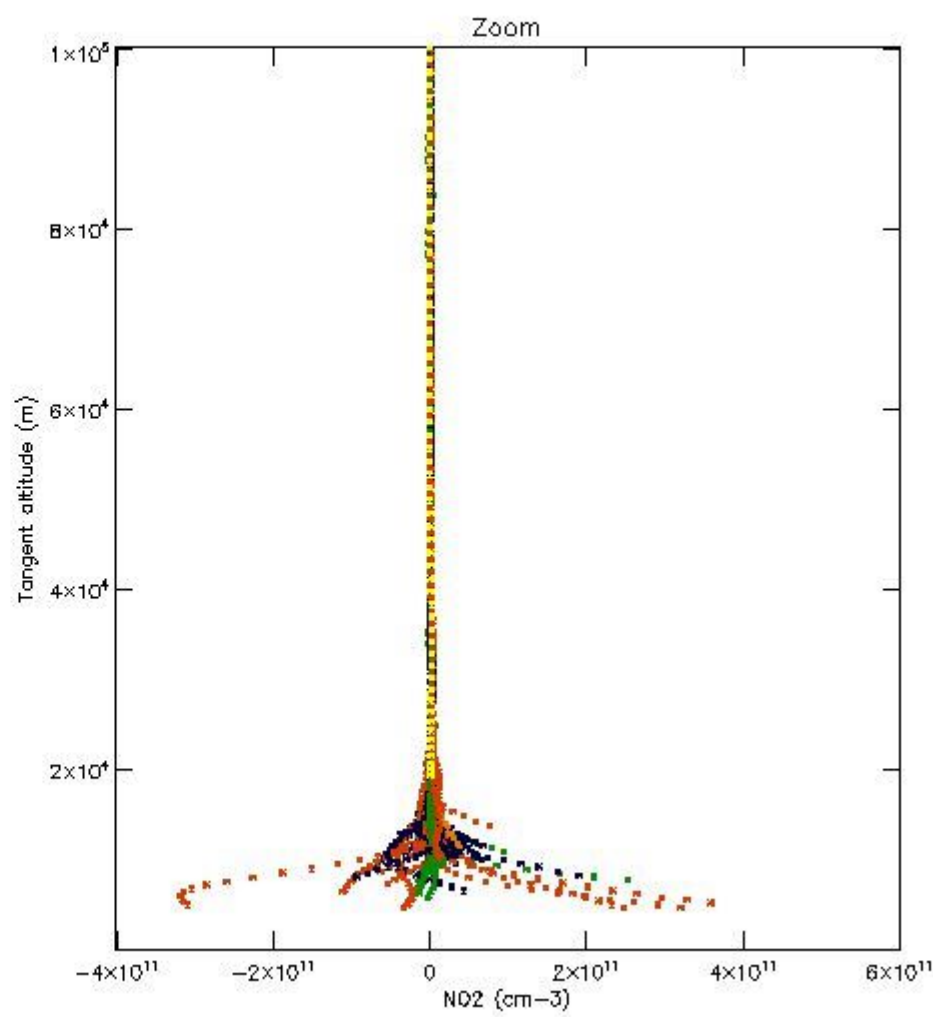
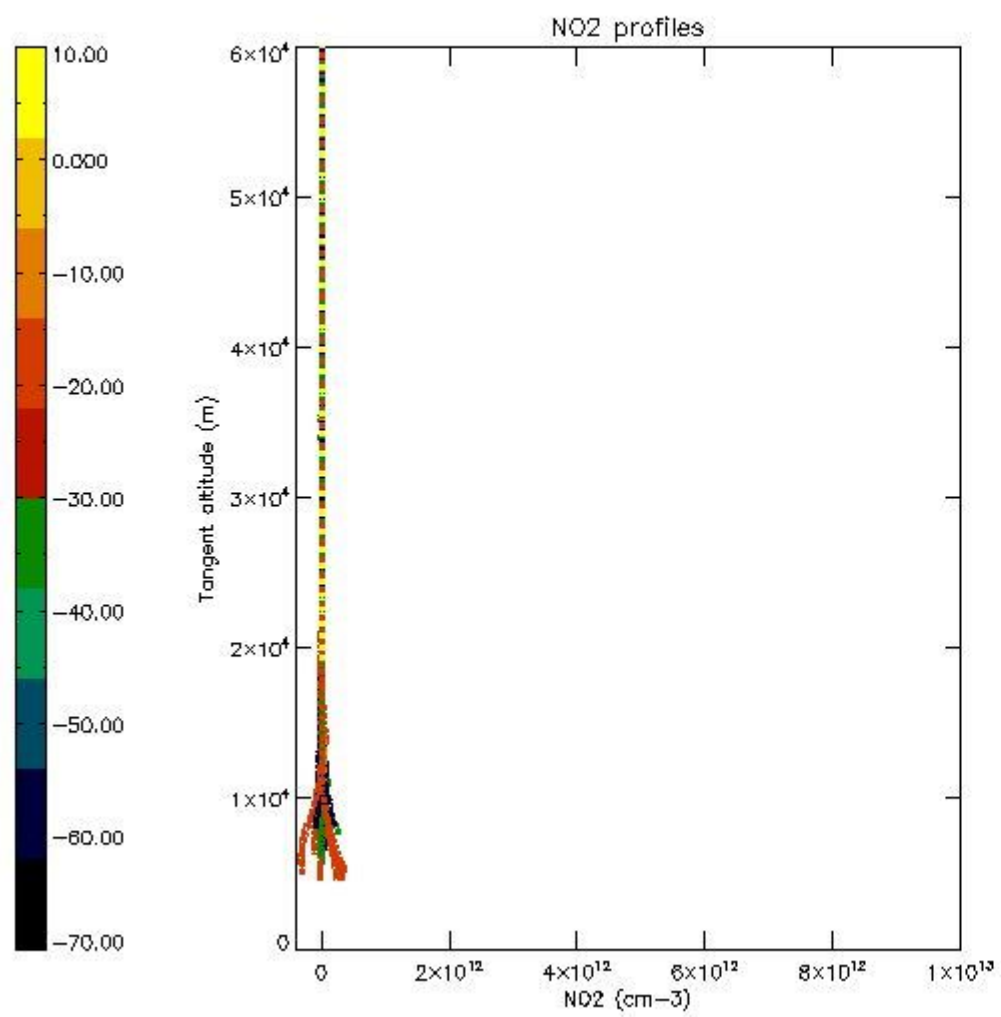
5.5 Plot ozone profiles where STD < 5% (dark without errors)

The colorbar represents the latitude.



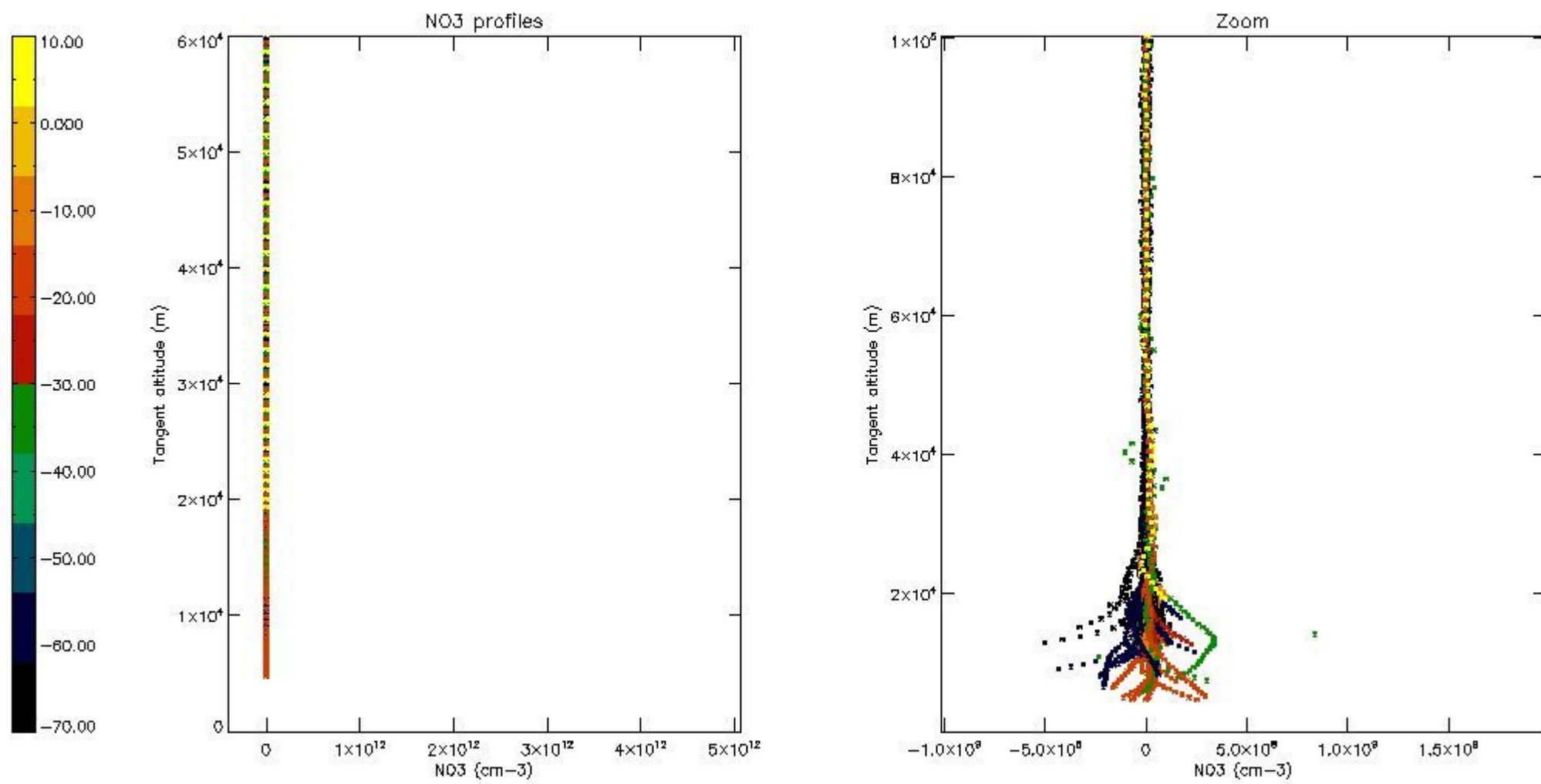
5.6 Plot NO₂ profiles for all STD (dark without errors)

The colorbar represents the latitude.



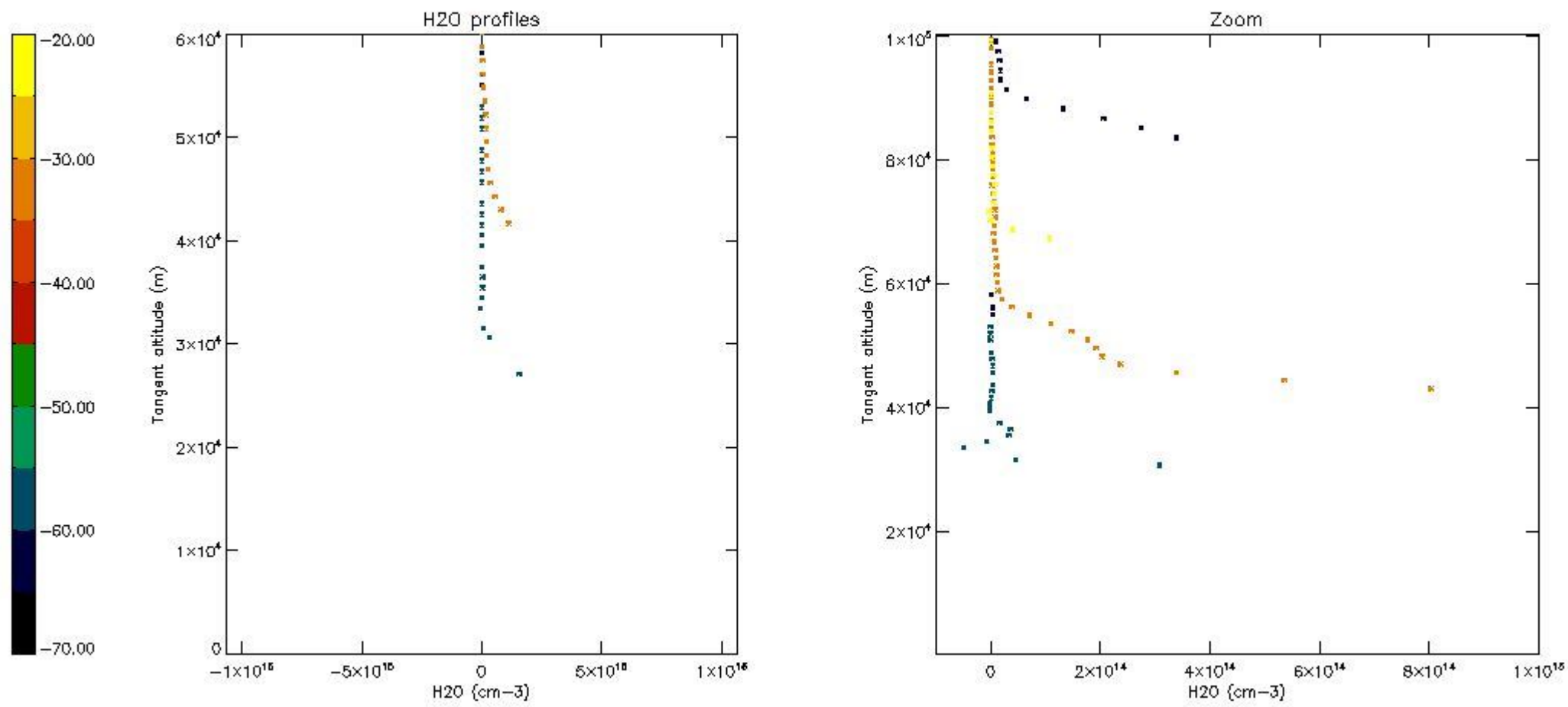
5.7 Plot NO3 profiles for all STD (dark without errors)

The colorbar represents the latitude.



5.8 Plot H2O profiles for all STD (only for occultations of stars 1,2,3,4,13,14,16,26,63 dark without errors)

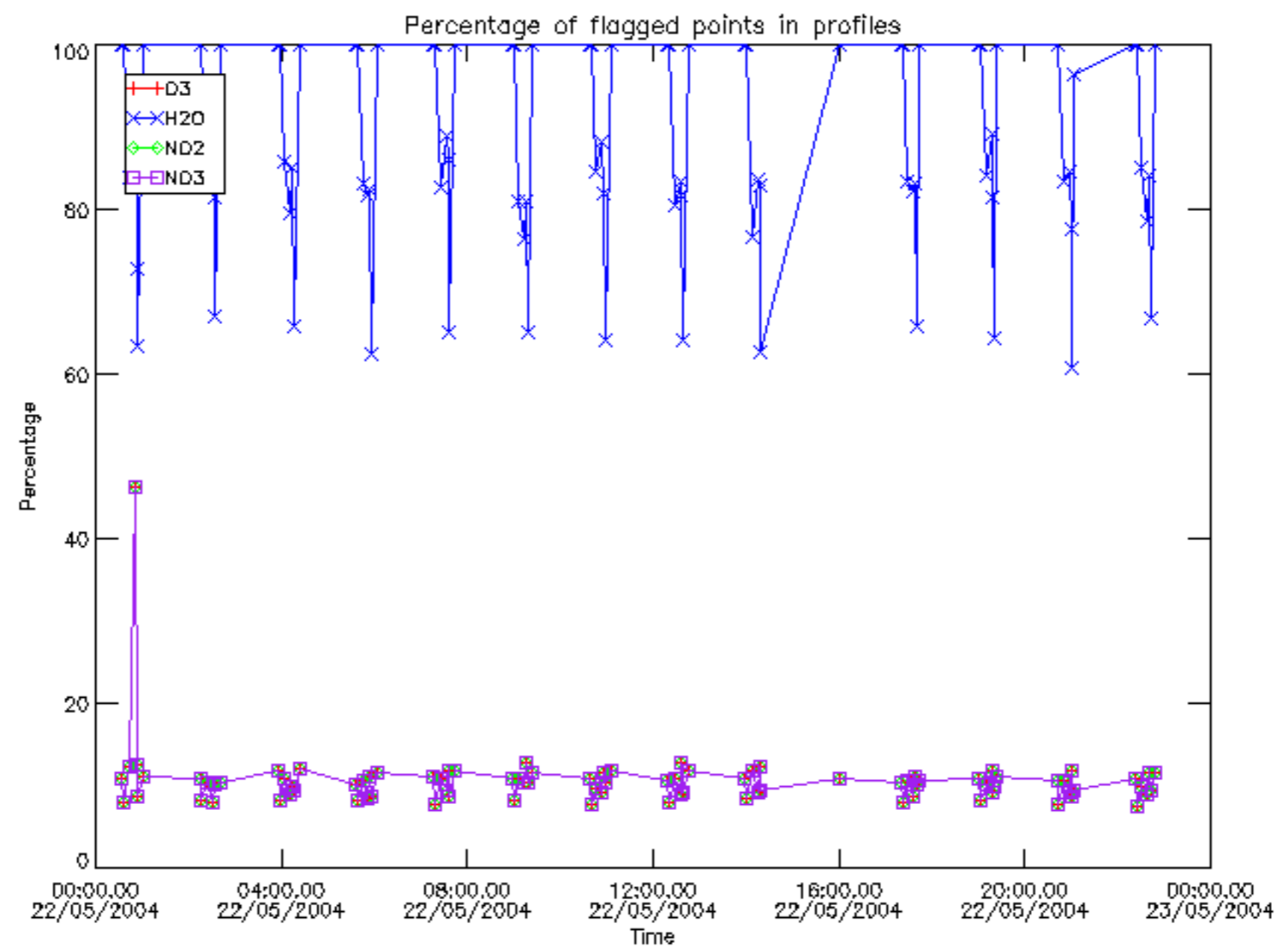
The colorbar represents the latitude.



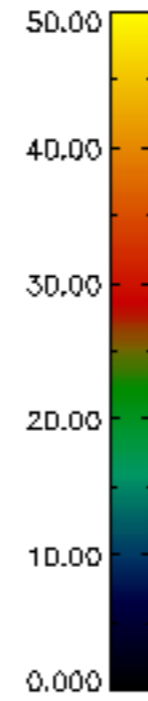
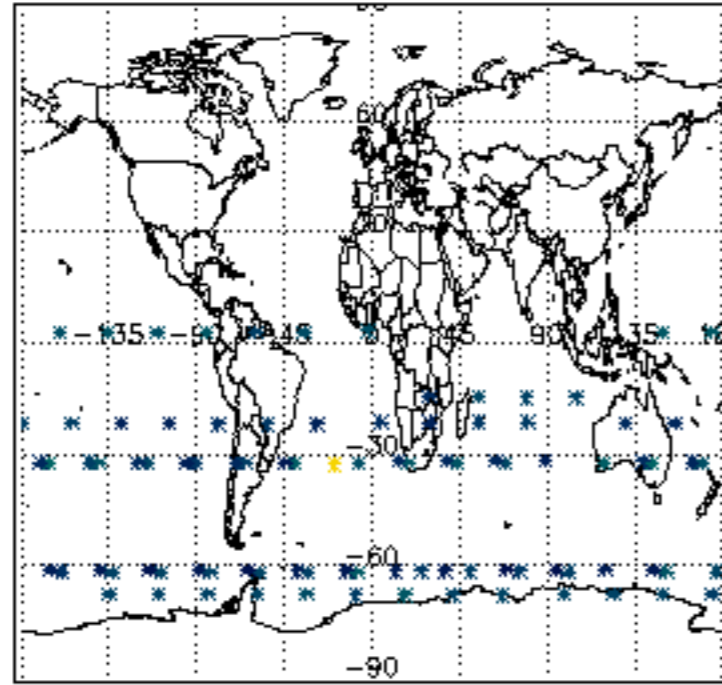
6. Auxiliary Data Files used for the production reported in section 2

The number reported in the third column indicates since which file (see list in section 2) the corresponding auxiliary file has been used. The fourth column is the date of those product files.

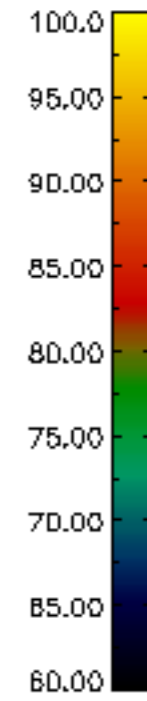
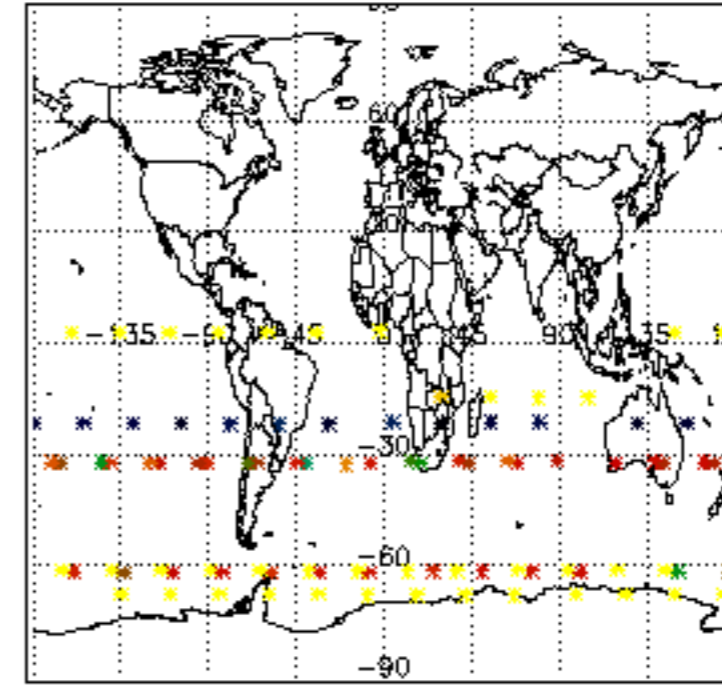
Type	Auxiliary Filename	Used since product	Used since product date
INST_PHYS_CHARACTERISTICS	GOM_INS_AXVIEC20091111_143220_20030716_120000_20500101_000000	1	22-MAY-2004 00:00:11
LEVEL-2_PROC_CONFIG	GOM_PR2_AXVIEC20091111_152718_20020301_000000_20500101_000000	1	22-MAY-2004 00:00:11
CROSS_SECTIONS_FILE	GOM_CRS_AXVIEC20091111_154832_20020301_000000_20500101_000000	1	22-MAY-2004 00:00:11



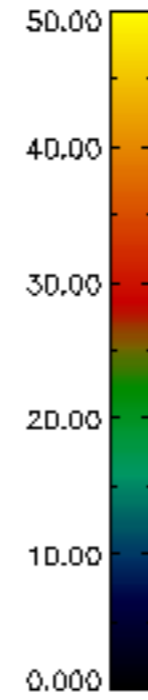
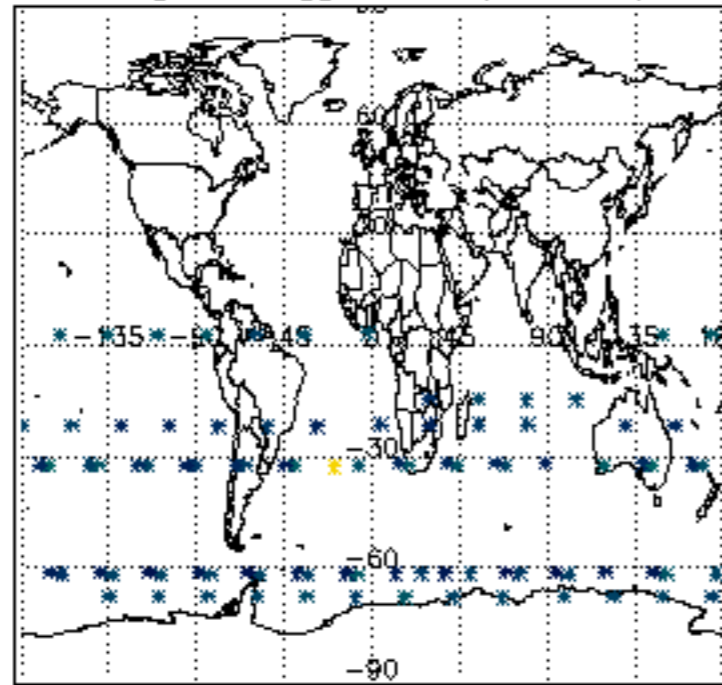
Percentage of flagged data per D3 profile



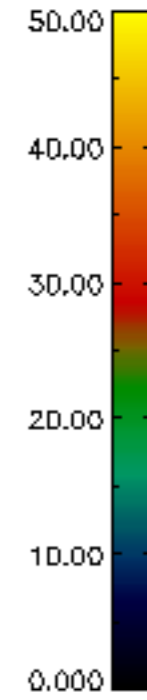
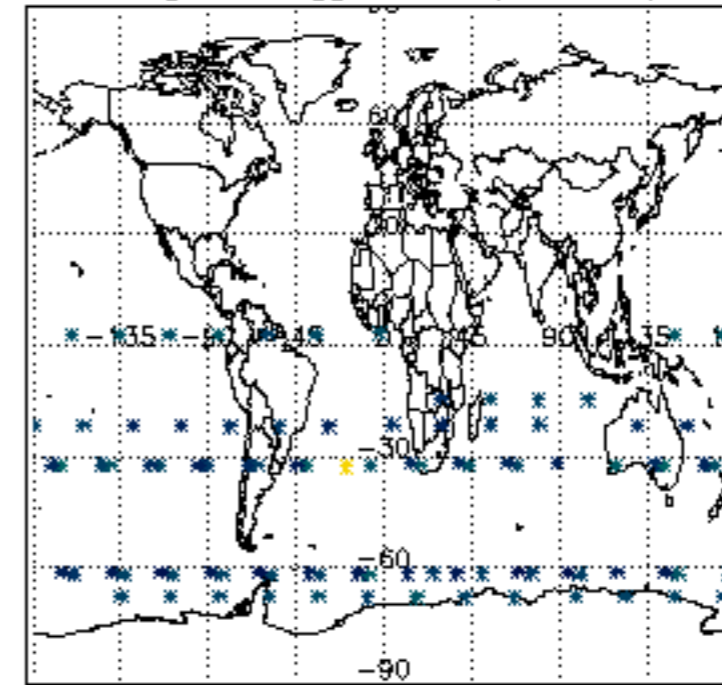
Percentage of flagged data per H2O profile

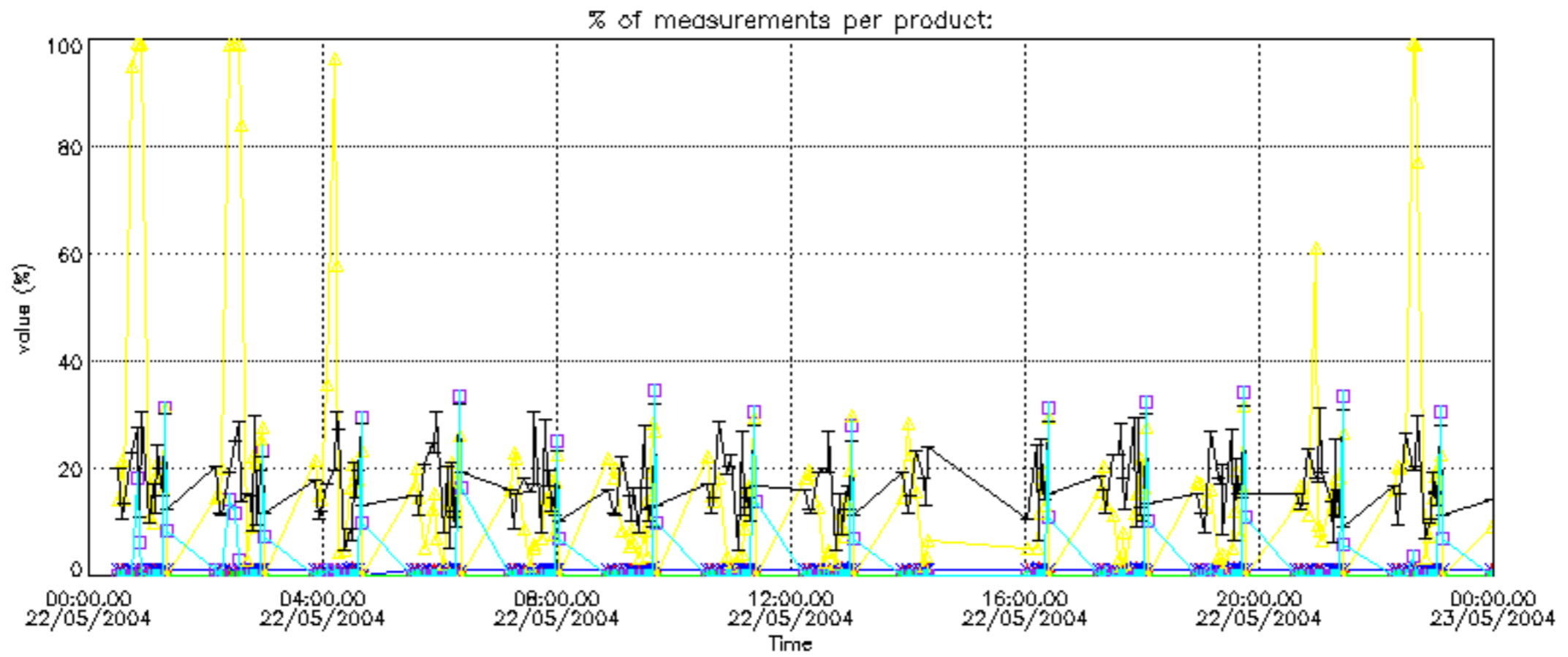


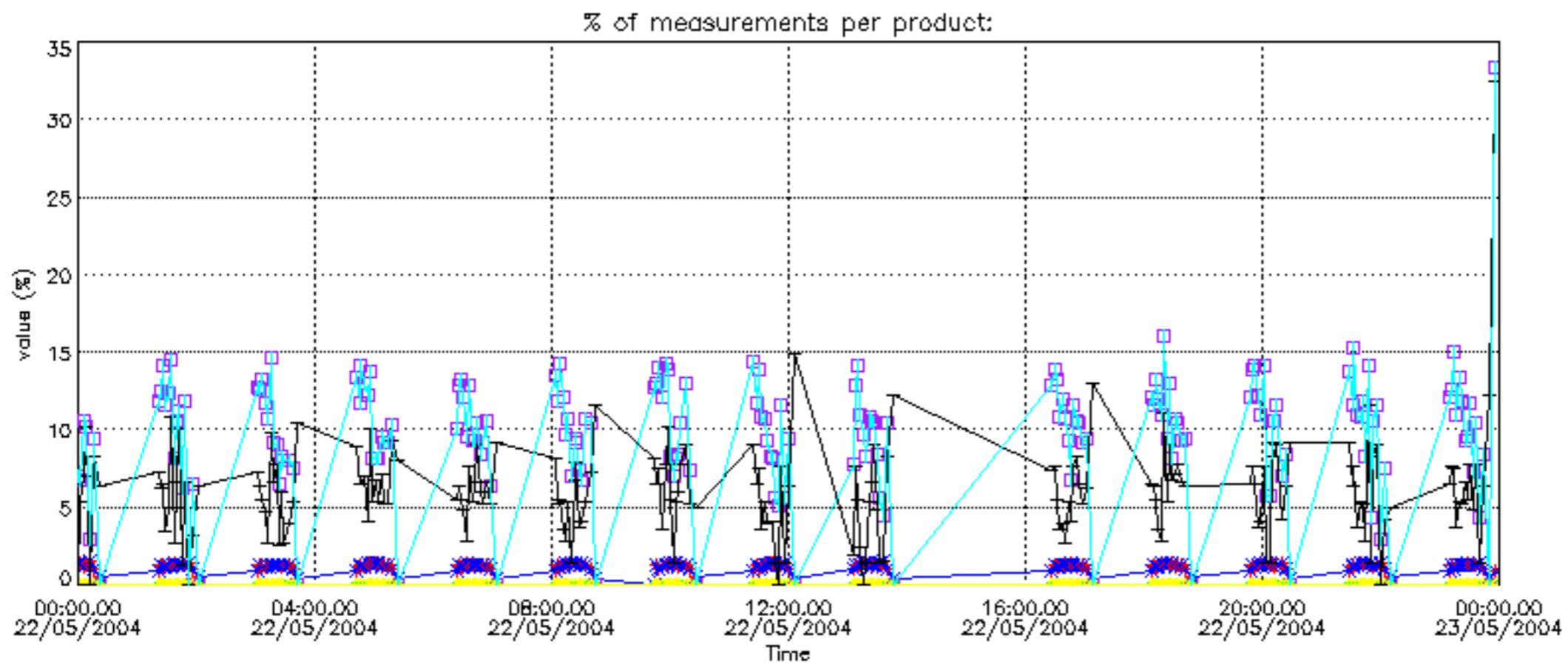
Percentage of flagged data per NO2 profile



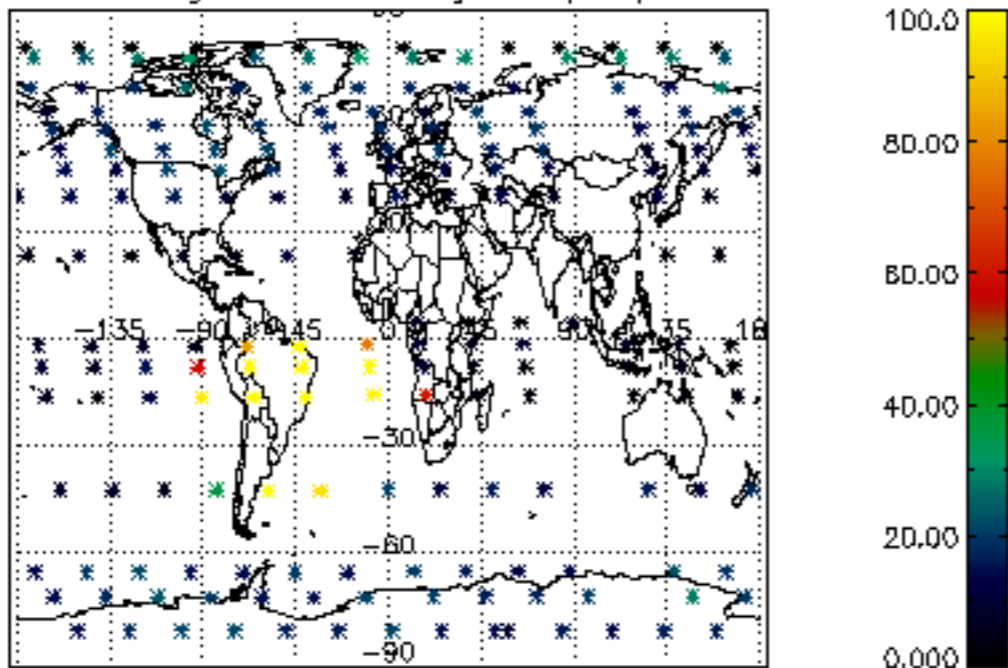
Percentage of flagged data per NO3 profile



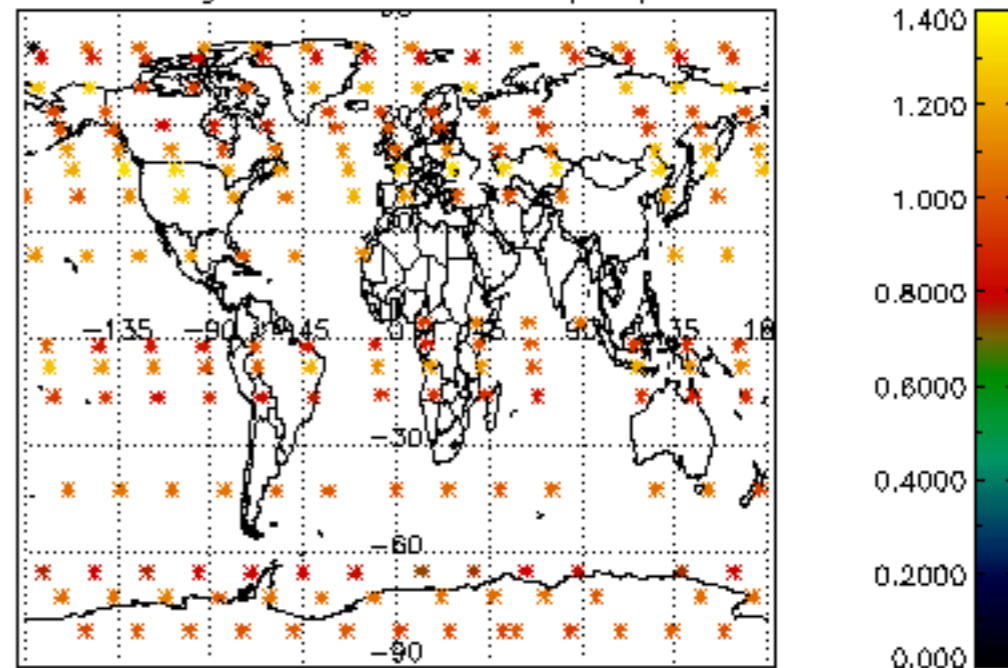




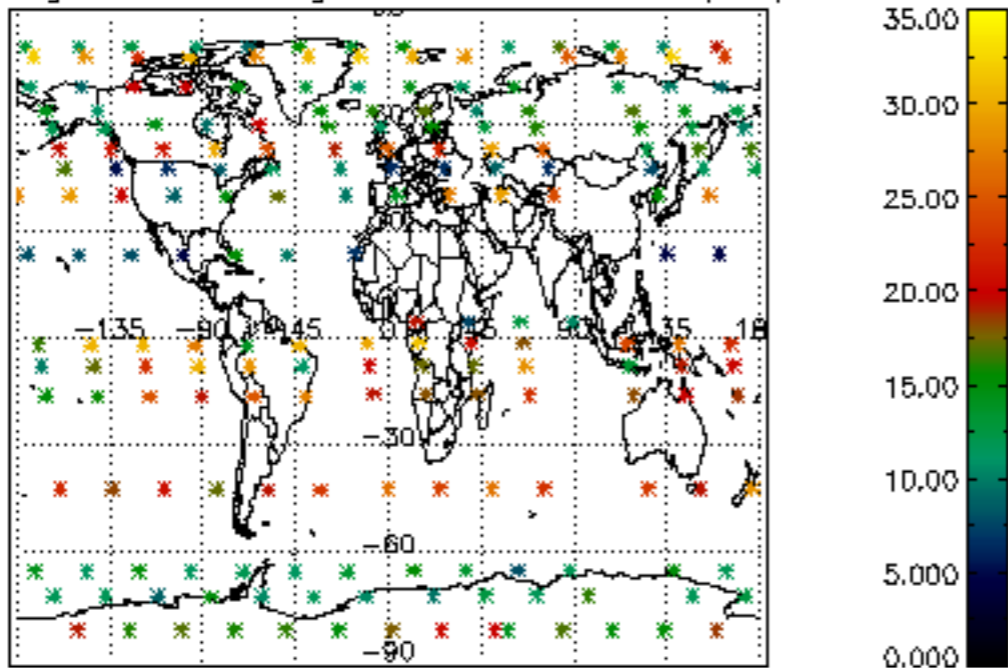
Percentage of cosmic ray hits per profile



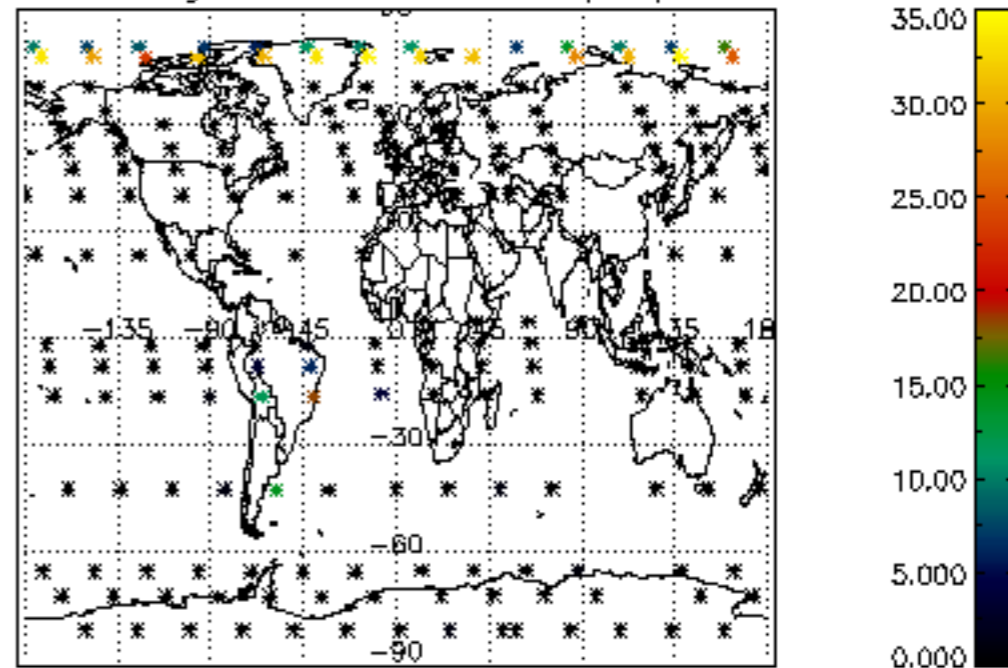
Percentage of datation errors per profile



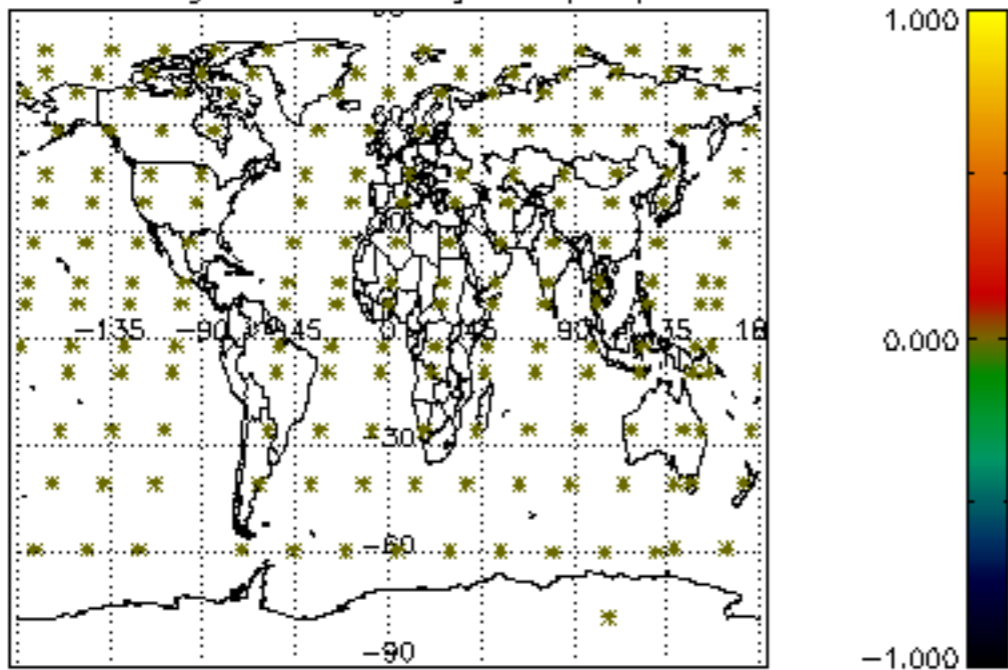
Percentage of star falling outside central band per profile



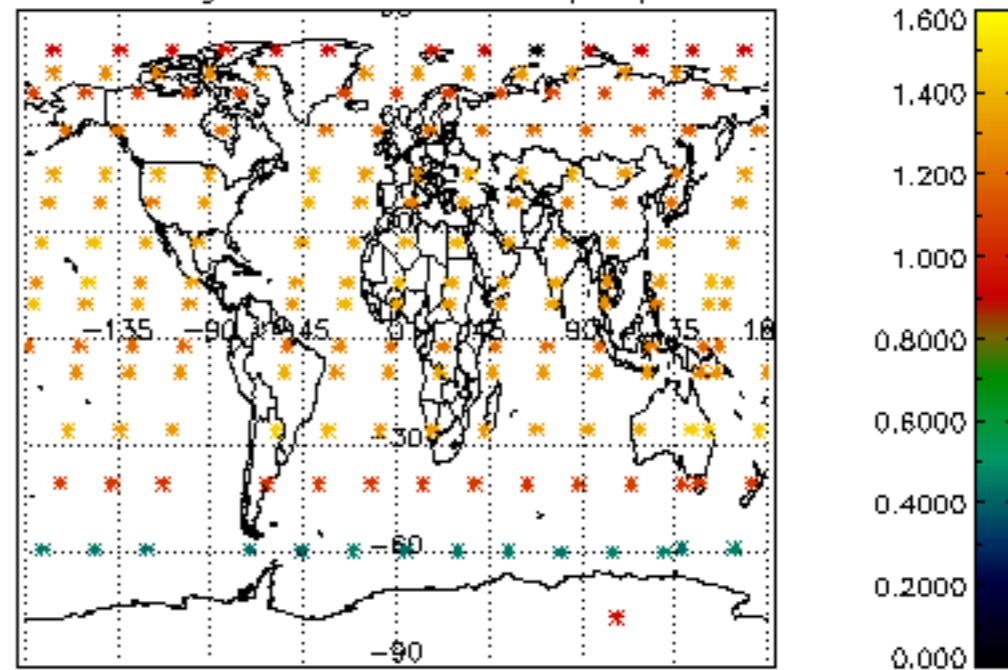
Percentage of saturation errors per profile



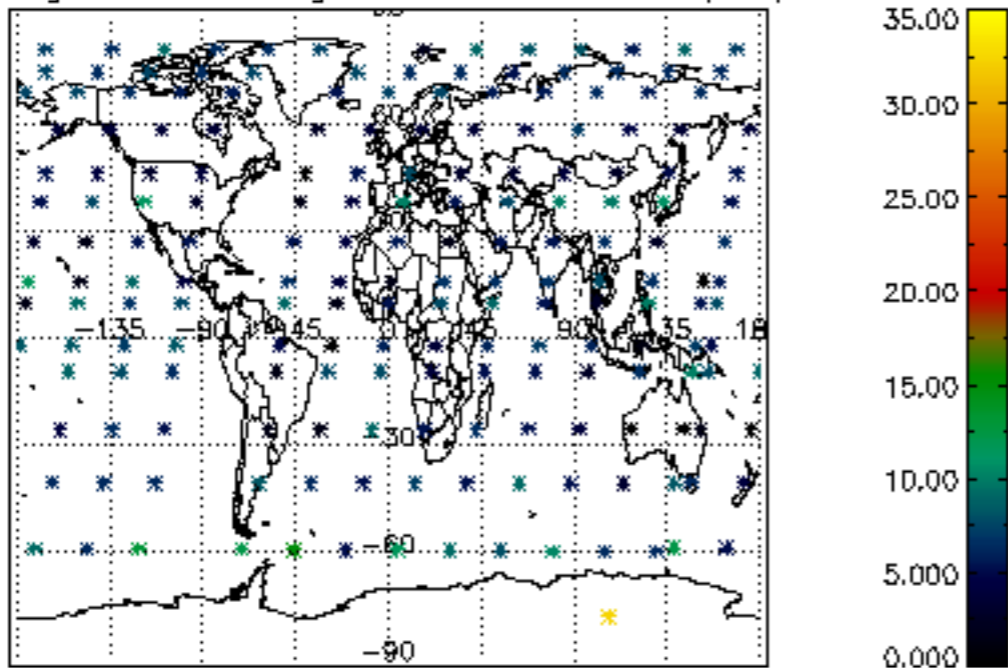
Percentage of cosmic ray hits per profile



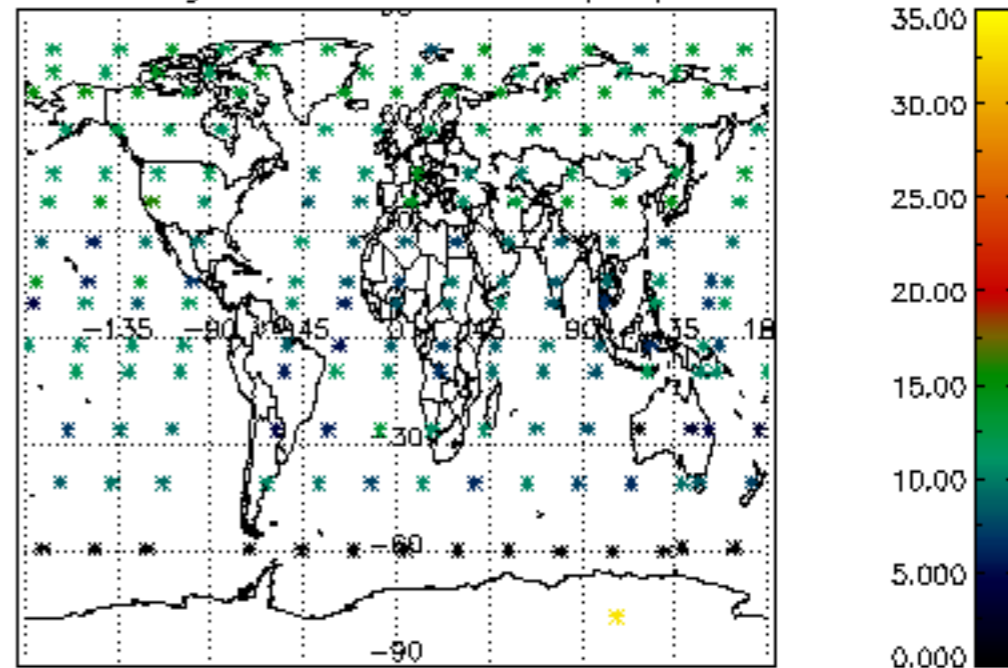
Percentage of datation errors per profile

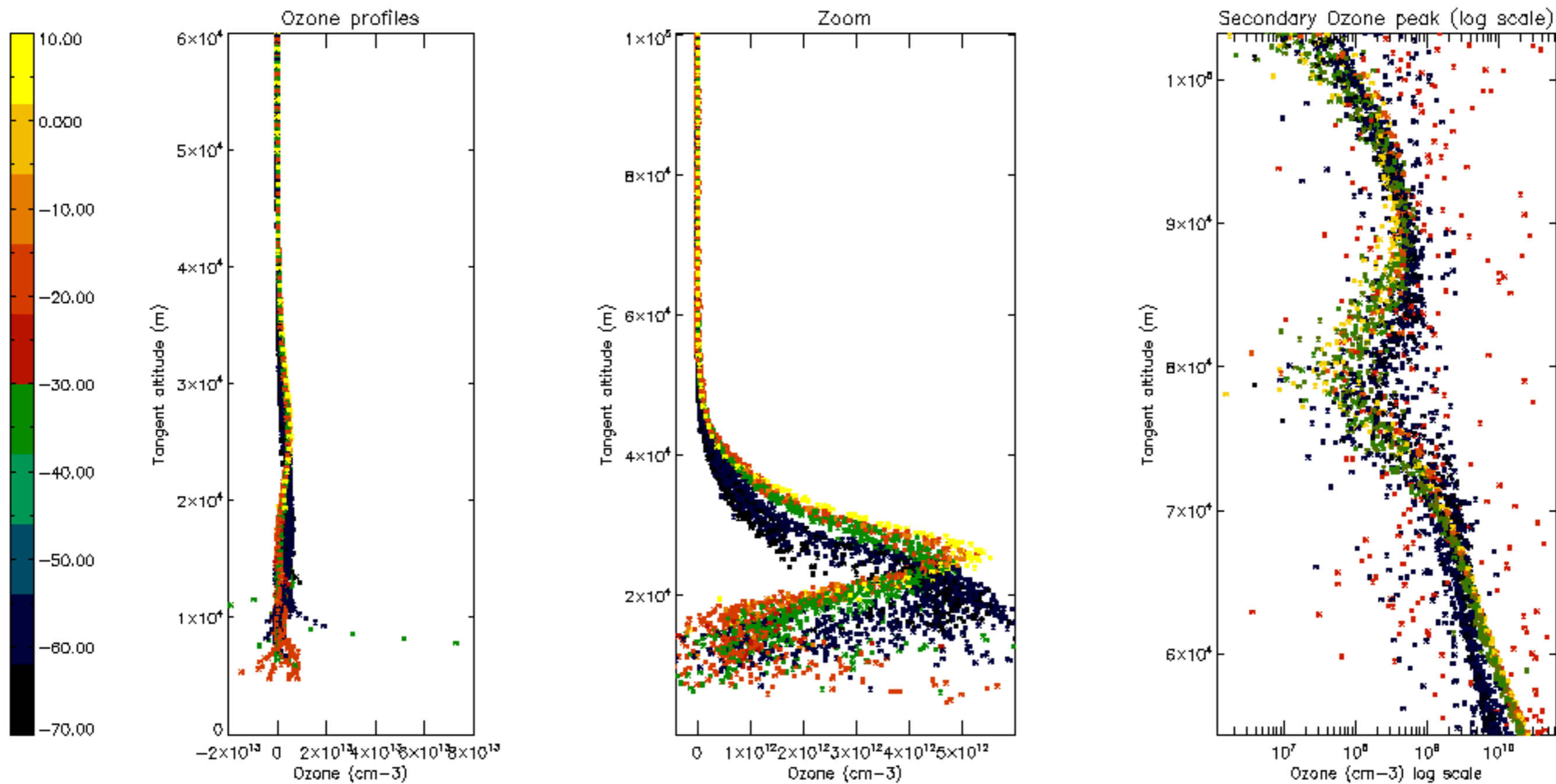


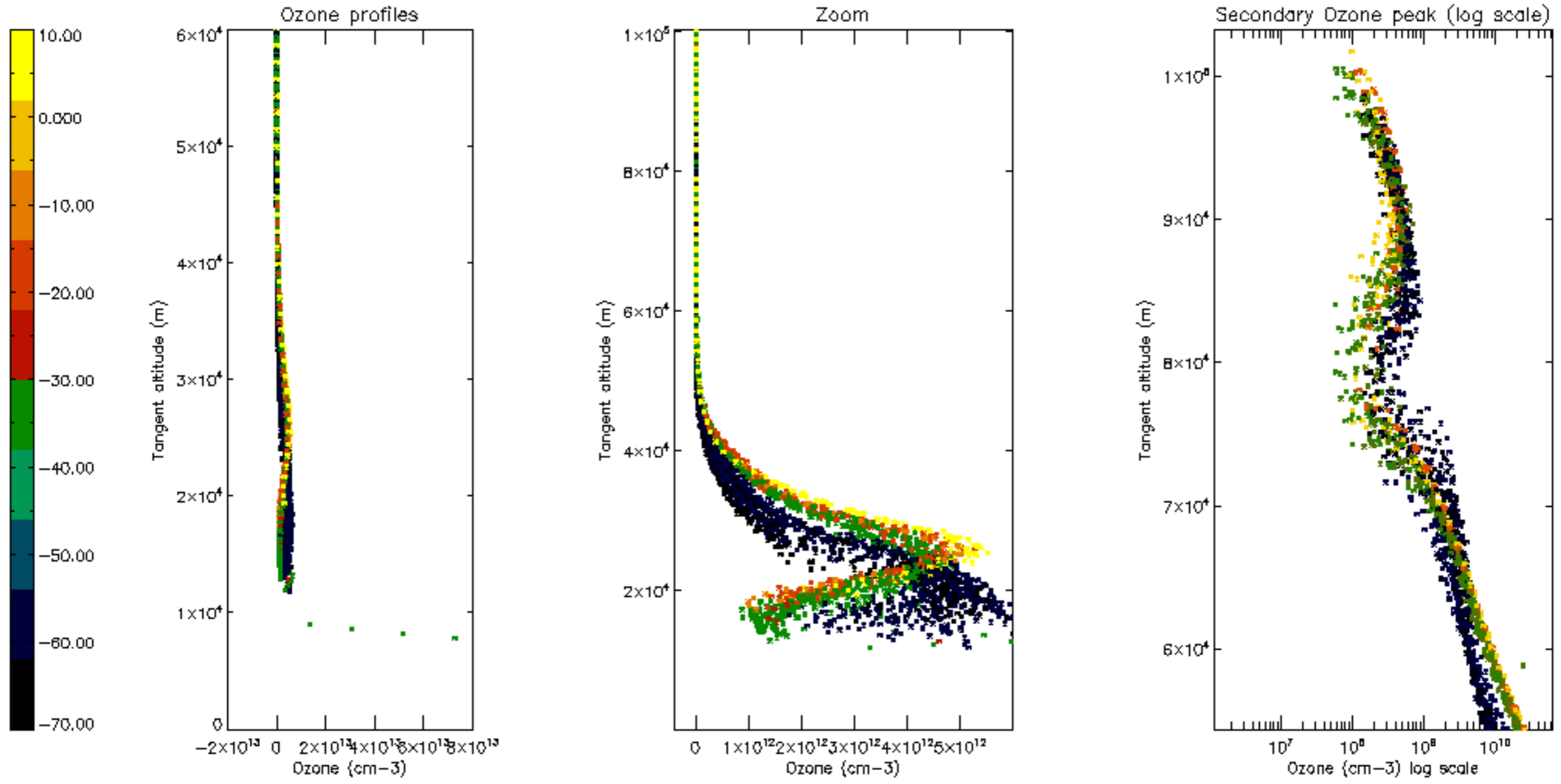
Percentage of star falling outside central band per profile

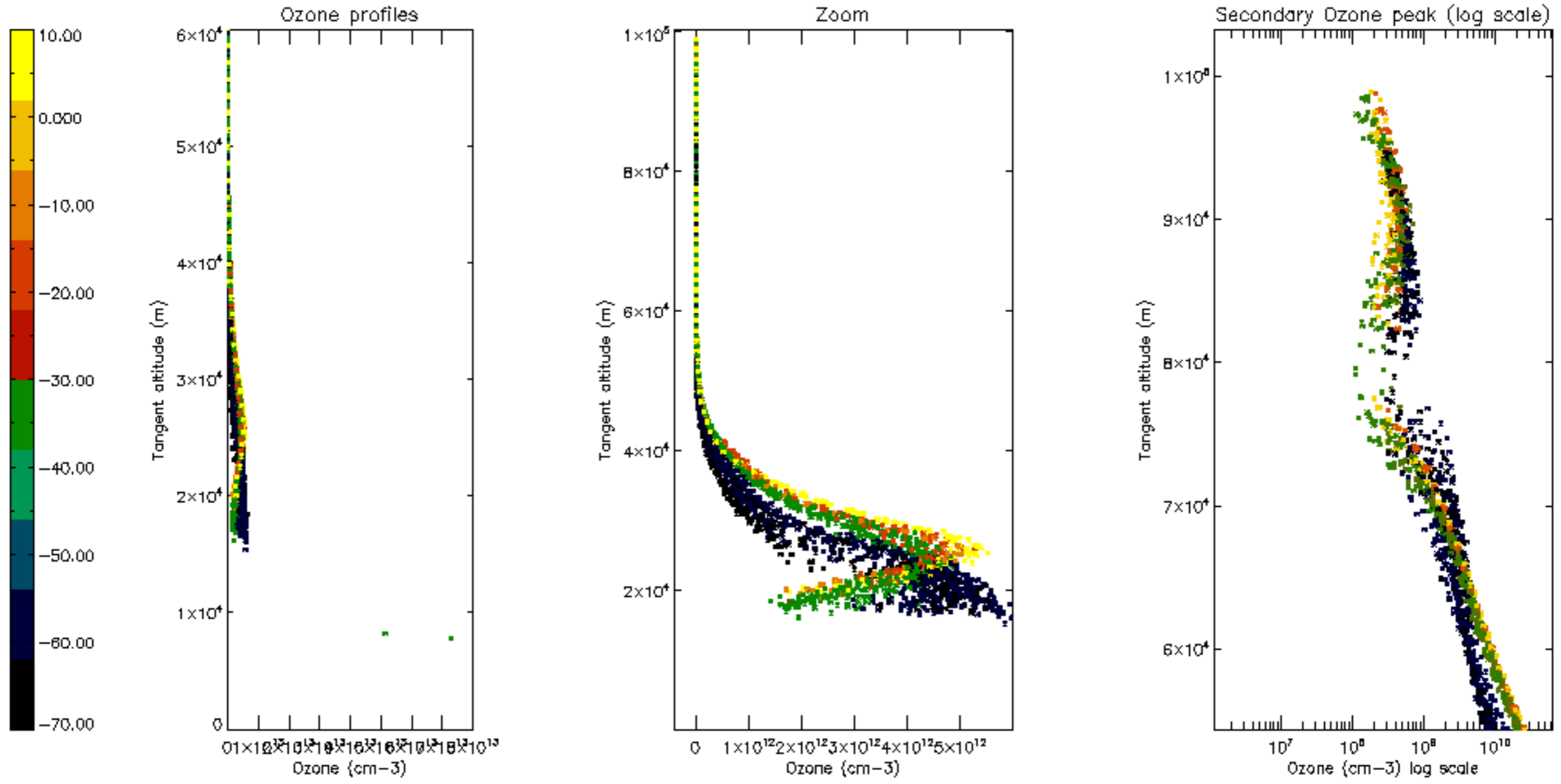


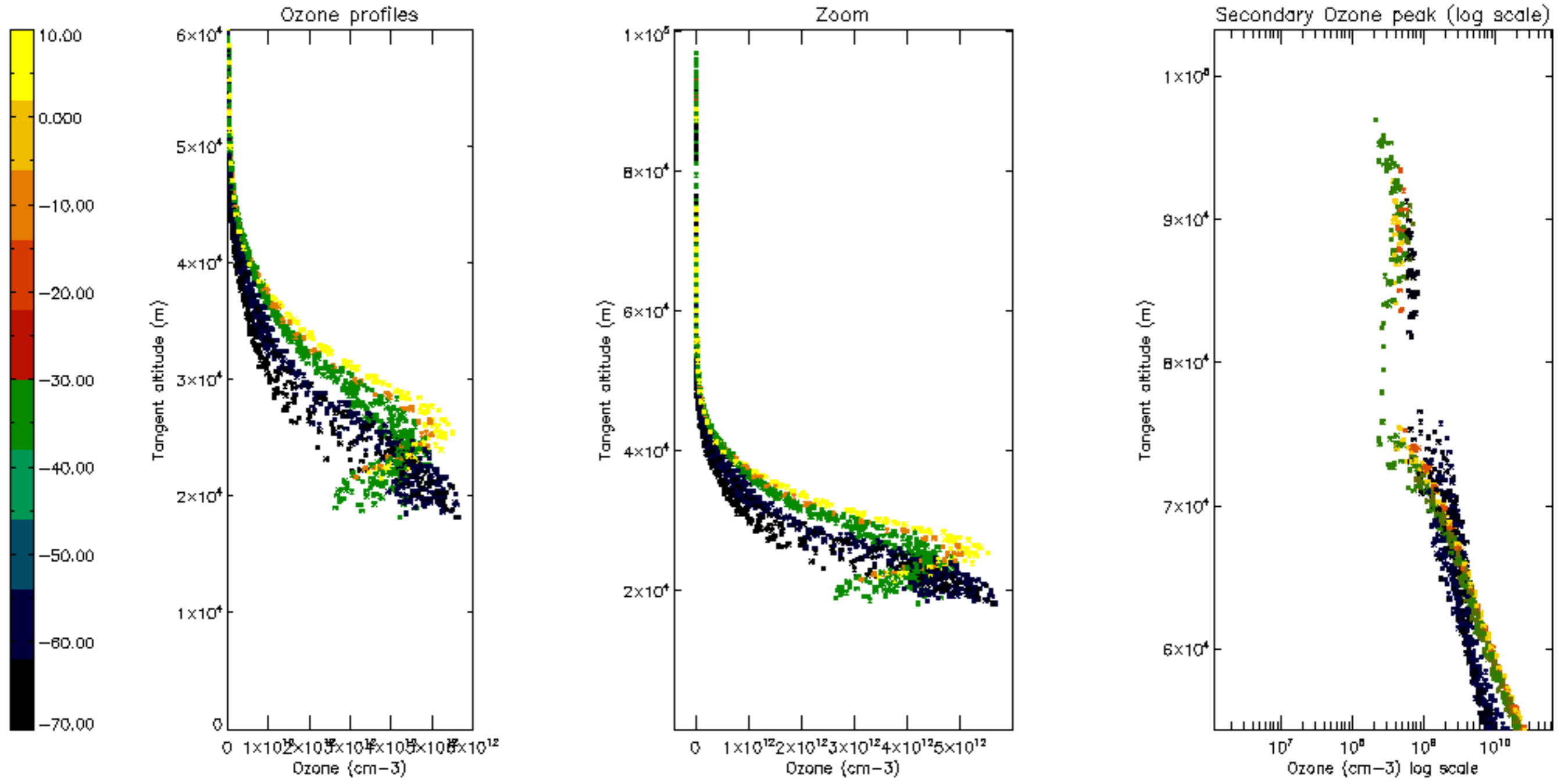
Percentage of saturation errors per profile

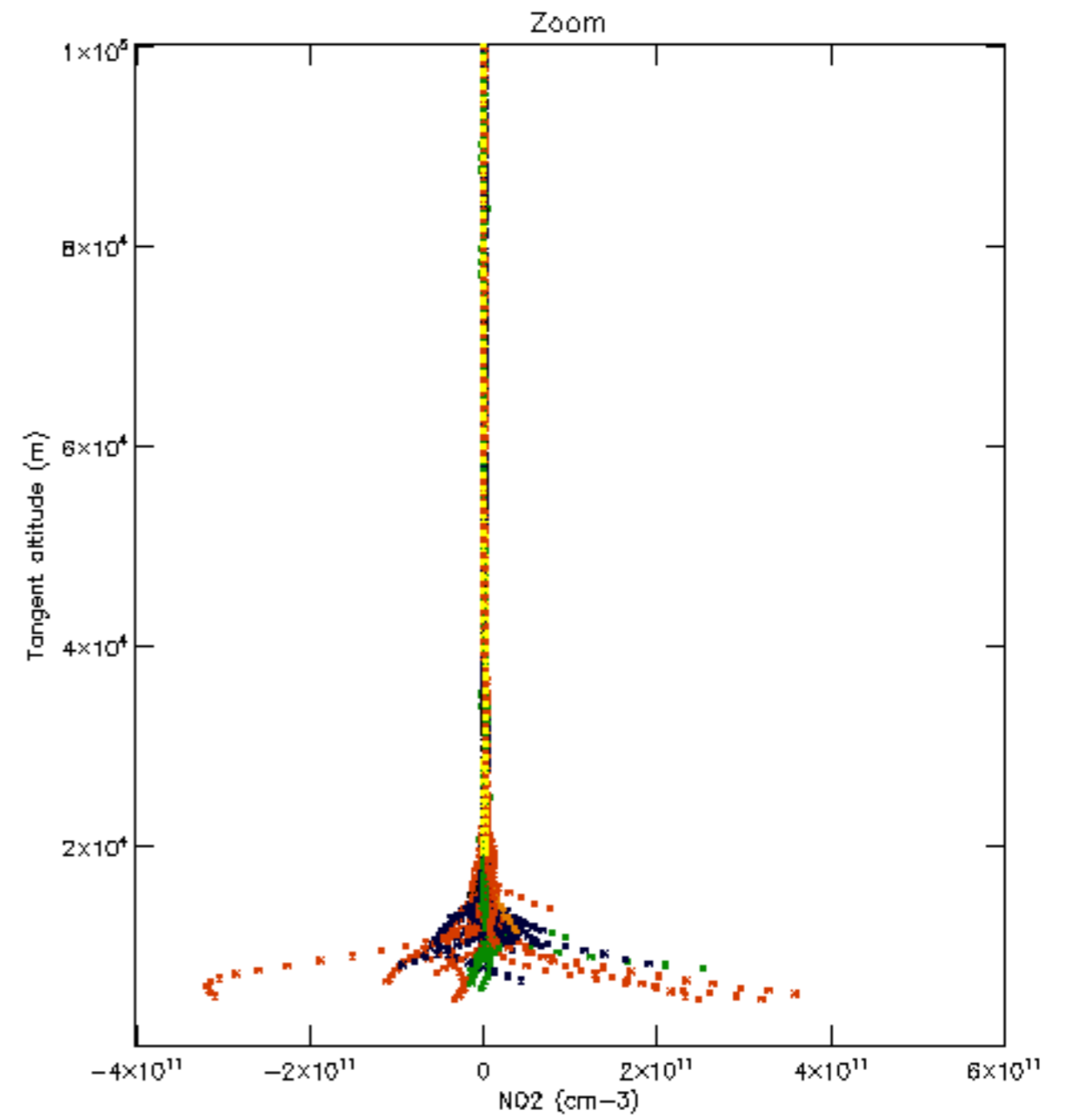
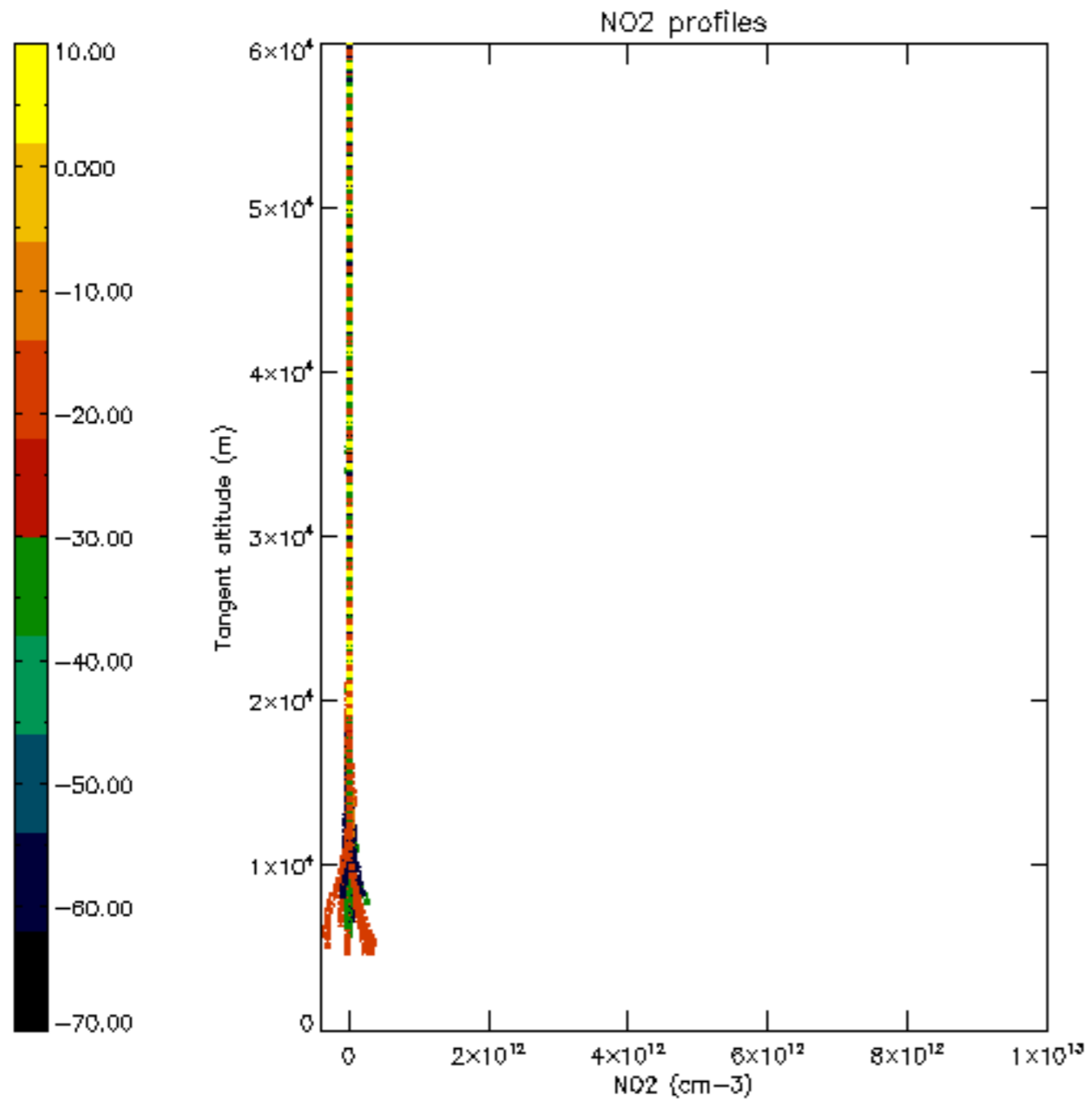


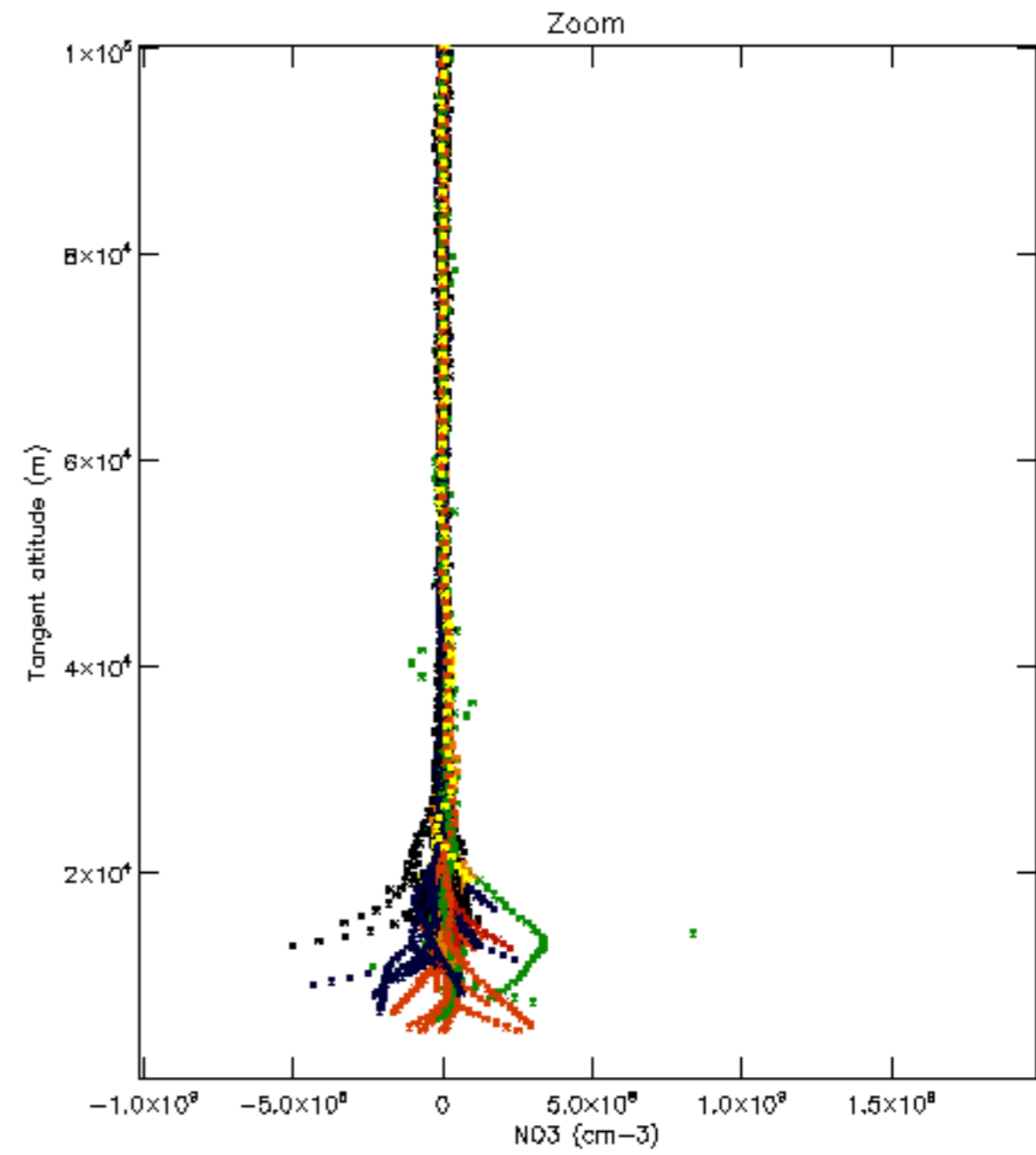
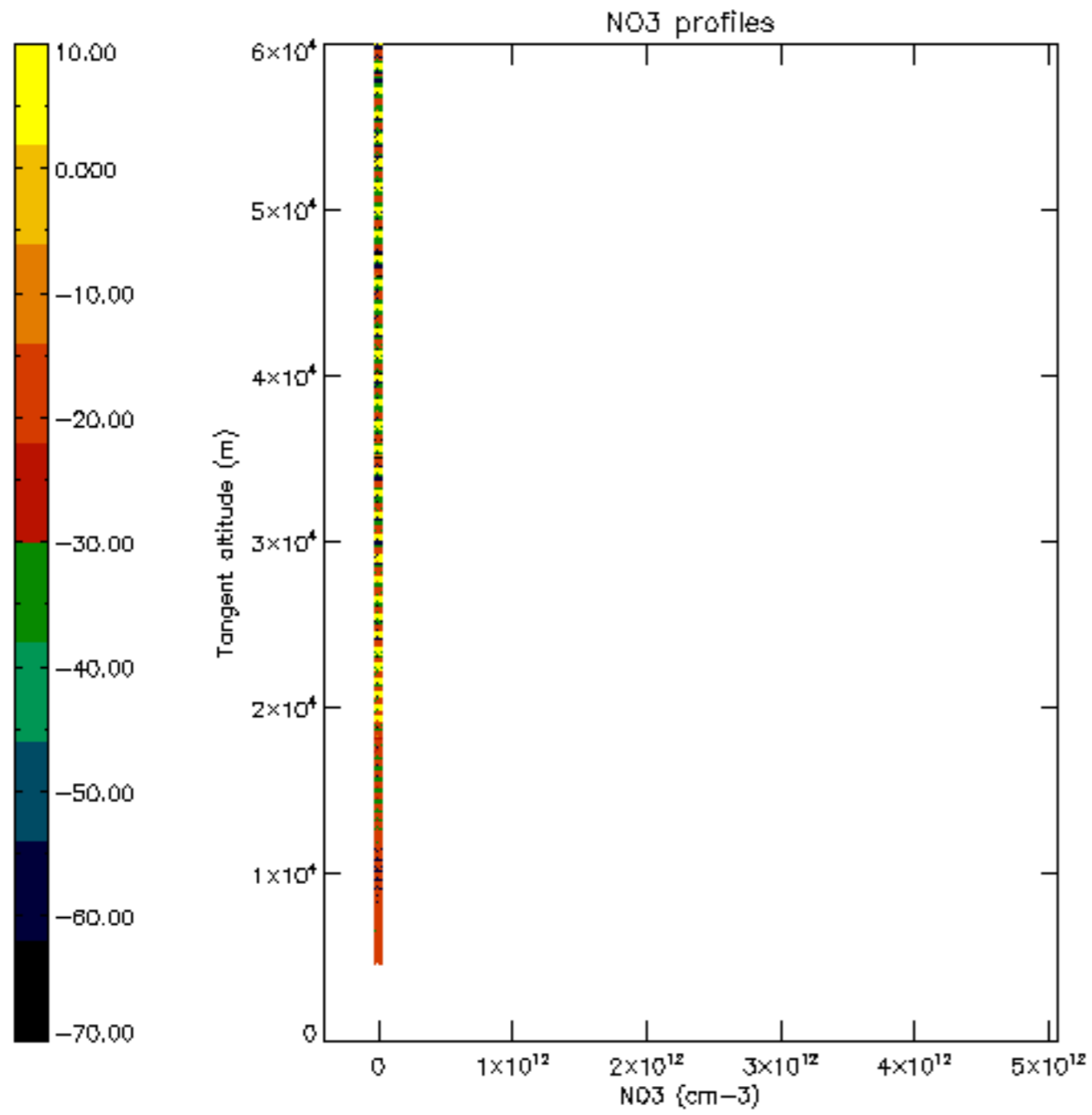


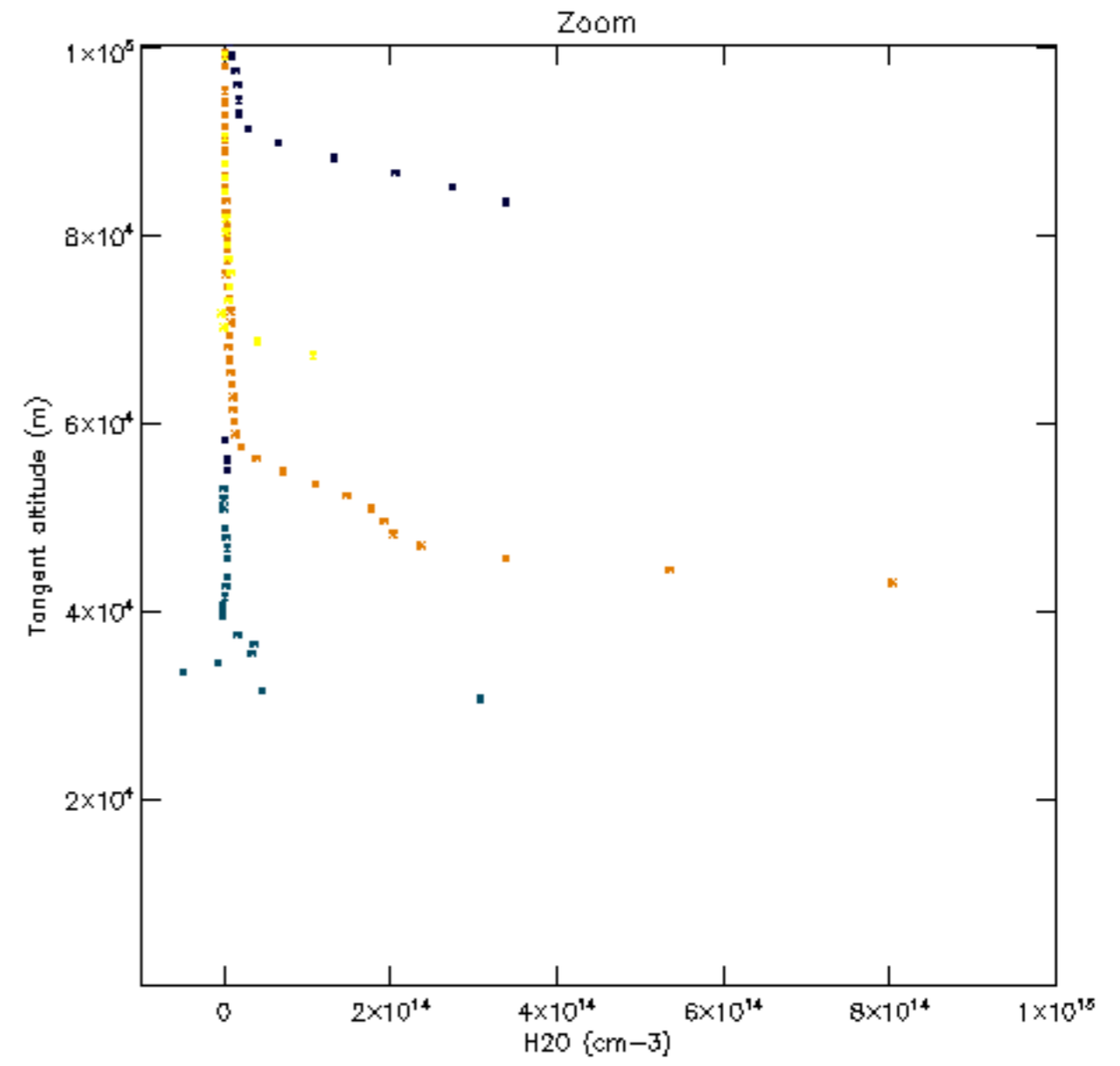
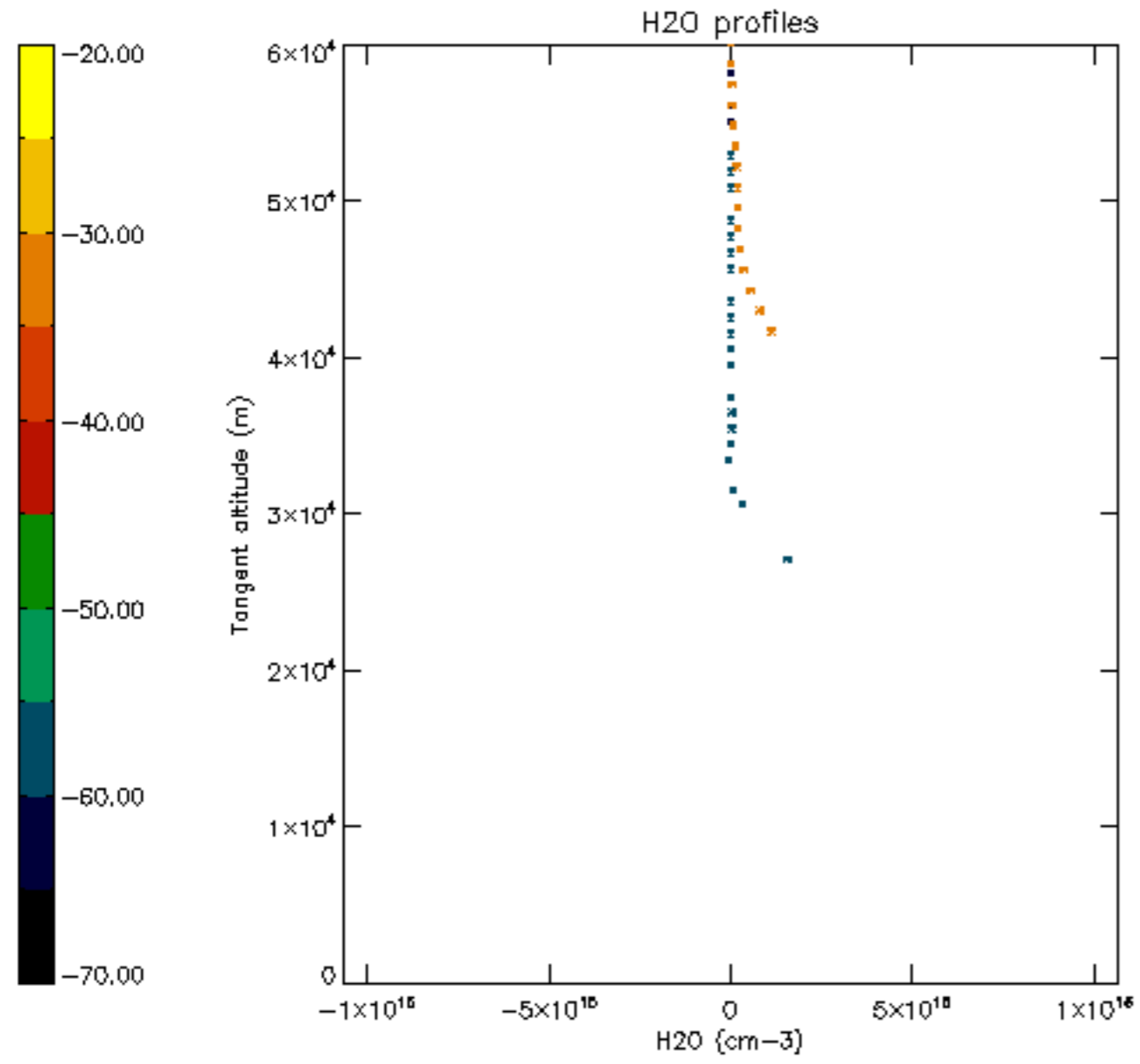


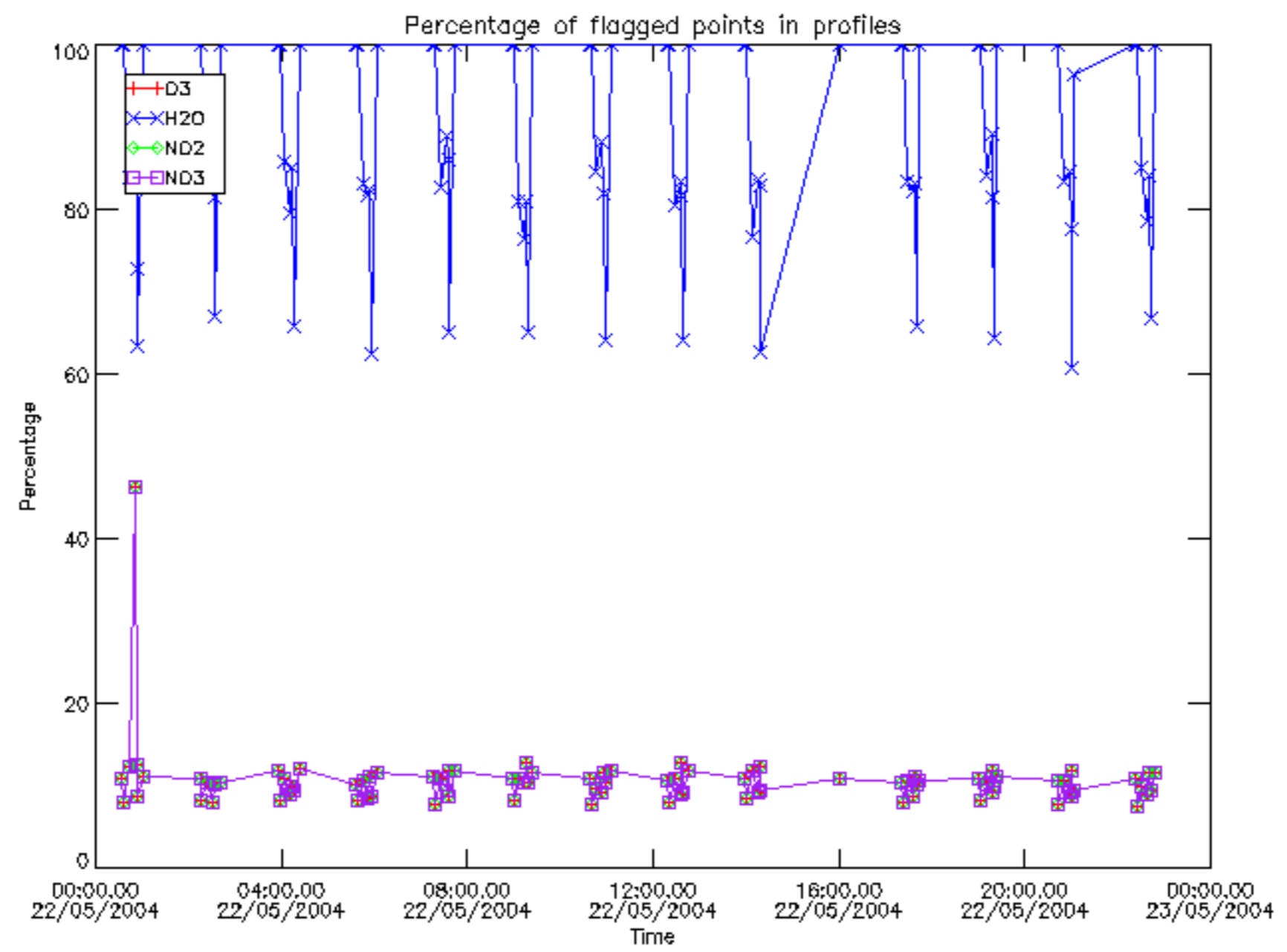




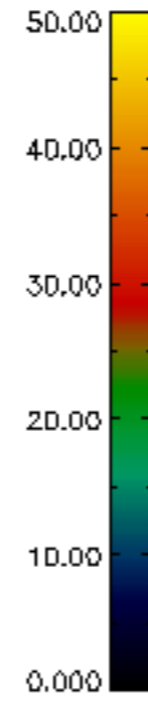
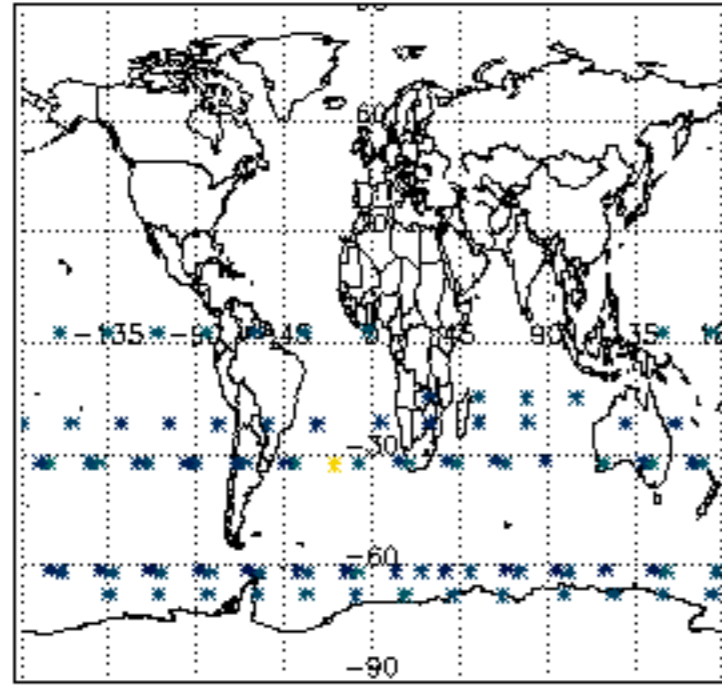




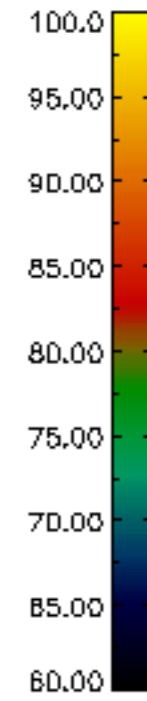
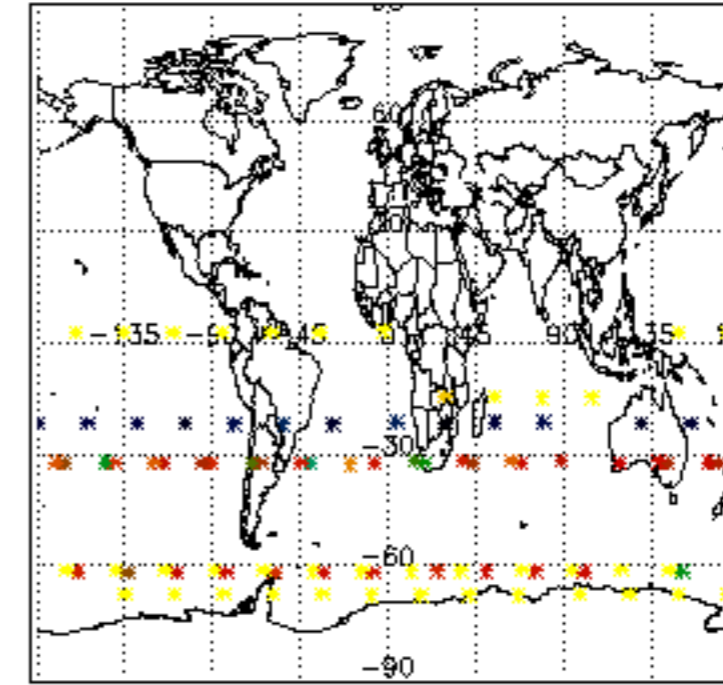




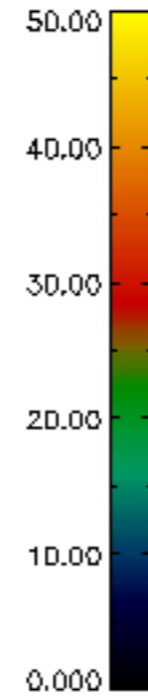
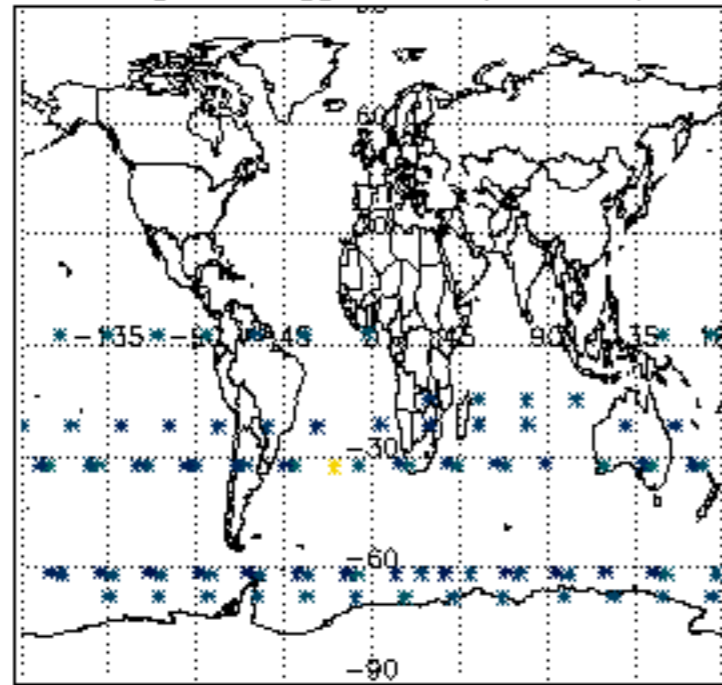
Percentage of flagged data per D3 profile



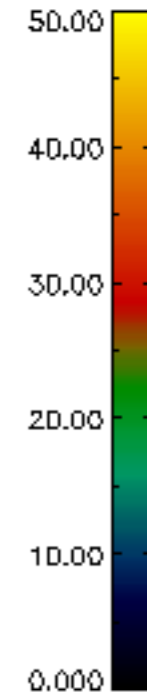
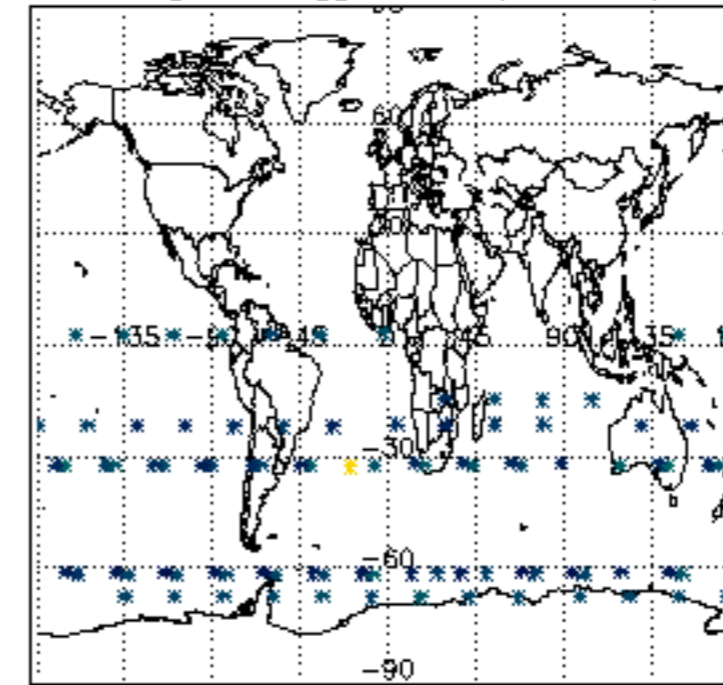
Percentage of flagged data per H2O profile

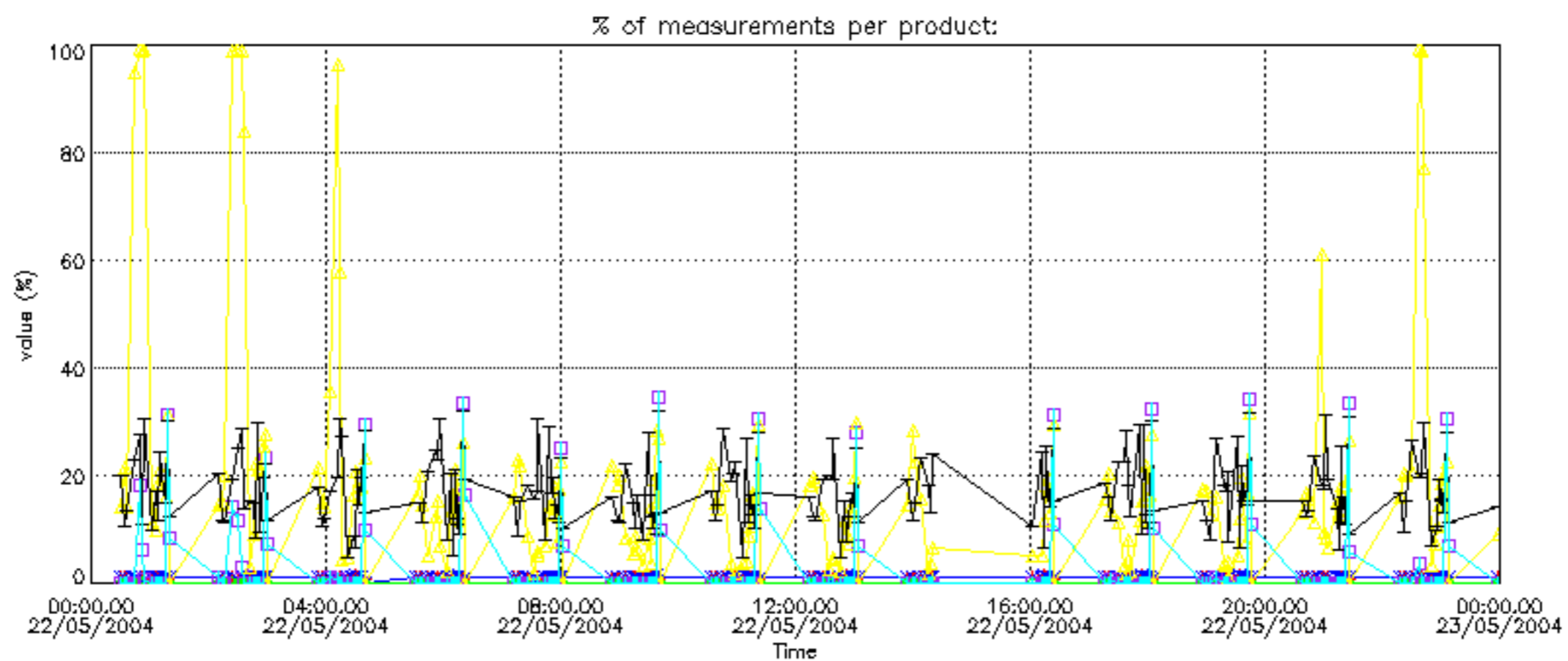


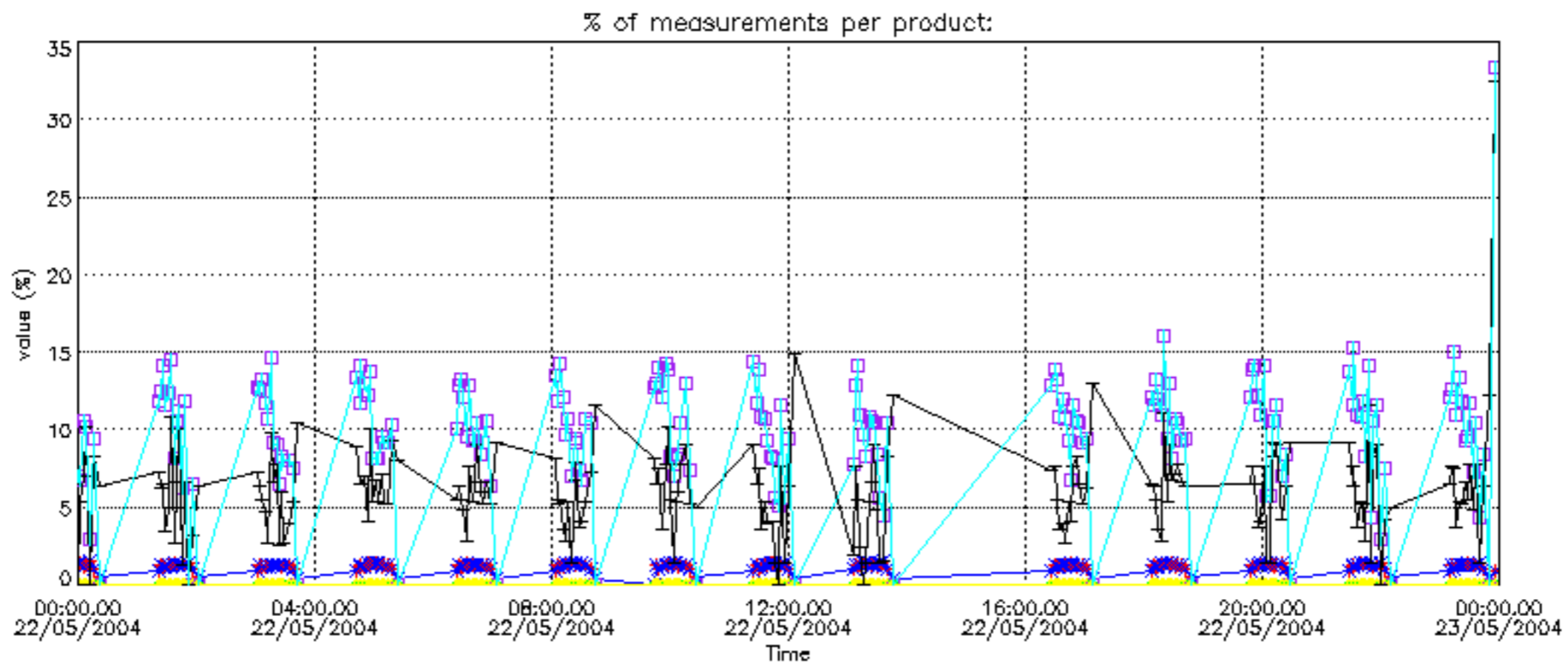
Percentage of flagged data per NO2 profile



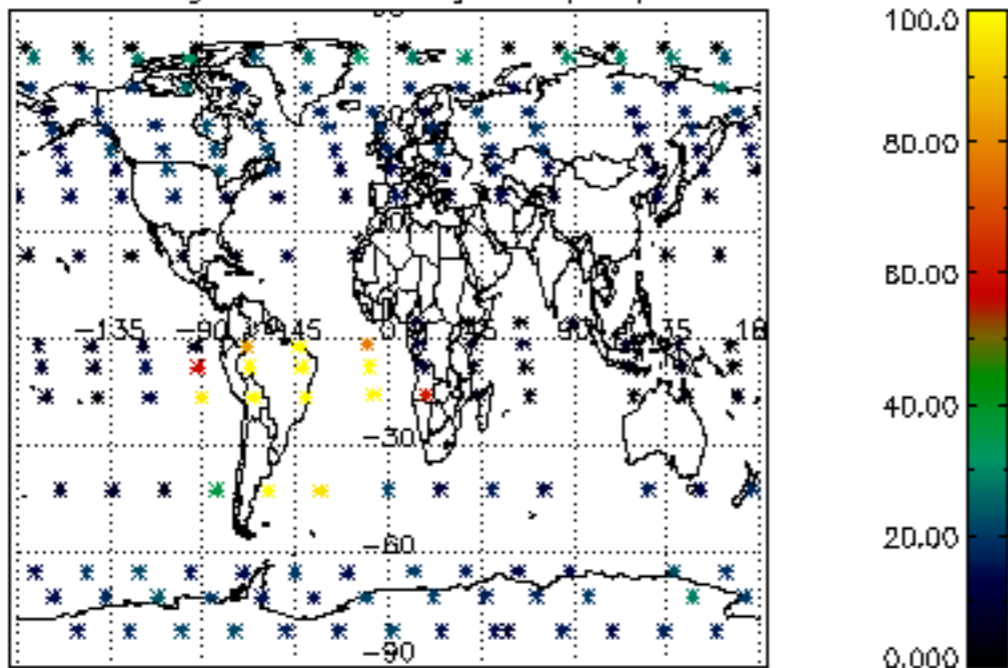
Percentage of flagged data per NO3 profile



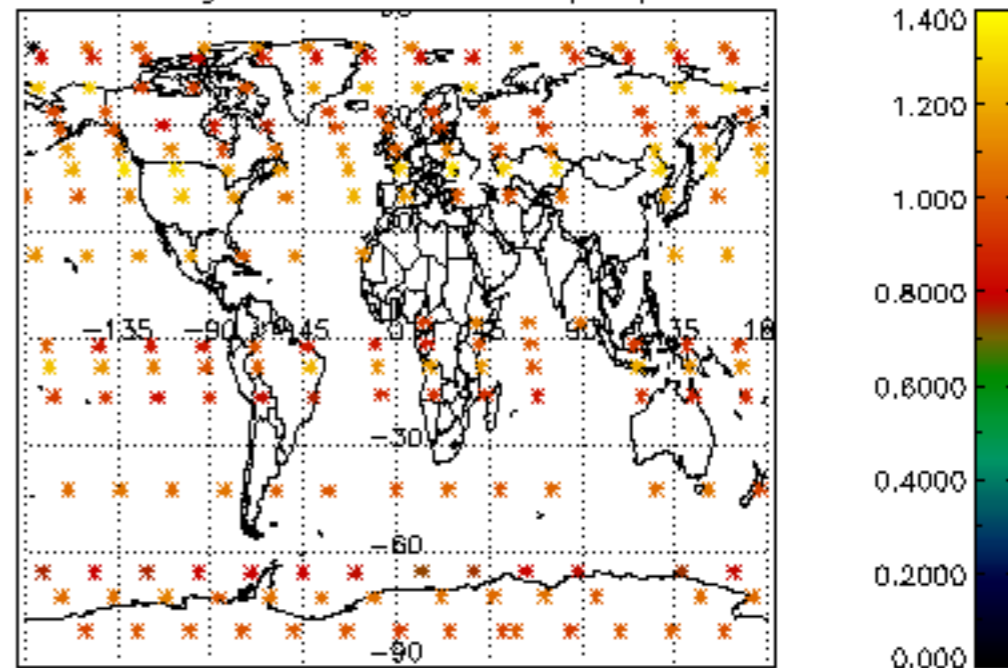




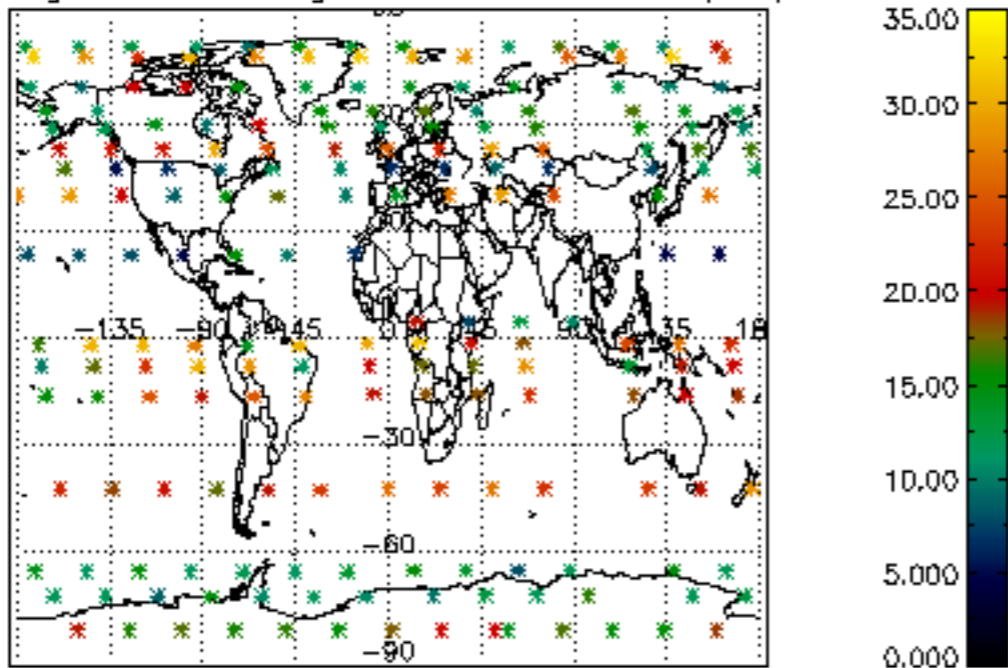
Percentage of cosmic ray hits per profile



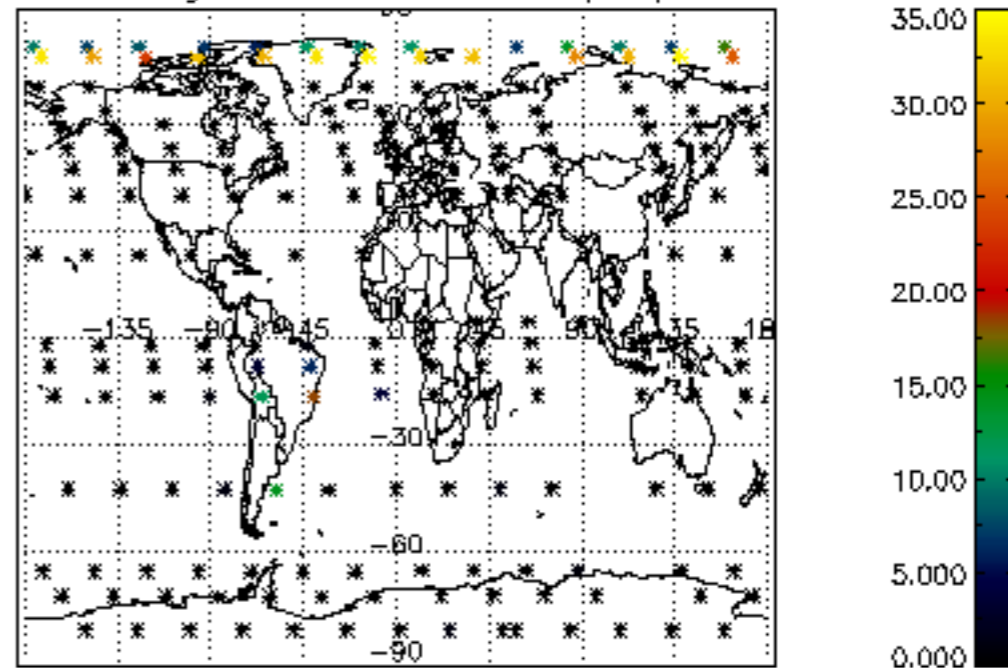
Percentage of datation errors per profile



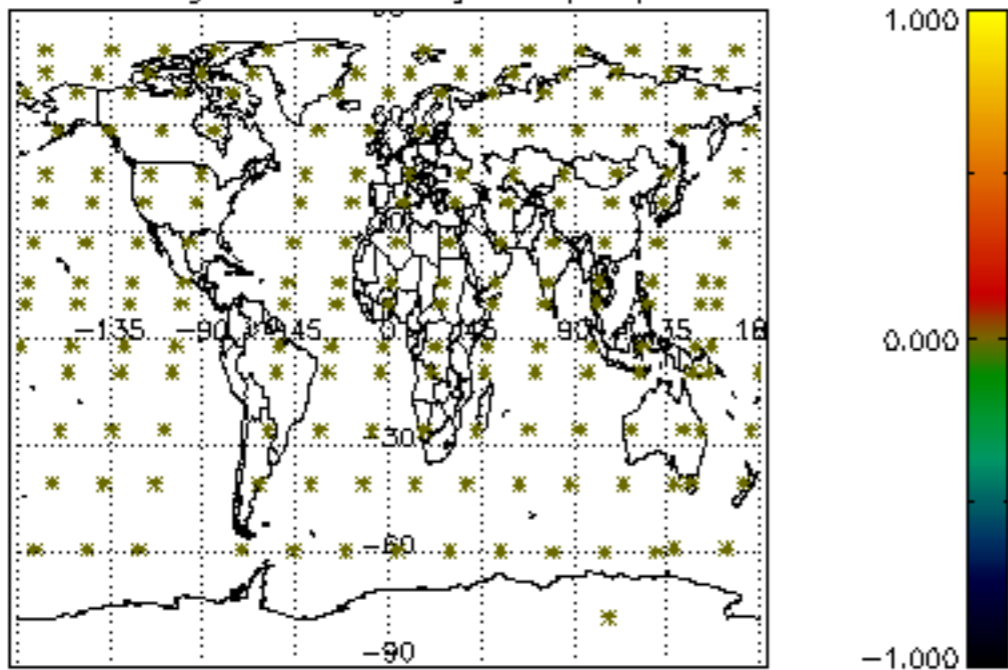
Percentage of star falling outside central band per profile



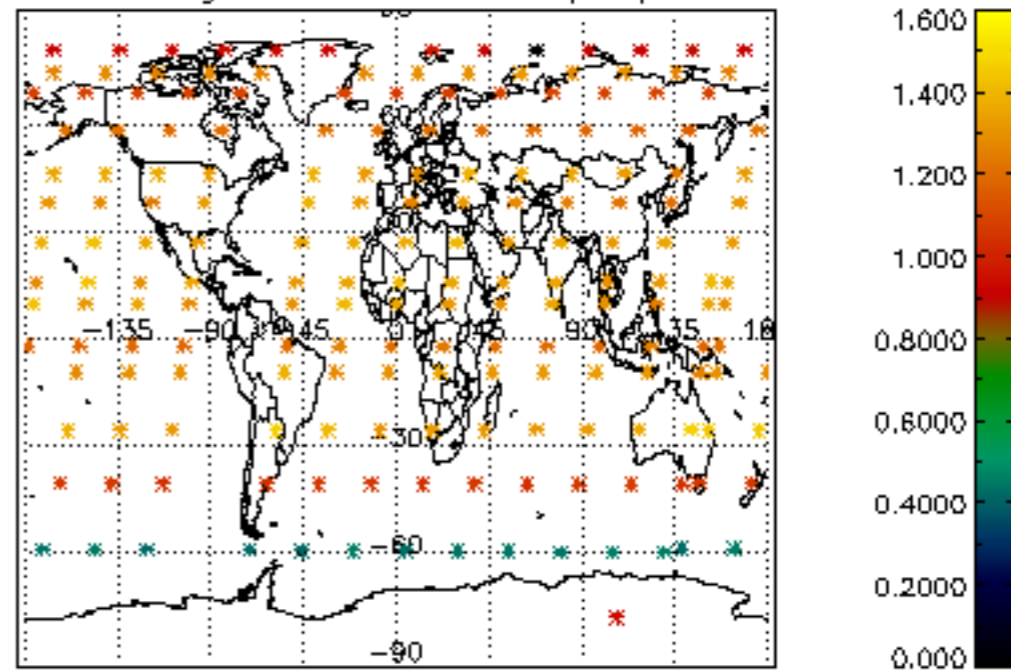
Percentage of saturation errors per profile



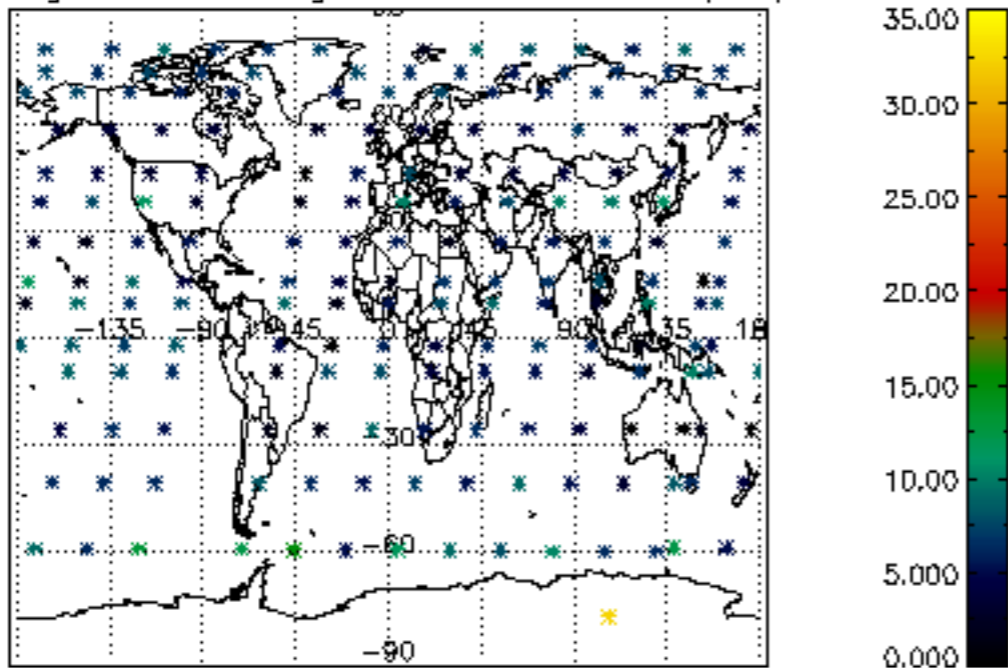
Percentage of cosmic ray hits per profile



Percentage of datation errors per profile



Percentage of star falling outside central band per profile



Percentage of saturation errors per profile

