

GOMOS Level 2 Daily Report

SUMMARY

[1. General Info](#)

[2. Summary of processed GOM_NL_2P products](#)

[3. Level 2 Quality information per product](#)

[3.1 Plot of level 2 quality information per product \(time dependant\)](#)

[3.2 Plot of level 2 quality information per product \(world map\)](#)

[4. Level 1 Quality information per product \(stored on level 2 products\)](#)

[4.1 Plot of level 1 quality information per product \(time dependant\)](#)

[4.1.1 Plot of level 1 quality information per product \(time dependant\): ASCENDING](#)

[4.1.2 Plot of level 1 quality information per product \(time dependant\): DESCENDING](#)

[4.2 Plot of level 1 quality information per product \(world map\)](#)

[4.2.1 Plot of level 1 quality information per product \(world map\): ASCENDING](#)

[4.2.2 Plot of level 1 quality information per product \(world map\): DESCENDING](#)

[5. Ozone profiles based on quality statistics and other trace gas profiles](#)

[5.1 Ozone statistics based on quality of products](#)

[5.2 Plot ozone profiles for all STD \(dark without errors\)](#)

[5.3 Plot ozone profiles where STD < 20% \(dark without errors\)](#)

[5.4. Plot ozone profiles where STD < 10% \(dark without errors\)](#)

[5.5. Plot ozone profiles where STD < 5% \(dark without errors\)](#)

[5.6 Plot NO2 profiles for all STD \(dark without errors\)](#)

[5.7 Plot NO3 profiles for all STD \(dark without errors\)](#)

[5.8 Plot H2O profiles \(only for occultations of stars 1,2,3,4,13,14,16,26,63 dark without errors\) for all STD](#)

[6. Auxiliary Data Files used for the production reported in section 2](#)

This report presents the daily analysis on parameters extracted from GOMOS level 2 data (GOM_NL__2P). It is intended to monitor some important parameters that will impact the quality of these products. A list of level 2 products (and content) that have arrived during the reporting day to the PCF is also given.

Item	Value
Time of report generation	19APR2013 02:30:33
Data source version	GOMOS/6.01
Start time of products	21-05-2004 (21MAY2004 00:00:00)
Stop time of products	22-05-2004 (22MAY2004 00:00:00)
Store outputs in DB	Yes
Nb of level 2 prods	443
Nb of prods with errors	0

2. Summary of processed GOM_NL__2P products.

Nr	Filename	UTC Start time	Limb	Duration	Star Id	Star Name	Star Mag	Star Temp	Nb Meas	Orbit	Prod. error
1	GOM_NL__2PRFIN20040521_000052_000000502027_00045_11622_2633.N1	21-MAY-2004 00:00:52	Straylight	50.000	4	Alp1Cen	-0.010000	5800.0	100	11622	No
2	GOM_NL__2PRFIN20040521_000225_000000532027_00045_11622_2634.N1	21-MAY-2004 00:02:25	Straylight	52.500	178	lot1Sco	3.0220	6550.0	105	11622	No
3	GOM_NL__2PRFIN20040521_000349_000000552027_00045_11622_2635.N1	21-MAY-2004 00:03:49	Straylight	54.500	25	35Lam Sco	1.6200	28000.	109	11622	No
4	GOM_NL__2PRFIN20040521_000559_000000422027_00045_11622_2636.N1	21-MAY-2004 00:05:59	Twilight	41.500	81	Eta Cen	2.3560	28000.	83	11622	No
5	GOM_NL__2PRFIN20040521_000851_000000582027_00045_11622_2637.N1	21-MAY-2004 00:08:51	Twilight	58.000	16	21Alp Sco	1.0200	3000.0	116	11622	No
6	GOM_NL__2PRFIN20040521_001028_000000452027_00045_11622_2638.N1	21-MAY-2004 00:10:28	Bright	45.000	80	7Del Sco	2.3160	30000.	90	11622	No
7	GOM_NL__2PRFIN20040521_001217_000000552027_00045_11622_2639.N1	21-MAY-2004 00:12:17	Bright	55.000	86	35Eta Oph	2.4300	10200.	110	11622	No
8	GOM_NL__2PRFIN20040521_001451_000000412027_00045_11622_2640.N1	21-MAY-2004 00:14:51	Bright	41.000	104	27Bet Lib	2.6140	13100.	82	11622	No
9	GOM_NL__2PRFIN20040521_001644_000000472027_00045_11622_2641.N1	21-MAY-2004 00:16:44	Bright	46.500	120	1Del Oph	2.7340	3200.0	93	11622	No
10	GOM_NL__2PRFIN20040521_001947_000000452027_00045_11622_2642.N1	21-MAY-2004 00:19:47	Bright	45.000	102	24Alp Ser	2.6000	4250.0	90	11622	No
11	GOM_NL__2PRFIN20040521_002315_000000382027_00045_11622_2643.N1	21-MAY-2004 00:23:15	Bright	37.500	3	16Alp Boo	-0.050000	4250.0	75	11622	No
12	GOM_NL__2PRFIN20040521_002532_000000372027_00045_11622_2644.N1	21-MAY-2004 00:25:32	Bright	37.000	83		2.3780	11000.	74	11622	No
13	GOM_NL__2PRFIN20040521_002842_000000372027_00045_11622_2645.N1	21-MAY-2004 00:28:42	Bright	37.000	180	27Gam Boo	3.0400	8000.0	74	11622	No
14	GOM_NL__2PRFIN20040521_003147_000000352027_00045_11622_2646.N1	21-MAY-2004 00:31:47	Bright	34.500	39	85Eta UMa	1.8540	24000.	69	11622	No
15	GOM_NL__2PRFIN20040521_003325_000000372027_00045_11622_2647.N1	21-MAY-2004 00:33:25	Bright	36.500	55	79Zet UMa	2.0600	10200.	73	11622	No
16	GOM_NL__2PRFIN20040521_003658_000000422027_00045_11622_2648.N1	21-MAY-2004 00:36:58	Bright	42.000	119	14Eta Dra	2.7270	4700.0	84	11622	No
17	GOM_NL__2PRFIN20040521_003854_000000402027_00045_11622_2649.N1	21-MAY-2004 00:38:54	Bright	39.500	60	7Bet UMi	2.0810	3950.0	79	11622	No
18	GOM_NL__2PRFIN20040521_004325_000000362027_00045_11622_2650.N1	21-MAY-2004 00:43:25	Bright	36.000	49	1Alp UMi	1.9900	6300.0	72	11622	No
19	GOM_NL__2PRFIN20040521_004752_000000482027_00045_11622_2651.N1	21-MAY-2004 00:47:52	Bright	47.500	89	5Alp Cep	2.4510	8000.0	95	11622	No
20	GOM_NL__2PRFIN20040521_005135_000000532027_00045_11622_2652.N1	21-MAY-2004 00:51:35	Bright	53.000	76	27Gam Cas	2.3000	30000.	106	11622	No
21	GOM_NL__2PRFIN20040521_005330_000001092027_00045_11622_2653.N1	21-MAY-2004 00:53:30	Bright	109.00	66	37Gam Cyg	2.2080	5900.0	218	11622	No
22	GOM_NL__2PRFIN20040521_010127_000000482027_00045_11622_2654.N1	21-MAY-2004 01:01:27	Twilight	47.500	58	21Alp And	2.0730	11000.	95	11622	No
23	GOM_NL__2PRFIN20040521_010546_000000502027_00045_11622_2655.N1	21-MAY-2004 01:05:46	Dark	49.500	140	88Gam Peg	2.8340	26000.	99	11622	No
24	GOM_NL__2PRFIN20040521_010748_000000632027_00045_11622_2656.N1	21-MAY-2004 01:07:48	Dark	63.000	90	54Alp Peg	2.4870	11000.	126	11622	No
25	GOM_NL__2PRFIN20040521_011433_000000502027_00045_11622_2657.N1	21-MAY-2004 01:14:33	Dark	50.000	52	16Bet Cet	2.0370	4500.0	100	11622	No
26	GOM_NL__2PRFIN20040521_012146_000000522027_00045_11622_2658.N1	21-MAY-2004 01:21:46	Dark	52.000	18	24Alp PsA	1.1660	9700.0	104	11622	No
27	GOM_NL__2PRFIN20040521_012424_000000462027_00045_11622_2659.N1	21-MAY-2004 01:24:24	Dark	46.000	9	Alp Eri	0.45300	24000.	92	11622	No
28	GOM_NL__2PRFIN20040521_012552_000000522027_00045_11622_2660.N1	21-MAY-2004 01:25:52	Dark	51.500	63	Bet Gru	2.1500	2800.0	103	11622	No
29	GOM_NL__2PRFIN20040521_012728_000000492027_00046_11623_2655.N1	21-MAY-2004 01:27:28	Dark	48.500	31	Alp Gru	1.7340	15200.	97	11623	No
30	GOM_NL__2PRFIN20040521_013014_000000382027_00046_11623_2656.N1	21-MAY-2004 01:30:14	Dark	37.500	135	Bet Hyi	2.8200	5800.0	75	11623	No
31	GOM_NL__2PRFIN20040521_013256_000000442027_00046_11623_2657.N1	21-MAY-2004 01:32:56	Dark	44.000	45	Alp Pav	1.9400	26000.	88	11623	No
32	GOM_NL__2PRFIN20040521_013745_000000462027_00046_11623_2658.N1	21-MAY-2004 01:37:45	Straylight	45.500	43	Alp TrA	1.9100	4250.0	91	11623	No
33	GOM_NL__2PRFIN20040521_013951_000000442027_00046_11623_2659.N1	21-MAY-2004 01:39:51	Straylight	43.500	134	Bet TrA	2.8100	6600.0	87	11623	No
34	GOM_NL__2PRFIN20040521_014128_000000502027_00046_11623_2660.N1	21-MAY-2004 01:41:28	Straylight	50.000	4	Alp1Cen	-0.010000	5800.0	100	11623	No
35	GOM_NL__2PRFIN20040521_014302_000000512027_00046_11623_2661.N1	21-MAY-2004 01:43:02	Straylight	50.500	178	lot1Sco	3.0220	6550.0	101	11623	No
36	GOM_NL__2PRFIN20040521_014426_000000542027_00046_11623_2662.N1	21-MAY-2004 01:44:26	Straylight	53.500	25	35Lam Sco	1.6200	28000.	107	11623	No
37	GOM_NL__2PRFIN20040521_014633_000000432027_00046_11623_2663.N1	21-MAY-2004 01:46:33	Twilight	43.000	81	Eta Cen	2.3560	28000.	86	11623	No
38	GOM_NL__2PRFIN20040521_014928_000000592027_00046_11623_2664.N1	21-MAY-2004 01:49:28	Twilight	58.500	16	21Alp Sco	1.0200	3000.0	117	11623	No
39	GOM_NL__2PRFIN20040521_015105_000000452027_00046_11623_2665.N1	21-MAY-2004 01:51:05	Bright	44.500	80	7Del Sco	2.3160	30000.	89	11623	No
40	GOM_NL__2PRFIN20040521_015253_000000572027_00046_11623_2666.N1	21-MAY-2004 01:52:53	Bright	57.000	86	35Eta Oph	2.4300	10200.	114	11623	No
41	GOM_NL__2PRFIN20040521_015527_000000412027_00046_11623_2667.N1	21-MAY-2004 01:55:27	Bright	41.000	104	27Bet Lib	2.6140	13100.	82	11623	No
42	GOM_NL__2PRFIN20040521_015719_000000472027_00046_11623_2668.N1	21-MAY-2004 01:57:19	Bright	47.000	120	1Del Oph	2.7340	3200.0	94	11623	No

43	GOM_NL__2PRFIN20040521_020024_000000442027_00046_11623_2669.N1	21-MAY-2004 02:00:24	Bright	43.500	102	24Alp Ser	2.6000	4250.0	87	11623	No
44	GOM_NL__2PRFIN20040521_020351_000000372027_00046_11623_2670.N1	21-MAY-2004 02:03:51	Bright	37.000	3	16Alp Boo	-0.050000	4250.0	74	11623	No
45	GOM_NL__2PRFIN20040521_020608_000000402027_00046_11623_2671.N1	21-MAY-2004 02:06:08	Bright	39.500	83		2.3780	11000.	79	11623	No
46	GOM_NL__2PRFIN20040521_020917_000000382027_00046_11623_2672.N1	21-MAY-2004 02:09:17	Bright	37.500	180	27Gam Boo	3.0400	8000.0	75	11623	No
47	GOM_NL__2PRFIN20040521_021223_000000392027_00046_11623_2673.N1	21-MAY-2004 02:12:23	Bright	39.000	39	85Eta UMa	1.8540	24000.	78	11623	No
48	GOM_NL__2PRFIN20040521_021403_000000382027_00046_11623_2674.N1	21-MAY-2004 02:14:03	Bright	38.000	55	79Zet UMa	2.0600	10200.	76	11623	No
49	GOM_NL__2PRFIN20040521_021733_000000432027_00046_11623_2675.N1	21-MAY-2004 02:17:33	Bright	43.000	119	14Eta Dra	2.7270	4700.0	86	11623	No
50	GOM_NL__2PRFIN20040521_021931_000000392027_00046_11623_2676.N1	21-MAY-2004 02:19:31	Bright	38.500	60	7Bet UMi	2.0810	3950.0	77	11623	No
51	GOM_NL__2PRFIN20040521_022401_000000392027_00046_11623_2677.N1	21-MAY-2004 02:24:01	Bright	38.500	49	1Alp UMi	1.9900	6300.0	77	11623	No
52	GOM_NL__2PRFIN20040521_022828_000000472027_00046_11623_2678.N1	21-MAY-2004 02:28:28	Bright	47.000	89	5Alp Cep	2.4510	8000.0	94	11623	No
53	GOM_NL__2PRFIN20040521_023211_000000402027_00046_11623_2679.N1	21-MAY-2004 02:32:11	Bright	40.000	76	27Gam Cas	2.3000	30000.	80	11623	No
54	GOM_NL__2PRFIN20040521_023405_000001022027_00046_11623_2680.N1	21-MAY-2004 02:34:05	Bright	102.00	66	37Gam Cyg	2.2080	5900.0	204	11623	No
55	GOM_NL__2PRFIN20040521_024203_000000512027_00046_11623_2681.N1	21-MAY-2004 02:42:03	Twilight	50.500	58	21Alp And	2.0730	11000.	101	11623	No
56	GOM_NL__2PRFIN20040521_024624_000000492027_00046_11623_2682.N1	21-MAY-2004 02:46:24	Dark	48.500	140	88Gam Peg	2.8340	26000.	97	11623	No
57	GOM_NL__2PRFIN20040521_024825_000000662027_00046_11623_2683.N1	21-MAY-2004 02:48:25	Dark	66.000	90	54Alp Peg	2.4870	11000.	132	11623	No
58	GOM_NL__2PRFIN20040521_025509_000000472027_00046_11623_2684.N1	21-MAY-2004 02:55:09	Dark	47.000	52	16Bet Cet	2.0370	4500.0	94	11623	No
59	GOM_NL__2PRFIN20040521_030223_000000552027_00046_11623_2685.N1	21-MAY-2004 03:02:23	Dark	54.500	18	24Alp PsA	1.1660	9700.0	109	11623	No
60	GOM_NL__2PRFIN20040521_030501_000000502027_00046_11623_2686.N1	21-MAY-2004 03:05:01	Dark	49.500	9	Alp Eri	0.45300	24000.	99	11623	No
61	GOM_NL__2PRFIN20040521_030629_000000502027_00046_11623_2687.N1	21-MAY-2004 03:06:29	Dark	49.500	63	Bet Gru	2.1500	2800.0	99	11623	No
62	GOM_NL__2PRFIN20040521_030804_000000542027_00047_11624_2655.N1	21-MAY-2004 03:08:04	Dark	53.500	31	Alp Gru	1.7340	15200.	107	11624	No
63	GOM_NL__2PRFIN20040521_031049_000000392027_00047_11624_2656.N1	21-MAY-2004 03:10:49	Dark	38.500	135	Bet Hyi	2.8200	5800.0	77	11624	No
64	GOM_NL__2PRFIN20040521_031334_000000452027_00047_11624_2657.N1	21-MAY-2004 03:13:34	Dark	45.000	45	Alp Pav	1.9400	26000.	90	11624	No
65	GOM_NL__2PRFIN20040521_031822_000000432027_00047_11624_2658.N1	21-MAY-2004 03:18:22	Straylight	42.500	43	Alp TrA	1.9100	4250.0	85	11624	No
66	GOM_NL__2PRFIN20040521_032030_000000412027_00047_11624_2659.N1	21-MAY-2004 03:20:30	Straylight	40.500	134	Bet TrA	2.8100	6600.0	81	11624	No
67	GOM_NL__2PRFIN20040521_032204_000000522027_00047_11624_2660.N1	21-MAY-2004 03:22:04	Straylight	52.000	4	Alp1Cen	-0.010000	5800.0	104	11624	No
68	GOM_NL__2PRFIN20040521_032338_000000502027_00047_11624_2661.N1	21-MAY-2004 03:23:38	Straylight	49.500	178	lot1Sco	3.0220	6550.0	99	11624	No
69	GOM_NL__2PRFIN20040521_032503_000000532027_00047_11624_2662.N1	21-MAY-2004 03:25:03	Straylight	52.500	25	35Lam Sco	1.6200	28000.	105	11624	No
70	GOM_NL__2PRFIN20040521_032712_000000412027_00047_11624_2663.N1	21-MAY-2004 03:27:12	Twilight	41.000	81	Eta Cen	2.3560	28000.	82	11624	No
71	GOM_NL__2PRFIN20040521_033005_000000552027_00047_11624_2664.N1	21-MAY-2004 03:30:05	Twilight	55.000	16	21Alp Sco	1.0200	3000.0	110	11624	No
72	GOM_NL__2PRFIN20040521_033142_000000462027_00047_11624_2665.N1	21-MAY-2004 03:31:42	Bright	46.000	80	7Del Sco	2.3160	30000.	92	11624	No
73	GOM_NL__2PRFIN20040521_033329_000000562027_00047_11624_2666.N1	21-MAY-2004 03:33:29	Bright	56.000	86	35Eta Oph	2.4300	10200.	112	11624	No
74	GOM_NL__2PRFIN20040521_033604_000000402027_00047_11624_2667.N1	21-MAY-2004 03:36:04	Bright	40.000	104	27Bet Lib	2.6140	13100.	80	11624	No
75	GOM_NL__2PRFIN20040521_033755_000000472027_00047_11624_2668.N1	21-MAY-2004 03:37:55	Bright	46.500	120	1Del Oph	2.7340	3200.0	93	11624	No
76	GOM_NL__2PRFIN20040521_034101_000000422027_00047_11624_2669.N1	21-MAY-2004 03:41:01	Bright	42.000	102	24Alp Ser	2.6000	4250.0	84	11624	No
77	GOM_NL__2PRFIN20040521_034428_000000372027_00047_11624_2670.N1	21-MAY-2004 03:44:28	Bright	36.500	3	16Alp Boo	-0.050000	4250.0	73	11624	No
78	GOM_NL__2PRFIN20040521_034644_000000522027_00047_11624_2671.N1	21-MAY-2004 03:46:44	Bright	52.000	83		2.3780	11000.	104	11624	No
79	GOM_NL__2PRFIN20040521_034954_000000382027_00047_11624_2672.N1	21-MAY-2004 03:49:54	Bright	37.500	180	27Gam Boo	3.0400	8000.0	75	11624	No
80	GOM_NL__2PRFIN20040521_035259_000000362027_00047_11624_2673.N1	21-MAY-2004 03:52:59	Bright	35.500	39	85Eta UMa	1.8540	24000.	71	11624	No
81	GOM_NL__2PRFIN20040521_035440_000000362027_00047_11624_2674.N1	21-MAY-2004 03:54:40	Bright	35.500	55	79Zet UMa	2.0600	10200.	71	11624	No
82	GOM_NL__2PRFIN20040521_035809_000000422027_00047_11624_2675.N1	21-MAY-2004 03:58:09	Bright	41.500	119	14Eta Dra	2.7270	4700.0	83	11624	No
83	GOM_NL__2PRFIN20040521_040007_000000392027_00047_11624_2676.N1	21-MAY-2004 04:00:07	Bright	39.000	60	7Bet UMi	2.0810	3950.0	78	11624	No
84	GOM_NL__2PRFIN20040521_040438_000000382027_00047_11624_2677.N1	21-MAY-2004 04:04:38	Bright	38.000	49	1Alp UMi	1.9900	6300.0	76	11624	No
85	GOM_NL__2PRFIN20040521_040903_000000482027_00047_11624_2678.N1	21-MAY-2004 04:09:03	Bright	47.500	89	5Alp Cep	2.4510	8000.0	95	11624	No
86	GOM_NL__2PRFIN20040521_041249_000000392027_00047_11624_2679.N1	21-MAY-2004 04:12:49	Bright	38.500	76	27Gam Cas	2.3000	30000.	77	11624	No
87	GOM_NL__2PRFIN20040521_041439_000001112027_00047_11624_2680.N1	21-MAY-2004 04:14:39	Bright	111.00	66	37Gam Cyg	2.2080	5900.0	222	11624	No
88	GOM_NL__2PRFIN20040521_042240_000000482027_00047_11624_2681.N1	21-MAY-2004 04:22:40	Twilight	48.000	58	21Alp And	2.0730	11000.	96	11624	No
89	GOM_NL__2PRFIN20040521_042701_000000472027_00047_11624_2682.N1	21-MAY-2004 04:27:01	Dark	47.000	140	88Gam Peg	2.8340	26000.	94	11624	No
90	GOM_NL__2PRFIN20040521_042902_000000642027_00047_11624_2683.N1	21-MAY-2004 04:29:02	Dark	64.000	90	54Alp Peg	2.4870	11000.	128	11624	No
91	GOM_NL__2PRFIN20040521_043548_000000462027_00047_11624_2684.N1	21-MAY-2004 04:35:48	Dark	46.000	52	16Bet Cet	2.0370	4500.0	92	11624	No
92	GOM_NL__2PRFIN20040521_044301_000000542027_00047_11624_2685.N1	21-MAY-2004 04:43:01	Dark	54.000	18	24Alp PsA	1.1660	9700.0	108	11624	No
93	GOM_NL__2PRFIN20040521_044536_000000432027_00047_11624_2686.N1	21-MAY-2004 04:45:36	Dark	43.000	9	Alp Eri	0.45300	24000.	86	11624	No
94	GOM_NL__2PRFIN20040521_044707_000000492027_00047_11624_2687.N1	21-MAY-2004 04:47:07	Dark	48.500	63	Bet Gru	2.1500	2800.0	97	11624	No
95	GOM_NL__2PRFIN20040521_044844_000000492027_00048_11625_2655.N1	21-MAY-2004 04:48:44	Dark	49.000	31	Alp Gru	1.7340	15200.	98	11625	No
96	GOM_NL__2PRFIN20040521_045125_000000392027_00048_11625_2656.N1	21-MAY-2004 04:51:25	Dark	38.500	135	Bet Hyi	2.8200	5800.0	77	11625	No
97	GOM_NL__2PRFIN20040521_045411_000000442027_00048_11625_2657.N1	21-MAY-2004 04:54:11	Dark	44.000	45	Alp Pav	1.9400	26000.	88	11625	No
98	GOM_NL__2PRFIN20040521_045858_000000442027_00048_11625_2658.N1	21-MAY-2004 04:58:58	Straylight	43.500	43	Alp TrA	1.9100	4250.0	87	11625	No
99	GOM_NL__2PRFIN20040521_050107_000000402027_00048_11625_2659.N1	21-MAY-2004 05:01:07	Straylight	39.500	134	Bet TrA	2.8100	6600.0	79	11625	No
100	GOM_NL__2PRFIN20040521_050240_000000452027_00048_11625_2660.N1	21-MAY-2004 05:02:40	Straylight	45.000	4	Alp1Cen	-0.010000	5800.0	90	11625	No
101	GOM_NL__2PRFIN20040521_050415_000000502027_00048_11625_2661.N1	21-MAY-2004 05:04:15	Straylight	49.500	178	lot1Sco	3.0220	6550.0	99	11625	No

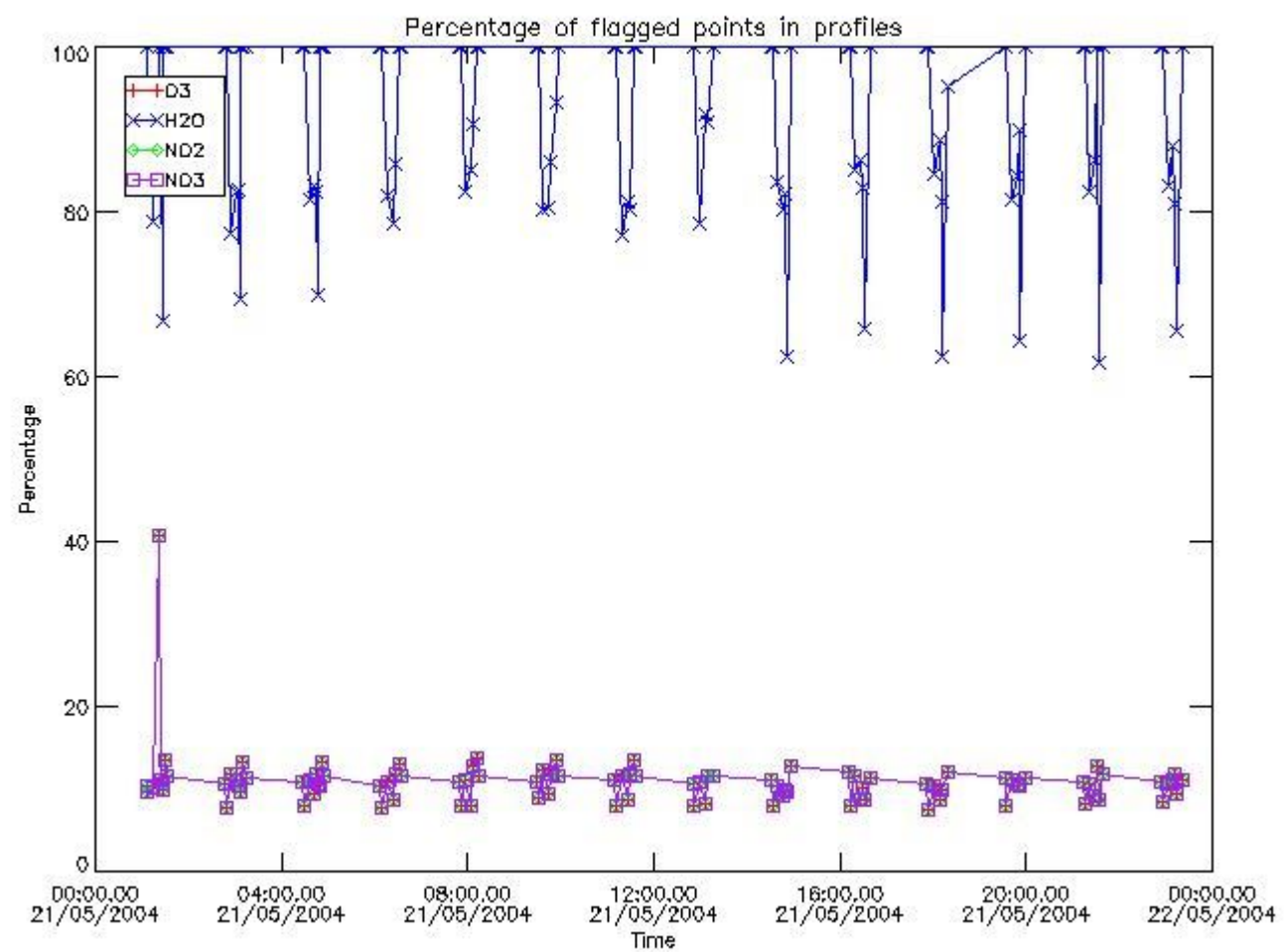
102	GOM_NL__2PRFIN20040521_050539_000000512027_00048_11625_2662.N1	21-MAY-2004 05:05:39	Straylight	51.000	25	35Lam Sco	1.6200	28000.	102	11625	No
103	GOM_NL__2PRFIN20040521_050748_000000402027_00048_11625_2663.N1	21-MAY-2004 05:07:48	Twilight_stray	40.000	81	Eta Cen	2.3560	28000.	80	11625	No
104	GOM_NL__2PRFIN20040521_051041_000000612027_00048_11625_2664.N1	21-MAY-2004 05:10:41	Twilight_stray	61.000	16	21Alp Sco	1.0200	3000.0	122	11625	No
105	GOM_NL__2PRFIN20040521_051218_000000442027_00048_11625_2665.N1	21-MAY-2004 05:12:18	Bright	43.500	80	7Del Sco	2.3160	30000.	87	11625	No
106	GOM_NL__2PRFIN20040521_051404_000000582027_00048_11625_2666.N1	21-MAY-2004 05:14:04	Bright	58.000	86	35Eta Oph	2.4300	10200.	116	11625	No
107	GOM_NL__2PRFIN20040521_051640_000000392027_00048_11625_2667.N1	21-MAY-2004 05:16:40	Bright	39.000	104	27Bet Lib	2.6140	13100.	78	11625	No
108	GOM_NL__2PRFIN20040521_051831_000000472027_00048_11625_2668.N1	21-MAY-2004 05:18:31	Bright	46.500	120	1Del Oph	2.7340	3200.0	93	11625	No
109	GOM_NL__2PRFIN20040521_052137_000000422027_00048_11625_2669.N1	21-MAY-2004 05:21:37	Bright	41.500	102	24Alp Ser	2.6000	4250.0	83	11625	No
110	GOM_NL__2PRFIN20040521_052504_000000372027_00048_11625_2670.N1	21-MAY-2004 05:25:04	Bright	36.500	3	16Alp Boo	-0.050000	4250.0	73	11625	No
111	GOM_NL__2PRFIN20040521_052720_000000412027_00048_11625_2671.N1	21-MAY-2004 05:27:20	Bright	40.500	83		2.3780	11000.	81	11625	No
112	GOM_NL__2PRFIN20040521_053030_000000392027_00048_11625_2672.N1	21-MAY-2004 05:30:30	Bright	39.000	180	27Gam Boo	3.0400	8000.0	78	11625	No
113	GOM_NL__2PRFIN20040521_053336_000000372027_00048_11625_2673.N1	21-MAY-2004 05:33:36	Bright	36.500	39	85Eta UMa	1.8540	24000.	73	11625	No
114	GOM_NL__2PRFIN20040521_053516_000000372027_00048_11625_2674.N1	21-MAY-2004 05:35:16	Bright	36.500	55	79Zet UMa	2.0600	10200.	73	11625	No
115	GOM_NL__2PRFIN20040521_053845_000000472027_00048_11625_2675.N1	21-MAY-2004 05:38:45	Bright	47.000	119	14Eta Dra	2.7270	4700.0	94	11625	No
116	GOM_NL__2PRFIN20040521_054043_000000392027_00048_11625_2676.N1	21-MAY-2004 05:40:43	Bright	39.000	60	7Bet UMi	2.0810	3950.0	78	11625	No
117	GOM_NL__2PRFIN20040521_054514_000000382027_00048_11625_2677.N1	21-MAY-2004 05:45:14	Bright	38.000	49	1Alp UMi	1.9900	6300.0	76	11625	No
118	GOM_NL__2PRFIN20040521_054938_000000492027_00048_11625_2678.N1	21-MAY-2004 05:49:38	Bright	48.500	89	5Alp Cep	2.4510	8000.0	97	11625	No
119	GOM_NL__2PRFIN20040521_055325_000000392027_00048_11625_2679.N1	21-MAY-2004 05:53:25	Bright	39.000	76	27Gam Cas	2.3000	30000.	78	11625	No
120	GOM_NL__2PRFIN20040521_055514_000001132027_00048_11625_2680.N1	21-MAY-2004 05:55:14	Bright	112.50	66	37Gam Cyg	2.2080	5900.0	225	11625	No
121	GOM_NL__2PRFIN20040521_060315_000000512027_00048_11625_2681.N1	21-MAY-2004 06:03:15	Twilight_stray	50.500	58	21Alp And	2.0730	11000.	101	11625	No
122	GOM_NL__2PRFIN20040521_060736_000000492027_00048_11625_2682.N1	21-MAY-2004 06:07:36	Dark	49.000	140	88Gam Peg	2.8340	26000.	98	11625	No
123	GOM_NL__2PRFIN20040521_060938_000000662027_00048_11625_2683.N1	21-MAY-2004 06:09:38	Dark	65.500	90	54Alp Peg	2.4870	11000.	131	11625	No
124	GOM_NL__2PRFIN20040521_061624_000000482027_00048_11625_2684.N1	21-MAY-2004 06:16:24	Dark	47.500	52	16Bet Cet	2.0370	4500.0	95	11625	No
125	GOM_NL__2PRFIN20040521_062338_000000592027_00048_11625_2685.N1	21-MAY-2004 06:23:38	Dark	58.500	18	24Alp PsA	1.1660	9700.0	117	11625	No
126	GOM_NL__2PRFIN20040521_062613_000000432027_00048_11625_2686.N1	21-MAY-2004 06:26:13	Dark	43.000	9	Alp Eri	0.45300	24000.	86	11625	No
127	GOM_NL__2PRFIN20040521_063201_000000402027_00049_11626_2655.N1	21-MAY-2004 06:32:01	Dark	39.500	135	Bet Hyi	2.8200	5800.0	79	11626	No
128	GOM_NL__2PRFIN20040521_063448_000000442027_00049_11626_2656.N1	21-MAY-2004 06:34:48	Dark	44.000	45	Alp Pav	1.9400	26000.	88	11626	No
129	GOM_NL__2PRFIN20040521_063935_000000432027_00049_11626_2657.N1	21-MAY-2004 06:39:35	Straylight	43.000	43	Alp TrA	1.9100	4250.0	86	11626	No
130	GOM_NL__2PRFIN20040521_064143_000000382027_00049_11626_2658.N1	21-MAY-2004 06:41:43	Straylight	38.000	134	Bet TrA	2.8100	6600.0	76	11626	No
131	GOM_NL__2PRFIN20040521_064317_000000492027_00049_11626_2659.N1	21-MAY-2004 06:43:17	Straylight	48.500	4	Alp1Cen	-0.010000	5800.0	97	11626	No
132	GOM_NL__2PRFIN20040521_064452_000000502027_00049_11626_2660.N1	21-MAY-2004 06:44:52	Straylight	49.500	178	lot1Sco	3.0220	6550.0	99	11626	No
133	GOM_NL__2PRFIN20040521_064616_000000522027_00049_11626_2661.N1	21-MAY-2004 06:46:16	Straylight	51.500	25	35Lam Sco	1.6200	28000.	103	11626	No
134	GOM_NL__2PRFIN20040521_064825_000000402027_00049_11626_2662.N1	21-MAY-2004 06:48:25	Twilight_stray	39.500	81	Eta Cen	2.3560	28000.	79	11626	No
135	GOM_NL__2PRFIN20040521_065117_000000562027_00049_11626_2663.N1	21-MAY-2004 06:51:17	Twilight_stray	55.500	16	21Alp Sco	1.0200	3000.0	111	11626	No
136	GOM_NL__2PRFIN20040521_065255_000000462027_00049_11626_2664.N1	21-MAY-2004 06:52:55	Bright	45.500	80	7Del Sco	2.3160	30000.	91	11626	No
137	GOM_NL__2PRFIN20040521_065441_000000562027_00049_11626_2665.N1	21-MAY-2004 06:54:41	Bright	55.500	86	35Eta Oph	2.4300	10200.	111	11626	No
138	GOM_NL__2PRFIN20040521_065717_000000392027_00049_11626_2666.N1	21-MAY-2004 06:57:17	Bright	39.000	104	27Bet Lib	2.6140	13100.	78	11626	No
139	GOM_NL__2PRFIN20040521_065907_000000472027_00049_11626_2667.N1	21-MAY-2004 06:59:07	Bright	46.500	120	1Del Oph	2.7340	3200.0	93	11626	No
140	GOM_NL__2PRFIN20040521_070213_000000422027_00049_11626_2668.N1	21-MAY-2004 07:02:13	Bright	41.500	102	24Alp Ser	2.6000	4250.0	83	11626	No
141	GOM_NL__2PRFIN20040521_070540_000000362027_00049_11626_2669.N1	21-MAY-2004 07:05:40	Bright	36.000	3	16Alp Boo	-0.050000	4250.0	72	11626	No
142	GOM_NL__2PRFIN20040521_070757_000000372027_00049_11626_2670.N1	21-MAY-2004 07:07:57	Bright	36.500	83		2.3780	11000.	73	11626	No
143	GOM_NL__2PRFIN20040521_071106_000000372027_00049_11626_2671.N1	21-MAY-2004 07:11:06	Bright	37.000	180	27Gam Boo	3.0400	8000.0	74	11626	No
144	GOM_NL__2PRFIN20040521_071412_000000372027_00049_11626_2672.N1	21-MAY-2004 07:14:12	Bright	36.500	39	85Eta UMa	1.8540	24000.	73	11626	No
145	GOM_NL__2PRFIN20040521_071553_000000362027_00049_11626_2673.N1	21-MAY-2004 07:15:53	Bright	35.500	55	79Zet UMa	2.0600	10200.	71	11626	No
146	GOM_NL__2PRFIN20040521_071921_000000422027_00049_11626_2674.N1	21-MAY-2004 07:19:21	Bright	42.000	119	14Eta Dra	2.7270	4700.0	84	11626	No
147	GOM_NL__2PRFIN20040521_072119_000000382027_00049_11626_2675.N1	21-MAY-2004 07:21:19	Bright	38.000	60	7Bet UMi	2.0810	3950.0	76	11626	No
148	GOM_NL__2PRFIN20040521_072551_000000372027_00049_11626_2676.N1	21-MAY-2004 07:25:51	Bright	37.000	49	1Alp UMi	1.9900	6300.0	74	11626	No
149	GOM_NL__2PRFIN20040521_073015_000000462027_00049_11626_2677.N1	21-MAY-2004 07:30:15	Bright	46.000	89	5Alp Cep	2.4510	8000.0	92	11626	No
150	GOM_NL__2PRFIN20040521_073402_000000392027_00049_11626_2678.N1	21-MAY-2004 07:34:02	Bright	38.500	76	27Gam Cas	2.3000	30000.	77	11626	No
151	GOM_NL__2PRFIN20040521_073549_000001142027_00049_11626_2679.N1	21-MAY-2004 07:35:49	Bright	114.00	66	37Gam Cyg	2.2080	5900.0	228	11626	No
152	GOM_NL__2PRFIN20040521_074352_000000472027_00049_11626_2680.N1	21-MAY-2004 07:43:52	Twilight_stray	46.500	58	21Alp And	2.0730	11000.	93	11626	No
153	GOM_NL__2PRFIN20040521_074813_000000482027_00049_11626_2681.N1	21-MAY-2004 07:48:13	Dark	47.500	140	88Gam Peg	2.8340	26000.	95	11626	No
154	GOM_NL__2PRFIN20040521_075015_000000652027_00049_11626_2682.N1	21-MAY-2004 07:50:15	Dark	64.500	90	54Alp Peg	2.4870	11000.	129	11626	No
155	GOM_NL__2PRFIN20040521_075701_000000462027_00049_11626_2683.N1	21-MAY-2004 07:57:01	Dark	46.000	52	16Bet Cet	2.0370	4500.0	92	11626	No
156	GOM_NL__2PRFIN20040521_080415_000000642027_00049_11626_2684.N1	21-MAY-2004 08:04:15	Dark	64.000	18	24Alp PsA	1.1660	9700.0	128	11626	No
157	GOM_NL__2PRFIN20040521_080649_000000442027_00049_11626_2685.N1	21-MAY-2004 08:06:49	Dark	43.500	9	Alp Eri	0.45300	24000.	87	11626	No
158	GOM_NL__2PRFIN20040521_081238_000000372027_00050_11627_2655.N1	21-MAY-2004 08:12:38	Dark	37.000	135	Bet Hyi	2.8200	5800.0	74	11627	No
159	GOM_NL__2PRFIN20040521_081525_000000442027_00050_11627_2656.N1	21-MAY-2004 08:15:25	Dark	44.000	45	Alp Pav	1.9400	26000.	88	11627	No
160	GOM_NL__2PRFIN20040521_082011_000000482027_00050_11627_2657.N1	21-MAY-2004 08:20:11	Straylight	48.000	43	Alp TrA	1.9100	4250.0	96	11627	No

161	GOM_NL__2PRFIN20040521_082220_000000392027_00050_11627_2658.N1	21-MAY-2004 08:22:20	Straylight	38.500	134	Bet TrA	2.8100	6600.0	77	11627	No
162	GOM_NL__2PRFIN20040521_082353_000000432027_00050_11627_2659.N1	21-MAY-2004 08:23:53	Straylight	42.500	4	Alp1Cen	-0.010000	5800.0	85	11627	No
163	GOM_NL__2PRFIN20040521_082528_000000532027_00050_11627_2660.N1	21-MAY-2004 08:25:28	Straylight	52.500	178	lot1Sco	3.0220	6550.0	105	11627	No
164	GOM_NL__2PRFIN20040521_082653_000000512027_00050_11627_2661.N1	21-MAY-2004 08:26:53	Straylight	51.000	25	35Lam Sco	1.6200	28000.	102	11627	No
165	GOM_NL__2PRFIN20040521_082901_000000422027_00050_11627_2662.N1	21-MAY-2004 08:29:01	Tw_i_and_stray	42.000	81	Eta Cen	2.3560	28000.	84	11627	No
166	GOM_NL__2PRFIN20040521_083154_000000602027_00050_11627_2663.N1	21-MAY-2004 08:31:54	Tw_i_and_stray	60.000	16	21Alp Sco	1.0200	3000.0	120	11627	No
167	GOM_NL__2PRFIN20040521_083331_000000452027_00050_11627_2664.N1	21-MAY-2004 08:33:31	Bright	45.000	80	7Del Sco	2.3160	30000.	90	11627	No
168	GOM_NL__2PRFIN20040521_083517_000000562027_00050_11627_2665.N1	21-MAY-2004 08:35:17	Bright	56.000	86	35Eta Oph	2.4300	10200.	112	11627	No
169	GOM_NL__2PRFIN20040521_083753_000000382027_00050_11627_2666.N1	21-MAY-2004 08:37:53	Bright	37.500	104	27Bet Lib	2.6140	13100.	75	11627	No
170	GOM_NL__2PRFIN20040521_083943_000000462027_00050_11627_2667.N1	21-MAY-2004 08:39:43	Bright	46.000	120	1Del Oph	2.7340	3200.0	92	11627	No
171	GOM_NL__2PRFIN20040521_084249_000000422027_00050_11627_2668.N1	21-MAY-2004 08:42:49	Bright	42.000	102	24Alp Ser	2.6000	4250.0	84	11627	No
172	GOM_NL__2PRFIN20040521_084616_000000392027_00050_11627_2669.N1	21-MAY-2004 08:46:16	Bright	39.000	3	16Alp Boo	-0.050000	4250.0	78	11627	No
173	GOM_NL__2PRFIN20040521_084832_000000392027_00050_11627_2670.N1	21-MAY-2004 08:48:32	Bright	39.000	83		2.3780	11000.	78	11627	No
174	GOM_NL__2PRFIN20040521_085142_000000382027_00050_11627_2671.N1	21-MAY-2004 08:51:42	Bright	37.500	180	27Gam Boo	3.0400	8000.0	75	11627	No
175	GOM_NL__2PRFIN20040521_085448_000000372027_00050_11627_2672.N1	21-MAY-2004 08:54:48	Bright	36.500	39	85Eta UMa	1.8540	24000.	73	11627	No
176	GOM_NL__2PRFIN20040521_085629_000000382027_00050_11627_2673.N1	21-MAY-2004 08:56:29	Bright	37.500	55	79Zet UMa	2.0600	10200.	75	11627	No
177	GOM_NL__2PRFIN20040521_085957_000000422027_00050_11627_2674.N1	21-MAY-2004 08:59:57	Bright	42.000	119	14Eta Dra	2.7270	4700.0	84	11627	No
178	GOM_NL__2PRFIN20040521_090155_000000362027_00050_11627_2675.N1	21-MAY-2004 09:01:55	Bright	36.000	60	7Bet UMi	2.0810	3950.0	72	11627	No
179	GOM_NL__2PRFIN20040521_090627_000000352027_00050_11627_2676.N1	21-MAY-2004 09:06:27	Bright	35.000	49	1Alp UMi	1.9900	6300.0	70	11627	No
180	GOM_NL__2PRFIN20040521_091050_000000462027_00050_11627_2677.N1	21-MAY-2004 09:10:50	Bright	46.000	89	5Alp Cep	2.4510	8000.0	92	11627	No
181	GOM_NL__2PRFIN20040521_091438_000000362027_00050_11627_2678.N1	21-MAY-2004 09:14:38	Bright	35.500	76	27Gam Cas	2.3000	30000.	71	11627	No
182	GOM_NL__2PRFIN20040521_091623_000001162027_00050_11627_2679.N1	21-MAY-2004 09:16:23	Bright	116.00	66	37Gam Cyg	2.2080	5900.0	232	11627	No
183	GOM_NL__2PRFIN20040521_092428_000000492027_00050_11627_2680.N1	21-MAY-2004 09:24:28	Tw_i_and_stray	49.000	58	21Alp And	2.0730	11000.	98	11627	No
184	GOM_NL__2PRFIN20040521_092850_000000472027_00050_11627_2681.N1	21-MAY-2004 09:28:50	Dark	46.500	140	88Gam Peg	2.8340	26000.	93	11627	No
185	GOM_NL__2PRFIN20040521_093051_000000632027_00050_11627_2682.N1	21-MAY-2004 09:30:51	Dark	62.500	90	54Alp Peg	2.4870	11000.	125	11627	No
186	GOM_NL__2PRFIN20040521_093737_000000462027_00050_11627_2683.N1	21-MAY-2004 09:37:37	Dark	46.000	52	16Bet Cet	2.0370	4500.0	92	11627	No
187	GOM_NL__2PRFIN20040521_094452_000000552027_00050_11627_2684.N1	21-MAY-2004 09:44:52	Dark	54.500	18	24Alp PsA	1.1660	9700.0	109	11627	No
188	GOM_NL__2PRFIN20040521_094725_000000442027_00050_11627_2685.N1	21-MAY-2004 09:47:25	Dark	43.500	9	Alp Eri	0.45300	24000.	87	11627	No
189	GOM_NL__2PRFIN20040521_095314_000000382027_00051_11628_2655.N1	21-MAY-2004 09:53:14	Dark	38.000	135	Bet Hyi	2.8200	5800.0	76	11628	No
190	GOM_NL__2PRFIN20040521_095601_000000452027_00051_11628_2656.N1	21-MAY-2004 09:56:01	Dark	44.500	45	Alp Pav	1.9400	26000.	89	11628	No
191	GOM_NL__2PRFIN20040521_100047_000000462027_00051_11628_2657.N1	21-MAY-2004 10:00:47	Straylight	45.500	43	Alp TrA	1.9100	4250.0	91	11628	No
192	GOM_NL__2PRFIN20040521_100256_000000382027_00051_11628_2658.N1	21-MAY-2004 10:02:56	Straylight	38.000	134	Bet TrA	2.8100	6600.0	76	11628	No
193	GOM_NL__2PRFIN20040521_100429_000000422027_00051_11628_2659.N1	21-MAY-2004 10:04:29	Straylight	41.500	4	Alp1Cen	-0.010000	5800.0	83	11628	No
194	GOM_NL__2PRFIN20040521_100605_000000502027_00051_11628_2660.N1	21-MAY-2004 10:06:05	Straylight	49.500	178	lot1Sco	3.0220	6550.0	99	11628	No
195	GOM_NL__2PRFIN20040521_100729_000000562027_00051_11628_2661.N1	21-MAY-2004 10:07:29	Straylight	56.000	25	35Lam Sco	1.6200	28000.	112	11628	No
196	GOM_NL__2PRFIN20040521_100937_000000402027_00051_11628_2662.N1	21-MAY-2004 10:09:37	Tw_i_and_stray	40.000	81	Eta Cen	2.3560	28000.	80	11628	No
197	GOM_NL__2PRFIN20040521_101230_000000542027_00051_11628_2663.N1	21-MAY-2004 10:12:30	Tw_i_and_stray	53.500	16	21Alp Sco	1.0200	3000.0	107	11628	No
198	GOM_NL__2PRFIN20040521_101407_000000462027_00051_11628_2664.N1	21-MAY-2004 10:14:07	Bright	46.000	80	7Del Sco	2.3160	30000.	92	11628	No
199	GOM_NL__2PRFIN20040521_101553_000000542027_00051_11628_2665.N1	21-MAY-2004 10:15:53	Bright	54.000	86	35Eta Oph	2.4300	10200.	108	11628	No
200	GOM_NL__2PRFIN20040521_101829_000000392027_00051_11628_2666.N1	21-MAY-2004 10:18:29	Bright	39.000	104	27Bet Lib	2.6140	13100.	78	11628	No
201	GOM_NL__2PRFIN20040521_102019_000000462027_00051_11628_2667.N1	21-MAY-2004 10:20:19	Bright	45.500	120	1Del Oph	2.7340	3200.0	91	11628	No
202	GOM_NL__2PRFIN20040521_102325_000000422027_00051_11628_2668.N1	21-MAY-2004 10:23:25	Bright	41.500	102	24Alp Ser	2.6000	4250.0	83	11628	No
203	GOM_NL__2PRFIN20040521_102652_000000372027_00051_11628_2669.N1	21-MAY-2004 10:26:52	Bright	37.000	3	16Alp Boo	-0.050000	4250.0	74	11628	No
204	GOM_NL__2PRFIN20040521_102908_000000392027_00051_11628_2670.N1	21-MAY-2004 10:29:08	Bright	39.000	83		2.3780	11000.	78	11628	No
205	GOM_NL__2PRFIN20040521_103217_000000382027_00051_11628_2671.N1	21-MAY-2004 10:32:17	Bright	38.000	180	27Gam Boo	3.0400	8000.0	76	11628	No
206	GOM_NL__2PRFIN20040521_103524_000000362027_00051_11628_2672.N1	21-MAY-2004 10:35:24	Bright	35.500	39	85Eta UMa	1.8540	24000.	71	11628	No
207	GOM_NL__2PRFIN20040521_103705_000000372027_00051_11628_2673.N1	21-MAY-2004 10:37:05	Bright	36.500	55	79Zet UMa	2.0600	10200.	73	11628	No
208	GOM_NL__2PRFIN20040521_104032_000000432027_00051_11628_2674.N1	21-MAY-2004 10:40:32	Bright	42.500	119	14Eta Dra	2.7270	4700.0	85	11628	No
209	GOM_NL__2PRFIN20040521_104230_000000372027_00051_11628_2675.N1	21-MAY-2004 10:42:30	Bright	37.000	60	7Bet UMi	2.0810	3950.0	74	11628	No
210	GOM_NL__2PRFIN20040521_104702_000000362027_00051_11628_2676.N1	21-MAY-2004 10:47:02	Bright	36.000	49	1Alp UMi	1.9900	6300.0	72	11628	No
211	GOM_NL__2PRFIN20040521_105125_000000472027_00051_11628_2677.N1	21-MAY-2004 10:51:25	Bright	47.000	89	5Alp Cep	2.4510	8000.0	94	11628	No
212	GOM_NL__2PRFIN20040521_105513_000000382027_00051_11628_2678.N1	21-MAY-2004 10:55:13	Bright	38.000	76	27Gam Cas	2.3000	30000.	76	11628	No
213	GOM_NL__2PRFIN20040521_105658_000001122027_00051_11628_2679.N1	21-MAY-2004 10:56:58	Bright	112.00	66	37Gam Cyg	2.2080	5900.0	224	11628	No
214	GOM_NL__2PRFIN20040521_110504_000000452027_00051_11628_2680.N1	21-MAY-2004 11:05:04	Tw_i_and_stray	45.000	58	21Alp And	2.0730	11000.	90	11628	No
215	GOM_NL__2PRFIN20040521_110926_000000462027_00051_11628_2681.N1	21-MAY-2004 11:09:26	Dark	46.000	140	88Gam Peg	2.8340	26000.	92	11628	No
216	GOM_NL__2PRFIN20040521_111128_000000642027_00051_11628_2682.N1	21-MAY-2004 11:11:28	Dark	63.500	90	54Alp Peg	2.4870	11000.	127	11628	No
217	GOM_NL__2PRFIN20040521_111813_000000442027_00051_11628_2683.N1	21-MAY-2004 11:18:13	Dark	44.000	52	16Bet Cet	2.0370	4500.0	88	11628	No
218	GOM_NL__2PRFIN20040521_112529_000000592027_00051_11628_2684.N1	21-MAY-2004 11:25:29	Dark	59.000	18	24Alp PsA	1.1660	9700.0	118	11628	No
219	GOM_NL__2PRFIN20040521_112800_000000442027_00051_11628_2685.N1	21-MAY-2004 11:28:00	Dark	43.500	9	Alp Eri	0.45300	24000.	87	11628	No

220	GOM_NL__2PRFIN20040521_113350_000000382027_00052_11629_2655.N1	21-MAY-2004 11:33:50	Dark	38.000	135	Bet Hyl	2.8200	5800.0	76	11629	No
221	GOM_NL__2PRFIN20040521_113637_000000452027_00052_11629_2656.N1	21-MAY-2004 11:36:37	Dark	44.500	45	Alp Pav	1.9400	26000.	89	11629	No
222	GOM_NL__2PRFIN20040521_114123_000000432027_00052_11629_2657.N1	21-MAY-2004 11:41:23	Straylight	43.000	43	Alp TrA	1.9100	4250.0	86	11629	No
223	GOM_NL__2PRFIN20040521_114331_000000412027_00052_11629_2658.N1	21-MAY-2004 11:43:31	Straylight	40.500	134	Bet TrA	2.8100	6600.0	81	11629	No
224	GOM_NL__2PRFIN20040521_114505_000000452027_00052_11629_2659.N1	21-MAY-2004 11:45:05	Straylight	45.000	4	Alp1Cen	-0.010000	5800.0	90	11629	No
225	GOM_NL__2PRFIN20040521_114641_000000522027_00052_11629_2660.N1	21-MAY-2004 11:46:41	Straylight	51.500	178	lot1Sco	3.0220	6550.0	103	11629	No
226	GOM_NL__2PRFIN20040521_114805_000000562027_00052_11629_2661.N1	21-MAY-2004 11:48:05	Straylight	55.500	25	35Lam Sco	1.6200	28000.	111	11629	No
227	GOM_NL__2PRFIN20040521_115012_000000422027_00052_11629_2662.N1	21-MAY-2004 11:50:12	Tw_i_and_stray	42.000	81	Eta Cen	2.3560	28000.	84	11629	No
228	GOM_NL__2PRFIN20040521_115306_000000572027_00052_11629_2663.N1	21-MAY-2004 11:53:06	Tw_i_and_stray	57.000	16	21Alp Sco	1.0200	3000.0	114	11629	No
229	GOM_NL__2PRFIN20040521_115443_000000452027_00052_11629_2664.N1	21-MAY-2004 11:54:43	Bright	45.000	80	7Del Sco	2.3160	30000.	90	11629	No
230	GOM_NL__2PRFIN20040521_115629_000000562027_00052_11629_2665.N1	21-MAY-2004 11:56:29	Bright	56.000	86	35Eta Oph	2.4300	10200.	112	11629	No
231	GOM_NL__2PRFIN20040521_115904_000000382027_00052_11629_2666.N1	21-MAY-2004 11:59:04	Bright	38.000	104	27Bet Lib	2.6140	13100.	76	11629	No
232	GOM_NL__2PRFIN20040521_120055_000000462027_00052_11629_2667.N1	21-MAY-2004 12:00:55	Bright	46.000	120	1Del Oph	2.7340	3200.0	92	11629	No
233	GOM_NL__2PRFIN20040521_120400_000000422027_00052_11629_2668.N1	21-MAY-2004 12:04:00	Bright	41.500	102	24Alp Ser	2.6000	4250.0	83	11629	No
234	GOM_NL__2PRFIN20040521_120728_000000422027_00052_11629_2669.N1	21-MAY-2004 12:07:28	Bright	41.500	3	16Alp Boo	-0.050000	4250.0	83	11629	No
235	GOM_NL__2PRFIN20040521_120944_000000372027_00052_11629_2670.N1	21-MAY-2004 12:09:44	Bright	36.500	83		2.3780	11000.	73	11629	No
236	GOM_NL__2PRFIN20040521_121253_000000372027_00052_11629_2671.N1	21-MAY-2004 12:12:53	Bright	37.000	180	27Gam Boo	3.0400	8000.0	74	11629	No
237	GOM_NL__2PRFIN20040521_121559_000000382027_00052_11629_2672.N1	21-MAY-2004 12:15:59	Bright	37.500	39	85Eta UMa	1.8540	24000.	75	11629	No
238	GOM_NL__2PRFIN20040521_121741_000000352027_00052_11629_2673.N1	21-MAY-2004 12:17:41	Bright	35.000	55	79Zet UMa	2.0600	10200.	70	11629	No
239	GOM_NL__2PRFIN20040521_122107_000000392027_00052_11629_2674.N1	21-MAY-2004 12:21:07	Bright	38.500	119	14Eta Dra	2.7270	4700.0	77	11629	No
240	GOM_NL__2PRFIN20040521_122306_000000412027_00052_11629_2675.N1	21-MAY-2004 12:23:06	Bright	40.500	60	7Bet UMi	2.0810	3950.0	81	11629	No
241	GOM_NL__2PRFIN20040521_122738_000000362027_00052_11629_2676.N1	21-MAY-2004 12:27:38	Bright	35.500	49	1Alp UMi	1.9900	6300.0	71	11629	No
242	GOM_NL__2PRFIN20040521_123549_000000382027_00052_11629_2677.N1	21-MAY-2004 12:35:49	Bright	37.500	76	27Gam Cas	2.3000	30000.	75	11629	No
243	GOM_NL__2PRFIN20040521_123733_000001112027_00052_11629_2678.N1	21-MAY-2004 12:37:33	Bright	110.50	66	37Gam Cyg	2.2080	5900.0	221	11629	No
244	GOM_NL__2PRFIN20040521_124540_000000492027_00052_11629_2679.N1	21-MAY-2004 12:45:40	Tw_i_and_stray	49.000	58	21Alp And	2.0730	11000.	98	11629	No
245	GOM_NL__2PRFIN20040521_125002_000000492027_00052_11629_2680.N1	21-MAY-2004 12:50:02	Dark	48.500	140	88Gam Peg	2.8340	26000.	97	11629	No
246	GOM_NL__2PRFIN20040521_125205_000000642027_00052_11629_2681.N1	21-MAY-2004 12:52:05	Dark	63.500	90	54Alp Peg	2.4870	11000.	127	11629	No
247	GOM_NL__2PRFIN20040521_125850_000000472027_00052_11629_2682.N1	21-MAY-2004 12:58:50	Dark	47.000	52	16Bet Cet	2.0370	4500.0	94	11629	No
248	GOM_NL__2PRFIN20040521_130605_000000622027_00052_11629_2683.N1	21-MAY-2004 13:06:05	Dark	62.000	18	24Alp PsA	1.1660	9700.0	124	11629	No
249	GOM_NL__2PRFIN20040521_130836_000000452027_00052_11629_2684.N1	21-MAY-2004 13:08:36	Dark	44.500	9	Alp Eri	0.45300	24000.	89	11629	No
250	GOM_NL__2PRFIN20040521_131714_000000452027_00053_11630_2655.N1	21-MAY-2004 13:17:14	Dark	44.500	45	Alp Pav	1.9400	26000.	89	11630	No
251	GOM_NL__2PRFIN20040521_132159_000000402027_00053_11630_2656.N1	21-MAY-2004 13:21:59	Straylight	39.500	43	Alp TrA	1.9100	4250.0	79	11630	No
252	GOM_NL__2PRFIN20040521_132407_000000382027_00053_11630_2657.N1	21-MAY-2004 13:24:07	Straylight	38.000	134	Bet TrA	2.8100	6600.0	76	11630	No
253	GOM_NL__2PRFIN20040521_132541_000000432027_00053_11630_2658.N1	21-MAY-2004 13:25:41	Straylight	43.000	4	Alp1Cen	-0.010000	5800.0	86	11630	No
254	GOM_NL__2PRFIN20040521_132717_000000502027_00053_11630_2659.N1	21-MAY-2004 13:27:17	Straylight	50.000	178	lot1Sco	3.0220	6550.0	100	11630	No
255	GOM_NL__2PRFIN20040521_132842_000000552027_00053_11630_2660.N1	21-MAY-2004 13:28:42	Straylight	55.000	25	35Lam Sco	1.6200	28000.	110	11630	No
256	GOM_NL__2PRFIN20040521_133049_000000392027_00053_11630_2661.N1	21-MAY-2004 13:30:49	Tw_i_and_stray	39.000	81	Eta Cen	2.3560	28000.	78	11630	No
257	GOM_NL__2PRFIN20040521_133342_000000612027_00053_11630_2662.N1	21-MAY-2004 13:33:42	Tw_i_and_stray	61.000	16	21Alp Sco	1.0200	3000.0	122	11630	No
258	GOM_NL__2PRFIN20040521_133519_000000462027_00053_11630_2663.N1	21-MAY-2004 13:35:19	Bright	45.500	80	7Del Sco	2.3160	30000.	91	11630	No
259	GOM_NL__2PRFIN20040521_133704_000000562027_00053_11630_2664.N1	21-MAY-2004 13:37:04	Bright	56.000	86	35Eta Oph	2.4300	10200.	112	11630	No
260	GOM_NL__2PRFIN20040521_133940_000000402027_00053_11630_2665.N1	21-MAY-2004 13:39:40	Bright	40.000	104	27Bet Lib	2.6140	13100.	80	11630	No
261	GOM_NL__2PRFIN20040521_134130_000000472027_00053_11630_2666.N1	21-MAY-2004 13:41:30	Bright	46.500	120	1Del Oph	2.7340	3200.0	93	11630	No
262	GOM_NL__2PRFIN20040521_134435_000000432027_00053_11630_2667.N1	21-MAY-2004 13:44:35	Bright	42.500	102	24Alp Ser	2.6000	4250.0	85	11630	No
263	GOM_NL__2PRFIN20040521_134804_000000362027_00053_11630_2668.N1	21-MAY-2004 13:48:04	Bright	36.000	3	16Alp Boo	-0.050000	4250.0	72	11630	No
264	GOM_NL__2PRFIN20040521_135019_000000372027_00053_11630_2669.N1	21-MAY-2004 13:50:19	Bright	37.000	83		2.3780	11000.	74	11630	No
265	GOM_NL__2PRFIN20040521_135329_000000362027_00053_11630_2670.N1	21-MAY-2004 13:53:29	Bright	36.000	180	27Gam Boo	3.0400	8000.0	72	11630	No
266	GOM_NL__2PRFIN20040521_135636_000000382027_00053_11630_2671.N1	21-MAY-2004 13:56:36	Bright	37.500	39	85Eta UMa	1.8540	24000.	75	11630	No
267	GOM_NL__2PRFIN20040521_135817_000000372027_00053_11630_2672.N1	21-MAY-2004 13:58:17	Bright	37.000	55	79Zet UMa	2.0600	10200.	74	11630	No
268	GOM_NL__2PRFIN20040521_140143_000000382027_00053_11630_2673.N1	21-MAY-2004 14:01:43	Bright	38.000	119	14Eta Dra	2.7270	4700.0	76	11630	No
269	GOM_NL__2PRFIN20040521_140342_000000342027_00053_11630_2674.N1	21-MAY-2004 14:03:42	Bright	34.000	60	7Bet UMi	2.0810	3950.0	68	11630	No
270	GOM_NL__2PRFIN20040521_140814_000000352027_00053_11630_2675.N1	21-MAY-2004 14:08:14	Bright	34.500	49	1Alp UMi	1.9900	6300.0	69	11630	No
271	GOM_NL__2PRFIN20040521_141236_000000452027_00053_11630_2676.N1	21-MAY-2004 14:12:36	Bright	44.500	89	5Alp Cep	2.4510	8000.0	89	11630	No
272	GOM_NL__2PRFIN20040521_141807_000001152027_00053_11630_2677.N1	21-MAY-2004 14:18:07	Bright	115.00	66	37Gam Cyg	2.2080	5900.0	230	11630	No
273	GOM_NL__2PRFIN20040521_142617_000000502027_00053_11630_2678.N1	21-MAY-2004 14:26:17	Tw_i_and_stray	50.000	58	21Alp And	2.0730	11000.	100	11630	No
274	GOM_NL__2PRFIN20040521_143039_000000462027_00053_11630_2679.N1	21-MAY-2004 14:30:39	Dark	46.000	140	88Gam Peg	2.8340	26000.	92	11630	No
275	GOM_NL__2PRFIN20040521_143241_000000652027_00053_11630_2680.N1	21-MAY-2004 14:32:41	Dark	65.000	90	54Alp Peg	2.4870	11000.	130	11630	No
276	GOM_NL__2PRFIN20040521_143926_000000502027_00053_11630_2681.N1	21-MAY-2004 14:39:26	Dark	49.500	52	16Bet Cet	2.0370	4500.0	99	11630	No
277	GOM_NL__2PRFIN20040521_144643_000000562027_00053_11630_2682.N1	21-MAY-2004 14:46:43	Dark	56.000	18	24Alp PsA	1.1660	9700.0	112	11630	No
278	GOM_NL__2PRFIN20040521_144912_000000512027_00053_11630_2683.N1	21-MAY-2004 14:49:12	Dark	51.000	9	Alp Eri	0.45300	24000.	102	11630	No

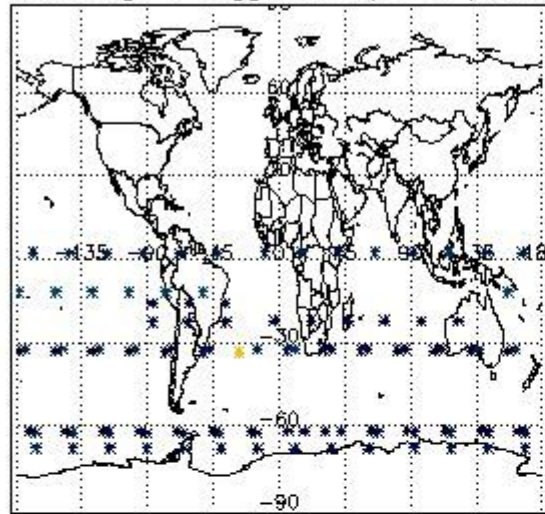
279	GOM_NL__2PRFIN20040521_145047_000000542027_00053_11630_2684.N1	21-MAY-2004 14:50:47	Dark	53.500	63	Bet Gru	2.1500	2800.0	107	11630	No
280	GOM_NL__2PRFIN20040521_145750_000000442027_00054_11631_2655.N1	21-MAY-2004 14:57:50	Dark	43.500	45	Alp Pav	1.9400	26000.	87	11631	No
281	GOM_NL__2PRFIN20040521_150235_000000402027_00054_11631_2656.N1	21-MAY-2004 15:02:35	Straylight	40.000	43	Alp TrA	1.9100	4250.0	80	11631	No
282	GOM_NL__2PRFIN20040521_150443_000000392027_00054_11631_2657.N1	21-MAY-2004 15:04:43	Straylight	39.000	134	Bet TrA	2.8100	6600.0	78	11631	No
283	GOM_NL__2PRFIN20040521_150617_000000452027_00054_11631_2658.N1	21-MAY-2004 15:06:17	Straylight	44.500	4	Alp1Cen	-0.010000	5800.0	89	11631	No
284	GOM_NL__2PRFIN20040521_150754_000000492027_00054_11631_2659.N1	21-MAY-2004 15:07:54	Straylight	49.000	178	lot1Sco	3.0220	6550.0	98	11631	No
285	GOM_NL__2PRFIN20040521_150918_000000562027_00054_11631_2660.N1	21-MAY-2004 15:09:18	Straylight	55.500	25	35Lam Sco	1.6200	28000.	111	11631	No
286	GOM_NL__2PRFIN20040521_151124_000000392027_00054_11631_2661.N1	21-MAY-2004 15:11:24	Tw_i_and_stray	39.000	81	Eta Cen	2.3560	28000.	78	11631	No
287	GOM_NL__2PRFIN20040521_151418_000000612027_00054_11631_2662.N1	21-MAY-2004 15:14:18	Tw_i_and_stray	61.000	16	21Alp Sco	1.0200	3000.0	122	11631	No
288	GOM_NL__2PRFIN20040521_151555_000000462027_00054_11631_2663.N1	21-MAY-2004 15:15:55	Bright	45.500	80	7Del Sco	2.3160	30000.	91	11631	No
289	GOM_NL__2PRFIN20040521_151741_000000572027_00054_11631_2664.N1	21-MAY-2004 15:17:41	Bright	57.000	86	35Eta Oph	2.4300	10200.	114	11631	No
290	GOM_NL__2PRFIN20040521_152016_000000402027_00054_11631_2665.N1	21-MAY-2004 15:20:16	Bright	40.000	104	27Bet Lib	2.6140	13100.	80	11631	No
291	GOM_NL__2PRFIN20040521_152206_000000462027_00054_11631_2666.N1	21-MAY-2004 15:22:06	Bright	46.000	120	1Del Oph	2.7340	3200.0	92	11631	No
292	GOM_NL__2PRFIN20040521_152511_000000422027_00054_11631_2667.N1	21-MAY-2004 15:25:11	Bright	42.000	102	24Alp Ser	2.6000	4250.0	84	11631	No
293	GOM_NL__2PRFIN20040521_152840_000000372027_00054_11631_2668.N1	21-MAY-2004 15:28:40	Bright	37.000	3	16Alp Boo	-0.050000	4250.0	74	11631	No
294	GOM_NL__2PRFIN20040521_153055_000000372027_00054_11631_2669.N1	21-MAY-2004 15:30:55	Bright	37.000	83		2.3780	11000.	74	11631	No
295	GOM_NL__2PRFIN20040521_153404_000000392027_00054_11631_2670.N1	21-MAY-2004 15:34:04	Bright	39.000	180	27Gam Boo	3.0400	8000.0	78	11631	No
296	GOM_NL__2PRFIN20040521_153712_000000342027_00054_11631_2671.N1	21-MAY-2004 15:37:12	Bright	34.000	39	85Eta UMa	1.8540	24000.	68	11631	No
297	GOM_NL__2PRFIN20040521_153853_000000382027_00054_11631_2672.N1	21-MAY-2004 15:38:53	Bright	38.000	55	79Zet UMa	2.0600	10200.	76	11631	No
298	GOM_NL__2PRFIN20040521_154218_000000442027_00054_11631_2673.N1	21-MAY-2004 15:42:18	Bright	43.500	119	14Eta Dra	2.7270	4700.0	87	11631	No
299	GOM_NL__2PRFIN20040521_154418_000000362027_00054_11631_2674.N1	21-MAY-2004 15:44:18	Bright	35.500	60	7Bet UMi	2.0810	3950.0	71	11631	No
300	GOM_NL__2PRFIN20040521_154850_000000372027_00054_11631_2675.N1	21-MAY-2004 15:48:50	Bright	37.000	49	1Alp UMi	1.9900	6300.0	74	11631	No
301	GOM_NL__2PRFIN20040521_155311_000000472027_00054_11631_2676.N1	21-MAY-2004 15:53:11	Bright	47.000	89	5Alp Cep	2.4510	8000.0	94	11631	No
302	GOM_NL__2PRFIN20040521_155842_000001122027_00054_11631_2677.N1	21-MAY-2004 15:58:42	Bright	111.50	66	37Gam Cyg	2.2080	5900.0	223	11631	No
303	GOM_NL__2PRFIN20040521_160653_000000492027_00054_11631_2678.N1	21-MAY-2004 16:06:53	Tw_i_and_stray	48.500	58	21Alp And	2.0730	11000.	97	11631	No
304	GOM_NL__2PRFIN20040521_161115_000000472027_00054_11631_2679.N1	21-MAY-2004 16:11:15	Dark	46.500	140	88Gam Peg	2.8340	26000.	93	11631	No
305	GOM_NL__2PRFIN20040521_161318_000000652027_00054_11631_2680.N1	21-MAY-2004 16:13:18	Dark	64.500	90	54Alp Peg	2.4870	11000.	129	11631	No
306	GOM_NL__2PRFIN20040521_162003_000000442027_00054_11631_2681.N1	21-MAY-2004 16:20:03	Dark	44.000	52	16Bet Cet	2.0370	4500.0	88	11631	No
307	GOM_NL__2PRFIN20040521_162719_000000592027_00054_11631_2682.N1	21-MAY-2004 16:27:19	Dark	58.500	18	24Alp PsA	1.1660	9700.0	117	11631	No
308	GOM_NL__2PRFIN20040521_162948_000000502027_00054_11631_2683.N1	21-MAY-2004 16:29:48	Dark	50.000	9	Alp Eri	0.45300	24000.	100	11631	No
309	GOM_NL__2PRFIN20040521_163124_000000592027_00054_11631_2684.N1	21-MAY-2004 16:31:24	Dark	59.000	63	Bet Gru	2.1500	2800.0	118	11631	No
310	GOM_NL__2PRFIN20040521_163827_000000452027_00055_11632_2655.N1	21-MAY-2004 16:38:27	Dark	45.000	45	Alp Pav	1.9400	26000.	90	11632	No
311	GOM_NL__2PRFIN20040521_164311_000000422027_00055_11632_2656.N1	21-MAY-2004 16:43:11	Straylight	42.000	43	Alp TrA	1.9100	4250.0	84	11632	No
312	GOM_NL__2PRFIN20040521_164520_000000392027_00055_11632_2657.N1	21-MAY-2004 16:45:20	Straylight	38.500	134	Bet TrA	2.8100	6600.0	77	11632	No
313	GOM_NL__2PRFIN20040521_164653_000000492027_00055_11632_2658.N1	21-MAY-2004 16:46:53	Straylight	48.500	4	Alp1Cen	-0.010000	5800.0	97	11632	No
314	GOM_NL__2PRFIN20040521_164831_000000502027_00055_11632_2659.N1	21-MAY-2004 16:48:31	Straylight	50.000	178	lot1Sco	3.0220	6550.0	100	11632	No
315	GOM_NL__2PRFIN20040521_164955_000000532027_00055_11632_2660.N1	21-MAY-2004 16:49:55	Straylight	52.500	25	35Lam Sco	1.6200	28000.	105	11632	No
316	GOM_NL__2PRFIN20040521_165201_000000422027_00055_11632_2661.N1	21-MAY-2004 16:52:01	Tw_i_and_stray	42.000	81	Eta Cen	2.3560	28000.	84	11632	No
317	GOM_NL__2PRFIN20040521_165455_000000612027_00055_11632_2662.N1	21-MAY-2004 16:54:55	Tw_i_and_stray	61.000	16	21Alp Sco	1.0200	3000.0	122	11632	No
318	GOM_NL__2PRFIN20040521_165630_000000452027_00055_11632_2663.N1	21-MAY-2004 16:56:30	Bright	44.500	80	7Del Sco	2.3160	30000.	89	11632	No
319	GOM_NL__2PRFIN20040521_165817_000000562027_00055_11632_2664.N1	21-MAY-2004 16:58:17	Bright	56.000	86	35Eta Oph	2.4300	10200.	112	11632	No
320	GOM_NL__2PRFIN20040521_170052_000000392027_00055_11632_2665.N1	21-MAY-2004 17:00:52	Bright	39.000	104	27Bet Lib	2.6140	13100.	78	11632	No
321	GOM_NL__2PRFIN20040521_170242_000000462027_00055_11632_2666.N1	21-MAY-2004 17:02:42	Bright	46.000	120	1Del Oph	2.7340	3200.0	92	11632	No
322	GOM_NL__2PRFIN20040521_170547_000000422027_00055_11632_2667.N1	21-MAY-2004 17:05:47	Bright	42.000	102	24Alp Ser	2.6000	4250.0	84	11632	No
323	GOM_NL__2PRFIN20040521_170916_000000372027_00055_11632_2668.N1	21-MAY-2004 17:09:16	Bright	36.500	3	16Alp Boo	-0.050000	4250.0	73	11632	No
324	GOM_NL__2PRFIN20040521_171131_000000382027_00055_11632_2669.N1	21-MAY-2004 17:11:31	Bright	37.500	83		2.3780	11000.	75	11632	No
325	GOM_NL__2PRFIN20040521_171441_000000372027_00055_11632_2670.N1	21-MAY-2004 17:14:41	Bright	36.500	180	27Gam Boo	3.0400	8000.0	73	11632	No
326	GOM_NL__2PRFIN20040521_171747_000000392027_00055_11632_2671.N1	21-MAY-2004 17:17:47	Bright	38.500	39	85Eta UMa	1.8540	24000.	77	11632	No
327	GOM_NL__2PRFIN20040521_171928_000000382027_00055_11632_2672.N1	21-MAY-2004 17:19:28	Bright	37.500	55	79Zet UMa	2.0600	10200.	75	11632	No
328	GOM_NL__2PRFIN20040521_172254_000000412027_00055_11632_2673.N1	21-MAY-2004 17:22:54	Bright	40.500	119	14Eta Dra	2.7270	4700.0	81	11632	No
329	GOM_NL__2PRFIN20040521_172454_000000392027_00055_11632_2674.N1	21-MAY-2004 17:24:54	Bright	38.500	60	7Bet UMi	2.0810	3950.0	77	11632	No
330	GOM_NL__2PRFIN20040521_172926_000000382027_00055_11632_2675.N1	21-MAY-2004 17:29:26	Bright	37.500	49	1Alp UMi	1.9900	6300.0	75	11632	No
331	GOM_NL__2PRFIN20040521_173347_000000472027_00055_11632_2676.N1	21-MAY-2004 17:33:47	Bright	47.000	89	5Alp Cep	2.4510	8000.0	94	11632	No
332	GOM_NL__2PRFIN20040521_173916_000001102027_00055_11632_2677.N1	21-MAY-2004 17:39:16	Bright	109.50	66	37Gam Cyg	2.2080	5900.0	219	11632	No
333	GOM_NL__2PRFIN20040521_174729_000000502027_00055_11632_2678.N1	21-MAY-2004 17:47:29	Tw_i_and_stray	50.000	58	21Alp And	2.0730	11000.	100	11632	No
334	GOM_NL__2PRFIN20040521_175152_000000482027_00055_11632_2679.N1	21-MAY-2004 17:51:52	Dark	48.000	140	88Gam Peg	2.8340	26000.	96	11632	No
335	GOM_NL__2PRFIN20040521_175354_000000682027_00055_11632_2680.N1	21-MAY-2004 17:53:54	Dark	68.000	90	54Alp Peg	2.4870	11000.	136	11632	No
336	GOM_NL__2PRFIN20040521_180039_000000492027_00055_11632_2681.N1	21-MAY-2004 18:00:39	Dark	49.000	52	16Bet Cet	2.0370	4500.0	98	11632	No
337	GOM_NL__2PRFIN20040521_180757_000000582027_00055_11632_2682.N1	21-MAY-2004 18:07:57	Dark	58.000	18	24Alp PsA	1.1660	9700.0	116	11632	No

338	GOM_NL__2PRFIN20040521_181025_000000512027_00055_11632_2683.N1	21-MAY-2004 18:10:25	Dark	51.000	9	Alp Eri	0.45300	24000.	102	11632	No
339	GOM_NL__2PRFIN20040521_181200_000000512027_00055_11632_2684.N1	21-MAY-2004 18:12:00	Dark	51.000	63	Bet Gru	2.1500	2800.0	102	11632	No
340	GOM_NL__2PRFIN20040521_181904_000000432027_00056_11633_2655.N1	21-MAY-2004 18:19:04	Dark	42.500	45	Alp Pav	1.9400	26000.	85	11633	No
341	GOM_NL__2PRFIN20040521_182348_000000462027_00056_11633_2656.N1	21-MAY-2004 18:23:48	Straylight	46.000	43	Alp TrA	1.9100	4250.0	92	11633	No
342	GOM_NL__2PRFIN20040521_182556_000000402027_00056_11633_2657.N1	21-MAY-2004 18:25:56	Straylight	39.500	134	Bet TrA	2.8100	6600.0	79	11633	No
343	GOM_NL__2PRFIN20040521_182729_000000502027_00056_11633_2658.N1	21-MAY-2004 18:27:29	Straylight	50.000	4	Alp1Cen	-0.010000	5800.0	100	11633	No
344	GOM_NL__2PRFIN20040521_182907_000000492027_00056_11633_2659.N1	21-MAY-2004 18:29:07	Straylight	49.000	178	lot1Sco	3.0220	6550.0	98	11633	No
345	GOM_NL__2PRFIN20040521_183031_000000552027_00056_11633_2660.N1	21-MAY-2004 18:30:31	Straylight	55.000	25	35Lam Sco	1.6200	28000.	110	11633	No
346	GOM_NL__2PRFIN20040521_183237_000000412027_00056_11633_2661.N1	21-MAY-2004 18:32:37	Twi_and_stray	40.500	81	Eta Cen	2.3560	28000.	81	11633	No
347	GOM_NL__2PRFIN20040521_183531_000000542027_00056_11633_2662.N1	21-MAY-2004 18:35:31	Twi_and_stray	53.500	16	21Alp Sco	1.0200	3000.0	107	11633	No
348	GOM_NL__2PRFIN20040521_183707_000000462027_00056_11633_2663.N1	21-MAY-2004 18:37:07	Bright	45.500	80	7Del Sco	2.3160	30000.	91	11633	No
349	GOM_NL__2PRFIN20040521_183853_000000562027_00056_11633_2664.N1	21-MAY-2004 18:38:53	Bright	56.000	86	35Eta Oph	2.4300	10200.	112	11633	No
350	GOM_NL__2PRFIN20040521_184129_000000402027_00056_11633_2665.N1	21-MAY-2004 18:41:29	Bright	39.500	104	27Bet Lib	2.6140	13100.	79	11633	No
351	GOM_NL__2PRFIN20040521_184318_000000462027_00056_11633_2666.N1	21-MAY-2004 18:43:18	Bright	45.500	120	1Del Oph	2.7340	3200.0	91	11633	No
352	GOM_NL__2PRFIN20040521_184624_000000422027_00056_11633_2667.N1	21-MAY-2004 18:46:24	Bright	41.500	102	24Alp Ser	2.6000	4250.0	83	11633	No
353	GOM_NL__2PRFIN20040521_184952_000000362027_00056_11633_2668.N1	21-MAY-2004 18:49:52	Bright	36.000	3	16Alp Boo	-0.050000	4250.0	72	11633	No
354	GOM_NL__2PRFIN20040521_185207_000000402027_00056_11633_2669.N1	21-MAY-2004 18:52:07	Bright	39.500	83		2.3780	11000.	79	11633	No
355	GOM_NL__2PRFIN20040521_185517_000000372027_00056_11633_2670.N1	21-MAY-2004 18:55:17	Bright	37.000	180	27Gam Boo	3.0400	8000.0	74	11633	No
356	GOM_NL__2PRFIN20040521_185824_000000382027_00056_11633_2671.N1	21-MAY-2004 18:58:24	Bright	37.500	39	85Eta UMa	1.8540	24000.	75	11633	No
357	GOM_NL__2PRFIN20040521_190005_000000382027_00056_11633_2672.N1	21-MAY-2004 19:00:05	Bright	37.500	55	79Zet UMa	2.0600	10200.	75	11633	No
358	GOM_NL__2PRFIN20040521_190330_000000422027_00056_11633_2673.N1	21-MAY-2004 19:03:30	Bright	41.500	119	14Eta Dra	2.7270	4700.0	83	11633	No
359	GOM_NL__2PRFIN20040521_190530_000000392027_00056_11633_2674.N1	21-MAY-2004 19:05:30	Bright	38.500	60	7Bet UMi	2.0810	3950.0	77	11633	No
360	GOM_NL__2PRFIN20040521_191002_000000382027_00056_11633_2675.N1	21-MAY-2004 19:10:02	Bright	37.500	49	1Alp UMi	1.9900	6300.0	75	11633	No
361	GOM_NL__2PRFIN20040521_191423_000000472027_00056_11633_2676.N1	21-MAY-2004 19:14:23	Bright	46.500	89	5Alp Cep	2.4510	8000.0	93	11633	No
362	GOM_NL__2PRFIN20040521_191951_000001122027_00056_11633_2677.N1	21-MAY-2004 19:19:51	Bright	111.50	66	37Gam Cyg	2.2080	5900.0	223	11633	No
363	GOM_NL__2PRFIN20040521_192805_000000482027_00056_11633_2678.N1	21-MAY-2004 19:28:05	Twi_and_stray	47.500	58	21Alp And	2.0730	11000.	95	11633	No
364	GOM_NL__2PRFIN20040521_193228_000000452027_00056_11633_2679.N1	21-MAY-2004 19:32:28	Dark	45.000	140	88Gam Peg	2.8340	26000.	90	11633	No
365	GOM_NL__2PRFIN20040521_193432_000000652027_00056_11633_2680.N1	21-MAY-2004 19:34:32	Dark	65.000	90	54Alp Peg	2.4870	11000.	130	11633	No
366	GOM_NL__2PRFIN20040521_194116_000000462027_00056_11633_2681.N1	21-MAY-2004 19:41:16	Dark	46.000	52	16Bet Cet	2.0370	4500.0	92	11633	No
367	GOM_NL__2PRFIN20040521_194834_000000492027_00056_11633_2682.N1	21-MAY-2004 19:48:34	Dark	48.500	18	24Alp PsA	1.1660	9700.0	97	11633	No
368	GOM_NL__2PRFIN20040521_195101_000000502027_00056_11633_2683.N1	21-MAY-2004 19:51:01	Dark	49.500	9	Alp Eri	0.45300	24000.	99	11633	No
369	GOM_NL__2PRFIN20040521_195237_000000502027_00056_11633_2684.N1	21-MAY-2004 19:52:37	Dark	49.500	63	Bet Gru	2.1500	2800.0	99	11633	No
370	GOM_NL__2PRFIN20040521_195940_000000452027_00057_11634_2655.N1	21-MAY-2004 19:59:40	Dark	45.000	45	Alp Pav	1.9400	26000.	90	11634	No
371	GOM_NL__2PRFIN20040521_200424_000000442027_00057_11634_2656.N1	21-MAY-2004 20:04:24	Straylight	44.000	43	Alp TrA	1.9100	4250.0	88	11634	No
372	GOM_NL__2PRFIN20040521_200632_000000382027_00057_11634_2657.N1	21-MAY-2004 20:06:32	Straylight	38.000	134	Bet TrA	2.8100	6600.0	76	11634	No
373	GOM_NL__2PRFIN20040521_200805_000000462027_00057_11634_2658.N1	21-MAY-2004 20:08:05	Straylight	46.000	4	Alp1Cen	-0.010000	5800.0	92	11634	No
374	GOM_NL__2PRFIN20040521_200944_000000542027_00057_11634_2659.N1	21-MAY-2004 20:09:44	Straylight	54.000	178	lot1Sco	3.0220	6550.0	108	11634	No
375	GOM_NL__2PRFIN20040521_201108_000000542027_00057_11634_2660.N1	21-MAY-2004 20:11:08	Straylight	54.000	25	35Lam Sco	1.6200	28000.	108	11634	No
376	GOM_NL__2PRFIN20040521_201313_000000412027_00057_11634_2661.N1	21-MAY-2004 20:13:13	Twi_and_stray	41.000	81	Eta Cen	2.3560	28000.	82	11634	No
377	GOM_NL__2PRFIN20040521_201607_000000582027_00057_11634_2662.N1	21-MAY-2004 20:16:07	Twi_and_stray	58.000	16	21Alp Sco	1.0200	3000.0	116	11634	No
378	GOM_NL__2PRFIN20040521_201742_000000462027_00057_11634_2663.N1	21-MAY-2004 20:17:42	Bright	46.000	80	7Del Sco	2.3160	30000.	92	11634	No
379	GOM_NL__2PRFIN20040521_201929_000000562027_00057_11634_2664.N1	21-MAY-2004 20:19:29	Bright	55.500	86	35Eta Oph	2.4300	10200.	111	11634	No
380	GOM_NL__2PRFIN20040521_202204_000000392027_00057_11634_2665.N1	21-MAY-2004 20:22:04	Bright	38.500	104	27Bet Lib	2.6140	13100.	77	11634	No
381	GOM_NL__2PRFIN20040521_202354_000000462027_00057_11634_2666.N1	21-MAY-2004 20:23:54	Bright	46.000	120	1Del Oph	2.7340	3200.0	92	11634	No
382	GOM_NL__2PRFIN20040521_202659_000000422027_00057_11634_2667.N1	21-MAY-2004 20:26:59	Bright	42.000	102	24Alp Ser	2.6000	4250.0	84	11634	No
383	GOM_NL__2PRFIN20040521_203028_000000382027_00057_11634_2668.N1	21-MAY-2004 20:30:28	Bright	37.500	3	16Alp Boo	-0.050000	4250.0	75	11634	No
384	GOM_NL__2PRFIN20040521_203243_000000372027_00057_11634_2669.N1	21-MAY-2004 20:32:43	Bright	36.500	83		2.3780	11000.	73	11634	No
385	GOM_NL__2PRFIN20040521_203553_000000372027_00057_11634_2670.N1	21-MAY-2004 20:35:53	Bright	36.500	180	27Gam Boo	3.0400	8000.0	73	11634	No
386	GOM_NL__2PRFIN20040521_203859_000000352027_00057_11634_2671.N1	21-MAY-2004 20:38:59	Bright	34.500	39	85Eta UMa	1.8540	24000.	69	11634	No
387	GOM_NL__2PRFIN20040521_204040_000000352027_00057_11634_2672.N1	21-MAY-2004 20:40:40	Bright	35.000	55	79Zet UMa	2.0600	10200.	70	11634	No
388	GOM_NL__2PRFIN20040521_204405_000000422027_00057_11634_2673.N1	21-MAY-2004 20:44:05	Bright	42.000	119	14Eta Dra	2.7270	4700.0	84	11634	No
389	GOM_NL__2PRFIN20040521_204605_000000402027_00057_11634_2674.N1	21-MAY-2004 20:46:05	Bright	39.500	60	7Bet UMi	2.0810	3950.0	79	11634	No
390	GOM_NL__2PRFIN20040521_205038_000000382027_00057_11634_2675.N1	21-MAY-2004 20:50:38	Bright	37.500	49	1Alp UMi	1.9900	6300.0	75	11634	No
391	GOM_NL__2PRFIN20040521_205458_000000472027_00057_11634_2676.N1	21-MAY-2004 20:54:58	Bright	46.500	89	5Alp Cep	2.4510	8000.0	93	11634	No
392	GOM_NL__2PRFIN20040521_210026_000001142027_00057_11634_2677.N1	21-MAY-2004 21:00:26	Bright	114.00	66	37Gam Cyg	2.2080	5900.0	228	11634	No
393	GOM_NL__2PRFIN20040521_210841_000000472027_00057_11634_2678.N1	21-MAY-2004 21:08:41	Twi_and_stray	46.500	58	21Alp And	2.0730	11000.	93	11634	No
394	GOM_NL__2PRFIN20040521_211304_000000472027_00057_11634_2679.N1	21-MAY-2004 21:13:04	Dark	47.000	140	88Gam Peg	2.8340	26000.	94	11634	No
395	GOM_NL__2PRFIN20040521_211508_000000632027_00057_11634_2680.N1	21-MAY-2004 21:15:08	Dark	63.000	90	54Alp Peg	2.4870	11000.	126	11634	No
396	GOM_NL__2PRFIN20040521_212152_000000492027_00057_11634_2681.N1	21-MAY-2004 21:21:52	Dark	48.500	52	16Bet Cet	2.0370	4500.0	97	11634	No

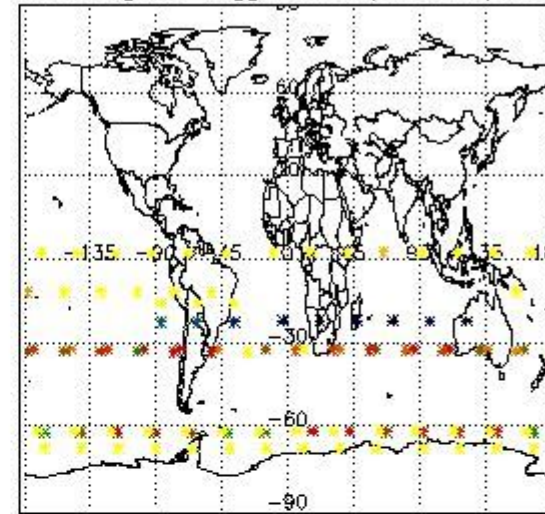


3.2 Plot quality information per product (world map)

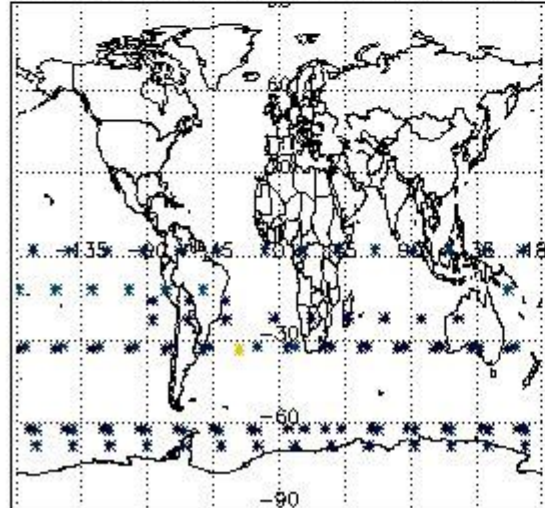
Percentage of flagged data per O3 profile



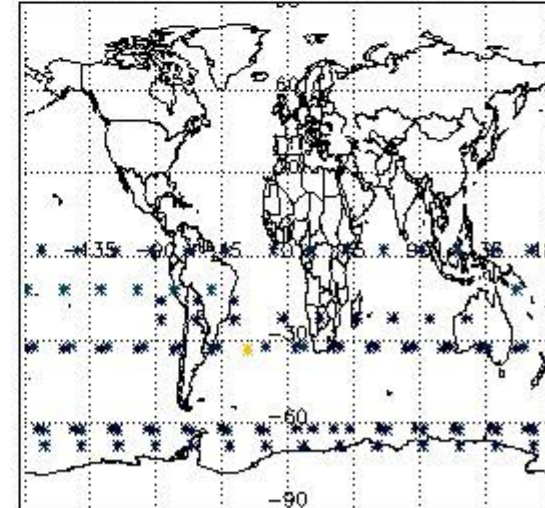
Percentage of flagged data per H2O profile



Percentage of flagged data per NO2 profile



Percentage of flagged data per NO3 profile

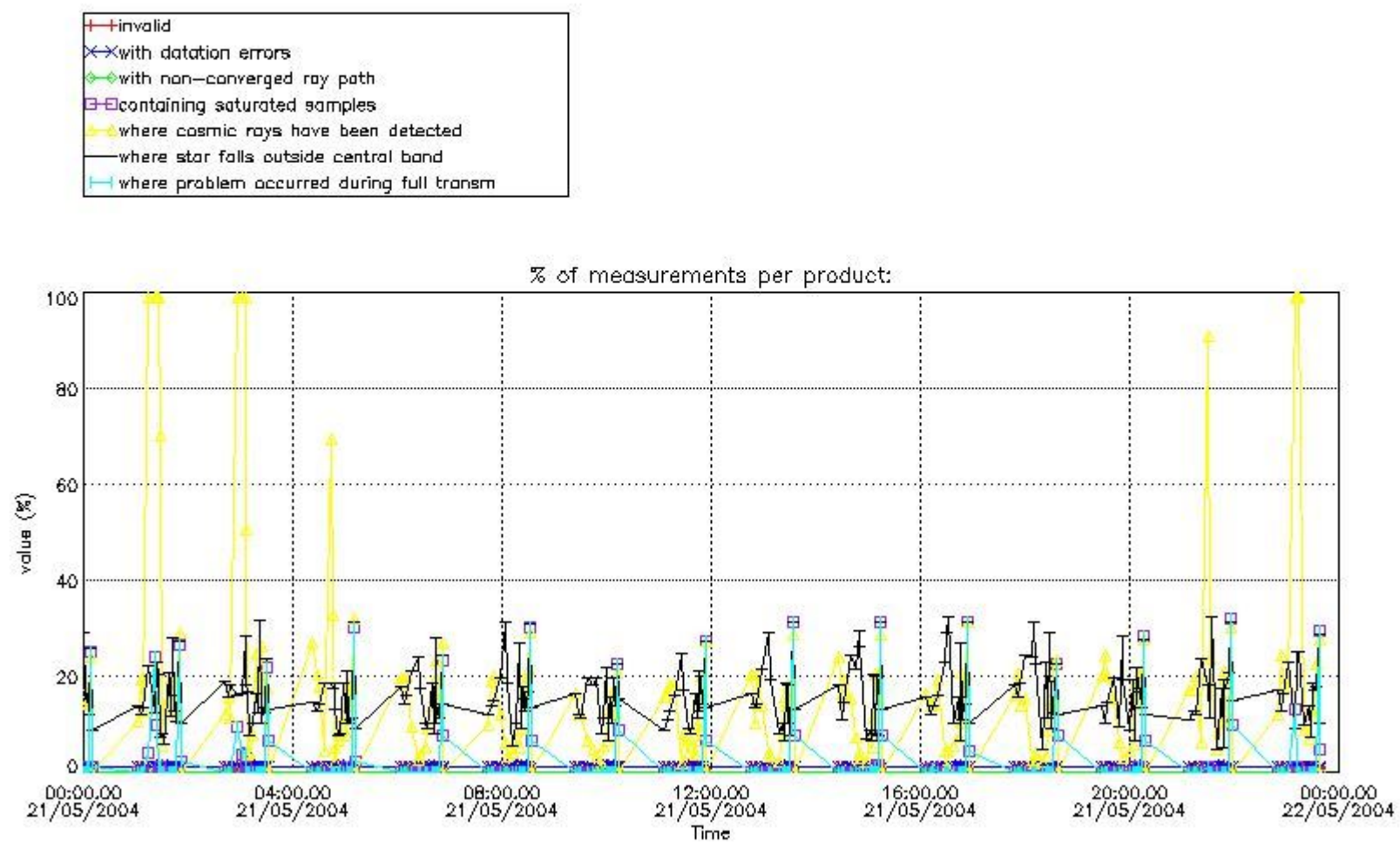


4. Level 1 quality information per product

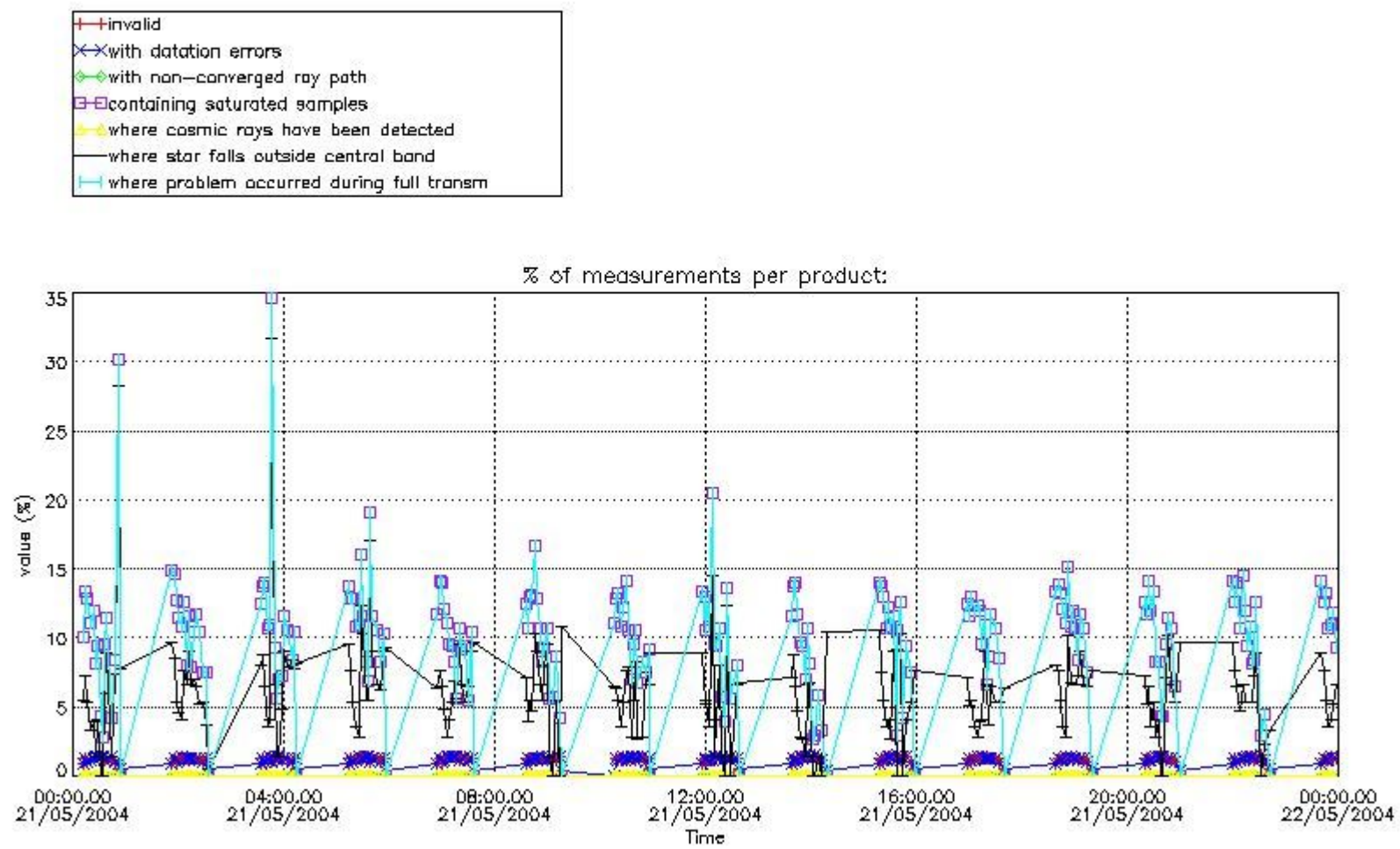
In this section it is plotted some information contained in the Quality Summary data set of the level 2 products that comes from the level 1b processing. Products without errors (error flag in the MPH set to "0") are used.

4.1 Plot quality information per product (time dependant) coming from level 1b processing

4.1.1 Plot level 1 quality information per product (time dependant): ENVISAT ASCENDING passes

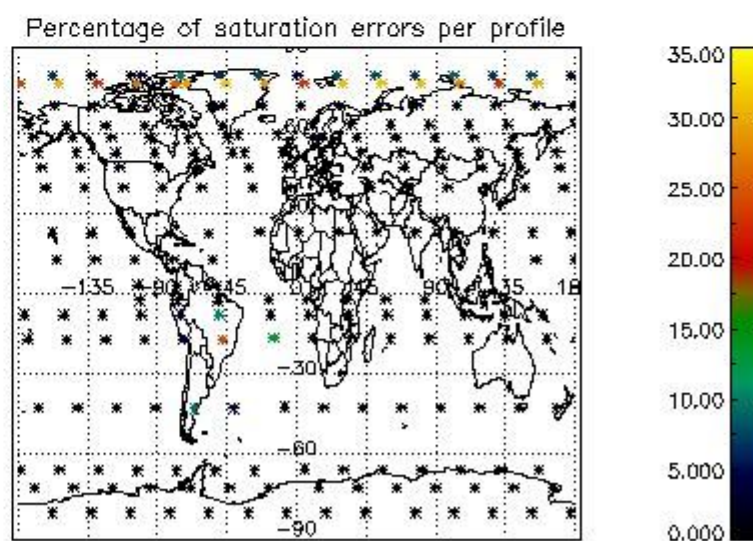
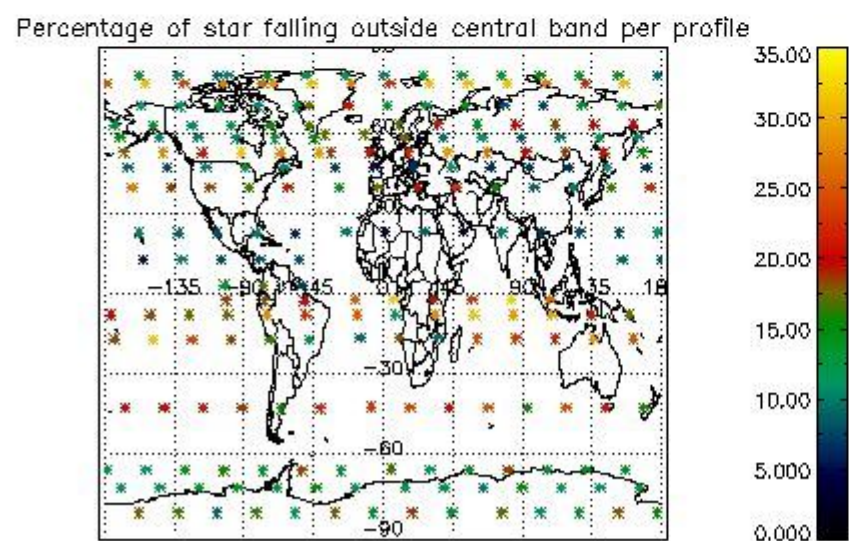
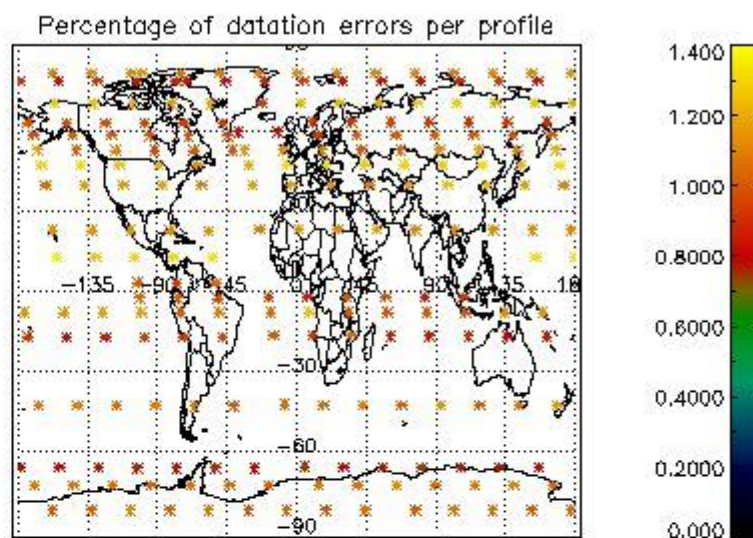
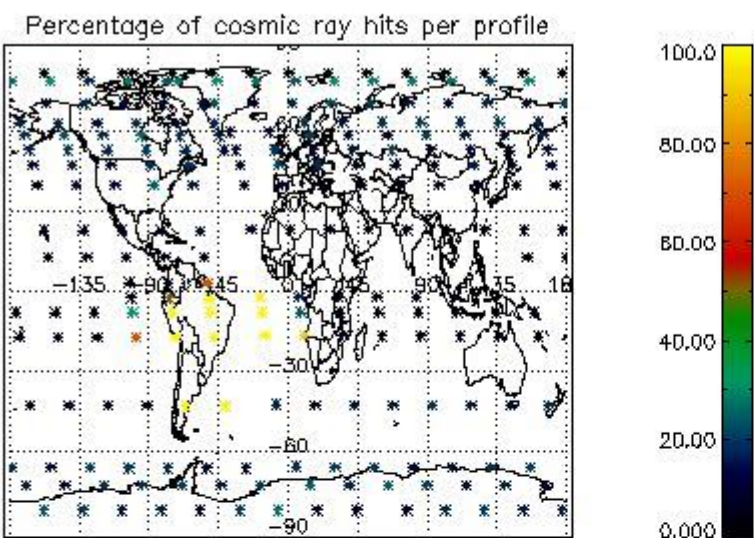


4.1.2 Plot level 1 quality information per product (time dependant): ENVI SAT DESCENDING passes

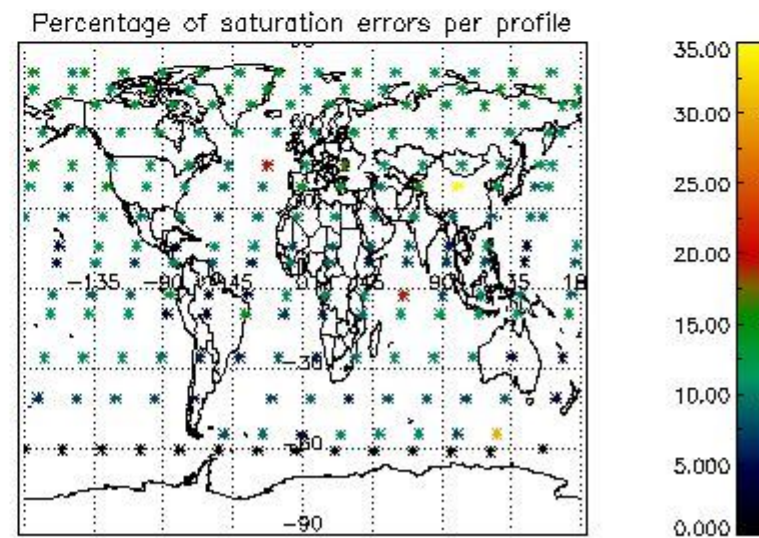
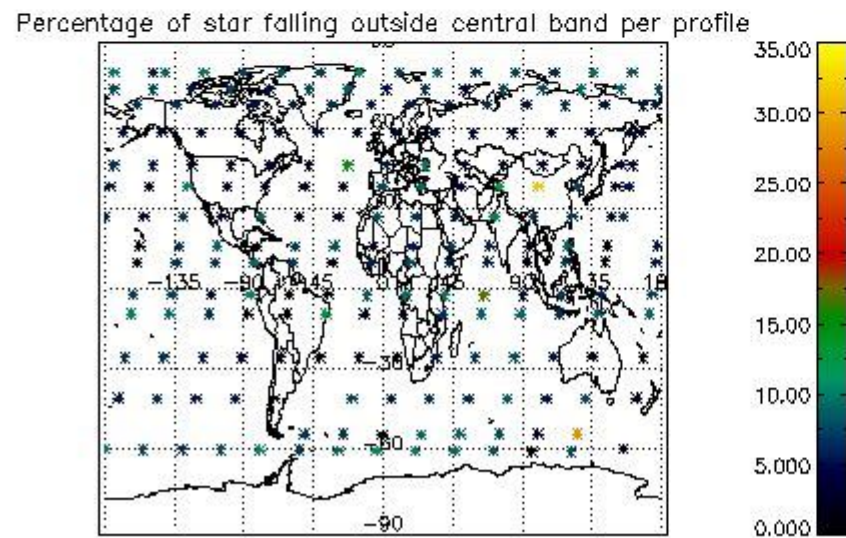
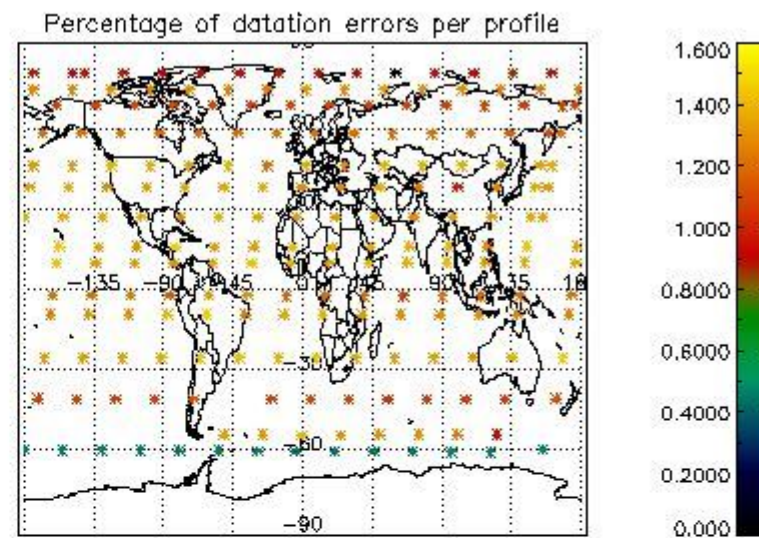
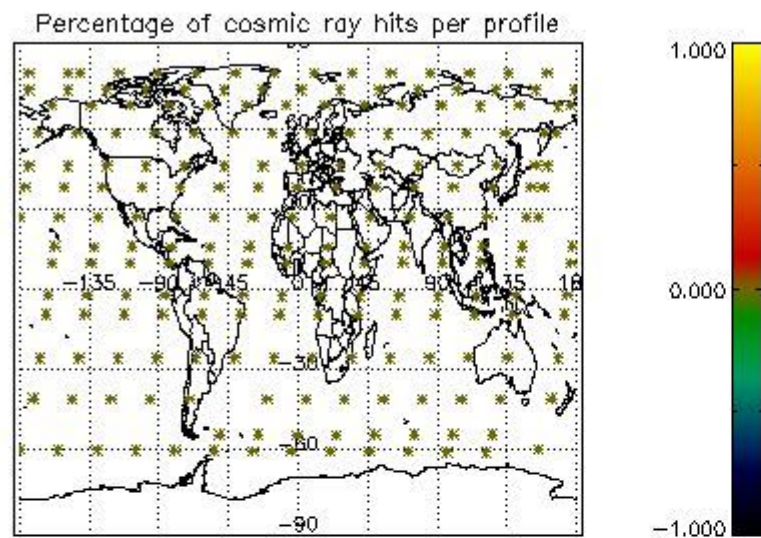


4.2 Plot quality information per product coming from level 1b processing (world map)

4.2.1 Plot level 1 quality information per product (world map): ENVISAT ASCENDING passes



4.2.2 Plot level 1 quality information per product (world map): ENVISAT DESCENDING passes



5. Trace gas profiles

5.1 Ozone statistics based on quality of products

The final quality of the products can be "measured" using the STD (Standard Deviation) attached to every point profile. This information is written to the parameter GOM_NL__2P/NL_LOCAL_SPECIES_DENSITY/o3_std of the level 2 products. The table below shows the statistics for given STD ranges.

The statistics are given with respect to the overall valid production:

- Products without fatal errors: GOM_NL__2P/MPH/PRODUCT_ERR=0
- Valid point profile: GOM_NL__2P/NL_LOCAL_SPECIES_DENSITY/pcd(0)=0

The 'Criteria' is applied to valid points of dark limb products:

- Products in dark limb illumination condition: GOM_NL__2P/NL_SUMMARY_QUALITY/obs_ill_cond=0
- Products without fatal errors: GOM_NL__2P/MPH/PRODUCT_ERR=0
- Valid point profile: GOM_NL__2P/NL_LOCAL_SPECIES_DENSITY/pcd(0)=0

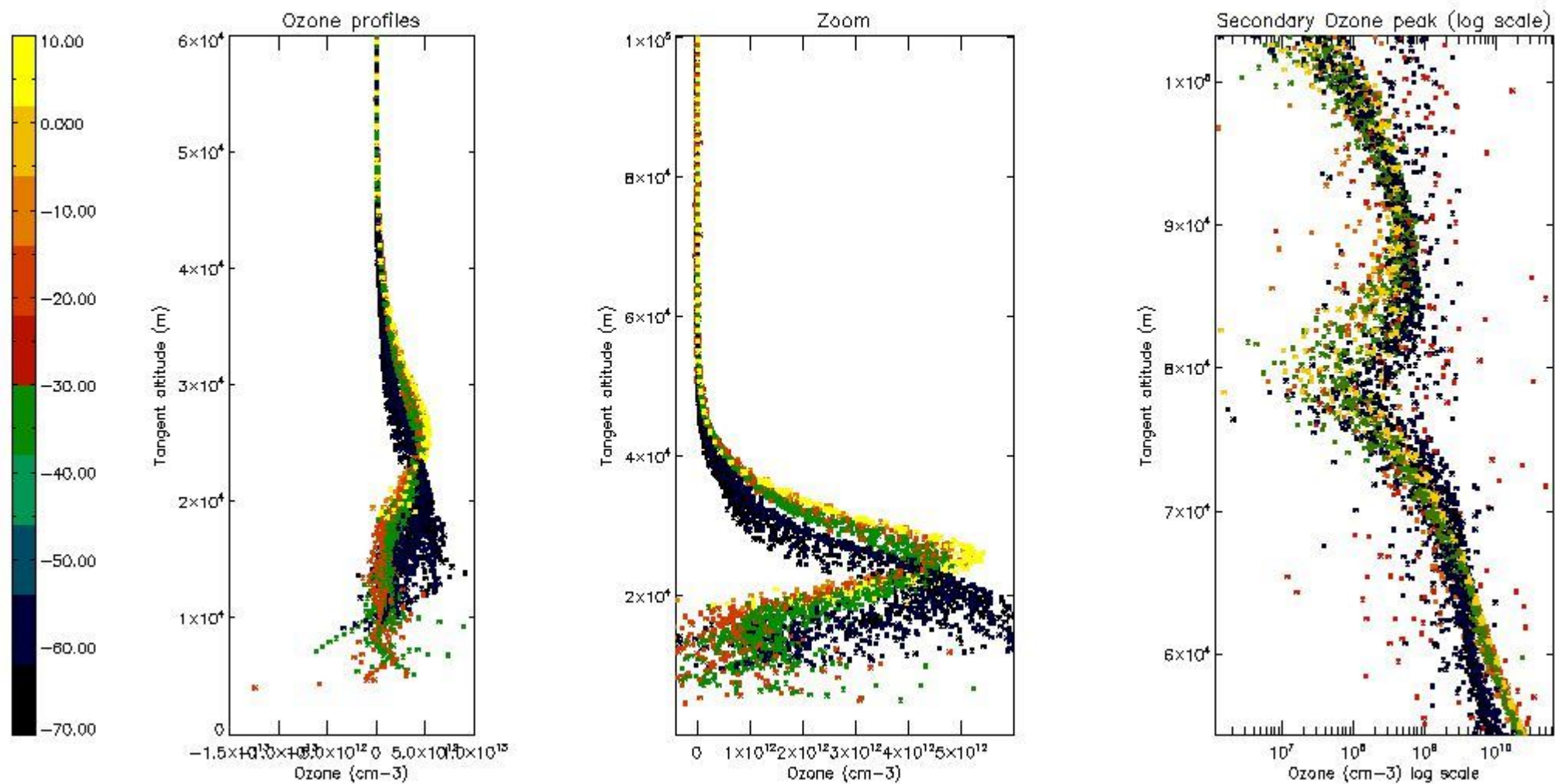
So, the table below shows the percentage of dark limb and valid observations for each criteria with respect to the overall valid daily observations.

Criteria	% of total production
All STD	25
STD < 20	15

STD < 10	12
STD < 5	9

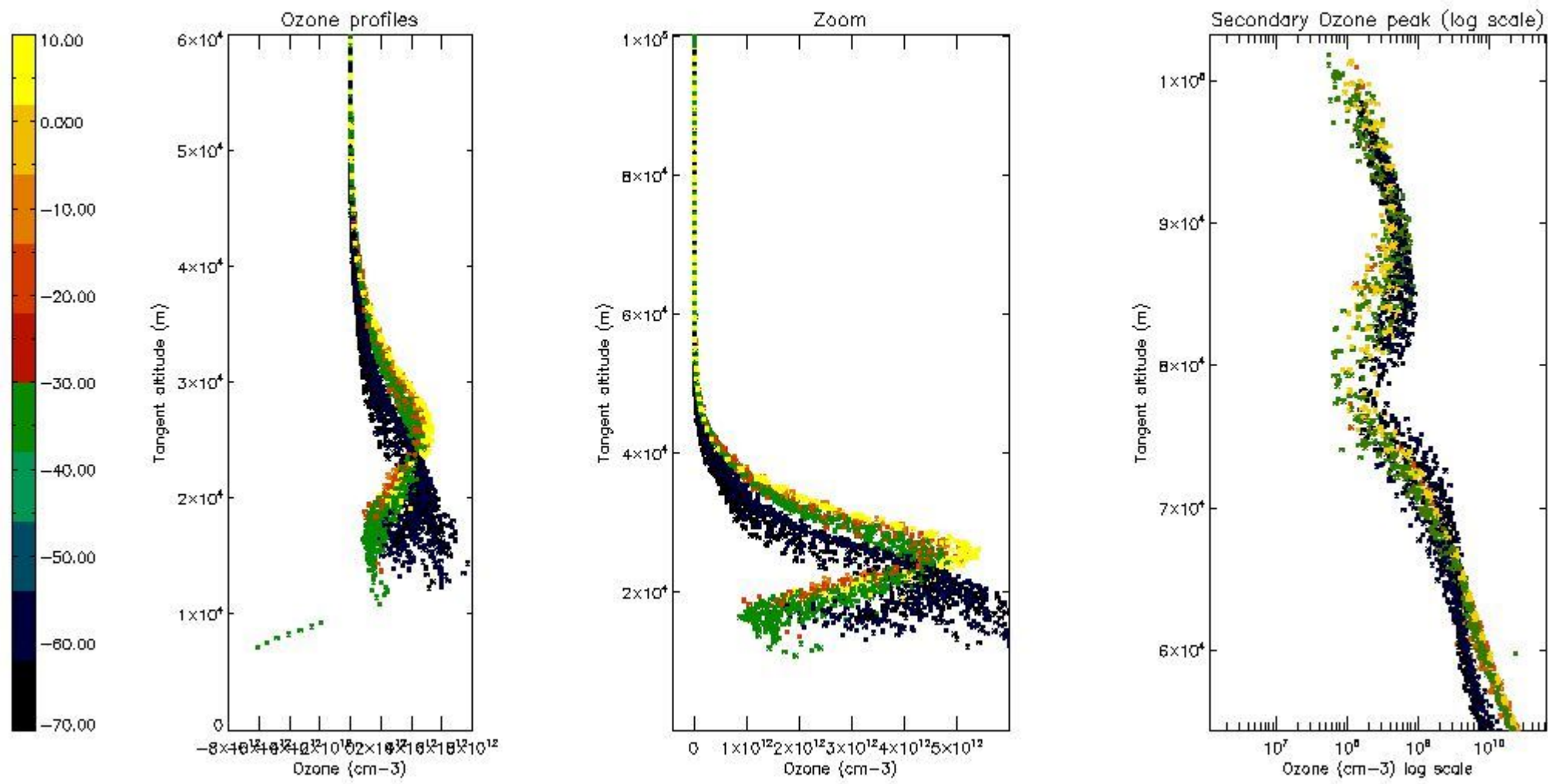
5.2 Plot ozone profiles for all STD (dark without errors)

The colorbar represents the latitude.



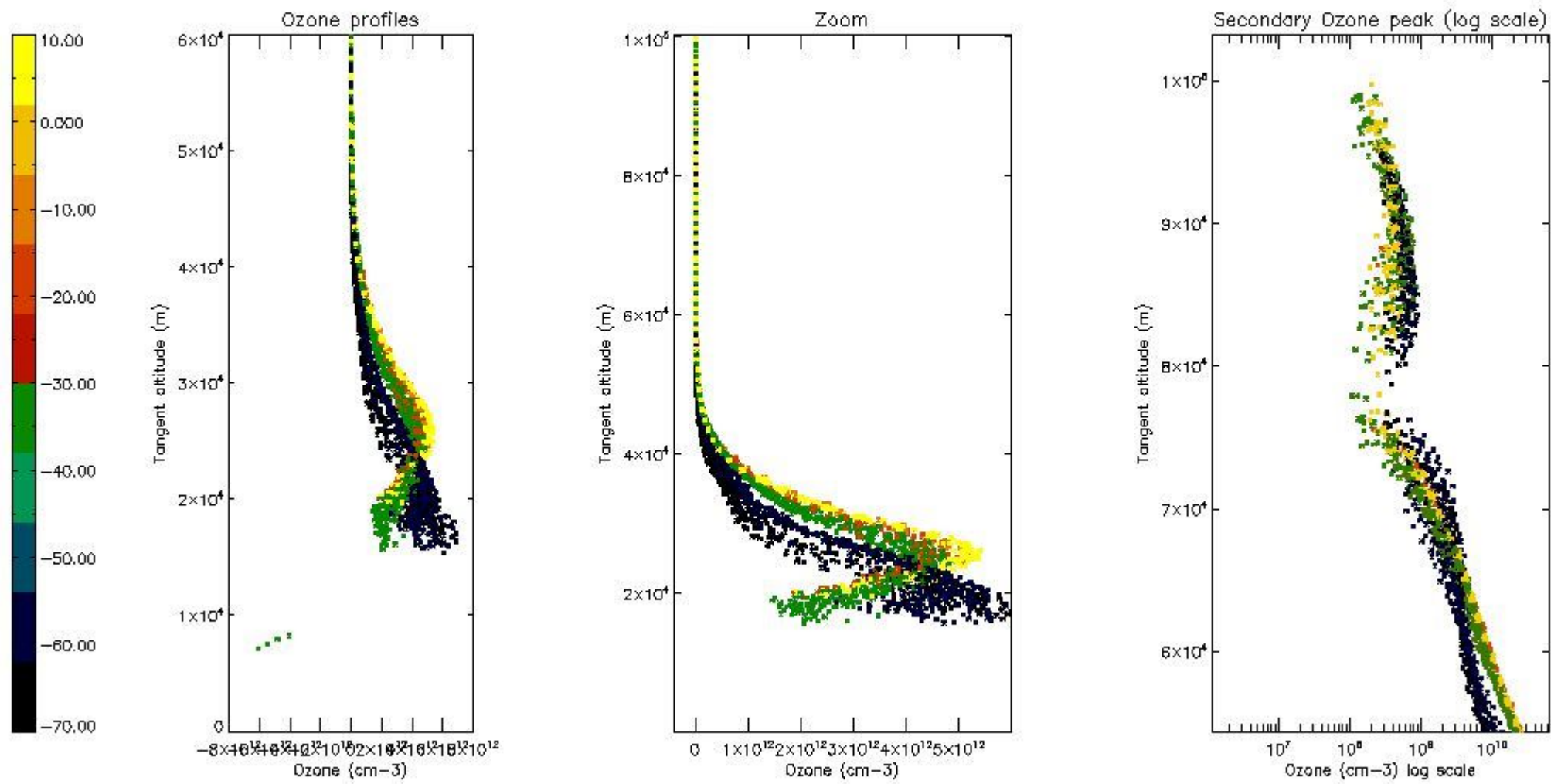
5.3 Plot ozone profiles where STD < 20% (dark without errors)

The colorbar represents the latitude.



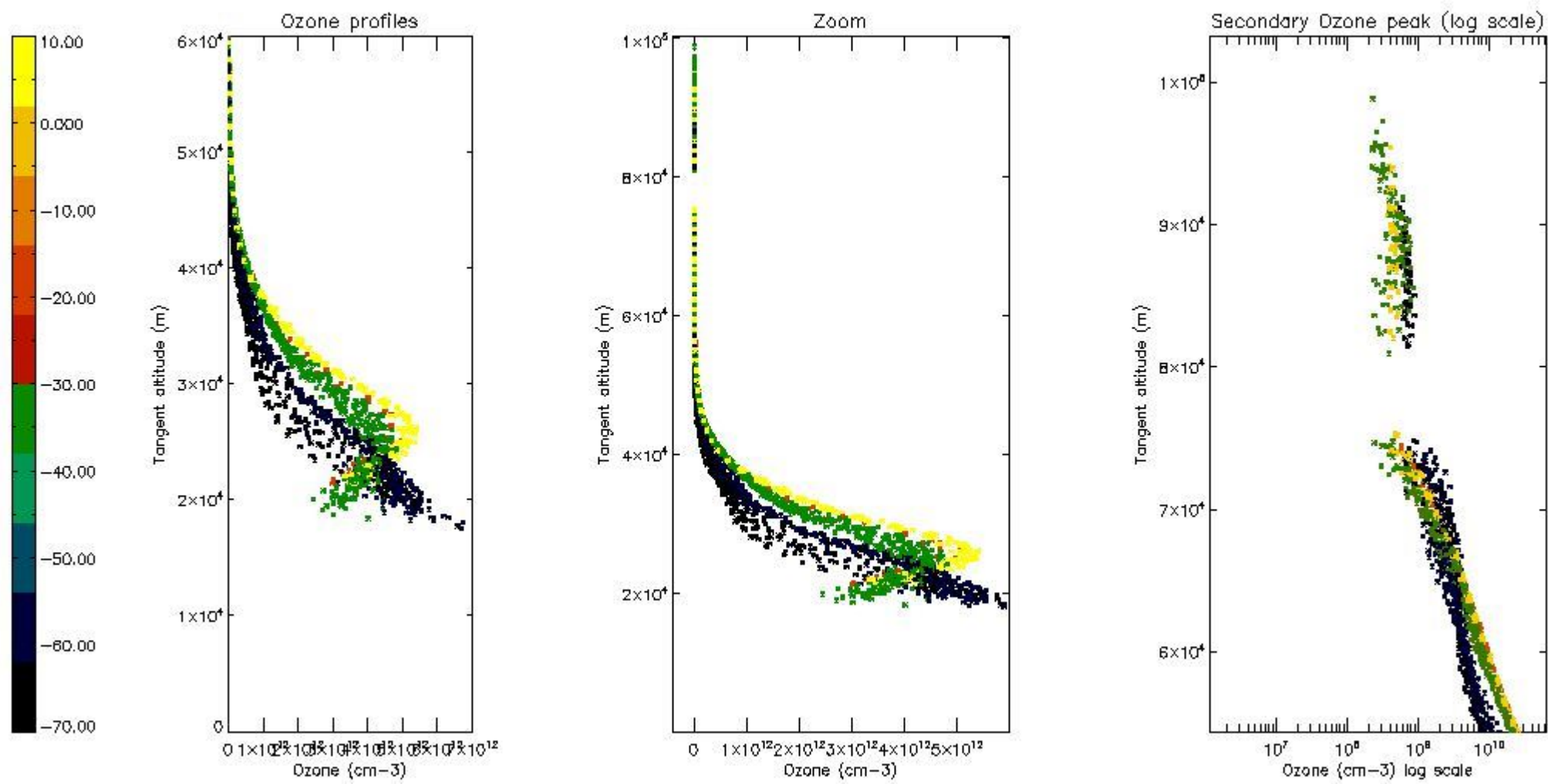
5.4 Plot ozone profiles where STD < 10% (dark without errors)

The colorbar represents the latitude.



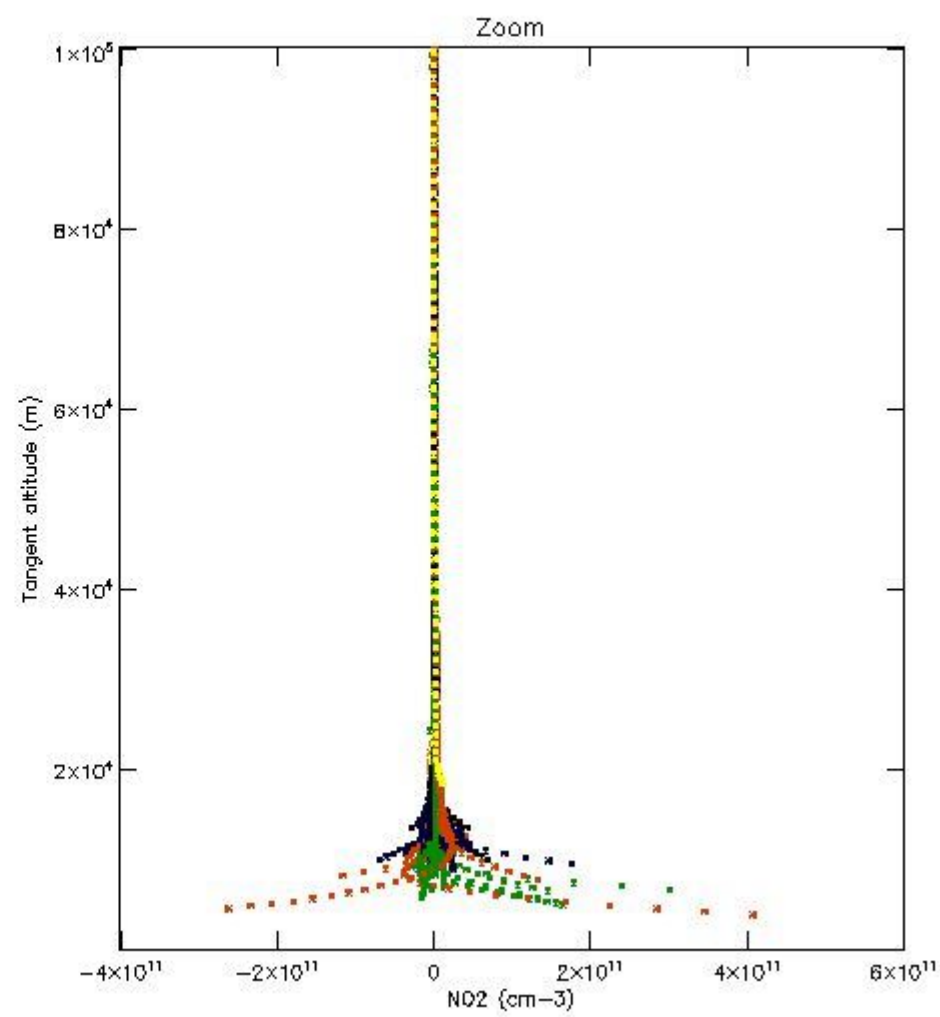
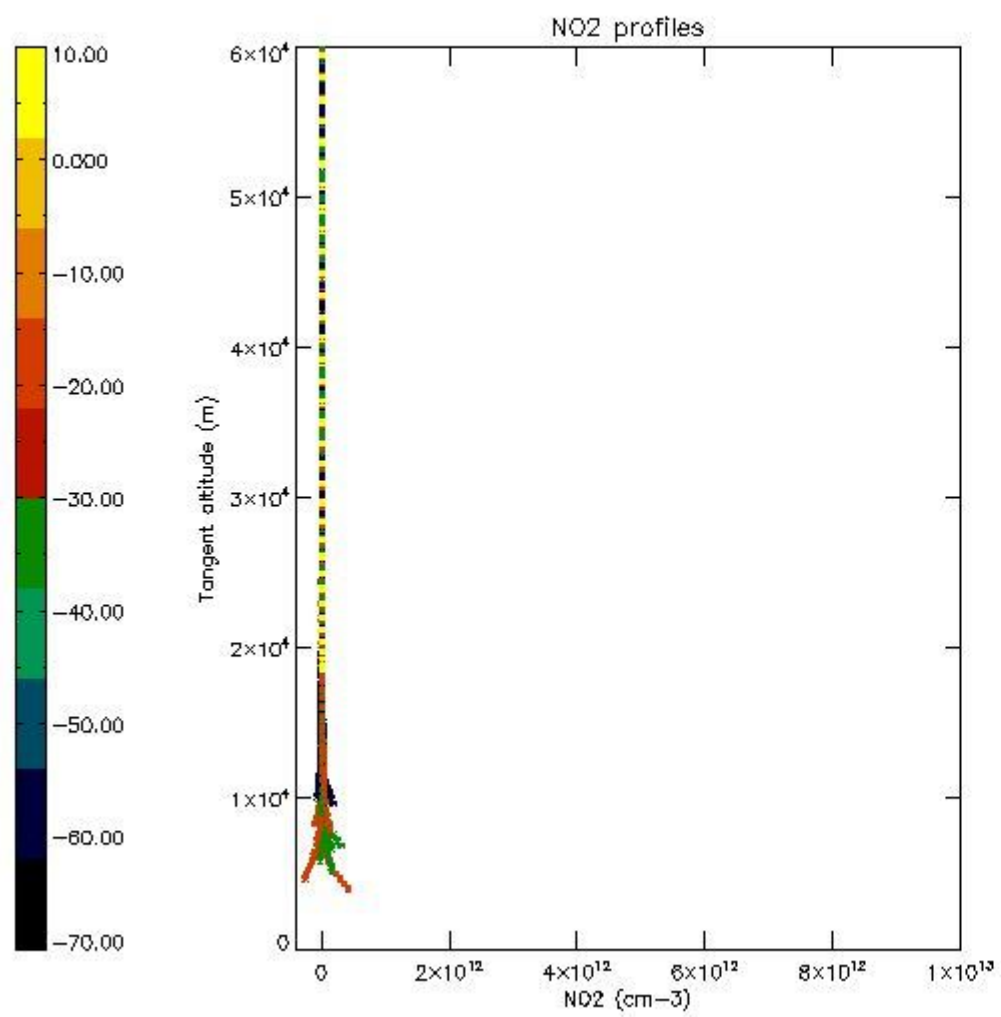
5.5 Plot ozone profiles where STD < 5% (dark without errors)

The colorbar represents the latitude.



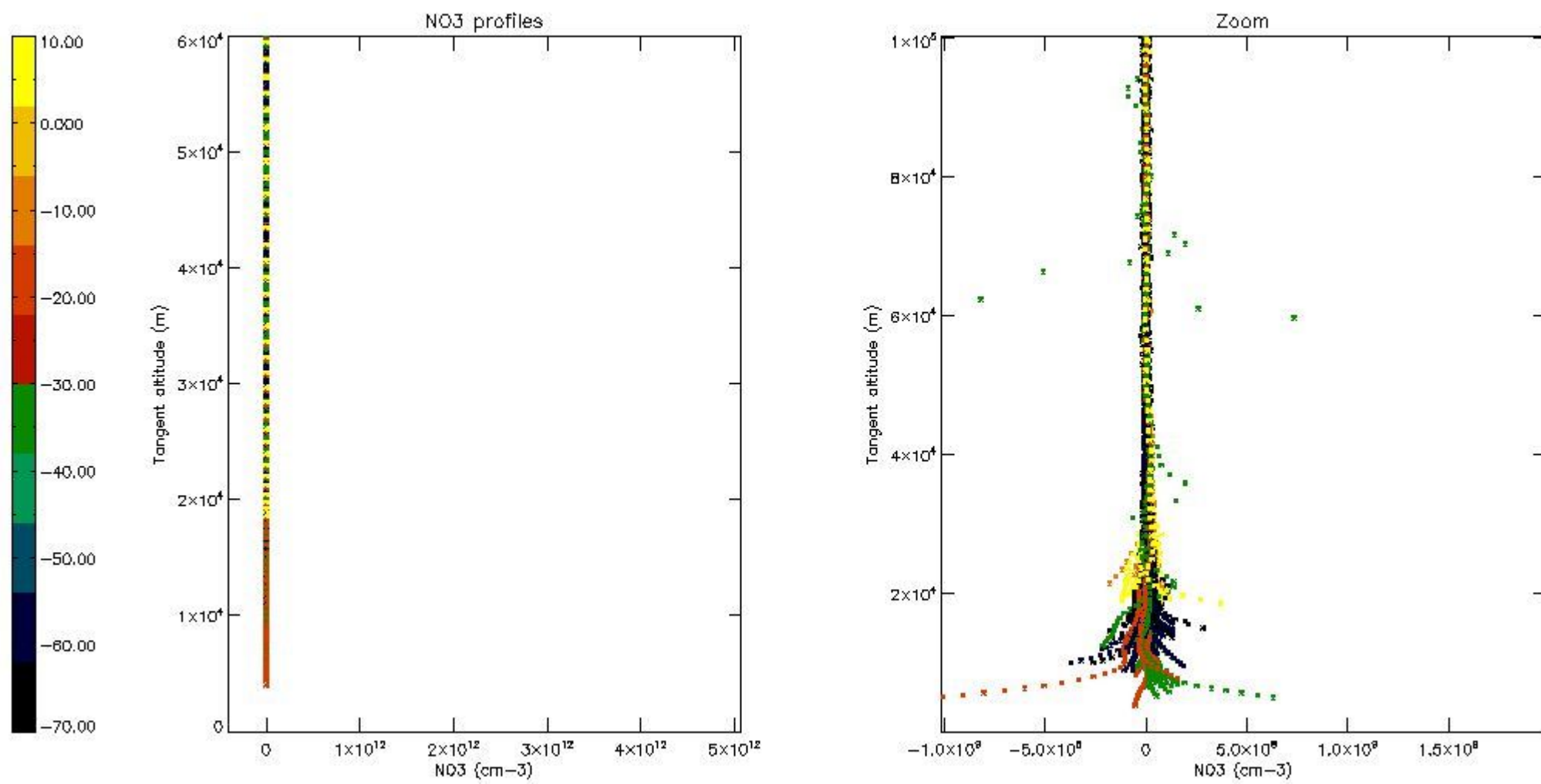
5.6 Plot NO₂ profiles for all STD (dark without errors)

The colorbar represents the latitude.



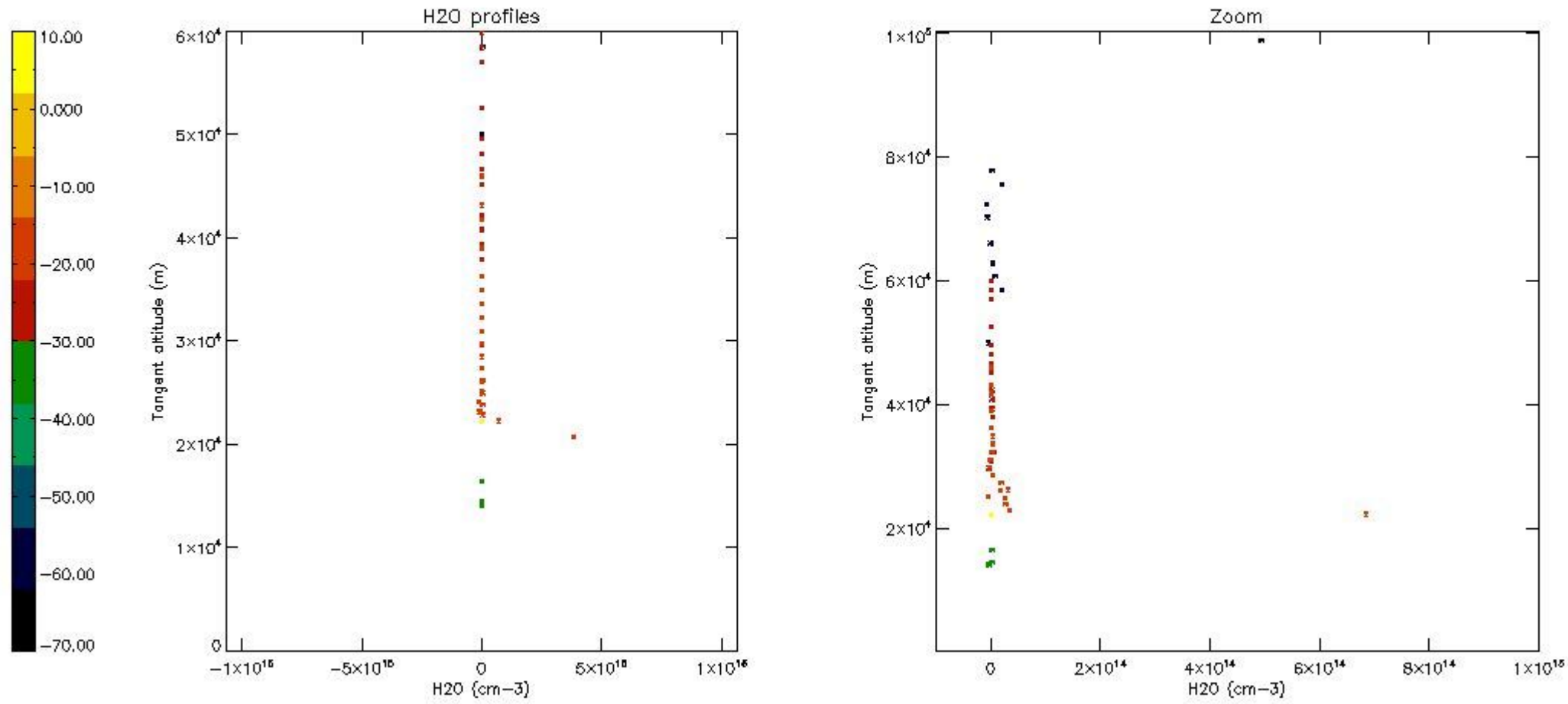
5.7 Plot NO3 profiles for all STD (dark without errors)

The colorbar represents the latitude.



5.8 Plot H2O profiles for all STD (only for occultations of stars 1,2,3,4,13,14,16,26,63 dark without errors)

The colorbar represents the latitude.



6. Auxiliary Data Files used for the production reported in section 2

The number reported in the third column indicates since which file (see list in section 2) the corresponding auxiliary file has been used. The fourth column is the date of those product files.

Type	Auxiliary Filename	Used since product	Used since product date
INST_PHYS_CHARACTERISTICS	GOM_INS_AXVIEC20091111_143220_20030716_120000_20500101_000000	1	21-MAY-2004 00:00:52
LEVEL-2_PROC_CONFIG	GOM_PR2_AXVIEC20091111_152718_20020301_000000_20500101_000000	1	21-MAY-2004 00:00:52
CROSS_SECTIONS_FILE	GOM_CRS_AXVIEC20091111_154832_20020301_000000_20500101_000000	1	21-MAY-2004 00:00:52

GOMOS Level 2 Daily Report

SUMMARY

[1. General Info](#)

[2. Summary of processed GOM_NL_2P products](#)

[3. Level 2 Quality information per product](#)

[3.1 Plot of level 2 quality information per product \(time dependant\)](#)

[3.2 Plot of level 2 quality information per product \(world map\)](#)

[4. Level 1 Quality information per product \(stored on level 2 products\)](#)

[4.1 Plot of level 1 quality information per product \(time dependant\)](#)

[4.1.1 Plot of level 1 quality information per product \(time dependant\): ASCENDING](#)

[4.1.2 Plot of level 1 quality information per product \(time dependant\): DESCENDING](#)

[4.2 Plot of level 1 quality information per product \(world map\)](#)

[4.2.1 Plot of level 1 quality information per product \(world map\): ASCENDING](#)

[4.2.2 Plot of level 1 quality information per product \(world map\): DESCENDING](#)

[5. Ozone profiles based on quality statistics and other trace gas profiles](#)

[5.1 Ozone statistics based on quality of products](#)

[5.2 Plot ozone profiles for all STD \(dark without errors\)](#)

[5.3 Plot ozone profiles where STD < 20% \(dark without errors\)](#)

[5.4. Plot ozone profiles where STD < 10% \(dark without errors\)](#)

[5.5. Plot ozone profiles where STD < 5% \(dark without errors\)](#)

[5.6 Plot NO2 profiles for all STD \(dark without errors\)](#)

[5.7 Plot NO3 profiles for all STD \(dark without errors\)](#)

[5.8 Plot H2O profiles \(only for occultations of stars 1,2,3,4,13,14,16,26,63 dark without errors\) for all STD](#)

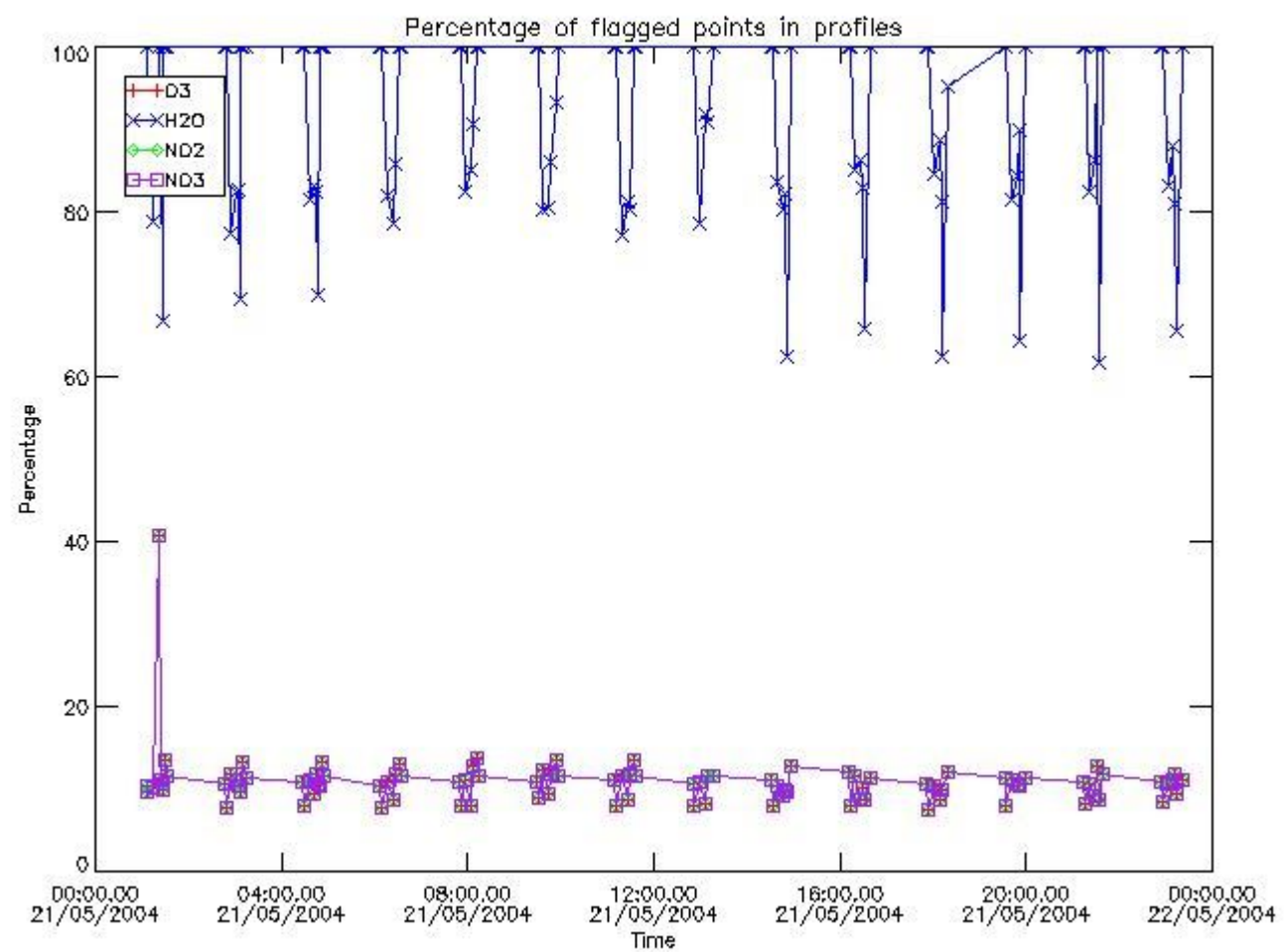
[6. Auxiliary Data Files used for the production reported in section 2](#)

This report presents the daily analysis on parameters extracted from GOMOS level 2 data (GOM_NL__2P). It is intended to monitor some important parameters that will impact the quality of these products. A list of level 2 products (and content) that have arrived during the reporting day to the PCF is also given.

Item	Value
Time of report generation	19APR2013 02:30:33
Data source version	GOMOS/6.01
Start time of products	21-05-2004 (21MAY2004 00:00:00)
Stop time of products	22-05-2004 (22MAY2004 00:00:00)
Store outputs in DB	Yes
Nb of level 2 prods	443
Nb of prods with errors	0

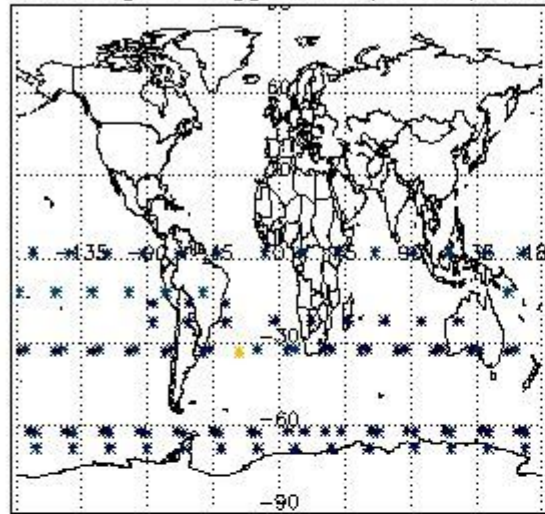
2. Summary of processed GOM_NL__2P products.

Nr	Filename	UTC Start time	Limb	Duration	Star Id	Star Name	Star Mag	Star Temp	Nb Meas	Orbit	Prod. error
1	GOM_NL__2PRFIN20040521_000052_000000502027_00045_11622_2633.N1	21-MAY-2004 00:00:52	Straylight	50.000	4	Alp1Cen	-0.010000	5800.0	100	11622	No
2	GOM_NL__2PRFIN20040521_000225_000000532027_00045_11622_2634.N1	21-MAY-2004 00:02:25	Straylight	52.500	178	lot1Sco	3.0220	6550.0	105	11622	No
3	GOM_NL__2PRFIN20040521_000349_000000552027_00045_11622_2635.N1	21-MAY-2004 00:03:49	Straylight	54.500	25	35Lam Sco	1.6200	28000.	109	11622	No
4	GOM_NL__2PRFIN20040521_000559_000000422027_00045_11622_2636.N1	21-MAY-2004 00:05:59	Twilight_stray	41.500	81	Eta Cen	2.3560	28000.	83	11622	No
5	GOM_NL__2PRFIN20040521_000851_000000582027_00045_11622_2637.N1	21-MAY-2004 00:08:51	Twilight_stray	58.000	16	21Alp Sco	1.0200	3000.0	116	11622	No
6	GOM_NL__2PRFIN20040521_001028_000000452027_00045_11622_2638.N1	21-MAY-2004 00:10:28	Bright	45.000	80	7Del Sco	2.3160	30000.	90	11622	No
7	GOM_NL__2PRFIN20040521_001217_000000552027_00045_11622_2639.N1	21-MAY-2004 00:12:17	Bright	55.000	86	35Eta Oph	2.4300	10200.	110	11622	No
8	GOM_NL__2PRFIN20040521_001451_000000412027_00045_11622_2640.N1	21-MAY-2004 00:14:51	Bright	41.000	104	27Bet Lib	2.6140	13100.	82	11622	No
9	GOM_NL__2PRFIN20040521_001644_000000472027_00045_11622_2641.N1	21-MAY-2004 00:16:44	Bright	46.500	120	1Del Oph	2.7340	3200.0	93	11622	No
10	GOM_NL__2PRFIN20040521_001947_000000452027_00045_11622_2642.N1	21-MAY-2004 00:19:47	Bright	45.000	102	24Alp Ser	2.6000	4250.0	90	11622	No
11	GOM_NL__2PRFIN20040521_002315_000000382027_00045_11622_2643.N1	21-MAY-2004 00:23:15	Bright	37.500	3	16Alp Boo	-0.050000	4250.0	75	11622	No
12	GOM_NL__2PRFIN20040521_002532_000000372027_00045_11622_2644.N1	21-MAY-2004 00:25:32	Bright	37.000	83		2.3780	11000.	74	11622	No
13	GOM_NL__2PRFIN20040521_002842_000000372027_00045_11622_2645.N1	21-MAY-2004 00:28:42	Bright	37.000	180	27Gam Boo	3.0400	8000.0	74	11622	No
14	GOM_NL__2PRFIN20040521_003147_000000352027_00045_11622_2646.N1	21-MAY-2004 00:31:47	Bright	34.500	39	85Eta UMa	1.8540	24000.	69	11622	No
15	GOM_NL__2PRFIN20040521_003325_000000372027_00045_11622_2647.N1	21-MAY-2004 00:33:25	Bright	36.500	55	79Zet UMa	2.0600	10200.	73	11622	No
16	GOM_NL__2PRFIN20040521_003658_000000422027_00045_11622_2648.N1	21-MAY-2004 00:36:58	Bright	42.000	119	14Eta Dra	2.7270	4700.0	84	11622	No
17	GOM_NL__2PRFIN20040521_003854_000000402027_00045_11622_2649.N1	21-MAY-2004 00:38:54	Bright	39.500	60	7Bet UMi	2.0810	3950.0	79	11622	No
18	GOM_NL__2PRFIN20040521_004325_000000362027_00045_11622_2650.N1	21-MAY-2004 00:43:25	Bright	36.000	49	1Alp UMi	1.9900	6300.0	72	11622	No
19	GOM_NL__2PRFIN20040521_004752_000000482027_00045_11622_2651.N1	21-MAY-2004 00:47:52	Bright	47.500	89	5Alp Cep	2.4510	8000.0	95	11622	No
20	GOM_NL__2PRFIN20040521_005135_000000532027_00045_11622_2652.N1	21-MAY-2004 00:51:35	Bright	53.000	76	27Gam Cas	2.3000	30000.	106	11622	No
21	GOM_NL__2PRFIN20040521_005330_000001092027_00045_11622_2653.N1	21-MAY-2004 00:53:30	Bright	109.00	66	37Gam Cyg	2.2080	5900.0	218	11622	No
22	GOM_NL__2PRFIN20040521_010127_000000482027_00045_11622_2654.N1	21-MAY-2004 01:01:27	Twilight_stray	47.500	58	21Alp And	2.0730	11000.	95	11622	No
23	GOM_NL__2PRFIN20040521_010546_000000502027_00045_11622_2655.N1	21-MAY-2004 01:05:46	Dark	49.500	140	88Gam Peg	2.8340	26000.	99	11622	No
24	GOM_NL__2PRFIN20040521_010748_000000632027_00045_11622_2656.N1	21-MAY-2004 01:07:48	Dark	63.000	90	54Alp Peg	2.4870	11000.	126	11622	No
25	GOM_NL__2PRFIN20040521_011433_000000502027_00045_11622_2657.N1	21-MAY-2004 01:14:33	Dark	50.000	52	16Bet Cet	2.0370	4500.0	100	11622	No
26	GOM_NL__2PRFIN20040521_012146_000000522027_00045_11622_2658.N1	21-MAY-2004 01:21:46	Dark	52.000	18	24Alp PsA	1.1660	9700.0	104	11622	No
27	GOM_NL__2PRFIN20040521_012424_000000462027_00045_11622_2659.N1	21-MAY-2004 01:24:24	Dark	46.000	9	Alp Eri	0.45300	24000.	92	11622	No
28	GOM_NL__2PRFIN20040521_012552_000000522027_00045_11622_2660.N1	21-MAY-2004 01:25:52	Dark	51.500	63	Bet Gru	2.1500	2800.0	103	11622	No
29	GOM_NL__2PRFIN20040521_012728_000000492027_00046_11623_2655.N1	21-MAY-2004 01:27:28	Dark	48.500	31	Alp Gru	1.7340	15200.	97	11623	No
30	GOM_NL__2PRFIN20040521_013014_000000382027_00046_11623_2656.N1	21-MAY-2004 01:30:14	Dark	37.500	135	Bet Hyi	2.8200	5800.0	75	11623	No
31	GOM_NL__2PRFIN20040521_013256_000000442027_00046_11623_2657.N1	21-MAY-2004 01:32:56	Dark	44.000	45	Alp Pav	1.9400	26000.	88	11623	No
32	GOM_NL__2PRFIN20040521_013745_000000462027_00046_11623_2658.N1	21-MAY-2004 01:37:45	Straylight	45.500	43	Alp TrA	1.9100	4250.0	91	11623	No
33	GOM_NL__2PRFIN20040521_013951_000000442027_00046_11623_2659.N1	21-MAY-2004 01:39:51	Straylight	43.500	134	Bet TrA	2.8100	6600.0	87	11623	No
34	GOM_NL__2PRFIN20040521_014128_000000502027_00046_11623_2660.N1	21-MAY-2004 01:41:28	Straylight	50.000	4	Alp1Cen	-0.010000	5800.0	100	11623	No
35	GOM_NL__2PRFIN20040521_014302_000000512027_00046_11623_2661.N1	21-MAY-2004 01:43:02	Straylight	50.500	178	lot1Sco	3.0220	6550.0	101	11623	No
36	GOM_NL__2PRFIN20040521_014426_000000542027_00046_11623_2662.N1	21-MAY-2004 01:44:26	Straylight	53.500	25	35Lam Sco	1.6200	28000.	107	11623	No
37	GOM_NL__2PRFIN20040521_014633_000000432027_00046_11623_2663.N1	21-MAY-2004 01:46:33	Twilight_stray	43.000	81	Eta Cen	2.3560	28000.	86	11623	No
38	GOM_NL__2PRFIN20040521_014928_000000592027_00046_11623_2664.N1	21-MAY-2004 01:49:28	Twilight_stray	58.500	16	21Alp Sco	1.0200	3000.0	117	11623	No
39	GOM_NL__2PRFIN20040521_015105_000000452027_00046_11623_2665.N1	21-MAY-2004 01:51:05	Bright	44.500	80	7Del Sco	2.3160	30000.	89	11623	No
40	GOM_NL__2PRFIN20040521_015253_000000572027_00046_11623_2666.N1	21-MAY-2004 01:52:53	Bright	57.000	86	35Eta Oph	2.4300	10200.	114	11623	No
41	GOM_NL__2PRFIN20040521_015527_000000412027_00046_11623_2667.N1	21-MAY-2004 01:55:27	Bright	41.000	104	27Bet Lib	2.6140	13100.	82	11623	No
42	GOM_NL__2PRFIN20040521_015719_000000472027_00046_11623_2668.N1	21-MAY-2004 01:57:19	Bright	47.000	120	1Del Oph	2.7340	3200.0	94	11623	No

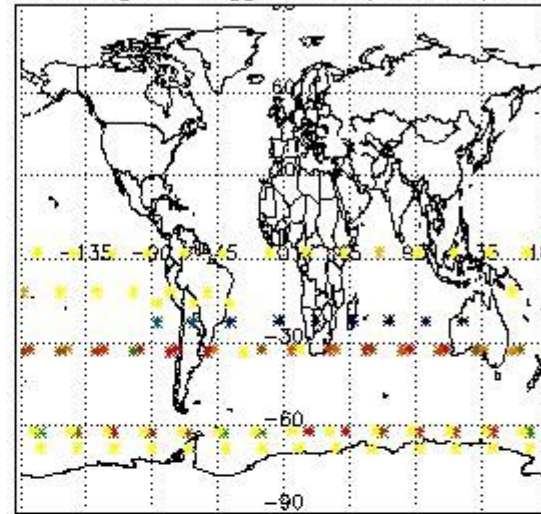


3.2 Plot quality information per product (world map)

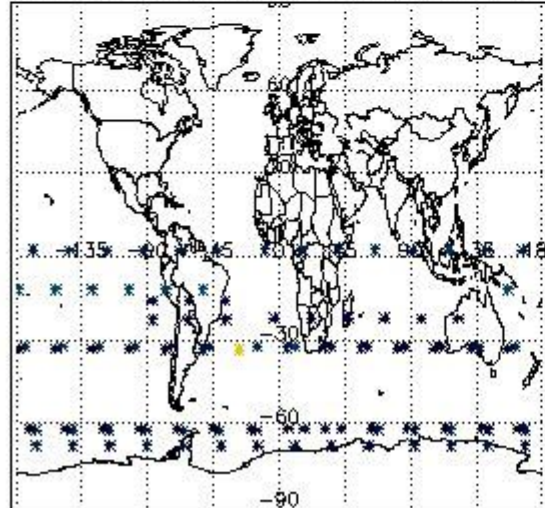
Percentage of flagged data per O3 profile



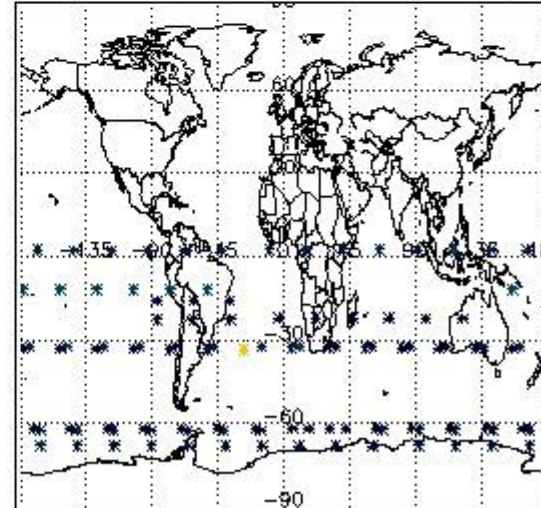
Percentage of flagged data per H2O profile



Percentage of flagged data per NO2 profile



Percentage of flagged data per NO3 profile

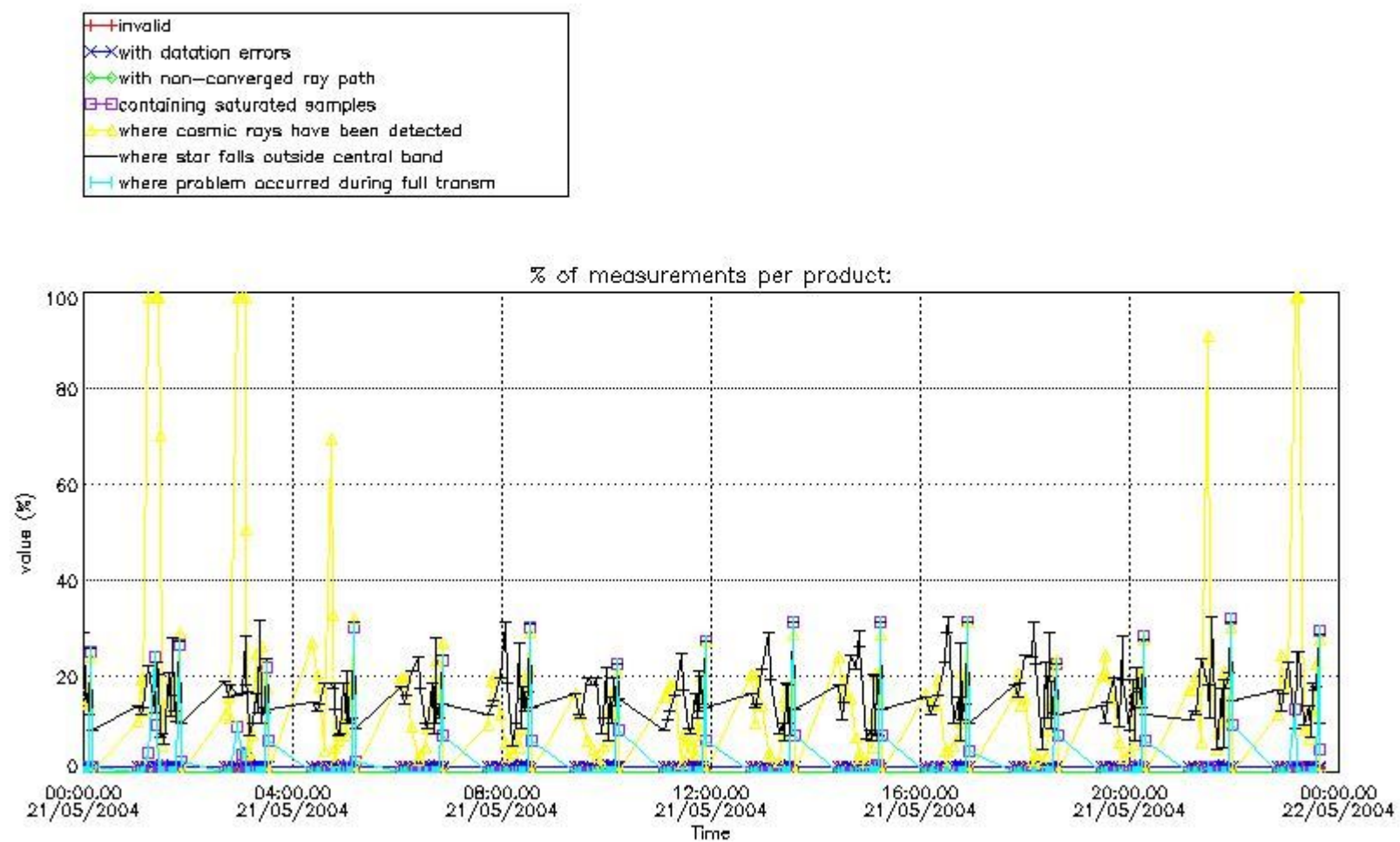


4. Level 1 quality information per product

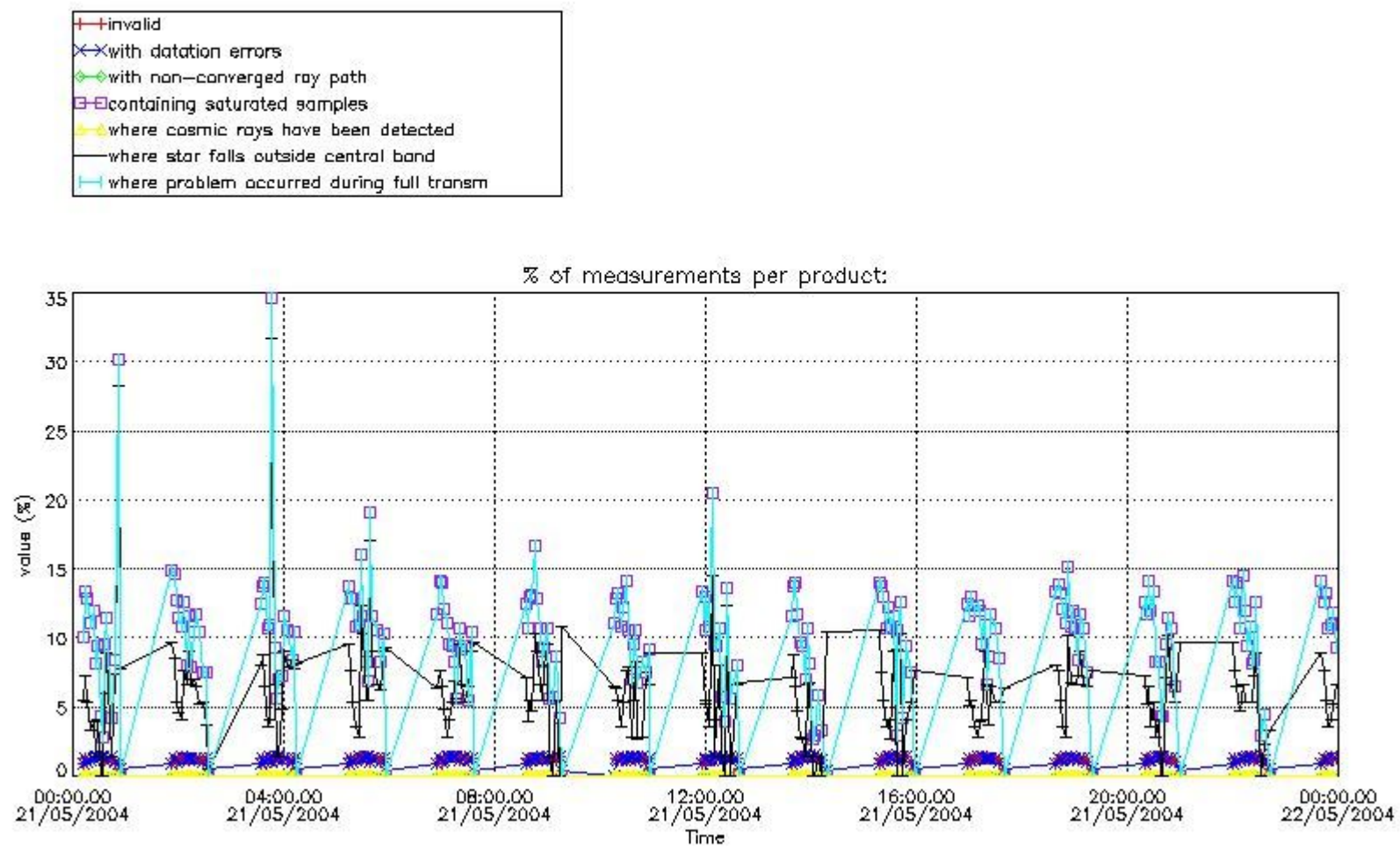
In this section it is plotted some information contained in the Quality Summary data set of the level 2 products that comes from the level 1b processing. Products without errors (error flag in the MPH set to "0") are used.

4.1 Plot quality information per product (time dependant) coming from level 1b processing

4.1.1 Plot level 1 quality information per product (time dependant): ENVISAT ASCENDING passes

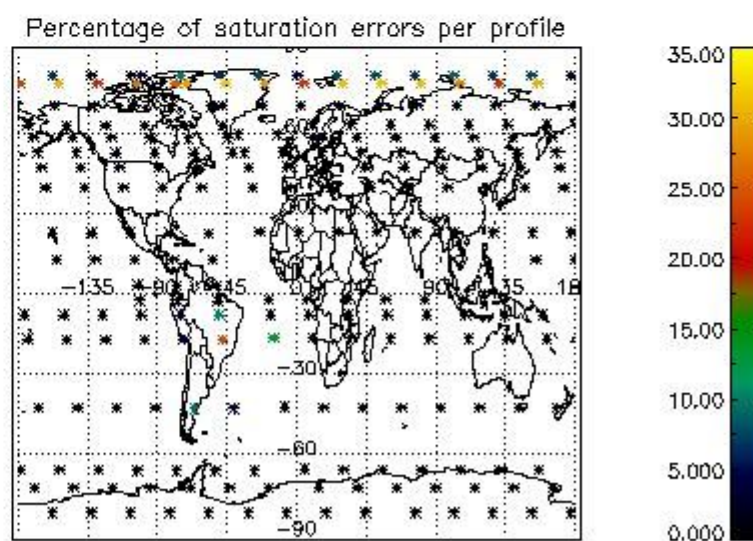
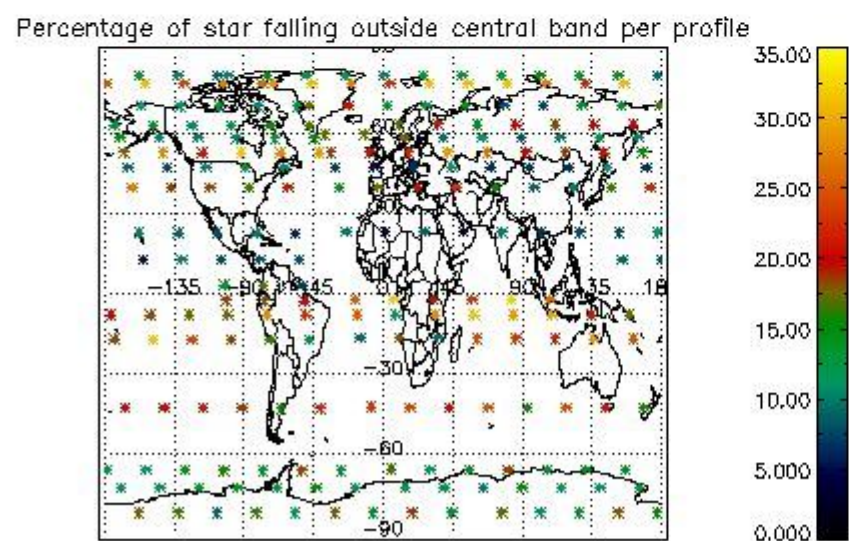
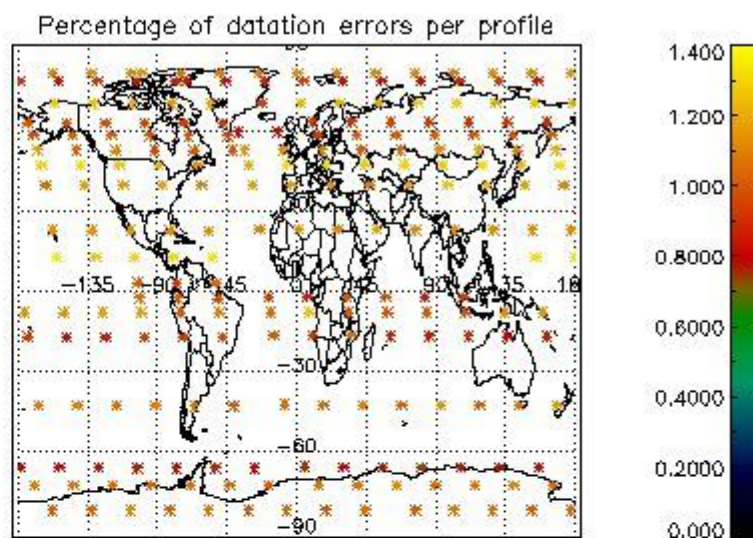
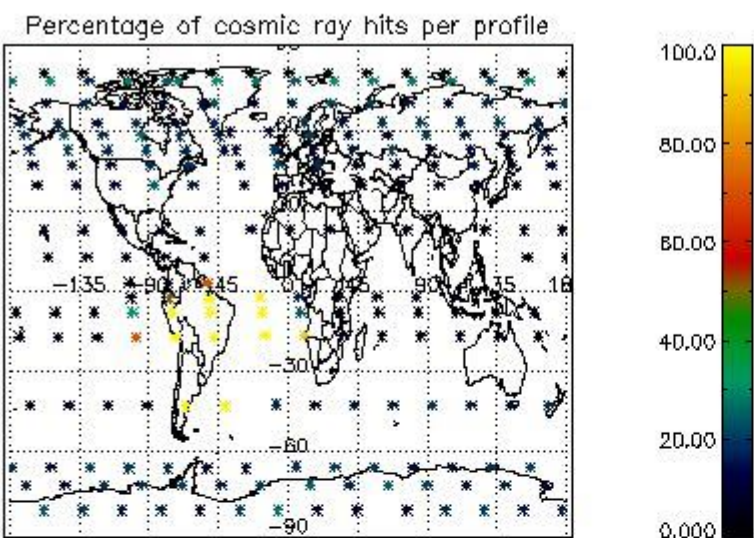


4.1.2 Plot level 1 quality information per product (time dependant): ENVI SAT DESCENDING passes

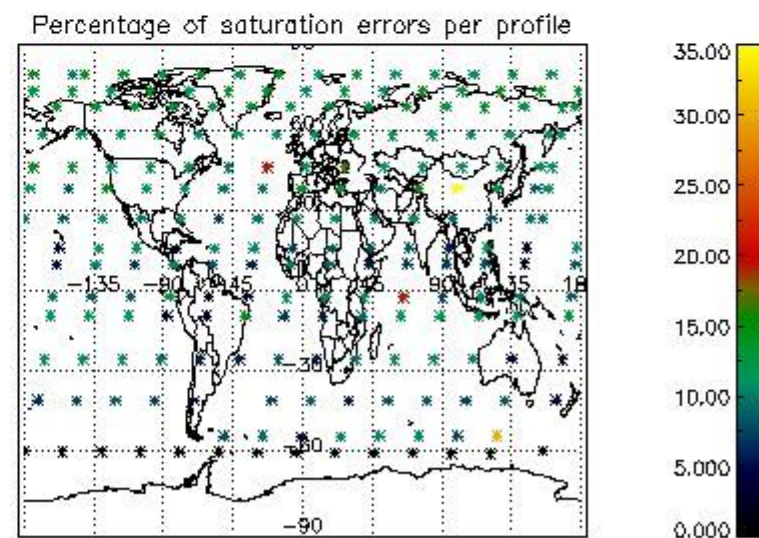
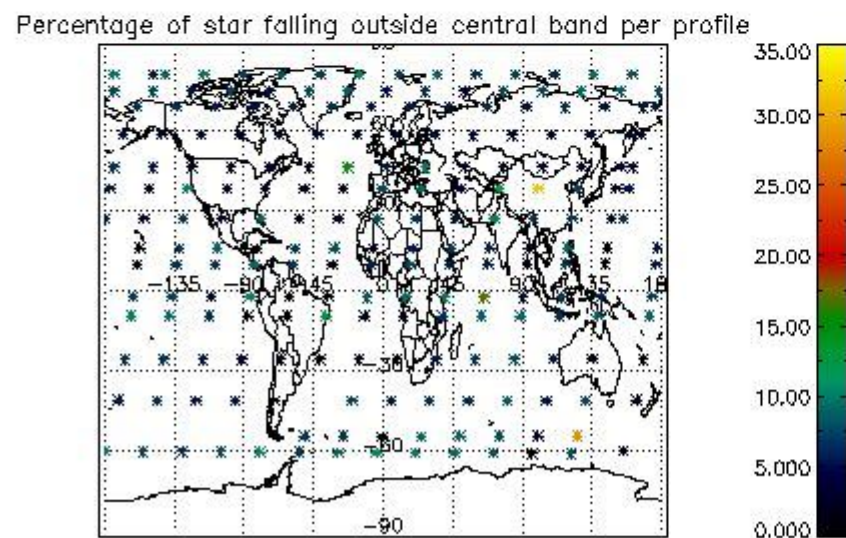
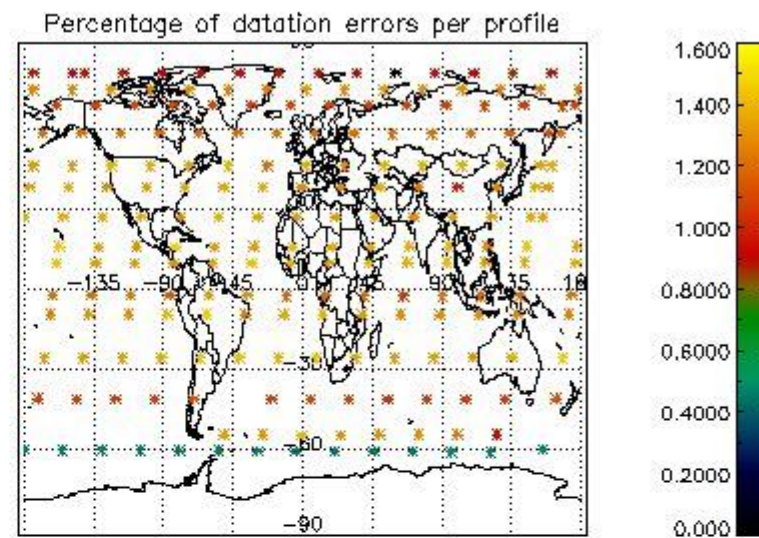
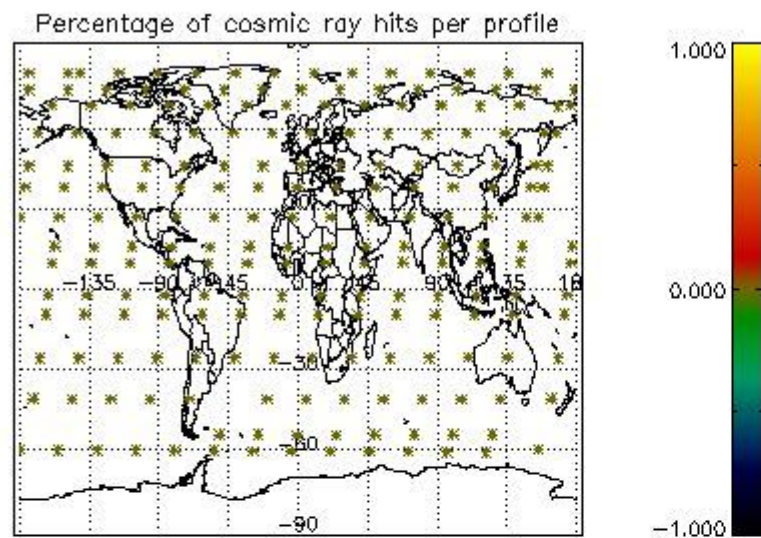


4.2 Plot quality information per product coming from level 1b processing (world map)

4.2.1 Plot level 1 quality information per product (world map): ENVISAT ASCENDING passes



4.2.2 Plot level 1 quality information per product (world map): ENVISAT DESCENDING passes



5. Trace gas profiles

5.1 Ozone statistics based on quality of products

The final quality of the products can be "measured" using the STD (Standard Deviation) attached to every point profile. This information is written to the parameter GOM_NL__2P/NL_LOCAL_SPECIES_DENSITY/o3_std of the level 2 products. The table below shows the statistics for given STD ranges.

The statistics are given with respect to the overall valid production:

- Products without fatal errors: GOM_NL__2P/MPH/PRODUCT_ERR=0
- Valid point profile: GOM_NL__2P/NL_LOCAL_SPECIES_DENSITY/pcd(0)=0

The 'Criteria' is applied to valid points of dark limb products:

- Products in dark limb illumination condition: GOM_NL__2P/NL_SUMMARY_QUALITY/obs_ill_cond=0
- Products without fatal errors: GOM_NL__2P/MPH/PRODUCT_ERR=0
- Valid point profile: GOM_NL__2P/NL_LOCAL_SPECIES_DENSITY/pcd(0)=0

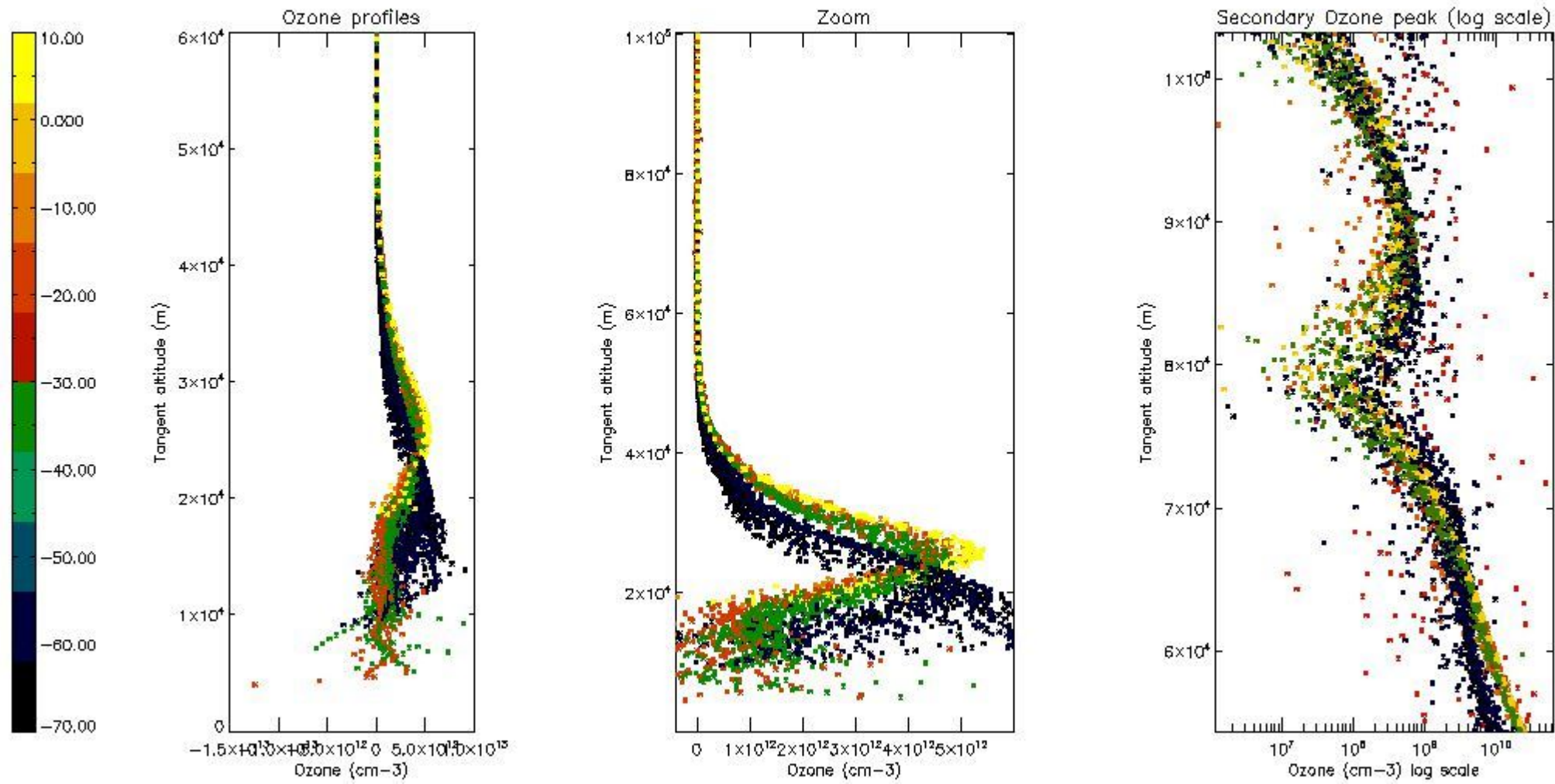
So, the table below shows the percentage of dark limb and valid observations for each criteria with respect to the overall valid daily observations.

Criteria	% of total production
All STD	25
STD < 20	15

STD < 10	12
STD < 5	9

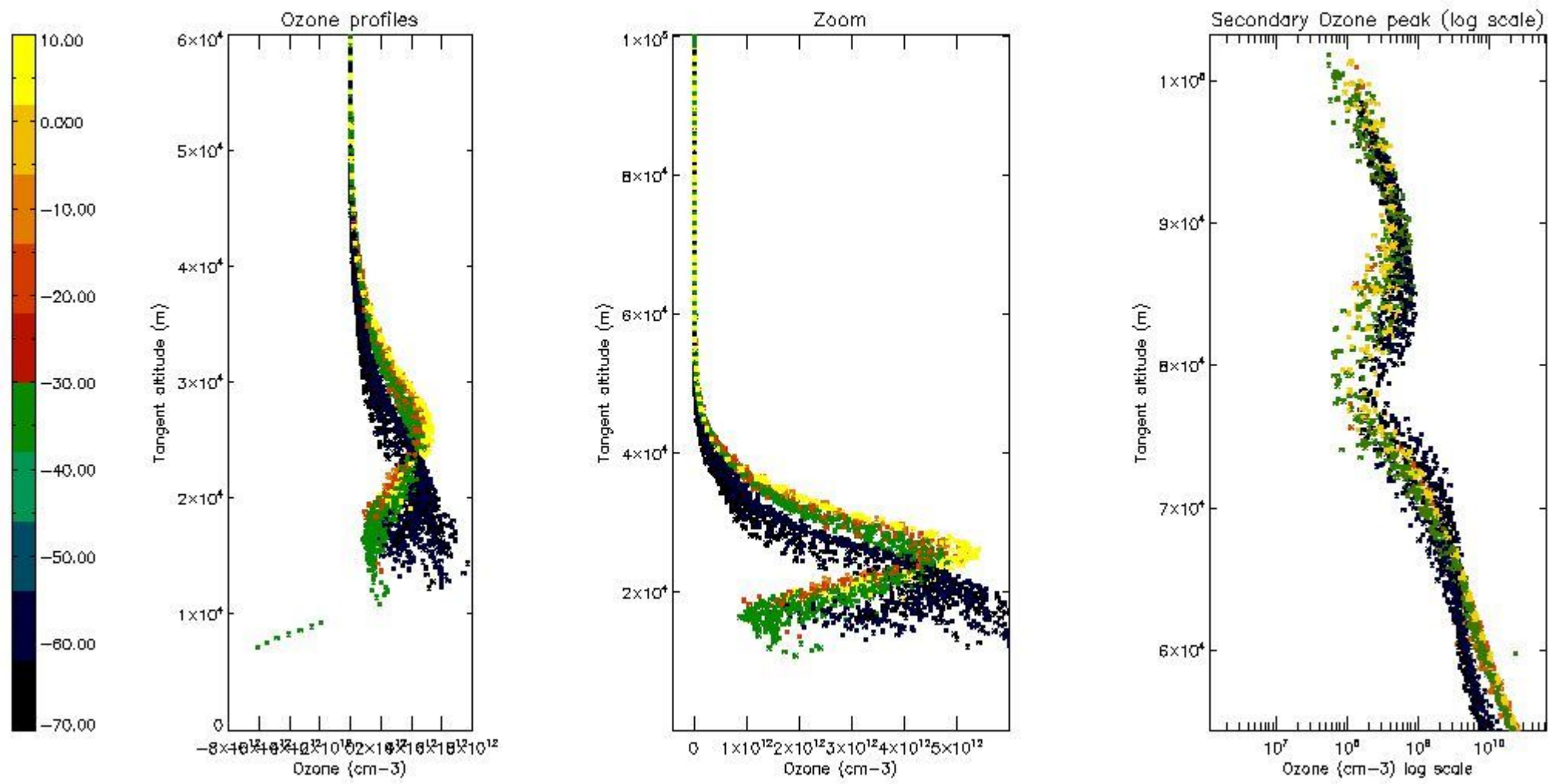
5.2 Plot ozone profiles for all STD (dark without errors)

The colorbar represents the latitude.



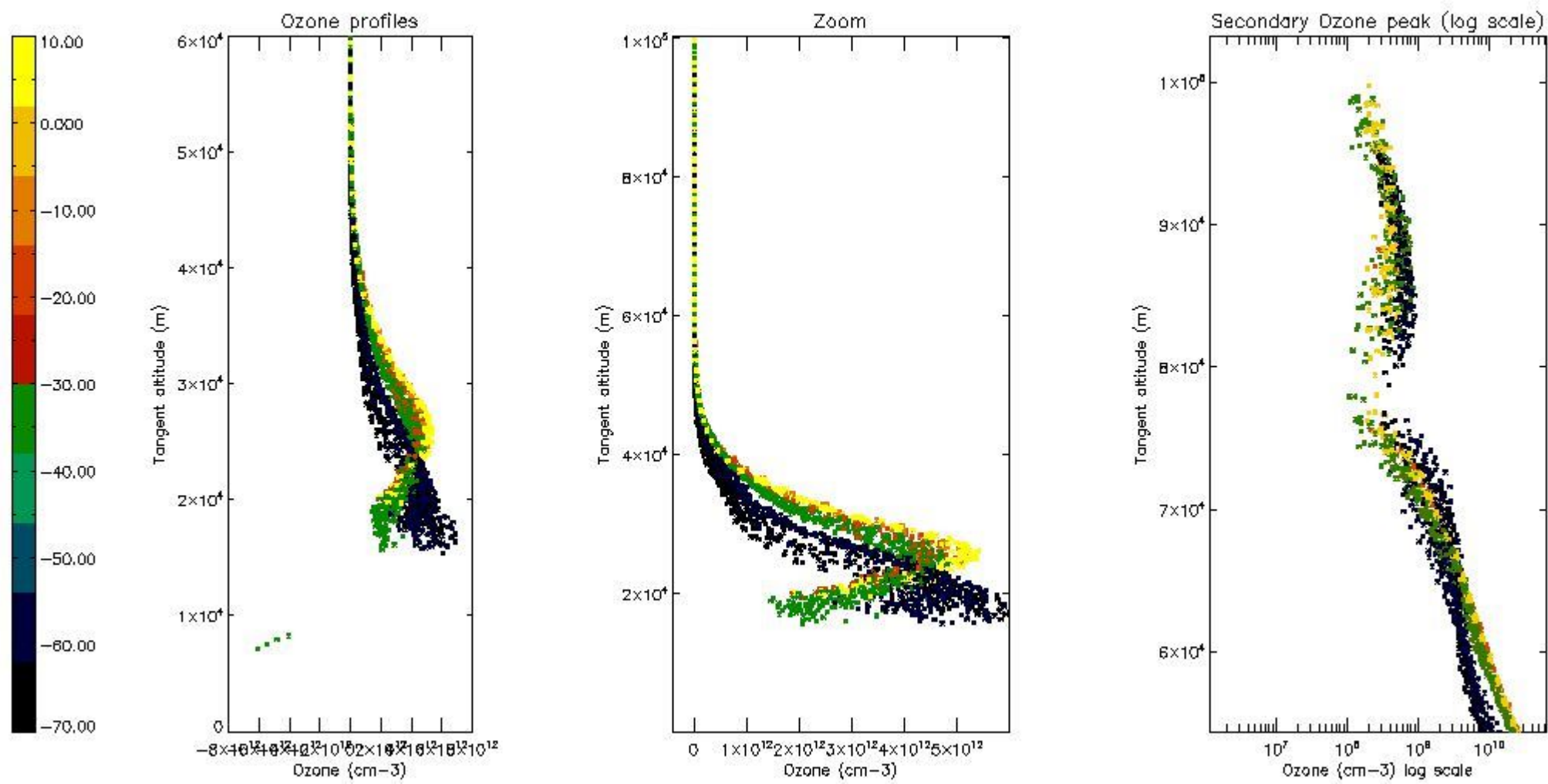
5.3 Plot ozone profiles where STD < 20% (dark without errors)

The colorbar represents the latitude.



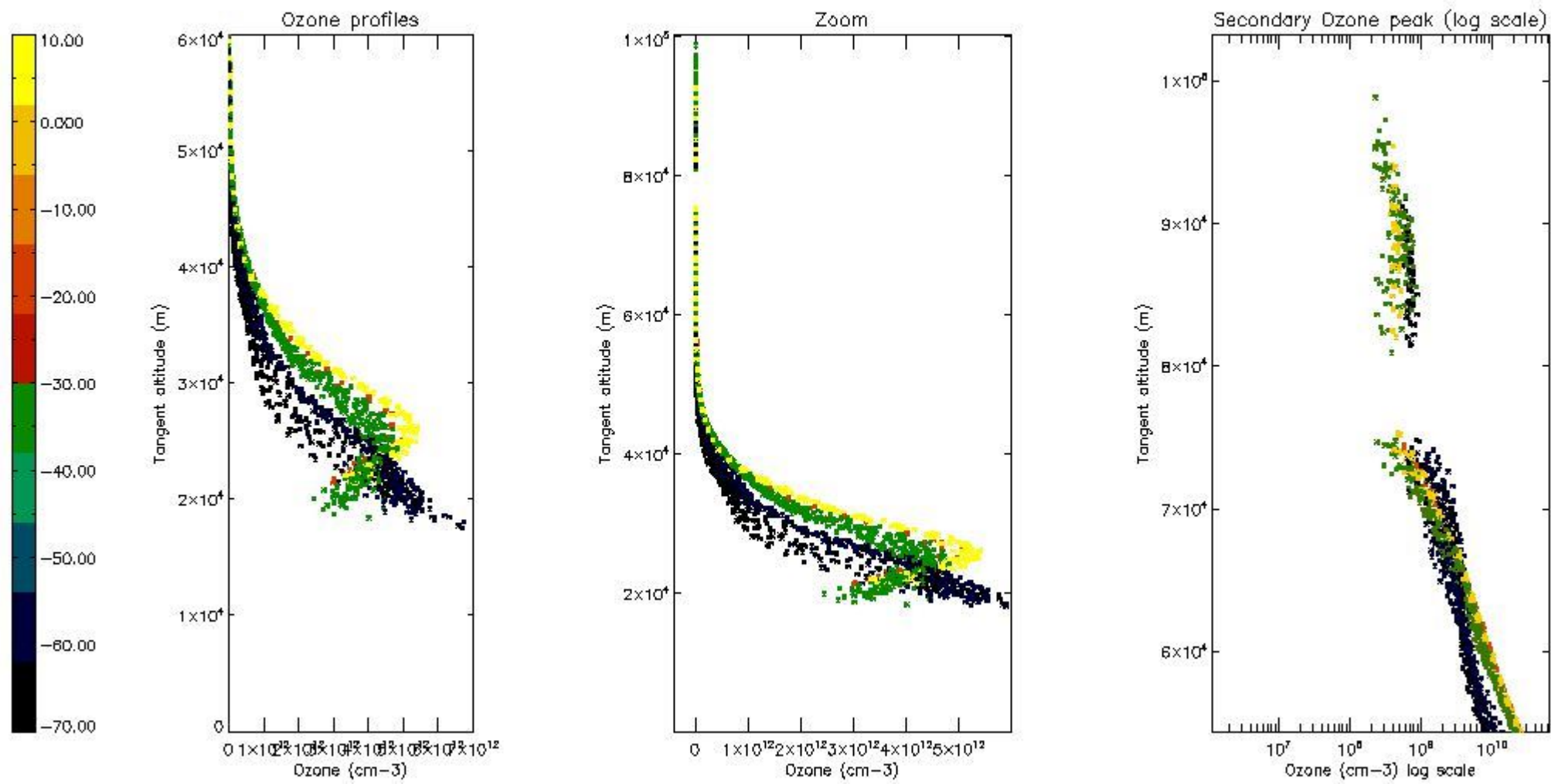
5.4 Plot ozone profiles where STD < 10% (dark without errors)

The colorbar represents the latitude.



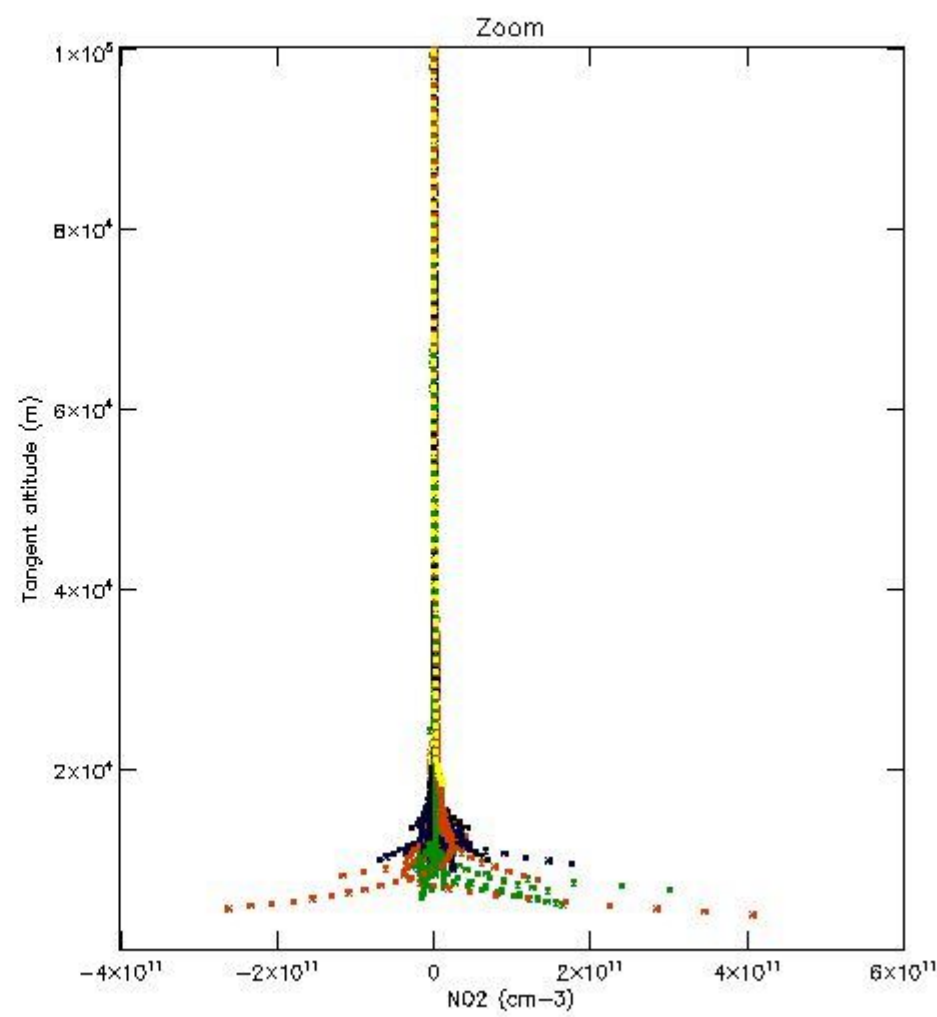
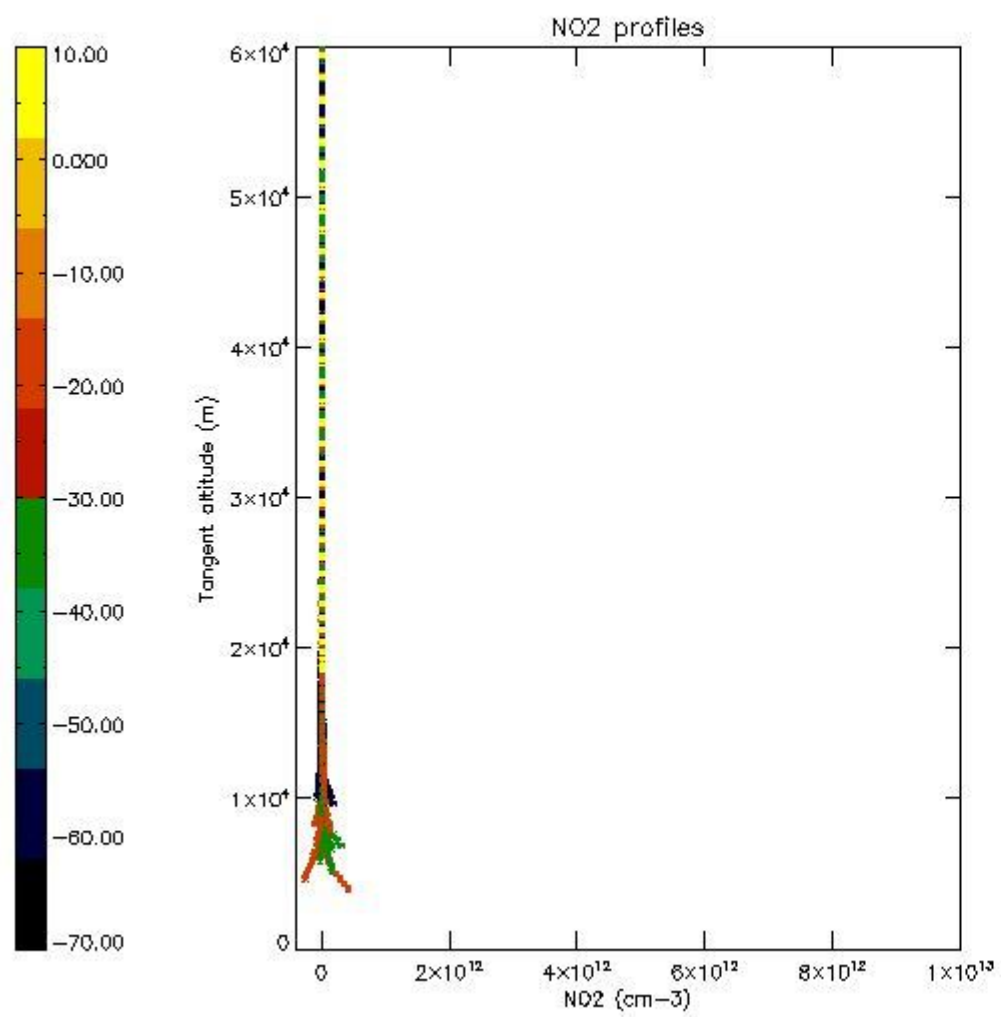
5.5 Plot ozone profiles where STD < 5% (dark without errors)

The colorbar represents the latitude.



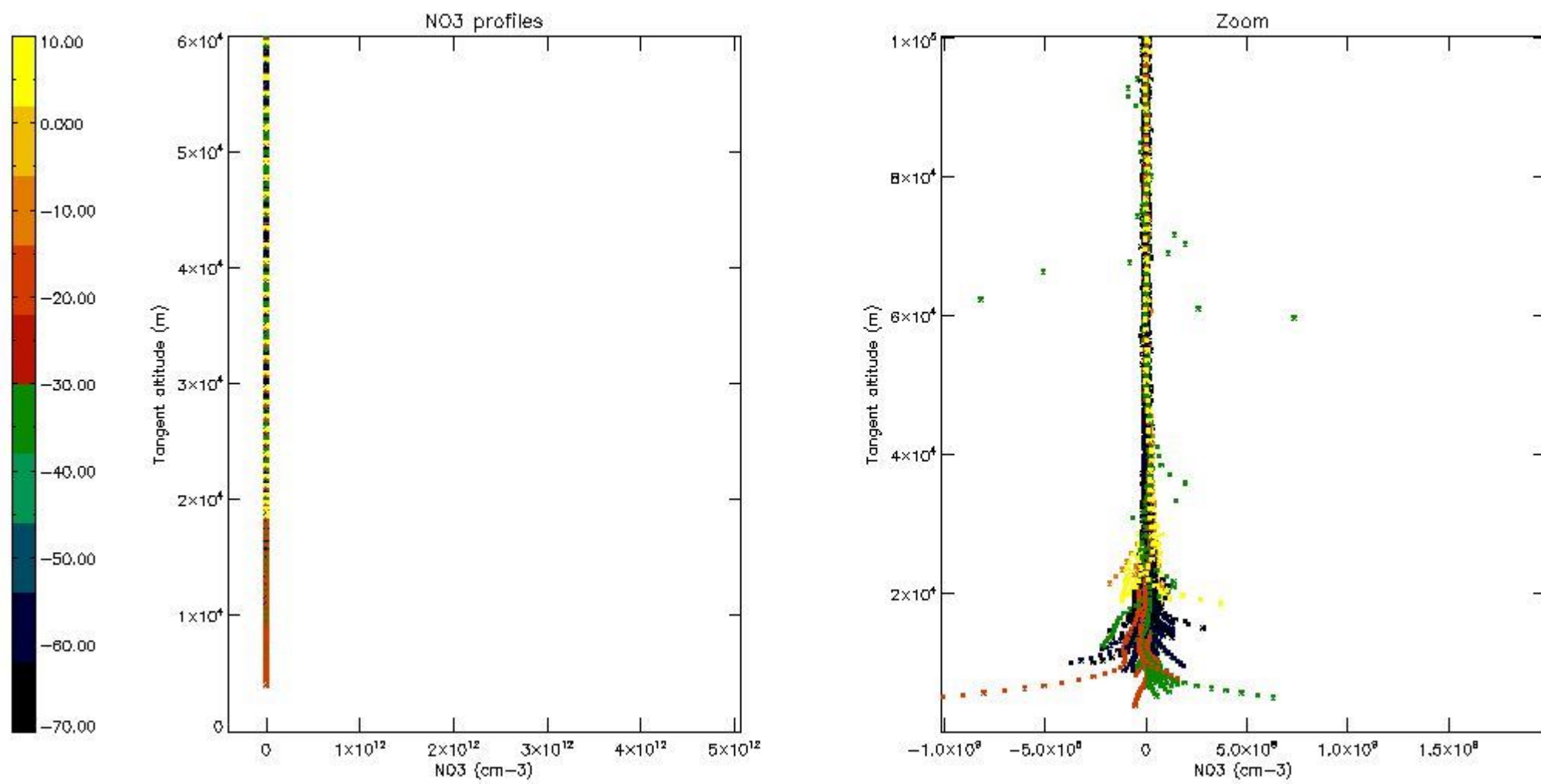
5.6 Plot NO₂ profiles for all STD (dark without errors)

The colorbar represents the latitude.



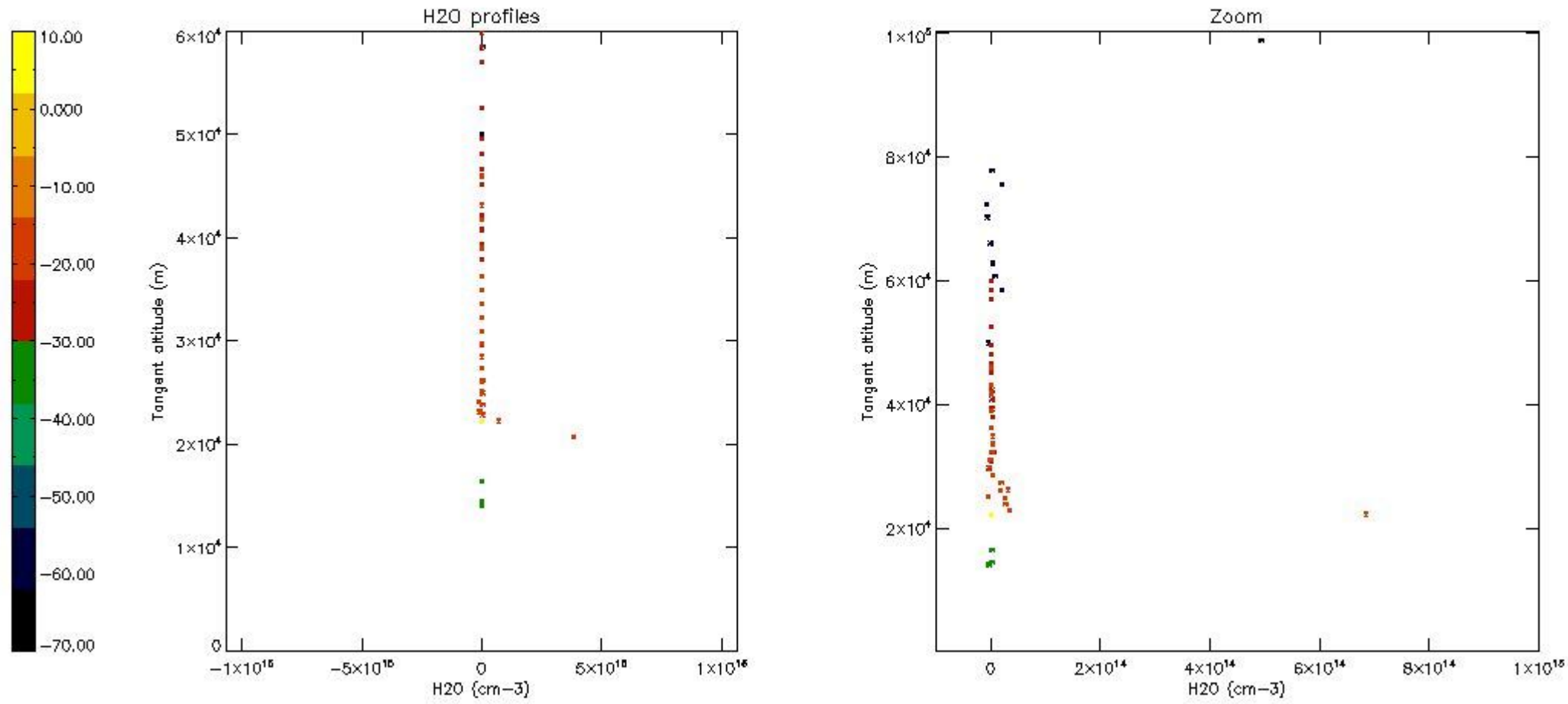
5.7 Plot NO3 profiles for all STD (dark without errors)

The colorbar represents the latitude.



5.8 Plot H2O profiles for all STD (only for occultations of stars 1,2,3,4,13,14,16,26,63 dark without errors)

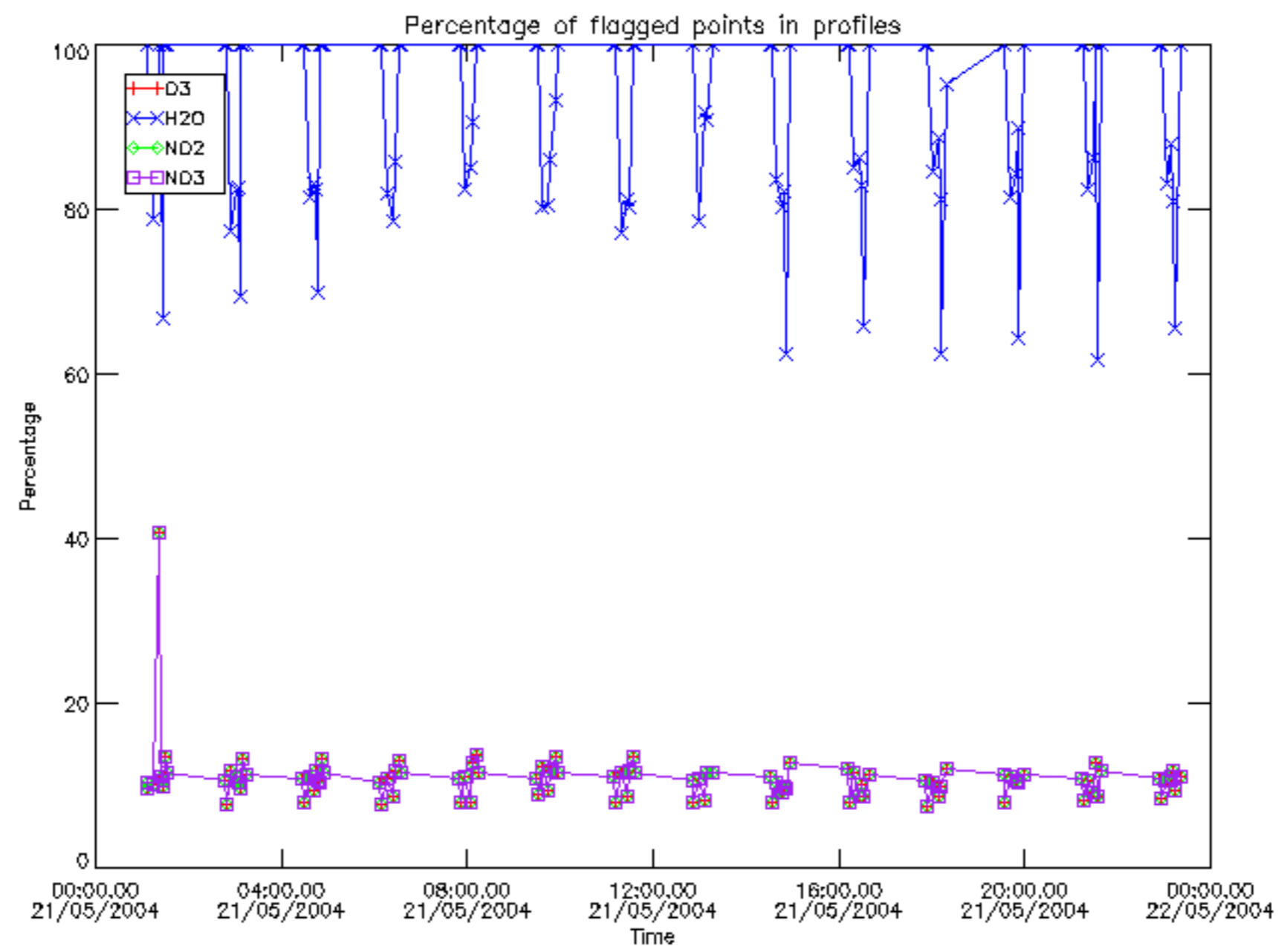
The colorbar represents the latitude.



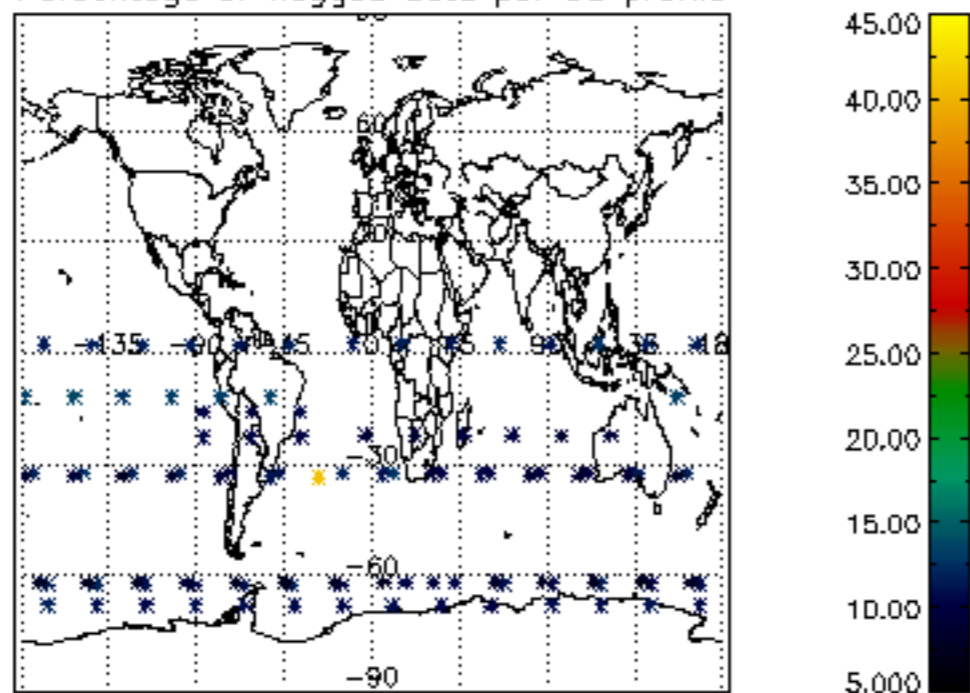
6. Auxiliary Data Files used for the production reported in section 2

The number reported in the third column indicates since which file (see list in section 2) the corresponding auxiliary file has been used. The fourth column is the date of those product files.

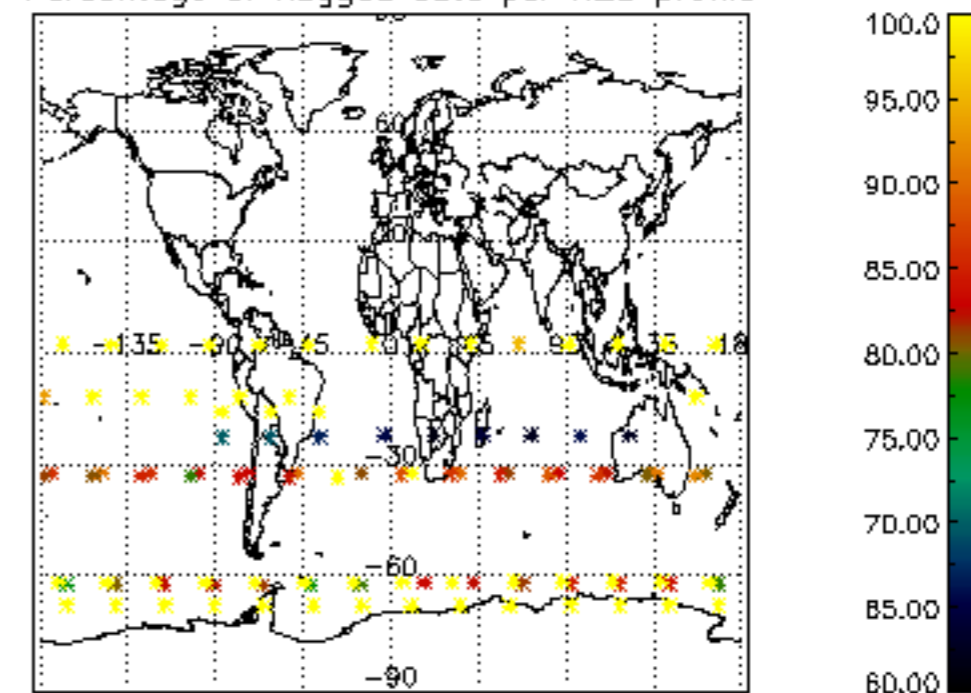
Type	Auxiliary Filename	Used since product	Used since product date
INST_PHYS_CHARACTERISTICS	GOM_INS_AXVIEC20091111_143220_20030716_120000_20500101_000000	1	21-MAY-2004 00:00:52
LEVEL-2_PROC_CONFIG	GOM_PR2_AXVIEC20091111_152718_20020301_000000_20500101_000000	1	21-MAY-2004 00:00:52
CROSS_SECTIONS_FILE	GOM_CRS_AXVIEC20091111_154832_20020301_000000_20500101_000000	1	21-MAY-2004 00:00:52



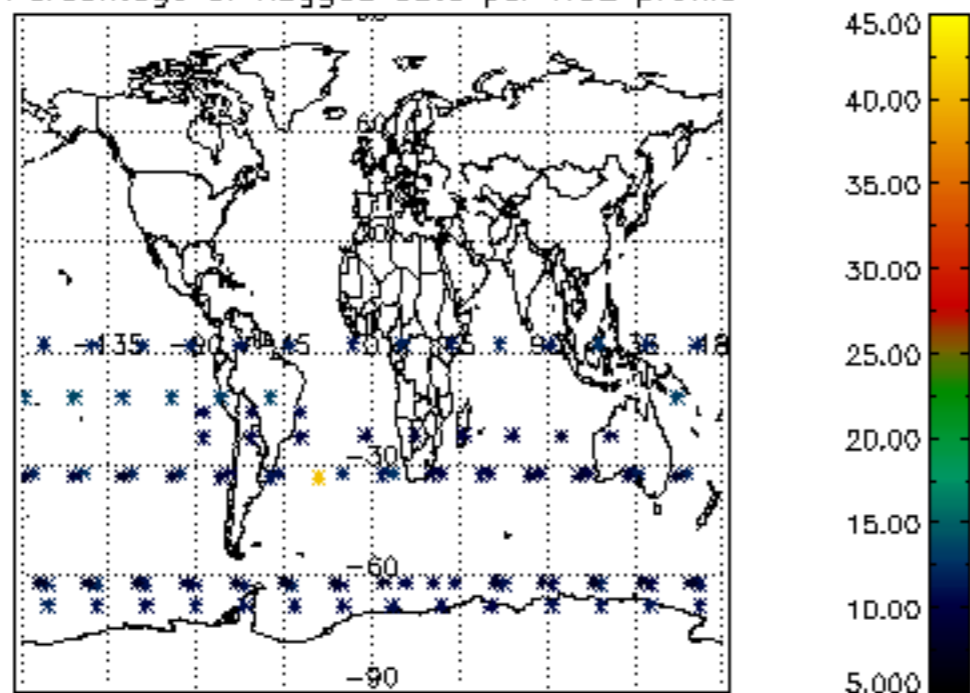
Percentage of flagged data per D3 profile



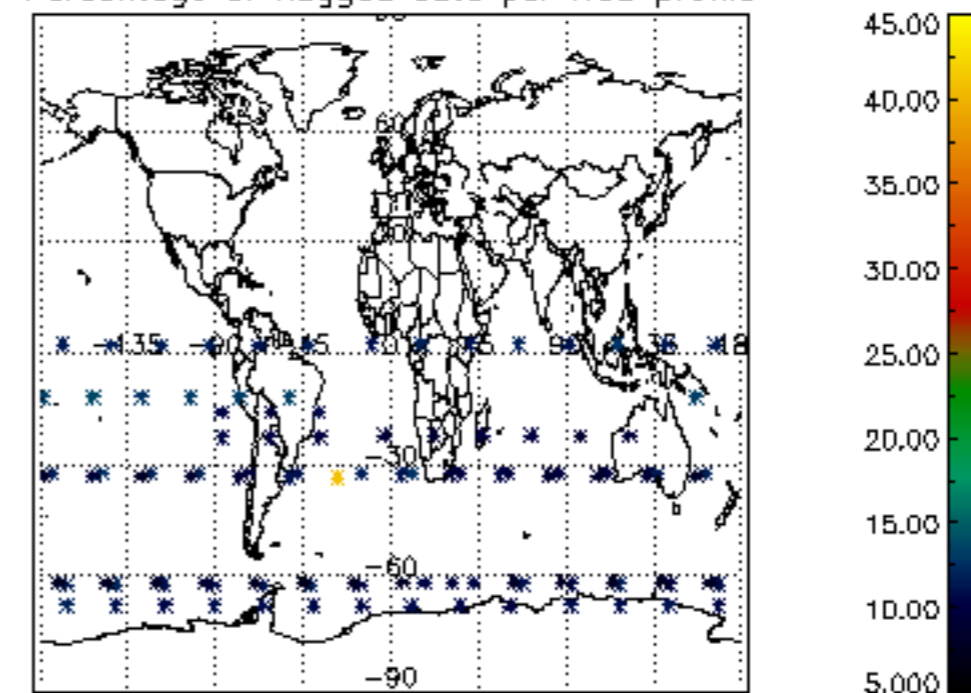
Percentage of flagged data per H2O profile

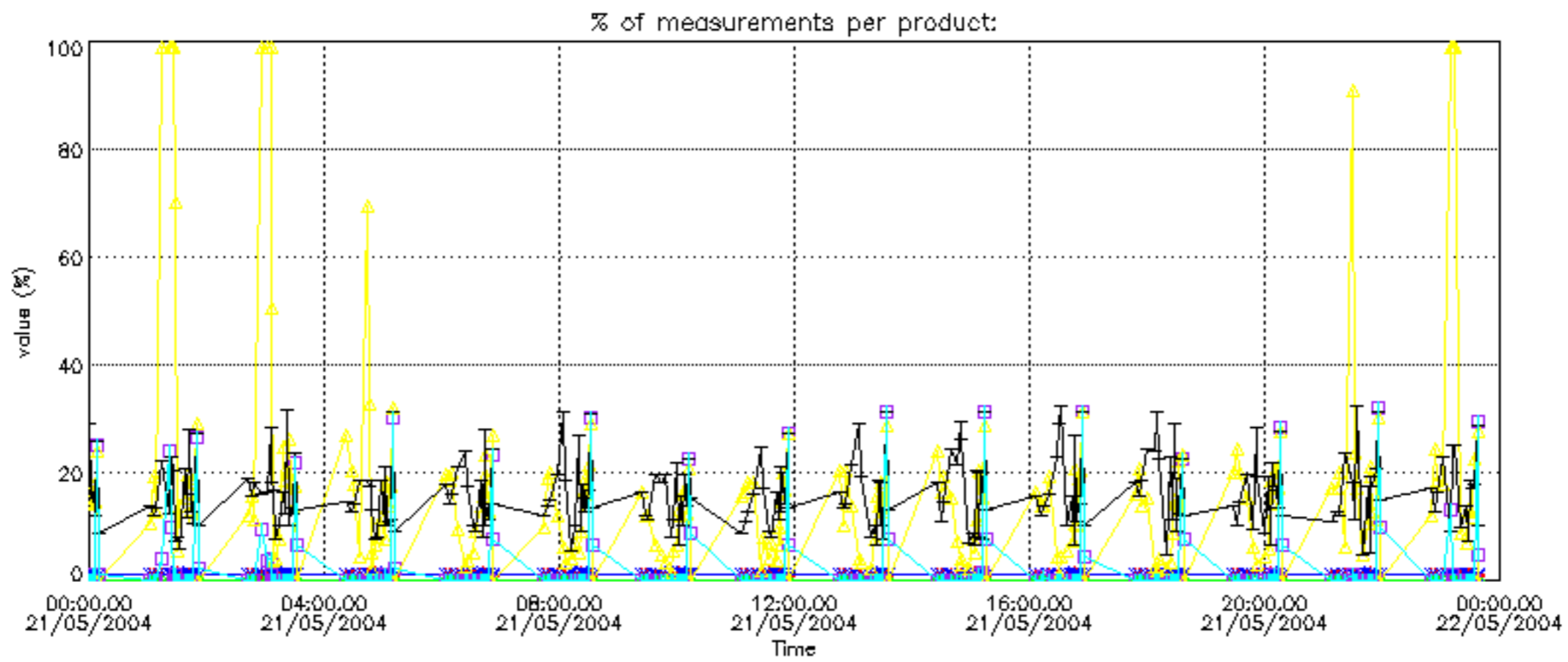


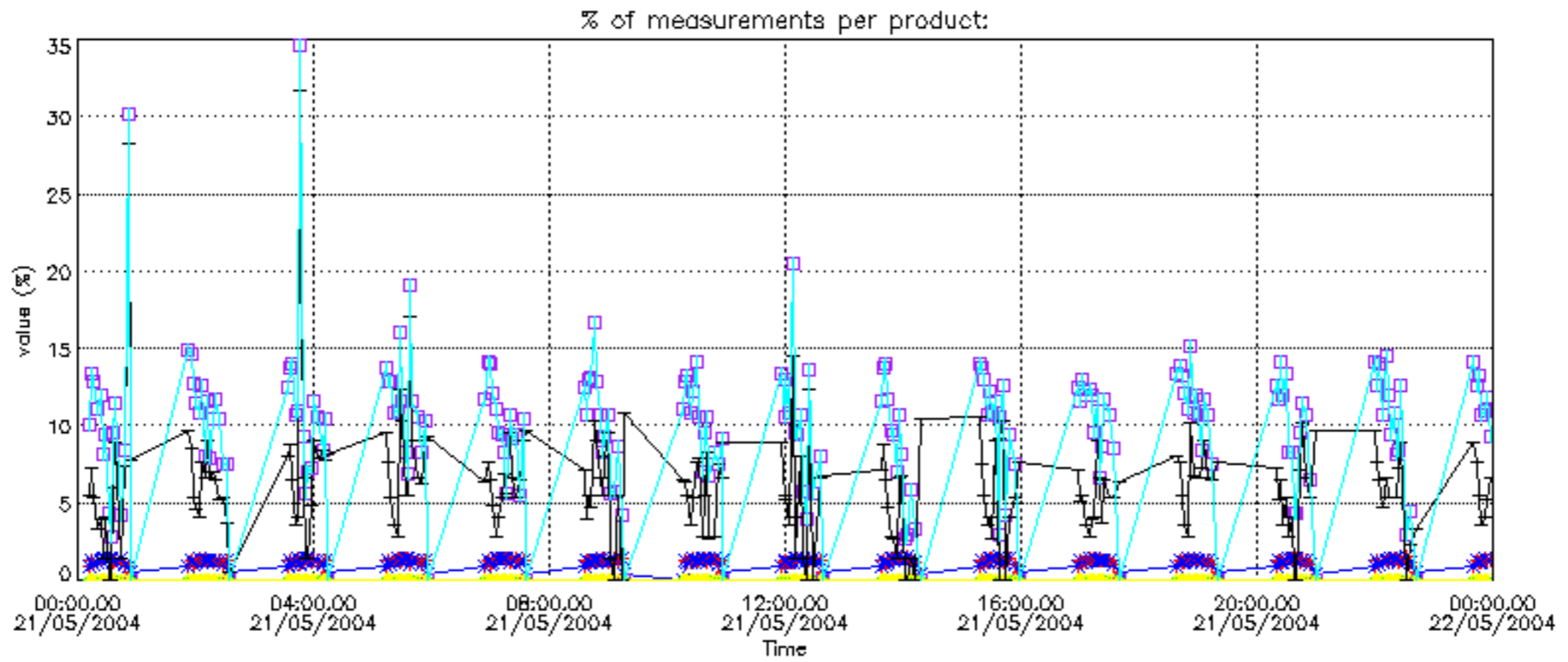
Percentage of flagged data per NO2 profile



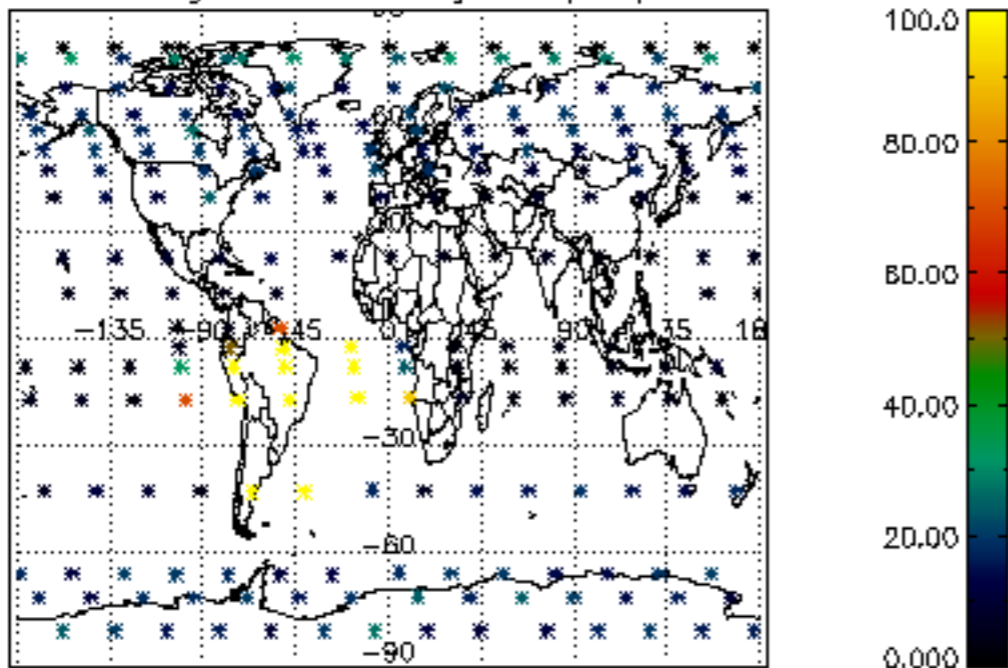
Percentage of flagged data per NO3 profile



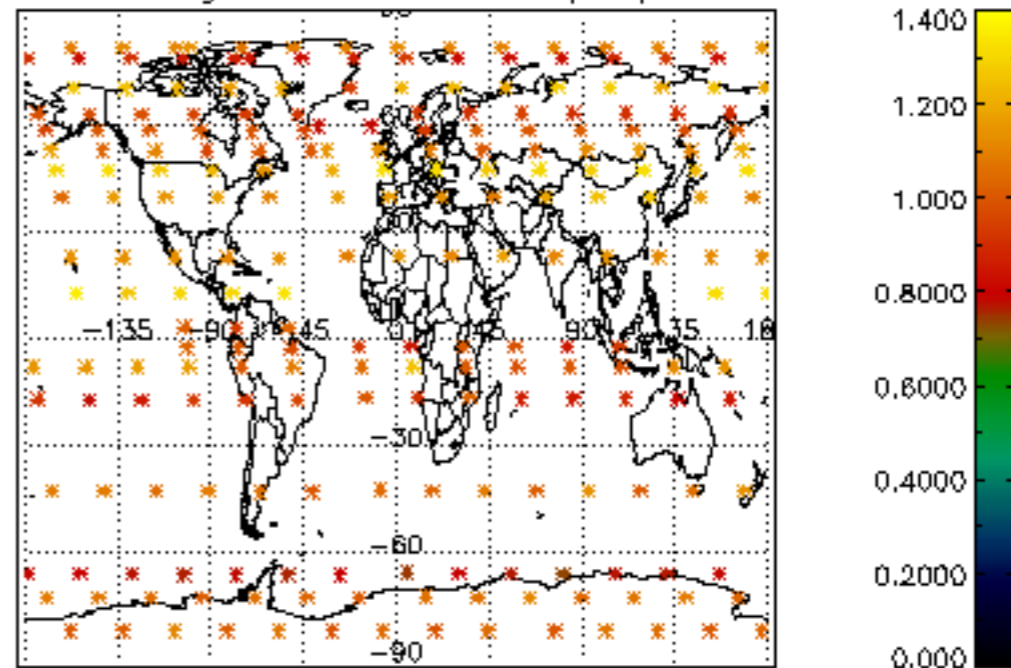




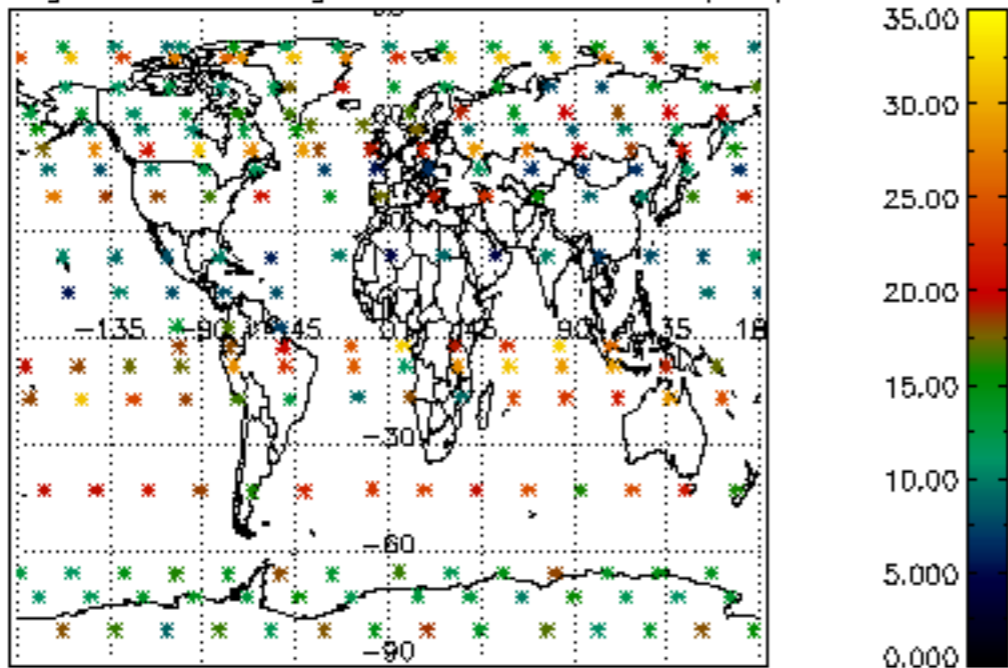
Percentage of cosmic ray hits per profile



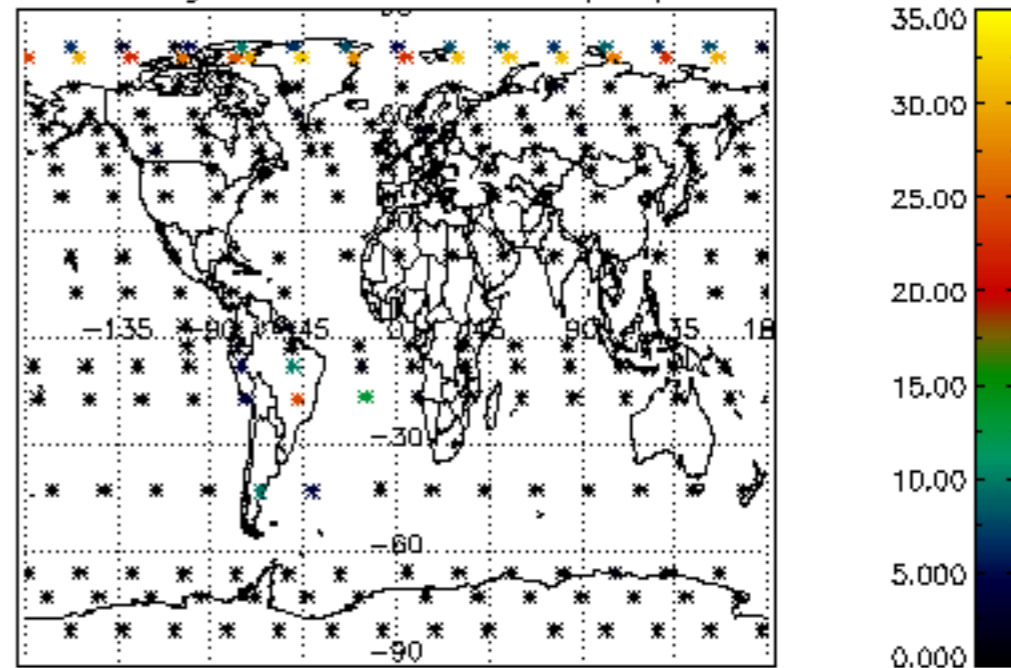
Percentage of datation errors per profile



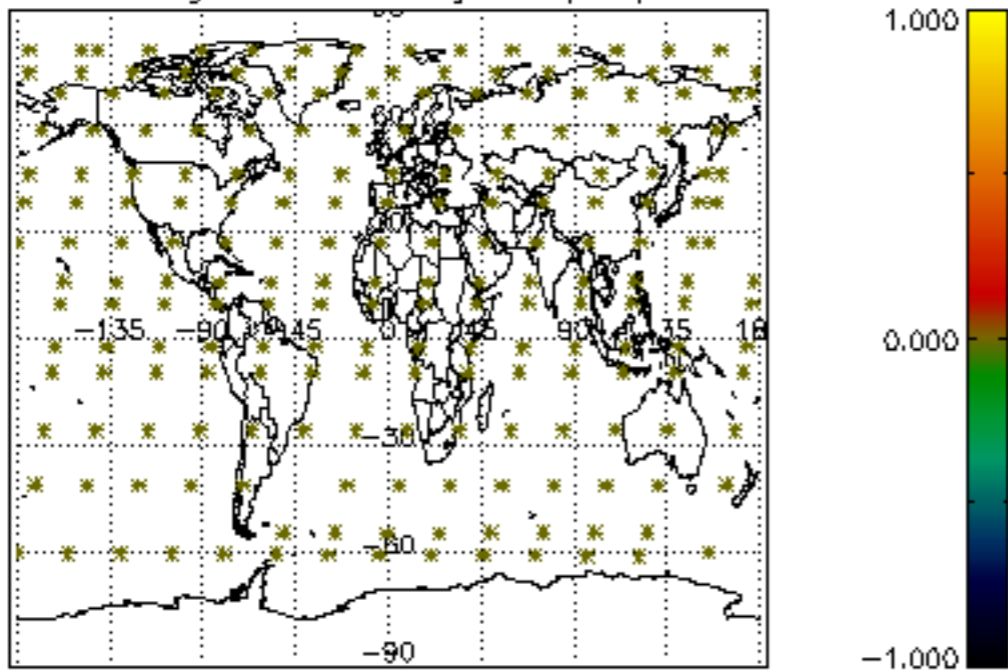
Percentage of star falling outside central band per profile



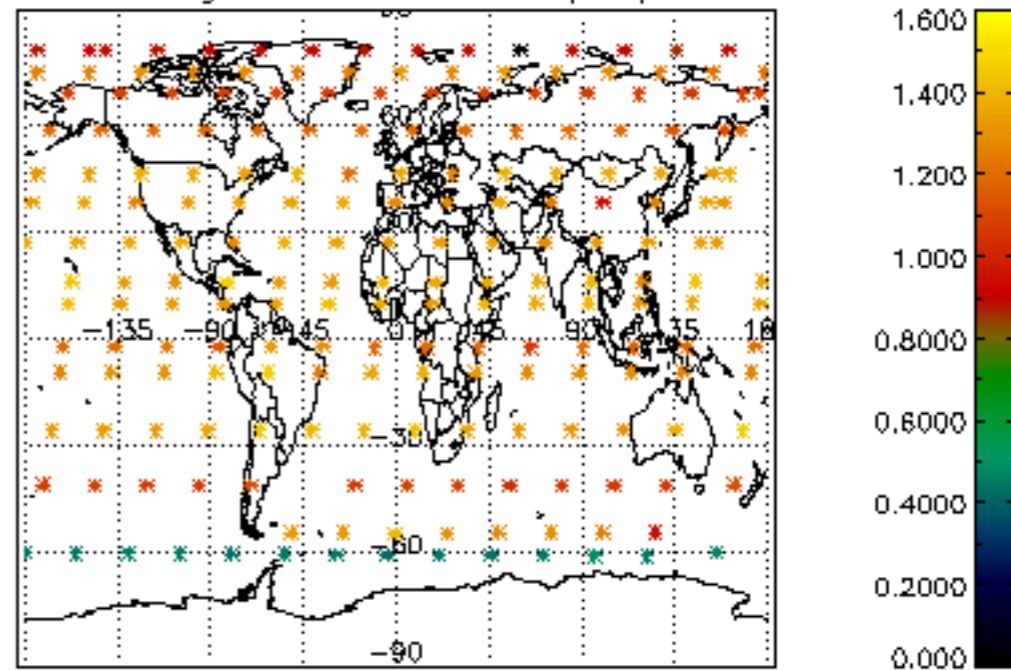
Percentage of saturation errors per profile



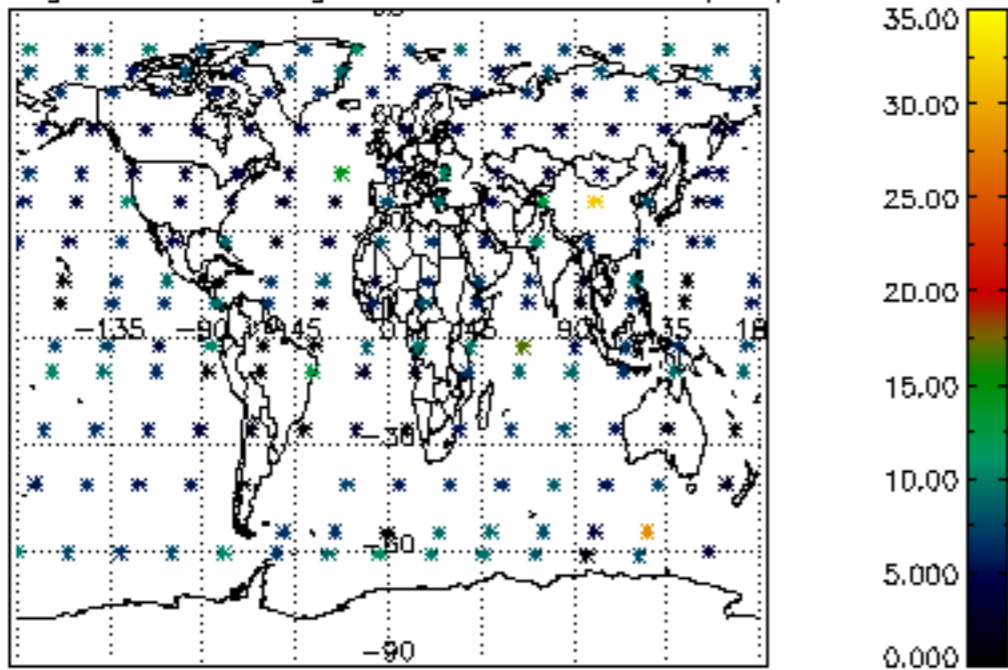
Percentage of cosmic ray hits per profile



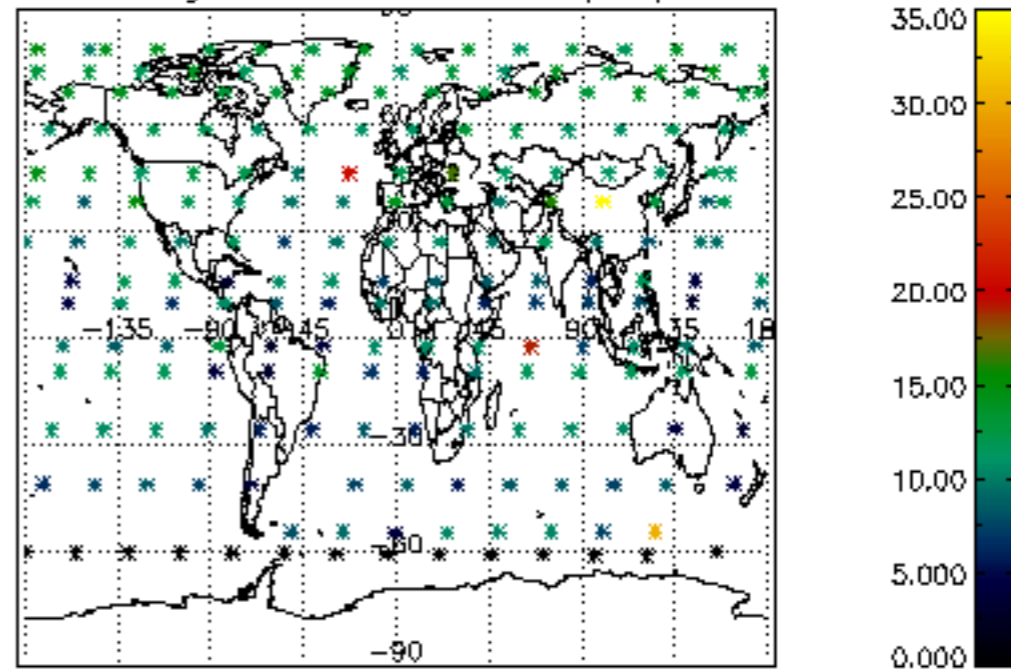
Percentage of datation errors per profile

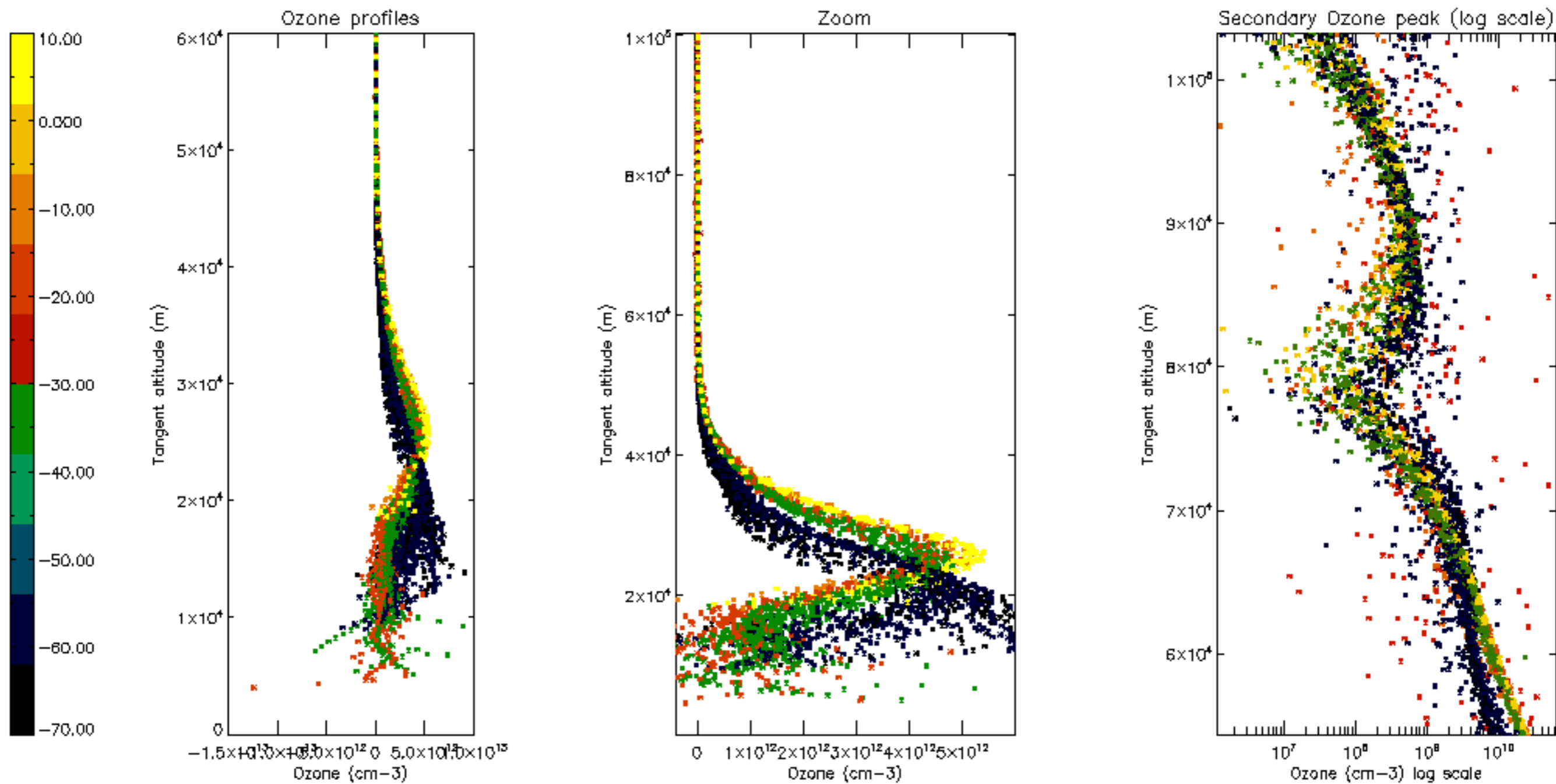


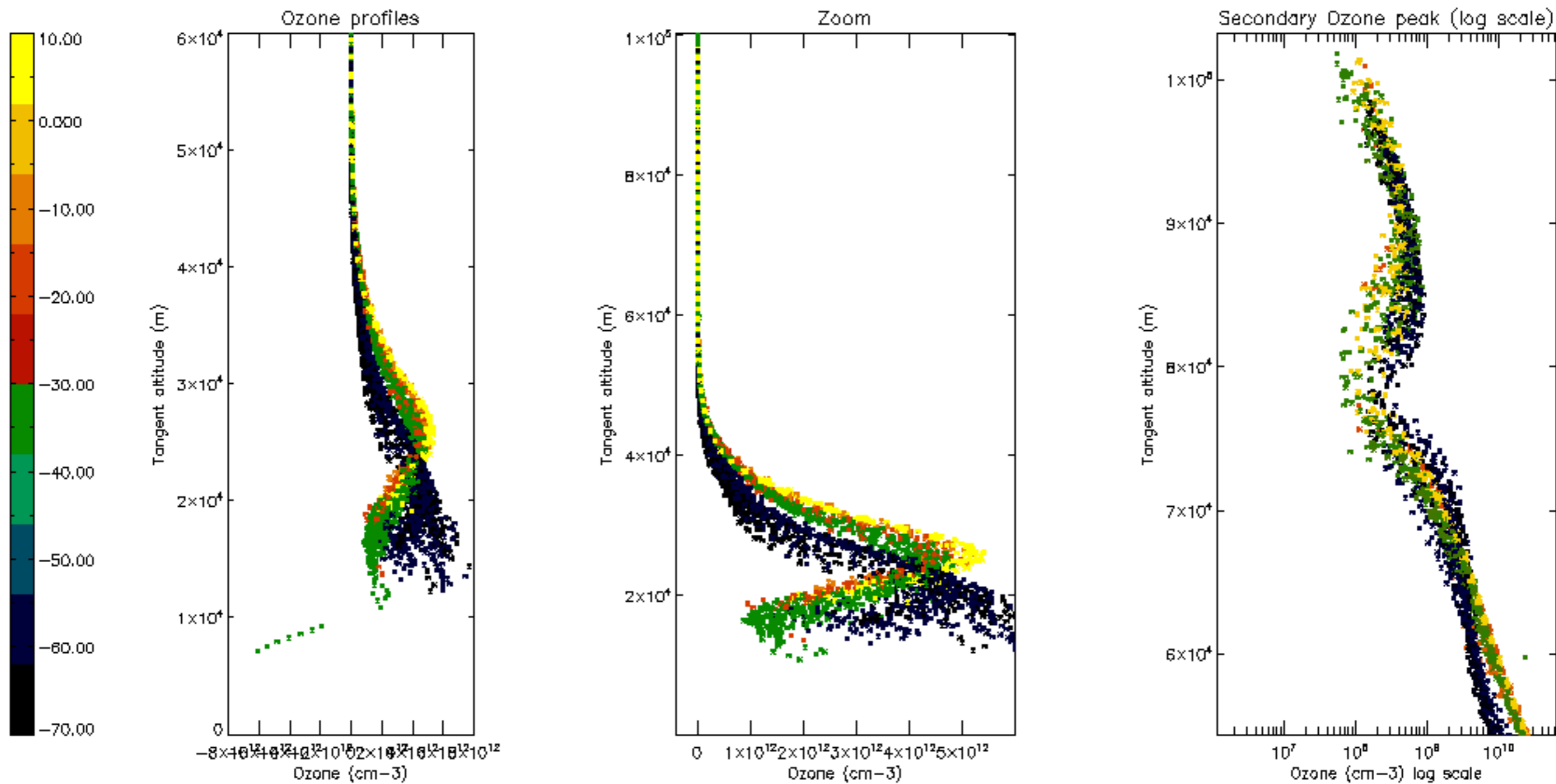
Percentage of star falling outside central band per profile

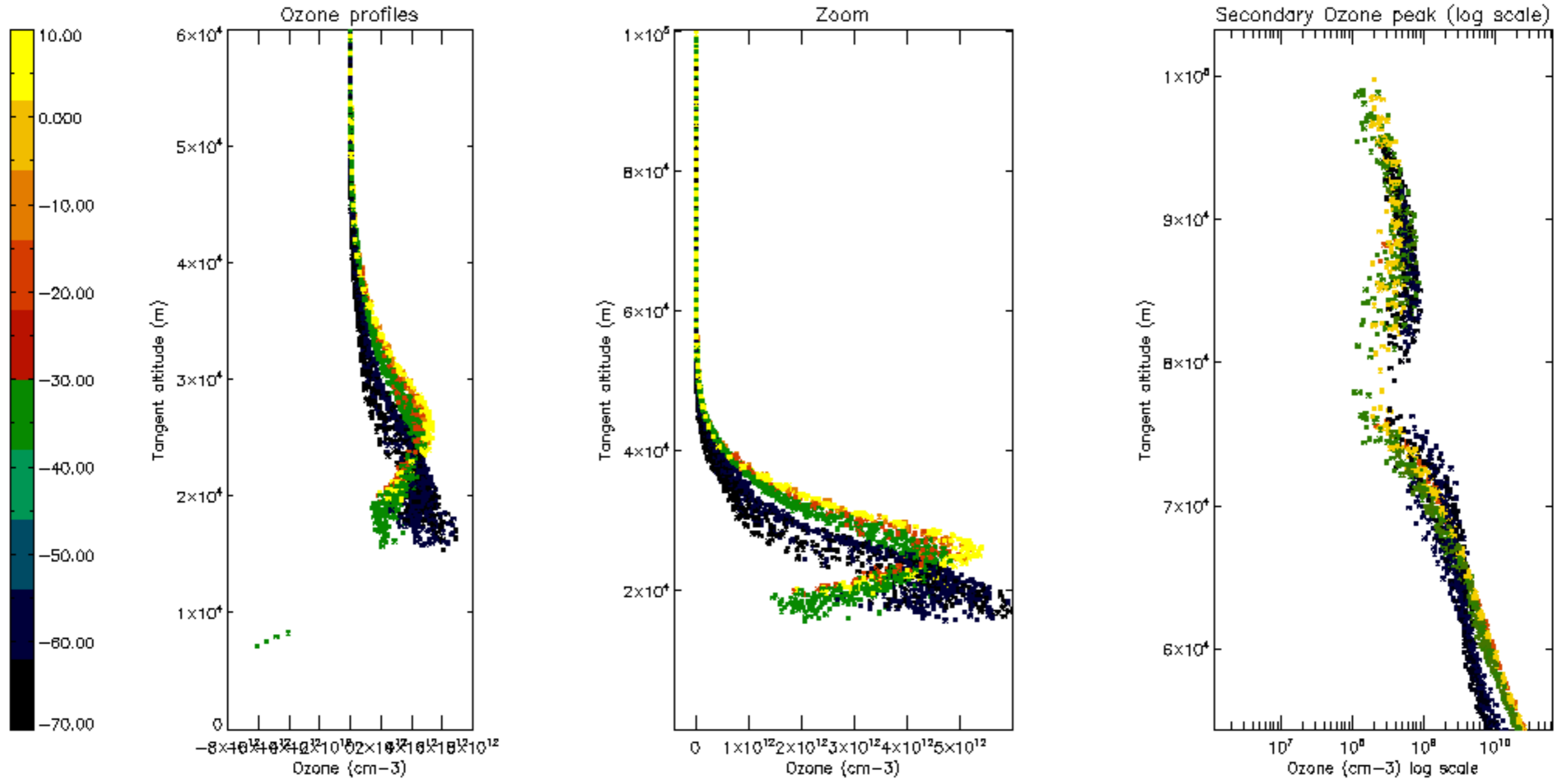


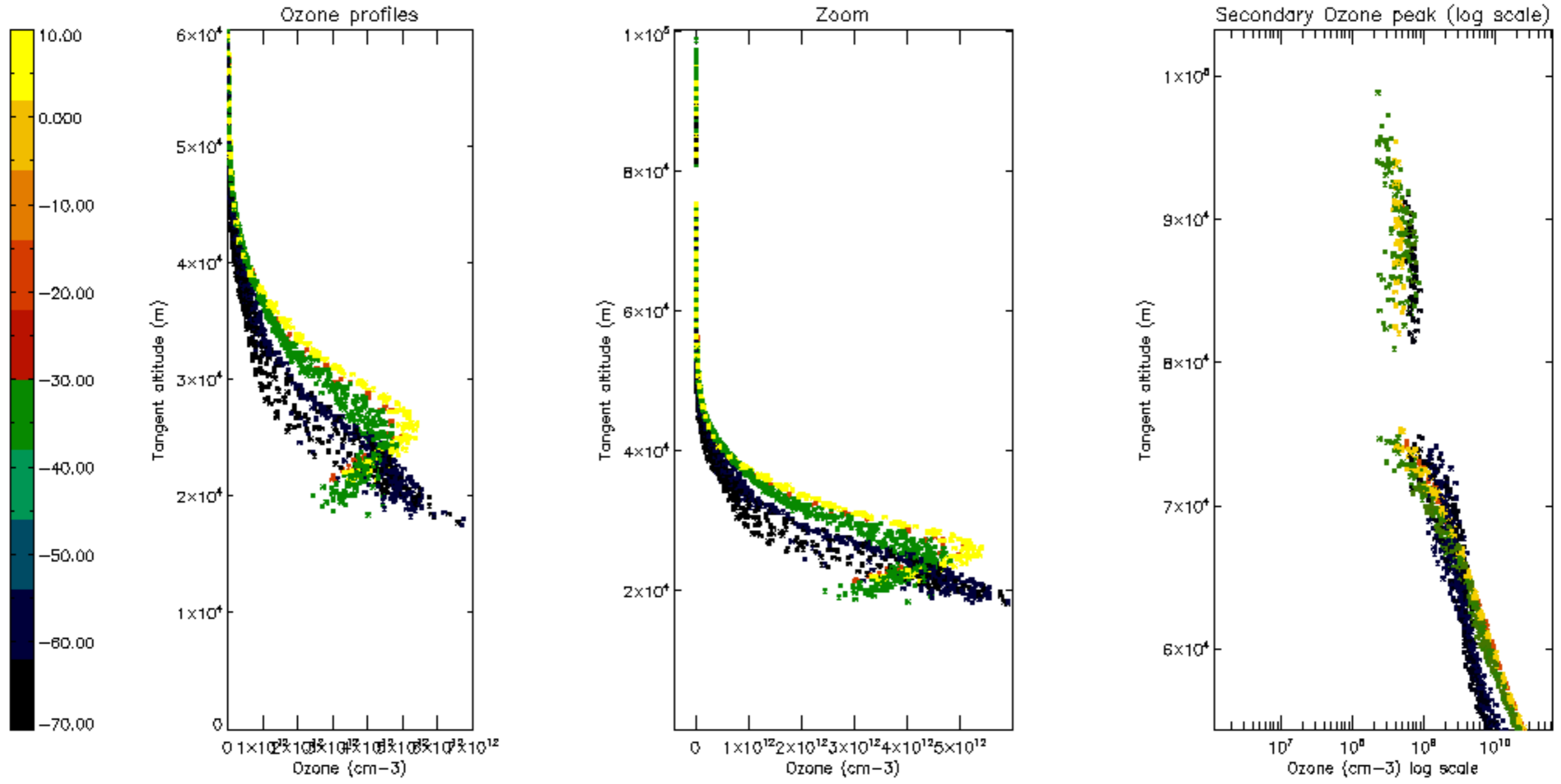
Percentage of saturation errors per profile

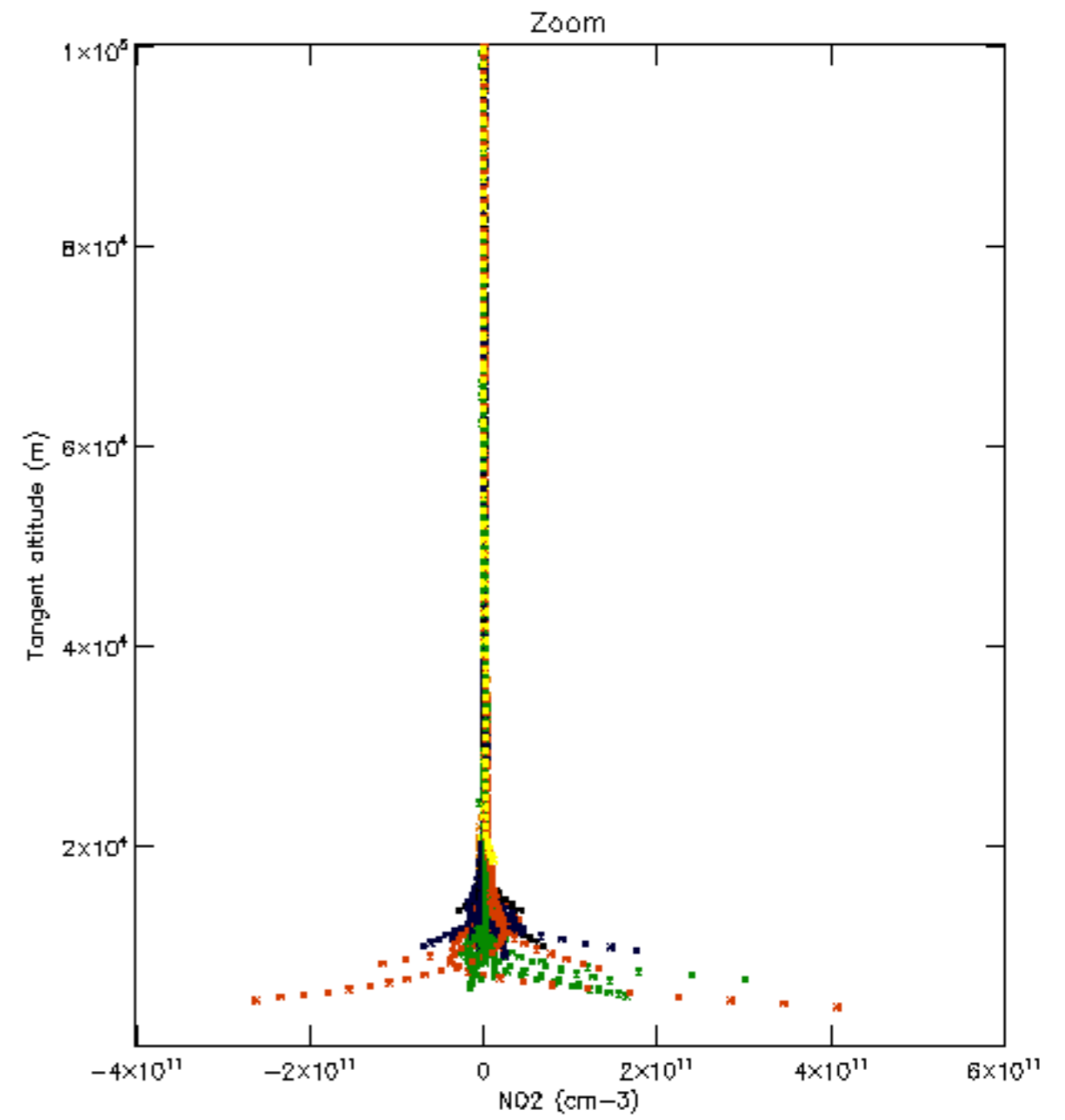
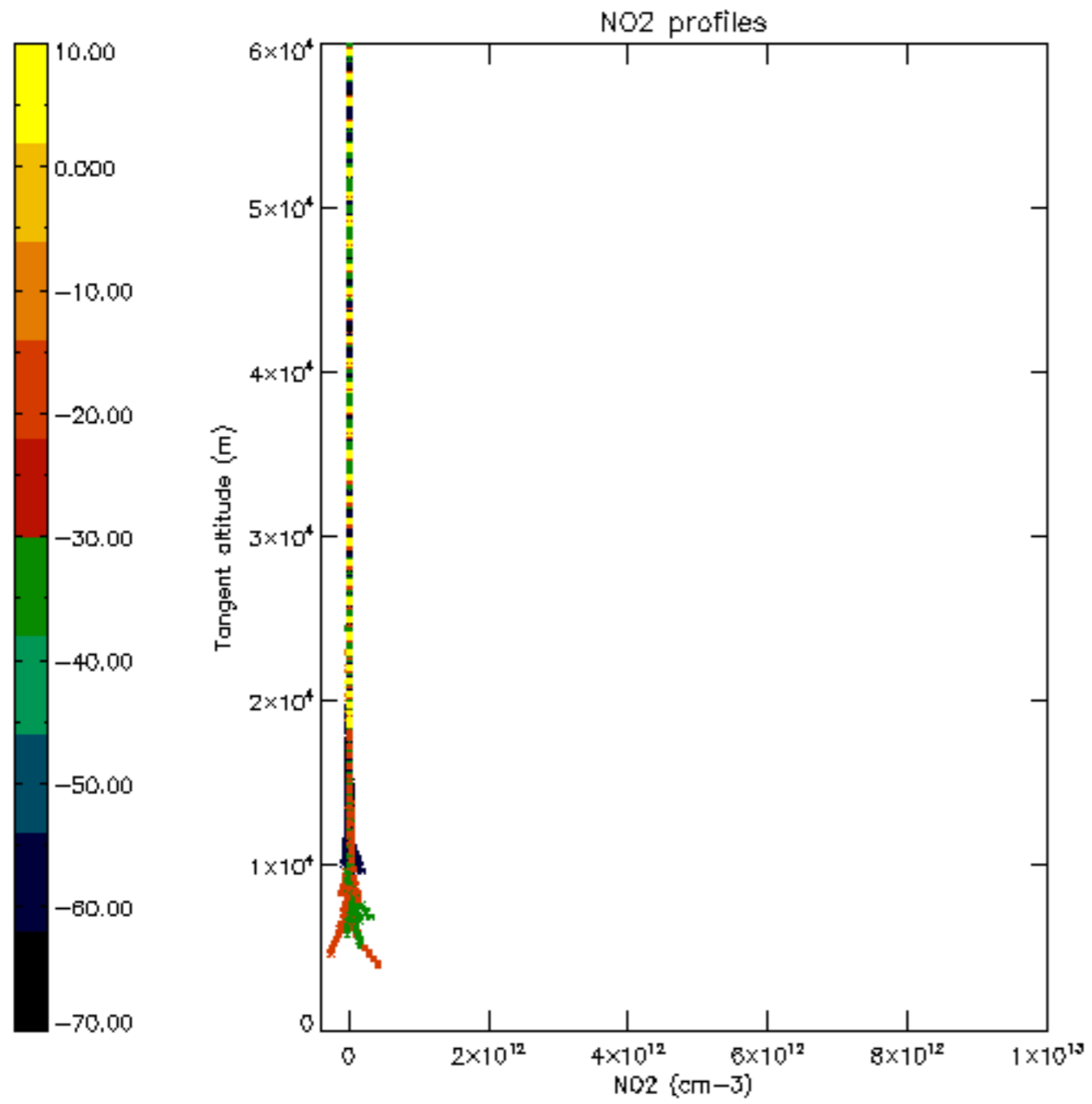


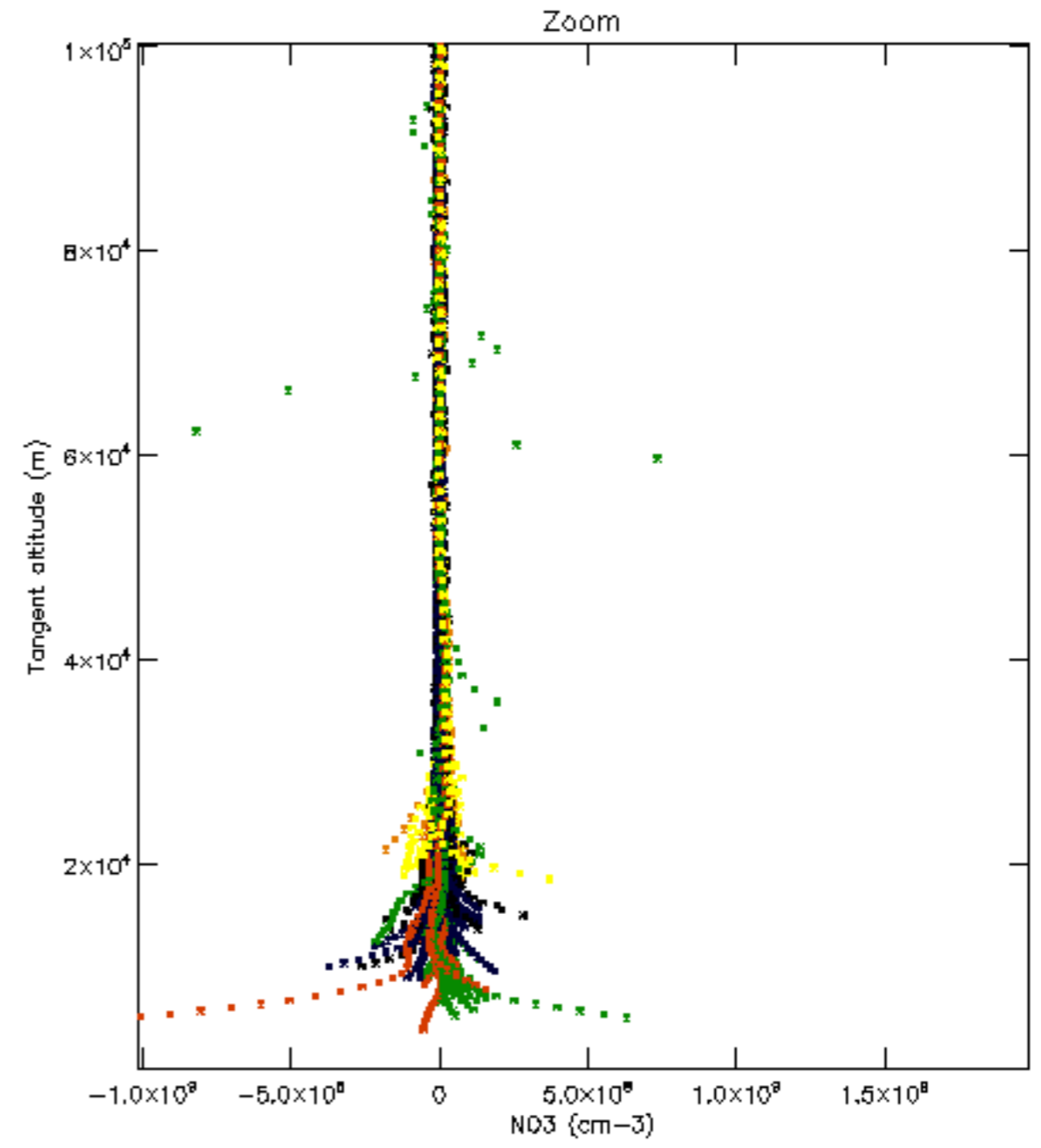
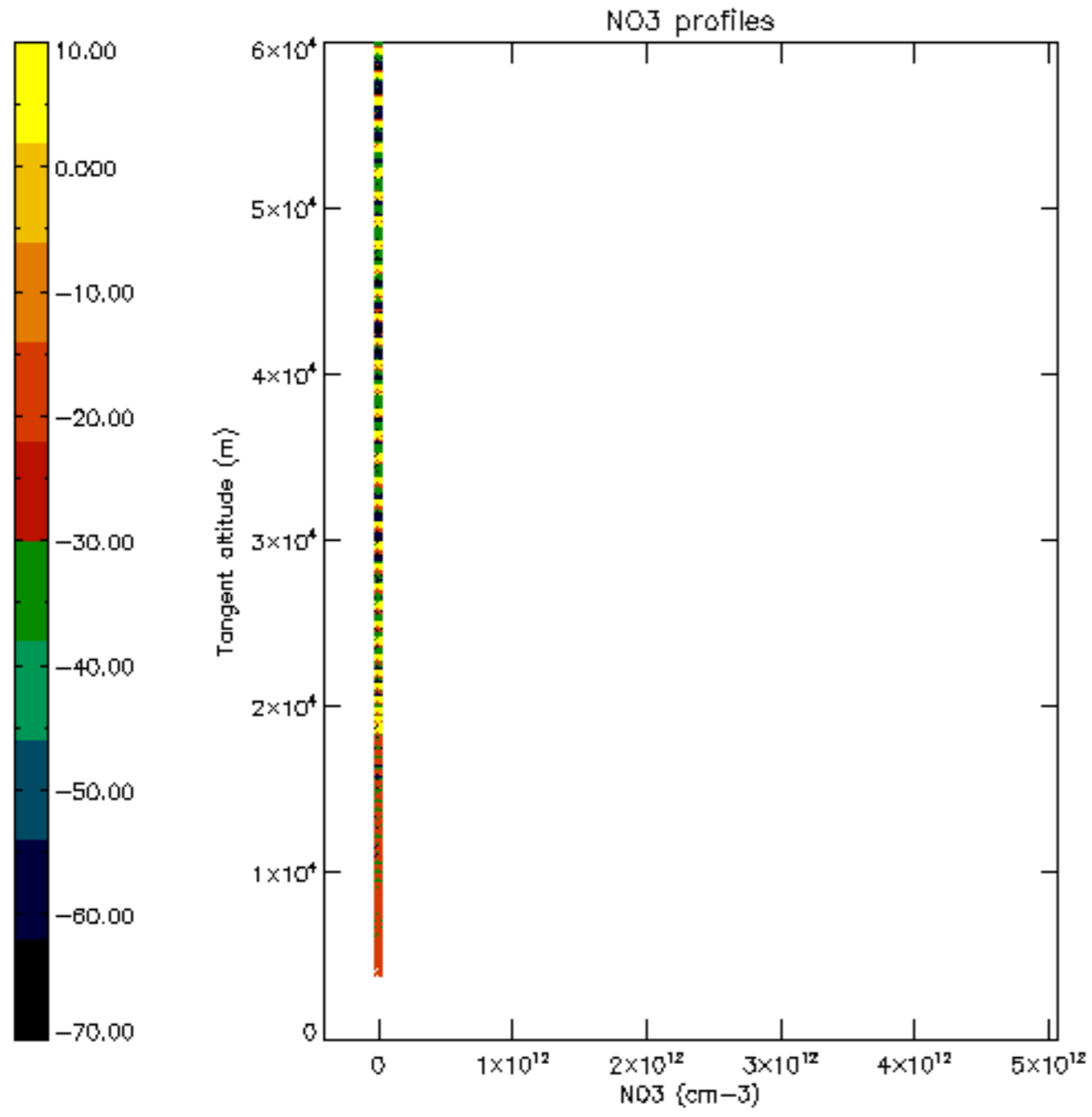


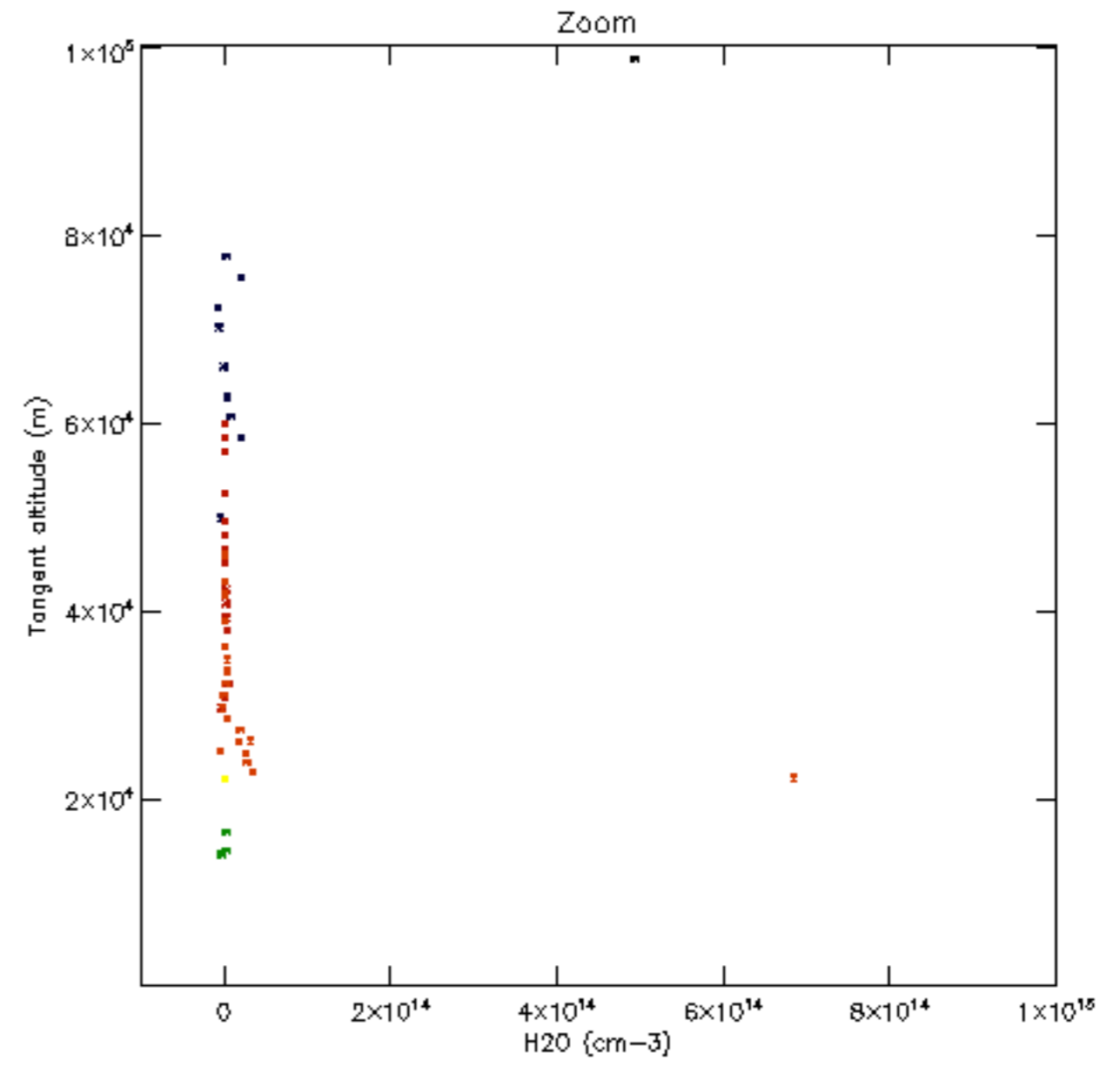
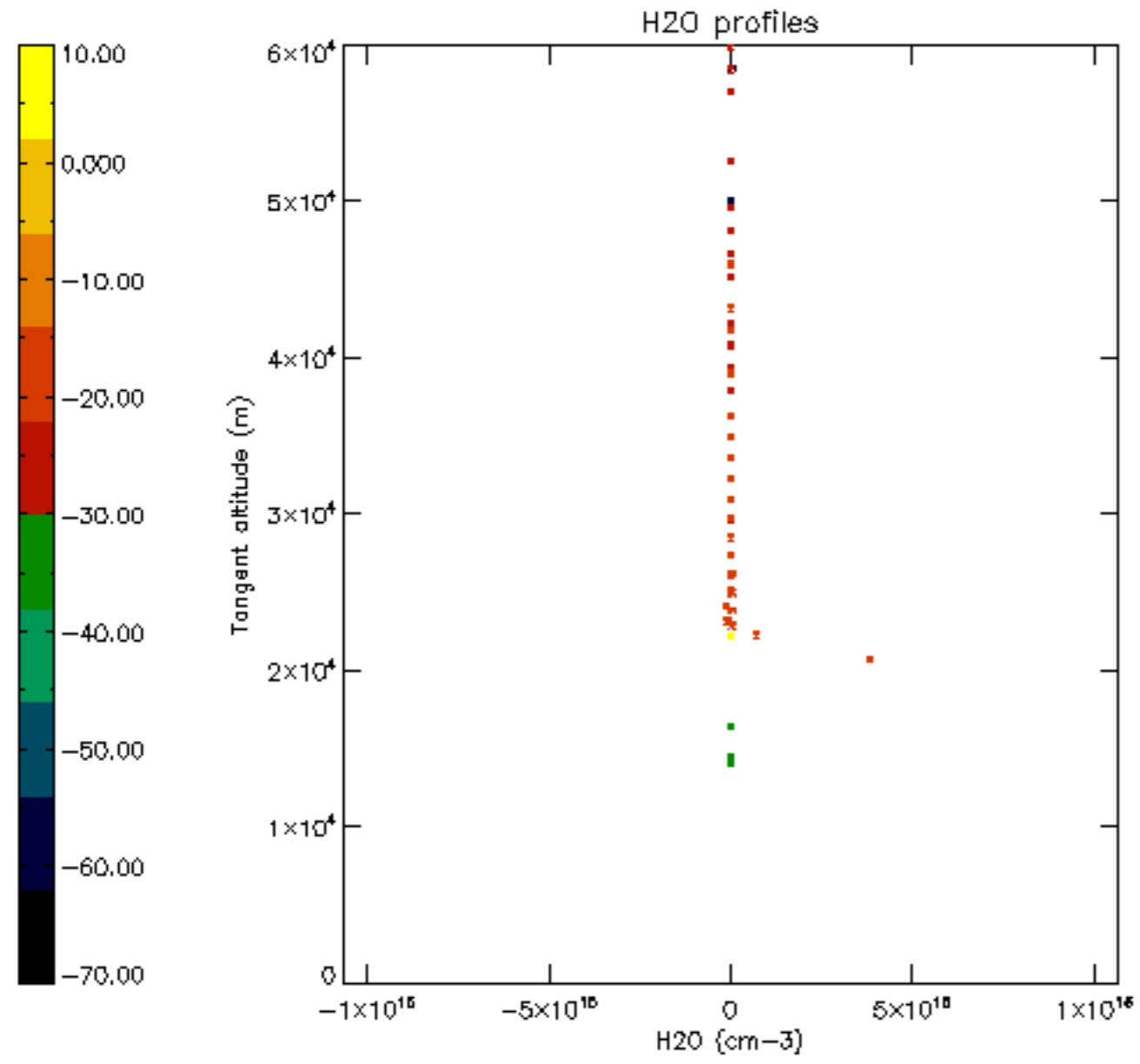


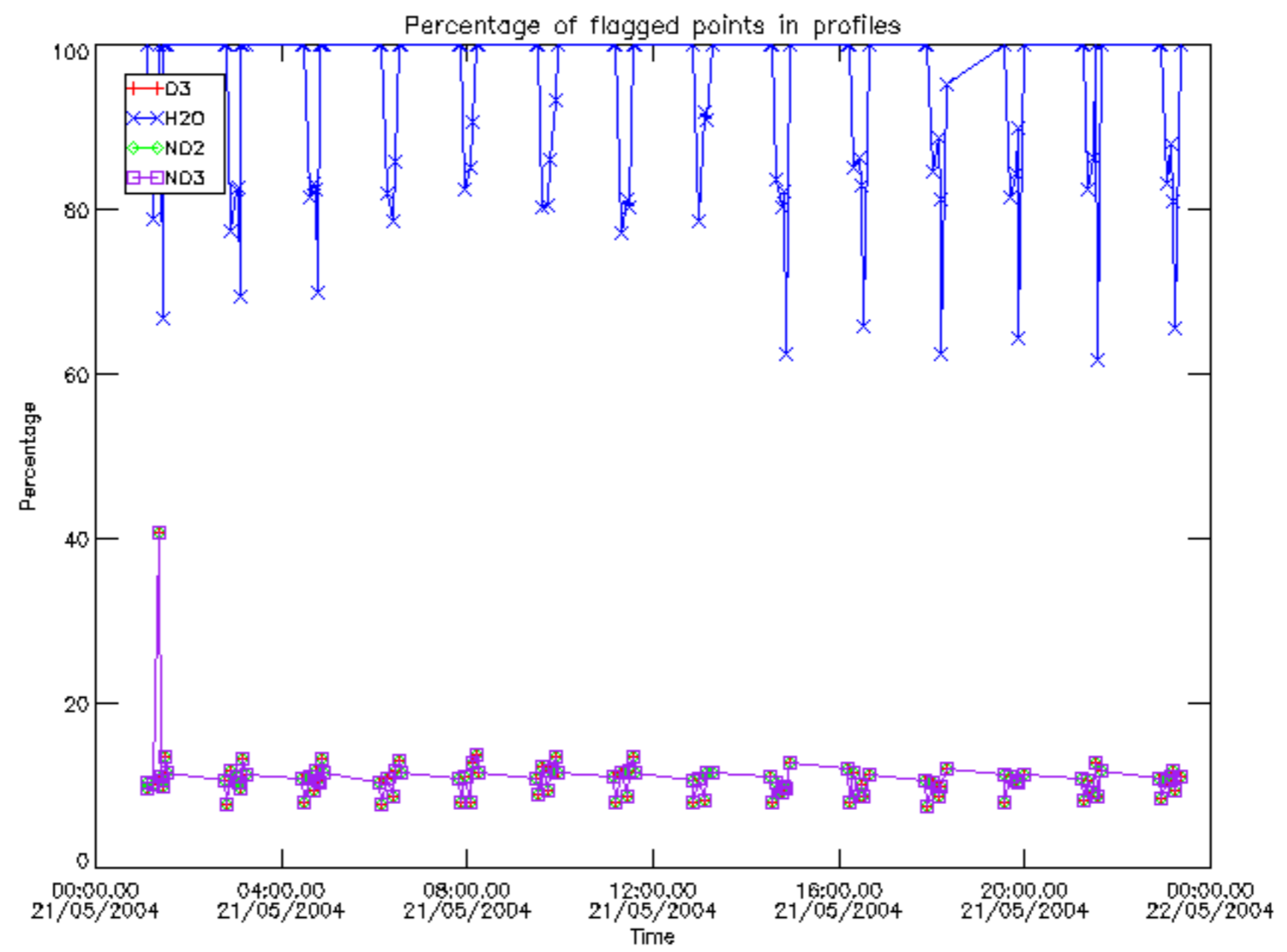




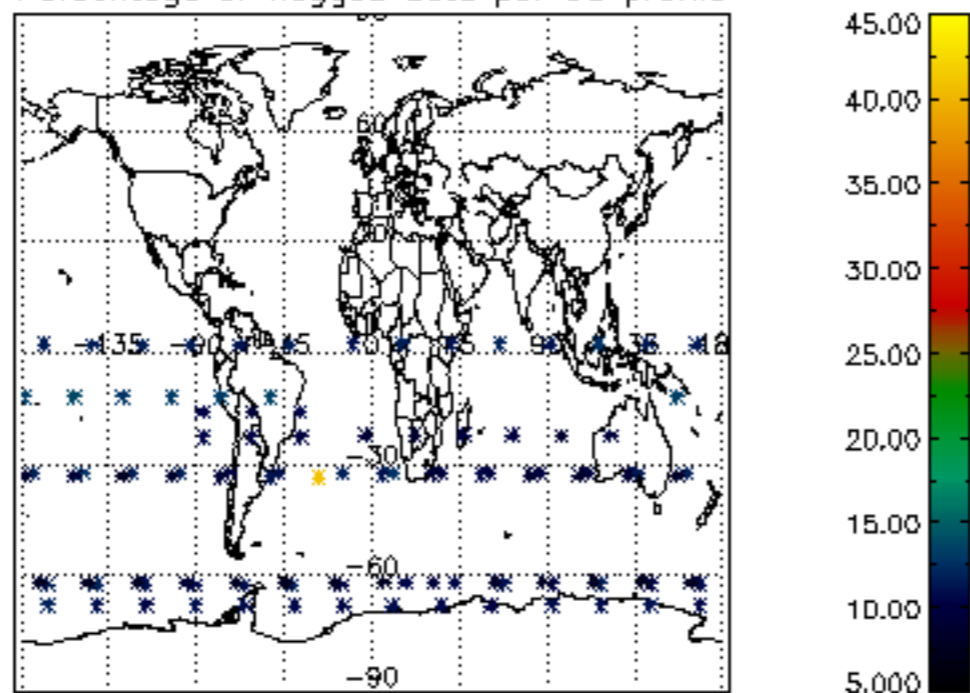




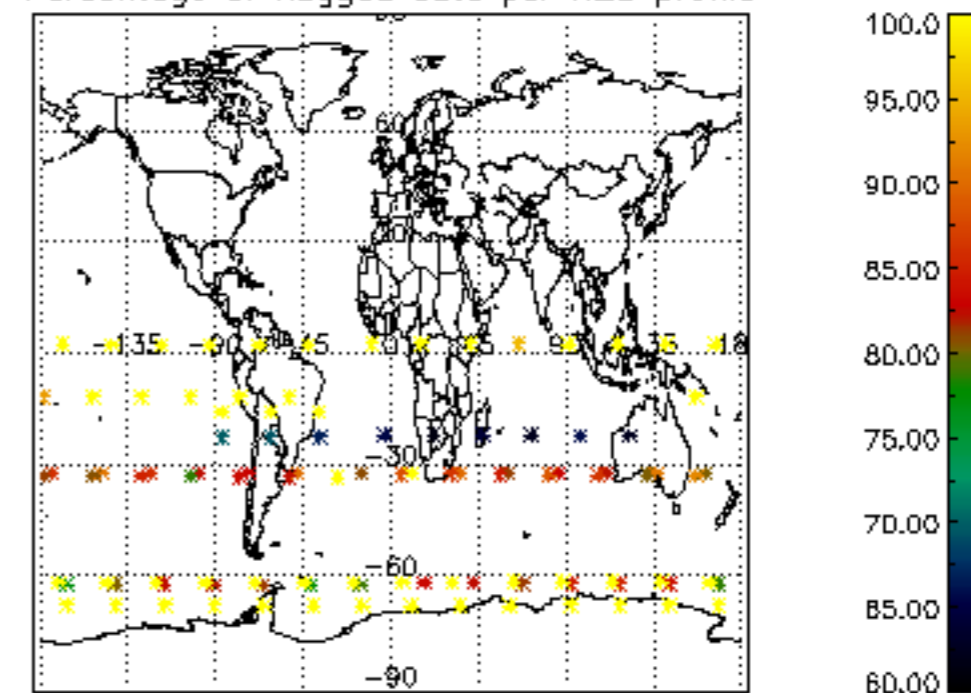




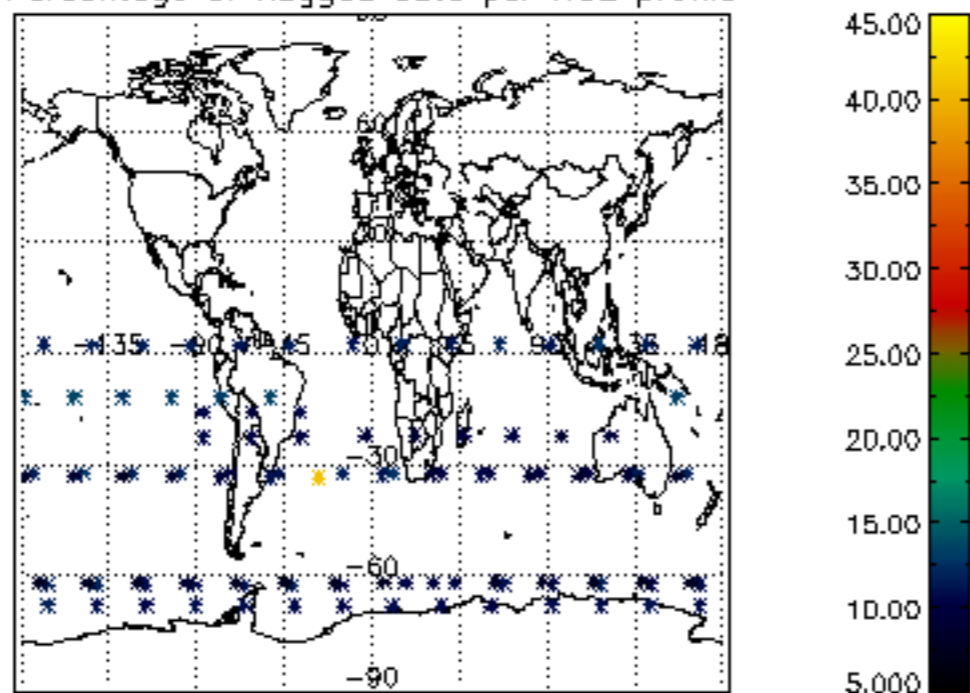
Percentage of flagged data per D3 profile



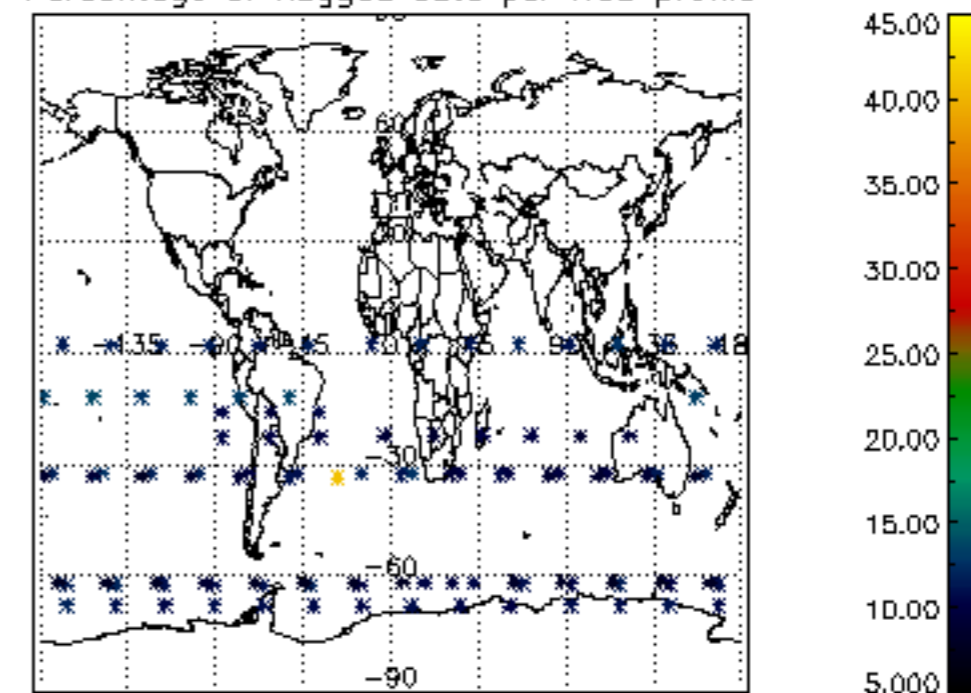
Percentage of flagged data per H2O profile

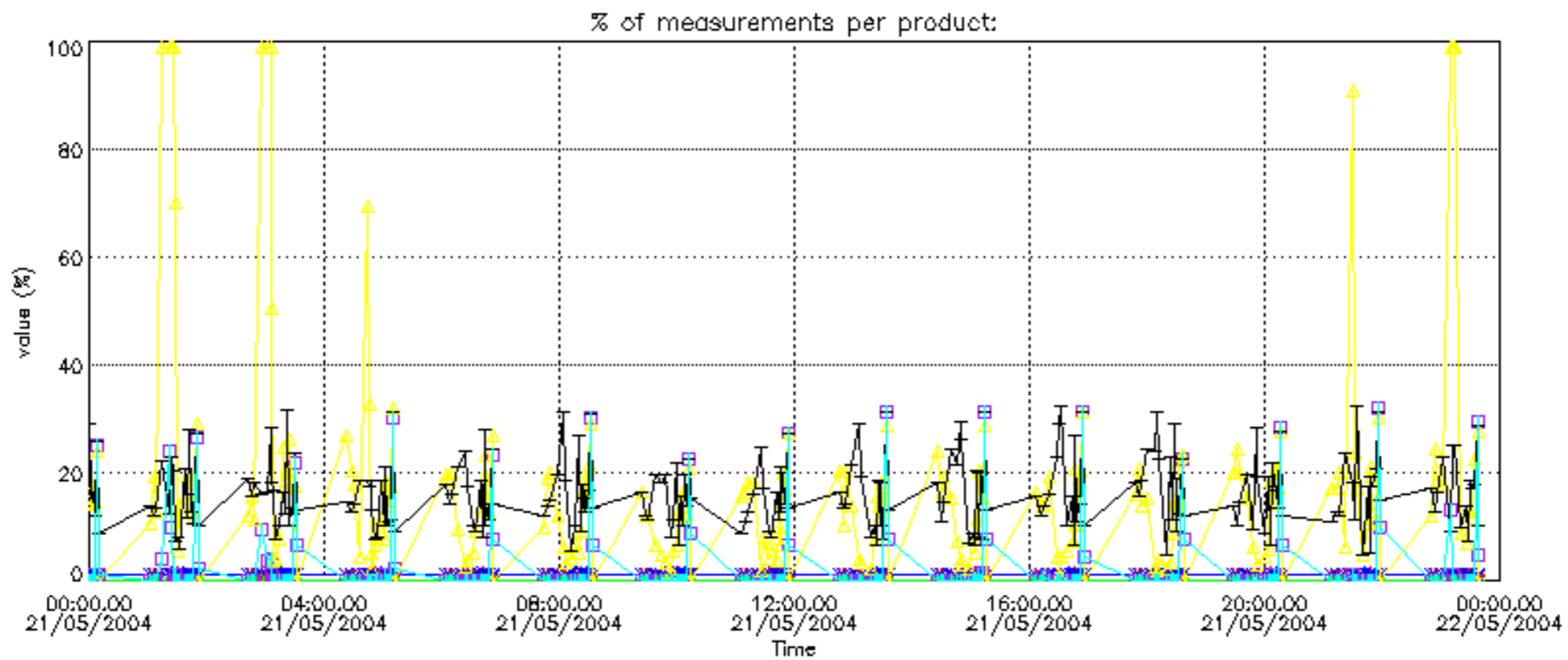


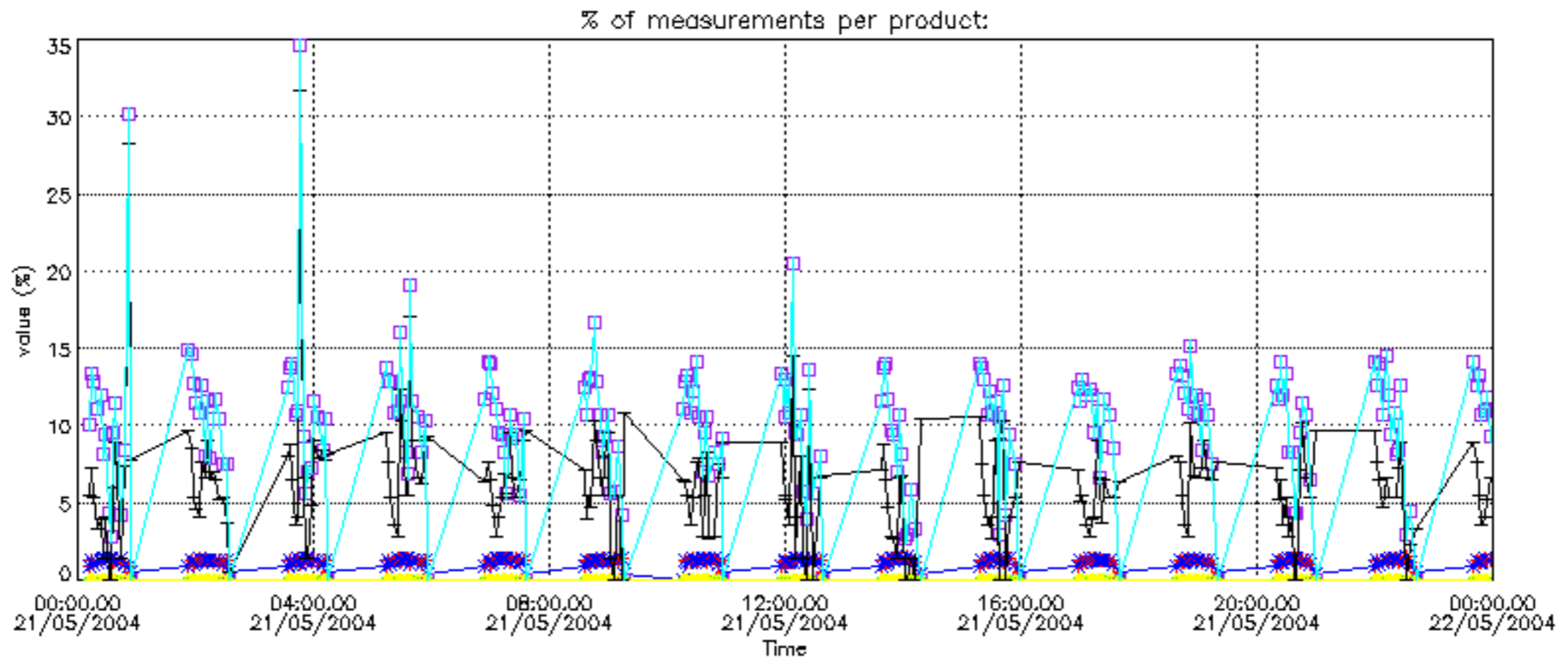
Percentage of flagged data per NO2 profile



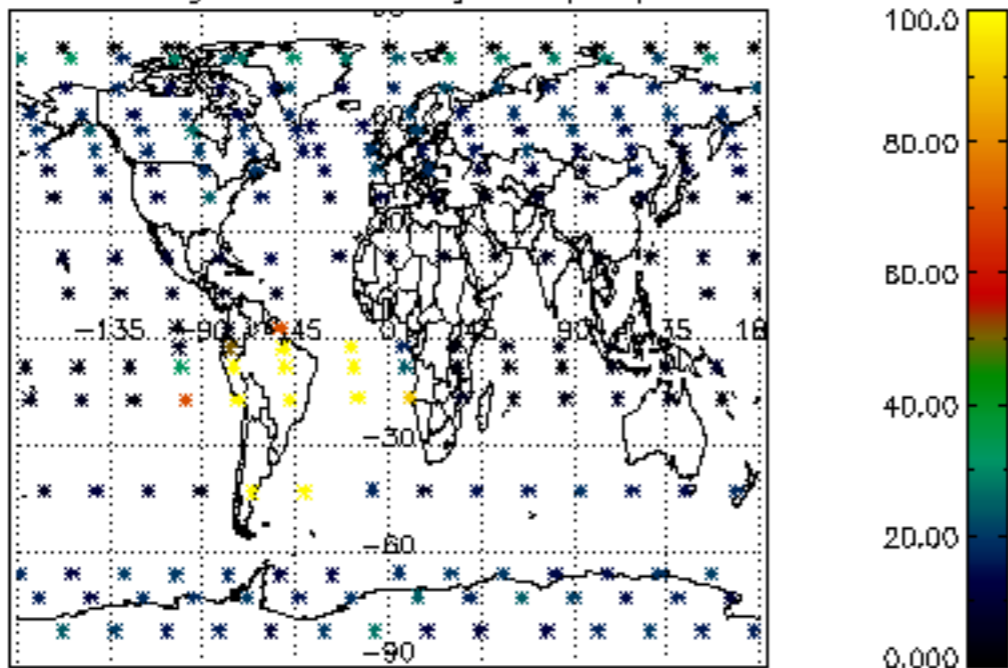
Percentage of flagged data per NO3 profile



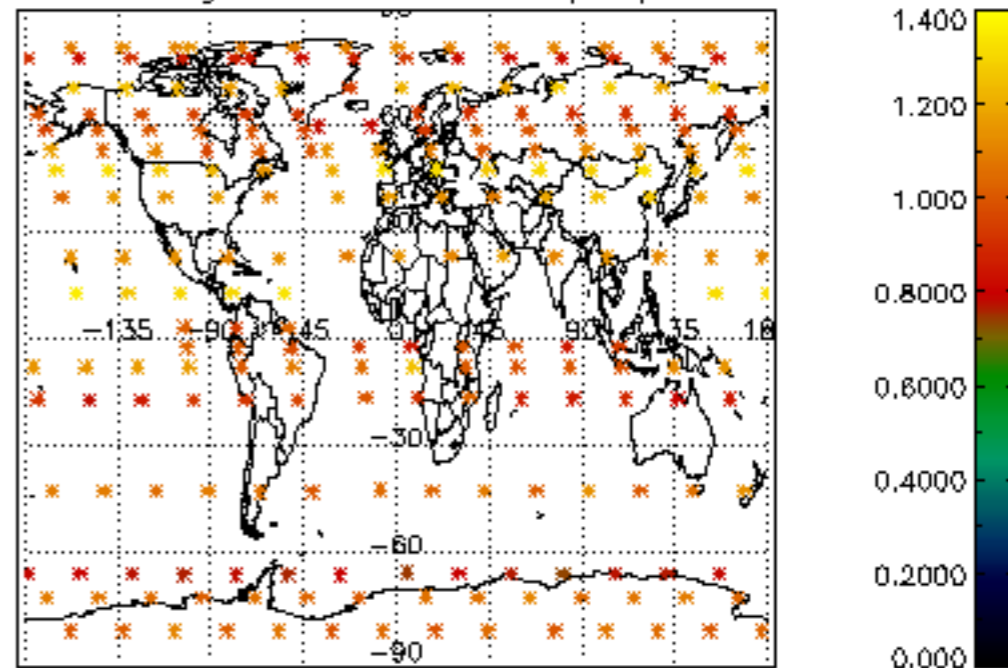




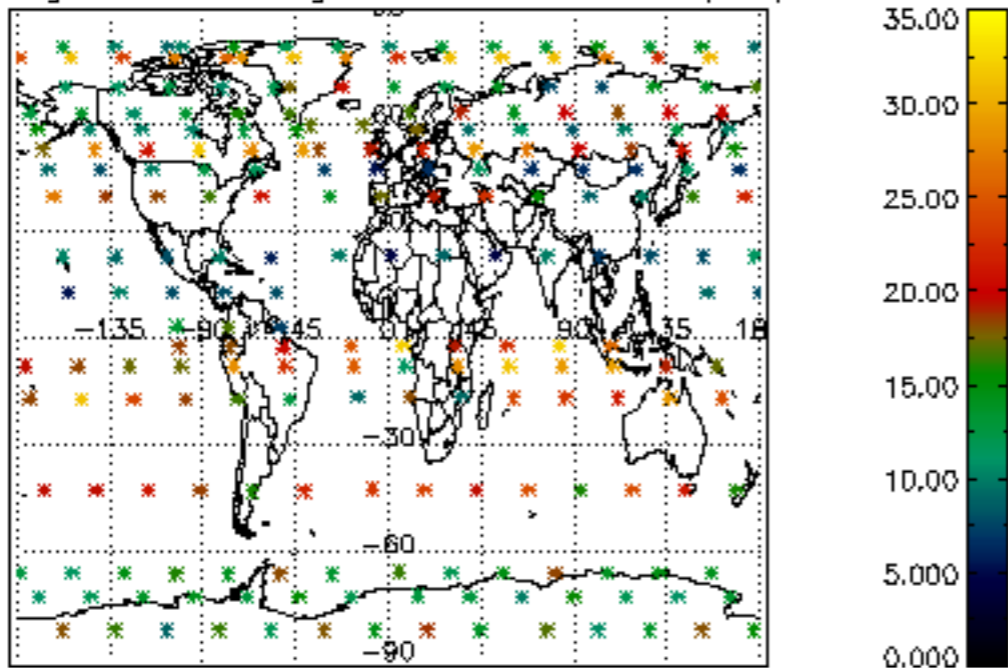
Percentage of cosmic ray hits per profile



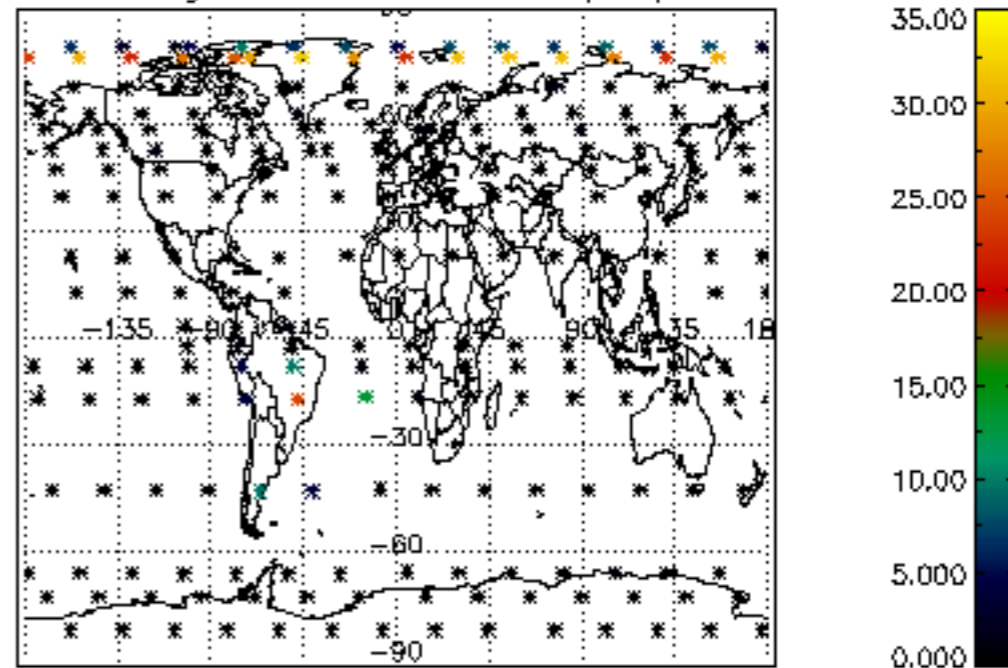
Percentage of datation errors per profile



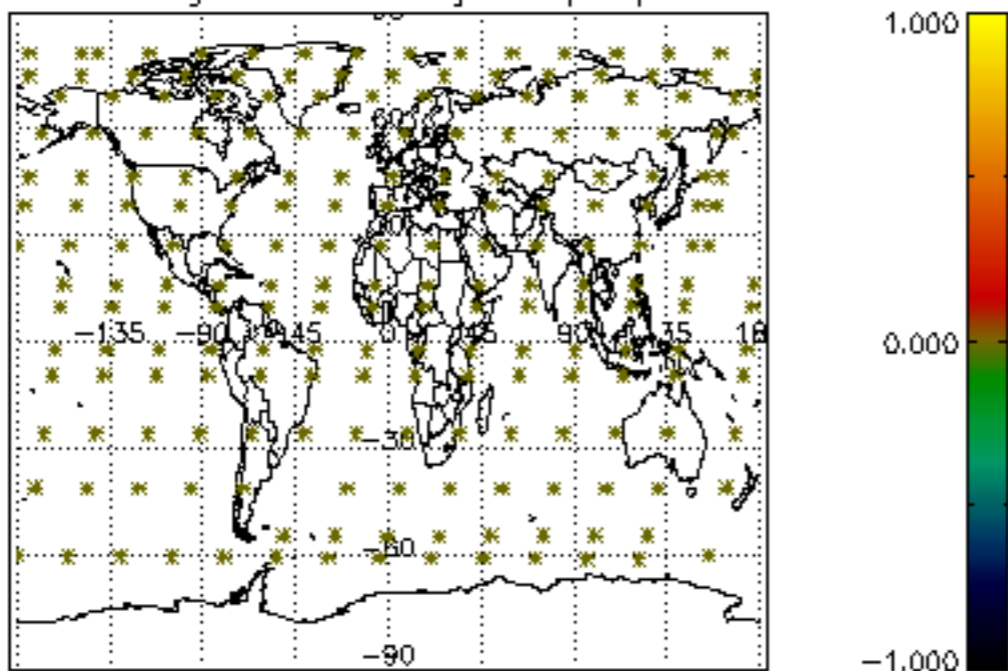
Percentage of star falling outside central band per profile



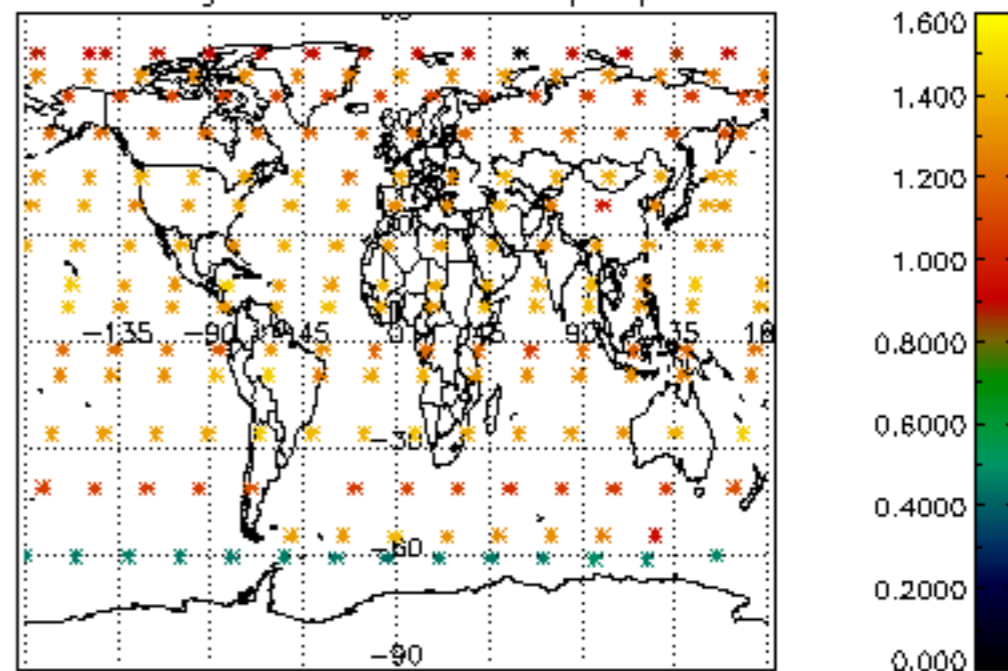
Percentage of saturation errors per profile



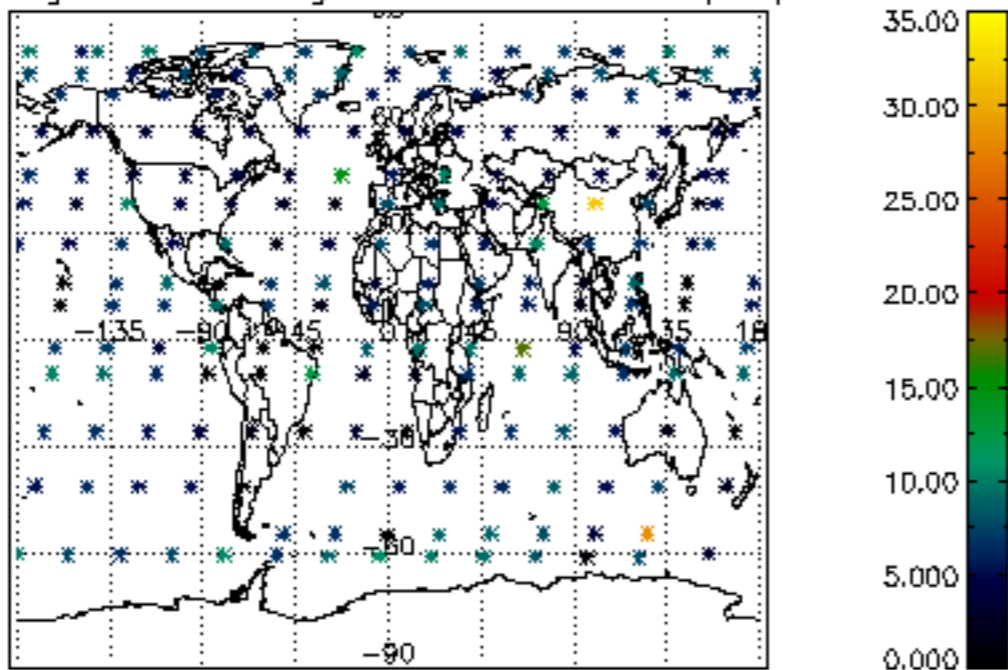
Percentage of cosmic ray hits per profile



Percentage of datation errors per profile



Percentage of star falling outside central band per profile



Percentage of saturation errors per profile

