

GOMOS Level 2 Daily Report

SUMMARY

[1. General Info](#)

[2. Summary of processed GOM_NL_2P products](#)

[3. Level 2 Quality information per product](#)

[3.1 Plot of level 2 quality information per product \(time dependant\)](#)

[3.2 Plot of level 2 quality information per product \(world map\)](#)

[4. Level 1 Quality information per product \(stored on level 2 products\)](#)

[4.1 Plot of level 1 quality information per product \(time dependant\)](#)

[4.1.1 Plot of level 1 quality information per product \(time dependant\): ASCENDING](#)

[4.1.2 Plot of level 1 quality information per product \(time dependant\): DESCENDING](#)

[4.2 Plot of level 1 quality information per product \(world map\)](#)

[4.2.1 Plot of level 1 quality information per product \(world map\): ASCENDING](#)

[4.2.2 Plot of level 1 quality information per product \(world map\): DESCENDING](#)

[5. Ozone profiles based on quality statistics and other trace gas profiles](#)

[5.1 Ozone statistics based on quality of products](#)

[5.2 Plot ozone profiles for all STD \(dark without errors\)](#)

[5.3 Plot ozone profiles where STD < 20% \(dark without errors\)](#)

[5.4. Plot ozone profiles where STD < 10% \(dark without errors\)](#)

[5.5. Plot ozone profiles where STD < 5% \(dark without errors\)](#)

[5.6 Plot NO2 profiles for all STD \(dark without errors\)](#)

[5.7 Plot NO3 profiles for all STD \(dark without errors\)](#)

[5.8 Plot H2O profiles \(only for occultations of stars 1,2,3,4,13,14,16,26,63 dark without errors\) for all STD](#)

[6. Auxiliary Data Files used for the production reported in section 2](#)

This report presents the daily analysis on parameters extracted from GOMOS level 2 data (GOM_NL__2P). It is intended to monitor some important parameters that will impact the quality of these products. A list of level 2 products (and content) that have arrived during the reporting day to the PCF is also given.

Item	Value
Time of report generation	19APR2013 02:21:38
Data source version	GOMOS/6.01
Start time of products	19-05-2004 (19MAY2004 00:00:00)
Stop time of products	20-05-2004 (20MAY2004 00:00:00)
Store outputs in DB	Yes
Nb of level 2 prods	451
Nb of prods with errors	0

2. Summary of processed GOM_NL__2P products.

Nr	Filename	UTC Start time	Limb	Duration	Star Id	Star Name	Star Mag	Star Temp	Nb Meas	Orbit	Prod. error
1	GOM_NL__2PRFIN20040519_000135_000000402027_00016_11593_2680.N1	19-MAY-2004 00:01:35	Bright	39.500	60	7Bet UMi	2.0810	3950.0	79	11593	No
2	GOM_NL__2PRFIN20040519_000603_000000382027_00016_11593_2681.N1	19-MAY-2004 00:06:03	Bright	38.000	49	1Alp UMi	1.9900	6300.0	76	11593	No
3	GOM_NL__2PRFIN20040519_001044_000000662027_00016_11593_2682.N1	19-MAY-2004 00:10:44	Bright	66.000	89	5Alp Cep	2.4510	8000.0	132	11593	No
4	GOM_NL__2PRFIN20040519_001415_000000382027_00016_11593_2683.N1	19-MAY-2004 00:14:15	Bright	38.000	76	27Gam Cas	2.3000	30000.	76	11593	No
5	GOM_NL__2PRFIN20040519_001642_000001142027_00016_11593_2684.N1	19-MAY-2004 00:16:42	Bright	113.50	66	37Gam Cyg	2.2080	5900.0	227	11593	No
6	GOM_NL__2PRFIN20040519_002400_000000512027_00016_11593_2685.N1	19-MAY-2004 00:24:00	Twilight	51.000	58	21Alp And	2.0730	11000.	102	11593	No
7	GOM_NL__2PRFIN20040519_002816_000000462027_00016_11593_2686.N1	19-MAY-2004 00:28:16	Dark	45.500	140	88Gam Peg	2.8340	26000.	91	11593	No
8	GOM_NL__2PRFIN20040519_003007_000000622027_00016_11593_2687.N1	19-MAY-2004 00:30:07	Dark	62.000	90	54Alp Peg	2.4870	11000.	124	11593	No
9	GOM_NL__2PRFIN20040519_003702_000000462027_00016_11593_2688.N1	19-MAY-2004 00:37:02	Dark	46.000	52	16Bet Cet	2.0370	4500.0	92	11593	No
10	GOM_NL__2PRFIN20040519_004358_000000542027_00016_11593_2689.N1	19-MAY-2004 00:43:58	Dark	53.500	18	24Alp PsA	1.1660	9700.0	107	11593	No
11	GOM_NL__2PRFIN20040519_004810_000000492027_00016_11593_2690.N1	19-MAY-2004 00:48:10	Dark	49.000	63	Bet Gru	2.1500	2800.0	98	11593	No
12	GOM_NL__2PRFIN20040519_004945_000000452027_00017_11594_2674.N1	19-MAY-2004 00:49:45	Dark	44.500	31	Alp Gru	1.7340	15200.	89	11594	No
13	GOM_NL__2PRFIN20040519_005248_000000392027_00017_11594_2675.N1	19-MAY-2004 00:52:48	Dark	38.500	135	Bet Hyi	2.8200	5800.0	77	11594	No
14	GOM_NL__2PRFIN20040519_005515_000000452027_00017_11594_2676.N1	19-MAY-2004 00:55:15	Dark	44.500	45	Alp Pav	1.9400	26000.	89	11594	No
15	GOM_NL__2PRFIN20040519_010015_000000432027_00017_11594_2677.N1	19-MAY-2004 01:00:15	Straylight	43.000	43	Alp TrA	1.9100	4250.0	86	11594	No
16	GOM_NL__2PRFIN20040519_010224_000000412027_00017_11594_2678.N1	19-MAY-2004 01:02:24	Straylight	40.500	134	Bet TrA	2.8100	6600.0	81	11594	No
17	GOM_NL__2PRFIN20040519_010402_000000482027_00017_11594_2679.N1	19-MAY-2004 01:04:02	Straylight	47.500	4	Alp1Cen	-0.010000	5800.0	95	11594	No
18	GOM_NL__2PRFIN20040519_010647_000000542027_00017_11594_2680.N1	19-MAY-2004 01:06:47	Straylight	54.000	25	35Lam Sco	1.6200	28000.	108	11594	No
19	GOM_NL__2PRFIN20040519_010859_000000522027_00017_11594_2681.N1	19-MAY-2004 01:08:59	Twilight	52.000	75	26Eps Sco	2.2910	4250.0	104	11594	No
20	GOM_NL__2PRFIN20040519_011157_000000612027_00017_11594_2682.N1	19-MAY-2004 01:11:57	Twilight	61.000	16	21Alp Sco	1.0200	3000.0	122	11594	No
21	GOM_NL__2PRFIN20040519_011337_000000452027_00017_11594_2683.N1	19-MAY-2004 01:13:37	Bright	45.000	80	7Del Sco	2.3160	30000.	90	11594	No
22	GOM_NL__2PRFIN20040519_011528_000000582027_00017_11594_2684.N1	19-MAY-2004 01:15:28	Bright	58.000	86	35Eta Oph	2.4300	10200.	116	11594	No
23	GOM_NL__2PRFIN20040519_011803_000000402027_00017_11594_2685.N1	19-MAY-2004 01:18:03	Bright	40.000	104	27Bet Lib	2.6140	13100.	80	11594	No
24	GOM_NL__2PRFIN20040519_012001_000000502027_00017_11594_2686.N1	19-MAY-2004 01:20:01	Bright	49.500	120	1Del Oph	2.7340	3200.0	99	11594	No
25	GOM_NL__2PRFIN20040519_012309_000000432027_00017_11594_2687.N1	19-MAY-2004 01:23:09	Bright	43.000	102	24Alp Ser	2.6000	4250.0	86	11594	No
26	GOM_NL__2PRFIN20040519_012455_000000392027_00017_11594_2688.N1	19-MAY-2004 01:24:55	Bright	39.000	138	47Eps Vir	2.8280	4700.0	78	11594	No
27	GOM_NL__2PRFIN20040519_012620_000000362027_00017_11594_2689.N1	19-MAY-2004 01:26:20	Bright	36.000	111	8Eta Boo	2.6800	6000.0	72	11594	No
28	GOM_NL__2PRFIN20040519_012849_000000412027_00017_11594_2690.N1	19-MAY-2004 01:28:49	Bright	40.500	83		2.3780	11000.	81	11594	No
29	GOM_NL__2PRFIN20040519_013158_000000382027_00017_11594_2691.N1	19-MAY-2004 01:31:58	Bright	37.500	180	27Gam Boo	3.0400	8000.0	75	11594	No
30	GOM_NL__2PRFIN20040519_013459_000000382027_00017_11594_2692.N1	19-MAY-2004 01:34:59	Bright	38.000	39	85Eta UMa	1.8540	24000.	76	11594	No
31	GOM_NL__2PRFIN20040519_013639_000000342027_00017_11594_2693.N1	19-MAY-2004 01:36:39	Bright	34.000	55	79Zet UMa	2.0600	10200.	68	11594	No
32	GOM_NL__2PRFIN20040519_014024_000000432027_00017_11594_2694.N1	19-MAY-2004 01:40:24	Bright	42.500	119	14Eta Dra	2.7270	4700.0	85	11594	No
33	GOM_NL__2PRFIN20040519_014211_000000362027_00017_11594_2695.N1	19-MAY-2004 01:42:11	Bright	35.500	60	7Bet UMi	2.0810	3950.0	71	11594	No
34	GOM_NL__2PRFIN20040519_014640_000000382027_00017_11594_2696.N1	19-MAY-2004 01:46:40	Bright	38.000	49	1Alp UMi	1.9900	6300.0	76	11594	No
35	GOM_NL__2PRFIN20040519_015120_000000472027_00017_11594_2697.N1	19-MAY-2004 01:51:20	Bright	46.500	89	5Alp Cep	2.4510	8000.0	93	11594	No
36	GOM_NL__2PRFIN20040519_015451_000000372027_00017_11594_2698.N1	19-MAY-2004 01:54:51	Bright	36.500	76	27Gam Cas	2.3000	30000.	73	11594	No
37	GOM_NL__2PRFIN20040519_015717_000001062027_00017_11594_2699.N1	19-MAY-2004 01:57:17	Bright	106.00	66	37Gam Cyg	2.2080	5900.0	212	11594	No
38	GOM_NL__2PRFIN20040519_020436_000000492027_00017_11594_2700.N1	19-MAY-2004 02:04:36	Twilight	49.000	58	21Alp And	2.0730	11000.	98	11594	No
39	GOM_NL__2PRFIN20040519_020853_000000472027_00017_11594_2701.N1	19-MAY-2004 02:08:53	Dark	46.500	140	88Gam Peg	2.8340	26000.	93	11594	No
40	GOM_NL__2PRFIN20040519_021044_000000592027_00017_11594_2702.N1	19-MAY-2004 02:10:44	Dark	59.000	90	54Alp Peg	2.4870	11000.	118	11594	No
41	GOM_NL__2PRFIN20040519_021739_000000452027_00017_11594_2703.N1	19-MAY-2004 02:17:39	Dark	45.000	52	16Bet Cet	2.0370	4500.0	90	11594	No
42	GOM_NL__2PRFIN20040519_022435_000000542027_00017_11594_2704.N1	19-MAY-2004 02:24:35	Dark	53.500	18	24Alp PsA	1.1660	9700.0	107	11594	No

43	GOM_NL__2PRFIN20040519_022847_000000492027_00017_11594_2705.N1	19-MAY-2004 02:28:47	Dark	49.000	63	Bet Gru	2.1500	2800.0	98	11594	No
44	GOM_NL__2PRFIN20040519_023021_000000462027_00018_11595_2675.N1	19-MAY-2004 02:30:21	Dark	45.500	31	Alp Gru	1.7340	15200.	91	11595	No
45	GOM_NL__2PRFIN20040519_023324_000000392027_00018_11595_2676.N1	19-MAY-2004 02:33:24	Dark	38.500	135	Bet Hyi	2.8200	5800.0	77	11595	No
46	GOM_NL__2PRFIN20040519_023551_000000442027_00018_11595_2677.N1	19-MAY-2004 02:35:51	Dark	44.000	45	Alp Pav	1.9400	26000.	88	11595	No
47	GOM_NL__2PRFIN20040519_024051_000000422027_00018_11595_2678.N1	19-MAY-2004 02:40:51	Straylight	42.000	43	Alp TrA	1.9100	4250.0	84	11595	No
48	GOM_NL__2PRFIN20040519_024300_000000402027_00018_11595_2679.N1	19-MAY-2004 02:43:00	Straylight	40.000	134	Bet TrA	2.8100	6600.0	80	11595	No
49	GOM_NL__2PRFIN20040519_024438_000000522027_00018_11595_2680.N1	19-MAY-2004 02:44:38	Straylight	52.000	4	Alp1Cen	-0.010000	5800.0	104	11595	No
50	GOM_NL__2PRFIN20040519_024723_000000542027_00018_11595_2681.N1	19-MAY-2004 02:47:23	Straylight	53.500	25	35Lam Sco	1.6200	28000.	107	11595	No
51	GOM_NL__2PRFIN20040519_024944_000000392027_00018_11595_2682.N1	19-MAY-2004 02:49:44	Tw_i_and_stray	39.000	81	Eta Cen	2.3560	28000.	78	11595	No
52	GOM_NL__2PRFIN20040519_025234_000000602027_00018_11595_2683.N1	19-MAY-2004 02:52:34	Tw_i_and_stray	59.500	16	21Alp Sco	1.0200	3000.0	119	11595	No
53	GOM_NL__2PRFIN20040519_025414_000000482027_00018_11595_2684.N1	19-MAY-2004 02:54:14	Bright	47.500	80	7Del Sco	2.3160	30000.	95	11595	No
54	GOM_NL__2PRFIN20040519_025604_000000602027_00018_11595_2685.N1	19-MAY-2004 02:56:04	Bright	59.500	86	35Eta Oph	2.4300	10200.	119	11595	No
55	GOM_NL__2PRFIN20040519_025839_000000412027_00018_11595_2686.N1	19-MAY-2004 02:58:39	Bright	40.500	104	27Bet Lib	2.6140	13100.	81	11595	No
56	GOM_NL__2PRFIN20040519_030037_000000492027_00018_11595_2687.N1	19-MAY-2004 03:00:37	Bright	48.500	120	1Del Oph	2.7340	3200.0	97	11595	No
57	GOM_NL__2PRFIN20040519_030345_000000442027_00018_11595_2688.N1	19-MAY-2004 03:03:45	Bright	43.500	102	24Alp Ser	2.6000	4250.0	87	11595	No
58	GOM_NL__2PRFIN20040519_030531_000000382027_00018_11595_2689.N1	19-MAY-2004 03:05:31	Bright	38.000	138	47Eps Vir	2.8280	4700.0	76	11595	No
59	GOM_NL__2PRFIN20040519_030656_000000382027_00018_11595_2690.N1	19-MAY-2004 03:06:56	Bright	38.000	111	8Eta Boo	2.6800	6000.0	76	11595	No
60	GOM_NL__2PRFIN20040519_030924_000000402027_00018_11595_2691.N1	19-MAY-2004 03:09:24	Bright	40.000	83		2.3780	11000.	80	11595	No
61	GOM_NL__2PRFIN20040519_031234_000000382027_00018_11595_2692.N1	19-MAY-2004 03:12:34	Bright	38.000	180	27Gam Boo	3.0400	8000.0	76	11595	No
62	GOM_NL__2PRFIN20040519_031535_000000372027_00018_11595_2693.N1	19-MAY-2004 03:15:35	Bright	37.000	39	85Eta UMa	1.8540	24000.	74	11595	No
63	GOM_NL__2PRFIN20040519_031714_000000382027_00018_11595_2694.N1	19-MAY-2004 03:17:14	Bright	37.500	55	79Zet UMa	2.0600	10200.	75	11595	No
64	GOM_NL__2PRFIN20040519_032059_000000382027_00018_11595_2695.N1	19-MAY-2004 03:20:59	Bright	38.000	119	14Eta Dra	2.7270	4700.0	76	11595	No
65	GOM_NL__2PRFIN20040519_032246_000000352027_00018_11595_2696.N1	19-MAY-2004 03:22:46	Bright	35.000	60	7Bet UMi	2.0810	3950.0	70	11595	No
66	GOM_NL__2PRFIN20040519_032715_000000372027_00018_11595_2697.N1	19-MAY-2004 03:27:15	Bright	37.000	49	1Alp UMi	1.9900	6300.0	74	11595	No
67	GOM_NL__2PRFIN20040519_033154_000000492027_00018_11595_2698.N1	19-MAY-2004 03:31:54	Bright	48.500	89	5Alp Cep	2.4510	8000.0	97	11595	No
68	GOM_NL__2PRFIN20040519_033527_000000392027_00018_11595_2699.N1	19-MAY-2004 03:35:27	Bright	39.000	76	27Gam Cas	2.3000	30000.	78	11595	No
69	GOM_NL__2PRFIN20040519_033752_000001062027_00018_11595_2700.N1	19-MAY-2004 03:37:52	Bright	105.50	66	37Gam Cyg	2.2080	5900.0	211	11595	No
70	GOM_NL__2PRFIN20040519_034511_000000472027_00018_11595_2701.N1	19-MAY-2004 03:45:11	Tw_i_and_stray	46.500	58	21Alp And	2.0730	11000.	93	11595	No
71	GOM_NL__2PRFIN20040519_034928_000000462027_00018_11595_2702.N1	19-MAY-2004 03:49:28	Dark	46.000	140	88Gam Peg	2.8340	26000.	92	11595	No
72	GOM_NL__2PRFIN20040519_035121_000000582027_00018_11595_2703.N1	19-MAY-2004 03:51:21	Dark	57.500	90	54Alp Peg	2.4870	11000.	115	11595	No
73	GOM_NL__2PRFIN20040519_035815_000000472027_00018_11595_2704.N1	19-MAY-2004 03:58:15	Dark	46.500	52	16Bet Cet	2.0370	4500.0	93	11595	No
74	GOM_NL__2PRFIN20040519_040512_000000532027_00018_11595_2705.N1	19-MAY-2004 04:05:12	Dark	52.500	18	24Alp PsA	1.1660	9700.0	105	11595	No
75	GOM_NL__2PRFIN20040519_040923_000000492027_00018_11595_2706.N1	19-MAY-2004 04:09:23	Dark	49.000	63	Bet Gru	2.1500	2800.0	98	11595	No
76	GOM_NL__2PRFIN20040519_041400_000000392027_00019_11596_2676.N1	19-MAY-2004 04:14:00	Dark	38.500	135	Bet Hyi	2.8200	5800.0	77	11596	No
77	GOM_NL__2PRFIN20040519_041628_000000432027_00019_11596_2677.N1	19-MAY-2004 04:16:28	Dark	42.500	45	Alp Pav	1.9400	26000.	85	11596	No
78	GOM_NL__2PRFIN20040519_042128_000000392027_00019_11596_2678.N1	19-MAY-2004 04:21:28	Straylight	39.000	43	Alp TrA	1.9100	4250.0	78	11596	No
79	GOM_NL__2PRFIN20040519_042337_000000402027_00019_11596_2679.N1	19-MAY-2004 04:23:37	Straylight	40.000	134	Bet TrA	2.8100	6600.0	80	11596	No
80	GOM_NL__2PRFIN20040519_042514_000000522027_00019_11596_2680.N1	19-MAY-2004 04:25:14	Straylight	52.000	4	Alp1Cen	-0.010000	5800.0	104	11596	No
81	GOM_NL__2PRFIN20040519_042800_000000562027_00019_11596_2681.N1	19-MAY-2004 04:28:00	Straylight	55.500	25	35Lam Sco	1.6200	28000.	111	11596	No
82	GOM_NL__2PRFIN20040519_043020_000000422027_00019_11596_2682.N1	19-MAY-2004 04:30:20	Tw_i_and_stray	42.000	81	Eta Cen	2.3560	28000.	84	11596	No
83	GOM_NL__2PRFIN20040519_043311_000000632027_00019_11596_2683.N1	19-MAY-2004 04:33:11	Tw_i_and_stray	63.000	16	21Alp Sco	1.0200	3000.0	126	11596	No
84	GOM_NL__2PRFIN20040519_043450_000000482027_00019_11596_2684.N1	19-MAY-2004 04:34:50	Bright	47.500	80	7Del Sco	2.3160	30000.	95	11596	No
85	GOM_NL__2PRFIN20040519_043640_000000592027_00019_11596_2685.N1	19-MAY-2004 04:36:40	Bright	59.000	86	35Eta Oph	2.4300	10200.	118	11596	No
86	GOM_NL__2PRFIN20040519_043916_000000402027_00019_11596_2686.N1	19-MAY-2004 04:39:16	Bright	39.500	104	27Bet Lib	2.6140	13100.	79	11596	No
87	GOM_NL__2PRFIN20040519_044113_000000492027_00019_11596_2687.N1	19-MAY-2004 04:41:13	Bright	48.500	120	1Del Oph	2.7340	3200.0	97	11596	No
88	GOM_NL__2PRFIN20040519_044420_000000452027_00019_11596_2688.N1	19-MAY-2004 04:44:20	Bright	45.000	102	24Alp Ser	2.6000	4250.0	90	11596	No
89	GOM_NL__2PRFIN20040519_044608_000000392027_00019_11596_2689.N1	19-MAY-2004 04:46:08	Bright	38.500	138	47Eps Vir	2.8280	4700.0	77	11596	No
90	GOM_NL__2PRFIN20040519_044732_000000362027_00019_11596_2690.N1	19-MAY-2004 04:47:32	Bright	36.000	111	8Eta Boo	2.6800	6000.0	72	11596	No
91	GOM_NL__2PRFIN20040519_045001_000000402027_00019_11596_2691.N1	19-MAY-2004 04:50:01	Bright	40.000	83		2.3780	11000.	80	11596	No
92	GOM_NL__2PRFIN20040519_045309_000000382027_00019_11596_2692.N1	19-MAY-2004 04:53:09	Bright	38.000	180	27Gam Boo	3.0400	8000.0	76	11596	No
93	GOM_NL__2PRFIN20040519_045611_000000372027_00019_11596_2693.N1	19-MAY-2004 04:56:11	Bright	36.500	39	85Eta UMa	1.8540	24000.	73	11596	No
94	GOM_NL__2PRFIN20040519_045751_000000372027_00019_11596_2694.N1	19-MAY-2004 04:57:51	Bright	36.500	55	79Zet UMa	2.0600	10200.	73	11596	No
95	GOM_NL__2PRFIN20040519_050135_000000432027_00019_11596_2695.N1	19-MAY-2004 05:01:35	Bright	42.500	119	14Eta Dra	2.7270	4700.0	85	11596	No
96	GOM_NL__2PRFIN20040519_050322_000000392027_00019_11596_2696.N1	19-MAY-2004 05:03:22	Bright	39.000	60	7Bet UMi	2.0810	3950.0	78	11596	No
97	GOM_NL__2PRFIN20040519_050751_000000382027_00019_11596_2697.N1	19-MAY-2004 05:07:51	Bright	38.000	49	1Alp UMi	1.9900	6300.0	76	11596	No
98	GOM_NL__2PRFIN20040519_051230_000000472027_00019_11596_2698.N1	19-MAY-2004 05:12:30	Bright	46.500	89	5Alp Cep	2.4510	8000.0	93	11596	No
99	GOM_NL__2PRFIN20040519_051603_000000392027_00019_11596_2699.N1	19-MAY-2004 05:16:03	Bright	38.500	76	27Gam Cas	2.3000	30000.	77	11596	No
100	GOM_NL__2PRFIN20040519_051826_000001102027_00019_11596_2700.N1	19-MAY-2004 05:18:26	Bright	109.50	66	37Gam Cyg	2.2080	5900.0	219	11596	No
101	GOM_NL__2PRFIN20040519_052548_000000492027_00019_11596_2701.N1	19-MAY-2004 05:25:48	Tw_i_and_stray	49.000	58	21Alp And	2.0730	11000.	98	11596	No

102	GOM_NL__2PRFIN20040519_053005_000000442027_00019_11596_2702.N1	19-MAY-2004 05:30:05	Dark	43.500	140	88Gam Peg	2.8340	26000.	87	11596	No
103	GOM_NL__2PRFIN20040519_053157_000000592027_00019_11596_2703.N1	19-MAY-2004 05:31:57	Dark	59.000	90	54Alp Peg	2.4870	11000.	118	11596	No
104	GOM_NL__2PRFIN20040519_053851_000000442027_00019_11596_2704.N1	19-MAY-2004 05:38:51	Dark	44.000	52	16Bet Cet	2.0370	4500.0	88	11596	No
105	GOM_NL__2PRFIN20040519_054549_000000602027_00019_11596_2705.N1	19-MAY-2004 05:45:49	Dark	59.500	18	24Alp PsA	1.1660	9700.0	119	11596	No
106	GOM_NL__2PRFIN20040519_055001_000000542027_00019_11596_2706.N1	19-MAY-2004 05:50:01	Dark	53.500	63	Bet Gru	2.1500	2800.0	107	11596	No
107	GOM_NL__2PRFIN20040519_055436_000000392027_00020_11597_2677.N1	19-MAY-2004 05:54:36	Dark	39.000	135	Bet Hyi	2.8200	5800.0	78	11597	No
108	GOM_NL__2PRFIN20040519_055705_000000442027_00020_11597_2678.N1	19-MAY-2004 05:57:05	Dark	43.500	45	Alp Pav	1.9400	26000.	87	11597	No
109	GOM_NL__2PRFIN20040519_060204_000000462027_00020_11597_2679.N1	19-MAY-2004 06:02:04	Straylight	45.500	43	Alp TrA	1.9100	4250.0	91	11597	No
110	GOM_NL__2PRFIN20040519_060413_000000392027_00020_11597_2680.N1	19-MAY-2004 06:04:13	Straylight	38.500	134	Bet TrA	2.8100	6600.0	77	11597	No
111	GOM_NL__2PRFIN20040519_060550_000000512027_00020_11597_2681.N1	19-MAY-2004 06:05:50	Straylight	50.500	4	Alp1Cen	-0.010000	5800.0	101	11597	No
112	GOM_NL__2PRFIN20040519_060837_000000542027_00020_11597_2682.N1	19-MAY-2004 06:08:37	Straylight	53.500	25	35Lam Sco	1.6200	28000.	107	11597	No
113	GOM_NL__2PRFIN20040519_061057_000000402027_00020_11597_2683.N1	19-MAY-2004 06:10:57	Tw_i_and_stray	39.500	81	Eta Cen	2.3560	28000.	79	11597	No
114	GOM_NL__2PRFIN20040519_061347_000000632027_00020_11597_2684.N1	19-MAY-2004 06:13:47	Tw_i_and_stray	63.000	16	21Alp Sco	1.0200	3000.0	126	11597	No
115	GOM_NL__2PRFIN20040519_061525_000000462027_00020_11597_2685.N1	19-MAY-2004 06:15:25	Bright	45.500	80	7Del Sco	2.3160	30000.	91	11597	No
116	GOM_NL__2PRFIN20040519_061716_000000582027_00020_11597_2686.N1	19-MAY-2004 06:17:16	Bright	58.000	86	35Eta Oph	2.4300	10200.	116	11597	No
117	GOM_NL__2PRFIN20040519_061952_000000412027_00020_11597_2687.N1	19-MAY-2004 06:19:52	Bright	40.500	104	27Bet Lib	2.6140	13100.	81	11597	No
118	GOM_NL__2PRFIN20040519_062149_000000482027_00020_11597_2688.N1	19-MAY-2004 06:21:49	Bright	48.000	120	1Del Oph	2.7340	3200.0	96	11597	No
119	GOM_NL__2PRFIN20040519_062456_000000432027_00020_11597_2689.N1	19-MAY-2004 06:24:56	Bright	43.000	102	24Alp Ser	2.6000	4250.0	86	11597	No
120	GOM_NL__2PRFIN20040519_062645_000000372027_00020_11597_2690.N1	19-MAY-2004 06:26:45	Bright	37.000	138	47Eps Vir	2.8280	4700.0	74	11597	No
121	GOM_NL__2PRFIN20040519_062809_000000352027_00020_11597_2691.N1	19-MAY-2004 06:28:09	Bright	35.000	111	8Eta Boo	2.6800	6000.0	70	11597	No
122	GOM_NL__2PRFIN20040519_063037_000000412027_00020_11597_2692.N1	19-MAY-2004 06:30:37	Bright	41.000	83		2.3780	11000.	82	11597	No
123	GOM_NL__2PRFIN20040519_063346_000000372027_00020_11597_2693.N1	19-MAY-2004 06:33:46	Bright	37.000	180	27Gam Boo	3.0400	8000.0	74	11597	No
124	GOM_NL__2PRFIN20040519_063648_000000372027_00020_11597_2694.N1	19-MAY-2004 06:36:48	Bright	37.000	39	85Eta UMa	1.8540	24000.	74	11597	No
125	GOM_NL__2PRFIN20040519_063827_000000372027_00020_11597_2695.N1	19-MAY-2004 06:38:27	Bright	36.500	55	79Zet UMa	2.0600	10200.	73	11597	No
126	GOM_NL__2PRFIN20040519_064211_000000432027_00020_11597_2696.N1	19-MAY-2004 06:42:11	Bright	42.500	119	14Eta Dra	2.7270	4700.0	85	11597	No
127	GOM_NL__2PRFIN20040519_064359_000000382027_00020_11597_2697.N1	19-MAY-2004 06:43:59	Bright	38.000	60	7Bet UMi	2.0810	3950.0	76	11597	No
128	GOM_NL__2PRFIN20040519_064828_000000392027_00020_11597_2698.N1	19-MAY-2004 06:48:28	Bright	38.500	49	1Alp UMi	1.9900	6300.0	77	11597	No
129	GOM_NL__2PRFIN20040519_065306_000000472027_00020_11597_2699.N1	19-MAY-2004 06:53:06	Bright	47.000	89	5Alp Cep	2.4510	8000.0	94	11597	No
130	GOM_NL__2PRFIN20040519_065639_000000382027_00020_11597_2700.N1	19-MAY-2004 06:56:39	Bright	38.000	76	27Gam Cas	2.3000	30000.	76	11597	No
131	GOM_NL__2PRFIN20040519_065901_000001192027_00020_11597_2701.N1	19-MAY-2004 06:59:01	Bright	118.50	66	37Gam Cyg	2.2080	5900.0	237	11597	No
132	GOM_NL__2PRFIN20040519_070624_000000472027_00020_11597_2702.N1	19-MAY-2004 07:06:24	Tw_i_and_stray	47.000	58	21Alp And	2.0730	11000.	94	11597	No
133	GOM_NL__2PRFIN20040519_071041_000000462027_00020_11597_2703.N1	19-MAY-2004 07:10:41	Dark	45.500	140	88Gam Peg	2.8340	26000.	91	11597	No
134	GOM_NL__2PRFIN20040519_071234_000000612027_00020_11597_2704.N1	19-MAY-2004 07:12:34	Dark	60.500	90	54Alp Peg	2.4870	11000.	121	11597	No
135	GOM_NL__2PRFIN20040519_071928_000000462027_00020_11597_2705.N1	19-MAY-2004 07:19:28	Dark	46.000	52	16Bet Cet	2.0370	4500.0	92	11597	No
136	GOM_NL__2PRFIN20040519_072626_000000522027_00020_11597_2706.N1	19-MAY-2004 07:26:26	Dark	51.500	18	24Alp PsA	1.1660	9700.0	103	11597	No
137	GOM_NL__2PRFIN20040519_073037_000000582027_00020_11597_2707.N1	19-MAY-2004 07:30:37	Dark	58.000	63	Bet Gru	2.1500	2800.0	116	11597	No
138	GOM_NL__2PRFIN20040519_073512_000000392027_00021_11598_2571.N1	19-MAY-2004 07:35:12	Dark	38.500	135	Bet Hyi	2.8200	5800.0	77	11598	No
139	GOM_NL__2PRFIN20040519_073741_000000452027_00021_11598_2572.N1	19-MAY-2004 07:37:41	Dark	45.000	45	Alp Pav	1.9400	26000.	90	11598	No
140	GOM_NL__2PRFIN20040519_074240_000000402027_00021_11598_2573.N1	19-MAY-2004 07:42:40	Straylight	40.000	43	Alp TrA	1.9100	4250.0	80	11598	No
141	GOM_NL__2PRFIN20040519_074450_000000402027_00021_11598_2574.N1	19-MAY-2004 07:44:50	Straylight	40.000	134	Bet TrA	2.8100	6600.0	80	11598	No
142	GOM_NL__2PRFIN20040519_074626_000000442027_00021_11598_2575.N1	19-MAY-2004 07:46:26	Straylight	43.500	4	Alp1Cen	-0.010000	5800.0	87	11598	No
143	GOM_NL__2PRFIN20040519_074913_000000562027_00021_11598_2576.N1	19-MAY-2004 07:49:13	Straylight	55.500	25	35Lam Sco	1.6200	28000.	111	11598	No
144	GOM_NL__2PRFIN20040519_075133_000000412027_00021_11598_2577.N1	19-MAY-2004 07:51:33	Tw_i_and_stray	40.500	81	Eta Cen	2.3560	28000.	81	11598	No
145	GOM_NL__2PRFIN20040519_075423_000000552027_00021_11598_2578.N1	19-MAY-2004 07:54:23	Tw_i_and_stray	55.000	16	21Alp Sco	1.0200	3000.0	110	11598	No
146	GOM_NL__2PRFIN20040519_075602_000000462027_00021_11598_2579.N1	19-MAY-2004 07:56:02	Bright	46.000	80	7Del Sco	2.3160	30000.	92	11598	No
147	GOM_NL__2PRFIN20040519_075752_000000582027_00021_11598_2580.N1	19-MAY-2004 07:57:52	Bright	57.500	86	35Eta Oph	2.4300	10200.	115	11598	No
148	GOM_NL__2PRFIN20040519_080028_000000412027_00021_11598_2581.N1	19-MAY-2004 08:00:28	Bright	40.500	104	27Bet Lib	2.6140	13100.	81	11598	No
149	GOM_NL__2PRFIN20040519_080224_000000492027_00021_11598_2582.N1	19-MAY-2004 08:02:24	Bright	48.500	120	1Del Oph	2.7340	3200.0	97	11598	No
150	GOM_NL__2PRFIN20040519_080532_000000442027_00021_11598_2583.N1	19-MAY-2004 08:05:32	Bright	44.000	102	24Alp Ser	2.6000	4250.0	88	11598	No
151	GOM_NL__2PRFIN20040519_080721_000000382027_00021_11598_2584.N1	19-MAY-2004 08:07:21	Bright	37.500	138	47Eps Vir	2.8280	4700.0	75	11598	No
152	GOM_NL__2PRFIN20040519_080845_000000382027_00021_11598_2585.N1	19-MAY-2004 08:08:45	Bright	37.500	111	8Eta Boo	2.6800	6000.0	75	11598	No
153	GOM_NL__2PRFIN20040519_081112_000000402027_00021_11598_2586.N1	19-MAY-2004 08:11:12	Bright	40.000	83		2.3780	11000.	80	11598	No
154	GOM_NL__2PRFIN20040519_081421_000000372027_00021_11598_2587.N1	19-MAY-2004 08:14:21	Bright	37.000	180	27Gam Boo	3.0400	8000.0	74	11598	No
155	GOM_NL__2PRFIN20040519_081723_000000402027_00021_11598_2588.N1	19-MAY-2004 08:17:23	Bright	39.500	39	85Eta UMa	1.8540	24000.	79	11598	No
156	GOM_NL__2PRFIN20040519_081903_000000382027_00021_11598_2589.N1	19-MAY-2004 08:19:03	Bright	37.500	55	79Zet UMa	2.0600	10200.	75	11598	No
157	GOM_NL__2PRFIN20040519_082246_000000412027_00021_11598_2590.N1	19-MAY-2004 08:22:46	Bright	41.000	119	14Eta Dra	2.7270	4700.0	82	11598	No
158	GOM_NL__2PRFIN20040519_082434_000000382027_00021_11598_2591.N1	19-MAY-2004 08:24:34	Bright	37.500	60	7Bet UMi	2.0810	3950.0	75	11598	No
159	GOM_NL__2PRFIN20040519_082903_000000362027_00021_11598_2592.N1	19-MAY-2004 08:29:03	Bright	35.500	49	1Alp UMi	1.9900	6300.0	71	11598	No
160	GOM_NL__2PRFIN20040519_083341_000000452027_00021_11598_2593.N1	19-MAY-2004 08:33:41	Bright	44.500	89	5Alp Cep	2.4510	8000.0	89	11598	No

161	GOM_NL__2PRFIN20040519_083715_000000372027_00021_11598_2594.N1	19-MAY-2004 08:37:15	Bright	37.000	76	27Gam Cas	2.3000	30000.	74	11598	No
162	GOM_NL__2PRFIN20040519_083936_000001172027_00021_11598_2595.N1	19-MAY-2004 08:39:36	Bright	116.50	66	37Gam Cyg	2.2080	5900.0	233	11598	No
163	GOM_NL__2PRFIN20040519_084700_000000472027_00021_11598_2596.N1	19-MAY-2004 08:47:00	Twilight	46.500	58	21Alp And	2.0730	11000.	93	11598	No
164	GOM_NL__2PRFIN20040519_085118_000000442027_00021_11598_2597.N1	19-MAY-2004 08:51:18	Dark	43.500	140	88Gam Peg	2.8340	26000.	87	11598	No
165	GOM_NL__2PRFIN20040519_085310_000000612027_00021_11598_2598.N1	19-MAY-2004 08:53:10	Dark	60.500	90	54Alp Peg	2.4870	11000.	121	11598	No
166	GOM_NL__2PRFIN20040519_090004_000000472027_00021_11598_2599.N1	19-MAY-2004 09:00:04	Dark	47.000	52	16Bet Cet	2.0370	4500.0	94	11598	No
167	GOM_NL__2PRFIN20040519_090703_000000582027_00021_11598_2600.N1	19-MAY-2004 09:07:03	Dark	57.500	18	24Alp PsA	1.1660	9700.0	115	11598	No
168	GOM_NL__2PRFIN20040519_091114_000000582027_00021_11598_2601.N1	19-MAY-2004 09:11:14	Dark	58.000	63	Bet Gru	2.1500	2800.0	116	11598	No
169	GOM_NL__2PRFIN20040519_091548_000000392027_00022_11599_2571.N1	19-MAY-2004 09:15:48	Dark	38.500	135	Bet Hyi	2.8200	5800.0	77	11599	No
170	GOM_NL__2PRFIN20040519_091818_000000442027_00022_11599_2572.N1	19-MAY-2004 09:18:18	Dark	43.500	45	Alp Pav	1.9400	26000.	87	11599	No
171	GOM_NL__2PRFIN20040519_092316_000000402027_00022_11599_2573.N1	19-MAY-2004 09:23:16	Straylight	39.500	43	Alp TrA	1.9100	4250.0	79	11599	No
172	GOM_NL__2PRFIN20040519_092526_000000392027_00022_11599_2574.N1	19-MAY-2004 09:25:26	Straylight	38.500	134	Bet TrA	2.8100	6600.0	77	11599	No
173	GOM_NL__2PRFIN20040519_092702_000000492027_00022_11599_2575.N1	19-MAY-2004 09:27:02	Straylight	49.000	4	Alp1Cen	-0.010000	5800.0	98	11599	No
174	GOM_NL__2PRFIN20040519_092950_000000572027_00022_11599_2576.N1	19-MAY-2004 09:29:50	Straylight	56.500	25	35Lam Sco	1.6200	28000.	113	11599	No
175	GOM_NL__2PRFIN20040519_093209_000000412027_00022_11599_2577.N1	19-MAY-2004 09:32:09	Twilight	41.000	81	Eta Cen	2.3560	28000.	82	11599	No
176	GOM_NL__2PRFIN20040519_093459_000000562027_00022_11599_2578.N1	19-MAY-2004 09:34:59	Twilight	56.000	16	21Alp Sco	1.0200	3000.0	112	11599	No
177	GOM_NL__2PRFIN20040519_093637_000000462027_00022_11599_2579.N1	19-MAY-2004 09:36:37	Bright	45.500	80	7Del Sco	2.3160	30000.	91	11599	No
178	GOM_NL__2PRFIN20040519_093828_000000592027_00022_11599_2580.N1	19-MAY-2004 09:38:28	Bright	59.000	86	35Eta Oph	2.4300	10200.	118	11599	No
179	GOM_NL__2PRFIN20040519_094103_000000412027_00022_11599_2581.N1	19-MAY-2004 09:41:03	Bright	40.500	104	27Bet Lib	2.6140	13100.	81	11599	No
180	GOM_NL__2PRFIN20040519_094259_000000492027_00022_11599_2582.N1	19-MAY-2004 09:42:59	Bright	49.000	120	1Del Oph	2.7340	3200.0	98	11599	No
181	GOM_NL__2PRFIN20040519_094607_000000442027_00022_11599_2583.N1	19-MAY-2004 09:46:07	Bright	43.500	102	24Alp Ser	2.6000	4250.0	87	11599	No
182	GOM_NL__2PRFIN20040519_094756_000000412027_00022_11599_2584.N1	19-MAY-2004 09:47:56	Bright	40.500	138	47Eps Vir	2.8280	4700.0	81	11599	No
183	GOM_NL__2PRFIN20040519_094921_000000372027_00022_11599_2585.N1	19-MAY-2004 09:49:21	Bright	37.000	111	8Eta Boo	2.6800	6000.0	74	11599	No
184	GOM_NL__2PRFIN20040519_095148_000000402027_00022_11599_2586.N1	19-MAY-2004 09:51:48	Bright	40.000	83		2.3780	11000.	80	11599	No
185	GOM_NL__2PRFIN20040519_095457_000000382027_00022_11599_2587.N1	19-MAY-2004 09:54:57	Bright	37.500	180	27Gam Boo	3.0400	8000.0	75	11599	No
186	GOM_NL__2PRFIN20040519_095759_000000402027_00022_11599_2588.N1	19-MAY-2004 09:57:59	Bright	39.500	39	85Eta UMa	1.8540	24000.	79	11599	No
187	GOM_NL__2PRFIN20040519_095938_000000392027_00022_11599_2589.N1	19-MAY-2004 09:59:38	Bright	39.000	55	79Zet UMa	2.0600	10200.	78	11599	No
188	GOM_NL__2PRFIN20040519_100321_000000422027_00022_11599_2590.N1	19-MAY-2004 10:03:21	Bright	42.000	119	14Eta Dra	2.7270	4700.0	84	11599	No
189	GOM_NL__2PRFIN20040519_100510_000000412027_00022_11599_2591.N1	19-MAY-2004 10:05:10	Bright	40.500	60	7Bet UMi	2.0810	3950.0	81	11599	No
190	GOM_NL__2PRFIN20040519_100938_000000392027_00022_11599_2592.N1	19-MAY-2004 10:09:38	Bright	38.500	49	1Alp UMi	1.9900	6300.0	77	11599	No
191	GOM_NL__2PRFIN20040519_101416_000000472027_00022_11599_2593.N1	19-MAY-2004 10:14:16	Bright	46.500	89	5Alp Cep	2.4510	8000.0	93	11599	No
192	GOM_NL__2PRFIN20040519_101751_000000362027_00022_11599_2594.N1	19-MAY-2004 10:17:51	Bright	35.500	76	27Gam Cas	2.3000	30000.	71	11599	No
193	GOM_NL__2PRFIN20040519_102011_000001072027_00022_11599_2595.N1	19-MAY-2004 10:20:11	Bright	107.00	66	37Gam Cyg	2.2080	5900.0	214	11599	No
194	GOM_NL__2PRFIN20040519_102736_000000502027_00022_11599_2596.N1	19-MAY-2004 10:27:36	Twilight	49.500	58	21Alp And	2.0730	11000.	99	11599	No
195	GOM_NL__2PRFIN20040519_103154_000000472027_00022_11599_2597.N1	19-MAY-2004 10:31:54	Dark	47.000	140	88Gam Peg	2.8340	26000.	94	11599	No
196	GOM_NL__2PRFIN20040519_103347_000000612027_00022_11599_2598.N1	19-MAY-2004 10:33:47	Dark	61.000	90	54Alp Peg	2.4870	11000.	122	11599	No
197	GOM_NL__2PRFIN20040519_104039_000000472027_00022_11599_2599.N1	19-MAY-2004 10:40:39	Dark	46.500	52	16Bet Cet	2.0370	4500.0	93	11599	No
198	GOM_NL__2PRFIN20040519_104739_000000552027_00022_11599_2600.N1	19-MAY-2004 10:47:39	Dark	54.500	18	24Alp PsA	1.1660	9700.0	109	11599	No
199	GOM_NL__2PRFIN20040519_105150_000000512027_00022_11599_2601.N1	19-MAY-2004 10:51:50	Dark	51.000	63	Bet Gru	2.1500	2800.0	102	11599	No
200	GOM_NL__2PRFIN20040519_105624_000000382027_00023_11600_2591.N1	19-MAY-2004 10:56:24	Dark	37.500	135	Bet Hyi	2.8200	5800.0	75	11600	No
201	GOM_NL__2PRFIN20040519_105854_000000452027_00023_11600_2592.N1	19-MAY-2004 10:58:54	Dark	44.500	45	Alp Pav	1.9400	26000.	89	11600	No
202	GOM_NL__2PRFIN20040519_110352_000000522027_00023_11600_2593.N1	19-MAY-2004 11:03:52	Straylight	51.500	43	Alp TrA	1.9100	4250.0	103	11600	No
203	GOM_NL__2PRFIN20040519_110601_000000402027_00023_11600_2594.N1	19-MAY-2004 11:06:01	Straylight	40.000	134	Bet TrA	2.8100	6600.0	80	11600	No
204	GOM_NL__2PRFIN20040519_110738_000000432027_00023_11600_2595.N1	19-MAY-2004 11:07:38	Straylight	42.500	4	Alp1Cen	-0.010000	5800.0	85	11600	No
205	GOM_NL__2PRFIN20040519_111115_000000412027_00023_11600_2596.N1	19-MAY-2004 11:11:15	Straylight	40.500	78	Alp Lup	2.3040	28000.	81	11600	No
206	GOM_NL__2PRFIN20040519_111244_000000402027_00023_11600_2597.N1	19-MAY-2004 11:12:44	Twilight	40.000	81	Eta Cen	2.3560	28000.	80	11600	No
207	GOM_NL__2PRFIN20040519_111535_000000612027_00023_11600_2598.N1	19-MAY-2004 11:15:35	Twilight	61.000	16	21Alp Sco	1.0200	3000.0	122	11600	No
208	GOM_NL__2PRFIN20040519_111714_000000482027_00023_11600_2599.N1	19-MAY-2004 11:17:14	Bright	47.500	80	7Del Sco	2.3160	30000.	95	11600	No
209	GOM_NL__2PRFIN20040519_111904_000000592027_00023_11600_2600.N1	19-MAY-2004 11:19:04	Bright	58.500	86	35Eta Oph	2.4300	10200.	117	11600	No
210	GOM_NL__2PRFIN20040519_112139_000000402027_00023_11600_2601.N1	19-MAY-2004 11:21:39	Bright	40.000	104	27Bet Lib	2.6140	13100.	80	11600	No
211	GOM_NL__2PRFIN20040519_112335_000000492027_00023_11600_2602.N1	19-MAY-2004 11:23:35	Bright	49.000	120	1Del Oph	2.7340	3200.0	98	11600	No
212	GOM_NL__2PRFIN20040519_112643_000000432027_00023_11600_2603.N1	19-MAY-2004 11:26:43	Bright	42.500	102	24Alp Ser	2.6000	4250.0	85	11600	No
213	GOM_NL__2PRFIN20040519_112833_000000402027_00023_11600_2604.N1	19-MAY-2004 11:28:33	Bright	39.500	138	47Eps Vir	2.8280	4700.0	79	11600	No
214	GOM_NL__2PRFIN20040519_113004_000000392027_00023_11600_2605.N1	19-MAY-2004 11:30:04	Bright	39.000	3	16Alp Boo	-0.050000	4250.0	78	11600	No
215	GOM_NL__2PRFIN20040519_113224_000000412027_00023_11600_2606.N1	19-MAY-2004 11:32:24	Bright	41.000	83		2.3780	11000.	82	11600	No
216	GOM_NL__2PRFIN20040519_113533_000000372027_00023_11600_2607.N1	19-MAY-2004 11:35:33	Bright	37.000	180	27Gam Boo	3.0400	8000.0	74	11600	No
217	GOM_NL__2PRFIN20040519_113835_000000362027_00023_11600_2608.N1	19-MAY-2004 11:38:35	Bright	36.000	39	85Eta UMa	1.8540	24000.	72	11600	No
218	GOM_NL__2PRFIN20040519_114014_000000392027_00023_11600_2609.N1	19-MAY-2004 11:40:14	Bright	39.000	55	79Zet UMa	2.0600	10200.	78	11600	No
219	GOM_NL__2PRFIN20040519_114357_000000432027_00023_11600_2610.N1	19-MAY-2004 11:43:57	Bright	42.500	119	14Eta Dra	2.7270	4700.0	85	11600	No

220	GOM_NL__2PRFIN20040519_114546_000000402027_00023_11600_2611.N1	19-MAY-2004 11:45:46	Bright	40.000	60	7Bet UMi	2.0810	3950.0	80	11600	No
221	GOM_NL__2PRFIN20040519_115014_000000392027_00023_11600_2612.N1	19-MAY-2004 11:50:14	Bright	39.000	49	1Alp UMi	1.9900	6300.0	78	11600	No
222	GOM_NL__2PRFIN20040519_115452_000000472027_00023_11600_2613.N1	19-MAY-2004 11:54:52	Bright	47.000	89	5Alp Cep	2.4510	8000.0	94	11600	No
223	GOM_NL__2PRFIN20040519_115826_000000382027_00023_11600_2614.N1	19-MAY-2004 11:58:26	Bright	38.000	76	27Gam Cas	2.3000	30000.	76	11600	No
224	GOM_NL__2PRFIN20040519_120046_000001112027_00023_11600_2615.N1	19-MAY-2004 12:00:46	Bright	111.00	66	37Gam Cyg	2.2080	5900.0	222	11600	No
225	GOM_NL__2PRFIN20040519_120812_000000482027_00023_11600_2616.N1	19-MAY-2004 12:08:12	Twi_and_stray	48.000	58	21Alp And	2.0730	11000.	96	11600	No
226	GOM_NL__2PRFIN20040519_121230_000000482027_00023_11600_2617.N1	19-MAY-2004 12:12:30	Dark	48.000	140	88Gam Peg	2.8340	26000.	96	11600	No
227	GOM_NL__2PRFIN20040519_121424_000000632027_00023_11600_2618.N1	19-MAY-2004 12:14:24	Dark	63.000	90	54Alp Peg	2.4870	11000.	126	11600	No
228	GOM_NL__2PRFIN20040519_122116_000000452027_00023_11600_2619.N1	19-MAY-2004 12:21:16	Dark	45.000	52	16Bet Cet	2.0370	4500.0	90	11600	No
229	GOM_NL__2PRFIN20040519_122816_000000552027_00023_11600_2620.N1	19-MAY-2004 12:28:16	Dark	54.500	18	24Alp PsA	1.1660	9700.0	109	11600	No
230	GOM_NL__2PRFIN20040519_123226_000000522027_00023_11600_2621.N1	19-MAY-2004 12:32:26	Dark	52.000	63	Bet Gru	2.1500	2800.0	104	11600	No
231	GOM_NL__2PRFIN20040519_123401_000000462027_00024_11601_2593.N1	19-MAY-2004 12:34:01	Dark	45.500	31	Alp Gru	1.7340	15200.	91	11601	No
232	GOM_NL__2PRFIN20040519_123700_000000392027_00024_11601_2594.N1	19-MAY-2004 12:37:00	Dark	38.500	135	Bet Hyi	2.8200	5800.0	77	11601	No
233	GOM_NL__2PRFIN20040519_123930_000000472027_00024_11601_2595.N1	19-MAY-2004 12:39:30	Dark	46.500	45	Alp Pav	1.9400	26000.	93	11601	No
234	GOM_NL__2PRFIN20040519_124428_000000422027_00024_11601_2596.N1	19-MAY-2004 12:44:28	Straylight	41.500	43	Alp TrA	1.9100	4250.0	83	11601	No
235	GOM_NL__2PRFIN20040519_124637_000000402027_00024_11601_2597.N1	19-MAY-2004 12:46:37	Straylight	39.500	134	Bet TrA	2.8100	6600.0	79	11601	No
236	GOM_NL__2PRFIN20040519_124814_000000412027_00024_11601_2598.N1	19-MAY-2004 12:48:14	Straylight	41.000	4	Alp1Cen	-0.010000	5800.0	82	11601	No
237	GOM_NL__2PRFIN20040519_125148_000000422027_00024_11601_2599.N1	19-MAY-2004 12:51:48	Straylight	42.000	78	Alp Lup	2.3040	28000.	84	11601	No
238	GOM_NL__2PRFIN20040519_125320_000000392027_00024_11601_2600.N1	19-MAY-2004 12:53:20	Twi_and_stray	39.000	81	Eta Cen	2.3560	28000.	78	11601	No
239	GOM_NL__2PRFIN20040519_125611_000000622027_00024_11601_2601.N1	19-MAY-2004 12:56:11	Twi_and_stray	62.000	16	21Alp Sco	1.0200	3000.0	124	11601	No
240	GOM_NL__2PRFIN20040519_125750_000000472027_00024_11601_2602.N1	19-MAY-2004 12:57:50	Bright	46.500	80	7Del Sco	2.3160	30000.	93	11601	No
241	GOM_NL__2PRFIN20040519_125941_000000582027_00024_11601_2603.N1	19-MAY-2004 12:59:41	Bright	57.500	86	35Eta Oph	2.4300	10200.	115	11601	No
242	GOM_NL__2PRFIN20040519_130214_000000412027_00024_11601_2604.N1	19-MAY-2004 13:02:14	Bright	40.500	104	27Bet Lib	2.6140	13100.	81	11601	No
243	GOM_NL__2PRFIN20040519_130411_000000482027_00024_11601_2605.N1	19-MAY-2004 13:04:11	Bright	48.000	120	1Del Oph	2.7340	3200.0	96	11601	No
244	GOM_NL__2PRFIN20040519_130719_000000442027_00024_11601_2606.N1	19-MAY-2004 13:07:19	Bright	44.000	102	24Alp Ser	2.6000	4250.0	88	11601	No
245	GOM_NL__2PRFIN20040519_130909_000000392027_00024_11601_2607.N1	19-MAY-2004 13:09:09	Bright	39.000	138	47Eps Vir	2.8280	4700.0	78	11601	No
246	GOM_NL__2PRFIN20040519_131039_000000372027_00024_11601_2608.N1	19-MAY-2004 13:10:39	Bright	37.000	3	16Alp Boo	-0.050000	4250.0	74	11601	No
247	GOM_NL__2PRFIN20040519_131300_000000382027_00024_11601_2609.N1	19-MAY-2004 13:13:00	Bright	37.500	83		2.3780	11000.	75	11601	No
248	GOM_NL__2PRFIN20040519_131608_000000372027_00024_11601_2610.N1	19-MAY-2004 13:16:08	Bright	36.500	180	27Gam Boo	3.0400	8000.0	73	11601	No
249	GOM_NL__2PRFIN20040519_131908_000000402027_00024_11601_2611.N1	19-MAY-2004 13:19:08	Bright	40.000	39	85Eta UMa	1.8540	24000.	80	11601	No
250	GOM_NL__2PRFIN20040519_132048_000000422027_00024_11601_2612.N1	19-MAY-2004 13:20:48	Bright	42.000	55	79Zet UMa	2.0600	10200.	84	11601	No
251	GOM_NL__2PRFIN20040519_132432_000000432027_00024_11601_2613.N1	19-MAY-2004 13:24:32	Bright	43.000	119	14Eta Dra	2.7270	4700.0	86	11601	No
252	GOM_NL__2PRFIN20040519_132622_000000402027_00024_11601_2614.N1	19-MAY-2004 13:26:22	Bright	39.500	60	7Bet UMi	2.0810	3950.0	79	11601	No
253	GOM_NL__2PRFIN20040519_133050_000000362027_00024_11601_2615.N1	19-MAY-2004 13:30:50	Bright	35.500	49	1Alp UMi	1.9900	6300.0	71	11601	No
254	GOM_NL__2PRFIN20040519_133527_000000472027_00024_11601_2616.N1	19-MAY-2004 13:35:27	Bright	47.000	89	5Alp Cep	2.4510	8000.0	94	11601	No
255	GOM_NL__2PRFIN20040519_133903_000000532027_00024_11601_2617.N1	19-MAY-2004 13:39:03	Bright	53.000	76	27Gam Cas	2.3000	30000.	106	11601	No
256	GOM_NL__2PRFIN20040519_134121_000001112027_00024_11601_2618.N1	19-MAY-2004 13:41:21	Bright	110.50	66	37Gam Cyg	2.2080	5900.0	221	11601	No
257	GOM_NL__2PRFIN20040519_134848_000000502027_00024_11601_2619.N1	19-MAY-2004 13:48:48	Twi_and_stray	49.500	58	21Alp And	2.0730	11000.	99	11601	No
258	GOM_NL__2PRFIN20040519_135306_000000472027_00024_11601_2620.N1	19-MAY-2004 13:53:06	Dark	46.500	140	88Gam Peg	2.8340	26000.	93	11601	No
259	GOM_NL__2PRFIN20040519_135500_000000572027_00024_11601_2621.N1	19-MAY-2004 13:55:00	Dark	56.500	90	54Alp Peg	2.4870	11000.	113	11601	No
260	GOM_NL__2PRFIN20040519_140151_000000442027_00024_11601_2622.N1	19-MAY-2004 14:01:51	Dark	44.000	52	16Bet Cet	2.0370	4500.0	88	11601	No
261	GOM_NL__2PRFIN20040519_140852_000000542027_00024_11601_2623.N1	19-MAY-2004 14:08:52	Dark	54.000	18	24Alp PsA	1.1660	9700.0	108	11601	No
262	GOM_NL__2PRFIN20040519_141302_000000512027_00024_11601_2624.N1	19-MAY-2004 14:13:02	Dark	50.500	63	Bet Gru	2.1500	2800.0	101	11601	No
263	GOM_NL__2PRFIN20040519_141438_000000462027_00025_11602_2593.N1	19-MAY-2004 14:14:38	Dark	46.000	31	Alp Gru	1.7340	15200.	92	11602	No
264	GOM_NL__2PRFIN20040519_141737_000000382027_00025_11602_2594.N1	19-MAY-2004 14:17:37	Dark	38.000	135	Bet Hyi	2.8200	5800.0	76	11602	No
265	GOM_NL__2PRFIN20040519_142007_000000462027_00025_11602_2595.N1	19-MAY-2004 14:20:07	Dark	45.500	45	Alp Pav	1.9400	26000.	91	11602	No
266	GOM_NL__2PRFIN20040519_142504_000000422027_00025_11602_2596.N1	19-MAY-2004 14:25:04	Straylight	42.000	43	Alp TrA	1.9100	4250.0	84	11602	No
267	GOM_NL__2PRFIN20040519_142713_000000402027_00025_11602_2597.N1	19-MAY-2004 14:27:13	Straylight	40.000	134	Bet TrA	2.8100	6600.0	80	11602	No
268	GOM_NL__2PRFIN20040519_142851_000000432027_00025_11602_2598.N1	19-MAY-2004 14:28:51	Straylight	43.000	4	Alp1Cen	-0.010000	5800.0	86	11602	No
269	GOM_NL__2PRFIN20040519_143224_000000412027_00025_11602_2599.N1	19-MAY-2004 14:32:24	Straylight	41.000	78	Alp Lup	2.3040	28000.	82	11602	No
270	GOM_NL__2PRFIN20040519_143357_000000412027_00025_11602_2600.N1	19-MAY-2004 14:33:57	Twi_and_stray	41.000	81	Eta Cen	2.3560	28000.	82	11602	No
271	GOM_NL__2PRFIN20040519_143647_000000622027_00025_11602_2601.N1	19-MAY-2004 14:36:47	Twi_and_stray	62.000	16	21Alp Sco	1.0200	3000.0	124	11602	No
272	GOM_NL__2PRFIN20040519_143826_000000462027_00025_11602_2602.N1	19-MAY-2004 14:38:26	Bright	45.500	80	7Del Sco	2.3160	30000.	91	11602	No
273	GOM_NL__2PRFIN20040519_144017_000000582027_00025_11602_2603.N1	19-MAY-2004 14:40:17	Bright	58.000	86	35Eta Oph	2.4300	10200.	116	11602	No
274	GOM_NL__2PRFIN20040519_144250_000000412027_00025_11602_2604.N1	19-MAY-2004 14:42:50	Bright	40.500	104	27Bet Lib	2.6140	13100.	81	11602	No
275	GOM_NL__2PRFIN20040519_144446_000000492027_00025_11602_2605.N1	19-MAY-2004 14:44:46	Bright	48.500	120	1Del Oph	2.7340	3200.0	97	11602	No
276	GOM_NL__2PRFIN20040519_144755_000000432027_00025_11602_2606.N1	19-MAY-2004 14:47:55	Bright	42.500	102	24Alp Ser	2.6000	4250.0	85	11602	No
277	GOM_NL__2PRFIN20040519_144945_000000392027_00025_11602_2607.N1	19-MAY-2004 14:49:45	Bright	38.500	138	47Eps Vir	2.8280	4700.0	77	11602	No
278	GOM_NL__2PRFIN20040519_145115_000000382027_00025_11602_2608.N1	19-MAY-2004 14:51:15	Bright	37.500	3	16Alp Boo	-0.050000	4250.0	75	11602	No

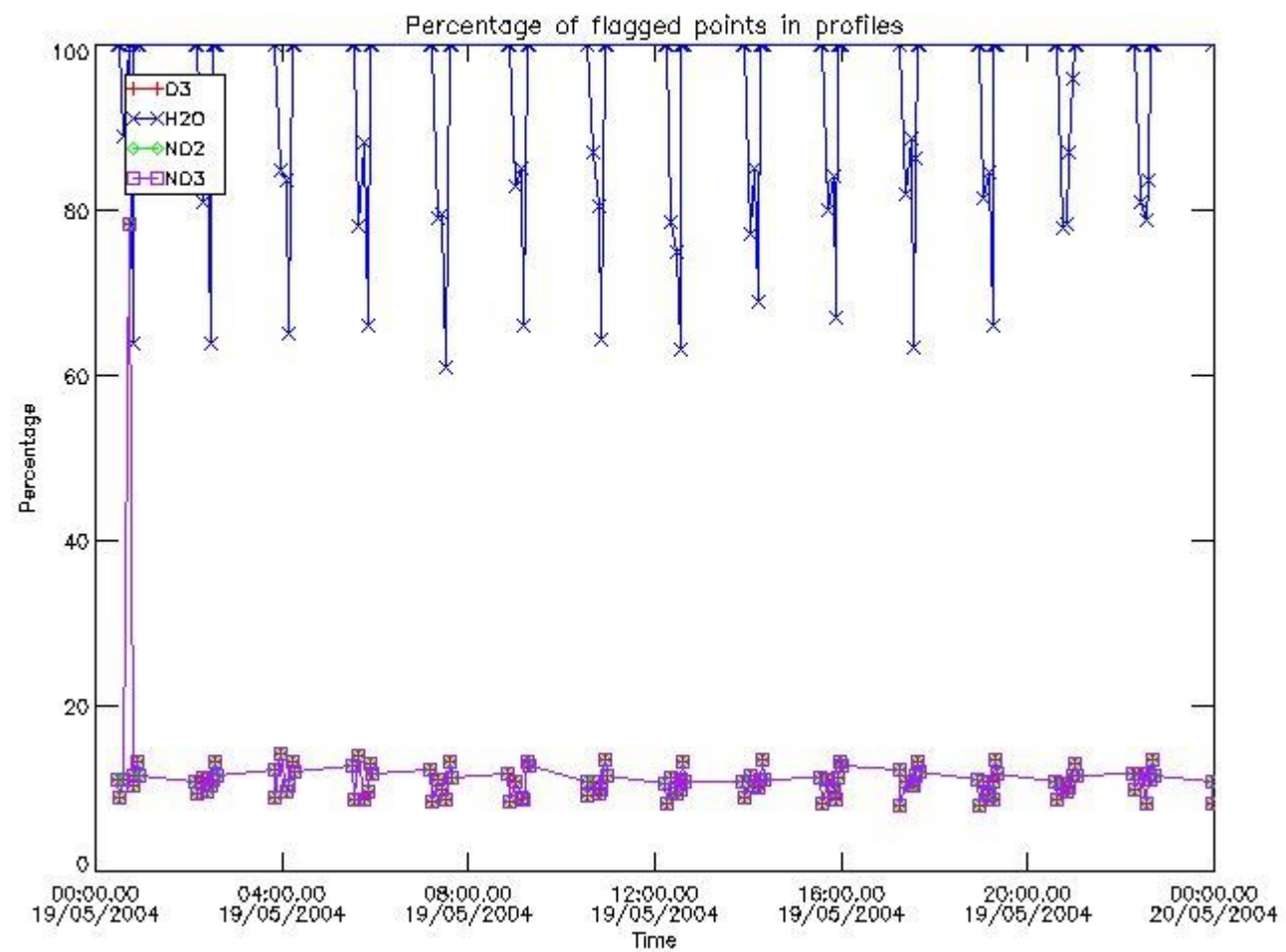
279	GOM_NL__2PRFIN20040519_145335_000000392027_00025_11602_2609.N1	19-MAY-2004 14:53:35	Bright	38.500	83		2.3780	11000.	77	11602	No
280	GOM_NL__2PRFIN20040519_145645_000000392027_00025_11602_2610.N1	19-MAY-2004 14:56:45	Bright	38.500	180	27Gam Boo	3.0400	8000.0	77	11602	No
281	GOM_NL__2PRFIN20040519_145946_000000372027_00025_11602_2611.N1	19-MAY-2004 14:59:46	Bright	36.500	39	85Eta UMa	1.8540	24000.	73	11602	No
282	GOM_NL__2PRFIN20040519_150124_000000422027_00025_11602_2612.N1	19-MAY-2004 15:01:24	Bright	42.000	55	79Zet UMa	2.0600	10200.	84	11602	No
283	GOM_NL__2PRFIN20040519_150508_000000422027_00025_11602_2613.N1	19-MAY-2004 15:05:08	Bright	41.500	119	14Eta Dra	2.7270	4700.0	83	11602	No
284	GOM_NL__2PRFIN20040519_150657_000000362027_00025_11602_2614.N1	19-MAY-2004 15:06:57	Bright	36.000	60	7Bet UMi	2.0810	3950.0	72	11602	No
285	GOM_NL__2PRFIN20040519_151124_000000392027_00025_11602_2615.N1	19-MAY-2004 15:11:24	Bright	39.000	49	1Alp UMi	1.9900	6300.0	78	11602	No
286	GOM_NL__2PRFIN20040519_151601_000000502027_00025_11602_2616.N1	19-MAY-2004 15:16:01	Bright	49.500	89	5Alp Cep	2.4510	8000.0	99	11602	No
287	GOM_NL__2PRFIN20040519_151939_000000382027_00025_11602_2617.N1	19-MAY-2004 15:19:39	Bright	37.500	76	27Gam Cas	2.3000	30000.	75	11602	No
288	GOM_NL__2PRFIN20040519_152155_000001112027_00025_11602_2618.N1	19-MAY-2004 15:21:55	Bright	111.00	66	37Gam Cyg	2.2080	5900.0	222	11602	No
289	GOM_NL__2PRFIN20040519_152925_000000492027_00025_11602_2619.N1	19-MAY-2004 15:29:25	Twilight	48.500	58	21Alp And	2.0730	11000.	97	11602	No
290	GOM_NL__2PRFIN20040519_153343_000000452027_00025_11602_2620.N1	19-MAY-2004 15:33:43	Dark	45.000	140	88Gam Peg	2.8340	26000.	90	11602	No
291	GOM_NL__2PRFIN20040519_153537_000000622027_00025_11602_2621.N1	19-MAY-2004 15:35:37	Dark	62.000	90	54Alp Peg	2.4870	11000.	124	11602	No
292	GOM_NL__2PRFIN20040519_154228_000000462027_00025_11602_2622.N1	19-MAY-2004 15:42:28	Dark	45.500	52	16Bet Cet	2.0370	4500.0	91	11602	No
293	GOM_NL__2PRFIN20040519_154930_000000542027_00025_11602_2623.N1	19-MAY-2004 15:49:30	Dark	53.500	18	24Alp PsA	1.1660	9700.0	107	11602	No
294	GOM_NL__2PRFIN20040519_155340_000000582027_00025_11602_2624.N1	19-MAY-2004 15:53:40	Dark	58.000	63	Bet Gru	2.1500	2800.0	116	11602	No
295	GOM_NL__2PRFIN20040519_155515_000000452027_00026_11603_2600.N1	19-MAY-2004 15:55:15	Dark	45.000	31	Alp Gru	1.7340	15200.	90	11603	No
296	GOM_NL__2PRFIN20040519_155812_000000392027_00026_11603_2601.N1	19-MAY-2004 15:58:12	Dark	38.500	135	Bet Hyi	2.8200	5800.0	77	11603	No
297	GOM_NL__2PRFIN20040519_160044_000000442027_00026_11603_2602.N1	19-MAY-2004 16:00:44	Dark	43.500	45	Alp Pav	1.9400	26000.	87	11603	No
298	GOM_NL__2PRFIN20040519_160541_000000402027_00026_11603_2603.N1	19-MAY-2004 16:05:41	Straylight	39.500	43	Alp TrA	1.9100	4250.0	79	11603	No
299	GOM_NL__2PRFIN20040519_160749_000000422027_00026_11603_2604.N1	19-MAY-2004 16:07:49	Straylight	41.500	134	Bet TrA	2.8100	6600.0	83	11603	No
300	GOM_NL__2PRFIN20040519_160927_000000482027_00026_11603_2605.N1	19-MAY-2004 16:09:27	Straylight	47.500	4	Alp1Cen	-0.010000	5800.0	95	11603	No
301	GOM_NL__2PRFIN20040519_161301_000000422027_00026_11603_2606.N1	19-MAY-2004 16:13:01	Straylight	42.000	78	Alp Lup	2.3040	28000.	84	11603	No
302	GOM_NL__2PRFIN20040519_161431_000000452027_00026_11603_2607.N1	19-MAY-2004 16:14:31	Twilight	45.000	81	Eta Cen	2.3560	28000.	90	11603	No
303	GOM_NL__2PRFIN20040519_161724_000000562027_00026_11603_2608.N1	19-MAY-2004 16:17:24	Twilight	55.500	16	21Alp Sco	1.0200	3000.0	111	11603	No
304	GOM_NL__2PRFIN20040519_161902_000000452027_00026_11603_2609.N1	19-MAY-2004 16:19:02	Bright	45.000	80	7Del Sco	2.3160	30000.	90	11603	No
305	GOM_NL__2PRFIN20040519_162053_000000592027_00026_11603_2610.N1	19-MAY-2004 16:20:53	Bright	58.500	86	35Eta Oph	2.4300	10200.	117	11603	No
306	GOM_NL__2PRFIN20040519_162326_000000422027_00026_11603_2611.N1	19-MAY-2004 16:23:26	Bright	41.500	104	27Bet Lib	2.6140	13100.	83	11603	No
307	GOM_NL__2PRFIN20040519_162522_000000492027_00026_11603_2612.N1	19-MAY-2004 16:25:22	Bright	49.000	120	1Del Oph	2.7340	3200.0	98	11603	No
308	GOM_NL__2PRFIN20040519_162830_000000432027_00026_11603_2613.N1	19-MAY-2004 16:28:30	Bright	43.000	102	24Alp Ser	2.6000	4250.0	86	11603	No
309	GOM_NL__2PRFIN20040519_163021_000000402027_00026_11603_2614.N1	19-MAY-2004 16:30:21	Bright	39.500	138	47Eps Vir	2.8280	4700.0	79	11603	No
310	GOM_NL__2PRFIN20040519_163151_000000382027_00026_11603_2615.N1	19-MAY-2004 16:31:51	Bright	38.000	3	16Alp Boo	-0.050000	4250.0	76	11603	No
311	GOM_NL__2PRFIN20040519_163411_000000392027_00026_11603_2616.N1	19-MAY-2004 16:34:11	Bright	38.500	83		2.3780	11000.	77	11603	No
312	GOM_NL__2PRFIN20040519_163720_000000372027_00026_11603_2617.N1	19-MAY-2004 16:37:20	Bright	36.500	180	27Gam Boo	3.0400	8000.0	73	11603	No
313	GOM_NL__2PRFIN20040519_164023_000000372027_00026_11603_2618.N1	19-MAY-2004 16:40:23	Bright	37.000	39	85Eta UMa	1.8540	24000.	74	11603	No
314	GOM_NL__2PRFIN20040519_164202_000000382027_00026_11603_2619.N1	19-MAY-2004 16:42:02	Bright	38.000	55	79Zet UMa	2.0600	10200.	76	11603	No
315	GOM_NL__2PRFIN20040519_164543_000000442027_00026_11603_2620.N1	19-MAY-2004 16:45:43	Bright	43.500	119	14Eta Dra	2.7270	4700.0	87	11603	No
316	GOM_NL__2PRFIN20040519_164734_000000382027_00026_11603_2621.N1	19-MAY-2004 16:47:34	Bright	37.500	60	7Bet UMi	2.0810	3950.0	75	11603	No
317	GOM_NL__2PRFIN20040519_165200_000000412027_00026_11603_2622.N1	19-MAY-2004 16:52:00	Bright	41.000	49	1Alp UMi	1.9900	6300.0	82	11603	No
318	GOM_NL__2PRFIN20040519_165638_000000472027_00026_11603_2623.N1	19-MAY-2004 16:56:38	Bright	46.500	89	5Alp Cep	2.4510	8000.0	93	11603	No
319	GOM_NL__2PRFIN20040519_170014_000000402027_00026_11603_2624.N1	19-MAY-2004 17:00:14	Bright	39.500	76	27Gam Cas	2.3000	30000.	79	11603	No
320	GOM_NL__2PRFIN20040519_170230_000001042027_00026_11603_2625.N1	19-MAY-2004 17:02:30	Bright	104.00	66	37Gam Cyg	2.2080	5900.0	208	11603	No
321	GOM_NL__2PRFIN20040519_170958_000000512027_00026_11603_2626.N1	19-MAY-2004 17:09:58	Twilight	51.000	58	21Alp And	2.0730	11000.	102	11603	No
322	GOM_NL__2PRFIN20040519_171419_000000462027_00026_11603_2627.N1	19-MAY-2004 17:14:19	Dark	46.000	140	88Gam Peg	2.8340	26000.	92	11603	No
323	GOM_NL__2PRFIN20040519_171613_000000642027_00026_11603_2628.N1	19-MAY-2004 17:16:13	Dark	64.000	90	54Alp Peg	2.4870	11000.	128	11603	No
324	GOM_NL__2PRFIN20040519_172305_000000482027_00026_11603_2629.N1	19-MAY-2004 17:23:05	Dark	47.500	52	16Bet Cet	2.0370	4500.0	95	11603	No
325	GOM_NL__2PRFIN20040519_173007_000000492027_00026_11603_2630.N1	19-MAY-2004 17:30:07	Dark	49.000	18	24Alp PsA	1.1660	9700.0	98	11603	No
326	GOM_NL__2PRFIN20040519_173416_000000502027_00026_11603_2631.N1	19-MAY-2004 17:34:16	Dark	49.500	63	Bet Gru	2.1500	2800.0	99	11603	No
327	GOM_NL__2PRFIN20040519_173552_000000442027_00027_11604_2598.N1	19-MAY-2004 17:35:52	Dark	44.000	31	Alp Gru	1.7340	15200.	88	11604	No
328	GOM_NL__2PRFIN20040519_173848_000000392027_00027_11604_2599.N1	19-MAY-2004 17:38:48	Dark	38.500	135	Bet Hyi	2.8200	5800.0	77	11604	No
329	GOM_NL__2PRFIN20040519_174121_000000432027_00027_11604_2600.N1	19-MAY-2004 17:41:21	Dark	42.500	45	Alp Pav	1.9400	26000.	85	11604	No
330	GOM_NL__2PRFIN20040519_174617_000000502027_00027_11604_2601.N1	19-MAY-2004 17:46:17	Straylight	50.000	43	Alp TrA	1.9100	4250.0	100	11604	No
331	GOM_NL__2PRFIN20040519_174826_000000392027_00027_11604_2602.N1	19-MAY-2004 17:48:26	Straylight	39.000	134	Bet TrA	2.8100	6600.0	78	11604	No
332	GOM_NL__2PRFIN20040519_175003_000000502027_00027_11604_2603.N1	19-MAY-2004 17:50:03	Straylight	49.500	4	Alp1Cen	-0.010000	5800.0	99	11604	No
333	GOM_NL__2PRFIN20040519_175339_000000392027_00027_11604_2604.N1	19-MAY-2004 17:53:39	Straylight	39.000	78	Alp Lup	2.3040	28000.	78	11604	No
334	GOM_NL__2PRFIN20040519_175509_000000432027_00027_11604_2605.N1	19-MAY-2004 17:55:09	Twilight	43.000	81	Eta Cen	2.3560	28000.	86	11604	No
335	GOM_NL__2PRFIN20040519_175801_000000562027_00027_11604_2606.N1	19-MAY-2004 17:58:01	Twilight	56.000	16	21Alp Sco	1.0200	3000.0	112	11604	No
336	GOM_NL__2PRFIN20040519_175938_000000492027_00027_11604_2607.N1	19-MAY-2004 17:59:38	Bright	48.500	80	7Del Sco	2.3160	30000.	97	11604	No
337	GOM_NL__2PRFIN20040519_180128_000000582027_00027_11604_2608.N1	19-MAY-2004 18:01:28	Bright	58.000	86	35Eta Oph	2.4300	10200.	116	11604	No

338	GOM_NL__2PRFIN20040519_180403_000000412027_00027_11604_2609.N1	19-MAY-2004 18:04:03	Bright	40.500	104	27Bet Lib	2.6140	13100.	81	11604	No
339	GOM_NL__2PRFIN20040519_180559_000000482027_00027_11604_2610.N1	19-MAY-2004 18:05:59	Bright	48.000	120	1Del Oph	2.7340	3200.0	96	11604	No
340	GOM_NL__2PRFIN20040519_180906_000000432027_00027_11604_2611.N1	19-MAY-2004 18:09:06	Bright	42.500	102	24Alp Ser	2.6000	4250.0	85	11604	No
341	GOM_NL__2PRFIN20040519_181058_000000392027_00027_11604_2612.N1	19-MAY-2004 18:10:58	Bright	39.000	138	47Eps Vir	2.8280	4700.0	78	11604	No
342	GOM_NL__2PRFIN20040519_181227_000000382027_00027_11604_2613.N1	19-MAY-2004 18:12:27	Bright	37.500	3	16Alp Boo	-0.050000	4250.0	75	11604	No
343	GOM_NL__2PRFIN20040519_181447_000000382027_00027_11604_2614.N1	19-MAY-2004 18:14:47	Bright	37.500	83		2.3780	11000.	75	11604	No
344	GOM_NL__2PRFIN20040519_181756_000000382027_00027_11604_2615.N1	19-MAY-2004 18:17:56	Bright	38.000	180	27Gam Boo	3.0400	8000.0	76	11604	No
345	GOM_NL__2PRFIN20040519_182059_000000382027_00027_11604_2616.N1	19-MAY-2004 18:20:59	Bright	38.000	39	85Eta UMa	1.8540	24000.	76	11604	No
346	GOM_NL__2PRFIN20040519_182239_000000382027_00027_11604_2617.N1	19-MAY-2004 18:22:39	Bright	37.500	55	79Zet UMa	2.0600	10200.	75	11604	No
347	GOM_NL__2PRFIN20040519_182619_000000432027_00027_11604_2618.N1	19-MAY-2004 18:26:19	Bright	43.000	119	14Eta Dra	2.7270	4700.0	86	11604	No
348	GOM_NL__2PRFIN20040519_182810_000000392027_00027_11604_2619.N1	19-MAY-2004 18:28:10	Bright	39.000	60	7Bet UMi	2.0810	3950.0	78	11604	No
349	GOM_NL__2PRFIN20040519_183238_000000392027_00027_11604_2620.N1	19-MAY-2004 18:32:38	Bright	38.500	49	1Alp UMi	1.9900	6300.0	77	11604	No
350	GOM_NL__2PRFIN20040519_183714_000000482027_00027_11604_2621.N1	19-MAY-2004 18:37:14	Bright	48.000	89	5Alp Cep	2.4510	8000.0	96	11604	No
351	GOM_NL__2PRFIN20040519_184051_000000392027_00027_11604_2622.N1	19-MAY-2004 18:40:51	Bright	38.500	76	27Gam Cas	2.3000	30000.	77	11604	No
352	GOM_NL__2PRFIN20040519_184305_000001102027_00027_11604_2623.N1	19-MAY-2004 18:43:05	Bright	109.50	66	37Gam Cyg	2.2080	5900.0	219	11604	No
353	GOM_NL__2PRFIN20040519_185036_000000472027_00027_11604_2624.N1	19-MAY-2004 18:50:36	Tw_i_and_stray	47.000	58	21Alp And	2.0730	11000.	94	11604	No
354	GOM_NL__2PRFIN20040519_185455_000000462027_00027_11604_2625.N1	19-MAY-2004 18:54:55	Dark	45.500	140	88Gam Peg	2.8340	26000.	91	11604	No
355	GOM_NL__2PRFIN20040519_185650_000000642027_00027_11604_2626.N1	19-MAY-2004 18:56:50	Dark	63.500	90	54Alp Peg	2.4870	11000.	127	11604	No
356	GOM_NL__2PRFIN20040519_190341_000000472027_00027_11604_2627.N1	19-MAY-2004 19:03:41	Dark	46.500	52	16Bet Cet	2.0370	4500.0	93	11604	No
357	GOM_NL__2PRFIN20040519_191044_000000562027_00027_11604_2628.N1	19-MAY-2004 19:10:44	Dark	55.500	18	24Alp PsA	1.1660	9700.0	111	11604	No
358	GOM_NL__2PRFIN20040519_191453_000000582027_00027_11604_2629.N1	19-MAY-2004 19:14:53	Dark	58.000	63	Bet Gru	2.1500	2800.0	116	11604	No
359	GOM_NL__2PRFIN20040519_191629_000000472027_00028_11605_2599.N1	19-MAY-2004 19:16:29	Dark	47.000	31	Alp Gru	1.7340	15200.	94	11605	No
360	GOM_NL__2PRFIN20040519_191925_000000382027_00028_11605_2600.N1	19-MAY-2004 19:19:25	Dark	38.000	135	Bet Hyi	2.8200	5800.0	76	11605	No
361	GOM_NL__2PRFIN20040519_192158_000000442027_00028_11605_2601.N1	19-MAY-2004 19:21:58	Dark	43.500	45	Alp Pav	1.9400	26000.	87	11605	No
362	GOM_NL__2PRFIN20040519_192653_000000412027_00028_11605_2602.N1	19-MAY-2004 19:26:53	Straylight	40.500	43	Alp TrA	1.9100	4250.0	81	11605	No
363	GOM_NL__2PRFIN20040519_192902_000000392027_00028_11605_2603.N1	19-MAY-2004 19:29:02	Straylight	38.500	134	Bet TrA	2.8100	6600.0	77	11605	No
364	GOM_NL__2PRFIN20040519_193039_000000462027_00028_11605_2604.N1	19-MAY-2004 19:30:39	Straylight	45.500	4	Alp1Cen	-0.010000	5800.0	91	11605	No
365	GOM_NL__2PRFIN20040519_193329_000000572027_00028_11605_2605.N1	19-MAY-2004 19:33:29	Straylight	57.000	25	35Lam Sco	1.6200	28000.	114	11605	No
366	GOM_NL__2PRFIN20040519_193543_000000442027_00028_11605_2606.N1	19-MAY-2004 19:35:43	Tw_i_and_stray	43.500	81	Eta Cen	2.3560	28000.	87	11605	No
367	GOM_NL__2PRFIN20040519_193837_000000582027_00028_11605_2607.N1	19-MAY-2004 19:38:37	Tw_i_and_stray	58.000	16	21Alp Sco	1.0200	3000.0	116	11605	No
368	GOM_NL__2PRFIN20040519_194014_000000472027_00028_11605_2608.N1	19-MAY-2004 19:40:14	Bright	47.000	80	7Del Sco	2.3160	30000.	94	11605	No
369	GOM_NL__2PRFIN20040519_194205_000000582027_00028_11605_2609.N1	19-MAY-2004 19:42:05	Bright	58.000	86	35Eta Oph	2.4300	10200.	116	11605	No
370	GOM_NL__2PRFIN20040519_194439_000000412027_00028_11605_2610.N1	19-MAY-2004 19:44:39	Bright	40.500	104	27Bet Lib	2.6140	13100.	81	11605	No
371	GOM_NL__2PRFIN20040519_194634_000000492027_00028_11605_2611.N1	19-MAY-2004 19:46:34	Bright	49.000	120	1Del Oph	2.7340	3200.0	98	11605	No
372	GOM_NL__2PRFIN20040519_194942_000000432027_00028_11605_2612.N1	19-MAY-2004 19:49:42	Bright	42.500	102	24Alp Ser	2.6000	4250.0	85	11605	No
373	GOM_NL__2PRFIN20040519_195134_000000392027_00028_11605_2613.N1	19-MAY-2004 19:51:34	Bright	39.000	138	47Eps Vir	2.8280	4700.0	78	11605	No
374	GOM_NL__2PRFIN20040519_195303_000000382027_00028_11605_2614.N1	19-MAY-2004 19:53:03	Bright	37.500	3	16Alp Boo	-0.050000	4250.0	75	11605	No
375	GOM_NL__2PRFIN20040519_195523_000000382027_00028_11605_2615.N1	19-MAY-2004 19:55:23	Bright	38.000	83		2.3780	11000.	76	11605	No
376	GOM_NL__2PRFIN20040519_195832_000000382027_00028_11605_2616.N1	19-MAY-2004 19:58:32	Bright	38.000	180	27Gam Boo	3.0400	8000.0	76	11605	No
377	GOM_NL__2PRFIN20040519_200135_000000352027_00028_11605_2617.N1	19-MAY-2004 20:01:35	Bright	35.000	39	85Eta UMa	1.8540	24000.	70	11605	No
378	GOM_NL__2PRFIN20040519_200315_000000352027_00028_11605_2618.N1	19-MAY-2004 20:03:15	Bright	35.000	55	79Zet UMa	2.0600	10200.	70	11605	No
379	GOM_NL__2PRFIN20040519_200654_000000432027_00028_11605_2619.N1	19-MAY-2004 20:06:54	Bright	42.500	119	14Eta Dra	2.7270	4700.0	85	11605	No
380	GOM_NL__2PRFIN20040519_200845_000000402027_00028_11605_2620.N1	19-MAY-2004 20:08:45	Bright	40.000	60	7Bet UMi	2.0810	3950.0	80	11605	No
381	GOM_NL__2PRFIN20040519_201315_000000392027_00028_11605_2621.N1	19-MAY-2004 20:13:15	Bright	38.500	49	1Alp UMi	1.9900	6300.0	77	11605	No
382	GOM_NL__2PRFIN20040519_201749_000000462027_00028_11605_2622.N1	19-MAY-2004 20:17:49	Bright	45.500	89	5Alp Cep	2.4510	8000.0	91	11605	No
383	GOM_NL__2PRFIN20040519_202124_000000432027_00028_11605_2623.N1	19-MAY-2004 20:21:24	Bright	43.000	76	27Gam Cas	2.3000	30000.	86	11605	No
384	GOM_NL__2PRFIN20040519_202339_000001202027_00028_11605_2624.N1	19-MAY-2004 20:23:39	Bright	119.50	66	37Gam Cyg	2.2080	5900.0	239	11605	No
385	GOM_NL__2PRFIN20040519_203113_000000482027_00028_11605_2625.N1	19-MAY-2004 20:31:13	Tw_i_and_stray	48.000	58	21Alp And	2.0730	11000.	96	11605	No
386	GOM_NL__2PRFIN20040519_203532_000000472027_00028_11605_2626.N1	19-MAY-2004 20:35:32	Dark	46.500	140	88Gam Peg	2.8340	26000.	93	11605	No
387	GOM_NL__2PRFIN20040519_203726_000000592027_00028_11605_2627.N1	19-MAY-2004 20:37:26	Dark	59.000	90	54Alp Peg	2.4870	11000.	118	11605	No
388	GOM_NL__2PRFIN20040519_204418_000000482027_00028_11605_2628.N1	19-MAY-2004 20:44:18	Dark	48.000	52	16Bet Cet	2.0370	4500.0	96	11605	No
389	GOM_NL__2PRFIN20040519_205120_000000542027_00028_11605_2629.N1	19-MAY-2004 20:51:20	Dark	53.500	18	24Alp PsA	1.1660	9700.0	107	11605	No
390	GOM_NL__2PRFIN20040519_205412_000000512027_00028_11605_2630.N1	19-MAY-2004 20:54:12	Dark	50.500	9	Alp Eri	0.45300	24000.	101	11605	No
391	GOM_NL__2PRFIN20040519_205705_000000482027_00029_11606_2601.N1	19-MAY-2004 20:57:05	Dark	48.000	31	Alp Gru	1.7340	15200.	96	11606	No
392	GOM_NL__2PRFIN20040519_210001_000000392027_00029_11606_2602.N1	19-MAY-2004 21:00:01	Dark	39.000	135	Bet Hyi	2.8200	5800.0	78	11606	No
393	GOM_NL__2PRFIN20040519_210234_000000442027_00029_11606_2603.N1	19-MAY-2004 21:02:34	Dark	44.000	45	Alp Pav	1.9400	26000.	88	11606	No
394	GOM_NL__2PRFIN20040519_210729_000000412027_00029_11606_2604.N1	19-MAY-2004 21:07:29	Straylight	40.500	43	Alp TrA	1.9100	4250.0	81	11606	No
395	GOM_NL__2PRFIN20040519_210939_000000412027_00029_11606_2605.N1	19-MAY-2004 21:09:39	Straylight	41.000	134	Bet TrA	2.8100	6600.0	82	11606	No
396	GOM_NL__2PRFIN20040519_211115_000000452027_00029_11606_2606.N1	19-MAY-2004 21:11:15	Straylight	44.500	4	Alp1Cen	-0.010000	5800.0	89	11606	No

397	GOM_NL__2PRFIN20040519_211405_000000532027_00029_11606_2607.N1	19-MAY-2004 21:14:05	Straylight	53.000	25	35Lam Sco	1.6200	28000.	106	11606	No
398	GOM_NL__2PRFIN20040519_211619_000000442027_00029_11606_2608.N1	19-MAY-2004 21:16:19	Tw_i_and_stray	43.500	81	Eta Cen	2.3560	28000.	87	11606	No
399	GOM_NL__2PRFIN20040519_211913_000000622027_00029_11606_2609.N1	19-MAY-2004 21:19:13	Tw_i_and_stray	62.000	16	21Alp Sco	1.0200	3000.0	124	11606	No
400	GOM_NL__2PRFIN20040519_212050_000000472027_00029_11606_2610.N1	19-MAY-2004 21:20:50	Bright	47.000	80	7Del Sco	2.3160	30000.	94	11606	No
401	GOM_NL__2PRFIN20040519_212241_000000572027_00029_11606_2611.N1	19-MAY-2004 21:22:41	Bright	57.000	86	35Eta Oph	2.4300	10200.	114	11606	No
402	GOM_NL__2PRFIN20040519_212515_000000412027_00029_11606_2612.N1	19-MAY-2004 21:25:15	Bright	41.000	104	27Bet Lib	2.6140	13100.	82	11606	No
403	GOM_NL__2PRFIN20040519_212710_000000492027_00029_11606_2613.N1	19-MAY-2004 21:27:10	Bright	48.500	120	1Del Oph	2.7340	3200.0	97	11606	No
404	GOM_NL__2PRFIN20040519_213017_000000432027_00029_11606_2614.N1	19-MAY-2004 21:30:17	Bright	42.500	102	24Alp Ser	2.6000	4250.0	85	11606	No
405	GOM_NL__2PRFIN20040519_213211_000000382027_00029_11606_2615.N1	19-MAY-2004 21:32:11	Bright	38.000	138	47Eps Vir	2.8280	4700.0	76	11606	No
406	GOM_NL__2PRFIN20040519_213340_000000392027_00029_11606_2616.N1	19-MAY-2004 21:33:40	Bright	38.500	3	16Alp Boo	-0.050000	4250.0	77	11606	No
407	GOM_NL__2PRFIN20040519_213559_000000412027_00029_11606_2617.N1	19-MAY-2004 21:35:59	Bright	40.500	83		2.3780	11000.	81	11606	No
408	GOM_NL__2PRFIN20040519_213908_000000372027_00029_11606_2618.N1	19-MAY-2004 21:39:08	Bright	36.500	180	27Gam Boo	3.0400	8000.0	73	11606	No
409	GOM_NL__2PRFIN20040519_214211_000000362027_00029_11606_2619.N1	19-MAY-2004 21:42:11	Bright	36.000	39	85Eta UMa	1.8540	24000.	72	11606	No
410	GOM_NL__2PRFIN20040519_214351_000000362027_00029_11606_2620.N1	19-MAY-2004 21:43:51	Bright	35.500	55	79Zet UMa	2.0600	10200.	71	11606	No
411	GOM_NL__2PRFIN20040519_214730_000000432027_00029_11606_2621.N1	19-MAY-2004 21:47:30	Bright	43.000	119	14Eta Dra	2.7270	4700.0	86	11606	No
412	GOM_NL__2PRFIN20040519_214921_000000392027_00029_11606_2622.N1	19-MAY-2004 21:49:21	Bright	38.500	60	7Bet UMi	2.0810	3950.0	77	11606	No
413	GOM_NL__2PRFIN20040519_215351_000000382027_00029_11606_2623.N1	19-MAY-2004 21:53:51	Bright	38.000	49	1Alp UMi	1.9900	6300.0	76	11606	No
414	GOM_NL__2PRFIN20040519_215823_000000502027_00029_11606_2624.N1	19-MAY-2004 21:58:23	Bright	50.000	89	5Alp Cep	2.4510	8000.0	100	11606	No
415	GOM_NL__2PRFIN20040519_220202_000000532027_00029_11606_2625.N1	19-MAY-2004 22:02:02	Bright	52.500	76	27Gam Cas	2.3000	30000.	105	11606	No
416	GOM_NL__2PRFIN20040519_220414_000001092027_00029_11606_2626.N1	19-MAY-2004 22:04:14	Bright	108.50	66	37Gam Cyg	2.2080	5900.0	217	11606	No
417	GOM_NL__2PRFIN20040519_221149_000000482027_00029_11606_2627.N1	19-MAY-2004 22:11:49	Tw_i_and_stray	47.500	58	21Alp And	2.0730	11000.	95	11606	No
418	GOM_NL__2PRFIN20040519_221608_000000442027_00029_11606_2628.N1	19-MAY-2004 22:16:08	Dark	43.500	140	88Gam Peg	2.8340	26000.	87	11606	No
419	GOM_NL__2PRFIN20040519_221802_000000622027_00029_11606_2629.N1	19-MAY-2004 22:18:02	Dark	62.000	90	54Alp Peg	2.4870	11000.	124	11606	No
420	GOM_NL__2PRFIN20040519_222454_000000482027_00029_11606_2630.N1	19-MAY-2004 22:24:54	Dark	47.500	52	16Bet Cet	2.0370	4500.0	95	11606	No
421	GOM_NL__2PRFIN20040519_223156_000000622027_00029_11606_2631.N1	19-MAY-2004 22:31:56	Dark	61.500	18	24Alp PsA	1.1660	9700.0	123	11606	No
422	GOM_NL__2PRFIN20040519_223449_000000432027_00029_11606_2632.N1	19-MAY-2004 22:34:49	Dark	43.000	9	Alp Eri	0.45300	24000.	86	11606	No
423	GOM_NL__2PRFIN20040519_223742_000000462027_00030_11607_2697.N1	19-MAY-2004 22:37:42	Dark	46.000	31	Alp Gru	1.7340	15200.	92	11607	No
424	GOM_NL__2PRFIN20040519_224037_000000382027_00030_11607_2698.N1	19-MAY-2004 22:40:37	Dark	38.000	135	Bet Hyi	2.8200	5800.0	76	11607	No
425	GOM_NL__2PRFIN20040519_224310_000000442027_00030_11607_2699.N1	19-MAY-2004 22:43:10	Dark	44.000	45	Alp Pav	1.9400	26000.	88	11607	No
426	GOM_NL__2PRFIN20040519_224806_000000402027_00030_11607_2700.N1	19-MAY-2004 22:48:06	Straylight	40.000	43	Alp TrA	1.9100	4250.0	80	11607	No
427	GOM_NL__2PRFIN20040519_225014_000000402027_00030_11607_2701.N1	19-MAY-2004 22:50:14	Straylight	40.000	134	Bet TrA	2.8100	6600.0	80	11607	No
428	GOM_NL__2PRFIN20040519_225151_000000522027_00030_11607_2702.N1	19-MAY-2004 22:51:51	Straylight	52.000	4	Alp1Cen	-0.010000	5800.0	104	11607	No
429	GOM_NL__2PRFIN20040519_225441_000000552027_00030_11607_2703.N1	19-MAY-2004 22:54:41	Straylight	55.000	25	35Lam Sco	1.6200	28000.	110	11607	No
430	GOM_NL__2PRFIN20040519_225657_000000432027_00030_11607_2704.N1	19-MAY-2004 22:56:57	Tw_i_and_stray	43.000	81	Eta Cen	2.3560	28000.	86	11607	No
431	GOM_NL__2PRFIN20040519_225948_000000612027_00030_11607_2705.N1	19-MAY-2004 22:59:48	Tw_i_and_stray	61.000	16	21Alp Sco	1.0200	3000.0	122	11607	No
432	GOM_NL__2PRFIN20040519_230126_000000462027_00030_11607_2706.N1	19-MAY-2004 23:01:26	Bright	46.000	80	7Del Sco	2.3160	30000.	92	11607	No
433	GOM_NL__2PRFIN20040519_230317_000000582027_00030_11607_2707.N1	19-MAY-2004 23:03:17	Bright	57.500	86	35Eta Oph	2.4300	10200.	115	11607	No
434	GOM_NL__2PRFIN20040519_230550_000000412027_00030_11607_2708.N1	19-MAY-2004 23:05:50	Bright	41.000	104	27Bet Lib	2.6140	13100.	82	11607	No
435	GOM_NL__2PRFIN20040519_230744_000000512027_00030_11607_2709.N1	19-MAY-2004 23:07:44	Bright	50.500	120	1Del Oph	2.7340	3200.0	101	11607	No
436	GOM_NL__2PRFIN20040519_231053_000000432027_00030_11607_2710.N1	19-MAY-2004 23:10:53	Bright	42.500	102	24Alp Ser	2.6000	4250.0	85	11607	No
437	GOM_NL__2PRFIN20040519_231246_000000392027_00030_11607_2711.N1	19-MAY-2004 23:12:46	Bright	39.000	138	47Eps Vir	2.8280	4700.0	78	11607	No
438	GOM_NL__2PRFIN20040519_231416_000000372027_00030_11607_2712.N1	19-MAY-2004 23:14:16	Bright	37.000	3	16Alp Boo	-0.050000	4250.0	74	11607	No
439	GOM_NL__2PRFIN20040519_231634_000000392027_00030_11607_2713.N1	19-MAY-2004 23:16:34	Bright	39.000	83		2.3780	11000.	78	11607	No
440	GOM_NL__2PRFIN20040519_231943_000000402027_00030_11607_2714.N1	19-MAY-2004 23:19:43	Bright	39.500	180	27Gam Boo	3.0400	8000.0	79	11607	No
441	GOM_NL__2PRFIN20040519_232247_000000372027_00030_11607_2715.N1	19-MAY-2004 23:22:47	Bright	37.000	39	85Eta UMa	1.8540	24000.	74	11607	No
442	GOM_NL__2PRFIN20040519_232424_000000392027_00030_11607_2716.N1	19-MAY-2004 23:24:24	Bright	38.500	55	79Zet UMa	2.0600	10200.	77	11607	No
443	GOM_NL__2PRFIN20040519_232805_000000422027_00030_11607_2717.N1	19-MAY-2004 23:28:05	Bright	42.000	119	14Eta Dra	2.7270	4700.0	84	11607	No
444	GOM_NL__2PRFIN20040519_232957_000000412027_00030_11607_2718.N1	19-MAY-2004 23:29:57	Bright	40.500	60	7Bet UMi	2.0810	3950.0	81	11607	No
445	GOM_NL__2PRFIN20040519_233426_000000402027_00030_11607_2719.N1	19-MAY-2004 23:34:26	Bright	39.500	49	1Alp UMi	1.9900	6300.0	79	11607	No
446	GOM_NL__2PRFIN20040519_233858_000000482027_00030_11607_2720.N1	19-MAY-2004 23:38:58	Bright	48.000	89	5Alp Cep	2.4510	8000.0	96	11607	No
447	GOM_NL__2PRFIN20040519_234237_000000392027_00030_11607_2721.N1	19-MAY-2004 23:42:37	Bright	39.000	76	27Gam Cas	2.3000	30000.	78	11607	No
448	GOM_NL__2PRFIN20040519_234449_000001162027_00030_11607_2722.N1	19-MAY-2004 23:44:49	Bright	115.50	66	37Gam Cyg	2.2080	5900.0	231	11607	No
449	GOM_NL__2PRFIN20040519_235223_000000512027_00030_11607_2723.N1	19-MAY-2004 23:52:23	Tw_i_and_stray	51.000	58	21Alp And	2.0730	11000.	102	11607	No
450	GOM_NL__2PRFIN20040519_235644_000000472027_00030_11607_2724.N1	19-MAY-2004 23:56:44	Dark	47.000	140	88Gam Peg	2.8340	26000.	94	11607	No
451	GOM_NL__2PRFIN20040519_235839_000000622027_00030_11607_2725.N1	19-MAY-2004 23:58:39	Dark	61.500	90	54Alp Peg	2.4870	11000.	123	11607	No

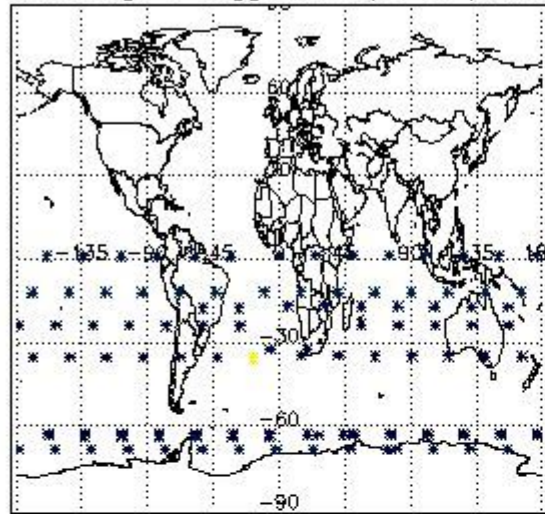
In this section it is plotted some information contained in the Quality Summary data set of the level 2 products. Only products in dark limb conditions and without errors (error flag in the MPH set to "0") are used.

3.1 Plot quality information per product (time dependant)

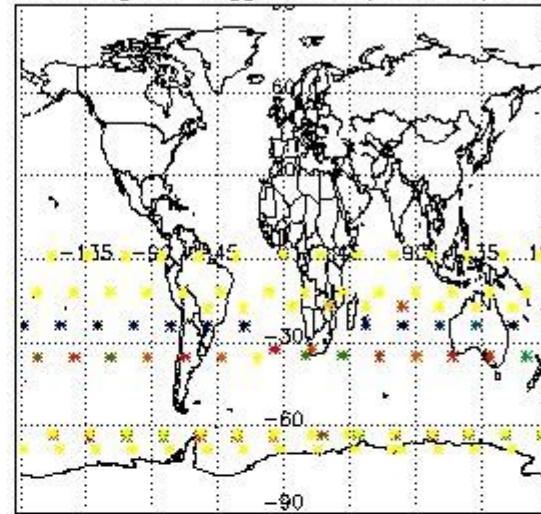


3.2 Plot quality information per product (world map)

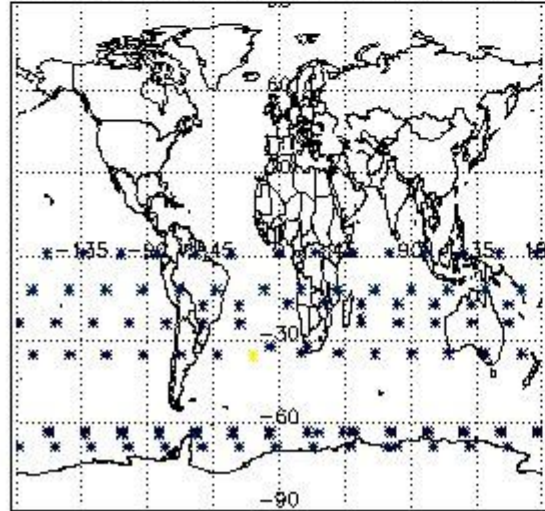
Percentage of flagged data per O3 profile



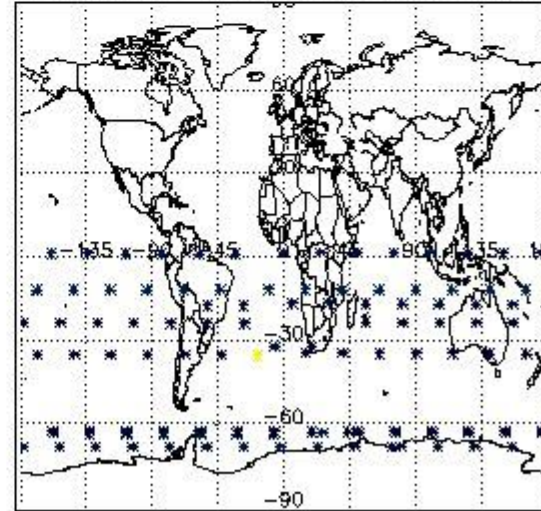
Percentage of flagged data per H2O profile



Percentage of flagged data per NO2 profile



Percentage of flagged data per NO3 profile

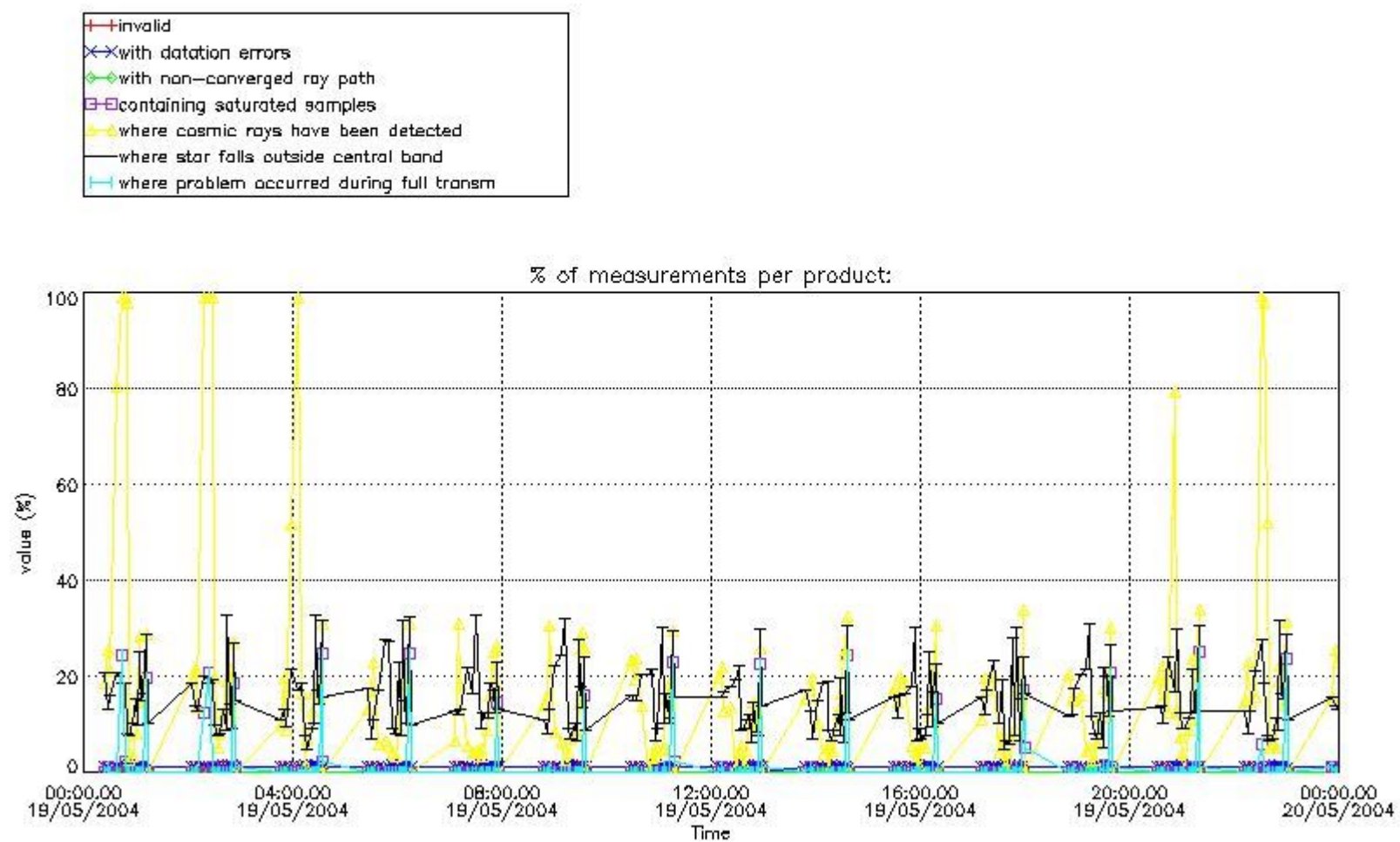


4. Level 1 quality information per product

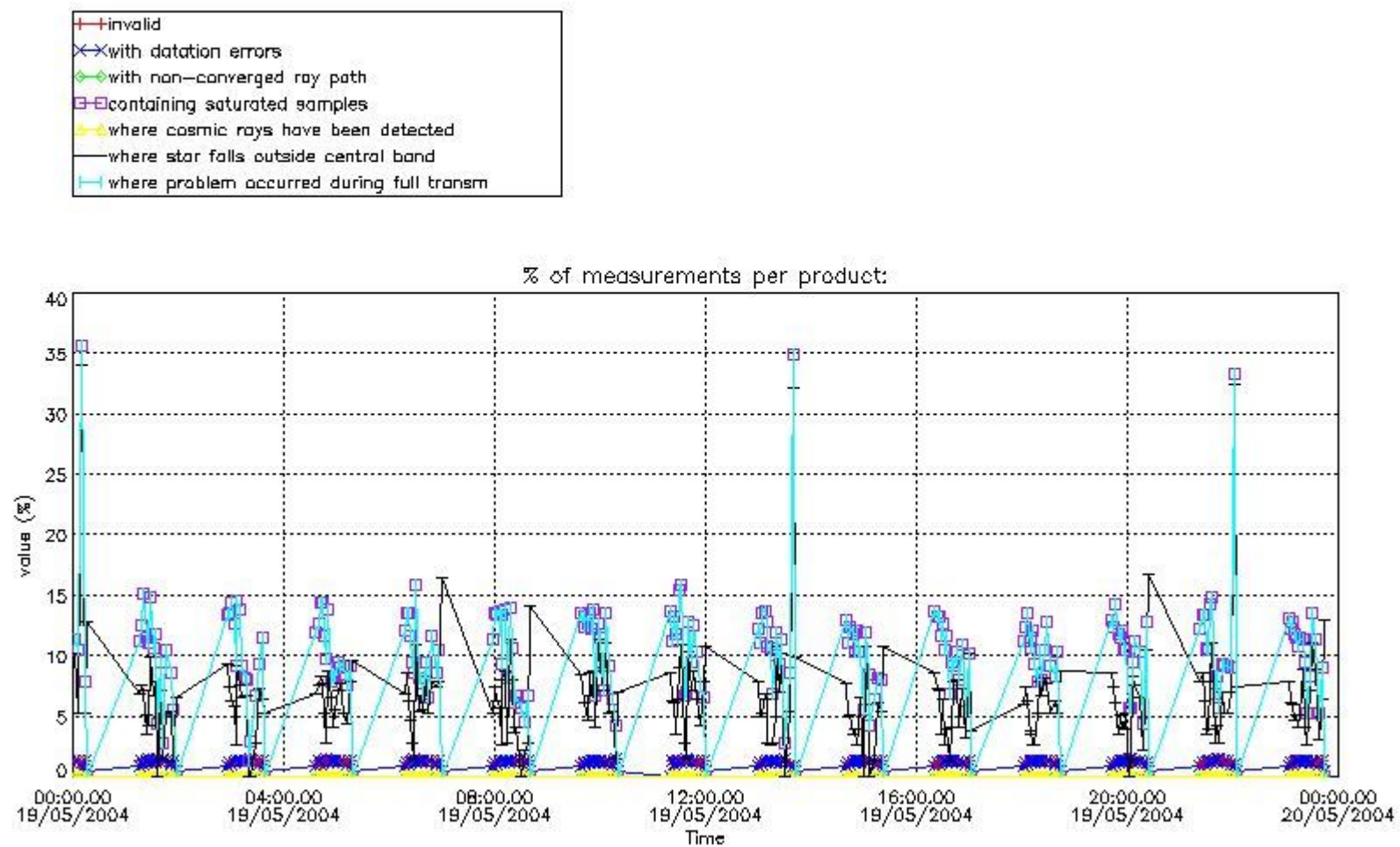
In this section it is plotted some information contained in the Quality Summary data set of the level 2 products that comes from the level 1b processing. Products without errors (error flag in the MPH set to "0") are used.

4.1 Plot quality information per product (time dependant) coming from level 1b processing

4.1.1 Plot level 1 quality information per product (time dependant): ENVISAT ASCENDING passes

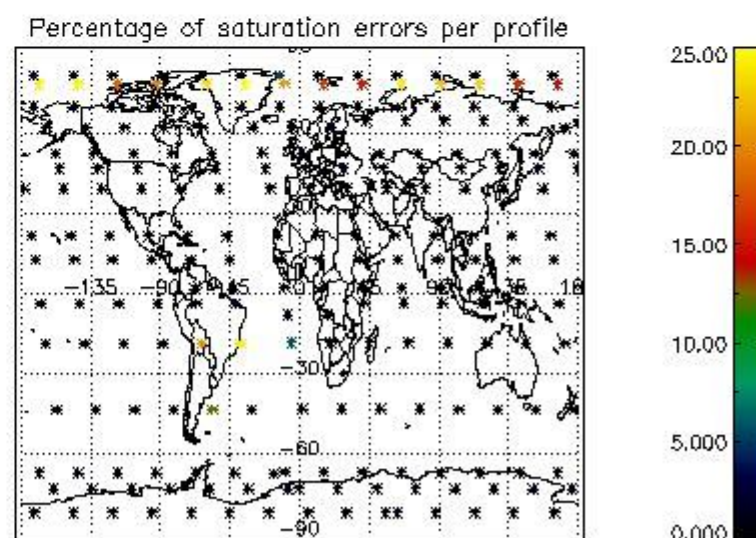
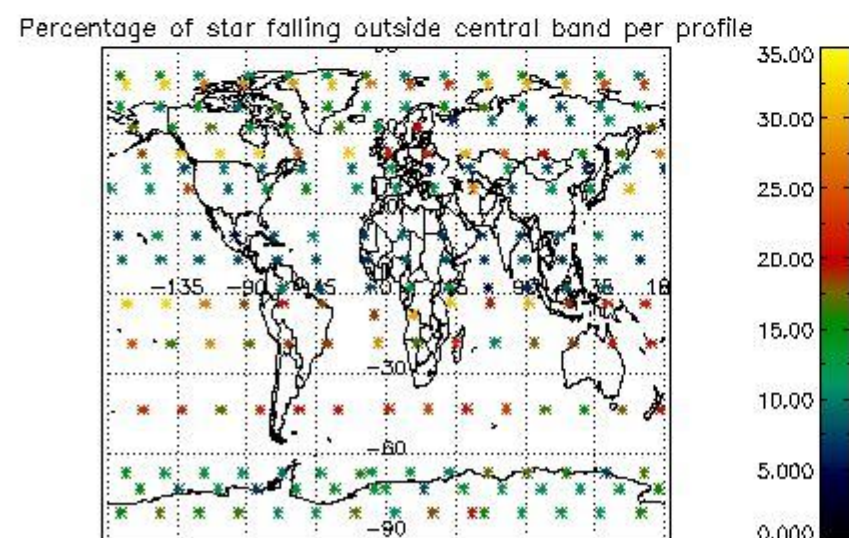
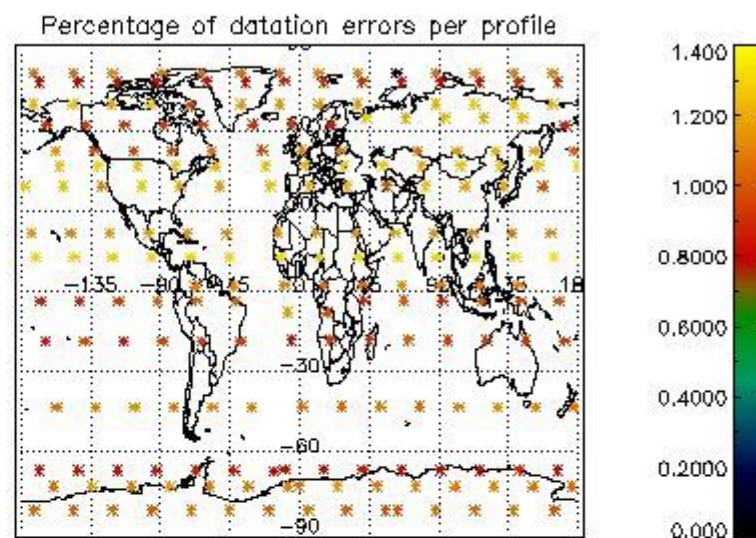
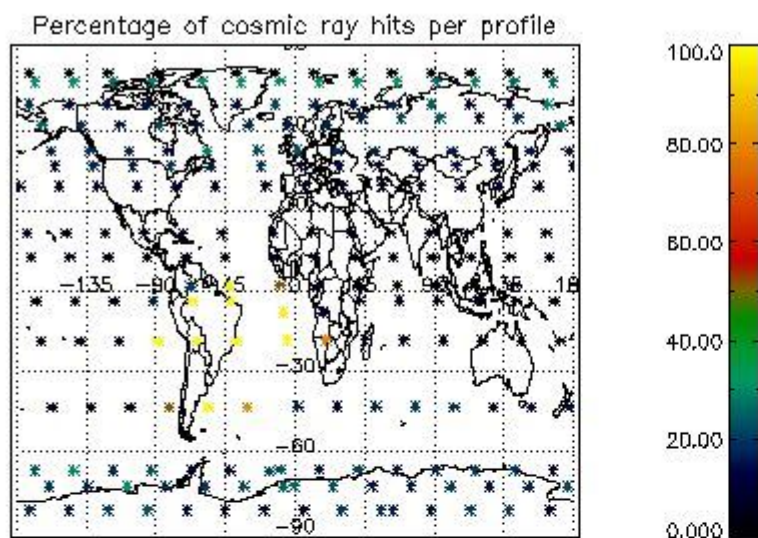


4.1.2 Plot level 1 quality information per product (time dependant): ENVI SAT DESCENDING passes

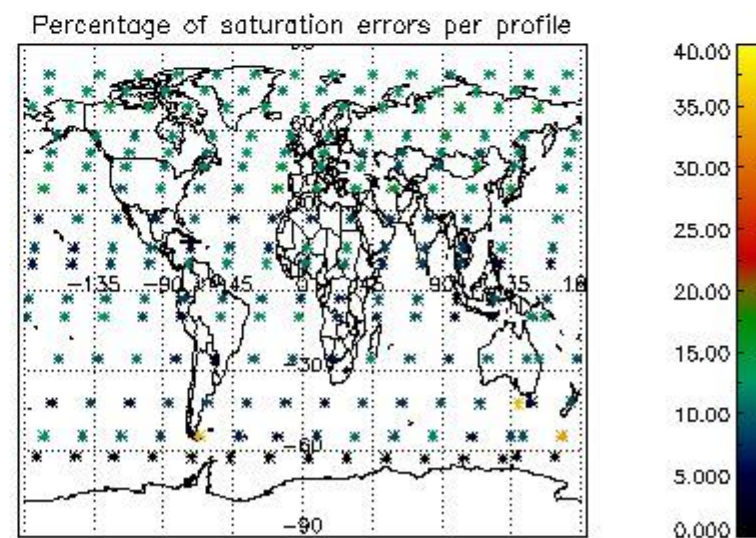
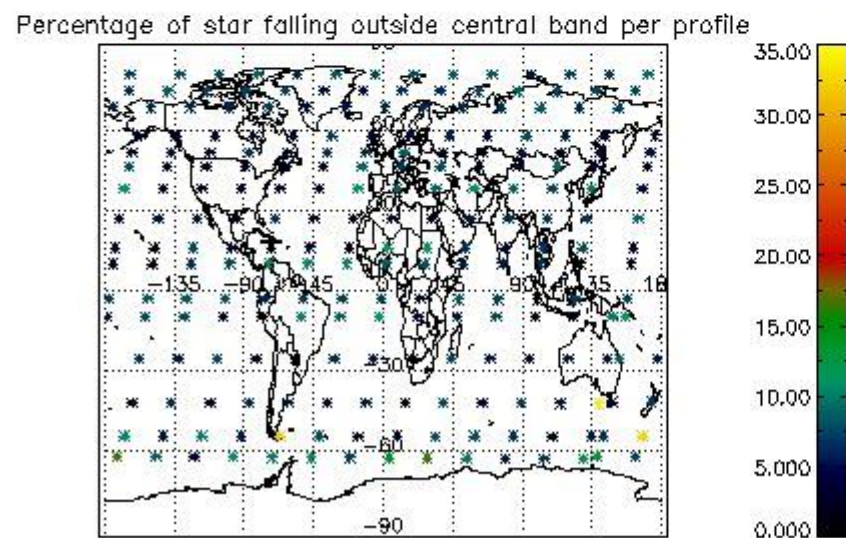
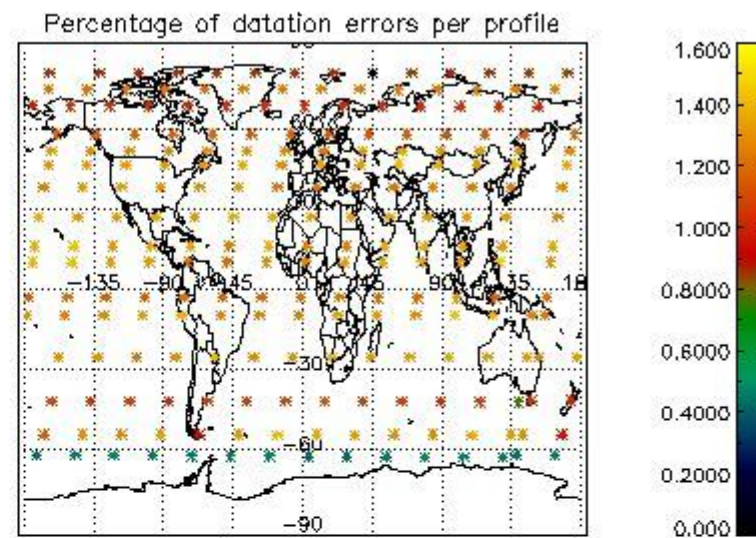
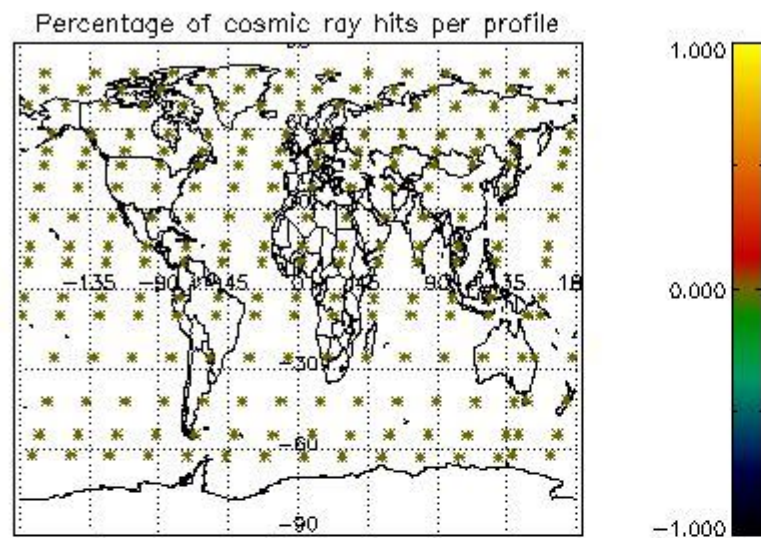


4.2 Plot quality information per product coming from level 1b processing (world map)

4.2.1 Plot level 1 quality information per product (world map): ENVISAT ASCENDING passes



4.2.2 Plot level 1 quality information per product (world map): ENVISAT DESCENDING passes



5. Trace gas profiles

5.1 Ozone statistics based on quality of products

The final quality of the products can be "measured" using the STD (Standard Deviation) attached to every point profile. This information is written to the parameter GOM_NL__2P/NL_LOCAL_SPECIES_DENSITY/o3_std of the level 2 products. The table below shows the statistics for given STD ranges.

The statistics are given with respect to the overall valid production:

- Products without fatal errors: GOM_NL__2P/MPH/PRODUCT_ERR=0
- Valid point profile: GOM_NL__2P/NL_LOCAL_SPECIES_DENSITY/pcd(0)=0

The 'Criteria' is applied to valid points of dark limb products:

- Products in dark limb illumination condition: GOM_NL__2P/NL_SUMMARY_QUALITY/obs_ill_cond=0
- Products without fatal errors: GOM_NL__2P/MPH/PRODUCT_ERR=0
- Valid point profile: GOM_NL__2P/NL_LOCAL_SPECIES_DENSITY/pcd(0)=0

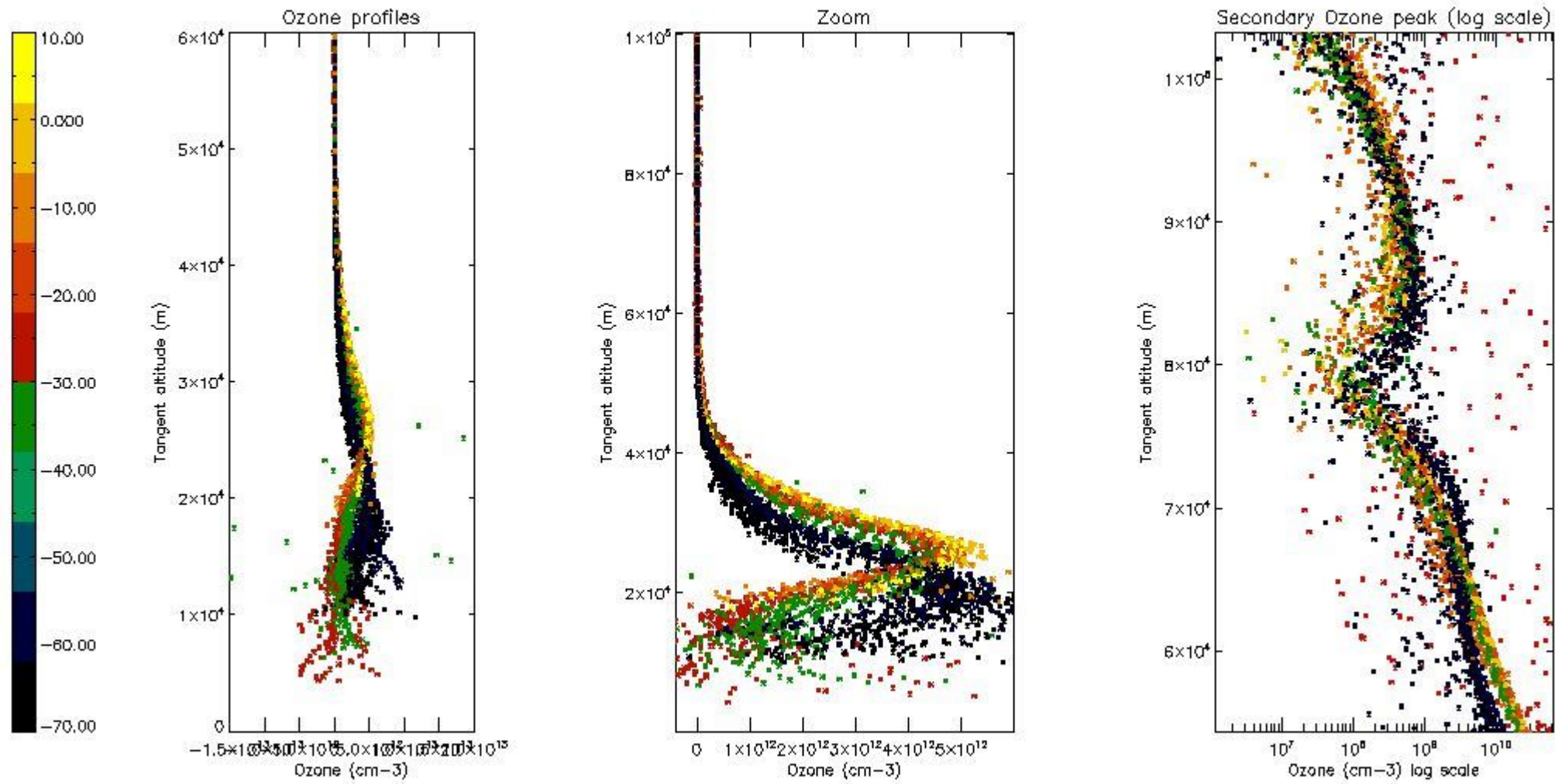
So, the table below shows the percentage of dark limb and valid observations for each criteria with respect to the overall valid daily observations.

Criteria	% of total production
All STD	25
STD < 20	14

STD < 10	12
STD < 5	8

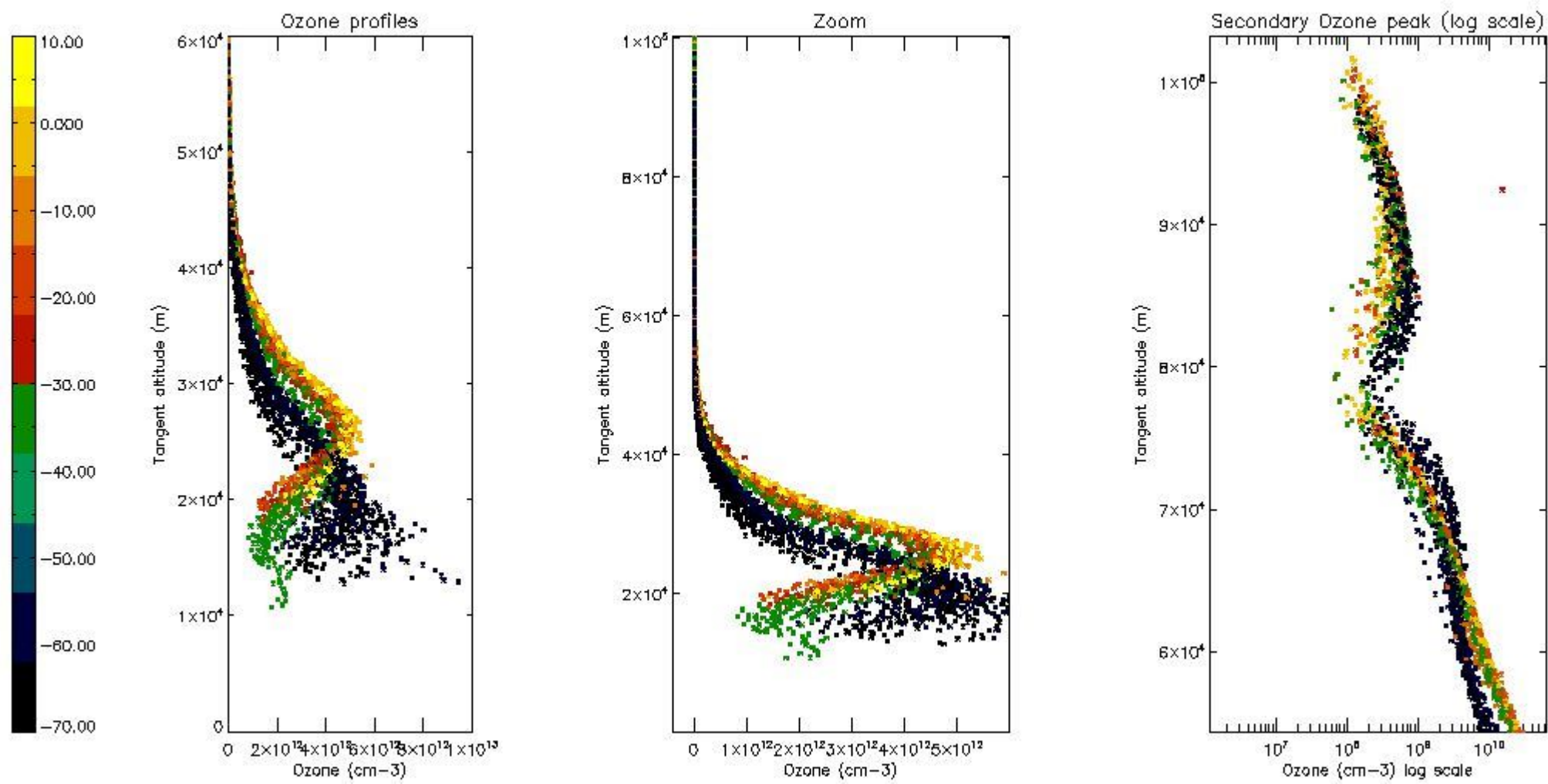
5.2 Plot ozone profiles for all STD (dark without errors)

The colorbar represents the latitude.



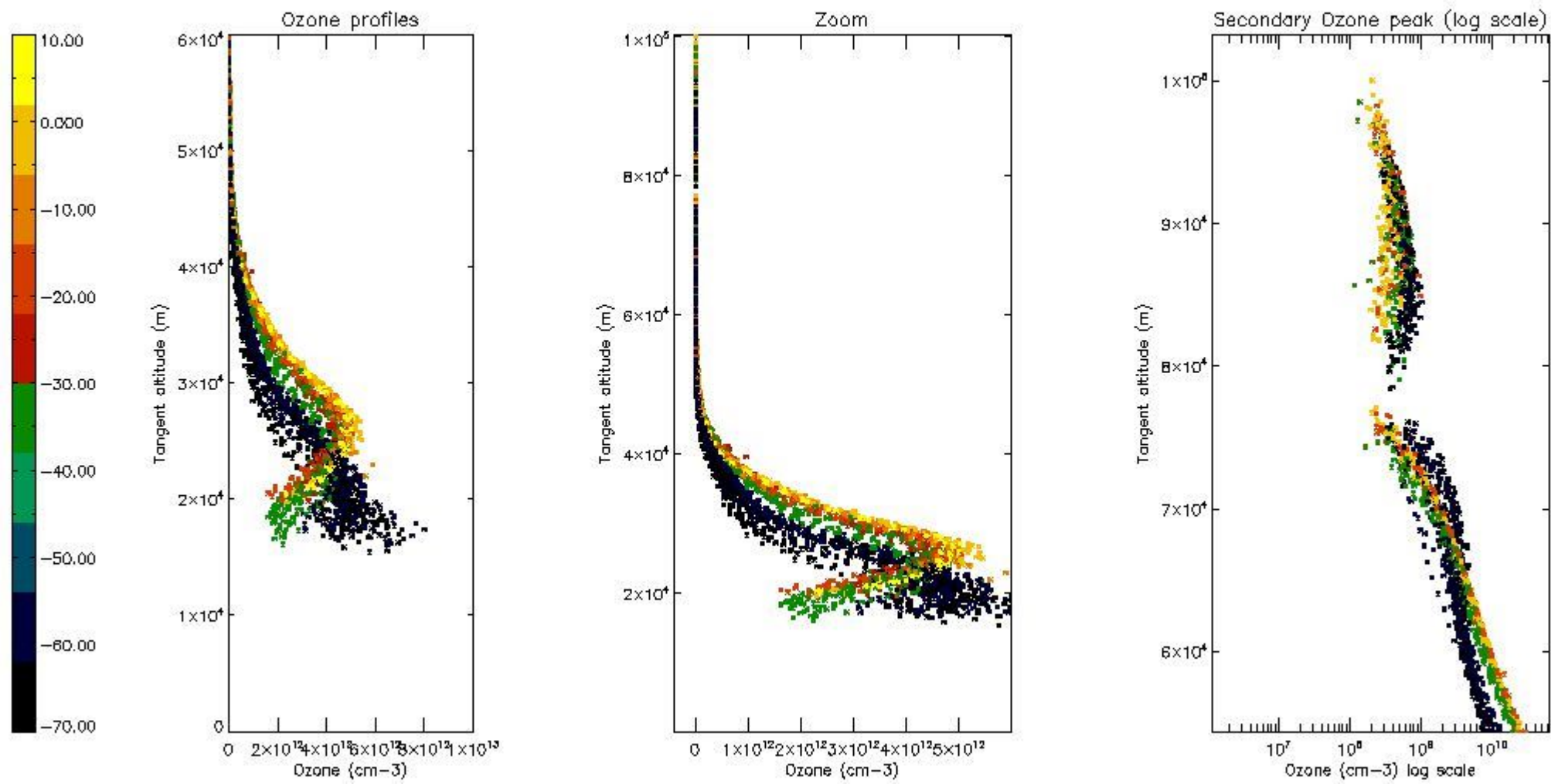
5.3 Plot ozone profiles where STD < 20% (dark without errors)

The colorbar represents the latitude.



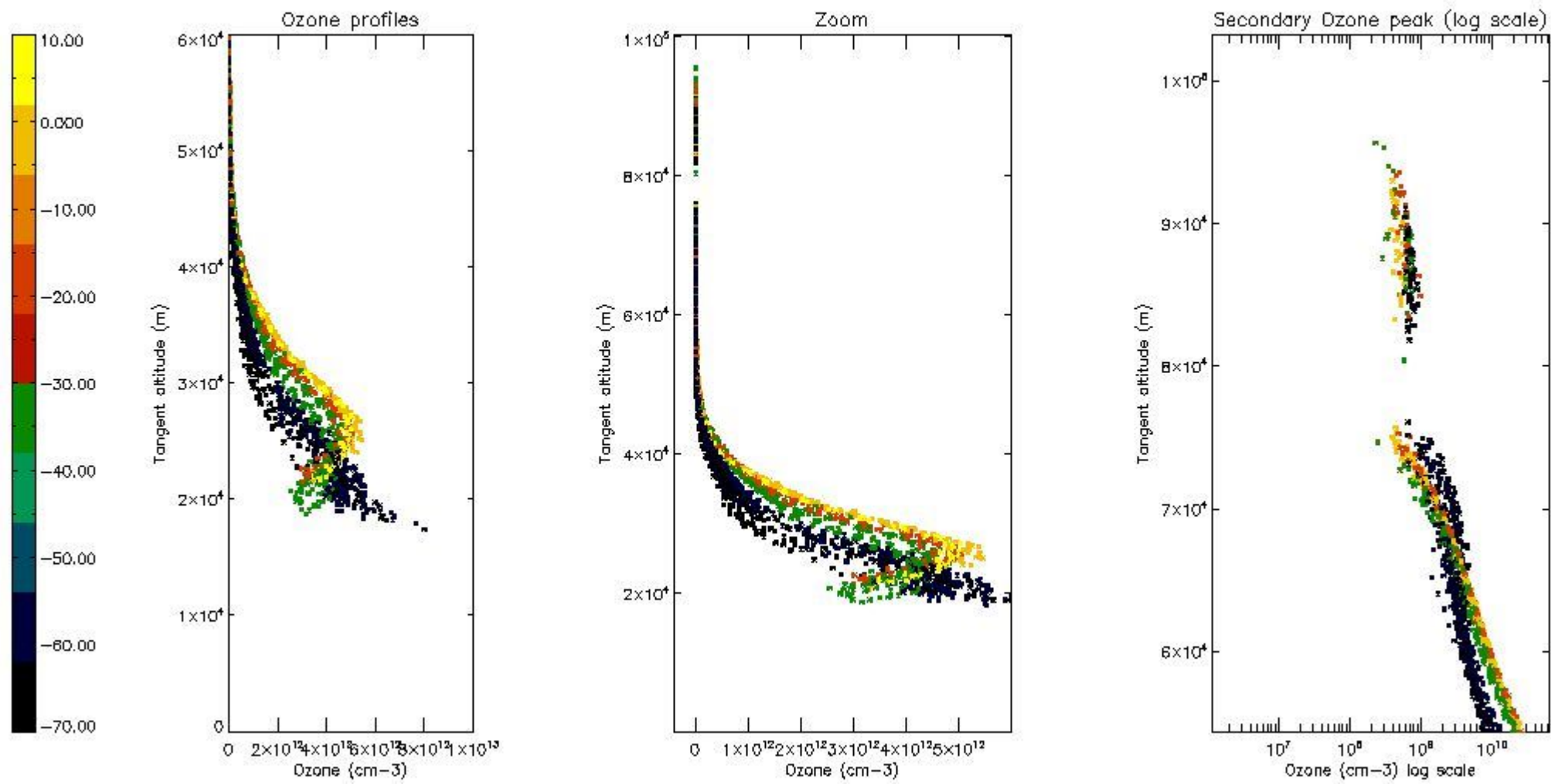
5.4 Plot ozone profiles where STD < 10% (dark without errors)

The colorbar represents the latitude.



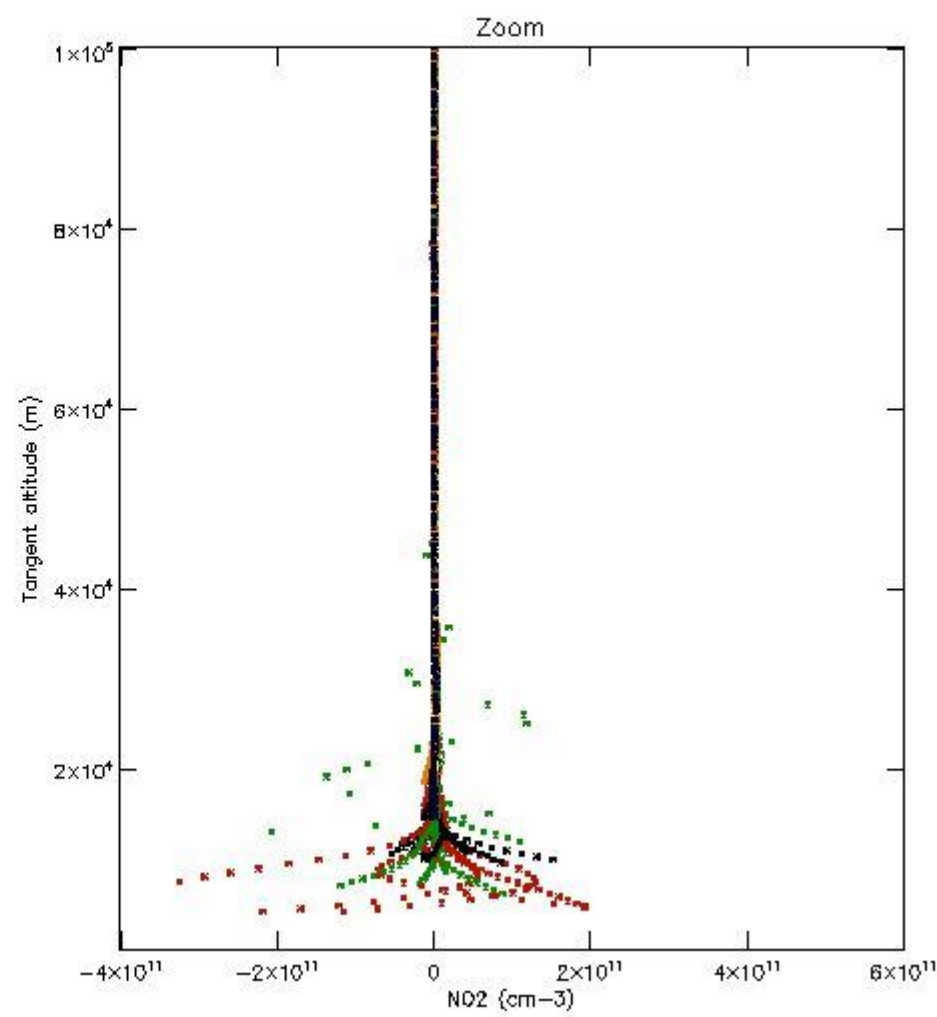
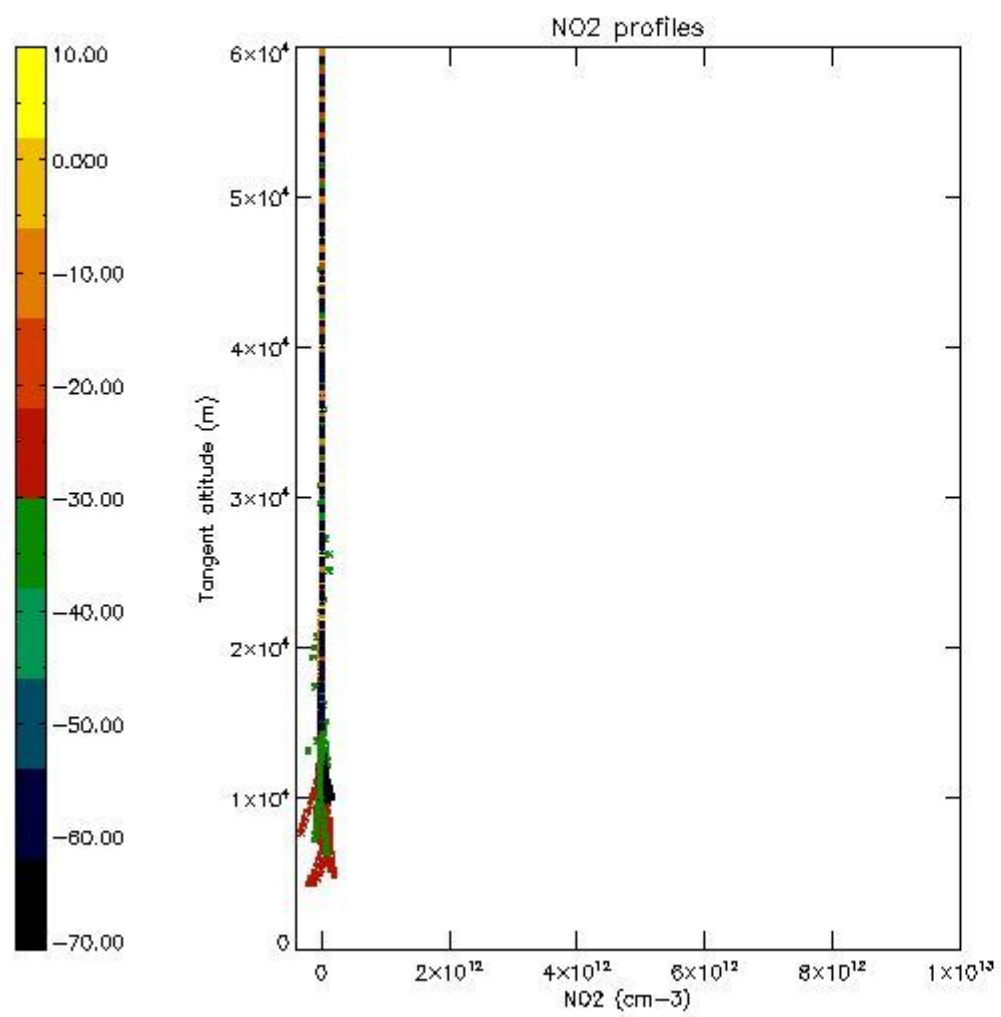
5.5 Plot ozone profiles where STD < 5% (dark without errors)

The colorbar represents the latitude.



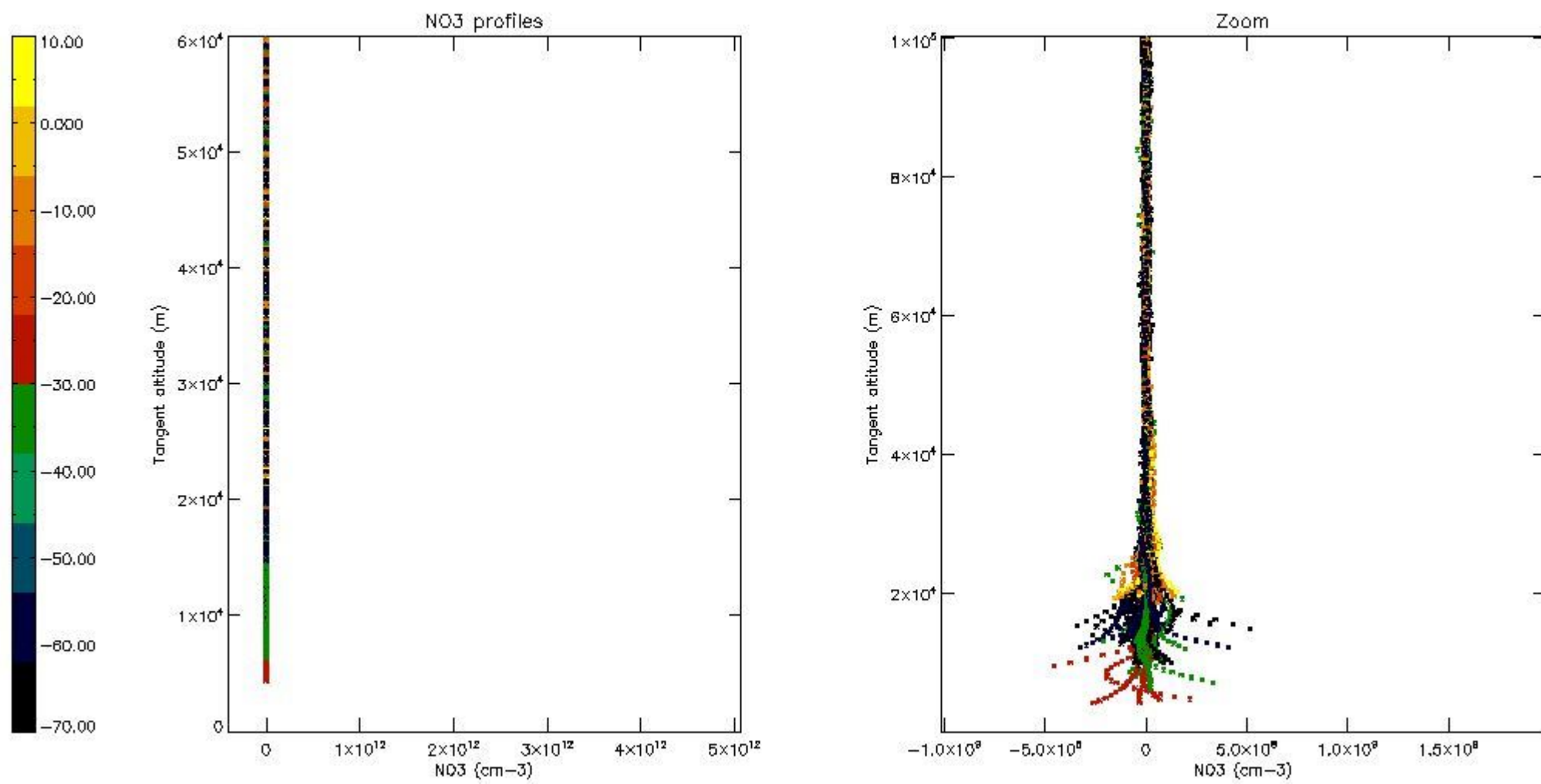
5.6 Plot NO₂ profiles for all STD (dark without errors)

The colorbar represents the latitude.



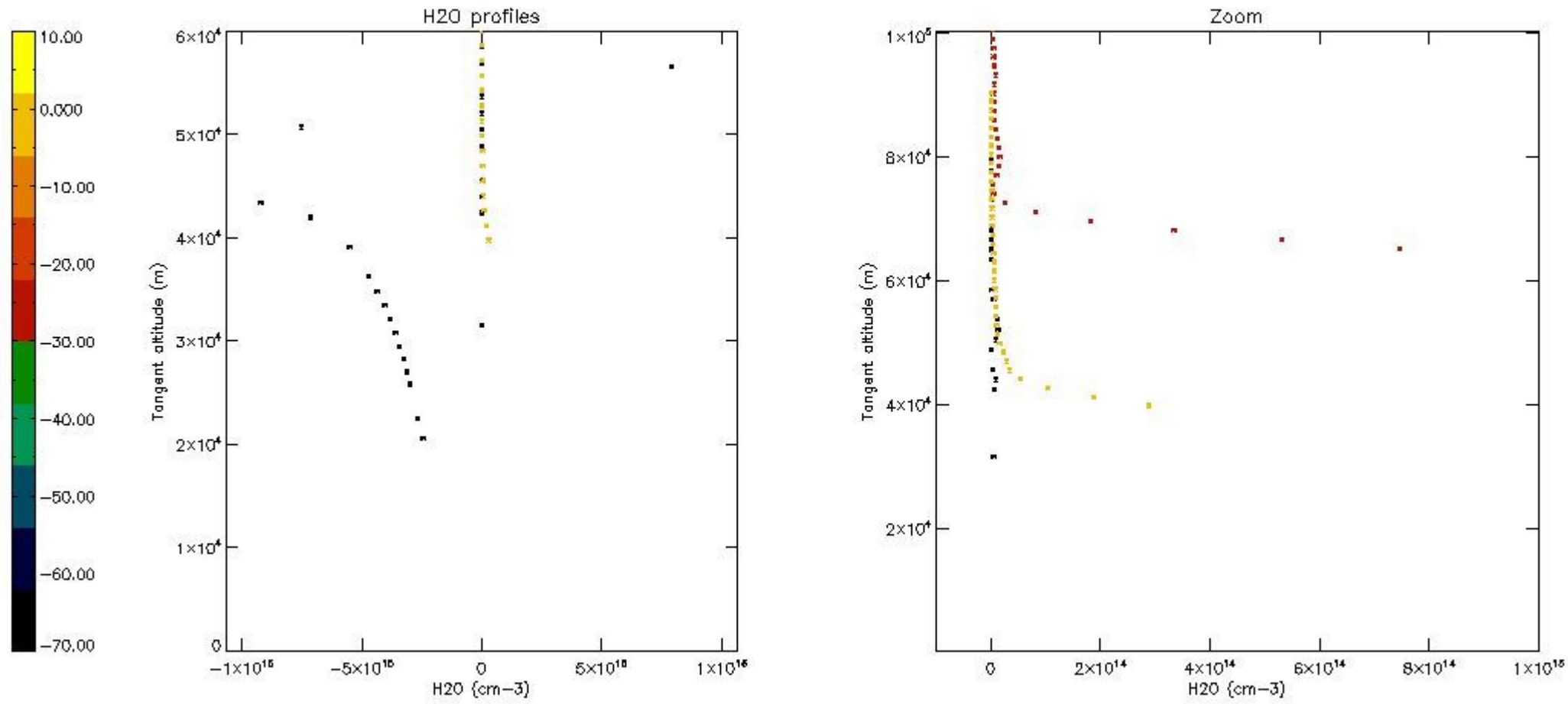
5.7 Plot NO3 profiles for all STD (dark without errors)

The colorbar represents the latitude.



5.8 Plot H2O profiles for all STD (only for occultations of stars 1,2,3,4,13,14,16,26,63 dark without errors)

The colorbar represents the latitude.



6. Auxiliary Data Files used for the production reported in section 2

The number reported in the third column indicates since which file (see list in section 2) the corresponding auxiliary file has been used. The fourth column is the date of those product files.

Type	Auxiliary Filename	Used since product	Used since product date
INST_PHYS_CHARACTERISTICS	GOM_INS_AXVIEC20091111_143220_20030716_120000_20500101_000000	1	19-MAY-2004 00:01:35
LEVEL-2_PROC_CONFIG	GOM_PR2_AXVIEC20091111_152718_20020301_000000_20500101_000000	1	19-MAY-2004 00:01:35
CROSS_SECTIONS_FILE	GOM_CRS_AXVIEC20091111_154832_20020301_000000_20500101_000000	1	19-MAY-2004 00:01:35

GOMOS Level 2 Daily Report

SUMMARY

[1. General Info](#)

[2. Summary of processed GOM_NL_2P products](#)

[3. Level 2 Quality information per product](#)

[3.1 Plot of level 2 quality information per product \(time dependant\)](#)

[3.2 Plot of level 2 quality information per product \(world map\)](#)

[4. Level 1 Quality information per product \(stored on level 2 products\)](#)

[4.1 Plot of level 1 quality information per product \(time dependant\)](#)

[4.1.1 Plot of level 1 quality information per product \(time dependant\): ASCENDING](#)

[4.1.2 Plot of level 1 quality information per product \(time dependant\): DESCENDING](#)

[4.2 Plot of level 1 quality information per product \(world map\)](#)

[4.2.1 Plot of level 1 quality information per product \(world map\): ASCENDING](#)

[4.2.2 Plot of level 1 quality information per product \(world map\): DESCENDING](#)

[5. Ozone profiles based on quality statistics and other trace gas profiles](#)

[5.1 Ozone statistics based on quality of products](#)

[5.2 Plot ozone profiles for all STD \(dark without errors\)](#)

[5.3 Plot ozone profiles where STD < 20% \(dark without errors\)](#)

[5.4. Plot ozone profiles where STD < 10% \(dark without errors\)](#)

[5.5. Plot ozone profiles where STD < 5% \(dark without errors\)](#)

[5.6 Plot NO2 profiles for all STD \(dark without errors\)](#)

[5.7 Plot NO3 profiles for all STD \(dark without errors\)](#)

[5.8 Plot H2O profiles \(only for occultations of stars 1,2,3,4,13,14,16,26,63 dark without errors\) for all STD](#)

[6. Auxiliary Data Files used for the production reported in section 2](#)

This report presents the daily analysis on parameters extracted from GOMOS level 2 data (GOM_NL__2P). It is intended to monitor some important parameters that will impact the quality of these products. A list of level 2 products (and content) that have arrived during the reporting day to the PCF is also given.

Item	Value
Time of report generation	19APR2013 02:21:38
Data source version	GOMOS/6.01
Start time of products	19-05-2004 (19MAY2004 00:00:00)
Stop time of products	20-05-2004 (20MAY2004 00:00:00)
Store outputs in DB	Yes
Nb of level 2 prods	451
Nb of prods with errors	0

2. Summary of processed GOM_NL__2P products.

Nr	Filename	UTC Start time	Limb	Duration	Star Id	Star Name	Star Mag	Star Temp	Nb Meas	Orbit	Prod. error
1	GOM_NL__2PRFIN20040519_000135_000000402027_00016_11593_2680.N1	19-MAY-2004 00:01:35	Bright	39.500	60	7Bet UMi	2.0810	3950.0	79	11593	No
2	GOM_NL__2PRFIN20040519_000603_000000382027_00016_11593_2681.N1	19-MAY-2004 00:06:03	Bright	38.000	49	1Alp UMi	1.9900	6300.0	76	11593	No
3	GOM_NL__2PRFIN20040519_001044_000000662027_00016_11593_2682.N1	19-MAY-2004 00:10:44	Bright	66.000	89	5Alp Cep	2.4510	8000.0	132	11593	No
4	GOM_NL__2PRFIN20040519_001415_000000382027_00016_11593_2683.N1	19-MAY-2004 00:14:15	Bright	38.000	76	27Gam Cas	2.3000	30000.	76	11593	No
5	GOM_NL__2PRFIN20040519_001642_000001142027_00016_11593_2684.N1	19-MAY-2004 00:16:42	Bright	113.50	66	37Gam Cyg	2.2080	5900.0	227	11593	No
6	GOM_NL__2PRFIN20040519_002400_000000512027_00016_11593_2685.N1	19-MAY-2004 00:24:00	Twilight	51.000	58	21Alp And	2.0730	11000.	102	11593	No
7	GOM_NL__2PRFIN20040519_002816_000000462027_00016_11593_2686.N1	19-MAY-2004 00:28:16	Dark	45.500	140	88Gam Peg	2.8340	26000.	91	11593	No
8	GOM_NL__2PRFIN20040519_003007_000000622027_00016_11593_2687.N1	19-MAY-2004 00:30:07	Dark	62.000	90	54Alp Peg	2.4870	11000.	124	11593	No
9	GOM_NL__2PRFIN20040519_003702_000000462027_00016_11593_2688.N1	19-MAY-2004 00:37:02	Dark	46.000	52	16Bet Cet	2.0370	4500.0	92	11593	No
10	GOM_NL__2PRFIN20040519_004358_000000542027_00016_11593_2689.N1	19-MAY-2004 00:43:58	Dark	53.500	18	24Alp PsA	1.1660	9700.0	107	11593	No
11	GOM_NL__2PRFIN20040519_004810_000000492027_00016_11593_2690.N1	19-MAY-2004 00:48:10	Dark	49.000	63	Bet Gru	2.1500	2800.0	98	11593	No
12	GOM_NL__2PRFIN20040519_004945_000000452027_00017_11594_2674.N1	19-MAY-2004 00:49:45	Dark	44.500	31	Alp Gru	1.7340	15200.	89	11594	No
13	GOM_NL__2PRFIN20040519_005248_000000392027_00017_11594_2675.N1	19-MAY-2004 00:52:48	Dark	38.500	135	Bet Hyi	2.8200	5800.0	77	11594	No
14	GOM_NL__2PRFIN20040519_005515_000000452027_00017_11594_2676.N1	19-MAY-2004 00:55:15	Dark	44.500	45	Alp Pav	1.9400	26000.	89	11594	No
15	GOM_NL__2PRFIN20040519_010015_000000432027_00017_11594_2677.N1	19-MAY-2004 01:00:15	Straylight	43.000	43	Alp TrA	1.9100	4250.0	86	11594	No
16	GOM_NL__2PRFIN20040519_010224_000000412027_00017_11594_2678.N1	19-MAY-2004 01:02:24	Straylight	40.500	134	Bet TrA	2.8100	6600.0	81	11594	No
17	GOM_NL__2PRFIN20040519_010402_000000482027_00017_11594_2679.N1	19-MAY-2004 01:04:02	Straylight	47.500	4	Alp1Cen	-0.010000	5800.0	95	11594	No
18	GOM_NL__2PRFIN20040519_010647_000000542027_00017_11594_2680.N1	19-MAY-2004 01:06:47	Straylight	54.000	25	35Lam Sco	1.6200	28000.	108	11594	No
19	GOM_NL__2PRFIN20040519_010859_000000522027_00017_11594_2681.N1	19-MAY-2004 01:08:59	Twilight	52.000	75	26Eps Sco	2.2910	4250.0	104	11594	No
20	GOM_NL__2PRFIN20040519_011157_000000612027_00017_11594_2682.N1	19-MAY-2004 01:11:57	Twilight	61.000	16	21Alp Sco	1.0200	3000.0	122	11594	No
21	GOM_NL__2PRFIN20040519_011337_000000452027_00017_11594_2683.N1	19-MAY-2004 01:13:37	Bright	45.000	80	7Del Sco	2.3160	30000.	90	11594	No
22	GOM_NL__2PRFIN20040519_011528_000000582027_00017_11594_2684.N1	19-MAY-2004 01:15:28	Bright	58.000	86	35Eta Oph	2.4300	10200.	116	11594	No
23	GOM_NL__2PRFIN20040519_011803_000000402027_00017_11594_2685.N1	19-MAY-2004 01:18:03	Bright	40.000	104	27Bet Lib	2.6140	13100.	80	11594	No
24	GOM_NL__2PRFIN20040519_012001_000000502027_00017_11594_2686.N1	19-MAY-2004 01:20:01	Bright	49.500	120	1Del Oph	2.7340	3200.0	99	11594	No
25	GOM_NL__2PRFIN20040519_012309_000000432027_00017_11594_2687.N1	19-MAY-2004 01:23:09	Bright	43.000	102	24Alp Ser	2.6000	4250.0	86	11594	No
26	GOM_NL__2PRFIN20040519_012455_000000392027_00017_11594_2688.N1	19-MAY-2004 01:24:55	Bright	39.000	138	47Eps Vir	2.8280	4700.0	78	11594	No
27	GOM_NL__2PRFIN20040519_012620_000000362027_00017_11594_2689.N1	19-MAY-2004 01:26:20	Bright	36.000	111	8Eta Boo	2.6800	6000.0	72	11594	No
28	GOM_NL__2PRFIN20040519_012849_000000412027_00017_11594_2690.N1	19-MAY-2004 01:28:49	Bright	40.500	83		2.3780	11000.	81	11594	No
29	GOM_NL__2PRFIN20040519_013158_000000382027_00017_11594_2691.N1	19-MAY-2004 01:31:58	Bright	37.500	180	27Gam Boo	3.0400	8000.0	75	11594	No
30	GOM_NL__2PRFIN20040519_013459_000000382027_00017_11594_2692.N1	19-MAY-2004 01:34:59	Bright	38.000	39	85Eta UMa	1.8540	24000.	76	11594	No
31	GOM_NL__2PRFIN20040519_013639_000000342027_00017_11594_2693.N1	19-MAY-2004 01:36:39	Bright	34.000	55	79Zet UMa	2.0600	10200.	68	11594	No
32	GOM_NL__2PRFIN20040519_014024_000000432027_00017_11594_2694.N1	19-MAY-2004 01:40:24	Bright	42.500	119	14Eta Dra	2.7270	4700.0	85	11594	No
33	GOM_NL__2PRFIN20040519_014211_000000362027_00017_11594_2695.N1	19-MAY-2004 01:42:11	Bright	35.500	60	7Bet UMi	2.0810	3950.0	71	11594	No
34	GOM_NL__2PRFIN20040519_014640_000000382027_00017_11594_2696.N1	19-MAY-2004 01:46:40	Bright	38.000	49	1Alp UMi	1.9900	6300.0	76	11594	No
35	GOM_NL__2PRFIN20040519_015120_000000472027_00017_11594_2697.N1	19-MAY-2004 01:51:20	Bright	46.500	89	5Alp Cep	2.4510	8000.0	93	11594	No
36	GOM_NL__2PRFIN20040519_015451_000000372027_00017_11594_2698.N1	19-MAY-2004 01:54:51	Bright	36.500	76	27Gam Cas	2.3000	30000.	73	11594	No
37	GOM_NL__2PRFIN20040519_015717_000001062027_00017_11594_2699.N1	19-MAY-2004 01:57:17	Bright	106.00	66	37Gam Cyg	2.2080	5900.0	212	11594	No
38	GOM_NL__2PRFIN20040519_020436_000000492027_00017_11594_2700.N1	19-MAY-2004 02:04:36	Twilight	49.000	58	21Alp And	2.0730	11000.	98	11594	No
39	GOM_NL__2PRFIN20040519_020853_000000472027_00017_11594_2701.N1	19-MAY-2004 02:08:53	Dark	46.500	140	88Gam Peg	2.8340	26000.	93	11594	No
40	GOM_NL__2PRFIN20040519_021044_000000592027_00017_11594_2702.N1	19-MAY-2004 02:10:44	Dark	59.000	90	54Alp Peg	2.4870	11000.	118	11594	No
41	GOM_NL__2PRFIN20040519_021739_000000452027_00017_11594_2703.N1	19-MAY-2004 02:17:39	Dark	45.000	52	16Bet Cet	2.0370	4500.0	90	11594	No
42	GOM_NL__2PRFIN20040519_022435_000000542027_00017_11594_2704.N1	19-MAY-2004 02:24:35	Dark	53.500	18	24Alp PsA	1.1660	9700.0	107	11594	No

43	GOM_NL__2PRFIN20040519_022847_000000492027_00017_11594_2705.N1	19-MAY-2004 02:28:47	Dark	49.000	63	Bet Gru	2.1500	2800.0	98	11594	No
44	GOM_NL__2PRFIN20040519_023021_000000462027_00018_11595_2675.N1	19-MAY-2004 02:30:21	Dark	45.500	31	Alp Gru	1.7340	15200.	91	11595	No
45	GOM_NL__2PRFIN20040519_023324_000000392027_00018_11595_2676.N1	19-MAY-2004 02:33:24	Dark	38.500	135	Bet Hyi	2.8200	5800.0	77	11595	No
46	GOM_NL__2PRFIN20040519_023551_000000442027_00018_11595_2677.N1	19-MAY-2004 02:35:51	Dark	44.000	45	Alp Pav	1.9400	26000.	88	11595	No
47	GOM_NL__2PRFIN20040519_024051_000000422027_00018_11595_2678.N1	19-MAY-2004 02:40:51	Straylight	42.000	43	Alp TrA	1.9100	4250.0	84	11595	No
48	GOM_NL__2PRFIN20040519_024300_000000402027_00018_11595_2679.N1	19-MAY-2004 02:43:00	Straylight	40.000	134	Bet TrA	2.8100	6600.0	80	11595	No
49	GOM_NL__2PRFIN20040519_024438_000000522027_00018_11595_2680.N1	19-MAY-2004 02:44:38	Straylight	52.000	4	Alp1Cen	-0.010000	5800.0	104	11595	No
50	GOM_NL__2PRFIN20040519_024723_000000542027_00018_11595_2681.N1	19-MAY-2004 02:47:23	Straylight	53.500	25	35Lam Sco	1.6200	28000.	107	11595	No
51	GOM_NL__2PRFIN20040519_024944_000000392027_00018_11595_2682.N1	19-MAY-2004 02:49:44	Tw_i_and_stray	39.000	81	Eta Cen	2.3560	28000.	78	11595	No
52	GOM_NL__2PRFIN20040519_025234_000000602027_00018_11595_2683.N1	19-MAY-2004 02:52:34	Tw_i_and_stray	59.500	16	21Alp Sco	1.0200	3000.0	119	11595	No
53	GOM_NL__2PRFIN20040519_025414_000000482027_00018_11595_2684.N1	19-MAY-2004 02:54:14	Bright	47.500	80	7Del Sco	2.3160	30000.	95	11595	No
54	GOM_NL__2PRFIN20040519_025604_000000602027_00018_11595_2685.N1	19-MAY-2004 02:56:04	Bright	59.500	86	35Eta Oph	2.4300	10200.	119	11595	No
55	GOM_NL__2PRFIN20040519_025839_000000412027_00018_11595_2686.N1	19-MAY-2004 02:58:39	Bright	40.500	104	27Bet Lib	2.6140	13100.	81	11595	No
56	GOM_NL__2PRFIN20040519_030037_000000492027_00018_11595_2687.N1	19-MAY-2004 03:00:37	Bright	48.500	120	1Del Oph	2.7340	3200.0	97	11595	No
57	GOM_NL__2PRFIN20040519_030345_000000442027_00018_11595_2688.N1	19-MAY-2004 03:03:45	Bright	43.500	102	24Alp Ser	2.6000	4250.0	87	11595	No
58	GOM_NL__2PRFIN20040519_030531_000000382027_00018_11595_2689.N1	19-MAY-2004 03:05:31	Bright	38.000	138	47Eps Vir	2.8280	4700.0	76	11595	No
59	GOM_NL__2PRFIN20040519_030656_000000382027_00018_11595_2690.N1	19-MAY-2004 03:06:56	Bright	38.000	111	8Eta Boo	2.6800	6000.0	76	11595	No
60	GOM_NL__2PRFIN20040519_030924_000000402027_00018_11595_2691.N1	19-MAY-2004 03:09:24	Bright	40.000	83		2.3780	11000.	80	11595	No
61	GOM_NL__2PRFIN20040519_031234_000000382027_00018_11595_2692.N1	19-MAY-2004 03:12:34	Bright	38.000	180	27Gam Boo	3.0400	8000.0	76	11595	No
62	GOM_NL__2PRFIN20040519_031535_000000372027_00018_11595_2693.N1	19-MAY-2004 03:15:35	Bright	37.000	39	85Eta UMa	1.8540	24000.	74	11595	No
63	GOM_NL__2PRFIN20040519_031714_000000382027_00018_11595_2694.N1	19-MAY-2004 03:17:14	Bright	37.500	55	79Zet UMa	2.0600	10200.	75	11595	No
64	GOM_NL__2PRFIN20040519_032059_000000382027_00018_11595_2695.N1	19-MAY-2004 03:20:59	Bright	38.000	119	14Eta Dra	2.7270	4700.0	76	11595	No
65	GOM_NL__2PRFIN20040519_032246_000000352027_00018_11595_2696.N1	19-MAY-2004 03:22:46	Bright	35.000	60	7Bet UMi	2.0810	3950.0	70	11595	No
66	GOM_NL__2PRFIN20040519_032715_000000372027_00018_11595_2697.N1	19-MAY-2004 03:27:15	Bright	37.000	49	1Alp UMi	1.9900	6300.0	74	11595	No
67	GOM_NL__2PRFIN20040519_033154_000000492027_00018_11595_2698.N1	19-MAY-2004 03:31:54	Bright	48.500	89	5Alp Cep	2.4510	8000.0	97	11595	No
68	GOM_NL__2PRFIN20040519_033527_000000392027_00018_11595_2699.N1	19-MAY-2004 03:35:27	Bright	39.000	76	27Gam Cas	2.3000	30000.	78	11595	No
69	GOM_NL__2PRFIN20040519_033752_000001062027_00018_11595_2700.N1	19-MAY-2004 03:37:52	Bright	105.50	66	37Gam Cyg	2.2080	5900.0	211	11595	No
70	GOM_NL__2PRFIN20040519_034511_000000472027_00018_11595_2701.N1	19-MAY-2004 03:45:11	Tw_i_and_stray	46.500	58	21Alp And	2.0730	11000.	93	11595	No
71	GOM_NL__2PRFIN20040519_034928_000000462027_00018_11595_2702.N1	19-MAY-2004 03:49:28	Dark	46.000	140	88Gam Peg	2.8340	26000.	92	11595	No
72	GOM_NL__2PRFIN20040519_035121_000000582027_00018_11595_2703.N1	19-MAY-2004 03:51:21	Dark	57.500	90	54Alp Peg	2.4870	11000.	115	11595	No
73	GOM_NL__2PRFIN20040519_035815_000000472027_00018_11595_2704.N1	19-MAY-2004 03:58:15	Dark	46.500	52	16Bet Cet	2.0370	4500.0	93	11595	No
74	GOM_NL__2PRFIN20040519_040512_000000532027_00018_11595_2705.N1	19-MAY-2004 04:05:12	Dark	52.500	18	24Alp PsA	1.1660	9700.0	105	11595	No
75	GOM_NL__2PRFIN20040519_040923_000000492027_00018_11595_2706.N1	19-MAY-2004 04:09:23	Dark	49.000	63	Bet Gru	2.1500	2800.0	98	11595	No
76	GOM_NL__2PRFIN20040519_041400_000000392027_00019_11596_2676.N1	19-MAY-2004 04:14:00	Dark	38.500	135	Bet Hyi	2.8200	5800.0	77	11596	No
77	GOM_NL__2PRFIN20040519_041628_000000432027_00019_11596_2677.N1	19-MAY-2004 04:16:28	Dark	42.500	45	Alp Pav	1.9400	26000.	85	11596	No
78	GOM_NL__2PRFIN20040519_042128_000000392027_00019_11596_2678.N1	19-MAY-2004 04:21:28	Straylight	39.000	43	Alp TrA	1.9100	4250.0	78	11596	No
79	GOM_NL__2PRFIN20040519_042337_000000402027_00019_11596_2679.N1	19-MAY-2004 04:23:37	Straylight	40.000	134	Bet TrA	2.8100	6600.0	80	11596	No
80	GOM_NL__2PRFIN20040519_042514_000000522027_00019_11596_2680.N1	19-MAY-2004 04:25:14	Straylight	52.000	4	Alp1Cen	-0.010000	5800.0	104	11596	No
81	GOM_NL__2PRFIN20040519_042800_000000562027_00019_11596_2681.N1	19-MAY-2004 04:28:00	Straylight	55.500	25	35Lam Sco	1.6200	28000.	111	11596	No
82	GOM_NL__2PRFIN20040519_043020_000000422027_00019_11596_2682.N1	19-MAY-2004 04:30:20	Tw_i_and_stray	42.000	81	Eta Cen	2.3560	28000.	84	11596	No
83	GOM_NL__2PRFIN20040519_043311_000000632027_00019_11596_2683.N1	19-MAY-2004 04:33:11	Tw_i_and_stray	63.000	16	21Alp Sco	1.0200	3000.0	126	11596	No
84	GOM_NL__2PRFIN20040519_043450_000000482027_00019_11596_2684.N1	19-MAY-2004 04:34:50	Bright	47.500	80	7Del Sco	2.3160	30000.	95	11596	No
85	GOM_NL__2PRFIN20040519_043640_000000592027_00019_11596_2685.N1	19-MAY-2004 04:36:40	Bright	59.000	86	35Eta Oph	2.4300	10200.	118	11596	No
86	GOM_NL__2PRFIN20040519_043916_000000402027_00019_11596_2686.N1	19-MAY-2004 04:39:16	Bright	39.500	104	27Bet Lib	2.6140	13100.	79	11596	No
87	GOM_NL__2PRFIN20040519_044113_000000492027_00019_11596_2687.N1	19-MAY-2004 04:41:13	Bright	48.500	120	1Del Oph	2.7340	3200.0	97	11596	No
88	GOM_NL__2PRFIN20040519_044420_000000452027_00019_11596_2688.N1	19-MAY-2004 04:44:20	Bright	45.000	102	24Alp Ser	2.6000	4250.0	90	11596	No
89	GOM_NL__2PRFIN20040519_044608_000000392027_00019_11596_2689.N1	19-MAY-2004 04:46:08	Bright	38.500	138	47Eps Vir	2.8280	4700.0	77	11596	No
90	GOM_NL__2PRFIN20040519_044732_000000362027_00019_11596_2690.N1	19-MAY-2004 04:47:32	Bright	36.000	111	8Eta Boo	2.6800	6000.0	72	11596	No
91	GOM_NL__2PRFIN20040519_045001_000000402027_00019_11596_2691.N1	19-MAY-2004 04:50:01	Bright	40.000	83		2.3780	11000.	80	11596	No
92	GOM_NL__2PRFIN20040519_045309_000000382027_00019_11596_2692.N1	19-MAY-2004 04:53:09	Bright	38.000	180	27Gam Boo	3.0400	8000.0	76	11596	No
93	GOM_NL__2PRFIN20040519_045611_000000372027_00019_11596_2693.N1	19-MAY-2004 04:56:11	Bright	36.500	39	85Eta UMa	1.8540	24000.	73	11596	No
94	GOM_NL__2PRFIN20040519_045751_000000372027_00019_11596_2694.N1	19-MAY-2004 04:57:51	Bright	36.500	55	79Zet UMa	2.0600	10200.	73	11596	No
95	GOM_NL__2PRFIN20040519_050135_000000432027_00019_11596_2695.N1	19-MAY-2004 05:01:35	Bright	42.500	119	14Eta Dra	2.7270	4700.0	85	11596	No
96	GOM_NL__2PRFIN20040519_050322_000000392027_00019_11596_2696.N1	19-MAY-2004 05:03:22	Bright	39.000	60	7Bet UMi	2.0810	3950.0	78	11596	No
97	GOM_NL__2PRFIN20040519_050751_000000382027_00019_11596_2697.N1	19-MAY-2004 05:07:51	Bright	38.000	49	1Alp UMi	1.9900	6300.0	76	11596	No
98	GOM_NL__2PRFIN20040519_051230_000000472027_00019_11596_2698.N1	19-MAY-2004 05:12:30	Bright	46.500	89	5Alp Cep	2.4510	8000.0	93	11596	No
99	GOM_NL__2PRFIN20040519_051603_000000392027_00019_11596_2699.N1	19-MAY-2004 05:16:03	Bright	38.500	76	27Gam Cas	2.3000	30000.	77	11596	No
100	GOM_NL__2PRFIN20040519_051826_000001102027_00019_11596_2700.N1	19-MAY-2004 05:18:26	Bright	109.50	66	37Gam Cyg	2.2080	5900.0	219	11596	No
101	GOM_NL__2PRFIN20040519_052548_000000492027_00019_11596_2701.N1	19-MAY-2004 05:25:48	Tw_i_and_stray	49.000	58	21Alp And	2.0730	11000.	98	11596	No

102	GOM_NL__2PRFIN20040519_053005_000000442027_00019_11596_2702.N1	19-MAY-2004 05:30:05	Dark	43.500	140	88Gam Peg	2.8340	26000.	87	11596	No
103	GOM_NL__2PRFIN20040519_053157_000000592027_00019_11596_2703.N1	19-MAY-2004 05:31:57	Dark	59.000	90	54Alp Peg	2.4870	11000.	118	11596	No
104	GOM_NL__2PRFIN20040519_053851_000000442027_00019_11596_2704.N1	19-MAY-2004 05:38:51	Dark	44.000	52	16Bet Cet	2.0370	4500.0	88	11596	No
105	GOM_NL__2PRFIN20040519_054549_000000602027_00019_11596_2705.N1	19-MAY-2004 05:45:49	Dark	59.500	18	24Alp PsA	1.1660	9700.0	119	11596	No
106	GOM_NL__2PRFIN20040519_055001_000000542027_00019_11596_2706.N1	19-MAY-2004 05:50:01	Dark	53.500	63	Bet Gru	2.1500	2800.0	107	11596	No
107	GOM_NL__2PRFIN20040519_055436_000000392027_00020_11597_2677.N1	19-MAY-2004 05:54:36	Dark	39.000	135	Bet Hyi	2.8200	5800.0	78	11597	No
108	GOM_NL__2PRFIN20040519_055705_000000442027_00020_11597_2678.N1	19-MAY-2004 05:57:05	Dark	43.500	45	Alp Pav	1.9400	26000.	87	11597	No
109	GOM_NL__2PRFIN20040519_060204_000000462027_00020_11597_2679.N1	19-MAY-2004 06:02:04	Straylight	45.500	43	Alp TrA	1.9100	4250.0	91	11597	No
110	GOM_NL__2PRFIN20040519_060413_000000392027_00020_11597_2680.N1	19-MAY-2004 06:04:13	Straylight	38.500	134	Bet TrA	2.8100	6600.0	77	11597	No
111	GOM_NL__2PRFIN20040519_060550_000000512027_00020_11597_2681.N1	19-MAY-2004 06:05:50	Straylight	50.500	4	Alp1Cen	-0.010000	5800.0	101	11597	No
112	GOM_NL__2PRFIN20040519_060837_000000542027_00020_11597_2682.N1	19-MAY-2004 06:08:37	Straylight	53.500	25	35Lam Sco	1.6200	28000.	107	11597	No
113	GOM_NL__2PRFIN20040519_061057_000000402027_00020_11597_2683.N1	19-MAY-2004 06:10:57	Tw_i_and_stray	39.500	81	Eta Cen	2.3560	28000.	79	11597	No
114	GOM_NL__2PRFIN20040519_061347_000000632027_00020_11597_2684.N1	19-MAY-2004 06:13:47	Tw_i_and_stray	63.000	16	21Alp Sco	1.0200	3000.0	126	11597	No
115	GOM_NL__2PRFIN20040519_061525_000000462027_00020_11597_2685.N1	19-MAY-2004 06:15:25	Bright	45.500	80	7Del Sco	2.3160	30000.	91	11597	No
116	GOM_NL__2PRFIN20040519_061716_000000582027_00020_11597_2686.N1	19-MAY-2004 06:17:16	Bright	58.000	86	35Eta Oph	2.4300	10200.	116	11597	No
117	GOM_NL__2PRFIN20040519_061952_000000412027_00020_11597_2687.N1	19-MAY-2004 06:19:52	Bright	40.500	104	27Bet Lib	2.6140	13100.	81	11597	No
118	GOM_NL__2PRFIN20040519_062149_000000482027_00020_11597_2688.N1	19-MAY-2004 06:21:49	Bright	48.000	120	1Del Oph	2.7340	3200.0	96	11597	No
119	GOM_NL__2PRFIN20040519_062456_000000432027_00020_11597_2689.N1	19-MAY-2004 06:24:56	Bright	43.000	102	24Alp Ser	2.6000	4250.0	86	11597	No
120	GOM_NL__2PRFIN20040519_062645_000000372027_00020_11597_2690.N1	19-MAY-2004 06:26:45	Bright	37.000	138	47Eps Vir	2.8280	4700.0	74	11597	No
121	GOM_NL__2PRFIN20040519_062809_000000352027_00020_11597_2691.N1	19-MAY-2004 06:28:09	Bright	35.000	111	8Eta Boo	2.6800	6000.0	70	11597	No
122	GOM_NL__2PRFIN20040519_063037_000000412027_00020_11597_2692.N1	19-MAY-2004 06:30:37	Bright	41.000	83		2.3780	11000.	82	11597	No
123	GOM_NL__2PRFIN20040519_063346_000000372027_00020_11597_2693.N1	19-MAY-2004 06:33:46	Bright	37.000	180	27Gam Boo	3.0400	8000.0	74	11597	No
124	GOM_NL__2PRFIN20040519_063648_000000372027_00020_11597_2694.N1	19-MAY-2004 06:36:48	Bright	37.000	39	85Eta UMa	1.8540	24000.	74	11597	No
125	GOM_NL__2PRFIN20040519_063827_000000372027_00020_11597_2695.N1	19-MAY-2004 06:38:27	Bright	36.500	55	79Zet UMa	2.0600	10200.	73	11597	No
126	GOM_NL__2PRFIN20040519_064211_000000432027_00020_11597_2696.N1	19-MAY-2004 06:42:11	Bright	42.500	119	14Eta Dra	2.7270	4700.0	85	11597	No
127	GOM_NL__2PRFIN20040519_064359_000000382027_00020_11597_2697.N1	19-MAY-2004 06:43:59	Bright	38.000	60	7Bet UMi	2.0810	3950.0	76	11597	No
128	GOM_NL__2PRFIN20040519_064828_000000392027_00020_11597_2698.N1	19-MAY-2004 06:48:28	Bright	38.500	49	1Alp UMi	1.9900	6300.0	77	11597	No
129	GOM_NL__2PRFIN20040519_065306_000000472027_00020_11597_2699.N1	19-MAY-2004 06:53:06	Bright	47.000	89	5Alp Cep	2.4510	8000.0	94	11597	No
130	GOM_NL__2PRFIN20040519_065639_000000382027_00020_11597_2700.N1	19-MAY-2004 06:56:39	Bright	38.000	76	27Gam Cas	2.3000	30000.	76	11597	No
131	GOM_NL__2PRFIN20040519_065901_000001192027_00020_11597_2701.N1	19-MAY-2004 06:59:01	Bright	118.50	66	37Gam Cyg	2.2080	5900.0	237	11597	No
132	GOM_NL__2PRFIN20040519_070624_000000472027_00020_11597_2702.N1	19-MAY-2004 07:06:24	Tw_i_and_stray	47.000	58	21Alp And	2.0730	11000.	94	11597	No
133	GOM_NL__2PRFIN20040519_071041_000000462027_00020_11597_2703.N1	19-MAY-2004 07:10:41	Dark	45.500	140	88Gam Peg	2.8340	26000.	91	11597	No
134	GOM_NL__2PRFIN20040519_071234_000000612027_00020_11597_2704.N1	19-MAY-2004 07:12:34	Dark	60.500	90	54Alp Peg	2.4870	11000.	121	11597	No
135	GOM_NL__2PRFIN20040519_071928_000000462027_00020_11597_2705.N1	19-MAY-2004 07:19:28	Dark	46.000	52	16Bet Cet	2.0370	4500.0	92	11597	No
136	GOM_NL__2PRFIN20040519_072626_000000522027_00020_11597_2706.N1	19-MAY-2004 07:26:26	Dark	51.500	18	24Alp PsA	1.1660	9700.0	103	11597	No
137	GOM_NL__2PRFIN20040519_073037_000000582027_00020_11597_2707.N1	19-MAY-2004 07:30:37	Dark	58.000	63	Bet Gru	2.1500	2800.0	116	11597	No
138	GOM_NL__2PRFIN20040519_073512_000000392027_00021_11598_2571.N1	19-MAY-2004 07:35:12	Dark	38.500	135	Bet Hyi	2.8200	5800.0	77	11598	No
139	GOM_NL__2PRFIN20040519_073741_000000452027_00021_11598_2572.N1	19-MAY-2004 07:37:41	Dark	45.000	45	Alp Pav	1.9400	26000.	90	11598	No
140	GOM_NL__2PRFIN20040519_074240_000000402027_00021_11598_2573.N1	19-MAY-2004 07:42:40	Straylight	40.000	43	Alp TrA	1.9100	4250.0	80	11598	No
141	GOM_NL__2PRFIN20040519_074450_000000402027_00021_11598_2574.N1	19-MAY-2004 07:44:50	Straylight	40.000	134	Bet TrA	2.8100	6600.0	80	11598	No
142	GOM_NL__2PRFIN20040519_074626_000000442027_00021_11598_2575.N1	19-MAY-2004 07:46:26	Straylight	43.500	4	Alp1Cen	-0.010000	5800.0	87	11598	No
143	GOM_NL__2PRFIN20040519_074913_000000562027_00021_11598_2576.N1	19-MAY-2004 07:49:13	Straylight	55.500	25	35Lam Sco	1.6200	28000.	111	11598	No
144	GOM_NL__2PRFIN20040519_075133_000000412027_00021_11598_2577.N1	19-MAY-2004 07:51:33	Tw_i_and_stray	40.500	81	Eta Cen	2.3560	28000.	81	11598	No
145	GOM_NL__2PRFIN20040519_075423_000000552027_00021_11598_2578.N1	19-MAY-2004 07:54:23	Tw_i_and_stray	55.000	16	21Alp Sco	1.0200	3000.0	110	11598	No
146	GOM_NL__2PRFIN20040519_075602_000000462027_00021_11598_2579.N1	19-MAY-2004 07:56:02	Bright	46.000	80	7Del Sco	2.3160	30000.	92	11598	No
147	GOM_NL__2PRFIN20040519_075752_000000582027_00021_11598_2580.N1	19-MAY-2004 07:57:52	Bright	57.500	86	35Eta Oph	2.4300	10200.	115	11598	No
148	GOM_NL__2PRFIN20040519_080028_000000412027_00021_11598_2581.N1	19-MAY-2004 08:00:28	Bright	40.500	104	27Bet Lib	2.6140	13100.	81	11598	No
149	GOM_NL__2PRFIN20040519_080224_000000492027_00021_11598_2582.N1	19-MAY-2004 08:02:24	Bright	48.500	120	1Del Oph	2.7340	3200.0	97	11598	No
150	GOM_NL__2PRFIN20040519_080532_000000442027_00021_11598_2583.N1	19-MAY-2004 08:05:32	Bright	44.000	102	24Alp Ser	2.6000	4250.0	88	11598	No
151	GOM_NL__2PRFIN20040519_080721_000000382027_00021_11598_2584.N1	19-MAY-2004 08:07:21	Bright	37.500	138	47Eps Vir	2.8280	4700.0	75	11598	No
152	GOM_NL__2PRFIN20040519_080845_000000382027_00021_11598_2585.N1	19-MAY-2004 08:08:45	Bright	37.500	111	8Eta Boo	2.6800	6000.0	75	11598	No
153	GOM_NL__2PRFIN20040519_081112_000000402027_00021_11598_2586.N1	19-MAY-2004 08:11:12	Bright	40.000	83		2.3780	11000.	80	11598	No
154	GOM_NL__2PRFIN20040519_081421_000000372027_00021_11598_2587.N1	19-MAY-2004 08:14:21	Bright	37.000	180	27Gam Boo	3.0400	8000.0	74	11598	No
155	GOM_NL__2PRFIN20040519_081723_000000402027_00021_11598_2588.N1	19-MAY-2004 08:17:23	Bright	39.500	39	85Eta UMa	1.8540	24000.	79	11598	No
156	GOM_NL__2PRFIN20040519_081903_000000382027_00021_11598_2589.N1	19-MAY-2004 08:19:03	Bright	37.500	55	79Zet UMa	2.0600	10200.	75	11598	No
157	GOM_NL__2PRFIN20040519_082246_000000412027_00021_11598_2590.N1	19-MAY-2004 08:22:46	Bright	41.000	119	14Eta Dra	2.7270	4700.0	82	11598	No
158	GOM_NL__2PRFIN20040519_082434_000000382027_00021_11598_2591.N1	19-MAY-2004 08:24:34	Bright	37.500	60	7Bet UMi	2.0810	3950.0	75	11598	No
159	GOM_NL__2PRFIN20040519_082903_000000362027_00021_11598_2592.N1	19-MAY-2004 08:29:03	Bright	35.500	49	1Alp UMi	1.9900	6300.0	71	11598	No
160	GOM_NL__2PRFIN20040519_083341_000000452027_00021_11598_2593.N1	19-MAY-2004 08:33:41	Bright	44.500	89	5Alp Cep	2.4510	8000.0	89	11598	No

161	GOM_NL__2PRFIN20040519_083715_000000372027_00021_11598_2594.N1	19-MAY-2004 08:37:15	Bright	37.000	76	27Gam Cas	2.3000	30000.	74	11598	No
162	GOM_NL__2PRFIN20040519_083936_000001172027_00021_11598_2595.N1	19-MAY-2004 08:39:36	Bright	116.50	66	37Gam Cyg	2.2080	5900.0	233	11598	No
163	GOM_NL__2PRFIN20040519_084700_000000472027_00021_11598_2596.N1	19-MAY-2004 08:47:00	Twilight	46.500	58	21Alp And	2.0730	11000.	93	11598	No
164	GOM_NL__2PRFIN20040519_085118_000000442027_00021_11598_2597.N1	19-MAY-2004 08:51:18	Dark	43.500	140	88Gam Peg	2.8340	26000.	87	11598	No
165	GOM_NL__2PRFIN20040519_085310_000000612027_00021_11598_2598.N1	19-MAY-2004 08:53:10	Dark	60.500	90	54Alp Peg	2.4870	11000.	121	11598	No
166	GOM_NL__2PRFIN20040519_090004_000000472027_00021_11598_2599.N1	19-MAY-2004 09:00:04	Dark	47.000	52	16Bet Cet	2.0370	4500.0	94	11598	No
167	GOM_NL__2PRFIN20040519_090703_000000582027_00021_11598_2600.N1	19-MAY-2004 09:07:03	Dark	57.500	18	24Alp PsA	1.1660	9700.0	115	11598	No
168	GOM_NL__2PRFIN20040519_091114_000000582027_00021_11598_2601.N1	19-MAY-2004 09:11:14	Dark	58.000	63	Bet Gru	2.1500	2800.0	116	11598	No
169	GOM_NL__2PRFIN20040519_091548_000000392027_00022_11599_2571.N1	19-MAY-2004 09:15:48	Dark	38.500	135	Bet Hyi	2.8200	5800.0	77	11599	No
170	GOM_NL__2PRFIN20040519_091818_000000442027_00022_11599_2572.N1	19-MAY-2004 09:18:18	Dark	43.500	45	Alp Pav	1.9400	26000.	87	11599	No
171	GOM_NL__2PRFIN20040519_092316_000000402027_00022_11599_2573.N1	19-MAY-2004 09:23:16	Straylight	39.500	43	Alp TrA	1.9100	4250.0	79	11599	No
172	GOM_NL__2PRFIN20040519_092526_000000392027_00022_11599_2574.N1	19-MAY-2004 09:25:26	Straylight	38.500	134	Bet TrA	2.8100	6600.0	77	11599	No
173	GOM_NL__2PRFIN20040519_092702_000000492027_00022_11599_2575.N1	19-MAY-2004 09:27:02	Straylight	49.000	4	Alp1Cen	-0.010000	5800.0	98	11599	No
174	GOM_NL__2PRFIN20040519_092950_000000572027_00022_11599_2576.N1	19-MAY-2004 09:29:50	Straylight	56.500	25	35Lam Sco	1.6200	28000.	113	11599	No
175	GOM_NL__2PRFIN20040519_093209_000000412027_00022_11599_2577.N1	19-MAY-2004 09:32:09	Twilight	41.000	81	Eta Cen	2.3560	28000.	82	11599	No
176	GOM_NL__2PRFIN20040519_093459_000000562027_00022_11599_2578.N1	19-MAY-2004 09:34:59	Twilight	56.000	16	21Alp Sco	1.0200	3000.0	112	11599	No
177	GOM_NL__2PRFIN20040519_093637_000000462027_00022_11599_2579.N1	19-MAY-2004 09:36:37	Bright	45.500	80	7Del Sco	2.3160	30000.	91	11599	No
178	GOM_NL__2PRFIN20040519_093828_000000592027_00022_11599_2580.N1	19-MAY-2004 09:38:28	Bright	59.000	86	35Eta Oph	2.4300	10200.	118	11599	No
179	GOM_NL__2PRFIN20040519_094103_000000412027_00022_11599_2581.N1	19-MAY-2004 09:41:03	Bright	40.500	104	27Bet Lib	2.6140	13100.	81	11599	No
180	GOM_NL__2PRFIN20040519_094259_000000492027_00022_11599_2582.N1	19-MAY-2004 09:42:59	Bright	49.000	120	1Del Oph	2.7340	3200.0	98	11599	No
181	GOM_NL__2PRFIN20040519_094607_000000442027_00022_11599_2583.N1	19-MAY-2004 09:46:07	Bright	43.500	102	24Alp Ser	2.6000	4250.0	87	11599	No
182	GOM_NL__2PRFIN20040519_094756_000000412027_00022_11599_2584.N1	19-MAY-2004 09:47:56	Bright	40.500	138	47Eps Vir	2.8280	4700.0	81	11599	No
183	GOM_NL__2PRFIN20040519_094921_000000372027_00022_11599_2585.N1	19-MAY-2004 09:49:21	Bright	37.000	111	8Eta Boo	2.6800	6000.0	74	11599	No
184	GOM_NL__2PRFIN20040519_095148_000000402027_00022_11599_2586.N1	19-MAY-2004 09:51:48	Bright	40.000	83		2.3780	11000.	80	11599	No
185	GOM_NL__2PRFIN20040519_095457_000000382027_00022_11599_2587.N1	19-MAY-2004 09:54:57	Bright	37.500	180	27Gam Boo	3.0400	8000.0	75	11599	No
186	GOM_NL__2PRFIN20040519_095759_000000402027_00022_11599_2588.N1	19-MAY-2004 09:57:59	Bright	39.500	39	85Eta UMa	1.8540	24000.	79	11599	No
187	GOM_NL__2PRFIN20040519_095938_000000392027_00022_11599_2589.N1	19-MAY-2004 09:59:38	Bright	39.000	55	79Zet UMa	2.0600	10200.	78	11599	No
188	GOM_NL__2PRFIN20040519_100321_000000422027_00022_11599_2590.N1	19-MAY-2004 10:03:21	Bright	42.000	119	14Eta Dra	2.7270	4700.0	84	11599	No
189	GOM_NL__2PRFIN20040519_100510_000000412027_00022_11599_2591.N1	19-MAY-2004 10:05:10	Bright	40.500	60	7Bet UMi	2.0810	3950.0	81	11599	No
190	GOM_NL__2PRFIN20040519_100938_000000392027_00022_11599_2592.N1	19-MAY-2004 10:09:38	Bright	38.500	49	1Alp UMi	1.9900	6300.0	77	11599	No
191	GOM_NL__2PRFIN20040519_101416_000000472027_00022_11599_2593.N1	19-MAY-2004 10:14:16	Bright	46.500	89	5Alp Cep	2.4510	8000.0	93	11599	No
192	GOM_NL__2PRFIN20040519_101751_000000362027_00022_11599_2594.N1	19-MAY-2004 10:17:51	Bright	35.500	76	27Gam Cas	2.3000	30000.	71	11599	No
193	GOM_NL__2PRFIN20040519_102011_0000001072027_00022_11599_2595.N1	19-MAY-2004 10:20:11	Bright	107.00	66	37Gam Cyg	2.2080	5900.0	214	11599	No
194	GOM_NL__2PRFIN20040519_102736_000000502027_00022_11599_2596.N1	19-MAY-2004 10:27:36	Twilight	49.500	58	21Alp And	2.0730	11000.	99	11599	No
195	GOM_NL__2PRFIN20040519_103154_000000472027_00022_11599_2597.N1	19-MAY-2004 10:31:54	Dark	47.000	140	88Gam Peg	2.8340	26000.	94	11599	No
196	GOM_NL__2PRFIN20040519_103347_000000612027_00022_11599_2598.N1	19-MAY-2004 10:33:47	Dark	61.000	90	54Alp Peg	2.4870	11000.	122	11599	No
197	GOM_NL__2PRFIN20040519_104039_000000472027_00022_11599_2599.N1	19-MAY-2004 10:40:39	Dark	46.500	52	16Bet Cet	2.0370	4500.0	93	11599	No
198	GOM_NL__2PRFIN20040519_104739_000000552027_00022_11599_2600.N1	19-MAY-2004 10:47:39	Dark	54.500	18	24Alp PsA	1.1660	9700.0	109	11599	No
199	GOM_NL__2PRFIN20040519_105150_000000512027_00022_11599_2601.N1	19-MAY-2004 10:51:50	Dark	51.000	63	Bet Gru	2.1500	2800.0	102	11599	No
200	GOM_NL__2PRFIN20040519_105624_000000382027_00023_11600_2591.N1	19-MAY-2004 10:56:24	Dark	37.500	135	Bet Hyi	2.8200	5800.0	75	11600	No
201	GOM_NL__2PRFIN20040519_105854_000000452027_00023_11600_2592.N1	19-MAY-2004 10:58:54	Dark	44.500	45	Alp Pav	1.9400	26000.	89	11600	No
202	GOM_NL__2PRFIN20040519_110352_000000522027_00023_11600_2593.N1	19-MAY-2004 11:03:52	Straylight	51.500	43	Alp TrA	1.9100	4250.0	103	11600	No
203	GOM_NL__2PRFIN20040519_110601_000000402027_00023_11600_2594.N1	19-MAY-2004 11:06:01	Straylight	40.000	134	Bet TrA	2.8100	6600.0	80	11600	No
204	GOM_NL__2PRFIN20040519_110738_000000432027_00023_11600_2595.N1	19-MAY-2004 11:07:38	Straylight	42.500	4	Alp1Cen	-0.010000	5800.0	85	11600	No
205	GOM_NL__2PRFIN20040519_111115_000000412027_00023_11600_2596.N1	19-MAY-2004 11:11:15	Straylight	40.500	78	Alp Lup	2.3040	28000.	81	11600	No
206	GOM_NL__2PRFIN20040519_111244_000000402027_00023_11600_2597.N1	19-MAY-2004 11:12:44	Twilight	40.000	81	Eta Cen	2.3560	28000.	80	11600	No
207	GOM_NL__2PRFIN20040519_111535_000000612027_00023_11600_2598.N1	19-MAY-2004 11:15:35	Twilight	61.000	16	21Alp Sco	1.0200	3000.0	122	11600	No
208	GOM_NL__2PRFIN20040519_111714_000000482027_00023_11600_2599.N1	19-MAY-2004 11:17:14	Bright	47.500	80	7Del Sco	2.3160	30000.	95	11600	No
209	GOM_NL__2PRFIN20040519_111904_000000592027_00023_11600_2600.N1	19-MAY-2004 11:19:04	Bright	58.500	86	35Eta Oph	2.4300	10200.	117	11600	No
210	GOM_NL__2PRFIN20040519_112139_000000402027_00023_11600_2601.N1	19-MAY-2004 11:21:39	Bright	40.000	104	27Bet Lib	2.6140	13100.	80	11600	No
211	GOM_NL__2PRFIN20040519_112335_000000492027_00023_11600_2602.N1	19-MAY-2004 11:23:35	Bright	49.000	120	1Del Oph	2.7340	3200.0	98	11600	No
212	GOM_NL__2PRFIN20040519_112643_000000432027_00023_11600_2603.N1	19-MAY-2004 11:26:43	Bright	42.500	102	24Alp Ser	2.6000	4250.0	85	11600	No
213	GOM_NL__2PRFIN20040519_112833_000000402027_00023_11600_2604.N1	19-MAY-2004 11:28:33	Bright	39.500	138	47Eps Vir	2.8280	4700.0	79	11600	No
214	GOM_NL__2PRFIN20040519_113004_000000392027_00023_11600_2605.N1	19-MAY-2004 11:30:04	Bright	39.000	3	16Alp Boo	-0.050000	4250.0	78	11600	No
215	GOM_NL__2PRFIN20040519_113224_000000412027_00023_11600_2606.N1	19-MAY-2004 11:32:24	Bright	41.000	83		2.3780	11000.	82	11600	No
216	GOM_NL__2PRFIN20040519_113533_000000372027_00023_11600_2607.N1	19-MAY-2004 11:35:33	Bright	37.000	180	27Gam Boo	3.0400	8000.0	74	11600	No
217	GOM_NL__2PRFIN20040519_113835_000000362027_00023_11600_2608.N1	19-MAY-2004 11:38:35	Bright	36.000	39	85Eta UMa	1.8540	24000.	72	11600	No
218	GOM_NL__2PRFIN20040519_114014_000000392027_00023_11600_2609.N1	19-MAY-2004 11:40:14	Bright	39.000	55	79Zet UMa	2.0600	10200.	78	11600	No
219	GOM_NL__2PRFIN20040519_114357_000000432027_00023_11600_2610.N1	19-MAY-2004 11:43:57	Bright	42.500	119	14Eta Dra	2.7270	4700.0	85	11600	No

220	GOM_NL__2PRFIN20040519_114546_000000402027_00023_11600_2611.N1	19-MAY-2004 11:45:46	Bright	40.000	60	7Bet UMi	2.0810	3950.0	80	11600	No
221	GOM_NL__2PRFIN20040519_115014_000000392027_00023_11600_2612.N1	19-MAY-2004 11:50:14	Bright	39.000	49	1Alp UMi	1.9900	6300.0	78	11600	No
222	GOM_NL__2PRFIN20040519_115452_000000472027_00023_11600_2613.N1	19-MAY-2004 11:54:52	Bright	47.000	89	5Alp Cep	2.4510	8000.0	94	11600	No
223	GOM_NL__2PRFIN20040519_115826_000000382027_00023_11600_2614.N1	19-MAY-2004 11:58:26	Bright	38.000	76	27Gam Cas	2.3000	30000.	76	11600	No
224	GOM_NL__2PRFIN20040519_120046_000001112027_00023_11600_2615.N1	19-MAY-2004 12:00:46	Bright	111.00	66	37Gam Cyg	2.2080	5900.0	222	11600	No
225	GOM_NL__2PRFIN20040519_120812_000000482027_00023_11600_2616.N1	19-MAY-2004 12:08:12	Twi_and_stray	48.000	58	21Alp And	2.0730	11000.	96	11600	No
226	GOM_NL__2PRFIN20040519_121230_000000482027_00023_11600_2617.N1	19-MAY-2004 12:12:30	Dark	48.000	140	88Gam Peg	2.8340	26000.	96	11600	No
227	GOM_NL__2PRFIN20040519_121424_000000632027_00023_11600_2618.N1	19-MAY-2004 12:14:24	Dark	63.000	90	54Alp Peg	2.4870	11000.	126	11600	No
228	GOM_NL__2PRFIN20040519_122116_000000452027_00023_11600_2619.N1	19-MAY-2004 12:21:16	Dark	45.000	52	16Bet Cet	2.0370	4500.0	90	11600	No
229	GOM_NL__2PRFIN20040519_122816_000000552027_00023_11600_2620.N1	19-MAY-2004 12:28:16	Dark	54.500	18	24Alp PsA	1.1660	9700.0	109	11600	No
230	GOM_NL__2PRFIN20040519_123226_000000522027_00023_11600_2621.N1	19-MAY-2004 12:32:26	Dark	52.000	63	Bet Gru	2.1500	2800.0	104	11600	No
231	GOM_NL__2PRFIN20040519_123401_000000462027_00024_11601_2593.N1	19-MAY-2004 12:34:01	Dark	45.500	31	Alp Gru	1.7340	15200.	91	11601	No
232	GOM_NL__2PRFIN20040519_123700_000000392027_00024_11601_2594.N1	19-MAY-2004 12:37:00	Dark	38.500	135	Bet Hyi	2.8200	5800.0	77	11601	No
233	GOM_NL__2PRFIN20040519_123930_000000472027_00024_11601_2595.N1	19-MAY-2004 12:39:30	Dark	46.500	45	Alp Pav	1.9400	26000.	93	11601	No
234	GOM_NL__2PRFIN20040519_124428_000000422027_00024_11601_2596.N1	19-MAY-2004 12:44:28	Straylight	41.500	43	Alp TrA	1.9100	4250.0	83	11601	No
235	GOM_NL__2PRFIN20040519_124637_000000402027_00024_11601_2597.N1	19-MAY-2004 12:46:37	Straylight	39.500	134	Bet TrA	2.8100	6600.0	79	11601	No
236	GOM_NL__2PRFIN20040519_124814_000000412027_00024_11601_2598.N1	19-MAY-2004 12:48:14	Straylight	41.000	4	Alp1Cen	-0.010000	5800.0	82	11601	No
237	GOM_NL__2PRFIN20040519_125148_000000422027_00024_11601_2599.N1	19-MAY-2004 12:51:48	Straylight	42.000	78	Alp Lup	2.3040	28000.	84	11601	No
238	GOM_NL__2PRFIN20040519_125320_000000392027_00024_11601_2600.N1	19-MAY-2004 12:53:20	Twi_and_stray	39.000	81	Eta Cen	2.3560	28000.	78	11601	No
239	GOM_NL__2PRFIN20040519_125611_000000622027_00024_11601_2601.N1	19-MAY-2004 12:56:11	Twi_and_stray	62.000	16	21Alp Sco	1.0200	3000.0	124	11601	No
240	GOM_NL__2PRFIN20040519_125750_000000472027_00024_11601_2602.N1	19-MAY-2004 12:57:50	Bright	46.500	80	7Del Sco	2.3160	30000.	93	11601	No
241	GOM_NL__2PRFIN20040519_125941_000000582027_00024_11601_2603.N1	19-MAY-2004 12:59:41	Bright	57.500	86	35Eta Oph	2.4300	10200.	115	11601	No
242	GOM_NL__2PRFIN20040519_130214_000000412027_00024_11601_2604.N1	19-MAY-2004 13:02:14	Bright	40.500	104	27Bet Lib	2.6140	13100.	81	11601	No
243	GOM_NL__2PRFIN20040519_130411_000000482027_00024_11601_2605.N1	19-MAY-2004 13:04:11	Bright	48.000	120	1Del Oph	2.7340	3200.0	96	11601	No
244	GOM_NL__2PRFIN20040519_130719_000000442027_00024_11601_2606.N1	19-MAY-2004 13:07:19	Bright	44.000	102	24Alp Ser	2.6000	4250.0	88	11601	No
245	GOM_NL__2PRFIN20040519_130909_000000392027_00024_11601_2607.N1	19-MAY-2004 13:09:09	Bright	39.000	138	47Eps Vir	2.8280	4700.0	78	11601	No
246	GOM_NL__2PRFIN20040519_131039_000000372027_00024_11601_2608.N1	19-MAY-2004 13:10:39	Bright	37.000	3	16Alp Boo	-0.050000	4250.0	74	11601	No
247	GOM_NL__2PRFIN20040519_131300_000000382027_00024_11601_2609.N1	19-MAY-2004 13:13:00	Bright	37.500	83		2.3780	11000.	75	11601	No
248	GOM_NL__2PRFIN20040519_131608_000000372027_00024_11601_2610.N1	19-MAY-2004 13:16:08	Bright	36.500	180	27Gam Boo	3.0400	8000.0	73	11601	No
249	GOM_NL__2PRFIN20040519_131908_000000402027_00024_11601_2611.N1	19-MAY-2004 13:19:08	Bright	40.000	39	85Eta UMa	1.8540	24000.	80	11601	No
250	GOM_NL__2PRFIN20040519_132048_000000422027_00024_11601_2612.N1	19-MAY-2004 13:20:48	Bright	42.000	55	79Zet UMa	2.0600	10200.	84	11601	No
251	GOM_NL__2PRFIN20040519_132432_000000432027_00024_11601_2613.N1	19-MAY-2004 13:24:32	Bright	43.000	119	14Eta Dra	2.7270	4700.0	86	11601	No
252	GOM_NL__2PRFIN20040519_132622_000000402027_00024_11601_2614.N1	19-MAY-2004 13:26:22	Bright	39.500	60	7Bet UMi	2.0810	3950.0	79	11601	No
253	GOM_NL__2PRFIN20040519_133050_000000362027_00024_11601_2615.N1	19-MAY-2004 13:30:50	Bright	35.500	49	1Alp UMi	1.9900	6300.0	71	11601	No
254	GOM_NL__2PRFIN20040519_133527_000000472027_00024_11601_2616.N1	19-MAY-2004 13:35:27	Bright	47.000	89	5Alp Cep	2.4510	8000.0	94	11601	No
255	GOM_NL__2PRFIN20040519_133903_000000532027_00024_11601_2617.N1	19-MAY-2004 13:39:03	Bright	53.000	76	27Gam Cas	2.3000	30000.	106	11601	No
256	GOM_NL__2PRFIN20040519_134121_000001112027_00024_11601_2618.N1	19-MAY-2004 13:41:21	Bright	110.50	66	37Gam Cyg	2.2080	5900.0	221	11601	No
257	GOM_NL__2PRFIN20040519_134848_000000502027_00024_11601_2619.N1	19-MAY-2004 13:48:48	Twi_and_stray	49.500	58	21Alp And	2.0730	11000.	99	11601	No
258	GOM_NL__2PRFIN20040519_135306_000000472027_00024_11601_2620.N1	19-MAY-2004 13:53:06	Dark	46.500	140	88Gam Peg	2.8340	26000.	93	11601	No
259	GOM_NL__2PRFIN20040519_135500_000000572027_00024_11601_2621.N1	19-MAY-2004 13:55:00	Dark	56.500	90	54Alp Peg	2.4870	11000.	113	11601	No
260	GOM_NL__2PRFIN20040519_140151_000000442027_00024_11601_2622.N1	19-MAY-2004 14:01:51	Dark	44.000	52	16Bet Cet	2.0370	4500.0	88	11601	No
261	GOM_NL__2PRFIN20040519_140852_000000542027_00024_11601_2623.N1	19-MAY-2004 14:08:52	Dark	54.000	18	24Alp PsA	1.1660	9700.0	108	11601	No
262	GOM_NL__2PRFIN20040519_141302_000000512027_00024_11601_2624.N1	19-MAY-2004 14:13:02	Dark	50.500	63	Bet Gru	2.1500	2800.0	101	11601	No
263	GOM_NL__2PRFIN20040519_141438_000000462027_00025_11602_2593.N1	19-MAY-2004 14:14:38	Dark	46.000	31	Alp Gru	1.7340	15200.	92	11602	No
264	GOM_NL__2PRFIN20040519_141737_000000382027_00025_11602_2594.N1	19-MAY-2004 14:17:37	Dark	38.000	135	Bet Hyi	2.8200	5800.0	76	11602	No
265	GOM_NL__2PRFIN20040519_142007_000000462027_00025_11602_2595.N1	19-MAY-2004 14:20:07	Dark	45.500	45	Alp Pav	1.9400	26000.	91	11602	No
266	GOM_NL__2PRFIN20040519_142504_000000422027_00025_11602_2596.N1	19-MAY-2004 14:25:04	Straylight	42.000	43	Alp TrA	1.9100	4250.0	84	11602	No
267	GOM_NL__2PRFIN20040519_142713_000000402027_00025_11602_2597.N1	19-MAY-2004 14:27:13	Straylight	40.000	134	Bet TrA	2.8100	6600.0	80	11602	No
268	GOM_NL__2PRFIN20040519_142851_000000432027_00025_11602_2598.N1	19-MAY-2004 14:28:51	Straylight	43.000	4	Alp1Cen	-0.010000	5800.0	86	11602	No
269	GOM_NL__2PRFIN20040519_143224_000000412027_00025_11602_2599.N1	19-MAY-2004 14:32:24	Straylight	41.000	78	Alp Lup	2.3040	28000.	82	11602	No
270	GOM_NL__2PRFIN20040519_143357_000000412027_00025_11602_2600.N1	19-MAY-2004 14:33:57	Twi_and_stray	41.000	81	Eta Cen	2.3560	28000.	82	11602	No
271	GOM_NL__2PRFIN20040519_143647_000000622027_00025_11602_2601.N1	19-MAY-2004 14:36:47	Twi_and_stray	62.000	16	21Alp Sco	1.0200	3000.0	124	11602	No
272	GOM_NL__2PRFIN20040519_143826_000000462027_00025_11602_2602.N1	19-MAY-2004 14:38:26	Bright	45.500	80	7Del Sco	2.3160	30000.	91	11602	No
273	GOM_NL__2PRFIN20040519_144017_000000582027_00025_11602_2603.N1	19-MAY-2004 14:40:17	Bright	58.000	86	35Eta Oph	2.4300	10200.	116	11602	No
274	GOM_NL__2PRFIN20040519_144250_000000412027_00025_11602_2604.N1	19-MAY-2004 14:42:50	Bright	40.500	104	27Bet Lib	2.6140	13100.	81	11602	No
275	GOM_NL__2PRFIN20040519_144446_000000492027_00025_11602_2605.N1	19-MAY-2004 14:44:46	Bright	48.500	120	1Del Oph	2.7340	3200.0	97	11602	No
276	GOM_NL__2PRFIN20040519_144755_000000432027_00025_11602_2606.N1	19-MAY-2004 14:47:55	Bright	42.500	102	24Alp Ser	2.6000	4250.0	85	11602	No
277	GOM_NL__2PRFIN20040519_144945_000000392027_00025_11602_2607.N1	19-MAY-2004 14:49:45	Bright	38.500	138	47Eps Vir	2.8280	4700.0	77	11602	No
278	GOM_NL__2PRFIN20040519_145115_000000382027_00025_11602_2608.N1	19-MAY-2004 14:51:15	Bright	37.500	3	16Alp Boo	-0.050000	4250.0	75	11602	No

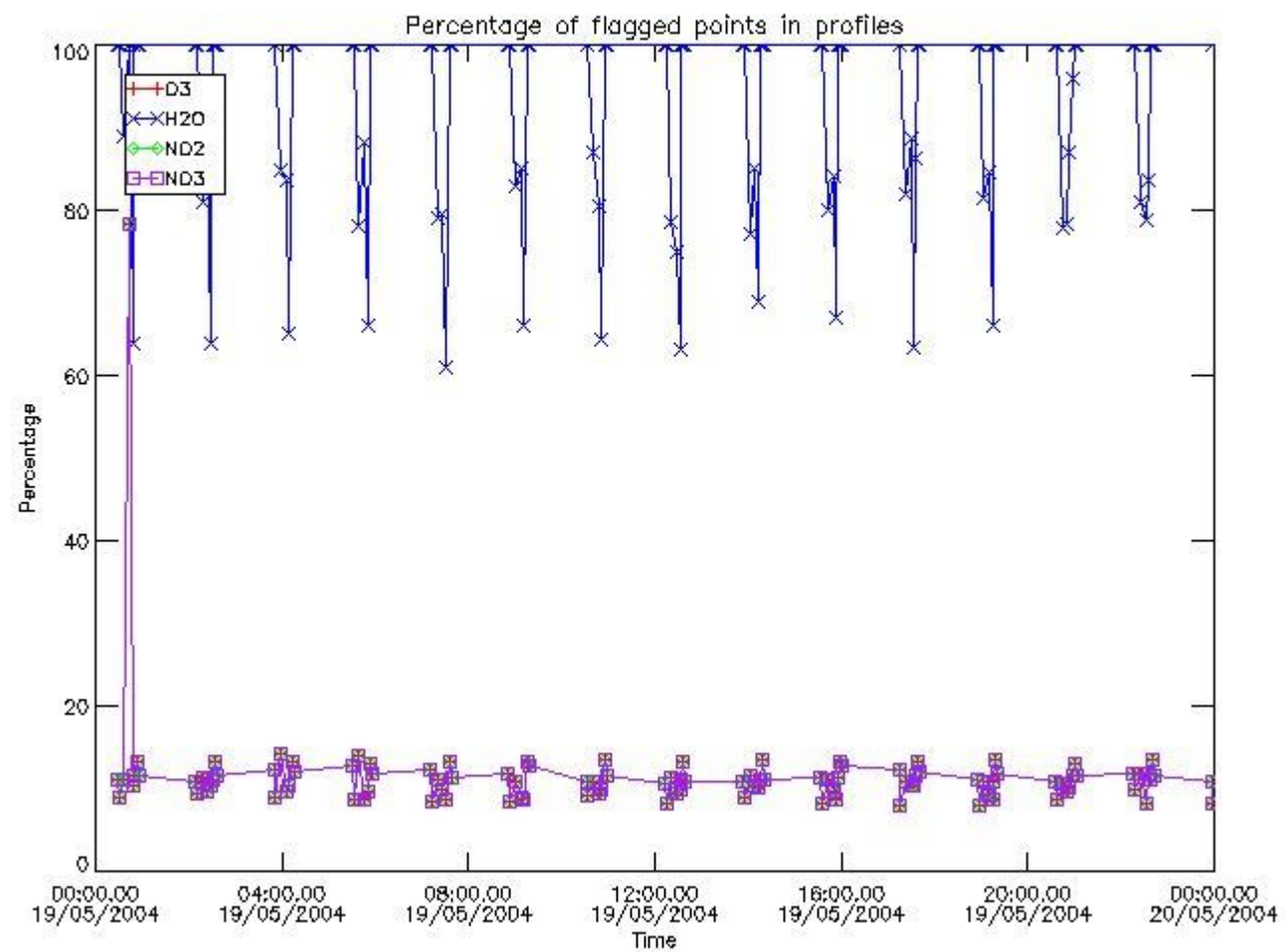
279	GOM_NL__2PRFIN20040519_145335_000000392027_00025_11602_2609.N1	19-MAY-2004 14:53:35	Bright	38.500	83		2.3780	11000.	77	11602	No
280	GOM_NL__2PRFIN20040519_145645_000000392027_00025_11602_2610.N1	19-MAY-2004 14:56:45	Bright	38.500	180	27Gam Boo	3.0400	8000.0	77	11602	No
281	GOM_NL__2PRFIN20040519_145946_000000372027_00025_11602_2611.N1	19-MAY-2004 14:59:46	Bright	36.500	39	85Eta UMa	1.8540	24000.	73	11602	No
282	GOM_NL__2PRFIN20040519_150124_000000422027_00025_11602_2612.N1	19-MAY-2004 15:01:24	Bright	42.000	55	79Zet UMa	2.0600	10200.	84	11602	No
283	GOM_NL__2PRFIN20040519_150508_000000422027_00025_11602_2613.N1	19-MAY-2004 15:05:08	Bright	41.500	119	14Eta Dra	2.7270	4700.0	83	11602	No
284	GOM_NL__2PRFIN20040519_150657_000000362027_00025_11602_2614.N1	19-MAY-2004 15:06:57	Bright	36.000	60	7Bet UMi	2.0810	3950.0	72	11602	No
285	GOM_NL__2PRFIN20040519_151124_000000392027_00025_11602_2615.N1	19-MAY-2004 15:11:24	Bright	39.000	49	1Alp UMi	1.9900	6300.0	78	11602	No
286	GOM_NL__2PRFIN20040519_151601_000000502027_00025_11602_2616.N1	19-MAY-2004 15:16:01	Bright	49.500	89	5Alp Cep	2.4510	8000.0	99	11602	No
287	GOM_NL__2PRFIN20040519_151939_000000382027_00025_11602_2617.N1	19-MAY-2004 15:19:39	Bright	37.500	76	27Gam Cas	2.3000	30000.	75	11602	No
288	GOM_NL__2PRFIN20040519_152155_000001112027_00025_11602_2618.N1	19-MAY-2004 15:21:55	Bright	111.00	66	37Gam Cyg	2.2080	5900.0	222	11602	No
289	GOM_NL__2PRFIN20040519_152925_000000492027_00025_11602_2619.N1	19-MAY-2004 15:29:25	Twilight	48.500	58	21Alp And	2.0730	11000.	97	11602	No
290	GOM_NL__2PRFIN20040519_153343_000000452027_00025_11602_2620.N1	19-MAY-2004 15:33:43	Dark	45.000	140	88Gam Peg	2.8340	26000.	90	11602	No
291	GOM_NL__2PRFIN20040519_153537_000000622027_00025_11602_2621.N1	19-MAY-2004 15:35:37	Dark	62.000	90	54Alp Peg	2.4870	11000.	124	11602	No
292	GOM_NL__2PRFIN20040519_154228_000000462027_00025_11602_2622.N1	19-MAY-2004 15:42:28	Dark	45.500	52	16Bet Cet	2.0370	4500.0	91	11602	No
293	GOM_NL__2PRFIN20040519_154930_000000542027_00025_11602_2623.N1	19-MAY-2004 15:49:30	Dark	53.500	18	24Alp PsA	1.1660	9700.0	107	11602	No
294	GOM_NL__2PRFIN20040519_155340_000000582027_00025_11602_2624.N1	19-MAY-2004 15:53:40	Dark	58.000	63	Bet Gru	2.1500	2800.0	116	11602	No
295	GOM_NL__2PRFIN20040519_155515_000000452027_00026_11603_2600.N1	19-MAY-2004 15:55:15	Dark	45.000	31	Alp Gru	1.7340	15200.	90	11603	No
296	GOM_NL__2PRFIN20040519_155812_000000392027_00026_11603_2601.N1	19-MAY-2004 15:58:12	Dark	38.500	135	Bet Hyi	2.8200	5800.0	77	11603	No
297	GOM_NL__2PRFIN20040519_160044_000000442027_00026_11603_2602.N1	19-MAY-2004 16:00:44	Dark	43.500	45	Alp Pav	1.9400	26000.	87	11603	No
298	GOM_NL__2PRFIN20040519_160541_000000402027_00026_11603_2603.N1	19-MAY-2004 16:05:41	Straylight	39.500	43	Alp TrA	1.9100	4250.0	79	11603	No
299	GOM_NL__2PRFIN20040519_160749_000000422027_00026_11603_2604.N1	19-MAY-2004 16:07:49	Straylight	41.500	134	Bet TrA	2.8100	6600.0	83	11603	No
300	GOM_NL__2PRFIN20040519_160927_000000482027_00026_11603_2605.N1	19-MAY-2004 16:09:27	Straylight	47.500	4	Alp1Cen	-0.010000	5800.0	95	11603	No
301	GOM_NL__2PRFIN20040519_161301_000000422027_00026_11603_2606.N1	19-MAY-2004 16:13:01	Straylight	42.000	78	Alp Lup	2.3040	28000.	84	11603	No
302	GOM_NL__2PRFIN20040519_161431_000000452027_00026_11603_2607.N1	19-MAY-2004 16:14:31	Twilight	45.000	81	Eta Cen	2.3560	28000.	90	11603	No
303	GOM_NL__2PRFIN20040519_161724_000000562027_00026_11603_2608.N1	19-MAY-2004 16:17:24	Twilight	55.500	16	21Alp Sco	1.0200	3000.0	111	11603	No
304	GOM_NL__2PRFIN20040519_161902_000000452027_00026_11603_2609.N1	19-MAY-2004 16:19:02	Bright	45.000	80	7Del Sco	2.3160	30000.	90	11603	No
305	GOM_NL__2PRFIN20040519_162053_000000592027_00026_11603_2610.N1	19-MAY-2004 16:20:53	Bright	58.500	86	35Eta Oph	2.4300	10200.	117	11603	No
306	GOM_NL__2PRFIN20040519_162326_000000422027_00026_11603_2611.N1	19-MAY-2004 16:23:26	Bright	41.500	104	27Bet Lib	2.6140	13100.	83	11603	No
307	GOM_NL__2PRFIN20040519_162522_000000492027_00026_11603_2612.N1	19-MAY-2004 16:25:22	Bright	49.000	120	1Del Oph	2.7340	3200.0	98	11603	No
308	GOM_NL__2PRFIN20040519_162830_000000432027_00026_11603_2613.N1	19-MAY-2004 16:28:30	Bright	43.000	102	24Alp Ser	2.6000	4250.0	86	11603	No
309	GOM_NL__2PRFIN20040519_163021_000000402027_00026_11603_2614.N1	19-MAY-2004 16:30:21	Bright	39.500	138	47Eps Vir	2.8280	4700.0	79	11603	No
310	GOM_NL__2PRFIN20040519_163151_000000382027_00026_11603_2615.N1	19-MAY-2004 16:31:51	Bright	38.000	3	16Alp Boo	-0.050000	4250.0	76	11603	No
311	GOM_NL__2PRFIN20040519_163411_000000392027_00026_11603_2616.N1	19-MAY-2004 16:34:11	Bright	38.500	83		2.3780	11000.	77	11603	No
312	GOM_NL__2PRFIN20040519_163720_000000372027_00026_11603_2617.N1	19-MAY-2004 16:37:20	Bright	36.500	180	27Gam Boo	3.0400	8000.0	73	11603	No
313	GOM_NL__2PRFIN20040519_164023_000000372027_00026_11603_2618.N1	19-MAY-2004 16:40:23	Bright	37.000	39	85Eta UMa	1.8540	24000.	74	11603	No
314	GOM_NL__2PRFIN20040519_164202_000000382027_00026_11603_2619.N1	19-MAY-2004 16:42:02	Bright	38.000	55	79Zet UMa	2.0600	10200.	76	11603	No
315	GOM_NL__2PRFIN20040519_164543_000000442027_00026_11603_2620.N1	19-MAY-2004 16:45:43	Bright	43.500	119	14Eta Dra	2.7270	4700.0	87	11603	No
316	GOM_NL__2PRFIN20040519_164734_000000382027_00026_11603_2621.N1	19-MAY-2004 16:47:34	Bright	37.500	60	7Bet UMi	2.0810	3950.0	75	11603	No
317	GOM_NL__2PRFIN20040519_165200_000000412027_00026_11603_2622.N1	19-MAY-2004 16:52:00	Bright	41.000	49	1Alp UMi	1.9900	6300.0	82	11603	No
318	GOM_NL__2PRFIN20040519_165638_000000472027_00026_11603_2623.N1	19-MAY-2004 16:56:38	Bright	46.500	89	5Alp Cep	2.4510	8000.0	93	11603	No
319	GOM_NL__2PRFIN20040519_170014_000000402027_00026_11603_2624.N1	19-MAY-2004 17:00:14	Bright	39.500	76	27Gam Cas	2.3000	30000.	79	11603	No
320	GOM_NL__2PRFIN20040519_170230_000001042027_00026_11603_2625.N1	19-MAY-2004 17:02:30	Bright	104.00	66	37Gam Cyg	2.2080	5900.0	208	11603	No
321	GOM_NL__2PRFIN20040519_170958_000000512027_00026_11603_2626.N1	19-MAY-2004 17:09:58	Twilight	51.000	58	21Alp And	2.0730	11000.	102	11603	No
322	GOM_NL__2PRFIN20040519_171419_000000462027_00026_11603_2627.N1	19-MAY-2004 17:14:19	Dark	46.000	140	88Gam Peg	2.8340	26000.	92	11603	No
323	GOM_NL__2PRFIN20040519_171613_000000642027_00026_11603_2628.N1	19-MAY-2004 17:16:13	Dark	64.000	90	54Alp Peg	2.4870	11000.	128	11603	No
324	GOM_NL__2PRFIN20040519_172305_000000482027_00026_11603_2629.N1	19-MAY-2004 17:23:05	Dark	47.500	52	16Bet Cet	2.0370	4500.0	95	11603	No
325	GOM_NL__2PRFIN20040519_173007_000000492027_00026_11603_2630.N1	19-MAY-2004 17:30:07	Dark	49.000	18	24Alp PsA	1.1660	9700.0	98	11603	No
326	GOM_NL__2PRFIN20040519_173416_000000502027_00026_11603_2631.N1	19-MAY-2004 17:34:16	Dark	49.500	63	Bet Gru	2.1500	2800.0	99	11603	No
327	GOM_NL__2PRFIN20040519_173552_000000442027_00027_11604_2598.N1	19-MAY-2004 17:35:52	Dark	44.000	31	Alp Gru	1.7340	15200.	88	11604	No
328	GOM_NL__2PRFIN20040519_173848_000000392027_00027_11604_2599.N1	19-MAY-2004 17:38:48	Dark	38.500	135	Bet Hyi	2.8200	5800.0	77	11604	No
329	GOM_NL__2PRFIN20040519_174121_000000432027_00027_11604_2600.N1	19-MAY-2004 17:41:21	Dark	42.500	45	Alp Pav	1.9400	26000.	85	11604	No
330	GOM_NL__2PRFIN20040519_174617_000000502027_00027_11604_2601.N1	19-MAY-2004 17:46:17	Straylight	50.000	43	Alp TrA	1.9100	4250.0	100	11604	No
331	GOM_NL__2PRFIN20040519_174826_000000392027_00027_11604_2602.N1	19-MAY-2004 17:48:26	Straylight	39.000	134	Bet TrA	2.8100	6600.0	78	11604	No
332	GOM_NL__2PRFIN20040519_175003_000000502027_00027_11604_2603.N1	19-MAY-2004 17:50:03	Straylight	49.500	4	Alp1Cen	-0.010000	5800.0	99	11604	No
333	GOM_NL__2PRFIN20040519_175339_000000392027_00027_11604_2604.N1	19-MAY-2004 17:53:39	Straylight	39.000	78	Alp Lup	2.3040	28000.	78	11604	No
334	GOM_NL__2PRFIN20040519_175509_000000432027_00027_11604_2605.N1	19-MAY-2004 17:55:09	Twilight	43.000	81	Eta Cen	2.3560	28000.	86	11604	No
335	GOM_NL__2PRFIN20040519_175801_000000562027_00027_11604_2606.N1	19-MAY-2004 17:58:01	Twilight	56.000	16	21Alp Sco	1.0200	3000.0	112	11604	No
336	GOM_NL__2PRFIN20040519_175938_000000492027_00027_11604_2607.N1	19-MAY-2004 17:59:38	Bright	48.500	80	7Del Sco	2.3160	30000.	97	11604	No
337	GOM_NL__2PRFIN20040519_180128_000000582027_00027_11604_2608.N1	19-MAY-2004 18:01:28	Bright	58.000	86	35Eta Oph	2.4300	10200.	116	11604	No

338	GOM_NL__2PRFIN20040519_180403_000000412027_00027_11604_2609.N1	19-MAY-2004 18:04:03	Bright	40.500	104	27Bet Lib	2.6140	13100.	81	11604	No
339	GOM_NL__2PRFIN20040519_180559_000000482027_00027_11604_2610.N1	19-MAY-2004 18:05:59	Bright	48.000	120	1Del Oph	2.7340	3200.0	96	11604	No
340	GOM_NL__2PRFIN20040519_180906_000000432027_00027_11604_2611.N1	19-MAY-2004 18:09:06	Bright	42.500	102	24Alp Ser	2.6000	4250.0	85	11604	No
341	GOM_NL__2PRFIN20040519_181058_000000392027_00027_11604_2612.N1	19-MAY-2004 18:10:58	Bright	39.000	138	47Eps Vir	2.8280	4700.0	78	11604	No
342	GOM_NL__2PRFIN20040519_181227_000000382027_00027_11604_2613.N1	19-MAY-2004 18:12:27	Bright	37.500	3	16Alp Boo	-0.050000	4250.0	75	11604	No
343	GOM_NL__2PRFIN20040519_181447_000000382027_00027_11604_2614.N1	19-MAY-2004 18:14:47	Bright	37.500	83		2.3780	11000.	75	11604	No
344	GOM_NL__2PRFIN20040519_181756_000000382027_00027_11604_2615.N1	19-MAY-2004 18:17:56	Bright	38.000	180	27Gam Boo	3.0400	8000.0	76	11604	No
345	GOM_NL__2PRFIN20040519_182059_000000382027_00027_11604_2616.N1	19-MAY-2004 18:20:59	Bright	38.000	39	85Eta UMa	1.8540	24000.	76	11604	No
346	GOM_NL__2PRFIN20040519_182239_000000382027_00027_11604_2617.N1	19-MAY-2004 18:22:39	Bright	37.500	55	79Zet UMa	2.0600	10200.	75	11604	No
347	GOM_NL__2PRFIN20040519_182619_000000432027_00027_11604_2618.N1	19-MAY-2004 18:26:19	Bright	43.000	119	14Eta Dra	2.7270	4700.0	86	11604	No
348	GOM_NL__2PRFIN20040519_182810_000000392027_00027_11604_2619.N1	19-MAY-2004 18:28:10	Bright	39.000	60	7Bet UMi	2.0810	3950.0	78	11604	No
349	GOM_NL__2PRFIN20040519_183238_000000392027_00027_11604_2620.N1	19-MAY-2004 18:32:38	Bright	38.500	49	1Alp UMi	1.9900	6300.0	77	11604	No
350	GOM_NL__2PRFIN20040519_183714_000000482027_00027_11604_2621.N1	19-MAY-2004 18:37:14	Bright	48.000	89	5Alp Cep	2.4510	8000.0	96	11604	No
351	GOM_NL__2PRFIN20040519_184051_000000392027_00027_11604_2622.N1	19-MAY-2004 18:40:51	Bright	38.500	76	27Gam Cas	2.3000	30000.	77	11604	No
352	GOM_NL__2PRFIN20040519_184305_000001102027_00027_11604_2623.N1	19-MAY-2004 18:43:05	Bright	109.50	66	37Gam Cyg	2.2080	5900.0	219	11604	No
353	GOM_NL__2PRFIN20040519_185036_000000472027_00027_11604_2624.N1	19-MAY-2004 18:50:36	Tw_i_and_stray	47.000	58	21Alp And	2.0730	11000.	94	11604	No
354	GOM_NL__2PRFIN20040519_185455_000000462027_00027_11604_2625.N1	19-MAY-2004 18:54:55	Dark	45.500	140	88Gam Peg	2.8340	26000.	91	11604	No
355	GOM_NL__2PRFIN20040519_185650_000000642027_00027_11604_2626.N1	19-MAY-2004 18:56:50	Dark	63.500	90	54Alp Peg	2.4870	11000.	127	11604	No
356	GOM_NL__2PRFIN20040519_190341_000000472027_00027_11604_2627.N1	19-MAY-2004 19:03:41	Dark	46.500	52	16Bet Cet	2.0370	4500.0	93	11604	No
357	GOM_NL__2PRFIN20040519_191044_000000562027_00027_11604_2628.N1	19-MAY-2004 19:10:44	Dark	55.500	18	24Alp PsA	1.1660	9700.0	111	11604	No
358	GOM_NL__2PRFIN20040519_191453_000000582027_00027_11604_2629.N1	19-MAY-2004 19:14:53	Dark	58.000	63	Bet Gru	2.1500	2800.0	116	11604	No
359	GOM_NL__2PRFIN20040519_191629_000000472027_00028_11605_2599.N1	19-MAY-2004 19:16:29	Dark	47.000	31	Alp Gru	1.7340	15200.	94	11605	No
360	GOM_NL__2PRFIN20040519_191925_000000382027_00028_11605_2600.N1	19-MAY-2004 19:19:25	Dark	38.000	135	Bet Hyi	2.8200	5800.0	76	11605	No
361	GOM_NL__2PRFIN20040519_192158_000000442027_00028_11605_2601.N1	19-MAY-2004 19:21:58	Dark	43.500	45	Alp Pav	1.9400	26000.	87	11605	No
362	GOM_NL__2PRFIN20040519_192653_000000412027_00028_11605_2602.N1	19-MAY-2004 19:26:53	Straylight	40.500	43	Alp TrA	1.9100	4250.0	81	11605	No
363	GOM_NL__2PRFIN20040519_192902_000000392027_00028_11605_2603.N1	19-MAY-2004 19:29:02	Straylight	38.500	134	Bet TrA	2.8100	6600.0	77	11605	No
364	GOM_NL__2PRFIN20040519_193039_000000462027_00028_11605_2604.N1	19-MAY-2004 19:30:39	Straylight	45.500	4	Alp1Cen	-0.010000	5800.0	91	11605	No
365	GOM_NL__2PRFIN20040519_193329_000000572027_00028_11605_2605.N1	19-MAY-2004 19:33:29	Straylight	57.000	25	35Lam Sco	1.6200	28000.	114	11605	No
366	GOM_NL__2PRFIN20040519_193543_000000442027_00028_11605_2606.N1	19-MAY-2004 19:35:43	Tw_i_and_stray	43.500	81	Eta Cen	2.3560	28000.	87	11605	No
367	GOM_NL__2PRFIN20040519_193837_000000582027_00028_11605_2607.N1	19-MAY-2004 19:38:37	Tw_i_and_stray	58.000	16	21Alp Sco	1.0200	3000.0	116	11605	No
368	GOM_NL__2PRFIN20040519_194014_000000472027_00028_11605_2608.N1	19-MAY-2004 19:40:14	Bright	47.000	80	7Del Sco	2.3160	30000.	94	11605	No
369	GOM_NL__2PRFIN20040519_194205_000000582027_00028_11605_2609.N1	19-MAY-2004 19:42:05	Bright	58.000	86	35Eta Oph	2.4300	10200.	116	11605	No
370	GOM_NL__2PRFIN20040519_194439_000000412027_00028_11605_2610.N1	19-MAY-2004 19:44:39	Bright	40.500	104	27Bet Lib	2.6140	13100.	81	11605	No
371	GOM_NL__2PRFIN20040519_194634_000000492027_00028_11605_2611.N1	19-MAY-2004 19:46:34	Bright	49.000	120	1Del Oph	2.7340	3200.0	98	11605	No
372	GOM_NL__2PRFIN20040519_194942_000000432027_00028_11605_2612.N1	19-MAY-2004 19:49:42	Bright	42.500	102	24Alp Ser	2.6000	4250.0	85	11605	No
373	GOM_NL__2PRFIN20040519_195134_000000392027_00028_11605_2613.N1	19-MAY-2004 19:51:34	Bright	39.000	138	47Eps Vir	2.8280	4700.0	78	11605	No
374	GOM_NL__2PRFIN20040519_195303_000000382027_00028_11605_2614.N1	19-MAY-2004 19:53:03	Bright	37.500	3	16Alp Boo	-0.050000	4250.0	75	11605	No
375	GOM_NL__2PRFIN20040519_195523_000000382027_00028_11605_2615.N1	19-MAY-2004 19:55:23	Bright	38.000	83		2.3780	11000.	76	11605	No
376	GOM_NL__2PRFIN20040519_195832_000000382027_00028_11605_2616.N1	19-MAY-2004 19:58:32	Bright	38.000	180	27Gam Boo	3.0400	8000.0	76	11605	No
377	GOM_NL__2PRFIN20040519_200135_000000352027_00028_11605_2617.N1	19-MAY-2004 20:01:35	Bright	35.000	39	85Eta UMa	1.8540	24000.	70	11605	No
378	GOM_NL__2PRFIN20040519_200315_000000352027_00028_11605_2618.N1	19-MAY-2004 20:03:15	Bright	35.000	55	79Zet UMa	2.0600	10200.	70	11605	No
379	GOM_NL__2PRFIN20040519_200654_000000432027_00028_11605_2619.N1	19-MAY-2004 20:06:54	Bright	42.500	119	14Eta Dra	2.7270	4700.0	85	11605	No
380	GOM_NL__2PRFIN20040519_200845_000000402027_00028_11605_2620.N1	19-MAY-2004 20:08:45	Bright	40.000	60	7Bet UMi	2.0810	3950.0	80	11605	No
381	GOM_NL__2PRFIN20040519_201315_000000392027_00028_11605_2621.N1	19-MAY-2004 20:13:15	Bright	38.500	49	1Alp UMi	1.9900	6300.0	77	11605	No
382	GOM_NL__2PRFIN20040519_201749_000000462027_00028_11605_2622.N1	19-MAY-2004 20:17:49	Bright	45.500	89	5Alp Cep	2.4510	8000.0	91	11605	No
383	GOM_NL__2PRFIN20040519_202124_000000432027_00028_11605_2623.N1	19-MAY-2004 20:21:24	Bright	43.000	76	27Gam Cas	2.3000	30000.	86	11605	No
384	GOM_NL__2PRFIN20040519_202339_000001202027_00028_11605_2624.N1	19-MAY-2004 20:23:39	Bright	119.50	66	37Gam Cyg	2.2080	5900.0	239	11605	No
385	GOM_NL__2PRFIN20040519_203113_000000482027_00028_11605_2625.N1	19-MAY-2004 20:31:13	Tw_i_and_stray	48.000	58	21Alp And	2.0730	11000.	96	11605	No
386	GOM_NL__2PRFIN20040519_203532_000000472027_00028_11605_2626.N1	19-MAY-2004 20:35:32	Dark	46.500	140	88Gam Peg	2.8340	26000.	93	11605	No
387	GOM_NL__2PRFIN20040519_203726_000000592027_00028_11605_2627.N1	19-MAY-2004 20:37:26	Dark	59.000	90	54Alp Peg	2.4870	11000.	118	11605	No
388	GOM_NL__2PRFIN20040519_204418_000000482027_00028_11605_2628.N1	19-MAY-2004 20:44:18	Dark	48.000	52	16Bet Cet	2.0370	4500.0	96	11605	No
389	GOM_NL__2PRFIN20040519_205120_000000542027_00028_11605_2629.N1	19-MAY-2004 20:51:20	Dark	53.500	18	24Alp PsA	1.1660	9700.0	107	11605	No
390	GOM_NL__2PRFIN20040519_205412_000000512027_00028_11605_2630.N1	19-MAY-2004 20:54:12	Dark	50.500	9	Alp Eri	0.45300	24000.	101	11605	No
391	GOM_NL__2PRFIN20040519_205705_000000482027_00029_11606_2601.N1	19-MAY-2004 20:57:05	Dark	48.000	31	Alp Gru	1.7340	15200.	96	11606	No
392	GOM_NL__2PRFIN20040519_210001_000000392027_00029_11606_2602.N1	19-MAY-2004 21:00:01	Dark	39.000	135	Bet Hyi	2.8200	5800.0	78	11606	No
393	GOM_NL__2PRFIN20040519_210234_000000442027_00029_11606_2603.N1	19-MAY-2004 21:02:34	Dark	44.000	45	Alp Pav	1.9400	26000.	88	11606	No
394	GOM_NL__2PRFIN20040519_210729_000000412027_00029_11606_2604.N1	19-MAY-2004 21:07:29	Straylight	40.500	43	Alp TrA	1.9100	4250.0	81	11606	No
395	GOM_NL__2PRFIN20040519_210939_000000412027_00029_11606_2605.N1	19-MAY-2004 21:09:39	Straylight	41.000	134	Bet TrA	2.8100	6600.0	82	11606	No
396	GOM_NL__2PRFIN20040519_211115_000000452027_00029_11606_2606.N1	19-MAY-2004 21:11:15	Straylight	44.500	4	Alp1Cen	-0.010000	5800.0	89	11606	No

397	GOM_NL__2PRFIN20040519_211405_000000532027_00029_11606_2607.N1	19-MAY-2004 21:14:05	Straylight	53.000	25	35Lam Sco	1.6200	28000.	106	11606	No
398	GOM_NL__2PRFIN20040519_211619_000000442027_00029_11606_2608.N1	19-MAY-2004 21:16:19	Tw_i_and_stray	43.500	81	Eta Cen	2.3560	28000.	87	11606	No
399	GOM_NL__2PRFIN20040519_211913_000000622027_00029_11606_2609.N1	19-MAY-2004 21:19:13	Tw_i_and_stray	62.000	16	21Alp Sco	1.0200	3000.0	124	11606	No
400	GOM_NL__2PRFIN20040519_212050_000000472027_00029_11606_2610.N1	19-MAY-2004 21:20:50	Bright	47.000	80	7Del Sco	2.3160	30000.	94	11606	No
401	GOM_NL__2PRFIN20040519_212241_000000572027_00029_11606_2611.N1	19-MAY-2004 21:22:41	Bright	57.000	86	35Eta Oph	2.4300	10200.	114	11606	No
402	GOM_NL__2PRFIN20040519_212515_000000412027_00029_11606_2612.N1	19-MAY-2004 21:25:15	Bright	41.000	104	27Bet Lib	2.6140	13100.	82	11606	No
403	GOM_NL__2PRFIN20040519_212710_000000492027_00029_11606_2613.N1	19-MAY-2004 21:27:10	Bright	48.500	120	1Del Oph	2.7340	3200.0	97	11606	No
404	GOM_NL__2PRFIN20040519_213017_000000432027_00029_11606_2614.N1	19-MAY-2004 21:30:17	Bright	42.500	102	24Alp Ser	2.6000	4250.0	85	11606	No
405	GOM_NL__2PRFIN20040519_213211_000000382027_00029_11606_2615.N1	19-MAY-2004 21:32:11	Bright	38.000	138	47Eps Vir	2.8280	4700.0	76	11606	No
406	GOM_NL__2PRFIN20040519_213340_000000392027_00029_11606_2616.N1	19-MAY-2004 21:33:40	Bright	38.500	3	16Alp Boo	-0.050000	4250.0	77	11606	No
407	GOM_NL__2PRFIN20040519_213559_000000412027_00029_11606_2617.N1	19-MAY-2004 21:35:59	Bright	40.500	83		2.3780	11000.	81	11606	No
408	GOM_NL__2PRFIN20040519_213908_000000372027_00029_11606_2618.N1	19-MAY-2004 21:39:08	Bright	36.500	180	27Gam Boo	3.0400	8000.0	73	11606	No
409	GOM_NL__2PRFIN20040519_214211_000000362027_00029_11606_2619.N1	19-MAY-2004 21:42:11	Bright	36.000	39	85Eta UMa	1.8540	24000.	72	11606	No
410	GOM_NL__2PRFIN20040519_214351_000000362027_00029_11606_2620.N1	19-MAY-2004 21:43:51	Bright	35.500	55	79Zet UMa	2.0600	10200.	71	11606	No
411	GOM_NL__2PRFIN20040519_214730_000000432027_00029_11606_2621.N1	19-MAY-2004 21:47:30	Bright	43.000	119	14Eta Dra	2.7270	4700.0	86	11606	No
412	GOM_NL__2PRFIN20040519_214921_000000392027_00029_11606_2622.N1	19-MAY-2004 21:49:21	Bright	38.500	60	7Bet UMi	2.0810	3950.0	77	11606	No
413	GOM_NL__2PRFIN20040519_215351_000000382027_00029_11606_2623.N1	19-MAY-2004 21:53:51	Bright	38.000	49	1Alp UMi	1.9900	6300.0	76	11606	No
414	GOM_NL__2PRFIN20040519_215823_000000502027_00029_11606_2624.N1	19-MAY-2004 21:58:23	Bright	50.000	89	5Alp Cep	2.4510	8000.0	100	11606	No
415	GOM_NL__2PRFIN20040519_220202_000000532027_00029_11606_2625.N1	19-MAY-2004 22:02:02	Bright	52.500	76	27Gam Cas	2.3000	30000.	105	11606	No
416	GOM_NL__2PRFIN20040519_220414_000001092027_00029_11606_2626.N1	19-MAY-2004 22:04:14	Bright	108.50	66	37Gam Cyg	2.2080	5900.0	217	11606	No
417	GOM_NL__2PRFIN20040519_221149_000000482027_00029_11606_2627.N1	19-MAY-2004 22:11:49	Tw_i_and_stray	47.500	58	21Alp And	2.0730	11000.	95	11606	No
418	GOM_NL__2PRFIN20040519_221608_000000442027_00029_11606_2628.N1	19-MAY-2004 22:16:08	Dark	43.500	140	88Gam Peg	2.8340	26000.	87	11606	No
419	GOM_NL__2PRFIN20040519_221802_000000622027_00029_11606_2629.N1	19-MAY-2004 22:18:02	Dark	62.000	90	54Alp Peg	2.4870	11000.	124	11606	No
420	GOM_NL__2PRFIN20040519_222454_000000482027_00029_11606_2630.N1	19-MAY-2004 22:24:54	Dark	47.500	52	16Bet Cet	2.0370	4500.0	95	11606	No
421	GOM_NL__2PRFIN20040519_223156_000000622027_00029_11606_2631.N1	19-MAY-2004 22:31:56	Dark	61.500	18	24Alp PsA	1.1660	9700.0	123	11606	No
422	GOM_NL__2PRFIN20040519_223449_000000432027_00029_11606_2632.N1	19-MAY-2004 22:34:49	Dark	43.000	9	Alp Eri	0.45300	24000.	86	11606	No
423	GOM_NL__2PRFIN20040519_223742_000000462027_00030_11607_2697.N1	19-MAY-2004 22:37:42	Dark	46.000	31	Alp Gru	1.7340	15200.	92	11607	No
424	GOM_NL__2PRFIN20040519_224037_000000382027_00030_11607_2698.N1	19-MAY-2004 22:40:37	Dark	38.000	135	Bet Hyi	2.8200	5800.0	76	11607	No
425	GOM_NL__2PRFIN20040519_224310_000000442027_00030_11607_2699.N1	19-MAY-2004 22:43:10	Dark	44.000	45	Alp Pav	1.9400	26000.	88	11607	No
426	GOM_NL__2PRFIN20040519_224806_000000402027_00030_11607_2700.N1	19-MAY-2004 22:48:06	Straylight	40.000	43	Alp TrA	1.9100	4250.0	80	11607	No
427	GOM_NL__2PRFIN20040519_225014_000000402027_00030_11607_2701.N1	19-MAY-2004 22:50:14	Straylight	40.000	134	Bet TrA	2.8100	6600.0	80	11607	No
428	GOM_NL__2PRFIN20040519_225151_000000522027_00030_11607_2702.N1	19-MAY-2004 22:51:51	Straylight	52.000	4	Alp1Cen	-0.010000	5800.0	104	11607	No
429	GOM_NL__2PRFIN20040519_225441_000000552027_00030_11607_2703.N1	19-MAY-2004 22:54:41	Straylight	55.000	25	35Lam Sco	1.6200	28000.	110	11607	No
430	GOM_NL__2PRFIN20040519_225657_000000432027_00030_11607_2704.N1	19-MAY-2004 22:56:57	Tw_i_and_stray	43.000	81	Eta Cen	2.3560	28000.	86	11607	No
431	GOM_NL__2PRFIN20040519_225948_000000612027_00030_11607_2705.N1	19-MAY-2004 22:59:48	Tw_i_and_stray	61.000	16	21Alp Sco	1.0200	3000.0	122	11607	No
432	GOM_NL__2PRFIN20040519_230126_000000462027_00030_11607_2706.N1	19-MAY-2004 23:01:26	Bright	46.000	80	7Del Sco	2.3160	30000.	92	11607	No
433	GOM_NL__2PRFIN20040519_230317_000000582027_00030_11607_2707.N1	19-MAY-2004 23:03:17	Bright	57.500	86	35Eta Oph	2.4300	10200.	115	11607	No
434	GOM_NL__2PRFIN20040519_230550_000000412027_00030_11607_2708.N1	19-MAY-2004 23:05:50	Bright	41.000	104	27Bet Lib	2.6140	13100.	82	11607	No
435	GOM_NL__2PRFIN20040519_230744_000000512027_00030_11607_2709.N1	19-MAY-2004 23:07:44	Bright	50.500	120	1Del Oph	2.7340	3200.0	101	11607	No
436	GOM_NL__2PRFIN20040519_231053_000000432027_00030_11607_2710.N1	19-MAY-2004 23:10:53	Bright	42.500	102	24Alp Ser	2.6000	4250.0	85	11607	No
437	GOM_NL__2PRFIN20040519_231246_000000392027_00030_11607_2711.N1	19-MAY-2004 23:12:46	Bright	39.000	138	47Eps Vir	2.8280	4700.0	78	11607	No
438	GOM_NL__2PRFIN20040519_231416_000000372027_00030_11607_2712.N1	19-MAY-2004 23:14:16	Bright	37.000	3	16Alp Boo	-0.050000	4250.0	74	11607	No
439	GOM_NL__2PRFIN20040519_231634_000000392027_00030_11607_2713.N1	19-MAY-2004 23:16:34	Bright	39.000	83		2.3780	11000.	78	11607	No
440	GOM_NL__2PRFIN20040519_231943_000000402027_00030_11607_2714.N1	19-MAY-2004 23:19:43	Bright	39.500	180	27Gam Boo	3.0400	8000.0	79	11607	No
441	GOM_NL__2PRFIN20040519_232247_000000372027_00030_11607_2715.N1	19-MAY-2004 23:22:47	Bright	37.000	39	85Eta UMa	1.8540	24000.	74	11607	No
442	GOM_NL__2PRFIN20040519_232424_000000392027_00030_11607_2716.N1	19-MAY-2004 23:24:24	Bright	38.500	55	79Zet UMa	2.0600	10200.	77	11607	No
443	GOM_NL__2PRFIN20040519_232805_000000422027_00030_11607_2717.N1	19-MAY-2004 23:28:05	Bright	42.000	119	14Eta Dra	2.7270	4700.0	84	11607	No
444	GOM_NL__2PRFIN20040519_232957_000000412027_00030_11607_2718.N1	19-MAY-2004 23:29:57	Bright	40.500	60	7Bet UMi	2.0810	3950.0	81	11607	No
445	GOM_NL__2PRFIN20040519_233426_000000402027_00030_11607_2719.N1	19-MAY-2004 23:34:26	Bright	39.500	49	1Alp UMi	1.9900	6300.0	79	11607	No
446	GOM_NL__2PRFIN20040519_233858_000000482027_00030_11607_2720.N1	19-MAY-2004 23:38:58	Bright	48.000	89	5Alp Cep	2.4510	8000.0	96	11607	No
447	GOM_NL__2PRFIN20040519_234237_000000392027_00030_11607_2721.N1	19-MAY-2004 23:42:37	Bright	39.000	76	27Gam Cas	2.3000	30000.	78	11607	No
448	GOM_NL__2PRFIN20040519_234449_000001162027_00030_11607_2722.N1	19-MAY-2004 23:44:49	Bright	115.50	66	37Gam Cyg	2.2080	5900.0	231	11607	No
449	GOM_NL__2PRFIN20040519_235223_000000512027_00030_11607_2723.N1	19-MAY-2004 23:52:23	Tw_i_and_stray	51.000	58	21Alp And	2.0730	11000.	102	11607	No
450	GOM_NL__2PRFIN20040519_235644_000000472027_00030_11607_2724.N1	19-MAY-2004 23:56:44	Dark	47.000	140	88Gam Peg	2.8340	26000.	94	11607	No
451	GOM_NL__2PRFIN20040519_235839_000000622027_00030_11607_2725.N1	19-MAY-2004 23:58:39	Dark	61.500	90	54Alp Peg	2.4870	11000.	123	11607	No

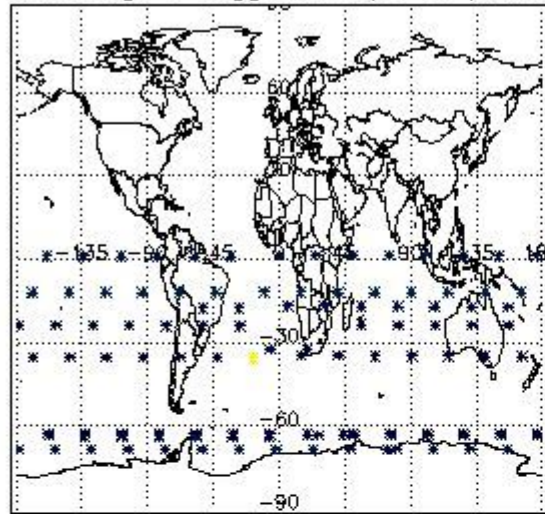
In this section it is plotted some information contained in the Quality Summary data set of the level 2 products. Only products in dark limb conditions and without errors (error flag in the MPH set to "0") are used.

3.1 Plot quality information per product (time dependant)

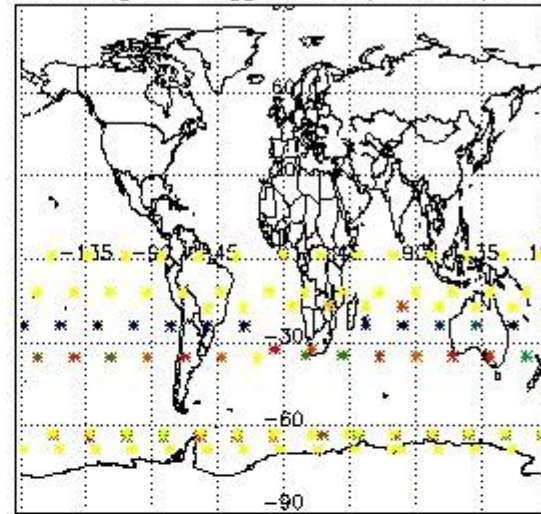


3.2 Plot quality information per product (world map)

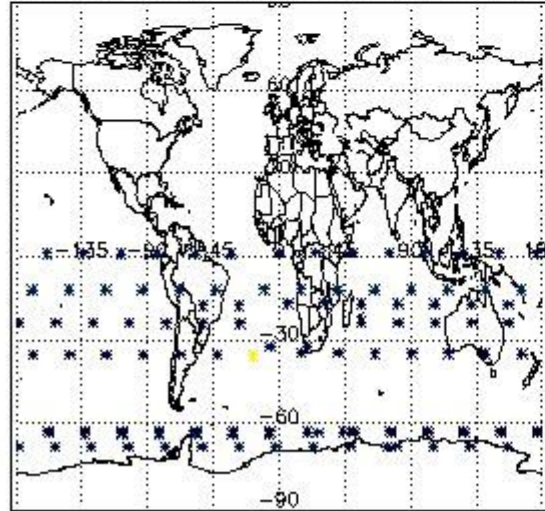
Percentage of flagged data per O3 profile



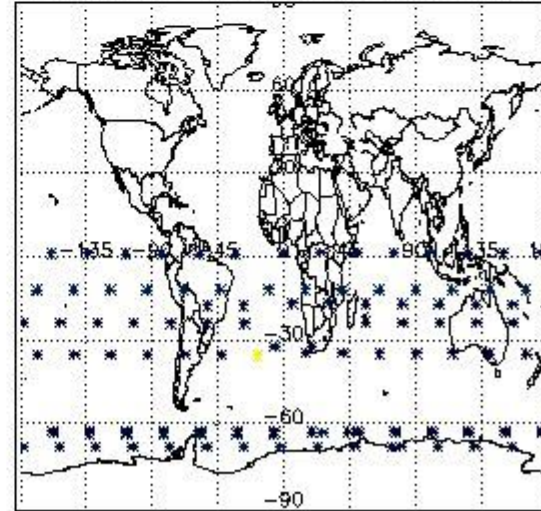
Percentage of flagged data per H2O profile



Percentage of flagged data per NO2 profile



Percentage of flagged data per NO3 profile

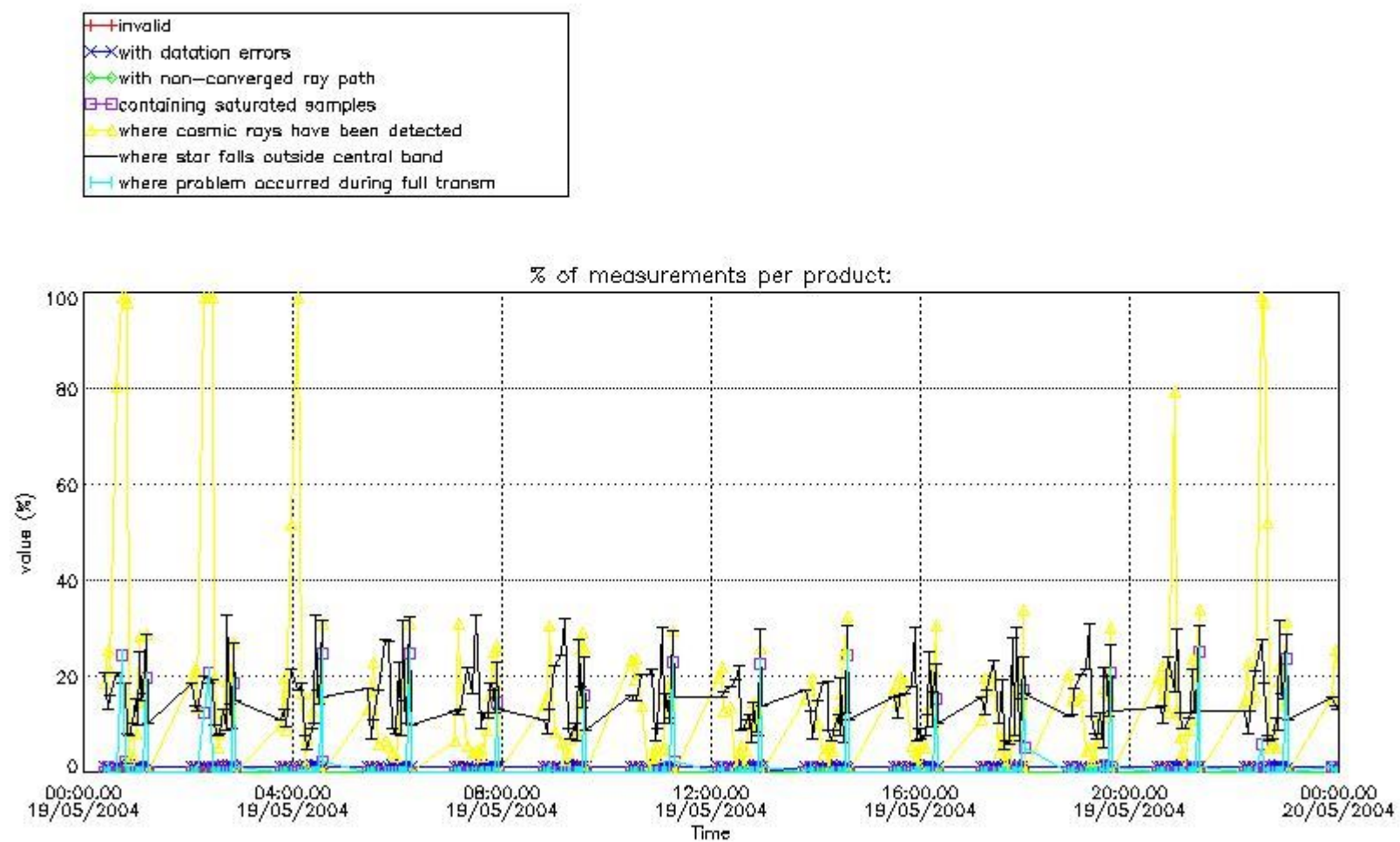


4. Level 1 quality information per product

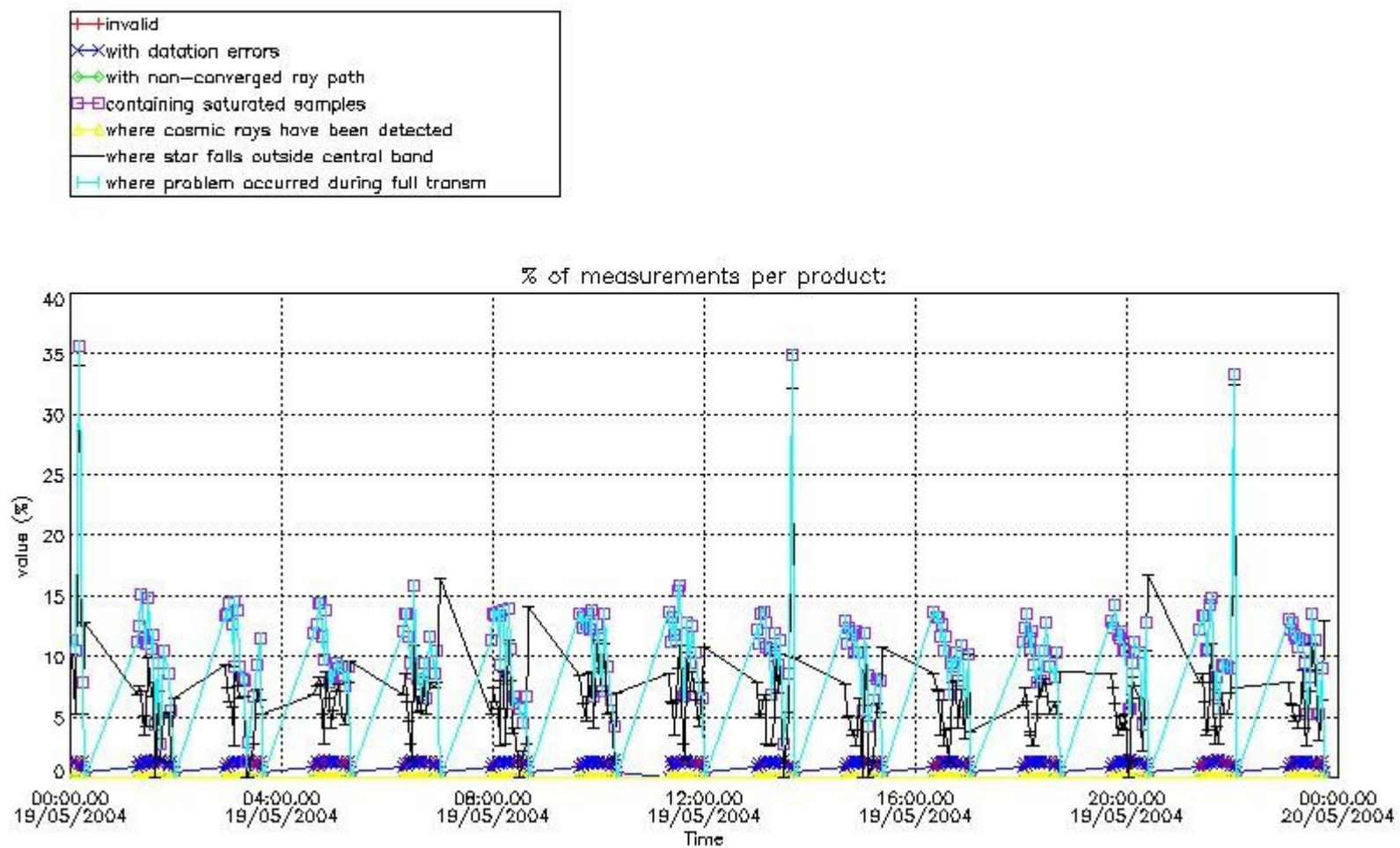
In this section it is plotted some information contained in the Quality Summary data set of the level 2 products that comes from the level 1b processing. Products without errors (error flag in the MPH set to "0") are used.

4.1 Plot quality information per product (time dependant) coming from level 1b processing

4.1.1 Plot level 1 quality information per product (time dependant): ENVISAT ASCENDING passes

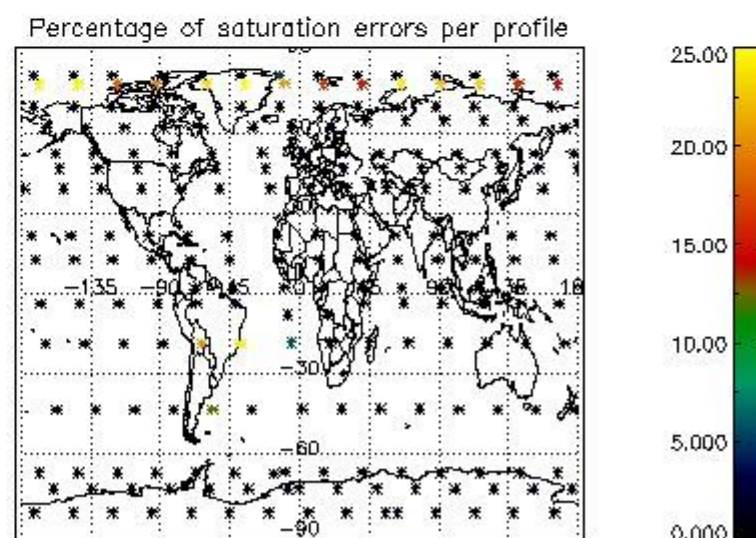
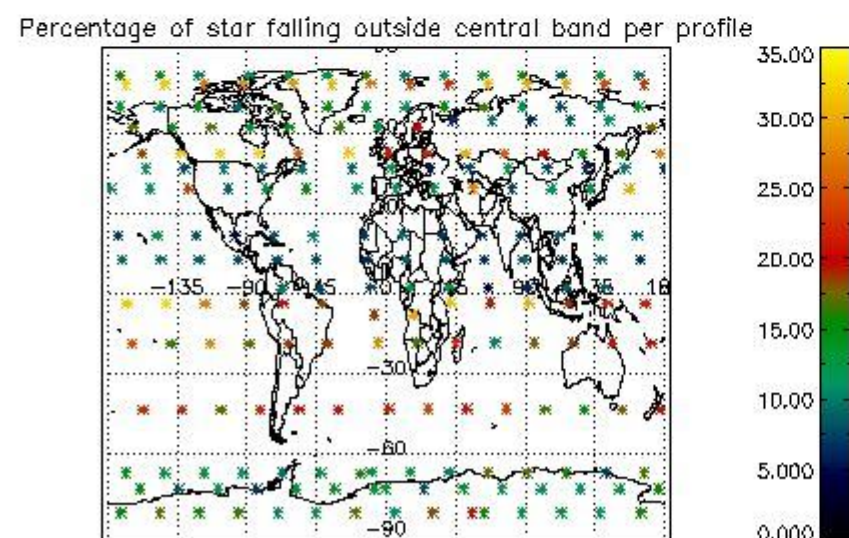
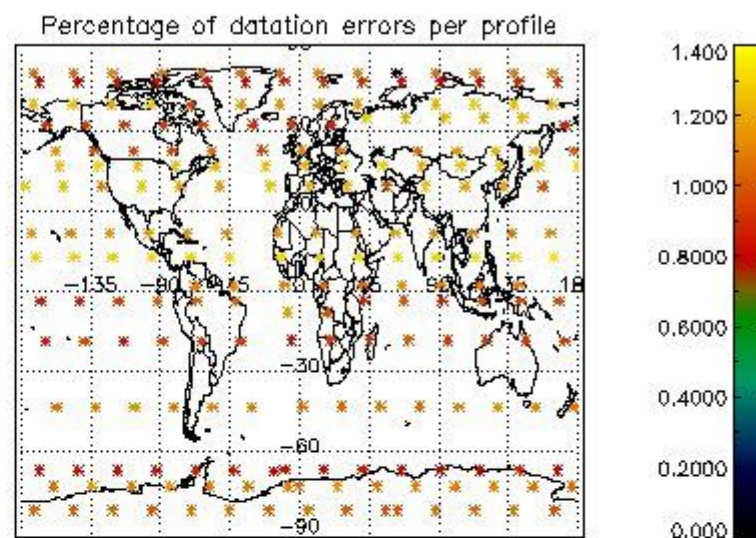
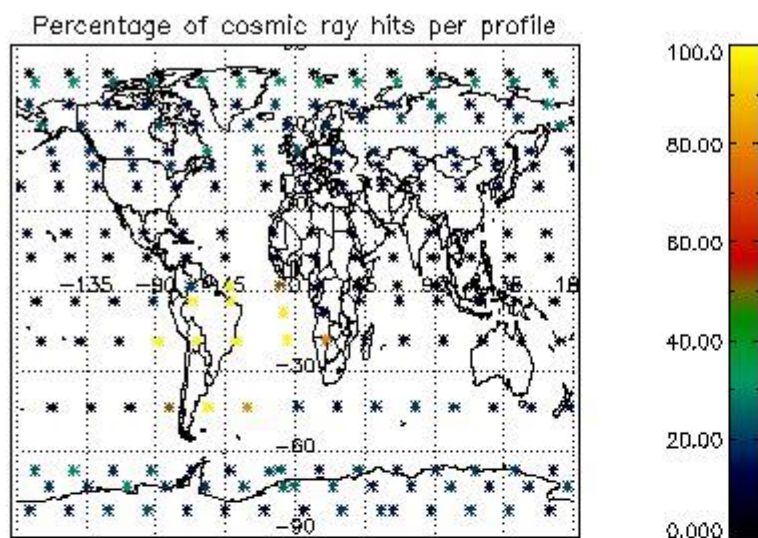


4.1.2 Plot level 1 quality information per product (time dependant): ENVI SAT DESCENDING passes

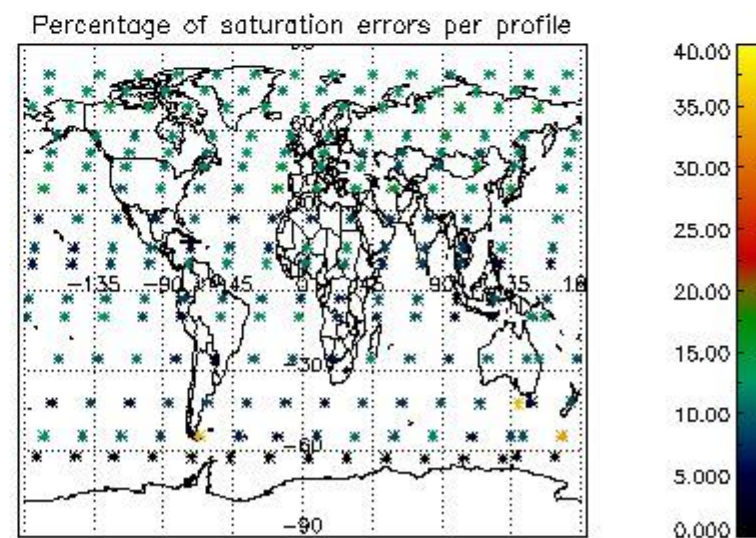
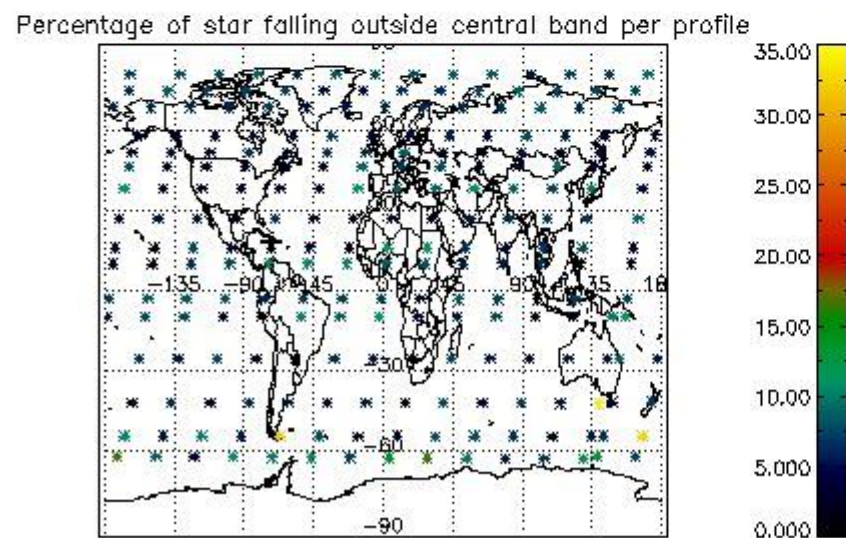
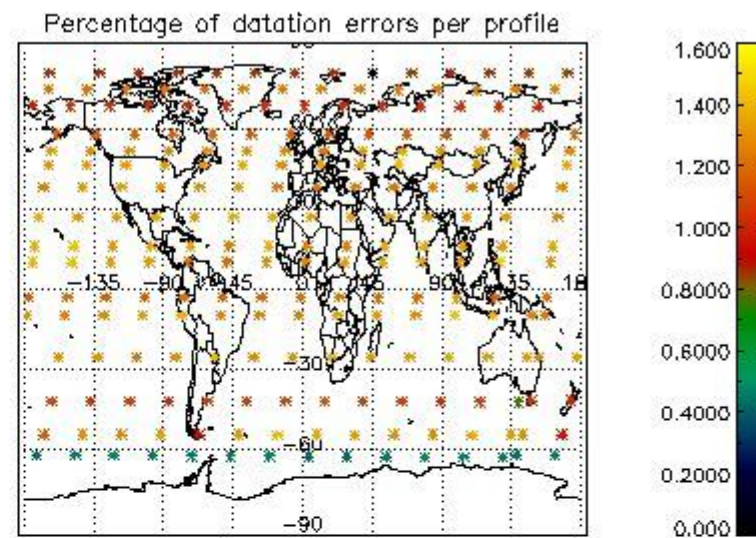
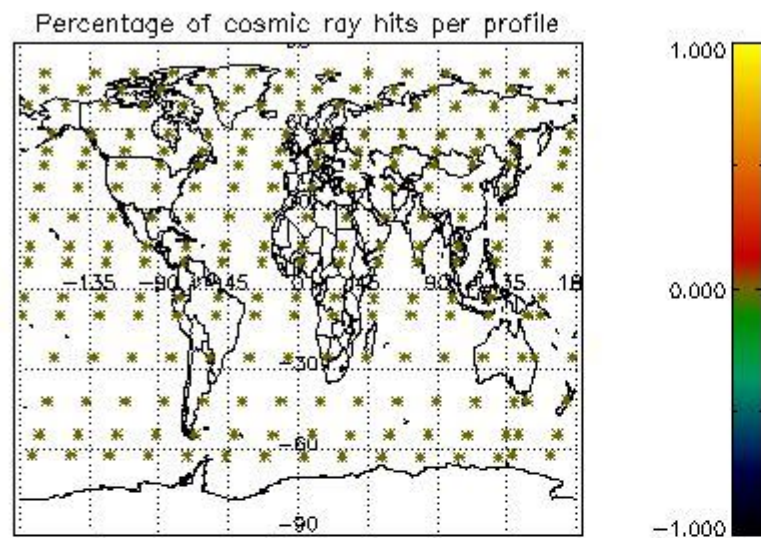


4.2 Plot quality information per product coming from level 1b processing (world map)

4.2.1 Plot level 1 quality information per product (world map): ENVISAT ASCENDING passes



4.2.2 Plot level 1 quality information per product (world map): ENVISAT DESCENDING passes



5. Trace gas profiles

5.1 Ozone statistics based on quality of products

The final quality of the products can be "measured" using the STD (Standard Deviation) attached to every point profile. This information is written to the parameter GOM_NL__2P/NL_LOCAL_SPECIES_DENSITY/o3_std of the level 2 products. The table below shows the statistics for given STD ranges.

The statistics are given with respect to the overall valid production:

- Products without fatal errors: GOM_NL__2P/MPH/PRODUCT_ERR=0
- Valid point profile: GOM_NL__2P/NL_LOCAL_SPECIES_DENSITY/pcd(0)=0

The 'Criteria' is applied to valid points of dark limb products:

- Products in dark limb illumination condition: GOM_NL__2P/NL_SUMMARY_QUALITY/obs_ill_cond=0
- Products without fatal errors: GOM_NL__2P/MPH/PRODUCT_ERR=0
- Valid point profile: GOM_NL__2P/NL_LOCAL_SPECIES_DENSITY/pcd(0)=0

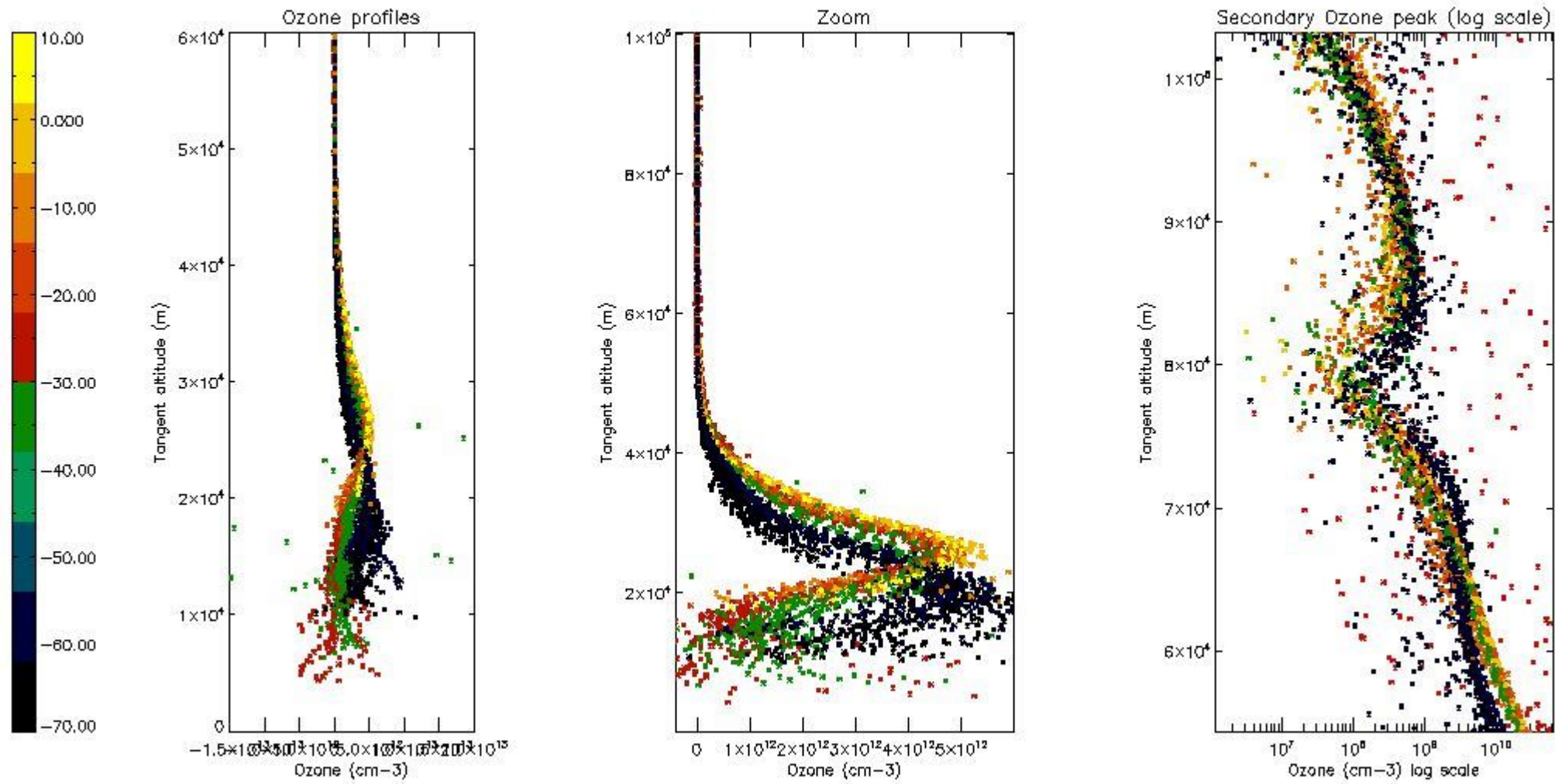
So, the table below shows the percentage of dark limb and valid observations for each criteria with respect to the overall valid daily observations.

Criteria	% of total production
All STD	25
STD < 20	14

STD < 10	12
STD < 5	8

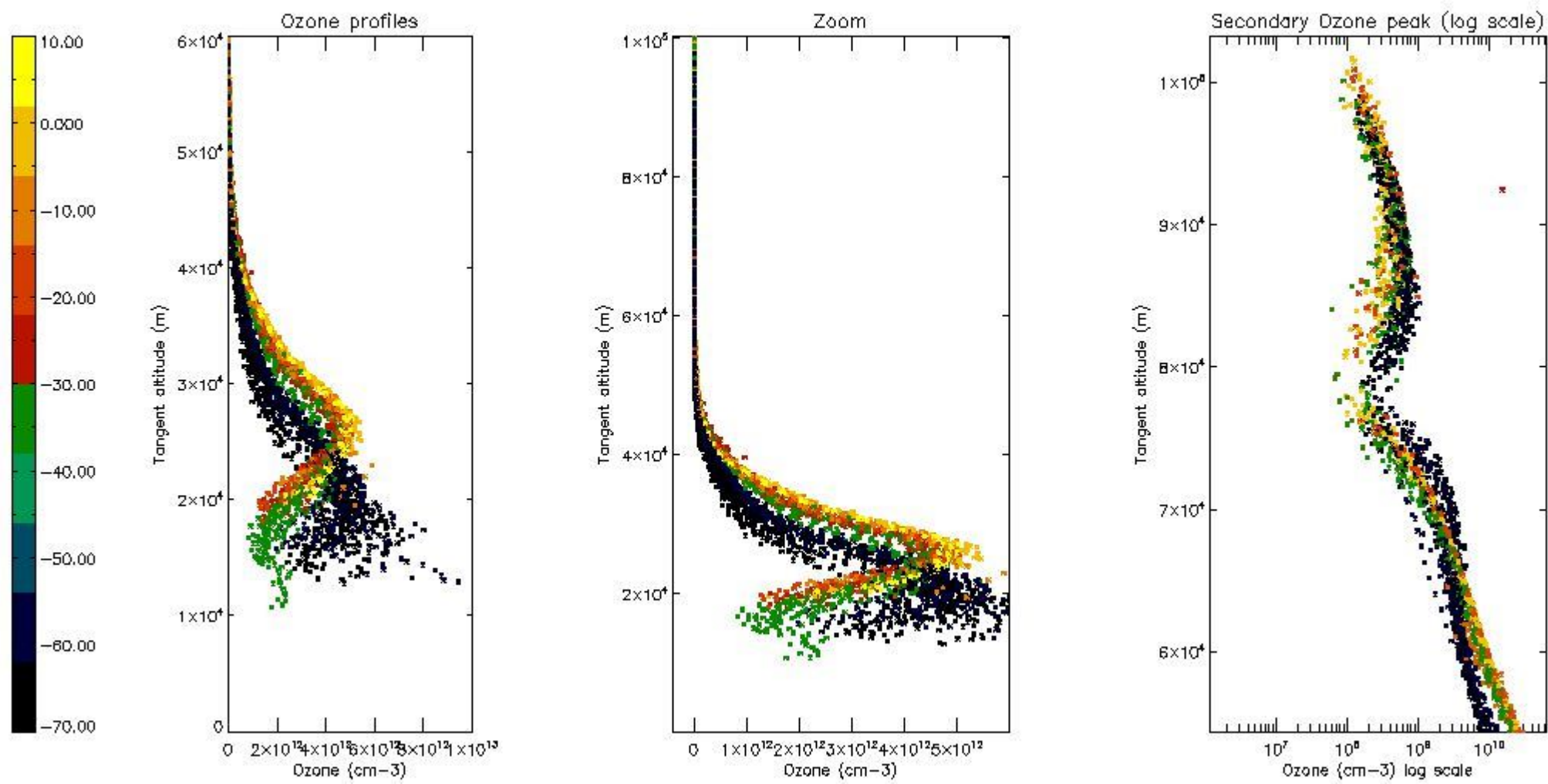
5.2 Plot ozone profiles for all STD (dark without errors)

The colorbar represents the latitude.



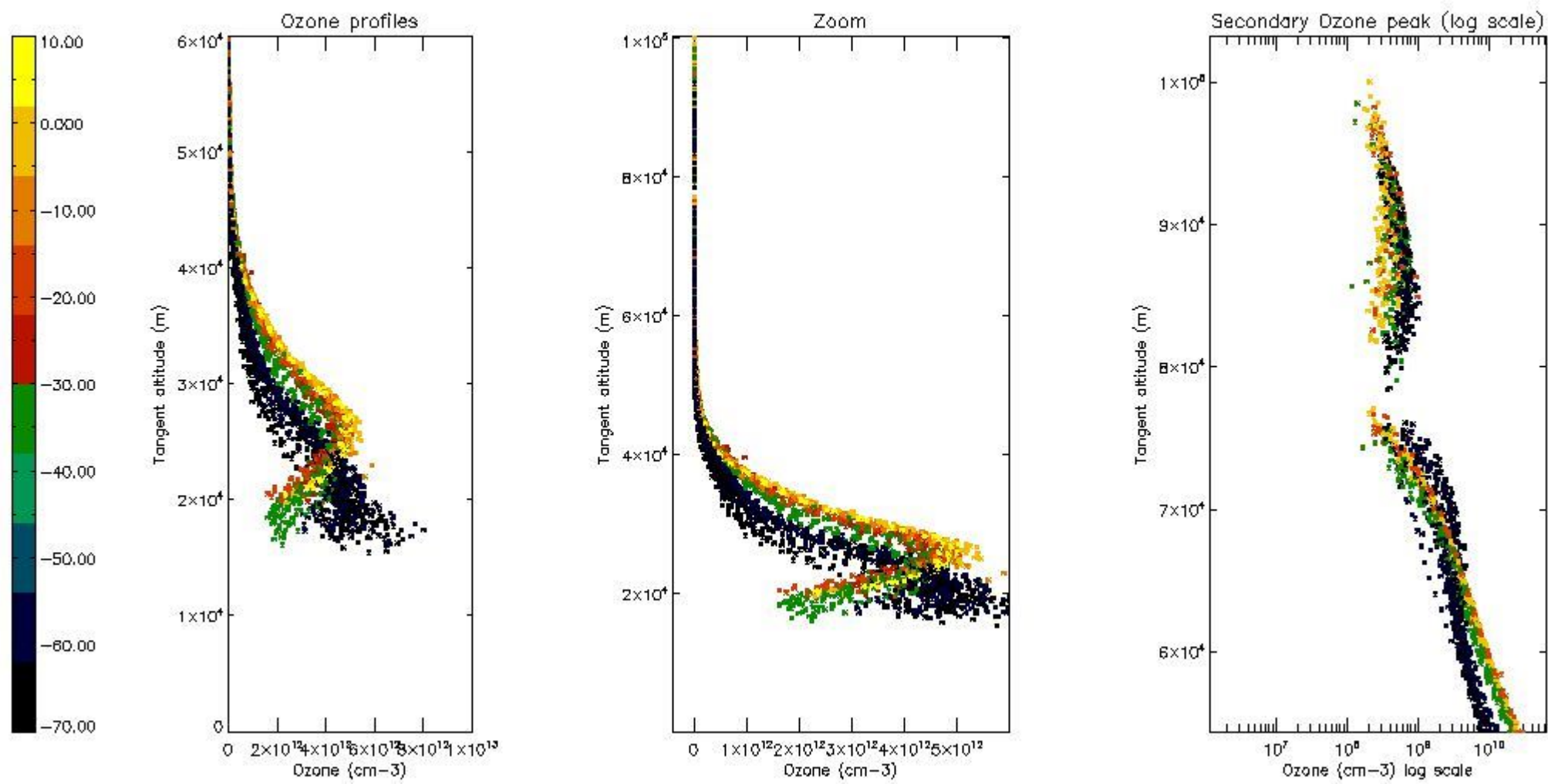
5.3 Plot ozone profiles where STD < 20% (dark without errors)

The colorbar represents the latitude.



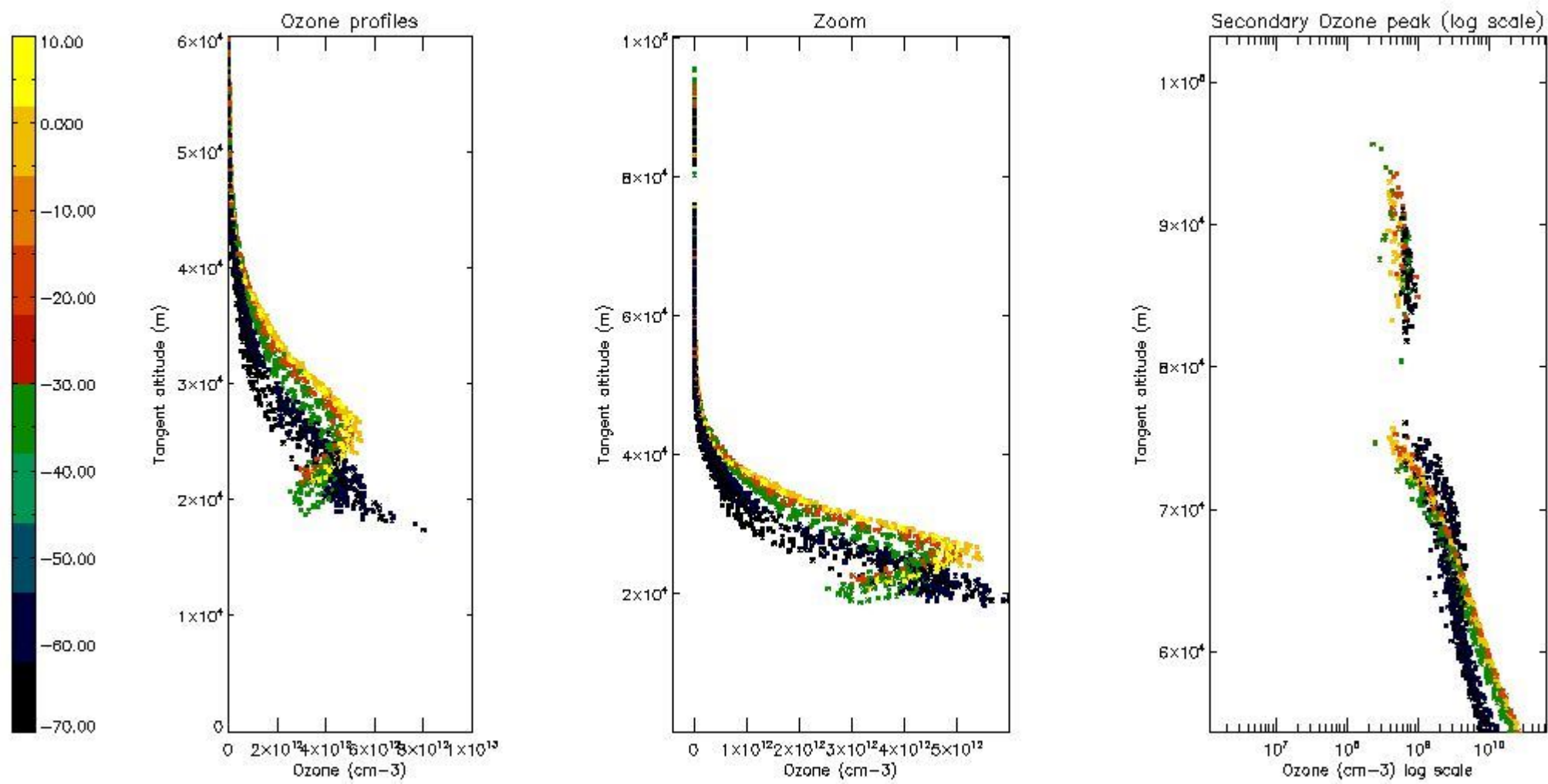
5.4 Plot ozone profiles where STD < 10% (dark without errors)

The colorbar represents the latitude.



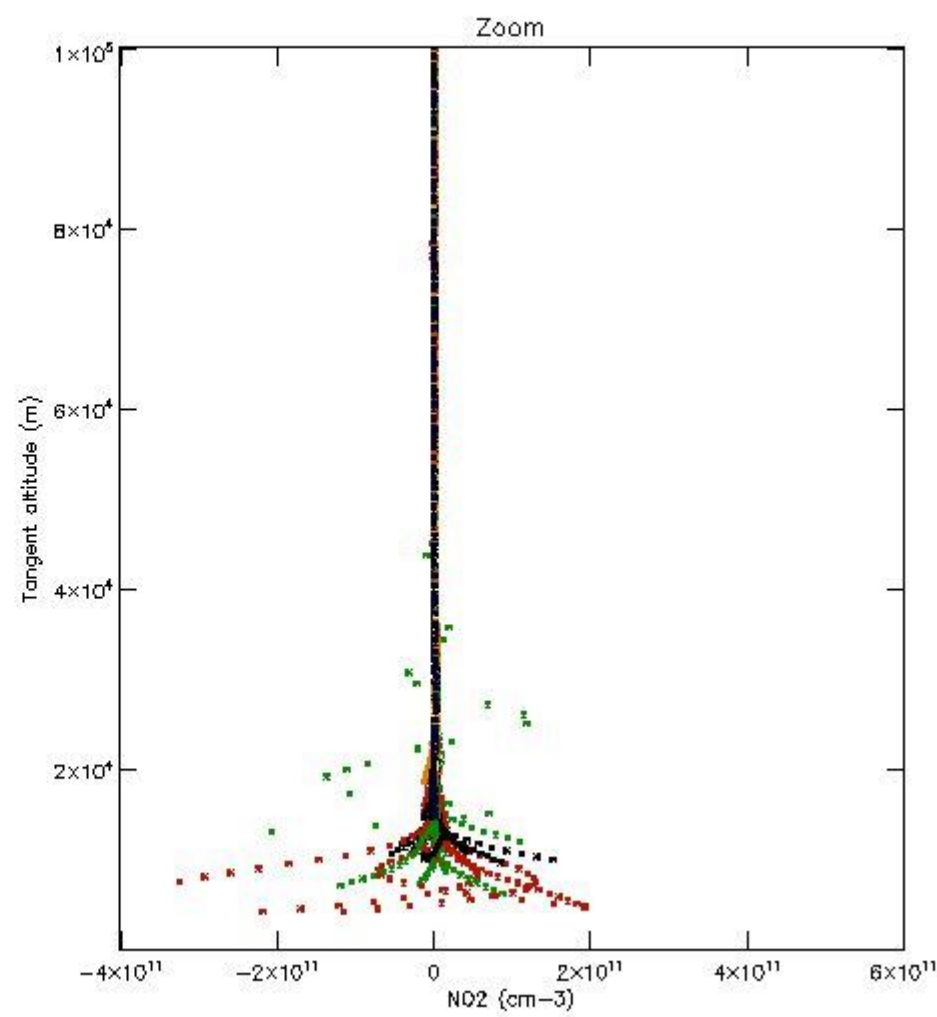
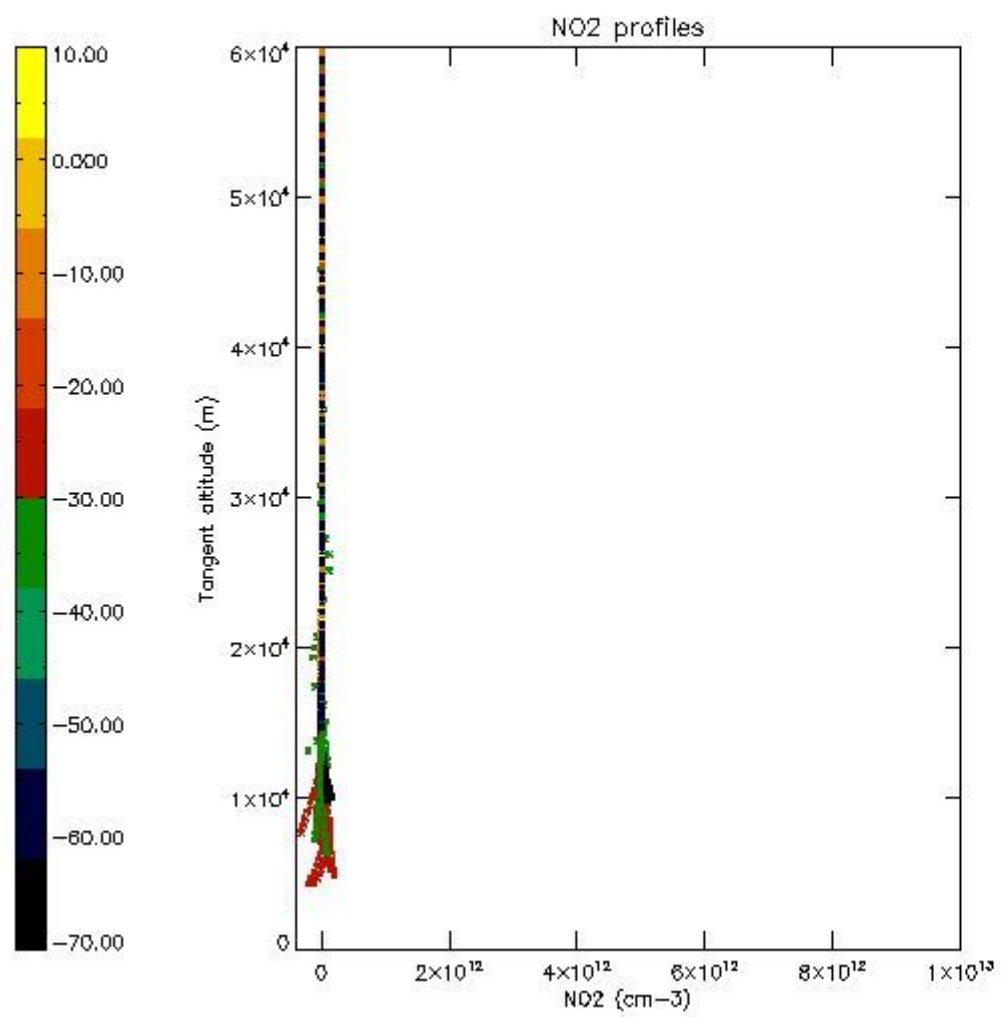
5.5 Plot ozone profiles where STD < 5% (dark without errors)

The colorbar represents the latitude.



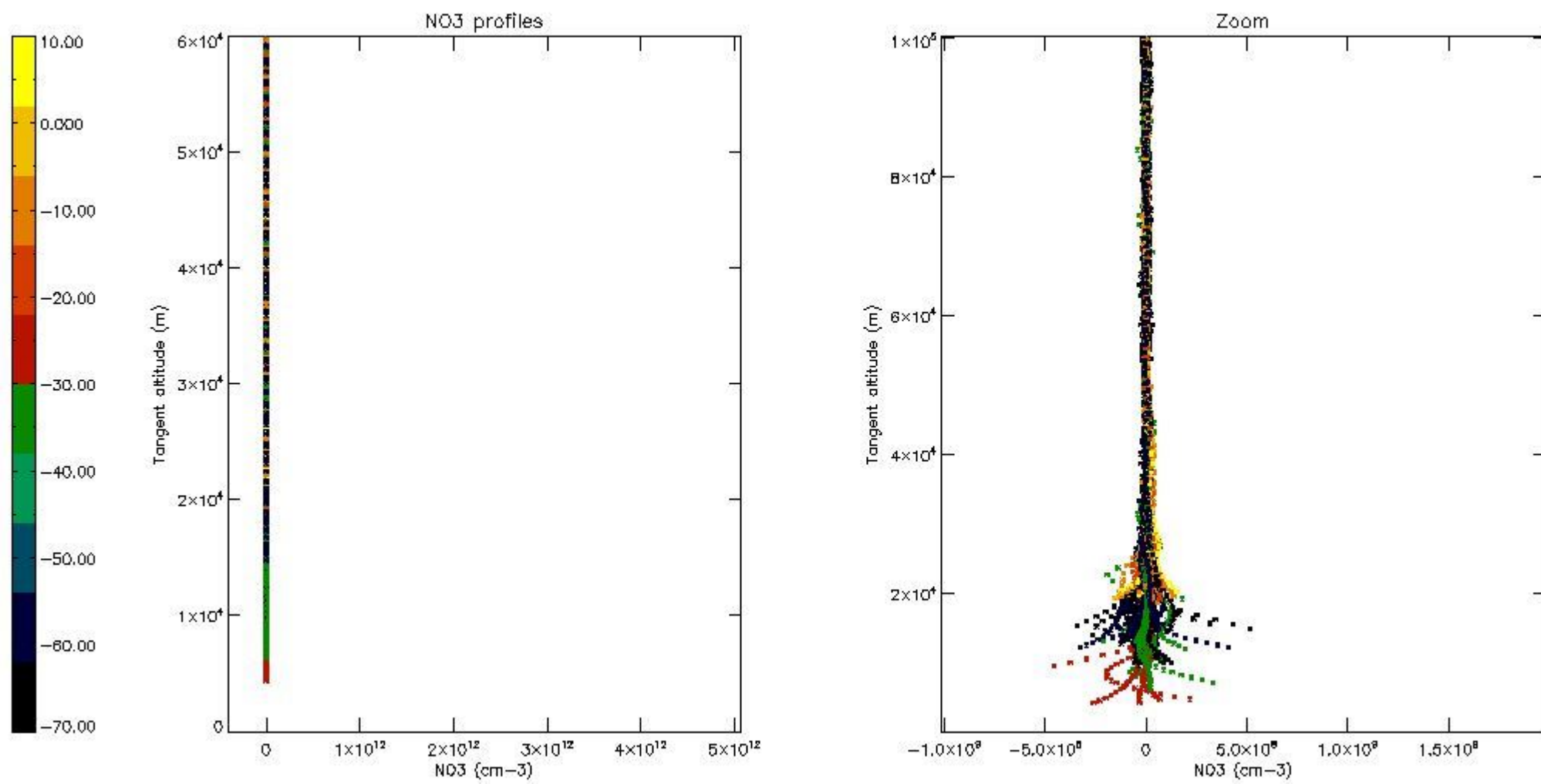
5.6 Plot NO₂ profiles for all STD (dark without errors)

The colorbar represents the latitude.



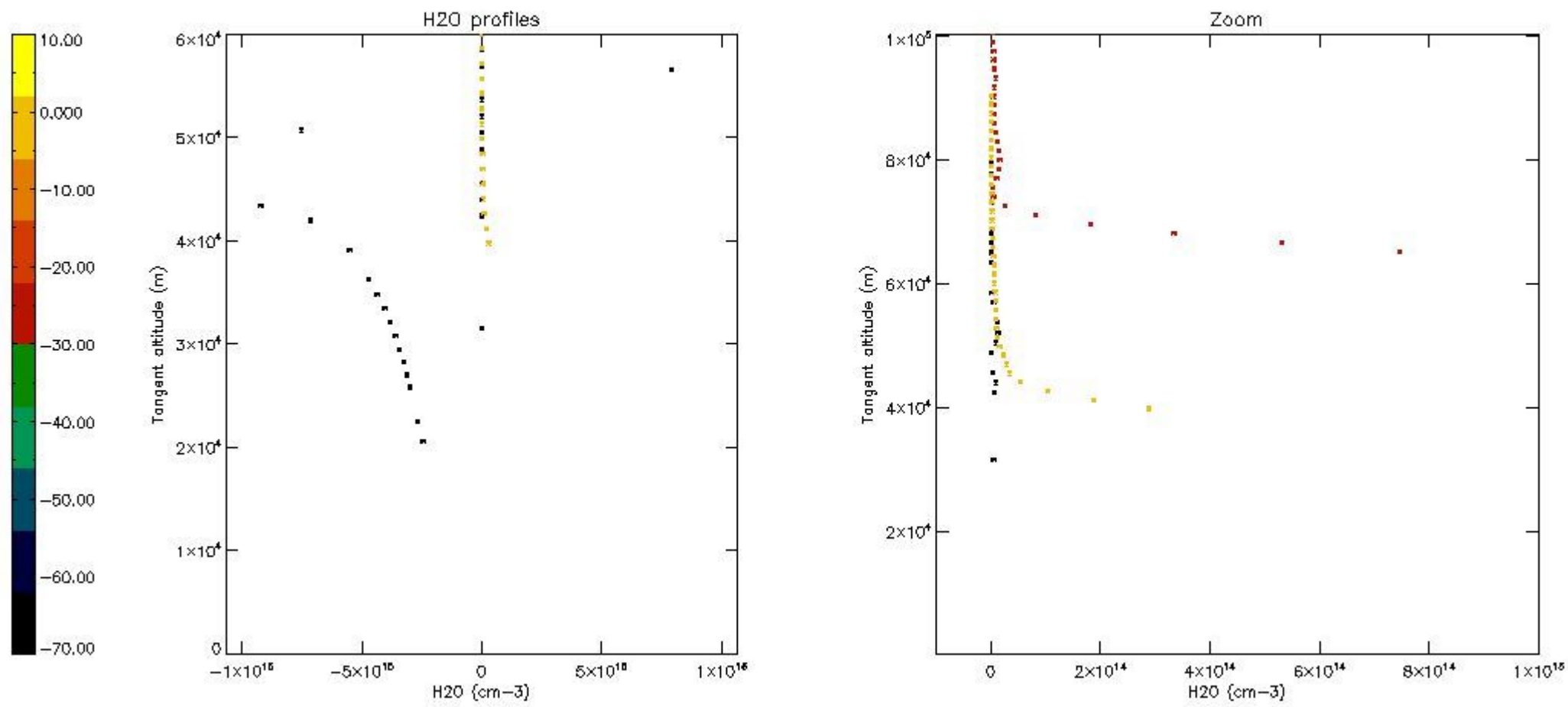
5.7 Plot NO3 profiles for all STD (dark without errors)

The colorbar represents the latitude.



5.8 Plot H2O profiles for all STD (only for occultations of stars 1,2,3,4,13,14,16,26,63 dark without errors)

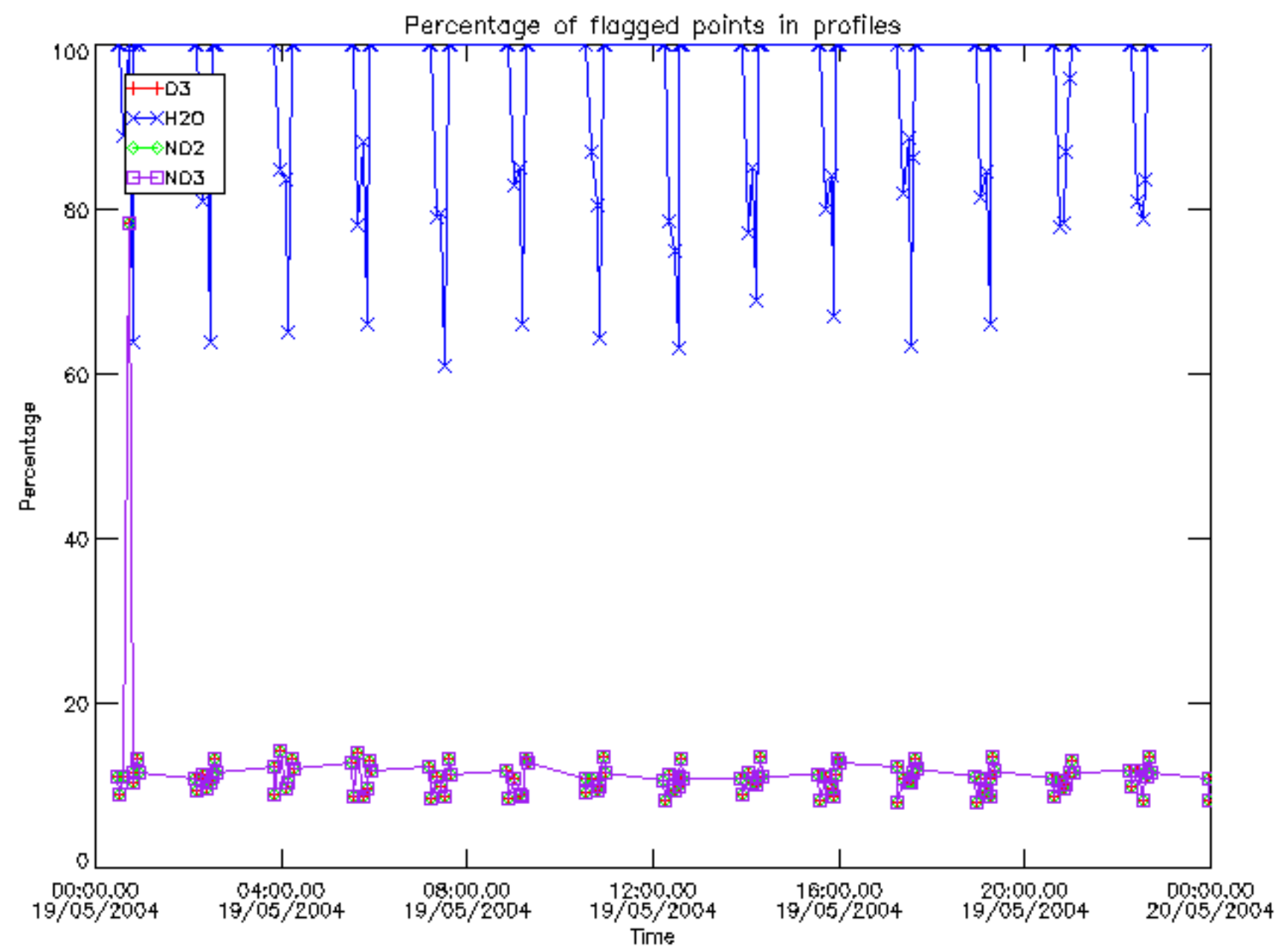
The colorbar represents the latitude.



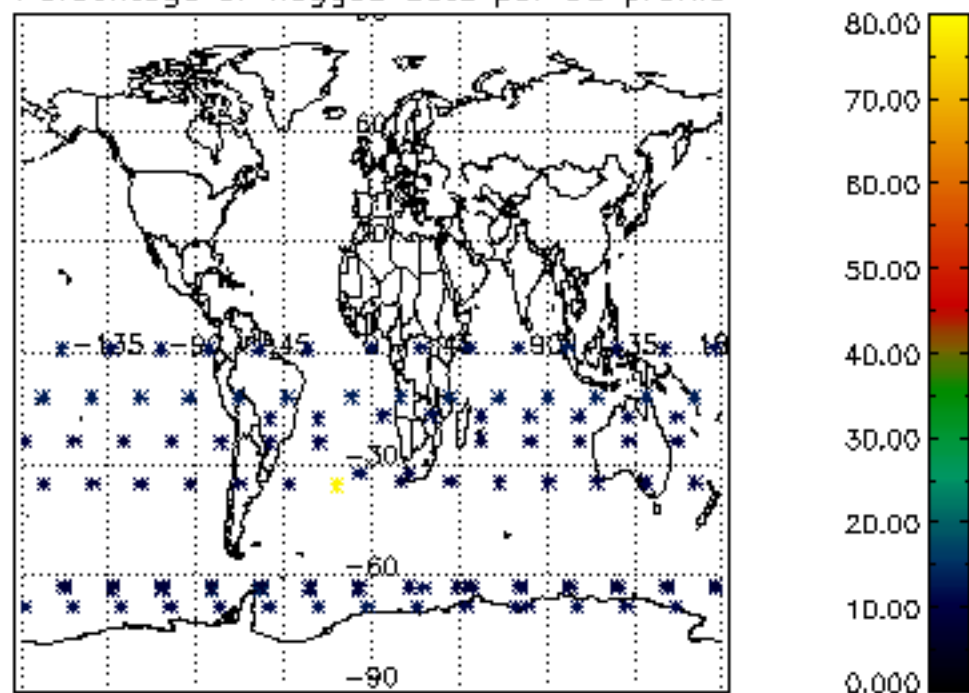
6. Auxiliary Data Files used for the production reported in section 2

The number reported in the third column indicates since which file (see list in section 2) the corresponding auxiliary file has been used. The fourth column is the date of those product files.

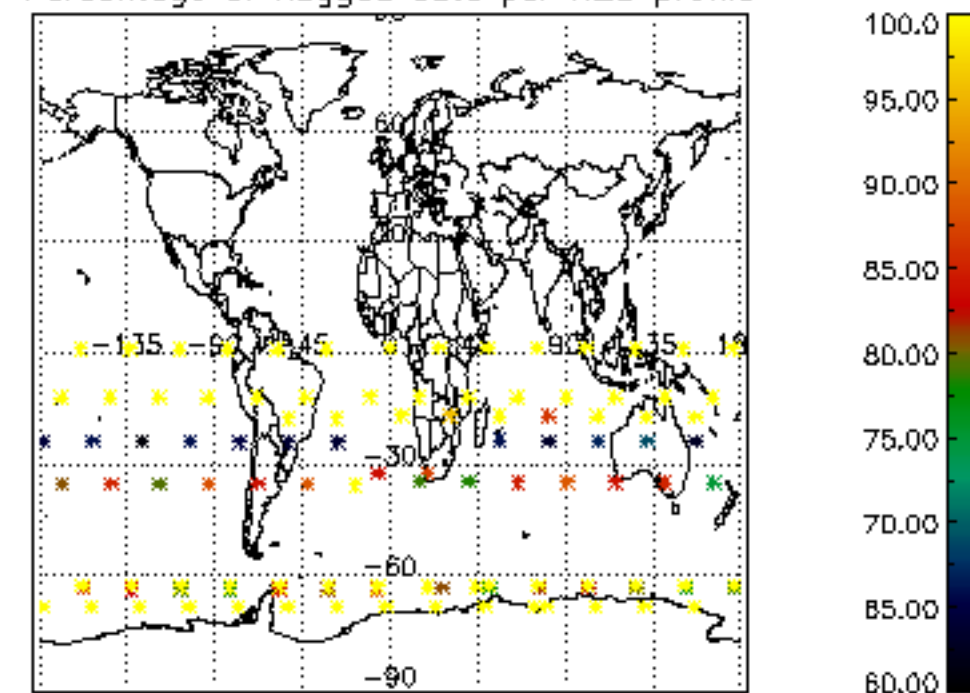
Type	Auxiliary Filename	Used since product	Used since product date
INST_PHYS_CHARACTERISTICS	GOM_INS_AXVIEC20091111_143220_20030716_120000_20500101_000000	1	19-MAY-2004 00:01:35
LEVEL-2_PROC_CONFIG	GOM_PR2_AXVIEC20091111_152718_20020301_000000_20500101_000000	1	19-MAY-2004 00:01:35
CROSS_SECTIONS_FILE	GOM_CRS_AXVIEC20091111_154832_20020301_000000_20500101_000000	1	19-MAY-2004 00:01:35



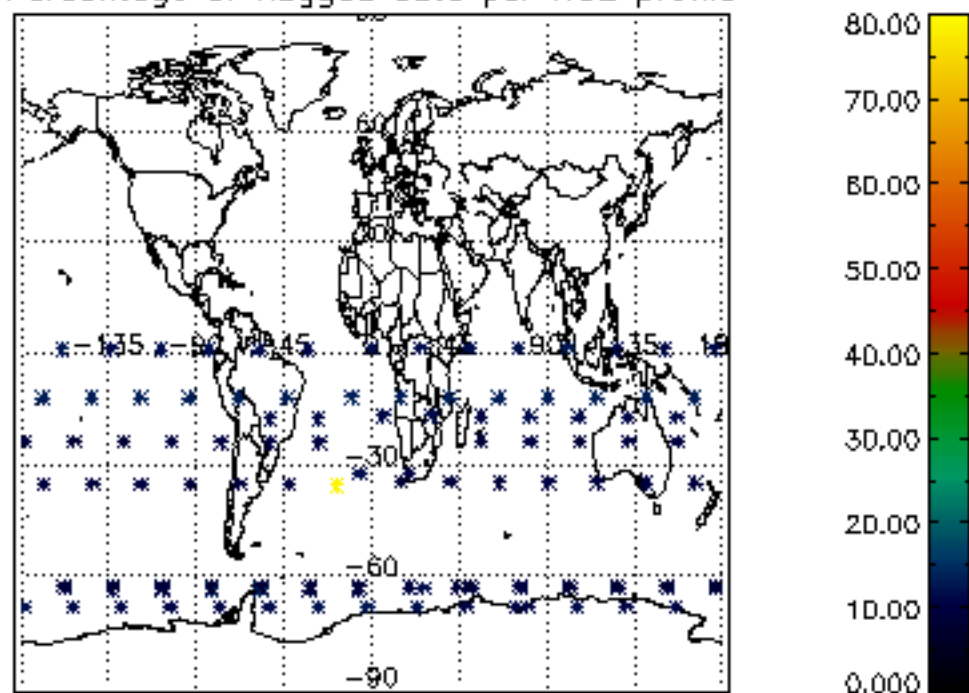
Percentage of flagged data per D3 profile



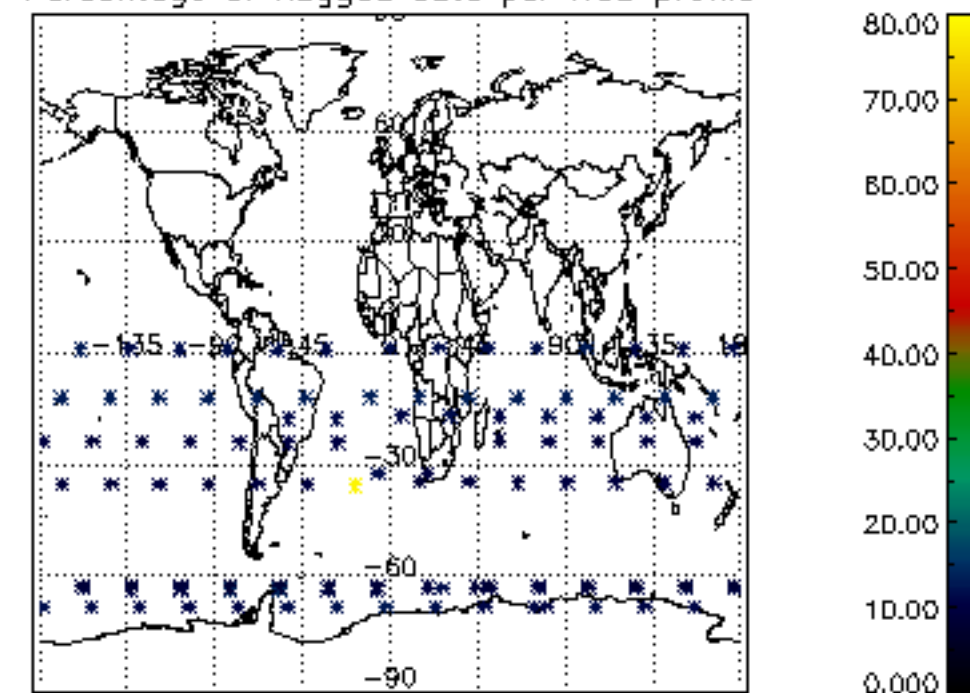
Percentage of flagged data per H2O profile

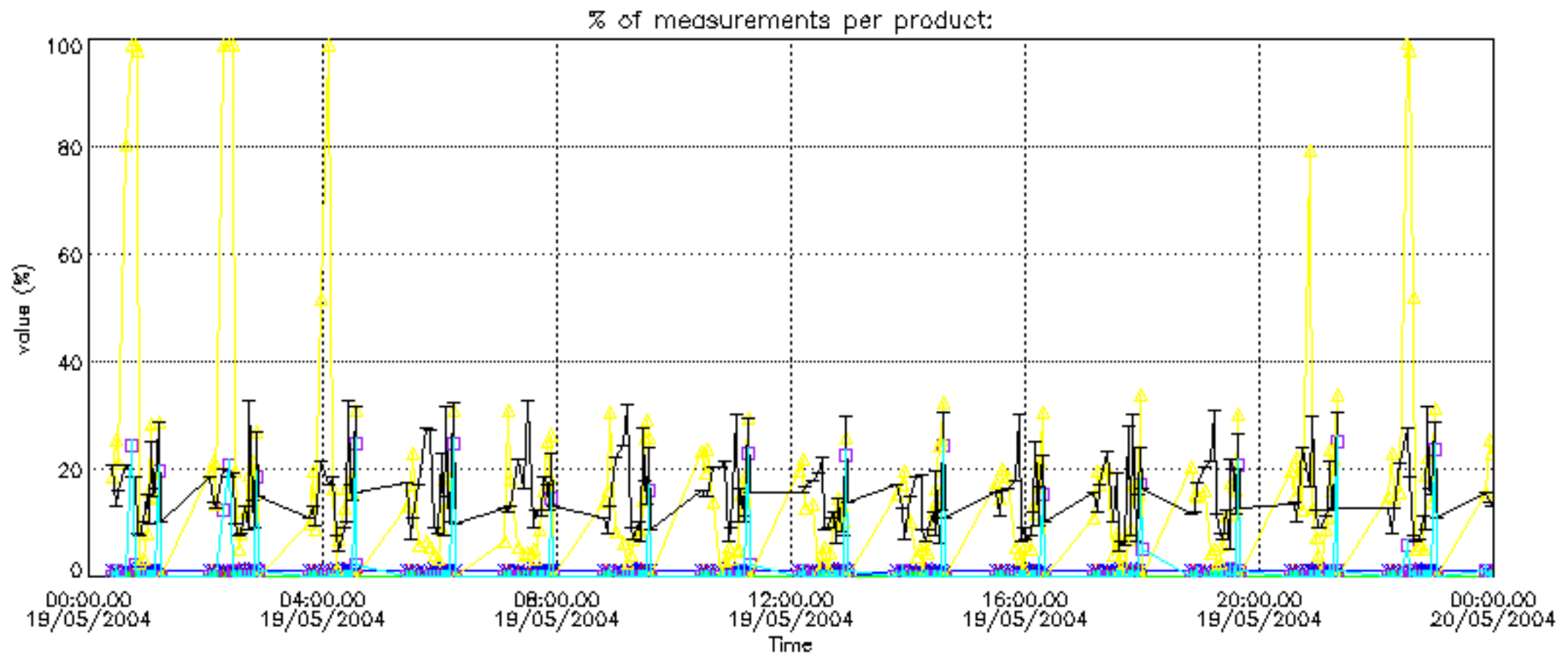


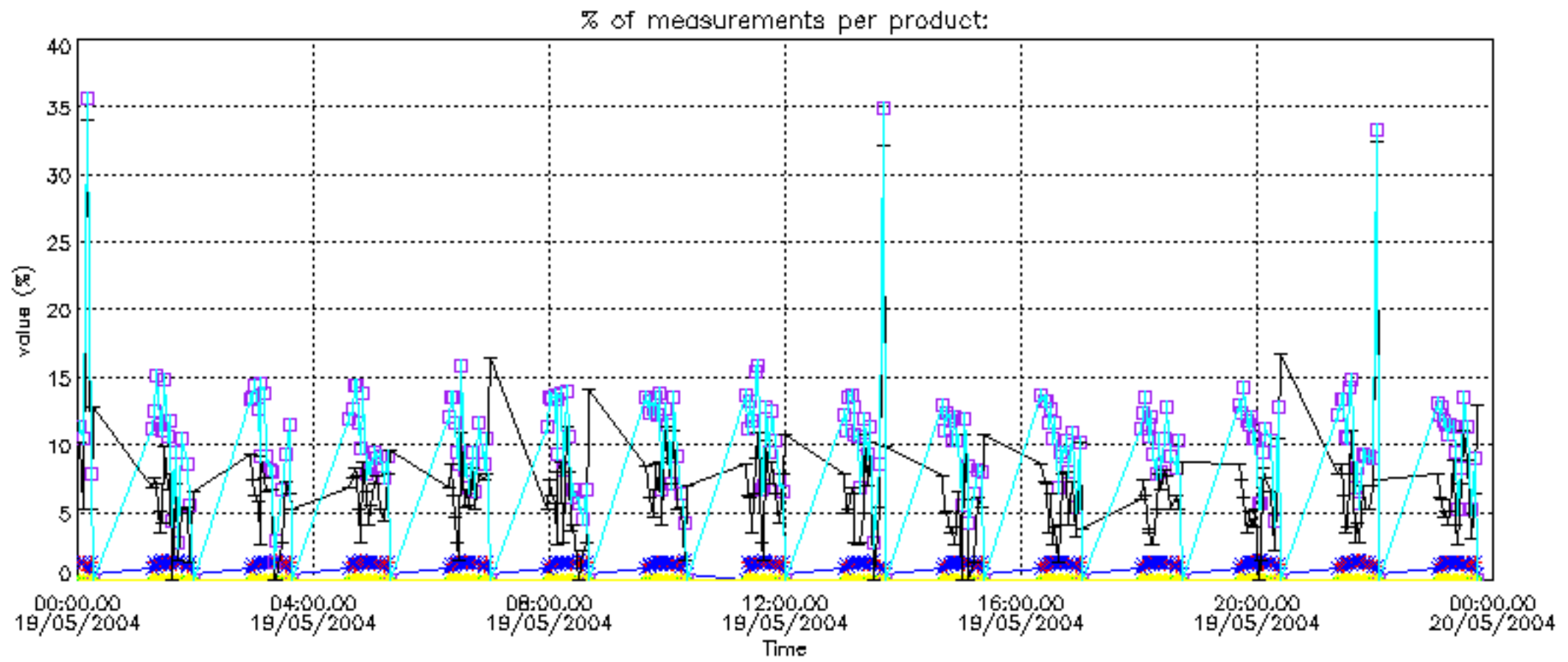
Percentage of flagged data per NO2 profile



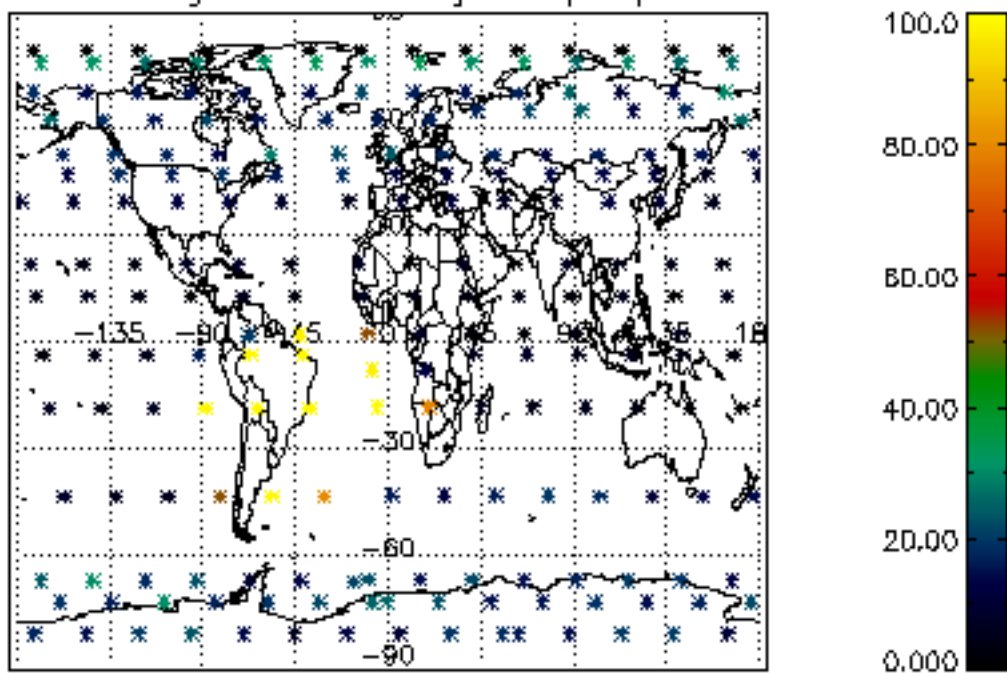
Percentage of flagged data per NO3 profile



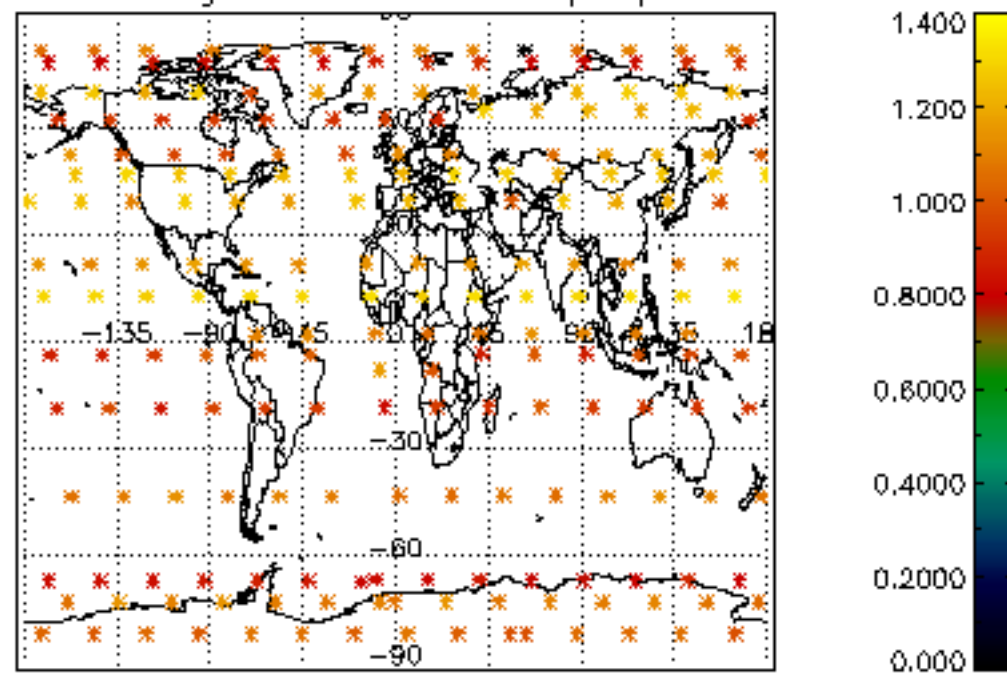




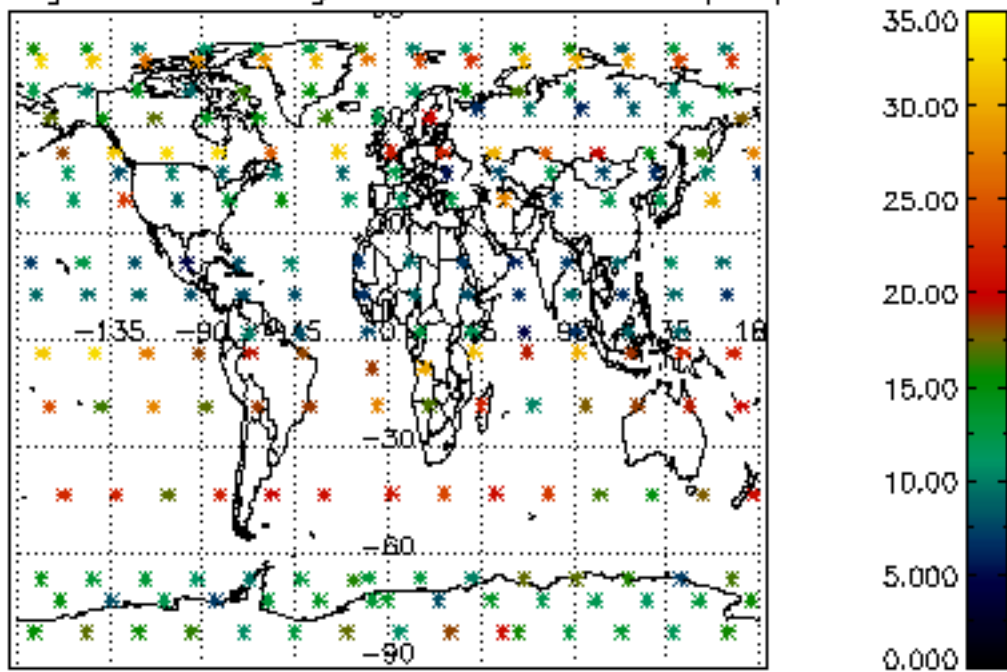
Percentage of cosmic ray hits per profile



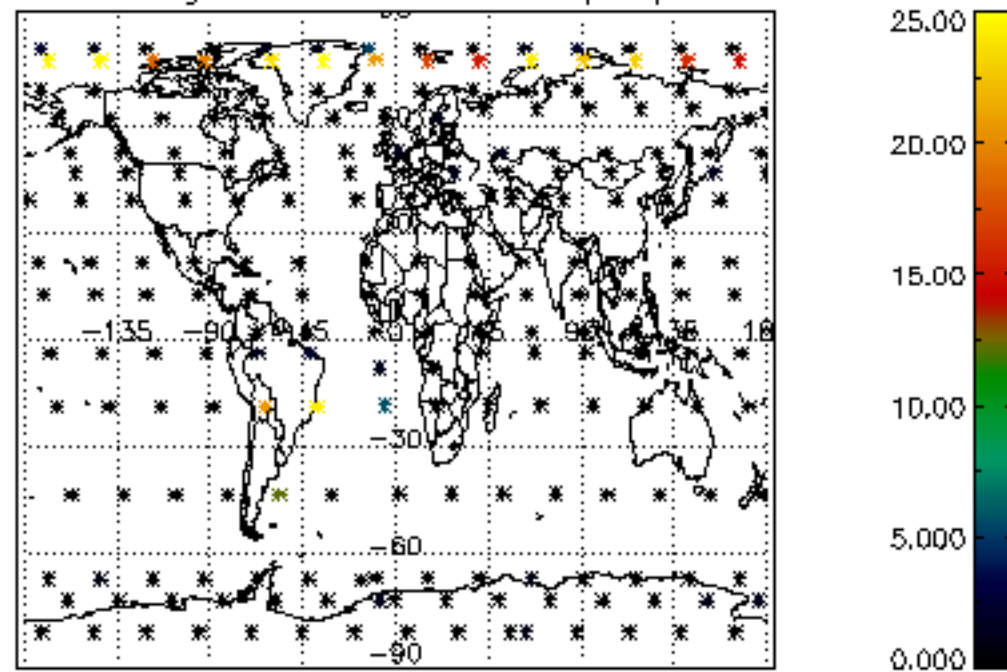
Percentage of datation errors per profile



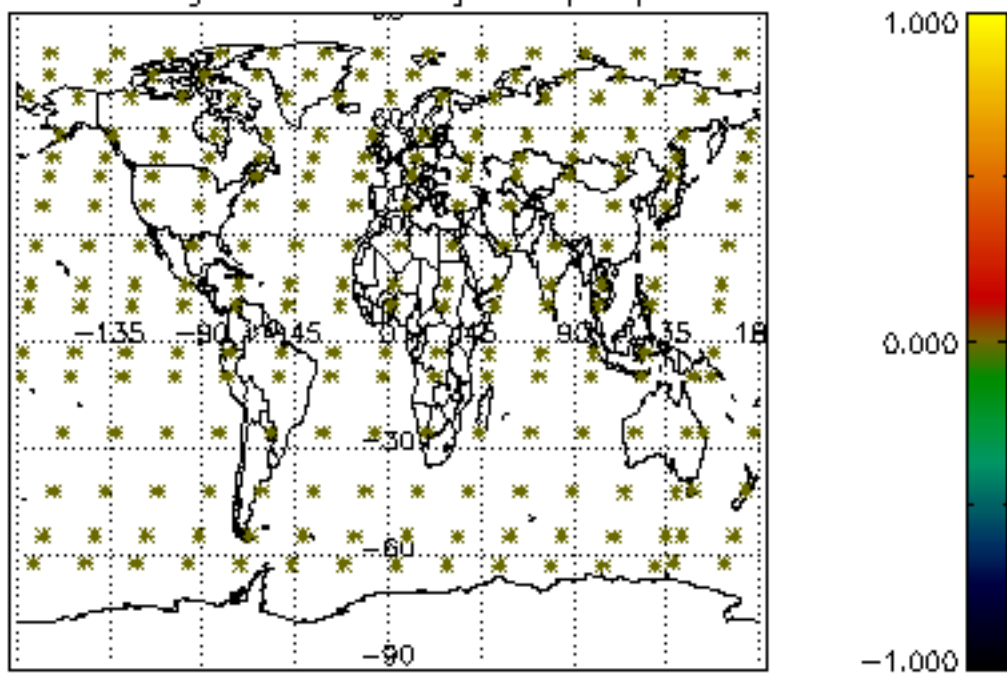
Percentage of star falling outside central band per profile



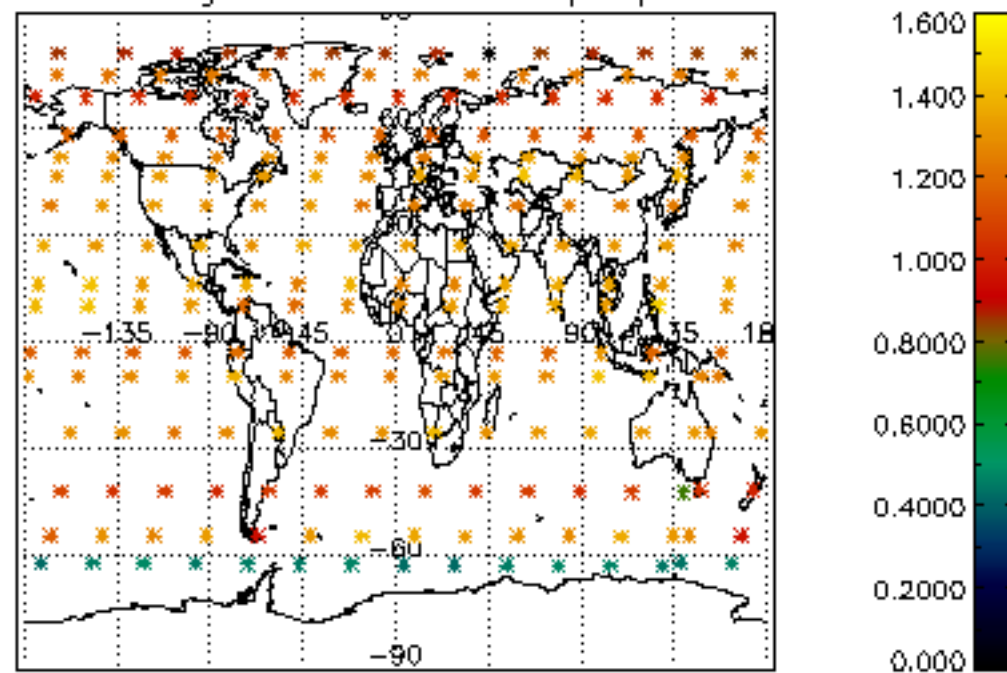
Percentage of saturation errors per profile



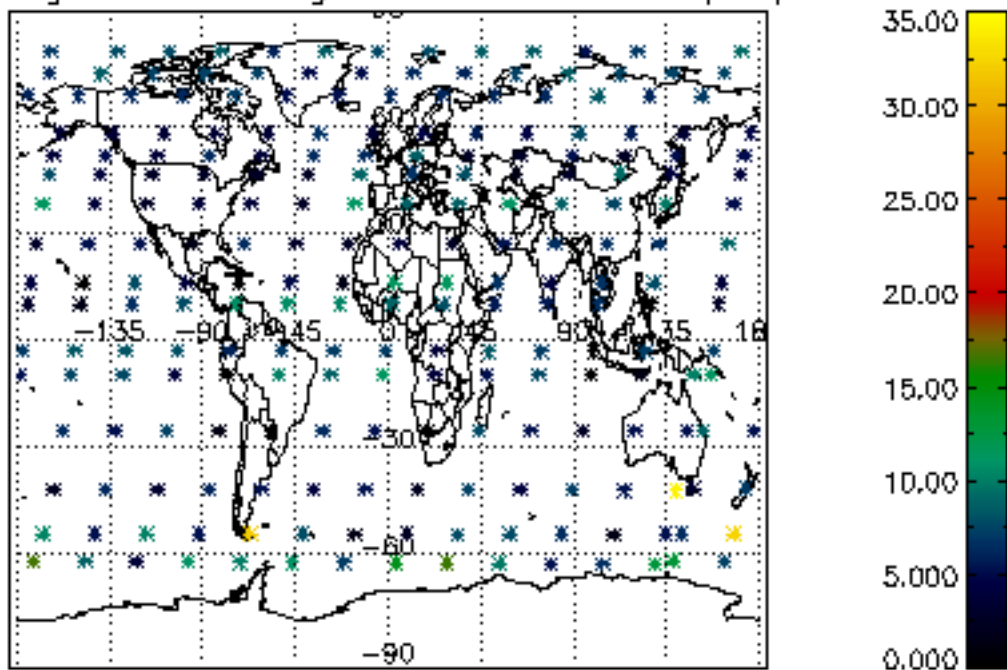
Percentage of cosmic ray hits per profile



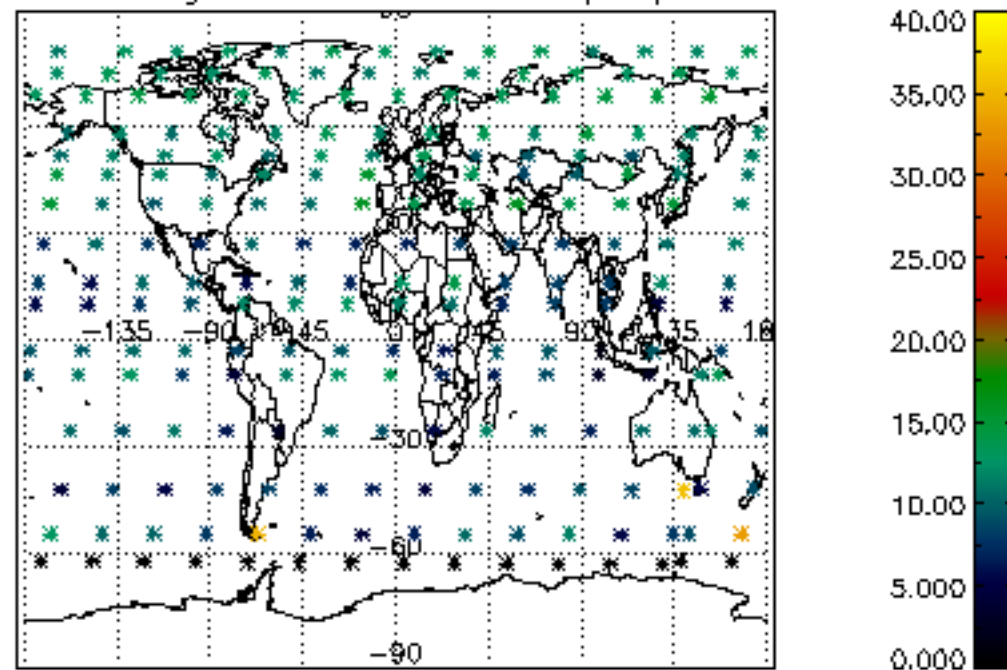
Percentage of datation errors per profile

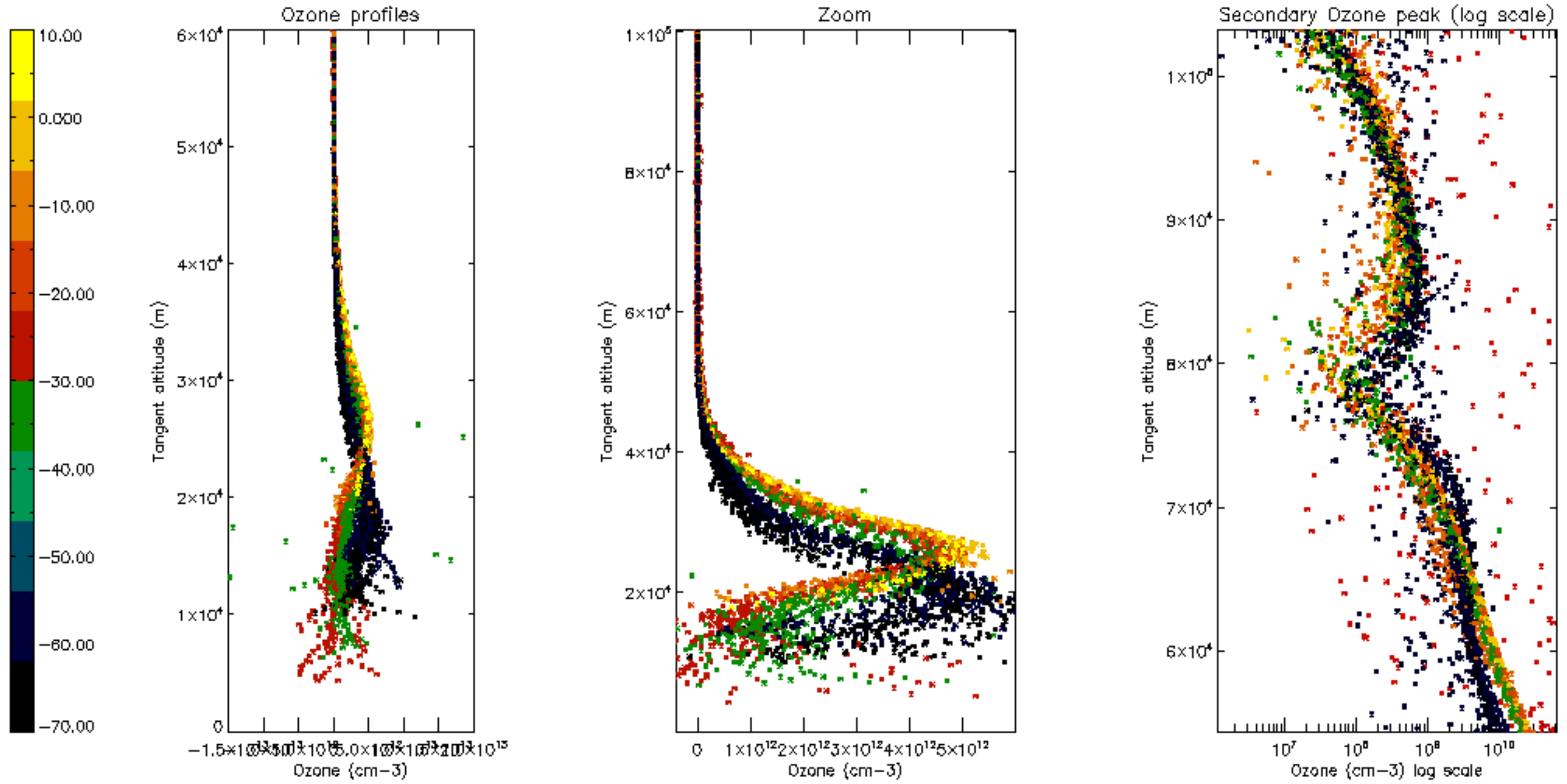


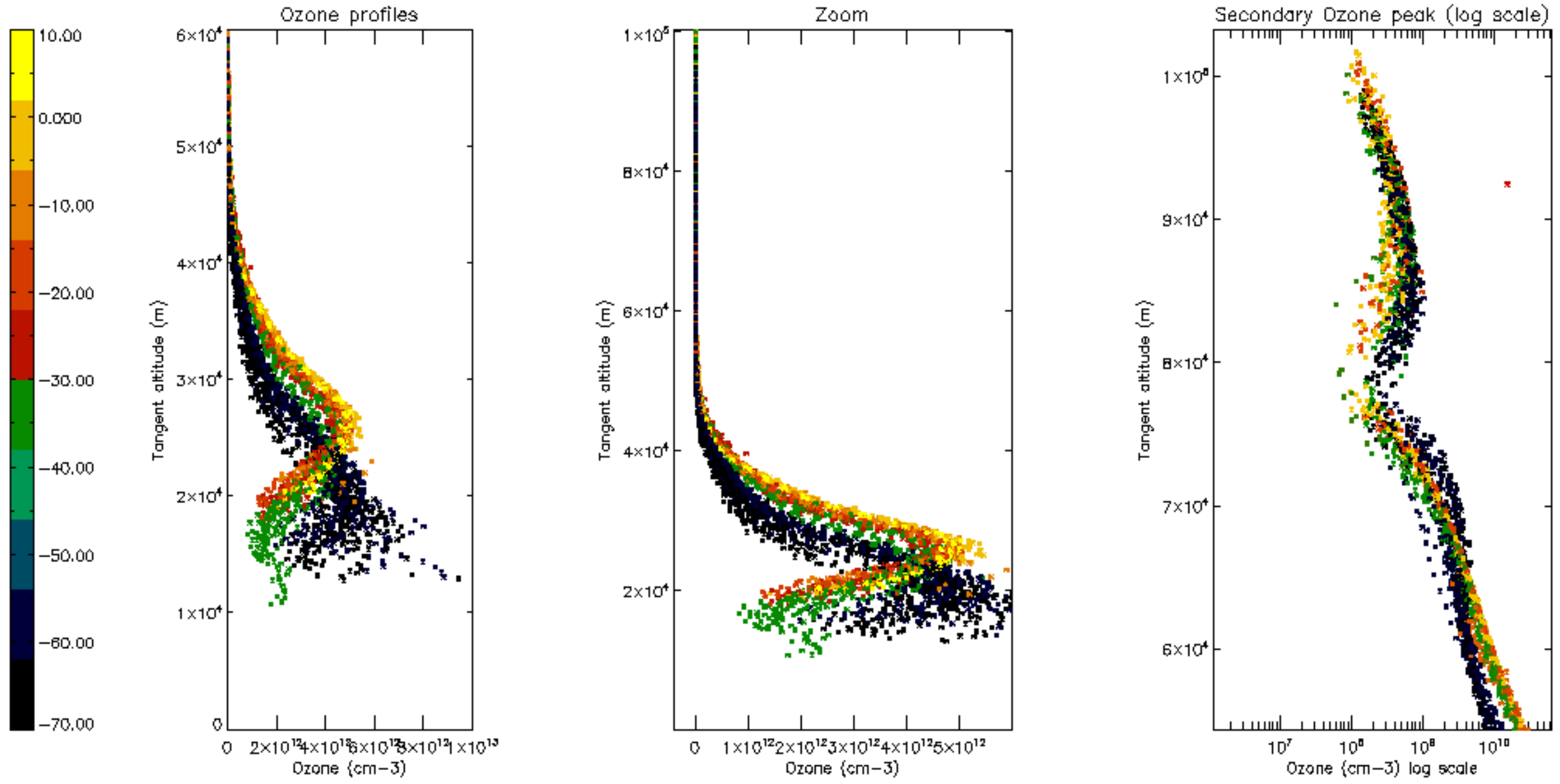
Percentage of star falling outside central band per profile

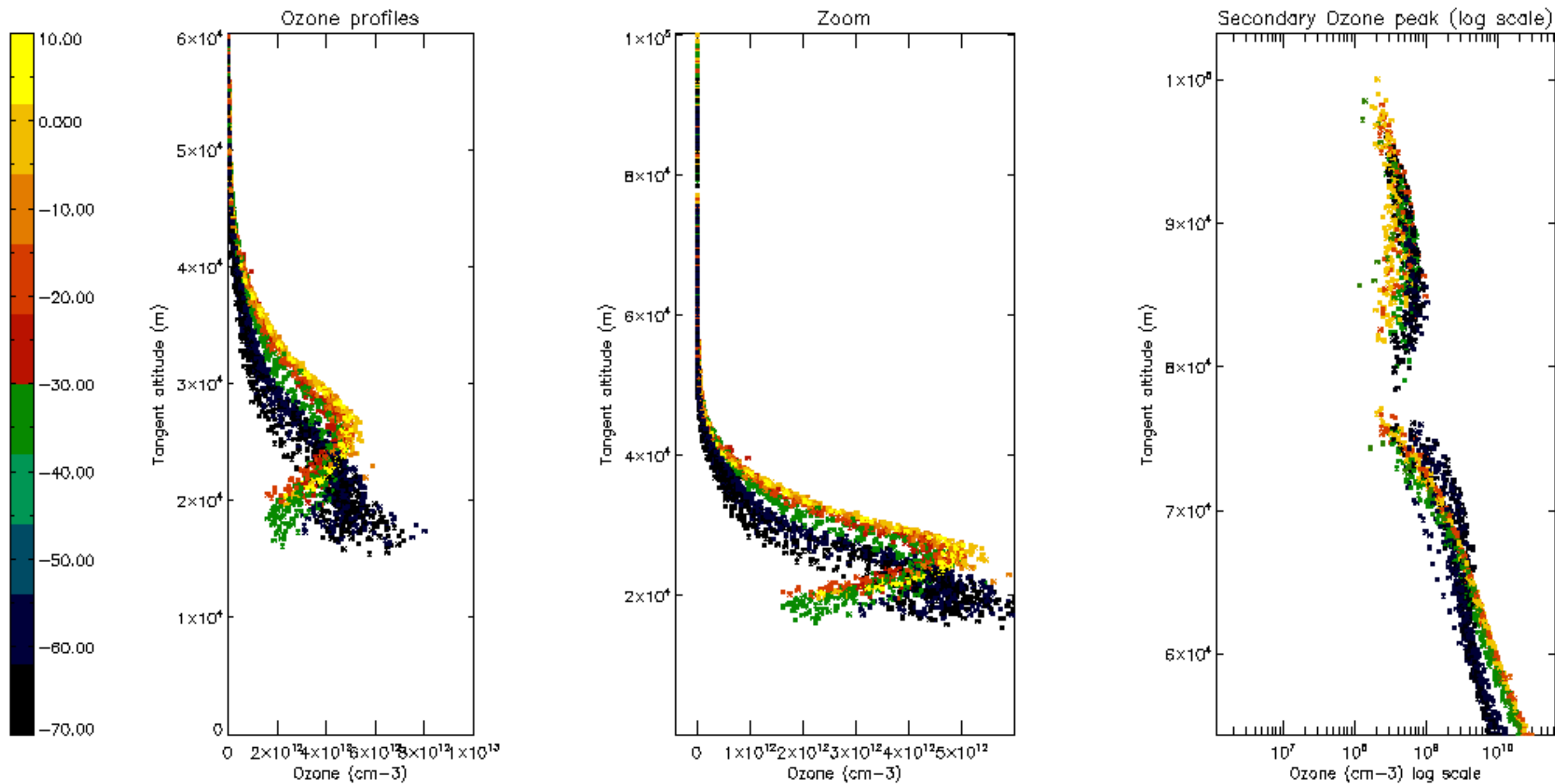


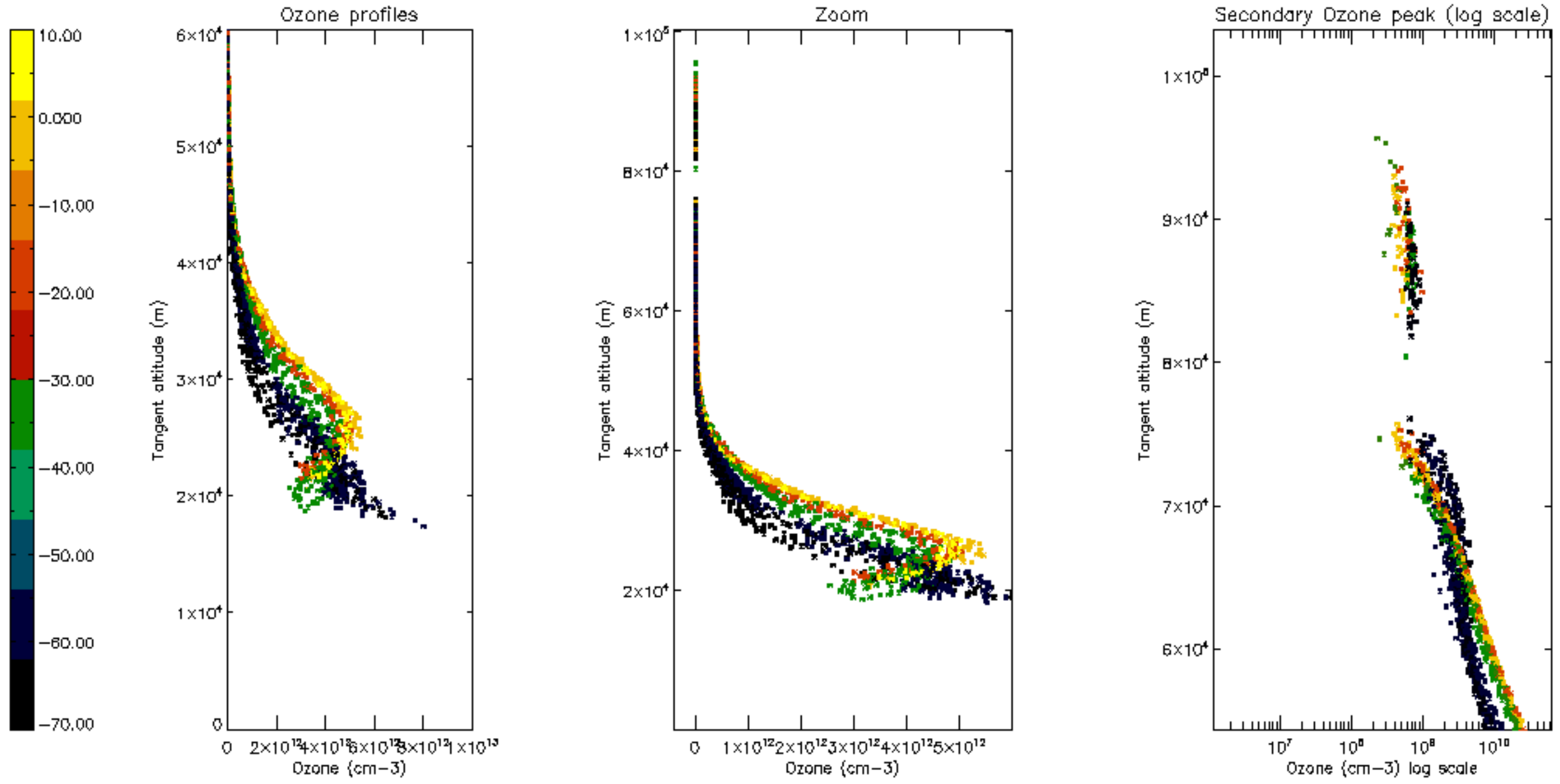
Percentage of saturation errors per profile

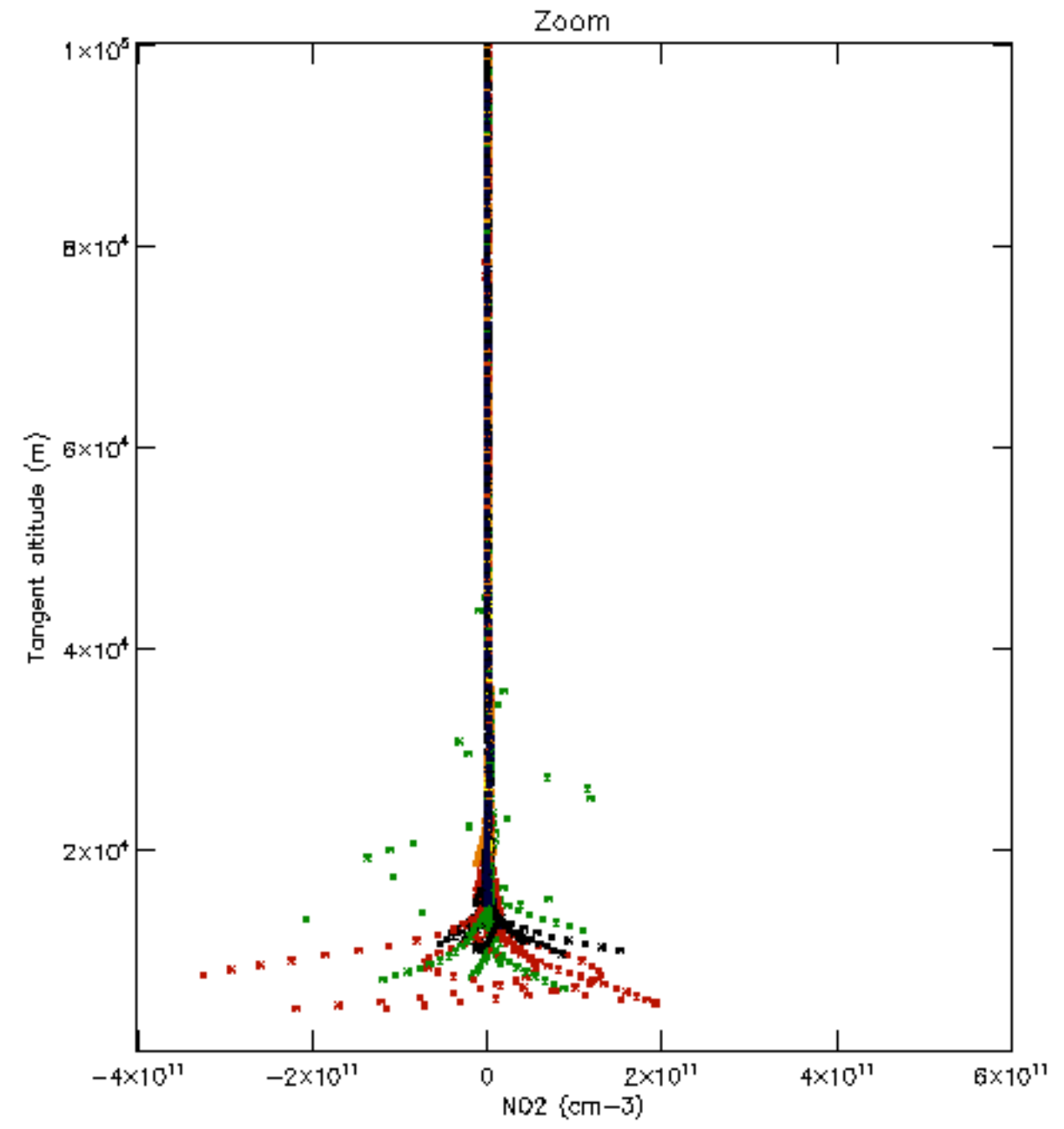
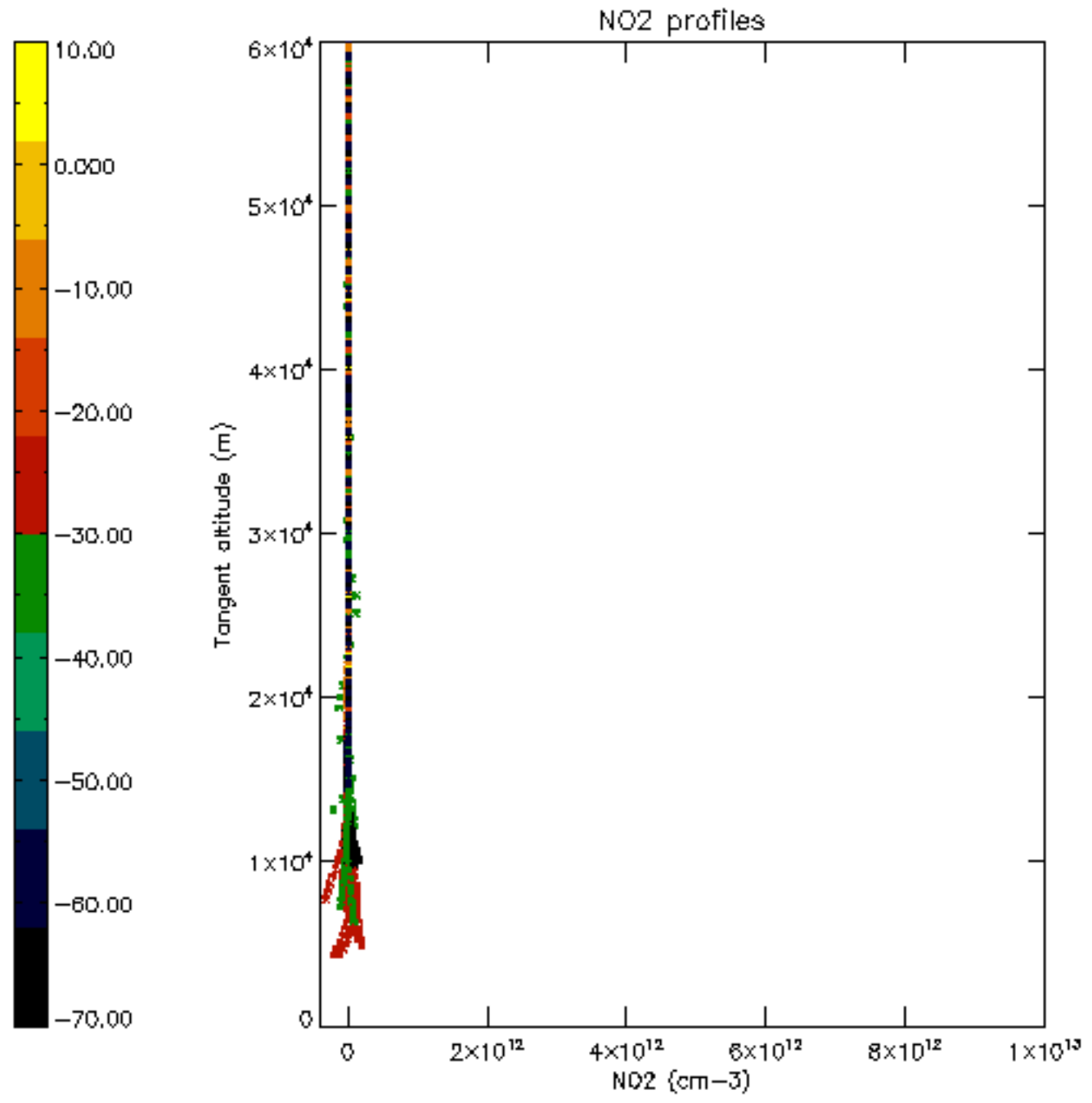


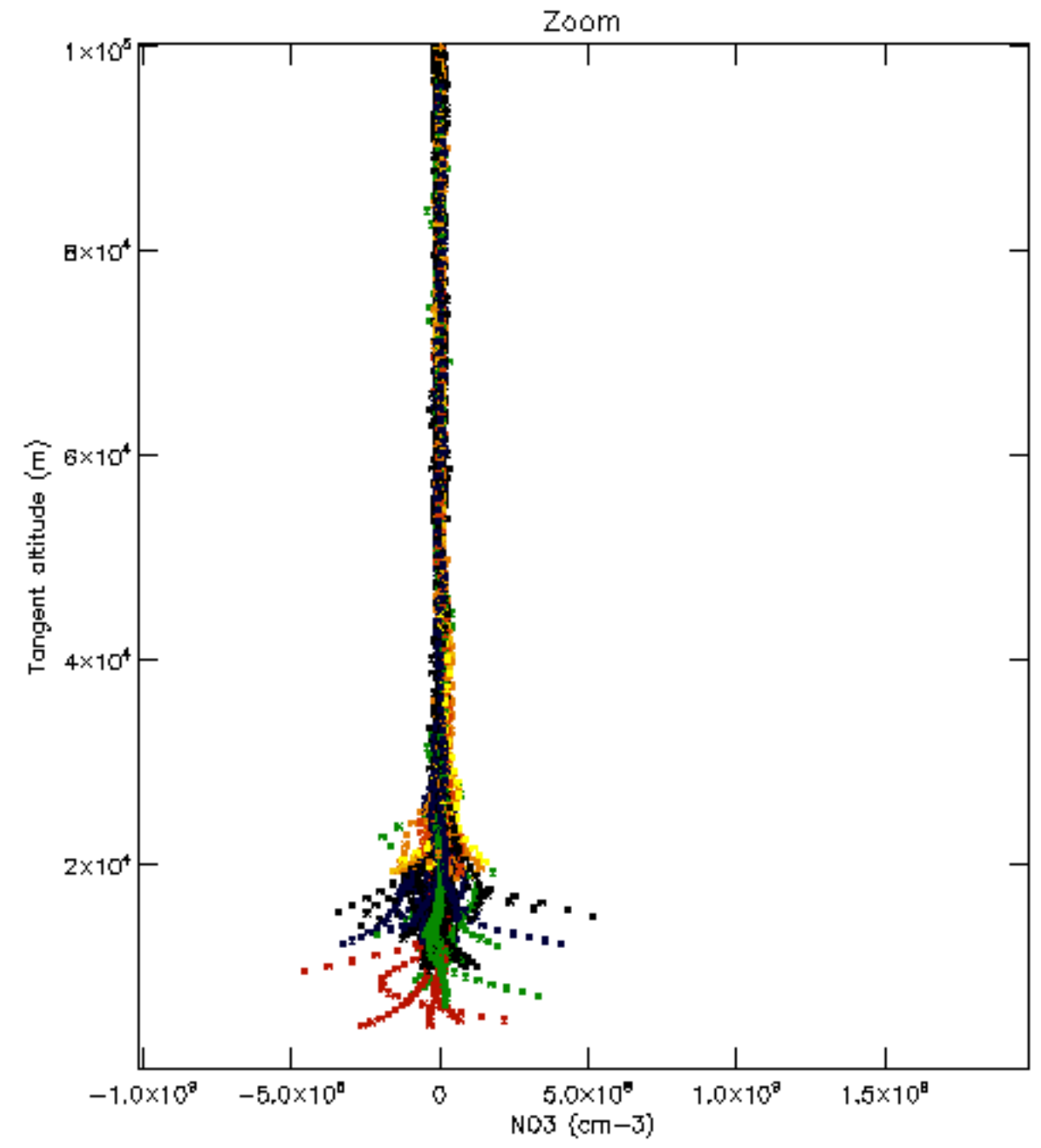
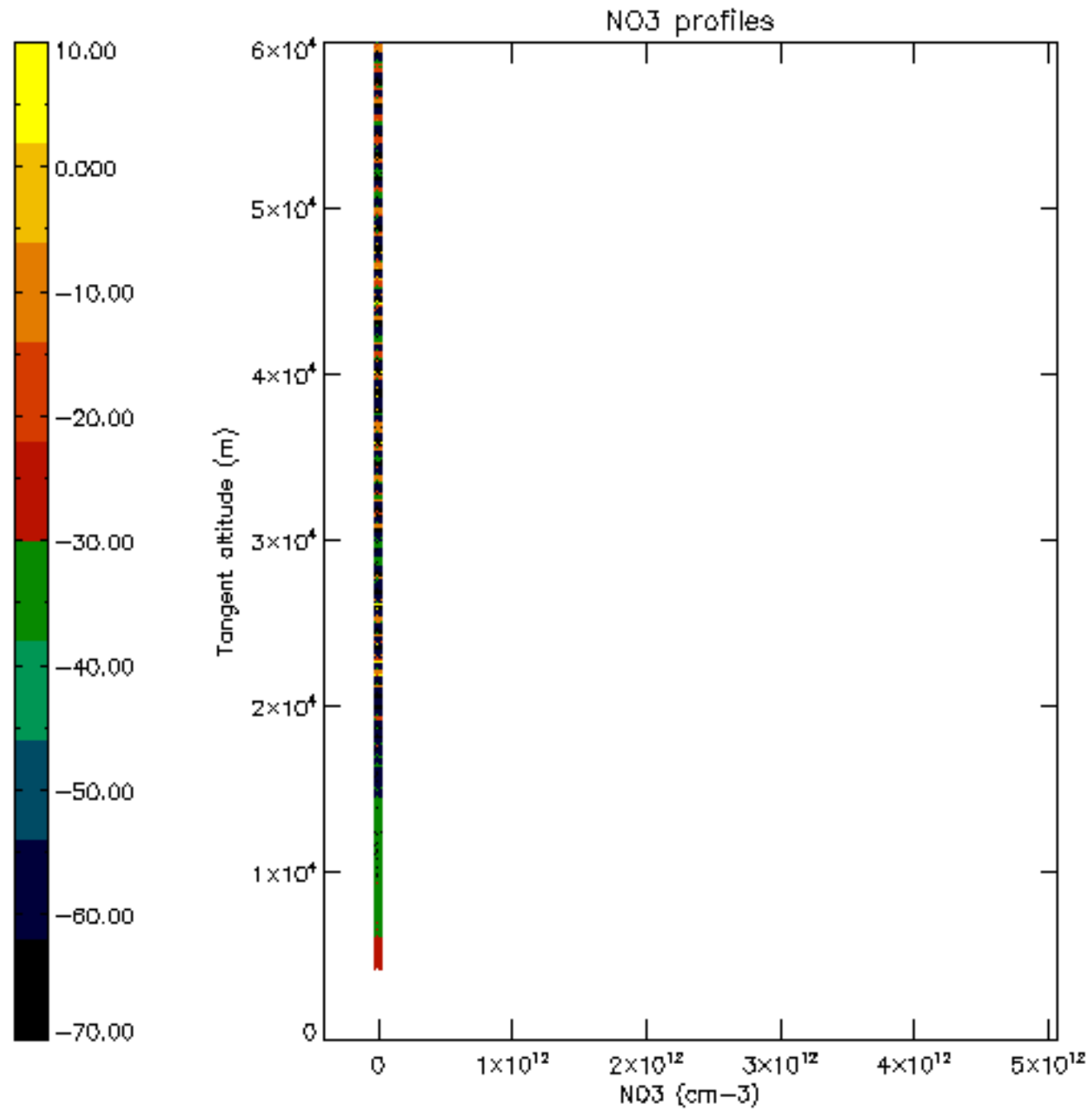


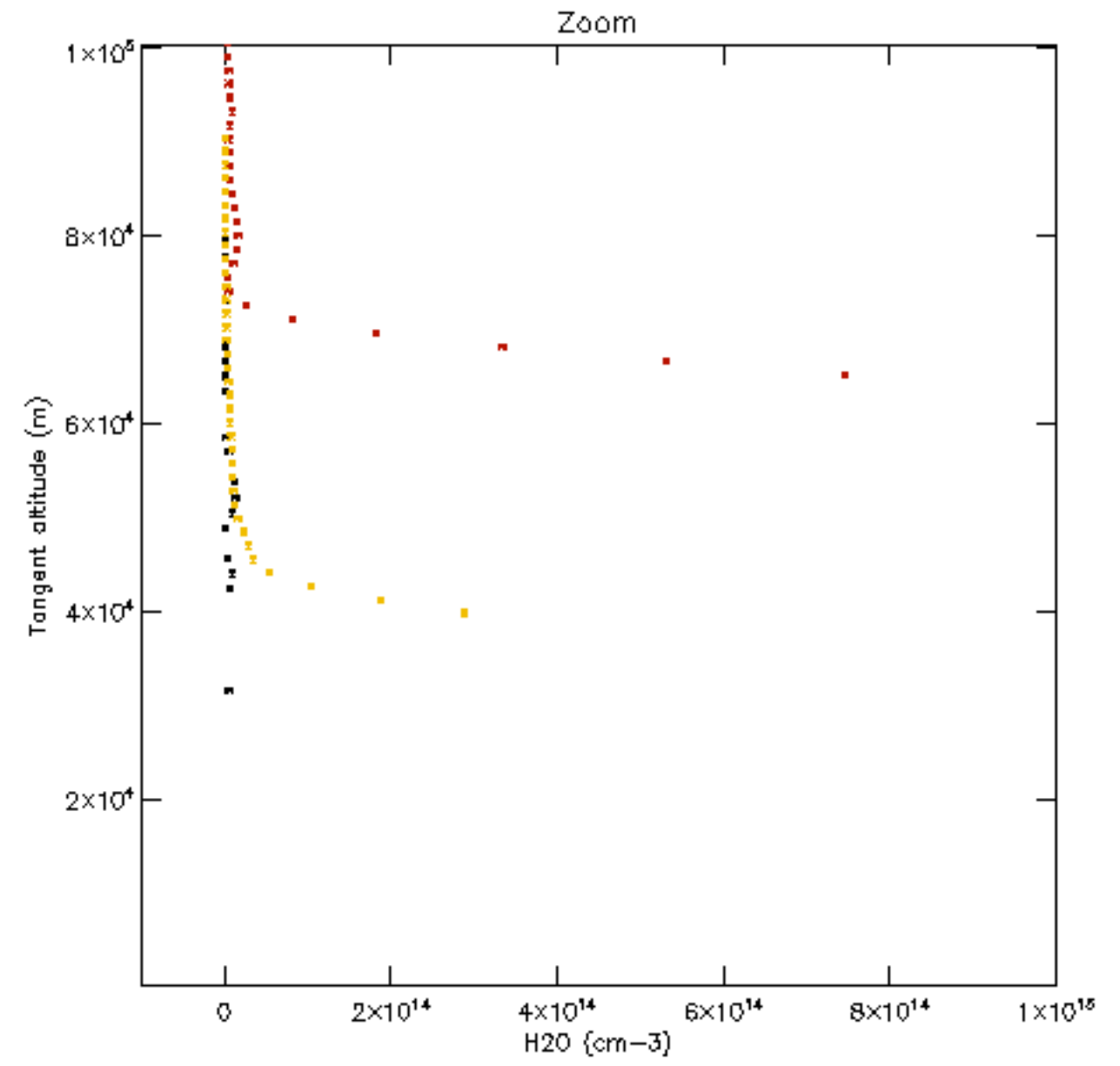
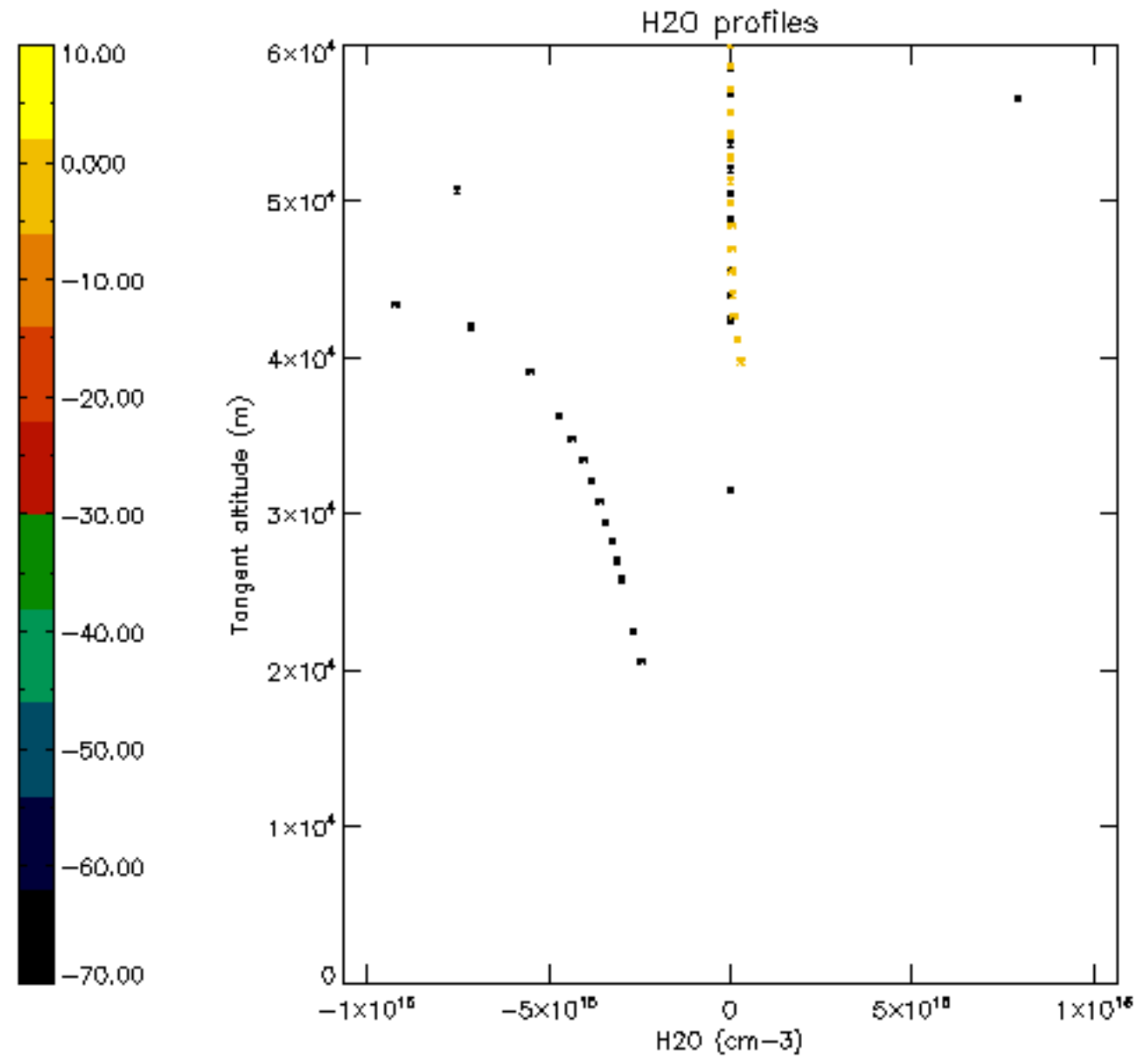


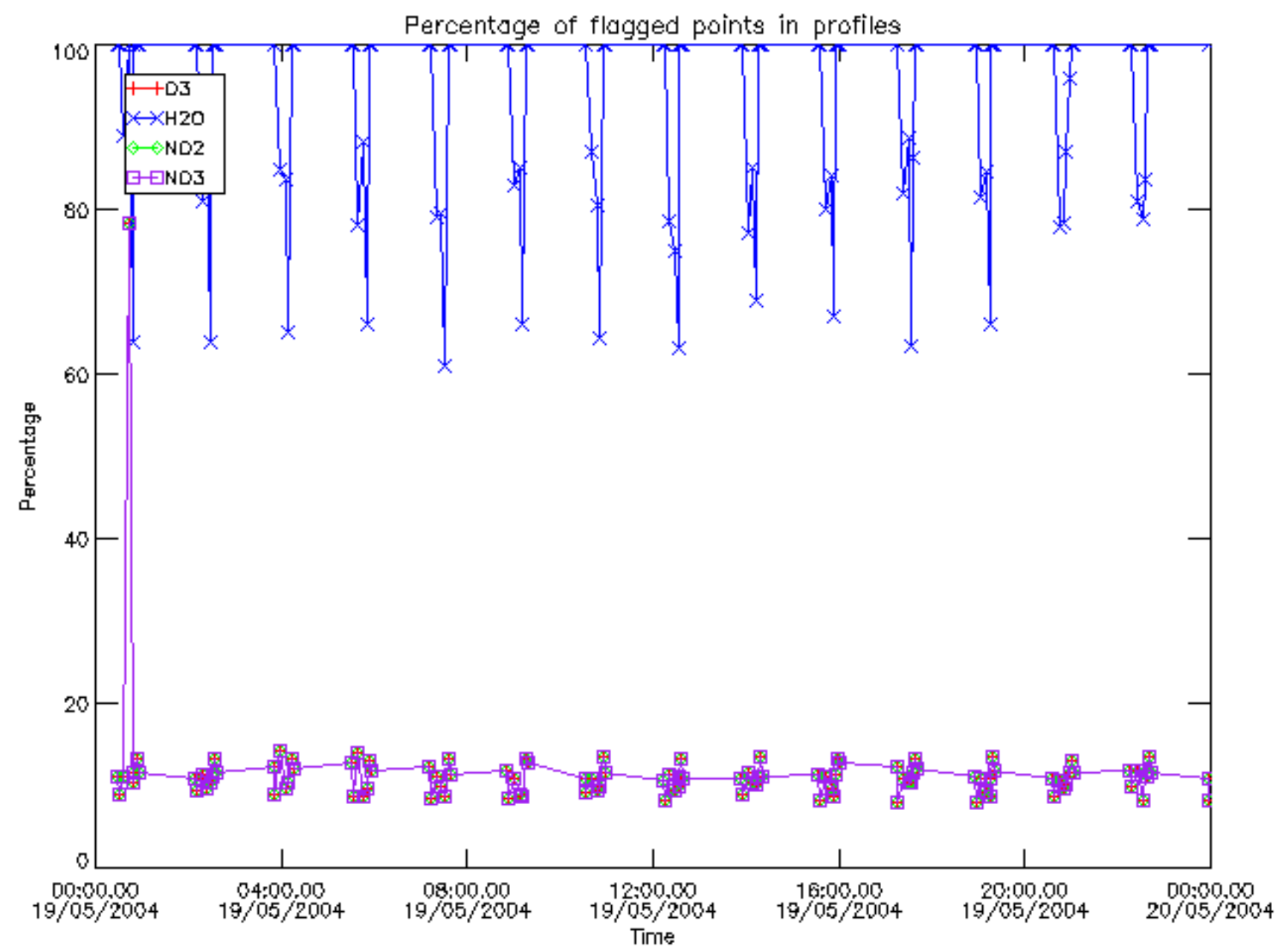




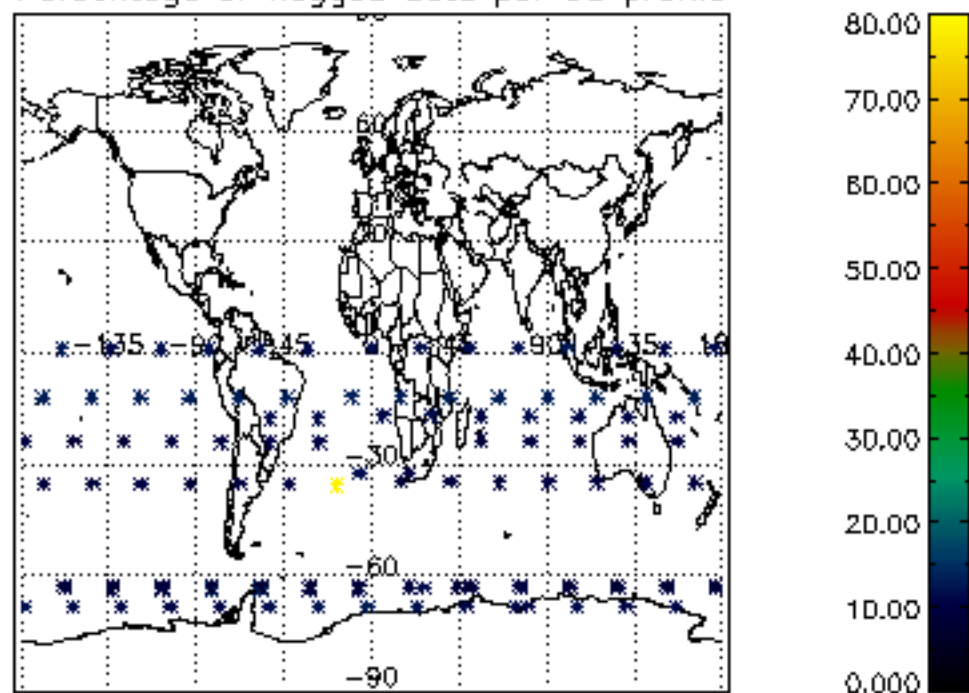




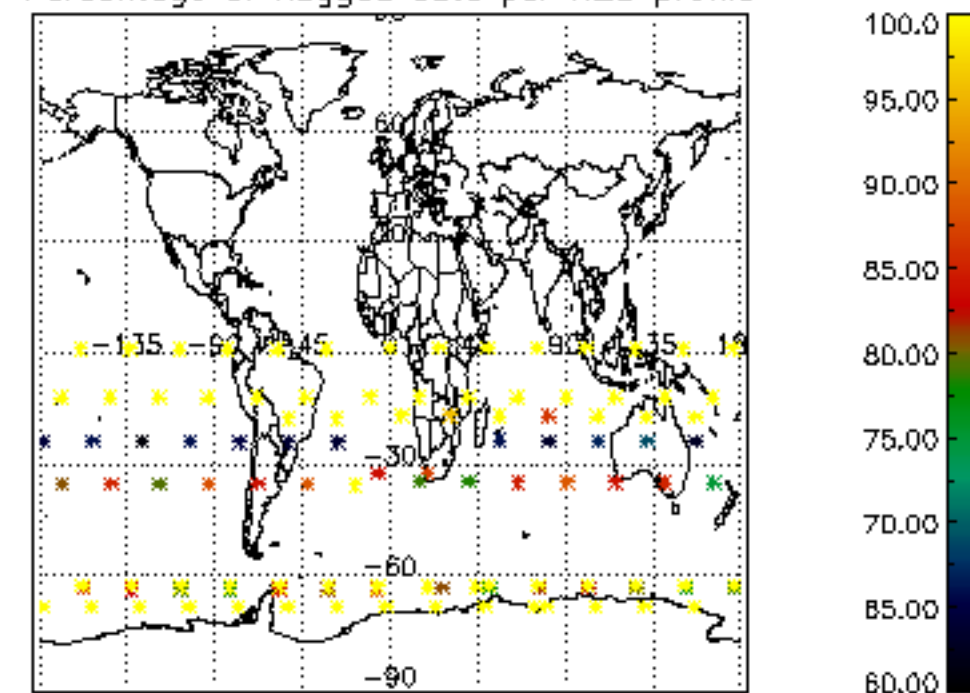




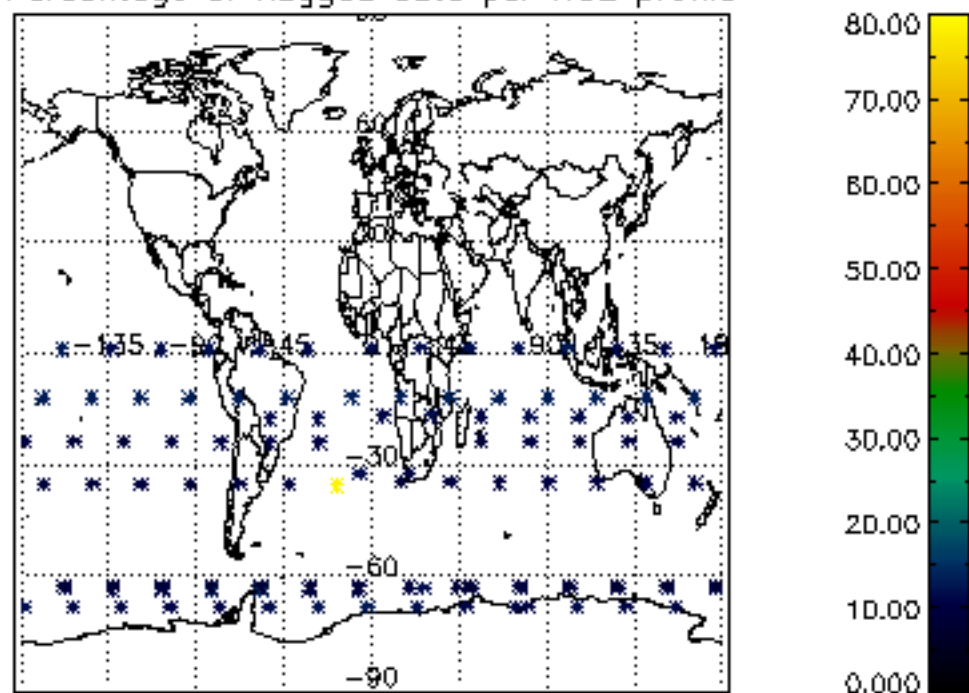
Percentage of flagged data per D3 profile



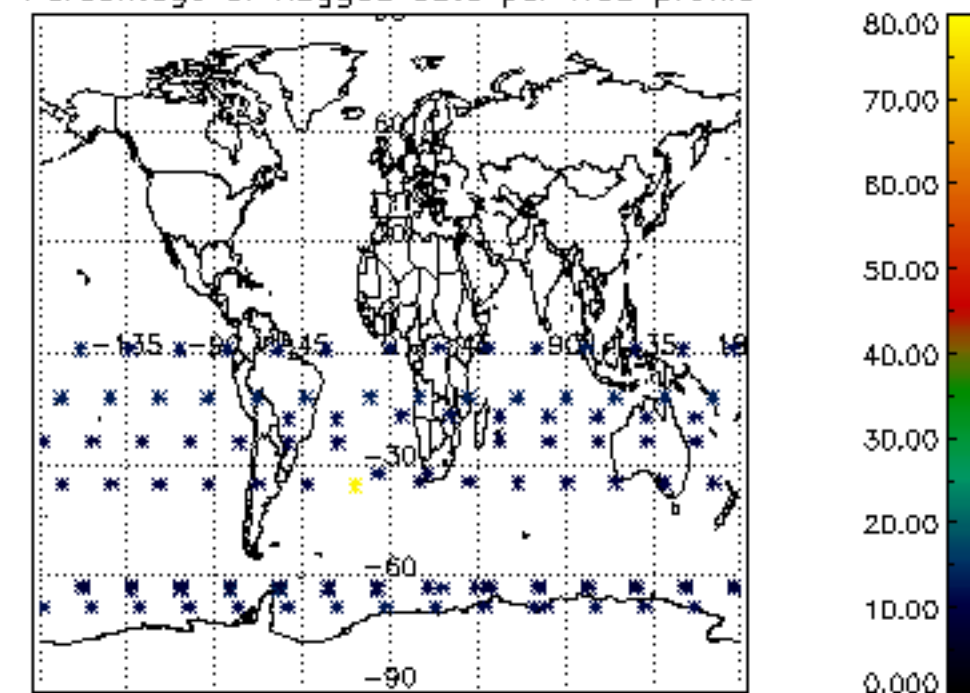
Percentage of flagged data per H2O profile

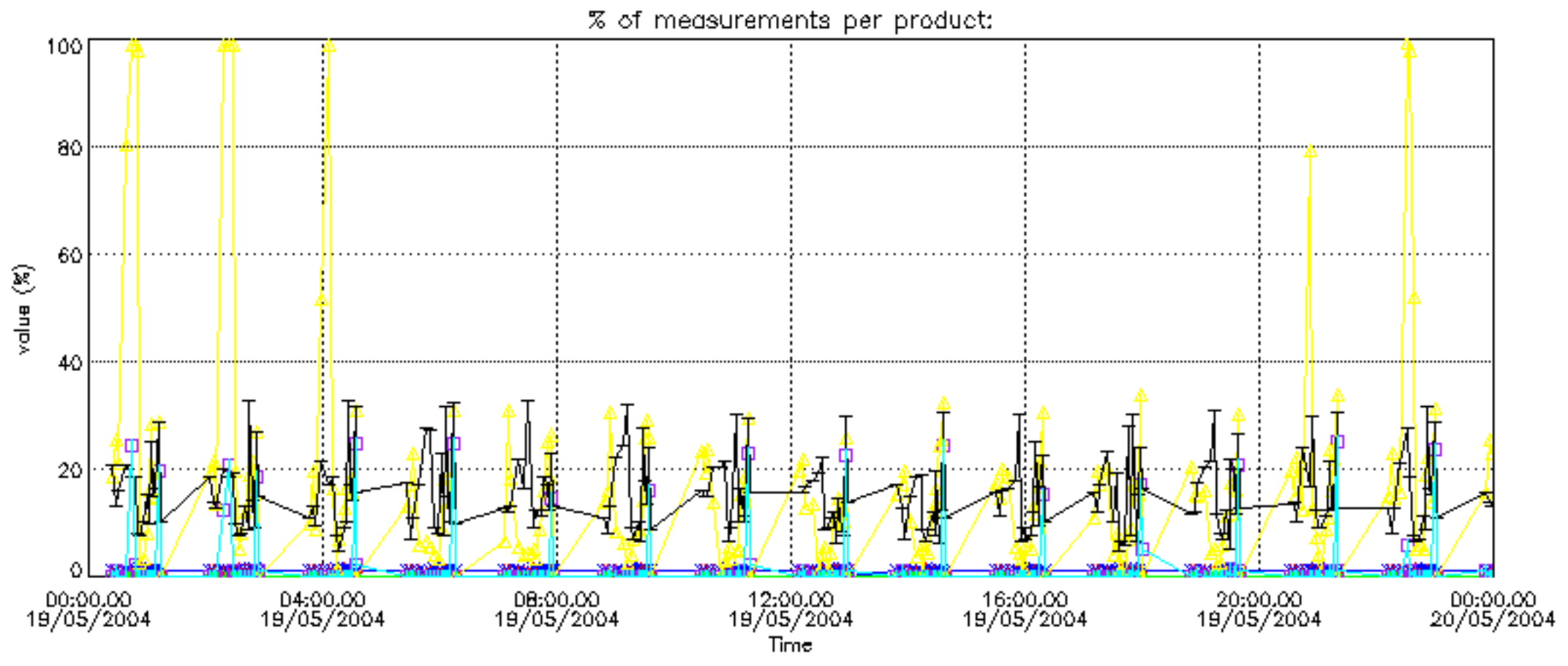


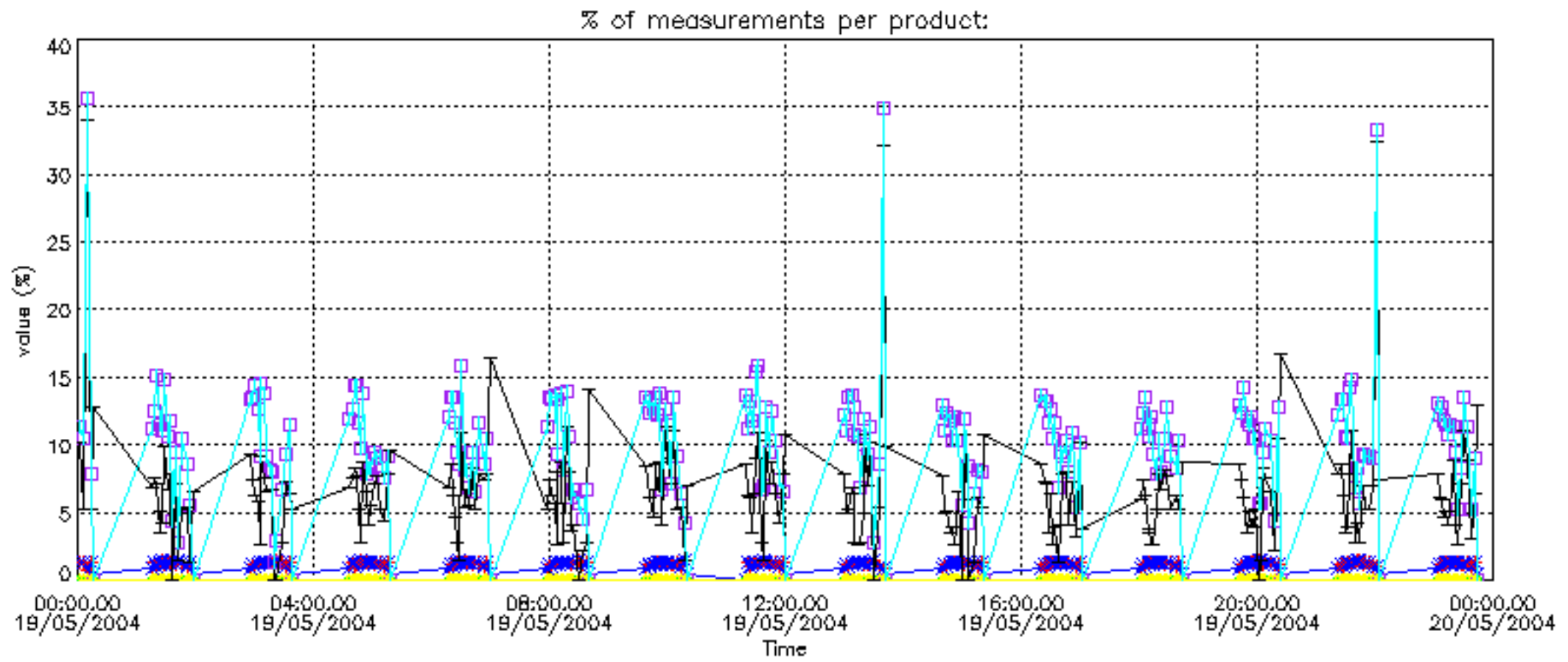
Percentage of flagged data per NO2 profile



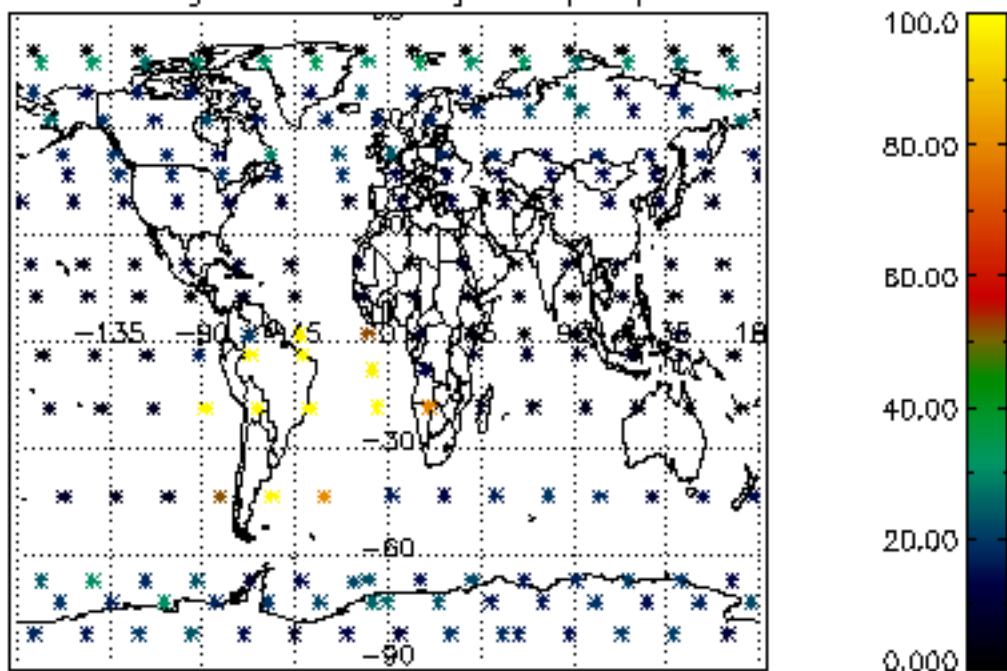
Percentage of flagged data per NO3 profile



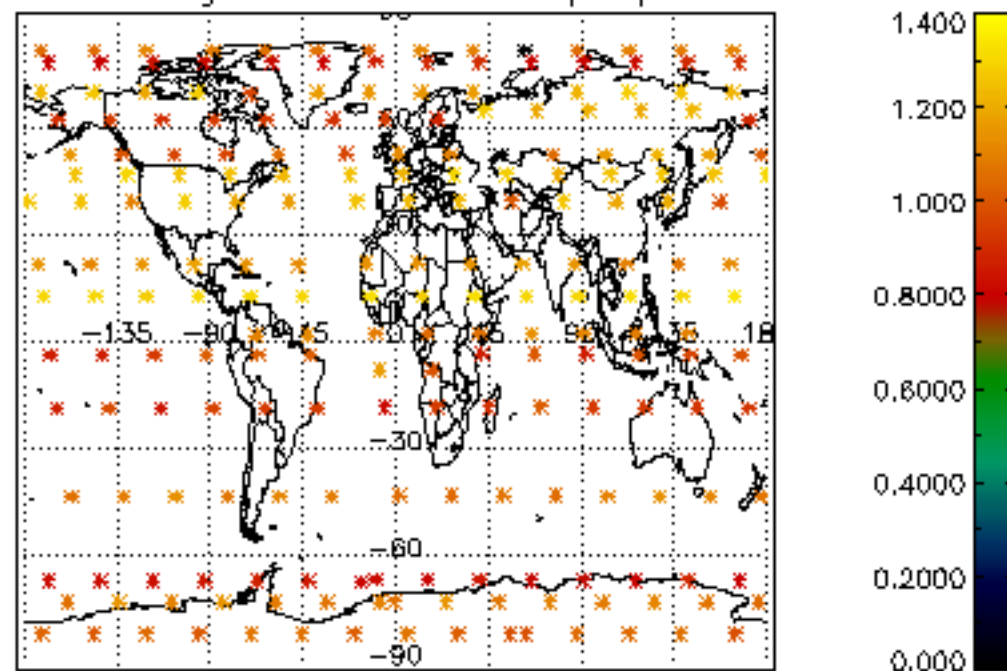




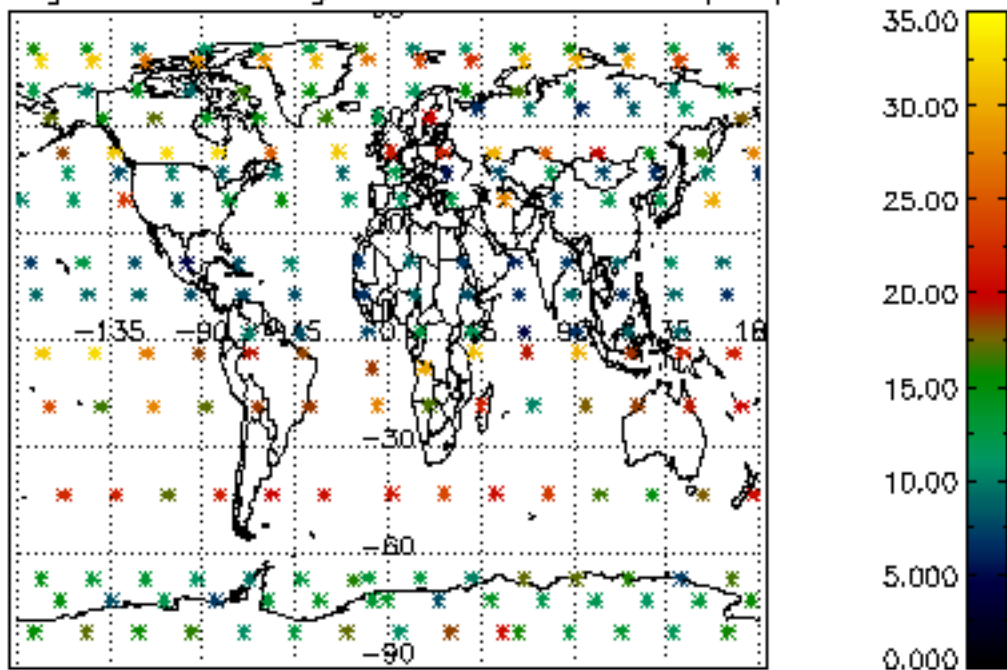
Percentage of cosmic ray hits per profile



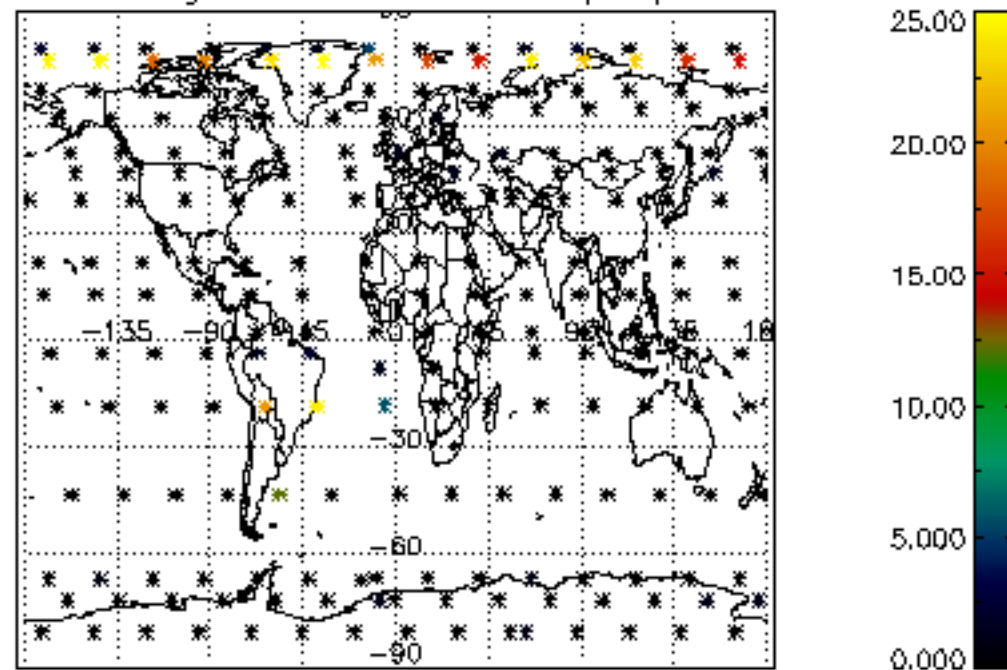
Percentage of datation errors per profile



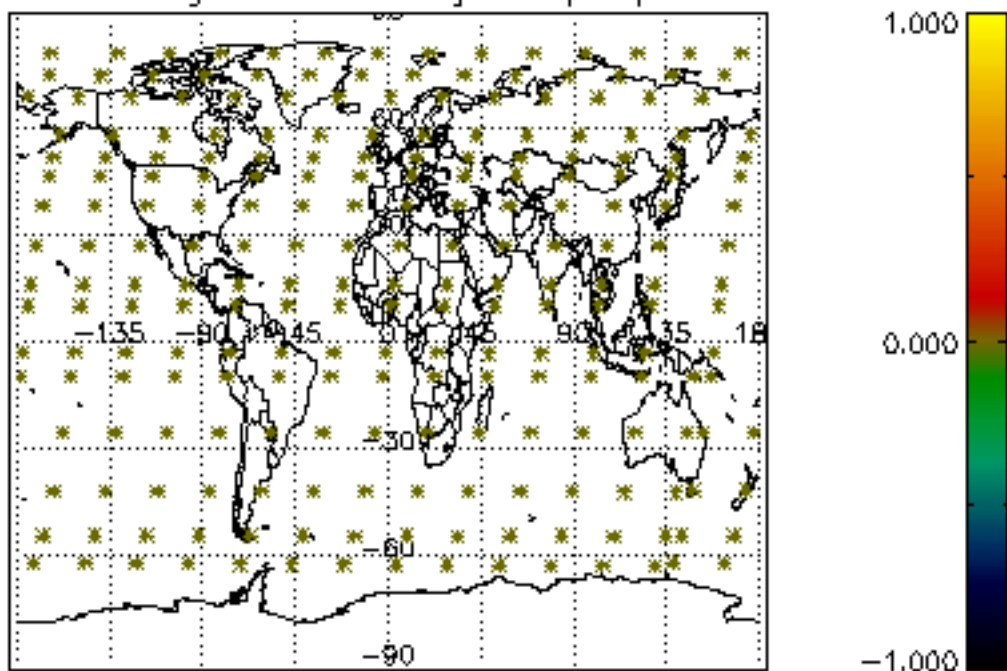
Percentage of star falling outside central band per profile



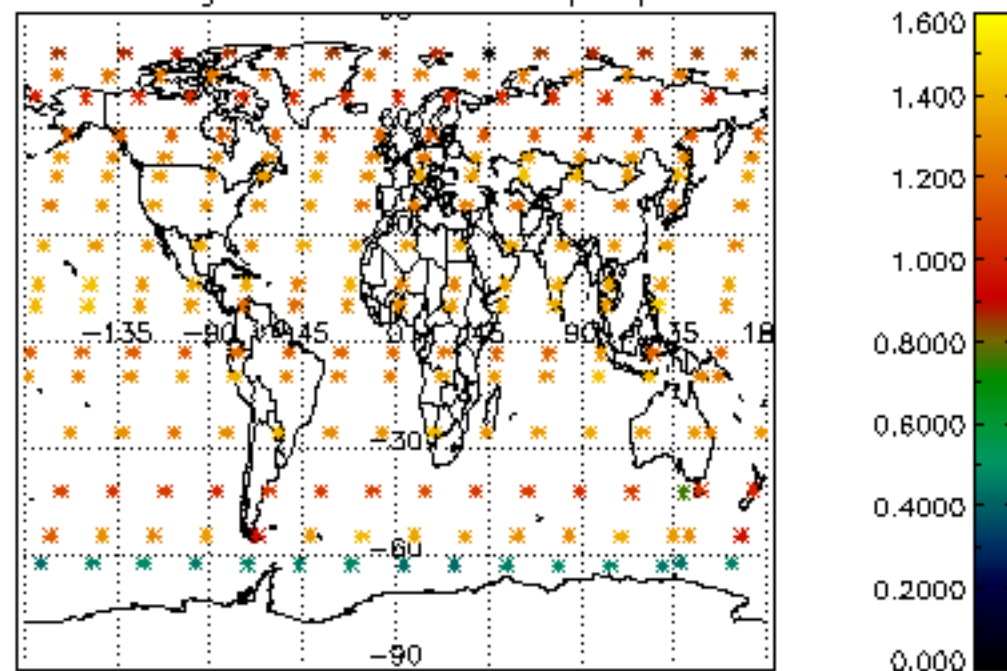
Percentage of saturation errors per profile



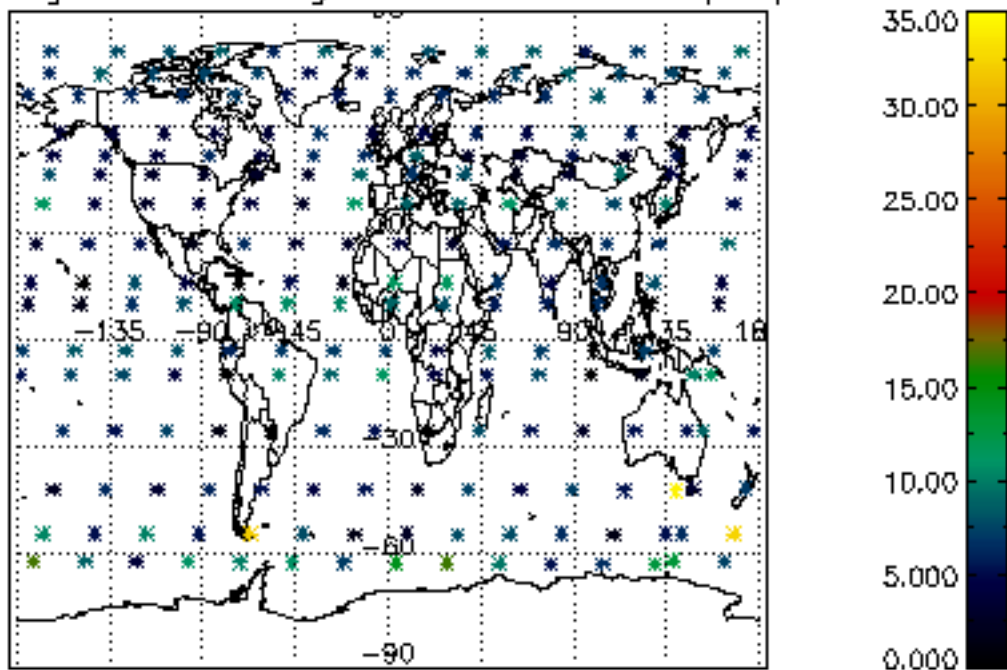
Percentage of cosmic ray hits per profile



Percentage of datation errors per profile



Percentage of star falling outside central band per profile



Percentage of saturation errors per profile

