

GOMOS Level 2 Daily Report

SUMMARY

[1. General Info](#)

[2. Summary of processed GOM_NL_2P products](#)

[3. Level 2 Quality information per product](#)

[3.1 Plot of level 2 quality information per product \(time dependant\)](#)

[3.2 Plot of level 2 quality information per product \(world map\)](#)

[4. Level 1 Quality information per product \(stored on level 2 products\)](#)

[4.1 Plot of level 1 quality information per product \(time dependant\)](#)

[4.1.1 Plot of level 1 quality information per product \(time dependant\): ASCENDING](#)

[4.1.2 Plot of level 1 quality information per product \(time dependant\): DESCENDING](#)

[4.2 Plot of level 1 quality information per product \(world map\)](#)

[4.2.1 Plot of level 1 quality information per product \(world map\): ASCENDING](#)

[4.2.2 Plot of level 1 quality information per product \(world map\): DESCENDING](#)

[5. Ozone profiles based on quality statistics and other trace gas profiles](#)

[5.1 Ozone statistics based on quality of products](#)

[5.2 Plot ozone profiles for all STD \(dark without errors\)](#)

[5.3 Plot ozone profiles where STD < 20% \(dark without errors\)](#)

[5.4. Plot ozone profiles where STD < 10% \(dark without errors\)](#)

[5.5. Plot ozone profiles where STD < 5% \(dark without errors\)](#)

[5.6 Plot NO2 profiles for all STD \(dark without errors\)](#)

[5.7 Plot NO3 profiles for all STD \(dark without errors\)](#)

[5.8 Plot H2O profiles \(only for occultations of stars 1,2,3,4,13,14,16,26,63 dark without errors\) for all STD](#)

[6. Auxiliary Data Files used for the production reported in section 2](#)

This report presents the daily analysis on parameters extracted from GOMOS level 2 data (GOM_NL__2P). It is intended to monitor some important parameters that will impact the quality of these products. A list of level 2 products (and content) that have arrived during the reporting day to the PCF is also given.

Item	Value
Time of report generation	19APR2013 02:12:53
Data source version	GOMOS/6.01
Start time of products	17-05-2004 (17MAY2004 00:00:00)
Stop time of products	18-05-2004 (18MAY2004 00:00:00)
Store outputs in DB	Yes
Nb of level 2 prods	451
Nb of prods with errors	0

2. Summary of processed GOM_NL__2P products.

Nr	Filename	UTC Start time	Limb	Duration	Star Id	Star Name	Star Mag	Star Temp	Nb Meas	Orbit	Prod. error
1	GOM_NL__2PRFIN20040517_000610_000000512026_00488_11564_2528.N1	17-MAY-2004 00:06:10	Dark	50.500	18	24Alp PsA	1.1660	9700.0	101	11564	No
2	GOM_NL__2PRFIN20040517_001028_000000572026_00488_11564_2529.N1	17-MAY-2004 00:10:28	Dark	57.000	63	Bet Gru	2.1500	2800.0	114	11564	No
3	GOM_NL__2PRFIN20040517_001159_000000462026_00489_11565_2498.N1	17-MAY-2004 00:11:59	Dark	46.000	31	Alp Gru	1.7340	15200.	92	11565	No
4	GOM_NL__2PRFIN20040517_001523_000000392026_00489_11565_2499.N1	17-MAY-2004 00:15:23	Dark	38.500	135	Bet Hyi	2.8200	5800.0	77	11565	No
5	GOM_NL__2PRFIN20040517_001731_000000452026_00489_11565_2500.N1	17-MAY-2004 00:17:31	Dark	44.500	45	Alp Pav	1.9400	26000.	89	11565	No
6	GOM_NL__2PRFIN20040517_002243_000000442026_00489_11565_2501.N1	17-MAY-2004 00:22:43	Straylight	43.500	43	Alp TrA	1.9100	4250.0	87	11565	No
7	GOM_NL__2PRFIN20040517_002405_000000402026_00489_11565_2502.N1	17-MAY-2004 00:24:05	Straylight	40.000	145	Gam TrA	2.8720	10600.	80	11565	No
8	GOM_NL__2PRFIN20040517_002635_000000462026_00489_11565_2503.N1	17-MAY-2004 00:26:35	Straylight	45.500	4	Alp1Cen	-0.010000	5800.0	91	11565	No
9	GOM_NL__2PRFIN20040517_002811_000000522026_00489_11565_2504.N1	17-MAY-2004 00:28:11	Straylight	51.500	85	Kap Sco	2.4070	28000.	103	11565	No
10	GOM_NL__2PRFIN20040517_003007_000000442026_00489_11565_2505.N1	17-MAY-2004 00:30:07	Straylight	43.500	78	Alp Lup	2.3040	28000.	87	11565	No
11	GOM_NL__2PRFIN20040517_003137_000000452026_00489_11565_2506.N1	17-MAY-2004 00:31:37	Twi_and_stray	44.500	81	Eta Cen	2.3560	28000.	89	11565	No
12	GOM_NL__2PRFIN20040517_003427_000000632026_00489_11565_2507.N1	17-MAY-2004 00:34:27	Twi_and_stray	63.000	16	21Alp Sco	1.0200	3000.0	126	11565	No
13	GOM_NL__2PRFIN20040517_003609_000000482026_00489_11565_2508.N1	17-MAY-2004 00:36:09	Bright	47.500	80	7Del Sco	2.3160	30000.	95	11565	No
14	GOM_NL__2PRFIN20040517_003804_000000612026_00489_11565_2509.N1	17-MAY-2004 00:38:04	Bright	61.000	86	35Eta Oph	2.4300	10200.	122	11565	No
15	GOM_NL__2PRFIN20040517_004039_000000412026_00489_11565_2510.N1	17-MAY-2004 00:40:39	Bright	40.500	104	27Bet Lib	2.6140	13100.	81	11565	No
16	GOM_NL__2PRFIN20040517_004243_000000512026_00489_11565_2511.N1	17-MAY-2004 00:42:43	Bright	51.000	120	1Del Oph	2.7340	3200.0	102	11565	No
17	GOM_NL__2PRFIN20040517_004553_000000452026_00489_11565_2512.N1	17-MAY-2004 00:45:53	Bright	44.500	102	24Alp Ser	2.6000	4250.0	89	11565	No
18	GOM_NL__2PRFIN20040517_004855_000000362026_00489_11565_2513.N1	17-MAY-2004 00:48:55	Bright	36.000	111	8Eta Boo	2.6800	6000.0	72	11565	No
19	GOM_NL__2PRFIN20040517_005130_000000412026_00489_11565_2514.N1	17-MAY-2004 00:51:30	Bright	40.500	83		2.3780	11000.	81	11565	No
20	GOM_NL__2PRFIN20040517_005439_000000382026_00489_11565_2515.N1	17-MAY-2004 00:54:39	Bright	38.000	180	27Gam Boo	3.0400	8000.0	76	11565	No
21	GOM_NL__2PRFIN20040517_005736_000000342026_00489_11565_2516.N1	17-MAY-2004 00:57:36	Bright	34.000	39	85Eta UMa	1.8540	24000.	68	11565	No
22	GOM_NL__2PRFIN20040517_005913_000000512026_00489_11565_2517.N1	17-MAY-2004 00:59:13	Bright	50.500	55	79Zet UMa	2.0600	10200.	101	11565	No
23	GOM_NL__2PRFIN20040517_010258_000000392026_00489_11565_2518.N1	17-MAY-2004 01:02:58	Bright	39.000	36	50Alp UMa	1.8000	6300.0	78	11565	No
24	GOM_NL__2PRFIN20040517_010452_000000362026_00489_11565_2519.N1	17-MAY-2004 01:04:52	Bright	35.500	60	7Bet UMi	2.0810	3950.0	71	11565	No
25	GOM_NL__2PRFIN20040517_010917_000000382026_00489_11565_2520.N1	17-MAY-2004 01:09:17	Bright	37.500	49	1Alp UMi	1.9900	6300.0	75	11565	No
26	GOM_NL__2PRFIN20040517_011410_000000482026_00489_11565_2521.N1	17-MAY-2004 01:14:10	Bright	48.000	89	5Alp Cep	2.4510	8000.0	96	11565	No
27	GOM_NL__2PRFIN20040517_011729_000000382026_00489_11565_2522.N1	17-MAY-2004 01:17:29	Bright	38.000	76	27Gam Cas	2.3000	30000.	76	11565	No
28	GOM_NL__2PRFIN20040517_011842_000000522026_00489_11565_2523.N1	17-MAY-2004 01:18:42	Bright	51.500	68	18Alp Cas	2.2250	4500.0	103	11565	No
29	GOM_NL__2PRFIN20040517_012024_000001162026_00489_11565_2524.N1	17-MAY-2004 01:20:24	Bright	116.00	66	37Gam Cyg	2.2080	5900.0	232	11565	No
30	GOM_NL__2PRFIN20040517_012709_000000492026_00489_11565_2525.N1	17-MAY-2004 01:27:09	Twi_and_stray	48.500	58	21Alp And	2.0730	11000.	97	11565	No
31	GOM_NL__2PRFIN20040517_013121_000000452026_00489_11565_2526.N1	17-MAY-2004 01:31:21	Dark	45.000	140	88Gam Peg	2.8340	26000.	90	11565	No
32	GOM_NL__2PRFIN20040517_013304_000000612026_00489_11565_2527.N1	17-MAY-2004 01:33:04	Dark	61.000	90	54Alp Peg	2.4870	11000.	122	11565	No
33	GOM_NL__2PRFIN20040517_014005_000000452026_00489_11565_2528.N1	17-MAY-2004 01:40:05	Dark	45.000	52	16Bet Cet	2.0370	4500.0	90	11565	No
34	GOM_NL__2PRFIN20040517_014647_000000542026_00489_11565_2529.N1	17-MAY-2004 01:46:47	Dark	53.500	18	24Alp PsA	1.1660	9700.0	107	11565	No
35	GOM_NL__2PRFIN20040517_015105_000000582026_00489_11565_2530.N1	17-MAY-2004 01:51:05	Dark	58.000	63	Bet Gru	2.1500	2800.0	116	11565	No
36	GOM_NL__2PRFIN20040517_015235_000000462026_00490_11566_2498.N1	17-MAY-2004 01:52:35	Dark	46.000	31	Alp Gru	1.7340	15200.	92	11566	No
37	GOM_NL__2PRFIN20040517_015559_000000372026_00490_11566_2499.N1	17-MAY-2004 01:55:59	Dark	37.000	135	Bet Hyi	2.8200	5800.0	74	11566	No
38	GOM_NL__2PRFIN20040517_015808_000000432026_00490_11566_2500.N1	17-MAY-2004 01:58:08	Dark	42.500	45	Alp Pav	1.9400	26000.	85	11566	No
39	GOM_NL__2PRFIN20040517_020319_000000422026_00490_11566_2501.N1	17-MAY-2004 02:03:19	Straylight	42.000	43	Alp TrA	1.9100	4250.0	84	11566	No
40	GOM_NL__2PRFIN20040517_020442_000000392026_00490_11566_2502.N1	17-MAY-2004 02:04:42	Straylight	39.000	145	Gam TrA	2.8720	10600.	78	11566	No
41	GOM_NL__2PRFIN20040517_020710_000000522026_00490_11566_2503.N1	17-MAY-2004 02:07:10	Straylight	52.000	4	Alp1Cen	-0.010000	5800.0	104	11566	No
42	GOM_NL__2PRFIN20040517_020848_000000532026_00490_11566_2504.N1	17-MAY-2004 02:08:48	Straylight	52.500	85	Kap Sco	2.4070	28000.	105	11566	No

43	GOM_NL__2PRFIN20040517_021045_000000412026_00490_11566_2505.N1	17-MAY-2004 02:10:45	Straylight	41.000	78	Alp Lup	2.3040	28000.	82	11566	No
44	GOM_NL__2PRFIN20040517_021213_000000422026_00490_11566_2506.N1	17-MAY-2004 02:12:13	Tw_i_and_stray	41.500	81	Eta Cen	2.3560	28000.	83	11566	No
45	GOM_NL__2PRFIN20040517_021504_000000602026_00490_11566_2507.N1	17-MAY-2004 02:15:04	Tw_i_and_stray	59.500	16	21Alp Sco	1.0200	3000.0	119	11566	No
46	GOM_NL__2PRFIN20040517_021645_000000492026_00490_11566_2508.N1	17-MAY-2004 02:16:45	Bright	48.500	80	7Del Sco	2.3160	30000.	97	11566	No
47	GOM_NL__2PRFIN20040517_021840_000000602026_00490_11566_2509.N1	17-MAY-2004 02:18:40	Bright	60.000	86	35Eta Oph	2.4300	10200.	120	11566	No
48	GOM_NL__2PRFIN20040517_022115_000000422026_00490_11566_2510.N1	17-MAY-2004 02:21:15	Bright	41.500	104	27Bet Lib	2.6140	13100.	83	11566	No
49	GOM_NL__2PRFIN20040517_022319_000000512026_00490_11566_2511.N1	17-MAY-2004 02:23:19	Bright	50.500	120	1Del Oph	2.7340	3200.0	101	11566	No
50	GOM_NL__2PRFIN20040517_022629_000000452026_00490_11566_2512.N1	17-MAY-2004 02:26:29	Bright	45.000	102	24Alp Ser	2.6000	4250.0	90	11566	No
51	GOM_NL__2PRFIN20040517_022930_000000382026_00490_11566_2513.N1	17-MAY-2004 02:29:30	Bright	37.500	111	8Eta Boo	2.6800	6000.0	75	11566	No
52	GOM_NL__2PRFIN20040517_023206_000000392026_00490_11566_2514.N1	17-MAY-2004 02:32:06	Bright	39.000	83		2.3780	11000.	78	11566	No
53	GOM_NL__2PRFIN20040517_023514_000000372026_00490_11566_2515.N1	17-MAY-2004 02:35:14	Bright	37.000	180	27Gam Boo	3.0400	8000.0	74	11566	No
54	GOM_NL__2PRFIN20040517_023812_000000372026_00490_11566_2516.N1	17-MAY-2004 02:38:12	Bright	37.000	39	85Eta UMa	1.8540	24000.	74	11566	No
55	GOM_NL__2PRFIN20040517_023949_000000392026_00490_11566_2517.N1	17-MAY-2004 02:39:49	Bright	38.500	55	79Zet UMa	2.0600	10200.	77	11566	No
56	GOM_NL__2PRFIN20040517_024335_000000392026_00490_11566_2518.N1	17-MAY-2004 02:43:35	Bright	39.000	36	50Alp UMa	1.8000	6300.0	78	11566	No
57	GOM_NL__2PRFIN20040517_024527_000000362026_00490_11566_2519.N1	17-MAY-2004 02:45:27	Bright	35.500	60	7Bet UMi	2.0810	3950.0	71	11566	No
58	GOM_NL__2PRFIN20040517_024952_000000522026_00490_11566_2520.N1	17-MAY-2004 02:49:52	Bright	52.000	49	1Alp UMi	1.9900	6300.0	104	11566	No
59	GOM_NL__2PRFIN20040517_025444_000000502026_00490_11566_2521.N1	17-MAY-2004 02:54:44	Bright	49.500	89	5Alp Cep	2.4510	8000.0	99	11566	No
60	GOM_NL__2PRFIN20040517_025805_000000372026_00490_11566_2522.N1	17-MAY-2004 02:58:05	Bright	36.500	76	27Gam Cas	2.3000	30000.	73	11566	No
61	GOM_NL__2PRFIN20040517_025917_000000382026_00490_11566_2523.N1	17-MAY-2004 02:59:17	Bright	38.000	68	18Alp Cas	2.2250	4500.0	76	11566	No
62	GOM_NL__2PRFIN20040517_030100_000001072026_00490_11566_2524.N1	17-MAY-2004 03:01:00	Bright	106.50	66	37Gam Cyg	2.2080	5900.0	213	11566	No
63	GOM_NL__2PRFIN20040517_030745_000000502026_00490_11566_2525.N1	17-MAY-2004 03:07:45	Tw_i_and_stray	49.500	58	21Alp And	2.0730	11000.	99	11566	No
64	GOM_NL__2PRFIN20040517_031156_000000452026_00490_11566_2526.N1	17-MAY-2004 03:11:56	Dark	45.000	140	88Gam Peg	2.8340	26000.	90	11566	No
65	GOM_NL__2PRFIN20040517_031340_000000572026_00490_11566_2527.N1	17-MAY-2004 03:13:40	Dark	57.000	90	54Alp Peg	2.4870	11000.	114	11566	No
66	GOM_NL__2PRFIN20040517_032041_000000502026_00490_11566_2528.N1	17-MAY-2004 03:20:41	Dark	49.500	52	16Bet Cet	2.0370	4500.0	99	11566	No
67	GOM_NL__2PRFIN20040517_032724_000000532026_00490_11566_2529.N1	17-MAY-2004 03:27:24	Dark	53.000	18	24Alp PsA	1.1660	9700.0	106	11566	No
68	GOM_NL__2PRFIN20040517_033142_000000442026_00490_11566_2530.N1	17-MAY-2004 03:31:42	Dark	44.000	63	Bet Gru	2.1500	2800.0	88	11566	No
69	GOM_NL__2PRFIN20040517_033313_000000532026_00491_11567_2498.N1	17-MAY-2004 03:33:13	Dark	52.500	31	Alp Gru	1.7340	15200.	105	11567	No
70	GOM_NL__2PRFIN20040517_033635_000000402026_00491_11567_2499.N1	17-MAY-2004 03:36:35	Dark	39.500	135	Bet Hyi	2.8200	5800.0	79	11567	No
71	GOM_NL__2PRFIN20040517_033844_000000452026_00491_11567_2500.N1	17-MAY-2004 03:38:44	Dark	44.500	45	Alp Pav	1.9400	26000.	89	11567	No
72	GOM_NL__2PRFIN20040517_034356_000000422026_00491_11567_2501.N1	17-MAY-2004 03:43:56	Straylight	42.000	43	Alp TrA	1.9100	4250.0	84	11567	No
73	GOM_NL__2PRFIN20040517_034518_000000382026_00491_11567_2502.N1	17-MAY-2004 03:45:18	Straylight	38.000	145	Gam TrA	2.8720	10600.	76	11567	No
74	GOM_NL__2PRFIN20040517_034747_000000462026_00491_11567_2503.N1	17-MAY-2004 03:47:47	Straylight	45.500	4	Alp1Cen	-0.010000	5800.0	91	11567	No
75	GOM_NL__2PRFIN20040517_034924_000000532026_00491_11567_2504.N1	17-MAY-2004 03:49:24	Straylight	53.000	85	Kap Sco	2.4070	28000.	106	11567	No
76	GOM_NL__2PRFIN20040517_035121_000000412026_00491_11567_2505.N1	17-MAY-2004 03:51:21	Straylight	40.500	78	Alp Lup	2.3040	28000.	81	11567	No
77	GOM_NL__2PRFIN20040517_035251_000000422026_00491_11567_2506.N1	17-MAY-2004 03:52:51	Tw_i_and_stray	41.500	81	Eta Cen	2.3560	28000.	83	11567	No
78	GOM_NL__2PRFIN20040517_035540_000000602026_00491_11567_2507.N1	17-MAY-2004 03:55:40	Tw_i_and_stray	60.000	16	21Alp Sco	1.0200	3000.0	120	11567	No
79	GOM_NL__2PRFIN20040517_035721_000000462026_00491_11567_2508.N1	17-MAY-2004 03:57:21	Bright	46.000	80	7Del Sco	2.3160	30000.	92	11567	No
80	GOM_NL__2PRFIN20040517_035916_000000602026_00491_11567_2509.N1	17-MAY-2004 03:59:16	Bright	60.000	86	35Eta Oph	2.4300	10200.	120	11567	No
81	GOM_NL__2PRFIN20040517_040151_000000412026_00491_11567_2510.N1	17-MAY-2004 04:01:51	Bright	40.500	104	27Bet Lib	2.6140	13100.	81	11567	No
82	GOM_NL__2PRFIN20040517_040355_000000522026_00491_11567_2511.N1	17-MAY-2004 04:03:55	Bright	52.000	120	1Del Oph	2.7340	3200.0	104	11567	No
83	GOM_NL__2PRFIN20040517_040704_000000462026_00491_11567_2512.N1	17-MAY-2004 04:07:04	Bright	46.000	102	24Alp Ser	2.6000	4250.0	92	11567	No
84	GOM_NL__2PRFIN20040517_041007_000000372026_00491_11567_2513.N1	17-MAY-2004 04:10:07	Bright	36.500	111	8Eta Boo	2.6800	6000.0	73	11567	No
85	GOM_NL__2PRFIN20040517_041242_000000422026_00491_11567_2514.N1	17-MAY-2004 04:12:42	Bright	42.000	83		2.3780	11000.	84	11567	No
86	GOM_NL__2PRFIN20040517_041550_000000382026_00491_11567_2515.N1	17-MAY-2004 04:15:50	Bright	38.000	180	27Gam Boo	3.0400	8000.0	76	11567	No
87	GOM_NL__2PRFIN20040517_041848_000000372026_00491_11567_2516.N1	17-MAY-2004 04:18:48	Bright	36.500	39	85Eta UMa	1.8540	24000.	73	11567	No
88	GOM_NL__2PRFIN20040517_042026_000000382026_00491_11567_2517.N1	17-MAY-2004 04:20:26	Bright	37.500	55	79Zet UMa	2.0600	10200.	75	11567	No
89	GOM_NL__2PRFIN20040517_042412_000000352026_00491_11567_2518.N1	17-MAY-2004 04:24:12	Bright	34.500	36	50Alp UMa	1.8000	6300.0	69	11567	No
90	GOM_NL__2PRFIN20040517_042603_000000372026_00491_11567_2519.N1	17-MAY-2004 04:26:03	Bright	37.000	60	7Bet UMi	2.0810	3950.0	74	11567	No
91	GOM_NL__2PRFIN20040517_043029_000000382026_00491_11567_2520.N1	17-MAY-2004 04:30:29	Bright	37.500	49	1Alp UMi	1.9900	6300.0	75	11567	No
92	GOM_NL__2PRFIN20040517_043521_000000482026_00491_11567_2521.N1	17-MAY-2004 04:35:21	Bright	47.500	89	5Alp Cep	2.4510	8000.0	95	11567	No
93	GOM_NL__2PRFIN20040517_043841_000000382026_00491_11567_2522.N1	17-MAY-2004 04:38:41	Bright	37.500	76	27Gam Cas	2.3000	30000.	75	11567	No
94	GOM_NL__2PRFIN20040517_043954_000000392026_00491_11567_2523.N1	17-MAY-2004 04:39:54	Bright	39.000	68	18Alp Cas	2.2250	4500.0	78	11567	No
95	GOM_NL__2PRFIN20040517_044135_000001022026_00491_11567_2524.N1	17-MAY-2004 04:41:35	Bright	102.00	66	37Gam Cyg	2.2080	5900.0	204	11567	No
96	GOM_NL__2PRFIN20040517_044821_000000452026_00491_11567_2525.N1	17-MAY-2004 04:48:21	Tw_i_and_stray	44.500	58	21Alp And	2.0730	11000.	89	11567	No
97	GOM_NL__2PRFIN20040517_045233_000000452026_00491_11567_2526.N1	17-MAY-2004 04:52:33	Dark	45.000	140	88Gam Peg	2.8340	26000.	90	11567	No
98	GOM_NL__2PRFIN20040517_045417_000000592026_00491_11567_2527.N1	17-MAY-2004 04:54:17	Dark	58.500	90	54Alp Peg	2.4870	11000.	117	11567	No
99	GOM_NL__2PRFIN20040517_050118_000000442026_00491_11567_2528.N1	17-MAY-2004 05:01:18	Dark	44.000	52	16Bet Cet	2.0370	4500.0	88	11567	No
100	GOM_NL__2PRFIN20040517_050801_000000522026_00491_11567_2529.N1	17-MAY-2004 05:08:01	Dark	51.500	18	24Alp PsA	1.1660	9700.0	103	11567	No
101	GOM_NL__2PRFIN20040517_051219_000000482026_00491_11567_2530.N1	17-MAY-2004 05:12:19	Dark	48.000	63	Bet Gru	2.1500	2800.0	96	11567	No

102	GOM_NL__2PRFIN20040517_051350_000000452026_00492_11568_2498.N1	17-MAY-2004 05:13:50	Dark	44.500	31	Alp Gru	1.7340	15200.	89	11568	No
103	GOM_NL__2PRFIN20040517_051712_000000392026_00492_11568_2499.N1	17-MAY-2004 05:17:12	Dark	39.000	135	Bet Hyl	2.8200	5800.0	78	11568	No
104	GOM_NL__2PRFIN20040517_051922_000000452026_00492_11568_2500.N1	17-MAY-2004 05:19:22	Dark	44.500	45	Alp Pav	1.9400	26000.	89	11568	No
105	GOM_NL__2PRFIN20040517_052433_000000432026_00492_11568_2501.N1	17-MAY-2004 05:24:33	Straylight	42.500	43	Alp TrA	1.9100	4250.0	85	11568	No
106	GOM_NL__2PRFIN20040517_052554_000000412026_00492_11568_2502.N1	17-MAY-2004 05:25:54	Straylight	41.000	145	Gam TrA	2.8720	10600.	82	11568	No
107	GOM_NL__2PRFIN20040517_052823_000000512026_00492_11568_2503.N1	17-MAY-2004 05:28:23	Straylight	51.000	4	Alp1Cen	-0.010000	5800.0	102	11568	No
108	GOM_NL__2PRFIN20040517_053001_000000522026_00492_11568_2504.N1	17-MAY-2004 05:30:01	Straylight	51.500	85	Kap Sco	2.4070	28000.	103	11568	No
109	GOM_NL__2PRFIN20040517_053158_000000412026_00492_11568_2505.N1	17-MAY-2004 05:31:58	Straylight	41.000	78	Alp Lup	2.3040	28000.	82	11568	No
110	GOM_NL__2PRFIN20040517_053329_000000422026_00492_11568_2506.N1	17-MAY-2004 05:33:29	Twilight_and_stray	42.000	81	Eta Cen	2.3560	28000.	84	11568	No
111	GOM_NL__2PRFIN20040517_053616_000000642026_00492_11568_2507.N1	17-MAY-2004 05:36:16	Twilight_and_stray	64.000	16	21Alp Sco	1.0200	3000.0	128	11568	No
112	GOM_NL__2PRFIN20040517_053758_000000472026_00492_11568_2508.N1	17-MAY-2004 05:37:58	Bright	46.500	80	7Del Sco	2.3160	30000.	93	11568	No
113	GOM_NL__2PRFIN20040517_053952_000000612026_00492_11568_2509.N1	17-MAY-2004 05:39:52	Bright	60.500	86	35Eta Oph	2.4300	10200.	121	11568	No
114	GOM_NL__2PRFIN20040517_054227_000000412026_00492_11568_2510.N1	17-MAY-2004 05:42:27	Bright	40.500	104	27Bet Lib	2.6140	13100.	81	11568	No
115	GOM_NL__2PRFIN20040517_054431_000000512026_00492_11568_2511.N1	17-MAY-2004 05:44:31	Bright	51.000	120	1Del Oph	2.7340	3200.0	102	11568	No
116	GOM_NL__2PRFIN20040517_054740_000000462026_00492_11568_2512.N1	17-MAY-2004 05:47:40	Bright	45.500	102	24Alp Ser	2.6000	4250.0	91	11568	No
117	GOM_NL__2PRFIN20040517_055043_000000362026_00492_11568_2513.N1	17-MAY-2004 05:50:43	Bright	36.000	111	8Eta Boo	2.6800	6000.0	72	11568	No
118	GOM_NL__2PRFIN20040517_055318_000000382026_00492_11568_2514.N1	17-MAY-2004 05:53:18	Bright	37.500	83		2.3780	11000.	75	11568	No
119	GOM_NL__2PRFIN20040517_055627_000000372026_00492_11568_2515.N1	17-MAY-2004 05:56:27	Bright	36.500	180	27Gam Boo	3.0400	8000.0	73	11568	No
120	GOM_NL__2PRFIN20040517_055924_000000362026_00492_11568_2516.N1	17-MAY-2004 05:59:24	Bright	36.000	39	85Eta UMa	1.8540	24000.	72	11568	No
121	GOM_NL__2PRFIN20040517_060102_000000372026_00492_11568_2517.N1	17-MAY-2004 06:01:02	Bright	36.500	55	79Zet UMa	2.0600	10200.	73	11568	No
122	GOM_NL__2PRFIN20040517_060448_000000392026_00492_11568_2518.N1	17-MAY-2004 06:04:48	Bright	39.000	36	50Alp UMa	1.8000	6300.0	78	11568	No
123	GOM_NL__2PRFIN20040517_060640_000000392026_00492_11568_2519.N1	17-MAY-2004 06:06:40	Bright	39.000	60	7Bet UMi	2.0810	3950.0	78	11568	No
124	GOM_NL__2PRFIN20040517_061105_000000382026_00492_11568_2520.N1	17-MAY-2004 06:11:05	Bright	37.500	49	1Alp UMi	1.9900	6300.0	75	11568	No
125	GOM_NL__2PRFIN20040517_061556_000000472026_00492_11568_2521.N1	17-MAY-2004 06:15:56	Bright	46.500	89	5Alp Cep	2.4510	8000.0	93	11568	No
126	GOM_NL__2PRFIN20040517_061917_000000382026_00492_11568_2522.N1	17-MAY-2004 06:19:17	Bright	38.000	76	27Gam Cas	2.3000	30000.	76	11568	No
127	GOM_NL__2PRFIN20040517_062030_000000402026_00492_11568_2523.N1	17-MAY-2004 06:20:30	Bright	39.500	68	18Alp Cas	2.2250	4500.0	79	11568	No
128	GOM_NL__2PRFIN20040517_062210_000001122026_00492_11568_2524.N1	17-MAY-2004 06:22:10	Bright	111.50	66	37Gam Cyg	2.2080	5900.0	223	11568	No
129	GOM_NL__2PRFIN20040517_062858_000000472026_00492_11568_2525.N1	17-MAY-2004 06:28:58	Twilight_and_stray	47.000	58	21Alp And	2.0730	11000.	94	11568	No
130	GOM_NL__2PRFIN20040517_063309_000000432026_00492_11568_2526.N1	17-MAY-2004 06:33:09	Dark	42.500	140	88Gam Peg	2.8340	26000.	85	11568	No
131	GOM_NL__2PRFIN20040517_063453_000000622026_00492_11568_2527.N1	17-MAY-2004 06:34:53	Dark	61.500	90	54Alp Peg	2.4870	11000.	123	11568	No
132	GOM_NL__2PRFIN20040517_064154_000000462026_00492_11568_2528.N1	17-MAY-2004 06:41:54	Dark	45.500	52	16Bet Cet	2.0370	4500.0	91	11568	No
133	GOM_NL__2PRFIN20040517_064838_000000522026_00492_11568_2529.N1	17-MAY-2004 06:48:38	Dark	52.000	18	24Alp PsA	1.1660	9700.0	104	11568	No
134	GOM_NL__2PRFIN20040517_065255_000000582026_00492_11568_2530.N1	17-MAY-2004 06:52:55	Dark	58.000	63	Bet Gru	2.1500	2800.0	116	11568	No
135	GOM_NL__2PRFIN20040517_065427_000000452026_00493_11569_2498.N1	17-MAY-2004 06:54:27	Dark	44.500	31	Alp Gru	1.7340	15200.	89	11569	No
136	GOM_NL__2PRFIN20040517_065748_000000432026_00493_11569_2499.N1	17-MAY-2004 06:57:48	Dark	42.500	135	Bet Hyl	2.8200	5800.0	85	11569	No
137	GOM_NL__2PRFIN20040517_065958_000000432026_00493_11569_2500.N1	17-MAY-2004 06:59:58	Dark	42.500	45	Alp Pav	1.9400	26000.	85	11569	No
138	GOM_NL__2PRFIN20040517_070510_000000512026_00493_11569_2501.N1	17-MAY-2004 07:05:10	Straylight	50.500	43	Alp TrA	1.9100	4250.0	101	11569	No
139	GOM_NL__2PRFIN20040517_070631_000000402026_00493_11569_2502.N1	17-MAY-2004 07:06:31	Straylight	39.500	145	Gam TrA	2.8720	10600.	79	11569	No
140	GOM_NL__2PRFIN20040517_070859_000000442026_00493_11569_2503.N1	17-MAY-2004 07:08:59	Straylight	43.500	4	Alp1Cen	-0.010000	5800.0	87	11569	No
141	GOM_NL__2PRFIN20040517_071038_000000522026_00493_11569_2504.N1	17-MAY-2004 07:10:38	Straylight	51.500	85	Kap Sco	2.4070	28000.	103	11569	No
142	GOM_NL__2PRFIN20040517_071235_000000402026_00493_11569_2505.N1	17-MAY-2004 07:12:35	Straylight	40.000	78	Alp Lup	2.3040	28000.	80	11569	No
143	GOM_NL__2PRFIN20040517_071405_000000402026_00493_11569_2506.N1	17-MAY-2004 07:14:05	Twilight_and_stray	39.500	81	Eta Cen	2.3560	28000.	79	11569	No
144	GOM_NL__2PRFIN20040517_071652_000000612026_00493_11569_2507.N1	17-MAY-2004 07:16:52	Twilight_and_stray	61.000	16	21Alp Sco	1.0200	3000.0	122	11569	No
145	GOM_NL__2PRFIN20040517_071834_000000482026_00493_11569_2508.N1	17-MAY-2004 07:18:34	Bright	48.000	80	7Del Sco	2.3160	30000.	96	11569	No
146	GOM_NL__2PRFIN20040517_072028_000000602026_00493_11569_2509.N1	17-MAY-2004 07:20:28	Bright	60.000	86	35Eta Oph	2.4300	10200.	120	11569	No
147	GOM_NL__2PRFIN20040517_072304_000000402026_00493_11569_2510.N1	17-MAY-2004 07:23:04	Bright	39.500	104	27Bet Lib	2.6140	13100.	79	11569	No
148	GOM_NL__2PRFIN20040517_072507_000000502026_00493_11569_2511.N1	17-MAY-2004 07:25:07	Bright	50.000	120	1Del Oph	2.7340	3200.0	100	11569	No
149	GOM_NL__2PRFIN20040517_072816_000000472026_00493_11569_2512.N1	17-MAY-2004 07:28:16	Bright	46.500	102	24Alp Ser	2.6000	4250.0	93	11569	No
150	GOM_NL__2PRFIN20040517_073119_000000362026_00493_11569_2513.N1	17-MAY-2004 07:31:19	Bright	36.000	111	8Eta Boo	2.6800	6000.0	72	11569	No
151	GOM_NL__2PRFIN20040517_073354_000000402026_00493_11569_2514.N1	17-MAY-2004 07:33:54	Bright	39.500	83		2.3780	11000.	79	11569	No
152	GOM_NL__2PRFIN20040517_073702_000000372026_00493_11569_2515.N1	17-MAY-2004 07:37:02	Bright	37.000	180	27Gam Boo	3.0400	8000.0	74	11569	No
153	GOM_NL__2PRFIN20040517_074000_000000392026_00493_11569_2516.N1	17-MAY-2004 07:40:00	Bright	38.500	39	85Eta UMa	1.8540	24000.	77	11569	No
154	GOM_NL__2PRFIN20040517_074138_000000382026_00493_11569_2517.N1	17-MAY-2004 07:41:38	Bright	37.500	55	79Zet UMa	2.0600	10200.	75	11569	No
155	GOM_NL__2PRFIN20040517_074524_000000412026_00493_11569_2518.N1	17-MAY-2004 07:45:24	Bright	40.500	36	50Alp UMa	1.8000	6300.0	81	11569	No
156	GOM_NL__2PRFIN20040517_074716_000000402026_00493_11569_2519.N1	17-MAY-2004 07:47:16	Bright	39.500	60	7Bet UMi	2.0810	3950.0	79	11569	No
157	GOM_NL__2PRFIN20040517_075141_000000362026_00493_11569_2520.N1	17-MAY-2004 07:51:41	Bright	35.500	49	1Alp UMi	1.9900	6300.0	71	11569	No
158	GOM_NL__2PRFIN20040517_075630_000000492026_00493_11569_2521.N1	17-MAY-2004 07:56:30	Bright	49.000	89	5Alp Cep	2.4510	8000.0	98	11569	No
159	GOM_NL__2PRFIN20040517_075953_000000392026_00493_11569_2522.N1	17-MAY-2004 07:59:53	Bright	38.500	76	27Gam Cas	2.3000	30000.	77	11569	No
160	GOM_NL__2PRFIN20040517_080106_000000392026_00493_11569_2523.N1	17-MAY-2004 08:01:06	Bright	38.500	68	18Alp Cas	2.2250	4500.0	77	11569	No

161	GOM_NL__2PRFIN20040517_080244_000001082026_00493_11569_2524.N1	17-MAY-2004 08:02:44	Bright	107.50	66	37Gam Cyg	2.2080	5900.0	215	11569	No
162	GOM_NL__2PRFIN20040517_080933_000000492026_00493_11569_2525.N1	17-MAY-2004 08:09:33	Twilight	48.500	58	21Alp And	2.0730	11000.	97	11569	No
163	GOM_NL__2PRFIN20040517_081346_000000462026_00493_11569_2526.N1	17-MAY-2004 08:13:46	Dark	46.000	140	88Gam Peg	2.8340	26000.	92	11569	No
164	GOM_NL__2PRFIN20040517_081529_000000602026_00493_11569_2527.N1	17-MAY-2004 08:15:29	Dark	59.500	90	54Alp Peg	2.4870	11000.	119	11569	No
165	GOM_NL__2PRFIN20040517_082230_000000492026_00493_11569_2528.N1	17-MAY-2004 08:22:30	Dark	48.500	52	16Bet Cet	2.0370	4500.0	97	11569	No
166	GOM_NL__2PRFIN20040517_082915_000000522026_00493_11569_2529.N1	17-MAY-2004 08:29:15	Dark	51.500	18	24Alp PsA	1.1660	9700.0	103	11569	No
167	GOM_NL__2PRFIN20040517_083332_000000582026_00493_11569_2530.N1	17-MAY-2004 08:33:32	Dark	58.000	63	Bet Gru	2.1500	2800.0	116	11569	No
168	GOM_NL__2PRFIN20040517_083503_000000512026_00494_11570_2518.N1	17-MAY-2004 08:35:03	Dark	51.000	31	Alp Gru	1.7340	15200.	102	11570	No
169	GOM_NL__2PRFIN20040517_083823_000000402026_00494_11570_2519.N1	17-MAY-2004 08:38:23	Dark	39.500	135	Bet Hyi	2.8200	5800.0	79	11570	No
170	GOM_NL__2PRFIN20040517_084035_000000432026_00494_11570_2520.N1	17-MAY-2004 08:40:35	Dark	42.500	45	Alp Pav	1.9400	26000.	85	11570	No
171	GOM_NL__2PRFIN20040517_084546_000000402026_00494_11570_2521.N1	17-MAY-2004 08:45:46	Straylight	40.000	43	Alp TrA	1.9100	4250.0	80	11570	No
172	GOM_NL__2PRFIN20040517_084756_000000392026_00494_11570_2522.N1	17-MAY-2004 08:47:56	Straylight	39.000	134	Bet TrA	2.8100	6600.0	78	11570	No
173	GOM_NL__2PRFIN20040517_084935_000000472026_00494_11570_2523.N1	17-MAY-2004 08:49:35	Straylight	46.500	4	Alp1Cen	-0.010000	5800.0	93	11570	No
174	GOM_NL__2PRFIN20040517_085114_000000522026_00494_11570_2524.N1	17-MAY-2004 08:51:14	Straylight	52.000	85	Kap Sco	2.4070	28000.	104	11570	No
175	GOM_NL__2PRFIN20040517_085311_000000402026_00494_11570_2525.N1	17-MAY-2004 08:53:11	Straylight	39.500	78	Alp Lup	2.3040	28000.	79	11570	No
176	GOM_NL__2PRFIN20040517_085441_000000392026_00494_11570_2526.N1	17-MAY-2004 08:54:41	Twilight	39.000	81	Eta Cen	2.3560	28000.	78	11570	No
177	GOM_NL__2PRFIN20040517_085729_000000562026_00494_11570_2527.N1	17-MAY-2004 08:57:29	Twilight	55.500	16	21Alp Sco	1.0200	3000.0	111	11570	No
178	GOM_NL__2PRFIN20040517_085910_000000472026_00494_11570_2528.N1	17-MAY-2004 08:59:10	Bright	46.500	80	7Del Sco	2.3160	30000.	93	11570	No
179	GOM_NL__2PRFIN20040517_090104_000000612026_00494_11570_2529.N1	17-MAY-2004 09:01:04	Bright	60.500	86	35Eta Oph	2.4300	10200.	121	11570	No
180	GOM_NL__2PRFIN20040517_090339_000000412026_00494_11570_2530.N1	17-MAY-2004 09:03:39	Bright	41.000	104	27Bet Lib	2.6140	13100.	82	11570	No
181	GOM_NL__2PRFIN20040517_090543_000000502026_00494_11570_2531.N1	17-MAY-2004 09:05:43	Bright	49.500	120	1Del Oph	2.7340	3200.0	99	11570	No
182	GOM_NL__2PRFIN20040517_090852_000000442026_00494_11570_2532.N1	17-MAY-2004 09:08:52	Bright	44.000	102	24Alp Ser	2.6000	4250.0	88	11570	No
183	GOM_NL__2PRFIN20040517_091156_000000382026_00494_11570_2533.N1	17-MAY-2004 09:11:56	Bright	37.500	111	8Eta Boo	2.6800	6000.0	75	11570	No
184	GOM_NL__2PRFIN20040517_091430_000000382026_00494_11570_2534.N1	17-MAY-2004 09:14:30	Bright	38.000	83		2.3780	11000.	76	11570	No
185	GOM_NL__2PRFIN20040517_091738_000000382026_00494_11570_2535.N1	17-MAY-2004 09:17:38	Bright	38.000	180	27Gam Boo	3.0400	8000.0	76	11570	No
186	GOM_NL__2PRFIN20040517_092036_000000382026_00494_11570_2536.N1	17-MAY-2004 09:20:36	Bright	37.500	39	85Eta UMa	1.8540	24000.	75	11570	No
187	GOM_NL__2PRFIN20040517_092214_000000392026_00494_11570_2537.N1	17-MAY-2004 09:22:14	Bright	38.500	55	79Zet UMa	2.0600	10200.	77	11570	No
188	GOM_NL__2PRFIN20040517_092601_000000392026_00494_11570_2538.N1	17-MAY-2004 09:26:01	Bright	39.000	36	50Alp UMa	1.8000	6300.0	78	11570	No
189	GOM_NL__2PRFIN20040517_092751_000000392026_00494_11570_2539.N1	17-MAY-2004 09:27:51	Bright	39.000	60	7Bet UMi	2.0810	3950.0	78	11570	No
190	GOM_NL__2PRFIN20040517_093216_000000382026_00494_11570_2540.N1	17-MAY-2004 09:32:16	Bright	37.500	49	1Alp UMi	1.9900	6300.0	75	11570	No
191	GOM_NL__2PRFIN20040517_093708_000000662026_00494_11570_2541.N1	17-MAY-2004 09:37:08	Bright	66.000	89	5Alp Cep	2.4510	8000.0	132	11570	No
192	GOM_NL__2PRFIN20040517_094029_000000532026_00494_11570_2542.N1	17-MAY-2004 09:40:29	Bright	53.000	76	27Gam Cas	2.3000	30000.	106	11570	No
193	GOM_NL__2PRFIN20040517_094319_000001092026_00494_11570_2543.N1	17-MAY-2004 09:43:19	Bright	109.00	66	37Gam Cyg	2.2080	5900.0	218	11570	No
194	GOM_NL__2PRFIN20040517_095009_000000452026_00494_11570_2544.N1	17-MAY-2004 09:50:09	Twilight	45.000	58	21Alp And	2.0730	11000.	90	11570	No
195	GOM_NL__2PRFIN20040517_095421_000000462026_00494_11570_2545.N1	17-MAY-2004 09:54:21	Dark	46.000	140	88Gam Peg	2.8340	26000.	92	11570	No
196	GOM_NL__2PRFIN20040517_095606_000000582026_00494_11570_2546.N1	17-MAY-2004 09:56:06	Dark	57.500	90	54Alp Peg	2.4870	11000.	115	11570	No
197	GOM_NL__2PRFIN20040517_100307_000000462026_00494_11570_2547.N1	17-MAY-2004 10:03:07	Dark	46.000	52	16Bet Cet	2.0370	4500.0	92	11570	No
198	GOM_NL__2PRFIN20040517_100952_000000532026_00494_11570_2548.N1	17-MAY-2004 10:09:52	Dark	52.500	18	24Alp PsA	1.1660	9700.0	105	11570	No
199	GOM_NL__2PRFIN20040517_101408_000000492026_00494_11570_2549.N1	17-MAY-2004 10:14:08	Dark	49.000	63	Bet Gru	2.1500	2800.0	98	11570	No
200	GOM_NL__2PRFIN20040517_101540_000000442026_00495_11571_2518.N1	17-MAY-2004 10:15:40	Dark	44.000	31	Alp Gru	1.7340	15200.	88	11571	No
201	GOM_NL__2PRFIN20040517_101859_000000392026_00495_11571_2519.N1	17-MAY-2004 10:18:59	Dark	39.000	135	Bet Hyi	2.8200	5800.0	78	11571	No
202	GOM_NL__2PRFIN20040517_102112_000000442026_00495_11571_2520.N1	17-MAY-2004 10:21:12	Dark	43.500	45	Alp Pav	1.9400	26000.	87	11571	No
203	GOM_NL__2PRFIN20040517_102622_000000422026_00495_11571_2521.N1	17-MAY-2004 10:26:22	Straylight	41.500	43	Alp TrA	1.9100	4250.0	83	11571	No
204	GOM_NL__2PRFIN20040517_102832_000000392026_00495_11571_2522.N1	17-MAY-2004 10:28:32	Straylight	39.000	134	Bet TrA	2.8100	6600.0	78	11571	No
205	GOM_NL__2PRFIN20040517_103011_000000432026_00495_11571_2523.N1	17-MAY-2004 10:30:11	Straylight	42.500	4	Alp1Cen	-0.010000	5800.0	85	11571	No
206	GOM_NL__2PRFIN20040517_103151_000000532026_00495_11571_2524.N1	17-MAY-2004 10:31:51	Straylight	52.500	85	Kap Sco	2.4070	28000.	105	11571	No
207	GOM_NL__2PRFIN20040517_103347_000000402026_00495_11571_2525.N1	17-MAY-2004 10:33:47	Straylight	40.000	78	Alp Lup	2.3040	28000.	80	11571	No
208	GOM_NL__2PRFIN20040517_103517_000000402026_00495_11571_2526.N1	17-MAY-2004 10:35:17	Twilight	39.500	81	Eta Cen	2.3560	28000.	79	11571	No
209	GOM_NL__2PRFIN20040517_103805_000000622026_00495_11571_2527.N1	17-MAY-2004 10:38:05	Twilight	61.500	16	21Alp Sco	1.0200	3000.0	123	11571	No
210	GOM_NL__2PRFIN20040517_103946_000000492026_00495_11571_2528.N1	17-MAY-2004 10:39:46	Bright	48.500	80	7Del Sco	2.3160	30000.	97	11571	No
211	GOM_NL__2PRFIN20040517_104140_000000602026_00495_11571_2529.N1	17-MAY-2004 10:41:40	Bright	59.500	86	35Eta Oph	2.4300	10200.	119	11571	No
212	GOM_NL__2PRFIN20040517_104415_000000412026_00495_11571_2530.N1	17-MAY-2004 10:44:15	Bright	40.500	104	27Bet Lib	2.6140	13100.	81	11571	No
213	GOM_NL__2PRFIN20040517_104619_000000502026_00495_11571_2531.N1	17-MAY-2004 10:46:19	Bright	50.000	120	1Del Oph	2.7340	3200.0	100	11571	No
214	GOM_NL__2PRFIN20040517_104927_000000442026_00495_11571_2532.N1	17-MAY-2004 10:49:27	Bright	44.000	102	24Alp Ser	2.6000	4250.0	88	11571	No
215	GOM_NL__2PRFIN20040517_105231_000000372026_00495_11571_2533.N1	17-MAY-2004 10:52:31	Bright	36.500	111	8Eta Boo	2.6800	6000.0	73	11571	No
216	GOM_NL__2PRFIN20040517_105505_000000412026_00495_11571_2534.N1	17-MAY-2004 10:55:05	Bright	41.000	83		2.3780	11000.	82	11571	No
217	GOM_NL__2PRFIN20040517_105814_000000382026_00495_11571_2535.N1	17-MAY-2004 10:58:14	Bright	37.500	180	27Gam Boo	3.0400	8000.0	75	11571	No
218	GOM_NL__2PRFIN20040517_110112_000000402026_00495_11571_2536.N1	17-MAY-2004 11:01:12	Bright	39.500	39	85Eta UMa	1.8540	24000.	79	11571	No
219	GOM_NL__2PRFIN20040517_110250_000000402026_00495_11571_2537.N1	17-MAY-2004 11:02:50	Bright	39.500	55	79Zet UMa	2.0600	10200.	79	11571	No

220	GOM_NL__2PRFIN20040517_110637_000000402026_00495_11571_2538.N1	17-MAY-2004 11:06:37	Bright	40.000	36	50Alp UMa	1.8000	6300.0	80	11571	No
221	GOM_NL__2PRFIN20040517_110827_000000412026_00495_11571_2539.N1	17-MAY-2004 11:08:27	Bright	41.000	60	7Bet UMi	2.0810	3950.0	82	11571	No
222	GOM_NL__2PRFIN20040517_111252_000000392026_00495_11571_2540.N1	17-MAY-2004 11:12:52	Bright	39.000	49	1Alp UMi	1.9900	6300.0	78	11571	No
223	GOM_NL__2PRFIN20040517_111743_000000462026_00495_11571_2541.N1	17-MAY-2004 11:17:43	Bright	45.500	89	5Alp Cep	2.4510	8000.0	91	11571	No
224	GOM_NL__2PRFIN20040517_112105_000000382026_00495_11571_2542.N1	17-MAY-2004 11:21:05	Bright	37.500	76	27Gam Cas	2.3000	30000.	75	11571	No
225	GOM_NL__2PRFIN20040517_112354_000001062026_00495_11571_2543.N1	17-MAY-2004 11:23:54	Bright	106.00	66	37Gam Cyg	2.2080	5900.0	212	11571	No
226	GOM_NL__2PRFIN20040517_113045_000000472026_00495_11571_2544.N1	17-MAY-2004 11:30:45	Twilight	47.000	58	21Alp And	2.0730	11000.	94	11571	No
227	GOM_NL__2PRFIN20040517_113456_000000472026_00495_11571_2545.N1	17-MAY-2004 11:34:56	Dark	47.000	140	88Gam Peg	2.8340	26000.	94	11571	No
228	GOM_NL__2PRFIN20040517_113643_000000562026_00495_11571_2546.N1	17-MAY-2004 11:36:43	Dark	56.000	90	54Alp Peg	2.4870	11000.	112	11571	No
229	GOM_NL__2PRFIN20040517_114342_000000462026_00495_11571_2547.N1	17-MAY-2004 11:43:42	Dark	46.000	52	16Bet Cet	2.0370	4500.0	92	11571	No
230	GOM_NL__2PRFIN20040517_115028_000000622026_00495_11571_2548.N1	17-MAY-2004 11:50:28	Dark	61.500	18	24Alp PsA	1.1660	9700.0	123	11571	No
231	GOM_NL__2PRFIN20040517_115445_000000582026_00495_11571_2549.N1	17-MAY-2004 11:54:45	Dark	58.000	63	Bet Gru	2.1500	2800.0	116	11571	No
232	GOM_NL__2PRFIN20040517_115616_000000462026_00496_11572_2518.N1	17-MAY-2004 11:56:16	Dark	46.000	31	Alp Gru	1.7340	15200.	92	11572	No
233	GOM_NL__2PRFIN20040517_115936_000000372026_00496_11572_2519.N1	17-MAY-2004 11:59:36	Dark	37.000	135	Bet Hyi	2.8200	5800.0	74	11572	No
234	GOM_NL__2PRFIN20040517_120148_000000422026_00496_11572_2520.N1	17-MAY-2004 12:01:48	Dark	42.000	45	Alp Pav	1.9400	26000.	84	11572	No
235	GOM_NL__2PRFIN20040517_120658_000000412026_00496_11572_2521.N1	17-MAY-2004 12:06:58	Straylight	41.000	43	Alp TrA	1.9100	4250.0	82	11572	No
236	GOM_NL__2PRFIN20040517_120908_000000402026_00496_11572_2522.N1	17-MAY-2004 12:09:08	Straylight	40.000	134	Bet TrA	2.8100	6600.0	80	11572	No
237	GOM_NL__2PRFIN20040517_121048_000000512026_00496_11572_2523.N1	17-MAY-2004 12:10:48	Straylight	51.000	4	Alp1Cen	-0.010000	5800.0	102	11572	No
238	GOM_NL__2PRFIN20040517_121227_000000532026_00496_11572_2524.N1	17-MAY-2004 12:12:27	Straylight	53.000	85	Kap Sco	2.4070	28000.	106	11572	No
239	GOM_NL__2PRFIN20040517_121422_000000422026_00496_11572_2525.N1	17-MAY-2004 12:14:22	Straylight	41.500	78	Alp Lup	2.3040	28000.	83	11572	No
240	GOM_NL__2PRFIN20040517_121552_000000412026_00496_11572_2526.N1	17-MAY-2004 12:15:52	Twilight	41.000	81	Eta Cen	2.3560	28000.	82	11572	No
241	GOM_NL__2PRFIN20040517_121840_000000642026_00496_11572_2527.N1	17-MAY-2004 12:18:40	Twilight	64.000	16	21Alp Sco	1.0200	3000.0	128	11572	No
242	GOM_NL__2PRFIN20040517_122021_000000492026_00496_11572_2528.N1	17-MAY-2004 12:20:21	Bright	48.500	80	7Del Sco	2.3160	30000.	97	11572	No
243	GOM_NL__2PRFIN20040517_122216_000000612026_00496_11572_2529.N1	17-MAY-2004 12:22:16	Bright	60.500	86	35Eta Oph	2.4300	10200.	121	11572	No
244	GOM_NL__2PRFIN20040517_122450_000000422026_00496_11572_2530.N1	17-MAY-2004 12:24:50	Bright	41.500	104	27Bet Lib	2.6140	13100.	83	11572	No
245	GOM_NL__2PRFIN20040517_122653_000000502026_00496_11572_2531.N1	17-MAY-2004 12:26:53	Bright	50.000	120	1Del Oph	2.7340	3200.0	100	11572	No
246	GOM_NL__2PRFIN20040517_123003_000000452026_00496_11572_2532.N1	17-MAY-2004 12:30:03	Bright	44.500	102	24Alp Ser	2.6000	4250.0	89	11572	No
247	GOM_NL__2PRFIN20040517_123307_000000382026_00496_11572_2533.N1	17-MAY-2004 12:33:07	Bright	37.500	111	8Eta Boo	2.6800	6000.0	75	11572	No
248	GOM_NL__2PRFIN20040517_123540_000000392026_00496_11572_2534.N1	17-MAY-2004 12:35:40	Bright	39.000	83		2.3780	11000.	78	11572	No
249	GOM_NL__2PRFIN20040517_123849_000000382026_00496_11572_2535.N1	17-MAY-2004 12:38:49	Bright	37.500	180	27Gam Boo	3.0400	8000.0	75	11572	No
250	GOM_NL__2PRFIN20040517_124147_000000392026_00496_11572_2536.N1	17-MAY-2004 12:41:47	Bright	39.000	39	85Eta UMa	1.8540	24000.	78	11572	No
251	GOM_NL__2PRFIN20040517_124325_000000392026_00496_11572_2537.N1	17-MAY-2004 12:43:25	Bright	38.500	55	79Zet UMa	2.0600	10200.	77	11572	No
252	GOM_NL__2PRFIN20040517_124714_000000402026_00496_11572_2538.N1	17-MAY-2004 12:47:14	Bright	40.000	36	50Alp UMa	1.8000	6300.0	80	11572	No
253	GOM_NL__2PRFIN20040517_124903_000000402026_00496_11572_2539.N1	17-MAY-2004 12:49:03	Bright	40.000	60	7Bet UMi	2.0810	3950.0	80	11572	No
254	GOM_NL__2PRFIN20040517_125328_000000392026_00496_11572_2540.N1	17-MAY-2004 12:53:28	Bright	38.500	49	1Alp UMi	1.9900	6300.0	77	11572	No
255	GOM_NL__2PRFIN20040517_125817_000000492026_00496_11572_2541.N1	17-MAY-2004 12:58:17	Bright	48.500	89	5Alp Cep	2.4510	8000.0	97	11572	No
256	GOM_NL__2PRFIN20040517_130141_000000382026_00496_11572_2542.N1	17-MAY-2004 13:01:41	Bright	37.500	76	27Gam Cas	2.3000	30000.	75	11572	No
257	GOM_NL__2PRFIN20040517_130429_000001062026_00496_11572_2543.N1	17-MAY-2004 13:04:29	Bright	106.00	66	37Gam Cyg	2.2080	5900.0	212	11572	No
258	GOM_NL__2PRFIN20040517_131121_000000472026_00496_11572_2544.N1	17-MAY-2004 13:11:21	Twilight	46.500	58	21Alp And	2.0730	11000.	93	11572	No
259	GOM_NL__2PRFIN20040517_131532_000000502026_00496_11572_2545.N1	17-MAY-2004 13:15:32	Dark	49.500	140	88Gam Peg	2.8340	26000.	99	11572	No
260	GOM_NL__2PRFIN20040517_131719_000000592026_00496_11572_2546.N1	17-MAY-2004 13:17:19	Dark	58.500	90	54Alp Peg	2.4870	11000.	117	11572	No
261	GOM_NL__2PRFIN20040517_132418_000000462026_00496_11572_2547.N1	17-MAY-2004 13:24:18	Dark	46.000	52	16Bet Cet	2.0370	4500.0	92	11572	No
262	GOM_NL__2PRFIN20040517_133105_000000542026_00496_11572_2548.N1	17-MAY-2004 13:31:05	Dark	54.000	18	24Alp PsA	1.1660	9700.0	108	11572	No
263	GOM_NL__2PRFIN20040517_133521_000000462026_00496_11572_2549.N1	17-MAY-2004 13:35:21	Dark	45.500	63	Bet Gru	2.1500	2800.0	91	11572	No
264	GOM_NL__2PRFIN20040517_133653_000000452026_00497_11573_2518.N1	17-MAY-2004 13:36:53	Dark	45.000	31	Alp Gru	1.7340	15200.	90	11573	No
265	GOM_NL__2PRFIN20040517_134011_000000382026_00497_11573_2519.N1	17-MAY-2004 13:40:11	Dark	38.000	135	Bet Hyi	2.8200	5800.0	76	11573	No
266	GOM_NL__2PRFIN20040517_134225_000000432026_00497_11573_2520.N1	17-MAY-2004 13:42:25	Dark	42.500	45	Alp Pav	1.9400	26000.	85	11573	No
267	GOM_NL__2PRFIN20040517_134734_000000402026_00497_11573_2521.N1	17-MAY-2004 13:47:34	Straylight	40.000	43	Alp TrA	1.9100	4250.0	80	11573	No
268	GOM_NL__2PRFIN20040517_134943_000000402026_00497_11573_2522.N1	17-MAY-2004 13:49:43	Straylight	39.500	134	Bet TrA	2.8100	6600.0	79	11573	No
269	GOM_NL__2PRFIN20040517_135124_000000452026_00497_11573_2523.N1	17-MAY-2004 13:51:24	Straylight	44.500	4	Alp1Cen	-0.010000	5800.0	89	11573	No
270	GOM_NL__2PRFIN20040517_135303_000000502026_00497_11573_2524.N1	17-MAY-2004 13:53:03	Straylight	49.500	85	Kap Sco	2.4070	28000.	99	11573	No
271	GOM_NL__2PRFIN20040517_135458_000000412026_00497_11573_2525.N1	17-MAY-2004 13:54:58	Straylight	40.500	78	Alp Lup	2.3040	28000.	81	11573	No
272	GOM_NL__2PRFIN20040517_135628_000000422026_00497_11573_2526.N1	17-MAY-2004 13:56:28	Twilight	42.000	81	Eta Cen	2.3560	28000.	84	11573	No
273	GOM_NL__2PRFIN20040517_135917_000000642026_00497_11573_2527.N1	17-MAY-2004 13:59:17	Twilight	64.000	16	21Alp Sco	1.0200	3000.0	128	11573	No
274	GOM_NL__2PRFIN20040517_140058_000000482026_00497_11573_2528.N1	17-MAY-2004 14:00:58	Bright	47.500	80	7Del Sco	2.3160	30000.	95	11573	No
275	GOM_NL__2PRFIN20040517_140252_000000602026_00497_11573_2529.N1	17-MAY-2004 14:02:52	Bright	60.000	86	35Eta Oph	2.4300	10200.	120	11573	No
276	GOM_NL__2PRFIN20040517_140526_000000422026_00497_11573_2530.N1	17-MAY-2004 14:05:26	Bright	41.500	104	27Bet Lib	2.6140	13100.	83	11573	No
277	GOM_NL__2PRFIN20040517_140729_000000502026_00497_11573_2531.N1	17-MAY-2004 14:07:29	Bright	50.000	120	1Del Oph	2.7340	3200.0	100	11573	No
278	GOM_NL__2PRFIN20040517_141038_000000442026_00497_11573_2532.N1	17-MAY-2004 14:10:38	Bright	44.000	102	24Alp Ser	2.6000	4250.0	88	11573	No

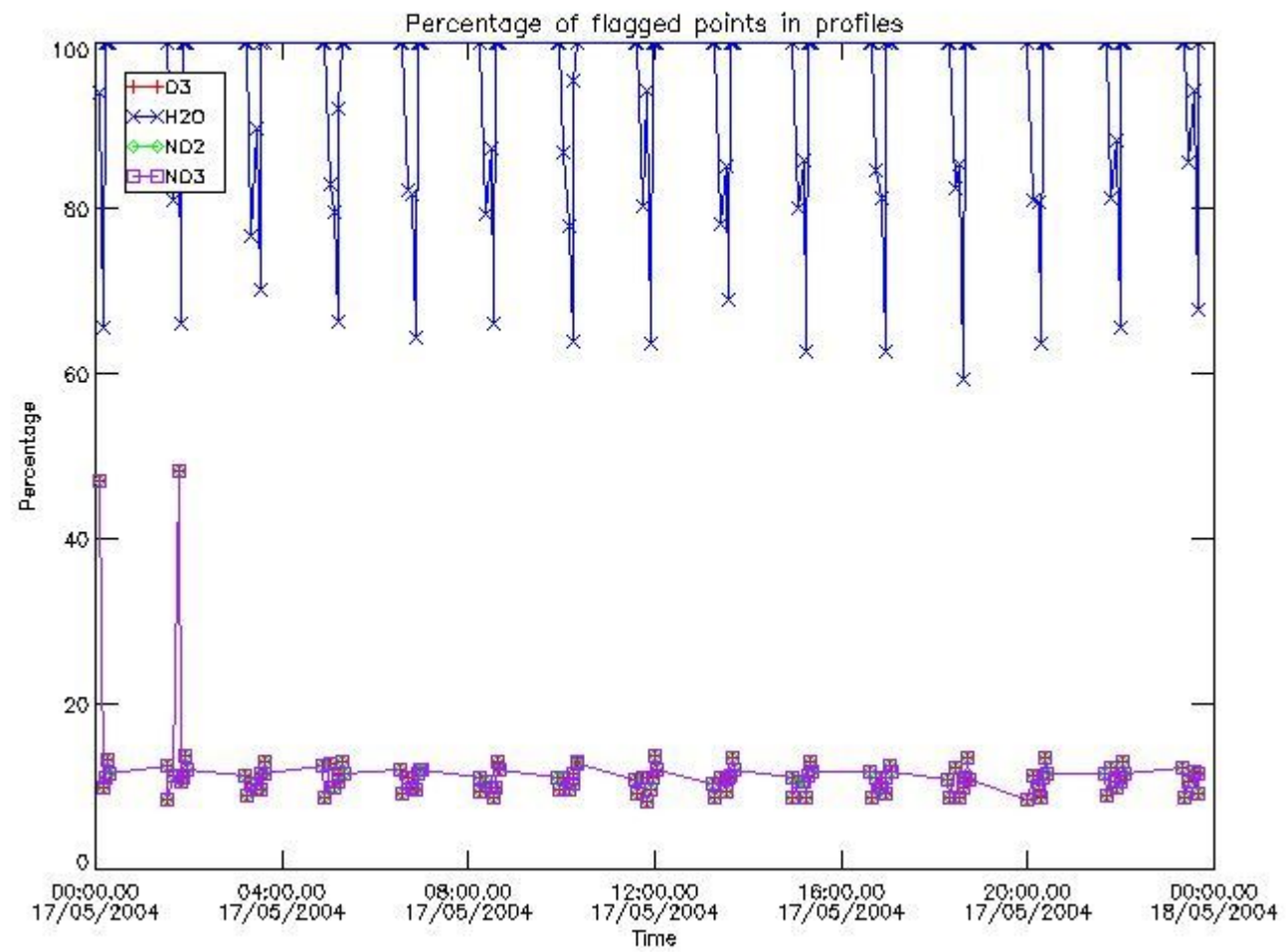
279	GOM_NL__2PRFIN20040517_141343_000000372026_00497_11573_2533.N1	17-MAY-2004 14:13:43	Bright	36.500	111	8Eta Boo	2.6800	6000.0	73	11573	No
280	GOM_NL__2PRFIN20040517_141617_000000392026_00497_11573_2534.N1	17-MAY-2004 14:16:17	Bright	38.500	83		2.3780	11000.	77	11573	No
281	GOM_NL__2PRFIN20040517_141926_000000402026_00497_11573_2535.N1	17-MAY-2004 14:19:26	Bright	39.500	180	27Gam Boo	3.0400	8000.0	79	11573	No
282	GOM_NL__2PRFIN20040517_142223_000000382026_00497_11573_2536.N1	17-MAY-2004 14:22:23	Bright	37.500	39	85Eta UMa	1.8540	24000.	75	11573	No
283	GOM_NL__2PRFIN20040517_142401_000000402026_00497_11573_2537.N1	17-MAY-2004 14:24:01	Bright	39.500	55	79Zet UMa	2.0600	10200.	79	11573	No
284	GOM_NL__2PRFIN20040517_142750_000000382026_00497_11573_2538.N1	17-MAY-2004 14:27:50	Bright	38.000	36	50Alp UMa	1.8000	6300.0	76	11573	No
285	GOM_NL__2PRFIN20040517_142938_000000392026_00497_11573_2539.N1	17-MAY-2004 14:29:38	Bright	38.500	60	7Bet UMi	2.0810	3950.0	77	11573	No
286	GOM_NL__2PRFIN20040517_143404_000000362026_00497_11573_2540.N1	17-MAY-2004 14:34:04	Bright	35.500	49	1Alp UMi	1.9900	6300.0	71	11573	No
287	GOM_NL__2PRFIN20040517_143852_000000502026_00497_11573_2541.N1	17-MAY-2004 14:38:52	Bright	50.000	89	5Alp Cep	2.4510	8000.0	100	11573	No
288	GOM_NL__2PRFIN20040517_144217_000000352026_00497_11573_2542.N1	17-MAY-2004 14:42:17	Bright	35.000	76	27Gam Cas	2.3000	30000.	70	11573	No
289	GOM_NL__2PRFIN20040517_144504_000001052026_00497_11573_2543.N1	17-MAY-2004 14:45:04	Bright	104.50	66	37Gam Cyg	2.2080	5900.0	209	11573	No
290	GOM_NL__2PRFIN20040517_145157_000000462026_00497_11573_2544.N1	17-MAY-2004 14:51:57	Twilight	46.000	58	21Alp And	2.0730	11000.	92	11573	No
291	GOM_NL__2PRFIN20040517_145611_000000462026_00497_11573_2545.N1	17-MAY-2004 14:56:11	Dark	45.500	140	88Gam Peg	2.8340	26000.	91	11573	No
292	GOM_NL__2PRFIN20040517_145756_000000602026_00497_11573_2546.N1	17-MAY-2004 14:57:56	Dark	59.500	90	54Alp Peg	2.4870	11000.	119	11573	No
293	GOM_NL__2PRFIN20040517_150455_000000482026_00497_11573_2547.N1	17-MAY-2004 15:04:55	Dark	48.000	52	16Bet Cet	2.0370	4500.0	96	11573	No
294	GOM_NL__2PRFIN20040517_151142_000000532026_00497_11573_2548.N1	17-MAY-2004 15:11:42	Dark	53.000	18	24Alp PsA	1.1660	9700.0	106	11573	No
295	GOM_NL__2PRFIN20040517_151558_000000582026_00497_11573_2549.N1	17-MAY-2004 15:15:58	Dark	58.000	63	Bet Gru	2.1500	2800.0	116	11573	No
296	GOM_NL__2PRFIN20040517_151729_000000452026_00498_11574_2518.N1	17-MAY-2004 15:17:29	Dark	45.000	31	Alp Gru	1.7340	15200.	90	11574	No
297	GOM_NL__2PRFIN20040517_152047_000000402026_00498_11574_2519.N1	17-MAY-2004 15:20:47	Dark	39.500	135	Bet Hyi	2.8200	5800.0	79	11574	No
298	GOM_NL__2PRFIN20040517_152302_000000432026_00498_11574_2520.N1	17-MAY-2004 15:23:02	Dark	43.000	45	Alp Pav	1.9400	26000.	86	11574	No
299	GOM_NL__2PRFIN20040517_152811_000000412026_00498_11574_2521.N1	17-MAY-2004 15:28:11	Straylight	41.000	43	Alp TrA	1.9100	4250.0	82	11574	No
300	GOM_NL__2PRFIN20040517_153020_000000402026_00498_11574_2522.N1	17-MAY-2004 15:30:20	Straylight	39.500	134	Bet TrA	2.8100	6600.0	79	11574	No
301	GOM_NL__2PRFIN20040517_153200_000000442026_00498_11574_2523.N1	17-MAY-2004 15:32:00	Straylight	43.500	4	Alp1Cen	-0.010000	5800.0	87	11574	No
302	GOM_NL__2PRFIN20040517_153341_000000552026_00498_11574_2524.N1	17-MAY-2004 15:33:41	Straylight	55.000	85	Kap Sco	2.4070	28000.	110	11574	No
303	GOM_NL__2PRFIN20040517_153535_000000392026_00498_11574_2525.N1	17-MAY-2004 15:35:35	Straylight	38.500	78	Alp Lup	2.3040	28000.	77	11574	No
304	GOM_NL__2PRFIN20040517_153705_000000412026_00498_11574_2526.N1	17-MAY-2004 15:37:05	Twilight	41.000	81	Eta Cen	2.3560	28000.	82	11574	No
305	GOM_NL__2PRFIN20040517_153953_000000632026_00498_11574_2527.N1	17-MAY-2004 15:39:53	Twilight	63.000	16	21Alp Sco	1.0200	3000.0	126	11574	No
306	GOM_NL__2PRFIN20040517_154135_000000492026_00498_11574_2528.N1	17-MAY-2004 15:41:35	Bright	48.500	80	7Del Sco	2.3160	30000.	97	11574	No
307	GOM_NL__2PRFIN20040517_154328_000000612026_00498_11574_2529.N1	17-MAY-2004 15:43:28	Bright	60.500	86	35Eta Oph	2.4300	10200.	121	11574	No
308	GOM_NL__2PRFIN20040517_154603_000000412026_00498_11574_2530.N1	17-MAY-2004 15:46:03	Bright	40.500	104	27Bet Lib	2.6140	13100.	81	11574	No
309	GOM_NL__2PRFIN20040517_154805_000000502026_00498_11574_2531.N1	17-MAY-2004 15:48:05	Bright	49.500	120	1Del Oph	2.7340	3200.0	99	11574	No
310	GOM_NL__2PRFIN20040517_155115_000000442026_00498_11574_2532.N1	17-MAY-2004 15:51:15	Bright	43.500	102	24Alp Ser	2.6000	4250.0	87	11574	No
311	GOM_NL__2PRFIN20040517_155419_000000372026_00498_11574_2533.N1	17-MAY-2004 15:54:19	Bright	37.000	111	8Eta Boo	2.6800	6000.0	74	11574	No
312	GOM_NL__2PRFIN20040517_155653_000000392026_00498_11574_2534.N1	17-MAY-2004 15:56:53	Bright	38.500	83		2.3780	11000.	77	11574	No
313	GOM_NL__2PRFIN20040517_160001_000000382026_00498_11574_2535.N1	17-MAY-2004 16:00:01	Bright	38.000	180	27Gam Boo	3.0400	8000.0	76	11574	No
314	GOM_NL__2PRFIN20040517_160300_000000372026_00498_11574_2536.N1	17-MAY-2004 16:03:00	Bright	36.500	39	85Eta UMa	1.8540	24000.	73	11574	No
315	GOM_NL__2PRFIN20040517_160438_000000372026_00498_11574_2537.N1	17-MAY-2004 16:04:38	Bright	37.000	55	79Zet UMa	2.0600	10200.	74	11574	No
316	GOM_NL__2PRFIN20040517_160826_000000392026_00498_11574_2538.N1	17-MAY-2004 16:08:26	Bright	38.500	36	50Alp UMa	1.8000	6300.0	77	11574	No
317	GOM_NL__2PRFIN20040517_161014_000000392026_00498_11574_2539.N1	17-MAY-2004 16:10:14	Bright	39.000	60	7Bet UMi	2.0810	3950.0	78	11574	No
318	GOM_NL__2PRFIN20040517_161440_000000402026_00498_11574_2540.N1	17-MAY-2004 16:14:40	Bright	39.500	49	1Alp UMi	1.9900	6300.0	79	11574	No
319	GOM_NL__2PRFIN20040517_161928_000000492026_00498_11574_2541.N1	17-MAY-2004 16:19:28	Bright	48.500	89	5Alp Cep	2.4510	8000.0	97	11574	No
320	GOM_NL__2PRFIN20040517_162253_000000412026_00498_11574_2542.N1	17-MAY-2004 16:22:53	Bright	41.000	76	27Gam Cas	2.3000	30000.	82	11574	No
321	GOM_NL__2PRFIN20040517_162539_000001152026_00498_11574_2543.N1	17-MAY-2004 16:25:39	Bright	114.50	66	37Gam Cyg	2.2080	5900.0	229	11574	No
322	GOM_NL__2PRFIN20040517_163234_000000512026_00498_11574_2544.N1	17-MAY-2004 16:32:34	Twilight	51.000	58	21Alp And	2.0730	11000.	102	11574	No
323	GOM_NL__2PRFIN20040517_163648_000000442026_00498_11574_2545.N1	17-MAY-2004 16:36:48	Dark	43.500	140	88Gam Peg	2.8340	26000.	87	11574	No
324	GOM_NL__2PRFIN20040517_163833_000000602026_00498_11574_2546.N1	17-MAY-2004 16:38:33	Dark	59.500	90	54Alp Peg	2.4870	11000.	119	11574	No
325	GOM_NL__2PRFIN20040517_164532_000000462026_00498_11574_2547.N1	17-MAY-2004 16:45:32	Dark	46.000	52	16Bet Cet	2.0370	4500.0	92	11574	No
326	GOM_NL__2PRFIN20040517_165219_000000512026_00498_11574_2548.N1	17-MAY-2004 16:52:19	Dark	51.000	18	24Alp PsA	1.1660	9700.0	102	11574	No
327	GOM_NL__2PRFIN20040517_165635_000000562026_00498_11574_2549.N1	17-MAY-2004 16:56:35	Dark	55.500	63	Bet Gru	2.1500	2800.0	111	11574	No
328	GOM_NL__2PRFIN20040517_165807_000000462026_00499_11575_2518.N1	17-MAY-2004 16:58:07	Dark	45.500	31	Alp Gru	1.7340	15200.	91	11575	No
329	GOM_NL__2PRFIN20040517_170123_000000412026_00499_11575_2519.N1	17-MAY-2004 17:01:23	Dark	40.500	135	Bet Hyi	2.8200	5800.0	81	11575	No
330	GOM_NL__2PRFIN20040517_170338_000000432026_00499_11575_2520.N1	17-MAY-2004 17:03:38	Dark	43.000	45	Alp Pav	1.9400	26000.	86	11575	No
331	GOM_NL__2PRFIN20040517_170847_000000422026_00499_11575_2521.N1	17-MAY-2004 17:08:47	Straylight	42.000	43	Alp TrA	1.9100	4250.0	84	11575	No
332	GOM_NL__2PRFIN20040517_171056_000000392026_00499_11575_2522.N1	17-MAY-2004 17:10:56	Straylight	38.500	134	Bet TrA	2.8100	6600.0	77	11575	No
333	GOM_NL__2PRFIN20040517_171236_000000512026_00499_11575_2523.N1	17-MAY-2004 17:12:36	Straylight	50.500	4	Alp1Cen	-0.010000	5800.0	101	11575	No
334	GOM_NL__2PRFIN20040517_171513_000000562026_00499_11575_2524.N1	17-MAY-2004 17:15:13	Straylight	55.500	25	35Lam Sco	1.6200	28000.	111	11575	No
335	GOM_NL__2PRFIN20040517_171728_000000532026_00499_11575_2525.N1	17-MAY-2004 17:17:28	Twilight	52.500	75	26Eps Sco	2.2910	4250.0	105	11575	No
336	GOM_NL__2PRFIN20040517_172030_000000562026_00499_11575_2526.N1	17-MAY-2004 17:20:30	Twilight	56.000	16	21Alp Sco	1.0200	3000.0	112	11575	No
337	GOM_NL__2PRFIN20040517_172211_000000472026_00499_11575_2527.N1	17-MAY-2004 17:22:11	Bright	46.500	80	7Del Sco	2.3160	30000.	93	11575	No

338	GOM_NL__2PRFIN20040517_172404_000000612026_00499_11575_2528.N1	17-MAY-2004 17:24:04	Bright	60.500	86	35Eta Oph	2.4300	10200.	121	11575	No
339	GOM_NL__2PRFIN20040517_172639_000000412026_00499_11575_2529.N1	17-MAY-2004 17:26:39	Bright	41.000	104	27Bet Lib	2.6140	13100.	82	11575	No
340	GOM_NL__2PRFIN20040517_172841_000000492026_00499_11575_2530.N1	17-MAY-2004 17:28:41	Bright	49.000	120	1Del Oph	2.7340	3200.0	98	11575	No
341	GOM_NL__2PRFIN20040517_173150_000000442026_00499_11575_2531.N1	17-MAY-2004 17:31:50	Bright	44.000	102	24Alp Ser	2.6000	4250.0	88	11575	No
342	GOM_NL__2PRFIN20040517_173455_000000372026_00499_11575_2532.N1	17-MAY-2004 17:34:55	Bright	37.000	111	8Eta Boo	2.6800	6000.0	74	11575	No
343	GOM_NL__2PRFIN20040517_173728_000000412026_00499_11575_2533.N1	17-MAY-2004 17:37:28	Bright	40.500	83		2.3780	11000.	81	11575	No
344	GOM_NL__2PRFIN20040517_174037_000000382026_00499_11575_2534.N1	17-MAY-2004 17:40:37	Bright	37.500	180	27Gam Boo	3.0400	8000.0	75	11575	No
345	GOM_NL__2PRFIN20040517_174336_000000382026_00499_11575_2535.N1	17-MAY-2004 17:43:36	Bright	38.000	39	85Eta UMa	1.8540	24000.	76	11575	No
346	GOM_NL__2PRFIN20040517_174514_000000372026_00499_11575_2536.N1	17-MAY-2004 17:45:14	Bright	37.000	55	79Zet UMa	2.0600	10200.	74	11575	No
347	GOM_NL__2PRFIN20040517_174902_000000402026_00499_11575_2537.N1	17-MAY-2004 17:49:02	Bright	39.500	36	50Alp UMa	1.8000	6300.0	79	11575	No
348	GOM_NL__2PRFIN20040517_175050_000000402026_00499_11575_2538.N1	17-MAY-2004 17:50:50	Bright	39.500	60	7Bet UMi	2.0810	3950.0	79	11575	No
349	GOM_NL__2PRFIN20040517_175516_000000392026_00499_11575_2539.N1	17-MAY-2004 17:55:16	Bright	38.500	49	1Alp UMi	1.9900	6300.0	77	11575	No
350	GOM_NL__2PRFIN20040517_180005_000000472026_00499_11575_2540.N1	17-MAY-2004 18:00:05	Bright	47.000	89	5Alp Cep	2.4510	8000.0	94	11575	No
351	GOM_NL__2PRFIN20040517_180329_000000532026_00499_11575_2541.N1	17-MAY-2004 18:03:29	Bright	53.000	76	27Gam Cas	2.3000	30000.	106	11575	No
352	GOM_NL__2PRFIN20040517_180614_000001062026_00499_11575_2542.N1	17-MAY-2004 18:06:14	Bright	106.00	66	37Gam Cyg	2.2080	5900.0	212	11575	No
353	GOM_NL__2PRFIN20040517_181310_000000462026_00499_11575_2543.N1	17-MAY-2004 18:13:10	Tw_i_and_stray	46.000	58	21Alp And	2.0730	11000.	92	11575	No
354	GOM_NL__2PRFIN20040517_181724_000000472026_00499_11575_2544.N1	17-MAY-2004 18:17:24	Dark	46.500	140	88Gam Peg	2.8340	26000.	93	11575	No
355	GOM_NL__2PRFIN20040517_181909_000000602026_00499_11575_2545.N1	17-MAY-2004 18:19:09	Dark	59.500	90	54Alp Peg	2.4870	11000.	119	11575	No
356	GOM_NL__2PRFIN20040517_182608_000000462026_00499_11575_2546.N1	17-MAY-2004 18:26:08	Dark	46.000	52	16Bet Cet	2.0370	4500.0	92	11575	No
357	GOM_NL__2PRFIN20040517_183256_000000582026_00499_11575_2547.N1	17-MAY-2004 18:32:56	Dark	58.000	18	24Alp PsA	1.1660	9700.0	116	11575	No
358	GOM_NL__2PRFIN20040517_183712_000000522026_00499_11575_2548.N1	17-MAY-2004 18:37:12	Dark	52.000	63	Bet Gru	2.1500	2800.0	104	11575	No
359	GOM_NL__2PRFIN20040517_183843_000000462026_00500_11576_2518.N1	17-MAY-2004 18:38:43	Dark	45.500	31	Alp Gru	1.7340	15200.	91	11576	No
360	GOM_NL__2PRFIN20040517_184159_000000382026_00500_11576_2519.N1	17-MAY-2004 18:41:59	Dark	38.000	135	Bet Hyi	2.8200	5800.0	76	11576	No
361	GOM_NL__2PRFIN20040517_184415_000000472026_00500_11576_2520.N1	17-MAY-2004 18:44:15	Dark	47.000	45	Alp Pav	1.9400	26000.	94	11576	No
362	GOM_NL__2PRFIN20040517_184923_000000382026_00500_11576_2521.N1	17-MAY-2004 18:49:23	Straylight	38.000	43	Alp TrA	1.9100	4250.0	76	11576	No
363	GOM_NL__2PRFIN20040517_185133_000000392026_00500_11576_2522.N1	17-MAY-2004 18:51:33	Straylight	39.000	134	Bet TrA	2.8100	6600.0	78	11576	No
364	GOM_NL__2PRFIN20040517_185312_000000502026_00500_11576_2523.N1	17-MAY-2004 18:53:12	Straylight	49.500	4	Alp1Cen	-0.010000	5800.0	99	11576	No
365	GOM_NL__2PRFIN20040517_185549_000000582026_00500_11576_2524.N1	17-MAY-2004 18:55:49	Straylight	57.500	25	35Lam Sco	1.6200	28000.	115	11576	No
366	GOM_NL__2PRFIN20040517_185804_000000542026_00500_11576_2525.N1	17-MAY-2004 18:58:04	Tw_i_and_stray	53.500	75	26Eps Sco	2.2910	4250.0	107	11576	No
367	GOM_NL__2PRFIN20040517_190106_000000572026_00500_11576_2526.N1	17-MAY-2004 19:01:06	Tw_i_and_stray	56.500	16	21Alp Sco	1.0200	3000.0	113	11576	No
368	GOM_NL__2PRFIN20040517_190247_000000472026_00500_11576_2527.N1	17-MAY-2004 19:02:47	Bright	47.000	80	7Del Sco	2.3160	30000.	94	11576	No
369	GOM_NL__2PRFIN20040517_190440_000000602026_00500_11576_2528.N1	17-MAY-2004 19:04:40	Bright	60.000	86	35Eta Oph	2.4300	10200.	120	11576	No
370	GOM_NL__2PRFIN20040517_190716_000000412026_00500_11576_2529.N1	17-MAY-2004 19:07:16	Bright	41.000	104	27Bet Lib	2.6140	13100.	82	11576	No
371	GOM_NL__2PRFIN20040517_190917_000000502026_00500_11576_2530.N1	17-MAY-2004 19:09:17	Bright	50.000	120	1Del Oph	2.7340	3200.0	100	11576	No
372	GOM_NL__2PRFIN20040517_191226_000000442026_00500_11576_2531.N1	17-MAY-2004 19:12:26	Bright	44.000	102	24Alp Ser	2.6000	4250.0	88	11576	No
373	GOM_NL__2PRFIN20040517_191532_000000372026_00500_11576_2532.N1	17-MAY-2004 19:15:32	Bright	36.500	111	8Eta Boo	2.6800	6000.0	73	11576	No
374	GOM_NL__2PRFIN20040517_191805_000000382026_00500_11576_2533.N1	17-MAY-2004 19:18:05	Bright	37.500	83		2.3780	11000.	75	11576	No
375	GOM_NL__2PRFIN20040517_192113_000000382026_00500_11576_2534.N1	17-MAY-2004 19:21:13	Bright	38.000	180	27Gam Boo	3.0400	8000.0	76	11576	No
376	GOM_NL__2PRFIN20040517_192412_000000392026_00500_11576_2535.N1	17-MAY-2004 19:24:12	Bright	38.500	39	85Eta UMa	1.8540	24000.	77	11576	No
377	GOM_NL__2PRFIN20040517_192551_000000362026_00500_11576_2536.N1	17-MAY-2004 19:25:51	Bright	35.500	55	79Zet UMa	2.0600	10200.	71	11576	No
378	GOM_NL__2PRFIN20040517_192939_000000392026_00500_11576_2537.N1	17-MAY-2004 19:29:39	Bright	39.000	36	50Alp UMa	1.8000	6300.0	78	11576	No
379	GOM_NL__2PRFIN20040517_193127_000000402026_00500_11576_2538.N1	17-MAY-2004 19:31:27	Bright	39.500	60	7Bet UMi	2.0810	3950.0	79	11576	No
380	GOM_NL__2PRFIN20040517_193553_000000382026_00500_11576_2539.N1	17-MAY-2004 19:35:53	Bright	37.500	49	1Alp UMi	1.9900	6300.0	75	11576	No
381	GOM_NL__2PRFIN20040517_194041_000000472026_00500_11576_2540.N1	17-MAY-2004 19:40:41	Bright	46.500	89	5Alp Cep	2.4510	8000.0	93	11576	No
382	GOM_NL__2PRFIN20040517_194405_000000532026_00500_11576_2541.N1	17-MAY-2004 19:44:05	Bright	53.000	76	27Gam Cas	2.3000	30000.	106	11576	No
383	GOM_NL__2PRFIN20040517_194649_000001062026_00500_11576_2542.N1	17-MAY-2004 19:46:49	Bright	105.50	66	37Gam Cyg	2.2080	5900.0	211	11576	No
384	GOM_NL__2PRFIN20040517_195347_000000462026_00500_11576_2543.N1	17-MAY-2004 19:53:47	Tw_i_and_stray	45.500	58	21Alp And	2.0730	11000.	91	11576	No
385	GOM_NL__2PRFIN20040517_195946_000000602026_00500_11576_2544.N1	17-MAY-2004 19:59:46	Dark	60.000	90	54Alp Peg	2.4870	11000.	120	11576	No
386	GOM_NL__2PRFIN20040517_200645_000000452026_00500_11576_2545.N1	17-MAY-2004 20:06:45	Dark	45.000	52	16Bet Cet	2.0370	4500.0	90	11576	No
387	GOM_NL__2PRFIN20040517_201333_000000532026_00500_11576_2546.N1	17-MAY-2004 20:13:33	Dark	52.500	18	24Alp PsA	1.1660	9700.0	105	11576	No
388	GOM_NL__2PRFIN20040517_201748_000000582026_00500_11576_2547.N1	17-MAY-2004 20:17:48	Dark	58.000	63	Bet Gru	2.1500	2800.0	116	11576	No
389	GOM_NL__2PRFIN20040517_201920_000000462026_00501_11577_2518.N1	17-MAY-2004 20:19:20	Dark	45.500	31	Alp Gru	1.7340	15200.	91	11577	No
390	GOM_NL__2PRFIN20040517_202236_000000382026_00501_11577_2519.N1	17-MAY-2004 20:22:36	Dark	38.000	135	Bet Hyi	2.8200	5800.0	76	11577	No
391	GOM_NL__2PRFIN20040517_202452_000000442026_00501_11577_2520.N1	17-MAY-2004 20:24:52	Dark	44.000	45	Alp Pav	1.9400	26000.	88	11577	No
392	GOM_NL__2PRFIN20040517_202959_000000462026_00501_11577_2521.N1	17-MAY-2004 20:29:59	Straylight	45.500	43	Alp TrA	1.9100	4250.0	91	11577	No
393	GOM_NL__2PRFIN20040517_203209_000000392026_00501_11577_2522.N1	17-MAY-2004 20:32:09	Straylight	38.500	134	Bet TrA	2.8100	6600.0	77	11577	No
394	GOM_NL__2PRFIN20040517_203348_000000442026_00501_11577_2523.N1	17-MAY-2004 20:33:48	Straylight	43.500	4	Alp1Cen	-0.010000	5800.0	87	11577	No
395	GOM_NL__2PRFIN20040517_203626_000000582026_00501_11577_2524.N1	17-MAY-2004 20:36:26	Straylight	57.500	25	35Lam Sco	1.6200	28000.	115	11577	No
396	GOM_NL__2PRFIN20040517_203841_000000552026_00501_11577_2525.N1	17-MAY-2004 20:38:41	Tw_i_and_stray	55.000	75	26Eps Sco	2.2910	4250.0	110	11577	No

397	GOM_NL__2PRFIN20040517_204142_000000622026_00501_11577_2526.N1	17-MAY-2004 20:41:42	Twilight	62.000	16	21Alp Sco	1.0200	3000.0	124	11577	No
398	GOM_NL__2PRFIN20040517_204323_000000472026_00501_11577_2527.N1	17-MAY-2004 20:43:23	Bright	46.500	80	7Del Sco	2.3160	30000.	93	11577	No
399	GOM_NL__2PRFIN20040517_204516_000000612026_00501_11577_2528.N1	17-MAY-2004 20:45:16	Bright	61.000	86	35Eta Oph	2.4300	10200.	122	11577	No
400	GOM_NL__2PRFIN20040517_204752_000000412026_00501_11577_2529.N1	17-MAY-2004 20:47:52	Bright	40.500	104	27Bet Lib	2.6140	13100.	81	11577	No
401	GOM_NL__2PRFIN20040517_204953_000000502026_00501_11577_2530.N1	17-MAY-2004 20:49:53	Bright	49.500	120	1Del Oph	2.7340	3200.0	99	11577	No
402	GOM_NL__2PRFIN20040517_205302_000000442026_00501_11577_2531.N1	17-MAY-2004 20:53:02	Bright	44.000	102	24Alp Ser	2.6000	4250.0	88	11577	No
403	GOM_NL__2PRFIN20040517_205608_000000362026_00501_11577_2532.N1	17-MAY-2004 20:56:08	Bright	36.000	111	8Eta Boo	2.6800	6000.0	72	11577	No
404	GOM_NL__2PRFIN20040517_205841_000000412026_00501_11577_2533.N1	17-MAY-2004 20:58:41	Bright	40.500	83		2.3780	11000.	81	11577	No
405	GOM_NL__2PRFIN20040517_210149_000000372026_00501_11577_2534.N1	17-MAY-2004 21:01:49	Bright	36.500	180	27Gam Boo	3.0400	8000.0	73	11577	No
406	GOM_NL__2PRFIN20040517_210448_000000352026_00501_11577_2535.N1	17-MAY-2004 21:04:48	Bright	35.000	39	85Eta UMa	1.8540	24000.	70	11577	No
407	GOM_NL__2PRFIN20040517_210626_000000352026_00501_11577_2536.N1	17-MAY-2004 21:06:26	Bright	35.000	55	79Zet UMa	2.0600	10200.	70	11577	No
408	GOM_NL__2PRFIN20040517_211015_000000402026_00501_11577_2537.N1	17-MAY-2004 21:10:15	Bright	39.500	36	50Alp UMa	1.8000	6300.0	79	11577	No
409	GOM_NL__2PRFIN20040517_211202_000000362026_00501_11577_2538.N1	17-MAY-2004 21:12:02	Bright	36.000	60	7Bet UMi	2.0810	3950.0	72	11577	No
410	GOM_NL__2PRFIN20040517_211629_000000382026_00501_11577_2539.N1	17-MAY-2004 21:16:29	Bright	37.500	49	1Alp UMi	1.9900	6300.0	75	11577	No
411	GOM_NL__2PRFIN20040517_212117_000000462026_00501_11577_2540.N1	17-MAY-2004 21:21:17	Bright	46.000	89	5Alp Cep	2.4510	8000.0	92	11577	No
412	GOM_NL__2PRFIN20040517_212441_000000372026_00501_11577_2541.N1	17-MAY-2004 21:24:41	Bright	37.000	76	27Gam Cas	2.3000	30000.	74	11577	No
413	GOM_NL__2PRFIN20040517_212724_000001132026_00501_11577_2542.N1	17-MAY-2004 21:27:24	Bright	113.00	66	37Gam Cyg	2.2080	5900.0	226	11577	No
414	GOM_NL__2PRFIN20040517_213423_000000472026_00501_11577_2543.N1	17-MAY-2004 21:34:23	Twilight	46.500	58	21Alp And	2.0730	11000.	93	11577	No
415	GOM_NL__2PRFIN20040517_213836_000000452026_00501_11577_2544.N1	17-MAY-2004 21:38:36	Dark	44.500	140	88Gam Peg	2.8340	26000.	89	11577	No
416	GOM_NL__2PRFIN20040517_214023_000000582026_00501_11577_2545.N1	17-MAY-2004 21:40:23	Dark	57.500	90	54Alp Peg	2.4870	11000.	115	11577	No
417	GOM_NL__2PRFIN20040517_214721_000000462026_00501_11577_2546.N1	17-MAY-2004 21:47:21	Dark	45.500	52	16Bet Cet	2.0370	4500.0	91	11577	No
418	GOM_NL__2PRFIN20040517_215409_000000512026_00501_11577_2547.N1	17-MAY-2004 21:54:09	Dark	51.000	18	24Alp PsA	1.1660	9700.0	102	11577	No
419	GOM_NL__2PRFIN20040517_215824_000000572026_00501_11577_2548.N1	17-MAY-2004 21:58:24	Dark	57.000	63	Bet Gru	2.1500	2800.0	114	11577	No
420	GOM_NL__2PRFIN20040517_215957_000000462027_00001_11578_2518.N1	17-MAY-2004 21:59:57	Dark	45.500	31	Alp Gru	1.7340	15200.	91	11578	No
421	GOM_NL__2PRFIN20040517_220312_000000402027_00001_11578_2519.N1	17-MAY-2004 22:03:12	Dark	39.500	135	Bet Hyi	2.8200	5800.0	79	11578	No
422	GOM_NL__2PRFIN20040517_220528_000000442027_00001_11578_2520.N1	17-MAY-2004 22:05:28	Dark	44.000	45	Alp Pav	1.9400	26000.	88	11578	No
423	GOM_NL__2PRFIN20040517_221035_000000482027_00001_11578_2521.N1	17-MAY-2004 22:10:35	Straylight	47.500	43	Alp TrA	1.9100	4250.0	95	11578	No
424	GOM_NL__2PRFIN20040517_221244_000000402027_00001_11578_2522.N1	17-MAY-2004 22:12:44	Straylight	39.500	134	Bet TrA	2.8100	6600.0	79	11578	No
425	GOM_NL__2PRFIN20040517_221424_000000452027_00001_11578_2523.N1	17-MAY-2004 22:14:24	Straylight	44.500	4	Alp1Cen	-0.010000	5800.0	89	11578	No
426	GOM_NL__2PRFIN20040517_221703_000000552027_00001_11578_2524.N1	17-MAY-2004 22:17:03	Straylight	55.000	25	35Lam Sco	1.6200	28000.	110	11578	No
427	GOM_NL__2PRFIN20040517_221917_000000522027_00001_11578_2525.N1	17-MAY-2004 22:19:17	Twilight	52.000	75	26Eps Sco	2.2910	4250.0	104	11578	No
428	GOM_NL__2PRFIN20040517_222218_000000602027_00001_11578_2526.N1	17-MAY-2004 22:22:18	Twilight	60.000	16	21Alp Sco	1.0200	3000.0	120	11578	No
429	GOM_NL__2PRFIN20040517_222359_000000472027_00001_11578_2527.N1	17-MAY-2004 22:23:59	Bright	46.500	80	7Del Sco	2.3160	30000.	93	11578	No
430	GOM_NL__2PRFIN20040517_222552_000000602027_00001_11578_2528.N1	17-MAY-2004 22:25:52	Bright	59.500	86	35Eta Oph	2.4300	10200.	119	11578	No
431	GOM_NL__2PRFIN20040517_222827_000000412027_00001_11578_2529.N1	17-MAY-2004 22:28:27	Bright	41.000	104	27Bet Lib	2.6140	13100.	82	11578	No
432	GOM_NL__2PRFIN20040517_223029_000000502027_00001_11578_2530.N1	17-MAY-2004 22:30:29	Bright	49.500	120	1Del Oph	2.7340	3200.0	99	11578	No
433	GOM_NL__2PRFIN20040517_223337_000000442027_00001_11578_2531.N1	17-MAY-2004 22:33:37	Bright	44.000	102	24Alp Ser	2.6000	4250.0	88	11578	No
434	GOM_NL__2PRFIN20040517_223644_000000362027_00001_11578_2532.N1	17-MAY-2004 22:36:44	Bright	36.000	111	8Eta Boo	2.6800	6000.0	72	11578	No
435	GOM_NL__2PRFIN20040517_223916_000000412027_00001_11578_2533.N1	17-MAY-2004 22:39:16	Bright	41.000	83		2.3780	11000.	82	11578	No
436	GOM_NL__2PRFIN20040517_224225_000000372027_00001_11578_2534.N1	17-MAY-2004 22:42:25	Bright	37.000	180	27Gam Boo	3.0400	8000.0	74	11578	No
437	GOM_NL__2PRFIN20040517_224524_000000362027_00001_11578_2535.N1	17-MAY-2004 22:45:24	Bright	36.000	39	85Eta UMa	1.8540	24000.	72	11578	No
438	GOM_NL__2PRFIN20040517_224703_000000352027_00001_11578_2536.N1	17-MAY-2004 22:47:03	Bright	34.500	55	79Zet UMa	2.0600	10200.	69	11578	No
439	GOM_NL__2PRFIN20040517_225051_000000402027_00001_11578_2537.N1	17-MAY-2004 22:50:51	Bright	40.000	36	50Alp UMa	1.8000	6300.0	80	11578	No
440	GOM_NL__2PRFIN20040517_225238_000000402027_00001_11578_2538.N1	17-MAY-2004 22:52:38	Bright	39.500	60	7Bet UMi	2.0810	3950.0	79	11578	No
441	GOM_NL__2PRFIN20040517_225704_000000372027_00001_11578_2539.N1	17-MAY-2004 22:57:04	Bright	37.000	49	1Alp UMi	1.9900	6300.0	74	11578	No
442	GOM_NL__2PRFIN20040517_230152_000000472027_00001_11578_2540.N1	17-MAY-2004 23:01:52	Bright	46.500	89	5Alp Cep	2.4510	8000.0	93	11578	No
443	GOM_NL__2PRFIN20040517_230517_000000372027_00001_11578_2541.N1	17-MAY-2004 23:05:17	Bright	37.000	76	27Gam Cas	2.3000	30000.	74	11578	No
444	GOM_NL__2PRFIN20040517_230759_000001112027_00001_11578_2542.N1	17-MAY-2004 23:07:59	Bright	110.50	66	37Gam Cyg	2.2080	5900.0	221	11578	No
445	GOM_NL__2PRFIN20040517_231458_000000482027_00001_11578_2543.N1	17-MAY-2004 23:14:58	Twilight	47.500	58	21Alp And	2.0730	11000.	95	11578	No
446	GOM_NL__2PRFIN20040517_231912_000000462027_00001_11578_2544.N1	17-MAY-2004 23:19:12	Dark	46.000	140	88Gam Peg	2.8340	26000.	92	11578	No
447	GOM_NL__2PRFIN20040517_232059_000000592027_00001_11578_2545.N1	17-MAY-2004 23:20:59	Dark	59.000	90	54Alp Peg	2.4870	11000.	118	11578	No
448	GOM_NL__2PRFIN20040517_232757_000000492027_00001_11578_2546.N1	17-MAY-2004 23:27:57	Dark	48.500	52	16Bet Cet	2.0370	4500.0	97	11578	No
449	GOM_NL__2PRFIN20040517_233445_000000522027_00001_11578_2547.N1	17-MAY-2004 23:34:45	Dark	51.500	18	24Alp PsA	1.1660	9700.0	103	11578	No
450	GOM_NL__2PRFIN20040517_233901_000000562027_00001_11578_2548.N1	17-MAY-2004 23:39:01	Dark	56.000	63	Bet Gru	2.1500	2800.0	112	11578	No
451	GOM_NL__2PRFIN20040517_234033_000000442027_00002_11579_2518.N1	17-MAY-2004 23:40:33	Dark	44.000	31	Alp Gru	1.7340	15200.	88	11579	No

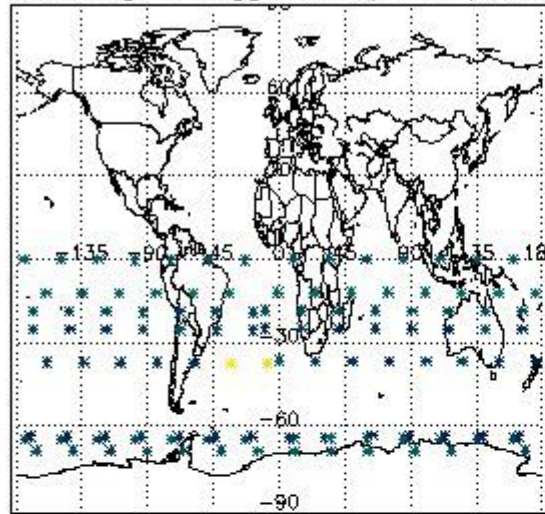
In this section it is plotted some information contained in the Quality Summary data set of the level 2 products. Only products in dark limb conditions and without errors (error flag in the MPH set to "0") are used.

3.1 Plot quality information per product (time dependant)

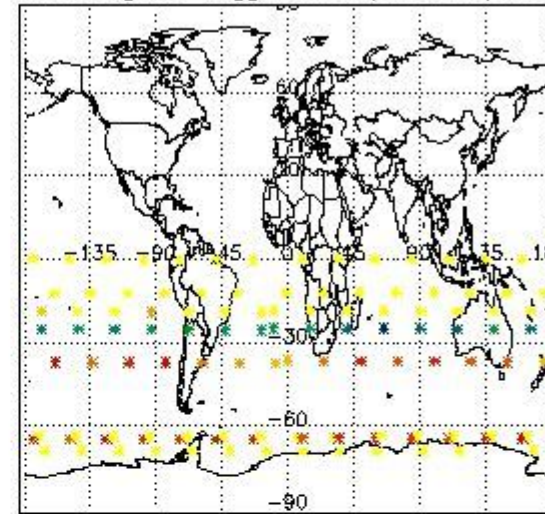


3.2 Plot quality information per product (world map)


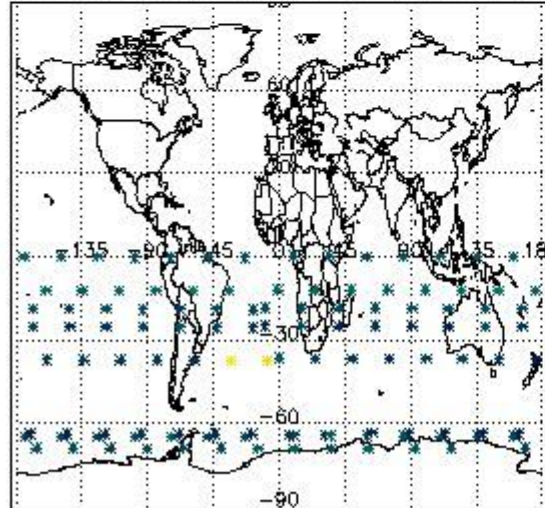
Percentage of flagged data per O3 profile



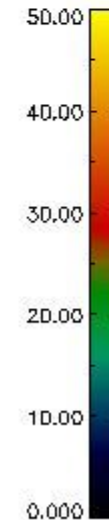
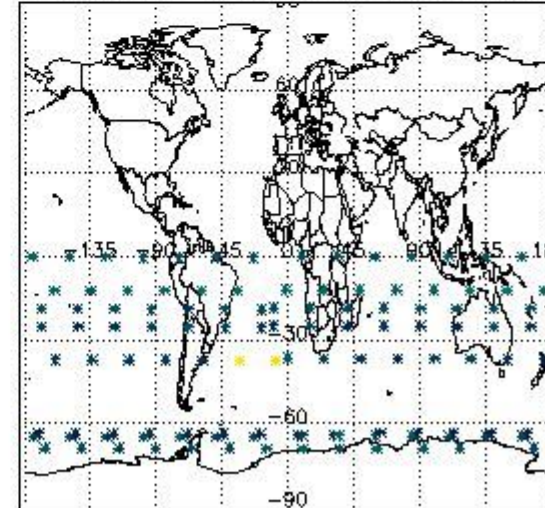
Percentage of flagged data per H2O profile



Percentage of flagged data per NO2 profile



Percentage of flagged data per NO3 profile

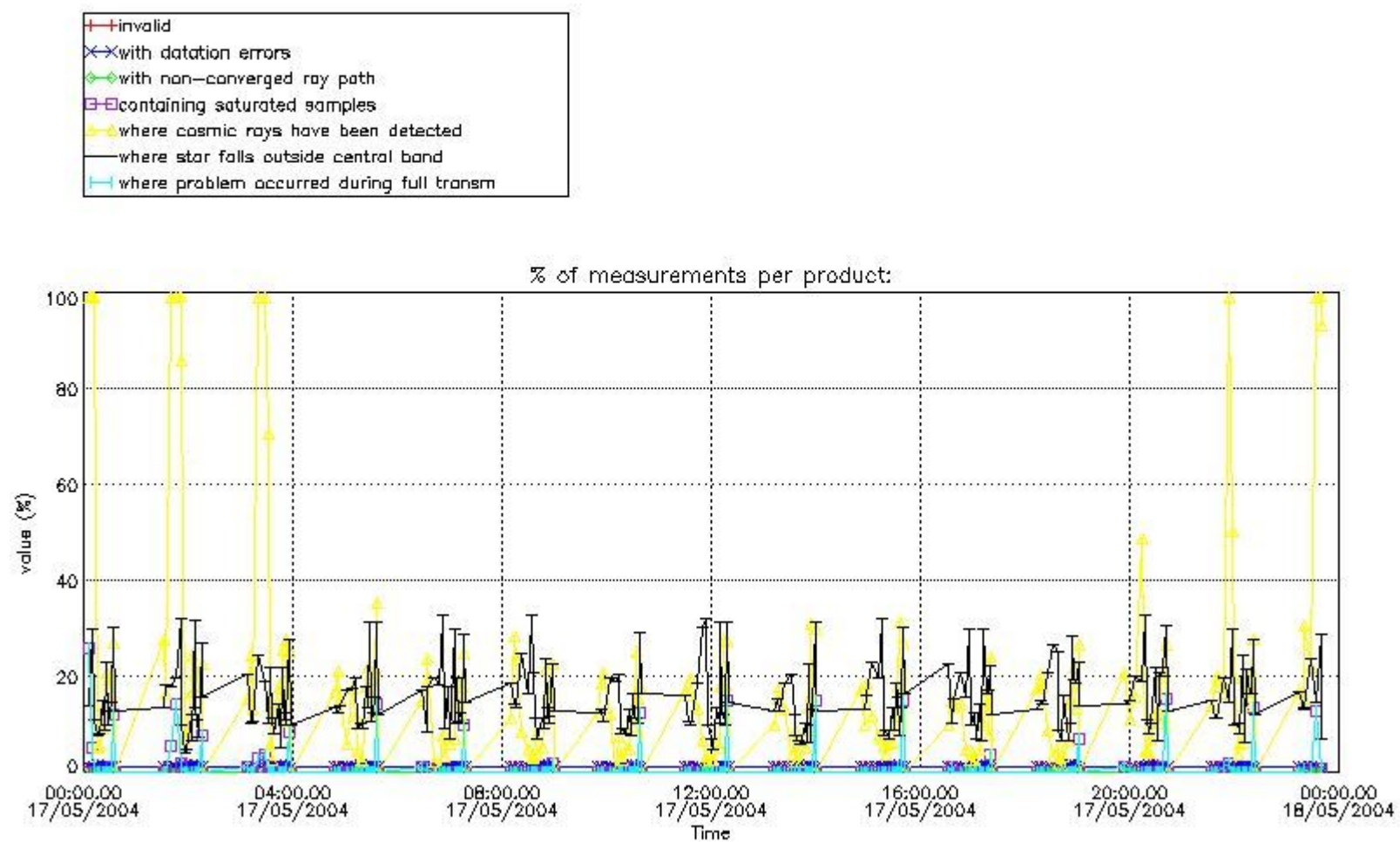


4. Level 1 quality information per product

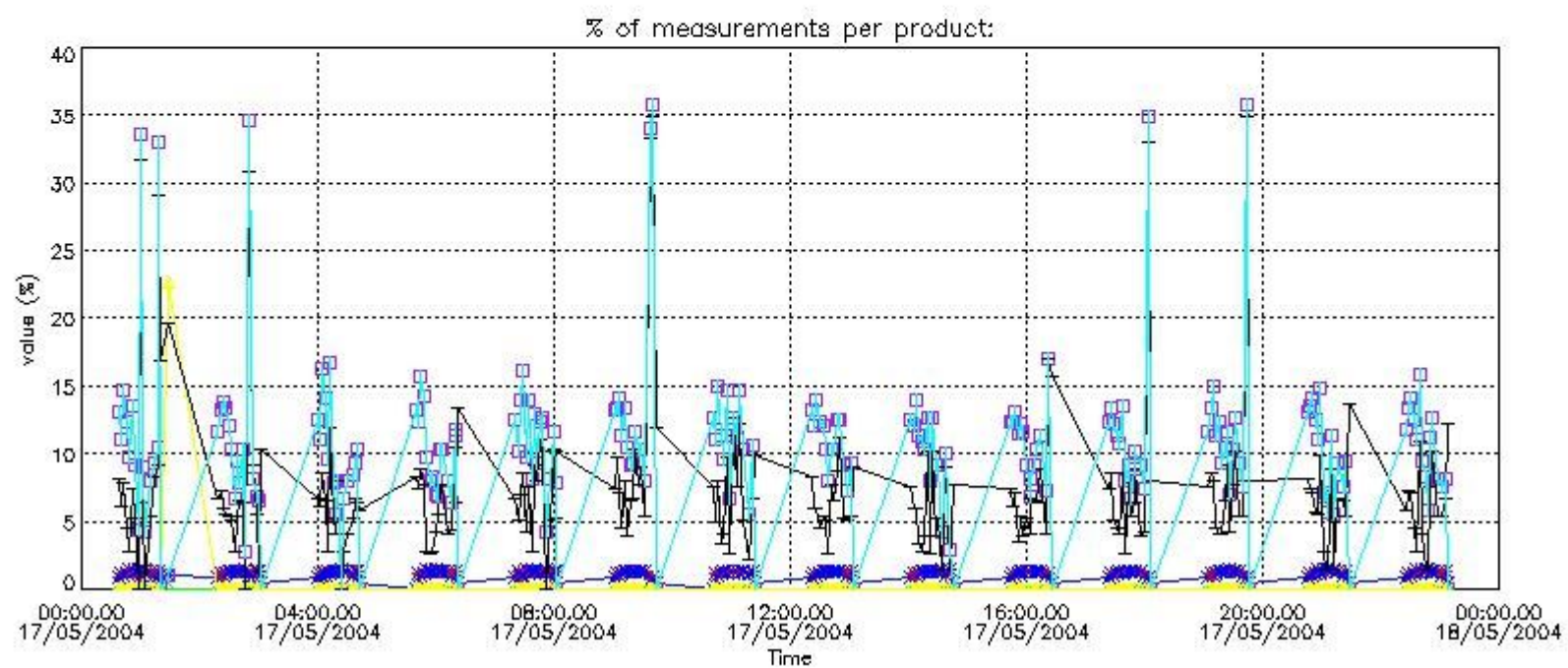
In this section it is plotted some information contained in the Quality Summary data set of the level 2 products that comes from the level 1b processing. Products without errors (error flag in the MPH set to "0") are used.

4.1 Plot quality information per product (time dependant) coming from level 1b processing

4.1.1 Plot level 1 quality information per product (time dependant): ENVISAT ASCENDING passes



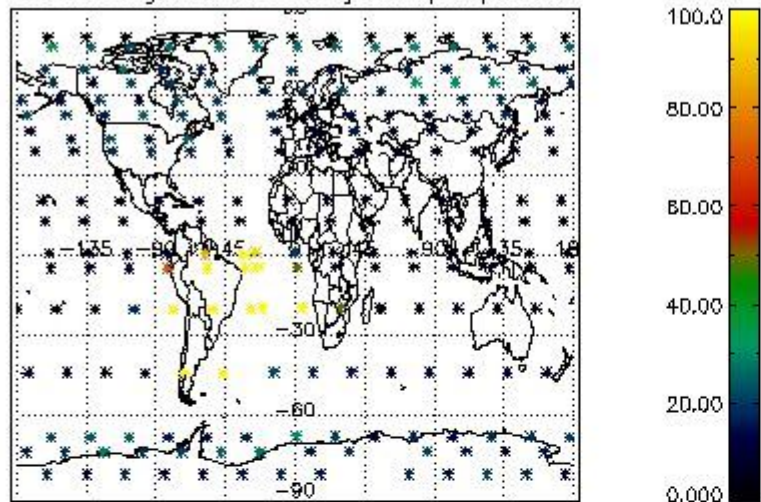
4.1.2 Plot level 1 quality information per product (time dependant): ENVI SAT DESCENDING passes



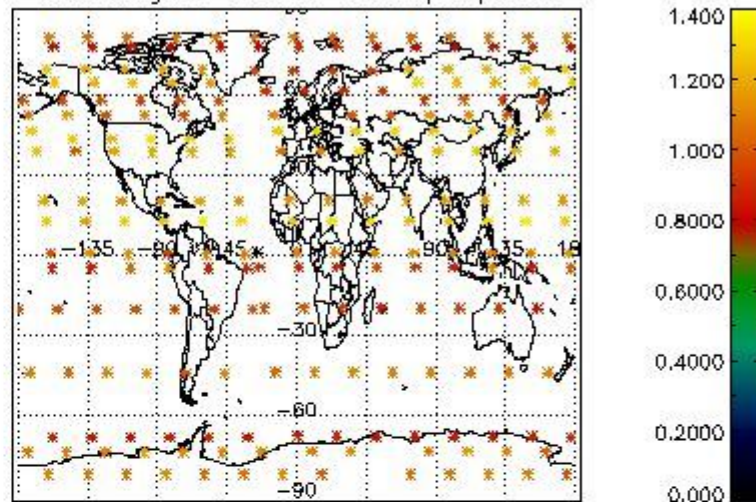
4.2 Plot quality information per product coming from level 1b processing (world map)

4.2.1 Plot level 1 quality information per product (world map): ENVISAT ASCENDING passes

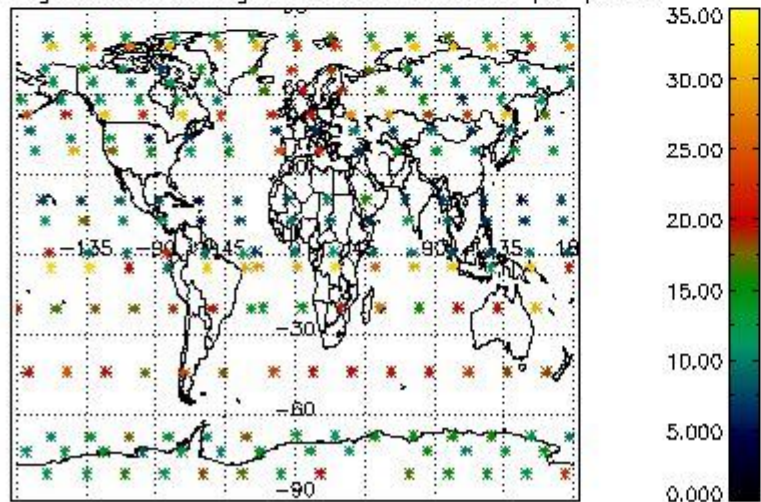
Percentage of cosmic ray hits per profile



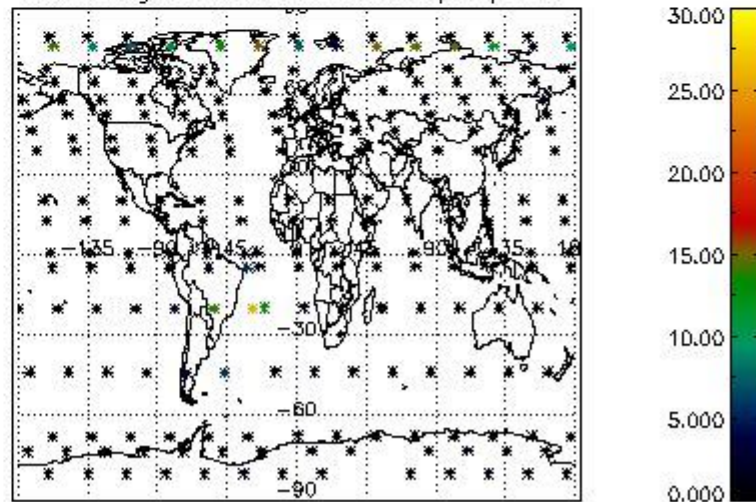
Percentage of datation errors per profile



Percentage of star falling outside central band per profile

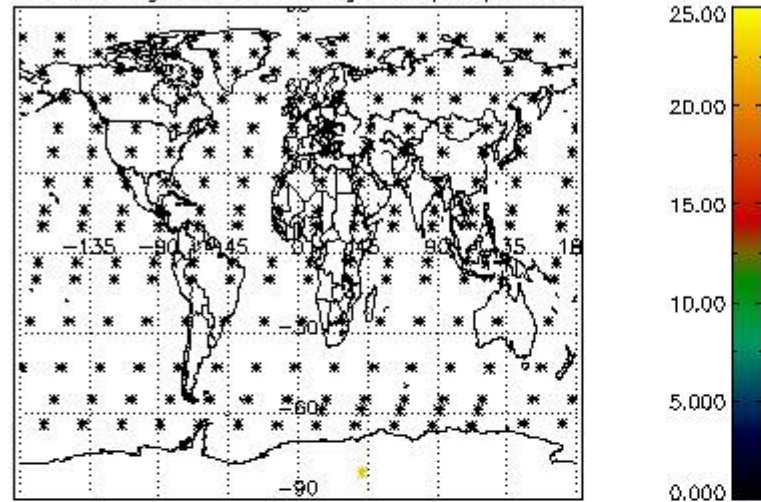


Percentage of saturation errors per profile

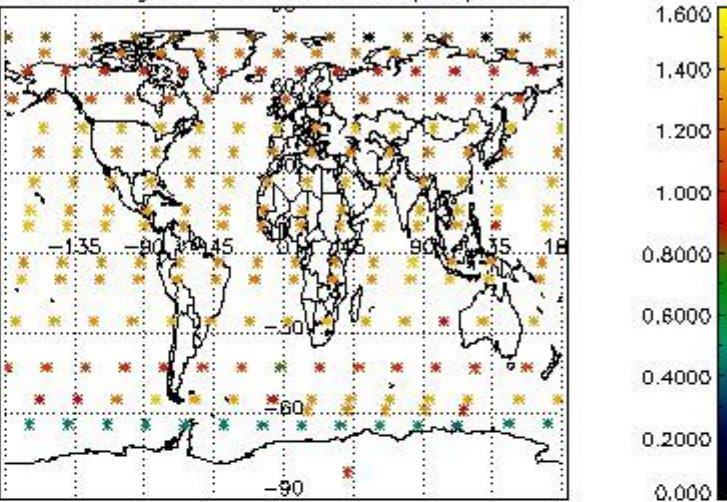


4.2.2 Plot level 1 quality information per product (world map): ENVISAT DESCENDING passes

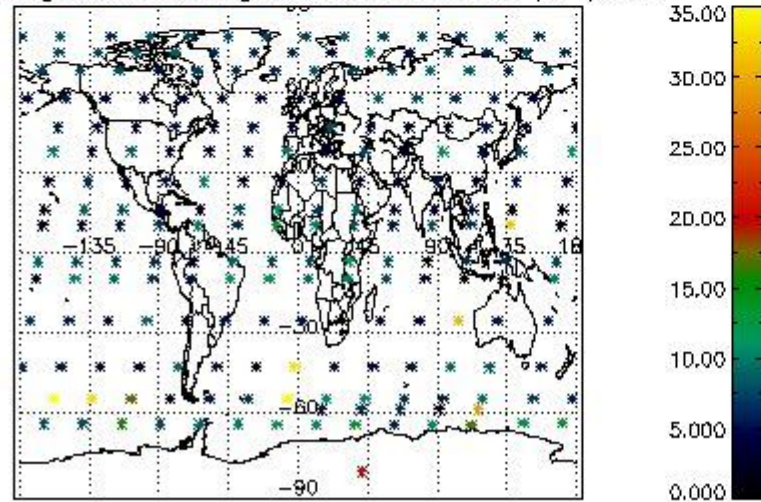
Percentage of cosmic ray hits per profile



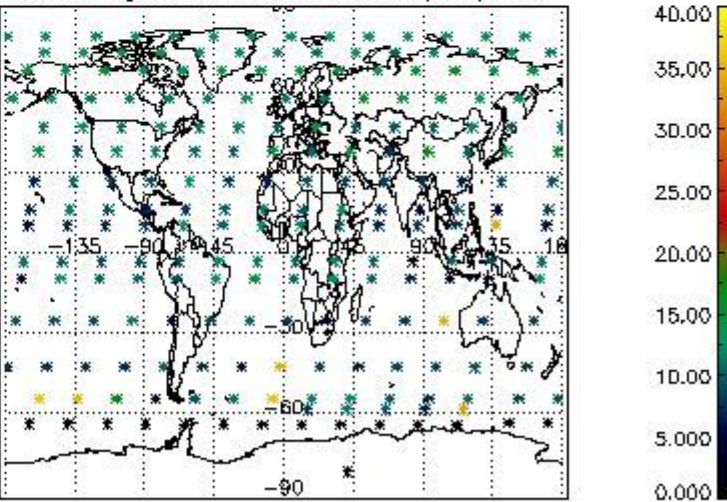
Percentage of datation errors per profile



Percentage of star falling outside central band per profile



Percentage of saturation errors per profile



5. Trace gas profiles

5.1 Ozone statistics based on quality of products

The final quality of the products can be "measured" using the STD (Standard Deviation) attached to every point profile. This information is written to the parameter GOM_NL__2P/NL_LOCAL_SPECIES_DENSITY/o3_std of the level 2 products. The table below shows the statistics for given STD ranges.

The statistics are given with respect to the overall valid production:

- Products without fatal errors: GOM_NL__2P/MPH/PRODUCT_ERR=0
- Valid point profile: GOM_NL__2P/NL_LOCAL_SPECIES_DENSITY/pcd(0)=0

The 'Criteria' is applied to valid points of dark limb products:

- Products in dark limb illumination condition: GOM_NL__2P/NL_SUMMARY_QUALITY/obs_ill_cond=0
- Products without fatal errors: GOM_NL__2P/MPH/PRODUCT_ERR=0
- Valid point profile: GOM_NL__2P/NL_LOCAL_SPECIES_DENSITY/pcd(0)=0

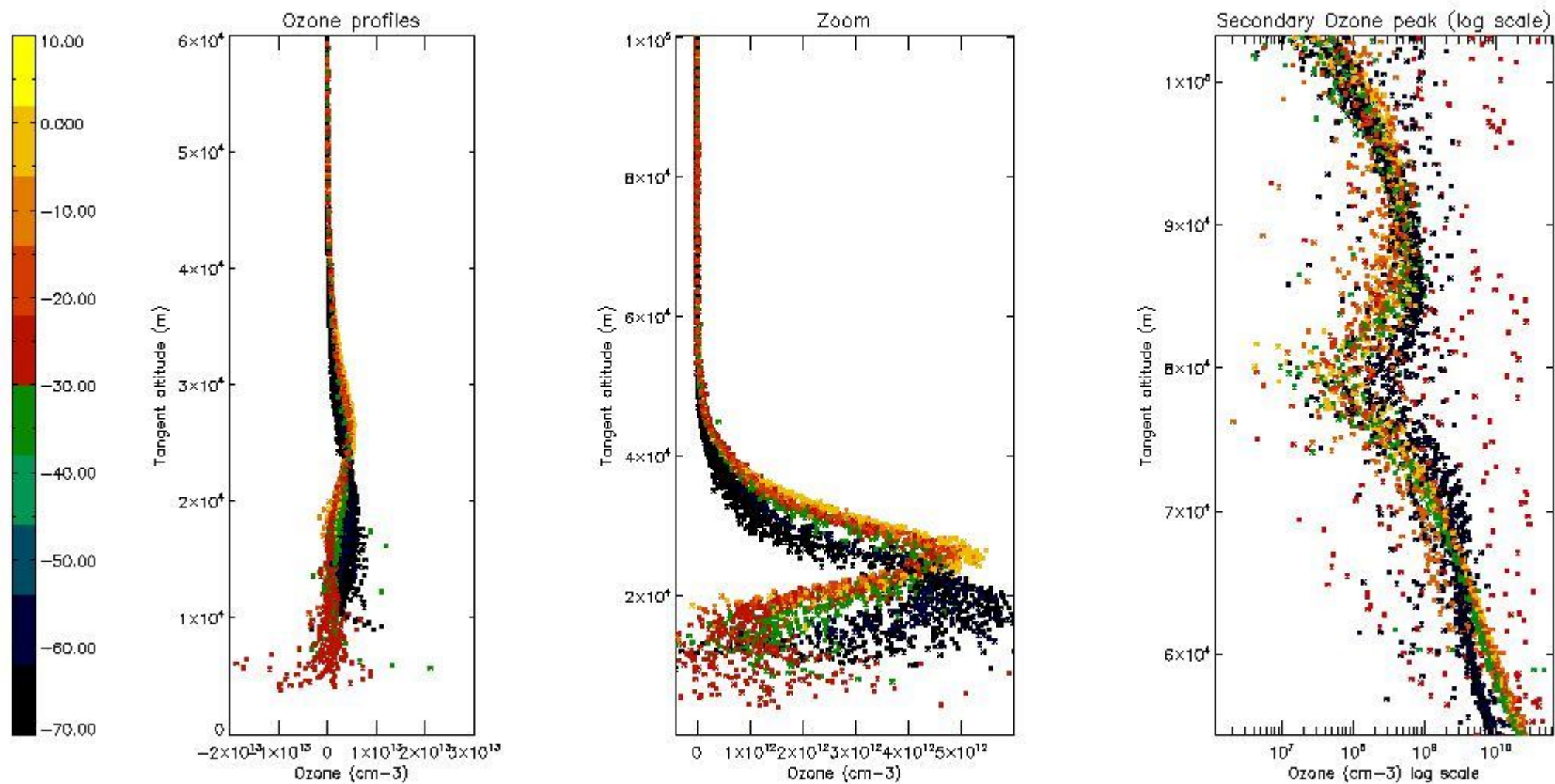
So, the table below shows the percentage of dark limb and valid observations for each criteria with respect to the overall valid daily observations.

Criteria	% of total production
All STD	26
STD < 20	15

STD < 10	12
STD < 5	8

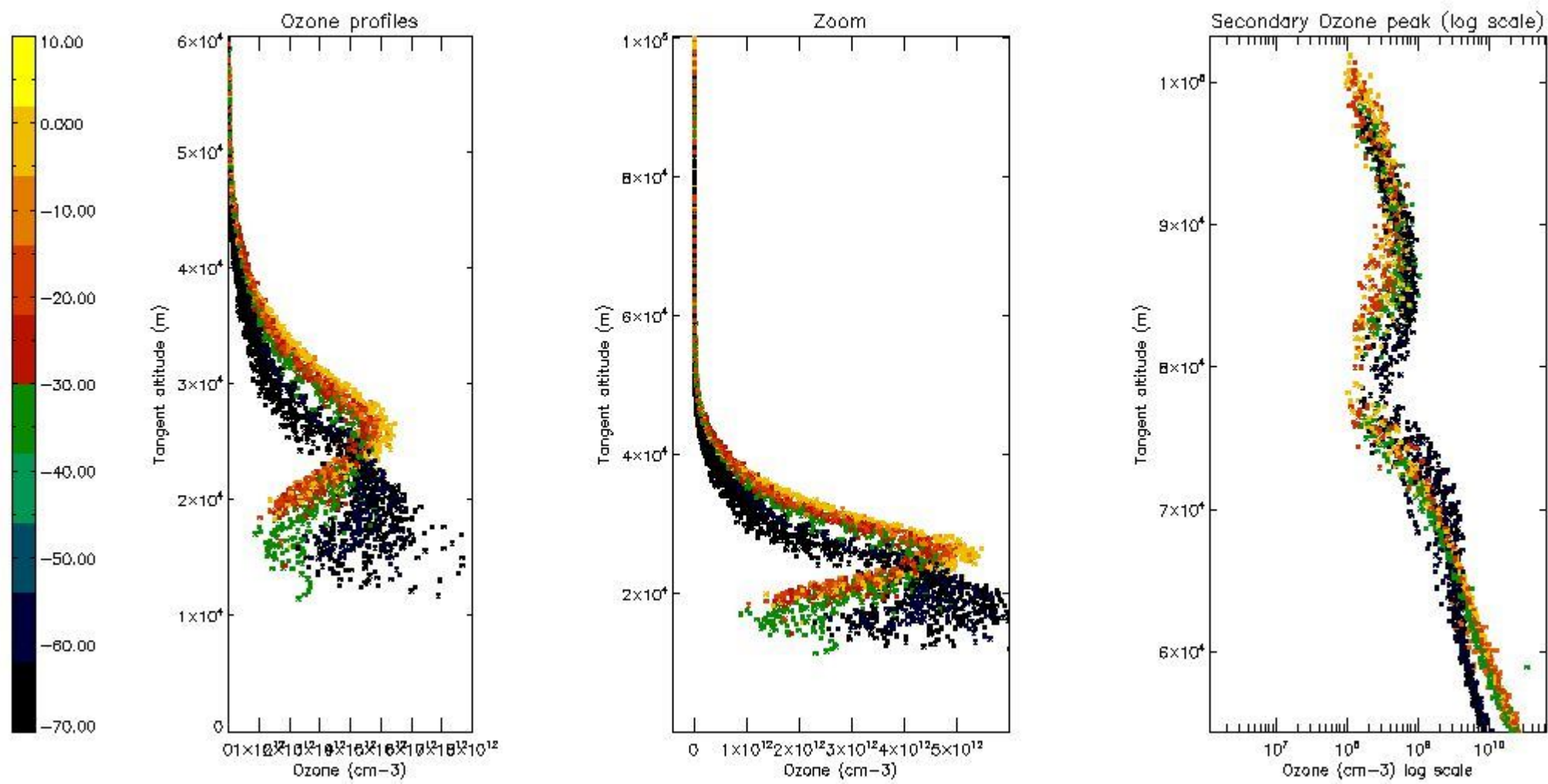
5.2 Plot ozone profiles for all STD (dark without errors)

The colorbar represents the latitude.



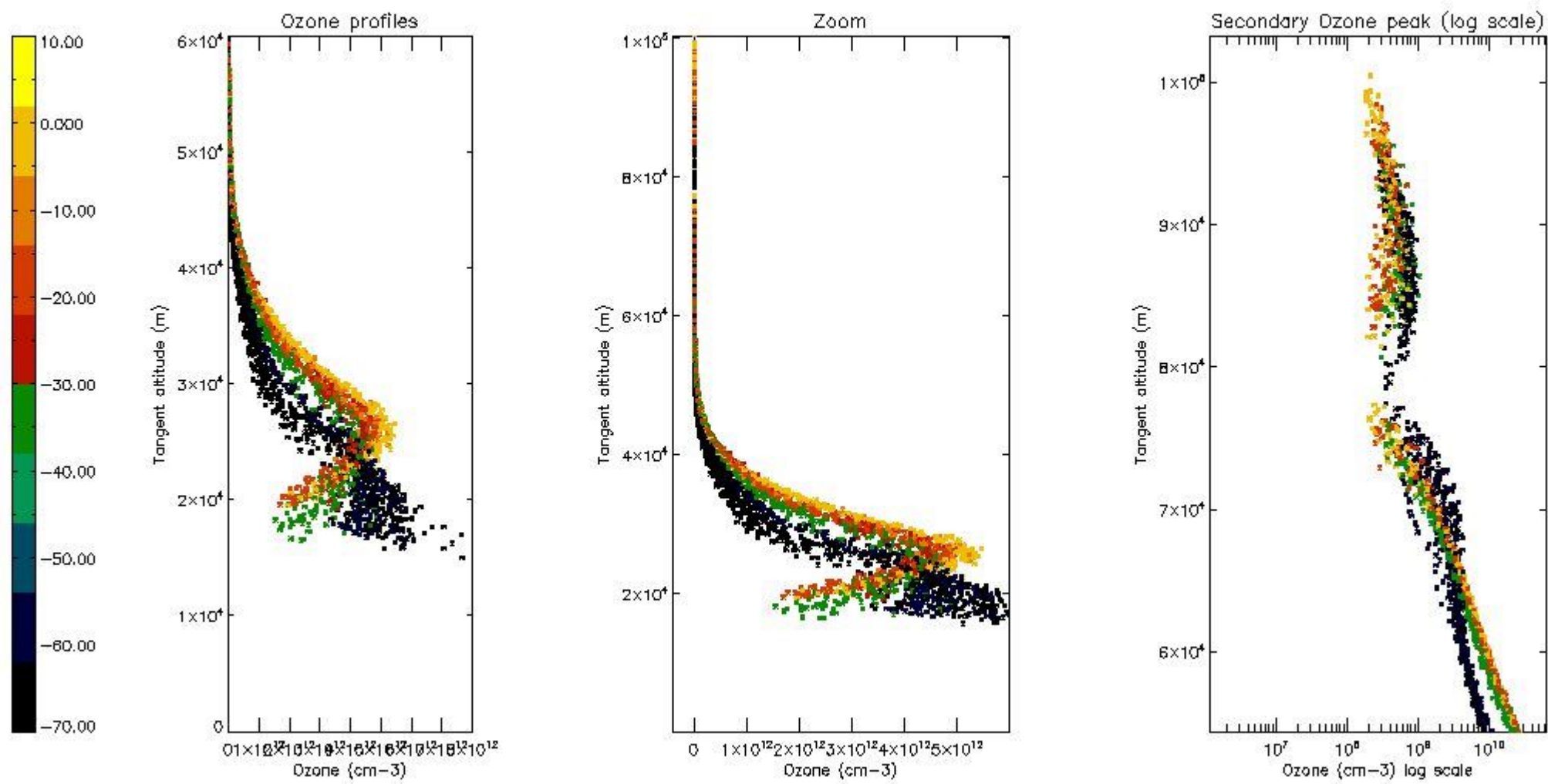
5.3 Plot ozone profiles where STD < 20% (dark without errors)

The colorbar represents the latitude.



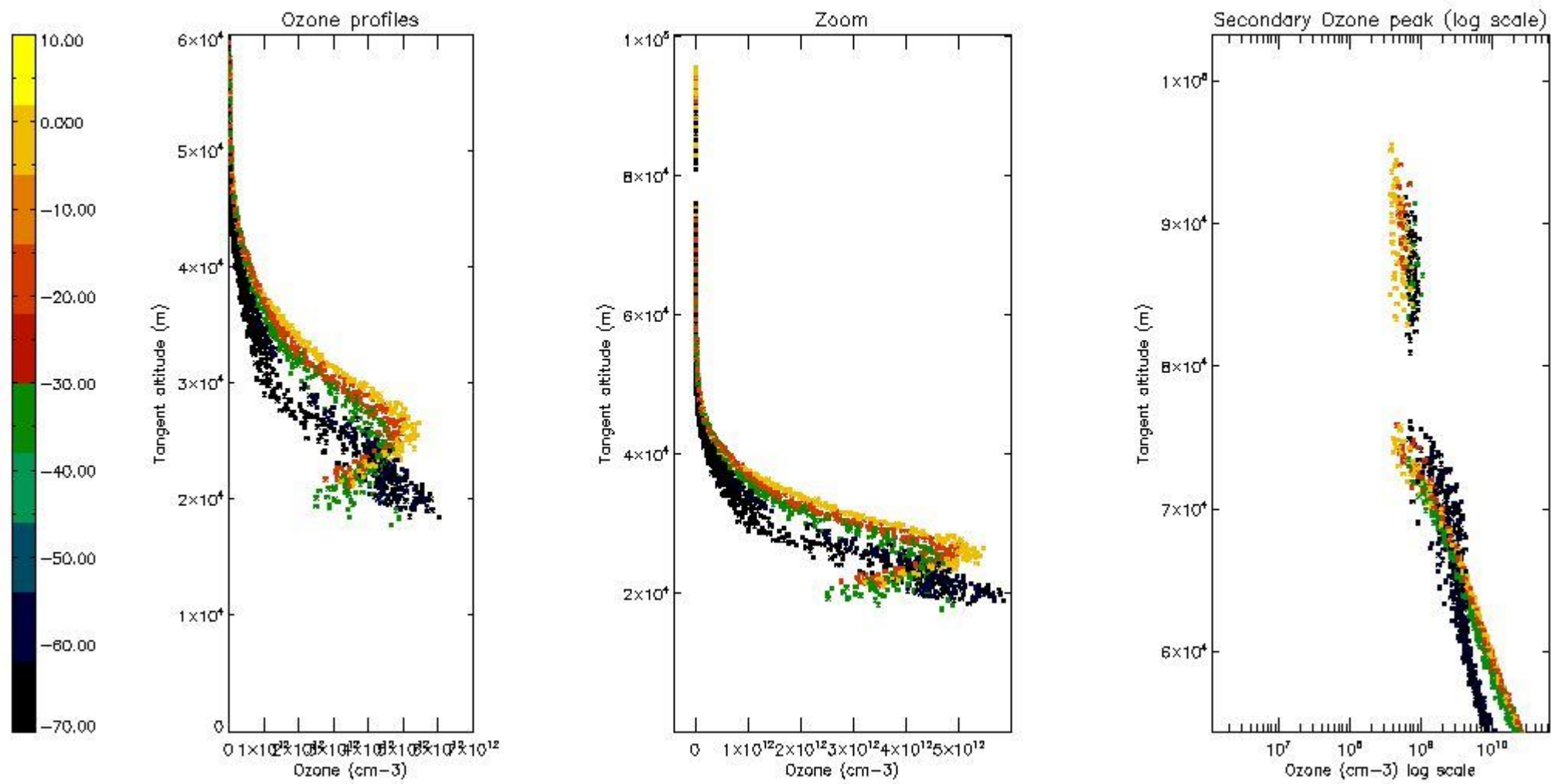
5.4 Plot ozone profiles where STD < 10% (dark without errors)

The colorbar represents the latitude.



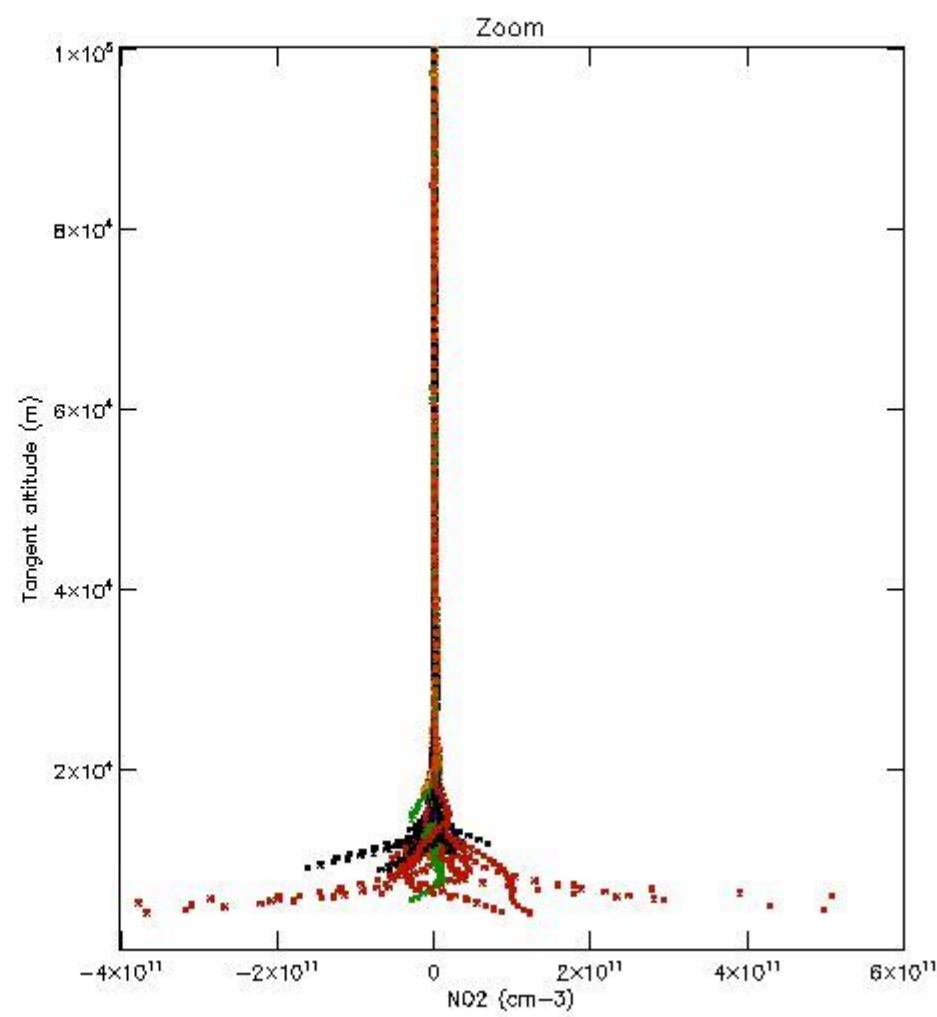
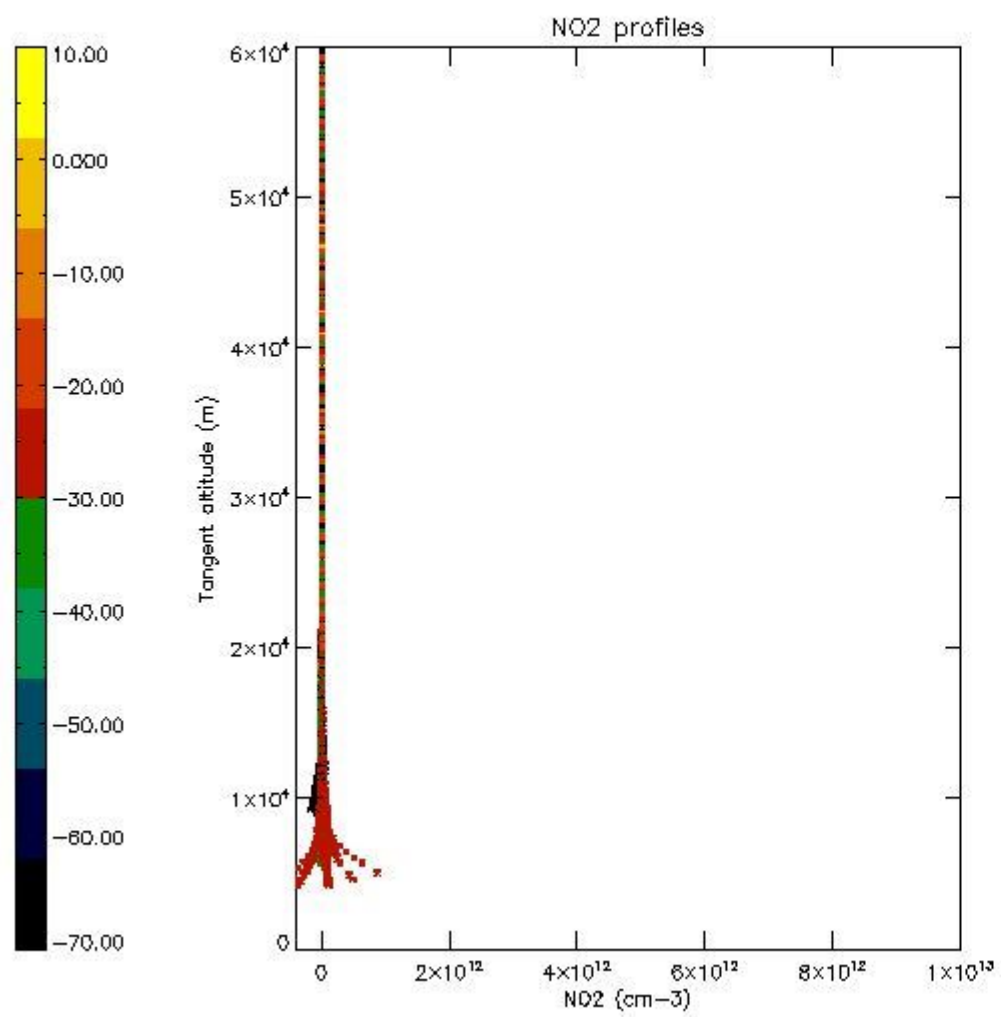
5.5 Plot ozone profiles where STD < 5% (dark without errors)

The colorbar represents the latitude.



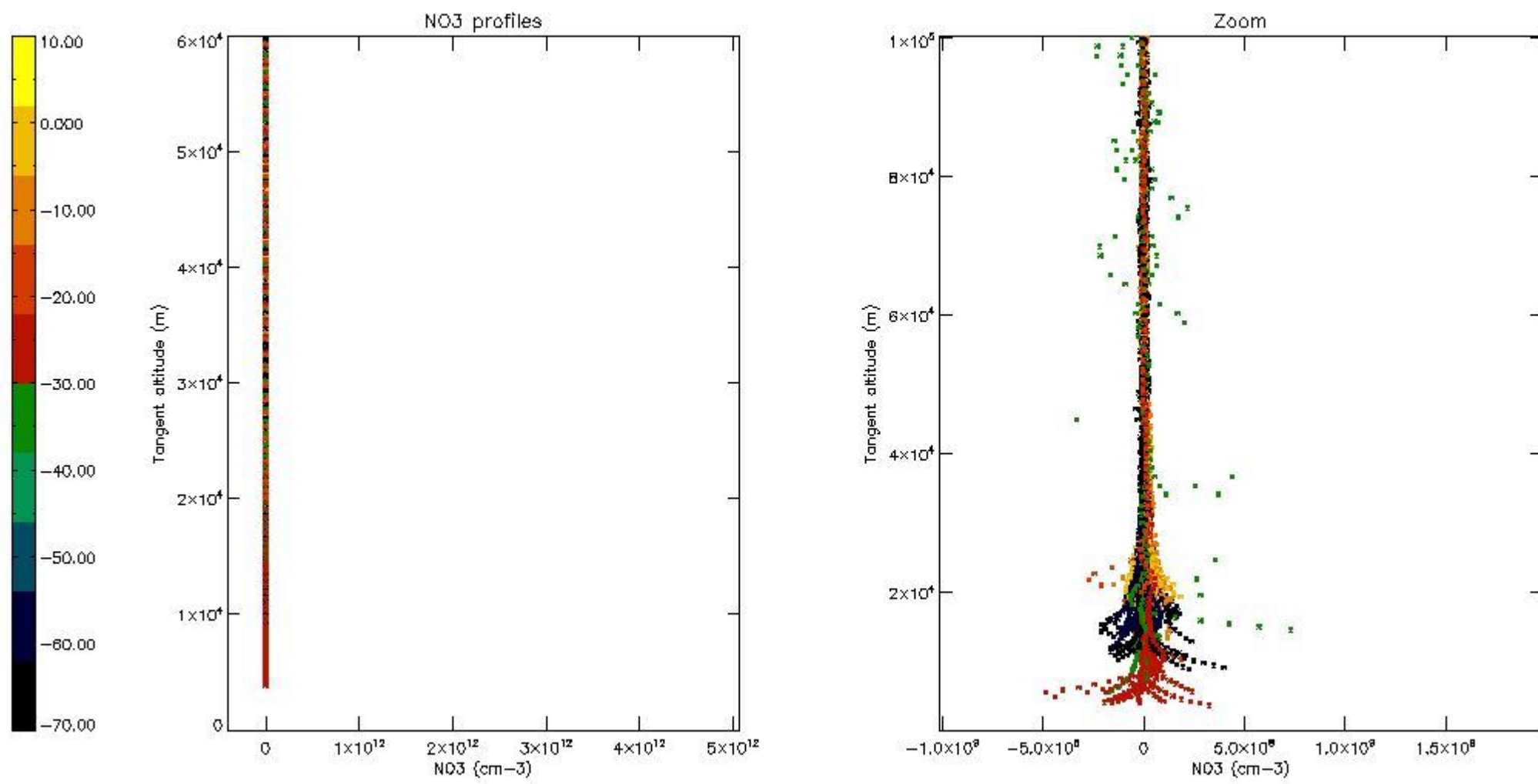
5.6 Plot NO₂ profiles for all STD (dark without errors)

The colorbar represents the latitude.



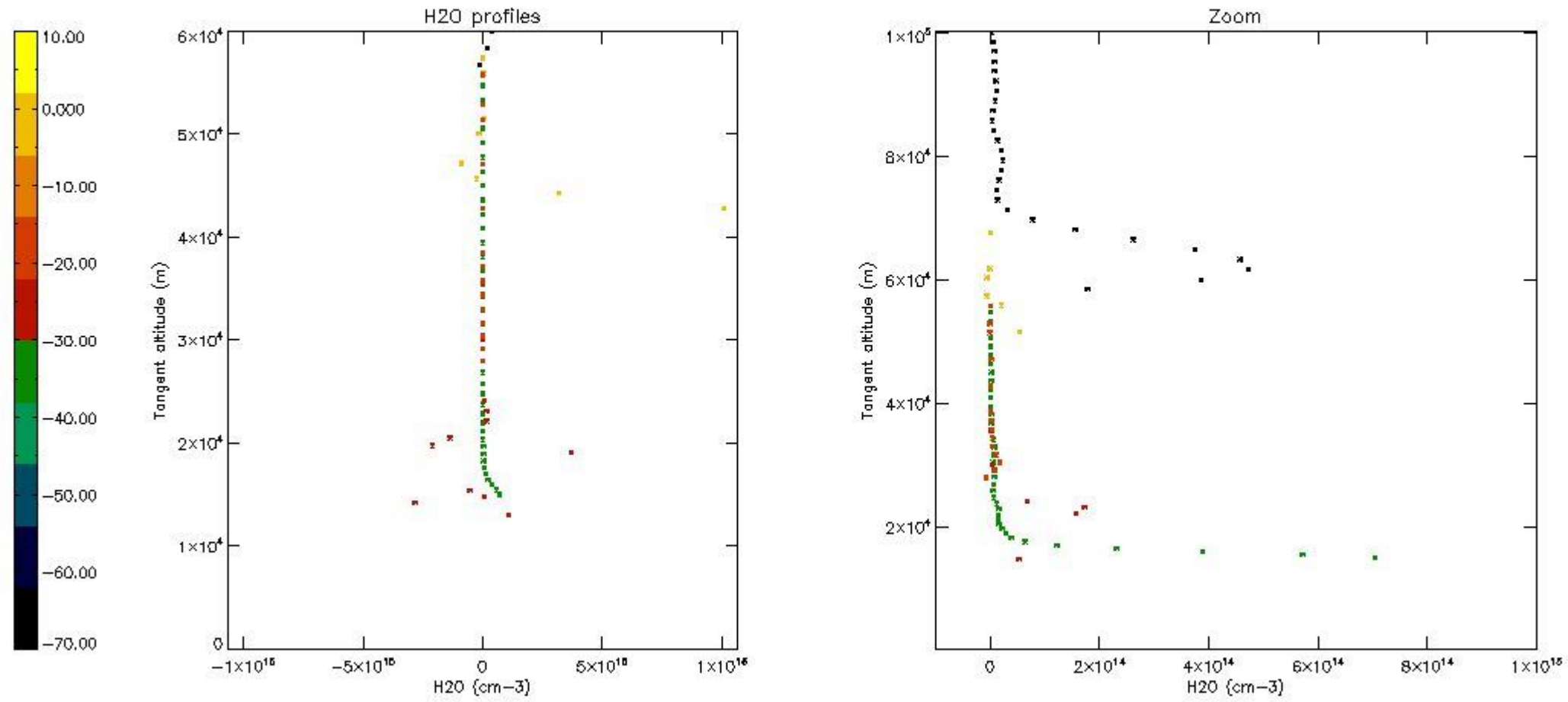
5.7 Plot NO3 profiles for all STD (dark without errors)

The colorbar represents the latitude.



5.8 Plot H2O profiles for all STD (only for occultations of stars 1,2,3,4,13,14,16,26,63 dark without errors)

The colorbar represents the latitude.



6. Auxiliary Data Files used for the production reported in section 2

The number reported in the third column indicates since which file (see list in section 2) the corresponding auxiliary file has been used. The fourth column is the date of those product files.

Type	Auxiliary Filename	Used since product	Used since product date
INST_PHYS_CHARACTERISTICS	GOM_INS_AXVIEC20091111_143220_20030716_120000_20500101_000000	1	17-MAY-2004 00:06:10
LEVEL-2_PROC_CONFIG	GOM_PR2_AXVIEC20091111_152718_20020301_000000_20500101_000000	1	17-MAY-2004 00:06:10
CROSS_SECTIONS_FILE	GOM_CRS_AXVIEC20091111_154832_20020301_000000_20500101_000000	1	17-MAY-2004 00:06:10

GOMOS Level 2 Daily Report

SUMMARY

[1. General Info](#)

[2. Summary of processed GOM_NL_2P products](#)

[3. Level 2 Quality information per product](#)

[3.1 Plot of level 2 quality information per product \(time dependant\)](#)

[3.2 Plot of level 2 quality information per product \(world map\)](#)

[4. Level 1 Quality information per product \(stored on level 2 products\)](#)

[4.1 Plot of level 1 quality information per product \(time dependant\)](#)

[4.1.1 Plot of level 1 quality information per product \(time dependant\): ASCENDING](#)

[4.1.2 Plot of level 1 quality information per product \(time dependant\): DESCENDING](#)

[4.2 Plot of level 1 quality information per product \(world map\)](#)

[4.2.1 Plot of level 1 quality information per product \(world map\): ASCENDING](#)

[4.2.2 Plot of level 1 quality information per product \(world map\): DESCENDING](#)

[5. Ozone profiles based on quality statistics and other trace gas profiles](#)

[5.1 Ozone statistics based on quality of products](#)

[5.2 Plot ozone profiles for all STD \(dark without errors\)](#)

[5.3 Plot ozone profiles where STD < 20% \(dark without errors\)](#)

[5.4. Plot ozone profiles where STD < 10% \(dark without errors\)](#)

[5.5. Plot ozone profiles where STD < 5% \(dark without errors\)](#)

[5.6 Plot NO2 profiles for all STD \(dark without errors\)](#)

[5.7 Plot NO3 profiles for all STD \(dark without errors\)](#)

[5.8 Plot H2O profiles \(only for occultations of stars 1,2,3,4,13,14,16,26,63 dark without errors\) for all STD](#)

[6. Auxiliary Data Files used for the production reported in section 2](#)

This report presents the daily analysis on parameters extracted from GOMOS level 2 data (GOM_NL__2P). It is intended to monitor some important parameters that will impact the quality of these products. A list of level 2 products (and content) that have arrived during the reporting day to the PCF is also given.

Item	Value
Time of report generation	19APR2013 02:12:53
Data source version	GOMOS/6.01
Start time of products	17-05-2004 (17MAY2004 00:00:00)
Stop time of products	18-05-2004 (18MAY2004 00:00:00)
Store outputs in DB	Yes
Nb of level 2 prods	451
Nb of prods with errors	0

2. Summary of processed GOM_NL__2P products.

Nr	Filename	UTC Start time	Limb	Duration	Star Id	Star Name	Star Mag	Star Temp	Nb Meas	Orbit	Prod. error
1	GOM_NL__2PRFIN20040517_000610_000000512026_00488_11564_2528.N1	17-MAY-2004 00:06:10	Dark	50.500	18	24Alp PsA	1.1660	9700.0	101	11564	No
2	GOM_NL__2PRFIN20040517_001028_000000572026_00488_11564_2529.N1	17-MAY-2004 00:10:28	Dark	57.000	63	Bet Gru	2.1500	2800.0	114	11564	No
3	GOM_NL__2PRFIN20040517_001159_000000462026_00489_11565_2498.N1	17-MAY-2004 00:11:59	Dark	46.000	31	Alp Gru	1.7340	15200.	92	11565	No
4	GOM_NL__2PRFIN20040517_001523_000000392026_00489_11565_2499.N1	17-MAY-2004 00:15:23	Dark	38.500	135	Bet Hyi	2.8200	5800.0	77	11565	No
5	GOM_NL__2PRFIN20040517_001731_000000452026_00489_11565_2500.N1	17-MAY-2004 00:17:31	Dark	44.500	45	Alp Pav	1.9400	26000.	89	11565	No
6	GOM_NL__2PRFIN20040517_002243_000000442026_00489_11565_2501.N1	17-MAY-2004 00:22:43	Straylight	43.500	43	Alp TrA	1.9100	4250.0	87	11565	No
7	GOM_NL__2PRFIN20040517_002405_000000402026_00489_11565_2502.N1	17-MAY-2004 00:24:05	Straylight	40.000	145	Gam TrA	2.8720	10600.	80	11565	No
8	GOM_NL__2PRFIN20040517_002635_000000462026_00489_11565_2503.N1	17-MAY-2004 00:26:35	Straylight	45.500	4	Alp1Cen	-0.010000	5800.0	91	11565	No
9	GOM_NL__2PRFIN20040517_002811_000000522026_00489_11565_2504.N1	17-MAY-2004 00:28:11	Straylight	51.500	85	Kap Sco	2.4070	28000.	103	11565	No
10	GOM_NL__2PRFIN20040517_003007_000000442026_00489_11565_2505.N1	17-MAY-2004 00:30:07	Straylight	43.500	78	Alp Lup	2.3040	28000.	87	11565	No
11	GOM_NL__2PRFIN20040517_003137_000000452026_00489_11565_2506.N1	17-MAY-2004 00:31:37	Twi_and_stray	44.500	81	Eta Cen	2.3560	28000.	89	11565	No
12	GOM_NL__2PRFIN20040517_003427_000000632026_00489_11565_2507.N1	17-MAY-2004 00:34:27	Twi_and_stray	63.000	16	21Alp Sco	1.0200	3000.0	126	11565	No
13	GOM_NL__2PRFIN20040517_003609_000000482026_00489_11565_2508.N1	17-MAY-2004 00:36:09	Bright	47.500	80	7Del Sco	2.3160	30000.	95	11565	No
14	GOM_NL__2PRFIN20040517_003804_000000612026_00489_11565_2509.N1	17-MAY-2004 00:38:04	Bright	61.000	86	35Eta Oph	2.4300	10200.	122	11565	No
15	GOM_NL__2PRFIN20040517_004039_000000412026_00489_11565_2510.N1	17-MAY-2004 00:40:39	Bright	40.500	104	27Bet Lib	2.6140	13100.	81	11565	No
16	GOM_NL__2PRFIN20040517_004243_000000512026_00489_11565_2511.N1	17-MAY-2004 00:42:43	Bright	51.000	120	1Del Oph	2.7340	3200.0	102	11565	No
17	GOM_NL__2PRFIN20040517_004553_000000452026_00489_11565_2512.N1	17-MAY-2004 00:45:53	Bright	44.500	102	24Alp Ser	2.6000	4250.0	89	11565	No
18	GOM_NL__2PRFIN20040517_004855_000000362026_00489_11565_2513.N1	17-MAY-2004 00:48:55	Bright	36.000	111	8Eta Boo	2.6800	6000.0	72	11565	No
19	GOM_NL__2PRFIN20040517_005130_000000412026_00489_11565_2514.N1	17-MAY-2004 00:51:30	Bright	40.500	83		2.3780	11000.	81	11565	No
20	GOM_NL__2PRFIN20040517_005439_000000382026_00489_11565_2515.N1	17-MAY-2004 00:54:39	Bright	38.000	180	27Gam Boo	3.0400	8000.0	76	11565	No
21	GOM_NL__2PRFIN20040517_005736_000000342026_00489_11565_2516.N1	17-MAY-2004 00:57:36	Bright	34.000	39	85Eta UMa	1.8540	24000.	68	11565	No
22	GOM_NL__2PRFIN20040517_005913_000000512026_00489_11565_2517.N1	17-MAY-2004 00:59:13	Bright	50.500	55	79Zet UMa	2.0600	10200.	101	11565	No
23	GOM_NL__2PRFIN20040517_010258_000000392026_00489_11565_2518.N1	17-MAY-2004 01:02:58	Bright	39.000	36	50Alp UMa	1.8000	6300.0	78	11565	No
24	GOM_NL__2PRFIN20040517_010452_000000362026_00489_11565_2519.N1	17-MAY-2004 01:04:52	Bright	35.500	60	7Bet UMi	2.0810	3950.0	71	11565	No
25	GOM_NL__2PRFIN20040517_010917_000000382026_00489_11565_2520.N1	17-MAY-2004 01:09:17	Bright	37.500	49	1Alp UMi	1.9900	6300.0	75	11565	No
26	GOM_NL__2PRFIN20040517_011410_000000482026_00489_11565_2521.N1	17-MAY-2004 01:14:10	Bright	48.000	89	5Alp Cep	2.4510	8000.0	96	11565	No
27	GOM_NL__2PRFIN20040517_011729_000000382026_00489_11565_2522.N1	17-MAY-2004 01:17:29	Bright	38.000	76	27Gam Cas	2.3000	30000.	76	11565	No
28	GOM_NL__2PRFIN20040517_011842_000000522026_00489_11565_2523.N1	17-MAY-2004 01:18:42	Bright	51.500	68	18Alp Cas	2.2250	4500.0	103	11565	No
29	GOM_NL__2PRFIN20040517_012024_000001162026_00489_11565_2524.N1	17-MAY-2004 01:20:24	Bright	116.00	66	37Gam Cyg	2.2080	5900.0	232	11565	No
30	GOM_NL__2PRFIN20040517_012709_000000492026_00489_11565_2525.N1	17-MAY-2004 01:27:09	Twi_and_stray	48.500	58	21Alp And	2.0730	11000.	97	11565	No
31	GOM_NL__2PRFIN20040517_013121_000000452026_00489_11565_2526.N1	17-MAY-2004 01:31:21	Dark	45.000	140	88Gam Peg	2.8340	26000.	90	11565	No
32	GOM_NL__2PRFIN20040517_013304_000000612026_00489_11565_2527.N1	17-MAY-2004 01:33:04	Dark	61.000	90	54Alp Peg	2.4870	11000.	122	11565	No
33	GOM_NL__2PRFIN20040517_014005_000000452026_00489_11565_2528.N1	17-MAY-2004 01:40:05	Dark	45.000	52	16Bet Cet	2.0370	4500.0	90	11565	No
34	GOM_NL__2PRFIN20040517_014647_000000542026_00489_11565_2529.N1	17-MAY-2004 01:46:47	Dark	53.500	18	24Alp PsA	1.1660	9700.0	107	11565	No
35	GOM_NL__2PRFIN20040517_015105_000000582026_00489_11565_2530.N1	17-MAY-2004 01:51:05	Dark	58.000	63	Bet Gru	2.1500	2800.0	116	11565	No
36	GOM_NL__2PRFIN20040517_015235_000000462026_00490_11566_2498.N1	17-MAY-2004 01:52:35	Dark	46.000	31	Alp Gru	1.7340	15200.	92	11566	No
37	GOM_NL__2PRFIN20040517_015559_000000372026_00490_11566_2499.N1	17-MAY-2004 01:55:59	Dark	37.000	135	Bet Hyi	2.8200	5800.0	74	11566	No
38	GOM_NL__2PRFIN20040517_015808_000000432026_00490_11566_2500.N1	17-MAY-2004 01:58:08	Dark	42.500	45	Alp Pav	1.9400	26000.	85	11566	No
39	GOM_NL__2PRFIN20040517_020319_000000422026_00490_11566_2501.N1	17-MAY-2004 02:03:19	Straylight	42.000	43	Alp TrA	1.9100	4250.0	84	11566	No
40	GOM_NL__2PRFIN20040517_020442_000000392026_00490_11566_2502.N1	17-MAY-2004 02:04:42	Straylight	39.000	145	Gam TrA	2.8720	10600.	78	11566	No
41	GOM_NL__2PRFIN20040517_020710_000000522026_00490_11566_2503.N1	17-MAY-2004 02:07:10	Straylight	52.000	4	Alp1Cen	-0.010000	5800.0	104	11566	No
42	GOM_NL__2PRFIN20040517_020848_000000532026_00490_11566_2504.N1	17-MAY-2004 02:08:48	Straylight	52.500	85	Kap Sco	2.4070	28000.	105	11566	No

43	GOM_NL__2PRFIN20040517_021045_000000412026_00490_11566_2505.N1	17-MAY-2004 02:10:45	Straylight	41.000	78	Alp Lup	2.3040	28000.	82	11566	No
44	GOM_NL__2PRFIN20040517_021213_000000422026_00490_11566_2506.N1	17-MAY-2004 02:12:13	Twilight_stray	41.500	81	Eta Cen	2.3560	28000.	83	11566	No
45	GOM_NL__2PRFIN20040517_021504_000000602026_00490_11566_2507.N1	17-MAY-2004 02:15:04	Twilight_stray	59.500	16	21Alp Sco	1.0200	3000.0	119	11566	No
46	GOM_NL__2PRFIN20040517_021645_000000492026_00490_11566_2508.N1	17-MAY-2004 02:16:45	Bright	48.500	80	7Del Sco	2.3160	30000.	97	11566	No
47	GOM_NL__2PRFIN20040517_021840_000000602026_00490_11566_2509.N1	17-MAY-2004 02:18:40	Bright	60.000	86	35Eta Oph	2.4300	10200.	120	11566	No
48	GOM_NL__2PRFIN20040517_022115_000000422026_00490_11566_2510.N1	17-MAY-2004 02:21:15	Bright	41.500	104	27Bet Lib	2.6140	13100.	83	11566	No
49	GOM_NL__2PRFIN20040517_022319_000000512026_00490_11566_2511.N1	17-MAY-2004 02:23:19	Bright	50.500	120	1Del Oph	2.7340	3200.0	101	11566	No
50	GOM_NL__2PRFIN20040517_022629_000000452026_00490_11566_2512.N1	17-MAY-2004 02:26:29	Bright	45.000	102	24Alp Ser	2.6000	4250.0	90	11566	No
51	GOM_NL__2PRFIN20040517_022930_000000382026_00490_11566_2513.N1	17-MAY-2004 02:29:30	Bright	37.500	111	8Eta Boo	2.6800	6000.0	75	11566	No
52	GOM_NL__2PRFIN20040517_023206_000000392026_00490_11566_2514.N1	17-MAY-2004 02:32:06	Bright	39.000	83		2.3780	11000.	78	11566	No
53	GOM_NL__2PRFIN20040517_023514_000000372026_00490_11566_2515.N1	17-MAY-2004 02:35:14	Bright	37.000	180	27Gam Boo	3.0400	8000.0	74	11566	No
54	GOM_NL__2PRFIN20040517_023812_000000372026_00490_11566_2516.N1	17-MAY-2004 02:38:12	Bright	37.000	39	85Eta UMa	1.8540	24000.	74	11566	No
55	GOM_NL__2PRFIN20040517_023949_000000392026_00490_11566_2517.N1	17-MAY-2004 02:39:49	Bright	38.500	55	79Zet UMa	2.0600	10200.	77	11566	No
56	GOM_NL__2PRFIN20040517_024335_000000392026_00490_11566_2518.N1	17-MAY-2004 02:43:35	Bright	39.000	36	50Alp UMa	1.8000	6300.0	78	11566	No
57	GOM_NL__2PRFIN20040517_024527_000000362026_00490_11566_2519.N1	17-MAY-2004 02:45:27	Bright	35.500	60	7Bet UMi	2.0810	3950.0	71	11566	No
58	GOM_NL__2PRFIN20040517_024952_000000522026_00490_11566_2520.N1	17-MAY-2004 02:49:52	Bright	52.000	49	1Alp UMi	1.9900	6300.0	104	11566	No
59	GOM_NL__2PRFIN20040517_025444_000000502026_00490_11566_2521.N1	17-MAY-2004 02:54:44	Bright	49.500	89	5Alp Cep	2.4510	8000.0	99	11566	No
60	GOM_NL__2PRFIN20040517_025805_000000372026_00490_11566_2522.N1	17-MAY-2004 02:58:05	Bright	36.500	76	27Gam Cas	2.3000	30000.	73	11566	No
61	GOM_NL__2PRFIN20040517_025917_000000382026_00490_11566_2523.N1	17-MAY-2004 02:59:17	Bright	38.000	68	18Alp Cas	2.2250	4500.0	76	11566	No
62	GOM_NL__2PRFIN20040517_030100_000001072026_00490_11566_2524.N1	17-MAY-2004 03:01:00	Bright	106.50	66	37Gam Cyg	2.2080	5900.0	213	11566	No
63	GOM_NL__2PRFIN20040517_030745_000000502026_00490_11566_2525.N1	17-MAY-2004 03:07:45	Twilight_stray	49.500	58	21Alp And	2.0730	11000.	99	11566	No
64	GOM_NL__2PRFIN20040517_031156_000000452026_00490_11566_2526.N1	17-MAY-2004 03:11:56	Dark	45.000	140	88Gam Peg	2.8340	26000.	90	11566	No
65	GOM_NL__2PRFIN20040517_031340_000000572026_00490_11566_2527.N1	17-MAY-2004 03:13:40	Dark	57.000	90	54Alp Peg	2.4870	11000.	114	11566	No
66	GOM_NL__2PRFIN20040517_032041_000000502026_00490_11566_2528.N1	17-MAY-2004 03:20:41	Dark	49.500	52	16Bet Cet	2.0370	4500.0	99	11566	No
67	GOM_NL__2PRFIN20040517_032724_000000532026_00490_11566_2529.N1	17-MAY-2004 03:27:24	Dark	53.000	18	24Alp PsA	1.1660	9700.0	106	11566	No
68	GOM_NL__2PRFIN20040517_033142_000000442026_00490_11566_2530.N1	17-MAY-2004 03:31:42	Dark	44.000	63	Bet Gru	2.1500	2800.0	88	11566	No
69	GOM_NL__2PRFIN20040517_033313_000000532026_00491_11567_2498.N1	17-MAY-2004 03:33:13	Dark	52.500	31	Alp Gru	1.7340	15200.	105	11567	No
70	GOM_NL__2PRFIN20040517_033635_000000402026_00491_11567_2499.N1	17-MAY-2004 03:36:35	Dark	39.500	135	Bet Hyi	2.8200	5800.0	79	11567	No
71	GOM_NL__2PRFIN20040517_033844_000000452026_00491_11567_2500.N1	17-MAY-2004 03:38:44	Dark	44.500	45	Alp Pav	1.9400	26000.	89	11567	No
72	GOM_NL__2PRFIN20040517_034356_000000422026_00491_11567_2501.N1	17-MAY-2004 03:43:56	Straylight	42.000	43	Alp TrA	1.9100	4250.0	84	11567	No
73	GOM_NL__2PRFIN20040517_034518_000000382026_00491_11567_2502.N1	17-MAY-2004 03:45:18	Straylight	38.000	145	Gam TrA	2.8720	10600.	76	11567	No
74	GOM_NL__2PRFIN20040517_034747_000000462026_00491_11567_2503.N1	17-MAY-2004 03:47:47	Straylight	45.500	4	Alp1Cen	-0.010000	5800.0	91	11567	No
75	GOM_NL__2PRFIN20040517_034924_000000532026_00491_11567_2504.N1	17-MAY-2004 03:49:24	Straylight	53.000	85	Kap Sco	2.4070	28000.	106	11567	No
76	GOM_NL__2PRFIN20040517_035121_000000412026_00491_11567_2505.N1	17-MAY-2004 03:51:21	Straylight	40.500	78	Alp Lup	2.3040	28000.	81	11567	No
77	GOM_NL__2PRFIN20040517_035251_000000422026_00491_11567_2506.N1	17-MAY-2004 03:52:51	Twilight_stray	41.500	81	Eta Cen	2.3560	28000.	83	11567	No
78	GOM_NL__2PRFIN20040517_035540_000000602026_00491_11567_2507.N1	17-MAY-2004 03:55:40	Twilight_stray	60.000	16	21Alp Sco	1.0200	3000.0	120	11567	No
79	GOM_NL__2PRFIN20040517_035721_000000462026_00491_11567_2508.N1	17-MAY-2004 03:57:21	Bright	46.000	80	7Del Sco	2.3160	30000.	92	11567	No
80	GOM_NL__2PRFIN20040517_035916_000000602026_00491_11567_2509.N1	17-MAY-2004 03:59:16	Bright	60.000	86	35Eta Oph	2.4300	10200.	120	11567	No
81	GOM_NL__2PRFIN20040517_040151_000000412026_00491_11567_2510.N1	17-MAY-2004 04:01:51	Bright	40.500	104	27Bet Lib	2.6140	13100.	81	11567	No
82	GOM_NL__2PRFIN20040517_040355_000000522026_00491_11567_2511.N1	17-MAY-2004 04:03:55	Bright	52.000	120	1Del Oph	2.7340	3200.0	104	11567	No
83	GOM_NL__2PRFIN20040517_040704_000000462026_00491_11567_2512.N1	17-MAY-2004 04:07:04	Bright	46.000	102	24Alp Ser	2.6000	4250.0	92	11567	No
84	GOM_NL__2PRFIN20040517_041007_000000372026_00491_11567_2513.N1	17-MAY-2004 04:10:07	Bright	36.500	111	8Eta Boo	2.6800	6000.0	73	11567	No
85	GOM_NL__2PRFIN20040517_041242_000000422026_00491_11567_2514.N1	17-MAY-2004 04:12:42	Bright	42.000	83		2.3780	11000.	84	11567	No
86	GOM_NL__2PRFIN20040517_041550_000000382026_00491_11567_2515.N1	17-MAY-2004 04:15:50	Bright	38.000	180	27Gam Boo	3.0400	8000.0	76	11567	No
87	GOM_NL__2PRFIN20040517_041848_000000372026_00491_11567_2516.N1	17-MAY-2004 04:18:48	Bright	36.500	39	85Eta UMa	1.8540	24000.	73	11567	No
88	GOM_NL__2PRFIN20040517_042026_000000382026_00491_11567_2517.N1	17-MAY-2004 04:20:26	Bright	37.500	55	79Zet UMa	2.0600	10200.	75	11567	No
89	GOM_NL__2PRFIN20040517_042412_000000352026_00491_11567_2518.N1	17-MAY-2004 04:24:12	Bright	34.500	36	50Alp UMa	1.8000	6300.0	69	11567	No
90	GOM_NL__2PRFIN20040517_042603_000000372026_00491_11567_2519.N1	17-MAY-2004 04:26:03	Bright	37.000	60	7Bet UMi	2.0810	3950.0	74	11567	No
91	GOM_NL__2PRFIN20040517_043029_000000382026_00491_11567_2520.N1	17-MAY-2004 04:30:29	Bright	37.500	49	1Alp UMi	1.9900	6300.0	75	11567	No
92	GOM_NL__2PRFIN20040517_043521_000000482026_00491_11567_2521.N1	17-MAY-2004 04:35:21	Bright	47.500	89	5Alp Cep	2.4510	8000.0	95	11567	No
93	GOM_NL__2PRFIN20040517_043841_000000382026_00491_11567_2522.N1	17-MAY-2004 04:38:41	Bright	37.500	76	27Gam Cas	2.3000	30000.	75	11567	No
94	GOM_NL__2PRFIN20040517_043954_000000392026_00491_11567_2523.N1	17-MAY-2004 04:39:54	Bright	39.000	68	18Alp Cas	2.2250	4500.0	78	11567	No
95	GOM_NL__2PRFIN20040517_044135_000001022026_00491_11567_2524.N1	17-MAY-2004 04:41:35	Bright	102.00	66	37Gam Cyg	2.2080	5900.0	204	11567	No
96	GOM_NL__2PRFIN20040517_044821_000000452026_00491_11567_2525.N1	17-MAY-2004 04:48:21	Twilight_stray	44.500	58	21Alp And	2.0730	11000.	89	11567	No
97	GOM_NL__2PRFIN20040517_045233_000000452026_00491_11567_2526.N1	17-MAY-2004 04:52:33	Dark	45.000	140	88Gam Peg	2.8340	26000.	90	11567	No
98	GOM_NL__2PRFIN20040517_045417_000000592026_00491_11567_2527.N1	17-MAY-2004 04:54:17	Dark	58.500	90	54Alp Peg	2.4870	11000.	117	11567	No
99	GOM_NL__2PRFIN20040517_050118_000000442026_00491_11567_2528.N1	17-MAY-2004 05:01:18	Dark	44.000	52	16Bet Cet	2.0370	4500.0	88	11567	No
100	GOM_NL__2PRFIN20040517_050801_000000522026_00491_11567_2529.N1	17-MAY-2004 05:08:01	Dark	51.500	18	24Alp PsA	1.1660	9700.0	103	11567	No
101	GOM_NL__2PRFIN20040517_051219_000000482026_00491_11567_2530.N1	17-MAY-2004 05:12:19	Dark	48.000	63	Bet Gru	2.1500	2800.0	96	11567	No

102	GOM_NL__2PRFIN20040517_051350_000000452026_00492_11568_2498.N1	17-MAY-2004 05:13:50	Dark	44.500	31	Alp Gru	1.7340	15200.	89	11568	No
103	GOM_NL__2PRFIN20040517_051712_000000392026_00492_11568_2499.N1	17-MAY-2004 05:17:12	Dark	39.000	135	Bet Hyl	2.8200	5800.0	78	11568	No
104	GOM_NL__2PRFIN20040517_051922_000000452026_00492_11568_2500.N1	17-MAY-2004 05:19:22	Dark	44.500	45	Alp Pav	1.9400	26000.	89	11568	No
105	GOM_NL__2PRFIN20040517_052433_000000432026_00492_11568_2501.N1	17-MAY-2004 05:24:33	Straylight	42.500	43	Alp TrA	1.9100	4250.0	85	11568	No
106	GOM_NL__2PRFIN20040517_052554_000000412026_00492_11568_2502.N1	17-MAY-2004 05:25:54	Straylight	41.000	145	Gam TrA	2.8720	10600.	82	11568	No
107	GOM_NL__2PRFIN20040517_052823_000000512026_00492_11568_2503.N1	17-MAY-2004 05:28:23	Straylight	51.000	4	Alp1Cen	-0.010000	5800.0	102	11568	No
108	GOM_NL__2PRFIN20040517_053001_000000522026_00492_11568_2504.N1	17-MAY-2004 05:30:01	Straylight	51.500	85	Kap Sco	2.4070	28000.	103	11568	No
109	GOM_NL__2PRFIN20040517_053158_000000412026_00492_11568_2505.N1	17-MAY-2004 05:31:58	Straylight	41.000	78	Alp Lup	2.3040	28000.	82	11568	No
110	GOM_NL__2PRFIN20040517_053329_000000422026_00492_11568_2506.N1	17-MAY-2004 05:33:29	Twi_and_stray	42.000	81	Eta Cen	2.3560	28000.	84	11568	No
111	GOM_NL__2PRFIN20040517_053616_000000642026_00492_11568_2507.N1	17-MAY-2004 05:36:16	Twi_and_stray	64.000	16	21Alp Sco	1.0200	3000.0	128	11568	No
112	GOM_NL__2PRFIN20040517_053758_000000472026_00492_11568_2508.N1	17-MAY-2004 05:37:58	Bright	46.500	80	7Del Sco	2.3160	30000.	93	11568	No
113	GOM_NL__2PRFIN20040517_053952_000000612026_00492_11568_2509.N1	17-MAY-2004 05:39:52	Bright	60.500	86	35Eta Oph	2.4300	10200.	121	11568	No
114	GOM_NL__2PRFIN20040517_054227_000000412026_00492_11568_2510.N1	17-MAY-2004 05:42:27	Bright	40.500	104	27Bet Lib	2.6140	13100.	81	11568	No
115	GOM_NL__2PRFIN20040517_054431_000000512026_00492_11568_2511.N1	17-MAY-2004 05:44:31	Bright	51.000	120	1Del Oph	2.7340	3200.0	102	11568	No
116	GOM_NL__2PRFIN20040517_054740_000000462026_00492_11568_2512.N1	17-MAY-2004 05:47:40	Bright	45.500	102	24Alp Ser	2.6000	4250.0	91	11568	No
117	GOM_NL__2PRFIN20040517_055043_000000362026_00492_11568_2513.N1	17-MAY-2004 05:50:43	Bright	36.000	111	8Eta Boo	2.6800	6000.0	72	11568	No
118	GOM_NL__2PRFIN20040517_055318_000000382026_00492_11568_2514.N1	17-MAY-2004 05:53:18	Bright	37.500	83		2.3780	11000.	75	11568	No
119	GOM_NL__2PRFIN20040517_055627_000000372026_00492_11568_2515.N1	17-MAY-2004 05:56:27	Bright	36.500	180	27Gam Boo	3.0400	8000.0	73	11568	No
120	GOM_NL__2PRFIN20040517_055924_000000362026_00492_11568_2516.N1	17-MAY-2004 05:59:24	Bright	36.000	39	85Eta UMa	1.8540	24000.	72	11568	No
121	GOM_NL__2PRFIN20040517_060102_000000372026_00492_11568_2517.N1	17-MAY-2004 06:01:02	Bright	36.500	55	79Zet UMa	2.0600	10200.	73	11568	No
122	GOM_NL__2PRFIN20040517_060448_000000392026_00492_11568_2518.N1	17-MAY-2004 06:04:48	Bright	39.000	36	50Alp UMa	1.8000	6300.0	78	11568	No
123	GOM_NL__2PRFIN20040517_060640_000000392026_00492_11568_2519.N1	17-MAY-2004 06:06:40	Bright	39.000	60	7Bet UMi	2.0810	3950.0	78	11568	No
124	GOM_NL__2PRFIN20040517_061105_000000382026_00492_11568_2520.N1	17-MAY-2004 06:11:05	Bright	37.500	49	1Alp UMi	1.9900	6300.0	75	11568	No
125	GOM_NL__2PRFIN20040517_061556_000000472026_00492_11568_2521.N1	17-MAY-2004 06:15:56	Bright	46.500	89	5Alp Cep	2.4510	8000.0	93	11568	No
126	GOM_NL__2PRFIN20040517_061917_000000382026_00492_11568_2522.N1	17-MAY-2004 06:19:17	Bright	38.000	76	27Gam Cas	2.3000	30000.	76	11568	No
127	GOM_NL__2PRFIN20040517_062030_000000402026_00492_11568_2523.N1	17-MAY-2004 06:20:30	Bright	39.500	68	18Alp Cas	2.2250	4500.0	79	11568	No
128	GOM_NL__2PRFIN20040517_062210_000001122026_00492_11568_2524.N1	17-MAY-2004 06:22:10	Bright	111.50	66	37Gam Cyg	2.2080	5900.0	223	11568	No
129	GOM_NL__2PRFIN20040517_062858_000000472026_00492_11568_2525.N1	17-MAY-2004 06:28:58	Twi_and_stray	47.000	58	21Alp And	2.0730	11000.	94	11568	No
130	GOM_NL__2PRFIN20040517_063309_000000432026_00492_11568_2526.N1	17-MAY-2004 06:33:09	Dark	42.500	140	88Gam Peg	2.8340	26000.	85	11568	No
131	GOM_NL__2PRFIN20040517_063453_000000622026_00492_11568_2527.N1	17-MAY-2004 06:34:53	Dark	61.500	90	54Alp Peg	2.4870	11000.	123	11568	No
132	GOM_NL__2PRFIN20040517_064154_000000462026_00492_11568_2528.N1	17-MAY-2004 06:41:54	Dark	45.500	52	16Bet Cet	2.0370	4500.0	91	11568	No
133	GOM_NL__2PRFIN20040517_064838_000000522026_00492_11568_2529.N1	17-MAY-2004 06:48:38	Dark	52.000	18	24Alp PsA	1.1660	9700.0	104	11568	No
134	GOM_NL__2PRFIN20040517_065255_000000582026_00492_11568_2530.N1	17-MAY-2004 06:52:55	Dark	58.000	63	Bet Gru	2.1500	2800.0	116	11568	No
135	GOM_NL__2PRFIN20040517_065427_000000452026_00493_11569_2498.N1	17-MAY-2004 06:54:27	Dark	44.500	31	Alp Gru	1.7340	15200.	89	11569	No
136	GOM_NL__2PRFIN20040517_065748_000000432026_00493_11569_2499.N1	17-MAY-2004 06:57:48	Dark	42.500	135	Bet Hyl	2.8200	5800.0	85	11569	No
137	GOM_NL__2PRFIN20040517_065958_000000432026_00493_11569_2500.N1	17-MAY-2004 06:59:58	Dark	42.500	45	Alp Pav	1.9400	26000.	85	11569	No
138	GOM_NL__2PRFIN20040517_070510_000000512026_00493_11569_2501.N1	17-MAY-2004 07:05:10	Straylight	50.500	43	Alp TrA	1.9100	4250.0	101	11569	No
139	GOM_NL__2PRFIN20040517_070631_000000402026_00493_11569_2502.N1	17-MAY-2004 07:06:31	Straylight	39.500	145	Gam TrA	2.8720	10600.	79	11569	No
140	GOM_NL__2PRFIN20040517_070859_000000442026_00493_11569_2503.N1	17-MAY-2004 07:08:59	Straylight	43.500	4	Alp1Cen	-0.010000	5800.0	87	11569	No
141	GOM_NL__2PRFIN20040517_071038_000000522026_00493_11569_2504.N1	17-MAY-2004 07:10:38	Straylight	51.500	85	Kap Sco	2.4070	28000.	103	11569	No
142	GOM_NL__2PRFIN20040517_071235_000000402026_00493_11569_2505.N1	17-MAY-2004 07:12:35	Straylight	40.000	78	Alp Lup	2.3040	28000.	80	11569	No
143	GOM_NL__2PRFIN20040517_071405_000000402026_00493_11569_2506.N1	17-MAY-2004 07:14:05	Twi_and_stray	39.500	81	Eta Cen	2.3560	28000.	79	11569	No
144	GOM_NL__2PRFIN20040517_071652_000000612026_00493_11569_2507.N1	17-MAY-2004 07:16:52	Twi_and_stray	61.000	16	21Alp Sco	1.0200	3000.0	122	11569	No
145	GOM_NL__2PRFIN20040517_071834_000000482026_00493_11569_2508.N1	17-MAY-2004 07:18:34	Bright	48.000	80	7Del Sco	2.3160	30000.	96	11569	No
146	GOM_NL__2PRFIN20040517_072028_000000602026_00493_11569_2509.N1	17-MAY-2004 07:20:28	Bright	60.000	86	35Eta Oph	2.4300	10200.	120	11569	No
147	GOM_NL__2PRFIN20040517_072304_000000402026_00493_11569_2510.N1	17-MAY-2004 07:23:04	Bright	39.500	104	27Bet Lib	2.6140	13100.	79	11569	No
148	GOM_NL__2PRFIN20040517_072507_000000502026_00493_11569_2511.N1	17-MAY-2004 07:25:07	Bright	50.000	120	1Del Oph	2.7340	3200.0	100	11569	No
149	GOM_NL__2PRFIN20040517_072816_000000472026_00493_11569_2512.N1	17-MAY-2004 07:28:16	Bright	46.500	102	24Alp Ser	2.6000	4250.0	93	11569	No
150	GOM_NL__2PRFIN20040517_073119_000000362026_00493_11569_2513.N1	17-MAY-2004 07:31:19	Bright	36.000	111	8Eta Boo	2.6800	6000.0	72	11569	No
151	GOM_NL__2PRFIN20040517_073354_000000402026_00493_11569_2514.N1	17-MAY-2004 07:33:54	Bright	39.500	83		2.3780	11000.	79	11569	No
152	GOM_NL__2PRFIN20040517_073702_000000372026_00493_11569_2515.N1	17-MAY-2004 07:37:02	Bright	37.000	180	27Gam Boo	3.0400	8000.0	74	11569	No
153	GOM_NL__2PRFIN20040517_074000_000000392026_00493_11569_2516.N1	17-MAY-2004 07:40:00	Bright	38.500	39	85Eta UMa	1.8540	24000.	77	11569	No
154	GOM_NL__2PRFIN20040517_074138_000000382026_00493_11569_2517.N1	17-MAY-2004 07:41:38	Bright	37.500	55	79Zet UMa	2.0600	10200.	75	11569	No
155	GOM_NL__2PRFIN20040517_074524_000000412026_00493_11569_2518.N1	17-MAY-2004 07:45:24	Bright	40.500	36	50Alp UMa	1.8000	6300.0	81	11569	No
156	GOM_NL__2PRFIN20040517_074716_000000402026_00493_11569_2519.N1	17-MAY-2004 07:47:16	Bright	39.500	60	7Bet UMi	2.0810	3950.0	79	11569	No
157	GOM_NL__2PRFIN20040517_075141_000000362026_00493_11569_2520.N1	17-MAY-2004 07:51:41	Bright	35.500	49	1Alp UMi	1.9900	6300.0	71	11569	No
158	GOM_NL__2PRFIN20040517_075630_000000492026_00493_11569_2521.N1	17-MAY-2004 07:56:30	Bright	49.000	89	5Alp Cep	2.4510	8000.0	98	11569	No
159	GOM_NL__2PRFIN20040517_075953_000000392026_00493_11569_2522.N1	17-MAY-2004 07:59:53	Bright	38.500	76	27Gam Cas	2.3000	30000.	77	11569	No
160	GOM_NL__2PRFIN20040517_080106_000000392026_00493_11569_2523.N1	17-MAY-2004 08:01:06	Bright	38.500	68	18Alp Cas	2.2250	4500.0	77	11569	No

161	GOM_NL__2PRFIN20040517_080244_000001082026_00493_11569_2524.N1	17-MAY-2004 08:02:44	Bright	107.50	66	37Gam Cyg	2.2080	5900.0	215	11569	No
162	GOM_NL__2PRFIN20040517_080933_000000492026_00493_11569_2525.N1	17-MAY-2004 08:09:33	Twilight	48.500	58	21Alp And	2.0730	11000.	97	11569	No
163	GOM_NL__2PRFIN20040517_081346_000000462026_00493_11569_2526.N1	17-MAY-2004 08:13:46	Dark	46.000	140	88Gam Peg	2.8340	26000.	92	11569	No
164	GOM_NL__2PRFIN20040517_081529_000000602026_00493_11569_2527.N1	17-MAY-2004 08:15:29	Dark	59.500	90	54Alp Peg	2.4870	11000.	119	11569	No
165	GOM_NL__2PRFIN20040517_082230_000000492026_00493_11569_2528.N1	17-MAY-2004 08:22:30	Dark	48.500	52	16Bet Cet	2.0370	4500.0	97	11569	No
166	GOM_NL__2PRFIN20040517_082915_000000522026_00493_11569_2529.N1	17-MAY-2004 08:29:15	Dark	51.500	18	24Alp PsA	1.1660	9700.0	103	11569	No
167	GOM_NL__2PRFIN20040517_083332_000000582026_00493_11569_2530.N1	17-MAY-2004 08:33:32	Dark	58.000	63	Bet Gru	2.1500	2800.0	116	11569	No
168	GOM_NL__2PRFIN20040517_083503_000000512026_00494_11570_2518.N1	17-MAY-2004 08:35:03	Dark	51.000	31	Alp Gru	1.7340	15200.	102	11570	No
169	GOM_NL__2PRFIN20040517_083823_000000402026_00494_11570_2519.N1	17-MAY-2004 08:38:23	Dark	39.500	135	Bet Hyi	2.8200	5800.0	79	11570	No
170	GOM_NL__2PRFIN20040517_084035_000000432026_00494_11570_2520.N1	17-MAY-2004 08:40:35	Dark	42.500	45	Alp Pav	1.9400	26000.	85	11570	No
171	GOM_NL__2PRFIN20040517_084546_000000402026_00494_11570_2521.N1	17-MAY-2004 08:45:46	Straylight	40.000	43	Alp TrA	1.9100	4250.0	80	11570	No
172	GOM_NL__2PRFIN20040517_084756_000000392026_00494_11570_2522.N1	17-MAY-2004 08:47:56	Straylight	39.000	134	Bet TrA	2.8100	6600.0	78	11570	No
173	GOM_NL__2PRFIN20040517_084935_000000472026_00494_11570_2523.N1	17-MAY-2004 08:49:35	Straylight	46.500	4	Alp1Cen	-0.010000	5800.0	93	11570	No
174	GOM_NL__2PRFIN20040517_085114_000000522026_00494_11570_2524.N1	17-MAY-2004 08:51:14	Straylight	52.000	85	Kap Sco	2.4070	28000.	104	11570	No
175	GOM_NL__2PRFIN20040517_085311_000000402026_00494_11570_2525.N1	17-MAY-2004 08:53:11	Straylight	39.500	78	Alp Lup	2.3040	28000.	79	11570	No
176	GOM_NL__2PRFIN20040517_085441_000000392026_00494_11570_2526.N1	17-MAY-2004 08:54:41	Twilight	39.000	81	Eta Cen	2.3560	28000.	78	11570	No
177	GOM_NL__2PRFIN20040517_085729_000000562026_00494_11570_2527.N1	17-MAY-2004 08:57:29	Twilight	55.500	16	21Alp Sco	1.0200	3000.0	111	11570	No
178	GOM_NL__2PRFIN20040517_085910_000000472026_00494_11570_2528.N1	17-MAY-2004 08:59:10	Bright	46.500	80	7Del Sco	2.3160	30000.	93	11570	No
179	GOM_NL__2PRFIN20040517_090104_000000612026_00494_11570_2529.N1	17-MAY-2004 09:01:04	Bright	60.500	86	35Eta Oph	2.4300	10200.	121	11570	No
180	GOM_NL__2PRFIN20040517_090339_000000412026_00494_11570_2530.N1	17-MAY-2004 09:03:39	Bright	41.000	104	27Bet Lib	2.6140	13100.	82	11570	No
181	GOM_NL__2PRFIN20040517_090543_000000502026_00494_11570_2531.N1	17-MAY-2004 09:05:43	Bright	49.500	120	1Del Oph	2.7340	3200.0	99	11570	No
182	GOM_NL__2PRFIN20040517_090852_000000442026_00494_11570_2532.N1	17-MAY-2004 09:08:52	Bright	44.000	102	24Alp Ser	2.6000	4250.0	88	11570	No
183	GOM_NL__2PRFIN20040517_091156_000000382026_00494_11570_2533.N1	17-MAY-2004 09:11:56	Bright	37.500	111	8Eta Boo	2.6800	6000.0	75	11570	No
184	GOM_NL__2PRFIN20040517_091430_000000382026_00494_11570_2534.N1	17-MAY-2004 09:14:30	Bright	38.000	83		2.3780	11000.	76	11570	No
185	GOM_NL__2PRFIN20040517_091738_000000382026_00494_11570_2535.N1	17-MAY-2004 09:17:38	Bright	38.000	180	27Gam Boo	3.0400	8000.0	76	11570	No
186	GOM_NL__2PRFIN20040517_092036_000000382026_00494_11570_2536.N1	17-MAY-2004 09:20:36	Bright	37.500	39	85Eta UMa	1.8540	24000.	75	11570	No
187	GOM_NL__2PRFIN20040517_092214_000000392026_00494_11570_2537.N1	17-MAY-2004 09:22:14	Bright	38.500	55	79Zet UMa	2.0600	10200.	77	11570	No
188	GOM_NL__2PRFIN20040517_092601_000000392026_00494_11570_2538.N1	17-MAY-2004 09:26:01	Bright	39.000	36	50Alp UMa	1.8000	6300.0	78	11570	No
189	GOM_NL__2PRFIN20040517_092751_000000392026_00494_11570_2539.N1	17-MAY-2004 09:27:51	Bright	39.000	60	7Bet UMi	2.0810	3950.0	78	11570	No
190	GOM_NL__2PRFIN20040517_093216_000000382026_00494_11570_2540.N1	17-MAY-2004 09:32:16	Bright	37.500	49	1Alp UMi	1.9900	6300.0	75	11570	No
191	GOM_NL__2PRFIN20040517_093708_000000662026_00494_11570_2541.N1	17-MAY-2004 09:37:08	Bright	66.000	89	5Alp Cep	2.4510	8000.0	132	11570	No
192	GOM_NL__2PRFIN20040517_094029_000000532026_00494_11570_2542.N1	17-MAY-2004 09:40:29	Bright	53.000	76	27Gam Cas	2.3000	30000.	106	11570	No
193	GOM_NL__2PRFIN20040517_094319_000001092026_00494_11570_2543.N1	17-MAY-2004 09:43:19	Bright	109.00	66	37Gam Cyg	2.2080	5900.0	218	11570	No
194	GOM_NL__2PRFIN20040517_095009_000000452026_00494_11570_2544.N1	17-MAY-2004 09:50:09	Twilight	45.000	58	21Alp And	2.0730	11000.	90	11570	No
195	GOM_NL__2PRFIN20040517_095421_000000462026_00494_11570_2545.N1	17-MAY-2004 09:54:21	Dark	46.000	140	88Gam Peg	2.8340	26000.	92	11570	No
196	GOM_NL__2PRFIN20040517_095606_000000582026_00494_11570_2546.N1	17-MAY-2004 09:56:06	Dark	57.500	90	54Alp Peg	2.4870	11000.	115	11570	No
197	GOM_NL__2PRFIN20040517_100307_000000462026_00494_11570_2547.N1	17-MAY-2004 10:03:07	Dark	46.000	52	16Bet Cet	2.0370	4500.0	92	11570	No
198	GOM_NL__2PRFIN20040517_100952_000000532026_00494_11570_2548.N1	17-MAY-2004 10:09:52	Dark	52.500	18	24Alp PsA	1.1660	9700.0	105	11570	No
199	GOM_NL__2PRFIN20040517_101408_000000492026_00494_11570_2549.N1	17-MAY-2004 10:14:08	Dark	49.000	63	Bet Gru	2.1500	2800.0	98	11570	No
200	GOM_NL__2PRFIN20040517_101540_000000442026_00495_11571_2518.N1	17-MAY-2004 10:15:40	Dark	44.000	31	Alp Gru	1.7340	15200.	88	11571	No
201	GOM_NL__2PRFIN20040517_101859_000000392026_00495_11571_2519.N1	17-MAY-2004 10:18:59	Dark	39.000	135	Bet Hyi	2.8200	5800.0	78	11571	No
202	GOM_NL__2PRFIN20040517_102112_000000442026_00495_11571_2520.N1	17-MAY-2004 10:21:12	Dark	43.500	45	Alp Pav	1.9400	26000.	87	11571	No
203	GOM_NL__2PRFIN20040517_102622_000000422026_00495_11571_2521.N1	17-MAY-2004 10:26:22	Straylight	41.500	43	Alp TrA	1.9100	4250.0	83	11571	No
204	GOM_NL__2PRFIN20040517_102832_000000392026_00495_11571_2522.N1	17-MAY-2004 10:28:32	Straylight	39.000	134	Bet TrA	2.8100	6600.0	78	11571	No
205	GOM_NL__2PRFIN20040517_103011_000000432026_00495_11571_2523.N1	17-MAY-2004 10:30:11	Straylight	42.500	4	Alp1Cen	-0.010000	5800.0	85	11571	No
206	GOM_NL__2PRFIN20040517_103151_000000532026_00495_11571_2524.N1	17-MAY-2004 10:31:51	Straylight	52.500	85	Kap Sco	2.4070	28000.	105	11571	No
207	GOM_NL__2PRFIN20040517_103347_000000402026_00495_11571_2525.N1	17-MAY-2004 10:33:47	Straylight	40.000	78	Alp Lup	2.3040	28000.	80	11571	No
208	GOM_NL__2PRFIN20040517_103517_000000402026_00495_11571_2526.N1	17-MAY-2004 10:35:17	Twilight	39.500	81	Eta Cen	2.3560	28000.	79	11571	No
209	GOM_NL__2PRFIN20040517_103805_000000622026_00495_11571_2527.N1	17-MAY-2004 10:38:05	Twilight	61.500	16	21Alp Sco	1.0200	3000.0	123	11571	No
210	GOM_NL__2PRFIN20040517_103946_000000492026_00495_11571_2528.N1	17-MAY-2004 10:39:46	Bright	48.500	80	7Del Sco	2.3160	30000.	97	11571	No
211	GOM_NL__2PRFIN20040517_104140_000000602026_00495_11571_2529.N1	17-MAY-2004 10:41:40	Bright	59.500	86	35Eta Oph	2.4300	10200.	119	11571	No
212	GOM_NL__2PRFIN20040517_104415_000000412026_00495_11571_2530.N1	17-MAY-2004 10:44:15	Bright	40.500	104	27Bet Lib	2.6140	13100.	81	11571	No
213	GOM_NL__2PRFIN20040517_104619_000000502026_00495_11571_2531.N1	17-MAY-2004 10:46:19	Bright	50.000	120	1Del Oph	2.7340	3200.0	100	11571	No
214	GOM_NL__2PRFIN20040517_104927_000000442026_00495_11571_2532.N1	17-MAY-2004 10:49:27	Bright	44.000	102	24Alp Ser	2.6000	4250.0	88	11571	No
215	GOM_NL__2PRFIN20040517_105231_000000372026_00495_11571_2533.N1	17-MAY-2004 10:52:31	Bright	36.500	111	8Eta Boo	2.6800	6000.0	73	11571	No
216	GOM_NL__2PRFIN20040517_105505_000000412026_00495_11571_2534.N1	17-MAY-2004 10:55:05	Bright	41.000	83		2.3780	11000.	82	11571	No
217	GOM_NL__2PRFIN20040517_105814_000000382026_00495_11571_2535.N1	17-MAY-2004 10:58:14	Bright	37.500	180	27Gam Boo	3.0400	8000.0	75	11571	No
218	GOM_NL__2PRFIN20040517_110112_000000402026_00495_11571_2536.N1	17-MAY-2004 11:01:12	Bright	39.500	39	85Eta UMa	1.8540	24000.	79	11571	No
219	GOM_NL__2PRFIN20040517_110250_000000402026_00495_11571_2537.N1	17-MAY-2004 11:02:50	Bright	39.500	55	79Zet UMa	2.0600	10200.	79	11571	No

220	GOM_NL__2PRFIN20040517_110637_000000402026_00495_11571_2538.N1	17-MAY-2004 11:06:37	Bright	40.000	36	50Alp UMa	1.8000	6300.0	80	11571	No
221	GOM_NL__2PRFIN20040517_110827_000000412026_00495_11571_2539.N1	17-MAY-2004 11:08:27	Bright	41.000	60	7Bet UMi	2.0810	3950.0	82	11571	No
222	GOM_NL__2PRFIN20040517_111252_000000392026_00495_11571_2540.N1	17-MAY-2004 11:12:52	Bright	39.000	49	1Alp UMi	1.9900	6300.0	78	11571	No
223	GOM_NL__2PRFIN20040517_111743_000000462026_00495_11571_2541.N1	17-MAY-2004 11:17:43	Bright	45.500	89	5Alp Cep	2.4510	8000.0	91	11571	No
224	GOM_NL__2PRFIN20040517_112105_000000382026_00495_11571_2542.N1	17-MAY-2004 11:21:05	Bright	37.500	76	27Gam Cas	2.3000	30000.	75	11571	No
225	GOM_NL__2PRFIN20040517_112354_000001062026_00495_11571_2543.N1	17-MAY-2004 11:23:54	Bright	106.00	66	37Gam Cyg	2.2080	5900.0	212	11571	No
226	GOM_NL__2PRFIN20040517_113045_000000472026_00495_11571_2544.N1	17-MAY-2004 11:30:45	Twilight	47.000	58	21Alp And	2.0730	11000.	94	11571	No
227	GOM_NL__2PRFIN20040517_113456_000000472026_00495_11571_2545.N1	17-MAY-2004 11:34:56	Dark	47.000	140	88Gam Peg	2.8340	26000.	94	11571	No
228	GOM_NL__2PRFIN20040517_113643_000000562026_00495_11571_2546.N1	17-MAY-2004 11:36:43	Dark	56.000	90	54Alp Peg	2.4870	11000.	112	11571	No
229	GOM_NL__2PRFIN20040517_114342_000000462026_00495_11571_2547.N1	17-MAY-2004 11:43:42	Dark	46.000	52	16Bet Cet	2.0370	4500.0	92	11571	No
230	GOM_NL__2PRFIN20040517_115028_000000622026_00495_11571_2548.N1	17-MAY-2004 11:50:28	Dark	61.500	18	24Alp PsA	1.1660	9700.0	123	11571	No
231	GOM_NL__2PRFIN20040517_115445_000000582026_00495_11571_2549.N1	17-MAY-2004 11:54:45	Dark	58.000	63	Bet Gru	2.1500	2800.0	116	11571	No
232	GOM_NL__2PRFIN20040517_115616_000000462026_00496_11572_2518.N1	17-MAY-2004 11:56:16	Dark	46.000	31	Alp Gru	1.7340	15200.	92	11572	No
233	GOM_NL__2PRFIN20040517_115936_000000372026_00496_11572_2519.N1	17-MAY-2004 11:59:36	Dark	37.000	135	Bet Hyi	2.8200	5800.0	74	11572	No
234	GOM_NL__2PRFIN20040517_120148_000000422026_00496_11572_2520.N1	17-MAY-2004 12:01:48	Dark	42.000	45	Alp Pav	1.9400	26000.	84	11572	No
235	GOM_NL__2PRFIN20040517_120658_000000412026_00496_11572_2521.N1	17-MAY-2004 12:06:58	Straylight	41.000	43	Alp TrA	1.9100	4250.0	82	11572	No
236	GOM_NL__2PRFIN20040517_120908_000000402026_00496_11572_2522.N1	17-MAY-2004 12:09:08	Straylight	40.000	134	Bet TrA	2.8100	6600.0	80	11572	No
237	GOM_NL__2PRFIN20040517_121048_000000512026_00496_11572_2523.N1	17-MAY-2004 12:10:48	Straylight	51.000	4	Alp1Cen	-0.010000	5800.0	102	11572	No
238	GOM_NL__2PRFIN20040517_121227_000000532026_00496_11572_2524.N1	17-MAY-2004 12:12:27	Straylight	53.000	85	Kap Sco	2.4070	28000.	106	11572	No
239	GOM_NL__2PRFIN20040517_121422_000000422026_00496_11572_2525.N1	17-MAY-2004 12:14:22	Straylight	41.500	78	Alp Lup	2.3040	28000.	83	11572	No
240	GOM_NL__2PRFIN20040517_121552_000000412026_00496_11572_2526.N1	17-MAY-2004 12:15:52	Twilight	41.000	81	Eta Cen	2.3560	28000.	82	11572	No
241	GOM_NL__2PRFIN20040517_121840_000000642026_00496_11572_2527.N1	17-MAY-2004 12:18:40	Twilight	64.000	16	21Alp Sco	1.0200	3000.0	128	11572	No
242	GOM_NL__2PRFIN20040517_122021_000000492026_00496_11572_2528.N1	17-MAY-2004 12:20:21	Bright	48.500	80	7Del Sco	2.3160	30000.	97	11572	No
243	GOM_NL__2PRFIN20040517_122216_000000612026_00496_11572_2529.N1	17-MAY-2004 12:22:16	Bright	60.500	86	35Eta Oph	2.4300	10200.	121	11572	No
244	GOM_NL__2PRFIN20040517_122450_000000422026_00496_11572_2530.N1	17-MAY-2004 12:24:50	Bright	41.500	104	27Bet Lib	2.6140	13100.	83	11572	No
245	GOM_NL__2PRFIN20040517_122653_000000502026_00496_11572_2531.N1	17-MAY-2004 12:26:53	Bright	50.000	120	1Del Oph	2.7340	3200.0	100	11572	No
246	GOM_NL__2PRFIN20040517_123003_000000452026_00496_11572_2532.N1	17-MAY-2004 12:30:03	Bright	44.500	102	24Alp Ser	2.6000	4250.0	89	11572	No
247	GOM_NL__2PRFIN20040517_123307_000000382026_00496_11572_2533.N1	17-MAY-2004 12:33:07	Bright	37.500	111	8Eta Boo	2.6800	6000.0	75	11572	No
248	GOM_NL__2PRFIN20040517_123540_000000392026_00496_11572_2534.N1	17-MAY-2004 12:35:40	Bright	39.000	83		2.3780	11000.	78	11572	No
249	GOM_NL__2PRFIN20040517_123849_000000382026_00496_11572_2535.N1	17-MAY-2004 12:38:49	Bright	37.500	180	27Gam Boo	3.0400	8000.0	75	11572	No
250	GOM_NL__2PRFIN20040517_124147_000000392026_00496_11572_2536.N1	17-MAY-2004 12:41:47	Bright	39.000	39	85Eta UMa	1.8540	24000.	78	11572	No
251	GOM_NL__2PRFIN20040517_124325_000000392026_00496_11572_2537.N1	17-MAY-2004 12:43:25	Bright	38.500	55	79Zet UMa	2.0600	10200.	77	11572	No
252	GOM_NL__2PRFIN20040517_124714_000000402026_00496_11572_2538.N1	17-MAY-2004 12:47:14	Bright	40.000	36	50Alp UMa	1.8000	6300.0	80	11572	No
253	GOM_NL__2PRFIN20040517_124903_000000402026_00496_11572_2539.N1	17-MAY-2004 12:49:03	Bright	40.000	60	7Bet UMi	2.0810	3950.0	80	11572	No
254	GOM_NL__2PRFIN20040517_125328_000000392026_00496_11572_2540.N1	17-MAY-2004 12:53:28	Bright	38.500	49	1Alp UMi	1.9900	6300.0	77	11572	No
255	GOM_NL__2PRFIN20040517_125817_000000492026_00496_11572_2541.N1	17-MAY-2004 12:58:17	Bright	48.500	89	5Alp Cep	2.4510	8000.0	97	11572	No
256	GOM_NL__2PRFIN20040517_130141_000000382026_00496_11572_2542.N1	17-MAY-2004 13:01:41	Bright	37.500	76	27Gam Cas	2.3000	30000.	75	11572	No
257	GOM_NL__2PRFIN20040517_130429_000001062026_00496_11572_2543.N1	17-MAY-2004 13:04:29	Bright	106.00	66	37Gam Cyg	2.2080	5900.0	212	11572	No
258	GOM_NL__2PRFIN20040517_131121_000000472026_00496_11572_2544.N1	17-MAY-2004 13:11:21	Twilight	46.500	58	21Alp And	2.0730	11000.	93	11572	No
259	GOM_NL__2PRFIN20040517_131532_000000502026_00496_11572_2545.N1	17-MAY-2004 13:15:32	Dark	49.500	140	88Gam Peg	2.8340	26000.	99	11572	No
260	GOM_NL__2PRFIN20040517_131719_000000592026_00496_11572_2546.N1	17-MAY-2004 13:17:19	Dark	58.500	90	54Alp Peg	2.4870	11000.	117	11572	No
261	GOM_NL__2PRFIN20040517_132418_000000462026_00496_11572_2547.N1	17-MAY-2004 13:24:18	Dark	46.000	52	16Bet Cet	2.0370	4500.0	92	11572	No
262	GOM_NL__2PRFIN20040517_133105_000000542026_00496_11572_2548.N1	17-MAY-2004 13:31:05	Dark	54.000	18	24Alp PsA	1.1660	9700.0	108	11572	No
263	GOM_NL__2PRFIN20040517_133521_000000462026_00496_11572_2549.N1	17-MAY-2004 13:35:21	Dark	45.500	63	Bet Gru	2.1500	2800.0	91	11572	No
264	GOM_NL__2PRFIN20040517_133653_000000452026_00497_11573_2518.N1	17-MAY-2004 13:36:53	Dark	45.000	31	Alp Gru	1.7340	15200.	90	11573	No
265	GOM_NL__2PRFIN20040517_134011_000000382026_00497_11573_2519.N1	17-MAY-2004 13:40:11	Dark	38.000	135	Bet Hyi	2.8200	5800.0	76	11573	No
266	GOM_NL__2PRFIN20040517_134225_000000432026_00497_11573_2520.N1	17-MAY-2004 13:42:25	Dark	42.500	45	Alp Pav	1.9400	26000.	85	11573	No
267	GOM_NL__2PRFIN20040517_134734_000000402026_00497_11573_2521.N1	17-MAY-2004 13:47:34	Straylight	40.000	43	Alp TrA	1.9100	4250.0	80	11573	No
268	GOM_NL__2PRFIN20040517_134943_000000402026_00497_11573_2522.N1	17-MAY-2004 13:49:43	Straylight	39.500	134	Bet TrA	2.8100	6600.0	79	11573	No
269	GOM_NL__2PRFIN20040517_135124_000000452026_00497_11573_2523.N1	17-MAY-2004 13:51:24	Straylight	44.500	4	Alp1Cen	-0.010000	5800.0	89	11573	No
270	GOM_NL__2PRFIN20040517_135303_000000502026_00497_11573_2524.N1	17-MAY-2004 13:53:03	Straylight	49.500	85	Kap Sco	2.4070	28000.	99	11573	No
271	GOM_NL__2PRFIN20040517_135458_000000412026_00497_11573_2525.N1	17-MAY-2004 13:54:58	Straylight	40.500	78	Alp Lup	2.3040	28000.	81	11573	No
272	GOM_NL__2PRFIN20040517_135628_000000422026_00497_11573_2526.N1	17-MAY-2004 13:56:28	Twilight	42.000	81	Eta Cen	2.3560	28000.	84	11573	No
273	GOM_NL__2PRFIN20040517_135917_000000642026_00497_11573_2527.N1	17-MAY-2004 13:59:17	Twilight	64.000	16	21Alp Sco	1.0200	3000.0	128	11573	No
274	GOM_NL__2PRFIN20040517_140058_000000482026_00497_11573_2528.N1	17-MAY-2004 14:00:58	Bright	47.500	80	7Del Sco	2.3160	30000.	95	11573	No
275	GOM_NL__2PRFIN20040517_140252_000000602026_00497_11573_2529.N1	17-MAY-2004 14:02:52	Bright	60.000	86	35Eta Oph	2.4300	10200.	120	11573	No
276	GOM_NL__2PRFIN20040517_140526_000000422026_00497_11573_2530.N1	17-MAY-2004 14:05:26	Bright	41.500	104	27Bet Lib	2.6140	13100.	83	11573	No
277	GOM_NL__2PRFIN20040517_140729_000000502026_00497_11573_2531.N1	17-MAY-2004 14:07:29	Bright	50.000	120	1Del Oph	2.7340	3200.0	100	11573	No
278	GOM_NL__2PRFIN20040517_141038_000000442026_00497_11573_2532.N1	17-MAY-2004 14:10:38	Bright	44.000	102	24Alp Ser	2.6000	4250.0	88	11573	No

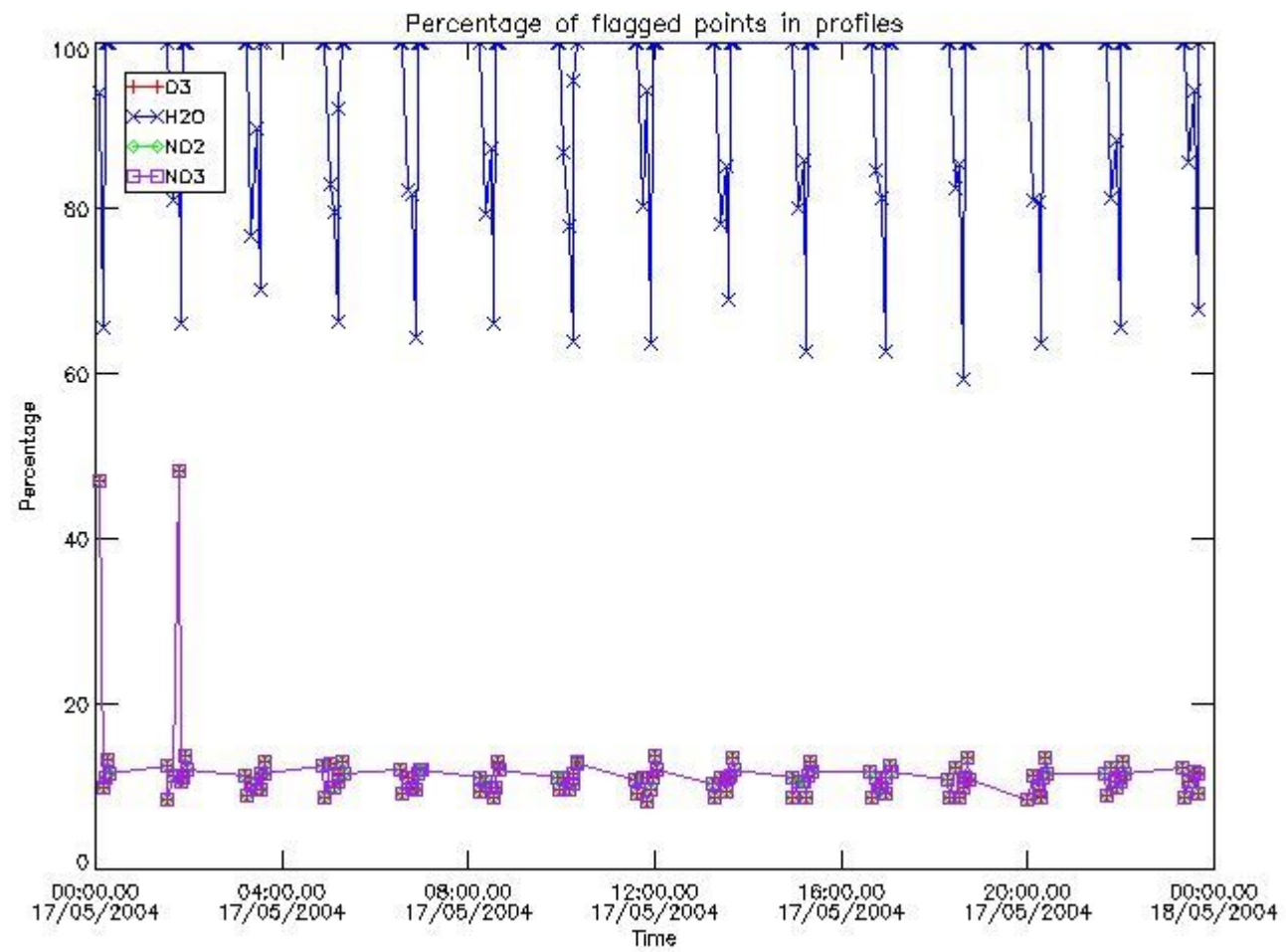
279	GOM_NL__2PRFIN20040517_141343_000000372026_00497_11573_2533.N1	17-MAY-2004 14:13:43	Bright	36.500	111	8Eta Boo	2.6800	6000.0	73	11573	No
280	GOM_NL__2PRFIN20040517_141617_000000392026_00497_11573_2534.N1	17-MAY-2004 14:16:17	Bright	38.500	83		2.3780	11000.	77	11573	No
281	GOM_NL__2PRFIN20040517_141926_000000402026_00497_11573_2535.N1	17-MAY-2004 14:19:26	Bright	39.500	180	27Gam Boo	3.0400	8000.0	79	11573	No
282	GOM_NL__2PRFIN20040517_142223_000000382026_00497_11573_2536.N1	17-MAY-2004 14:22:23	Bright	37.500	39	85Eta UMa	1.8540	24000.	75	11573	No
283	GOM_NL__2PRFIN20040517_142401_000000402026_00497_11573_2537.N1	17-MAY-2004 14:24:01	Bright	39.500	55	79Zet UMa	2.0600	10200.	79	11573	No
284	GOM_NL__2PRFIN20040517_142750_000000382026_00497_11573_2538.N1	17-MAY-2004 14:27:50	Bright	38.000	36	50Alp UMa	1.8000	6300.0	76	11573	No
285	GOM_NL__2PRFIN20040517_142938_000000392026_00497_11573_2539.N1	17-MAY-2004 14:29:38	Bright	38.500	60	7Bet UMi	2.0810	3950.0	77	11573	No
286	GOM_NL__2PRFIN20040517_143404_000000362026_00497_11573_2540.N1	17-MAY-2004 14:34:04	Bright	35.500	49	1Alp UMi	1.9900	6300.0	71	11573	No
287	GOM_NL__2PRFIN20040517_143852_000000502026_00497_11573_2541.N1	17-MAY-2004 14:38:52	Bright	50.000	89	5Alp Cep	2.4510	8000.0	100	11573	No
288	GOM_NL__2PRFIN20040517_144217_000000352026_00497_11573_2542.N1	17-MAY-2004 14:42:17	Bright	35.000	76	27Gam Cas	2.3000	30000.	70	11573	No
289	GOM_NL__2PRFIN20040517_144504_000001052026_00497_11573_2543.N1	17-MAY-2004 14:45:04	Bright	104.50	66	37Gam Cyg	2.2080	5900.0	209	11573	No
290	GOM_NL__2PRFIN20040517_145157_000000462026_00497_11573_2544.N1	17-MAY-2004 14:51:57	Tw_i_and_stray	46.000	58	21Alp And	2.0730	11000.	92	11573	No
291	GOM_NL__2PRFIN20040517_145611_000000462026_00497_11573_2545.N1	17-MAY-2004 14:56:11	Dark	45.500	140	88Gam Peg	2.8340	26000.	91	11573	No
292	GOM_NL__2PRFIN20040517_145756_000000602026_00497_11573_2546.N1	17-MAY-2004 14:57:56	Dark	59.500	90	54Alp Peg	2.4870	11000.	119	11573	No
293	GOM_NL__2PRFIN20040517_150455_000000482026_00497_11573_2547.N1	17-MAY-2004 15:04:55	Dark	48.000	52	16Bet Cet	2.0370	4500.0	96	11573	No
294	GOM_NL__2PRFIN20040517_151142_000000532026_00497_11573_2548.N1	17-MAY-2004 15:11:42	Dark	53.000	18	24Alp PsA	1.1660	9700.0	106	11573	No
295	GOM_NL__2PRFIN20040517_151558_000000582026_00497_11573_2549.N1	17-MAY-2004 15:15:58	Dark	58.000	63	Bet Gru	2.1500	2800.0	116	11573	No
296	GOM_NL__2PRFIN20040517_151729_000000452026_00498_11574_2518.N1	17-MAY-2004 15:17:29	Dark	45.000	31	Alp Gru	1.7340	15200.	90	11574	No
297	GOM_NL__2PRFIN20040517_152047_000000402026_00498_11574_2519.N1	17-MAY-2004 15:20:47	Dark	39.500	135	Bet Hyi	2.8200	5800.0	79	11574	No
298	GOM_NL__2PRFIN20040517_152302_000000432026_00498_11574_2520.N1	17-MAY-2004 15:23:02	Dark	43.000	45	Alp Pav	1.9400	26000.	86	11574	No
299	GOM_NL__2PRFIN20040517_152811_000000412026_00498_11574_2521.N1	17-MAY-2004 15:28:11	Straylight	41.000	43	Alp TrA	1.9100	4250.0	82	11574	No
300	GOM_NL__2PRFIN20040517_153020_000000402026_00498_11574_2522.N1	17-MAY-2004 15:30:20	Straylight	39.500	134	Bet TrA	2.8100	6600.0	79	11574	No
301	GOM_NL__2PRFIN20040517_153200_000000442026_00498_11574_2523.N1	17-MAY-2004 15:32:00	Straylight	43.500	4	Alp1Cen	-0.010000	5800.0	87	11574	No
302	GOM_NL__2PRFIN20040517_153341_000000552026_00498_11574_2524.N1	17-MAY-2004 15:33:41	Straylight	55.000	85	Kap Sco	2.4070	28000.	110	11574	No
303	GOM_NL__2PRFIN20040517_153535_000000392026_00498_11574_2525.N1	17-MAY-2004 15:35:35	Straylight	38.500	78	Alp Lup	2.3040	28000.	77	11574	No
304	GOM_NL__2PRFIN20040517_153705_000000412026_00498_11574_2526.N1	17-MAY-2004 15:37:05	Tw_i_and_stray	41.000	81	Eta Cen	2.3560	28000.	82	11574	No
305	GOM_NL__2PRFIN20040517_153953_000000632026_00498_11574_2527.N1	17-MAY-2004 15:39:53	Tw_i_and_stray	63.000	16	21Alp Sco	1.0200	3000.0	126	11574	No
306	GOM_NL__2PRFIN20040517_154135_000000492026_00498_11574_2528.N1	17-MAY-2004 15:41:35	Bright	48.500	80	7Del Sco	2.3160	30000.	97	11574	No
307	GOM_NL__2PRFIN20040517_154328_000000612026_00498_11574_2529.N1	17-MAY-2004 15:43:28	Bright	60.500	86	35Eta Oph	2.4300	10200.	121	11574	No
308	GOM_NL__2PRFIN20040517_154603_000000412026_00498_11574_2530.N1	17-MAY-2004 15:46:03	Bright	40.500	104	27Bet Lib	2.6140	13100.	81	11574	No
309	GOM_NL__2PRFIN20040517_154805_000000502026_00498_11574_2531.N1	17-MAY-2004 15:48:05	Bright	49.500	120	1Del Oph	2.7340	3200.0	99	11574	No
310	GOM_NL__2PRFIN20040517_155115_000000442026_00498_11574_2532.N1	17-MAY-2004 15:51:15	Bright	43.500	102	24Alp Ser	2.6000	4250.0	87	11574	No
311	GOM_NL__2PRFIN20040517_155419_000000372026_00498_11574_2533.N1	17-MAY-2004 15:54:19	Bright	37.000	111	8Eta Boo	2.6800	6000.0	74	11574	No
312	GOM_NL__2PRFIN20040517_155653_000000392026_00498_11574_2534.N1	17-MAY-2004 15:56:53	Bright	38.500	83		2.3780	11000.	77	11574	No
313	GOM_NL__2PRFIN20040517_160001_000000382026_00498_11574_2535.N1	17-MAY-2004 16:00:01	Bright	38.000	180	27Gam Boo	3.0400	8000.0	76	11574	No
314	GOM_NL__2PRFIN20040517_160300_000000372026_00498_11574_2536.N1	17-MAY-2004 16:03:00	Bright	36.500	39	85Eta UMa	1.8540	24000.	73	11574	No
315	GOM_NL__2PRFIN20040517_160438_000000372026_00498_11574_2537.N1	17-MAY-2004 16:04:38	Bright	37.000	55	79Zet UMa	2.0600	10200.	74	11574	No
316	GOM_NL__2PRFIN20040517_160826_000000392026_00498_11574_2538.N1	17-MAY-2004 16:08:26	Bright	38.500	36	50Alp UMa	1.8000	6300.0	77	11574	No
317	GOM_NL__2PRFIN20040517_161014_000000392026_00498_11574_2539.N1	17-MAY-2004 16:10:14	Bright	39.000	60	7Bet UMi	2.0810	3950.0	78	11574	No
318	GOM_NL__2PRFIN20040517_161440_000000402026_00498_11574_2540.N1	17-MAY-2004 16:14:40	Bright	39.500	49	1Alp UMi	1.9900	6300.0	79	11574	No
319	GOM_NL__2PRFIN20040517_161928_000000492026_00498_11574_2541.N1	17-MAY-2004 16:19:28	Bright	48.500	89	5Alp Cep	2.4510	8000.0	97	11574	No
320	GOM_NL__2PRFIN20040517_162253_000000412026_00498_11574_2542.N1	17-MAY-2004 16:22:53	Bright	41.000	76	27Gam Cas	2.3000	30000.	82	11574	No
321	GOM_NL__2PRFIN20040517_162539_000001152026_00498_11574_2543.N1	17-MAY-2004 16:25:39	Bright	114.50	66	37Gam Cyg	2.2080	5900.0	229	11574	No
322	GOM_NL__2PRFIN20040517_163234_000000512026_00498_11574_2544.N1	17-MAY-2004 16:32:34	Tw_i_and_stray	51.000	58	21Alp And	2.0730	11000.	102	11574	No
323	GOM_NL__2PRFIN20040517_163648_000000442026_00498_11574_2545.N1	17-MAY-2004 16:36:48	Dark	43.500	140	88Gam Peg	2.8340	26000.	87	11574	No
324	GOM_NL__2PRFIN20040517_163833_000000602026_00498_11574_2546.N1	17-MAY-2004 16:38:33	Dark	59.500	90	54Alp Peg	2.4870	11000.	119	11574	No
325	GOM_NL__2PRFIN20040517_164532_000000462026_00498_11574_2547.N1	17-MAY-2004 16:45:32	Dark	46.000	52	16Bet Cet	2.0370	4500.0	92	11574	No
326	GOM_NL__2PRFIN20040517_165219_000000512026_00498_11574_2548.N1	17-MAY-2004 16:52:19	Dark	51.000	18	24Alp PsA	1.1660	9700.0	102	11574	No
327	GOM_NL__2PRFIN20040517_165635_000000562026_00498_11574_2549.N1	17-MAY-2004 16:56:35	Dark	55.500	63	Bet Gru	2.1500	2800.0	111	11574	No
328	GOM_NL__2PRFIN20040517_165807_000000462026_00499_11575_2518.N1	17-MAY-2004 16:58:07	Dark	45.500	31	Alp Gru	1.7340	15200.	91	11575	No
329	GOM_NL__2PRFIN20040517_170123_000000412026_00499_11575_2519.N1	17-MAY-2004 17:01:23	Dark	40.500	135	Bet Hyi	2.8200	5800.0	81	11575	No
330	GOM_NL__2PRFIN20040517_170338_000000432026_00499_11575_2520.N1	17-MAY-2004 17:03:38	Dark	43.000	45	Alp Pav	1.9400	26000.	86	11575	No
331	GOM_NL__2PRFIN20040517_170847_000000422026_00499_11575_2521.N1	17-MAY-2004 17:08:47	Straylight	42.000	43	Alp TrA	1.9100	4250.0	84	11575	No
332	GOM_NL__2PRFIN20040517_171056_000000392026_00499_11575_2522.N1	17-MAY-2004 17:10:56	Straylight	38.500	134	Bet TrA	2.8100	6600.0	77	11575	No
333	GOM_NL__2PRFIN20040517_171236_000000512026_00499_11575_2523.N1	17-MAY-2004 17:12:36	Straylight	50.500	4	Alp1Cen	-0.010000	5800.0	101	11575	No
334	GOM_NL__2PRFIN20040517_171513_000000562026_00499_11575_2524.N1	17-MAY-2004 17:15:13	Straylight	55.500	25	35Lam Sco	1.6200	28000.	111	11575	No
335	GOM_NL__2PRFIN20040517_171728_000000532026_00499_11575_2525.N1	17-MAY-2004 17:17:28	Tw_i_and_stray	52.500	75	26Eps Sco	2.2910	4250.0	105	11575	No
336	GOM_NL__2PRFIN20040517_172030_000000562026_00499_11575_2526.N1	17-MAY-2004 17:20:30	Tw_i_and_stray	56.000	16	21Alp Sco	1.0200	3000.0	112	11575	No
337	GOM_NL__2PRFIN20040517_172211_000000472026_00499_11575_2527.N1	17-MAY-2004 17:22:11	Bright	46.500	80	7Del Sco	2.3160	30000.	93	11575	No

338	GOM_NL__2PRFIN20040517_172404_000000612026_00499_11575_2528.N1	17-MAY-2004 17:24:04	Bright	60.500	86	35Eta Oph	2.4300	10200.	121	11575	No
339	GOM_NL__2PRFIN20040517_172639_000000412026_00499_11575_2529.N1	17-MAY-2004 17:26:39	Bright	41.000	104	27Bet Lib	2.6140	13100.	82	11575	No
340	GOM_NL__2PRFIN20040517_172841_000000492026_00499_11575_2530.N1	17-MAY-2004 17:28:41	Bright	49.000	120	1Del Oph	2.7340	3200.0	98	11575	No
341	GOM_NL__2PRFIN20040517_173150_000000442026_00499_11575_2531.N1	17-MAY-2004 17:31:50	Bright	44.000	102	24Alp Ser	2.6000	4250.0	88	11575	No
342	GOM_NL__2PRFIN20040517_173455_000000372026_00499_11575_2532.N1	17-MAY-2004 17:34:55	Bright	37.000	111	8Eta Boo	2.6800	6000.0	74	11575	No
343	GOM_NL__2PRFIN20040517_173728_000000412026_00499_11575_2533.N1	17-MAY-2004 17:37:28	Bright	40.500	83		2.3780	11000.	81	11575	No
344	GOM_NL__2PRFIN20040517_174037_000000382026_00499_11575_2534.N1	17-MAY-2004 17:40:37	Bright	37.500	180	27Gam Boo	3.0400	8000.0	75	11575	No
345	GOM_NL__2PRFIN20040517_174336_000000382026_00499_11575_2535.N1	17-MAY-2004 17:43:36	Bright	38.000	39	85Eta UMa	1.8540	24000.	76	11575	No
346	GOM_NL__2PRFIN20040517_174514_000000372026_00499_11575_2536.N1	17-MAY-2004 17:45:14	Bright	37.000	55	79Zet UMa	2.0600	10200.	74	11575	No
347	GOM_NL__2PRFIN20040517_174902_000000402026_00499_11575_2537.N1	17-MAY-2004 17:49:02	Bright	39.500	36	50Alp UMa	1.8000	6300.0	79	11575	No
348	GOM_NL__2PRFIN20040517_175050_000000402026_00499_11575_2538.N1	17-MAY-2004 17:50:50	Bright	39.500	60	7Bet UMi	2.0810	3950.0	79	11575	No
349	GOM_NL__2PRFIN20040517_175516_000000392026_00499_11575_2539.N1	17-MAY-2004 17:55:16	Bright	38.500	49	1Alp UMi	1.9900	6300.0	77	11575	No
350	GOM_NL__2PRFIN20040517_180005_000000472026_00499_11575_2540.N1	17-MAY-2004 18:00:05	Bright	47.000	89	5Alp Cep	2.4510	8000.0	94	11575	No
351	GOM_NL__2PRFIN20040517_180329_000000532026_00499_11575_2541.N1	17-MAY-2004 18:03:29	Bright	53.000	76	27Gam Cas	2.3000	30000.	106	11575	No
352	GOM_NL__2PRFIN20040517_180614_000001062026_00499_11575_2542.N1	17-MAY-2004 18:06:14	Bright	106.00	66	37Gam Cyg	2.2080	5900.0	212	11575	No
353	GOM_NL__2PRFIN20040517_181310_000000462026_00499_11575_2543.N1	17-MAY-2004 18:13:10	Tw_i_and_stray	46.000	58	21Alp And	2.0730	11000.	92	11575	No
354	GOM_NL__2PRFIN20040517_181724_000000472026_00499_11575_2544.N1	17-MAY-2004 18:17:24	Dark	46.500	140	88Gam Peg	2.8340	26000.	93	11575	No
355	GOM_NL__2PRFIN20040517_181909_000000602026_00499_11575_2545.N1	17-MAY-2004 18:19:09	Dark	59.500	90	54Alp Peg	2.4870	11000.	119	11575	No
356	GOM_NL__2PRFIN20040517_182608_000000462026_00499_11575_2546.N1	17-MAY-2004 18:26:08	Dark	46.000	52	16Bet Cet	2.0370	4500.0	92	11575	No
357	GOM_NL__2PRFIN20040517_183256_000000582026_00499_11575_2547.N1	17-MAY-2004 18:32:56	Dark	58.000	18	24Alp PsA	1.1660	9700.0	116	11575	No
358	GOM_NL__2PRFIN20040517_183712_000000522026_00499_11575_2548.N1	17-MAY-2004 18:37:12	Dark	52.000	63	Bet Gru	2.1500	2800.0	104	11575	No
359	GOM_NL__2PRFIN20040517_183843_000000462026_00500_11576_2518.N1	17-MAY-2004 18:38:43	Dark	45.500	31	Alp Gru	1.7340	15200.	91	11576	No
360	GOM_NL__2PRFIN20040517_184159_000000382026_00500_11576_2519.N1	17-MAY-2004 18:41:59	Dark	38.000	135	Bet Hyi	2.8200	5800.0	76	11576	No
361	GOM_NL__2PRFIN20040517_184415_000000472026_00500_11576_2520.N1	17-MAY-2004 18:44:15	Dark	47.000	45	Alp Pav	1.9400	26000.	94	11576	No
362	GOM_NL__2PRFIN20040517_184923_000000382026_00500_11576_2521.N1	17-MAY-2004 18:49:23	Straylight	38.000	43	Alp TrA	1.9100	4250.0	76	11576	No
363	GOM_NL__2PRFIN20040517_185133_000000392026_00500_11576_2522.N1	17-MAY-2004 18:51:33	Straylight	39.000	134	Bet TrA	2.8100	6600.0	78	11576	No
364	GOM_NL__2PRFIN20040517_185312_000000502026_00500_11576_2523.N1	17-MAY-2004 18:53:12	Straylight	49.500	4	Alp1Cen	-0.010000	5800.0	99	11576	No
365	GOM_NL__2PRFIN20040517_185549_000000582026_00500_11576_2524.N1	17-MAY-2004 18:55:49	Straylight	57.500	25	35Lam Sco	1.6200	28000.	115	11576	No
366	GOM_NL__2PRFIN20040517_185804_000000542026_00500_11576_2525.N1	17-MAY-2004 18:58:04	Tw_i_and_stray	53.500	75	26Eps Sco	2.2910	4250.0	107	11576	No
367	GOM_NL__2PRFIN20040517_190106_000000572026_00500_11576_2526.N1	17-MAY-2004 19:01:06	Tw_i_and_stray	56.500	16	21Alp Sco	1.0200	3000.0	113	11576	No
368	GOM_NL__2PRFIN20040517_190247_000000472026_00500_11576_2527.N1	17-MAY-2004 19:02:47	Bright	47.000	80	7Del Sco	2.3160	30000.	94	11576	No
369	GOM_NL__2PRFIN20040517_190440_000000602026_00500_11576_2528.N1	17-MAY-2004 19:04:40	Bright	60.000	86	35Eta Oph	2.4300	10200.	120	11576	No
370	GOM_NL__2PRFIN20040517_190716_000000412026_00500_11576_2529.N1	17-MAY-2004 19:07:16	Bright	41.000	104	27Bet Lib	2.6140	13100.	82	11576	No
371	GOM_NL__2PRFIN20040517_190917_000000502026_00500_11576_2530.N1	17-MAY-2004 19:09:17	Bright	50.000	120	1Del Oph	2.7340	3200.0	100	11576	No
372	GOM_NL__2PRFIN20040517_191226_000000442026_00500_11576_2531.N1	17-MAY-2004 19:12:26	Bright	44.000	102	24Alp Ser	2.6000	4250.0	88	11576	No
373	GOM_NL__2PRFIN20040517_191532_000000372026_00500_11576_2532.N1	17-MAY-2004 19:15:32	Bright	36.500	111	8Eta Boo	2.6800	6000.0	73	11576	No
374	GOM_NL__2PRFIN20040517_191805_000000382026_00500_11576_2533.N1	17-MAY-2004 19:18:05	Bright	37.500	83		2.3780	11000.	75	11576	No
375	GOM_NL__2PRFIN20040517_192113_000000382026_00500_11576_2534.N1	17-MAY-2004 19:21:13	Bright	38.000	180	27Gam Boo	3.0400	8000.0	76	11576	No
376	GOM_NL__2PRFIN20040517_192412_000000392026_00500_11576_2535.N1	17-MAY-2004 19:24:12	Bright	38.500	39	85Eta UMa	1.8540	24000.	77	11576	No
377	GOM_NL__2PRFIN20040517_192551_000000362026_00500_11576_2536.N1	17-MAY-2004 19:25:51	Bright	35.500	55	79Zet UMa	2.0600	10200.	71	11576	No
378	GOM_NL__2PRFIN20040517_192939_000000392026_00500_11576_2537.N1	17-MAY-2004 19:29:39	Bright	39.000	36	50Alp UMa	1.8000	6300.0	78	11576	No
379	GOM_NL__2PRFIN20040517_193127_000000402026_00500_11576_2538.N1	17-MAY-2004 19:31:27	Bright	39.500	60	7Bet UMi	2.0810	3950.0	79	11576	No
380	GOM_NL__2PRFIN20040517_193553_000000382026_00500_11576_2539.N1	17-MAY-2004 19:35:53	Bright	37.500	49	1Alp UMi	1.9900	6300.0	75	11576	No
381	GOM_NL__2PRFIN20040517_194041_000000472026_00500_11576_2540.N1	17-MAY-2004 19:40:41	Bright	46.500	89	5Alp Cep	2.4510	8000.0	93	11576	No
382	GOM_NL__2PRFIN20040517_194405_000000532026_00500_11576_2541.N1	17-MAY-2004 19:44:05	Bright	53.000	76	27Gam Cas	2.3000	30000.	106	11576	No
383	GOM_NL__2PRFIN20040517_194649_000001062026_00500_11576_2542.N1	17-MAY-2004 19:46:49	Bright	105.50	66	37Gam Cyg	2.2080	5900.0	211	11576	No
384	GOM_NL__2PRFIN20040517_195347_000000462026_00500_11576_2543.N1	17-MAY-2004 19:53:47	Tw_i_and_stray	45.500	58	21Alp And	2.0730	11000.	91	11576	No
385	GOM_NL__2PRFIN20040517_195946_000000602026_00500_11576_2544.N1	17-MAY-2004 19:59:46	Dark	60.000	90	54Alp Peg	2.4870	11000.	120	11576	No
386	GOM_NL__2PRFIN20040517_200645_000000452026_00500_11576_2545.N1	17-MAY-2004 20:06:45	Dark	45.000	52	16Bet Cet	2.0370	4500.0	90	11576	No
387	GOM_NL__2PRFIN20040517_201333_000000532026_00500_11576_2546.N1	17-MAY-2004 20:13:33	Dark	52.500	18	24Alp PsA	1.1660	9700.0	105	11576	No
388	GOM_NL__2PRFIN20040517_201748_000000582026_00500_11576_2547.N1	17-MAY-2004 20:17:48	Dark	58.000	63	Bet Gru	2.1500	2800.0	116	11576	No
389	GOM_NL__2PRFIN20040517_201920_000000462026_00501_11577_2518.N1	17-MAY-2004 20:19:20	Dark	45.500	31	Alp Gru	1.7340	15200.	91	11577	No
390	GOM_NL__2PRFIN20040517_202236_000000382026_00501_11577_2519.N1	17-MAY-2004 20:22:36	Dark	38.000	135	Bet Hyi	2.8200	5800.0	76	11577	No
391	GOM_NL__2PRFIN20040517_202452_000000442026_00501_11577_2520.N1	17-MAY-2004 20:24:52	Dark	44.000	45	Alp Pav	1.9400	26000.	88	11577	No
392	GOM_NL__2PRFIN20040517_202959_000000462026_00501_11577_2521.N1	17-MAY-2004 20:29:59	Straylight	45.500	43	Alp TrA	1.9100	4250.0	91	11577	No
393	GOM_NL__2PRFIN20040517_203209_000000392026_00501_11577_2522.N1	17-MAY-2004 20:32:09	Straylight	38.500	134	Bet TrA	2.8100	6600.0	77	11577	No
394	GOM_NL__2PRFIN20040517_203348_000000442026_00501_11577_2523.N1	17-MAY-2004 20:33:48	Straylight	43.500	4	Alp1Cen	-0.010000	5800.0	87	11577	No
395	GOM_NL__2PRFIN20040517_203626_000000582026_00501_11577_2524.N1	17-MAY-2004 20:36:26	Straylight	57.500	25	35Lam Sco	1.6200	28000.	115	11577	No
396	GOM_NL__2PRFIN20040517_203841_000000552026_00501_11577_2525.N1	17-MAY-2004 20:38:41	Tw_i_and_stray	55.000	75	26Eps Sco	2.2910	4250.0	110	11577	No

397	GOM_NL__2PRFIN20040517_204142_000000622026_00501_11577_2526.N1	17-MAY-2004 20:41:42	Twilight	62.000	16	21Alp Sco	1.0200	3000.0	124	11577	No
398	GOM_NL__2PRFIN20040517_204323_000000472026_00501_11577_2527.N1	17-MAY-2004 20:43:23	Bright	46.500	80	7Del Sco	2.3160	30000.	93	11577	No
399	GOM_NL__2PRFIN20040517_204516_000000612026_00501_11577_2528.N1	17-MAY-2004 20:45:16	Bright	61.000	86	35Eta Oph	2.4300	10200.	122	11577	No
400	GOM_NL__2PRFIN20040517_204752_000000412026_00501_11577_2529.N1	17-MAY-2004 20:47:52	Bright	40.500	104	27Bet Lib	2.6140	13100.	81	11577	No
401	GOM_NL__2PRFIN20040517_204953_000000502026_00501_11577_2530.N1	17-MAY-2004 20:49:53	Bright	49.500	120	1Del Oph	2.7340	3200.0	99	11577	No
402	GOM_NL__2PRFIN20040517_205302_000000442026_00501_11577_2531.N1	17-MAY-2004 20:53:02	Bright	44.000	102	24Alp Ser	2.6000	4250.0	88	11577	No
403	GOM_NL__2PRFIN20040517_205608_000000362026_00501_11577_2532.N1	17-MAY-2004 20:56:08	Bright	36.000	111	8Eta Boo	2.6800	6000.0	72	11577	No
404	GOM_NL__2PRFIN20040517_205841_000000412026_00501_11577_2533.N1	17-MAY-2004 20:58:41	Bright	40.500	83		2.3780	11000.	81	11577	No
405	GOM_NL__2PRFIN20040517_210149_000000372026_00501_11577_2534.N1	17-MAY-2004 21:01:49	Bright	36.500	180	27Gam Boo	3.0400	8000.0	73	11577	No
406	GOM_NL__2PRFIN20040517_210448_000000352026_00501_11577_2535.N1	17-MAY-2004 21:04:48	Bright	35.000	39	85Eta UMa	1.8540	24000.	70	11577	No
407	GOM_NL__2PRFIN20040517_210626_000000352026_00501_11577_2536.N1	17-MAY-2004 21:06:26	Bright	35.000	55	79Zet UMa	2.0600	10200.	70	11577	No
408	GOM_NL__2PRFIN20040517_211015_000000402026_00501_11577_2537.N1	17-MAY-2004 21:10:15	Bright	39.500	36	50Alp UMa	1.8000	6300.0	79	11577	No
409	GOM_NL__2PRFIN20040517_211202_000000362026_00501_11577_2538.N1	17-MAY-2004 21:12:02	Bright	36.000	60	7Bet UMi	2.0810	3950.0	72	11577	No
410	GOM_NL__2PRFIN20040517_211629_000000382026_00501_11577_2539.N1	17-MAY-2004 21:16:29	Bright	37.500	49	1Alp UMi	1.9900	6300.0	75	11577	No
411	GOM_NL__2PRFIN20040517_212117_000000462026_00501_11577_2540.N1	17-MAY-2004 21:21:17	Bright	46.000	89	5Alp Cep	2.4510	8000.0	92	11577	No
412	GOM_NL__2PRFIN20040517_212441_000000372026_00501_11577_2541.N1	17-MAY-2004 21:24:41	Bright	37.000	76	27Gam Cas	2.3000	30000.	74	11577	No
413	GOM_NL__2PRFIN20040517_212724_000001132026_00501_11577_2542.N1	17-MAY-2004 21:27:24	Bright	113.00	66	37Gam Cyg	2.2080	5900.0	226	11577	No
414	GOM_NL__2PRFIN20040517_213423_000000472026_00501_11577_2543.N1	17-MAY-2004 21:34:23	Twilight	46.500	58	21Alp And	2.0730	11000.	93	11577	No
415	GOM_NL__2PRFIN20040517_213836_000000452026_00501_11577_2544.N1	17-MAY-2004 21:38:36	Dark	44.500	140	88Gam Peg	2.8340	26000.	89	11577	No
416	GOM_NL__2PRFIN20040517_214023_000000582026_00501_11577_2545.N1	17-MAY-2004 21:40:23	Dark	57.500	90	54Alp Peg	2.4870	11000.	115	11577	No
417	GOM_NL__2PRFIN20040517_214721_000000462026_00501_11577_2546.N1	17-MAY-2004 21:47:21	Dark	45.500	52	16Bet Cet	2.0370	4500.0	91	11577	No
418	GOM_NL__2PRFIN20040517_215409_000000512026_00501_11577_2547.N1	17-MAY-2004 21:54:09	Dark	51.000	18	24Alp PsA	1.1660	9700.0	102	11577	No
419	GOM_NL__2PRFIN20040517_215824_000000572026_00501_11577_2548.N1	17-MAY-2004 21:58:24	Dark	57.000	63	Bet Gru	2.1500	2800.0	114	11577	No
420	GOM_NL__2PRFIN20040517_215957_000000462027_00001_11578_2518.N1	17-MAY-2004 21:59:57	Dark	45.500	31	Alp Gru	1.7340	15200.	91	11578	No
421	GOM_NL__2PRFIN20040517_220312_000000402027_00001_11578_2519.N1	17-MAY-2004 22:03:12	Dark	39.500	135	Bet Hyi	2.8200	5800.0	79	11578	No
422	GOM_NL__2PRFIN20040517_220528_000000442027_00001_11578_2520.N1	17-MAY-2004 22:05:28	Dark	44.000	45	Alp Pav	1.9400	26000.	88	11578	No
423	GOM_NL__2PRFIN20040517_221035_000000482027_00001_11578_2521.N1	17-MAY-2004 22:10:35	Straylight	47.500	43	Alp TrA	1.9100	4250.0	95	11578	No
424	GOM_NL__2PRFIN20040517_221244_000000402027_00001_11578_2522.N1	17-MAY-2004 22:12:44	Straylight	39.500	134	Bet TrA	2.8100	6600.0	79	11578	No
425	GOM_NL__2PRFIN20040517_221424_000000452027_00001_11578_2523.N1	17-MAY-2004 22:14:24	Straylight	44.500	4	Alp1Cen	-0.010000	5800.0	89	11578	No
426	GOM_NL__2PRFIN20040517_221703_000000552027_00001_11578_2524.N1	17-MAY-2004 22:17:03	Straylight	55.000	25	35Lam Sco	1.6200	28000.	110	11578	No
427	GOM_NL__2PRFIN20040517_221917_000000522027_00001_11578_2525.N1	17-MAY-2004 22:19:17	Twilight	52.000	75	26Eps Sco	2.2910	4250.0	104	11578	No
428	GOM_NL__2PRFIN20040517_222218_000000602027_00001_11578_2526.N1	17-MAY-2004 22:22:18	Twilight	60.000	16	21Alp Sco	1.0200	3000.0	120	11578	No
429	GOM_NL__2PRFIN20040517_222359_000000472027_00001_11578_2527.N1	17-MAY-2004 22:23:59	Bright	46.500	80	7Del Sco	2.3160	30000.	93	11578	No
430	GOM_NL__2PRFIN20040517_222552_000000602027_00001_11578_2528.N1	17-MAY-2004 22:25:52	Bright	59.500	86	35Eta Oph	2.4300	10200.	119	11578	No
431	GOM_NL__2PRFIN20040517_222827_000000412027_00001_11578_2529.N1	17-MAY-2004 22:28:27	Bright	41.000	104	27Bet Lib	2.6140	13100.	82	11578	No
432	GOM_NL__2PRFIN20040517_223029_000000502027_00001_11578_2530.N1	17-MAY-2004 22:30:29	Bright	49.500	120	1Del Oph	2.7340	3200.0	99	11578	No
433	GOM_NL__2PRFIN20040517_223337_000000442027_00001_11578_2531.N1	17-MAY-2004 22:33:37	Bright	44.000	102	24Alp Ser	2.6000	4250.0	88	11578	No
434	GOM_NL__2PRFIN20040517_223644_000000362027_00001_11578_2532.N1	17-MAY-2004 22:36:44	Bright	36.000	111	8Eta Boo	2.6800	6000.0	72	11578	No
435	GOM_NL__2PRFIN20040517_223916_000000412027_00001_11578_2533.N1	17-MAY-2004 22:39:16	Bright	41.000	83		2.3780	11000.	82	11578	No
436	GOM_NL__2PRFIN20040517_224225_000000372027_00001_11578_2534.N1	17-MAY-2004 22:42:25	Bright	37.000	180	27Gam Boo	3.0400	8000.0	74	11578	No
437	GOM_NL__2PRFIN20040517_224524_000000362027_00001_11578_2535.N1	17-MAY-2004 22:45:24	Bright	36.000	39	85Eta UMa	1.8540	24000.	72	11578	No
438	GOM_NL__2PRFIN20040517_224703_000000352027_00001_11578_2536.N1	17-MAY-2004 22:47:03	Bright	34.500	55	79Zet UMa	2.0600	10200.	69	11578	No
439	GOM_NL__2PRFIN20040517_225051_000000402027_00001_11578_2537.N1	17-MAY-2004 22:50:51	Bright	40.000	36	50Alp UMa	1.8000	6300.0	80	11578	No
440	GOM_NL__2PRFIN20040517_225238_000000402027_00001_11578_2538.N1	17-MAY-2004 22:52:38	Bright	39.500	60	7Bet UMi	2.0810	3950.0	79	11578	No
441	GOM_NL__2PRFIN20040517_225704_000000372027_00001_11578_2539.N1	17-MAY-2004 22:57:04	Bright	37.000	49	1Alp UMi	1.9900	6300.0	74	11578	No
442	GOM_NL__2PRFIN20040517_230152_000000472027_00001_11578_2540.N1	17-MAY-2004 23:01:52	Bright	46.500	89	5Alp Cep	2.4510	8000.0	93	11578	No
443	GOM_NL__2PRFIN20040517_230517_000000372027_00001_11578_2541.N1	17-MAY-2004 23:05:17	Bright	37.000	76	27Gam Cas	2.3000	30000.	74	11578	No
444	GOM_NL__2PRFIN20040517_230759_000001112027_00001_11578_2542.N1	17-MAY-2004 23:07:59	Bright	110.50	66	37Gam Cyg	2.2080	5900.0	221	11578	No
445	GOM_NL__2PRFIN20040517_231458_000000482027_00001_11578_2543.N1	17-MAY-2004 23:14:58	Twilight	47.500	58	21Alp And	2.0730	11000.	95	11578	No
446	GOM_NL__2PRFIN20040517_231912_000000462027_00001_11578_2544.N1	17-MAY-2004 23:19:12	Dark	46.000	140	88Gam Peg	2.8340	26000.	92	11578	No
447	GOM_NL__2PRFIN20040517_232059_000000592027_00001_11578_2545.N1	17-MAY-2004 23:20:59	Dark	59.000	90	54Alp Peg	2.4870	11000.	118	11578	No
448	GOM_NL__2PRFIN20040517_232757_000000492027_00001_11578_2546.N1	17-MAY-2004 23:27:57	Dark	48.500	52	16Bet Cet	2.0370	4500.0	97	11578	No
449	GOM_NL__2PRFIN20040517_233445_000000522027_00001_11578_2547.N1	17-MAY-2004 23:34:45	Dark	51.500	18	24Alp PsA	1.1660	9700.0	103	11578	No
450	GOM_NL__2PRFIN20040517_233901_000000562027_00001_11578_2548.N1	17-MAY-2004 23:39:01	Dark	56.000	63	Bet Gru	2.1500	2800.0	112	11578	No
451	GOM_NL__2PRFIN20040517_234033_000000442027_00002_11579_2518.N1	17-MAY-2004 23:40:33	Dark	44.000	31	Alp Gru	1.7340	15200.	88	11579	No

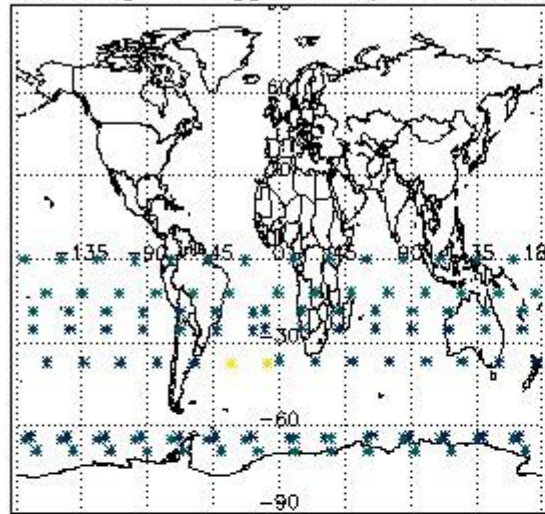
In this section it is plotted some information contained in the Quality Summary data set of the level 2 products. Only products in dark limb conditions and without errors (error flag in the MPH set to "0") are used.

3.1 Plot quality information per product (time dependant)

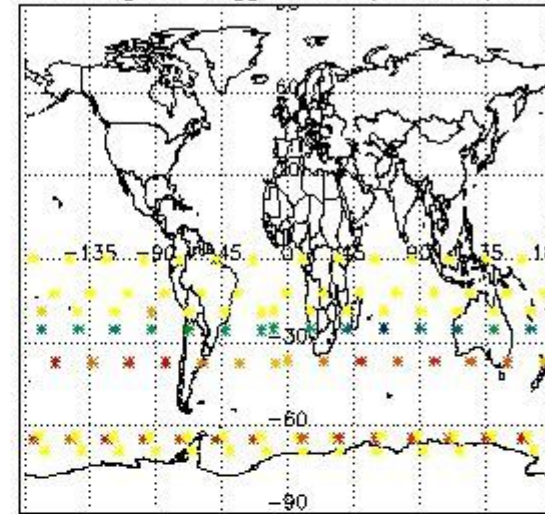


3.2 Plot quality information per product (world map)


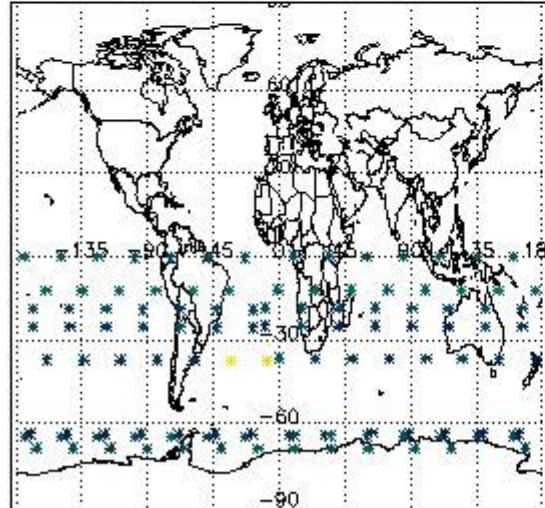
Percentage of flagged data per O3 profile



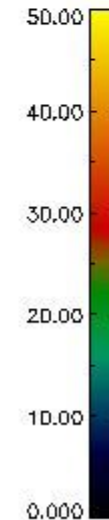
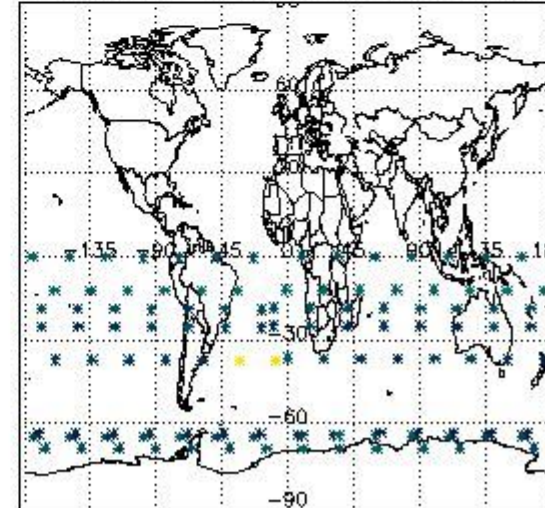
Percentage of flagged data per H2O profile



Percentage of flagged data per NO2 profile



Percentage of flagged data per NO3 profile

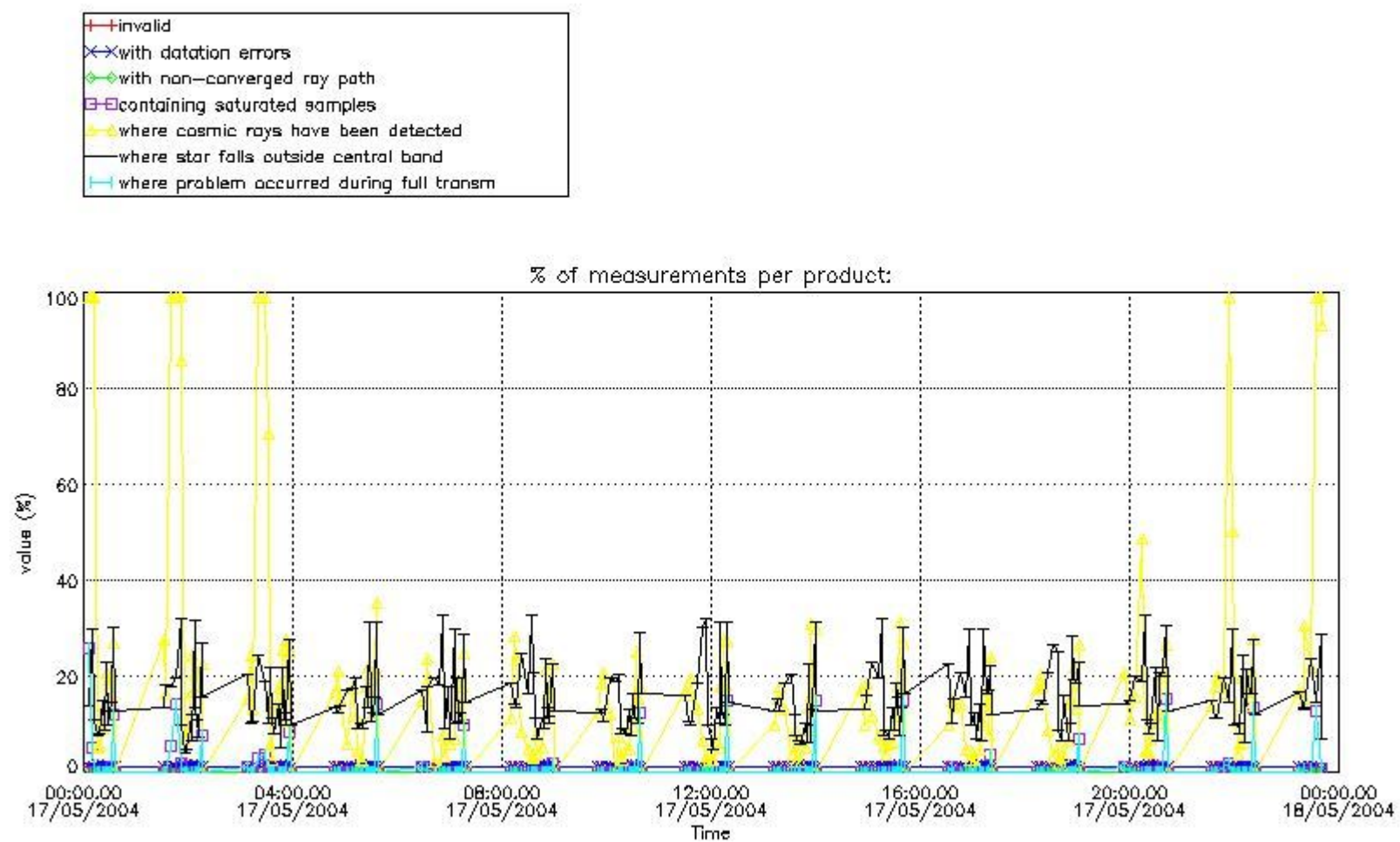


4. Level 1 quality information per product

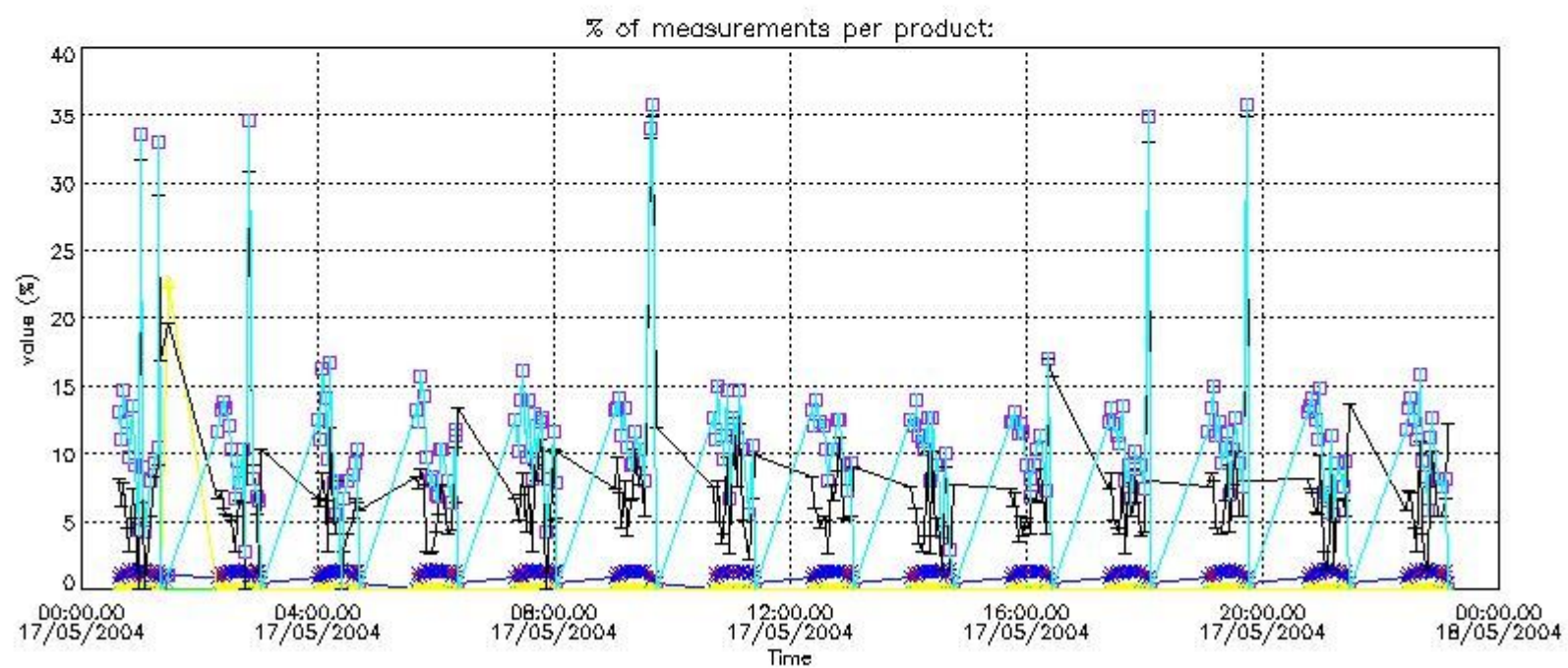
In this section it is plotted some information contained in the Quality Summary data set of the level 2 products that comes from the level 1b processing. Products without errors (error flag in the MPH set to "0") are used.

4.1 Plot quality information per product (time dependant) coming from level 1b processing

4.1.1 Plot level 1 quality information per product (time dependant): ENVISAT ASCENDING passes

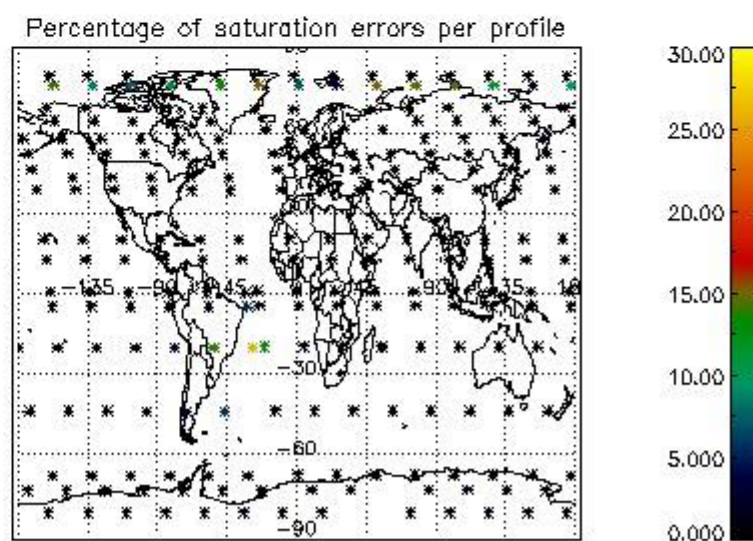
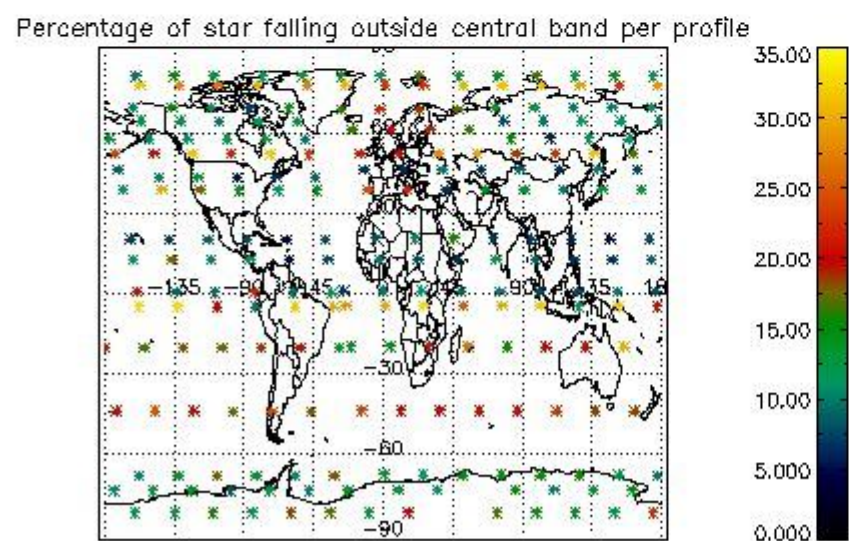
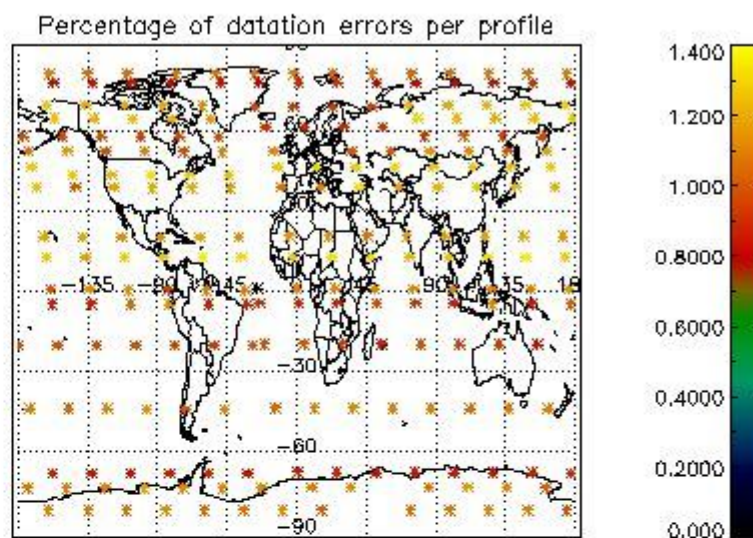
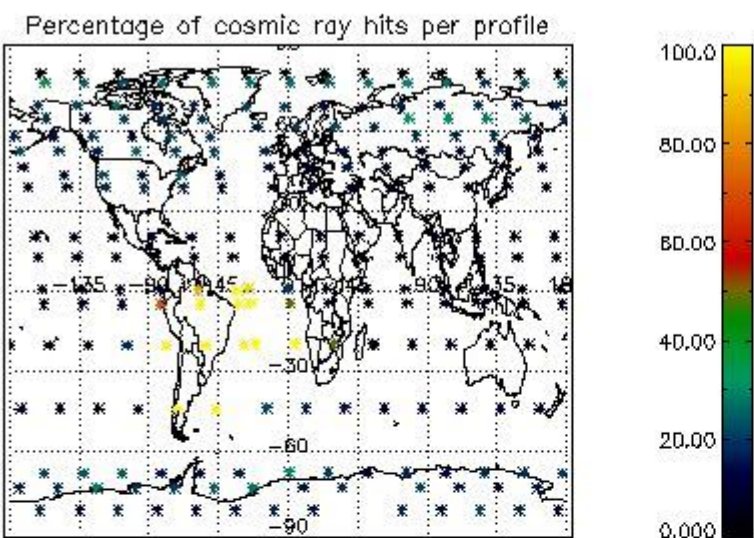


4.1.2 Plot level 1 quality information per product (time dependant): ENVI SAT DESCENDING passes



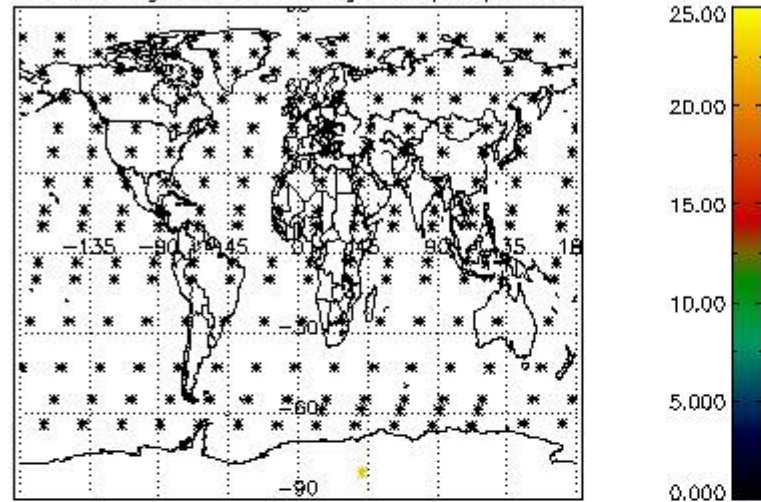
4.2 Plot quality information per product coming from level 1b processing (world map)

4.2.1 Plot level 1 quality information per product (world map): ENVISAT ASCENDING passes

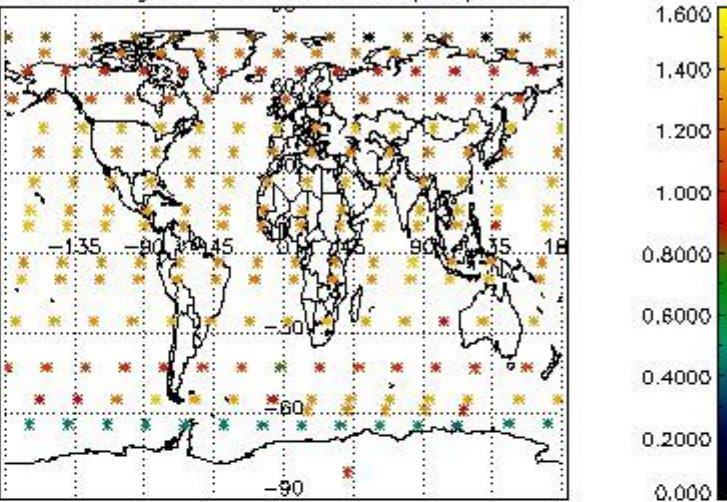


4.2.2 Plot level 1 quality information per product (world map): ENVISAT DESCENDING passes

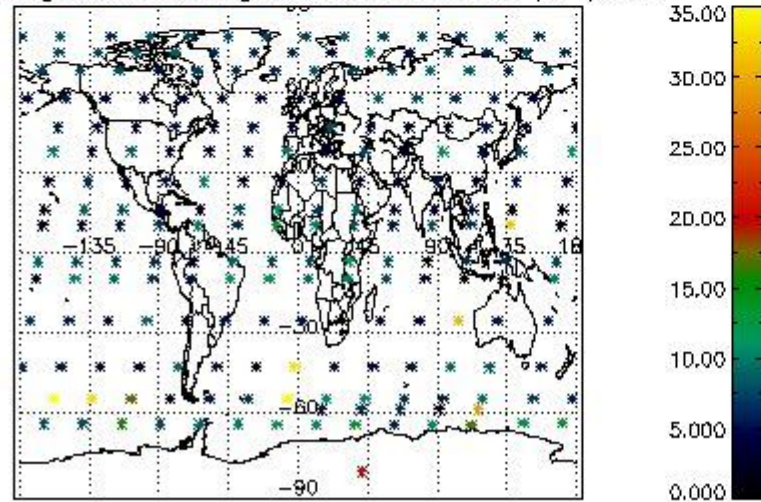
Percentage of cosmic ray hits per profile



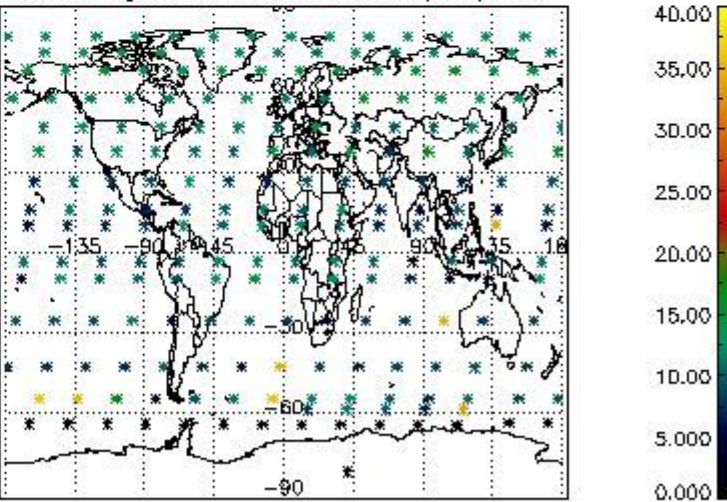
Percentage of datation errors per profile



Percentage of star falling outside central band per profile



Percentage of saturation errors per profile



5. Trace gas profiles

5.1 Ozone statistics based on quality of products

The final quality of the products can be "measured" using the STD (Standard Deviation) attached to every point profile. This information is written to the parameter GOM_NL__2P/NL_LOCAL_SPECIES_DENSITY/o3_std of the level 2 products. The table below shows the statistics for given STD ranges.

The statistics are given with respect to the overall valid production:

- Products without fatal errors: GOM_NL__2P/MPH/PRODUCT_ERR=0
- Valid point profile: GOM_NL__2P/NL_LOCAL_SPECIES_DENSITY/pcd(0)=0

The 'Criteria' is applied to valid points of dark limb products:

- Products in dark limb illumination condition: GOM_NL__2P/NL_SUMMARY_QUALITY/obs_ill_cond=0
- Products without fatal errors: GOM_NL__2P/MPH/PRODUCT_ERR=0
- Valid point profile: GOM_NL__2P/NL_LOCAL_SPECIES_DENSITY/pcd(0)=0

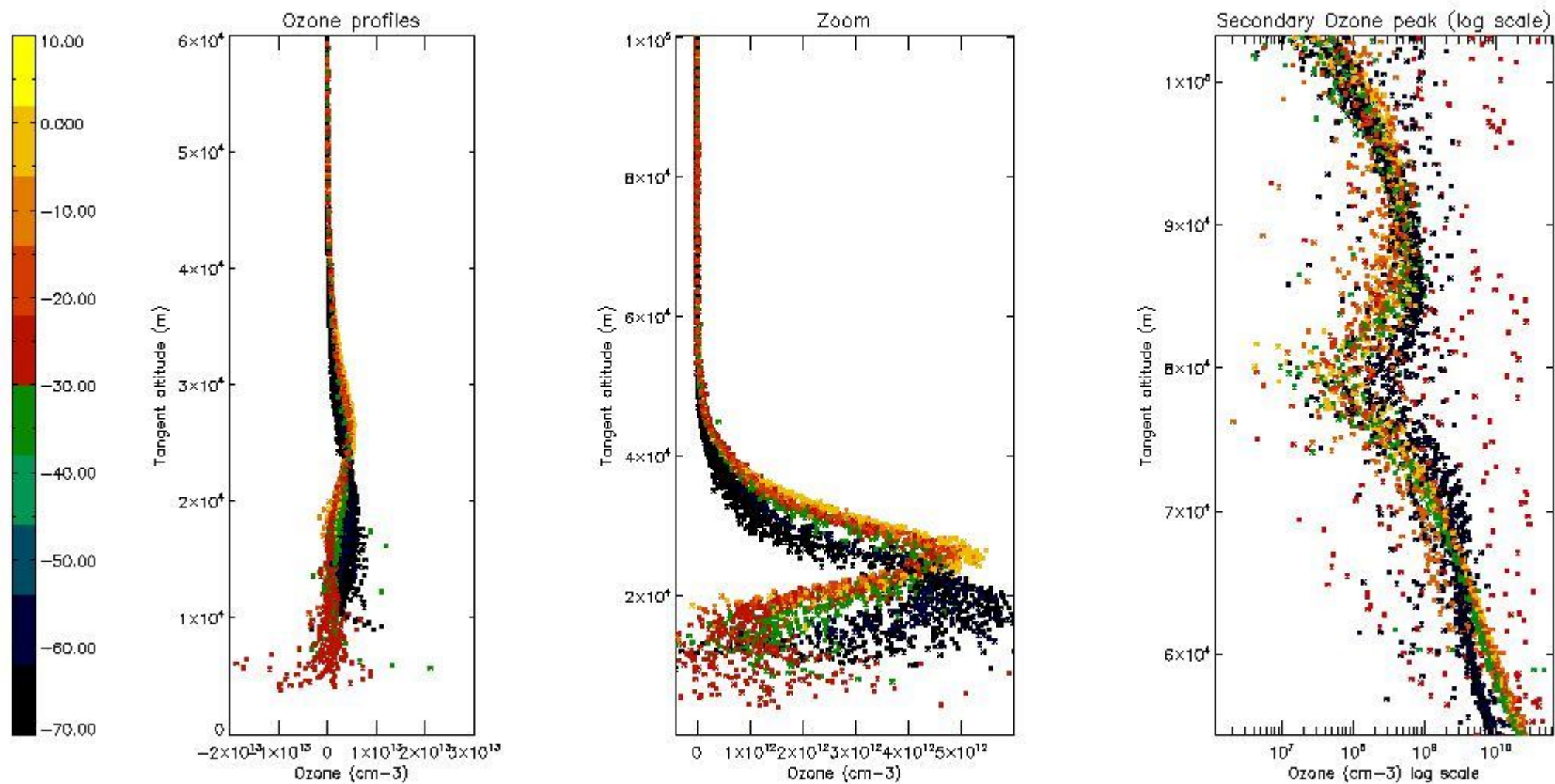
So, the table below shows the percentage of dark limb and valid observations for each criteria with respect to the overall valid daily observations.

Criteria	% of total production
All STD	26
STD < 20	15

STD < 10	12
STD < 5	8

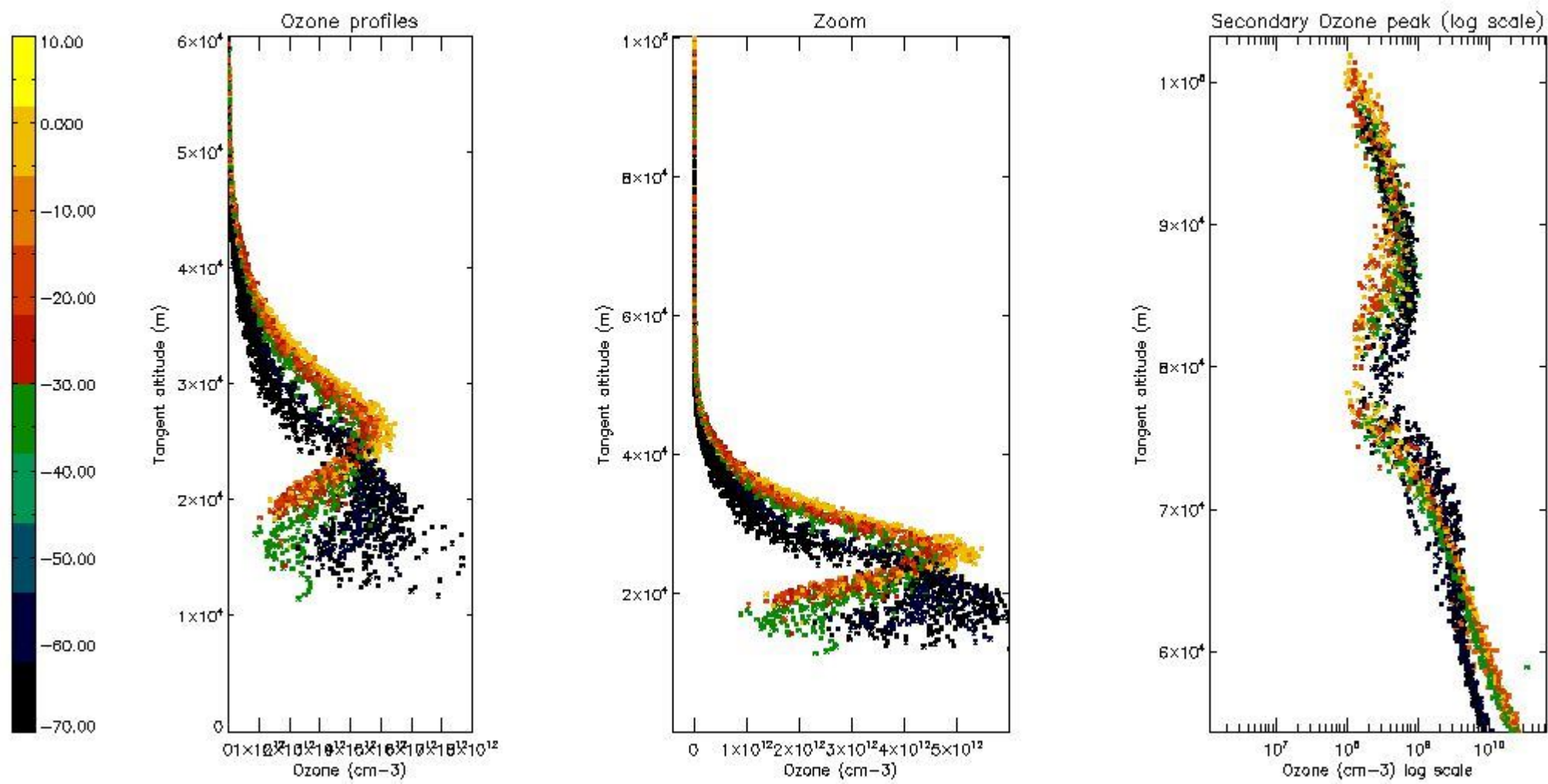
5.2 Plot ozone profiles for all STD (dark without errors)

The colorbar represents the latitude.



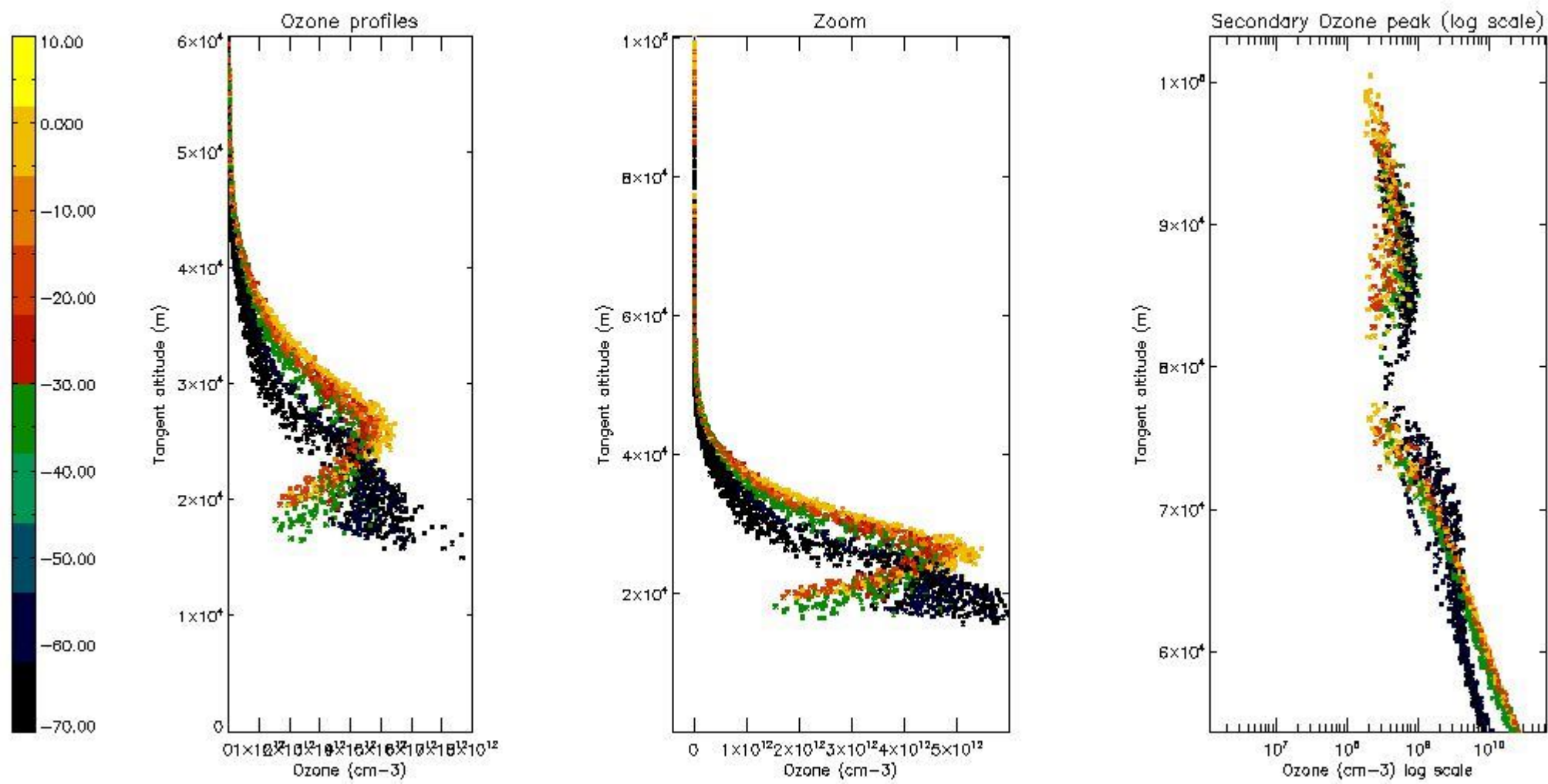
5.3 Plot ozone profiles where STD < 20% (dark without errors)

The colorbar represents the latitude.



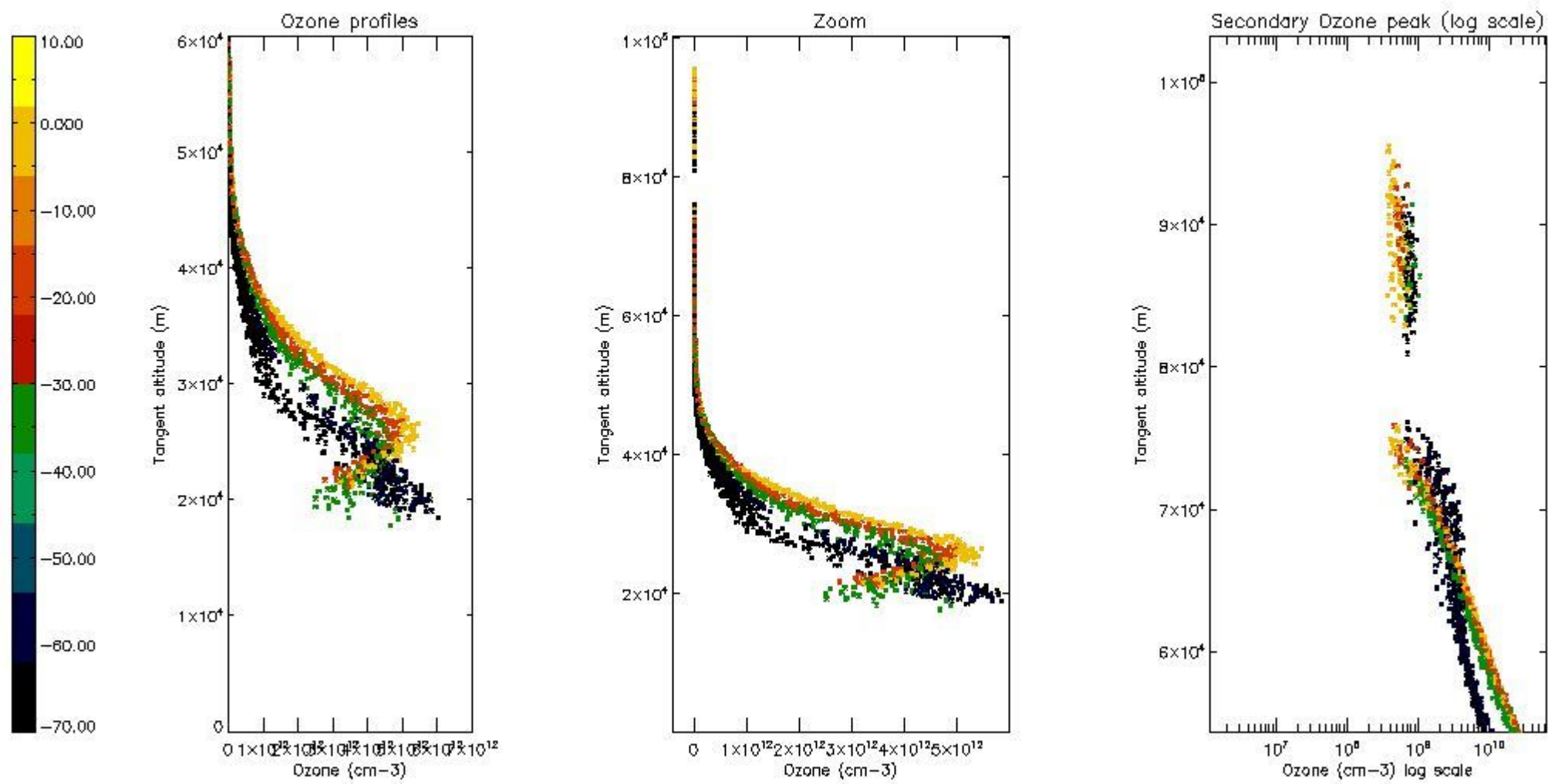
5.4 Plot ozone profiles where STD < 10% (dark without errors)

The colorbar represents the latitude.



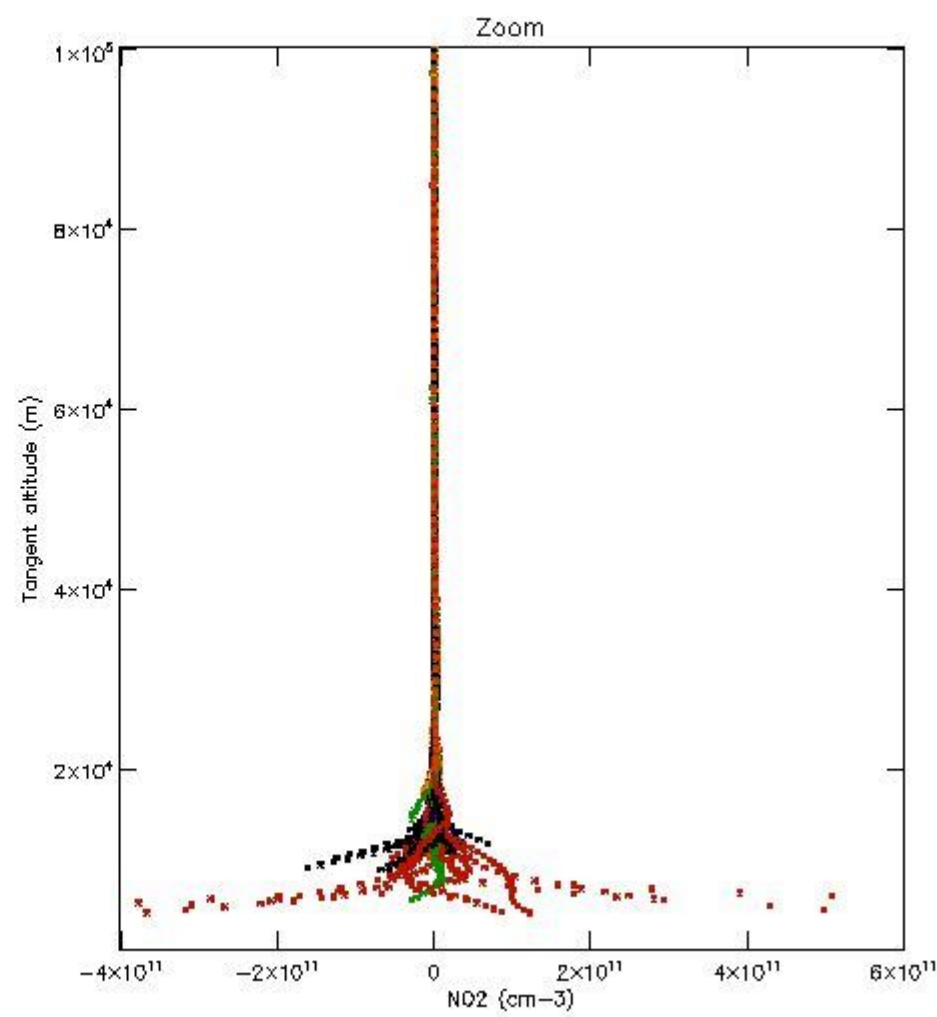
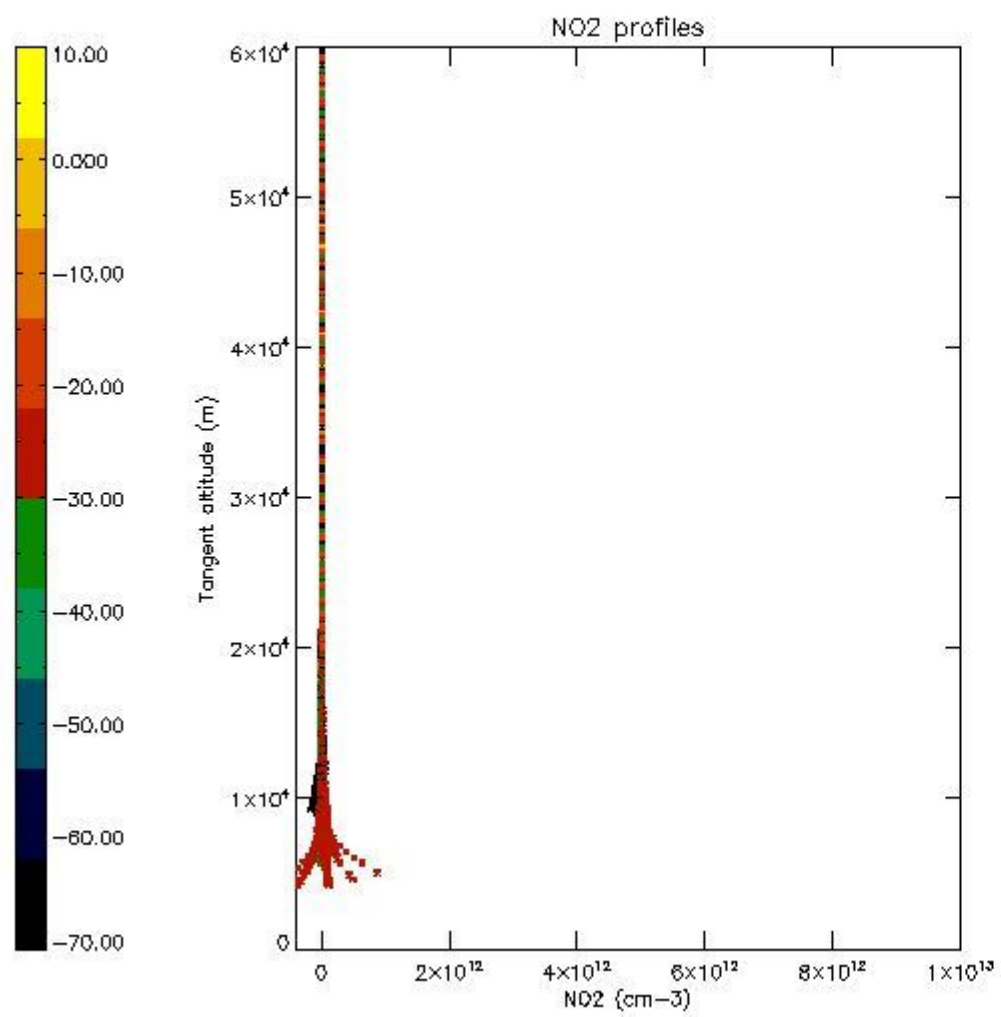
5.5 Plot ozone profiles where STD < 5% (dark without errors)

The colorbar represents the latitude.



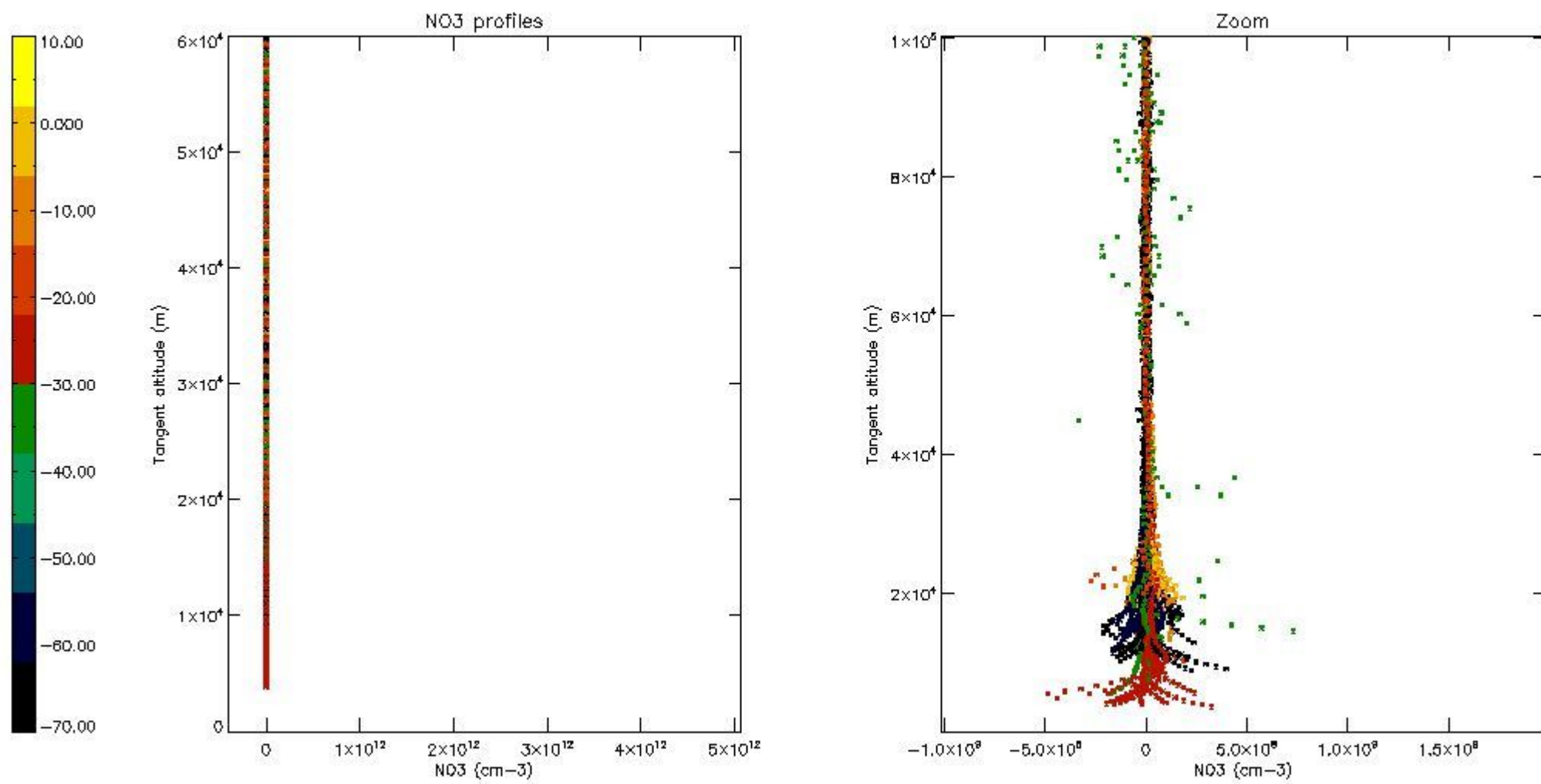
5.6 Plot NO₂ profiles for all STD (dark without errors)

The colorbar represents the latitude.



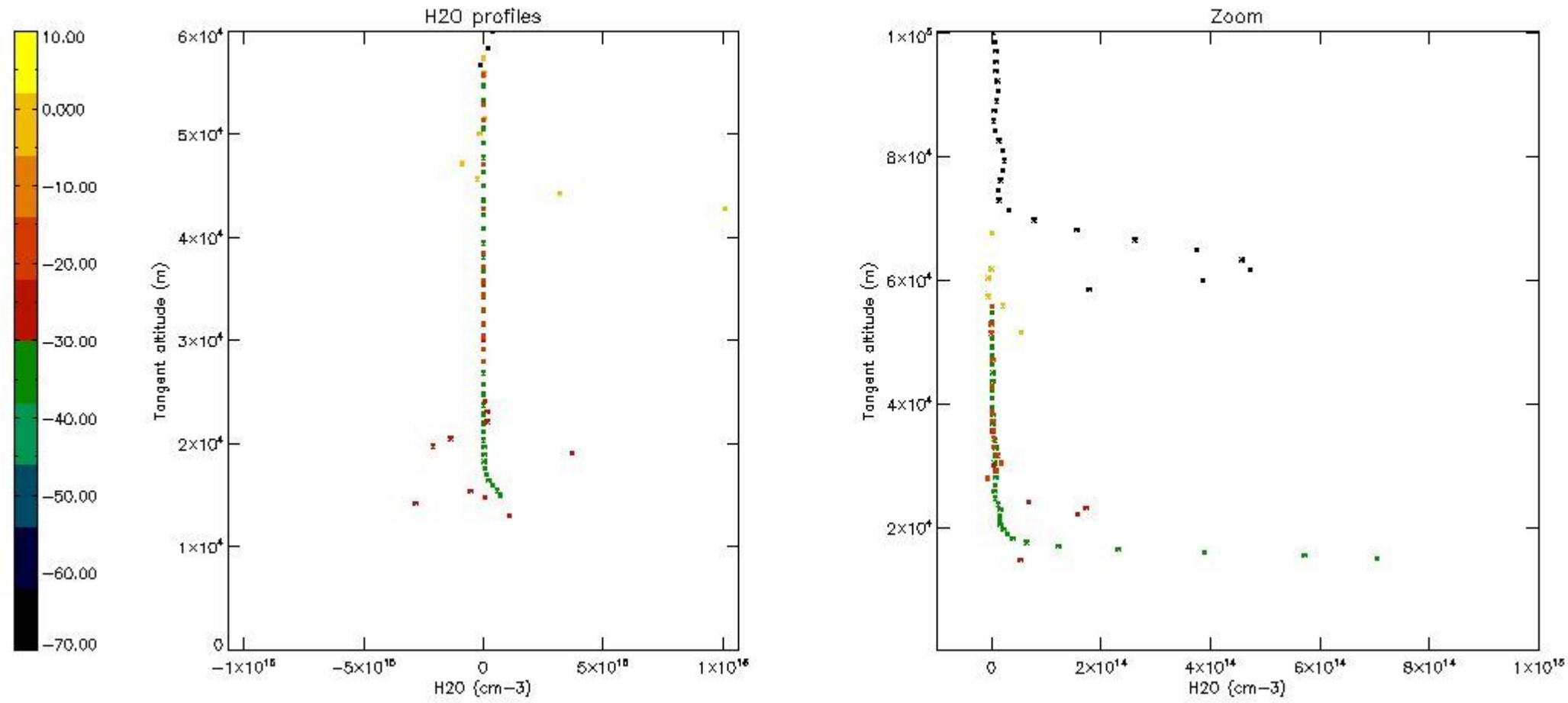
5.7 Plot NO3 profiles for all STD (dark without errors)

The colorbar represents the latitude.



5.8 Plot H2O profiles for all STD (only for occultations of stars 1,2,3,4,13,14,16,26,63 dark without errors)

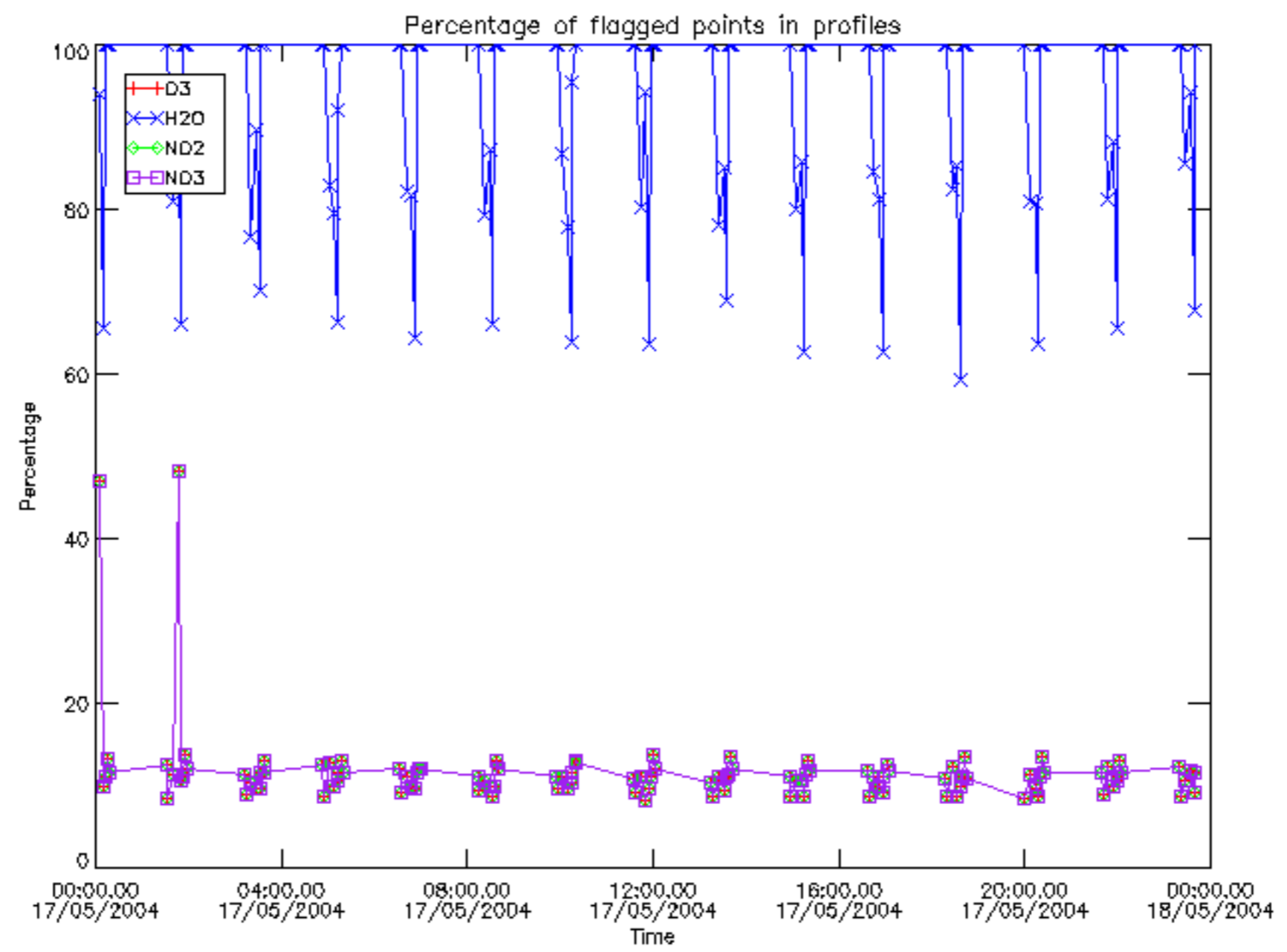
The colorbar represents the latitude.



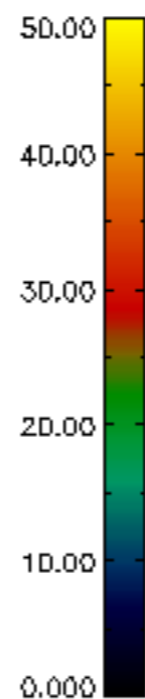
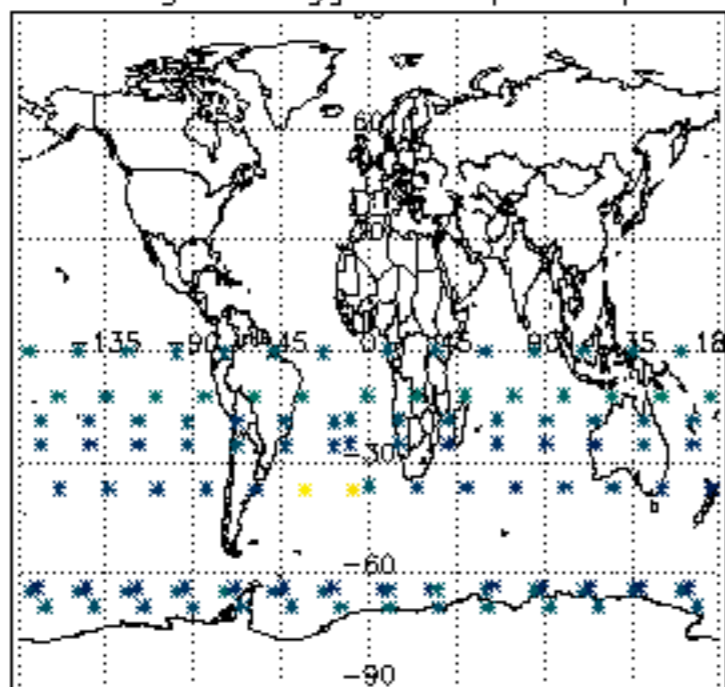
6. Auxiliary Data Files used for the production reported in section 2

The number reported in the third column indicates since which file (see list in section 2) the corresponding auxiliary file has been used. The fourth column is the date of those product files.

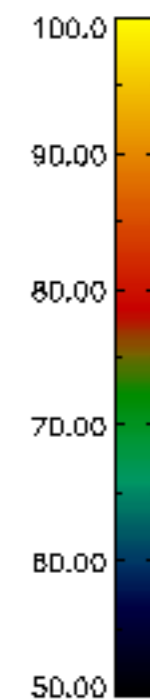
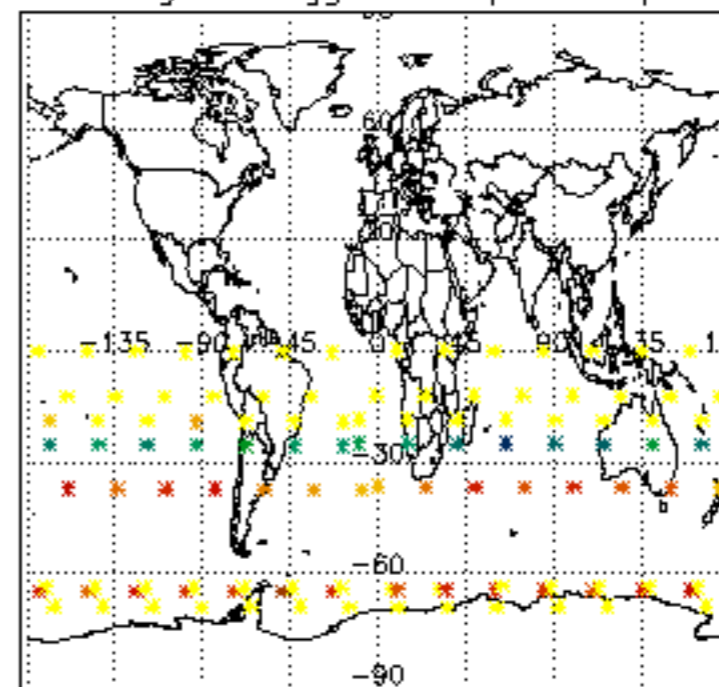
Type	Auxiliary Filename	Used since product	Used since product date
INST_PHYS_CHARACTERISTICS	GOM_INS_AXVIEC20091111_143220_20030716_120000_20500101_000000	1	17-MAY-2004 00:06:10
LEVEL-2_PROC_CONFIG	GOM_PR2_AXVIEC20091111_152718_20020301_000000_20500101_000000	1	17-MAY-2004 00:06:10
CROSS_SECTIONS_FILE	GOM_CRS_AXVIEC20091111_154832_20020301_000000_20500101_000000	1	17-MAY-2004 00:06:10



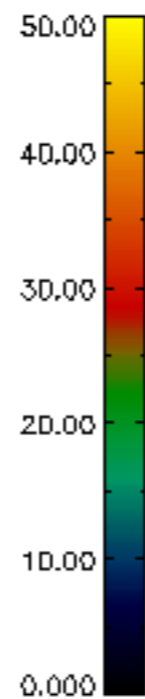
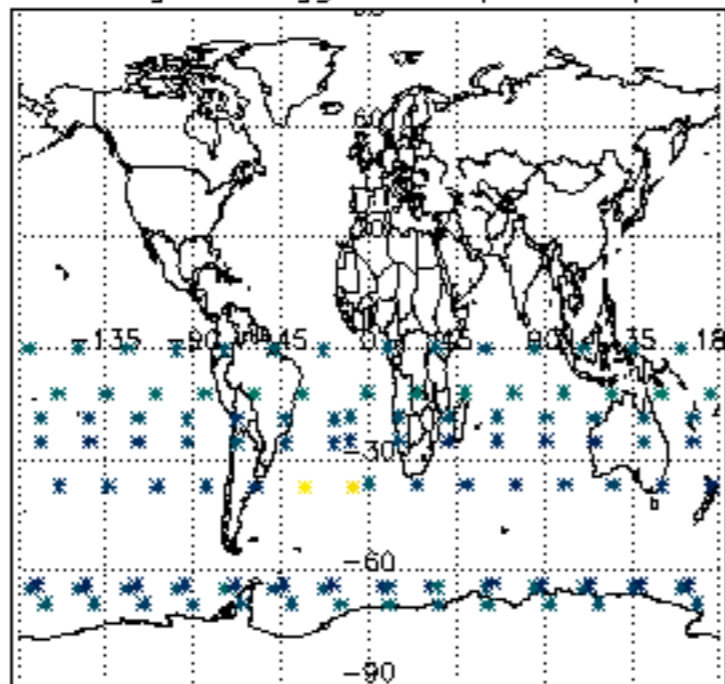
Percentage of flagged data per D3 profile



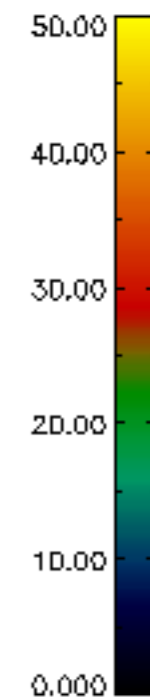
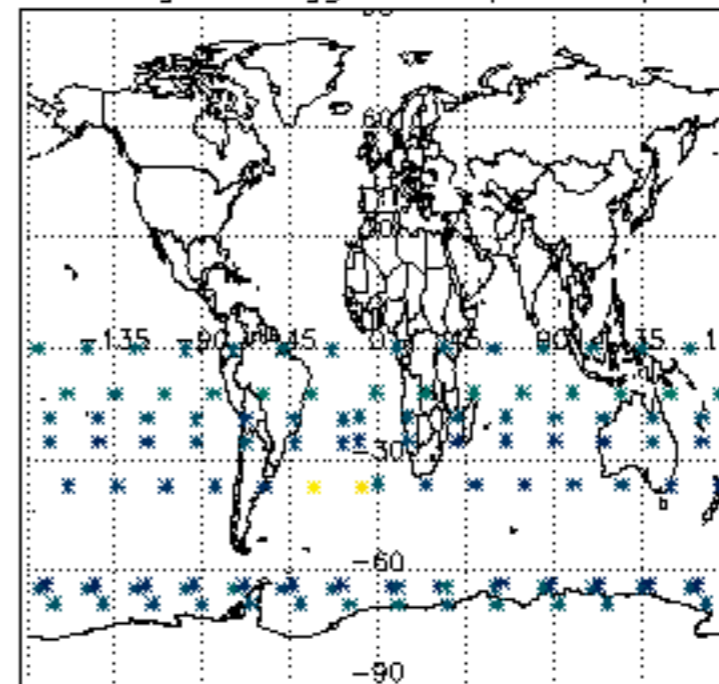
Percentage of flagged data per H2O profile

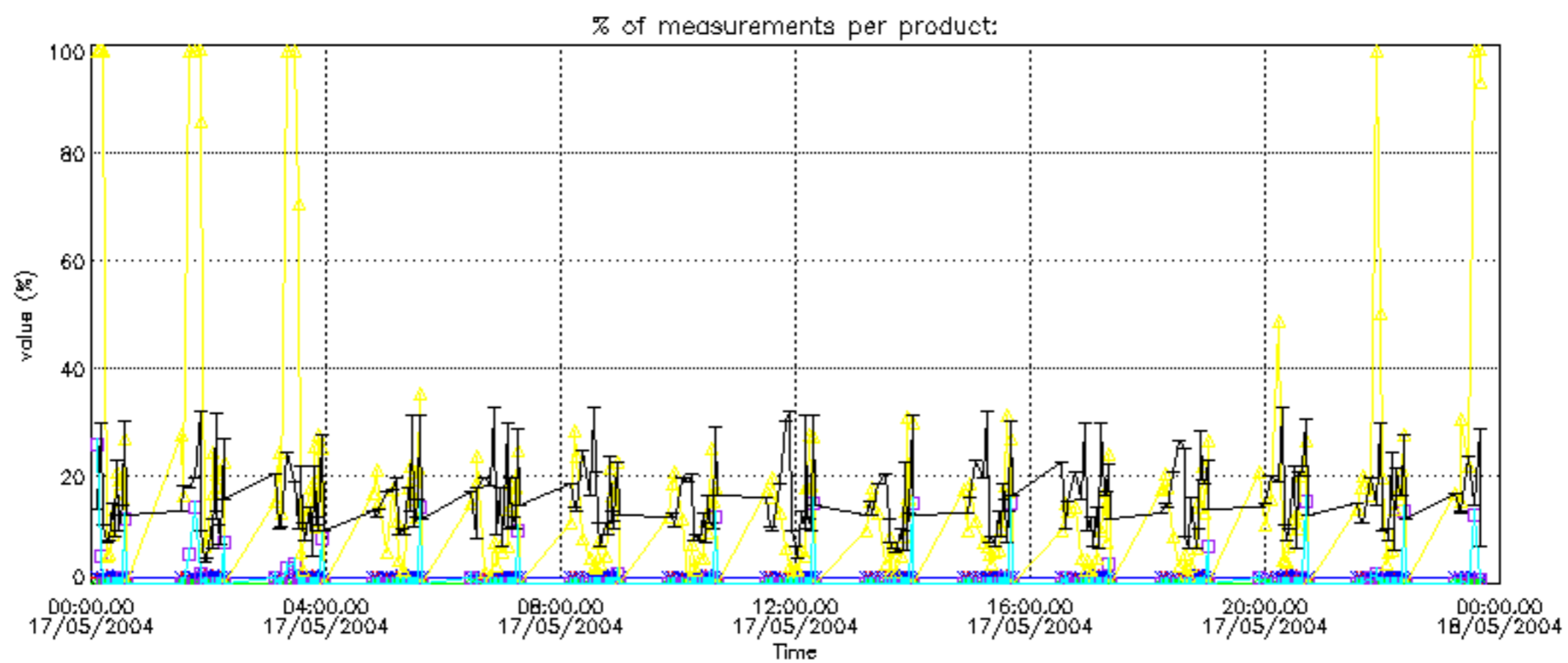


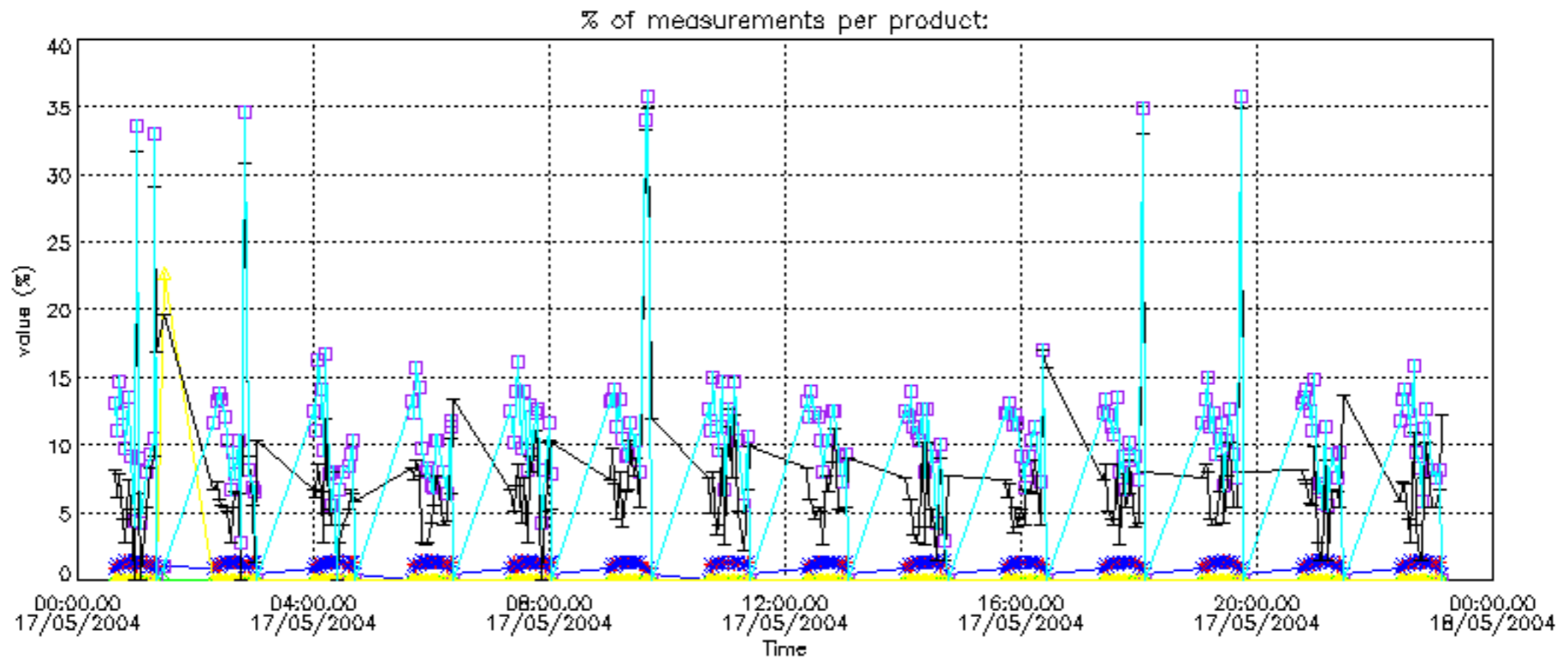
Percentage of flagged data per NO2 profile



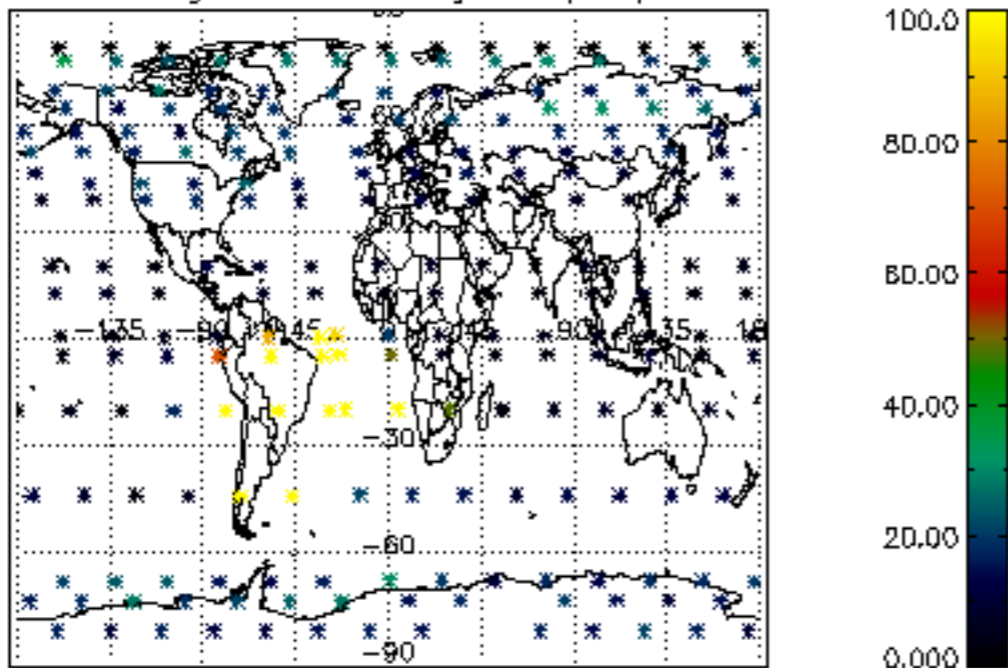
Percentage of flagged data per NO3 profile



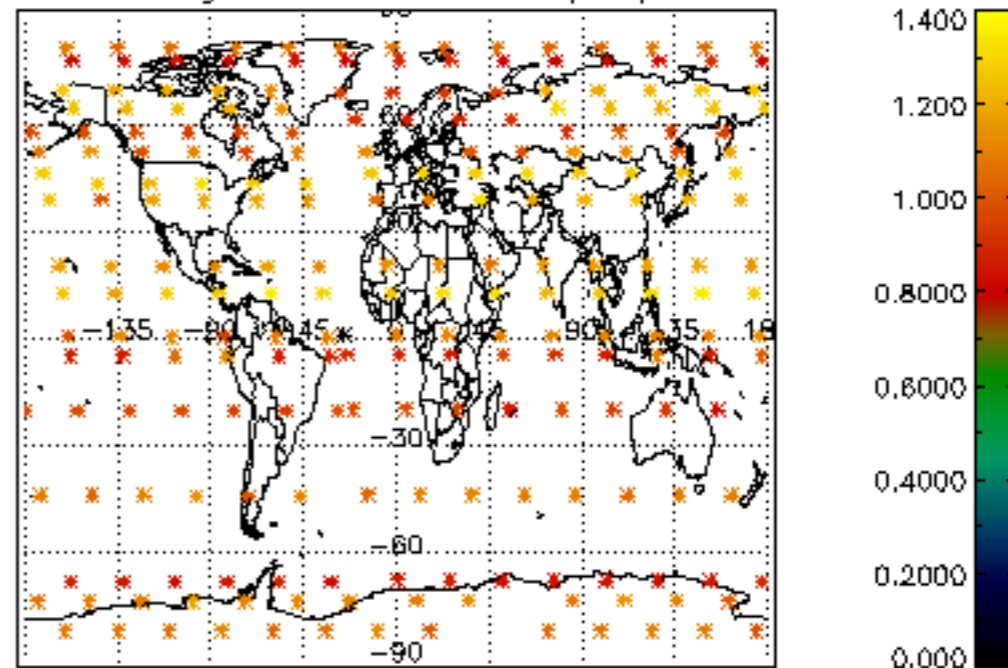




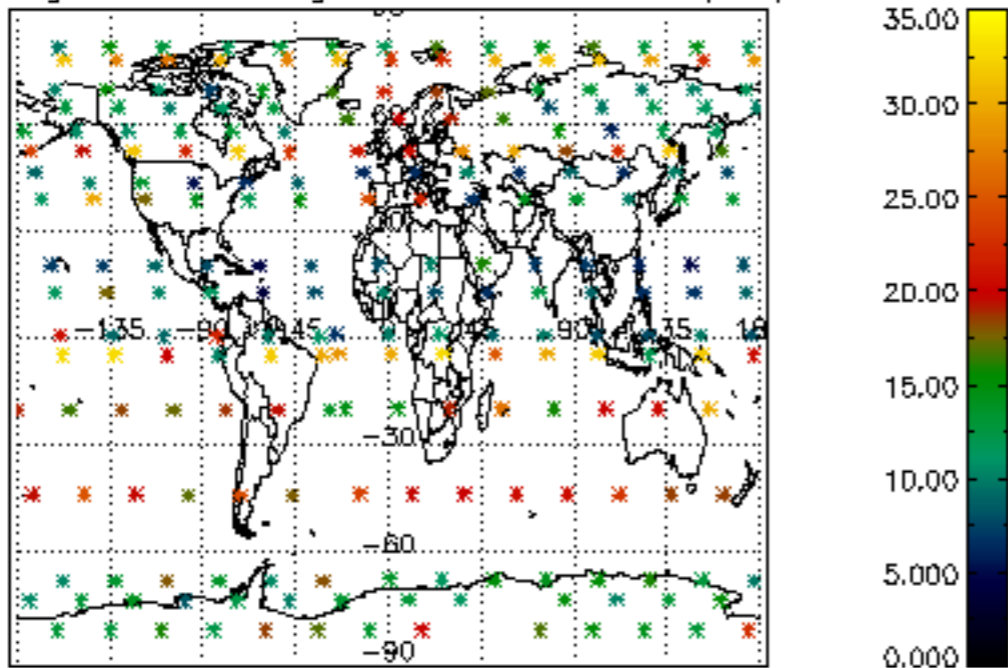
Percentage of cosmic ray hits per profile



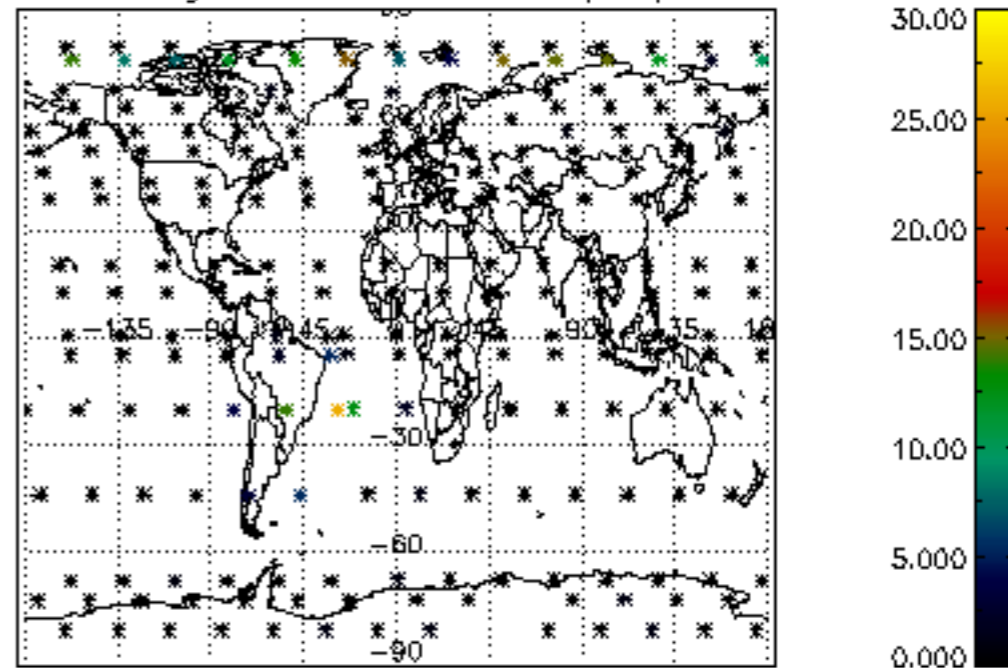
Percentage of datation errors per profile



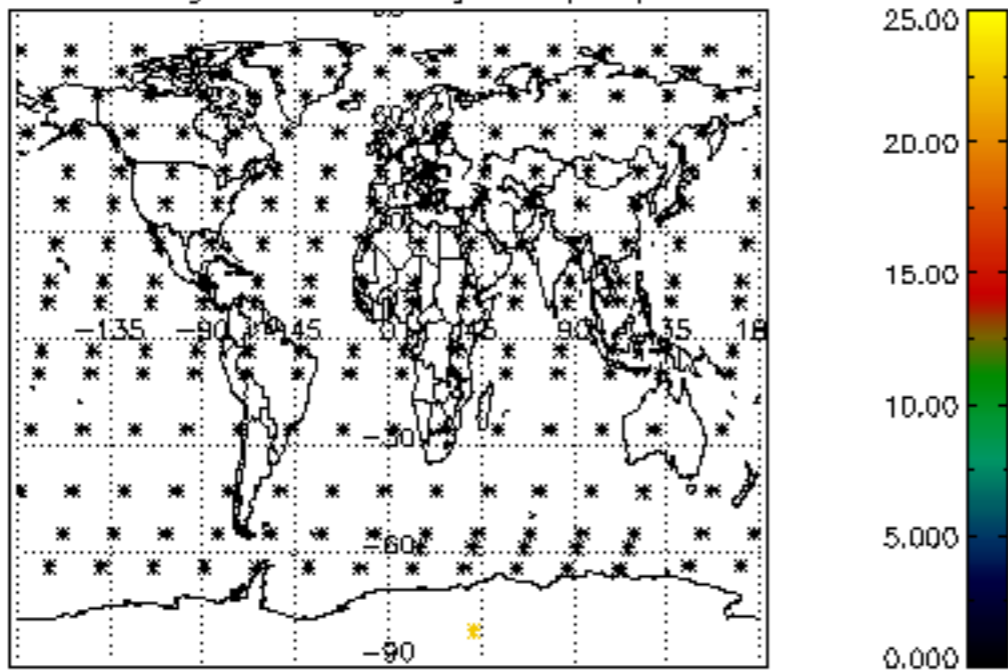
Percentage of star falling outside central band per profile



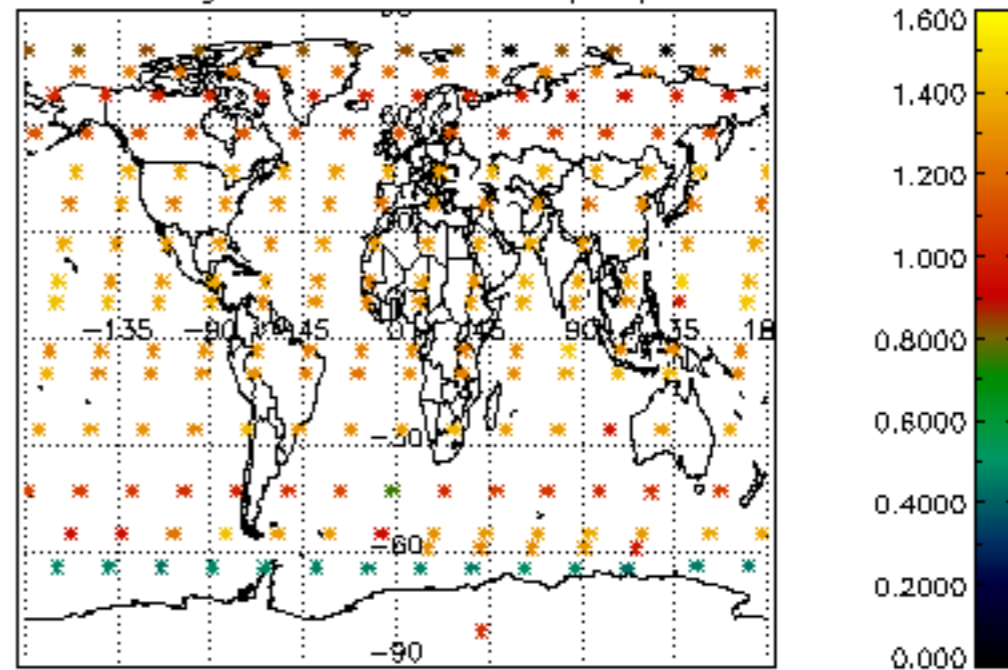
Percentage of saturation errors per profile



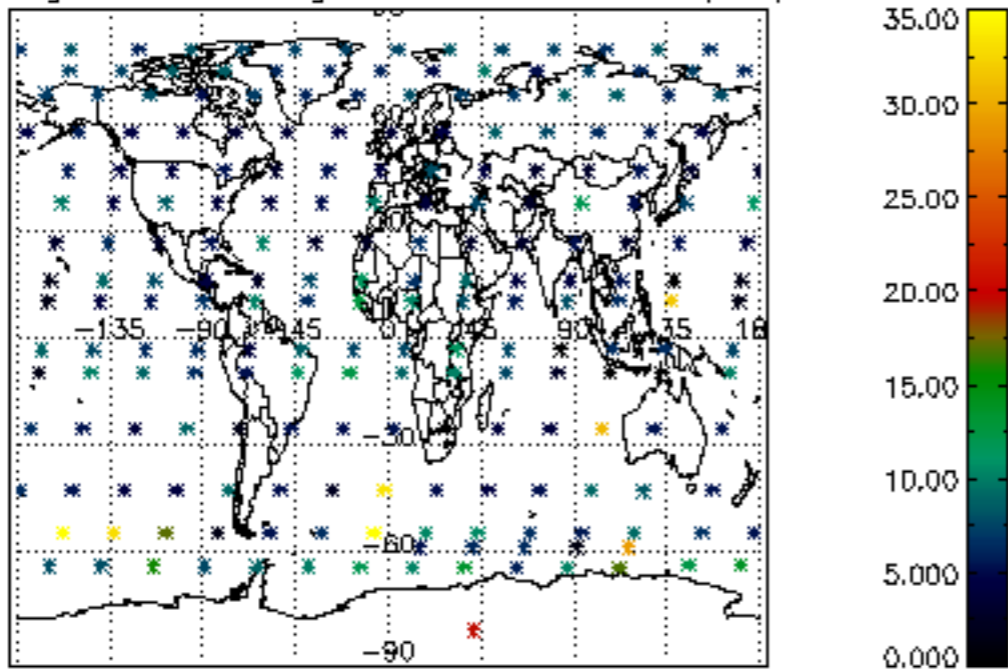
Percentage of cosmic ray hits per profile



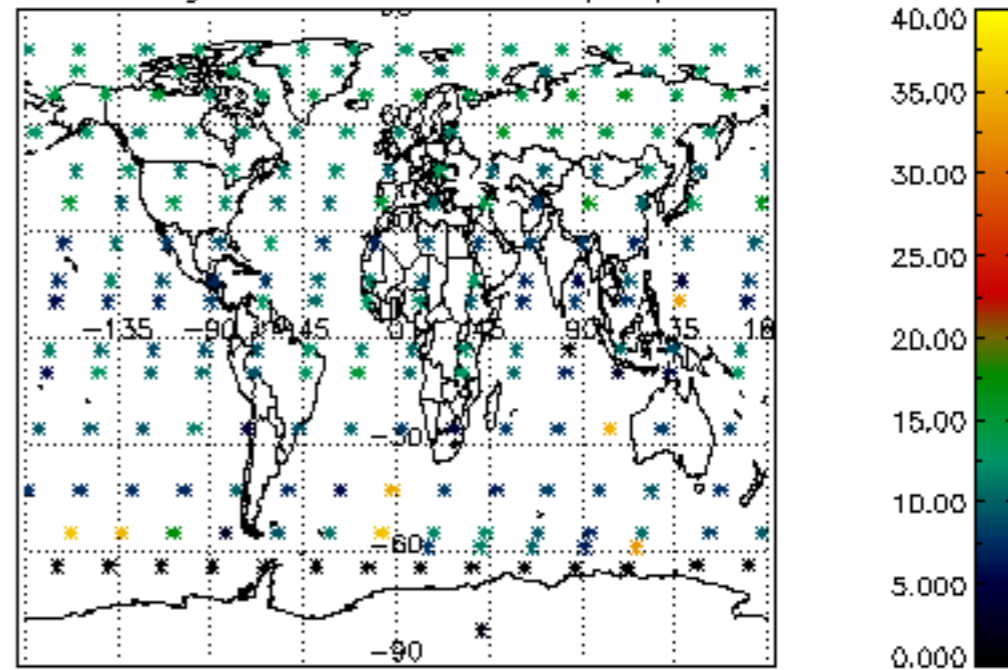
Percentage of datation errors per profile

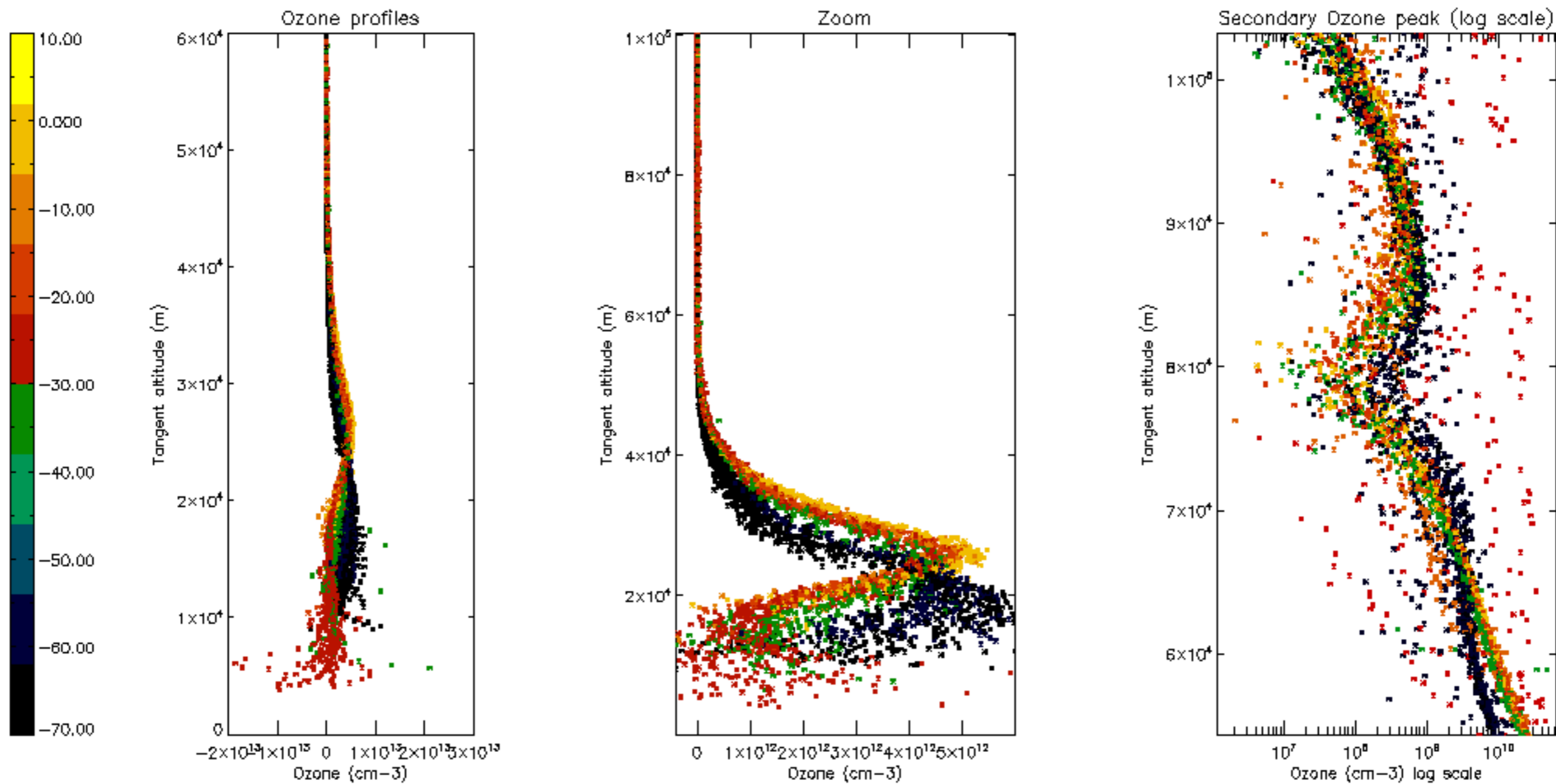


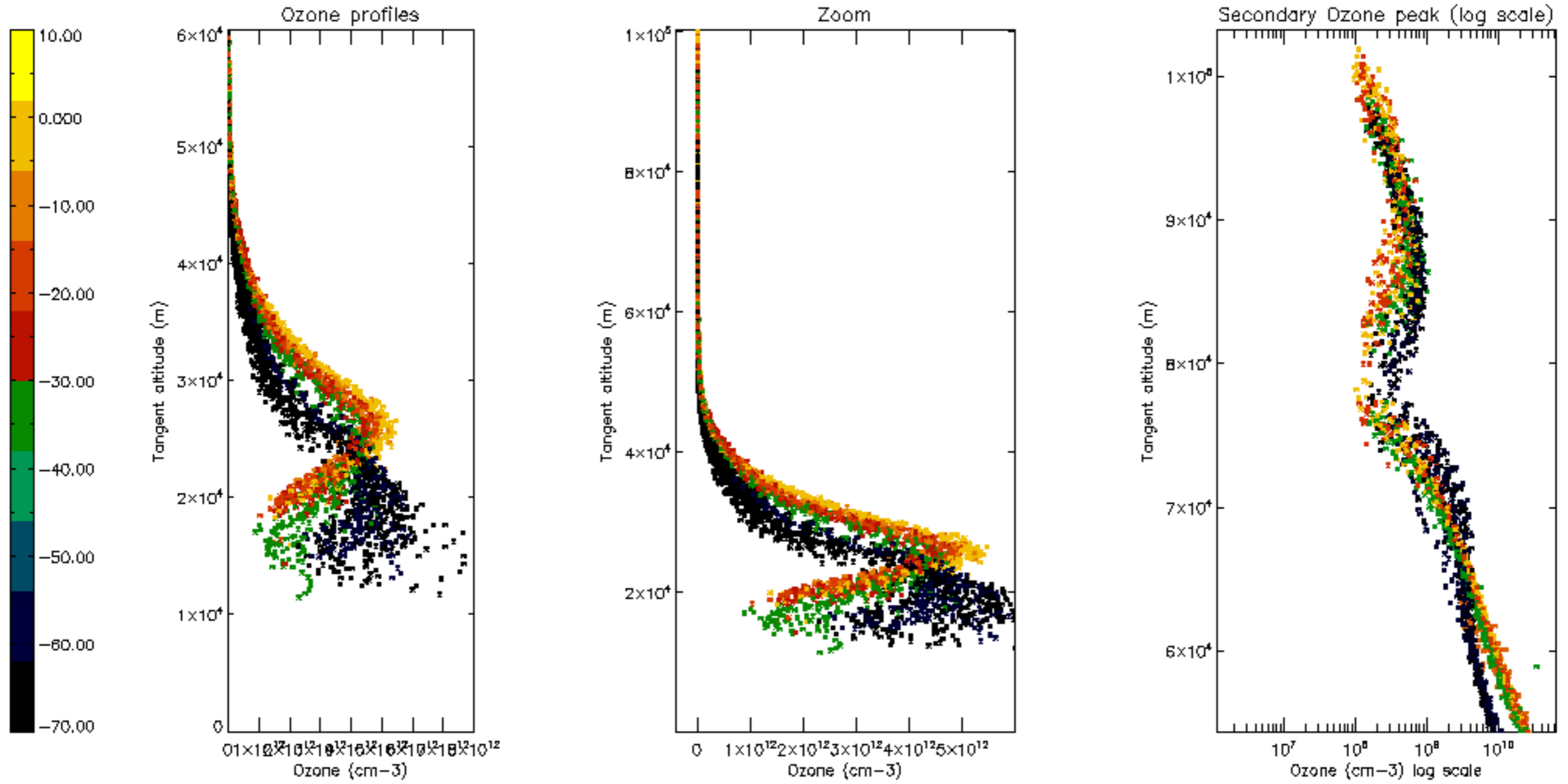
Percentage of star falling outside central band per profile

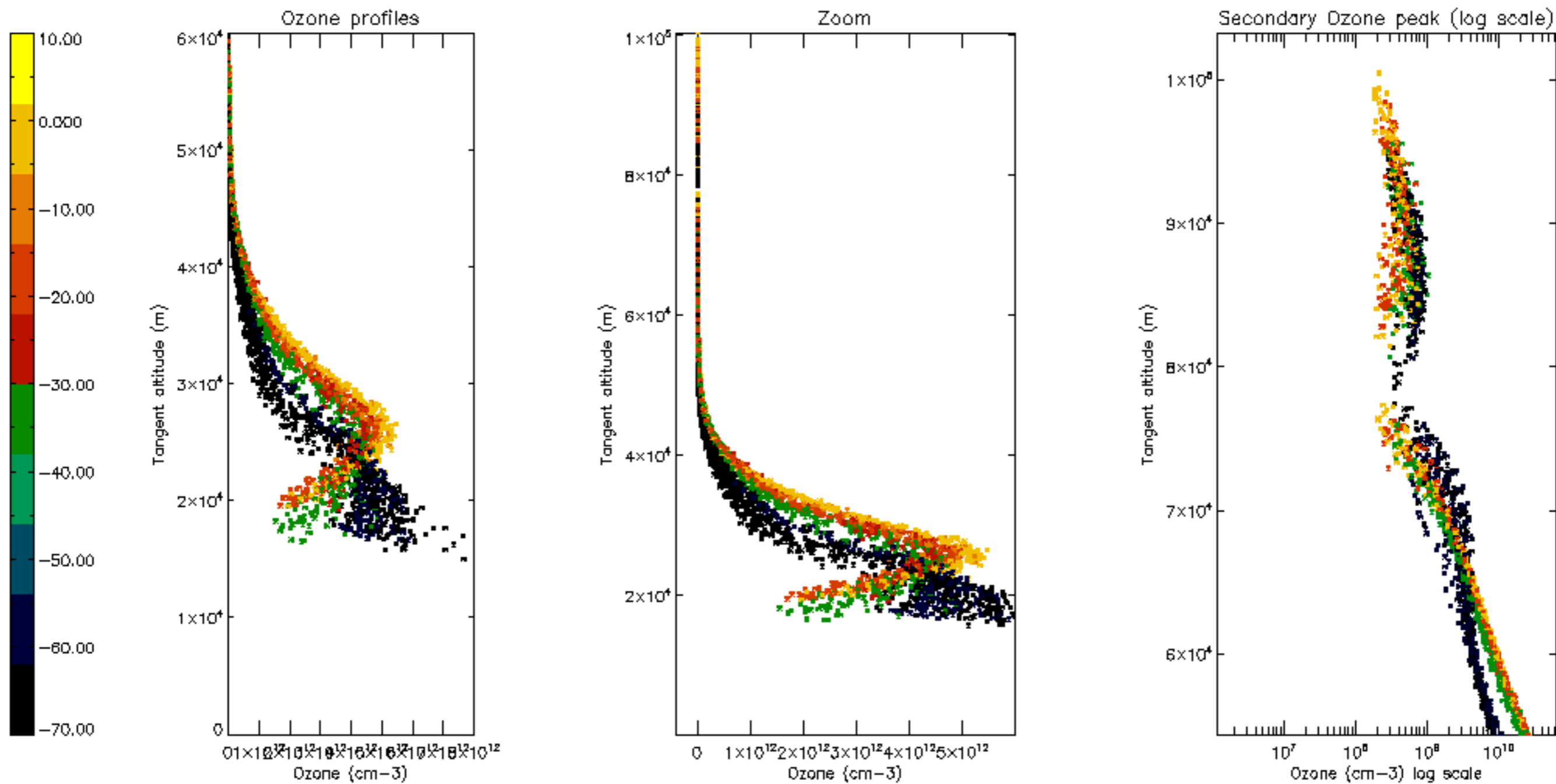


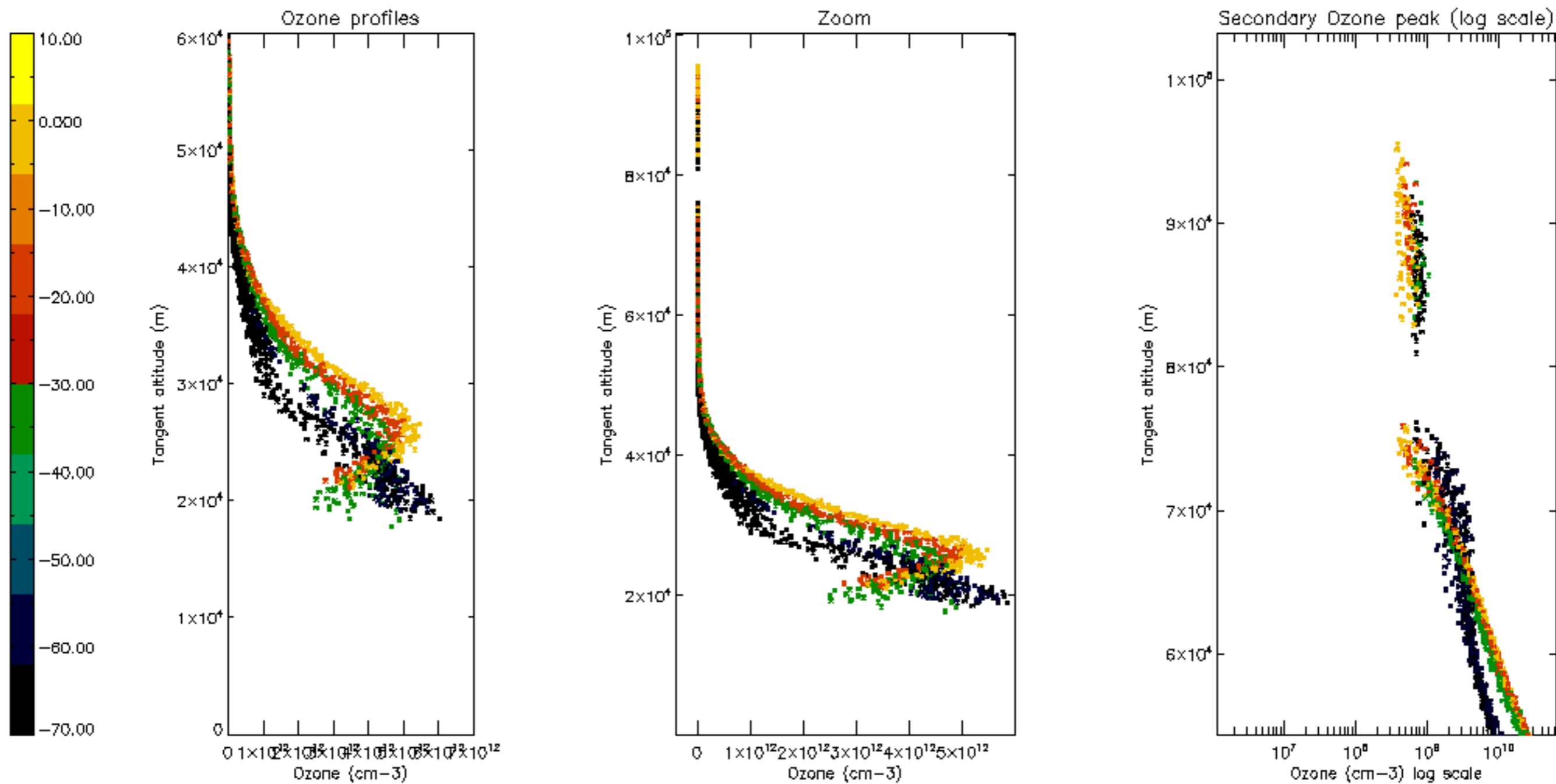
Percentage of saturation errors per profile

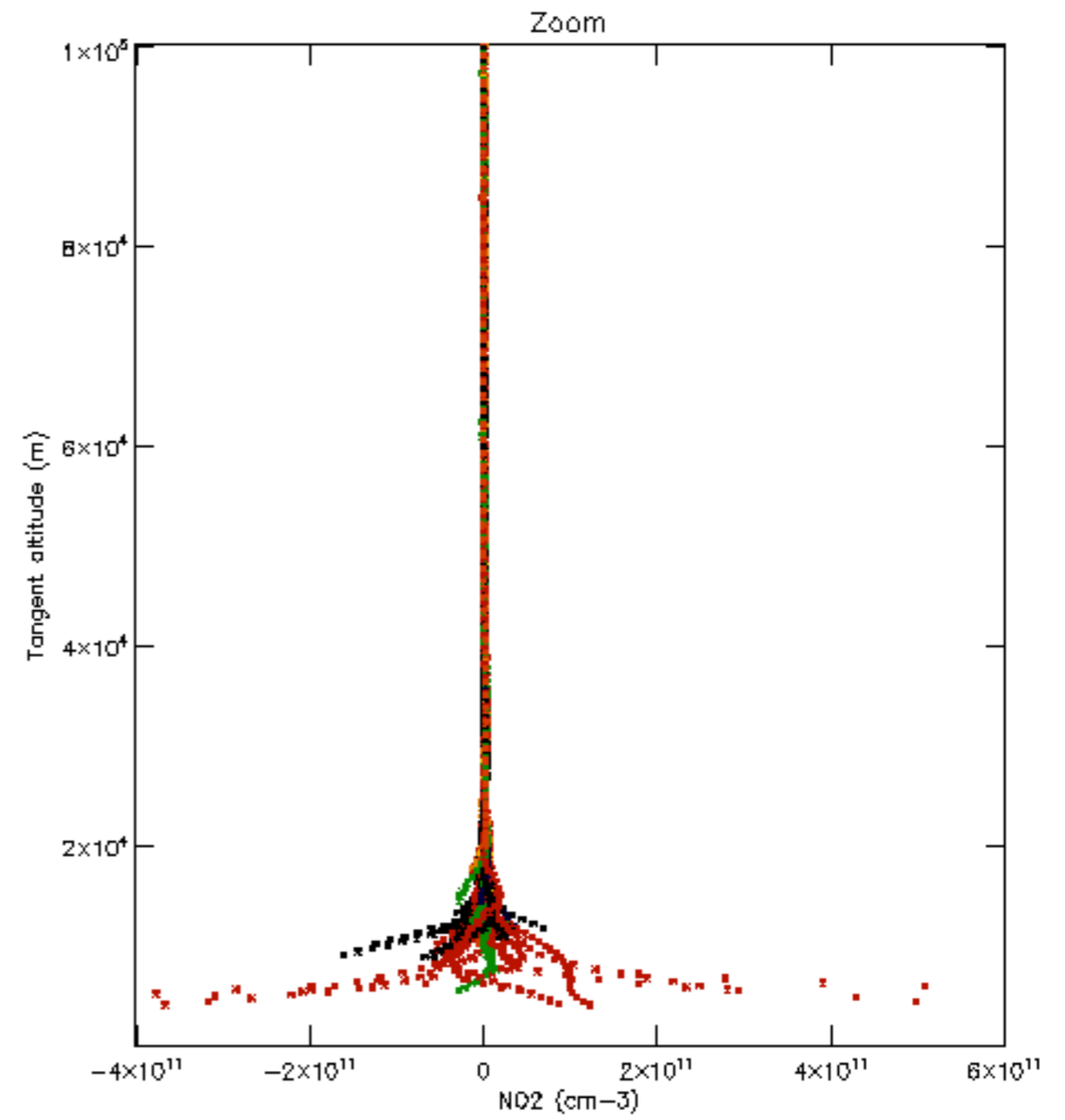
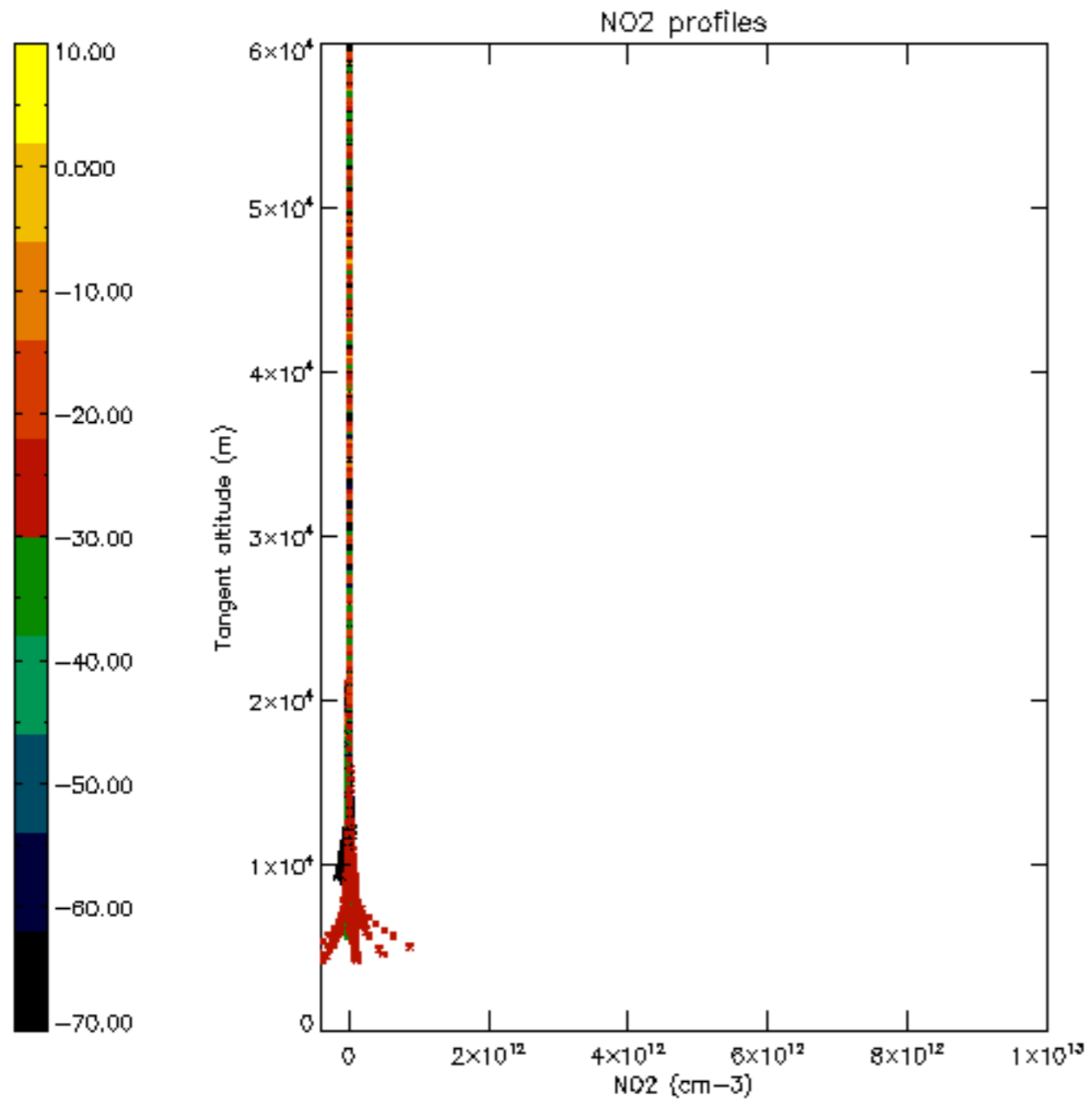


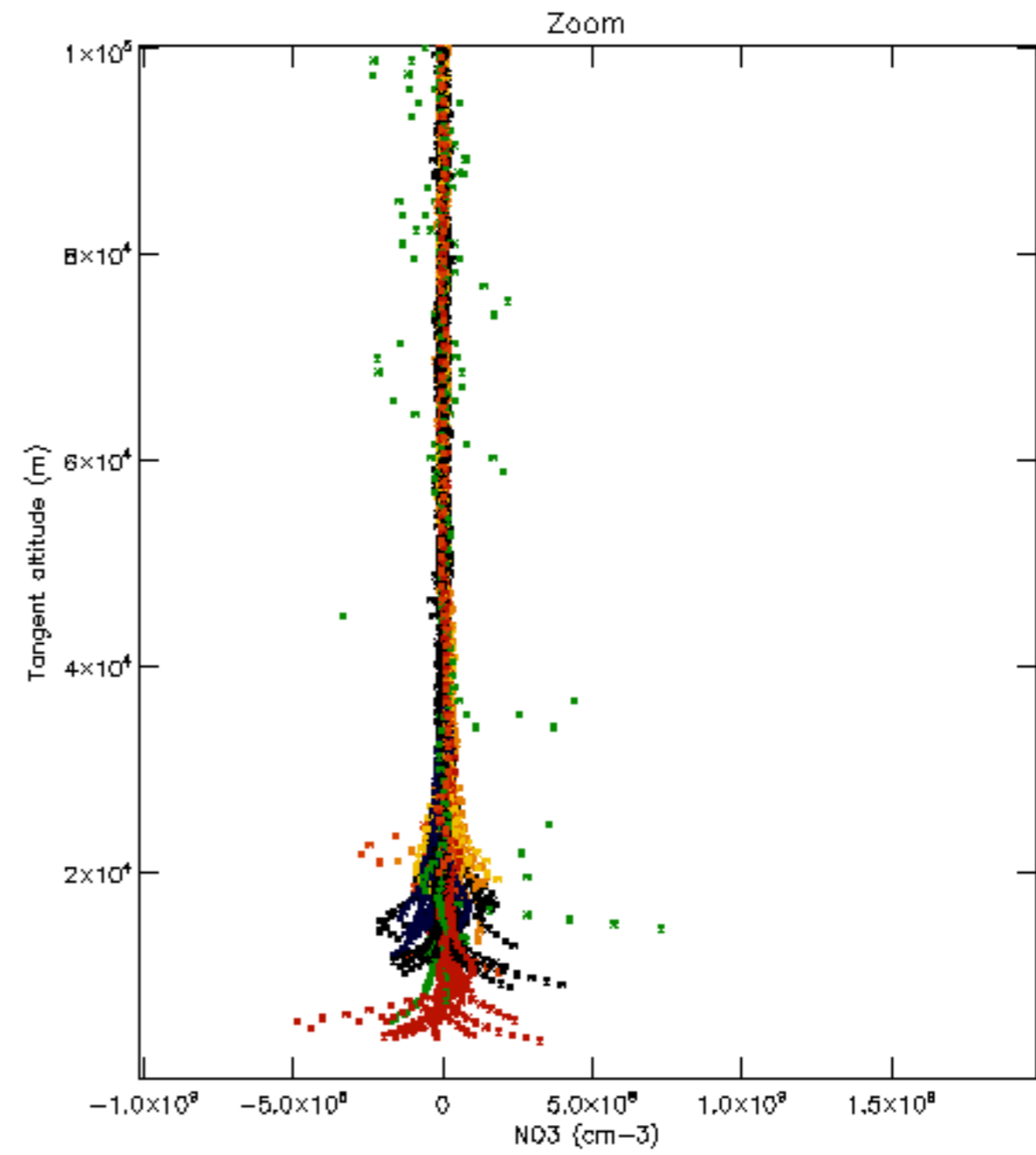
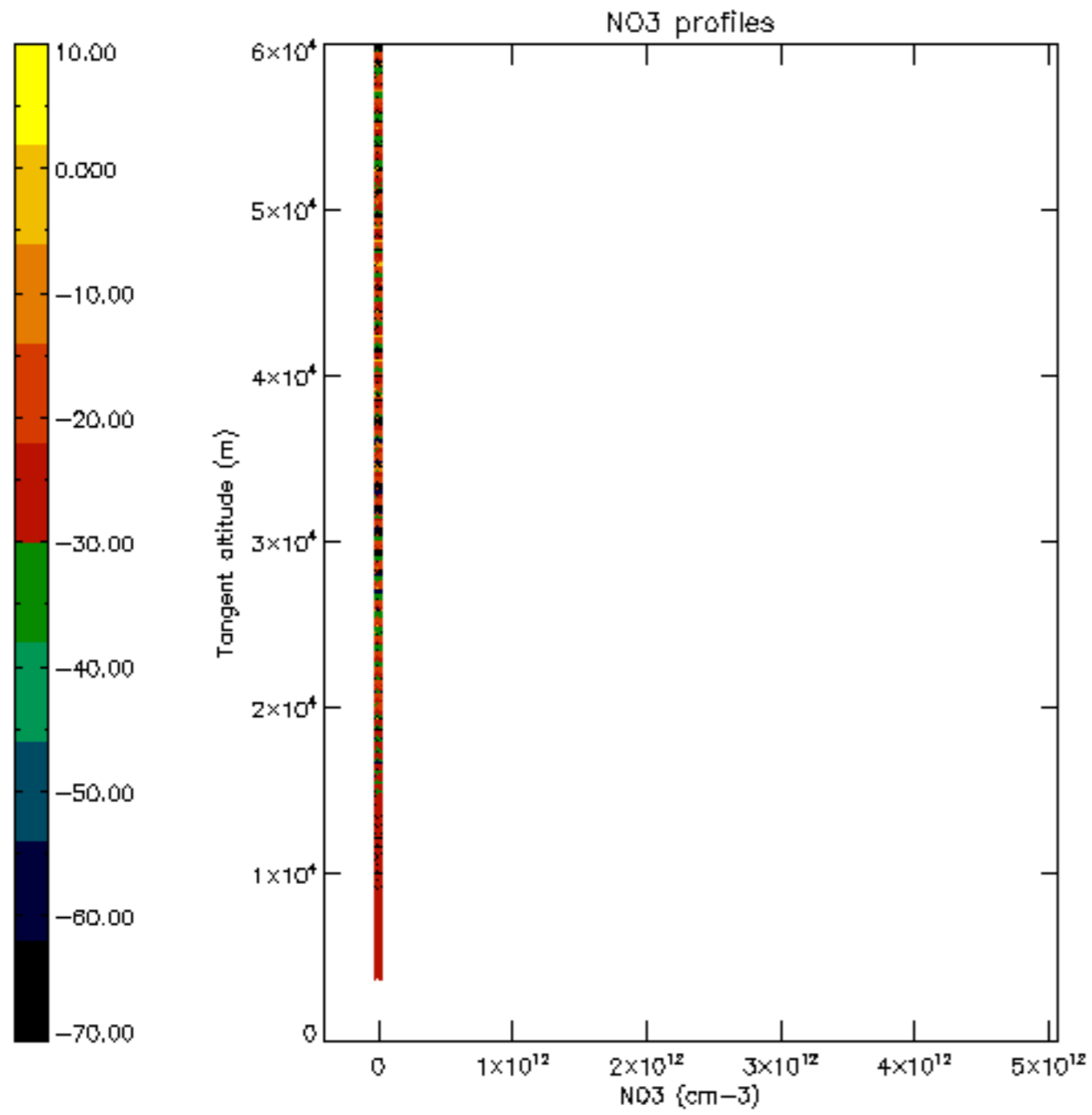


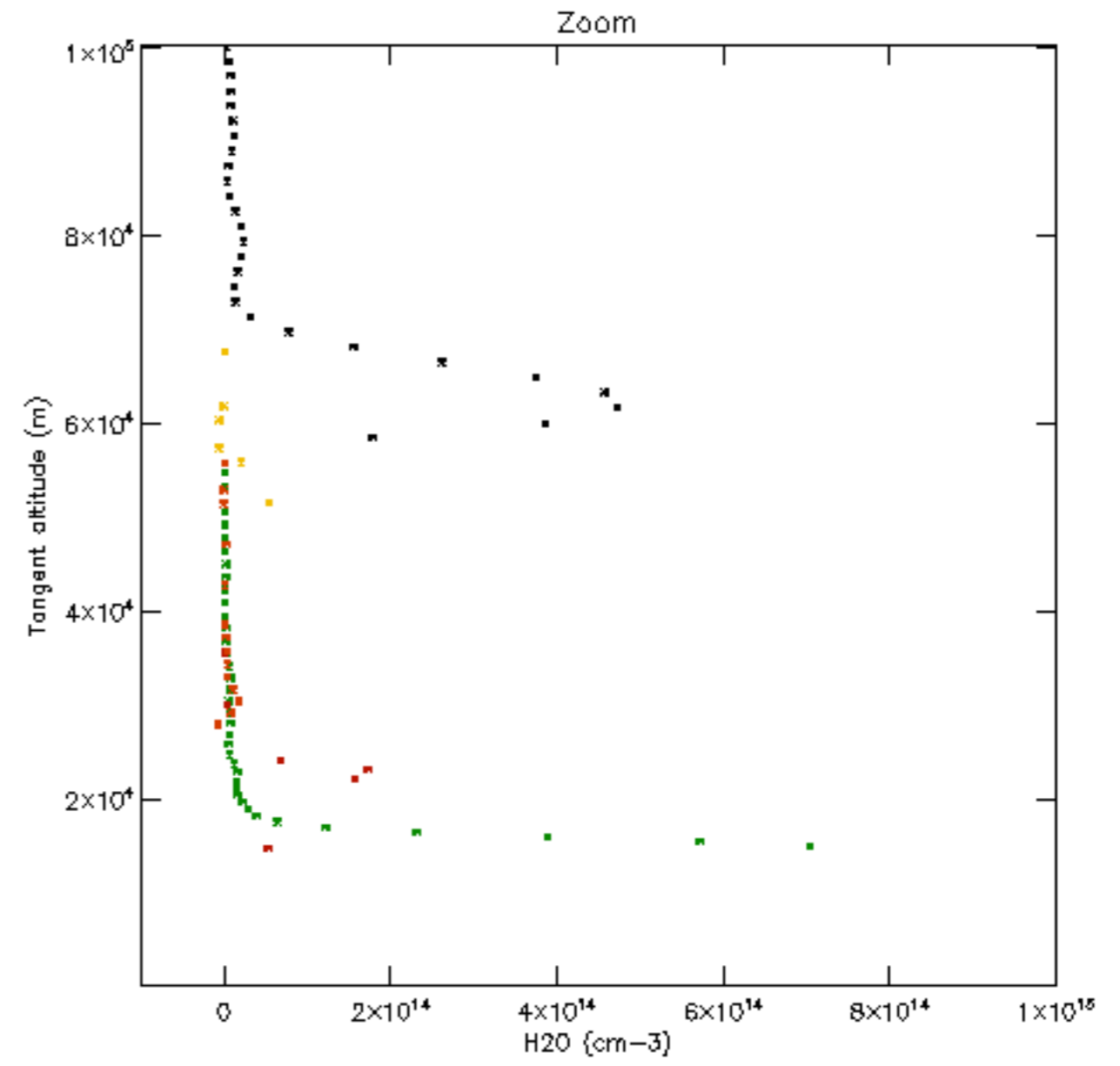
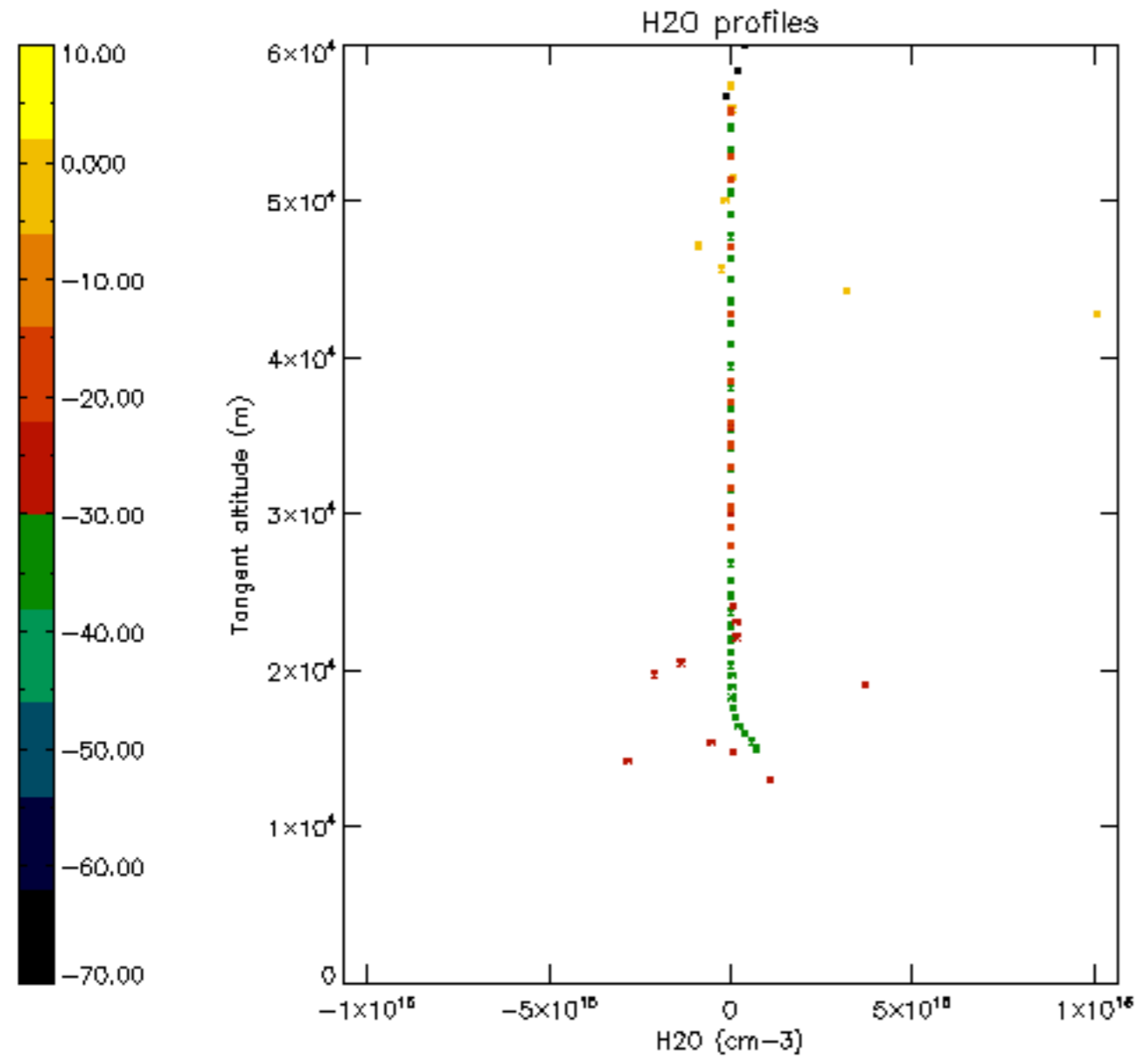


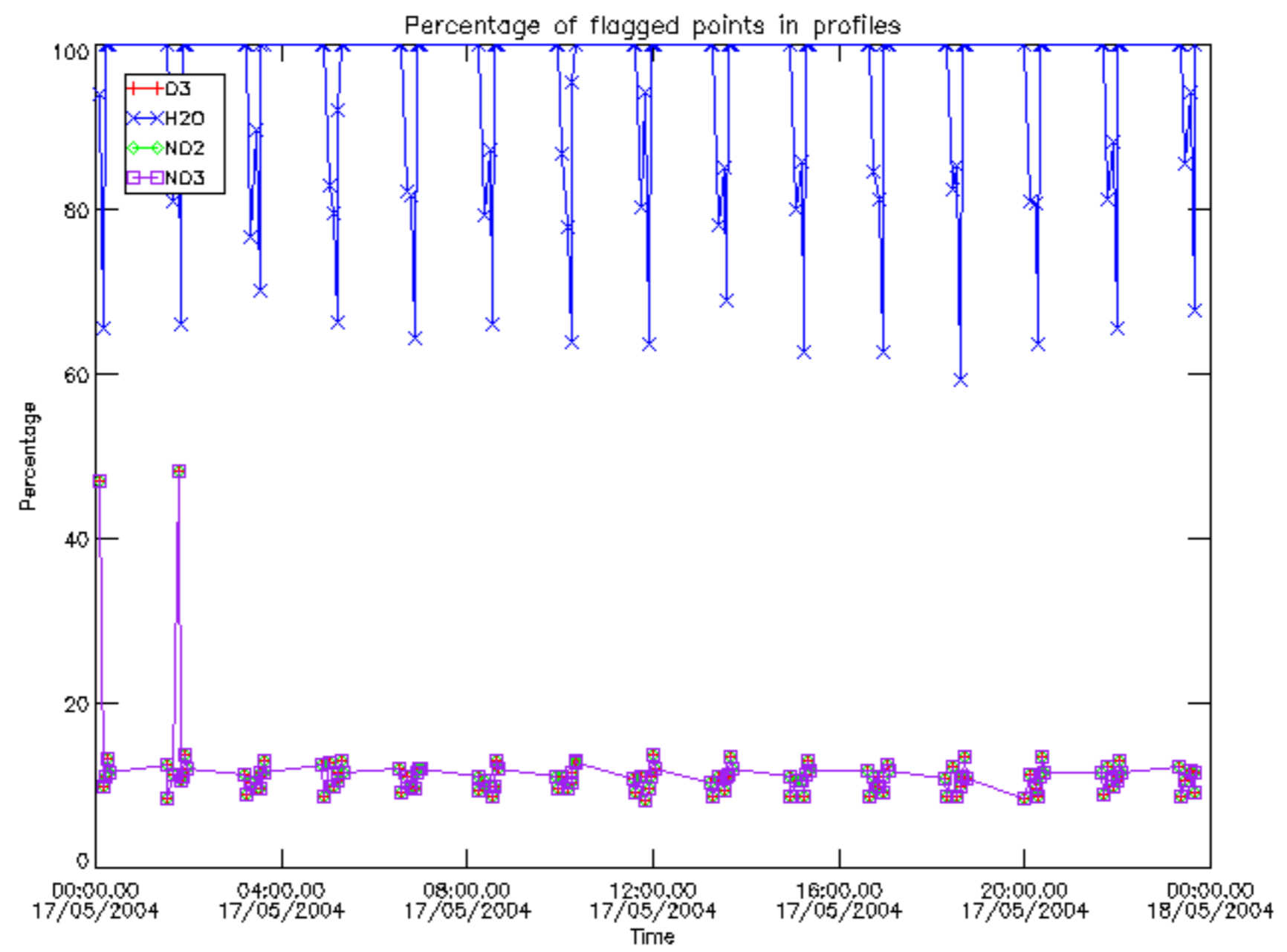




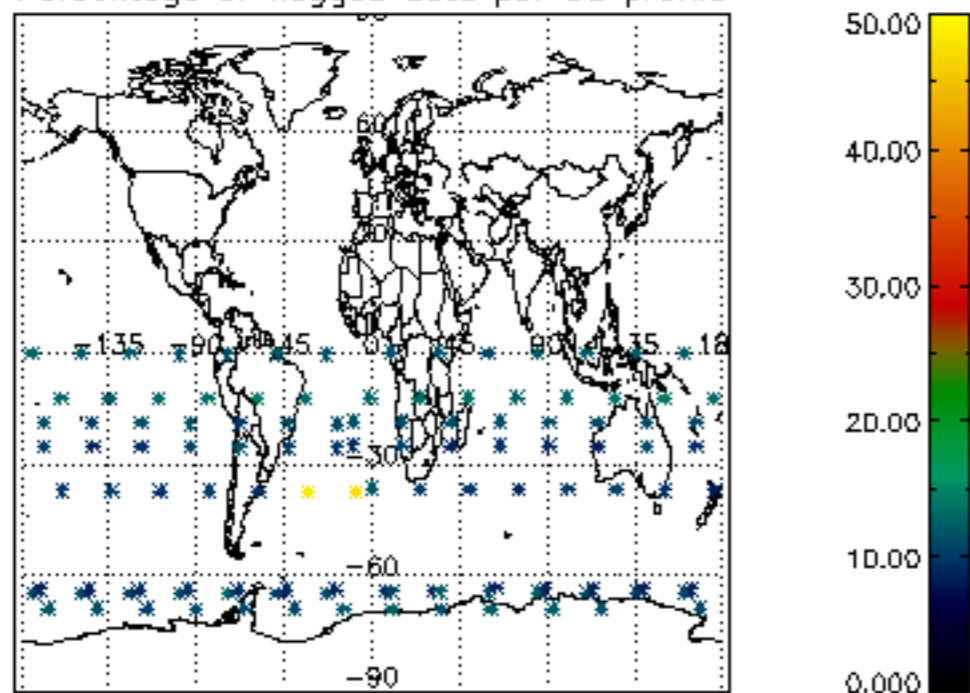




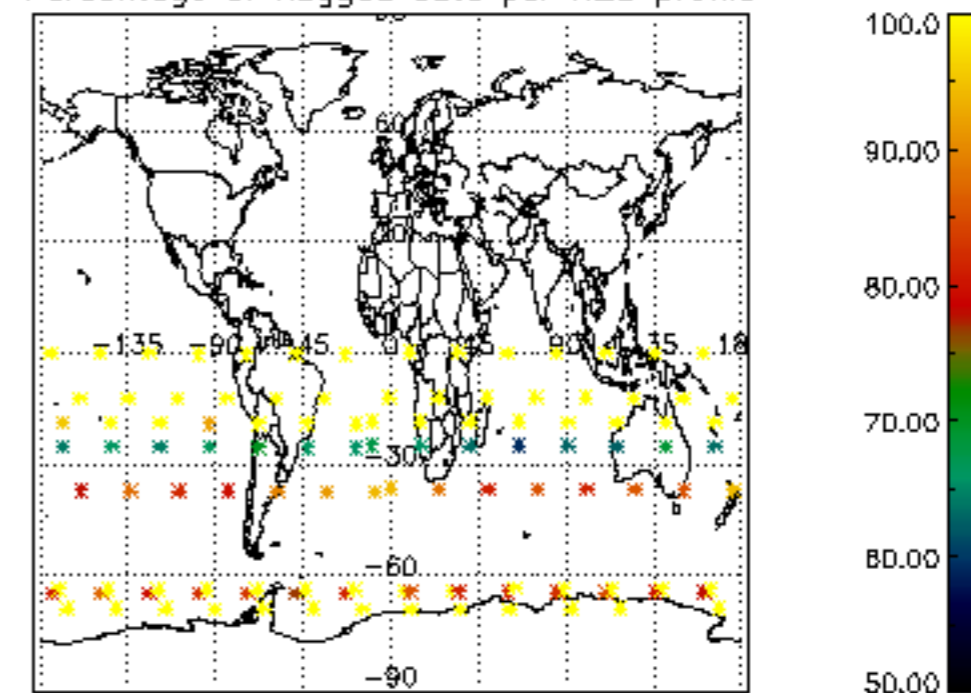




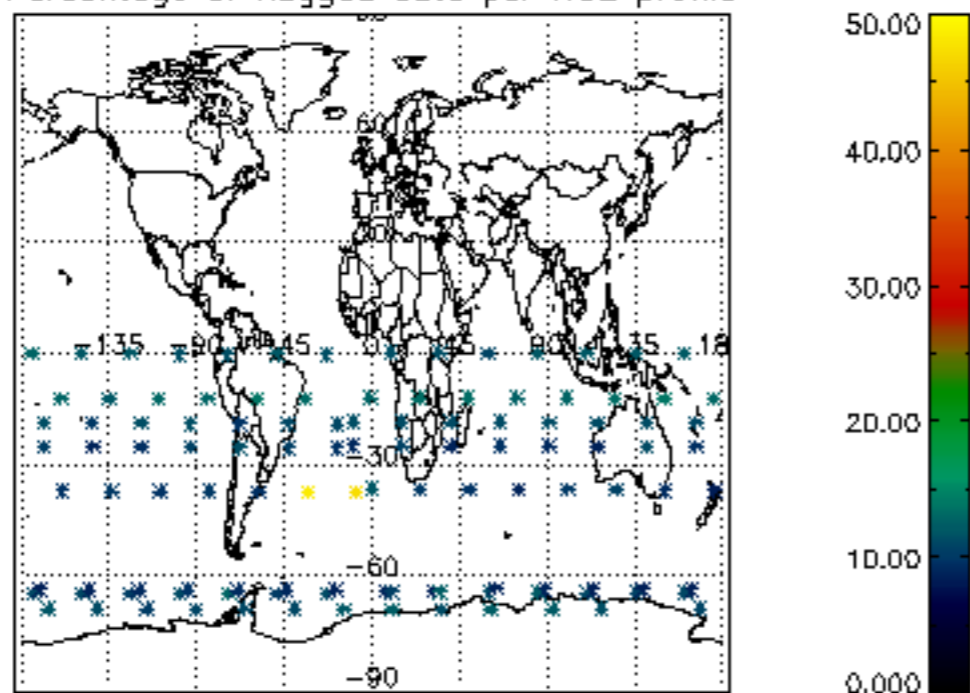
Percentage of flagged data per D3 profile



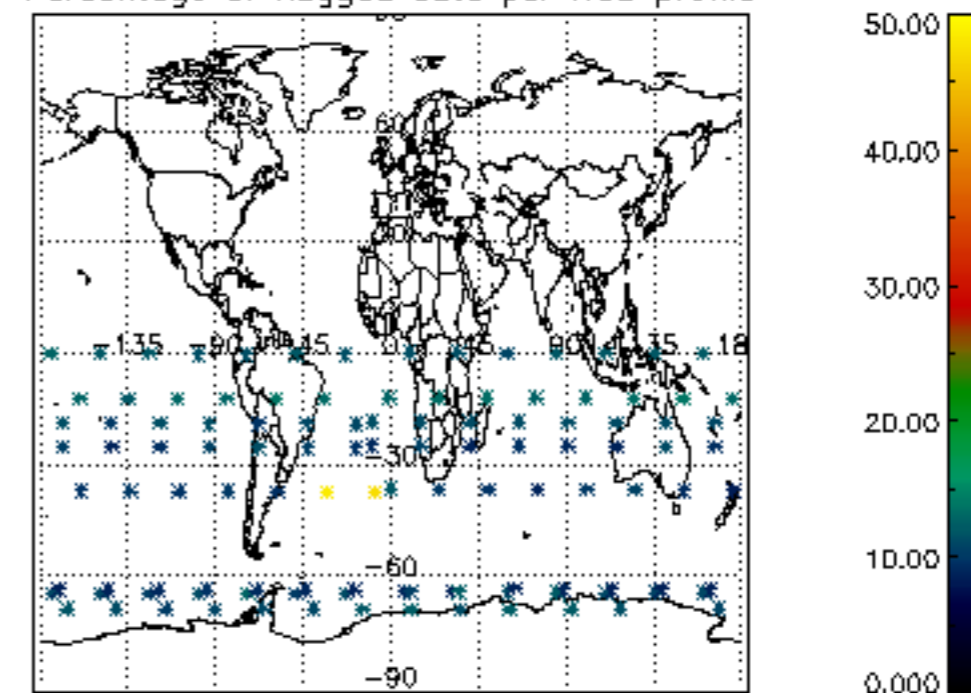
Percentage of flagged data per H2O profile

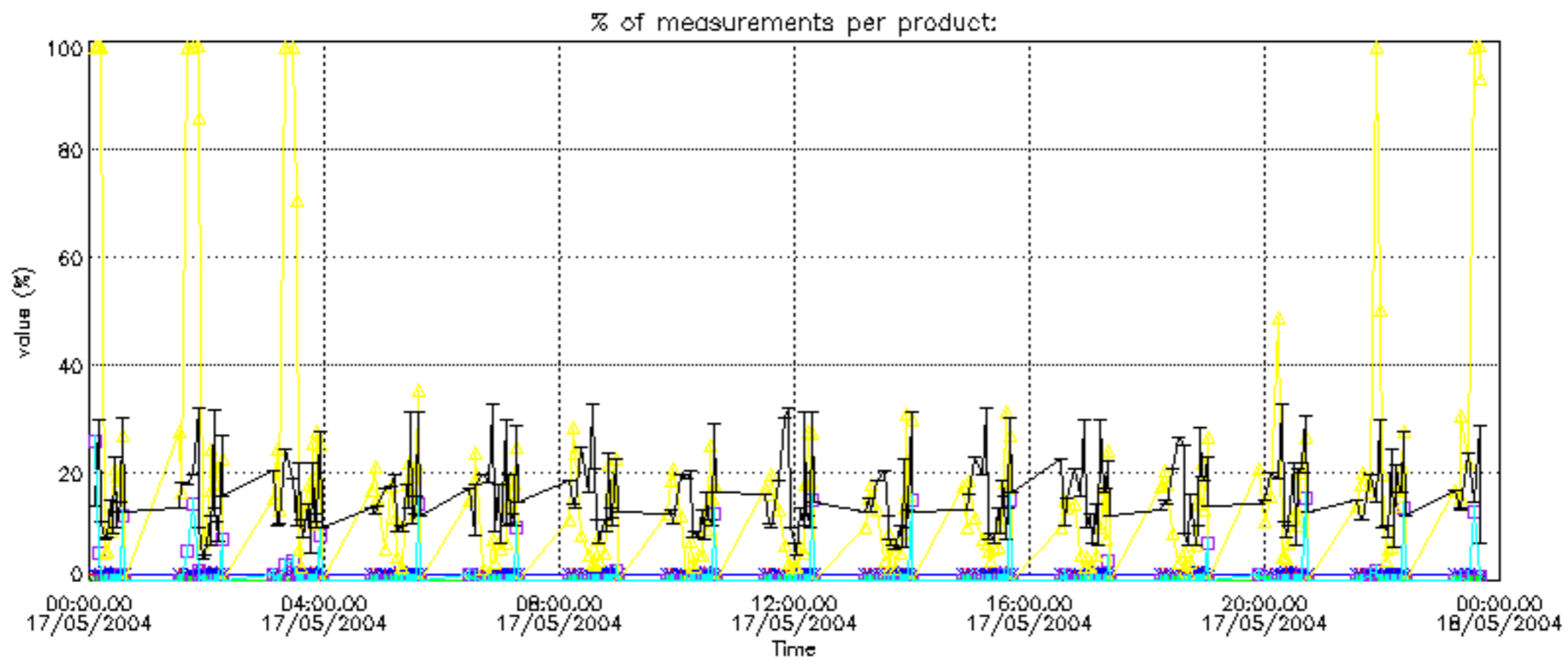


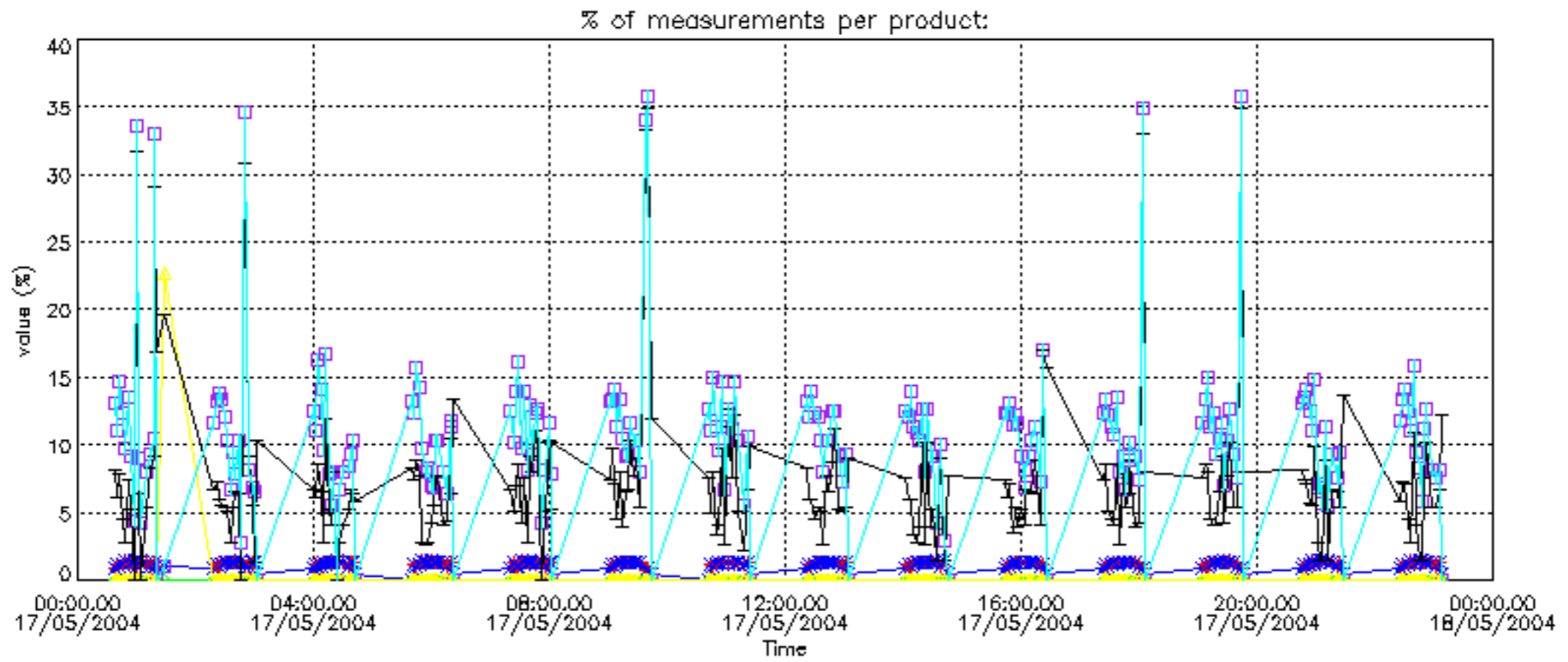
Percentage of flagged data per NO2 profile



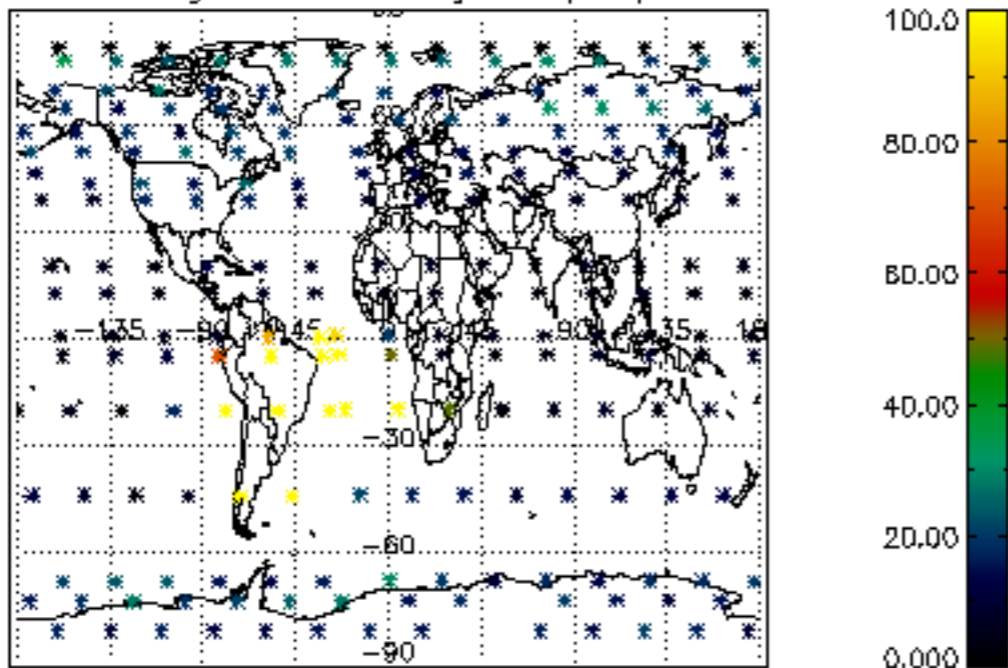
Percentage of flagged data per NO3 profile



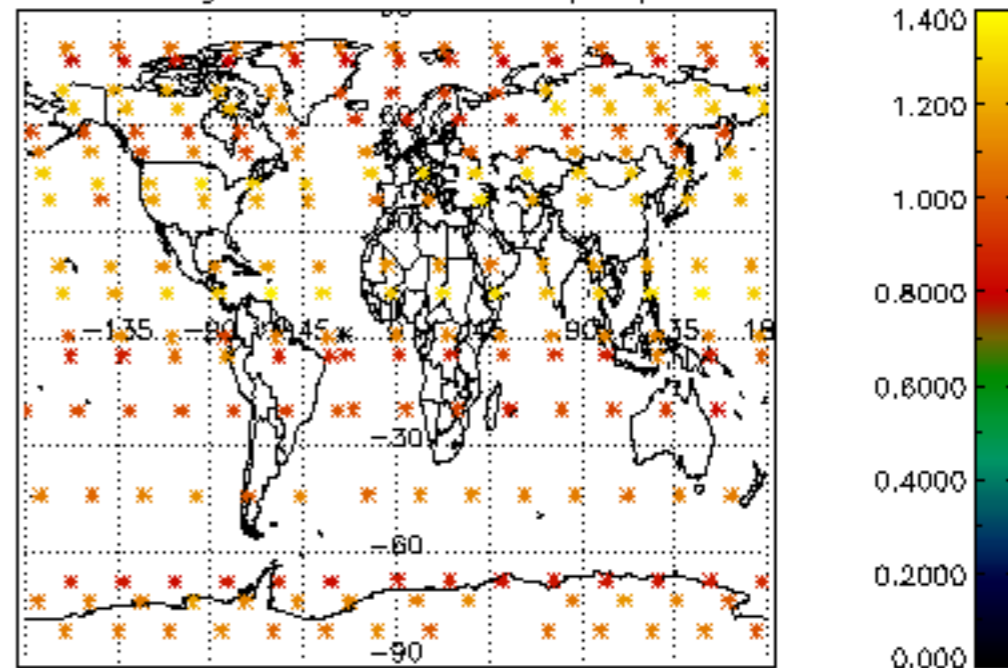




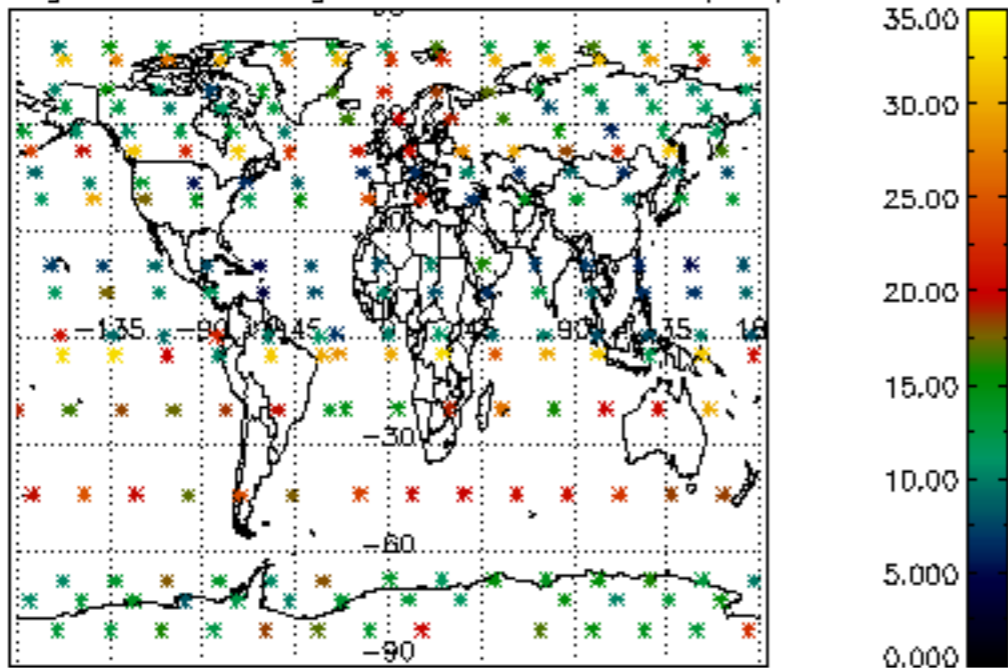
Percentage of cosmic ray hits per profile



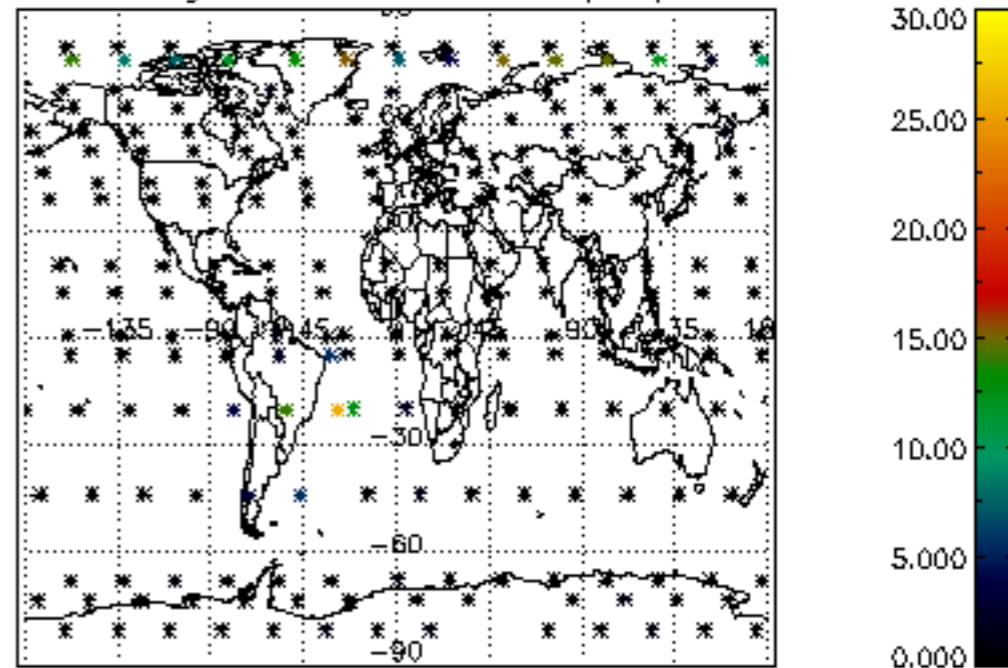
Percentage of datation errors per profile



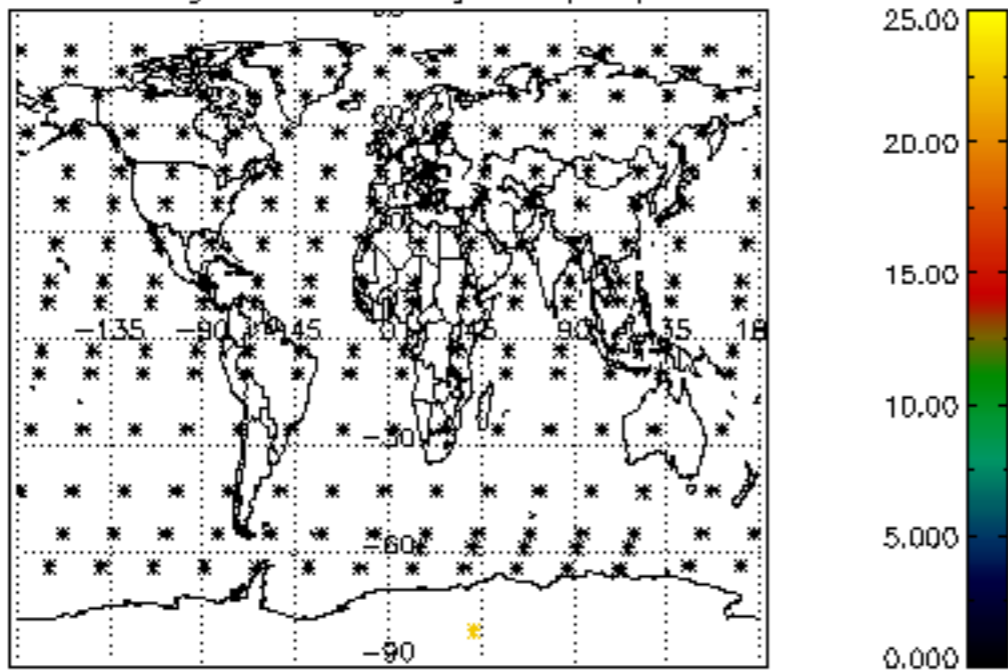
Percentage of star falling outside central band per profile



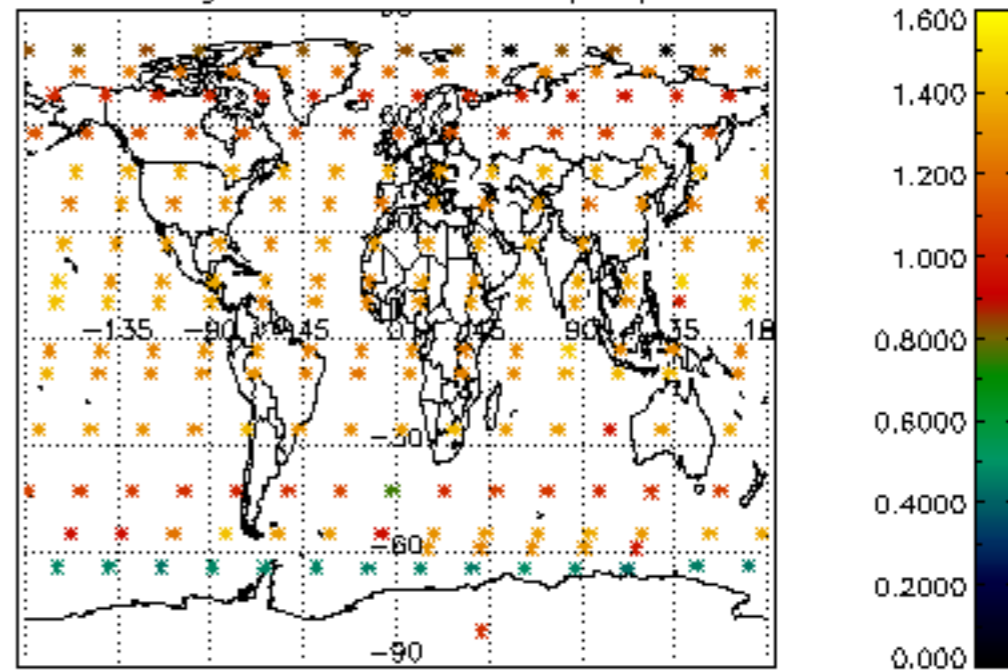
Percentage of saturation errors per profile



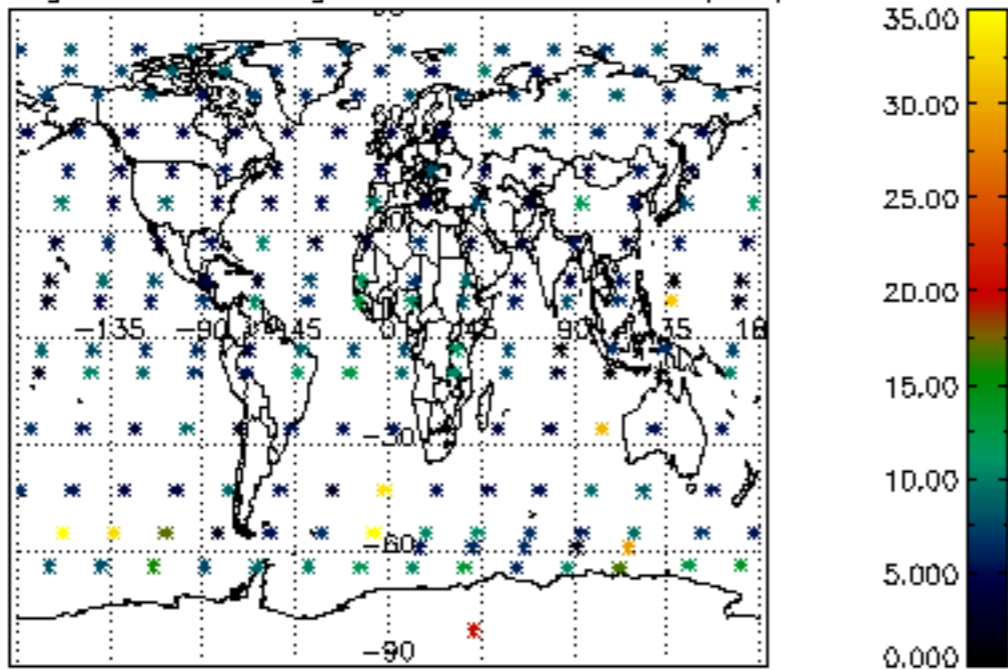
Percentage of cosmic ray hits per profile



Percentage of datation errors per profile



Percentage of star falling outside central band per profile



Percentage of saturation errors per profile

