

GOMOS Level 2 Daily Report

SUMMARY

[1. General Info](#)

[2. Summary of processed GOM_NL_2P products](#)

[3. Level 2 Quality information per product](#)

[3.1 Plot of level 2 quality information per product \(time dependant\)](#)

[3.2 Plot of level 2 quality information per product \(world map\)](#)

[4. Level 1 Quality information per product \(stored on level 2 products\)](#)

[4.1 Plot of level 1 quality information per product \(time dependant\)](#)

[4.1.1 Plot of level 1 quality information per product \(time dependant\): ASCENDING](#)

[4.1.2 Plot of level 1 quality information per product \(time dependant\): DESCENDING](#)

[4.2 Plot of level 1 quality information per product \(world map\)](#)

[4.2.1 Plot of level 1 quality information per product \(world map\): ASCENDING](#)

[4.2.2 Plot of level 1 quality information per product \(world map\): DESCENDING](#)

[5. Ozone profiles based on quality statistics and other trace gas profiles](#)

[5.1 Ozone statistics based on quality of products](#)

[5.2 Plot ozone profiles for all STD \(dark without errors\)](#)

[5.3 Plot ozone profiles where STD < 20% \(dark without errors\)](#)

[5.4. Plot ozone profiles where STD < 10% \(dark without errors\)](#)

[5.5. Plot ozone profiles where STD < 5% \(dark without errors\)](#)

[5.6 Plot NO2 profiles for all STD \(dark without errors\)](#)

[5.7 Plot NO3 profiles for all STD \(dark without errors\)](#)

[5.8 Plot H2O profiles \(only for occultations of stars 1,2,3,4,13,14,16,26,63 dark without errors\) for all STD](#)

[6. Auxiliary Data Files used for the production reported in section 2](#)

This report presents the daily analysis on parameters extracted from GOMOS level 2 data (GOM_NL__2P). It is intended to monitor some important parameters that will impact the quality of these products. A list of level 2 products (and content) that have arrived during the reporting day to the PCF is also given.

Item	Value
Time of report generation	19APR2013 02:03:56
Data source version	GOMOS/6.01
Start time of products	15-05-2004 (15MAY2004 00:00:00)
Stop time of products	16-05-2004 (16MAY2004 00:00:00)
Store outputs in DB	Yes
Nb of level 2 prods	448
Nb of prods with errors	0

2. Summary of processed GOM_NL__2P products.

Nr	Filename	UTC Start time	Limb	Duration	Star Id	Star Name	Star Mag	Star Temp	Nb Meas	Orbit	Prod. error
1	GOM_NL__2PRFIN20040515_000039_000000632026_00460_11536_2447.N1	15-MAY-2004 00:00:39	Bright	63.000	86	35Eta Oph	2.4300	10200.	126	11536	No
2	GOM_NL__2PRFIN20040515_000315_000000422026_00460_11536_2448.N1	15-MAY-2004 00:03:15	Bright	42.000	104	27Bet Lib	2.6140	13100.	84	11536	No
3	GOM_NL__2PRFIN20040515_000527_000000522026_00460_11536_2449.N1	15-MAY-2004 00:05:27	Bright	52.000	120	1Del Oph	2.7340	3200.0	104	11536	No
4	GOM_NL__2PRFIN20040515_000838_000000462026_00460_11536_2450.N1	15-MAY-2004 00:08:38	Bright	46.000	102	24Alp Ser	2.6000	4250.0	92	11536	No
5	GOM_NL__2PRFIN20040515_001130_000000382026_00460_11536_2451.N1	15-MAY-2004 00:11:30	Bright	37.500	111	8Eta Boo	2.6800	6000.0	75	11536	No
6	GOM_NL__2PRFIN20040515_001412_000000402026_00460_11536_2452.N1	15-MAY-2004 00:14:12	Bright	39.500	83		2.3780	11000.	79	11536	No
7	GOM_NL__2PRFIN20040515_001721_000000392026_00460_11536_2453.N1	15-MAY-2004 00:17:21	Bright	38.500	180	27Gam Boo	3.0400	8000.0	77	11536	No
8	GOM_NL__2PRFIN20040515_002013_000000402026_00460_11536_2454.N1	15-MAY-2004 00:20:13	Bright	39.500	39	85Eta UMa	1.8540	24000.	79	11536	No
9	GOM_NL__2PRFIN20040515_002149_000000372026_00460_11536_2455.N1	15-MAY-2004 00:21:49	Bright	37.000	55	79Zet UMa	2.0600	10200.	74	11536	No
10	GOM_NL__2PRFIN20040515_002420_000000392026_00460_11536_2456.N1	15-MAY-2004 00:24:20	Bright	39.000	82	48Bet UMa	2.3650	10600.	78	11536	No
11	GOM_NL__2PRFIN20040515_002605_000000432026_00460_11536_2457.N1	15-MAY-2004 00:26:05	Bright	42.500	119	14Eta Dra	2.7270	4700.0	85	11536	No
12	GOM_NL__2PRFIN20040515_002732_000000372026_00460_11536_2458.N1	15-MAY-2004 00:27:32	Bright	37.000	60	7Bet UMi	2.0810	3950.0	74	11536	No
13	GOM_NL__2PRFIN20040515_003154_000000382026_00460_11536_2459.N1	15-MAY-2004 00:31:54	Bright	37.500	49	1Alp UMi	1.9900	6300.0	75	11536	No
14	GOM_NL__2PRFIN20040515_003701_000000462026_00460_11536_2460.N1	15-MAY-2004 00:37:01	Bright	45.500	89	5Alp Cep	2.4510	8000.0	91	11536	No
15	GOM_NL__2PRFIN20040515_004005_000000392026_00460_11536_2461.N1	15-MAY-2004 00:40:05	Bright	38.500	76	27Gam Cas	2.3000	30000.	77	11536	No
16	GOM_NL__2PRFIN20040515_004119_000000402026_00460_11536_2462.N1	15-MAY-2004 00:41:19	Bright	39.500	68	18Alp Cas	2.2250	4500.0	79	11536	No
17	GOM_NL__2PRFIN20040515_004329_000001032026_00460_11536_2463.N1	15-MAY-2004 00:43:29	Bright	103.00	66	37Gam Cyg	2.2080	5900.0	206	11536	No
18	GOM_NL__2PRFIN20040515_004913_000001592026_00460_11536_2464.N1	15-MAY-2004 00:49:13	Straylight	158.50	92	53Eps Cyg	2.5000	4500.0	317	11536	No
19	GOM_NL__2PRFIN20040515_005349_000000462026_00460_11536_2465.N1	15-MAY-2004 00:53:49	Twilight	45.500	140	88Gam Peg	2.8340	26000.	91	11536	No
20	GOM_NL__2PRFIN20040515_005525_000000592026_00460_11536_2466.N1	15-MAY-2004 00:55:25	Dark	59.000	90	54Alp Peg	2.4870	11000.	118	11536	No
21	GOM_NL__2PRFIN20040515_010231_000000492026_00460_11536_2467.N1	15-MAY-2004 01:02:31	Dark	49.000	52	16Bet Cet	2.0370	4500.0	98	11536	No
22	GOM_NL__2PRFIN20040515_010441_000000772026_00460_11536_2468.N1	15-MAY-2004 01:04:41	Dark	76.500	162	34Alp Aqr	2.9440	5350.0	153	11536	No
23	GOM_NL__2PRFIN20040515_010901_000000522026_00460_11536_2469.N1	15-MAY-2004 01:09:01	Dark	51.500	18	24Alp PsA	1.1660	9700.0	103	11536	No
24	GOM_NL__2PRFIN20040515_011104_000000712026_00460_11536_2470.N1	15-MAY-2004 01:11:04	Dark	70.500	142	49Del Cap	2.8500	8900.0	141	11536	No
25	GOM_NL__2PRFIN20040515_011322_000000492026_00460_11536_2471.N1	15-MAY-2004 01:13:22	Dark	49.000	63	Bet Gru	2.1500	2800.0	98	11536	No
26	GOM_NL__2PRFIN20040515_011451_000000462026_00460_11536_2472.N1	15-MAY-2004 01:14:51	Dark	45.500	31	Alp Gru	1.7340	15200.	91	11536	No
27	GOM_NL__2PRFIN20040515_011835_000000412026_00461_11537_2438.N1	15-MAY-2004 01:18:35	Dark	41.000	135	Bet Hyi	2.8200	5800.0	82	11537	No
28	GOM_NL__2PRFIN20040515_012024_000000442026_00461_11537_2439.N1	15-MAY-2004 01:20:24	Dark	44.000	45	Alp Pav	1.9400	26000.	88	11537	No
29	GOM_NL__2PRFIN20040515_012547_000000462026_00461_11537_2440.N1	15-MAY-2004 01:25:47	Straylight	46.000	43	Alp TrA	1.9100	4250.0	92	11537	No
30	GOM_NL__2PRFIN20040515_012712_000000422026_00461_11537_2441.N1	15-MAY-2004 01:27:12	Straylight	41.500	145	Gam TrA	2.8720	10600.	83	11537	No
31	GOM_NL__2PRFIN20040515_012943_000000522026_00461_11537_2442.N1	15-MAY-2004 01:29:43	Straylight	52.000	4	Alp1Cen	-0.010000	5800.0	104	11537	No
32	GOM_NL__2PRFIN20040515_013201_000000582026_00461_11537_2443.N1	15-MAY-2004 01:32:01	Straylight	58.000	25	35Lam Sco	1.6200	28000.	116	11537	No
33	GOM_NL__2PRFIN20040515_013411_000000422026_00461_11537_2444.N1	15-MAY-2004 01:34:11	Straylight	41.500	109	Bet Lup	2.6770	26000.	83	11537	No
34	GOM_NL__2PRFIN20040515_013732_000000632026_00461_11537_2445.N1	15-MAY-2004 01:37:32	Tw_and_stray	62.500	16	21Alp Sco	1.0200	3000.0	125	11537	No
35	GOM_NL__2PRFIN20040515_013916_000000522026_00461_11537_2446.N1	15-MAY-2004 01:39:16	Bright	52.000	80	7Del Sco	2.3160	30000.	104	11537	No
36	GOM_NL__2PRFIN20040515_014115_000000652026_00461_11537_2447.N1	15-MAY-2004 01:41:15	Bright	65.000	86	35Eta Oph	2.4300	10200.	130	11537	No
37	GOM_NL__2PRFIN20040515_014351_000000422026_00461_11537_2448.N1	15-MAY-2004 01:43:51	Bright	41.500	104	27Bet Lib	2.6140	13100.	83	11537	No
38	GOM_NL__2PRFIN20040515_014603_000000522026_00461_11537_2449.N1	15-MAY-2004 01:46:03	Bright	51.500	120	1Del Oph	2.7340	3200.0	103	11537	No
39	GOM_NL__2PRFIN20040515_014914_000000472026_00461_11537_2450.N1	15-MAY-2004 01:49:14	Bright	46.500	102	24Alp Ser	2.6000	4250.0	93	11537	No
40	GOM_NL__2PRFIN20040515_015206_000000382026_00461_11537_2451.N1	15-MAY-2004 01:52:06	Bright	37.500	111	8Eta Boo	2.6800	6000.0	75	11537	No
41	GOM_NL__2PRFIN20040515_015448_000000422026_00461_11537_2452.N1	15-MAY-2004 01:54:48	Bright	41.500	83		2.3780	11000.	83	11537	No
42	GOM_NL__2PRFIN20040515_015756_000000392026_00461_11537_2453.N1	15-MAY-2004 01:57:56	Bright	39.000	180	27Gam Boo	3.0400	8000.0	78	11537	No

43	GOM_NL__2PRFIN20040515_020049_000000382026_00461_11537_2454.N1	15-MAY-2004 02:00:49	Bright	38.000	39	85Eta UMa	1.8540	24000.	76	11537	No
44	GOM_NL__2PRFIN20040515_020223_000000392026_00461_11537_2455.N1	15-MAY-2004 02:02:23	Bright	38.500	55	79Zet UMa	2.0600	10200.	77	11537	No
45	GOM_NL__2PRFIN20040515_020456_000000392026_00461_11537_2456.N1	15-MAY-2004 02:04:56	Bright	39.000	82	48Bet UMa	2.3650	10600.	78	11537	No
46	GOM_NL__2PRFIN20040515_020640_000000432026_00461_11537_2457.N1	15-MAY-2004 02:06:40	Bright	43.000	119	14Eta Dra	2.7270	4700.0	86	11537	No
47	GOM_NL__2PRFIN20040515_020808_000000412026_00461_11537_2458.N1	15-MAY-2004 02:08:08	Bright	40.500	60	7Bet UMi	2.0810	3950.0	81	11537	No
48	GOM_NL__2PRFIN20040515_021229_000000382026_00461_11537_2459.N1	15-MAY-2004 02:12:29	Bright	37.500	49	1Alp UMi	1.9900	6300.0	75	11537	No
49	GOM_NL__2PRFIN20040515_021737_000000472026_00461_11537_2460.N1	15-MAY-2004 02:17:37	Bright	46.500	89	5Alp Cep	2.4510	8000.0	93	11537	No
50	GOM_NL__2PRFIN20040515_022039_000000532026_00461_11537_2461.N1	15-MAY-2004 02:20:39	Bright	53.000	76	27Gam Cas	2.3000	30000.	106	11537	No
51	GOM_NL__2PRFIN20040515_022153_000000422026_00461_11537_2462.N1	15-MAY-2004 02:21:53	Bright	41.500	68	18Alp Cas	2.2250	4500.0	83	11537	No
52	GOM_NL__2PRFIN20040515_022405_000001012026_00461_11537_2463.N1	15-MAY-2004 02:24:05	Bright	101.00	66	37Gam Cyg	2.2080	5900.0	202	11537	No
53	GOM_NL__2PRFIN20040515_022949_000001432026_00461_11537_2464.N1	15-MAY-2004 02:29:49	Straylight	143.00	92	53Eps Cyg	2.5000	4500.0	286	11537	No
54	GOM_NL__2PRFIN20040515_023423_000000462026_00461_11537_2465.N1	15-MAY-2004 02:34:23	Twilight	46.000	140	88Gam Peg	2.8340	26000.	92	11537	No
55	GOM_NL__2PRFIN20040515_023602_000000572026_00461_11537_2466.N1	15-MAY-2004 02:36:02	Dark	56.500	90	54Alp Peg	2.4870	11000.	113	11537	No
56	GOM_NL__2PRFIN20040515_024309_000000482026_00461_11537_2467.N1	15-MAY-2004 02:43:09	Dark	48.000	52	16Bet Cet	2.0370	4500.0	96	11537	No
57	GOM_NL__2PRFIN20040515_024519_000000822026_00461_11537_2468.N1	15-MAY-2004 02:45:19	Dark	82.000	162	34Alp Aqr	2.9440	5350.0	164	11537	No
58	GOM_NL__2PRFIN20040515_024937_000000532026_00461_11537_2469.N1	15-MAY-2004 02:49:37	Dark	52.500	18	24Alp PsA	1.1660	9700.0	105	11537	No
59	GOM_NL__2PRFIN20040515_025141_000000702026_00461_11537_2470.N1	15-MAY-2004 02:51:41	Dark	70.000	142	49Del Cap	2.8500	8900.0	140	11537	No
60	GOM_NL__2PRFIN20040515_025357_000000552026_00461_11537_2471.N1	15-MAY-2004 02:53:57	Dark	54.500	63	Bet Gru	2.1500	2800.0	109	11537	No
61	GOM_NL__2PRFIN20040515_025525_000000482026_00461_11537_2472.N1	15-MAY-2004 02:55:25	Dark	47.500	31	Alp Gru	1.7340	15200.	95	11537	No
62	GOM_NL__2PRFIN20040515_025911_000000392026_00462_11538_2438.N1	15-MAY-2004 02:59:11	Dark	39.000	135	Bet Hyi	2.8200	5800.0	78	11538	No
63	GOM_NL__2PRFIN20040515_030101_000000452026_00462_11538_2439.N1	15-MAY-2004 03:01:01	Dark	44.500	45	Alp Pav	1.9400	26000.	89	11538	No
64	GOM_NL__2PRFIN20040515_030625_000000442026_00462_11538_2440.N1	15-MAY-2004 03:06:25	Straylight	44.000	43	Alp TrA	1.9100	4250.0	88	11538	No
65	GOM_NL__2PRFIN20040515_030748_000000412026_00462_11538_2441.N1	15-MAY-2004 03:07:48	Straylight	41.000	145	Gam TrA	2.8720	10600.	82	11538	No
66	GOM_NL__2PRFIN20040515_031019_000000522026_00462_11538_2442.N1	15-MAY-2004 03:10:19	Straylight	52.000	4	Alp1Cen	-0.010000	5800.0	104	11538	No
67	GOM_NL__2PRFIN20040515_031239_000000552026_00462_11538_2443.N1	15-MAY-2004 03:12:39	Straylight	55.000	25	35Lam Sco	1.6200	28000.	110	11538	No
68	GOM_NL__2PRFIN20040515_031448_000000412026_00462_11538_2444.N1	15-MAY-2004 03:14:48	Straylight	40.500	109	Bet Lup	2.6770	26000.	81	11538	No
69	GOM_NL__2PRFIN20040515_031808_000000622026_00462_11538_2445.N1	15-MAY-2004 03:18:08	Twilight	62.000	16	21Alp Sco	1.0200	3000.0	124	11538	No
70	GOM_NL__2PRFIN20040515_031952_000000592026_00462_11538_2446.N1	15-MAY-2004 03:19:52	Bright	58.500	80	7Del Sco	2.3160	30000.	117	11538	No
71	GOM_NL__2PRFIN20040515_032152_000000642026_00462_11538_2447.N1	15-MAY-2004 03:21:52	Bright	64.000	86	35Eta Oph	2.4300	10200.	128	11538	No
72	GOM_NL__2PRFIN20040515_032427_000000422026_00462_11538_2448.N1	15-MAY-2004 03:24:27	Bright	42.000	104	27Bet Lib	2.6140	13100.	84	11538	No
73	GOM_NL__2PRFIN20040515_032639_000000522026_00462_11538_2449.N1	15-MAY-2004 03:26:39	Bright	51.500	120	1Del Oph	2.7340	3200.0	103	11538	No
74	GOM_NL__2PRFIN20040515_032949_000000472026_00462_11538_2450.N1	15-MAY-2004 03:29:49	Bright	46.500	102	24Alp Ser	2.6000	4250.0	93	11538	No
75	GOM_NL__2PRFIN20040515_033242_000000372026_00462_11538_2451.N1	15-MAY-2004 03:32:42	Bright	37.000	111	8Eta Boo	2.6800	6000.0	74	11538	No
76	GOM_NL__2PRFIN20040515_033524_000000412026_00462_11538_2452.N1	15-MAY-2004 03:35:24	Bright	41.000	83		2.3780	11000.	82	11538	No
77	GOM_NL__2PRFIN20040515_033832_000000392026_00462_11538_2453.N1	15-MAY-2004 03:38:32	Bright	38.500	180	27Gam Boo	3.0400	8000.0	77	11538	No
78	GOM_NL__2PRFIN20040515_034125_000000392026_00462_11538_2454.N1	15-MAY-2004 03:41:25	Bright	39.000	39	85Eta UMa	1.8540	24000.	78	11538	No
79	GOM_NL__2PRFIN20040515_034301_000000382026_00462_11538_2455.N1	15-MAY-2004 03:43:01	Bright	37.500	55	79Zet UMa	2.0600	10200.	75	11538	No
80	GOM_NL__2PRFIN20040515_034532_000000372026_00462_11538_2456.N1	15-MAY-2004 03:45:32	Bright	37.000	82	48Bet UMa	2.3650	10600.	74	11538	No
81	GOM_NL__2PRFIN20040515_034716_000000392026_00462_11538_2457.N1	15-MAY-2004 03:47:16	Bright	39.000	119	14Eta Dra	2.7270	4700.0	78	11538	No
82	GOM_NL__2PRFIN20040515_034844_000000372026_00462_11538_2458.N1	15-MAY-2004 03:48:44	Bright	36.500	60	7Bet UMi	2.0810	3950.0	73	11538	No
83	GOM_NL__2PRFIN20040515_035306_000000382026_00462_11538_2459.N1	15-MAY-2004 03:53:06	Bright	38.000	49	1Alp UMi	1.9900	6300.0	76	11538	No
84	GOM_NL__2PRFIN20040515_035812_000000462026_00462_11538_2460.N1	15-MAY-2004 03:58:12	Bright	45.500	89	5Alp Cep	2.4510	8000.0	91	11538	No
85	GOM_NL__2PRFIN20040515_040117_000000382026_00462_11538_2461.N1	15-MAY-2004 04:01:17	Bright	37.500	76	27Gam Cas	2.3000	30000.	75	11538	No
86	GOM_NL__2PRFIN20040515_040231_000000462026_00462_11538_2462.N1	15-MAY-2004 04:02:31	Bright	45.500	68	18Alp Cas	2.2250	4500.0	91	11538	No
87	GOM_NL__2PRFIN20040515_040439_000001052026_00462_11538_2463.N1	15-MAY-2004 04:04:39	Bright	104.50	66	37Gam Cyg	2.2080	5900.0	209	11538	No
88	GOM_NL__2PRFIN20040515_041025_000001402026_00462_11538_2464.N1	15-MAY-2004 04:10:25	Straylight	139.50	92	53Eps Cyg	2.5000	4500.0	279	11538	No
89	GOM_NL__2PRFIN20040515_041459_000000462026_00462_11538_2465.N1	15-MAY-2004 04:14:59	Twilight	46.000	140	88Gam Peg	2.8340	26000.	92	11538	No
90	GOM_NL__2PRFIN20040515_041638_000000602026_00462_11538_2466.N1	15-MAY-2004 04:16:38	Dark	59.500	90	54Alp Peg	2.4870	11000.	119	11538	No
91	GOM_NL__2PRFIN20040515_042346_000000462026_00462_11538_2467.N1	15-MAY-2004 04:23:46	Dark	45.500	52	16Bet Cet	2.0370	4500.0	91	11538	No
92	GOM_NL__2PRFIN20040515_042556_000000842026_00462_11538_2468.N1	15-MAY-2004 04:25:56	Dark	84.000	162	34Alp Aqr	2.9440	5350.0	168	11538	No
93	GOM_NL__2PRFIN20040515_043015_000000512026_00462_11538_2469.N1	15-MAY-2004 04:30:15	Dark	51.000	18	24Alp PsA	1.1660	9700.0	102	11538	No
94	GOM_NL__2PRFIN20040515_043219_000000692026_00462_11538_2470.N1	15-MAY-2004 04:32:19	Dark	69.000	142	49Del Cap	2.8500	8900.0	138	11538	No
95	GOM_NL__2PRFIN20040515_043436_000000572026_00462_11538_2471.N1	15-MAY-2004 04:34:36	Dark	57.000	63	Bet Gru	2.1500	2800.0	114	11538	No
96	GOM_NL__2PRFIN20040515_043604_000000482026_00462_11538_2472.N1	15-MAY-2004 04:36:04	Dark	47.500	31	Alp Gru	1.7340	15200.	95	11538	No
97	GOM_NL__2PRFIN20040515_043947_000000392026_00463_11539_2438.N1	15-MAY-2004 04:39:47	Dark	38.500	135	Bet Hyi	2.8200	5800.0	77	11539	No
98	GOM_NL__2PRFIN20040515_044139_000000432026_00463_11539_2439.N1	15-MAY-2004 04:41:39	Dark	42.500	45	Alp Pav	1.9400	26000.	85	11539	No
99	GOM_NL__2PRFIN20040515_044702_000000422026_00463_11539_2440.N1	15-MAY-2004 04:47:02	Straylight	42.000	43	Alp TrA	1.9100	4250.0	84	11539	No
100	GOM_NL__2PRFIN20040515_044827_000000402026_00463_11539_2441.N1	15-MAY-2004 04:48:27	Straylight	39.500	145	Gam TrA	2.8720	10600.	79	11539	No
101	GOM_NL__2PRFIN20040515_045055_000000462026_00463_11539_2442.N1	15-MAY-2004 04:50:55	Straylight	45.500	4	Alp1Cen	-0.010000	5800.0	91	11539	No

102	GOM_NL__2PRFIN20040515_045316_00000542026_00463_11539_2443.N1	15-MAY-2004 04:53:16	Straylight	54.000	25	35Lam Sco	1.6200	28000.	108	11539	No
103	GOM_NL__2PRFIN20040515_045525_00000402026_00463_11539_2444.N1	15-MAY-2004 04:55:25	Straylight	40.000	109	Bet Lup	2.6770	26000.	80	11539	No
104	GOM_NL__2PRFIN20040515_045845_00000632026_00463_11539_2445.N1	15-MAY-2004 04:58:45	Twi_and_stray	62.500	16	21Alp Sco	1.0200	3000.0	125	11539	No
105	GOM_NL__2PRFIN20040515_050029_00000562026_00463_11539_2446.N1	15-MAY-2004 05:00:29	Bright	55.500	80	7Del Sco	2.3160	30000.	111	11539	No
106	GOM_NL__2PRFIN20040515_050227_00000652026_00463_11539_2447.N1	15-MAY-2004 05:02:27	Bright	64.500	86	35Eta Oph	2.4300	10200.	129	11539	No
107	GOM_NL__2PRFIN20040515_050503_00000422026_00463_11539_2448.N1	15-MAY-2004 05:05:03	Bright	41.500	104	27Bet Lib	2.6140	13100.	83	11539	No
108	GOM_NL__2PRFIN20040515_050715_00000522026_00463_11539_2449.N1	15-MAY-2004 05:07:15	Bright	52.000	120	1Del Oph	2.7340	3200.0	104	11539	No
109	GOM_NL__2PRFIN20040515_051026_00000492026_00463_11539_2450.N1	15-MAY-2004 05:10:26	Bright	48.500	102	24Alp Ser	2.6000	4250.0	97	11539	No
110	GOM_NL__2PRFIN20040515_051319_00000362026_00463_11539_2451.N1	15-MAY-2004 05:13:19	Bright	36.000	111	8Eta Boo	2.6800	6000.0	72	11539	No
111	GOM_NL__2PRFIN20040515_051600_00000392026_00463_11539_2452.N1	15-MAY-2004 05:16:00	Bright	39.000	83		2.3780	11000.	78	11539	No
112	GOM_NL__2PRFIN20040515_051908_00000382026_00463_11539_2453.N1	15-MAY-2004 05:19:08	Bright	38.000	180	27Gam Boo	3.0400	8000.0	76	11539	No
113	GOM_NL__2PRFIN20040515_052202_00000382026_00463_11539_2454.N1	15-MAY-2004 05:22:02	Bright	37.500	39	85Eta UMa	1.8540	24000.	75	11539	No
114	GOM_NL__2PRFIN20040515_052338_00000382026_00463_11539_2455.N1	15-MAY-2004 05:23:38	Bright	37.500	55	79Zet UMa	2.0600	10200.	75	11539	No
115	GOM_NL__2PRFIN20040515_052609_00000402026_00463_11539_2456.N1	15-MAY-2004 05:26:09	Bright	40.000	82	48Bet UMa	2.3650	10600.	80	11539	No
116	GOM_NL__2PRFIN20040515_052752_00000442026_00463_11539_2457.N1	15-MAY-2004 05:27:52	Bright	43.500	119	14Eta Dra	2.7270	4700.0	87	11539	No
117	GOM_NL__2PRFIN20040515_052920_00000402026_00463_11539_2458.N1	15-MAY-2004 05:29:20	Bright	39.500	60	7Bet UMi	2.0810	3950.0	79	11539	No
118	GOM_NL__2PRFIN20040515_053343_00000372026_00463_11539_2459.N1	15-MAY-2004 05:33:43	Bright	36.500	49	1Alp UMi	1.9900	6300.0	73	11539	No
119	GOM_NL__2PRFIN20040515_053848_00000472026_00463_11539_2460.N1	15-MAY-2004 05:38:48	Bright	47.000	89	5Alp Cep	2.4510	8000.0	94	11539	No
120	GOM_NL__2PRFIN20040515_054154_00000372026_00463_11539_2461.N1	15-MAY-2004 05:41:54	Bright	36.500	76	27Gam Cas	2.3000	30000.	73	11539	No
121	GOM_NL__2PRFIN20040515_054308_00000392026_00463_11539_2462.N1	15-MAY-2004 05:43:08	Bright	38.500	68	18Alp Cas	2.2250	4500.0	77	11539	No
122	GOM_NL__2PRFIN20040515_054514_000001032026_00463_11539_2463.N1	15-MAY-2004 05:45:14	Bright	102.50	66	37Gam Cyg	2.2080	5900.0	205	11539	No
123	GOM_NL__2PRFIN20040515_055101_000001472026_00463_11539_2464.N1	15-MAY-2004 05:51:01	Straylight	146.50	92	53Eps Cyg	2.5000	4500.0	293	11539	No
124	GOM_NL__2PRFIN20040515_055538_00000452026_00463_11539_2465.N1	15-MAY-2004 05:55:38	Twilight	45.000	140	88Gam Peg	2.8340	26000.	90	11539	No
125	GOM_NL__2PRFIN20040515_055715_00000552026_00463_11539_2466.N1	15-MAY-2004 05:57:15	Dark	55.000	90	54Alp Peg	2.4870	11000.	110	11539	No
126	GOM_NL__2PRFIN20040515_060422_00000472026_00463_11539_2467.N1	15-MAY-2004 06:04:22	Dark	46.500	52	16Bet Cet	2.0370	4500.0	93	11539	No
127	GOM_NL__2PRFIN20040515_060634_000000812026_00463_11539_2468.N1	15-MAY-2004 06:06:34	Dark	80.500	162	34Alp Aqr	2.9440	5350.0	161	11539	No
128	GOM_NL__2PRFIN20040515_061051_00000482026_00463_11539_2469.N1	15-MAY-2004 06:10:51	Dark	47.500	18	24Alp PsA	1.1660	9700.0	95	11539	No
129	GOM_NL__2PRFIN20040515_061257_00000712026_00463_11539_2470.N1	15-MAY-2004 06:12:57	Dark	71.000	142	49Del Cap	2.8500	8900.0	142	11539	No
130	GOM_NL__2PRFIN20040515_061513_00000522026_00463_11539_2471.N1	15-MAY-2004 06:15:13	Dark	51.500	63	Bet Gru	2.1500	2800.0	103	11539	No
131	GOM_NL__2PRFIN20040515_061641_00000452026_00463_11539_2472.N1	15-MAY-2004 06:16:41	Dark	44.500	31	Alp Gru	1.7340	15200.	89	11539	No
132	GOM_NL__2PRFIN20040515_062022_00000392026_00464_11540_2458.N1	15-MAY-2004 06:20:22	Dark	38.500	135	Bet Hyi	2.8200	5800.0	77	11540	No
133	GOM_NL__2PRFIN20040515_062215_00000432026_00464_11540_2459.N1	15-MAY-2004 06:22:15	Dark	43.000	45	Alp Pav	1.9400	26000.	86	11540	No
134	GOM_NL__2PRFIN20040515_062737_00000442026_00464_11540_2460.N1	15-MAY-2004 06:27:37	Straylight	44.000	43	Alp TrA	1.9100	4250.0	88	11540	No
135	GOM_NL__2PRFIN20040515_062903_00000382026_00464_11540_2461.N1	15-MAY-2004 06:29:03	Straylight	38.000	145	Gam TrA	2.8720	10600.	76	11540	No
136	GOM_NL__2PRFIN20040515_063131_00000522026_00464_11540_2462.N1	15-MAY-2004 06:31:31	Straylight	52.000	4	Alp1Cen	-0.010000	5800.0	104	11540	No
137	GOM_NL__2PRFIN20040515_063353_00000572026_00464_11540_2463.N1	15-MAY-2004 06:33:53	Straylight	56.500	25	35Lam Sco	1.6200	28000.	113	11540	No
138	GOM_NL__2PRFIN20040515_063614_00000542026_00464_11540_2464.N1	15-MAY-2004 06:36:14	Twi_and_stray	53.500	75	26Eps Sco	2.2910	4250.0	107	11540	No
139	GOM_NL__2PRFIN20040515_063921_00000582026_00464_11540_2465.N1	15-MAY-2004 06:39:21	Twi_and_stray	57.500	16	21Alp Sco	1.0200	3000.0	115	11540	No
140	GOM_NL__2PRFIN20040515_064106_00000522026_00464_11540_2466.N1	15-MAY-2004 06:41:06	Bright	51.500	80	7Del Sco	2.3160	30000.	103	11540	No
141	GOM_NL__2PRFIN20040515_064303_00000652026_00464_11540_2467.N1	15-MAY-2004 06:43:03	Bright	64.500	86	35Eta Oph	2.4300	10200.	129	11540	No
142	GOM_NL__2PRFIN20040515_064539_00000412026_00464_11540_2468.N1	15-MAY-2004 06:45:39	Bright	41.000	104	27Bet Lib	2.6140	13100.	82	11540	No
143	GOM_NL__2PRFIN20040515_064750_00000522026_00464_11540_2469.N1	15-MAY-2004 06:47:50	Bright	51.500	120	1Del Oph	2.7340	3200.0	103	11540	No
144	GOM_NL__2PRFIN20040515_065101_00000472026_00464_11540_2470.N1	15-MAY-2004 06:51:01	Bright	47.000	102	24Alp Ser	2.6000	4250.0	94	11540	No
145	GOM_NL__2PRFIN20040515_065355_00000372026_00464_11540_2471.N1	15-MAY-2004 06:53:55	Bright	36.500	111	8Eta Boo	2.6800	6000.0	73	11540	No
146	GOM_NL__2PRFIN20040515_065636_00000412026_00464_11540_2472.N1	15-MAY-2004 06:56:36	Bright	40.500	83		2.3780	11000.	81	11540	No
147	GOM_NL__2PRFIN20040515_065945_00000382026_00464_11540_2473.N1	15-MAY-2004 06:59:45	Bright	38.000	180	27Gam Boo	3.0400	8000.0	76	11540	No
148	GOM_NL__2PRFIN20040515_070238_00000372026_00464_11540_2474.N1	15-MAY-2004 07:02:38	Bright	36.500	39	85Eta UMa	1.8540	24000.	73	11540	No
149	GOM_NL__2PRFIN20040515_070414_00000372026_00464_11540_2475.N1	15-MAY-2004 07:04:14	Bright	37.000	55	79Zet UMa	2.0600	10200.	74	11540	No
150	GOM_NL__2PRFIN20040515_070646_00000382026_00464_11540_2476.N1	15-MAY-2004 07:06:46	Bright	38.000	82	48Bet UMa	2.3650	10600.	76	11540	No
151	GOM_NL__2PRFIN20040515_070827_00000422026_00464_11540_2477.N1	15-MAY-2004 07:08:27	Bright	42.000	119	14Eta Dra	2.7270	4700.0	84	11540	No
152	GOM_NL__2PRFIN20040515_070956_00000402026_00464_11540_2478.N1	15-MAY-2004 07:09:56	Bright	40.000	60	7Bet UMi	2.0810	3950.0	80	11540	No
153	GOM_NL__2PRFIN20040515_071417_00000382026_00464_11540_2479.N1	15-MAY-2004 07:14:17	Bright	37.500	49	1Alp UMi	1.9900	6300.0	75	11540	No
154	GOM_NL__2PRFIN20040515_071923_00000482026_00464_11540_2480.N1	15-MAY-2004 07:19:23	Bright	47.500	89	5Alp Cep	2.4510	8000.0	95	11540	No
155	GOM_NL__2PRFIN20040515_072230_00000512026_00464_11540_2481.N1	15-MAY-2004 07:22:30	Bright	51.000	76	27Gam Cas	2.3000	30000.	102	11540	No
156	GOM_NL__2PRFIN20040515_072343_00000382026_00464_11540_2482.N1	15-MAY-2004 07:23:43	Bright	37.500	68	18Alp Cas	2.2250	4500.0	75	11540	No
157	GOM_NL__2PRFIN20040515_072550_000001022026_00464_11540_2483.N1	15-MAY-2004 07:25:50	Bright	101.50	66	37Gam Cyg	2.2080	5900.0	203	11540	No
158	GOM_NL__2PRFIN20040515_073205_00000472026_00464_11540_2484.N1	15-MAY-2004 07:32:05	Bright	47.000	58	21Alp And	2.0730	11000.	94	11540	No
159	GOM_NL__2PRFIN20040515_073614_00000462026_00464_11540_2485.N1	15-MAY-2004 07:36:14	Twilight	46.000	140	88Gam Peg	2.8340	26000.	92	11540	No
160	GOM_NL__2PRFIN20040515_073752_00000572026_00464_11540_2486.N1	15-MAY-2004 07:37:52	Dark	57.000	90	54Alp Peg	2.4870	11000.	114	11540	No

161	GOM_NL__2PRFIN20040515_074458_00000442026_00464_11540_2487.N1	15-MAY-2004 07:44:58	Dark	44.000	52	16Bet Cet	2.0370	4500.0	88	11540	No
162	GOM_NL__2PRFIN20040515_074712_00000822026_00464_11540_2488.N1	15-MAY-2004 07:47:12	Dark	81.500	162	34Alp Aqr	2.9440	5350.0	163	11540	No
163	GOM_NL__2PRFIN20040515_075127_00000512026_00464_11540_2489.N1	15-MAY-2004 07:51:27	Dark	50.500	18	24Alp PsA	1.1660	9700.0	101	11540	No
164	GOM_NL__2PRFIN20040515_075550_00000572026_00464_11540_2490.N1	15-MAY-2004 07:55:50	Dark	57.000	63	Bet Gru	2.1500	2800.0	114	11540	No
165	GOM_NL__2PRFIN20040515_075718_00000462026_00464_11540_2491.N1	15-MAY-2004 07:57:18	Dark	46.000	31	Alp Gru	1.7340	15200.	92	11540	No
166	GOM_NL__2PRFIN20040515_080059_00000382026_00465_11541_2458.N1	15-MAY-2004 08:00:59	Dark	38.000	135	Bet Hyi	2.8200	5800.0	76	11541	No
167	GOM_NL__2PRFIN20040515_080252_00000432026_00465_11541_2459.N1	15-MAY-2004 08:02:52	Dark	42.500	45	Alp Pav	1.9400	26000.	85	11541	No
168	GOM_NL__2PRFIN20040515_080815_00000412026_00465_11541_2460.N1	15-MAY-2004 08:08:15	Straylight	40.500	43	Alp TrA	1.9100	4250.0	81	11541	No
169	GOM_NL__2PRFIN20040515_080939_00000392026_00465_11541_2461.N1	15-MAY-2004 08:09:39	Straylight	38.500	145	Gam TrA	2.8720	10600.	77	11541	No
170	GOM_NL__2PRFIN20040515_081208_00000462026_00465_11541_2462.N1	15-MAY-2004 08:12:08	Straylight	46.000	4	Alp1Cen	-0.010000	5800.0	92	11541	No
171	GOM_NL__2PRFIN20040515_081429_00000562026_00465_11541_2463.N1	15-MAY-2004 08:14:29	Straylight	55.500	25	35Lam Sco	1.6200	28000.	111	11541	No
172	GOM_NL__2PRFIN20040515_081650_00000562026_00465_11541_2464.N1	15-MAY-2004 08:16:50	Tw_i_and_stray	55.500	75	26Eps Sco	2.2910	4250.0	111	11541	No
173	GOM_NL__2PRFIN20040515_081957_00000652026_00465_11541_2465.N1	15-MAY-2004 08:19:57	Tw_i_and_stray	64.500	16	21Alp Sco	1.0200	3000.0	129	11541	No
174	GOM_NL__2PRFIN20040515_082142_00000492026_00465_11541_2466.N1	15-MAY-2004 08:21:42	Bright	48.500	80	7Del Sco	2.3160	30000.	97	11541	No
175	GOM_NL__2PRFIN20040515_082339_00000642026_00465_11541_2467.N1	15-MAY-2004 08:23:39	Bright	63.500	86	35Eta Oph	2.4300	10200.	127	11541	No
176	GOM_NL__2PRFIN20040515_082616_00000412026_00465_11541_2468.N1	15-MAY-2004 08:26:16	Bright	41.000	104	27Bet Lib	2.6140	13100.	82	11541	No
177	GOM_NL__2PRFIN20040515_082826_00000512026_00465_11541_2469.N1	15-MAY-2004 08:28:26	Bright	51.000	120	1Del Oph	2.7340	3200.0	102	11541	No
178	GOM_NL__2PRFIN20040515_083137_00000472026_00465_11541_2470.N1	15-MAY-2004 08:31:37	Bright	47.000	102	24Alp Ser	2.6000	4250.0	94	11541	No
179	GOM_NL__2PRFIN20040515_083431_00000392026_00465_11541_2471.N1	15-MAY-2004 08:34:31	Bright	38.500	111	8Eta Boo	2.6800	6000.0	77	11541	No
180	GOM_NL__2PRFIN20040515_083712_00000402026_00465_11541_2472.N1	15-MAY-2004 08:37:12	Bright	40.000	83		2.3780	11000.	80	11541	No
181	GOM_NL__2PRFIN20040515_084020_00000382026_00465_11541_2473.N1	15-MAY-2004 08:40:20	Bright	38.000	180	27Gam Boo	3.0400	8000.0	76	11541	No
182	GOM_NL__2PRFIN20040515_084314_00000382026_00465_11541_2474.N1	15-MAY-2004 08:43:14	Bright	37.500	39	85Eta UMa	1.8540	24000.	75	11541	No
183	GOM_NL__2PRFIN20040515_084450_00000372026_00465_11541_2475.N1	15-MAY-2004 08:44:50	Bright	36.500	55	79Zet UMa	2.0600	10200.	73	11541	No
184	GOM_NL__2PRFIN20040515_084722_00000392026_00465_11541_2476.N1	15-MAY-2004 08:47:22	Bright	39.000	82	48Bet UMa	2.3650	10600.	78	11541	No
185	GOM_NL__2PRFIN20040515_084903_00000422026_00465_11541_2477.N1	15-MAY-2004 08:49:03	Bright	41.500	119	14Eta Dra	2.7270	4700.0	83	11541	No
186	GOM_NL__2PRFIN20040515_085032_00000392026_00465_11541_2478.N1	15-MAY-2004 08:50:32	Bright	39.000	60	7Bet UMi	2.0810	3950.0	78	11541	No
187	GOM_NL__2PRFIN20040515_085454_00000362026_00465_11541_2479.N1	15-MAY-2004 08:54:54	Bright	36.000	49	1Alp UMi	1.9900	6300.0	72	11541	No
188	GOM_NL__2PRFIN20040515_085959_00000472026_00465_11541_2480.N1	15-MAY-2004 08:59:59	Bright	47.000	89	5Alp Cep	2.4510	8000.0	94	11541	No
189	GOM_NL__2PRFIN20040515_090306_00000532026_00465_11541_2481.N1	15-MAY-2004 09:03:06	Bright	53.000	76	27Gam Cas	2.3000	30000.	106	11541	No
190	GOM_NL__2PRFIN20040515_090420_00000382026_00465_11541_2482.N1	15-MAY-2004 09:04:20	Bright	37.500	68	18Alp Cas	2.2250	4500.0	75	11541	No
191	GOM_NL__2PRFIN20040515_090624_000001122026_00465_11541_2483.N1	15-MAY-2004 09:06:24	Bright	111.50	66	37Gam Cyg	2.2080	5900.0	223	11541	No
192	GOM_NL__2PRFIN20040515_091242_00000472026_00465_11541_2484.N1	15-MAY-2004 09:12:42	Bright	46.500	58	21Alp And	2.0730	11000.	93	11541	No
193	GOM_NL__2PRFIN20040515_091651_00000442026_00465_11541_2485.N1	15-MAY-2004 09:16:51	Twilight	44.000	140	88Gam Peg	2.8340	26000.	88	11541	No
194	GOM_NL__2PRFIN20040515_091828_00000532026_00465_11541_2486.N1	15-MAY-2004 09:18:28	Dark	53.000	90	54Alp Peg	2.4870	11000.	106	11541	No
195	GOM_NL__2PRFIN20040515_092535_00000482026_00465_11541_2487.N1	15-MAY-2004 09:25:35	Dark	48.000	52	16Bet Cet	2.0370	4500.0	96	11541	No
196	GOM_NL__2PRFIN20040515_092749_00000852026_00465_11541_2488.N1	15-MAY-2004 09:27:49	Dark	85.000	162	34Alp Aqr	2.9440	5350.0	170	11541	No
197	GOM_NL__2PRFIN20040515_093205_00000512026_00465_11541_2489.N1	15-MAY-2004 09:32:05	Dark	51.000	18	24Alp PsA	1.1660	9700.0	102	11541	No
198	GOM_NL__2PRFIN20040515_093627_00000492026_00465_11541_2490.N1	15-MAY-2004 09:36:27	Dark	48.500	63	Bet Gru	2.1500	2800.0	97	11541	No
199	GOM_NL__2PRFIN20040515_093754_00000442026_00465_11541_2491.N1	15-MAY-2004 09:37:54	Dark	43.500	31	Alp Gru	1.7340	15200.	87	11541	No
200	GOM_NL__2PRFIN20040515_094135_00000432026_00466_11542_2458.N1	15-MAY-2004 09:41:35	Dark	42.500	135	Bet Hyi	2.8200	5800.0	85	11542	No
201	GOM_NL__2PRFIN20040515_094328_00000462026_00466_11542_2459.N1	15-MAY-2004 09:43:28	Dark	45.500	45	Alp Pav	1.9400	26000.	91	11542	No
202	GOM_NL__2PRFIN20040515_094851_00000392026_00466_11542_2460.N1	15-MAY-2004 09:48:51	Straylight	39.000	43	Alp TrA	1.9100	4250.0	78	11542	No
203	GOM_NL__2PRFIN20040515_095016_00000392026_00466_11542_2461.N1	15-MAY-2004 09:50:16	Straylight	38.500	145	Gam TrA	2.8720	10600.	77	11542	No
204	GOM_NL__2PRFIN20040515_095244_00000522026_00466_11542_2462.N1	15-MAY-2004 09:52:44	Straylight	51.500	4	Alp1Cen	-0.010000	5800.0	103	11542	No
205	GOM_NL__2PRFIN20040515_095506_00000572026_00466_11542_2463.N1	15-MAY-2004 09:55:06	Straylight	56.500	25	35Lam Sco	1.6200	28000.	113	11542	No
206	GOM_NL__2PRFIN20040515_095727_00000552026_00466_11542_2464.N1	15-MAY-2004 09:57:27	Tw_i_and_stray	55.000	75	26Eps Sco	2.2910	4250.0	110	11542	No
207	GOM_NL__2PRFIN20040515_100033_00000602026_00466_11542_2465.N1	15-MAY-2004 10:00:33	Tw_i_and_stray	59.500	16	21Alp Sco	1.0200	3000.0	119	11542	No
208	GOM_NL__2PRFIN20040515_100218_00000502026_00466_11542_2466.N1	15-MAY-2004 10:02:18	Bright	49.500	80	7Del Sco	2.3160	30000.	99	11542	No
209	GOM_NL__2PRFIN20040515_100415_00000642026_00466_11542_2467.N1	15-MAY-2004 10:04:15	Bright	63.500	86	35Eta Oph	2.4300	10200.	127	11542	No
210	GOM_NL__2PRFIN20040515_100651_00000412026_00466_11542_2468.N1	15-MAY-2004 10:06:51	Bright	41.000	104	27Bet Lib	2.6140	13100.	82	11542	No
211	GOM_NL__2PRFIN20040515_100901_00000522026_00466_11542_2469.N1	15-MAY-2004 10:09:01	Bright	52.000	120	1Del Oph	2.7340	3200.0	104	11542	No
212	GOM_NL__2PRFIN20040515_101213_00000452026_00466_11542_2470.N1	15-MAY-2004 10:12:13	Bright	45.000	102	24Alp Ser	2.6000	4250.0	90	11542	No
213	GOM_NL__2PRFIN20040515_101507_00000382026_00466_11542_2471.N1	15-MAY-2004 10:15:07	Bright	37.500	111	8Eta Boo	2.6800	6000.0	75	11542	No
214	GOM_NL__2PRFIN20040515_101748_00000402026_00466_11542_2472.N1	15-MAY-2004 10:17:48	Bright	39.500	83		2.3780	11000.	79	11542	No
215	GOM_NL__2PRFIN20040515_102056_00000382026_00466_11542_2473.N1	15-MAY-2004 10:20:56	Bright	38.000	180	27Gam Boo	3.0400	8000.0	76	11542	No
216	GOM_NL__2PRFIN20040515_102349_00000382026_00466_11542_2474.N1	15-MAY-2004 10:23:49	Bright	38.000	39	85Eta UMa	1.8540	24000.	76	11542	No
217	GOM_NL__2PRFIN20040515_102526_00000382026_00466_11542_2475.N1	15-MAY-2004 10:25:26	Bright	38.000	55	79Zet UMa	2.0600	10200.	76	11542	No
218	GOM_NL__2PRFIN20040515_102758_00000392026_00466_11542_2476.N1	15-MAY-2004 10:27:58	Bright	39.000	82	48Bet UMa	2.3650	10600.	78	11542	No
219	GOM_NL__2PRFIN20040515_102938_00000432026_00466_11542_2477.N1	15-MAY-2004 10:29:38	Bright	43.000	119	14Eta Dra	2.7270	4700.0	86	11542	No

220	GOM_NL__2PRFIN20040515_103108_000000372026_00466_11542_2478.N1	15-MAY-2004 10:31:08	Bright	36.500	60	7Bet UMi	2.0810	3950.0	73	11542	No
221	GOM_NL__2PRFIN20040515_103530_000000382026_00466_11542_2479.N1	15-MAY-2004 10:35:30	Bright	38.000	49	1Alp UMi	1.9900	6300.0	76	11542	No
222	GOM_NL__2PRFIN20040515_104034_000000472026_00466_11542_2480.N1	15-MAY-2004 10:40:34	Bright	47.000	89	5Alp Cep	2.4510	8000.0	94	11542	No
223	GOM_NL__2PRFIN20040515_104342_000000372026_00466_11542_2481.N1	15-MAY-2004 10:43:42	Bright	36.500	76	27Gam Cas	2.3000	30000.	73	11542	No
224	GOM_NL__2PRFIN20040515_104456_000000362026_00466_11542_2482.N1	15-MAY-2004 10:44:56	Bright	35.500	68	18Alp Cas	2.2250	4500.0	71	11542	No
225	GOM_NL__2PRFIN20040515_104700_000001072026_00466_11542_2483.N1	15-MAY-2004 10:47:00	Bright	107.00	66	37Gam Cyg	2.2080	5900.0	214	11542	No
226	GOM_NL__2PRFIN20040515_105318_000000452026_00466_11542_2484.N1	15-MAY-2004 10:53:18	Bright	45.000	58	21Alp And	2.0730	11000.	90	11542	No
227	GOM_NL__2PRFIN20040515_105726_000000452026_00466_11542_2485.N1	15-MAY-2004 10:57:26	Twilight	45.000	140	88Gam Peg	2.8340	26000.	90	11542	No
228	GOM_NL__2PRFIN20040515_105904_000000582026_00466_11542_2486.N1	15-MAY-2004 10:59:04	Dark	57.500	90	54Alp Peg	2.4870	11000.	115	11542	No
229	GOM_NL__2PRFIN20040515_110610_000000482026_00466_11542_2487.N1	15-MAY-2004 11:06:10	Dark	47.500	52	16Bet Cet	2.0370	4500.0	95	11542	No
230	GOM_NL__2PRFIN20040515_110827_000000812026_00466_11542_2488.N1	15-MAY-2004 11:08:27	Dark	80.500	162	34Alp Aqr	2.9440	5350.0	161	11542	No
231	GOM_NL__2PRFIN20040515_111241_000000542026_00466_11542_2489.N1	15-MAY-2004 11:12:41	Dark	53.500	18	24Alp PsA	1.1660	9700.0	107	11542	No
232	GOM_NL__2PRFIN20040515_111703_000000522026_00466_11542_2490.N1	15-MAY-2004 11:17:03	Dark	52.000	63	Bet Gru	2.1500	2800.0	104	11542	No
233	GOM_NL__2PRFIN20040515_111831_000000442026_00466_11542_2491.N1	15-MAY-2004 11:18:31	Dark	44.000	31	Alp Gru	1.7340	15200.	88	11542	No
234	GOM_NL__2PRFIN20040515_112211_000000392026_00467_11543_2458.N1	15-MAY-2004 11:22:11	Dark	39.000	135	Bet Hyi	2.8200	5800.0	78	11543	No
235	GOM_NL__2PRFIN20040515_112405_000000442026_00467_11543_2459.N1	15-MAY-2004 11:24:05	Dark	43.500	45	Alp Pav	1.9400	26000.	87	11543	No
236	GOM_NL__2PRFIN20040515_112927_000000402026_00467_11543_2460.N1	15-MAY-2004 11:29:27	Straylight	40.000	43	Alp TrA	1.9100	4250.0	80	11543	No
237	GOM_NL__2PRFIN20040515_113051_000000392026_00467_11543_2461.N1	15-MAY-2004 11:30:51	Straylight	38.500	145	Gam TrA	2.8720	10600.	77	11543	No
238	GOM_NL__2PRFIN20040515_113320_000000442026_00467_11543_2462.N1	15-MAY-2004 11:33:20	Straylight	43.500	4	Alp1Cen	-0.010000	5800.0	87	11543	No
239	GOM_NL__2PRFIN20040515_113542_000000582026_00467_11543_2463.N1	15-MAY-2004 11:35:42	Straylight	57.500	25	35Lam Sco	1.6200	28000.	115	11543	No
240	GOM_NL__2PRFIN20040515_113803_000000562026_00467_11543_2464.N1	15-MAY-2004 11:38:03	Tw_i_and_stray	55.500	75	26Eps Sco	2.2910	4250.0	111	11543	No
241	GOM_NL__2PRFIN20040515_114110_000000632026_00467_11543_2465.N1	15-MAY-2004 11:41:10	Tw_i_and_stray	63.000	16	21Alp Sco	1.0200	3000.0	126	11543	No
242	GOM_NL__2PRFIN20040515_114254_000000532026_00467_11543_2466.N1	15-MAY-2004 11:42:54	Bright	52.500	80	7Del Sco	2.3160	30000.	105	11543	No
243	GOM_NL__2PRFIN20040515_114451_000000652026_00467_11543_2467.N1	15-MAY-2004 11:44:51	Bright	64.500	86	35Eta Oph	2.4300	10200.	129	11543	No
244	GOM_NL__2PRFIN20040515_114727_000000422026_00467_11543_2468.N1	15-MAY-2004 11:47:27	Bright	42.000	104	27Bet Lib	2.6140	13100.	84	11543	No
245	GOM_NL__2PRFIN20040515_114937_000000522026_00467_11543_2469.N1	15-MAY-2004 11:49:37	Bright	52.000	120	1Del Oph	2.7340	3200.0	104	11543	No
246	GOM_NL__2PRFIN20040515_115248_000000462026_00467_11543_2470.N1	15-MAY-2004 11:52:48	Bright	45.500	102	24Alp Ser	2.6000	4250.0	91	11543	No
247	GOM_NL__2PRFIN20040515_115543_000000382026_00467_11543_2471.N1	15-MAY-2004 11:55:43	Bright	37.500	111	8Eta Boo	2.6800	6000.0	75	11543	No
248	GOM_NL__2PRFIN20040515_115823_000000402026_00467_11543_2472.N1	15-MAY-2004 11:58:23	Bright	40.000	83		2.3780	11000.	80	11543	No
249	GOM_NL__2PRFIN20040515_120132_000000372026_00467_11543_2473.N1	15-MAY-2004 12:01:32	Bright	37.000	180	27Gam Boo	3.0400	8000.0	74	11543	No
250	GOM_NL__2PRFIN20040515_120425_000000372026_00467_11543_2474.N1	15-MAY-2004 12:04:25	Bright	36.500	39	85Eta UMa	1.8540	24000.	73	11543	No
251	GOM_NL__2PRFIN20040515_120601_000000402026_00467_11543_2475.N1	15-MAY-2004 12:06:01	Bright	39.500	55	79Zet UMa	2.0600	10200.	79	11543	No
252	GOM_NL__2PRFIN20040515_120835_000000392026_00467_11543_2476.N1	15-MAY-2004 12:08:35	Bright	39.000	82	48Bet UMa	2.3650	10600.	78	11543	No
253	GOM_NL__2PRFIN20040515_121013_000000432026_00467_11543_2477.N1	15-MAY-2004 12:10:13	Bright	42.500	119	14Eta Dra	2.7270	4700.0	85	11543	No
254	GOM_NL__2PRFIN20040515_121605_000000392026_00467_11543_2478.N1	15-MAY-2004 12:16:05	Bright	38.500	49	1Alp UMi	1.9900	6300.0	77	11543	No
255	GOM_NL__2PRFIN20040515_122110_000000452026_00467_11543_2479.N1	15-MAY-2004 12:21:10	Bright	45.000	89	5Alp Cep	2.4510	8000.0	90	11543	No
256	GOM_NL__2PRFIN20040515_122417_000000372026_00467_11543_2480.N1	15-MAY-2004 12:24:17	Bright	37.000	76	27Gam Cas	2.3000	30000.	74	11543	No
257	GOM_NL__2PRFIN20040515_122532_000000372026_00467_11543_2481.N1	15-MAY-2004 12:25:32	Bright	36.500	68	18Alp Cas	2.2250	4500.0	73	11543	No
258	GOM_NL__2PRFIN20040515_122735_000001052026_00467_11543_2482.N1	15-MAY-2004 12:27:35	Bright	104.50	66	37Gam Cyg	2.2080	5900.0	209	11543	No
259	GOM_NL__2PRFIN20040515_123353_000000472026_00467_11543_2483.N1	15-MAY-2004 12:33:53	Bright	46.500	58	21Alp And	2.0730	11000.	93	11543	No
260	GOM_NL__2PRFIN20040515_123802_000000452026_00467_11543_2484.N1	15-MAY-2004 12:38:02	Twilight	44.500	140	88Gam Peg	2.8340	26000.	89	11543	No
261	GOM_NL__2PRFIN20040515_123941_000000582026_00467_11543_2485.N1	15-MAY-2004 12:39:41	Dark	58.000	90	54Alp Peg	2.4870	11000.	116	11543	No
262	GOM_NL__2PRFIN20040515_124646_000000482026_00467_11543_2486.N1	15-MAY-2004 12:46:46	Dark	47.500	52	16Bet Cet	2.0370	4500.0	95	11543	No
263	GOM_NL__2PRFIN20040515_124904_000000852026_00467_11543_2487.N1	15-MAY-2004 12:49:04	Dark	85.000	162	34Alp Aqr	2.9440	5350.0	170	11543	No
264	GOM_NL__2PRFIN20040515_125317_000000542026_00467_11543_2488.N1	15-MAY-2004 12:53:17	Dark	53.500	18	24Alp PsA	1.1660	9700.0	107	11543	No
265	GOM_NL__2PRFIN20040515_125739_000000572026_00467_11543_2489.N1	15-MAY-2004 12:57:39	Dark	57.000	63	Bet Gru	2.1500	2800.0	114	11543	No
266	GOM_NL__2PRFIN20040515_125908_000000512026_00468_11544_2490.N1	15-MAY-2004 12:59:08	Dark	51.000	31	Alp Gru	1.7340	15200.	102	11544	No
267	GOM_NL__2PRFIN20040515_130247_000000392026_00468_11544_2458.N1	15-MAY-2004 13:02:47	Dark	39.000	135	Bet Hyi	2.8200	5800.0	78	11544	No
268	GOM_NL__2PRFIN20040515_130442_000000442026_00468_11544_2459.N1	15-MAY-2004 13:04:42	Dark	43.500	45	Alp Pav	1.9400	26000.	87	11544	No
269	GOM_NL__2PRFIN20040515_131003_000000432026_00468_11544_2460.N1	15-MAY-2004 13:10:03	Straylight	43.000	43	Alp TrA	1.9100	4250.0	86	11544	No
270	GOM_NL__2PRFIN20040515_131127_000000382026_00468_11544_2461.N1	15-MAY-2004 13:11:27	Straylight	37.500	145	Gam TrA	2.8720	10600.	75	11544	No
271	GOM_NL__2PRFIN20040515_131355_000000452026_00468_11544_2462.N1	15-MAY-2004 13:13:55	Straylight	44.500	4	Alp1Cen	-0.010000	5800.0	89	11544	No
272	GOM_NL__2PRFIN20040515_131619_000000512026_00468_11544_2463.N1	15-MAY-2004 13:16:19	Straylight	50.500	25	35Lam Sco	1.6200	28000.	101	11544	No
273	GOM_NL__2PRFIN20040515_131840_000000552026_00468_11544_2464.N1	15-MAY-2004 13:18:40	Tw_i_and_stray	55.000	75	26Eps Sco	2.2910	4250.0	110	11544	No
274	GOM_NL__2PRFIN20040515_132146_000000572026_00468_11544_2465.N1	15-MAY-2004 13:21:46	Tw_i_and_stray	57.000	16	21Alp Sco	1.0200	3000.0	114	11544	No
275	GOM_NL__2PRFIN20040515_132330_000000492026_00468_11544_2466.N1	15-MAY-2004 13:23:30	Bright	49.000	80	7Del Sco	2.3160	30000.	98	11544	No
276	GOM_NL__2PRFIN20040515_132527_000000652026_00468_11544_2467.N1	15-MAY-2004 13:25:27	Bright	64.500	86	35Eta Oph	2.4300	10200.	129	11544	No
277	GOM_NL__2PRFIN20040515_132803_000000422026_00468_11544_2468.N1	15-MAY-2004 13:28:03	Bright	41.500	104	27Bet Lib	2.6140	13100.	83	11544	No
278	GOM_NL__2PRFIN20040515_133013_000000522026_00468_11544_2469.N1	15-MAY-2004 13:30:13	Bright	52.000	120	1Del Oph	2.7340	3200.0	104	11544	No

279	GOM_NL__2PRFIN20040515_133324_000000452026_00468_11544_2470.N1	15-MAY-2004 13:33:24	Bright	45.000	102	24Alp Ser	2.6000	4250.0	90	11544	No
280	GOM_NL__2PRFIN20040515_133619_000000362026_00468_11544_2471.N1	15-MAY-2004 13:36:19	Bright	35.500	111	8Eta Boo	2.6800	6000.0	71	11544	No
281	GOM_NL__2PRFIN20040515_133859_000000392026_00468_11544_2472.N1	15-MAY-2004 13:38:59	Bright	38.500	83		2.3780	11000.	77	11544	No
282	GOM_NL__2PRFIN20040515_134207_000000362026_00468_11544_2473.N1	15-MAY-2004 13:42:07	Bright	36.000	180	27Gam Boo	3.0400	8000.0	72	11544	No
283	GOM_NL__2PRFIN20040515_134501_000000382026_00468_11544_2474.N1	15-MAY-2004 13:45:01	Bright	38.000	39	85Eta UMa	1.8540	24000.	76	11544	No
284	GOM_NL__2PRFIN20040515_134638_000000382026_00468_11544_2475.N1	15-MAY-2004 13:46:38	Bright	38.000	55	79Zet UMa	2.0600	10200.	76	11544	No
285	GOM_NL__2PRFIN20040515_134911_000000412026_00468_11544_2476.N1	15-MAY-2004 13:49:11	Bright	40.500	82	48Bet UMa	2.3650	10600.	81	11544	No
286	GOM_NL__2PRFIN20040515_135049_000000442026_00468_11544_2477.N1	15-MAY-2004 13:50:49	Bright	44.000	119	14Eta Dra	2.7270	4700.0	88	11544	No
287	GOM_NL__2PRFIN20040515_135219_000000392026_00468_11544_2478.N1	15-MAY-2004 13:52:19	Bright	38.500	60	7Bet UMi	2.0810	3950.0	77	11544	No
288	GOM_NL__2PRFIN20040515_135642_000000392026_00468_11544_2479.N1	15-MAY-2004 13:56:42	Bright	38.500	49	1Alp UMi	1.9900	6300.0	77	11544	No
289	GOM_NL__2PRFIN20040515_140145_000000622026_00468_11544_2480.N1	15-MAY-2004 14:01:45	Bright	62.000	89	5Alp Cep	2.4510	8000.0	124	11544	No
290	GOM_NL__2PRFIN20040515_140454_000000362026_00468_11544_2481.N1	15-MAY-2004 14:04:54	Bright	35.500	76	27Gam Cas	2.3000	30000.	71	11544	No
291	GOM_NL__2PRFIN20040515_140608_000000362026_00468_11544_2482.N1	15-MAY-2004 14:06:08	Bright	36.000	68	18Alp Cas	2.2250	4500.0	72	11544	No
292	GOM_NL__2PRFIN20040515_140810_000001042026_00468_11544_2483.N1	15-MAY-2004 14:08:10	Bright	103.50	66	37Gam Cyg	2.2080	5900.0	207	11544	No
293	GOM_NL__2PRFIN20040515_141430_000000462026_00468_11544_2484.N1	15-MAY-2004 14:14:30	Bright	46.000	58	21Alp And	2.0730	11000.	92	11544	No
294	GOM_NL__2PRFIN20040515_141840_000000452026_00468_11544_2485.N1	15-MAY-2004 14:18:40	Twilight	44.500	140	88Gam Peg	2.8340	26000.	89	11544	No
295	GOM_NL__2PRFIN20040515_142017_000000582026_00468_11544_2486.N1	15-MAY-2004 14:20:17	Dark	57.500	90	54Alp Peg	2.4870	11000.	115	11544	No
296	GOM_NL__2PRFIN20040515_142724_000000462026_00468_11544_2487.N1	15-MAY-2004 14:27:24	Dark	45.500	52	16Bet Cet	2.0370	4500.0	91	11544	No
297	GOM_NL__2PRFIN20040515_142942_000000832026_00468_11544_2488.N1	15-MAY-2004 14:29:42	Dark	82.500	162	34Alp Aqr	2.9440	5350.0	165	11544	No
298	GOM_NL__2PRFIN20040515_143355_000000542026_00468_11544_2489.N1	15-MAY-2004 14:33:55	Dark	53.500	18	24Alp PsA	1.1660	9700.0	107	11544	No
299	GOM_NL__2PRFIN20040515_143816_000000532026_00468_11544_2490.N1	15-MAY-2004 14:38:16	Dark	53.000	63	Bet Gru	2.1500	2800.0	106	11544	No
300	GOM_NL__2PRFIN20040515_143945_000000532026_00469_11545_2491.N1	15-MAY-2004 14:39:45	Dark	52.500	31	Alp Gru	1.7340	15200.	105	11545	No
301	GOM_NL__2PRFIN20040515_162359_000000382026_00470_11546_2458.N1	15-MAY-2004 16:23:59	Dark	37.500	135	Bet Hyi	2.8200	5800.0	75	11546	No
302	GOM_NL__2PRFIN20040515_162555_000000432026_00470_11546_2459.N1	15-MAY-2004 16:25:55	Dark	42.500	45	Alp Pav	1.9400	26000.	85	11546	No
303	GOM_NL__2PRFIN20040515_163116_000000412026_00470_11546_2460.N1	15-MAY-2004 16:31:16	Straylight	41.000	43	Alp TrA	1.9100	4250.0	82	11546	No
304	GOM_NL__2PRFIN20040515_163239_000000402026_00470_11546_2461.N1	15-MAY-2004 16:32:39	Straylight	39.500	145	Gam TrA	2.8720	10600.	79	11546	No
305	GOM_NL__2PRFIN20040515_163508_000000522026_00470_11546_2462.N1	15-MAY-2004 16:35:08	Straylight	52.000	4	Alp1Cen	-0.010000	5800.0	104	11546	No
306	GOM_NL__2PRFIN20040515_163732_000000572026_00470_11546_2463.N1	15-MAY-2004 16:37:32	Straylight	56.500	25	35Lam Sco	1.6200	28000.	113	11546	No
307	GOM_NL__2PRFIN20040515_163953_000000562026_00470_11546_2464.N1	15-MAY-2004 16:39:53	Tw_i_and_stray	56.000	75	26Eps Sco	2.2910	4250.0	112	11546	No
308	GOM_NL__2PRFIN20040515_164258_000000592026_00470_11546_2465.N1	15-MAY-2004 16:42:58	Tw_i_and_stray	59.000	16	21Alp Sco	1.0200	3000.0	118	11546	No
309	GOM_NL__2PRFIN20040515_164441_000000512026_00470_11546_2466.N1	15-MAY-2004 16:44:41	Bright	51.000	80	7Del Sco	2.3160	30000.	102	11546	No
310	GOM_NL__2PRFIN20040515_164640_000000622026_00470_11546_2467.N1	15-MAY-2004 16:46:40	Bright	61.500	86	35Eta Oph	2.4300	10200.	123	11546	No
311	GOM_NL__2PRFIN20040515_164915_000000412026_00470_11546_2468.N1	15-MAY-2004 16:49:15	Bright	40.500	104	27Bet Lib	2.6140	13100.	81	11546	No
312	GOM_NL__2PRFIN20040515_165124_000000522026_00470_11546_2469.N1	15-MAY-2004 16:51:24	Bright	51.500	120	1Del Oph	2.7340	3200.0	103	11546	No
313	GOM_NL__2PRFIN20040515_165435_000000462026_00470_11546_2470.N1	15-MAY-2004 16:54:35	Bright	45.500	102	24Alp Ser	2.6000	4250.0	91	11546	No
314	GOM_NL__2PRFIN20040515_165730_000000372026_00470_11546_2471.N1	15-MAY-2004 16:57:30	Bright	37.000	111	8Eta Boo	2.6800	6000.0	74	11546	No
315	GOM_NL__2PRFIN20040515_170011_000000402026_00470_11546_2472.N1	15-MAY-2004 17:00:11	Bright	39.500	83		2.3780	11000.	79	11546	No
316	GOM_NL__2PRFIN20040515_170319_000000392026_00470_11546_2473.N1	15-MAY-2004 17:03:19	Bright	39.000	180	27Gam Boo	3.0400	8000.0	78	11546	No
317	GOM_NL__2PRFIN20040515_170612_000000392026_00470_11546_2474.N1	15-MAY-2004 17:06:12	Bright	38.500	39	85Eta UMa	1.8540	24000.	77	11546	No
318	GOM_NL__2PRFIN20040515_170749_000000392026_00470_11546_2475.N1	15-MAY-2004 17:07:49	Bright	38.500	55	79Zet UMa	2.0600	10200.	77	11546	No
319	GOM_NL__2PRFIN20040515_171128_000000402026_00470_11546_2476.N1	15-MAY-2004 17:11:28	Bright	40.000	36	50Alp UMa	1.8000	6300.0	80	11546	No
320	GOM_NL__2PRFIN20040515_171331_000000412026_00470_11546_2477.N1	15-MAY-2004 17:13:31	Bright	40.500	60	7Bet UMi	2.0810	3950.0	81	11546	No
321	GOM_NL__2PRFIN20040515_171751_000000412026_00470_11546_2478.N1	15-MAY-2004 17:17:51	Bright	41.000	49	1Alp UMi	1.9900	6300.0	82	11546	No
322	GOM_NL__2PRFIN20040515_172256_000000472026_00470_11546_2479.N1	15-MAY-2004 17:22:56	Bright	47.000	89	5Alp Cep	2.4510	8000.0	94	11546	No
323	GOM_NL__2PRFIN20040515_172605_000000432026_00470_11546_2480.N1	15-MAY-2004 17:26:05	Bright	43.000	76	27Gam Cas	2.3000	30000.	86	11546	No
324	GOM_NL__2PRFIN20040515_172719_000000532026_00470_11546_2481.N1	15-MAY-2004 17:27:19	Bright	53.000	68	18Alp Cas	2.2250	4500.0	106	11546	No
325	GOM_NL__2PRFIN20040515_172920_000001052026_00470_11546_2482.N1	15-MAY-2004 17:29:20	Bright	105.00	66	37Gam Cyg	2.2080	5900.0	210	11546	No
326	GOM_NL__2PRFIN20040515_173543_000000452026_00470_11546_2483.N1	15-MAY-2004 17:35:43	Bright	45.000	58	21Alp And	2.0730	11000.	90	11546	No
327	GOM_NL__2PRFIN20040515_173951_000000472026_00470_11546_2484.N1	15-MAY-2004 17:39:51	Twilight	47.000	140	88Gam Peg	2.8340	26000.	94	11546	No
328	GOM_NL__2PRFIN20040515_174130_000000592026_00470_11546_2485.N1	15-MAY-2004 17:41:30	Dark	59.000	90	54Alp Peg	2.4870	11000.	118	11546	No
329	GOM_NL__2PRFIN20040515_174836_000000482026_00470_11546_2486.N1	15-MAY-2004 17:48:36	Dark	47.500	52	16Bet Cet	2.0370	4500.0	95	11546	No
330	GOM_NL__2PRFIN20040515_175509_000000512026_00470_11546_2487.N1	15-MAY-2004 17:55:09	Dark	51.000	18	24Alp PsA	1.1660	9700.0	102	11546	No
331	GOM_NL__2PRFIN20040515_175930_000000562026_00470_11546_2488.N1	15-MAY-2004 17:59:30	Dark	55.500	63	Bet Gru	2.1500	2800.0	111	11546	No
332	GOM_NL__2PRFIN20040515_180059_000000462026_00471_11547_2489.N1	15-MAY-2004 18:00:59	Dark	45.500	31	Alp Gru	1.7340	15200.	91	11547	No
333	GOM_NL__2PRFIN20040515_180435_000000382026_00471_11547_2458.N1	15-MAY-2004 18:04:35	Dark	38.000	135	Bet Hyi	2.8200	5800.0	76	11547	No
334	GOM_NL__2PRFIN20040515_180632_000000422026_00471_11547_2459.N1	15-MAY-2004 18:06:32	Dark	42.000	45	Alp Pav	1.9400	26000.	84	11547	No
335	GOM_NL__2PRFIN20040515_181152_000000512026_00471_11547_2460.N1	15-MAY-2004 18:11:52	Straylight	51.000	43	Alp TrA	1.9100	4250.0	102	11547	No
336	GOM_NL__2PRFIN20040515_181316_000000402026_00471_11547_2461.N1	15-MAY-2004 18:13:16	Straylight	39.500	145	Gam TrA	2.8720	10600.	79	11547	No
337	GOM_NL__2PRFIN20040515_181544_000000492026_00471_11547_2462.N1	15-MAY-2004 18:15:44	Straylight	48.500	4	Alp1Cen	-0.010000	5800.0	97	11547	No

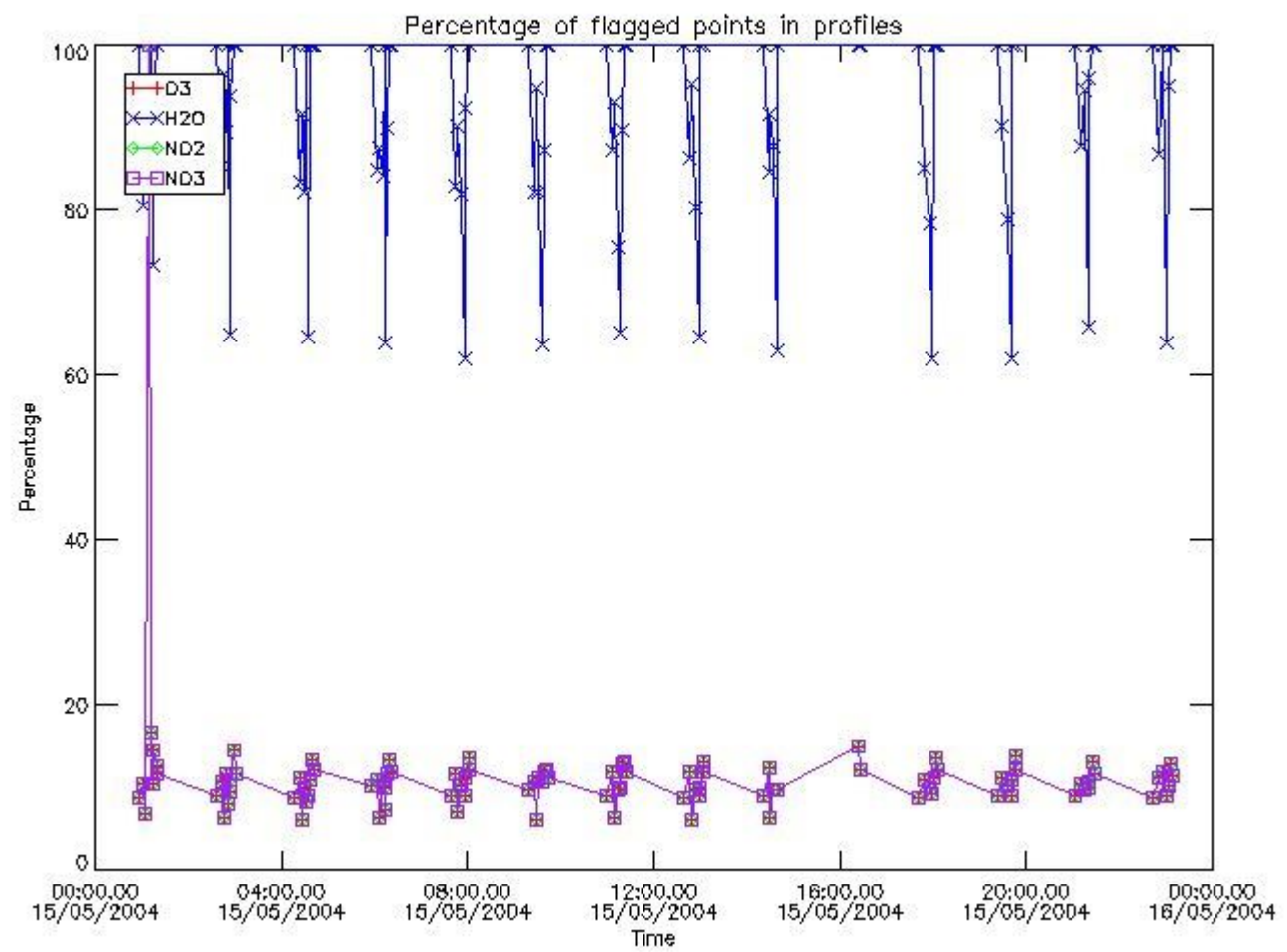
338	GOM_NL__2PRFIN20040515_181809_000000602026_00471_11547_2463.N1	15-MAY-2004 18:18:09	Straylight	59.500	25	35Lam Sco	1.6200	28000.	119	11547	No
339	GOM_NL__2PRFIN20040515_182029_000000512026_00471_11547_2464.N1	15-MAY-2004 18:20:29	Twilight	51.000	75	26Eps Sco	2.2910	4250.0	102	11547	No
340	GOM_NL__2PRFIN20040515_182335_000000572026_00471_11547_2465.N1	15-MAY-2004 18:23:35	Twilight	56.500	16	21Alp Sco	1.0200	3000.0	113	11547	No
341	GOM_NL__2PRFIN20040515_182518_000000492026_00471_11547_2466.N1	15-MAY-2004 18:25:18	Bright	49.000	80	7Del Sco	2.3160	30000.	98	11547	No
342	GOM_NL__2PRFIN20040515_182716_000000622026_00471_11547_2467.N1	15-MAY-2004 18:27:16	Bright	61.500	86	35Eta Oph	2.4300	10200.	123	11547	No
343	GOM_NL__2PRFIN20040515_182951_000000412026_00471_11547_2468.N1	15-MAY-2004 18:29:51	Bright	40.500	104	27Bet Lib	2.6140	13100.	81	11547	No
344	GOM_NL__2PRFIN20040515_183200_000000512026_00471_11547_2469.N1	15-MAY-2004 18:32:00	Bright	51.000	120	1Del Oph	2.7340	3200.0	102	11547	No
345	GOM_NL__2PRFIN20040515_183511_000000462026_00471_11547_2470.N1	15-MAY-2004 18:35:11	Bright	45.500	102	24Alp Ser	2.6000	4250.0	91	11547	No
346	GOM_NL__2PRFIN20040515_183807_000000372026_00471_11547_2471.N1	15-MAY-2004 18:38:07	Bright	36.500	111	8Eta Boo	2.6800	6000.0	73	11547	No
347	GOM_NL__2PRFIN20040515_184047_000000422026_00471_11547_2472.N1	15-MAY-2004 18:40:47	Bright	41.500	83		2.3780	11000.	83	11547	No
348	GOM_NL__2PRFIN20040515_184355_000000392026_00471_11547_2473.N1	15-MAY-2004 18:43:55	Bright	38.500	180	27Gam Boo	3.0400	8000.0	77	11547	No
349	GOM_NL__2PRFIN20040515_184649_000000382026_00471_11547_2474.N1	15-MAY-2004 18:46:49	Bright	37.500	39	85Eta UMa	1.8540	24000.	75	11547	No
350	GOM_NL__2PRFIN20040515_184826_000000392026_00471_11547_2475.N1	15-MAY-2004 18:48:26	Bright	39.000	55	79Zet UMa	2.0600	10200.	78	11547	No
351	GOM_NL__2PRFIN20040515_185205_000000402026_00471_11547_2476.N1	15-MAY-2004 18:52:05	Bright	40.000	36	50Alp UMa	1.8000	6300.0	80	11547	No
352	GOM_NL__2PRFIN20040515_185407_000000402026_00471_11547_2477.N1	15-MAY-2004 18:54:07	Bright	40.000	60	7Bet UMi	2.0810	3950.0	80	11547	No
353	GOM_NL__2PRFIN20040515_185829_000000392026_00471_11547_2478.N1	15-MAY-2004 18:58:29	Bright	39.000	49	1Alp UMi	1.9900	6300.0	78	11547	No
354	GOM_NL__2PRFIN20040515_190332_000000472026_00471_11547_2479.N1	15-MAY-2004 19:03:32	Bright	46.500	89	5Alp Cep	2.4510	8000.0	93	11547	No
355	GOM_NL__2PRFIN20040515_190642_000000402026_00471_11547_2480.N1	15-MAY-2004 19:06:42	Bright	40.000	76	27Gam Cas	2.3000	30000.	80	11547	No
356	GOM_NL__2PRFIN20040515_190755_000000362026_00471_11547_2481.N1	15-MAY-2004 19:07:55	Bright	36.000	68	18Alp Cas	2.2250	4500.0	72	11547	No
357	GOM_NL__2PRFIN20040515_190954_000001072026_00471_11547_2482.N1	15-MAY-2004 19:09:54	Bright	106.50	66	37Gam Cyg	2.2080	5900.0	213	11547	No
358	GOM_NL__2PRFIN20040515_191619_000000472026_00471_11547_2483.N1	15-MAY-2004 19:16:19	Bright	47.000	58	21Alp And	2.0730	11000.	94	11547	No
359	GOM_NL__2PRFIN20040515_192028_000000452026_00471_11547_2484.N1	15-MAY-2004 19:20:28	Twilight	45.000	140	88Gam Peg	2.8340	26000.	90	11547	No
360	GOM_NL__2PRFIN20040515_192207_000000572026_00471_11547_2485.N1	15-MAY-2004 19:22:07	Dark	56.500	90	54Alp Peg	2.4870	11000.	113	11547	No
361	GOM_NL__2PRFIN20040515_192913_000000462026_00471_11547_2486.N1	15-MAY-2004 19:29:13	Dark	46.000	52	16Bet Cet	2.0370	4500.0	92	11547	No
362	GOM_NL__2PRFIN20040515_193546_000000502026_00471_11547_2487.N1	15-MAY-2004 19:35:46	Dark	50.000	18	24Alp PsA	1.1660	9700.0	100	11547	No
363	GOM_NL__2PRFIN20040515_194006_000000572026_00471_11547_2488.N1	15-MAY-2004 19:40:06	Dark	57.000	63	Bet Gru	2.1500	2800.0	114	11547	No
364	GOM_NL__2PRFIN20040515_194136_000000482026_00472_11548_2489.N1	15-MAY-2004 19:41:36	Dark	47.500	31	Alp Gru	1.7340	15200.	95	11548	No
365	GOM_NL__2PRFIN20040515_194510_000000412026_00472_11548_2489.N1	15-MAY-2004 19:45:10	Dark	41.000	135	Bet Hyi	2.8200	5800.0	82	11548	No
366	GOM_NL__2PRFIN20040515_194709_000000422026_00472_11548_2489.N1	15-MAY-2004 19:47:09	Dark	42.000	45	Alp Pav	1.9400	26000.	84	11548	No
367	GOM_NL__2PRFIN20040515_195228_000000402026_00472_11548_2460.N1	15-MAY-2004 19:52:28	Straylight	39.500	43	Alp TrA	1.9100	4250.0	79	11548	No
368	GOM_NL__2PRFIN20040515_195351_000000402026_00472_11548_2461.N1	15-MAY-2004 19:53:51	Straylight	39.500	145	Gam TrA	2.8720	10600.	79	11548	No
369	GOM_NL__2PRFIN20040515_195620_000000462026_00472_11548_2462.N1	15-MAY-2004 19:56:20	Straylight	45.500	4	Alp1Cen	-0.010000	5800.0	91	11548	No
370	GOM_NL__2PRFIN20040515_195845_000000592026_00472_11548_2463.N1	15-MAY-2004 19:58:45	Straylight	58.500	25	35Lam Sco	1.6200	28000.	117	11548	No
371	GOM_NL__2PRFIN20040515_200106_000000552026_00472_11548_2464.N1	15-MAY-2004 20:01:06	Twilight	54.500	75	26Eps Sco	2.2910	4250.0	109	11548	No
372	GOM_NL__2PRFIN20040515_200411_000000652026_00472_11548_2465.N1	15-MAY-2004 20:04:11	Twilight	65.000	16	21Alp Sco	1.0200	3000.0	130	11548	No
373	GOM_NL__2PRFIN20040515_200555_000000492026_00472_11548_2466.N1	15-MAY-2004 20:05:55	Bright	49.000	80	7Del Sco	2.3160	30000.	98	11548	No
374	GOM_NL__2PRFIN20040515_200752_000000632026_00472_11548_2467.N1	15-MAY-2004 20:07:52	Bright	63.000	86	35Eta Oph	2.4300	10200.	126	11548	No
375	GOM_NL__2PRFIN20040515_201027_000000422026_00472_11548_2468.N1	15-MAY-2004 20:10:27	Bright	41.500	104	27Bet Lib	2.6140	13100.	83	11548	No
376	GOM_NL__2PRFIN20040515_201236_000000522026_00472_11548_2469.N1	15-MAY-2004 20:12:36	Bright	51.500	120	1Del Oph	2.7340	3200.0	103	11548	No
377	GOM_NL__2PRFIN20040515_201546_000000462026_00472_11548_2470.N1	15-MAY-2004 20:15:46	Bright	45.500	102	24Alp Ser	2.6000	4250.0	91	11548	No
378	GOM_NL__2PRFIN20040515_201843_000000372026_00472_11548_2471.N1	15-MAY-2004 20:18:43	Bright	36.500	111	8Eta Boo	2.6800	6000.0	73	11548	No
379	GOM_NL__2PRFIN20040515_202122_000000392026_00472_11548_2472.N1	15-MAY-2004 20:21:22	Bright	39.000	83		2.3780	11000.	78	11548	No
380	GOM_NL__2PRFIN20040515_202431_000000382026_00472_11548_2473.N1	15-MAY-2004 20:24:31	Bright	37.500	180	27Gam Boo	3.0400	8000.0	75	11548	No
381	GOM_NL__2PRFIN20040515_202725_000000392026_00472_11548_2474.N1	15-MAY-2004 20:27:25	Bright	38.500	39	85Eta UMa	1.8540	24000.	77	11548	No
382	GOM_NL__2PRFIN20040515_202902_000000352026_00472_11548_2475.N1	15-MAY-2004 20:29:02	Bright	35.000	55	79Zet UMa	2.0600	10200.	70	11548	No
383	GOM_NL__2PRFIN20040515_203241_000000412026_00472_11548_2476.N1	15-MAY-2004 20:32:41	Bright	40.500	36	50Alp UMa	1.8000	6300.0	81	11548	No
384	GOM_NL__2PRFIN20040515_203443_000000402026_00472_11548_2477.N1	15-MAY-2004 20:34:43	Bright	39.500	60	7Bet UMi	2.0810	3950.0	79	11548	No
385	GOM_NL__2PRFIN20040515_203906_000000372026_00472_11548_2478.N1	15-MAY-2004 20:39:06	Bright	36.500	49	1Alp UMi	1.9900	6300.0	73	11548	No
386	GOM_NL__2PRFIN20040515_204405_000000482026_00472_11548_2479.N1	15-MAY-2004 20:44:05	Bright	47.500	89	5Alp Cep	2.4510	8000.0	95	11548	No
387	GOM_NL__2PRFIN20040515_204718_000000512026_00472_11548_2480.N1	15-MAY-2004 20:47:18	Bright	50.500	76	27Gam Cas	2.3000	30000.	101	11548	No
388	GOM_NL__2PRFIN20040515_204832_000000462026_00472_11548_2481.N1	15-MAY-2004 20:48:32	Bright	45.500	68	18Alp Cas	2.2250	4500.0	91	11548	No
389	GOM_NL__2PRFIN20040515_205030_000001002026_00472_11548_2482.N1	15-MAY-2004 20:50:30	Bright	100.00	66	37Gam Cyg	2.2080	5900.0	200	11548	No
390	GOM_NL__2PRFIN20040515_205655_000000452026_00472_11548_2483.N1	15-MAY-2004 20:56:55	Bright	45.000	58	21Alp And	2.0730	11000.	90	11548	No
391	GOM_NL__2PRFIN20040515_210105_000000442026_00472_11548_2484.N1	15-MAY-2004 21:01:05	Twilight	44.000	140	88Gam Peg	2.8340	26000.	88	11548	No
392	GOM_NL__2PRFIN20040515_210243_000000582026_00472_11548_2485.N1	15-MAY-2004 21:02:43	Dark	57.500	90	54Alp Peg	2.4870	11000.	115	11548	No
393	GOM_NL__2PRFIN20040515_210948_000000492026_00472_11548_2486.N1	15-MAY-2004 21:09:48	Dark	49.000	52	16Bet Cet	2.0370	4500.0	98	11548	No
394	GOM_NL__2PRFIN20040515_211622_000000542026_00472_11548_2487.N1	15-MAY-2004 21:16:22	Dark	53.500	18	24Alp PsA	1.1660	9700.0	107	11548	No
395	GOM_NL__2PRFIN20040515_212043_000000522026_00472_11548_2488.N1	15-MAY-2004 21:20:43	Dark	51.500	63	Bet Gru	2.1500	2800.0	103	11548	No
396	GOM_NL__2PRFIN20040515_212212_000000482026_00473_11549_2489.N1	15-MAY-2004 21:22:12	Dark	48.000	31	Alp Gru	1.7340	15200.	96	11549	No

397	GOM_NL__2PRFIN20040515_212546_000000392026_00473_11549_2458.N1	15-MAY-2004 21:25:46	Dark	39.000	135	Bet Hyl	2.8200	5800.0	78	11549	No
398	GOM_NL__2PRFIN20040515_212745_000000442026_00473_11549_2459.N1	15-MAY-2004 21:27:45	Dark	44.000	45	Alp Pav	1.9400	26000.	88	11549	No
399	GOM_NL__2PRFIN20040515_213304_000000442026_00473_11549_2460.N1	15-MAY-2004 21:33:04	Straylight	43.500	43	Alp TrA	1.9100	4250.0	87	11549	No
400	GOM_NL__2PRFIN20040515_213426_000000412026_00473_11549_2461.N1	15-MAY-2004 21:34:26	Straylight	40.500	145	Gam TrA	2.8720	10600.	81	11549	No
401	GOM_NL__2PRFIN20040515_213656_000000472026_00473_11549_2462.N1	15-MAY-2004 21:36:56	Straylight	47.000	4	Alp1Cen	-0.010000	5800.0	94	11549	No
402	GOM_NL__2PRFIN20040515_213921_000000562026_00473_11549_2463.N1	15-MAY-2004 21:39:21	Straylight	56.000	25	35Lam Sco	1.6200	28000.	112	11549	No
403	GOM_NL__2PRFIN20040515_214142_000000512026_00473_11549_2464.N1	15-MAY-2004 21:41:42	Twilight	51.000	75	26Eps Sco	2.2910	4250.0	102	11549	No
404	GOM_NL__2PRFIN20040515_214447_000000652026_00473_11549_2465.N1	15-MAY-2004 21:44:47	Twilight	65.000	16	21Alp Sco	1.0200	3000.0	130	11549	No
405	GOM_NL__2PRFIN20040515_214630_000000482026_00473_11549_2466.N1	15-MAY-2004 21:46:30	Bright	48.000	80	7Del Sco	2.3160	30000.	96	11549	No
406	GOM_NL__2PRFIN20040515_214828_000000622026_00473_11549_2467.N1	15-MAY-2004 21:48:28	Bright	62.000	86	35Eta Oph	2.4300	10200.	124	11549	No
407	GOM_NL__2PRFIN20040515_215103_000000432026_00473_11549_2468.N1	15-MAY-2004 21:51:03	Bright	42.500	104	27Bet Lib	2.6140	13100.	85	11549	No
408	GOM_NL__2PRFIN20040515_215312_000000512026_00473_11549_2469.N1	15-MAY-2004 21:53:12	Bright	51.000	120	1Del Oph	2.7340	3200.0	102	11549	No
409	GOM_NL__2PRFIN20040515_215622_000000452026_00473_11549_2470.N1	15-MAY-2004 21:56:22	Bright	45.000	102	24Alp Ser	2.6000	4250.0	90	11549	No
410	GOM_NL__2PRFIN20040515_215919_000000372026_00473_11549_2471.N1	15-MAY-2004 21:59:19	Bright	37.000	111	8Eta Boo	2.6800	6000.0	74	11549	No
411	GOM_NL__2PRFIN20040515_220158_000000402026_00473_11549_2472.N1	15-MAY-2004 22:01:58	Bright	40.000	83		2.3780	11000.	80	11549	No
412	GOM_NL__2PRFIN20040515_220506_000000382026_00473_11549_2473.N1	15-MAY-2004 22:05:06	Bright	38.000	180	27Gam Boo	3.0400	8000.0	76	11549	No
413	GOM_NL__2PRFIN20040515_220801_000000372026_00473_11549_2474.N1	15-MAY-2004 22:08:01	Bright	37.000	39	85Eta UMa	1.8540	24000.	74	11549	No
414	GOM_NL__2PRFIN20040515_220938_000000362026_00473_11549_2475.N1	15-MAY-2004 22:09:38	Bright	36.000	55	79Zet UMa	2.0600	10200.	72	11549	No
415	GOM_NL__2PRFIN20040515_221317_000000402026_00473_11549_2476.N1	15-MAY-2004 22:13:17	Bright	40.000	36	50Alp UMa	1.8000	6300.0	80	11549	No
416	GOM_NL__2PRFIN20040515_221518_000000412026_00473_11549_2477.N1	15-MAY-2004 22:15:18	Bright	40.500	60	7Bet UMi	2.0810	3950.0	81	11549	No
417	GOM_NL__2PRFIN20040515_221941_000000382026_00473_11549_2478.N1	15-MAY-2004 22:19:41	Bright	38.000	49	1Alp UMi	1.9900	6300.0	76	11549	No
418	GOM_NL__2PRFIN20040515_222442_000000472026_00473_11549_2479.N1	15-MAY-2004 22:24:42	Bright	46.500	89	5Alp Cep	2.4510	8000.0	93	11549	No
419	GOM_NL__2PRFIN20040515_222753_000000392026_00473_11549_2480.N1	15-MAY-2004 22:27:53	Bright	39.000	76	27Gam Cas	2.3000	30000.	78	11549	No
420	GOM_NL__2PRFIN20040515_222907_000000382026_00473_11549_2481.N1	15-MAY-2004 22:29:07	Bright	37.500	68	18Alp Cas	2.2250	4500.0	75	11549	No
421	GOM_NL__2PRFIN20040515_223105_000001062026_00473_11549_2482.N1	15-MAY-2004 22:31:05	Bright	106.00	66	37Gam Cyg	2.2080	5900.0	212	11549	No
422	GOM_NL__2PRFIN20040515_223731_000000462026_00473_11549_2483.N1	15-MAY-2004 22:37:31	Bright	46.000	58	21Alp And	2.0730	11000.	92	11549	No
423	GOM_NL__2PRFIN20040515_224140_000000452026_00473_11549_2484.N1	15-MAY-2004 22:41:40	Twilight	45.000	140	88Gam Peg	2.8340	26000.	90	11549	No
424	GOM_NL__2PRFIN20040515_224320_000000592026_00473_11549_2485.N1	15-MAY-2004 22:43:20	Dark	58.500	90	54Alp Peg	2.4870	11000.	117	11549	No
425	GOM_NL__2PRFIN20040515_225024_000000462026_00473_11549_2486.N1	15-MAY-2004 22:50:24	Dark	46.000	52	16Bet Cet	2.0370	4500.0	92	11549	No
426	GOM_NL__2PRFIN20040515_225658_000000482026_00473_11549_2487.N1	15-MAY-2004 22:56:58	Dark	47.500	18	24Alp PsA	1.1660	9700.0	95	11549	No
427	GOM_NL__2PRFIN20040515_230118_000000572026_00473_11549_2488.N1	15-MAY-2004 23:01:18	Dark	57.000	63	Bet Gru	2.1500	2800.0	114	11549	No
428	GOM_NL__2PRFIN20040515_230247_000000502026_00474_11550_2489.N1	15-MAY-2004 23:02:47	Dark	50.000	31	Alp Gru	1.7340	15200.	100	11550	No
429	GOM_NL__2PRFIN20040515_230623_000000402026_00474_11550_2478.N1	15-MAY-2004 23:06:23	Dark	40.000	135	Bet Hyl	2.8200	5800.0	80	11550	No
430	GOM_NL__2PRFIN20040515_230821_000000452026_00474_11550_2479.N1	15-MAY-2004 23:08:21	Dark	45.000	45	Alp Pav	1.9400	26000.	90	11550	No
431	GOM_NL__2PRFIN20040515_231340_000000442026_00474_11550_2480.N1	15-MAY-2004 23:13:40	Straylight	44.000	43	Alp TrA	1.9100	4250.0	88	11550	No
432	GOM_NL__2PRFIN20040515_231502_000000412026_00474_11550_2481.N1	15-MAY-2004 23:15:02	Straylight	41.000	145	Gam TrA	2.8720	10600.	82	11550	No
433	GOM_NL__2PRFIN20040515_231732_000000522026_00474_11550_2482.N1	15-MAY-2004 23:17:32	Straylight	52.000	4	Alp1Cen	-0.010000	5800.0	104	11550	No
434	GOM_NL__2PRFIN20040515_231959_000000572026_00474_11550_2483.N1	15-MAY-2004 23:19:59	Straylight	56.500	25	35Lam Sco	1.6200	28000.	113	11550	No
435	GOM_NL__2PRFIN20040515_232238_000000402026_00474_11550_2484.N1	15-MAY-2004 23:22:38	Twilight	39.500	81	Eta Cen	2.3560	28000.	79	11550	No
436	GOM_NL__2PRFIN20040515_232522_000000592026_00474_11550_2485.N1	15-MAY-2004 23:25:22	Twilight	58.500	16	21Alp Sco	1.0200	3000.0	117	11550	No
437	GOM_NL__2PRFIN20040515_232704_000000512026_00474_11550_2486.N1	15-MAY-2004 23:27:04	Bright	51.000	80	7Del Sco	2.3160	30000.	102	11550	No
438	GOM_NL__2PRFIN20040515_232904_000000612026_00474_11550_2487.N1	15-MAY-2004 23:29:04	Bright	61.000	86	35Eta Oph	2.4300	10200.	122	11550	No
439	GOM_NL__2PRFIN20040515_233138_000000432026_00474_11550_2488.N1	15-MAY-2004 23:31:38	Bright	42.500	104	27Bet Lib	2.6140	13100.	85	11550	No
440	GOM_NL__2PRFIN20040515_233348_000000512026_00474_11550_2489.N1	15-MAY-2004 23:33:48	Bright	51.000	120	1Del Oph	2.7340	3200.0	102	11550	No
441	GOM_NL__2PRFIN20040515_233658_000000462026_00474_11550_2490.N1	15-MAY-2004 23:36:58	Bright	45.500	102	24Alp Ser	2.6000	4250.0	91	11550	No
442	GOM_NL__2PRFIN20040515_233955_000000372026_00474_11550_2491.N1	15-MAY-2004 23:39:55	Bright	36.500	111	8Eta Boo	2.6800	6000.0	73	11550	No
443	GOM_NL__2PRFIN20040515_234234_000000402026_00474_11550_2492.N1	15-MAY-2004 23:42:34	Bright	40.000	83		2.3780	11000.	80	11550	No
444	GOM_NL__2PRFIN20040515_234542_000000382026_00474_11550_2493.N1	15-MAY-2004 23:45:42	Bright	38.000	180	27Gam Boo	3.0400	8000.0	76	11550	No
445	GOM_NL__2PRFIN20040515_234836_000000362026_00474_11550_2494.N1	15-MAY-2004 23:48:36	Bright	36.000	39	85Eta UMa	1.8540	24000.	72	11550	No
446	GOM_NL__2PRFIN20040515_235014_000000382026_00474_11550_2495.N1	15-MAY-2004 23:50:14	Bright	37.500	55	79Zet UMa	2.0600	10200.	75	11550	No
447	GOM_NL__2PRFIN20040515_235354_000000402026_00474_11550_2496.N1	15-MAY-2004 23:53:54	Bright	40.000	36	50Alp UMa	1.8000	6300.0	80	11550	No
448	GOM_NL__2PRFIN20040515_235554_000000402026_00474_11550_2497.N1	15-MAY-2004 23:55:54	Bright	39.500	60	7Bet UMi	2.0810	3950.0	79	11550	No

3. Quality information per product

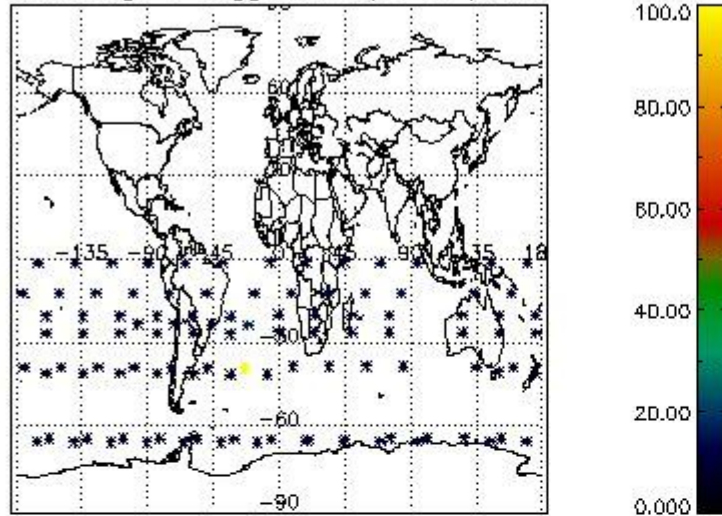
In this section it is plotted some information contained in the Quality Summary data set of the level 2 products. Only products in dark limb conditions and without errors (error flag in the MPH set to "0") are used.

3.1 Plot quality information per product (time dependant)

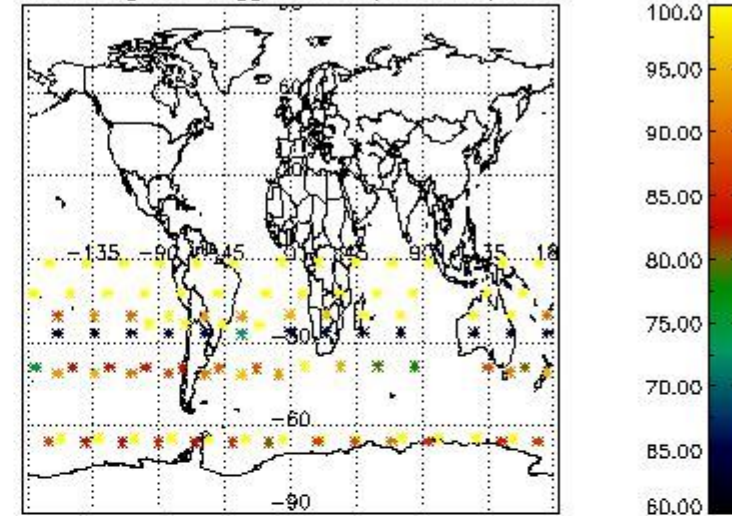


3.2 Plot quality information per product (world map)

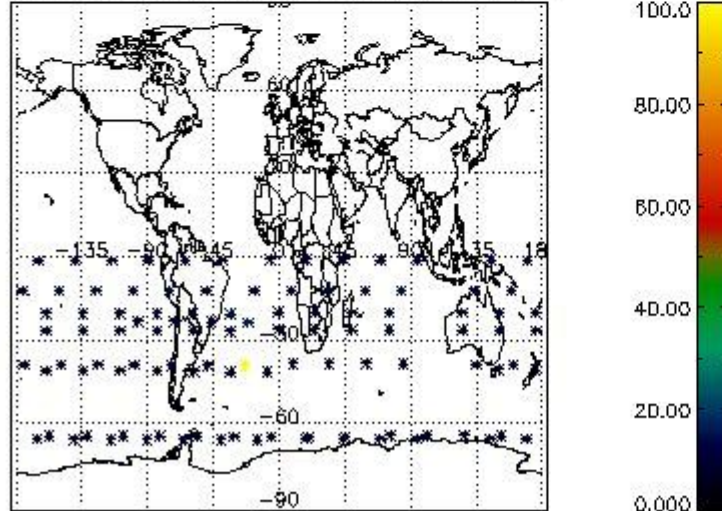
Percentage of flagged data per O3 profile



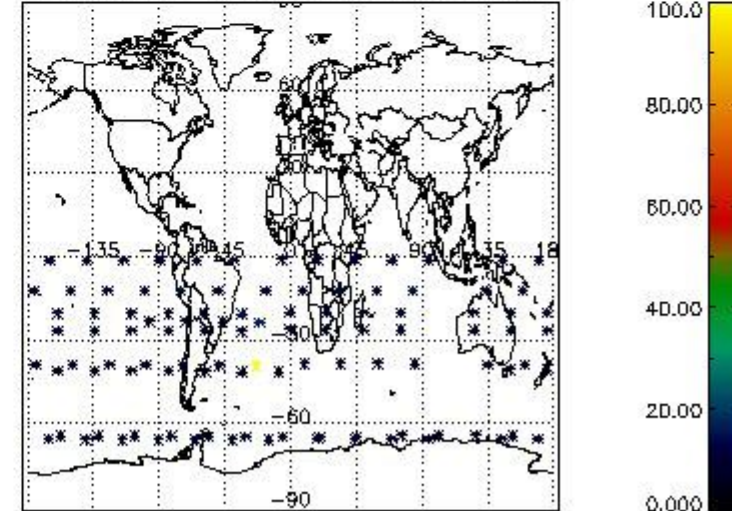
Percentage of flagged data per H2O profile



Percentage of flagged data per NO2 profile



Percentage of flagged data per NO3 profile

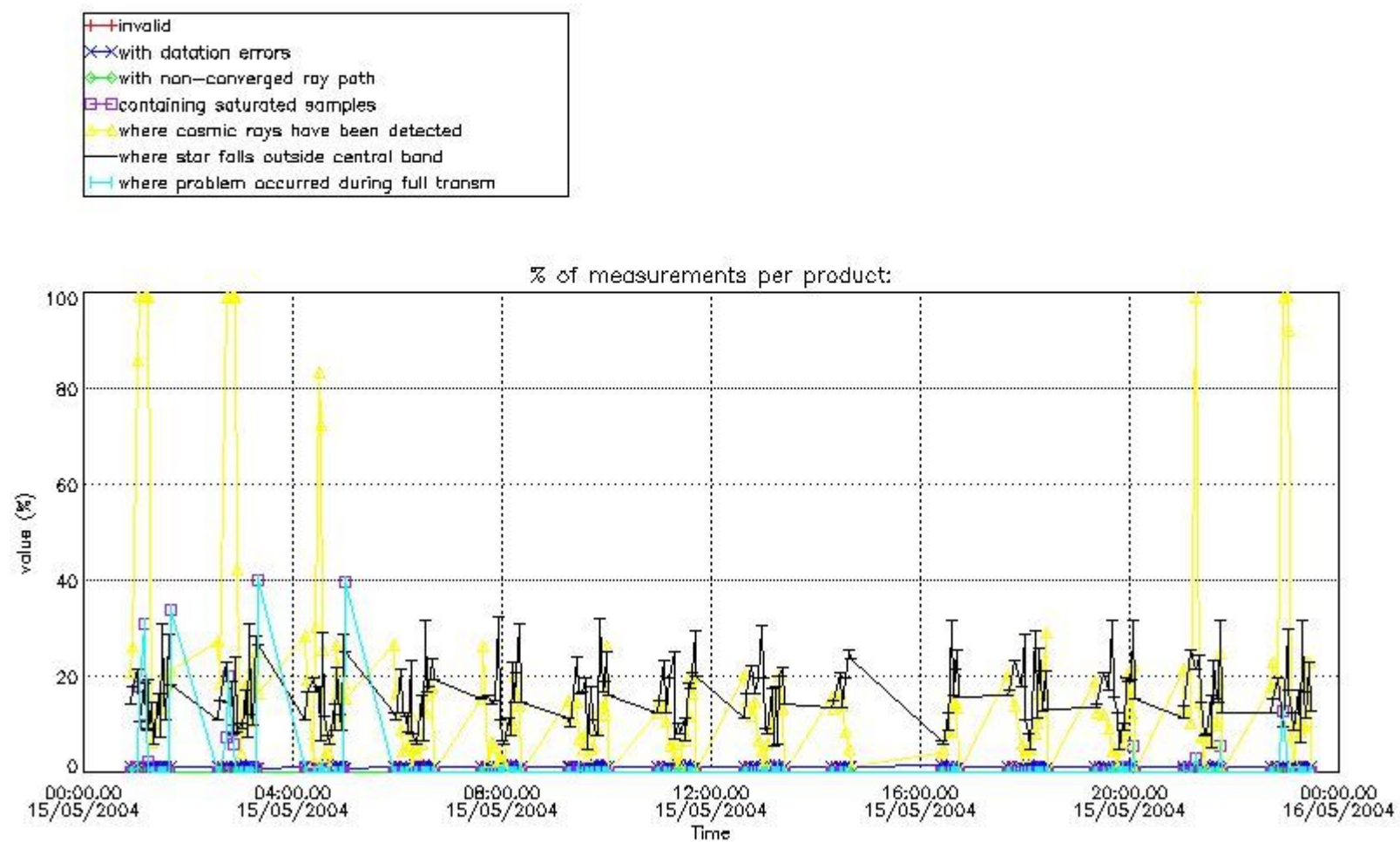


4. Level 1 quality information per product

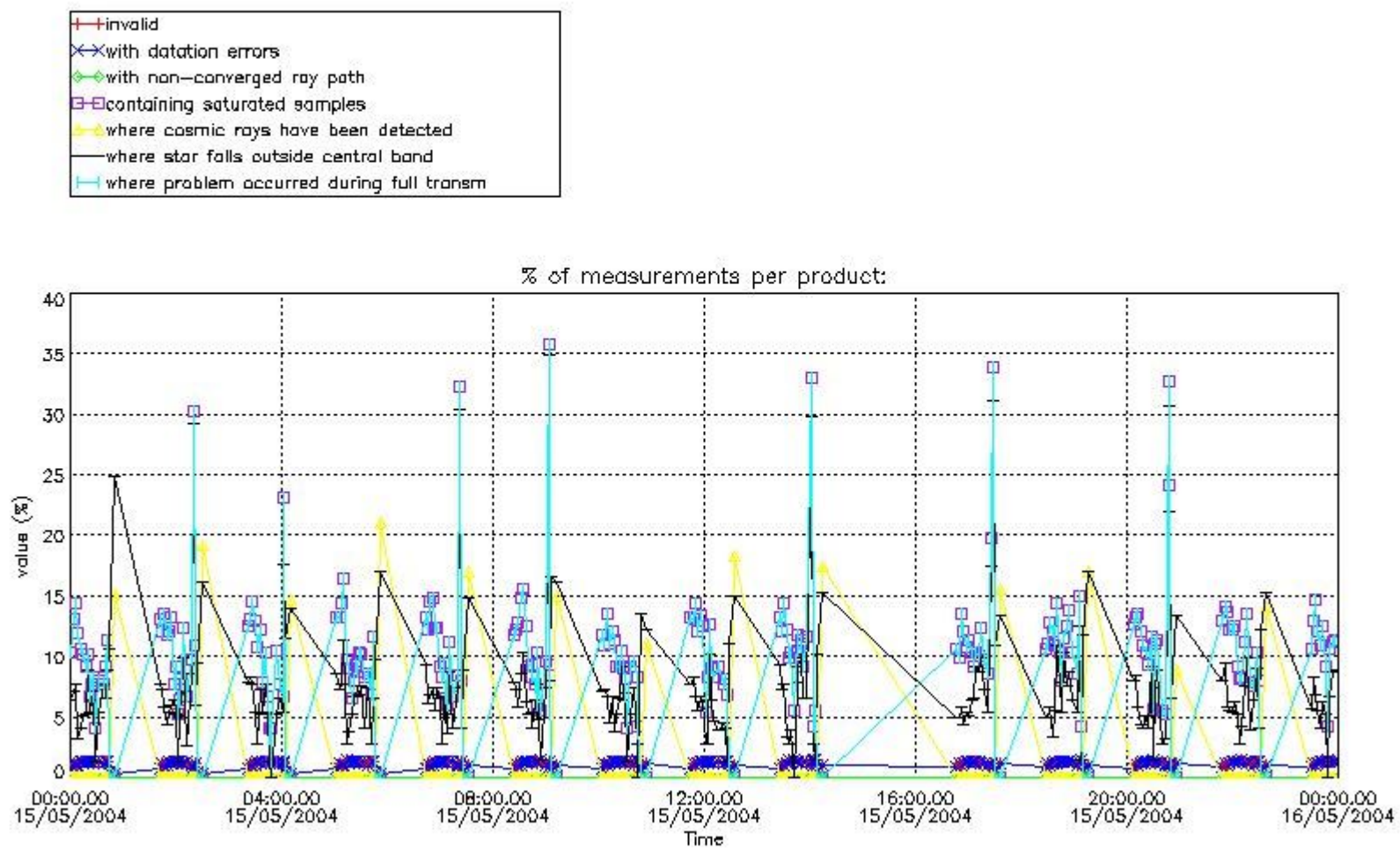
In this section it is plotted some information contained in the Quality Summary data set of the level 2 products that comes from the level 1b processing. Products without errors (error flag in the MPH set to "0") are used.

4.1 Plot quality information per product (time dependant) coming from level 1b processing

4.1.1 Plot level 1 quality information per product (time dependant): ENVISAT ASCENDING passes



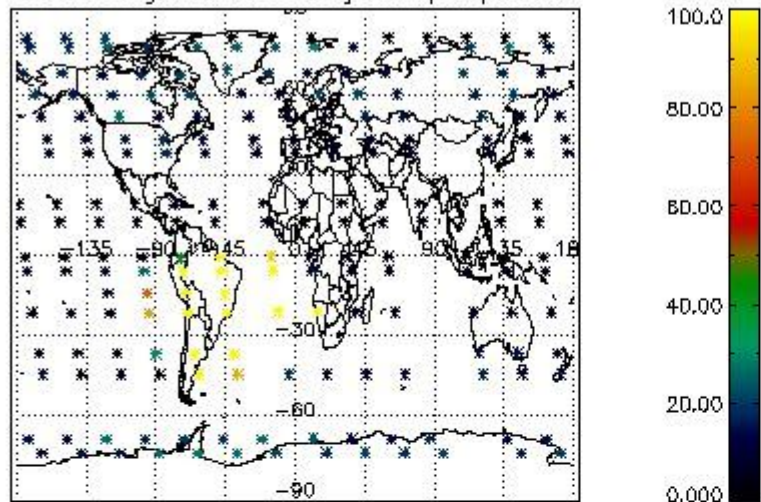
4.1.2 Plot level 1 quality information per product (time dependant): ENVI SAT DESCENDING passes



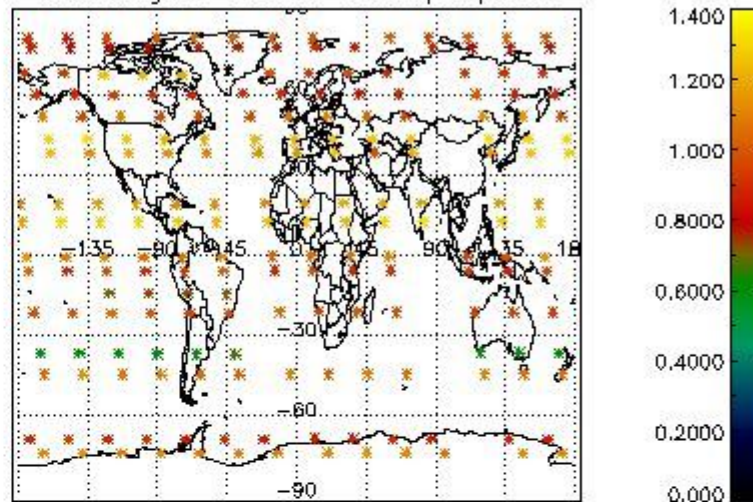
4.2 Plot quality information per product coming from level 1b processing (world map)

4.2.1 Plot level 1 quality information per product (world map): ENVISAT ASCENDING passes

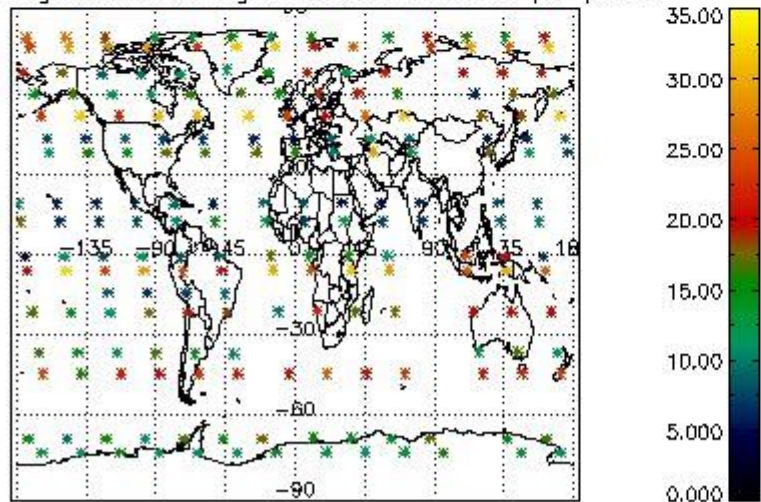
Percentage of cosmic ray hits per profile



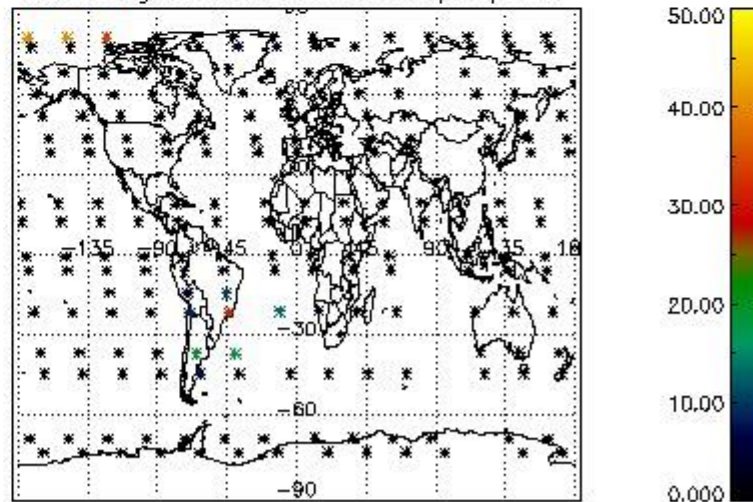
Percentage of datation errors per profile



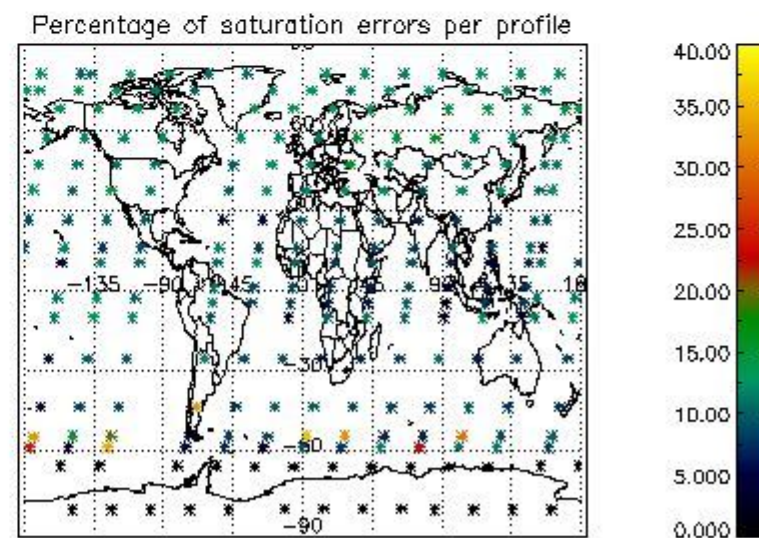
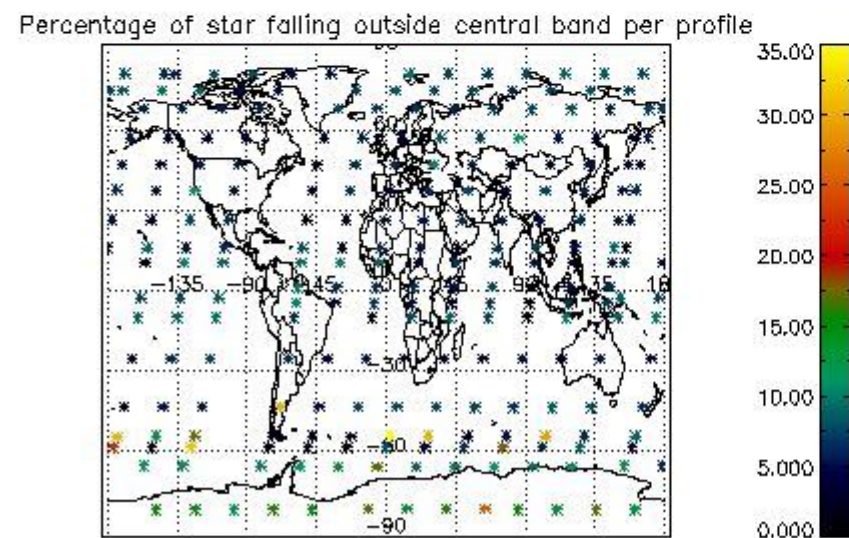
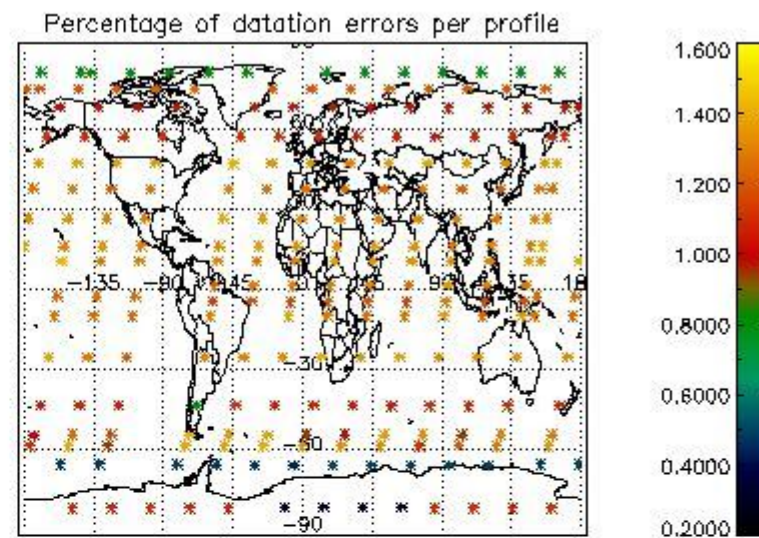
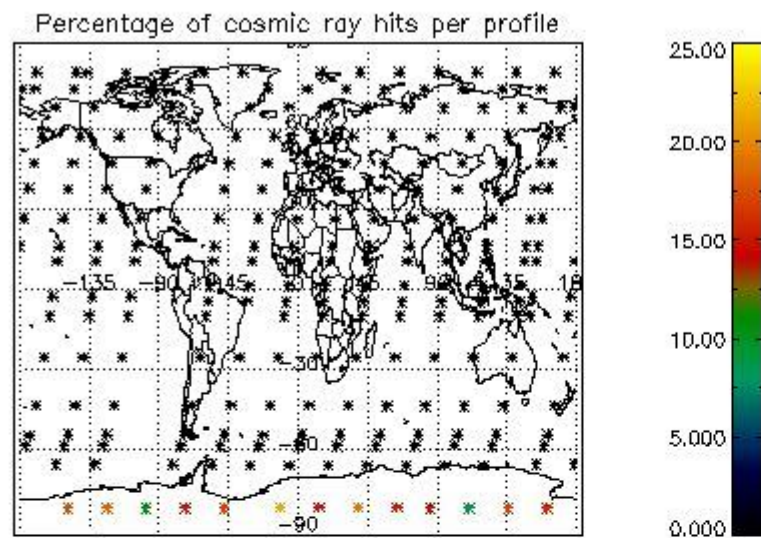
Percentage of star falling outside central band per profile



Percentage of saturation errors per profile



4.2.2 Plot level 1 quality information per product (world map): ENVISAT DESCENDING passes



5. Trace gas profiles

5.1 Ozone statistics based on quality of products

The final quality of the products can be "measured" using the STD (Standard Deviation) attached to every point profile. This information is written to the parameter GOM_NL__2P/NL_LOCAL_SPECIES_DENSITY/o3_std of the level 2 products. The table below shows the statistics for given STD ranges.

The statistics are given with respect to the overall valid production:

- Products without fatal errors: GOM_NL__2P/MPH/PRODUCT_ERR=0
- Valid point profile: GOM_NL__2P/NL_LOCAL_SPECIES_DENSITY/pcd(0)=0

The 'Criteria' is applied to valid points of dark limb products:

- Products in dark limb illumination condition: GOM_NL__2P/NL_SUMMARY_QUALITY/obs_ill_cond=0
- Products without fatal errors: GOM_NL__2P/MPH/PRODUCT_ERR=0
- Valid point profile: GOM_NL__2P/NL_LOCAL_SPECIES_DENSITY/pcd(0)=0

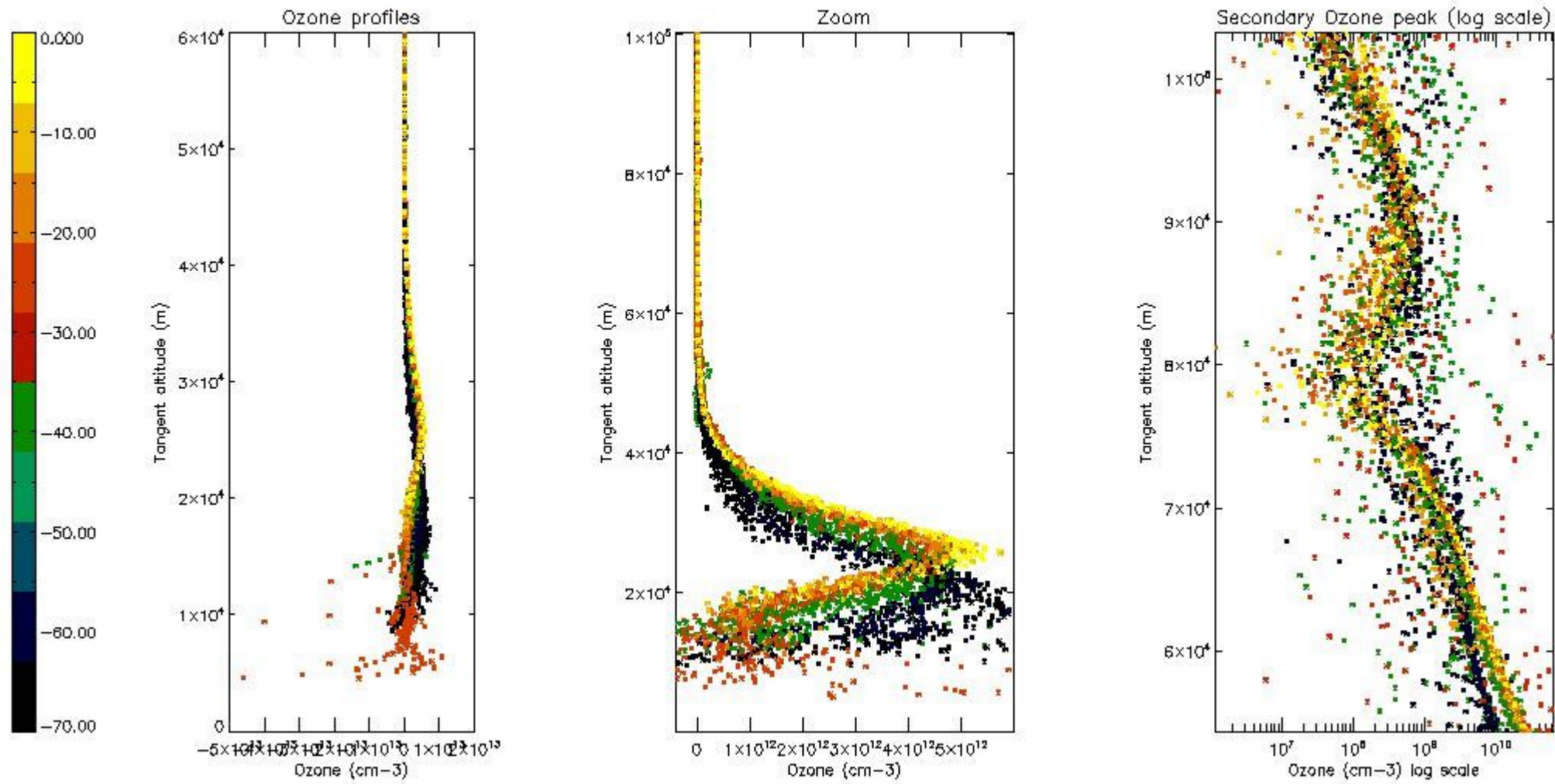
So, the table below shows the percentage of dark limb and valid observations for each criteria with respect to the overall valid daily observations.

Criteria	% of total production
All STD	25
STD < 20	12

STD < 10	9
STD < 5	6

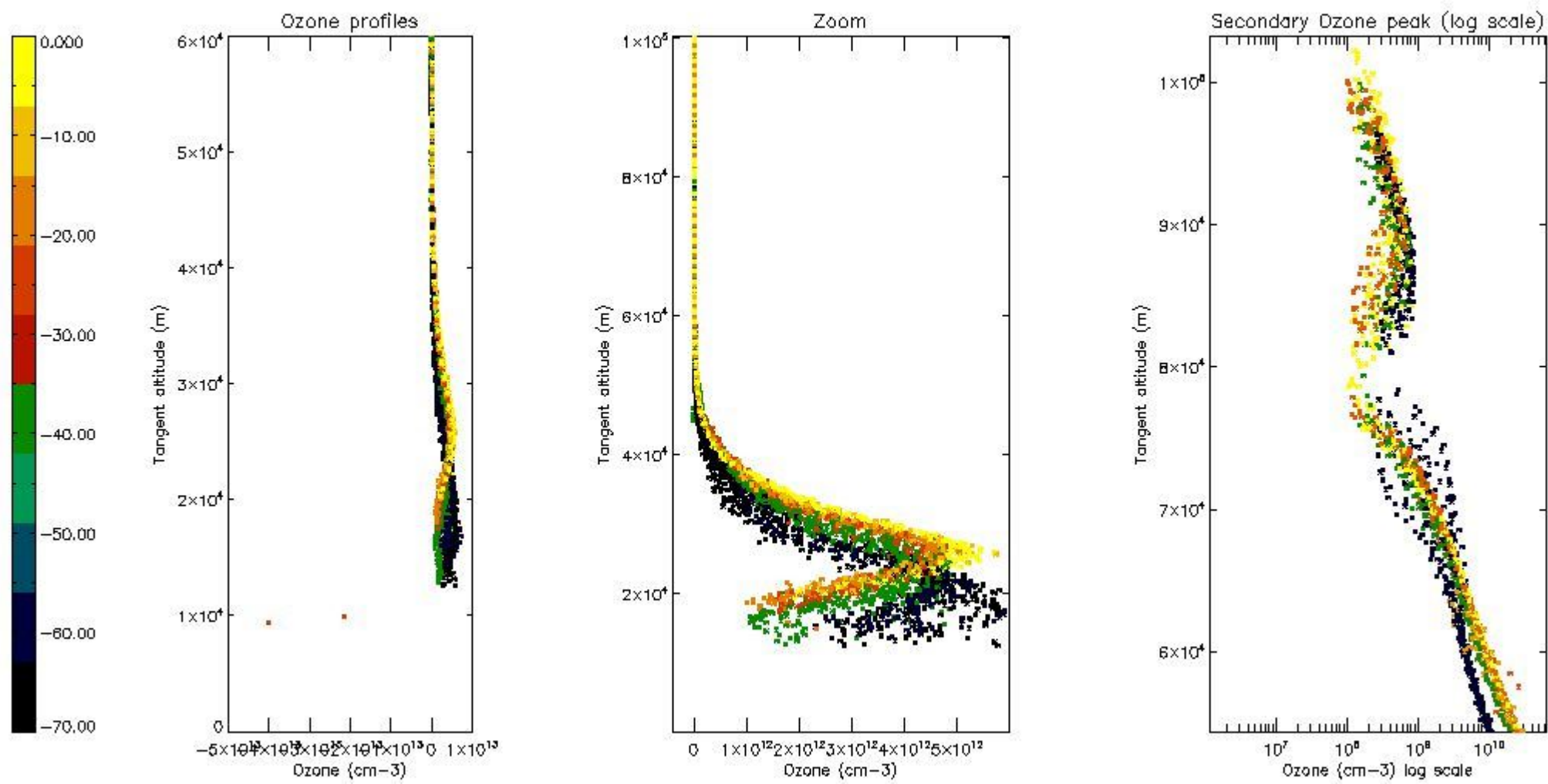
5.2 Plot ozone profiles for all STD (dark without errors)

The colorbar represents the latitude.



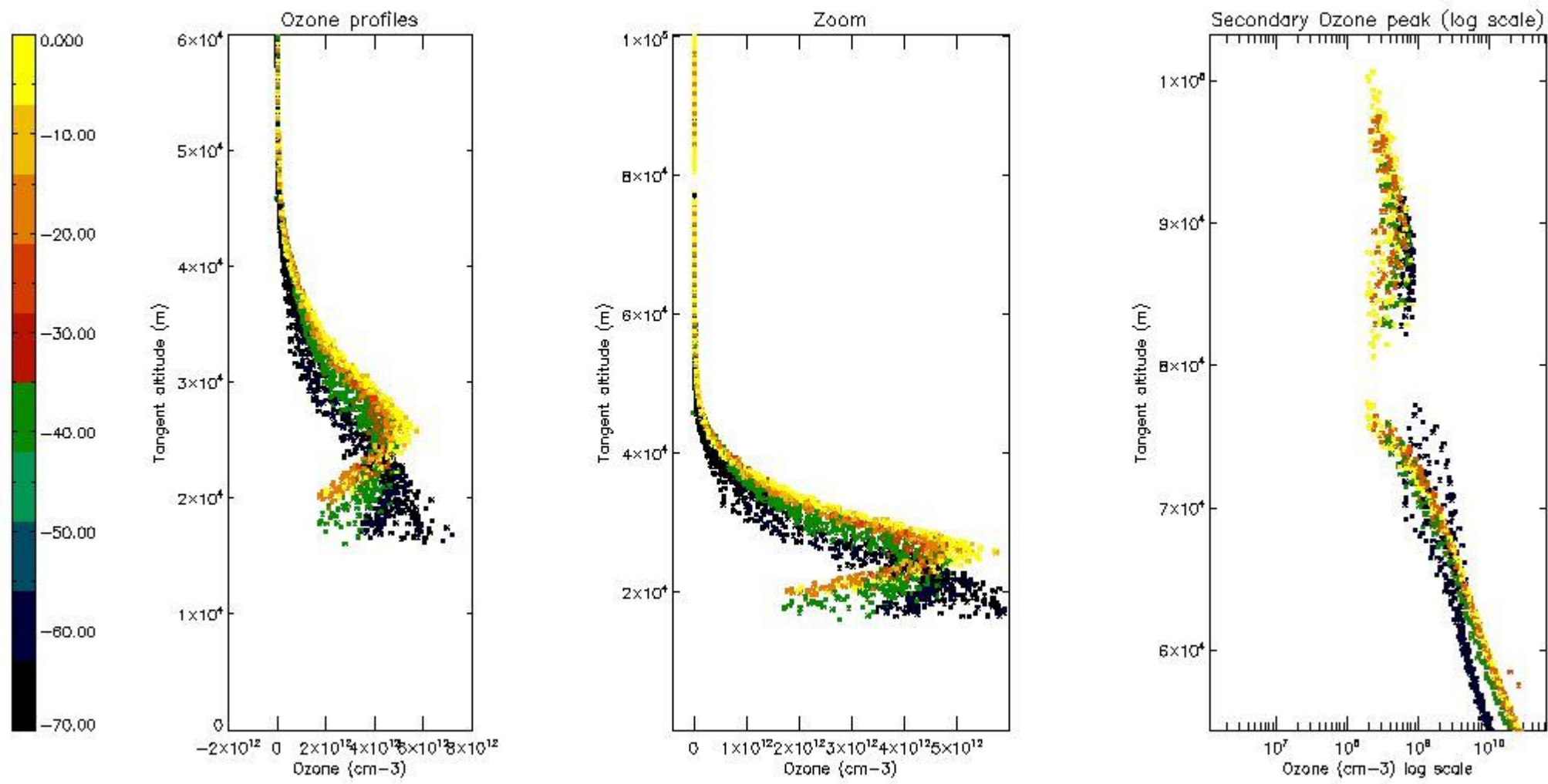
5.3 Plot ozone profiles where STD < 20% (dark without errors)

The colorbar represents the latitude.



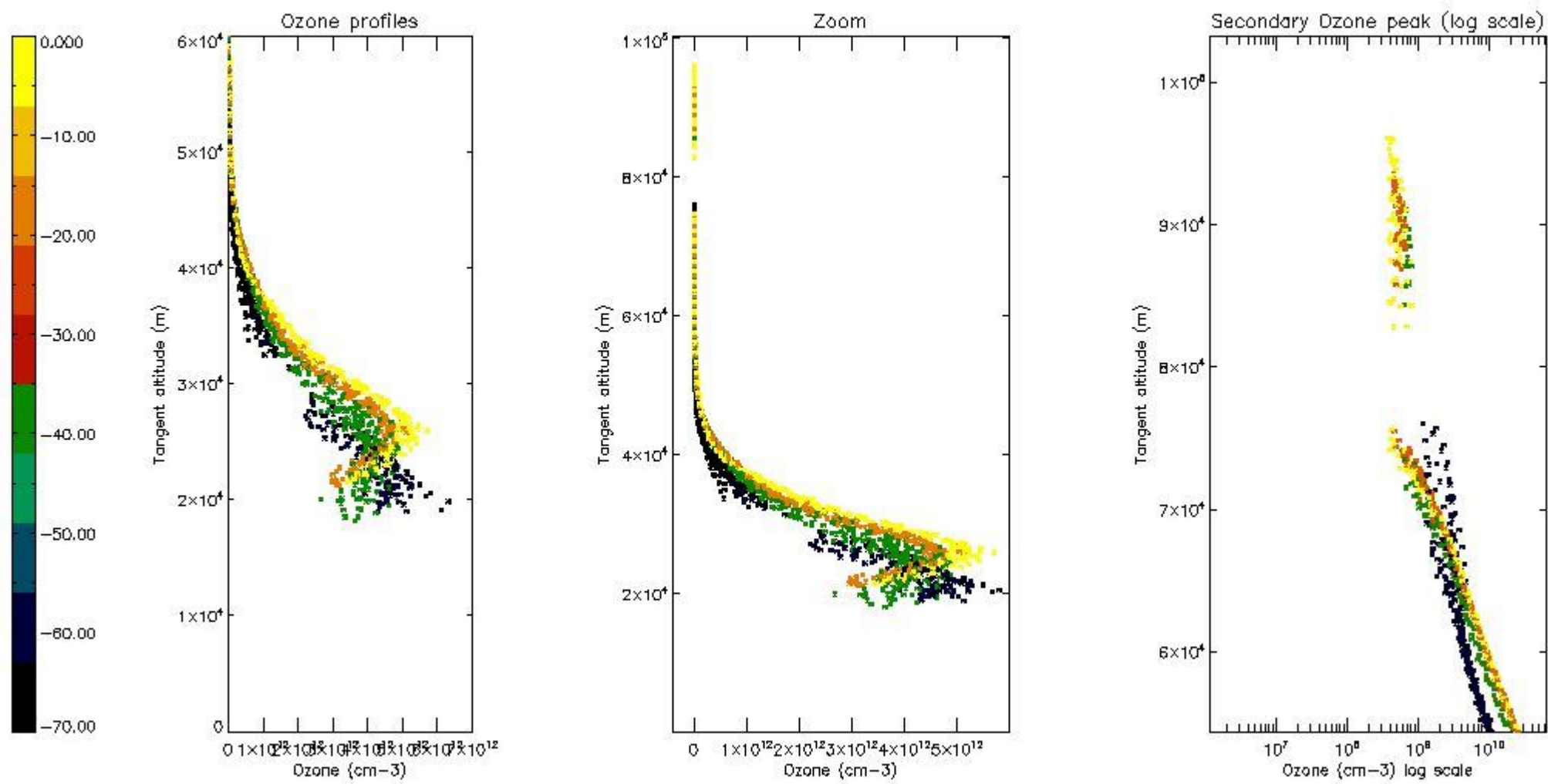
5.4 Plot ozone profiles where STD < 10% (dark without errors)

The colorbar represents the latitude.



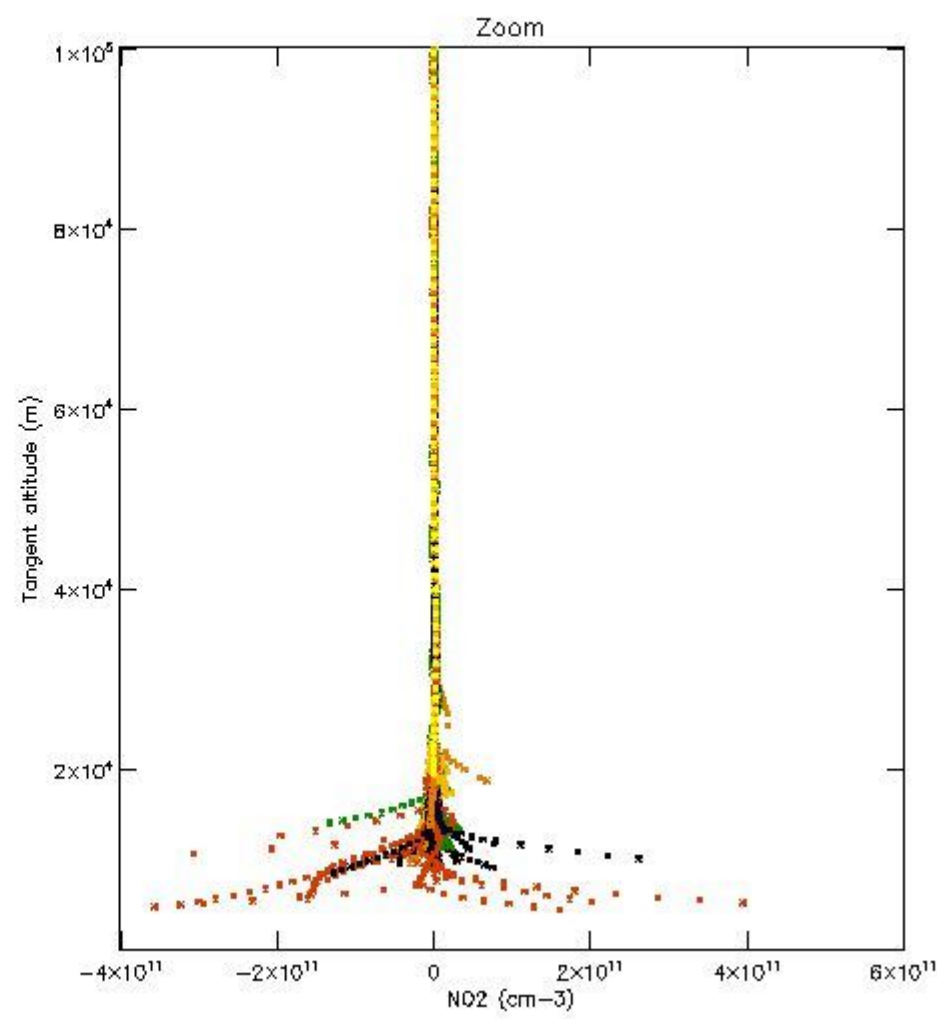
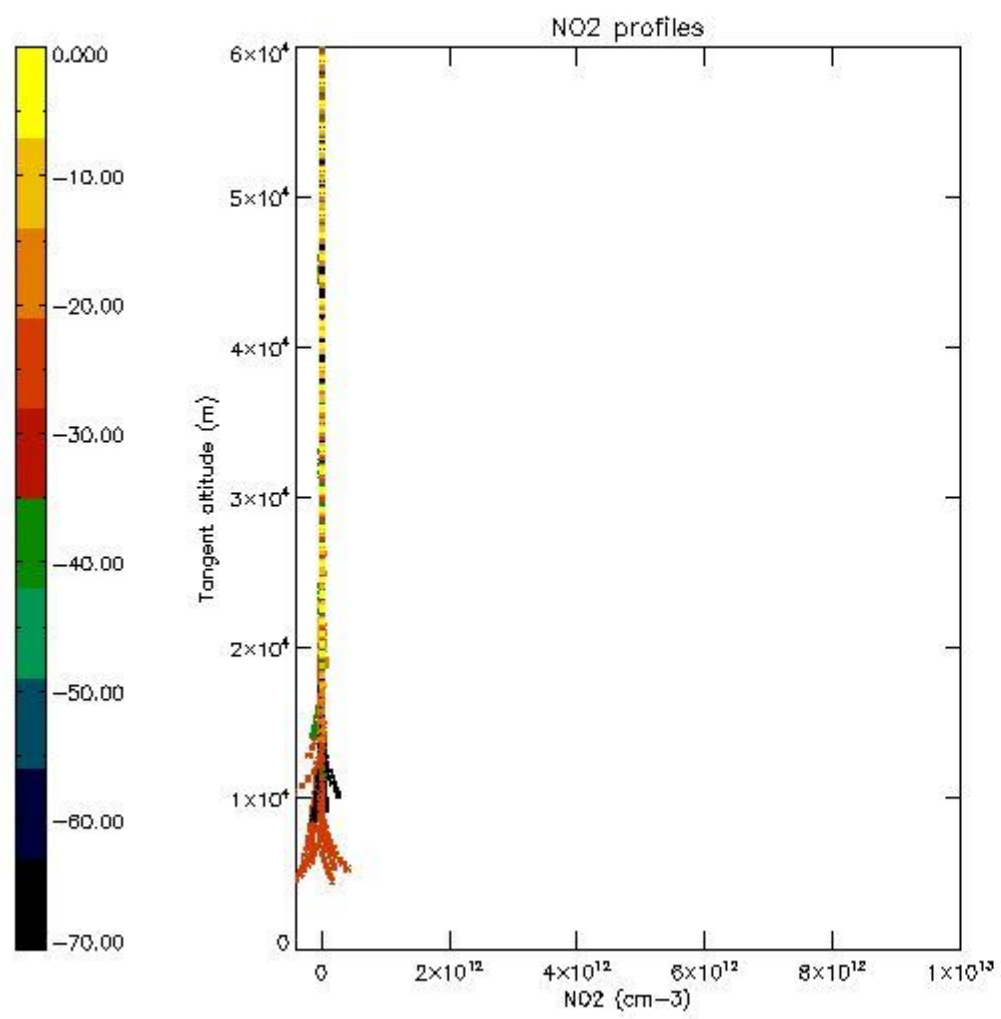
5.5 Plot ozone profiles where STD < 5% (dark without errors)

The colorbar represents the latitude.



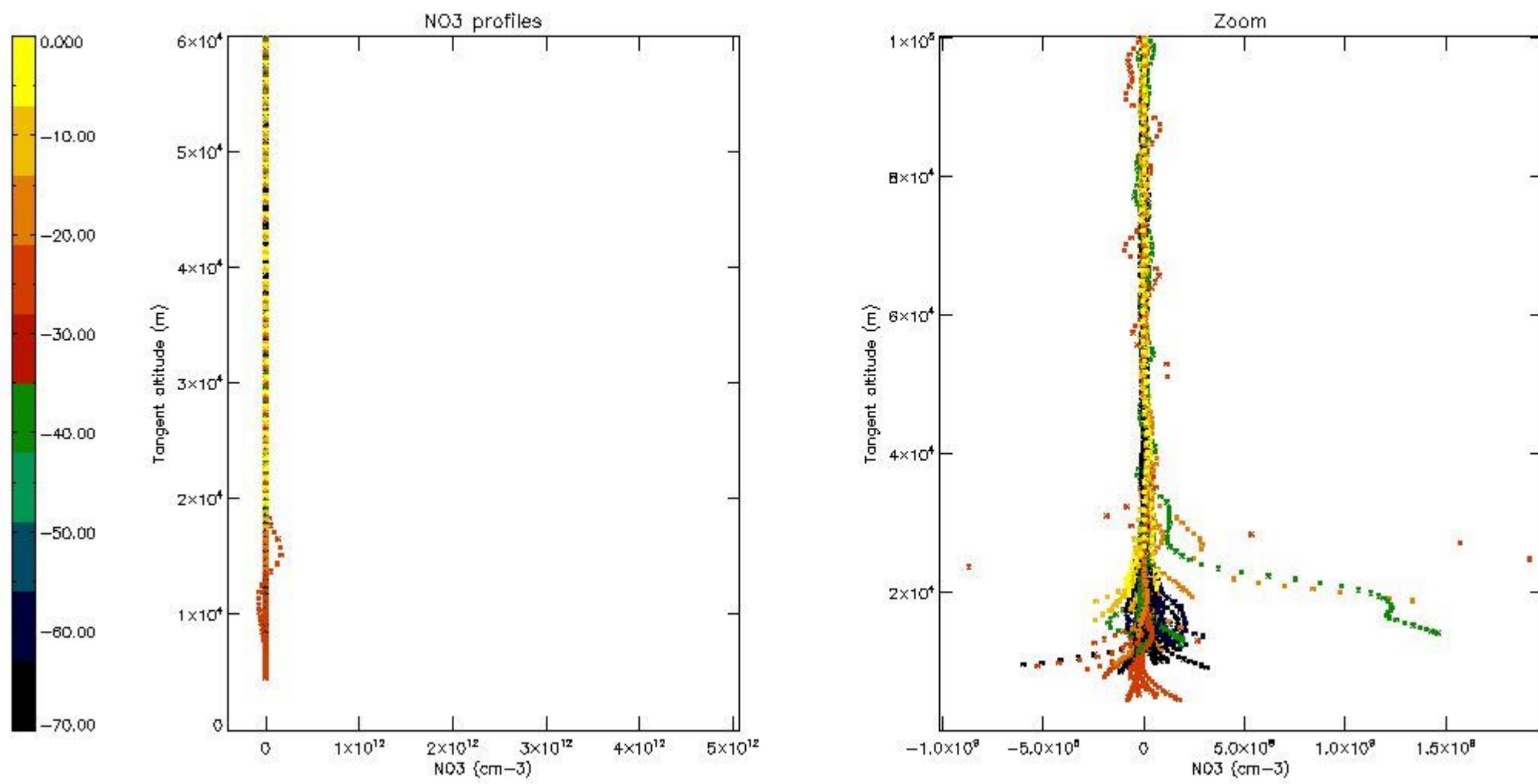
5.6 Plot NO₂ profiles for all STD (dark without errors)

The colorbar represents the latitude.



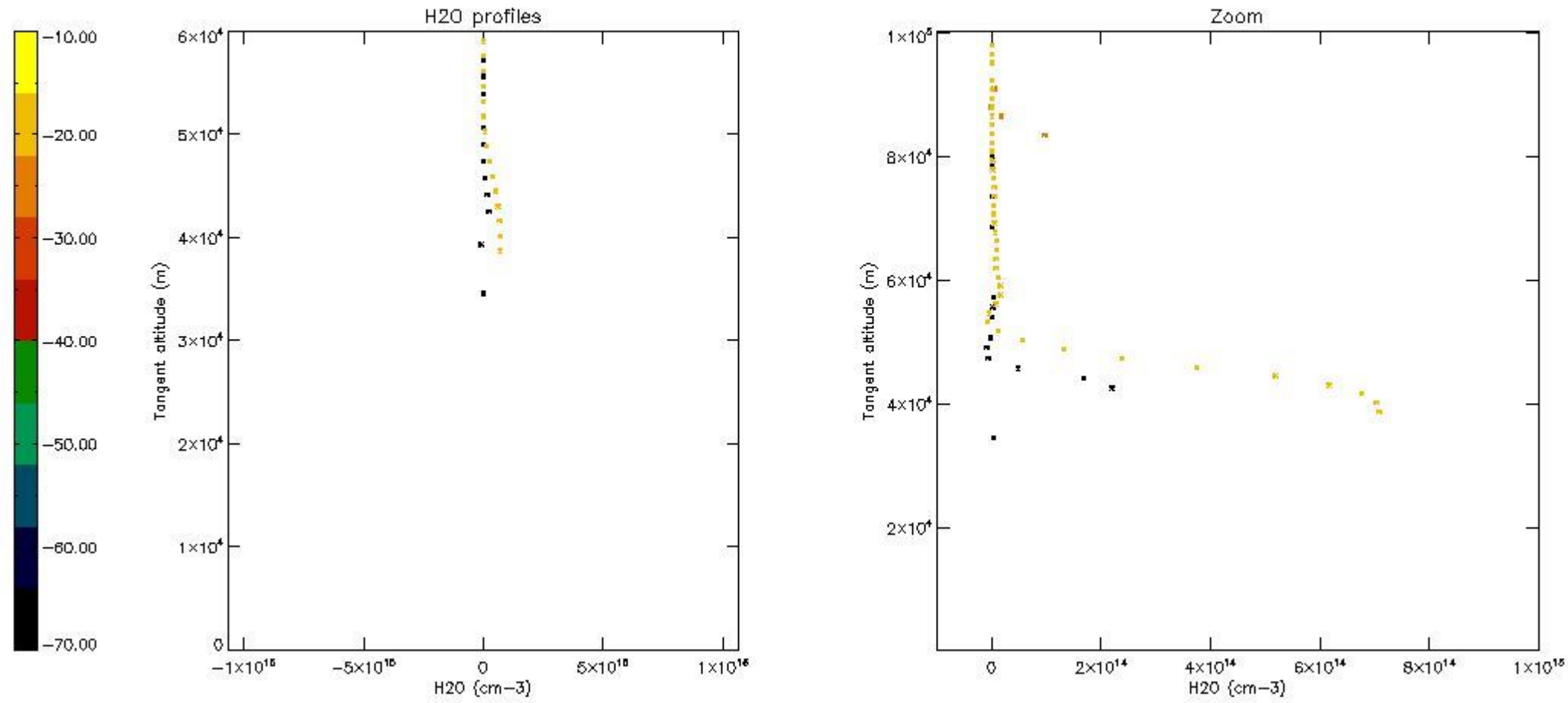
5.7 Plot NO3 profiles for all STD (dark without errors)

The colorbar represents the latitude.



5.8 Plot H2O profiles for all STD (only for occultations of stars 1,2,3,4,13,14,16,26,63 dark without errors)

The colorbar represents the latitude.



6. Auxiliary Data Files used for the production reported in section 2

The number reported in the third column indicates since which file (see list in section 2) the corresponding auxiliary file has been used. The fourth column is the date of those product files.

Type	Auxiliary Filename	Used since product	Used since product date
INST_PHYS_CHARACTERISTICS	GOM_INS_AXVIEC20091111_143220_20030716_120000_20500101_000000	1	15-MAY-2004 00:00:39
LEVEL-2_PROC_CONFIG	GOM_PR2_AXVIEC20091111_152718_20020301_000000_20500101_000000	1	15-MAY-2004 00:00:39
CROSS_SECTIONS_FILE	GOM_CRS_AXVIEC20091111_154832_20020301_000000_20500101_000000	1	15-MAY-2004 00:00:39

GOMOS Level 2 Daily Report

SUMMARY

[1. General Info](#)

[2. Summary of processed GOM_NL_2P products](#)

[3. Level 2 Quality information per product](#)

[3.1 Plot of level 2 quality information per product \(time dependant\)](#)

[3.2 Plot of level 2 quality information per product \(world map\)](#)

[4. Level 1 Quality information per product \(stored on level 2 products\)](#)

[4.1 Plot of level 1 quality information per product \(time dependant\)](#)

[4.1.1 Plot of level 1 quality information per product \(time dependant\): ASCENDING](#)

[4.1.2 Plot of level 1 quality information per product \(time dependant\): DESCENDING](#)

[4.2 Plot of level 1 quality information per product \(world map\)](#)

[4.2.1 Plot of level 1 quality information per product \(world map\): ASCENDING](#)

[4.2.2 Plot of level 1 quality information per product \(world map\): DESCENDING](#)

[5. Ozone profiles based on quality statistics and other trace gas profiles](#)

[5.1 Ozone statistics based on quality of products](#)

[5.2 Plot ozone profiles for all STD \(dark without errors\)](#)

[5.3 Plot ozone profiles where STD < 20% \(dark without errors\)](#)

[5.4. Plot ozone profiles where STD < 10% \(dark without errors\)](#)

[5.5. Plot ozone profiles where STD < 5% \(dark without errors\)](#)

[5.6 Plot NO2 profiles for all STD \(dark without errors\)](#)

[5.7 Plot NO3 profiles for all STD \(dark without errors\)](#)

[5.8 Plot H2O profiles \(only for occultations of stars 1,2,3,4,13,14,16,26,63 dark without errors\) for all STD](#)

[6. Auxiliary Data Files used for the production reported in section 2](#)

This report presents the daily analysis on parameters extracted from GOMOS level 2 data (GOM_NL__2P). It is intended to monitor some important parameters that will impact the quality of these products. A list of level 2 products (and content) that have arrived during the reporting day to the PCF is also given.

Item	Value
Time of report generation	19APR2013 02:03:56
Data source version	GOMOS/6.01
Start time of products	15-05-2004 (15MAY2004 00:00:00)
Stop time of products	16-05-2004 (16MAY2004 00:00:00)
Store outputs in DB	Yes
Nb of level 2 prods	448
Nb of prods with errors	0

2. Summary of processed GOM_NL__2P products.

Nr	Filename	UTC Start time	Limb	Duration	Star Id	Star Name	Star Mag	Star Temp	Nb Meas	Orbit	Prod. error
1	GOM_NL__2PRFIN20040515_000039_000000632026_00460_11536_2447.N1	15-MAY-2004 00:00:39	Bright	63.000	86	35Eta Oph	2.4300	10200.	126	11536	No
2	GOM_NL__2PRFIN20040515_000315_000000422026_00460_11536_2448.N1	15-MAY-2004 00:03:15	Bright	42.000	104	27Bet Lib	2.6140	13100.	84	11536	No
3	GOM_NL__2PRFIN20040515_000527_000000522026_00460_11536_2449.N1	15-MAY-2004 00:05:27	Bright	52.000	120	1Del Oph	2.7340	3200.0	104	11536	No
4	GOM_NL__2PRFIN20040515_000838_000000462026_00460_11536_2450.N1	15-MAY-2004 00:08:38	Bright	46.000	102	24Alp Ser	2.6000	4250.0	92	11536	No
5	GOM_NL__2PRFIN20040515_001130_000000382026_00460_11536_2451.N1	15-MAY-2004 00:11:30	Bright	37.500	111	8Eta Boo	2.6800	6000.0	75	11536	No
6	GOM_NL__2PRFIN20040515_001412_000000402026_00460_11536_2452.N1	15-MAY-2004 00:14:12	Bright	39.500	83		2.3780	11000.	79	11536	No
7	GOM_NL__2PRFIN20040515_001721_000000392026_00460_11536_2453.N1	15-MAY-2004 00:17:21	Bright	38.500	180	27Gam Boo	3.0400	8000.0	77	11536	No
8	GOM_NL__2PRFIN20040515_002013_000000402026_00460_11536_2454.N1	15-MAY-2004 00:20:13	Bright	39.500	39	85Eta UMa	1.8540	24000.	79	11536	No
9	GOM_NL__2PRFIN20040515_002149_000000372026_00460_11536_2455.N1	15-MAY-2004 00:21:49	Bright	37.000	55	79Zet UMa	2.0600	10200.	74	11536	No
10	GOM_NL__2PRFIN20040515_002420_000000392026_00460_11536_2456.N1	15-MAY-2004 00:24:20	Bright	39.000	82	48Bet UMa	2.3650	10600.	78	11536	No
11	GOM_NL__2PRFIN20040515_002605_000000432026_00460_11536_2457.N1	15-MAY-2004 00:26:05	Bright	42.500	119	14Eta Dra	2.7270	4700.0	85	11536	No
12	GOM_NL__2PRFIN20040515_002732_000000372026_00460_11536_2458.N1	15-MAY-2004 00:27:32	Bright	37.000	60	7Bet UMi	2.0810	3950.0	74	11536	No
13	GOM_NL__2PRFIN20040515_003154_000000382026_00460_11536_2459.N1	15-MAY-2004 00:31:54	Bright	37.500	49	1Alp UMi	1.9900	6300.0	75	11536	No
14	GOM_NL__2PRFIN20040515_003701_000000462026_00460_11536_2460.N1	15-MAY-2004 00:37:01	Bright	45.500	89	5Alp Cep	2.4510	8000.0	91	11536	No
15	GOM_NL__2PRFIN20040515_004005_000000392026_00460_11536_2461.N1	15-MAY-2004 00:40:05	Bright	38.500	76	27Gam Cas	2.3000	30000.	77	11536	No
16	GOM_NL__2PRFIN20040515_004119_000000402026_00460_11536_2462.N1	15-MAY-2004 00:41:19	Bright	39.500	68	18Alp Cas	2.2250	4500.0	79	11536	No
17	GOM_NL__2PRFIN20040515_004329_000001032026_00460_11536_2463.N1	15-MAY-2004 00:43:29	Bright	103.00	66	37Gam Cyg	2.2080	5900.0	206	11536	No
18	GOM_NL__2PRFIN20040515_004913_000001592026_00460_11536_2464.N1	15-MAY-2004 00:49:13	Straylight	158.50	92	53Eps Cyg	2.5000	4500.0	317	11536	No
19	GOM_NL__2PRFIN20040515_005349_000000462026_00460_11536_2465.N1	15-MAY-2004 00:53:49	Twilight	45.500	140	88Gam Peg	2.8340	26000.	91	11536	No
20	GOM_NL__2PRFIN20040515_005525_000000592026_00460_11536_2466.N1	15-MAY-2004 00:55:25	Dark	59.000	90	54Alp Peg	2.4870	11000.	118	11536	No
21	GOM_NL__2PRFIN20040515_010231_000000492026_00460_11536_2467.N1	15-MAY-2004 01:02:31	Dark	49.000	52	16Bet Cet	2.0370	4500.0	98	11536	No
22	GOM_NL__2PRFIN20040515_010441_000000772026_00460_11536_2468.N1	15-MAY-2004 01:04:41	Dark	76.500	162	34Alp Aqr	2.9440	5350.0	153	11536	No
23	GOM_NL__2PRFIN20040515_010901_000000522026_00460_11536_2469.N1	15-MAY-2004 01:09:01	Dark	51.500	18	24Alp PsA	1.1660	9700.0	103	11536	No
24	GOM_NL__2PRFIN20040515_011104_000000712026_00460_11536_2470.N1	15-MAY-2004 01:11:04	Dark	70.500	142	49Del Cap	2.8500	8900.0	141	11536	No
25	GOM_NL__2PRFIN20040515_011322_000000492026_00460_11536_2471.N1	15-MAY-2004 01:13:22	Dark	49.000	63	Bet Gru	2.1500	2800.0	98	11536	No
26	GOM_NL__2PRFIN20040515_011451_000000462026_00460_11536_2472.N1	15-MAY-2004 01:14:51	Dark	45.500	31	Alp Gru	1.7340	15200.	91	11536	No
27	GOM_NL__2PRFIN20040515_011835_000000412026_00461_11537_2438.N1	15-MAY-2004 01:18:35	Dark	41.000	135	Bet Hyi	2.8200	5800.0	82	11537	No
28	GOM_NL__2PRFIN20040515_012024_000000442026_00461_11537_2439.N1	15-MAY-2004 01:20:24	Dark	44.000	45	Alp Pav	1.9400	26000.	88	11537	No
29	GOM_NL__2PRFIN20040515_012547_000000462026_00461_11537_2440.N1	15-MAY-2004 01:25:47	Straylight	46.000	43	Alp TrA	1.9100	4250.0	92	11537	No
30	GOM_NL__2PRFIN20040515_012712_000000422026_00461_11537_2441.N1	15-MAY-2004 01:27:12	Straylight	41.500	145	Gam TrA	2.8720	10600.	83	11537	No
31	GOM_NL__2PRFIN20040515_012943_000000522026_00461_11537_2442.N1	15-MAY-2004 01:29:43	Straylight	52.000	4	Alp1Cen	-0.010000	5800.0	104	11537	No
32	GOM_NL__2PRFIN20040515_013201_000000582026_00461_11537_2443.N1	15-MAY-2004 01:32:01	Straylight	58.000	25	35Lam Sco	1.6200	28000.	116	11537	No
33	GOM_NL__2PRFIN20040515_013411_000000422026_00461_11537_2444.N1	15-MAY-2004 01:34:11	Straylight	41.500	109	Bet Lup	2.6770	26000.	83	11537	No
34	GOM_NL__2PRFIN20040515_013732_000000632026_00461_11537_2445.N1	15-MAY-2004 01:37:32	Tw_and_stray	62.500	16	21Alp Sco	1.0200	3000.0	125	11537	No
35	GOM_NL__2PRFIN20040515_013916_000000522026_00461_11537_2446.N1	15-MAY-2004 01:39:16	Bright	52.000	80	7Del Sco	2.3160	30000.	104	11537	No
36	GOM_NL__2PRFIN20040515_014115_000000652026_00461_11537_2447.N1	15-MAY-2004 01:41:15	Bright	65.000	86	35Eta Oph	2.4300	10200.	130	11537	No
37	GOM_NL__2PRFIN20040515_014351_000000422026_00461_11537_2448.N1	15-MAY-2004 01:43:51	Bright	41.500	104	27Bet Lib	2.6140	13100.	83	11537	No
38	GOM_NL__2PRFIN20040515_014603_000000522026_00461_11537_2449.N1	15-MAY-2004 01:46:03	Bright	51.500	120	1Del Oph	2.7340	3200.0	103	11537	No
39	GOM_NL__2PRFIN20040515_014914_000000472026_00461_11537_2450.N1	15-MAY-2004 01:49:14	Bright	46.500	102	24Alp Ser	2.6000	4250.0	93	11537	No
40	GOM_NL__2PRFIN20040515_015206_000000382026_00461_11537_2451.N1	15-MAY-2004 01:52:06	Bright	37.500	111	8Eta Boo	2.6800	6000.0	75	11537	No
41	GOM_NL__2PRFIN20040515_015448_000000422026_00461_11537_2452.N1	15-MAY-2004 01:54:48	Bright	41.500	83		2.3780	11000.	83	11537	No
42	GOM_NL__2PRFIN20040515_015756_000000392026_00461_11537_2453.N1	15-MAY-2004 01:57:56	Bright	39.000	180	27Gam Boo	3.0400	8000.0	78	11537	No

43	GOM_NL__2PRFIN20040515_020049_000000382026_00461_11537_2454.N1	15-MAY-2004 02:00:49	Bright	38.000	39	85Eta UMa	1.8540	24000.	76	11537	No
44	GOM_NL__2PRFIN20040515_020223_000000392026_00461_11537_2455.N1	15-MAY-2004 02:02:23	Bright	38.500	55	79Zet UMa	2.0600	10200.	77	11537	No
45	GOM_NL__2PRFIN20040515_020456_000000392026_00461_11537_2456.N1	15-MAY-2004 02:04:56	Bright	39.000	82	48Bet UMa	2.3650	10600.	78	11537	No
46	GOM_NL__2PRFIN20040515_020640_000000432026_00461_11537_2457.N1	15-MAY-2004 02:06:40	Bright	43.000	119	14Eta Dra	2.7270	4700.0	86	11537	No
47	GOM_NL__2PRFIN20040515_020808_000000412026_00461_11537_2458.N1	15-MAY-2004 02:08:08	Bright	40.500	60	7Bet UMi	2.0810	3950.0	81	11537	No
48	GOM_NL__2PRFIN20040515_021229_000000382026_00461_11537_2459.N1	15-MAY-2004 02:12:29	Bright	37.500	49	1Alp UMi	1.9900	6300.0	75	11537	No
49	GOM_NL__2PRFIN20040515_021737_000000472026_00461_11537_2460.N1	15-MAY-2004 02:17:37	Bright	46.500	89	5Alp Cep	2.4510	8000.0	93	11537	No
50	GOM_NL__2PRFIN20040515_022039_000000532026_00461_11537_2461.N1	15-MAY-2004 02:20:39	Bright	53.000	76	27Gam Cas	2.3000	30000.	106	11537	No
51	GOM_NL__2PRFIN20040515_022153_000000422026_00461_11537_2462.N1	15-MAY-2004 02:21:53	Bright	41.500	68	18Alp Cas	2.2250	4500.0	83	11537	No
52	GOM_NL__2PRFIN20040515_022405_000001012026_00461_11537_2463.N1	15-MAY-2004 02:24:05	Bright	101.00	66	37Gam Cyg	2.2080	5900.0	202	11537	No
53	GOM_NL__2PRFIN20040515_022949_000001432026_00461_11537_2464.N1	15-MAY-2004 02:29:49	Straylight	143.00	92	53Eps Cyg	2.5000	4500.0	286	11537	No
54	GOM_NL__2PRFIN20040515_023423_000000462026_00461_11537_2465.N1	15-MAY-2004 02:34:23	Twilight	46.000	140	88Gam Peg	2.8340	26000.	92	11537	No
55	GOM_NL__2PRFIN20040515_023602_000000572026_00461_11537_2466.N1	15-MAY-2004 02:36:02	Dark	56.500	90	54Alp Peg	2.4870	11000.	113	11537	No
56	GOM_NL__2PRFIN20040515_024309_000000482026_00461_11537_2467.N1	15-MAY-2004 02:43:09	Dark	48.000	52	16Bet Cet	2.0370	4500.0	96	11537	No
57	GOM_NL__2PRFIN20040515_024519_000000822026_00461_11537_2468.N1	15-MAY-2004 02:45:19	Dark	82.000	162	34Alp Aqr	2.9440	5350.0	164	11537	No
58	GOM_NL__2PRFIN20040515_024937_000000532026_00461_11537_2469.N1	15-MAY-2004 02:49:37	Dark	52.500	18	24Alp PsA	1.1660	9700.0	105	11537	No
59	GOM_NL__2PRFIN20040515_025141_000000702026_00461_11537_2470.N1	15-MAY-2004 02:51:41	Dark	70.000	142	49Del Cap	2.8500	8900.0	140	11537	No
60	GOM_NL__2PRFIN20040515_025357_000000552026_00461_11537_2471.N1	15-MAY-2004 02:53:57	Dark	54.500	63	Bet Gru	2.1500	2800.0	109	11537	No
61	GOM_NL__2PRFIN20040515_025525_000000482026_00461_11537_2472.N1	15-MAY-2004 02:55:25	Dark	47.500	31	Alp Gru	1.7340	15200.	95	11537	No
62	GOM_NL__2PRFIN20040515_025911_000000392026_00462_11538_2438.N1	15-MAY-2004 02:59:11	Dark	39.000	135	Bet Hyi	2.8200	5800.0	78	11538	No
63	GOM_NL__2PRFIN20040515_030101_000000452026_00462_11538_2439.N1	15-MAY-2004 03:01:01	Dark	44.500	45	Alp Pav	1.9400	26000.	89	11538	No
64	GOM_NL__2PRFIN20040515_030625_000000442026_00462_11538_2440.N1	15-MAY-2004 03:06:25	Straylight	44.000	43	Alp TrA	1.9100	4250.0	88	11538	No
65	GOM_NL__2PRFIN20040515_030748_000000412026_00462_11538_2441.N1	15-MAY-2004 03:07:48	Straylight	41.000	145	Gam TrA	2.8720	10600.	82	11538	No
66	GOM_NL__2PRFIN20040515_031019_000000522026_00462_11538_2442.N1	15-MAY-2004 03:10:19	Straylight	52.000	4	Alp1Cen	-0.010000	5800.0	104	11538	No
67	GOM_NL__2PRFIN20040515_031239_000000552026_00462_11538_2443.N1	15-MAY-2004 03:12:39	Straylight	55.000	25	35Lam Sco	1.6200	28000.	110	11538	No
68	GOM_NL__2PRFIN20040515_031448_000000412026_00462_11538_2444.N1	15-MAY-2004 03:14:48	Straylight	40.500	109	Bet Lup	2.6770	26000.	81	11538	No
69	GOM_NL__2PRFIN20040515_031808_000000622026_00462_11538_2445.N1	15-MAY-2004 03:18:08	Tw_and_stray	62.000	16	21Alp Sco	1.0200	3000.0	124	11538	No
70	GOM_NL__2PRFIN20040515_031952_000000592026_00462_11538_2446.N1	15-MAY-2004 03:19:52	Bright	58.500	80	7Del Sco	2.3160	30000.	117	11538	No
71	GOM_NL__2PRFIN20040515_032152_000000642026_00462_11538_2447.N1	15-MAY-2004 03:21:52	Bright	64.000	86	35Eta Oph	2.4300	10200.	128	11538	No
72	GOM_NL__2PRFIN20040515_032427_000000422026_00462_11538_2448.N1	15-MAY-2004 03:24:27	Bright	42.000	104	27Bet Lib	2.6140	13100.	84	11538	No
73	GOM_NL__2PRFIN20040515_032639_000000522026_00462_11538_2449.N1	15-MAY-2004 03:26:39	Bright	51.500	120	1Del Oph	2.7340	3200.0	103	11538	No
74	GOM_NL__2PRFIN20040515_032949_000000472026_00462_11538_2450.N1	15-MAY-2004 03:29:49	Bright	46.500	102	24Alp Ser	2.6000	4250.0	93	11538	No
75	GOM_NL__2PRFIN20040515_033242_000000372026_00462_11538_2451.N1	15-MAY-2004 03:32:42	Bright	37.000	111	8Eta Boo	2.6800	6000.0	74	11538	No
76	GOM_NL__2PRFIN20040515_033524_000000412026_00462_11538_2452.N1	15-MAY-2004 03:35:24	Bright	41.000	83		2.3780	11000.	82	11538	No
77	GOM_NL__2PRFIN20040515_033832_000000392026_00462_11538_2453.N1	15-MAY-2004 03:38:32	Bright	38.500	180	27Gam Boo	3.0400	8000.0	77	11538	No
78	GOM_NL__2PRFIN20040515_034125_000000392026_00462_11538_2454.N1	15-MAY-2004 03:41:25	Bright	39.000	39	85Eta UMa	1.8540	24000.	78	11538	No
79	GOM_NL__2PRFIN20040515_034301_000000382026_00462_11538_2455.N1	15-MAY-2004 03:43:01	Bright	37.500	55	79Zet UMa	2.0600	10200.	75	11538	No
80	GOM_NL__2PRFIN20040515_034532_000000372026_00462_11538_2456.N1	15-MAY-2004 03:45:32	Bright	37.000	82	48Bet UMa	2.3650	10600.	74	11538	No
81	GOM_NL__2PRFIN20040515_034716_000000392026_00462_11538_2457.N1	15-MAY-2004 03:47:16	Bright	39.000	119	14Eta Dra	2.7270	4700.0	78	11538	No
82	GOM_NL__2PRFIN20040515_034844_000000372026_00462_11538_2458.N1	15-MAY-2004 03:48:44	Bright	36.500	60	7Bet UMi	2.0810	3950.0	73	11538	No
83	GOM_NL__2PRFIN20040515_035306_000000382026_00462_11538_2459.N1	15-MAY-2004 03:53:06	Bright	38.000	49	1Alp UMi	1.9900	6300.0	76	11538	No
84	GOM_NL__2PRFIN20040515_035812_000000462026_00462_11538_2460.N1	15-MAY-2004 03:58:12	Bright	45.500	89	5Alp Cep	2.4510	8000.0	91	11538	No
85	GOM_NL__2PRFIN20040515_040117_000000382026_00462_11538_2461.N1	15-MAY-2004 04:01:17	Bright	37.500	76	27Gam Cas	2.3000	30000.	75	11538	No
86	GOM_NL__2PRFIN20040515_040231_000000462026_00462_11538_2462.N1	15-MAY-2004 04:02:31	Bright	45.500	68	18Alp Cas	2.2250	4500.0	91	11538	No
87	GOM_NL__2PRFIN20040515_040439_000001052026_00462_11538_2463.N1	15-MAY-2004 04:04:39	Bright	104.50	66	37Gam Cyg	2.2080	5900.0	209	11538	No
88	GOM_NL__2PRFIN20040515_041025_000001402026_00462_11538_2464.N1	15-MAY-2004 04:10:25	Straylight	139.50	92	53Eps Cyg	2.5000	4500.0	279	11538	No
89	GOM_NL__2PRFIN20040515_041459_000000462026_00462_11538_2465.N1	15-MAY-2004 04:14:59	Twilight	46.000	140	88Gam Peg	2.8340	26000.	92	11538	No
90	GOM_NL__2PRFIN20040515_041638_000000602026_00462_11538_2466.N1	15-MAY-2004 04:16:38	Dark	59.500	90	54Alp Peg	2.4870	11000.	119	11538	No
91	GOM_NL__2PRFIN20040515_042346_000000462026_00462_11538_2467.N1	15-MAY-2004 04:23:46	Dark	45.500	52	16Bet Cet	2.0370	4500.0	91	11538	No
92	GOM_NL__2PRFIN20040515_042556_000000842026_00462_11538_2468.N1	15-MAY-2004 04:25:56	Dark	84.000	162	34Alp Aqr	2.9440	5350.0	168	11538	No
93	GOM_NL__2PRFIN20040515_043015_000000512026_00462_11538_2469.N1	15-MAY-2004 04:30:15	Dark	51.000	18	24Alp PsA	1.1660	9700.0	102	11538	No
94	GOM_NL__2PRFIN20040515_043219_000000692026_00462_11538_2470.N1	15-MAY-2004 04:32:19	Dark	69.000	142	49Del Cap	2.8500	8900.0	138	11538	No
95	GOM_NL__2PRFIN20040515_043436_000000572026_00462_11538_2471.N1	15-MAY-2004 04:34:36	Dark	57.000	63	Bet Gru	2.1500	2800.0	114	11538	No
96	GOM_NL__2PRFIN20040515_043604_000000482026_00462_11538_2472.N1	15-MAY-2004 04:36:04	Dark	47.500	31	Alp Gru	1.7340	15200.	95	11538	No
97	GOM_NL__2PRFIN20040515_043947_000000392026_00463_11539_2438.N1	15-MAY-2004 04:39:47	Dark	38.500	135	Bet Hyi	2.8200	5800.0	77	11539	No
98	GOM_NL__2PRFIN20040515_044139_000000432026_00463_11539_2439.N1	15-MAY-2004 04:41:39	Dark	42.500	45	Alp Pav	1.9400	26000.	85	11539	No
99	GOM_NL__2PRFIN20040515_044702_000000422026_00463_11539_2440.N1	15-MAY-2004 04:47:02	Straylight	42.000	43	Alp TrA	1.9100	4250.0	84	11539	No
100	GOM_NL__2PRFIN20040515_044827_000000402026_00463_11539_2441.N1	15-MAY-2004 04:48:27	Straylight	39.500	145	Gam TrA	2.8720	10600.	79	11539	No
101	GOM_NL__2PRFIN20040515_045055_000000462026_00463_11539_2442.N1	15-MAY-2004 04:50:55	Straylight	45.500	4	Alp1Cen	-0.010000	5800.0	91	11539	No

102	GOM_NL__2PRFIN20040515_045316_00000542026_00463_11539_2443.N1	15-MAY-2004 04:53:16	Straylight	54.000	25	35Lam Sco	1.6200	28000.	108	11539	No
103	GOM_NL__2PRFIN20040515_045525_00000402026_00463_11539_2444.N1	15-MAY-2004 04:55:25	Straylight	40.000	109	Bet Lup	2.6770	26000.	80	11539	No
104	GOM_NL__2PRFIN20040515_045845_00000632026_00463_11539_2445.N1	15-MAY-2004 04:58:45	Twi_and_stray	62.500	16	21Alp Sco	1.0200	3000.0	125	11539	No
105	GOM_NL__2PRFIN20040515_050029_00000562026_00463_11539_2446.N1	15-MAY-2004 05:00:29	Bright	55.500	80	7Del Sco	2.3160	30000.	111	11539	No
106	GOM_NL__2PRFIN20040515_050227_00000652026_00463_11539_2447.N1	15-MAY-2004 05:02:27	Bright	64.500	86	35Eta Oph	2.4300	10200.	129	11539	No
107	GOM_NL__2PRFIN20040515_050503_00000422026_00463_11539_2448.N1	15-MAY-2004 05:05:03	Bright	41.500	104	27Bet Lib	2.6140	13100.	83	11539	No
108	GOM_NL__2PRFIN20040515_050715_00000522026_00463_11539_2449.N1	15-MAY-2004 05:07:15	Bright	52.000	120	1Del Oph	2.7340	3200.0	104	11539	No
109	GOM_NL__2PRFIN20040515_051026_00000492026_00463_11539_2450.N1	15-MAY-2004 05:10:26	Bright	48.500	102	24Alp Ser	2.6000	4250.0	97	11539	No
110	GOM_NL__2PRFIN20040515_051319_00000362026_00463_11539_2451.N1	15-MAY-2004 05:13:19	Bright	36.000	111	8Eta Boo	2.6800	6000.0	72	11539	No
111	GOM_NL__2PRFIN20040515_051600_00000392026_00463_11539_2452.N1	15-MAY-2004 05:16:00	Bright	39.000	83		2.3780	11000.	78	11539	No
112	GOM_NL__2PRFIN20040515_051908_00000382026_00463_11539_2453.N1	15-MAY-2004 05:19:08	Bright	38.000	180	27Gam Boo	3.0400	8000.0	76	11539	No
113	GOM_NL__2PRFIN20040515_052202_00000382026_00463_11539_2454.N1	15-MAY-2004 05:22:02	Bright	37.500	39	85Eta UMa	1.8540	24000.	75	11539	No
114	GOM_NL__2PRFIN20040515_052338_00000382026_00463_11539_2455.N1	15-MAY-2004 05:23:38	Bright	37.500	55	79Zet UMa	2.0600	10200.	75	11539	No
115	GOM_NL__2PRFIN20040515_052609_00000402026_00463_11539_2456.N1	15-MAY-2004 05:26:09	Bright	40.000	82	48Bet UMa	2.3650	10600.	80	11539	No
116	GOM_NL__2PRFIN20040515_052752_00000442026_00463_11539_2457.N1	15-MAY-2004 05:27:52	Bright	43.500	119	14Eta Dra	2.7270	4700.0	87	11539	No
117	GOM_NL__2PRFIN20040515_052920_00000402026_00463_11539_2458.N1	15-MAY-2004 05:29:20	Bright	39.500	60	7Bet UMi	2.0810	3950.0	79	11539	No
118	GOM_NL__2PRFIN20040515_053343_00000372026_00463_11539_2459.N1	15-MAY-2004 05:33:43	Bright	36.500	49	1Alp UMi	1.9900	6300.0	73	11539	No
119	GOM_NL__2PRFIN20040515_053848_00000472026_00463_11539_2460.N1	15-MAY-2004 05:38:48	Bright	47.000	89	5Alp Cep	2.4510	8000.0	94	11539	No
120	GOM_NL__2PRFIN20040515_054154_00000372026_00463_11539_2461.N1	15-MAY-2004 05:41:54	Bright	36.500	76	27Gam Cas	2.3000	30000.	73	11539	No
121	GOM_NL__2PRFIN20040515_054308_00000392026_00463_11539_2462.N1	15-MAY-2004 05:43:08	Bright	38.500	68	18Alp Cas	2.2250	4500.0	77	11539	No
122	GOM_NL__2PRFIN20040515_054514_000001032026_00463_11539_2463.N1	15-MAY-2004 05:45:14	Bright	102.50	66	37Gam Cyg	2.2080	5900.0	205	11539	No
123	GOM_NL__2PRFIN20040515_055101_000001472026_00463_11539_2464.N1	15-MAY-2004 05:51:01	Straylight	146.50	92	53Eps Cyg	2.5000	4500.0	293	11539	No
124	GOM_NL__2PRFIN20040515_055538_00000452026_00463_11539_2465.N1	15-MAY-2004 05:55:38	Twilight	45.000	140	88Gam Peg	2.8340	26000.	90	11539	No
125	GOM_NL__2PRFIN20040515_055715_00000552026_00463_11539_2466.N1	15-MAY-2004 05:57:15	Dark	55.000	90	54Alp Peg	2.4870	11000.	110	11539	No
126	GOM_NL__2PRFIN20040515_060422_00000472026_00463_11539_2467.N1	15-MAY-2004 06:04:22	Dark	46.500	52	16Bet Cet	2.0370	4500.0	93	11539	No
127	GOM_NL__2PRFIN20040515_060634_00000812026_00463_11539_2468.N1	15-MAY-2004 06:06:34	Dark	80.500	162	34Alp Aqr	2.9440	5350.0	161	11539	No
128	GOM_NL__2PRFIN20040515_061051_00000482026_00463_11539_2469.N1	15-MAY-2004 06:10:51	Dark	47.500	18	24Alp PsA	1.1660	9700.0	95	11539	No
129	GOM_NL__2PRFIN20040515_061257_00000712026_00463_11539_2470.N1	15-MAY-2004 06:12:57	Dark	71.000	142	49Del Cap	2.8500	8900.0	142	11539	No
130	GOM_NL__2PRFIN20040515_061513_00000522026_00463_11539_2471.N1	15-MAY-2004 06:15:13	Dark	51.500	63	Bet Gru	2.1500	2800.0	103	11539	No
131	GOM_NL__2PRFIN20040515_061641_00000452026_00463_11539_2472.N1	15-MAY-2004 06:16:41	Dark	44.500	31	Alp Gru	1.7340	15200.	89	11539	No
132	GOM_NL__2PRFIN20040515_062022_00000392026_00464_11540_2458.N1	15-MAY-2004 06:20:22	Dark	38.500	135	Bet Hyi	2.8200	5800.0	77	11540	No
133	GOM_NL__2PRFIN20040515_062215_00000432026_00464_11540_2459.N1	15-MAY-2004 06:22:15	Dark	43.000	45	Alp Pav	1.9400	26000.	86	11540	No
134	GOM_NL__2PRFIN20040515_062737_00000442026_00464_11540_2460.N1	15-MAY-2004 06:27:37	Straylight	44.000	43	Alp TrA	1.9100	4250.0	88	11540	No
135	GOM_NL__2PRFIN20040515_062903_00000382026_00464_11540_2461.N1	15-MAY-2004 06:29:03	Straylight	38.000	145	Gam TrA	2.8720	10600.	76	11540	No
136	GOM_NL__2PRFIN20040515_063131_00000522026_00464_11540_2462.N1	15-MAY-2004 06:31:31	Straylight	52.000	4	Alp1Cen	-0.010000	5800.0	104	11540	No
137	GOM_NL__2PRFIN20040515_063353_00000572026_00464_11540_2463.N1	15-MAY-2004 06:33:53	Straylight	56.500	25	35Lam Sco	1.6200	28000.	113	11540	No
138	GOM_NL__2PRFIN20040515_063614_00000542026_00464_11540_2464.N1	15-MAY-2004 06:36:14	Twi_and_stray	53.500	75	26Eps Sco	2.2910	4250.0	107	11540	No
139	GOM_NL__2PRFIN20040515_063921_00000582026_00464_11540_2465.N1	15-MAY-2004 06:39:21	Twi_and_stray	57.500	16	21Alp Sco	1.0200	3000.0	115	11540	No
140	GOM_NL__2PRFIN20040515_064106_00000522026_00464_11540_2466.N1	15-MAY-2004 06:41:06	Bright	51.500	80	7Del Sco	2.3160	30000.	103	11540	No
141	GOM_NL__2PRFIN20040515_064303_00000652026_00464_11540_2467.N1	15-MAY-2004 06:43:03	Bright	64.500	86	35Eta Oph	2.4300	10200.	129	11540	No
142	GOM_NL__2PRFIN20040515_064539_00000412026_00464_11540_2468.N1	15-MAY-2004 06:45:39	Bright	41.000	104	27Bet Lib	2.6140	13100.	82	11540	No
143	GOM_NL__2PRFIN20040515_064750_00000522026_00464_11540_2469.N1	15-MAY-2004 06:47:50	Bright	51.500	120	1Del Oph	2.7340	3200.0	103	11540	No
144	GOM_NL__2PRFIN20040515_065101_00000472026_00464_11540_2470.N1	15-MAY-2004 06:51:01	Bright	47.000	102	24Alp Ser	2.6000	4250.0	94	11540	No
145	GOM_NL__2PRFIN20040515_065355_00000372026_00464_11540_2471.N1	15-MAY-2004 06:53:55	Bright	36.500	111	8Eta Boo	2.6800	6000.0	73	11540	No
146	GOM_NL__2PRFIN20040515_065636_00000412026_00464_11540_2472.N1	15-MAY-2004 06:56:36	Bright	40.500	83		2.3780	11000.	81	11540	No
147	GOM_NL__2PRFIN20040515_065945_00000382026_00464_11540_2473.N1	15-MAY-2004 06:59:45	Bright	38.000	180	27Gam Boo	3.0400	8000.0	76	11540	No
148	GOM_NL__2PRFIN20040515_070238_00000372026_00464_11540_2474.N1	15-MAY-2004 07:02:38	Bright	36.500	39	85Eta UMa	1.8540	24000.	73	11540	No
149	GOM_NL__2PRFIN20040515_070414_00000372026_00464_11540_2475.N1	15-MAY-2004 07:04:14	Bright	37.000	55	79Zet UMa	2.0600	10200.	74	11540	No
150	GOM_NL__2PRFIN20040515_070646_00000382026_00464_11540_2476.N1	15-MAY-2004 07:06:46	Bright	38.000	82	48Bet UMa	2.3650	10600.	76	11540	No
151	GOM_NL__2PRFIN20040515_070827_00000422026_00464_11540_2477.N1	15-MAY-2004 07:08:27	Bright	42.000	119	14Eta Dra	2.7270	4700.0	84	11540	No
152	GOM_NL__2PRFIN20040515_070956_00000402026_00464_11540_2478.N1	15-MAY-2004 07:09:56	Bright	40.000	60	7Bet UMi	2.0810	3950.0	80	11540	No
153	GOM_NL__2PRFIN20040515_071417_00000382026_00464_11540_2479.N1	15-MAY-2004 07:14:17	Bright	37.500	49	1Alp UMi	1.9900	6300.0	75	11540	No
154	GOM_NL__2PRFIN20040515_071923_00000482026_00464_11540_2480.N1	15-MAY-2004 07:19:23	Bright	47.500	89	5Alp Cep	2.4510	8000.0	95	11540	No
155	GOM_NL__2PRFIN20040515_072230_00000512026_00464_11540_2481.N1	15-MAY-2004 07:22:30	Bright	51.000	76	27Gam Cas	2.3000	30000.	102	11540	No
156	GOM_NL__2PRFIN20040515_072343_00000382026_00464_11540_2482.N1	15-MAY-2004 07:23:43	Bright	37.500	68	18Alp Cas	2.2250	4500.0	75	11540	No
157	GOM_NL__2PRFIN20040515_072550_000001022026_00464_11540_2483.N1	15-MAY-2004 07:25:50	Bright	101.50	66	37Gam Cyg	2.2080	5900.0	203	11540	No
158	GOM_NL__2PRFIN20040515_073205_00000472026_00464_11540_2484.N1	15-MAY-2004 07:32:05	Bright	47.000	58	21Alp And	2.0730	11000.	94	11540	No
159	GOM_NL__2PRFIN20040515_073614_00000462026_00464_11540_2485.N1	15-MAY-2004 07:36:14	Twilight	46.000	140	88Gam Peg	2.8340	26000.	92	11540	No
160	GOM_NL__2PRFIN20040515_073752_00000572026_00464_11540_2486.N1	15-MAY-2004 07:37:52	Dark	57.000	90	54Alp Peg	2.4870	11000.	114	11540	No

161	GOM_NL__2PRFIN20040515_074458_000000442026_00464_11540_2487.N1	15-MAY-2004 07:44:58	Dark	44.000	52	16Bet Cet	2.0370	4500.0	88	11540	No
162	GOM_NL__2PRFIN20040515_074712_000000822026_00464_11540_2488.N1	15-MAY-2004 07:47:12	Dark	81.500	162	34Alp Aqr	2.9440	5350.0	163	11540	No
163	GOM_NL__2PRFIN20040515_075127_000000512026_00464_11540_2489.N1	15-MAY-2004 07:51:27	Dark	50.500	18	24Alp PsA	1.1660	9700.0	101	11540	No
164	GOM_NL__2PRFIN20040515_075550_000000572026_00464_11540_2490.N1	15-MAY-2004 07:55:50	Dark	57.000	63	Bet Gru	2.1500	2800.0	114	11540	No
165	GOM_NL__2PRFIN20040515_075718_000000462026_00464_11540_2491.N1	15-MAY-2004 07:57:18	Dark	46.000	31	Alp Gru	1.7340	15200.	92	11540	No
166	GOM_NL__2PRFIN20040515_080059_000000382026_00465_11541_2458.N1	15-MAY-2004 08:00:59	Dark	38.000	135	Bet Hyi	2.8200	5800.0	76	11541	No
167	GOM_NL__2PRFIN20040515_080252_000000432026_00465_11541_2459.N1	15-MAY-2004 08:02:52	Dark	42.500	45	Alp Pav	1.9400	26000.	85	11541	No
168	GOM_NL__2PRFIN20040515_080815_000000412026_00465_11541_2460.N1	15-MAY-2004 08:08:15	Straylight	40.500	43	Alp TrA	1.9100	4250.0	81	11541	No
169	GOM_NL__2PRFIN20040515_080939_000000392026_00465_11541_2461.N1	15-MAY-2004 08:09:39	Straylight	38.500	145	Gam TrA	2.8720	10600.	77	11541	No
170	GOM_NL__2PRFIN20040515_081208_000000462026_00465_11541_2462.N1	15-MAY-2004 08:12:08	Straylight	46.000	4	Alp1Cen	-0.010000	5800.0	92	11541	No
171	GOM_NL__2PRFIN20040515_081429_000000562026_00465_11541_2463.N1	15-MAY-2004 08:14:29	Straylight	55.500	25	35Lam Sco	1.6200	28000.	111	11541	No
172	GOM_NL__2PRFIN20040515_081650_000000562026_00465_11541_2464.N1	15-MAY-2004 08:16:50	Tw_i_and_stray	55.500	75	26Eps Sco	2.2910	4250.0	111	11541	No
173	GOM_NL__2PRFIN20040515_081957_000000652026_00465_11541_2465.N1	15-MAY-2004 08:19:57	Tw_i_and_stray	64.500	16	21Alp Sco	1.0200	3000.0	129	11541	No
174	GOM_NL__2PRFIN20040515_082142_000000492026_00465_11541_2466.N1	15-MAY-2004 08:21:42	Bright	48.500	80	7Del Sco	2.3160	30000.	97	11541	No
175	GOM_NL__2PRFIN20040515_082339_000000642026_00465_11541_2467.N1	15-MAY-2004 08:23:39	Bright	63.500	86	35Eta Oph	2.4300	10200.	127	11541	No
176	GOM_NL__2PRFIN20040515_082616_000000412026_00465_11541_2468.N1	15-MAY-2004 08:26:16	Bright	41.000	104	27Bet Lib	2.6140	13100.	82	11541	No
177	GOM_NL__2PRFIN20040515_082826_000000512026_00465_11541_2469.N1	15-MAY-2004 08:28:26	Bright	51.000	120	1Del Oph	2.7340	3200.0	102	11541	No
178	GOM_NL__2PRFIN20040515_083137_000000472026_00465_11541_2470.N1	15-MAY-2004 08:31:37	Bright	47.000	102	24Alp Ser	2.6000	4250.0	94	11541	No
179	GOM_NL__2PRFIN20040515_083431_000000392026_00465_11541_2471.N1	15-MAY-2004 08:34:31	Bright	38.500	111	8Eta Boo	2.6800	6000.0	77	11541	No
180	GOM_NL__2PRFIN20040515_083712_000000402026_00465_11541_2472.N1	15-MAY-2004 08:37:12	Bright	40.000	83		2.3780	11000.	80	11541	No
181	GOM_NL__2PRFIN20040515_084020_000000382026_00465_11541_2473.N1	15-MAY-2004 08:40:20	Bright	38.000	180	27Gam Boo	3.0400	8000.0	76	11541	No
182	GOM_NL__2PRFIN20040515_084314_000000382026_00465_11541_2474.N1	15-MAY-2004 08:43:14	Bright	37.500	39	85Eta UMa	1.8540	24000.	75	11541	No
183	GOM_NL__2PRFIN20040515_084450_000000372026_00465_11541_2475.N1	15-MAY-2004 08:44:50	Bright	36.500	55	79Zet UMa	2.0600	10200.	73	11541	No
184	GOM_NL__2PRFIN20040515_084722_000000392026_00465_11541_2476.N1	15-MAY-2004 08:47:22	Bright	39.000	82	48Bet UMa	2.3650	10600.	78	11541	No
185	GOM_NL__2PRFIN20040515_084903_000000422026_00465_11541_2477.N1	15-MAY-2004 08:49:03	Bright	41.500	119	14Eta Dra	2.7270	4700.0	83	11541	No
186	GOM_NL__2PRFIN20040515_085032_000000392026_00465_11541_2478.N1	15-MAY-2004 08:50:32	Bright	39.000	60	7Bet UMi	2.0810	3950.0	78	11541	No
187	GOM_NL__2PRFIN20040515_085454_000000362026_00465_11541_2479.N1	15-MAY-2004 08:54:54	Bright	36.000	49	1Alp UMi	1.9900	6300.0	72	11541	No
188	GOM_NL__2PRFIN20040515_085959_000000472026_00465_11541_2480.N1	15-MAY-2004 08:59:59	Bright	47.000	89	5Alp Cep	2.4510	8000.0	94	11541	No
189	GOM_NL__2PRFIN20040515_090306_000000532026_00465_11541_2481.N1	15-MAY-2004 09:03:06	Bright	53.000	76	27Gam Cas	2.3000	30000.	106	11541	No
190	GOM_NL__2PRFIN20040515_090420_000000382026_00465_11541_2482.N1	15-MAY-2004 09:04:20	Bright	37.500	68	18Alp Cas	2.2250	4500.0	75	11541	No
191	GOM_NL__2PRFIN20040515_090624_000001122026_00465_11541_2483.N1	15-MAY-2004 09:06:24	Bright	111.50	66	37Gam Cyg	2.2080	5900.0	223	11541	No
192	GOM_NL__2PRFIN20040515_091242_000000472026_00465_11541_2484.N1	15-MAY-2004 09:12:42	Bright	46.500	58	21Alp And	2.0730	11000.	93	11541	No
193	GOM_NL__2PRFIN20040515_091651_000000442026_00465_11541_2485.N1	15-MAY-2004 09:16:51	Twilight	44.000	140	88Gam Peg	2.8340	26000.	88	11541	No
194	GOM_NL__2PRFIN20040515_091828_000000532026_00465_11541_2486.N1	15-MAY-2004 09:18:28	Dark	53.000	90	54Alp Peg	2.4870	11000.	106	11541	No
195	GOM_NL__2PRFIN20040515_092535_000000482026_00465_11541_2487.N1	15-MAY-2004 09:25:35	Dark	48.000	52	16Bet Cet	2.0370	4500.0	96	11541	No
196	GOM_NL__2PRFIN20040515_092749_000000852026_00465_11541_2488.N1	15-MAY-2004 09:27:49	Dark	85.000	162	34Alp Aqr	2.9440	5350.0	170	11541	No
197	GOM_NL__2PRFIN20040515_093205_000000512026_00465_11541_2489.N1	15-MAY-2004 09:32:05	Dark	51.000	18	24Alp PsA	1.1660	9700.0	102	11541	No
198	GOM_NL__2PRFIN20040515_093627_000000492026_00465_11541_2490.N1	15-MAY-2004 09:36:27	Dark	48.500	63	Bet Gru	2.1500	2800.0	97	11541	No
199	GOM_NL__2PRFIN20040515_093754_000000442026_00465_11541_2491.N1	15-MAY-2004 09:37:54	Dark	43.500	31	Alp Gru	1.7340	15200.	87	11541	No
200	GOM_NL__2PRFIN20040515_094135_000000432026_00466_11542_2458.N1	15-MAY-2004 09:41:35	Dark	42.500	135	Bet Hyi	2.8200	5800.0	85	11542	No
201	GOM_NL__2PRFIN20040515_094328_000000462026_00466_11542_2459.N1	15-MAY-2004 09:43:28	Dark	45.500	45	Alp Pav	1.9400	26000.	91	11542	No
202	GOM_NL__2PRFIN20040515_094851_000000392026_00466_11542_2460.N1	15-MAY-2004 09:48:51	Straylight	39.000	43	Alp TrA	1.9100	4250.0	78	11542	No
203	GOM_NL__2PRFIN20040515_095016_000000392026_00466_11542_2461.N1	15-MAY-2004 09:50:16	Straylight	38.500	145	Gam TrA	2.8720	10600.	77	11542	No
204	GOM_NL__2PRFIN20040515_095244_000000522026_00466_11542_2462.N1	15-MAY-2004 09:52:44	Straylight	51.500	4	Alp1Cen	-0.010000	5800.0	103	11542	No
205	GOM_NL__2PRFIN20040515_095506_000000572026_00466_11542_2463.N1	15-MAY-2004 09:55:06	Straylight	56.500	25	35Lam Sco	1.6200	28000.	113	11542	No
206	GOM_NL__2PRFIN20040515_095727_000000552026_00466_11542_2464.N1	15-MAY-2004 09:57:27	Tw_i_and_stray	55.000	75	26Eps Sco	2.2910	4250.0	110	11542	No
207	GOM_NL__2PRFIN20040515_100033_000000602026_00466_11542_2465.N1	15-MAY-2004 10:00:33	Tw_i_and_stray	59.500	16	21Alp Sco	1.0200	3000.0	119	11542	No
208	GOM_NL__2PRFIN20040515_100218_000000502026_00466_11542_2466.N1	15-MAY-2004 10:02:18	Bright	49.500	80	7Del Sco	2.3160	30000.	99	11542	No
209	GOM_NL__2PRFIN20040515_100415_000000642026_00466_11542_2467.N1	15-MAY-2004 10:04:15	Bright	63.500	86	35Eta Oph	2.4300	10200.	127	11542	No
210	GOM_NL__2PRFIN20040515_100651_000000412026_00466_11542_2468.N1	15-MAY-2004 10:06:51	Bright	41.000	104	27Bet Lib	2.6140	13100.	82	11542	No
211	GOM_NL__2PRFIN20040515_100901_000000522026_00466_11542_2469.N1	15-MAY-2004 10:09:01	Bright	52.000	120	1Del Oph	2.7340	3200.0	104	11542	No
212	GOM_NL__2PRFIN20040515_101213_000000452026_00466_11542_2470.N1	15-MAY-2004 10:12:13	Bright	45.000	102	24Alp Ser	2.6000	4250.0	90	11542	No
213	GOM_NL__2PRFIN20040515_101507_000000382026_00466_11542_2471.N1	15-MAY-2004 10:15:07	Bright	37.500	111	8Eta Boo	2.6800	6000.0	75	11542	No
214	GOM_NL__2PRFIN20040515_101748_000000402026_00466_11542_2472.N1	15-MAY-2004 10:17:48	Bright	39.500	83		2.3780	11000.	79	11542	No
215	GOM_NL__2PRFIN20040515_102056_000000382026_00466_11542_2473.N1	15-MAY-2004 10:20:56	Bright	38.000	180	27Gam Boo	3.0400	8000.0	76	11542	No
216	GOM_NL__2PRFIN20040515_102349_000000382026_00466_11542_2474.N1	15-MAY-2004 10:23:49	Bright	38.000	39	85Eta UMa	1.8540	24000.	76	11542	No
217	GOM_NL__2PRFIN20040515_102526_000000382026_00466_11542_2475.N1	15-MAY-2004 10:25:26	Bright	38.000	55	79Zet UMa	2.0600	10200.	76	11542	No
218	GOM_NL__2PRFIN20040515_102758_000000392026_00466_11542_2476.N1	15-MAY-2004 10:27:58	Bright	39.000	82	48Bet UMa	2.3650	10600.	78	11542	No
219	GOM_NL__2PRFIN20040515_102938_000000432026_00466_11542_2477.N1	15-MAY-2004 10:29:38	Bright	43.000	119	14Eta Dra	2.7270	4700.0	86	11542	No

220	GOM_NL__2PRFIN20040515_103108_000000372026_00466_11542_2478.N1	15-MAY-2004 10:31:08	Bright	36.500	60	7Bet UMi	2.0810	3950.0	73	11542	No
221	GOM_NL__2PRFIN20040515_103530_000000382026_00466_11542_2479.N1	15-MAY-2004 10:35:30	Bright	38.000	49	1Alp UMi	1.9900	6300.0	76	11542	No
222	GOM_NL__2PRFIN20040515_104034_000000472026_00466_11542_2480.N1	15-MAY-2004 10:40:34	Bright	47.000	89	5Alp Cep	2.4510	8000.0	94	11542	No
223	GOM_NL__2PRFIN20040515_104342_000000372026_00466_11542_2481.N1	15-MAY-2004 10:43:42	Bright	36.500	76	27Gam Cas	2.3000	30000.	73	11542	No
224	GOM_NL__2PRFIN20040515_104456_000000362026_00466_11542_2482.N1	15-MAY-2004 10:44:56	Bright	35.500	68	18Alp Cas	2.2250	4500.0	71	11542	No
225	GOM_NL__2PRFIN20040515_104700_000001072026_00466_11542_2483.N1	15-MAY-2004 10:47:00	Bright	107.00	66	37Gam Cyg	2.2080	5900.0	214	11542	No
226	GOM_NL__2PRFIN20040515_105318_000000452026_00466_11542_2484.N1	15-MAY-2004 10:53:18	Bright	45.000	58	21Alp And	2.0730	11000.	90	11542	No
227	GOM_NL__2PRFIN20040515_105726_000000452026_00466_11542_2485.N1	15-MAY-2004 10:57:26	Twilight	45.000	140	88Gam Peg	2.8340	26000.	90	11542	No
228	GOM_NL__2PRFIN20040515_105904_000000582026_00466_11542_2486.N1	15-MAY-2004 10:59:04	Dark	57.500	90	54Alp Peg	2.4870	11000.	115	11542	No
229	GOM_NL__2PRFIN20040515_110610_000000482026_00466_11542_2487.N1	15-MAY-2004 11:06:10	Dark	47.500	52	16Bet Cet	2.0370	4500.0	95	11542	No
230	GOM_NL__2PRFIN20040515_110827_000000812026_00466_11542_2488.N1	15-MAY-2004 11:08:27	Dark	80.500	162	34Alp Aqr	2.9440	5350.0	161	11542	No
231	GOM_NL__2PRFIN20040515_111241_000000542026_00466_11542_2489.N1	15-MAY-2004 11:12:41	Dark	53.500	18	24Alp PsA	1.1660	9700.0	107	11542	No
232	GOM_NL__2PRFIN20040515_111703_000000522026_00466_11542_2490.N1	15-MAY-2004 11:17:03	Dark	52.000	63	Bet Gru	2.1500	2800.0	104	11542	No
233	GOM_NL__2PRFIN20040515_111831_000000442026_00466_11542_2491.N1	15-MAY-2004 11:18:31	Dark	44.000	31	Alp Gru	1.7340	15200.	88	11542	No
234	GOM_NL__2PRFIN20040515_112211_000000392026_00467_11543_2458.N1	15-MAY-2004 11:22:11	Dark	39.000	135	Bet Hyi	2.8200	5800.0	78	11543	No
235	GOM_NL__2PRFIN20040515_112405_000000442026_00467_11543_2459.N1	15-MAY-2004 11:24:05	Dark	43.500	45	Alp Pav	1.9400	26000.	87	11543	No
236	GOM_NL__2PRFIN20040515_112927_000000402026_00467_11543_2460.N1	15-MAY-2004 11:29:27	Straylight	40.000	43	Alp TrA	1.9100	4250.0	80	11543	No
237	GOM_NL__2PRFIN20040515_113051_000000392026_00467_11543_2461.N1	15-MAY-2004 11:30:51	Straylight	38.500	145	Gam TrA	2.8720	10600.	77	11543	No
238	GOM_NL__2PRFIN20040515_113320_000000442026_00467_11543_2462.N1	15-MAY-2004 11:33:20	Straylight	43.500	4	Alp1Cen	-0.010000	5800.0	87	11543	No
239	GOM_NL__2PRFIN20040515_113542_000000582026_00467_11543_2463.N1	15-MAY-2004 11:35:42	Straylight	57.500	25	35Lam Sco	1.6200	28000.	115	11543	No
240	GOM_NL__2PRFIN20040515_113803_000000562026_00467_11543_2464.N1	15-MAY-2004 11:38:03	Tw_i_and_stray	55.500	75	26Eps Sco	2.2910	4250.0	111	11543	No
241	GOM_NL__2PRFIN20040515_114110_000000632026_00467_11543_2465.N1	15-MAY-2004 11:41:10	Tw_i_and_stray	63.000	16	21Alp Sco	1.0200	3000.0	126	11543	No
242	GOM_NL__2PRFIN20040515_114254_000000532026_00467_11543_2466.N1	15-MAY-2004 11:42:54	Bright	52.500	80	7Del Sco	2.3160	30000.	105	11543	No
243	GOM_NL__2PRFIN20040515_114451_000000652026_00467_11543_2467.N1	15-MAY-2004 11:44:51	Bright	64.500	86	35Eta Oph	2.4300	10200.	129	11543	No
244	GOM_NL__2PRFIN20040515_114727_000000422026_00467_11543_2468.N1	15-MAY-2004 11:47:27	Bright	42.000	104	27Bet Lib	2.6140	13100.	84	11543	No
245	GOM_NL__2PRFIN20040515_114937_000000522026_00467_11543_2469.N1	15-MAY-2004 11:49:37	Bright	52.000	120	1Del Oph	2.7340	3200.0	104	11543	No
246	GOM_NL__2PRFIN20040515_115248_000000462026_00467_11543_2470.N1	15-MAY-2004 11:52:48	Bright	45.500	102	24Alp Ser	2.6000	4250.0	91	11543	No
247	GOM_NL__2PRFIN20040515_115543_000000382026_00467_11543_2471.N1	15-MAY-2004 11:55:43	Bright	37.500	111	8Eta Boo	2.6800	6000.0	75	11543	No
248	GOM_NL__2PRFIN20040515_115823_000000402026_00467_11543_2472.N1	15-MAY-2004 11:58:23	Bright	40.000	83		2.3780	11000.	80	11543	No
249	GOM_NL__2PRFIN20040515_120132_000000372026_00467_11543_2473.N1	15-MAY-2004 12:01:32	Bright	37.000	180	27Gam Boo	3.0400	8000.0	74	11543	No
250	GOM_NL__2PRFIN20040515_120425_000000372026_00467_11543_2474.N1	15-MAY-2004 12:04:25	Bright	36.500	39	85Eta UMa	1.8540	24000.	73	11543	No
251	GOM_NL__2PRFIN20040515_120601_000000402026_00467_11543_2475.N1	15-MAY-2004 12:06:01	Bright	39.500	55	79Zet UMa	2.0600	10200.	79	11543	No
252	GOM_NL__2PRFIN20040515_120835_000000392026_00467_11543_2476.N1	15-MAY-2004 12:08:35	Bright	39.000	82	48Bet UMa	2.3650	10600.	78	11543	No
253	GOM_NL__2PRFIN20040515_121013_000000432026_00467_11543_2477.N1	15-MAY-2004 12:10:13	Bright	42.500	119	14Eta Dra	2.7270	4700.0	85	11543	No
254	GOM_NL__2PRFIN20040515_121605_000000392026_00467_11543_2478.N1	15-MAY-2004 12:16:05	Bright	38.500	49	1Alp UMi	1.9900	6300.0	77	11543	No
255	GOM_NL__2PRFIN20040515_122110_000000452026_00467_11543_2479.N1	15-MAY-2004 12:21:10	Bright	45.000	89	5Alp Cep	2.4510	8000.0	90	11543	No
256	GOM_NL__2PRFIN20040515_122417_000000372026_00467_11543_2480.N1	15-MAY-2004 12:24:17	Bright	37.000	76	27Gam Cas	2.3000	30000.	74	11543	No
257	GOM_NL__2PRFIN20040515_122532_000000372026_00467_11543_2481.N1	15-MAY-2004 12:25:32	Bright	36.500	68	18Alp Cas	2.2250	4500.0	73	11543	No
258	GOM_NL__2PRFIN20040515_122735_000001052026_00467_11543_2482.N1	15-MAY-2004 12:27:35	Bright	104.50	66	37Gam Cyg	2.2080	5900.0	209	11543	No
259	GOM_NL__2PRFIN20040515_123353_000000472026_00467_11543_2483.N1	15-MAY-2004 12:33:53	Bright	46.500	58	21Alp And	2.0730	11000.	93	11543	No
260	GOM_NL__2PRFIN20040515_123802_000000452026_00467_11543_2484.N1	15-MAY-2004 12:38:02	Twilight	44.500	140	88Gam Peg	2.8340	26000.	89	11543	No
261	GOM_NL__2PRFIN20040515_123941_000000582026_00467_11543_2485.N1	15-MAY-2004 12:39:41	Dark	58.000	90	54Alp Peg	2.4870	11000.	116	11543	No
262	GOM_NL__2PRFIN20040515_124646_000000482026_00467_11543_2486.N1	15-MAY-2004 12:46:46	Dark	47.500	52	16Bet Cet	2.0370	4500.0	95	11543	No
263	GOM_NL__2PRFIN20040515_124904_000000852026_00467_11543_2487.N1	15-MAY-2004 12:49:04	Dark	85.000	162	34Alp Aqr	2.9440	5350.0	170	11543	No
264	GOM_NL__2PRFIN20040515_125317_000000542026_00467_11543_2488.N1	15-MAY-2004 12:53:17	Dark	53.500	18	24Alp PsA	1.1660	9700.0	107	11543	No
265	GOM_NL__2PRFIN20040515_125739_000000572026_00467_11543_2489.N1	15-MAY-2004 12:57:39	Dark	57.000	63	Bet Gru	2.1500	2800.0	114	11543	No
266	GOM_NL__2PRFIN20040515_125908_000000512026_00468_11544_2490.N1	15-MAY-2004 12:59:08	Dark	51.000	31	Alp Gru	1.7340	15200.	102	11544	No
267	GOM_NL__2PRFIN20040515_130247_000000392026_00468_11544_2458.N1	15-MAY-2004 13:02:47	Dark	39.000	135	Bet Hyi	2.8200	5800.0	78	11544	No
268	GOM_NL__2PRFIN20040515_130442_000000442026_00468_11544_2459.N1	15-MAY-2004 13:04:42	Dark	43.500	45	Alp Pav	1.9400	26000.	87	11544	No
269	GOM_NL__2PRFIN20040515_131003_000000432026_00468_11544_2460.N1	15-MAY-2004 13:10:03	Straylight	43.000	43	Alp TrA	1.9100	4250.0	86	11544	No
270	GOM_NL__2PRFIN20040515_131127_000000382026_00468_11544_2461.N1	15-MAY-2004 13:11:27	Straylight	37.500	145	Gam TrA	2.8720	10600.	75	11544	No
271	GOM_NL__2PRFIN20040515_131355_000000452026_00468_11544_2462.N1	15-MAY-2004 13:13:55	Straylight	44.500	4	Alp1Cen	-0.010000	5800.0	89	11544	No
272	GOM_NL__2PRFIN20040515_131619_000000512026_00468_11544_2463.N1	15-MAY-2004 13:16:19	Straylight	50.500	25	35Lam Sco	1.6200	28000.	101	11544	No
273	GOM_NL__2PRFIN20040515_131840_000000552026_00468_11544_2464.N1	15-MAY-2004 13:18:40	Tw_i_and_stray	55.000	75	26Eps Sco	2.2910	4250.0	110	11544	No
274	GOM_NL__2PRFIN20040515_132146_000000572026_00468_11544_2465.N1	15-MAY-2004 13:21:46	Tw_i_and_stray	57.000	16	21Alp Sco	1.0200	3000.0	114	11544	No
275	GOM_NL__2PRFIN20040515_132330_000000492026_00468_11544_2466.N1	15-MAY-2004 13:23:30	Bright	49.000	80	7Del Sco	2.3160	30000.	98	11544	No
276	GOM_NL__2PRFIN20040515_132527_000000652026_00468_11544_2467.N1	15-MAY-2004 13:25:27	Bright	64.500	86	35Eta Oph	2.4300	10200.	129	11544	No
277	GOM_NL__2PRFIN20040515_132803_000000422026_00468_11544_2468.N1	15-MAY-2004 13:28:03	Bright	41.500	104	27Bet Lib	2.6140	13100.	83	11544	No
278	GOM_NL__2PRFIN20040515_133013_000000522026_00468_11544_2469.N1	15-MAY-2004 13:30:13	Bright	52.000	120	1Del Oph	2.7340	3200.0	104	11544	No

279	GOM_NL__2PRFIN20040515_133324_000000452026_00468_11544_2470.N1	15-MAY-2004 13:33:24	Bright	45.000	102	24Alp Ser	2.6000	4250.0	90	11544	No
280	GOM_NL__2PRFIN20040515_133619_000000362026_00468_11544_2471.N1	15-MAY-2004 13:36:19	Bright	35.500	111	8Eta Boo	2.6800	6000.0	71	11544	No
281	GOM_NL__2PRFIN20040515_133859_000000392026_00468_11544_2472.N1	15-MAY-2004 13:38:59	Bright	38.500	83		2.3780	11000.	77	11544	No
282	GOM_NL__2PRFIN20040515_134207_000000362026_00468_11544_2473.N1	15-MAY-2004 13:42:07	Bright	36.000	180	27Gam Boo	3.0400	8000.0	72	11544	No
283	GOM_NL__2PRFIN20040515_134501_000000382026_00468_11544_2474.N1	15-MAY-2004 13:45:01	Bright	38.000	39	85Eta UMa	1.8540	24000.	76	11544	No
284	GOM_NL__2PRFIN20040515_134638_000000382026_00468_11544_2475.N1	15-MAY-2004 13:46:38	Bright	38.000	55	79Zet UMa	2.0600	10200.	76	11544	No
285	GOM_NL__2PRFIN20040515_134911_000000412026_00468_11544_2476.N1	15-MAY-2004 13:49:11	Bright	40.500	82	48Bet UMa	2.3650	10600.	81	11544	No
286	GOM_NL__2PRFIN20040515_135049_000000442026_00468_11544_2477.N1	15-MAY-2004 13:50:49	Bright	44.000	119	14Eta Dra	2.7270	4700.0	88	11544	No
287	GOM_NL__2PRFIN20040515_135219_000000392026_00468_11544_2478.N1	15-MAY-2004 13:52:19	Bright	38.500	60	7Bet UMi	2.0810	3950.0	77	11544	No
288	GOM_NL__2PRFIN20040515_135642_000000392026_00468_11544_2479.N1	15-MAY-2004 13:56:42	Bright	38.500	49	1Alp UMi	1.9900	6300.0	77	11544	No
289	GOM_NL__2PRFIN20040515_140145_000000622026_00468_11544_2480.N1	15-MAY-2004 14:01:45	Bright	62.000	89	5Alp Cep	2.4510	8000.0	124	11544	No
290	GOM_NL__2PRFIN20040515_140454_000000362026_00468_11544_2481.N1	15-MAY-2004 14:04:54	Bright	35.500	76	27Gam Cas	2.3000	30000.	71	11544	No
291	GOM_NL__2PRFIN20040515_140608_000000362026_00468_11544_2482.N1	15-MAY-2004 14:06:08	Bright	36.000	68	18Alp Cas	2.2250	4500.0	72	11544	No
292	GOM_NL__2PRFIN20040515_140810_000001042026_00468_11544_2483.N1	15-MAY-2004 14:08:10	Bright	103.50	66	37Gam Cyg	2.2080	5900.0	207	11544	No
293	GOM_NL__2PRFIN20040515_141430_000000462026_00468_11544_2484.N1	15-MAY-2004 14:14:30	Bright	46.000	58	21Alp And	2.0730	11000.	92	11544	No
294	GOM_NL__2PRFIN20040515_141840_000000452026_00468_11544_2485.N1	15-MAY-2004 14:18:40	Twilight	44.500	140	88Gam Peg	2.8340	26000.	89	11544	No
295	GOM_NL__2PRFIN20040515_142017_000000582026_00468_11544_2486.N1	15-MAY-2004 14:20:17	Dark	57.500	90	54Alp Peg	2.4870	11000.	115	11544	No
296	GOM_NL__2PRFIN20040515_142724_000000462026_00468_11544_2487.N1	15-MAY-2004 14:27:24	Dark	45.500	52	16Bet Cet	2.0370	4500.0	91	11544	No
297	GOM_NL__2PRFIN20040515_142942_000000832026_00468_11544_2488.N1	15-MAY-2004 14:29:42	Dark	82.500	162	34Alp Aqr	2.9440	5350.0	165	11544	No
298	GOM_NL__2PRFIN20040515_143355_000000542026_00468_11544_2489.N1	15-MAY-2004 14:33:55	Dark	53.500	18	24Alp PsA	1.1660	9700.0	107	11544	No
299	GOM_NL__2PRFIN20040515_143816_000000532026_00468_11544_2490.N1	15-MAY-2004 14:38:16	Dark	53.000	63	Bet Gru	2.1500	2800.0	106	11544	No
300	GOM_NL__2PRFIN20040515_143945_000000532026_00469_11545_2491.N1	15-MAY-2004 14:39:45	Dark	52.500	31	Alp Gru	1.7340	15200.	105	11545	No
301	GOM_NL__2PRFIN20040515_162359_000000382026_00470_11546_2458.N1	15-MAY-2004 16:23:59	Dark	37.500	135	Bet Hyi	2.8200	5800.0	75	11546	No
302	GOM_NL__2PRFIN20040515_162555_000000432026_00470_11546_2459.N1	15-MAY-2004 16:25:55	Dark	42.500	45	Alp Pav	1.9400	26000.	85	11546	No
303	GOM_NL__2PRFIN20040515_163116_000000412026_00470_11546_2460.N1	15-MAY-2004 16:31:16	Straylight	41.000	43	Alp TrA	1.9100	4250.0	82	11546	No
304	GOM_NL__2PRFIN20040515_163239_000000402026_00470_11546_2461.N1	15-MAY-2004 16:32:39	Straylight	39.500	145	Gam TrA	2.8720	10600.	79	11546	No
305	GOM_NL__2PRFIN20040515_163508_000000522026_00470_11546_2462.N1	15-MAY-2004 16:35:08	Straylight	52.000	4	Alp1Cen	-0.010000	5800.0	104	11546	No
306	GOM_NL__2PRFIN20040515_163732_000000572026_00470_11546_2463.N1	15-MAY-2004 16:37:32	Straylight	56.500	25	35Lam Sco	1.6200	28000.	113	11546	No
307	GOM_NL__2PRFIN20040515_163953_000000562026_00470_11546_2464.N1	15-MAY-2004 16:39:53	Tw_i_and_stray	56.000	75	26Eps Sco	2.2910	4250.0	112	11546	No
308	GOM_NL__2PRFIN20040515_164258_000000592026_00470_11546_2465.N1	15-MAY-2004 16:42:58	Tw_i_and_stray	59.000	16	21Alp Sco	1.0200	3000.0	118	11546	No
309	GOM_NL__2PRFIN20040515_164441_000000512026_00470_11546_2466.N1	15-MAY-2004 16:44:41	Bright	51.000	80	7Del Sco	2.3160	30000.	102	11546	No
310	GOM_NL__2PRFIN20040515_164640_000000622026_00470_11546_2467.N1	15-MAY-2004 16:46:40	Bright	61.500	86	35Eta Oph	2.4300	10200.	123	11546	No
311	GOM_NL__2PRFIN20040515_164915_000000412026_00470_11546_2468.N1	15-MAY-2004 16:49:15	Bright	40.500	104	27Bet Lib	2.6140	13100.	81	11546	No
312	GOM_NL__2PRFIN20040515_165124_000000522026_00470_11546_2469.N1	15-MAY-2004 16:51:24	Bright	51.500	120	1Del Oph	2.7340	3200.0	103	11546	No
313	GOM_NL__2PRFIN20040515_165435_000000462026_00470_11546_2470.N1	15-MAY-2004 16:54:35	Bright	45.500	102	24Alp Ser	2.6000	4250.0	91	11546	No
314	GOM_NL__2PRFIN20040515_165730_000000372026_00470_11546_2471.N1	15-MAY-2004 16:57:30	Bright	37.000	111	8Eta Boo	2.6800	6000.0	74	11546	No
315	GOM_NL__2PRFIN20040515_170011_000000402026_00470_11546_2472.N1	15-MAY-2004 17:00:11	Bright	39.500	83		2.3780	11000.	79	11546	No
316	GOM_NL__2PRFIN20040515_170319_000000392026_00470_11546_2473.N1	15-MAY-2004 17:03:19	Bright	39.000	180	27Gam Boo	3.0400	8000.0	78	11546	No
317	GOM_NL__2PRFIN20040515_170612_000000392026_00470_11546_2474.N1	15-MAY-2004 17:06:12	Bright	38.500	39	85Eta UMa	1.8540	24000.	77	11546	No
318	GOM_NL__2PRFIN20040515_170749_000000392026_00470_11546_2475.N1	15-MAY-2004 17:07:49	Bright	38.500	55	79Zet UMa	2.0600	10200.	77	11546	No
319	GOM_NL__2PRFIN20040515_171128_000000402026_00470_11546_2476.N1	15-MAY-2004 17:11:28	Bright	40.000	36	50Alp UMa	1.8000	6300.0	80	11546	No
320	GOM_NL__2PRFIN20040515_171331_000000412026_00470_11546_2477.N1	15-MAY-2004 17:13:31	Bright	40.500	60	7Bet UMi	2.0810	3950.0	81	11546	No
321	GOM_NL__2PRFIN20040515_171751_000000412026_00470_11546_2478.N1	15-MAY-2004 17:17:51	Bright	41.000	49	1Alp UMi	1.9900	6300.0	82	11546	No
322	GOM_NL__2PRFIN20040515_172256_000000472026_00470_11546_2479.N1	15-MAY-2004 17:22:56	Bright	47.000	89	5Alp Cep	2.4510	8000.0	94	11546	No
323	GOM_NL__2PRFIN20040515_172605_000000432026_00470_11546_2480.N1	15-MAY-2004 17:26:05	Bright	43.000	76	27Gam Cas	2.3000	30000.	86	11546	No
324	GOM_NL__2PRFIN20040515_172719_000000532026_00470_11546_2481.N1	15-MAY-2004 17:27:19	Bright	53.000	68	18Alp Cas	2.2250	4500.0	106	11546	No
325	GOM_NL__2PRFIN20040515_172920_000001052026_00470_11546_2482.N1	15-MAY-2004 17:29:20	Bright	105.00	66	37Gam Cyg	2.2080	5900.0	210	11546	No
326	GOM_NL__2PRFIN20040515_173543_000000452026_00470_11546_2483.N1	15-MAY-2004 17:35:43	Bright	45.000	58	21Alp And	2.0730	11000.	90	11546	No
327	GOM_NL__2PRFIN20040515_173951_000000472026_00470_11546_2484.N1	15-MAY-2004 17:39:51	Twilight	47.000	140	88Gam Peg	2.8340	26000.	94	11546	No
328	GOM_NL__2PRFIN20040515_174130_000000592026_00470_11546_2485.N1	15-MAY-2004 17:41:30	Dark	59.000	90	54Alp Peg	2.4870	11000.	118	11546	No
329	GOM_NL__2PRFIN20040515_174836_000000482026_00470_11546_2486.N1	15-MAY-2004 17:48:36	Dark	47.500	52	16Bet Cet	2.0370	4500.0	95	11546	No
330	GOM_NL__2PRFIN20040515_175509_000000512026_00470_11546_2487.N1	15-MAY-2004 17:55:09	Dark	51.000	18	24Alp PsA	1.1660	9700.0	102	11546	No
331	GOM_NL__2PRFIN20040515_175930_000000562026_00470_11546_2488.N1	15-MAY-2004 17:59:30	Dark	55.500	63	Bet Gru	2.1500	2800.0	111	11546	No
332	GOM_NL__2PRFIN20040515_180059_000000462026_00471_11547_2489.N1	15-MAY-2004 18:00:59	Dark	45.500	31	Alp Gru	1.7340	15200.	91	11547	No
333	GOM_NL__2PRFIN20040515_180435_000000382026_00471_11547_2458.N1	15-MAY-2004 18:04:35	Dark	38.000	135	Bet Hyi	2.8200	5800.0	76	11547	No
334	GOM_NL__2PRFIN20040515_180632_000000422026_00471_11547_2459.N1	15-MAY-2004 18:06:32	Dark	42.000	45	Alp Pav	1.9400	26000.	84	11547	No
335	GOM_NL__2PRFIN20040515_181152_000000512026_00471_11547_2460.N1	15-MAY-2004 18:11:52	Straylight	51.000	43	Alp TrA	1.9100	4250.0	102	11547	No
336	GOM_NL__2PRFIN20040515_181316_000000402026_00471_11547_2461.N1	15-MAY-2004 18:13:16	Straylight	39.500	145	Gam TrA	2.8720	10600.	79	11547	No
337	GOM_NL__2PRFIN20040515_181544_000000492026_00471_11547_2462.N1	15-MAY-2004 18:15:44	Straylight	48.500	4	Alp1Cen	-0.010000	5800.0	97	11547	No

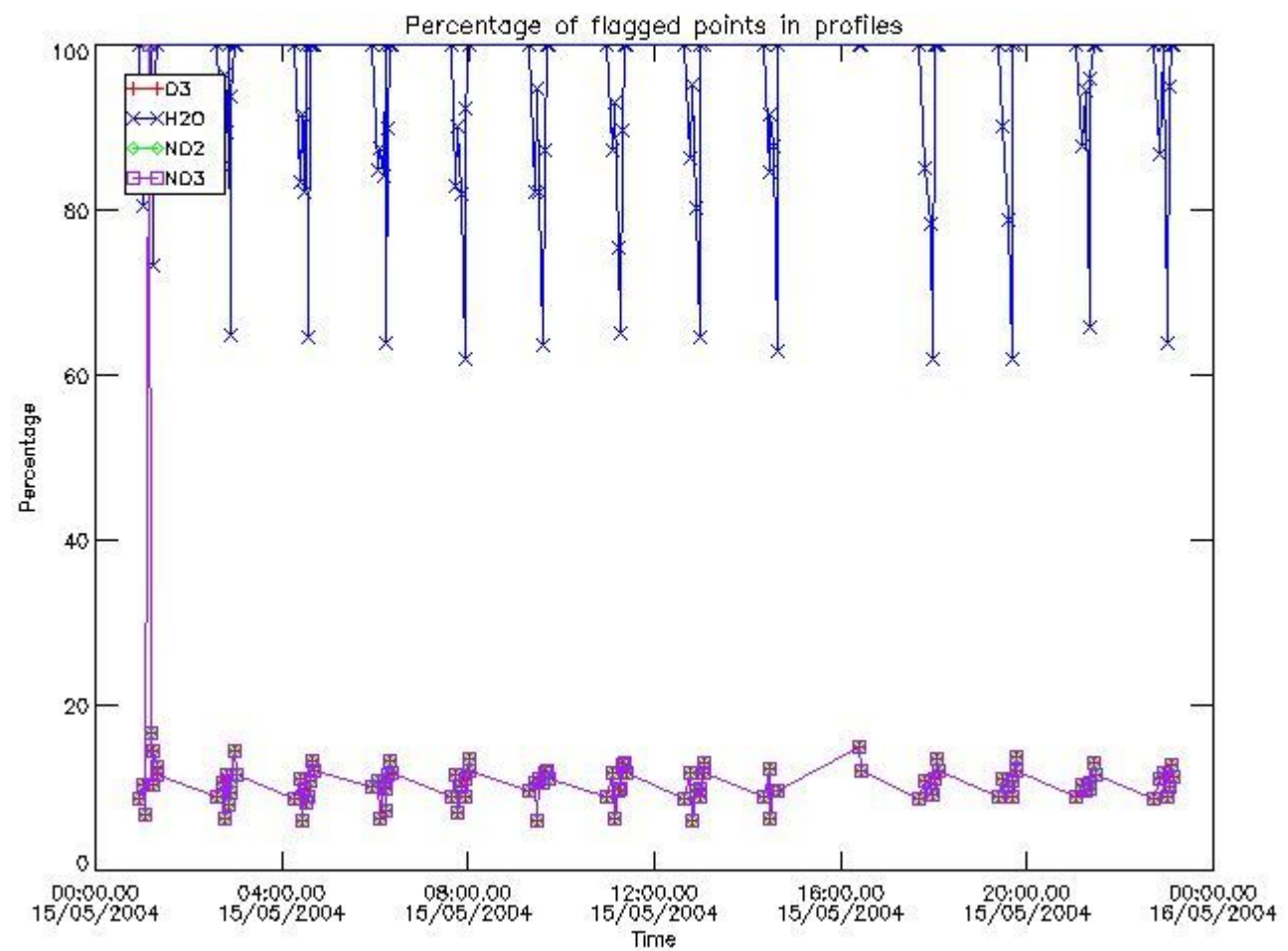
338	GOM_NL__2PRFIN20040515_181809_000000602026_00471_11547_2463.N1	15-MAY-2004 18:18:09	Straylight	59.500	25	35Lam Sco	1.6200	28000.	119	11547	No
339	GOM_NL__2PRFIN20040515_182029_000000512026_00471_11547_2464.N1	15-MAY-2004 18:20:29	Twilight	51.000	75	26Eps Sco	2.2910	4250.0	102	11547	No
340	GOM_NL__2PRFIN20040515_182335_000000572026_00471_11547_2465.N1	15-MAY-2004 18:23:35	Twilight	56.500	16	21Alp Sco	1.0200	3000.0	113	11547	No
341	GOM_NL__2PRFIN20040515_182518_000000492026_00471_11547_2466.N1	15-MAY-2004 18:25:18	Bright	49.000	80	7Del Sco	2.3160	30000.	98	11547	No
342	GOM_NL__2PRFIN20040515_182716_000000622026_00471_11547_2467.N1	15-MAY-2004 18:27:16	Bright	61.500	86	35Eta Oph	2.4300	10200.	123	11547	No
343	GOM_NL__2PRFIN20040515_182951_000000412026_00471_11547_2468.N1	15-MAY-2004 18:29:51	Bright	40.500	104	27Bet Lib	2.6140	13100.	81	11547	No
344	GOM_NL__2PRFIN20040515_183200_000000512026_00471_11547_2469.N1	15-MAY-2004 18:32:00	Bright	51.000	120	1Del Oph	2.7340	3200.0	102	11547	No
345	GOM_NL__2PRFIN20040515_183511_000000462026_00471_11547_2470.N1	15-MAY-2004 18:35:11	Bright	45.500	102	24Alp Ser	2.6000	4250.0	91	11547	No
346	GOM_NL__2PRFIN20040515_183807_000000372026_00471_11547_2471.N1	15-MAY-2004 18:38:07	Bright	36.500	111	8Eta Boo	2.6800	6000.0	73	11547	No
347	GOM_NL__2PRFIN20040515_184047_000000422026_00471_11547_2472.N1	15-MAY-2004 18:40:47	Bright	41.500	83		2.3780	11000.	83	11547	No
348	GOM_NL__2PRFIN20040515_184355_000000392026_00471_11547_2473.N1	15-MAY-2004 18:43:55	Bright	38.500	180	27Gam Boo	3.0400	8000.0	77	11547	No
349	GOM_NL__2PRFIN20040515_184649_000000382026_00471_11547_2474.N1	15-MAY-2004 18:46:49	Bright	37.500	39	85Eta UMa	1.8540	24000.	75	11547	No
350	GOM_NL__2PRFIN20040515_184826_000000392026_00471_11547_2475.N1	15-MAY-2004 18:48:26	Bright	39.000	55	79Zet UMa	2.0600	10200.	78	11547	No
351	GOM_NL__2PRFIN20040515_185205_000000402026_00471_11547_2476.N1	15-MAY-2004 18:52:05	Bright	40.000	36	50Alp UMa	1.8000	6300.0	80	11547	No
352	GOM_NL__2PRFIN20040515_185407_000000402026_00471_11547_2477.N1	15-MAY-2004 18:54:07	Bright	40.000	60	7Bet UMi	2.0810	3950.0	80	11547	No
353	GOM_NL__2PRFIN20040515_185829_000000392026_00471_11547_2478.N1	15-MAY-2004 18:58:29	Bright	39.000	49	1Alp UMi	1.9900	6300.0	78	11547	No
354	GOM_NL__2PRFIN20040515_190332_000000472026_00471_11547_2479.N1	15-MAY-2004 19:03:32	Bright	46.500	89	5Alp Cep	2.4510	8000.0	93	11547	No
355	GOM_NL__2PRFIN20040515_190642_000000402026_00471_11547_2480.N1	15-MAY-2004 19:06:42	Bright	40.000	76	27Gam Cas	2.3000	30000.	80	11547	No
356	GOM_NL__2PRFIN20040515_190755_000000362026_00471_11547_2481.N1	15-MAY-2004 19:07:55	Bright	36.000	68	18Alp Cas	2.2250	4500.0	72	11547	No
357	GOM_NL__2PRFIN20040515_190954_000001072026_00471_11547_2482.N1	15-MAY-2004 19:09:54	Bright	106.50	66	37Gam Cyg	2.2080	5900.0	213	11547	No
358	GOM_NL__2PRFIN20040515_191619_000000472026_00471_11547_2483.N1	15-MAY-2004 19:16:19	Bright	47.000	58	21Alp And	2.0730	11000.	94	11547	No
359	GOM_NL__2PRFIN20040515_192028_000000452026_00471_11547_2484.N1	15-MAY-2004 19:20:28	Twilight	45.000	140	88Gam Peg	2.8340	26000.	90	11547	No
360	GOM_NL__2PRFIN20040515_192207_000000572026_00471_11547_2485.N1	15-MAY-2004 19:22:07	Dark	56.500	90	54Alp Peg	2.4870	11000.	113	11547	No
361	GOM_NL__2PRFIN20040515_192913_000000462026_00471_11547_2486.N1	15-MAY-2004 19:29:13	Dark	46.000	52	16Bet Cet	2.0370	4500.0	92	11547	No
362	GOM_NL__2PRFIN20040515_193546_000000502026_00471_11547_2487.N1	15-MAY-2004 19:35:46	Dark	50.000	18	24Alp PsA	1.1660	9700.0	100	11547	No
363	GOM_NL__2PRFIN20040515_194006_000000572026_00471_11547_2488.N1	15-MAY-2004 19:40:06	Dark	57.000	63	Bet Gru	2.1500	2800.0	114	11547	No
364	GOM_NL__2PRFIN20040515_194136_000000482026_00472_11548_2489.N1	15-MAY-2004 19:41:36	Dark	47.500	31	Alp Gru	1.7340	15200.	95	11548	No
365	GOM_NL__2PRFIN20040515_194510_000000412026_00472_11548_2489.N1	15-MAY-2004 19:45:10	Dark	41.000	135	Bet Hyi	2.8200	5800.0	82	11548	No
366	GOM_NL__2PRFIN20040515_194709_000000422026_00472_11548_2489.N1	15-MAY-2004 19:47:09	Dark	42.000	45	Alp Pav	1.9400	26000.	84	11548	No
367	GOM_NL__2PRFIN20040515_195228_000000402026_00472_11548_2460.N1	15-MAY-2004 19:52:28	Straylight	39.500	43	Alp TrA	1.9100	4250.0	79	11548	No
368	GOM_NL__2PRFIN20040515_195351_000000402026_00472_11548_2461.N1	15-MAY-2004 19:53:51	Straylight	39.500	145	Gam TrA	2.8720	10600.	79	11548	No
369	GOM_NL__2PRFIN20040515_195620_000000462026_00472_11548_2462.N1	15-MAY-2004 19:56:20	Straylight	45.500	4	Alp1Cen	-0.010000	5800.0	91	11548	No
370	GOM_NL__2PRFIN20040515_195845_000000592026_00472_11548_2463.N1	15-MAY-2004 19:58:45	Straylight	58.500	25	35Lam Sco	1.6200	28000.	117	11548	No
371	GOM_NL__2PRFIN20040515_200106_000000552026_00472_11548_2464.N1	15-MAY-2004 20:01:06	Twilight	54.500	75	26Eps Sco	2.2910	4250.0	109	11548	No
372	GOM_NL__2PRFIN20040515_200411_000000652026_00472_11548_2465.N1	15-MAY-2004 20:04:11	Twilight	65.000	16	21Alp Sco	1.0200	3000.0	130	11548	No
373	GOM_NL__2PRFIN20040515_200555_000000492026_00472_11548_2466.N1	15-MAY-2004 20:05:55	Bright	49.000	80	7Del Sco	2.3160	30000.	98	11548	No
374	GOM_NL__2PRFIN20040515_200752_000000632026_00472_11548_2467.N1	15-MAY-2004 20:07:52	Bright	63.000	86	35Eta Oph	2.4300	10200.	126	11548	No
375	GOM_NL__2PRFIN20040515_201027_000000422026_00472_11548_2468.N1	15-MAY-2004 20:10:27	Bright	41.500	104	27Bet Lib	2.6140	13100.	83	11548	No
376	GOM_NL__2PRFIN20040515_201236_000000522026_00472_11548_2469.N1	15-MAY-2004 20:12:36	Bright	51.500	120	1Del Oph	2.7340	3200.0	103	11548	No
377	GOM_NL__2PRFIN20040515_201546_000000462026_00472_11548_2470.N1	15-MAY-2004 20:15:46	Bright	45.500	102	24Alp Ser	2.6000	4250.0	91	11548	No
378	GOM_NL__2PRFIN20040515_201843_000000372026_00472_11548_2471.N1	15-MAY-2004 20:18:43	Bright	36.500	111	8Eta Boo	2.6800	6000.0	73	11548	No
379	GOM_NL__2PRFIN20040515_202122_000000392026_00472_11548_2472.N1	15-MAY-2004 20:21:22	Bright	39.000	83		2.3780	11000.	78	11548	No
380	GOM_NL__2PRFIN20040515_202431_000000382026_00472_11548_2473.N1	15-MAY-2004 20:24:31	Bright	37.500	180	27Gam Boo	3.0400	8000.0	75	11548	No
381	GOM_NL__2PRFIN20040515_202725_000000392026_00472_11548_2474.N1	15-MAY-2004 20:27:25	Bright	38.500	39	85Eta UMa	1.8540	24000.	77	11548	No
382	GOM_NL__2PRFIN20040515_202902_000000352026_00472_11548_2475.N1	15-MAY-2004 20:29:02	Bright	35.000	55	79Zet UMa	2.0600	10200.	70	11548	No
383	GOM_NL__2PRFIN20040515_203241_000000412026_00472_11548_2476.N1	15-MAY-2004 20:32:41	Bright	40.500	36	50Alp UMa	1.8000	6300.0	81	11548	No
384	GOM_NL__2PRFIN20040515_203443_000000402026_00472_11548_2477.N1	15-MAY-2004 20:34:43	Bright	39.500	60	7Bet UMi	2.0810	3950.0	79	11548	No
385	GOM_NL__2PRFIN20040515_203906_000000372026_00472_11548_2478.N1	15-MAY-2004 20:39:06	Bright	36.500	49	1Alp UMi	1.9900	6300.0	73	11548	No
386	GOM_NL__2PRFIN20040515_204405_000000482026_00472_11548_2479.N1	15-MAY-2004 20:44:05	Bright	47.500	89	5Alp Cep	2.4510	8000.0	95	11548	No
387	GOM_NL__2PRFIN20040515_204718_000000512026_00472_11548_2480.N1	15-MAY-2004 20:47:18	Bright	50.500	76	27Gam Cas	2.3000	30000.	101	11548	No
388	GOM_NL__2PRFIN20040515_204832_000000462026_00472_11548_2481.N1	15-MAY-2004 20:48:32	Bright	45.500	68	18Alp Cas	2.2250	4500.0	91	11548	No
389	GOM_NL__2PRFIN20040515_205030_000001002026_00472_11548_2482.N1	15-MAY-2004 20:50:30	Bright	100.00	66	37Gam Cyg	2.2080	5900.0	200	11548	No
390	GOM_NL__2PRFIN20040515_205655_000000452026_00472_11548_2483.N1	15-MAY-2004 20:56:55	Bright	45.000	58	21Alp And	2.0730	11000.	90	11548	No
391	GOM_NL__2PRFIN20040515_210105_000000442026_00472_11548_2484.N1	15-MAY-2004 21:01:05	Twilight	44.000	140	88Gam Peg	2.8340	26000.	88	11548	No
392	GOM_NL__2PRFIN20040515_210243_000000582026_00472_11548_2485.N1	15-MAY-2004 21:02:43	Dark	57.500	90	54Alp Peg	2.4870	11000.	115	11548	No
393	GOM_NL__2PRFIN20040515_210948_000000492026_00472_11548_2486.N1	15-MAY-2004 21:09:48	Dark	49.000	52	16Bet Cet	2.0370	4500.0	98	11548	No
394	GOM_NL__2PRFIN20040515_211622_000000542026_00472_11548_2487.N1	15-MAY-2004 21:16:22	Dark	53.500	18	24Alp PsA	1.1660	9700.0	107	11548	No
395	GOM_NL__2PRFIN20040515_212043_000000522026_00472_11548_2488.N1	15-MAY-2004 21:20:43	Dark	51.500	63	Bet Gru	2.1500	2800.0	103	11548	No
396	GOM_NL__2PRFIN20040515_212212_000000482026_00473_11549_2489.N1	15-MAY-2004 21:22:12	Dark	48.000	31	Alp Gru	1.7340	15200.	96	11549	No

397	GOM_NL__2PRFIN20040515_212546_000000392026_00473_11549_2458.N1	15-MAY-2004 21:25:46	Dark	39.000	135	Bet Hyl	2.8200	5800.0	78	11549	No
398	GOM_NL__2PRFIN20040515_212745_000000442026_00473_11549_2459.N1	15-MAY-2004 21:27:45	Dark	44.000	45	Alp Pav	1.9400	26000.	88	11549	No
399	GOM_NL__2PRFIN20040515_213304_000000442026_00473_11549_2460.N1	15-MAY-2004 21:33:04	Straylight	43.500	43	Alp TrA	1.9100	4250.0	87	11549	No
400	GOM_NL__2PRFIN20040515_213426_000000412026_00473_11549_2461.N1	15-MAY-2004 21:34:26	Straylight	40.500	145	Gam TrA	2.8720	10600.	81	11549	No
401	GOM_NL__2PRFIN20040515_213656_000000472026_00473_11549_2462.N1	15-MAY-2004 21:36:56	Straylight	47.000	4	Alp1Cen	-0.010000	5800.0	94	11549	No
402	GOM_NL__2PRFIN20040515_213921_000000562026_00473_11549_2463.N1	15-MAY-2004 21:39:21	Straylight	56.000	25	35Lam Sco	1.6200	28000.	112	11549	No
403	GOM_NL__2PRFIN20040515_214142_000000512026_00473_11549_2464.N1	15-MAY-2004 21:41:42	Twilight	51.000	75	26Eps Sco	2.2910	4250.0	102	11549	No
404	GOM_NL__2PRFIN20040515_214447_000000652026_00473_11549_2465.N1	15-MAY-2004 21:44:47	Twilight	65.000	16	21Alp Sco	1.0200	3000.0	130	11549	No
405	GOM_NL__2PRFIN20040515_214630_000000482026_00473_11549_2466.N1	15-MAY-2004 21:46:30	Bright	48.000	80	7Del Sco	2.3160	30000.	96	11549	No
406	GOM_NL__2PRFIN20040515_214828_000000622026_00473_11549_2467.N1	15-MAY-2004 21:48:28	Bright	62.000	86	35Eta Oph	2.4300	10200.	124	11549	No
407	GOM_NL__2PRFIN20040515_215103_000000432026_00473_11549_2468.N1	15-MAY-2004 21:51:03	Bright	42.500	104	27Bet Lib	2.6140	13100.	85	11549	No
408	GOM_NL__2PRFIN20040515_215312_000000512026_00473_11549_2469.N1	15-MAY-2004 21:53:12	Bright	51.000	120	1Del Oph	2.7340	3200.0	102	11549	No
409	GOM_NL__2PRFIN20040515_215622_000000452026_00473_11549_2470.N1	15-MAY-2004 21:56:22	Bright	45.000	102	24Alp Ser	2.6000	4250.0	90	11549	No
410	GOM_NL__2PRFIN20040515_215919_000000372026_00473_11549_2471.N1	15-MAY-2004 21:59:19	Bright	37.000	111	8Eta Boo	2.6800	6000.0	74	11549	No
411	GOM_NL__2PRFIN20040515_220158_000000402026_00473_11549_2472.N1	15-MAY-2004 22:01:58	Bright	40.000	83		2.3780	11000.	80	11549	No
412	GOM_NL__2PRFIN20040515_220506_000000382026_00473_11549_2473.N1	15-MAY-2004 22:05:06	Bright	38.000	180	27Gam Boo	3.0400	8000.0	76	11549	No
413	GOM_NL__2PRFIN20040515_220801_000000372026_00473_11549_2474.N1	15-MAY-2004 22:08:01	Bright	37.000	39	85Eta UMa	1.8540	24000.	74	11549	No
414	GOM_NL__2PRFIN20040515_220938_000000362026_00473_11549_2475.N1	15-MAY-2004 22:09:38	Bright	36.000	55	79Zet UMa	2.0600	10200.	72	11549	No
415	GOM_NL__2PRFIN20040515_221317_000000402026_00473_11549_2476.N1	15-MAY-2004 22:13:17	Bright	40.000	36	50Alp UMa	1.8000	6300.0	80	11549	No
416	GOM_NL__2PRFIN20040515_221518_000000412026_00473_11549_2477.N1	15-MAY-2004 22:15:18	Bright	40.500	60	7Bet UMi	2.0810	3950.0	81	11549	No
417	GOM_NL__2PRFIN20040515_221941_000000382026_00473_11549_2478.N1	15-MAY-2004 22:19:41	Bright	38.000	49	1Alp UMi	1.9900	6300.0	76	11549	No
418	GOM_NL__2PRFIN20040515_222442_000000472026_00473_11549_2479.N1	15-MAY-2004 22:24:42	Bright	46.500	89	5Alp Cep	2.4510	8000.0	93	11549	No
419	GOM_NL__2PRFIN20040515_222753_000000392026_00473_11549_2480.N1	15-MAY-2004 22:27:53	Bright	39.000	76	27Gam Cas	2.3000	30000.	78	11549	No
420	GOM_NL__2PRFIN20040515_222907_000000382026_00473_11549_2481.N1	15-MAY-2004 22:29:07	Bright	37.500	68	18Alp Cas	2.2250	4500.0	75	11549	No
421	GOM_NL__2PRFIN20040515_223105_000001062026_00473_11549_2482.N1	15-MAY-2004 22:31:05	Bright	106.00	66	37Gam Cyg	2.2080	5900.0	212	11549	No
422	GOM_NL__2PRFIN20040515_223731_000000462026_00473_11549_2483.N1	15-MAY-2004 22:37:31	Bright	46.000	58	21Alp And	2.0730	11000.	92	11549	No
423	GOM_NL__2PRFIN20040515_224140_000000452026_00473_11549_2484.N1	15-MAY-2004 22:41:40	Twilight	45.000	140	88Gam Peg	2.8340	26000.	90	11549	No
424	GOM_NL__2PRFIN20040515_224320_000000592026_00473_11549_2485.N1	15-MAY-2004 22:43:20	Dark	58.500	90	54Alp Peg	2.4870	11000.	117	11549	No
425	GOM_NL__2PRFIN20040515_225024_000000462026_00473_11549_2486.N1	15-MAY-2004 22:50:24	Dark	46.000	52	16Bet Cet	2.0370	4500.0	92	11549	No
426	GOM_NL__2PRFIN20040515_225658_000000482026_00473_11549_2487.N1	15-MAY-2004 22:56:58	Dark	47.500	18	24Alp PsA	1.1660	9700.0	95	11549	No
427	GOM_NL__2PRFIN20040515_230118_000000572026_00473_11549_2488.N1	15-MAY-2004 23:01:18	Dark	57.000	63	Bet Gru	2.1500	2800.0	114	11549	No
428	GOM_NL__2PRFIN20040515_230247_000000502026_00474_11550_2489.N1	15-MAY-2004 23:02:47	Dark	50.000	31	Alp Gru	1.7340	15200.	100	11550	No
429	GOM_NL__2PRFIN20040515_230623_000000402026_00474_11550_2478.N1	15-MAY-2004 23:06:23	Dark	40.000	135	Bet Hyl	2.8200	5800.0	80	11550	No
430	GOM_NL__2PRFIN20040515_230821_000000452026_00474_11550_2479.N1	15-MAY-2004 23:08:21	Dark	45.000	45	Alp Pav	1.9400	26000.	90	11550	No
431	GOM_NL__2PRFIN20040515_231340_000000442026_00474_11550_2480.N1	15-MAY-2004 23:13:40	Straylight	44.000	43	Alp TrA	1.9100	4250.0	88	11550	No
432	GOM_NL__2PRFIN20040515_231502_000000412026_00474_11550_2481.N1	15-MAY-2004 23:15:02	Straylight	41.000	145	Gam TrA	2.8720	10600.	82	11550	No
433	GOM_NL__2PRFIN20040515_231732_000000522026_00474_11550_2482.N1	15-MAY-2004 23:17:32	Straylight	52.000	4	Alp1Cen	-0.010000	5800.0	104	11550	No
434	GOM_NL__2PRFIN20040515_231959_000000572026_00474_11550_2483.N1	15-MAY-2004 23:19:59	Straylight	56.500	25	35Lam Sco	1.6200	28000.	113	11550	No
435	GOM_NL__2PRFIN20040515_232238_000000402026_00474_11550_2484.N1	15-MAY-2004 23:22:38	Twilight	39.500	81	Eta Cen	2.3560	28000.	79	11550	No
436	GOM_NL__2PRFIN20040515_232522_000000592026_00474_11550_2485.N1	15-MAY-2004 23:25:22	Twilight	58.500	16	21Alp Sco	1.0200	3000.0	117	11550	No
437	GOM_NL__2PRFIN20040515_232704_000000512026_00474_11550_2486.N1	15-MAY-2004 23:27:04	Bright	51.000	80	7Del Sco	2.3160	30000.	102	11550	No
438	GOM_NL__2PRFIN20040515_232904_000000612026_00474_11550_2487.N1	15-MAY-2004 23:29:04	Bright	61.000	86	35Eta Oph	2.4300	10200.	122	11550	No
439	GOM_NL__2PRFIN20040515_233138_000000432026_00474_11550_2488.N1	15-MAY-2004 23:31:38	Bright	42.500	104	27Bet Lib	2.6140	13100.	85	11550	No
440	GOM_NL__2PRFIN20040515_233348_000000512026_00474_11550_2489.N1	15-MAY-2004 23:33:48	Bright	51.000	120	1Del Oph	2.7340	3200.0	102	11550	No
441	GOM_NL__2PRFIN20040515_233658_000000462026_00474_11550_2490.N1	15-MAY-2004 23:36:58	Bright	45.500	102	24Alp Ser	2.6000	4250.0	91	11550	No
442	GOM_NL__2PRFIN20040515_233955_000000372026_00474_11550_2491.N1	15-MAY-2004 23:39:55	Bright	36.500	111	8Eta Boo	2.6800	6000.0	73	11550	No
443	GOM_NL__2PRFIN20040515_234234_000000402026_00474_11550_2492.N1	15-MAY-2004 23:42:34	Bright	40.000	83		2.3780	11000.	80	11550	No
444	GOM_NL__2PRFIN20040515_234542_000000382026_00474_11550_2493.N1	15-MAY-2004 23:45:42	Bright	38.000	180	27Gam Boo	3.0400	8000.0	76	11550	No
445	GOM_NL__2PRFIN20040515_234836_000000362026_00474_11550_2494.N1	15-MAY-2004 23:48:36	Bright	36.000	39	85Eta UMa	1.8540	24000.	72	11550	No
446	GOM_NL__2PRFIN20040515_235014_000000382026_00474_11550_2495.N1	15-MAY-2004 23:50:14	Bright	37.500	55	79Zet UMa	2.0600	10200.	75	11550	No
447	GOM_NL__2PRFIN20040515_235354_000000402026_00474_11550_2496.N1	15-MAY-2004 23:53:54	Bright	40.000	36	50Alp UMa	1.8000	6300.0	80	11550	No
448	GOM_NL__2PRFIN20040515_235554_000000402026_00474_11550_2497.N1	15-MAY-2004 23:55:54	Bright	39.500	60	7Bet UMi	2.0810	3950.0	79	11550	No

3. Quality information per product

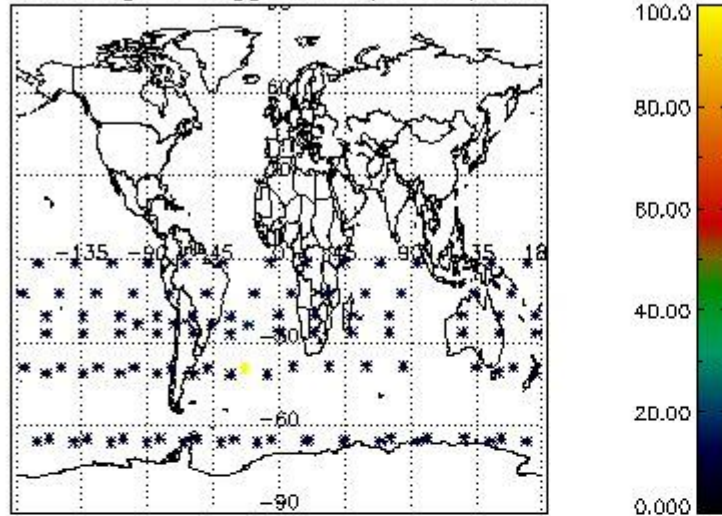
In this section it is plotted some information contained in the Quality Summary data set of the level 2 products. Only products in dark limb conditions and without errors (error flag in the MPH set to "0") are used.

3.1 Plot quality information per product (time dependant)

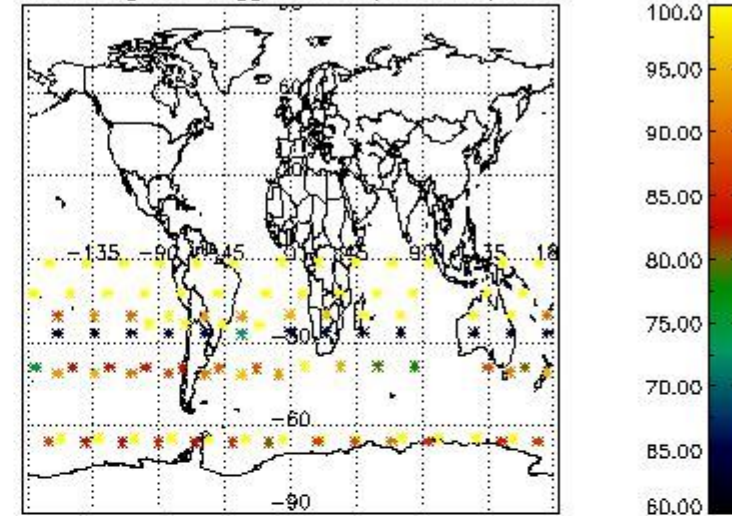


3.2 Plot quality information per product (world map)

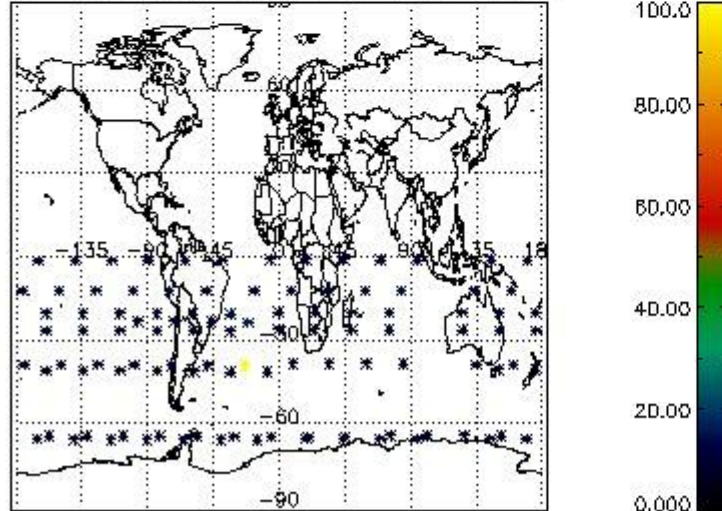
Percentage of flagged data per O3 profile



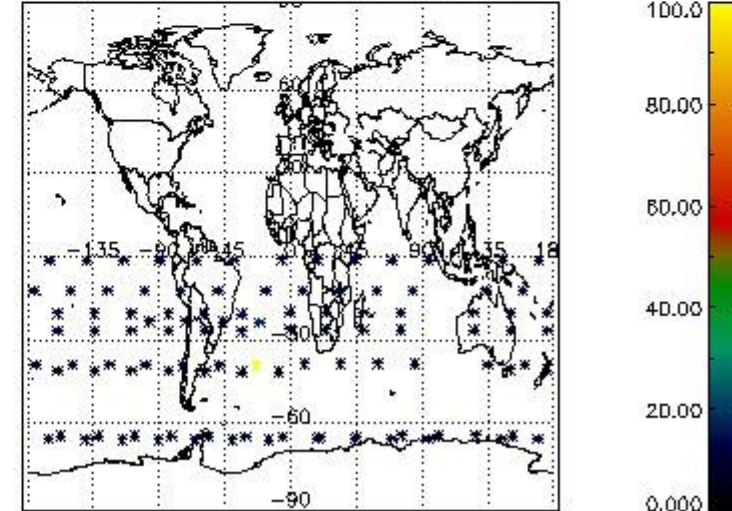
Percentage of flagged data per H2O profile



Percentage of flagged data per NO2 profile



Percentage of flagged data per NO3 profile

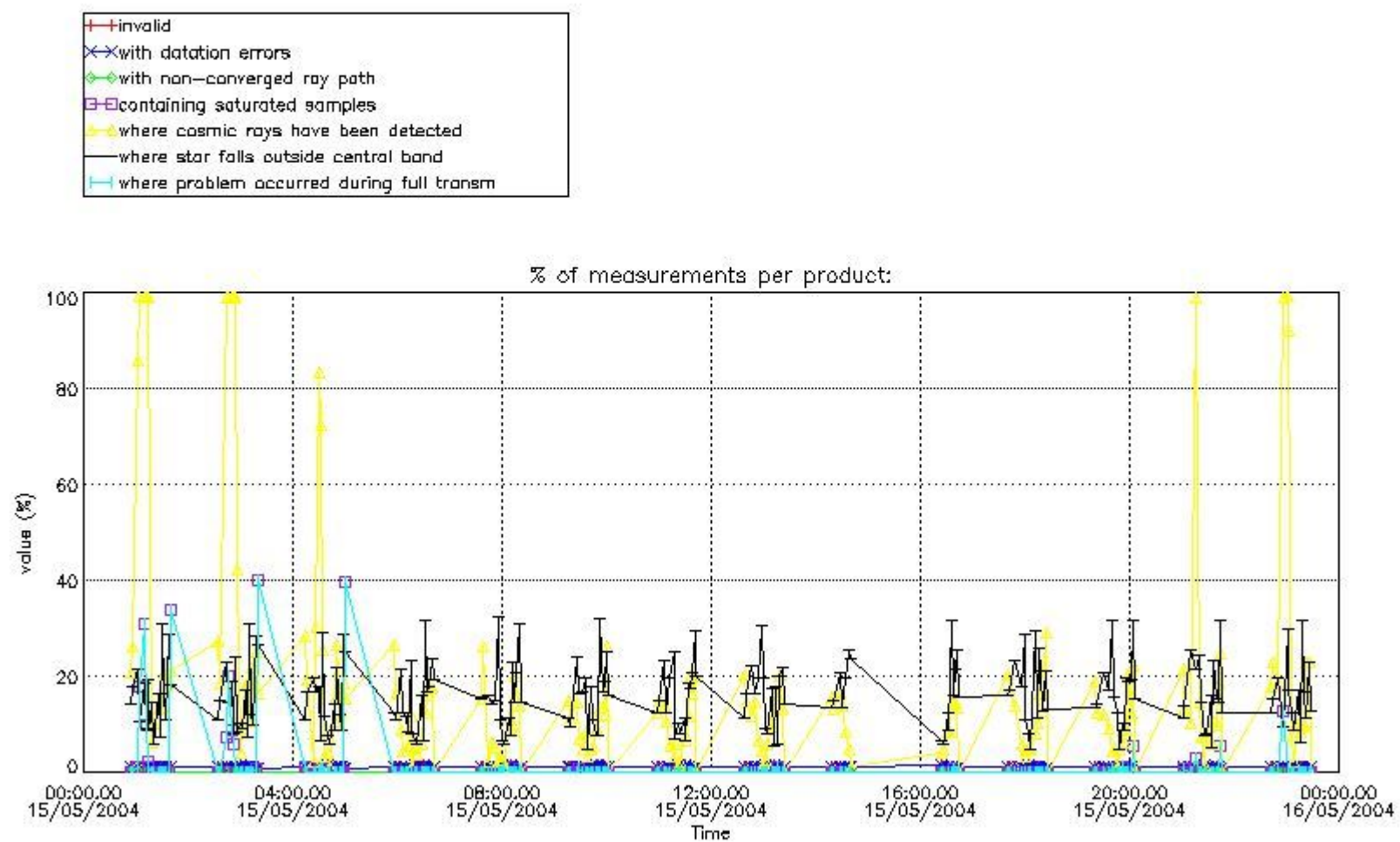


4. Level 1 quality information per product

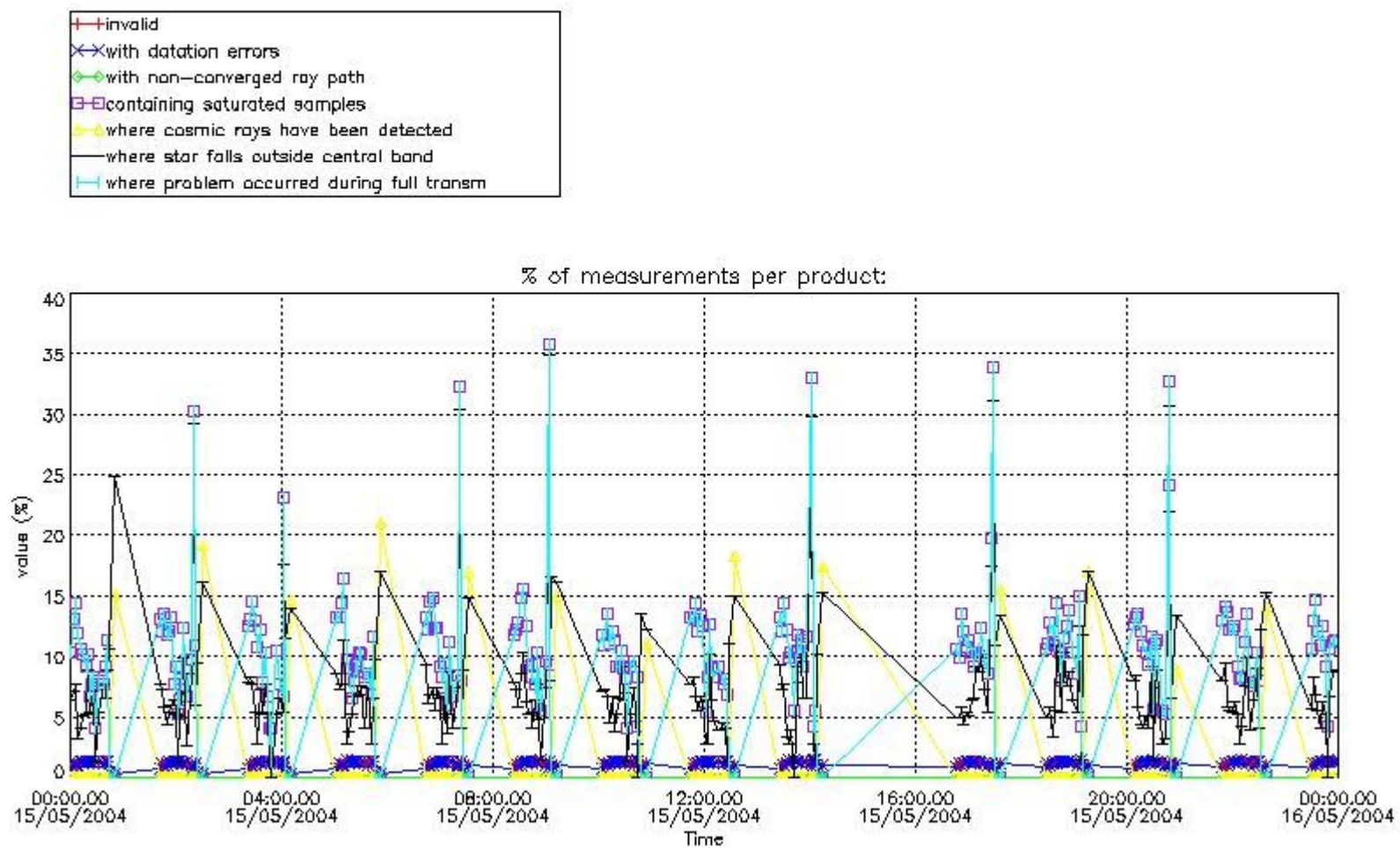
In this section it is plotted some information contained in the Quality Summary data set of the level 2 products that comes from the level 1b processing. Products without errors (error flag in the MPH set to "0") are used.

4.1 Plot quality information per product (time dependant) coming from level 1b processing

4.1.1 Plot level 1 quality information per product (time dependant): ENVISAT ASCENDING passes



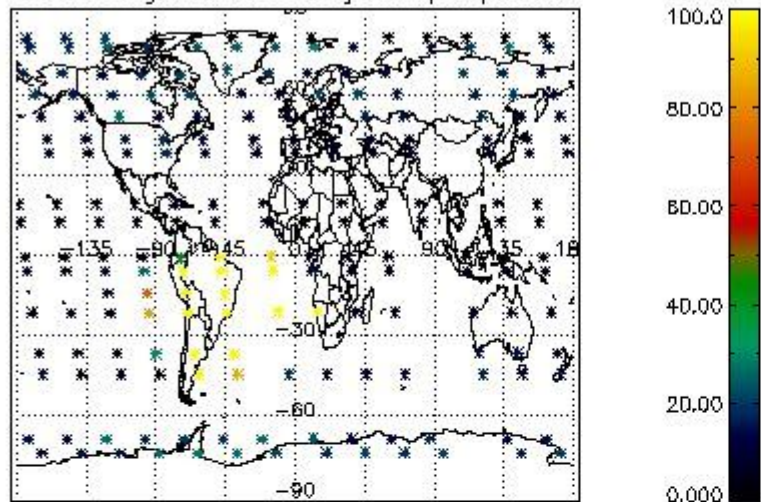
4.1.2 Plot level 1 quality information per product (time dependant): ENVI SAT DESCENDING passes



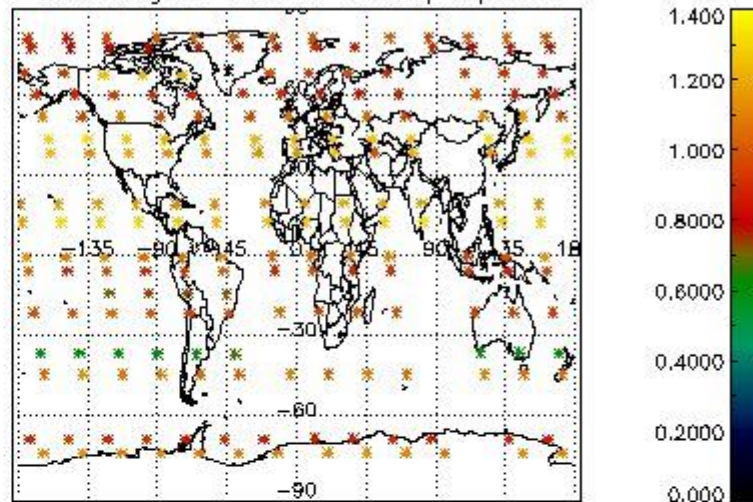
4.2 Plot quality information per product coming from level 1b processing (world map)

4.2.1 Plot level 1 quality information per product (world map): ENVISAT ASCENDING passes

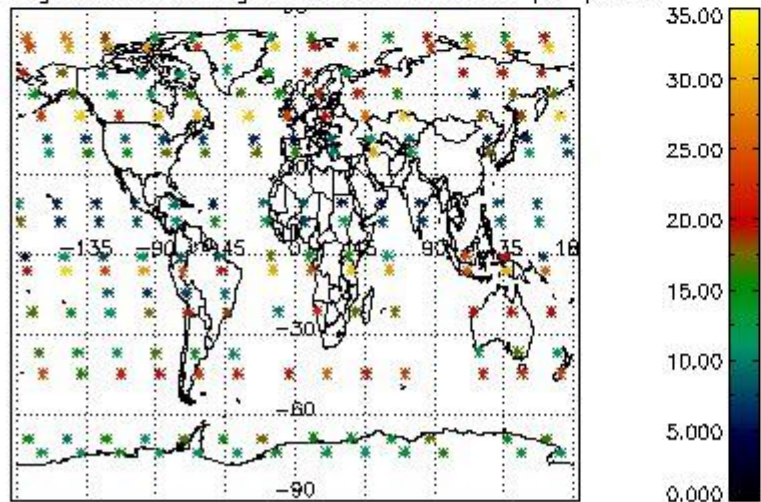
Percentage of cosmic ray hits per profile



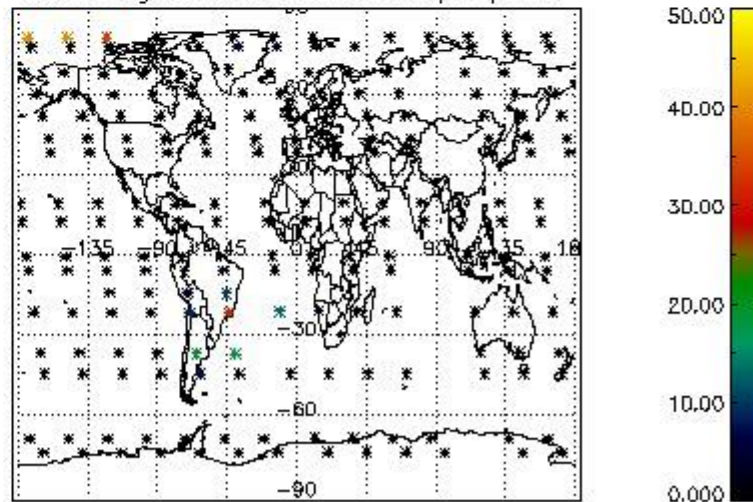
Percentage of datation errors per profile



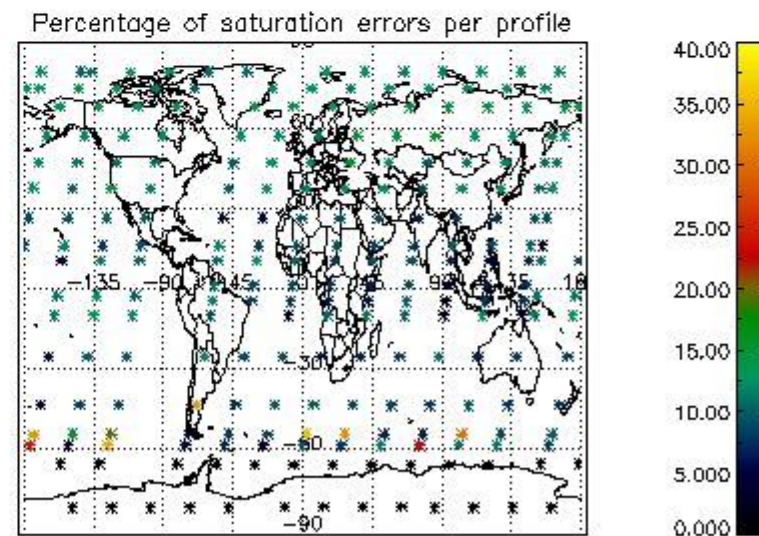
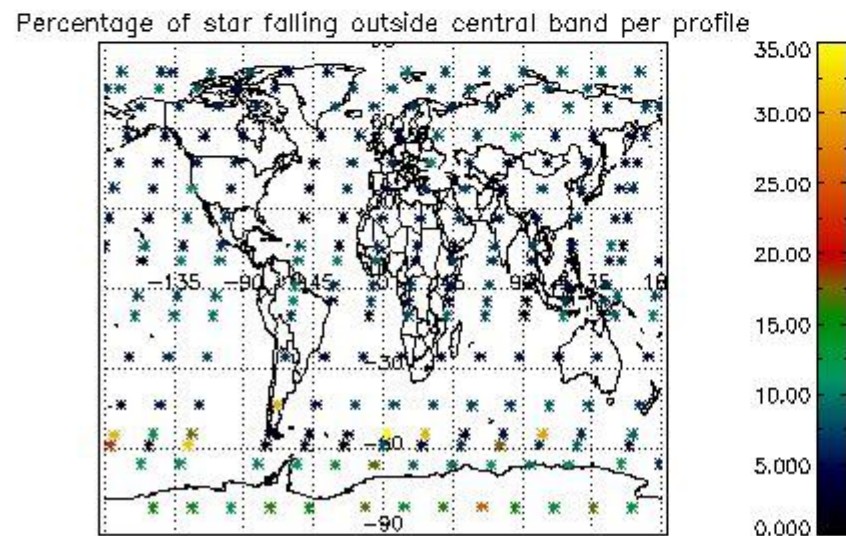
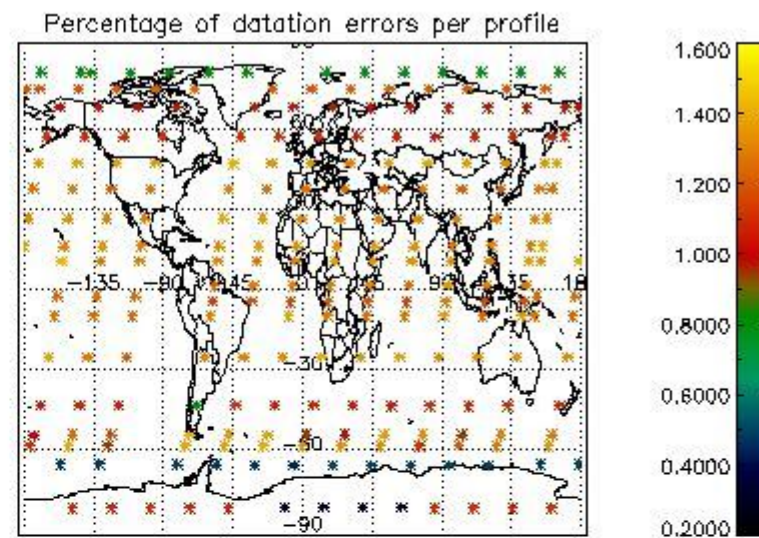
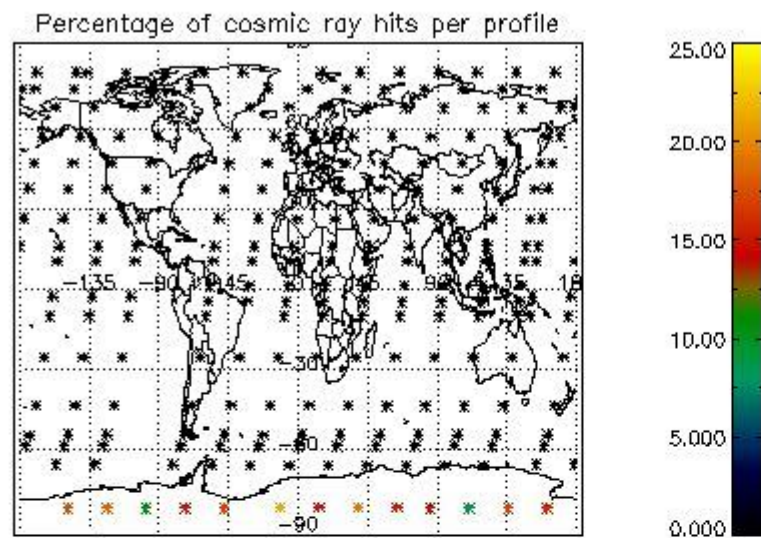
Percentage of star falling outside central band per profile



Percentage of saturation errors per profile



4.2.2 Plot level 1 quality information per product (world map): ENVISAT DESCENDING passes



5. Trace gas profiles

5.1 Ozone statistics based on quality of products

The final quality of the products can be "measured" using the STD (Standard Deviation) attached to every point profile. This information is written to the parameter GOM_NL__2P/NL_LOCAL_SPECIES_DENSITY/o3_std of the level 2 products. The table below shows the statistics for given STD ranges.

The statistics are given with respect to the overall valid production:

- Products without fatal errors: GOM_NL__2P/MPH/PRODUCT_ERR=0
- Valid point profile: GOM_NL__2P/NL_LOCAL_SPECIES_DENSITY/pcd(0)=0

The 'Criteria' is applied to valid points of dark limb products:

- Products in dark limb illumination condition: GOM_NL__2P/NL_SUMMARY_QUALITY/obs_ill_cond=0
- Products without fatal errors: GOM_NL__2P/MPH/PRODUCT_ERR=0
- Valid point profile: GOM_NL__2P/NL_LOCAL_SPECIES_DENSITY/pcd(0)=0

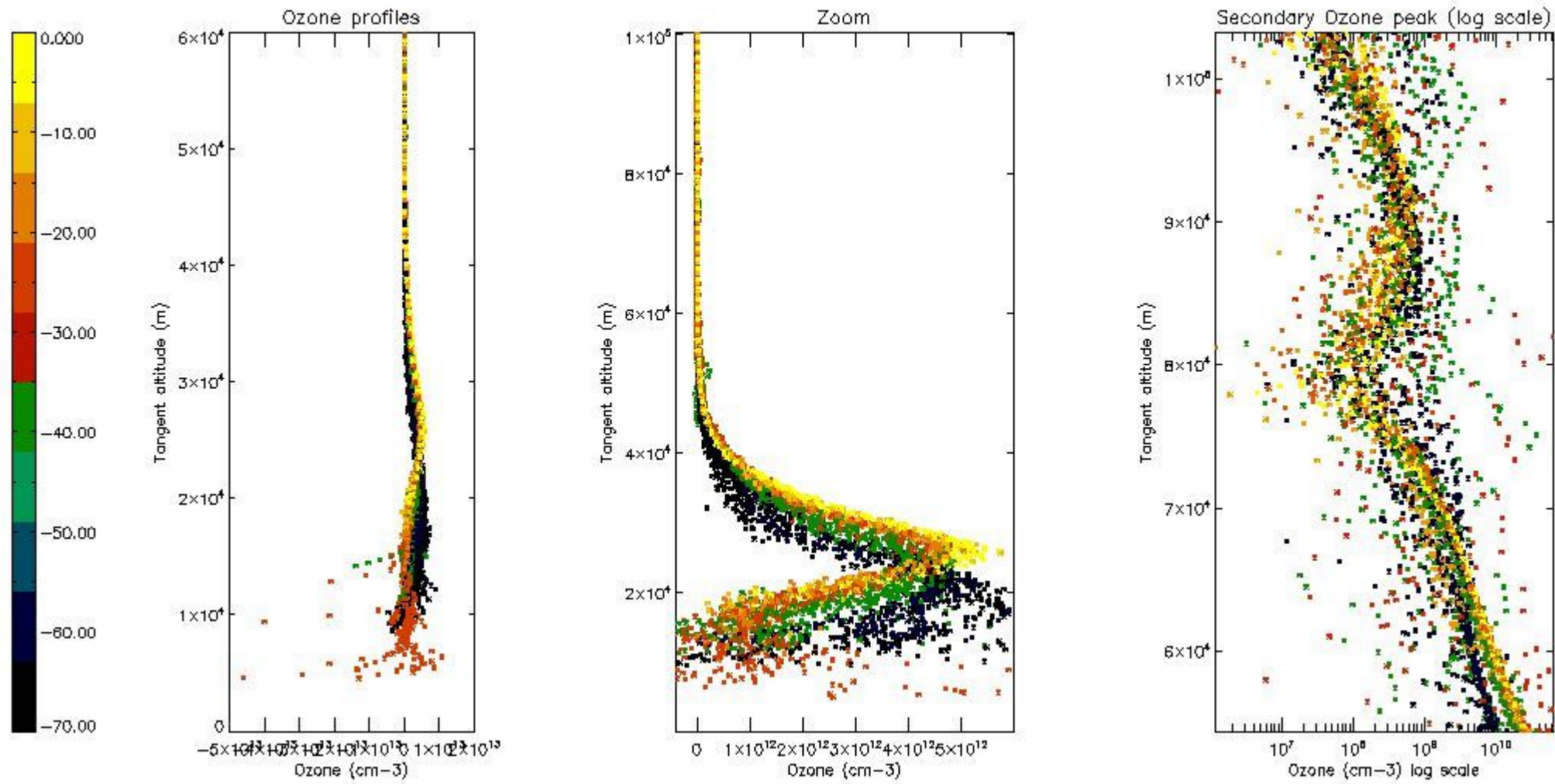
So, the table below shows the percentage of dark limb and valid observations for each criteria with respect to the overall valid daily observations.

Criteria	% of total production
All STD	25
STD < 20	12

STD < 10	9
STD < 5	6

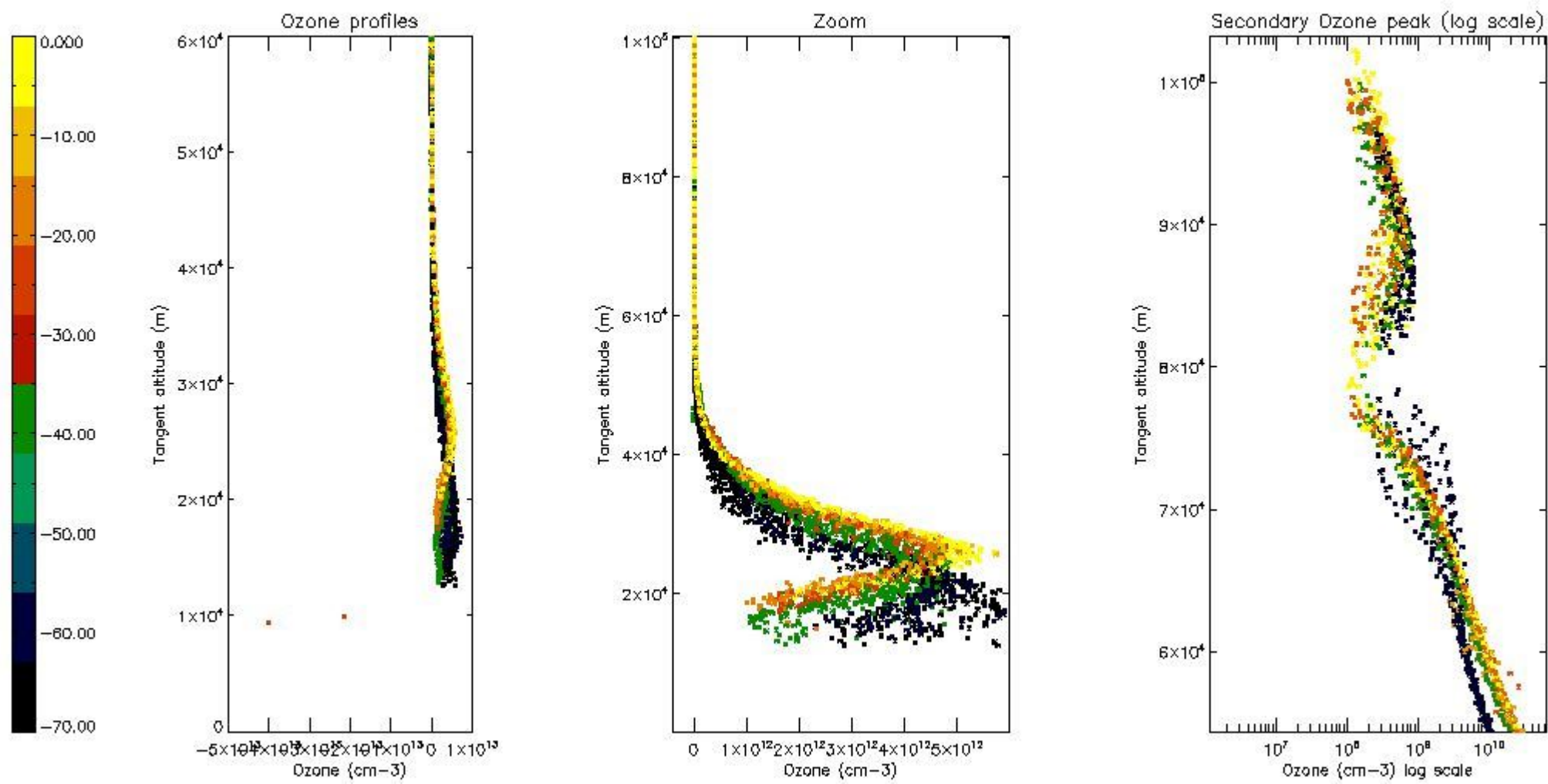
5.2 Plot ozone profiles for all STD (dark without errors)

The colorbar represents the latitude.



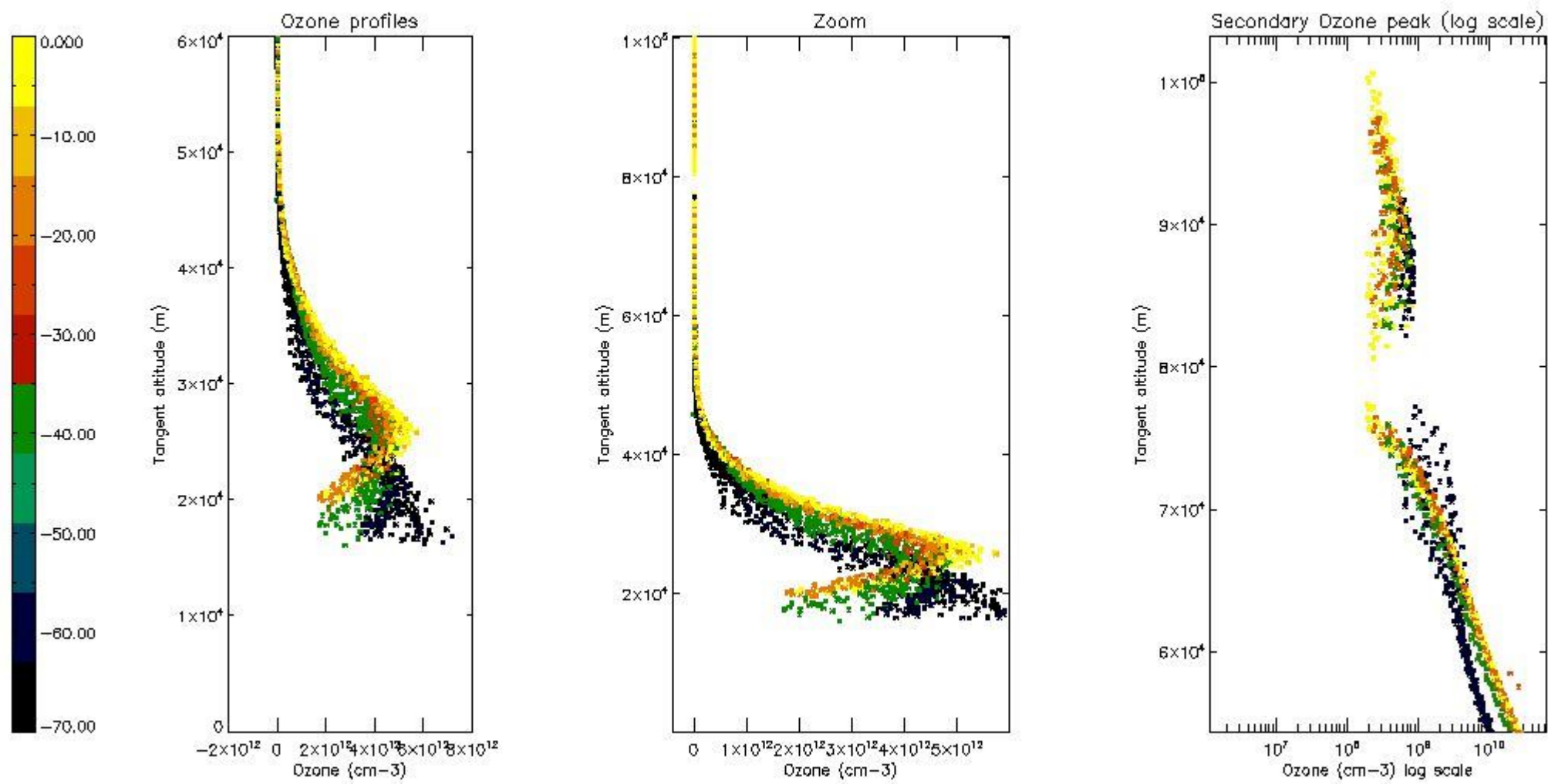
5.3 Plot ozone profiles where STD < 20% (dark without errors)

The colorbar represents the latitude.



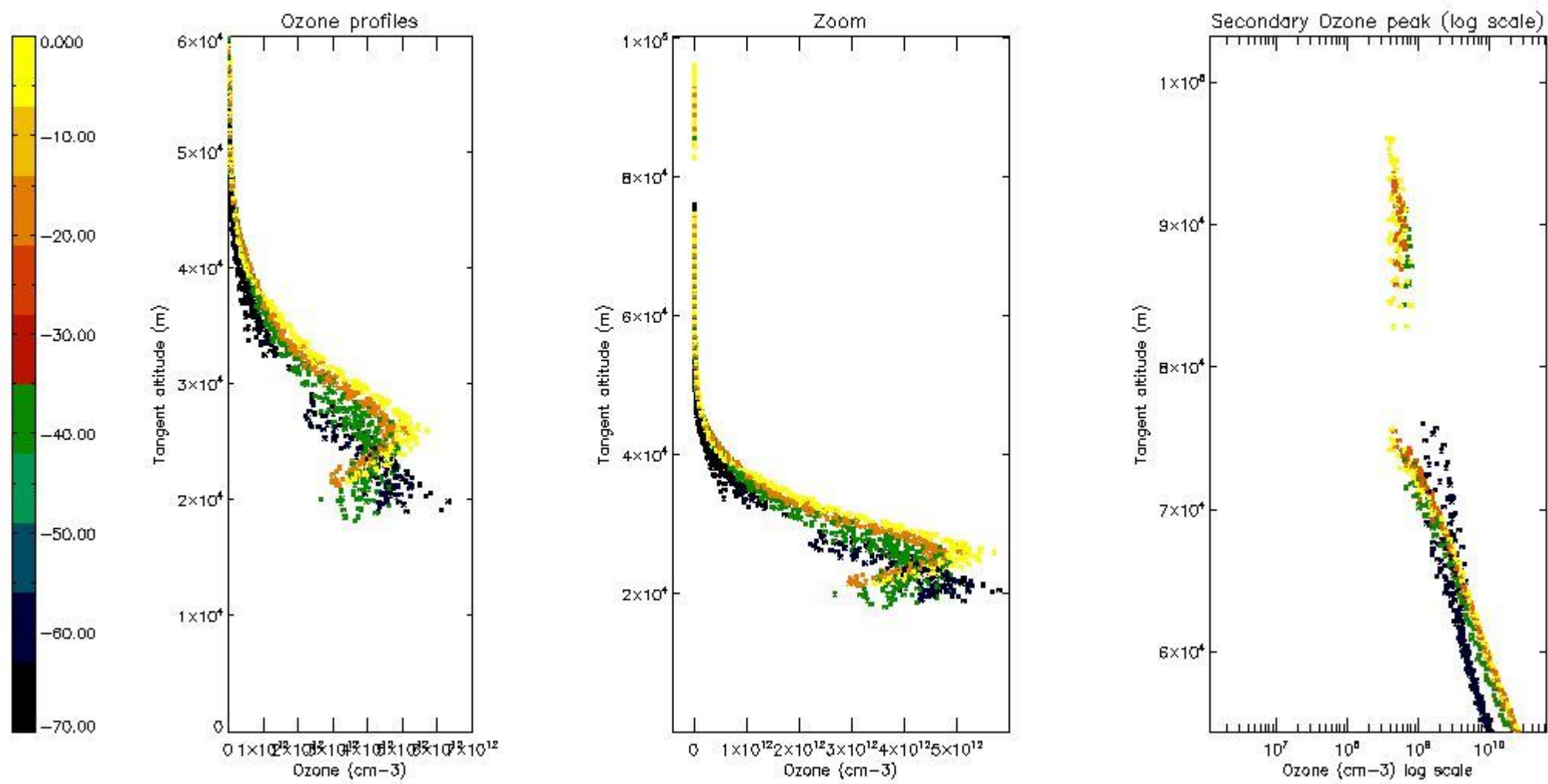
5.4 Plot ozone profiles where STD < 10% (dark without errors)

The colorbar represents the latitude.



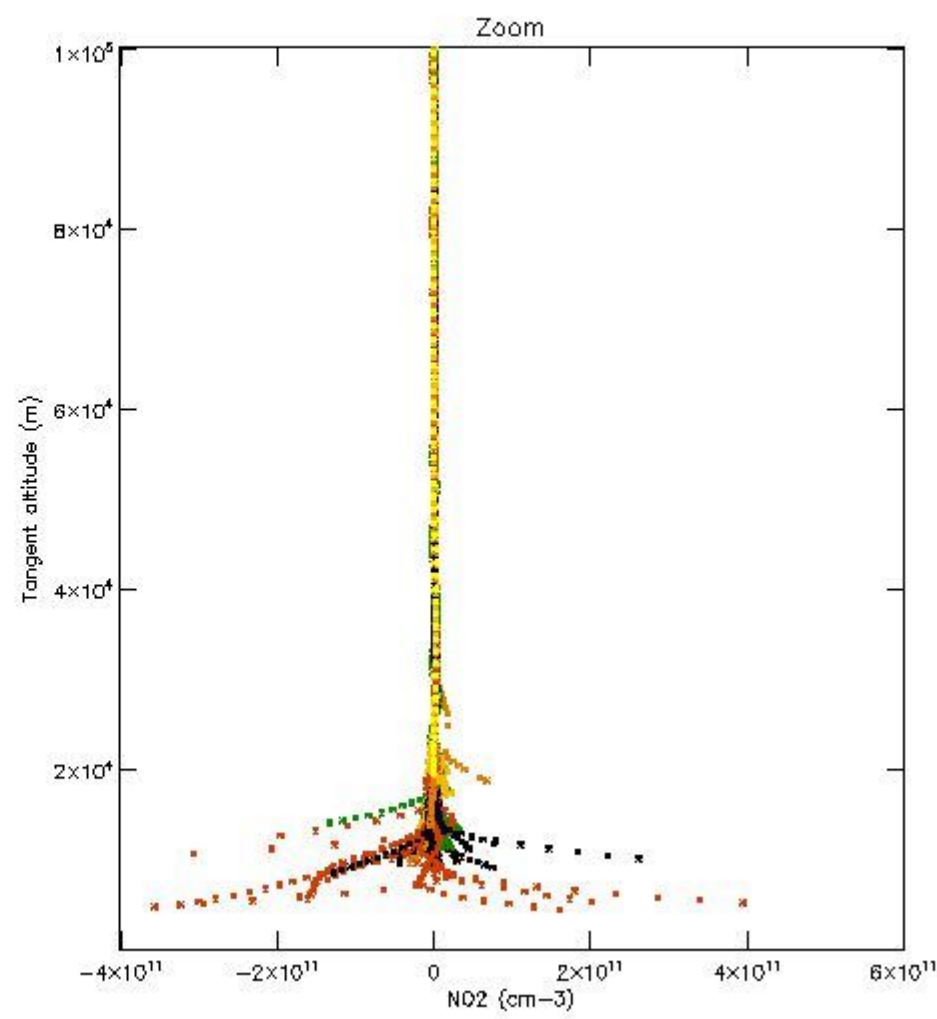
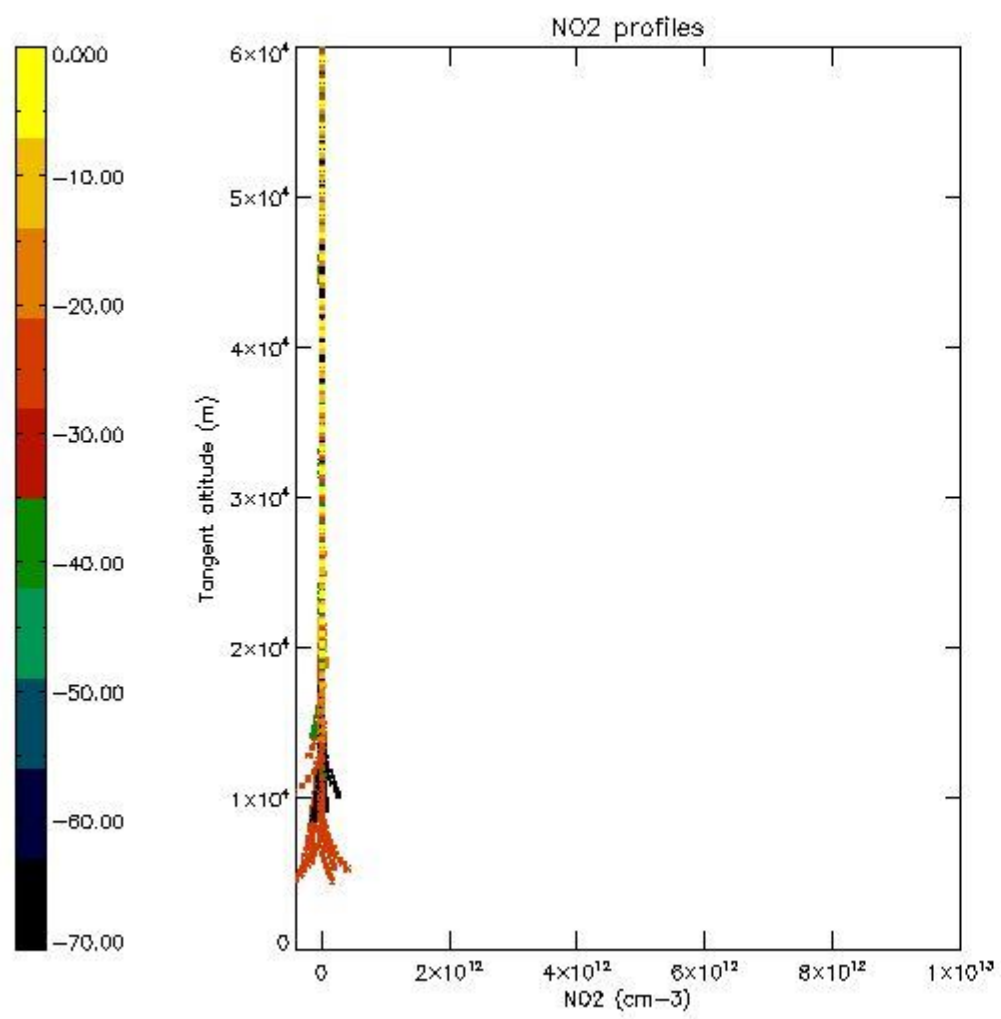
5.5 Plot ozone profiles where STD < 5% (dark without errors)

The colorbar represents the latitude.



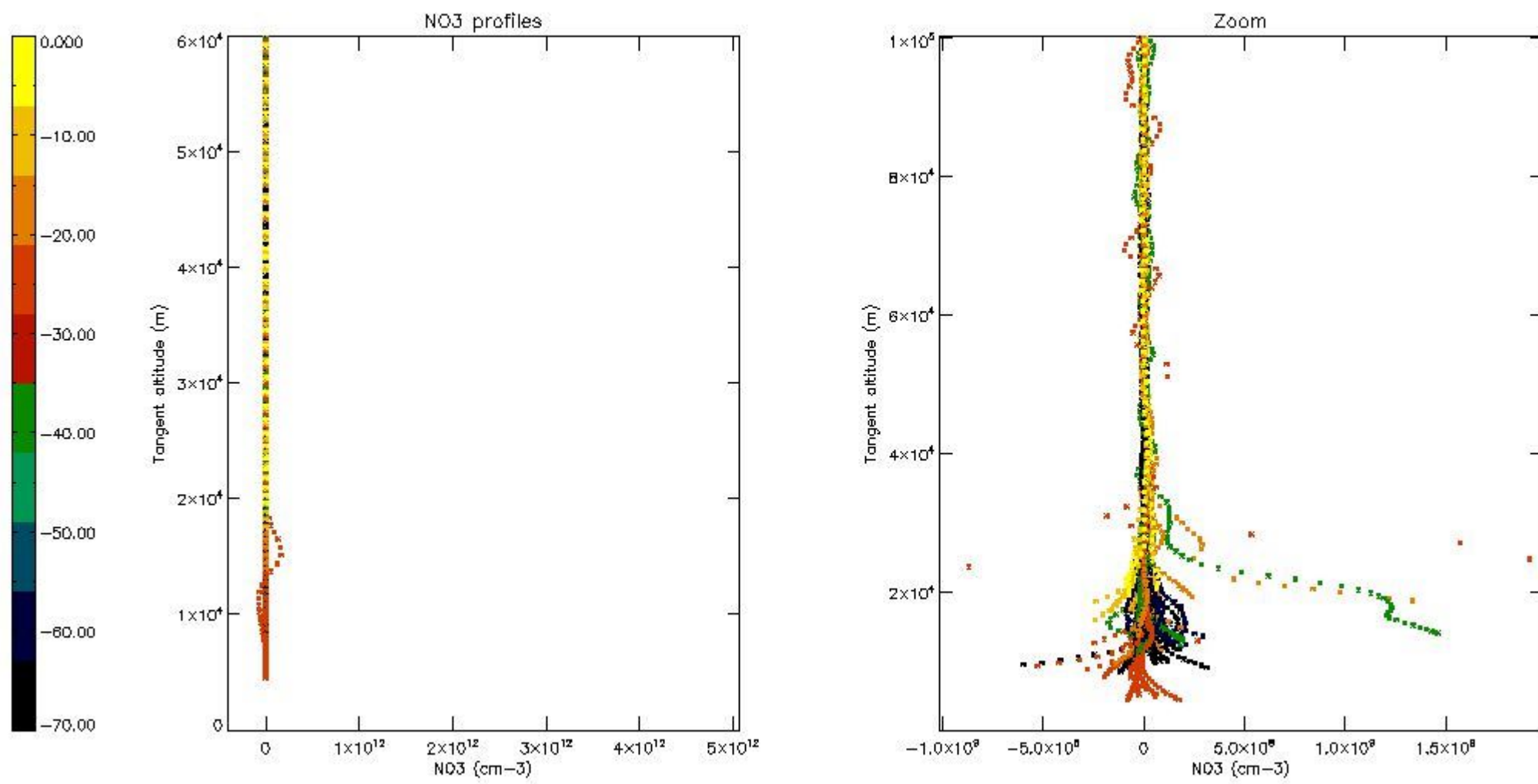
5.6 Plot NO₂ profiles for all STD (dark without errors)

The colorbar represents the latitude.



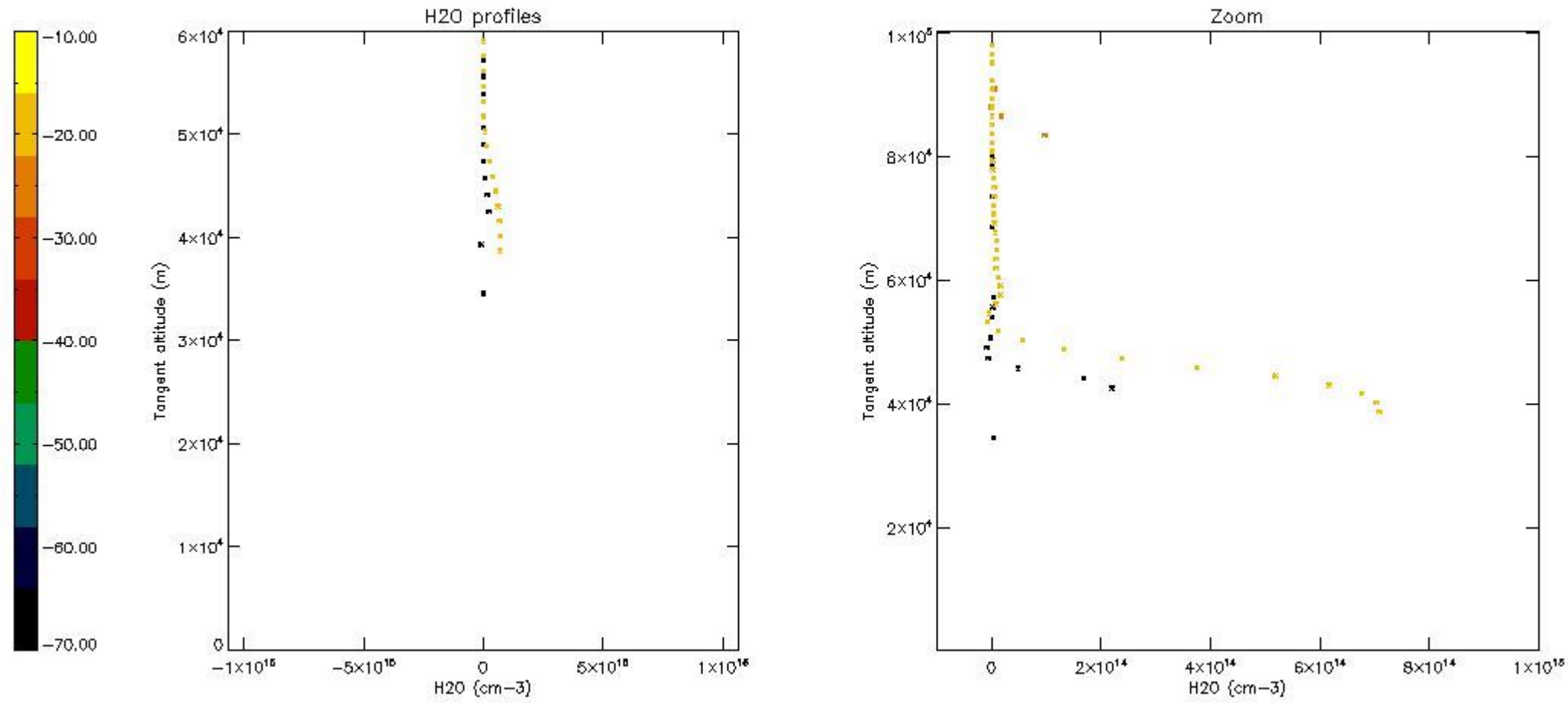
5.7 Plot NO3 profiles for all STD (dark without errors)

The colorbar represents the latitude.



5.8 Plot H₂O profiles for all STD (only for occultations of stars 1,2,3,4,13,14,16,26,63 dark without errors)

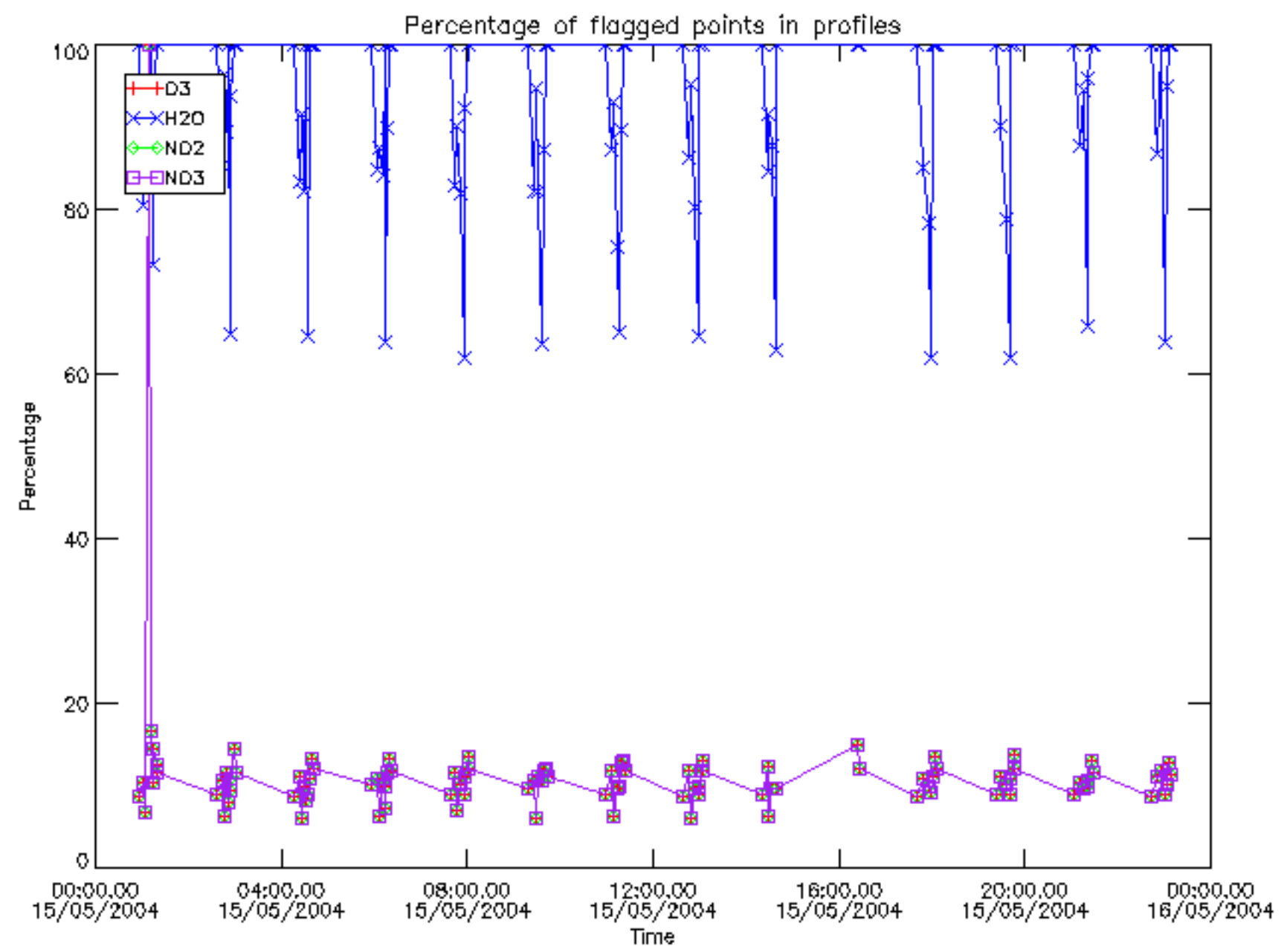
The colorbar represents the latitude.



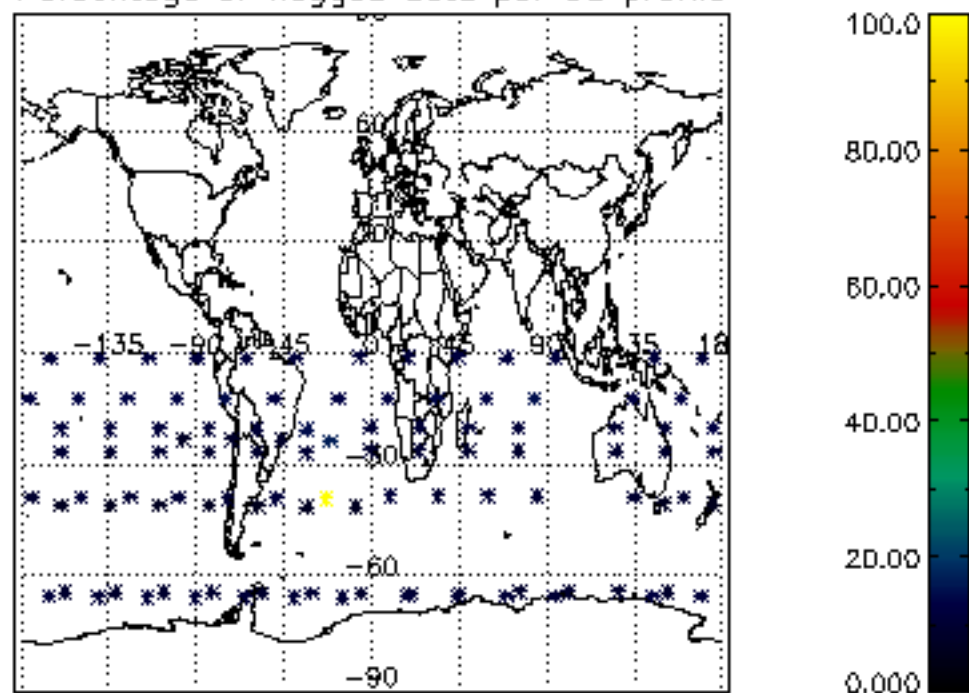
6. Auxiliary Data Files used for the production reported in section 2

The number reported in the third column indicates since which file (see list in section 2) the corresponding auxiliary file has been used. The fourth column is the date of those product files.

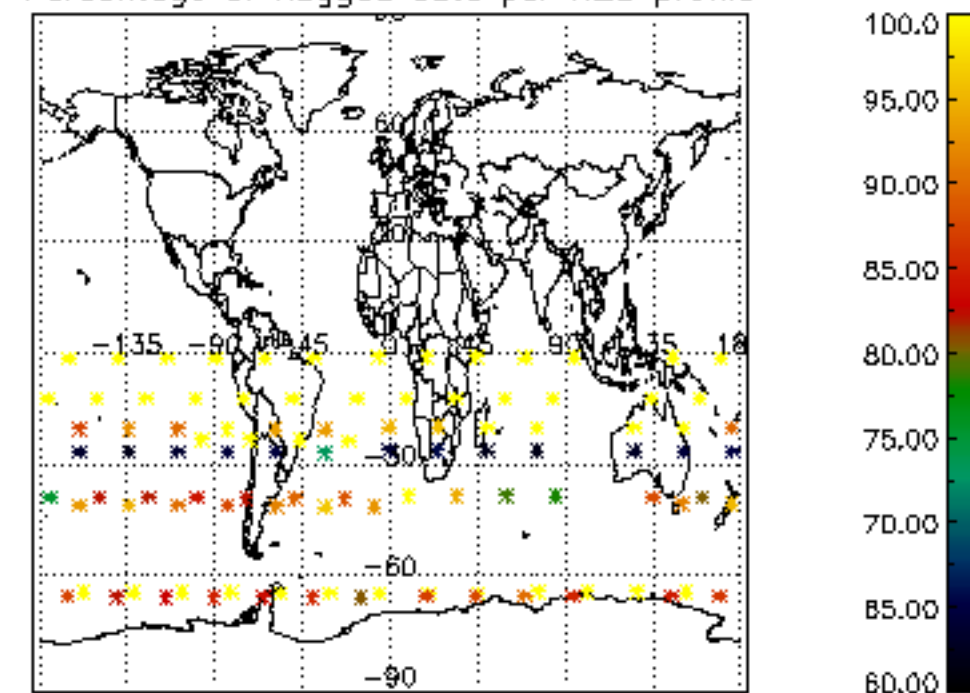
Type	Auxiliary Filename	Used since product	Used since product date
INST_PHYS_CHARACTERISTICS	GOM_INS_AXVIEC20091111_143220_20030716_120000_20500101_000000	1	15-MAY-2004 00:00:39
LEVEL-2_PROC_CONFIG	GOM_PR2_AXVIEC20091111_152718_20020301_000000_20500101_000000	1	15-MAY-2004 00:00:39
CROSS_SECTIONS_FILE	GOM_CRS_AXVIEC20091111_154832_20020301_000000_20500101_000000	1	15-MAY-2004 00:00:39



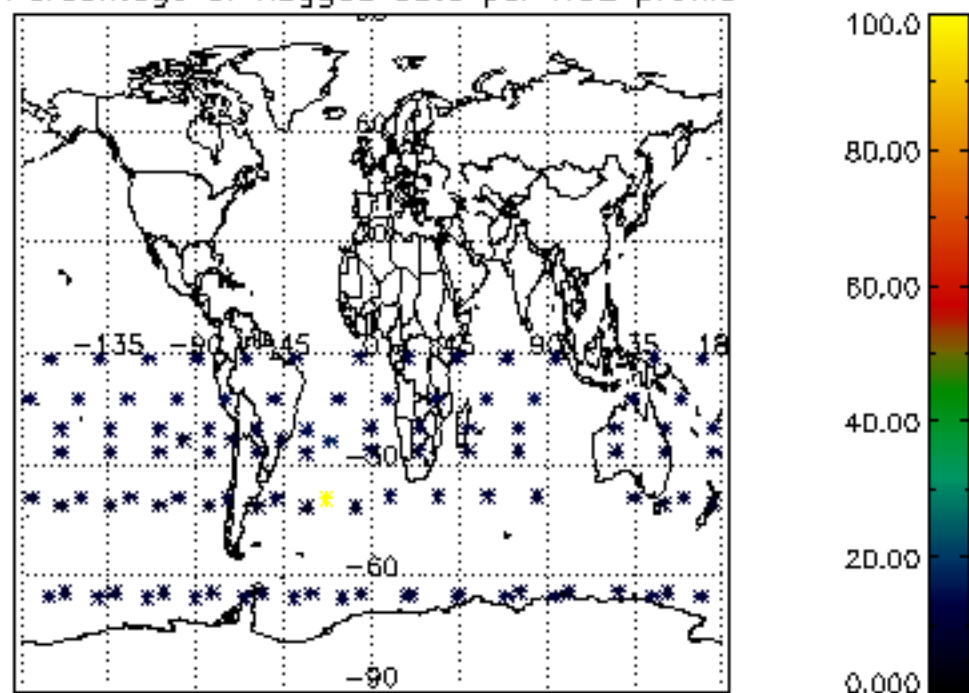
Percentage of flagged data per D3 profile



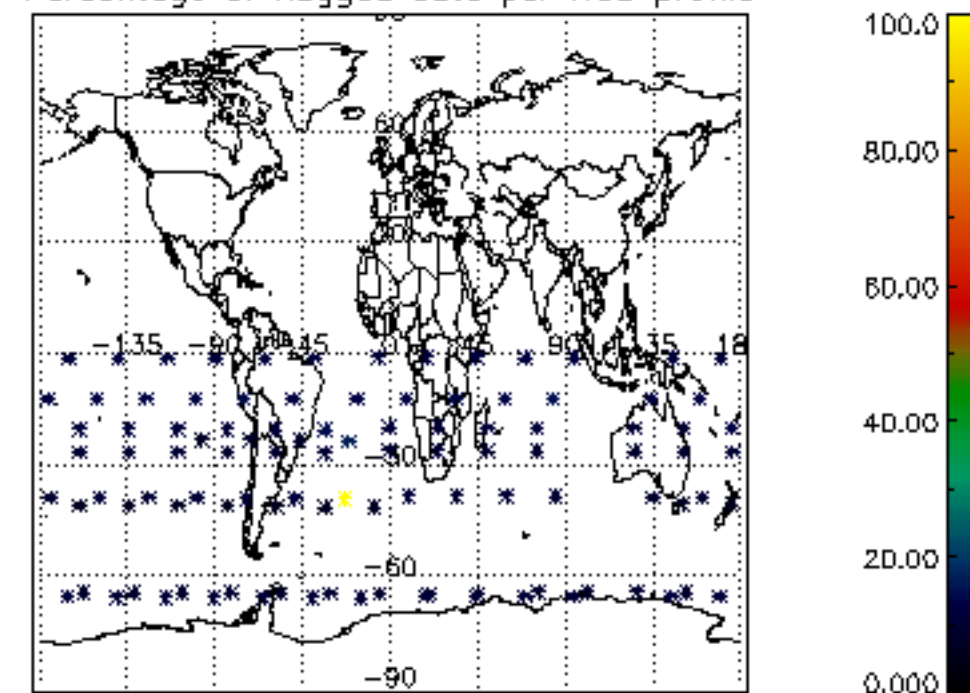
Percentage of flagged data per H2O profile

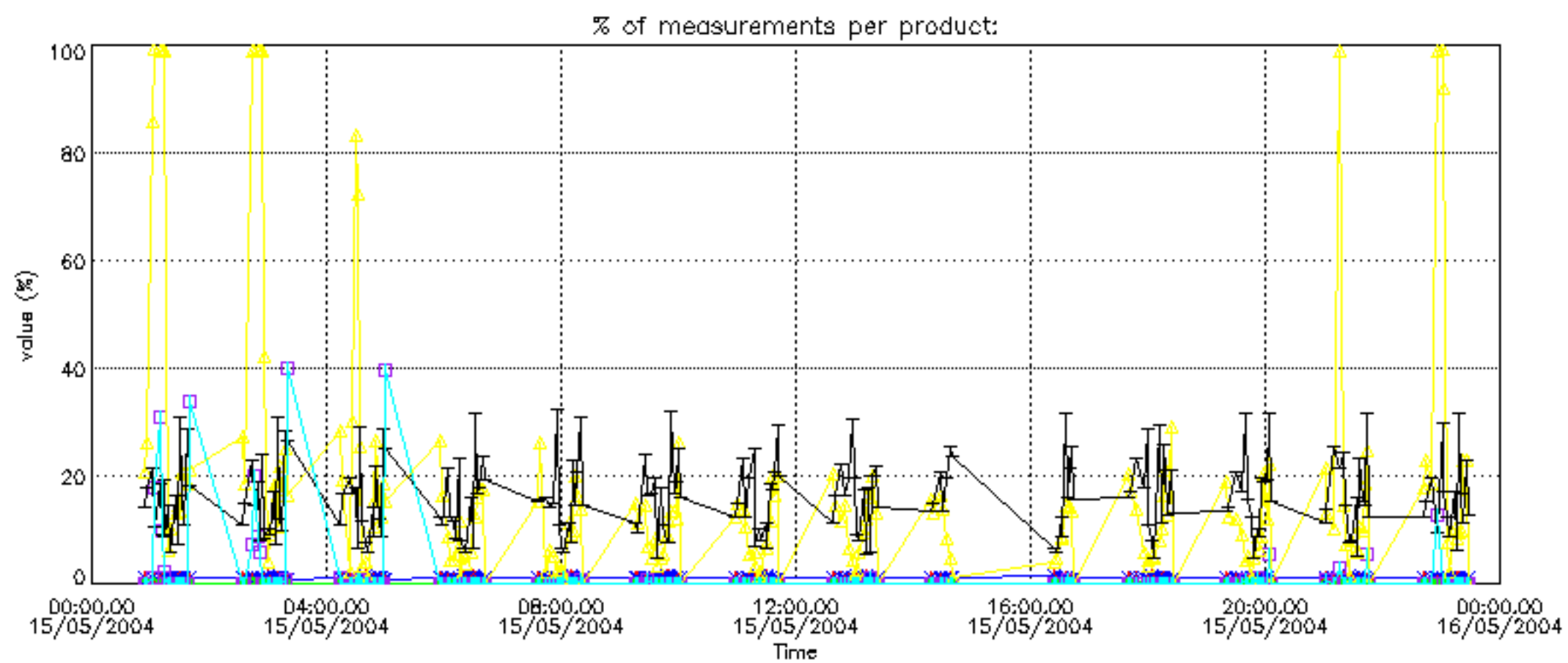


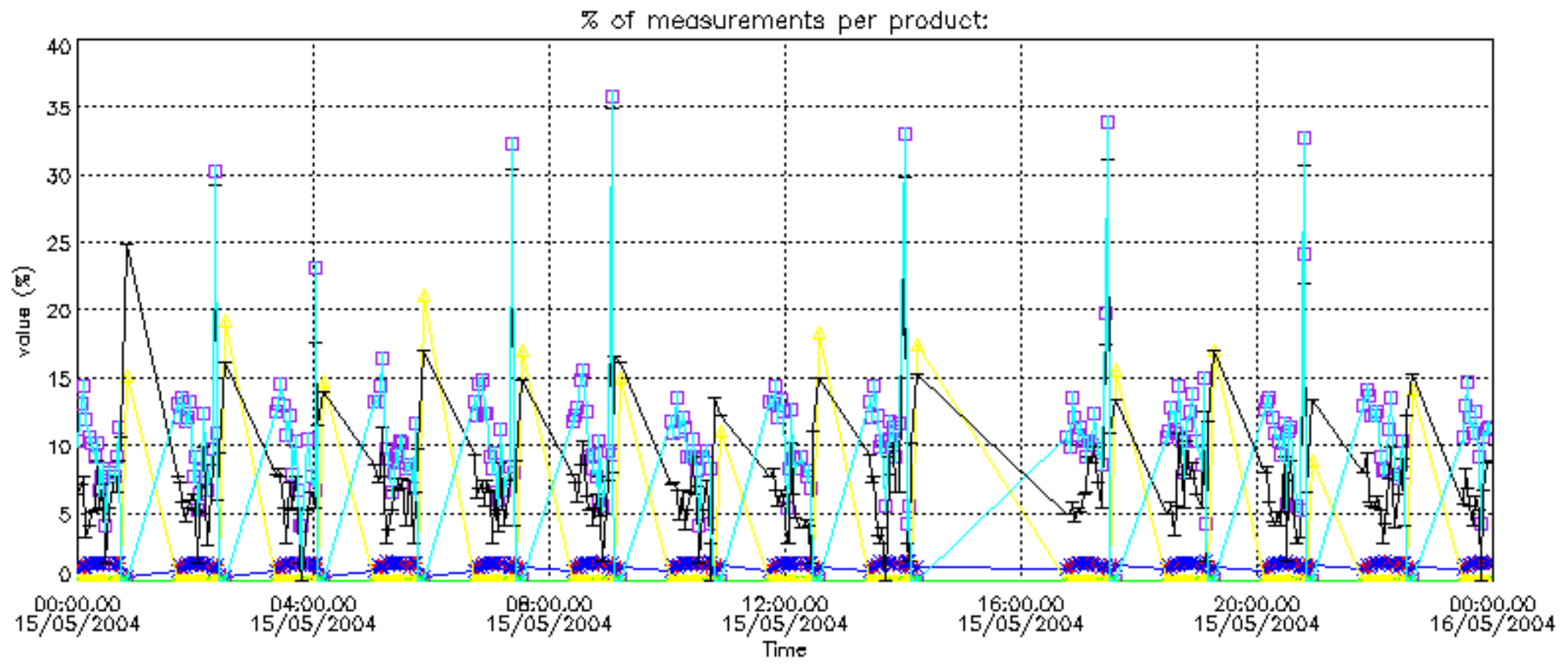
Percentage of flagged data per NO2 profile



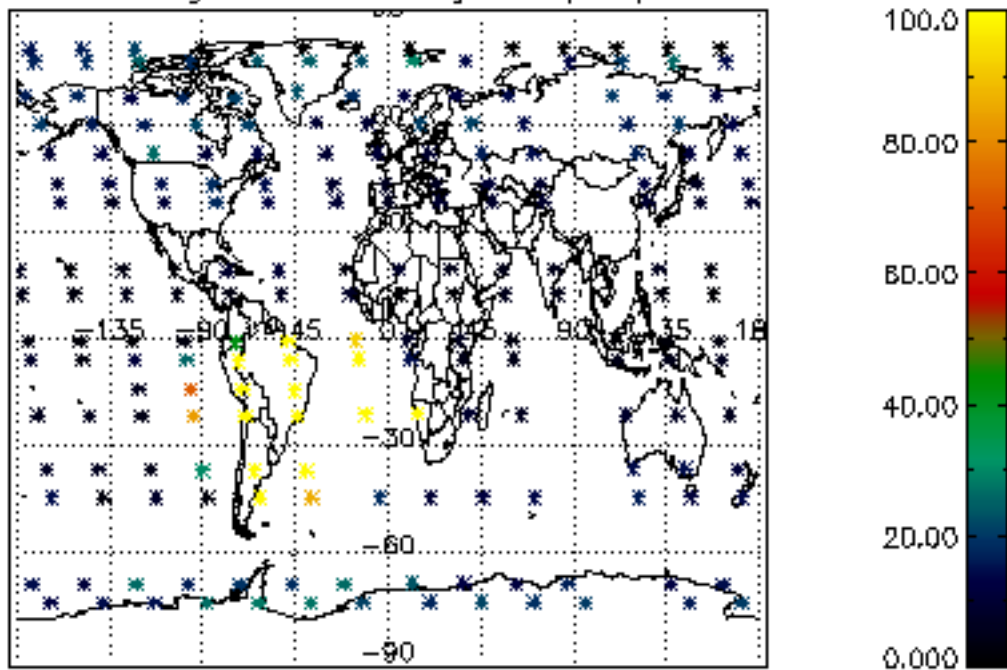
Percentage of flagged data per NO3 profile



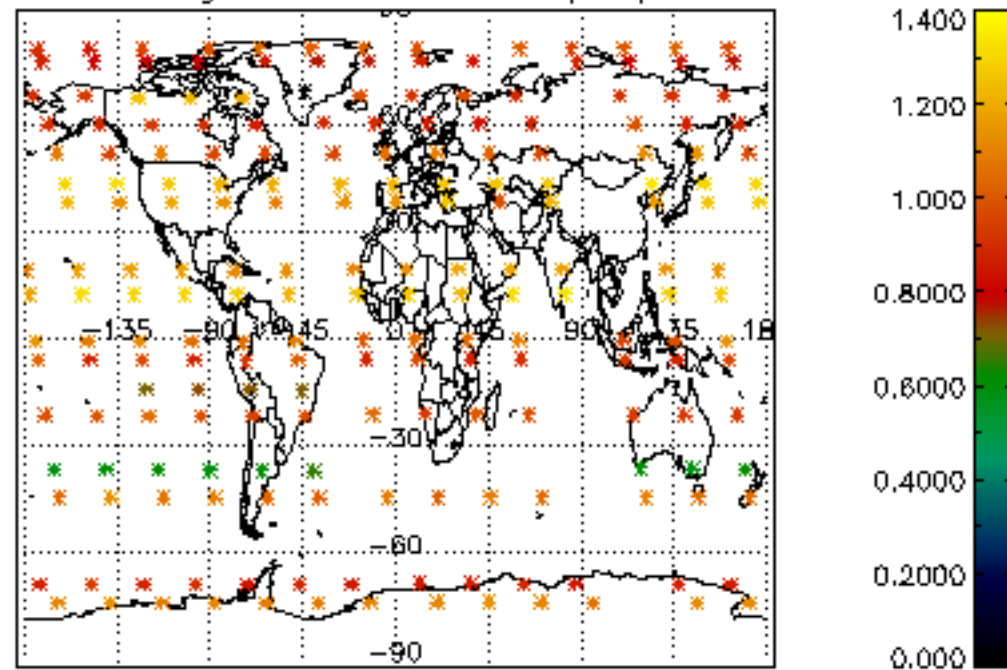




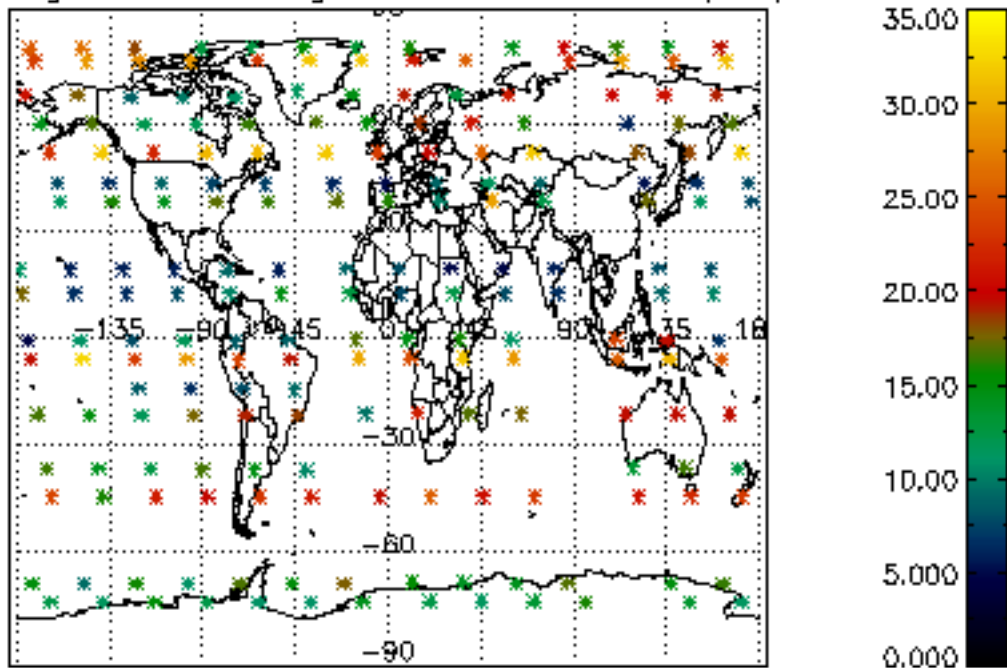
Percentage of cosmic ray hits per profile



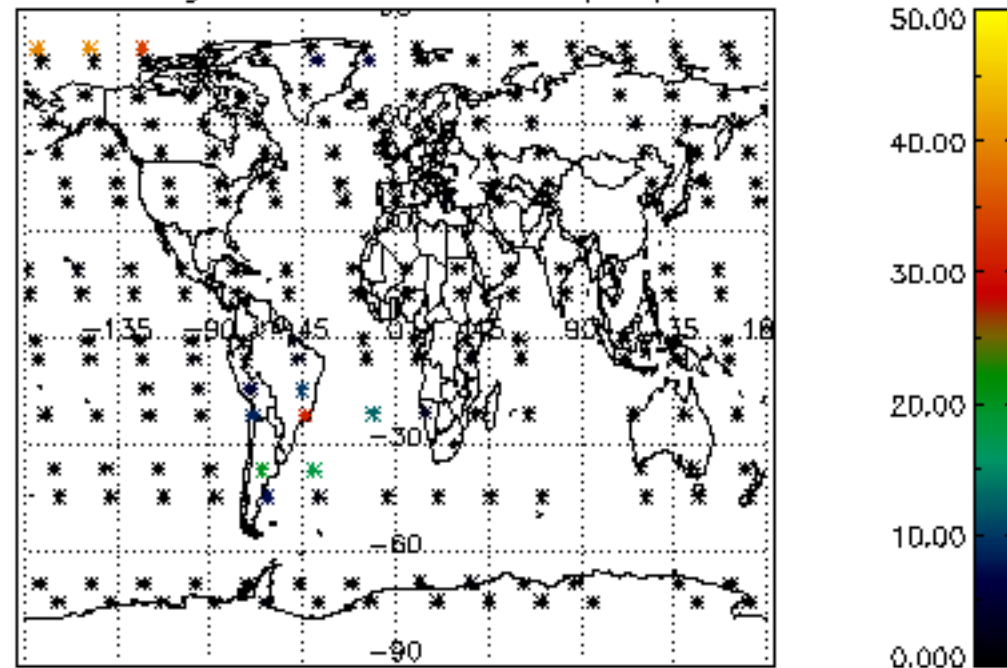
Percentage of datation errors per profile



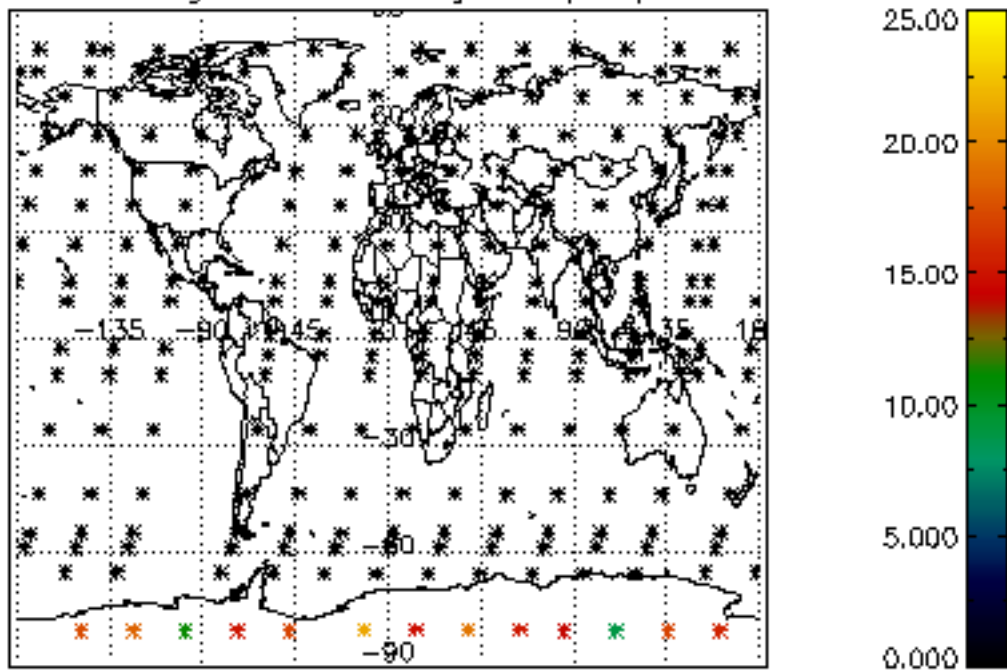
Percentage of star falling outside central band per profile



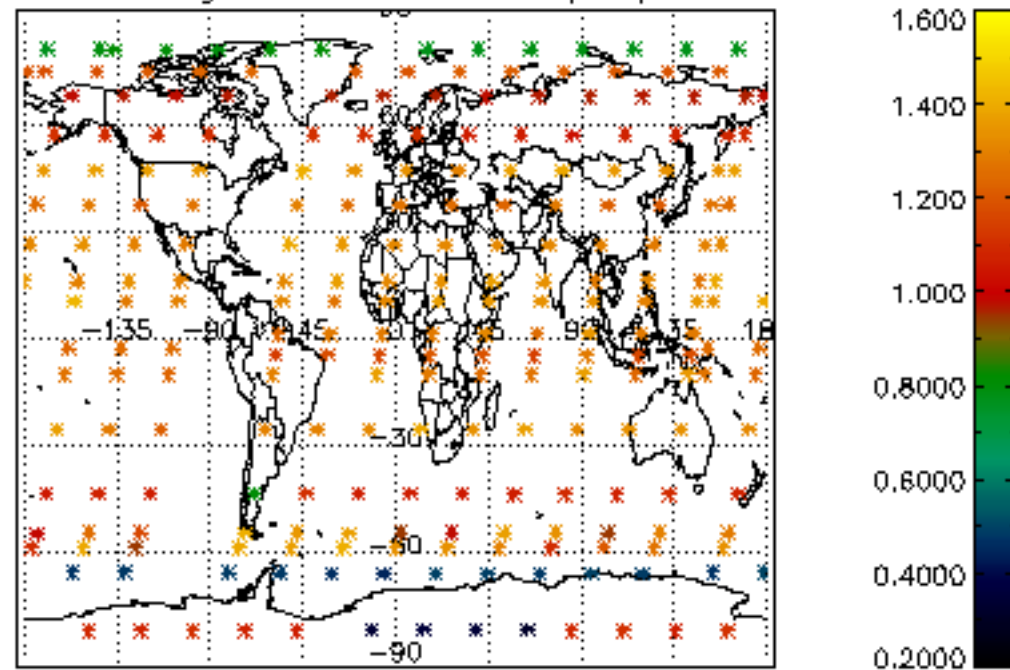
Percentage of saturation errors per profile



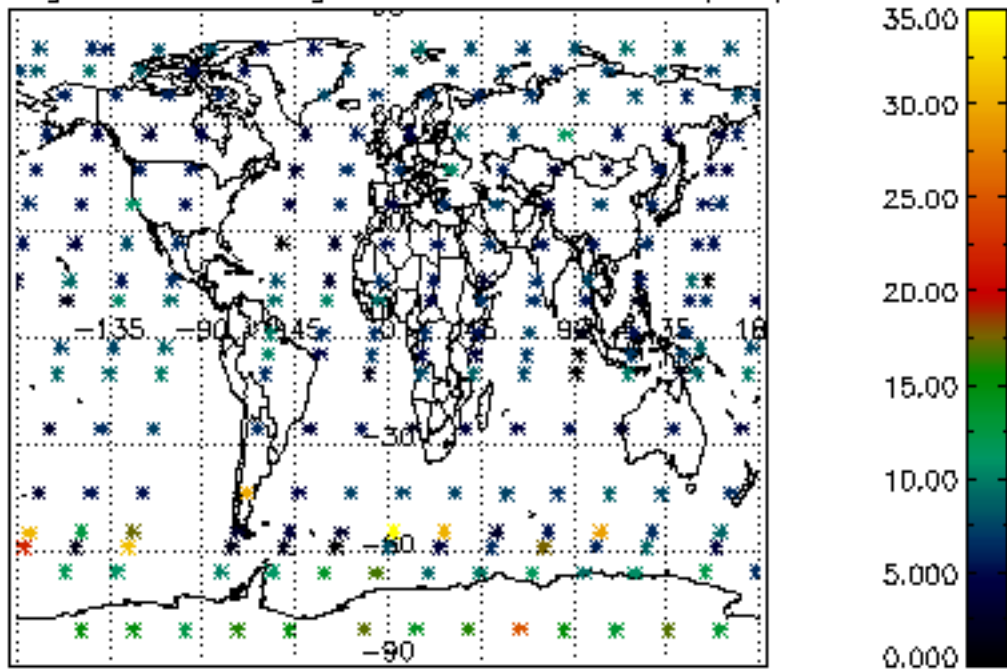
Percentage of cosmic ray hits per profile



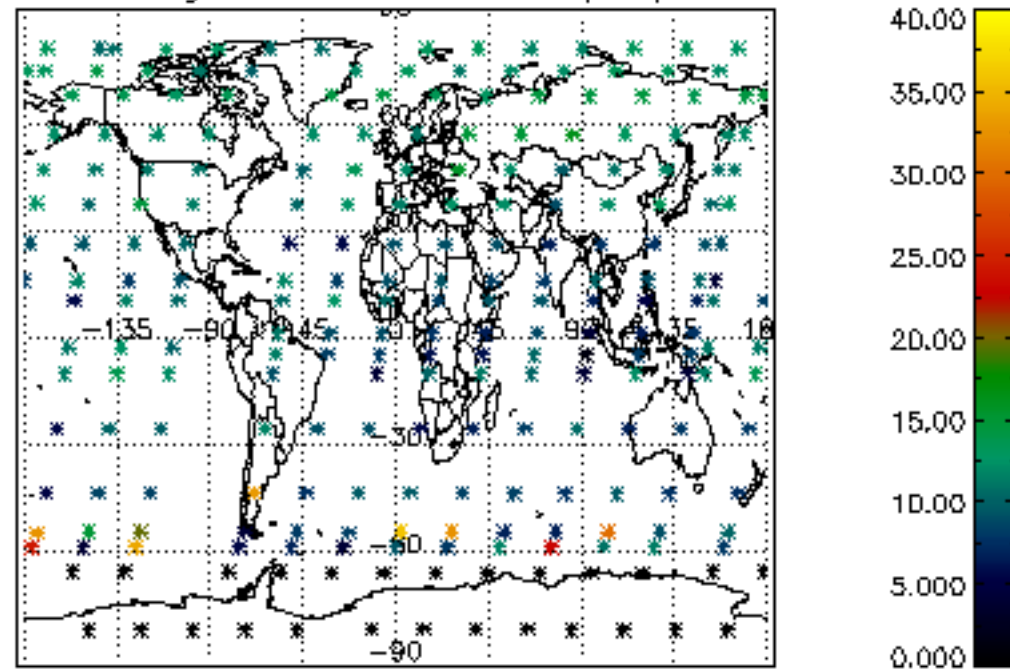
Percentage of datation errors per profile

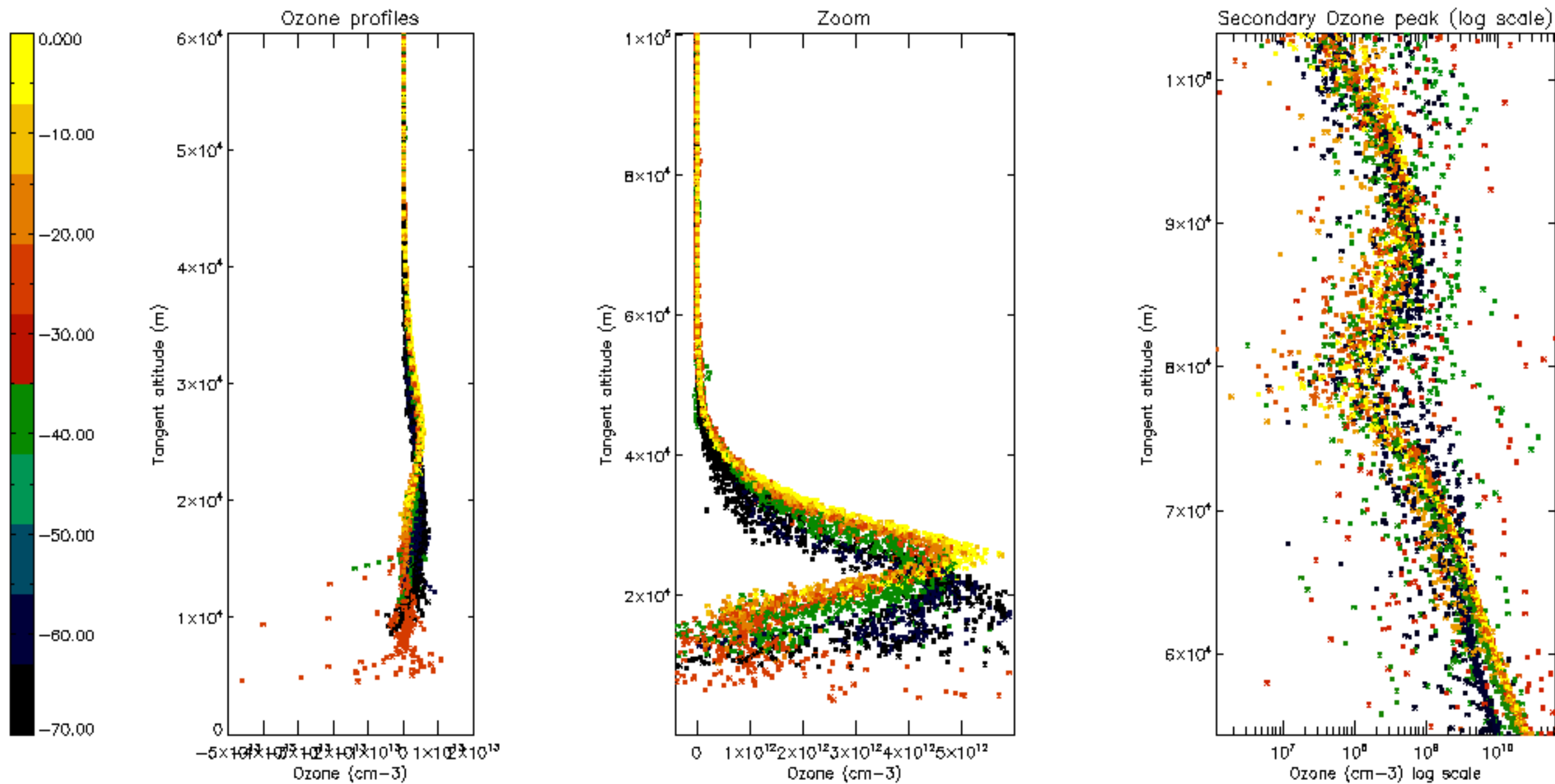


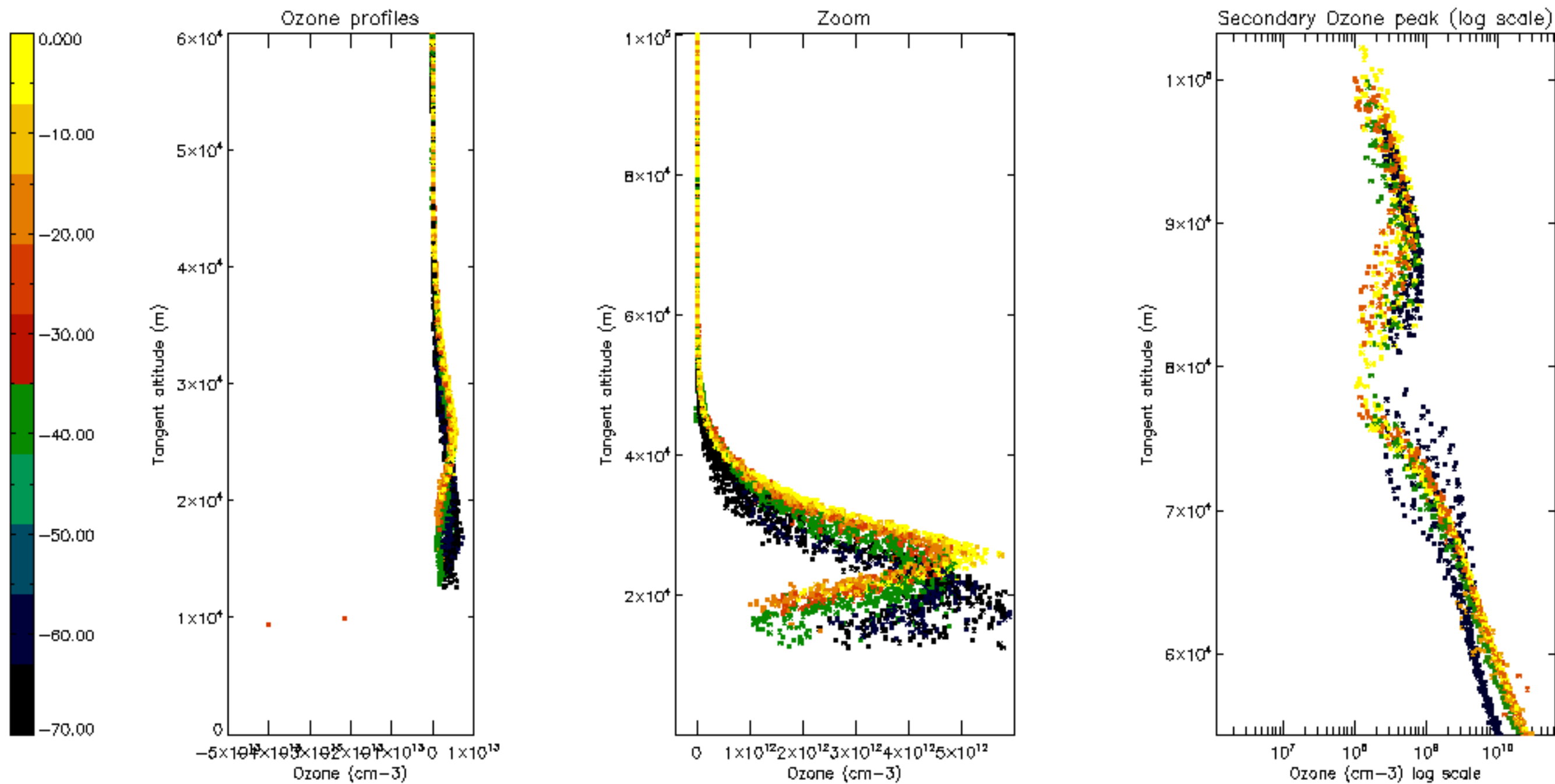
Percentage of star falling outside central band per profile

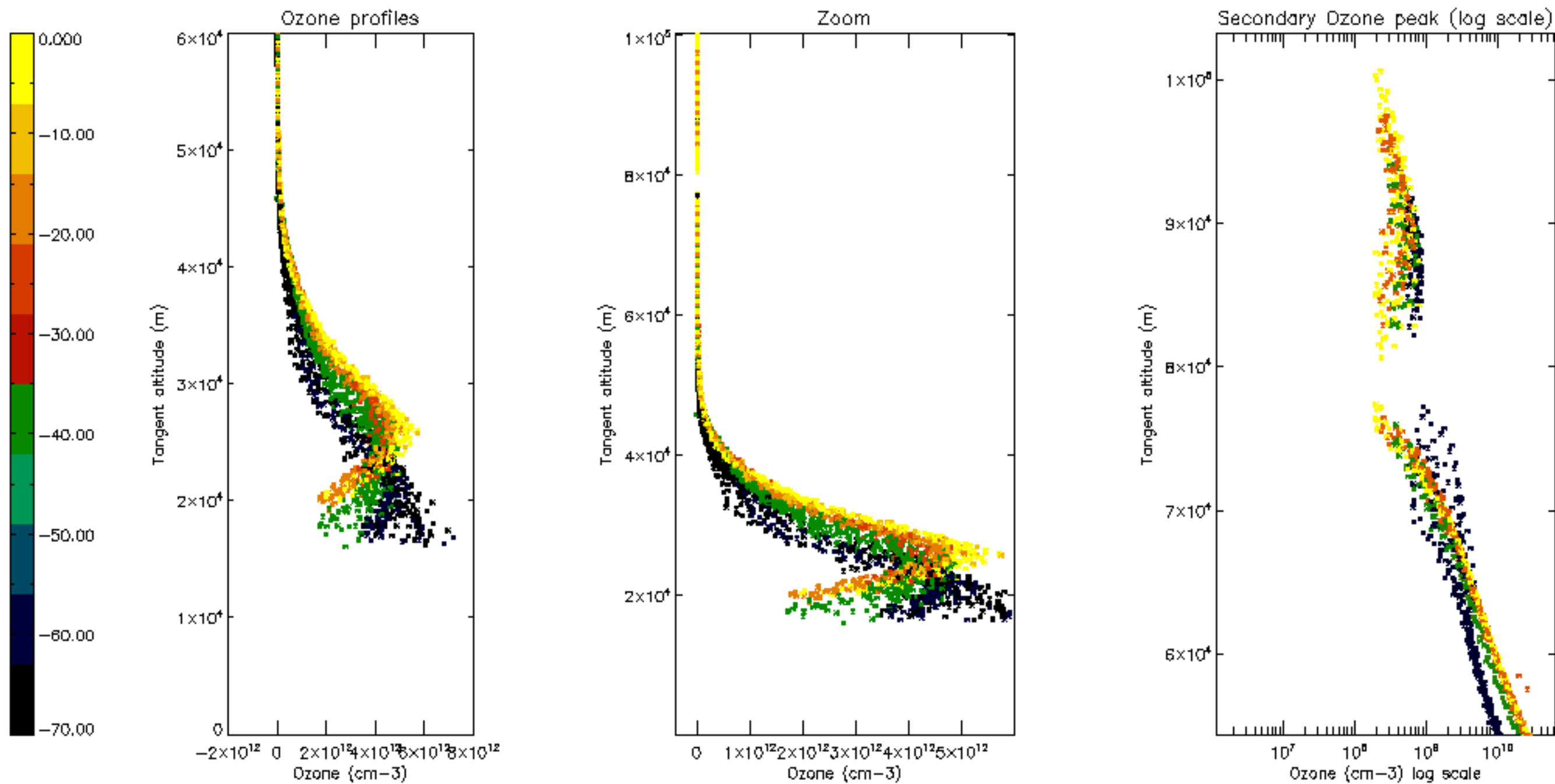


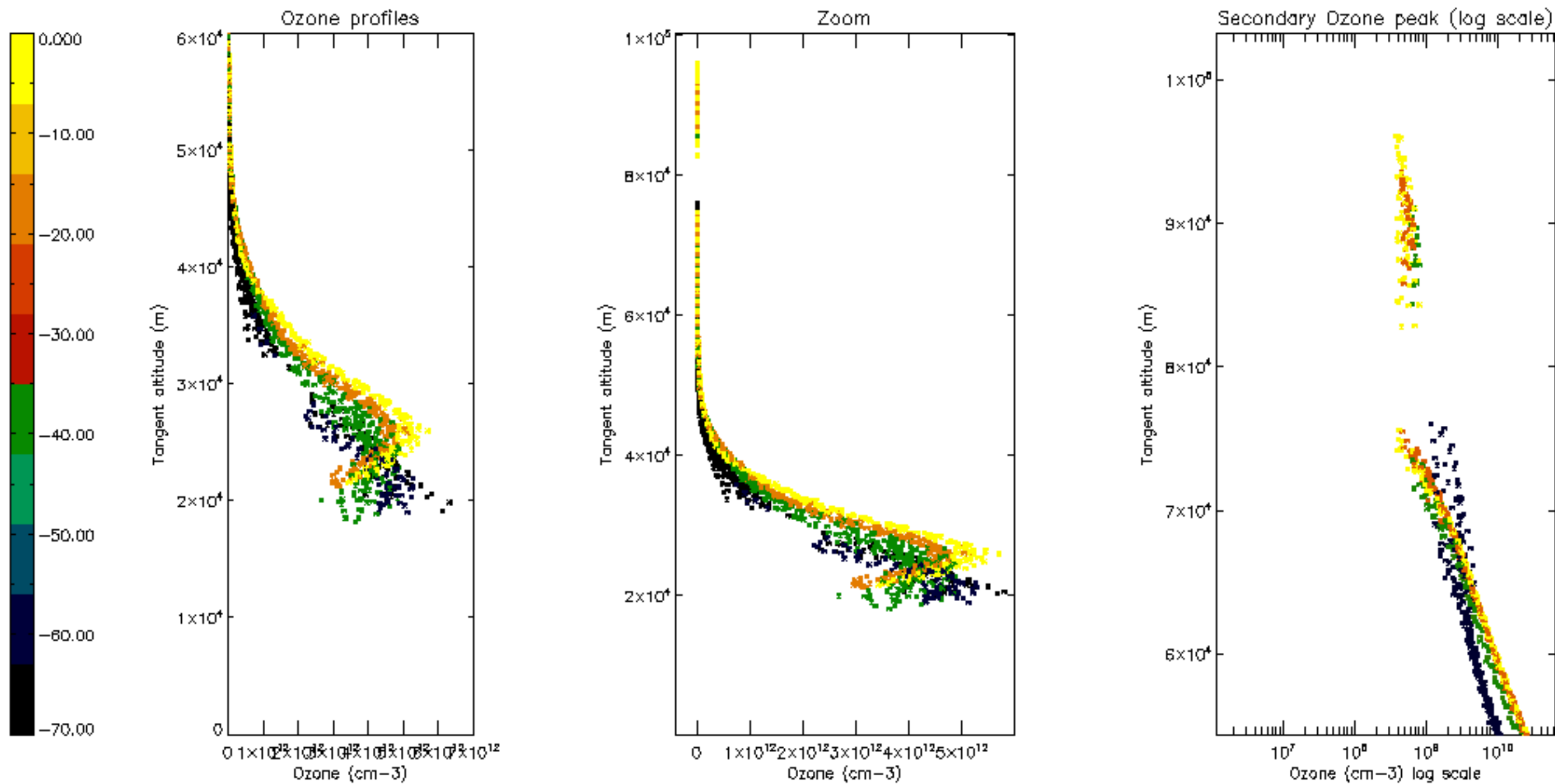
Percentage of saturation errors per profile

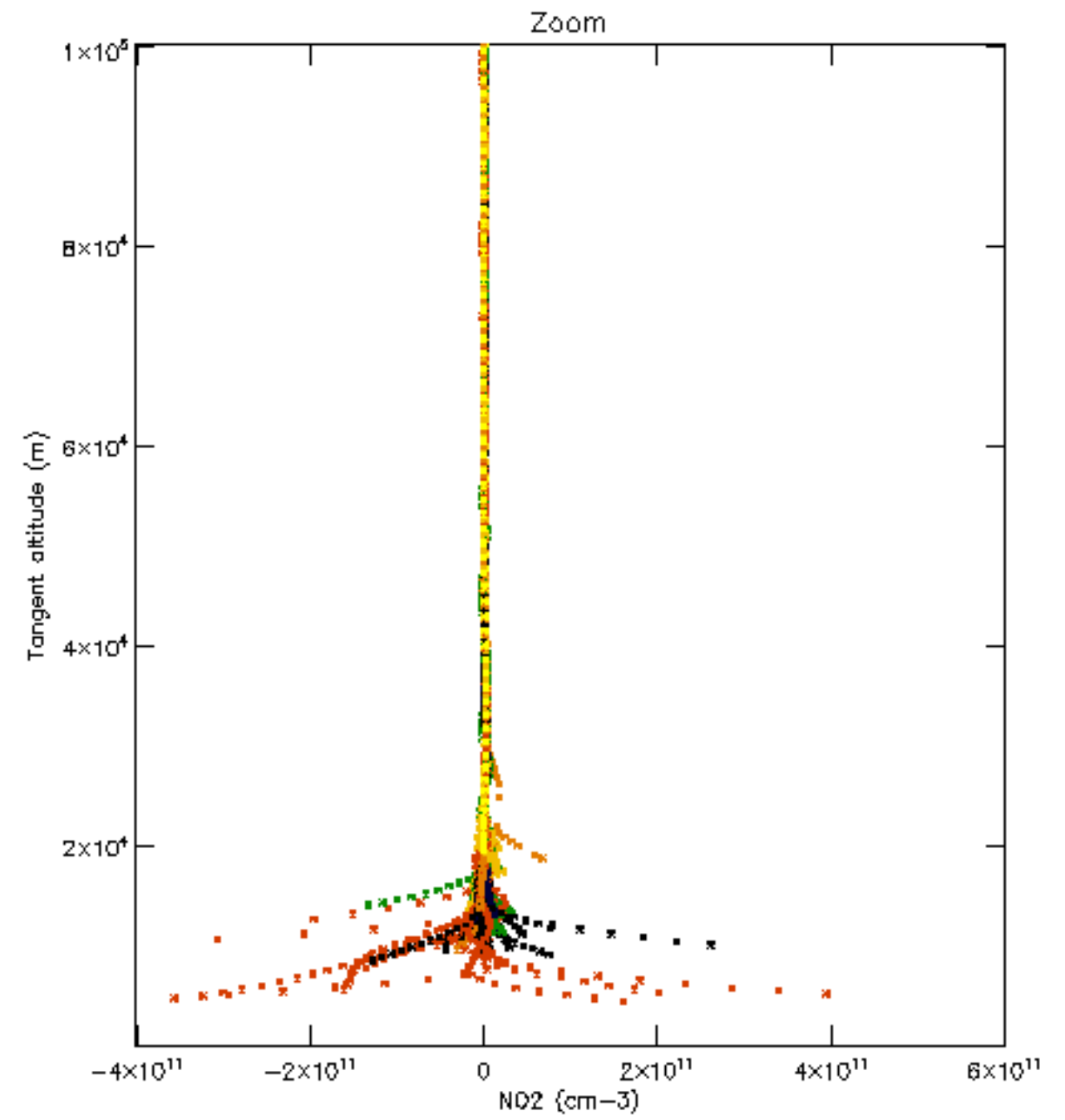
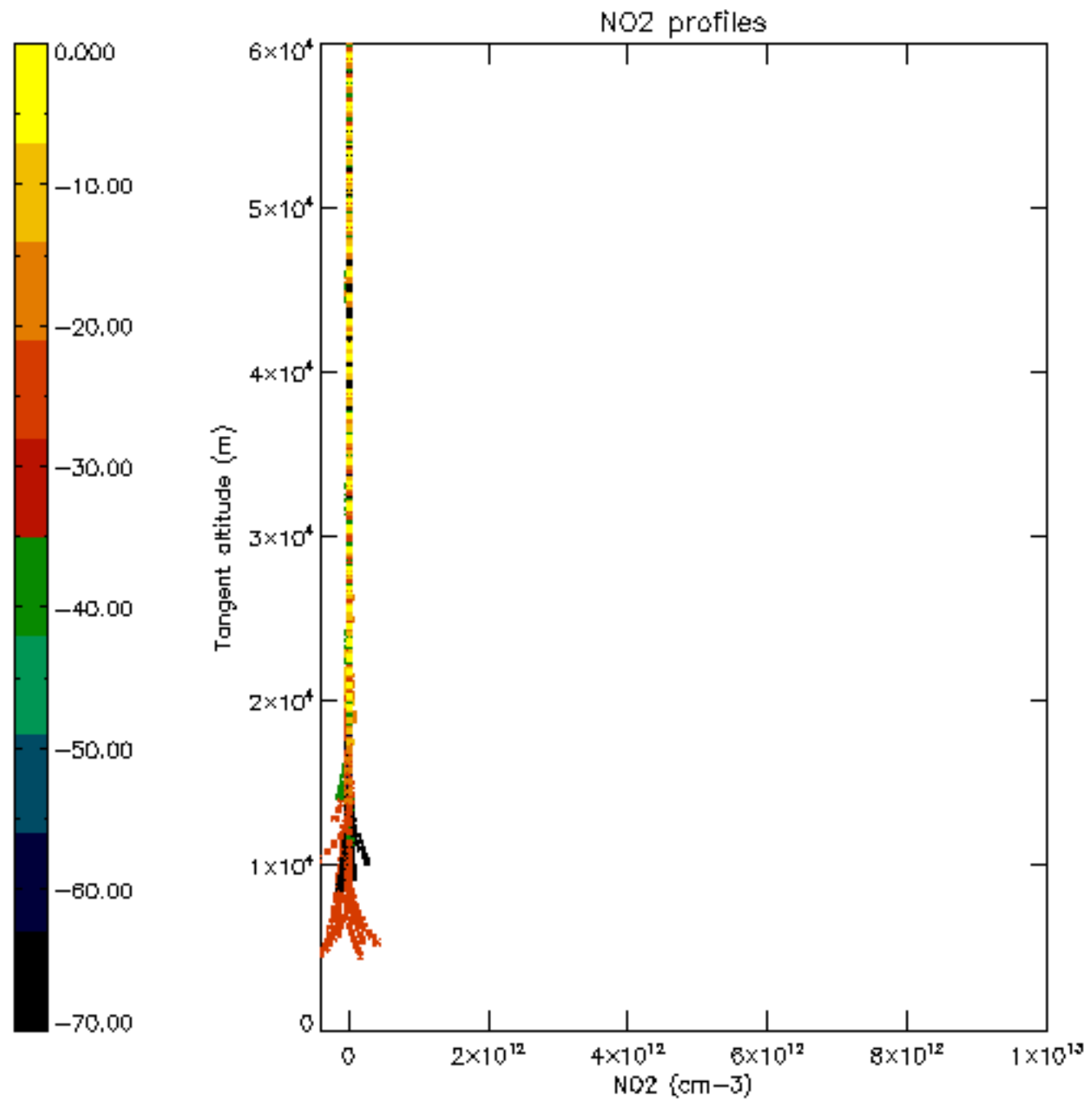


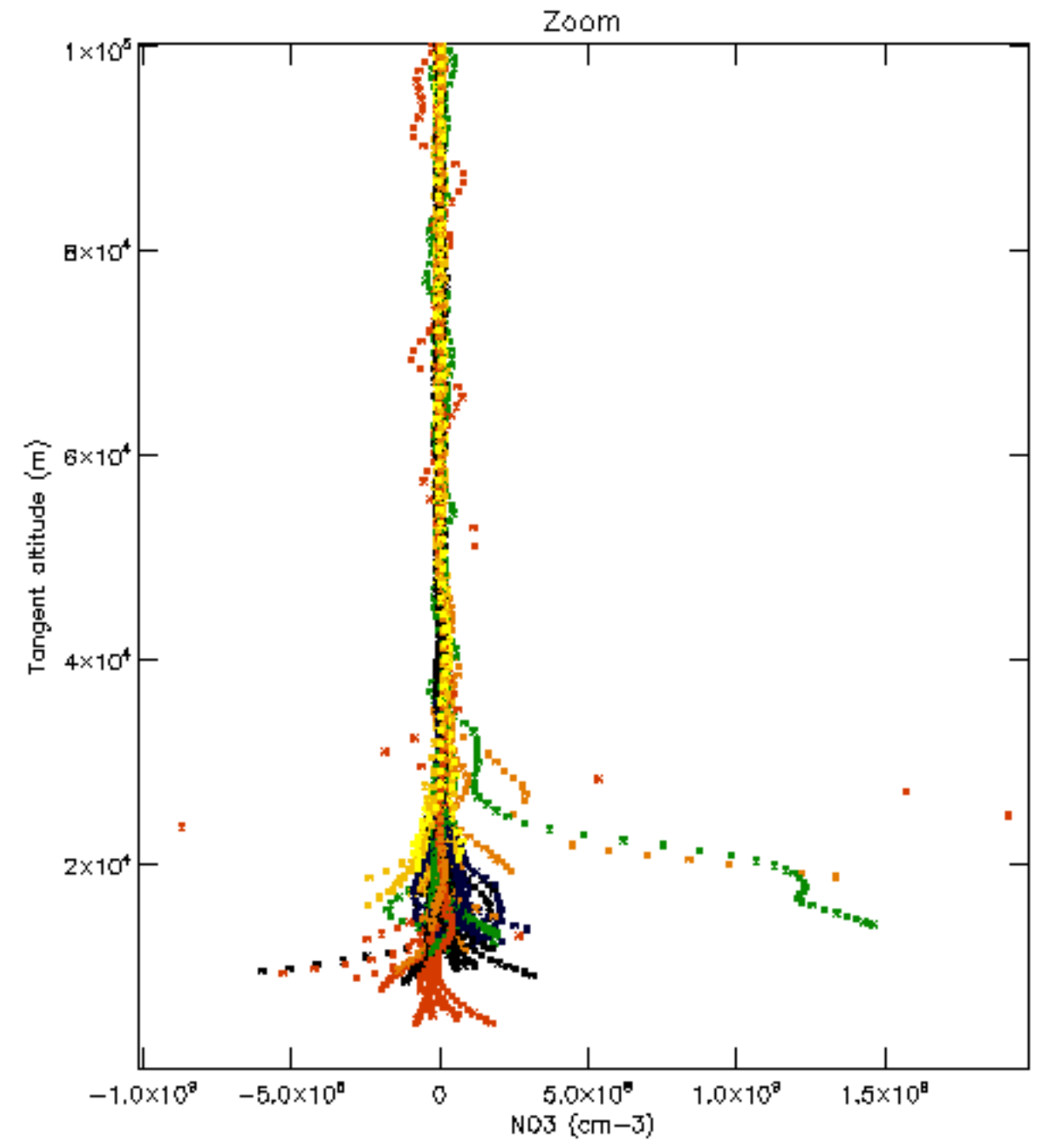
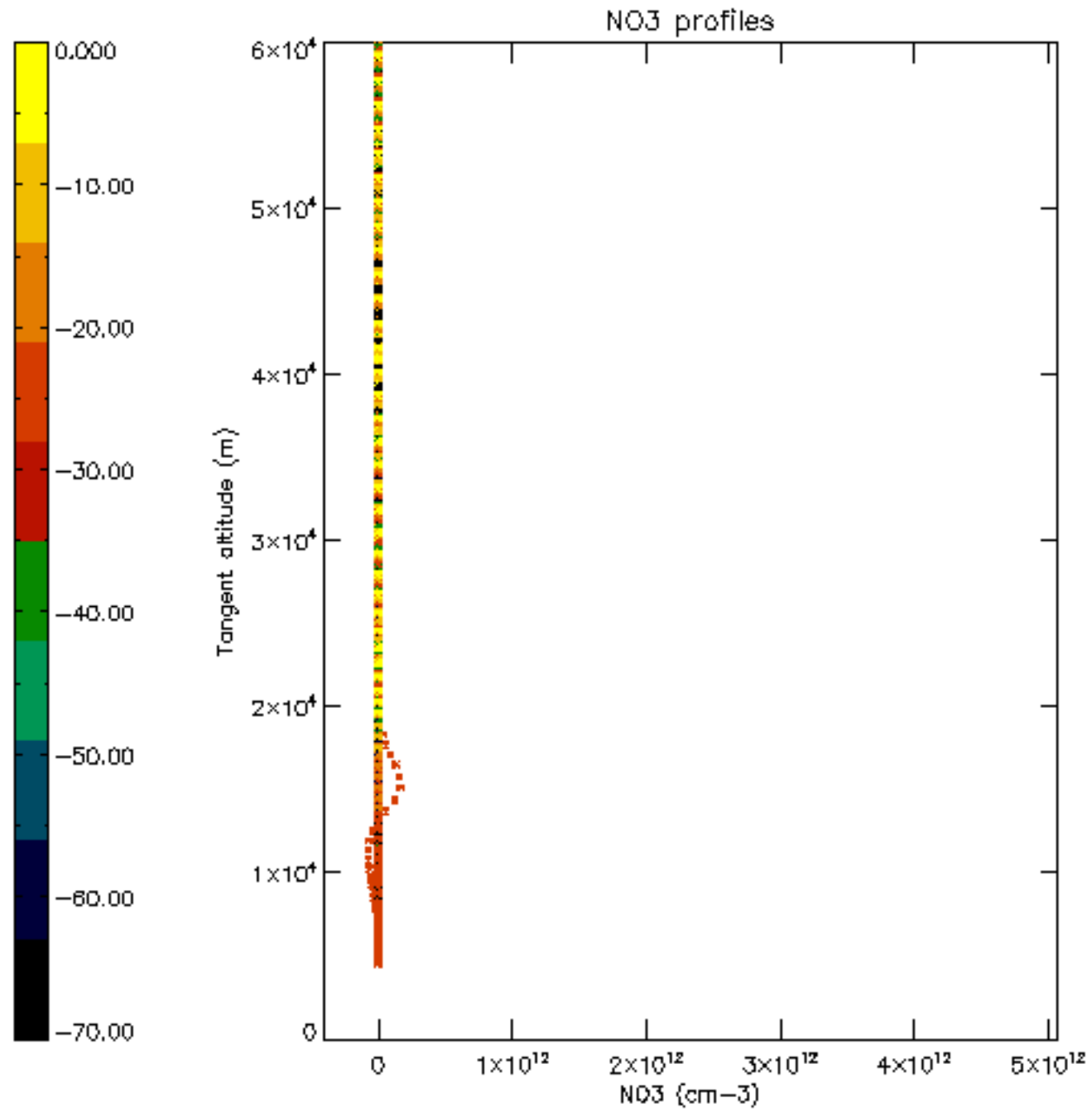


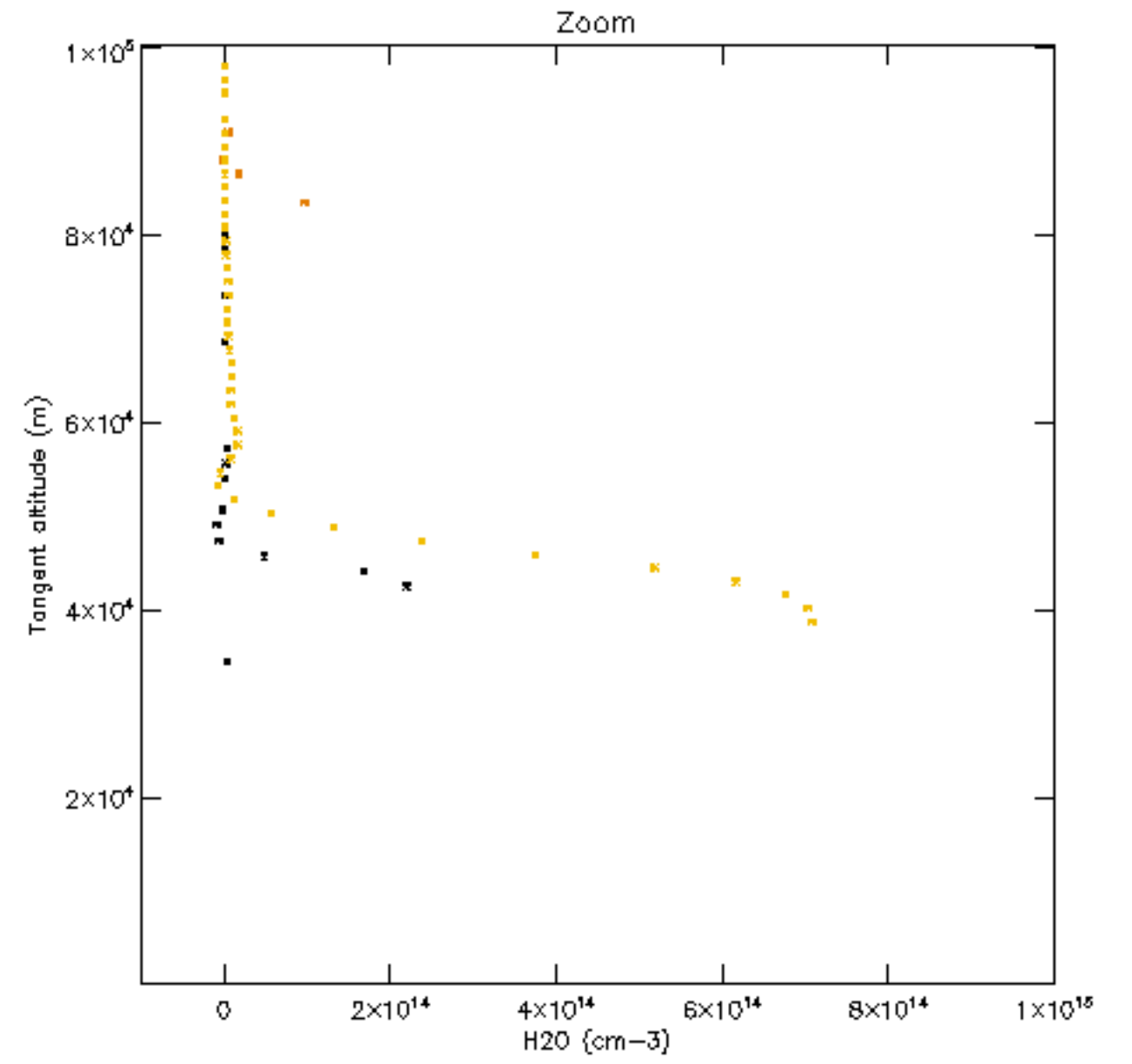
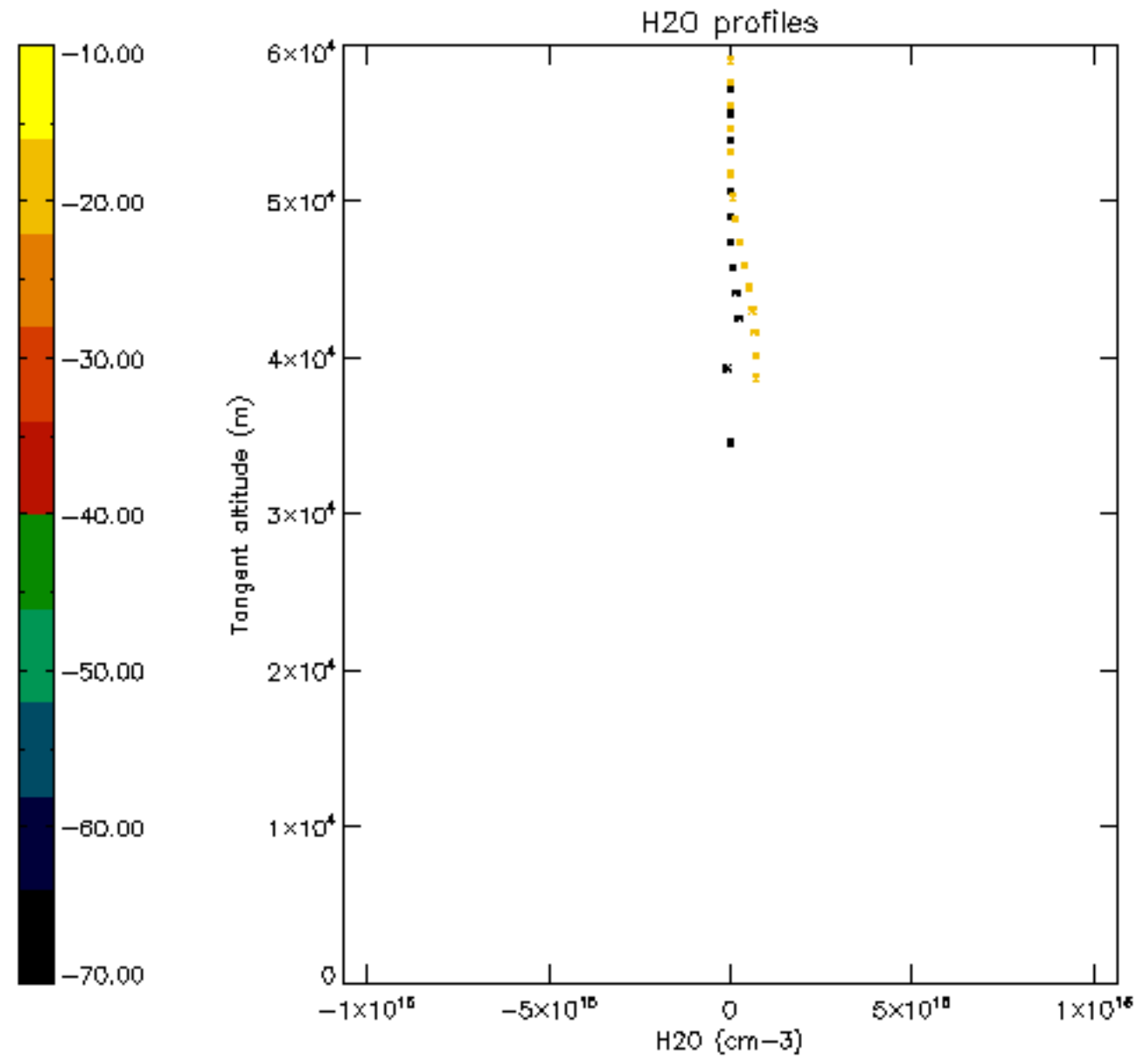


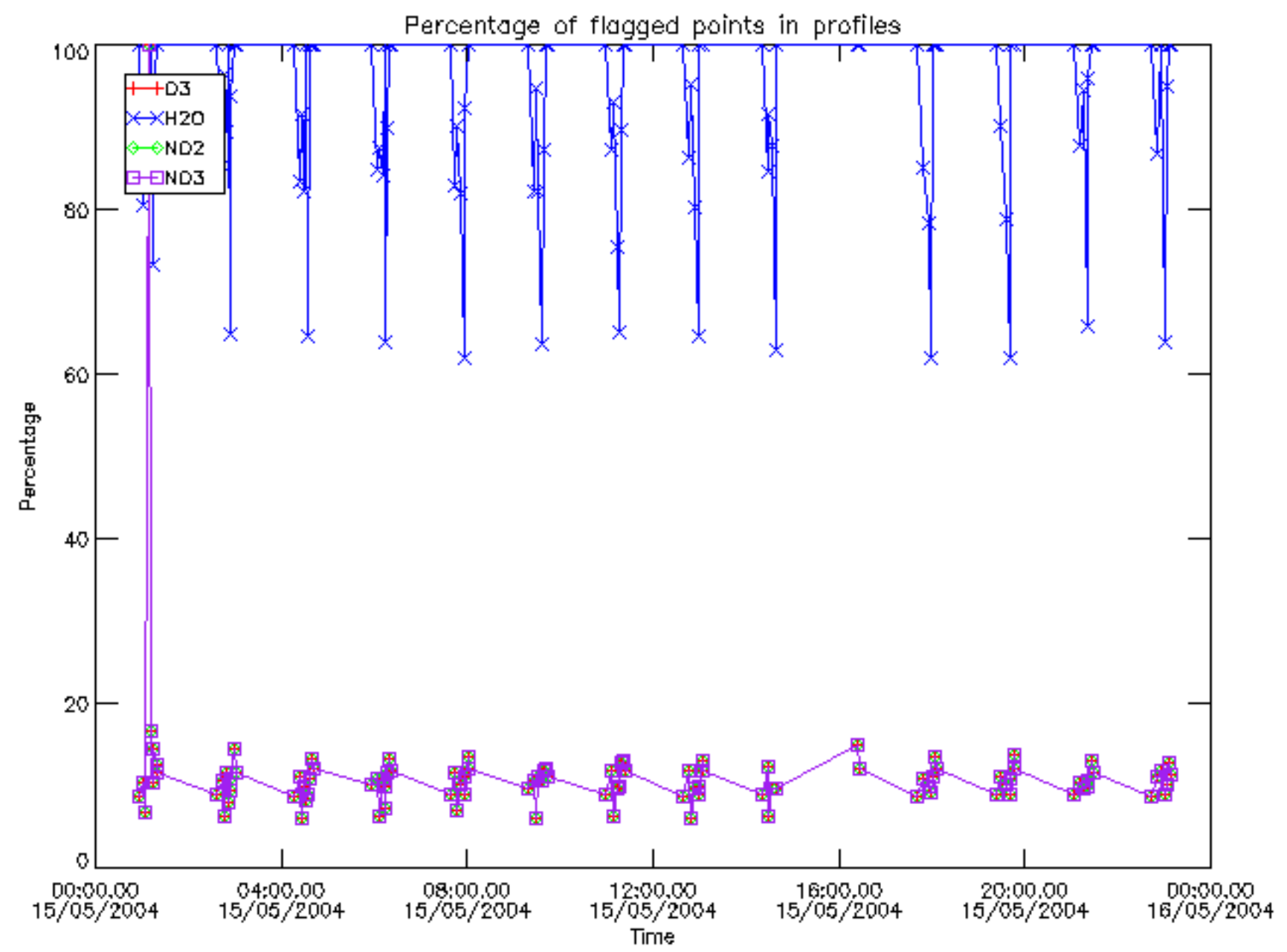




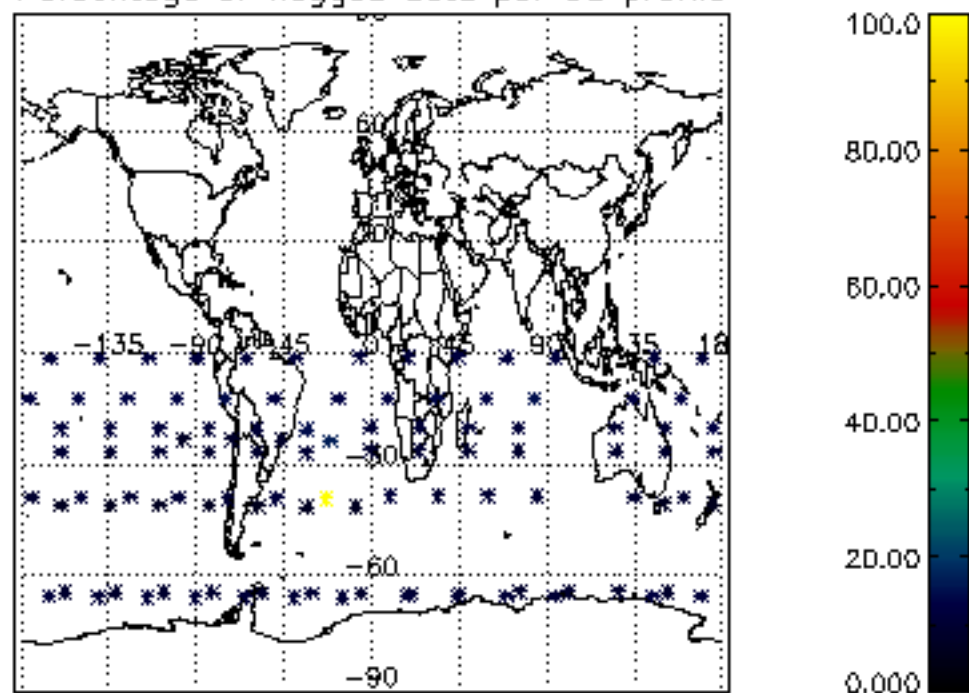




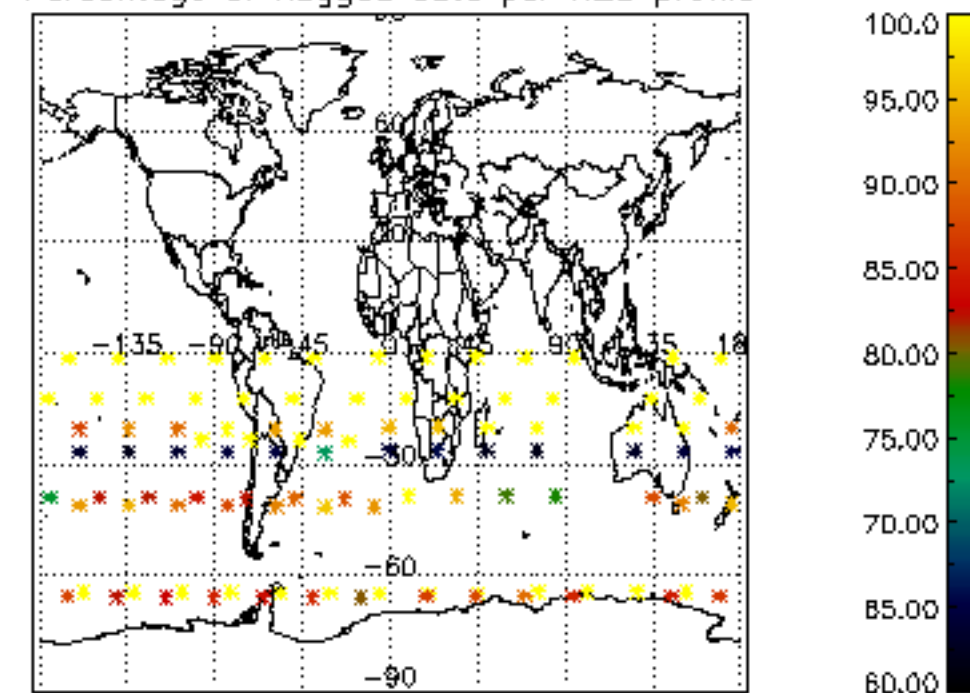




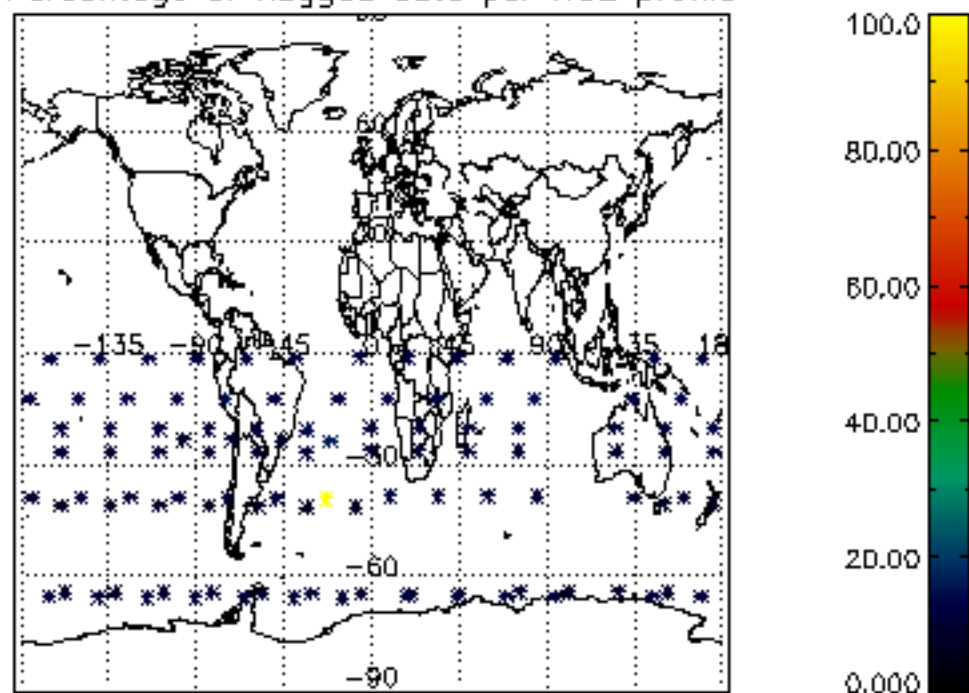
Percentage of flagged data per D3 profile



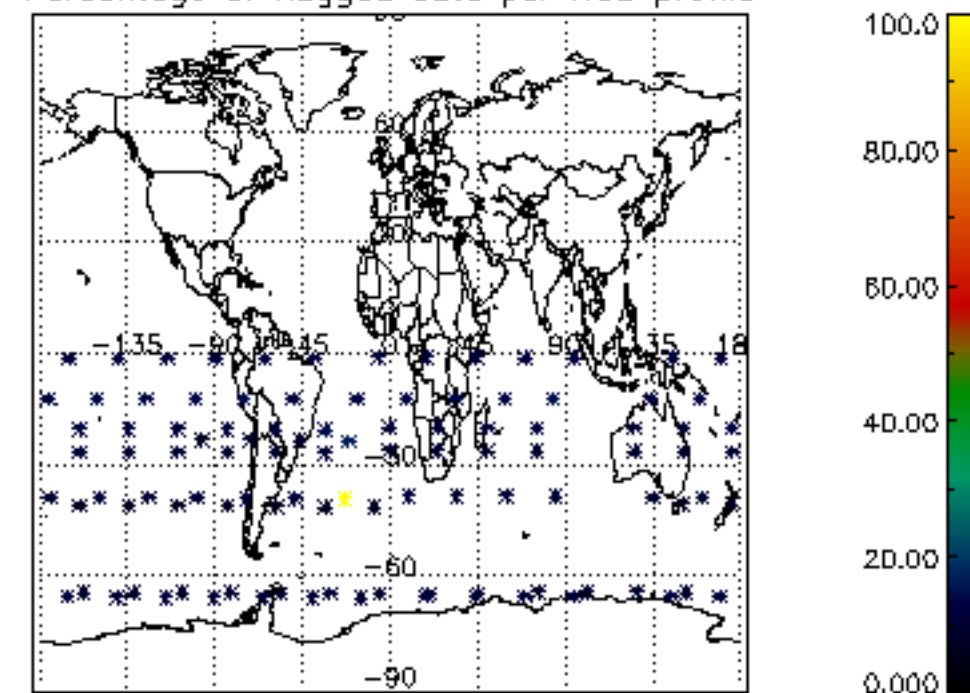
Percentage of flagged data per H2O profile

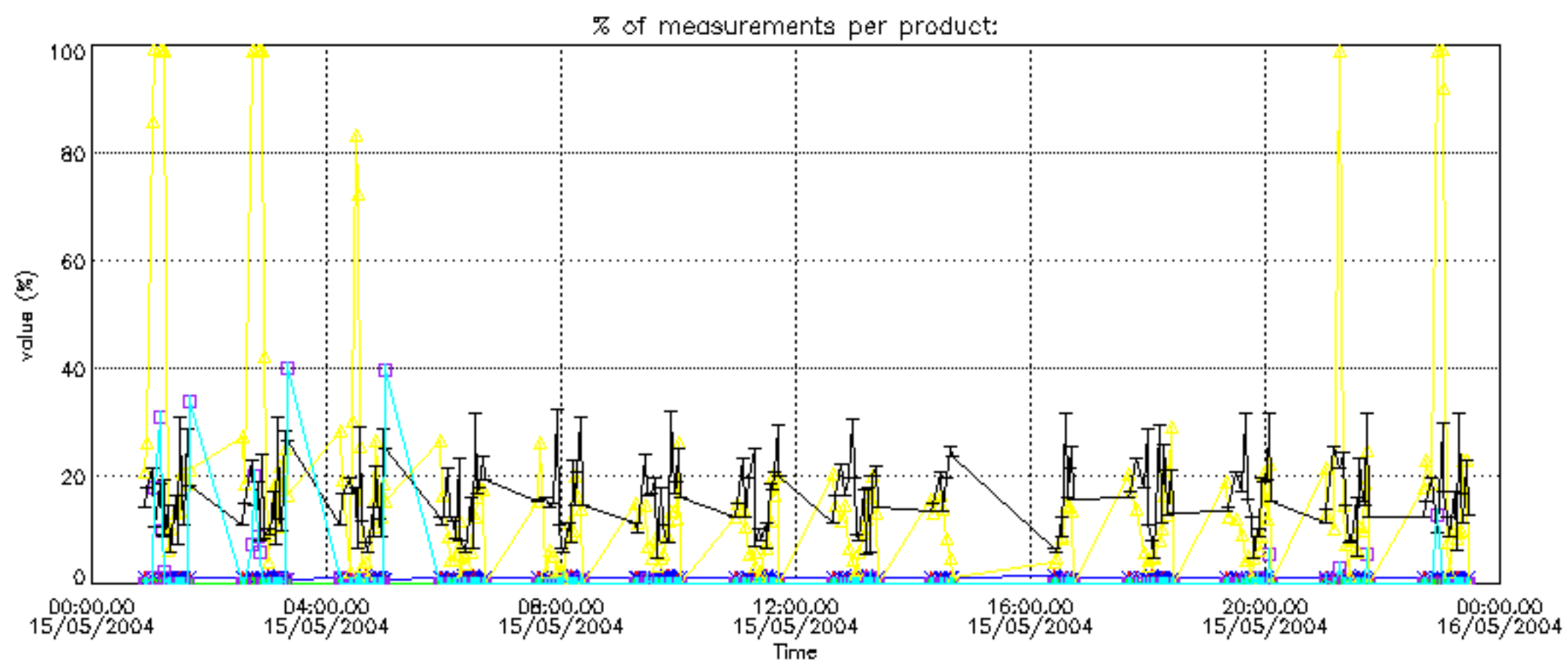
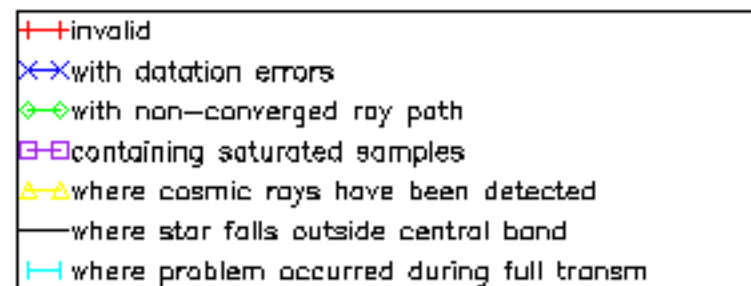


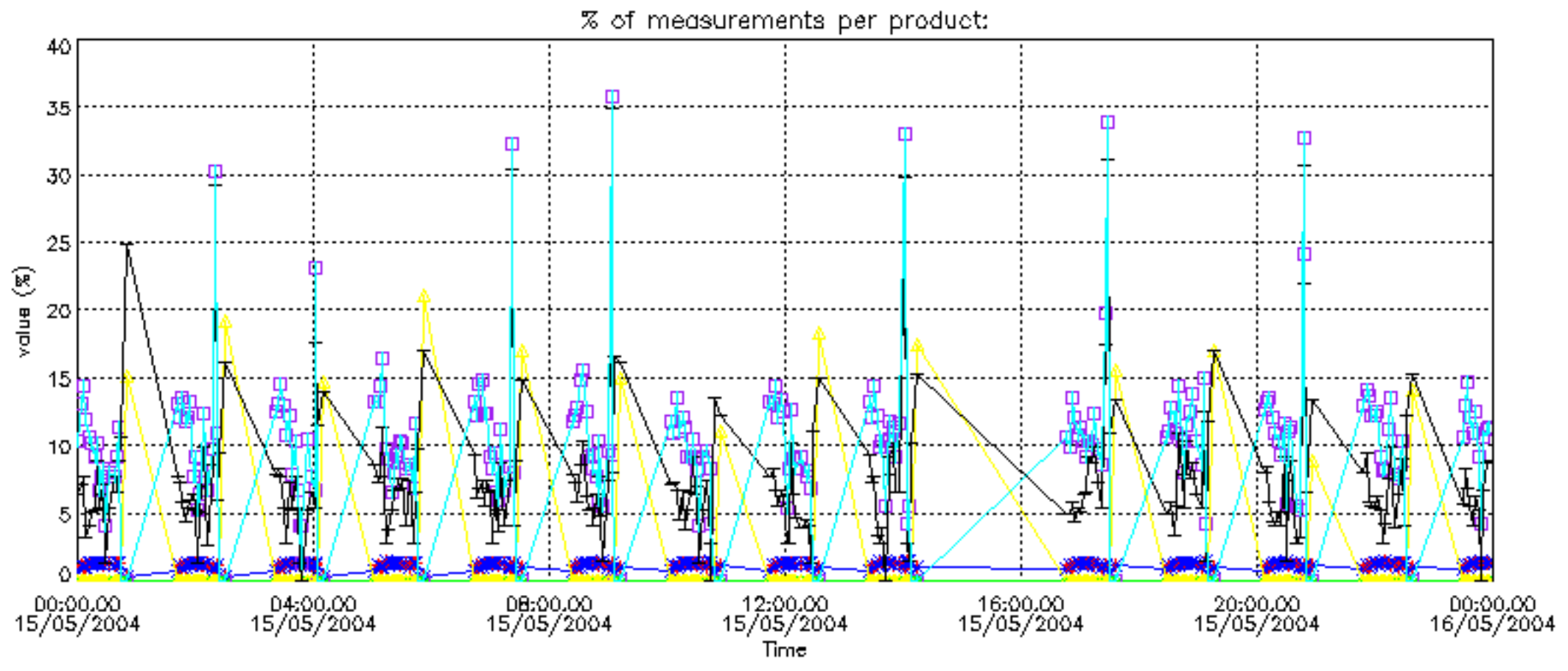
Percentage of flagged data per NO2 profile



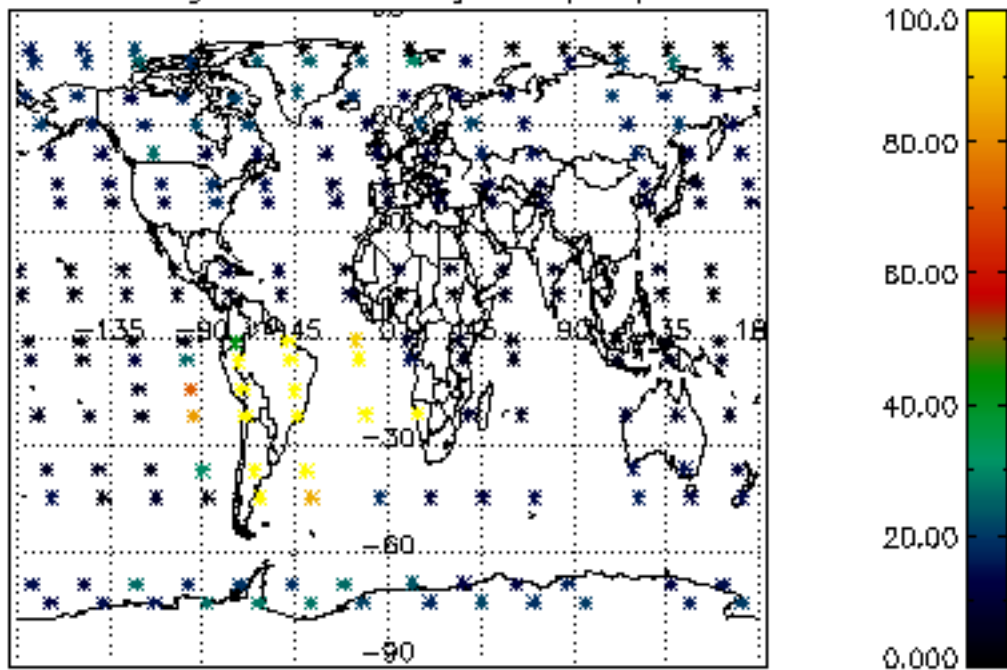
Percentage of flagged data per NO3 profile



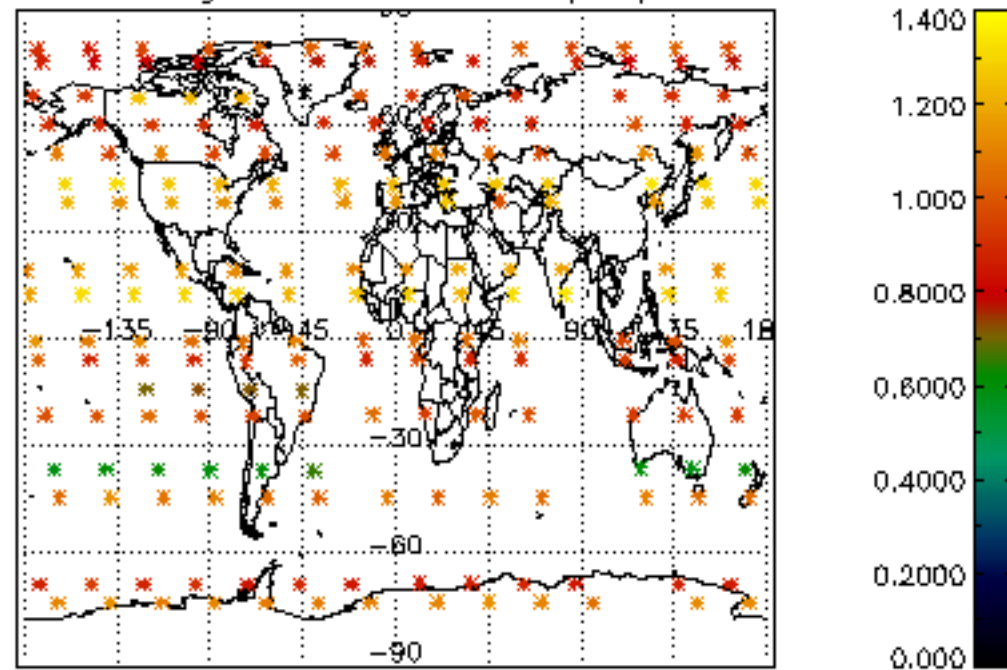




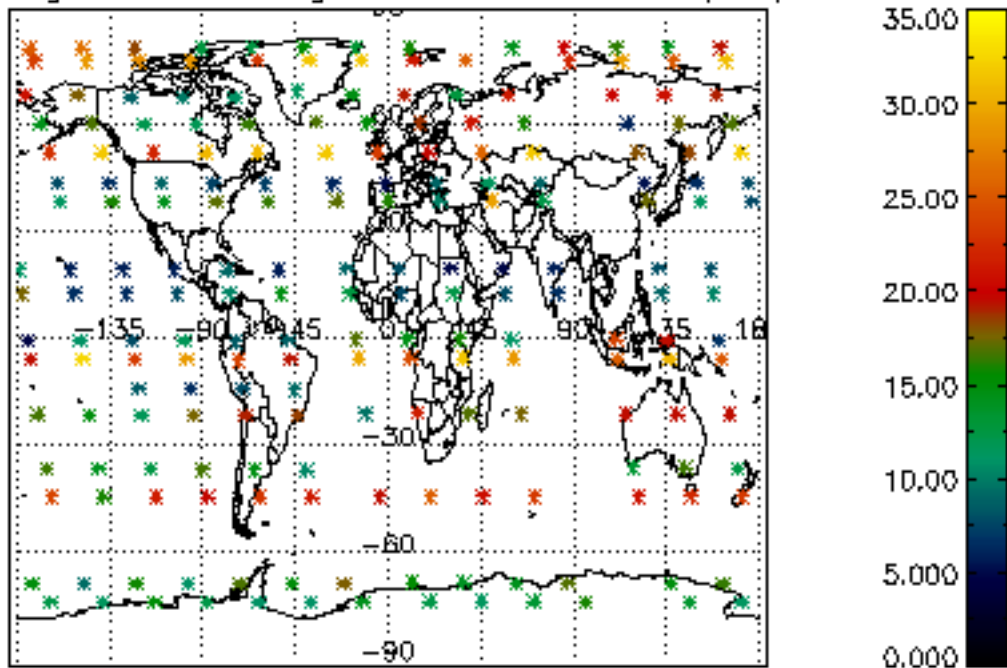
Percentage of cosmic ray hits per profile



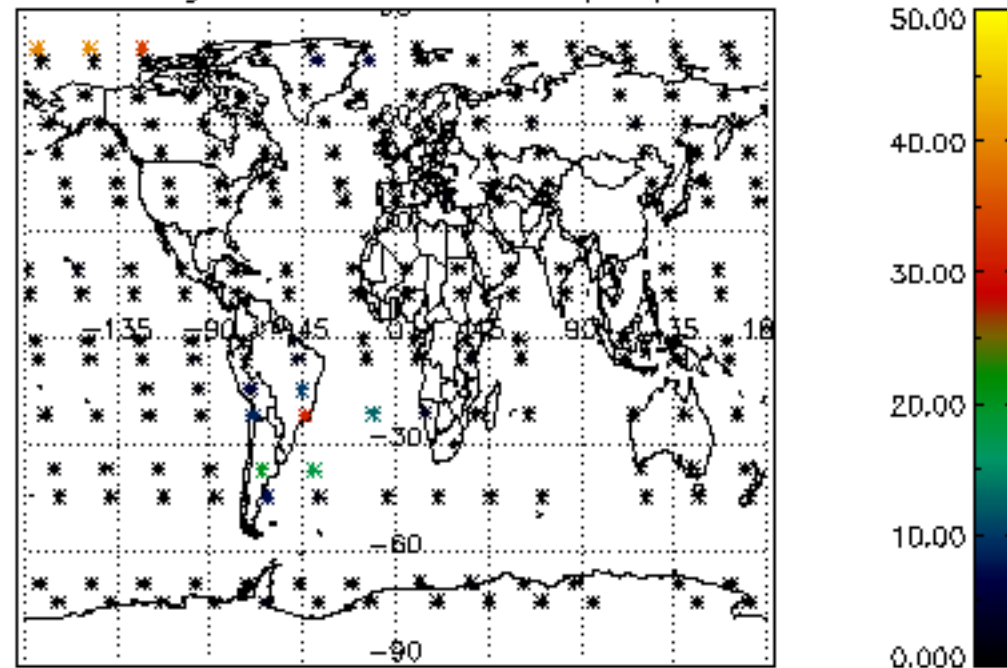
Percentage of datation errors per profile



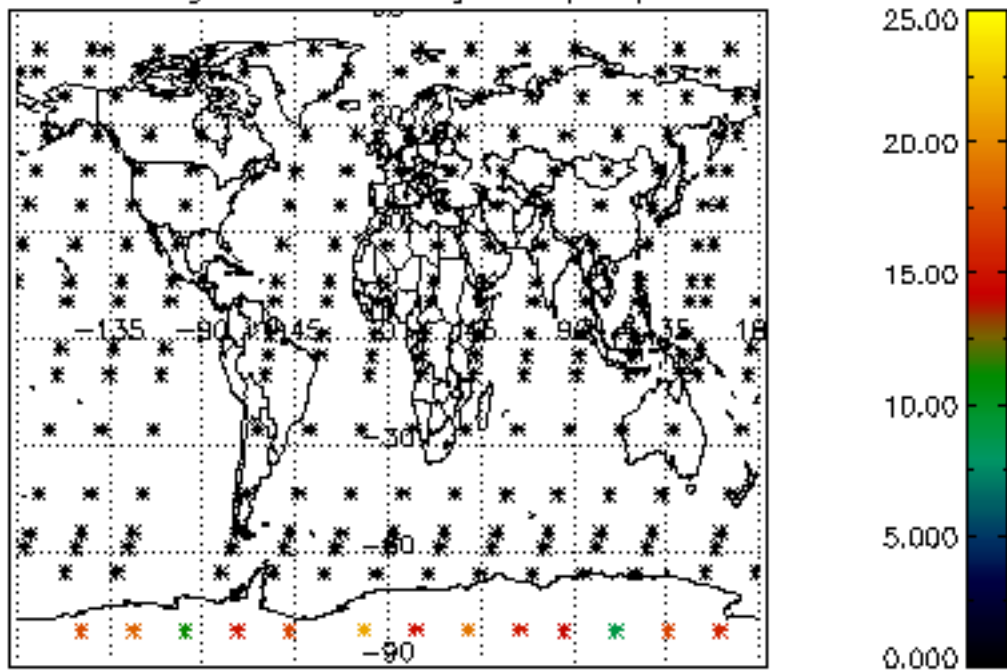
Percentage of star falling outside central band per profile



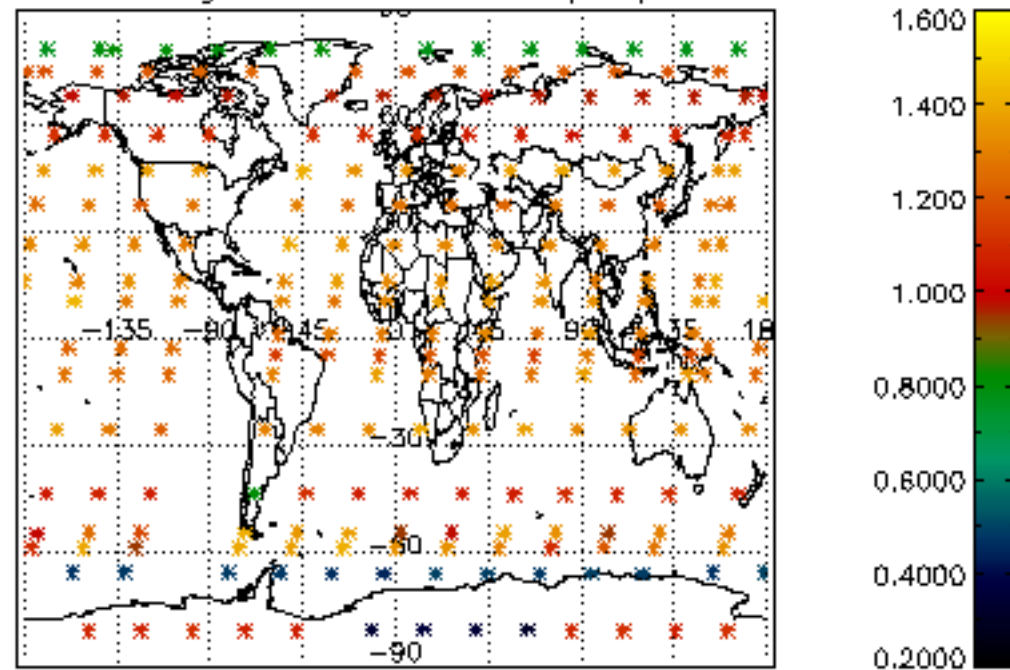
Percentage of saturation errors per profile



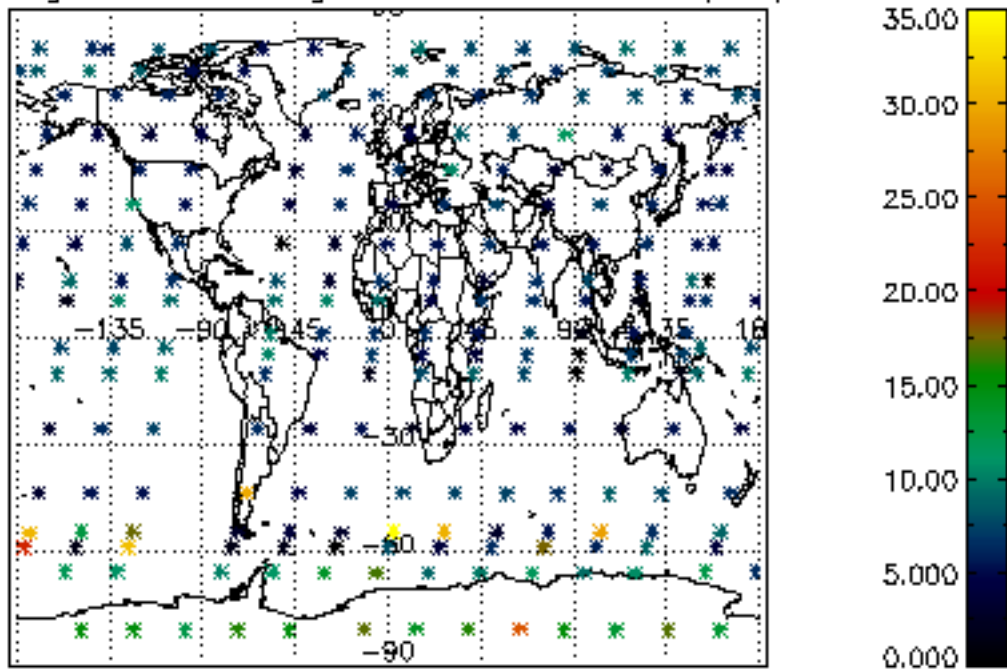
Percentage of cosmic ray hits per profile



Percentage of datation errors per profile



Percentage of star falling outside central band per profile



Percentage of saturation errors per profile

