

GOMOS Level 2 Daily Report

SUMMARY

[1. General Info](#)

[2. Summary of processed GOM_NL_2P products](#)

[3. Level 2 Quality information per product](#)

[3.1 Plot of level 2 quality information per product \(time dependant\)](#)

[3.2 Plot of level 2 quality information per product \(world map\)](#)

[4. Level 1 Quality information per product \(stored on level 2 products\)](#)

[4.1 Plot of level 1 quality information per product \(time dependant\)](#)

[4.1.1 Plot of level 1 quality information per product \(time dependant\): ASCENDING](#)

[4.1.2 Plot of level 1 quality information per product \(time dependant\): DESCENDING](#)

[4.2 Plot of level 1 quality information per product \(world map\)](#)

[4.2.1 Plot of level 1 quality information per product \(world map\): ASCENDING](#)

[4.2.2 Plot of level 1 quality information per product \(world map\): DESCENDING](#)

[5. Ozone profiles based on quality statistics and other trace gas profiles](#)

[5.1 Ozone statistics based on quality of products](#)

[5.2 Plot ozone profiles for all STD \(dark without errors\)](#)

[5.3 Plot ozone profiles where STD < 20% \(dark without errors\)](#)

[5.4. Plot ozone profiles where STD < 10% \(dark without errors\)](#)

[5.5. Plot ozone profiles where STD < 5% \(dark without errors\)](#)

[5.6 Plot NO2 profiles for all STD \(dark without errors\)](#)

[5.7 Plot NO3 profiles for all STD \(dark without errors\)](#)

[5.8 Plot H2O profiles \(only for occultations of stars 1,2,3,4,13,14,16,26,63 dark without errors\) for all STD](#)

[6. Auxiliary Data Files used for the production reported in section 2](#)

This report presents the daily analysis on parameters extracted from GOMOS level 2 data (GOM_NL__2P). It is intended to monitor some important parameters that will impact the quality of these products. A list of level 2 products (and content) that have arrived during the reporting day to the PCF is also given.

Item	Value
Time of report generation	19APR2013 01:59:25
Data source version	GOMOS/6.01
Start time of products	14-05-2004 (14MAY2004 00:00:00)
Stop time of products	15-05-2004 (15MAY2004 00:00:00)
Store outputs in DB	Yes
Nb of level 2 prods	489
Nb of prods with errors	0

2. Summary of processed GOM_NL__2P products.

Nr	Filename	UTC Start time	Limb	Duration	Star Id	Star Name	Star Mag	Star Temp	Nb Meas	Orbit	Prod. error
1	GOM_NL__2PRFIN20040514_000016_000000482026_00445_11521_2442.N1	14-MAY-2004 00:00:16	Dark	47.500	84	Alp Phe	2.3970	4500.0	95	11521	No
2	GOM_NL__2PRFIN20040514_000414_000000502026_00445_11521_2443.N1	14-MAY-2004 00:04:14	Dark	50.000	63	Bet Gru	2.1500	2800.0	100	11521	No
3	GOM_NL__2PRFIN20040514_000540_000000452026_00445_11521_2444.N1	14-MAY-2004 00:05:40	Dark	44.500	31	Alp Gru	1.7340	15200.	89	11521	No
4	GOM_NL__2PRFIN20040514_000935_000000392026_00446_11522_2411.N1	14-MAY-2004 00:09:35	Dark	38.500	135	Bet Hyi	2.8200	5800.0	77	11522	No
5	GOM_NL__2PRFIN20040514_001114_000000452026_00446_11522_2412.N1	14-MAY-2004 00:11:14	Dark	44.500	45	Alp Pav	1.9400	26000.	89	11522	No
6	GOM_NL__2PRFIN20040514_001645_000000512026_00446_11522_2413.N1	14-MAY-2004 00:16:45	Straylight	51.000	43	Alp TrA	1.9100	4250.0	102	11522	No
7	GOM_NL__2PRFIN20040514_001811_000000402026_00446_11522_2414.N1	14-MAY-2004 00:18:11	Straylight	40.000	145	Gam TrA	2.8720	10600.	80	11522	No
8	GOM_NL__2PRFIN20040514_002041_000000522026_00446_11522_2415.N1	14-MAY-2004 00:20:41	Straylight	52.000	4	Alp1Cen	-0.010000	5800.0	104	11522	No
9	GOM_NL__2PRFIN20040514_002253_000000562026_00446_11522_2416.N1	14-MAY-2004 00:22:53	Straylight	55.500	25	35Lam Sco	1.6200	28000.	111	11522	No
10	GOM_NL__2PRFIN20040514_002542_000000452026_00446_11522_2417.N1	14-MAY-2004 00:25:42	Twilight	45.000	81	Eta Cen	2.3560	28000.	90	11522	No
11	GOM_NL__2PRFIN20040514_002828_000000602026_00446_11522_2418.N1	14-MAY-2004 00:28:28	Twilight	60.000	16	21Alp Sco	1.0200	3000.0	120	11522	No
12	GOM_NL__2PRFIN20040514_003014_000000542026_00446_11522_2419.N1	14-MAY-2004 00:30:14	Bright	53.500	80	7Del Sco	2.3160	30000.	107	11522	No
13	GOM_NL__2PRFIN20040514_003215_000000652026_00446_11522_2420.N1	14-MAY-2004 00:32:15	Bright	65.000	86	35Eta Oph	2.4300	10200.	130	11522	No
14	GOM_NL__2PRFIN20040514_003451_000000422026_00446_11522_2421.N1	14-MAY-2004 00:34:51	Bright	42.000	104	27Bet Lib	2.6140	13100.	84	11522	No
15	GOM_NL__2PRFIN20040514_003707_000000532026_00446_11522_2422.N1	14-MAY-2004 00:37:07	Bright	53.000	120	1Del Oph	2.7340	3200.0	106	11522	No
16	GOM_NL__2PRFIN20040514_004019_000000472026_00446_11522_2423.N1	14-MAY-2004 00:40:19	Bright	46.500	102	24Alp Ser	2.6000	4250.0	93	11522	No
17	GOM_NL__2PRFIN20040514_004304_000000402026_00446_11522_2424.N1	14-MAY-2004 00:43:04	Bright	39.500	111	8Eta Boo	2.6800	6000.0	79	11522	No
18	GOM_NL__2PRFIN20040514_004552_000000402026_00446_11522_2425.N1	14-MAY-2004 00:45:52	Bright	40.000	83		2.3780	11000.	80	11522	No
19	GOM_NL__2PRFIN20040514_004901_000000382026_00446_11522_2426.N1	14-MAY-2004 00:49:01	Bright	37.500	152	12Alp2CVn	2.8900	11000.	75	11522	No
20	GOM_NL__2PRFIN20040514_005150_000000382026_00446_11522_2427.N1	14-MAY-2004 00:51:50	Bright	38.000	39	85Eta UMa	1.8540	24000.	76	11522	No
21	GOM_NL__2PRFIN20040514_005325_000000372026_00446_11522_2428.N1	14-MAY-2004 00:53:25	Bright	36.500	55	79Zet UMa	2.0600	10200.	73	11522	No
22	GOM_NL__2PRFIN20040514_005550_000000392026_00446_11522_2429.N1	14-MAY-2004 00:55:50	Bright	39.000	82	48Bet UMa	2.3650	10600.	78	11522	No
23	GOM_NL__2PRFIN20040514_005749_000000412026_00446_11522_2430.N1	14-MAY-2004 00:57:49	Bright	41.000	119	14Eta Dra	2.7270	4700.0	82	11522	No
24	GOM_NL__2PRFIN20040514_010040_000000562026_00446_11522_2431.N1	14-MAY-2004 01:00:40	Bright	55.500	69	33Gam Dra	2.2310	3800.0	111	11522	No
25	GOM_NL__2PRFIN20040514_010330_000000382026_00446_11522_2432.N1	14-MAY-2004 01:03:30	Bright	38.000	49	1Alp UMi	1.9900	6300.0	76	11522	No
26	GOM_NL__2PRFIN20040514_010845_000000452026_00446_11522_2433.N1	14-MAY-2004 01:08:45	Bright	44.500	89	5Alp Cep	2.4510	8000.0	89	11522	No
27	GOM_NL__2PRFIN20040514_011141_000000532026_00446_11522_2434.N1	14-MAY-2004 01:11:41	Bright	53.000	76	27Gam Cas	2.3000	30000.	106	11522	No
28	GOM_NL__2PRFIN20040514_011256_000000392026_00446_11522_2435.N1	14-MAY-2004 01:12:56	Bright	38.500	68	18Alp Cas	2.2250	4500.0	77	11522	No
29	GOM_NL__2PRFIN20040514_011518_000001042026_00446_11522_2436.N1	14-MAY-2004 01:15:18	Bright	104.00	66	37Gam Cyg	2.2080	5900.0	208	11522	No
30	GOM_NL__2PRFIN20040514_012050_000001382026_00446_11522_2437.N1	14-MAY-2004 01:20:50	Straylight	138.00	92	53Eps Cyg	2.5000	4500.0	276	11522	No
31	GOM_NL__2PRFIN20040514_012522_000000442026_00446_11522_2438.N1	14-MAY-2004 01:25:22	Twilight	43.500	140	88Gam Peg	2.8340	26000.	87	11522	No
32	GOM_NL__2PRFIN20040514_012655_000000572026_00446_11522_2439.N1	14-MAY-2004 01:26:55	Dark	56.500	90	54Alp Peg	2.4870	11000.	113	11522	No
33	GOM_NL__2PRFIN20040514_013405_000000472026_00446_11522_2440.N1	14-MAY-2004 01:34:05	Dark	47.000	52	16Bet Cet	2.0370	4500.0	94	11522	No
34	GOM_NL__2PRFIN20040514_013556_000000792026_00446_11522_2441.N1	14-MAY-2004 01:35:56	Dark	78.500	162	34Alp Aqr	2.9440	5350.0	157	11522	No
35	GOM_NL__2PRFIN20040514_014054_000000462026_00446_11522_2442.N1	14-MAY-2004 01:40:54	Dark	46.000	84	Alp Phe	2.3970	4500.0	92	11522	No
36	GOM_NL__2PRFIN20040514_014450_000000492026_00446_11522_2443.N1	14-MAY-2004 01:44:50	Dark	48.500	63	Bet Gru	2.1500	2800.0	97	11522	No
37	GOM_NL__2PRFIN20040514_014617_000000472026_00446_11522_2444.N1	14-MAY-2004 01:46:17	Dark	46.500	31	Alp Gru	1.7340	15200.	93	11522	No
38	GOM_NL__2PRFIN20040514_015011_000000412026_00447_11523_2411.N1	14-MAY-2004 01:50:11	Dark	41.000	135	Bet Hyi	2.8200	5800.0	82	11523	No
39	GOM_NL__2PRFIN20040514_015151_000000442026_00447_11523_2412.N1	14-MAY-2004 01:51:51	Dark	44.000	45	Alp Pav	1.9400	26000.	88	11523	No
40	GOM_NL__2PRFIN20040514_015721_000000452026_00447_11523_2413.N1	14-MAY-2004 01:57:21	Straylight	44.500	43	Alp TrA	1.9100	4250.0	89	11523	No
41	GOM_NL__2PRFIN20040514_015848_000000402026_00447_11523_2414.N1	14-MAY-2004 01:58:48	Straylight	39.500	145	Gam TrA	2.8720	10600.	79	11523	No
42	GOM_NL__2PRFIN20040514_020117_000000492026_00447_11523_2415.N1	14-MAY-2004 02:01:17	Straylight	49.000	4	Alp1Cen	-0.010000	5800.0	98	11523	No

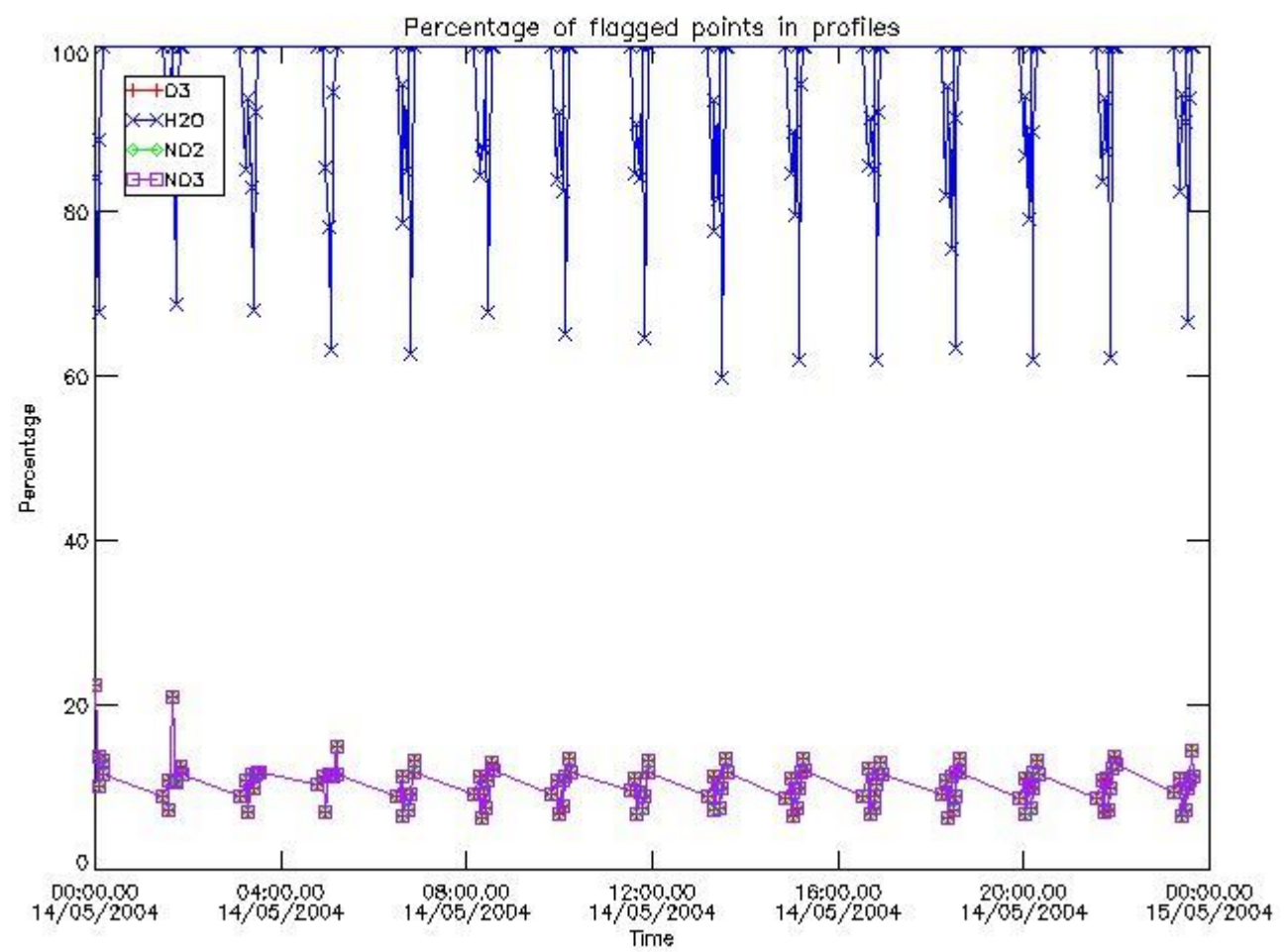
397	GOM_NL__2PRFIN20040514_192002_000000362026_00457_11533_2455.N1	14-MAY-2004 19:20:02	Bright	36.000	55	79Zet UMa	2.0600	10200.	72	11533	No
398	GOM_NL__2PRFIN20040514_192231_000000362026_00457_11533_2456.N1	14-MAY-2004 19:22:31	Bright	36.000	82	48Bet UMa	2.3650	10600.	72	11533	No
399	GOM_NL__2PRFIN20040514_193007_000000382026_00457_11533_2457.N1	14-MAY-2004 19:30:07	Bright	38.000	49	1Alp UMi	1.9900	6300.0	76	11533	No
400	GOM_NL__2PRFIN20040514_193515_000000482026_00457_11533_2458.N1	14-MAY-2004 19:35:15	Bright	47.500	89	5Alp Cep	2.4510	8000.0	95	11533	No
401	GOM_NL__2PRFIN20040514_193819_000000372026_00457_11533_2459.N1	14-MAY-2004 19:38:19	Bright	36.500	76	27Gam Cas	2.3000	30000.	73	11533	No
402	GOM_NL__2PRFIN20040514_193932_000000362026_00457_11533_2460.N1	14-MAY-2004 19:39:32	Bright	36.000	68	18Alp Cas	2.2250	4500.0	72	11533	No
403	GOM_NL__2PRFIN20040514_194144_000001022026_00457_11533_2461.N1	14-MAY-2004 19:41:44	Bright	101.50	66	37Gam Cyg	2.2080	5900.0	203	11533	No
404	GOM_NL__2PRFIN20040514_194725_000001332026_00457_11533_2462.N1	14-MAY-2004 19:47:25	Straylight	133.00	92	53Eps Cyg	2.5000	4500.0	266	11533	No
405	GOM_NL__2PRFIN20040514_195202_000000462026_00457_11533_2463.N1	14-MAY-2004 19:52:02	Twilight	45.500	140	88Gam Peg	2.8340	26000.	91	11533	No
406	GOM_NL__2PRFIN20040514_195336_000000582026_00457_11533_2464.N1	14-MAY-2004 19:53:36	Dark	58.000	90	54Alp Peg	2.4870	11000.	116	11533	No
407	GOM_NL__2PRFIN20040514_200045_000000462026_00457_11533_2465.N1	14-MAY-2004 20:00:45	Dark	45.500	52	16Bet Cet	2.0370	4500.0	91	11533	No
408	GOM_NL__2PRFIN20040514_200248_000000752026_00457_11533_2466.N1	14-MAY-2004 20:02:48	Dark	74.500	162	34Alp Aqr	2.9440	5350.0	149	11533	No
409	GOM_NL__2PRFIN20040514_200712_000000512026_00457_11533_2467.N1	14-MAY-2004 20:07:12	Dark	50.500	18	24Alp PsA	1.1660	9700.0	101	11533	No
410	GOM_NL__2PRFIN20040514_200910_000000692026_00457_11533_2468.N1	14-MAY-2004 20:09:10	Dark	68.500	142	49Del Cap	2.8500	8900.0	137	11533	No
411	GOM_NL__2PRFIN20040514_201134_000000572026_00457_11533_2469.N1	14-MAY-2004 20:11:34	Dark	57.000	63	Bet Gru	2.1500	2800.0	114	11533	No
412	GOM_NL__2PRFIN20040514_201302_000000442026_00457_11533_2470.N1	14-MAY-2004 20:13:02	Dark	43.500	31	Alp Gru	1.7340	15200.	87	11533	No
413	GOM_NL__2PRFIN20040514_201647_000000392026_00458_11534_2438.N1	14-MAY-2004 20:16:47	Dark	38.500	135	Bet Hyi	2.8200	5800.0	77	11534	No
414	GOM_NL__2PRFIN20040514_201835_000000442026_00458_11534_2439.N1	14-MAY-2004 20:18:35	Dark	44.000	45	Alp Pav	1.9400	26000.	88	11534	No
415	GOM_NL__2PRFIN20040514_202401_000000422026_00458_11534_2440.N1	14-MAY-2004 20:24:01	Straylight	41.500	43	Alp TrA	1.9100	4250.0	83	11534	No
416	GOM_NL__2PRFIN20040514_202526_000000382026_00458_11534_2441.N1	14-MAY-2004 20:25:26	Straylight	38.000	145	Gam TrA	2.8720	10600.	76	11534	No
417	GOM_NL__2PRFIN20040514_202754_000000462026_00458_11534_2442.N1	14-MAY-2004 20:27:54	Straylight	45.500	4	Alp1Cen	-0.010000	5800.0	91	11534	No
418	GOM_NL__2PRFIN20040514_203012_000000572026_00458_11534_2443.N1	14-MAY-2004 20:30:12	Straylight	56.500	25	35Lam Sco	1.6200	28000.	113	11534	No
419	GOM_NL__2PRFIN20040514_203258_000000432026_00458_11534_2444.N1	14-MAY-2004 20:32:58	Twilight	42.500	81	Eta Cen	2.3560	28000.	85	11534	No
420	GOM_NL__2PRFIN20040514_203542_000000642026_00458_11534_2445.N1	14-MAY-2004 20:35:42	Twilight	64.000	16	21Alp Sco	1.0200	3000.0	128	11534	No
421	GOM_NL__2PRFIN20040514_203727_000000542026_00458_11534_2446.N1	14-MAY-2004 20:37:27	Bright	53.500	80	7Del Sco	2.3160	30000.	107	11534	No
422	GOM_NL__2PRFIN20040514_203928_000000652026_00458_11534_2447.N1	14-MAY-2004 20:39:28	Bright	64.500	86	35Eta Oph	2.4300	10200.	129	11534	No
423	GOM_NL__2PRFIN20040514_204203_000000422026_00458_11534_2448.N1	14-MAY-2004 20:42:03	Bright	42.000	104	27Bet Lib	2.6140	13100.	84	11534	No
424	GOM_NL__2PRFIN20040514_204416_000000532026_00458_11534_2449.N1	14-MAY-2004 20:44:16	Bright	52.500	120	1Del Oph	2.7340	3200.0	105	11534	No
425	GOM_NL__2PRFIN20040514_204727_000000462026_00458_11534_2450.N1	14-MAY-2004 20:47:27	Bright	46.000	102	24Alp Ser	2.6000	4250.0	92	11534	No
426	GOM_NL__2PRFIN20040514_205019_000000372026_00458_11534_2451.N1	14-MAY-2004 20:50:19	Bright	36.500	111	8Eta Boo	2.6800	6000.0	73	11534	No
427	GOM_NL__2PRFIN20040514_205301_000000412026_00458_11534_2452.N1	14-MAY-2004 20:53:01	Bright	40.500	83		2.3780	11000.	81	11534	No
428	GOM_NL__2PRFIN20040514_205610_000000382026_00458_11534_2453.N1	14-MAY-2004 20:56:10	Bright	38.000	180	27Gam Boo	3.0400	8000.0	76	11534	No
429	GOM_NL__2PRFIN20040514_205902_000000362026_00458_11534_2454.N1	14-MAY-2004 20:59:02	Bright	36.000	39	85Eta UMa	1.8540	24000.	72	11534	No
430	GOM_NL__2PRFIN20040514_210038_000000382026_00458_11534_2455.N1	14-MAY-2004 21:00:38	Bright	37.500	55	79Zet UMa	2.0600	10200.	75	11534	No
431	GOM_NL__2PRFIN20040514_210307_000000372026_00458_11534_2456.N1	14-MAY-2004 21:03:07	Bright	37.000	82	48Bet UMa	2.3650	10600.	74	11534	No
432	GOM_NL__2PRFIN20040514_211042_000000392026_00458_11534_2457.N1	14-MAY-2004 21:10:42	Bright	38.500	49	1Alp UMi	1.9900	6300.0	77	11534	No
433	GOM_NL__2PRFIN20040514_211550_000000462026_00458_11534_2458.N1	14-MAY-2004 21:15:50	Bright	45.500	89	5Alp Cep	2.4510	8000.0	91	11534	No
434	GOM_NL__2PRFIN20040514_211855_000000372026_00458_11534_2459.N1	14-MAY-2004 21:18:55	Bright	36.500	76	27Gam Cas	2.3000	30000.	73	11534	No
435	GOM_NL__2PRFIN20040514_212008_000000392026_00458_11534_2460.N1	14-MAY-2004 21:20:08	Bright	39.000	68	18Alp Cas	2.2250	4500.0	78	11534	No
436	GOM_NL__2PRFIN20040514_212219_000001082026_00458_11534_2461.N1	14-MAY-2004 21:22:19	Bright	108.00	66	37Gam Cyg	2.2080	5900.0	216	11534	No
437	GOM_NL__2PRFIN20040514_212801_000001572026_00458_11534_2462.N1	14-MAY-2004 21:28:01	Straylight	156.50	92	53Eps Cyg	2.5000	4500.0	313	11534	No
438	GOM_NL__2PRFIN20040514_213237_000000452026_00458_11534_2463.N1	14-MAY-2004 21:32:37	Twilight	44.500	140	88Gam Peg	2.8340	26000.	89	11534	No
439	GOM_NL__2PRFIN20040514_213412_000000592026_00458_11534_2464.N1	14-MAY-2004 21:34:12	Dark	59.000	90	54Alp Peg	2.4870	11000.	118	11534	No
440	GOM_NL__2PRFIN20040514_214121_000000472026_00458_11534_2465.N1	14-MAY-2004 21:41:21	Dark	46.500	52	16Bet Cet	2.0370	4500.0	93	11534	No
441	GOM_NL__2PRFIN20040514_214326_000000822026_00458_11534_2466.N1	14-MAY-2004 21:43:26	Dark	81.500	162	34Alp Aqr	2.9440	5350.0	163	11534	No
442	GOM_NL__2PRFIN20040514_214748_000000512026_00458_11534_2467.N1	14-MAY-2004 21:47:48	Dark	51.000	18	24Alp PsA	1.1660	9700.0	102	11534	No
443	GOM_NL__2PRFIN20040514_214948_000000702026_00458_11534_2468.N1	14-MAY-2004 21:49:48	Dark	70.000	142	49Del Cap	2.8500	8900.0	140	11534	No
444	GOM_NL__2PRFIN20040514_215210_000000522026_00458_11534_2469.N1	14-MAY-2004 21:52:10	Dark	52.000	63	Bet Gru	2.1500	2800.0	104	11534	No
445	GOM_NL__2PRFIN20040514_215338_000000462026_00458_11534_2470.N1	14-MAY-2004 21:53:38	Dark	45.500	31	Alp Gru	1.7340	15200.	91	11534	No
446	GOM_NL__2PRFIN20040514_215723_000000372026_00459_11535_2438.N1	14-MAY-2004 21:57:23	Dark	37.000	135	Bet Hyi	2.8200	5800.0	74	11535	No
447	GOM_NL__2PRFIN20040514_215912_000000442026_00459_11535_2439.N1	14-MAY-2004 21:59:12	Dark	43.500	45	Alp Pav	1.9400	26000.	87	11535	No
448	GOM_NL__2PRFIN20040514_220437_000000432026_00459_11535_2440.N1	14-MAY-2004 22:04:37	Straylight	42.500	43	Alp TrA	1.9100	4250.0	85	11535	No
449	GOM_NL__2PRFIN20040514_220602_000000412026_00459_11535_2441.N1	14-MAY-2004 22:06:02	Straylight	40.500	145	Gam TrA	2.8720	10600.	81	11535	No
450	GOM_NL__2PRFIN20040514_220830_000000522026_00459_11535_2442.N1	14-MAY-2004 22:08:30	Straylight	52.000	4	Alp1Cen	-0.010000	5800.0	104	11535	No
451	GOM_NL__2PRFIN20040514_221048_000000602026_00459_11535_2443.N1	14-MAY-2004 22:10:48	Straylight	60.000	25	35Lam Sco	1.6200	28000.	120	11535	No
452	GOM_NL__2PRFIN20040514_221300_000000412026_00459_11535_2444.N1	14-MAY-2004 22:13:00	Straylight	40.500	109	Bet Lup	2.6770	26000.	81	11535	No
453	GOM_NL__2PRFIN20040514_221619_000000652026_00459_11535_2445.N1	14-MAY-2004 22:16:19	Twilight	64.500	16	21Alp Sco	1.0200	3000.0	129	11535	No
454	GOM_NL__2PRFIN20040514_221803_000000592026_00459_11535_2446.N1	14-MAY-2004 22:18:03	Bright	58.500	80	7Del Sco	2.3160	30000.	117	11535	No
455	GOM_NL__2PRFIN20040514_222003_000000662026_00459_11535_2447.N1	14-MAY-2004 22:20:03	Bright	65.500	86	35Eta Oph	2.4300	10200.	131	11535	No

456	GOM_NL__2PRFIN20040514_222239_000000432026_00459_11535_2448.N1	14-MAY-2004 22:22:39	Bright	42.500	104	27Bet Lib	2.6140	13100.	85	11535	No
457	GOM_NL__2PRFIN20040514_222452_000000522026_00459_11535_2449.N1	14-MAY-2004 22:24:52	Bright	52.000	120	1Del Oph	2.7340	3200.0	104	11535	No
458	GOM_NL__2PRFIN20040514_222802_000000472026_00459_11535_2450.N1	14-MAY-2004 22:28:02	Bright	46.500	102	24Alp Ser	2.6000	4250.0	93	11535	No
459	GOM_NL__2PRFIN20040514_223054_000000372026_00459_11535_2451.N1	14-MAY-2004 22:30:54	Bright	37.000	111	8Eta Boo	2.6800	6000.0	74	11535	No
460	GOM_NL__2PRFIN20040514_223337_000000422026_00459_11535_2452.N1	14-MAY-2004 22:33:37	Bright	41.500	83		2.3780	11000.	83	11535	No
461	GOM_NL__2PRFIN20040514_223645_000000372026_00459_11535_2453.N1	14-MAY-2004 22:36:45	Bright	37.000	180	27Gam Boo	3.0400	8000.0	74	11535	No
462	GOM_NL__2PRFIN20040514_223938_000000392026_00459_11535_2454.N1	14-MAY-2004 22:39:38	Bright	38.500	39	85Eta UMa	1.8540	24000.	77	11535	No
463	GOM_NL__2PRFIN20040514_224114_000000382026_00459_11535_2455.N1	14-MAY-2004 22:41:14	Bright	38.000	55	79Zet UMa	2.0600	10200.	76	11535	No
464	GOM_NL__2PRFIN20040514_224343_000000392026_00459_11535_2456.N1	14-MAY-2004 22:43:43	Bright	39.000	82	48Bet UMa	2.3650	10600.	78	11535	No
465	GOM_NL__2PRFIN20040514_224530_000000422026_00459_11535_2457.N1	14-MAY-2004 22:45:30	Bright	42.000	119	14Eta Dra	2.7270	4700.0	84	11535	No
466	GOM_NL__2PRFIN20040514_224657_000000402026_00459_11535_2458.N1	14-MAY-2004 22:46:57	Bright	40.000	60	7Bet UMi	2.0810	3950.0	80	11535	No
467	GOM_NL__2PRFIN20040514_225118_000000382026_00459_11535_2459.N1	14-MAY-2004 22:51:18	Bright	37.500	49	1Alp UMi	1.9900	6300.0	75	11535	No
468	GOM_NL__2PRFIN20040514_225626_000000452026_00459_11535_2460.N1	14-MAY-2004 22:56:26	Bright	45.000	89	5Alp Cep	2.4510	8000.0	90	11535	No
469	GOM_NL__2PRFIN20040514_225930_000000362026_00459_11535_2461.N1	14-MAY-2004 22:59:30	Bright	36.000	76	27Gam Cas	2.3000	30000.	72	11535	No
470	GOM_NL__2PRFIN20040514_230044_000000392026_00459_11535_2462.N1	14-MAY-2004 23:00:44	Bright	39.000	68	18Alp Cas	2.2250	4500.0	78	11535	No
471	GOM_NL__2PRFIN20040514_230254_000001032026_00459_11535_2463.N1	14-MAY-2004 23:02:54	Bright	102.50	66	37Gam Cyg	2.2080	5900.0	205	11535	No
472	GOM_NL__2PRFIN20040514_230837_000001442026_00459_11535_2464.N1	14-MAY-2004 23:08:37	Straylight	143.50	92	53Eps Cyg	2.5000	4500.0	287	11535	No
473	GOM_NL__2PRFIN20040514_231314_000000452026_00459_11535_2465.N1	14-MAY-2004 23:13:14	Twilight	44.500	140	88Gam Peg	2.8340	26000.	89	11535	No
474	GOM_NL__2PRFIN20040514_231449_000000592026_00459_11535_2466.N1	14-MAY-2004 23:14:49	Dark	59.000	90	54Alp Peg	2.4870	11000.	118	11535	No
475	GOM_NL__2PRFIN20040514_232157_000000462026_00459_11535_2467.N1	14-MAY-2004 23:21:57	Dark	46.000	52	16Bet Cet	2.0370	4500.0	92	11535	No
476	GOM_NL__2PRFIN20040514_232404_000000802026_00459_11535_2468.N1	14-MAY-2004 23:24:04	Dark	79.500	162	34Alp Aqr	2.9440	5350.0	159	11535	No
477	GOM_NL__2PRFIN20040514_232824_000000502026_00459_11535_2469.N1	14-MAY-2004 23:28:24	Dark	49.500	18	24Alp PsA	1.1660	9700.0	99	11535	No
478	GOM_NL__2PRFIN20040514_233026_000000722026_00459_11535_2470.N1	14-MAY-2004 23:30:26	Dark	71.500	142	49Del Cap	2.8500	8900.0	143	11535	No
479	GOM_NL__2PRFIN20040514_233247_000000572026_00459_11535_2471.N1	14-MAY-2004 23:32:47	Dark	57.000	63	Bet Gru	2.1500	2800.0	114	11535	No
480	GOM_NL__2PRFIN20040514_233415_000000482026_00459_11535_2472.N1	14-MAY-2004 23:34:15	Dark	47.500	31	Alp Gru	1.7340	15200.	95	11535	No
481	GOM_NL__2PRFIN20040514_233759_000000392026_00460_11536_2438.N1	14-MAY-2004 23:37:59	Dark	39.000	135	Bet Hyi	2.8200	5800.0	78	11536	No
482	GOM_NL__2PRFIN20040514_233948_000000452026_00460_11536_2439.N1	14-MAY-2004 23:39:48	Dark	45.000	45	Alp Pav	1.9400	26000.	90	11536	No
483	GOM_NL__2PRFIN20040514_234512_000000442026_00460_11536_2440.N1	14-MAY-2004 23:45:12	Straylight	43.500	43	Alp TrA	1.9100	4250.0	87	11536	No
484	GOM_NL__2PRFIN20040514_234636_000000402026_00460_11536_2441.N1	14-MAY-2004 23:46:36	Straylight	40.000	145	Gam TrA	2.8720	10600.	80	11536	No
485	GOM_NL__2PRFIN20040514_234906_000000522026_00460_11536_2442.N1	14-MAY-2004 23:49:06	Straylight	52.000	4	Alp1Cen	-0.010000	5800.0	104	11536	No
486	GOM_NL__2PRFIN20040514_235125_000000582026_00460_11536_2443.N1	14-MAY-2004 23:51:25	Straylight	57.500	25	35Lam Sco	1.6200	28000.	115	11536	No
487	GOM_NL__2PRFIN20040514_235335_000000422026_00460_11536_2444.N1	14-MAY-2004 23:53:35	Straylight	41.500	109	Bet Lup	2.6770	26000.	83	11536	No
488	GOM_NL__2PRFIN20040514_235656_000000602026_00460_11536_2445.N1	14-MAY-2004 23:56:56	Twilight_and_stray	60.000	16	21Alp Sco	1.0200	3000.0	120	11536	No
489	GOM_NL__2PRFIN20040514_235839_000000562026_00460_11536_2446.N1	14-MAY-2004 23:58:39	Bright	56.000	80	7Del Sco	2.3160	30000.	112	11536	No

3. Quality information per product

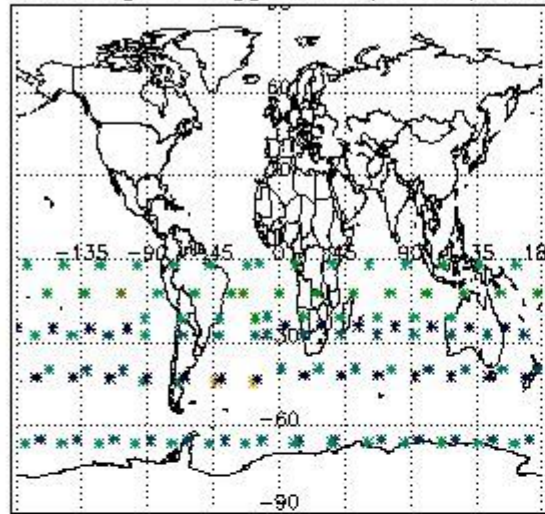
In this section it is plotted some information contained in the Quality Summary data set of the level 2 products. Only products in dark limb conditions and without errors (error flag in the MPH set to "0") are used.

3.1 Plot quality information per product (time dependant)


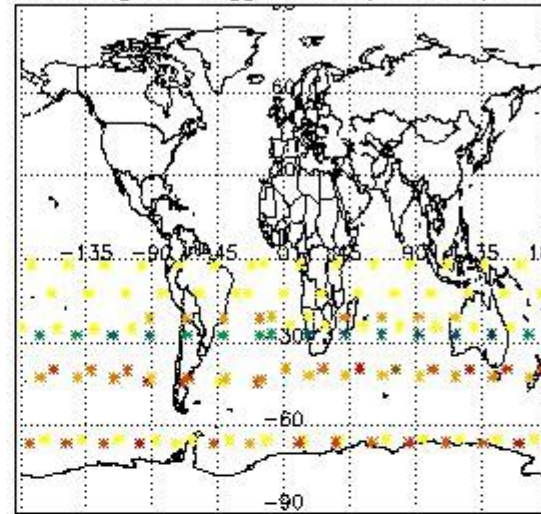


3.2 Plot quality information per product (world map)

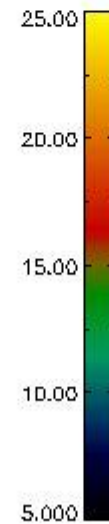
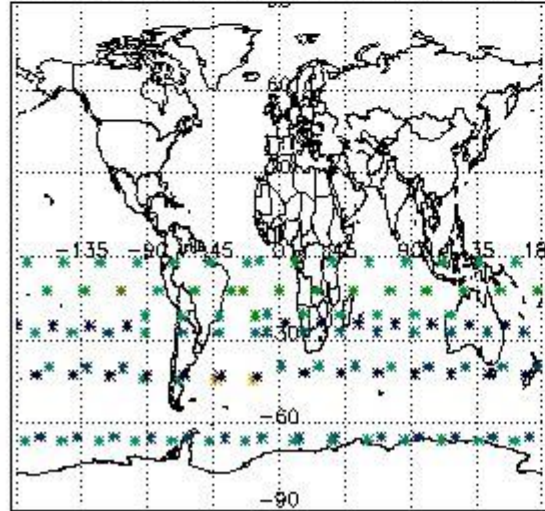
Percentage of flagged data per O3 profile



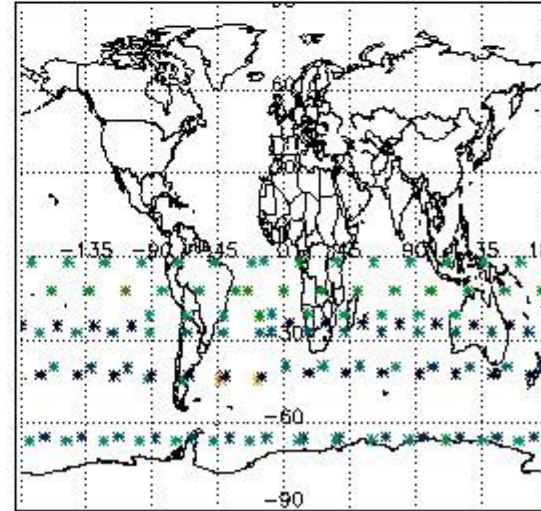
Percentage of flagged data per H2O profile



Percentage of flagged data per NO2 profile



Percentage of flagged data per NO3 profile

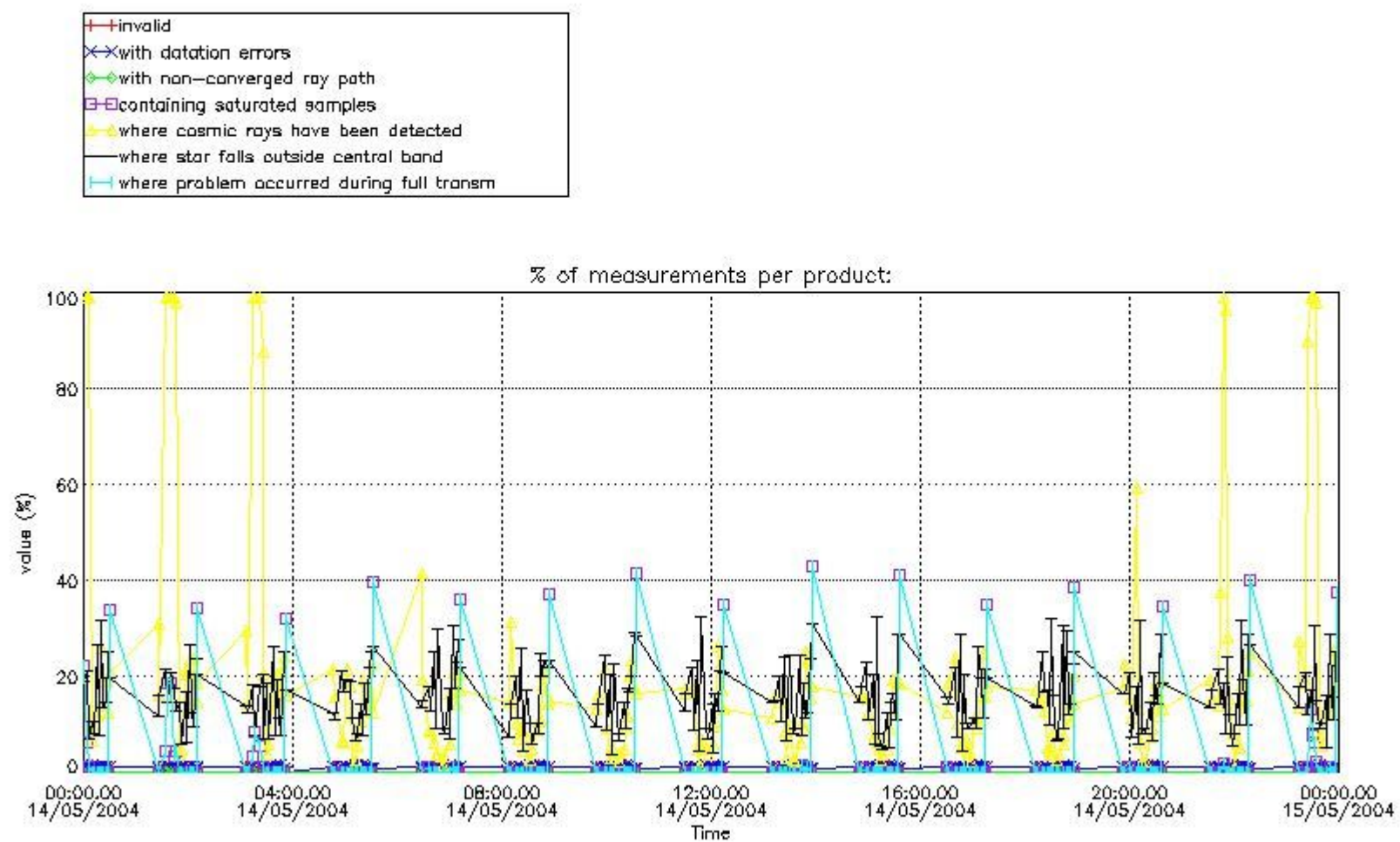


4. Level 1 quality information per product

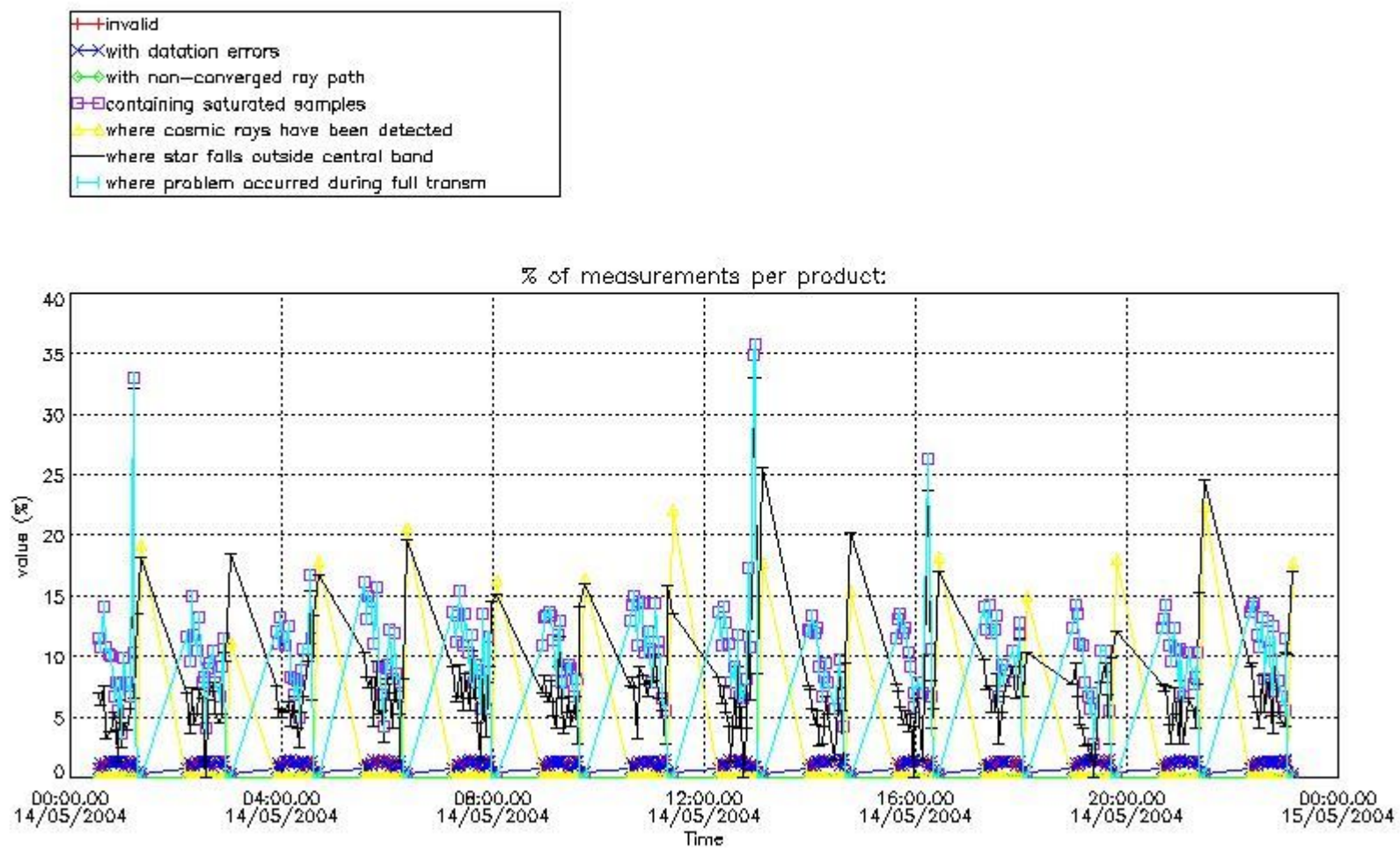
In this section it is plotted some information contained in the Quality Summary data set of the level 2 products that comes from the level 1b processing. Products without errors (error flag in the MPH set to "0") are used.

4.1 Plot quality information per product (time dependant) coming from level 1b processing

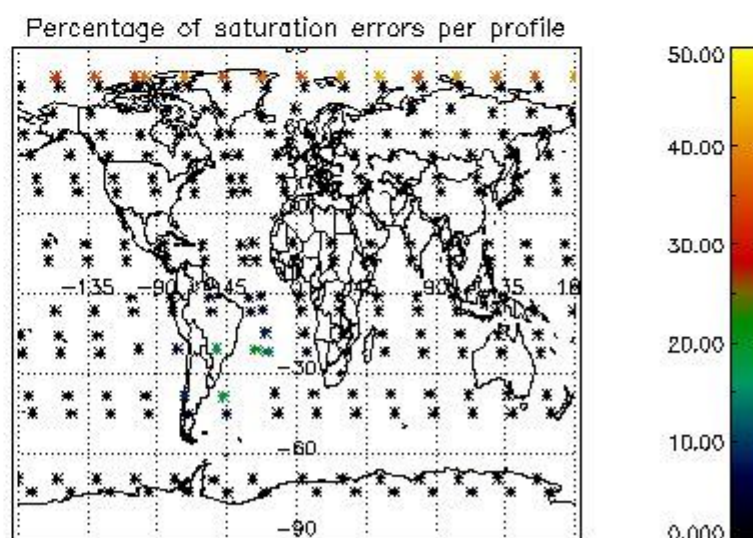
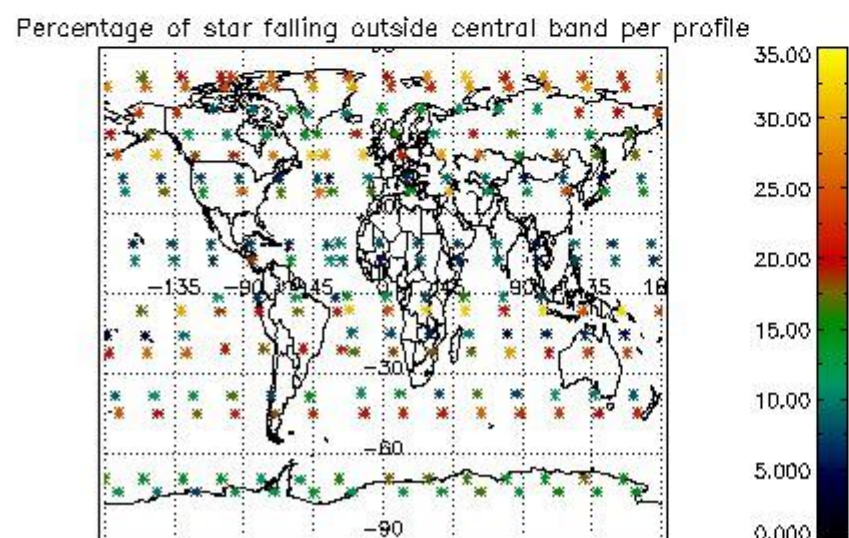
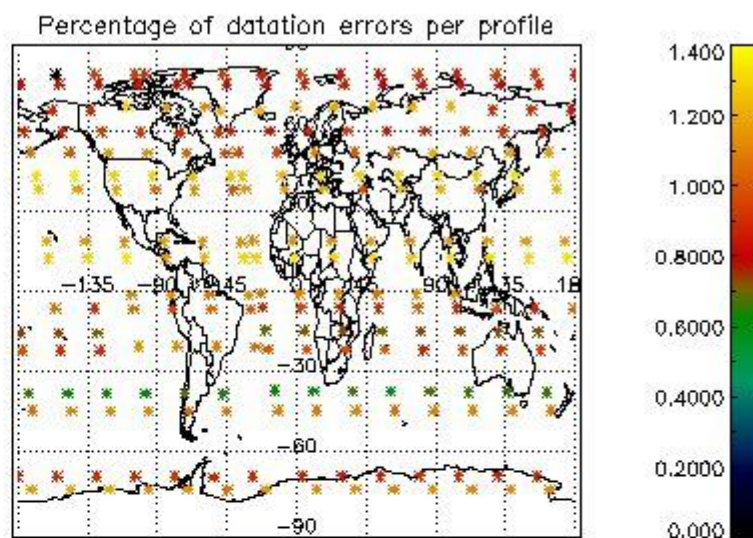
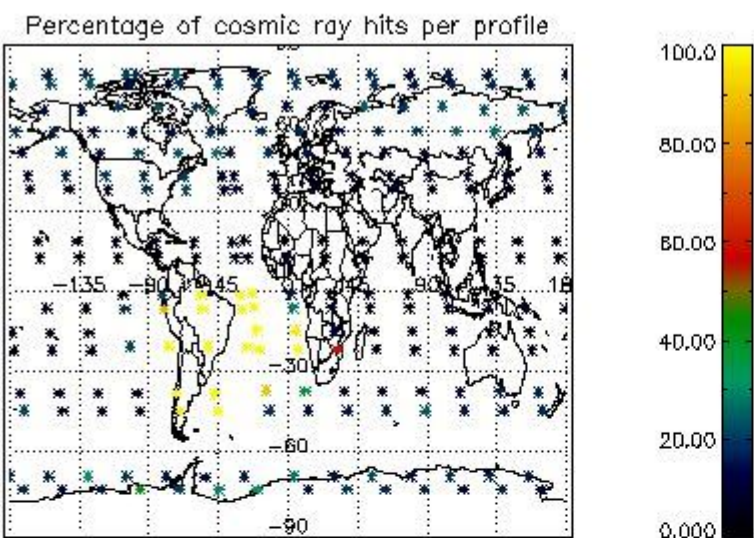
4.1.1 Plot level 1 quality information per product (time dependant): ENVISAT ASCENDING passes



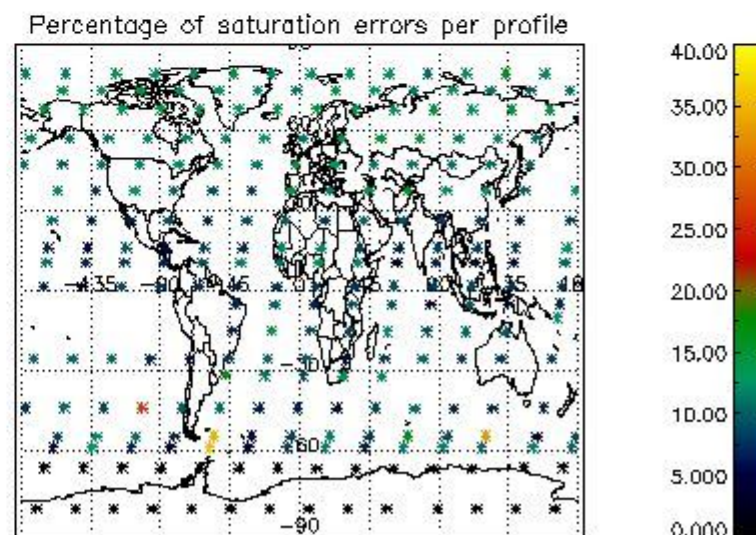
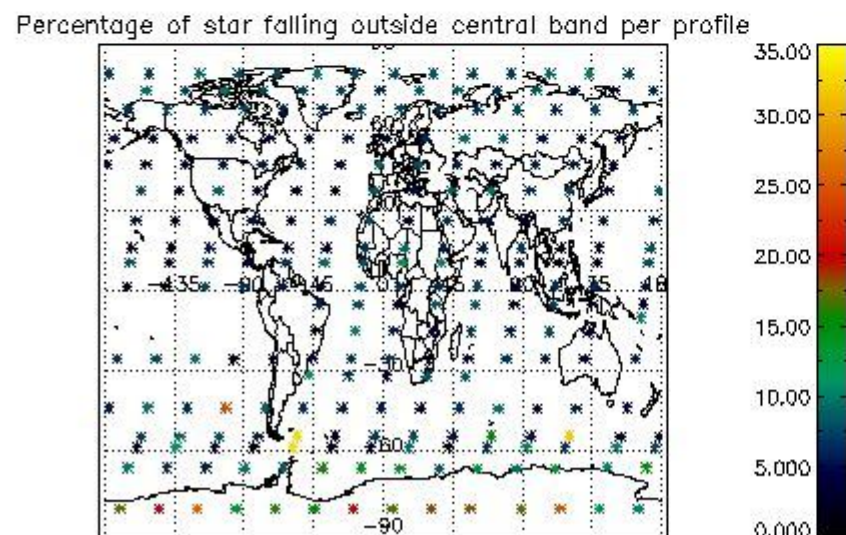
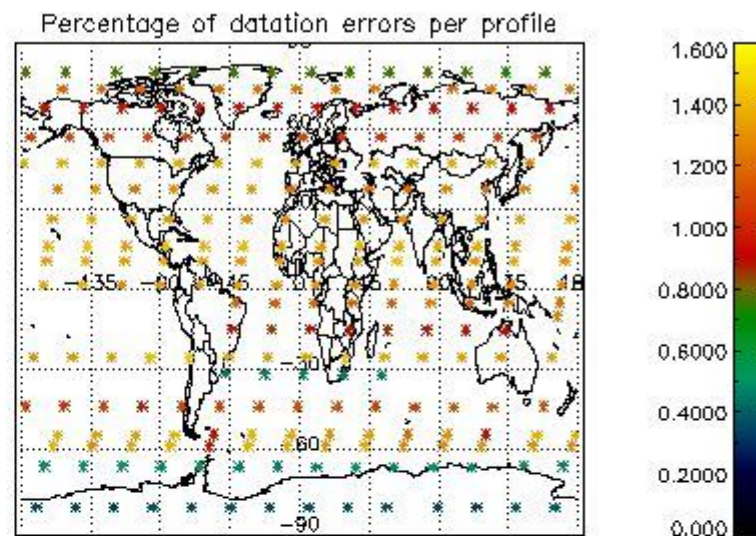
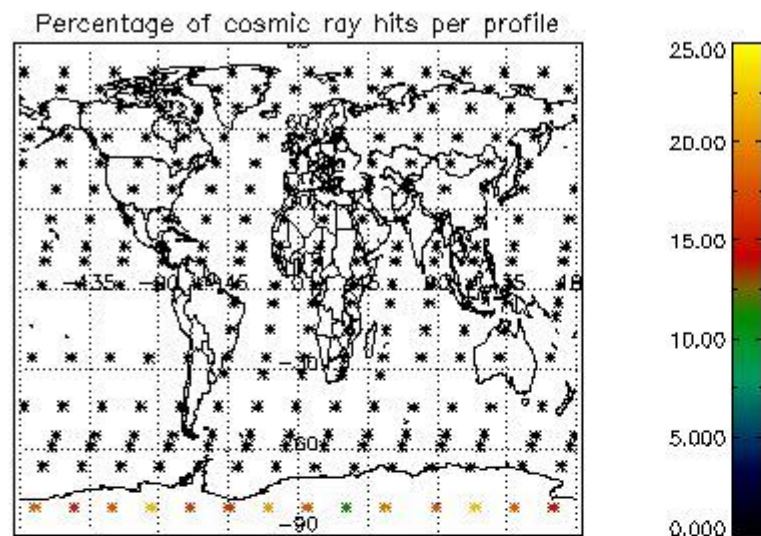
4.1.2 Plot level 1 quality information per product (time dependant): ENVI SAT DESCENDING passes



4.2 Plot quality information per product coming from level 1b processing (world map)
 4.2.1 Plot level 1 quality information per product (world map): ENVISAT ASCENDING passes



4.2.2 Plot level 1 quality information per product (world map): ENVISAT DESCENDING passes



5. Trace gas profiles

5.1 Ozone statistics based on quality of products

The final quality of the products can be "measured" using the STD (Standard Deviation) attached to every point profile. This information is written to the parameter GOM_NL__2P/NL_LOCAL_SPECIES_DENSITY/o3_std of the level 2 products. The table below shows the statistics for given STD ranges.

The statistics are given with respect to the overall valid production:

- Products without fatal errors: GOM_NL__2P/MPH/PRODUCT_ERR=0
- Valid point profile: GOM_NL__2P/NL_LOCAL_SPECIES_DENSITY/pcd(0)=0

The 'Criteria' is applied to valid points of dark limb products:

- Products in dark limb illumination condition: GOM_NL__2P/NL_SUMMARY_QUALITY/obs_ill_cond=0
- Products without fatal errors: GOM_NL__2P/MPH/PRODUCT_ERR=0
- Valid point profile: GOM_NL__2P/NL_LOCAL_SPECIES_DENSITY/pcd(0)=0

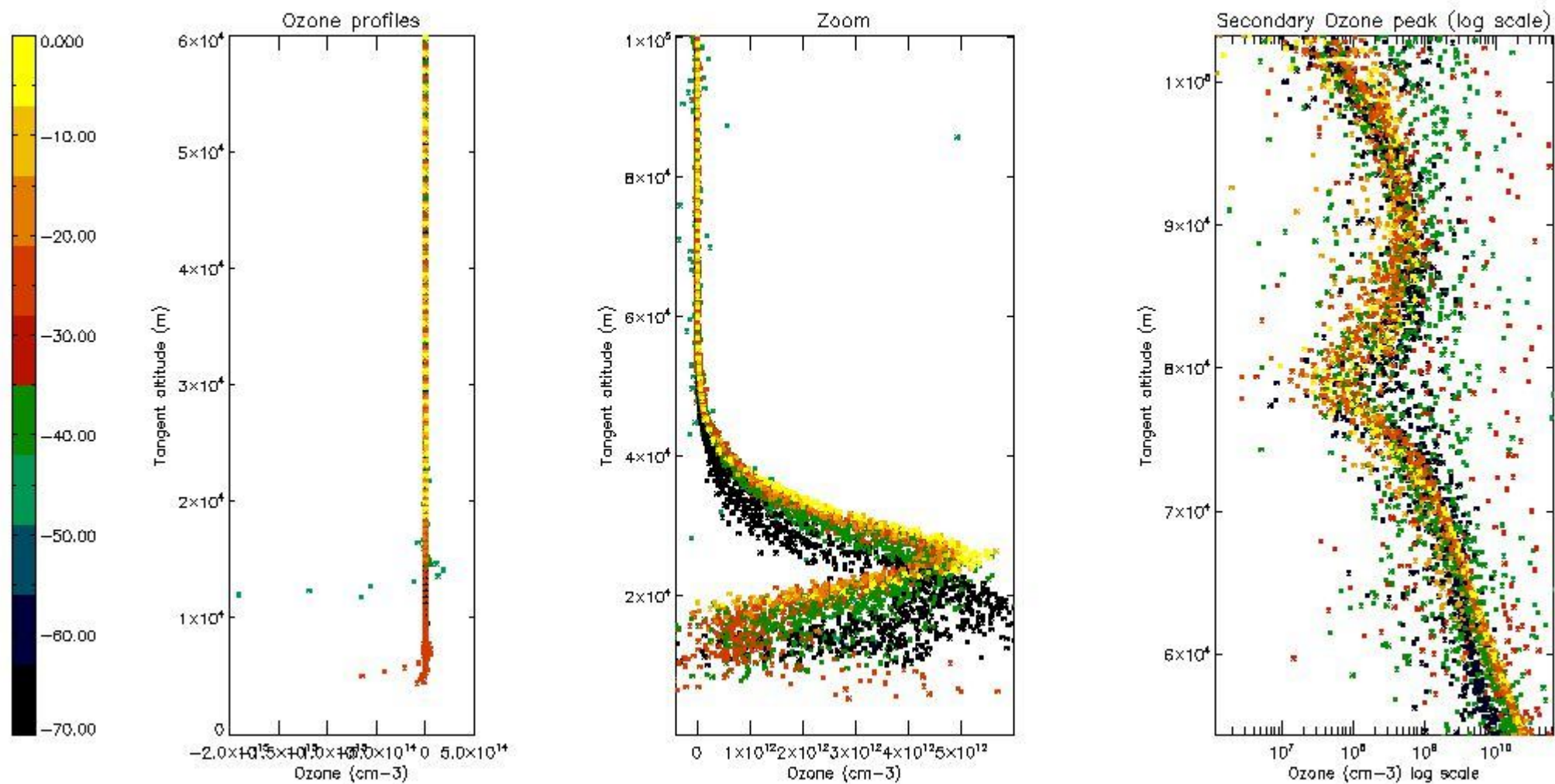
So, the table below shows the percentage of dark limb and valid observations for each criteria with respect to the overall valid daily observations.

Criteria	% of total production
All STD	26
STD < 20	13

STD < 10	10
STD < 5	6

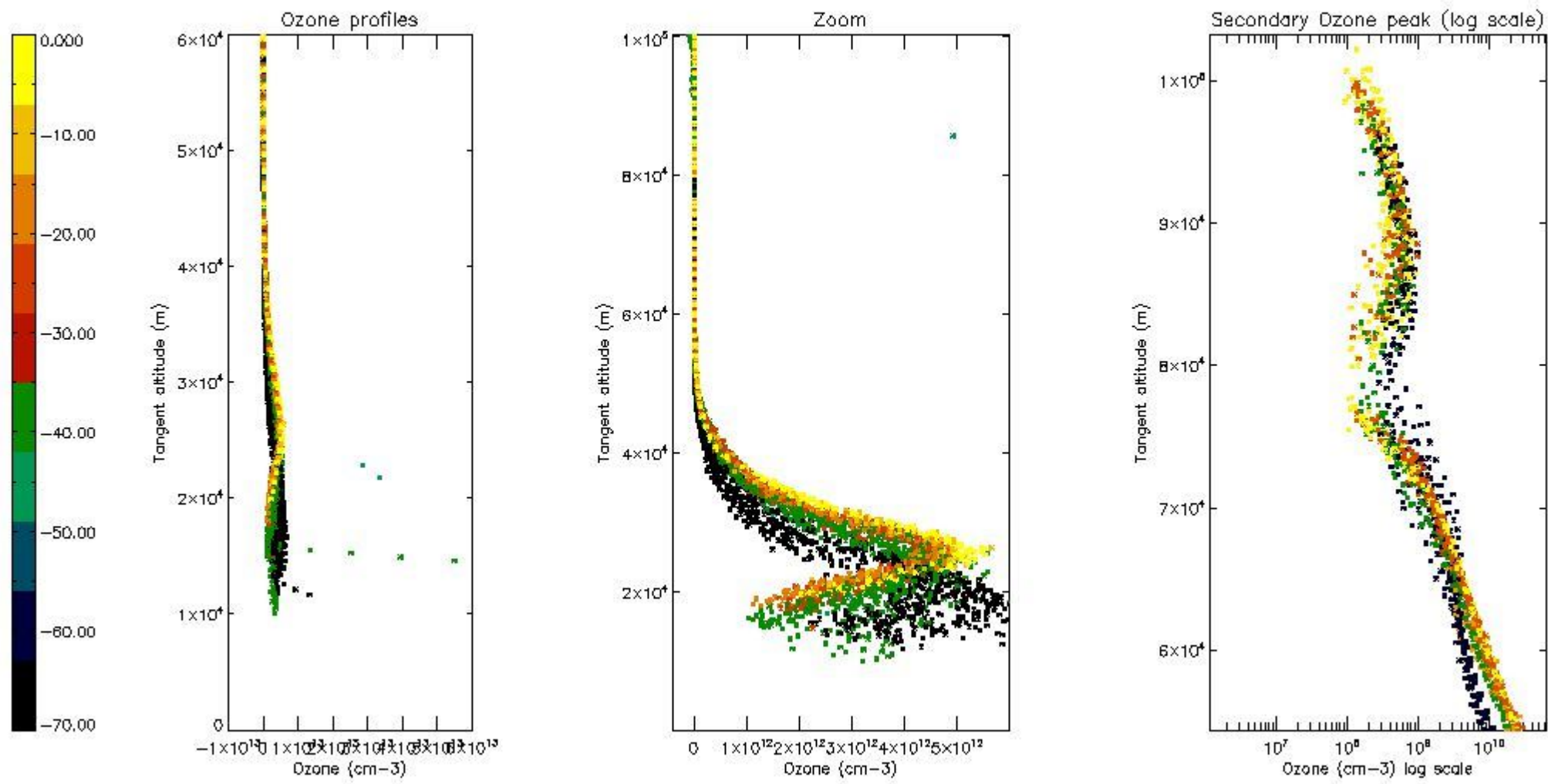
5.2 Plot ozone profiles for all STD (dark without errors)

The colorbar represents the latitude.



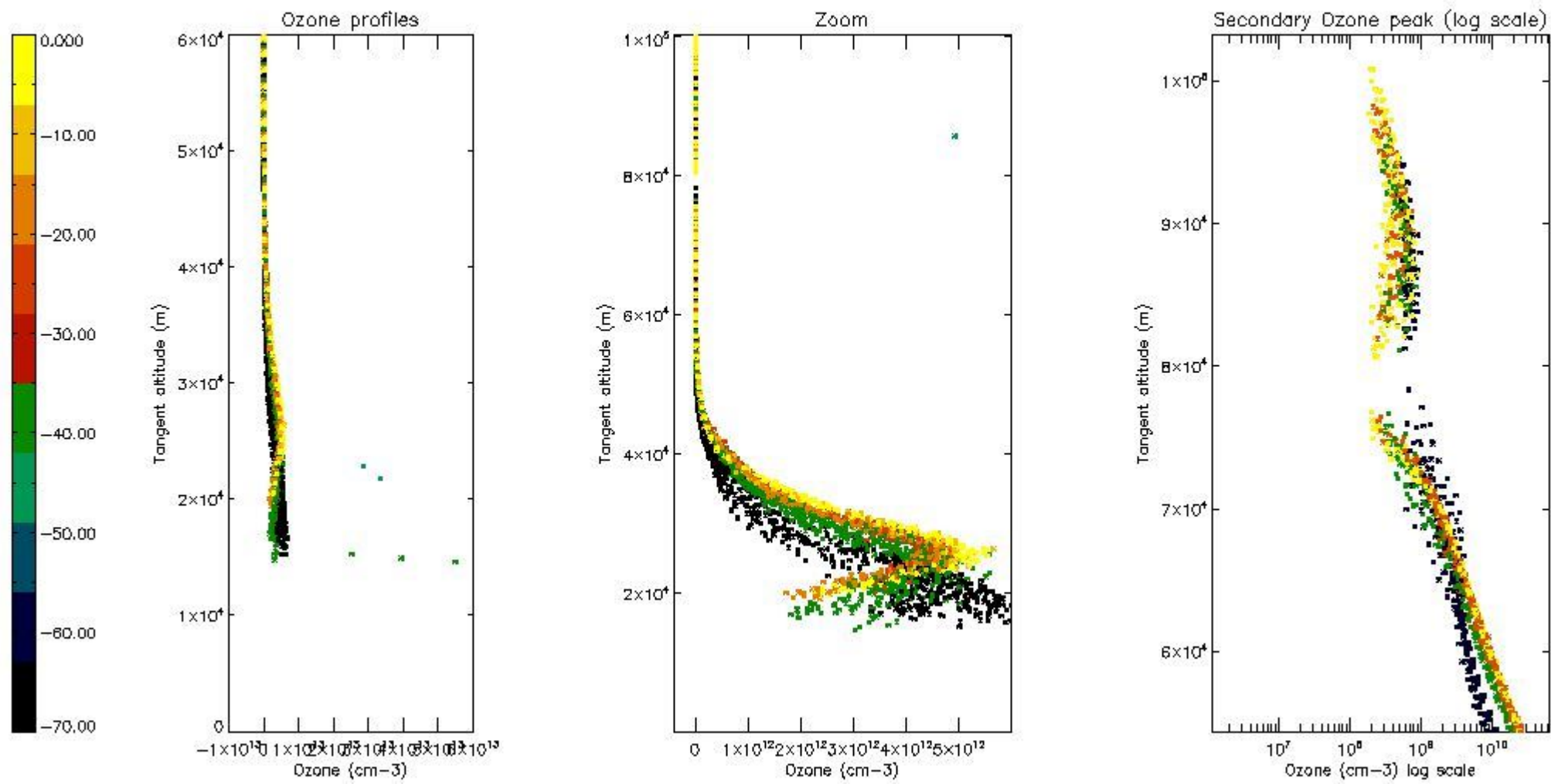
5.3 Plot ozone profiles where STD < 20% (dark without errors)

The colorbar represents the latitude.



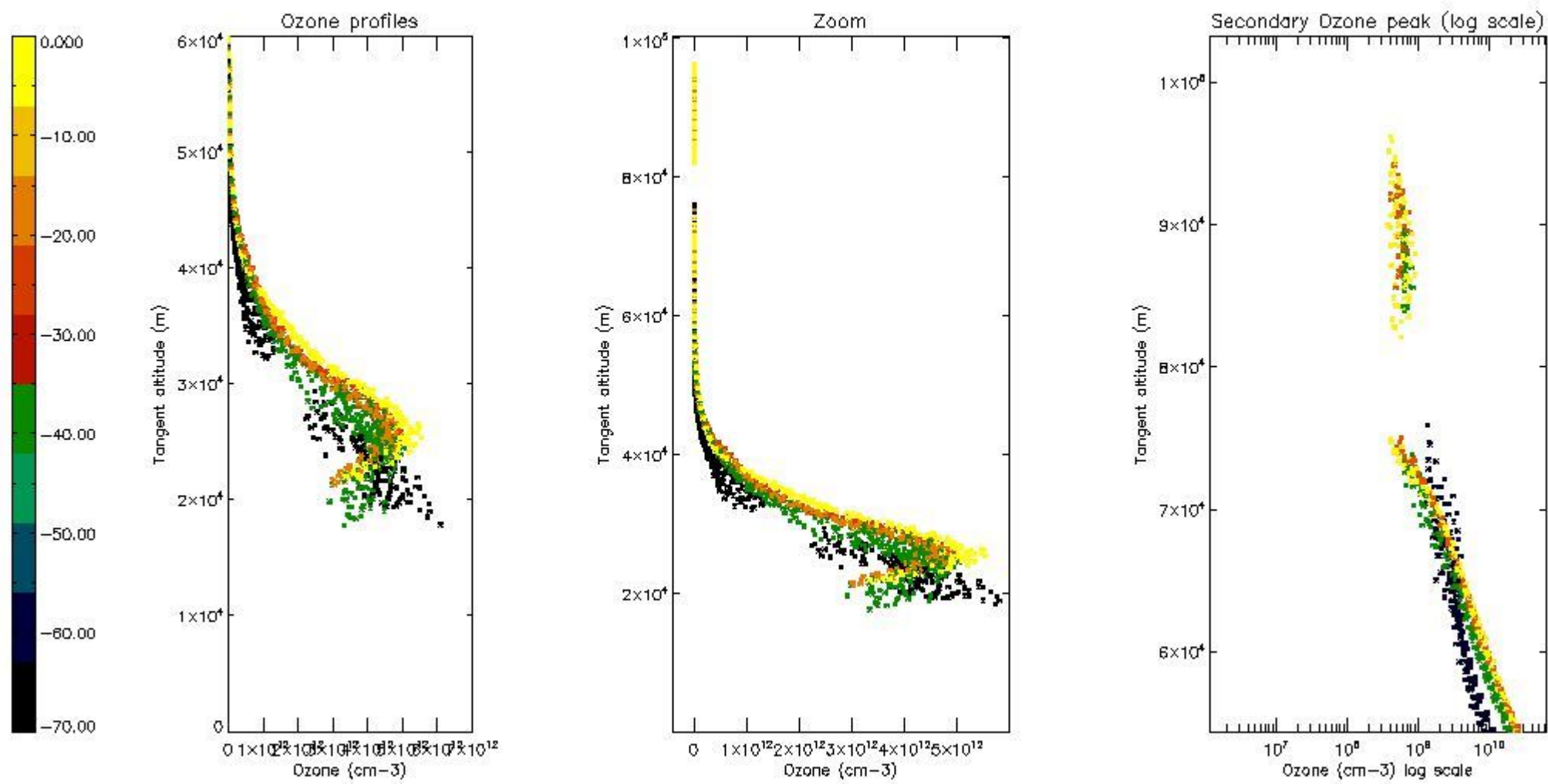
5.4 Plot ozone profiles where STD < 10% (dark without errors)

The colorbar represents the latitude.



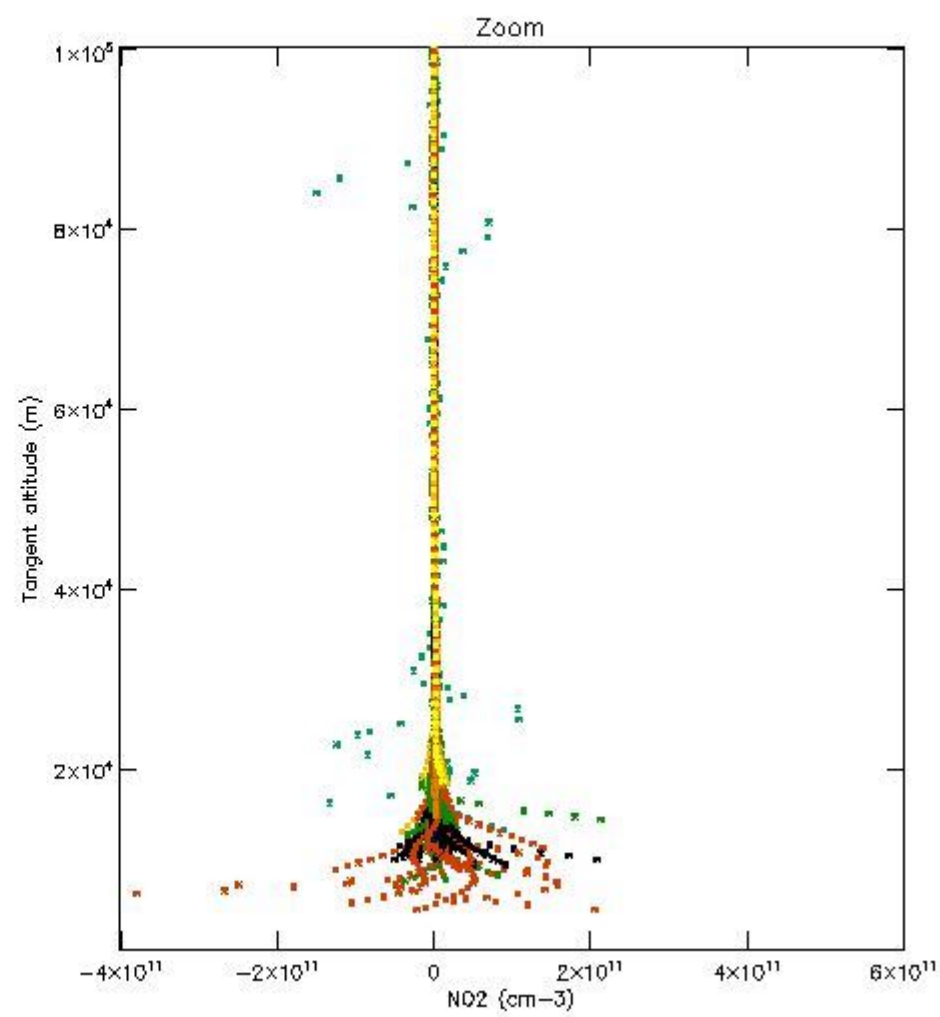
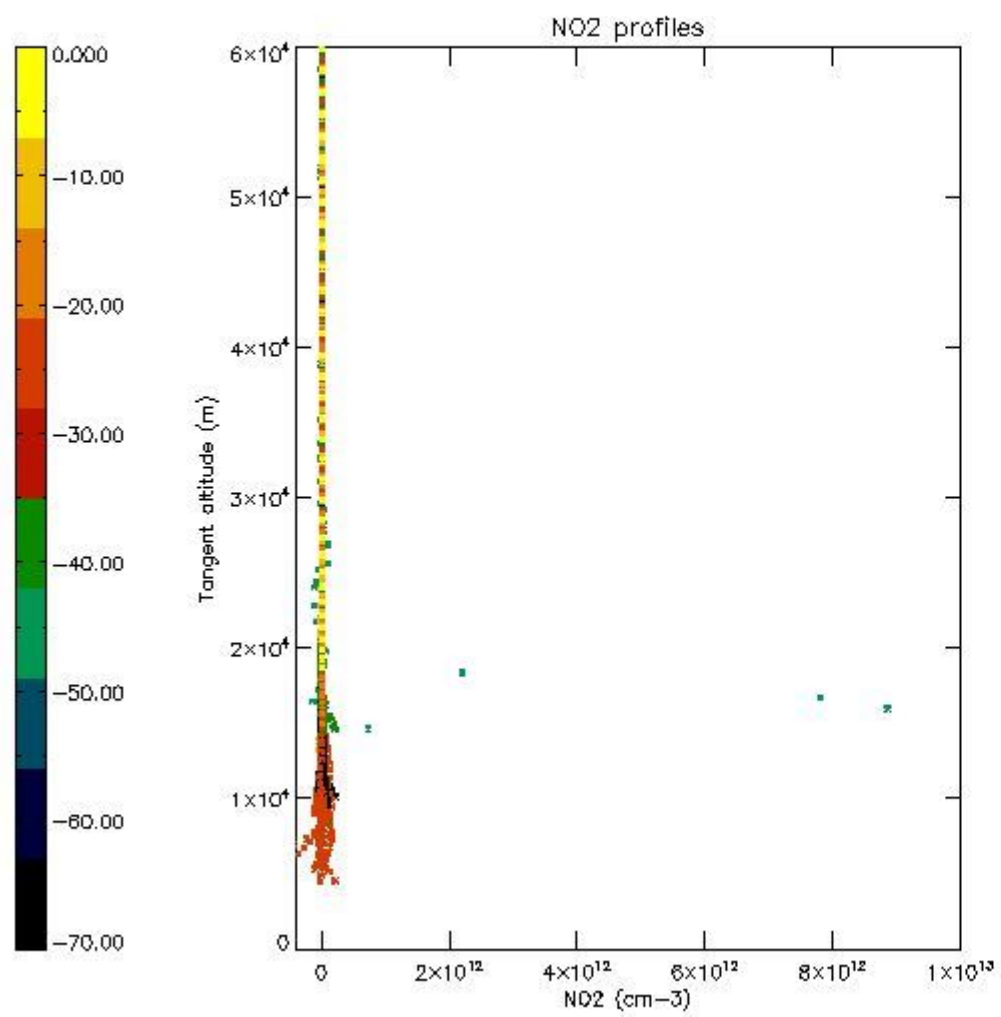
5.5 Plot ozone profiles where STD < 5% (dark without errors)

The colorbar represents the latitude.



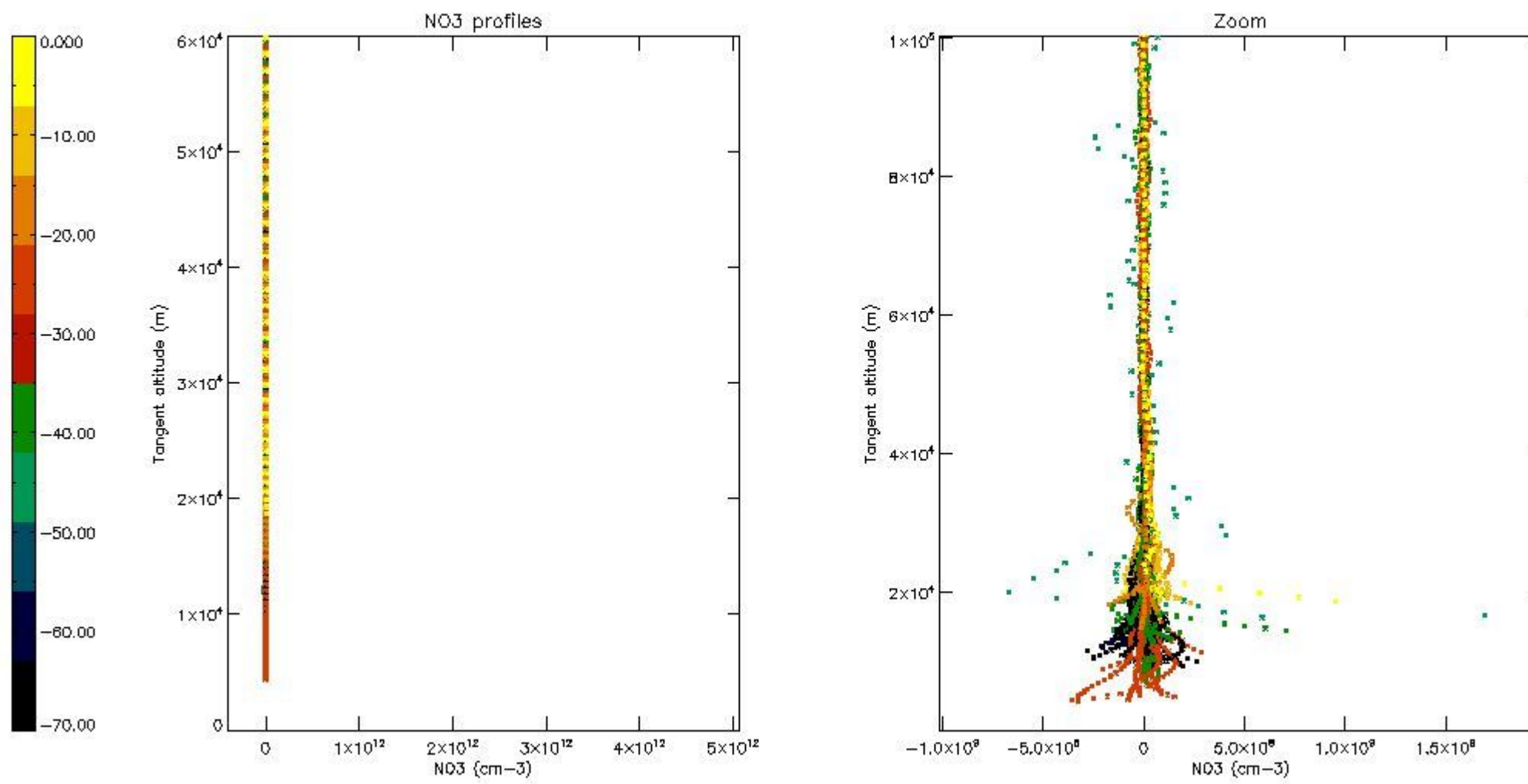
5.6 Plot NO₂ profiles for all STD (dark without errors)

The colorbar represents the latitude.



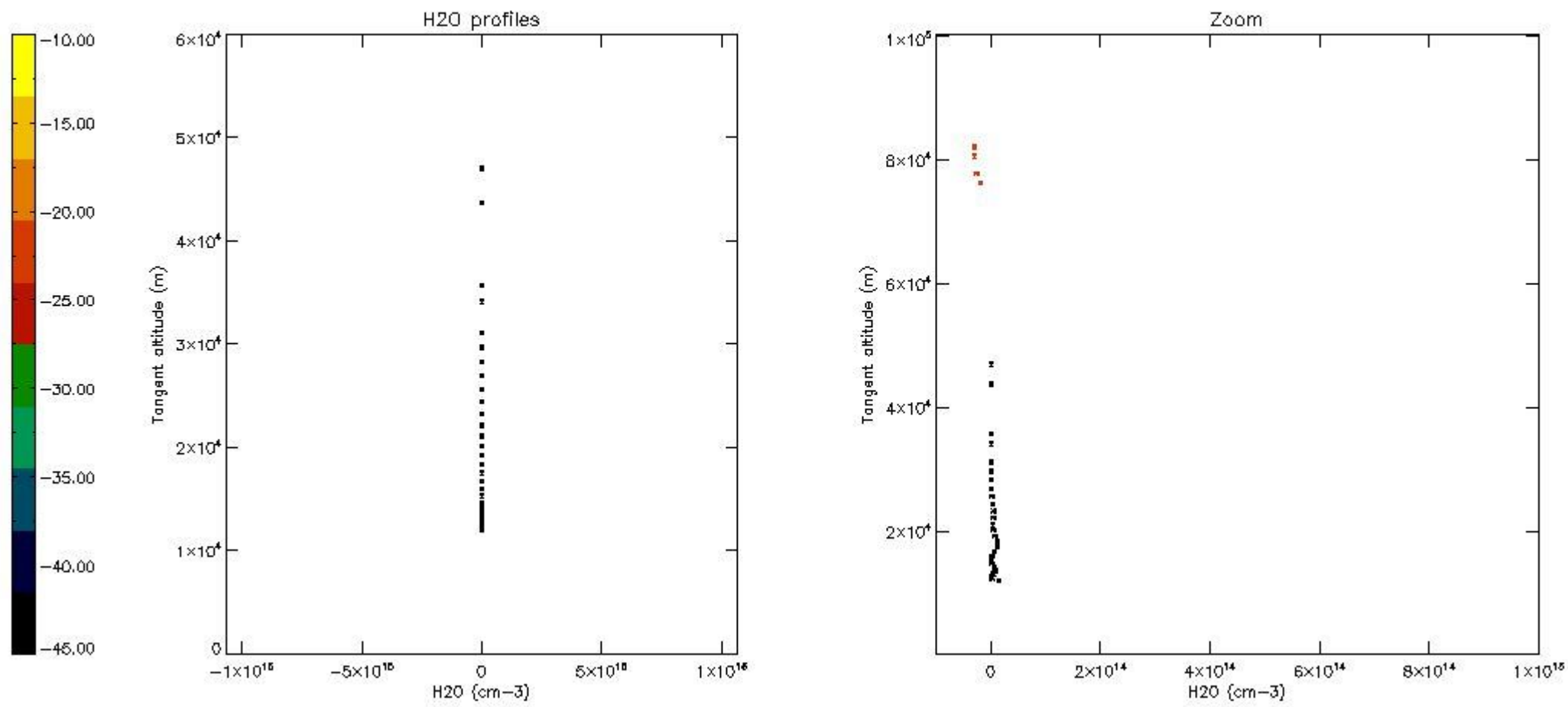
5.7 Plot NO3 profiles for all STD (dark without errors)

The colorbar represents the latitude.



5.8 Plot H2O profiles for all STD (only for occultations of stars 1,2,3,4,13,14,16,26,63 dark without errors)

The colorbar represents the latitude.



6. Auxiliary Data Files used for the production reported in section 2

The number reported in the third column indicates since which file (see list in section 2) the corresponding auxiliary file has been used. The fourth column is the date of those product files.

Type	Auxiliary Filename	Used since product	Used since product date
INST_PHYS_CHARACTERISTICS	GOM_INS_AXVIEC20091111_143220_20030716_120000_20500101_000000	1	14-MAY-2004 00:00:16
LEVEL-2_PROC_CONFIG	GOM_PR2_AXVIEC20091111_152718_20020301_000000_20500101_000000	1	14-MAY-2004 00:00:16
CROSS_SECTIONS_FILE	GOM_CRS_AXVIEC20091111_154832_20020301_000000_20500101_000000	1	14-MAY-2004 00:00:16

GOMOS Level 2 Daily Report

SUMMARY

[1. General Info](#)

[2. Summary of processed GOM_NL_2P products](#)

[3. Level 2 Quality information per product](#)

[3.1 Plot of level 2 quality information per product \(time dependant\)](#)

[3.2 Plot of level 2 quality information per product \(world map\)](#)

[4. Level 1 Quality information per product \(stored on level 2 products\)](#)

[4.1 Plot of level 1 quality information per product \(time dependant\)](#)

[4.1.1 Plot of level 1 quality information per product \(time dependant\): ASCENDING](#)

[4.1.2 Plot of level 1 quality information per product \(time dependant\): DESCENDING](#)

[4.2 Plot of level 1 quality information per product \(world map\)](#)

[4.2.1 Plot of level 1 quality information per product \(world map\): ASCENDING](#)

[4.2.2 Plot of level 1 quality information per product \(world map\): DESCENDING](#)

[5. Ozone profiles based on quality statistics and other trace gas profiles](#)

[5.1 Ozone statistics based on quality of products](#)

[5.2 Plot ozone profiles for all STD \(dark without errors\)](#)

[5.3 Plot ozone profiles where STD < 20% \(dark without errors\)](#)

[5.4. Plot ozone profiles where STD < 10% \(dark without errors\)](#)

[5.5. Plot ozone profiles where STD < 5% \(dark without errors\)](#)

[5.6 Plot NO2 profiles for all STD \(dark without errors\)](#)

[5.7 Plot NO3 profiles for all STD \(dark without errors\)](#)

[5.8 Plot H2O profiles \(only for occultations of stars 1,2,3,4,13,14,16,26,63 dark without errors\) for all STD](#)

[6. Auxiliary Data Files used for the production reported in section 2](#)

This report presents the daily analysis on parameters extracted from GOMOS level 2 data (GOM_NL__2P). It is intended to monitor some important parameters that will impact the quality of these products. A list of level 2 products (and content) that have arrived during the reporting day to the PCF is also given.

Item	Value
Time of report generation	19APR2013 01:59:25
Data source version	GOMOS/6.01
Start time of products	14-05-2004 (14MAY2004 00:00:00)
Stop time of products	15-05-2004 (15MAY2004 00:00:00)
Store outputs in DB	Yes
Nb of level 2 prods	489
Nb of prods with errors	0

2. Summary of processed GOM_NL__2P products.

Nr	Filename	UTC Start time	Limb	Duration	Star Id	Star Name	Star Mag	Star Temp	Nb Meas	Orbit	Prod. error
1	GOM_NL__2PRFIN20040514_000016_000000482026_00445_11521_2442.N1	14-MAY-2004 00:00:16	Dark	47.500	84	Alp Phe	2.3970	4500.0	95	11521	No
2	GOM_NL__2PRFIN20040514_000414_000000502026_00445_11521_2443.N1	14-MAY-2004 00:04:14	Dark	50.000	63	Bet Gru	2.1500	2800.0	100	11521	No
3	GOM_NL__2PRFIN20040514_000540_000000452026_00445_11521_2444.N1	14-MAY-2004 00:05:40	Dark	44.500	31	Alp Gru	1.7340	15200.	89	11521	No
4	GOM_NL__2PRFIN20040514_000935_000000392026_00446_11522_2411.N1	14-MAY-2004 00:09:35	Dark	38.500	135	Bet Hyi	2.8200	5800.0	77	11522	No
5	GOM_NL__2PRFIN20040514_001114_000000452026_00446_11522_2412.N1	14-MAY-2004 00:11:14	Dark	44.500	45	Alp Pav	1.9400	26000.	89	11522	No
6	GOM_NL__2PRFIN20040514_001645_000000512026_00446_11522_2413.N1	14-MAY-2004 00:16:45	Straylight	51.000	43	Alp TrA	1.9100	4250.0	102	11522	No
7	GOM_NL__2PRFIN20040514_001811_000000402026_00446_11522_2414.N1	14-MAY-2004 00:18:11	Straylight	40.000	145	Gam TrA	2.8720	10600.	80	11522	No
8	GOM_NL__2PRFIN20040514_002041_000000522026_00446_11522_2415.N1	14-MAY-2004 00:20:41	Straylight	52.000	4	Alp1Cen	-0.010000	5800.0	104	11522	No
9	GOM_NL__2PRFIN20040514_002253_000000562026_00446_11522_2416.N1	14-MAY-2004 00:22:53	Straylight	55.500	25	35Lam Sco	1.6200	28000.	111	11522	No
10	GOM_NL__2PRFIN20040514_002542_000000452026_00446_11522_2417.N1	14-MAY-2004 00:25:42	Twilight	45.000	81	Eta Cen	2.3560	28000.	90	11522	No
11	GOM_NL__2PRFIN20040514_002828_000000602026_00446_11522_2418.N1	14-MAY-2004 00:28:28	Twilight	60.000	16	21Alp Sco	1.0200	3000.0	120	11522	No
12	GOM_NL__2PRFIN20040514_003014_000000542026_00446_11522_2419.N1	14-MAY-2004 00:30:14	Bright	53.500	80	7Del Sco	2.3160	30000.	107	11522	No
13	GOM_NL__2PRFIN20040514_003215_000000652026_00446_11522_2420.N1	14-MAY-2004 00:32:15	Bright	65.000	86	35Eta Oph	2.4300	10200.	130	11522	No
14	GOM_NL__2PRFIN20040514_003451_000000422026_00446_11522_2421.N1	14-MAY-2004 00:34:51	Bright	42.000	104	27Bet Lib	2.6140	13100.	84	11522	No
15	GOM_NL__2PRFIN20040514_003707_000000532026_00446_11522_2422.N1	14-MAY-2004 00:37:07	Bright	53.000	120	1Del Oph	2.7340	3200.0	106	11522	No
16	GOM_NL__2PRFIN20040514_004019_000000472026_00446_11522_2423.N1	14-MAY-2004 00:40:19	Bright	46.500	102	24Alp Ser	2.6000	4250.0	93	11522	No
17	GOM_NL__2PRFIN20040514_004304_000000402026_00446_11522_2424.N1	14-MAY-2004 00:43:04	Bright	39.500	111	8Eta Boo	2.6800	6000.0	79	11522	No
18	GOM_NL__2PRFIN20040514_004552_000000402026_00446_11522_2425.N1	14-MAY-2004 00:45:52	Bright	40.000	83		2.3780	11000.	80	11522	No
19	GOM_NL__2PRFIN20040514_004901_000000382026_00446_11522_2426.N1	14-MAY-2004 00:49:01	Bright	37.500	152	12Alp2CVn	2.8900	11000.	75	11522	No
20	GOM_NL__2PRFIN20040514_005150_000000382026_00446_11522_2427.N1	14-MAY-2004 00:51:50	Bright	38.000	39	85Eta UMa	1.8540	24000.	76	11522	No
21	GOM_NL__2PRFIN20040514_005325_000000372026_00446_11522_2428.N1	14-MAY-2004 00:53:25	Bright	36.500	55	79Zet UMa	2.0600	10200.	73	11522	No
22	GOM_NL__2PRFIN20040514_005550_000000392026_00446_11522_2429.N1	14-MAY-2004 00:55:50	Bright	39.000	82	48Bet UMa	2.3650	10600.	78	11522	No
23	GOM_NL__2PRFIN20040514_005749_000000412026_00446_11522_2430.N1	14-MAY-2004 00:57:49	Bright	41.000	119	14Eta Dra	2.7270	4700.0	82	11522	No
24	GOM_NL__2PRFIN20040514_010040_000000562026_00446_11522_2431.N1	14-MAY-2004 01:00:40	Bright	55.500	69	33Gam Dra	2.2310	3800.0	111	11522	No
25	GOM_NL__2PRFIN20040514_010330_000000382026_00446_11522_2432.N1	14-MAY-2004 01:03:30	Bright	38.000	49	1Alp UMi	1.9900	6300.0	76	11522	No
26	GOM_NL__2PRFIN20040514_010845_000000452026_00446_11522_2433.N1	14-MAY-2004 01:08:45	Bright	44.500	89	5Alp Cep	2.4510	8000.0	89	11522	No
27	GOM_NL__2PRFIN20040514_011141_000000532026_00446_11522_2434.N1	14-MAY-2004 01:11:41	Bright	53.000	76	27Gam Cas	2.3000	30000.	106	11522	No
28	GOM_NL__2PRFIN20040514_011256_000000392026_00446_11522_2435.N1	14-MAY-2004 01:12:56	Bright	38.500	68	18Alp Cas	2.2250	4500.0	77	11522	No
29	GOM_NL__2PRFIN20040514_011518_000001042026_00446_11522_2436.N1	14-MAY-2004 01:15:18	Bright	104.00	66	37Gam Cyg	2.2080	5900.0	208	11522	No
30	GOM_NL__2PRFIN20040514_012050_000001382026_00446_11522_2437.N1	14-MAY-2004 01:20:50	Straylight	138.00	92	53Eps Cyg	2.5000	4500.0	276	11522	No
31	GOM_NL__2PRFIN20040514_012522_000000442026_00446_11522_2438.N1	14-MAY-2004 01:25:22	Twilight	43.500	140	88Gam Peg	2.8340	26000.	87	11522	No
32	GOM_NL__2PRFIN20040514_012655_000000572026_00446_11522_2439.N1	14-MAY-2004 01:26:55	Dark	56.500	90	54Alp Peg	2.4870	11000.	113	11522	No
33	GOM_NL__2PRFIN20040514_013405_000000472026_00446_11522_2440.N1	14-MAY-2004 01:34:05	Dark	47.000	52	16Bet Cet	2.0370	4500.0	94	11522	No
34	GOM_NL__2PRFIN20040514_013556_000000792026_00446_11522_2441.N1	14-MAY-2004 01:35:56	Dark	78.500	162	34Alp Aqr	2.9440	5350.0	157	11522	No
35	GOM_NL__2PRFIN20040514_014054_000000462026_00446_11522_2442.N1	14-MAY-2004 01:40:54	Dark	46.000	84	Alp Phe	2.3970	4500.0	92	11522	No
36	GOM_NL__2PRFIN20040514_014450_000000492026_00446_11522_2443.N1	14-MAY-2004 01:44:50	Dark	48.500	63	Bet Gru	2.1500	2800.0	97	11522	No
37	GOM_NL__2PRFIN20040514_014617_000000472026_00446_11522_2444.N1	14-MAY-2004 01:46:17	Dark	46.500	31	Alp Gru	1.7340	15200.	93	11522	No
38	GOM_NL__2PRFIN20040514_015011_000000412026_00447_11523_2411.N1	14-MAY-2004 01:50:11	Dark	41.000	135	Bet Hyi	2.8200	5800.0	82	11523	No
39	GOM_NL__2PRFIN20040514_015151_000000442026_00447_11523_2412.N1	14-MAY-2004 01:51:51	Dark	44.000	45	Alp Pav	1.9400	26000.	88	11523	No
40	GOM_NL__2PRFIN20040514_015721_000000452026_00447_11523_2413.N1	14-MAY-2004 01:57:21	Straylight	44.500	43	Alp TrA	1.9100	4250.0	89	11523	No
41	GOM_NL__2PRFIN20040514_015848_000000402026_00447_11523_2414.N1	14-MAY-2004 01:58:48	Straylight	39.500	145	Gam TrA	2.8720	10600.	79	11523	No
42	GOM_NL__2PRFIN20040514_020117_000000492026_00447_11523_2415.N1	14-MAY-2004 02:01:17	Straylight	49.000	4	Alp1Cen	-0.010000	5800.0	98	11523	No

43	GOM_NL__2PRFIN20040514_020329_000000572026_00447_11523_2416.N1	14-MAY-2004 02:03:29	Straylight	56.500	25	35Lam Sco	1.6200	28000.	113	11523	No
44	GOM_NL__2PRFIN20040514_020619_000000432026_00447_11523_2417.N1	14-MAY-2004 02:06:19	Twilight	42.500	81	Eta Cen	2.3560	28000.	85	11523	No
45	GOM_NL__2PRFIN20040514_020904_000000592026_00447_11523_2418.N1	14-MAY-2004 02:09:04	Twilight	59.000	16	21Alp Sco	1.0200	3000.0	118	11523	No
46	GOM_NL__2PRFIN20040514_021050_000000542026_00447_11523_2419.N1	14-MAY-2004 02:10:50	Bright	54.000	80	7Del Sco	2.3160	30000.	108	11523	No
47	GOM_NL__2PRFIN20040514_021252_000000652026_00447_11523_2420.N1	14-MAY-2004 02:12:52	Bright	64.500	86	35Eta Oph	2.4300	10200.	129	11523	No
48	GOM_NL__2PRFIN20040514_021527_000000422026_00447_11523_2421.N1	14-MAY-2004 02:15:27	Bright	41.500	104	27Bet Lib	2.6140	13100.	83	11523	No
49	GOM_NL__2PRFIN20040514_021743_000000542026_00447_11523_2422.N1	14-MAY-2004 02:17:43	Bright	53.500	120	1Del Oph	2.7340	3200.0	107	11523	No
50	GOM_NL__2PRFIN20040514_022055_000000472026_00447_11523_2423.N1	14-MAY-2004 02:20:55	Bright	46.500	102	24Alp Ser	2.6000	4250.0	93	11523	No
51	GOM_NL__2PRFIN20040514_022342_000000382026_00447_11523_2424.N1	14-MAY-2004 02:23:42	Bright	38.000	111	8Eta Boo	2.6800	6000.0	76	11523	No
52	GOM_NL__2PRFIN20040514_022628_000000422026_00447_11523_2425.N1	14-MAY-2004 02:26:28	Bright	41.500	83		2.3780	11000.	83	11523	No
53	GOM_NL__2PRFIN20040514_022936_000000382026_00447_11523_2426.N1	14-MAY-2004 02:29:36	Bright	38.000	152	12Alp2CVn	2.8900	11000.	76	11523	No
54	GOM_NL__2PRFIN20040514_023226_000000372026_00447_11523_2427.N1	14-MAY-2004 02:32:26	Bright	36.500	39	85Eta UMa	1.8540	24000.	73	11523	No
55	GOM_NL__2PRFIN20040514_023359_000000382026_00447_11523_2428.N1	14-MAY-2004 02:33:59	Bright	37.500	55	79Zet UMa	2.0600	10200.	75	11523	No
56	GOM_NL__2PRFIN20040514_023627_000000392026_00447_11523_2429.N1	14-MAY-2004 02:36:27	Bright	39.000	82	48Bet UMa	2.3650	10600.	78	11523	No
57	GOM_NL__2PRFIN20040514_023824_000000432026_00447_11523_2430.N1	14-MAY-2004 02:38:24	Bright	42.500	119	14Eta Dra	2.7270	4700.0	85	11523	No
58	GOM_NL__2PRFIN20040514_024115_000000572026_00447_11523_2431.N1	14-MAY-2004 02:41:15	Bright	57.000	69	33Gam Dra	2.2310	3800.0	114	11523	No
59	GOM_NL__2PRFIN20040514_024406_000000382026_00447_11523_2432.N1	14-MAY-2004 02:44:06	Bright	38.000	49	1Alp UMi	1.9900	6300.0	76	11523	No
60	GOM_NL__2PRFIN20040514_024920_000000452026_00447_11523_2433.N1	14-MAY-2004 02:49:20	Bright	44.500	89	5Alp Cep	2.4510	8000.0	89	11523	No
61	GOM_NL__2PRFIN20040514_025217_000000392026_00447_11523_2434.N1	14-MAY-2004 02:52:17	Bright	38.500	76	27Gam Cas	2.3000	30000.	77	11523	No
62	GOM_NL__2PRFIN20040514_025332_000000392026_00447_11523_2435.N1	14-MAY-2004 02:53:32	Bright	39.000	68	18Alp Cas	2.2250	4500.0	78	11523	No
63	GOM_NL__2PRFIN20040514_025553_000001002026_00447_11523_2436.N1	14-MAY-2004 02:55:53	Bright	99.500	66	37Gam Cyg	2.2080	5900.0	199	11523	No
64	GOM_NL__2PRFIN20040514_030126_000001382026_00447_11523_2437.N1	14-MAY-2004 03:01:26	Straylight	138.00	92	53Eps Cyg	2.5000	4500.0	276	11523	No
65	GOM_NL__2PRFIN20040514_030556_000000482026_00447_11523_2438.N1	14-MAY-2004 03:05:56	Twilight	47.500	140	88Gam Peg	2.8340	26000.	95	11523	No
66	GOM_NL__2PRFIN20040514_030729_000000572026_00447_11523_2439.N1	14-MAY-2004 03:07:29	Dark	57.000	90	54Alp Peg	2.4870	11000.	114	11523	No
67	GOM_NL__2PRFIN20040514_031440_000000472026_00447_11523_2440.N1	14-MAY-2004 03:14:40	Dark	47.000	52	16Bet Cet	2.0370	4500.0	94	11523	No
68	GOM_NL__2PRFIN20040514_031633_000000732026_00447_11523_2441.N1	14-MAY-2004 03:16:33	Dark	72.500	162	34Alp Aqr	2.9440	5350.0	145	11523	No
69	GOM_NL__2PRFIN20040514_032130_000000452026_00447_11523_2442.N1	14-MAY-2004 03:21:30	Dark	44.500	84	Alp Phe	2.3970	4500.0	89	11523	No
70	GOM_NL__2PRFIN20040514_032525_000000522026_00447_11523_2443.N1	14-MAY-2004 03:25:25	Dark	52.000	63	Bet Gru	2.1500	2800.0	104	11523	No
71	GOM_NL__2PRFIN20040514_032654_000000442026_00447_11523_2444.N1	14-MAY-2004 03:26:54	Dark	44.000	31	Alp Gru	1.7340	15200.	88	11523	No
72	GOM_NL__2PRFIN20040514_033047_000000432026_00448_11524_2412.N1	14-MAY-2004 03:30:47	Dark	43.000	135	Bet Hyi	2.8200	5800.0	86	11524	No
73	GOM_NL__2PRFIN20040514_033229_000000432026_00448_11524_2413.N1	14-MAY-2004 03:32:29	Dark	43.000	45	Alp Pav	1.9400	26000.	86	11524	No
74	GOM_NL__2PRFIN20040514_033758_000000482026_00448_11524_2414.N1	14-MAY-2004 03:37:58	Straylight	48.000	43	Alp TrA	1.9100	4250.0	96	11524	No
75	GOM_NL__2PRFIN20040514_033925_000000392026_00448_11524_2415.N1	14-MAY-2004 03:39:25	Straylight	38.500	145	Gam TrA	2.8720	10600.	77	11524	No
76	GOM_NL__2PRFIN20040514_034153_000000442026_00448_11524_2416.N1	14-MAY-2004 03:41:53	Straylight	44.000	4	Alp1Cen	-0.010000	5800.0	88	11524	No
77	GOM_NL__2PRFIN20040514_034407_000000542026_00448_11524_2417.N1	14-MAY-2004 03:44:07	Straylight	54.000	25	35Lam Sco	1.6200	28000.	108	11524	No
78	GOM_NL__2PRFIN20040514_034658_000000392026_00448_11524_2418.N1	14-MAY-2004 03:46:58	Twilight	38.500	81	Eta Cen	2.3560	28000.	77	11524	No
79	GOM_NL__2PRFIN20040514_034940_000000602026_00448_11524_2419.N1	14-MAY-2004 03:49:40	Twilight	60.000	16	21Alp Sco	1.0200	3000.0	120	11524	No
80	GOM_NL__2PRFIN20040514_035127_000000502026_00448_11524_2420.N1	14-MAY-2004 03:51:27	Bright	50.000	80	7Del Sco	2.3160	30000.	100	11524	No
81	GOM_NL__2PRFIN20040514_035327_000000662026_00448_11524_2421.N1	14-MAY-2004 03:53:27	Bright	66.000	86	35Eta Oph	2.4300	10200.	132	11524	No
82	GOM_NL__2PRFIN20040514_035604_000000412026_00448_11524_2422.N1	14-MAY-2004 03:56:04	Bright	40.500	104	27Bet Lib	2.6140	13100.	81	11524	No
83	GOM_NL__2PRFIN20040514_035818_000000532026_00448_11524_2423.N1	14-MAY-2004 03:58:18	Bright	53.000	120	1Del Oph	2.7340	3200.0	106	11524	No
84	GOM_NL__2PRFIN20040514_040130_000000472026_00448_11524_2424.N1	14-MAY-2004 04:01:30	Bright	47.000	102	24Alp Ser	2.6000	4250.0	94	11524	No
85	GOM_NL__2PRFIN20040514_040419_000000372026_00448_11524_2425.N1	14-MAY-2004 04:04:19	Bright	36.500	111	8Eta Boo	2.6800	6000.0	73	11524	No
86	GOM_NL__2PRFIN20040514_040704_000000402026_00448_11524_2426.N1	14-MAY-2004 04:07:04	Bright	40.000	83		2.3780	11000.	80	11524	No
87	GOM_NL__2PRFIN20040514_041014_000000362026_00448_11524_2427.N1	14-MAY-2004 04:10:14	Bright	36.000	152	12Alp2CVn	2.8900	11000.	72	11524	No
88	GOM_NL__2PRFIN20040514_041303_000000372026_00448_11524_2428.N1	14-MAY-2004 04:13:03	Bright	37.000	39	85Eta UMa	1.8540	24000.	74	11524	No
89	GOM_NL__2PRFIN20040514_041438_000000372026_00448_11524_2429.N1	14-MAY-2004 04:14:38	Bright	36.500	55	79Zet UMa	2.0600	10200.	73	11524	No
90	GOM_NL__2PRFIN20040514_041703_000000382026_00448_11524_2430.N1	14-MAY-2004 04:17:03	Bright	37.500	82	48Bet UMa	2.3650	10600.	75	11524	No
91	GOM_NL__2PRFIN20040514_041900_000000412026_00448_11524_2431.N1	14-MAY-2004 04:19:00	Bright	40.500	119	14Eta Dra	2.7270	4700.0	81	11524	No
92	GOM_NL__2PRFIN20040514_042150_000000562026_00448_11524_2432.N1	14-MAY-2004 04:21:50	Bright	56.000	69	33Gam Dra	2.2310	3800.0	112	11524	No
93	GOM_NL__2PRFIN20040514_042443_000000382026_00448_11524_2433.N1	14-MAY-2004 04:24:43	Bright	37.500	49	1Alp UMi	1.9900	6300.0	75	11524	No
94	GOM_NL__2PRFIN20040514_042955_000000472026_00448_11524_2434.N1	14-MAY-2004 04:29:55	Bright	47.000	89	5Alp Cep	2.4510	8000.0	94	11524	No
95	GOM_NL__2PRFIN20040514_043254_000000422026_00448_11524_2435.N1	14-MAY-2004 04:32:54	Bright	42.000	76	27Gam Cas	2.3000	30000.	84	11524	No
96	GOM_NL__2PRFIN20040514_043408_000000392026_00448_11524_2436.N1	14-MAY-2004 04:34:08	Bright	39.000	68	18Alp Cas	2.2250	4500.0	78	11524	No
97	GOM_NL__2PRFIN20040514_043628_000001052026_00448_11524_2437.N1	14-MAY-2004 04:36:28	Bright	104.50	66	37Gam Cyg	2.2080	5900.0	209	11524	No
98	GOM_NL__2PRFIN20040514_044201_000001372026_00448_11524_2438.N1	14-MAY-2004 04:42:01	Straylight	137.00	92	53Eps Cyg	2.5000	4500.0	274	11524	No
99	GOM_NL__2PRFIN20040514_044635_000000442026_00448_11524_2439.N1	14-MAY-2004 04:46:35	Twilight	44.000	140	88Gam Peg	2.8340	26000.	88	11524	No
100	GOM_NL__2PRFIN20040514_044807_000000552026_00448_11524_2440.N1	14-MAY-2004 04:48:07	Dark	54.500	90	54Alp Peg	2.4870	11000.	109	11524	No
101	GOM_NL__2PRFIN20040514_045519_000000452026_00448_11524_2441.N1	14-MAY-2004 04:55:19	Dark	45.000	52	16Bet Cet	2.0370	4500.0	90	11524	No

102	GOM_NL__2PRFIN20040514_045709_000000822026_00448_11524_2442.N1	14-MAY-2004 04:57:09	Dark	81.500	162	34Alp Aqr	2.9440	5350.0	163	11524	No
103	GOM_NL__2PRFIN20040514_050207_000000442026_00448_11524_2443.N1	14-MAY-2004 05:02:07	Dark	44.000	84	Alp Phe	2.3970	4500.0	88	11524	No
104	GOM_NL__2PRFIN20040514_050604_000000482026_00448_11524_2444.N1	14-MAY-2004 05:06:04	Dark	48.000	63	Bet Gru	2.1500	2800.0	96	11524	No
105	GOM_NL__2PRFIN20040514_050731_000000452026_00448_11524_2445.N1	14-MAY-2004 05:07:31	Dark	45.000	31	Alp Gru	1.7340	15200.	90	11524	No
106	GOM_NL__2PRFIN20040514_051123_000000382026_00449_11525_2413.N1	14-MAY-2004 05:11:23	Dark	37.500	135	Bet Hyi	2.8200	5800.0	75	11525	No
107	GOM_NL__2PRFIN20040514_051305_000000452026_00449_11525_2414.N1	14-MAY-2004 05:13:05	Dark	44.500	45	Alp Pav	1.9400	26000.	89	11525	No
108	GOM_NL__2PRFIN20040514_051834_000000422026_00449_11525_2415.N1	14-MAY-2004 05:18:34	Straylight	42.000	43	Alp TrA	1.9100	4250.0	84	11525	No
109	GOM_NL__2PRFIN20040514_052001_000000392026_00449_11525_2416.N1	14-MAY-2004 05:20:01	Straylight	39.000	145	Gam TrA	2.8720	10600.	78	11525	No
110	GOM_NL__2PRFIN20040514_052230_000000442026_00449_11525_2417.N1	14-MAY-2004 05:22:30	Straylight	43.500	4	Alp1Cen	-0.010000	5800.0	87	11525	No
111	GOM_NL__2PRFIN20040514_052443_000000552026_00449_11525_2418.N1	14-MAY-2004 05:24:43	Straylight	54.500	25	35Lam Sco	1.6200	28000.	109	11525	No
112	GOM_NL__2PRFIN20040514_052708_000000572026_00449_11525_2419.N1	14-MAY-2004 05:27:08	Tw_i_and_stray	57.000	75	26Eps Sco	2.2910	4250.0	114	11525	No
113	GOM_NL__2PRFIN20040514_053017_000000602026_00449_11525_2420.N1	14-MAY-2004 05:30:17	Tw_i_and_stray	60.000	16	21Alp Sco	1.0200	3000.0	120	11525	No
114	GOM_NL__2PRFIN20040514_053203_000000572026_00449_11525_2421.N1	14-MAY-2004 05:32:03	Bright	57.000	80	7Del Sco	2.3160	30000.	114	11525	No
115	GOM_NL__2PRFIN20040514_053403_000000682026_00449_11525_2422.N1	14-MAY-2004 05:34:03	Bright	68.000	86	35Eta Oph	2.4300	10200.	136	11525	No
116	GOM_NL__2PRFIN20040514_053640_000000422026_00449_11525_2423.N1	14-MAY-2004 05:36:40	Bright	42.000	104	27Bet Lib	2.6140	13100.	84	11525	No
117	GOM_NL__2PRFIN20040514_053854_000000542026_00449_11525_2424.N1	14-MAY-2004 05:38:54	Bright	53.500	120	1Del Oph	2.7340	3200.0	107	11525	No
118	GOM_NL__2PRFIN20040514_054206_000000482026_00449_11525_2425.N1	14-MAY-2004 05:42:06	Bright	48.000	102	24Alp Ser	2.6000	4250.0	96	11525	No
119	GOM_NL__2PRFIN20040514_054455_000000362026_00449_11525_2426.N1	14-MAY-2004 05:44:55	Bright	36.000	111	8Eta Boo	2.6800	6000.0	72	11525	No
120	GOM_NL__2PRFIN20040514_054740_000000422026_00449_11525_2427.N1	14-MAY-2004 05:47:40	Bright	41.500	83		2.3780	11000.	83	11525	No
121	GOM_NL__2PRFIN20040514_055048_000000392026_00449_11525_2428.N1	14-MAY-2004 05:50:48	Bright	38.500	180	27Gam Boo	3.0400	8000.0	77	11525	No
122	GOM_NL__2PRFIN20040514_055339_000000372026_00449_11525_2429.N1	14-MAY-2004 05:53:39	Bright	36.500	39	85Eta UMa	1.8540	24000.	73	11525	No
123	GOM_NL__2PRFIN20040514_055514_000000352026_00449_11525_2430.N1	14-MAY-2004 05:55:14	Bright	35.000	55	79Zet UMa	2.0600	10200.	70	11525	No
124	GOM_NL__2PRFIN20040514_055740_000000392026_00449_11525_2431.N1	14-MAY-2004 05:57:40	Bright	39.000	82	48Bet UMa	2.3650	10600.	78	11525	No
125	GOM_NL__2PRFIN20040514_055936_000000432026_00449_11525_2432.N1	14-MAY-2004 05:59:36	Bright	43.000	119	14Eta Dra	2.7270	4700.0	86	11525	No
126	GOM_NL__2PRFIN20040514_060224_000000582026_00449_11525_2433.N1	14-MAY-2004 06:02:24	Bright	57.500	69	33Gam Dra	2.2310	3800.0	115	11525	No
127	GOM_NL__2PRFIN20040514_060519_000000372026_00449_11525_2434.N1	14-MAY-2004 06:05:19	Bright	37.000	49	1Alp UMi	1.9900	6300.0	74	11525	No
128	GOM_NL__2PRFIN20040514_060708_000001102026_00449_11525_2435.N1	14-MAY-2004 06:07:08	Bright	109.50	5	3Alp Lyr	0.033000	11000.	219	11525	No
129	GOM_NL__2PRFIN20040514_061030_000000472026_00449_11525_2436.N1	14-MAY-2004 06:10:30	Bright	46.500	89	5Alp Cep	2.4510	8000.0	93	11525	No
130	GOM_NL__2PRFIN20040514_061330_000000382026_00449_11525_2437.N1	14-MAY-2004 06:13:30	Bright	38.000	76	27Gam Cas	2.3000	30000.	76	11525	No
131	GOM_NL__2PRFIN20040514_061444_000000372026_00449_11525_2438.N1	14-MAY-2004 06:14:44	Bright	37.000	68	18Alp Cas	2.2250	4500.0	74	11525	No
132	GOM_NL__2PRFIN20040514_061703_000000992026_00449_11525_2439.N1	14-MAY-2004 06:17:03	Bright	98.500	66	37Gam Cyg	2.2080	5900.0	197	11525	No
133	GOM_NL__2PRFIN20040514_062238_000001432026_00449_11525_2440.N1	14-MAY-2004 06:22:38	Straylight	142.50	92	53Eps Cyg	2.5000	4500.0	285	11525	No
134	GOM_NL__2PRFIN20040514_062711_000000452026_00449_11525_2441.N1	14-MAY-2004 06:27:11	Twilight	44.500	140	88Gam Peg	2.8340	26000.	89	11525	No
135	GOM_NL__2PRFIN20040514_062844_000000572026_00449_11525_2442.N1	14-MAY-2004 06:28:44	Dark	57.000	90	54Alp Peg	2.4870	11000.	114	11525	No
136	GOM_NL__2PRFIN20040514_063554_000000452026_00449_11525_2443.N1	14-MAY-2004 06:35:54	Dark	45.000	52	16Bet Cet	2.0370	4500.0	90	11525	No
137	GOM_NL__2PRFIN20040514_063747_000000792026_00449_11525_2444.N1	14-MAY-2004 06:37:47	Dark	78.500	162	34Alp Aqr	2.9440	5350.0	157	11525	No
138	GOM_NL__2PRFIN20040514_064217_000000562026_00449_11525_2445.N1	14-MAY-2004 06:42:17	Dark	56.000	18	24Alp PsA	1.1660	9700.0	112	11525	No
139	GOM_NL__2PRFIN20040514_064408_000000712026_00449_11525_2446.N1	14-MAY-2004 06:44:08	Dark	70.500	142	49Del Cap	2.8500	8900.0	141	11525	No
140	GOM_NL__2PRFIN20040514_064641_000000562026_00449_11525_2447.N1	14-MAY-2004 06:46:41	Dark	55.500	63	Bet Gru	2.1500	2800.0	111	11525	No
141	GOM_NL__2PRFIN20040514_065159_000000392026_00450_11526_2414.N1	14-MAY-2004 06:51:59	Dark	38.500	135	Bet Hyi	2.8200	5800.0	77	11526	No
142	GOM_NL__2PRFIN20040514_065342_000000442026_00450_11526_2415.N1	14-MAY-2004 06:53:42	Dark	43.500	45	Alp Pav	1.9400	26000.	87	11526	No
143	GOM_NL__2PRFIN20040514_065911_000000432026_00450_11526_2416.N1	14-MAY-2004 06:59:11	Straylight	43.000	43	Alp TrA	1.9100	4250.0	86	11526	No
144	GOM_NL__2PRFIN20040514_070038_000000372026_00450_11526_2417.N1	14-MAY-2004 07:00:38	Straylight	37.000	145	Gam TrA	2.8720	10600.	74	11526	No
145	GOM_NL__2PRFIN20040514_070306_000000512026_00450_11526_2418.N1	14-MAY-2004 07:03:06	Straylight	50.500	4	Alp1Cen	-0.010000	5800.0	101	11526	No
146	GOM_NL__2PRFIN20040514_070520_000000582026_00450_11526_2419.N1	14-MAY-2004 07:05:20	Straylight	57.500	25	35Lam Sco	1.6200	28000.	115	11526	No
147	GOM_NL__2PRFIN20040514_070745_000000572026_00450_11526_2420.N1	14-MAY-2004 07:07:45	Tw_i_and_stray	57.000	75	26Eps Sco	2.2910	4250.0	114	11526	No
148	GOM_NL__2PRFIN20040514_071054_000000622026_00450_11526_2421.N1	14-MAY-2004 07:10:54	Tw_i_and_stray	61.500	16	21Alp Sco	1.0200	3000.0	123	11526	No
149	GOM_NL__2PRFIN20040514_071240_000000532026_00450_11526_2422.N1	14-MAY-2004 07:12:40	Bright	53.000	80	7Del Sco	2.3160	30000.	106	11526	No
150	GOM_NL__2PRFIN20040514_071439_000000662026_00450_11526_2423.N1	14-MAY-2004 07:14:39	Bright	66.000	86	35Eta Oph	2.4300	10200.	132	11526	No
151	GOM_NL__2PRFIN20040514_071716_000000402026_00450_11526_2424.N1	14-MAY-2004 07:17:16	Bright	40.000	104	27Bet Lib	2.6140	13100.	80	11526	No
152	GOM_NL__2PRFIN20040514_071930_000000532026_00450_11526_2425.N1	14-MAY-2004 07:19:30	Bright	52.500	120	1Del Oph	2.7340	3200.0	105	11526	No
153	GOM_NL__2PRFIN20040514_072242_000000492026_00450_11526_2426.N1	14-MAY-2004 07:22:42	Bright	48.500	102	24Alp Ser	2.6000	4250.0	97	11526	No
154	GOM_NL__2PRFIN20040514_072531_000000372026_00450_11526_2427.N1	14-MAY-2004 07:25:31	Bright	36.500	111	8Eta Boo	2.6800	6000.0	73	11526	No
155	GOM_NL__2PRFIN20040514_072816_000000412026_00450_11526_2428.N1	14-MAY-2004 07:28:16	Bright	40.500	83		2.3780	11000.	81	11526	No
156	GOM_NL__2PRFIN20040514_073124_000000392026_00450_11526_2429.N1	14-MAY-2004 07:31:24	Bright	38.500	180	27Gam Boo	3.0400	8000.0	77	11526	No
157	GOM_NL__2PRFIN20040514_073416_000000362026_00450_11526_2430.N1	14-MAY-2004 07:34:16	Bright	36.000	39	85Eta UMa	1.8540	24000.	72	11526	No
158	GOM_NL__2PRFIN20040514_073551_000000382026_00450_11526_2431.N1	14-MAY-2004 07:35:51	Bright	38.000	55	79Zet UMa	2.0600	10200.	76	11526	No
159	GOM_NL__2PRFIN20040514_073817_000000392026_00450_11526_2432.N1	14-MAY-2004 07:38:17	Bright	38.500	82	48Bet UMa	2.3650	10600.	77	11526	No
160	GOM_NL__2PRFIN20040514_074011_000000432026_00450_11526_2433.N1	14-MAY-2004 07:40:11	Bright	43.000	119	14Eta Dra	2.7270	4700.0	86	11526	No

161	GOM_NL__2PRFIN20040514_074259_00000562026_00450_11526_2434.N1	14-MAY-2004 07:42:59	Bright	56.000	69	33Gam Dra	2.2310	3800.0	112	11526	No
162	GOM_NL__2PRFIN20040514_074556_00000352026_00450_11526_2435.N1	14-MAY-2004 07:45:56	Bright	35.000	49	1Alp UMi	1.9900	6300.0	70	11526	No
163	GOM_NL__2PRFIN20040514_074741_00000112026_00450_11526_2436.N1	14-MAY-2004 07:47:41	Bright	110.50	5	3Alp Lyr	0.033000	11000.	221	11526	No
164	GOM_NL__2PRFIN20040514_075106_00000452026_00450_11526_2437.N1	14-MAY-2004 07:51:06	Bright	44.500	89	5Alp Cep	2.4510	8000.0	89	11526	No
165	GOM_NL__2PRFIN20040514_075406_00000392026_00450_11526_2438.N1	14-MAY-2004 07:54:06	Bright	38.500	76	27Gam Cas	2.3000	30000.	77	11526	No
166	GOM_NL__2PRFIN20040514_075521_00000392026_00450_11526_2439.N1	14-MAY-2004 07:55:21	Bright	38.500	68	18Alp Cas	2.2250	4500.0	77	11526	No
167	GOM_NL__2PRFIN20040514_075738_000001072026_00450_11526_2440.N1	14-MAY-2004 07:57:38	Bright	106.50	66	37Gam Cyg	2.2080	5900.0	213	11526	No
168	GOM_NL__2PRFIN20040514_080313_000001352026_00450_11526_2441.N1	14-MAY-2004 08:03:13	Straylight	135.00	92	53Eps Cyg	2.5000	4500.0	270	11526	No
169	GOM_NL__2PRFIN20040514_080748_00000422026_00450_11526_2442.N1	14-MAY-2004 08:07:48	Twilight	41.500	140	88Gam Peg	2.8340	26000.	83	11526	No
170	GOM_NL__2PRFIN20040514_080921_00000562026_00450_11526_2443.N1	14-MAY-2004 08:09:21	Dark	56.000	90	54Alp Peg	2.4870	11000.	112	11526	No
171	GOM_NL__2PRFIN20040514_081631_00000452026_00450_11526_2444.N1	14-MAY-2004 08:16:31	Dark	45.000	52	16Bet Cet	2.0370	4500.0	90	11526	No
172	GOM_NL__2PRFIN20040514_081823_00000802026_00450_11526_2445.N1	14-MAY-2004 08:18:23	Dark	80.000	162	34Alp Aqr	2.9440	5350.0	160	11526	No
173	GOM_NL__2PRFIN20040514_082254_00000562026_00450_11526_2446.N1	14-MAY-2004 08:22:54	Dark	56.000	18	24Alp PsA	1.1660	9700.0	112	11526	No
174	GOM_NL__2PRFIN20040514_082446_00000682026_00450_11526_2447.N1	14-MAY-2004 08:24:46	Dark	67.500	142	49Del Cap	2.8500	8900.0	135	11526	No
175	GOM_NL__2PRFIN20040514_082718_00000472026_00450_11526_2448.N1	14-MAY-2004 08:27:18	Dark	47.000	63	Bet Gru	2.1500	2800.0	94	11526	No
176	GOM_NL__2PRFIN20040514_083235_00000392026_00451_11527_2416.N1	14-MAY-2004 08:32:35	Dark	39.000	135	Bet Hyi	2.8200	5800.0	78	11527	No
177	GOM_NL__2PRFIN20040514_083419_00000422026_00451_11527_2417.N1	14-MAY-2004 08:34:19	Dark	42.000	45	Alp Pav	1.9400	26000.	84	11527	No
178	GOM_NL__2PRFIN20040514_083947_00000402026_00451_11527_2418.N1	14-MAY-2004 08:39:47	Straylight	39.500	43	Alp TrA	1.9100	4250.0	79	11527	No
179	GOM_NL__2PRFIN20040514_084114_00000382026_00451_11527_2419.N1	14-MAY-2004 08:41:14	Straylight	38.000	145	Gam TrA	2.8720	10600.	76	11527	No
180	GOM_NL__2PRFIN20040514_084342_00000472026_00451_11527_2420.N1	14-MAY-2004 08:43:42	Straylight	46.500	4	Alp1Cen	-0.010000	5800.0	93	11527	No
181	GOM_NL__2PRFIN20040514_084557_00000582026_00451_11527_2421.N1	14-MAY-2004 08:45:57	Straylight	58.000	25	35Lam Sco	1.6200	28000.	116	11527	No
182	GOM_NL__2PRFIN20040514_084821_00000582026_00451_11527_2422.N1	14-MAY-2004 08:48:21	Tw_and_stray	58.000	75	26Eps Sco	2.2910	4250.0	116	11527	No
183	GOM_NL__2PRFIN20040514_085130_00000572026_00451_11527_2423.N1	14-MAY-2004 08:51:30	Tw_and_stray	57.000	16	21Alp Sco	1.0200	3000.0	114	11527	No
184	GOM_NL__2PRFIN20040514_085316_00000542026_00451_11527_2424.N1	14-MAY-2004 08:53:16	Bright	54.000	80	7Del Sco	2.3160	30000.	108	11527	No
185	GOM_NL__2PRFIN20040514_085515_00000652026_00451_11527_2425.N1	14-MAY-2004 08:55:15	Bright	64.500	86	35Eta Oph	2.4300	10200.	129	11527	No
186	GOM_NL__2PRFIN20040514_085752_00000422026_00451_11527_2426.N1	14-MAY-2004 08:57:52	Bright	41.500	104	27Bet Lib	2.6140	13100.	83	11527	No
187	GOM_NL__2PRFIN20040514_090006_00000532026_00451_11527_2427.N1	14-MAY-2004 09:00:06	Bright	52.500	120	1Del Oph	2.7340	3200.0	105	11527	No
188	GOM_NL__2PRFIN20040514_090318_00000482026_00451_11527_2428.N1	14-MAY-2004 09:03:18	Bright	47.500	102	24Alp Ser	2.6000	4250.0	95	11527	No
189	GOM_NL__2PRFIN20040514_090607_00000382026_00451_11527_2429.N1	14-MAY-2004 09:06:07	Bright	37.500	111	8Eta Boo	2.6800	6000.0	75	11527	No
190	GOM_NL__2PRFIN20040514_090852_00000402026_00451_11527_2430.N1	14-MAY-2004 09:08:52	Bright	39.500	83		2.3780	11000.	79	11527	No
191	GOM_NL__2PRFIN20040514_091200_00000382026_00451_11527_2431.N1	14-MAY-2004 09:12:00	Bright	37.500	180	27Gam Boo	3.0400	8000.0	75	11527	No
192	GOM_NL__2PRFIN20040514_091451_00000382026_00451_11527_2432.N1	14-MAY-2004 09:14:51	Bright	38.000	39	85Eta UMa	1.8540	24000.	76	11527	No
193	GOM_NL__2PRFIN20040514_091626_00000392026_00451_11527_2433.N1	14-MAY-2004 09:16:26	Bright	38.500	55	79Zet UMa	2.0600	10200.	77	11527	No
194	GOM_NL__2PRFIN20040514_091853_00000382026_00451_11527_2434.N1	14-MAY-2004 09:18:53	Bright	38.000	82	48Bet UMa	2.3650	10600.	76	11527	No
195	GOM_NL__2PRFIN20040514_092046_00000422026_00451_11527_2435.N1	14-MAY-2004 09:20:46	Bright	42.000	119	14Eta Dra	2.7270	4700.0	84	11527	No
196	GOM_NL__2PRFIN20040514_092334_00000562026_00451_11527_2436.N1	14-MAY-2004 09:23:34	Bright	56.000	69	33Gam Dra	2.2310	3800.0	112	11527	No
197	GOM_NL__2PRFIN20040514_092631_00000382026_00451_11527_2437.N1	14-MAY-2004 09:26:31	Bright	37.500	49	1Alp UMi	1.9900	6300.0	75	11527	No
198	GOM_NL__2PRFIN20040514_092815_000001062026_00451_11527_2438.N1	14-MAY-2004 09:28:15	Bright	105.50	5	3Alp Lyr	0.033000	11000.	211	11527	No
199	GOM_NL__2PRFIN20040514_093142_00000452026_00451_11527_2439.N1	14-MAY-2004 09:31:42	Bright	45.000	89	5Alp Cep	2.4510	8000.0	90	11527	No
200	GOM_NL__2PRFIN20040514_093442_00000372026_00451_11527_2440.N1	14-MAY-2004 09:34:42	Bright	37.000	76	27Gam Cas	2.3000	30000.	74	11527	No
201	GOM_NL__2PRFIN20040514_093557_00000372026_00451_11527_2441.N1	14-MAY-2004 09:35:57	Bright	37.000	68	18Alp Cas	2.2250	4500.0	74	11527	No
202	GOM_NL__2PRFIN20040514_093813_000001062026_00451_11527_2442.N1	14-MAY-2004 09:38:13	Bright	106.00	66	37Gam Cyg	2.2080	5900.0	212	11527	No
203	GOM_NL__2PRFIN20040514_094349_000001372026_00451_11527_2443.N1	14-MAY-2004 09:43:49	Straylight	137.00	92	53Eps Cyg	2.5000	4500.0	274	11527	No
204	GOM_NL__2PRFIN20040514_094824_00000422026_00451_11527_2444.N1	14-MAY-2004 09:48:24	Twilight	42.000	140	88Gam Peg	2.8340	26000.	84	11527	No
205	GOM_NL__2PRFIN20040514_094957_00000562026_00451_11527_2445.N1	14-MAY-2004 09:49:57	Dark	56.000	90	54Alp Peg	2.4870	11000.	112	11527	No
206	GOM_NL__2PRFIN20040514_095707_00000472026_00451_11527_2446.N1	14-MAY-2004 09:57:07	Dark	47.000	52	16Bet Cet	2.0370	4500.0	94	11527	No
207	GOM_NL__2PRFIN20040514_095902_00000762026_00451_11527_2447.N1	14-MAY-2004 09:59:02	Dark	75.500	162	34Alp Aqr	2.9440	5350.0	151	11527	No
208	GOM_NL__2PRFIN20040514_100331_00000522026_00451_11527_2448.N1	14-MAY-2004 10:03:31	Dark	51.500	18	24Alp PsA	1.1660	9700.0	103	11527	No
209	GOM_NL__2PRFIN20040514_100523_00000672026_00451_11527_2449.N1	14-MAY-2004 10:05:23	Dark	67.000	142	49Del Cap	2.8500	8900.0	134	11527	No
210	GOM_NL__2PRFIN20040514_100754_00000492026_00451_11527_2450.N1	14-MAY-2004 10:07:54	Dark	49.000	63	Bet Gru	2.1500	2800.0	98	11527	No
211	GOM_NL__2PRFIN20040514_101311_00000382026_00452_11528_2417.N1	14-MAY-2004 10:13:11	Dark	37.500	135	Bet Hyi	2.8200	5800.0	75	11528	No
212	GOM_NL__2PRFIN20040514_101456_00000432026_00452_11528_2418.N1	14-MAY-2004 10:14:56	Dark	43.000	45	Alp Pav	1.9400	26000.	86	11528	No
213	GOM_NL__2PRFIN20040514_102024_00000412026_00452_11528_2419.N1	14-MAY-2004 10:20:24	Straylight	41.000	43	Alp TrA	1.9100	4250.0	82	11528	No
214	GOM_NL__2PRFIN20040514_102150_00000392026_00452_11528_2420.N1	14-MAY-2004 10:21:50	Straylight	39.000	145	Gam TrA	2.8720	10600.	78	11528	No
215	GOM_NL__2PRFIN20040514_102418_00000432026_00452_11528_2421.N1	14-MAY-2004 10:24:18	Straylight	43.000	4	Alp1Cen	-0.010000	5800.0	86	11528	No
216	GOM_NL__2PRFIN20040514_102633_00000572026_00452_11528_2422.N1	14-MAY-2004 10:26:33	Straylight	57.000	25	35Lam Sco	1.6200	28000.	114	11528	No
217	GOM_NL__2PRFIN20040514_102857_00000562026_00452_11528_2423.N1	14-MAY-2004 10:28:57	Tw_and_stray	55.500	75	26Eps Sco	2.2910	4250.0	111	11528	No
218	GOM_NL__2PRFIN20040514_103206_00000642026_00452_11528_2424.N1	14-MAY-2004 10:32:06	Tw_and_stray	63.500	16	21Alp Sco	1.0200	3000.0	127	11528	No
219	GOM_NL__2PRFIN20040514_103352_00000582026_00452_11528_2425.N1	14-MAY-2004 10:33:52	Bright	58.000	80	7Del Sco	2.3160	30000.	116	11528	No

220	GOM_NL__2PRFIN20040514_103551_000000662026_00452_11528_2426.N1	14-MAY-2004 10:35:51	Bright	66.000	86	35Eta Oph	2.4300	10200.	132	11528	No
221	GOM_NL__2PRFIN20040514_103828_000000422026_00452_11528_2427.N1	14-MAY-2004 10:38:28	Bright	42.000	104	27Bet Lib	2.6140	13100.	84	11528	No
222	GOM_NL__2PRFIN20040514_104041_000000542026_00452_11528_2428.N1	14-MAY-2004 10:40:41	Bright	53.500	120	1Del Oph	2.7340	3200.0	107	11528	No
223	GOM_NL__2PRFIN20040514_104353_000000462026_00452_11528_2429.N1	14-MAY-2004 10:43:53	Bright	46.000	102	24Alp Ser	2.6000	4250.0	92	11528	No
224	GOM_NL__2PRFIN20040514_104643_000000382026_00452_11528_2430.N1	14-MAY-2004 10:46:43	Bright	38.000	111	8Eta Boo	2.6800	6000.0	76	11528	No
225	GOM_NL__2PRFIN20040514_104927_000000422026_00452_11528_2431.N1	14-MAY-2004 10:49:27	Bright	41.500	83		2.3780	11000.	83	11528	No
226	GOM_NL__2PRFIN20040514_105235_000000392026_00452_11528_2432.N1	14-MAY-2004 10:52:35	Bright	39.000	180	27Gam Boo	3.0400	8000.0	78	11528	No
227	GOM_NL__2PRFIN20040514_105527_000000382026_00452_11528_2433.N1	14-MAY-2004 10:55:27	Bright	37.500	39	85Eta UMa	1.8540	24000.	75	11528	No
228	GOM_NL__2PRFIN20040514_105702_000000382026_00452_11528_2434.N1	14-MAY-2004 10:57:02	Bright	37.500	55	79Zet UMa	2.0600	10200.	75	11528	No
229	GOM_NL__2PRFIN20040514_105929_000000392026_00452_11528_2435.N1	14-MAY-2004 10:59:29	Bright	38.500	82	48Bet UMa	2.3650	10600.	77	11528	No
230	GOM_NL__2PRFIN20040514_110121_000000442026_00452_11528_2436.N1	14-MAY-2004 11:01:21	Bright	43.500	119	14Eta Dra	2.7270	4700.0	87	11528	No
231	GOM_NL__2PRFIN20040514_110409_000000592026_00452_11528_2437.N1	14-MAY-2004 11:04:09	Bright	59.000	69	33Gam Dra	2.2310	3800.0	118	11528	No
232	GOM_NL__2PRFIN20040514_110707_000000382026_00452_11528_2438.N1	14-MAY-2004 11:07:07	Bright	38.000	49	1Alp UMi	1.9900	6300.0	76	11528	No
233	GOM_NL__2PRFIN20040514_110849_000001072026_00452_11528_2439.N1	14-MAY-2004 11:08:49	Bright	107.00	5	3Alp Lyr	0.033000	11000.	214	11528	No
234	GOM_NL__2PRFIN20040514_111217_000000462026_00452_11528_2440.N1	14-MAY-2004 11:12:17	Bright	45.500	89	5Alp Cep	2.4510	8000.0	91	11528	No
235	GOM_NL__2PRFIN20040514_111518_000000362026_00452_11528_2441.N1	14-MAY-2004 11:15:18	Bright	36.000	76	27Gam Cas	2.3000	30000.	72	11528	No
236	GOM_NL__2PRFIN20040514_111632_000000362026_00452_11528_2442.N1	14-MAY-2004 11:16:32	Bright	36.000	68	18Alp Cas	2.2250	4500.0	72	11528	No
237	GOM_NL__2PRFIN20040514_111848_000001082026_00452_11528_2443.N1	14-MAY-2004 11:18:48	Bright	107.50	66	37Gam Cyg	2.2080	5900.0	215	11528	No
238	GOM_NL__2PRFIN20040514_112425_000001342026_00452_11528_2444.N1	14-MAY-2004 11:24:25	Straylight	133.50	92	53Eps Cyg	2.5000	4500.0	267	11528	No
239	GOM_NL__2PRFIN20040514_112900_000000432026_00452_11528_2445.N1	14-MAY-2004 11:29:00	Twilight	43.000	140	88Gam Peg	2.8340	26000.	86	11528	No
240	GOM_NL__2PRFIN20040514_113034_000000582026_00452_11528_2446.N1	14-MAY-2004 11:30:34	Dark	57.500	90	54Alp Peg	2.4870	11000.	115	11528	No
241	GOM_NL__2PRFIN20040514_113744_000000462026_00452_11528_2447.N1	14-MAY-2004 11:37:44	Dark	46.000	52	16Bet Cet	2.0370	4500.0	92	11528	No
242	GOM_NL__2PRFIN20040514_113940_000000762026_00452_11528_2448.N1	14-MAY-2004 11:39:40	Dark	75.500	162	34Alp Aqr	2.9440	5350.0	151	11528	No
243	GOM_NL__2PRFIN20040514_114407_000000542026_00452_11528_2449.N1	14-MAY-2004 11:44:07	Dark	54.000	18	24Alp PsA	1.1660	9700.0	108	11528	No
244	GOM_NL__2PRFIN20040514_114601_000000682026_00452_11528_2450.N1	14-MAY-2004 11:46:01	Dark	68.000	142	49Del Cap	2.8500	8900.0	136	11528	No
245	GOM_NL__2PRFIN20040514_114831_000000572026_00452_11528_2451.N1	14-MAY-2004 11:48:31	Dark	57.000	63	Bet Gru	2.1500	2800.0	114	11528	No
246	GOM_NL__2PRFIN20040514_115347_000000392026_00453_11529_2418.N1	14-MAY-2004 11:53:47	Dark	38.500	135	Bet Hyi	2.8200	5800.0	77	11529	No
247	GOM_NL__2PRFIN20040514_115532_000000432026_00453_11529_2419.N1	14-MAY-2004 11:55:32	Dark	43.000	45	Alp Pav	1.9400	26000.	86	11529	No
248	GOM_NL__2PRFIN20040514_120100_000000422026_00453_11529_2420.N1	14-MAY-2004 12:01:00	Straylight	42.000	43	Alp TrA	1.9100	4250.0	84	11529	No
249	GOM_NL__2PRFIN20040514_120225_000000382026_00453_11529_2421.N1	14-MAY-2004 12:02:25	Straylight	37.500	145	Gam TrA	2.8720	10600.	75	11529	No
250	GOM_NL__2PRFIN20040514_120454_000000432026_00453_11529_2422.N1	14-MAY-2004 12:04:54	Straylight	42.500	4	Alp1Cen	-0.010000	5800.0	85	11529	No
251	GOM_NL__2PRFIN20040514_120710_000000552026_00453_11529_2423.N1	14-MAY-2004 12:07:10	Straylight	55.000	25	35Lam Sco	1.6200	28000.	110	11529	No
252	GOM_NL__2PRFIN20040514_120933_000000572026_00453_11529_2424.N1	14-MAY-2004 12:09:33	Tw_i_and_stray	56.500	75	26Eps Sco	2.2910	4250.0	113	11529	No
253	GOM_NL__2PRFIN20040514_121242_000000612026_00453_11529_2425.N1	14-MAY-2004 12:12:42	Tw_i_and_stray	61.000	16	21Alp Sco	1.0200	3000.0	122	11529	No
254	GOM_NL__2PRFIN20040514_121428_000000532026_00453_11529_2426.N1	14-MAY-2004 12:14:28	Bright	53.000	80	7Del Sco	2.3160	30000.	106	11529	No
255	GOM_NL__2PRFIN20040514_121627_000000662026_00453_11529_2427.N1	14-MAY-2004 12:16:27	Bright	66.000	86	35Eta Oph	2.4300	10200.	132	11529	No
256	GOM_NL__2PRFIN20040514_121903_000000412026_00453_11529_2428.N1	14-MAY-2004 12:19:03	Bright	41.000	104	27Bet Lib	2.6140	13100.	82	11529	No
257	GOM_NL__2PRFIN20040514_122116_000000532026_00453_11529_2429.N1	14-MAY-2004 12:21:16	Bright	53.000	120	1Del Oph	2.7340	3200.0	106	11529	No
258	GOM_NL__2PRFIN20040514_122428_000000472026_00453_11529_2430.N1	14-MAY-2004 12:24:28	Bright	47.000	102	24Alp Ser	2.6000	4250.0	94	11529	No
259	GOM_NL__2PRFIN20040514_122719_000000362026_00453_11529_2431.N1	14-MAY-2004 12:27:19	Bright	36.000	111	8Eta Boo	2.6800	6000.0	72	11529	No
260	GOM_NL__2PRFIN20040514_123003_000000382026_00453_11529_2432.N1	14-MAY-2004 12:30:03	Bright	38.000	83		2.3780	11000.	76	11529	No
261	GOM_NL__2PRFIN20040514_123310_000000392026_00453_11529_2433.N1	14-MAY-2004 12:33:10	Bright	38.500	180	27Gam Boo	3.0400	8000.0	77	11529	No
262	GOM_NL__2PRFIN20040514_123603_000000362026_00453_11529_2434.N1	14-MAY-2004 12:36:03	Bright	35.500	39	85Eta UMa	1.8540	24000.	71	11529	No
263	GOM_NL__2PRFIN20040514_123738_000000382026_00453_11529_2435.N1	14-MAY-2004 12:37:38	Bright	38.000	55	79Zet UMa	2.0600	10200.	76	11529	No
264	GOM_NL__2PRFIN20040514_124006_000000382026_00453_11529_2436.N1	14-MAY-2004 12:40:06	Bright	37.500	82	48Bet UMa	2.3650	10600.	75	11529	No
265	GOM_NL__2PRFIN20040514_124156_000000432026_00453_11529_2437.N1	14-MAY-2004 12:41:56	Bright	42.500	119	14Eta Dra	2.7270	4700.0	85	11529	No
266	GOM_NL__2PRFIN20040514_124444_000000542026_00453_11529_2438.N1	14-MAY-2004 12:44:44	Bright	53.500	69	33Gam Dra	2.2310	3800.0	107	11529	No
267	GOM_NL__2PRFIN20040514_124743_000000372026_00453_11529_2439.N1	14-MAY-2004 12:47:43	Bright	37.000	49	1Alp UMi	1.9900	6300.0	74	11529	No
268	GOM_NL__2PRFIN20040514_124922_000001132026_00453_11529_2440.N1	14-MAY-2004 12:49:22	Bright	112.50	5	3Alp Lyr	0.033000	11000.	225	11529	No
269	GOM_NL__2PRFIN20040514_125252_000000472026_00453_11529_2441.N1	14-MAY-2004 12:52:52	Bright	46.500	89	5Alp Cep	2.4510	8000.0	93	11529	No
270	GOM_NL__2PRFIN20040514_125553_000000532026_00453_11529_2442.N1	14-MAY-2004 12:55:53	Bright	53.000	76	27Gam Cas	2.3000	30000.	106	11529	No
271	GOM_NL__2PRFIN20040514_125708_000000532026_00453_11529_2443.N1	14-MAY-2004 12:57:08	Bright	53.000	68	18Alp Cas	2.2250	4500.0	106	11529	No
272	GOM_NL__2PRFIN20040514_125923_000001002026_00453_11529_2444.N1	14-MAY-2004 12:59:23	Bright	99.500	66	37Gam Cyg	2.2080	5900.0	199	11529	No
273	GOM_NL__2PRFIN20040514_130502_000001552026_00453_11529_2445.N1	14-MAY-2004 13:05:02	Straylight	154.50	92	53Eps Cyg	2.5000	4500.0	309	11529	No
274	GOM_NL__2PRFIN20040514_130936_000000452026_00453_11529_2446.N1	14-MAY-2004 13:09:36	Twilight	44.500	140	88Gam Peg	2.8340	26000.	89	11529	No
275	GOM_NL__2PRFIN20040514_131110_000000572026_00453_11529_2447.N1	14-MAY-2004 13:11:10	Dark	57.000	90	54Alp Peg	2.4870	11000.	114	11529	No
276	GOM_NL__2PRFIN20040514_131820_000000452026_00453_11529_2448.N1	14-MAY-2004 13:18:20	Dark	45.000	52	16Bet Cet	2.0370	4500.0	90	11529	No
277	GOM_NL__2PRFIN20040514_132018_000000772026_00453_11529_2449.N1	14-MAY-2004 13:20:18	Dark	76.500	162	34Alp Aqr	2.9440	5350.0	153	11529	No
278	GOM_NL__2PRFIN20040514_132444_000000552026_00453_11529_2450.N1	14-MAY-2004 13:24:44	Dark	54.500	18	24Alp PsA	1.1660	9700.0	109	11529	No

279	GOM_NL__2PRFIN20040514_132639_000000692026_00453_11529_2451.N1	14-MAY-2004 13:26:39	Dark	69.000	142	49Del Cap	2.8500	8900.0	138	11529	No
280	GOM_NL__2PRFIN20040514_132907_000000522026_00453_11529_2452.N1	14-MAY-2004 13:29:07	Dark	51.500	63	Bet Gru	2.1500	2800.0	103	11529	No
281	GOM_NL__2PRFIN20040514_133423_000000382026_00454_11530_2438.N1	14-MAY-2004 13:34:23	Dark	38.000	135	Bet Hyi	2.8200	5800.0	76	11530	No
282	GOM_NL__2PRFIN20040514_133609_000000442026_00454_11530_2439.N1	14-MAY-2004 13:36:09	Dark	43.500	45	Alp Pav	1.9400	26000.	87	11530	No
283	GOM_NL__2PRFIN20040514_134136_000000482026_00454_11530_2440.N1	14-MAY-2004 13:41:36	Straylight	47.500	43	Alp TrA	1.9100	4250.0	95	11530	No
284	GOM_NL__2PRFIN20040514_134301_000000392026_00454_11530_2441.N1	14-MAY-2004 13:43:01	Straylight	39.000	145	Gam TrA	2.8720	10600.	78	11530	No
285	GOM_NL__2PRFIN20040514_134530_000000442026_00454_11530_2442.N1	14-MAY-2004 13:45:30	Straylight	43.500	4	Alp1Cen	-0.010000	5800.0	87	11530	No
286	GOM_NL__2PRFIN20040514_134746_000000542026_00454_11530_2443.N1	14-MAY-2004 13:47:46	Straylight	54.000	25	35Lam Sco	1.6200	28000.	108	11530	No
287	GOM_NL__2PRFIN20040514_135034_000000412026_00454_11530_2444.N1	14-MAY-2004 13:50:34	Twi_and_stray	41.000	81	Eta Cen	2.3560	28000.	82	11530	No
288	GOM_NL__2PRFIN20040514_135318_000000592026_00454_11530_2445.N1	14-MAY-2004 13:53:18	Twi_and_stray	59.000	16	21Alp Sco	1.0200	3000.0	118	11530	No
289	GOM_NL__2PRFIN20040514_135503_000000622026_00454_11530_2446.N1	14-MAY-2004 13:55:03	Bright	61.500	80	7Del Sco	2.3160	30000.	123	11530	No
290	GOM_NL__2PRFIN20040514_135703_000000662026_00454_11530_2447.N1	14-MAY-2004 13:57:03	Bright	65.500	86	35Eta Oph	2.4300	10200.	131	11530	No
291	GOM_NL__2PRFIN20040514_135940_000000422026_00454_11530_2448.N1	14-MAY-2004 13:59:40	Bright	41.500	104	27Bet Lib	2.6140	13100.	83	11530	No
292	GOM_NL__2PRFIN20040514_140152_000000532026_00454_11530_2449.N1	14-MAY-2004 14:01:52	Bright	52.500	120	1Del Oph	2.7340	3200.0	105	11530	No
293	GOM_NL__2PRFIN20040514_140504_000000462026_00454_11530_2450.N1	14-MAY-2004 14:05:04	Bright	46.000	102	24Alp Ser	2.6000	4250.0	92	11530	No
294	GOM_NL__2PRFIN20040514_140755_000000372026_00454_11530_2451.N1	14-MAY-2004 14:07:55	Bright	36.500	111	8Eta Boo	2.6800	6000.0	73	11530	No
295	GOM_NL__2PRFIN20040514_141039_000000392026_00454_11530_2452.N1	14-MAY-2004 14:10:39	Bright	38.500	83		2.3780	11000.	77	11530	No
296	GOM_NL__2PRFIN20040514_141347_000000372026_00454_11530_2453.N1	14-MAY-2004 14:13:47	Bright	37.000	180	27Gam Boo	3.0400	8000.0	74	11530	No
297	GOM_NL__2PRFIN20040514_141639_000000362026_00454_11530_2454.N1	14-MAY-2004 14:16:39	Bright	36.000	39	85Eta UMa	1.8540	24000.	72	11530	No
298	GOM_NL__2PRFIN20040514_141814_000000372026_00454_11530_2455.N1	14-MAY-2004 14:18:14	Bright	37.000	55	79Zet UMa	2.0600	10200.	74	11530	No
299	GOM_NL__2PRFIN20040514_142042_000000392026_00454_11530_2456.N1	14-MAY-2004 14:20:42	Bright	38.500	82	48Bet UMa	2.3650	10600.	77	11530	No
300	GOM_NL__2PRFIN20040514_142819_000000352026_00454_11530_2457.N1	14-MAY-2004 14:28:19	Bright	35.000	49	1Alp UMi	1.9900	6300.0	70	11530	No
301	GOM_NL__2PRFIN20040514_143328_000000462026_00454_11530_2458.N1	14-MAY-2004 14:33:28	Bright	46.000	89	5Alp Cep	2.4510	8000.0	92	11530	No
302	GOM_NL__2PRFIN20040514_143631_000000362026_00454_11530_2459.N1	14-MAY-2004 14:36:31	Bright	36.000	76	27Gam Cas	2.3000	30000.	72	11530	No
303	GOM_NL__2PRFIN20040514_143744_000000362026_00454_11530_2460.N1	14-MAY-2004 14:37:44	Bright	36.000	68	18Alp Cas	2.2250	4500.0	72	11530	No
304	GOM_NL__2PRFIN20040514_143959_000001002026_00454_11530_2461.N1	14-MAY-2004 14:39:59	Bright	100.00	66	37Gam Cyg	2.2080	5900.0	200	11530	No
305	GOM_NL__2PRFIN20040514_144537_000001462026_00454_11530_2462.N1	14-MAY-2004 14:45:37	Straylight	146.00	92	53Eps Cyg	2.5000	4500.0	292	11530	No
306	GOM_NL__2PRFIN20040514_145012_000000452026_00454_11530_2463.N1	14-MAY-2004 14:50:12	Twilight	44.500	140	88Gam Peg	2.8340	26000.	89	11530	No
307	GOM_NL__2PRFIN20040514_145147_000000592026_00454_11530_2464.N1	14-MAY-2004 14:51:47	Dark	58.500	90	54Alp Peg	2.4870	11000.	117	11530	No
308	GOM_NL__2PRFIN20040514_145857_000000462026_00454_11530_2465.N1	14-MAY-2004 14:58:57	Dark	45.500	52	16Bet Cet	2.0370	4500.0	91	11530	No
309	GOM_NL__2PRFIN20040514_150056_000000772026_00454_11530_2466.N1	14-MAY-2004 15:00:56	Dark	77.000	162	34Alp Aqr	2.9440	5350.0	154	11530	No
310	GOM_NL__2PRFIN20040514_150521_000000522026_00454_11530_2467.N1	14-MAY-2004 15:05:21	Dark	52.000	18	24Alp PsA	1.1660	9700.0	104	11530	No
311	GOM_NL__2PRFIN20040514_150716_000000692026_00454_11530_2468.N1	14-MAY-2004 15:07:16	Dark	69.000	142	49Del Cap	2.8500	8900.0	138	11530	No
312	GOM_NL__2PRFIN20040514_150944_000000572026_00454_11530_2469.N1	14-MAY-2004 15:09:44	Dark	57.000	63	Bet Gru	2.1500	2800.0	114	11530	No
313	GOM_NL__2PRFIN20040514_151111_000000442026_00454_11530_2470.N1	14-MAY-2004 15:11:11	Dark	43.500	31	Alp Gru	1.7340	15200.	87	11530	No
314	GOM_NL__2PRFIN20040514_151458_000000382026_00455_11531_2438.N1	14-MAY-2004 15:14:58	Dark	37.500	135	Bet Hyi	2.8200	5800.0	75	11531	No
315	GOM_NL__2PRFIN20040514_151645_000000422026_00455_11531_2439.N1	14-MAY-2004 15:16:45	Dark	42.000	45	Alp Pav	1.9400	26000.	84	11531	No
316	GOM_NL__2PRFIN20040514_152212_000000412026_00455_11531_2440.N1	14-MAY-2004 15:22:12	Straylight	41.000	43	Alp TrA	1.9100	4250.0	82	11531	No
317	GOM_NL__2PRFIN20040514_152337_000000392026_00455_11531_2441.N1	14-MAY-2004 15:23:37	Straylight	38.500	145	Gam TrA	2.8720	10600.	77	11531	No
318	GOM_NL__2PRFIN20040514_152606_000000422026_00455_11531_2442.N1	14-MAY-2004 15:26:06	Straylight	41.500	4	Alp1Cen	-0.010000	5800.0	83	11531	No
319	GOM_NL__2PRFIN20040514_152823_000000582026_00455_11531_2443.N1	14-MAY-2004 15:28:23	Straylight	57.500	25	35Lam Sco	1.6200	28000.	115	11531	No
320	GOM_NL__2PRFIN20040514_153110_000000412026_00455_11531_2444.N1	14-MAY-2004 15:31:10	Twi_and_stray	41.000	81	Eta Cen	2.3560	28000.	82	11531	No
321	GOM_NL__2PRFIN20040514_153354_000000632026_00455_11531_2445.N1	14-MAY-2004 15:33:54	Twi_and_stray	63.000	16	21Alp Sco	1.0200	3000.0	126	11531	No
322	GOM_NL__2PRFIN20040514_153539_000000602026_00455_11531_2446.N1	14-MAY-2004 15:35:39	Bright	59.500	80	7Del Sco	2.3160	30000.	119	11531	No
323	GOM_NL__2PRFIN20040514_153739_000000652026_00455_11531_2447.N1	14-MAY-2004 15:37:39	Bright	65.000	86	35Eta Oph	2.4300	10200.	130	11531	No
324	GOM_NL__2PRFIN20040514_154015_000000422026_00455_11531_2448.N1	14-MAY-2004 15:40:15	Bright	42.000	104	27Bet Lib	2.6140	13100.	84	11531	No
325	GOM_NL__2PRFIN20040514_154228_000000522026_00455_11531_2449.N1	14-MAY-2004 15:42:28	Bright	52.000	120	1Del Oph	2.7340	3200.0	104	11531	No
326	GOM_NL__2PRFIN20040514_154540_000000462026_00455_11531_2450.N1	14-MAY-2004 15:45:40	Bright	46.000	102	24Alp Ser	2.6000	4250.0	92	11531	No
327	GOM_NL__2PRFIN20040514_154831_000000372026_00455_11531_2451.N1	14-MAY-2004 15:48:31	Bright	36.500	111	8Eta Boo	2.6800	6000.0	73	11531	No
328	GOM_NL__2PRFIN20040514_155114_000000392026_00455_11531_2452.N1	14-MAY-2004 15:51:14	Bright	39.000	83		2.3780	11000.	78	11531	No
329	GOM_NL__2PRFIN20040514_155422_000000382026_00455_11531_2453.N1	14-MAY-2004 15:54:22	Bright	38.000	180	27Gam Boo	3.0400	8000.0	76	11531	No
330	GOM_NL__2PRFIN20040514_155715_000000352026_00455_11531_2454.N1	14-MAY-2004 15:57:15	Bright	34.500	39	85Eta UMa	1.8540	24000.	69	11531	No
331	GOM_NL__2PRFIN20040514_155850_000000362026_00455_11531_2455.N1	14-MAY-2004 15:58:50	Bright	36.000	55	79Zet UMa	2.0600	10200.	72	11531	No
332	GOM_NL__2PRFIN20040514_160118_000000392026_00455_11531_2456.N1	14-MAY-2004 16:01:18	Bright	38.500	82	48Bet UMa	2.3650	10600.	77	11531	No
333	GOM_NL__2PRFIN20040514_160855_000000362026_00455_11531_2457.N1	14-MAY-2004 16:08:55	Bright	35.500	49	1Alp UMi	1.9900	6300.0	71	11531	No
334	GOM_NL__2PRFIN20040514_161404_000000572026_00455_11531_2458.N1	14-MAY-2004 16:14:04	Bright	57.000	89	5Alp Cep	2.4510	8000.0	114	11531	No
335	GOM_NL__2PRFIN20040514_161707_000000382026_00455_11531_2459.N1	14-MAY-2004 16:17:07	Bright	37.500	76	27Gam Cas	2.3000	30000.	75	11531	No
336	GOM_NL__2PRFIN20040514_161820_000000372026_00455_11531_2460.N1	14-MAY-2004 16:18:20	Bright	37.000	68	18Alp Cas	2.2250	4500.0	74	11531	No
337	GOM_NL__2PRFIN20040514_162034_000000972026_00455_11531_2461.N1	14-MAY-2004 16:20:34	Bright	96.500	66	37Gam Cyg	2.2080	5900.0	193	11531	No

338	GOM_NL__2PRFIN20040514_162613_000001412026_00455_11531_2462.N1	14-MAY-2004 16:26:13	Straylight	140.50	92	53Eps Cyg	2.5000	4500.0	281	11531	No
339	GOM_NL__2PRFIN20040514_163049_000000452026_00455_11531_2463.N1	14-MAY-2004 16:30:49	Twilight	45.000	140	88Gam Peg	2.8340	26000.	90	11531	No
340	GOM_NL__2PRFIN20040514_163223_000000572026_00455_11531_2464.N1	14-MAY-2004 16:32:23	Dark	56.500	90	54Alp Peg	2.4870	11000.	113	11531	No
341	GOM_NL__2PRFIN20040514_163933_000000462026_00455_11531_2465.N1	14-MAY-2004 16:39:33	Dark	45.500	52	16Bet Cet	2.0370	4500.0	91	11531	No
342	GOM_NL__2PRFIN20040514_164133_000000752026_00455_11531_2466.N1	14-MAY-2004 16:41:33	Dark	74.500	162	34Alp Aqr	2.9440	5350.0	149	11531	No
343	GOM_NL__2PRFIN20040514_164558_000000582026_00455_11531_2467.N1	14-MAY-2004 16:45:58	Dark	57.500	18	24Alp PsA	1.1660	9700.0	115	11531	No
344	GOM_NL__2PRFIN20040514_164754_000000682026_00455_11531_2468.N1	14-MAY-2004 16:47:54	Dark	67.500	142	49Del Cap	2.8500	8900.0	135	11531	No
345	GOM_NL__2PRFIN20040514_165021_000000492026_00455_11531_2469.N1	14-MAY-2004 16:50:21	Dark	49.000	63	Bet Gru	2.1500	2800.0	98	11531	No
346	GOM_NL__2PRFIN20040514_165148_000000452026_00455_11531_2470.N1	14-MAY-2004 16:51:48	Dark	44.500	31	Alp Gru	1.7340	15200.	89	11531	No
347	GOM_NL__2PRFIN20040514_165535_000000392026_00456_11532_2438.N1	14-MAY-2004 16:55:35	Dark	39.000	135	Bet Hyi	2.8200	5800.0	78	11532	No
348	GOM_NL__2PRFIN20040514_165722_000000452026_00456_11532_2439.N1	14-MAY-2004 16:57:22	Dark	44.500	45	Alp Pav	1.9400	26000.	89	11532	No
349	GOM_NL__2PRFIN20040514_170249_000000402026_00456_11532_2440.N1	14-MAY-2004 17:02:49	Straylight	40.000	43	Alp TrA	1.9100	4250.0	80	11532	No
350	GOM_NL__2PRFIN20040514_170414_000000392026_00456_11532_2441.N1	14-MAY-2004 17:04:14	Straylight	39.000	145	Gam TrA	2.8720	10600.	78	11532	No
351	GOM_NL__2PRFIN20040514_170643_000000482026_00456_11532_2442.N1	14-MAY-2004 17:06:43	Straylight	47.500	4	Alp1Cen	-0.010000	5800.0	95	11532	No
352	GOM_NL__2PRFIN20040514_170900_000000592026_00456_11532_2443.N1	14-MAY-2004 17:09:00	Straylight	59.000	25	35Lam Sco	1.6200	28000.	118	11532	No
353	GOM_NL__2PRFIN20040514_171147_000000412026_00456_11532_2444.N1	14-MAY-2004 17:11:47	Tw_i_and_stray	40.500	81	Eta Cen	2.3560	28000.	81	11532	No
354	GOM_NL__2PRFIN20040514_171430_000000582026_00456_11532_2445.N1	14-MAY-2004 17:14:30	Tw_i_and_stray	58.000	16	21Alp Sco	1.0200	3000.0	116	11532	No
355	GOM_NL__2PRFIN20040514_171616_000000532026_00456_11532_2446.N1	14-MAY-2004 17:16:16	Bright	53.000	80	7Del Sco	2.3160	30000.	106	11532	No
356	GOM_NL__2PRFIN20040514_171814_000000672026_00456_11532_2447.N1	14-MAY-2004 17:18:14	Bright	67.000	86	35Eta Oph	2.4300	10200.	134	11532	No
357	GOM_NL__2PRFIN20040514_172052_000000412026_00456_11532_2448.N1	14-MAY-2004 17:20:52	Bright	41.000	104	27Bet Lib	2.6140	13100.	82	11532	No
358	GOM_NL__2PRFIN20040514_172304_000000532026_00456_11532_2449.N1	14-MAY-2004 17:23:04	Bright	52.500	120	1Del Oph	2.7340	3200.0	105	11532	No
359	GOM_NL__2PRFIN20040514_172616_000000462026_00456_11532_2450.N1	14-MAY-2004 17:26:16	Bright	46.000	102	24Alp Ser	2.6000	4250.0	92	11532	No
360	GOM_NL__2PRFIN20040514_172907_000000372026_00456_11532_2451.N1	14-MAY-2004 17:29:07	Bright	37.000	111	8Eta Boo	2.6800	6000.0	74	11532	No
361	GOM_NL__2PRFIN20040514_173150_000000412026_00456_11532_2452.N1	14-MAY-2004 17:31:50	Bright	41.000	83		2.3780	11000.	82	11532	No
362	GOM_NL__2PRFIN20040514_173458_000000372026_00456_11532_2453.N1	14-MAY-2004 17:34:58	Bright	37.000	180	27Gam Boo	3.0400	8000.0	74	11532	No
363	GOM_NL__2PRFIN20040514_173750_000000382026_00456_11532_2454.N1	14-MAY-2004 17:37:50	Bright	37.500	39	85Eta UMa	1.8540	24000.	75	11532	No
364	GOM_NL__2PRFIN20040514_173926_000000382026_00456_11532_2455.N1	14-MAY-2004 17:39:26	Bright	37.500	55	79Zet UMa	2.0600	10200.	75	11532	No
365	GOM_NL__2PRFIN20040514_174155_000000402026_00456_11532_2456.N1	14-MAY-2004 17:41:55	Bright	39.500	82	48Bet UMa	2.3650	10600.	79	11532	No
366	GOM_NL__2PRFIN20040514_174931_000000382026_00456_11532_2457.N1	14-MAY-2004 17:49:31	Bright	38.000	49	1Alp UMi	1.9900	6300.0	76	11532	No
367	GOM_NL__2PRFIN20040514_175439_000000462026_00456_11532_2458.N1	14-MAY-2004 17:54:39	Bright	46.000	89	5Alp Cep	2.4510	8000.0	92	11532	No
368	GOM_NL__2PRFIN20040514_175743_000000382026_00456_11532_2459.N1	14-MAY-2004 17:57:43	Bright	38.000	76	27Gam Cas	2.3000	30000.	76	11532	No
369	GOM_NL__2PRFIN20040514_175856_000000392026_00456_11532_2460.N1	14-MAY-2004 17:58:56	Bright	39.000	68	18Alp Cas	2.2250	4500.0	78	11532	No
370	GOM_NL__2PRFIN20040514_180109_000000982026_00456_11532_2461.N1	14-MAY-2004 18:01:09	Bright	98.000	66	37Gam Cyg	2.2080	5900.0	196	11532	No
371	GOM_NL__2PRFIN20040514_180649_000001312026_00456_11532_2462.N1	14-MAY-2004 18:06:49	Straylight	130.50	92	53Eps Cyg	2.5000	4500.0	261	11532	No
372	GOM_NL__2PRFIN20040514_181125_000000442026_00456_11532_2463.N1	14-MAY-2004 18:11:25	Twilight	44.000	140	88Gam Peg	2.8340	26000.	88	11532	No
373	GOM_NL__2PRFIN20040514_181300_000000562026_00456_11532_2464.N1	14-MAY-2004 18:13:00	Dark	55.500	90	54Alp Peg	2.4870	11000.	111	11532	No
374	GOM_NL__2PRFIN20040514_182009_000000482026_00456_11532_2465.N1	14-MAY-2004 18:20:09	Dark	47.500	52	16Bet Cet	2.0370	4500.0	95	11532	No
375	GOM_NL__2PRFIN20040514_182210_000000832026_00456_11532_2466.N1	14-MAY-2004 18:22:10	Dark	83.000	162	34Alp Aqr	2.9440	5350.0	166	11532	No
376	GOM_NL__2PRFIN20040514_182635_000000502026_00456_11532_2467.N1	14-MAY-2004 18:26:35	Dark	49.500	18	24Alp PsA	1.1660	9700.0	99	11532	No
377	GOM_NL__2PRFIN20040514_182832_000000722026_00456_11532_2468.N1	14-MAY-2004 18:28:32	Dark	71.500	142	49Del Cap	2.8500	8900.0	143	11532	No
378	GOM_NL__2PRFIN20040514_183058_000000572026_00456_11532_2469.N1	14-MAY-2004 18:30:58	Dark	56.500	63	Bet Gru	2.1500	2800.0	113	11532	No
379	GOM_NL__2PRFIN20040514_183225_000000472026_00456_11532_2470.N1	14-MAY-2004 18:32:25	Dark	47.000	31	Alp Gru	1.7340	15200.	94	11532	No
380	GOM_NL__2PRFIN20040514_183611_000000382026_00457_11533_2438.N1	14-MAY-2004 18:36:11	Dark	38.000	135	Bet Hyi	2.8200	5800.0	76	11533	No
381	GOM_NL__2PRFIN20040514_183759_000000432026_00457_11533_2439.N1	14-MAY-2004 18:37:59	Dark	43.000	45	Alp Pav	1.9400	26000.	86	11533	No
382	GOM_NL__2PRFIN20040514_184325_000000512026_00457_11533_2440.N1	14-MAY-2004 18:43:25	Straylight	51.000	43	Alp TrA	1.9100	4250.0	102	11533	No
383	GOM_NL__2PRFIN20040514_184450_000000392026_00457_11533_2441.N1	14-MAY-2004 18:44:50	Straylight	39.000	145	Gam TrA	2.8720	10600.	78	11533	No
384	GOM_NL__2PRFIN20040514_184719_000000502026_00457_11533_2442.N1	14-MAY-2004 18:47:19	Straylight	49.500	4	Alp1Cen	-0.010000	5800.0	99	11533	No
385	GOM_NL__2PRFIN20040514_184937_000000542026_00457_11533_2443.N1	14-MAY-2004 18:49:37	Straylight	54.000	25	35Lam Sco	1.6200	28000.	108	11533	No
386	GOM_NL__2PRFIN20040514_185223_000000422026_00457_11533_2444.N1	14-MAY-2004 18:52:23	Tw_i_and_stray	42.000	81	Eta Cen	2.3560	28000.	84	11533	No
387	GOM_NL__2PRFIN20040514_185507_000000582026_00457_11533_2445.N1	14-MAY-2004 18:55:07	Tw_i_and_stray	58.000	16	21Alp Sco	1.0200	3000.0	116	11533	No
388	GOM_NL__2PRFIN20040514_185652_000000562026_00457_11533_2446.N1	14-MAY-2004 18:56:52	Bright	56.000	80	7Del Sco	2.3160	30000.	112	11533	No
389	GOM_NL__2PRFIN20040514_185851_000000652026_00457_11533_2447.N1	14-MAY-2004 18:58:51	Bright	65.000	86	35Eta Oph	2.4300	10200.	130	11533	No
390	GOM_NL__2PRFIN20040514_190128_000000422026_00457_11533_2448.N1	14-MAY-2004 19:01:28	Bright	42.000	104	27Bet Lib	2.6140	13100.	84	11533	No
391	GOM_NL__2PRFIN20040514_190340_000000522026_00457_11533_2449.N1	14-MAY-2004 19:03:40	Bright	52.000	120	1Del Oph	2.7340	3200.0	104	11533	No
392	GOM_NL__2PRFIN20040514_190652_000000462026_00457_11533_2450.N1	14-MAY-2004 19:06:52	Bright	45.500	102	24Alp Ser	2.6000	4250.0	91	11533	No
393	GOM_NL__2PRFIN20040514_190943_000000372026_00457_11533_2451.N1	14-MAY-2004 19:09:43	Bright	36.500	111	8Eta Boo	2.6800	6000.0	73	11533	No
394	GOM_NL__2PRFIN20040514_191226_000000392026_00457_11533_2452.N1	14-MAY-2004 19:12:26	Bright	38.500	83		2.3780	11000.	77	11533	No
395	GOM_NL__2PRFIN20040514_191534_000000372026_00457_11533_2453.N1	14-MAY-2004 19:15:34	Bright	37.000	180	27Gam Boo	3.0400	8000.0	74	11533	No
396	GOM_NL__2PRFIN20040514_191827_000000352026_00457_11533_2454.N1	14-MAY-2004 19:18:27	Bright	35.000	39	85Eta UMa	1.8540	24000.	70	11533	No

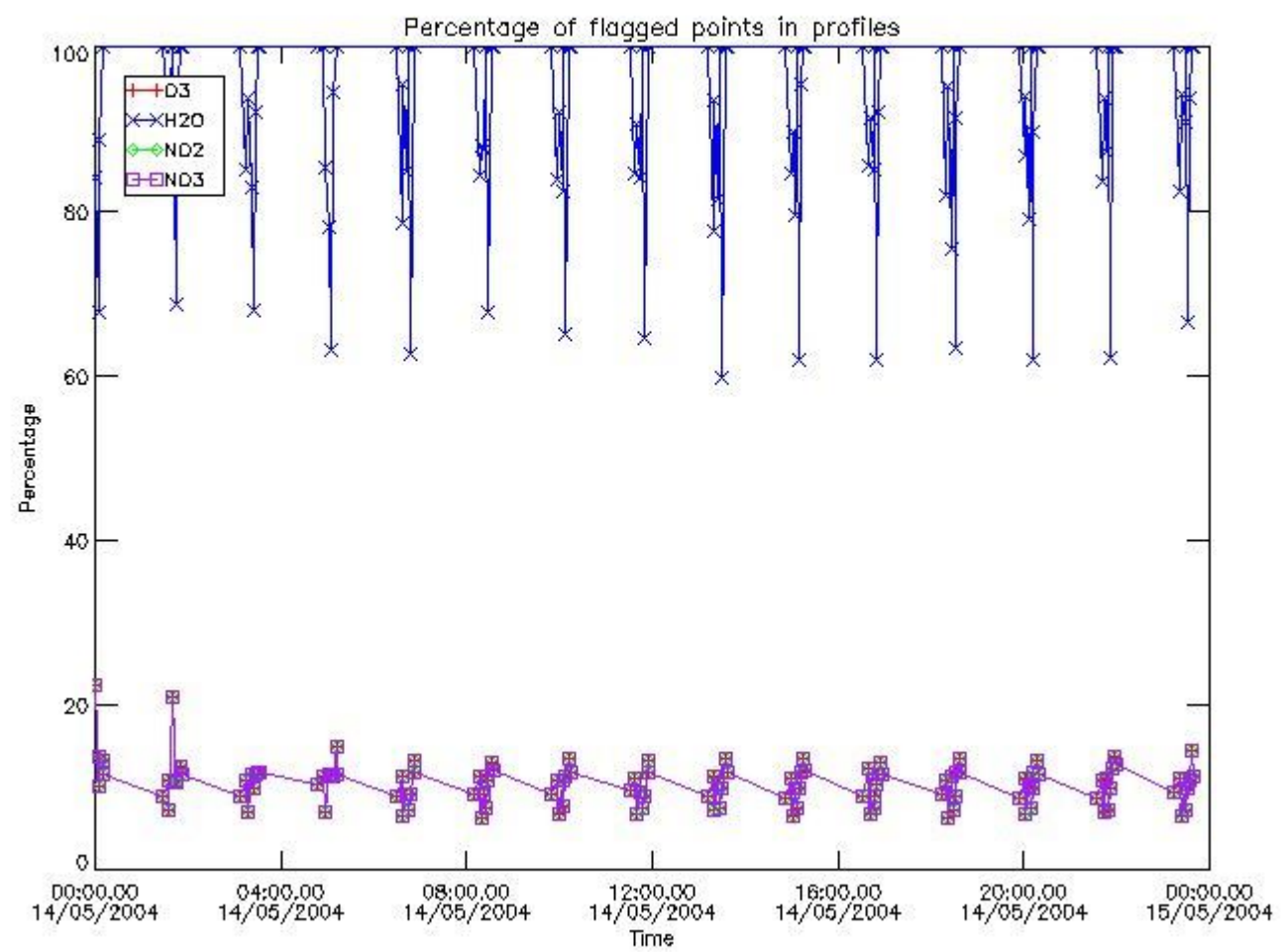
397	GOM_NL__2PRFIN20040514_192002_000000362026_00457_11533_2455.N1	14-MAY-2004 19:20:02	Bright	36.000	55	79Zet UMa	2.0600	10200.	72	11533	No
398	GOM_NL__2PRFIN20040514_192231_000000362026_00457_11533_2456.N1	14-MAY-2004 19:22:31	Bright	36.000	82	48Bet UMa	2.3650	10600.	72	11533	No
399	GOM_NL__2PRFIN20040514_193007_000000382026_00457_11533_2457.N1	14-MAY-2004 19:30:07	Bright	38.000	49	1Alp UMi	1.9900	6300.0	76	11533	No
400	GOM_NL__2PRFIN20040514_193515_000000482026_00457_11533_2458.N1	14-MAY-2004 19:35:15	Bright	47.500	89	5Alp Cep	2.4510	8000.0	95	11533	No
401	GOM_NL__2PRFIN20040514_193819_000000372026_00457_11533_2459.N1	14-MAY-2004 19:38:19	Bright	36.500	76	27Gam Cas	2.3000	30000.	73	11533	No
402	GOM_NL__2PRFIN20040514_193932_000000362026_00457_11533_2460.N1	14-MAY-2004 19:39:32	Bright	36.000	68	18Alp Cas	2.2250	4500.0	72	11533	No
403	GOM_NL__2PRFIN20040514_194144_000001022026_00457_11533_2461.N1	14-MAY-2004 19:41:44	Bright	101.50	66	37Gam Cyg	2.2080	5900.0	203	11533	No
404	GOM_NL__2PRFIN20040514_194725_000001332026_00457_11533_2462.N1	14-MAY-2004 19:47:25	Straylight	133.00	92	53Eps Cyg	2.5000	4500.0	266	11533	No
405	GOM_NL__2PRFIN20040514_195202_000000462026_00457_11533_2463.N1	14-MAY-2004 19:52:02	Twilight	45.500	140	88Gam Peg	2.8340	26000.	91	11533	No
406	GOM_NL__2PRFIN20040514_195336_000000582026_00457_11533_2464.N1	14-MAY-2004 19:53:36	Dark	58.000	90	54Alp Peg	2.4870	11000.	116	11533	No
407	GOM_NL__2PRFIN20040514_200045_000000462026_00457_11533_2465.N1	14-MAY-2004 20:00:45	Dark	45.500	52	16Bet Cet	2.0370	4500.0	91	11533	No
408	GOM_NL__2PRFIN20040514_200248_000000752026_00457_11533_2466.N1	14-MAY-2004 20:02:48	Dark	74.500	162	34Alp Aqr	2.9440	5350.0	149	11533	No
409	GOM_NL__2PRFIN20040514_200712_000000512026_00457_11533_2467.N1	14-MAY-2004 20:07:12	Dark	50.500	18	24Alp PsA	1.1660	9700.0	101	11533	No
410	GOM_NL__2PRFIN20040514_200910_000000692026_00457_11533_2468.N1	14-MAY-2004 20:09:10	Dark	68.500	142	49Del Cap	2.8500	8900.0	137	11533	No
411	GOM_NL__2PRFIN20040514_201134_000000572026_00457_11533_2469.N1	14-MAY-2004 20:11:34	Dark	57.000	63	Bet Gru	2.1500	2800.0	114	11533	No
412	GOM_NL__2PRFIN20040514_201302_000000442026_00457_11533_2470.N1	14-MAY-2004 20:13:02	Dark	43.500	31	Alp Gru	1.7340	15200.	87	11533	No
413	GOM_NL__2PRFIN20040514_201647_000000392026_00458_11534_2438.N1	14-MAY-2004 20:16:47	Dark	38.500	135	Bet Hyi	2.8200	5800.0	77	11534	No
414	GOM_NL__2PRFIN20040514_201835_000000442026_00458_11534_2439.N1	14-MAY-2004 20:18:35	Dark	44.000	45	Alp Pav	1.9400	26000.	88	11534	No
415	GOM_NL__2PRFIN20040514_202401_000000422026_00458_11534_2440.N1	14-MAY-2004 20:24:01	Straylight	41.500	43	Alp TrA	1.9100	4250.0	83	11534	No
416	GOM_NL__2PRFIN20040514_202526_000000382026_00458_11534_2441.N1	14-MAY-2004 20:25:26	Straylight	38.000	145	Gam TrA	2.8720	10600.	76	11534	No
417	GOM_NL__2PRFIN20040514_202754_000000462026_00458_11534_2442.N1	14-MAY-2004 20:27:54	Straylight	45.500	4	Alp1Cen	-0.010000	5800.0	91	11534	No
418	GOM_NL__2PRFIN20040514_203012_000000572026_00458_11534_2443.N1	14-MAY-2004 20:30:12	Straylight	56.500	25	35Lam Sco	1.6200	28000.	113	11534	No
419	GOM_NL__2PRFIN20040514_203258_000000432026_00458_11534_2444.N1	14-MAY-2004 20:32:58	Twilight	42.500	81	Eta Cen	2.3560	28000.	85	11534	No
420	GOM_NL__2PRFIN20040514_203542_000000642026_00458_11534_2445.N1	14-MAY-2004 20:35:42	Twilight	64.000	16	21Alp Sco	1.0200	3000.0	128	11534	No
421	GOM_NL__2PRFIN20040514_203727_000000542026_00458_11534_2446.N1	14-MAY-2004 20:37:27	Bright	53.500	80	7Del Sco	2.3160	30000.	107	11534	No
422	GOM_NL__2PRFIN20040514_203928_000000652026_00458_11534_2447.N1	14-MAY-2004 20:39:28	Bright	64.500	86	35Eta Oph	2.4300	10200.	129	11534	No
423	GOM_NL__2PRFIN20040514_204203_000000422026_00458_11534_2448.N1	14-MAY-2004 20:42:03	Bright	42.000	104	27Bet Lib	2.6140	13100.	84	11534	No
424	GOM_NL__2PRFIN20040514_204416_000000532026_00458_11534_2449.N1	14-MAY-2004 20:44:16	Bright	52.500	120	1Del Oph	2.7340	3200.0	105	11534	No
425	GOM_NL__2PRFIN20040514_204727_000000462026_00458_11534_2450.N1	14-MAY-2004 20:47:27	Bright	46.000	102	24Alp Ser	2.6000	4250.0	92	11534	No
426	GOM_NL__2PRFIN20040514_205019_000000372026_00458_11534_2451.N1	14-MAY-2004 20:50:19	Bright	36.500	111	8Eta Boo	2.6800	6000.0	73	11534	No
427	GOM_NL__2PRFIN20040514_205301_000000412026_00458_11534_2452.N1	14-MAY-2004 20:53:01	Bright	40.500	83		2.3780	11000.	81	11534	No
428	GOM_NL__2PRFIN20040514_205610_000000382026_00458_11534_2453.N1	14-MAY-2004 20:56:10	Bright	38.000	180	27Gam Boo	3.0400	8000.0	76	11534	No
429	GOM_NL__2PRFIN20040514_205902_000000362026_00458_11534_2454.N1	14-MAY-2004 20:59:02	Bright	36.000	39	85Eta UMa	1.8540	24000.	72	11534	No
430	GOM_NL__2PRFIN20040514_210038_000000382026_00458_11534_2455.N1	14-MAY-2004 21:00:38	Bright	37.500	55	79Zet UMa	2.0600	10200.	75	11534	No
431	GOM_NL__2PRFIN20040514_210307_000000372026_00458_11534_2456.N1	14-MAY-2004 21:03:07	Bright	37.000	82	48Bet UMa	2.3650	10600.	74	11534	No
432	GOM_NL__2PRFIN20040514_211042_000000392026_00458_11534_2457.N1	14-MAY-2004 21:10:42	Bright	38.500	49	1Alp UMi	1.9900	6300.0	77	11534	No
433	GOM_NL__2PRFIN20040514_211550_000000462026_00458_11534_2458.N1	14-MAY-2004 21:15:50	Bright	45.500	89	5Alp Cep	2.4510	8000.0	91	11534	No
434	GOM_NL__2PRFIN20040514_211855_000000372026_00458_11534_2459.N1	14-MAY-2004 21:18:55	Bright	36.500	76	27Gam Cas	2.3000	30000.	73	11534	No
435	GOM_NL__2PRFIN20040514_212008_000000392026_00458_11534_2460.N1	14-MAY-2004 21:20:08	Bright	39.000	68	18Alp Cas	2.2250	4500.0	78	11534	No
436	GOM_NL__2PRFIN20040514_212219_000001082026_00458_11534_2461.N1	14-MAY-2004 21:22:19	Bright	108.00	66	37Gam Cyg	2.2080	5900.0	216	11534	No
437	GOM_NL__2PRFIN20040514_212801_000001572026_00458_11534_2462.N1	14-MAY-2004 21:28:01	Straylight	156.50	92	53Eps Cyg	2.5000	4500.0	313	11534	No
438	GOM_NL__2PRFIN20040514_213237_000000452026_00458_11534_2463.N1	14-MAY-2004 21:32:37	Twilight	44.500	140	88Gam Peg	2.8340	26000.	89	11534	No
439	GOM_NL__2PRFIN20040514_213412_000000592026_00458_11534_2464.N1	14-MAY-2004 21:34:12	Dark	59.000	90	54Alp Peg	2.4870	11000.	118	11534	No
440	GOM_NL__2PRFIN20040514_214121_000000472026_00458_11534_2465.N1	14-MAY-2004 21:41:21	Dark	46.500	52	16Bet Cet	2.0370	4500.0	93	11534	No
441	GOM_NL__2PRFIN20040514_214326_000000822026_00458_11534_2466.N1	14-MAY-2004 21:43:26	Dark	81.500	162	34Alp Aqr	2.9440	5350.0	163	11534	No
442	GOM_NL__2PRFIN20040514_214748_000000512026_00458_11534_2467.N1	14-MAY-2004 21:47:48	Dark	51.000	18	24Alp PsA	1.1660	9700.0	102	11534	No
443	GOM_NL__2PRFIN20040514_214948_000000702026_00458_11534_2468.N1	14-MAY-2004 21:49:48	Dark	70.000	142	49Del Cap	2.8500	8900.0	140	11534	No
444	GOM_NL__2PRFIN20040514_215210_000000522026_00458_11534_2469.N1	14-MAY-2004 21:52:10	Dark	52.000	63	Bet Gru	2.1500	2800.0	104	11534	No
445	GOM_NL__2PRFIN20040514_215338_000000462026_00458_11534_2470.N1	14-MAY-2004 21:53:38	Dark	45.500	31	Alp Gru	1.7340	15200.	91	11534	No
446	GOM_NL__2PRFIN20040514_215723_000000372026_00459_11535_2438.N1	14-MAY-2004 21:57:23	Dark	37.000	135	Bet Hyi	2.8200	5800.0	74	11535	No
447	GOM_NL__2PRFIN20040514_215912_000000442026_00459_11535_2439.N1	14-MAY-2004 21:59:12	Dark	43.500	45	Alp Pav	1.9400	26000.	87	11535	No
448	GOM_NL__2PRFIN20040514_220437_000000432026_00459_11535_2440.N1	14-MAY-2004 22:04:37	Straylight	42.500	43	Alp TrA	1.9100	4250.0	85	11535	No
449	GOM_NL__2PRFIN20040514_220602_000000412026_00459_11535_2441.N1	14-MAY-2004 22:06:02	Straylight	40.500	145	Gam TrA	2.8720	10600.	81	11535	No
450	GOM_NL__2PRFIN20040514_220830_000000522026_00459_11535_2442.N1	14-MAY-2004 22:08:30	Straylight	52.000	4	Alp1Cen	-0.010000	5800.0	104	11535	No
451	GOM_NL__2PRFIN20040514_221048_000000602026_00459_11535_2443.N1	14-MAY-2004 22:10:48	Straylight	60.000	25	35Lam Sco	1.6200	28000.	120	11535	No
452	GOM_NL__2PRFIN20040514_221300_000000412026_00459_11535_2444.N1	14-MAY-2004 22:13:00	Straylight	40.500	109	Bet Lup	2.6770	26000.	81	11535	No
453	GOM_NL__2PRFIN20040514_221619_000000652026_00459_11535_2445.N1	14-MAY-2004 22:16:19	Twilight	64.500	16	21Alp Sco	1.0200	3000.0	129	11535	No
454	GOM_NL__2PRFIN20040514_221803_000000592026_00459_11535_2446.N1	14-MAY-2004 22:18:03	Bright	58.500	80	7Del Sco	2.3160	30000.	117	11535	No
455	GOM_NL__2PRFIN20040514_222003_000000662026_00459_11535_2447.N1	14-MAY-2004 22:20:03	Bright	65.500	86	35Eta Oph	2.4300	10200.	131	11535	No

456	GOM_NL__2PRFIN20040514_222239_000000432026_00459_11535_2448.N1	14-MAY-2004 22:22:39	Bright	42.500	104	27Bet Lib	2.6140	13100.	85	11535	No
457	GOM_NL__2PRFIN20040514_222452_000000522026_00459_11535_2449.N1	14-MAY-2004 22:24:52	Bright	52.000	120	1Del Oph	2.7340	3200.0	104	11535	No
458	GOM_NL__2PRFIN20040514_222802_000000472026_00459_11535_2450.N1	14-MAY-2004 22:28:02	Bright	46.500	102	24Alp Ser	2.6000	4250.0	93	11535	No
459	GOM_NL__2PRFIN20040514_223054_000000372026_00459_11535_2451.N1	14-MAY-2004 22:30:54	Bright	37.000	111	8Eta Boo	2.6800	6000.0	74	11535	No
460	GOM_NL__2PRFIN20040514_223337_000000422026_00459_11535_2452.N1	14-MAY-2004 22:33:37	Bright	41.500	83		2.3780	11000.	83	11535	No
461	GOM_NL__2PRFIN20040514_223645_000000372026_00459_11535_2453.N1	14-MAY-2004 22:36:45	Bright	37.000	180	27Gam Boo	3.0400	8000.0	74	11535	No
462	GOM_NL__2PRFIN20040514_223938_000000392026_00459_11535_2454.N1	14-MAY-2004 22:39:38	Bright	38.500	39	85Eta UMa	1.8540	24000.	77	11535	No
463	GOM_NL__2PRFIN20040514_224114_000000382026_00459_11535_2455.N1	14-MAY-2004 22:41:14	Bright	38.000	55	79Zet UMa	2.0600	10200.	76	11535	No
464	GOM_NL__2PRFIN20040514_224343_000000392026_00459_11535_2456.N1	14-MAY-2004 22:43:43	Bright	39.000	82	48Bet UMa	2.3650	10600.	78	11535	No
465	GOM_NL__2PRFIN20040514_224530_000000422026_00459_11535_2457.N1	14-MAY-2004 22:45:30	Bright	42.000	119	14Eta Dra	2.7270	4700.0	84	11535	No
466	GOM_NL__2PRFIN20040514_224657_000000402026_00459_11535_2458.N1	14-MAY-2004 22:46:57	Bright	40.000	60	7Bet UMi	2.0810	3950.0	80	11535	No
467	GOM_NL__2PRFIN20040514_225118_000000382026_00459_11535_2459.N1	14-MAY-2004 22:51:18	Bright	37.500	49	1Alp UMi	1.9900	6300.0	75	11535	No
468	GOM_NL__2PRFIN20040514_225626_000000452026_00459_11535_2460.N1	14-MAY-2004 22:56:26	Bright	45.000	89	5Alp Cep	2.4510	8000.0	90	11535	No
469	GOM_NL__2PRFIN20040514_225930_000000362026_00459_11535_2461.N1	14-MAY-2004 22:59:30	Bright	36.000	76	27Gam Cas	2.3000	30000.	72	11535	No
470	GOM_NL__2PRFIN20040514_230044_000000392026_00459_11535_2462.N1	14-MAY-2004 23:00:44	Bright	39.000	68	18Alp Cas	2.2250	4500.0	78	11535	No
471	GOM_NL__2PRFIN20040514_230254_000001032026_00459_11535_2463.N1	14-MAY-2004 23:02:54	Bright	102.50	66	37Gam Cyg	2.2080	5900.0	205	11535	No
472	GOM_NL__2PRFIN20040514_230837_000001442026_00459_11535_2464.N1	14-MAY-2004 23:08:37	Straylight	143.50	92	53Eps Cyg	2.5000	4500.0	287	11535	No
473	GOM_NL__2PRFIN20040514_231314_000000452026_00459_11535_2465.N1	14-MAY-2004 23:13:14	Twilight	44.500	140	88Gam Peg	2.8340	26000.	89	11535	No
474	GOM_NL__2PRFIN20040514_231449_000000592026_00459_11535_2466.N1	14-MAY-2004 23:14:49	Dark	59.000	90	54Alp Peg	2.4870	11000.	118	11535	No
475	GOM_NL__2PRFIN20040514_232157_000000462026_00459_11535_2467.N1	14-MAY-2004 23:21:57	Dark	46.000	52	16Bet Cet	2.0370	4500.0	92	11535	No
476	GOM_NL__2PRFIN20040514_232404_000000802026_00459_11535_2468.N1	14-MAY-2004 23:24:04	Dark	79.500	162	34Alp Aqr	2.9440	5350.0	159	11535	No
477	GOM_NL__2PRFIN20040514_232824_000000502026_00459_11535_2469.N1	14-MAY-2004 23:28:24	Dark	49.500	18	24Alp PsA	1.1660	9700.0	99	11535	No
478	GOM_NL__2PRFIN20040514_233026_000000722026_00459_11535_2470.N1	14-MAY-2004 23:30:26	Dark	71.500	142	49Del Cap	2.8500	8900.0	143	11535	No
479	GOM_NL__2PRFIN20040514_233247_000000572026_00459_11535_2471.N1	14-MAY-2004 23:32:47	Dark	57.000	63	Bet Gru	2.1500	2800.0	114	11535	No
480	GOM_NL__2PRFIN20040514_233415_000000482026_00459_11535_2472.N1	14-MAY-2004 23:34:15	Dark	47.500	31	Alp Gru	1.7340	15200.	95	11535	No
481	GOM_NL__2PRFIN20040514_233759_000000392026_00460_11536_2438.N1	14-MAY-2004 23:37:59	Dark	39.000	135	Bet Hyi	2.8200	5800.0	78	11536	No
482	GOM_NL__2PRFIN20040514_233948_000000452026_00460_11536_2439.N1	14-MAY-2004 23:39:48	Dark	45.000	45	Alp Pav	1.9400	26000.	90	11536	No
483	GOM_NL__2PRFIN20040514_234512_000000442026_00460_11536_2440.N1	14-MAY-2004 23:45:12	Straylight	43.500	43	Alp TrA	1.9100	4250.0	87	11536	No
484	GOM_NL__2PRFIN20040514_234636_000000402026_00460_11536_2441.N1	14-MAY-2004 23:46:36	Straylight	40.000	145	Gam TrA	2.8720	10600.	80	11536	No
485	GOM_NL__2PRFIN20040514_234906_000000522026_00460_11536_2442.N1	14-MAY-2004 23:49:06	Straylight	52.000	4	Alp1Cen	-0.010000	5800.0	104	11536	No
486	GOM_NL__2PRFIN20040514_235125_000000582026_00460_11536_2443.N1	14-MAY-2004 23:51:25	Straylight	57.500	25	35Lam Sco	1.6200	28000.	115	11536	No
487	GOM_NL__2PRFIN20040514_235335_000000422026_00460_11536_2444.N1	14-MAY-2004 23:53:35	Straylight	41.500	109	Bet Lup	2.6770	26000.	83	11536	No
488	GOM_NL__2PRFIN20040514_235656_000000602026_00460_11536_2445.N1	14-MAY-2004 23:56:56	Twilight_and_stray	60.000	16	21Alp Sco	1.0200	3000.0	120	11536	No
489	GOM_NL__2PRFIN20040514_235839_000000562026_00460_11536_2446.N1	14-MAY-2004 23:58:39	Bright	56.000	80	7Del Sco	2.3160	30000.	112	11536	No

3. Quality information per product

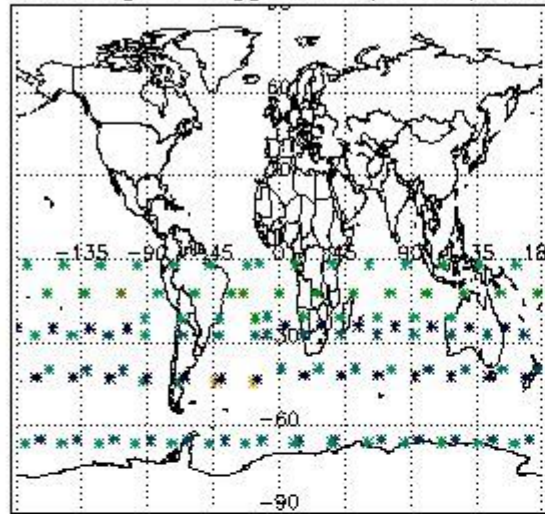
In this section it is plotted some information contained in the Quality Summary data set of the level 2 products. Only products in dark limb conditions and without errors (error flag in the MPH set to "0") are used.

3.1 Plot quality information per product (time dependant)

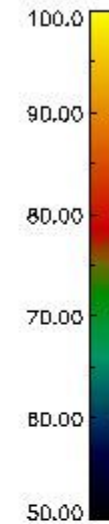
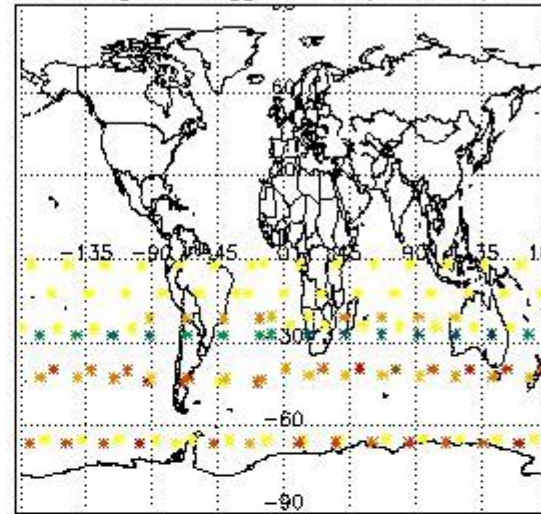


3.2 Plot quality information per product (world map)

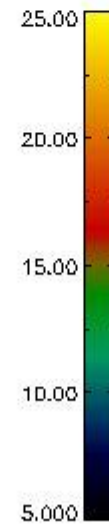
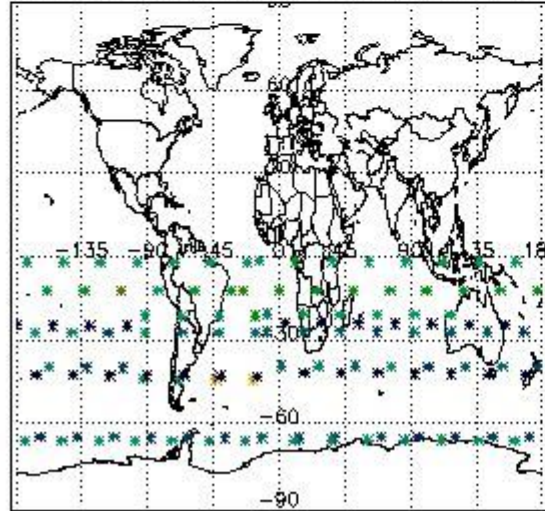
Percentage of flagged data per O3 profile



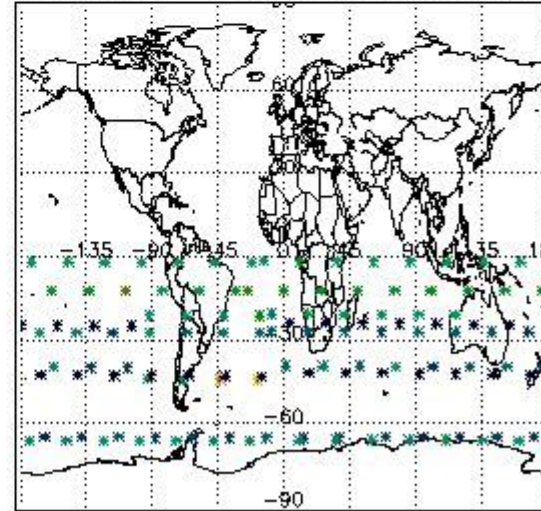
Percentage of flagged data per H2O profile



Percentage of flagged data per NO2 profile



Percentage of flagged data per NO3 profile

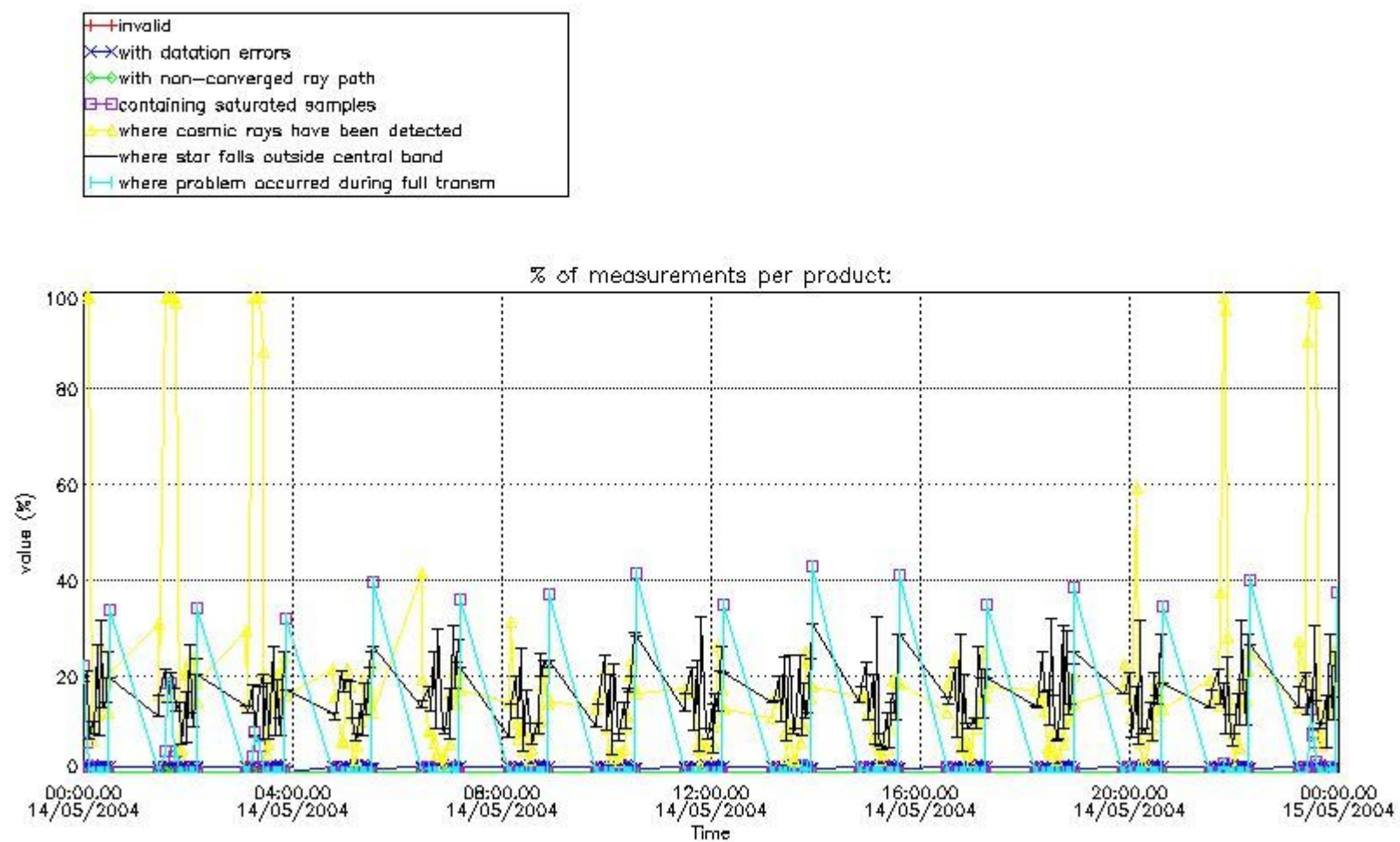


4. Level 1 quality information per product

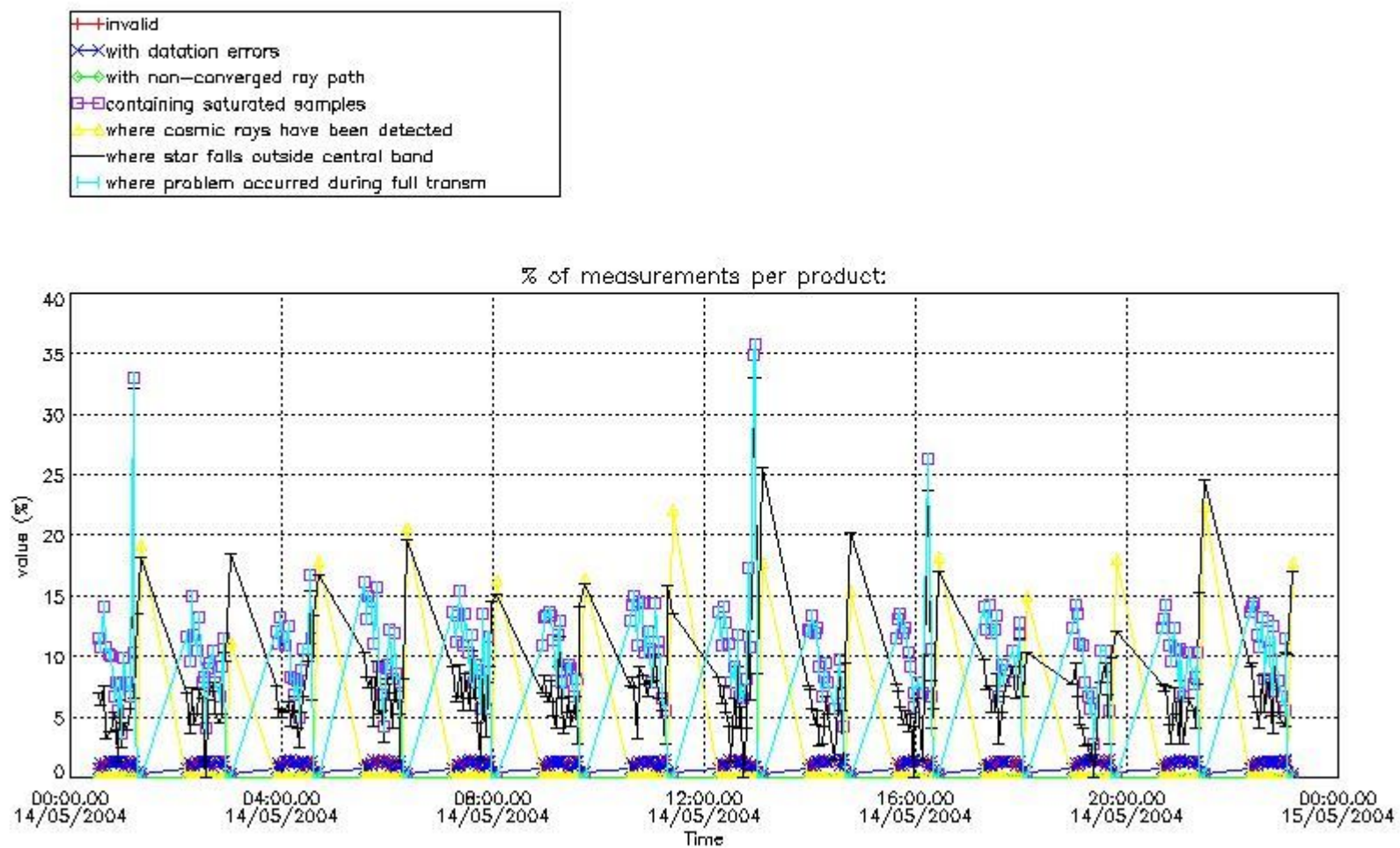
In this section it is plotted some information contained in the Quality Summary data set of the level 2 products that comes from the level 1b processing. Products without errors (error flag in the MPH set to "0") are used.

4.1 Plot quality information per product (time dependant) coming from level 1b processing

4.1.1 Plot level 1 quality information per product (time dependant): ENVISAT ASCENDING passes

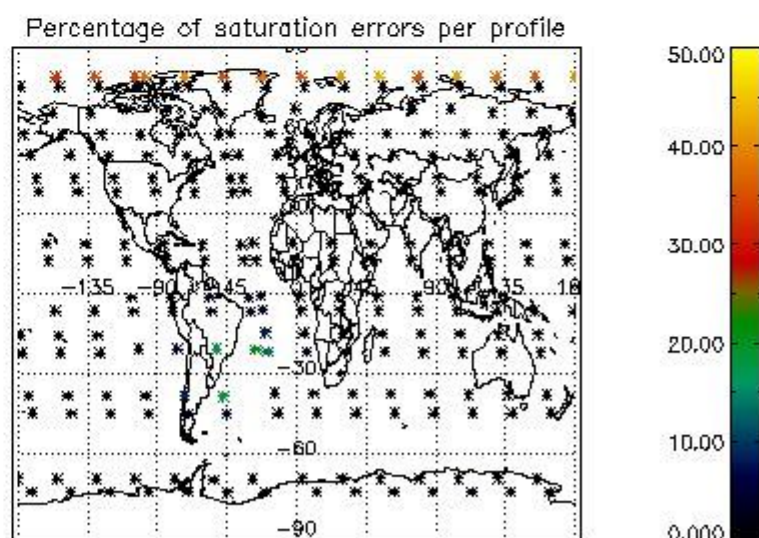
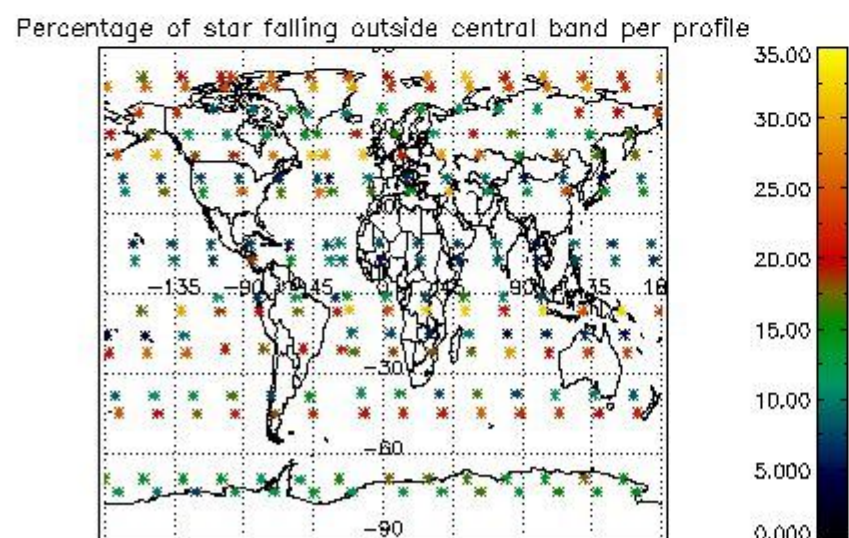
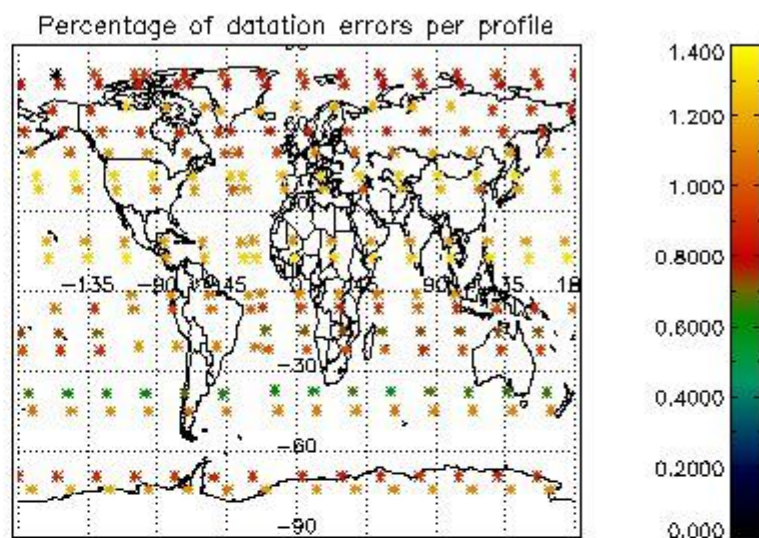
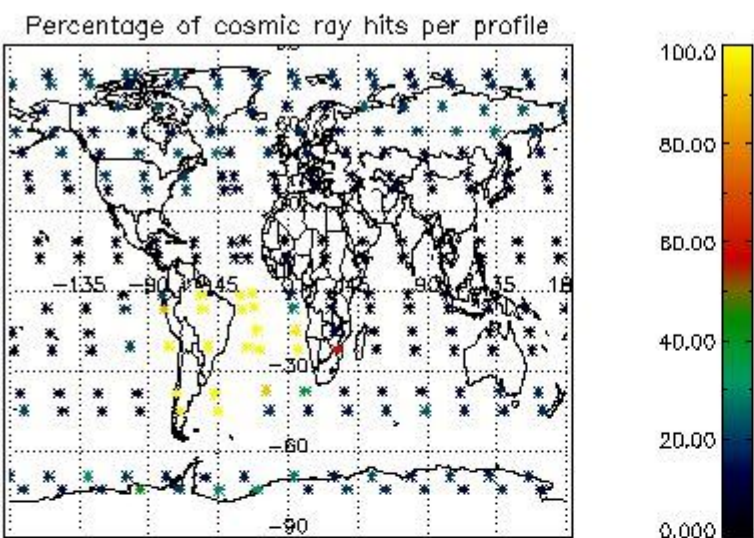


4.1.2 Plot level 1 quality information per product (time dependant): ENVI SAT DESCENDING passes

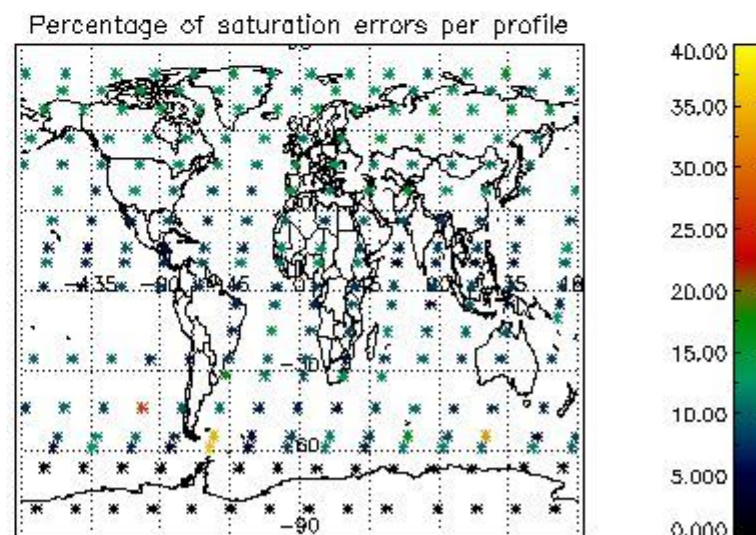
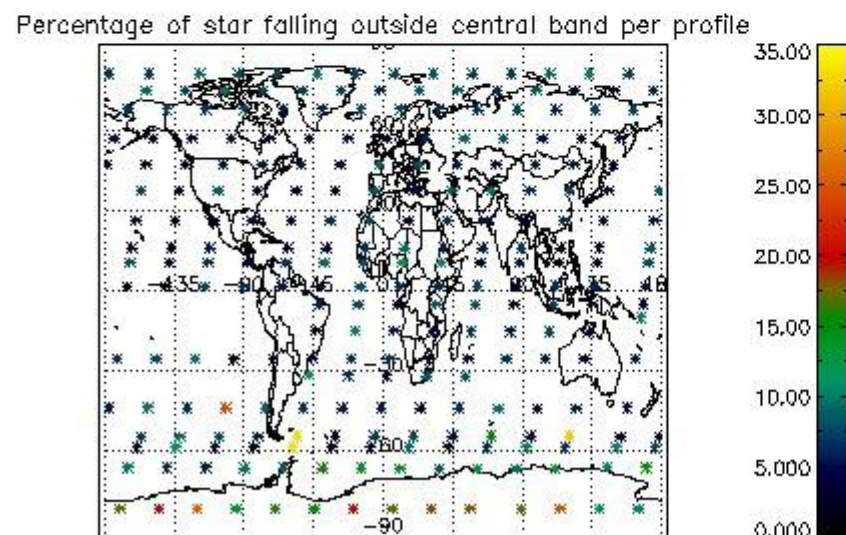
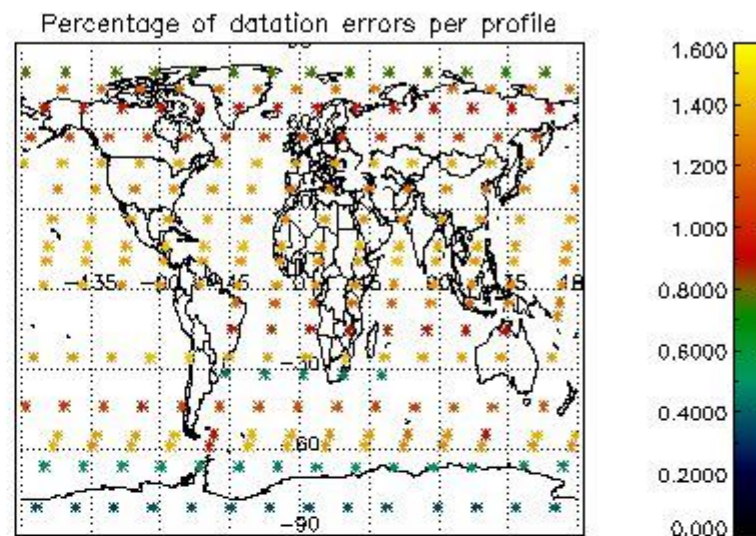
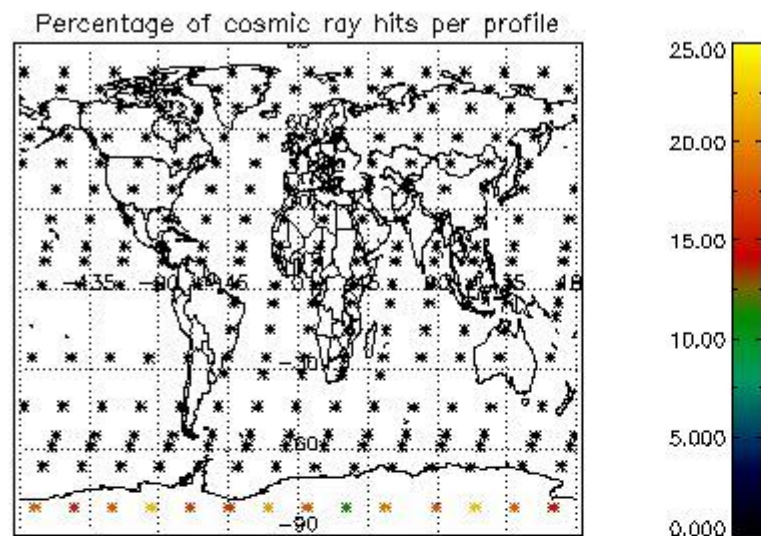


4.2 Plot quality information per product coming from level 1b processing (world map)

4.2.1 Plot level 1 quality information per product (world map): ENVISAT ASCENDING passes



4.2.2 Plot level 1 quality information per product (world map): ENVISAT DESCENDING passes



5. Trace gas profiles

5.1 Ozone statistics based on quality of products

The final quality of the products can be "measured" using the STD (Standard Deviation) attached to every point profile. This information is written to the parameter GOM_NL__2P/NL_LOCAL_SPECIES_DENSITY/o3_std of the level 2 products. The table below shows the statistics for given STD ranges.

The statistics are given with respect to the overall valid production:

- Products without fatal errors: GOM_NL__2P/MPH/PRODUCT_ERR=0
- Valid point profile: GOM_NL__2P/NL_LOCAL_SPECIES_DENSITY/pcd(0)=0

The 'Criteria' is applied to valid points of dark limb products:

- Products in dark limb illumination condition: GOM_NL__2P/NL_SUMMARY_QUALITY/obs_ill_cond=0
- Products without fatal errors: GOM_NL__2P/MPH/PRODUCT_ERR=0
- Valid point profile: GOM_NL__2P/NL_LOCAL_SPECIES_DENSITY/pcd(0)=0

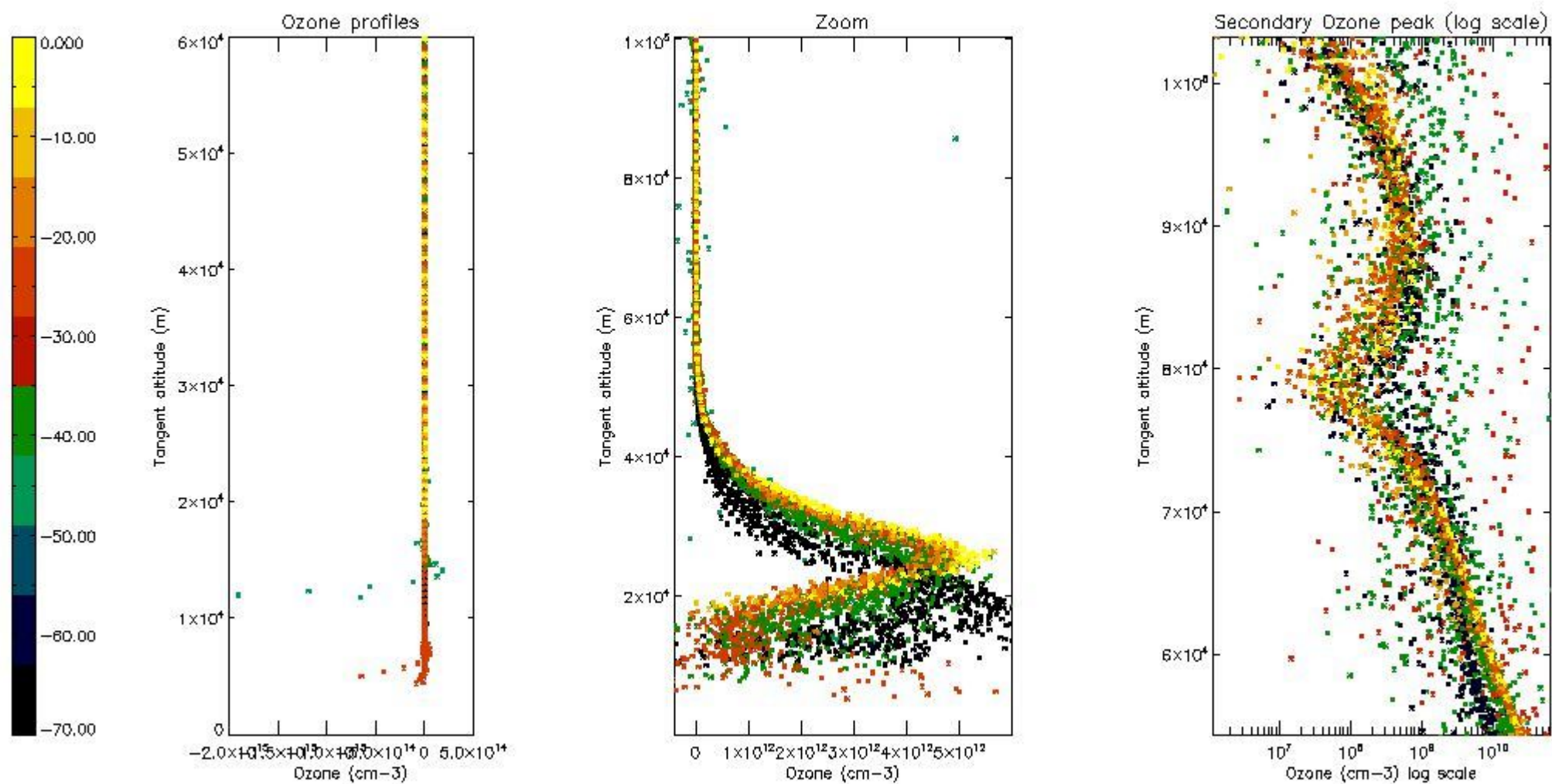
So, the table below shows the percentage of dark limb and valid observations for each criteria with respect to the overall valid daily observations.

Criteria	% of total production
All STD	26
STD < 20	13

STD < 10	10
STD < 5	6

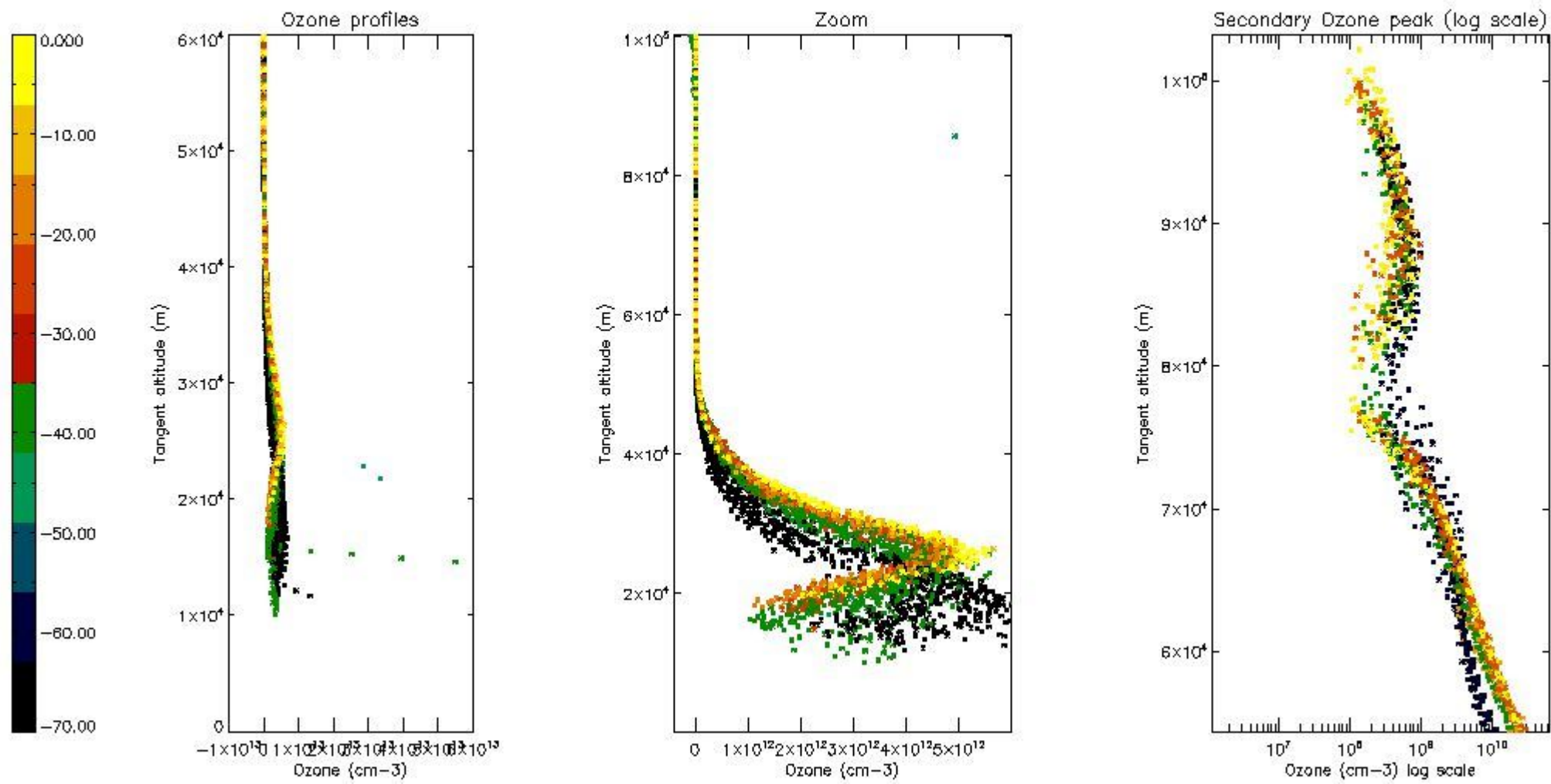
5.2 Plot ozone profiles for all STD (dark without errors)

The colorbar represents the latitude.



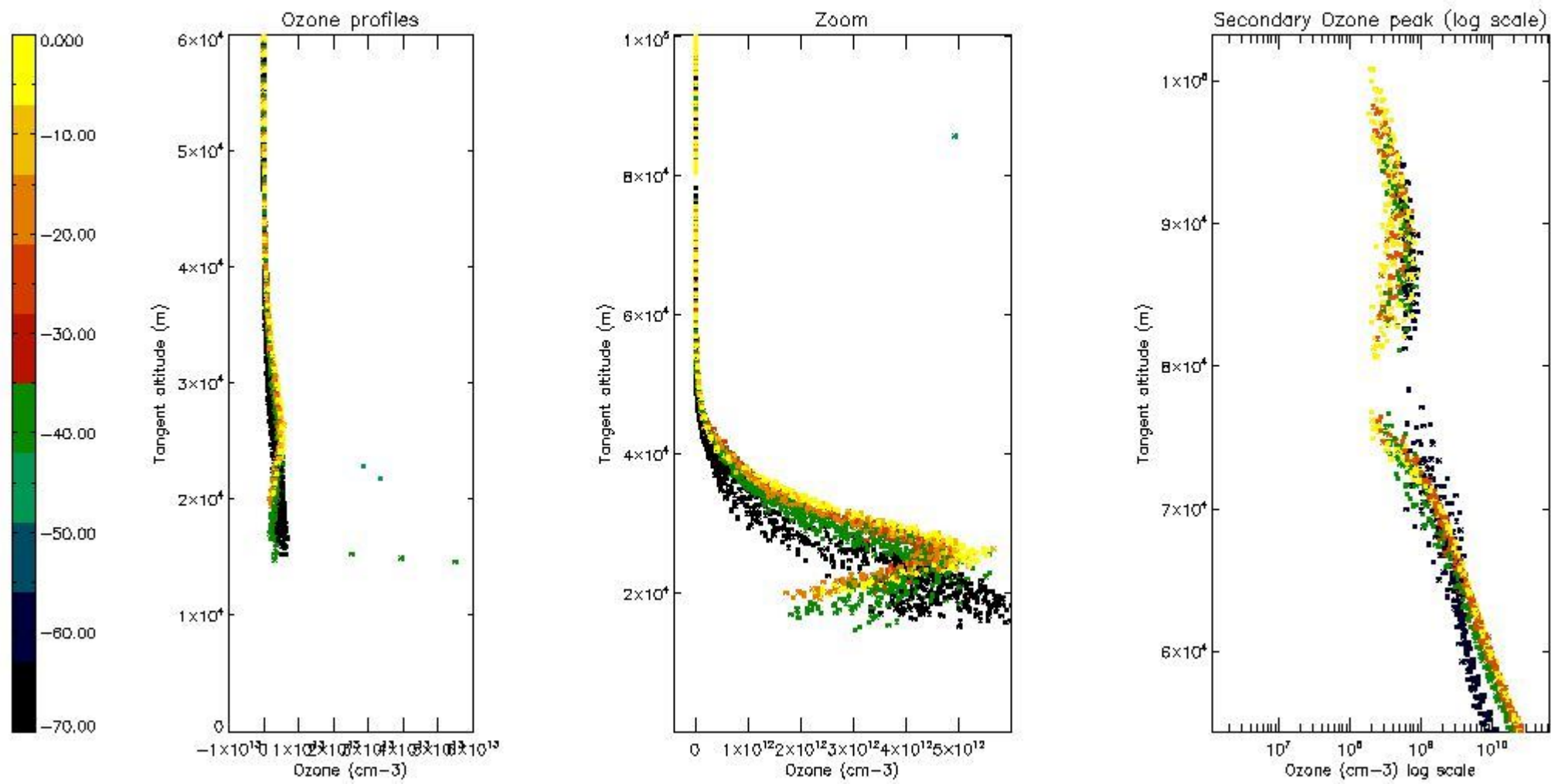
5.3 Plot ozone profiles where STD < 20% (dark without errors)

The colorbar represents the latitude.



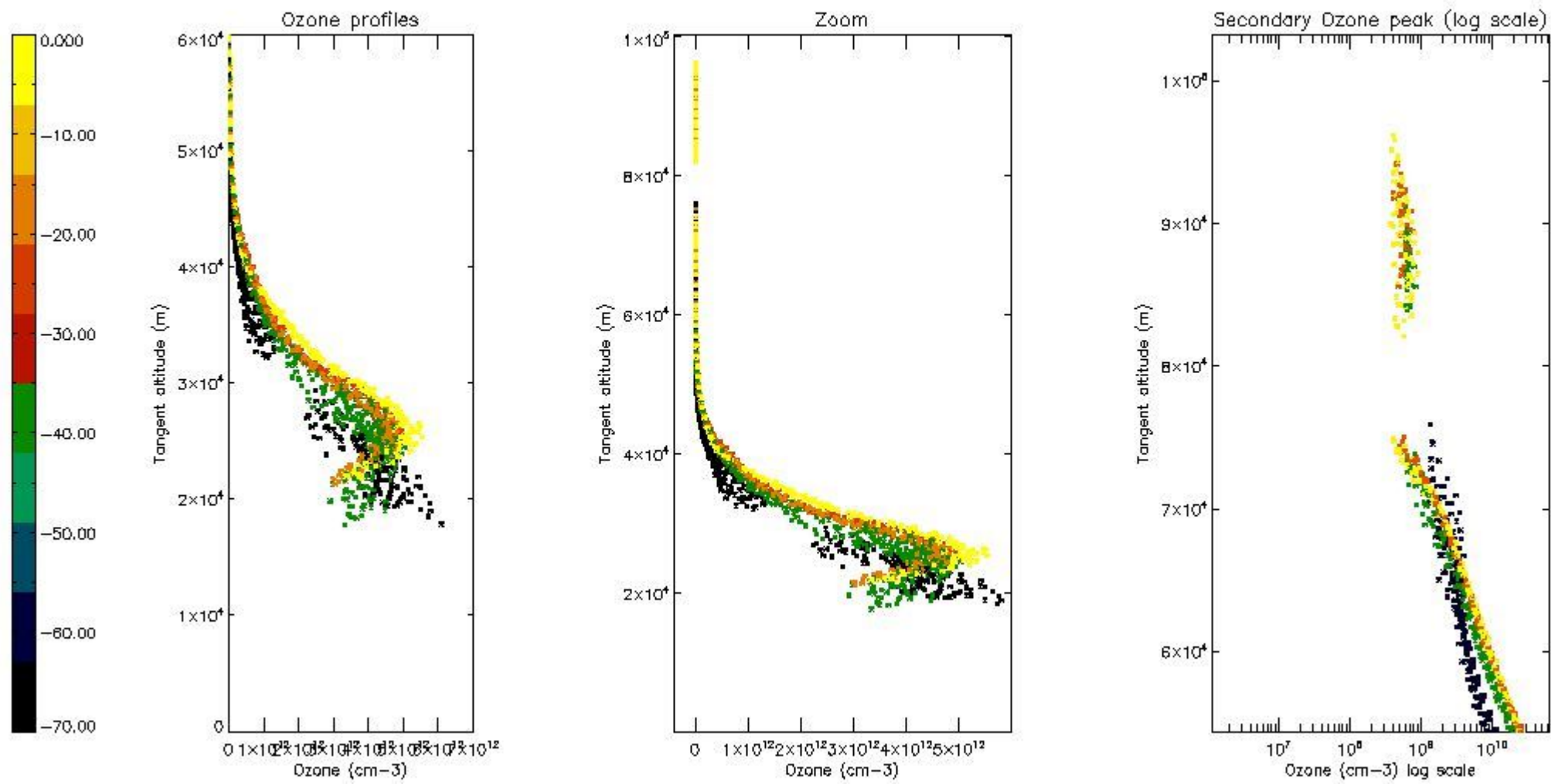
5.4 Plot ozone profiles where STD < 10% (dark without errors)

The colorbar represents the latitude.



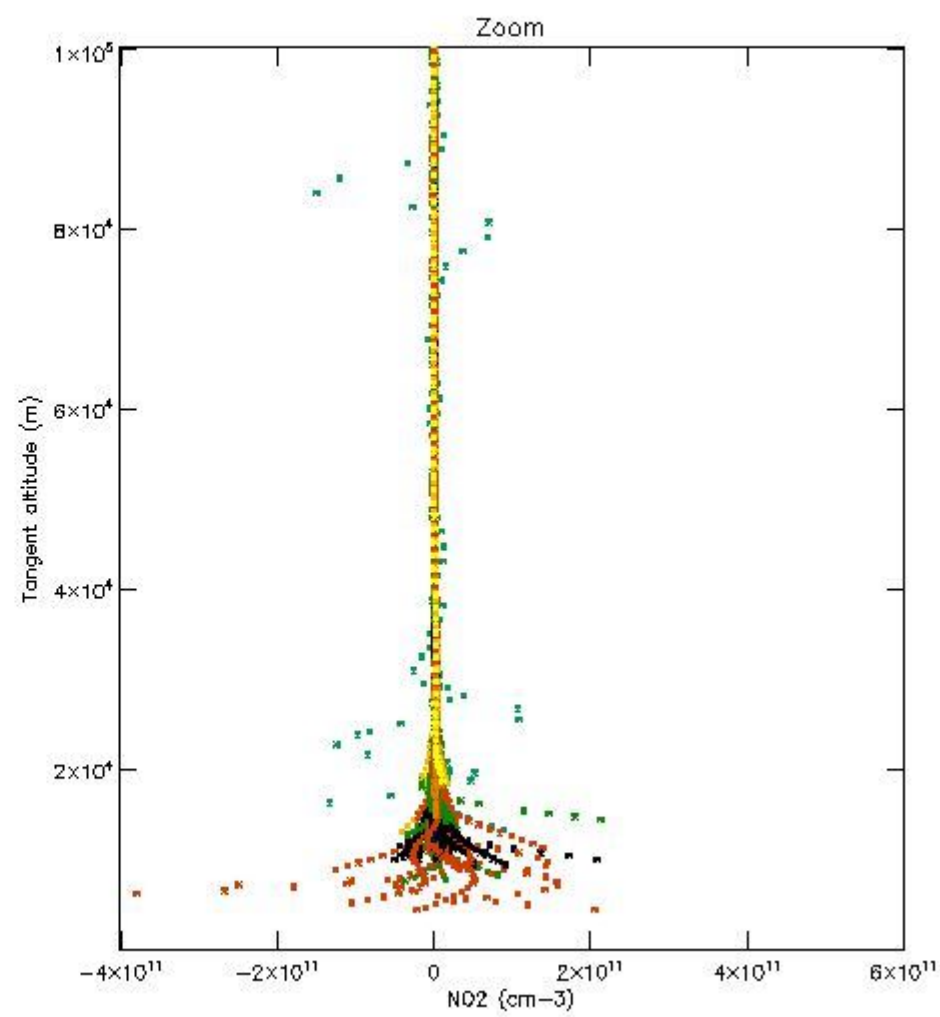
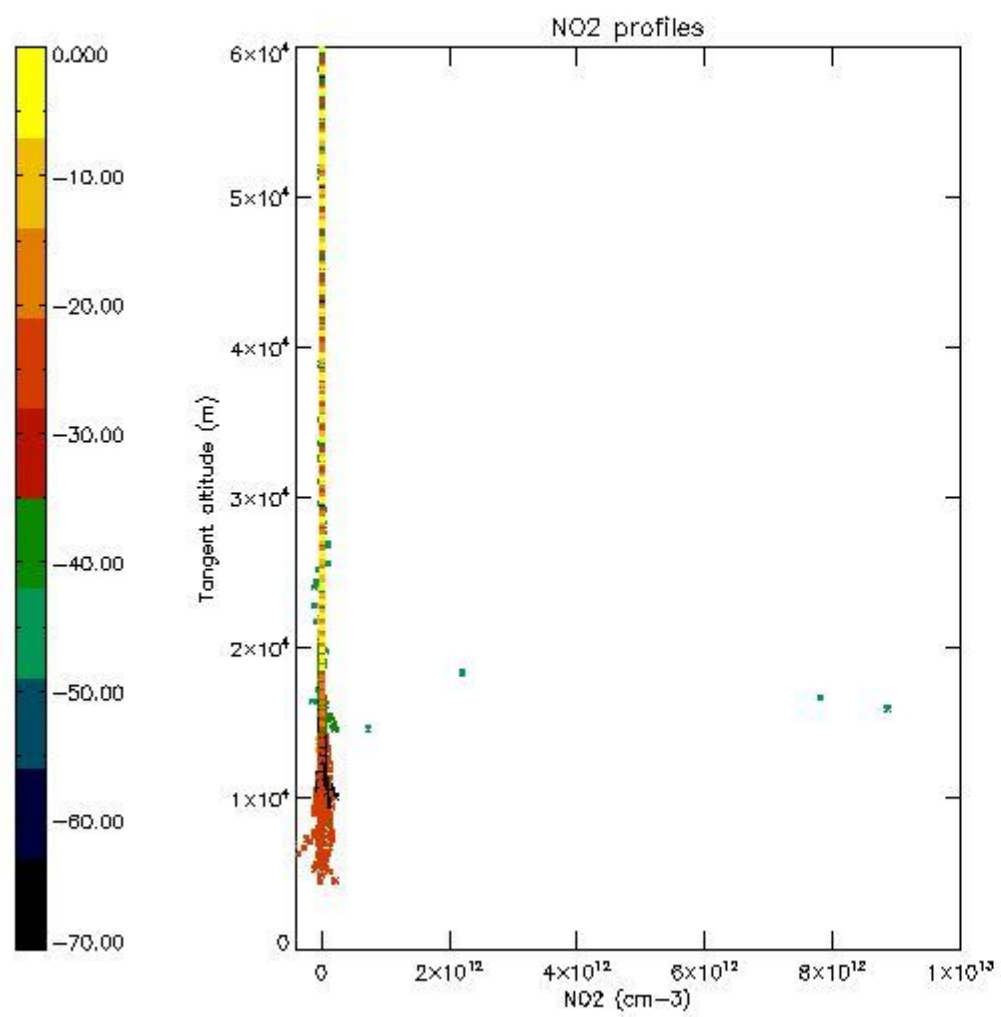
5.5 Plot ozone profiles where STD < 5% (dark without errors)

The colorbar represents the latitude.



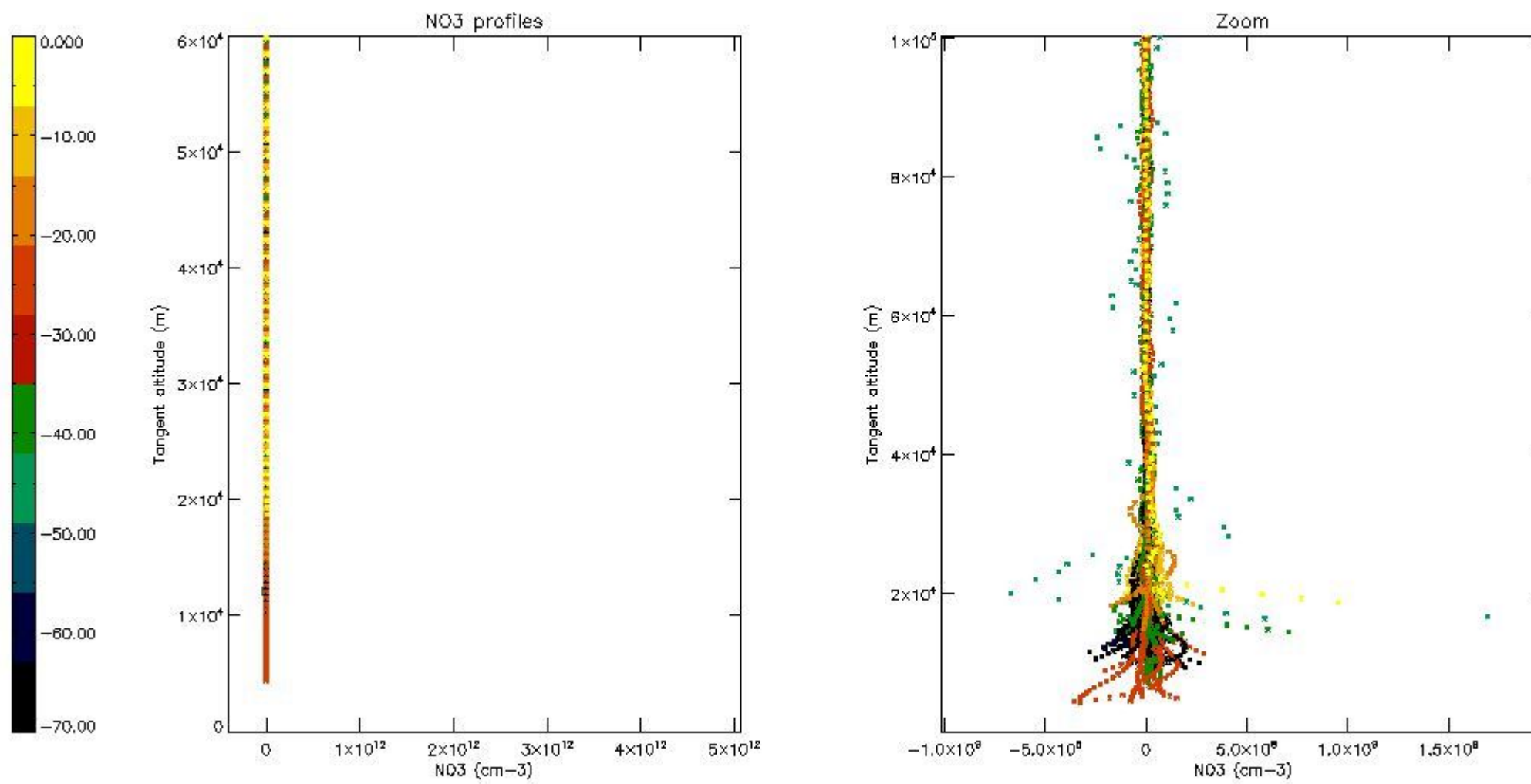
5.6 Plot NO₂ profiles for all STD (dark without errors)

The colorbar represents the latitude.



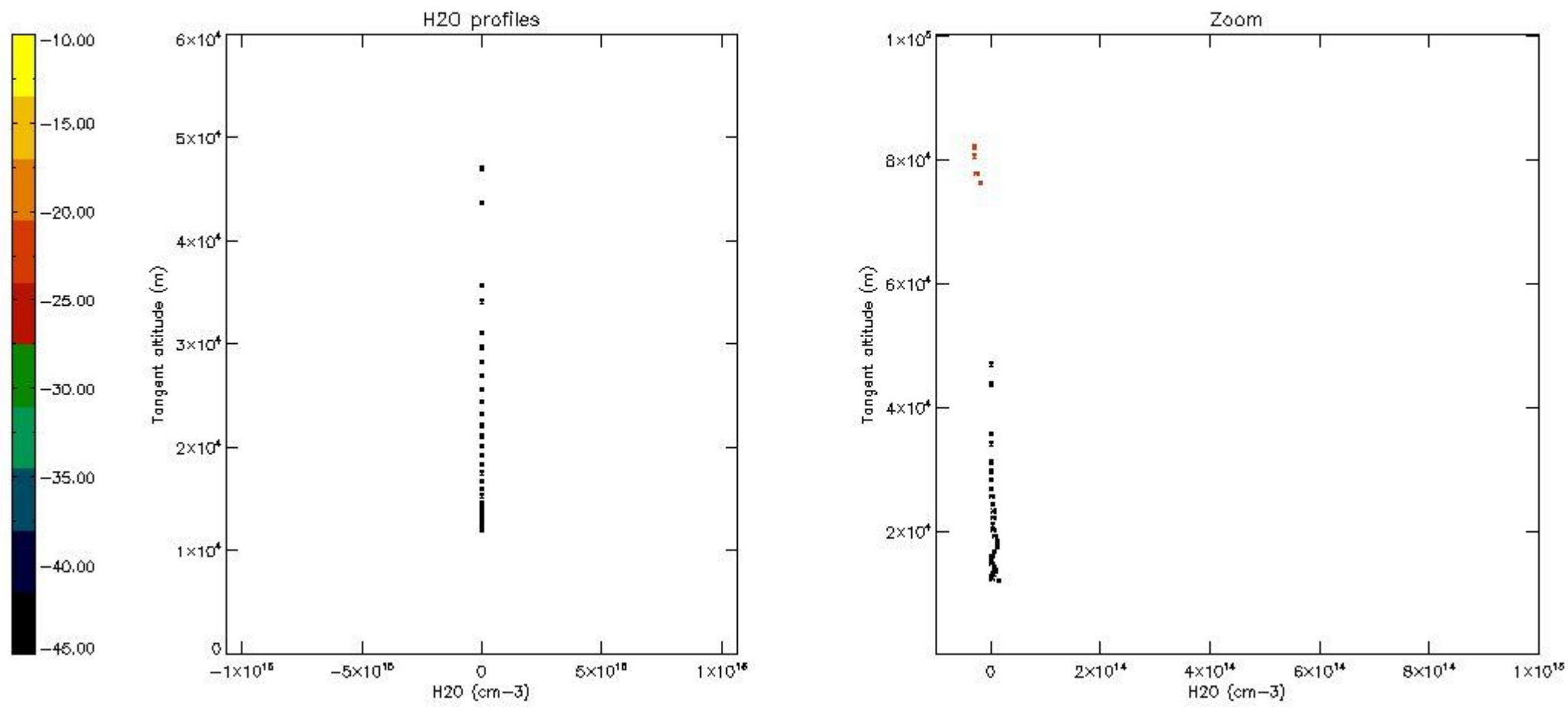
5.7 Plot NO3 profiles for all STD (dark without errors)

The colorbar represents the latitude.



5.8 Plot H2O profiles for all STD (only for occultations of stars 1,2,3,4,13,14,16,26,63 dark without errors)

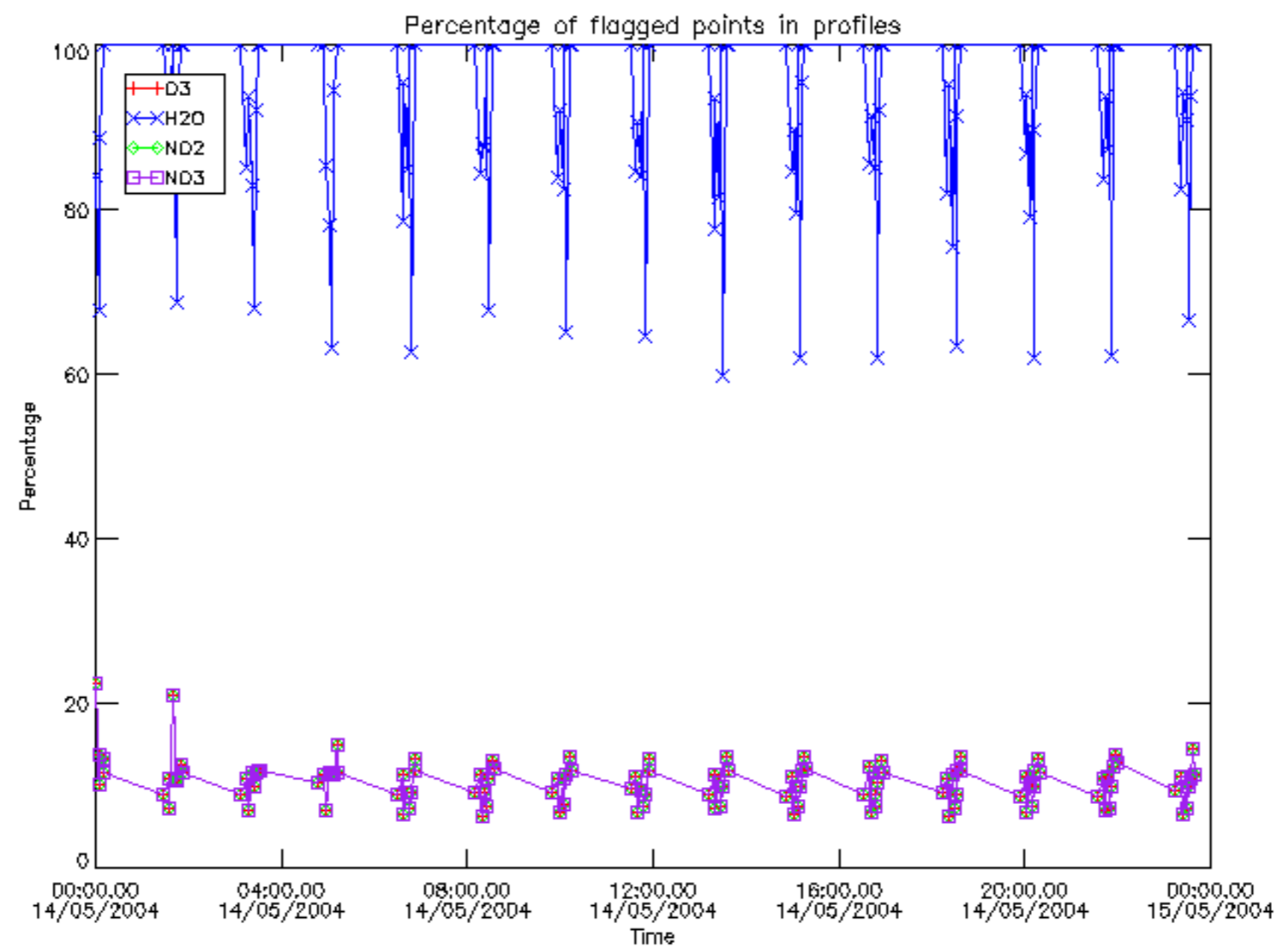
The colorbar represents the latitude.



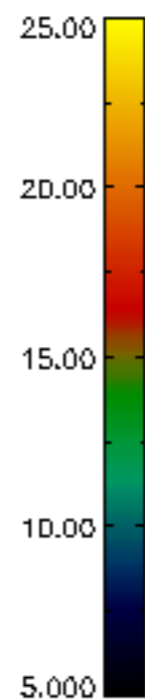
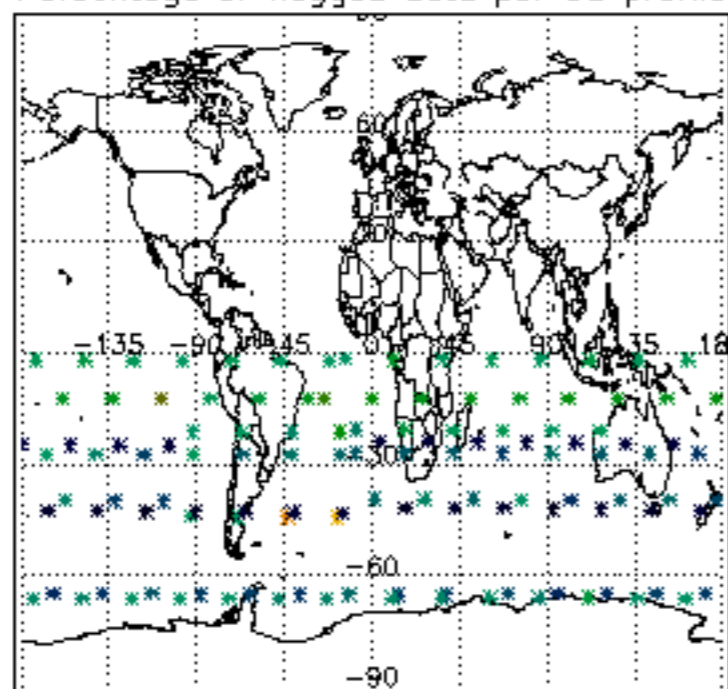
6. Auxiliary Data Files used for the production reported in section 2

The number reported in the third column indicates since which file (see list in section 2) the corresponding auxiliary file has been used. The fourth column is the date of those product files.

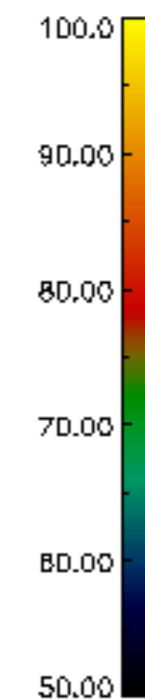
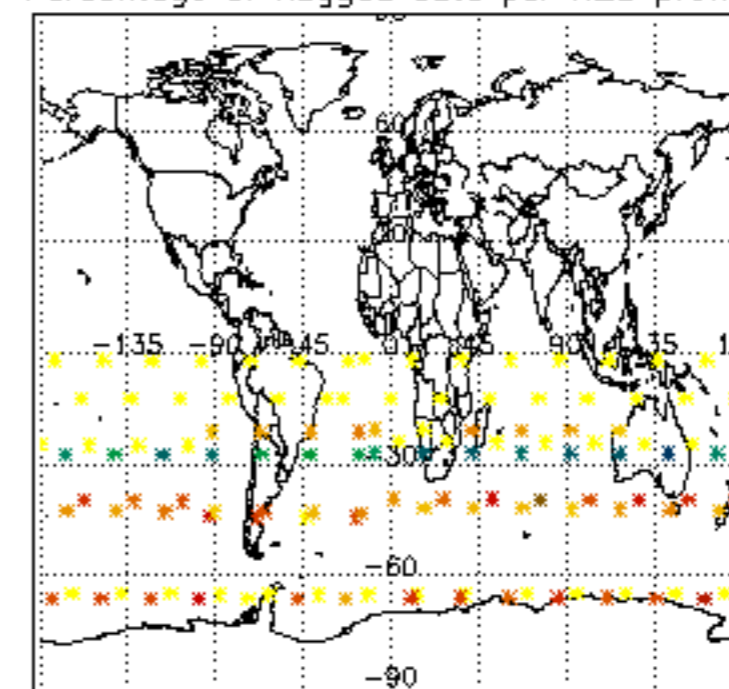
Type	Auxiliary Filename	Used since product	Used since product date
INST_PHYS_CHARACTERISTICS	GOM_INS_AXVIEC20091111_143220_20030716_120000_20500101_000000	1	14-MAY-2004 00:00:16
LEVEL-2_PROC_CONFIG	GOM_PR2_AXVIEC20091111_152718_20020301_000000_20500101_000000	1	14-MAY-2004 00:00:16
CROSS_SECTIONS_FILE	GOM_CRS_AXVIEC20091111_154832_20020301_000000_20500101_000000	1	14-MAY-2004 00:00:16



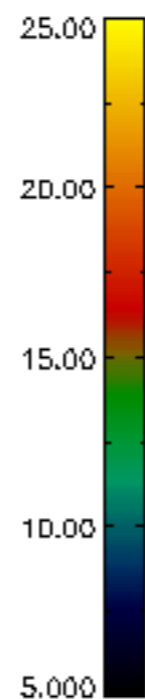
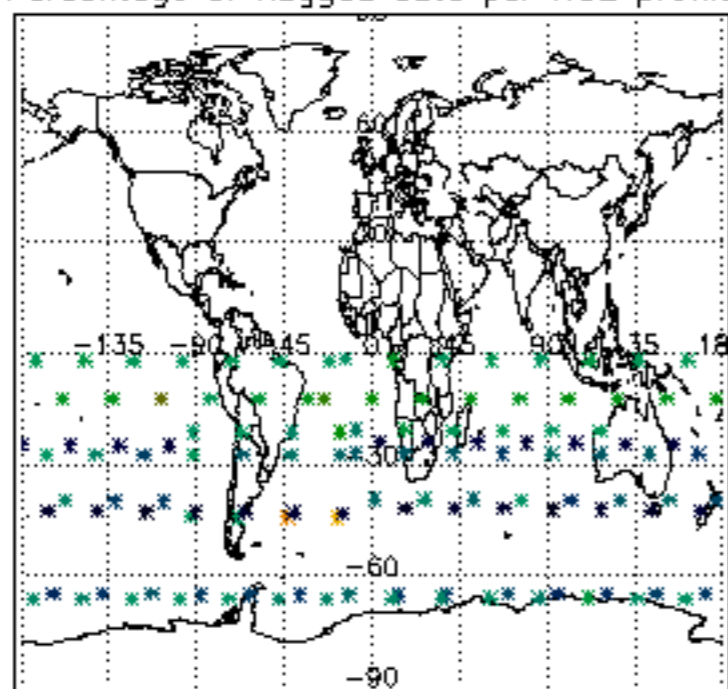
Percentage of flagged data per D3 profile



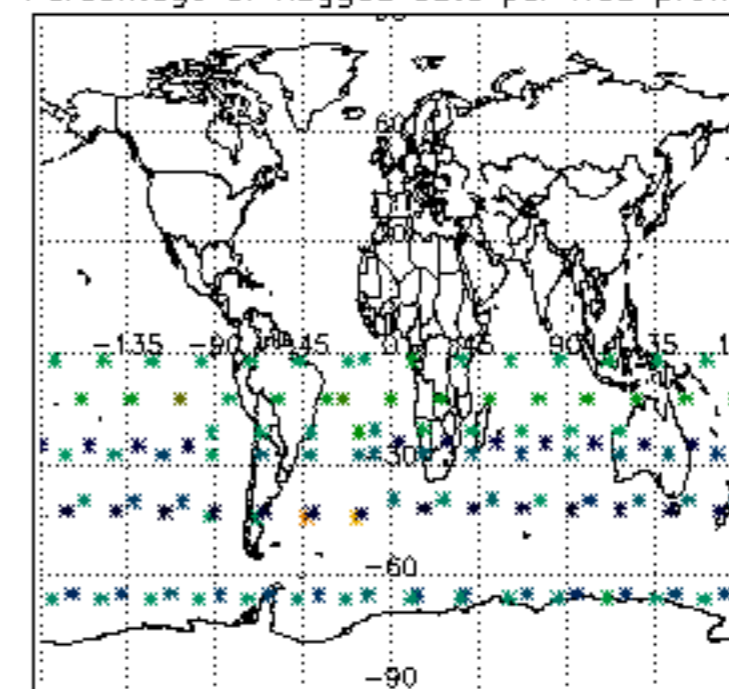
Percentage of flagged data per H2O profile

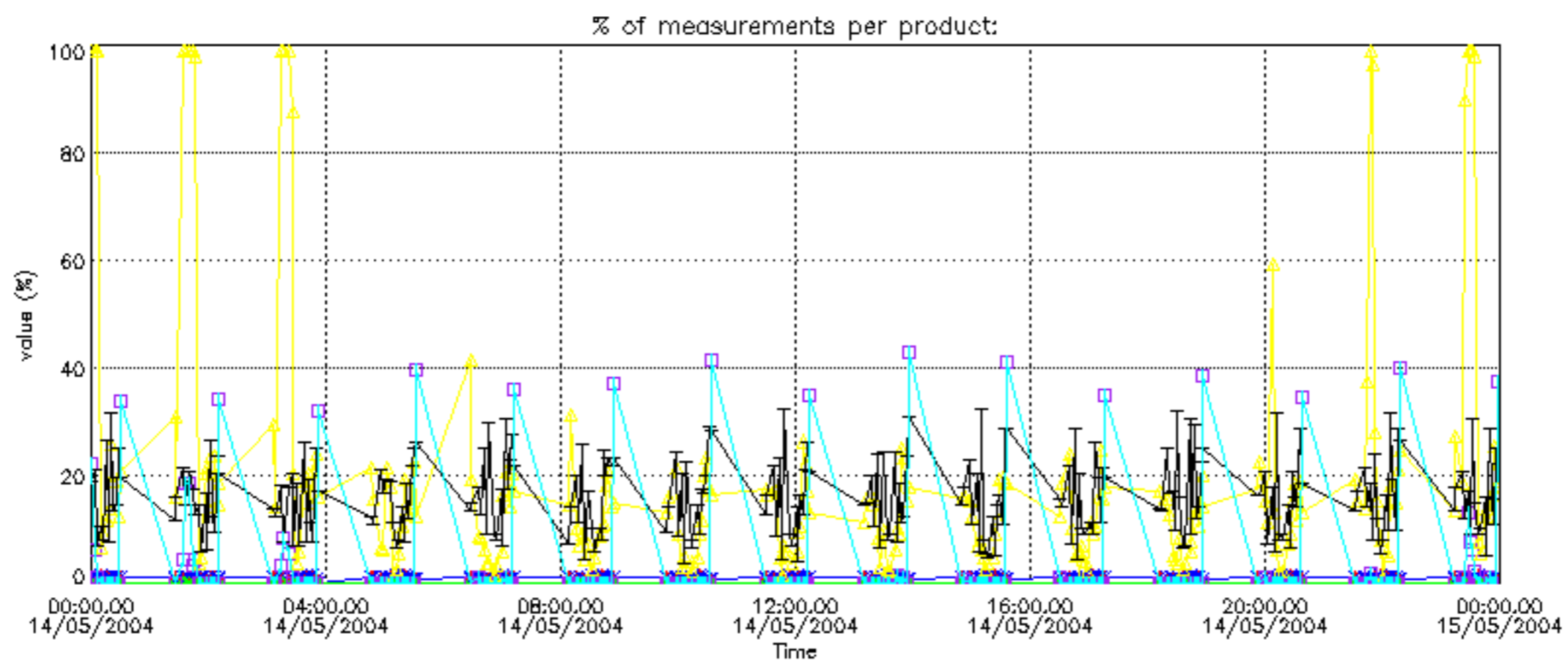
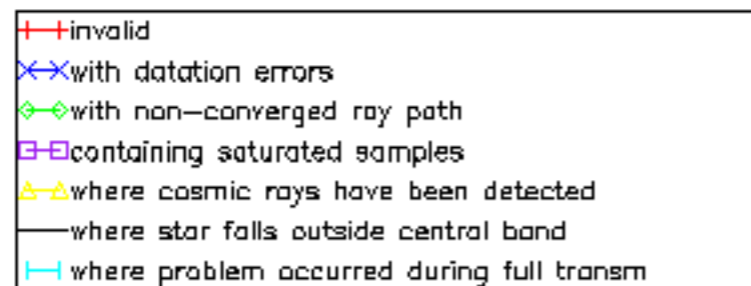


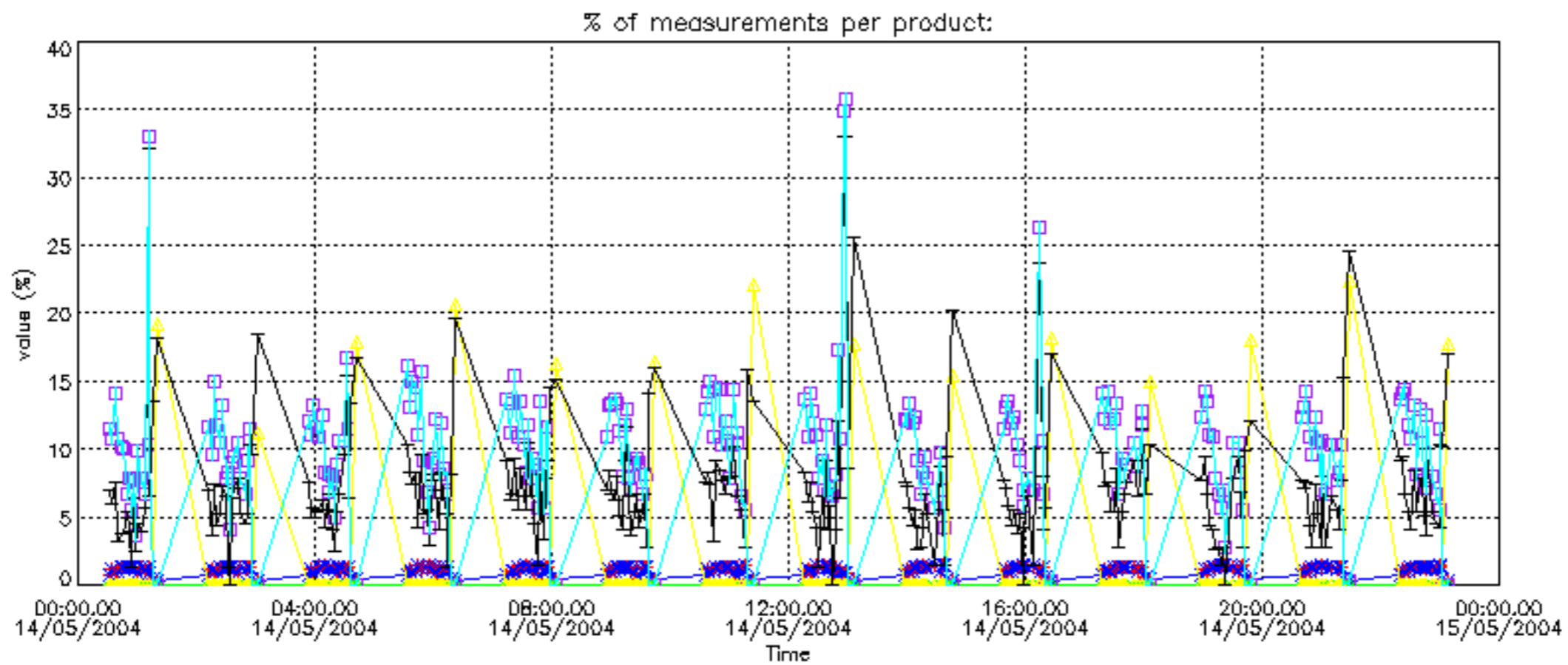
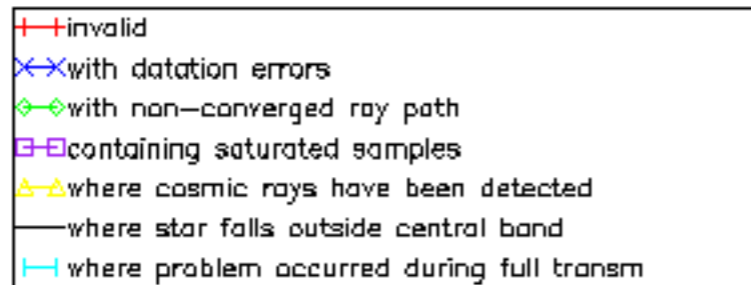
Percentage of flagged data per NO2 profile



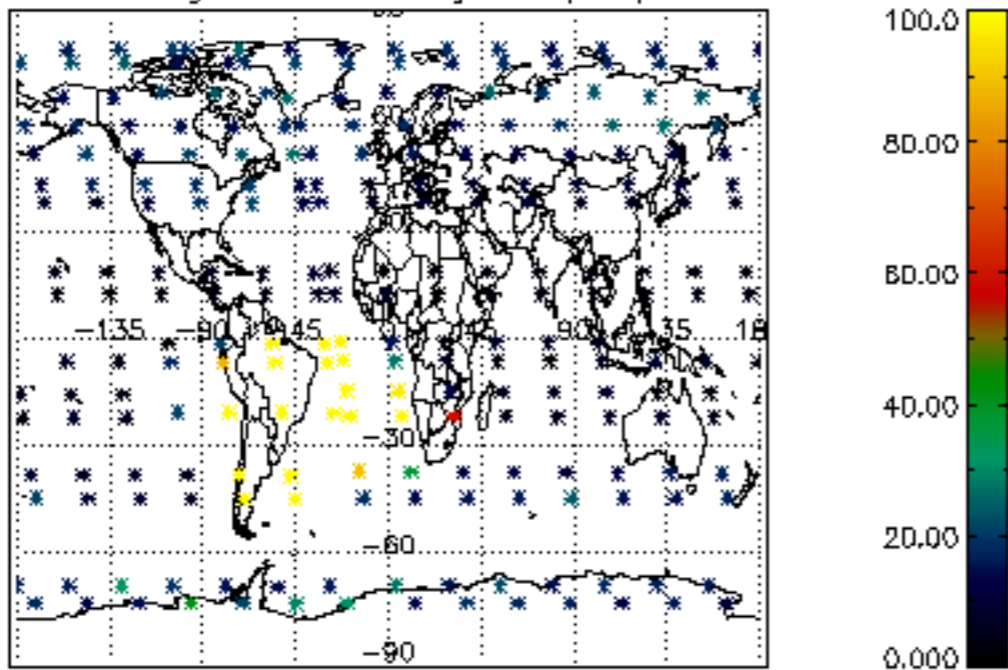
Percentage of flagged data per NO3 profile



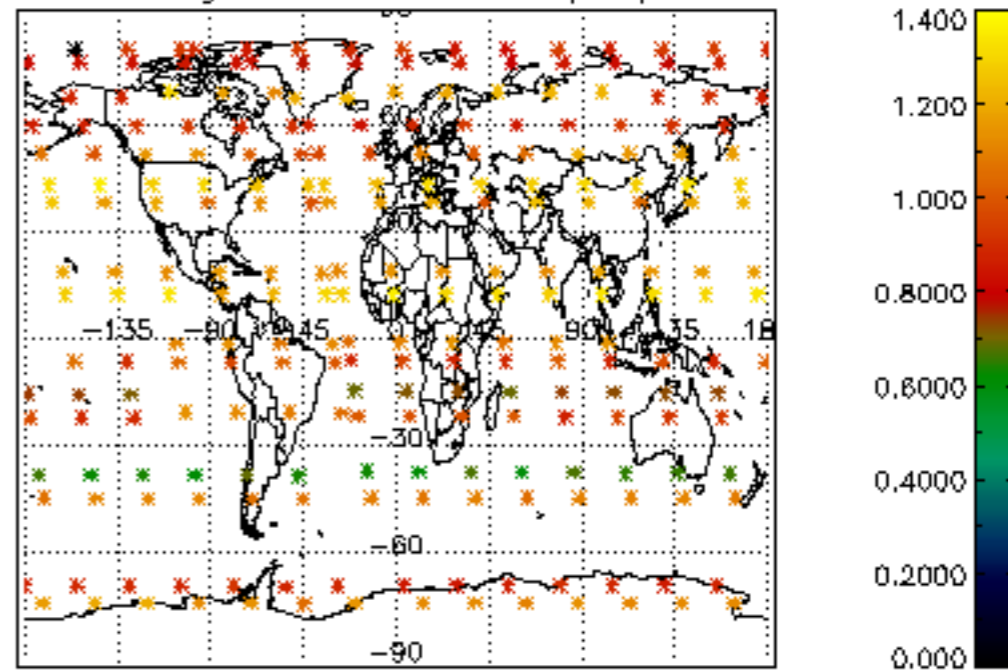




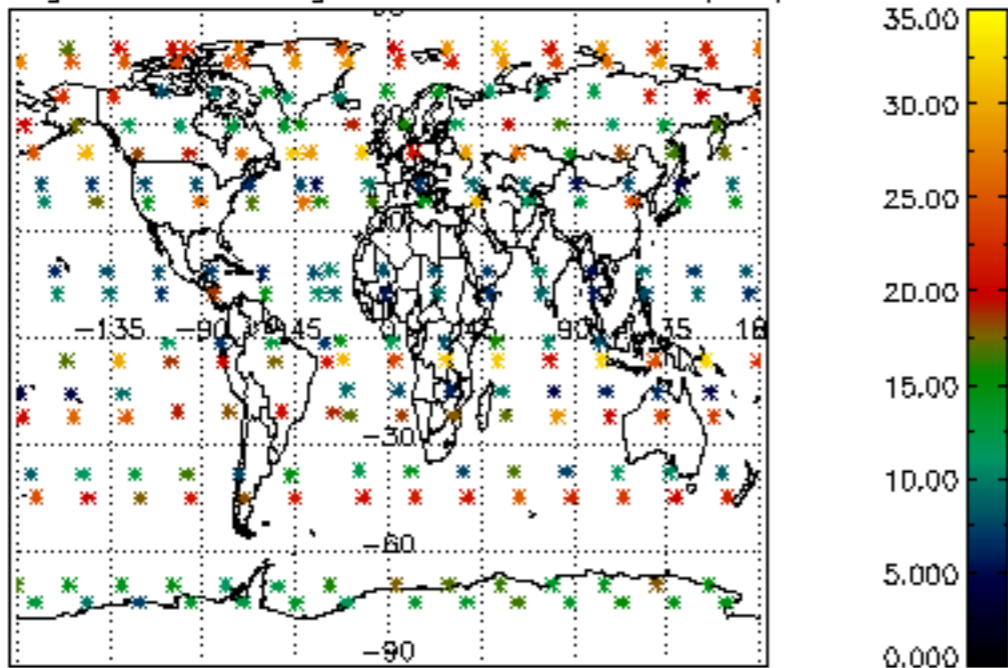
Percentage of cosmic ray hits per profile



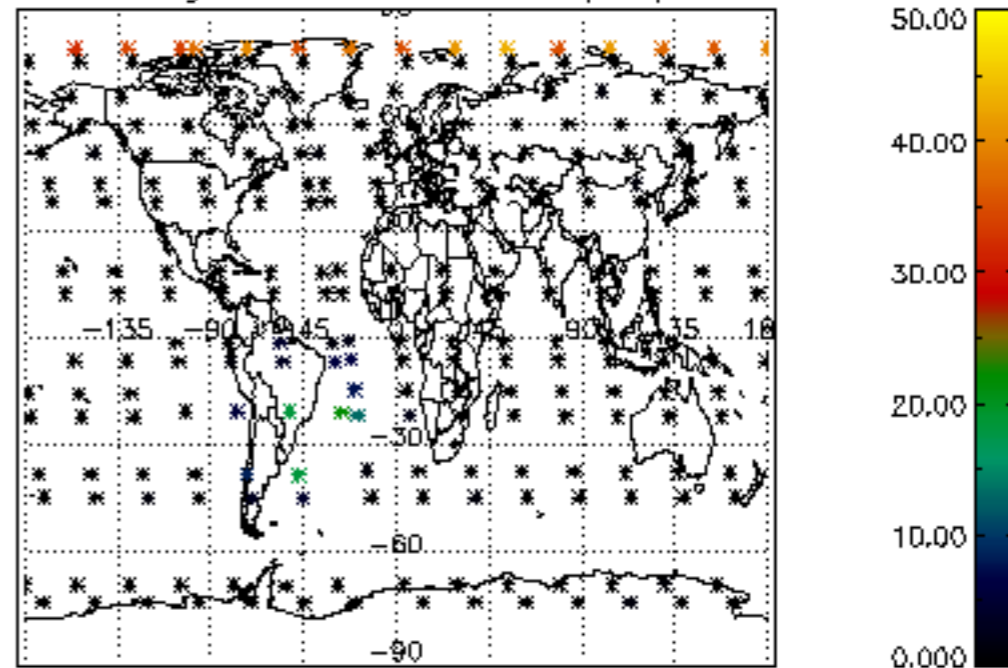
Percentage of datation errors per profile



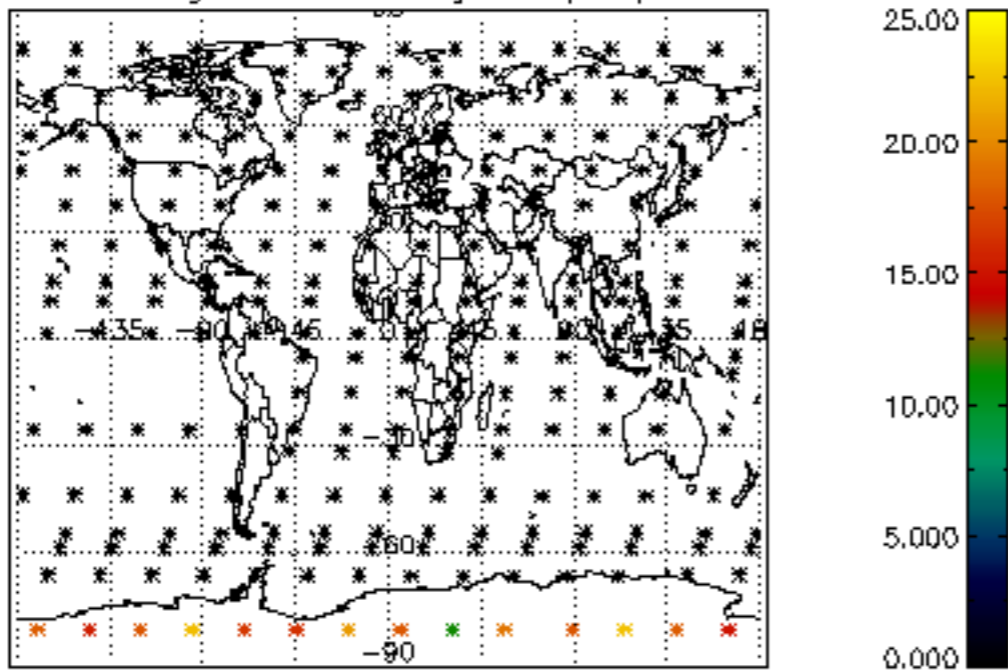
Percentage of star falling outside central band per profile



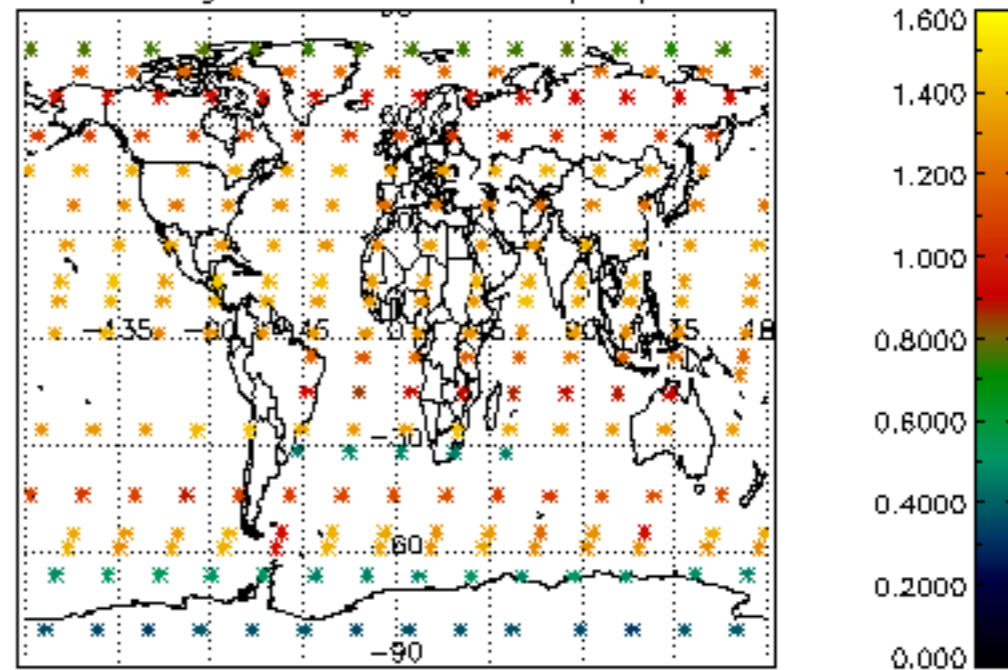
Percentage of saturation errors per profile



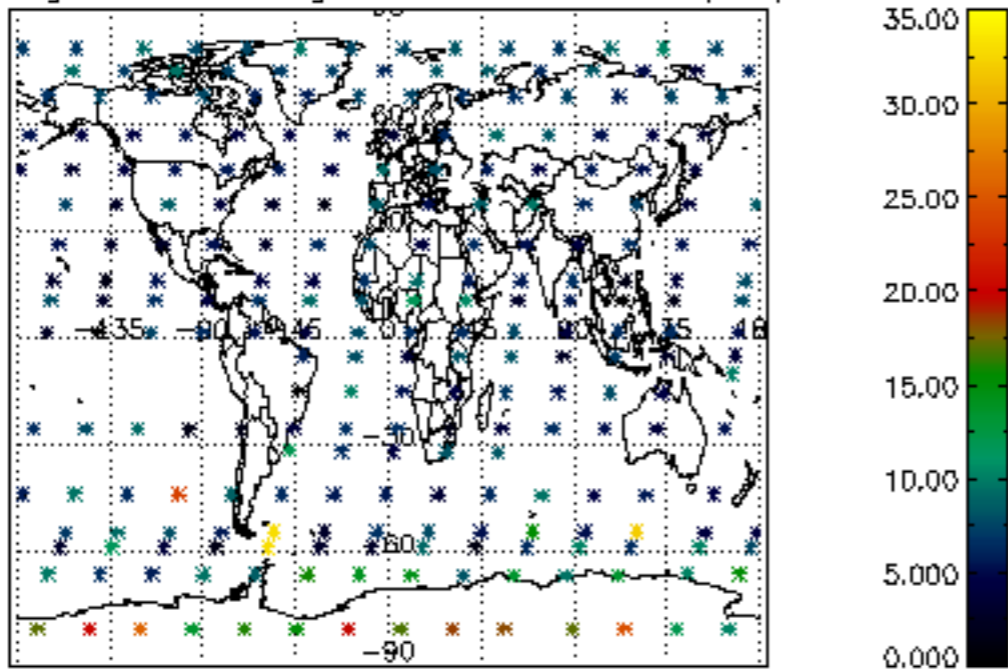
Percentage of cosmic ray hits per profile



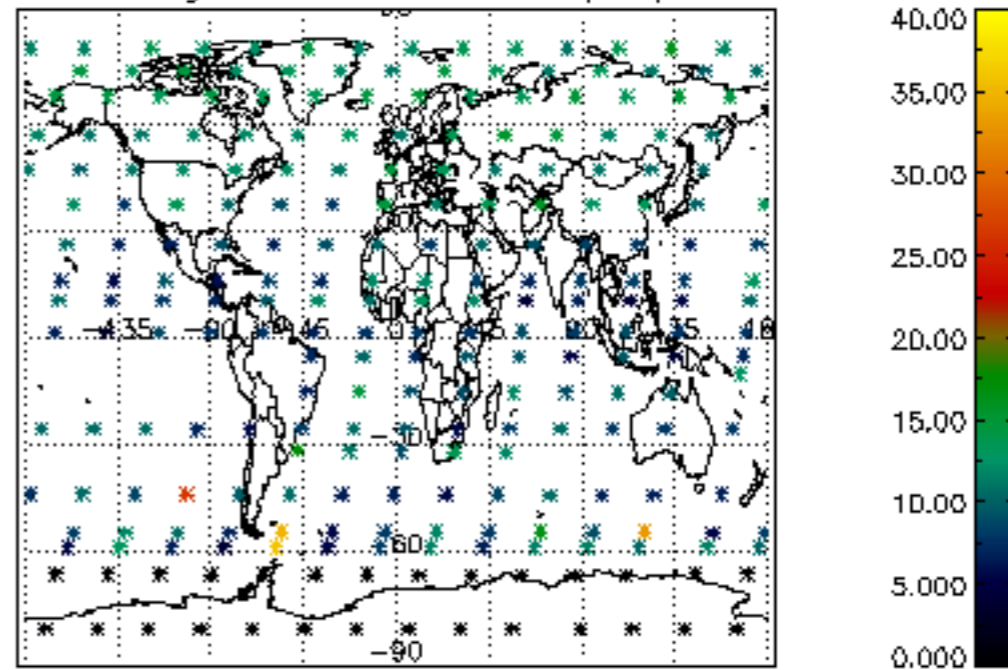
Percentage of datation errors per profile

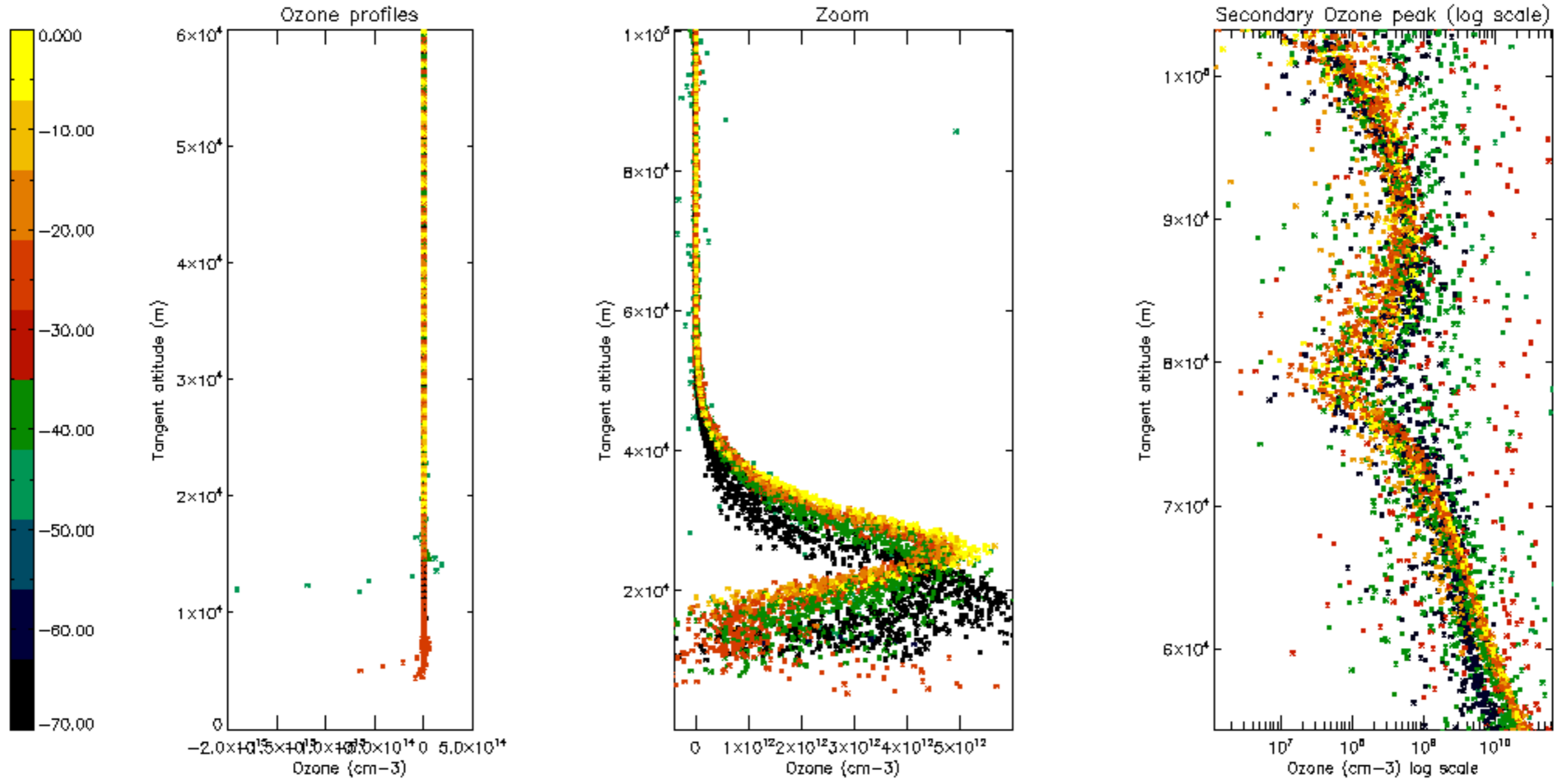


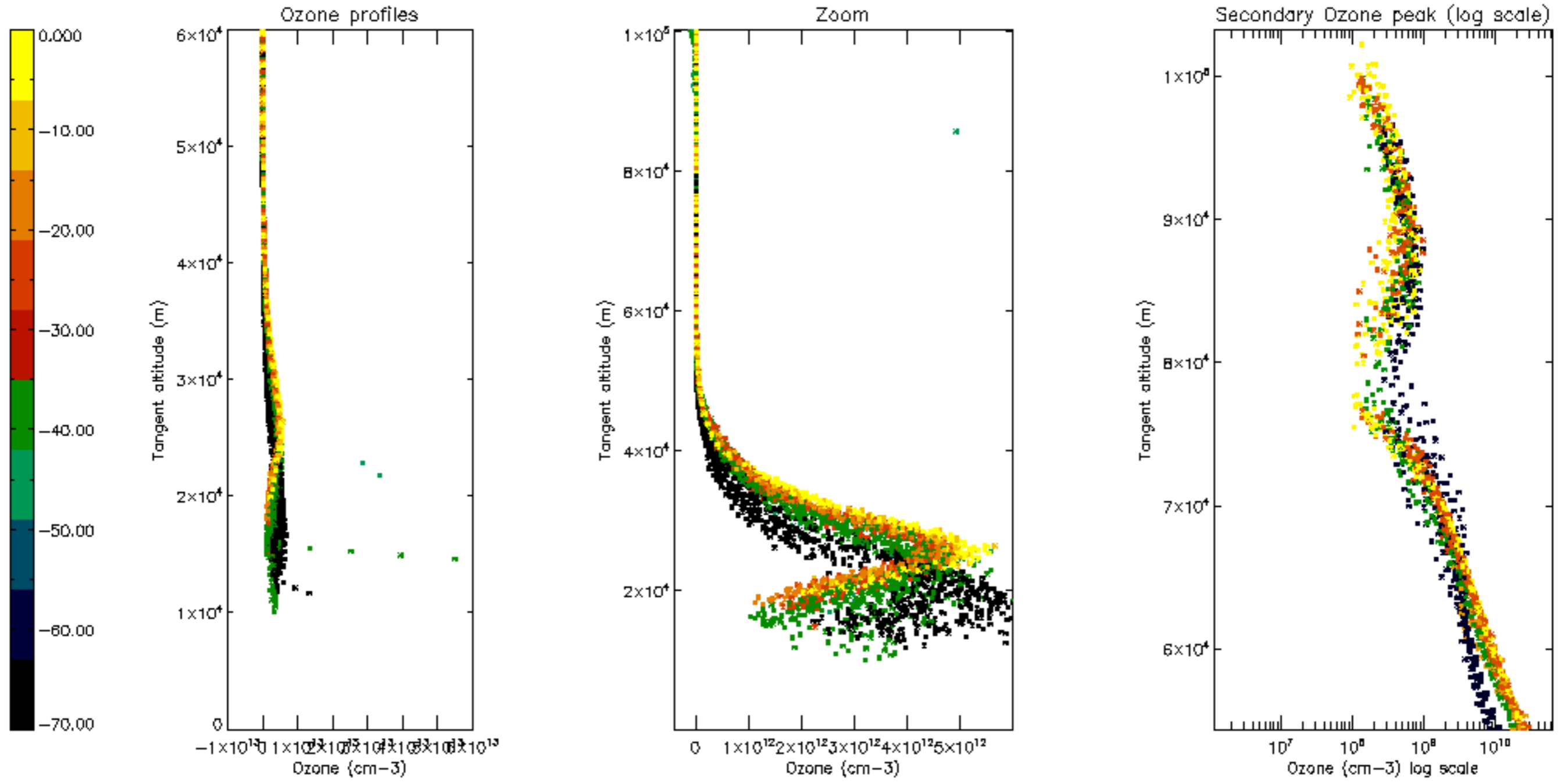
Percentage of star falling outside central band per profile

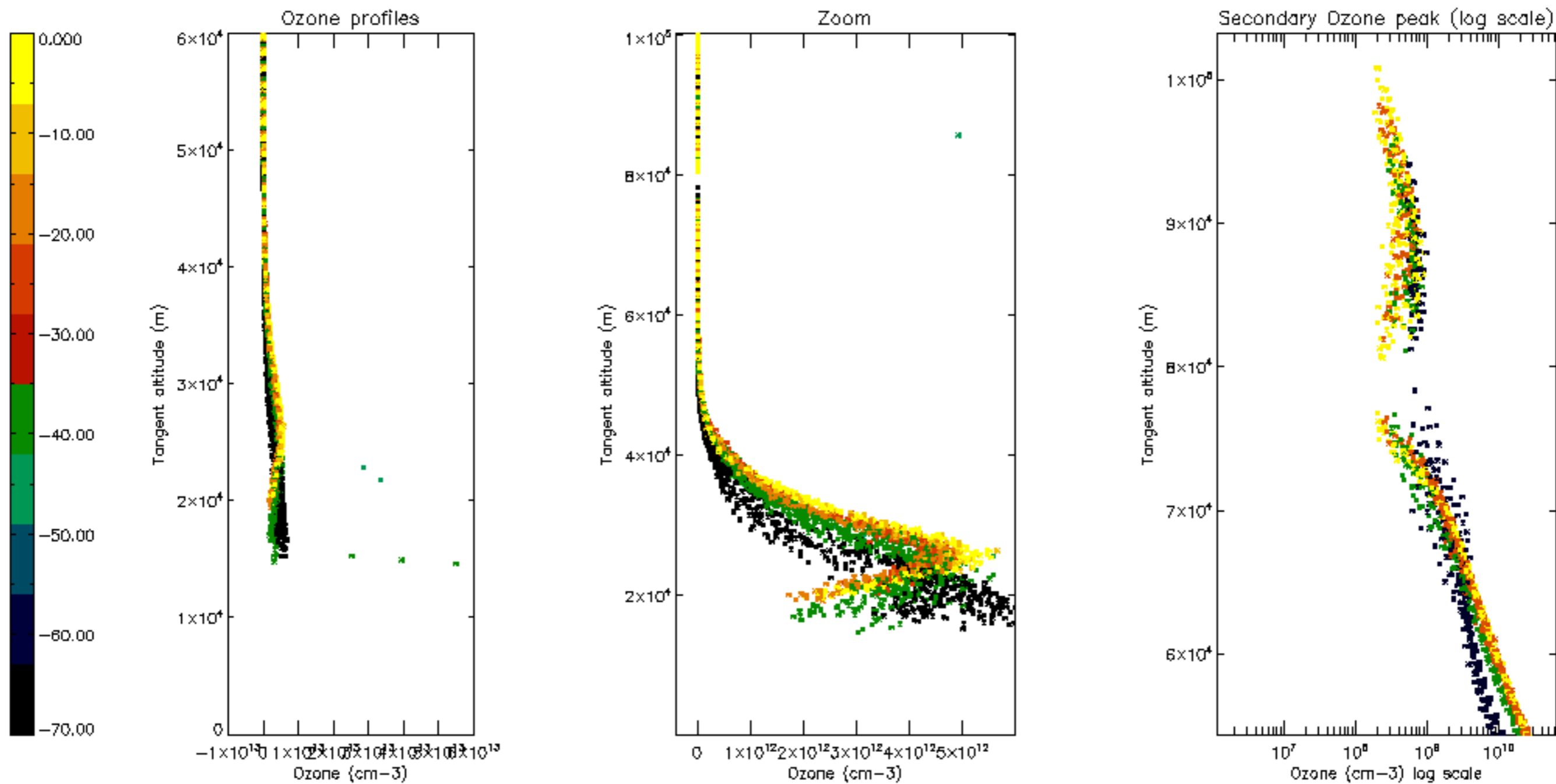


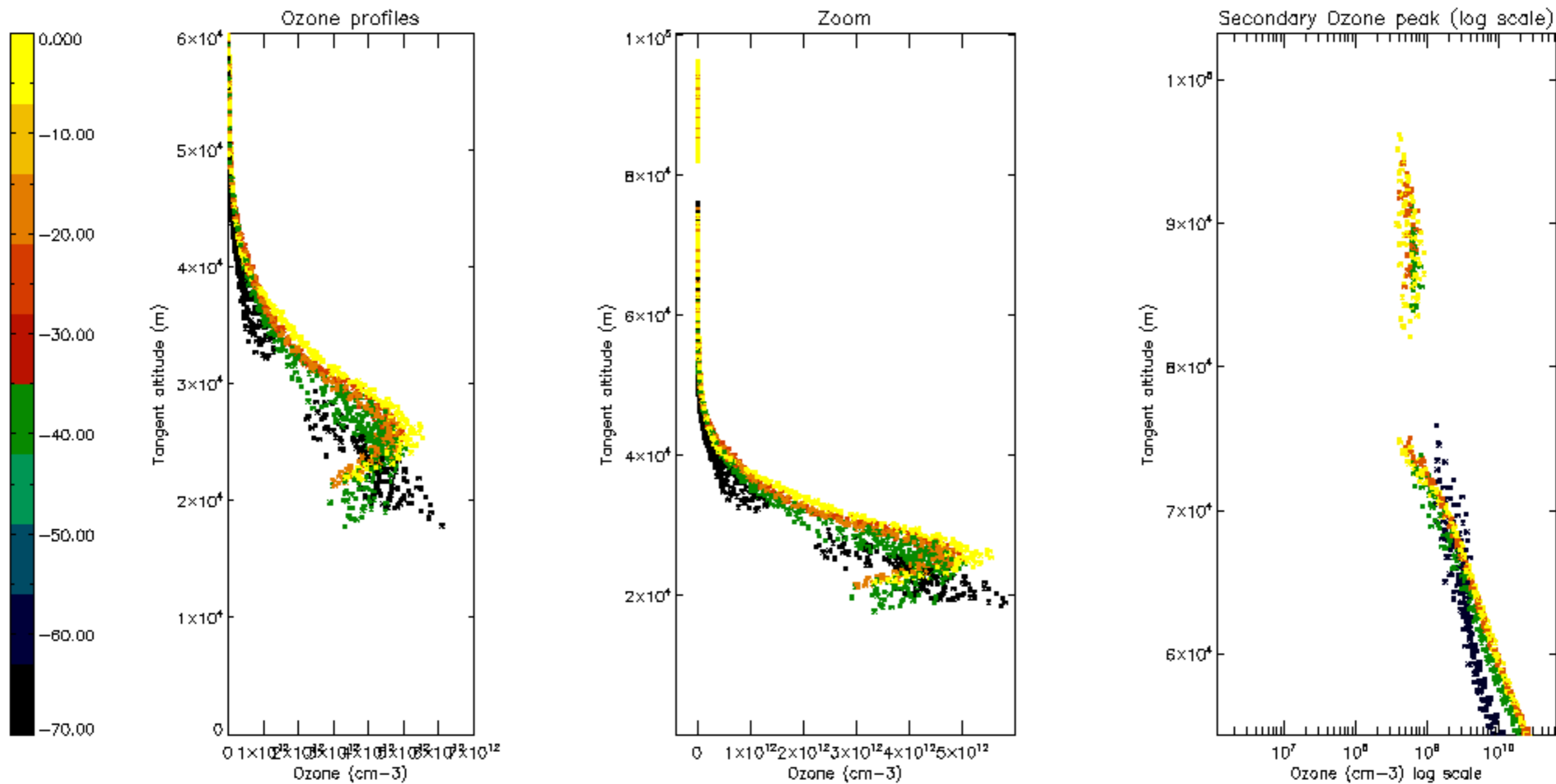
Percentage of saturation errors per profile

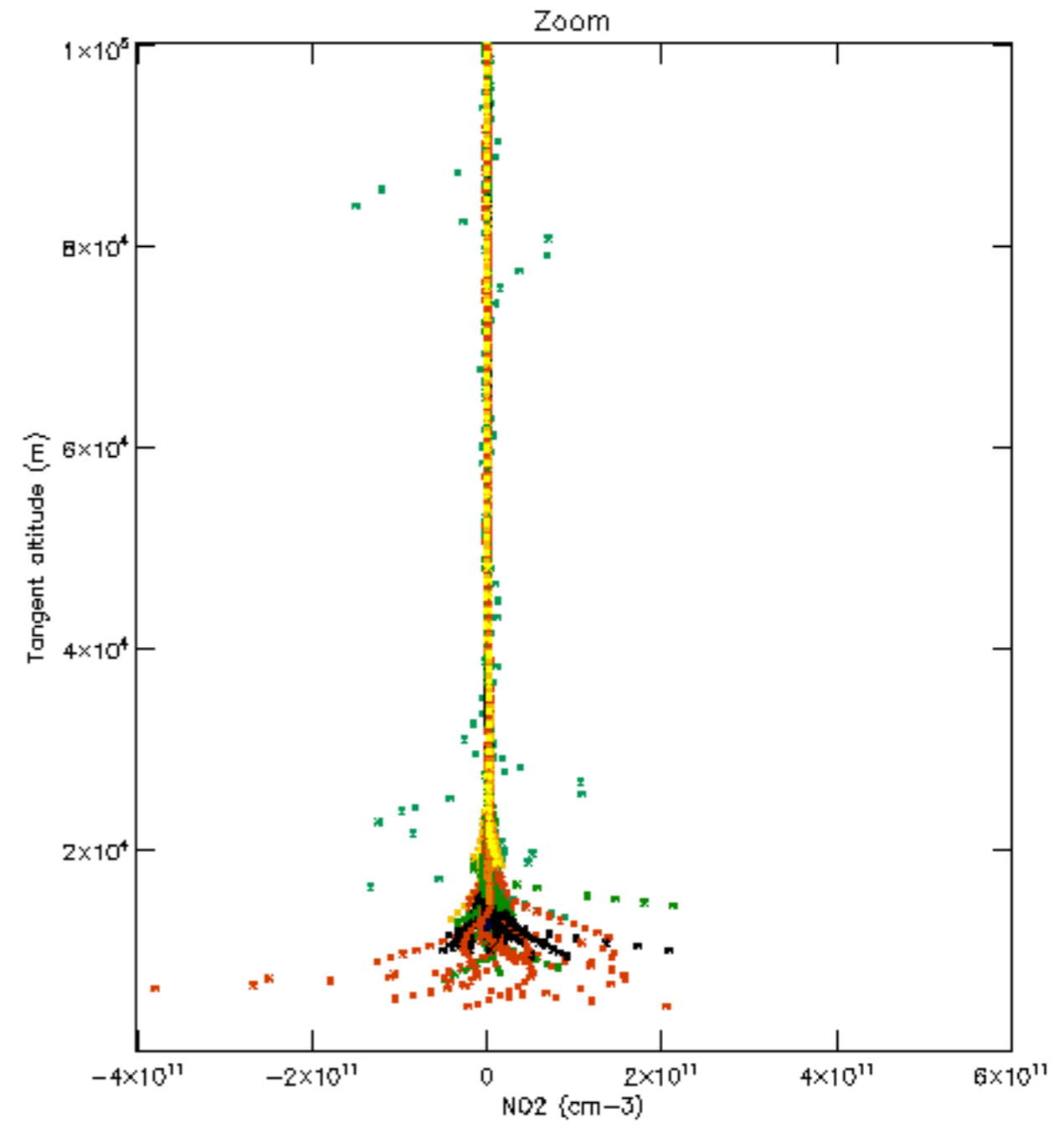
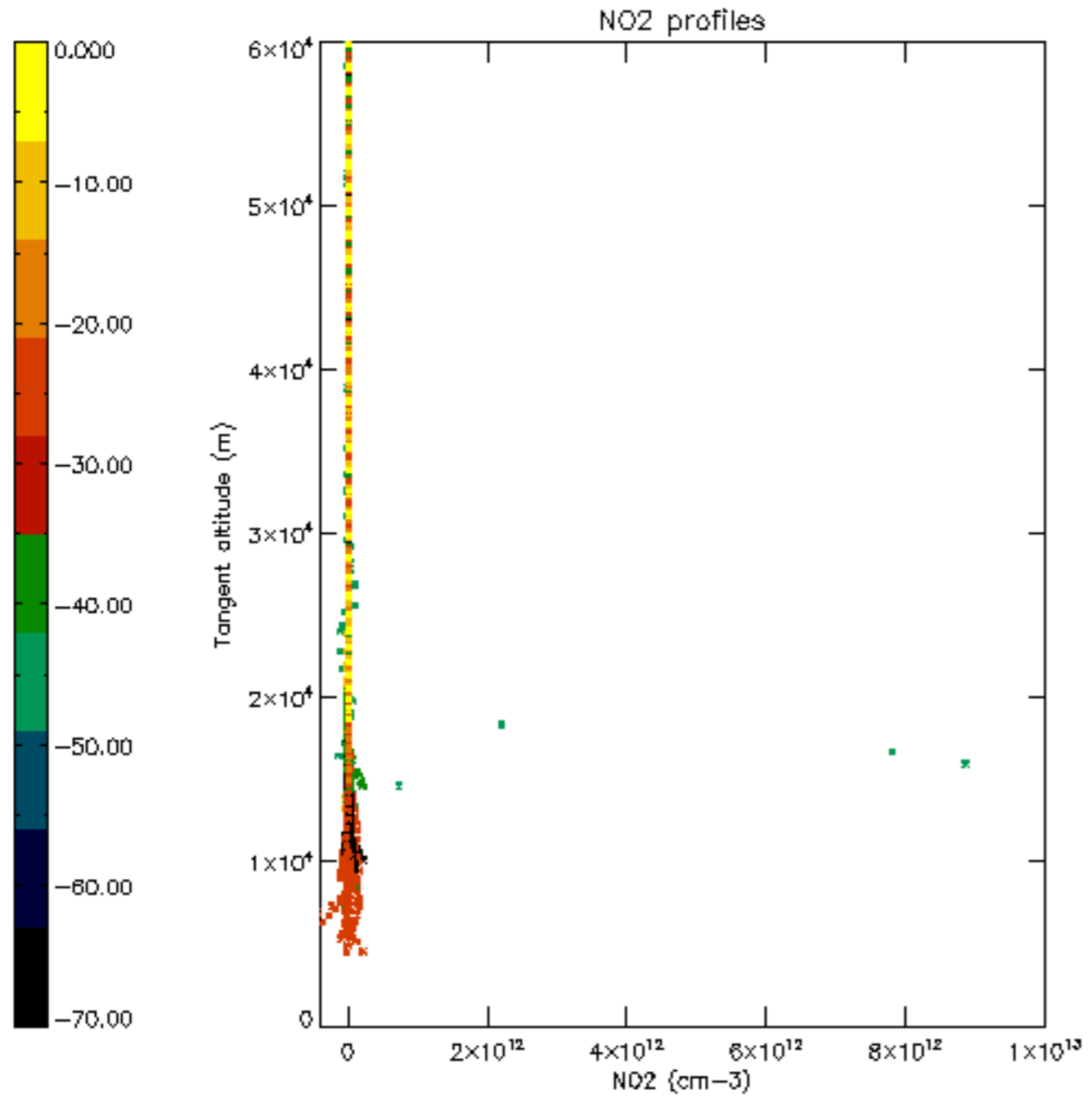


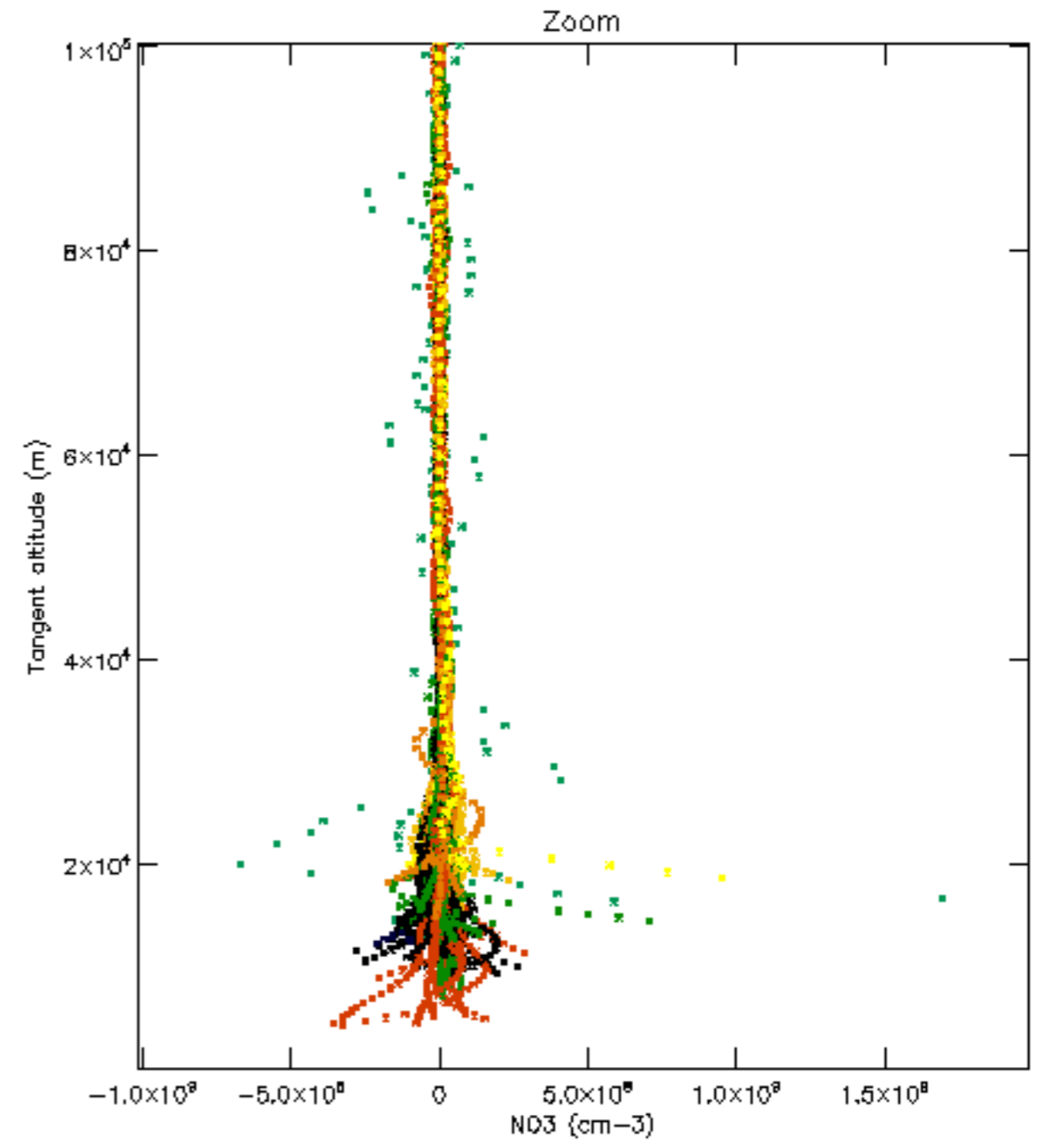
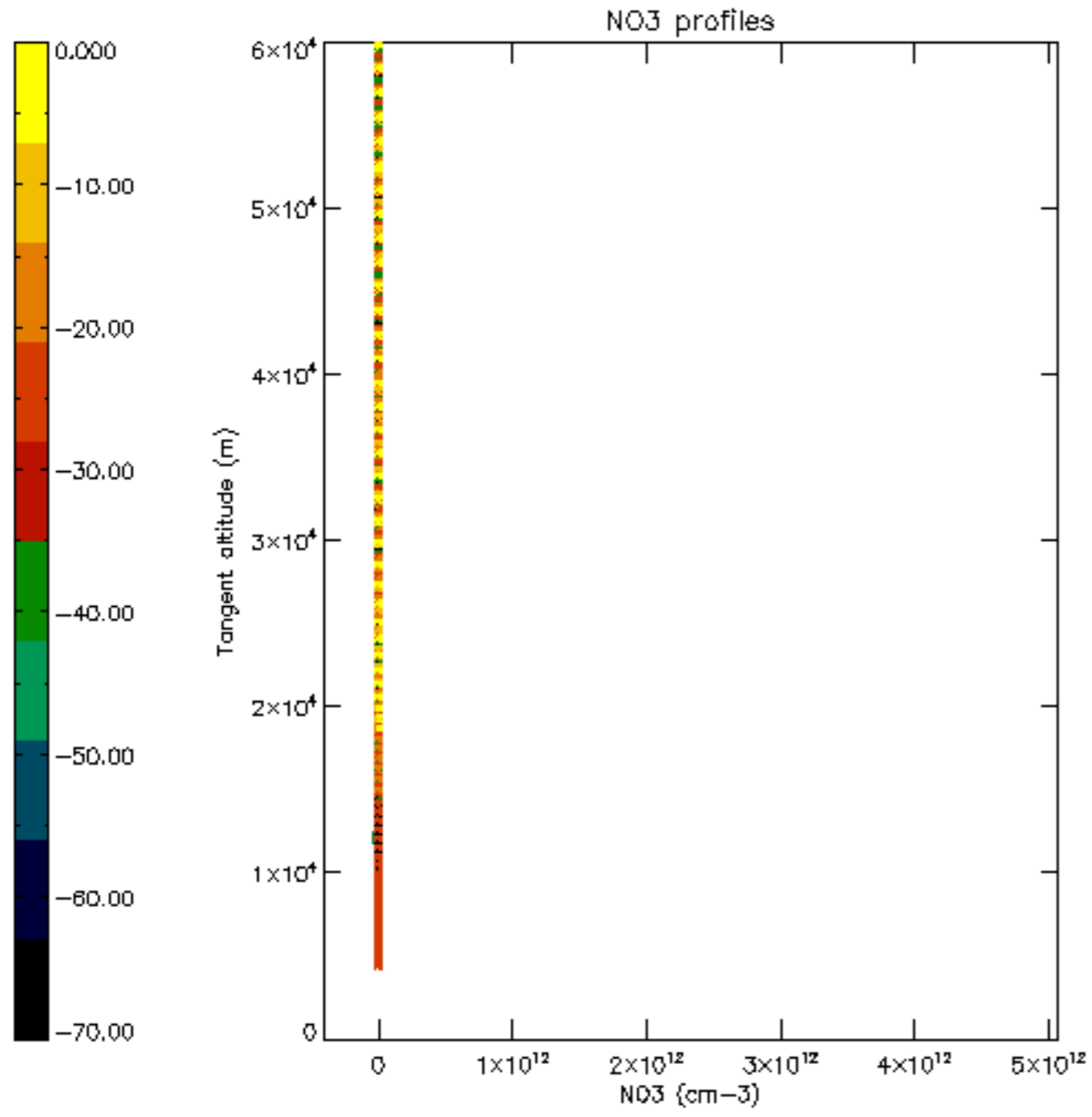


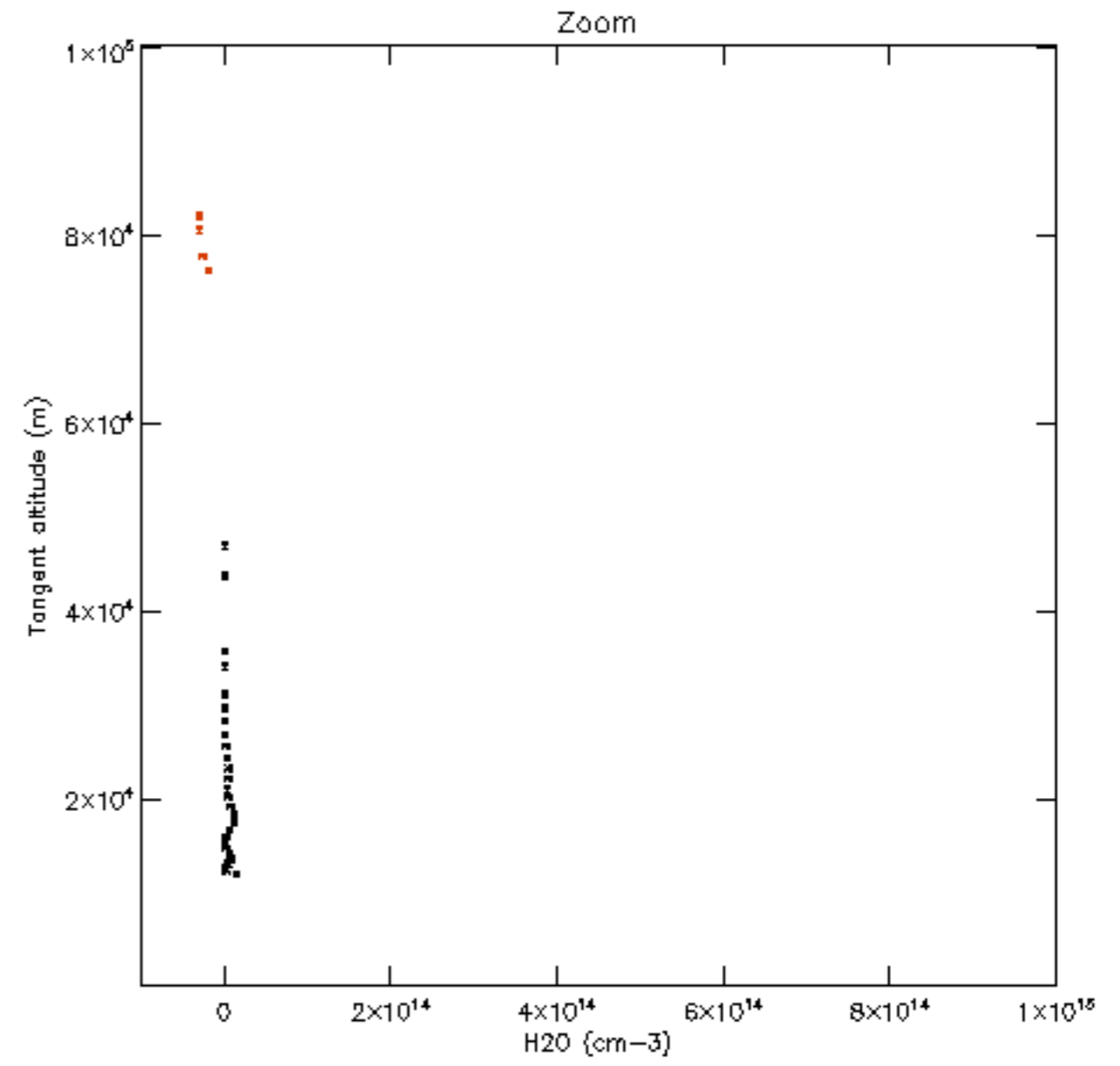
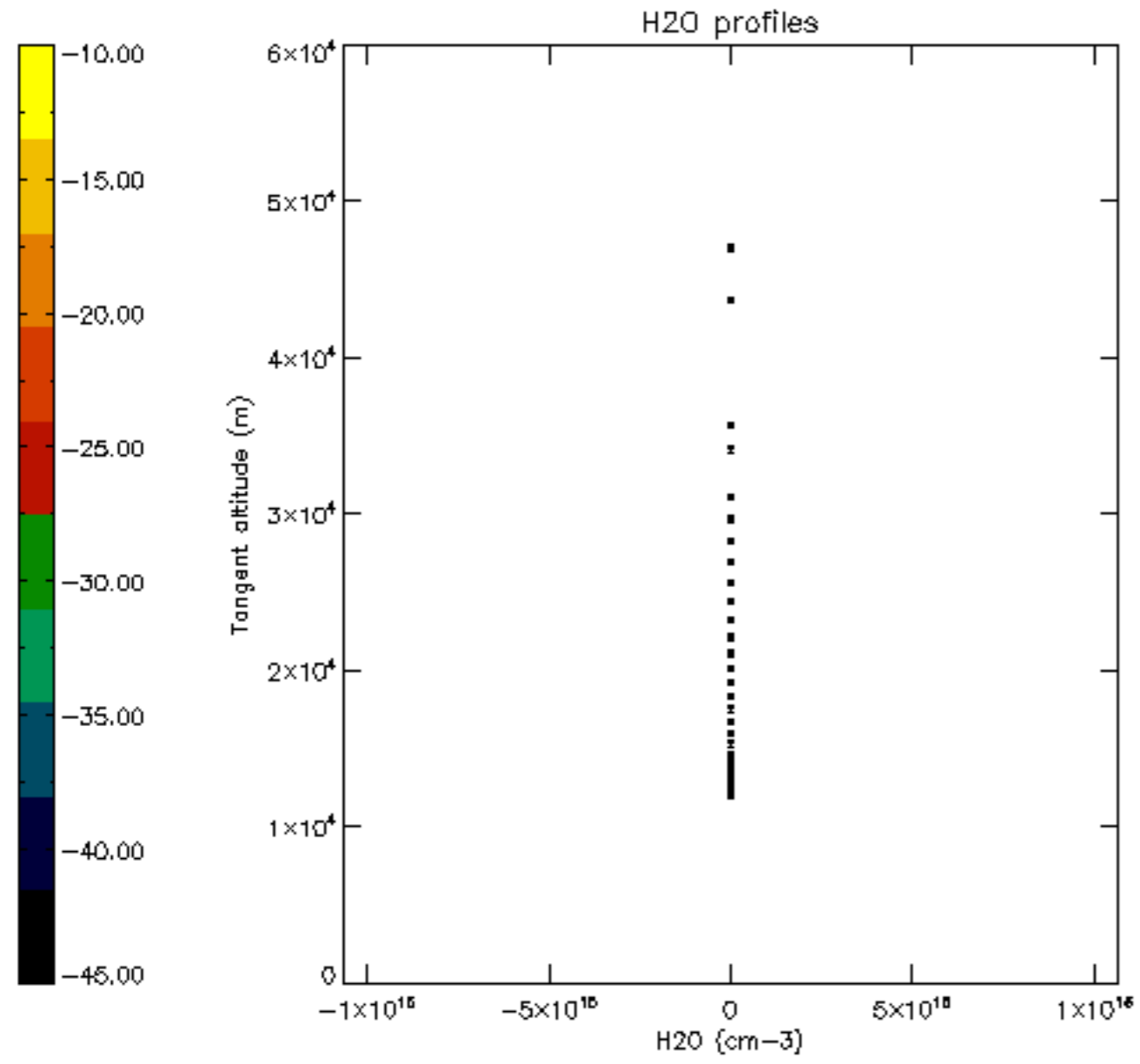


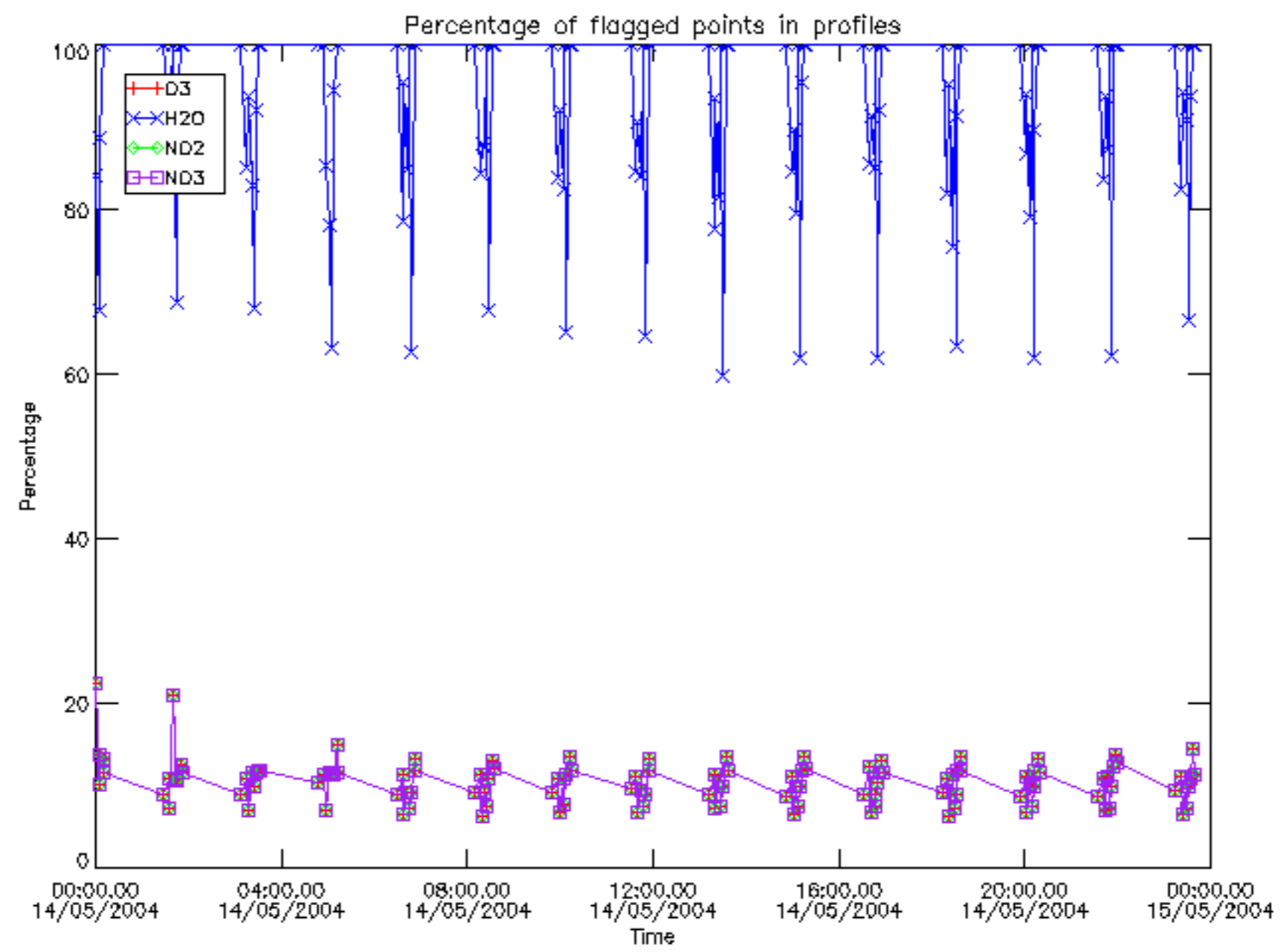




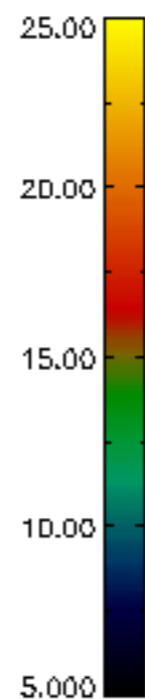
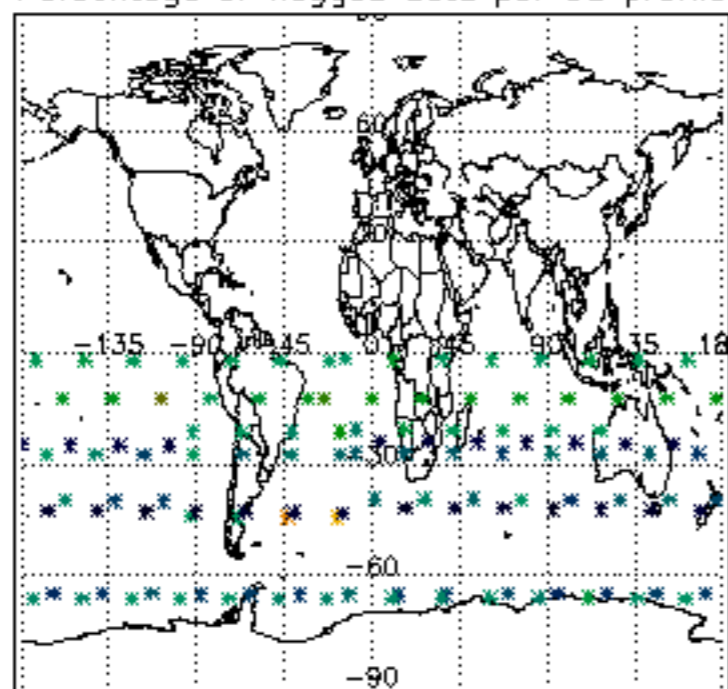




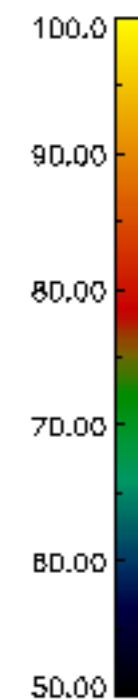
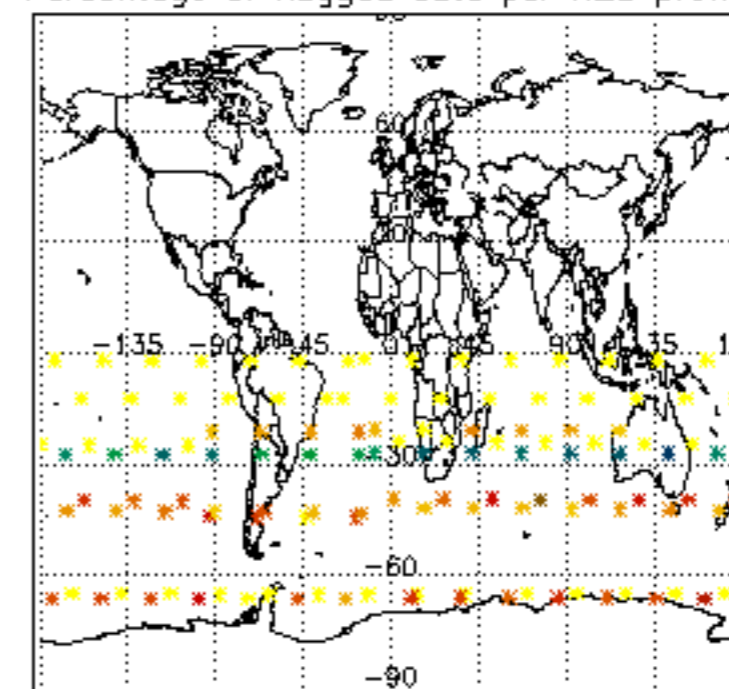




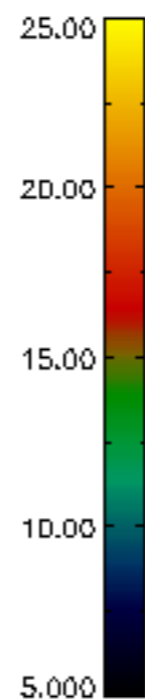
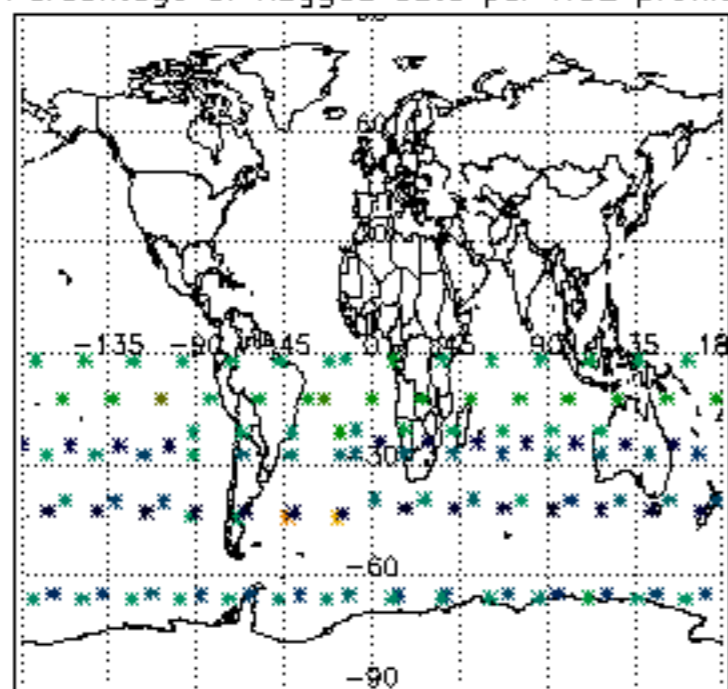
Percentage of flagged data per D3 profile



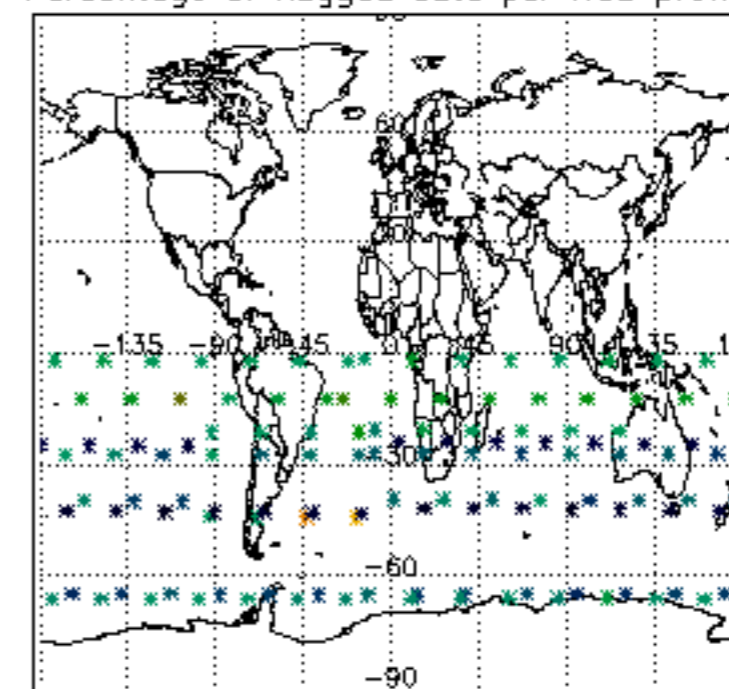
Percentage of flagged data per H2O profile

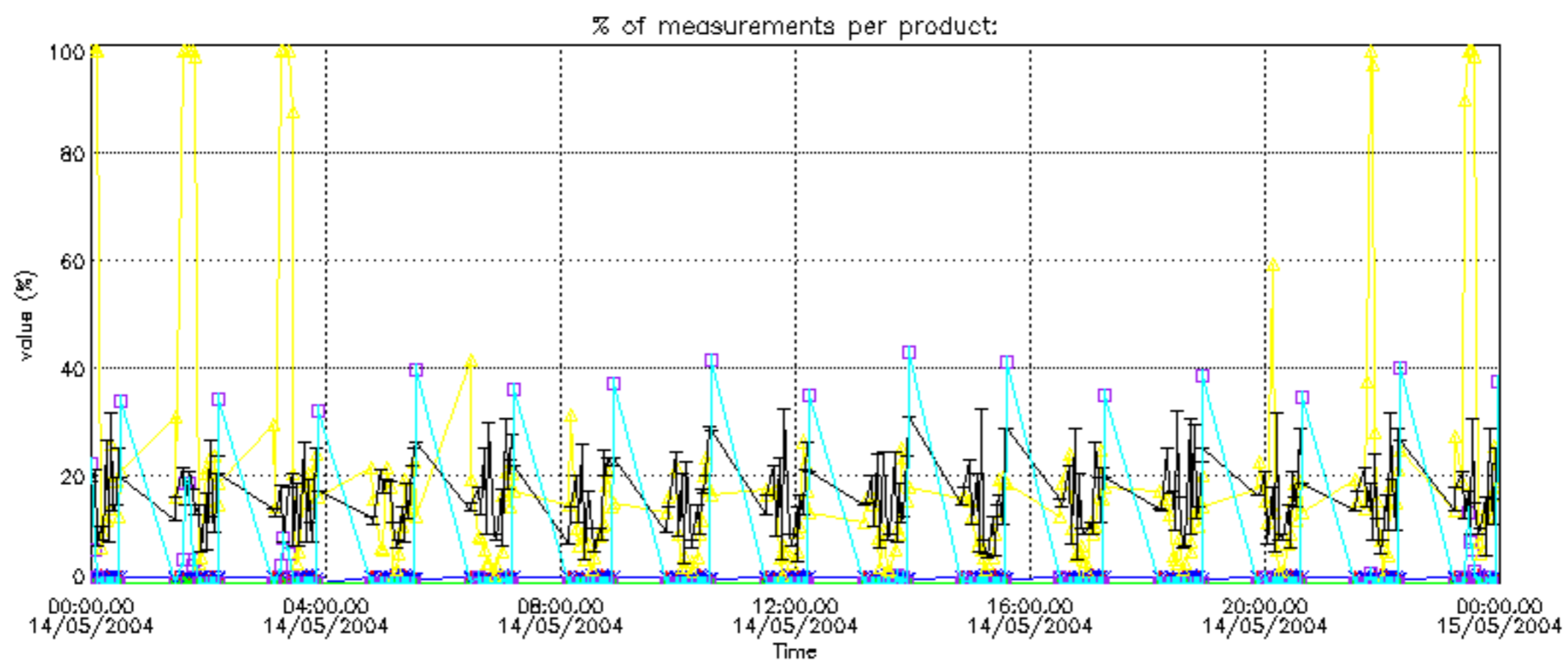
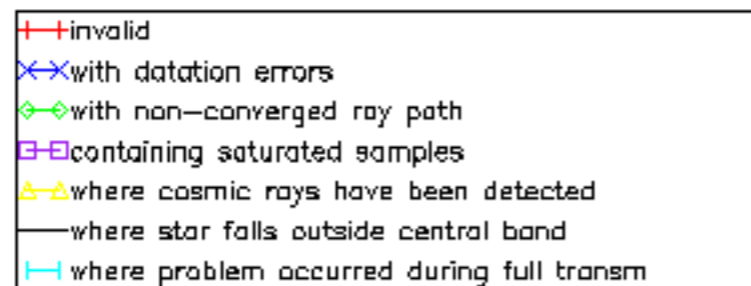


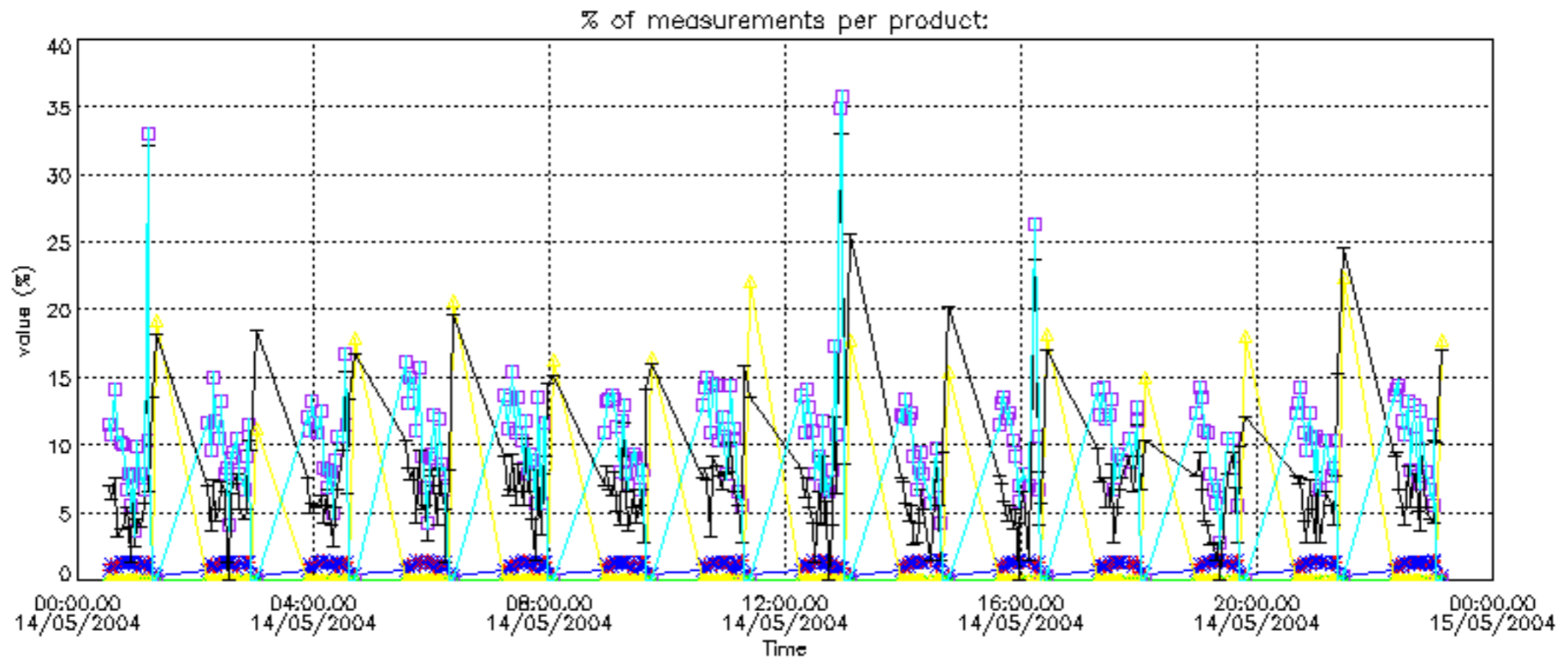
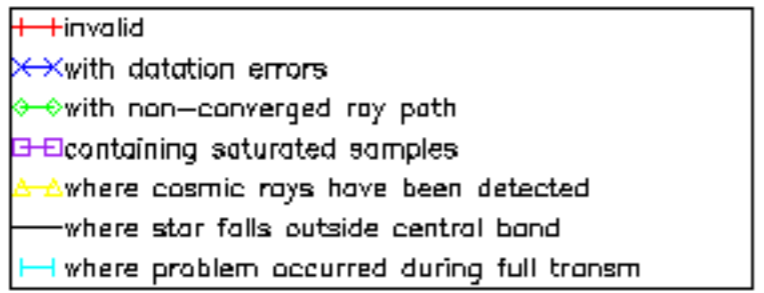
Percentage of flagged data per NO2 profile



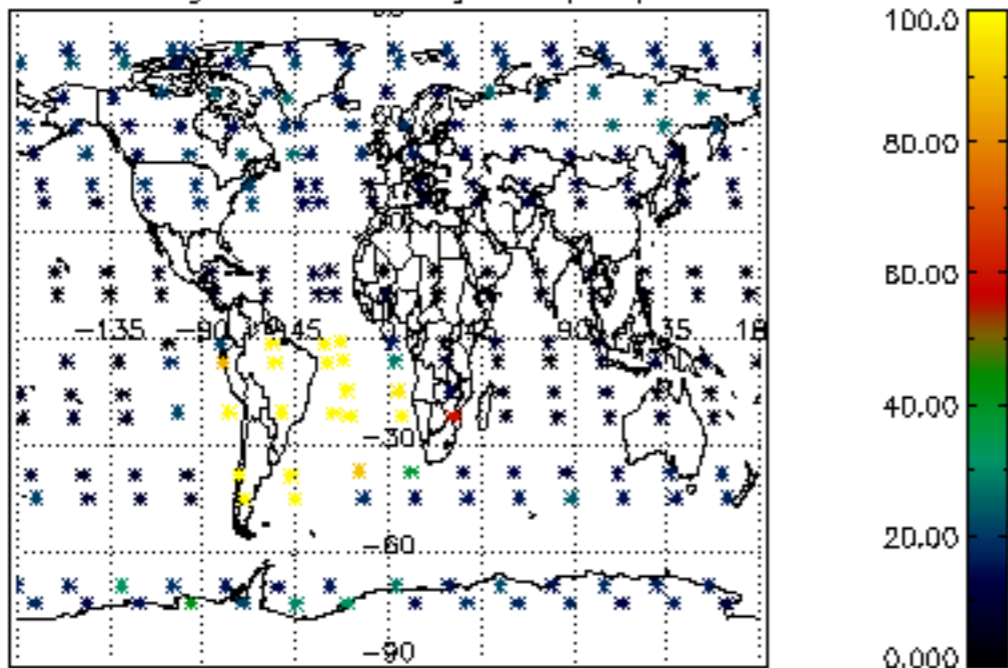
Percentage of flagged data per NO3 profile



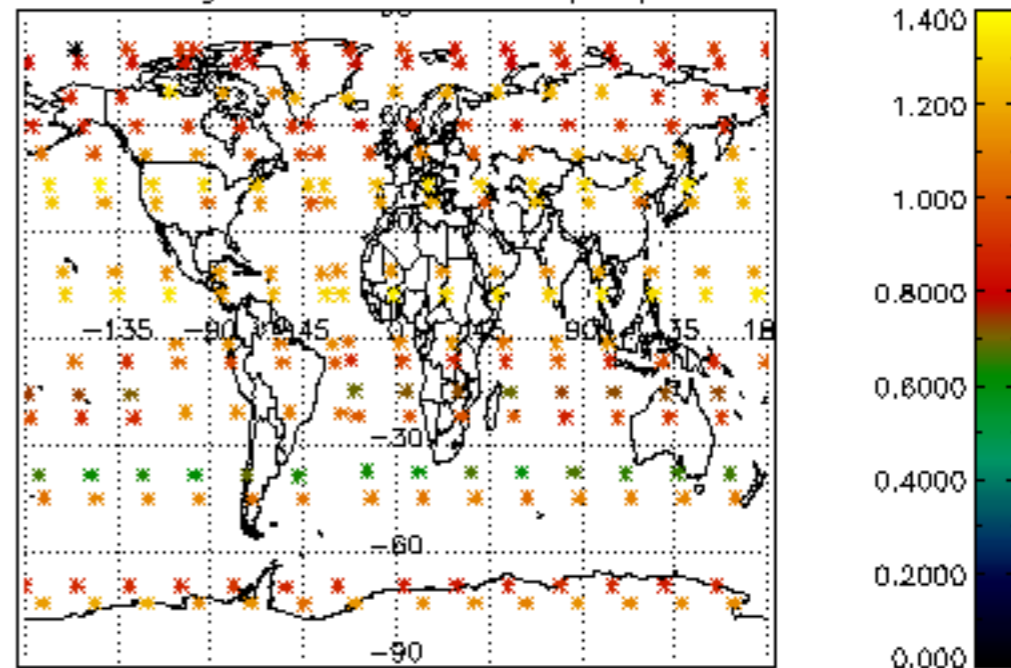




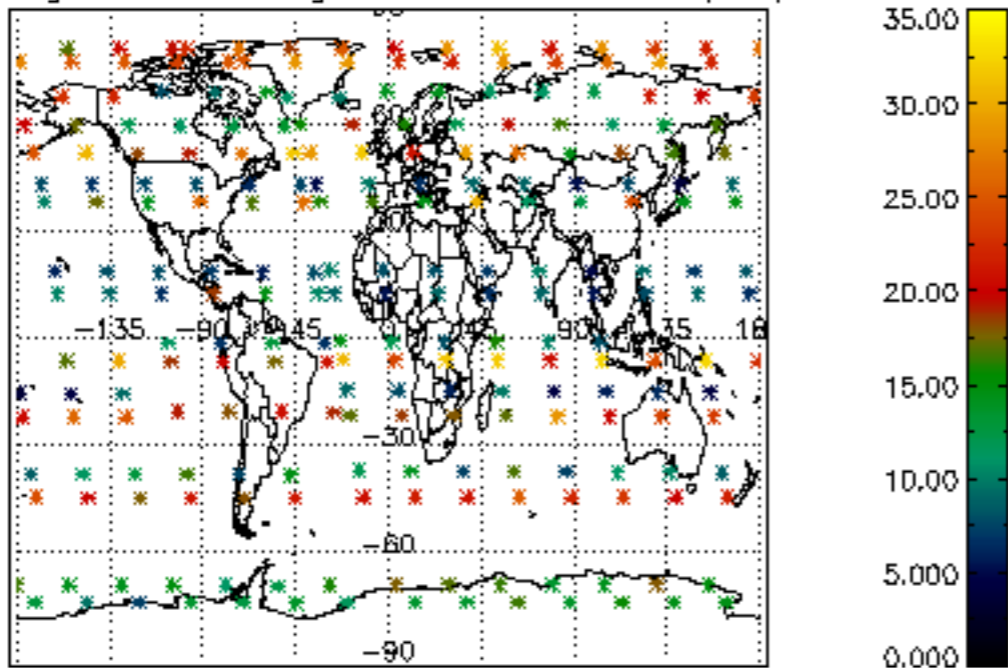
Percentage of cosmic ray hits per profile



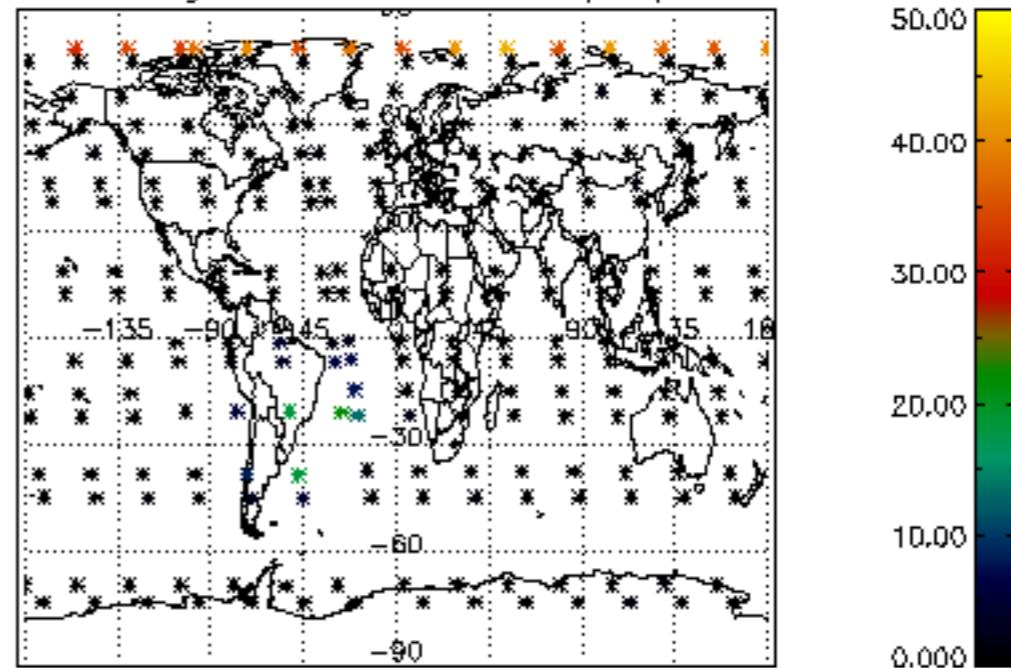
Percentage of datation errors per profile



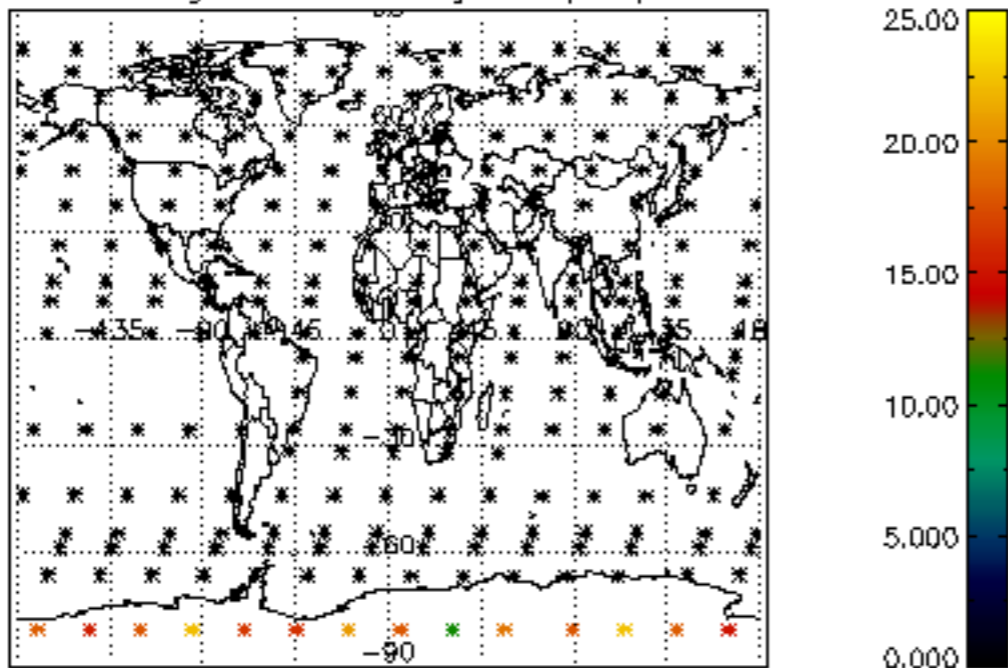
Percentage of star falling outside central band per profile



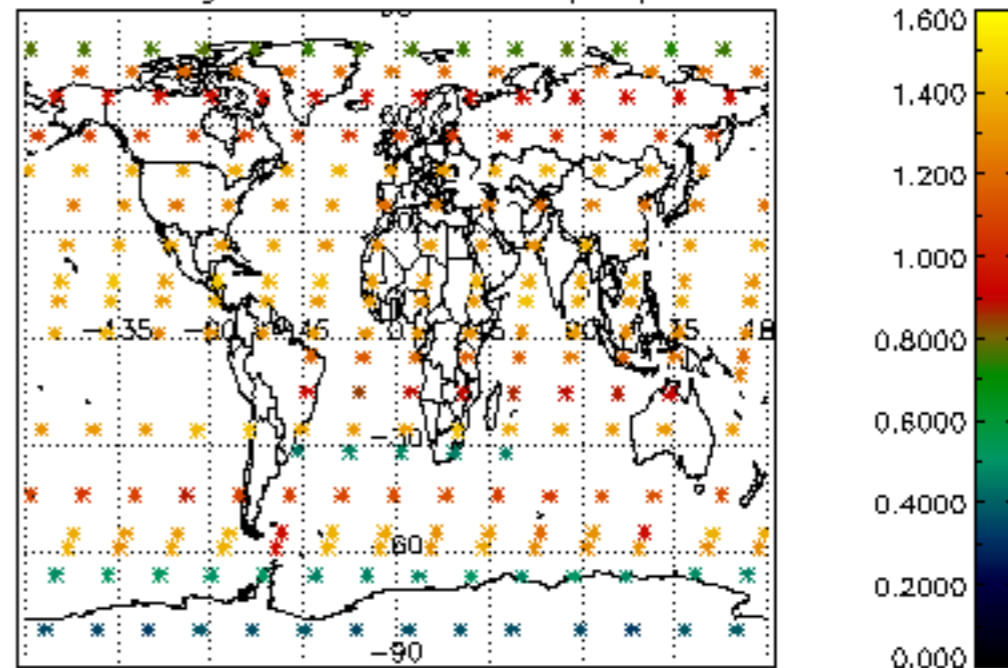
Percentage of saturation errors per profile



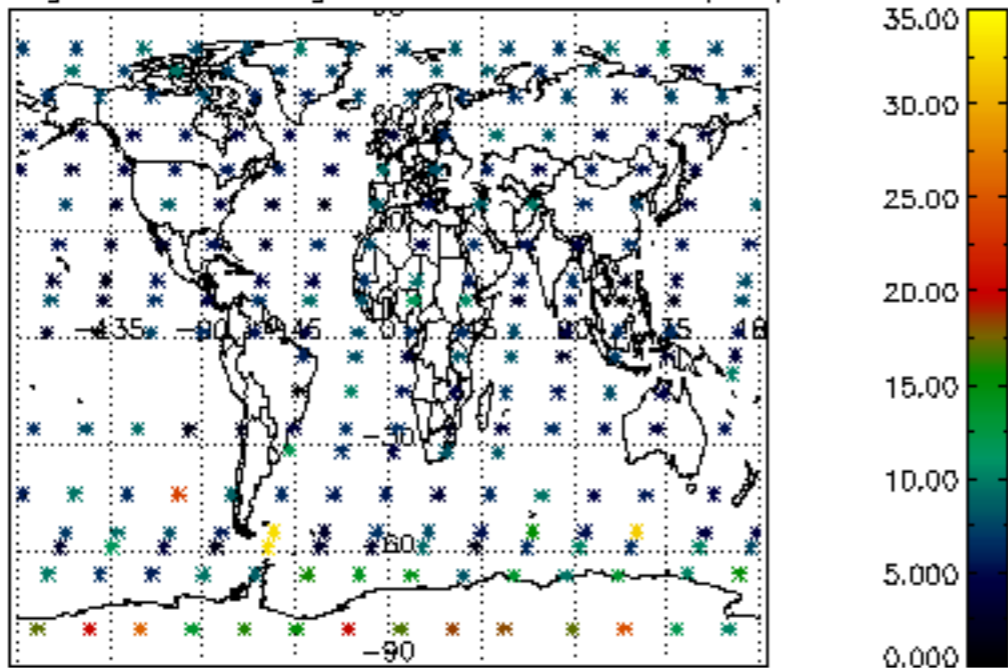
Percentage of cosmic ray hits per profile



Percentage of datation errors per profile



Percentage of star falling outside central band per profile



Percentage of saturation errors per profile

