

GOMOS Level 2 Daily Report

SUMMARY

[1. General Info](#)

[2. Summary of processed GOM_NL_2P products](#)

[3. Level 2 Quality information per product](#)

[3.1 Plot of level 2 quality information per product \(time dependant\)](#)

[3.2 Plot of level 2 quality information per product \(world map\)](#)

[4. Level 1 Quality information per product \(stored on level 2 products\)](#)

[4.1 Plot of level 1 quality information per product \(time dependant\)](#)

[4.1.1 Plot of level 1 quality information per product \(time dependant\): ASCENDING](#)

[4.1.2 Plot of level 1 quality information per product \(time dependant\): DESCENDING](#)

[4.2 Plot of level 1 quality information per product \(world map\)](#)

[4.2.1 Plot of level 1 quality information per product \(world map\): ASCENDING](#)

[4.2.2 Plot of level 1 quality information per product \(world map\): DESCENDING](#)

[5. Ozone profiles based on quality statistics and other trace gas profiles](#)

[5.1 Ozone statistics based on quality of products](#)

[5.2 Plot ozone profiles for all STD \(dark without errors\)](#)

[5.3 Plot ozone profiles where STD < 20% \(dark without errors\)](#)

[5.4. Plot ozone profiles where STD < 10% \(dark without errors\)](#)

[5.5. Plot ozone profiles where STD < 5% \(dark without errors\)](#)

[5.6 Plot NO2 profiles for all STD \(dark without errors\)](#)

[5.7 Plot NO3 profiles for all STD \(dark without errors\)](#)

[5.8 Plot H2O profiles \(only for occultations of stars 1,2,3,4,13,14,16,26,63 dark without errors\) for all STD](#)

[6. Auxiliary Data Files used for the production reported in section 2](#)

This report presents the daily analysis on parameters extracted from GOMOS level 2 data (GOM_NL__2P). It is intended to monitor some important parameters that will impact the quality of these products. A list of level 2 products (and content) that have arrived during the reporting day to the PCF is also given.

Item	Value
Time of report generation	19APR2013 01:54:29
Data source version	GOMOS/6.01
Start time of products	13-05-2004 (13MAY2004 00:00:00)
Stop time of products	14-05-2004 (14MAY2004 00:00:00)
Store outputs in DB	Yes
Nb of level 2 prods	481
Nb of prods with errors	0

2. Summary of processed GOM_NL__2P products.

Nr	Filename	UTC Start time	Limb	Duration	Star Id	Star Name	Star Mag	Star Temp	Nb Meas	Orbit	Prod. error
1	GOM_NL__2PRFIN20040513_000240_000000382026_00431_11507_2393.N1	13-MAY-2004 00:02:40	Bright	38.000	76	27Gam Cas	2.3000	30000.	76	11507	No
2	GOM_NL__2PRFIN20040513_000356_000000392026_00431_11507_2394.N1	13-MAY-2004 00:03:56	Bright	38.500	68	18Alp Cas	2.2250	4500.0	77	11507	No
3	GOM_NL__2PRFIN20040513_000631_000001012026_00431_11507_2395.N1	13-MAY-2004 00:06:31	Bright	100.50	66	37Gam Cyg	2.2080	5900.0	201	11507	No
4	GOM_NL__2PRFIN20040513_001150_000001262026_00431_11507_2396.N1	13-MAY-2004 00:11:50	Straylight	125.50	92	53Eps Cyg	2.5000	4500.0	251	11507	No
5	GOM_NL__2PRFIN20040513_001619_000000452026_00431_11507_2397.N1	13-MAY-2004 00:16:19	Twilight	44.500	140	88Gam Peg	2.8340	26000.	89	11507	No
6	GOM_NL__2PRFIN20040513_001749_000000552026_00431_11507_2398.N1	13-MAY-2004 00:17:49	Dark	54.500	90	54Alp Peg	2.4870	11000.	109	11507	No
7	GOM_NL__2PRFIN20040513_002502_000000462026_00431_11507_2399.N1	13-MAY-2004 00:25:02	Dark	46.000	52	16Bet Cet	2.0370	4500.0	92	11507	No
8	GOM_NL__2PRFIN20040513_003150_000000482026_00431_11507_2400.N1	13-MAY-2004 00:31:50	Dark	47.500	84	Alp Phe	2.3970	4500.0	95	11507	No
9	GOM_NL__2PRFIN20040513_003542_000000562026_00431_11507_2401.N1	13-MAY-2004 00:35:42	Dark	56.000	63	Bet Gru	2.1500	2800.0	112	11507	No
10	GOM_NL__2PRFIN20040513_003704_000000572026_00431_11507_2402.N1	13-MAY-2004 00:37:04	Dark	57.000	31	Alp Gru	1.7340	15200.	114	11507	No
11	GOM_NL__2PRFIN20040513_004111_000000392026_00432_11508_2371.N1	13-MAY-2004 00:41:11	Dark	39.000	135	Bet Hyi	2.8200	5800.0	78	11508	No
12	GOM_NL__2PRFIN20040513_004242_000000462026_00432_11508_2372.N1	13-MAY-2004 00:42:42	Dark	45.500	45	Alp Pav	1.9400	26000.	91	11508	No
13	GOM_NL__2PRFIN20040513_004817_000000432026_00432_11508_2373.N1	13-MAY-2004 00:48:17	Straylight	42.500	43	Alp TrA	1.9100	4250.0	85	11508	No
14	GOM_NL__2PRFIN20040513_004946_000000392026_00432_11508_2374.N1	13-MAY-2004 00:49:46	Straylight	39.000	145	Gam TrA	2.8720	10600.	78	11508	No
15	GOM_NL__2PRFIN20040513_005215_000000522026_00432_11508_2375.N1	13-MAY-2004 00:52:15	Straylight	52.000	4	Alp1Cen	-0.010000	5800.0	104	11508	No
16	GOM_NL__2PRFIN20040513_005419_000000562026_00432_11508_2376.N1	13-MAY-2004 00:54:19	Straylight	56.000	25	35Lam Sco	1.6200	28000.	112	11508	No
17	GOM_NL__2PRFIN20040513_005640_000000432026_00432_11508_2377.N1	13-MAY-2004 00:56:40	Straylight	43.000	109	Bet Lup	2.6770	26000.	86	11508	No
18	GOM_NL__2PRFIN20040513_010000_000000612026_00432_11508_2378.N1	13-MAY-2004 01:00:00	Tw_and_stray	61.000	16	21Alp Sco	1.0200	3000.0	122	11508	No
19	GOM_NL__2PRFIN20040513_010148_000000552026_00432_11508_2379.N1	13-MAY-2004 01:01:48	Bright	54.500	80	7Del Sco	2.3160	30000.	109	11508	No
20	GOM_NL__2PRFIN20040513_010352_000000692026_00432_11508_2380.N1	13-MAY-2004 01:03:52	Bright	68.500	86	35Eta Oph	2.4300	10200.	137	11508	No
21	GOM_NL__2PRFIN20040513_010627_000000442026_00432_11508_2381.N1	13-MAY-2004 01:06:27	Bright	43.500	104	27Bet Lib	2.6140	13100.	87	11508	No
22	GOM_NL__2PRFIN20040513_010847_000000542026_00432_11508_2382.N1	13-MAY-2004 01:08:47	Bright	54.000	120	1Del Oph	2.7340	3200.0	108	11508	No
23	GOM_NL__2PRFIN20040513_011301_000000382026_00432_11508_2383.N1	13-MAY-2004 01:13:01	Bright	38.000	138	47Eps Vir	2.8280	4700.0	76	11508	No
24	GOM_NL__2PRFIN20040513_011442_000000382026_00432_11508_2384.N1	13-MAY-2004 01:14:42	Bright	38.000	111	8Eta Boo	2.6800	6000.0	76	11508	No
25	GOM_NL__2PRFIN20040513_011732_000000412026_00432_11508_2385.N1	13-MAY-2004 01:17:32	Bright	40.500	83		2.3780	11000.	81	11508	No
26	GOM_NL__2PRFIN20040513_012035_000000372026_00432_11508_2386.N1	13-MAY-2004 01:20:35	Bright	37.000	152	12Alp2CVn	2.8900	11000.	74	11508	No
27	GOM_NL__2PRFIN20040513_012328_000000372026_00432_11508_2387.N1	13-MAY-2004 01:23:28	Bright	36.500	39	85Eta UMa	1.8540	24000.	73	11508	No
28	GOM_NL__2PRFIN20040513_012501_000000362026_00432_11508_2388.N1	13-MAY-2004 01:25:01	Bright	35.500	55	79Zet UMa	2.0600	10200.	71	11508	No
29	GOM_NL__2PRFIN20040513_012721_000000412026_00432_11508_2389.N1	13-MAY-2004 01:27:21	Bright	40.500	82	48Bet UMa	2.3650	10600.	81	11508	No
30	GOM_NL__2PRFIN20040513_012932_000000432026_00432_11508_2390.N1	13-MAY-2004 01:29:32	Bright	43.000	119	14Eta Dra	2.7270	4700.0	86	11508	No
31	GOM_NL__2PRFIN20040513_013232_000000582026_00432_11508_2391.N1	13-MAY-2004 01:32:32	Bright	58.000	69	33Gam Dra	2.2310	3800.0	116	11508	No
32	GOM_NL__2PRFIN20040513_013507_000000382026_00432_11508_2392.N1	13-MAY-2004 01:35:07	Bright	38.000	49	1Alp UMi	1.9900	6300.0	76	11508	No
33	GOM_NL__2PRFIN20040513_014027_000000472026_00432_11508_2393.N1	13-MAY-2004 01:40:27	Bright	46.500	89	5Alp Cep	2.4510	8000.0	93	11508	No
34	GOM_NL__2PRFIN20040513_014316_000000532026_00432_11508_2394.N1	13-MAY-2004 01:43:16	Bright	53.000	76	27Gam Cas	2.3000	30000.	106	11508	No
35	GOM_NL__2PRFIN20040513_014432_000000382026_00432_11508_2395.N1	13-MAY-2004 01:44:32	Bright	38.000	68	18Alp Cas	2.2250	4500.0	76	11508	No
36	GOM_NL__2PRFIN20040513_014706_000001002026_00432_11508_2396.N1	13-MAY-2004 01:47:06	Bright	100.00	66	37Gam Cyg	2.2080	5900.0	200	11508	No
37	GOM_NL__2PRFIN20040513_015226_000001292026_00432_11508_2397.N1	13-MAY-2004 01:52:26	Straylight	129.00	92	53Eps Cyg	2.5000	4500.0	258	11508	No
38	GOM_NL__2PRFIN20040513_015654_000000462026_00432_11508_2398.N1	13-MAY-2004 01:56:54	Twilight	45.500	140	88Gam Peg	2.8340	26000.	91	11508	No
39	GOM_NL__2PRFIN20040513_015825_000000542026_00432_11508_2399.N1	13-MAY-2004 01:58:25	Dark	53.500	90	54Alp Peg	2.4870	11000.	107	11508	No
40	GOM_NL__2PRFIN20040513_020538_000000482026_00432_11508_2400.N1	13-MAY-2004 02:05:38	Dark	47.500	52	16Bet Cet	2.0370	4500.0	95	11508	No
41	GOM_NL__2PRFIN20040513_021227_000000462026_00432_11508_2401.N1	13-MAY-2004 02:12:27	Dark	45.500	84	Alp Phe	2.3970	4500.0	91	11508	No
42	GOM_NL__2PRFIN20040513_021619_000000492026_00432_11508_2402.N1	13-MAY-2004 02:16:19	Dark	48.500	63	Bet Gru	2.1500	2800.0	97	11508	No

43	GOM_NL__2PRFIN20040513_021743_000000462026_00432_11508_2403.N1	13-MAY-2004 02:17:43	Dark	45.500	31	Alp Gru	1.7340	15200.	91	11508	No
44	GOM_NL__2PRFIN20040513_022147_000000392026_00433_11509_2371.N1	13-MAY-2004 02:21:47	Dark	39.000	135	Bet Hyi	2.8200	5800.0	78	11509	No
45	GOM_NL__2PRFIN20040513_022319_000000442026_00433_11509_2372.N1	13-MAY-2004 02:23:19	Dark	44.000	45	Alp Pav	1.9400	26000.	88	11509	No
46	GOM_NL__2PRFIN20040513_022851_000000462026_00433_11509_2373.N1	13-MAY-2004 02:28:51	Straylight	46.000	43	Alp TrA	1.9100	4250.0	92	11509	No
47	GOM_NL__2PRFIN20040513_023020_000000412026_00433_11509_2374.N1	13-MAY-2004 02:30:20	Straylight	40.500	145	Gam TrA	2.8720	10600.	81	11509	No
48	GOM_NL__2PRFIN20040513_023250_000000472026_00433_11509_2375.N1	13-MAY-2004 02:32:50	Straylight	47.000	4	Alp1Cen	-0.010000	5800.0	94	11509	No
49	GOM_NL__2PRFIN20040513_023456_000000552026_00433_11509_2376.N1	13-MAY-2004 02:34:56	Straylight	55.000	25	35Lam Sco	1.6200	28000.	110	11509	No
50	GOM_NL__2PRFIN20040513_023718_000000442026_00433_11509_2377.N1	13-MAY-2004 02:37:18	Straylight	43.500	109	Bet Lup	2.6770	26000.	87	11509	No
51	GOM_NL__2PRFIN20040513_024036_000000622026_00433_11509_2378.N1	13-MAY-2004 02:40:36	Twilight	61.500	16	21Alp Sco	1.0200	3000.0	123	11509	No
52	GOM_NL__2PRFIN20040513_024224_000000612026_00433_11509_2379.N1	13-MAY-2004 02:42:24	Bright	61.000	80	7Del Sco	2.3160	30000.	122	11509	No
53	GOM_NL__2PRFIN20040513_024427_000000692026_00433_11509_2380.N1	13-MAY-2004 02:44:27	Bright	68.500	86	35Eta Oph	2.4300	10200.	137	11509	No
54	GOM_NL__2PRFIN20040513_024703_000000422026_00433_11509_2381.N1	13-MAY-2004 02:47:03	Bright	42.000	104	27Bet Lib	2.6140	13100.	84	11509	No
55	GOM_NL__2PRFIN20040513_024923_000000552026_00433_11509_2382.N1	13-MAY-2004 02:49:23	Bright	55.000	120	1Del Oph	2.7340	3200.0	110	11509	No
56	GOM_NL__2PRFIN20040513_025338_000000382026_00433_11509_2383.N1	13-MAY-2004 02:53:38	Bright	37.500	138	47Eps Vir	2.8280	4700.0	75	11509	No
57	GOM_NL__2PRFIN20040513_025519_000000392026_00433_11509_2384.N1	13-MAY-2004 02:55:19	Bright	38.500	111	8Eta Boo	2.6800	6000.0	77	11509	No
58	GOM_NL__2PRFIN20040513_025808_000000432026_00433_11509_2385.N1	13-MAY-2004 02:58:08	Bright	42.500	83		2.3780	11000.	85	11509	No
59	GOM_NL__2PRFIN20040513_030109_000000402026_00433_11509_2386.N1	13-MAY-2004 03:01:09	Bright	39.500	152	12Alp2CVn	2.8900	11000.	79	11509	No
60	GOM_NL__2PRFIN20040513_030404_000000382026_00433_11509_2387.N1	13-MAY-2004 03:04:04	Bright	38.000	39	85Eta UMa	1.8540	24000.	76	11509	No
61	GOM_NL__2PRFIN20040513_030538_000000362026_00433_11509_2388.N1	13-MAY-2004 03:05:38	Bright	36.000	55	79Zet UMa	2.0600	10200.	72	11509	No
62	GOM_NL__2PRFIN20040513_030757_000000382026_00433_11509_2389.N1	13-MAY-2004 03:07:57	Bright	38.000	82	48Bet UMa	2.3650	10600.	76	11509	No
63	GOM_NL__2PRFIN20040513_031008_000000422026_00433_11509_2390.N1	13-MAY-2004 03:10:08	Bright	41.500	119	14Eta Dra	2.7270	4700.0	83	11509	No
64	GOM_NL__2PRFIN20040513_031307_000000572026_00433_11509_2391.N1	13-MAY-2004 03:13:07	Bright	57.000	69	33Gam Dra	2.2310	3800.0	114	11509	No
65	GOM_NL__2PRFIN20040513_031543_000000392026_00433_11509_2392.N1	13-MAY-2004 03:15:43	Bright	39.000	49	1Alp UMi	1.9900	6300.0	78	11509	No
66	GOM_NL__2PRFIN20040513_032103_000000462026_00433_11509_2393.N1	13-MAY-2004 03:21:03	Bright	45.500	89	5Alp Cep	2.4510	8000.0	91	11509	No
67	GOM_NL__2PRFIN20040513_032354_000000392026_00433_11509_2394.N1	13-MAY-2004 03:23:54	Bright	39.000	76	27Gam Cas	2.3000	30000.	78	11509	No
68	GOM_NL__2PRFIN20040513_032508_000000392026_00433_11509_2395.N1	13-MAY-2004 03:25:08	Bright	39.000	68	18Alp Cas	2.2250	4500.0	78	11509	No
69	GOM_NL__2PRFIN20040513_032741_000000982026_00433_11509_2396.N1	13-MAY-2004 03:27:41	Bright	97.500	66	37Gam Cyg	2.2080	5900.0	195	11509	No
70	GOM_NL__2PRFIN20040513_033302_000001272026_00433_11509_2397.N1	13-MAY-2004 03:33:02	Straylight	127.00	92	53Eps Cyg	2.5000	4500.0	254	11509	No
71	GOM_NL__2PRFIN20040513_033731_000000452026_00433_11509_2398.N1	13-MAY-2004 03:37:31	Twilight	44.500	140	88Gam Peg	2.8340	26000.	89	11509	No
72	GOM_NL__2PRFIN20040513_033902_000000522026_00433_11509_2399.N1	13-MAY-2004 03:39:02	Dark	52.000	90	54Alp Peg	2.4870	11000.	104	11509	No
73	GOM_NL__2PRFIN20040513_034615_000000452026_00433_11509_2400.N1	13-MAY-2004 03:46:15	Dark	44.500	52	16Bet Cet	2.0370	4500.0	89	11509	No
74	GOM_NL__2PRFIN20040513_035303_000000422026_00433_11509_2401.N1	13-MAY-2004 03:53:03	Dark	42.000	84	Alp Phe	2.3970	4500.0	84	11509	No
75	GOM_NL__2PRFIN20040513_035657_000000522026_00433_11509_2402.N1	13-MAY-2004 03:56:57	Dark	52.000	63	Bet Gru	2.1500	2800.0	104	11509	No
76	GOM_NL__2PRFIN20040513_035821_000000452026_00433_11509_2403.N1	13-MAY-2004 03:58:21	Dark	44.500	31	Alp Gru	1.7340	15200.	89	11509	No
77	GOM_NL__2PRFIN20040513_040222_000000382026_00434_11510_2391.N1	13-MAY-2004 04:02:22	Dark	38.000	135	Bet Hyi	2.8200	5800.0	76	11510	No
78	GOM_NL__2PRFIN20040513_040356_000000452026_00434_11510_2392.N1	13-MAY-2004 04:03:56	Dark	45.000	45	Alp Pav	1.9400	26000.	90	11510	No
79	GOM_NL__2PRFIN20040513_040930_000000412026_00434_11510_2393.N1	13-MAY-2004 04:09:30	Straylight	41.000	43	Alp TrA	1.9100	4250.0	82	11510	No
80	GOM_NL__2PRFIN20040513_041058_000000392026_00434_11510_2394.N1	13-MAY-2004 04:10:58	Straylight	38.500	145	Gam TrA	2.8720	10600.	77	11510	No
81	GOM_NL__2PRFIN20040513_041327_000000462026_00434_11510_2395.N1	13-MAY-2004 04:13:27	Straylight	46.000	4	Alp1Cen	-0.010000	5800.0	92	11510	No
82	GOM_NL__2PRFIN20040513_041534_000000572026_00434_11510_2396.N1	13-MAY-2004 04:15:34	Straylight	57.000	25	35Lam Sco	1.6200	28000.	114	11510	No
83	GOM_NL__2PRFIN20040513_041801_000000542026_00434_11510_2397.N1	13-MAY-2004 04:18:01	Straylight	54.000	75	26Eps Sco	2.2910	4250.0	108	11510	No
84	GOM_NL__2PRFIN20040513_042112_000000672026_00434_11510_2398.N1	13-MAY-2004 04:21:12	Twilight	67.000	16	21Alp Sco	1.0200	3000.0	134	11510	No
85	GOM_NL__2PRFIN20040513_042300_000000542026_00434_11510_2399.N1	13-MAY-2004 04:23:00	Bright	54.000	80	7Del Sco	2.3160	30000.	108	11510	No
86	GOM_NL__2PRFIN20040513_042503_000000682026_00434_11510_2400.N1	13-MAY-2004 04:25:03	Bright	68.000	86	35Eta Oph	2.4300	10200.	136	11510	No
87	GOM_NL__2PRFIN20040513_042739_000000422026_00434_11510_2401.N1	13-MAY-2004 04:27:39	Bright	42.000	104	27Bet Lib	2.6140	13100.	84	11510	No
88	GOM_NL__2PRFIN20040513_042959_000000552026_00434_11510_2402.N1	13-MAY-2004 04:29:59	Bright	54.500	120	1Del Oph	2.7340	3200.0	109	11510	No
89	GOM_NL__2PRFIN20040513_043414_000000372026_00434_11510_2403.N1	13-MAY-2004 04:34:14	Bright	37.000	138	47Eps Vir	2.8280	4700.0	74	11510	No
90	GOM_NL__2PRFIN20040513_043555_000000372026_00434_11510_2404.N1	13-MAY-2004 04:35:55	Bright	36.500	111	8Eta Boo	2.6800	6000.0	73	11510	No
91	GOM_NL__2PRFIN20040513_043844_000000412026_00434_11510_2405.N1	13-MAY-2004 04:38:44	Bright	40.500	83		2.3780	11000.	81	11510	No
92	GOM_NL__2PRFIN20040513_044148_000000362026_00434_11510_2406.N1	13-MAY-2004 04:41:48	Bright	35.500	152	12Alp2CVn	2.8900	11000.	71	11510	No
93	GOM_NL__2PRFIN20040513_044440_000000382026_00434_11510_2407.N1	13-MAY-2004 04:44:40	Bright	37.500	39	85Eta UMa	1.8540	24000.	75	11510	No
94	GOM_NL__2PRFIN20040513_044614_000000382026_00434_11510_2408.N1	13-MAY-2004 04:46:14	Bright	37.500	55	79Zet UMa	2.0600	10200.	75	11510	No
95	GOM_NL__2PRFIN20040513_044834_000000392026_00434_11510_2409.N1	13-MAY-2004 04:48:34	Bright	39.000	82	48Bet UMa	2.3650	10600.	78	11510	No
96	GOM_NL__2PRFIN20040513_045043_000000442026_00434_11510_2410.N1	13-MAY-2004 04:50:43	Bright	43.500	119	14Eta Dra	2.7270	4700.0	87	11510	No
97	GOM_NL__2PRFIN20040513_045341_000000572026_00434_11510_2411.N1	13-MAY-2004 04:53:41	Bright	56.500	69	33Gam Dra	2.2310	3800.0	113	11510	No
98	GOM_NL__2PRFIN20040513_045620_000000372026_00434_11510_2412.N1	13-MAY-2004 04:56:20	Bright	37.000	49	1Alp UMi	1.9900	6300.0	74	11510	No
99	GOM_NL__2PRFIN20040513_050138_000000462026_00434_11510_2413.N1	13-MAY-2004 05:01:38	Bright	45.500	89	5Alp Cep	2.4510	8000.0	91	11510	No
100	GOM_NL__2PRFIN20040513_050430_000000382026_00434_11510_2414.N1	13-MAY-2004 05:04:30	Bright	37.500	76	27Gam Cas	2.3000	30000.	75	11510	No
101	GOM_NL__2PRFIN20040513_050545_000000392026_00434_11510_2415.N1	13-MAY-2004 05:05:45	Bright	38.500	68	18Alp Cas	2.2250	4500.0	77	11510	No

102	GOM_NL__2PRFIN20040513_050816_000000962026_00434_11510_2416.N1	13-MAY-2004 05:08:16	Bright	96.000	66	37Gam Cyg	2.2080	5900.0	192	11510	No
103	GOM_NL__2PRFIN20040513_051338_000001302026_00434_11510_2417.N1	13-MAY-2004 05:13:38	Straylight	129.50	92	53Eps Cyg	2.5000	4500.0	259	11510	No
104	GOM_NL__2PRFIN20040513_051807_000000432026_00434_11510_2418.N1	13-MAY-2004 05:18:07	Twilight	42.500	140	88Gam Peg	2.8340	26000.	85	11510	No
105	GOM_NL__2PRFIN20040513_051937_000000572026_00434_11510_2419.N1	13-MAY-2004 05:19:37	Dark	57.000	90	54Alp Peg	2.4870	11000.	114	11510	No
106	GOM_NL__2PRFIN20040513_052651_000000432026_00434_11510_2420.N1	13-MAY-2004 05:26:51	Dark	43.000	52	16Bet Cet	2.0370	4500.0	86	11510	No
107	GOM_NL__2PRFIN20040513_052826_000000772026_00434_11510_2421.N1	13-MAY-2004 05:28:26	Dark	77.000	162	34Alp Aqr	2.9440	5350.0	154	11510	No
108	GOM_NL__2PRFIN20040513_053340_000000452026_00434_11510_2422.N1	13-MAY-2004 05:33:40	Dark	44.500	84	Alp Phe	2.3970	4500.0	89	11510	No
109	GOM_NL__2PRFIN20040513_053733_000000462026_00434_11510_2423.N1	13-MAY-2004 05:37:33	Dark	46.000	63	Bet Gru	2.1500	2800.0	92	11510	No
110	GOM_NL__2PRFIN20040513_053858_000000472026_00434_11510_2424.N1	13-MAY-2004 05:38:58	Dark	47.000	31	Alp Gru	1.7340	15200.	94	11510	No
111	GOM_NL__2PRFIN20040513_054259_000000382026_00435_11511_2391.N1	13-MAY-2004 05:42:59	Dark	38.000	135	Bet Hyi	2.8200	5800.0	76	11511	No
112	GOM_NL__2PRFIN20040513_054433_000000442026_00435_11511_2392.N1	13-MAY-2004 05:44:33	Dark	43.500	45	Alp Pav	1.9400	26000.	87	11511	No
113	GOM_NL__2PRFIN20040513_055007_000000522026_00435_11511_2393.N1	13-MAY-2004 05:50:07	Straylight	51.500	43	Alp TrA	1.9100	4250.0	103	11511	No
114	GOM_NL__2PRFIN20040513_055135_000000392026_00435_11511_2394.N1	13-MAY-2004 05:51:35	Straylight	38.500	145	Gam TrA	2.8720	10600.	77	11511	No
115	GOM_NL__2PRFIN20040513_055404_000000522026_00435_11511_2395.N1	13-MAY-2004 05:54:04	Straylight	52.000	4	Alp1Cen	-0.010000	5800.0	104	11511	No
116	GOM_NL__2PRFIN20040513_055611_000000532026_00435_11511_2396.N1	13-MAY-2004 05:56:11	Straylight	52.500	25	35Lam Sco	1.6200	28000.	105	11511	No
117	GOM_NL__2PRFIN20040513_055838_000000532026_00435_11511_2397.N1	13-MAY-2004 05:58:38	Straylight	53.000	75	26Eps Sco	2.2910	4250.0	106	11511	No
118	GOM_NL__2PRFIN20040513_060149_000000632026_00435_11511_2398.N1	13-MAY-2004 06:01:49	Tw_and_stray	63.000	16	21Alp Sco	1.0200	3000.0	126	11511	No
119	GOM_NL__2PRFIN20040513_060337_000000562026_00435_11511_2399.N1	13-MAY-2004 06:03:37	Bright	55.500	80	7Del Sco	2.3160	30000.	111	11511	No
120	GOM_NL__2PRFIN20040513_060539_000000662026_00435_11511_2400.N1	13-MAY-2004 06:05:39	Bright	66.000	86	35Eta Oph	2.4300	10200.	132	11511	No
121	GOM_NL__2PRFIN20040513_060816_000000422026_00435_11511_2401.N1	13-MAY-2004 06:08:16	Bright	41.500	104	27Bet Lib	2.6140	13100.	83	11511	No
122	GOM_NL__2PRFIN20040513_061034_000000552026_00435_11511_2402.N1	13-MAY-2004 06:10:34	Bright	55.000	120	1Del Oph	2.7340	3200.0	110	11511	No
123	GOM_NL__2PRFIN20040513_061451_000000372026_00435_11511_2403.N1	13-MAY-2004 06:14:51	Bright	36.500	138	47Eps Vir	2.8280	4700.0	73	11511	No
124	GOM_NL__2PRFIN20040513_061632_000000372026_00435_11511_2404.N1	13-MAY-2004 06:16:32	Bright	36.500	111	8Eta Boo	2.6800	6000.0	73	11511	No
125	GOM_NL__2PRFIN20040513_061920_000000382026_00435_11511_2405.N1	13-MAY-2004 06:19:20	Bright	38.000	83		2.3780	11000.	76	11511	No
126	GOM_NL__2PRFIN20040513_062224_000000362026_00435_11511_2406.N1	13-MAY-2004 06:22:24	Bright	35.500	152	12Alp2CVn	2.8900	11000.	71	11511	No
127	GOM_NL__2PRFIN20040513_062517_000000392026_00435_11511_2407.N1	13-MAY-2004 06:25:17	Bright	38.500	39	85Eta UMa	1.8540	24000.	77	11511	No
128	GOM_NL__2PRFIN20040513_062650_000000352026_00435_11511_2408.N1	13-MAY-2004 06:26:50	Bright	35.000	55	79Zet UMa	2.0600	10200.	70	11511	No
129	GOM_NL__2PRFIN20040513_062911_000000382026_00435_11511_2409.N1	13-MAY-2004 06:29:11	Bright	38.000	82	48Bet UMa	2.3650	10600.	76	11511	No
130	GOM_NL__2PRFIN20040513_063119_000000432026_00435_11511_2410.N1	13-MAY-2004 06:31:19	Bright	42.500	119	14Eta Dra	2.7270	4700.0	85	11511	No
131	GOM_NL__2PRFIN20040513_063416_000000572026_00435_11511_2411.N1	13-MAY-2004 06:34:16	Bright	57.000	69	33Gam Dra	2.2310	3800.0	114	11511	No
132	GOM_NL__2PRFIN20040513_063656_000000372026_00435_11511_2412.N1	13-MAY-2004 06:36:56	Bright	37.000	49	1Alp UMi	1.9900	6300.0	74	11511	No
133	GOM_NL__2PRFIN20040513_064214_000000462026_00435_11511_2413.N1	13-MAY-2004 06:42:14	Bright	46.000	89	5Alp Cep	2.4510	8000.0	92	11511	No
134	GOM_NL__2PRFIN20040513_064507_000000362026_00435_11511_2414.N1	13-MAY-2004 06:45:07	Bright	35.500	76	27Gam Cas	2.3000	30000.	71	11511	No
135	GOM_NL__2PRFIN20040513_064621_000000372026_00435_11511_2415.N1	13-MAY-2004 06:46:21	Bright	37.000	68	18Alp Cas	2.2250	4500.0	74	11511	No
136	GOM_NL__2PRFIN20040513_064851_000000992026_00435_11511_2416.N1	13-MAY-2004 06:48:51	Bright	99.000	66	37Gam Cyg	2.2080	5900.0	198	11511	No
137	GOM_NL__2PRFIN20040513_065414_000001362026_00435_11511_2417.N1	13-MAY-2004 06:54:14	Straylight	135.50	92	53Eps Cyg	2.5000	4500.0	271	11511	No
138	GOM_NL__2PRFIN20040513_065844_000000432026_00435_11511_2418.N1	13-MAY-2004 06:58:44	Twilight	43.000	140	88Gam Peg	2.8340	26000.	86	11511	No
139	GOM_NL__2PRFIN20040513_070014_000000572026_00435_11511_2419.N1	13-MAY-2004 07:00:14	Dark	56.500	90	54Alp Peg	2.4870	11000.	113	11511	No
140	GOM_NL__2PRFIN20040513_070728_000000472026_00435_11511_2420.N1	13-MAY-2004 07:07:28	Dark	46.500	52	16Bet Cet	2.0370	4500.0	93	11511	No
141	GOM_NL__2PRFIN20040513_070903_000000742026_00435_11511_2421.N1	13-MAY-2004 07:09:03	Dark	73.500	162	34Alp Aqr	2.9440	5350.0	147	11511	No
142	GOM_NL__2PRFIN20040513_071417_000000412026_00435_11511_2422.N1	13-MAY-2004 07:14:17	Dark	41.000	84	Alp Phe	2.3970	4500.0	82	11511	No
143	GOM_NL__2PRFIN20040513_071810_000000572026_00435_11511_2423.N1	13-MAY-2004 07:18:10	Dark	57.000	63	Bet Gru	2.1500	2800.0	114	11511	No
144	GOM_NL__2PRFIN20040513_071935_000000452026_00435_11511_2424.N1	13-MAY-2004 07:19:35	Dark	45.000	31	Alp Gru	1.7340	15200.	90	11511	No
145	GOM_NL__2PRFIN20040513_072335_000000382026_00436_11512_2391.N1	13-MAY-2004 07:23:35	Dark	38.000	135	Bet Hyi	2.8200	5800.0	76	11512	No
146	GOM_NL__2PRFIN20040513_072509_000000442026_00436_11512_2392.N1	13-MAY-2004 07:25:09	Dark	43.500	45	Alp Pav	1.9400	26000.	87	11512	No
147	GOM_NL__2PRFIN20040513_073044_000000432026_00436_11512_2393.N1	13-MAY-2004 07:30:44	Straylight	43.000	43	Alp TrA	1.9100	4250.0	86	11512	No
148	GOM_NL__2PRFIN20040513_073212_000000392026_00436_11512_2394.N1	13-MAY-2004 07:32:12	Straylight	38.500	145	Gam TrA	2.8720	10600.	77	11512	No
149	GOM_NL__2PRFIN20040513_073440_000000442026_00436_11512_2395.N1	13-MAY-2004 07:34:40	Straylight	43.500	4	Alp1Cen	-0.010000	5800.0	87	11512	No
150	GOM_NL__2PRFIN20040513_073647_000000572026_00436_11512_2396.N1	13-MAY-2004 07:36:47	Straylight	57.000	25	35Lam Sco	1.6200	28000.	114	11512	No
151	GOM_NL__2PRFIN20040513_073914_000000552026_00436_11512_2397.N1	13-MAY-2004 07:39:14	Straylight	54.500	75	26Eps Sco	2.2910	4250.0	109	11512	No
152	GOM_NL__2PRFIN20040513_074225_000000642026_00436_11512_2398.N1	13-MAY-2004 07:42:25	Tw_and_stray	64.000	16	21Alp Sco	1.0200	3000.0	128	11512	No
153	GOM_NL__2PRFIN20040513_074413_000000622026_00436_11512_2399.N1	13-MAY-2004 07:44:13	Bright	62.000	80	7Del Sco	2.3160	30000.	124	11512	No
154	GOM_NL__2PRFIN20040513_074615_000000672026_00436_11512_2400.N1	13-MAY-2004 07:46:15	Bright	66.500	86	35Eta Oph	2.4300	10200.	133	11512	No
155	GOM_NL__2PRFIN20040513_074852_000000412026_00436_11512_2401.N1	13-MAY-2004 07:48:52	Bright	41.000	104	27Bet Lib	2.6140	13100.	82	11512	No
156	GOM_NL__2PRFIN20040513_075110_000000542026_00436_11512_2402.N1	13-MAY-2004 07:51:10	Bright	54.000	120	1Del Oph	2.7340	3200.0	108	11512	No
157	GOM_NL__2PRFIN20040513_075528_000000372026_00436_11512_2403.N1	13-MAY-2004 07:55:28	Bright	36.500	138	47Eps Vir	2.8280	4700.0	73	11512	No
158	GOM_NL__2PRFIN20040513_075708_000000392026_00436_11512_2404.N1	13-MAY-2004 07:57:08	Bright	39.000	111	8Eta Boo	2.6800	6000.0	78	11512	No
159	GOM_NL__2PRFIN20040513_075956_000000402026_00436_11512_2405.N1	13-MAY-2004 07:59:56	Bright	40.000	83		2.3780	11000.	80	11512	No
160	GOM_NL__2PRFIN20040513_080301_000000352026_00436_11512_2406.N1	13-MAY-2004 08:03:01	Bright	35.000	152	12Alp2CVn	2.8900	11000.	70	11512	No

161	GOM_NL__2PRFIN20040513_080553_000000372026_00436_11512_2407.N1	13-MAY-2004 08:05:53	Bright	37.000	39	85Eta UMa	1.8540	24000.	74	11512	No
162	GOM_NL__2PRFIN20040513_080726_000000372026_00436_11512_2408.N1	13-MAY-2004 08:07:26	Bright	37.000	55	79Zet UMa	2.0600	10200.	74	11512	No
163	GOM_NL__2PRFIN20040513_080948_000000372026_00436_11512_2409.N1	13-MAY-2004 08:09:48	Bright	36.500	82	48Bet UMa	2.3650	10600.	73	11512	No
164	GOM_NL__2PRFIN20040513_081154_000000432026_00436_11512_2410.N1	13-MAY-2004 08:11:54	Bright	43.000	119	14Eta Dra	2.7270	4700.0	86	11512	No
165	GOM_NL__2PRFIN20040513_081451_000000592026_00436_11512_2411.N1	13-MAY-2004 08:14:51	Bright	59.000	69	33Gam Dra	2.2310	3800.0	118	11512	No
166	GOM_NL__2PRFIN20040513_081732_000000342026_00436_11512_2412.N1	13-MAY-2004 08:17:32	Bright	33.500	49	1Alp UMi	1.9900	6300.0	67	11512	No
167	GOM_NL__2PRFIN20040513_082249_000000452026_00436_11512_2413.N1	13-MAY-2004 08:22:49	Bright	45.000	89	5Alp Cep	2.4510	8000.0	90	11512	No
168	GOM_NL__2PRFIN20040513_082543_000000372026_00436_11512_2414.N1	13-MAY-2004 08:25:43	Bright	36.500	76	27Gam Cas	2.3000	30000.	73	11512	No
169	GOM_NL__2PRFIN20040513_082657_000000382026_00436_11512_2415.N1	13-MAY-2004 08:26:57	Bright	37.500	68	18Alp Cas	2.2250	4500.0	75	11512	No
170	GOM_NL__2PRFIN20040513_082927_000000952026_00436_11512_2416.N1	13-MAY-2004 08:29:27	Bright	95.000	66	37Gam Cyg	2.2080	5900.0	190	11512	No
171	GOM_NL__2PRFIN20040513_083450_000001282026_00436_11512_2417.N1	13-MAY-2004 08:34:50	Straylight	128.00	92	53Eps Cyg	2.5000	4500.0	256	11512	No
172	GOM_NL__2PRFIN20040513_083921_000000442026_00436_11512_2418.N1	13-MAY-2004 08:39:21	Twilight	44.000	140	88Gam Peg	2.8340	26000.	88	11512	No
173	GOM_NL__2PRFIN20040513_084051_000000512026_00436_11512_2419.N1	13-MAY-2004 08:40:51	Dark	51.000	90	54Alp Peg	2.4870	11000.	102	11512	No
174	GOM_NL__2PRFIN20040513_084805_000000442026_00436_11512_2420.N1	13-MAY-2004 08:48:05	Dark	44.000	52	16Bet Cet	2.0370	4500.0	88	11512	No
175	GOM_NL__2PRFIN20040513_084940_000000762026_00436_11512_2421.N1	13-MAY-2004 08:49:40	Dark	75.500	162	34Alp Aqr	2.9440	5350.0	151	11512	No
176	GOM_NL__2PRFIN20040513_085453_000000462026_00436_11512_2422.N1	13-MAY-2004 08:54:53	Dark	45.500	84	Alp Phe	2.3970	4500.0	91	11512	No
177	GOM_NL__2PRFIN20040513_085847_000000462026_00436_11512_2423.N1	13-MAY-2004 08:58:47	Dark	46.000	63	Bet Gru	2.1500	2800.0	92	11512	No
178	GOM_NL__2PRFIN20040513_090011_000000442026_00436_11512_2424.N1	13-MAY-2004 09:00:11	Dark	44.000	31	Alp Gru	1.7340	15200.	88	11512	No
179	GOM_NL__2PRFIN20040513_090411_000000392026_00437_11513_2391.N1	13-MAY-2004 09:04:11	Dark	39.000	135	Bet Hyi	2.8200	5800.0	78	11513	No
180	GOM_NL__2PRFIN20040513_090546_000000432026_00437_11513_2392.N1	13-MAY-2004 09:05:46	Dark	43.000	45	Alp Pav	1.9400	26000.	86	11513	No
181	GOM_NL__2PRFIN20040513_091120_000000422026_00437_11513_2393.N1	13-MAY-2004 09:11:20	Straylight	41.500	43	Alp TrA	1.9100	4250.0	83	11513	No
182	GOM_NL__2PRFIN20040513_091248_000000372026_00437_11513_2394.N1	13-MAY-2004 09:12:48	Straylight	37.000	145	Gam TrA	2.8720	10600.	74	11513	No
183	GOM_NL__2PRFIN20040513_091516_000000512026_00437_11513_2395.N1	13-MAY-2004 09:15:16	Straylight	50.500	4	Alp1Cen	-0.010000	5800.0	101	11513	No
184	GOM_NL__2PRFIN20040513_091724_000000552026_00437_11513_2396.N1	13-MAY-2004 09:17:24	Straylight	55.000	25	35Lam Sco	1.6200	28000.	110	11513	No
185	GOM_NL__2PRFIN20040513_091951_000000542026_00437_11513_2397.N1	13-MAY-2004 09:19:51	Straylight	53.500	75	26Eps Sco	2.2910	4250.0	107	11513	No
186	GOM_NL__2PRFIN20040513_092301_000000592026_00437_11513_2398.N1	13-MAY-2004 09:23:01	Tw_and_stray	58.500	16	21Alp Sco	1.0200	3000.0	117	11513	No
187	GOM_NL__2PRFIN20040513_092449_000000542026_00437_11513_2399.N1	13-MAY-2004 09:24:49	Bright	54.000	80	7Del Sco	2.3160	30000.	108	11513	No
188	GOM_NL__2PRFIN20040513_092651_000000672026_00437_11513_2400.N1	13-MAY-2004 09:26:51	Bright	66.500	86	35Eta Oph	2.4300	10200.	133	11513	No
189	GOM_NL__2PRFIN20040513_092928_000000422026_00437_11513_2401.N1	13-MAY-2004 09:29:28	Bright	41.500	104	27Bet Lib	2.6140	13100.	83	11513	No
190	GOM_NL__2PRFIN20040513_093145_000000542026_00437_11513_2402.N1	13-MAY-2004 09:31:45	Bright	53.500	120	1Del Oph	2.7340	3200.0	107	11513	No
191	GOM_NL__2PRFIN20040513_093604_000000392026_00437_11513_2403.N1	13-MAY-2004 09:36:04	Bright	38.500	138	47Eps Vir	2.8280	4700.0	77	11513	No
192	GOM_NL__2PRFIN20040513_093744_000000382026_00437_11513_2404.N1	13-MAY-2004 09:37:44	Bright	37.500	111	8Eta Boo	2.6800	6000.0	75	11513	No
193	GOM_NL__2PRFIN20040513_094031_000000422026_00437_11513_2405.N1	13-MAY-2004 09:40:31	Bright	41.500	83		2.3780	11000.	83	11513	No
194	GOM_NL__2PRFIN20040513_094337_000000372026_00437_11513_2406.N1	13-MAY-2004 09:43:37	Bright	36.500	152	12Alp2CVn	2.8900	11000.	73	11513	No
195	GOM_NL__2PRFIN20040513_094628_000000382026_00437_11513_2407.N1	13-MAY-2004 09:46:28	Bright	37.500	39	85Eta UMa	1.8540	24000.	75	11513	No
196	GOM_NL__2PRFIN20040513_094802_000000382026_00437_11513_2408.N1	13-MAY-2004 09:48:02	Bright	38.000	55	79Zet UMa	2.0600	10200.	76	11513	No
197	GOM_NL__2PRFIN20040513_095024_000000382026_00437_11513_2409.N1	13-MAY-2004 09:50:24	Bright	38.000	82	48Bet UMa	2.3650	10600.	76	11513	No
198	GOM_NL__2PRFIN20040513_095230_000000432026_00437_11513_2410.N1	13-MAY-2004 09:52:30	Bright	43.000	119	14Eta Dra	2.7270	4700.0	86	11513	No
199	GOM_NL__2PRFIN20040513_095526_000000582026_00437_11513_2411.N1	13-MAY-2004 09:55:26	Bright	58.000	69	33Gam Dra	2.2310	3800.0	116	11513	No
200	GOM_NL__2PRFIN20040513_095807_000000382026_00437_11513_2412.N1	13-MAY-2004 09:58:07	Bright	38.000	49	1Alp UMi	1.9900	6300.0	76	11513	No
201	GOM_NL__2PRFIN20040513_100324_000000472026_00437_11513_2413.N1	13-MAY-2004 10:03:24	Bright	46.500	89	5Alp Cep	2.4510	8000.0	93	11513	No
202	GOM_NL__2PRFIN20040513_100618_000000382026_00437_11513_2414.N1	13-MAY-2004 10:06:18	Bright	38.000	76	27Gam Cas	2.3000	30000.	76	11513	No
203	GOM_NL__2PRFIN20040513_100733_000000372026_00437_11513_2415.N1	13-MAY-2004 10:07:33	Bright	37.000	68	18Alp Cas	2.2250	4500.0	74	11513	No
204	GOM_NL__2PRFIN20040513_101002_000000912026_00437_11513_2416.N1	13-MAY-2004 10:10:02	Bright	91.000	66	37Gam Cyg	2.2080	5900.0	182	11513	No
205	GOM_NL__2PRFIN20040513_101526_000001362026_00437_11513_2417.N1	13-MAY-2004 10:15:26	Straylight	135.50	92	53Eps Cyg	2.5000	4500.0	271	11513	No
206	GOM_NL__2PRFIN20040513_101956_000000442026_00437_11513_2418.N1	13-MAY-2004 10:19:56	Twilight	44.000	140	88Gam Peg	2.8340	26000.	88	11513	No
207	GOM_NL__2PRFIN20040513_102126_000000512026_00437_11513_2419.N1	13-MAY-2004 10:21:26	Dark	51.000	90	54Alp Peg	2.4870	11000.	102	11513	No
208	GOM_NL__2PRFIN20040513_102841_000000472026_00437_11513_2420.N1	13-MAY-2004 10:28:41	Dark	46.500	52	16Bet Cet	2.0370	4500.0	93	11513	No
209	GOM_NL__2PRFIN20040513_103018_000000772026_00437_11513_2421.N1	13-MAY-2004 10:30:18	Dark	77.000	162	34Alp Aqr	2.9440	5350.0	154	11513	No
210	GOM_NL__2PRFIN20040513_103529_000000412026_00437_11513_2422.N1	13-MAY-2004 10:35:29	Dark	41.000	84	Alp Phe	2.3970	4500.0	82	11513	No
211	GOM_NL__2PRFIN20040513_103923_000000482026_00437_11513_2423.N1	13-MAY-2004 10:39:23	Dark	47.500	63	Bet Gru	2.1500	2800.0	95	11513	No
212	GOM_NL__2PRFIN20040513_104048_000000472026_00437_11513_2424.N1	13-MAY-2004 10:40:48	Dark	46.500	31	Alp Gru	1.7340	15200.	93	11513	No
213	GOM_NL__2PRFIN20040513_104447_000000372026_00438_11514_2391.N1	13-MAY-2004 10:44:47	Dark	36.500	135	Bet Hyi	2.8200	5800.0	73	11514	No
214	GOM_NL__2PRFIN20040513_104622_000000432026_00438_11514_2392.N1	13-MAY-2004 10:46:22	Dark	43.000	45	Alp Pav	1.9400	26000.	86	11514	No
215	GOM_NL__2PRFIN20040513_105156_000000402026_00438_11514_2393.N1	13-MAY-2004 10:51:56	Straylight	40.000	43	Alp TrA	1.9100	4250.0	80	11514	No
216	GOM_NL__2PRFIN20040513_105323_000000392026_00438_11514_2394.N1	13-MAY-2004 10:53:23	Straylight	38.500	145	Gam TrA	2.8720	10600.	77	11514	No
217	GOM_NL__2PRFIN20040513_105552_000000472026_00438_11514_2395.N1	13-MAY-2004 10:55:52	Straylight	47.000	4	Alp1Cen	-0.010000	5800.0	94	11514	No
218	GOM_NL__2PRFIN20040513_105800_000000572026_00438_11514_2396.N1	13-MAY-2004 10:58:00	Straylight	57.000	25	35Lam Sco	1.6200	28000.	114	11514	No
219	GOM_NL__2PRFIN20040513_110027_000000562026_00438_11514_2397.N1	13-MAY-2004 11:00:27	Straylight	55.500	75	26Eps Sco	2.2910	4250.0	111	11514	No

220	GOM_NL__2PRFIN20040513_110338_000000672026_00438_11514_2398.N1	13-MAY-2004 11:03:38	Twilight	66.500	16	21Alp Sco	1.0200	3000.0	133	11514	No
221	GOM_NL__2PRFIN20040513_110525_000000532026_00438_11514_2399.N1	13-MAY-2004 11:05:25	Bright	52.500	80	7Del Sco	2.3160	30000.	105	11514	No
222	GOM_NL__2PRFIN20040513_110727_000000662026_00438_11514_2400.N1	13-MAY-2004 11:07:27	Bright	66.000	86	35Eta Oph	2.4300	10200.	132	11514	No
223	GOM_NL__2PRFIN20040513_111003_000000422026_00438_11514_2401.N1	13-MAY-2004 11:10:03	Bright	42.000	104	27Bet Lib	2.6140	13100.	84	11514	No
224	GOM_NL__2PRFIN20040513_111220_000000542026_00438_11514_2402.N1	13-MAY-2004 11:12:20	Bright	54.000	120	1Del Oph	2.7340	3200.0	108	11514	No
225	GOM_NL__2PRFIN20040513_111639_000000392026_00438_11514_2403.N1	13-MAY-2004 11:16:39	Bright	39.000	138	47Eps Vir	2.8280	4700.0	78	11514	No
226	GOM_NL__2PRFIN20040513_111819_000000382026_00438_11514_2404.N1	13-MAY-2004 11:18:19	Bright	37.500	111	8Eta Boo	2.6800	6000.0	75	11514	No
227	GOM_NL__2PRFIN20040513_112107_000000392026_00438_11514_2405.N1	13-MAY-2004 11:21:07	Bright	38.500	83		2.3780	11000.	77	11514	No
228	GOM_NL__2PRFIN20040513_112412_000000372026_00438_11514_2406.N1	13-MAY-2004 11:24:12	Bright	36.500	152	12Alp2CVn	2.8900	11000.	73	11514	No
229	GOM_NL__2PRFIN20040513_112704_000000392026_00438_11514_2407.N1	13-MAY-2004 11:27:04	Bright	38.500	39	85Eta UMa	1.8540	24000.	77	11514	No
230	GOM_NL__2PRFIN20040513_112838_000000382026_00438_11514_2408.N1	13-MAY-2004 11:28:38	Bright	38.000	55	79Zet UMa	2.0600	10200.	76	11514	No
231	GOM_NL__2PRFIN20040513_113059_000000392026_00438_11514_2409.N1	13-MAY-2004 11:30:59	Bright	38.500	82	48Bet UMa	2.3650	10600.	77	11514	No
232	GOM_NL__2PRFIN20040513_113305_000000452026_00438_11514_2410.N1	13-MAY-2004 11:33:05	Bright	44.500	119	14Eta Dra	2.7270	4700.0	89	11514	No
233	GOM_NL__2PRFIN20040513_113601_000000572026_00438_11514_2411.N1	13-MAY-2004 11:36:01	Bright	57.000	69	33Gam Dra	2.2310	3800.0	114	11514	No
234	GOM_NL__2PRFIN20040513_113842_000000382026_00438_11514_2412.N1	13-MAY-2004 11:38:42	Bright	38.000	49	1Alp UMi	1.9900	6300.0	76	11514	No
235	GOM_NL__2PRFIN20040513_114400_000000442026_00438_11514_2413.N1	13-MAY-2004 11:44:00	Bright	43.500	89	5Alp Cep	2.4510	8000.0	87	11514	No
236	GOM_NL__2PRFIN20040513_114653_000000502026_00438_11514_2414.N1	13-MAY-2004 11:46:53	Bright	50.000	76	27Gam Cas	2.3000	30000.	100	11514	No
237	GOM_NL__2PRFIN20040513_114809_000000362026_00438_11514_2415.N1	13-MAY-2004 11:48:09	Bright	36.000	68	18Alp Cas	2.2250	4500.0	72	11514	No
238	GOM_NL__2PRFIN20040513_115037_000001012026_00438_11514_2416.N1	13-MAY-2004 11:50:37	Bright	101.00	66	37Gam Cyg	2.2080	5900.0	202	11514	No
239	GOM_NL__2PRFIN20040513_115602_000001332026_00438_11514_2417.N1	13-MAY-2004 11:56:02	Straylight	132.50	92	53Eps Cyg	2.5000	4500.0	265	11514	No
240	GOM_NL__2PRFIN20040513_120032_000000432026_00438_11514_2418.N1	13-MAY-2004 12:00:32	Twilight	43.000	140	88Gam Peg	2.8340	26000.	86	11514	No
241	GOM_NL__2PRFIN20040513_120203_000000572026_00438_11514_2419.N1	13-MAY-2004 12:02:03	Dark	57.000	90	54Alp Peg	2.4870	11000.	114	11514	No
242	GOM_NL__2PRFIN20040513_120916_000000472026_00438_11514_2420.N1	13-MAY-2004 12:09:16	Dark	47.000	52	16Bet Cet	2.0370	4500.0	94	11514	No
243	GOM_NL__2PRFIN20040513_121056_000000772026_00438_11514_2421.N1	13-MAY-2004 12:10:56	Dark	77.000	162	34Alp Aqr	2.9440	5350.0	154	11514	No
244	GOM_NL__2PRFIN20040513_121605_000000442026_00438_11514_2422.N1	13-MAY-2004 12:16:05	Dark	43.500	84	Alp Phe	2.3970	4500.0	87	11514	No
245	GOM_NL__2PRFIN20040513_121959_000000512026_00438_11514_2423.N1	13-MAY-2004 12:19:59	Dark	51.000	63	Bet Gru	2.1500	2800.0	102	11514	No
246	GOM_NL__2PRFIN20040513_122124_000000452026_00438_11514_2424.N1	13-MAY-2004 12:21:24	Dark	44.500	31	Alp Gru	1.7340	15200.	89	11514	No
247	GOM_NL__2PRFIN20040513_122523_000000382026_00439_11515_2391.N1	13-MAY-2004 12:25:23	Dark	38.000	135	Bet Hyi	2.8200	5800.0	76	11515	No
248	GOM_NL__2PRFIN20040513_122659_000000432026_00439_11515_2392.N1	13-MAY-2004 12:26:59	Dark	43.000	45	Alp Pav	1.9400	26000.	86	11515	No
249	GOM_NL__2PRFIN20040513_123231_000000442026_00439_11515_2393.N1	13-MAY-2004 12:32:31	Straylight	43.500	43	Alp TrA	1.9100	4250.0	87	11515	No
250	GOM_NL__2PRFIN20040513_123359_000000392026_00439_11515_2394.N1	13-MAY-2004 12:33:59	Straylight	38.500	145	Gam TrA	2.8720	10600.	77	11515	No
251	GOM_NL__2PRFIN20040513_123628_000000442026_00439_11515_2395.N1	13-MAY-2004 12:36:28	Straylight	44.000	4	Alp1Cen	-0.010000	5800.0	88	11515	No
252	GOM_NL__2PRFIN20040513_123836_000000562026_00439_11515_2396.N1	13-MAY-2004 12:38:36	Straylight	56.000	25	35Lam Sco	1.6200	28000.	112	11515	No
253	GOM_NL__2PRFIN20040513_124103_000000562026_00439_11515_2397.N1	13-MAY-2004 12:41:03	Straylight	55.500	75	26Eps Sco	2.2910	4250.0	111	11515	No
254	GOM_NL__2PRFIN20040513_124414_000000592026_00439_11515_2398.N1	13-MAY-2004 12:44:14	Twilight	59.000	16	21Alp Sco	1.0200	3000.0	118	11515	No
255	GOM_NL__2PRFIN20040513_124601_000000602026_00439_11515_2399.N1	13-MAY-2004 12:46:01	Bright	60.000	80	7Del Sco	2.3160	30000.	120	11515	No
256	GOM_NL__2PRFIN20040513_124803_000000672026_00439_11515_2400.N1	13-MAY-2004 12:48:03	Bright	66.500	86	35Eta Oph	2.4300	10200.	133	11515	No
257	GOM_NL__2PRFIN20040513_125040_000000432026_00439_11515_2401.N1	13-MAY-2004 12:50:40	Bright	42.500	104	27Bet Lib	2.6140	13100.	85	11515	No
258	GOM_NL__2PRFIN20040513_125257_000000542026_00439_11515_2402.N1	13-MAY-2004 12:52:57	Bright	53.500	120	1Del Oph	2.7340	3200.0	107	11515	No
259	GOM_NL__2PRFIN20040513_125610_000000472026_00439_11515_2403.N1	13-MAY-2004 12:56:10	Bright	47.000	102	24Alp Ser	2.6000	4250.0	94	11515	No
260	GOM_NL__2PRFIN20040513_125855_000000362026_00439_11515_2404.N1	13-MAY-2004 12:58:55	Bright	36.000	111	8Eta Boo	2.6800	6000.0	72	11515	No
261	GOM_NL__2PRFIN20040513_130143_000000412026_00439_11515_2405.N1	13-MAY-2004 13:01:43	Bright	41.000	83		2.3780	11000.	82	11515	No
262	GOM_NL__2PRFIN20040513_130448_000000372026_00439_11515_2406.N1	13-MAY-2004 13:04:48	Bright	37.000	152	12Alp2CVn	2.8900	11000.	74	11515	No
263	GOM_NL__2PRFIN20040513_130740_000000362026_00439_11515_2407.N1	13-MAY-2004 13:07:40	Bright	36.000	39	85Eta UMa	1.8540	24000.	72	11515	No
264	GOM_NL__2PRFIN20040513_130914_000000392026_00439_11515_2408.N1	13-MAY-2004 13:09:14	Bright	38.500	55	79Zet UMa	2.0600	10200.	77	11515	No
265	GOM_NL__2PRFIN20040513_131136_000000392026_00439_11515_2409.N1	13-MAY-2004 13:11:36	Bright	39.000	82	48Bet UMa	2.3650	10600.	78	11515	No
266	GOM_NL__2PRFIN20040513_131341_000000452026_00439_11515_2410.N1	13-MAY-2004 13:13:41	Bright	44.500	119	14Eta Dra	2.7270	4700.0	89	11515	No
267	GOM_NL__2PRFIN20040513_131636_000000572026_00439_11515_2411.N1	13-MAY-2004 13:16:36	Bright	56.500	69	33Gam Dra	2.2310	3800.0	113	11515	No
268	GOM_NL__2PRFIN20040513_131920_000000372026_00439_11515_2412.N1	13-MAY-2004 13:19:20	Bright	37.000	49	1Alp UMi	1.9900	6300.0	74	11515	No
269	GOM_NL__2PRFIN20040513_132435_000000632026_00439_11515_2413.N1	13-MAY-2004 13:24:35	Bright	63.000	89	5Alp Cep	2.4510	8000.0	126	11515	No
270	GOM_NL__2PRFIN20040513_132731_000000372026_00439_11515_2414.N1	13-MAY-2004 13:27:31	Bright	36.500	76	27Gam Cas	2.3000	30000.	73	11515	No
271	GOM_NL__2PRFIN20040513_132845_000000372026_00439_11515_2415.N1	13-MAY-2004 13:28:45	Bright	36.500	68	18Alp Cas	2.2250	4500.0	73	11515	No
272	GOM_NL__2PRFIN20040513_133112_000000992026_00439_11515_2416.N1	13-MAY-2004 13:31:12	Bright	99.000	66	37Gam Cyg	2.2080	5900.0	198	11515	No
273	GOM_NL__2PRFIN20040513_133638_000001342026_00439_11515_2417.N1	13-MAY-2004 13:36:38	Straylight	134.00	92	53Eps Cyg	2.5000	4500.0	268	11515	No
274	GOM_NL__2PRFIN20040513_134109_000000432026_00439_11515_2418.N1	13-MAY-2004 13:41:09	Twilight	43.000	140	88Gam Peg	2.8340	26000.	86	11515	No
275	GOM_NL__2PRFIN20040513_134240_000000572026_00439_11515_2419.N1	13-MAY-2004 13:42:40	Dark	56.500	90	54Alp Peg	2.4870	11000.	113	11515	No
276	GOM_NL__2PRFIN20040513_134953_000000412026_00439_11515_2420.N1	13-MAY-2004 13:49:53	Dark	40.500	52	16Bet Cet	2.0370	4500.0	81	11515	No
277	GOM_NL__2PRFIN20040513_135133_000000772026_00439_11515_2421.N1	13-MAY-2004 13:51:33	Dark	77.000	162	34Alp Aqr	2.9440	5350.0	154	11515	No
278	GOM_NL__2PRFIN20040513_135641_000000452026_00439_11515_2422.N1	13-MAY-2004 13:56:41	Dark	45.000	84	Alp Phe	2.3970	4500.0	90	11515	No

279	GOM_NL__2PRFIN20040513_140036_000000552026_00439_11515_2423.N1	13-MAY-2004 14:00:36	Dark	55.000	63	Bet Gru	2.1500	2800.0	110	11515	No
280	GOM_NL__2PRFIN20040513_140201_000000432026_00439_11515_2424.N1	13-MAY-2004 14:02:01	Dark	43.000	31	Alp Gru	1.7340	15200.	86	11515	No
281	GOM_NL__2PRFIN20040513_140559_000000372026_00440_11516_2391.N1	13-MAY-2004 14:05:59	Dark	36.500	135	Bet Hyi	2.8200	5800.0	73	11516	No
282	GOM_NL__2PRFIN20040513_140735_000000442026_00440_11516_2392.N1	13-MAY-2004 14:07:35	Dark	43.500	45	Alp Pav	1.9400	26000.	87	11516	No
283	GOM_NL__2PRFIN20040513_141307_000000412026_00440_11516_2393.N1	13-MAY-2004 14:13:07	Straylight	41.000	43	Alp TrA	1.9100	4250.0	82	11516	No
284	GOM_NL__2PRFIN20040513_141435_000000392026_00440_11516_2394.N1	13-MAY-2004 14:14:35	Straylight	38.500	145	Gam TrA	2.8720	10600.	77	11516	No
285	GOM_NL__2PRFIN20040513_141704_000000472026_00440_11516_2395.N1	13-MAY-2004 14:17:04	Straylight	46.500	4	Alp1Cen	-0.010000	5800.0	93	11516	No
286	GOM_NL__2PRFIN20040513_141913_000000622026_00440_11516_2396.N1	13-MAY-2004 14:19:13	Straylight	61.500	25	35Lam Sco	1.6200	28000.	123	11516	No
287	GOM_NL__2PRFIN20040513_142140_000000562026_00440_11516_2397.N1	13-MAY-2004 14:21:40	Straylight	56.000	75	26Eps Sco	2.2910	4250.0	112	11516	No
288	GOM_NL__2PRFIN20040513_142450_000000602026_00440_11516_2398.N1	13-MAY-2004 14:24:50	Twilight	59.500	16	21Alp Sco	1.0200	3000.0	119	11516	No
289	GOM_NL__2PRFIN20040513_142637_000000572026_00440_11516_2399.N1	13-MAY-2004 14:26:37	Bright	57.000	80	7Del Sco	2.3160	30000.	114	11516	No
290	GOM_NL__2PRFIN20040513_142839_000000662026_00440_11516_2400.N1	13-MAY-2004 14:28:39	Bright	66.000	86	35Eta Oph	2.4300	10200.	132	11516	No
291	GOM_NL__2PRFIN20040513_143116_000000422026_00440_11516_2401.N1	13-MAY-2004 14:31:16	Bright	42.000	104	27Bet Lib	2.6140	13100.	84	11516	No
292	GOM_NL__2PRFIN20040513_143332_000000542026_00440_11516_2402.N1	13-MAY-2004 14:33:32	Bright	54.000	120	1Del Oph	2.7340	3200.0	108	11516	No
293	GOM_NL__2PRFIN20040513_143645_000000472026_00440_11516_2403.N1	13-MAY-2004 14:36:45	Bright	47.000	102	24Alp Ser	2.6000	4250.0	94	11516	No
294	GOM_NL__2PRFIN20040513_143931_000000372026_00440_11516_2404.N1	13-MAY-2004 14:39:31	Bright	36.500	111	8Eta Boo	2.6800	6000.0	73	11516	No
295	GOM_NL__2PRFIN20040513_144218_000000392026_00440_11516_2405.N1	13-MAY-2004 14:42:18	Bright	38.500	83		2.3780	11000.	77	11516	No
296	GOM_NL__2PRFIN20040513_144524_000000382026_00440_11516_2406.N1	13-MAY-2004 14:45:24	Bright	37.500	152	12Alp2CVn	2.8900	11000.	75	11516	No
297	GOM_NL__2PRFIN20040513_144815_000000382026_00440_11516_2407.N1	13-MAY-2004 14:48:15	Bright	38.000	39	85Eta UMa	1.8540	24000.	76	11516	No
298	GOM_NL__2PRFIN20040513_144949_000000392026_00440_11516_2408.N1	13-MAY-2004 14:49:49	Bright	38.500	55	79Zet UMa	2.0600	10200.	77	11516	No
299	GOM_NL__2PRFIN20040513_145212_000000402026_00440_11516_2409.N1	13-MAY-2004 14:52:12	Bright	39.500	82	48Bet UMa	2.3650	10600.	79	11516	No
300	GOM_NL__2PRFIN20040513_145416_000000442026_00440_11516_2410.N1	13-MAY-2004 14:54:16	Bright	43.500	119	14Eta Dra	2.7270	4700.0	87	11516	No
301	GOM_NL__2PRFIN20040513_145710_000000572026_00440_11516_2411.N1	13-MAY-2004 14:57:10	Bright	57.000	69	33Gam Dra	2.2310	3800.0	114	11516	No
302	GOM_NL__2PRFIN20040513_145956_000000372026_00440_11516_2412.N1	13-MAY-2004 14:59:56	Bright	37.000	49	1Alp UMi	1.9900	6300.0	74	11516	No
303	GOM_NL__2PRFIN20040513_150511_000000472026_00440_11516_2413.N1	13-MAY-2004 15:05:11	Bright	46.500	89	5Alp Cep	2.4510	8000.0	93	11516	No
304	GOM_NL__2PRFIN20040513_150806_000000382026_00440_11516_2414.N1	13-MAY-2004 15:08:06	Bright	38.000	76	27Gam Cas	2.3000	30000.	76	11516	No
305	GOM_NL__2PRFIN20040513_150921_000000392026_00440_11516_2415.N1	13-MAY-2004 15:09:21	Bright	39.000	68	18Alp Cas	2.2250	4500.0	78	11516	No
306	GOM_NL__2PRFIN20040513_151147_000001072026_00440_11516_2416.N1	13-MAY-2004 15:11:47	Bright	106.50	66	37Gam Cyg	2.2080	5900.0	213	11516	No
307	GOM_NL__2PRFIN20040513_151713_000001362026_00440_11516_2417.N1	13-MAY-2004 15:17:13	Straylight	135.50	92	53Eps Cyg	2.5000	4500.0	271	11516	No
308	GOM_NL__2PRFIN20040513_152145_000000452026_00440_11516_2418.N1	13-MAY-2004 15:21:45	Twilight	45.000	140	88Gam Peg	2.8340	26000.	90	11516	No
309	GOM_NL__2PRFIN20040513_152316_000000562026_00440_11516_2419.N1	13-MAY-2004 15:23:16	Dark	55.500	90	54Alp Peg	2.4870	11000.	111	11516	No
310	GOM_NL__2PRFIN20040513_153029_000000482026_00440_11516_2420.N1	13-MAY-2004 15:30:29	Dark	48.000	52	16Bet Cet	2.0370	4500.0	96	11516	No
311	GOM_NL__2PRFIN20040513_153211_000000802026_00440_11516_2421.N1	13-MAY-2004 15:32:11	Dark	79.500	162	34Alp Aqr	2.9440	5350.0	159	11516	No
312	GOM_NL__2PRFIN20040513_153717_000000432026_00440_11516_2422.N1	13-MAY-2004 15:37:17	Dark	43.000	84	Alp Phe	2.3970	4500.0	86	11516	No
313	GOM_NL__2PRFIN20040513_154112_000000572026_00440_11516_2423.N1	13-MAY-2004 15:41:12	Dark	56.500	63	Bet Gru	2.1500	2800.0	113	11516	No
314	GOM_NL__2PRFIN20040513_154238_000000522026_00440_11516_2424.N1	13-MAY-2004 15:42:38	Dark	52.000	31	Alp Gru	1.7340	15200.	104	11516	No
315	GOM_NL__2PRFIN20040513_154635_000000382026_00441_11517_2391.N1	13-MAY-2004 15:46:35	Dark	37.500	135	Bet Hyi	2.8200	5800.0	75	11517	No
316	GOM_NL__2PRFIN20040513_154812_000000452026_00441_11517_2392.N1	13-MAY-2004 15:48:12	Dark	44.500	45	Alp Pav	1.9400	26000.	89	11517	No
317	GOM_NL__2PRFIN20040513_155343_000000442026_00441_11517_2393.N1	13-MAY-2004 15:53:43	Straylight	43.500	43	Alp TrA	1.9100	4250.0	87	11517	No
318	GOM_NL__2PRFIN20040513_155509_000000412026_00441_11517_2394.N1	13-MAY-2004 15:55:09	Straylight	40.500	145	Gam TrA	2.8720	10600.	81	11517	No
319	GOM_NL__2PRFIN20040513_155740_000000422026_00441_11517_2395.N1	13-MAY-2004 15:57:40	Straylight	42.000	4	Alp1Cen	-0.010000	5800.0	84	11517	No
320	GOM_NL__2PRFIN20040513_155950_000000582026_00441_11517_2396.N1	13-MAY-2004 15:59:50	Straylight	58.000	25	35Lam Sco	1.6200	28000.	116	11517	No
321	GOM_NL__2PRFIN20040513_160216_000000552026_00441_11517_2397.N1	13-MAY-2004 16:02:16	Straylight	55.000	75	26Eps Sco	2.2910	4250.0	110	11517	No
322	GOM_NL__2PRFIN20040513_160526_000000642026_00441_11517_2398.N1	13-MAY-2004 16:05:26	Twilight	64.000	16	21Alp Sco	1.0200	3000.0	128	11517	No
323	GOM_NL__2PRFIN20040513_160713_000000632026_00441_11517_2399.N1	13-MAY-2004 16:07:13	Bright	63.000	80	7Del Sco	2.3160	30000.	126	11517	No
324	GOM_NL__2PRFIN20040513_160915_000000662026_00441_11517_2400.N1	13-MAY-2004 16:09:15	Bright	66.000	86	35Eta Oph	2.4300	10200.	132	11517	No
325	GOM_NL__2PRFIN20040513_161151_000000442026_00441_11517_2401.N1	13-MAY-2004 16:11:51	Bright	43.500	104	27Bet Lib	2.6140	13100.	87	11517	No
326	GOM_NL__2PRFIN20040513_161408_000000542026_00441_11517_2402.N1	13-MAY-2004 16:14:08	Bright	53.500	120	1Del Oph	2.7340	3200.0	107	11517	No
327	GOM_NL__2PRFIN20040513_161721_000000472026_00441_11517_2403.N1	13-MAY-2004 16:17:21	Bright	47.000	102	24Alp Ser	2.6000	4250.0	94	11517	No
328	GOM_NL__2PRFIN20040513_162006_000000382026_00441_11517_2404.N1	13-MAY-2004 16:20:06	Bright	37.500	111	8Eta Boo	2.6800	6000.0	75	11517	No
329	GOM_NL__2PRFIN20040513_162254_000000392026_00441_11517_2405.N1	13-MAY-2004 16:22:54	Bright	38.500	83		2.3780	11000.	77	11517	No
330	GOM_NL__2PRFIN20040513_162601_000000362026_00441_11517_2406.N1	13-MAY-2004 16:26:01	Bright	36.000	152	12Alp2CVn	2.8900	11000.	72	11517	No
331	GOM_NL__2PRFIN20040513_162851_000000352026_00441_11517_2407.N1	13-MAY-2004 16:28:51	Bright	35.000	39	85Eta UMa	1.8540	24000.	70	11517	No
332	GOM_NL__2PRFIN20040513_163026_000000352026_00441_11517_2408.N1	13-MAY-2004 16:30:26	Bright	35.000	55	79Zet UMa	2.0600	10200.	70	11517	No
333	GOM_NL__2PRFIN20040513_163248_000000402026_00441_11517_2409.N1	13-MAY-2004 16:32:48	Bright	40.000	82	48Bet UMa	2.3650	10600.	80	11517	No
334	GOM_NL__2PRFIN20040513_163451_000000432026_00441_11517_2410.N1	13-MAY-2004 16:34:51	Bright	43.000	119	14Eta Dra	2.7270	4700.0	86	11517	No
335	GOM_NL__2PRFIN20040513_163745_000000582026_00441_11517_2411.N1	13-MAY-2004 16:37:45	Bright	57.500	69	33Gam Dra	2.2310	3800.0	115	11517	No
336	GOM_NL__2PRFIN20040513_164031_000000382026_00441_11517_2412.N1	13-MAY-2004 16:40:31	Bright	38.000	49	1Alp UMi	1.9900	6300.0	76	11517	No
337	GOM_NL__2PRFIN20040513_164544_000000502026_00441_11517_2413.N1	13-MAY-2004 16:45:44	Bright	49.500	89	5Alp Cep	2.4510	8000.0	99	11517	No

338	GOM_NL__2PRFIN20040513_164842_000000382026_00441_11517_2414.N1	13-MAY-2004 16:48:42	Bright	37.500	76	27Gam Cas	2.3000	30000.	75	11517	No
339	GOM_NL__2PRFIN20040513_164957_000000532026_00441_11517_2415.N1	13-MAY-2004 16:49:57	Bright	53.000	68	18Alp Cas	2.2250	4500.0	106	11517	No
340	GOM_NL__2PRFIN20040513_165222_000001032026_00441_11517_2416.N1	13-MAY-2004 16:52:22	Bright	102.50	66	37Gam Cyg	2.2080	5900.0	205	11517	No
341	GOM_NL__2PRFIN20040513_165750_000001342026_00441_11517_2417.N1	13-MAY-2004 16:57:50	Straylight	133.50	92	53Eps Cyg	2.5000	4500.0	267	11517	No
342	GOM_NL__2PRFIN20040513_170220_000000442026_00441_11517_2418.N1	13-MAY-2004 17:02:20	Twilight	43.500	140	88Gam Peg	2.8340	26000.	87	11517	No
343	GOM_NL__2PRFIN20040513_170352_000000552026_00441_11517_2419.N1	13-MAY-2004 17:03:52	Dark	54.500	90	54Alp Peg	2.4870	11000.	109	11517	No
344	GOM_NL__2PRFIN20040513_171105_000000462026_00441_11517_2420.N1	13-MAY-2004 17:11:05	Dark	45.500	52	16Bet Cet	2.0370	4500.0	91	11517	No
345	GOM_NL__2PRFIN20040513_171248_000000812026_00441_11517_2421.N1	13-MAY-2004 17:12:48	Dark	80.500	162	34Alp Aqr	2.9440	5350.0	161	11517	No
346	GOM_NL__2PRFIN20040513_171753_000000492026_00441_11517_2422.N1	13-MAY-2004 17:17:53	Dark	49.000	84	Alp Phe	2.3970	4500.0	98	11517	No
347	GOM_NL__2PRFIN20040513_172149_000000512026_00441_11517_2423.N1	13-MAY-2004 17:21:49	Dark	50.500	63	Bet Gru	2.1500	2800.0	101	11517	No
348	GOM_NL__2PRFIN20040513_172315_000000442026_00441_11517_2424.N1	13-MAY-2004 17:23:15	Dark	44.000	31	Alp Gru	1.7340	15200.	88	11517	No
349	GOM_NL__2PRFIN20040513_172710_000000402026_00442_11518_2391.N1	13-MAY-2004 17:27:10	Dark	39.500	135	Bet Hyi	2.8200	5800.0	79	11518	No
350	GOM_NL__2PRFIN20040513_172849_000000432026_00442_11518_2392.N1	13-MAY-2004 17:28:49	Dark	42.500	45	Alp Pav	1.9400	26000.	85	11518	No
351	GOM_NL__2PRFIN20040513_173420_000000522026_00442_11518_2393.N1	13-MAY-2004 17:34:20	Straylight	51.500	43	Alp TrA	1.9100	4250.0	103	11518	No
352	GOM_NL__2PRFIN20040513_173547_000000412026_00442_11518_2394.N1	13-MAY-2004 17:35:47	Straylight	40.500	145	Gam TrA	2.8720	10600.	81	11518	No
353	GOM_NL__2PRFIN20040513_173816_000000512026_00442_11518_2395.N1	13-MAY-2004 17:38:16	Straylight	50.500	4	Alp1Cen	-0.010000	5800.0	101	11518	No
354	GOM_NL__2PRFIN20040513_174027_000000572026_00442_11518_2396.N1	13-MAY-2004 17:40:27	Straylight	57.000	25	35Lam Sco	1.6200	28000.	114	11518	No
355	GOM_NL__2PRFIN20040513_174253_000000552026_00442_11518_2397.N1	13-MAY-2004 17:42:53	Straylight	55.000	75	26Eps Sco	2.2910	4250.0	110	11518	No
356	GOM_NL__2PRFIN20040513_174603_000000592026_00442_11518_2398.N1	13-MAY-2004 17:46:03	Tw_and_stray	59.000	16	21Alp Sco	1.0200	3000.0	118	11518	No
357	GOM_NL__2PRFIN20040513_174749_000000592026_00442_11518_2399.N1	13-MAY-2004 17:47:49	Bright	59.000	80	7Del Sco	2.3160	30000.	118	11518	No
358	GOM_NL__2PRFIN20040513_174952_000000652026_00442_11518_2400.N1	13-MAY-2004 17:49:52	Bright	64.500	86	35Eta Oph	2.4300	10200.	129	11518	No
359	GOM_NL__2PRFIN20040513_175228_000000412026_00442_11518_2401.N1	13-MAY-2004 17:52:28	Bright	41.000	104	27Bet Lib	2.6140	13100.	82	11518	No
360	GOM_NL__2PRFIN20040513_175444_000000542026_00442_11518_2402.N1	13-MAY-2004 17:54:44	Bright	54.000	120	1Del Oph	2.7340	3200.0	108	11518	No
361	GOM_NL__2PRFIN20040513_175757_000000472026_00442_11518_2403.N1	13-MAY-2004 17:57:57	Bright	47.000	102	24Alp Ser	2.6000	4250.0	94	11518	No
362	GOM_NL__2PRFIN20040513_180043_000000372026_00442_11518_2404.N1	13-MAY-2004 18:00:43	Bright	37.000	111	8Eta Boo	2.6800	6000.0	74	11518	No
363	GOM_NL__2PRFIN20040513_180330_000000402026_00442_11518_2405.N1	13-MAY-2004 18:03:30	Bright	40.000	83		2.3780	11000.	80	11518	No
364	GOM_NL__2PRFIN20040513_180637_000000382026_00442_11518_2406.N1	13-MAY-2004 18:06:37	Bright	37.500	152	12Alp2CVn	2.8900	11000.	75	11518	No
365	GOM_NL__2PRFIN20040513_180927_000000402026_00442_11518_2407.N1	13-MAY-2004 18:09:27	Bright	40.000	39	85Eta UMa	1.8540	24000.	80	11518	No
366	GOM_NL__2PRFIN20040513_181102_000000392026_00442_11518_2408.N1	13-MAY-2004 18:11:02	Bright	39.000	55	79Zet UMa	2.0600	10200.	78	11518	No
367	GOM_NL__2PRFIN20040513_181325_000000402026_00442_11518_2409.N1	13-MAY-2004 18:13:25	Bright	39.500	82	48Bet UMa	2.3650	10600.	79	11518	No
368	GOM_NL__2PRFIN20040513_181527_000000442026_00442_11518_2410.N1	13-MAY-2004 18:15:27	Bright	43.500	119	14Eta Dra	2.7270	4700.0	87	11518	No
369	GOM_NL__2PRFIN20040513_181820_000000592026_00442_11518_2411.N1	13-MAY-2004 18:18:20	Bright	58.500	69	33Gam Dra	2.2310	3800.0	117	11518	No
370	GOM_NL__2PRFIN20040513_182107_000000382026_00442_11518_2412.N1	13-MAY-2004 18:21:07	Bright	38.000	49	1Alp UMi	1.9900	6300.0	76	11518	No
371	GOM_NL__2PRFIN20040513_182621_000000462026_00442_11518_2413.N1	13-MAY-2004 18:26:21	Bright	45.500	89	5Alp Cep	2.4510	8000.0	91	11518	No
372	GOM_NL__2PRFIN20040513_182918_000000532026_00442_11518_2414.N1	13-MAY-2004 18:29:18	Bright	53.000	76	27Gam Cas	2.3000	30000.	106	11518	No
373	GOM_NL__2PRFIN20040513_183033_000000382026_00442_11518_2415.N1	13-MAY-2004 18:30:33	Bright	38.000	68	18Alp Cas	2.2250	4500.0	76	11518	No
374	GOM_NL__2PRFIN20040513_183257_000000972026_00442_11518_2416.N1	13-MAY-2004 18:32:57	Bright	97.000	66	37Gam Cyg	2.2080	5900.0	194	11518	No
375	GOM_NL__2PRFIN20040513_183826_000001292026_00442_11518_2417.N1	13-MAY-2004 18:38:26	Straylight	128.50	92	53Eps Cyg	2.5000	4500.0	257	11518	No
376	GOM_NL__2PRFIN20040513_184257_000000422026_00442_11518_2418.N1	13-MAY-2004 18:42:57	Twilight	42.000	140	88Gam Peg	2.8340	26000.	84	11518	No
377	GOM_NL__2PRFIN20040513_184429_000000522026_00442_11518_2419.N1	13-MAY-2004 18:44:29	Dark	51.500	90	54Alp Peg	2.4870	11000.	103	11518	No
378	GOM_NL__2PRFIN20040513_185142_000000482026_00442_11518_2420.N1	13-MAY-2004 18:51:42	Dark	47.500	52	16Bet Cet	2.0370	4500.0	95	11518	No
379	GOM_NL__2PRFIN20040513_185325_000000772026_00442_11518_2421.N1	13-MAY-2004 18:53:25	Dark	77.000	162	34Alp Aqr	2.9440	5350.0	154	11518	No
380	GOM_NL__2PRFIN20040513_185830_000000452026_00442_11518_2422.N1	13-MAY-2004 18:58:30	Dark	45.000	84	Alp Phe	2.3970	4500.0	90	11518	No
381	GOM_NL__2PRFIN20040513_190226_000000562026_00442_11518_2423.N1	13-MAY-2004 19:02:26	Dark	55.500	63	Bet Gru	2.1500	2800.0	111	11518	No
382	GOM_NL__2PRFIN20040513_190351_000000452026_00442_11518_2424.N1	13-MAY-2004 19:03:51	Dark	45.000	31	Alp Gru	1.7340	15200.	90	11518	No
383	GOM_NL__2PRFIN20040513_190747_000000382026_00443_11519_2391.N1	13-MAY-2004 19:07:47	Dark	37.500	135	Bet Hyi	2.8200	5800.0	75	11519	No
384	GOM_NL__2PRFIN20040513_190926_000000432026_00443_11519_2392.N1	13-MAY-2004 19:09:26	Dark	42.500	45	Alp Pav	1.9400	26000.	85	11519	No
385	GOM_NL__2PRFIN20040513_191456_000000522026_00443_11519_2393.N1	13-MAY-2004 19:14:56	Straylight	51.500	43	Alp TrA	1.9100	4250.0	103	11519	No
386	GOM_NL__2PRFIN20040513_191623_000000402026_00443_11519_2394.N1	13-MAY-2004 19:16:23	Straylight	39.500	145	Gam TrA	2.8720	10600.	79	11519	No
387	GOM_NL__2PRFIN20040513_191852_000000522026_00443_11519_2395.N1	13-MAY-2004 19:18:52	Straylight	52.000	4	Alp1Cen	-0.010000	5800.0	104	11519	No
388	GOM_NL__2PRFIN20040513_192103_000000572026_00443_11519_2396.N1	13-MAY-2004 19:21:03	Straylight	57.000	25	35Lam Sco	1.6200	28000.	114	11519	No
389	GOM_NL__2PRFIN20040513_192329_000000532026_00443_11519_2397.N1	13-MAY-2004 19:23:29	Straylight	53.000	75	26Eps Sco	2.2910	4250.0	106	11519	No
390	GOM_NL__2PRFIN20040513_192639_000000592026_00443_11519_2398.N1	13-MAY-2004 19:26:39	Tw_and_stray	58.500	16	21Alp Sco	1.0200	3000.0	117	11519	No
391	GOM_NL__2PRFIN20040513_192825_000000552026_00443_11519_2399.N1	13-MAY-2004 19:28:25	Bright	54.500	80	7Del Sco	2.3160	30000.	109	11519	No
392	GOM_NL__2PRFIN20040513_193028_000000662026_00443_11519_2400.N1	13-MAY-2004 19:30:28	Bright	65.500	86	35Eta Oph	2.4300	10200.	131	11519	No
393	GOM_NL__2PRFIN20040513_193304_000000412026_00443_11519_2401.N1	13-MAY-2004 19:33:04	Bright	41.000	104	27Bet Lib	2.6140	13100.	82	11519	No
394	GOM_NL__2PRFIN20040513_193519_000000552026_00443_11519_2402.N1	13-MAY-2004 19:35:19	Bright	54.500	120	1Del Oph	2.7340	3200.0	109	11519	No
395	GOM_NL__2PRFIN20040513_193832_000000472026_00443_11519_2403.N1	13-MAY-2004 19:38:32	Bright	47.000	102	24Alp Ser	2.6000	4250.0	94	11519	No
396	GOM_NL__2PRFIN20040513_194119_000000372026_00443_11519_2404.N1	13-MAY-2004 19:41:19	Bright	37.000	111	8Eta Boo	2.6800	6000.0	74	11519	No

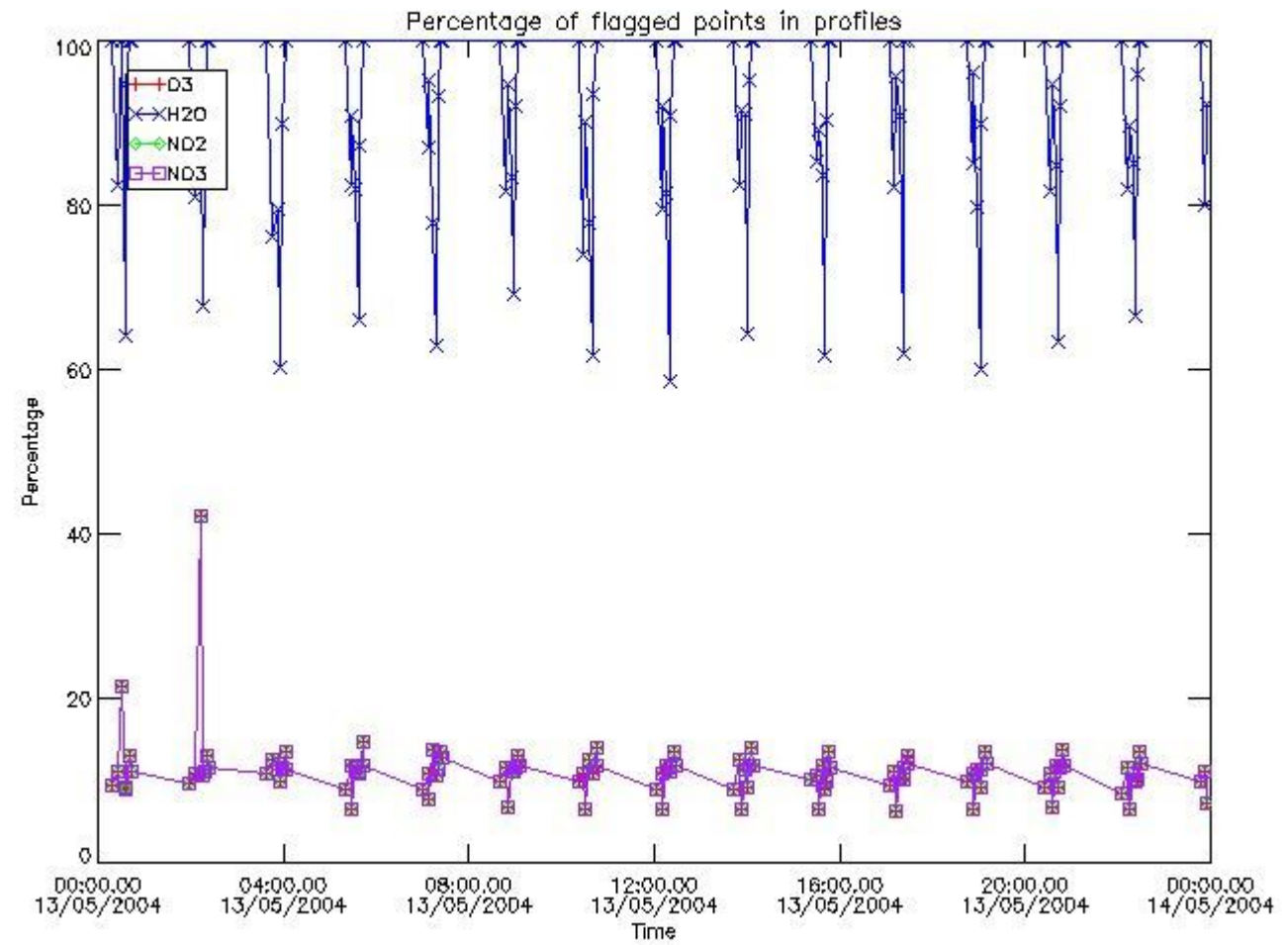
397	GOM_NL__2PRFIN20040513_194406_000000412026_00443_11519_2405.N1	13-MAY-2004 19:44:06	Bright	41.000	83		2.3780	11000.	82	11519	No
398	GOM_NL__2PRFIN20040513_194713_000000372026_00443_11519_2406.N1	13-MAY-2004 19:47:13	Bright	37.000	152	12Alp2CVn	2.8900	11000.	74	11519	No
399	GOM_NL__2PRFIN20040513_195003_000000392026_00443_11519_2407.N1	13-MAY-2004 19:50:03	Bright	38.500	39	85Eta UMa	1.8540	24000.	77	11519	No
400	GOM_NL__2PRFIN20040513_195138_000000372026_00443_11519_2408.N1	13-MAY-2004 19:51:38	Bright	36.500	55	79Zet UMa	2.0600	10200.	73	11519	No
401	GOM_NL__2PRFIN20040513_195401_000000392026_00443_11519_2409.N1	13-MAY-2004 19:54:01	Bright	38.500	82	48Bet UMa	2.3650	10600.	77	11519	No
402	GOM_NL__2PRFIN20040513_195603_000000442026_00443_11519_2410.N1	13-MAY-2004 19:56:03	Bright	43.500	119	14Eta Dra	2.7270	4700.0	87	11519	No
403	GOM_NL__2PRFIN20040513_195856_000000562026_00443_11519_2411.N1	13-MAY-2004 19:58:56	Bright	56.000	69	33Gam Dra	2.2310	3800.0	112	11519	No
404	GOM_NL__2PRFIN20040513_200142_000000392026_00443_11519_2412.N1	13-MAY-2004 20:01:42	Bright	38.500	49	1Alp UMi	1.9900	6300.0	77	11519	No
405	GOM_NL__2PRFIN20040513_200657_000000462026_00443_11519_2413.N1	13-MAY-2004 20:06:57	Bright	46.000	89	5Alp Cep	2.4510	8000.0	92	11519	No
406	GOM_NL__2PRFIN20040513_200954_000000362026_00443_11519_2414.N1	13-MAY-2004 20:09:54	Bright	36.000	76	27Gam Cas	2.3000	30000.	72	11519	No
407	GOM_NL__2PRFIN20040513_201109_000000472026_00443_11519_2415.N1	13-MAY-2004 20:11:09	Bright	47.000	68	18Alp Cas	2.2250	4500.0	94	11519	No
408	GOM_NL__2PRFIN20040513_201333_000001022026_00443_11519_2416.N1	13-MAY-2004 20:13:33	Bright	102.00	66	37Gam Cyg	2.2080	5900.0	204	11519	No
409	GOM_NL__2PRFIN20040513_201902_000001322026_00443_11519_2417.N1	13-MAY-2004 20:19:02	Straylight	131.50	92	53Eps Cyg	2.5000	4500.0	263	11519	No
410	GOM_NL__2PRFIN20040513_202333_000000442026_00443_11519_2418.N1	13-MAY-2004 20:23:33	Twilight	44.000	140	88Gam Peg	2.8340	26000.	88	11519	No
411	GOM_NL__2PRFIN20040513_202505_000000562026_00443_11519_2419.N1	13-MAY-2004 20:25:05	Dark	56.000	90	54Alp Peg	2.4870	11000.	112	11519	No
412	GOM_NL__2PRFIN20040513_203218_000000472026_00443_11519_2420.N1	13-MAY-2004 20:32:18	Dark	47.000	52	16Bet Cet	2.0370	4500.0	94	11519	No
413	GOM_NL__2PRFIN20040513_203403_000000752026_00443_11519_2421.N1	13-MAY-2004 20:34:03	Dark	74.500	162	34Alp Aqr	2.9440	5350.0	149	11519	No
414	GOM_NL__2PRFIN20040513_203905_000000442026_00443_11519_2422.N1	13-MAY-2004 20:39:05	Dark	43.500	84	Alp Phe	2.3970	4500.0	87	11519	No
415	GOM_NL__2PRFIN20040513_204302_000000552026_00443_11519_2423.N1	13-MAY-2004 20:43:02	Dark	55.000	63	Bet Gru	2.1500	2800.0	110	11519	No
416	GOM_NL__2PRFIN20040513_204427_000000452026_00443_11519_2424.N1	13-MAY-2004 20:44:27	Dark	44.500	31	Alp Gru	1.7340	15200.	89	11519	No
417	GOM_NL__2PRFIN20040513_204823_000000372026_00444_11520_2411.N1	13-MAY-2004 20:48:23	Dark	37.000	135	Bet Hyi	2.8200	5800.0	74	11520	No
418	GOM_NL__2PRFIN20040513_205002_000000442026_00444_11520_2412.N1	13-MAY-2004 20:50:02	Dark	43.500	45	Alp Pav	1.9400	26000.	87	11520	No
419	GOM_NL__2PRFIN20040513_205533_000000462026_00444_11520_2413.N1	13-MAY-2004 20:55:33	Straylight	45.500	43	Alp TrA	1.9100	4250.0	91	11520	No
420	GOM_NL__2PRFIN20040513_205658_000000422026_00444_11520_2414.N1	13-MAY-2004 20:56:58	Straylight	41.500	145	Gam TrA	2.8720	10600.	83	11520	No
421	GOM_NL__2PRFIN20040513_205928_000000482026_00444_11520_2415.N1	13-MAY-2004 20:59:28	Straylight	48.000	4	Alp1Cen	-0.010000	5800.0	96	11520	No
422	GOM_NL__2PRFIN20040513_210139_000000542026_00444_11520_2416.N1	13-MAY-2004 21:01:39	Straylight	54.000	25	35Lam Sco	1.6200	28000.	108	11520	No
423	GOM_NL__2PRFIN20040513_210433_000000422026_00444_11520_2417.N1	13-MAY-2004 21:04:33	Twilight	41.500	81	Eta Cen	2.3560	28000.	83	11520	No
424	GOM_NL__2PRFIN20040513_210715_000000672026_00444_11520_2418.N1	13-MAY-2004 21:07:15	Twilight	67.000	16	21Alp Sco	1.0200	3000.0	134	11520	No
425	GOM_NL__2PRFIN20040513_210901_000000552026_00444_11520_2419.N1	13-MAY-2004 21:09:01	Bright	55.000	80	7Del Sco	2.3160	30000.	110	11520	No
426	GOM_NL__2PRFIN20040513_211103_000000662026_00444_11520_2420.N1	13-MAY-2004 21:11:03	Bright	66.000	86	35Eta Oph	2.4300	10200.	132	11520	No
427	GOM_NL__2PRFIN20040513_211339_000000432026_00444_11520_2421.N1	13-MAY-2004 21:13:39	Bright	42.500	104	27Bet Lib	2.6140	13100.	85	11520	No
428	GOM_NL__2PRFIN20040513_211556_000000542026_00444_11520_2422.N1	13-MAY-2004 21:15:56	Bright	53.500	120	1Del Oph	2.7340	3200.0	107	11520	No
429	GOM_NL__2PRFIN20040513_211908_000000472026_00444_11520_2423.N1	13-MAY-2004 21:19:08	Bright	47.000	102	24Alp Ser	2.6000	4250.0	94	11520	No
430	GOM_NL__2PRFIN20040513_212154_000000382026_00444_11520_2424.N1	13-MAY-2004 21:21:54	Bright	38.000	111	8Eta Boo	2.6800	6000.0	76	11520	No
431	GOM_NL__2PRFIN20040513_212441_000000412026_00444_11520_2425.N1	13-MAY-2004 21:24:41	Bright	41.000	83		2.3780	11000.	82	11520	No
432	GOM_NL__2PRFIN20040513_212749_000000382026_00444_11520_2426.N1	13-MAY-2004 21:27:49	Bright	37.500	152	12Alp2CVn	2.8900	11000.	75	11520	No
433	GOM_NL__2PRFIN20040513_213039_000000392026_00444_11520_2427.N1	13-MAY-2004 21:30:39	Bright	39.000	39	85Eta UMa	1.8540	24000.	78	11520	No
434	GOM_NL__2PRFIN20040513_213214_000000392026_00444_11520_2428.N1	13-MAY-2004 21:32:14	Bright	38.500	55	79Zet UMa	2.0600	10200.	77	11520	No
435	GOM_NL__2PRFIN20040513_213438_000000362026_00444_11520_2429.N1	13-MAY-2004 21:34:38	Bright	36.000	82	48Bet UMa	2.3650	10600.	72	11520	No
436	GOM_NL__2PRFIN20040513_213638_000000432026_00444_11520_2430.N1	13-MAY-2004 21:36:38	Bright	43.000	119	14Eta Dra	2.7270	4700.0	86	11520	No
437	GOM_NL__2PRFIN20040513_213930_000000572026_00444_11520_2431.N1	13-MAY-2004 21:39:30	Bright	57.000	69	33Gam Dra	2.2310	3800.0	114	11520	No
438	GOM_NL__2PRFIN20040513_214219_000000372026_00444_11520_2432.N1	13-MAY-2004 21:42:19	Bright	37.000	49	1Alp UMi	1.9900	6300.0	74	11520	No
439	GOM_NL__2PRFIN20040513_214733_000000442026_00444_11520_2433.N1	13-MAY-2004 21:47:33	Bright	43.500	89	5Alp Cep	2.4510	8000.0	87	11520	No
440	GOM_NL__2PRFIN20040513_215031_000000532026_00444_11520_2434.N1	13-MAY-2004 21:50:31	Bright	53.000	76	27Gam Cas	2.3000	30000.	106	11520	No
441	GOM_NL__2PRFIN20040513_215145_000000382026_00444_11520_2435.N1	13-MAY-2004 21:51:45	Bright	37.500	68	18Alp Cas	2.2250	4500.0	75	11520	No
442	GOM_NL__2PRFIN20040513_215408_000001042026_00444_11520_2436.N1	13-MAY-2004 21:54:08	Bright	103.50	66	37Gam Cyg	2.2080	5900.0	207	11520	No
443	GOM_NL__2PRFIN20040513_215938_000001352026_00444_11520_2437.N1	13-MAY-2004 21:59:38	Straylight	134.50	92	53Eps Cyg	2.5000	4500.0	269	11520	No
444	GOM_NL__2PRFIN20040513_220409_000000452026_00444_11520_2438.N1	13-MAY-2004 22:04:09	Twilight	44.500	140	88Gam Peg	2.8340	26000.	89	11520	No
445	GOM_NL__2PRFIN20040513_220540_000000602026_00444_11520_2439.N1	13-MAY-2004 22:05:40	Dark	60.000	90	54Alp Peg	2.4870	11000.	120	11520	No
446	GOM_NL__2PRFIN20040513_221254_000000452026_00444_11520_2440.N1	13-MAY-2004 22:12:54	Dark	44.500	52	16Bet Cet	2.0370	4500.0	89	11520	No
447	GOM_NL__2PRFIN20040513_221441_000000782026_00444_11520_2441.N1	13-MAY-2004 22:14:41	Dark	78.000	162	34Alp Aqr	2.9440	5350.0	156	11520	No
448	GOM_NL__2PRFIN20040513_221942_000000482026_00444_11520_2442.N1	13-MAY-2004 22:19:42	Dark	47.500	84	Alp Phe	2.3970	4500.0	95	11520	No
449	GOM_NL__2PRFIN20040513_222338_000000572026_00444_11520_2443.N1	13-MAY-2004 22:23:38	Dark	57.000	63	Bet Gru	2.1500	2800.0	114	11520	No
450	GOM_NL__2PRFIN20040513_222504_000000502026_00444_11520_2444.N1	13-MAY-2004 22:25:04	Dark	50.000	31	Alp Gru	1.7340	15200.	100	11520	No
451	GOM_NL__2PRFIN20040513_222859_000000382026_00445_11521_2411.N1	13-MAY-2004 22:28:59	Dark	38.000	135	Bet Hyi	2.8200	5800.0	76	11521	No
452	GOM_NL__2PRFIN20040513_223038_000000432026_00445_11521_2412.N1	13-MAY-2004 22:30:38	Dark	42.500	45	Alp Pav	1.9400	26000.	85	11521	No
453	GOM_NL__2PRFIN20040513_223609_000000412026_00445_11521_2413.N1	13-MAY-2004 22:36:09	Straylight	40.500	43	Alp TrA	1.9100	4250.0	81	11521	No
454	GOM_NL__2PRFIN20040513_223736_000000392026_00445_11521_2414.N1	13-MAY-2004 22:37:36	Straylight	39.000	145	Gam TrA	2.8720	10600.	78	11521	No
455	GOM_NL__2PRFIN20040513_224004_000000522026_00445_11521_2415.N1	13-MAY-2004 22:40:04	Straylight	52.000	4	Alp1Cen	-0.010000	5800.0	104	11521	No

456	GOM_NL__2PRFIN20040513_224216_000000592026_00445_11521_2416.N1	13-MAY-2004 22:42:16	Straylight	58.500	25	35Lam Sco	1.6200	28000.	117	11521	No
457	GOM_NL__2PRFIN20040513_224508_000000432026_00445_11521_2417.N1	13-MAY-2004 22:45:08	Twilight	42.500	81	Eta Cen	2.3560	28000.	85	11521	No
458	GOM_NL__2PRFIN20040513_224752_000000612026_00445_11521_2418.N1	13-MAY-2004 22:47:52	Twilight	60.500	16	21Alp Sco	1.0200	3000.0	121	11521	No
459	GOM_NL__2PRFIN20040513_224938_000000522026_00445_11521_2419.N1	13-MAY-2004 22:49:38	Bright	52.000	80	7Del Sco	2.3160	30000.	104	11521	No
460	GOM_NL__2PRFIN20040513_225139_000000672026_00445_11521_2420.N1	13-MAY-2004 22:51:39	Bright	67.000	86	35Eta Oph	2.4300	10200.	134	11521	No
461	GOM_NL__2PRFIN20040513_225415_000000432026_00445_11521_2421.N1	13-MAY-2004 22:54:15	Bright	42.500	104	27Bet Lib	2.6140	13100.	85	11521	No
462	GOM_NL__2PRFIN20040513_225632_000000532026_00445_11521_2422.N1	13-MAY-2004 22:56:32	Bright	53.000	120	1Del Oph	2.7340	3200.0	106	11521	No
463	GOM_NL__2PRFIN20040513_225943_000000482026_00445_11521_2423.N1	13-MAY-2004 22:59:43	Bright	47.500	102	24Alp Ser	2.6000	4250.0	95	11521	No
464	GOM_NL__2PRFIN20040513_230230_000000382026_00445_11521_2424.N1	13-MAY-2004 23:02:30	Bright	38.000	111	8Eta Boo	2.6800	6000.0	76	11521	No
465	GOM_NL__2PRFIN20040513_230517_000000412026_00445_11521_2425.N1	13-MAY-2004 23:05:17	Bright	41.000	83		2.3780	11000.	82	11521	No
466	GOM_NL__2PRFIN20040513_230825_000000372026_00445_11521_2426.N1	13-MAY-2004 23:08:25	Bright	37.000	152	12Alp2CVn	2.8900	11000.	74	11521	No
467	GOM_NL__2PRFIN20040513_231115_000000362026_00445_11521_2427.N1	13-MAY-2004 23:11:15	Bright	35.500	39	85Eta UMa	1.8540	24000.	71	11521	No
468	GOM_NL__2PRFIN20040513_231249_000000392026_00445_11521_2428.N1	13-MAY-2004 23:12:49	Bright	38.500	55	79Zet UMa	2.0600	10200.	77	11521	No
469	GOM_NL__2PRFIN20040513_231513_000000392026_00445_11521_2429.N1	13-MAY-2004 23:15:13	Bright	38.500	82	48Bet UMa	2.3650	10600.	77	11521	No
470	GOM_NL__2PRFIN20040513_231713_000000432026_00445_11521_2430.N1	13-MAY-2004 23:17:13	Bright	42.500	119	14Eta Dra	2.7270	4700.0	85	11521	No
471	GOM_NL__2PRFIN20040513_232005_000000572026_00445_11521_2431.N1	13-MAY-2004 23:20:05	Bright	57.000	69	33Gam Dra	2.2310	3800.0	114	11521	No
472	GOM_NL__2PRFIN20040513_232254_000000372026_00445_11521_2432.N1	13-MAY-2004 23:22:54	Bright	36.500	49	1Alp UMi	1.9900	6300.0	73	11521	No
473	GOM_NL__2PRFIN20040513_232809_000000452026_00445_11521_2433.N1	13-MAY-2004 23:28:09	Bright	45.000	89	5Alp Cep	2.4510	8000.0	90	11521	No
474	GOM_NL__2PRFIN20040513_233105_000000432026_00445_11521_2434.N1	13-MAY-2004 23:31:05	Bright	43.000	76	27Gam Cas	2.3000	30000.	86	11521	No
475	GOM_NL__2PRFIN20040513_233221_000000392026_00445_11521_2435.N1	13-MAY-2004 23:32:21	Bright	38.500	68	18Alp Cas	2.2250	4500.0	77	11521	No
476	GOM_NL__2PRFIN20040513_233443_000001042026_00445_11521_2436.N1	13-MAY-2004 23:34:43	Bright	104.00	66	37Gam Cyg	2.2080	5900.0	208	11521	No
477	GOM_NL__2PRFIN20040513_234014_000001392026_00445_11521_2437.N1	13-MAY-2004 23:40:14	Straylight	138.50	92	53Eps Cyg	2.5000	4500.0	277	11521	No
478	GOM_NL__2PRFIN20040513_234443_000000482026_00445_11521_2438.N1	13-MAY-2004 23:44:43	Twilight	47.500	140	88Gam Peg	2.8340	26000.	95	11521	No
479	GOM_NL__2PRFIN20040513_234618_000000572026_00445_11521_2439.N1	13-MAY-2004 23:46:18	Dark	57.000	90	54Alp Peg	2.4870	11000.	114	11521	No
480	GOM_NL__2PRFIN20040513_235329_000000462026_00445_11521_2440.N1	13-MAY-2004 23:53:29	Dark	45.500	52	16Bet Cet	2.0370	4500.0	91	11521	No
481	GOM_NL__2PRFIN20040513_235518_000000782026_00445_11521_2441.N1	13-MAY-2004 23:55:18	Dark	78.000	162	34Alp Aqr	2.9440	5350.0	156	11521	No

3. Quality information per product

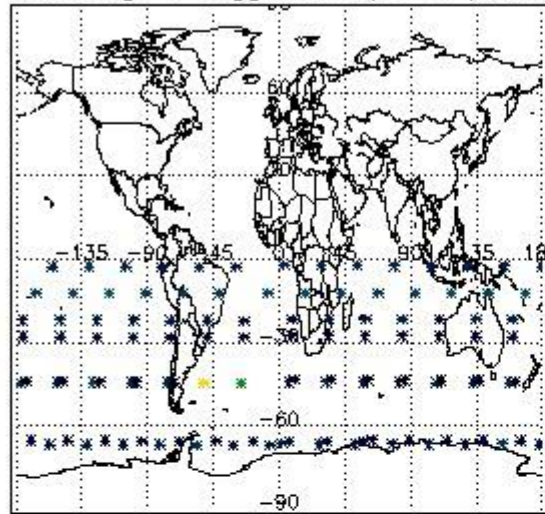
In this section it is plotted some information contained in the Quality Summary data set of the level 2 products. Only products in dark limb conditions and without errors (error flag in the MPH set to "0") are used.

3.1 Plot quality information per product (time dependant)

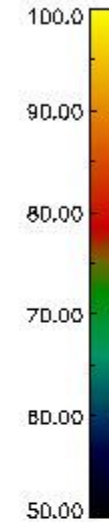
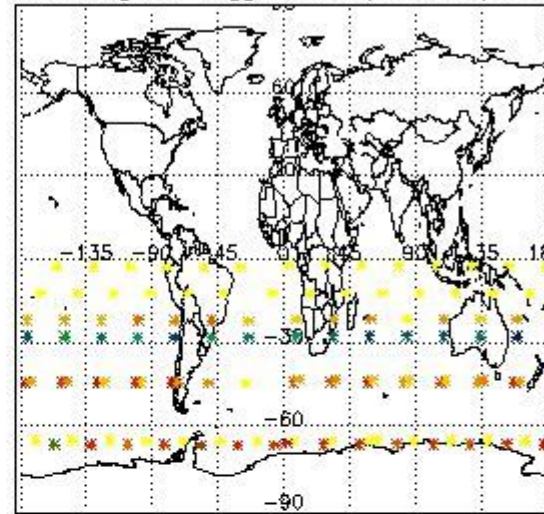


3.2 Plot quality information per product (world map)

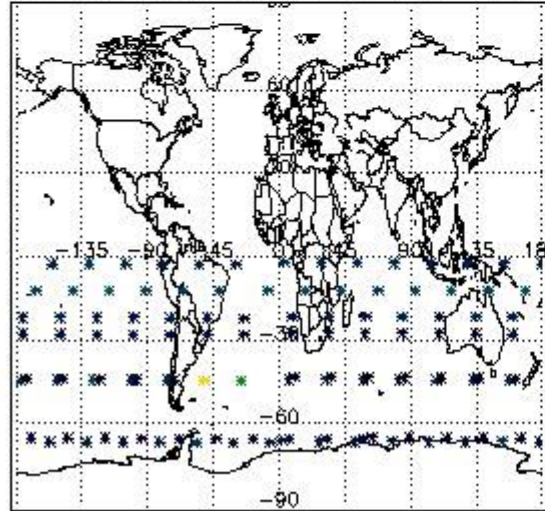
Percentage of flagged data per O3 profile



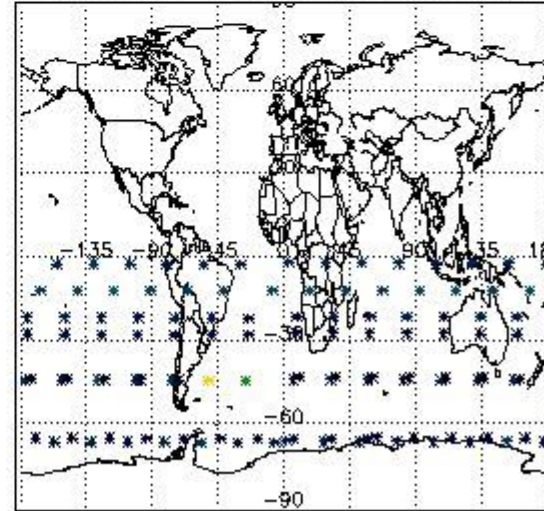
Percentage of flagged data per H2O profile



Percentage of flagged data per NO2 profile



Percentage of flagged data per NO3 profile

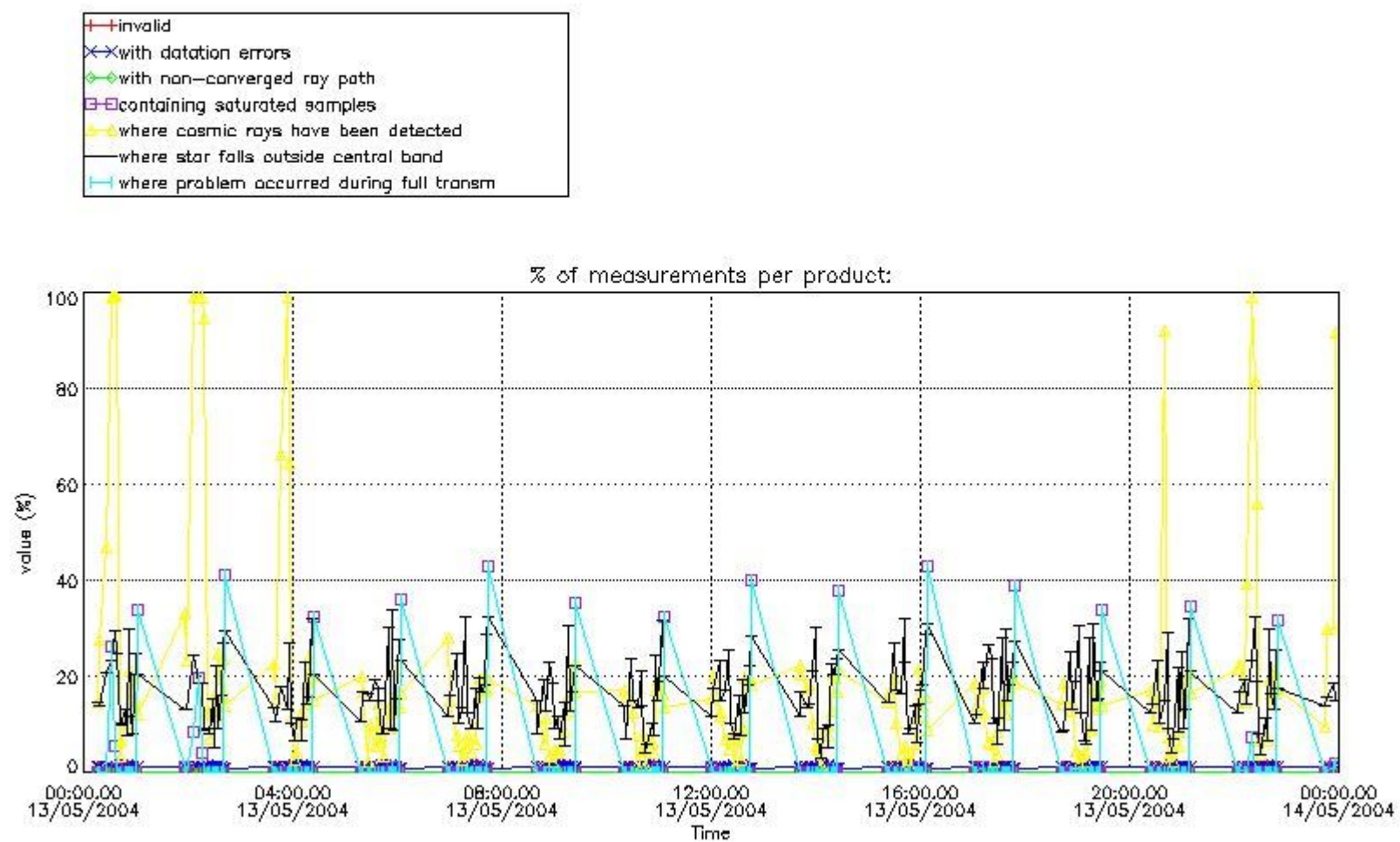


4. Level 1 quality information per product

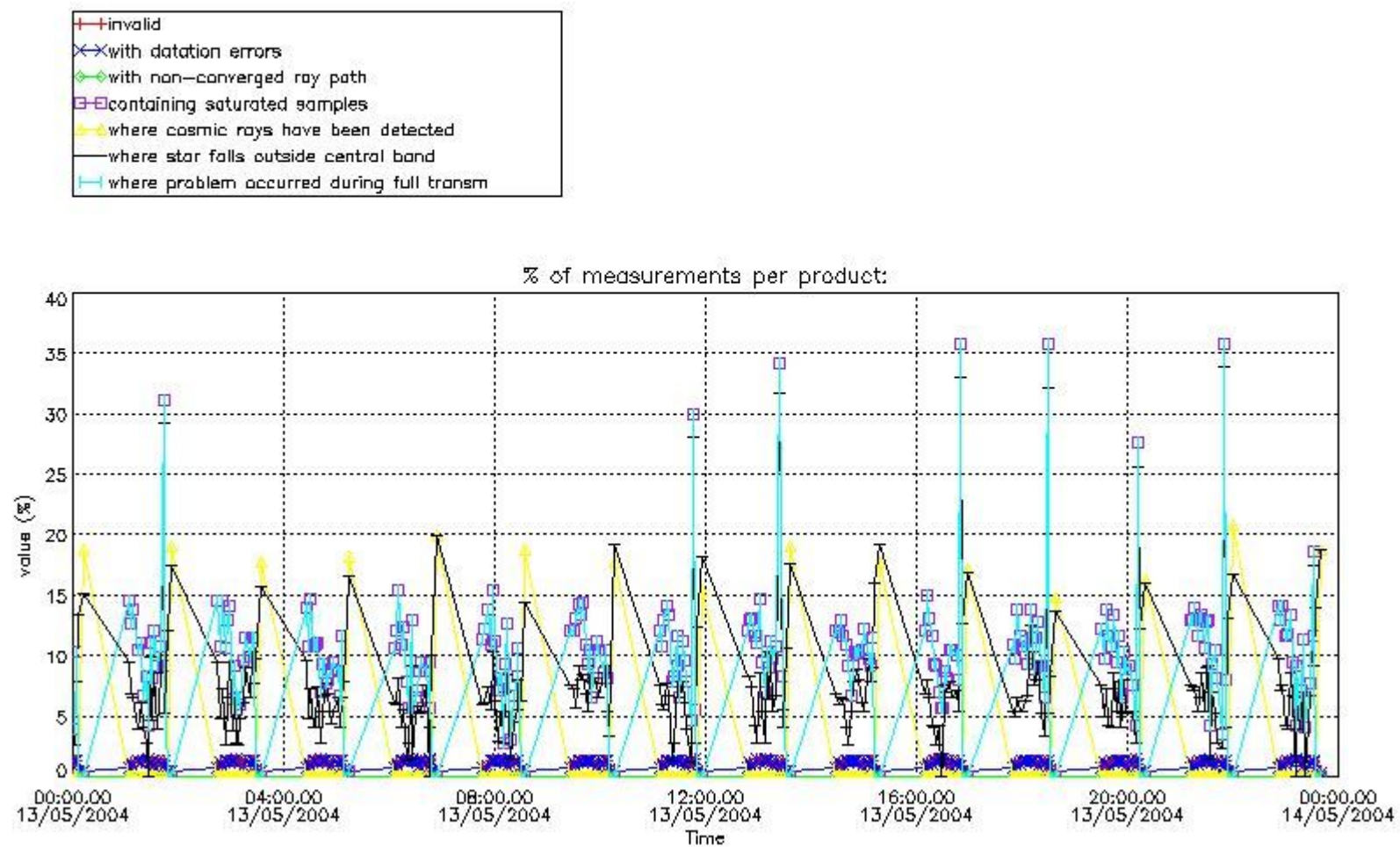
In this section it is plotted some information contained in the Quality Summary data set of the level 2 products that comes from the level 1b processing. Products without errors (error flag in the MPH set to "0") are used.

4.1 Plot quality information per product (time dependant) coming from level 1b processing

4.1.1 Plot level 1 quality information per product (time dependant): ENVISAT ASCENDING passes



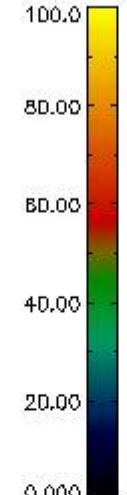
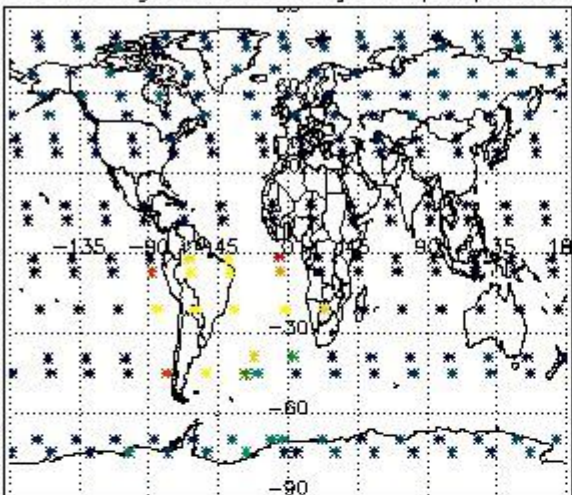
4.1.2 Plot level 1 quality information per product (time dependant): ENVI SAT DESCENDING passes



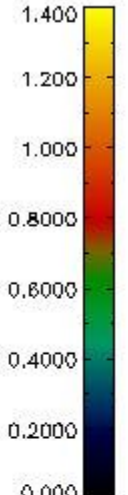
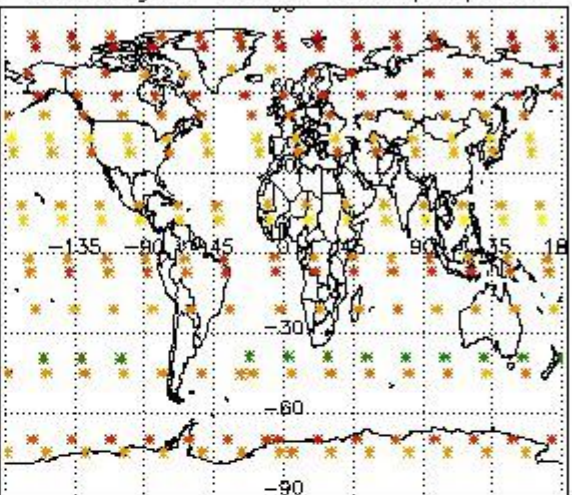
4.2 Plot quality information per product coming from level 1b processing (world map)

4.2.1 Plot level 1 quality information per product (world map): ENVISAT ASCENDING passes

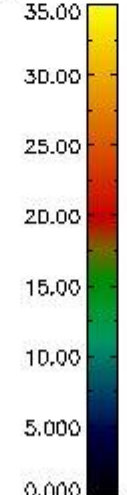
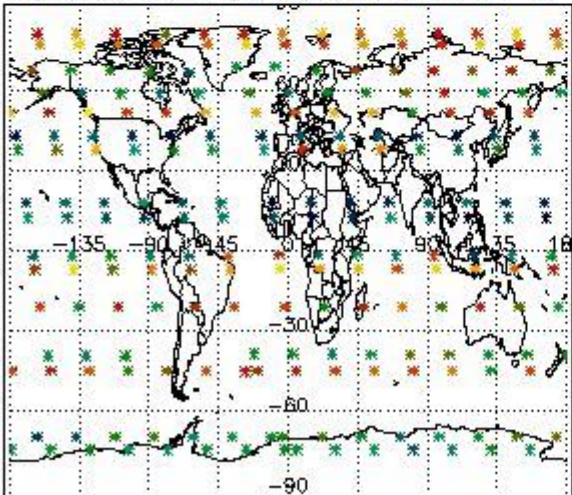
Percentage of cosmic ray hits per profile



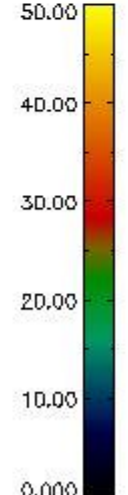
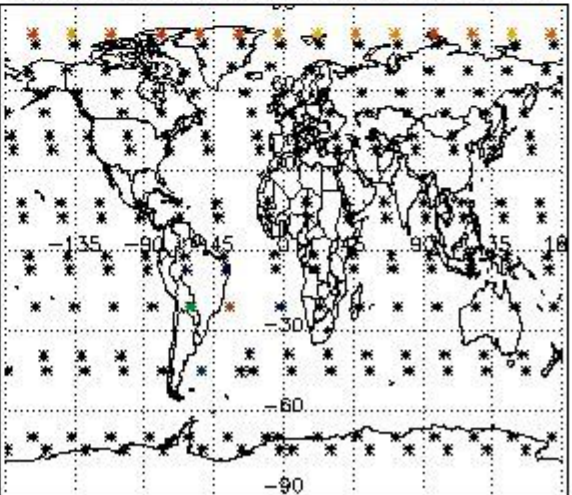
Percentage of datation errors per profile



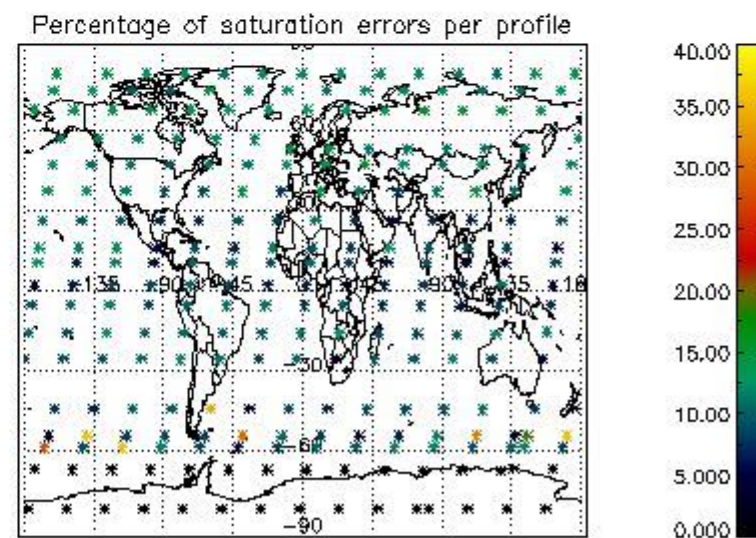
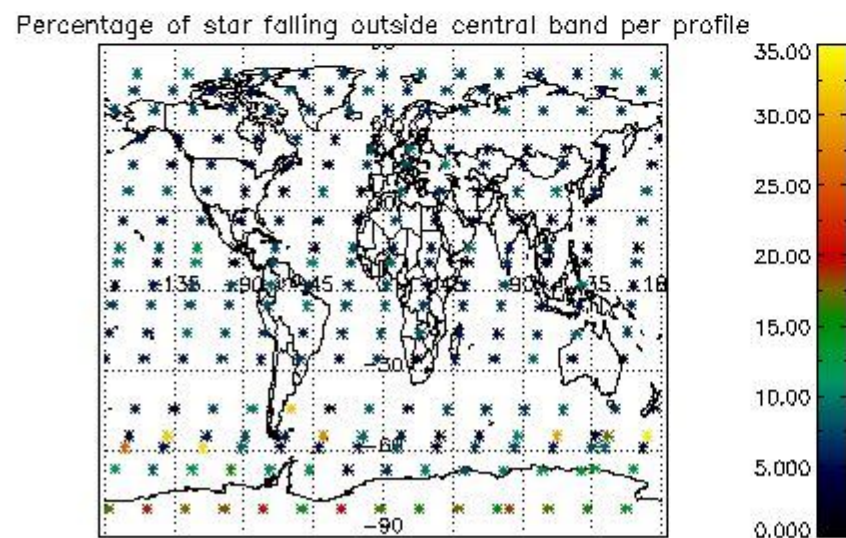
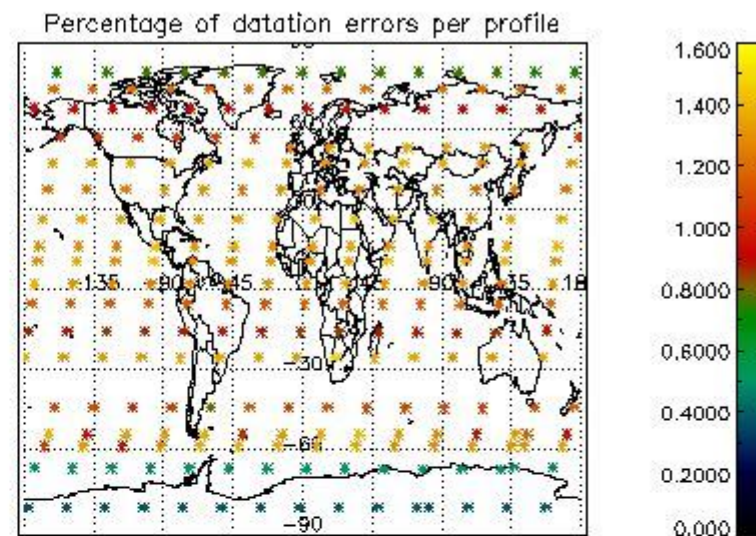
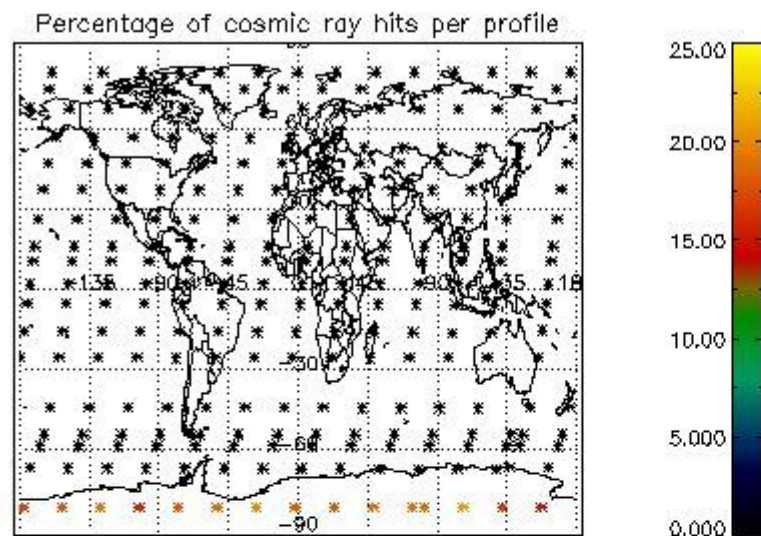
Percentage of star falling outside central band per profile



Percentage of saturation errors per profile



4.2.2 Plot level 1 quality information per product (world map): ENVISAT DESCENDING passes



5. Trace gas profiles

5.1 Ozone statistics based on quality of products

The final quality of the products can be "measured" using the STD (Standard Deviation) attached to every point profile. This information is written to the parameter GOM_NL__2P/NL_LOCAL_SPECIES_DENSITY/o3_std of the level 2 products. The table below shows the statistics for given STD ranges.

The statistics are given with respect to the overall valid production:

- Products without fatal errors: GOM_NL__2P/MPH/PRODUCT_ERR=0
- Valid point profile: GOM_NL__2P/NL_LOCAL_SPECIES_DENSITY/pcd(0)=0

The 'Criteria' is applied to valid points of dark limb products:

- Products in dark limb illumination condition: GOM_NL__2P/NL_SUMMARY_QUALITY/obs_ill_cond=0
- Products without fatal errors: GOM_NL__2P/MPH/PRODUCT_ERR=0
- Valid point profile: GOM_NL__2P/NL_LOCAL_SPECIES_DENSITY/pcd(0)=0

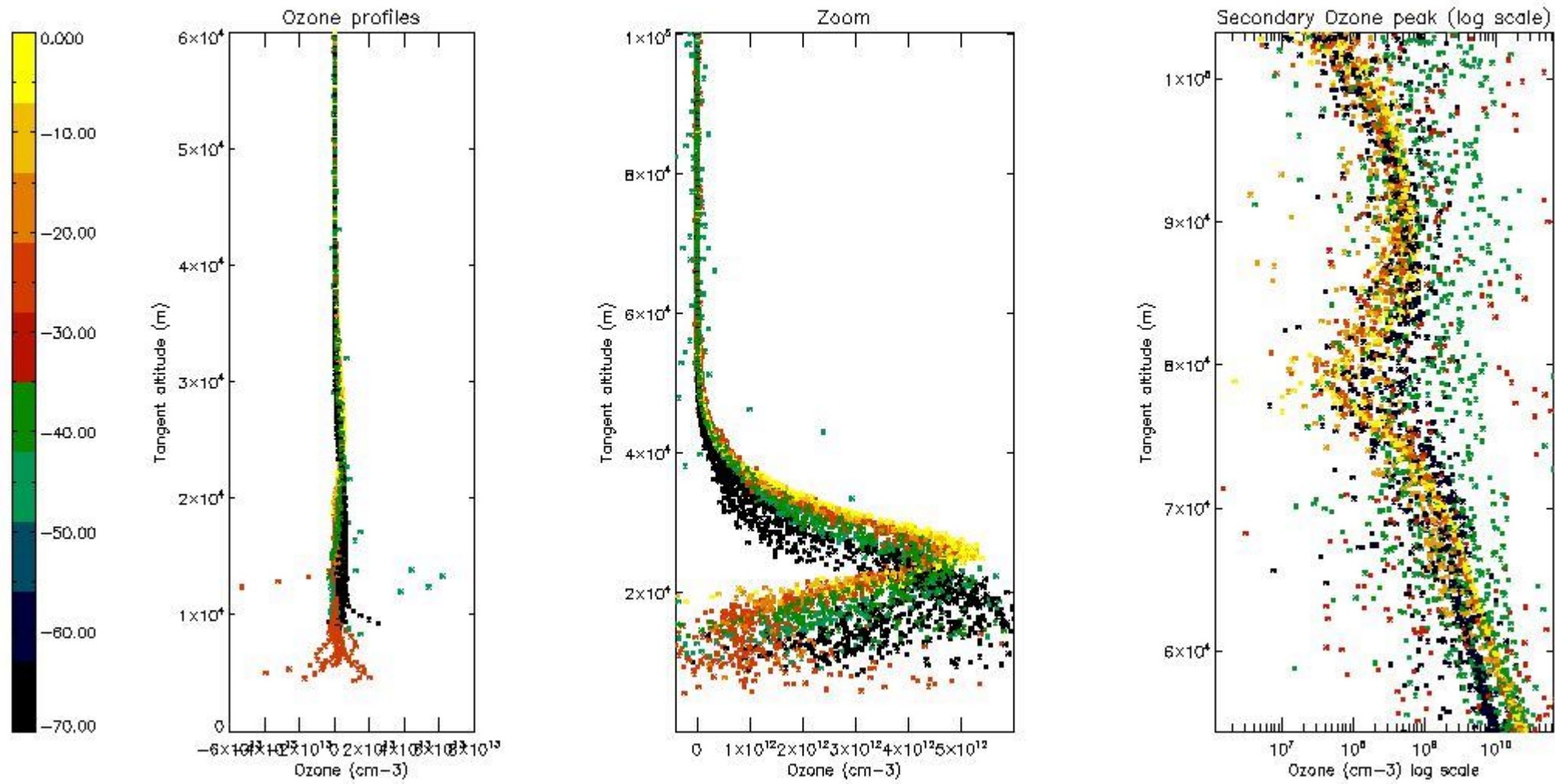
So, the table below shows the percentage of dark limb and valid observations for each criteria with respect to the overall valid daily observations.

Criteria	% of total production
All STD	23
STD < 20	10

STD < 10	8
STD < 5	4

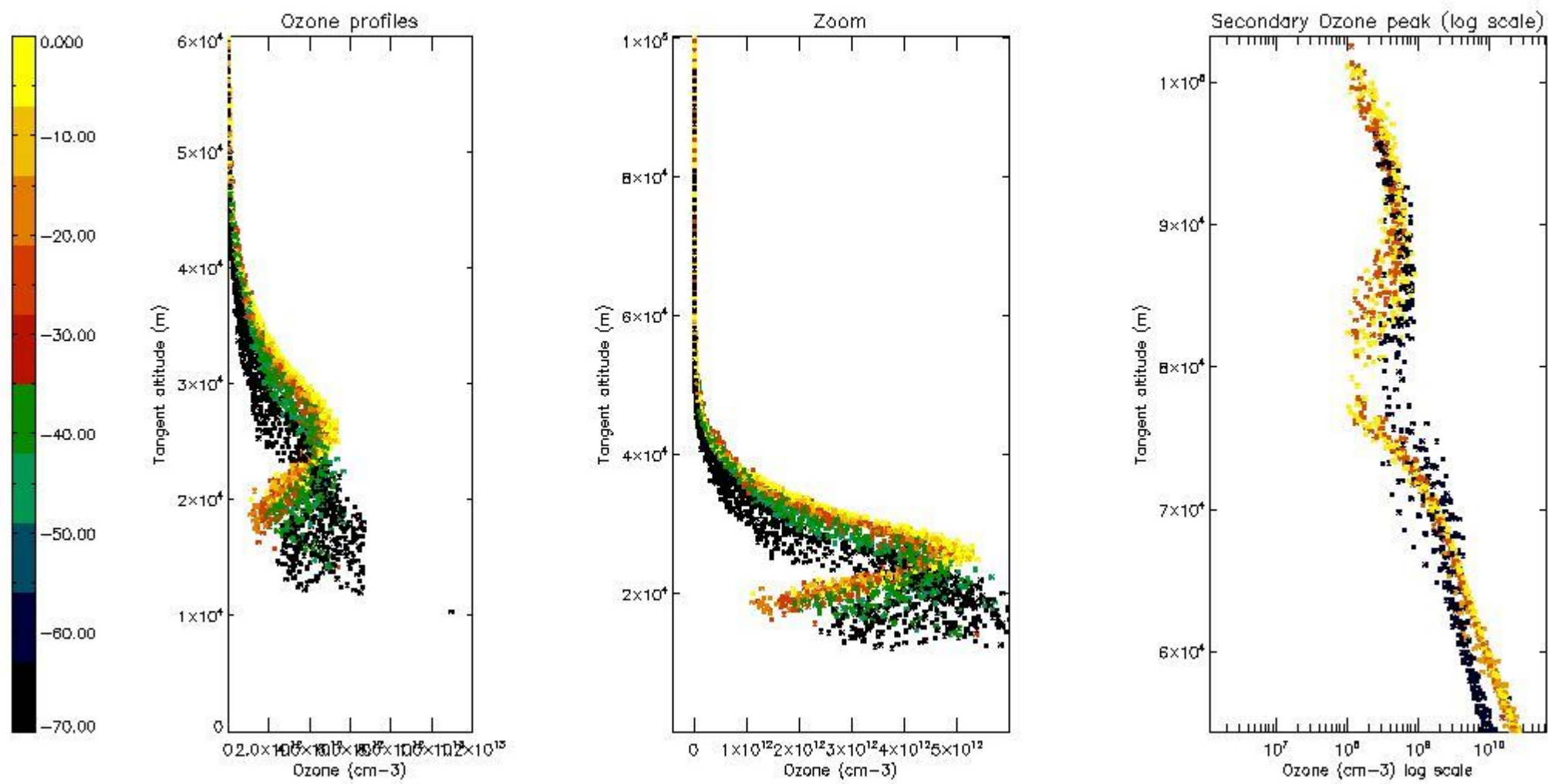
5.2 Plot ozone profiles for all STD (dark without errors)

The colorbar represents the latitude.



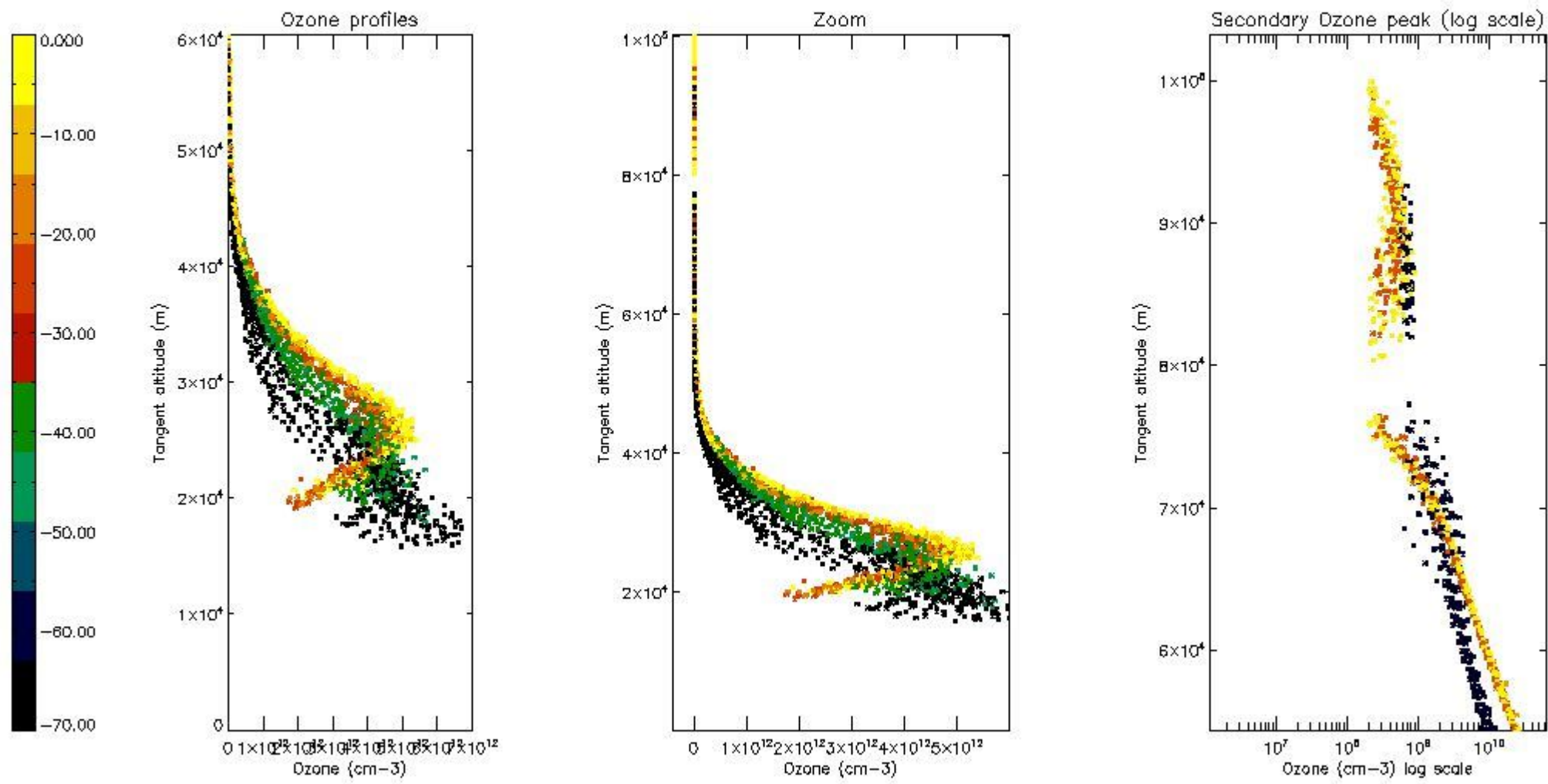
5.3 Plot ozone profiles where STD < 20% (dark without errors)

The colorbar represents the latitude.



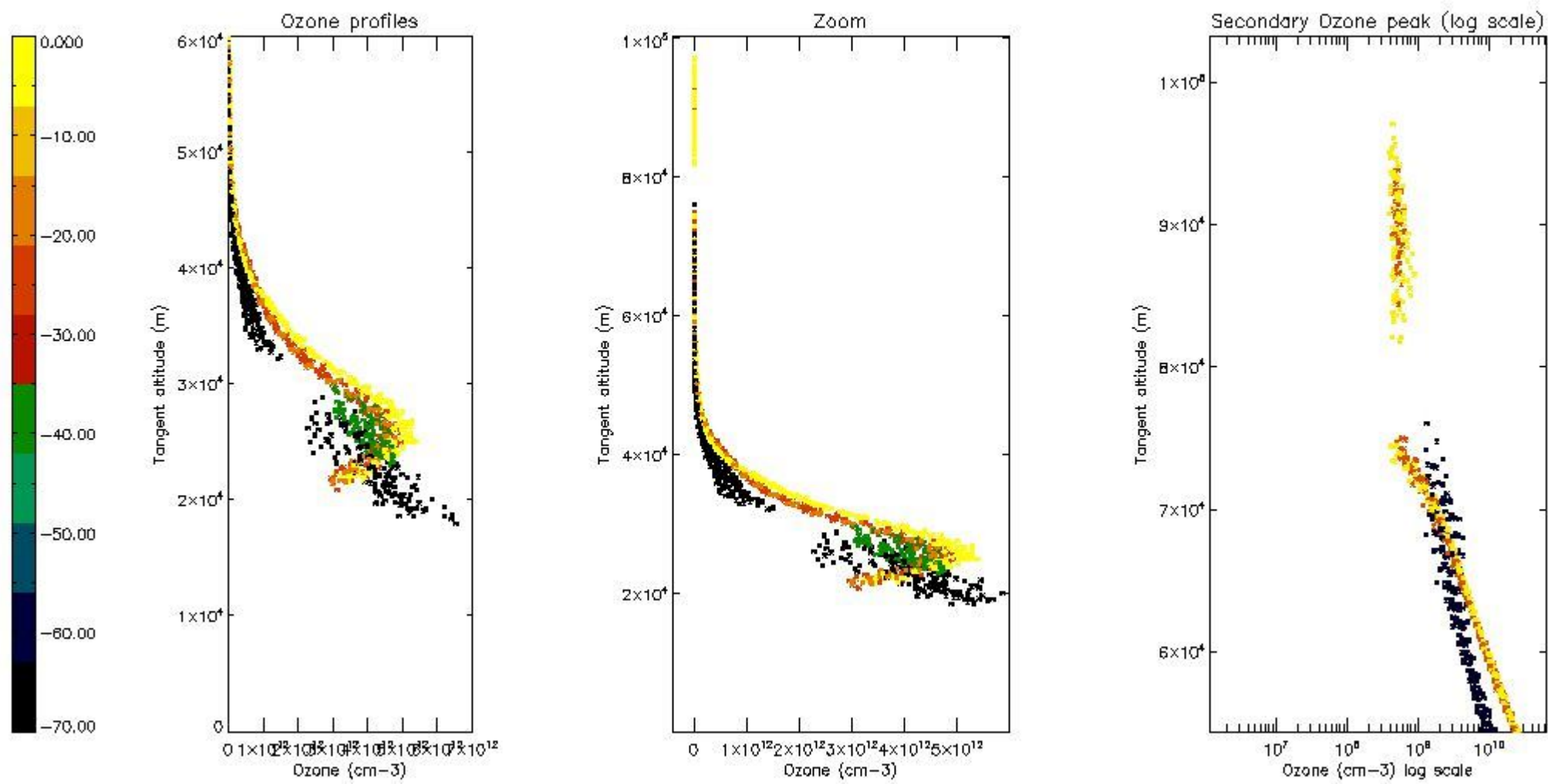
5.4 Plot ozone profiles where STD < 10% (dark without errors)

The colorbar represents the latitude.



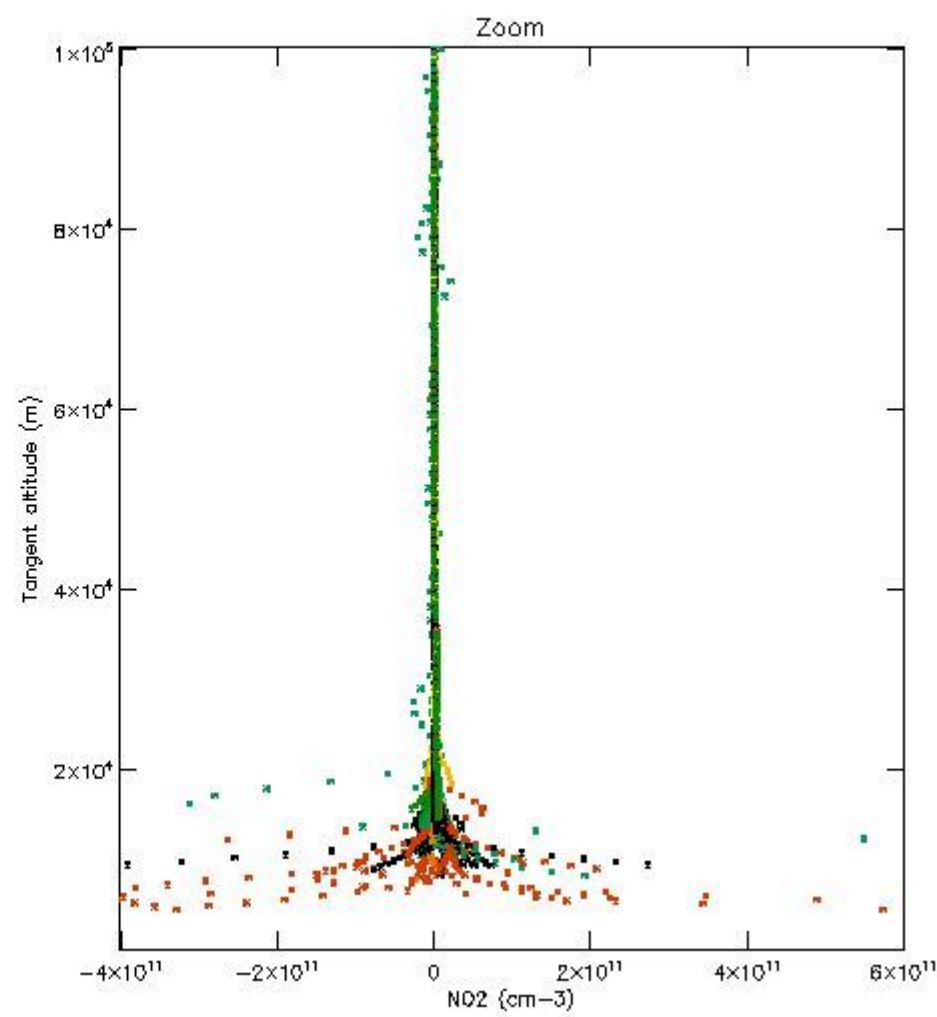
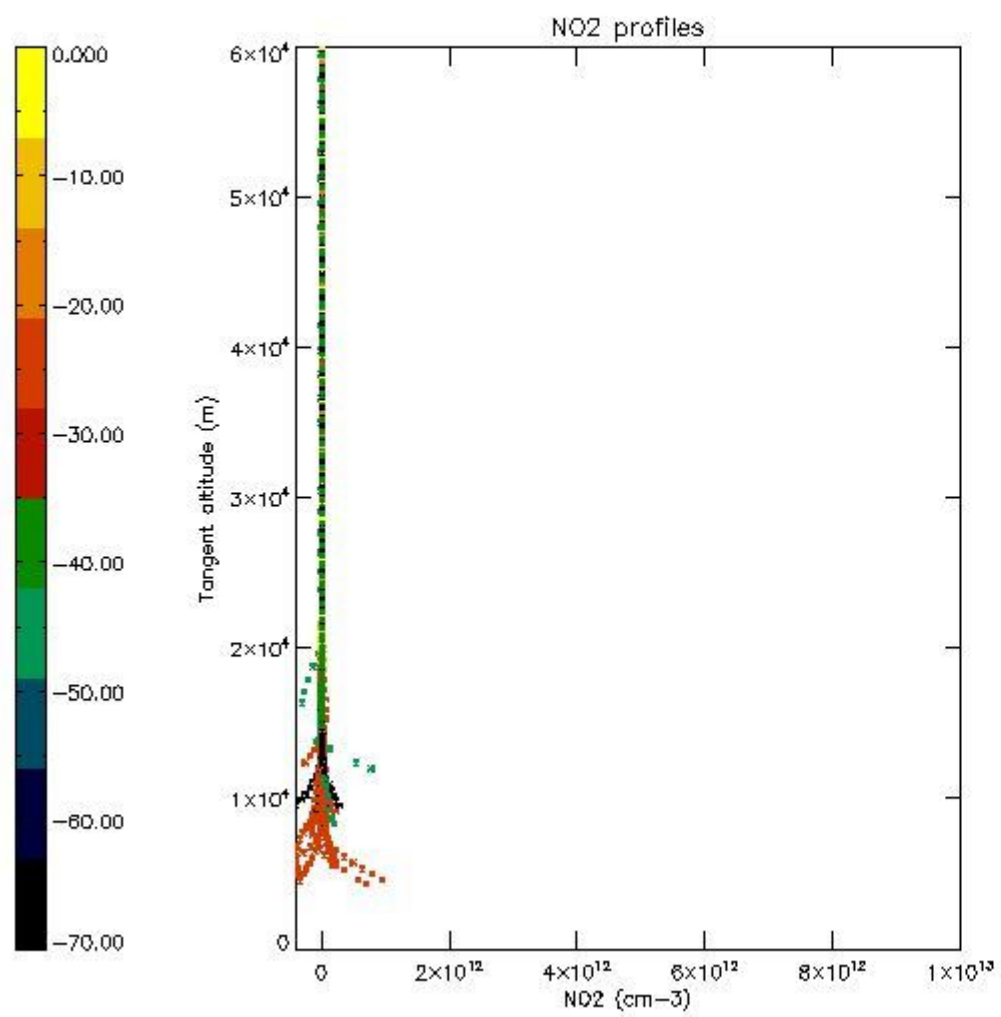
5.5 Plot ozone profiles where STD < 5% (dark without errors)

The colorbar represents the latitude.



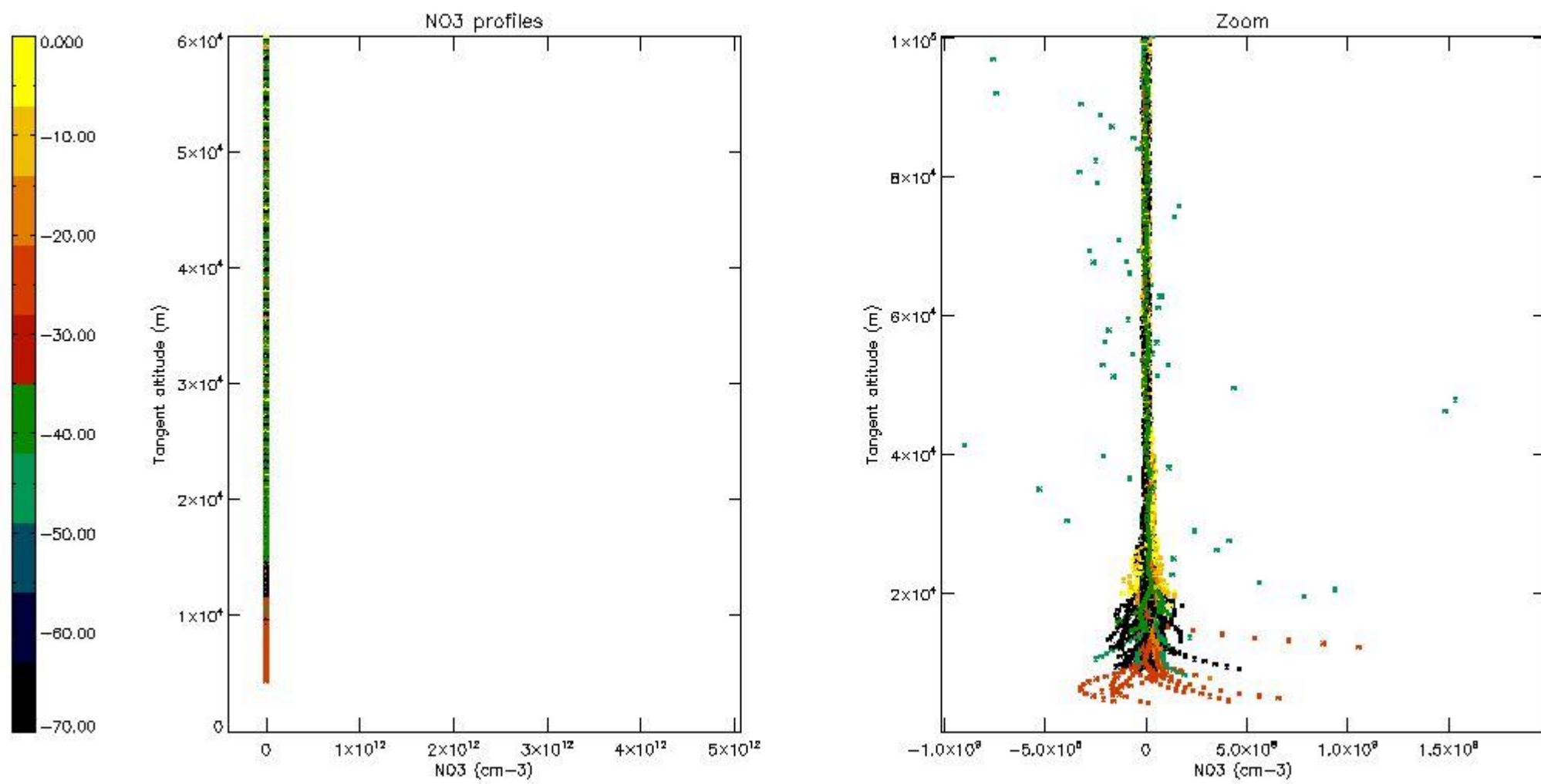
5.6 Plot NO₂ profiles for all STD (dark without errors)

The colorbar represents the latitude.



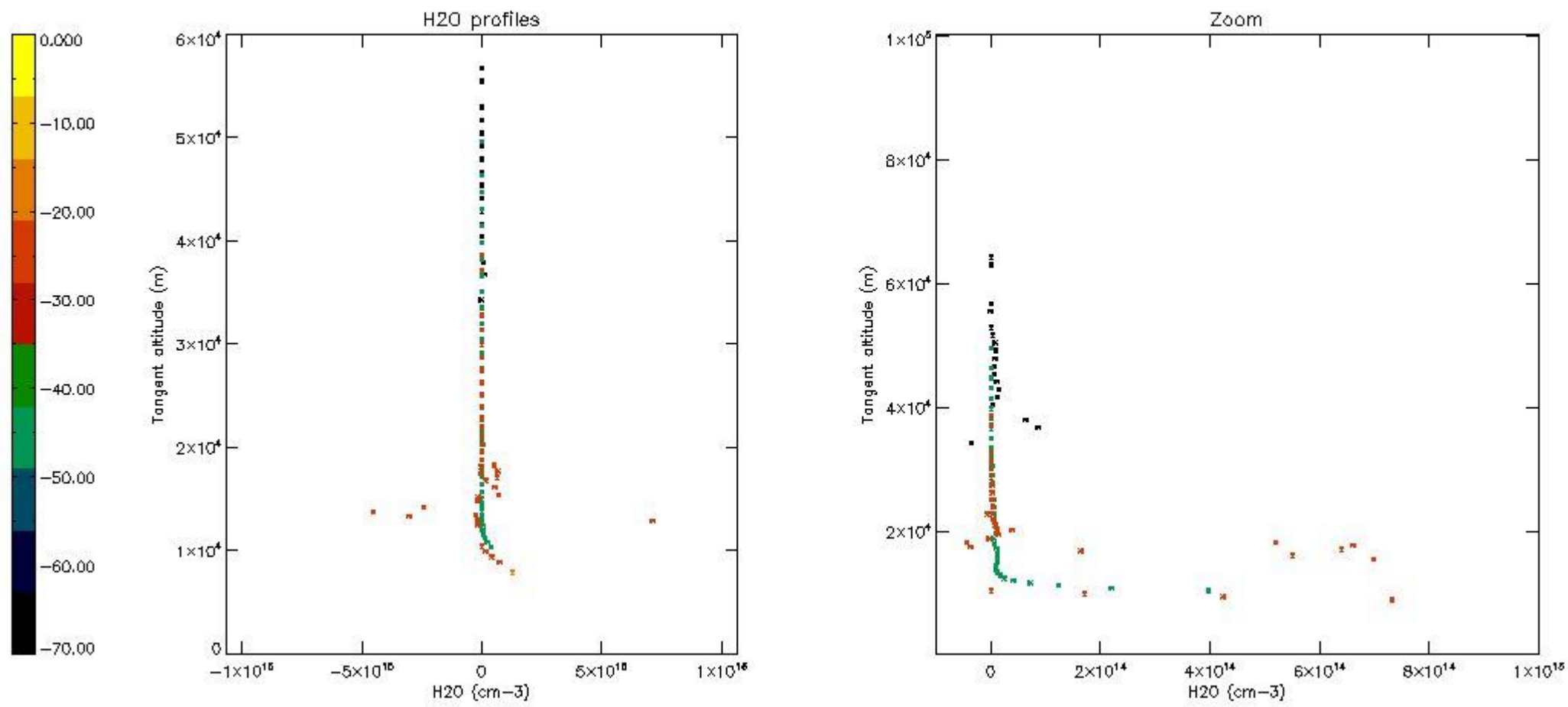
5.7 Plot NO3 profiles for all STD (dark without errors)

The colorbar represents the latitude.



5.8 Plot H₂O profiles for all STD (only for occultations of stars 1,2,3,4,13,14,16,26,63 dark without errors)

The colorbar represents the latitude.



6. Auxiliary Data Files used for the production reported in section 2

The number reported in the third column indicates since which file (see list in section 2) the corresponding auxiliary file has been used. The fourth column is the date of those product files.

Type	Auxiliary Filename	Used since product	Used since product date
INST_PHYS_CHARACTERISTICS	GOM_INS_AXVIEC20091111_143220_20030716_120000_20500101_000000	1	13-MAY-2004 00:02:40
LEVEL-2_PROC_CONFIG	GOM_PR2_AXVIEC20091111_152718_20020301_000000_20500101_000000	1	13-MAY-2004 00:02:40
CROSS_SECTIONS_FILE	GOM_CRS_AXVIEC20091111_154832_20020301_000000_20500101_000000	1	13-MAY-2004 00:02:40

GOMOS Level 2 Daily Report

SUMMARY

[1. General Info](#)

[2. Summary of processed GOM_NL_2P products](#)

[3. Level 2 Quality information per product](#)

[3.1 Plot of level 2 quality information per product \(time dependant\)](#)

[3.2 Plot of level 2 quality information per product \(world map\)](#)

[4. Level 1 Quality information per product \(stored on level 2 products\)](#)

[4.1 Plot of level 1 quality information per product \(time dependant\)](#)

[4.1.1 Plot of level 1 quality information per product \(time dependant\): ASCENDING](#)

[4.1.2 Plot of level 1 quality information per product \(time dependant\): DESCENDING](#)

[4.2 Plot of level 1 quality information per product \(world map\)](#)

[4.2.1 Plot of level 1 quality information per product \(world map\): ASCENDING](#)

[4.2.2 Plot of level 1 quality information per product \(world map\): DESCENDING](#)

[5. Ozone profiles based on quality statistics and other trace gas profiles](#)

[5.1 Ozone statistics based on quality of products](#)

[5.2 Plot ozone profiles for all STD \(dark without errors\)](#)

[5.3 Plot ozone profiles where STD < 20% \(dark without errors\)](#)

[5.4. Plot ozone profiles where STD < 10% \(dark without errors\)](#)

[5.5. Plot ozone profiles where STD < 5% \(dark without errors\)](#)

[5.6 Plot NO2 profiles for all STD \(dark without errors\)](#)

[5.7 Plot NO3 profiles for all STD \(dark without errors\)](#)

[5.8 Plot H2O profiles \(only for occultations of stars 1,2,3,4,13,14,16,26,63 dark without errors\) for all STD](#)

[6. Auxiliary Data Files used for the production reported in section 2](#)

This report presents the daily analysis on parameters extracted from GOMOS level 2 data (GOM_NL__2P). It is intended to monitor some important parameters that will impact the quality of these products. A list of level 2 products (and content) that have arrived during the reporting day to the PCF is also given.

Item	Value
Time of report generation	19APR2013 01:54:29
Data source version	GOMOS/6.01
Start time of products	13-05-2004 (13MAY2004 00:00:00)
Stop time of products	14-05-2004 (14MAY2004 00:00:00)
Store outputs in DB	Yes
Nb of level 2 prods	481
Nb of prods with errors	0

2. Summary of processed GOM_NL__2P products.

Nr	Filename	UTC Start time	Limb	Duration	Star Id	Star Name	Star Mag	Star Temp	Nb Meas	Orbit	Prod. error
1	GOM_NL__2PRFIN20040513_000240_000000382026_00431_11507_2393.N1	13-MAY-2004 00:02:40	Bright	38.000	76	27Gam Cas	2.3000	30000.	76	11507	No
2	GOM_NL__2PRFIN20040513_000356_000000392026_00431_11507_2394.N1	13-MAY-2004 00:03:56	Bright	38.500	68	18Alp Cas	2.2250	4500.0	77	11507	No
3	GOM_NL__2PRFIN20040513_000631_000001012026_00431_11507_2395.N1	13-MAY-2004 00:06:31	Bright	100.50	66	37Gam Cyg	2.2080	5900.0	201	11507	No
4	GOM_NL__2PRFIN20040513_001150_000001262026_00431_11507_2396.N1	13-MAY-2004 00:11:50	Straylight	125.50	92	53Eps Cyg	2.5000	4500.0	251	11507	No
5	GOM_NL__2PRFIN20040513_001619_000000452026_00431_11507_2397.N1	13-MAY-2004 00:16:19	Twilight	44.500	140	88Gam Peg	2.8340	26000.	89	11507	No
6	GOM_NL__2PRFIN20040513_001749_000000552026_00431_11507_2398.N1	13-MAY-2004 00:17:49	Dark	54.500	90	54Alp Peg	2.4870	11000.	109	11507	No
7	GOM_NL__2PRFIN20040513_002502_000000462026_00431_11507_2399.N1	13-MAY-2004 00:25:02	Dark	46.000	52	16Bet Cet	2.0370	4500.0	92	11507	No
8	GOM_NL__2PRFIN20040513_003150_000000482026_00431_11507_2400.N1	13-MAY-2004 00:31:50	Dark	47.500	84	Alp Phe	2.3970	4500.0	95	11507	No
9	GOM_NL__2PRFIN20040513_003542_000000562026_00431_11507_2401.N1	13-MAY-2004 00:35:42	Dark	56.000	63	Bet Gru	2.1500	2800.0	112	11507	No
10	GOM_NL__2PRFIN20040513_003704_000000572026_00431_11507_2402.N1	13-MAY-2004 00:37:04	Dark	57.000	31	Alp Gru	1.7340	15200.	114	11507	No
11	GOM_NL__2PRFIN20040513_004111_000000392026_00432_11508_2371.N1	13-MAY-2004 00:41:11	Dark	39.000	135	Bet Hyi	2.8200	5800.0	78	11508	No
12	GOM_NL__2PRFIN20040513_004242_000000462026_00432_11508_2372.N1	13-MAY-2004 00:42:42	Dark	45.500	45	Alp Pav	1.9400	26000.	91	11508	No
13	GOM_NL__2PRFIN20040513_004817_000000432026_00432_11508_2373.N1	13-MAY-2004 00:48:17	Straylight	42.500	43	Alp TrA	1.9100	4250.0	85	11508	No
14	GOM_NL__2PRFIN20040513_004946_000000392026_00432_11508_2374.N1	13-MAY-2004 00:49:46	Straylight	39.000	145	Gam TrA	2.8720	10600.	78	11508	No
15	GOM_NL__2PRFIN20040513_005215_000000522026_00432_11508_2375.N1	13-MAY-2004 00:52:15	Straylight	52.000	4	Alp1Cen	-0.010000	5800.0	104	11508	No
16	GOM_NL__2PRFIN20040513_005419_000000562026_00432_11508_2376.N1	13-MAY-2004 00:54:19	Straylight	56.000	25	35Lam Sco	1.6200	28000.	112	11508	No
17	GOM_NL__2PRFIN20040513_005640_000000432026_00432_11508_2377.N1	13-MAY-2004 00:56:40	Straylight	43.000	109	Bet Lup	2.6770	26000.	86	11508	No
18	GOM_NL__2PRFIN20040513_010000_000000612026_00432_11508_2378.N1	13-MAY-2004 01:00:00	Tw_and_stray	61.000	16	21Alp Sco	1.0200	3000.0	122	11508	No
19	GOM_NL__2PRFIN20040513_010148_000000552026_00432_11508_2379.N1	13-MAY-2004 01:01:48	Bright	54.500	80	7Del Sco	2.3160	30000.	109	11508	No
20	GOM_NL__2PRFIN20040513_010352_000000692026_00432_11508_2380.N1	13-MAY-2004 01:03:52	Bright	68.500	86	35Eta Oph	2.4300	10200.	137	11508	No
21	GOM_NL__2PRFIN20040513_010627_000000442026_00432_11508_2381.N1	13-MAY-2004 01:06:27	Bright	43.500	104	27Bet Lib	2.6140	13100.	87	11508	No
22	GOM_NL__2PRFIN20040513_010847_000000542026_00432_11508_2382.N1	13-MAY-2004 01:08:47	Bright	54.000	120	1Del Oph	2.7340	3200.0	108	11508	No
23	GOM_NL__2PRFIN20040513_011301_000000382026_00432_11508_2383.N1	13-MAY-2004 01:13:01	Bright	38.000	138	47Eps Vir	2.8280	4700.0	76	11508	No
24	GOM_NL__2PRFIN20040513_011442_000000382026_00432_11508_2384.N1	13-MAY-2004 01:14:42	Bright	38.000	111	8Eta Boo	2.6800	6000.0	76	11508	No
25	GOM_NL__2PRFIN20040513_011732_000000412026_00432_11508_2385.N1	13-MAY-2004 01:17:32	Bright	40.500	83		2.3780	11000.	81	11508	No
26	GOM_NL__2PRFIN20040513_012035_000000372026_00432_11508_2386.N1	13-MAY-2004 01:20:35	Bright	37.000	152	12Alp2CVn	2.8900	11000.	74	11508	No
27	GOM_NL__2PRFIN20040513_012328_000000372026_00432_11508_2387.N1	13-MAY-2004 01:23:28	Bright	36.500	39	85Eta UMa	1.8540	24000.	73	11508	No
28	GOM_NL__2PRFIN20040513_012501_000000362026_00432_11508_2388.N1	13-MAY-2004 01:25:01	Bright	35.500	55	79Zet UMa	2.0600	10200.	71	11508	No
29	GOM_NL__2PRFIN20040513_012721_000000412026_00432_11508_2389.N1	13-MAY-2004 01:27:21	Bright	40.500	82	48Bet UMa	2.3650	10600.	81	11508	No
30	GOM_NL__2PRFIN20040513_012932_000000432026_00432_11508_2390.N1	13-MAY-2004 01:29:32	Bright	43.000	119	14Eta Dra	2.7270	4700.0	86	11508	No
31	GOM_NL__2PRFIN20040513_013232_000000582026_00432_11508_2391.N1	13-MAY-2004 01:32:32	Bright	58.000	69	33Gam Dra	2.2310	3800.0	116	11508	No
32	GOM_NL__2PRFIN20040513_013507_000000382026_00432_11508_2392.N1	13-MAY-2004 01:35:07	Bright	38.000	49	1Alp UMi	1.9900	6300.0	76	11508	No
33	GOM_NL__2PRFIN20040513_014027_000000472026_00432_11508_2393.N1	13-MAY-2004 01:40:27	Bright	46.500	89	5Alp Cep	2.4510	8000.0	93	11508	No
34	GOM_NL__2PRFIN20040513_014316_000000532026_00432_11508_2394.N1	13-MAY-2004 01:43:16	Bright	53.000	76	27Gam Cas	2.3000	30000.	106	11508	No
35	GOM_NL__2PRFIN20040513_014432_000000382026_00432_11508_2395.N1	13-MAY-2004 01:44:32	Bright	38.000	68	18Alp Cas	2.2250	4500.0	76	11508	No
36	GOM_NL__2PRFIN20040513_014706_000001002026_00432_11508_2396.N1	13-MAY-2004 01:47:06	Bright	100.00	66	37Gam Cyg	2.2080	5900.0	200	11508	No
37	GOM_NL__2PRFIN20040513_015226_000001292026_00432_11508_2397.N1	13-MAY-2004 01:52:26	Straylight	129.00	92	53Eps Cyg	2.5000	4500.0	258	11508	No
38	GOM_NL__2PRFIN20040513_015654_000000462026_00432_11508_2398.N1	13-MAY-2004 01:56:54	Twilight	45.500	140	88Gam Peg	2.8340	26000.	91	11508	No
39	GOM_NL__2PRFIN20040513_015825_000000542026_00432_11508_2399.N1	13-MAY-2004 01:58:25	Dark	53.500	90	54Alp Peg	2.4870	11000.	107	11508	No
40	GOM_NL__2PRFIN20040513_020538_000000482026_00432_11508_2400.N1	13-MAY-2004 02:05:38	Dark	47.500	52	16Bet Cet	2.0370	4500.0	95	11508	No
41	GOM_NL__2PRFIN20040513_021227_000000462026_00432_11508_2401.N1	13-MAY-2004 02:12:27	Dark	45.500	84	Alp Phe	2.3970	4500.0	91	11508	No
42	GOM_NL__2PRFIN20040513_021619_000000492026_00432_11508_2402.N1	13-MAY-2004 02:16:19	Dark	48.500	63	Bet Gru	2.1500	2800.0	97	11508	No

43	GOM_NL__2PRFIN20040513_021743_000000462026_00432_11508_2403.N1	13-MAY-2004 02:17:43	Dark	45.500	31	Alp Gru	1.7340	15200.	91	11508	No
44	GOM_NL__2PRFIN20040513_022147_000000392026_00433_11509_2371.N1	13-MAY-2004 02:21:47	Dark	39.000	135	Bet Hyi	2.8200	5800.0	78	11509	No
45	GOM_NL__2PRFIN20040513_022319_000000442026_00433_11509_2372.N1	13-MAY-2004 02:23:19	Dark	44.000	45	Alp Pav	1.9400	26000.	88	11509	No
46	GOM_NL__2PRFIN20040513_022851_000000462026_00433_11509_2373.N1	13-MAY-2004 02:28:51	Straylight	46.000	43	Alp TrA	1.9100	4250.0	92	11509	No
47	GOM_NL__2PRFIN20040513_023020_000000412026_00433_11509_2374.N1	13-MAY-2004 02:30:20	Straylight	40.500	145	Gam TrA	2.8720	10600.	81	11509	No
48	GOM_NL__2PRFIN20040513_023250_000000472026_00433_11509_2375.N1	13-MAY-2004 02:32:50	Straylight	47.000	4	Alp1Cen	-0.010000	5800.0	94	11509	No
49	GOM_NL__2PRFIN20040513_023456_000000552026_00433_11509_2376.N1	13-MAY-2004 02:34:56	Straylight	55.000	25	35Lam Sco	1.6200	28000.	110	11509	No
50	GOM_NL__2PRFIN20040513_023718_000000442026_00433_11509_2377.N1	13-MAY-2004 02:37:18	Straylight	43.500	109	Bet Lup	2.6770	26000.	87	11509	No
51	GOM_NL__2PRFIN20040513_024036_000000622026_00433_11509_2378.N1	13-MAY-2004 02:40:36	Twilight	61.500	16	21Alp Sco	1.0200	3000.0	123	11509	No
52	GOM_NL__2PRFIN20040513_024224_000000612026_00433_11509_2379.N1	13-MAY-2004 02:42:24	Bright	61.000	80	7Del Sco	2.3160	30000.	122	11509	No
53	GOM_NL__2PRFIN20040513_024427_000000692026_00433_11509_2380.N1	13-MAY-2004 02:44:27	Bright	68.500	86	35Eta Oph	2.4300	10200.	137	11509	No
54	GOM_NL__2PRFIN20040513_024703_000000422026_00433_11509_2381.N1	13-MAY-2004 02:47:03	Bright	42.000	104	27Bet Lib	2.6140	13100.	84	11509	No
55	GOM_NL__2PRFIN20040513_024923_000000552026_00433_11509_2382.N1	13-MAY-2004 02:49:23	Bright	55.000	120	1Del Oph	2.7340	3200.0	110	11509	No
56	GOM_NL__2PRFIN20040513_025338_000000382026_00433_11509_2383.N1	13-MAY-2004 02:53:38	Bright	37.500	138	47Eps Vir	2.8280	4700.0	75	11509	No
57	GOM_NL__2PRFIN20040513_025519_000000392026_00433_11509_2384.N1	13-MAY-2004 02:55:19	Bright	38.500	111	8Eta Boo	2.6800	6000.0	77	11509	No
58	GOM_NL__2PRFIN20040513_025808_000000432026_00433_11509_2385.N1	13-MAY-2004 02:58:08	Bright	42.500	83		2.3780	11000.	85	11509	No
59	GOM_NL__2PRFIN20040513_030109_000000402026_00433_11509_2386.N1	13-MAY-2004 03:01:09	Bright	39.500	152	12Alp2CVn	2.8900	11000.	79	11509	No
60	GOM_NL__2PRFIN20040513_030404_000000382026_00433_11509_2387.N1	13-MAY-2004 03:04:04	Bright	38.000	39	85Eta UMa	1.8540	24000.	76	11509	No
61	GOM_NL__2PRFIN20040513_030538_000000362026_00433_11509_2388.N1	13-MAY-2004 03:05:38	Bright	36.000	55	79Zet UMa	2.0600	10200.	72	11509	No
62	GOM_NL__2PRFIN20040513_030757_000000382026_00433_11509_2389.N1	13-MAY-2004 03:07:57	Bright	38.000	82	48Bet UMa	2.3650	10600.	76	11509	No
63	GOM_NL__2PRFIN20040513_031008_000000422026_00433_11509_2390.N1	13-MAY-2004 03:10:08	Bright	41.500	119	14Eta Dra	2.7270	4700.0	83	11509	No
64	GOM_NL__2PRFIN20040513_031307_000000572026_00433_11509_2391.N1	13-MAY-2004 03:13:07	Bright	57.000	69	33Gam Dra	2.2310	3800.0	114	11509	No
65	GOM_NL__2PRFIN20040513_031543_000000392026_00433_11509_2392.N1	13-MAY-2004 03:15:43	Bright	39.000	49	1Alp UMi	1.9900	6300.0	78	11509	No
66	GOM_NL__2PRFIN20040513_032103_000000462026_00433_11509_2393.N1	13-MAY-2004 03:21:03	Bright	45.500	89	5Alp Cep	2.4510	8000.0	91	11509	No
67	GOM_NL__2PRFIN20040513_032354_000000392026_00433_11509_2394.N1	13-MAY-2004 03:23:54	Bright	39.000	76	27Gam Cas	2.3000	30000.	78	11509	No
68	GOM_NL__2PRFIN20040513_032508_000000392026_00433_11509_2395.N1	13-MAY-2004 03:25:08	Bright	39.000	68	18Alp Cas	2.2250	4500.0	78	11509	No
69	GOM_NL__2PRFIN20040513_032741_000000982026_00433_11509_2396.N1	13-MAY-2004 03:27:41	Bright	97.500	66	37Gam Cyg	2.2080	5900.0	195	11509	No
70	GOM_NL__2PRFIN20040513_033302_000001272026_00433_11509_2397.N1	13-MAY-2004 03:33:02	Straylight	127.00	92	53Eps Cyg	2.5000	4500.0	254	11509	No
71	GOM_NL__2PRFIN20040513_033731_000000452026_00433_11509_2398.N1	13-MAY-2004 03:37:31	Twilight	44.500	140	88Gam Peg	2.8340	26000.	89	11509	No
72	GOM_NL__2PRFIN20040513_033902_000000522026_00433_11509_2399.N1	13-MAY-2004 03:39:02	Dark	52.000	90	54Alp Peg	2.4870	11000.	104	11509	No
73	GOM_NL__2PRFIN20040513_034615_000000452026_00433_11509_2400.N1	13-MAY-2004 03:46:15	Dark	44.500	52	16Bet Cet	2.0370	4500.0	89	11509	No
74	GOM_NL__2PRFIN20040513_035303_000000422026_00433_11509_2401.N1	13-MAY-2004 03:53:03	Dark	42.000	84	Alp Phe	2.3970	4500.0	84	11509	No
75	GOM_NL__2PRFIN20040513_035657_000000522026_00433_11509_2402.N1	13-MAY-2004 03:56:57	Dark	52.000	63	Bet Gru	2.1500	2800.0	104	11509	No
76	GOM_NL__2PRFIN20040513_035821_000000452026_00433_11509_2403.N1	13-MAY-2004 03:58:21	Dark	44.500	31	Alp Gru	1.7340	15200.	89	11509	No
77	GOM_NL__2PRFIN20040513_040222_000000382026_00434_11510_2391.N1	13-MAY-2004 04:02:22	Dark	38.000	135	Bet Hyi	2.8200	5800.0	76	11510	No
78	GOM_NL__2PRFIN20040513_040356_000000452026_00434_11510_2392.N1	13-MAY-2004 04:03:56	Dark	45.000	45	Alp Pav	1.9400	26000.	90	11510	No
79	GOM_NL__2PRFIN20040513_040930_000000412026_00434_11510_2393.N1	13-MAY-2004 04:09:30	Straylight	41.000	43	Alp TrA	1.9100	4250.0	82	11510	No
80	GOM_NL__2PRFIN20040513_041058_000000392026_00434_11510_2394.N1	13-MAY-2004 04:10:58	Straylight	38.500	145	Gam TrA	2.8720	10600.	77	11510	No
81	GOM_NL__2PRFIN20040513_041327_000000462026_00434_11510_2395.N1	13-MAY-2004 04:13:27	Straylight	46.000	4	Alp1Cen	-0.010000	5800.0	92	11510	No
82	GOM_NL__2PRFIN20040513_041534_000000572026_00434_11510_2396.N1	13-MAY-2004 04:15:34	Straylight	57.000	25	35Lam Sco	1.6200	28000.	114	11510	No
83	GOM_NL__2PRFIN20040513_041801_000000542026_00434_11510_2397.N1	13-MAY-2004 04:18:01	Straylight	54.000	75	26Eps Sco	2.2910	4250.0	108	11510	No
84	GOM_NL__2PRFIN20040513_042112_000000672026_00434_11510_2398.N1	13-MAY-2004 04:21:12	Twilight	67.000	16	21Alp Sco	1.0200	3000.0	134	11510	No
85	GOM_NL__2PRFIN20040513_042300_000000542026_00434_11510_2399.N1	13-MAY-2004 04:23:00	Bright	54.000	80	7Del Sco	2.3160	30000.	108	11510	No
86	GOM_NL__2PRFIN20040513_042503_000000682026_00434_11510_2400.N1	13-MAY-2004 04:25:03	Bright	68.000	86	35Eta Oph	2.4300	10200.	136	11510	No
87	GOM_NL__2PRFIN20040513_042739_000000422026_00434_11510_2401.N1	13-MAY-2004 04:27:39	Bright	42.000	104	27Bet Lib	2.6140	13100.	84	11510	No
88	GOM_NL__2PRFIN20040513_042959_000000552026_00434_11510_2402.N1	13-MAY-2004 04:29:59	Bright	54.500	120	1Del Oph	2.7340	3200.0	109	11510	No
89	GOM_NL__2PRFIN20040513_043414_000000372026_00434_11510_2403.N1	13-MAY-2004 04:34:14	Bright	37.000	138	47Eps Vir	2.8280	4700.0	74	11510	No
90	GOM_NL__2PRFIN20040513_043555_000000372026_00434_11510_2404.N1	13-MAY-2004 04:35:55	Bright	36.500	111	8Eta Boo	2.6800	6000.0	73	11510	No
91	GOM_NL__2PRFIN20040513_043844_000000412026_00434_11510_2405.N1	13-MAY-2004 04:38:44	Bright	40.500	83		2.3780	11000.	81	11510	No
92	GOM_NL__2PRFIN20040513_044148_000000362026_00434_11510_2406.N1	13-MAY-2004 04:41:48	Bright	35.500	152	12Alp2CVn	2.8900	11000.	71	11510	No
93	GOM_NL__2PRFIN20040513_044440_000000382026_00434_11510_2407.N1	13-MAY-2004 04:44:40	Bright	37.500	39	85Eta UMa	1.8540	24000.	75	11510	No
94	GOM_NL__2PRFIN20040513_044614_000000382026_00434_11510_2408.N1	13-MAY-2004 04:46:14	Bright	37.500	55	79Zet UMa	2.0600	10200.	75	11510	No
95	GOM_NL__2PRFIN20040513_044834_000000392026_00434_11510_2409.N1	13-MAY-2004 04:48:34	Bright	39.000	82	48Bet UMa	2.3650	10600.	78	11510	No
96	GOM_NL__2PRFIN20040513_045043_000000442026_00434_11510_2410.N1	13-MAY-2004 04:50:43	Bright	43.500	119	14Eta Dra	2.7270	4700.0	87	11510	No
97	GOM_NL__2PRFIN20040513_045341_000000572026_00434_11510_2411.N1	13-MAY-2004 04:53:41	Bright	56.500	69	33Gam Dra	2.2310	3800.0	113	11510	No
98	GOM_NL__2PRFIN20040513_045620_000000372026_00434_11510_2412.N1	13-MAY-2004 04:56:20	Bright	37.000	49	1Alp UMi	1.9900	6300.0	74	11510	No
99	GOM_NL__2PRFIN20040513_050138_000000462026_00434_11510_2413.N1	13-MAY-2004 05:01:38	Bright	45.500	89	5Alp Cep	2.4510	8000.0	91	11510	No
100	GOM_NL__2PRFIN20040513_050430_000000382026_00434_11510_2414.N1	13-MAY-2004 05:04:30	Bright	37.500	76	27Gam Cas	2.3000	30000.	75	11510	No
101	GOM_NL__2PRFIN20040513_050545_000000392026_00434_11510_2415.N1	13-MAY-2004 05:05:45	Bright	38.500	68	18Alp Cas	2.2250	4500.0	77	11510	No

102	GOM_NL__2PRFIN20040513_050816_000000962026_00434_11510_2416.N1	13-MAY-2004 05:08:16	Bright	96.000	66	37Gam Cyg	2.2080	5900.0	192	11510	No
103	GOM_NL__2PRFIN20040513_051338_000001302026_00434_11510_2417.N1	13-MAY-2004 05:13:38	Straylight	129.50	92	53Eps Cyg	2.5000	4500.0	259	11510	No
104	GOM_NL__2PRFIN20040513_051807_000000432026_00434_11510_2418.N1	13-MAY-2004 05:18:07	Twilight	42.500	140	88Gam Peg	2.8340	26000.	85	11510	No
105	GOM_NL__2PRFIN20040513_051937_000000572026_00434_11510_2419.N1	13-MAY-2004 05:19:37	Dark	57.000	90	54Alp Peg	2.4870	11000.	114	11510	No
106	GOM_NL__2PRFIN20040513_052651_000000432026_00434_11510_2420.N1	13-MAY-2004 05:26:51	Dark	43.000	52	16Bet Cet	2.0370	4500.0	86	11510	No
107	GOM_NL__2PRFIN20040513_052826_000000772026_00434_11510_2421.N1	13-MAY-2004 05:28:26	Dark	77.000	162	34Alp Aqr	2.9440	5350.0	154	11510	No
108	GOM_NL__2PRFIN20040513_053340_000000452026_00434_11510_2422.N1	13-MAY-2004 05:33:40	Dark	44.500	84	Alp Phe	2.3970	4500.0	89	11510	No
109	GOM_NL__2PRFIN20040513_053733_000000462026_00434_11510_2423.N1	13-MAY-2004 05:37:33	Dark	46.000	63	Bet Gru	2.1500	2800.0	92	11510	No
110	GOM_NL__2PRFIN20040513_053858_000000472026_00434_11510_2424.N1	13-MAY-2004 05:38:58	Dark	47.000	31	Alp Gru	1.7340	15200.	94	11510	No
111	GOM_NL__2PRFIN20040513_054259_000000382026_00435_11511_2391.N1	13-MAY-2004 05:42:59	Dark	38.000	135	Bet Hyi	2.8200	5800.0	76	11511	No
112	GOM_NL__2PRFIN20040513_054433_000000442026_00435_11511_2392.N1	13-MAY-2004 05:44:33	Dark	43.500	45	Alp Pav	1.9400	26000.	87	11511	No
113	GOM_NL__2PRFIN20040513_055007_000000522026_00435_11511_2393.N1	13-MAY-2004 05:50:07	Straylight	51.500	43	Alp TrA	1.9100	4250.0	103	11511	No
114	GOM_NL__2PRFIN20040513_055135_000000392026_00435_11511_2394.N1	13-MAY-2004 05:51:35	Straylight	38.500	145	Gam TrA	2.8720	10600.	77	11511	No
115	GOM_NL__2PRFIN20040513_055404_000000522026_00435_11511_2395.N1	13-MAY-2004 05:54:04	Straylight	52.000	4	Alp1Cen	-0.010000	5800.0	104	11511	No
116	GOM_NL__2PRFIN20040513_055611_000000532026_00435_11511_2396.N1	13-MAY-2004 05:56:11	Straylight	52.500	25	35Lam Sco	1.6200	28000.	105	11511	No
117	GOM_NL__2PRFIN20040513_055838_000000532026_00435_11511_2397.N1	13-MAY-2004 05:58:38	Straylight	53.000	75	26Eps Sco	2.2910	4250.0	106	11511	No
118	GOM_NL__2PRFIN20040513_060149_000000632026_00435_11511_2398.N1	13-MAY-2004 06:01:49	Tw_and_stray	63.000	16	21Alp Sco	1.0200	3000.0	126	11511	No
119	GOM_NL__2PRFIN20040513_060337_000000562026_00435_11511_2399.N1	13-MAY-2004 06:03:37	Bright	55.500	80	7Del Sco	2.3160	30000.	111	11511	No
120	GOM_NL__2PRFIN20040513_060539_000000662026_00435_11511_2400.N1	13-MAY-2004 06:05:39	Bright	66.000	86	35Eta Oph	2.4300	10200.	132	11511	No
121	GOM_NL__2PRFIN20040513_060816_000000422026_00435_11511_2401.N1	13-MAY-2004 06:08:16	Bright	41.500	104	27Bet Lib	2.6140	13100.	83	11511	No
122	GOM_NL__2PRFIN20040513_061034_000000552026_00435_11511_2402.N1	13-MAY-2004 06:10:34	Bright	55.000	120	1Del Oph	2.7340	3200.0	110	11511	No
123	GOM_NL__2PRFIN20040513_061451_000000372026_00435_11511_2403.N1	13-MAY-2004 06:14:51	Bright	36.500	138	47Eps Vir	2.8280	4700.0	73	11511	No
124	GOM_NL__2PRFIN20040513_061632_000000372026_00435_11511_2404.N1	13-MAY-2004 06:16:32	Bright	36.500	111	8Eta Boo	2.6800	6000.0	73	11511	No
125	GOM_NL__2PRFIN20040513_061920_000000382026_00435_11511_2405.N1	13-MAY-2004 06:19:20	Bright	38.000	83		2.3780	11000.	76	11511	No
126	GOM_NL__2PRFIN20040513_062224_000000362026_00435_11511_2406.N1	13-MAY-2004 06:22:24	Bright	35.500	152	12Alp2CVn	2.8900	11000.	71	11511	No
127	GOM_NL__2PRFIN20040513_062517_000000392026_00435_11511_2407.N1	13-MAY-2004 06:25:17	Bright	38.500	39	85Eta UMa	1.8540	24000.	77	11511	No
128	GOM_NL__2PRFIN20040513_062650_000000352026_00435_11511_2408.N1	13-MAY-2004 06:26:50	Bright	35.000	55	79Zet UMa	2.0600	10200.	70	11511	No
129	GOM_NL__2PRFIN20040513_062911_000000382026_00435_11511_2409.N1	13-MAY-2004 06:29:11	Bright	38.000	82	48Bet UMa	2.3650	10600.	76	11511	No
130	GOM_NL__2PRFIN20040513_063119_000000432026_00435_11511_2410.N1	13-MAY-2004 06:31:19	Bright	42.500	119	14Eta Dra	2.7270	4700.0	85	11511	No
131	GOM_NL__2PRFIN20040513_063416_000000572026_00435_11511_2411.N1	13-MAY-2004 06:34:16	Bright	57.000	69	33Gam Dra	2.2310	3800.0	114	11511	No
132	GOM_NL__2PRFIN20040513_063656_000000372026_00435_11511_2412.N1	13-MAY-2004 06:36:56	Bright	37.000	49	1Alp UMi	1.9900	6300.0	74	11511	No
133	GOM_NL__2PRFIN20040513_064214_000000462026_00435_11511_2413.N1	13-MAY-2004 06:42:14	Bright	46.000	89	5Alp Cep	2.4510	8000.0	92	11511	No
134	GOM_NL__2PRFIN20040513_064507_000000362026_00435_11511_2414.N1	13-MAY-2004 06:45:07	Bright	35.500	76	27Gam Cas	2.3000	30000.	71	11511	No
135	GOM_NL__2PRFIN20040513_064621_000000372026_00435_11511_2415.N1	13-MAY-2004 06:46:21	Bright	37.000	68	18Alp Cas	2.2250	4500.0	74	11511	No
136	GOM_NL__2PRFIN20040513_064851_000000992026_00435_11511_2416.N1	13-MAY-2004 06:48:51	Bright	99.000	66	37Gam Cyg	2.2080	5900.0	198	11511	No
137	GOM_NL__2PRFIN20040513_065414_000001362026_00435_11511_2417.N1	13-MAY-2004 06:54:14	Straylight	135.50	92	53Eps Cyg	2.5000	4500.0	271	11511	No
138	GOM_NL__2PRFIN20040513_065844_000000432026_00435_11511_2418.N1	13-MAY-2004 06:58:44	Twilight	43.000	140	88Gam Peg	2.8340	26000.	86	11511	No
139	GOM_NL__2PRFIN20040513_070014_000000572026_00435_11511_2419.N1	13-MAY-2004 07:00:14	Dark	56.500	90	54Alp Peg	2.4870	11000.	113	11511	No
140	GOM_NL__2PRFIN20040513_070728_000000472026_00435_11511_2420.N1	13-MAY-2004 07:07:28	Dark	46.500	52	16Bet Cet	2.0370	4500.0	93	11511	No
141	GOM_NL__2PRFIN20040513_070903_000000742026_00435_11511_2421.N1	13-MAY-2004 07:09:03	Dark	73.500	162	34Alp Aqr	2.9440	5350.0	147	11511	No
142	GOM_NL__2PRFIN20040513_071417_000000412026_00435_11511_2422.N1	13-MAY-2004 07:14:17	Dark	41.000	84	Alp Phe	2.3970	4500.0	82	11511	No
143	GOM_NL__2PRFIN20040513_071810_000000572026_00435_11511_2423.N1	13-MAY-2004 07:18:10	Dark	57.000	63	Bet Gru	2.1500	2800.0	114	11511	No
144	GOM_NL__2PRFIN20040513_071935_000000452026_00435_11511_2424.N1	13-MAY-2004 07:19:35	Dark	45.000	31	Alp Gru	1.7340	15200.	90	11511	No
145	GOM_NL__2PRFIN20040513_072335_000000382026_00436_11512_2391.N1	13-MAY-2004 07:23:35	Dark	38.000	135	Bet Hyi	2.8200	5800.0	76	11512	No
146	GOM_NL__2PRFIN20040513_072509_000000442026_00436_11512_2392.N1	13-MAY-2004 07:25:09	Dark	43.500	45	Alp Pav	1.9400	26000.	87	11512	No
147	GOM_NL__2PRFIN20040513_073044_000000432026_00436_11512_2393.N1	13-MAY-2004 07:30:44	Straylight	43.000	43	Alp TrA	1.9100	4250.0	86	11512	No
148	GOM_NL__2PRFIN20040513_073212_000000392026_00436_11512_2394.N1	13-MAY-2004 07:32:12	Straylight	38.500	145	Gam TrA	2.8720	10600.	77	11512	No
149	GOM_NL__2PRFIN20040513_073440_000000442026_00436_11512_2395.N1	13-MAY-2004 07:34:40	Straylight	43.500	4	Alp1Cen	-0.010000	5800.0	87	11512	No
150	GOM_NL__2PRFIN20040513_073647_000000572026_00436_11512_2396.N1	13-MAY-2004 07:36:47	Straylight	57.000	25	35Lam Sco	1.6200	28000.	114	11512	No
151	GOM_NL__2PRFIN20040513_073914_000000552026_00436_11512_2397.N1	13-MAY-2004 07:39:14	Straylight	54.500	75	26Eps Sco	2.2910	4250.0	109	11512	No
152	GOM_NL__2PRFIN20040513_074225_000000642026_00436_11512_2398.N1	13-MAY-2004 07:42:25	Tw_and_stray	64.000	16	21Alp Sco	1.0200	3000.0	128	11512	No
153	GOM_NL__2PRFIN20040513_074413_000000622026_00436_11512_2399.N1	13-MAY-2004 07:44:13	Bright	62.000	80	7Del Sco	2.3160	30000.	124	11512	No
154	GOM_NL__2PRFIN20040513_074615_000000672026_00436_11512_2400.N1	13-MAY-2004 07:46:15	Bright	66.500	86	35Eta Oph	2.4300	10200.	133	11512	No
155	GOM_NL__2PRFIN20040513_074852_000000412026_00436_11512_2401.N1	13-MAY-2004 07:48:52	Bright	41.000	104	27Bet Lib	2.6140	13100.	82	11512	No
156	GOM_NL__2PRFIN20040513_075110_000000542026_00436_11512_2402.N1	13-MAY-2004 07:51:10	Bright	54.000	120	1Del Oph	2.7340	3200.0	108	11512	No
157	GOM_NL__2PRFIN20040513_075528_000000372026_00436_11512_2403.N1	13-MAY-2004 07:55:28	Bright	36.500	138	47Eps Vir	2.8280	4700.0	73	11512	No
158	GOM_NL__2PRFIN20040513_075708_000000392026_00436_11512_2404.N1	13-MAY-2004 07:57:08	Bright	39.000	111	8Eta Boo	2.6800	6000.0	78	11512	No
159	GOM_NL__2PRFIN20040513_075956_000000402026_00436_11512_2405.N1	13-MAY-2004 07:59:56	Bright	40.000	83		2.3780	11000.	80	11512	No
160	GOM_NL__2PRFIN20040513_080301_000000352026_00436_11512_2406.N1	13-MAY-2004 08:03:01	Bright	35.000	152	12Alp2CVn	2.8900	11000.	70	11512	No

161	GOM_NL__2PRFIN20040513_080553_000000372026_00436_11512_2407.N1	13-MAY-2004 08:05:53	Bright	37.000	39	85Eta UMa	1.8540	24000.	74	11512	No
162	GOM_NL__2PRFIN20040513_080726_000000372026_00436_11512_2408.N1	13-MAY-2004 08:07:26	Bright	37.000	55	79Zet UMa	2.0600	10200.	74	11512	No
163	GOM_NL__2PRFIN20040513_080948_000000372026_00436_11512_2409.N1	13-MAY-2004 08:09:48	Bright	36.500	82	48Bet UMa	2.3650	10600.	73	11512	No
164	GOM_NL__2PRFIN20040513_081154_000000432026_00436_11512_2410.N1	13-MAY-2004 08:11:54	Bright	43.000	119	14Eta Dra	2.7270	4700.0	86	11512	No
165	GOM_NL__2PRFIN20040513_081451_000000592026_00436_11512_2411.N1	13-MAY-2004 08:14:51	Bright	59.000	69	33Gam Dra	2.2310	3800.0	118	11512	No
166	GOM_NL__2PRFIN20040513_081732_000000342026_00436_11512_2412.N1	13-MAY-2004 08:17:32	Bright	33.500	49	1Alp UMi	1.9900	6300.0	67	11512	No
167	GOM_NL__2PRFIN20040513_082249_000000452026_00436_11512_2413.N1	13-MAY-2004 08:22:49	Bright	45.000	89	5Alp Cep	2.4510	8000.0	90	11512	No
168	GOM_NL__2PRFIN20040513_082543_000000372026_00436_11512_2414.N1	13-MAY-2004 08:25:43	Bright	36.500	76	27Gam Cas	2.3000	30000.	73	11512	No
169	GOM_NL__2PRFIN20040513_082657_000000382026_00436_11512_2415.N1	13-MAY-2004 08:26:57	Bright	37.500	68	18Alp Cas	2.2250	4500.0	75	11512	No
170	GOM_NL__2PRFIN20040513_082927_000000952026_00436_11512_2416.N1	13-MAY-2004 08:29:27	Bright	95.000	66	37Gam Cyg	2.2080	5900.0	190	11512	No
171	GOM_NL__2PRFIN20040513_083450_000001282026_00436_11512_2417.N1	13-MAY-2004 08:34:50	Straylight	128.00	92	53Eps Cyg	2.5000	4500.0	256	11512	No
172	GOM_NL__2PRFIN20040513_083921_000000442026_00436_11512_2418.N1	13-MAY-2004 08:39:21	Twilight	44.000	140	88Gam Peg	2.8340	26000.	88	11512	No
173	GOM_NL__2PRFIN20040513_084051_000000512026_00436_11512_2419.N1	13-MAY-2004 08:40:51	Dark	51.000	90	54Alp Peg	2.4870	11000.	102	11512	No
174	GOM_NL__2PRFIN20040513_084805_000000442026_00436_11512_2420.N1	13-MAY-2004 08:48:05	Dark	44.000	52	16Bet Cet	2.0370	4500.0	88	11512	No
175	GOM_NL__2PRFIN20040513_084940_000000762026_00436_11512_2421.N1	13-MAY-2004 08:49:40	Dark	75.500	162	34Alp Aqr	2.9440	5350.0	151	11512	No
176	GOM_NL__2PRFIN20040513_085453_000000462026_00436_11512_2422.N1	13-MAY-2004 08:54:53	Dark	45.500	84	Alp Phe	2.3970	4500.0	91	11512	No
177	GOM_NL__2PRFIN20040513_085847_000000462026_00436_11512_2423.N1	13-MAY-2004 08:58:47	Dark	46.000	63	Bet Gru	2.1500	2800.0	92	11512	No
178	GOM_NL__2PRFIN20040513_090011_000000442026_00436_11512_2424.N1	13-MAY-2004 09:00:11	Dark	44.000	31	Alp Gru	1.7340	15200.	88	11512	No
179	GOM_NL__2PRFIN20040513_090411_000000392026_00437_11513_2391.N1	13-MAY-2004 09:04:11	Dark	39.000	135	Bet Hyi	2.8200	5800.0	78	11513	No
180	GOM_NL__2PRFIN20040513_090546_000000432026_00437_11513_2392.N1	13-MAY-2004 09:05:46	Dark	43.000	45	Alp Pav	1.9400	26000.	86	11513	No
181	GOM_NL__2PRFIN20040513_091120_000000422026_00437_11513_2393.N1	13-MAY-2004 09:11:20	Straylight	41.500	43	Alp TrA	1.9100	4250.0	83	11513	No
182	GOM_NL__2PRFIN20040513_091248_000000372026_00437_11513_2394.N1	13-MAY-2004 09:12:48	Straylight	37.000	145	Gam TrA	2.8720	10600.	74	11513	No
183	GOM_NL__2PRFIN20040513_091516_000000512026_00437_11513_2395.N1	13-MAY-2004 09:15:16	Straylight	50.500	4	Alp1Cen	-0.010000	5800.0	101	11513	No
184	GOM_NL__2PRFIN20040513_091724_000000552026_00437_11513_2396.N1	13-MAY-2004 09:17:24	Straylight	55.000	25	35Lam Sco	1.6200	28000.	110	11513	No
185	GOM_NL__2PRFIN20040513_091951_000000542026_00437_11513_2397.N1	13-MAY-2004 09:19:51	Straylight	53.500	75	26Eps Sco	2.2910	4250.0	107	11513	No
186	GOM_NL__2PRFIN20040513_092301_000000592026_00437_11513_2398.N1	13-MAY-2004 09:23:01	Tw_and_stray	58.500	16	21Alp Sco	1.0200	3000.0	117	11513	No
187	GOM_NL__2PRFIN20040513_092449_000000542026_00437_11513_2399.N1	13-MAY-2004 09:24:49	Bright	54.000	80	7Del Sco	2.3160	30000.	108	11513	No
188	GOM_NL__2PRFIN20040513_092651_000000672026_00437_11513_2400.N1	13-MAY-2004 09:26:51	Bright	66.500	86	35Eta Oph	2.4300	10200.	133	11513	No
189	GOM_NL__2PRFIN20040513_092928_000000422026_00437_11513_2401.N1	13-MAY-2004 09:29:28	Bright	41.500	104	27Bet Lib	2.6140	13100.	83	11513	No
190	GOM_NL__2PRFIN20040513_093145_000000542026_00437_11513_2402.N1	13-MAY-2004 09:31:45	Bright	53.500	120	1Del Oph	2.7340	3200.0	107	11513	No
191	GOM_NL__2PRFIN20040513_093604_000000392026_00437_11513_2403.N1	13-MAY-2004 09:36:04	Bright	38.500	138	47Eps Vir	2.8280	4700.0	77	11513	No
192	GOM_NL__2PRFIN20040513_093744_000000382026_00437_11513_2404.N1	13-MAY-2004 09:37:44	Bright	37.500	111	8Eta Boo	2.6800	6000.0	75	11513	No
193	GOM_NL__2PRFIN20040513_094031_000000422026_00437_11513_2405.N1	13-MAY-2004 09:40:31	Bright	41.500	83		2.3780	11000.	83	11513	No
194	GOM_NL__2PRFIN20040513_094337_000000372026_00437_11513_2406.N1	13-MAY-2004 09:43:37	Bright	36.500	152	12Alp2CVn	2.8900	11000.	73	11513	No
195	GOM_NL__2PRFIN20040513_094628_000000382026_00437_11513_2407.N1	13-MAY-2004 09:46:28	Bright	37.500	39	85Eta UMa	1.8540	24000.	75	11513	No
196	GOM_NL__2PRFIN20040513_094802_000000382026_00437_11513_2408.N1	13-MAY-2004 09:48:02	Bright	38.000	55	79Zet UMa	2.0600	10200.	76	11513	No
197	GOM_NL__2PRFIN20040513_095024_000000382026_00437_11513_2409.N1	13-MAY-2004 09:50:24	Bright	38.000	82	48Bet UMa	2.3650	10600.	76	11513	No
198	GOM_NL__2PRFIN20040513_095230_000000432026_00437_11513_2410.N1	13-MAY-2004 09:52:30	Bright	43.000	119	14Eta Dra	2.7270	4700.0	86	11513	No
199	GOM_NL__2PRFIN20040513_095526_000000582026_00437_11513_2411.N1	13-MAY-2004 09:55:26	Bright	58.000	69	33Gam Dra	2.2310	3800.0	116	11513	No
200	GOM_NL__2PRFIN20040513_095807_000000382026_00437_11513_2412.N1	13-MAY-2004 09:58:07	Bright	38.000	49	1Alp UMi	1.9900	6300.0	76	11513	No
201	GOM_NL__2PRFIN20040513_100324_000000472026_00437_11513_2413.N1	13-MAY-2004 10:03:24	Bright	46.500	89	5Alp Cep	2.4510	8000.0	93	11513	No
202	GOM_NL__2PRFIN20040513_100618_000000382026_00437_11513_2414.N1	13-MAY-2004 10:06:18	Bright	38.000	76	27Gam Cas	2.3000	30000.	76	11513	No
203	GOM_NL__2PRFIN20040513_100733_000000372026_00437_11513_2415.N1	13-MAY-2004 10:07:33	Bright	37.000	68	18Alp Cas	2.2250	4500.0	74	11513	No
204	GOM_NL__2PRFIN20040513_101002_000000912026_00437_11513_2416.N1	13-MAY-2004 10:10:02	Bright	91.000	66	37Gam Cyg	2.2080	5900.0	182	11513	No
205	GOM_NL__2PRFIN20040513_101526_000001362026_00437_11513_2417.N1	13-MAY-2004 10:15:26	Straylight	135.50	92	53Eps Cyg	2.5000	4500.0	271	11513	No
206	GOM_NL__2PRFIN20040513_101956_000000442026_00437_11513_2418.N1	13-MAY-2004 10:19:56	Twilight	44.000	140	88Gam Peg	2.8340	26000.	88	11513	No
207	GOM_NL__2PRFIN20040513_102126_000000512026_00437_11513_2419.N1	13-MAY-2004 10:21:26	Dark	51.000	90	54Alp Peg	2.4870	11000.	102	11513	No
208	GOM_NL__2PRFIN20040513_102841_000000472026_00437_11513_2420.N1	13-MAY-2004 10:28:41	Dark	46.500	52	16Bet Cet	2.0370	4500.0	93	11513	No
209	GOM_NL__2PRFIN20040513_103018_000000772026_00437_11513_2421.N1	13-MAY-2004 10:30:18	Dark	77.000	162	34Alp Aqr	2.9440	5350.0	154	11513	No
210	GOM_NL__2PRFIN20040513_103529_000000412026_00437_11513_2422.N1	13-MAY-2004 10:35:29	Dark	41.000	84	Alp Phe	2.3970	4500.0	82	11513	No
211	GOM_NL__2PRFIN20040513_103923_000000482026_00437_11513_2423.N1	13-MAY-2004 10:39:23	Dark	47.500	63	Bet Gru	2.1500	2800.0	95	11513	No
212	GOM_NL__2PRFIN20040513_104048_000000472026_00437_11513_2424.N1	13-MAY-2004 10:40:48	Dark	46.500	31	Alp Gru	1.7340	15200.	93	11513	No
213	GOM_NL__2PRFIN20040513_104447_000000372026_00438_11514_2391.N1	13-MAY-2004 10:44:47	Dark	36.500	135	Bet Hyi	2.8200	5800.0	73	11514	No
214	GOM_NL__2PRFIN20040513_104622_000000432026_00438_11514_2392.N1	13-MAY-2004 10:46:22	Dark	43.000	45	Alp Pav	1.9400	26000.	86	11514	No
215	GOM_NL__2PRFIN20040513_105156_000000402026_00438_11514_2393.N1	13-MAY-2004 10:51:56	Straylight	40.000	43	Alp TrA	1.9100	4250.0	80	11514	No
216	GOM_NL__2PRFIN20040513_105323_000000392026_00438_11514_2394.N1	13-MAY-2004 10:53:23	Straylight	38.500	145	Gam TrA	2.8720	10600.	77	11514	No
217	GOM_NL__2PRFIN20040513_105552_000000472026_00438_11514_2395.N1	13-MAY-2004 10:55:52	Straylight	47.000	4	Alp1Cen	-0.010000	5800.0	94	11514	No
218	GOM_NL__2PRFIN20040513_105800_000000572026_00438_11514_2396.N1	13-MAY-2004 10:58:00	Straylight	57.000	25	35Lam Sco	1.6200	28000.	114	11514	No
219	GOM_NL__2PRFIN20040513_110027_000000562026_00438_11514_2397.N1	13-MAY-2004 11:00:27	Straylight	55.500	75	26Eps Sco	2.2910	4250.0	111	11514	No

220	GOM_NL__2PRFIN20040513_110338_000000672026_00438_11514_2398.N1	13-MAY-2004 11:03:38	Twilight	66.500	16	21Alp Sco	1.0200	3000.0	133	11514	No
221	GOM_NL__2PRFIN20040513_110525_000000532026_00438_11514_2399.N1	13-MAY-2004 11:05:25	Bright	52.500	80	7Del Sco	2.3160	30000.	105	11514	No
222	GOM_NL__2PRFIN20040513_110727_000000662026_00438_11514_2400.N1	13-MAY-2004 11:07:27	Bright	66.000	86	35Eta Oph	2.4300	10200.	132	11514	No
223	GOM_NL__2PRFIN20040513_111003_000000422026_00438_11514_2401.N1	13-MAY-2004 11:10:03	Bright	42.000	104	27Bet Lib	2.6140	13100.	84	11514	No
224	GOM_NL__2PRFIN20040513_111220_000000542026_00438_11514_2402.N1	13-MAY-2004 11:12:20	Bright	54.000	120	1Del Oph	2.7340	3200.0	108	11514	No
225	GOM_NL__2PRFIN20040513_111639_000000392026_00438_11514_2403.N1	13-MAY-2004 11:16:39	Bright	39.000	138	47Eps Vir	2.8280	4700.0	78	11514	No
226	GOM_NL__2PRFIN20040513_111819_000000382026_00438_11514_2404.N1	13-MAY-2004 11:18:19	Bright	37.500	111	8Eta Boo	2.6800	6000.0	75	11514	No
227	GOM_NL__2PRFIN20040513_112107_000000392026_00438_11514_2405.N1	13-MAY-2004 11:21:07	Bright	38.500	83		2.3780	11000.	77	11514	No
228	GOM_NL__2PRFIN20040513_112412_000000372026_00438_11514_2406.N1	13-MAY-2004 11:24:12	Bright	36.500	152	12Alp2CVn	2.8900	11000.	73	11514	No
229	GOM_NL__2PRFIN20040513_112704_000000392026_00438_11514_2407.N1	13-MAY-2004 11:27:04	Bright	38.500	39	85Eta UMa	1.8540	24000.	77	11514	No
230	GOM_NL__2PRFIN20040513_112838_000000382026_00438_11514_2408.N1	13-MAY-2004 11:28:38	Bright	38.000	55	79Zet UMa	2.0600	10200.	76	11514	No
231	GOM_NL__2PRFIN20040513_113059_000000392026_00438_11514_2409.N1	13-MAY-2004 11:30:59	Bright	38.500	82	48Bet UMa	2.3650	10600.	77	11514	No
232	GOM_NL__2PRFIN20040513_113305_000000452026_00438_11514_2410.N1	13-MAY-2004 11:33:05	Bright	44.500	119	14Eta Dra	2.7270	4700.0	89	11514	No
233	GOM_NL__2PRFIN20040513_113601_000000572026_00438_11514_2411.N1	13-MAY-2004 11:36:01	Bright	57.000	69	33Gam Dra	2.2310	3800.0	114	11514	No
234	GOM_NL__2PRFIN20040513_113842_000000382026_00438_11514_2412.N1	13-MAY-2004 11:38:42	Bright	38.000	49	1Alp UMi	1.9900	6300.0	76	11514	No
235	GOM_NL__2PRFIN20040513_114400_000000442026_00438_11514_2413.N1	13-MAY-2004 11:44:00	Bright	43.500	89	5Alp Cep	2.4510	8000.0	87	11514	No
236	GOM_NL__2PRFIN20040513_114653_000000502026_00438_11514_2414.N1	13-MAY-2004 11:46:53	Bright	50.000	76	27Gam Cas	2.3000	30000.	100	11514	No
237	GOM_NL__2PRFIN20040513_114809_000000362026_00438_11514_2415.N1	13-MAY-2004 11:48:09	Bright	36.000	68	18Alp Cas	2.2250	4500.0	72	11514	No
238	GOM_NL__2PRFIN20040513_115037_000001012026_00438_11514_2416.N1	13-MAY-2004 11:50:37	Bright	101.00	66	37Gam Cyg	2.2080	5900.0	202	11514	No
239	GOM_NL__2PRFIN20040513_115602_000001332026_00438_11514_2417.N1	13-MAY-2004 11:56:02	Straylight	132.50	92	53Eps Cyg	2.5000	4500.0	265	11514	No
240	GOM_NL__2PRFIN20040513_120032_000000432026_00438_11514_2418.N1	13-MAY-2004 12:00:32	Twilight	43.000	140	88Gam Peg	2.8340	26000.	86	11514	No
241	GOM_NL__2PRFIN20040513_120203_000000572026_00438_11514_2419.N1	13-MAY-2004 12:02:03	Dark	57.000	90	54Alp Peg	2.4870	11000.	114	11514	No
242	GOM_NL__2PRFIN20040513_120916_000000472026_00438_11514_2420.N1	13-MAY-2004 12:09:16	Dark	47.000	52	16Bet Cet	2.0370	4500.0	94	11514	No
243	GOM_NL__2PRFIN20040513_121056_000000772026_00438_11514_2421.N1	13-MAY-2004 12:10:56	Dark	77.000	162	34Alp Aqr	2.9440	5350.0	154	11514	No
244	GOM_NL__2PRFIN20040513_121605_000000442026_00438_11514_2422.N1	13-MAY-2004 12:16:05	Dark	43.500	84	Alp Phe	2.3970	4500.0	87	11514	No
245	GOM_NL__2PRFIN20040513_121959_000000512026_00438_11514_2423.N1	13-MAY-2004 12:19:59	Dark	51.000	63	Bet Gru	2.1500	2800.0	102	11514	No
246	GOM_NL__2PRFIN20040513_122124_000000452026_00438_11514_2424.N1	13-MAY-2004 12:21:24	Dark	44.500	31	Alp Gru	1.7340	15200.	89	11514	No
247	GOM_NL__2PRFIN20040513_122523_000000382026_00439_11515_2391.N1	13-MAY-2004 12:25:23	Dark	38.000	135	Bet Hyi	2.8200	5800.0	76	11515	No
248	GOM_NL__2PRFIN20040513_122659_000000432026_00439_11515_2392.N1	13-MAY-2004 12:26:59	Dark	43.000	45	Alp Pav	1.9400	26000.	86	11515	No
249	GOM_NL__2PRFIN20040513_123231_000000442026_00439_11515_2393.N1	13-MAY-2004 12:32:31	Straylight	43.500	43	Alp TrA	1.9100	4250.0	87	11515	No
250	GOM_NL__2PRFIN20040513_123359_000000392026_00439_11515_2394.N1	13-MAY-2004 12:33:59	Straylight	38.500	145	Gam TrA	2.8720	10600.	77	11515	No
251	GOM_NL__2PRFIN20040513_123628_000000442026_00439_11515_2395.N1	13-MAY-2004 12:36:28	Straylight	44.000	4	Alp1Cen	-0.010000	5800.0	88	11515	No
252	GOM_NL__2PRFIN20040513_123836_000000562026_00439_11515_2396.N1	13-MAY-2004 12:38:36	Straylight	56.000	25	35Lam Sco	1.6200	28000.	112	11515	No
253	GOM_NL__2PRFIN20040513_124103_000000562026_00439_11515_2397.N1	13-MAY-2004 12:41:03	Straylight	55.500	75	26Eps Sco	2.2910	4250.0	111	11515	No
254	GOM_NL__2PRFIN20040513_124414_000000592026_00439_11515_2398.N1	13-MAY-2004 12:44:14	Twilight	59.000	16	21Alp Sco	1.0200	3000.0	118	11515	No
255	GOM_NL__2PRFIN20040513_124601_000000602026_00439_11515_2399.N1	13-MAY-2004 12:46:01	Bright	60.000	80	7Del Sco	2.3160	30000.	120	11515	No
256	GOM_NL__2PRFIN20040513_124803_000000672026_00439_11515_2400.N1	13-MAY-2004 12:48:03	Bright	66.500	86	35Eta Oph	2.4300	10200.	133	11515	No
257	GOM_NL__2PRFIN20040513_125040_000000432026_00439_11515_2401.N1	13-MAY-2004 12:50:40	Bright	42.500	104	27Bet Lib	2.6140	13100.	85	11515	No
258	GOM_NL__2PRFIN20040513_125257_000000542026_00439_11515_2402.N1	13-MAY-2004 12:52:57	Bright	53.500	120	1Del Oph	2.7340	3200.0	107	11515	No
259	GOM_NL__2PRFIN20040513_125610_000000472026_00439_11515_2403.N1	13-MAY-2004 12:56:10	Bright	47.000	102	24Alp Ser	2.6000	4250.0	94	11515	No
260	GOM_NL__2PRFIN20040513_125855_000000362026_00439_11515_2404.N1	13-MAY-2004 12:58:55	Bright	36.000	111	8Eta Boo	2.6800	6000.0	72	11515	No
261	GOM_NL__2PRFIN20040513_130143_000000412026_00439_11515_2405.N1	13-MAY-2004 13:01:43	Bright	41.000	83		2.3780	11000.	82	11515	No
262	GOM_NL__2PRFIN20040513_130448_000000372026_00439_11515_2406.N1	13-MAY-2004 13:04:48	Bright	37.000	152	12Alp2CVn	2.8900	11000.	74	11515	No
263	GOM_NL__2PRFIN20040513_130740_000000362026_00439_11515_2407.N1	13-MAY-2004 13:07:40	Bright	36.000	39	85Eta UMa	1.8540	24000.	72	11515	No
264	GOM_NL__2PRFIN20040513_130914_000000392026_00439_11515_2408.N1	13-MAY-2004 13:09:14	Bright	38.500	55	79Zet UMa	2.0600	10200.	77	11515	No
265	GOM_NL__2PRFIN20040513_131136_000000392026_00439_11515_2409.N1	13-MAY-2004 13:11:36	Bright	39.000	82	48Bet UMa	2.3650	10600.	78	11515	No
266	GOM_NL__2PRFIN20040513_131341_000000452026_00439_11515_2410.N1	13-MAY-2004 13:13:41	Bright	44.500	119	14Eta Dra	2.7270	4700.0	89	11515	No
267	GOM_NL__2PRFIN20040513_131636_000000572026_00439_11515_2411.N1	13-MAY-2004 13:16:36	Bright	56.500	69	33Gam Dra	2.2310	3800.0	113	11515	No
268	GOM_NL__2PRFIN20040513_131920_000000372026_00439_11515_2412.N1	13-MAY-2004 13:19:20	Bright	37.000	49	1Alp UMi	1.9900	6300.0	74	11515	No
269	GOM_NL__2PRFIN20040513_132435_000000632026_00439_11515_2413.N1	13-MAY-2004 13:24:35	Bright	63.000	89	5Alp Cep	2.4510	8000.0	126	11515	No
270	GOM_NL__2PRFIN20040513_132731_000000372026_00439_11515_2414.N1	13-MAY-2004 13:27:31	Bright	36.500	76	27Gam Cas	2.3000	30000.	73	11515	No
271	GOM_NL__2PRFIN20040513_132845_000000372026_00439_11515_2415.N1	13-MAY-2004 13:28:45	Bright	36.500	68	18Alp Cas	2.2250	4500.0	73	11515	No
272	GOM_NL__2PRFIN20040513_133112_000000992026_00439_11515_2416.N1	13-MAY-2004 13:31:12	Bright	99.000	66	37Gam Cyg	2.2080	5900.0	198	11515	No
273	GOM_NL__2PRFIN20040513_133638_000001342026_00439_11515_2417.N1	13-MAY-2004 13:36:38	Straylight	134.00	92	53Eps Cyg	2.5000	4500.0	268	11515	No
274	GOM_NL__2PRFIN20040513_134109_000000432026_00439_11515_2418.N1	13-MAY-2004 13:41:09	Twilight	43.000	140	88Gam Peg	2.8340	26000.	86	11515	No
275	GOM_NL__2PRFIN20040513_134240_000000572026_00439_11515_2419.N1	13-MAY-2004 13:42:40	Dark	56.500	90	54Alp Peg	2.4870	11000.	113	11515	No
276	GOM_NL__2PRFIN20040513_134953_000000412026_00439_11515_2420.N1	13-MAY-2004 13:49:53	Dark	40.500	52	16Bet Cet	2.0370	4500.0	81	11515	No
277	GOM_NL__2PRFIN20040513_135133_000000772026_00439_11515_2421.N1	13-MAY-2004 13:51:33	Dark	77.000	162	34Alp Aqr	2.9440	5350.0	154	11515	No
278	GOM_NL__2PRFIN20040513_135641_000000452026_00439_11515_2422.N1	13-MAY-2004 13:56:41	Dark	45.000	84	Alp Phe	2.3970	4500.0	90	11515	No

279	GOM_NL__2PRFIN20040513_140036_000000552026_00439_11515_2423.N1	13-MAY-2004 14:00:36	Dark	55.000	63	Bet Gru	2.1500	2800.0	110	11515	No
280	GOM_NL__2PRFIN20040513_140201_000000432026_00439_11515_2424.N1	13-MAY-2004 14:02:01	Dark	43.000	31	Alp Gru	1.7340	15200.	86	11515	No
281	GOM_NL__2PRFIN20040513_140559_000000372026_00440_11516_2391.N1	13-MAY-2004 14:05:59	Dark	36.500	135	Bet Hyi	2.8200	5800.0	73	11516	No
282	GOM_NL__2PRFIN20040513_140735_000000442026_00440_11516_2392.N1	13-MAY-2004 14:07:35	Dark	43.500	45	Alp Pav	1.9400	26000.	87	11516	No
283	GOM_NL__2PRFIN20040513_141307_000000412026_00440_11516_2393.N1	13-MAY-2004 14:13:07	Straylight	41.000	43	Alp TrA	1.9100	4250.0	82	11516	No
284	GOM_NL__2PRFIN20040513_141435_000000392026_00440_11516_2394.N1	13-MAY-2004 14:14:35	Straylight	38.500	145	Gam TrA	2.8720	10600.	77	11516	No
285	GOM_NL__2PRFIN20040513_141704_000000472026_00440_11516_2395.N1	13-MAY-2004 14:17:04	Straylight	46.500	4	Alp1Cen	-0.010000	5800.0	93	11516	No
286	GOM_NL__2PRFIN20040513_141913_000000622026_00440_11516_2396.N1	13-MAY-2004 14:19:13	Straylight	61.500	25	35Lam Sco	1.6200	28000.	123	11516	No
287	GOM_NL__2PRFIN20040513_142140_000000562026_00440_11516_2397.N1	13-MAY-2004 14:21:40	Straylight	56.000	75	26Eps Sco	2.2910	4250.0	112	11516	No
288	GOM_NL__2PRFIN20040513_142450_000000602026_00440_11516_2398.N1	13-MAY-2004 14:24:50	Twilight	59.500	16	21Alp Sco	1.0200	3000.0	119	11516	No
289	GOM_NL__2PRFIN20040513_142637_000000572026_00440_11516_2399.N1	13-MAY-2004 14:26:37	Bright	57.000	80	7Del Sco	2.3160	30000.	114	11516	No
290	GOM_NL__2PRFIN20040513_142839_000000662026_00440_11516_2400.N1	13-MAY-2004 14:28:39	Bright	66.000	86	35Eta Oph	2.4300	10200.	132	11516	No
291	GOM_NL__2PRFIN20040513_143116_000000422026_00440_11516_2401.N1	13-MAY-2004 14:31:16	Bright	42.000	104	27Bet Lib	2.6140	13100.	84	11516	No
292	GOM_NL__2PRFIN20040513_143332_000000542026_00440_11516_2402.N1	13-MAY-2004 14:33:32	Bright	54.000	120	1Del Oph	2.7340	3200.0	108	11516	No
293	GOM_NL__2PRFIN20040513_143645_000000472026_00440_11516_2403.N1	13-MAY-2004 14:36:45	Bright	47.000	102	24Alp Ser	2.6000	4250.0	94	11516	No
294	GOM_NL__2PRFIN20040513_143931_000000372026_00440_11516_2404.N1	13-MAY-2004 14:39:31	Bright	36.500	111	8Eta Boo	2.6800	6000.0	73	11516	No
295	GOM_NL__2PRFIN20040513_144218_000000392026_00440_11516_2405.N1	13-MAY-2004 14:42:18	Bright	38.500	83		2.3780	11000.	77	11516	No
296	GOM_NL__2PRFIN20040513_144524_000000382026_00440_11516_2406.N1	13-MAY-2004 14:45:24	Bright	37.500	152	12Alp2CVn	2.8900	11000.	75	11516	No
297	GOM_NL__2PRFIN20040513_144815_000000382026_00440_11516_2407.N1	13-MAY-2004 14:48:15	Bright	38.000	39	85Eta UMa	1.8540	24000.	76	11516	No
298	GOM_NL__2PRFIN20040513_144949_000000392026_00440_11516_2408.N1	13-MAY-2004 14:49:49	Bright	38.500	55	79Zet UMa	2.0600	10200.	77	11516	No
299	GOM_NL__2PRFIN20040513_145212_000000402026_00440_11516_2409.N1	13-MAY-2004 14:52:12	Bright	39.500	82	48Bet UMa	2.3650	10600.	79	11516	No
300	GOM_NL__2PRFIN20040513_145416_000000442026_00440_11516_2410.N1	13-MAY-2004 14:54:16	Bright	43.500	119	14Eta Dra	2.7270	4700.0	87	11516	No
301	GOM_NL__2PRFIN20040513_145710_000000572026_00440_11516_2411.N1	13-MAY-2004 14:57:10	Bright	57.000	69	33Gam Dra	2.2310	3800.0	114	11516	No
302	GOM_NL__2PRFIN20040513_145956_000000372026_00440_11516_2412.N1	13-MAY-2004 14:59:56	Bright	37.000	49	1Alp UMi	1.9900	6300.0	74	11516	No
303	GOM_NL__2PRFIN20040513_150511_000000472026_00440_11516_2413.N1	13-MAY-2004 15:05:11	Bright	46.500	89	5Alp Cep	2.4510	8000.0	93	11516	No
304	GOM_NL__2PRFIN20040513_150806_000000382026_00440_11516_2414.N1	13-MAY-2004 15:08:06	Bright	38.000	76	27Gam Cas	2.3000	30000.	76	11516	No
305	GOM_NL__2PRFIN20040513_150921_000000392026_00440_11516_2415.N1	13-MAY-2004 15:09:21	Bright	39.000	68	18Alp Cas	2.2250	4500.0	78	11516	No
306	GOM_NL__2PRFIN20040513_151147_000001072026_00440_11516_2416.N1	13-MAY-2004 15:11:47	Bright	106.50	66	37Gam Cyg	2.2080	5900.0	213	11516	No
307	GOM_NL__2PRFIN20040513_151713_000001362026_00440_11516_2417.N1	13-MAY-2004 15:17:13	Straylight	135.50	92	53Eps Cyg	2.5000	4500.0	271	11516	No
308	GOM_NL__2PRFIN20040513_152145_000000452026_00440_11516_2418.N1	13-MAY-2004 15:21:45	Twilight	45.000	140	88Gam Peg	2.8340	26000.	90	11516	No
309	GOM_NL__2PRFIN20040513_152316_000000562026_00440_11516_2419.N1	13-MAY-2004 15:23:16	Dark	55.500	90	54Alp Peg	2.4870	11000.	111	11516	No
310	GOM_NL__2PRFIN20040513_153029_000000482026_00440_11516_2420.N1	13-MAY-2004 15:30:29	Dark	48.000	52	16Bet Cet	2.0370	4500.0	96	11516	No
311	GOM_NL__2PRFIN20040513_153211_000000802026_00440_11516_2421.N1	13-MAY-2004 15:32:11	Dark	79.500	162	34Alp Aqr	2.9440	5350.0	159	11516	No
312	GOM_NL__2PRFIN20040513_153717_000000432026_00440_11516_2422.N1	13-MAY-2004 15:37:17	Dark	43.000	84	Alp Phe	2.3970	4500.0	86	11516	No
313	GOM_NL__2PRFIN20040513_154112_000000572026_00440_11516_2423.N1	13-MAY-2004 15:41:12	Dark	56.500	63	Bet Gru	2.1500	2800.0	113	11516	No
314	GOM_NL__2PRFIN20040513_154238_000000522026_00440_11516_2424.N1	13-MAY-2004 15:42:38	Dark	52.000	31	Alp Gru	1.7340	15200.	104	11516	No
315	GOM_NL__2PRFIN20040513_154635_000000382026_00441_11517_2391.N1	13-MAY-2004 15:46:35	Dark	37.500	135	Bet Hyi	2.8200	5800.0	75	11517	No
316	GOM_NL__2PRFIN20040513_154812_000000452026_00441_11517_2392.N1	13-MAY-2004 15:48:12	Dark	44.500	45	Alp Pav	1.9400	26000.	89	11517	No
317	GOM_NL__2PRFIN20040513_155343_000000442026_00441_11517_2393.N1	13-MAY-2004 15:53:43	Straylight	43.500	43	Alp TrA	1.9100	4250.0	87	11517	No
318	GOM_NL__2PRFIN20040513_155509_000000412026_00441_11517_2394.N1	13-MAY-2004 15:55:09	Straylight	40.500	145	Gam TrA	2.8720	10600.	81	11517	No
319	GOM_NL__2PRFIN20040513_155740_000000422026_00441_11517_2395.N1	13-MAY-2004 15:57:40	Straylight	42.000	4	Alp1Cen	-0.010000	5800.0	84	11517	No
320	GOM_NL__2PRFIN20040513_155950_000000582026_00441_11517_2396.N1	13-MAY-2004 15:59:50	Straylight	58.000	25	35Lam Sco	1.6200	28000.	116	11517	No
321	GOM_NL__2PRFIN20040513_160216_000000552026_00441_11517_2397.N1	13-MAY-2004 16:02:16	Straylight	55.000	75	26Eps Sco	2.2910	4250.0	110	11517	No
322	GOM_NL__2PRFIN20040513_160526_000000642026_00441_11517_2398.N1	13-MAY-2004 16:05:26	Twilight	64.000	16	21Alp Sco	1.0200	3000.0	128	11517	No
323	GOM_NL__2PRFIN20040513_160713_000000632026_00441_11517_2399.N1	13-MAY-2004 16:07:13	Bright	63.000	80	7Del Sco	2.3160	30000.	126	11517	No
324	GOM_NL__2PRFIN20040513_160915_000000662026_00441_11517_2400.N1	13-MAY-2004 16:09:15	Bright	66.000	86	35Eta Oph	2.4300	10200.	132	11517	No
325	GOM_NL__2PRFIN20040513_161151_000000442026_00441_11517_2401.N1	13-MAY-2004 16:11:51	Bright	43.500	104	27Bet Lib	2.6140	13100.	87	11517	No
326	GOM_NL__2PRFIN20040513_161408_000000542026_00441_11517_2402.N1	13-MAY-2004 16:14:08	Bright	53.500	120	1Del Oph	2.7340	3200.0	107	11517	No
327	GOM_NL__2PRFIN20040513_161721_000000472026_00441_11517_2403.N1	13-MAY-2004 16:17:21	Bright	47.000	102	24Alp Ser	2.6000	4250.0	94	11517	No
328	GOM_NL__2PRFIN20040513_162006_000000382026_00441_11517_2404.N1	13-MAY-2004 16:20:06	Bright	37.500	111	8Eta Boo	2.6800	6000.0	75	11517	No
329	GOM_NL__2PRFIN20040513_162254_000000392026_00441_11517_2405.N1	13-MAY-2004 16:22:54	Bright	38.500	83		2.3780	11000.	77	11517	No
330	GOM_NL__2PRFIN20040513_162601_000000362026_00441_11517_2406.N1	13-MAY-2004 16:26:01	Bright	36.000	152	12Alp2CVn	2.8900	11000.	72	11517	No
331	GOM_NL__2PRFIN20040513_162851_000000352026_00441_11517_2407.N1	13-MAY-2004 16:28:51	Bright	35.000	39	85Eta UMa	1.8540	24000.	70	11517	No
332	GOM_NL__2PRFIN20040513_163026_000000352026_00441_11517_2408.N1	13-MAY-2004 16:30:26	Bright	35.000	55	79Zet UMa	2.0600	10200.	70	11517	No
333	GOM_NL__2PRFIN20040513_163248_000000402026_00441_11517_2409.N1	13-MAY-2004 16:32:48	Bright	40.000	82	48Bet UMa	2.3650	10600.	80	11517	No
334	GOM_NL__2PRFIN20040513_163451_000000432026_00441_11517_2410.N1	13-MAY-2004 16:34:51	Bright	43.000	119	14Eta Dra	2.7270	4700.0	86	11517	No
335	GOM_NL__2PRFIN20040513_163745_000000582026_00441_11517_2411.N1	13-MAY-2004 16:37:45	Bright	57.500	69	33Gam Dra	2.2310	3800.0	115	11517	No
336	GOM_NL__2PRFIN20040513_164031_000000382026_00441_11517_2412.N1	13-MAY-2004 16:40:31	Bright	38.000	49	1Alp UMi	1.9900	6300.0	76	11517	No
337	GOM_NL__2PRFIN20040513_164544_000000502026_00441_11517_2413.N1	13-MAY-2004 16:45:44	Bright	49.500	89	5Alp Cep	2.4510	8000.0	99	11517	No

338	GOM_NL__2PRFIN20040513_164842_000000382026_00441_11517_2414.N1	13-MAY-2004 16:48:42	Bright	37.500	76	27Gam Cas	2.3000	30000.	75	11517	No
339	GOM_NL__2PRFIN20040513_164957_000000532026_00441_11517_2415.N1	13-MAY-2004 16:49:57	Bright	53.000	68	18Alp Cas	2.2250	4500.0	106	11517	No
340	GOM_NL__2PRFIN20040513_165222_000001032026_00441_11517_2416.N1	13-MAY-2004 16:52:22	Bright	102.50	66	37Gam Cyg	2.2080	5900.0	205	11517	No
341	GOM_NL__2PRFIN20040513_165750_000001342026_00441_11517_2417.N1	13-MAY-2004 16:57:50	Straylight	133.50	92	53Eps Cyg	2.5000	4500.0	267	11517	No
342	GOM_NL__2PRFIN20040513_170220_000000442026_00441_11517_2418.N1	13-MAY-2004 17:02:20	Twilight	43.500	140	88Gam Peg	2.8340	26000.	87	11517	No
343	GOM_NL__2PRFIN20040513_170352_000000552026_00441_11517_2419.N1	13-MAY-2004 17:03:52	Dark	54.500	90	54Alp Peg	2.4870	11000.	109	11517	No
344	GOM_NL__2PRFIN20040513_171105_000000462026_00441_11517_2420.N1	13-MAY-2004 17:11:05	Dark	45.500	52	16Bet Cet	2.0370	4500.0	91	11517	No
345	GOM_NL__2PRFIN20040513_171248_000000812026_00441_11517_2421.N1	13-MAY-2004 17:12:48	Dark	80.500	162	34Alp Aqr	2.9440	5350.0	161	11517	No
346	GOM_NL__2PRFIN20040513_171753_000000492026_00441_11517_2422.N1	13-MAY-2004 17:17:53	Dark	49.000	84	Alp Phe	2.3970	4500.0	98	11517	No
347	GOM_NL__2PRFIN20040513_172149_000000512026_00441_11517_2423.N1	13-MAY-2004 17:21:49	Dark	50.500	63	Bet Gru	2.1500	2800.0	101	11517	No
348	GOM_NL__2PRFIN20040513_172315_000000442026_00441_11517_2424.N1	13-MAY-2004 17:23:15	Dark	44.000	31	Alp Gru	1.7340	15200.	88	11517	No
349	GOM_NL__2PRFIN20040513_172710_000000402026_00442_11518_2391.N1	13-MAY-2004 17:27:10	Dark	39.500	135	Bet Hyi	2.8200	5800.0	79	11518	No
350	GOM_NL__2PRFIN20040513_172849_000000432026_00442_11518_2392.N1	13-MAY-2004 17:28:49	Dark	42.500	45	Alp Pav	1.9400	26000.	85	11518	No
351	GOM_NL__2PRFIN20040513_173420_000000522026_00442_11518_2393.N1	13-MAY-2004 17:34:20	Straylight	51.500	43	Alp TrA	1.9100	4250.0	103	11518	No
352	GOM_NL__2PRFIN20040513_173547_000000412026_00442_11518_2394.N1	13-MAY-2004 17:35:47	Straylight	40.500	145	Gam TrA	2.8720	10600.	81	11518	No
353	GOM_NL__2PRFIN20040513_173816_000000512026_00442_11518_2395.N1	13-MAY-2004 17:38:16	Straylight	50.500	4	Alp1Cen	-0.010000	5800.0	101	11518	No
354	GOM_NL__2PRFIN20040513_174027_000000572026_00442_11518_2396.N1	13-MAY-2004 17:40:27	Straylight	57.000	25	35Lam Sco	1.6200	28000.	114	11518	No
355	GOM_NL__2PRFIN20040513_174253_000000552026_00442_11518_2397.N1	13-MAY-2004 17:42:53	Straylight	55.000	75	26Eps Sco	2.2910	4250.0	110	11518	No
356	GOM_NL__2PRFIN20040513_174603_000000592026_00442_11518_2398.N1	13-MAY-2004 17:46:03	Tw_and_stray	59.000	16	21Alp Sco	1.0200	3000.0	118	11518	No
357	GOM_NL__2PRFIN20040513_174749_000000592026_00442_11518_2399.N1	13-MAY-2004 17:47:49	Bright	59.000	80	7Del Sco	2.3160	30000.	118	11518	No
358	GOM_NL__2PRFIN20040513_174952_000000652026_00442_11518_2400.N1	13-MAY-2004 17:49:52	Bright	64.500	86	35Eta Oph	2.4300	10200.	129	11518	No
359	GOM_NL__2PRFIN20040513_175228_000000412026_00442_11518_2401.N1	13-MAY-2004 17:52:28	Bright	41.000	104	27Bet Lib	2.6140	13100.	82	11518	No
360	GOM_NL__2PRFIN20040513_175444_000000542026_00442_11518_2402.N1	13-MAY-2004 17:54:44	Bright	54.000	120	1Del Oph	2.7340	3200.0	108	11518	No
361	GOM_NL__2PRFIN20040513_175757_000000472026_00442_11518_2403.N1	13-MAY-2004 17:57:57	Bright	47.000	102	24Alp Ser	2.6000	4250.0	94	11518	No
362	GOM_NL__2PRFIN20040513_180043_000000372026_00442_11518_2404.N1	13-MAY-2004 18:00:43	Bright	37.000	111	8Eta Boo	2.6800	6000.0	74	11518	No
363	GOM_NL__2PRFIN20040513_180330_000000402026_00442_11518_2405.N1	13-MAY-2004 18:03:30	Bright	40.000	83		2.3780	11000.	80	11518	No
364	GOM_NL__2PRFIN20040513_180637_000000382026_00442_11518_2406.N1	13-MAY-2004 18:06:37	Bright	37.500	152	12Alp2CVn	2.8900	11000.	75	11518	No
365	GOM_NL__2PRFIN20040513_180927_000000402026_00442_11518_2407.N1	13-MAY-2004 18:09:27	Bright	40.000	39	85Eta UMa	1.8540	24000.	80	11518	No
366	GOM_NL__2PRFIN20040513_181102_000000392026_00442_11518_2408.N1	13-MAY-2004 18:11:02	Bright	39.000	55	79Zet UMa	2.0600	10200.	78	11518	No
367	GOM_NL__2PRFIN20040513_181325_000000402026_00442_11518_2409.N1	13-MAY-2004 18:13:25	Bright	39.500	82	48Bet UMa	2.3650	10600.	79	11518	No
368	GOM_NL__2PRFIN20040513_181527_000000442026_00442_11518_2410.N1	13-MAY-2004 18:15:27	Bright	43.500	119	14Eta Dra	2.7270	4700.0	87	11518	No
369	GOM_NL__2PRFIN20040513_181820_000000592026_00442_11518_2411.N1	13-MAY-2004 18:18:20	Bright	58.500	69	33Gam Dra	2.2310	3800.0	117	11518	No
370	GOM_NL__2PRFIN20040513_182107_000000382026_00442_11518_2412.N1	13-MAY-2004 18:21:07	Bright	38.000	49	1Alp UMi	1.9900	6300.0	76	11518	No
371	GOM_NL__2PRFIN20040513_182621_000000462026_00442_11518_2413.N1	13-MAY-2004 18:26:21	Bright	45.500	89	5Alp Cep	2.4510	8000.0	91	11518	No
372	GOM_NL__2PRFIN20040513_182918_000000532026_00442_11518_2414.N1	13-MAY-2004 18:29:18	Bright	53.000	76	27Gam Cas	2.3000	30000.	106	11518	No
373	GOM_NL__2PRFIN20040513_183033_000000382026_00442_11518_2415.N1	13-MAY-2004 18:30:33	Bright	38.000	68	18Alp Cas	2.2250	4500.0	76	11518	No
374	GOM_NL__2PRFIN20040513_183257_000000972026_00442_11518_2416.N1	13-MAY-2004 18:32:57	Bright	97.000	66	37Gam Cyg	2.2080	5900.0	194	11518	No
375	GOM_NL__2PRFIN20040513_183826_000001292026_00442_11518_2417.N1	13-MAY-2004 18:38:26	Straylight	128.50	92	53Eps Cyg	2.5000	4500.0	257	11518	No
376	GOM_NL__2PRFIN20040513_184257_000000422026_00442_11518_2418.N1	13-MAY-2004 18:42:57	Twilight	42.000	140	88Gam Peg	2.8340	26000.	84	11518	No
377	GOM_NL__2PRFIN20040513_184429_000000522026_00442_11518_2419.N1	13-MAY-2004 18:44:29	Dark	51.500	90	54Alp Peg	2.4870	11000.	103	11518	No
378	GOM_NL__2PRFIN20040513_185142_000000482026_00442_11518_2420.N1	13-MAY-2004 18:51:42	Dark	47.500	52	16Bet Cet	2.0370	4500.0	95	11518	No
379	GOM_NL__2PRFIN20040513_185325_000000772026_00442_11518_2421.N1	13-MAY-2004 18:53:25	Dark	77.000	162	34Alp Aqr	2.9440	5350.0	154	11518	No
380	GOM_NL__2PRFIN20040513_185830_000000452026_00442_11518_2422.N1	13-MAY-2004 18:58:30	Dark	45.000	84	Alp Phe	2.3970	4500.0	90	11518	No
381	GOM_NL__2PRFIN20040513_190226_000000562026_00442_11518_2423.N1	13-MAY-2004 19:02:26	Dark	55.500	63	Bet Gru	2.1500	2800.0	111	11518	No
382	GOM_NL__2PRFIN20040513_190351_000000452026_00442_11518_2424.N1	13-MAY-2004 19:03:51	Dark	45.000	31	Alp Gru	1.7340	15200.	90	11518	No
383	GOM_NL__2PRFIN20040513_190747_000000382026_00443_11519_2391.N1	13-MAY-2004 19:07:47	Dark	37.500	135	Bet Hyi	2.8200	5800.0	75	11519	No
384	GOM_NL__2PRFIN20040513_190926_000000432026_00443_11519_2392.N1	13-MAY-2004 19:09:26	Dark	42.500	45	Alp Pav	1.9400	26000.	85	11519	No
385	GOM_NL__2PRFIN20040513_191456_000000522026_00443_11519_2393.N1	13-MAY-2004 19:14:56	Straylight	51.500	43	Alp TrA	1.9100	4250.0	103	11519	No
386	GOM_NL__2PRFIN20040513_191623_000000402026_00443_11519_2394.N1	13-MAY-2004 19:16:23	Straylight	39.500	145	Gam TrA	2.8720	10600.	79	11519	No
387	GOM_NL__2PRFIN20040513_191852_000000522026_00443_11519_2395.N1	13-MAY-2004 19:18:52	Straylight	52.000	4	Alp1Cen	-0.010000	5800.0	104	11519	No
388	GOM_NL__2PRFIN20040513_192103_000000572026_00443_11519_2396.N1	13-MAY-2004 19:21:03	Straylight	57.000	25	35Lam Sco	1.6200	28000.	114	11519	No
389	GOM_NL__2PRFIN20040513_192329_000000532026_00443_11519_2397.N1	13-MAY-2004 19:23:29	Straylight	53.000	75	26Eps Sco	2.2910	4250.0	106	11519	No
390	GOM_NL__2PRFIN20040513_192639_000000592026_00443_11519_2398.N1	13-MAY-2004 19:26:39	Tw_and_stray	58.500	16	21Alp Sco	1.0200	3000.0	117	11519	No
391	GOM_NL__2PRFIN20040513_192825_000000552026_00443_11519_2399.N1	13-MAY-2004 19:28:25	Bright	54.500	80	7Del Sco	2.3160	30000.	109	11519	No
392	GOM_NL__2PRFIN20040513_193028_000000662026_00443_11519_2400.N1	13-MAY-2004 19:30:28	Bright	65.500	86	35Eta Oph	2.4300	10200.	131	11519	No
393	GOM_NL__2PRFIN20040513_193304_000000412026_00443_11519_2401.N1	13-MAY-2004 19:33:04	Bright	41.000	104	27Bet Lib	2.6140	13100.	82	11519	No
394	GOM_NL__2PRFIN20040513_193519_000000552026_00443_11519_2402.N1	13-MAY-2004 19:35:19	Bright	54.500	120	1Del Oph	2.7340	3200.0	109	11519	No
395	GOM_NL__2PRFIN20040513_193832_000000472026_00443_11519_2403.N1	13-MAY-2004 19:38:32	Bright	47.000	102	24Alp Ser	2.6000	4250.0	94	11519	No
396	GOM_NL__2PRFIN20040513_194119_000000372026_00443_11519_2404.N1	13-MAY-2004 19:41:19	Bright	37.000	111	8Eta Boo	2.6800	6000.0	74	11519	No

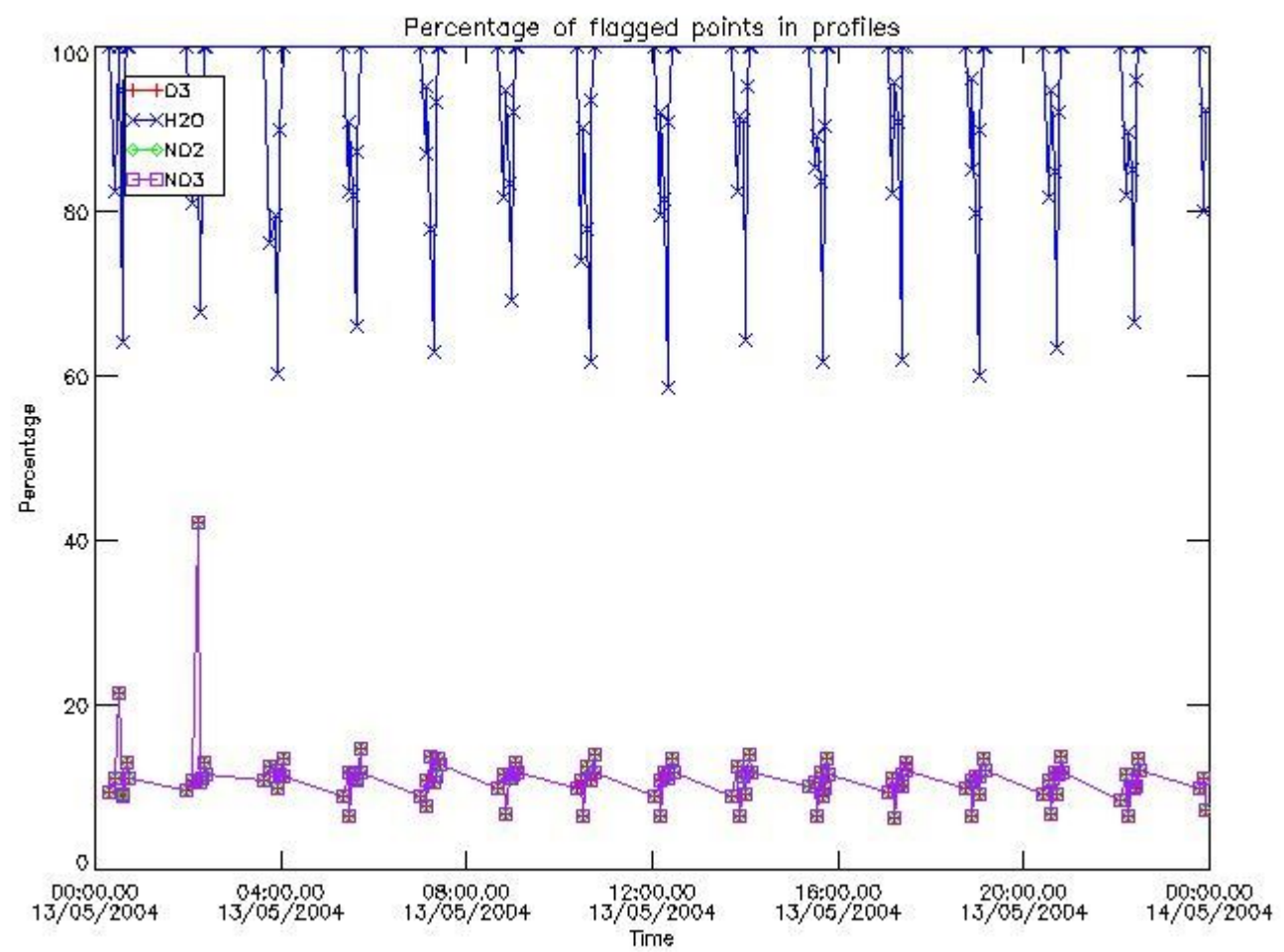
397	GOM_NL__2PRFIN20040513_194406_000000412026_00443_11519_2405.N1	13-MAY-2004 19:44:06	Bright	41.000	83		2.3780	11000.	82	11519	No
398	GOM_NL__2PRFIN20040513_194713_000000372026_00443_11519_2406.N1	13-MAY-2004 19:47:13	Bright	37.000	152	12Alp2CVn	2.8900	11000.	74	11519	No
399	GOM_NL__2PRFIN20040513_195003_000000392026_00443_11519_2407.N1	13-MAY-2004 19:50:03	Bright	38.500	39	85Eta UMa	1.8540	24000.	77	11519	No
400	GOM_NL__2PRFIN20040513_195138_000000372026_00443_11519_2408.N1	13-MAY-2004 19:51:38	Bright	36.500	55	79Zet UMa	2.0600	10200.	73	11519	No
401	GOM_NL__2PRFIN20040513_195401_000000392026_00443_11519_2409.N1	13-MAY-2004 19:54:01	Bright	38.500	82	48Bet UMa	2.3650	10600.	77	11519	No
402	GOM_NL__2PRFIN20040513_195603_000000442026_00443_11519_2410.N1	13-MAY-2004 19:56:03	Bright	43.500	119	14Eta Dra	2.7270	4700.0	87	11519	No
403	GOM_NL__2PRFIN20040513_195856_000000562026_00443_11519_2411.N1	13-MAY-2004 19:58:56	Bright	56.000	69	33Gam Dra	2.2310	3800.0	112	11519	No
404	GOM_NL__2PRFIN20040513_200142_000000392026_00443_11519_2412.N1	13-MAY-2004 20:01:42	Bright	38.500	49	1Alp UMi	1.9900	6300.0	77	11519	No
405	GOM_NL__2PRFIN20040513_200657_000000462026_00443_11519_2413.N1	13-MAY-2004 20:06:57	Bright	46.000	89	5Alp Cep	2.4510	8000.0	92	11519	No
406	GOM_NL__2PRFIN20040513_200954_000000362026_00443_11519_2414.N1	13-MAY-2004 20:09:54	Bright	36.000	76	27Gam Cas	2.3000	30000.	72	11519	No
407	GOM_NL__2PRFIN20040513_201109_000000472026_00443_11519_2415.N1	13-MAY-2004 20:11:09	Bright	47.000	68	18Alp Cas	2.2250	4500.0	94	11519	No
408	GOM_NL__2PRFIN20040513_201333_000001022026_00443_11519_2416.N1	13-MAY-2004 20:13:33	Bright	102.00	66	37Gam Cyg	2.2080	5900.0	204	11519	No
409	GOM_NL__2PRFIN20040513_201902_000001322026_00443_11519_2417.N1	13-MAY-2004 20:19:02	Straylight	131.50	92	53Eps Cyg	2.5000	4500.0	263	11519	No
410	GOM_NL__2PRFIN20040513_202333_000000442026_00443_11519_2418.N1	13-MAY-2004 20:23:33	Twilight	44.000	140	88Gam Peg	2.8340	26000.	88	11519	No
411	GOM_NL__2PRFIN20040513_202505_000000562026_00443_11519_2419.N1	13-MAY-2004 20:25:05	Dark	56.000	90	54Alp Peg	2.4870	11000.	112	11519	No
412	GOM_NL__2PRFIN20040513_203218_000000472026_00443_11519_2420.N1	13-MAY-2004 20:32:18	Dark	47.000	52	16Bet Cet	2.0370	4500.0	94	11519	No
413	GOM_NL__2PRFIN20040513_203403_000000752026_00443_11519_2421.N1	13-MAY-2004 20:34:03	Dark	74.500	162	34Alp Aqr	2.9440	5350.0	149	11519	No
414	GOM_NL__2PRFIN20040513_203905_000000442026_00443_11519_2422.N1	13-MAY-2004 20:39:05	Dark	43.500	84	Alp Phe	2.3970	4500.0	87	11519	No
415	GOM_NL__2PRFIN20040513_204302_000000552026_00443_11519_2423.N1	13-MAY-2004 20:43:02	Dark	55.000	63	Bet Gru	2.1500	2800.0	110	11519	No
416	GOM_NL__2PRFIN20040513_204427_000000452026_00443_11519_2424.N1	13-MAY-2004 20:44:27	Dark	44.500	31	Alp Gru	1.7340	15200.	89	11519	No
417	GOM_NL__2PRFIN20040513_204823_000000372026_00444_11520_2411.N1	13-MAY-2004 20:48:23	Dark	37.000	135	Bet Hyi	2.8200	5800.0	74	11520	No
418	GOM_NL__2PRFIN20040513_205002_000000442026_00444_11520_2412.N1	13-MAY-2004 20:50:02	Dark	43.500	45	Alp Pav	1.9400	26000.	87	11520	No
419	GOM_NL__2PRFIN20040513_205533_000000462026_00444_11520_2413.N1	13-MAY-2004 20:55:33	Straylight	45.500	43	Alp TrA	1.9100	4250.0	91	11520	No
420	GOM_NL__2PRFIN20040513_205658_000000422026_00444_11520_2414.N1	13-MAY-2004 20:56:58	Straylight	41.500	145	Gam TrA	2.8720	10600.	83	11520	No
421	GOM_NL__2PRFIN20040513_205928_000000482026_00444_11520_2415.N1	13-MAY-2004 20:59:28	Straylight	48.000	4	Alp1Cen	-0.010000	5800.0	96	11520	No
422	GOM_NL__2PRFIN20040513_210139_000000542026_00444_11520_2416.N1	13-MAY-2004 21:01:39	Straylight	54.000	25	35Lam Sco	1.6200	28000.	108	11520	No
423	GOM_NL__2PRFIN20040513_210433_000000422026_00444_11520_2417.N1	13-MAY-2004 21:04:33	Tw_and_stray	41.500	81	Eta Cen	2.3560	28000.	83	11520	No
424	GOM_NL__2PRFIN20040513_210715_000000672026_00444_11520_2418.N1	13-MAY-2004 21:07:15	Tw_and_stray	67.000	16	21Alp Sco	1.0200	3000.0	134	11520	No
425	GOM_NL__2PRFIN20040513_210901_000000552026_00444_11520_2419.N1	13-MAY-2004 21:09:01	Bright	55.000	80	7Del Sco	2.3160	30000.	110	11520	No
426	GOM_NL__2PRFIN20040513_211103_000000662026_00444_11520_2420.N1	13-MAY-2004 21:11:03	Bright	66.000	86	35Eta Oph	2.4300	10200.	132	11520	No
427	GOM_NL__2PRFIN20040513_211339_000000432026_00444_11520_2421.N1	13-MAY-2004 21:13:39	Bright	42.500	104	27Bet Lib	2.6140	13100.	85	11520	No
428	GOM_NL__2PRFIN20040513_211556_000000542026_00444_11520_2422.N1	13-MAY-2004 21:15:56	Bright	53.500	120	1Del Oph	2.7340	3200.0	107	11520	No
429	GOM_NL__2PRFIN20040513_211908_000000472026_00444_11520_2423.N1	13-MAY-2004 21:19:08	Bright	47.000	102	24Alp Ser	2.6000	4250.0	94	11520	No
430	GOM_NL__2PRFIN20040513_212154_000000382026_00444_11520_2424.N1	13-MAY-2004 21:21:54	Bright	38.000	111	8Eta Boo	2.6800	6000.0	76	11520	No
431	GOM_NL__2PRFIN20040513_212441_000000412026_00444_11520_2425.N1	13-MAY-2004 21:24:41	Bright	41.000	83		2.3780	11000.	82	11520	No
432	GOM_NL__2PRFIN20040513_212749_000000382026_00444_11520_2426.N1	13-MAY-2004 21:27:49	Bright	37.500	152	12Alp2CVn	2.8900	11000.	75	11520	No
433	GOM_NL__2PRFIN20040513_213039_000000392026_00444_11520_2427.N1	13-MAY-2004 21:30:39	Bright	39.000	39	85Eta UMa	1.8540	24000.	78	11520	No
434	GOM_NL__2PRFIN20040513_213214_000000392026_00444_11520_2428.N1	13-MAY-2004 21:32:14	Bright	38.500	55	79Zet UMa	2.0600	10200.	77	11520	No
435	GOM_NL__2PRFIN20040513_213438_000000362026_00444_11520_2429.N1	13-MAY-2004 21:34:38	Bright	36.000	82	48Bet UMa	2.3650	10600.	72	11520	No
436	GOM_NL__2PRFIN20040513_213638_000000432026_00444_11520_2430.N1	13-MAY-2004 21:36:38	Bright	43.000	119	14Eta Dra	2.7270	4700.0	86	11520	No
437	GOM_NL__2PRFIN20040513_213930_000000572026_00444_11520_2431.N1	13-MAY-2004 21:39:30	Bright	57.000	69	33Gam Dra	2.2310	3800.0	114	11520	No
438	GOM_NL__2PRFIN20040513_214219_000000372026_00444_11520_2432.N1	13-MAY-2004 21:42:19	Bright	37.000	49	1Alp UMi	1.9900	6300.0	74	11520	No
439	GOM_NL__2PRFIN20040513_214733_000000442026_00444_11520_2433.N1	13-MAY-2004 21:47:33	Bright	43.500	89	5Alp Cep	2.4510	8000.0	87	11520	No
440	GOM_NL__2PRFIN20040513_215031_000000532026_00444_11520_2434.N1	13-MAY-2004 21:50:31	Bright	53.000	76	27Gam Cas	2.3000	30000.	106	11520	No
441	GOM_NL__2PRFIN20040513_215145_000000382026_00444_11520_2435.N1	13-MAY-2004 21:51:45	Bright	37.500	68	18Alp Cas	2.2250	4500.0	75	11520	No
442	GOM_NL__2PRFIN20040513_215408_000001042026_00444_11520_2436.N1	13-MAY-2004 21:54:08	Bright	103.50	66	37Gam Cyg	2.2080	5900.0	207	11520	No
443	GOM_NL__2PRFIN20040513_215938_000001352026_00444_11520_2437.N1	13-MAY-2004 21:59:38	Straylight	134.50	92	53Eps Cyg	2.5000	4500.0	269	11520	No
444	GOM_NL__2PRFIN20040513_220409_000000452026_00444_11520_2438.N1	13-MAY-2004 22:04:09	Twilight	44.500	140	88Gam Peg	2.8340	26000.	89	11520	No
445	GOM_NL__2PRFIN20040513_220540_000000602026_00444_11520_2439.N1	13-MAY-2004 22:05:40	Dark	60.000	90	54Alp Peg	2.4870	11000.	120	11520	No
446	GOM_NL__2PRFIN20040513_221254_000000452026_00444_11520_2440.N1	13-MAY-2004 22:12:54	Dark	44.500	52	16Bet Cet	2.0370	4500.0	89	11520	No
447	GOM_NL__2PRFIN20040513_221441_000000782026_00444_11520_2441.N1	13-MAY-2004 22:14:41	Dark	78.000	162	34Alp Aqr	2.9440	5350.0	156	11520	No
448	GOM_NL__2PRFIN20040513_221942_000000482026_00444_11520_2442.N1	13-MAY-2004 22:19:42	Dark	47.500	84	Alp Phe	2.3970	4500.0	95	11520	No
449	GOM_NL__2PRFIN20040513_222338_000000572026_00444_11520_2443.N1	13-MAY-2004 22:23:38	Dark	57.000	63	Bet Gru	2.1500	2800.0	114	11520	No
450	GOM_NL__2PRFIN20040513_222504_000000502026_00444_11520_2444.N1	13-MAY-2004 22:25:04	Dark	50.000	31	Alp Gru	1.7340	15200.	100	11520	No
451	GOM_NL__2PRFIN20040513_222859_000000382026_00445_11521_2411.N1	13-MAY-2004 22:28:59	Dark	38.000	135	Bet Hyi	2.8200	5800.0	76	11521	No
452	GOM_NL__2PRFIN20040513_223038_000000432026_00445_11521_2412.N1	13-MAY-2004 22:30:38	Dark	42.500	45	Alp Pav	1.9400	26000.	85	11521	No
453	GOM_NL__2PRFIN20040513_223609_000000412026_00445_11521_2413.N1	13-MAY-2004 22:36:09	Straylight	40.500	43	Alp TrA	1.9100	4250.0	81	11521	No
454	GOM_NL__2PRFIN20040513_223736_000000392026_00445_11521_2414.N1	13-MAY-2004 22:37:36	Straylight	39.000	145	Gam TrA	2.8720	10600.	78	11521	No
455	GOM_NL__2PRFIN20040513_224004_000000522026_00445_11521_2415.N1	13-MAY-2004 22:40:04	Straylight	52.000	4	Alp1Cen	-0.010000	5800.0	104	11521	No

456	GOM_NL__2PRFIN20040513_224216_000000592026_00445_11521_2416.N1	13-MAY-2004 22:42:16	Straylight	58.500	25	35Lam Sco	1.6200	28000.	117	11521	No
457	GOM_NL__2PRFIN20040513_224508_000000432026_00445_11521_2417.N1	13-MAY-2004 22:45:08	Twilight	42.500	81	Eta Cen	2.3560	28000.	85	11521	No
458	GOM_NL__2PRFIN20040513_224752_000000612026_00445_11521_2418.N1	13-MAY-2004 22:47:52	Twilight	60.500	16	21Alp Sco	1.0200	3000.0	121	11521	No
459	GOM_NL__2PRFIN20040513_224938_000000522026_00445_11521_2419.N1	13-MAY-2004 22:49:38	Bright	52.000	80	7Del Sco	2.3160	30000.	104	11521	No
460	GOM_NL__2PRFIN20040513_225139_000000672026_00445_11521_2420.N1	13-MAY-2004 22:51:39	Bright	67.000	86	35Eta Oph	2.4300	10200.	134	11521	No
461	GOM_NL__2PRFIN20040513_225415_000000432026_00445_11521_2421.N1	13-MAY-2004 22:54:15	Bright	42.500	104	27Bet Lib	2.6140	13100.	85	11521	No
462	GOM_NL__2PRFIN20040513_225632_000000532026_00445_11521_2422.N1	13-MAY-2004 22:56:32	Bright	53.000	120	1Del Oph	2.7340	3200.0	106	11521	No
463	GOM_NL__2PRFIN20040513_225943_000000482026_00445_11521_2423.N1	13-MAY-2004 22:59:43	Bright	47.500	102	24Alp Ser	2.6000	4250.0	95	11521	No
464	GOM_NL__2PRFIN20040513_230230_000000382026_00445_11521_2424.N1	13-MAY-2004 23:02:30	Bright	38.000	111	8Eta Boo	2.6800	6000.0	76	11521	No
465	GOM_NL__2PRFIN20040513_230517_000000412026_00445_11521_2425.N1	13-MAY-2004 23:05:17	Bright	41.000	83		2.3780	11000.	82	11521	No
466	GOM_NL__2PRFIN20040513_230825_000000372026_00445_11521_2426.N1	13-MAY-2004 23:08:25	Bright	37.000	152	12Alp2CVn	2.8900	11000.	74	11521	No
467	GOM_NL__2PRFIN20040513_231115_000000362026_00445_11521_2427.N1	13-MAY-2004 23:11:15	Bright	35.500	39	85Eta UMa	1.8540	24000.	71	11521	No
468	GOM_NL__2PRFIN20040513_231249_000000392026_00445_11521_2428.N1	13-MAY-2004 23:12:49	Bright	38.500	55	79Zet UMa	2.0600	10200.	77	11521	No
469	GOM_NL__2PRFIN20040513_231513_000000392026_00445_11521_2429.N1	13-MAY-2004 23:15:13	Bright	38.500	82	48Bet UMa	2.3650	10600.	77	11521	No
470	GOM_NL__2PRFIN20040513_231713_000000432026_00445_11521_2430.N1	13-MAY-2004 23:17:13	Bright	42.500	119	14Eta Dra	2.7270	4700.0	85	11521	No
471	GOM_NL__2PRFIN20040513_232005_000000572026_00445_11521_2431.N1	13-MAY-2004 23:20:05	Bright	57.000	69	33Gam Dra	2.2310	3800.0	114	11521	No
472	GOM_NL__2PRFIN20040513_232254_000000372026_00445_11521_2432.N1	13-MAY-2004 23:22:54	Bright	36.500	49	1Alp UMi	1.9900	6300.0	73	11521	No
473	GOM_NL__2PRFIN20040513_232809_000000452026_00445_11521_2433.N1	13-MAY-2004 23:28:09	Bright	45.000	89	5Alp Cep	2.4510	8000.0	90	11521	No
474	GOM_NL__2PRFIN20040513_233105_000000432026_00445_11521_2434.N1	13-MAY-2004 23:31:05	Bright	43.000	76	27Gam Cas	2.3000	30000.	86	11521	No
475	GOM_NL__2PRFIN20040513_233221_000000392026_00445_11521_2435.N1	13-MAY-2004 23:32:21	Bright	38.500	68	18Alp Cas	2.2250	4500.0	77	11521	No
476	GOM_NL__2PRFIN20040513_233443_000001042026_00445_11521_2436.N1	13-MAY-2004 23:34:43	Bright	104.00	66	37Gam Cyg	2.2080	5900.0	208	11521	No
477	GOM_NL__2PRFIN20040513_234014_000001392026_00445_11521_2437.N1	13-MAY-2004 23:40:14	Straylight	138.50	92	53Eps Cyg	2.5000	4500.0	277	11521	No
478	GOM_NL__2PRFIN20040513_234443_000000482026_00445_11521_2438.N1	13-MAY-2004 23:44:43	Twilight	47.500	140	88Gam Peg	2.8340	26000.	95	11521	No
479	GOM_NL__2PRFIN20040513_234618_000000572026_00445_11521_2439.N1	13-MAY-2004 23:46:18	Dark	57.000	90	54Alp Peg	2.4870	11000.	114	11521	No
480	GOM_NL__2PRFIN20040513_235329_000000462026_00445_11521_2440.N1	13-MAY-2004 23:53:29	Dark	45.500	52	16Bet Cet	2.0370	4500.0	91	11521	No
481	GOM_NL__2PRFIN20040513_235518_000000782026_00445_11521_2441.N1	13-MAY-2004 23:55:18	Dark	78.000	162	34Alp Aqr	2.9440	5350.0	156	11521	No

3. Quality information per product

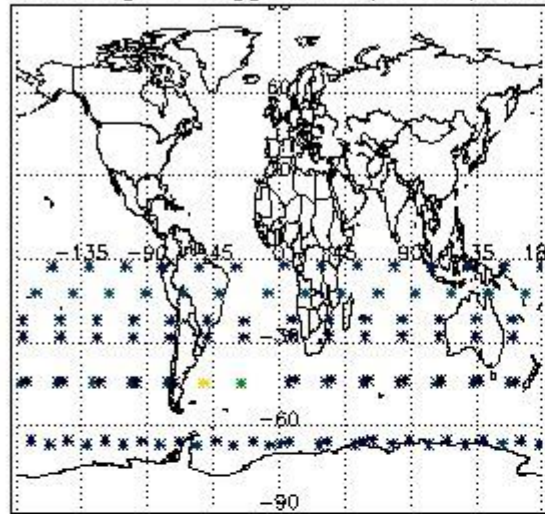
In this section it is plotted some information contained in the Quality Summary data set of the level 2 products. Only products in dark limb conditions and without errors (error flag in the MPH set to "0") are used.

3.1 Plot quality information per product (time dependant)


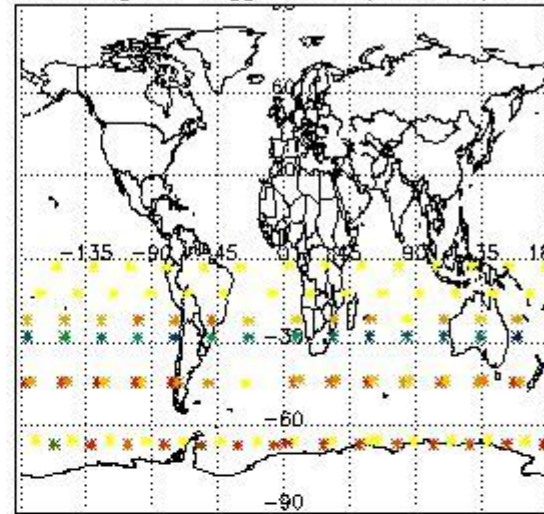


3.2 Plot quality information per product (world map)

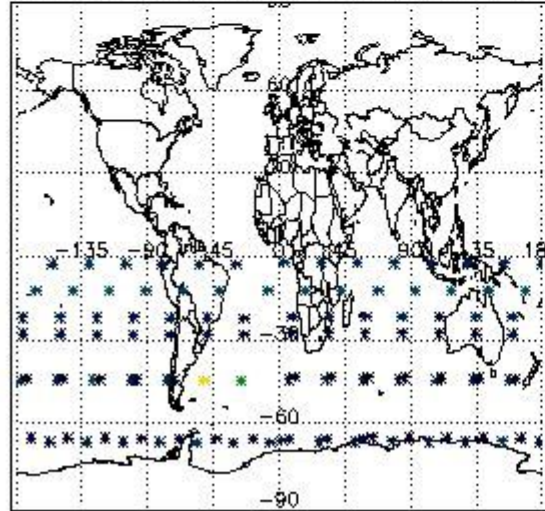
Percentage of flagged data per O3 profile



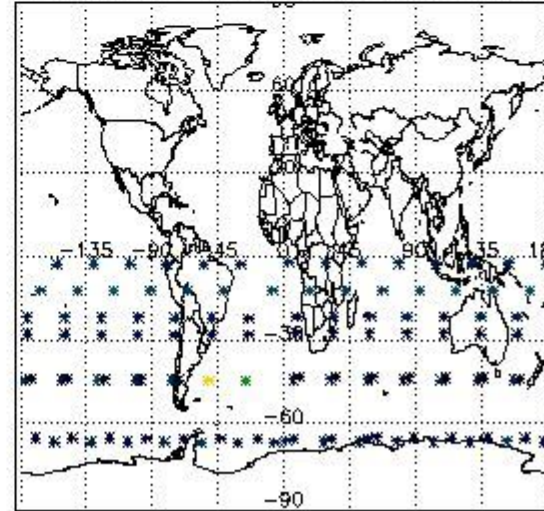
Percentage of flagged data per H2O profile



Percentage of flagged data per NO2 profile



Percentage of flagged data per NO3 profile

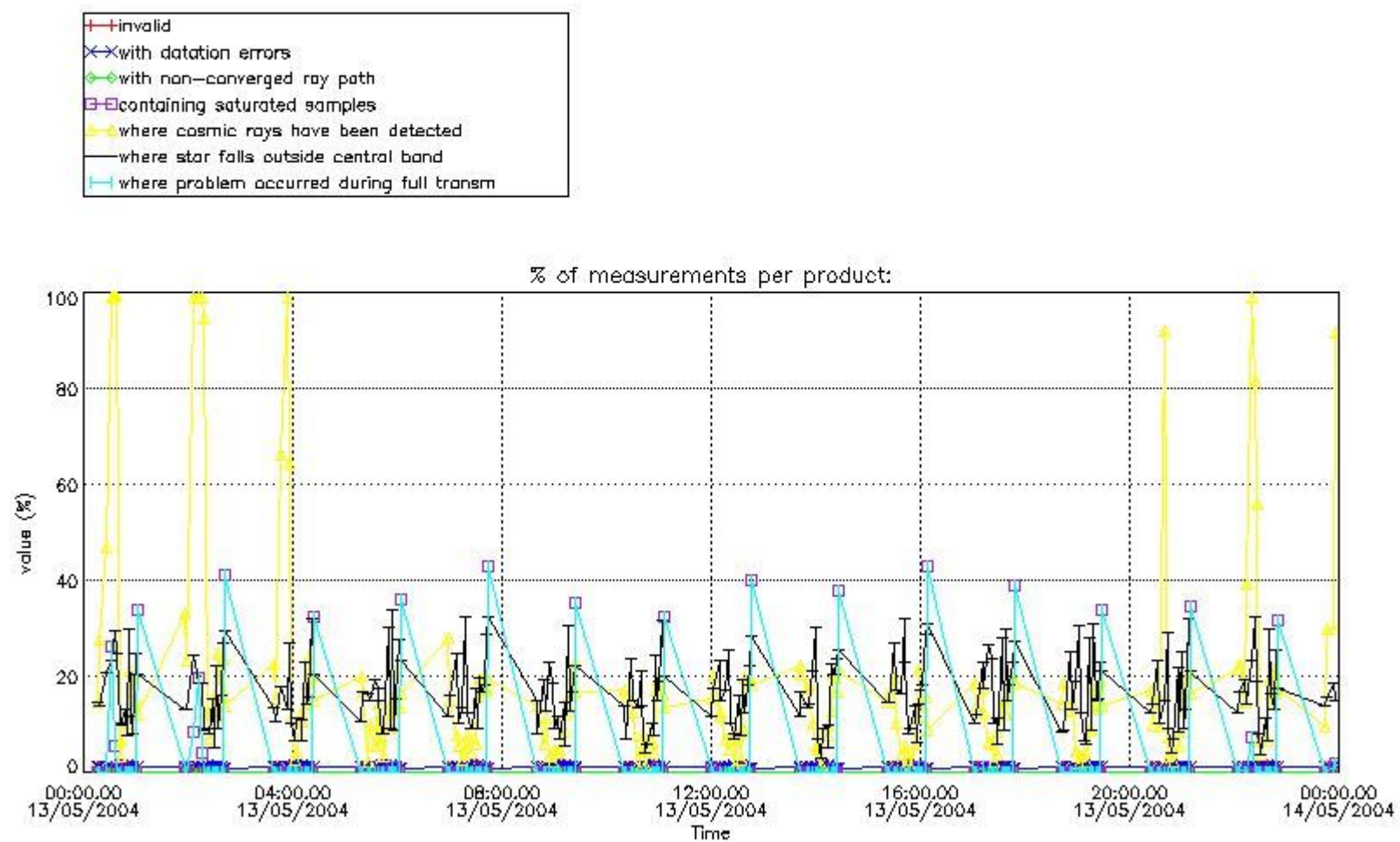


4. Level 1 quality information per product

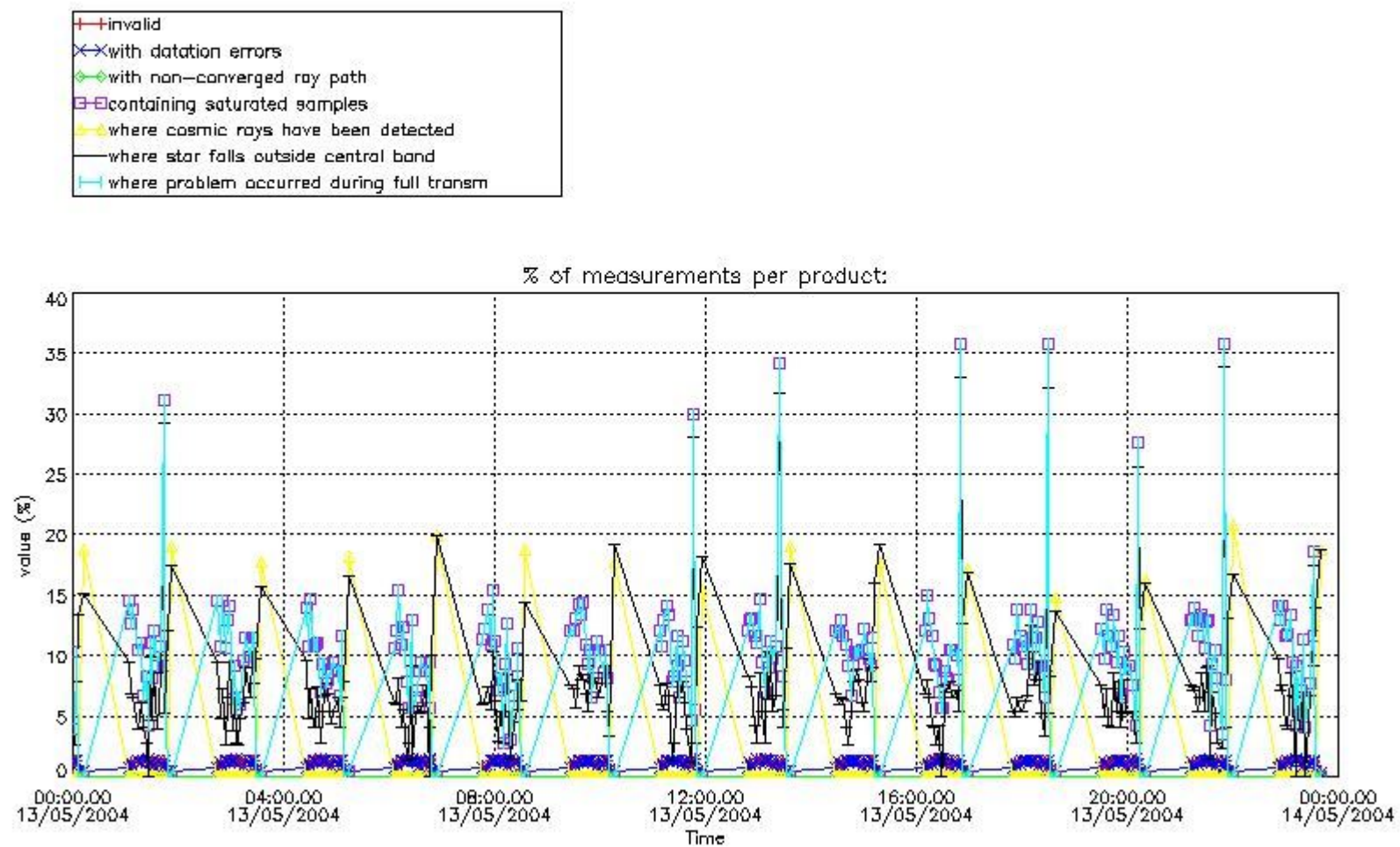
In this section it is plotted some information contained in the Quality Summary data set of the level 2 products that comes from the level 1b processing. Products without errors (error flag in the MPH set to "0") are used.

4.1 Plot quality information per product (time dependant) coming from level 1b processing

4.1.1 Plot level 1 quality information per product (time dependant): ENVISAT ASCENDING passes

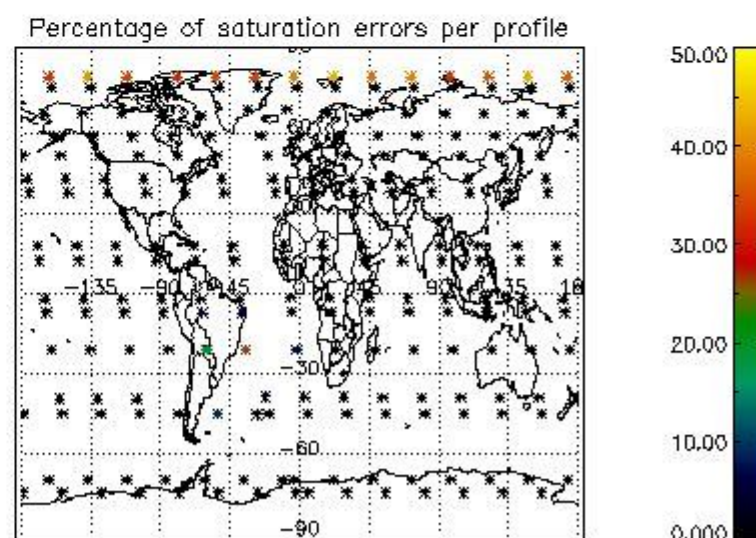
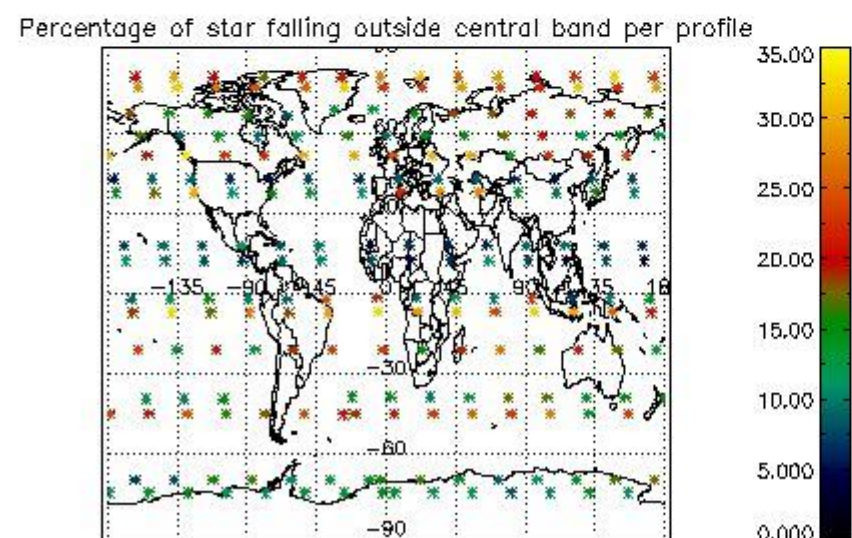
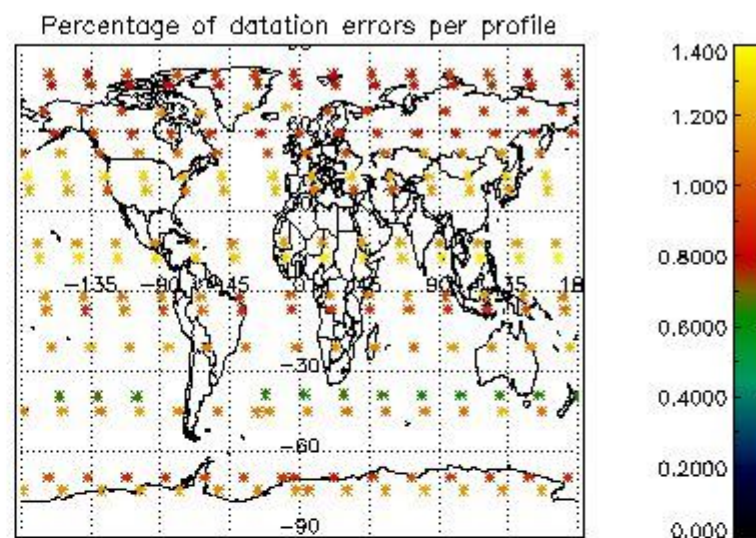
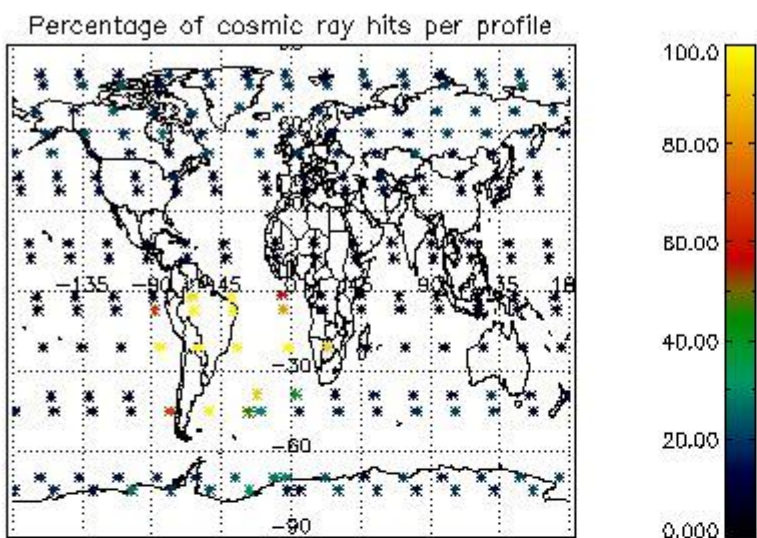


4.1.2 Plot level 1 quality information per product (time dependant): ENVI SAT DESCENDING passes

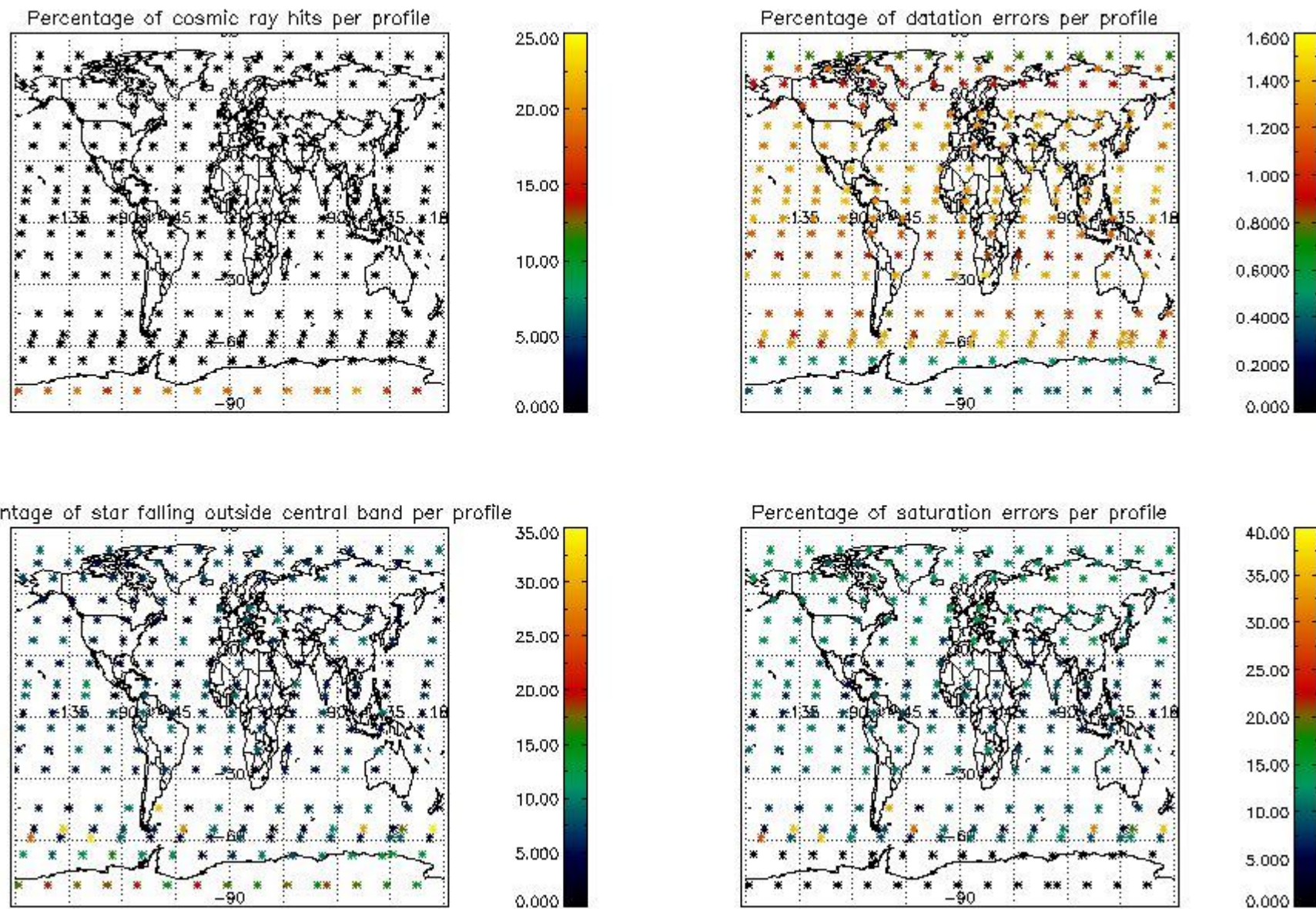


4.2 Plot quality information per product coming from level 1b processing (world map)

4.2.1 Plot level 1 quality information per product (world map): ENVISAT ASCENDING passes



4.2.2 Plot level 1 quality information per product (world map): ENVISAT DESCENDING passes



5. Trace gas profiles

5.1 Ozone statistics based on quality of products

The final quality of the products can be "measured" using the STD (Standard Deviation) attached to every point profile. This information is written to the parameter GOM_NL__2P/NL_LOCAL_SPECIES_DENSITY/o3_std of the level 2 products. The table below shows the statistics for given STD ranges.

The statistics are given with respect to the overall valid production:

- Products without fatal errors: GOM_NL__2P/MPH/PRODUCT_ERR=0
- Valid point profile: GOM_NL__2P/NL_LOCAL_SPECIES_DENSITY/pcd(0)=0

The 'Criteria' is applied to valid points of dark limb products:

- Products in dark limb illumination condition: GOM_NL__2P/NL_SUMMARY_QUALITY/obs_ill_cond=0
- Products without fatal errors: GOM_NL__2P/MPH/PRODUCT_ERR=0
- Valid point profile: GOM_NL__2P/NL_LOCAL_SPECIES_DENSITY/pcd(0)=0

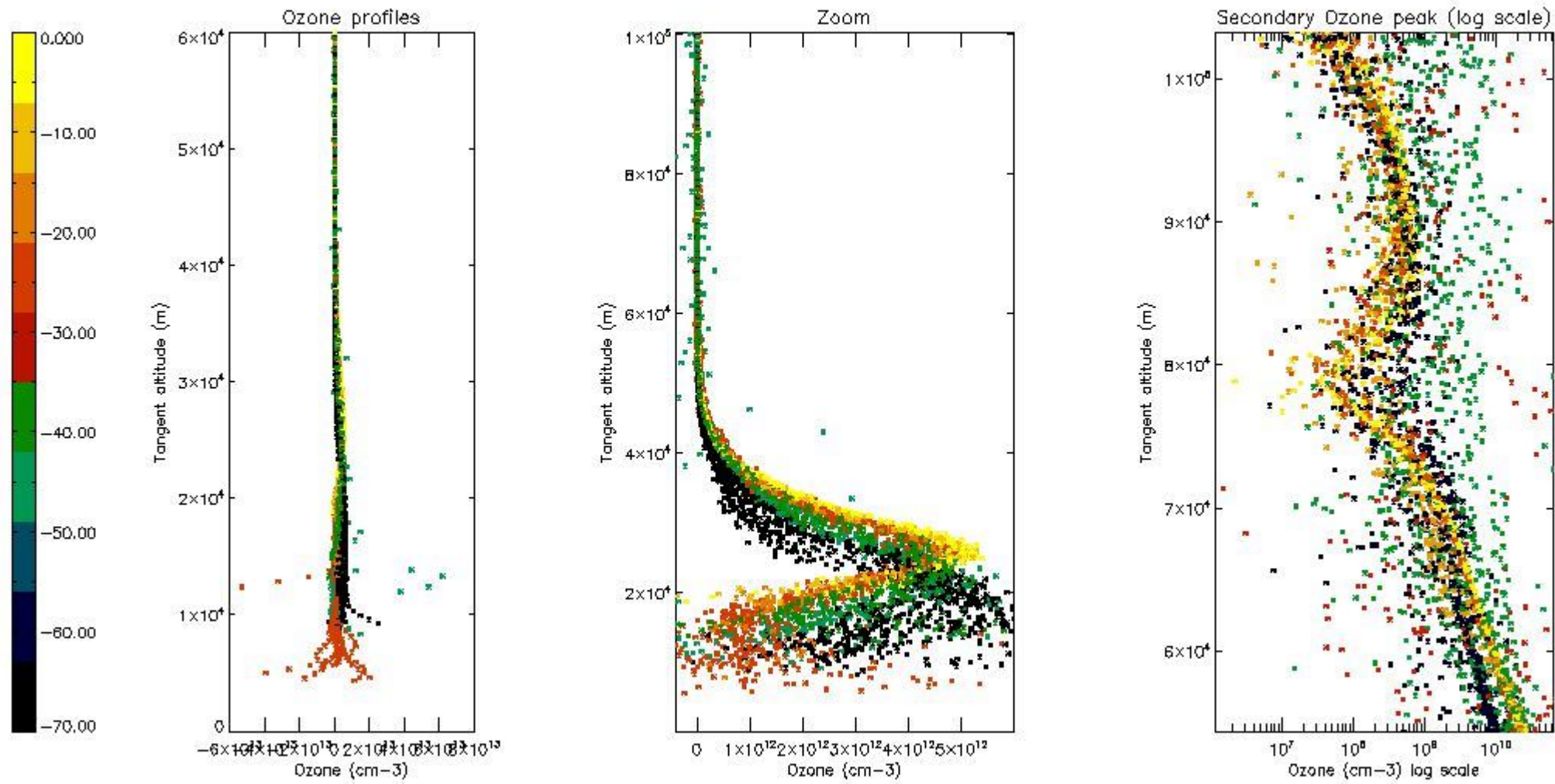
So, the table below shows the percentage of dark limb and valid observations for each criteria with respect to the overall valid daily observations.

Criteria	% of total production
All STD	23
STD < 20	10

STD < 10	8
STD < 5	4

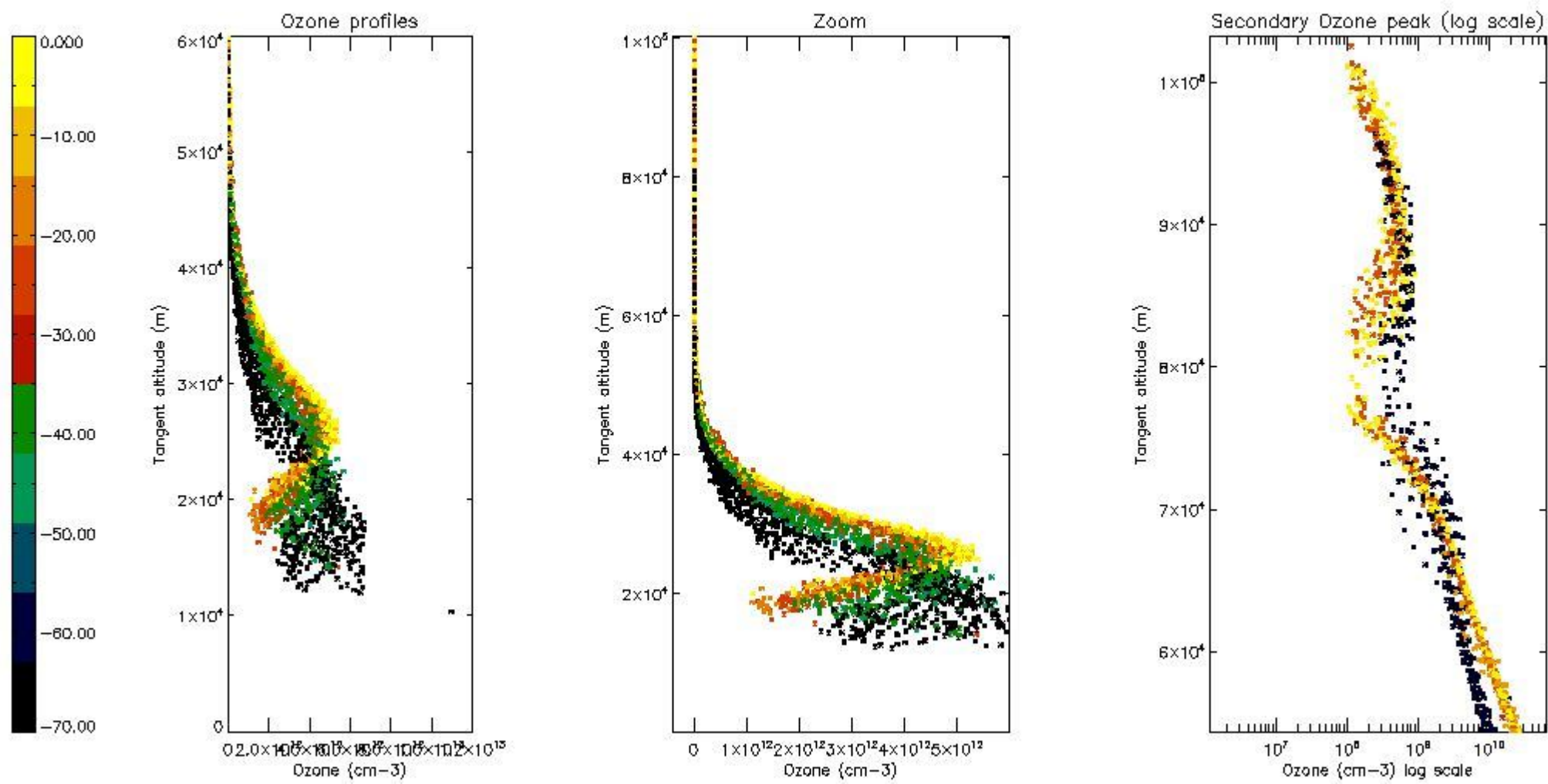
5.2 Plot ozone profiles for all STD (dark without errors)

The colorbar represents the latitude.



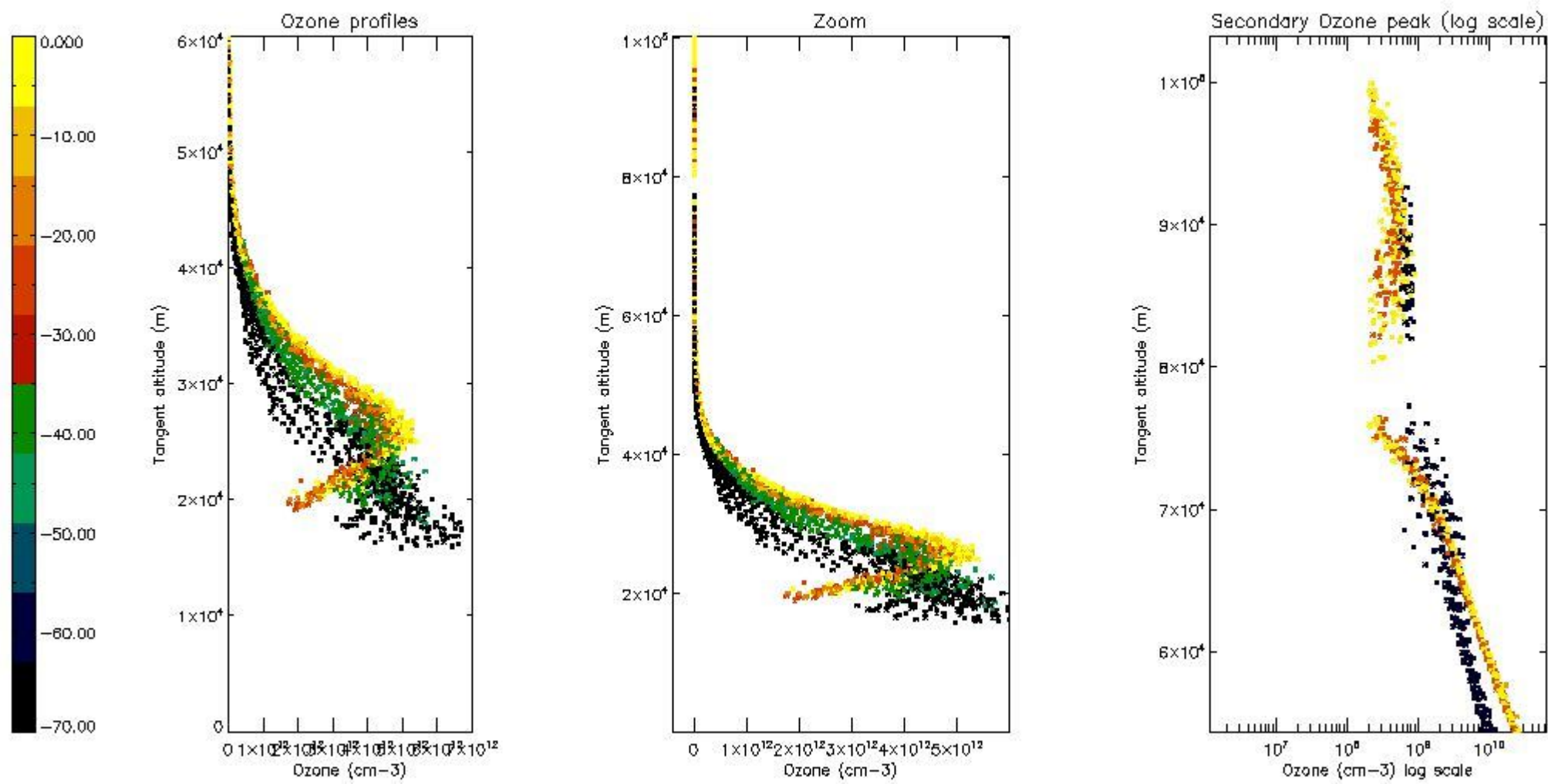
5.3 Plot ozone profiles where STD < 20% (dark without errors)

The colorbar represents the latitude.



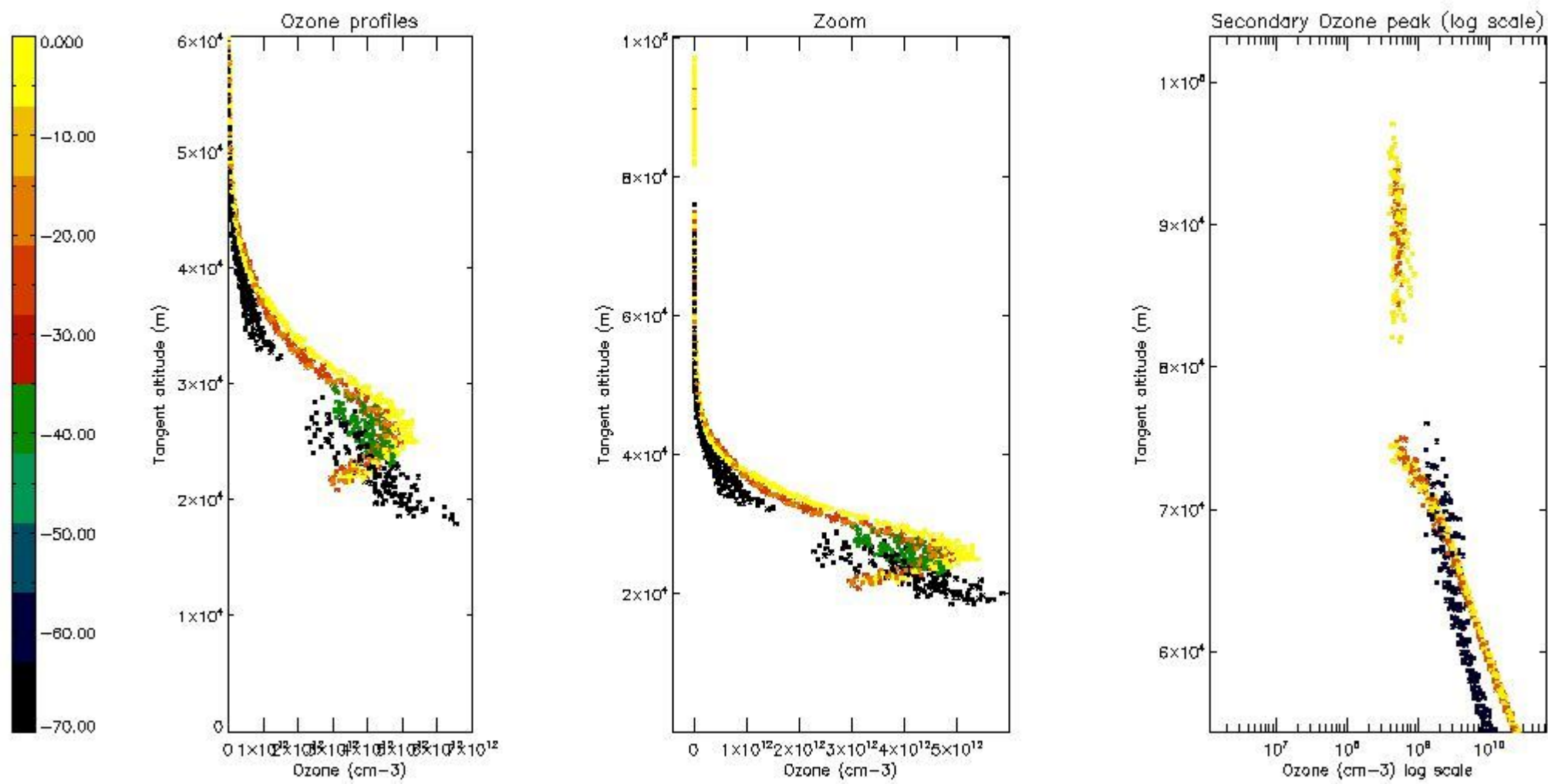
5.4 Plot ozone profiles where $STD < 10\%$ (dark without errors)

The colorbar represents the latitude.



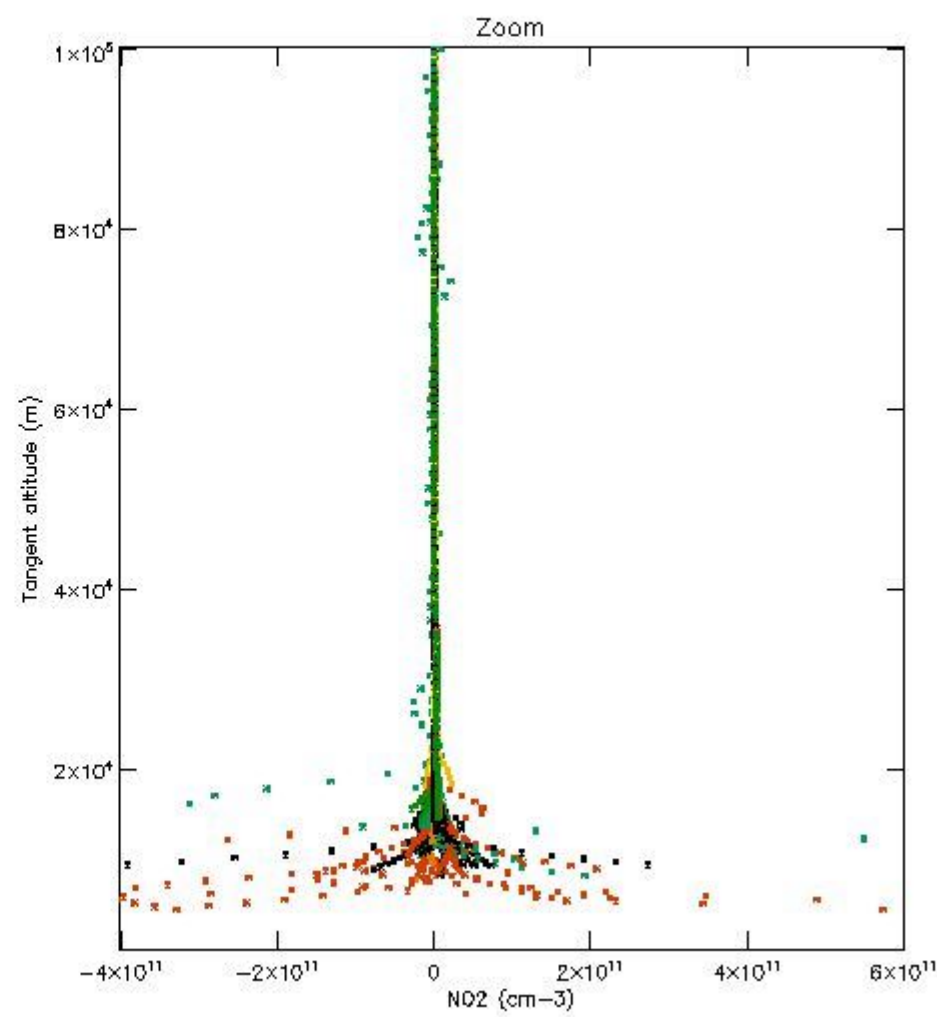
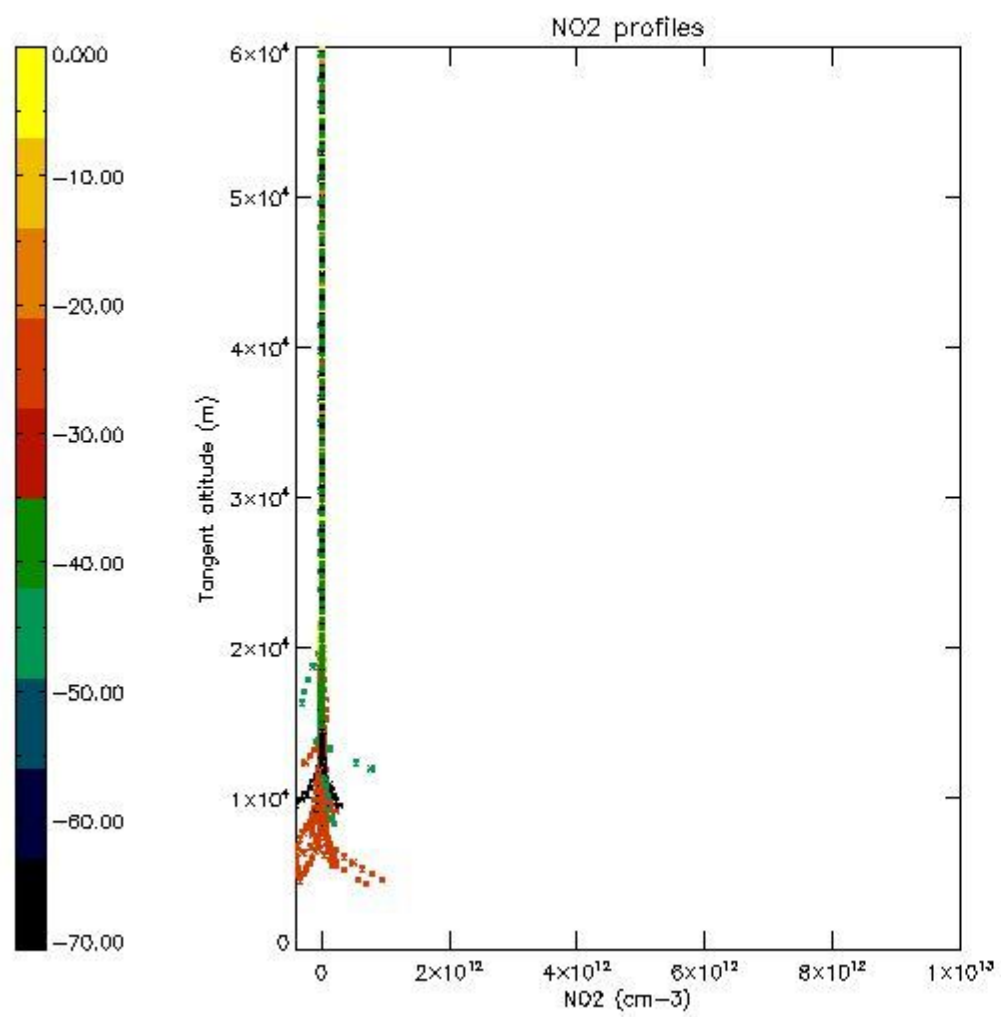
5.5 Plot ozone profiles where STD < 5% (dark without errors)

The colorbar represents the latitude.



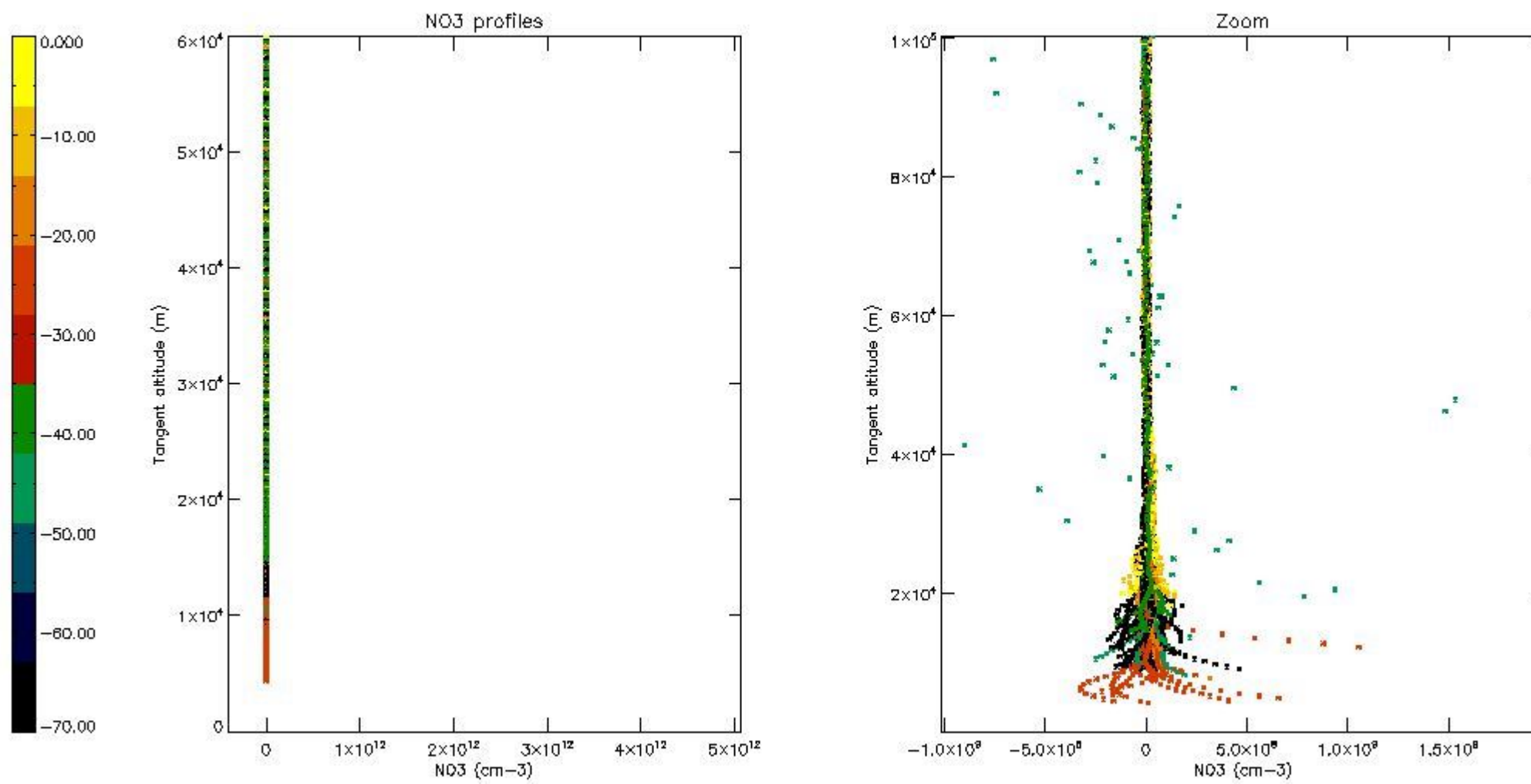
5.6 Plot NO₂ profiles for all STD (dark without errors)

The colorbar represents the latitude.



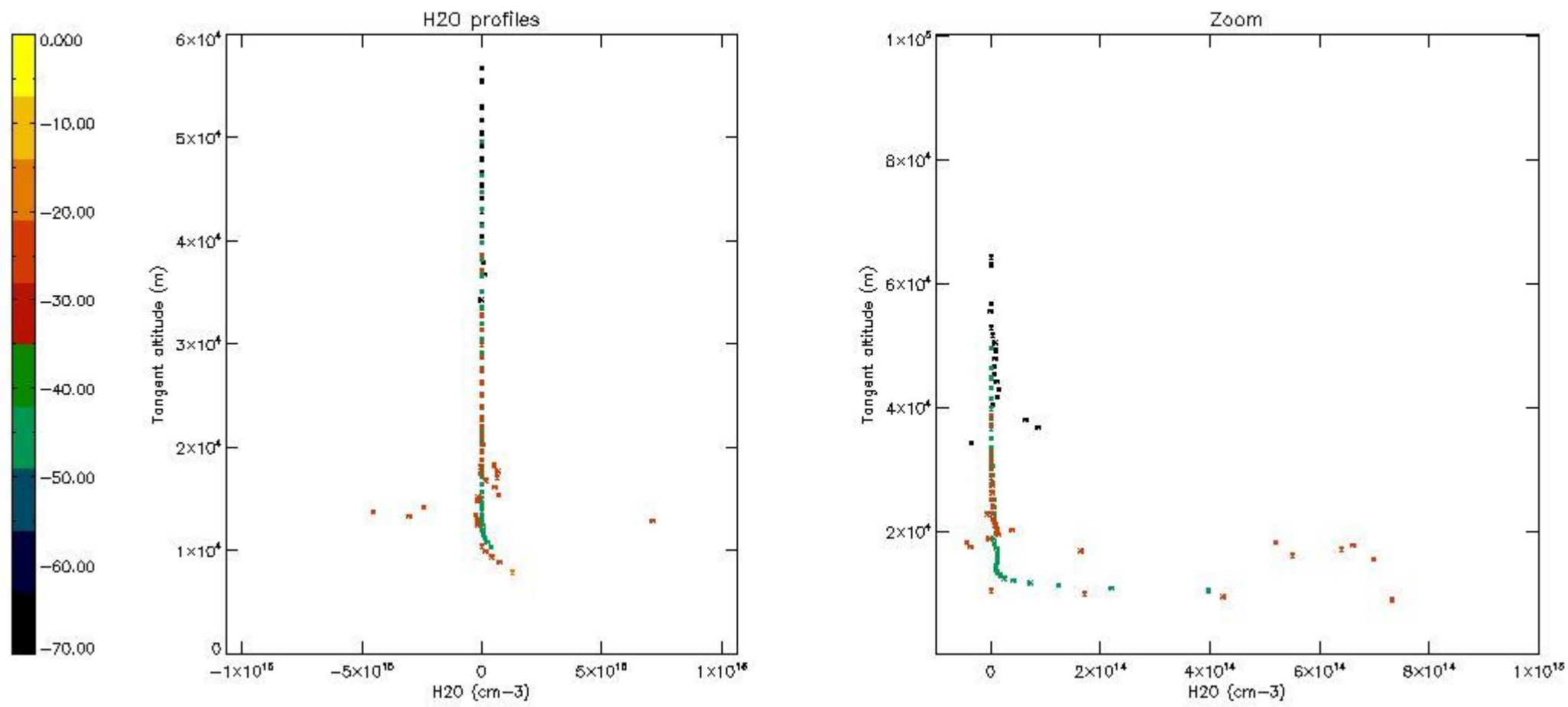
5.7 Plot NO3 profiles for all STD (dark without errors)

The colorbar represents the latitude.



5.8 Plot H2O profiles for all STD (only for occultations of stars 1,2,3,4,13,14,16,26,63 dark without errors)

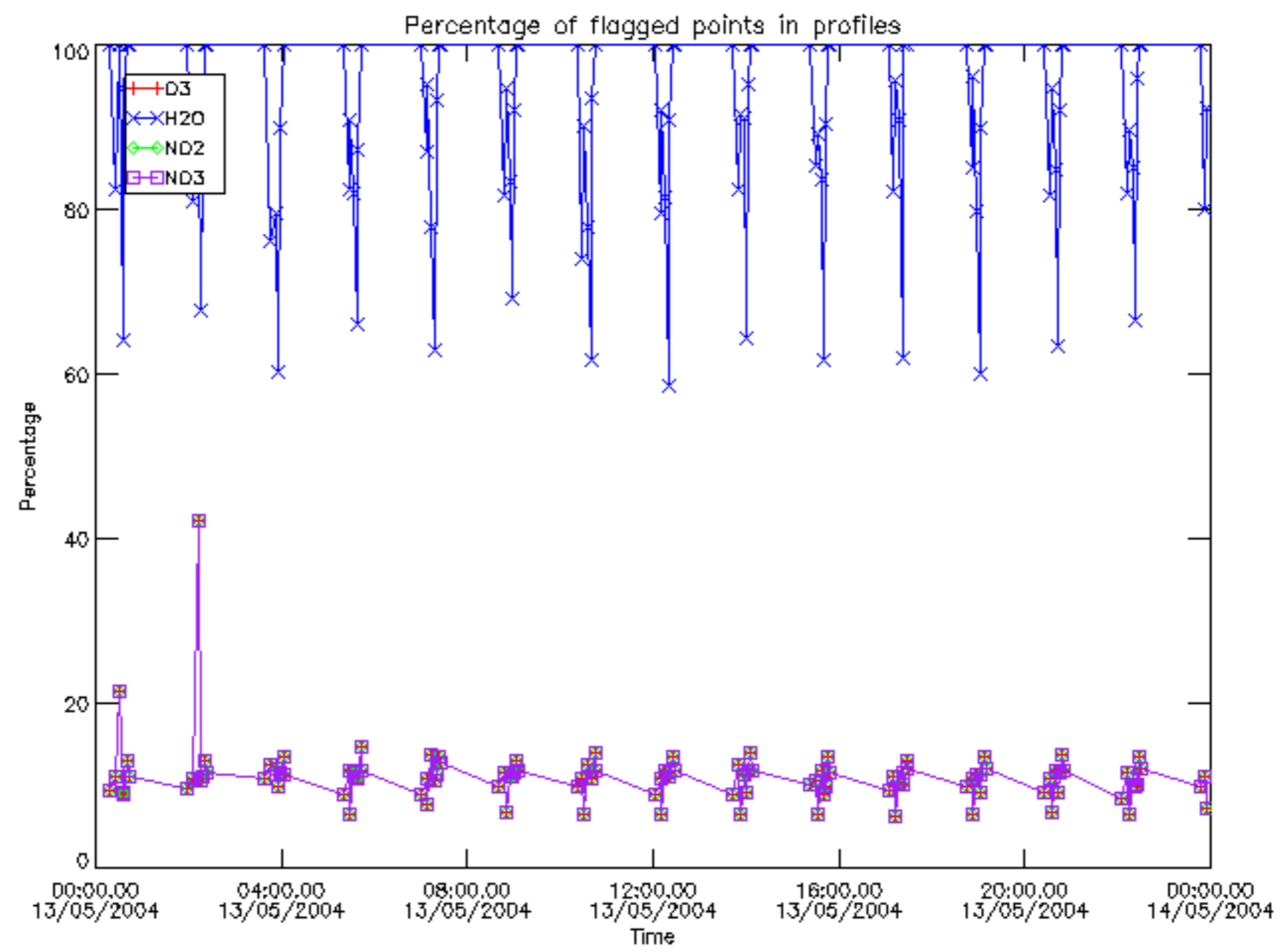
The colorbar represents the latitude.



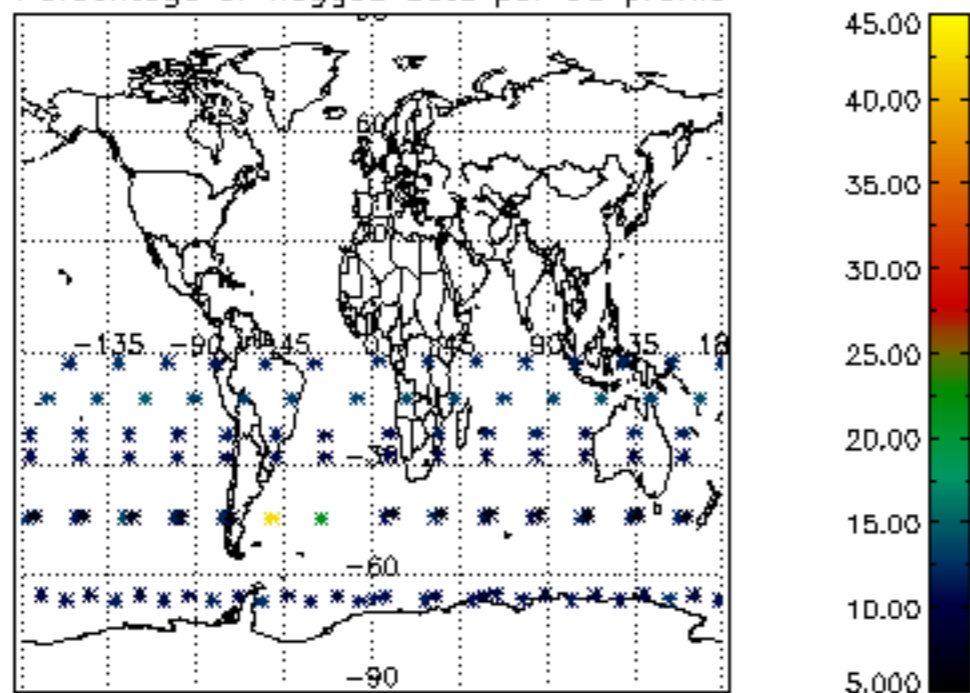
6. Auxiliary Data Files used for the production reported in section 2

The number reported in the third column indicates since which file (see list in section 2) the corresponding auxiliary file has been used. The fourth column is the date of those product files.

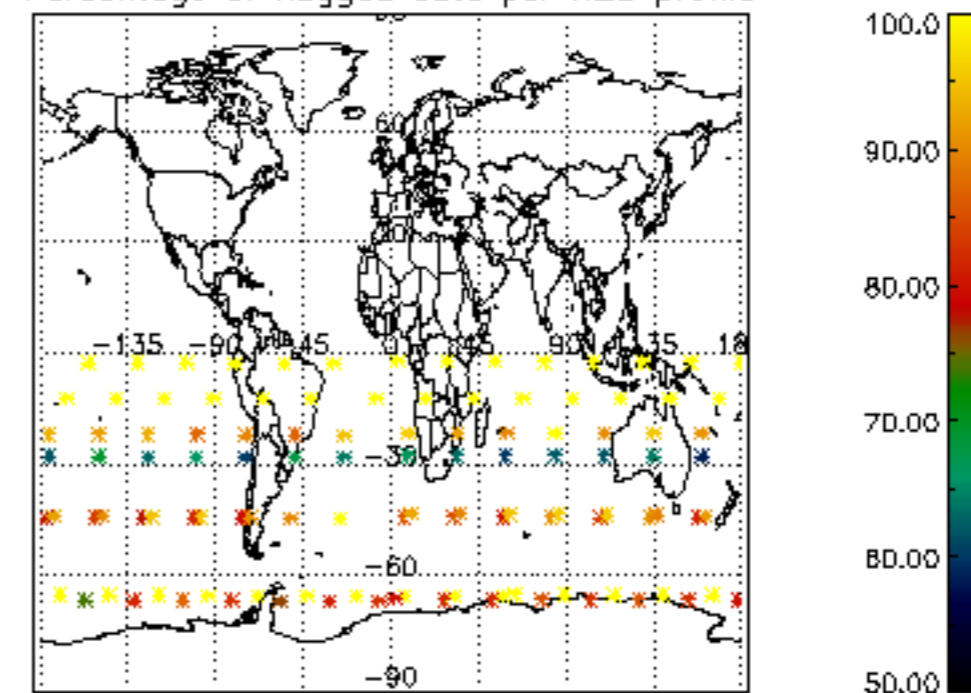
Type	Auxiliary Filename	Used since product	Used since product date
INST_PHYS_CHARACTERISTICS	GOM_INS_AXVIEC20091111_143220_20030716_120000_20500101_000000	1	13-MAY-2004 00:02:40
LEVEL-2_PROC_CONFIG	GOM_PR2_AXVIEC20091111_152718_20020301_000000_20500101_000000	1	13-MAY-2004 00:02:40
CROSS_SECTIONS_FILE	GOM_CRS_AXVIEC20091111_154832_20020301_000000_20500101_000000	1	13-MAY-2004 00:02:40



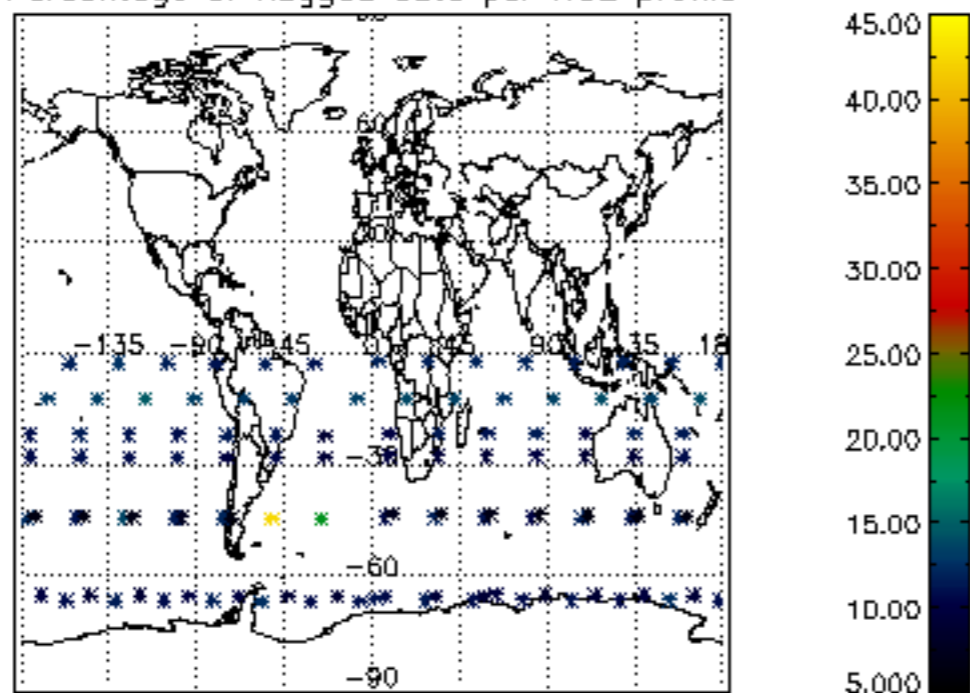
Percentage of flagged data per D3 profile



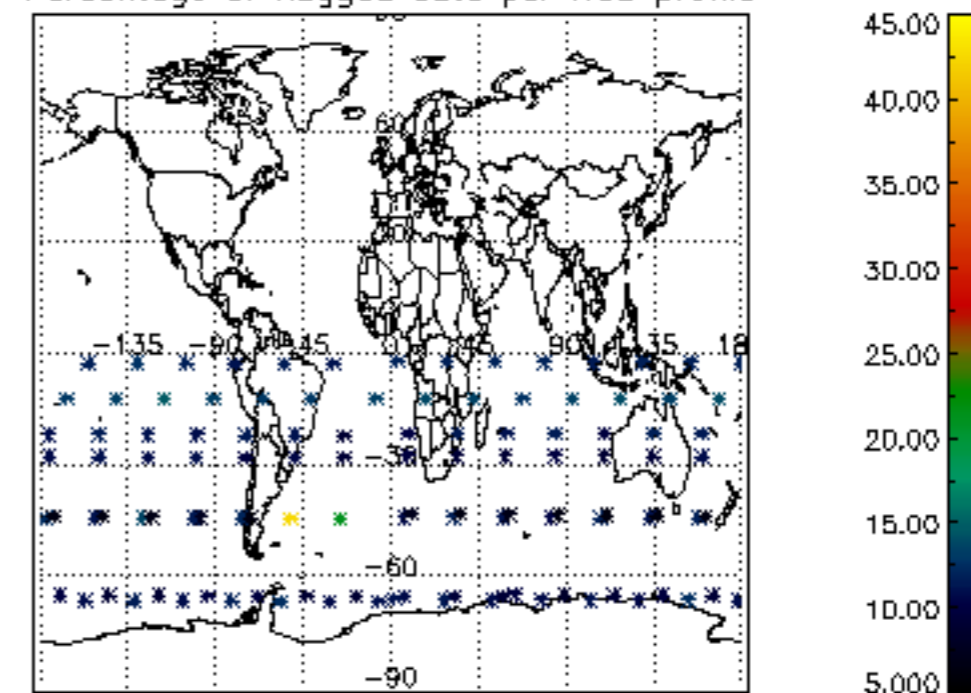
Percentage of flagged data per H2O profile

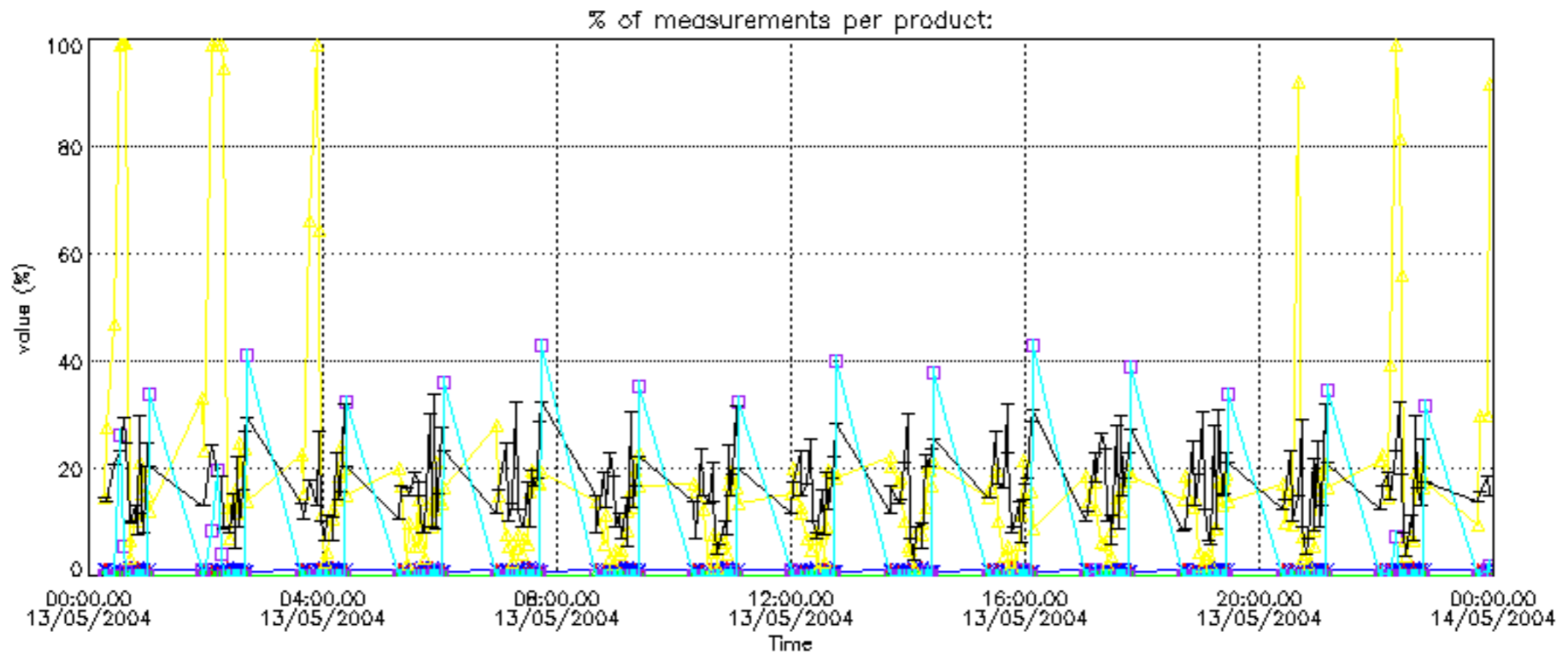


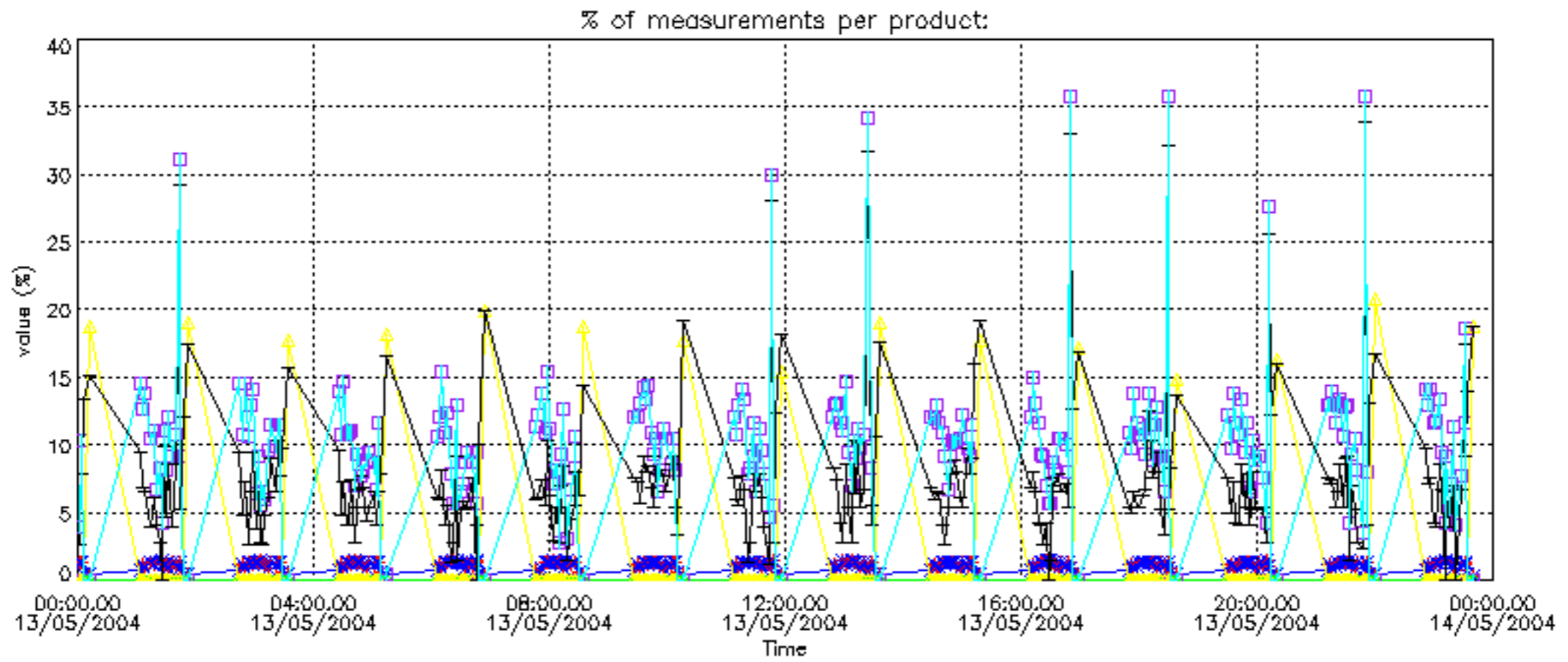
Percentage of flagged data per NO2 profile



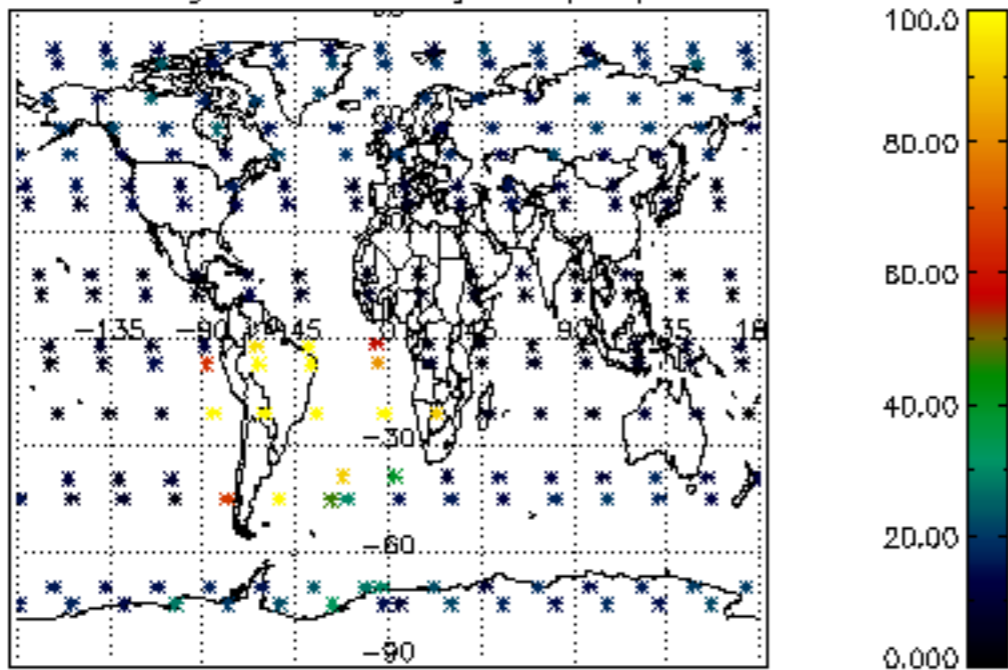
Percentage of flagged data per NO3 profile



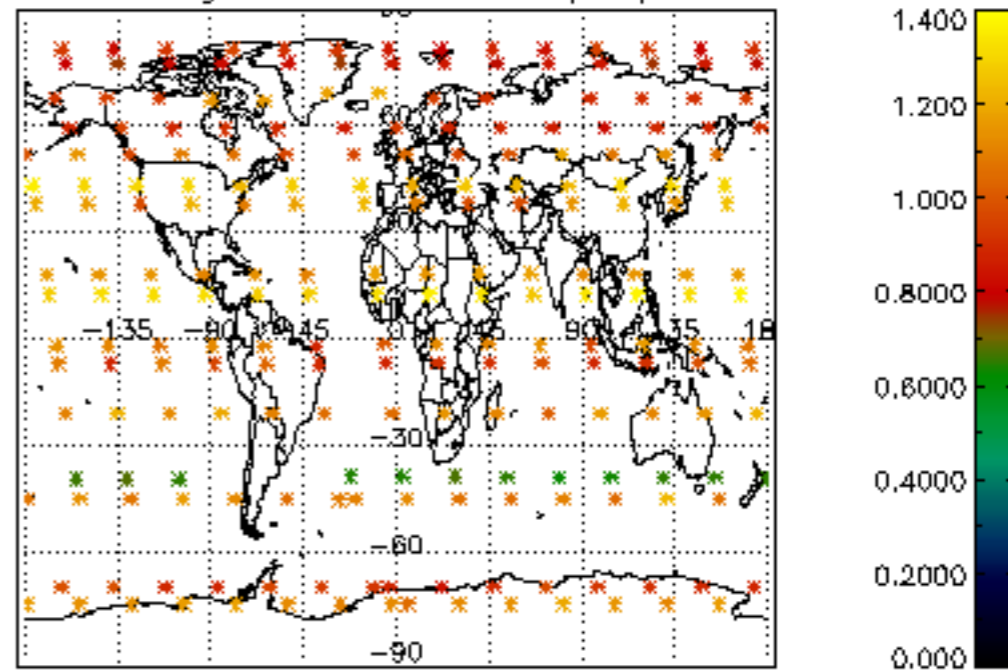




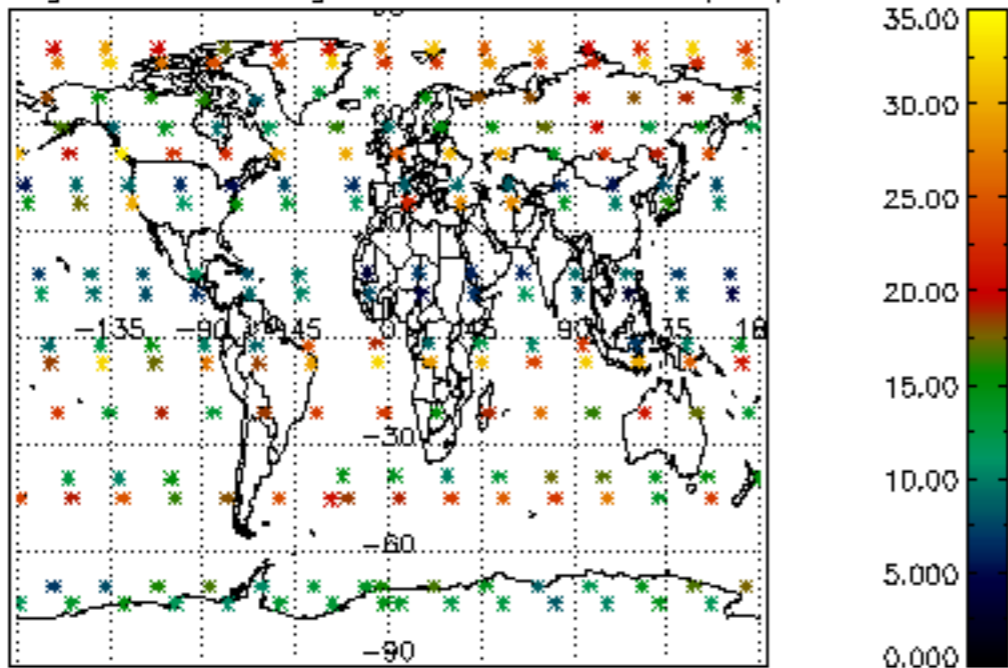
Percentage of cosmic ray hits per profile



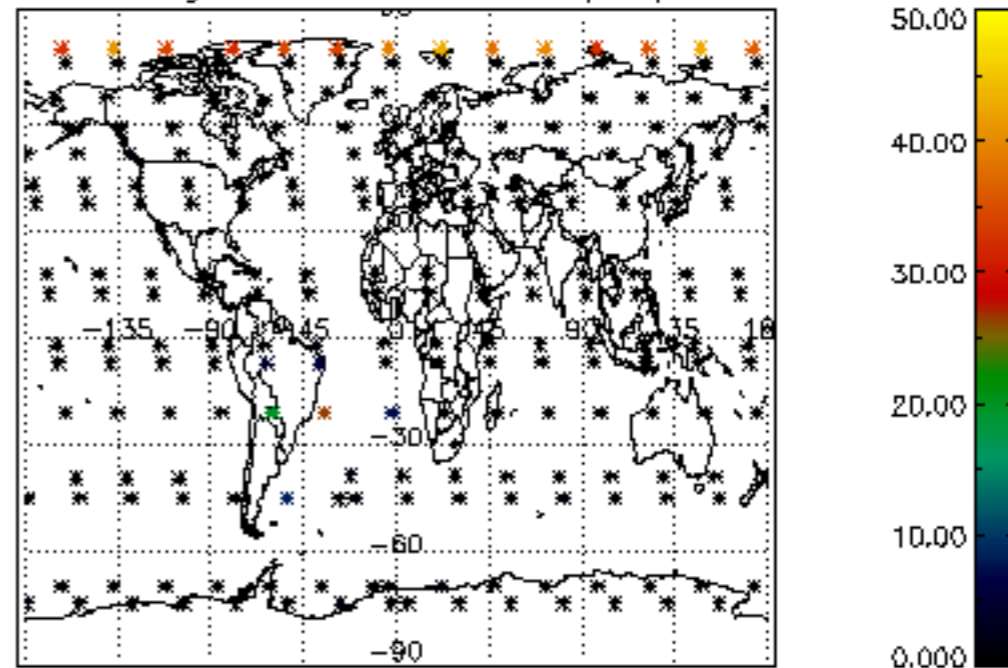
Percentage of datation errors per profile



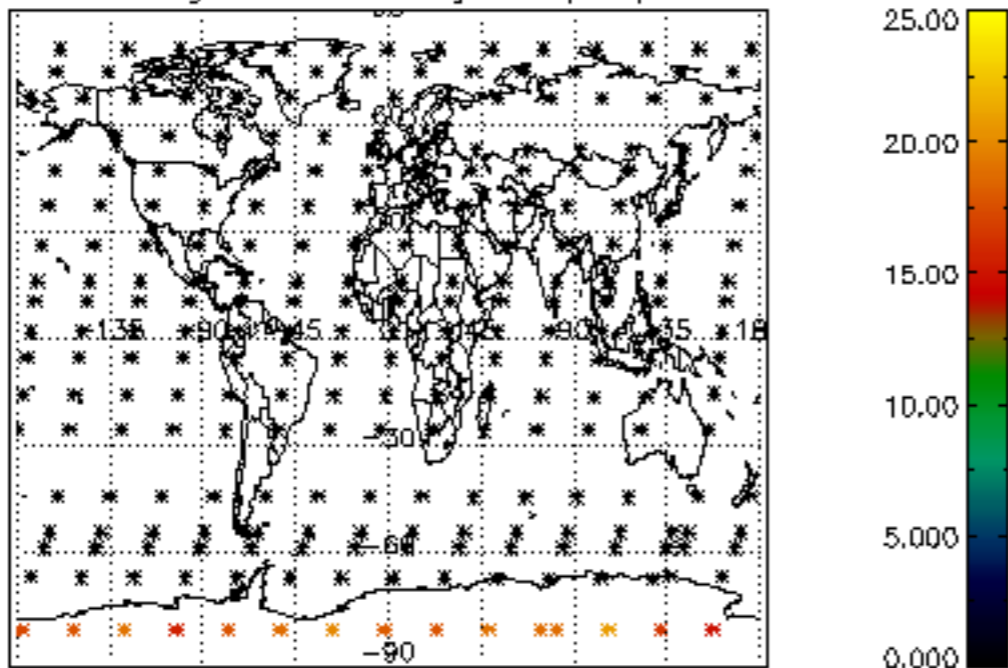
Percentage of star falling outside central band per profile



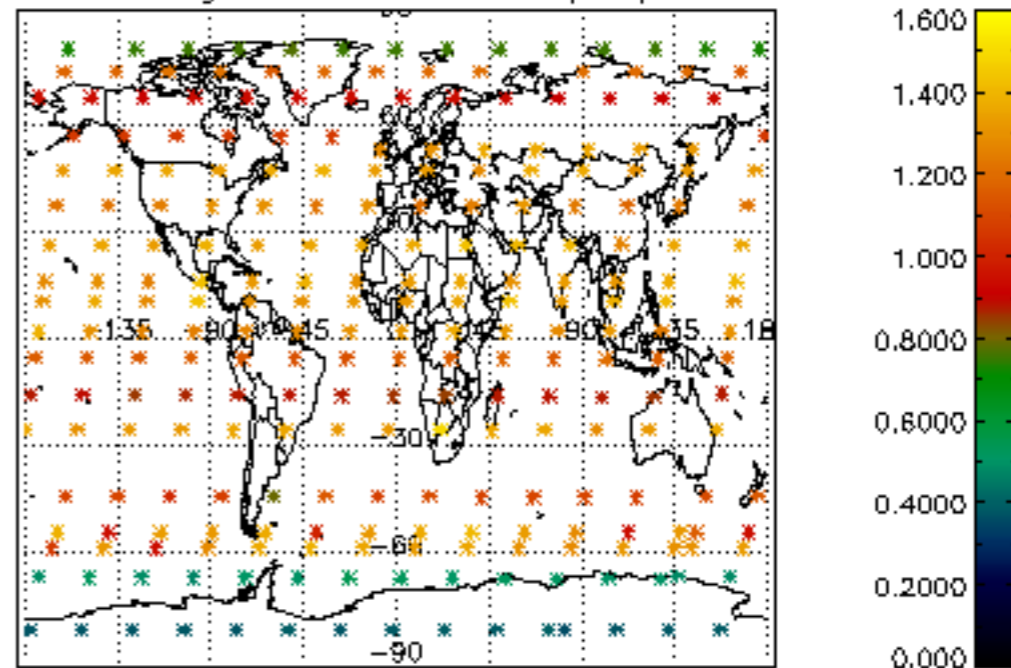
Percentage of saturation errors per profile



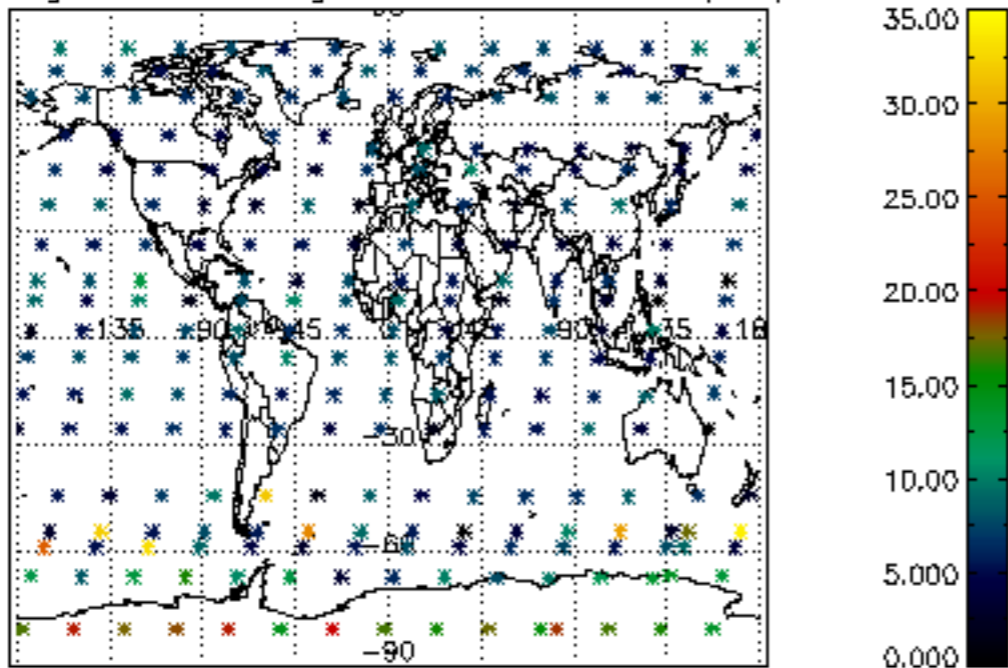
Percentage of cosmic ray hits per profile



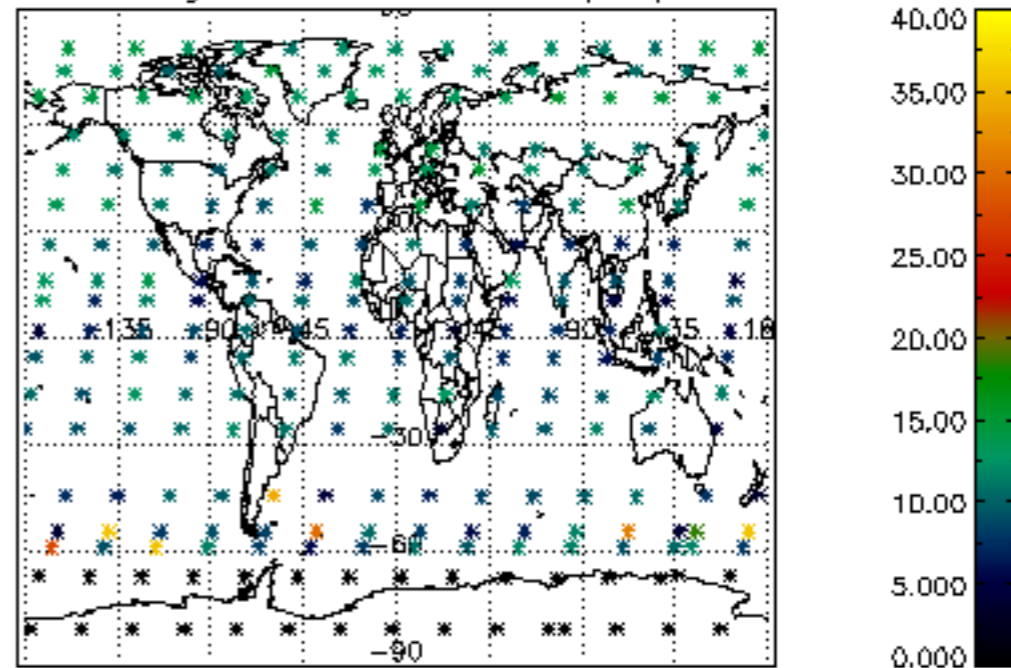
Percentage of datation errors per profile

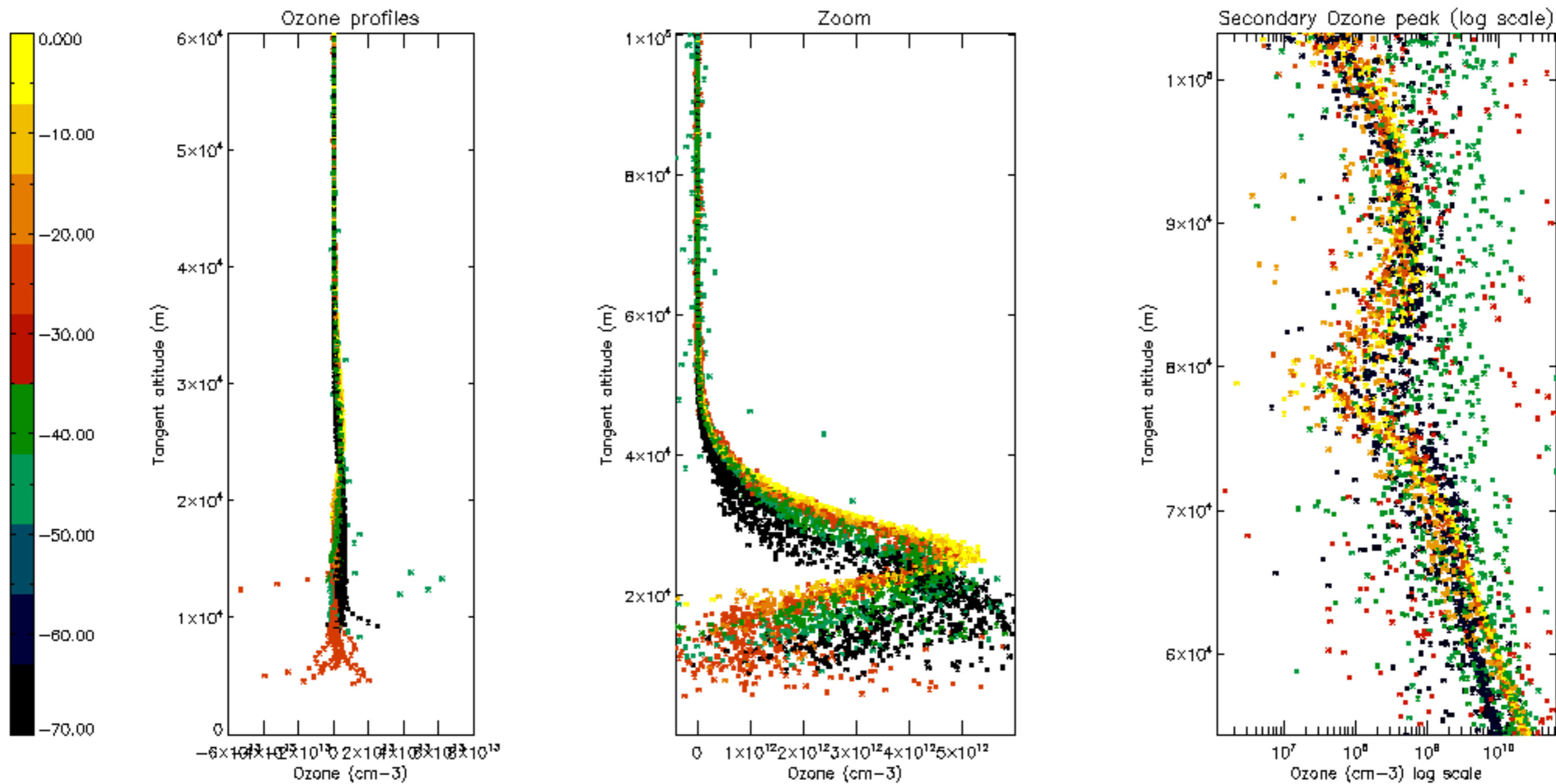


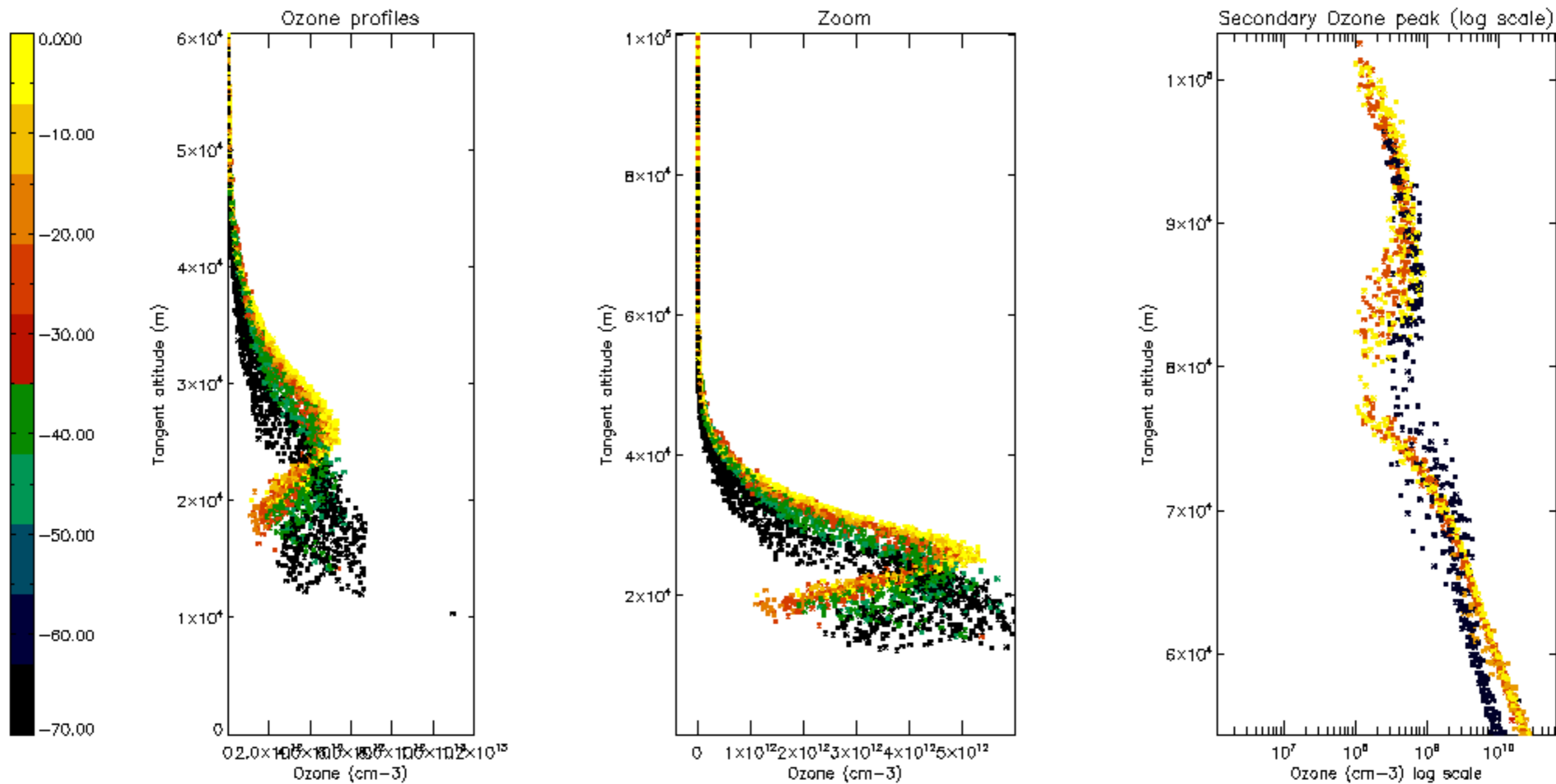
Percentage of star falling outside central band per profile

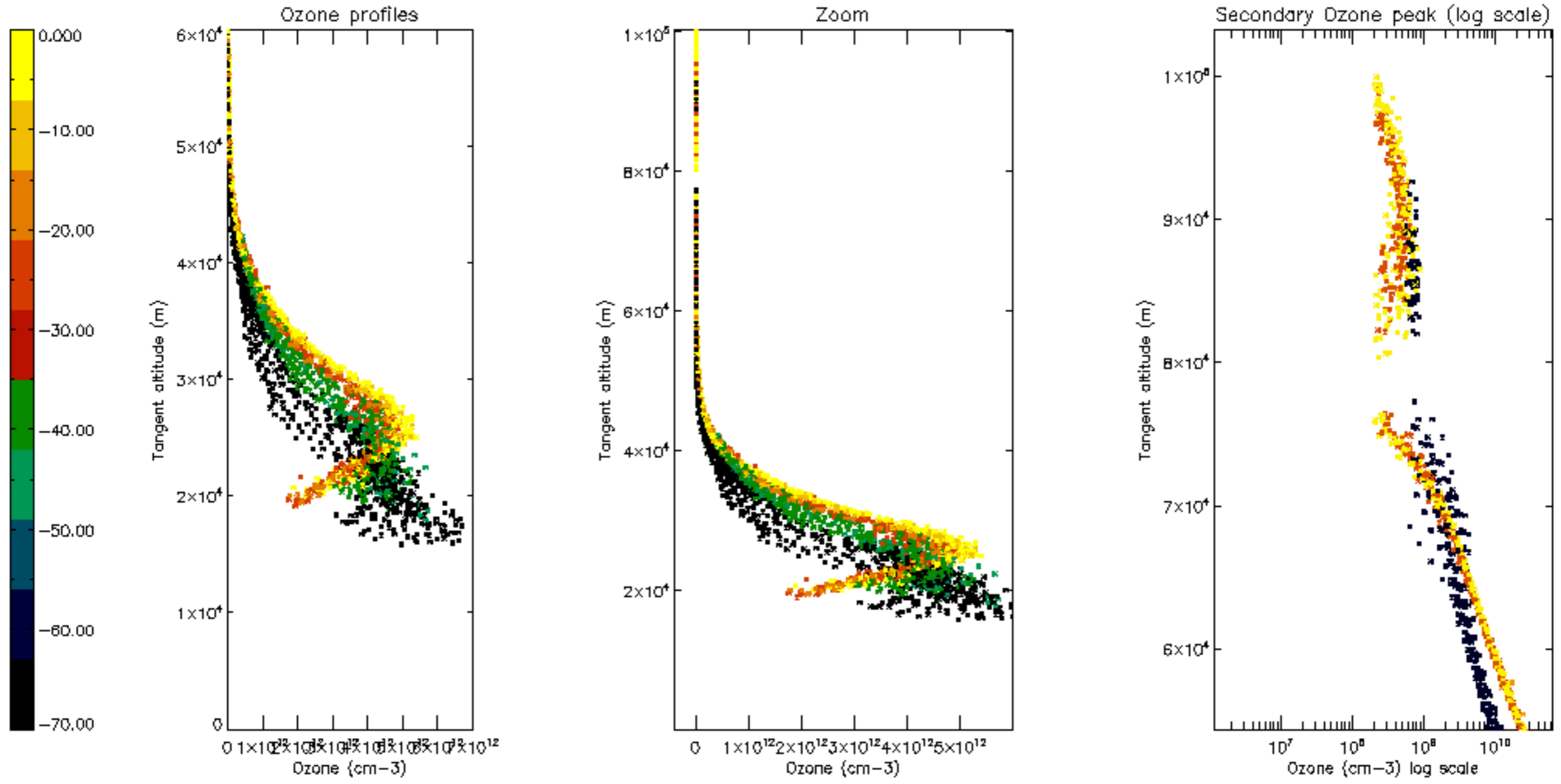


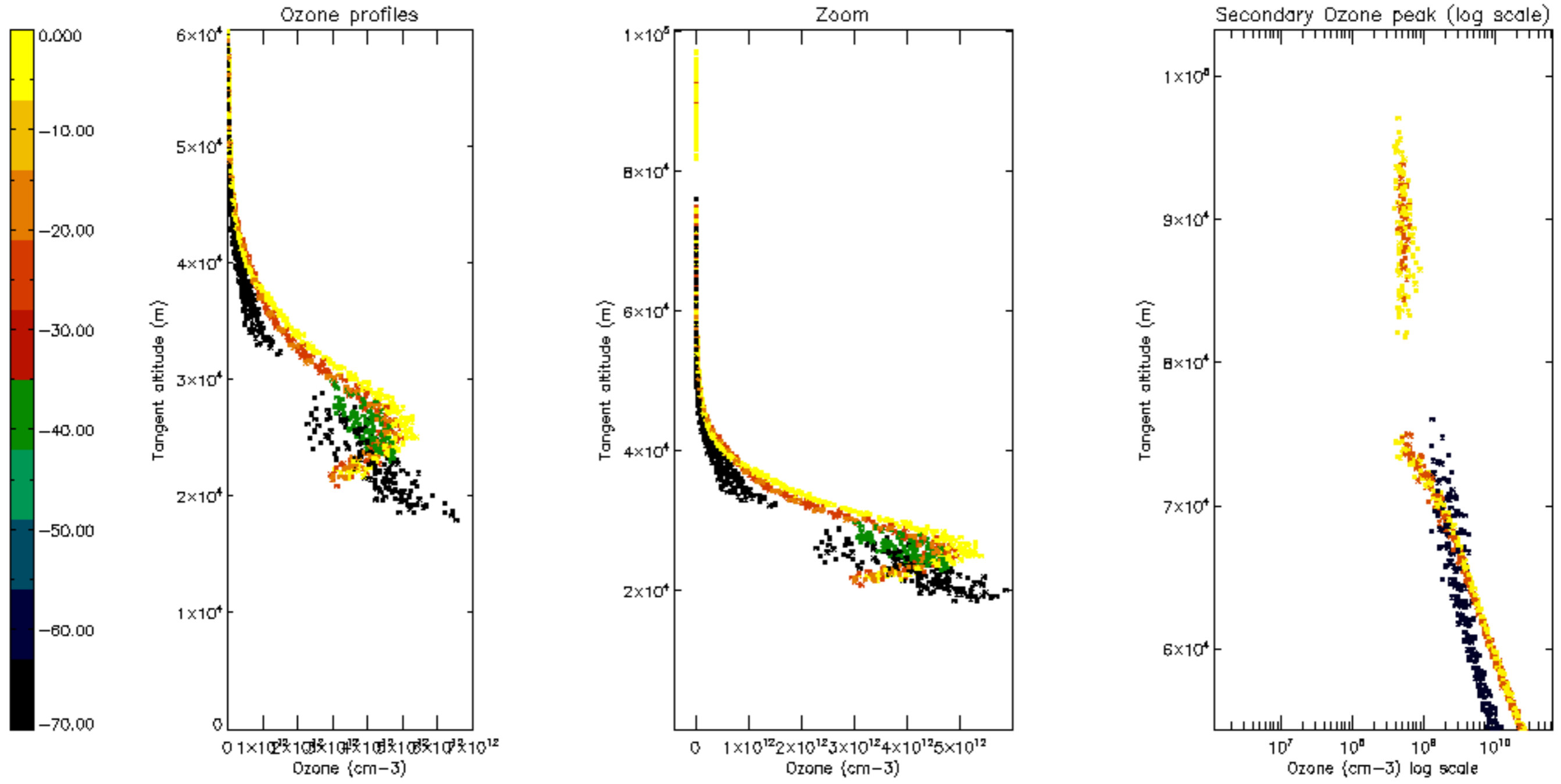
Percentage of saturation errors per profile

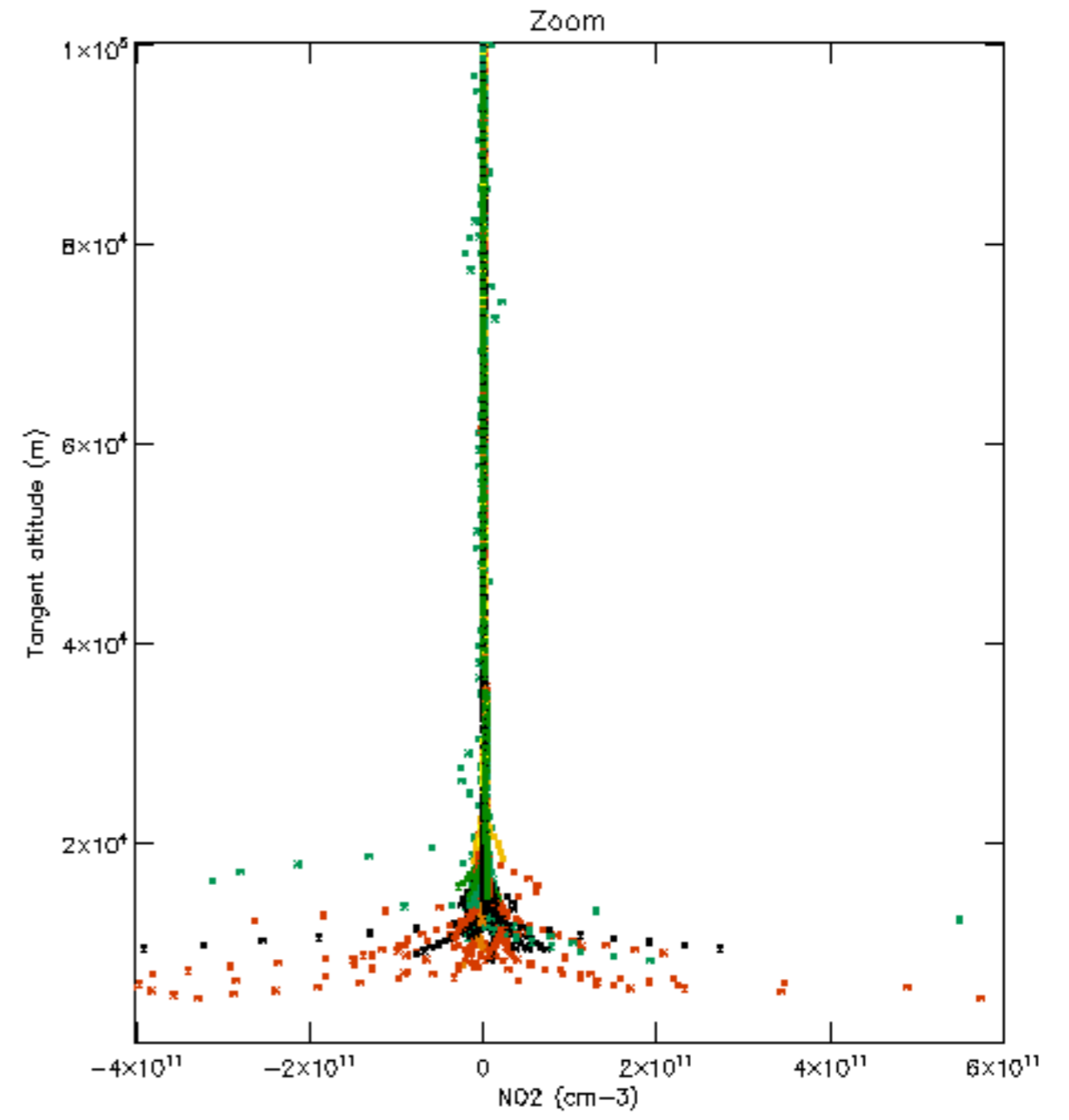
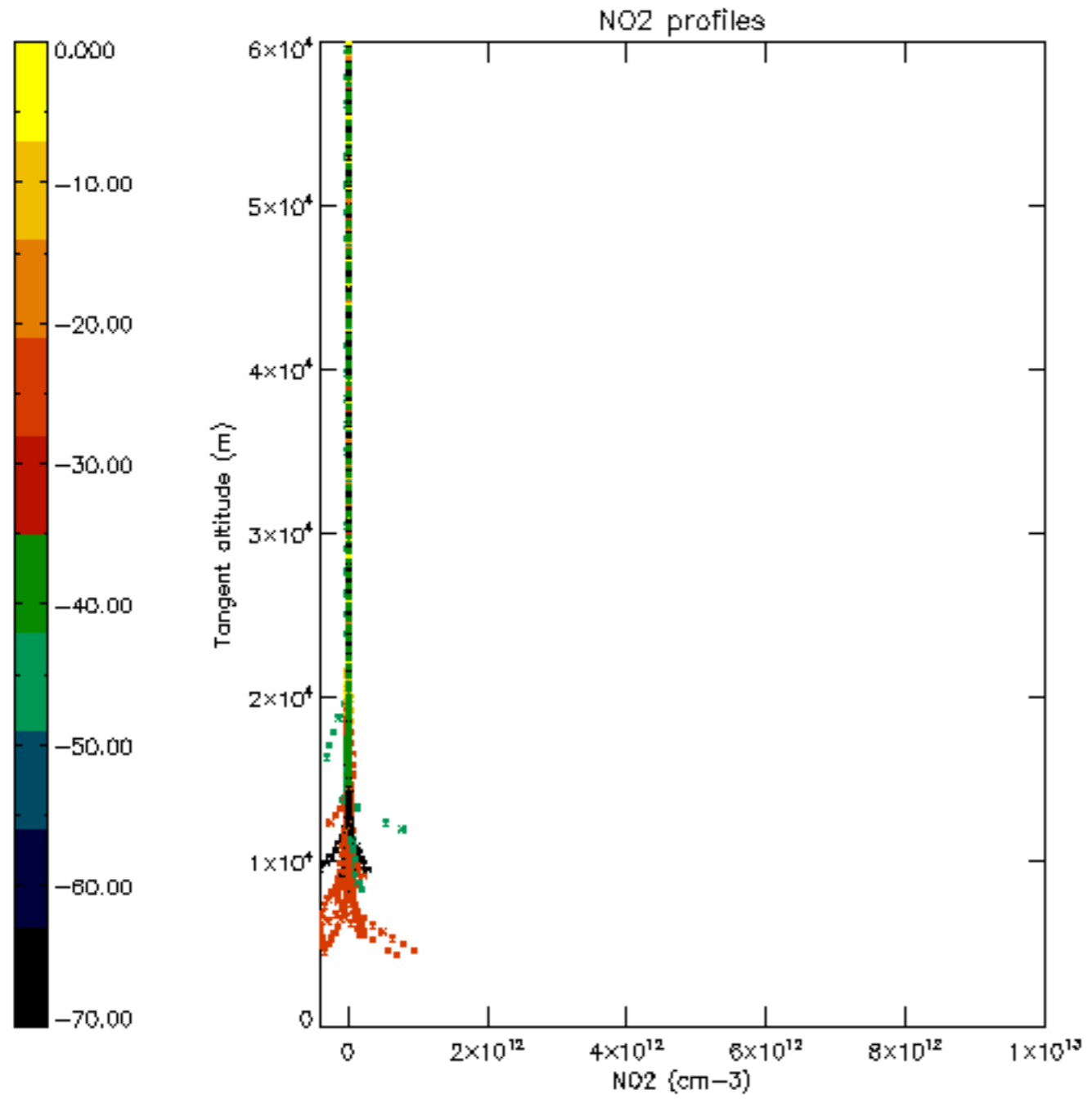


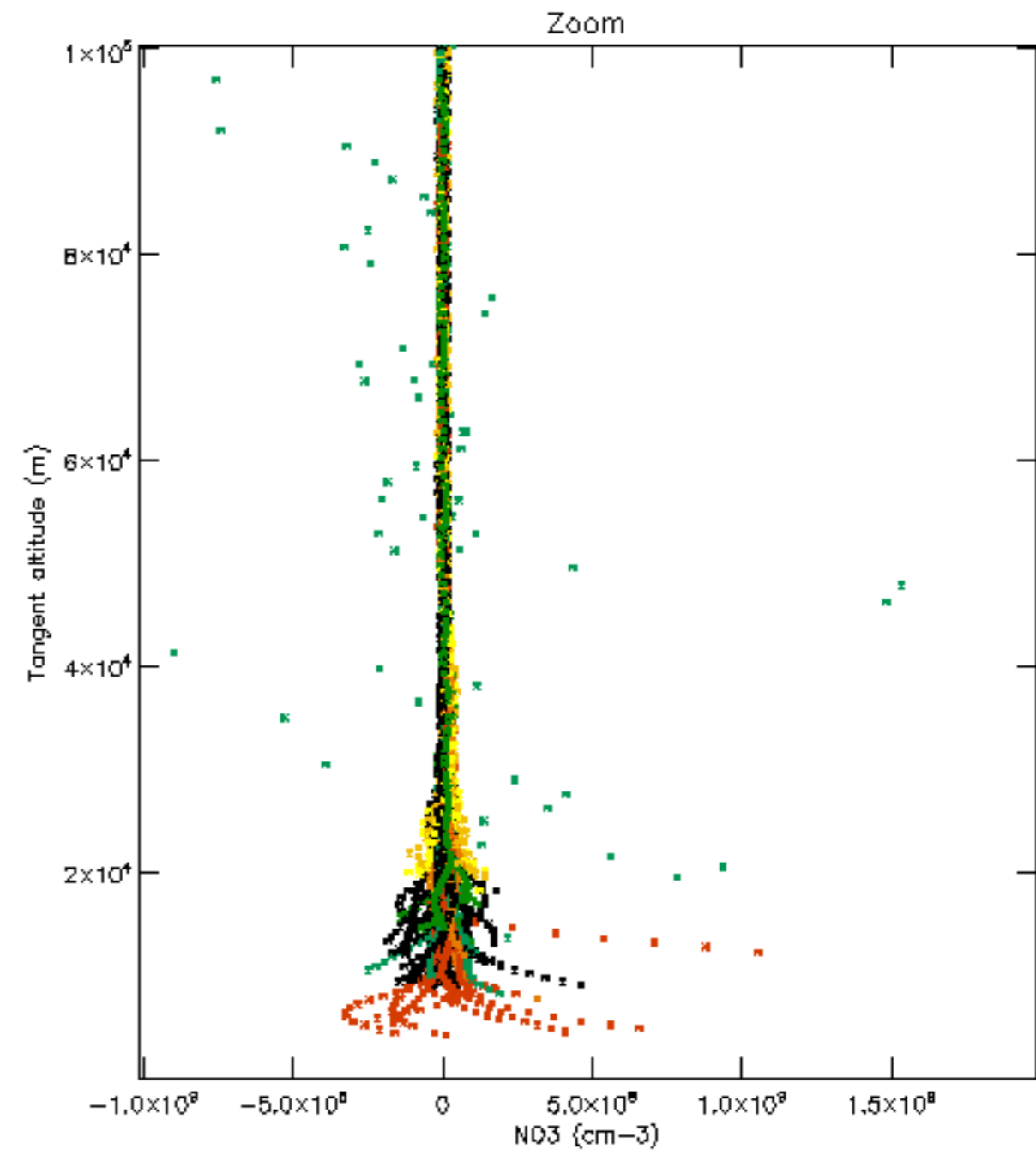
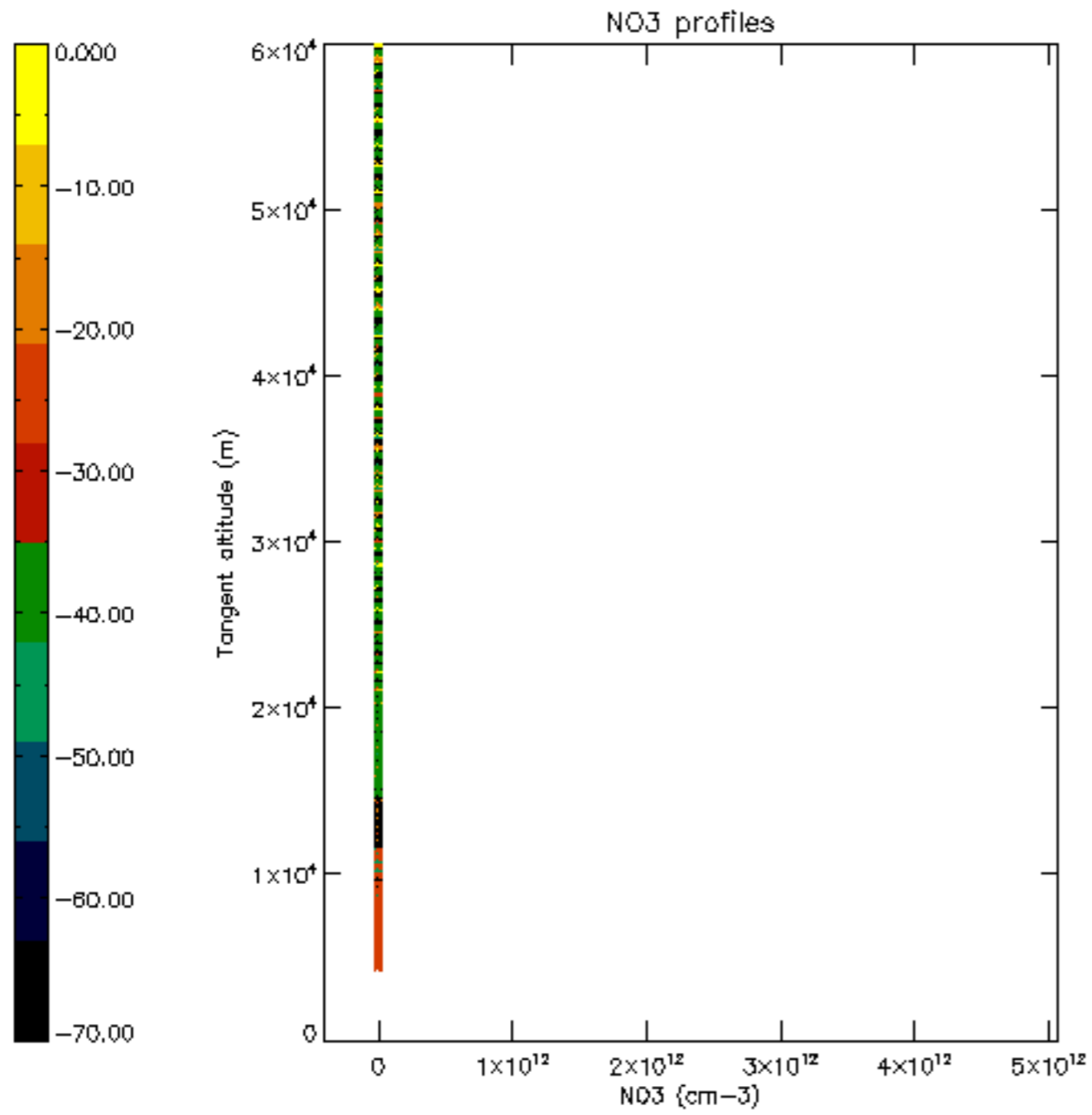


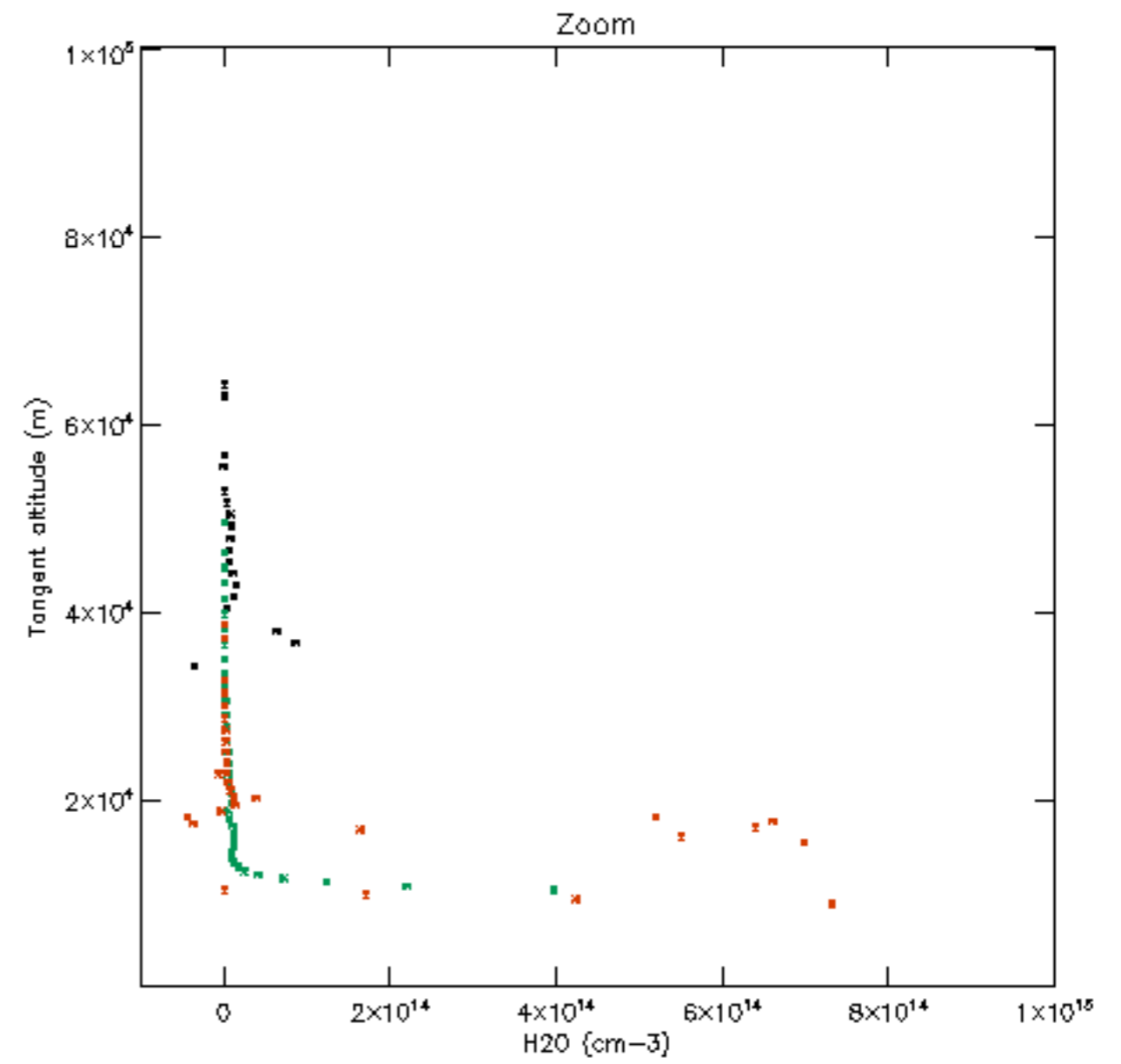
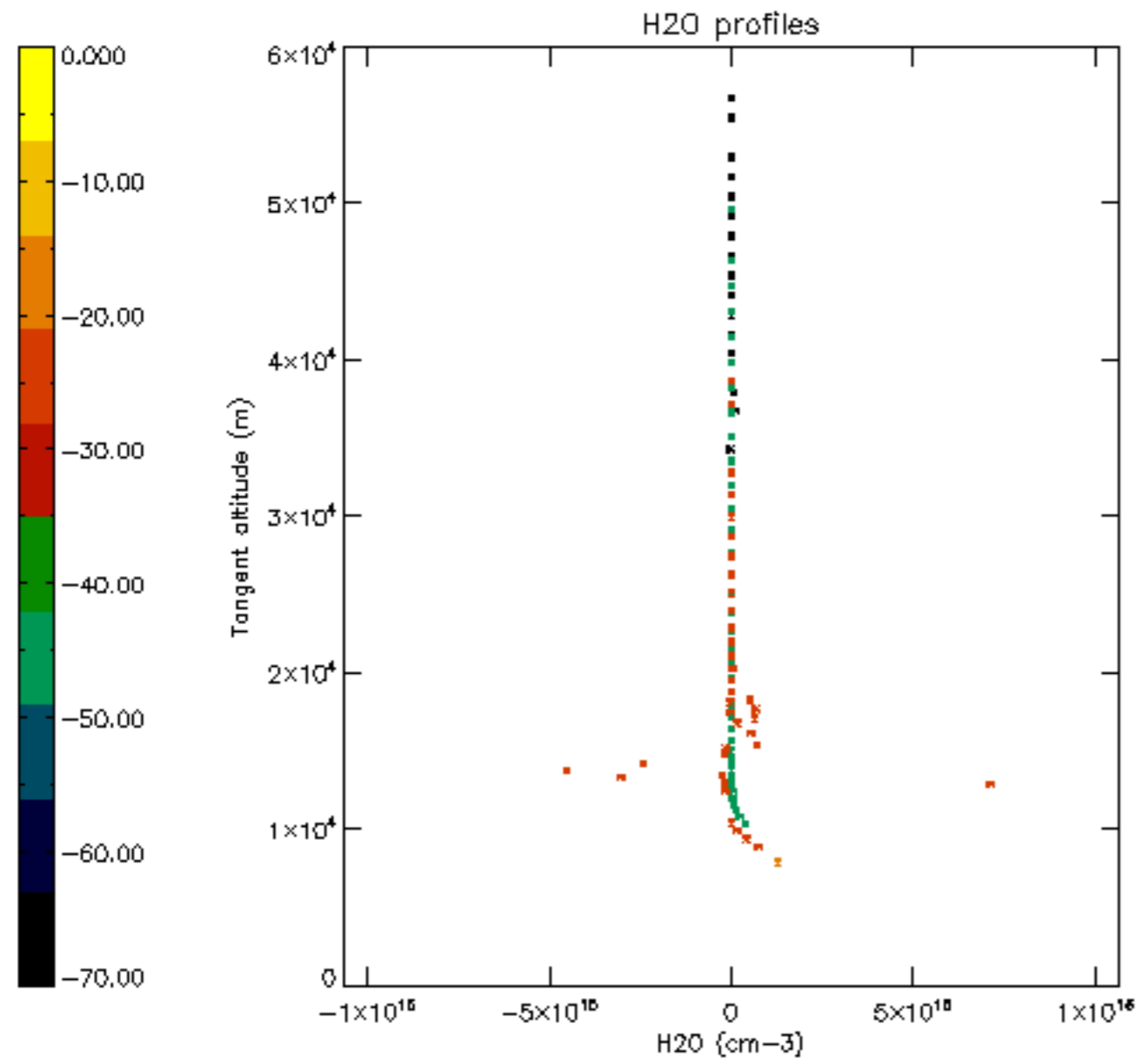


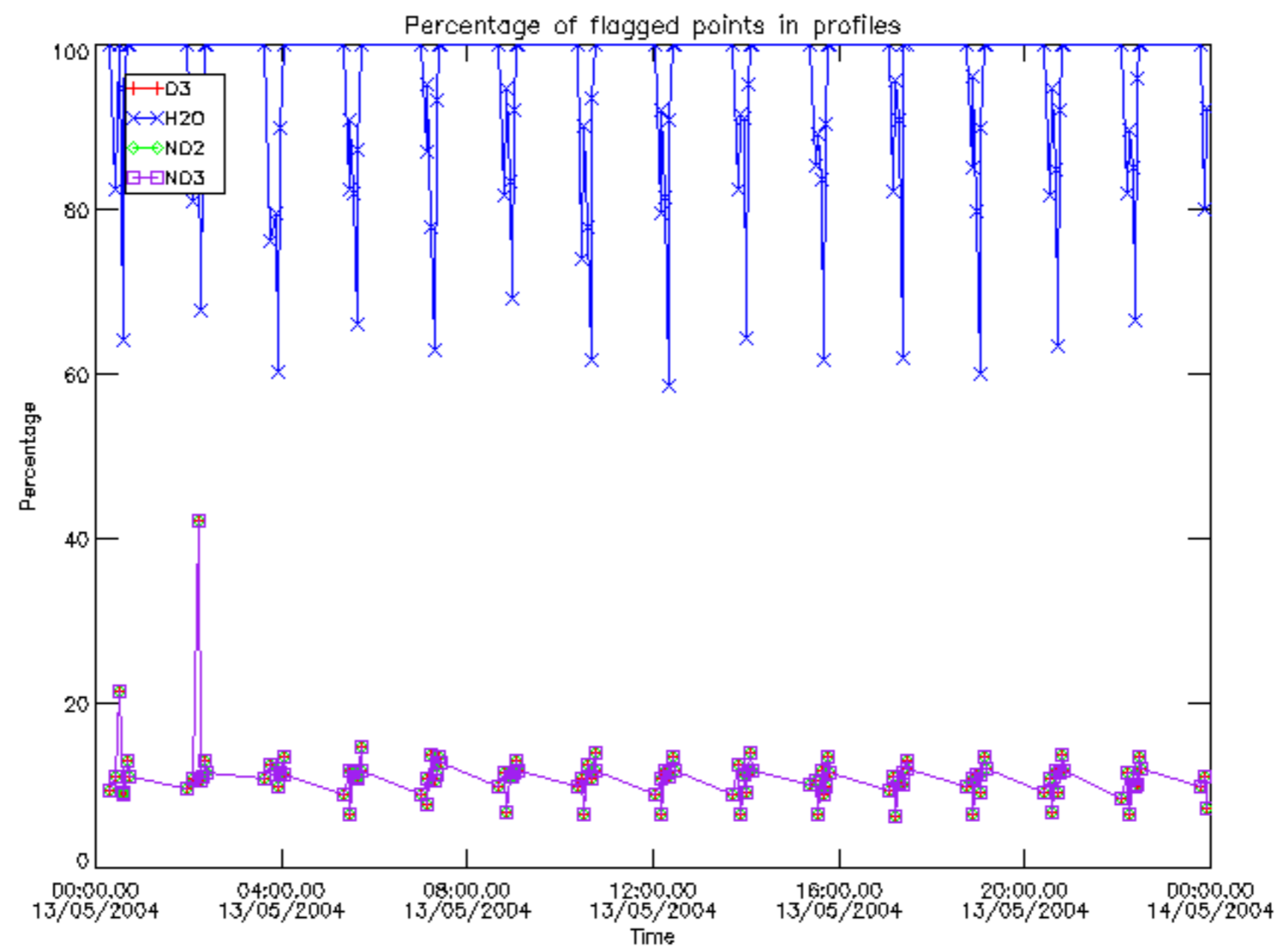




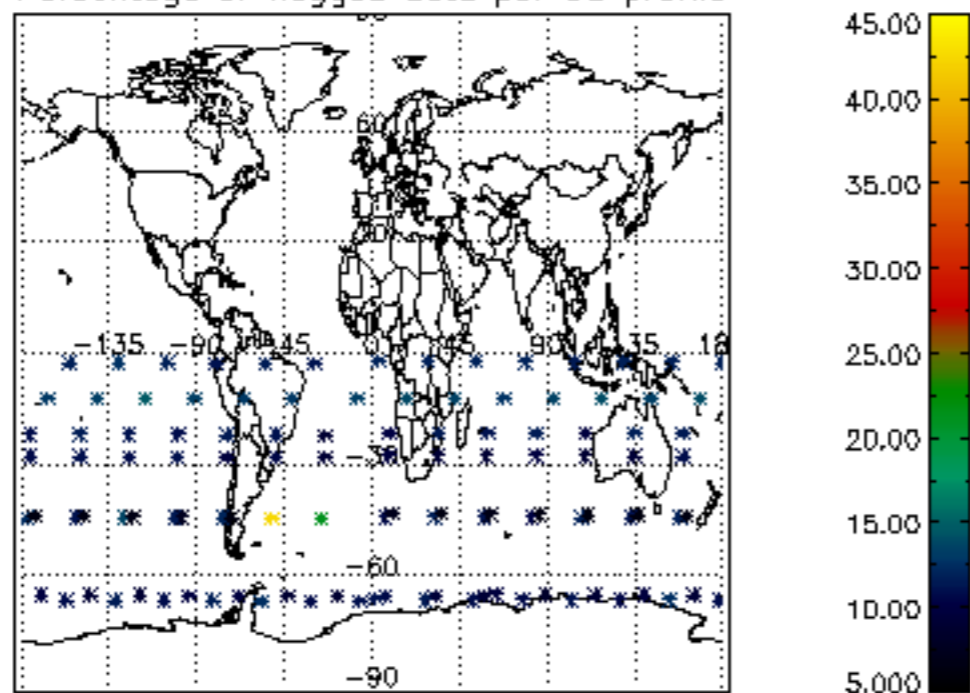




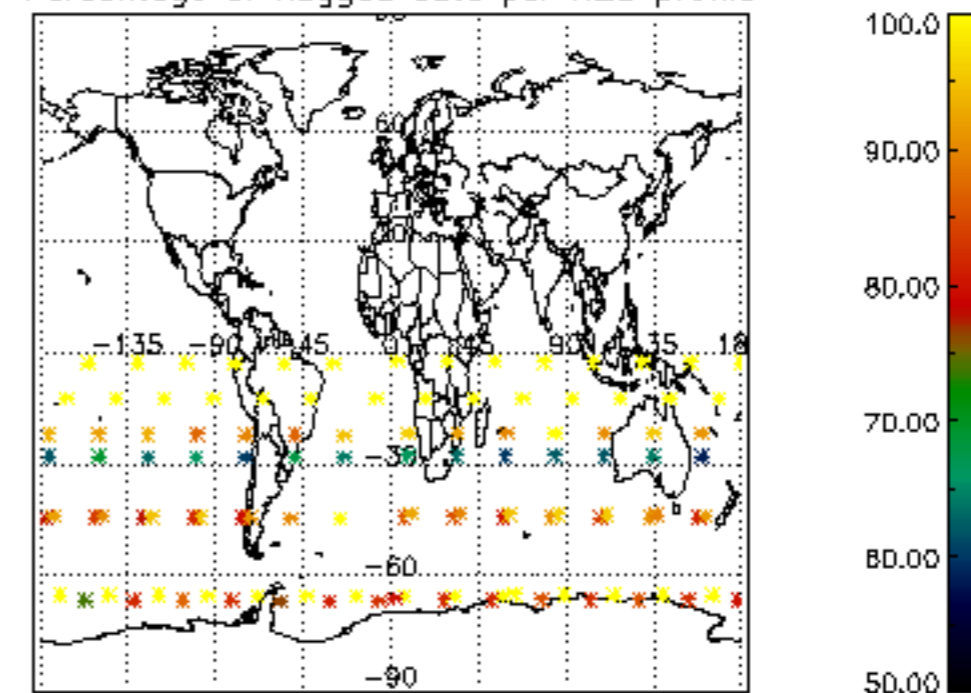




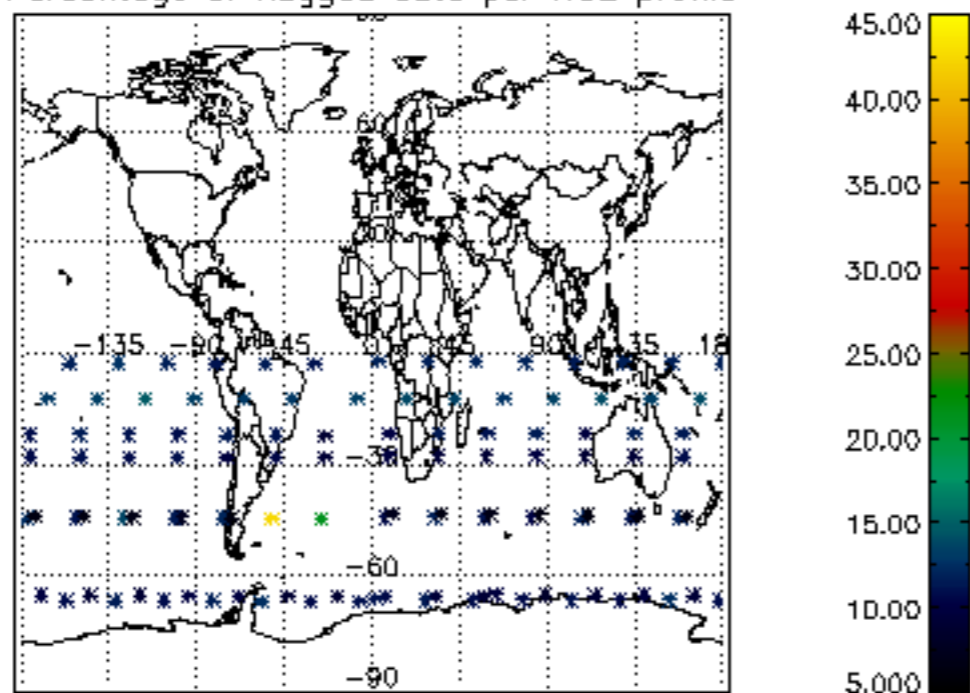
Percentage of flagged data per D3 profile



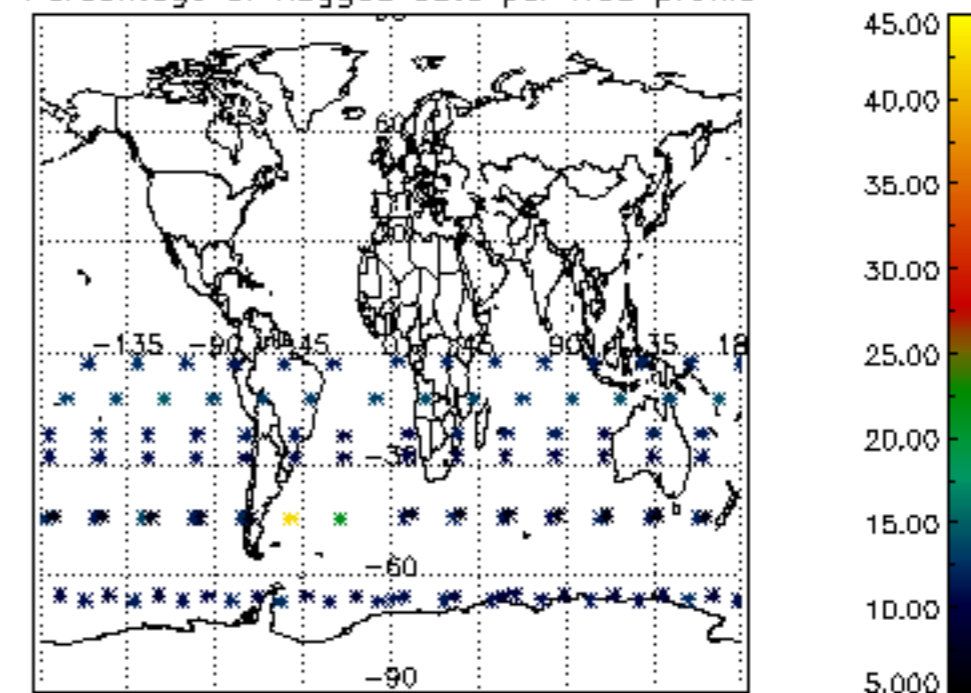
Percentage of flagged data per H2O profile

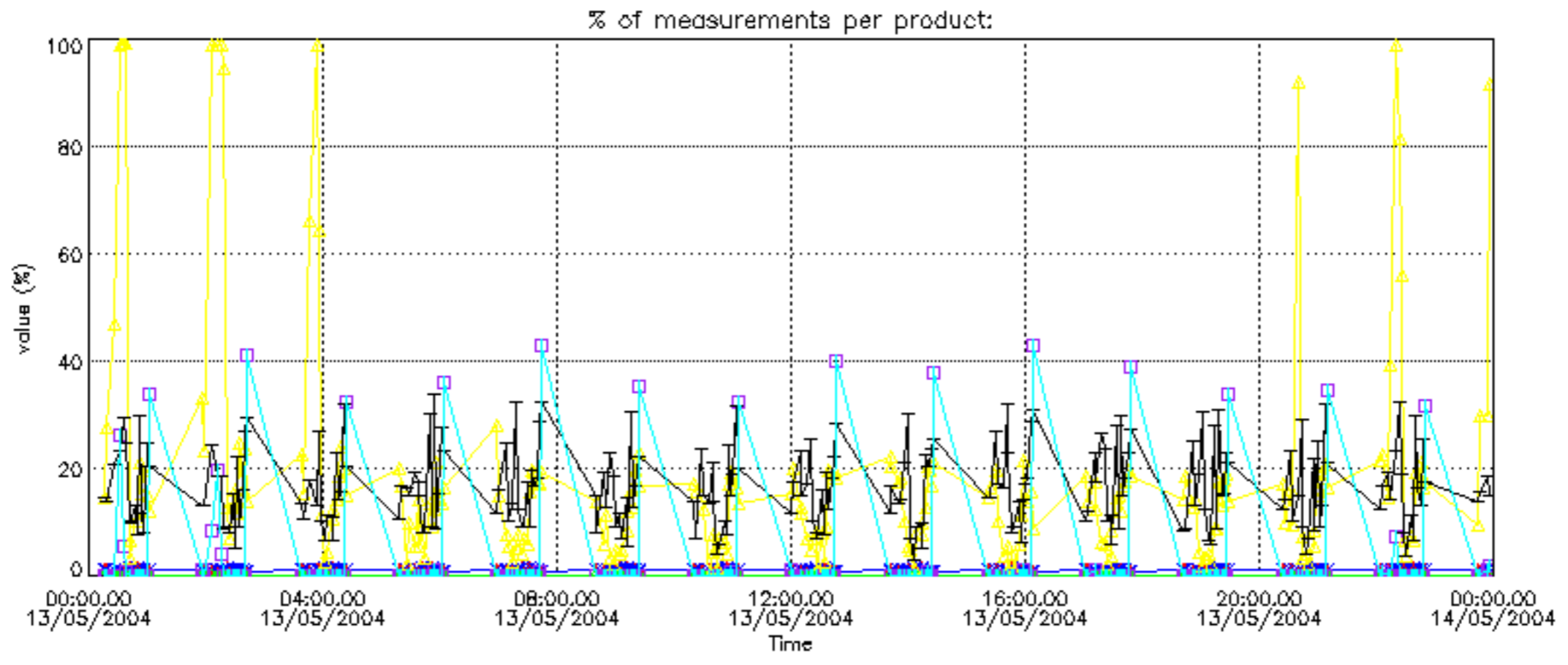


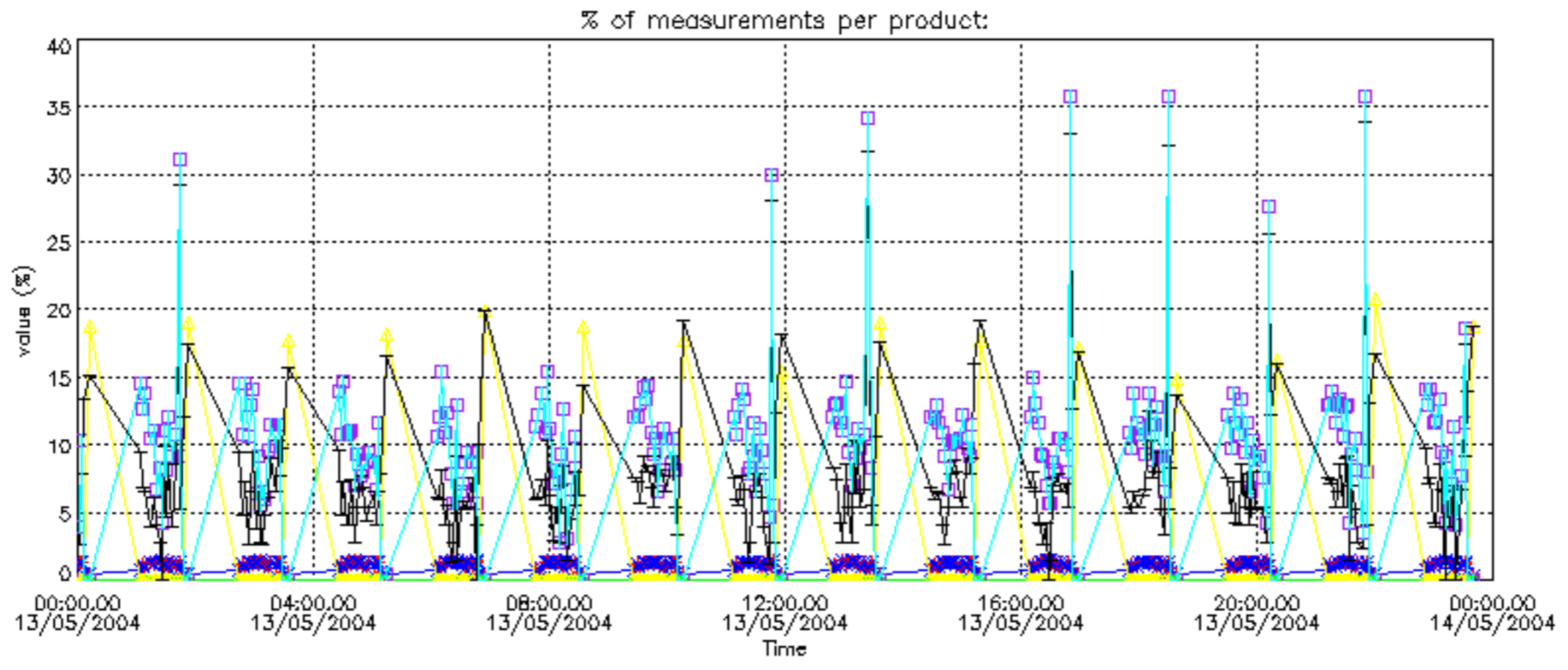
Percentage of flagged data per NO2 profile



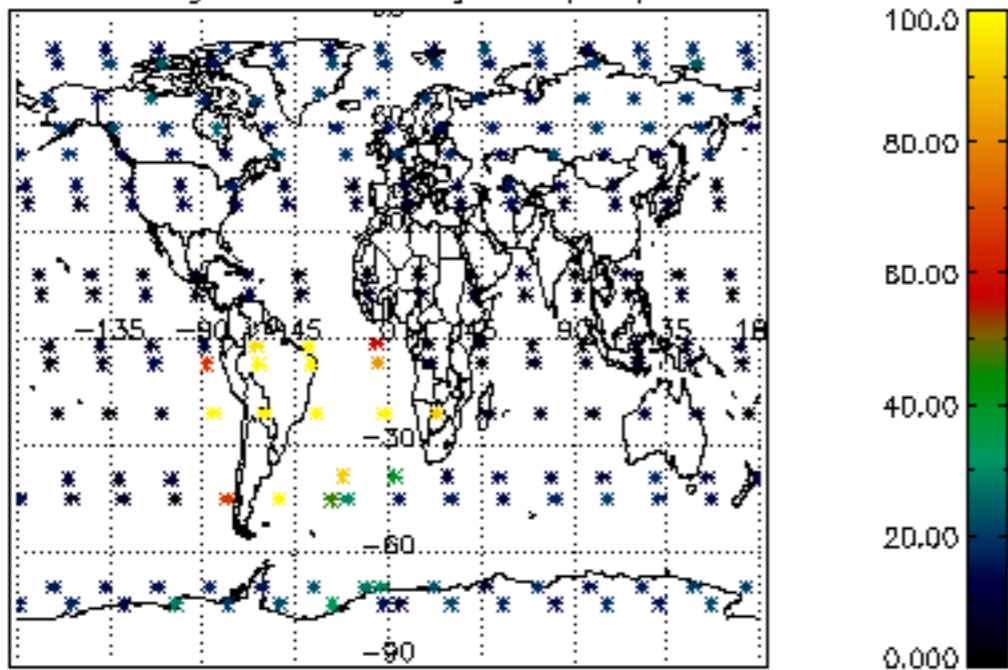
Percentage of flagged data per NO3 profile



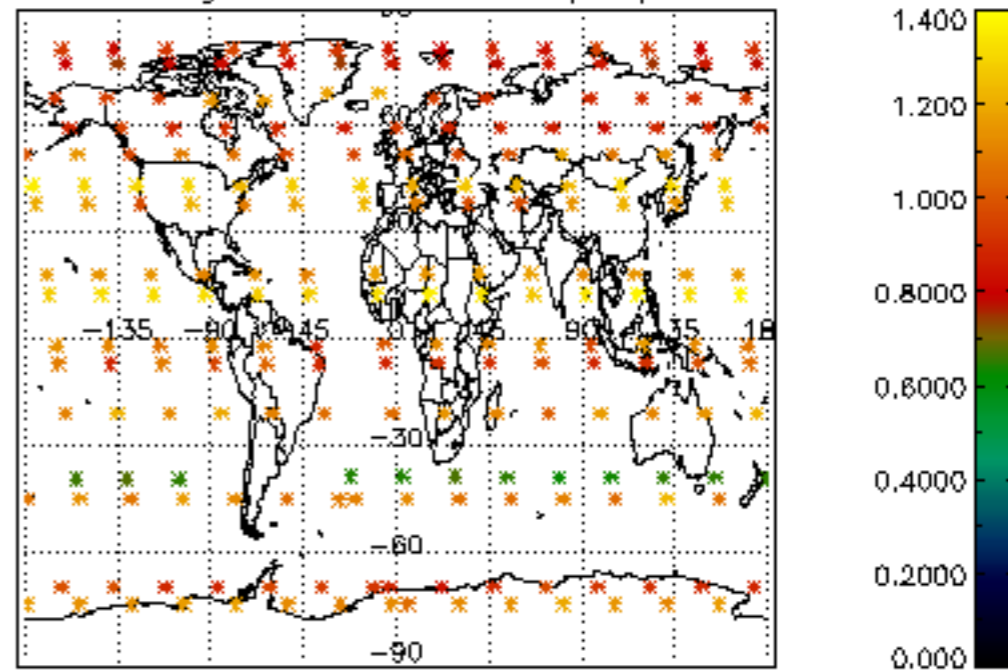




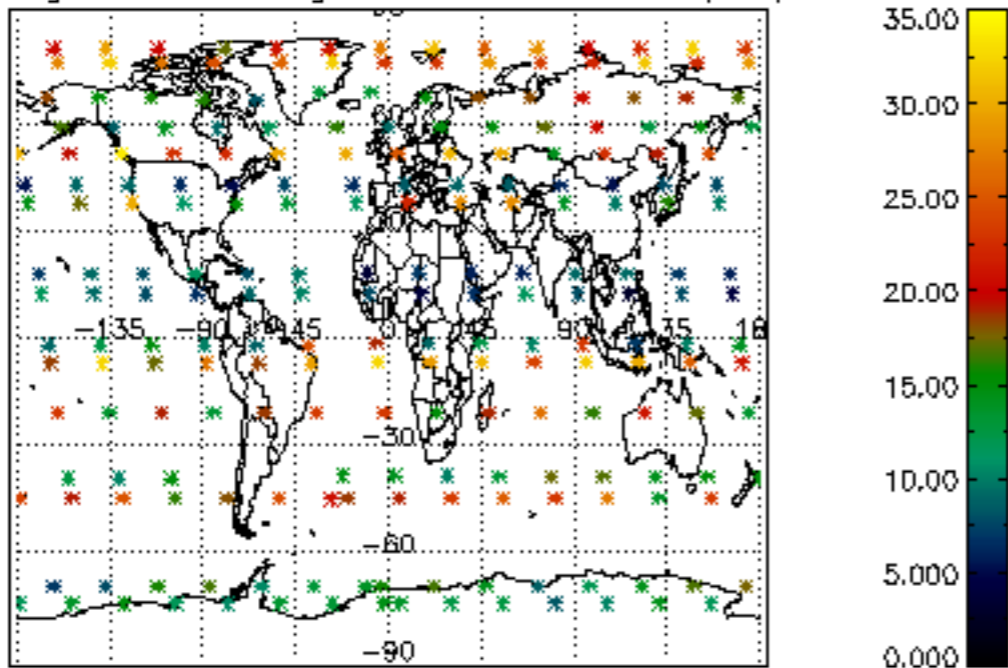
Percentage of cosmic ray hits per profile



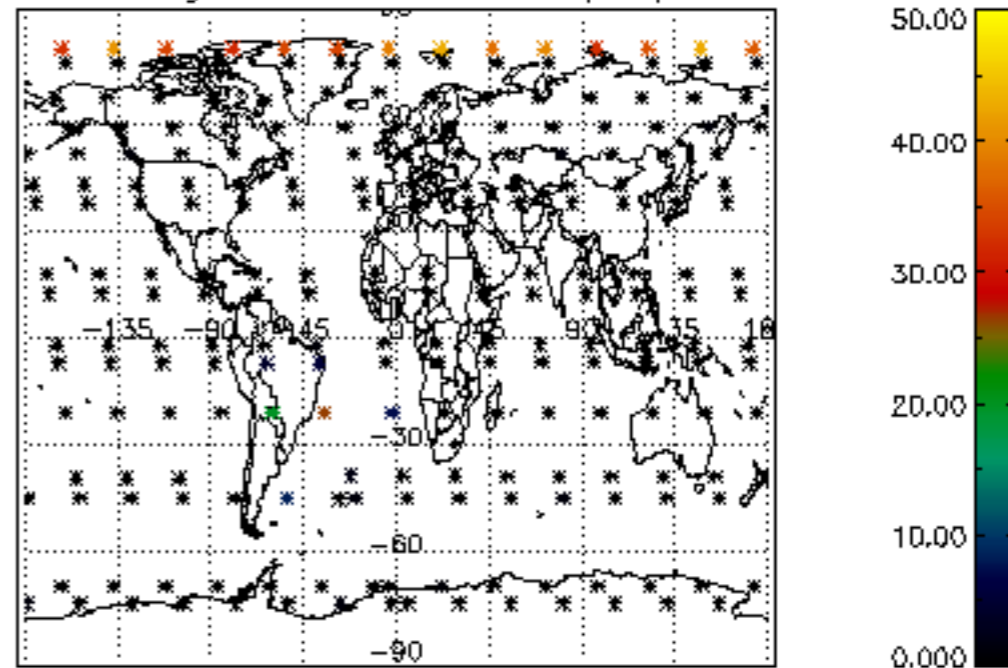
Percentage of datation errors per profile



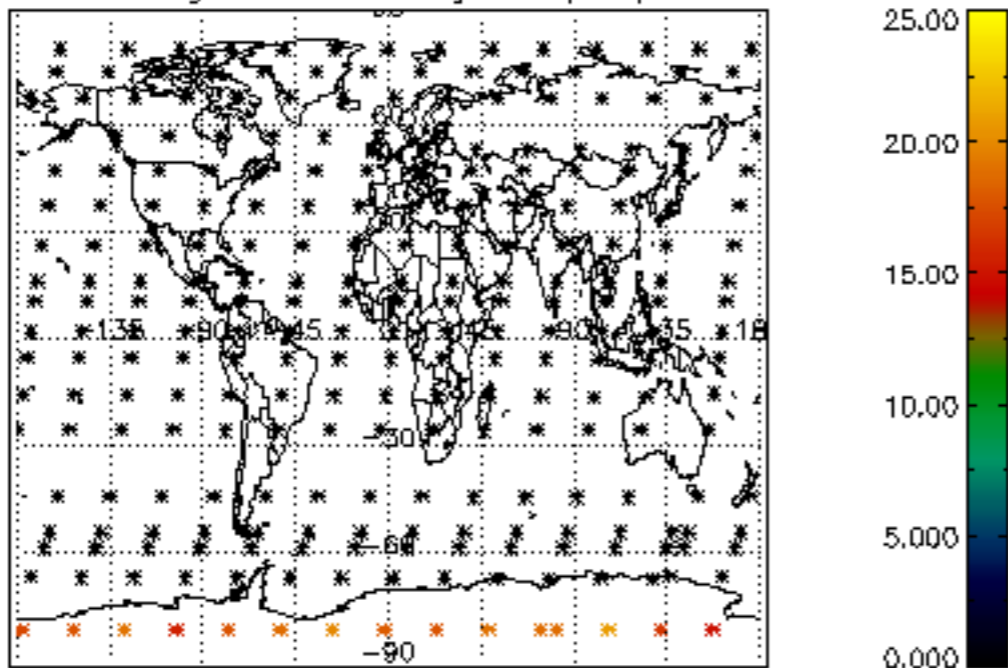
Percentage of star falling outside central band per profile



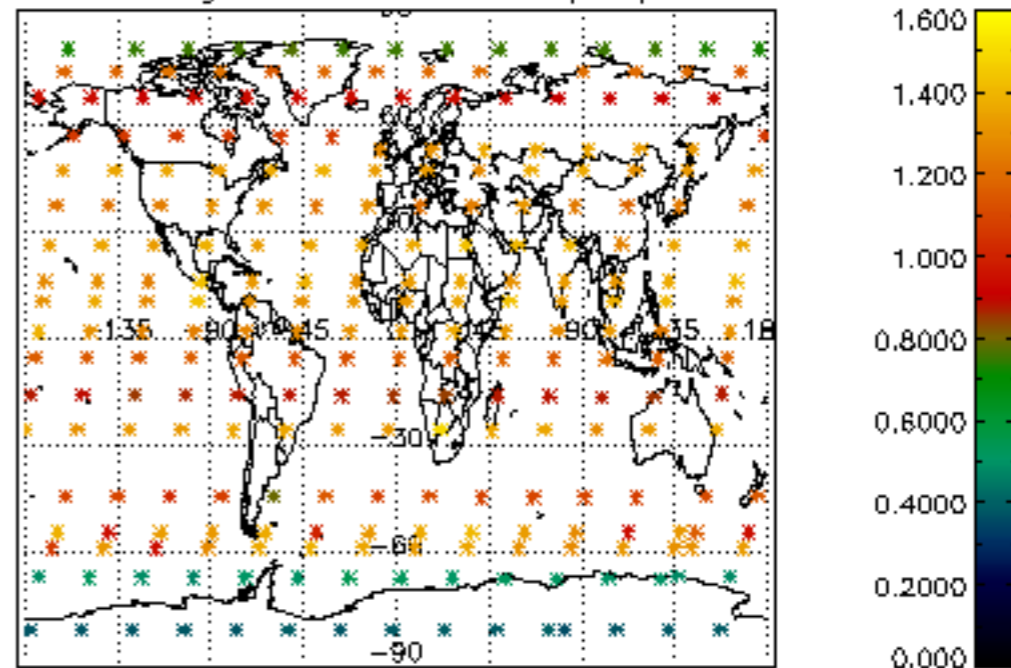
Percentage of saturation errors per profile



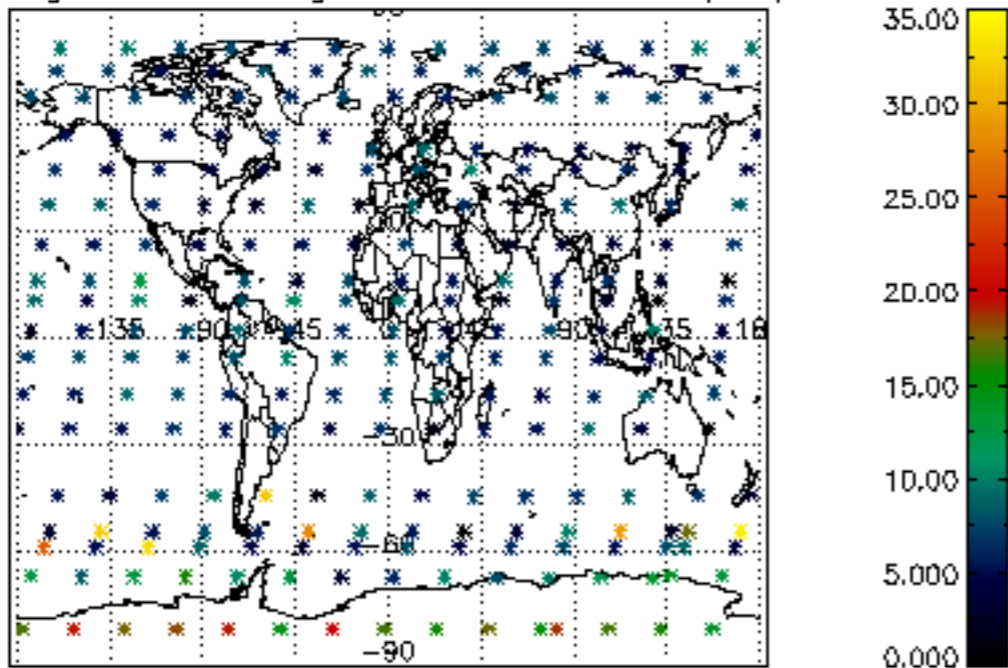
Percentage of cosmic ray hits per profile



Percentage of datation errors per profile



Percentage of star falling outside central band per profile



Percentage of saturation errors per profile

