

GOMOS Level 2 Daily Report

SUMMARY

[1. General Info](#)

[2. Summary of processed GOM_NL_2P products](#)

[3. Level 2 Quality information per product](#)

[3.1 Plot of level 2 quality information per product \(time dependant\)](#)

[3.2 Plot of level 2 quality information per product \(world map\)](#)

[4. Level 1 Quality information per product \(stored on level 2 products\)](#)

[4.1 Plot of level 1 quality information per product \(time dependant\)](#)

[4.1.1 Plot of level 1 quality information per product \(time dependant\): ASCENDING](#)

[4.1.2 Plot of level 1 quality information per product \(time dependant\): DESCENDING](#)

[4.2 Plot of level 1 quality information per product \(world map\)](#)

[4.2.1 Plot of level 1 quality information per product \(world map\): ASCENDING](#)

[4.2.2 Plot of level 1 quality information per product \(world map\): DESCENDING](#)

[5. Ozone profiles based on quality statistics and other trace gas profiles](#)

[5.1 Ozone statistics based on quality of products](#)

[5.2 Plot ozone profiles for all STD \(dark without errors\)](#)

[5.3 Plot ozone profiles where STD < 20% \(dark without errors\)](#)

[5.4. Plot ozone profiles where STD < 10% \(dark without errors\)](#)

[5.5. Plot ozone profiles where STD < 5% \(dark without errors\)](#)

[5.6 Plot NO2 profiles for all STD \(dark without errors\)](#)

[5.7 Plot NO3 profiles for all STD \(dark without errors\)](#)

[5.8 Plot H2O profiles \(only for occultations of stars 1,2,3,4,13,14,16,26,63 dark without errors\) for all STD](#)

[6. Auxiliary Data Files used for the production reported in section 2](#)

This report presents the daily analysis on parameters extracted from GOMOS level 2 data (GOM_NL__2P). It is intended to monitor some important parameters that will impact the quality of these products. A list of level 2 products (and content) that have arrived during the reporting day to the PCF is also given.

Item	Value
Time of report generation	19APR2013 01:49:38
Data source version	GOMOS/6.01
Start time of products	12-05-2004 (12MAY2004 00:00:00)
Stop time of products	13-05-2004 (13MAY2004 00:00:00)
Store outputs in DB	Yes
Nb of level 2 prods	479
Nb of prods with errors	0

2. Summary of processed GOM_NL__2P products.

Nr	Filename	UTC Start time	Limb	Duration	Star Id	Star Name	Star Mag	Star Temp	Nb Meas	Orbit	Prod. error
1	GOM_NL__2PRFIN20040512_000359_000000382026_00417_11493_2360.N1	12-MAY-2004 00:03:59	Bright	38.000	138	47Eps Vir	2.8280	4700.0	76	11493	No
2	GOM_NL__2PRFIN20040512_000543_000000372026_00417_11493_2361.N1	12-MAY-2004 00:05:43	Bright	36.500	111	8Eta Boo	2.6800	6000.0	73	11493	No
3	GOM_NL__2PRFIN20040512_000837_000000392026_00417_11493_2362.N1	12-MAY-2004 00:08:37	Bright	39.000	83		2.3780	11000.	78	11493	No
4	GOM_NL__2PRFIN20040512_001134_000000362026_00417_11493_2363.N1	12-MAY-2004 00:11:34	Bright	36.000	152	12Alp2CVn	2.8900	11000.	72	11493	No
5	GOM_NL__2PRFIN20040512_001430_000000392026_00417_11493_2364.N1	12-MAY-2004 00:14:30	Bright	38.500	39	85Eta UMa	1.8540	24000.	77	11493	No
6	GOM_NL__2PRFIN20040512_001602_000000382026_00417_11493_2365.N1	12-MAY-2004 00:16:02	Bright	38.000	55	79Zet UMa	2.0600	10200.	76	11493	No
7	GOM_NL__2PRFIN20040512_001816_000000382026_00417_11493_2366.N1	12-MAY-2004 00:18:16	Bright	38.000	82	48Bet UMa	2.3650	10600.	76	11493	No
8	GOM_NL__2PRFIN20040512_002041_000000442026_00417_11493_2367.N1	12-MAY-2004 00:20:41	Bright	44.000	119	14Eta Dra	2.7270	4700.0	88	11493	No
9	GOM_NL__2PRFIN20040512_002212_000000502026_00417_11493_2368.N1	12-MAY-2004 00:22:12	Bright	49.500	130	23Bet Dra	2.7990	5800.0	99	11493	No
10	GOM_NL__2PRFIN20040512_002349_000000562026_00417_11493_2369.N1	12-MAY-2004 00:23:49	Bright	55.500	69	33Gam Dra	2.2310	3800.0	111	11493	No
11	GOM_NL__2PRFIN20040512_002608_000000362026_00417_11493_2370.N1	12-MAY-2004 00:26:08	Bright	36.000	49	1Alp UMi	1.9900	6300.0	72	11493	No
12	GOM_NL__2PRFIN20040512_003134_000000462026_00417_11493_2371.N1	12-MAY-2004 00:31:34	Bright	46.000	89	5Alp Cep	2.4510	8000.0	92	11493	No
13	GOM_NL__2PRFIN20040512_003418_000000392026_00417_11493_2372.N1	12-MAY-2004 00:34:18	Bright	38.500	76	27Gam Cas	2.3000	30000.	77	11493	No
14	GOM_NL__2PRFIN20040512_003533_000000382026_00417_11493_2373.N1	12-MAY-2004 00:35:33	Bright	38.000	68	18Alp Cas	2.2250	4500.0	76	11493	No
15	GOM_NL__2PRFIN20040512_003818_000001042026_00417_11493_2374.N1	12-MAY-2004 00:38:18	Bright	104.00	66	37Gam Cyg	2.2080	5900.0	208	11493	No
16	GOM_NL__2PRFIN20040512_004326_000001292026_00417_11493_2375.N1	12-MAY-2004 00:43:26	Straylight	129.00	92	53Eps Cyg	2.5000	4500.0	258	11493	No
17	GOM_NL__2PRFIN20040512_004751_000000452026_00417_11493_2376.N1	12-MAY-2004 00:47:51	Twilight	44.500	140	88Gam Peg	2.8340	26000.	89	11493	No
18	GOM_NL__2PRFIN20040512_004919_000000552026_00417_11493_2377.N1	12-MAY-2004 00:49:19	Dark	55.000	90	54Alp Peg	2.4870	11000.	110	11493	No
19	GOM_NL__2PRFIN20040512_005635_000000462026_00417_11493_2378.N1	12-MAY-2004 00:56:35	Dark	45.500	52	16Bet Cet	2.0370	4500.0	91	11493	No
20	GOM_NL__2PRFIN20040512_010325_000000442026_00417_11493_2379.N1	12-MAY-2004 01:03:25	Dark	43.500	84	Alp Phe	2.3970	4500.0	87	11493	No
21	GOM_NL__2PRFIN20040512_010711_000000562026_00417_11493_2380.N1	12-MAY-2004 01:07:11	Dark	56.000	63	Bet Gru	2.1500	2800.0	112	11493	No
22	GOM_NL__2PRFIN20040512_010834_000000542026_00417_11493_2381.N1	12-MAY-2004 01:08:34	Dark	53.500	31	Alp Gru	1.7340	15200.	107	11493	No
23	GOM_NL__2PRFIN20040512_011034_000000412026_00418_11494_2348.N1	12-MAY-2004 01:10:34	Dark	41.000	148	Alp Tuc	2.8780	4100.0	82	11494	No
24	GOM_NL__2PRFIN20040512_011408_000000442026_00418_11494_2349.N1	12-MAY-2004 01:14:08	Dark	43.500	45	Alp Pav	1.9400	26000.	87	11494	No
25	GOM_NL__2PRFIN20040512_011949_000000412026_00418_11494_2350.N1	12-MAY-2004 01:19:49	Straylight	41.000	43	Alp TrA	1.9100	4250.0	82	11494	No
26	GOM_NL__2PRFIN20040512_012119_000000402026_00418_11494_2351.N1	12-MAY-2004 01:21:19	Straylight	39.500	145	Gam TrA	2.8720	10600.	79	11494	No
27	GOM_NL__2PRFIN20040512_012349_000000442026_00418_11494_2352.N1	12-MAY-2004 01:23:49	Straylight	43.500	4	Alp1Cen	-0.010000	5800.0	87	11494	No
28	GOM_NL__2PRFIN20040512_012546_000000602026_00418_11494_2353.N1	12-MAY-2004 01:25:46	Straylight	59.500	25	35Lam Sco	1.6200	28000.	119	11494	No
29	GOM_NL__2PRFIN20040512_012818_000000572026_00418_11494_2354.N1	12-MAY-2004 01:28:18	Straylight	57.000	75	26Eps Sco	2.2910	4250.0	114	11494	No
30	GOM_NL__2PRFIN20040512_013131_000000642026_00418_11494_2355.N1	12-MAY-2004 01:31:31	Tw_and_stray	63.500	16	21Alp Sco	1.0200	3000.0	127	11494	No
31	GOM_NL__2PRFIN20040512_013321_000000552026_00418_11494_2356.N1	12-MAY-2004 01:33:21	Bright	54.500	80	7Del Sco	2.3160	30000.	109	11494	No
32	GOM_NL__2PRFIN20040512_013527_000000722026_00418_11494_2357.N1	12-MAY-2004 01:35:27	Bright	71.500	86	35Eta Oph	2.4300	10200.	143	11494	No
33	GOM_NL__2PRFIN20040512_013804_000000432026_00418_11494_2358.N1	12-MAY-2004 01:38:04	Bright	42.500	104	27Bet Lib	2.6140	13100.	85	11494	No
34	GOM_NL__2PRFIN20040512_014027_000000562026_00418_11494_2359.N1	12-MAY-2004 01:40:27	Bright	56.000	120	1Del Oph	2.7340	3200.0	112	11494	No
35	GOM_NL__2PRFIN20040512_014435_000000382026_00418_11494_2360.N1	12-MAY-2004 01:44:35	Bright	37.500	138	47Eps Vir	2.8280	4700.0	75	11494	No
36	GOM_NL__2PRFIN20040512_014619_000000372026_00418_11494_2361.N1	12-MAY-2004 01:46:19	Bright	37.000	111	8Eta Boo	2.6800	6000.0	74	11494	No
37	GOM_NL__2PRFIN20040512_014912_000000402026_00418_11494_2362.N1	12-MAY-2004 01:49:12	Bright	40.000	83		2.3780	11000.	80	11494	No
38	GOM_NL__2PRFIN20040512_015210_000000372026_00418_11494_2363.N1	12-MAY-2004 01:52:10	Bright	36.500	152	12Alp2CVn	2.8900	11000.	73	11494	No
39	GOM_NL__2PRFIN20040512_015505_000000382026_00418_11494_2364.N1	12-MAY-2004 01:55:05	Bright	37.500	39	85Eta UMa	1.8540	24000.	75	11494	No
40	GOM_NL__2PRFIN20040512_015638_000000352026_00418_11494_2365.N1	12-MAY-2004 01:56:38	Bright	35.000	55	79Zet UMa	2.0600	10200.	70	11494	No
41	GOM_NL__2PRFIN20040512_015852_000000392026_00418_11494_2366.N1	12-MAY-2004 01:58:52	Bright	39.000	82	48Bet UMa	2.3650	10600.	78	11494	No
42	GOM_NL__2PRFIN20040512_020116_000000442026_00418_11494_2367.N1	12-MAY-2004 02:01:16	Bright	43.500	119	14Eta Dra	2.7270	4700.0	87	11494	No

43	GOM_NL__2PRFIN20040512_020247_00000522026_00418_11494_2368.N1	12-MAY-2004 02:02:47	Bright	52.000	130	23Bet Dra	2.7990	5800.0	104	11494	No
44	GOM_NL__2PRFIN20040512_020424_00000592026_00418_11494_2369.N1	12-MAY-2004 02:04:24	Bright	58.500	69	33Gam Dra	2.2310	3800.0	117	11494	No
45	GOM_NL__2PRFIN20040512_020644_00000352026_00418_11494_2370.N1	12-MAY-2004 02:06:44	Bright	35.000	49	1Alp UMi	1.9900	6300.0	70	11494	No
46	GOM_NL__2PRFIN20040512_021209_00000452026_00418_11494_2371.N1	12-MAY-2004 02:12:09	Bright	45.000	89	5Alp Cep	2.4510	8000.0	90	11494	No
47	GOM_NL__2PRFIN20040512_021454_00000372026_00418_11494_2372.N1	12-MAY-2004 02:14:54	Bright	36.500	76	27Gam Cas	2.3000	30000.	73	11494	No
48	GOM_NL__2PRFIN20040512_021609_00000392026_00418_11494_2373.N1	12-MAY-2004 02:16:09	Bright	38.500	68	18Alp Cas	2.2250	4500.0	77	11494	No
49	GOM_NL__2PRFIN20040512_021853_00000942026_00418_11494_2374.N1	12-MAY-2004 02:18:53	Bright	94.000	66	37Gam Cyg	2.2080	5900.0	188	11494	No
50	GOM_NL__2PRFIN20040512_022402_000001222026_00418_11494_2375.N1	12-MAY-2004 02:24:02	Straylight	122.00	92	53Eps Cyg	2.5000	4500.0	244	11494	No
51	GOM_NL__2PRFIN20040512_022828_00000452026_00418_11494_2376.N1	12-MAY-2004 02:28:28	Twilight	44.500	140	88Gam Peg	2.8340	26000.	89	11494	No
52	GOM_NL__2PRFIN20040512_022955_00000562026_00418_11494_2377.N1	12-MAY-2004 02:29:55	Dark	56.000	90	54Alp Peg	2.4870	11000.	112	11494	No
53	GOM_NL__2PRFIN20040512_023712_00000442026_00418_11494_2378.N1	12-MAY-2004 02:37:12	Dark	44.000	52	16Bet Cet	2.0370	4500.0	88	11494	No
54	GOM_NL__2PRFIN20040512_024401_00000442026_00418_11494_2379.N1	12-MAY-2004 02:44:01	Dark	43.500	84	Alp Phe	2.3970	4500.0	87	11494	No
55	GOM_NL__2PRFIN20040512_024748_00000472026_00418_11494_2380.N1	12-MAY-2004 02:47:48	Dark	47.000	63	Bet Gru	2.1500	2800.0	94	11494	No
56	GOM_NL__2PRFIN20040512_024911_00000442026_00418_11494_2381.N1	12-MAY-2004 02:49:11	Dark	43.500	31	Alp Gru	1.7340	15200.	87	11494	No
57	GOM_NL__2PRFIN20040512_025111_00000452026_00419_11495_2348.N1	12-MAY-2004 02:51:11	Dark	44.500	148	Alp Tuc	2.8780	4100.0	89	11495	No
58	GOM_NL__2PRFIN20040512_025445_00000442026_00419_11495_2349.N1	12-MAY-2004 02:54:45	Dark	43.500	45	Alp Pav	1.9400	26000.	87	11495	No
59	GOM_NL__2PRFIN20040512_030026_00000442026_00419_11495_2350.N1	12-MAY-2004 03:00:26	Straylight	43.500	43	Alp TrA	1.9100	4250.0	87	11495	No
60	GOM_NL__2PRFIN20040512_030156_00000392026_00419_11495_2351.N1	12-MAY-2004 03:01:56	Straylight	39.000	145	Gam TrA	2.8720	10600.	78	11495	No
61	GOM_NL__2PRFIN20040512_030425_00000462026_00419_11495_2352.N1	12-MAY-2004 03:04:25	Straylight	46.000	4	Alp1Cen	-0.010000	5800.0	92	11495	No
62	GOM_NL__2PRFIN20040512_030623_00000582026_00419_11495_2353.N1	12-MAY-2004 03:06:23	Straylight	58.000	25	35Lam Sco	1.6200	28000.	116	11495	No
63	GOM_NL__2PRFIN20040512_030852_00000422026_00419_11495_2354.N1	12-MAY-2004 03:08:52	Straylight	41.500	109	Bet Lup	2.6770	26000.	83	11495	No
64	GOM_NL__2PRFIN20040512_031208_00000682026_00419_11495_2355.N1	12-MAY-2004 03:12:08	Tw_and_stray	68.000	16	21Alp Sco	1.0200	3000.0	136	11495	No
65	GOM_NL__2PRFIN20040512_031357_00000542026_00419_11495_2356.N1	12-MAY-2004 03:13:57	Bright	54.000	80	7Del Sco	2.3160	30000.	108	11495	No
66	GOM_NL__2PRFIN20040512_031603_00000682026_00419_11495_2357.N1	12-MAY-2004 03:16:03	Bright	68.000	86	35Eta Oph	2.4300	10200.	136	11495	No
67	GOM_NL__2PRFIN20040512_031840_00000432026_00419_11495_2358.N1	12-MAY-2004 03:18:40	Bright	43.000	104	27Bet Lib	2.6140	13100.	86	11495	No
68	GOM_NL__2PRFIN20040512_032104_00000562026_00419_11495_2359.N1	12-MAY-2004 03:21:04	Bright	55.500	120	1Del Oph	2.7340	3200.0	111	11495	No
69	GOM_NL__2PRFIN20040512_032512_00000372026_00419_11495_2360.N1	12-MAY-2004 03:25:12	Bright	37.000	138	47Eps Vir	2.8280	4700.0	74	11495	No
70	GOM_NL__2PRFIN20040512_032655_00000372026_00419_11495_2361.N1	12-MAY-2004 03:26:55	Bright	36.500	111	8Eta Boo	2.6800	6000.0	73	11495	No
71	GOM_NL__2PRFIN20040512_032948_00000412026_00419_11495_2362.N1	12-MAY-2004 03:29:48	Bright	41.000	83		2.3780	11000.	82	11495	No
72	GOM_NL__2PRFIN20040512_033246_00000372026_00419_11495_2363.N1	12-MAY-2004 03:32:46	Bright	37.000	152	12Alp2CVn	2.8900	11000.	74	11495	No
73	GOM_NL__2PRFIN20040512_033541_00000382026_00419_11495_2364.N1	12-MAY-2004 03:35:41	Bright	37.500	39	85Eta UMa	1.8540	24000.	75	11495	No
74	GOM_NL__2PRFIN20040512_033714_00000372026_00419_11495_2365.N1	12-MAY-2004 03:37:14	Bright	36.500	55	79Zet UMa	2.0600	10200.	73	11495	No
75	GOM_NL__2PRFIN20040512_033928_00000382026_00419_11495_2366.N1	12-MAY-2004 03:39:28	Bright	38.000	82	48Bet UMa	2.3650	10600.	76	11495	No
76	GOM_NL__2PRFIN20040512_034152_00000432026_00419_11495_2367.N1	12-MAY-2004 03:41:52	Bright	42.500	119	14Eta Dra	2.7270	4700.0	85	11495	No
77	GOM_NL__2PRFIN20040512_034322_00000542026_00419_11495_2368.N1	12-MAY-2004 03:43:22	Bright	53.500	130	23Bet Dra	2.7990	5800.0	107	11495	No
78	GOM_NL__2PRFIN20040512_034458_00000602026_00419_11495_2369.N1	12-MAY-2004 03:44:58	Bright	59.500	69	33Gam Dra	2.2310	3800.0	119	11495	No
79	GOM_NL__2PRFIN20040512_034721_00000372026_00419_11495_2370.N1	12-MAY-2004 03:47:21	Bright	37.000	49	1Alp UMi	1.9900	6300.0	74	11495	No
80	GOM_NL__2PRFIN20040512_035245_00000452026_00419_11495_2371.N1	12-MAY-2004 03:52:45	Bright	44.500	89	5Alp Cep	2.4510	8000.0	89	11495	No
81	GOM_NL__2PRFIN20040512_035531_00000352026_00419_11495_2372.N1	12-MAY-2004 03:55:31	Bright	35.000	76	27Gam Cas	2.3000	30000.	70	11495	No
82	GOM_NL__2PRFIN20040512_035645_00000382026_00419_11495_2373.N1	12-MAY-2004 03:56:45	Bright	38.000	68	18Alp Cas	2.2250	4500.0	76	11495	No
83	GOM_NL__2PRFIN20040512_035928_00000942026_00419_11495_2374.N1	12-MAY-2004 03:59:28	Bright	94.000	66	37Gam Cyg	2.2080	5900.0	188	11495	No
84	GOM_NL__2PRFIN20040512_040438_000001192026_00419_11495_2375.N1	12-MAY-2004 04:04:38	Straylight	119.00	92	53Eps Cyg	2.5000	4500.0	238	11495	No
85	GOM_NL__2PRFIN20040512_040904_00000442026_00419_11495_2376.N1	12-MAY-2004 04:09:04	Twilight	44.000	140	88Gam Peg	2.8340	26000.	88	11495	No
86	GOM_NL__2PRFIN20040512_041032_00000522026_00419_11495_2377.N1	12-MAY-2004 04:10:32	Dark	51.500	90	54Alp Peg	2.4870	11000.	103	11495	No
87	GOM_NL__2PRFIN20040512_041748_00000472026_00419_11495_2378.N1	12-MAY-2004 04:17:48	Dark	46.500	52	16Bet Cet	2.0370	4500.0	93	11495	No
88	GOM_NL__2PRFIN20040512_042437_00000422026_00419_11495_2379.N1	12-MAY-2004 04:24:37	Dark	41.500	84	Alp Phe	2.3970	4500.0	83	11495	No
89	GOM_NL__2PRFIN20040512_042824_00000562026_00419_11495_2380.N1	12-MAY-2004 04:28:24	Dark	56.000	63	Bet Gru	2.1500	2800.0	112	11495	No
90	GOM_NL__2PRFIN20040512_042947_00000462026_00419_11495_2381.N1	12-MAY-2004 04:29:47	Dark	46.000	31	Alp Gru	1.7340	15200.	92	11495	No
91	GOM_NL__2PRFIN20040512_043147_00000442026_00420_11496_2348.N1	12-MAY-2004 04:31:47	Dark	44.000	148	Alp Tuc	2.8780	4100.0	88	11496	No
92	GOM_NL__2PRFIN20040512_043522_00000422026_00420_11496_2349.N1	12-MAY-2004 04:35:22	Dark	42.000	45	Alp Pav	1.9400	26000.	84	11496	No
93	GOM_NL__2PRFIN20040512_044103_00000492026_00420_11496_2350.N1	12-MAY-2004 04:41:03	Straylight	48.500	43	Alp TrA	1.9100	4250.0	97	11496	No
94	GOM_NL__2PRFIN20040512_044232_00000392026_00420_11496_2351.N1	12-MAY-2004 04:42:32	Straylight	39.000	145	Gam TrA	2.8720	10600.	78	11496	No
95	GOM_NL__2PRFIN20040512_044502_00000522026_00420_11496_2352.N1	12-MAY-2004 04:45:02	Straylight	51.500	4	Alp1Cen	-0.010000	5800.0	103	11496	No
96	GOM_NL__2PRFIN20040512_044700_00000542026_00420_11496_2353.N1	12-MAY-2004 04:47:00	Straylight	54.000	25	35Lam Sco	1.6200	28000.	108	11496	No
97	GOM_NL__2PRFIN20040512_044928_00000392026_00420_11496_2354.N1	12-MAY-2004 04:49:28	Straylight	39.000	109	Bet Lup	2.6770	26000.	78	11496	No
98	GOM_NL__2PRFIN20040512_045244_00000682026_00420_11496_2355.N1	12-MAY-2004 04:52:44	Tw_and_stray	68.000	16	21Alp Sco	1.0200	3000.0	136	11496	No
99	GOM_NL__2PRFIN20040512_045434_00000542026_00420_11496_2356.N1	12-MAY-2004 04:54:34	Bright	54.000	80	7Del Sco	2.3160	30000.	108	11496	No
100	GOM_NL__2PRFIN20040512_045639_00000722026_00420_11496_2357.N1	12-MAY-2004 04:56:39	Bright	72.000	86	35Eta Oph	2.4300	10200.	144	11496	No
101	GOM_NL__2PRFIN20040512_045916_00000422026_00420_11496_2358.N1	12-MAY-2004 04:59:16	Bright	42.000	104	27Bet Lib	2.6140	13100.	84	11496	No

102	GOM_NL__2PRFIN20040512_050139_000000562026_00420_11496_2359.N1	12-MAY-2004 05:01:39	Bright	56.000	120	1Del Oph	2.7340	3200.0	112	11496	No
103	GOM_NL__2PRFIN20040512_050548_000000372026_00420_11496_2360.N1	12-MAY-2004 05:05:48	Bright	36.500	138	47Eps Vir	2.8280	4700.0	73	11496	No
104	GOM_NL__2PRFIN20040512_050732_000000372026_00420_11496_2361.N1	12-MAY-2004 05:07:32	Bright	36.500	111	8Eta Boo	2.6800	6000.0	73	11496	No
105	GOM_NL__2PRFIN20040512_051024_000000422026_00420_11496_2362.N1	12-MAY-2004 05:10:24	Bright	41.500	83		2.3780	11000.	83	11496	No
106	GOM_NL__2PRFIN20040512_051323_000000382026_00420_11496_2363.N1	12-MAY-2004 05:13:23	Bright	38.000	152	12Alp2CVn	2.8900	11000.	76	11496	No
107	GOM_NL__2PRFIN20040512_051618_000000372026_00420_11496_2364.N1	12-MAY-2004 05:16:18	Bright	37.000	39	85Eta UMa	1.8540	24000.	74	11496	No
108	GOM_NL__2PRFIN20040512_051751_000000392026_00420_11496_2365.N1	12-MAY-2004 05:17:51	Bright	38.500	55	79Zet UMa	2.0600	10200.	77	11496	No
109	GOM_NL__2PRFIN20040512_052005_000000392026_00420_11496_2366.N1	12-MAY-2004 05:20:05	Bright	38.500	82	48Bet UMa	2.3650	10600.	77	11496	No
110	GOM_NL__2PRFIN20040512_052227_000000432026_00420_11496_2367.N1	12-MAY-2004 05:22:27	Bright	42.500	119	14Eta Dra	2.7270	4700.0	85	11496	No
111	GOM_NL__2PRFIN20040512_052356_000000532026_00420_11496_2368.N1	12-MAY-2004 05:23:56	Bright	52.500	130	23Bet Dra	2.7990	5800.0	105	11496	No
112	GOM_NL__2PRFIN20040512_052533_000000572026_00420_11496_2369.N1	12-MAY-2004 05:25:33	Bright	57.000	69	33Gam Dra	2.2310	3800.0	114	11496	No
113	GOM_NL__2PRFIN20040512_052757_000000382026_00420_11496_2370.N1	12-MAY-2004 05:27:57	Bright	37.500	49	1Alp UMi	1.9900	6300.0	75	11496	No
114	GOM_NL__2PRFIN20040512_053320_000000472026_00420_11496_2371.N1	12-MAY-2004 05:33:20	Bright	46.500	89	5Alp Cep	2.4510	8000.0	93	11496	No
115	GOM_NL__2PRFIN20040512_053607_000000372026_00420_11496_2372.N1	12-MAY-2004 05:36:07	Bright	37.000	76	27Gam Cas	2.3000	30000.	74	11496	No
116	GOM_NL__2PRFIN20040512_053721_000000532026_00420_11496_2373.N1	12-MAY-2004 05:37:21	Bright	53.000	68	18Alp Cas	2.2250	4500.0	106	11496	No
117	GOM_NL__2PRFIN20040512_054003_000000992026_00420_11496_2374.N1	12-MAY-2004 05:40:03	Bright	99.000	66	37Gam Cyg	2.2080	5900.0	198	11496	No
118	GOM_NL__2PRFIN20040512_054514_000001212026_00420_11496_2375.N1	12-MAY-2004 05:45:14	Straylight	120.50	92	53Eps Cyg	2.5000	4500.0	241	11496	No
119	GOM_NL__2PRFIN20040512_054941_000000432026_00420_11496_2376.N1	12-MAY-2004 05:49:41	Twilight	43.000	140	88Gam Peg	2.8340	26000.	86	11496	No
120	GOM_NL__2PRFIN20040512_055108_000000562026_00420_11496_2377.N1	12-MAY-2004 05:51:08	Dark	55.500	90	54Alp Peg	2.4870	11000.	111	11496	No
121	GOM_NL__2PRFIN20040512_055825_000000462026_00420_11496_2378.N1	12-MAY-2004 05:58:25	Dark	45.500	52	16Bet Cet	2.0370	4500.0	91	11496	No
122	GOM_NL__2PRFIN20040512_060514_000000422026_00420_11496_2379.N1	12-MAY-2004 06:05:14	Dark	41.500	84	Alp Phe	2.3970	4500.0	83	11496	No
123	GOM_NL__2PRFIN20040512_060901_000000492026_00420_11496_2380.N1	12-MAY-2004 06:09:01	Dark	49.000	63	Bet Gru	2.1500	2800.0	98	11496	No
124	GOM_NL__2PRFIN20040512_061024_000000492026_00420_11496_2381.N1	12-MAY-2004 06:10:24	Dark	48.500	31	Alp Gru	1.7340	15200.	97	11496	No
125	GOM_NL__2PRFIN20040512_061224_000000442026_00421_11497_2348.N1	12-MAY-2004 06:12:24	Dark	43.500	148	Alp Tuc	2.8780	4100.0	87	11497	No
126	GOM_NL__2PRFIN20040512_061559_000000432026_00421_11497_2349.N1	12-MAY-2004 06:15:59	Dark	43.000	45	Alp Pav	1.9400	26000.	86	11497	No
127	GOM_NL__2PRFIN20040512_062140_000000402026_00421_11497_2350.N1	12-MAY-2004 06:21:40	Straylight	39.500	43	Alp TrA	1.9100	4250.0	79	11497	No
128	GOM_NL__2PRFIN20040512_062309_000000392026_00421_11497_2351.N1	12-MAY-2004 06:23:09	Straylight	39.000	145	Gam TrA	2.8720	10600.	78	11497	No
129	GOM_NL__2PRFIN20040512_062538_000000522026_00421_11497_2352.N1	12-MAY-2004 06:25:38	Straylight	52.000	4	Alp1Cen	-0.010000	5800.0	104	11497	No
130	GOM_NL__2PRFIN20040512_062737_000000612026_00421_11497_2353.N1	12-MAY-2004 06:27:37	Straylight	60.500	25	35Lam Sco	1.6200	28000.	121	11497	No
131	GOM_NL__2PRFIN20040512_063005_000000402026_00421_11497_2354.N1	12-MAY-2004 06:30:05	Straylight	39.500	109	Bet Lup	2.6770	26000.	79	11497	No
132	GOM_NL__2PRFIN20040512_063321_000000652026_00421_11497_2355.N1	12-MAY-2004 06:33:21	Tw_and_stray	64.500	16	21Alp Sco	1.0200	3000.0	129	11497	No
133	GOM_NL__2PRFIN20040512_063510_000000522026_00421_11497_2356.N1	12-MAY-2004 06:35:10	Bright	52.000	80	7Del Sco	2.3160	30000.	104	11497	No
134	GOM_NL__2PRFIN20040512_063714_000000702026_00421_11497_2357.N1	12-MAY-2004 06:37:14	Bright	70.000	86	35Eta Oph	2.4300	10200.	140	11497	No
135	GOM_NL__2PRFIN20040512_063952_000000432026_00421_11497_2358.N1	12-MAY-2004 06:39:52	Bright	43.000	104	27Bet Lib	2.6140	13100.	86	11497	No
136	GOM_NL__2PRFIN20040512_064214_000000582026_00421_11497_2359.N1	12-MAY-2004 06:42:14	Bright	58.000	120	1Del Oph	2.7340	3200.0	116	11497	No
137	GOM_NL__2PRFIN20040512_064625_000000362026_00421_11497_2360.N1	12-MAY-2004 06:46:25	Bright	36.000	138	47Eps Vir	2.8280	4700.0	72	11497	No
138	GOM_NL__2PRFIN20040512_064808_000000372026_00421_11497_2361.N1	12-MAY-2004 06:48:08	Bright	36.500	111	8Eta Boo	2.6800	6000.0	73	11497	No
139	GOM_NL__2PRFIN20040512_065100_000000392026_00421_11497_2362.N1	12-MAY-2004 06:51:00	Bright	38.500	83		2.3780	11000.	77	11497	No
140	GOM_NL__2PRFIN20040512_065359_000000352026_00421_11497_2363.N1	12-MAY-2004 06:53:59	Bright	35.000	152	12Alp2CVn	2.8900	11000.	70	11497	No
141	GOM_NL__2PRFIN20040512_065654_000000372026_00421_11497_2364.N1	12-MAY-2004 06:56:54	Bright	36.500	39	85Eta UMa	1.8540	24000.	73	11497	No
142	GOM_NL__2PRFIN20040512_065827_000000362026_00421_11497_2365.N1	12-MAY-2004 06:58:27	Bright	36.000	55	79Zet UMa	2.0600	10200.	72	11497	No
143	GOM_NL__2PRFIN20040512_070042_000000392026_00421_11497_2366.N1	12-MAY-2004 07:00:42	Bright	39.000	82	48Bet UMa	2.3650	10600.	78	11497	No
144	GOM_NL__2PRFIN20040512_070303_000000432026_00421_11497_2367.N1	12-MAY-2004 07:03:03	Bright	42.500	119	14Eta Dra	2.7270	4700.0	85	11497	No
145	GOM_NL__2PRFIN20040512_070431_000000532026_00421_11497_2368.N1	12-MAY-2004 07:04:31	Bright	52.500	130	23Bet Dra	2.7990	5800.0	105	11497	No
146	GOM_NL__2PRFIN20040512_070607_000000592026_00421_11497_2369.N1	12-MAY-2004 07:06:07	Bright	58.500	69	33Gam Dra	2.2310	3800.0	117	11497	No
147	GOM_NL__2PRFIN20040512_070833_000000372026_00421_11497_2370.N1	12-MAY-2004 07:08:33	Bright	37.000	49	1Alp UMi	1.9900	6300.0	74	11497	No
148	GOM_NL__2PRFIN20040512_071356_000000442026_00421_11497_2371.N1	12-MAY-2004 07:13:56	Bright	44.000	89	5Alp Cep	2.4510	8000.0	88	11497	No
149	GOM_NL__2PRFIN20040512_071643_000000362026_00421_11497_2372.N1	12-MAY-2004 07:16:43	Bright	36.000	76	27Gam Cas	2.3000	30000.	72	11497	No
150	GOM_NL__2PRFIN20040512_071757_000000382026_00421_11497_2373.N1	12-MAY-2004 07:17:57	Bright	38.000	68	18Alp Cas	2.2250	4500.0	76	11497	No
151	GOM_NL__2PRFIN20040512_072039_000000932026_00421_11497_2374.N1	12-MAY-2004 07:20:39	Bright	92.500	66	37Gam Cyg	2.2080	5900.0	185	11497	No
152	GOM_NL__2PRFIN20040512_072550_000001302026_00421_11497_2375.N1	12-MAY-2004 07:25:50	Straylight	130.00	92	53Eps Cyg	2.5000	4500.0	260	11497	No
153	GOM_NL__2PRFIN20040512_073017_000000442026_00421_11497_2376.N1	12-MAY-2004 07:30:17	Twilight	43.500	140	88Gam Peg	2.8340	26000.	87	11497	No
154	GOM_NL__2PRFIN20040512_073145_000000522026_00421_11497_2377.N1	12-MAY-2004 07:31:45	Dark	52.000	90	54Alp Peg	2.4870	11000.	104	11497	No
155	GOM_NL__2PRFIN20040512_073901_000000462026_00421_11497_2378.N1	12-MAY-2004 07:39:01	Dark	45.500	52	16Bet Cet	2.0370	4500.0	91	11497	No
156	GOM_NL__2PRFIN20040512_074550_000000462026_00421_11497_2379.N1	12-MAY-2004 07:45:50	Dark	46.000	84	Alp Phe	2.3970	4500.0	92	11497	No
157	GOM_NL__2PRFIN20040512_074938_000000482026_00421_11497_2380.N1	12-MAY-2004 07:49:38	Dark	47.500	63	Bet Gru	2.1500	2800.0	95	11497	No
158	GOM_NL__2PRFIN20040512_075101_000000472026_00421_11497_2381.N1	12-MAY-2004 07:51:01	Dark	47.000	31	Alp Gru	1.7340	15200.	94	11497	No
159	GOM_NL__2PRFIN20040512_075300_000000422026_00422_11498_2348.N1	12-MAY-2004 07:53:00	Dark	42.000	148	Alp Tuc	2.8780	4100.0	84	11498	No
160	GOM_NL__2PRFIN20040512_075636_000000442026_00422_11498_2349.N1	12-MAY-2004 07:56:36	Dark	43.500	45	Alp Pav	1.9400	26000.	87	11498	No

161	GOM_NL__2PRFIN20040512_080216_000000432026_00422_11498_2350.N1	12-MAY-2004 08:02:16	Straylight	43.000	43	Alp TrA	1.9100	4250.0	86	11498	No
162	GOM_NL__2PRFIN20040512_080345_000000402026_00422_11498_2351.N1	12-MAY-2004 08:03:45	Straylight	39.500	145	Gam TrA	2.8720	10600.	79	11498	No
163	GOM_NL__2PRFIN20040512_080614_000000462026_00422_11498_2352.N1	12-MAY-2004 08:06:14	Straylight	46.000	4	Alp1Cen	-0.010000	5800.0	92	11498	No
164	GOM_NL__2PRFIN20040512_080814_000000562026_00422_11498_2353.N1	12-MAY-2004 08:08:14	Straylight	55.500	25	35Lam Sco	1.6200	28000.	111	11498	No
165	GOM_NL__2PRFIN20040512_081041_000000432026_00422_11498_2354.N1	12-MAY-2004 08:10:41	Straylight	42.500	109	Bet Lup	2.6770	26000.	85	11498	No
166	GOM_NL__2PRFIN20040512_081357_000000622026_00422_11498_2355.N1	12-MAY-2004 08:13:57	Twl_and_stray	61.500	16	21Alp Sco	1.0200	3000.0	123	11498	No
167	GOM_NL__2PRFIN20040512_081546_000000632026_00422_11498_2356.N1	12-MAY-2004 08:15:46	Bright	62.500	80	7Del Sco	2.3160	30000.	125	11498	No
168	GOM_NL__2PRFIN20040512_081751_000000692026_00422_11498_2357.N1	12-MAY-2004 08:17:51	Bright	69.000	86	35Eta Oph	2.4300	10200.	138	11498	No
169	GOM_NL__2PRFIN20040512_082028_000000422026_00422_11498_2358.N1	12-MAY-2004 08:20:28	Bright	41.500	104	27Bet Lib	2.6140	13100.	83	11498	No
170	GOM_NL__2PRFIN20040512_082250_000000552026_00422_11498_2359.N1	12-MAY-2004 08:22:50	Bright	55.000	120	1Del Oph	2.7340	3200.0	110	11498	No
171	GOM_NL__2PRFIN20040512_082701_000000372026_00422_11498_2360.N1	12-MAY-2004 08:27:01	Bright	36.500	138	47Eps Vir	2.8280	4700.0	73	11498	No
172	GOM_NL__2PRFIN20040512_082844_000000382026_00422_11498_2361.N1	12-MAY-2004 08:28:44	Bright	38.000	111	8Eta Boo	2.6800	6000.0	76	11498	No
173	GOM_NL__2PRFIN20040512_083136_000000412026_00422_11498_2362.N1	12-MAY-2004 08:31:36	Bright	41.000	83		2.3780	11000.	82	11498	No
174	GOM_NL__2PRFIN20040512_083435_000000372026_00422_11498_2363.N1	12-MAY-2004 08:34:35	Bright	36.500	152	12Alp2CVn	2.8900	11000.	73	11498	No
175	GOM_NL__2PRFIN20040512_083730_000000392026_00422_11498_2364.N1	12-MAY-2004 08:37:30	Bright	39.000	39	85Eta UMa	1.8540	24000.	78	11498	No
176	GOM_NL__2PRFIN20040512_083903_000000382026_00422_11498_2365.N1	12-MAY-2004 08:39:03	Bright	38.000	55	79Zet UMa	2.0600	10200.	76	11498	No
177	GOM_NL__2PRFIN20040512_084118_000000372026_00422_11498_2366.N1	12-MAY-2004 08:41:18	Bright	36.500	82	48Bet UMa	2.3650	10600.	73	11498	No
178	GOM_NL__2PRFIN20040512_084338_000000432026_00422_11498_2367.N1	12-MAY-2004 08:43:38	Bright	42.500	119	14Eta Dra	2.7270	4700.0	85	11498	No
179	GOM_NL__2PRFIN20040512_084507_000000532026_00422_11498_2368.N1	12-MAY-2004 08:45:07	Bright	52.500	130	23Bet Dra	2.7990	5800.0	105	11498	No
180	GOM_NL__2PRFIN20040512_084643_000000602026_00422_11498_2369.N1	12-MAY-2004 08:46:43	Bright	59.500	69	33Gam Dra	2.2310	3800.0	119	11498	No
181	GOM_NL__2PRFIN20040512_084909_000000352026_00422_11498_2370.N1	12-MAY-2004 08:49:09	Bright	34.500	49	1Alp UMi	1.9900	6300.0	69	11498	No
182	GOM_NL__2PRFIN20040512_085431_000000462026_00422_11498_2371.N1	12-MAY-2004 08:54:31	Bright	45.500	89	5Alp Cep	2.4510	8000.0	91	11498	No
183	GOM_NL__2PRFIN20040512_085719_000000372026_00422_11498_2372.N1	12-MAY-2004 08:57:19	Bright	36.500	76	27Gam Cas	2.3000	30000.	73	11498	No
184	GOM_NL__2PRFIN20040512_085833_000000392026_00422_11498_2373.N1	12-MAY-2004 08:58:33	Bright	38.500	68	18Alp Cas	2.2250	4500.0	77	11498	No
185	GOM_NL__2PRFIN20040512_090114_000000922026_00422_11498_2374.N1	12-MAY-2004 09:01:14	Bright	91.500	66	37Gam Cyg	2.2080	5900.0	183	11498	No
186	GOM_NL__2PRFIN20040512_090626_000001282026_00422_11498_2375.N1	12-MAY-2004 09:06:26	Straylight	128.00	92	53Eps Cyg	2.5000	4500.0	256	11498	No
187	GOM_NL__2PRFIN20040512_091053_000000412026_00422_11498_2376.N1	12-MAY-2004 09:10:53	Twilight	41.000	140	88Gam Peg	2.8340	26000.	82	11498	No
188	GOM_NL__2PRFIN20040512_091221_000000552026_00422_11498_2377.N1	12-MAY-2004 09:12:21	Dark	55.000	90	54Alp Peg	2.4870	11000.	110	11498	No
189	GOM_NL__2PRFIN20040512_091937_000000452026_00422_11498_2378.N1	12-MAY-2004 09:19:37	Dark	45.000	52	16Bet Cet	2.0370	4500.0	90	11498	No
190	GOM_NL__2PRFIN20040512_092626_000000422026_00422_11498_2379.N1	12-MAY-2004 09:26:26	Dark	42.000	84	Alp Phe	2.3970	4500.0	84	11498	No
191	GOM_NL__2PRFIN20040512_093015_000000482026_00422_11498_2380.N1	12-MAY-2004 09:30:15	Dark	47.500	63	Bet Gru	2.1500	2800.0	95	11498	No
192	GOM_NL__2PRFIN20040512_093137_000000452026_00422_11498_2381.N1	12-MAY-2004 09:31:37	Dark	44.500	31	Alp Gru	1.7340	15200.	89	11498	No
193	GOM_NL__2PRFIN20040512_093336_000000472026_00423_11499_2348.N1	12-MAY-2004 09:33:36	Dark	46.500	148	Alp Tuc	2.8780	4100.0	93	11499	No
194	GOM_NL__2PRFIN20040512_093712_000000462026_00423_11499_2349.N1	12-MAY-2004 09:37:12	Dark	45.500	45	Alp Pav	1.9400	26000.	91	11499	No
195	GOM_NL__2PRFIN20040512_094251_000000422026_00423_11499_2350.N1	12-MAY-2004 09:42:51	Straylight	42.000	43	Alp TrA	1.9100	4250.0	84	11499	No
196	GOM_NL__2PRFIN20040512_094421_000000392026_00423_11499_2351.N1	12-MAY-2004 09:44:21	Straylight	38.500	145	Gam TrA	2.8720	10600.	77	11499	No
197	GOM_NL__2PRFIN20040512_094650_000000512026_00423_11499_2352.N1	12-MAY-2004 09:46:50	Straylight	50.500	4	Alp1Cen	-0.010000	5800.0	101	11499	No
198	GOM_NL__2PRFIN20040512_094850_000000612026_00423_11499_2353.N1	12-MAY-2004 09:48:50	Straylight	61.000	25	35Lam Sco	1.6200	28000.	122	11499	No
199	GOM_NL__2PRFIN20040512_095117_000000412026_00423_11499_2354.N1	12-MAY-2004 09:51:17	Straylight	41.000	109	Bet Lup	2.6770	26000.	82	11499	No
200	GOM_NL__2PRFIN20040512_095433_000000622026_00423_11499_2355.N1	12-MAY-2004 09:54:33	Twl_and_stray	61.500	16	21Alp Sco	1.0200	3000.0	123	11499	No
201	GOM_NL__2PRFIN20040512_095622_000000562026_00423_11499_2356.N1	12-MAY-2004 09:56:22	Bright	56.000	80	7Del Sco	2.3160	30000.	112	11499	No
202	GOM_NL__2PRFIN20040512_095827_000000702026_00423_11499_2357.N1	12-MAY-2004 09:58:27	Bright	70.000	86	35Eta Oph	2.4300	10200.	140	11499	No
203	GOM_NL__2PRFIN20040512_100104_000000422026_00423_11499_2358.N1	12-MAY-2004 10:01:04	Bright	42.000	104	27Bet Lib	2.6140	13100.	84	11499	No
204	GOM_NL__2PRFIN20040512_100326_000000552026_00423_11499_2359.N1	12-MAY-2004 10:03:26	Bright	55.000	120	1Del Oph	2.7340	3200.0	110	11499	No
205	GOM_NL__2PRFIN20040512_100737_000000382026_00423_11499_2360.N1	12-MAY-2004 10:07:37	Bright	37.500	138	47Eps Vir	2.8280	4700.0	75	11499	No
206	GOM_NL__2PRFIN20040512_100920_000000392026_00423_11499_2361.N1	12-MAY-2004 10:09:20	Bright	39.000	111	8Eta Boo	2.6800	6000.0	78	11499	No
207	GOM_NL__2PRFIN20040512_101211_000000422026_00423_11499_2362.N1	12-MAY-2004 10:12:11	Bright	42.000	83		2.3780	11000.	84	11499	No
208	GOM_NL__2PRFIN20040512_101511_000000362026_00423_11499_2363.N1	12-MAY-2004 10:15:11	Bright	36.000	152	12Alp2CVn	2.8900	11000.	72	11499	No
209	GOM_NL__2PRFIN20040512_101805_000000372026_00423_11499_2364.N1	12-MAY-2004 10:18:05	Bright	37.000	39	85Eta UMa	1.8540	24000.	74	11499	No
210	GOM_NL__2PRFIN20040512_101938_000000382026_00423_11499_2365.N1	12-MAY-2004 10:19:38	Bright	37.500	55	79Zet UMa	2.0600	10200.	75	11499	No
211	GOM_NL__2PRFIN20040512_102153_000000392026_00423_11499_2366.N1	12-MAY-2004 10:21:53	Bright	38.500	82	48Bet UMa	2.3650	10600.	77	11499	No
212	GOM_NL__2PRFIN20040512_102414_000000442026_00423_11499_2367.N1	12-MAY-2004 10:24:14	Bright	43.500	119	14Eta Dra	2.7270	4700.0	87	11499	No
213	GOM_NL__2PRFIN20040512_102542_000000542026_00423_11499_2368.N1	12-MAY-2004 10:25:42	Bright	53.500	130	23Bet Dra	2.7990	5800.0	107	11499	No
214	GOM_NL__2PRFIN20040512_102718_000000582026_00423_11499_2369.N1	12-MAY-2004 10:27:18	Bright	58.000	69	33Gam Dra	2.2310	3800.0	116	11499	No
215	GOM_NL__2PRFIN20040512_102944_000000382026_00423_11499_2370.N1	12-MAY-2004 10:29:44	Bright	38.000	49	1Alp UMi	1.9900	6300.0	76	11499	No
216	GOM_NL__2PRFIN20040512_103507_000000472026_00423_11499_2371.N1	12-MAY-2004 10:35:07	Bright	46.500	89	5Alp Cep	2.4510	8000.0	93	11499	No
217	GOM_NL__2PRFIN20040512_103755_000000382026_00423_11499_2372.N1	12-MAY-2004 10:37:55	Bright	37.500	76	27Gam Cas	2.3000	30000.	75	11499	No
218	GOM_NL__2PRFIN20040512_103909_000000382026_00423_11499_2373.N1	12-MAY-2004 10:39:09	Bright	37.500	68	18Alp Cas	2.2250	4500.0	75	11499	No
219	GOM_NL__2PRFIN20040512_104149_000000972026_00423_11499_2374.N1	12-MAY-2004 10:41:49	Bright	96.500	66	37Gam Cyg	2.2080	5900.0	193	11499	No

220	GOM_NL__2PRFIN20040512_104702_000001282026_00423_11499_2375.N1	12-MAY-2004 10:47:02	Straylight	128.00	92	53Eps Cyg	2.5000	4500.0	256	11499	No
221	GOM_NL__2PRFIN20040512_105129_000000432026_00423_11499_2376.N1	12-MAY-2004 10:51:29	Twilight	43.000	140	88Gam Peg	2.8340	26000.	86	11499	No
222	GOM_NL__2PRFIN20040512_105258_000000512026_00423_11499_2377.N1	12-MAY-2004 10:52:58	Dark	51.000	90	54Alp Peg	2.4870	11000.	102	11499	No
223	GOM_NL__2PRFIN20040512_110013_000000482026_00423_11499_2378.N1	12-MAY-2004 11:00:13	Dark	47.500	52	16Bet Cet	2.0370	4500.0	95	11499	No
224	GOM_NL__2PRFIN20040512_110702_000000452026_00423_11499_2379.N1	12-MAY-2004 11:07:02	Dark	44.500	84	Alp Phe	2.3970	4500.0	89	11499	No
225	GOM_NL__2PRFIN20040512_111051_000000482026_00423_11499_2380.N1	12-MAY-2004 11:10:51	Dark	47.500	63	Bet Gru	2.1500	2800.0	95	11499	No
226	GOM_NL__2PRFIN20040512_111214_000000532026_00423_11499_2381.N1	12-MAY-2004 11:12:14	Dark	53.000	31	Alp Gru	1.7340	15200.	106	11499	No
227	GOM_NL__2PRFIN20040512_111622_000000372026_00424_11500_2368.N1	12-MAY-2004 11:16:22	Dark	36.500	135	Bet Hyi	2.8200	5800.0	73	11500	No
228	GOM_NL__2PRFIN20040512_111749_000000432026_00424_11500_2369.N1	12-MAY-2004 11:17:49	Dark	43.000	45	Alp Pav	1.9400	26000.	86	11500	No
229	GOM_NL__2PRFIN20040512_112327_000000432026_00424_11500_2370.N1	12-MAY-2004 11:23:27	Straylight	42.500	43	Alp TrA	1.9100	4250.0	85	11500	No
230	GOM_NL__2PRFIN20040512_112456_000000412026_00424_11500_2371.N1	12-MAY-2004 11:24:56	Straylight	40.500	145	Gam TrA	2.8720	10600.	81	11500	No
231	GOM_NL__2PRFIN20040512_112726_000000472026_00424_11500_2372.N1	12-MAY-2004 11:27:26	Straylight	46.500	4	Alp1Cen	-0.010000	5800.0	93	11500	No
232	GOM_NL__2PRFIN20040512_112926_000000592026_00424_11500_2373.N1	12-MAY-2004 11:29:26	Straylight	59.000	25	35Lam Sco	1.6200	28000.	118	11500	No
233	GOM_NL__2PRFIN20040512_113157_000000552026_00424_11500_2374.N1	12-MAY-2004 11:31:57	Straylight	55.000	75	26Eps Sco	2.2910	4250.0	110	11500	No
234	GOM_NL__2PRFIN20040512_113509_000000682026_00424_11500_2375.N1	12-MAY-2004 11:35:09	Tw_and_stray	68.000	16	21Alp Sco	1.0200	3000.0	136	11500	No
235	GOM_NL__2PRFIN20040512_113658_000000582026_00424_11500_2376.N1	12-MAY-2004 11:36:58	Bright	58.000	80	7Del Sco	2.3160	30000.	116	11500	No
236	GOM_NL__2PRFIN20040512_113903_000000692026_00424_11500_2377.N1	12-MAY-2004 11:39:03	Bright	68.500	86	35Eta Oph	2.4300	10200.	137	11500	No
237	GOM_NL__2PRFIN20040512_114140_000000432026_00424_11500_2378.N1	12-MAY-2004 11:41:40	Bright	42.500	104	27Bet Lib	2.6140	13100.	85	11500	No
238	GOM_NL__2PRFIN20040512_114402_000000552026_00424_11500_2379.N1	12-MAY-2004 11:44:02	Bright	55.000	120	1Del Oph	2.7340	3200.0	110	11500	No
239	GOM_NL__2PRFIN20040512_114813_000000392026_00424_11500_2380.N1	12-MAY-2004 11:48:13	Bright	38.500	138	47Eps Vir	2.8280	4700.0	77	11500	No
240	GOM_NL__2PRFIN20040512_114955_000000382026_00424_11500_2381.N1	12-MAY-2004 11:49:55	Bright	37.500	111	8Eta Boo	2.6800	6000.0	75	11500	No
241	GOM_NL__2PRFIN20040512_115247_000000422026_00424_11500_2382.N1	12-MAY-2004 11:52:47	Bright	42.000	83		2.3780	11000.	84	11500	No
242	GOM_NL__2PRFIN20040512_115547_000000382026_00424_11500_2383.N1	12-MAY-2004 11:55:47	Bright	37.500	152	12Alp2CVn	2.8900	11000.	75	11500	No
243	GOM_NL__2PRFIN20040512_115841_000000392026_00424_11500_2384.N1	12-MAY-2004 11:58:41	Bright	38.500	39	85Eta UMa	1.8540	24000.	77	11500	No
244	GOM_NL__2PRFIN20040512_120014_000000382026_00424_11500_2385.N1	12-MAY-2004 12:00:14	Bright	38.000	55	79Zet UMa	2.0600	10200.	76	11500	No
245	GOM_NL__2PRFIN20040512_120230_000000392026_00424_11500_2386.N1	12-MAY-2004 12:02:30	Bright	38.500	82	48Bet UMa	2.3650	10600.	77	11500	No
246	GOM_NL__2PRFIN20040512_120449_000000442026_00424_11500_2387.N1	12-MAY-2004 12:04:49	Bright	43.500	119	14Eta Dra	2.7270	4700.0	87	11500	No
247	GOM_NL__2PRFIN20040512_120617_000000542026_00424_11500_2388.N1	12-MAY-2004 12:06:17	Bright	53.500	130	23Bet Dra	2.7990	5800.0	107	11500	No
248	GOM_NL__2PRFIN20040512_120753_000000582026_00424_11500_2389.N1	12-MAY-2004 12:07:53	Bright	58.000	69	33Gam Dra	2.2310	3800.0	116	11500	No
249	GOM_NL__2PRFIN20040512_121020_000000382026_00424_11500_2390.N1	12-MAY-2004 12:10:20	Bright	37.500	49	1Alp UMi	1.9900	6300.0	75	11500	No
250	GOM_NL__2PRFIN20040512_121543_000000452026_00424_11500_2391.N1	12-MAY-2004 12:15:43	Bright	44.500	89	5Alp Cep	2.4510	8000.0	89	11500	No
251	GOM_NL__2PRFIN20040512_121831_000000362026_00424_11500_2392.N1	12-MAY-2004 12:18:31	Bright	35.500	76	27Gam Cas	2.3000	30000.	71	11500	No
252	GOM_NL__2PRFIN20040512_121945_000000352026_00424_11500_2393.N1	12-MAY-2004 12:19:45	Bright	35.000	68	18Alp Cas	2.2250	4500.0	70	11500	No
253	GOM_NL__2PRFIN20040512_122224_000001042026_00424_11500_2394.N1	12-MAY-2004 12:22:24	Bright	103.50	66	37Gam Cyg	2.2080	5900.0	207	11500	No
254	GOM_NL__2PRFIN20040512_122738_000001252026_00424_11500_2395.N1	12-MAY-2004 12:27:38	Straylight	125.00	92	53Eps Cyg	2.5000	4500.0	250	11500	No
255	GOM_NL__2PRFIN20040512_123205_000000432026_00424_11500_2396.N1	12-MAY-2004 12:32:05	Twilight	43.000	140	88Gam Peg	2.8340	26000.	86	11500	No
256	GOM_NL__2PRFIN20040512_123334_000000562026_00424_11500_2397.N1	12-MAY-2004 12:33:34	Dark	56.000	90	54Alp Peg	2.4870	11000.	112	11500	No
257	GOM_NL__2PRFIN20040512_124049_000000462026_00424_11500_2398.N1	12-MAY-2004 12:40:49	Dark	45.500	52	16Bet Cet	2.0370	4500.0	91	11500	No
258	GOM_NL__2PRFIN20040512_124738_000000442026_00424_11500_2399.N1	12-MAY-2004 12:47:38	Dark	44.000	84	Alp Phe	2.3970	4500.0	88	11500	No
259	GOM_NL__2PRFIN20040512_125127_000000562026_00424_11500_2400.N1	12-MAY-2004 12:51:27	Dark	56.000	63	Bet Gru	2.1500	2800.0	112	11500	No
260	GOM_NL__2PRFIN20040512_125659_000000382026_00425_11501_2369.N1	12-MAY-2004 12:56:59	Dark	38.000	135	Bet Hyi	2.8200	5800.0	76	11501	No
261	GOM_NL__2PRFIN20040512_125823_000000462026_00425_11501_2370.N1	12-MAY-2004 12:58:23	Dark	46.000	45	Alp Pav	1.9400	26000.	92	11501	No
262	GOM_NL__2PRFIN20040512_130401_000000452026_00425_11501_2371.N1	12-MAY-2004 13:04:01	Straylight	44.500	43	Alp TrA	1.9100	4250.0	89	11501	No
263	GOM_NL__2PRFIN20040512_130532_000000392026_00425_11501_2372.N1	12-MAY-2004 13:05:32	Straylight	38.500	145	Gam TrA	2.8720	10600.	77	11501	No
264	GOM_NL__2PRFIN20040512_130801_000000442026_00425_11501_2373.N1	12-MAY-2004 13:08:01	Straylight	44.000	4	Alp1Cen	-0.010000	5800.0	88	11501	No
265	GOM_NL__2PRFIN20040512_131001_000000582026_00425_11501_2374.N1	12-MAY-2004 13:10:01	Straylight	57.500	25	35Lam Sco	1.6200	28000.	115	11501	No
266	GOM_NL__2PRFIN20040512_131233_000000562026_00425_11501_2375.N1	12-MAY-2004 13:12:33	Straylight	56.000	75	26Eps Sco	2.2910	4250.0	112	11501	No
267	GOM_NL__2PRFIN20040512_131545_000000612026_00425_11501_2376.N1	12-MAY-2004 13:15:45	Tw_and_stray	60.500	16	21Alp Sco	1.0200	3000.0	121	11501	No
268	GOM_NL__2PRFIN20040512_131735_000000582026_00425_11501_2377.N1	12-MAY-2004 13:17:35	Bright	58.000	80	7Del Sco	2.3160	30000.	116	11501	No
269	GOM_NL__2PRFIN20040512_131939_000000692026_00425_11501_2378.N1	12-MAY-2004 13:19:39	Bright	69.000	86	35Eta Oph	2.4300	10200.	138	11501	No
270	GOM_NL__2PRFIN20040512_132215_000000432026_00425_11501_2379.N1	12-MAY-2004 13:22:15	Bright	43.000	104	27Bet Lib	2.6140	13100.	86	11501	No
271	GOM_NL__2PRFIN20040512_132437_000000542026_00425_11501_2380.N1	12-MAY-2004 13:24:37	Bright	54.000	120	1Del Oph	2.7340	3200.0	108	11501	No
272	GOM_NL__2PRFIN20040512_132846_000000412026_00425_11501_2381.N1	12-MAY-2004 13:28:46	Bright	41.000	138	47Eps Vir	2.8280	4700.0	82	11501	No
273	GOM_NL__2PRFIN20040512_133031_000000372026_00425_11501_2382.N1	12-MAY-2004 13:30:31	Bright	37.000	111	8Eta Boo	2.6800	6000.0	74	11501	No
274	GOM_NL__2PRFIN20040512_133322_000000422026_00425_11501_2383.N1	12-MAY-2004 13:33:22	Bright	41.500	83		2.3780	11000.	83	11501	No
275	GOM_NL__2PRFIN20040512_133620_000000392026_00425_11501_2384.N1	12-MAY-2004 13:36:20	Bright	38.500	152	12Alp2CVn	2.8900	11000.	77	11501	No
276	GOM_NL__2PRFIN20040512_133917_000000392026_00425_11501_2385.N1	12-MAY-2004 13:39:17	Bright	38.500	39	85Eta UMa	1.8540	24000.	77	11501	No
277	GOM_NL__2PRFIN20040512_134049_000000392026_00425_11501_2386.N1	12-MAY-2004 13:40:49	Bright	38.500	55	79Zet UMa	2.0600	10200.	77	11501	No
278	GOM_NL__2PRFIN20040512_134306_000000402026_00425_11501_2387.N1	12-MAY-2004 13:43:06	Bright	39.500	82	48Bet UMa	2.3650	10600.	79	11501	No

279	GOM_NL__2PRFIN20040512_134524_000000442026_00425_11501_2388.N1	12-MAY-2004 13:45:24	Bright	43.500	119	14Eta Dra	2.7270	4700.0	87	11501	No
280	GOM_NL__2PRFIN20040512_134828_000000552026_00425_11501_2389.N1	12-MAY-2004 13:48:28	Bright	55.000	69	33Gam Dra	2.2310	3800.0	110	11501	No
281	GOM_NL__2PRFIN20040512_135055_000000372026_00425_11501_2390.N1	12-MAY-2004 13:50:55	Bright	36.500	49	1Alp UMi	1.9900	6300.0	73	11501	No
282	GOM_NL__2PRFIN20040512_135619_000000452026_00425_11501_2391.N1	12-MAY-2004 13:56:19	Bright	45.000	89	5Alp Cep	2.4510	8000.0	90	11501	No
283	GOM_NL__2PRFIN20040512_135904_000000452026_00425_11501_2392.N1	12-MAY-2004 13:59:04	Bright	45.000	76	27Gam Cas	2.3000	30000.	90	11501	No
284	GOM_NL__2PRFIN20040512_140021_000000532026_00425_11501_2393.N1	12-MAY-2004 14:00:21	Bright	53.000	68	18Alp Cas	2.2250	4500.0	106	11501	No
285	GOM_NL__2PRFIN20040512_140300_000000992026_00425_11501_2394.N1	12-MAY-2004 14:03:00	Bright	99.000	66	37Gam Cyg	2.2080	5900.0	198	11501	No
286	GOM_NL__2PRFIN20040512_140814_000001282026_00425_11501_2395.N1	12-MAY-2004 14:08:14	Straylight	128.00	92	53Eps Cyg	2.5000	4500.0	256	11501	No
287	GOM_NL__2PRFIN20040512_141241_000000452026_00425_11501_2396.N1	12-MAY-2004 14:12:41	Twilight	44.500	140	88Gam Peg	2.8340	26000.	89	11501	No
288	GOM_NL__2PRFIN20040512_141410_000000532026_00425_11501_2397.N1	12-MAY-2004 14:14:10	Dark	52.500	90	54Alp Peg	2.4870	11000.	105	11501	No
289	GOM_NL__2PRFIN20040512_142124_000000462026_00425_11501_2398.N1	12-MAY-2004 14:21:24	Dark	46.000	52	16Bet Cet	2.0370	4500.0	92	11501	No
290	GOM_NL__2PRFIN20040512_142813_000000452026_00425_11501_2399.N1	12-MAY-2004 14:28:13	Dark	45.000	84	Alp Phe	2.3970	4500.0	90	11501	No
291	GOM_NL__2PRFIN20040512_143203_000000542026_00425_11501_2400.N1	12-MAY-2004 14:32:03	Dark	53.500	63	Bet Gru	2.1500	2800.0	107	11501	No
292	GOM_NL__2PRFIN20040512_143734_000000372026_00426_11502_2369.N1	12-MAY-2004 14:37:34	Dark	37.000	135	Bet Hyi	2.8200	5800.0	74	11502	No
293	GOM_NL__2PRFIN20040512_143900_000000472026_00426_11502_2370.N1	12-MAY-2004 14:39:00	Dark	46.500	45	Alp Pav	1.9400	26000.	93	11502	No
294	GOM_NL__2PRFIN20040512_144439_000000442026_00426_11502_2371.N1	12-MAY-2004 14:44:39	Straylight	44.000	43	Alp TrA	1.9100	4250.0	88	11502	No
295	GOM_NL__2PRFIN20040512_144609_000000392026_00426_11502_2372.N1	12-MAY-2004 14:46:09	Straylight	39.000	145	Gam TrA	2.8720	10600.	78	11502	No
296	GOM_NL__2PRFIN20040512_144838_000000462026_00426_11502_2373.N1	12-MAY-2004 14:48:38	Straylight	45.500	4	Alp1Cen	-0.010000	5800.0	91	11502	No
297	GOM_NL__2PRFIN20040512_145039_000000592026_00426_11502_2374.N1	12-MAY-2004 14:50:39	Straylight	58.500	25	35Lam Sco	1.6200	28000.	117	11502	No
298	GOM_NL__2PRFIN20040512_145310_000000582026_00426_11502_2375.N1	12-MAY-2004 14:53:10	Straylight	58.000	75	26Eps Sco	2.2910	4250.0	116	11502	No
299	GOM_NL__2PRFIN20040512_145622_000000612026_00426_11502_2376.N1	12-MAY-2004 14:56:22	Tw_and_stray	60.500	16	21Alp Sco	1.0200	3000.0	121	11502	No
300	GOM_NL__2PRFIN20040512_145810_000000552026_00426_11502_2377.N1	12-MAY-2004 14:58:10	Bright	55.000	80	7Del Sco	2.3160	30000.	110	11502	No
301	GOM_NL__2PRFIN20040512_150015_000000682026_00426_11502_2378.N1	12-MAY-2004 15:00:15	Bright	68.000	86	35Eta Oph	2.4300	10200.	136	11502	No
302	GOM_NL__2PRFIN20040512_150251_000000432026_00426_11502_2379.N1	12-MAY-2004 15:02:51	Bright	43.000	104	27Bet Lib	2.6140	13100.	86	11502	No
303	GOM_NL__2PRFIN20040512_150513_000000552026_00426_11502_2380.N1	12-MAY-2004 15:05:13	Bright	55.000	120	1Del Oph	2.7340	3200.0	110	11502	No
304	GOM_NL__2PRFIN20040512_150923_000000392026_00426_11502_2381.N1	12-MAY-2004 15:09:23	Bright	39.000	138	47Eps Vir	2.8280	4700.0	78	11502	No
305	GOM_NL__2PRFIN20040512_151106_000000382026_00426_11502_2382.N1	12-MAY-2004 15:11:06	Bright	38.000	111	8Eta Boo	2.6800	6000.0	76	11502	No
306	GOM_NL__2PRFIN20040512_151358_000000402026_00426_11502_2383.N1	12-MAY-2004 15:13:58	Bright	39.500	83		2.3780	11000.	79	11502	No
307	GOM_NL__2PRFIN20040512_151658_000000382026_00426_11502_2384.N1	12-MAY-2004 15:16:58	Bright	37.500	152	12Alp2CVn	2.8900	11000.	75	11502	No
308	GOM_NL__2PRFIN20040512_151953_000000382026_00426_11502_2385.N1	12-MAY-2004 15:19:53	Bright	38.000	39	85Eta UMa	1.8540	24000.	76	11502	No
309	GOM_NL__2PRFIN20040512_152125_000000382026_00426_11502_2386.N1	12-MAY-2004 15:21:25	Bright	37.500	55	79Zet UMa	2.0600	10200.	75	11502	No
310	GOM_NL__2PRFIN20040512_152341_000000422026_00426_11502_2387.N1	12-MAY-2004 15:23:41	Bright	41.500	82	48Bet UMa	2.3650	10600.	83	11502	No
311	GOM_NL__2PRFIN20040512_152600_000000442026_00426_11502_2388.N1	12-MAY-2004 15:26:00	Bright	44.000	119	14Eta Dra	2.7270	4700.0	88	11502	No
312	GOM_NL__2PRFIN20040512_152726_000000532026_00426_11502_2389.N1	12-MAY-2004 15:27:26	Bright	53.000	130	23Bet Dra	2.7990	5800.0	106	11502	No
313	GOM_NL__2PRFIN20040512_152903_000000582026_00426_11502_2390.N1	12-MAY-2004 15:29:03	Bright	57.500	69	33Gam Dra	2.2310	3800.0	115	11502	No
314	GOM_NL__2PRFIN20040512_153132_000000382026_00426_11502_2391.N1	12-MAY-2004 15:31:32	Bright	38.000	49	1Alp UMi	1.9900	6300.0	76	11502	No
315	GOM_NL__2PRFIN20040512_153654_000000462026_00426_11502_2392.N1	12-MAY-2004 15:36:54	Bright	46.000	89	5Alp Cep	2.4510	8000.0	92	11502	No
316	GOM_NL__2PRFIN20040512_153942_000000402026_00426_11502_2393.N1	12-MAY-2004 15:39:42	Bright	39.500	76	27Gam Cas	2.3000	30000.	79	11502	No
317	GOM_NL__2PRFIN20040512_154057_000000392026_00426_11502_2394.N1	12-MAY-2004 15:40:57	Bright	38.500	68	18Alp Cas	2.2250	4500.0	77	11502	No
318	GOM_NL__2PRFIN20040512_154335_000001022026_00426_11502_2395.N1	12-MAY-2004 15:43:35	Bright	102.00	66	37Gam Cyg	2.2080	5900.0	204	11502	No
319	GOM_NL__2PRFIN20040512_154850_000001302026_00426_11502_2396.N1	12-MAY-2004 15:48:50	Straylight	129.50	92	53Eps Cyg	2.5000	4500.0	259	11502	No
320	GOM_NL__2PRFIN20040512_155317_000000462026_00426_11502_2397.N1	12-MAY-2004 15:53:17	Twilight	45.500	140	88Gam Peg	2.8340	26000.	91	11502	No
321	GOM_NL__2PRFIN20040512_155447_000000562026_00426_11502_2398.N1	12-MAY-2004 15:54:47	Dark	55.500	90	54Alp Peg	2.4870	11000.	111	11502	No
322	GOM_NL__2PRFIN20040512_160201_000000432026_00426_11502_2399.N1	12-MAY-2004 16:02:01	Dark	43.000	52	16Bet Cet	2.0370	4500.0	86	11502	No
323	GOM_NL__2PRFIN20040512_160850_000000442026_00426_11502_2400.N1	12-MAY-2004 16:08:50	Dark	44.000	84	Alp Phe	2.3970	4500.0	88	11502	No
324	GOM_NL__2PRFIN20040512_161240_000000552026_00426_11502_2401.N1	12-MAY-2004 16:12:40	Dark	55.000	63	Bet Gru	2.1500	2800.0	110	11502	No
325	GOM_NL__2PRFIN20040512_161811_000000392026_00427_11503_2369.N1	12-MAY-2004 16:18:11	Dark	39.000	135	Bet Hyi	2.8200	5800.0	78	11503	No
326	GOM_NL__2PRFIN20040512_161939_000000442026_00427_11503_2370.N1	12-MAY-2004 16:19:39	Dark	43.500	45	Alp Pav	1.9400	26000.	87	11503	No
327	GOM_NL__2PRFIN20040512_162516_000000442026_00427_11503_2371.N1	12-MAY-2004 16:25:16	Straylight	43.500	43	Alp TrA	1.9100	4250.0	87	11503	No
328	GOM_NL__2PRFIN20040512_162645_000000392026_00427_11503_2372.N1	12-MAY-2004 16:26:45	Straylight	39.000	145	Gam TrA	2.8720	10600.	78	11503	No
329	GOM_NL__2PRFIN20040512_162914_000000452026_00427_11503_2373.N1	12-MAY-2004 16:29:14	Straylight	45.000	4	Alp1Cen	-0.010000	5800.0	90	11503	No
330	GOM_NL__2PRFIN20040512_163117_000000572026_00427_11503_2374.N1	12-MAY-2004 16:31:17	Straylight	56.500	25	35Lam Sco	1.6200	28000.	113	11503	No
331	GOM_NL__2PRFIN20040512_163346_000000562026_00427_11503_2375.N1	12-MAY-2004 16:33:46	Straylight	56.000	75	26Eps Sco	2.2910	4250.0	112	11503	No
332	GOM_NL__2PRFIN20040512_163658_000000632026_00427_11503_2376.N1	12-MAY-2004 16:36:58	Tw_and_stray	62.500	16	21Alp Sco	1.0200	3000.0	125	11503	No
333	GOM_NL__2PRFIN20040512_163847_000000622026_00427_11503_2377.N1	12-MAY-2004 16:38:47	Bright	61.500	80	7Del Sco	2.3160	30000.	123	11503	No
334	GOM_NL__2PRFIN20040512_164052_000000672026_00427_11503_2378.N1	12-MAY-2004 16:40:52	Bright	66.500	86	35Eta Oph	2.4300	10200.	133	11503	No
335	GOM_NL__2PRFIN20040512_164328_000000442026_00427_11503_2379.N1	12-MAY-2004 16:43:28	Bright	43.500	104	27Bet Lib	2.6140	13100.	87	11503	No
336	GOM_NL__2PRFIN20040512_164549_000000552026_00427_11503_2380.N1	12-MAY-2004 16:45:49	Bright	54.500	120	1Del Oph	2.7340	3200.0	109	11503	No
337	GOM_NL__2PRFIN20040512_165001_000000382026_00427_11503_2381.N1	12-MAY-2004 16:50:01	Bright	38.000	138	47Eps Vir	2.8280	4700.0	76	11503	No

338	GOM_NL__2PRFIN20040512_165142_000000382026_00427_11503_2382.N1	12-MAY-2004 16:51:42	Bright	37.500	111	8Eta Boo	2.6800	6000.0	75	11503	No
339	GOM_NL__2PRFIN20040512_165434_000000432026_00427_11503_2383.N1	12-MAY-2004 16:54:34	Bright	42.500	83		2.3780	11000.	85	11503	No
340	GOM_NL__2PRFIN20040512_165734_000000362026_00427_11503_2384.N1	12-MAY-2004 16:57:34	Bright	36.000	152	12Alp2CVn	2.8900	11000.	72	11503	No
341	GOM_NL__2PRFIN20040512_170029_000000372026_00427_11503_2385.N1	12-MAY-2004 17:00:29	Bright	36.500	39	85Eta UMa	1.8540	24000.	73	11503	No
342	GOM_NL__2PRFIN20040512_170201_000000392026_00427_11503_2386.N1	12-MAY-2004 17:02:01	Bright	38.500	55	79Zet UMa	2.0600	10200.	77	11503	No
343	GOM_NL__2PRFIN20040512_170417_000000412026_00427_11503_2387.N1	12-MAY-2004 17:04:17	Bright	40.500	82	48Bet UMa	2.3650	10600.	81	11503	No
344	GOM_NL__2PRFIN20040512_170635_000000442026_00427_11503_2388.N1	12-MAY-2004 17:06:35	Bright	43.500	119	14Eta Dra	2.7270	4700.0	87	11503	No
345	GOM_NL__2PRFIN20040512_170802_000000542026_00427_11503_2389.N1	12-MAY-2004 17:08:02	Bright	53.500	130	23Bet Dra	2.7990	5800.0	107	11503	No
346	GOM_NL__2PRFIN20040512_170938_000000572026_00427_11503_2390.N1	12-MAY-2004 17:09:38	Bright	57.000	69	33Gam Dra	2.2310	3800.0	114	11503	No
347	GOM_NL__2PRFIN20040512_171208_000000382026_00427_11503_2391.N1	12-MAY-2004 17:12:08	Bright	38.000	49	1Alp UMi	1.9900	6300.0	76	11503	No
348	GOM_NL__2PRFIN20040512_171729_000000462026_00427_11503_2392.N1	12-MAY-2004 17:17:29	Bright	46.000	89	5Alp Cep	2.4510	8000.0	92	11503	No
349	GOM_NL__2PRFIN20040512_172018_000000372026_00427_11503_2393.N1	12-MAY-2004 17:20:18	Bright	37.000	76	27Gam Cas	2.3000	30000.	74	11503	No
350	GOM_NL__2PRFIN20040512_172133_000000382026_00427_11503_2394.N1	12-MAY-2004 17:21:33	Bright	37.500	68	18Alp Cas	2.2250	4500.0	75	11503	No
351	GOM_NL__2PRFIN20040512_172410_000001002026_00427_11503_2395.N1	12-MAY-2004 17:24:10	Bright	100.00	66	37Gam Cyg	2.2080	5900.0	200	11503	No
352	GOM_NL__2PRFIN20040512_172926_000001242026_00427_11503_2396.N1	12-MAY-2004 17:29:26	Straylight	124.00	92	53Eps Cyg	2.5000	4500.0	248	11503	No
353	GOM_NL__2PRFIN20040512_173354_000000442026_00427_11503_2397.N1	12-MAY-2004 17:33:54	Twilight	43.500	140	88Gam Peg	2.8340	26000.	87	11503	No
354	GOM_NL__2PRFIN20040512_173523_000000562026_00427_11503_2398.N1	12-MAY-2004 17:35:23	Dark	55.500	90	54Alp Peg	2.4870	11000.	111	11503	No
355	GOM_NL__2PRFIN20040512_174238_000000472026_00427_11503_2399.N1	12-MAY-2004 17:42:38	Dark	47.000	52	16Bet Cet	2.0370	4500.0	94	11503	No
356	GOM_NL__2PRFIN20040512_174927_000000442026_00427_11503_2400.N1	12-MAY-2004 17:49:27	Dark	44.000	84	Alp Phe	2.3970	4500.0	88	11503	No
357	GOM_NL__2PRFIN20040512_175317_000000562026_00427_11503_2401.N1	12-MAY-2004 17:53:17	Dark	56.000	63	Bet Gru	2.1500	2800.0	112	11503	No
358	GOM_NL__2PRFIN20040512_175847_000000382026_00428_11504_2369.N1	12-MAY-2004 17:58:47	Dark	38.000	135	Bet Hyi	2.8200	5800.0	76	11504	No
359	GOM_NL__2PRFIN20040512_180016_000000442026_00428_11504_2370.N1	12-MAY-2004 18:00:16	Dark	44.000	45	Alp Pav	1.9400	26000.	88	11504	No
360	GOM_NL__2PRFIN20040512_180552_000000452026_00428_11504_2371.N1	12-MAY-2004 18:05:52	Straylight	45.000	43	Alp TrA	1.9100	4250.0	90	11504	No
361	GOM_NL__2PRFIN20040512_180721_000000422026_00428_11504_2372.N1	12-MAY-2004 18:07:21	Straylight	41.500	145	Gam TrA	2.8720	10600.	83	11504	No
362	GOM_NL__2PRFIN20040512_180950_000000512026_00428_11504_2373.N1	12-MAY-2004 18:09:50	Straylight	50.500	4	Alp1Cen	-0.010000	5800.0	101	11504	No
363	GOM_NL__2PRFIN20040512_181153_000000572026_00428_11504_2374.N1	12-MAY-2004 18:11:53	Straylight	57.000	25	35Lam Sco	1.6200	28000.	114	11504	No
364	GOM_NL__2PRFIN20040512_181422_000000572026_00428_11504_2375.N1	12-MAY-2004 18:14:22	Straylight	57.000	75	26Eps Sco	2.2910	4250.0	114	11504	No
365	GOM_NL__2PRFIN20040512_181735_000000612026_00428_11504_2376.N1	12-MAY-2004 18:17:35	Tw_and_stray	61.000	16	21Alp Sco	1.0200	3000.0	122	11504	No
366	GOM_NL__2PRFIN20040512_181923_000000572026_00428_11504_2377.N1	12-MAY-2004 18:19:23	Bright	56.500	80	7Del Sco	2.3160	30000.	113	11504	No
367	GOM_NL__2PRFIN20040512_182127_000000692026_00428_11504_2378.N1	12-MAY-2004 18:21:27	Bright	69.000	86	35Eta Oph	2.4300	10200.	138	11504	No
368	GOM_NL__2PRFIN20040512_182404_000000422026_00428_11504_2379.N1	12-MAY-2004 18:24:04	Bright	41.500	104	27Bet Lib	2.6140	13100.	83	11504	No
369	GOM_NL__2PRFIN20040512_182625_000000552026_00428_11504_2380.N1	12-MAY-2004 18:26:25	Bright	54.500	120	1Del Oph	2.7340	3200.0	109	11504	No
370	GOM_NL__2PRFIN20040512_183038_000000372026_00428_11504_2381.N1	12-MAY-2004 18:30:38	Bright	37.000	138	47Eps Vir	2.8280	4700.0	74	11504	No
371	GOM_NL__2PRFIN20040512_183218_000000382026_00428_11504_2382.N1	12-MAY-2004 18:32:18	Bright	37.500	111	8Eta Boo	2.6800	6000.0	75	11504	No
372	GOM_NL__2PRFIN20040512_183509_000000432026_00428_11504_2383.N1	12-MAY-2004 18:35:09	Bright	42.500	83		2.3780	11000.	85	11504	No
373	GOM_NL__2PRFIN20040512_183810_000000382026_00428_11504_2384.N1	12-MAY-2004 18:38:10	Bright	37.500	152	12Alp2CVn	2.8900	11000.	75	11504	No
374	GOM_NL__2PRFIN20040512_184105_000000392026_00428_11504_2385.N1	12-MAY-2004 18:41:05	Bright	38.500	39	85Eta UMa	1.8540	24000.	77	11504	No
375	GOM_NL__2PRFIN20040512_184237_000000392026_00428_11504_2386.N1	12-MAY-2004 18:42:37	Bright	39.000	55	79Zet UMa	2.0600	10200.	78	11504	No
376	GOM_NL__2PRFIN20040512_184454_000000412026_00428_11504_2387.N1	12-MAY-2004 18:44:54	Bright	41.000	82	48Bet UMa	2.3650	10600.	82	11504	No
377	GOM_NL__2PRFIN20040512_184711_000000432026_00428_11504_2388.N1	12-MAY-2004 18:47:11	Bright	43.000	119	14Eta Dra	2.7270	4700.0	86	11504	No
378	GOM_NL__2PRFIN20040512_184837_000000532026_00428_11504_2389.N1	12-MAY-2004 18:48:37	Bright	53.000	130	23Bet Dra	2.7990	5800.0	106	11504	No
379	GOM_NL__2PRFIN20040512_185013_000000582026_00428_11504_2390.N1	12-MAY-2004 18:50:13	Bright	58.000	69	33Gam Dra	2.2310	3800.0	116	11504	No
380	GOM_NL__2PRFIN20040512_185244_000000392026_00428_11504_2391.N1	12-MAY-2004 18:52:44	Bright	39.000	49	1Alp UMi	1.9900	6300.0	78	11504	No
381	GOM_NL__2PRFIN20040512_185805_000000442026_00428_11504_2392.N1	12-MAY-2004 18:58:05	Bright	43.500	89	5Alp Cep	2.4510	8000.0	87	11504	No
382	GOM_NL__2PRFIN20040512_190054_000000372026_00428_11504_2393.N1	12-MAY-2004 19:00:54	Bright	36.500	76	27Gam Cas	2.3000	30000.	73	11504	No
383	GOM_NL__2PRFIN20040512_190209_000000372026_00428_11504_2394.N1	12-MAY-2004 19:02:09	Bright	37.000	68	18Alp Cas	2.2250	4500.0	74	11504	No
384	GOM_NL__2PRFIN20040512_190446_000000942026_00428_11504_2395.N1	12-MAY-2004 19:04:46	Bright	94.000	66	37Gam Cyg	2.2080	5900.0	188	11504	No
385	GOM_NL__2PRFIN20040512_191002_000001212026_00428_11504_2396.N1	12-MAY-2004 19:10:02	Straylight	121.00	92	53Eps Cyg	2.5000	4500.0	242	11504	No
386	GOM_NL__2PRFIN20040512_191430_000000452026_00428_11504_2397.N1	12-MAY-2004 19:14:30	Twilight	44.500	140	88Gam Peg	2.8340	26000.	89	11504	No
387	GOM_NL__2PRFIN20040512_191600_000000532026_00428_11504_2398.N1	12-MAY-2004 19:16:00	Dark	52.500	90	54Alp Peg	2.4870	11000.	105	11504	No
388	GOM_NL__2PRFIN20040512_192314_000000462026_00428_11504_2399.N1	12-MAY-2004 19:23:14	Dark	46.000	52	16Bet Cet	2.0370	4500.0	92	11504	No
389	GOM_NL__2PRFIN20040512_193003_000000432026_00428_11504_2400.N1	12-MAY-2004 19:30:03	Dark	43.000	84	Alp Phe	2.3970	4500.0	86	11504	No
390	GOM_NL__2PRFIN20040512_193353_000000562026_00428_11504_2401.N1	12-MAY-2004 19:33:53	Dark	55.500	63	Bet Gru	2.1500	2800.0	111	11504	No
391	GOM_NL__2PRFIN20040512_193923_000000392026_00429_11505_2369.N1	12-MAY-2004 19:39:23	Dark	38.500	135	Bet Hyi	2.8200	5800.0	77	11505	No
392	GOM_NL__2PRFIN20040512_194053_000000432026_00429_11505_2370.N1	12-MAY-2004 19:40:53	Dark	43.000	45	Alp Pav	1.9400	26000.	86	11505	No
393	GOM_NL__2PRFIN20040512_194627_000000532026_00429_11505_2371.N1	12-MAY-2004 19:46:27	Straylight	52.500	43	Alp TrA	1.9100	4250.0	105	11505	No
394	GOM_NL__2PRFIN20040512_194755_000000402026_00429_11505_2372.N1	12-MAY-2004 19:47:55	Straylight	40.000	145	Gam TrA	2.8720	10600.	80	11505	No
395	GOM_NL__2PRFIN20040512_195026_000000522026_00429_11505_2373.N1	12-MAY-2004 19:50:26	Straylight	51.500	4	Alp1Cen	-0.010000	5800.0	103	11505	No
396	GOM_NL__2PRFIN20040512_195230_000000602026_00429_11505_2374.N1	12-MAY-2004 19:52:30	Straylight	59.500	25	35Lam Sco	1.6200	28000.	119	11505	No

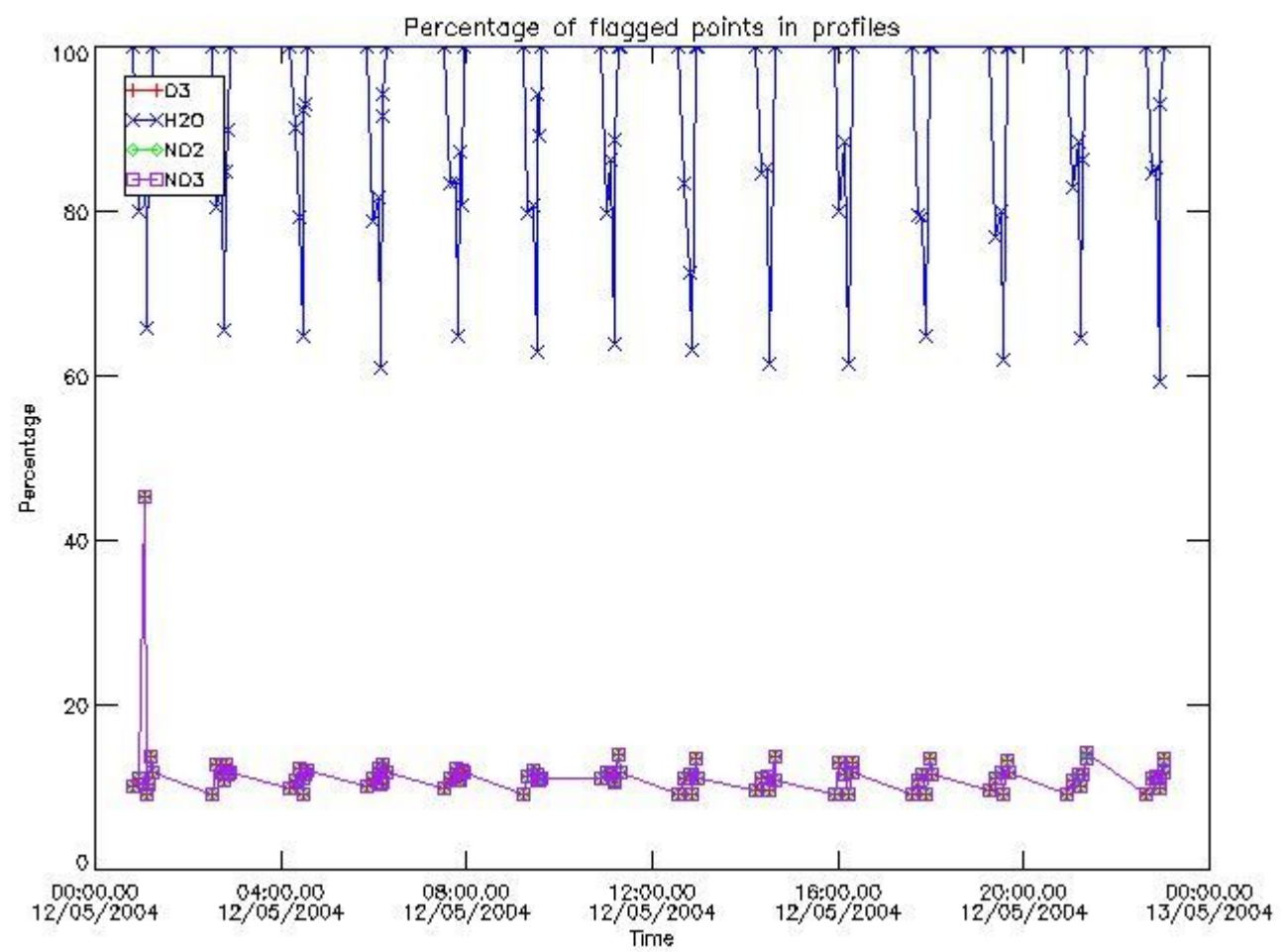
397	GOM_NL__2PRFIN20040512_195454_000000402026_00429_11505_2375.N1	12-MAY-2004 19:54:54	Straylight	40.000	109	Bet Lup	2.6770	26000.	80	11505	No
398	GOM_NL__2PRFIN20040512_195811_000000612026_00429_11505_2376.N1	12-MAY-2004 19:58:11	Twilight	60.500	16	21Alp Sco	1.0200	3000.0	121	11505	No
399	GOM_NL__2PRFIN20040512_200000_000000562026_00429_11505_2377.N1	12-MAY-2004 20:00:00	Bright	56.000	80	7Del Sco	2.3160	30000.	112	11505	No
400	GOM_NL__2PRFIN20040512_200203_000000672026_00429_11505_2378.N1	12-MAY-2004 20:02:03	Bright	66.500	86	35Eta Oph	2.4300	10200.	133	11505	No
401	GOM_NL__2PRFIN20040512_200440_000000422026_00429_11505_2379.N1	12-MAY-2004 20:04:40	Bright	42.000	104	27Bet Lib	2.6140	13100.	84	11505	No
402	GOM_NL__2PRFIN20040512_200700_000000552026_00429_11505_2380.N1	12-MAY-2004 20:07:00	Bright	55.000	120	1Del Oph	2.7340	3200.0	110	11505	No
403	GOM_NL__2PRFIN20040512_201114_000000372026_00429_11505_2381.N1	12-MAY-2004 20:11:14	Bright	37.000	138	47Eps Vir	2.8280	4700.0	74	11505	No
404	GOM_NL__2PRFIN20040512_201254_000000382026_00429_11505_2382.N1	12-MAY-2004 20:12:54	Bright	38.000	111	8Eta Boo	2.6800	6000.0	76	11505	No
405	GOM_NL__2PRFIN20040512_201545_000000422026_00429_11505_2383.N1	12-MAY-2004 20:15:45	Bright	42.000	83		2.3780	11000.	84	11505	No
406	GOM_NL__2PRFIN20040512_201847_000000362026_00429_11505_2384.N1	12-MAY-2004 20:18:47	Bright	35.500	152	12Alp2CVn	2.8900	11000.	71	11505	No
407	GOM_NL__2PRFIN20040512_202140_000000392026_00429_11505_2385.N1	12-MAY-2004 20:21:40	Bright	39.000	39	85Eta UMa	1.8540	24000.	78	11505	No
408	GOM_NL__2PRFIN20040512_202314_000000392026_00429_11505_2386.N1	12-MAY-2004 20:23:14	Bright	38.500	55	79Zet UMa	2.0600	10200.	77	11505	No
409	GOM_NL__2PRFIN20040512_202530_000000422026_00429_11505_2387.N1	12-MAY-2004 20:25:30	Bright	41.500	82	48Bet UMa	2.3650	10600.	83	11505	No
410	GOM_NL__2PRFIN20040512_202746_000000442026_00429_11505_2388.N1	12-MAY-2004 20:27:46	Bright	43.500	119	14Eta Dra	2.7270	4700.0	87	11505	No
411	GOM_NL__2PRFIN20040512_203047_000000542026_00429_11505_2389.N1	12-MAY-2004 20:30:47	Bright	53.500	69	33Gam Dra	2.2310	3800.0	107	11505	No
412	GOM_NL__2PRFIN20040512_203319_000000392026_00429_11505_2390.N1	12-MAY-2004 20:33:19	Bright	38.500	49	1Alp UMi	1.9900	6300.0	77	11505	No
413	GOM_NL__2PRFIN20040512_203841_000000452026_00429_11505_2391.N1	12-MAY-2004 20:38:41	Bright	45.000	89	5Alp Cep	2.4510	8000.0	90	11505	No
414	GOM_NL__2PRFIN20040512_204131_000000362026_00429_11505_2392.N1	12-MAY-2004 20:41:31	Bright	36.000	76	27Gam Cas	2.3000	30000.	72	11505	No
415	GOM_NL__2PRFIN20040512_204245_000000362026_00429_11505_2393.N1	12-MAY-2004 20:42:45	Bright	35.500	68	18Alp Cas	2.2250	4500.0	71	11505	No
416	GOM_NL__2PRFIN20040512_204521_000000982026_00429_11505_2394.N1	12-MAY-2004 20:45:21	Bright	97.500	66	37Gam Cyg	2.2080	5900.0	195	11505	No
417	GOM_NL__2PRFIN20040512_205038_000001242026_00429_11505_2395.N1	12-MAY-2004 20:50:38	Straylight	123.50	92	53Eps Cyg	2.5000	4500.0	247	11505	No
418	GOM_NL__2PRFIN20040512_205506_000000442026_00429_11505_2396.N1	12-MAY-2004 20:55:06	Twilight	43.500	140	88Gam Peg	2.8340	26000.	87	11505	No
419	GOM_NL__2PRFIN20040512_205636_000000562026_00429_11505_2397.N1	12-MAY-2004 20:56:36	Dark	56.000	90	54Alp Peg	2.4870	11000.	112	11505	No
420	GOM_NL__2PRFIN20040512_210350_000000472026_00429_11505_2398.N1	12-MAY-2004 21:03:50	Dark	47.000	52	16Bet Cet	2.0370	4500.0	94	11505	No
421	GOM_NL__2PRFIN20040512_211039_000000442026_00429_11505_2399.N1	12-MAY-2004 21:10:39	Dark	44.000	84	Alp Phe	2.3970	4500.0	88	11505	No
422	GOM_NL__2PRFIN20040512_211430_000000502026_00429_11505_2400.N1	12-MAY-2004 21:14:30	Dark	50.000	63	Bet Gru	2.1500	2800.0	100	11505	No
423	GOM_NL__2PRFIN20040512_211554_000000442026_00429_11505_2401.N1	12-MAY-2004 21:15:54	Dark	44.000	31	Alp Gru	1.7340	15200.	88	11505	No
424	GOM_NL__2PRFIN20040512_211959_000000382026_00430_11506_2369.N1	12-MAY-2004 21:19:59	Dark	38.000	135	Bet Hyi	2.8200	5800.0	76	11506	No
425	GOM_NL__2PRFIN20040512_212129_000000432026_00430_11506_2370.N1	12-MAY-2004 21:21:29	Dark	43.000	45	Alp Pav	1.9400	26000.	86	11506	No
426	GOM_NL__2PRFIN20040512_212703_000000442026_00430_11506_2371.N1	12-MAY-2004 21:27:03	Straylight	43.500	43	Alp TrA	1.9100	4250.0	87	11506	No
427	GOM_NL__2PRFIN20040512_212833_000000392026_00430_11506_2372.N1	12-MAY-2004 21:28:33	Straylight	38.500	145	Gam TrA	2.8720	10600.	77	11506	No
428	GOM_NL__2PRFIN20040512_213102_000000522026_00430_11506_2373.N1	12-MAY-2004 21:31:02	Straylight	52.000	4	Alp1Cen	-0.010000	5800.0	104	11506	No
429	GOM_NL__2PRFIN20040512_213306_000000582026_00430_11506_2374.N1	12-MAY-2004 21:33:06	Straylight	58.000	25	35Lam Sco	1.6200	28000.	116	11506	No
430	GOM_NL__2PRFIN20040512_213530_000000422026_00430_11506_2375.N1	12-MAY-2004 21:35:30	Straylight	42.000	109	Bet Lup	2.6770	26000.	84	11506	No
431	GOM_NL__2PRFIN20040512_213847_000000682026_00430_11506_2376.N1	12-MAY-2004 21:38:47	Twilight	68.000	16	21Alp Sco	1.0200	3000.0	136	11506	No
432	GOM_NL__2PRFIN20040512_214036_000000522026_00430_11506_2377.N1	12-MAY-2004 21:40:36	Bright	52.000	80	7Del Sco	2.3160	30000.	104	11506	No
433	GOM_NL__2PRFIN20040512_214239_000000682026_00430_11506_2378.N1	12-MAY-2004 21:42:39	Bright	67.500	86	35Eta Oph	2.4300	10200.	135	11506	No
434	GOM_NL__2PRFIN20040512_214515_000000422026_00430_11506_2379.N1	12-MAY-2004 21:45:15	Bright	42.000	104	27Bet Lib	2.6140	13100.	84	11506	No
435	GOM_NL__2PRFIN20040512_214736_000000552026_00430_11506_2380.N1	12-MAY-2004 21:47:36	Bright	54.500	120	1Del Oph	2.7340	3200.0	109	11506	No
436	GOM_NL__2PRFIN20040512_215149_000000382026_00430_11506_2381.N1	12-MAY-2004 21:51:49	Bright	37.500	138	47Eps Vir	2.8280	4700.0	75	11506	No
437	GOM_NL__2PRFIN20040512_215330_000000382026_00430_11506_2382.N1	12-MAY-2004 21:53:30	Bright	38.000	111	8Eta Boo	2.6800	6000.0	76	11506	No
438	GOM_NL__2PRFIN20040512_215620_000000432026_00430_11506_2383.N1	12-MAY-2004 21:56:20	Bright	42.500	83		2.3780	11000.	85	11506	No
439	GOM_NL__2PRFIN20040512_215922_000000382026_00430_11506_2384.N1	12-MAY-2004 21:59:22	Bright	37.500	152	12Alp2CVn	2.8900	11000.	75	11506	No
440	GOM_NL__2PRFIN20040512_220216_000000382026_00430_11506_2385.N1	12-MAY-2004 22:02:16	Bright	38.000	39	85Eta UMa	1.8540	24000.	76	11506	No
441	GOM_NL__2PRFIN20040512_220350_000000402026_00430_11506_2386.N1	12-MAY-2004 22:03:50	Bright	39.500	55	79Zet UMa	2.0600	10200.	79	11506	No
442	GOM_NL__2PRFIN20040512_220608_000000402026_00430_11506_2387.N1	12-MAY-2004 22:06:08	Bright	40.000	82	48Bet UMa	2.3650	10600.	80	11506	No
443	GOM_NL__2PRFIN20040512_220822_000000432026_00430_11506_2388.N1	12-MAY-2004 22:08:22	Bright	43.000	119	14Eta Dra	2.7270	4700.0	86	11506	No
444	GOM_NL__2PRFIN20040512_221122_000000512026_00430_11506_2389.N1	12-MAY-2004 22:11:22	Bright	51.000	69	33Gam Dra	2.2310	3800.0	102	11506	No
445	GOM_NL__2PRFIN20040512_221355_000000392026_00430_11506_2390.N1	12-MAY-2004 22:13:55	Bright	38.500	49	1Alp UMi	1.9900	6300.0	77	11506	No
446	GOM_NL__2PRFIN20040512_221916_000000452026_00430_11506_2391.N1	12-MAY-2004 22:19:16	Bright	45.000	89	5Alp Cep	2.4510	8000.0	90	11506	No
447	GOM_NL__2PRFIN20040512_222206_000000382026_00430_11506_2392.N1	12-MAY-2004 22:22:06	Bright	37.500	76	27Gam Cas	2.3000	30000.	75	11506	No
448	GOM_NL__2PRFIN20040512_222321_000000462026_00430_11506_2393.N1	12-MAY-2004 22:23:21	Bright	46.000	68	18Alp Cas	2.2250	4500.0	92	11506	No
449	GOM_NL__2PRFIN20040512_222556_000000982026_00430_11506_2394.N1	12-MAY-2004 22:25:56	Bright	98.000	66	37Gam Cyg	2.2080	5900.0	196	11506	No
450	GOM_NL__2PRFIN20040512_223114_000001372026_00430_11506_2395.N1	12-MAY-2004 22:31:14	Straylight	136.50	92	53Eps Cyg	2.5000	4500.0	273	11506	No
451	GOM_NL__2PRFIN20040512_223542_000000462026_00430_11506_2396.N1	12-MAY-2004 22:35:42	Twilight	45.500	140	88Gam Peg	2.8340	26000.	91	11506	No
452	GOM_NL__2PRFIN20040512_223712_000000562026_00430_11506_2397.N1	12-MAY-2004 22:37:12	Dark	55.500	90	54Alp Peg	2.4870	11000.	111	11506	No
453	GOM_NL__2PRFIN20040512_224426_000000462026_00430_11506_2398.N1	12-MAY-2004 22:44:26	Dark	46.000	52	16Bet Cet	2.0370	4500.0	92	11506	No
454	GOM_NL__2PRFIN20040512_225114_000000452026_00430_11506_2399.N1	12-MAY-2004 22:51:14	Dark	45.000	84	Alp Phe	2.3970	4500.0	90	11506	No
455	GOM_NL__2PRFIN20040512_225506_000000522026_00430_11506_2400.N1	12-MAY-2004 22:55:06	Dark	52.000	63	Bet Gru	2.1500	2800.0	104	11506	No

456	GOM_NL__2PRFIN20040512_225630_000000512026_00430_11506_2401.N1	12-MAY-2004 22:56:30	Dark	50.500	31	Alp Gru	1.7340	15200.	101	11506	No
457	GOM_NL__2PRFIN20040512_230035_000000382026_00431_11507_2370.N1	12-MAY-2004 23:00:35	Dark	38.000	135	Bet Hyi	2.8200	5800.0	76	11507	No
458	GOM_NL__2PRFIN20040512_230205_000000432026_00431_11507_2371.N1	12-MAY-2004 23:02:05	Dark	43.000	45	Alp Pav	1.9400	26000.	86	11507	No
459	GOM_NL__2PRFIN20040512_230739_000000432026_00431_11507_2372.N1	12-MAY-2004 23:07:39	Straylight	43.000	43	Alp TrA	1.9100	4250.0	86	11507	No
460	GOM_NL__2PRFIN20040512_230910_000000392026_00431_11507_2373.N1	12-MAY-2004 23:09:10	Straylight	38.500	145	Gam TrA	2.8720	10600.	77	11507	No
461	GOM_NL__2PRFIN20040512_231139_000000522026_00431_11507_2374.N1	12-MAY-2004 23:11:39	Straylight	52.000	4	Alp1Cen	-0.010000	5800.0	104	11507	No
462	GOM_NL__2PRFIN20040512_231341_000000632026_00431_11507_2375.N1	12-MAY-2004 23:13:41	Straylight	62.500	25	35Lam Sco	1.6200	28000.	125	11507	No
463	GOM_NL__2PRFIN20040512_231605_000000422026_00431_11507_2376.N1	12-MAY-2004 23:16:05	Straylight	42.000	109	Bet Lup	2.6770	26000.	84	11507	No
464	GOM_NL__2PRFIN20040512_231923_000000602026_00431_11507_2377.N1	12-MAY-2004 23:19:23	Twilight_and_stray	59.500	16	21Alp Sco	1.0200	3000.0	119	11507	No
465	GOM_NL__2PRFIN20040512_232112_000000552026_00431_11507_2378.N1	12-MAY-2004 23:21:12	Bright	55.000	80	7Del Sco	2.3160	30000.	110	11507	No
466	GOM_NL__2PRFIN20040512_232315_000000682026_00431_11507_2379.N1	12-MAY-2004 23:23:15	Bright	68.000	86	35Eta Oph	2.4300	10200.	136	11507	No
467	GOM_NL__2PRFIN20040512_232551_000000442026_00431_11507_2380.N1	12-MAY-2004 23:25:51	Bright	43.500	104	27Bet Lib	2.6140	13100.	87	11507	No
468	GOM_NL__2PRFIN20040512_232811_000000552026_00431_11507_2381.N1	12-MAY-2004 23:28:11	Bright	55.000	120	1Del Oph	2.7340	3200.0	110	11507	No
469	GOM_NL__2PRFIN20040512_233223_000000402026_00431_11507_2382.N1	12-MAY-2004 23:32:23	Bright	39.500	138	47Eps Vir	2.8280	4700.0	79	11507	No
470	GOM_NL__2PRFIN20040512_233404_000000402026_00431_11507_2383.N1	12-MAY-2004 23:34:04	Bright	39.500	111	8Eta Boo	2.6800	6000.0	79	11507	No
471	GOM_NL__2PRFIN20040512_233656_000000392026_00431_11507_2384.N1	12-MAY-2004 23:36:56	Bright	39.000	83		2.3780	11000.	78	11507	No
472	GOM_NL__2PRFIN20040512_233959_000000382026_00431_11507_2385.N1	12-MAY-2004 23:39:59	Bright	38.000	152	12Alp2CVn	2.8900	11000.	76	11507	No
473	GOM_NL__2PRFIN20040512_234252_000000382026_00431_11507_2386.N1	12-MAY-2004 23:42:52	Bright	37.500	39	85Eta UMa	1.8540	24000.	75	11507	No
474	GOM_NL__2PRFIN20040512_234425_000000382026_00431_11507_2387.N1	12-MAY-2004 23:44:25	Bright	38.000	55	79Zet UMa	2.0600	10200.	76	11507	No
475	GOM_NL__2PRFIN20040512_234645_000000372026_00431_11507_2388.N1	12-MAY-2004 23:46:45	Bright	37.000	82	48Bet UMa	2.3650	10600.	74	11507	No
476	GOM_NL__2PRFIN20040512_234857_000000422026_00431_11507_2389.N1	12-MAY-2004 23:48:57	Bright	42.000	119	14Eta Dra	2.7270	4700.0	84	11507	No
477	GOM_NL__2PRFIN20040512_235157_000000582026_00431_11507_2390.N1	12-MAY-2004 23:51:57	Bright	57.500	69	33Gam Dra	2.2310	3800.0	115	11507	No
478	GOM_NL__2PRFIN20040512_235431_000000352026_00431_11507_2391.N1	12-MAY-2004 23:54:31	Bright	35.000	49	1Alp UMi	1.9900	6300.0	70	11507	No
479	GOM_NL__2PRFIN20040512_235952_000000452026_00431_11507_2392.N1	12-MAY-2004 23:59:52	Bright	44.500	89	5Alp Cep	2.4510	8000.0	89	11507	No

3. Quality information per product

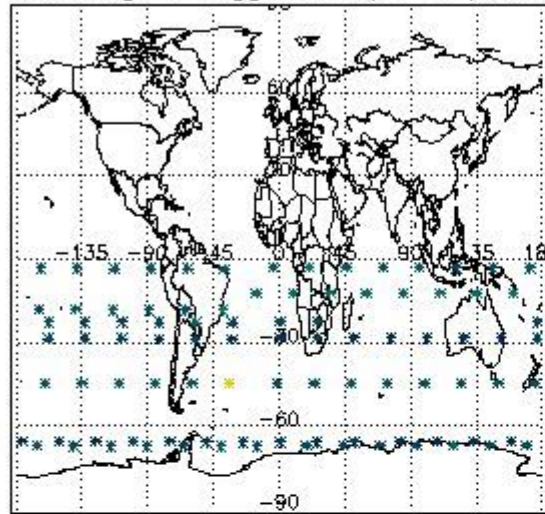
In this section it is plotted some information contained in the Quality Summary data set of the level 2 products. Only products in dark limb conditions and without errors (error flag in the MPH set to "0") are used.

3.1 Plot quality information per product (time dependant)

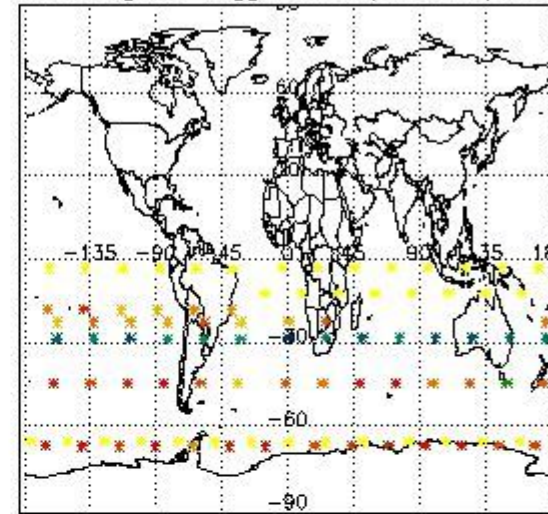


3.2 Plot quality information per product (world map)

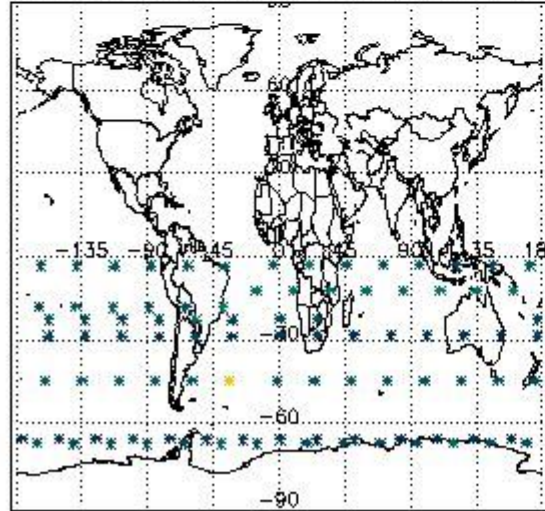
Percentage of flagged data per O3 profile



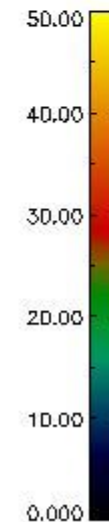
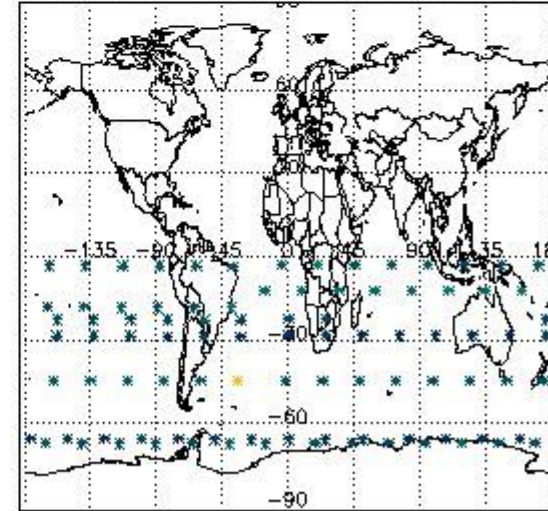
Percentage of flagged data per H2O profile



Percentage of flagged data per NO2 profile



Percentage of flagged data per NO3 profile

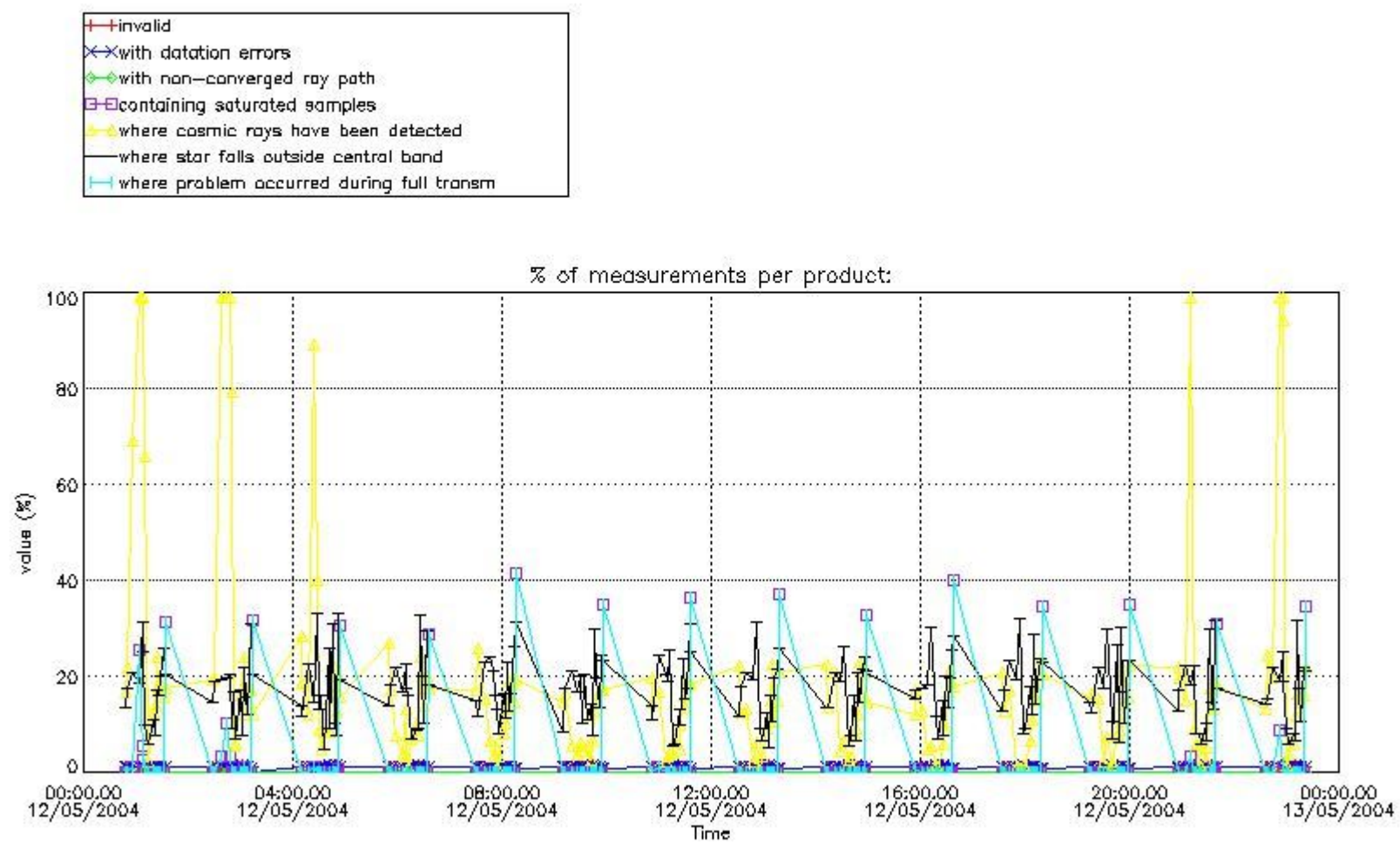


4. Level 1 quality information per product

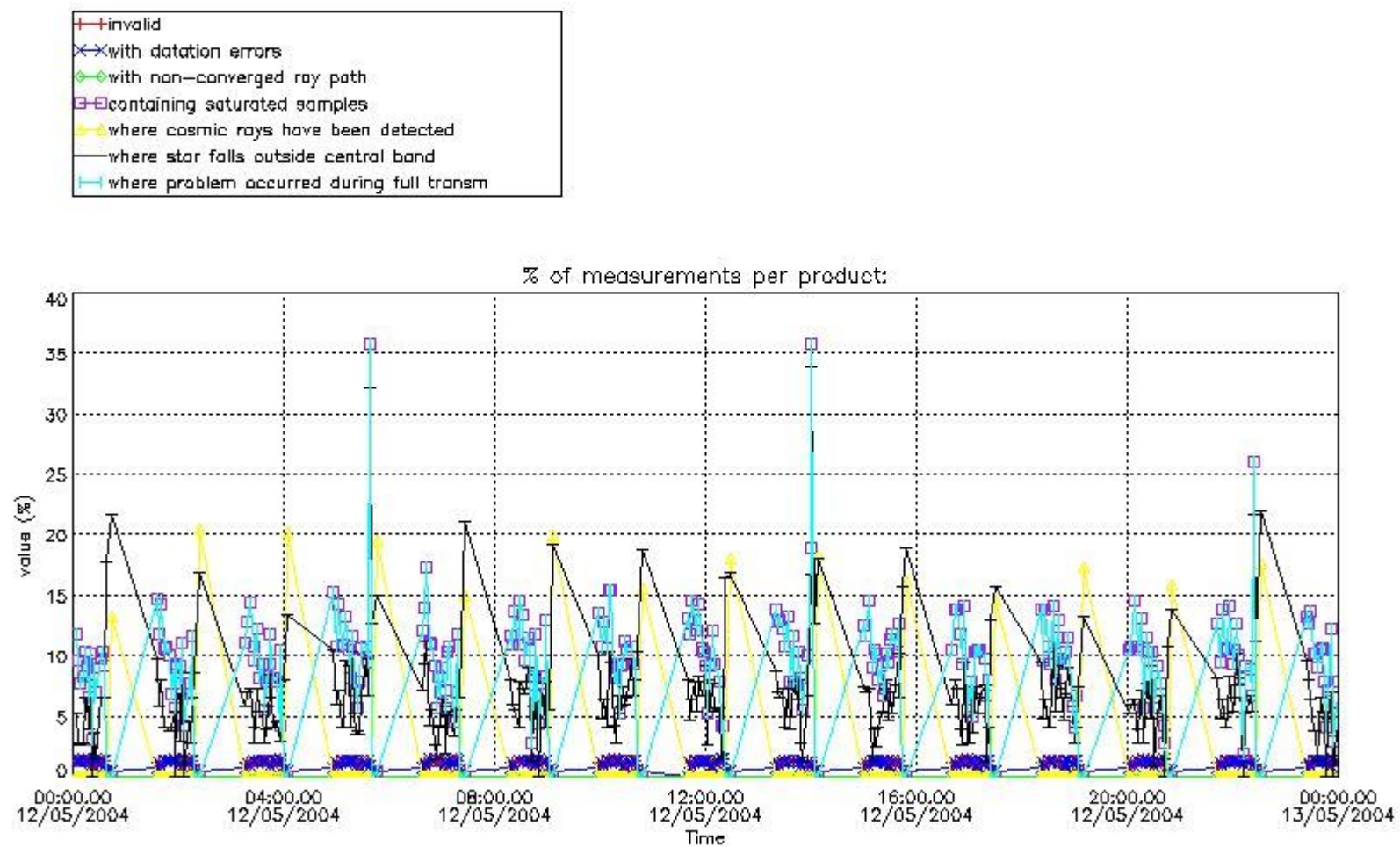
In this section it is plotted some information contained in the Quality Summary data set of the level 2 products that comes from the level 1b processing. Products without errors (error flag in the MPH set to "0") are used.

4.1 Plot quality information per product (time dependant) coming from level 1b processing

4.1.1 Plot level 1 quality information per product (time dependant): ENVISAT ASCENDING passes



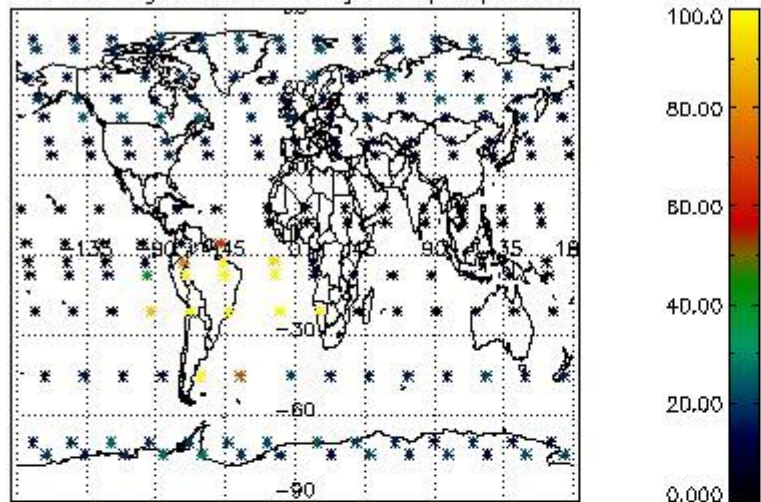
4.1.2 Plot level 1 quality information per product (time dependant): ENVI SAT DESCENDING passes



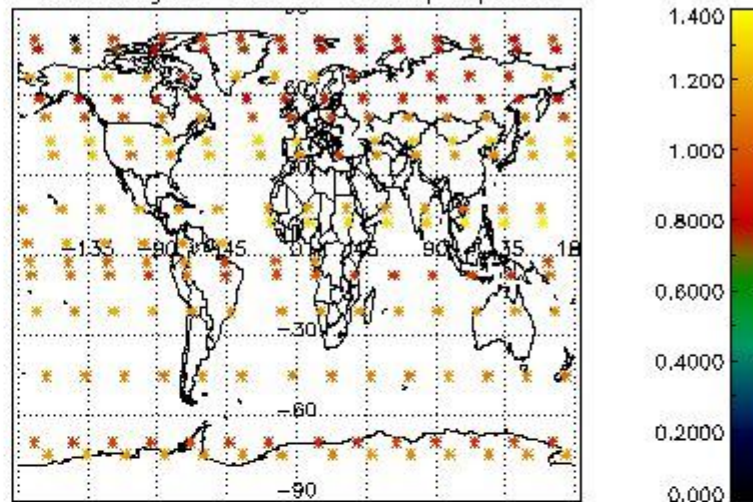
4.2 Plot quality information per product coming from level 1b processing (world map)

4.2.1 Plot level 1 quality information per product (world map): ENVISAT ASCENDING passes

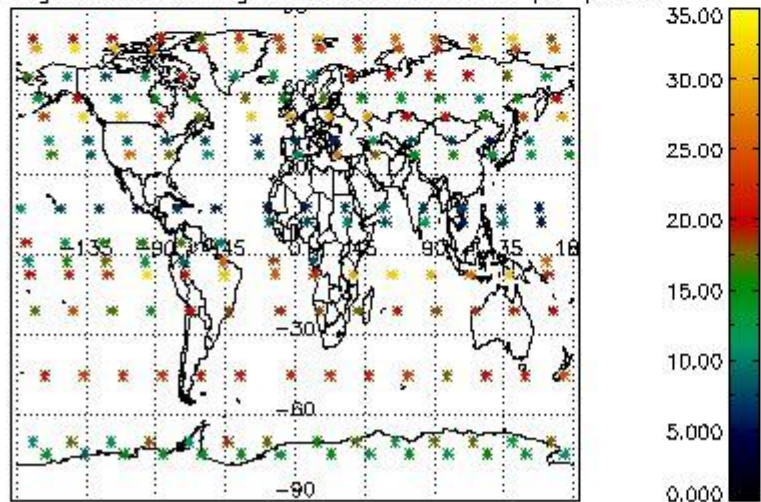
Percentage of cosmic ray hits per profile



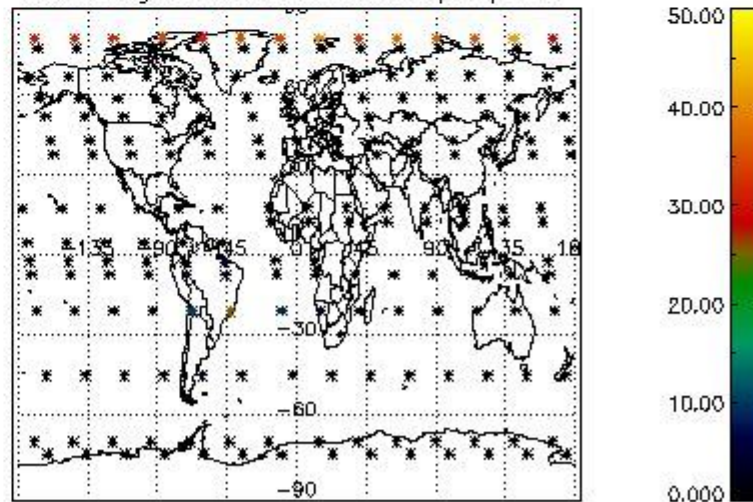
Percentage of datation errors per profile



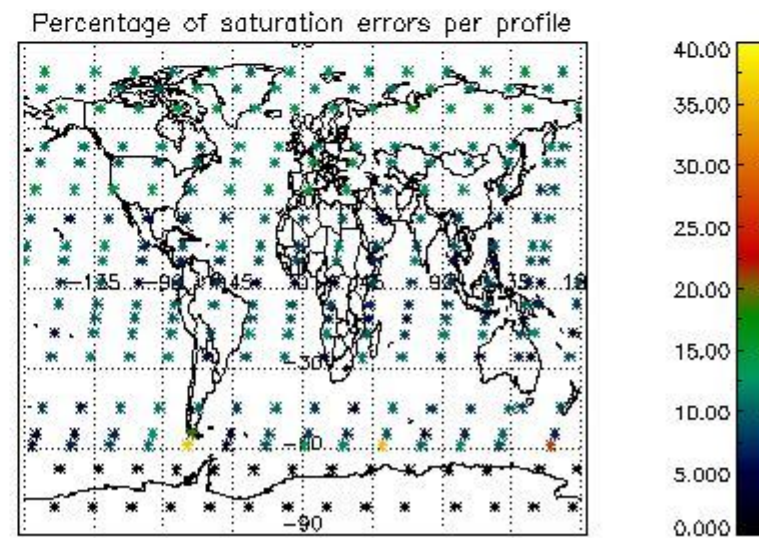
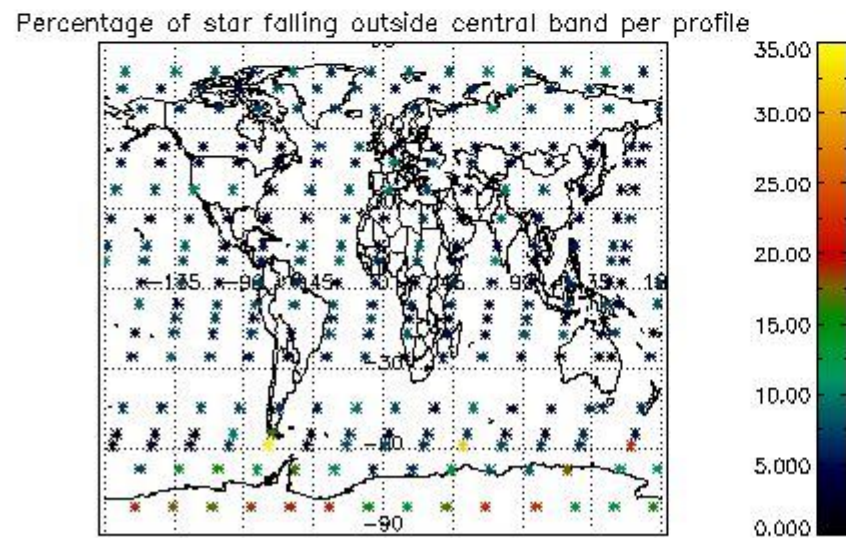
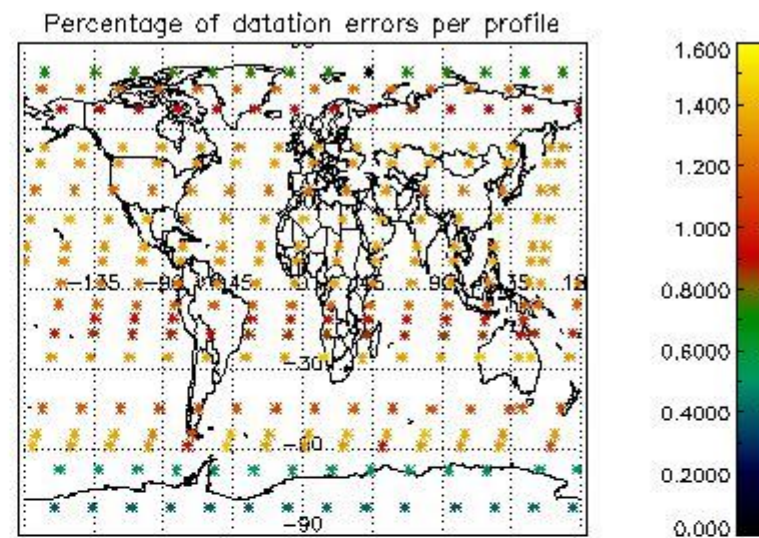
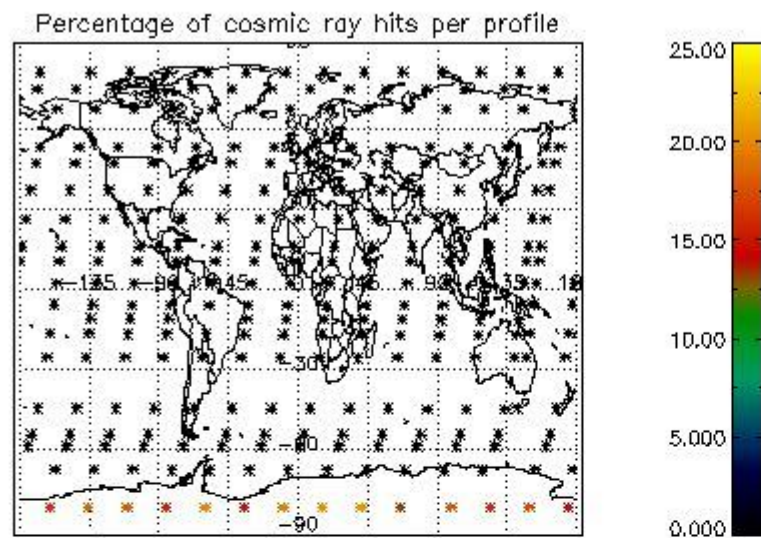
Percentage of star falling outside central band per profile



Percentage of saturation errors per profile



4.2.2 Plot level 1 quality information per product (world map): ENVISAT DESCENDING passes



5. Trace gas profiles

5.1 Ozone statistics based on quality of products

The final quality of the products can be "measured" using the STD (Standard Deviation) attached to every point profile. This information is written to the parameter GOM_NL__2P/NL_LOCAL_SPECIES_DENSITY/o3_std of the level 2 products. The table below shows the statistics for given STD ranges.

The statistics are given with respect to the overall valid production:

- Products without fatal errors: GOM_NL__2P/MPH/PRODUCT_ERR=0
- Valid point profile: GOM_NL__2P/NL_LOCAL_SPECIES_DENSITY/pcd(0)=0

The 'Criteria' is applied to valid points of dark limb products:

- Products in dark limb illumination condition: GOM_NL__2P/NL_SUMMARY_QUALITY/obs_ill_cond=0
- Products without fatal errors: GOM_NL__2P/MPH/PRODUCT_ERR=0
- Valid point profile: GOM_NL__2P/NL_LOCAL_SPECIES_DENSITY/pcd(0)=0

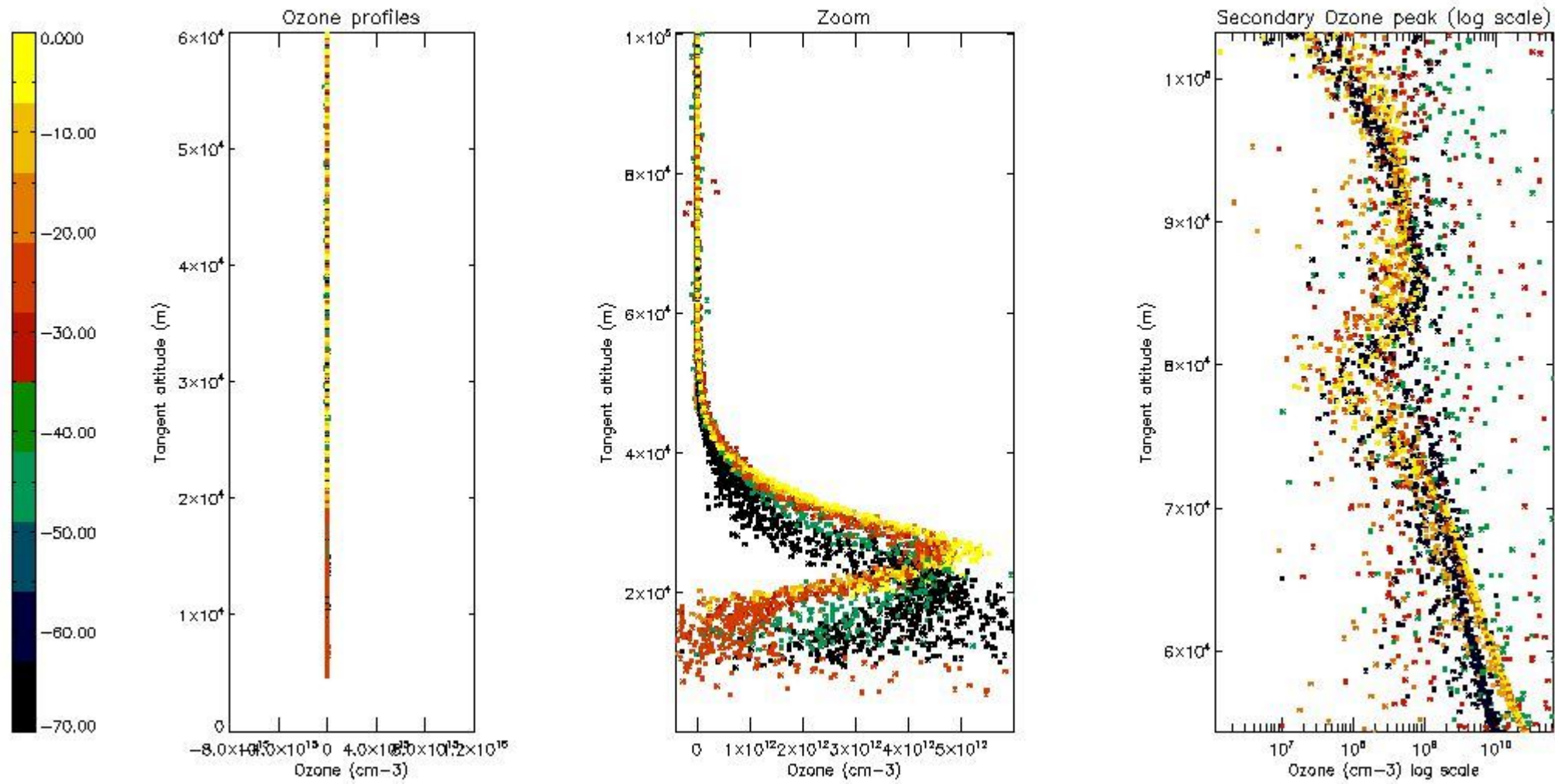
So, the table below shows the percentage of dark limb and valid observations for each criteria with respect to the overall valid daily observations.

Criteria	% of total production
All STD	18
STD < 20	8

STD < 10	6
STD < 5	4

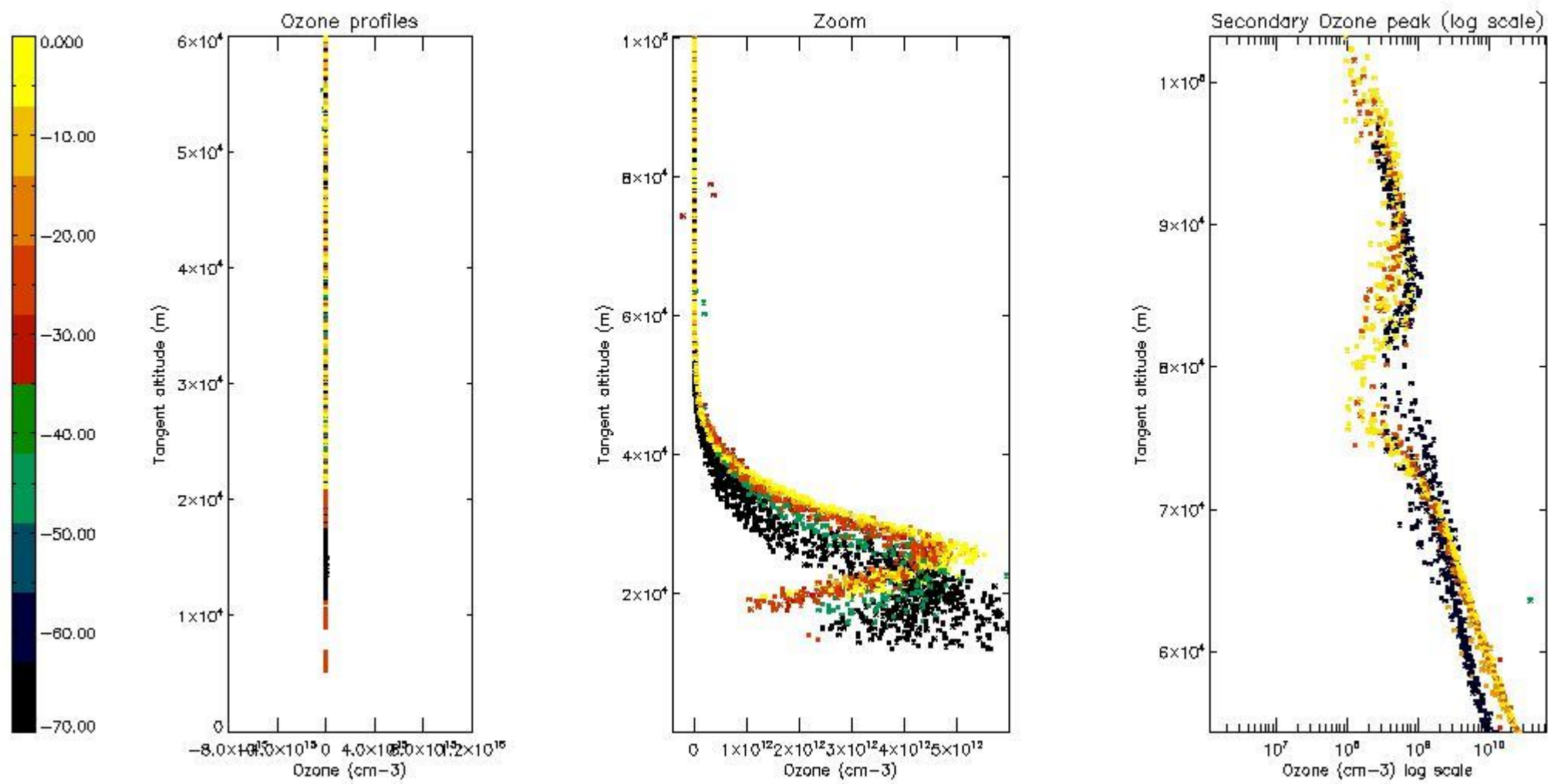
5.2 Plot ozone profiles for all STD (dark without errors)

The colorbar represents the latitude.



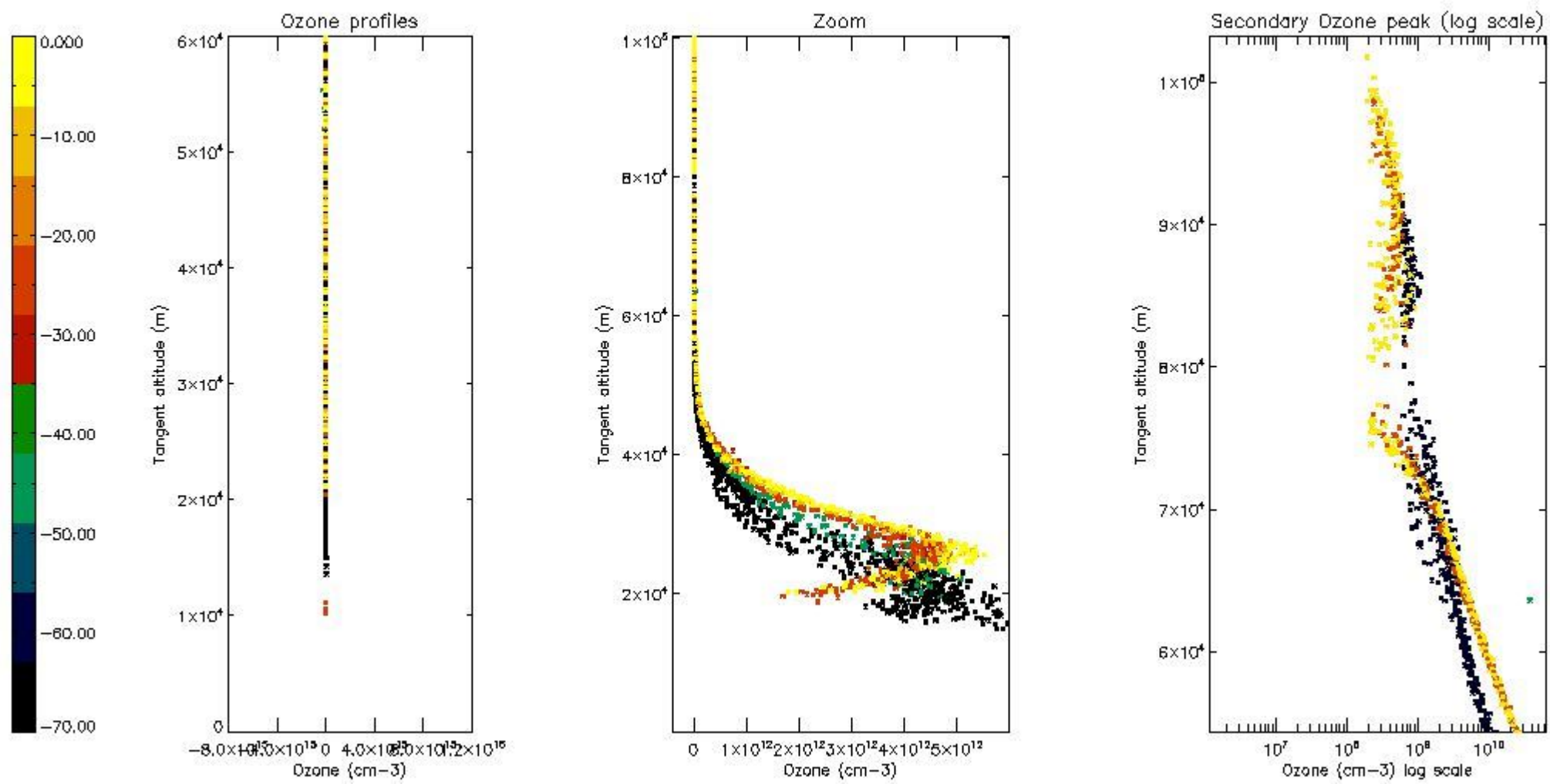
5.3 Plot ozone profiles where STD < 20% (dark without errors)

The colorbar represents the latitude.



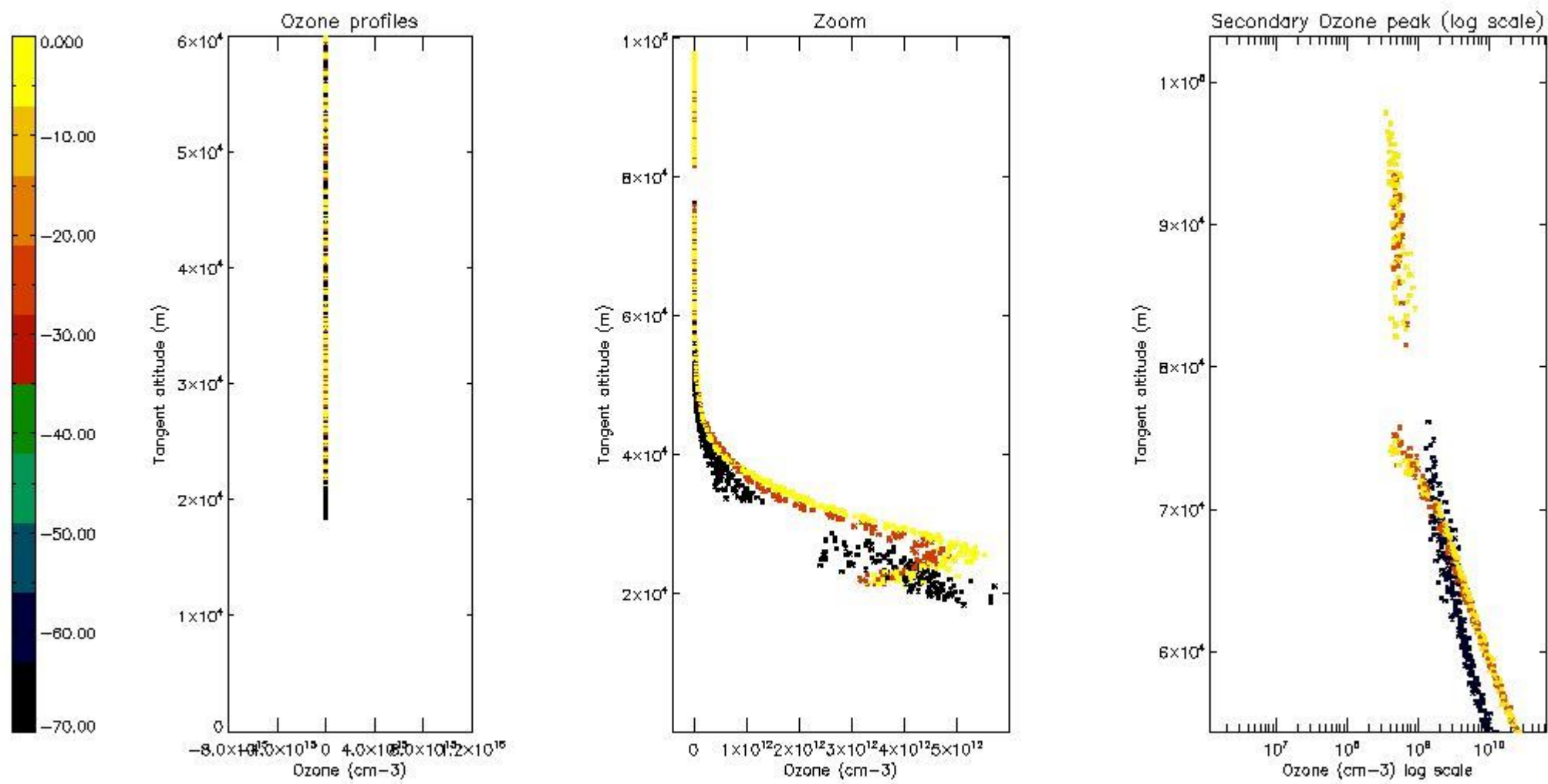
5.4 Plot ozone profiles where $STD < 10\%$ (dark without errors)

The colorbar represents the latitude.



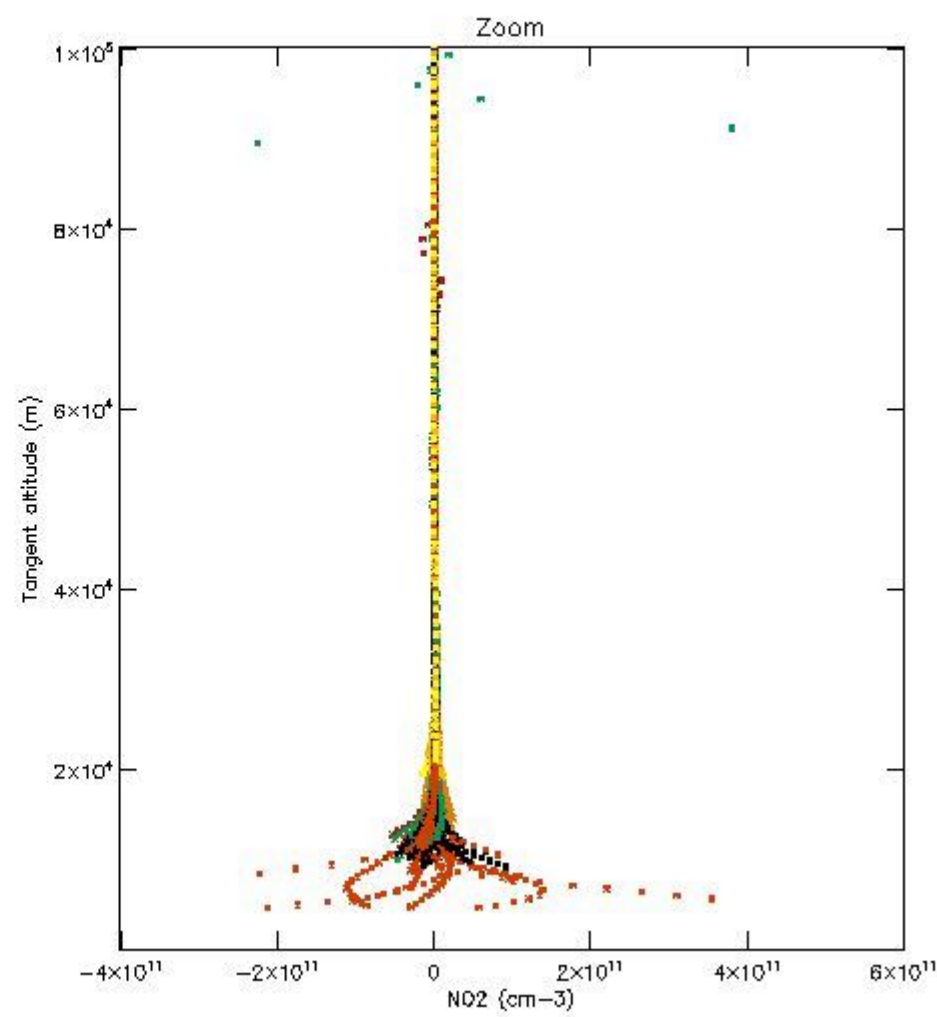
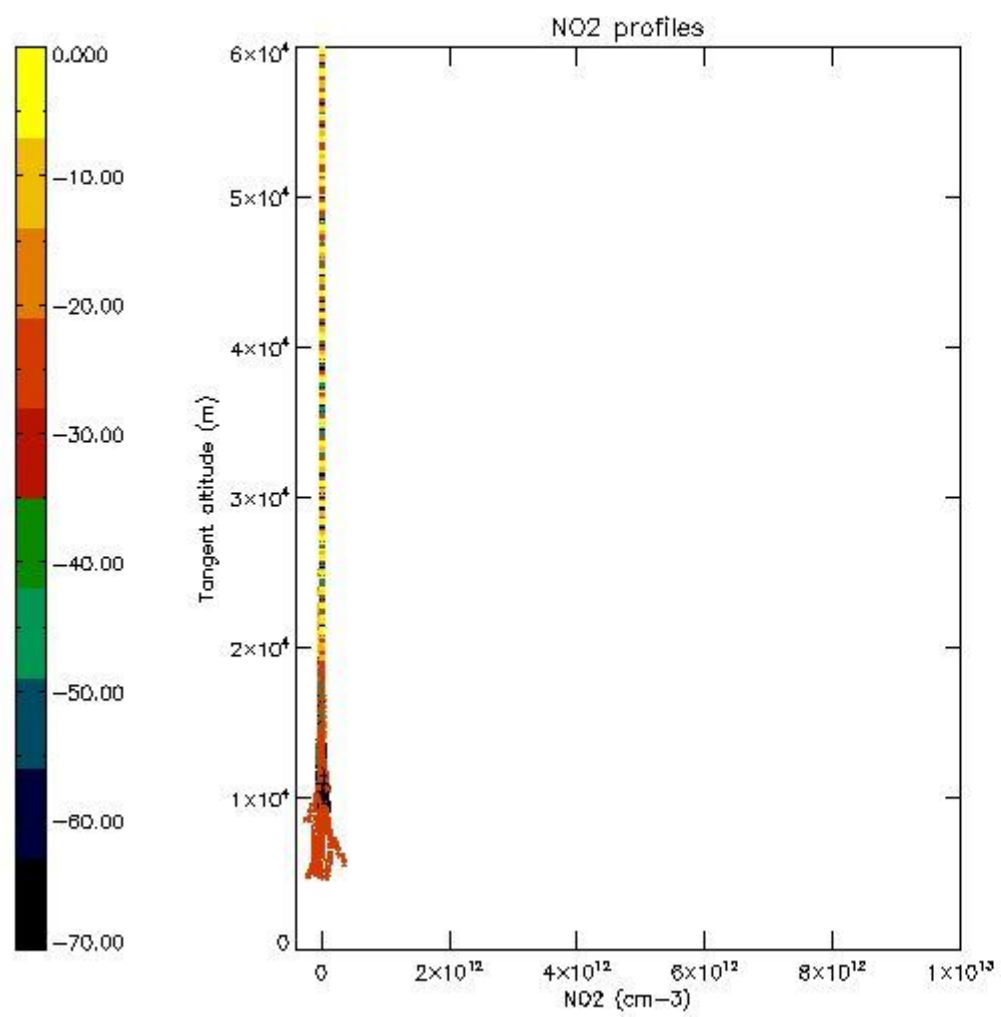
5.5 Plot ozone profiles where $STD < 5\%$ (dark without errors)

The colorbar represents the latitude.



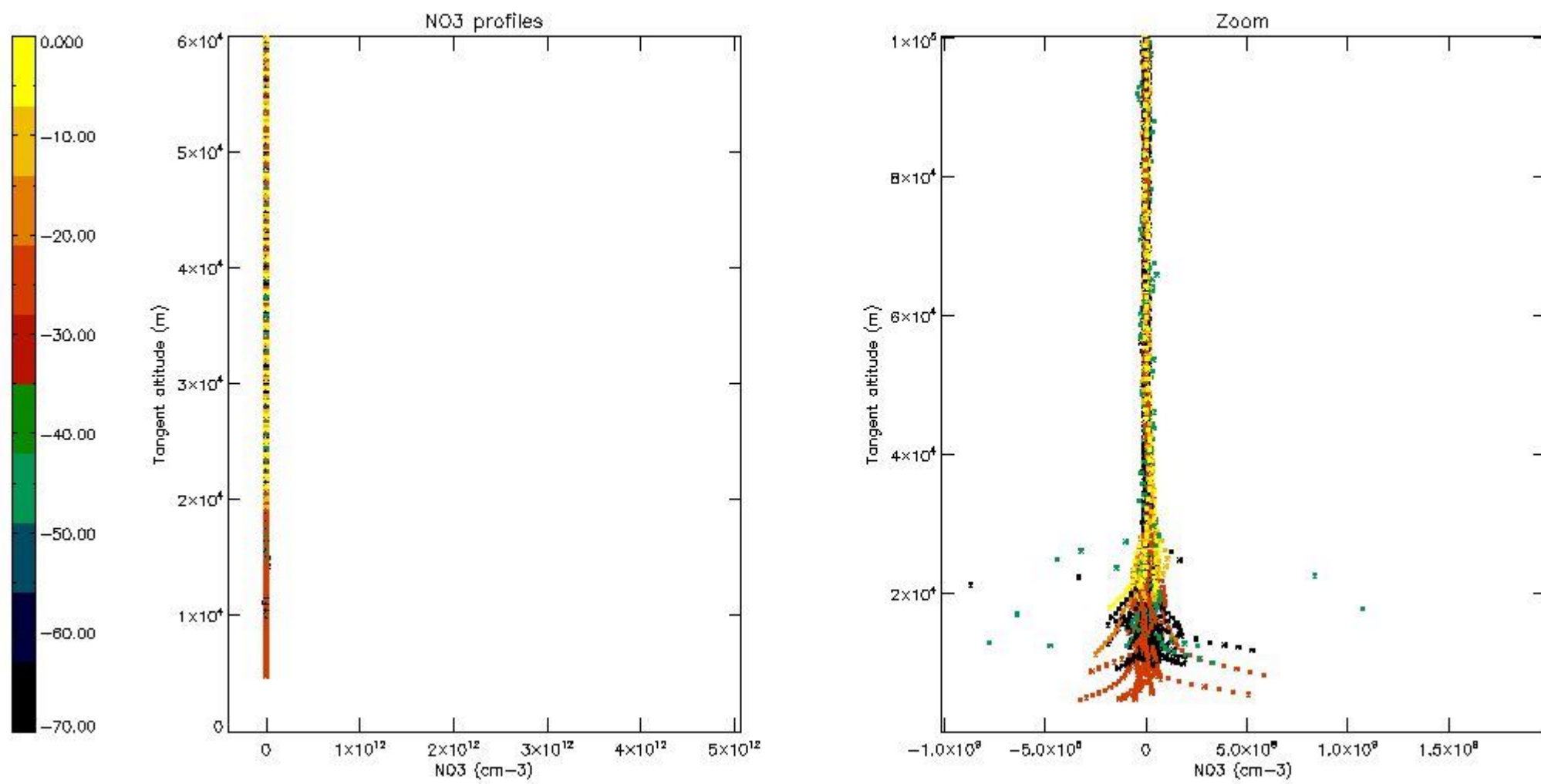
5.6 Plot NO₂ profiles for all STD (dark without errors)

The colorbar represents the latitude.



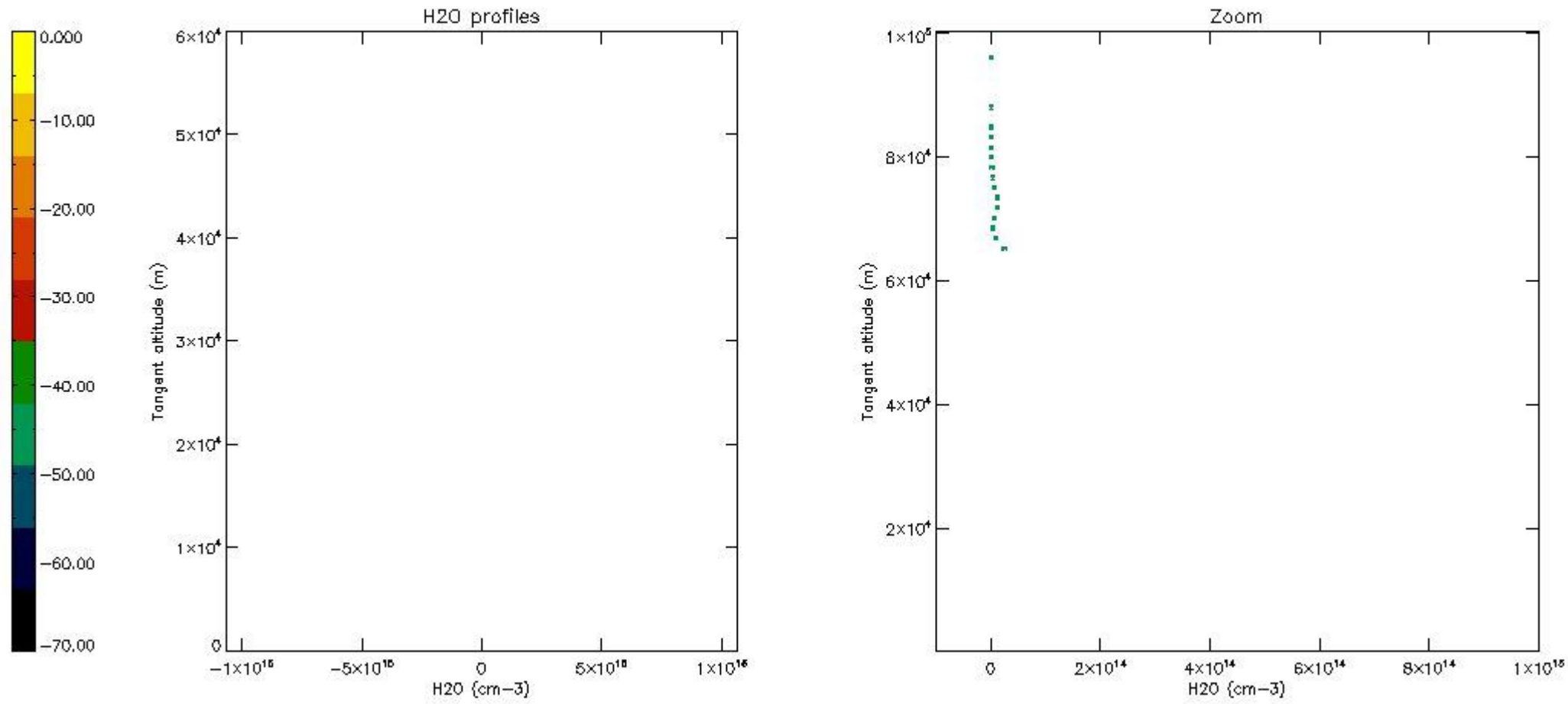
5.7 Plot NO3 profiles for all STD (dark without errors)

The colorbar represents the latitude.



5.8 Plot H₂O profiles for all STD (only for occultations of stars 1,2,3,4,13,14,16,26,63 dark without errors)

The colorbar represents the latitude.



6. Auxiliary Data Files used for the production reported in section 2

The number reported in the third column indicates since which file (see list in section 2) the corresponding auxiliary file has been used. The fourth column is the date of those product files.

Type	Auxiliary Filename	Used since product	Used since product date
INST_PHYS_CHARACTERISTICS	GOM_INS_AXVIEC20091111_143220_20030716_120000_20500101_000000	1	12-MAY-2004 00:03:59
LEVEL-2_PROC_CONFIG	GOM_PR2_AXVIEC20091111_152718_20020301_000000_20500101_000000	1	12-MAY-2004 00:03:59
CROSS_SECTIONS_FILE	GOM_CRS_AXVIEC20091111_154832_20020301_000000_20500101_000000	1	12-MAY-2004 00:03:59

GOMOS Level 2 Daily Report

SUMMARY

[1. General Info](#)

[2. Summary of processed GOM_NL_2P products](#)

[3. Level 2 Quality information per product](#)

[3.1 Plot of level 2 quality information per product \(time dependant\)](#)

[3.2 Plot of level 2 quality information per product \(world map\)](#)

[4. Level 1 Quality information per product \(stored on level 2 products\)](#)

[4.1 Plot of level 1 quality information per product \(time dependant\)](#)

[4.1.1 Plot of level 1 quality information per product \(time dependant\): ASCENDING](#)

[4.1.2 Plot of level 1 quality information per product \(time dependant\): DESCENDING](#)

[4.2 Plot of level 1 quality information per product \(world map\)](#)

[4.2.1 Plot of level 1 quality information per product \(world map\): ASCENDING](#)

[4.2.2 Plot of level 1 quality information per product \(world map\): DESCENDING](#)

[5. Ozone profiles based on quality statistics and other trace gas profiles](#)

[5.1 Ozone statistics based on quality of products](#)

[5.2 Plot ozone profiles for all STD \(dark without errors\)](#)

[5.3 Plot ozone profiles where STD < 20% \(dark without errors\)](#)

[5.4. Plot ozone profiles where STD < 10% \(dark without errors\)](#)

[5.5. Plot ozone profiles where STD < 5% \(dark without errors\)](#)

[5.6 Plot NO2 profiles for all STD \(dark without errors\)](#)

[5.7 Plot NO3 profiles for all STD \(dark without errors\)](#)

[5.8 Plot H2O profiles \(only for occultations of stars 1,2,3,4,13,14,16,26,63 dark without errors\) for all STD](#)

[6. Auxiliary Data Files used for the production reported in section 2](#)

This report presents the daily analysis on parameters extracted from GOMOS level 2 data (GOM_NL__2P). It is intended to monitor some important parameters that will impact the quality of these products. A list of level 2 products (and content) that have arrived during the reporting day to the PCF is also given.

Item	Value
Time of report generation	19APR2013 01:49:38
Data source version	GOMOS/6.01
Start time of products	12-05-2004 (12MAY2004 00:00:00)
Stop time of products	13-05-2004 (13MAY2004 00:00:00)
Store outputs in DB	Yes
Nb of level 2 prods	479
Nb of prods with errors	0

2. Summary of processed GOM_NL__2P products.

Nr	Filename	UTC Start time	Limb	Duration	Star Id	Star Name	Star Mag	Star Temp	Nb Meas	Orbit	Prod. error
1	GOM_NL__2PRFIN20040512_000359_000000382026_00417_11493_2360.N1	12-MAY-2004 00:03:59	Bright	38.000	138	47Eps Vir	2.8280	4700.0	76	11493	No
2	GOM_NL__2PRFIN20040512_000543_000000372026_00417_11493_2361.N1	12-MAY-2004 00:05:43	Bright	36.500	111	8Eta Boo	2.6800	6000.0	73	11493	No
3	GOM_NL__2PRFIN20040512_000837_000000392026_00417_11493_2362.N1	12-MAY-2004 00:08:37	Bright	39.000	83		2.3780	11000.	78	11493	No
4	GOM_NL__2PRFIN20040512_001134_000000362026_00417_11493_2363.N1	12-MAY-2004 00:11:34	Bright	36.000	152	12Alp2CVn	2.8900	11000.	72	11493	No
5	GOM_NL__2PRFIN20040512_001430_000000392026_00417_11493_2364.N1	12-MAY-2004 00:14:30	Bright	38.500	39	85Eta UMa	1.8540	24000.	77	11493	No
6	GOM_NL__2PRFIN20040512_001602_000000382026_00417_11493_2365.N1	12-MAY-2004 00:16:02	Bright	38.000	55	79Zet UMa	2.0600	10200.	76	11493	No
7	GOM_NL__2PRFIN20040512_001816_000000382026_00417_11493_2366.N1	12-MAY-2004 00:18:16	Bright	38.000	82	48Bet UMa	2.3650	10600.	76	11493	No
8	GOM_NL__2PRFIN20040512_002041_000000442026_00417_11493_2367.N1	12-MAY-2004 00:20:41	Bright	44.000	119	14Eta Dra	2.7270	4700.0	88	11493	No
9	GOM_NL__2PRFIN20040512_002212_000000502026_00417_11493_2368.N1	12-MAY-2004 00:22:12	Bright	49.500	130	23Bet Dra	2.7990	5800.0	99	11493	No
10	GOM_NL__2PRFIN20040512_002349_000000562026_00417_11493_2369.N1	12-MAY-2004 00:23:49	Bright	55.500	69	33Gam Dra	2.2310	3800.0	111	11493	No
11	GOM_NL__2PRFIN20040512_002608_000000362026_00417_11493_2370.N1	12-MAY-2004 00:26:08	Bright	36.000	49	1Alp UMi	1.9900	6300.0	72	11493	No
12	GOM_NL__2PRFIN20040512_003134_000000462026_00417_11493_2371.N1	12-MAY-2004 00:31:34	Bright	46.000	89	5Alp Cep	2.4510	8000.0	92	11493	No
13	GOM_NL__2PRFIN20040512_003418_000000392026_00417_11493_2372.N1	12-MAY-2004 00:34:18	Bright	38.500	76	27Gam Cas	2.3000	30000.	77	11493	No
14	GOM_NL__2PRFIN20040512_003533_000000382026_00417_11493_2373.N1	12-MAY-2004 00:35:33	Bright	38.000	68	18Alp Cas	2.2250	4500.0	76	11493	No
15	GOM_NL__2PRFIN20040512_003818_000001042026_00417_11493_2374.N1	12-MAY-2004 00:38:18	Bright	104.00	66	37Gam Cyg	2.2080	5900.0	208	11493	No
16	GOM_NL__2PRFIN20040512_004326_000001292026_00417_11493_2375.N1	12-MAY-2004 00:43:26	Straylight	129.00	92	53Eps Cyg	2.5000	4500.0	258	11493	No
17	GOM_NL__2PRFIN20040512_004751_000000452026_00417_11493_2376.N1	12-MAY-2004 00:47:51	Twilight	44.500	140	88Gam Peg	2.8340	26000.	89	11493	No
18	GOM_NL__2PRFIN20040512_004919_000000552026_00417_11493_2377.N1	12-MAY-2004 00:49:19	Dark	55.000	90	54Alp Peg	2.4870	11000.	110	11493	No
19	GOM_NL__2PRFIN20040512_005635_000000462026_00417_11493_2378.N1	12-MAY-2004 00:56:35	Dark	45.500	52	16Bet Cet	2.0370	4500.0	91	11493	No
20	GOM_NL__2PRFIN20040512_010325_000000442026_00417_11493_2379.N1	12-MAY-2004 01:03:25	Dark	43.500	84	Alp Phe	2.3970	4500.0	87	11493	No
21	GOM_NL__2PRFIN20040512_010711_000000562026_00417_11493_2380.N1	12-MAY-2004 01:07:11	Dark	56.000	63	Bet Gru	2.1500	2800.0	112	11493	No
22	GOM_NL__2PRFIN20040512_010834_000000542026_00417_11493_2381.N1	12-MAY-2004 01:08:34	Dark	53.500	31	Alp Gru	1.7340	15200.	107	11493	No
23	GOM_NL__2PRFIN20040512_011034_000000412026_00418_11494_2348.N1	12-MAY-2004 01:10:34	Dark	41.000	148	Alp Tuc	2.8780	4100.0	82	11494	No
24	GOM_NL__2PRFIN20040512_011408_000000442026_00418_11494_2349.N1	12-MAY-2004 01:14:08	Dark	43.500	45	Alp Pav	1.9400	26000.	87	11494	No
25	GOM_NL__2PRFIN20040512_011949_000000412026_00418_11494_2350.N1	12-MAY-2004 01:19:49	Straylight	41.000	43	Alp TrA	1.9100	4250.0	82	11494	No
26	GOM_NL__2PRFIN20040512_012119_000000402026_00418_11494_2351.N1	12-MAY-2004 01:21:19	Straylight	39.500	145	Gam TrA	2.8720	10600.	79	11494	No
27	GOM_NL__2PRFIN20040512_012349_000000442026_00418_11494_2352.N1	12-MAY-2004 01:23:49	Straylight	43.500	4	Alp1Cen	-0.010000	5800.0	87	11494	No
28	GOM_NL__2PRFIN20040512_012546_000000602026_00418_11494_2353.N1	12-MAY-2004 01:25:46	Straylight	59.500	25	35Lam Sco	1.6200	28000.	119	11494	No
29	GOM_NL__2PRFIN20040512_012818_000000572026_00418_11494_2354.N1	12-MAY-2004 01:28:18	Straylight	57.000	75	26Eps Sco	2.2910	4250.0	114	11494	No
30	GOM_NL__2PRFIN20040512_013131_000000642026_00418_11494_2355.N1	12-MAY-2004 01:31:31	Tw_and_stray	63.500	16	21Alp Sco	1.0200	3000.0	127	11494	No
31	GOM_NL__2PRFIN20040512_013321_000000552026_00418_11494_2356.N1	12-MAY-2004 01:33:21	Bright	54.500	80	7Del Sco	2.3160	30000.	109	11494	No
32	GOM_NL__2PRFIN20040512_013527_000000722026_00418_11494_2357.N1	12-MAY-2004 01:35:27	Bright	71.500	86	35Eta Oph	2.4300	10200.	143	11494	No
33	GOM_NL__2PRFIN20040512_013804_000000432026_00418_11494_2358.N1	12-MAY-2004 01:38:04	Bright	42.500	104	27Bet Lib	2.6140	13100.	85	11494	No
34	GOM_NL__2PRFIN20040512_014027_000000562026_00418_11494_2359.N1	12-MAY-2004 01:40:27	Bright	56.000	120	1Del Oph	2.7340	3200.0	112	11494	No
35	GOM_NL__2PRFIN20040512_014435_000000382026_00418_11494_2360.N1	12-MAY-2004 01:44:35	Bright	37.500	138	47Eps Vir	2.8280	4700.0	75	11494	No
36	GOM_NL__2PRFIN20040512_014619_000000372026_00418_11494_2361.N1	12-MAY-2004 01:46:19	Bright	37.000	111	8Eta Boo	2.6800	6000.0	74	11494	No
37	GOM_NL__2PRFIN20040512_014912_000000402026_00418_11494_2362.N1	12-MAY-2004 01:49:12	Bright	40.000	83		2.3780	11000.	80	11494	No
38	GOM_NL__2PRFIN20040512_015210_000000372026_00418_11494_2363.N1	12-MAY-2004 01:52:10	Bright	36.500	152	12Alp2CVn	2.8900	11000.	73	11494	No
39	GOM_NL__2PRFIN20040512_015505_000000382026_00418_11494_2364.N1	12-MAY-2004 01:55:05	Bright	37.500	39	85Eta UMa	1.8540	24000.	75	11494	No
40	GOM_NL__2PRFIN20040512_015638_000000352026_00418_11494_2365.N1	12-MAY-2004 01:56:38	Bright	35.000	55	79Zet UMa	2.0600	10200.	70	11494	No
41	GOM_NL__2PRFIN20040512_015852_000000392026_00418_11494_2366.N1	12-MAY-2004 01:58:52	Bright	39.000	82	48Bet UMa	2.3650	10600.	78	11494	No
42	GOM_NL__2PRFIN20040512_020116_000000442026_00418_11494_2367.N1	12-MAY-2004 02:01:16	Bright	43.500	119	14Eta Dra	2.7270	4700.0	87	11494	No

43	GOM_NL__2PRFIN20040512_020247_00000522026_00418_11494_2368.N1	12-MAY-2004 02:02:47	Bright	52.000	130	23Bet Dra	2.7990	5800.0	104	11494	No
44	GOM_NL__2PRFIN20040512_020424_00000592026_00418_11494_2369.N1	12-MAY-2004 02:04:24	Bright	58.500	69	33Gam Dra	2.2310	3800.0	117	11494	No
45	GOM_NL__2PRFIN20040512_020644_00000352026_00418_11494_2370.N1	12-MAY-2004 02:06:44	Bright	35.000	49	1Alp UMi	1.9900	6300.0	70	11494	No
46	GOM_NL__2PRFIN20040512_021209_00000452026_00418_11494_2371.N1	12-MAY-2004 02:12:09	Bright	45.000	89	5Alp Cep	2.4510	8000.0	90	11494	No
47	GOM_NL__2PRFIN20040512_021454_00000372026_00418_11494_2372.N1	12-MAY-2004 02:14:54	Bright	36.500	76	27Gam Cas	2.3000	30000.	73	11494	No
48	GOM_NL__2PRFIN20040512_021609_00000392026_00418_11494_2373.N1	12-MAY-2004 02:16:09	Bright	38.500	68	18Alp Cas	2.2250	4500.0	77	11494	No
49	GOM_NL__2PRFIN20040512_021853_00000942026_00418_11494_2374.N1	12-MAY-2004 02:18:53	Bright	94.000	66	37Gam Cyg	2.2080	5900.0	188	11494	No
50	GOM_NL__2PRFIN20040512_022402_000001222026_00418_11494_2375.N1	12-MAY-2004 02:24:02	Straylight	122.00	92	53Eps Cyg	2.5000	4500.0	244	11494	No
51	GOM_NL__2PRFIN20040512_022828_00000452026_00418_11494_2376.N1	12-MAY-2004 02:28:28	Twilight	44.500	140	88Gam Peg	2.8340	26000.	89	11494	No
52	GOM_NL__2PRFIN20040512_022955_00000562026_00418_11494_2377.N1	12-MAY-2004 02:29:55	Dark	56.000	90	54Alp Peg	2.4870	11000.	112	11494	No
53	GOM_NL__2PRFIN20040512_023712_00000442026_00418_11494_2378.N1	12-MAY-2004 02:37:12	Dark	44.000	52	16Bet Cet	2.0370	4500.0	88	11494	No
54	GOM_NL__2PRFIN20040512_024401_00000442026_00418_11494_2379.N1	12-MAY-2004 02:44:01	Dark	43.500	84	Alp Phe	2.3970	4500.0	87	11494	No
55	GOM_NL__2PRFIN20040512_024748_00000472026_00418_11494_2380.N1	12-MAY-2004 02:47:48	Dark	47.000	63	Bet Gru	2.1500	2800.0	94	11494	No
56	GOM_NL__2PRFIN20040512_024911_00000442026_00418_11494_2381.N1	12-MAY-2004 02:49:11	Dark	43.500	31	Alp Gru	1.7340	15200.	87	11494	No
57	GOM_NL__2PRFIN20040512_025111_00000452026_00419_11495_2348.N1	12-MAY-2004 02:51:11	Dark	44.500	148	Alp Tuc	2.8780	4100.0	89	11495	No
58	GOM_NL__2PRFIN20040512_025445_00000442026_00419_11495_2349.N1	12-MAY-2004 02:54:45	Dark	43.500	45	Alp Pav	1.9400	26000.	87	11495	No
59	GOM_NL__2PRFIN20040512_030026_00000442026_00419_11495_2350.N1	12-MAY-2004 03:00:26	Straylight	43.500	43	Alp TrA	1.9100	4250.0	87	11495	No
60	GOM_NL__2PRFIN20040512_030156_00000392026_00419_11495_2351.N1	12-MAY-2004 03:01:56	Straylight	39.000	145	Gam TrA	2.8720	10600.	78	11495	No
61	GOM_NL__2PRFIN20040512_030425_00000462026_00419_11495_2352.N1	12-MAY-2004 03:04:25	Straylight	46.000	4	Alp1Cen	-0.010000	5800.0	92	11495	No
62	GOM_NL__2PRFIN20040512_030623_00000582026_00419_11495_2353.N1	12-MAY-2004 03:06:23	Straylight	58.000	25	35Lam Sco	1.6200	28000.	116	11495	No
63	GOM_NL__2PRFIN20040512_030852_00000422026_00419_11495_2354.N1	12-MAY-2004 03:08:52	Straylight	41.500	109	Bet Lup	2.6770	26000.	83	11495	No
64	GOM_NL__2PRFIN20040512_031208_00000682026_00419_11495_2355.N1	12-MAY-2004 03:12:08	Tw_and_stray	68.000	16	21Alp Sco	1.0200	3000.0	136	11495	No
65	GOM_NL__2PRFIN20040512_031357_00000542026_00419_11495_2356.N1	12-MAY-2004 03:13:57	Bright	54.000	80	7Del Sco	2.3160	30000.	108	11495	No
66	GOM_NL__2PRFIN20040512_031603_00000682026_00419_11495_2357.N1	12-MAY-2004 03:16:03	Bright	68.000	86	35Eta Oph	2.4300	10200.	136	11495	No
67	GOM_NL__2PRFIN20040512_031840_00000432026_00419_11495_2358.N1	12-MAY-2004 03:18:40	Bright	43.000	104	27Bet Lib	2.6140	13100.	86	11495	No
68	GOM_NL__2PRFIN20040512_032104_00000562026_00419_11495_2359.N1	12-MAY-2004 03:21:04	Bright	55.500	120	1Del Oph	2.7340	3200.0	111	11495	No
69	GOM_NL__2PRFIN20040512_032512_00000372026_00419_11495_2360.N1	12-MAY-2004 03:25:12	Bright	37.000	138	47Eps Vir	2.8280	4700.0	74	11495	No
70	GOM_NL__2PRFIN20040512_032655_00000372026_00419_11495_2361.N1	12-MAY-2004 03:26:55	Bright	36.500	111	8Eta Boo	2.6800	6000.0	73	11495	No
71	GOM_NL__2PRFIN20040512_032948_00000412026_00419_11495_2362.N1	12-MAY-2004 03:29:48	Bright	41.000	83		2.3780	11000.	82	11495	No
72	GOM_NL__2PRFIN20040512_033246_00000372026_00419_11495_2363.N1	12-MAY-2004 03:32:46	Bright	37.000	152	12Alp2CVn	2.8900	11000.	74	11495	No
73	GOM_NL__2PRFIN20040512_033541_00000382026_00419_11495_2364.N1	12-MAY-2004 03:35:41	Bright	37.500	39	85Eta UMa	1.8540	24000.	75	11495	No
74	GOM_NL__2PRFIN20040512_033714_00000372026_00419_11495_2365.N1	12-MAY-2004 03:37:14	Bright	36.500	55	79Zet UMa	2.0600	10200.	73	11495	No
75	GOM_NL__2PRFIN20040512_033928_00000382026_00419_11495_2366.N1	12-MAY-2004 03:39:28	Bright	38.000	82	48Bet UMa	2.3650	10600.	76	11495	No
76	GOM_NL__2PRFIN20040512_034152_00000432026_00419_11495_2367.N1	12-MAY-2004 03:41:52	Bright	42.500	119	14Eta Dra	2.7270	4700.0	85	11495	No
77	GOM_NL__2PRFIN20040512_034322_00000542026_00419_11495_2368.N1	12-MAY-2004 03:43:22	Bright	53.500	130	23Bet Dra	2.7990	5800.0	107	11495	No
78	GOM_NL__2PRFIN20040512_034458_00000602026_00419_11495_2369.N1	12-MAY-2004 03:44:58	Bright	59.500	69	33Gam Dra	2.2310	3800.0	119	11495	No
79	GOM_NL__2PRFIN20040512_034721_00000372026_00419_11495_2370.N1	12-MAY-2004 03:47:21	Bright	37.000	49	1Alp UMi	1.9900	6300.0	74	11495	No
80	GOM_NL__2PRFIN20040512_035245_00000452026_00419_11495_2371.N1	12-MAY-2004 03:52:45	Bright	44.500	89	5Alp Cep	2.4510	8000.0	89	11495	No
81	GOM_NL__2PRFIN20040512_035531_00000352026_00419_11495_2372.N1	12-MAY-2004 03:55:31	Bright	35.000	76	27Gam Cas	2.3000	30000.	70	11495	No
82	GOM_NL__2PRFIN20040512_035645_00000382026_00419_11495_2373.N1	12-MAY-2004 03:56:45	Bright	38.000	68	18Alp Cas	2.2250	4500.0	76	11495	No
83	GOM_NL__2PRFIN20040512_035928_00000942026_00419_11495_2374.N1	12-MAY-2004 03:59:28	Bright	94.000	66	37Gam Cyg	2.2080	5900.0	188	11495	No
84	GOM_NL__2PRFIN20040512_040438_000001192026_00419_11495_2375.N1	12-MAY-2004 04:04:38	Straylight	119.00	92	53Eps Cyg	2.5000	4500.0	238	11495	No
85	GOM_NL__2PRFIN20040512_040904_00000442026_00419_11495_2376.N1	12-MAY-2004 04:09:04	Twilight	44.000	140	88Gam Peg	2.8340	26000.	88	11495	No
86	GOM_NL__2PRFIN20040512_041032_00000522026_00419_11495_2377.N1	12-MAY-2004 04:10:32	Dark	51.500	90	54Alp Peg	2.4870	11000.	103	11495	No
87	GOM_NL__2PRFIN20040512_041748_00000472026_00419_11495_2378.N1	12-MAY-2004 04:17:48	Dark	46.500	52	16Bet Cet	2.0370	4500.0	93	11495	No
88	GOM_NL__2PRFIN20040512_042437_00000422026_00419_11495_2379.N1	12-MAY-2004 04:24:37	Dark	41.500	84	Alp Phe	2.3970	4500.0	83	11495	No
89	GOM_NL__2PRFIN20040512_042824_00000562026_00419_11495_2380.N1	12-MAY-2004 04:28:24	Dark	56.000	63	Bet Gru	2.1500	2800.0	112	11495	No
90	GOM_NL__2PRFIN20040512_042947_00000462026_00419_11495_2381.N1	12-MAY-2004 04:29:47	Dark	46.000	31	Alp Gru	1.7340	15200.	92	11495	No
91	GOM_NL__2PRFIN20040512_043147_00000442026_00420_11496_2348.N1	12-MAY-2004 04:31:47	Dark	44.000	148	Alp Tuc	2.8780	4100.0	88	11496	No
92	GOM_NL__2PRFIN20040512_043522_00000422026_00420_11496_2349.N1	12-MAY-2004 04:35:22	Dark	42.000	45	Alp Pav	1.9400	26000.	84	11496	No
93	GOM_NL__2PRFIN20040512_044103_00000492026_00420_11496_2350.N1	12-MAY-2004 04:41:03	Straylight	48.500	43	Alp TrA	1.9100	4250.0	97	11496	No
94	GOM_NL__2PRFIN20040512_044232_00000392026_00420_11496_2351.N1	12-MAY-2004 04:42:32	Straylight	39.000	145	Gam TrA	2.8720	10600.	78	11496	No
95	GOM_NL__2PRFIN20040512_044502_00000522026_00420_11496_2352.N1	12-MAY-2004 04:45:02	Straylight	51.500	4	Alp1Cen	-0.010000	5800.0	103	11496	No
96	GOM_NL__2PRFIN20040512_044700_00000542026_00420_11496_2353.N1	12-MAY-2004 04:47:00	Straylight	54.000	25	35Lam Sco	1.6200	28000.	108	11496	No
97	GOM_NL__2PRFIN20040512_044928_00000392026_00420_11496_2354.N1	12-MAY-2004 04:49:28	Straylight	39.000	109	Bet Lup	2.6770	26000.	78	11496	No
98	GOM_NL__2PRFIN20040512_045244_00000682026_00420_11496_2355.N1	12-MAY-2004 04:52:44	Tw_and_stray	68.000	16	21Alp Sco	1.0200	3000.0	136	11496	No
99	GOM_NL__2PRFIN20040512_045434_00000542026_00420_11496_2356.N1	12-MAY-2004 04:54:34	Bright	54.000	80	7Del Sco	2.3160	30000.	108	11496	No
100	GOM_NL__2PRFIN20040512_045639_00000722026_00420_11496_2357.N1	12-MAY-2004 04:56:39	Bright	72.000	86	35Eta Oph	2.4300	10200.	144	11496	No
101	GOM_NL__2PRFIN20040512_045916_00000422026_00420_11496_2358.N1	12-MAY-2004 04:59:16	Bright	42.000	104	27Bet Lib	2.6140	13100.	84	11496	No

102	GOM_NL__2PRFIN20040512_050139_000000562026_00420_11496_2359.N1	12-MAY-2004 05:01:39	Bright	56.000	120	1Del Oph	2.7340	3200.0	112	11496	No
103	GOM_NL__2PRFIN20040512_050548_000000372026_00420_11496_2360.N1	12-MAY-2004 05:05:48	Bright	36.500	138	47Eps Vir	2.8280	4700.0	73	11496	No
104	GOM_NL__2PRFIN20040512_050732_000000372026_00420_11496_2361.N1	12-MAY-2004 05:07:32	Bright	36.500	111	8Eta Boo	2.6800	6000.0	73	11496	No
105	GOM_NL__2PRFIN20040512_051024_000000422026_00420_11496_2362.N1	12-MAY-2004 05:10:24	Bright	41.500	83		2.3780	11000.	83	11496	No
106	GOM_NL__2PRFIN20040512_051323_000000382026_00420_11496_2363.N1	12-MAY-2004 05:13:23	Bright	38.000	152	12Alp2CVn	2.8900	11000.	76	11496	No
107	GOM_NL__2PRFIN20040512_051618_000000372026_00420_11496_2364.N1	12-MAY-2004 05:16:18	Bright	37.000	39	85Eta UMa	1.8540	24000.	74	11496	No
108	GOM_NL__2PRFIN20040512_051751_000000392026_00420_11496_2365.N1	12-MAY-2004 05:17:51	Bright	38.500	55	79Zet UMa	2.0600	10200.	77	11496	No
109	GOM_NL__2PRFIN20040512_052005_000000392026_00420_11496_2366.N1	12-MAY-2004 05:20:05	Bright	38.500	82	48Bet UMa	2.3650	10600.	77	11496	No
110	GOM_NL__2PRFIN20040512_052227_000000432026_00420_11496_2367.N1	12-MAY-2004 05:22:27	Bright	42.500	119	14Eta Dra	2.7270	4700.0	85	11496	No
111	GOM_NL__2PRFIN20040512_052356_000000532026_00420_11496_2368.N1	12-MAY-2004 05:23:56	Bright	52.500	130	23Bet Dra	2.7990	5800.0	105	11496	No
112	GOM_NL__2PRFIN20040512_052533_000000572026_00420_11496_2369.N1	12-MAY-2004 05:25:33	Bright	57.000	69	33Gam Dra	2.2310	3800.0	114	11496	No
113	GOM_NL__2PRFIN20040512_052757_000000382026_00420_11496_2370.N1	12-MAY-2004 05:27:57	Bright	37.500	49	1Alp UMi	1.9900	6300.0	75	11496	No
114	GOM_NL__2PRFIN20040512_053320_000000472026_00420_11496_2371.N1	12-MAY-2004 05:33:20	Bright	46.500	89	5Alp Cep	2.4510	8000.0	93	11496	No
115	GOM_NL__2PRFIN20040512_053607_000000372026_00420_11496_2372.N1	12-MAY-2004 05:36:07	Bright	37.000	76	27Gam Cas	2.3000	30000.	74	11496	No
116	GOM_NL__2PRFIN20040512_053721_000000532026_00420_11496_2373.N1	12-MAY-2004 05:37:21	Bright	53.000	68	18Alp Cas	2.2250	4500.0	106	11496	No
117	GOM_NL__2PRFIN20040512_054003_000000992026_00420_11496_2374.N1	12-MAY-2004 05:40:03	Bright	99.000	66	37Gam Cyg	2.2080	5900.0	198	11496	No
118	GOM_NL__2PRFIN20040512_054514_000001212026_00420_11496_2375.N1	12-MAY-2004 05:45:14	Straylight	120.50	92	53Eps Cyg	2.5000	4500.0	241	11496	No
119	GOM_NL__2PRFIN20040512_054941_000000432026_00420_11496_2376.N1	12-MAY-2004 05:49:41	Twilight	43.000	140	88Gam Peg	2.8340	26000.	86	11496	No
120	GOM_NL__2PRFIN20040512_055108_000000562026_00420_11496_2377.N1	12-MAY-2004 05:51:08	Dark	55.500	90	54Alp Peg	2.4870	11000.	111	11496	No
121	GOM_NL__2PRFIN20040512_055825_000000462026_00420_11496_2378.N1	12-MAY-2004 05:58:25	Dark	45.500	52	16Bet Cet	2.0370	4500.0	91	11496	No
122	GOM_NL__2PRFIN20040512_060514_000000422026_00420_11496_2379.N1	12-MAY-2004 06:05:14	Dark	41.500	84	Alp Phe	2.3970	4500.0	83	11496	No
123	GOM_NL__2PRFIN20040512_060901_000000492026_00420_11496_2380.N1	12-MAY-2004 06:09:01	Dark	49.000	63	Bet Gru	2.1500	2800.0	98	11496	No
124	GOM_NL__2PRFIN20040512_061024_000000492026_00420_11496_2381.N1	12-MAY-2004 06:10:24	Dark	48.500	31	Alp Gru	1.7340	15200.	97	11496	No
125	GOM_NL__2PRFIN20040512_061224_000000442026_00421_11497_2348.N1	12-MAY-2004 06:12:24	Dark	43.500	148	Alp Tuc	2.8780	4100.0	87	11497	No
126	GOM_NL__2PRFIN20040512_061559_000000432026_00421_11497_2349.N1	12-MAY-2004 06:15:59	Dark	43.000	45	Alp Pav	1.9400	26000.	86	11497	No
127	GOM_NL__2PRFIN20040512_062140_000000402026_00421_11497_2350.N1	12-MAY-2004 06:21:40	Straylight	39.500	43	Alp TrA	1.9100	4250.0	79	11497	No
128	GOM_NL__2PRFIN20040512_062309_000000392026_00421_11497_2351.N1	12-MAY-2004 06:23:09	Straylight	39.000	145	Gam TrA	2.8720	10600.	78	11497	No
129	GOM_NL__2PRFIN20040512_062538_000000522026_00421_11497_2352.N1	12-MAY-2004 06:25:38	Straylight	52.000	4	Alp1Cen	-0.010000	5800.0	104	11497	No
130	GOM_NL__2PRFIN20040512_062737_000000612026_00421_11497_2353.N1	12-MAY-2004 06:27:37	Straylight	60.500	25	35Lam Sco	1.6200	28000.	121	11497	No
131	GOM_NL__2PRFIN20040512_063005_000000402026_00421_11497_2354.N1	12-MAY-2004 06:30:05	Straylight	39.500	109	Bet Lup	2.6770	26000.	79	11497	No
132	GOM_NL__2PRFIN20040512_063321_000000652026_00421_11497_2355.N1	12-MAY-2004 06:33:21	Tw_and_stray	64.500	16	21Alp Sco	1.0200	3000.0	129	11497	No
133	GOM_NL__2PRFIN20040512_063510_000000522026_00421_11497_2356.N1	12-MAY-2004 06:35:10	Bright	52.000	80	7Del Sco	2.3160	30000.	104	11497	No
134	GOM_NL__2PRFIN20040512_063714_000000702026_00421_11497_2357.N1	12-MAY-2004 06:37:14	Bright	70.000	86	35Eta Oph	2.4300	10200.	140	11497	No
135	GOM_NL__2PRFIN20040512_063952_000000432026_00421_11497_2358.N1	12-MAY-2004 06:39:52	Bright	43.000	104	27Bet Lib	2.6140	13100.	86	11497	No
136	GOM_NL__2PRFIN20040512_064214_000000582026_00421_11497_2359.N1	12-MAY-2004 06:42:14	Bright	58.000	120	1Del Oph	2.7340	3200.0	116	11497	No
137	GOM_NL__2PRFIN20040512_064625_000000362026_00421_11497_2360.N1	12-MAY-2004 06:46:25	Bright	36.000	138	47Eps Vir	2.8280	4700.0	72	11497	No
138	GOM_NL__2PRFIN20040512_064808_000000372026_00421_11497_2361.N1	12-MAY-2004 06:48:08	Bright	36.500	111	8Eta Boo	2.6800	6000.0	73	11497	No
139	GOM_NL__2PRFIN20040512_065100_000000392026_00421_11497_2362.N1	12-MAY-2004 06:51:00	Bright	38.500	83		2.3780	11000.	77	11497	No
140	GOM_NL__2PRFIN20040512_065359_000000352026_00421_11497_2363.N1	12-MAY-2004 06:53:59	Bright	35.000	152	12Alp2CVn	2.8900	11000.	70	11497	No
141	GOM_NL__2PRFIN20040512_065654_000000372026_00421_11497_2364.N1	12-MAY-2004 06:56:54	Bright	36.500	39	85Eta UMa	1.8540	24000.	73	11497	No
142	GOM_NL__2PRFIN20040512_065827_000000362026_00421_11497_2365.N1	12-MAY-2004 06:58:27	Bright	36.000	55	79Zet UMa	2.0600	10200.	72	11497	No
143	GOM_NL__2PRFIN20040512_070042_000000392026_00421_11497_2366.N1	12-MAY-2004 07:00:42	Bright	39.000	82	48Bet UMa	2.3650	10600.	78	11497	No
144	GOM_NL__2PRFIN20040512_070303_000000432026_00421_11497_2367.N1	12-MAY-2004 07:03:03	Bright	42.500	119	14Eta Dra	2.7270	4700.0	85	11497	No
145	GOM_NL__2PRFIN20040512_070431_000000532026_00421_11497_2368.N1	12-MAY-2004 07:04:31	Bright	52.500	130	23Bet Dra	2.7990	5800.0	105	11497	No
146	GOM_NL__2PRFIN20040512_070607_000000592026_00421_11497_2369.N1	12-MAY-2004 07:06:07	Bright	58.500	69	33Gam Dra	2.2310	3800.0	117	11497	No
147	GOM_NL__2PRFIN20040512_070833_000000372026_00421_11497_2370.N1	12-MAY-2004 07:08:33	Bright	37.000	49	1Alp UMi	1.9900	6300.0	74	11497	No
148	GOM_NL__2PRFIN20040512_071356_000000442026_00421_11497_2371.N1	12-MAY-2004 07:13:56	Bright	44.000	89	5Alp Cep	2.4510	8000.0	88	11497	No
149	GOM_NL__2PRFIN20040512_071643_000000362026_00421_11497_2372.N1	12-MAY-2004 07:16:43	Bright	36.000	76	27Gam Cas	2.3000	30000.	72	11497	No
150	GOM_NL__2PRFIN20040512_071757_000000382026_00421_11497_2373.N1	12-MAY-2004 07:17:57	Bright	38.000	68	18Alp Cas	2.2250	4500.0	76	11497	No
151	GOM_NL__2PRFIN20040512_072039_000000932026_00421_11497_2374.N1	12-MAY-2004 07:20:39	Bright	92.500	66	37Gam Cyg	2.2080	5900.0	185	11497	No
152	GOM_NL__2PRFIN20040512_072550_000001302026_00421_11497_2375.N1	12-MAY-2004 07:25:50	Straylight	130.00	92	53Eps Cyg	2.5000	4500.0	260	11497	No
153	GOM_NL__2PRFIN20040512_073017_000000442026_00421_11497_2376.N1	12-MAY-2004 07:30:17	Twilight	43.500	140	88Gam Peg	2.8340	26000.	87	11497	No
154	GOM_NL__2PRFIN20040512_073145_000000522026_00421_11497_2377.N1	12-MAY-2004 07:31:45	Dark	52.000	90	54Alp Peg	2.4870	11000.	104	11497	No
155	GOM_NL__2PRFIN20040512_073901_000000462026_00421_11497_2378.N1	12-MAY-2004 07:39:01	Dark	45.500	52	16Bet Cet	2.0370	4500.0	91	11497	No
156	GOM_NL__2PRFIN20040512_074550_000000462026_00421_11497_2379.N1	12-MAY-2004 07:45:50	Dark	46.000	84	Alp Phe	2.3970	4500.0	92	11497	No
157	GOM_NL__2PRFIN20040512_074938_000000482026_00421_11497_2380.N1	12-MAY-2004 07:49:38	Dark	47.500	63	Bet Gru	2.1500	2800.0	95	11497	No
158	GOM_NL__2PRFIN20040512_075101_000000472026_00421_11497_2381.N1	12-MAY-2004 07:51:01	Dark	47.000	31	Alp Gru	1.7340	15200.	94	11497	No
159	GOM_NL__2PRFIN20040512_075300_000000422026_00422_11498_2348.N1	12-MAY-2004 07:53:00	Dark	42.000	148	Alp Tuc	2.8780	4100.0	84	11498	No
160	GOM_NL__2PRFIN20040512_075636_000000442026_00422_11498_2349.N1	12-MAY-2004 07:56:36	Dark	43.500	45	Alp Pav	1.9400	26000.	87	11498	No

161	GOM_NL__2PRFIN20040512_080216_000000432026_00422_11498_2350.N1	12-MAY-2004 08:02:16	Straylight	43.000	43	Alp TrA	1.9100	4250.0	86	11498	No
162	GOM_NL__2PRFIN20040512_080345_000000402026_00422_11498_2351.N1	12-MAY-2004 08:03:45	Straylight	39.500	145	Gam TrA	2.8720	10600.	79	11498	No
163	GOM_NL__2PRFIN20040512_080614_000000462026_00422_11498_2352.N1	12-MAY-2004 08:06:14	Straylight	46.000	4	Alp1Cen	-0.010000	5800.0	92	11498	No
164	GOM_NL__2PRFIN20040512_080814_000000562026_00422_11498_2353.N1	12-MAY-2004 08:08:14	Straylight	55.500	25	35Lam Sco	1.6200	28000.	111	11498	No
165	GOM_NL__2PRFIN20040512_081041_000000432026_00422_11498_2354.N1	12-MAY-2004 08:10:41	Straylight	42.500	109	Bet Lup	2.6770	26000.	85	11498	No
166	GOM_NL__2PRFIN20040512_081357_000000622026_00422_11498_2355.N1	12-MAY-2004 08:13:57	Twl_and_stray	61.500	16	21Alp Sco	1.0200	3000.0	123	11498	No
167	GOM_NL__2PRFIN20040512_081546_000000632026_00422_11498_2356.N1	12-MAY-2004 08:15:46	Bright	62.500	80	7Del Sco	2.3160	30000.	125	11498	No
168	GOM_NL__2PRFIN20040512_081751_000000692026_00422_11498_2357.N1	12-MAY-2004 08:17:51	Bright	69.000	86	35Eta Oph	2.4300	10200.	138	11498	No
169	GOM_NL__2PRFIN20040512_082028_000000422026_00422_11498_2358.N1	12-MAY-2004 08:20:28	Bright	41.500	104	27Bet Lib	2.6140	13100.	83	11498	No
170	GOM_NL__2PRFIN20040512_082250_000000552026_00422_11498_2359.N1	12-MAY-2004 08:22:50	Bright	55.000	120	1Del Oph	2.7340	3200.0	110	11498	No
171	GOM_NL__2PRFIN20040512_082701_000000372026_00422_11498_2360.N1	12-MAY-2004 08:27:01	Bright	36.500	138	47Eps Vir	2.8280	4700.0	73	11498	No
172	GOM_NL__2PRFIN20040512_082844_000000382026_00422_11498_2361.N1	12-MAY-2004 08:28:44	Bright	38.000	111	8Eta Boo	2.6800	6000.0	76	11498	No
173	GOM_NL__2PRFIN20040512_083136_000000412026_00422_11498_2362.N1	12-MAY-2004 08:31:36	Bright	41.000	83		2.3780	11000.	82	11498	No
174	GOM_NL__2PRFIN20040512_083435_000000372026_00422_11498_2363.N1	12-MAY-2004 08:34:35	Bright	36.500	152	12Alp2CVn	2.8900	11000.	73	11498	No
175	GOM_NL__2PRFIN20040512_083730_000000392026_00422_11498_2364.N1	12-MAY-2004 08:37:30	Bright	39.000	39	85Eta UMa	1.8540	24000.	78	11498	No
176	GOM_NL__2PRFIN20040512_083903_000000382026_00422_11498_2365.N1	12-MAY-2004 08:39:03	Bright	38.000	55	79Zet UMa	2.0600	10200.	76	11498	No
177	GOM_NL__2PRFIN20040512_084118_000000372026_00422_11498_2366.N1	12-MAY-2004 08:41:18	Bright	36.500	82	48Bet UMa	2.3650	10600.	73	11498	No
178	GOM_NL__2PRFIN20040512_084338_000000432026_00422_11498_2367.N1	12-MAY-2004 08:43:38	Bright	42.500	119	14Eta Dra	2.7270	4700.0	85	11498	No
179	GOM_NL__2PRFIN20040512_084507_000000532026_00422_11498_2368.N1	12-MAY-2004 08:45:07	Bright	52.500	130	23Bet Dra	2.7990	5800.0	105	11498	No
180	GOM_NL__2PRFIN20040512_084643_000000602026_00422_11498_2369.N1	12-MAY-2004 08:46:43	Bright	59.500	69	33Gam Dra	2.2310	3800.0	119	11498	No
181	GOM_NL__2PRFIN20040512_084909_000000352026_00422_11498_2370.N1	12-MAY-2004 08:49:09	Bright	34.500	49	1Alp UMi	1.9900	6300.0	69	11498	No
182	GOM_NL__2PRFIN20040512_085431_000000462026_00422_11498_2371.N1	12-MAY-2004 08:54:31	Bright	45.500	89	5Alp Cep	2.4510	8000.0	91	11498	No
183	GOM_NL__2PRFIN20040512_085719_000000372026_00422_11498_2372.N1	12-MAY-2004 08:57:19	Bright	36.500	76	27Gam Cas	2.3000	30000.	73	11498	No
184	GOM_NL__2PRFIN20040512_085833_000000392026_00422_11498_2373.N1	12-MAY-2004 08:58:33	Bright	38.500	68	18Alp Cas	2.2250	4500.0	77	11498	No
185	GOM_NL__2PRFIN20040512_090114_000000922026_00422_11498_2374.N1	12-MAY-2004 09:01:14	Bright	91.500	66	37Gam Cyg	2.2080	5900.0	183	11498	No
186	GOM_NL__2PRFIN20040512_090626_000001282026_00422_11498_2375.N1	12-MAY-2004 09:06:26	Straylight	128.00	92	53Eps Cyg	2.5000	4500.0	256	11498	No
187	GOM_NL__2PRFIN20040512_091053_000000412026_00422_11498_2376.N1	12-MAY-2004 09:10:53	Twilight	41.000	140	88Gam Peg	2.8340	26000.	82	11498	No
188	GOM_NL__2PRFIN20040512_091221_000000552026_00422_11498_2377.N1	12-MAY-2004 09:12:21	Dark	55.000	90	54Alp Peg	2.4870	11000.	110	11498	No
189	GOM_NL__2PRFIN20040512_091937_000000452026_00422_11498_2378.N1	12-MAY-2004 09:19:37	Dark	45.000	52	16Bet Cet	2.0370	4500.0	90	11498	No
190	GOM_NL__2PRFIN20040512_092626_000000422026_00422_11498_2379.N1	12-MAY-2004 09:26:26	Dark	42.000	84	Alp Phe	2.3970	4500.0	84	11498	No
191	GOM_NL__2PRFIN20040512_093015_000000482026_00422_11498_2380.N1	12-MAY-2004 09:30:15	Dark	47.500	63	Bet Gru	2.1500	2800.0	95	11498	No
192	GOM_NL__2PRFIN20040512_093137_000000452026_00422_11498_2381.N1	12-MAY-2004 09:31:37	Dark	44.500	31	Alp Gru	1.7340	15200.	89	11498	No
193	GOM_NL__2PRFIN20040512_093336_000000472026_00423_11499_2348.N1	12-MAY-2004 09:33:36	Dark	46.500	148	Alp Tuc	2.8780	4100.0	93	11499	No
194	GOM_NL__2PRFIN20040512_093712_000000462026_00423_11499_2349.N1	12-MAY-2004 09:37:12	Dark	45.500	45	Alp Pav	1.9400	26000.	91	11499	No
195	GOM_NL__2PRFIN20040512_094251_000000422026_00423_11499_2350.N1	12-MAY-2004 09:42:51	Straylight	42.000	43	Alp TrA	1.9100	4250.0	84	11499	No
196	GOM_NL__2PRFIN20040512_094421_000000392026_00423_11499_2351.N1	12-MAY-2004 09:44:21	Straylight	38.500	145	Gam TrA	2.8720	10600.	77	11499	No
197	GOM_NL__2PRFIN20040512_094650_000000512026_00423_11499_2352.N1	12-MAY-2004 09:46:50	Straylight	50.500	4	Alp1Cen	-0.010000	5800.0	101	11499	No
198	GOM_NL__2PRFIN20040512_094850_000000612026_00423_11499_2353.N1	12-MAY-2004 09:48:50	Straylight	61.000	25	35Lam Sco	1.6200	28000.	122	11499	No
199	GOM_NL__2PRFIN20040512_095117_000000412026_00423_11499_2354.N1	12-MAY-2004 09:51:17	Straylight	41.000	109	Bet Lup	2.6770	26000.	82	11499	No
200	GOM_NL__2PRFIN20040512_095433_000000622026_00423_11499_2355.N1	12-MAY-2004 09:54:33	Twl_and_stray	61.500	16	21Alp Sco	1.0200	3000.0	123	11499	No
201	GOM_NL__2PRFIN20040512_095622_000000562026_00423_11499_2356.N1	12-MAY-2004 09:56:22	Bright	56.000	80	7Del Sco	2.3160	30000.	112	11499	No
202	GOM_NL__2PRFIN20040512_095827_000000702026_00423_11499_2357.N1	12-MAY-2004 09:58:27	Bright	70.000	86	35Eta Oph	2.4300	10200.	140	11499	No
203	GOM_NL__2PRFIN20040512_100104_000000422026_00423_11499_2358.N1	12-MAY-2004 10:01:04	Bright	42.000	104	27Bet Lib	2.6140	13100.	84	11499	No
204	GOM_NL__2PRFIN20040512_100326_000000552026_00423_11499_2359.N1	12-MAY-2004 10:03:26	Bright	55.000	120	1Del Oph	2.7340	3200.0	110	11499	No
205	GOM_NL__2PRFIN20040512_100737_000000382026_00423_11499_2360.N1	12-MAY-2004 10:07:37	Bright	37.500	138	47Eps Vir	2.8280	4700.0	75	11499	No
206	GOM_NL__2PRFIN20040512_100920_000000392026_00423_11499_2361.N1	12-MAY-2004 10:09:20	Bright	39.000	111	8Eta Boo	2.6800	6000.0	78	11499	No
207	GOM_NL__2PRFIN20040512_101211_000000422026_00423_11499_2362.N1	12-MAY-2004 10:12:11	Bright	42.000	83		2.3780	11000.	84	11499	No
208	GOM_NL__2PRFIN20040512_101511_000000362026_00423_11499_2363.N1	12-MAY-2004 10:15:11	Bright	36.000	152	12Alp2CVn	2.8900	11000.	72	11499	No
209	GOM_NL__2PRFIN20040512_101805_000000372026_00423_11499_2364.N1	12-MAY-2004 10:18:05	Bright	37.000	39	85Eta UMa	1.8540	24000.	74	11499	No
210	GOM_NL__2PRFIN20040512_101938_000000382026_00423_11499_2365.N1	12-MAY-2004 10:19:38	Bright	37.500	55	79Zet UMa	2.0600	10200.	75	11499	No
211	GOM_NL__2PRFIN20040512_102153_000000392026_00423_11499_2366.N1	12-MAY-2004 10:21:53	Bright	38.500	82	48Bet UMa	2.3650	10600.	77	11499	No
212	GOM_NL__2PRFIN20040512_102414_000000442026_00423_11499_2367.N1	12-MAY-2004 10:24:14	Bright	43.500	119	14Eta Dra	2.7270	4700.0	87	11499	No
213	GOM_NL__2PRFIN20040512_102542_000000542026_00423_11499_2368.N1	12-MAY-2004 10:25:42	Bright	53.500	130	23Bet Dra	2.7990	5800.0	107	11499	No
214	GOM_NL__2PRFIN20040512_102718_000000582026_00423_11499_2369.N1	12-MAY-2004 10:27:18	Bright	58.000	69	33Gam Dra	2.2310	3800.0	116	11499	No
215	GOM_NL__2PRFIN20040512_102944_000000382026_00423_11499_2370.N1	12-MAY-2004 10:29:44	Bright	38.000	49	1Alp UMi	1.9900	6300.0	76	11499	No
216	GOM_NL__2PRFIN20040512_103507_000000472026_00423_11499_2371.N1	12-MAY-2004 10:35:07	Bright	46.500	89	5Alp Cep	2.4510	8000.0	93	11499	No
217	GOM_NL__2PRFIN20040512_103755_000000382026_00423_11499_2372.N1	12-MAY-2004 10:37:55	Bright	37.500	76	27Gam Cas	2.3000	30000.	75	11499	No
218	GOM_NL__2PRFIN20040512_103909_000000382026_00423_11499_2373.N1	12-MAY-2004 10:39:09	Bright	37.500	68	18Alp Cas	2.2250	4500.0	75	11499	No
219	GOM_NL__2PRFIN20040512_104149_000000972026_00423_11499_2374.N1	12-MAY-2004 10:41:49	Bright	96.500	66	37Gam Cyg	2.2080	5900.0	193	11499	No

220	GOM_NL__2PRFIN20040512_104702_000001282026_00423_11499_2375.N1	12-MAY-2004 10:47:02	Straylight	128.00	92	53Eps Cyg	2.5000	4500.0	256	11499	No
221	GOM_NL__2PRFIN20040512_105129_000000432026_00423_11499_2376.N1	12-MAY-2004 10:51:29	Twilight	43.000	140	88Gam Peg	2.8340	26000.	86	11499	No
222	GOM_NL__2PRFIN20040512_105258_000000512026_00423_11499_2377.N1	12-MAY-2004 10:52:58	Dark	51.000	90	54Alp Peg	2.4870	11000.	102	11499	No
223	GOM_NL__2PRFIN20040512_110013_000000482026_00423_11499_2378.N1	12-MAY-2004 11:00:13	Dark	47.500	52	16Bet Cet	2.0370	4500.0	95	11499	No
224	GOM_NL__2PRFIN20040512_110702_000000452026_00423_11499_2379.N1	12-MAY-2004 11:07:02	Dark	44.500	84	Alp Phe	2.3970	4500.0	89	11499	No
225	GOM_NL__2PRFIN20040512_111051_000000482026_00423_11499_2380.N1	12-MAY-2004 11:10:51	Dark	47.500	63	Bet Gru	2.1500	2800.0	95	11499	No
226	GOM_NL__2PRFIN20040512_111214_000000532026_00423_11499_2381.N1	12-MAY-2004 11:12:14	Dark	53.000	31	Alp Gru	1.7340	15200.	106	11499	No
227	GOM_NL__2PRFIN20040512_111622_000000372026_00424_11500_2368.N1	12-MAY-2004 11:16:22	Dark	36.500	135	Bet Hyi	2.8200	5800.0	73	11500	No
228	GOM_NL__2PRFIN20040512_111749_000000432026_00424_11500_2369.N1	12-MAY-2004 11:17:49	Dark	43.000	45	Alp Pav	1.9400	26000.	86	11500	No
229	GOM_NL__2PRFIN20040512_112327_000000432026_00424_11500_2370.N1	12-MAY-2004 11:23:27	Straylight	42.500	43	Alp TrA	1.9100	4250.0	85	11500	No
230	GOM_NL__2PRFIN20040512_112456_000000412026_00424_11500_2371.N1	12-MAY-2004 11:24:56	Straylight	40.500	145	Gam TrA	2.8720	10600.	81	11500	No
231	GOM_NL__2PRFIN20040512_112726_000000472026_00424_11500_2372.N1	12-MAY-2004 11:27:26	Straylight	46.500	4	Alp1Cen	-0.010000	5800.0	93	11500	No
232	GOM_NL__2PRFIN20040512_112926_000000592026_00424_11500_2373.N1	12-MAY-2004 11:29:26	Straylight	59.000	25	35Lam Sco	1.6200	28000.	118	11500	No
233	GOM_NL__2PRFIN20040512_113157_000000552026_00424_11500_2374.N1	12-MAY-2004 11:31:57	Straylight	55.000	75	26Eps Sco	2.2910	4250.0	110	11500	No
234	GOM_NL__2PRFIN20040512_113509_000000682026_00424_11500_2375.N1	12-MAY-2004 11:35:09	Tw_i_and_stray	68.000	16	21Alp Sco	1.0200	3000.0	136	11500	No
235	GOM_NL__2PRFIN20040512_113658_000000582026_00424_11500_2376.N1	12-MAY-2004 11:36:58	Bright	58.000	80	7Del Sco	2.3160	30000.	116	11500	No
236	GOM_NL__2PRFIN20040512_113903_000000692026_00424_11500_2377.N1	12-MAY-2004 11:39:03	Bright	68.500	86	35Eta Oph	2.4300	10200.	137	11500	No
237	GOM_NL__2PRFIN20040512_114140_000000432026_00424_11500_2378.N1	12-MAY-2004 11:41:40	Bright	42.500	104	27Bet Lib	2.6140	13100.	85	11500	No
238	GOM_NL__2PRFIN20040512_114402_000000552026_00424_11500_2379.N1	12-MAY-2004 11:44:02	Bright	55.000	120	1Del Oph	2.7340	3200.0	110	11500	No
239	GOM_NL__2PRFIN20040512_114813_000000392026_00424_11500_2380.N1	12-MAY-2004 11:48:13	Bright	38.500	138	47Eps Vir	2.8280	4700.0	77	11500	No
240	GOM_NL__2PRFIN20040512_114955_000000382026_00424_11500_2381.N1	12-MAY-2004 11:49:55	Bright	37.500	111	8Eta Boo	2.6800	6000.0	75	11500	No
241	GOM_NL__2PRFIN20040512_115247_000000422026_00424_11500_2382.N1	12-MAY-2004 11:52:47	Bright	42.000	83		2.3780	11000.	84	11500	No
242	GOM_NL__2PRFIN20040512_115547_000000382026_00424_11500_2383.N1	12-MAY-2004 11:55:47	Bright	37.500	152	12Alp2CVn	2.8900	11000.	75	11500	No
243	GOM_NL__2PRFIN20040512_115841_000000392026_00424_11500_2384.N1	12-MAY-2004 11:58:41	Bright	38.500	39	85Eta UMa	1.8540	24000.	77	11500	No
244	GOM_NL__2PRFIN20040512_120014_000000382026_00424_11500_2385.N1	12-MAY-2004 12:00:14	Bright	38.000	55	79Zet UMa	2.0600	10200.	76	11500	No
245	GOM_NL__2PRFIN20040512_120230_000000392026_00424_11500_2386.N1	12-MAY-2004 12:02:30	Bright	38.500	82	48Bet UMa	2.3650	10600.	77	11500	No
246	GOM_NL__2PRFIN20040512_120449_000000442026_00424_11500_2387.N1	12-MAY-2004 12:04:49	Bright	43.500	119	14Eta Dra	2.7270	4700.0	87	11500	No
247	GOM_NL__2PRFIN20040512_120617_000000542026_00424_11500_2388.N1	12-MAY-2004 12:06:17	Bright	53.500	130	23Bet Dra	2.7990	5800.0	107	11500	No
248	GOM_NL__2PRFIN20040512_120753_000000582026_00424_11500_2389.N1	12-MAY-2004 12:07:53	Bright	58.000	69	33Gam Dra	2.2310	3800.0	116	11500	No
249	GOM_NL__2PRFIN20040512_121020_000000382026_00424_11500_2390.N1	12-MAY-2004 12:10:20	Bright	37.500	49	1Alp UMi	1.9900	6300.0	75	11500	No
250	GOM_NL__2PRFIN20040512_121543_000000452026_00424_11500_2391.N1	12-MAY-2004 12:15:43	Bright	44.500	89	5Alp Cep	2.4510	8000.0	89	11500	No
251	GOM_NL__2PRFIN20040512_121831_000000362026_00424_11500_2392.N1	12-MAY-2004 12:18:31	Bright	35.500	76	27Gam Cas	2.3000	30000.	71	11500	No
252	GOM_NL__2PRFIN20040512_121945_000000352026_00424_11500_2393.N1	12-MAY-2004 12:19:45	Bright	35.000	68	18Alp Cas	2.2250	4500.0	70	11500	No
253	GOM_NL__2PRFIN20040512_122224_000001042026_00424_11500_2394.N1	12-MAY-2004 12:22:24	Bright	103.50	66	37Gam Cyg	2.2080	5900.0	207	11500	No
254	GOM_NL__2PRFIN20040512_122738_000001252026_00424_11500_2395.N1	12-MAY-2004 12:27:38	Straylight	125.00	92	53Eps Cyg	2.5000	4500.0	250	11500	No
255	GOM_NL__2PRFIN20040512_123205_000000432026_00424_11500_2396.N1	12-MAY-2004 12:32:05	Twilight	43.000	140	88Gam Peg	2.8340	26000.	86	11500	No
256	GOM_NL__2PRFIN20040512_123334_000000562026_00424_11500_2397.N1	12-MAY-2004 12:33:34	Dark	56.000	90	54Alp Peg	2.4870	11000.	112	11500	No
257	GOM_NL__2PRFIN20040512_124049_000000462026_00424_11500_2398.N1	12-MAY-2004 12:40:49	Dark	45.500	52	16Bet Cet	2.0370	4500.0	91	11500	No
258	GOM_NL__2PRFIN20040512_124738_000000442026_00424_11500_2399.N1	12-MAY-2004 12:47:38	Dark	44.000	84	Alp Phe	2.3970	4500.0	88	11500	No
259	GOM_NL__2PRFIN20040512_125127_000000562026_00424_11500_2400.N1	12-MAY-2004 12:51:27	Dark	56.000	63	Bet Gru	2.1500	2800.0	112	11500	No
260	GOM_NL__2PRFIN20040512_125659_000000382026_00425_11501_2369.N1	12-MAY-2004 12:56:59	Dark	38.000	135	Bet Hyi	2.8200	5800.0	76	11501	No
261	GOM_NL__2PRFIN20040512_125823_000000462026_00425_11501_2370.N1	12-MAY-2004 12:58:23	Dark	46.000	45	Alp Pav	1.9400	26000.	92	11501	No
262	GOM_NL__2PRFIN20040512_130401_000000452026_00425_11501_2371.N1	12-MAY-2004 13:04:01	Straylight	44.500	43	Alp TrA	1.9100	4250.0	89	11501	No
263	GOM_NL__2PRFIN20040512_130532_000000392026_00425_11501_2372.N1	12-MAY-2004 13:05:32	Straylight	38.500	145	Gam TrA	2.8720	10600.	77	11501	No
264	GOM_NL__2PRFIN20040512_130801_000000442026_00425_11501_2373.N1	12-MAY-2004 13:08:01	Straylight	44.000	4	Alp1Cen	-0.010000	5800.0	88	11501	No
265	GOM_NL__2PRFIN20040512_131001_000000582026_00425_11501_2374.N1	12-MAY-2004 13:10:01	Straylight	57.500	25	35Lam Sco	1.6200	28000.	115	11501	No
266	GOM_NL__2PRFIN20040512_131233_000000562026_00425_11501_2375.N1	12-MAY-2004 13:12:33	Straylight	56.000	75	26Eps Sco	2.2910	4250.0	112	11501	No
267	GOM_NL__2PRFIN20040512_131545_000000612026_00425_11501_2376.N1	12-MAY-2004 13:15:45	Tw_i_and_stray	60.500	16	21Alp Sco	1.0200	3000.0	121	11501	No
268	GOM_NL__2PRFIN20040512_131735_000000582026_00425_11501_2377.N1	12-MAY-2004 13:17:35	Bright	58.000	80	7Del Sco	2.3160	30000.	116	11501	No
269	GOM_NL__2PRFIN20040512_131939_000000692026_00425_11501_2378.N1	12-MAY-2004 13:19:39	Bright	69.000	86	35Eta Oph	2.4300	10200.	138	11501	No
270	GOM_NL__2PRFIN20040512_132215_000000432026_00425_11501_2379.N1	12-MAY-2004 13:22:15	Bright	43.000	104	27Bet Lib	2.6140	13100.	86	11501	No
271	GOM_NL__2PRFIN20040512_132437_000000542026_00425_11501_2380.N1	12-MAY-2004 13:24:37	Bright	54.000	120	1Del Oph	2.7340	3200.0	108	11501	No
272	GOM_NL__2PRFIN20040512_132846_000000412026_00425_11501_2381.N1	12-MAY-2004 13:28:46	Bright	41.000	138	47Eps Vir	2.8280	4700.0	82	11501	No
273	GOM_NL__2PRFIN20040512_133031_000000372026_00425_11501_2382.N1	12-MAY-2004 13:30:31	Bright	37.000	111	8Eta Boo	2.6800	6000.0	74	11501	No
274	GOM_NL__2PRFIN20040512_133322_000000422026_00425_11501_2383.N1	12-MAY-2004 13:33:22	Bright	41.500	83		2.3780	11000.	83	11501	No
275	GOM_NL__2PRFIN20040512_133620_000000392026_00425_11501_2384.N1	12-MAY-2004 13:36:20	Bright	38.500	152	12Alp2CVn	2.8900	11000.	77	11501	No
276	GOM_NL__2PRFIN20040512_133917_000000392026_00425_11501_2385.N1	12-MAY-2004 13:39:17	Bright	38.500	39	85Eta UMa	1.8540	24000.	77	11501	No
277	GOM_NL__2PRFIN20040512_134049_000000392026_00425_11501_2386.N1	12-MAY-2004 13:40:49	Bright	38.500	55	79Zet UMa	2.0600	10200.	77	11501	No
278	GOM_NL__2PRFIN20040512_134306_000000402026_00425_11501_2387.N1	12-MAY-2004 13:43:06	Bright	39.500	82	48Bet UMa	2.3650	10600.	79	11501	No

279	GOM_NL__2PRFIN20040512_134524_000000442026_00425_11501_2388.N1	12-MAY-2004 13:45:24	Bright	43.500	119	14Eta Dra	2.7270	4700.0	87	11501	No
280	GOM_NL__2PRFIN20040512_134828_000000552026_00425_11501_2389.N1	12-MAY-2004 13:48:28	Bright	55.000	69	33Gam Dra	2.2310	3800.0	110	11501	No
281	GOM_NL__2PRFIN20040512_135055_000000372026_00425_11501_2390.N1	12-MAY-2004 13:50:55	Bright	36.500	49	1Alp UMi	1.9900	6300.0	73	11501	No
282	GOM_NL__2PRFIN20040512_135619_000000452026_00425_11501_2391.N1	12-MAY-2004 13:56:19	Bright	45.000	89	5Alp Cep	2.4510	8000.0	90	11501	No
283	GOM_NL__2PRFIN20040512_135904_000000452026_00425_11501_2392.N1	12-MAY-2004 13:59:04	Bright	45.000	76	27Gam Cas	2.3000	30000.	90	11501	No
284	GOM_NL__2PRFIN20040512_140021_000000532026_00425_11501_2393.N1	12-MAY-2004 14:00:21	Bright	53.000	68	18Alp Cas	2.2250	4500.0	106	11501	No
285	GOM_NL__2PRFIN20040512_140300_000000992026_00425_11501_2394.N1	12-MAY-2004 14:03:00	Bright	99.000	66	37Gam Cyg	2.2080	5900.0	198	11501	No
286	GOM_NL__2PRFIN20040512_140814_000001282026_00425_11501_2395.N1	12-MAY-2004 14:08:14	Straylight	128.00	92	53Eps Cyg	2.5000	4500.0	256	11501	No
287	GOM_NL__2PRFIN20040512_141241_000000452026_00425_11501_2396.N1	12-MAY-2004 14:12:41	Twilight	44.500	140	88Gam Peg	2.8340	26000.	89	11501	No
288	GOM_NL__2PRFIN20040512_141410_000000532026_00425_11501_2397.N1	12-MAY-2004 14:14:10	Dark	52.500	90	54Alp Peg	2.4870	11000.	105	11501	No
289	GOM_NL__2PRFIN20040512_142124_000000462026_00425_11501_2398.N1	12-MAY-2004 14:21:24	Dark	46.000	52	16Bet Cet	2.0370	4500.0	92	11501	No
290	GOM_NL__2PRFIN20040512_142813_000000452026_00425_11501_2399.N1	12-MAY-2004 14:28:13	Dark	45.000	84	Alp Phe	2.3970	4500.0	90	11501	No
291	GOM_NL__2PRFIN20040512_143203_000000542026_00425_11501_2400.N1	12-MAY-2004 14:32:03	Dark	53.500	63	Bet Gru	2.1500	2800.0	107	11501	No
292	GOM_NL__2PRFIN20040512_143734_000000372026_00426_11502_2369.N1	12-MAY-2004 14:37:34	Dark	37.000	135	Bet Hyi	2.8200	5800.0	74	11502	No
293	GOM_NL__2PRFIN20040512_143900_000000472026_00426_11502_2370.N1	12-MAY-2004 14:39:00	Dark	46.500	45	Alp Pav	1.9400	26000.	93	11502	No
294	GOM_NL__2PRFIN20040512_144439_000000442026_00426_11502_2371.N1	12-MAY-2004 14:44:39	Straylight	44.000	43	Alp TrA	1.9100	4250.0	88	11502	No
295	GOM_NL__2PRFIN20040512_144609_000000392026_00426_11502_2372.N1	12-MAY-2004 14:46:09	Straylight	39.000	145	Gam TrA	2.8720	10600.	78	11502	No
296	GOM_NL__2PRFIN20040512_144838_000000462026_00426_11502_2373.N1	12-MAY-2004 14:48:38	Straylight	45.500	4	Alp1Cen	-0.010000	5800.0	91	11502	No
297	GOM_NL__2PRFIN20040512_145039_000000592026_00426_11502_2374.N1	12-MAY-2004 14:50:39	Straylight	58.500	25	35Lam Sco	1.6200	28000.	117	11502	No
298	GOM_NL__2PRFIN20040512_145310_000000582026_00426_11502_2375.N1	12-MAY-2004 14:53:10	Straylight	58.000	75	26Eps Sco	2.2910	4250.0	116	11502	No
299	GOM_NL__2PRFIN20040512_145622_000000612026_00426_11502_2376.N1	12-MAY-2004 14:56:22	Tw_and_stray	60.500	16	21Alp Sco	1.0200	3000.0	121	11502	No
300	GOM_NL__2PRFIN20040512_145810_000000552026_00426_11502_2377.N1	12-MAY-2004 14:58:10	Bright	55.000	80	7Del Sco	2.3160	30000.	110	11502	No
301	GOM_NL__2PRFIN20040512_150015_000000682026_00426_11502_2378.N1	12-MAY-2004 15:00:15	Bright	68.000	86	35Eta Oph	2.4300	10200.	136	11502	No
302	GOM_NL__2PRFIN20040512_150251_000000432026_00426_11502_2379.N1	12-MAY-2004 15:02:51	Bright	43.000	104	27Bet Lib	2.6140	13100.	86	11502	No
303	GOM_NL__2PRFIN20040512_150513_000000552026_00426_11502_2380.N1	12-MAY-2004 15:05:13	Bright	55.000	120	1Del Oph	2.7340	3200.0	110	11502	No
304	GOM_NL__2PRFIN20040512_150923_000000392026_00426_11502_2381.N1	12-MAY-2004 15:09:23	Bright	39.000	138	47Eps Vir	2.8280	4700.0	78	11502	No
305	GOM_NL__2PRFIN20040512_151106_000000382026_00426_11502_2382.N1	12-MAY-2004 15:11:06	Bright	38.000	111	8Eta Boo	2.6800	6000.0	76	11502	No
306	GOM_NL__2PRFIN20040512_151358_000000402026_00426_11502_2383.N1	12-MAY-2004 15:13:58	Bright	39.500	83		2.3780	11000.	79	11502	No
307	GOM_NL__2PRFIN20040512_151658_000000382026_00426_11502_2384.N1	12-MAY-2004 15:16:58	Bright	37.500	152	12Alp2CVn	2.8900	11000.	75	11502	No
308	GOM_NL__2PRFIN20040512_151953_000000382026_00426_11502_2385.N1	12-MAY-2004 15:19:53	Bright	38.000	39	85Eta UMa	1.8540	24000.	76	11502	No
309	GOM_NL__2PRFIN20040512_152125_000000382026_00426_11502_2386.N1	12-MAY-2004 15:21:25	Bright	37.500	55	79Zet UMa	2.0600	10200.	75	11502	No
310	GOM_NL__2PRFIN20040512_152341_000000422026_00426_11502_2387.N1	12-MAY-2004 15:23:41	Bright	41.500	82	48Bet UMa	2.3650	10600.	83	11502	No
311	GOM_NL__2PRFIN20040512_152600_000000442026_00426_11502_2388.N1	12-MAY-2004 15:26:00	Bright	44.000	119	14Eta Dra	2.7270	4700.0	88	11502	No
312	GOM_NL__2PRFIN20040512_152726_000000532026_00426_11502_2389.N1	12-MAY-2004 15:27:26	Bright	53.000	130	23Bet Dra	2.7990	5800.0	106	11502	No
313	GOM_NL__2PRFIN20040512_152903_000000582026_00426_11502_2390.N1	12-MAY-2004 15:29:03	Bright	57.500	69	33Gam Dra	2.2310	3800.0	115	11502	No
314	GOM_NL__2PRFIN20040512_153132_000000382026_00426_11502_2391.N1	12-MAY-2004 15:31:32	Bright	38.000	49	1Alp UMi	1.9900	6300.0	76	11502	No
315	GOM_NL__2PRFIN20040512_153654_000000462026_00426_11502_2392.N1	12-MAY-2004 15:36:54	Bright	46.000	89	5Alp Cep	2.4510	8000.0	92	11502	No
316	GOM_NL__2PRFIN20040512_153942_000000402026_00426_11502_2393.N1	12-MAY-2004 15:39:42	Bright	39.500	76	27Gam Cas	2.3000	30000.	79	11502	No
317	GOM_NL__2PRFIN20040512_154057_000000392026_00426_11502_2394.N1	12-MAY-2004 15:40:57	Bright	38.500	68	18Alp Cas	2.2250	4500.0	77	11502	No
318	GOM_NL__2PRFIN20040512_154335_000001022026_00426_11502_2395.N1	12-MAY-2004 15:43:35	Bright	102.00	66	37Gam Cyg	2.2080	5900.0	204	11502	No
319	GOM_NL__2PRFIN20040512_154850_000001302026_00426_11502_2396.N1	12-MAY-2004 15:48:50	Straylight	129.50	92	53Eps Cyg	2.5000	4500.0	259	11502	No
320	GOM_NL__2PRFIN20040512_155317_000000462026_00426_11502_2397.N1	12-MAY-2004 15:53:17	Twilight	45.500	140	88Gam Peg	2.8340	26000.	91	11502	No
321	GOM_NL__2PRFIN20040512_155447_000000562026_00426_11502_2398.N1	12-MAY-2004 15:54:47	Dark	55.500	90	54Alp Peg	2.4870	11000.	111	11502	No
322	GOM_NL__2PRFIN20040512_160201_000000432026_00426_11502_2399.N1	12-MAY-2004 16:02:01	Dark	43.000	52	16Bet Cet	2.0370	4500.0	86	11502	No
323	GOM_NL__2PRFIN20040512_160850_000000442026_00426_11502_2400.N1	12-MAY-2004 16:08:50	Dark	44.000	84	Alp Phe	2.3970	4500.0	88	11502	No
324	GOM_NL__2PRFIN20040512_161240_000000552026_00426_11502_2401.N1	12-MAY-2004 16:12:40	Dark	55.000	63	Bet Gru	2.1500	2800.0	110	11502	No
325	GOM_NL__2PRFIN20040512_161811_000000392026_00427_11503_2369.N1	12-MAY-2004 16:18:11	Dark	39.000	135	Bet Hyi	2.8200	5800.0	78	11503	No
326	GOM_NL__2PRFIN20040512_161939_000000442026_00427_11503_2370.N1	12-MAY-2004 16:19:39	Dark	43.500	45	Alp Pav	1.9400	26000.	87	11503	No
327	GOM_NL__2PRFIN20040512_162516_000000442026_00427_11503_2371.N1	12-MAY-2004 16:25:16	Straylight	43.500	43	Alp TrA	1.9100	4250.0	87	11503	No
328	GOM_NL__2PRFIN20040512_162645_000000392026_00427_11503_2372.N1	12-MAY-2004 16:26:45	Straylight	39.000	145	Gam TrA	2.8720	10600.	78	11503	No
329	GOM_NL__2PRFIN20040512_162914_000000452026_00427_11503_2373.N1	12-MAY-2004 16:29:14	Straylight	45.000	4	Alp1Cen	-0.010000	5800.0	90	11503	No
330	GOM_NL__2PRFIN20040512_163117_000000572026_00427_11503_2374.N1	12-MAY-2004 16:31:17	Straylight	56.500	25	35Lam Sco	1.6200	28000.	113	11503	No
331	GOM_NL__2PRFIN20040512_163346_000000562026_00427_11503_2375.N1	12-MAY-2004 16:33:46	Straylight	56.000	75	26Eps Sco	2.2910	4250.0	112	11503	No
332	GOM_NL__2PRFIN20040512_163658_000000632026_00427_11503_2376.N1	12-MAY-2004 16:36:58	Tw_and_stray	62.500	16	21Alp Sco	1.0200	3000.0	125	11503	No
333	GOM_NL__2PRFIN20040512_163847_000000622026_00427_11503_2377.N1	12-MAY-2004 16:38:47	Bright	61.500	80	7Del Sco	2.3160	30000.	123	11503	No
334	GOM_NL__2PRFIN20040512_164052_000000672026_00427_11503_2378.N1	12-MAY-2004 16:40:52	Bright	66.500	86	35Eta Oph	2.4300	10200.	133	11503	No
335	GOM_NL__2PRFIN20040512_164328_000000442026_00427_11503_2379.N1	12-MAY-2004 16:43:28	Bright	43.500	104	27Bet Lib	2.6140	13100.	87	11503	No
336	GOM_NL__2PRFIN20040512_164549_000000552026_00427_11503_2380.N1	12-MAY-2004 16:45:49	Bright	54.500	120	1Del Oph	2.7340	3200.0	109	11503	No
337	GOM_NL__2PRFIN20040512_165001_000000382026_00427_11503_2381.N1	12-MAY-2004 16:50:01	Bright	38.000	138	47Eps Vir	2.8280	4700.0	76	11503	No

338	GOM_NL__2PRFIN20040512_165142_000000382026_00427_11503_2382.N1	12-MAY-2004 16:51:42	Bright	37.500	111	8Eta Boo	2.6800	6000.0	75	11503	No
339	GOM_NL__2PRFIN20040512_165434_000000432026_00427_11503_2383.N1	12-MAY-2004 16:54:34	Bright	42.500	83		2.3780	11000.	85	11503	No
340	GOM_NL__2PRFIN20040512_165734_000000362026_00427_11503_2384.N1	12-MAY-2004 16:57:34	Bright	36.000	152	12Alp2CVn	2.8900	11000.	72	11503	No
341	GOM_NL__2PRFIN20040512_170029_000000372026_00427_11503_2385.N1	12-MAY-2004 17:00:29	Bright	36.500	39	85Eta UMa	1.8540	24000.	73	11503	No
342	GOM_NL__2PRFIN20040512_170201_000000392026_00427_11503_2386.N1	12-MAY-2004 17:02:01	Bright	38.500	55	79Zet UMa	2.0600	10200.	77	11503	No
343	GOM_NL__2PRFIN20040512_170417_000000412026_00427_11503_2387.N1	12-MAY-2004 17:04:17	Bright	40.500	82	48Bet UMa	2.3650	10600.	81	11503	No
344	GOM_NL__2PRFIN20040512_170635_000000442026_00427_11503_2388.N1	12-MAY-2004 17:06:35	Bright	43.500	119	14Eta Dra	2.7270	4700.0	87	11503	No
345	GOM_NL__2PRFIN20040512_170802_000000542026_00427_11503_2389.N1	12-MAY-2004 17:08:02	Bright	53.500	130	23Bet Dra	2.7990	5800.0	107	11503	No
346	GOM_NL__2PRFIN20040512_170938_000000572026_00427_11503_2390.N1	12-MAY-2004 17:09:38	Bright	57.000	69	33Gam Dra	2.2310	3800.0	114	11503	No
347	GOM_NL__2PRFIN20040512_171208_000000382026_00427_11503_2391.N1	12-MAY-2004 17:12:08	Bright	38.000	49	1Alp UMi	1.9900	6300.0	76	11503	No
348	GOM_NL__2PRFIN20040512_171729_000000462026_00427_11503_2392.N1	12-MAY-2004 17:17:29	Bright	46.000	89	5Alp Cep	2.4510	8000.0	92	11503	No
349	GOM_NL__2PRFIN20040512_172018_000000372026_00427_11503_2393.N1	12-MAY-2004 17:20:18	Bright	37.000	76	27Gam Cas	2.3000	30000.	74	11503	No
350	GOM_NL__2PRFIN20040512_172133_000000382026_00427_11503_2394.N1	12-MAY-2004 17:21:33	Bright	37.500	68	18Alp Cas	2.2250	4500.0	75	11503	No
351	GOM_NL__2PRFIN20040512_172410_000001002026_00427_11503_2395.N1	12-MAY-2004 17:24:10	Bright	100.00	66	37Gam Cyg	2.2080	5900.0	200	11503	No
352	GOM_NL__2PRFIN20040512_172926_000001242026_00427_11503_2396.N1	12-MAY-2004 17:29:26	Straylight	124.00	92	53Eps Cyg	2.5000	4500.0	248	11503	No
353	GOM_NL__2PRFIN20040512_173354_000000442026_00427_11503_2397.N1	12-MAY-2004 17:33:54	Twilight	43.500	140	88Gam Peg	2.8340	26000.	87	11503	No
354	GOM_NL__2PRFIN20040512_173523_000000562026_00427_11503_2398.N1	12-MAY-2004 17:35:23	Dark	55.500	90	54Alp Peg	2.4870	11000.	111	11503	No
355	GOM_NL__2PRFIN20040512_174238_000000472026_00427_11503_2399.N1	12-MAY-2004 17:42:38	Dark	47.000	52	16Bet Cet	2.0370	4500.0	94	11503	No
356	GOM_NL__2PRFIN20040512_174927_000000442026_00427_11503_2400.N1	12-MAY-2004 17:49:27	Dark	44.000	84	Alp Phe	2.3970	4500.0	88	11503	No
357	GOM_NL__2PRFIN20040512_175317_000000562026_00427_11503_2401.N1	12-MAY-2004 17:53:17	Dark	56.000	63	Bet Gru	2.1500	2800.0	112	11503	No
358	GOM_NL__2PRFIN20040512_175847_000000382026_00428_11504_2369.N1	12-MAY-2004 17:58:47	Dark	38.000	135	Bet Hyi	2.8200	5800.0	76	11504	No
359	GOM_NL__2PRFIN20040512_180016_000000442026_00428_11504_2370.N1	12-MAY-2004 18:00:16	Dark	44.000	45	Alp Pav	1.9400	26000.	88	11504	No
360	GOM_NL__2PRFIN20040512_180552_000000452026_00428_11504_2371.N1	12-MAY-2004 18:05:52	Straylight	45.000	43	Alp TrA	1.9100	4250.0	90	11504	No
361	GOM_NL__2PRFIN20040512_180721_000000422026_00428_11504_2372.N1	12-MAY-2004 18:07:21	Straylight	41.500	145	Gam TrA	2.8720	10600.	83	11504	No
362	GOM_NL__2PRFIN20040512_180950_000000512026_00428_11504_2373.N1	12-MAY-2004 18:09:50	Straylight	50.500	4	Alp1Cen	-0.010000	5800.0	101	11504	No
363	GOM_NL__2PRFIN20040512_181153_000000572026_00428_11504_2374.N1	12-MAY-2004 18:11:53	Straylight	57.000	25	35Lam Sco	1.6200	28000.	114	11504	No
364	GOM_NL__2PRFIN20040512_181422_000000572026_00428_11504_2375.N1	12-MAY-2004 18:14:22	Straylight	57.000	75	26Eps Sco	2.2910	4250.0	114	11504	No
365	GOM_NL__2PRFIN20040512_181735_000000612026_00428_11504_2376.N1	12-MAY-2004 18:17:35	Tw_and_stray	61.000	16	21Alp Sco	1.0200	3000.0	122	11504	No
366	GOM_NL__2PRFIN20040512_181923_000000572026_00428_11504_2377.N1	12-MAY-2004 18:19:23	Bright	56.500	80	7Del Sco	2.3160	30000.	113	11504	No
367	GOM_NL__2PRFIN20040512_182127_000000692026_00428_11504_2378.N1	12-MAY-2004 18:21:27	Bright	69.000	86	35Eta Oph	2.4300	10200.	138	11504	No
368	GOM_NL__2PRFIN20040512_182404_000000422026_00428_11504_2379.N1	12-MAY-2004 18:24:04	Bright	41.500	104	27Bet Lib	2.6140	13100.	83	11504	No
369	GOM_NL__2PRFIN20040512_182625_000000552026_00428_11504_2380.N1	12-MAY-2004 18:26:25	Bright	54.500	120	1Del Oph	2.7340	3200.0	109	11504	No
370	GOM_NL__2PRFIN20040512_183038_000000372026_00428_11504_2381.N1	12-MAY-2004 18:30:38	Bright	37.000	138	47Eps Vir	2.8280	4700.0	74	11504	No
371	GOM_NL__2PRFIN20040512_183218_000000382026_00428_11504_2382.N1	12-MAY-2004 18:32:18	Bright	37.500	111	8Eta Boo	2.6800	6000.0	75	11504	No
372	GOM_NL__2PRFIN20040512_183509_000000432026_00428_11504_2383.N1	12-MAY-2004 18:35:09	Bright	42.500	83		2.3780	11000.	85	11504	No
373	GOM_NL__2PRFIN20040512_183810_000000382026_00428_11504_2384.N1	12-MAY-2004 18:38:10	Bright	37.500	152	12Alp2CVn	2.8900	11000.	75	11504	No
374	GOM_NL__2PRFIN20040512_184105_000000392026_00428_11504_2385.N1	12-MAY-2004 18:41:05	Bright	38.500	39	85Eta UMa	1.8540	24000.	77	11504	No
375	GOM_NL__2PRFIN20040512_184237_000000392026_00428_11504_2386.N1	12-MAY-2004 18:42:37	Bright	39.000	55	79Zet UMa	2.0600	10200.	78	11504	No
376	GOM_NL__2PRFIN20040512_184454_000000412026_00428_11504_2387.N1	12-MAY-2004 18:44:54	Bright	41.000	82	48Bet UMa	2.3650	10600.	82	11504	No
377	GOM_NL__2PRFIN20040512_184711_000000432026_00428_11504_2388.N1	12-MAY-2004 18:47:11	Bright	43.000	119	14Eta Dra	2.7270	4700.0	86	11504	No
378	GOM_NL__2PRFIN20040512_184837_000000532026_00428_11504_2389.N1	12-MAY-2004 18:48:37	Bright	53.000	130	23Bet Dra	2.7990	5800.0	106	11504	No
379	GOM_NL__2PRFIN20040512_185013_000000582026_00428_11504_2390.N1	12-MAY-2004 18:50:13	Bright	58.000	69	33Gam Dra	2.2310	3800.0	116	11504	No
380	GOM_NL__2PRFIN20040512_185244_000000392026_00428_11504_2391.N1	12-MAY-2004 18:52:44	Bright	39.000	49	1Alp UMi	1.9900	6300.0	78	11504	No
381	GOM_NL__2PRFIN20040512_185805_000000442026_00428_11504_2392.N1	12-MAY-2004 18:58:05	Bright	43.500	89	5Alp Cep	2.4510	8000.0	87	11504	No
382	GOM_NL__2PRFIN20040512_190054_000000372026_00428_11504_2393.N1	12-MAY-2004 19:00:54	Bright	36.500	76	27Gam Cas	2.3000	30000.	73	11504	No
383	GOM_NL__2PRFIN20040512_190209_000000372026_00428_11504_2394.N1	12-MAY-2004 19:02:09	Bright	37.000	68	18Alp Cas	2.2250	4500.0	74	11504	No
384	GOM_NL__2PRFIN20040512_190446_000000942026_00428_11504_2395.N1	12-MAY-2004 19:04:46	Bright	94.000	66	37Gam Cyg	2.2080	5900.0	188	11504	No
385	GOM_NL__2PRFIN20040512_191002_000001212026_00428_11504_2396.N1	12-MAY-2004 19:10:02	Straylight	121.00	92	53Eps Cyg	2.5000	4500.0	242	11504	No
386	GOM_NL__2PRFIN20040512_191430_000000452026_00428_11504_2397.N1	12-MAY-2004 19:14:30	Twilight	44.500	140	88Gam Peg	2.8340	26000.	89	11504	No
387	GOM_NL__2PRFIN20040512_191600_000000532026_00428_11504_2398.N1	12-MAY-2004 19:16:00	Dark	52.500	90	54Alp Peg	2.4870	11000.	105	11504	No
388	GOM_NL__2PRFIN20040512_192314_000000462026_00428_11504_2399.N1	12-MAY-2004 19:23:14	Dark	46.000	52	16Bet Cet	2.0370	4500.0	92	11504	No
389	GOM_NL__2PRFIN20040512_193003_000000432026_00428_11504_2400.N1	12-MAY-2004 19:30:03	Dark	43.000	84	Alp Phe	2.3970	4500.0	86	11504	No
390	GOM_NL__2PRFIN20040512_193353_000000562026_00428_11504_2401.N1	12-MAY-2004 19:33:53	Dark	55.500	63	Bet Gru	2.1500	2800.0	111	11504	No
391	GOM_NL__2PRFIN20040512_193923_000000392026_00429_11505_2369.N1	12-MAY-2004 19:39:23	Dark	38.500	135	Bet Hyi	2.8200	5800.0	77	11505	No
392	GOM_NL__2PRFIN20040512_194053_000000432026_00429_11505_2370.N1	12-MAY-2004 19:40:53	Dark	43.000	45	Alp Pav	1.9400	26000.	86	11505	No
393	GOM_NL__2PRFIN20040512_194627_000000532026_00429_11505_2371.N1	12-MAY-2004 19:46:27	Straylight	52.500	43	Alp TrA	1.9100	4250.0	105	11505	No
394	GOM_NL__2PRFIN20040512_194755_000000402026_00429_11505_2372.N1	12-MAY-2004 19:47:55	Straylight	40.000	145	Gam TrA	2.8720	10600.	80	11505	No
395	GOM_NL__2PRFIN20040512_195026_000000522026_00429_11505_2373.N1	12-MAY-2004 19:50:26	Straylight	51.500	4	Alp1Cen	-0.010000	5800.0	103	11505	No
396	GOM_NL__2PRFIN20040512_195230_000000602026_00429_11505_2374.N1	12-MAY-2004 19:52:30	Straylight	59.500	25	35Lam Sco	1.6200	28000.	119	11505	No

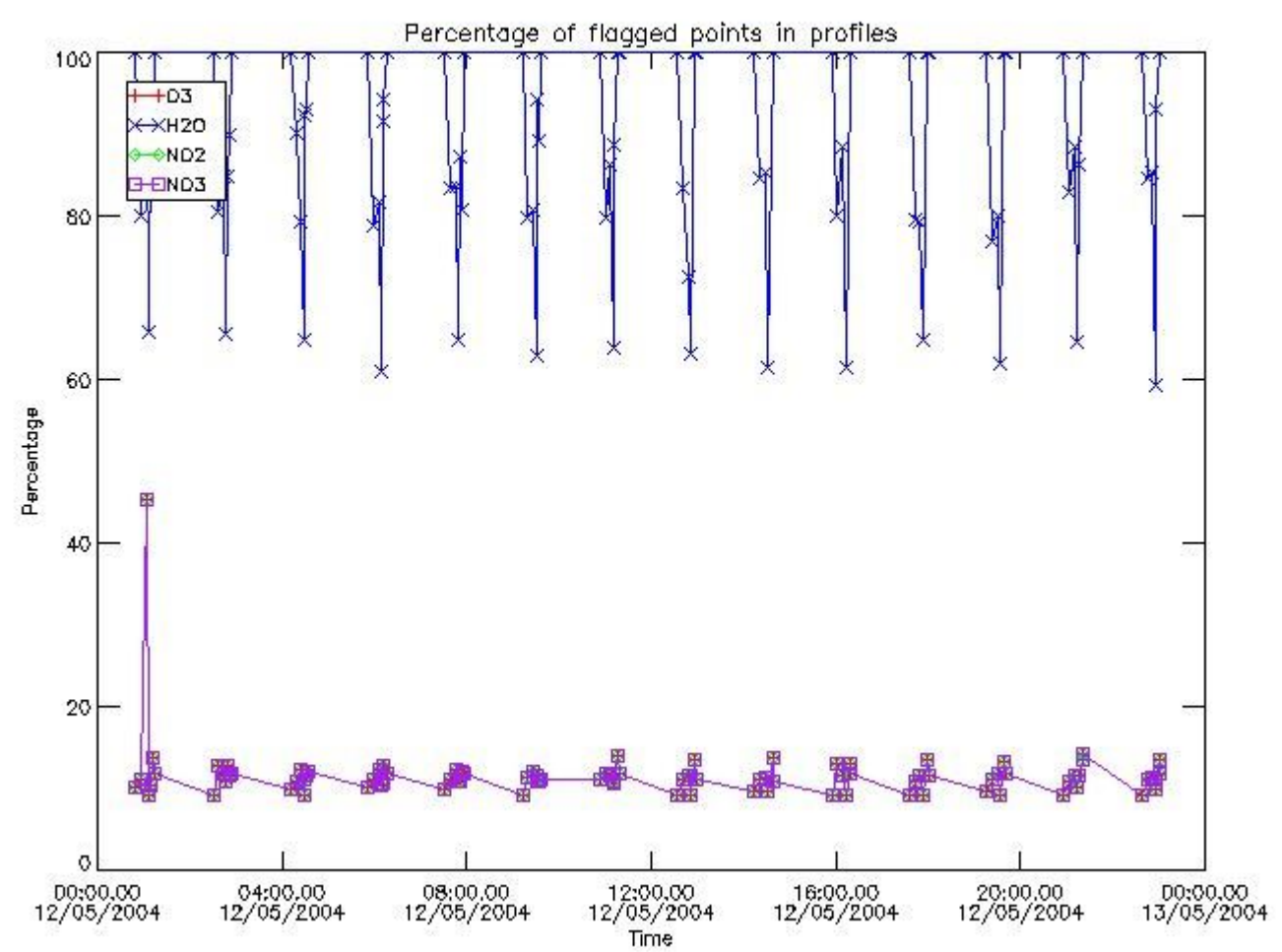
397	GOM_NL__2PRFIN20040512_195454_000000402026_00429_11505_2375.N1	12-MAY-2004 19:54:54	Straylight	40.000	109	Bet Lup	2.6770	26000.	80	11505	No
398	GOM_NL__2PRFIN20040512_195811_000000612026_00429_11505_2376.N1	12-MAY-2004 19:58:11	Twilight	60.500	16	21Alp Sco	1.0200	3000.0	121	11505	No
399	GOM_NL__2PRFIN20040512_200000_000000562026_00429_11505_2377.N1	12-MAY-2004 20:00:00	Bright	56.000	80	7Del Sco	2.3160	30000.	112	11505	No
400	GOM_NL__2PRFIN20040512_200203_000000672026_00429_11505_2378.N1	12-MAY-2004 20:02:03	Bright	66.500	86	35Eta Oph	2.4300	10200.	133	11505	No
401	GOM_NL__2PRFIN20040512_200440_000000422026_00429_11505_2379.N1	12-MAY-2004 20:04:40	Bright	42.000	104	27Bet Lib	2.6140	13100.	84	11505	No
402	GOM_NL__2PRFIN20040512_200700_000000552026_00429_11505_2380.N1	12-MAY-2004 20:07:00	Bright	55.000	120	1Del Oph	2.7340	3200.0	110	11505	No
403	GOM_NL__2PRFIN20040512_201114_000000372026_00429_11505_2381.N1	12-MAY-2004 20:11:14	Bright	37.000	138	47Eps Vir	2.8280	4700.0	74	11505	No
404	GOM_NL__2PRFIN20040512_201254_000000382026_00429_11505_2382.N1	12-MAY-2004 20:12:54	Bright	38.000	111	8Eta Boo	2.6800	6000.0	76	11505	No
405	GOM_NL__2PRFIN20040512_201545_000000422026_00429_11505_2383.N1	12-MAY-2004 20:15:45	Bright	42.000	83		2.3780	11000.	84	11505	No
406	GOM_NL__2PRFIN20040512_201847_000000362026_00429_11505_2384.N1	12-MAY-2004 20:18:47	Bright	35.500	152	12Alp2CVn	2.8900	11000.	71	11505	No
407	GOM_NL__2PRFIN20040512_202140_000000392026_00429_11505_2385.N1	12-MAY-2004 20:21:40	Bright	39.000	39	85Eta UMa	1.8540	24000.	78	11505	No
408	GOM_NL__2PRFIN20040512_202314_000000392026_00429_11505_2386.N1	12-MAY-2004 20:23:14	Bright	38.500	55	79Zet UMa	2.0600	10200.	77	11505	No
409	GOM_NL__2PRFIN20040512_202530_000000422026_00429_11505_2387.N1	12-MAY-2004 20:25:30	Bright	41.500	82	48Bet UMa	2.3650	10600.	83	11505	No
410	GOM_NL__2PRFIN20040512_202746_000000442026_00429_11505_2388.N1	12-MAY-2004 20:27:46	Bright	43.500	119	14Eta Dra	2.7270	4700.0	87	11505	No
411	GOM_NL__2PRFIN20040512_203047_000000542026_00429_11505_2389.N1	12-MAY-2004 20:30:47	Bright	53.500	69	33Gam Dra	2.2310	3800.0	107	11505	No
412	GOM_NL__2PRFIN20040512_203319_000000392026_00429_11505_2390.N1	12-MAY-2004 20:33:19	Bright	38.500	49	1Alp UMi	1.9900	6300.0	77	11505	No
413	GOM_NL__2PRFIN20040512_203841_000000452026_00429_11505_2391.N1	12-MAY-2004 20:38:41	Bright	45.000	89	5Alp Cep	2.4510	8000.0	90	11505	No
414	GOM_NL__2PRFIN20040512_204131_000000362026_00429_11505_2392.N1	12-MAY-2004 20:41:31	Bright	36.000	76	27Gam Cas	2.3000	30000.	72	11505	No
415	GOM_NL__2PRFIN20040512_204245_000000362026_00429_11505_2393.N1	12-MAY-2004 20:42:45	Bright	35.500	68	18Alp Cas	2.2250	4500.0	71	11505	No
416	GOM_NL__2PRFIN20040512_204521_000000982026_00429_11505_2394.N1	12-MAY-2004 20:45:21	Bright	97.500	66	37Gam Cyg	2.2080	5900.0	195	11505	No
417	GOM_NL__2PRFIN20040512_205038_000001242026_00429_11505_2395.N1	12-MAY-2004 20:50:38	Straylight	123.50	92	53Eps Cyg	2.5000	4500.0	247	11505	No
418	GOM_NL__2PRFIN20040512_205506_000000442026_00429_11505_2396.N1	12-MAY-2004 20:55:06	Twilight	43.500	140	88Gam Peg	2.8340	26000.	87	11505	No
419	GOM_NL__2PRFIN20040512_205636_000000562026_00429_11505_2397.N1	12-MAY-2004 20:56:36	Dark	56.000	90	54Alp Peg	2.4870	11000.	112	11505	No
420	GOM_NL__2PRFIN20040512_210350_000000472026_00429_11505_2398.N1	12-MAY-2004 21:03:50	Dark	47.000	52	16Bet Cet	2.0370	4500.0	94	11505	No
421	GOM_NL__2PRFIN20040512_211039_000000442026_00429_11505_2399.N1	12-MAY-2004 21:10:39	Dark	44.000	84	Alp Phe	2.3970	4500.0	88	11505	No
422	GOM_NL__2PRFIN20040512_211430_000000502026_00429_11505_2400.N1	12-MAY-2004 21:14:30	Dark	50.000	63	Bet Gru	2.1500	2800.0	100	11505	No
423	GOM_NL__2PRFIN20040512_211554_000000442026_00429_11505_2401.N1	12-MAY-2004 21:15:54	Dark	44.000	31	Alp Gru	1.7340	15200.	88	11505	No
424	GOM_NL__2PRFIN20040512_211959_000000382026_00430_11506_2369.N1	12-MAY-2004 21:19:59	Dark	38.000	135	Bet Hyi	2.8200	5800.0	76	11506	No
425	GOM_NL__2PRFIN20040512_212129_000000432026_00430_11506_2370.N1	12-MAY-2004 21:21:29	Dark	43.000	45	Alp Pav	1.9400	26000.	86	11506	No
426	GOM_NL__2PRFIN20040512_212703_000000442026_00430_11506_2371.N1	12-MAY-2004 21:27:03	Straylight	43.500	43	Alp TrA	1.9100	4250.0	87	11506	No
427	GOM_NL__2PRFIN20040512_212833_000000392026_00430_11506_2372.N1	12-MAY-2004 21:28:33	Straylight	38.500	145	Gam TrA	2.8720	10600.	77	11506	No
428	GOM_NL__2PRFIN20040512_213102_000000522026_00430_11506_2373.N1	12-MAY-2004 21:31:02	Straylight	52.000	4	Alp1Cen	-0.010000	5800.0	104	11506	No
429	GOM_NL__2PRFIN20040512_213306_000000582026_00430_11506_2374.N1	12-MAY-2004 21:33:06	Straylight	58.000	25	35Lam Sco	1.6200	28000.	116	11506	No
430	GOM_NL__2PRFIN20040512_213530_000000422026_00430_11506_2375.N1	12-MAY-2004 21:35:30	Straylight	42.000	109	Bet Lup	2.6770	26000.	84	11506	No
431	GOM_NL__2PRFIN20040512_213847_000000682026_00430_11506_2376.N1	12-MAY-2004 21:38:47	Twilight	68.000	16	21Alp Sco	1.0200	3000.0	136	11506	No
432	GOM_NL__2PRFIN20040512_214036_000000522026_00430_11506_2377.N1	12-MAY-2004 21:40:36	Bright	52.000	80	7Del Sco	2.3160	30000.	104	11506	No
433	GOM_NL__2PRFIN20040512_214239_000000682026_00430_11506_2378.N1	12-MAY-2004 21:42:39	Bright	67.500	86	35Eta Oph	2.4300	10200.	135	11506	No
434	GOM_NL__2PRFIN20040512_214515_000000422026_00430_11506_2379.N1	12-MAY-2004 21:45:15	Bright	42.000	104	27Bet Lib	2.6140	13100.	84	11506	No
435	GOM_NL__2PRFIN20040512_214736_000000552026_00430_11506_2380.N1	12-MAY-2004 21:47:36	Bright	54.500	120	1Del Oph	2.7340	3200.0	109	11506	No
436	GOM_NL__2PRFIN20040512_215149_000000382026_00430_11506_2381.N1	12-MAY-2004 21:51:49	Bright	37.500	138	47Eps Vir	2.8280	4700.0	75	11506	No
437	GOM_NL__2PRFIN20040512_215330_000000382026_00430_11506_2382.N1	12-MAY-2004 21:53:30	Bright	38.000	111	8Eta Boo	2.6800	6000.0	76	11506	No
438	GOM_NL__2PRFIN20040512_215620_000000432026_00430_11506_2383.N1	12-MAY-2004 21:56:20	Bright	42.500	83		2.3780	11000.	85	11506	No
439	GOM_NL__2PRFIN20040512_215922_000000382026_00430_11506_2384.N1	12-MAY-2004 21:59:22	Bright	37.500	152	12Alp2CVn	2.8900	11000.	75	11506	No
440	GOM_NL__2PRFIN20040512_220216_000000382026_00430_11506_2385.N1	12-MAY-2004 22:02:16	Bright	38.000	39	85Eta UMa	1.8540	24000.	76	11506	No
441	GOM_NL__2PRFIN20040512_220350_000000402026_00430_11506_2386.N1	12-MAY-2004 22:03:50	Bright	39.500	55	79Zet UMa	2.0600	10200.	79	11506	No
442	GOM_NL__2PRFIN20040512_220608_000000402026_00430_11506_2387.N1	12-MAY-2004 22:06:08	Bright	40.000	82	48Bet UMa	2.3650	10600.	80	11506	No
443	GOM_NL__2PRFIN20040512_220822_000000432026_00430_11506_2388.N1	12-MAY-2004 22:08:22	Bright	43.000	119	14Eta Dra	2.7270	4700.0	86	11506	No
444	GOM_NL__2PRFIN20040512_221122_000000512026_00430_11506_2389.N1	12-MAY-2004 22:11:22	Bright	51.000	69	33Gam Dra	2.2310	3800.0	102	11506	No
445	GOM_NL__2PRFIN20040512_221355_000000392026_00430_11506_2390.N1	12-MAY-2004 22:13:55	Bright	38.500	49	1Alp UMi	1.9900	6300.0	77	11506	No
446	GOM_NL__2PRFIN20040512_221916_000000452026_00430_11506_2391.N1	12-MAY-2004 22:19:16	Bright	45.000	89	5Alp Cep	2.4510	8000.0	90	11506	No
447	GOM_NL__2PRFIN20040512_222206_000000382026_00430_11506_2392.N1	12-MAY-2004 22:22:06	Bright	37.500	76	27Gam Cas	2.3000	30000.	75	11506	No
448	GOM_NL__2PRFIN20040512_222321_000000462026_00430_11506_2393.N1	12-MAY-2004 22:23:21	Bright	46.000	68	18Alp Cas	2.2250	4500.0	92	11506	No
449	GOM_NL__2PRFIN20040512_222556_000000982026_00430_11506_2394.N1	12-MAY-2004 22:25:56	Bright	98.000	66	37Gam Cyg	2.2080	5900.0	196	11506	No
450	GOM_NL__2PRFIN20040512_223114_000001372026_00430_11506_2395.N1	12-MAY-2004 22:31:14	Straylight	136.50	92	53Eps Cyg	2.5000	4500.0	273	11506	No
451	GOM_NL__2PRFIN20040512_223542_000000462026_00430_11506_2396.N1	12-MAY-2004 22:35:42	Twilight	45.500	140	88Gam Peg	2.8340	26000.	91	11506	No
452	GOM_NL__2PRFIN20040512_223712_000000562026_00430_11506_2397.N1	12-MAY-2004 22:37:12	Dark	55.500	90	54Alp Peg	2.4870	11000.	111	11506	No
453	GOM_NL__2PRFIN20040512_224426_000000462026_00430_11506_2398.N1	12-MAY-2004 22:44:26	Dark	46.000	52	16Bet Cet	2.0370	4500.0	92	11506	No
454	GOM_NL__2PRFIN20040512_225114_000000452026_00430_11506_2399.N1	12-MAY-2004 22:51:14	Dark	45.000	84	Alp Phe	2.3970	4500.0	90	11506	No
455	GOM_NL__2PRFIN20040512_225506_000000522026_00430_11506_2400.N1	12-MAY-2004 22:55:06	Dark	52.000	63	Bet Gru	2.1500	2800.0	104	11506	No

456	GOM_NL__2PRFIN20040512_225630_000000512026_00430_11506_2401.N1	12-MAY-2004 22:56:30	Dark	50.500	31	Alp Gru	1.7340	15200.	101	11506	No
457	GOM_NL__2PRFIN20040512_230035_000000382026_00431_11507_2370.N1	12-MAY-2004 23:00:35	Dark	38.000	135	Bet Hyi	2.8200	5800.0	76	11507	No
458	GOM_NL__2PRFIN20040512_230205_000000432026_00431_11507_2371.N1	12-MAY-2004 23:02:05	Dark	43.000	45	Alp Pav	1.9400	26000.	86	11507	No
459	GOM_NL__2PRFIN20040512_230739_000000432026_00431_11507_2372.N1	12-MAY-2004 23:07:39	Straylight	43.000	43	Alp TrA	1.9100	4250.0	86	11507	No
460	GOM_NL__2PRFIN20040512_230910_000000392026_00431_11507_2373.N1	12-MAY-2004 23:09:10	Straylight	38.500	145	Gam TrA	2.8720	10600.	77	11507	No
461	GOM_NL__2PRFIN20040512_231139_000000522026_00431_11507_2374.N1	12-MAY-2004 23:11:39	Straylight	52.000	4	Alp1Cen	-0.010000	5800.0	104	11507	No
462	GOM_NL__2PRFIN20040512_231341_000000632026_00431_11507_2375.N1	12-MAY-2004 23:13:41	Straylight	62.500	25	35Lam Sco	1.6200	28000.	125	11507	No
463	GOM_NL__2PRFIN20040512_231605_000000422026_00431_11507_2376.N1	12-MAY-2004 23:16:05	Straylight	42.000	109	Bet Lup	2.6770	26000.	84	11507	No
464	GOM_NL__2PRFIN20040512_231923_000000602026_00431_11507_2377.N1	12-MAY-2004 23:19:23	Tw_i_and_stray	59.500	16	21Alp Sco	1.0200	3000.0	119	11507	No
465	GOM_NL__2PRFIN20040512_232112_000000552026_00431_11507_2378.N1	12-MAY-2004 23:21:12	Bright	55.000	80	7Del Sco	2.3160	30000.	110	11507	No
466	GOM_NL__2PRFIN20040512_232315_000000682026_00431_11507_2379.N1	12-MAY-2004 23:23:15	Bright	68.000	86	35Eta Oph	2.4300	10200.	136	11507	No
467	GOM_NL__2PRFIN20040512_232551_000000442026_00431_11507_2380.N1	12-MAY-2004 23:25:51	Bright	43.500	104	27Bet Lib	2.6140	13100.	87	11507	No
468	GOM_NL__2PRFIN20040512_232811_000000552026_00431_11507_2381.N1	12-MAY-2004 23:28:11	Bright	55.000	120	1Del Oph	2.7340	3200.0	110	11507	No
469	GOM_NL__2PRFIN20040512_233223_000000402026_00431_11507_2382.N1	12-MAY-2004 23:32:23	Bright	39.500	138	47Eps Vir	2.8280	4700.0	79	11507	No
470	GOM_NL__2PRFIN20040512_233404_000000402026_00431_11507_2383.N1	12-MAY-2004 23:34:04	Bright	39.500	111	8Eta Boo	2.6800	6000.0	79	11507	No
471	GOM_NL__2PRFIN20040512_233656_000000392026_00431_11507_2384.N1	12-MAY-2004 23:36:56	Bright	39.000	83		2.3780	11000.	78	11507	No
472	GOM_NL__2PRFIN20040512_233959_000000382026_00431_11507_2385.N1	12-MAY-2004 23:39:59	Bright	38.000	152	12Alp2CVn	2.8900	11000.	76	11507	No
473	GOM_NL__2PRFIN20040512_234252_000000382026_00431_11507_2386.N1	12-MAY-2004 23:42:52	Bright	37.500	39	85Eta UMa	1.8540	24000.	75	11507	No
474	GOM_NL__2PRFIN20040512_234425_000000382026_00431_11507_2387.N1	12-MAY-2004 23:44:25	Bright	38.000	55	79Zet UMa	2.0600	10200.	76	11507	No
475	GOM_NL__2PRFIN20040512_234645_000000372026_00431_11507_2388.N1	12-MAY-2004 23:46:45	Bright	37.000	82	48Bet UMa	2.3650	10600.	74	11507	No
476	GOM_NL__2PRFIN20040512_234857_000000422026_00431_11507_2389.N1	12-MAY-2004 23:48:57	Bright	42.000	119	14Eta Dra	2.7270	4700.0	84	11507	No
477	GOM_NL__2PRFIN20040512_235157_000000582026_00431_11507_2390.N1	12-MAY-2004 23:51:57	Bright	57.500	69	33Gam Dra	2.2310	3800.0	115	11507	No
478	GOM_NL__2PRFIN20040512_235431_000000352026_00431_11507_2391.N1	12-MAY-2004 23:54:31	Bright	35.000	49	1Alp UMi	1.9900	6300.0	70	11507	No
479	GOM_NL__2PRFIN20040512_235952_000000452026_00431_11507_2392.N1	12-MAY-2004 23:59:52	Bright	44.500	89	5Alp Cep	2.4510	8000.0	89	11507	No

3. Quality information per product


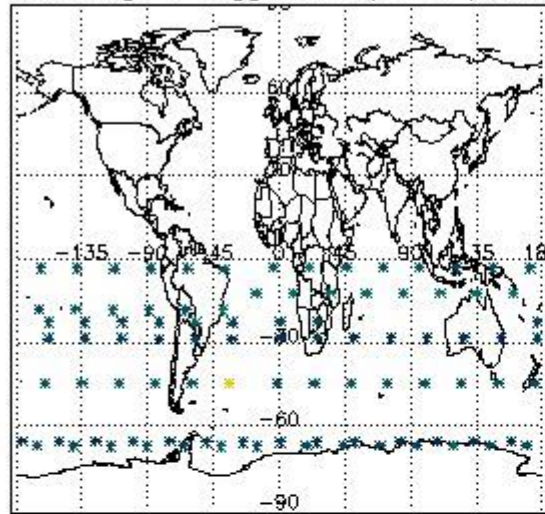
In this section it is plotted some information contained in the Quality Summary data set of the level 2 products. Only products in dark limb conditions and without errors (error flag in the MPH set to "0") are used.

3.1 Plot quality information per product (time dependant)

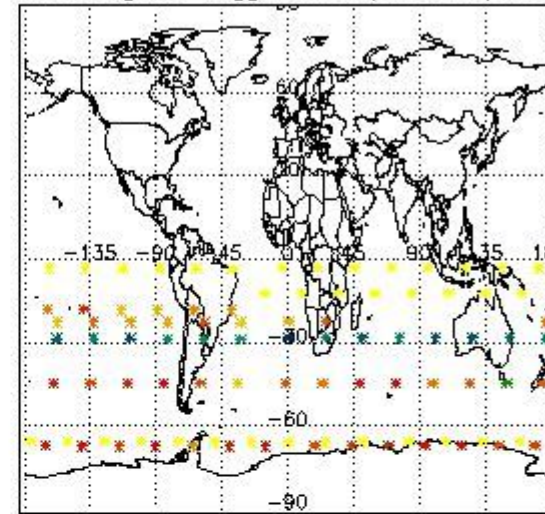


3.2 Plot quality information per product (world map)


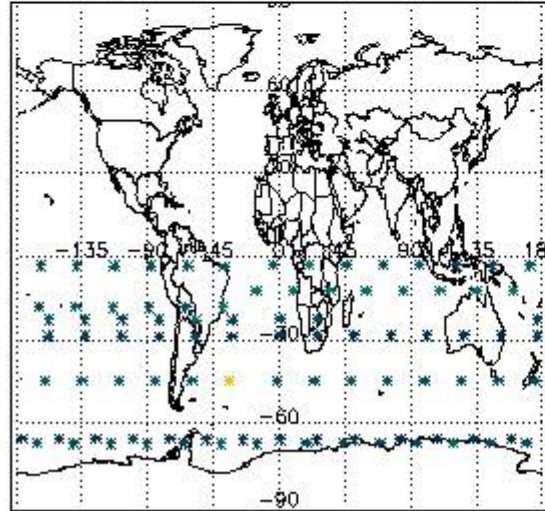
Percentage of flagged data per O3 profile



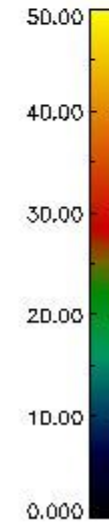
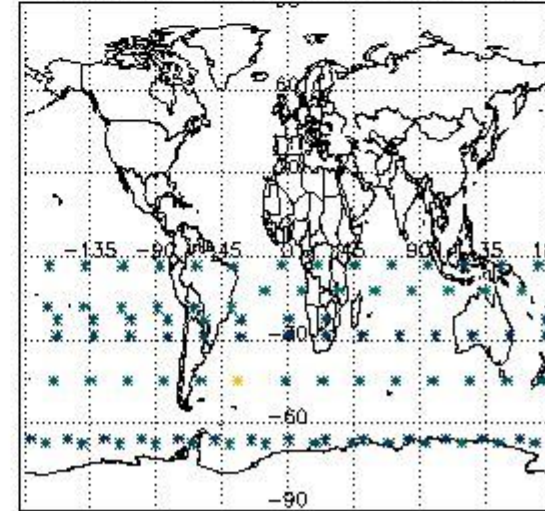
Percentage of flagged data per H2O profile



Percentage of flagged data per NO2 profile



Percentage of flagged data per NO3 profile

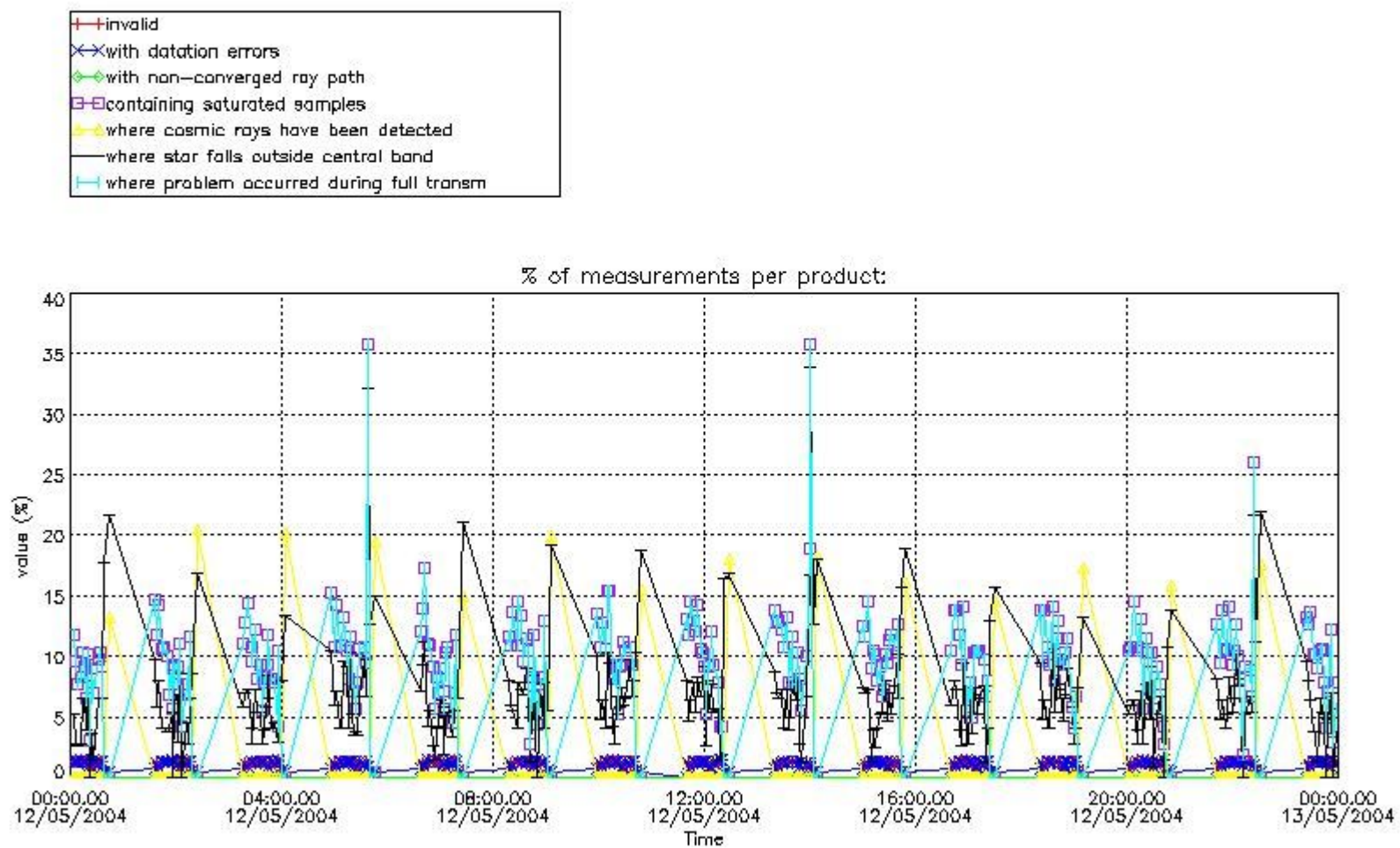


4. Level 1 quality information per product

In this section it is plotted some information contained in the Quality Summary data set of the level 2 products that comes from the level 1b processing. Products without errors (error flag in the MPH set to "0") are used.

4.1 Plot quality information per product (time dependant) coming from level 1b processing

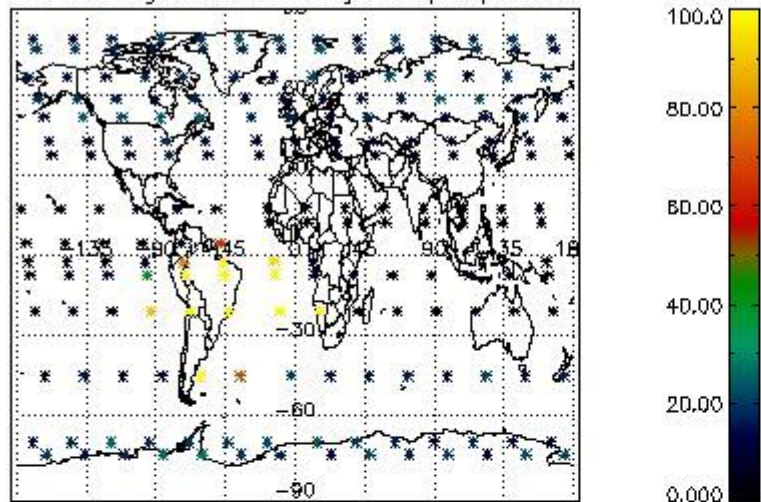
4.1.1 Plot level 1 quality information per product (time dependant): ENVISAT ASCENDING passes



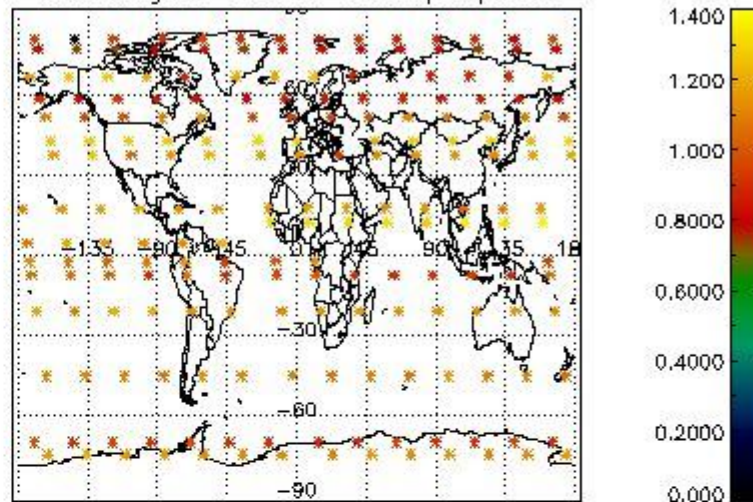
4.2 Plot quality information per product coming from level 1b processing (world map)

4.2.1 Plot level 1 quality information per product (world map): ENVISAT ASCENDING passes

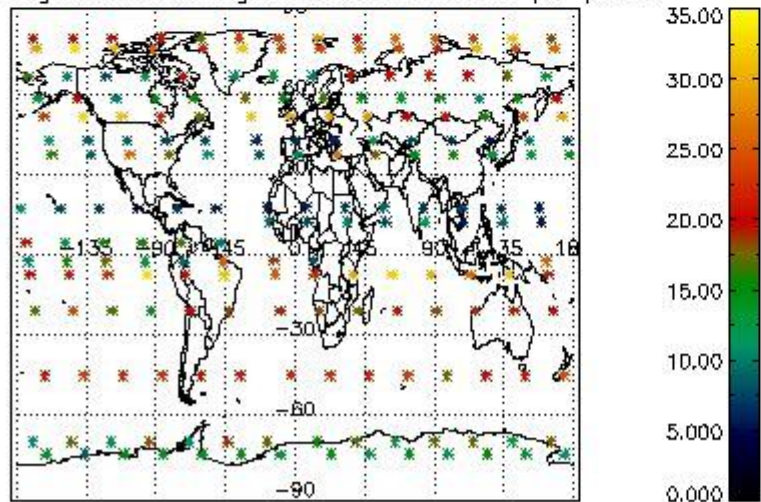
Percentage of cosmic ray hits per profile



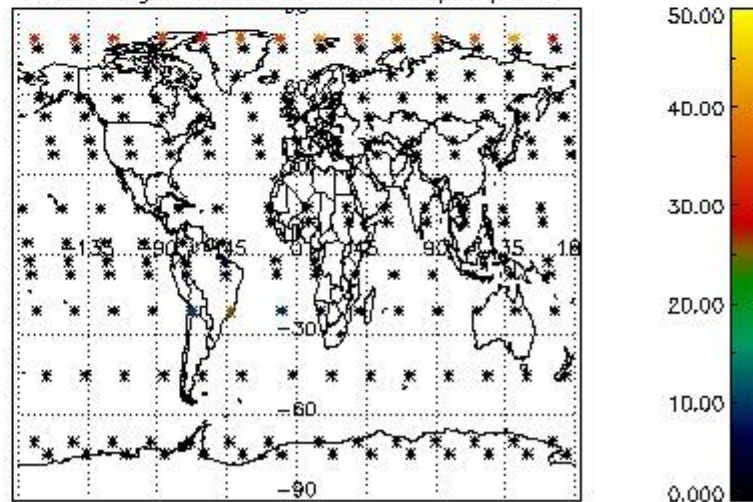
Percentage of datation errors per profile



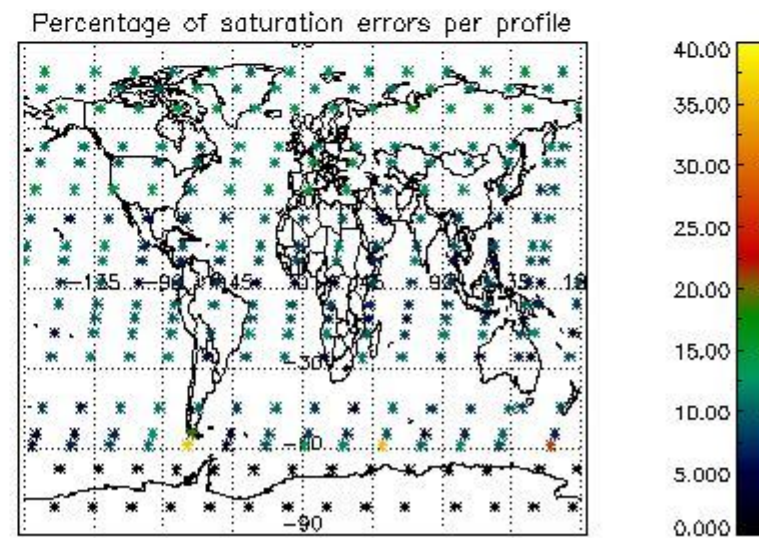
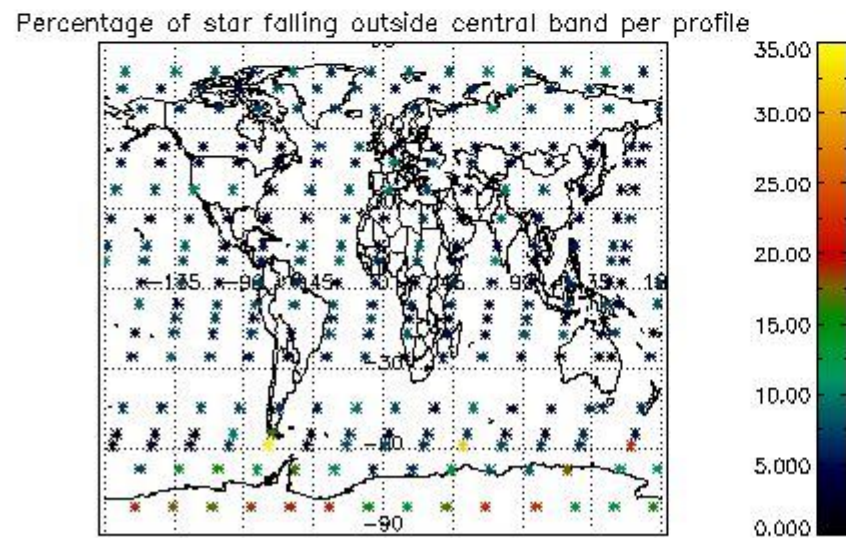
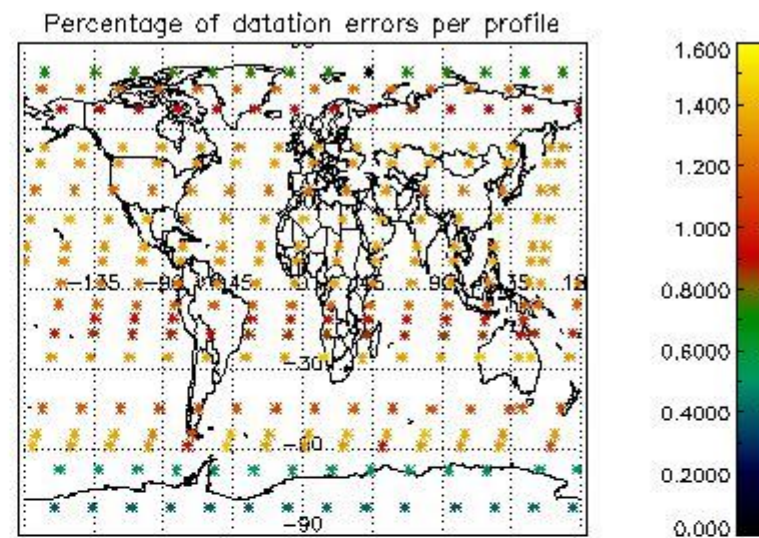
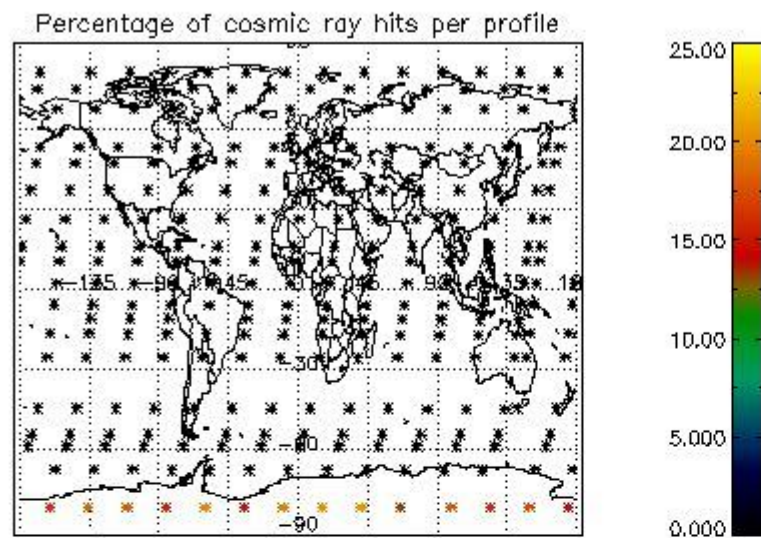
Percentage of star falling outside central band per profile



Percentage of saturation errors per profile



4.2.2 Plot level 1 quality information per product (world map): ENVISAT DESCENDING passes



5. Trace gas profiles

5.1 Ozone statistics based on quality of products

The final quality of the products can be "measured" using the STD (Standard Deviation) attached to every point profile. This information is written to the parameter GOM_NL__2P/NL_LOCAL_SPECIES_DENSITY/o3_std of the level 2 products. The table below shows the statistics for given STD ranges.

The statistics are given with respect to the overall valid production:

- Products without fatal errors: GOM_NL__2P/MPH/PRODUCT_ERR=0
- Valid point profile: GOM_NL__2P/NL_LOCAL_SPECIES_DENSITY/pcd(0)=0

The 'Criteria' is applied to valid points of dark limb products:

- Products in dark limb illumination condition: GOM_NL__2P/NL_SUMMARY_QUALITY/obs_ill_cond=0
- Products without fatal errors: GOM_NL__2P/MPH/PRODUCT_ERR=0
- Valid point profile: GOM_NL__2P/NL_LOCAL_SPECIES_DENSITY/pcd(0)=0

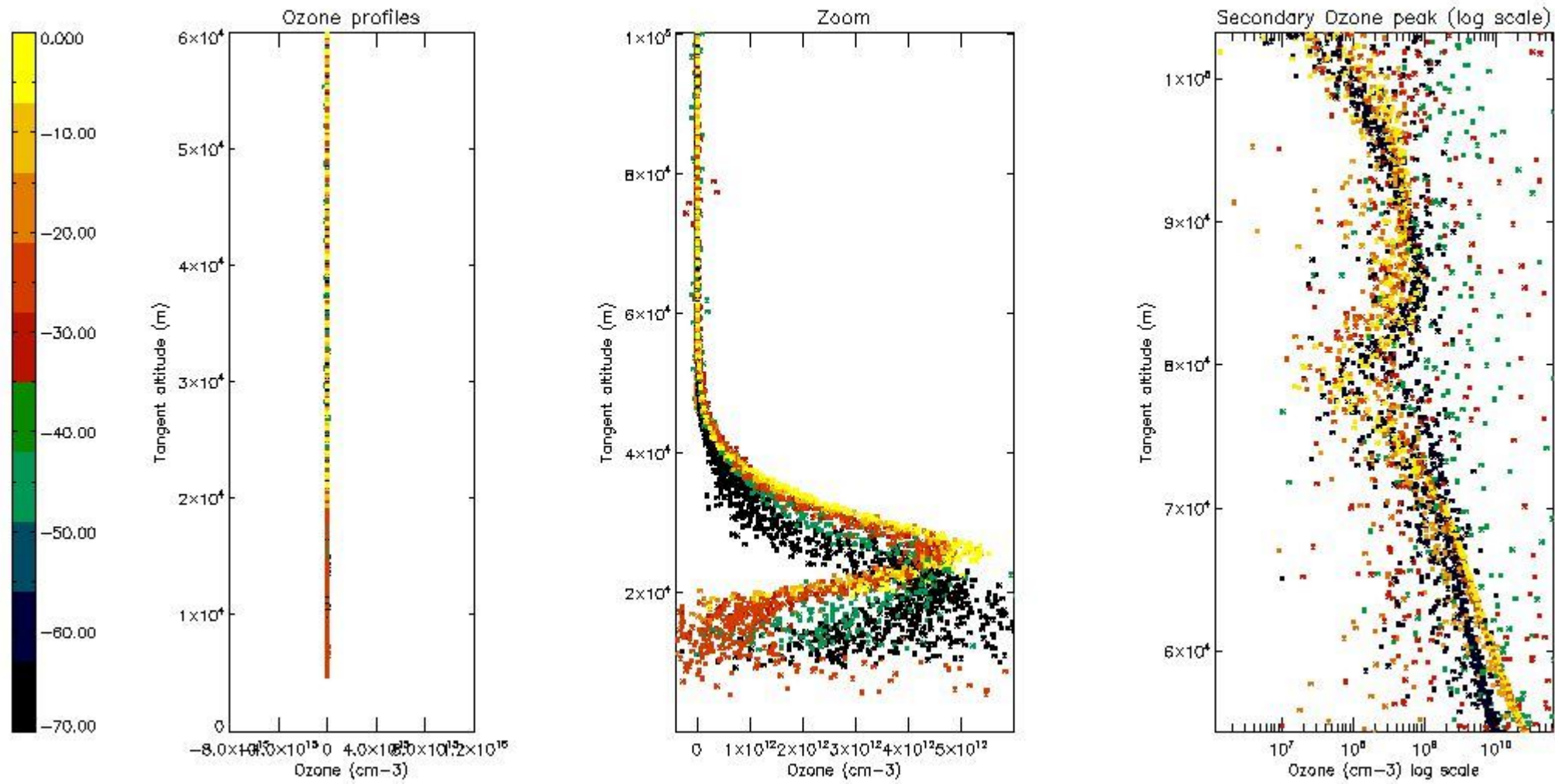
So, the table below shows the percentage of dark limb and valid observations for each criteria with respect to the overall valid daily observations.

Criteria	% of total production
All STD	18
STD < 20	8

STD < 10	6
STD < 5	4

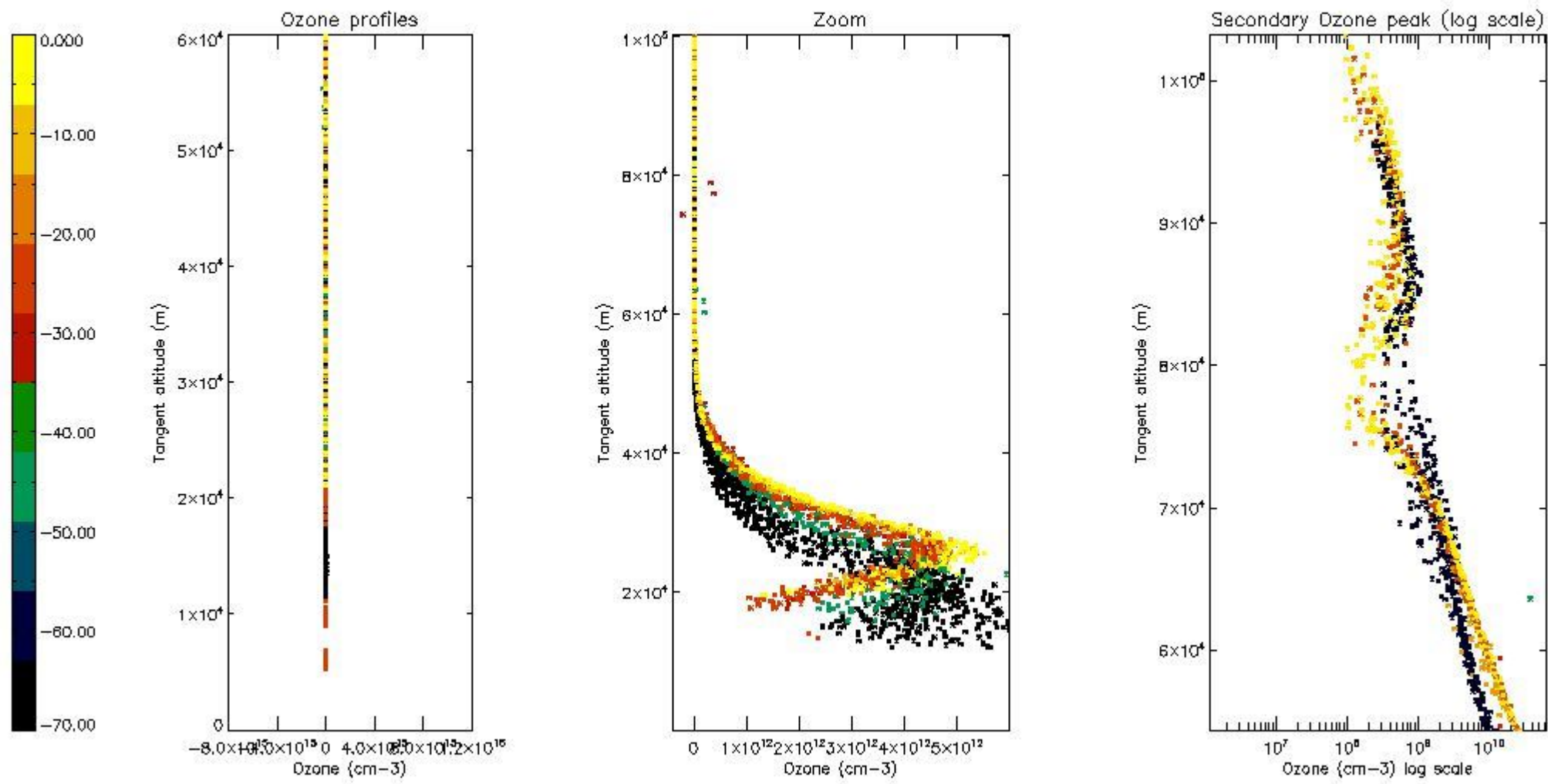
5.2 Plot ozone profiles for all STD (dark without errors)

The colorbar represents the latitude.



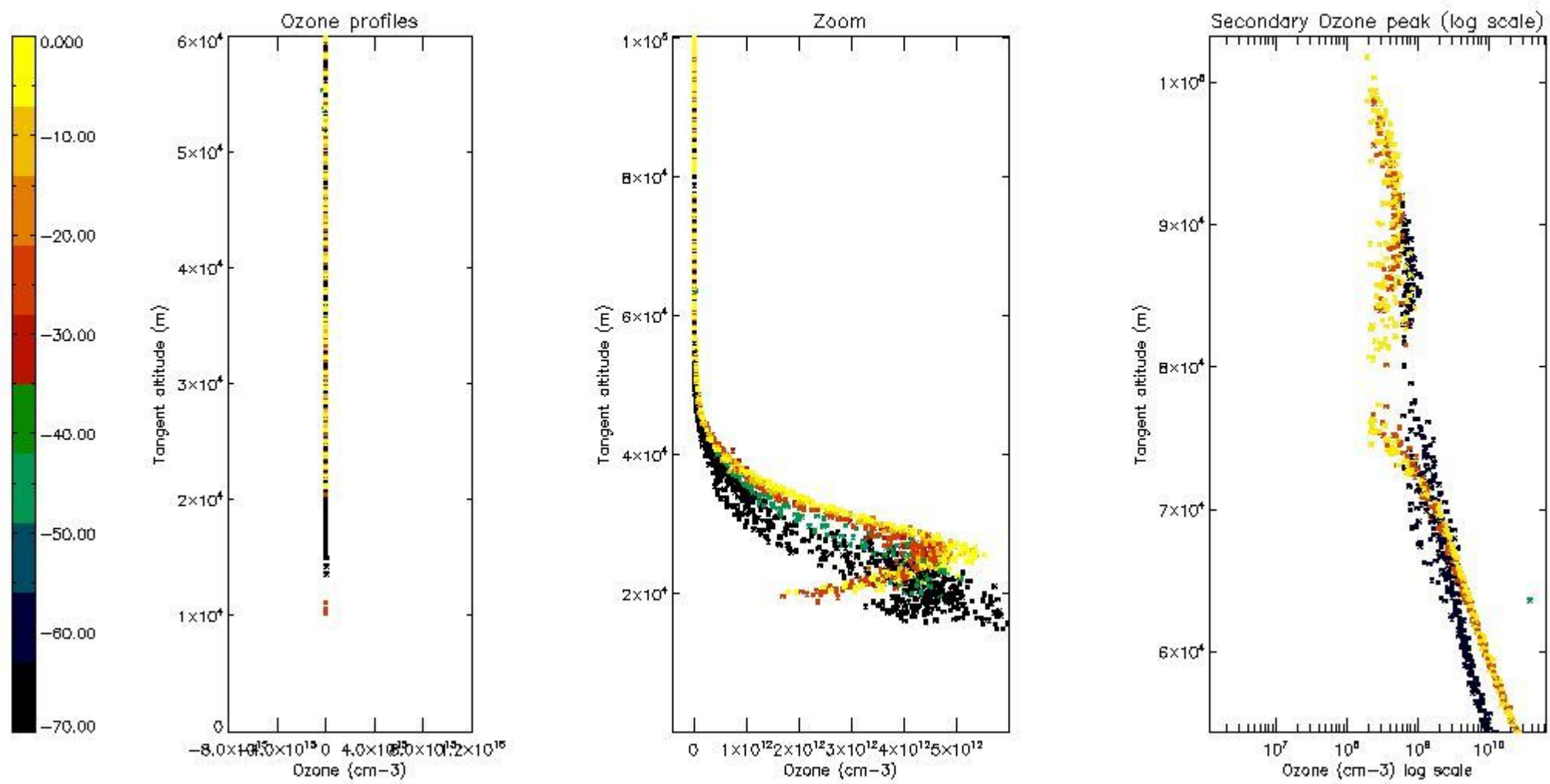
5.3 Plot ozone profiles where STD < 20% (dark without errors)

The colorbar represents the latitude.



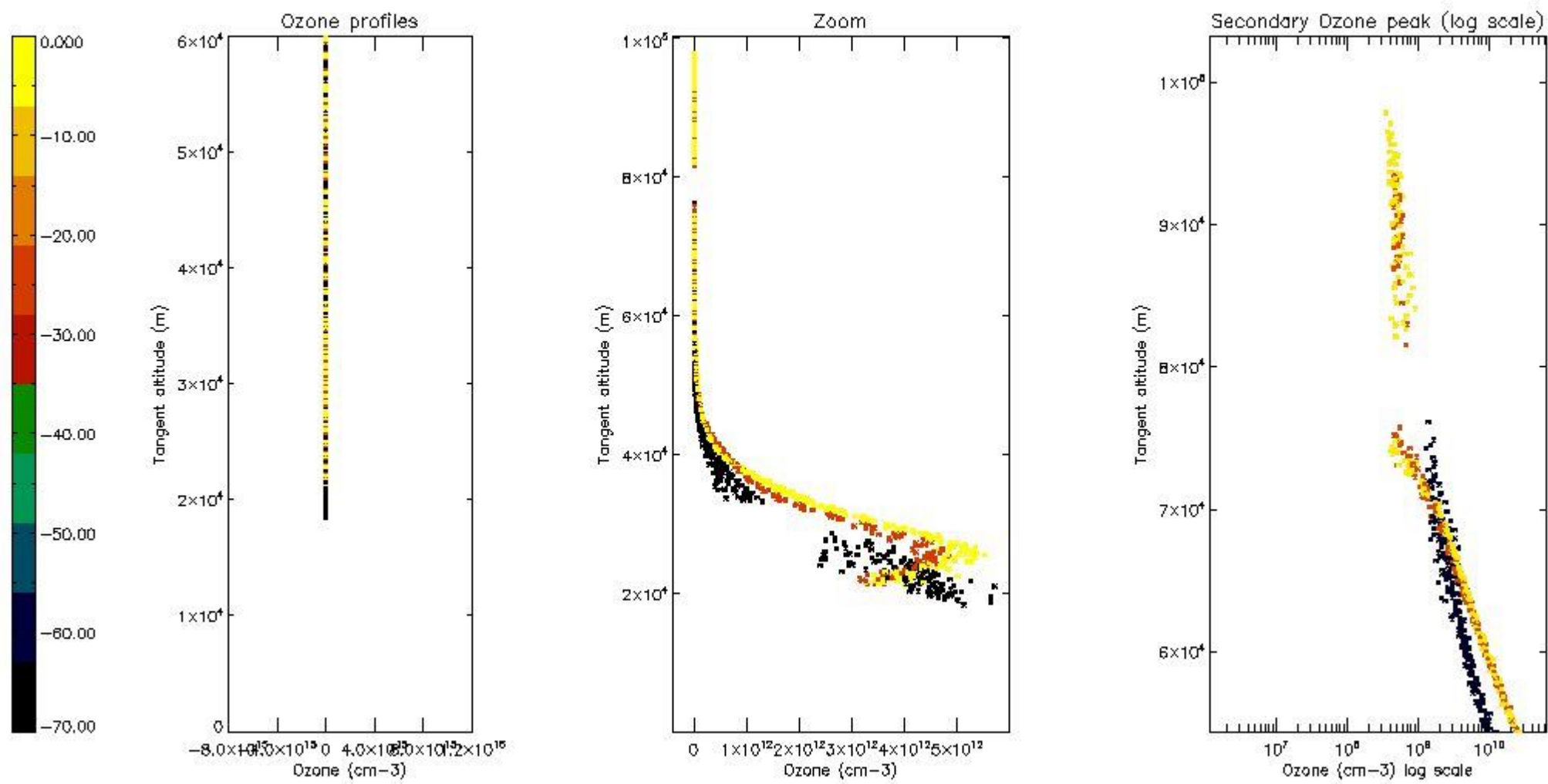
5.4 Plot ozone profiles where $STD < 10\%$ (dark without errors)

The colorbar represents the latitude.



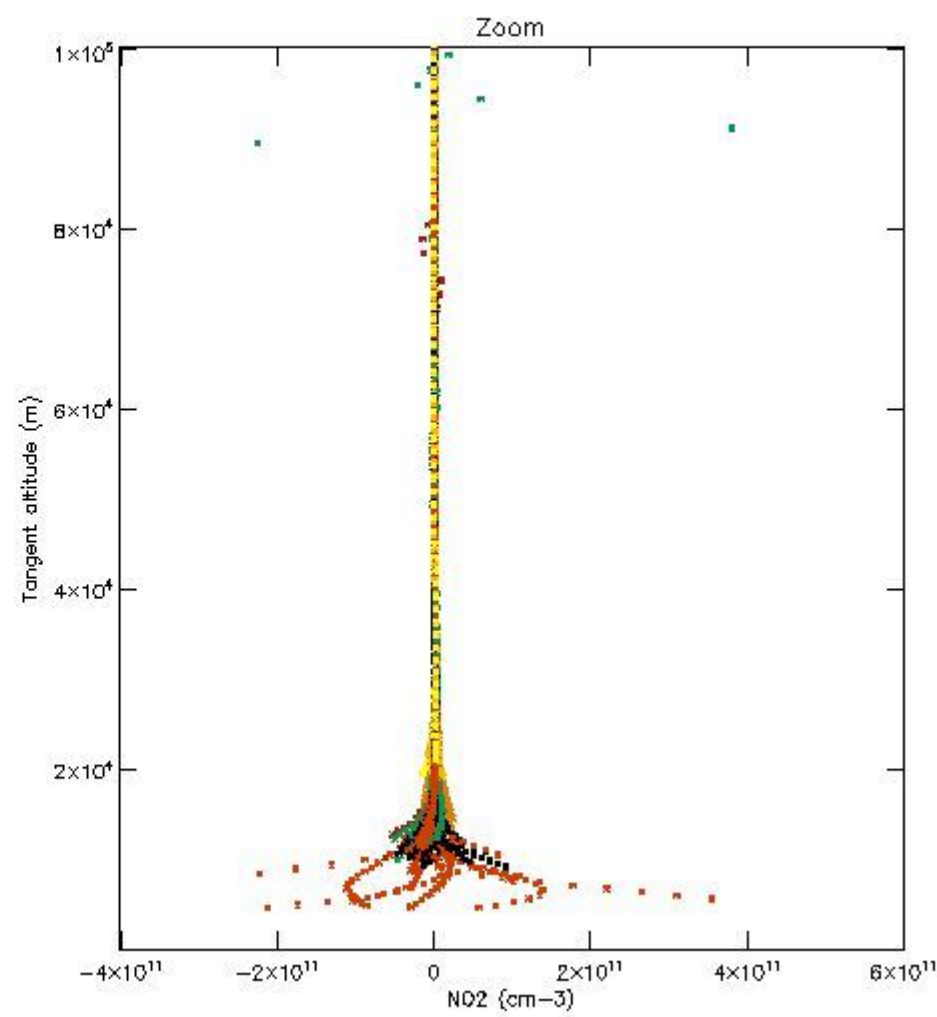
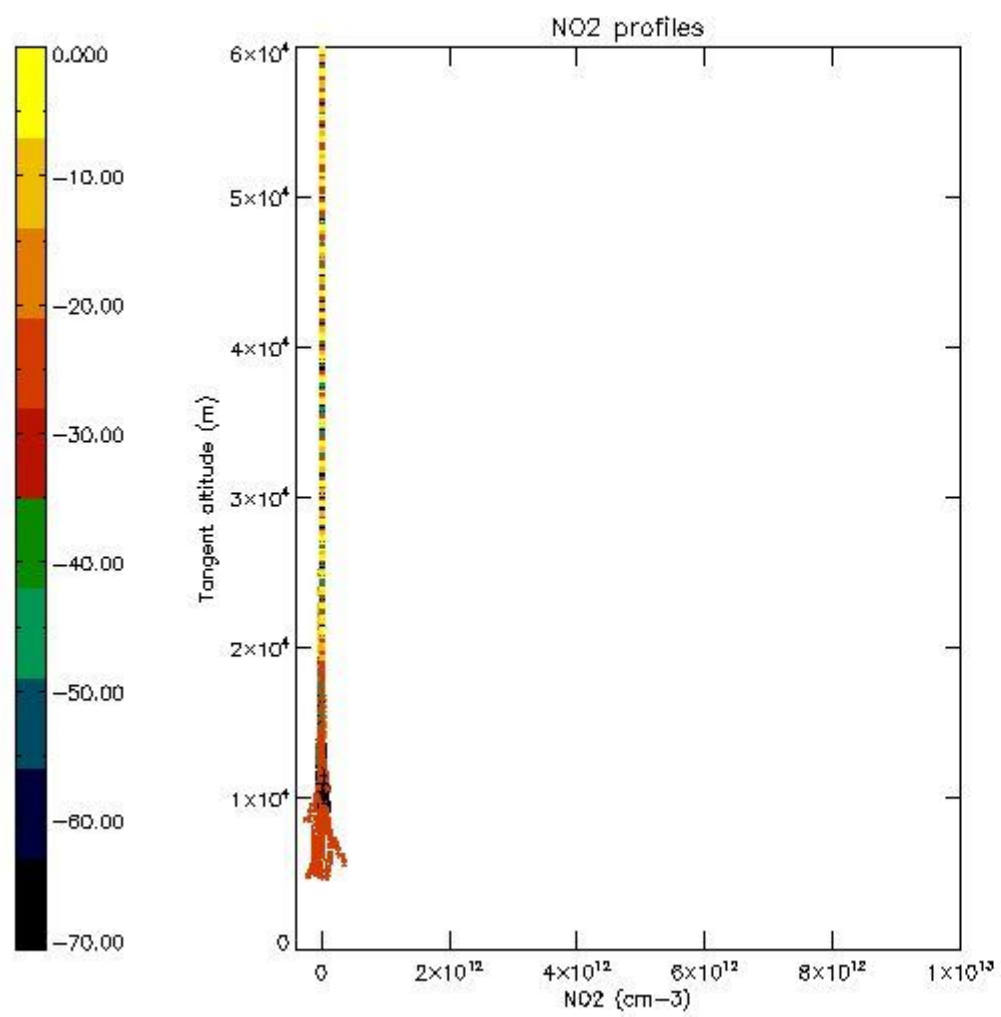
5.5 Plot ozone profiles where $STD < 5\%$ (dark without errors)

The colorbar represents the latitude.



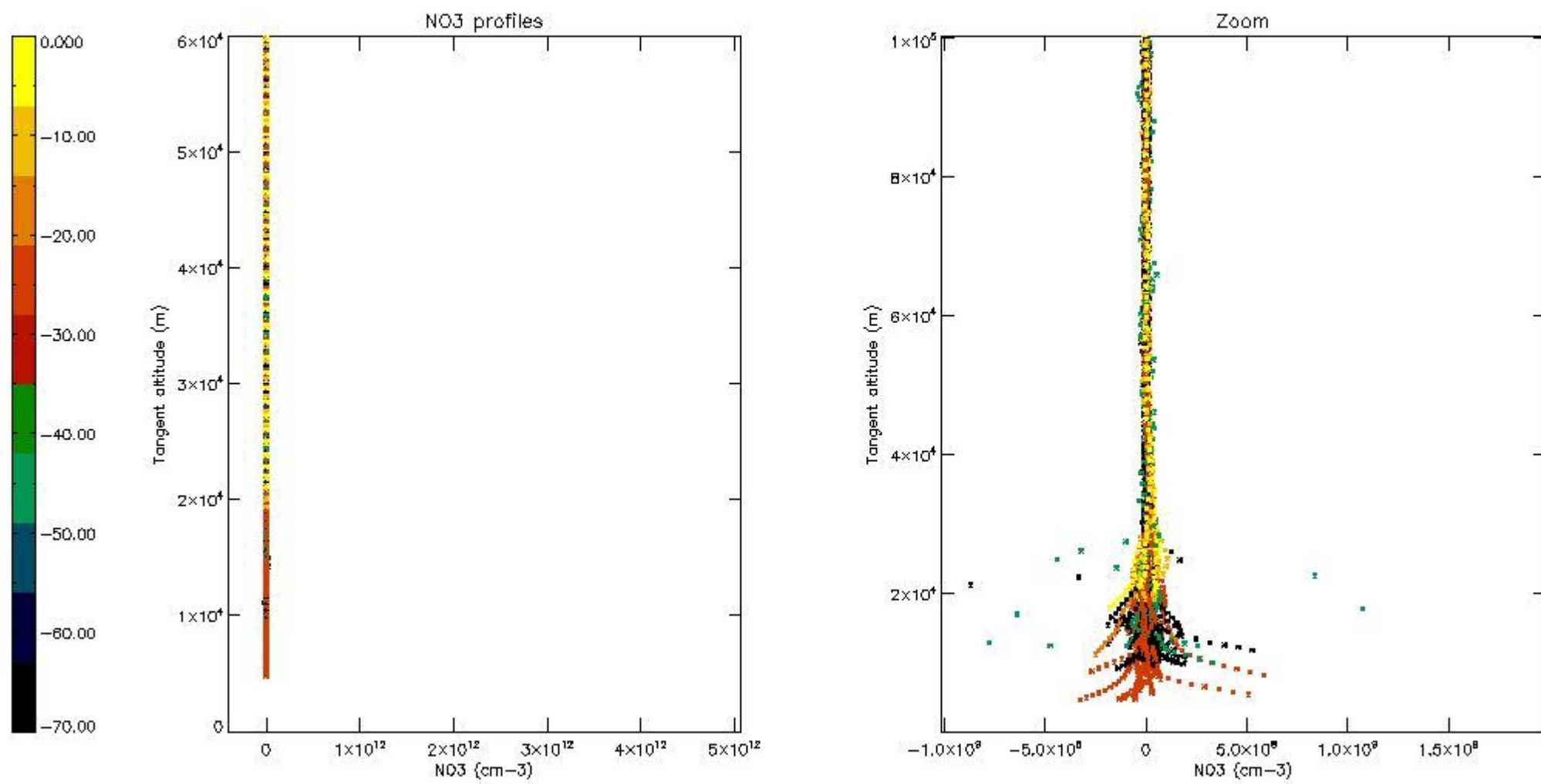
5.6 Plot NO₂ profiles for all STD (dark without errors)

The colorbar represents the latitude.



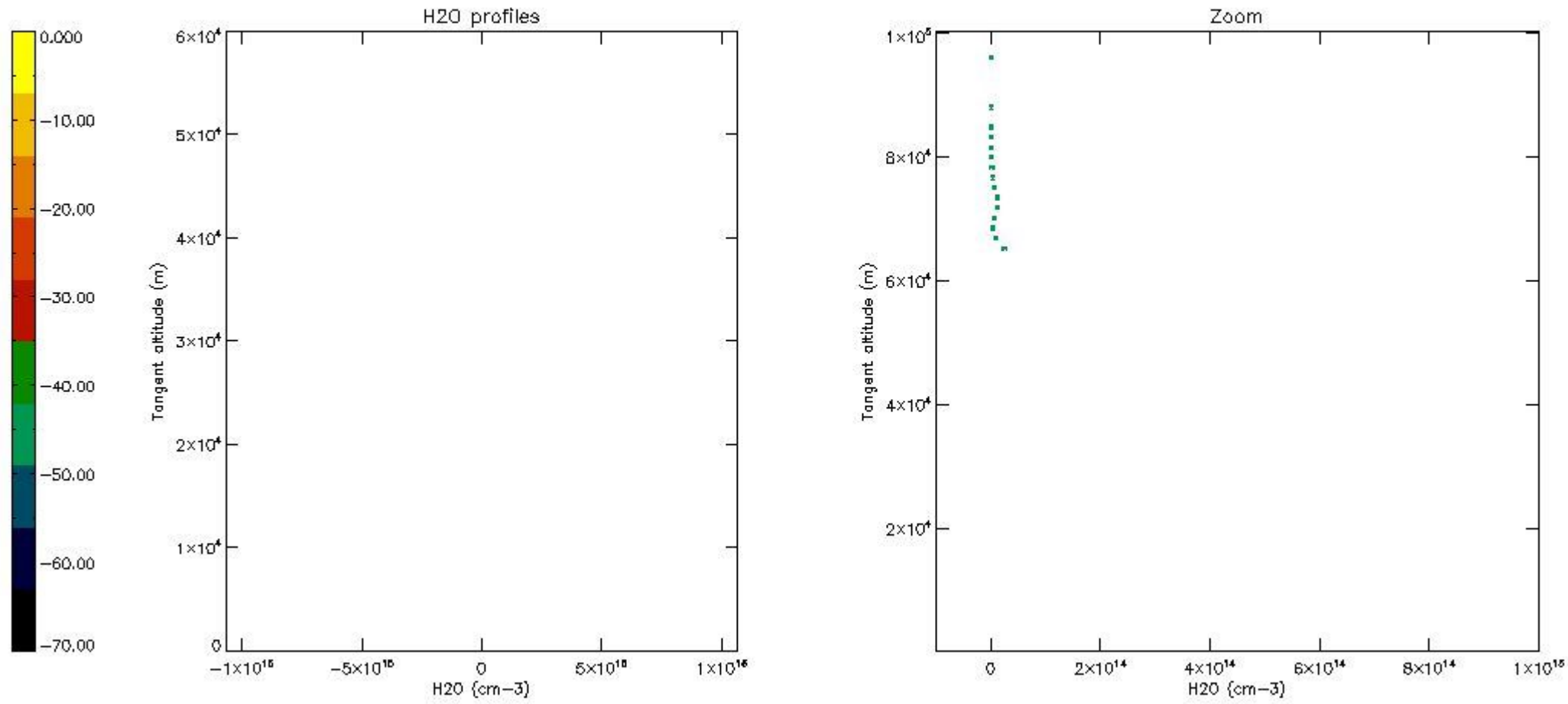
5.7 Plot NO3 profiles for all STD (dark without errors)

The colorbar represents the latitude.



5.8 Plot H2O profiles for all STD (only for occultations of stars 1,2,3,4,13,14,16,26,63 dark without errors)

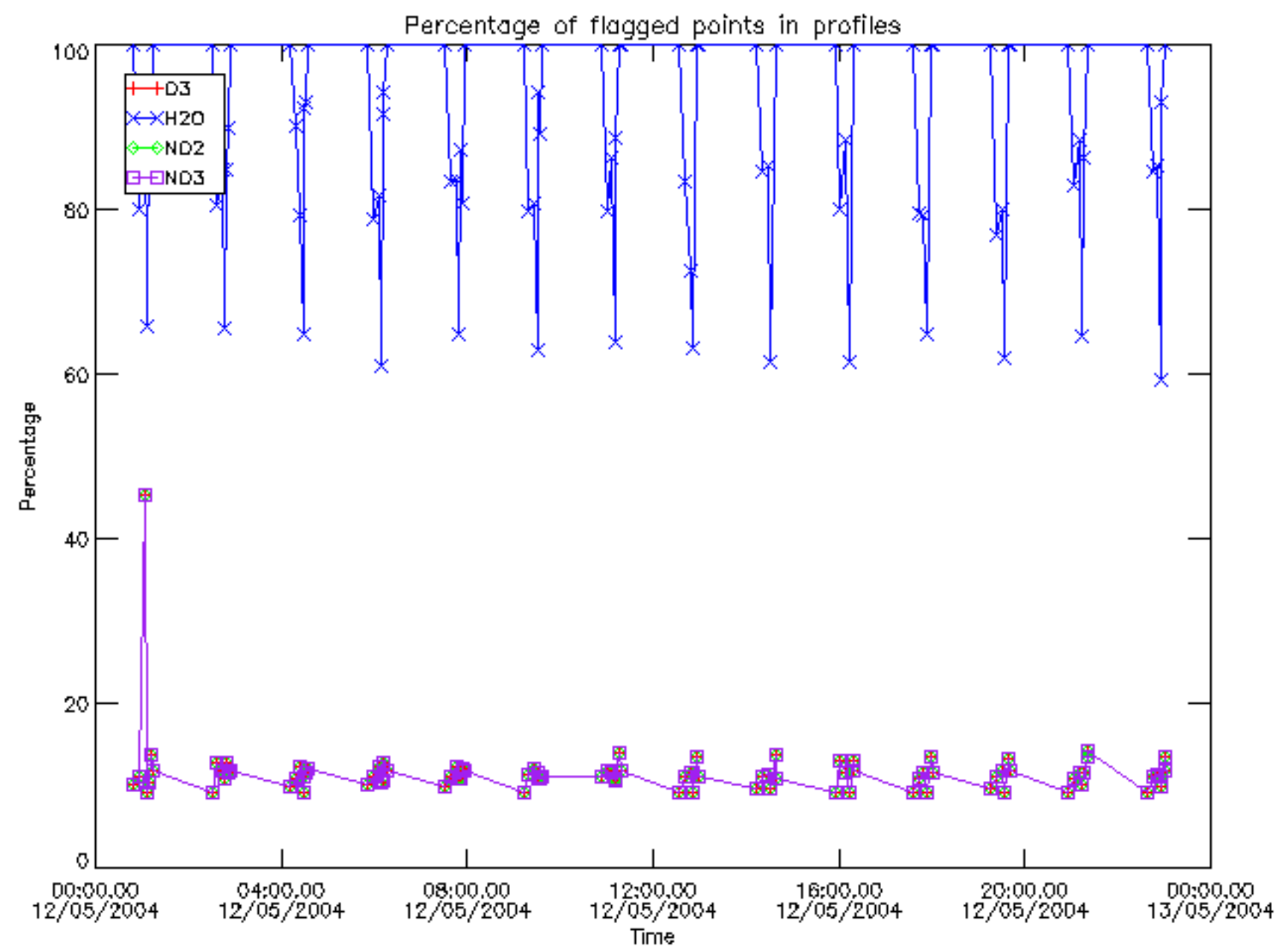
The colorbar represents the latitude.



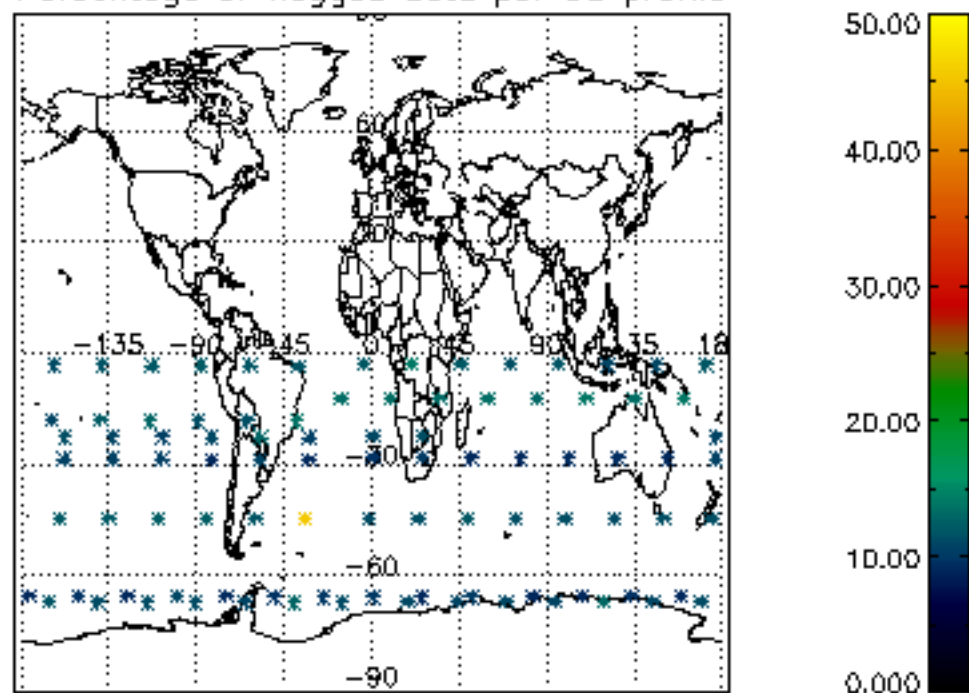
6. Auxiliary Data Files used for the production reported in section 2

The number reported in the third column indicates since which file (see list in section 2) the corresponding auxiliary file has been used. The fourth column is the date of those product files.

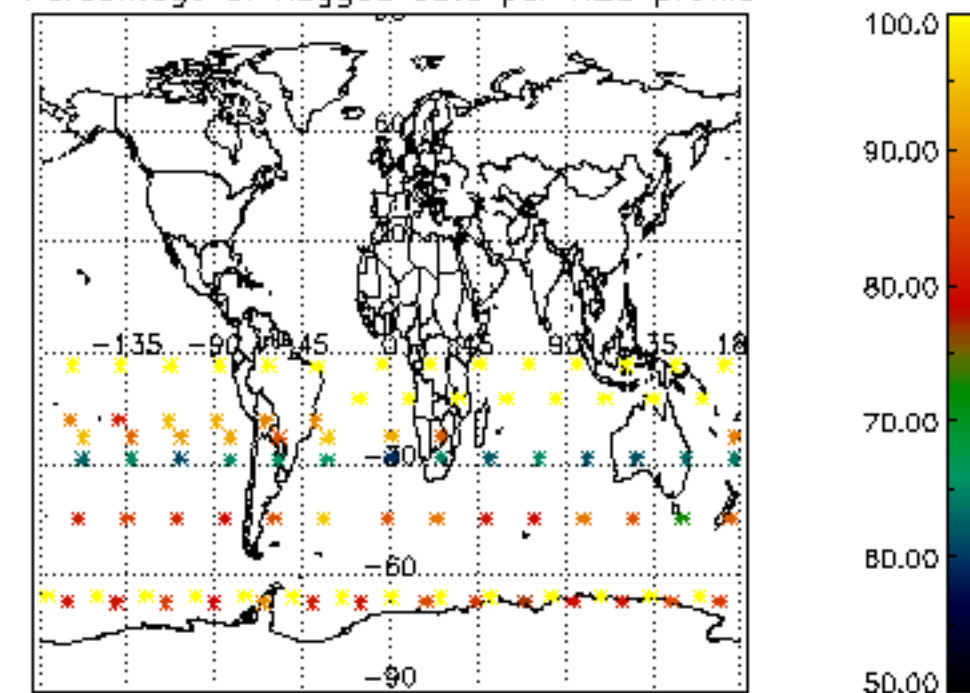
Type	Auxiliary Filename	Used since product	Used since product date
INST_PHYS_CHARACTERISTICS	GOM_INS_AXVIEC20091111_143220_20030716_120000_20500101_000000	1	12-MAY-2004 00:03:59
LEVEL-2_PROC_CONFIG	GOM_PR2_AXVIEC20091111_152718_20020301_000000_20500101_000000	1	12-MAY-2004 00:03:59
CROSS_SECTIONS_FILE	GOM_CRS_AXVIEC20091111_154832_20020301_000000_20500101_000000	1	12-MAY-2004 00:03:59



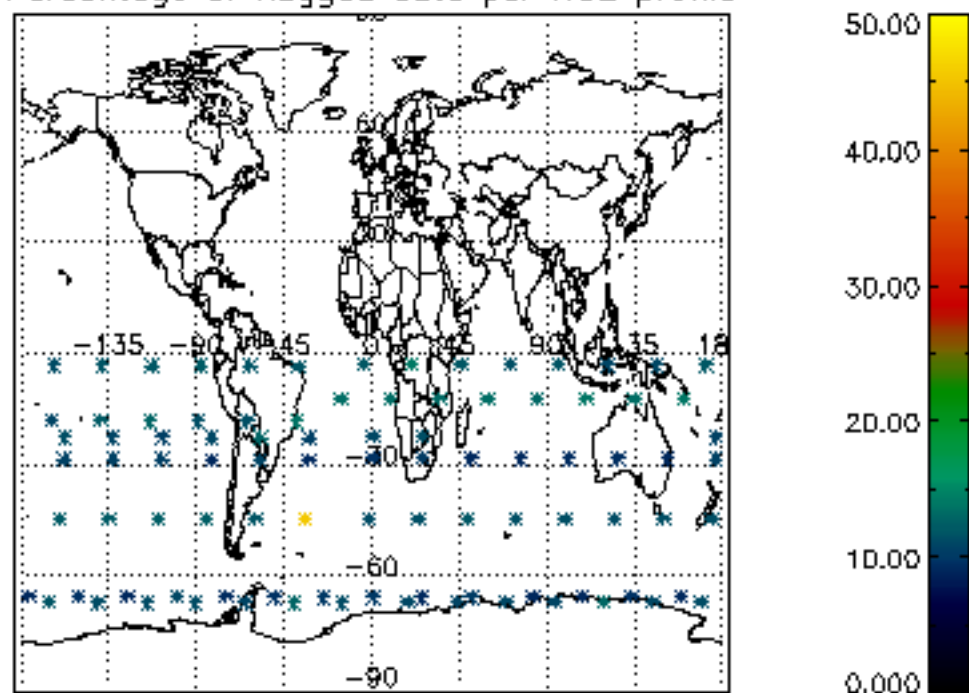
Percentage of flagged data per D3 profile



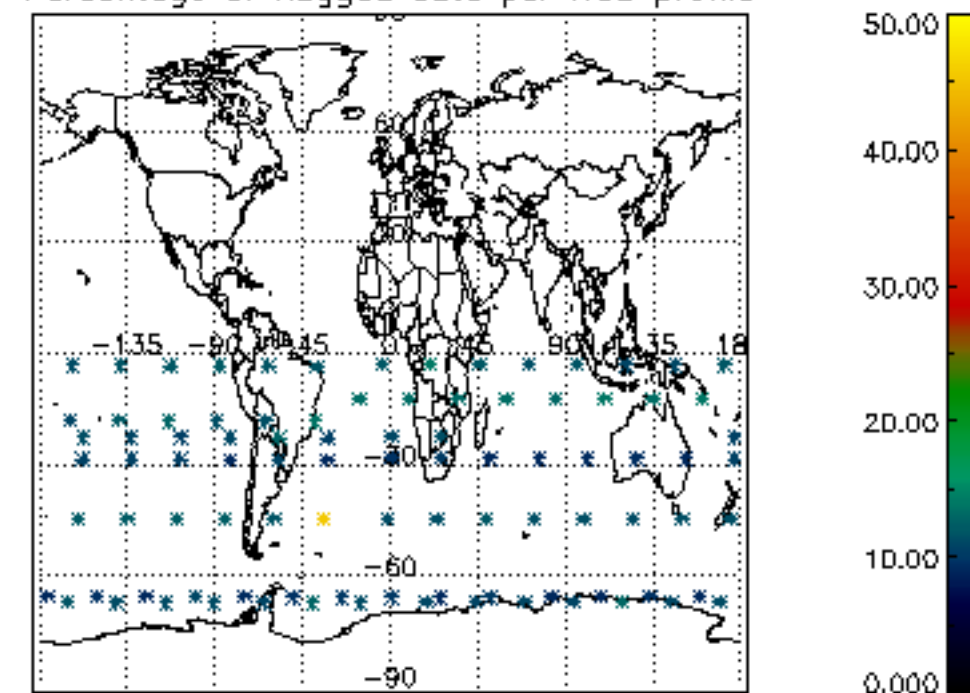
Percentage of flagged data per H2O profile

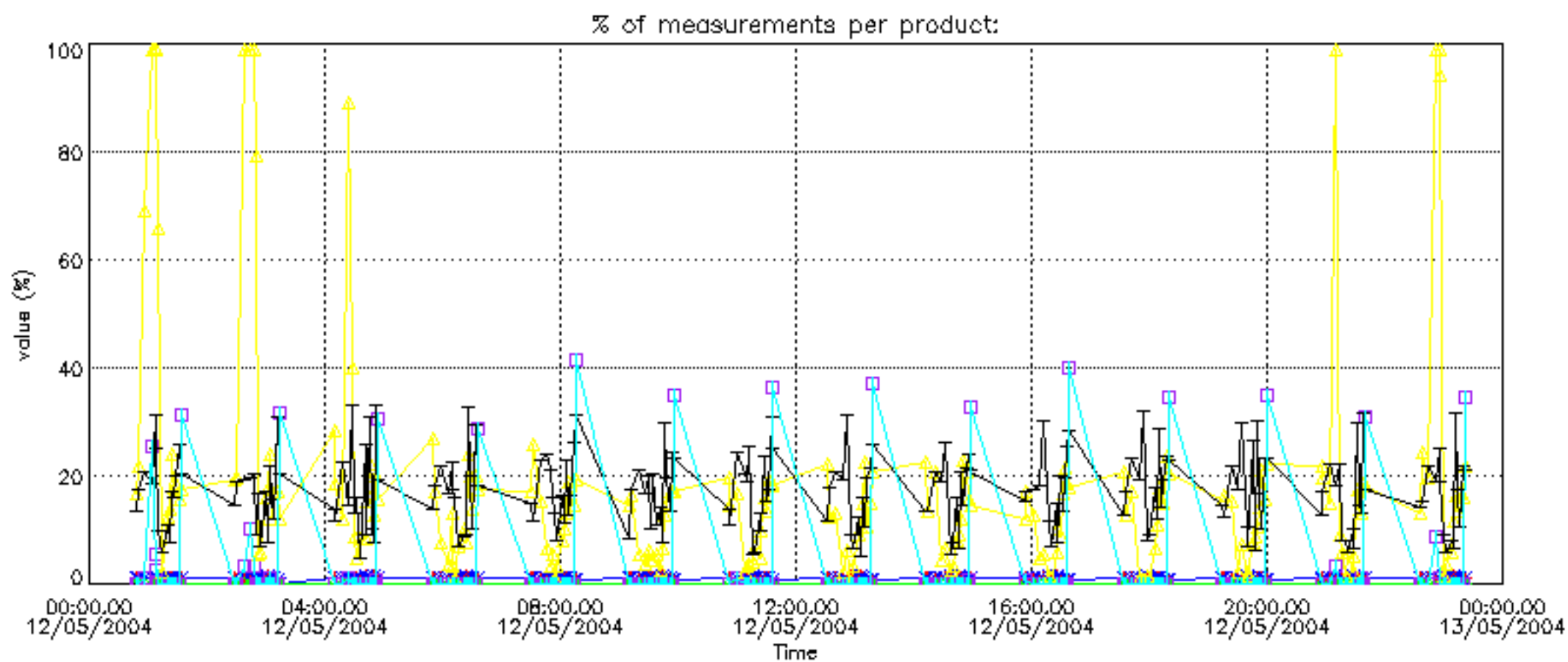


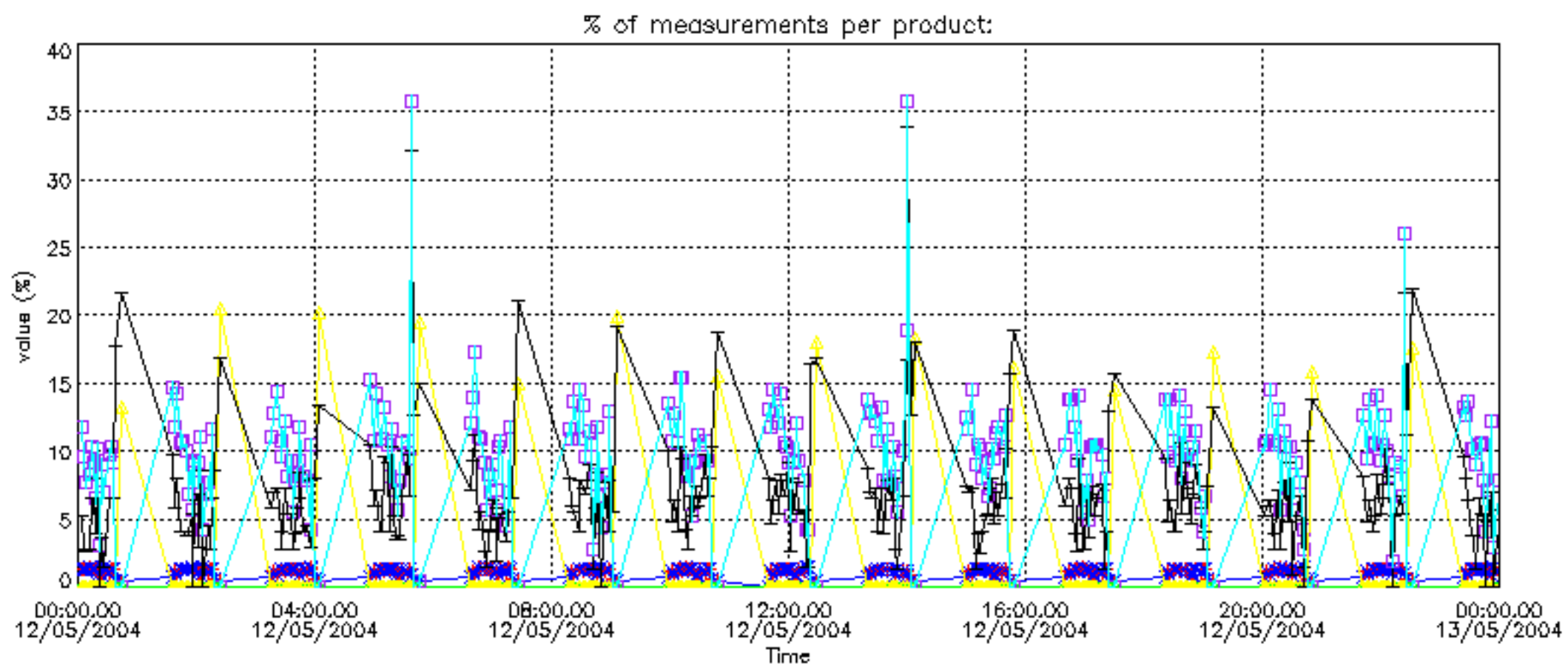
Percentage of flagged data per NO2 profile



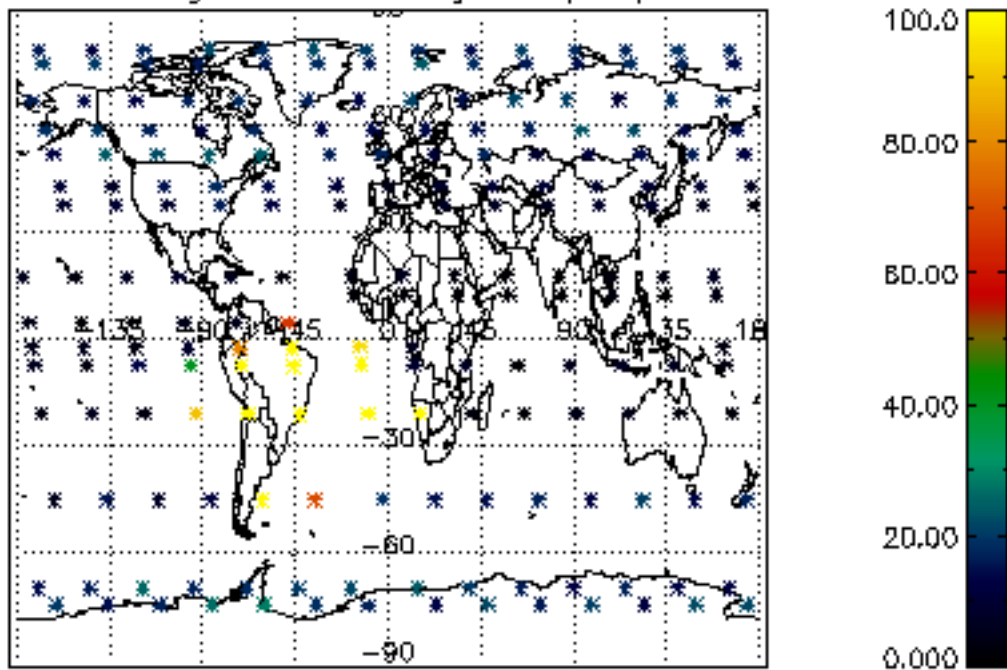
Percentage of flagged data per NO3 profile



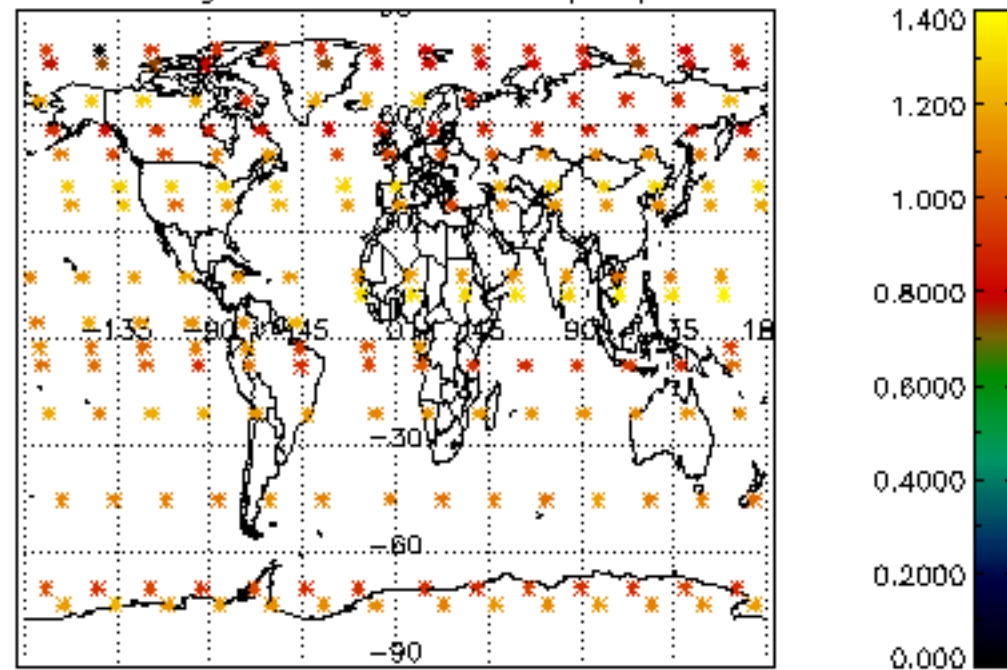




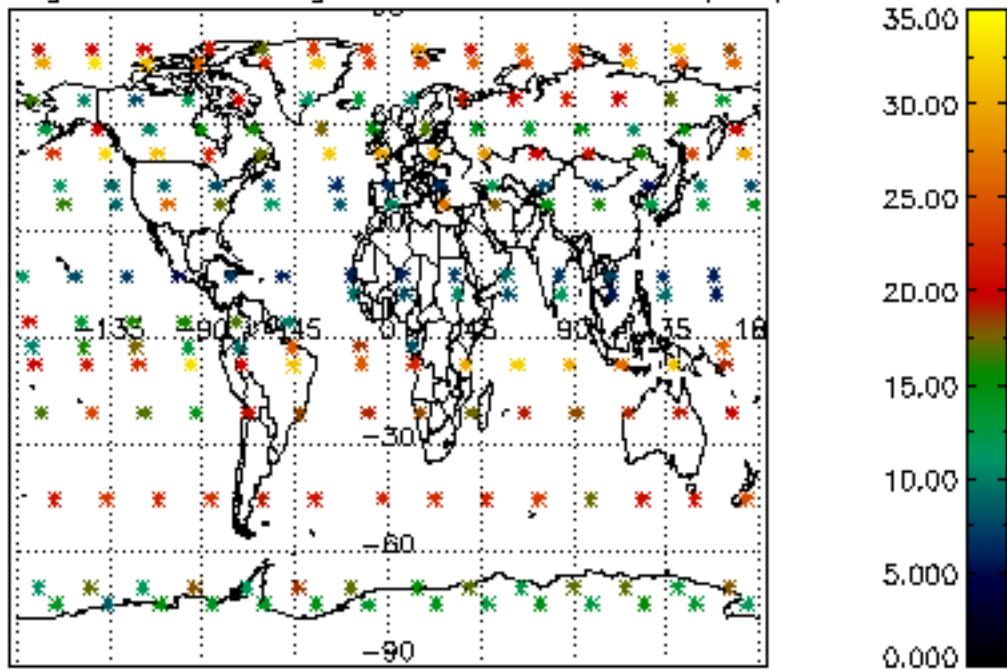
Percentage of cosmic ray hits per profile



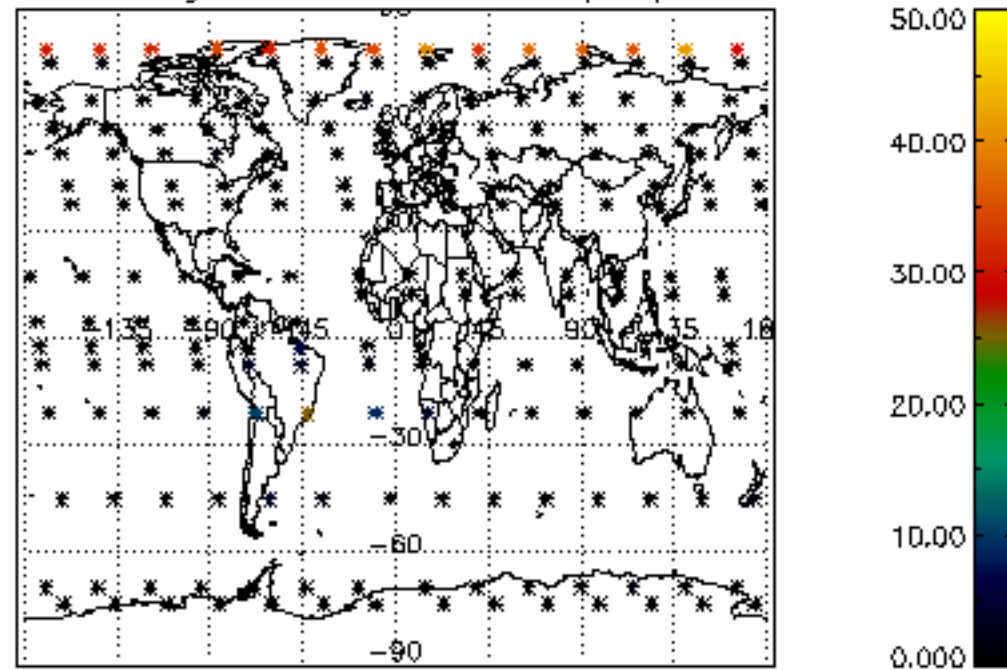
Percentage of datation errors per profile



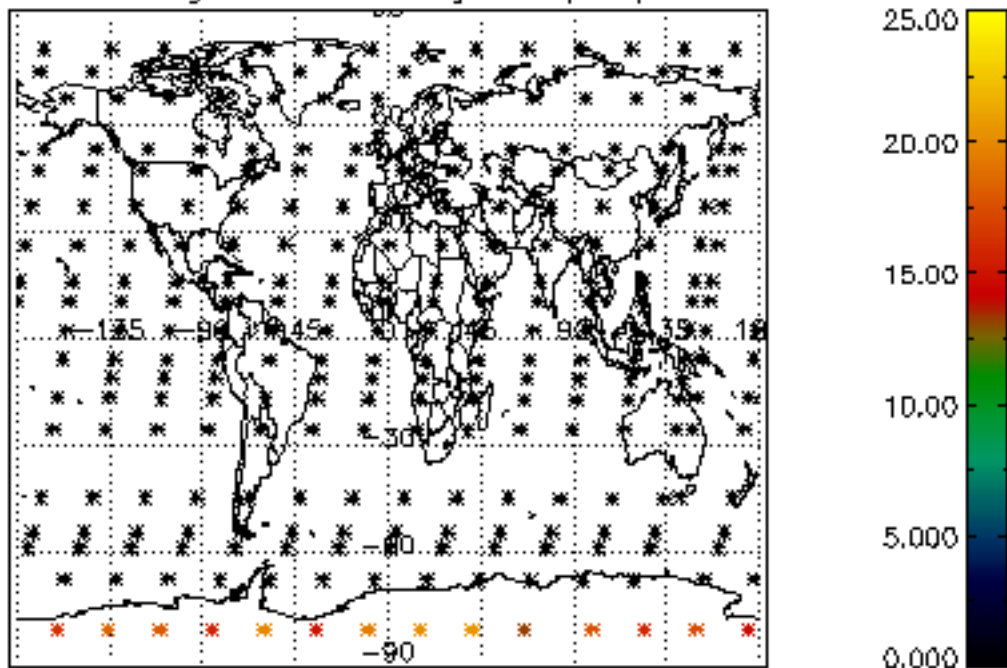
Percentage of star falling outside central band per profile



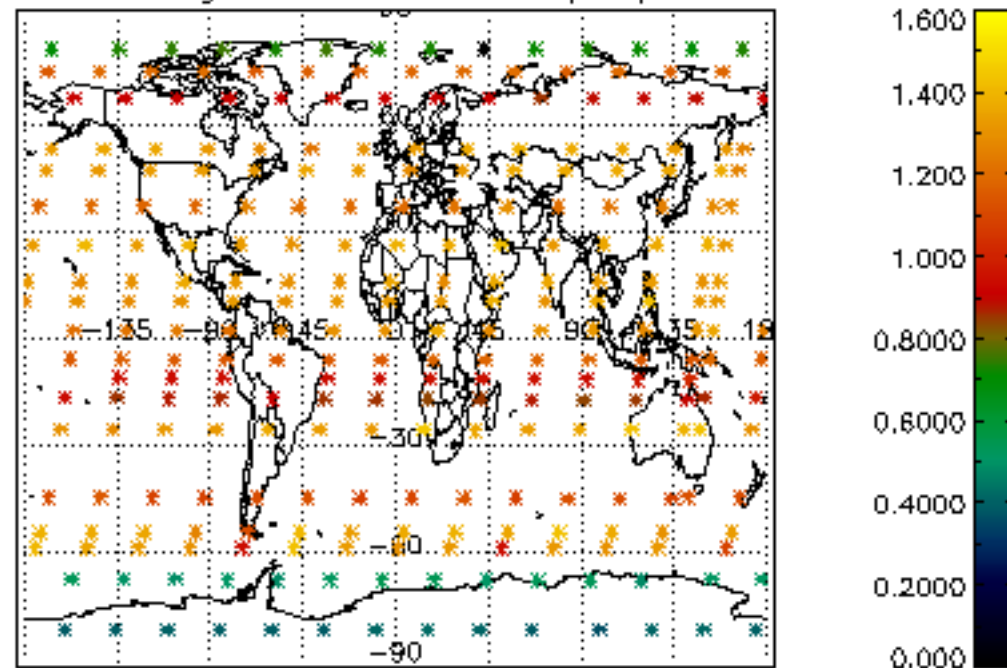
Percentage of saturation errors per profile



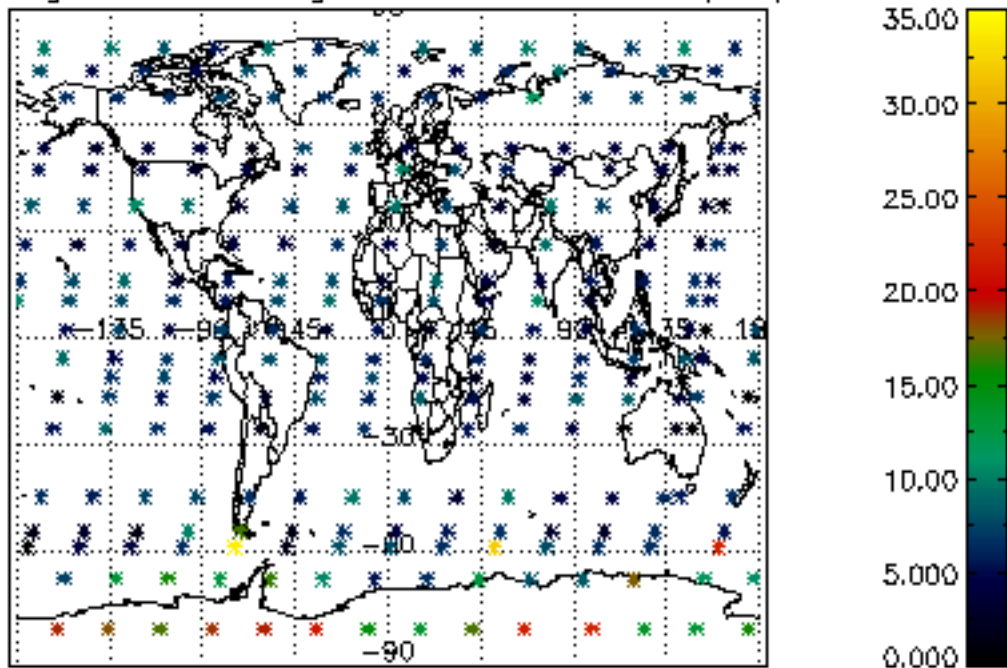
Percentage of cosmic ray hits per profile



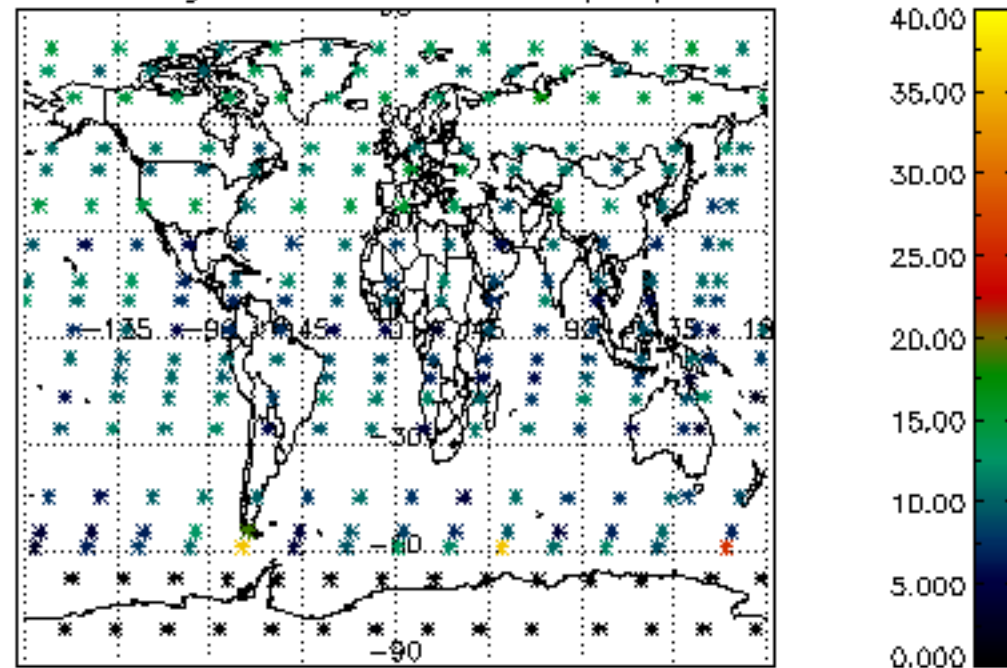
Percentage of datation errors per profile

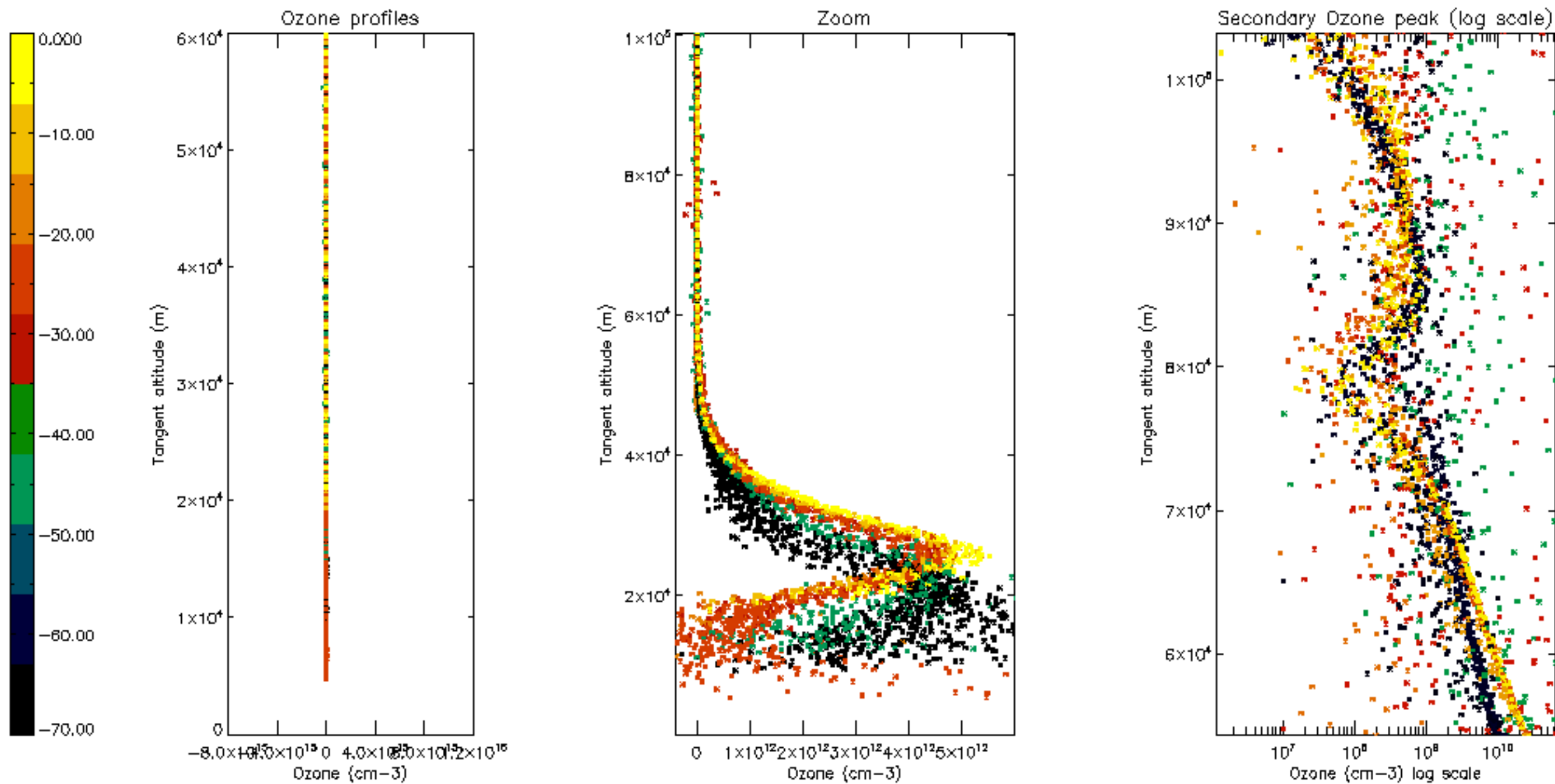


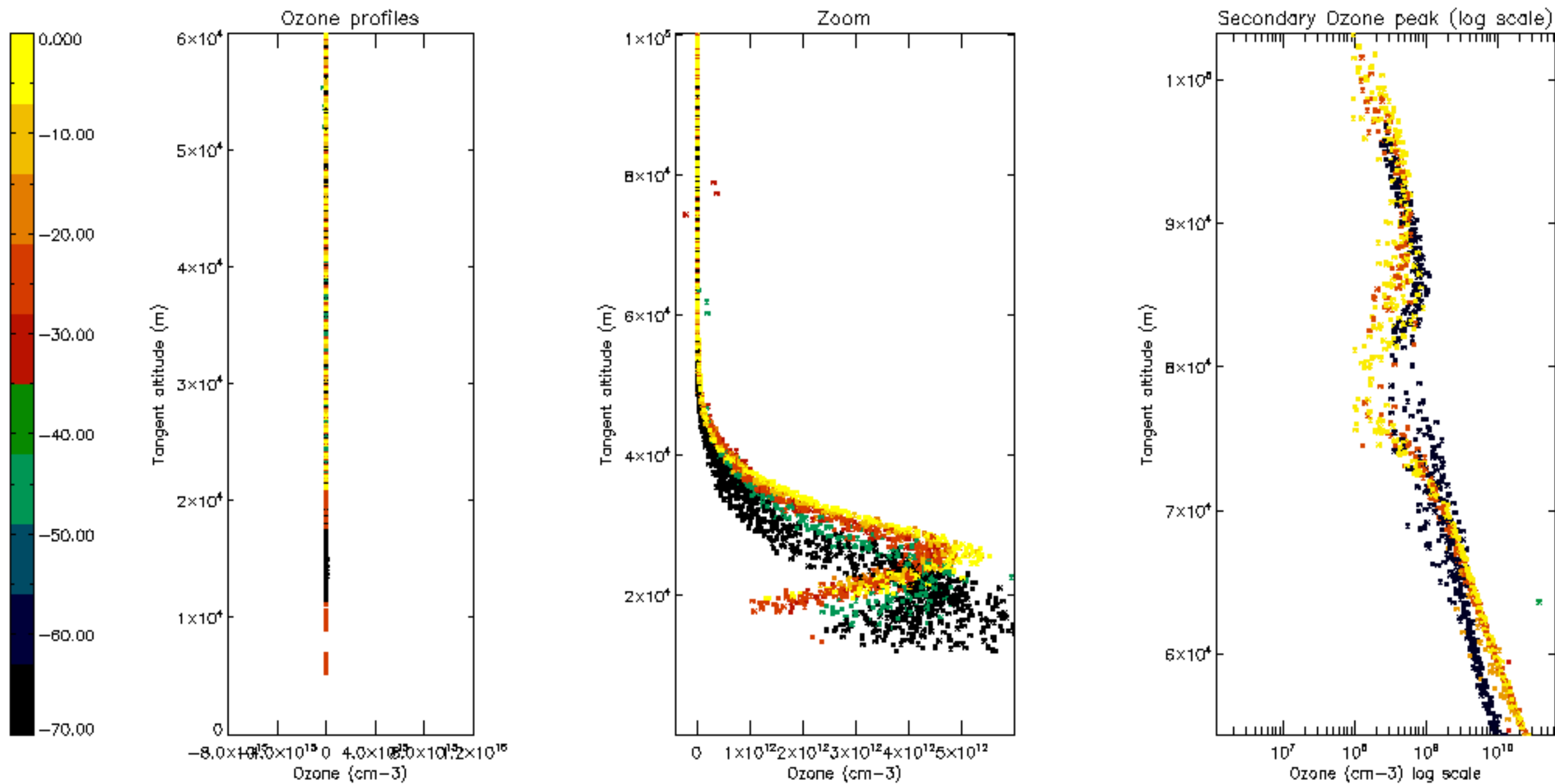
Percentage of star falling outside central band per profile

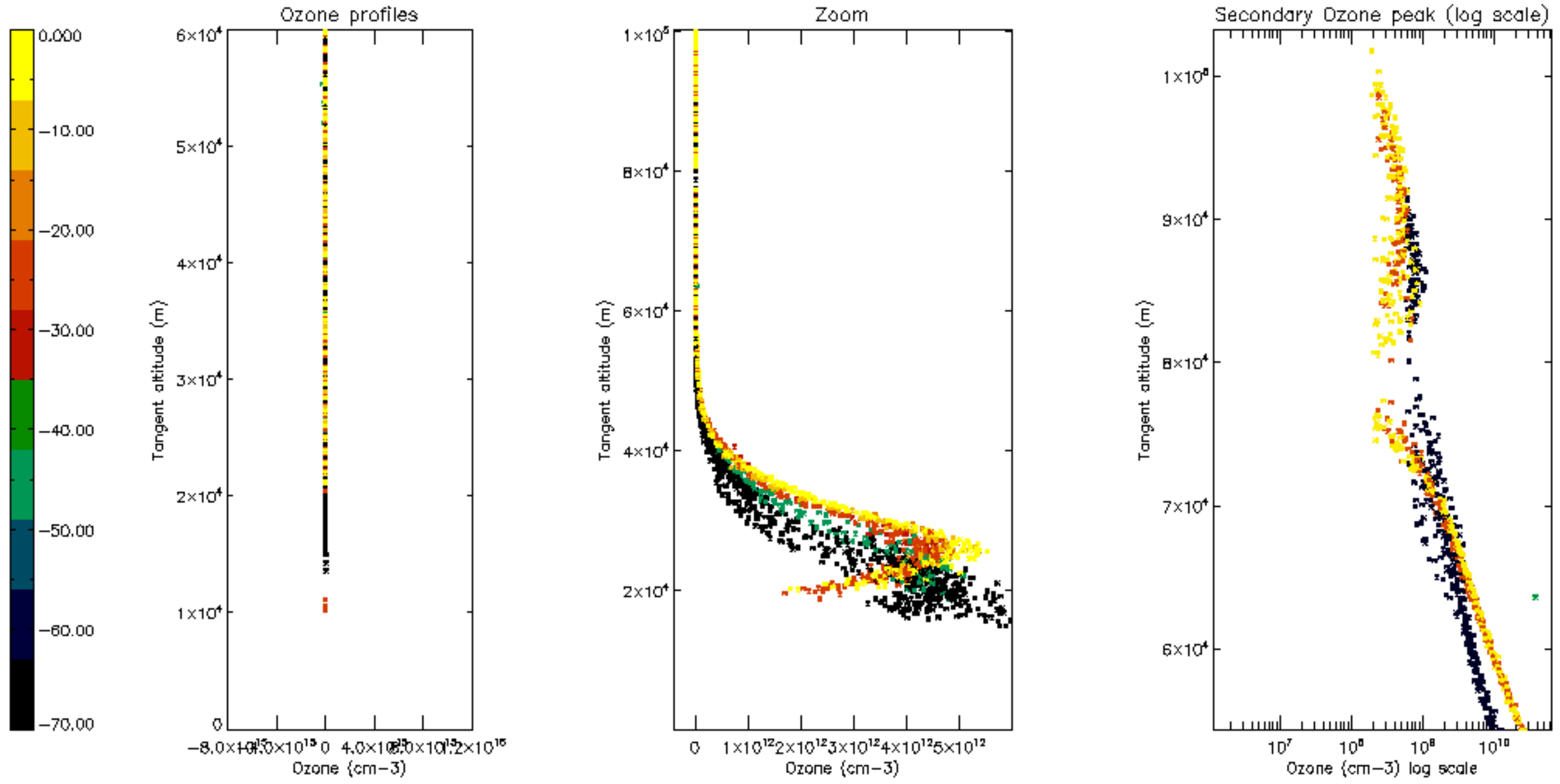


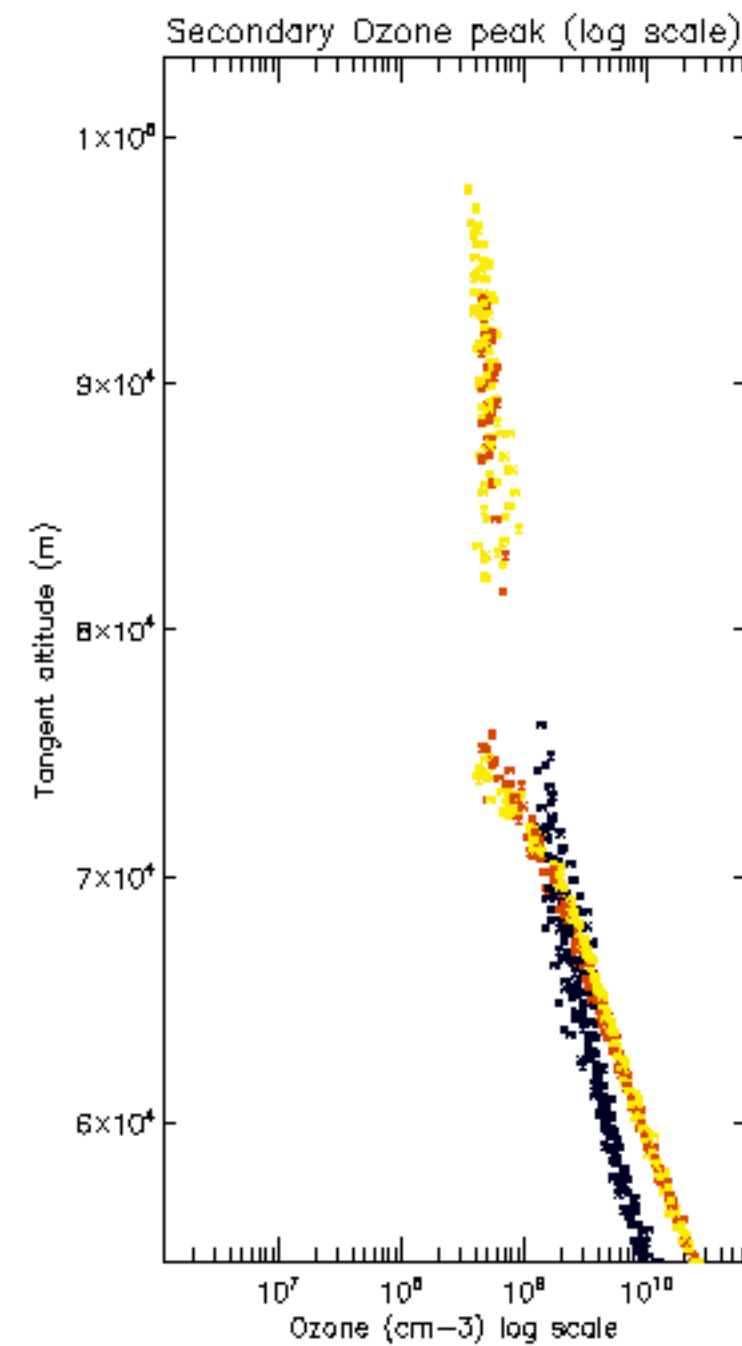
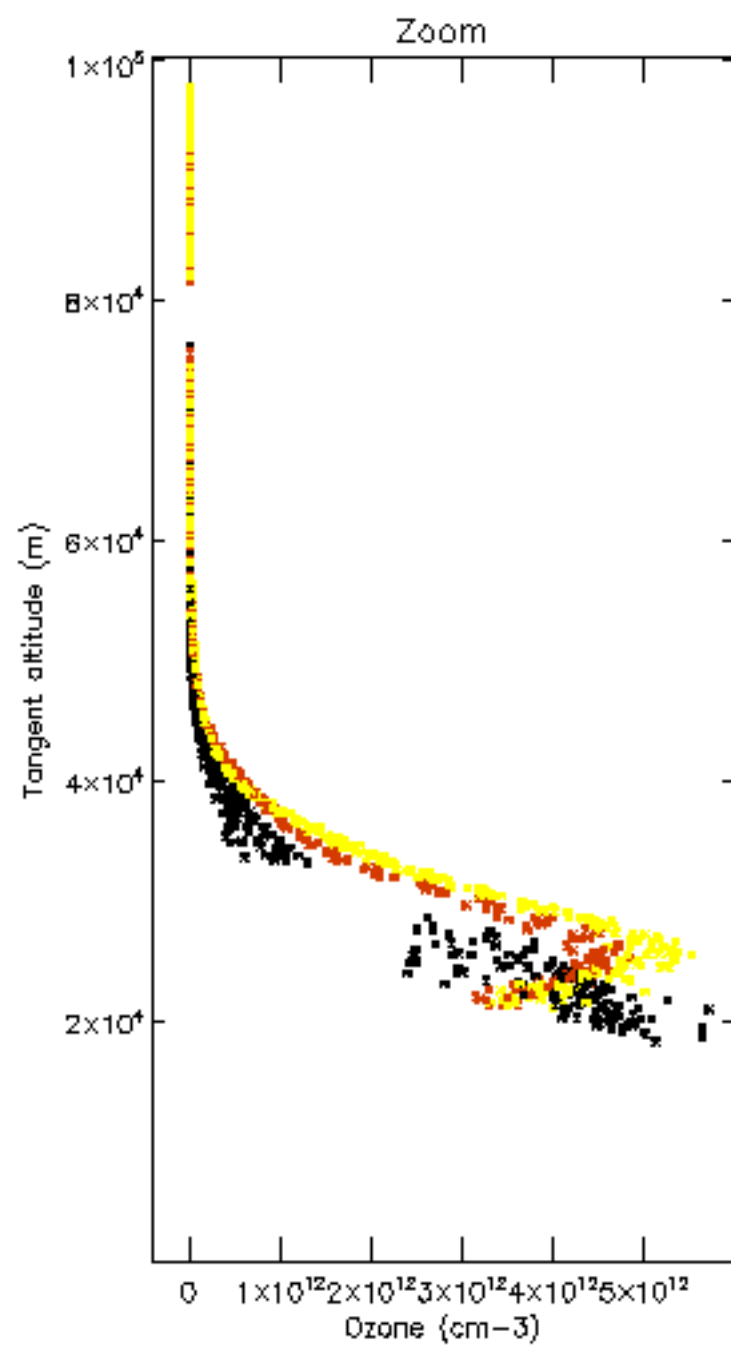
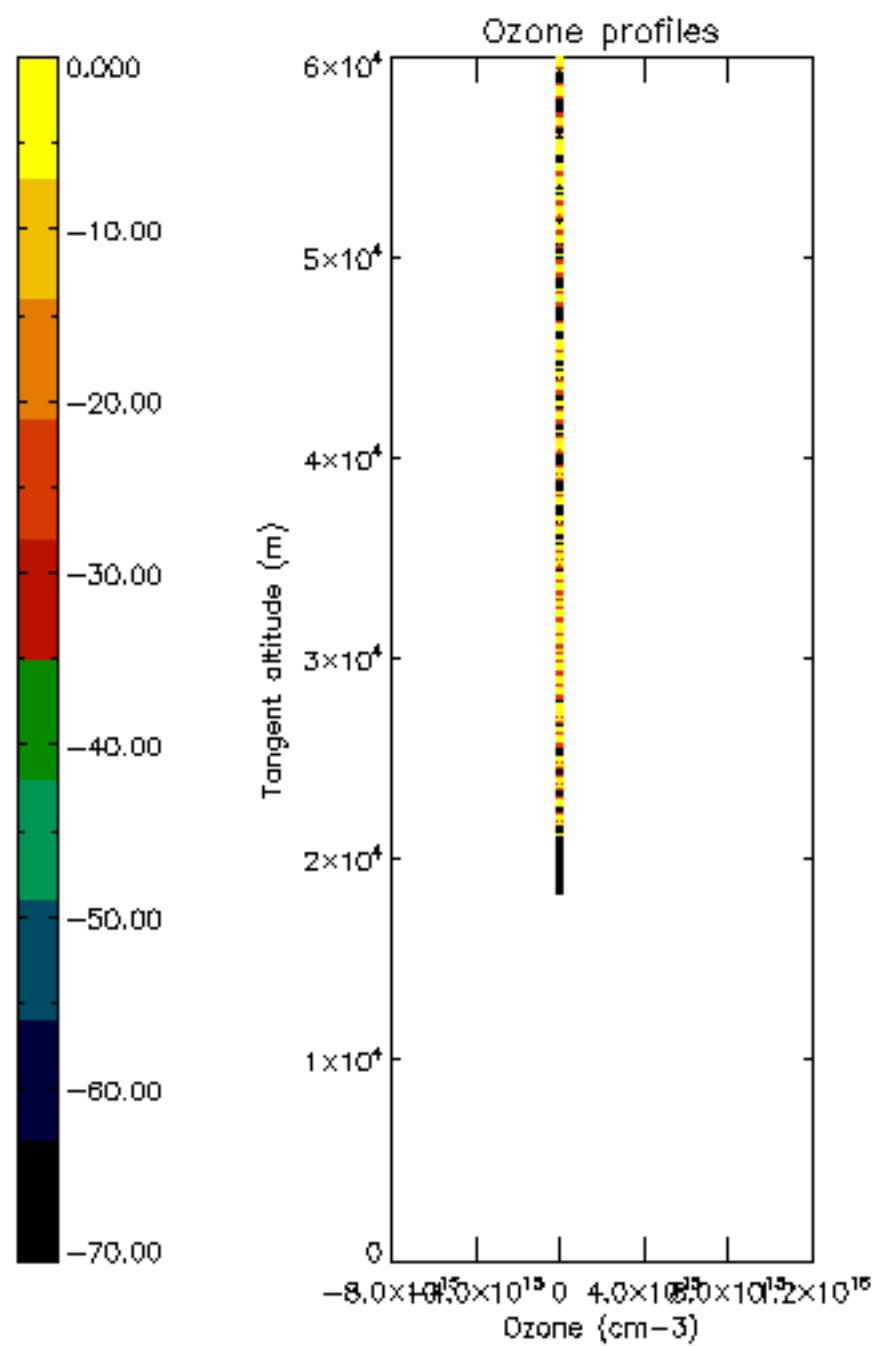
Percentage of saturation errors per profile

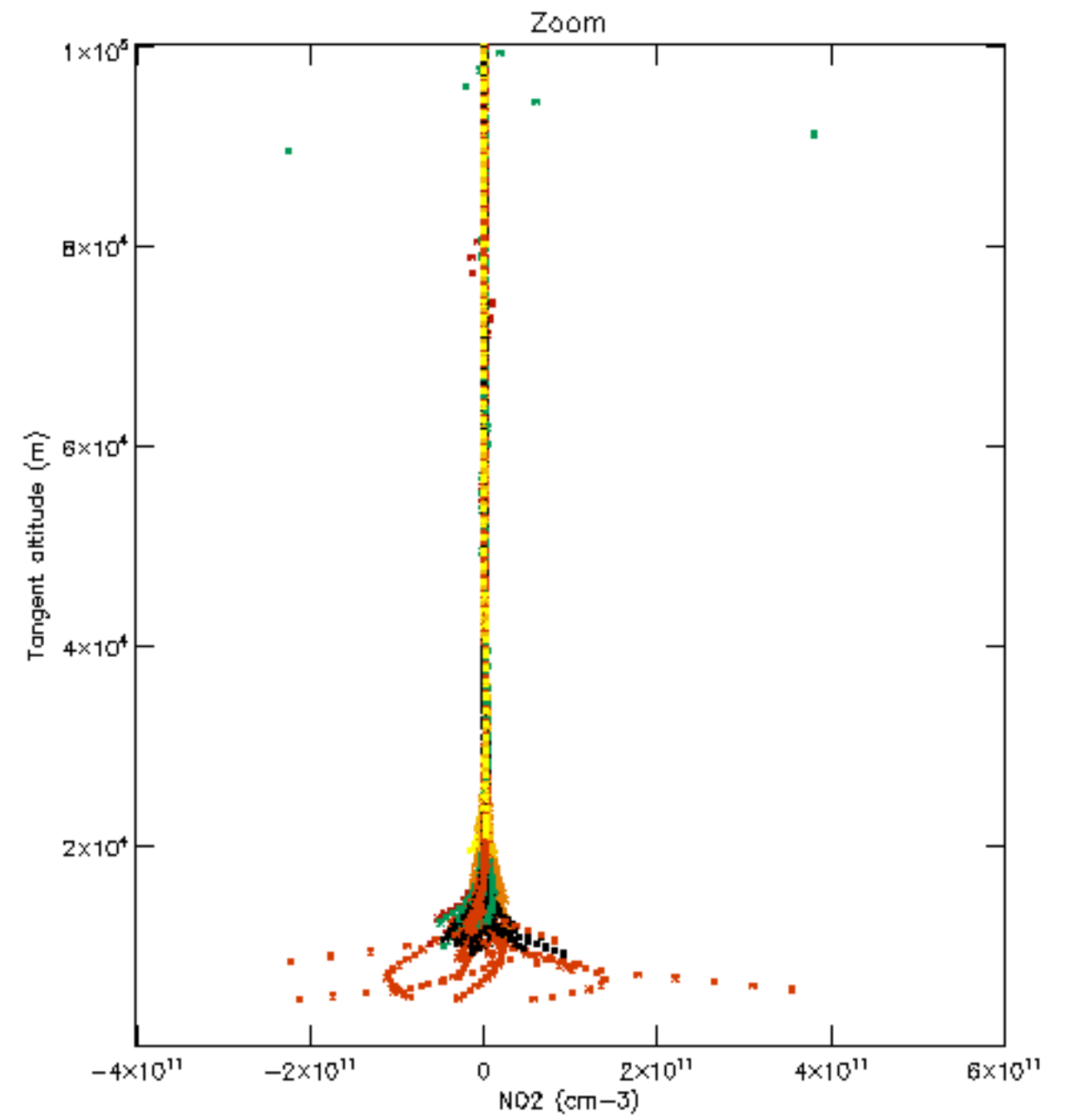
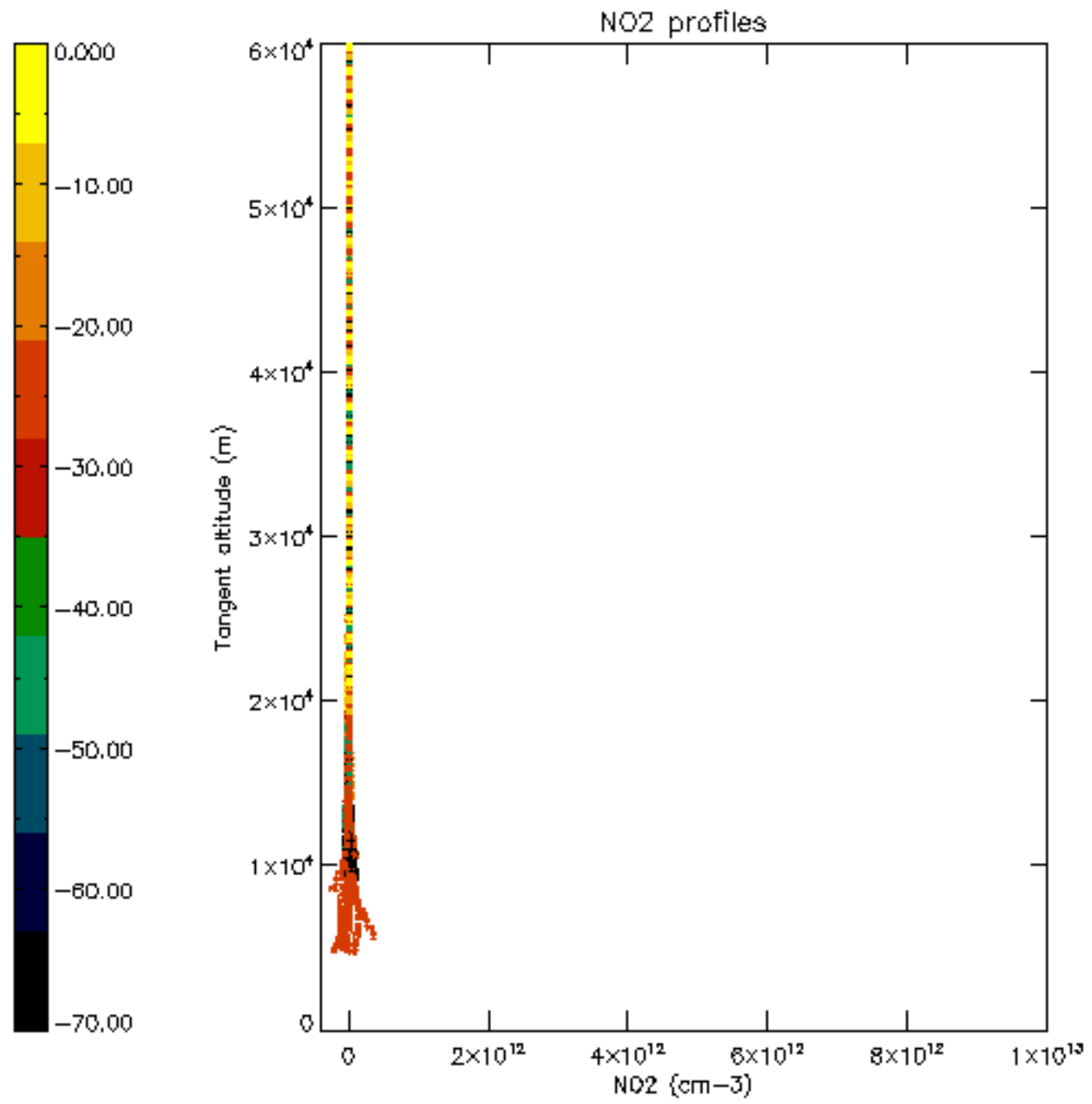


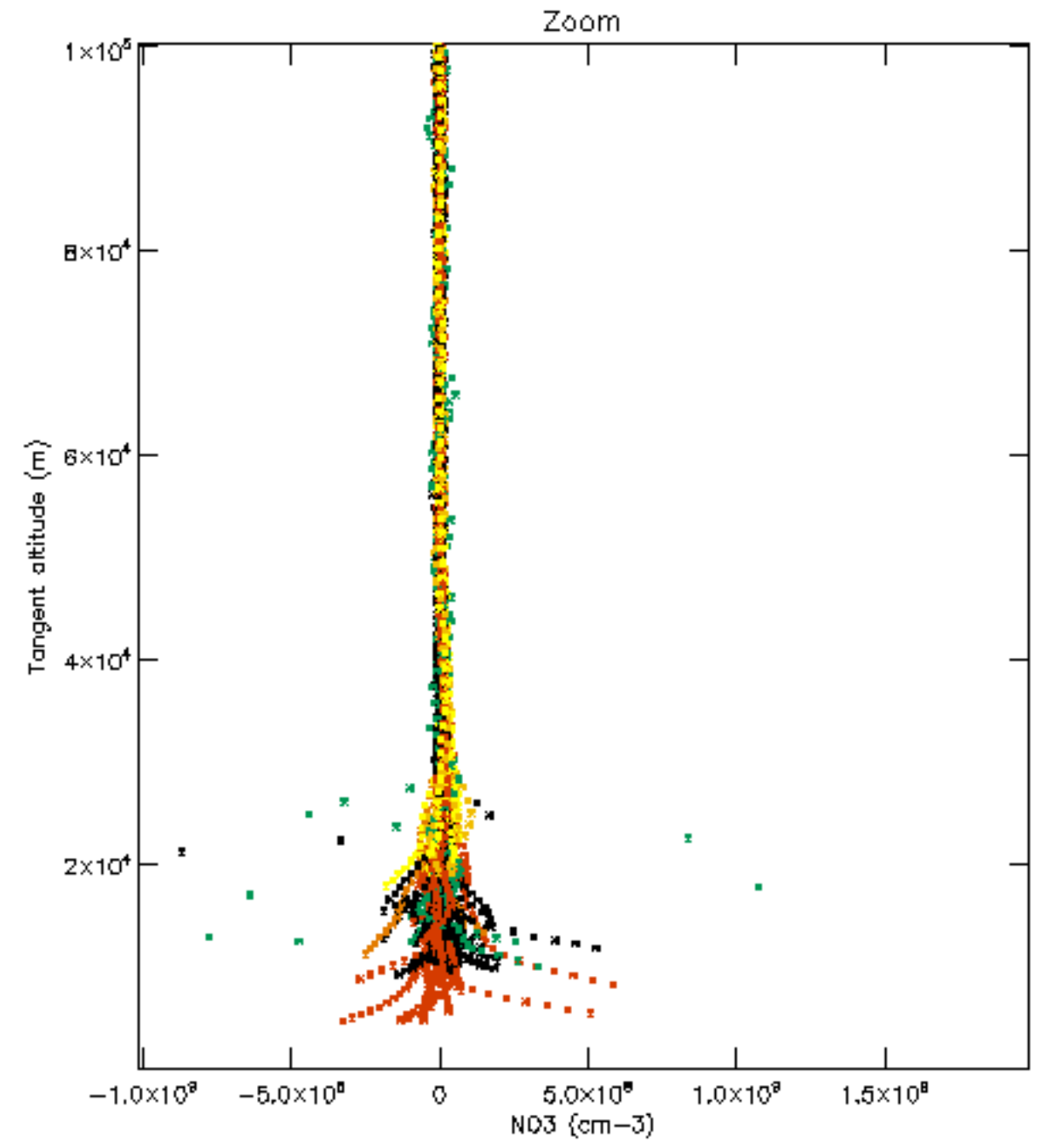
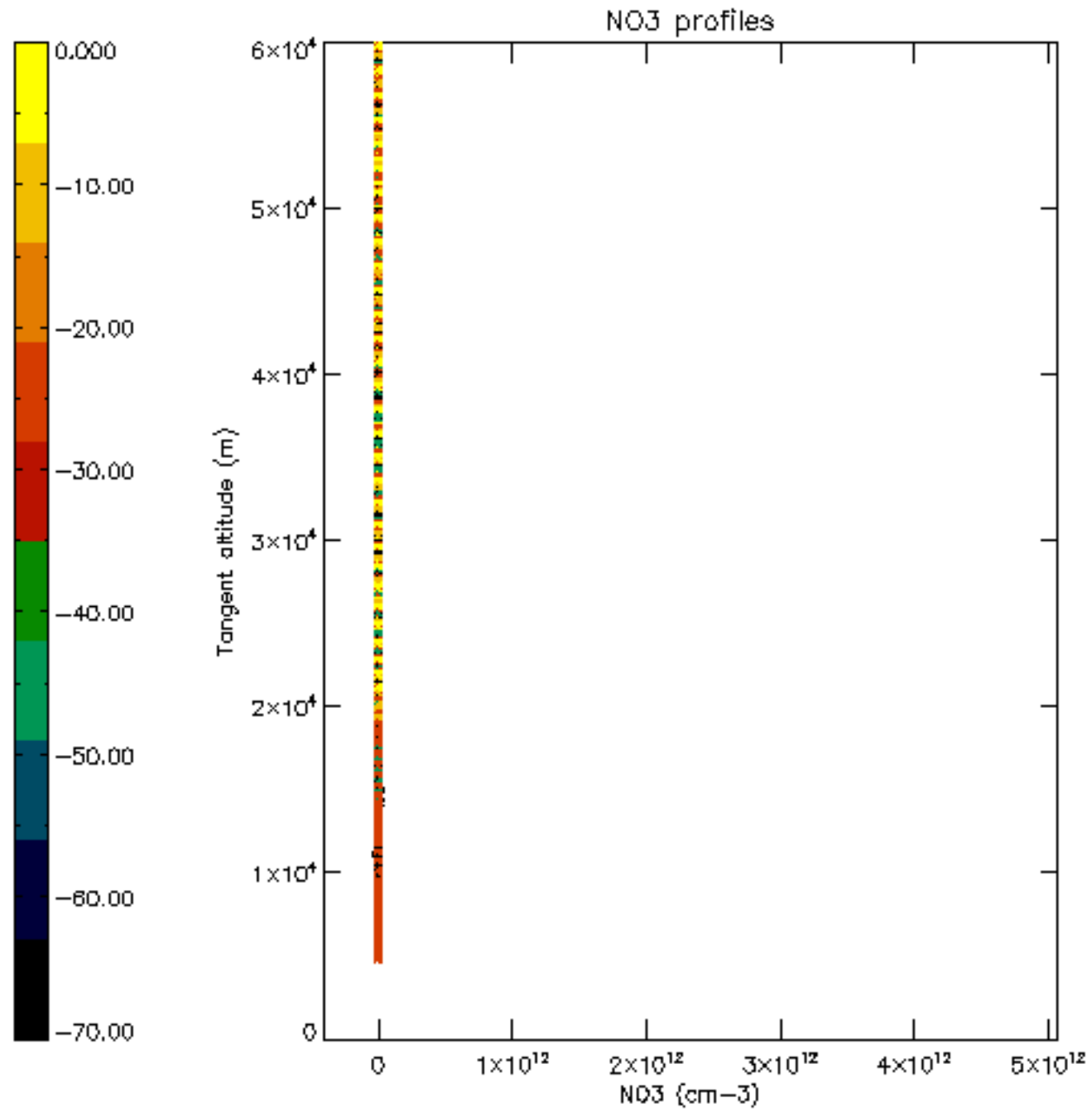


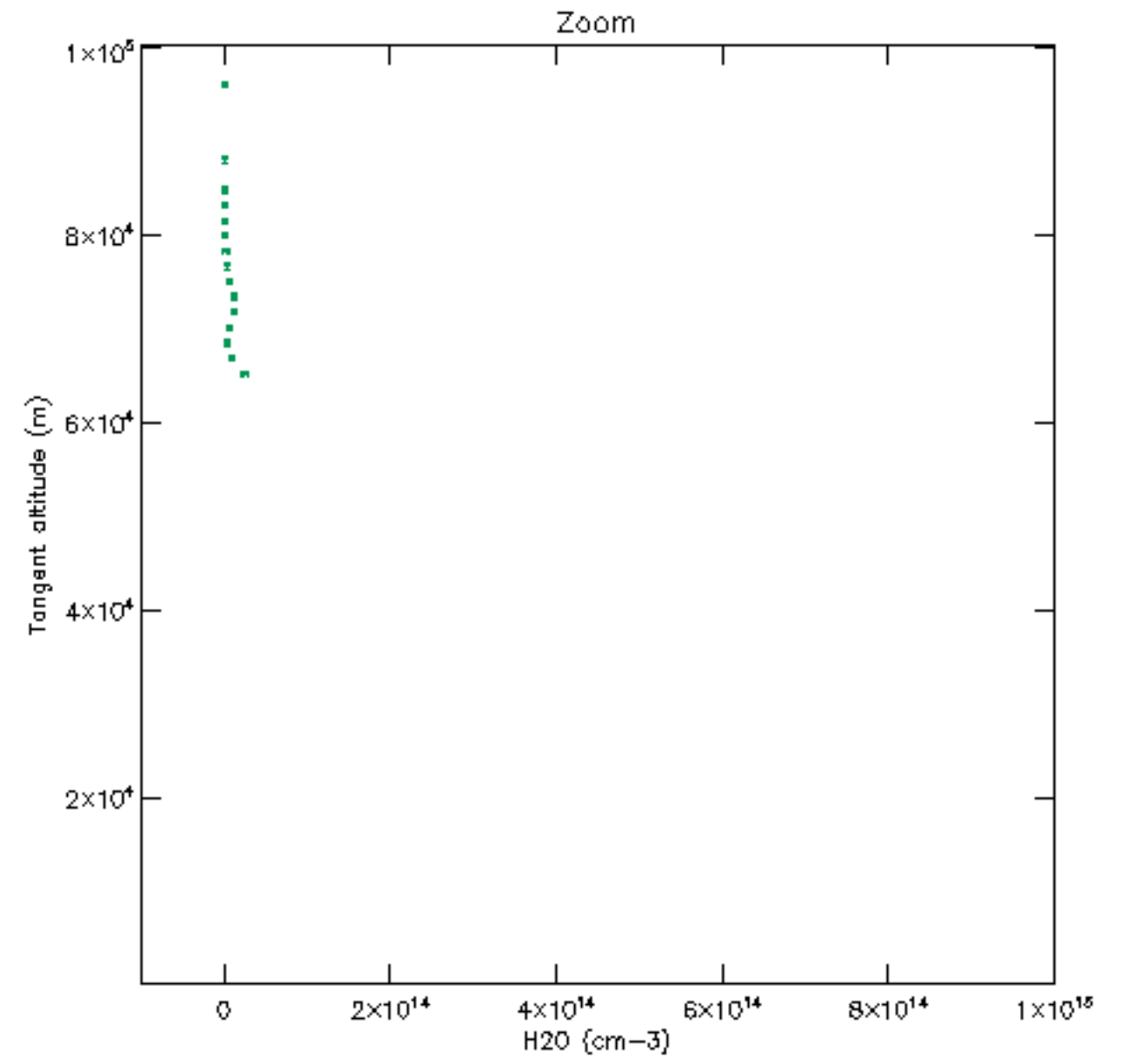
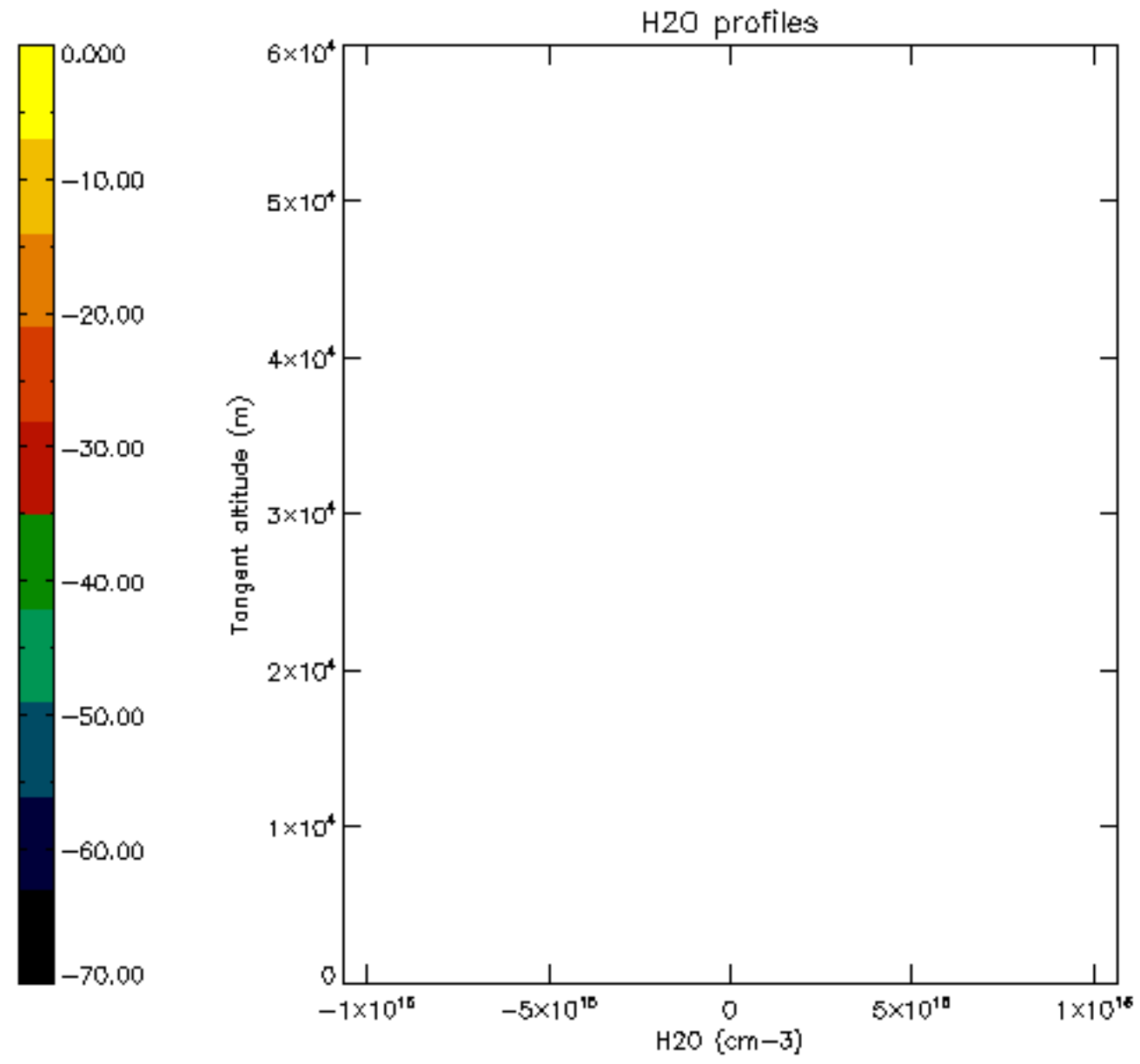


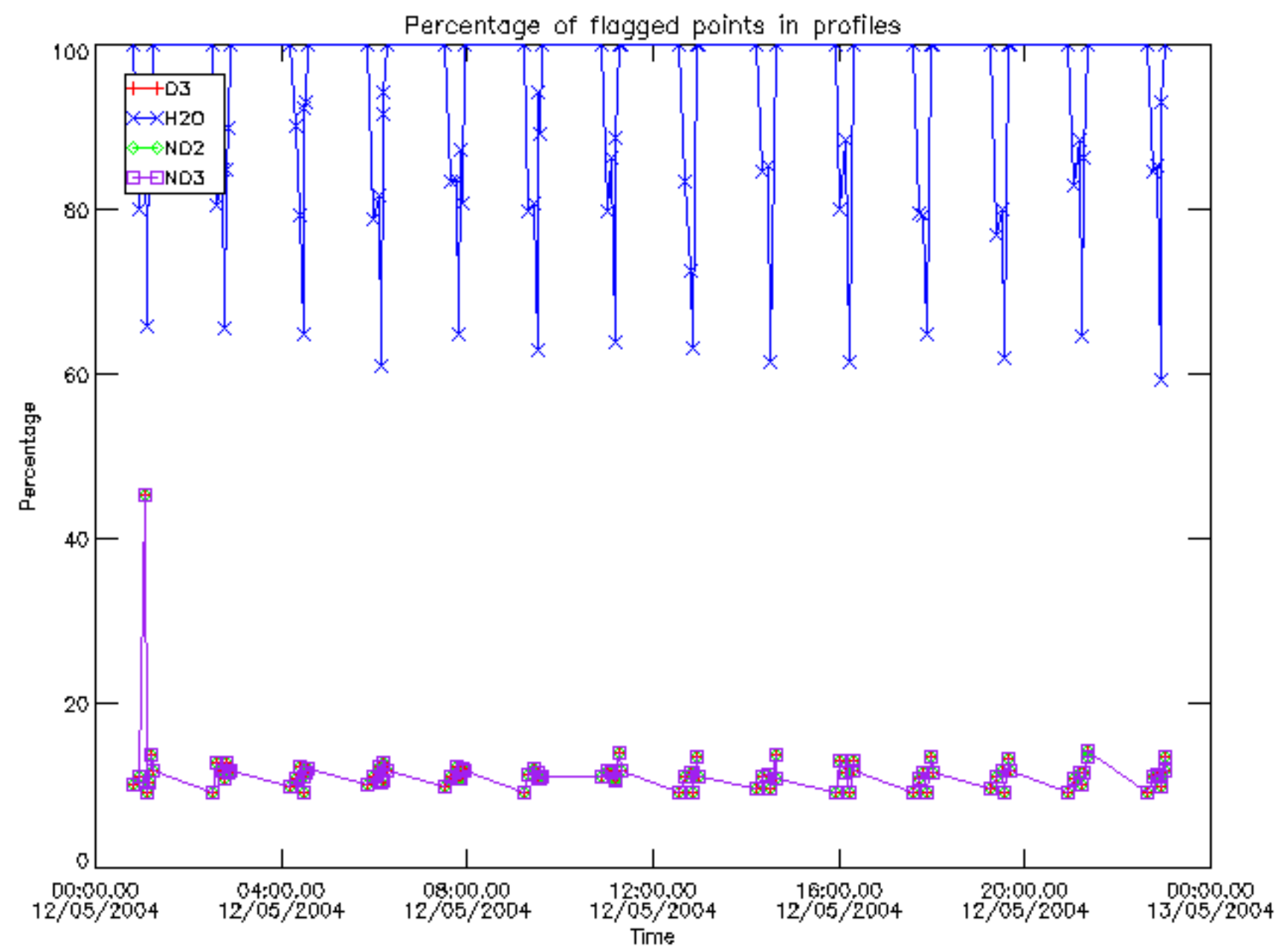




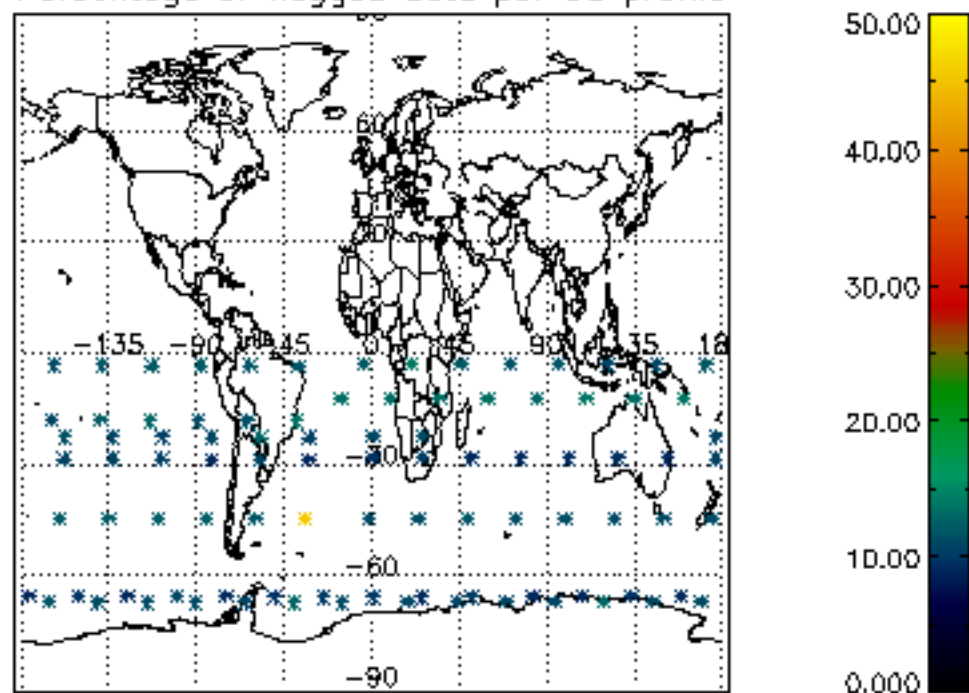




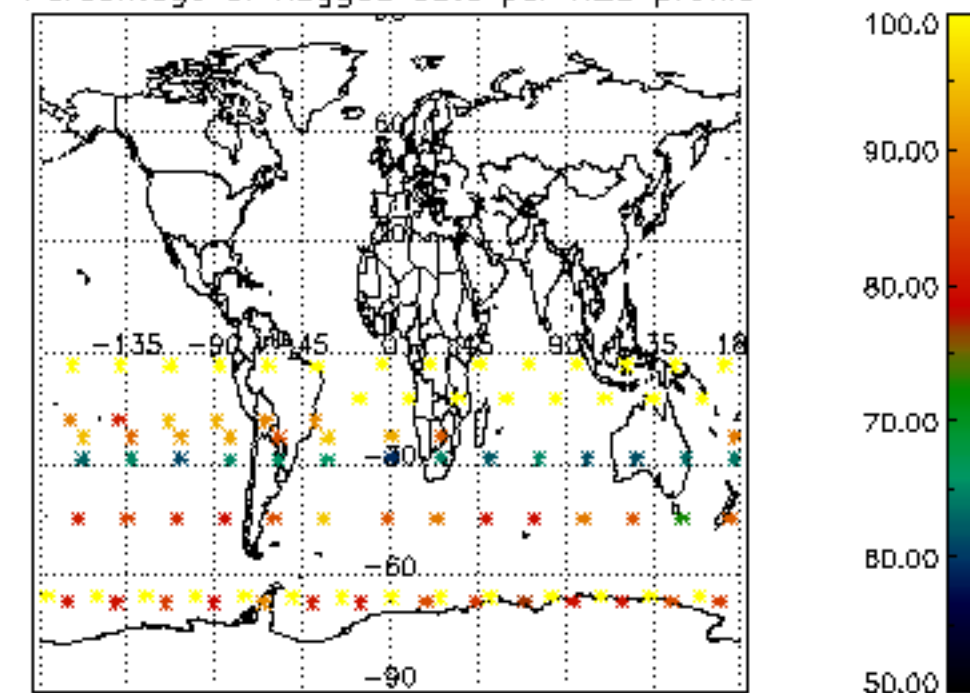




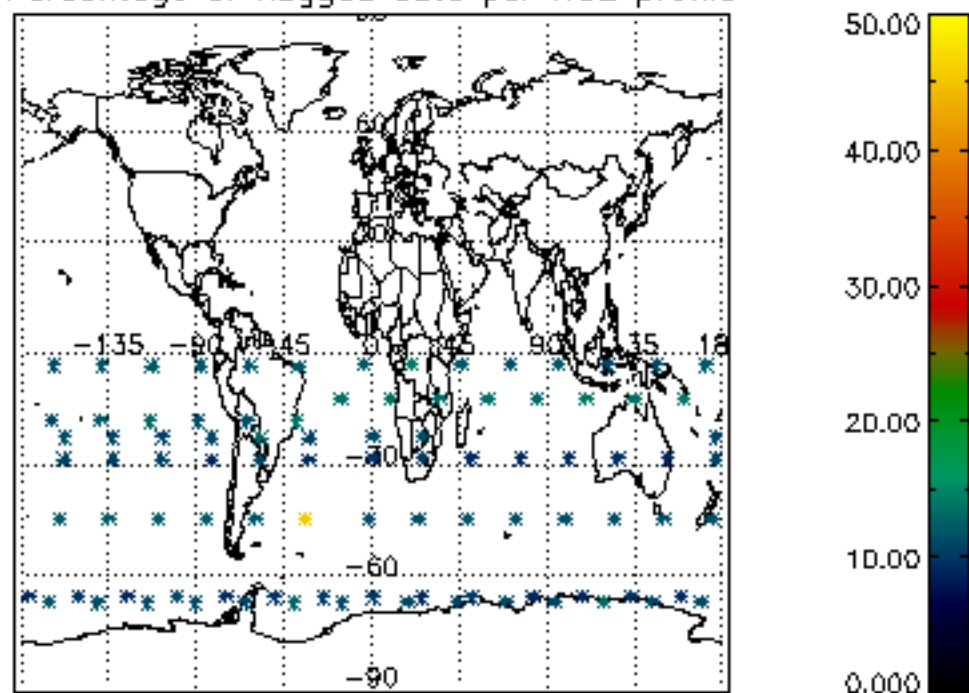
Percentage of flagged data per D3 profile



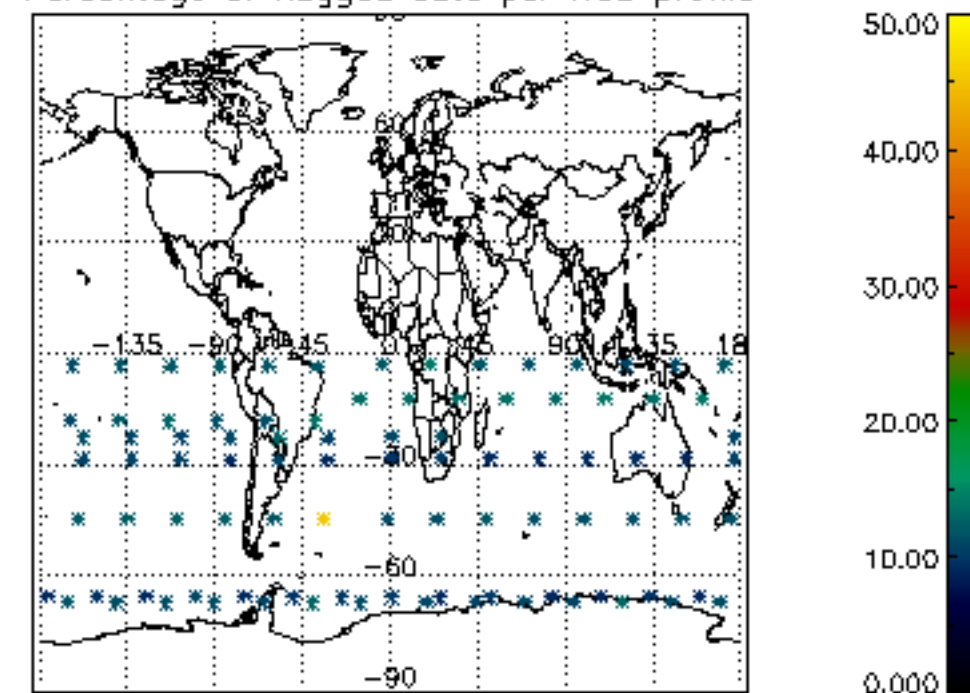
Percentage of flagged data per H2O profile

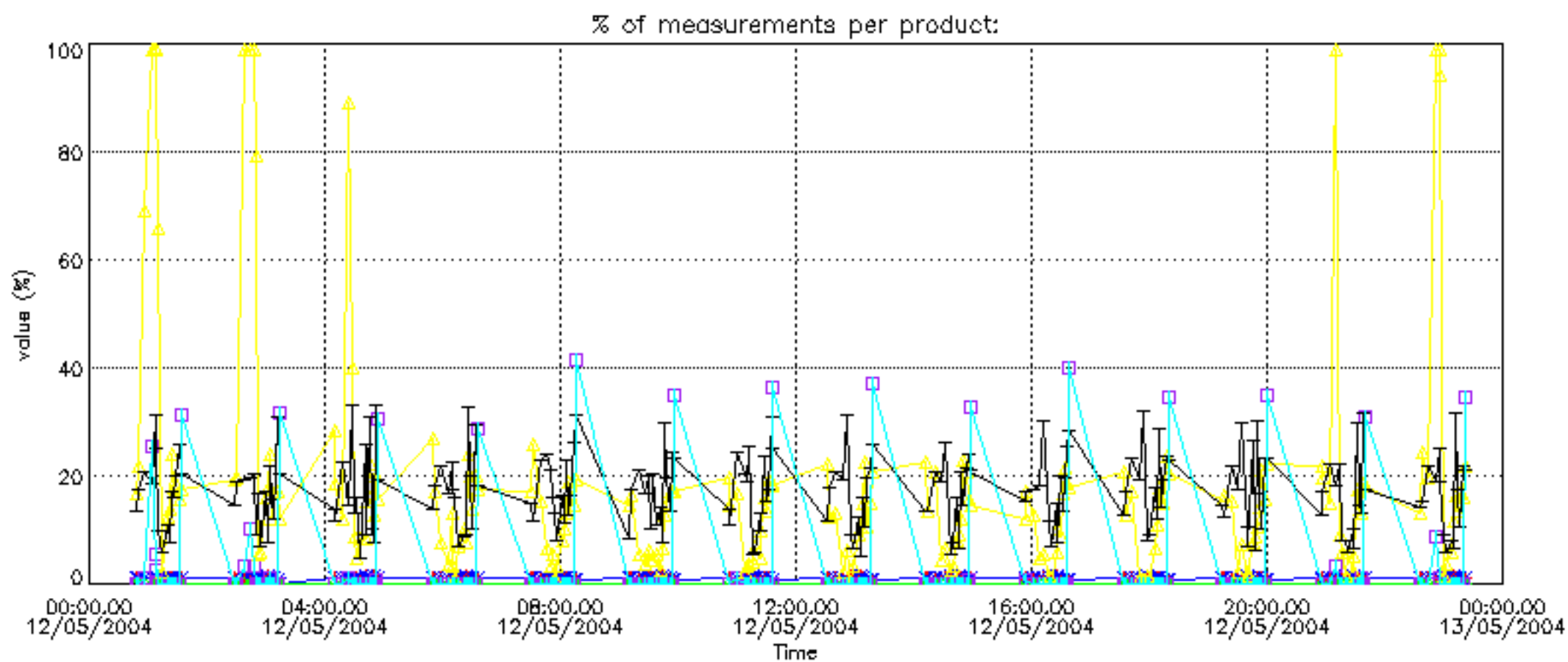


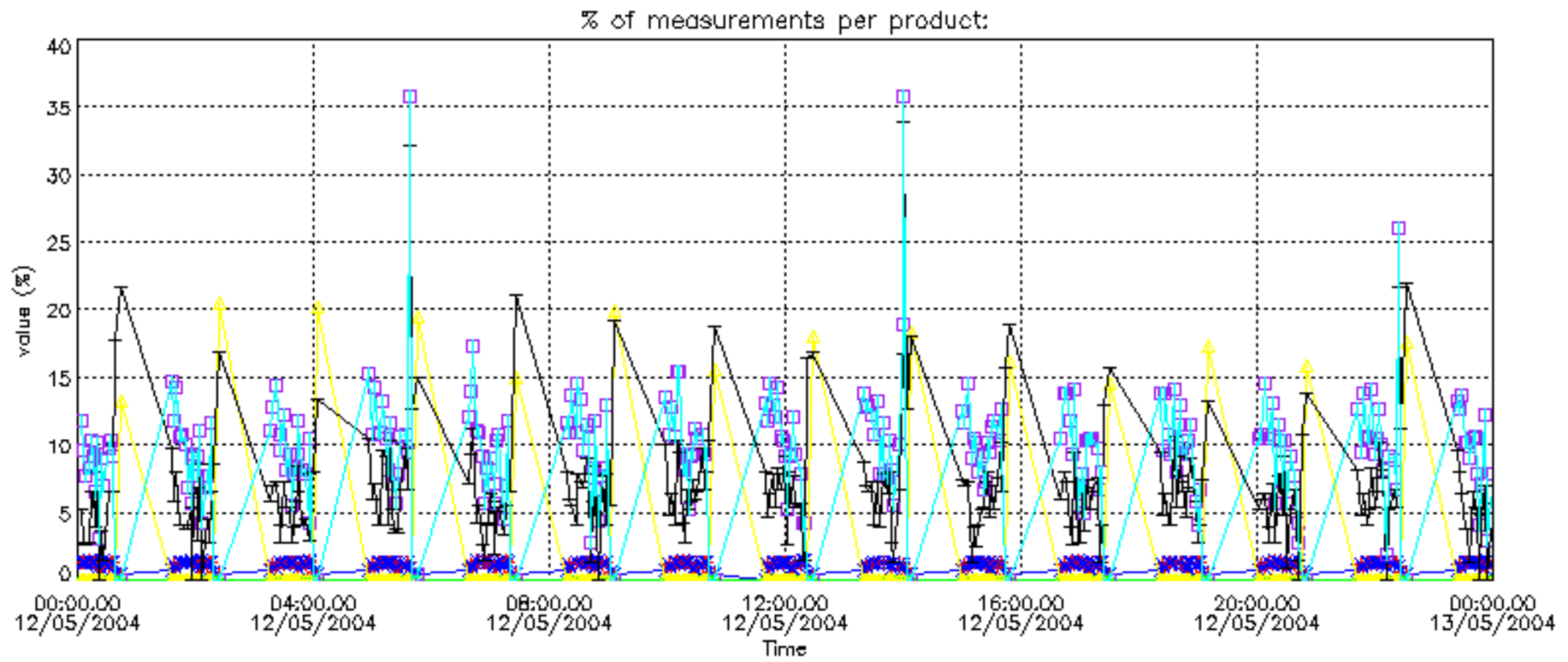
Percentage of flagged data per NO2 profile



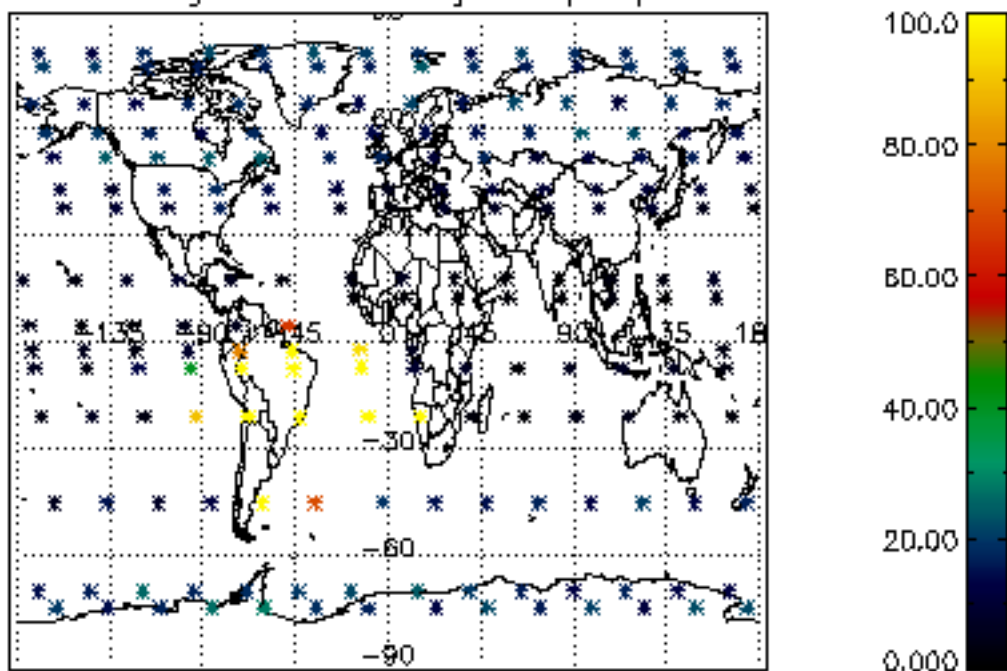
Percentage of flagged data per NO3 profile



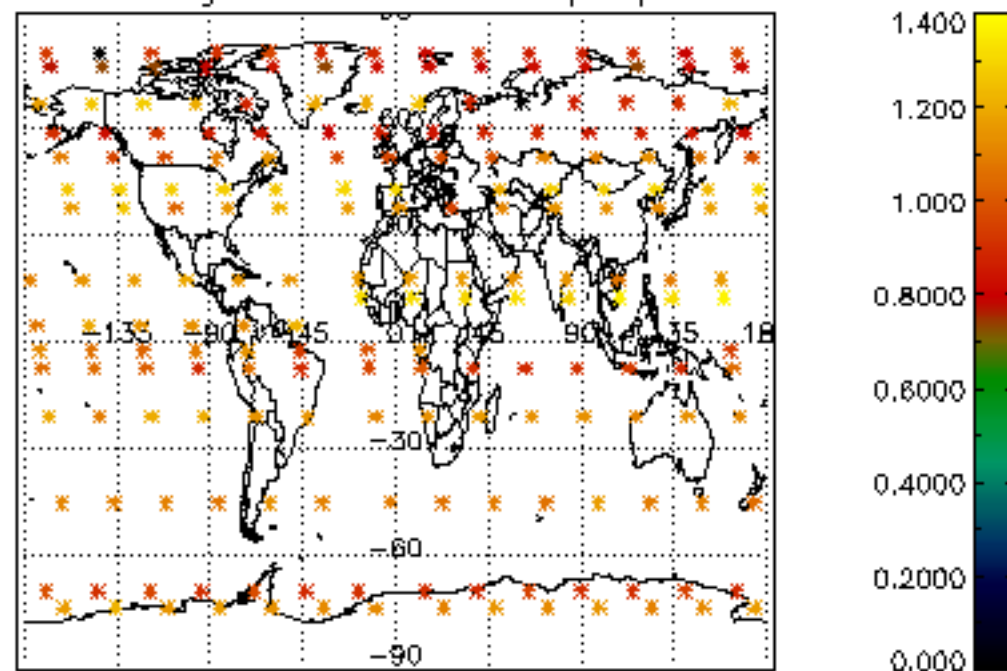




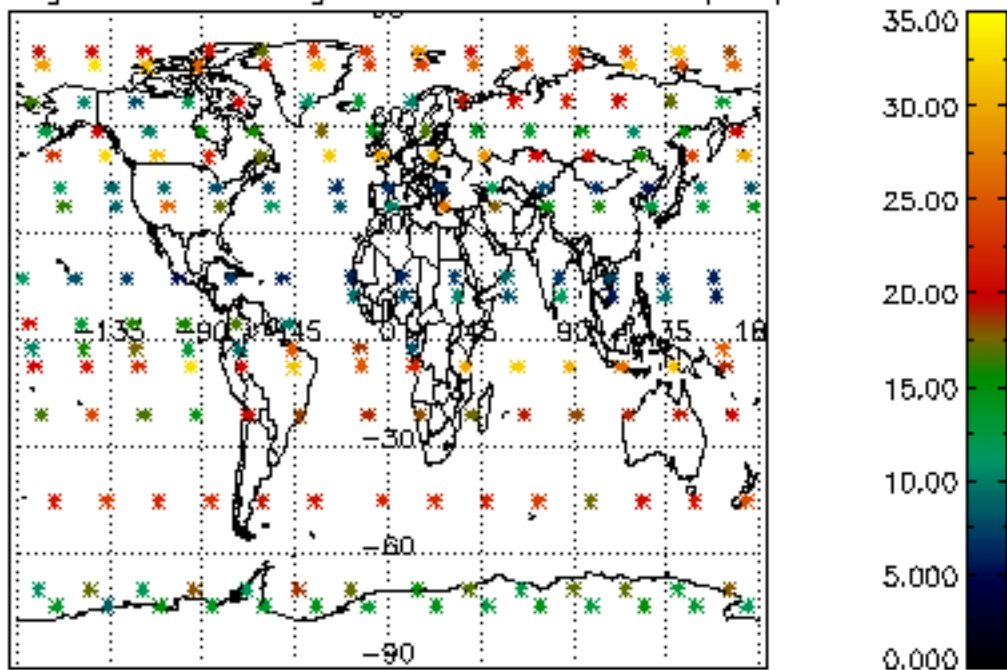
Percentage of cosmic ray hits per profile



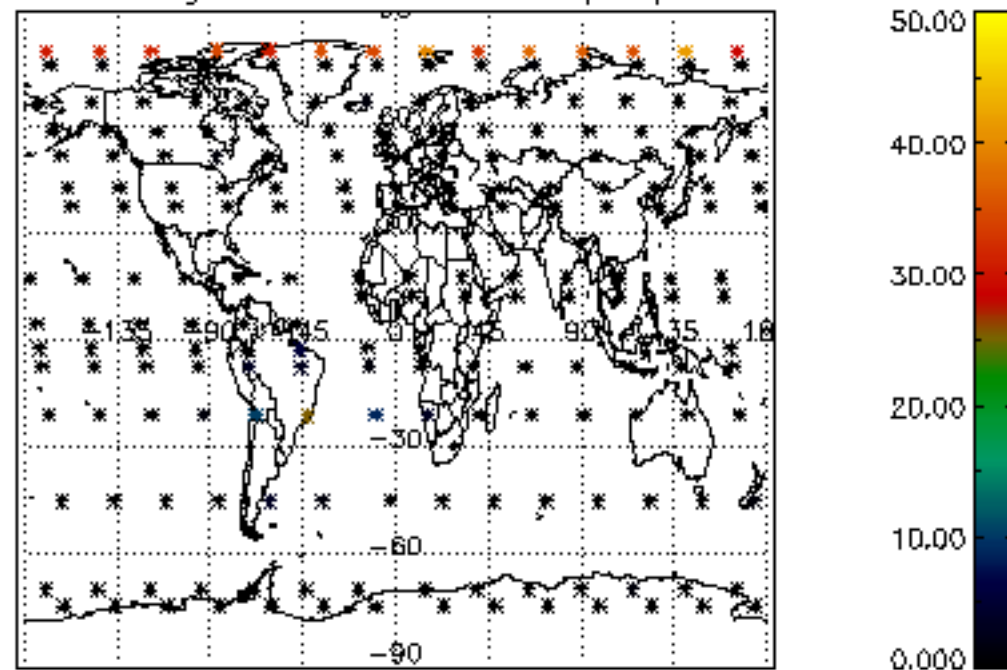
Percentage of datation errors per profile



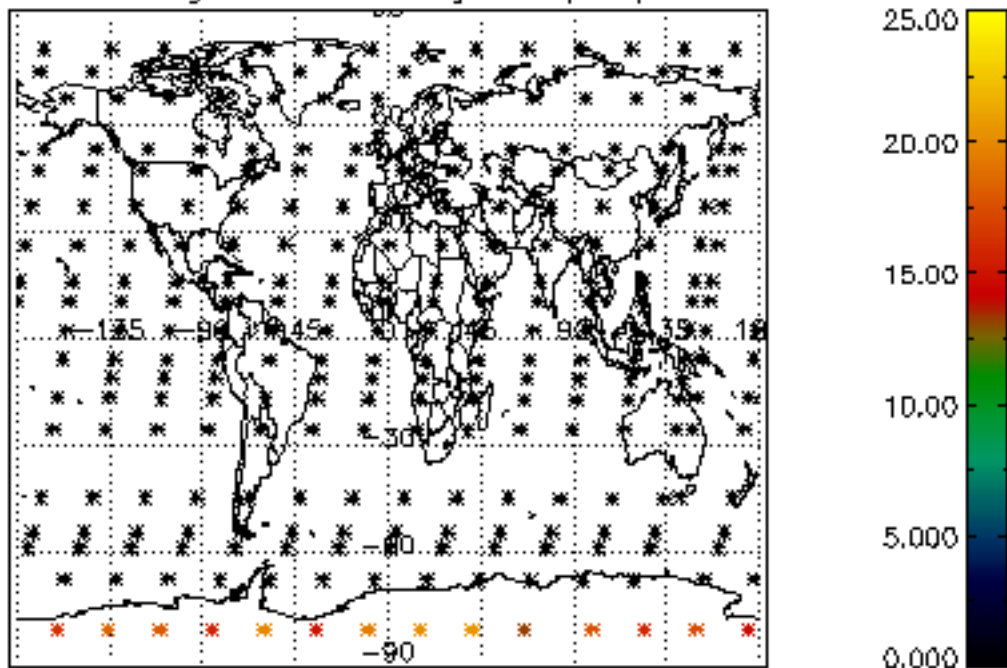
Percentage of star falling outside central band per profile



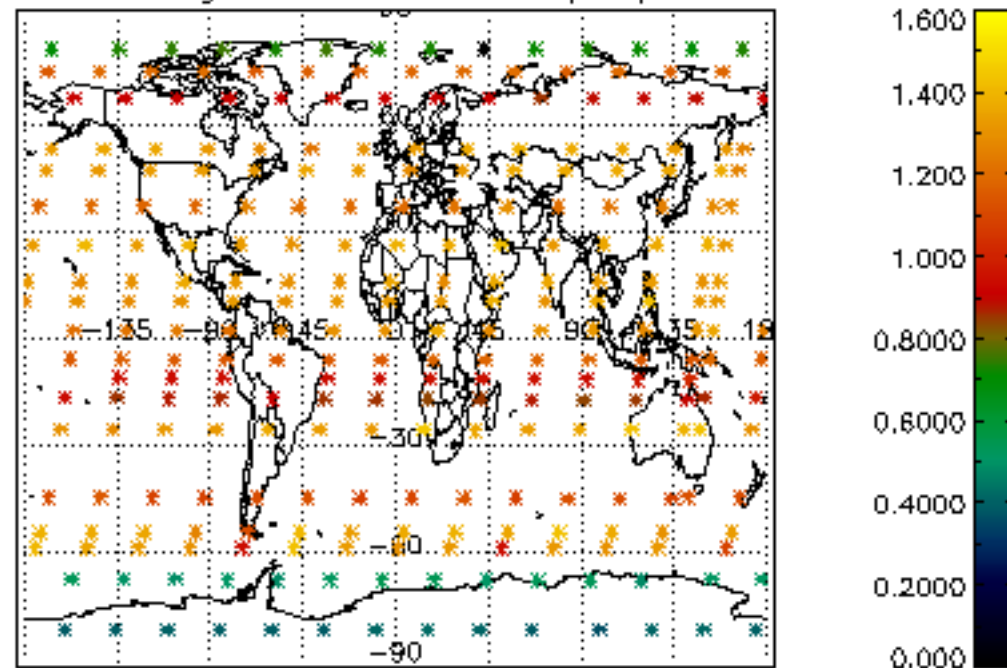
Percentage of saturation errors per profile



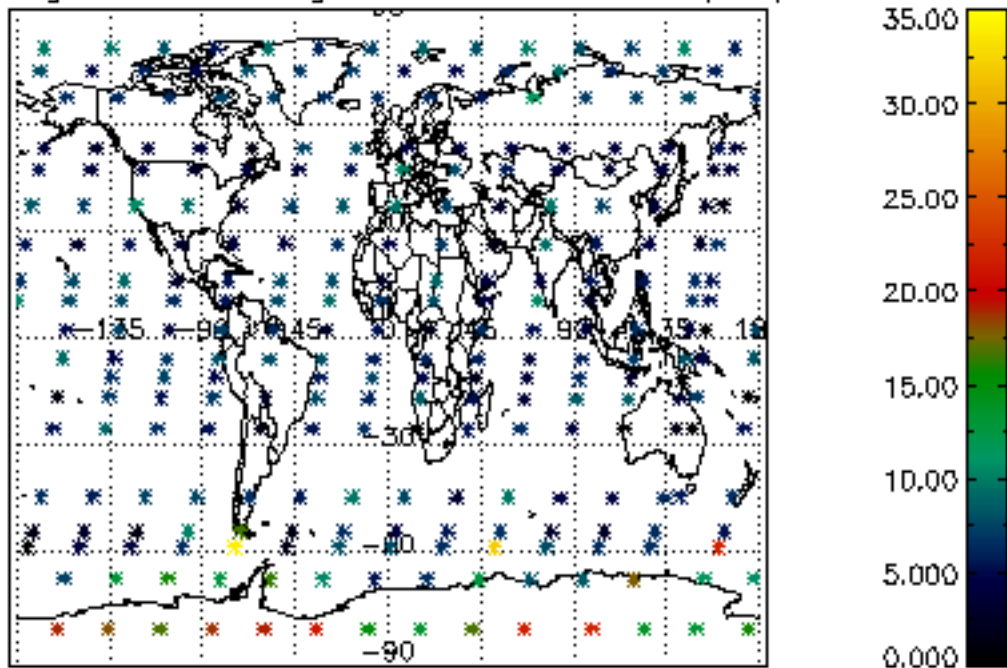
Percentage of cosmic ray hits per profile



Percentage of datation errors per profile



Percentage of star falling outside central band per profile



Percentage of saturation errors per profile

