

GOMOS Level 2 Daily Report

SUMMARY

[1. General Info](#)

[2. Summary of processed GOM_NL_2P products](#)

[3. Level 2 Quality information per product](#)

[3.1 Plot of level 2 quality information per product \(time dependant\)](#)

[3.2 Plot of level 2 quality information per product \(world map\)](#)

[4. Level 1 Quality information per product \(stored on level 2 products\)](#)

[4.1 Plot of level 1 quality information per product \(time dependant\)](#)

[4.1.1 Plot of level 1 quality information per product \(time dependant\): ASCENDING](#)

[4.1.2 Plot of level 1 quality information per product \(time dependant\): DESCENDING](#)

[4.2 Plot of level 1 quality information per product \(world map\)](#)

[4.2.1 Plot of level 1 quality information per product \(world map\): ASCENDING](#)

[4.2.2 Plot of level 1 quality information per product \(world map\): DESCENDING](#)

[5. Ozone profiles based on quality statistics and other trace gas profiles](#)

[5.1 Ozone statistics based on quality of products](#)

[5.2 Plot ozone profiles for all STD \(dark without errors\)](#)

[5.3 Plot ozone profiles where STD < 20% \(dark without errors\)](#)

[5.4. Plot ozone profiles where STD < 10% \(dark without errors\)](#)

[5.5. Plot ozone profiles where STD < 5% \(dark without errors\)](#)

[5.6 Plot NO2 profiles for all STD \(dark without errors\)](#)

[5.7 Plot NO3 profiles for all STD \(dark without errors\)](#)

[5.8 Plot H2O profiles \(only for occultations of stars 1,2,3,4,13,14,16,26,63 dark without errors\) for all STD](#)

[6. Auxiliary Data Files used for the production reported in section 2](#)

This report presents the daily analysis on parameters extracted from GOMOS level 2 data (GOM_NL__2P). It is intended to monitor some important parameters that will impact the quality of these products. A list of level 2 products (and content) that have arrived during the reporting day to the PCF is also given.

Item	Value
Time of report generation	19APR2013 01:44:49
Data source version	GOMOS/6.01
Start time of products	11-05-2004 (11MAY2004 00:00:00)
Stop time of products	12-05-2004 (12MAY2004 00:00:00)
Store outputs in DB	Yes
Nb of level 2 prods	453
Nb of prods with errors	0

2. Summary of processed GOM_NL__2P products.

Nr	Filename	UTC Start time	Limb	Duration	Star Id	Star Name	Star Mag	Star Temp	Nb Meas	Orbit	Prod. error
1	GOM_NL__2PRFIN20040511_014204_000000462026_00404_11480_2324.N1	11-MAY-2004 01:42:04	Dark	45.500	148	Alp Tuc	2.8780	4100.0	91	11480	No
2	GOM_NL__2PRFIN20040511_014535_000000442026_00404_11480_2325.N1	11-MAY-2004 01:45:35	Dark	43.500	45	Alp Pav	1.9400	26000.	87	11480	No
3	GOM_NL__2PRFIN20040511_015120_000000442026_00404_11480_2326.N1	11-MAY-2004 01:51:20	Straylight	43.500	43	Alp TrA	1.9100	4250.0	87	11480	No
4	GOM_NL__2PRFIN20040511_015333_000000412026_00404_11480_2327.N1	11-MAY-2004 01:53:33	Straylight	41.000	134	Bet TrA	2.8100	6600.0	82	11480	No
5	GOM_NL__2PRFIN20040511_015522_000000522026_00404_11480_2328.N1	11-MAY-2004 01:55:22	Straylight	52.000	4	Alp1Cen	-0.010000	5800.0	104	11480	No
6	GOM_NL__2PRFIN20040511_015713_000000592026_00404_11480_2329.N1	11-MAY-2004 01:57:13	Straylight	59.000	25	35Lam Sco	1.6200	28000.	118	11480	No
7	GOM_NL__2PRFIN20040511_015947_000000412026_00404_11480_2330.N1	11-MAY-2004 01:59:47	Straylight	41.000	109	Bet Lup	2.6770	26000.	82	11480	No
8	GOM_NL__2PRFIN20040511_020303_000000682026_00404_11480_2331.N1	11-MAY-2004 02:03:03	Twilight	67.500	16	21Alp Sco	1.0200	3000.0	135	11480	No
9	GOM_NL__2PRFIN20040511_020455_000000532026_00404_11480_2332.N1	11-MAY-2004 02:04:55	Bright	53.000	80	7Del Sco	2.3160	30000.	106	11480	No
10	GOM_NL__2PRFIN20040511_020702_000000732026_00404_11480_2333.N1	11-MAY-2004 02:07:02	Bright	72.500	86	35Eta Oph	2.4300	10200.	145	11480	No
11	GOM_NL__2PRFIN20040511_020940_000000432026_00404_11480_2334.N1	11-MAY-2004 02:09:40	Bright	43.000	104	27Bet Lib	2.6140	13100.	86	11480	No
12	GOM_NL__2PRFIN20040511_021209_000000582026_00404_11480_2335.N1	11-MAY-2004 02:12:09	Bright	58.000	120	1Del Oph	2.7340	3200.0	116	11480	No
13	GOM_NL__2PRFIN20040511_021609_000000382026_00404_11480_2336.N1	11-MAY-2004 02:16:09	Bright	37.500	138	47Eps Vir	2.8280	4700.0	75	11480	No
14	GOM_NL__2PRFIN20040511_021756_000000382026_00404_11480_2337.N1	11-MAY-2004 02:17:56	Bright	38.000	111	8Eta Boo	2.6800	6000.0	76	11480	No
15	GOM_NL__2PRFIN20040511_022052_000000412026_00404_11480_2338.N1	11-MAY-2004 02:20:52	Bright	41.000	83		2.3780	11000.	82	11480	No
16	GOM_NL__2PRFIN20040511_022344_000000382026_00404_11480_2339.N1	11-MAY-2004 02:23:44	Bright	37.500	152	12Alp2CVn	2.8900	11000.	75	11480	No
17	GOM_NL__2PRFIN20040511_022643_000000362026_00404_11480_2340.N1	11-MAY-2004 02:26:43	Bright	36.000	39	85Eta UMa	1.8540	24000.	72	11480	No
18	GOM_NL__2PRFIN20040511_022815_000000352026_00404_11480_2341.N1	11-MAY-2004 02:28:15	Bright	35.000	55	79Zet UMa	2.0600	10200.	70	11480	No
19	GOM_NL__2PRFIN20040511_023022_000000392026_00404_11480_2342.N1	11-MAY-2004 02:30:22	Bright	39.000	82	48Bet UMa	2.3650	10600.	78	11480	No
20	GOM_NL__2PRFIN20040511_023300_000000442026_00404_11480_2343.N1	11-MAY-2004 02:33:00	Bright	44.000	119	14Eta Dra	2.7270	4700.0	88	11480	No
21	GOM_NL__2PRFIN20040511_023437_000000512026_00404_11480_2344.N1	11-MAY-2004 02:34:37	Bright	50.500	130	23Bet Dra	2.7990	5800.0	101	11480	No
22	GOM_NL__2PRFIN20040511_023616_000000592026_00404_11480_2345.N1	11-MAY-2004 02:36:16	Bright	59.000	69	33Gam Dra	2.2310	3800.0	118	11480	No
23	GOM_NL__2PRFIN20040511_023821_000000382026_00404_11480_2346.N1	11-MAY-2004 02:38:21	Bright	38.000	49	1Alp UMi	1.9900	6300.0	76	11480	No
24	GOM_NL__2PRFIN20040511_024352_000000452026_00404_11480_2347.N1	11-MAY-2004 02:43:52	Bright	44.500	89	5Alp Cep	2.4510	8000.0	89	11480	No
25	GOM_NL__2PRFIN20040511_024631_000000362026_00404_11480_2348.N1	11-MAY-2004 02:46:31	Bright	36.000	76	27Gam Cas	2.3000	30000.	72	11480	No
26	GOM_NL__2PRFIN20040511_024745_000000382026_00404_11480_2349.N1	11-MAY-2004 02:47:45	Bright	37.500	68	18Alp Cas	2.2250	4500.0	75	11480	No
27	GOM_NL__2PRFIN20040511_025040_000000912026_00404_11480_2350.N1	11-MAY-2004 02:50:40	Bright	90.500	66	37Gam Cyg	2.2080	5900.0	181	11480	No
28	GOM_NL__2PRFIN20040511_025537_000001182026_00404_11480_2351.N1	11-MAY-2004 02:55:37	Straylight	117.50	92	53Eps Cyg	2.5000	4500.0	235	11480	No
29	GOM_NL__2PRFIN20040511_030001_000000442026_00404_11480_2352.N1	11-MAY-2004 03:00:01	Twilight	43.500	140	88Gam Peg	2.8340	26000.	87	11480	No
30	GOM_NL__2PRFIN20040511_030125_000000542026_00404_11480_2353.N1	11-MAY-2004 03:01:25	Dark	53.500	90	54Alp Peg	2.4870	11000.	107	11480	No
31	GOM_NL__2PRFIN20040511_030845_000000462026_00404_11480_2354.N1	11-MAY-2004 03:08:45	Dark	45.500	52	16Bet Cet	2.0370	4500.0	91	11480	No
32	GOM_NL__2PRFIN20040511_031534_000000402026_00404_11480_2355.N1	11-MAY-2004 03:15:34	Dark	39.500	84	Alp Phe	2.3970	4500.0	79	11480	No
33	GOM_NL__2PRFIN20040511_031916_000000492026_00404_11480_2356.N1	11-MAY-2004 03:19:16	Dark	48.500	63	Bet Gru	2.1500	2800.0	97	11480	No
34	GOM_NL__2PRFIN20040511_032038_000000432026_00404_11480_2357.N1	11-MAY-2004 03:20:38	Dark	43.000	31	Alp Gru	1.7340	15200.	86	11480	No
35	GOM_NL__2PRFIN20040511_032241_000000452026_00405_11481_2324.N1	11-MAY-2004 03:22:41	Dark	45.000	148	Alp Tuc	2.8780	4100.0	90	11481	No
36	GOM_NL__2PRFIN20040511_032612_000000442026_00405_11481_2325.N1	11-MAY-2004 03:26:12	Dark	43.500	45	Alp Pav	1.9400	26000.	87	11481	No
37	GOM_NL__2PRFIN20040511_033158_000000442026_00405_11481_2326.N1	11-MAY-2004 03:31:58	Straylight	43.500	43	Alp TrA	1.9100	4250.0	87	11481	No
38	GOM_NL__2PRFIN20040511_033410_000000392026_00405_11481_2327.N1	11-MAY-2004 03:34:10	Straylight	38.500	134	Bet TrA	2.8100	6600.0	77	11481	No
39	GOM_NL__2PRFIN20040511_033559_000000502026_00405_11481_2328.N1	11-MAY-2004 03:35:59	Straylight	49.500	4	Alp1Cen	-0.010000	5800.0	99	11481	No
40	GOM_NL__2PRFIN20040511_033750_000000592026_00405_11481_2329.N1	11-MAY-2004 03:37:50	Straylight	58.500	25	35Lam Sco	1.6200	28000.	117	11481	No
41	GOM_NL__2PRFIN20040511_034025_000000412026_00405_11481_2330.N1	11-MAY-2004 03:40:25	Straylight	40.500	109	Bet Lup	2.6770	26000.	81	11481	No
42	GOM_NL__2PRFIN20040511_034340_000000642026_00405_11481_2331.N1	11-MAY-2004 03:43:40	Twilight	63.500	16	21Alp Sco	1.0200	3000.0	127	11481	No

43	GOM_NL__2PRFIN20040511_034531_000000542026_00405_11481_2332.N1	11-MAY-2004 03:45:31	Bright	54.000	80	7Del Sco	2.3160	30000.	108	11481	No
44	GOM_NL__2PRFIN20040511_034738_000000732026_00405_11481_2333.N1	11-MAY-2004 03:47:38	Bright	72.500	86	35Eta Oph	2.4300	10200.	145	11481	No
45	GOM_NL__2PRFIN20040511_035017_000000432026_00405_11481_2334.N1	11-MAY-2004 03:50:17	Bright	43.000	104	27Bet Lib	2.6140	13100.	86	11481	No
46	GOM_NL__2PRFIN20040511_035244_000000582026_00405_11481_2335.N1	11-MAY-2004 03:52:44	Bright	57.500	120	1Del Oph	2.7340	3200.0	115	11481	No
47	GOM_NL__2PRFIN20040511_035646_000000372026_00405_11481_2336.N1	11-MAY-2004 03:56:46	Bright	36.500	138	47Eps Vir	2.8280	4700.0	73	11481	No
48	GOM_NL__2PRFIN20040511_035832_000000372026_00405_11481_2337.N1	11-MAY-2004 03:58:32	Bright	37.000	111	8Eta Boo	2.6800	6000.0	74	11481	No
49	GOM_NL__2PRFIN20040511_040128_000000442026_00405_11481_2338.N1	11-MAY-2004 04:01:28	Bright	43.500	83		2.3780	11000.	87	11481	No
50	GOM_NL__2PRFIN20040511_040421_000000362026_00405_11481_2339.N1	11-MAY-2004 04:04:21	Bright	35.500	152	12Alp2CVn	2.8900	11000.	71	11481	No
51	GOM_NL__2PRFIN20040511_040720_000000372026_00405_11481_2340.N1	11-MAY-2004 04:07:20	Bright	37.000	39	85Eta UMa	1.8540	24000.	74	11481	No
52	GOM_NL__2PRFIN20040511_040851_000000352026_00405_11481_2341.N1	11-MAY-2004 04:08:51	Bright	35.000	55	79Zet UMa	2.0600	10200.	70	11481	No
53	GOM_NL__2PRFIN20040511_041059_000000372026_00405_11481_2342.N1	11-MAY-2004 04:10:59	Bright	37.000	82	48Bet UMa	2.3650	10600.	74	11481	No
54	GOM_NL__2PRFIN20040511_041335_000000442026_00405_11481_2343.N1	11-MAY-2004 04:13:35	Bright	43.500	119	14Eta Dra	2.7270	4700.0	87	11481	No
55	GOM_NL__2PRFIN20040511_041512_000000542026_00405_11481_2344.N1	11-MAY-2004 04:15:12	Bright	53.500	130	23Bet Dra	2.7990	5800.0	107	11481	No
56	GOM_NL__2PRFIN20040511_041650_000000602026_00405_11481_2345.N1	11-MAY-2004 04:16:50	Bright	60.000	69	33Gam Dra	2.2310	3800.0	120	11481	No
57	GOM_NL__2PRFIN20040511_041857_000000362026_00405_11481_2346.N1	11-MAY-2004 04:18:57	Bright	36.000	49	1Alp UMi	1.9900	6300.0	72	11481	No
58	GOM_NL__2PRFIN20040511_042427_000000452026_00405_11481_2347.N1	11-MAY-2004 04:24:27	Bright	44.500	89	5Alp Cep	2.4510	8000.0	89	11481	No
59	GOM_NL__2PRFIN20040511_042707_000000382026_00405_11481_2348.N1	11-MAY-2004 04:27:07	Bright	37.500	76	27Gam Cas	2.3000	30000.	75	11481	No
60	GOM_NL__2PRFIN20040511_042822_000000532026_00405_11481_2349.N1	11-MAY-2004 04:28:22	Bright	53.000	68	18Alp Cas	2.2250	4500.0	106	11481	No
61	GOM_NL__2PRFIN20040511_043115_000000932026_00405_11481_2350.N1	11-MAY-2004 04:31:15	Bright	93.000	66	37Gam Cyg	2.2080	5900.0	186	11481	No
62	GOM_NL__2PRFIN20040511_043613_000001232026_00405_11481_2351.N1	11-MAY-2004 04:36:13	Straylight	123.00	92	53Eps Cyg	2.5000	4500.0	246	11481	No
63	GOM_NL__2PRFIN20040511_044038_000000442026_00405_11481_2352.N1	11-MAY-2004 04:40:38	Twilight	43.500	140	88Gam Peg	2.8340	26000.	87	11481	No
64	GOM_NL__2PRFIN20040511_044202_000000552026_00405_11481_2353.N1	11-MAY-2004 04:42:02	Dark	54.500	90	54Alp Peg	2.4870	11000.	109	11481	No
65	GOM_NL__2PRFIN20040511_044922_000000462026_00405_11481_2354.N1	11-MAY-2004 04:49:22	Dark	46.000	52	16Bet Cet	2.0370	4500.0	92	11481	No
66	GOM_NL__2PRFIN20040511_045611_000000442026_00405_11481_2355.N1	11-MAY-2004 04:56:11	Dark	44.000	84	Alp Phe	2.3970	4500.0	88	11481	No
67	GOM_NL__2PRFIN20040511_045953_000000512026_00405_11481_2356.N1	11-MAY-2004 04:59:53	Dark	51.000	63	Bet Gru	2.1500	2800.0	102	11481	No
68	GOM_NL__2PRFIN20040511_050115_000000432026_00405_11481_2357.N1	11-MAY-2004 05:01:15	Dark	43.000	31	Alp Gru	1.7340	15200.	86	11481	No
69	GOM_NL__2PRFIN20040511_050317_000000502026_00406_11482_2324.N1	11-MAY-2004 05:03:17	Dark	50.000	148	Alp Tuc	2.8780	4100.0	100	11482	No
70	GOM_NL__2PRFIN20040511_050650_000000432026_00406_11482_2325.N1	11-MAY-2004 05:06:50	Dark	42.500	45	Alp Pav	1.9400	26000.	85	11482	No
71	GOM_NL__2PRFIN20040511_051235_000000422026_00406_11482_2326.N1	11-MAY-2004 05:12:35	Straylight	42.000	43	Alp TrA	1.9100	4250.0	84	11482	No
72	GOM_NL__2PRFIN20040511_051447_000000402026_00406_11482_2327.N1	11-MAY-2004 05:14:47	Straylight	39.500	134	Bet TrA	2.8100	6600.0	79	11482	No
73	GOM_NL__2PRFIN20040511_051635_000000522026_00406_11482_2328.N1	11-MAY-2004 05:16:35	Straylight	52.000	4	Alp1Cen	-0.010000	5800.0	104	11482	No
74	GOM_NL__2PRFIN20040511_051827_000000572026_00406_11482_2329.N1	11-MAY-2004 05:18:27	Straylight	57.000	25	35Lam Sco	1.6200	28000.	114	11482	No
75	GOM_NL__2PRFIN20040511_052101_000000392026_00406_11482_2330.N1	11-MAY-2004 05:21:01	Straylight	39.000	109	Bet Lup	2.6770	26000.	78	11482	No
76	GOM_NL__2PRFIN20040511_052417_000000632026_00406_11482_2331.N1	11-MAY-2004 05:24:17	Tw_and_stray	63.000	16	21Alp Sco	1.0200	3000.0	126	11482	No
77	GOM_NL__2PRFIN20040511_052608_000000602026_00406_11482_2332.N1	11-MAY-2004 05:26:08	Bright	60.000	80	7Del Sco	2.3160	30000.	120	11482	No
78	GOM_NL__2PRFIN20040511_052814_000000732026_00406_11482_2333.N1	11-MAY-2004 05:28:14	Bright	72.500	86	35Eta Oph	2.4300	10200.	145	11482	No
79	GOM_NL__2PRFIN20040511_053052_000000432026_00406_11482_2334.N1	11-MAY-2004 05:30:52	Bright	42.500	104	27Bet Lib	2.6140	13100.	85	11482	No
80	GOM_NL__2PRFIN20040511_053320_000000592026_00406_11482_2335.N1	11-MAY-2004 05:33:20	Bright	58.500	120	1Del Oph	2.7340	3200.0	117	11482	No
81	GOM_NL__2PRFIN20040511_053723_000000362026_00406_11482_2336.N1	11-MAY-2004 05:37:23	Bright	35.500	138	47Eps Vir	2.8280	4700.0	71	11482	No
82	GOM_NL__2PRFIN20040511_053909_000000372026_00406_11482_2337.N1	11-MAY-2004 05:39:09	Bright	36.500	111	8Eta Boo	2.6800	6000.0	73	11482	No
83	GOM_NL__2PRFIN20040511_054204_000000432026_00406_11482_2338.N1	11-MAY-2004 05:42:04	Bright	42.500	83		2.3780	11000.	85	11482	No
84	GOM_NL__2PRFIN20040511_054457_000000362026_00406_11482_2339.N1	11-MAY-2004 05:44:57	Bright	36.000	152	12Alp2CVn	2.8900	11000.	72	11482	No
85	GOM_NL__2PRFIN20040511_054756_000000372026_00406_11482_2340.N1	11-MAY-2004 05:47:56	Bright	36.500	39	85Eta UMa	1.8540	24000.	73	11482	No
86	GOM_NL__2PRFIN20040511_054928_000000372026_00406_11482_2341.N1	11-MAY-2004 05:49:28	Bright	36.500	55	79Zet UMa	2.0600	10200.	73	11482	No
87	GOM_NL__2PRFIN20040511_055136_000000382026_00406_11482_2342.N1	11-MAY-2004 05:51:36	Bright	37.500	82	48Bet UMa	2.3650	10600.	75	11482	No
88	GOM_NL__2PRFIN20040511_055411_000000432026_00406_11482_2343.N1	11-MAY-2004 05:54:11	Bright	42.500	119	14Eta Dra	2.7270	4700.0	85	11482	No
89	GOM_NL__2PRFIN20040511_055546_000000562026_00406_11482_2344.N1	11-MAY-2004 05:55:46	Bright	55.500	130	23Bet Dra	2.7990	5800.0	111	11482	No
90	GOM_NL__2PRFIN20040511_055725_000000602026_00406_11482_2345.N1	11-MAY-2004 05:57:25	Bright	59.500	69	33Gam Dra	2.2310	3800.0	119	11482	No
91	GOM_NL__2PRFIN20040511_055933_000000392026_00406_11482_2346.N1	11-MAY-2004 05:59:33	Bright	38.500	49	1Alp UMi	1.9900	6300.0	77	11482	No
92	GOM_NL__2PRFIN20040511_060503_000000452026_00406_11482_2347.N1	11-MAY-2004 06:05:03	Bright	45.000	89	5Alp Cep	2.4510	8000.0	90	11482	No
93	GOM_NL__2PRFIN20040511_060743_000000372026_00406_11482_2348.N1	11-MAY-2004 06:07:43	Bright	37.000	76	27Gam Cas	2.3000	30000.	74	11482	No
94	GOM_NL__2PRFIN20040511_060858_000000382026_00406_11482_2349.N1	11-MAY-2004 06:08:58	Bright	37.500	68	18Alp Cas	2.2250	4500.0	75	11482	No
95	GOM_NL__2PRFIN20040511_061150_000001012026_00406_11482_2350.N1	11-MAY-2004 06:11:50	Bright	100.50	66	37Gam Cyg	2.2080	5900.0	201	11482	No
96	GOM_NL__2PRFIN20040511_061649_000001212026_00406_11482_2351.N1	11-MAY-2004 06:16:49	Straylight	120.50	92	53Eps Cyg	2.5000	4500.0	241	11482	No
97	GOM_NL__2PRFIN20040511_062114_000000432026_00406_11482_2352.N1	11-MAY-2004 06:21:14	Twilight	42.500	140	88Gam Peg	2.8340	26000.	85	11482	No
98	GOM_NL__2PRFIN20040511_062238_000000522026_00406_11482_2353.N1	11-MAY-2004 06:22:38	Dark	52.000	90	54Alp Peg	2.4870	11000.	104	11482	No
99	GOM_NL__2PRFIN20040511_062958_000000432026_00406_11482_2354.N1	11-MAY-2004 06:29:58	Dark	43.000	52	16Bet Cet	2.0370	4500.0	86	11482	No
100	GOM_NL__2PRFIN20040511_063647_000000422026_00406_11482_2355.N1	11-MAY-2004 06:36:47	Dark	41.500	84	Alp Phe	2.3970	4500.0	83	11482	No
101	GOM_NL__2PRFIN20040511_064030_000000562026_00406_11482_2356.N1	11-MAY-2004 06:40:30	Dark	56.000	63	Bet Gru	2.1500	2800.0	112	11482	No

102	GOM_NL__2PRFIN20040511_064151_000000472026_00406_11482_2357.N1	11-MAY-2004 06:41:51	Dark	47.000	31	Alp Gru	1.7340	15200.	94	11482	No
103	GOM_NL__2PRFIN20040511_064354_000000402026_00407_11483_2326.N1	11-MAY-2004 06:43:54	Dark	39.500	148	Alp Tuc	2.8780	4100.0	79	11483	No
104	GOM_NL__2PRFIN20040511_064726_000000442026_00407_11483_2327.N1	11-MAY-2004 06:47:26	Dark	43.500	45	Alp Pav	1.9400	26000.	87	11483	No
105	GOM_NL__2PRFIN20040511_065312_000000452026_00407_11483_2328.N1	11-MAY-2004 06:53:12	Straylight	45.000	43	Alp TrA	1.9100	4250.0	90	11483	No
106	GOM_NL__2PRFIN20040511_065524_000000392026_00407_11483_2329.N1	11-MAY-2004 06:55:24	Straylight	39.000	134	Bet TrA	2.8100	6600.0	78	11483	No
107	GOM_NL__2PRFIN20040511_065712_000000442026_00407_11483_2330.N1	11-MAY-2004 06:57:12	Straylight	43.500	4	Alp1Cen	-0.010000	5800.0	87	11483	No
108	GOM_NL__2PRFIN20040511_065904_000000602026_00407_11483_2331.N1	11-MAY-2004 06:59:04	Straylight	59.500	25	35Lam Sco	1.6200	28000.	119	11483	No
109	GOM_NL__2PRFIN20040511_070138_000000402026_00407_11483_2332.N1	11-MAY-2004 07:01:38	Straylight	39.500	109	Bet Lup	2.6770	26000.	79	11483	No
110	GOM_NL__2PRFIN20040511_070453_000000652026_00407_11483_2333.N1	11-MAY-2004 07:04:53	Twilight	65.000	16	21Alp Sco	1.0200	3000.0	130	11483	No
111	GOM_NL__2PRFIN20040511_070644_000000652026_00407_11483_2334.N1	11-MAY-2004 07:06:44	Bright	65.000	80	7Del Sco	2.3160	30000.	130	11483	No
112	GOM_NL__2PRFIN20040511_070848_000000752026_00407_11483_2335.N1	11-MAY-2004 07:08:48	Bright	74.500	86	35Eta Oph	2.4300	10200.	149	11483	No
113	GOM_NL__2PRFIN20040511_071129_000000422026_00407_11483_2336.N1	11-MAY-2004 07:11:29	Bright	42.000	104	27Bet Lib	2.6140	13100.	84	11483	No
114	GOM_NL__2PRFIN20040511_071356_000000572026_00407_11483_2337.N1	11-MAY-2004 07:13:56	Bright	56.500	120	1Del Oph	2.7340	3200.0	113	11483	No
115	GOM_NL__2PRFIN20040511_071759_000000382026_00407_11483_2338.N1	11-MAY-2004 07:17:59	Bright	37.500	138	47Eps Vir	2.8280	4700.0	75	11483	No
116	GOM_NL__2PRFIN20040511_071945_000000382026_00407_11483_2339.N1	11-MAY-2004 07:19:45	Bright	37.500	111	8Eta Boo	2.6800	6000.0	75	11483	No
117	GOM_NL__2PRFIN20040511_072240_000000412026_00407_11483_2340.N1	11-MAY-2004 07:22:40	Bright	41.000	83		2.3780	11000.	82	11483	No
118	GOM_NL__2PRFIN20040511_072534_000000352026_00407_11483_2341.N1	11-MAY-2004 07:25:34	Bright	34.500	152	12Alp2CVn	2.8900	11000.	69	11483	No
119	GOM_NL__2PRFIN20040511_072832_000000372026_00407_11483_2342.N1	11-MAY-2004 07:28:32	Bright	37.000	39	85Eta UMa	1.8540	24000.	74	11483	No
120	GOM_NL__2PRFIN20040511_073004_000000382026_00407_11483_2343.N1	11-MAY-2004 07:30:04	Bright	37.500	55	79Zet UMa	2.0600	10200.	75	11483	No
121	GOM_NL__2PRFIN20040511_073213_000000382026_00407_11483_2344.N1	11-MAY-2004 07:32:13	Bright	37.500	82	48Bet UMa	2.3650	10600.	75	11483	No
122	GOM_NL__2PRFIN20040511_073447_000000432026_00407_11483_2345.N1	11-MAY-2004 07:34:47	Bright	42.500	119	14Eta Dra	2.7270	4700.0	85	11483	No
123	GOM_NL__2PRFIN20040511_073622_000000542026_00407_11483_2346.N1	11-MAY-2004 07:36:22	Bright	54.000	130	23Bet Dra	2.7990	5800.0	108	11483	No
124	GOM_NL__2PRFIN20040511_073800_000000592026_00407_11483_2347.N1	11-MAY-2004 07:38:00	Bright	59.000	69	33Gam Dra	2.2310	3800.0	118	11483	No
125	GOM_NL__2PRFIN20040511_074010_000000372026_00407_11483_2348.N1	11-MAY-2004 07:40:10	Bright	37.000	49	1Alp UMi	1.9900	6300.0	74	11483	No
126	GOM_NL__2PRFIN20040511_074539_000000442026_00407_11483_2349.N1	11-MAY-2004 07:45:39	Bright	44.000	89	5Alp Cep	2.4510	8000.0	88	11483	No
127	GOM_NL__2PRFIN20040511_074819_000000362026_00407_11483_2350.N1	11-MAY-2004 07:48:19	Bright	35.500	76	27Gam Cas	2.3000	30000.	71	11483	No
128	GOM_NL__2PRFIN20040511_074934_000000412026_00407_11483_2351.N1	11-MAY-2004 07:49:34	Bright	40.500	68	18Alp Cas	2.2250	4500.0	81	11483	No
129	GOM_NL__2PRFIN20040511_075225_000000922026_00407_11483_2352.N1	11-MAY-2004 07:52:25	Bright	92.000	66	37Gam Cyg	2.2080	5900.0	184	11483	No
130	GOM_NL__2PRFIN20040511_075725_000001192026_00407_11483_2353.N1	11-MAY-2004 07:57:25	Straylight	119.00	92	53Eps Cyg	2.5000	4500.0	238	11483	No
131	GOM_NL__2PRFIN20040511_080150_000000442026_00407_11483_2354.N1	11-MAY-2004 08:01:50	Twilight	43.500	140	88Gam Peg	2.8340	26000.	87	11483	No
132	GOM_NL__2PRFIN20040511_080315_000000562026_00407_11483_2355.N1	11-MAY-2004 08:03:15	Dark	56.000	90	54Alp Peg	2.4870	11000.	112	11483	No
133	GOM_NL__2PRFIN20040511_081034_000000462026_00407_11483_2356.N1	11-MAY-2004 08:10:34	Dark	45.500	52	16Bet Cet	2.0370	4500.0	91	11483	No
134	GOM_NL__2PRFIN20040511_081723_000000432026_00407_11483_2357.N1	11-MAY-2004 08:17:23	Dark	42.500	84	Alp Phe	2.3970	4500.0	85	11483	No
135	GOM_NL__2PRFIN20040511_082106_000000502026_00407_11483_2358.N1	11-MAY-2004 08:21:06	Dark	49.500	63	Bet Gru	2.1500	2800.0	99	11483	No
136	GOM_NL__2PRFIN20040511_082228_000000432026_00407_11483_2359.N1	11-MAY-2004 08:22:28	Dark	43.000	31	Alp Gru	1.7340	15200.	86	11483	No
137	GOM_NL__2PRFIN20040511_082430_000000412026_00408_11484_2326.N1	11-MAY-2004 08:24:30	Dark	41.000	148	Alp Tuc	2.8780	4100.0	82	11484	No
138	GOM_NL__2PRFIN20040511_082803_000000452026_00408_11484_2327.N1	11-MAY-2004 08:28:03	Dark	44.500	45	Alp Pav	1.9400	26000.	89	11484	No
139	GOM_NL__2PRFIN20040511_083348_000000502026_00408_11484_2328.N1	11-MAY-2004 08:33:48	Straylight	49.500	43	Alp TrA	1.9100	4250.0	99	11484	No
140	GOM_NL__2PRFIN20040511_083600_000000412026_00408_11484_2329.N1	11-MAY-2004 08:36:00	Straylight	40.500	134	Bet TrA	2.8100	6600.0	81	11484	No
141	GOM_NL__2PRFIN20040511_083748_000000492026_00408_11484_2330.N1	11-MAY-2004 08:37:48	Straylight	49.000	4	Alp1Cen	-0.010000	5800.0	98	11484	No
142	GOM_NL__2PRFIN20040511_083941_000000582026_00408_11484_2331.N1	11-MAY-2004 08:39:41	Straylight	57.500	25	35Lam Sco	1.6200	28000.	115	11484	No
143	GOM_NL__2PRFIN20040511_084214_000000402026_00408_11484_2332.N1	11-MAY-2004 08:42:14	Straylight	39.500	109	Bet Lup	2.6770	26000.	79	11484	No
144	GOM_NL__2PRFIN20040511_084529_000000612026_00408_11484_2333.N1	11-MAY-2004 08:45:29	Twilight	60.500	16	21Alp Sco	1.0200	3000.0	121	11484	No
145	GOM_NL__2PRFIN20040511_084720_000000602026_00408_11484_2334.N1	11-MAY-2004 08:47:20	Bright	59.500	80	7Del Sco	2.3160	30000.	119	11484	No
146	GOM_NL__2PRFIN20040511_084927_000000722026_00408_11484_2335.N1	11-MAY-2004 08:49:27	Bright	72.000	86	35Eta Oph	2.4300	10200.	144	11484	No
147	GOM_NL__2PRFIN20040511_085205_000000432026_00408_11484_2336.N1	11-MAY-2004 08:52:05	Bright	42.500	104	27Bet Lib	2.6140	13100.	85	11484	No
148	GOM_NL__2PRFIN20040511_085431_000000562026_00408_11484_2337.N1	11-MAY-2004 08:54:31	Bright	56.000	120	1Del Oph	2.7340	3200.0	112	11484	No
149	GOM_NL__2PRFIN20040511_085835_000000372026_00408_11484_2338.N1	11-MAY-2004 08:58:35	Bright	37.000	138	47Eps Vir	2.8280	4700.0	74	11484	No
150	GOM_NL__2PRFIN20040511_090021_000000382026_00408_11484_2339.N1	11-MAY-2004 09:00:21	Bright	38.000	111	8Eta Boo	2.6800	6000.0	76	11484	No
151	GOM_NL__2PRFIN20040511_090316_000000422026_00408_11484_2340.N1	11-MAY-2004 09:03:16	Bright	42.000	83		2.3780	11000.	84	11484	No
152	GOM_NL__2PRFIN20040511_090610_000000362026_00408_11484_2341.N1	11-MAY-2004 09:06:10	Bright	36.000	152	12Alp2CVn	2.8900	11000.	72	11484	No
153	GOM_NL__2PRFIN20040511_090908_000000382026_00408_11484_2342.N1	11-MAY-2004 09:09:08	Bright	37.500	39	85Eta UMa	1.8540	24000.	75	11484	No
154	GOM_NL__2PRFIN20040511_091040_000000382026_00408_11484_2343.N1	11-MAY-2004 09:10:40	Bright	37.500	55	79Zet UMa	2.0600	10200.	75	11484	No
155	GOM_NL__2PRFIN20040511_091249_000000392026_00408_11484_2344.N1	11-MAY-2004 09:12:49	Bright	38.500	82	48Bet UMa	2.3650	10600.	77	11484	No
156	GOM_NL__2PRFIN20040511_091522_000000442026_00408_11484_2345.N1	11-MAY-2004 09:15:22	Bright	43.500	119	14Eta Dra	2.7270	4700.0	87	11484	No
157	GOM_NL__2PRFIN20040511_091657_000000542026_00408_11484_2346.N1	11-MAY-2004 09:16:57	Bright	54.000	130	23Bet Dra	2.7990	5800.0	108	11484	No
158	GOM_NL__2PRFIN20040511_091835_000000592026_00408_11484_2347.N1	11-MAY-2004 09:18:35	Bright	59.000	69	33Gam Dra	2.2310	3800.0	118	11484	No
159	GOM_NL__2PRFIN20040511_092045_000000382026_00408_11484_2348.N1	11-MAY-2004 09:20:45	Bright	38.000	49	1Alp UMi	1.9900	6300.0	76	11484	No
160	GOM_NL__2PRFIN20040511_092614_000000442026_00408_11484_2349.N1	11-MAY-2004 09:26:14	Bright	44.000	89	5Alp Cep	2.4510	8000.0	88	11484	No

161	GOM_NL__2PRFIN20040511_092855_000000382026_00408_11484_2350.N1	11-MAY-2004 09:28:55	Bright	37.500	76	27Gam Cas	2.3000	30000.	75	11484	No
162	GOM_NL__2PRFIN20040511_093010_000000372026_00408_11484_2351.N1	11-MAY-2004 09:30:10	Bright	36.500	68	18Alp Cas	2.2250	4500.0	73	11484	No
163	GOM_NL__2PRFIN20040511_093301_000000942026_00408_11484_2352.N1	11-MAY-2004 09:33:01	Bright	93.500	66	37Gam Cyg	2.2080	5900.0	187	11484	No
164	GOM_NL__2PRFIN20040511_093801_000001202026_00408_11484_2353.N1	11-MAY-2004 09:38:01	Straylight	120.00	92	53Eps Cyg	2.5000	4500.0	240	11484	No
165	GOM_NL__2PRFIN20040511_094226_000000442026_00408_11484_2354.N1	11-MAY-2004 09:42:26	Twilight	44.000	140	88Gam Peg	2.8340	26000.	88	11484	No
166	GOM_NL__2PRFIN20040511_094351_000000522026_00408_11484_2355.N1	11-MAY-2004 09:43:51	Dark	51.500	90	54Alp Peg	2.4870	11000.	103	11484	No
167	GOM_NL__2PRFIN20040511_095110_000000452026_00408_11484_2356.N1	11-MAY-2004 09:51:10	Dark	45.000	52	16Bet Cet	2.0370	4500.0	90	11484	No
168	GOM_NL__2PRFIN20040511_095759_000000442026_00408_11484_2357.N1	11-MAY-2004 09:57:59	Dark	43.500	84	Alp Phe	2.3970	4500.0	87	11484	No
169	GOM_NL__2PRFIN20040511_100143_000000482026_00408_11484_2358.N1	11-MAY-2004 10:01:43	Dark	47.500	63	Bet Gru	2.1500	2800.0	95	11484	No
170	GOM_NL__2PRFIN20040511_100304_000000492026_00408_11484_2359.N1	11-MAY-2004 10:03:04	Dark	48.500	31	Alp Gru	1.7340	15200.	97	11484	No
171	GOM_NL__2PRFIN20040511_100507_000000412026_00409_11485_2327.N1	11-MAY-2004 10:05:07	Dark	40.500	148	Alp Tuc	2.8780	4100.0	81	11485	No
172	GOM_NL__2PRFIN20040511_100839_000000442026_00409_11485_2328.N1	11-MAY-2004 10:08:39	Dark	43.500	45	Alp Pav	1.9400	26000.	87	11485	No
173	GOM_NL__2PRFIN20040511_101424_000000422026_00409_11485_2329.N1	11-MAY-2004 10:14:24	Straylight	42.000	43	Alp TrA	1.9100	4250.0	84	11485	No
174	GOM_NL__2PRFIN20040511_101555_000000402026_00409_11485_2330.N1	11-MAY-2004 10:15:55	Straylight	39.500	145	Gam TrA	2.8720	10600.	79	11485	No
175	GOM_NL__2PRFIN20040511_101824_000000442026_00409_11485_2331.N1	11-MAY-2004 10:18:24	Straylight	43.500	4	Alp1Cen	-0.010000	5800.0	87	11485	No
176	GOM_NL__2PRFIN20040511_102017_000000592026_00409_11485_2332.N1	11-MAY-2004 10:20:17	Straylight	59.000	25	35Lam Sco	1.6200	28000.	118	11485	No
177	GOM_NL__2PRFIN20040511_102233_000000402026_00409_11485_2333.N1	11-MAY-2004 10:22:33	Straylight	39.500	95	Zet Cen	2.5450	26000.	79	11485	No
178	GOM_NL__2PRFIN20040511_102605_000000672026_00409_11485_2334.N1	11-MAY-2004 10:26:05	Tw_and_stray	66.500	16	21Alp Sco	1.0200	3000.0	133	11485	No
179	GOM_NL__2PRFIN20040511_102756_000000602026_00409_11485_2335.N1	11-MAY-2004 10:27:56	Bright	59.500	80	7Del Sco	2.3160	30000.	119	11485	No
180	GOM_NL__2PRFIN20040511_103002_000000712026_00409_11485_2336.N1	11-MAY-2004 10:30:02	Bright	71.000	86	35Eta Oph	2.4300	10200.	142	11485	No
181	GOM_NL__2PRFIN20040511_103241_000000432026_00409_11485_2337.N1	11-MAY-2004 10:32:41	Bright	42.500	104	27Bet Lib	2.6140	13100.	85	11485	No
182	GOM_NL__2PRFIN20040511_103507_000000572026_00409_11485_2338.N1	11-MAY-2004 10:35:07	Bright	56.500	120	1Del Oph	2.7340	3200.0	113	11485	No
183	GOM_NL__2PRFIN20040511_103911_000000382026_00409_11485_2339.N1	11-MAY-2004 10:39:11	Bright	37.500	138	47Eps Vir	2.8280	4700.0	75	11485	No
184	GOM_NL__2PRFIN20040511_104056_000000382026_00409_11485_2340.N1	11-MAY-2004 10:40:56	Bright	38.000	111	8Eta Boo	2.6800	6000.0	76	11485	No
185	GOM_NL__2PRFIN20040511_104351_000000422026_00409_11485_2341.N1	11-MAY-2004 10:43:51	Bright	41.500	83		2.3780	11000.	83	11485	No
186	GOM_NL__2PRFIN20040511_104646_000000372026_00409_11485_2342.N1	11-MAY-2004 10:46:46	Bright	37.000	152	12Alp2CVn	2.8900	11000.	74	11485	No
187	GOM_NL__2PRFIN20040511_104943_000000382026_00409_11485_2343.N1	11-MAY-2004 10:49:43	Bright	38.000	39	85Eta UMa	1.8540	24000.	76	11485	No
188	GOM_NL__2PRFIN20040511_105115_000000392026_00409_11485_2344.N1	11-MAY-2004 10:51:15	Bright	38.500	55	79Zet UMa	2.0600	10200.	77	11485	No
189	GOM_NL__2PRFIN20040511_105325_000000382026_00409_11485_2345.N1	11-MAY-2004 10:53:25	Bright	38.000	82	48Bet UMa	2.3650	10600.	76	11485	No
190	GOM_NL__2PRFIN20040511_105558_000000442026_00409_11485_2346.N1	11-MAY-2004 10:55:58	Bright	43.500	119	14Eta Dra	2.7270	4700.0	87	11485	No
191	GOM_NL__2PRFIN20040511_105732_000000532026_00409_11485_2347.N1	11-MAY-2004 10:57:32	Bright	53.000	130	23Bet Dra	2.7990	5800.0	106	11485	No
192	GOM_NL__2PRFIN20040511_105910_000000592026_00409_11485_2348.N1	11-MAY-2004 10:59:10	Bright	59.000	69	33Gam Dra	2.2310	3800.0	118	11485	No
193	GOM_NL__2PRFIN20040511_110121_000000382026_00409_11485_2349.N1	11-MAY-2004 11:01:21	Bright	38.000	49	1Alp UMi	1.9900	6300.0	76	11485	No
194	GOM_NL__2PRFIN20040511_110650_000000462026_00409_11485_2350.N1	11-MAY-2004 11:06:50	Bright	45.500	89	5Alp Cep	2.4510	8000.0	91	11485	No
195	GOM_NL__2PRFIN20040511_110931_000000362026_00409_11485_2351.N1	11-MAY-2004 11:09:31	Bright	36.000	76	27Gam Cas	2.3000	30000.	72	11485	No
196	GOM_NL__2PRFIN20040511_111045_000000372026_00409_11485_2352.N1	11-MAY-2004 11:10:45	Bright	37.000	68	18Alp Cas	2.2250	4500.0	74	11485	No
197	GOM_NL__2PRFIN20040511_111336_000000982026_00409_11485_2353.N1	11-MAY-2004 11:13:36	Bright	98.000	66	37Gam Cyg	2.2080	5900.0	196	11485	No
198	GOM_NL__2PRFIN20040511_111838_000001172026_00409_11485_2354.N1	11-MAY-2004 11:18:38	Straylight	116.50	92	53Eps Cyg	2.5000	4500.0	233	11485	No
199	GOM_NL__2PRFIN20040511_112302_000000432026_00409_11485_2355.N1	11-MAY-2004 11:23:02	Twilight	43.000	140	88Gam Peg	2.8340	26000.	86	11485	No
200	GOM_NL__2PRFIN20040511_112428_000000542026_00409_11485_2356.N1	11-MAY-2004 11:24:28	Dark	53.500	90	54Alp Peg	2.4870	11000.	107	11485	No
201	GOM_NL__2PRFIN20040511_113146_000000462026_00409_11485_2357.N1	11-MAY-2004 11:31:46	Dark	45.500	52	16Bet Cet	2.0370	4500.0	91	11485	No
202	GOM_NL__2PRFIN20040511_113835_000000442026_00409_11485_2358.N1	11-MAY-2004 11:38:35	Dark	44.000	84	Alp Phe	2.3970	4500.0	88	11485	No
203	GOM_NL__2PRFIN20040511_114219_000000472026_00409_11485_2359.N1	11-MAY-2004 11:42:19	Dark	47.000	63	Bet Gru	2.1500	2800.0	94	11485	No
204	GOM_NL__2PRFIN20040511_114341_000000482026_00409_11485_2360.N1	11-MAY-2004 11:43:41	Dark	47.500	31	Alp Gru	1.7340	15200.	95	11485	No
205	GOM_NL__2PRFIN20040511_114542_000000512026_00410_11486_2328.N1	11-MAY-2004 11:45:42	Dark	50.500	148	Alp Tuc	2.8780	4100.0	101	11486	No
206	GOM_NL__2PRFIN20040511_114915_000000452026_00410_11486_2329.N1	11-MAY-2004 11:49:15	Dark	45.000	45	Alp Pav	1.9400	26000.	90	11486	No
207	GOM_NL__2PRFIN20040511_115459_000000422026_00410_11486_2330.N1	11-MAY-2004 11:54:59	Straylight	41.500	43	Alp TrA	1.9100	4250.0	83	11486	No
208	GOM_NL__2PRFIN20040511_115631_000000392026_00410_11486_2331.N1	11-MAY-2004 11:56:31	Straylight	38.500	145	Gam TrA	2.8720	10600.	77	11486	No
209	GOM_NL__2PRFIN20040511_115900_000000442026_00410_11486_2332.N1	11-MAY-2004 11:59:00	Straylight	43.500	4	Alp1Cen	-0.010000	5800.0	87	11486	No
210	GOM_NL__2PRFIN20040511_120051_000000602026_00410_11486_2333.N1	11-MAY-2004 12:00:51	Straylight	59.500	25	35Lam Sco	1.6200	28000.	119	11486	No
211	GOM_NL__2PRFIN20040511_120308_000000402026_00410_11486_2334.N1	11-MAY-2004 12:03:08	Straylight	39.500	95	Zet Cen	2.5450	26000.	79	11486	No
212	GOM_NL__2PRFIN20040511_120641_000000622026_00410_11486_2335.N1	11-MAY-2004 12:06:41	Tw_and_stray	62.000	16	21Alp Sco	1.0200	3000.0	124	11486	No
213	GOM_NL__2PRFIN20040511_120832_000000592026_00410_11486_2336.N1	11-MAY-2004 12:08:32	Bright	59.000	80	7Del Sco	2.3160	30000.	118	11486	No
214	GOM_NL__2PRFIN20040511_121038_000000722026_00410_11486_2337.N1	11-MAY-2004 12:10:38	Bright	71.500	86	35Eta Oph	2.4300	10200.	143	11486	No
215	GOM_NL__2PRFIN20040511_121316_000000432026_00410_11486_2338.N1	11-MAY-2004 12:13:16	Bright	43.000	104	27Bet Lib	2.6140	13100.	86	11486	No
216	GOM_NL__2PRFIN20040511_121542_000000562026_00410_11486_2339.N1	11-MAY-2004 12:15:42	Bright	56.000	120	1Del Oph	2.7340	3200.0	112	11486	No
217	GOM_NL__2PRFIN20040511_121947_000000382026_00410_11486_2340.N1	11-MAY-2004 12:19:47	Bright	38.000	138	47Eps Vir	2.8280	4700.0	76	11486	No
218	GOM_NL__2PRFIN20040511_122132_000000372026_00410_11486_2341.N1	11-MAY-2004 12:21:32	Bright	36.500	111	8Eta Boo	2.6800	6000.0	73	11486	No
219	GOM_NL__2PRFIN20040511_122426_000000442026_00410_11486_2342.N1	11-MAY-2004 12:24:26	Bright	44.000	83		2.3780	11000.	88	11486	No

220	GOM_NL__2PRFIN20040511_122721_000000382026_00410_11486_2343.N1	11-MAY-2004 12:27:21	Bright	38.000	152	12Alp2CVn	2.8900	11000.	76	11486	No
221	GOM_NL__2PRFIN20040511_123019_000000362026_00410_11486_2344.N1	11-MAY-2004 12:30:19	Bright	36.000	39	85Eta UMa	1.8540	24000.	72	11486	No
222	GOM_NL__2PRFIN20040511_123151_000000392026_00410_11486_2345.N1	11-MAY-2004 12:31:51	Bright	38.500	55	79Zet UMa	2.0600	10200.	77	11486	No
223	GOM_NL__2PRFIN20040511_123400_000000402026_00410_11486_2346.N1	11-MAY-2004 12:34:00	Bright	40.000	82	48Bet UMa	2.3650	10600.	80	11486	No
224	GOM_NL__2PRFIN20040511_123633_000000432026_00410_11486_2347.N1	11-MAY-2004 12:36:33	Bright	42.500	119	14Eta Dra	2.7270	4700.0	85	11486	No
225	GOM_NL__2PRFIN20040511_123807_000000502026_00410_11486_2348.N1	11-MAY-2004 12:38:07	Bright	50.000	130	23Bet Dra	2.7990	5800.0	100	11486	No
226	GOM_NL__2PRFIN20040511_123945_000000602026_00410_11486_2349.N1	11-MAY-2004 12:39:45	Bright	59.500	69	33Gam Dra	2.2310	3800.0	119	11486	No
227	GOM_NL__2PRFIN20040511_124156_000000372026_00410_11486_2350.N1	11-MAY-2004 12:41:56	Bright	36.500	49	1Alp UMi	1.9900	6300.0	73	11486	No
228	GOM_NL__2PRFIN20040511_124726_000000432026_00410_11486_2351.N1	11-MAY-2004 12:47:26	Bright	43.000	89	5Alp Cep	2.4510	8000.0	86	11486	No
229	GOM_NL__2PRFIN20040511_125006_000000362026_00410_11486_2352.N1	11-MAY-2004 12:50:06	Bright	36.000	76	27Gam Cas	2.3000	30000.	72	11486	No
230	GOM_NL__2PRFIN20040511_125121_000000472026_00410_11486_2353.N1	11-MAY-2004 12:51:21	Bright	46.500	68	18Alp Cas	2.2250	4500.0	93	11486	No
231	GOM_NL__2PRFIN20040511_125411_000000912026_00410_11486_2354.N1	11-MAY-2004 12:54:11	Bright	91.000	66	37Gam Cyg	2.2080	5900.0	182	11486	No
232	GOM_NL__2PRFIN20040511_125914_000001252026_00410_11486_2355.N1	11-MAY-2004 12:59:14	Straylight	124.50	92	53Eps Cyg	2.5000	4500.0	249	11486	No
233	GOM_NL__2PRFIN20040511_130337_000000442026_00410_11486_2356.N1	11-MAY-2004 13:03:37	Twilight	43.500	140	88Gam Peg	2.8340	26000.	87	11486	No
234	GOM_NL__2PRFIN20040511_130504_000000562026_00410_11486_2357.N1	11-MAY-2004 13:05:04	Dark	55.500	90	54Alp Peg	2.4870	11000.	111	11486	No
235	GOM_NL__2PRFIN20040511_131222_000000462026_00410_11486_2358.N1	11-MAY-2004 13:12:22	Dark	45.500	52	16Bet Cet	2.0370	4500.0	91	11486	No
236	GOM_NL__2PRFIN20040511_131910_000000422026_00410_11486_2359.N1	11-MAY-2004 13:19:10	Dark	42.000	84	Alp Phe	2.3970	4500.0	84	11486	No
237	GOM_NL__2PRFIN20040511_132253_000000562026_00410_11486_2360.N1	11-MAY-2004 13:22:53	Dark	56.000	63	Bet Gru	2.1500	2800.0	112	11486	No
238	GOM_NL__2PRFIN20040511_132416_000000442026_00410_11486_2361.N1	11-MAY-2004 13:24:16	Dark	44.000	31	Alp Gru	1.7340	15200.	88	11486	No
239	GOM_NL__2PRFIN20040511_132618_000000412026_00411_11487_2328.N1	11-MAY-2004 13:26:18	Dark	40.500	148	Alp Tuc	2.8780	4100.0	81	11487	No
240	GOM_NL__2PRFIN20040511_132950_000000462026_00411_11487_2329.N1	11-MAY-2004 13:29:50	Dark	45.500	45	Alp Pav	1.9400	26000.	91	11487	No
241	GOM_NL__2PRFIN20040511_133534_000000452026_00411_11487_2330.N1	11-MAY-2004 13:35:34	Straylight	44.500	43	Alp TrA	1.9100	4250.0	89	11487	No
242	GOM_NL__2PRFIN20040511_133704_000000402026_00411_11487_2331.N1	11-MAY-2004 13:37:04	Straylight	40.000	145	Gam TrA	2.8720	10600.	80	11487	No
243	GOM_NL__2PRFIN20040511_133936_000000452026_00411_11487_2332.N1	11-MAY-2004 13:39:36	Straylight	44.500	4	Alp1Cen	-0.010000	5800.0	89	11487	No
244	GOM_NL__2PRFIN20040511_134129_000000622026_00411_11487_2333.N1	11-MAY-2004 13:41:29	Straylight	61.500	25	35Lam Sco	1.6200	28000.	123	11487	No
245	GOM_NL__2PRFIN20040511_134342_000000432026_00411_11487_2334.N1	11-MAY-2004 13:43:42	Straylight	42.500	95	Zet Cen	2.5450	26000.	85	11487	No
246	GOM_NL__2PRFIN20040511_134717_000000622026_00411_11487_2335.N1	11-MAY-2004 13:47:17	Tw_and_stray	61.500	16	21Alp Sco	1.0200	3000.0	123	11487	No
247	GOM_NL__2PRFIN20040511_134908_000000602026_00411_11487_2336.N1	11-MAY-2004 13:49:08	Bright	60.000	80	7Del Sco	2.3160	30000.	120	11487	No
248	GOM_NL__2PRFIN20040511_135115_000000702026_00411_11487_2337.N1	11-MAY-2004 13:51:15	Bright	70.000	86	35Eta Oph	2.4300	10200.	140	11487	No
249	GOM_NL__2PRFIN20040511_135352_000000442026_00411_11487_2338.N1	11-MAY-2004 13:53:52	Bright	43.500	104	27Bet Lib	2.6140	13100.	87	11487	No
250	GOM_NL__2PRFIN20040511_135618_000000552026_00411_11487_2339.N1	11-MAY-2004 13:56:18	Bright	55.000	120	1Del Oph	2.7340	3200.0	110	11487	No
251	GOM_NL__2PRFIN20040511_140022_000000382026_00411_11487_2340.N1	11-MAY-2004 14:00:22	Bright	37.500	138	47Eps Vir	2.8280	4700.0	75	11487	No
252	GOM_NL__2PRFIN20040511_140207_000000392026_00411_11487_2341.N1	11-MAY-2004 14:02:07	Bright	39.000	111	8Eta Boo	2.6800	6000.0	78	11487	No
253	GOM_NL__2PRFIN20040511_140502_000000402026_00411_11487_2342.N1	11-MAY-2004 14:05:02	Bright	40.000	83		2.3780	11000.	80	11487	No
254	GOM_NL__2PRFIN20040511_140756_000000382026_00411_11487_2343.N1	11-MAY-2004 14:07:56	Bright	38.000	152	12Alp2CVn	2.8900	11000.	76	11487	No
255	GOM_NL__2PRFIN20040511_141055_000000382026_00411_11487_2344.N1	11-MAY-2004 14:10:55	Bright	38.000	39	85Eta UMa	1.8540	24000.	76	11487	No
256	GOM_NL__2PRFIN20040511_141226_000000402026_00411_11487_2345.N1	11-MAY-2004 14:12:26	Bright	39.500	55	79Zet UMa	2.0600	10200.	79	11487	No
257	GOM_NL__2PRFIN20040511_141437_000000402026_00411_11487_2346.N1	11-MAY-2004 14:14:37	Bright	40.000	82	48Bet UMa	2.3650	10600.	80	11487	No
258	GOM_NL__2PRFIN20040511_141709_000000432026_00411_11487_2347.N1	11-MAY-2004 14:17:09	Bright	42.500	119	14Eta Dra	2.7270	4700.0	85	11487	No
259	GOM_NL__2PRFIN20040511_141842_000000512026_00411_11487_2348.N1	11-MAY-2004 14:18:42	Bright	50.500	130	23Bet Dra	2.7990	5800.0	101	11487	No
260	GOM_NL__2PRFIN20040511_142020_000000582026_00411_11487_2349.N1	11-MAY-2004 14:20:20	Bright	58.000	69	33Gam Dra	2.2310	3800.0	116	11487	No
261	GOM_NL__2PRFIN20040511_142232_000000372026_00411_11487_2350.N1	11-MAY-2004 14:22:32	Bright	36.500	49	1Alp UMi	1.9900	6300.0	73	11487	No
262	GOM_NL__2PRFIN20040511_142801_000000452026_00411_11487_2351.N1	11-MAY-2004 14:28:01	Bright	44.500	89	5Alp Cep	2.4510	8000.0	89	11487	No
263	GOM_NL__2PRFIN20040511_143040_000000402026_00411_11487_2352.N1	11-MAY-2004 14:30:40	Bright	40.000	76	27Gam Cas	2.3000	30000.	80	11487	No
264	GOM_NL__2PRFIN20040511_143155_000000422026_00411_11487_2353.N1	11-MAY-2004 14:31:55	Bright	41.500	68	18Alp Cas	2.2250	4500.0	83	11487	No
265	GOM_NL__2PRFIN20040511_143447_000001002026_00411_11487_2354.N1	11-MAY-2004 14:34:47	Bright	99.500	66	37Gam Cyg	2.2080	5900.0	199	11487	No
266	GOM_NL__2PRFIN20040511_143950_000001202026_00411_11487_2355.N1	11-MAY-2004 14:39:50	Straylight	120.00	92	53Eps Cyg	2.5000	4500.0	240	11487	No
267	GOM_NL__2PRFIN20040511_144414_000000432026_00411_11487_2356.N1	11-MAY-2004 14:44:14	Twilight	43.000	140	88Gam Peg	2.8340	26000.	86	11487	No
268	GOM_NL__2PRFIN20040511_144541_000000522026_00411_11487_2357.N1	11-MAY-2004 14:45:41	Dark	51.500	90	54Alp Peg	2.4870	11000.	103	11487	No
269	GOM_NL__2PRFIN20040511_145257_000000442026_00411_11487_2358.N1	11-MAY-2004 14:52:57	Dark	44.000	52	16Bet Cet	2.0370	4500.0	88	11487	No
270	GOM_NL__2PRFIN20040511_145947_000000452026_00411_11487_2359.N1	11-MAY-2004 14:59:47	Dark	45.000	84	Alp Phe	2.3970	4500.0	90	11487	No
271	GOM_NL__2PRFIN20040511_150332_000000562026_00411_11487_2360.N1	11-MAY-2004 15:03:32	Dark	56.000	63	Bet Gru	2.1500	2800.0	112	11487	No
272	GOM_NL__2PRFIN20040511_150453_000000532026_00411_11487_2361.N1	11-MAY-2004 15:04:53	Dark	52.500	31	Alp Gru	1.7340	15200.	105	11487	No
273	GOM_NL__2PRFIN20040511_150655_000000502026_00412_11488_2328.N1	11-MAY-2004 15:06:55	Dark	49.500	148	Alp Tuc	2.8780	4100.0	99	11488	No
274	GOM_NL__2PRFIN20040511_151026_000000472026_00412_11488_2329.N1	11-MAY-2004 15:10:26	Dark	46.500	45	Alp Pav	1.9400	26000.	93	11488	No
275	GOM_NL__2PRFIN20040511_151610_000000442026_00412_11488_2330.N1	11-MAY-2004 15:16:10	Straylight	44.000	43	Alp TrA	1.9100	4250.0	88	11488	No
276	GOM_NL__2PRFIN20040511_151741_000000412026_00412_11488_2331.N1	11-MAY-2004 15:17:41	Straylight	41.000	145	Gam TrA	2.8720	10600.	82	11488	No
277	GOM_NL__2PRFIN20040511_152012_000000442026_00412_11488_2332.N1	11-MAY-2004 15:20:12	Straylight	44.000	4	Alp1Cen	-0.010000	5800.0	88	11488	No
278	GOM_NL__2PRFIN20040511_152206_000000562026_00412_11488_2333.N1	11-MAY-2004 15:22:06	Straylight	56.000	25	35Lam Sco	1.6200	28000.	112	11488	No

279	GOM_NL__2PRFIN20040511_152418_000000422026_00412_11488_2334.N1	11-MAY-2004 15:24:18	Straylight	41.500	95	Zet Cen	2.5450	26000.	83	11488	No
280	GOM_NL__2PRFIN20040511_152753_000000672026_00412_11488_2335.N1	11-MAY-2004 15:27:53	Tw_i_and_stray	66.500	16	21Alp Sco	1.0200	3000.0	133	11488	No
281	GOM_NL__2PRFIN20040511_152944_000000642026_00412_11488_2336.N1	11-MAY-2004 15:29:44	Bright	64.000	80	7Del Sco	2.3160	30000.	128	11488	No
282	GOM_NL__2PRFIN20040511_153151_000000682026_00412_11488_2337.N1	11-MAY-2004 15:31:51	Bright	67.500	86	35Eta Oph	2.4300	10200.	135	11488	No
283	GOM_NL__2PRFIN20040511_153428_000000432026_00412_11488_2338.N1	11-MAY-2004 15:34:28	Bright	43.000	104	27Bet Lib	2.6140	13100.	86	11488	No
284	GOM_NL__2PRFIN20040511_153654_000000552026_00412_11488_2339.N1	11-MAY-2004 15:36:54	Bright	55.000	120	1Del Oph	2.7340	3200.0	110	11488	No
285	GOM_NL__2PRFIN20040511_154241_000000402026_00412_11488_2340.N1	11-MAY-2004 15:42:41	Bright	40.000	111	8Eta Boo	2.6800	6000.0	80	11488	No
286	GOM_NL__2PRFIN20040511_154537_000000412026_00412_11488_2341.N1	11-MAY-2004 15:45:37	Bright	41.000	83		2.3780	11000.	82	11488	No
287	GOM_NL__2PRFIN20040511_154832_000000382026_00412_11488_2342.N1	11-MAY-2004 15:48:32	Bright	37.500	152	12Alp2CVn	2.8900	11000.	75	11488	No
288	GOM_NL__2PRFIN20040511_155131_000000392026_00412_11488_2343.N1	11-MAY-2004 15:51:31	Bright	38.500	39	85Eta UMa	1.8540	24000.	77	11488	No
289	GOM_NL__2PRFIN20040511_155302_000000392026_00412_11488_2344.N1	11-MAY-2004 15:53:02	Bright	38.500	55	79Zet UMa	2.0600	10200.	77	11488	No
290	GOM_NL__2PRFIN20040511_155514_000000392026_00412_11488_2345.N1	11-MAY-2004 15:55:14	Bright	38.500	82	48Bet UMa	2.3650	10600.	77	11488	No
291	GOM_NL__2PRFIN20040511_155744_000000442026_00412_11488_2346.N1	11-MAY-2004 15:57:44	Bright	44.000	119	14Eta Dra	2.7270	4700.0	88	11488	No
292	GOM_NL__2PRFIN20040511_155917_000000522026_00412_11488_2347.N1	11-MAY-2004 15:59:17	Bright	52.000	130	23Bet Dra	2.7990	5800.0	104	11488	No
293	GOM_NL__2PRFIN20040511_160055_000000582026_00412_11488_2348.N1	11-MAY-2004 16:00:55	Bright	58.000	69	33Gam Dra	2.2310	3800.0	116	11488	No
294	GOM_NL__2PRFIN20040511_160308_000000382026_00412_11488_2349.N1	11-MAY-2004 16:03:08	Bright	38.000	49	1Alp UMi	1.9900	6300.0	76	11488	No
295	GOM_NL__2PRFIN20040511_160837_000000452026_00412_11488_2350.N1	11-MAY-2004 16:08:37	Bright	45.000	89	5Alp Cep	2.4510	8000.0	90	11488	No
296	GOM_NL__2PRFIN20040511_161116_000000382026_00412_11488_2351.N1	11-MAY-2004 16:11:16	Bright	37.500	76	27Gam Cas	2.3000	30000.	75	11488	No
297	GOM_NL__2PRFIN20040511_161231_000000402026_00412_11488_2352.N1	11-MAY-2004 16:12:31	Bright	40.000	68	18Alp Cas	2.2250	4500.0	80	11488	No
298	GOM_NL__2PRFIN20040511_161522_000001012026_00412_11488_2353.N1	11-MAY-2004 16:15:22	Bright	100.50	66	37Gam Cyg	2.2080	5900.0	201	11488	No
299	GOM_NL__2PRFIN20040511_162026_000001202026_00412_11488_2354.N1	11-MAY-2004 16:20:26	Straylight	120.00	92	53Eps Cyg	2.5000	4500.0	240	11488	No
300	GOM_NL__2PRFIN20040511_162450_000000442026_00412_11488_2355.N1	11-MAY-2004 16:24:50	Twilight	44.000	140	88Gam Peg	2.8340	26000.	88	11488	No
301	GOM_NL__2PRFIN20040511_162617_000000552026_00412_11488_2356.N1	11-MAY-2004 16:26:17	Dark	55.000	90	54Alp Peg	2.4870	11000.	110	11488	No
302	GOM_NL__2PRFIN20040511_163334_000000482026_00412_11488_2357.N1	11-MAY-2004 16:33:34	Dark	48.000	52	16Bet Cet	2.0370	4500.0	96	11488	No
303	GOM_NL__2PRFIN20040511_164023_000000452026_00412_11488_2358.N1	11-MAY-2004 16:40:23	Dark	44.500	84	Alp Phe	2.3970	4500.0	89	11488	No
304	GOM_NL__2PRFIN20040511_164408_000000542026_00412_11488_2359.N1	11-MAY-2004 16:44:08	Dark	54.000	63	Bet Gru	2.1500	2800.0	108	11488	No
305	GOM_NL__2PRFIN20040511_164530_000000442026_00412_11488_2360.N1	11-MAY-2004 16:45:30	Dark	44.000	31	Alp Gru	1.7340	15200.	88	11488	No
306	GOM_NL__2PRFIN20040511_164732_000000492026_00413_11489_2328.N1	11-MAY-2004 16:47:32	Dark	49.000	148	Alp Tuc	2.8780	4100.0	98	11489	No
307	GOM_NL__2PRFIN20040511_165106_000000442026_00413_11489_2329.N1	11-MAY-2004 16:51:06	Dark	44.000	45	Alp Pav	1.9400	26000.	88	11489	No
308	GOM_NL__2PRFIN20040511_165648_000000472026_00413_11489_2330.N1	11-MAY-2004 16:56:48	Straylight	46.500	43	Alp TrA	1.9100	4250.0	93	11489	No
309	GOM_NL__2PRFIN20040511_165819_000000402026_00413_11489_2331.N1	11-MAY-2004 16:58:19	Straylight	39.500	145	Gam TrA	2.8720	10600.	79	11489	No
310	GOM_NL__2PRFIN20040511_170048_000000432026_00413_11489_2332.N1	11-MAY-2004 17:00:48	Straylight	42.500	4	Alp1Cen	-0.010000	5800.0	85	11489	No
311	GOM_NL__2PRFIN20040511_170244_000000572026_00413_11489_2333.N1	11-MAY-2004 17:02:44	Straylight	57.000	25	35Lam Sco	1.6200	28000.	114	11489	No
312	GOM_NL__2PRFIN20040511_170456_000000382026_00413_11489_2334.N1	11-MAY-2004 17:04:56	Straylight	37.500	95	Zet Cen	2.5450	26000.	75	11489	No
313	GOM_NL__2PRFIN20040511_170830_000000692026_00413_11489_2335.N1	11-MAY-2004 17:08:30	Tw_i_and_stray	69.000	16	21Alp Sco	1.0200	3000.0	138	11489	No
314	GOM_NL__2PRFIN20040511_171021_000000562026_00413_11489_2336.N1	11-MAY-2004 17:10:21	Bright	55.500	80	7Del Sco	2.3160	30000.	111	11489	No
315	GOM_NL__2PRFIN20040511_171227_000000682026_00413_11489_2337.N1	11-MAY-2004 17:12:27	Bright	68.000	86	35Eta Oph	2.4300	10200.	136	11489	No
316	GOM_NL__2PRFIN20040511_171504_000000422026_00413_11489_2338.N1	11-MAY-2004 17:15:04	Bright	42.000	104	27Bet Lib	2.6140	13100.	84	11489	No
317	GOM_NL__2PRFIN20040511_171730_000000562026_00413_11489_2339.N1	11-MAY-2004 17:17:30	Bright	55.500	120	1Del Oph	2.7340	3200.0	111	11489	No
318	GOM_NL__2PRFIN20040511_172136_000000372026_00413_11489_2340.N1	11-MAY-2004 17:21:36	Bright	37.000	138	47Eps Vir	2.8280	4700.0	74	11489	No
319	GOM_NL__2PRFIN20040511_172319_000000372026_00413_11489_2341.N1	11-MAY-2004 17:23:19	Bright	37.000	111	8Eta Boo	2.6800	6000.0	74	11489	No
320	GOM_NL__2PRFIN20040511_172614_000000432026_00413_11489_2342.N1	11-MAY-2004 17:26:14	Bright	43.000	83		2.3780	11000.	86	11489	No
321	GOM_NL__2PRFIN20040511_172907_000000392026_00413_11489_2343.N1	11-MAY-2004 17:29:07	Bright	38.500	152	12Alp2CVn	2.8900	11000.	77	11489	No
322	GOM_NL__2PRFIN20040511_173206_000000382026_00413_11489_2344.N1	11-MAY-2004 17:32:06	Bright	38.000	39	85Eta UMa	1.8540	24000.	76	11489	No
323	GOM_NL__2PRFIN20040511_173338_000000392026_00413_11489_2345.N1	11-MAY-2004 17:33:38	Bright	38.500	55	79Zet UMa	2.0600	10200.	77	11489	No
324	GOM_NL__2PRFIN20040511_173550_000000402026_00413_11489_2346.N1	11-MAY-2004 17:35:50	Bright	39.500	82	48Bet UMa	2.3650	10600.	79	11489	No
325	GOM_NL__2PRFIN20040511_173820_000000442026_00413_11489_2347.N1	11-MAY-2004 17:38:20	Bright	43.500	119	14Eta Dra	2.7270	4700.0	87	11489	No
326	GOM_NL__2PRFIN20040511_173952_000000502026_00413_11489_2348.N1	11-MAY-2004 17:39:52	Bright	50.000	130	23Bet Dra	2.7990	5800.0	100	11489	No
327	GOM_NL__2PRFIN20040511_174130_000000582026_00413_11489_2349.N1	11-MAY-2004 17:41:30	Bright	58.000	69	33Gam Dra	2.2310	3800.0	116	11489	No
328	GOM_NL__2PRFIN20040511_174345_000000382026_00413_11489_2350.N1	11-MAY-2004 17:43:45	Bright	37.500	49	1Alp UMi	1.9900	6300.0	75	11489	No
329	GOM_NL__2PRFIN20040511_174912_000000442026_00413_11489_2351.N1	11-MAY-2004 17:49:12	Bright	44.000	89	5Alp Cep	2.4510	8000.0	88	11489	No
330	GOM_NL__2PRFIN20040511_175154_000000452026_00413_11489_2352.N1	11-MAY-2004 17:51:54	Bright	45.000	76	27Gam Cas	2.3000	30000.	90	11489	No
331	GOM_NL__2PRFIN20040511_175309_000000372026_00413_11489_2353.N1	11-MAY-2004 17:53:09	Bright	36.500	68	18Alp Cas	2.2250	4500.0	73	11489	No
332	GOM_NL__2PRFIN20040511_175557_000000922026_00413_11489_2354.N1	11-MAY-2004 17:55:57	Bright	91.500	66	37Gam Cyg	2.2080	5900.0	183	11489	No
333	GOM_NL__2PRFIN20040511_180102_000001192026_00413_11489_2355.N1	11-MAY-2004 18:01:02	Straylight	118.50	92	53Eps Cyg	2.5000	4500.0	237	11489	No
334	GOM_NL__2PRFIN20040511_180527_000000422026_00413_11489_2356.N1	11-MAY-2004 18:05:27	Twilight	42.000	140	88Gam Peg	2.8340	26000.	84	11489	No
335	GOM_NL__2PRFIN20040511_180654_000000532026_00413_11489_2357.N1	11-MAY-2004 18:06:54	Dark	53.000	90	54Alp Peg	2.4870	11000.	106	11489	No
336	GOM_NL__2PRFIN20040511_181411_000000472026_00413_11489_2358.N1	11-MAY-2004 18:14:11	Dark	47.000	52	16Bet Cet	2.0370	4500.0	94	11489	No
337	GOM_NL__2PRFIN20040511_182100_000000422026_00413_11489_2359.N1	11-MAY-2004 18:21:00	Dark	41.500	84	Alp Phe	2.3970	4500.0	83	11489	No

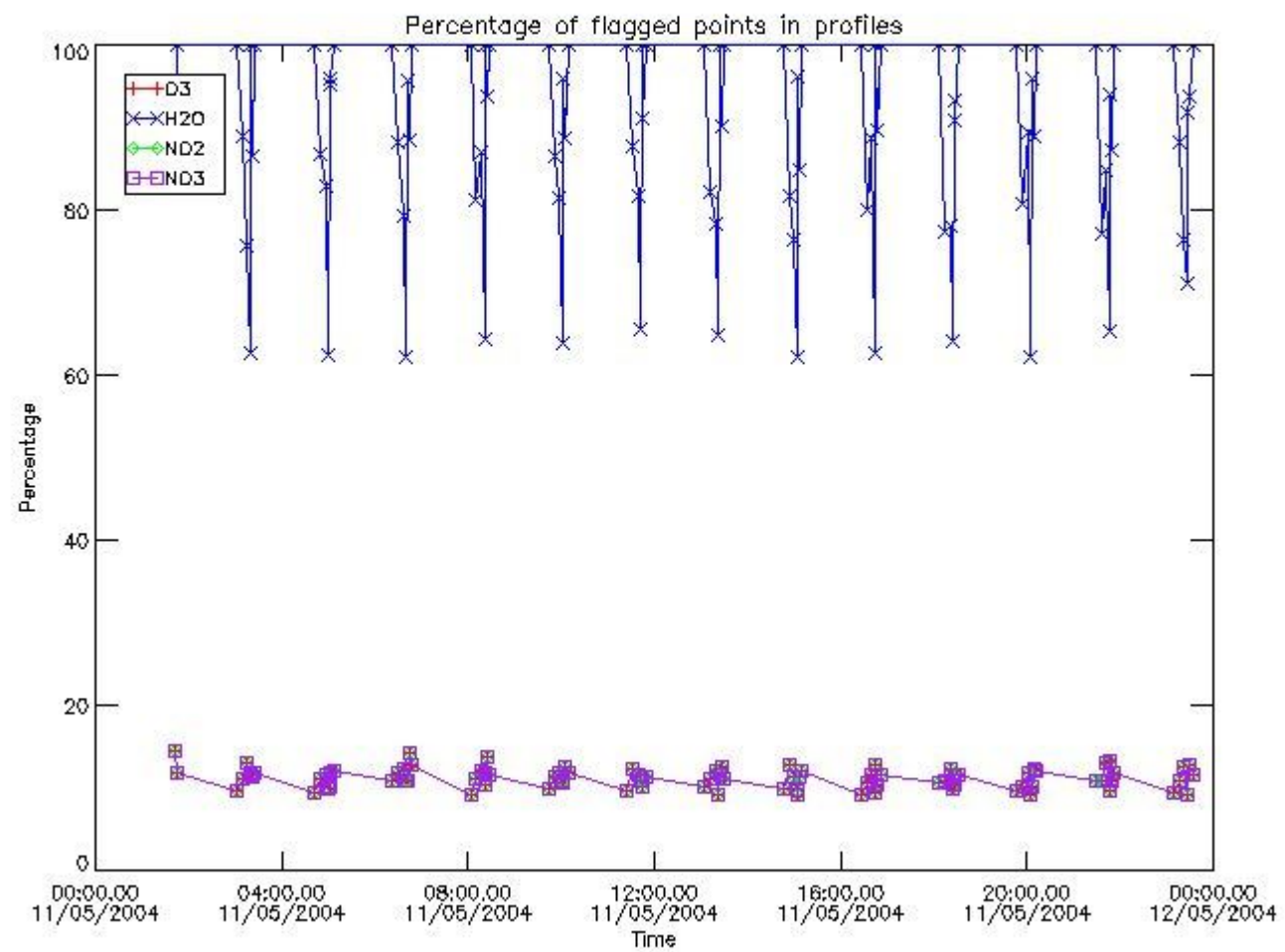
338	GOM_NL__2PRFIN20040511_182445_000000562026_00413_11489_2360.N1	11-MAY-2004 18:24:45	Dark	56.000	63	Bet Gru	2.1500	2800.0	112	11489	No
339	GOM_NL__2PRFIN20040511_182608_000000452026_00413_11489_2361.N1	11-MAY-2004 18:26:08	Dark	44.500	31	Alp Gru	1.7340	15200.	89	11489	No
340	GOM_NL__2PRFIN20040511_182809_000000492026_00414_11490_2348.N1	11-MAY-2004 18:28:09	Dark	49.000	148	Alp Tuc	2.8780	4100.0	98	11490	No
341	GOM_NL__2PRFIN20040511_183143_000000442026_00414_11490_2349.N1	11-MAY-2004 18:31:43	Dark	44.000	45	Alp Pav	1.9400	26000.	88	11490	No
342	GOM_NL__2PRFIN20040511_183725_000000532026_00414_11490_2350.N1	11-MAY-2004 18:37:25	Straylight	52.500	43	Alp TrA	1.9100	4250.0	105	11490	No
343	GOM_NL__2PRFIN20040511_183855_000000392026_00414_11490_2351.N1	11-MAY-2004 18:38:55	Straylight	39.000	145	Gam TrA	2.8720	10600.	78	11490	No
344	GOM_NL__2PRFIN20040511_184125_000000462026_00414_11490_2352.N1	11-MAY-2004 18:41:25	Straylight	46.000	4	Alp1Cen	-0.010000	5800.0	92	11490	No
345	GOM_NL__2PRFIN20040511_184321_000000582026_00414_11490_2353.N1	11-MAY-2004 18:43:21	Straylight	58.000	25	35Lam Sco	1.6200	28000.	116	11490	No
346	GOM_NL__2PRFIN20040511_184552_000000552026_00414_11490_2354.N1	11-MAY-2004 18:45:52	Straylight	54.500	75	26Eps Sco	2.2910	4250.0	109	11490	No
347	GOM_NL__2PRFIN20040511_184906_000000632026_00414_11490_2355.N1	11-MAY-2004 18:49:06	Twilight	63.000	16	21Alp Sco	1.0200	3000.0	126	11490	No
348	GOM_NL__2PRFIN20040511_185057_000000582026_00414_11490_2356.N1	11-MAY-2004 18:50:57	Bright	58.000	80	7Del Sco	2.3160	30000.	116	11490	No
349	GOM_NL__2PRFIN20040511_185303_000000712026_00414_11490_2357.N1	11-MAY-2004 18:53:03	Bright	70.500	86	35Eta Oph	2.4300	10200.	141	11490	No
350	GOM_NL__2PRFIN20040511_185540_000000422026_00414_11490_2358.N1	11-MAY-2004 18:55:40	Bright	42.000	104	27Bet Lib	2.6140	13100.	84	11490	No
351	GOM_NL__2PRFIN20040511_185805_000000562026_00414_11490_2359.N1	11-MAY-2004 18:58:05	Bright	55.500	120	1Del Oph	2.7340	3200.0	111	11490	No
352	GOM_NL__2PRFIN20040511_190211_000000372026_00414_11490_2360.N1	11-MAY-2004 19:02:11	Bright	37.000	138	47Eps Vir	2.8280	4700.0	74	11490	No
353	GOM_NL__2PRFIN20040511_190356_000000372026_00414_11490_2361.N1	11-MAY-2004 19:03:56	Bright	37.000	111	8Eta Boo	2.6800	6000.0	74	11490	No
354	GOM_NL__2PRFIN20040511_190650_000000402026_00414_11490_2362.N1	11-MAY-2004 19:06:50	Bright	39.500	83		2.3780	11000.	79	11490	No
355	GOM_NL__2PRFIN20040511_190945_000000382026_00414_11490_2363.N1	11-MAY-2004 19:09:45	Bright	37.500	152	12Alp2CVn	2.8900	11000.	75	11490	No
356	GOM_NL__2PRFIN20040511_191242_000000372026_00414_11490_2364.N1	11-MAY-2004 19:12:42	Bright	37.000	39	85Eta UMa	1.8540	24000.	74	11490	No
357	GOM_NL__2PRFIN20040511_191414_000000372026_00414_11490_2365.N1	11-MAY-2004 19:14:14	Bright	36.500	55	79Zet UMa	2.0600	10200.	73	11490	No
358	GOM_NL__2PRFIN20040511_191626_000000402026_00414_11490_2366.N1	11-MAY-2004 19:16:26	Bright	39.500	82	48Bet UMa	2.3650	10600.	79	11490	No
359	GOM_NL__2PRFIN20040511_191855_000000442026_00414_11490_2367.N1	11-MAY-2004 19:18:55	Bright	43.500	119	14Eta Dra	2.7270	4700.0	87	11490	No
360	GOM_NL__2PRFIN20040511_192027_000000522026_00414_11490_2368.N1	11-MAY-2004 19:20:27	Bright	52.000	130	23Bet Dra	2.7990	5800.0	104	11490	No
361	GOM_NL__2PRFIN20040511_192204_000000582026_00414_11490_2369.N1	11-MAY-2004 19:22:04	Bright	57.500	69	33Gam Dra	2.2310	3800.0	115	11490	No
362	GOM_NL__2PRFIN20040511_192421_000000372026_00414_11490_2370.N1	11-MAY-2004 19:24:21	Bright	37.000	49	1Alp UMi	1.9900	6300.0	74	11490	No
363	GOM_NL__2PRFIN20040511_192947_000000462026_00414_11490_2371.N1	11-MAY-2004 19:29:47	Bright	45.500	89	5Alp Cep	2.4510	8000.0	91	11490	No
364	GOM_NL__2PRFIN20040511_193231_000000362026_00414_11490_2372.N1	11-MAY-2004 19:32:31	Bright	35.500	76	27Gam Cas	2.3000	30000.	71	11490	No
365	GOM_NL__2PRFIN20040511_193345_000000362026_00414_11490_2373.N1	11-MAY-2004 19:33:45	Bright	35.500	68	18Alp Cas	2.2250	4500.0	71	11490	No
366	GOM_NL__2PRFIN20040511_193632_000000932026_00414_11490_2374.N1	11-MAY-2004 19:36:32	Bright	92.500	66	37Gam Cyg	2.2080	5900.0	185	11490	No
367	GOM_NL__2PRFIN20040511_194138_000001152026_00414_11490_2375.N1	11-MAY-2004 19:41:38	Straylight	115.00	92	53Eps Cyg	2.5000	4500.0	230	11490	No
368	GOM_NL__2PRFIN20040511_194603_000000452026_00414_11490_2376.N1	11-MAY-2004 19:46:03	Twilight	44.500	140	88Gam Peg	2.8340	26000.	89	11490	No
369	GOM_NL__2PRFIN20040511_194730_000000532026_00414_11490_2377.N1	11-MAY-2004 19:47:30	Dark	53.000	90	54Alp Peg	2.4870	11000.	106	11490	No
370	GOM_NL__2PRFIN20040511_195447_000000502026_00414_11490_2378.N1	11-MAY-2004 19:54:47	Dark	50.000	52	16Bet Cet	2.0370	4500.0	100	11490	No
371	GOM_NL__2PRFIN20040511_200136_000000432026_00414_11490_2379.N1	11-MAY-2004 20:01:36	Dark	43.000	84	Alp Phe	2.3970	4500.0	86	11490	No
372	GOM_NL__2PRFIN20040511_200522_000000562026_00414_11490_2380.N1	11-MAY-2004 20:05:22	Dark	56.000	63	Bet Gru	2.1500	2800.0	112	11490	No
373	GOM_NL__2PRFIN20040511_200644_000000502026_00414_11490_2381.N1	11-MAY-2004 20:06:44	Dark	50.000	31	Alp Gru	1.7340	15200.	100	11490	No
374	GOM_NL__2PRFIN20040511_200845_000000422026_00415_11491_2348.N1	11-MAY-2004 20:08:45	Dark	41.500	148	Alp Tuc	2.8780	4100.0	83	11491	No
375	GOM_NL__2PRFIN20040511_201219_000000422026_00415_11491_2349.N1	11-MAY-2004 20:12:19	Dark	42.000	45	Alp Pav	1.9400	26000.	84	11491	No
376	GOM_NL__2PRFIN20040511_201802_000000442026_00415_11491_2350.N1	11-MAY-2004 20:18:02	Straylight	43.500	43	Alp TrA	1.9100	4250.0	87	11491	No
377	GOM_NL__2PRFIN20040511_201932_000000382026_00415_11491_2351.N1	11-MAY-2004 20:19:32	Straylight	38.000	145	Gam TrA	2.8720	10600.	76	11491	No
378	GOM_NL__2PRFIN20040511_202201_000000502026_00415_11491_2352.N1	11-MAY-2004 20:22:01	Straylight	50.000	4	Alp1Cen	-0.010000	5800.0	100	11491	No
379	GOM_NL__2PRFIN20040511_202357_000000582026_00415_11491_2353.N1	11-MAY-2004 20:23:57	Straylight	58.000	25	35Lam Sco	1.6200	28000.	116	11491	No
380	GOM_NL__2PRFIN20040511_202629_000000562026_00415_11491_2354.N1	11-MAY-2004 20:26:29	Straylight	56.000	75	26Eps Sco	2.2910	4250.0	112	11491	No
381	GOM_NL__2PRFIN20040511_202943_000000632026_00415_11491_2355.N1	11-MAY-2004 20:29:43	Twilight	62.500	16	21Alp Sco	1.0200	3000.0	125	11491	No
382	GOM_NL__2PRFIN20040511_203133_000000642026_00415_11491_2356.N1	11-MAY-2004 20:31:33	Bright	64.000	80	7Del Sco	2.3160	30000.	128	11491	No
383	GOM_NL__2PRFIN20040511_203338_000000692026_00415_11491_2357.N1	11-MAY-2004 20:33:38	Bright	69.000	86	35Eta Oph	2.4300	10200.	138	11491	No
384	GOM_NL__2PRFIN20040511_203617_000000422026_00415_11491_2358.N1	11-MAY-2004 20:36:17	Bright	41.500	104	27Bet Lib	2.6140	13100.	83	11491	No
385	GOM_NL__2PRFIN20040511_203841_000000562026_00415_11491_2359.N1	11-MAY-2004 20:38:41	Bright	56.000	120	1Del Oph	2.7340	3200.0	112	11491	No
386	GOM_NL__2PRFIN20040511_204248_000000372026_00415_11491_2360.N1	11-MAY-2004 20:42:48	Bright	36.500	138	47Eps Vir	2.8280	4700.0	73	11491	No
387	GOM_NL__2PRFIN20040511_204432_000000372026_00415_11491_2361.N1	11-MAY-2004 20:44:32	Bright	37.000	111	8Eta Boo	2.6800	6000.0	74	11491	No
388	GOM_NL__2PRFIN20040511_204726_000000422026_00415_11491_2362.N1	11-MAY-2004 20:47:26	Bright	41.500	83		2.3780	11000.	83	11491	No
389	GOM_NL__2PRFIN20040511_205022_000000362026_00415_11491_2363.N1	11-MAY-2004 20:50:22	Bright	36.000	152	12Alp2CVn	2.8900	11000.	72	11491	No
390	GOM_NL__2PRFIN20040511_205318_000000382026_00415_11491_2364.N1	11-MAY-2004 20:53:18	Bright	38.000	39	85Eta UMa	1.8540	24000.	76	11491	No
391	GOM_NL__2PRFIN20040511_205451_000000382026_00415_11491_2365.N1	11-MAY-2004 20:54:51	Bright	38.000	55	79Zet UMa	2.0600	10200.	76	11491	No
392	GOM_NL__2PRFIN20040511_205703_000000392026_00415_11491_2366.N1	11-MAY-2004 20:57:03	Bright	39.000	82	48Bet UMa	2.3650	10600.	78	11491	No
393	GOM_NL__2PRFIN20040511_205930_000000402026_00415_11491_2367.N1	11-MAY-2004 20:59:30	Bright	39.500	119	14Eta Dra	2.7270	4700.0	79	11491	No
394	GOM_NL__2PRFIN20040511_210102_000000532026_00415_11491_2368.N1	11-MAY-2004 21:01:02	Bright	53.000	130	23Bet Dra	2.7990	5800.0	106	11491	No
395	GOM_NL__2PRFIN20040511_210239_000000582026_00415_11491_2369.N1	11-MAY-2004 21:02:39	Bright	58.000	69	33Gam Dra	2.2310	3800.0	116	11491	No
396	GOM_NL__2PRFIN20040511_210457_000000372026_00415_11491_2370.N1	11-MAY-2004 21:04:57	Bright	37.000	49	1Alp UMi	1.9900	6300.0	74	11491	No

397	GOM_NL__2PRFIN20040511_211023_000000442026_00415_11491_2371.N1	11-MAY-2004 21:10:23	Bright	43.500	89	5Alp Cep	2.4510	8000.0	87	11491	No
398	GOM_NL__2PRFIN20040511_211307_000000352026_00415_11491_2372.N1	11-MAY-2004 21:13:07	Bright	34.500	76	27Gam Cas	2.3000	30000.	69	11491	No
399	GOM_NL__2PRFIN20040511_211421_000000352026_00415_11491_2373.N1	11-MAY-2004 21:14:21	Bright	35.000	68	18Alp Cas	2.2250	4500.0	70	11491	No
400	GOM_NL__2PRFIN20040511_211707_000000912026_00415_11491_2374.N1	11-MAY-2004 21:17:07	Bright	91.000	66	37Gam Cyg	2.2080	5900.0	182	11491	No
401	GOM_NL__2PRFIN20040511_212213_000001252026_00415_11491_2375.N1	11-MAY-2004 21:22:13	Straylight	125.00	92	53Eps Cyg	2.5000	4500.0	250	11491	No
402	GOM_NL__2PRFIN20040511_212639_000000432026_00415_11491_2376.N1	11-MAY-2004 21:26:39	Twilight	42.500	140	88Gam Peg	2.8340	26000.	85	11491	No
403	GOM_NL__2PRFIN20040511_212806_000000522026_00415_11491_2377.N1	11-MAY-2004 21:28:06	Dark	51.500	90	54Alp Peg	2.4870	11000.	103	11491	No
404	GOM_NL__2PRFIN20040511_213523_000000472026_00415_11491_2378.N1	11-MAY-2004 21:35:23	Dark	46.500	52	16Bet Cet	2.0370	4500.0	93	11491	No
405	GOM_NL__2PRFIN20040511_214212_000000432026_00415_11491_2379.N1	11-MAY-2004 21:42:12	Dark	43.000	84	Alp Phe	2.3970	4500.0	86	11491	No
406	GOM_NL__2PRFIN20040511_214558_000000532026_00415_11491_2380.N1	11-MAY-2004 21:45:58	Dark	52.500	63	Bet Gru	2.1500	2800.0	105	11491	No
407	GOM_NL__2PRFIN20040511_214721_000000432026_00415_11491_2381.N1	11-MAY-2004 21:47:21	Dark	42.500	31	Alp Gru	1.7340	15200.	85	11491	No
408	GOM_NL__2PRFIN20040511_214922_000000472026_00416_11492_2348.N1	11-MAY-2004 21:49:22	Dark	47.000	148	Alp Tuc	2.8780	4100.0	94	11492	No
409	GOM_NL__2PRFIN20040511_215256_000000442026_00416_11492_2349.N1	11-MAY-2004 21:52:56	Dark	43.500	45	Alp Pav	1.9400	26000.	87	11492	No
410	GOM_NL__2PRFIN20040511_215838_000000422026_00416_11492_2350.N1	11-MAY-2004 21:58:38	Straylight	41.500	43	Alp TrA	1.9100	4250.0	83	11492	No
411	GOM_NL__2PRFIN20040511_220008_000000382026_00416_11492_2351.N1	11-MAY-2004 22:00:08	Straylight	38.000	145	Gam TrA	2.8720	10600.	76	11492	No
412	GOM_NL__2PRFIN20040511_220237_000000522026_00416_11492_2352.N1	11-MAY-2004 22:02:37	Straylight	52.000	4	Alp1Cen	-0.010000	5800.0	104	11492	No
413	GOM_NL__2PRFIN20040511_220434_000000582026_00416_11492_2353.N1	11-MAY-2004 22:04:34	Straylight	58.000	25	35Lam Sco	1.6200	28000.	116	11492	No
414	GOM_NL__2PRFIN20040511_220705_000000572026_00416_11492_2354.N1	11-MAY-2004 22:07:05	Straylight	57.000	75	26Eps Sco	2.2910	4250.0	114	11492	No
415	GOM_NL__2PRFIN20040511_221018_000000692026_00416_11492_2355.N1	11-MAY-2004 22:10:18	Tw_i_and_stray	68.500	16	21Alp Sco	1.0200	3000.0	137	11492	No
416	GOM_NL__2PRFIN20040511_221209_000000622026_00416_11492_2356.N1	11-MAY-2004 22:12:09	Bright	62.000	80	7Del Sco	2.3160	30000.	124	11492	No
417	GOM_NL__2PRFIN20040511_221414_000000702026_00416_11492_2357.N1	11-MAY-2004 22:14:14	Bright	69.500	86	35Eta Oph	2.4300	10200.	139	11492	No
418	GOM_NL__2PRFIN20040511_221652_000000432026_00416_11492_2358.N1	11-MAY-2004 22:16:52	Bright	42.500	104	27Bet Lib	2.6140	13100.	85	11492	No
419	GOM_NL__2PRFIN20040511_221916_000000562026_00416_11492_2359.N1	11-MAY-2004 22:19:16	Bright	55.500	120	1Del Oph	2.7340	3200.0	111	11492	No
420	GOM_NL__2PRFIN20040511_222324_000000382026_00416_11492_2360.N1	11-MAY-2004 22:23:24	Bright	37.500	138	47Eps Vir	2.8280	4700.0	75	11492	No
421	GOM_NL__2PRFIN20040511_222508_000000372026_00416_11492_2361.N1	11-MAY-2004 22:25:08	Bright	37.000	111	8Eta Boo	2.6800	6000.0	74	11492	No
422	GOM_NL__2PRFIN20040511_222801_000000422026_00416_11492_2362.N1	11-MAY-2004 22:28:01	Bright	42.000	83		2.3780	11000.	84	11492	No
423	GOM_NL__2PRFIN20040511_223057_000000382026_00416_11492_2363.N1	11-MAY-2004 22:30:57	Bright	37.500	152	12Alp2CVn	2.8900	11000.	75	11492	No
424	GOM_NL__2PRFIN20040511_223354_000000392026_00416_11492_2364.N1	11-MAY-2004 22:33:54	Bright	39.000	39	85Eta UMa	1.8540	24000.	78	11492	No
425	GOM_NL__2PRFIN20040511_223527_000000382026_00416_11492_2365.N1	11-MAY-2004 22:35:27	Bright	38.000	55	79Zet UMa	2.0600	10200.	76	11492	No
426	GOM_NL__2PRFIN20040511_223739_000000382026_00416_11492_2366.N1	11-MAY-2004 22:37:39	Bright	38.000	82	48Bet UMa	2.3650	10600.	76	11492	No
427	GOM_NL__2PRFIN20040511_224005_000000452026_00416_11492_2367.N1	11-MAY-2004 22:40:05	Bright	44.500	119	14Eta Dra	2.7270	4700.0	89	11492	No
428	GOM_NL__2PRFIN20040511_224137_000000502026_00416_11492_2368.N1	11-MAY-2004 22:41:37	Bright	49.500	130	23Bet Dra	2.7990	5800.0	99	11492	No
429	GOM_NL__2PRFIN20040511_224314_000000532026_00416_11492_2369.N1	11-MAY-2004 22:43:14	Bright	53.000	69	33Gam Dra	2.2310	3800.0	106	11492	No
430	GOM_NL__2PRFIN20040511_224533_000000362026_00416_11492_2370.N1	11-MAY-2004 22:45:33	Bright	35.500	49	1Alp UMi	1.9900	6300.0	71	11492	No
431	GOM_NL__2PRFIN20040511_225058_000000442026_00416_11492_2371.N1	11-MAY-2004 22:50:58	Bright	44.000	89	5Alp Cep	2.4510	8000.0	88	11492	No
432	GOM_NL__2PRFIN20040511_225343_000000382026_00416_11492_2372.N1	11-MAY-2004 22:53:43	Bright	37.500	76	27Gam Cas	2.3000	30000.	75	11492	No
433	GOM_NL__2PRFIN20040511_225457_000000372026_00416_11492_2373.N1	11-MAY-2004 22:54:57	Bright	37.000	68	18Alp Cas	2.2250	4500.0	74	11492	No
434	GOM_NL__2PRFIN20040511_225742_000000972026_00416_11492_2374.N1	11-MAY-2004 22:57:42	Bright	96.500	66	37Gam Cyg	2.2080	5900.0	193	11492	No
435	GOM_NL__2PRFIN20040511_230250_000001242026_00416_11492_2375.N1	11-MAY-2004 23:02:50	Straylight	124.00	92	53Eps Cyg	2.5000	4500.0	248	11492	No
436	GOM_NL__2PRFIN20040511_230715_000000432026_00416_11492_2376.N1	11-MAY-2004 23:07:15	Twilight	42.500	140	88Gam Peg	2.8340	26000.	85	11492	No
437	GOM_NL__2PRFIN20040511_230842_000000542026_00416_11492_2377.N1	11-MAY-2004 23:08:42	Dark	54.000	90	54Alp Peg	2.4870	11000.	108	11492	No
438	GOM_NL__2PRFIN20040511_231559_000000482026_00416_11492_2378.N1	11-MAY-2004 23:15:59	Dark	47.500	52	16Bet Cet	2.0370	4500.0	95	11492	No
439	GOM_NL__2PRFIN20040511_232248_000000412026_00416_11492_2379.N1	11-MAY-2004 23:22:48	Dark	40.500	84	Alp Phe	2.3970	4500.0	81	11492	No
440	GOM_NL__2PRFIN20040511_232634_000000562026_00416_11492_2380.N1	11-MAY-2004 23:26:34	Dark	56.000	63	Bet Gru	2.1500	2800.0	112	11492	No
441	GOM_NL__2PRFIN20040511_232757_000000552026_00416_11492_2381.N1	11-MAY-2004 23:27:57	Dark	55.000	31	Alp Gru	1.7340	15200.	110	11492	No
442	GOM_NL__2PRFIN20040511_232958_000000402026_00417_11493_2348.N1	11-MAY-2004 23:29:58	Dark	40.000	148	Alp Tuc	2.8780	4100.0	80	11493	No
443	GOM_NL__2PRFIN20040511_233332_000000452026_00417_11493_2349.N1	11-MAY-2004 23:33:32	Dark	44.500	45	Alp Pav	1.9400	26000.	89	11493	No
444	GOM_NL__2PRFIN20040511_233913_000000442026_00417_11493_2350.N1	11-MAY-2004 23:39:13	Straylight	44.000	43	Alp TrA	1.9100	4250.0	88	11493	No
445	GOM_NL__2PRFIN20040511_234044_000000392026_00417_11493_2351.N1	11-MAY-2004 23:40:44	Straylight	39.000	145	Gam TrA	2.8720	10600.	78	11493	No
446	GOM_NL__2PRFIN20040511_234313_000000512026_00417_11493_2352.N1	11-MAY-2004 23:43:13	Straylight	51.000	4	Alp1Cen	-0.010000	5800.0	102	11493	No
447	GOM_NL__2PRFIN20040511_234510_000000602026_00417_11493_2353.N1	11-MAY-2004 23:45:10	Straylight	59.500	25	35Lam Sco	1.6200	28000.	119	11493	No
448	GOM_NL__2PRFIN20040511_234742_000000552026_00417_11493_2354.N1	11-MAY-2004 23:47:42	Straylight	54.500	75	26Eps Sco	2.2910	4250.0	109	11493	No
449	GOM_NL__2PRFIN20040511_235053_000000642026_00417_11493_2355.N1	11-MAY-2004 23:50:53	Tw_i_and_stray	63.500	16	21Alp Sco	1.0200	3000.0	127	11493	No
450	GOM_NL__2PRFIN20040511_235245_000000542026_00417_11493_2356.N1	11-MAY-2004 23:52:45	Bright	53.500	80	7Del Sco	2.3160	30000.	107	11493	No
451	GOM_NL__2PRFIN20040511_235451_000000672026_00417_11493_2357.N1	11-MAY-2004 23:54:51	Bright	67.000	86	35Eta Oph	2.4300	10200.	134	11493	No
452	GOM_NL__2PRFIN20040511_235728_000000422026_00417_11493_2358.N1	11-MAY-2004 23:57:28	Bright	41.500	104	27Bet Lib	2.6140	13100.	83	11493	No
453	GOM_NL__2PRFIN20040511_235952_000000572026_00417_11493_2359.N1	11-MAY-2004 23:59:52	Bright	56.500	120	1Del Oph	2.7340	3200.0	113	11493	No

3. Quality information per product

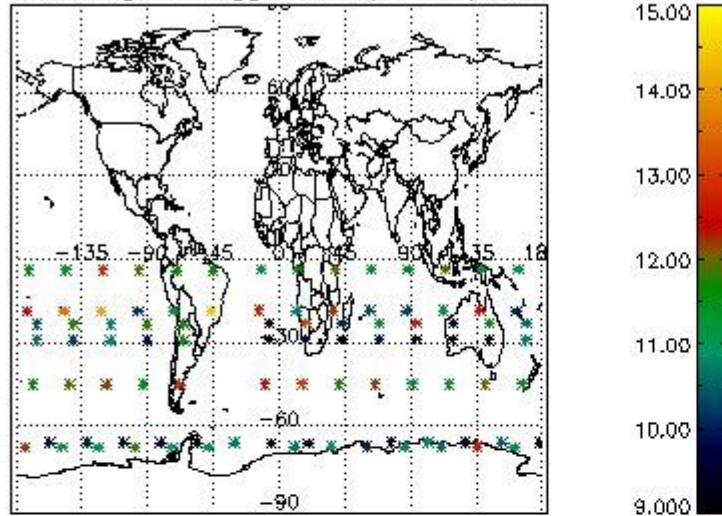
In this section it is plotted some information contained in the Quality Summary data set of the level 2 products. Only products in dark limb conditions and without errors (error flag in the MPH set to "0") are used.

3.1 Plot quality information per product (time dependant)

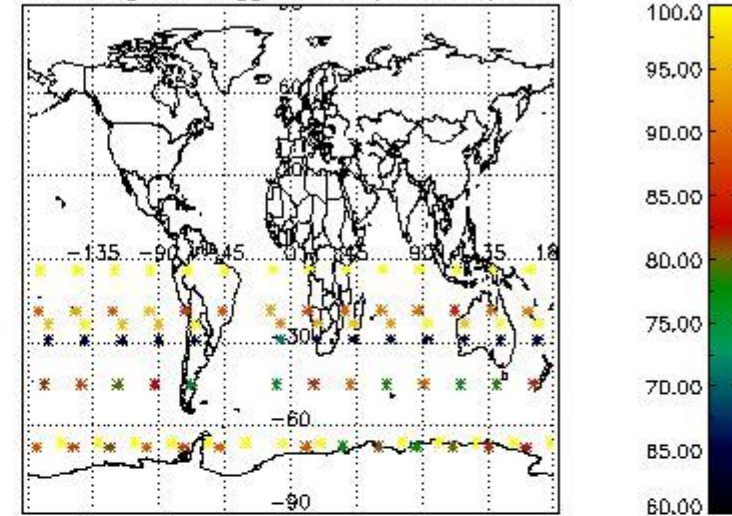


3.2 Plot quality information per product (world map)

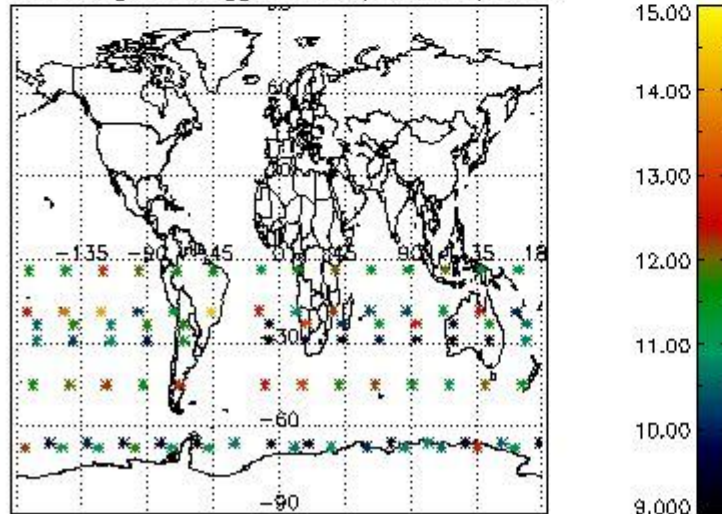
Percentage of flagged data per O3 profile



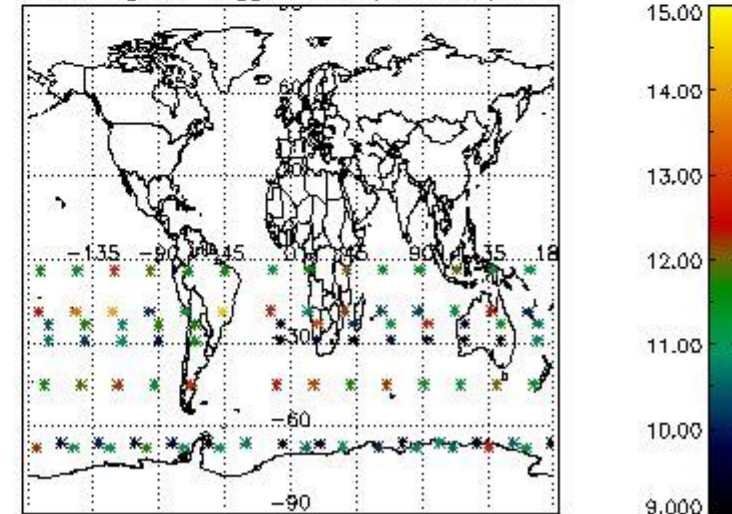
Percentage of flagged data per H2O profile



Percentage of flagged data per NO2 profile



Percentage of flagged data per NO3 profile

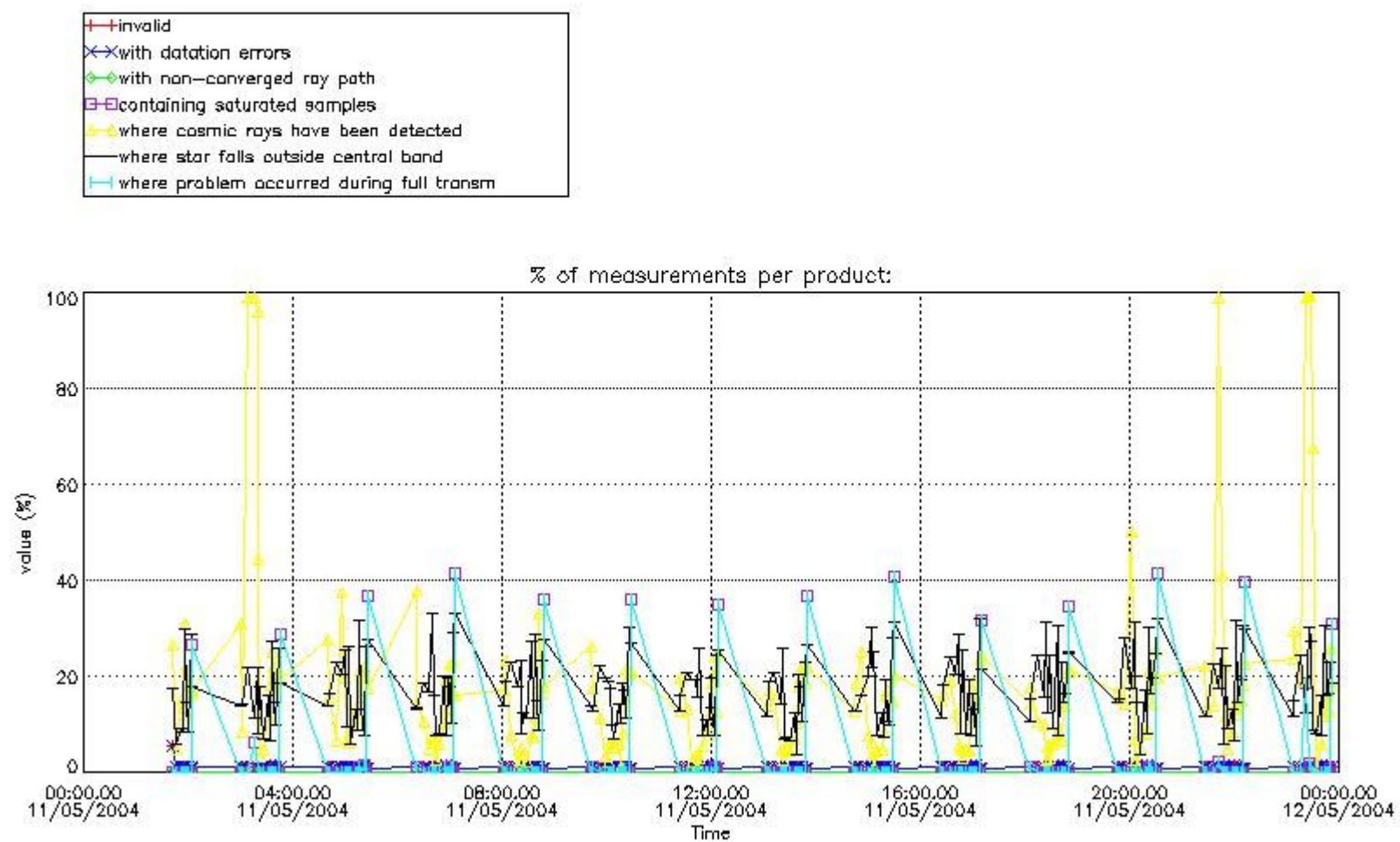


4. Level 1 quality information per product

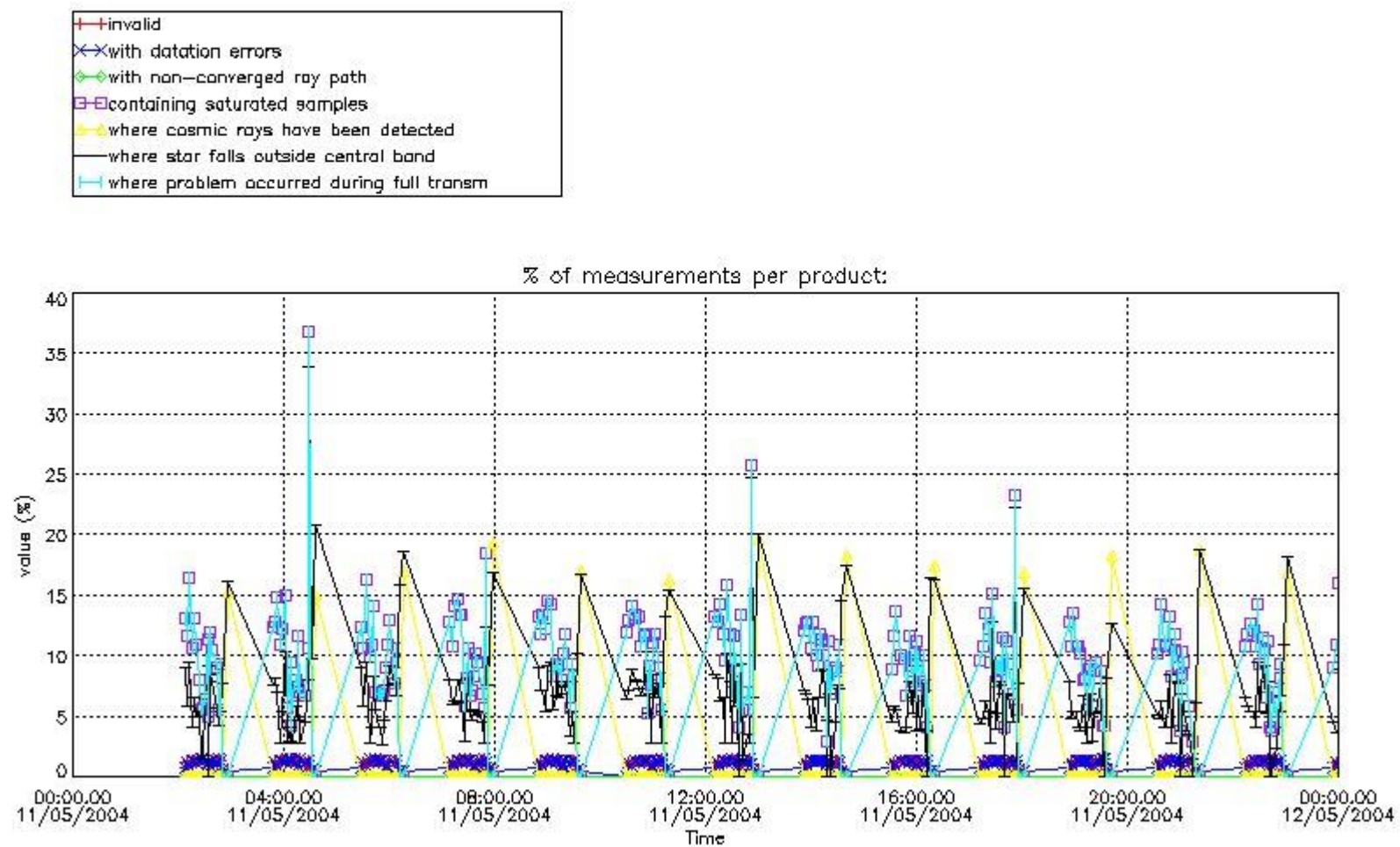
In this section it is plotted some information contained in the Quality Summary data set of the level 2 products that comes from the level 1b processing. Products without errors (error flag in the MPH set to "0") are used.

4.1 Plot quality information per product (time dependant) coming from level 1b processing

4.1.1 Plot level 1 quality information per product (time dependant): ENVISAT ASCENDING passes

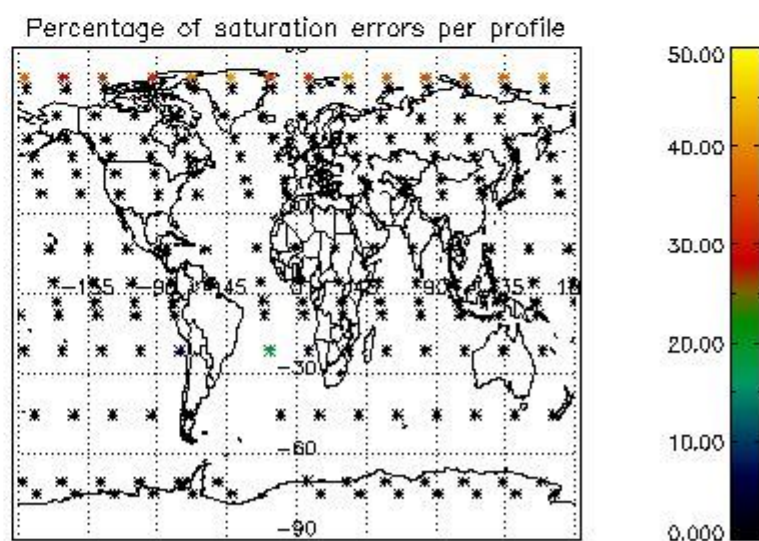
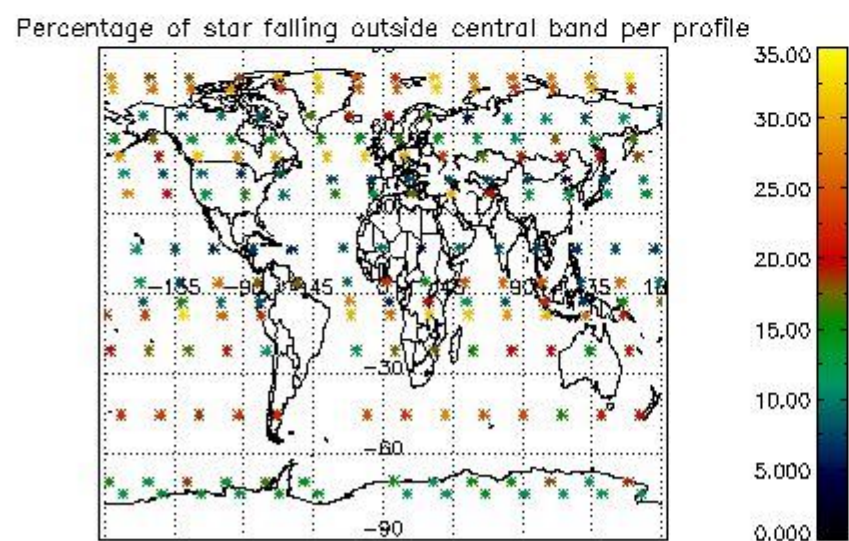
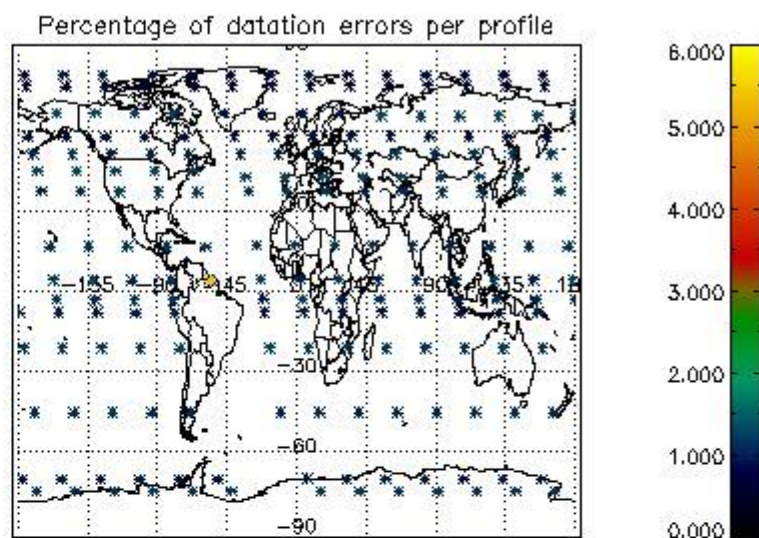
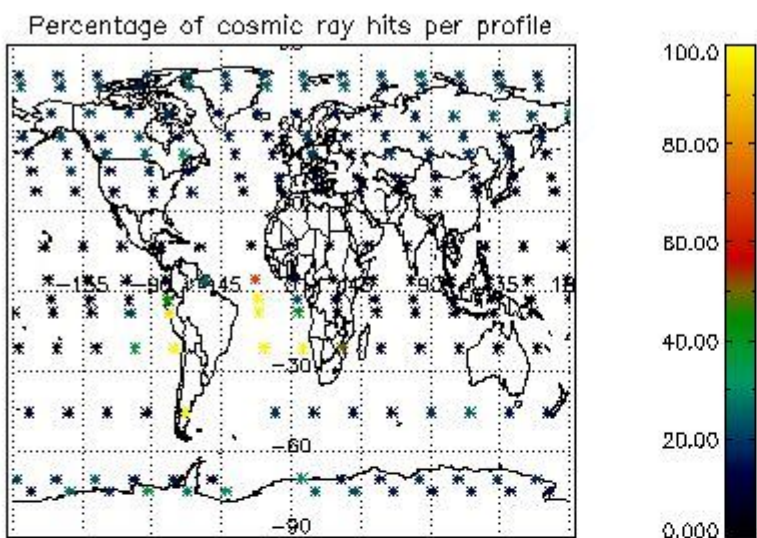


4.1.2 Plot level 1 quality information per product (time dependant): ENVI SAT DESCENDING passes

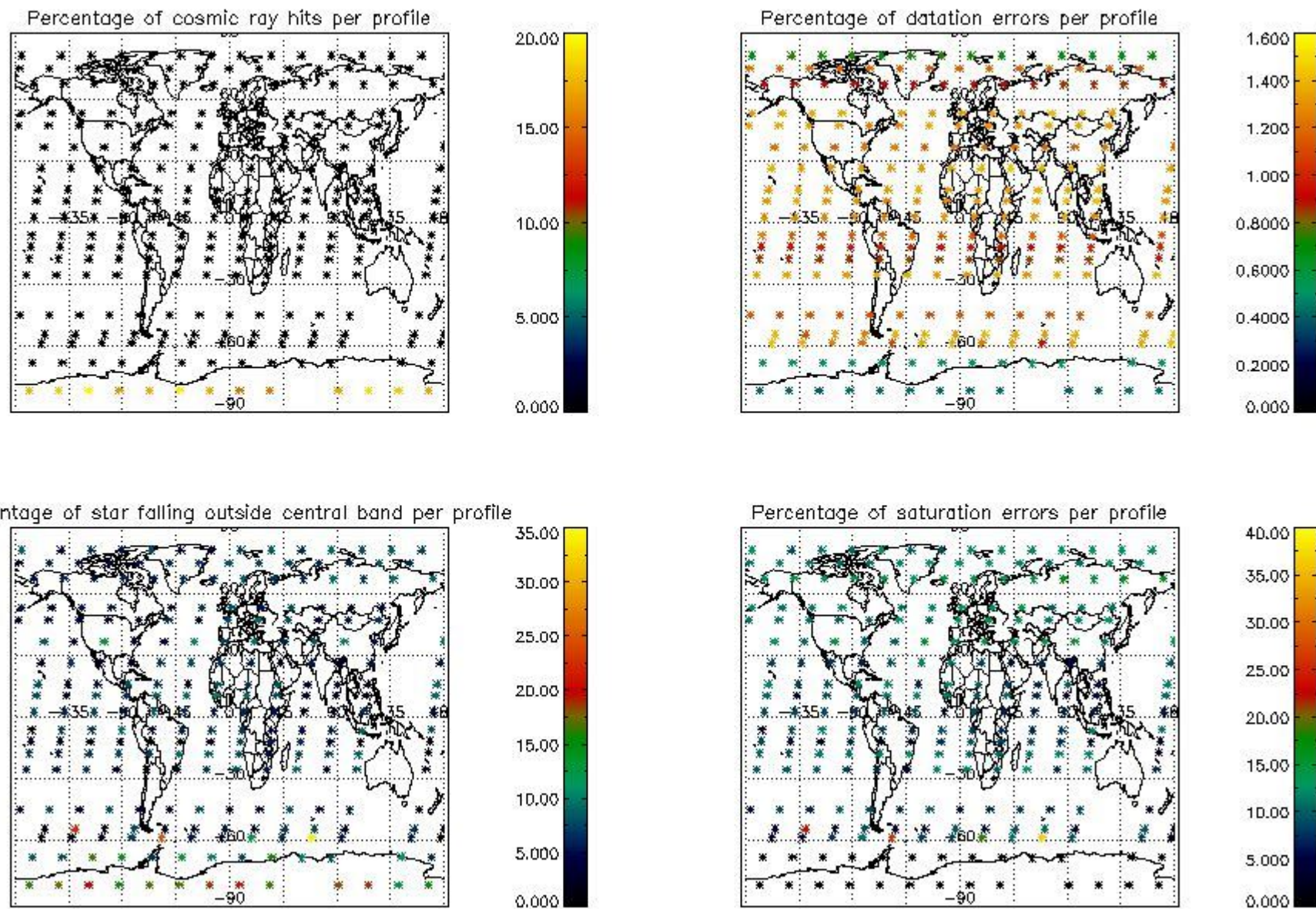


4.2 Plot quality information per product coming from level 1b processing (world map)

4.2.1 Plot level 1 quality information per product (world map): ENVISAT ASCENDING passes



4.2.2 Plot level 1 quality information per product (world map): ENVISAT DESCENDING passes



5. Trace gas profiles

5.1 Ozone statistics based on quality of products

The final quality of the products can be "measured" using the STD (Standard Deviation) attached to every point profile. This information is written to the parameter GOM_NL__2P/NL_LOCAL_SPECIES_DENSITY/o3_std of the level 2 products. The table below shows the statistics for given STD ranges.

The statistics are given with respect to the overall valid production:

- Products without fatal errors: GOM_NL__2P/MPH/PRODUCT_ERR=0
- Valid point profile: GOM_NL__2P/NL_LOCAL_SPECIES_DENSITY/pcd(0)=0

The 'Criteria' is applied to valid points of dark limb products:

- Products in dark limb illumination condition: GOM_NL__2P/NL_SUMMARY_QUALITY/obs_ill_cond=0
- Products without fatal errors: GOM_NL__2P/MPH/PRODUCT_ERR=0
- Valid point profile: GOM_NL__2P/NL_LOCAL_SPECIES_DENSITY/pcd(0)=0

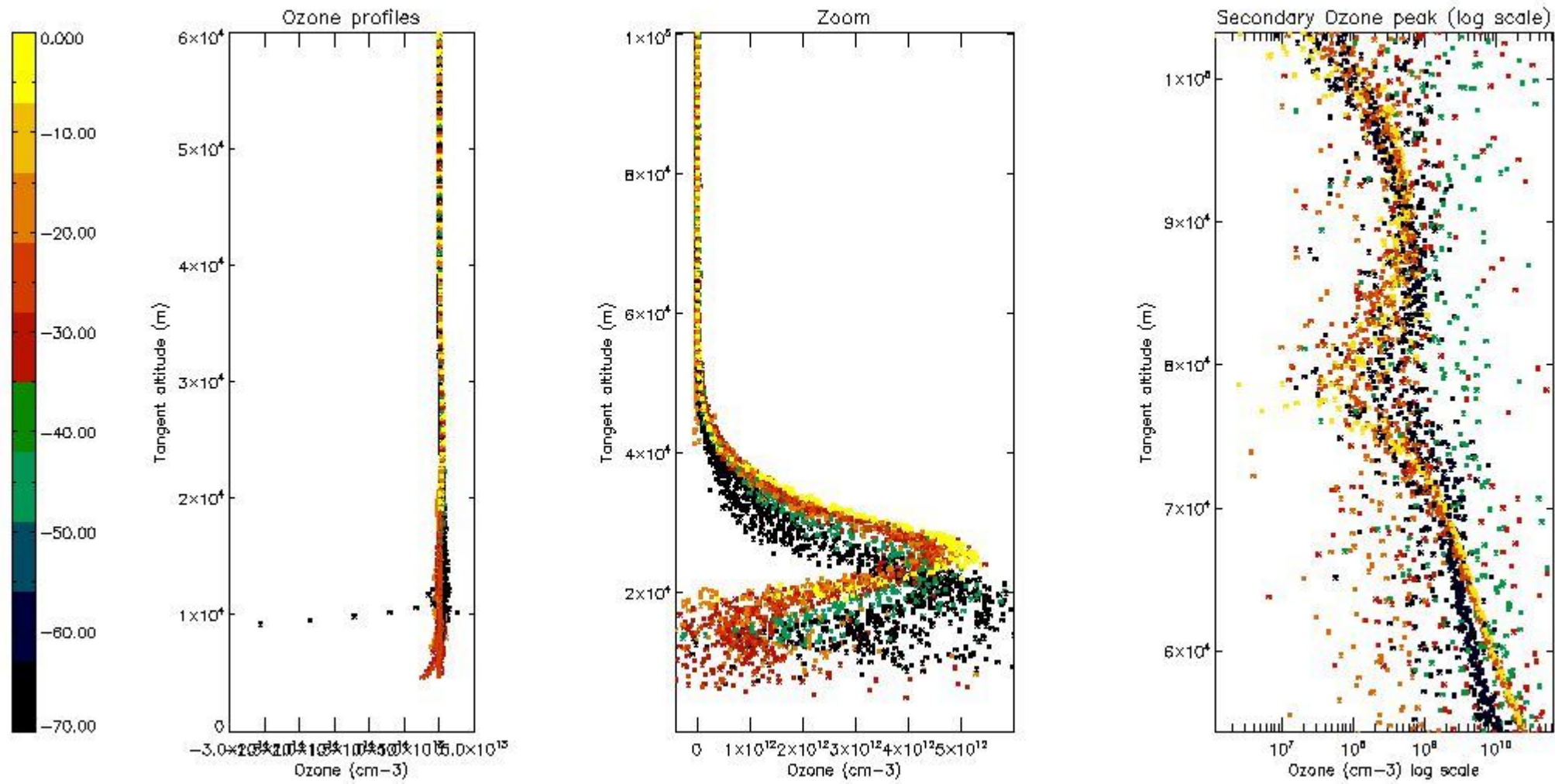
So, the table below shows the percentage of dark limb and valid observations for each criteria with respect to the overall valid daily observations.

Criteria	% of total production
All STD	20
STD < 20	9

STD < 10	7
STD < 5	4

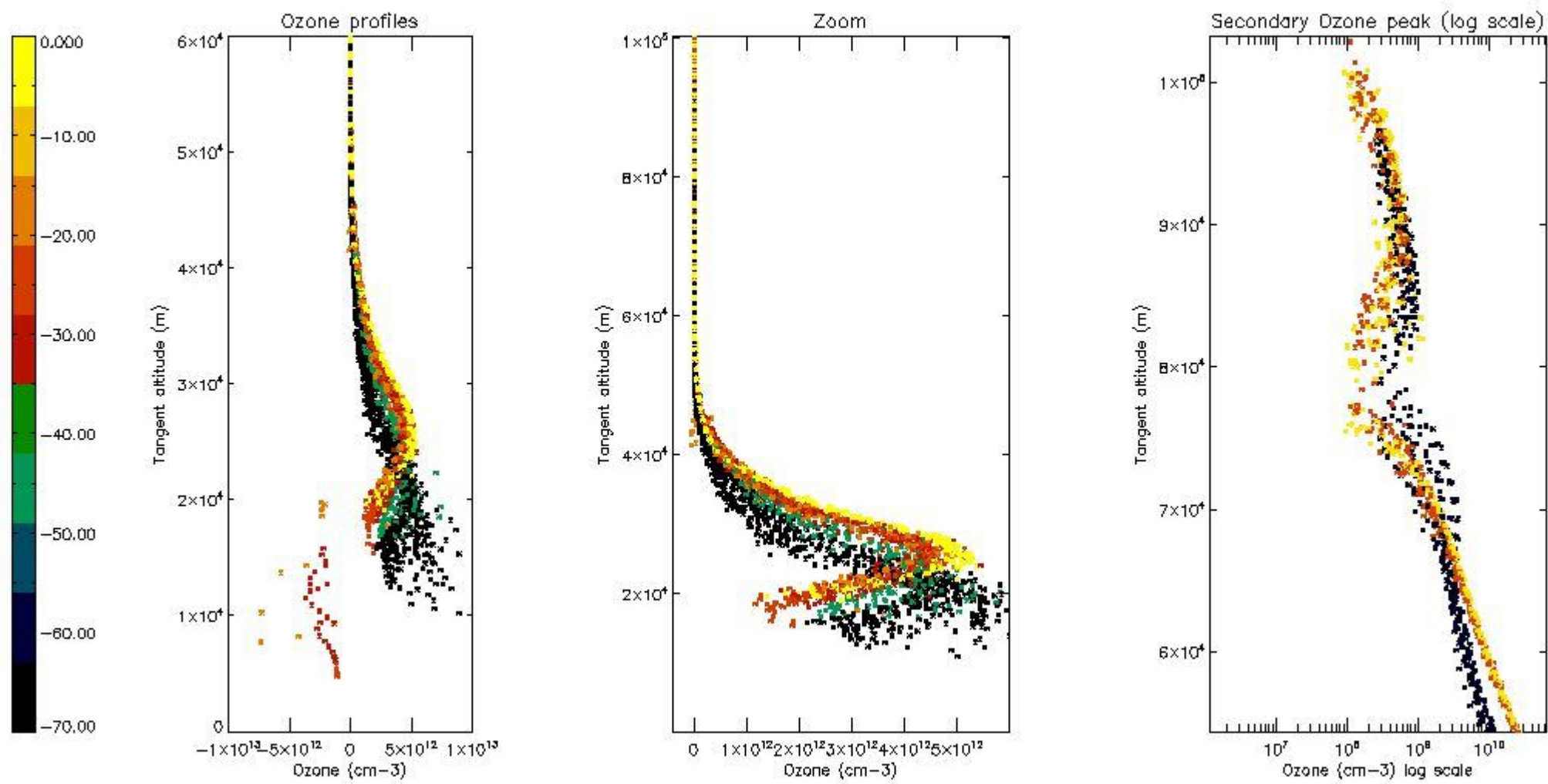
5.2 Plot ozone profiles for all STD (dark without errors)

The colorbar represents the latitude.



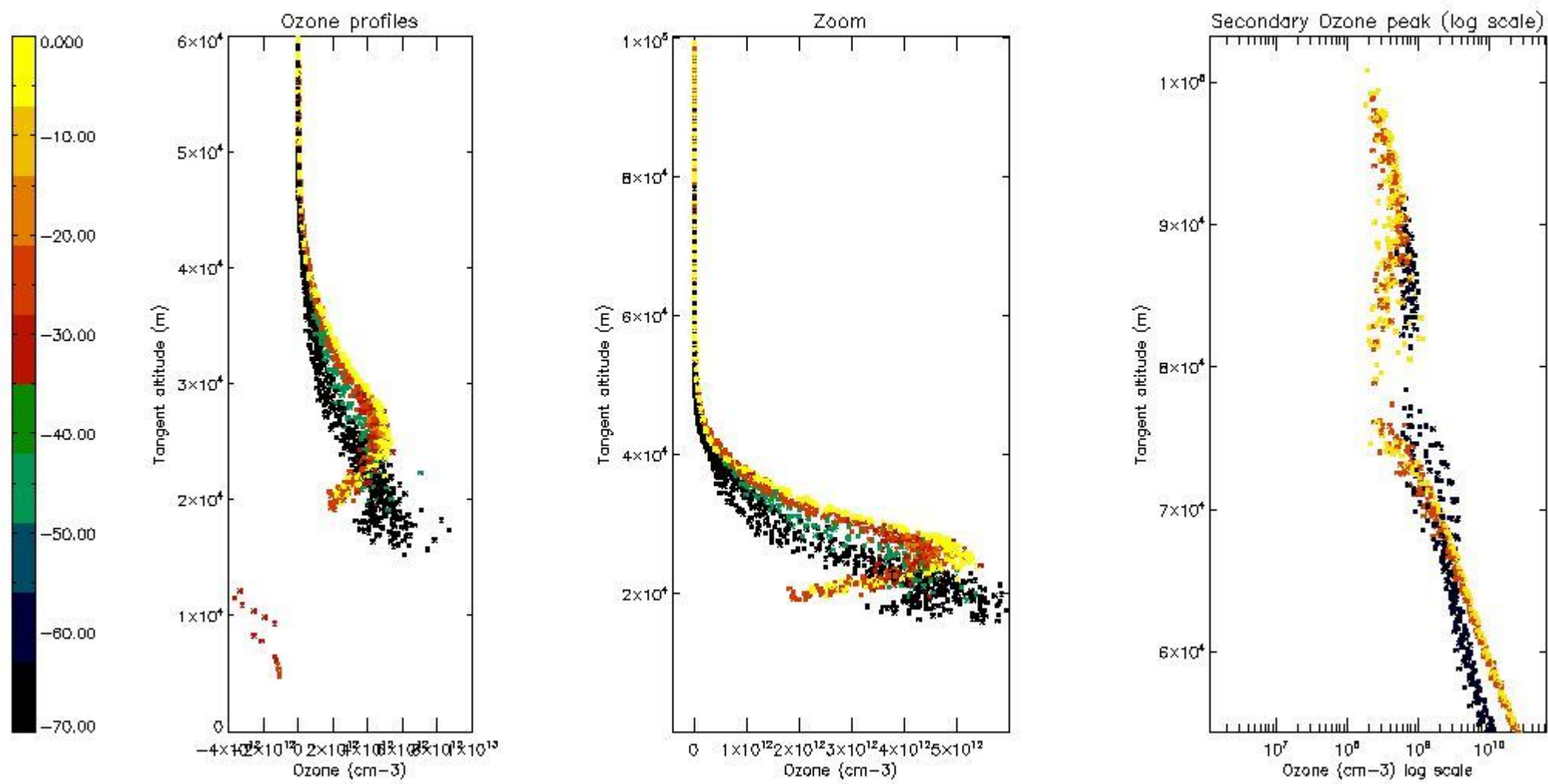
5.3 Plot ozone profiles where STD < 20% (dark without errors)

The colorbar represents the latitude.



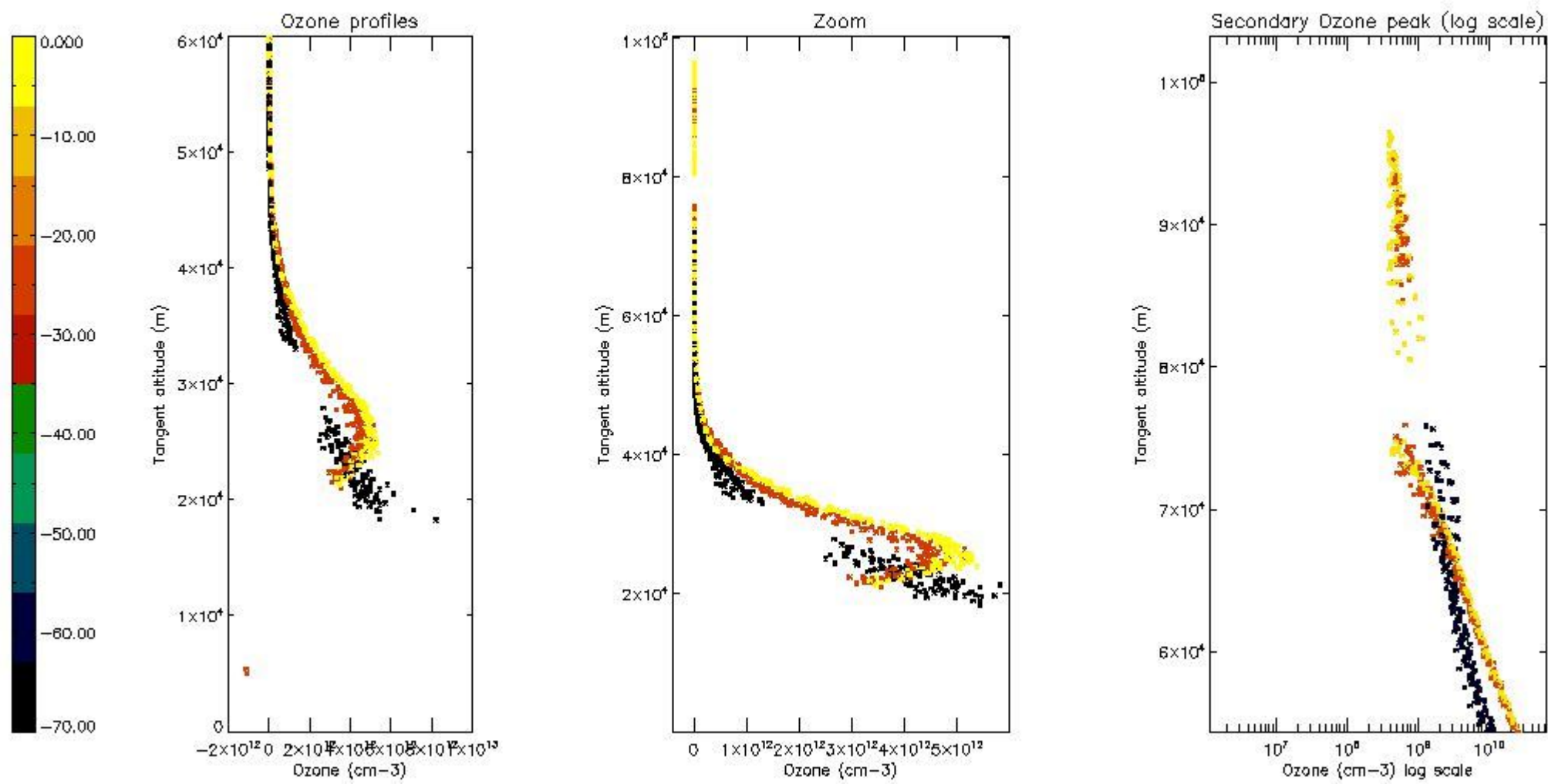
5.4 Plot ozone profiles where STD < 10% (dark without errors)

The colorbar represents the latitude.



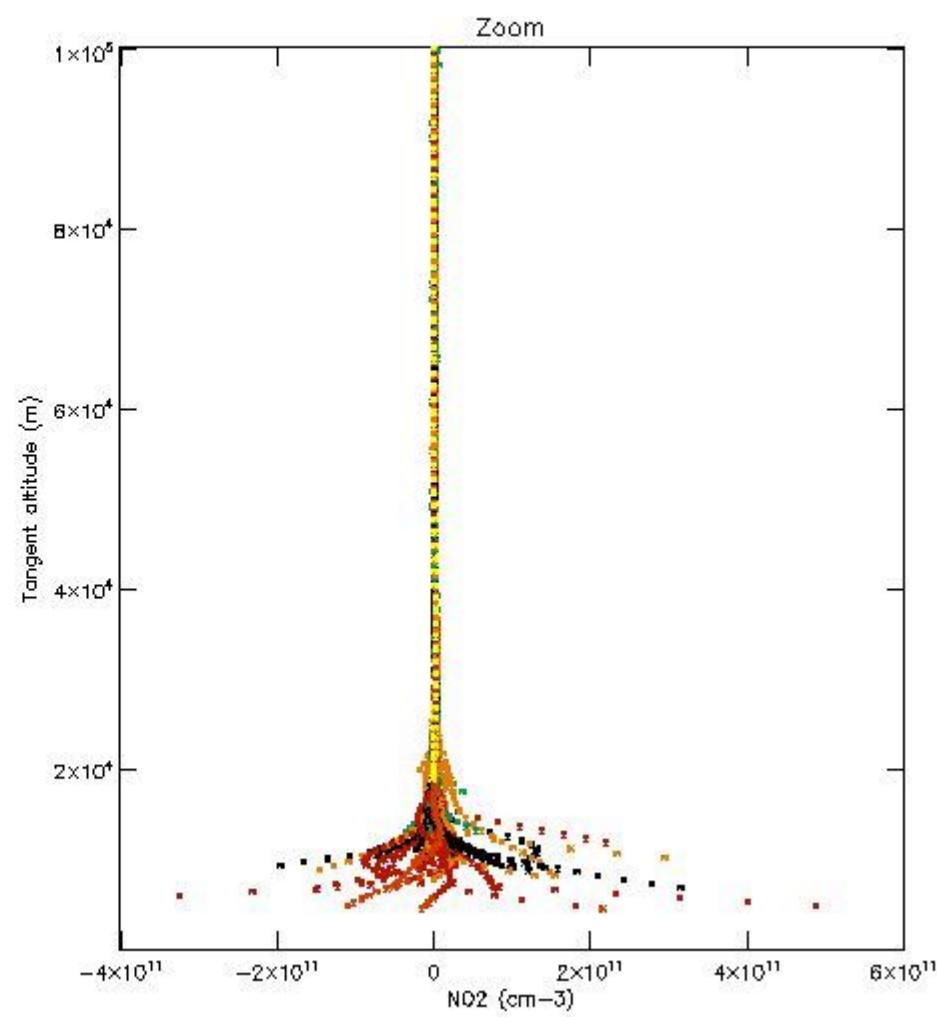
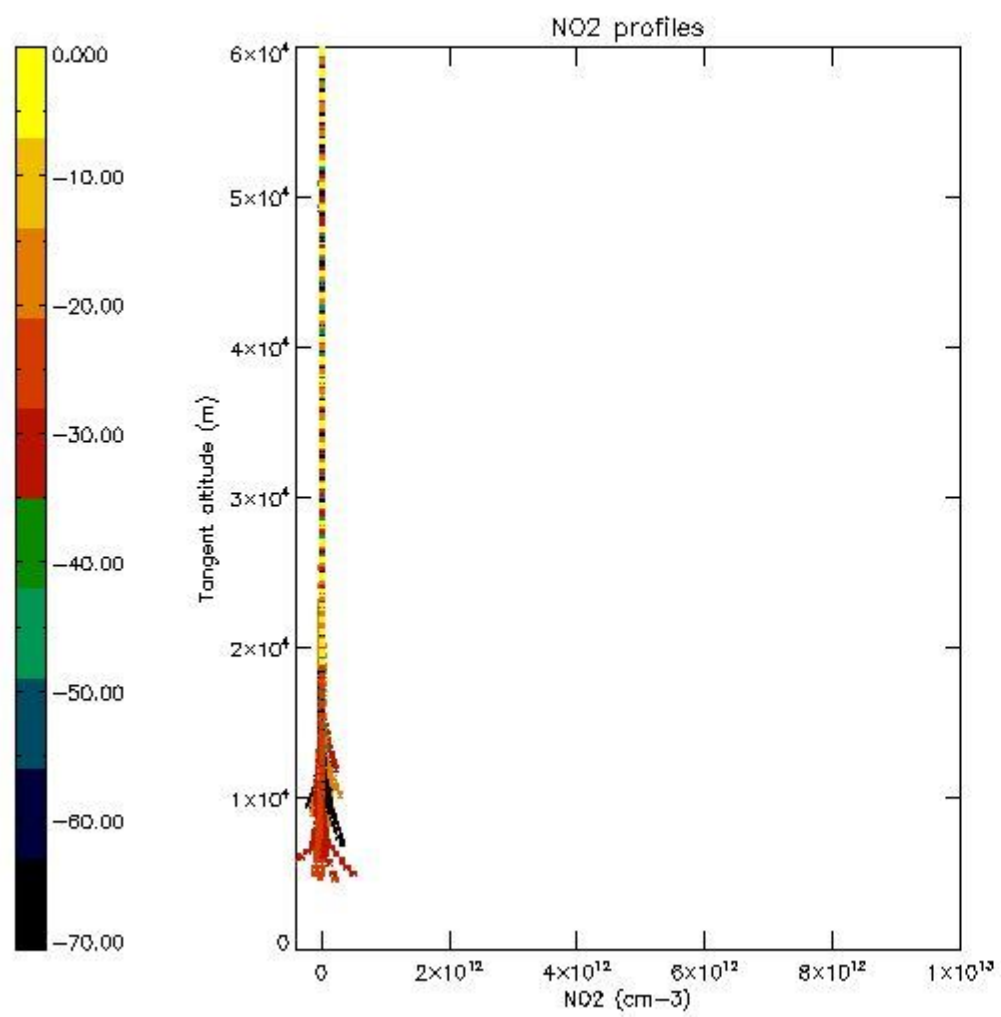
5.5 Plot ozone profiles where STD < 5% (dark without errors)

The colorbar represents the latitude.



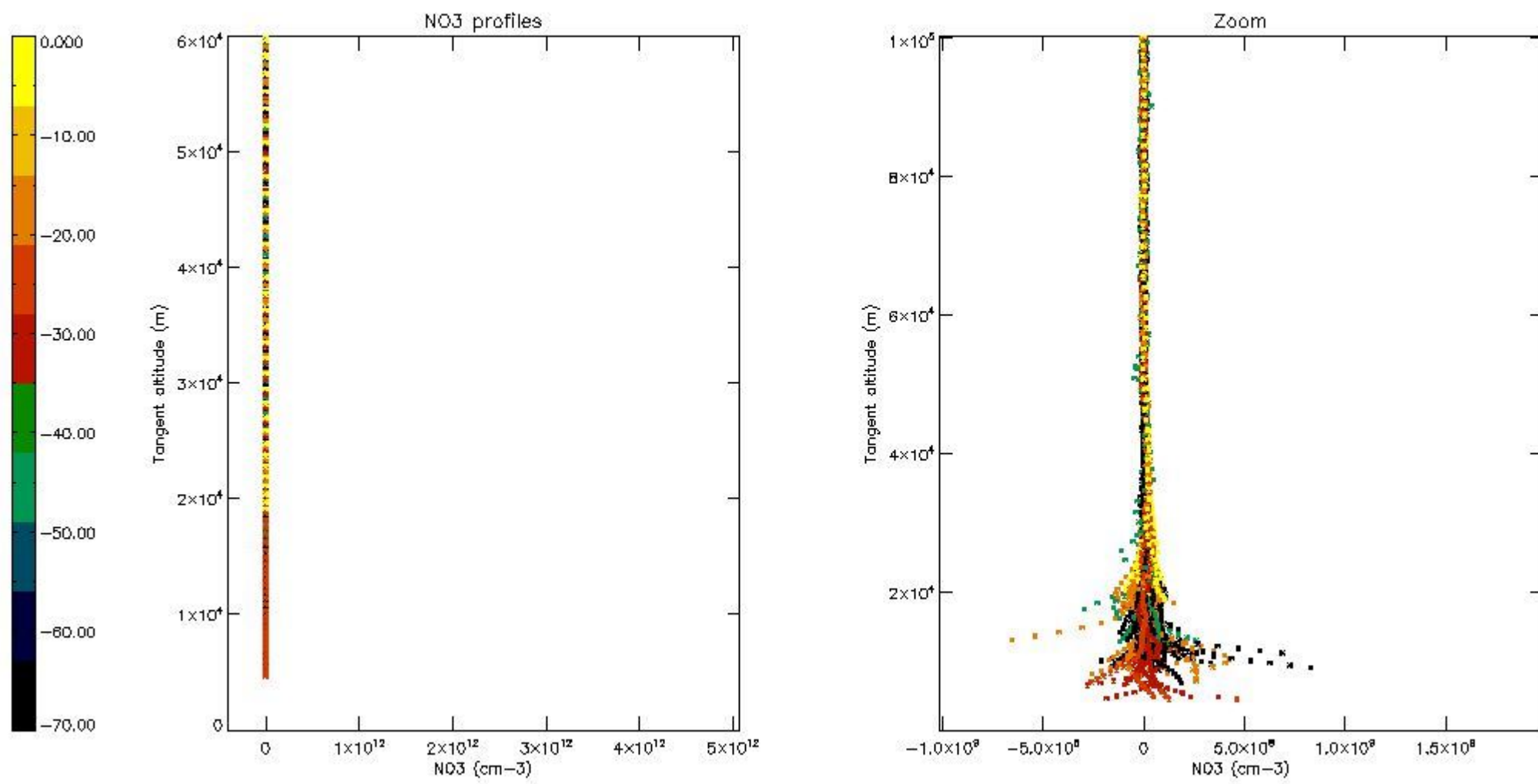
5.6 Plot NO2 profiles for all STD (dark without errors)

The colorbar represents the latitude.



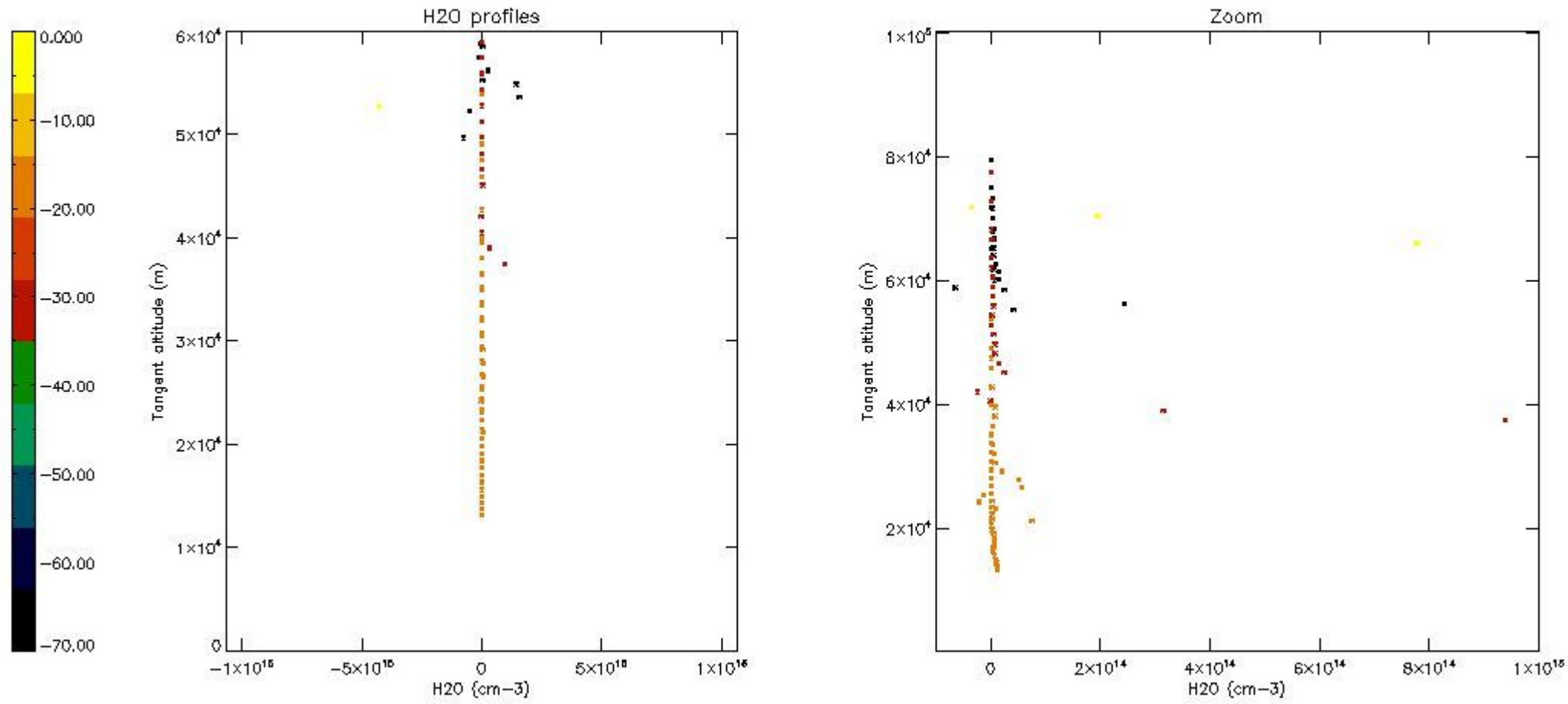
5.7 Plot NO3 profiles for all STD (dark without errors)

The colorbar represents the latitude.



5.8 Plot H2O profiles for all STD (only for occultations of stars 1,2,3,4,13,14,16,26,63 dark without errors)

The colorbar represents the latitude.



6. Auxiliary Data Files used for the production reported in section 2

The number reported in the third column indicates since which file (see list in section 2) the corresponding auxiliary file has been used. The fourth column is the date of those product files.

Type	Auxiliary Filename	Used since product	Used since product date
INST_PHYS_CHARACTERISTICS	GOM_INS_AXVIEC20091111_143220_20030716_120000_20500101_000000	1	11-MAY-2004 01:42:04
LEVEL-2_PROC_CONFIG	GOM_PR2_AXVIEC20091111_152718_20020301_000000_20500101_000000	1	11-MAY-2004 01:42:04
CROSS_SECTIONS_FILE	GOM_CRS_AXVIEC20091111_154832_20020301_000000_20500101_000000	1	11-MAY-2004 01:42:04

GOMOS Level 2 Daily Report

SUMMARY

[1. General Info](#)

[2. Summary of processed GOM_NL_2P products](#)

[3. Level 2 Quality information per product](#)

[3.1 Plot of level 2 quality information per product \(time dependant\)](#)

[3.2 Plot of level 2 quality information per product \(world map\)](#)

[4. Level 1 Quality information per product \(stored on level 2 products\)](#)

[4.1 Plot of level 1 quality information per product \(time dependant\)](#)

[4.1.1 Plot of level 1 quality information per product \(time dependant\): ASCENDING](#)

[4.1.2 Plot of level 1 quality information per product \(time dependant\): DESCENDING](#)

[4.2 Plot of level 1 quality information per product \(world map\)](#)

[4.2.1 Plot of level 1 quality information per product \(world map\): ASCENDING](#)

[4.2.2 Plot of level 1 quality information per product \(world map\): DESCENDING](#)

[5. Ozone profiles based on quality statistics and other trace gas profiles](#)

[5.1 Ozone statistics based on quality of products](#)

[5.2 Plot ozone profiles for all STD \(dark without errors\)](#)

[5.3 Plot ozone profiles where STD < 20% \(dark without errors\)](#)

[5.4. Plot ozone profiles where STD < 10% \(dark without errors\)](#)

[5.5. Plot ozone profiles where STD < 5% \(dark without errors\)](#)

[5.6 Plot NO2 profiles for all STD \(dark without errors\)](#)

[5.7 Plot NO3 profiles for all STD \(dark without errors\)](#)

[5.8 Plot H2O profiles \(only for occultations of stars 1,2,3,4,13,14,16,26,63 dark without errors\) for all STD](#)

[6. Auxiliary Data Files used for the production reported in section 2](#)

This report presents the daily analysis on parameters extracted from GOMOS level 2 data (GOM_NL__2P). It is intended to monitor some important parameters that will impact the quality of these products. A list of level 2 products (and content) that have arrived during the reporting day to the PCF is also given.

Item	Value
Time of report generation	19APR2013 01:44:49
Data source version	GOMOS/6.01
Start time of products	11-05-2004 (11MAY2004 00:00:00)
Stop time of products	12-05-2004 (12MAY2004 00:00:00)
Store outputs in DB	Yes
Nb of level 2 prods	453
Nb of prods with errors	0

2. Summary of processed GOM_NL__2P products.

Nr	Filename	UTC Start time	Limb	Duration	Star Id	Star Name	Star Mag	Star Temp	Nb Meas	Orbit	Prod. error
1	GOM_NL__2PRFIN20040511_014204_000000462026_00404_11480_2324.N1	11-MAY-2004 01:42:04	Dark	45.500	148	Alp Tuc	2.8780	4100.0	91	11480	No
2	GOM_NL__2PRFIN20040511_014535_000000442026_00404_11480_2325.N1	11-MAY-2004 01:45:35	Dark	43.500	45	Alp Pav	1.9400	26000.	87	11480	No
3	GOM_NL__2PRFIN20040511_015120_000000442026_00404_11480_2326.N1	11-MAY-2004 01:51:20	Straylight	43.500	43	Alp TrA	1.9100	4250.0	87	11480	No
4	GOM_NL__2PRFIN20040511_015333_000000412026_00404_11480_2327.N1	11-MAY-2004 01:53:33	Straylight	41.000	134	Bet TrA	2.8100	6600.0	82	11480	No
5	GOM_NL__2PRFIN20040511_015522_000000522026_00404_11480_2328.N1	11-MAY-2004 01:55:22	Straylight	52.000	4	Alp1Cen	-0.010000	5800.0	104	11480	No
6	GOM_NL__2PRFIN20040511_015713_000000592026_00404_11480_2329.N1	11-MAY-2004 01:57:13	Straylight	59.000	25	35Lam Sco	1.6200	28000.	118	11480	No
7	GOM_NL__2PRFIN20040511_015947_000000412026_00404_11480_2330.N1	11-MAY-2004 01:59:47	Straylight	41.000	109	Bet Lup	2.6770	26000.	82	11480	No
8	GOM_NL__2PRFIN20040511_020303_000000682026_00404_11480_2331.N1	11-MAY-2004 02:03:03	Twilight	67.500	16	21Alp Sco	1.0200	3000.0	135	11480	No
9	GOM_NL__2PRFIN20040511_020455_000000532026_00404_11480_2332.N1	11-MAY-2004 02:04:55	Bright	53.000	80	7Del Sco	2.3160	30000.	106	11480	No
10	GOM_NL__2PRFIN20040511_020702_000000732026_00404_11480_2333.N1	11-MAY-2004 02:07:02	Bright	72.500	86	35Eta Oph	2.4300	10200.	145	11480	No
11	GOM_NL__2PRFIN20040511_020940_000000432026_00404_11480_2334.N1	11-MAY-2004 02:09:40	Bright	43.000	104	27Bet Lib	2.6140	13100.	86	11480	No
12	GOM_NL__2PRFIN20040511_021209_000000582026_00404_11480_2335.N1	11-MAY-2004 02:12:09	Bright	58.000	120	1Del Oph	2.7340	3200.0	116	11480	No
13	GOM_NL__2PRFIN20040511_021609_000000382026_00404_11480_2336.N1	11-MAY-2004 02:16:09	Bright	37.500	138	47Eps Vir	2.8280	4700.0	75	11480	No
14	GOM_NL__2PRFIN20040511_021756_000000382026_00404_11480_2337.N1	11-MAY-2004 02:17:56	Bright	38.000	111	8Eta Boo	2.6800	6000.0	76	11480	No
15	GOM_NL__2PRFIN20040511_022052_000000412026_00404_11480_2338.N1	11-MAY-2004 02:20:52	Bright	41.000	83		2.3780	11000.	82	11480	No
16	GOM_NL__2PRFIN20040511_022344_000000382026_00404_11480_2339.N1	11-MAY-2004 02:23:44	Bright	37.500	152	12Alp2CVn	2.8900	11000.	75	11480	No
17	GOM_NL__2PRFIN20040511_022643_000000362026_00404_11480_2340.N1	11-MAY-2004 02:26:43	Bright	36.000	39	85Eta UMa	1.8540	24000.	72	11480	No
18	GOM_NL__2PRFIN20040511_022815_000000352026_00404_11480_2341.N1	11-MAY-2004 02:28:15	Bright	35.000	55	79Zet UMa	2.0600	10200.	70	11480	No
19	GOM_NL__2PRFIN20040511_023022_000000392026_00404_11480_2342.N1	11-MAY-2004 02:30:22	Bright	39.000	82	48Bet UMa	2.3650	10600.	78	11480	No
20	GOM_NL__2PRFIN20040511_023300_000000442026_00404_11480_2343.N1	11-MAY-2004 02:33:00	Bright	44.000	119	14Eta Dra	2.7270	4700.0	88	11480	No
21	GOM_NL__2PRFIN20040511_023437_000000512026_00404_11480_2344.N1	11-MAY-2004 02:34:37	Bright	50.500	130	23Bet Dra	2.7990	5800.0	101	11480	No
22	GOM_NL__2PRFIN20040511_023616_000000592026_00404_11480_2345.N1	11-MAY-2004 02:36:16	Bright	59.000	69	33Gam Dra	2.2310	3800.0	118	11480	No
23	GOM_NL__2PRFIN20040511_023821_000000382026_00404_11480_2346.N1	11-MAY-2004 02:38:21	Bright	38.000	49	1Alp UMi	1.9900	6300.0	76	11480	No
24	GOM_NL__2PRFIN20040511_024352_000000452026_00404_11480_2347.N1	11-MAY-2004 02:43:52	Bright	44.500	89	5Alp Cep	2.4510	8000.0	89	11480	No
25	GOM_NL__2PRFIN20040511_024631_000000362026_00404_11480_2348.N1	11-MAY-2004 02:46:31	Bright	36.000	76	27Gam Cas	2.3000	30000.	72	11480	No
26	GOM_NL__2PRFIN20040511_024745_000000382026_00404_11480_2349.N1	11-MAY-2004 02:47:45	Bright	37.500	68	18Alp Cas	2.2250	4500.0	75	11480	No
27	GOM_NL__2PRFIN20040511_025040_000000912026_00404_11480_2350.N1	11-MAY-2004 02:50:40	Bright	90.500	66	37Gam Cyg	2.2080	5900.0	181	11480	No
28	GOM_NL__2PRFIN20040511_025537_000001182026_00404_11480_2351.N1	11-MAY-2004 02:55:37	Straylight	117.50	92	53Eps Cyg	2.5000	4500.0	235	11480	No
29	GOM_NL__2PRFIN20040511_030001_000000442026_00404_11480_2352.N1	11-MAY-2004 03:00:01	Twilight	43.500	140	88Gam Peg	2.8340	26000.	87	11480	No
30	GOM_NL__2PRFIN20040511_030125_000000542026_00404_11480_2353.N1	11-MAY-2004 03:01:25	Dark	53.500	90	54Alp Peg	2.4870	11000.	107	11480	No
31	GOM_NL__2PRFIN20040511_030845_000000462026_00404_11480_2354.N1	11-MAY-2004 03:08:45	Dark	45.500	52	16Bet Cet	2.0370	4500.0	91	11480	No
32	GOM_NL__2PRFIN20040511_031534_000000402026_00404_11480_2355.N1	11-MAY-2004 03:15:34	Dark	39.500	84	Alp Phe	2.3970	4500.0	79	11480	No
33	GOM_NL__2PRFIN20040511_031916_000000492026_00404_11480_2356.N1	11-MAY-2004 03:19:16	Dark	48.500	63	Bet Gru	2.1500	2800.0	97	11480	No
34	GOM_NL__2PRFIN20040511_032038_000000432026_00404_11480_2357.N1	11-MAY-2004 03:20:38	Dark	43.000	31	Alp Gru	1.7340	15200.	86	11480	No
35	GOM_NL__2PRFIN20040511_032241_000000452026_00405_11481_2324.N1	11-MAY-2004 03:22:41	Dark	45.000	148	Alp Tuc	2.8780	4100.0	90	11481	No
36	GOM_NL__2PRFIN20040511_032612_000000442026_00405_11481_2325.N1	11-MAY-2004 03:26:12	Dark	43.500	45	Alp Pav	1.9400	26000.	87	11481	No
37	GOM_NL__2PRFIN20040511_033158_000000442026_00405_11481_2326.N1	11-MAY-2004 03:31:58	Straylight	43.500	43	Alp TrA	1.9100	4250.0	87	11481	No
38	GOM_NL__2PRFIN20040511_033410_000000392026_00405_11481_2327.N1	11-MAY-2004 03:34:10	Straylight	38.500	134	Bet TrA	2.8100	6600.0	77	11481	No
39	GOM_NL__2PRFIN20040511_033559_000000502026_00405_11481_2328.N1	11-MAY-2004 03:35:59	Straylight	49.500	4	Alp1Cen	-0.010000	5800.0	99	11481	No
40	GOM_NL__2PRFIN20040511_033750_000000592026_00405_11481_2329.N1	11-MAY-2004 03:37:50	Straylight	58.500	25	35Lam Sco	1.6200	28000.	117	11481	No
41	GOM_NL__2PRFIN20040511_034025_000000412026_00405_11481_2330.N1	11-MAY-2004 03:40:25	Straylight	40.500	109	Bet Lup	2.6770	26000.	81	11481	No
42	GOM_NL__2PRFIN20040511_034340_000000642026_00405_11481_2331.N1	11-MAY-2004 03:43:40	Twilight	63.500	16	21Alp Sco	1.0200	3000.0	127	11481	No

43	GOM_NL__2PRFIN20040511_034531_000000542026_00405_11481_2332.N1	11-MAY-2004 03:45:31	Bright	54.000	80	7Del Sco	2.3160	30000.	108	11481	No
44	GOM_NL__2PRFIN20040511_034738_000000732026_00405_11481_2333.N1	11-MAY-2004 03:47:38	Bright	72.500	86	35Eta Oph	2.4300	10200.	145	11481	No
45	GOM_NL__2PRFIN20040511_035017_000000432026_00405_11481_2334.N1	11-MAY-2004 03:50:17	Bright	43.000	104	27Bet Lib	2.6140	13100.	86	11481	No
46	GOM_NL__2PRFIN20040511_035244_000000582026_00405_11481_2335.N1	11-MAY-2004 03:52:44	Bright	57.500	120	1Del Oph	2.7340	3200.0	115	11481	No
47	GOM_NL__2PRFIN20040511_035646_000000372026_00405_11481_2336.N1	11-MAY-2004 03:56:46	Bright	36.500	138	47Eps Vir	2.8280	4700.0	73	11481	No
48	GOM_NL__2PRFIN20040511_035832_000000372026_00405_11481_2337.N1	11-MAY-2004 03:58:32	Bright	37.000	111	8Eta Boo	2.6800	6000.0	74	11481	No
49	GOM_NL__2PRFIN20040511_040128_000000442026_00405_11481_2338.N1	11-MAY-2004 04:01:28	Bright	43.500	83		2.3780	11000.	87	11481	No
50	GOM_NL__2PRFIN20040511_040421_000000362026_00405_11481_2339.N1	11-MAY-2004 04:04:21	Bright	35.500	152	12Alp2CVn	2.8900	11000.	71	11481	No
51	GOM_NL__2PRFIN20040511_040720_000000372026_00405_11481_2340.N1	11-MAY-2004 04:07:20	Bright	37.000	39	85Eta UMa	1.8540	24000.	74	11481	No
52	GOM_NL__2PRFIN20040511_040851_000000352026_00405_11481_2341.N1	11-MAY-2004 04:08:51	Bright	35.000	55	79Zet UMa	2.0600	10200.	70	11481	No
53	GOM_NL__2PRFIN20040511_041059_000000372026_00405_11481_2342.N1	11-MAY-2004 04:10:59	Bright	37.000	82	48Bet UMa	2.3650	10600.	74	11481	No
54	GOM_NL__2PRFIN20040511_041335_000000442026_00405_11481_2343.N1	11-MAY-2004 04:13:35	Bright	43.500	119	14Eta Dra	2.7270	4700.0	87	11481	No
55	GOM_NL__2PRFIN20040511_041512_000000542026_00405_11481_2344.N1	11-MAY-2004 04:15:12	Bright	53.500	130	23Bet Dra	2.7990	5800.0	107	11481	No
56	GOM_NL__2PRFIN20040511_041650_000000602026_00405_11481_2345.N1	11-MAY-2004 04:16:50	Bright	60.000	69	33Gam Dra	2.2310	3800.0	120	11481	No
57	GOM_NL__2PRFIN20040511_041857_000000362026_00405_11481_2346.N1	11-MAY-2004 04:18:57	Bright	36.000	49	1Alp UMi	1.9900	6300.0	72	11481	No
58	GOM_NL__2PRFIN20040511_042427_000000452026_00405_11481_2347.N1	11-MAY-2004 04:24:27	Bright	44.500	89	5Alp Cep	2.4510	8000.0	89	11481	No
59	GOM_NL__2PRFIN20040511_042707_000000382026_00405_11481_2348.N1	11-MAY-2004 04:27:07	Bright	37.500	76	27Gam Cas	2.3000	30000.	75	11481	No
60	GOM_NL__2PRFIN20040511_042822_000000532026_00405_11481_2349.N1	11-MAY-2004 04:28:22	Bright	53.000	68	18Alp Cas	2.2250	4500.0	106	11481	No
61	GOM_NL__2PRFIN20040511_043115_000000932026_00405_11481_2350.N1	11-MAY-2004 04:31:15	Bright	93.000	66	37Gam Cyg	2.2080	5900.0	186	11481	No
62	GOM_NL__2PRFIN20040511_043613_000001232026_00405_11481_2351.N1	11-MAY-2004 04:36:13	Straylight	123.00	92	53Eps Cyg	2.5000	4500.0	246	11481	No
63	GOM_NL__2PRFIN20040511_044038_000000442026_00405_11481_2352.N1	11-MAY-2004 04:40:38	Twilight	43.500	140	88Gam Peg	2.8340	26000.	87	11481	No
64	GOM_NL__2PRFIN20040511_044202_000000552026_00405_11481_2353.N1	11-MAY-2004 04:42:02	Dark	54.500	90	54Alp Peg	2.4870	11000.	109	11481	No
65	GOM_NL__2PRFIN20040511_044922_000000462026_00405_11481_2354.N1	11-MAY-2004 04:49:22	Dark	46.000	52	16Bet Cet	2.0370	4500.0	92	11481	No
66	GOM_NL__2PRFIN20040511_045611_000000442026_00405_11481_2355.N1	11-MAY-2004 04:56:11	Dark	44.000	84	Alp Phe	2.3970	4500.0	88	11481	No
67	GOM_NL__2PRFIN20040511_045953_000000512026_00405_11481_2356.N1	11-MAY-2004 04:59:53	Dark	51.000	63	Bet Gru	2.1500	2800.0	102	11481	No
68	GOM_NL__2PRFIN20040511_050115_000000432026_00405_11481_2357.N1	11-MAY-2004 05:01:15	Dark	43.000	31	Alp Gru	1.7340	15200.	86	11481	No
69	GOM_NL__2PRFIN20040511_050317_000000502026_00406_11482_2324.N1	11-MAY-2004 05:03:17	Dark	50.000	148	Alp Tuc	2.8780	4100.0	100	11482	No
70	GOM_NL__2PRFIN20040511_050650_000000432026_00406_11482_2325.N1	11-MAY-2004 05:06:50	Dark	42.500	45	Alp Pav	1.9400	26000.	85	11482	No
71	GOM_NL__2PRFIN20040511_051235_000000422026_00406_11482_2326.N1	11-MAY-2004 05:12:35	Straylight	42.000	43	Alp TrA	1.9100	4250.0	84	11482	No
72	GOM_NL__2PRFIN20040511_051447_000000402026_00406_11482_2327.N1	11-MAY-2004 05:14:47	Straylight	39.500	134	Bet TrA	2.8100	6600.0	79	11482	No
73	GOM_NL__2PRFIN20040511_051635_000000522026_00406_11482_2328.N1	11-MAY-2004 05:16:35	Straylight	52.000	4	Alp1Cen	-0.010000	5800.0	104	11482	No
74	GOM_NL__2PRFIN20040511_051827_000000572026_00406_11482_2329.N1	11-MAY-2004 05:18:27	Straylight	57.000	25	35Lam Sco	1.6200	28000.	114	11482	No
75	GOM_NL__2PRFIN20040511_052101_000000392026_00406_11482_2330.N1	11-MAY-2004 05:21:01	Straylight	39.000	109	Bet Lup	2.6770	26000.	78	11482	No
76	GOM_NL__2PRFIN20040511_052417_000000632026_00406_11482_2331.N1	11-MAY-2004 05:24:17	Tw_and_stray	63.000	16	21Alp Sco	1.0200	3000.0	126	11482	No
77	GOM_NL__2PRFIN20040511_052608_000000602026_00406_11482_2332.N1	11-MAY-2004 05:26:08	Bright	60.000	80	7Del Sco	2.3160	30000.	120	11482	No
78	GOM_NL__2PRFIN20040511_052814_000000732026_00406_11482_2333.N1	11-MAY-2004 05:28:14	Bright	72.500	86	35Eta Oph	2.4300	10200.	145	11482	No
79	GOM_NL__2PRFIN20040511_053052_000000432026_00406_11482_2334.N1	11-MAY-2004 05:30:52	Bright	42.500	104	27Bet Lib	2.6140	13100.	85	11482	No
80	GOM_NL__2PRFIN20040511_053320_000000592026_00406_11482_2335.N1	11-MAY-2004 05:33:20	Bright	58.500	120	1Del Oph	2.7340	3200.0	117	11482	No
81	GOM_NL__2PRFIN20040511_053723_000000362026_00406_11482_2336.N1	11-MAY-2004 05:37:23	Bright	35.500	138	47Eps Vir	2.8280	4700.0	71	11482	No
82	GOM_NL__2PRFIN20040511_053909_000000372026_00406_11482_2337.N1	11-MAY-2004 05:39:09	Bright	36.500	111	8Eta Boo	2.6800	6000.0	73	11482	No
83	GOM_NL__2PRFIN20040511_054204_000000432026_00406_11482_2338.N1	11-MAY-2004 05:42:04	Bright	42.500	83		2.3780	11000.	85	11482	No
84	GOM_NL__2PRFIN20040511_054457_000000362026_00406_11482_2339.N1	11-MAY-2004 05:44:57	Bright	36.000	152	12Alp2CVn	2.8900	11000.	72	11482	No
85	GOM_NL__2PRFIN20040511_054756_000000372026_00406_11482_2340.N1	11-MAY-2004 05:47:56	Bright	36.500	39	85Eta UMa	1.8540	24000.	73	11482	No
86	GOM_NL__2PRFIN20040511_054928_000000372026_00406_11482_2341.N1	11-MAY-2004 05:49:28	Bright	36.500	55	79Zet UMa	2.0600	10200.	73	11482	No
87	GOM_NL__2PRFIN20040511_055136_000000382026_00406_11482_2342.N1	11-MAY-2004 05:51:36	Bright	37.500	82	48Bet UMa	2.3650	10600.	75	11482	No
88	GOM_NL__2PRFIN20040511_055411_000000432026_00406_11482_2343.N1	11-MAY-2004 05:54:11	Bright	42.500	119	14Eta Dra	2.7270	4700.0	85	11482	No
89	GOM_NL__2PRFIN20040511_055546_000000562026_00406_11482_2344.N1	11-MAY-2004 05:55:46	Bright	55.500	130	23Bet Dra	2.7990	5800.0	111	11482	No
90	GOM_NL__2PRFIN20040511_055725_000000602026_00406_11482_2345.N1	11-MAY-2004 05:57:25	Bright	59.500	69	33Gam Dra	2.2310	3800.0	119	11482	No
91	GOM_NL__2PRFIN20040511_055933_000000392026_00406_11482_2346.N1	11-MAY-2004 05:59:33	Bright	38.500	49	1Alp UMi	1.9900	6300.0	77	11482	No
92	GOM_NL__2PRFIN20040511_060503_000000452026_00406_11482_2347.N1	11-MAY-2004 06:05:03	Bright	45.000	89	5Alp Cep	2.4510	8000.0	90	11482	No
93	GOM_NL__2PRFIN20040511_060743_000000372026_00406_11482_2348.N1	11-MAY-2004 06:07:43	Bright	37.000	76	27Gam Cas	2.3000	30000.	74	11482	No
94	GOM_NL__2PRFIN20040511_060858_000000382026_00406_11482_2349.N1	11-MAY-2004 06:08:58	Bright	37.500	68	18Alp Cas	2.2250	4500.0	75	11482	No
95	GOM_NL__2PRFIN20040511_061150_000001012026_00406_11482_2350.N1	11-MAY-2004 06:11:50	Bright	100.50	66	37Gam Cyg	2.2080	5900.0	201	11482	No
96	GOM_NL__2PRFIN20040511_061649_000001212026_00406_11482_2351.N1	11-MAY-2004 06:16:49	Straylight	120.50	92	53Eps Cyg	2.5000	4500.0	241	11482	No
97	GOM_NL__2PRFIN20040511_062114_000000432026_00406_11482_2352.N1	11-MAY-2004 06:21:14	Twilight	42.500	140	88Gam Peg	2.8340	26000.	85	11482	No
98	GOM_NL__2PRFIN20040511_062238_000000522026_00406_11482_2353.N1	11-MAY-2004 06:22:38	Dark	52.000	90	54Alp Peg	2.4870	11000.	104	11482	No
99	GOM_NL__2PRFIN20040511_062958_000000432026_00406_11482_2354.N1	11-MAY-2004 06:29:58	Dark	43.000	52	16Bet Cet	2.0370	4500.0	86	11482	No
100	GOM_NL__2PRFIN20040511_063647_000000422026_00406_11482_2355.N1	11-MAY-2004 06:36:47	Dark	41.500	84	Alp Phe	2.3970	4500.0	83	11482	No
101	GOM_NL__2PRFIN20040511_064030_000000562026_00406_11482_2356.N1	11-MAY-2004 06:40:30	Dark	56.000	63	Bet Gru	2.1500	2800.0	112	11482	No

102	GOM_NL__2PRFIN20040511_064151_000000472026_00406_11482_2357.N1	11-MAY-2004 06:41:51	Dark	47.000	31	Alp Gru	1.7340	15200.	94	11482	No
103	GOM_NL__2PRFIN20040511_064354_000000402026_00407_11483_2326.N1	11-MAY-2004 06:43:54	Dark	39.500	148	Alp Tuc	2.8780	4100.0	79	11483	No
104	GOM_NL__2PRFIN20040511_064726_000000442026_00407_11483_2327.N1	11-MAY-2004 06:47:26	Dark	43.500	45	Alp Pav	1.9400	26000.	87	11483	No
105	GOM_NL__2PRFIN20040511_065312_000000452026_00407_11483_2328.N1	11-MAY-2004 06:53:12	Straylight	45.000	43	Alp TrA	1.9100	4250.0	90	11483	No
106	GOM_NL__2PRFIN20040511_065524_000000392026_00407_11483_2329.N1	11-MAY-2004 06:55:24	Straylight	39.000	134	Bet TrA	2.8100	6600.0	78	11483	No
107	GOM_NL__2PRFIN20040511_065712_000000442026_00407_11483_2330.N1	11-MAY-2004 06:57:12	Straylight	43.500	4	Alp1Cen	-0.010000	5800.0	87	11483	No
108	GOM_NL__2PRFIN20040511_065904_000000602026_00407_11483_2331.N1	11-MAY-2004 06:59:04	Straylight	59.500	25	35Lam Sco	1.6200	28000.	119	11483	No
109	GOM_NL__2PRFIN20040511_070138_000000402026_00407_11483_2332.N1	11-MAY-2004 07:01:38	Straylight	39.500	109	Bet Lup	2.6770	26000.	79	11483	No
110	GOM_NL__2PRFIN20040511_070453_000000652026_00407_11483_2333.N1	11-MAY-2004 07:04:53	Twilight	65.000	16	21Alp Sco	1.0200	3000.0	130	11483	No
111	GOM_NL__2PRFIN20040511_070644_000000652026_00407_11483_2334.N1	11-MAY-2004 07:06:44	Bright	65.000	80	7Del Sco	2.3160	30000.	130	11483	No
112	GOM_NL__2PRFIN20040511_070848_000000752026_00407_11483_2335.N1	11-MAY-2004 07:08:48	Bright	74.500	86	35Eta Oph	2.4300	10200.	149	11483	No
113	GOM_NL__2PRFIN20040511_071129_000000422026_00407_11483_2336.N1	11-MAY-2004 07:11:29	Bright	42.000	104	27Bet Lib	2.6140	13100.	84	11483	No
114	GOM_NL__2PRFIN20040511_071356_000000572026_00407_11483_2337.N1	11-MAY-2004 07:13:56	Bright	56.500	120	1Del Oph	2.7340	3200.0	113	11483	No
115	GOM_NL__2PRFIN20040511_071759_000000382026_00407_11483_2338.N1	11-MAY-2004 07:17:59	Bright	37.500	138	47Eps Vir	2.8280	4700.0	75	11483	No
116	GOM_NL__2PRFIN20040511_071945_000000382026_00407_11483_2339.N1	11-MAY-2004 07:19:45	Bright	37.500	111	8Eta Boo	2.6800	6000.0	75	11483	No
117	GOM_NL__2PRFIN20040511_072240_000000412026_00407_11483_2340.N1	11-MAY-2004 07:22:40	Bright	41.000	83		2.3780	11000.	82	11483	No
118	GOM_NL__2PRFIN20040511_072534_000000352026_00407_11483_2341.N1	11-MAY-2004 07:25:34	Bright	34.500	152	12Alp2CVn	2.8900	11000.	69	11483	No
119	GOM_NL__2PRFIN20040511_072832_000000372026_00407_11483_2342.N1	11-MAY-2004 07:28:32	Bright	37.000	39	85Eta UMa	1.8540	24000.	74	11483	No
120	GOM_NL__2PRFIN20040511_073004_000000382026_00407_11483_2343.N1	11-MAY-2004 07:30:04	Bright	37.500	55	79Zet UMa	2.0600	10200.	75	11483	No
121	GOM_NL__2PRFIN20040511_073213_000000382026_00407_11483_2344.N1	11-MAY-2004 07:32:13	Bright	37.500	82	48Bet UMa	2.3650	10600.	75	11483	No
122	GOM_NL__2PRFIN20040511_073447_000000432026_00407_11483_2345.N1	11-MAY-2004 07:34:47	Bright	42.500	119	14Eta Dra	2.7270	4700.0	85	11483	No
123	GOM_NL__2PRFIN20040511_073622_000000542026_00407_11483_2346.N1	11-MAY-2004 07:36:22	Bright	54.000	130	23Bet Dra	2.7990	5800.0	108	11483	No
124	GOM_NL__2PRFIN20040511_073800_000000592026_00407_11483_2347.N1	11-MAY-2004 07:38:00	Bright	59.000	69	33Gam Dra	2.2310	3800.0	118	11483	No
125	GOM_NL__2PRFIN20040511_074010_000000372026_00407_11483_2348.N1	11-MAY-2004 07:40:10	Bright	37.000	49	1Alp UMi	1.9900	6300.0	74	11483	No
126	GOM_NL__2PRFIN20040511_074539_000000442026_00407_11483_2349.N1	11-MAY-2004 07:45:39	Bright	44.000	89	5Alp Cep	2.4510	8000.0	88	11483	No
127	GOM_NL__2PRFIN20040511_074819_000000362026_00407_11483_2350.N1	11-MAY-2004 07:48:19	Bright	35.500	76	27Gam Cas	2.3000	30000.	71	11483	No
128	GOM_NL__2PRFIN20040511_074934_000000412026_00407_11483_2351.N1	11-MAY-2004 07:49:34	Bright	40.500	68	18Alp Cas	2.2250	4500.0	81	11483	No
129	GOM_NL__2PRFIN20040511_075225_000000922026_00407_11483_2352.N1	11-MAY-2004 07:52:25	Bright	92.000	66	37Gam Cyg	2.2080	5900.0	184	11483	No
130	GOM_NL__2PRFIN20040511_075725_000001192026_00407_11483_2353.N1	11-MAY-2004 07:57:25	Straylight	119.00	92	53Eps Cyg	2.5000	4500.0	238	11483	No
131	GOM_NL__2PRFIN20040511_080150_000000442026_00407_11483_2354.N1	11-MAY-2004 08:01:50	Twilight	43.500	140	88Gam Peg	2.8340	26000.	87	11483	No
132	GOM_NL__2PRFIN20040511_080315_000000562026_00407_11483_2355.N1	11-MAY-2004 08:03:15	Dark	56.000	90	54Alp Peg	2.4870	11000.	112	11483	No
133	GOM_NL__2PRFIN20040511_081034_000000462026_00407_11483_2356.N1	11-MAY-2004 08:10:34	Dark	45.500	52	16Bet Cet	2.0370	4500.0	91	11483	No
134	GOM_NL__2PRFIN20040511_081723_000000432026_00407_11483_2357.N1	11-MAY-2004 08:17:23	Dark	42.500	84	Alp Phe	2.3970	4500.0	85	11483	No
135	GOM_NL__2PRFIN20040511_082106_000000502026_00407_11483_2358.N1	11-MAY-2004 08:21:06	Dark	49.500	63	Bet Gru	2.1500	2800.0	99	11483	No
136	GOM_NL__2PRFIN20040511_082228_000000432026_00407_11483_2359.N1	11-MAY-2004 08:22:28	Dark	43.000	31	Alp Gru	1.7340	15200.	86	11483	No
137	GOM_NL__2PRFIN20040511_082430_000000412026_00408_11484_2326.N1	11-MAY-2004 08:24:30	Dark	41.000	148	Alp Tuc	2.8780	4100.0	82	11484	No
138	GOM_NL__2PRFIN20040511_082803_000000452026_00408_11484_2327.N1	11-MAY-2004 08:28:03	Dark	44.500	45	Alp Pav	1.9400	26000.	89	11484	No
139	GOM_NL__2PRFIN20040511_083348_000000502026_00408_11484_2328.N1	11-MAY-2004 08:33:48	Straylight	49.500	43	Alp TrA	1.9100	4250.0	99	11484	No
140	GOM_NL__2PRFIN20040511_083600_000000412026_00408_11484_2329.N1	11-MAY-2004 08:36:00	Straylight	40.500	134	Bet TrA	2.8100	6600.0	81	11484	No
141	GOM_NL__2PRFIN20040511_083748_000000492026_00408_11484_2330.N1	11-MAY-2004 08:37:48	Straylight	49.000	4	Alp1Cen	-0.010000	5800.0	98	11484	No
142	GOM_NL__2PRFIN20040511_083941_000000582026_00408_11484_2331.N1	11-MAY-2004 08:39:41	Straylight	57.500	25	35Lam Sco	1.6200	28000.	115	11484	No
143	GOM_NL__2PRFIN20040511_084214_000000402026_00408_11484_2332.N1	11-MAY-2004 08:42:14	Straylight	39.500	109	Bet Lup	2.6770	26000.	79	11484	No
144	GOM_NL__2PRFIN20040511_084529_000000612026_00408_11484_2333.N1	11-MAY-2004 08:45:29	Twilight	60.500	16	21Alp Sco	1.0200	3000.0	121	11484	No
145	GOM_NL__2PRFIN20040511_084720_000000602026_00408_11484_2334.N1	11-MAY-2004 08:47:20	Bright	59.500	80	7Del Sco	2.3160	30000.	119	11484	No
146	GOM_NL__2PRFIN20040511_084927_000000722026_00408_11484_2335.N1	11-MAY-2004 08:49:27	Bright	72.000	86	35Eta Oph	2.4300	10200.	144	11484	No
147	GOM_NL__2PRFIN20040511_085205_000000432026_00408_11484_2336.N1	11-MAY-2004 08:52:05	Bright	42.500	104	27Bet Lib	2.6140	13100.	85	11484	No
148	GOM_NL__2PRFIN20040511_085431_000000562026_00408_11484_2337.N1	11-MAY-2004 08:54:31	Bright	56.000	120	1Del Oph	2.7340	3200.0	112	11484	No
149	GOM_NL__2PRFIN20040511_085835_000000372026_00408_11484_2338.N1	11-MAY-2004 08:58:35	Bright	37.000	138	47Eps Vir	2.8280	4700.0	74	11484	No
150	GOM_NL__2PRFIN20040511_090021_000000382026_00408_11484_2339.N1	11-MAY-2004 09:00:21	Bright	38.000	111	8Eta Boo	2.6800	6000.0	76	11484	No
151	GOM_NL__2PRFIN20040511_090316_000000422026_00408_11484_2340.N1	11-MAY-2004 09:03:16	Bright	42.000	83		2.3780	11000.	84	11484	No
152	GOM_NL__2PRFIN20040511_090610_000000362026_00408_11484_2341.N1	11-MAY-2004 09:06:10	Bright	36.000	152	12Alp2CVn	2.8900	11000.	72	11484	No
153	GOM_NL__2PRFIN20040511_090908_000000382026_00408_11484_2342.N1	11-MAY-2004 09:09:08	Bright	37.500	39	85Eta UMa	1.8540	24000.	75	11484	No
154	GOM_NL__2PRFIN20040511_091040_000000382026_00408_11484_2343.N1	11-MAY-2004 09:10:40	Bright	37.500	55	79Zet UMa	2.0600	10200.	75	11484	No
155	GOM_NL__2PRFIN20040511_091249_000000392026_00408_11484_2344.N1	11-MAY-2004 09:12:49	Bright	38.500	82	48Bet UMa	2.3650	10600.	77	11484	No
156	GOM_NL__2PRFIN20040511_091522_000000442026_00408_11484_2345.N1	11-MAY-2004 09:15:22	Bright	43.500	119	14Eta Dra	2.7270	4700.0	87	11484	No
157	GOM_NL__2PRFIN20040511_091657_000000542026_00408_11484_2346.N1	11-MAY-2004 09:16:57	Bright	54.000	130	23Bet Dra	2.7990	5800.0	108	11484	No
158	GOM_NL__2PRFIN20040511_091835_000000592026_00408_11484_2347.N1	11-MAY-2004 09:18:35	Bright	59.000	69	33Gam Dra	2.2310	3800.0	118	11484	No
159	GOM_NL__2PRFIN20040511_092045_000000382026_00408_11484_2348.N1	11-MAY-2004 09:20:45	Bright	38.000	49	1Alp UMi	1.9900	6300.0	76	11484	No
160	GOM_NL__2PRFIN20040511_092614_000000442026_00408_11484_2349.N1	11-MAY-2004 09:26:14	Bright	44.000	89	5Alp Cep	2.4510	8000.0	88	11484	No

161	GOM_NL__2PRFIN20040511_092855_000000382026_00408_11484_2350.N1	11-MAY-2004 09:28:55	Bright	37.500	76	27Gam Cas	2.3000	30000.	75	11484	No
162	GOM_NL__2PRFIN20040511_093010_000000372026_00408_11484_2351.N1	11-MAY-2004 09:30:10	Bright	36.500	68	18Alp Cas	2.2250	4500.0	73	11484	No
163	GOM_NL__2PRFIN20040511_093301_000000942026_00408_11484_2352.N1	11-MAY-2004 09:33:01	Bright	93.500	66	37Gam Cyg	2.2080	5900.0	187	11484	No
164	GOM_NL__2PRFIN20040511_093801_000001202026_00408_11484_2353.N1	11-MAY-2004 09:38:01	Straylight	120.00	92	53Eps Cyg	2.5000	4500.0	240	11484	No
165	GOM_NL__2PRFIN20040511_094226_000000442026_00408_11484_2354.N1	11-MAY-2004 09:42:26	Twilight	44.000	140	88Gam Peg	2.8340	26000.	88	11484	No
166	GOM_NL__2PRFIN20040511_094351_000000522026_00408_11484_2355.N1	11-MAY-2004 09:43:51	Dark	51.500	90	54Alp Peg	2.4870	11000.	103	11484	No
167	GOM_NL__2PRFIN20040511_095110_000000452026_00408_11484_2356.N1	11-MAY-2004 09:51:10	Dark	45.000	52	16Bet Cet	2.0370	4500.0	90	11484	No
168	GOM_NL__2PRFIN20040511_095759_000000442026_00408_11484_2357.N1	11-MAY-2004 09:57:59	Dark	43.500	84	Alp Phe	2.3970	4500.0	87	11484	No
169	GOM_NL__2PRFIN20040511_100143_000000482026_00408_11484_2358.N1	11-MAY-2004 10:01:43	Dark	47.500	63	Bet Gru	2.1500	2800.0	95	11484	No
170	GOM_NL__2PRFIN20040511_100304_000000492026_00408_11484_2359.N1	11-MAY-2004 10:03:04	Dark	48.500	31	Alp Gru	1.7340	15200.	97	11484	No
171	GOM_NL__2PRFIN20040511_100507_000000412026_00409_11485_2327.N1	11-MAY-2004 10:05:07	Dark	40.500	148	Alp Tuc	2.8780	4100.0	81	11485	No
172	GOM_NL__2PRFIN20040511_100839_000000442026_00409_11485_2328.N1	11-MAY-2004 10:08:39	Dark	43.500	45	Alp Pav	1.9400	26000.	87	11485	No
173	GOM_NL__2PRFIN20040511_101424_000000422026_00409_11485_2329.N1	11-MAY-2004 10:14:24	Straylight	42.000	43	Alp TrA	1.9100	4250.0	84	11485	No
174	GOM_NL__2PRFIN20040511_101555_000000402026_00409_11485_2330.N1	11-MAY-2004 10:15:55	Straylight	39.500	145	Gam TrA	2.8720	10600.	79	11485	No
175	GOM_NL__2PRFIN20040511_101824_000000442026_00409_11485_2331.N1	11-MAY-2004 10:18:24	Straylight	43.500	4	Alp1Cen	-0.010000	5800.0	87	11485	No
176	GOM_NL__2PRFIN20040511_102017_000000592026_00409_11485_2332.N1	11-MAY-2004 10:20:17	Straylight	59.000	25	35Lam Sco	1.6200	28000.	118	11485	No
177	GOM_NL__2PRFIN20040511_102233_000000402026_00409_11485_2333.N1	11-MAY-2004 10:22:33	Straylight	39.500	95	Zet Cen	2.5450	26000.	79	11485	No
178	GOM_NL__2PRFIN20040511_102605_000000672026_00409_11485_2334.N1	11-MAY-2004 10:26:05	Tw_and_stray	66.500	16	21Alp Sco	1.0200	3000.0	133	11485	No
179	GOM_NL__2PRFIN20040511_102756_000000602026_00409_11485_2335.N1	11-MAY-2004 10:27:56	Bright	59.500	80	7Del Sco	2.3160	30000.	119	11485	No
180	GOM_NL__2PRFIN20040511_103002_000000712026_00409_11485_2336.N1	11-MAY-2004 10:30:02	Bright	71.000	86	35Eta Oph	2.4300	10200.	142	11485	No
181	GOM_NL__2PRFIN20040511_103241_000000432026_00409_11485_2337.N1	11-MAY-2004 10:32:41	Bright	42.500	104	27Bet Lib	2.6140	13100.	85	11485	No
182	GOM_NL__2PRFIN20040511_103507_000000572026_00409_11485_2338.N1	11-MAY-2004 10:35:07	Bright	56.500	120	1Del Oph	2.7340	3200.0	113	11485	No
183	GOM_NL__2PRFIN20040511_103911_000000382026_00409_11485_2339.N1	11-MAY-2004 10:39:11	Bright	37.500	138	47Eps Vir	2.8280	4700.0	75	11485	No
184	GOM_NL__2PRFIN20040511_104056_000000382026_00409_11485_2340.N1	11-MAY-2004 10:40:56	Bright	38.000	111	8Eta Boo	2.6800	6000.0	76	11485	No
185	GOM_NL__2PRFIN20040511_104351_000000422026_00409_11485_2341.N1	11-MAY-2004 10:43:51	Bright	41.500	83		2.3780	11000.	83	11485	No
186	GOM_NL__2PRFIN20040511_104646_000000372026_00409_11485_2342.N1	11-MAY-2004 10:46:46	Bright	37.000	152	12Alp2CVn	2.8900	11000.	74	11485	No
187	GOM_NL__2PRFIN20040511_104943_000000382026_00409_11485_2343.N1	11-MAY-2004 10:49:43	Bright	38.000	39	85Eta UMa	1.8540	24000.	76	11485	No
188	GOM_NL__2PRFIN20040511_105115_000000392026_00409_11485_2344.N1	11-MAY-2004 10:51:15	Bright	38.500	55	79Zet UMa	2.0600	10200.	77	11485	No
189	GOM_NL__2PRFIN20040511_105325_000000382026_00409_11485_2345.N1	11-MAY-2004 10:53:25	Bright	38.000	82	48Bet UMa	2.3650	10600.	76	11485	No
190	GOM_NL__2PRFIN20040511_105558_000000442026_00409_11485_2346.N1	11-MAY-2004 10:55:58	Bright	43.500	119	14Eta Dra	2.7270	4700.0	87	11485	No
191	GOM_NL__2PRFIN20040511_105732_000000532026_00409_11485_2347.N1	11-MAY-2004 10:57:32	Bright	53.000	130	23Bet Dra	2.7990	5800.0	106	11485	No
192	GOM_NL__2PRFIN20040511_105910_000000592026_00409_11485_2348.N1	11-MAY-2004 10:59:10	Bright	59.000	69	33Gam Dra	2.2310	3800.0	118	11485	No
193	GOM_NL__2PRFIN20040511_110121_000000382026_00409_11485_2349.N1	11-MAY-2004 11:01:21	Bright	38.000	49	1Alp UMi	1.9900	6300.0	76	11485	No
194	GOM_NL__2PRFIN20040511_110650_000000462026_00409_11485_2350.N1	11-MAY-2004 11:06:50	Bright	45.500	89	5Alp Cep	2.4510	8000.0	91	11485	No
195	GOM_NL__2PRFIN20040511_110931_000000362026_00409_11485_2351.N1	11-MAY-2004 11:09:31	Bright	36.000	76	27Gam Cas	2.3000	30000.	72	11485	No
196	GOM_NL__2PRFIN20040511_111045_000000372026_00409_11485_2352.N1	11-MAY-2004 11:10:45	Bright	37.000	68	18Alp Cas	2.2250	4500.0	74	11485	No
197	GOM_NL__2PRFIN20040511_111336_000000982026_00409_11485_2353.N1	11-MAY-2004 11:13:36	Bright	98.000	66	37Gam Cyg	2.2080	5900.0	196	11485	No
198	GOM_NL__2PRFIN20040511_111838_000001172026_00409_11485_2354.N1	11-MAY-2004 11:18:38	Straylight	116.50	92	53Eps Cyg	2.5000	4500.0	233	11485	No
199	GOM_NL__2PRFIN20040511_112302_000000432026_00409_11485_2355.N1	11-MAY-2004 11:23:02	Twilight	43.000	140	88Gam Peg	2.8340	26000.	86	11485	No
200	GOM_NL__2PRFIN20040511_112428_000000542026_00409_11485_2356.N1	11-MAY-2004 11:24:28	Dark	53.500	90	54Alp Peg	2.4870	11000.	107	11485	No
201	GOM_NL__2PRFIN20040511_113146_000000462026_00409_11485_2357.N1	11-MAY-2004 11:31:46	Dark	45.500	52	16Bet Cet	2.0370	4500.0	91	11485	No
202	GOM_NL__2PRFIN20040511_113835_000000442026_00409_11485_2358.N1	11-MAY-2004 11:38:35	Dark	44.000	84	Alp Phe	2.3970	4500.0	88	11485	No
203	GOM_NL__2PRFIN20040511_114219_000000472026_00409_11485_2359.N1	11-MAY-2004 11:42:19	Dark	47.000	63	Bet Gru	2.1500	2800.0	94	11485	No
204	GOM_NL__2PRFIN20040511_114341_000000482026_00409_11485_2360.N1	11-MAY-2004 11:43:41	Dark	47.500	31	Alp Gru	1.7340	15200.	95	11485	No
205	GOM_NL__2PRFIN20040511_114542_000000512026_00410_11486_2328.N1	11-MAY-2004 11:45:42	Dark	50.500	148	Alp Tuc	2.8780	4100.0	101	11486	No
206	GOM_NL__2PRFIN20040511_114915_000000452026_00410_11486_2329.N1	11-MAY-2004 11:49:15	Dark	45.000	45	Alp Pav	1.9400	26000.	90	11486	No
207	GOM_NL__2PRFIN20040511_115459_000000422026_00410_11486_2330.N1	11-MAY-2004 11:54:59	Straylight	41.500	43	Alp TrA	1.9100	4250.0	83	11486	No
208	GOM_NL__2PRFIN20040511_115631_000000392026_00410_11486_2331.N1	11-MAY-2004 11:56:31	Straylight	38.500	145	Gam TrA	2.8720	10600.	77	11486	No
209	GOM_NL__2PRFIN20040511_115900_000000442026_00410_11486_2332.N1	11-MAY-2004 11:59:00	Straylight	43.500	4	Alp1Cen	-0.010000	5800.0	87	11486	No
210	GOM_NL__2PRFIN20040511_120051_000000602026_00410_11486_2333.N1	11-MAY-2004 12:00:51	Straylight	59.500	25	35Lam Sco	1.6200	28000.	119	11486	No
211	GOM_NL__2PRFIN20040511_120308_000000402026_00410_11486_2334.N1	11-MAY-2004 12:03:08	Straylight	39.500	95	Zet Cen	2.5450	26000.	79	11486	No
212	GOM_NL__2PRFIN20040511_120641_000000622026_00410_11486_2335.N1	11-MAY-2004 12:06:41	Tw_and_stray	62.000	16	21Alp Sco	1.0200	3000.0	124	11486	No
213	GOM_NL__2PRFIN20040511_120832_000000592026_00410_11486_2336.N1	11-MAY-2004 12:08:32	Bright	59.000	80	7Del Sco	2.3160	30000.	118	11486	No
214	GOM_NL__2PRFIN20040511_121038_000000722026_00410_11486_2337.N1	11-MAY-2004 12:10:38	Bright	71.500	86	35Eta Oph	2.4300	10200.	143	11486	No
215	GOM_NL__2PRFIN20040511_121316_000000432026_00410_11486_2338.N1	11-MAY-2004 12:13:16	Bright	43.000	104	27Bet Lib	2.6140	13100.	86	11486	No
216	GOM_NL__2PRFIN20040511_121542_000000562026_00410_11486_2339.N1	11-MAY-2004 12:15:42	Bright	56.000	120	1Del Oph	2.7340	3200.0	112	11486	No
217	GOM_NL__2PRFIN20040511_121947_000000382026_00410_11486_2340.N1	11-MAY-2004 12:19:47	Bright	38.000	138	47Eps Vir	2.8280	4700.0	76	11486	No
218	GOM_NL__2PRFIN20040511_122132_000000372026_00410_11486_2341.N1	11-MAY-2004 12:21:32	Bright	36.500	111	8Eta Boo	2.6800	6000.0	73	11486	No
219	GOM_NL__2PRFIN20040511_122426_000000442026_00410_11486_2342.N1	11-MAY-2004 12:24:26	Bright	44.000	83		2.3780	11000.	88	11486	No

220	GOM_NL__2PRFIN20040511_122721_000000382026_00410_11486_2343.N1	11-MAY-2004 12:27:21	Bright	38.000	152	12Alp2CVn	2.8900	11000.	76	11486	No
221	GOM_NL__2PRFIN20040511_123019_000000362026_00410_11486_2344.N1	11-MAY-2004 12:30:19	Bright	36.000	39	85Eta UMa	1.8540	24000.	72	11486	No
222	GOM_NL__2PRFIN20040511_123151_000000392026_00410_11486_2345.N1	11-MAY-2004 12:31:51	Bright	38.500	55	79Zet UMa	2.0600	10200.	77	11486	No
223	GOM_NL__2PRFIN20040511_123400_000000402026_00410_11486_2346.N1	11-MAY-2004 12:34:00	Bright	40.000	82	48Bet UMa	2.3650	10600.	80	11486	No
224	GOM_NL__2PRFIN20040511_123633_000000432026_00410_11486_2347.N1	11-MAY-2004 12:36:33	Bright	42.500	119	14Eta Dra	2.7270	4700.0	85	11486	No
225	GOM_NL__2PRFIN20040511_123807_000000502026_00410_11486_2348.N1	11-MAY-2004 12:38:07	Bright	50.000	130	23Bet Dra	2.7990	5800.0	100	11486	No
226	GOM_NL__2PRFIN20040511_123945_000000602026_00410_11486_2349.N1	11-MAY-2004 12:39:45	Bright	59.500	69	33Gam Dra	2.2310	3800.0	119	11486	No
227	GOM_NL__2PRFIN20040511_124156_000000372026_00410_11486_2350.N1	11-MAY-2004 12:41:56	Bright	36.500	49	1Alp UMi	1.9900	6300.0	73	11486	No
228	GOM_NL__2PRFIN20040511_124726_000000432026_00410_11486_2351.N1	11-MAY-2004 12:47:26	Bright	43.000	89	5Alp Cep	2.4510	8000.0	86	11486	No
229	GOM_NL__2PRFIN20040511_125006_000000362026_00410_11486_2352.N1	11-MAY-2004 12:50:06	Bright	36.000	76	27Gam Cas	2.3000	30000.	72	11486	No
230	GOM_NL__2PRFIN20040511_125121_000000472026_00410_11486_2353.N1	11-MAY-2004 12:51:21	Bright	46.500	68	18Alp Cas	2.2250	4500.0	93	11486	No
231	GOM_NL__2PRFIN20040511_125411_000000912026_00410_11486_2354.N1	11-MAY-2004 12:54:11	Bright	91.000	66	37Gam Cyg	2.2080	5900.0	182	11486	No
232	GOM_NL__2PRFIN20040511_125914_000001252026_00410_11486_2355.N1	11-MAY-2004 12:59:14	Straylight	124.50	92	53Eps Cyg	2.5000	4500.0	249	11486	No
233	GOM_NL__2PRFIN20040511_130337_000000442026_00410_11486_2356.N1	11-MAY-2004 13:03:37	Twilight	43.500	140	88Gam Peg	2.8340	26000.	87	11486	No
234	GOM_NL__2PRFIN20040511_130504_000000562026_00410_11486_2357.N1	11-MAY-2004 13:05:04	Dark	55.500	90	54Alp Peg	2.4870	11000.	111	11486	No
235	GOM_NL__2PRFIN20040511_131222_000000462026_00410_11486_2358.N1	11-MAY-2004 13:12:22	Dark	45.500	52	16Bet Cet	2.0370	4500.0	91	11486	No
236	GOM_NL__2PRFIN20040511_131910_000000422026_00410_11486_2359.N1	11-MAY-2004 13:19:10	Dark	42.000	84	Alp Phe	2.3970	4500.0	84	11486	No
237	GOM_NL__2PRFIN20040511_132253_000000562026_00410_11486_2360.N1	11-MAY-2004 13:22:53	Dark	56.000	63	Bet Gru	2.1500	2800.0	112	11486	No
238	GOM_NL__2PRFIN20040511_132416_000000442026_00410_11486_2361.N1	11-MAY-2004 13:24:16	Dark	44.000	31	Alp Gru	1.7340	15200.	88	11486	No
239	GOM_NL__2PRFIN20040511_132618_000000412026_00411_11487_2328.N1	11-MAY-2004 13:26:18	Dark	40.500	148	Alp Tuc	2.8780	4100.0	81	11487	No
240	GOM_NL__2PRFIN20040511_132950_000000462026_00411_11487_2329.N1	11-MAY-2004 13:29:50	Dark	45.500	45	Alp Pav	1.9400	26000.	91	11487	No
241	GOM_NL__2PRFIN20040511_133534_000000452026_00411_11487_2330.N1	11-MAY-2004 13:35:34	Straylight	44.500	43	Alp TrA	1.9100	4250.0	89	11487	No
242	GOM_NL__2PRFIN20040511_133704_000000402026_00411_11487_2331.N1	11-MAY-2004 13:37:04	Straylight	40.000	145	Gam TrA	2.8720	10600.	80	11487	No
243	GOM_NL__2PRFIN20040511_133936_000000452026_00411_11487_2332.N1	11-MAY-2004 13:39:36	Straylight	44.500	4	Alp1Cen	-0.010000	5800.0	89	11487	No
244	GOM_NL__2PRFIN20040511_134129_000000622026_00411_11487_2333.N1	11-MAY-2004 13:41:29	Straylight	61.500	25	35Lam Sco	1.6200	28000.	123	11487	No
245	GOM_NL__2PRFIN20040511_134342_000000432026_00411_11487_2334.N1	11-MAY-2004 13:43:42	Straylight	42.500	95	Zet Cen	2.5450	26000.	85	11487	No
246	GOM_NL__2PRFIN20040511_134717_000000622026_00411_11487_2335.N1	11-MAY-2004 13:47:17	Tw_and_stray	61.500	16	21Alp Sco	1.0200	3000.0	123	11487	No
247	GOM_NL__2PRFIN20040511_134908_000000602026_00411_11487_2336.N1	11-MAY-2004 13:49:08	Bright	60.000	80	7Del Sco	2.3160	30000.	120	11487	No
248	GOM_NL__2PRFIN20040511_135115_000000702026_00411_11487_2337.N1	11-MAY-2004 13:51:15	Bright	70.000	86	35Eta Oph	2.4300	10200.	140	11487	No
249	GOM_NL__2PRFIN20040511_135352_000000442026_00411_11487_2338.N1	11-MAY-2004 13:53:52	Bright	43.500	104	27Bet Lib	2.6140	13100.	87	11487	No
250	GOM_NL__2PRFIN20040511_135618_000000552026_00411_11487_2339.N1	11-MAY-2004 13:56:18	Bright	55.000	120	1Del Oph	2.7340	3200.0	110	11487	No
251	GOM_NL__2PRFIN20040511_140022_000000382026_00411_11487_2340.N1	11-MAY-2004 14:00:22	Bright	37.500	138	47Eps Vir	2.8280	4700.0	75	11487	No
252	GOM_NL__2PRFIN20040511_140207_000000392026_00411_11487_2341.N1	11-MAY-2004 14:02:07	Bright	39.000	111	8Eta Boo	2.6800	6000.0	78	11487	No
253	GOM_NL__2PRFIN20040511_140502_000000402026_00411_11487_2342.N1	11-MAY-2004 14:05:02	Bright	40.000	83		2.3780	11000.	80	11487	No
254	GOM_NL__2PRFIN20040511_140756_000000382026_00411_11487_2343.N1	11-MAY-2004 14:07:56	Bright	38.000	152	12Alp2CVn	2.8900	11000.	76	11487	No
255	GOM_NL__2PRFIN20040511_141055_000000382026_00411_11487_2344.N1	11-MAY-2004 14:10:55	Bright	38.000	39	85Eta UMa	1.8540	24000.	76	11487	No
256	GOM_NL__2PRFIN20040511_141226_000000402026_00411_11487_2345.N1	11-MAY-2004 14:12:26	Bright	39.500	55	79Zet UMa	2.0600	10200.	79	11487	No
257	GOM_NL__2PRFIN20040511_141437_000000402026_00411_11487_2346.N1	11-MAY-2004 14:14:37	Bright	40.000	82	48Bet UMa	2.3650	10600.	80	11487	No
258	GOM_NL__2PRFIN20040511_141709_000000432026_00411_11487_2347.N1	11-MAY-2004 14:17:09	Bright	42.500	119	14Eta Dra	2.7270	4700.0	85	11487	No
259	GOM_NL__2PRFIN20040511_141842_000000512026_00411_11487_2348.N1	11-MAY-2004 14:18:42	Bright	50.500	130	23Bet Dra	2.7990	5800.0	101	11487	No
260	GOM_NL__2PRFIN20040511_142020_000000582026_00411_11487_2349.N1	11-MAY-2004 14:20:20	Bright	58.000	69	33Gam Dra	2.2310	3800.0	116	11487	No
261	GOM_NL__2PRFIN20040511_142232_000000372026_00411_11487_2350.N1	11-MAY-2004 14:22:32	Bright	36.500	49	1Alp UMi	1.9900	6300.0	73	11487	No
262	GOM_NL__2PRFIN20040511_142801_000000452026_00411_11487_2351.N1	11-MAY-2004 14:28:01	Bright	44.500	89	5Alp Cep	2.4510	8000.0	89	11487	No
263	GOM_NL__2PRFIN20040511_143040_000000402026_00411_11487_2352.N1	11-MAY-2004 14:30:40	Bright	40.000	76	27Gam Cas	2.3000	30000.	80	11487	No
264	GOM_NL__2PRFIN20040511_143155_000000422026_00411_11487_2353.N1	11-MAY-2004 14:31:55	Bright	41.500	68	18Alp Cas	2.2250	4500.0	83	11487	No
265	GOM_NL__2PRFIN20040511_143447_000001002026_00411_11487_2354.N1	11-MAY-2004 14:34:47	Bright	99.500	66	37Gam Cyg	2.2080	5900.0	199	11487	No
266	GOM_NL__2PRFIN20040511_143950_000001202026_00411_11487_2355.N1	11-MAY-2004 14:39:50	Straylight	120.00	92	53Eps Cyg	2.5000	4500.0	240	11487	No
267	GOM_NL__2PRFIN20040511_144414_000000432026_00411_11487_2356.N1	11-MAY-2004 14:44:14	Twilight	43.000	140	88Gam Peg	2.8340	26000.	86	11487	No
268	GOM_NL__2PRFIN20040511_144541_000000522026_00411_11487_2357.N1	11-MAY-2004 14:45:41	Dark	51.500	90	54Alp Peg	2.4870	11000.	103	11487	No
269	GOM_NL__2PRFIN20040511_145257_000000442026_00411_11487_2358.N1	11-MAY-2004 14:52:57	Dark	44.000	52	16Bet Cet	2.0370	4500.0	88	11487	No
270	GOM_NL__2PRFIN20040511_145947_000000452026_00411_11487_2359.N1	11-MAY-2004 14:59:47	Dark	45.000	84	Alp Phe	2.3970	4500.0	90	11487	No
271	GOM_NL__2PRFIN20040511_150332_000000562026_00411_11487_2360.N1	11-MAY-2004 15:03:32	Dark	56.000	63	Bet Gru	2.1500	2800.0	112	11487	No
272	GOM_NL__2PRFIN20040511_150453_000000532026_00411_11487_2361.N1	11-MAY-2004 15:04:53	Dark	52.500	31	Alp Gru	1.7340	15200.	105	11487	No
273	GOM_NL__2PRFIN20040511_150655_000000502026_00412_11488_2328.N1	11-MAY-2004 15:06:55	Dark	49.500	148	Alp Tuc	2.8780	4100.0	99	11488	No
274	GOM_NL__2PRFIN20040511_151026_000000472026_00412_11488_2329.N1	11-MAY-2004 15:10:26	Dark	46.500	45	Alp Pav	1.9400	26000.	93	11488	No
275	GOM_NL__2PRFIN20040511_151610_000000442026_00412_11488_2330.N1	11-MAY-2004 15:16:10	Straylight	44.000	43	Alp TrA	1.9100	4250.0	88	11488	No
276	GOM_NL__2PRFIN20040511_151741_000000412026_00412_11488_2331.N1	11-MAY-2004 15:17:41	Straylight	41.000	145	Gam TrA	2.8720	10600.	82	11488	No
277	GOM_NL__2PRFIN20040511_152012_000000442026_00412_11488_2332.N1	11-MAY-2004 15:20:12	Straylight	44.000	4	Alp1Cen	-0.010000	5800.0	88	11488	No
278	GOM_NL__2PRFIN20040511_152206_000000562026_00412_11488_2333.N1	11-MAY-2004 15:22:06	Straylight	56.000	25	35Lam Sco	1.6200	28000.	112	11488	No

279	GOM_NL__2PRFIN20040511_152418_000000422026_00412_11488_2334.N1	11-MAY-2004 15:24:18	Straylight	41.500	95	Zet Cen	2.5450	26000.	83	11488	No
280	GOM_NL__2PRFIN20040511_152753_000000672026_00412_11488_2335.N1	11-MAY-2004 15:27:53	Tw_i_and_stray	66.500	16	21Alp Sco	1.0200	3000.0	133	11488	No
281	GOM_NL__2PRFIN20040511_152944_000000642026_00412_11488_2336.N1	11-MAY-2004 15:29:44	Bright	64.000	80	7Del Sco	2.3160	30000.	128	11488	No
282	GOM_NL__2PRFIN20040511_153151_000000682026_00412_11488_2337.N1	11-MAY-2004 15:31:51	Bright	67.500	86	35Eta Oph	2.4300	10200.	135	11488	No
283	GOM_NL__2PRFIN20040511_153428_000000432026_00412_11488_2338.N1	11-MAY-2004 15:34:28	Bright	43.000	104	27Bet Lib	2.6140	13100.	86	11488	No
284	GOM_NL__2PRFIN20040511_153654_000000552026_00412_11488_2339.N1	11-MAY-2004 15:36:54	Bright	55.000	120	1Del Oph	2.7340	3200.0	110	11488	No
285	GOM_NL__2PRFIN20040511_154241_000000402026_00412_11488_2340.N1	11-MAY-2004 15:42:41	Bright	40.000	111	8Eta Boo	2.6800	6000.0	80	11488	No
286	GOM_NL__2PRFIN20040511_154537_000000412026_00412_11488_2341.N1	11-MAY-2004 15:45:37	Bright	41.000	83		2.3780	11000.	82	11488	No
287	GOM_NL__2PRFIN20040511_154832_000000382026_00412_11488_2342.N1	11-MAY-2004 15:48:32	Bright	37.500	152	12Alp2CVn	2.8900	11000.	75	11488	No
288	GOM_NL__2PRFIN20040511_155131_000000392026_00412_11488_2343.N1	11-MAY-2004 15:51:31	Bright	38.500	39	85Eta UMa	1.8540	24000.	77	11488	No
289	GOM_NL__2PRFIN20040511_155302_000000392026_00412_11488_2344.N1	11-MAY-2004 15:53:02	Bright	38.500	55	79Zet UMa	2.0600	10200.	77	11488	No
290	GOM_NL__2PRFIN20040511_155514_000000392026_00412_11488_2345.N1	11-MAY-2004 15:55:14	Bright	38.500	82	48Bet UMa	2.3650	10600.	77	11488	No
291	GOM_NL__2PRFIN20040511_155744_000000442026_00412_11488_2346.N1	11-MAY-2004 15:57:44	Bright	44.000	119	14Eta Dra	2.7270	4700.0	88	11488	No
292	GOM_NL__2PRFIN20040511_155917_000000522026_00412_11488_2347.N1	11-MAY-2004 15:59:17	Bright	52.000	130	23Bet Dra	2.7990	5800.0	104	11488	No
293	GOM_NL__2PRFIN20040511_160055_000000582026_00412_11488_2348.N1	11-MAY-2004 16:00:55	Bright	58.000	69	33Gam Dra	2.2310	3800.0	116	11488	No
294	GOM_NL__2PRFIN20040511_160308_000000382026_00412_11488_2349.N1	11-MAY-2004 16:03:08	Bright	38.000	49	1Alp UMi	1.9900	6300.0	76	11488	No
295	GOM_NL__2PRFIN20040511_160837_000000452026_00412_11488_2350.N1	11-MAY-2004 16:08:37	Bright	45.000	89	5Alp Cep	2.4510	8000.0	90	11488	No
296	GOM_NL__2PRFIN20040511_161116_000000382026_00412_11488_2351.N1	11-MAY-2004 16:11:16	Bright	37.500	76	27Gam Cas	2.3000	30000.	75	11488	No
297	GOM_NL__2PRFIN20040511_161231_000000402026_00412_11488_2352.N1	11-MAY-2004 16:12:31	Bright	40.000	68	18Alp Cas	2.2250	4500.0	80	11488	No
298	GOM_NL__2PRFIN20040511_161522_000001012026_00412_11488_2353.N1	11-MAY-2004 16:15:22	Bright	100.50	66	37Gam Cyg	2.2080	5900.0	201	11488	No
299	GOM_NL__2PRFIN20040511_162026_000001202026_00412_11488_2354.N1	11-MAY-2004 16:20:26	Straylight	120.00	92	53Eps Cyg	2.5000	4500.0	240	11488	No
300	GOM_NL__2PRFIN20040511_162450_000000442026_00412_11488_2355.N1	11-MAY-2004 16:24:50	Twilight	44.000	140	88Gam Peg	2.8340	26000.	88	11488	No
301	GOM_NL__2PRFIN20040511_162617_000000552026_00412_11488_2356.N1	11-MAY-2004 16:26:17	Dark	55.000	90	54Alp Peg	2.4870	11000.	110	11488	No
302	GOM_NL__2PRFIN20040511_163334_000000482026_00412_11488_2357.N1	11-MAY-2004 16:33:34	Dark	48.000	52	16Bet Cet	2.0370	4500.0	96	11488	No
303	GOM_NL__2PRFIN20040511_164023_000000452026_00412_11488_2358.N1	11-MAY-2004 16:40:23	Dark	44.500	84	Alp Phe	2.3970	4500.0	89	11488	No
304	GOM_NL__2PRFIN20040511_164408_000000542026_00412_11488_2359.N1	11-MAY-2004 16:44:08	Dark	54.000	63	Bet Gru	2.1500	2800.0	108	11488	No
305	GOM_NL__2PRFIN20040511_164530_000000442026_00412_11488_2360.N1	11-MAY-2004 16:45:30	Dark	44.000	31	Alp Gru	1.7340	15200.	88	11488	No
306	GOM_NL__2PRFIN20040511_164732_000000492026_00413_11489_2328.N1	11-MAY-2004 16:47:32	Dark	49.000	148	Alp Tuc	2.8780	4100.0	98	11489	No
307	GOM_NL__2PRFIN20040511_165106_000000442026_00413_11489_2329.N1	11-MAY-2004 16:51:06	Dark	44.000	45	Alp Pav	1.9400	26000.	88	11489	No
308	GOM_NL__2PRFIN20040511_165648_000000472026_00413_11489_2330.N1	11-MAY-2004 16:56:48	Straylight	46.500	43	Alp TrA	1.9100	4250.0	93	11489	No
309	GOM_NL__2PRFIN20040511_165819_000000402026_00413_11489_2331.N1	11-MAY-2004 16:58:19	Straylight	39.500	145	Gam TrA	2.8720	10600.	79	11489	No
310	GOM_NL__2PRFIN20040511_170048_000000432026_00413_11489_2332.N1	11-MAY-2004 17:00:48	Straylight	42.500	4	Alp1Cen	-0.010000	5800.0	85	11489	No
311	GOM_NL__2PRFIN20040511_170244_000000572026_00413_11489_2333.N1	11-MAY-2004 17:02:44	Straylight	57.000	25	35Lam Sco	1.6200	28000.	114	11489	No
312	GOM_NL__2PRFIN20040511_170456_000000382026_00413_11489_2334.N1	11-MAY-2004 17:04:56	Straylight	37.500	95	Zet Cen	2.5450	26000.	75	11489	No
313	GOM_NL__2PRFIN20040511_170830_000000692026_00413_11489_2335.N1	11-MAY-2004 17:08:30	Tw_i_and_stray	69.000	16	21Alp Sco	1.0200	3000.0	138	11489	No
314	GOM_NL__2PRFIN20040511_171021_000000562026_00413_11489_2336.N1	11-MAY-2004 17:10:21	Bright	55.500	80	7Del Sco	2.3160	30000.	111	11489	No
315	GOM_NL__2PRFIN20040511_171227_000000682026_00413_11489_2337.N1	11-MAY-2004 17:12:27	Bright	68.000	86	35Eta Oph	2.4300	10200.	136	11489	No
316	GOM_NL__2PRFIN20040511_171504_000000422026_00413_11489_2338.N1	11-MAY-2004 17:15:04	Bright	42.000	104	27Bet Lib	2.6140	13100.	84	11489	No
317	GOM_NL__2PRFIN20040511_171730_000000562026_00413_11489_2339.N1	11-MAY-2004 17:17:30	Bright	55.500	120	1Del Oph	2.7340	3200.0	111	11489	No
318	GOM_NL__2PRFIN20040511_172136_000000372026_00413_11489_2340.N1	11-MAY-2004 17:21:36	Bright	37.000	138	47Eps Vir	2.8280	4700.0	74	11489	No
319	GOM_NL__2PRFIN20040511_172319_000000372026_00413_11489_2341.N1	11-MAY-2004 17:23:19	Bright	37.000	111	8Eta Boo	2.6800	6000.0	74	11489	No
320	GOM_NL__2PRFIN20040511_172614_000000432026_00413_11489_2342.N1	11-MAY-2004 17:26:14	Bright	43.000	83		2.3780	11000.	86	11489	No
321	GOM_NL__2PRFIN20040511_172907_000000392026_00413_11489_2343.N1	11-MAY-2004 17:29:07	Bright	38.500	152	12Alp2CVn	2.8900	11000.	77	11489	No
322	GOM_NL__2PRFIN20040511_173206_000000382026_00413_11489_2344.N1	11-MAY-2004 17:32:06	Bright	38.000	39	85Eta UMa	1.8540	24000.	76	11489	No
323	GOM_NL__2PRFIN20040511_173338_000000392026_00413_11489_2345.N1	11-MAY-2004 17:33:38	Bright	38.500	55	79Zet UMa	2.0600	10200.	77	11489	No
324	GOM_NL__2PRFIN20040511_173550_000000402026_00413_11489_2346.N1	11-MAY-2004 17:35:50	Bright	39.500	82	48Bet UMa	2.3650	10600.	79	11489	No
325	GOM_NL__2PRFIN20040511_173820_000000442026_00413_11489_2347.N1	11-MAY-2004 17:38:20	Bright	43.500	119	14Eta Dra	2.7270	4700.0	87	11489	No
326	GOM_NL__2PRFIN20040511_173952_000000502026_00413_11489_2348.N1	11-MAY-2004 17:39:52	Bright	50.000	130	23Bet Dra	2.7990	5800.0	100	11489	No
327	GOM_NL__2PRFIN20040511_174130_000000582026_00413_11489_2349.N1	11-MAY-2004 17:41:30	Bright	58.000	69	33Gam Dra	2.2310	3800.0	116	11489	No
328	GOM_NL__2PRFIN20040511_174345_000000382026_00413_11489_2350.N1	11-MAY-2004 17:43:45	Bright	37.500	49	1Alp UMi	1.9900	6300.0	75	11489	No
329	GOM_NL__2PRFIN20040511_174912_000000442026_00413_11489_2351.N1	11-MAY-2004 17:49:12	Bright	44.000	89	5Alp Cep	2.4510	8000.0	88	11489	No
330	GOM_NL__2PRFIN20040511_175154_000000452026_00413_11489_2352.N1	11-MAY-2004 17:51:54	Bright	45.000	76	27Gam Cas	2.3000	30000.	90	11489	No
331	GOM_NL__2PRFIN20040511_175309_000000372026_00413_11489_2353.N1	11-MAY-2004 17:53:09	Bright	36.500	68	18Alp Cas	2.2250	4500.0	73	11489	No
332	GOM_NL__2PRFIN20040511_175557_000000922026_00413_11489_2354.N1	11-MAY-2004 17:55:57	Bright	91.500	66	37Gam Cyg	2.2080	5900.0	183	11489	No
333	GOM_NL__2PRFIN20040511_180102_000001192026_00413_11489_2355.N1	11-MAY-2004 18:01:02	Straylight	118.50	92	53Eps Cyg	2.5000	4500.0	237	11489	No
334	GOM_NL__2PRFIN20040511_180527_000000422026_00413_11489_2356.N1	11-MAY-2004 18:05:27	Twilight	42.000	140	88Gam Peg	2.8340	26000.	84	11489	No
335	GOM_NL__2PRFIN20040511_180654_000000532026_00413_11489_2357.N1	11-MAY-2004 18:06:54	Dark	53.000	90	54Alp Peg	2.4870	11000.	106	11489	No
336	GOM_NL__2PRFIN20040511_181411_000000472026_00413_11489_2358.N1	11-MAY-2004 18:14:11	Dark	47.000	52	16Bet Cet	2.0370	4500.0	94	11489	No
337	GOM_NL__2PRFIN20040511_182100_000000422026_00413_11489_2359.N1	11-MAY-2004 18:21:00	Dark	41.500	84	Alp Phe	2.3970	4500.0	83	11489	No

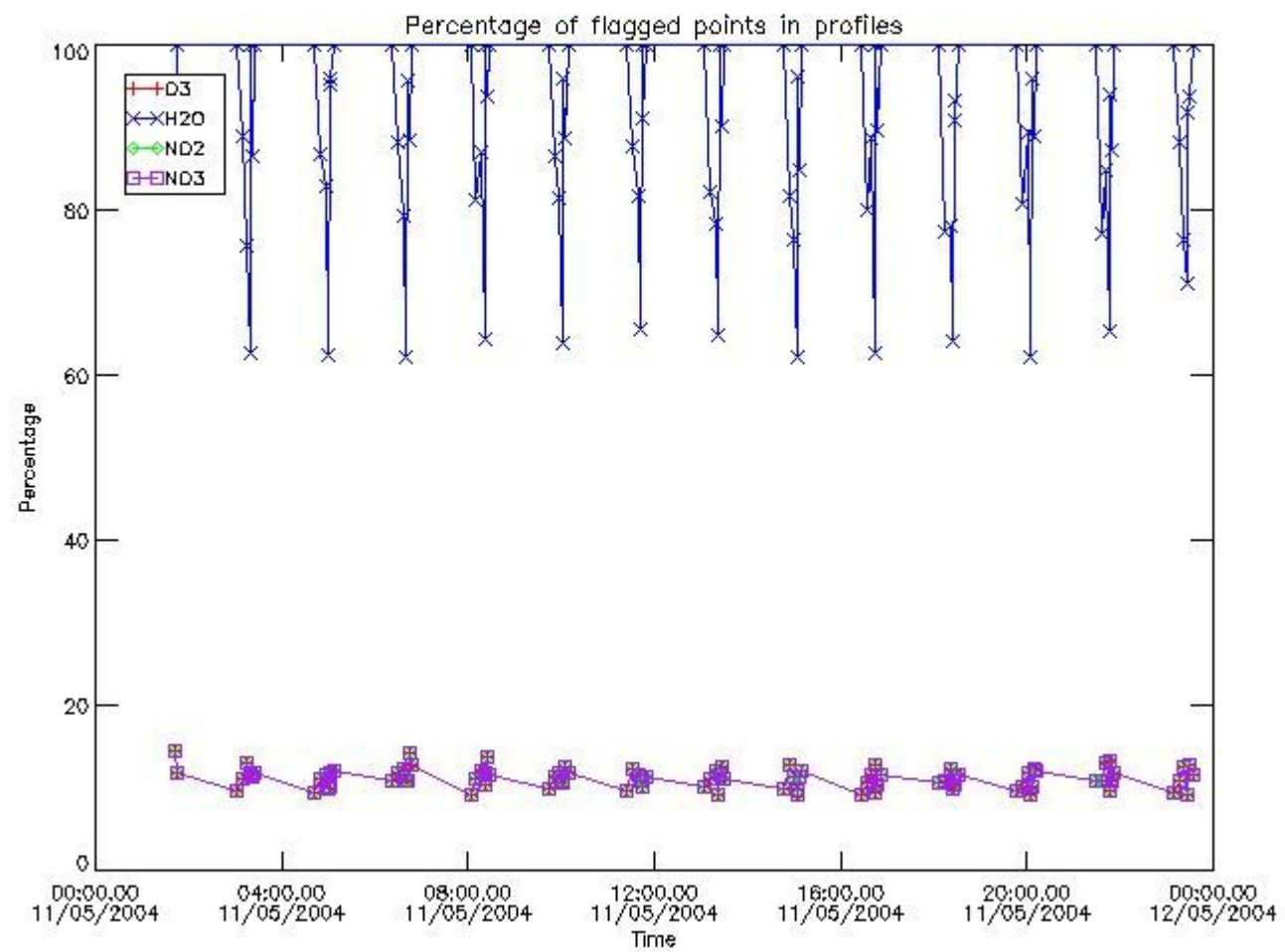
338	GOM_NL__2PRFIN20040511_182445_000000562026_00413_11489_2360.N1	11-MAY-2004 18:24:45	Dark	56.000	63	Bet Gru	2.1500	2800.0	112	11489	No
339	GOM_NL__2PRFIN20040511_182608_000000452026_00413_11489_2361.N1	11-MAY-2004 18:26:08	Dark	44.500	31	Alp Gru	1.7340	15200.	89	11489	No
340	GOM_NL__2PRFIN20040511_182809_000000492026_00414_11490_2348.N1	11-MAY-2004 18:28:09	Dark	49.000	148	Alp Tuc	2.8780	4100.0	98	11490	No
341	GOM_NL__2PRFIN20040511_183143_000000442026_00414_11490_2349.N1	11-MAY-2004 18:31:43	Dark	44.000	45	Alp Pav	1.9400	26000.	88	11490	No
342	GOM_NL__2PRFIN20040511_183725_000000532026_00414_11490_2350.N1	11-MAY-2004 18:37:25	Straylight	52.500	43	Alp TrA	1.9100	4250.0	105	11490	No
343	GOM_NL__2PRFIN20040511_183855_000000392026_00414_11490_2351.N1	11-MAY-2004 18:38:55	Straylight	39.000	145	Gam TrA	2.8720	10600.	78	11490	No
344	GOM_NL__2PRFIN20040511_184125_000000462026_00414_11490_2352.N1	11-MAY-2004 18:41:25	Straylight	46.000	4	Alp1Cen	-0.010000	5800.0	92	11490	No
345	GOM_NL__2PRFIN20040511_184321_000000582026_00414_11490_2353.N1	11-MAY-2004 18:43:21	Straylight	58.000	25	35Lam Sco	1.6200	28000.	116	11490	No
346	GOM_NL__2PRFIN20040511_184552_000000552026_00414_11490_2354.N1	11-MAY-2004 18:45:52	Straylight	54.500	75	26Eps Sco	2.2910	4250.0	109	11490	No
347	GOM_NL__2PRFIN20040511_184906_000000632026_00414_11490_2355.N1	11-MAY-2004 18:49:06	Twilight	63.000	16	21Alp Sco	1.0200	3000.0	126	11490	No
348	GOM_NL__2PRFIN20040511_185057_000000582026_00414_11490_2356.N1	11-MAY-2004 18:50:57	Bright	58.000	80	7Del Sco	2.3160	30000.	116	11490	No
349	GOM_NL__2PRFIN20040511_185303_000000712026_00414_11490_2357.N1	11-MAY-2004 18:53:03	Bright	70.500	86	35Eta Oph	2.4300	10200.	141	11490	No
350	GOM_NL__2PRFIN20040511_185540_000000422026_00414_11490_2358.N1	11-MAY-2004 18:55:40	Bright	42.000	104	27Bet Lib	2.6140	13100.	84	11490	No
351	GOM_NL__2PRFIN20040511_185805_000000562026_00414_11490_2359.N1	11-MAY-2004 18:58:05	Bright	55.500	120	1Del Oph	2.7340	3200.0	111	11490	No
352	GOM_NL__2PRFIN20040511_190211_000000372026_00414_11490_2360.N1	11-MAY-2004 19:02:11	Bright	37.000	138	47Eps Vir	2.8280	4700.0	74	11490	No
353	GOM_NL__2PRFIN20040511_190356_000000372026_00414_11490_2361.N1	11-MAY-2004 19:03:56	Bright	37.000	111	8Eta Boo	2.6800	6000.0	74	11490	No
354	GOM_NL__2PRFIN20040511_190650_000000402026_00414_11490_2362.N1	11-MAY-2004 19:06:50	Bright	39.500	83		2.3780	11000.	79	11490	No
355	GOM_NL__2PRFIN20040511_190945_000000382026_00414_11490_2363.N1	11-MAY-2004 19:09:45	Bright	37.500	152	12Alp2CVn	2.8900	11000.	75	11490	No
356	GOM_NL__2PRFIN20040511_191242_000000372026_00414_11490_2364.N1	11-MAY-2004 19:12:42	Bright	37.000	39	85Eta UMa	1.8540	24000.	74	11490	No
357	GOM_NL__2PRFIN20040511_191414_000000372026_00414_11490_2365.N1	11-MAY-2004 19:14:14	Bright	36.500	55	79Zet UMa	2.0600	10200.	73	11490	No
358	GOM_NL__2PRFIN20040511_191626_000000402026_00414_11490_2366.N1	11-MAY-2004 19:16:26	Bright	39.500	82	48Bet UMa	2.3650	10600.	79	11490	No
359	GOM_NL__2PRFIN20040511_191855_000000442026_00414_11490_2367.N1	11-MAY-2004 19:18:55	Bright	43.500	119	14Eta Dra	2.7270	4700.0	87	11490	No
360	GOM_NL__2PRFIN20040511_192027_000000522026_00414_11490_2368.N1	11-MAY-2004 19:20:27	Bright	52.000	130	23Bet Dra	2.7990	5800.0	104	11490	No
361	GOM_NL__2PRFIN20040511_192204_000000582026_00414_11490_2369.N1	11-MAY-2004 19:22:04	Bright	57.500	69	33Gam Dra	2.2310	3800.0	115	11490	No
362	GOM_NL__2PRFIN20040511_192421_000000372026_00414_11490_2370.N1	11-MAY-2004 19:24:21	Bright	37.000	49	1Alp UMi	1.9900	6300.0	74	11490	No
363	GOM_NL__2PRFIN20040511_192947_000000462026_00414_11490_2371.N1	11-MAY-2004 19:29:47	Bright	45.500	89	5Alp Cep	2.4510	8000.0	91	11490	No
364	GOM_NL__2PRFIN20040511_193231_000000362026_00414_11490_2372.N1	11-MAY-2004 19:32:31	Bright	35.500	76	27Gam Cas	2.3000	30000.	71	11490	No
365	GOM_NL__2PRFIN20040511_193345_000000362026_00414_11490_2373.N1	11-MAY-2004 19:33:45	Bright	35.500	68	18Alp Cas	2.2250	4500.0	71	11490	No
366	GOM_NL__2PRFIN20040511_193632_000000932026_00414_11490_2374.N1	11-MAY-2004 19:36:32	Bright	92.500	66	37Gam Cyg	2.2080	5900.0	185	11490	No
367	GOM_NL__2PRFIN20040511_194138_000001152026_00414_11490_2375.N1	11-MAY-2004 19:41:38	Straylight	115.00	92	53Eps Cyg	2.5000	4500.0	230	11490	No
368	GOM_NL__2PRFIN20040511_194603_000000452026_00414_11490_2376.N1	11-MAY-2004 19:46:03	Twilight	44.500	140	88Gam Peg	2.8340	26000.	89	11490	No
369	GOM_NL__2PRFIN20040511_194730_000000532026_00414_11490_2377.N1	11-MAY-2004 19:47:30	Dark	53.000	90	54Alp Peg	2.4870	11000.	106	11490	No
370	GOM_NL__2PRFIN20040511_195447_000000502026_00414_11490_2378.N1	11-MAY-2004 19:54:47	Dark	50.000	52	16Bet Cet	2.0370	4500.0	100	11490	No
371	GOM_NL__2PRFIN20040511_200136_000000432026_00414_11490_2379.N1	11-MAY-2004 20:01:36	Dark	43.000	84	Alp Phe	2.3970	4500.0	86	11490	No
372	GOM_NL__2PRFIN20040511_200522_000000562026_00414_11490_2380.N1	11-MAY-2004 20:05:22	Dark	56.000	63	Bet Gru	2.1500	2800.0	112	11490	No
373	GOM_NL__2PRFIN20040511_200644_000000502026_00414_11490_2381.N1	11-MAY-2004 20:06:44	Dark	50.000	31	Alp Gru	1.7340	15200.	100	11490	No
374	GOM_NL__2PRFIN20040511_200845_000000422026_00415_11491_2348.N1	11-MAY-2004 20:08:45	Dark	41.500	148	Alp Tuc	2.8780	4100.0	83	11491	No
375	GOM_NL__2PRFIN20040511_201219_000000422026_00415_11491_2349.N1	11-MAY-2004 20:12:19	Dark	42.000	45	Alp Pav	1.9400	26000.	84	11491	No
376	GOM_NL__2PRFIN20040511_201802_000000442026_00415_11491_2350.N1	11-MAY-2004 20:18:02	Straylight	43.500	43	Alp TrA	1.9100	4250.0	87	11491	No
377	GOM_NL__2PRFIN20040511_201932_000000382026_00415_11491_2351.N1	11-MAY-2004 20:19:32	Straylight	38.000	145	Gam TrA	2.8720	10600.	76	11491	No
378	GOM_NL__2PRFIN20040511_202201_000000502026_00415_11491_2352.N1	11-MAY-2004 20:22:01	Straylight	50.000	4	Alp1Cen	-0.010000	5800.0	100	11491	No
379	GOM_NL__2PRFIN20040511_202357_000000582026_00415_11491_2353.N1	11-MAY-2004 20:23:57	Straylight	58.000	25	35Lam Sco	1.6200	28000.	116	11491	No
380	GOM_NL__2PRFIN20040511_202629_000000562026_00415_11491_2354.N1	11-MAY-2004 20:26:29	Straylight	56.000	75	26Eps Sco	2.2910	4250.0	112	11491	No
381	GOM_NL__2PRFIN20040511_202943_000000632026_00415_11491_2355.N1	11-MAY-2004 20:29:43	Twilight	62.500	16	21Alp Sco	1.0200	3000.0	125	11491	No
382	GOM_NL__2PRFIN20040511_203133_000000642026_00415_11491_2356.N1	11-MAY-2004 20:31:33	Bright	64.000	80	7Del Sco	2.3160	30000.	128	11491	No
383	GOM_NL__2PRFIN20040511_203338_000000692026_00415_11491_2357.N1	11-MAY-2004 20:33:38	Bright	69.000	86	35Eta Oph	2.4300	10200.	138	11491	No
384	GOM_NL__2PRFIN20040511_203617_000000422026_00415_11491_2358.N1	11-MAY-2004 20:36:17	Bright	41.500	104	27Bet Lib	2.6140	13100.	83	11491	No
385	GOM_NL__2PRFIN20040511_203841_000000562026_00415_11491_2359.N1	11-MAY-2004 20:38:41	Bright	56.000	120	1Del Oph	2.7340	3200.0	112	11491	No
386	GOM_NL__2PRFIN20040511_204248_000000372026_00415_11491_2360.N1	11-MAY-2004 20:42:48	Bright	36.500	138	47Eps Vir	2.8280	4700.0	73	11491	No
387	GOM_NL__2PRFIN20040511_204432_000000372026_00415_11491_2361.N1	11-MAY-2004 20:44:32	Bright	37.000	111	8Eta Boo	2.6800	6000.0	74	11491	No
388	GOM_NL__2PRFIN20040511_204726_000000422026_00415_11491_2362.N1	11-MAY-2004 20:47:26	Bright	41.500	83		2.3780	11000.	83	11491	No
389	GOM_NL__2PRFIN20040511_205022_000000362026_00415_11491_2363.N1	11-MAY-2004 20:50:22	Bright	36.000	152	12Alp2CVn	2.8900	11000.	72	11491	No
390	GOM_NL__2PRFIN20040511_205318_000000382026_00415_11491_2364.N1	11-MAY-2004 20:53:18	Bright	38.000	39	85Eta UMa	1.8540	24000.	76	11491	No
391	GOM_NL__2PRFIN20040511_205451_000000382026_00415_11491_2365.N1	11-MAY-2004 20:54:51	Bright	38.000	55	79Zet UMa	2.0600	10200.	76	11491	No
392	GOM_NL__2PRFIN20040511_205703_000000392026_00415_11491_2366.N1	11-MAY-2004 20:57:03	Bright	39.000	82	48Bet UMa	2.3650	10600.	78	11491	No
393	GOM_NL__2PRFIN20040511_205930_000000402026_00415_11491_2367.N1	11-MAY-2004 20:59:30	Bright	39.500	119	14Eta Dra	2.7270	4700.0	79	11491	No
394	GOM_NL__2PRFIN20040511_210102_000000532026_00415_11491_2368.N1	11-MAY-2004 21:01:02	Bright	53.000	130	23Bet Dra	2.7990	5800.0	106	11491	No
395	GOM_NL__2PRFIN20040511_210239_000000582026_00415_11491_2369.N1	11-MAY-2004 21:02:39	Bright	58.000	69	33Gam Dra	2.2310	3800.0	116	11491	No
396	GOM_NL__2PRFIN20040511_210457_000000372026_00415_11491_2370.N1	11-MAY-2004 21:04:57	Bright	37.000	49	1Alp UMi	1.9900	6300.0	74	11491	No

397	GOM_NL__2PRFIN20040511_211023_000000442026_00415_11491_2371.N1	11-MAY-2004 21:10:23	Bright	43.500	89	5Alp Cep	2.4510	8000.0	87	11491	No
398	GOM_NL__2PRFIN20040511_211307_000000352026_00415_11491_2372.N1	11-MAY-2004 21:13:07	Bright	34.500	76	27Gam Cas	2.3000	30000.	69	11491	No
399	GOM_NL__2PRFIN20040511_211421_000000352026_00415_11491_2373.N1	11-MAY-2004 21:14:21	Bright	35.000	68	18Alp Cas	2.2250	4500.0	70	11491	No
400	GOM_NL__2PRFIN20040511_211707_000000912026_00415_11491_2374.N1	11-MAY-2004 21:17:07	Bright	91.000	66	37Gam Cyg	2.2080	5900.0	182	11491	No
401	GOM_NL__2PRFIN20040511_212213_000001252026_00415_11491_2375.N1	11-MAY-2004 21:22:13	Straylight	125.00	92	53Eps Cyg	2.5000	4500.0	250	11491	No
402	GOM_NL__2PRFIN20040511_212639_000000432026_00415_11491_2376.N1	11-MAY-2004 21:26:39	Twilight	42.500	140	88Gam Peg	2.8340	26000.	85	11491	No
403	GOM_NL__2PRFIN20040511_212806_000000522026_00415_11491_2377.N1	11-MAY-2004 21:28:06	Dark	51.500	90	54Alp Peg	2.4870	11000.	103	11491	No
404	GOM_NL__2PRFIN20040511_213523_000000472026_00415_11491_2378.N1	11-MAY-2004 21:35:23	Dark	46.500	52	16Bet Cet	2.0370	4500.0	93	11491	No
405	GOM_NL__2PRFIN20040511_214212_000000432026_00415_11491_2379.N1	11-MAY-2004 21:42:12	Dark	43.000	84	Alp Phe	2.3970	4500.0	86	11491	No
406	GOM_NL__2PRFIN20040511_214558_000000532026_00415_11491_2380.N1	11-MAY-2004 21:45:58	Dark	52.500	63	Bet Gru	2.1500	2800.0	105	11491	No
407	GOM_NL__2PRFIN20040511_214721_000000432026_00415_11491_2381.N1	11-MAY-2004 21:47:21	Dark	42.500	31	Alp Gru	1.7340	15200.	85	11491	No
408	GOM_NL__2PRFIN20040511_214922_000000472026_00416_11492_2348.N1	11-MAY-2004 21:49:22	Dark	47.000	148	Alp Tuc	2.8780	4100.0	94	11492	No
409	GOM_NL__2PRFIN20040511_215256_000000442026_00416_11492_2349.N1	11-MAY-2004 21:52:56	Dark	43.500	45	Alp Pav	1.9400	26000.	87	11492	No
410	GOM_NL__2PRFIN20040511_215838_000000422026_00416_11492_2350.N1	11-MAY-2004 21:58:38	Straylight	41.500	43	Alp TrA	1.9100	4250.0	83	11492	No
411	GOM_NL__2PRFIN20040511_220008_000000382026_00416_11492_2351.N1	11-MAY-2004 22:00:08	Straylight	38.000	145	Gam TrA	2.8720	10600.	76	11492	No
412	GOM_NL__2PRFIN20040511_220237_000000522026_00416_11492_2352.N1	11-MAY-2004 22:02:37	Straylight	52.000	4	Alp1Cen	-0.010000	5800.0	104	11492	No
413	GOM_NL__2PRFIN20040511_220434_000000582026_00416_11492_2353.N1	11-MAY-2004 22:04:34	Straylight	58.000	25	35Lam Sco	1.6200	28000.	116	11492	No
414	GOM_NL__2PRFIN20040511_220705_000000572026_00416_11492_2354.N1	11-MAY-2004 22:07:05	Straylight	57.000	75	26Eps Sco	2.2910	4250.0	114	11492	No
415	GOM_NL__2PRFIN20040511_221018_000000692026_00416_11492_2355.N1	11-MAY-2004 22:10:18	Tw_i_and_stray	68.500	16	21Alp Sco	1.0200	3000.0	137	11492	No
416	GOM_NL__2PRFIN20040511_221209_000000622026_00416_11492_2356.N1	11-MAY-2004 22:12:09	Bright	62.000	80	7Del Sco	2.3160	30000.	124	11492	No
417	GOM_NL__2PRFIN20040511_221414_000000702026_00416_11492_2357.N1	11-MAY-2004 22:14:14	Bright	69.500	86	35Eta Oph	2.4300	10200.	139	11492	No
418	GOM_NL__2PRFIN20040511_221652_000000432026_00416_11492_2358.N1	11-MAY-2004 22:16:52	Bright	42.500	104	27Bet Lib	2.6140	13100.	85	11492	No
419	GOM_NL__2PRFIN20040511_221916_000000562026_00416_11492_2359.N1	11-MAY-2004 22:19:16	Bright	55.500	120	1Del Oph	2.7340	3200.0	111	11492	No
420	GOM_NL__2PRFIN20040511_222324_000000382026_00416_11492_2360.N1	11-MAY-2004 22:23:24	Bright	37.500	138	47Eps Vir	2.8280	4700.0	75	11492	No
421	GOM_NL__2PRFIN20040511_222508_000000372026_00416_11492_2361.N1	11-MAY-2004 22:25:08	Bright	37.000	111	8Eta Boo	2.6800	6000.0	74	11492	No
422	GOM_NL__2PRFIN20040511_222801_000000422026_00416_11492_2362.N1	11-MAY-2004 22:28:01	Bright	42.000	83		2.3780	11000.	84	11492	No
423	GOM_NL__2PRFIN20040511_223057_000000382026_00416_11492_2363.N1	11-MAY-2004 22:30:57	Bright	37.500	152	12Alp2CVn	2.8900	11000.	75	11492	No
424	GOM_NL__2PRFIN20040511_223354_000000392026_00416_11492_2364.N1	11-MAY-2004 22:33:54	Bright	39.000	39	85Eta UMa	1.8540	24000.	78	11492	No
425	GOM_NL__2PRFIN20040511_223527_000000382026_00416_11492_2365.N1	11-MAY-2004 22:35:27	Bright	38.000	55	79Zet UMa	2.0600	10200.	76	11492	No
426	GOM_NL__2PRFIN20040511_223739_000000382026_00416_11492_2366.N1	11-MAY-2004 22:37:39	Bright	38.000	82	48Bet UMa	2.3650	10600.	76	11492	No
427	GOM_NL__2PRFIN20040511_224005_000000452026_00416_11492_2367.N1	11-MAY-2004 22:40:05	Bright	44.500	119	14Eta Dra	2.7270	4700.0	89	11492	No
428	GOM_NL__2PRFIN20040511_224137_000000502026_00416_11492_2368.N1	11-MAY-2004 22:41:37	Bright	49.500	130	23Bet Dra	2.7990	5800.0	99	11492	No
429	GOM_NL__2PRFIN20040511_224314_000000532026_00416_11492_2369.N1	11-MAY-2004 22:43:14	Bright	53.000	69	33Gam Dra	2.2310	3800.0	106	11492	No
430	GOM_NL__2PRFIN20040511_224533_000000362026_00416_11492_2370.N1	11-MAY-2004 22:45:33	Bright	35.500	49	1Alp UMi	1.9900	6300.0	71	11492	No
431	GOM_NL__2PRFIN20040511_225058_000000442026_00416_11492_2371.N1	11-MAY-2004 22:50:58	Bright	44.000	89	5Alp Cep	2.4510	8000.0	88	11492	No
432	GOM_NL__2PRFIN20040511_225343_000000382026_00416_11492_2372.N1	11-MAY-2004 22:53:43	Bright	37.500	76	27Gam Cas	2.3000	30000.	75	11492	No
433	GOM_NL__2PRFIN20040511_225457_000000372026_00416_11492_2373.N1	11-MAY-2004 22:54:57	Bright	37.000	68	18Alp Cas	2.2250	4500.0	74	11492	No
434	GOM_NL__2PRFIN20040511_225742_000000972026_00416_11492_2374.N1	11-MAY-2004 22:57:42	Bright	96.500	66	37Gam Cyg	2.2080	5900.0	193	11492	No
435	GOM_NL__2PRFIN20040511_230250_000001242026_00416_11492_2375.N1	11-MAY-2004 23:02:50	Straylight	124.00	92	53Eps Cyg	2.5000	4500.0	248	11492	No
436	GOM_NL__2PRFIN20040511_230715_000000432026_00416_11492_2376.N1	11-MAY-2004 23:07:15	Twilight	42.500	140	88Gam Peg	2.8340	26000.	85	11492	No
437	GOM_NL__2PRFIN20040511_230842_000000542026_00416_11492_2377.N1	11-MAY-2004 23:08:42	Dark	54.000	90	54Alp Peg	2.4870	11000.	108	11492	No
438	GOM_NL__2PRFIN20040511_231559_000000482026_00416_11492_2378.N1	11-MAY-2004 23:15:59	Dark	47.500	52	16Bet Cet	2.0370	4500.0	95	11492	No
439	GOM_NL__2PRFIN20040511_232248_000000412026_00416_11492_2379.N1	11-MAY-2004 23:22:48	Dark	40.500	84	Alp Phe	2.3970	4500.0	81	11492	No
440	GOM_NL__2PRFIN20040511_232634_000000562026_00416_11492_2380.N1	11-MAY-2004 23:26:34	Dark	56.000	63	Bet Gru	2.1500	2800.0	112	11492	No
441	GOM_NL__2PRFIN20040511_232757_000000552026_00416_11492_2381.N1	11-MAY-2004 23:27:57	Dark	55.000	31	Alp Gru	1.7340	15200.	110	11492	No
442	GOM_NL__2PRFIN20040511_232958_000000402026_00417_11493_2348.N1	11-MAY-2004 23:29:58	Dark	40.000	148	Alp Tuc	2.8780	4100.0	80	11493	No
443	GOM_NL__2PRFIN20040511_233332_000000452026_00417_11493_2349.N1	11-MAY-2004 23:33:32	Dark	44.500	45	Alp Pav	1.9400	26000.	89	11493	No
444	GOM_NL__2PRFIN20040511_233913_000000442026_00417_11493_2350.N1	11-MAY-2004 23:39:13	Straylight	44.000	43	Alp TrA	1.9100	4250.0	88	11493	No
445	GOM_NL__2PRFIN20040511_234044_000000392026_00417_11493_2351.N1	11-MAY-2004 23:40:44	Straylight	39.000	145	Gam TrA	2.8720	10600.	78	11493	No
446	GOM_NL__2PRFIN20040511_234313_000000512026_00417_11493_2352.N1	11-MAY-2004 23:43:13	Straylight	51.000	4	Alp1Cen	-0.010000	5800.0	102	11493	No
447	GOM_NL__2PRFIN20040511_234510_000000602026_00417_11493_2353.N1	11-MAY-2004 23:45:10	Straylight	59.500	25	35Lam Sco	1.6200	28000.	119	11493	No
448	GOM_NL__2PRFIN20040511_234742_000000552026_00417_11493_2354.N1	11-MAY-2004 23:47:42	Straylight	54.500	75	26Eps Sco	2.2910	4250.0	109	11493	No
449	GOM_NL__2PRFIN20040511_235053_000000642026_00417_11493_2355.N1	11-MAY-2004 23:50:53	Tw_i_and_stray	63.500	16	21Alp Sco	1.0200	3000.0	127	11493	No
450	GOM_NL__2PRFIN20040511_235245_000000542026_00417_11493_2356.N1	11-MAY-2004 23:52:45	Bright	53.500	80	7Del Sco	2.3160	30000.	107	11493	No
451	GOM_NL__2PRFIN20040511_235451_000000672026_00417_11493_2357.N1	11-MAY-2004 23:54:51	Bright	67.000	86	35Eta Oph	2.4300	10200.	134	11493	No
452	GOM_NL__2PRFIN20040511_235728_000000422026_00417_11493_2358.N1	11-MAY-2004 23:57:28	Bright	41.500	104	27Bet Lib	2.6140	13100.	83	11493	No
453	GOM_NL__2PRFIN20040511_235952_000000572026_00417_11493_2359.N1	11-MAY-2004 23:59:52	Bright	56.500	120	1Del Oph	2.7340	3200.0	113	11493	No

3. Quality information per product

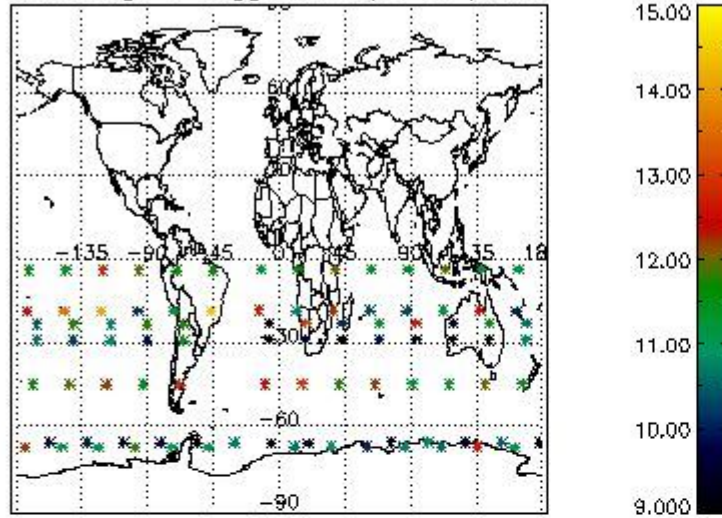
In this section it is plotted some information contained in the Quality Summary data set of the level 2 products. Only products in dark limb conditions and without errors (error flag in the MPH set to "0") are used.

3.1 Plot quality information per product (time dependant)

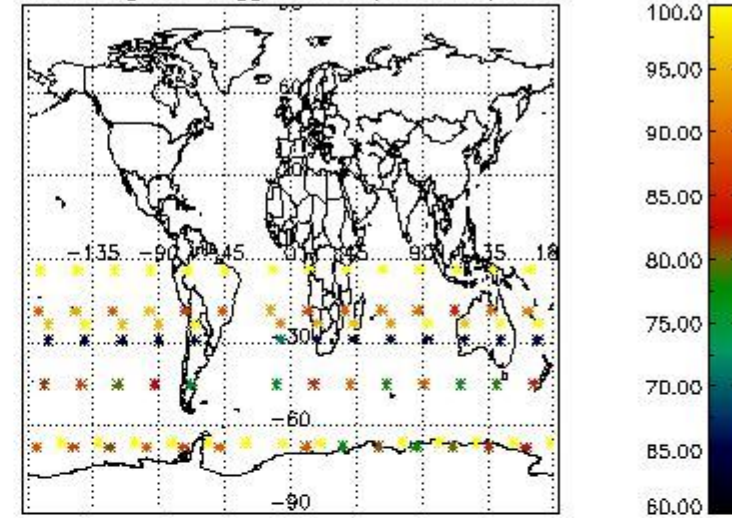


3.2 Plot quality information per product (world map)

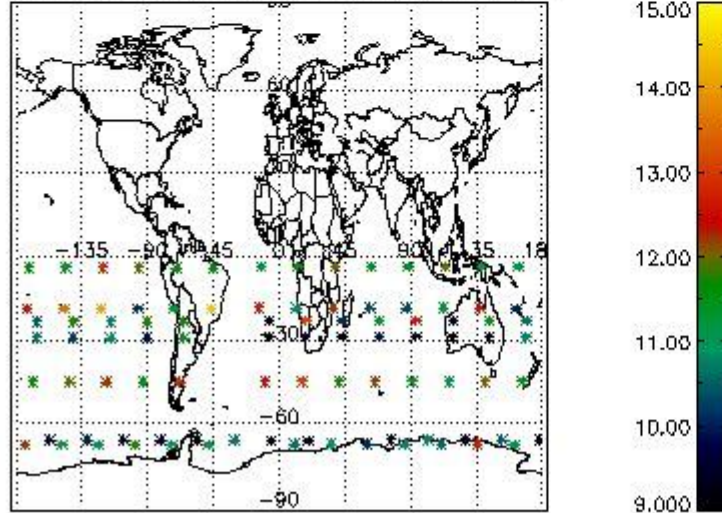
Percentage of flagged data per O3 profile



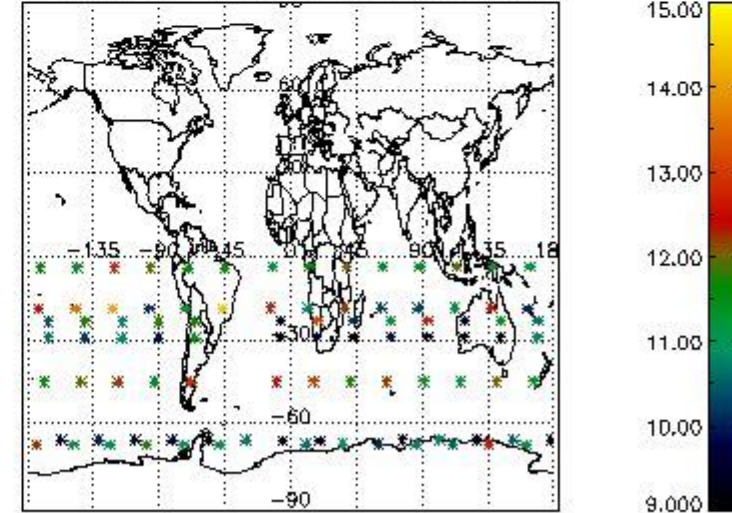
Percentage of flagged data per H2O profile



Percentage of flagged data per NO2 profile



Percentage of flagged data per NO3 profile

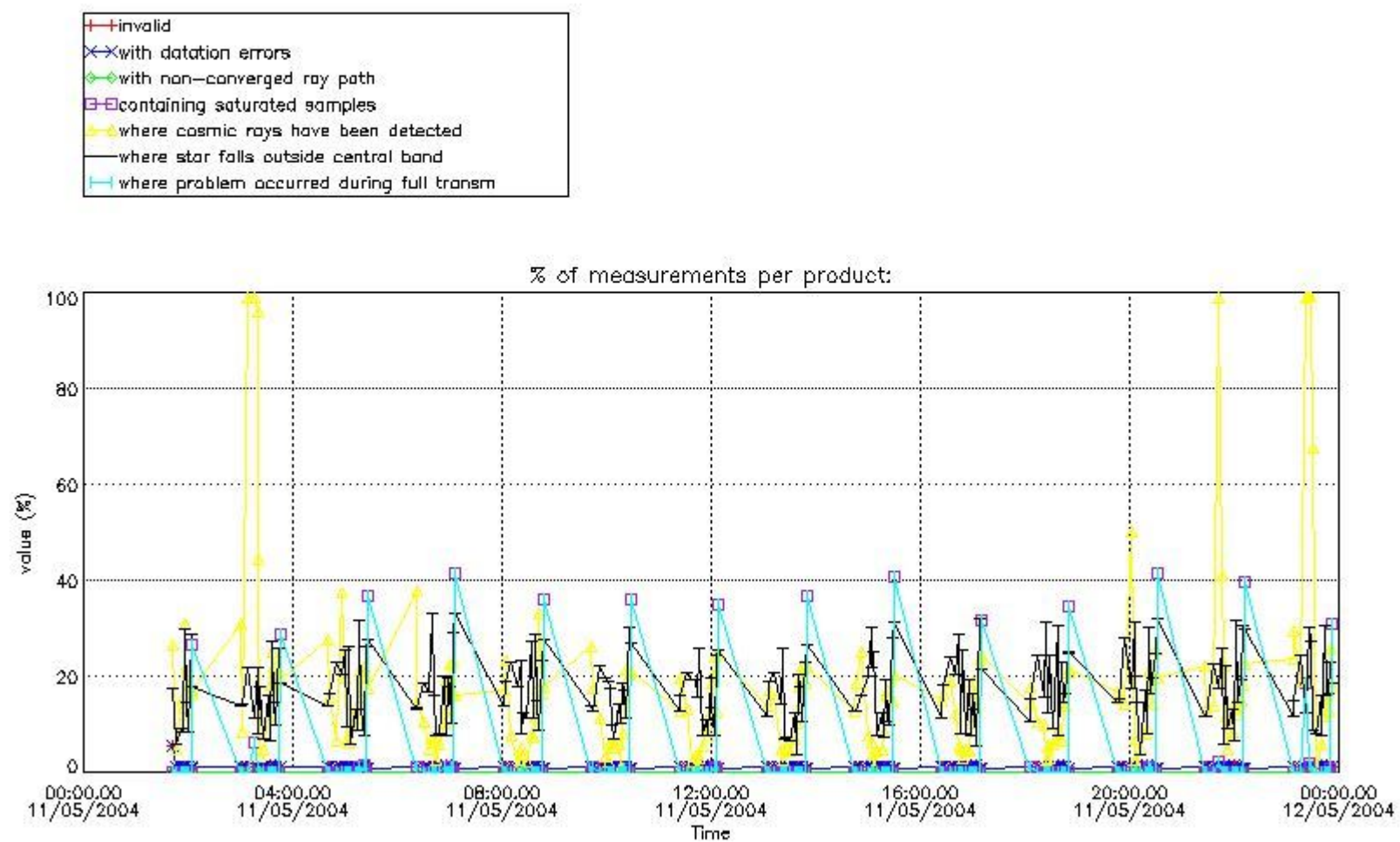


4. Level 1 quality information per product

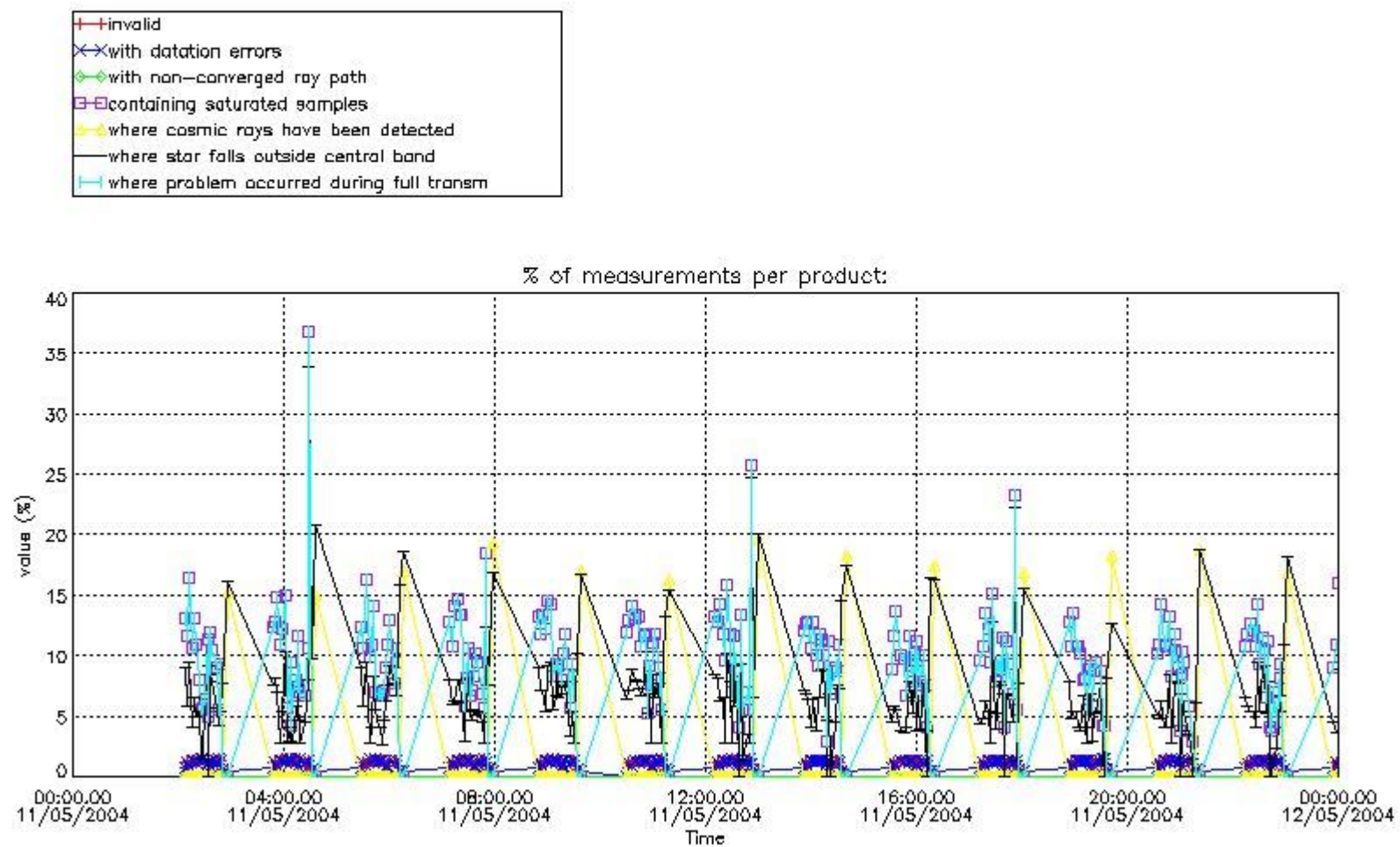
In this section it is plotted some information contained in the Quality Summary data set of the level 2 products that comes from the level 1b processing. Products without errors (error flag in the MPH set to "0") are used.

4.1 Plot quality information per product (time dependant) coming from level 1b processing

4.1.1 Plot level 1 quality information per product (time dependant): ENVISAT ASCENDING passes

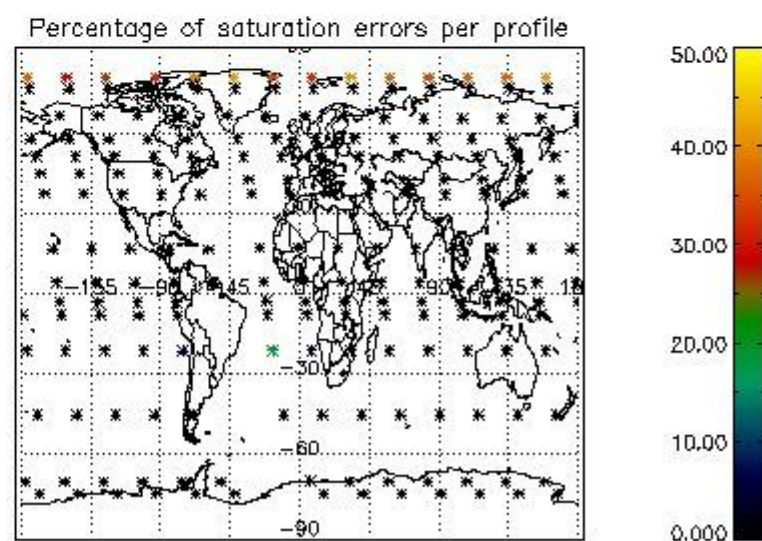
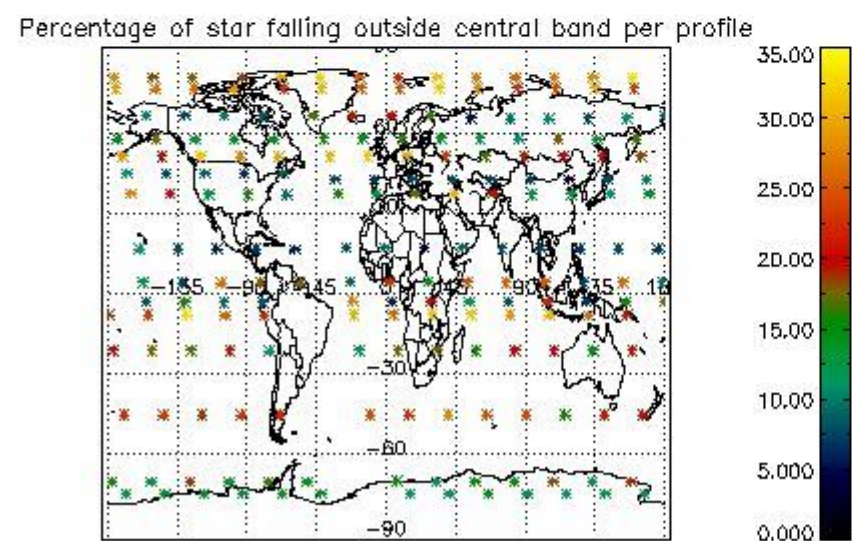
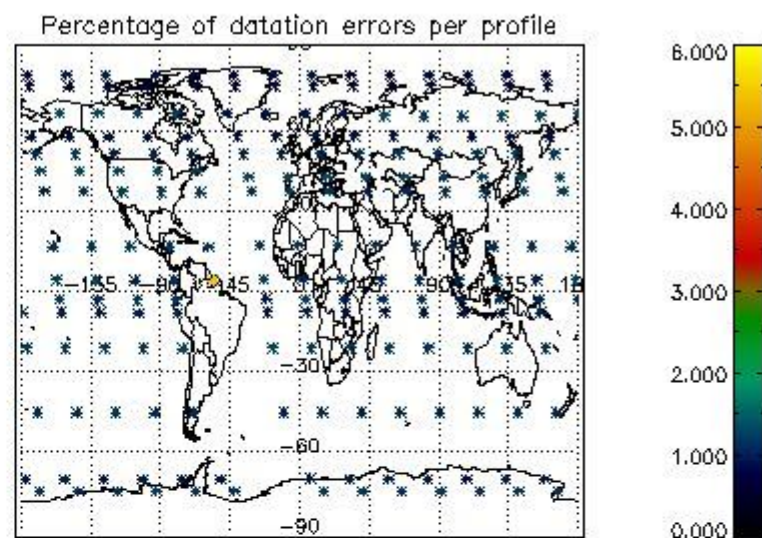
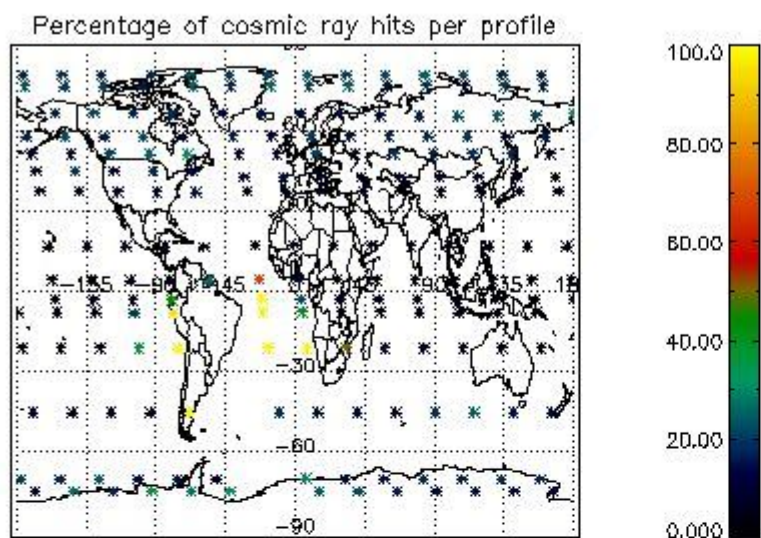


4.1.2 Plot level 1 quality information per product (time dependant): ENVI SAT DESCENDING passes

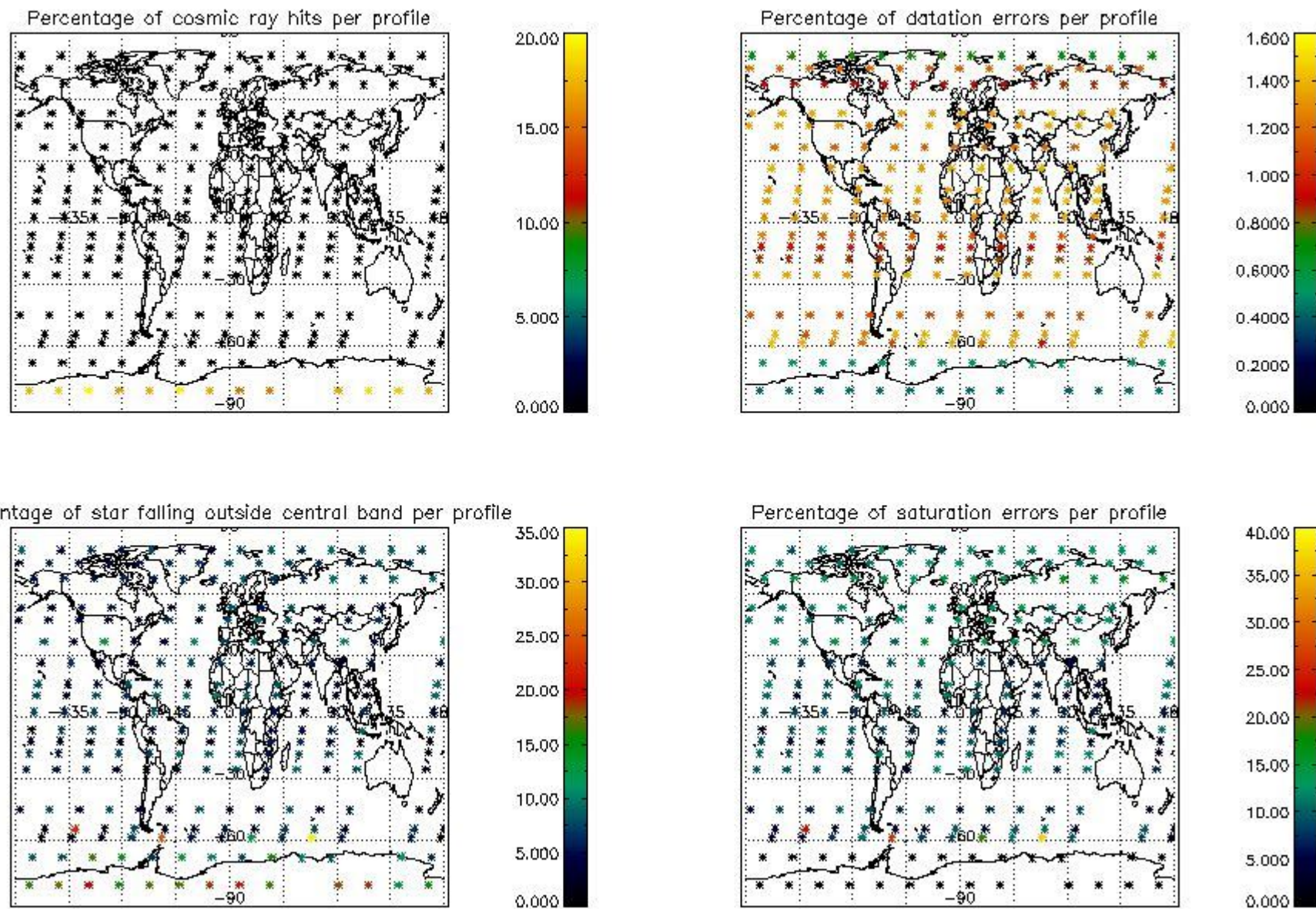


4.2 Plot quality information per product coming from level 1b processing (world map)

4.2.1 Plot level 1 quality information per product (world map): ENVISAT ASCENDING passes



4.2.2 Plot level 1 quality information per product (world map): ENVISAT DESCENDING passes



5. Trace gas profiles

5.1 Ozone statistics based on quality of products

The final quality of the products can be "measured" using the STD (Standard Deviation) attached to every point profile. This information is written to the parameter GOM_NL__2P/NL_LOCAL_SPECIES_DENSITY/o3_std of the level 2 products. The table below shows the statistics for given STD ranges.

The statistics are given with respect to the overall valid production:

- Products without fatal errors: GOM_NL__2P/MPH/PRODUCT_ERR=0
- Valid point profile: GOM_NL__2P/NL_LOCAL_SPECIES_DENSITY/pcd(0)=0

The 'Criteria' is applied to valid points of dark limb products:

- Products in dark limb illumination condition: GOM_NL__2P/NL_SUMMARY_QUALITY/obs_ill_cond=0
- Products without fatal errors: GOM_NL__2P/MPH/PRODUCT_ERR=0
- Valid point profile: GOM_NL__2P/NL_LOCAL_SPECIES_DENSITY/pcd(0)=0

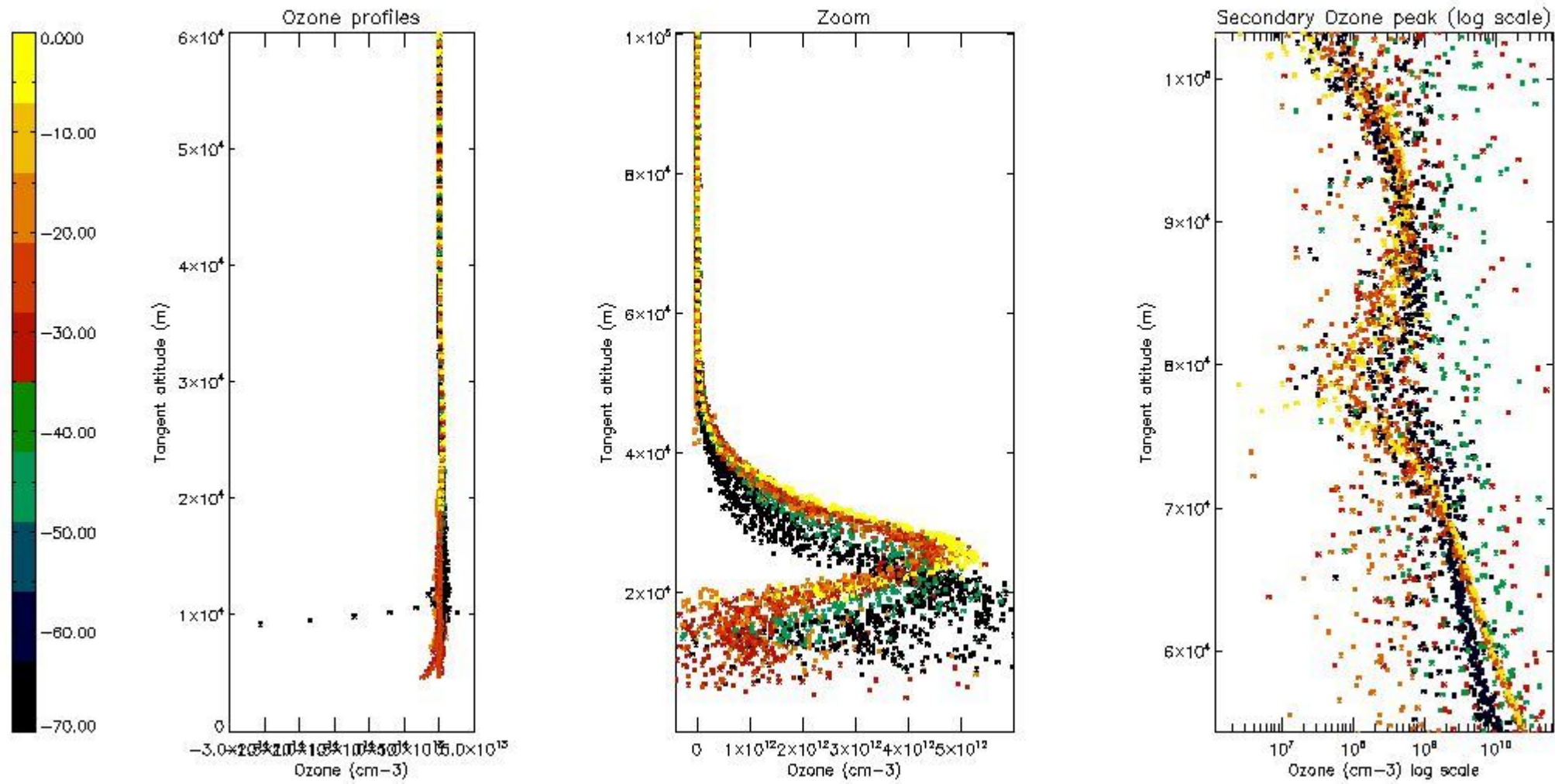
So, the table below shows the percentage of dark limb and valid observations for each criteria with respect to the overall valid daily observations.

Criteria	% of total production
All STD	20
STD < 20	9

STD < 10	7
STD < 5	4

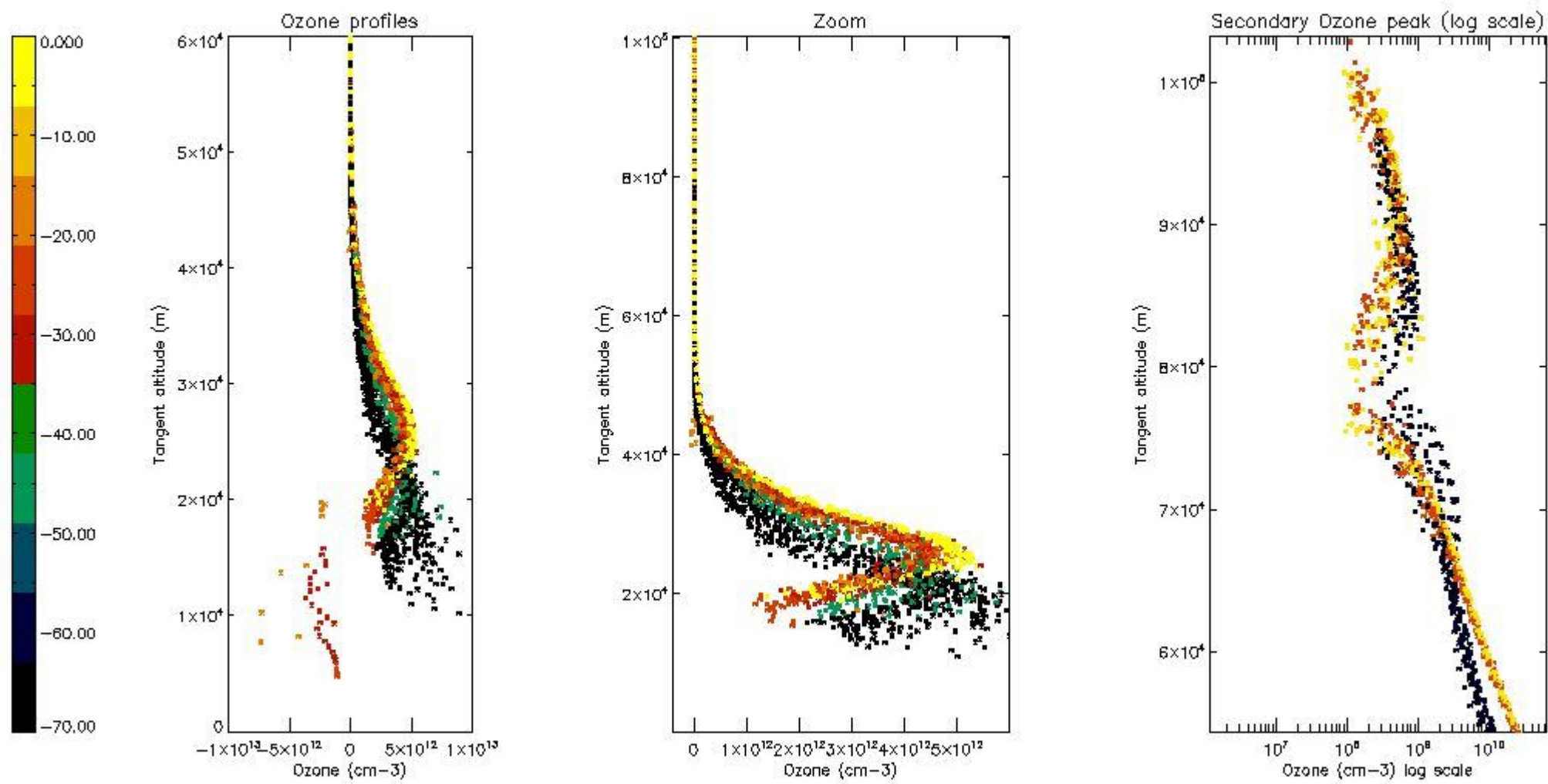
5.2 Plot ozone profiles for all STD (dark without errors)

The colorbar represents the latitude.



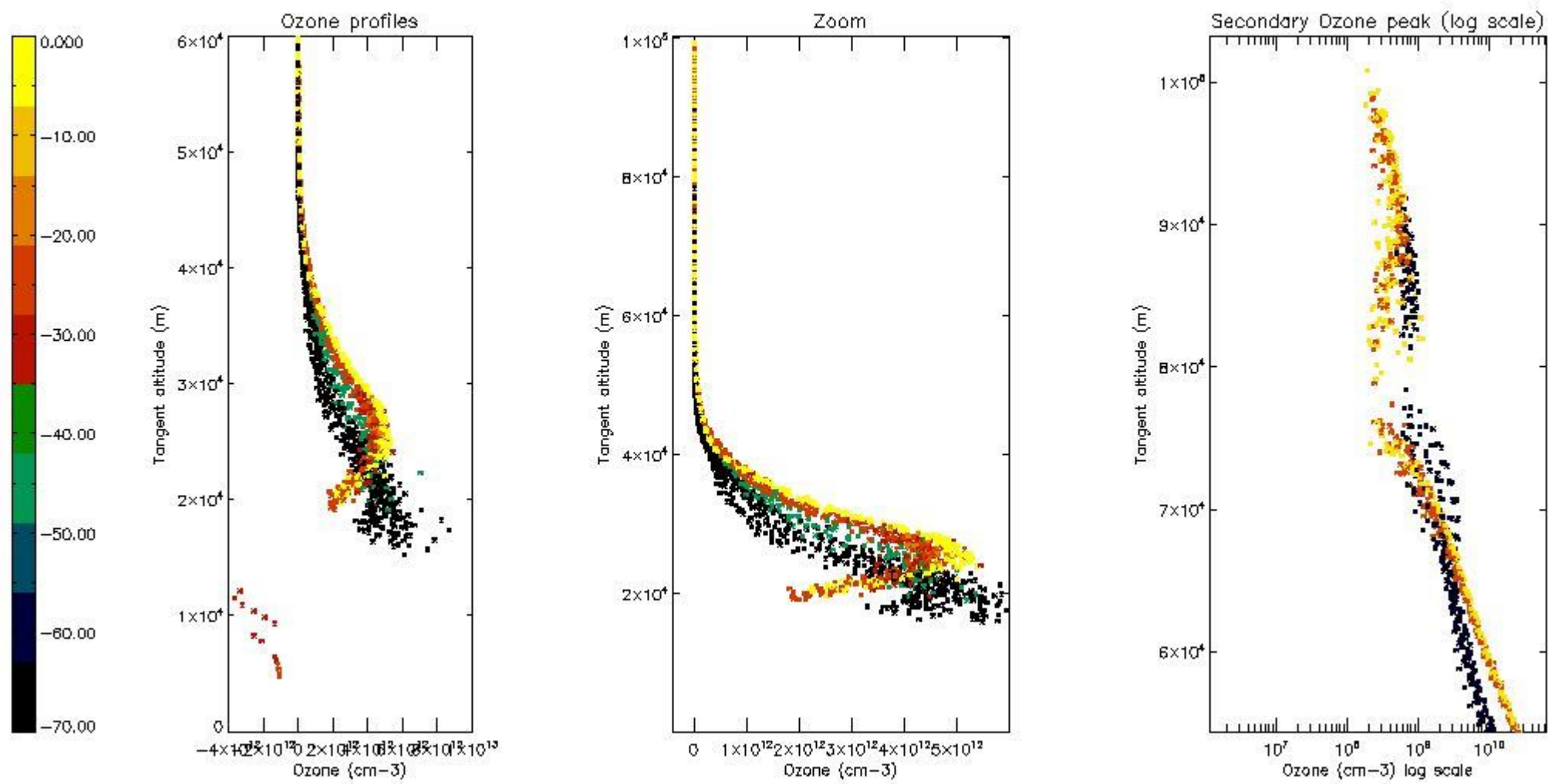
5.3 Plot ozone profiles where STD < 20% (dark without errors)

The colorbar represents the latitude.



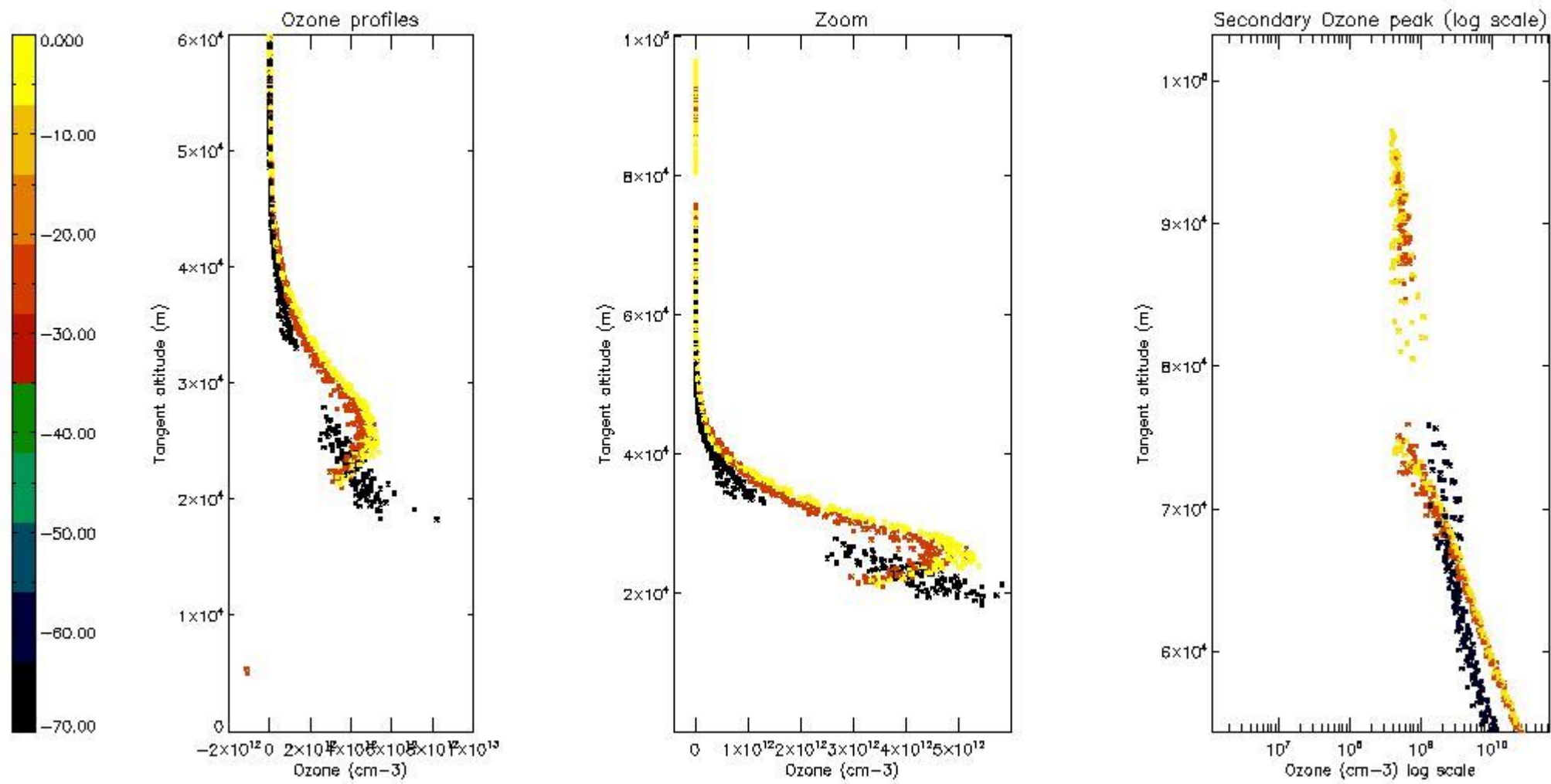
5.4 Plot ozone profiles where STD < 10% (dark without errors)

The colorbar represents the latitude.



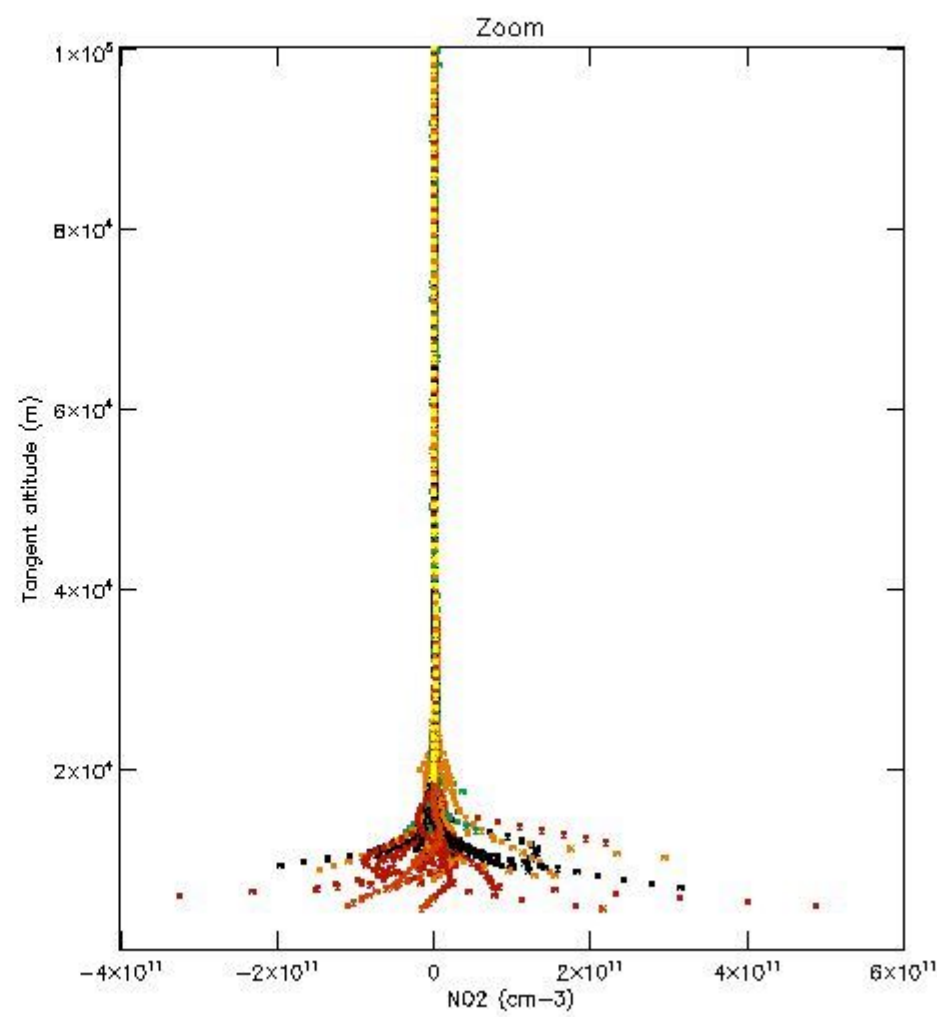
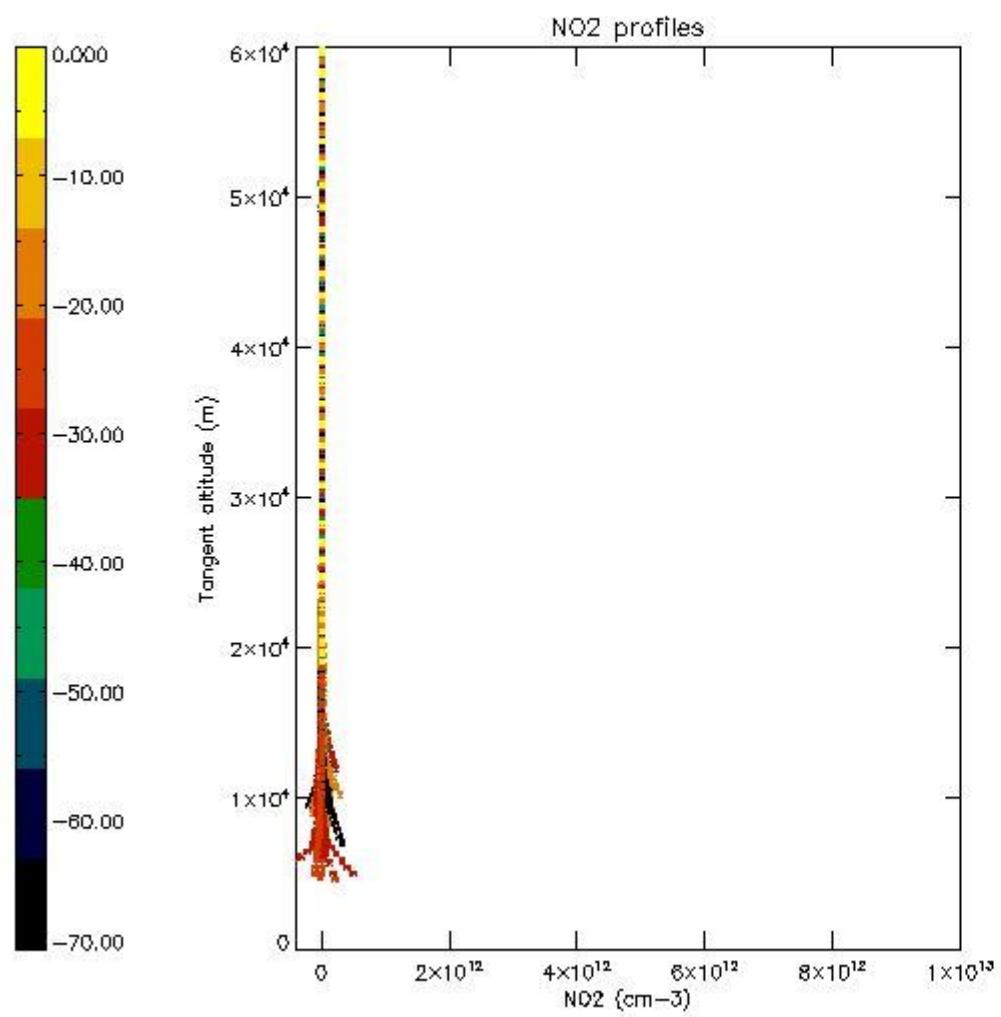
5.5 Plot ozone profiles where STD < 5% (dark without errors)

The colorbar represents the latitude.



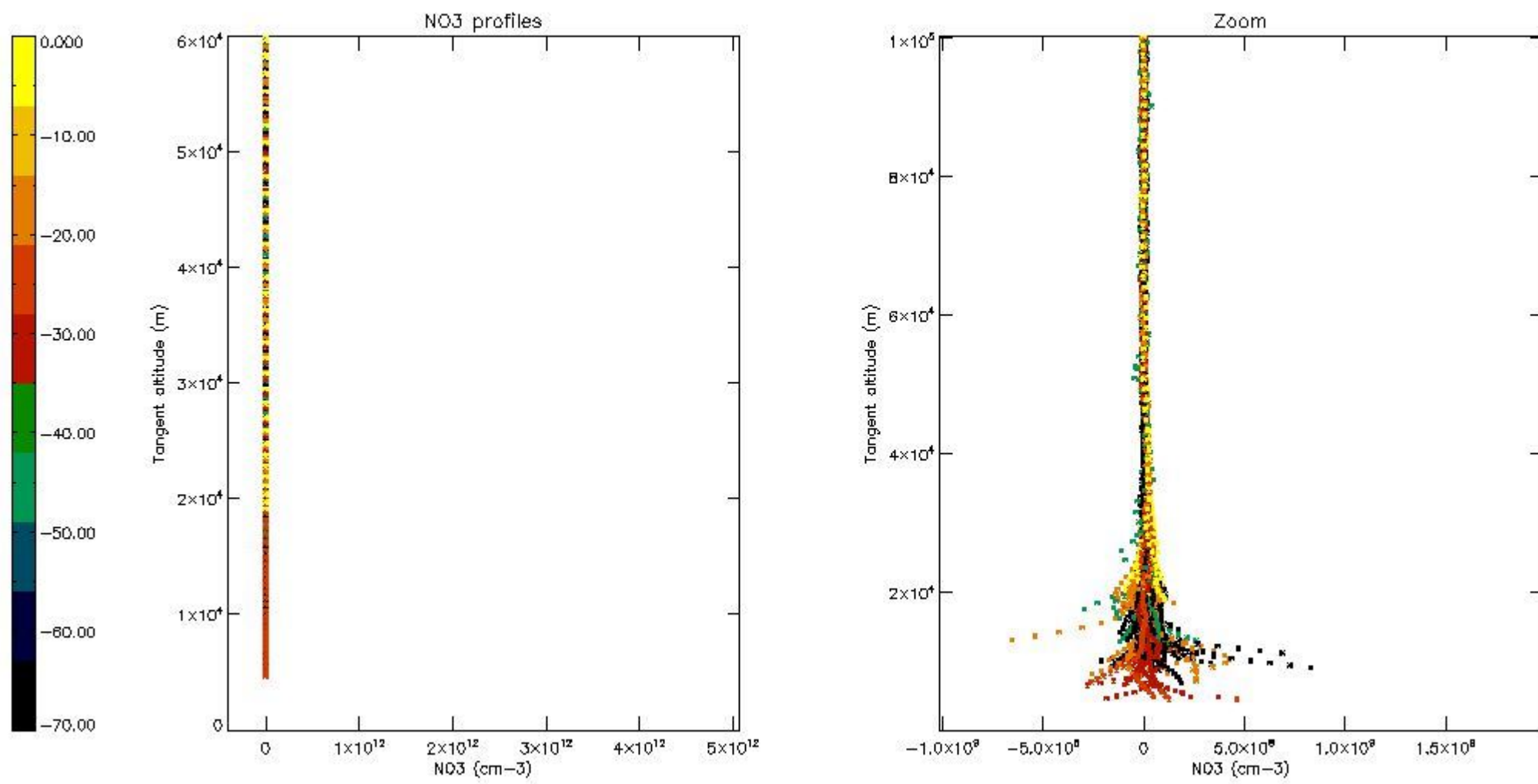
5.6 Plot NO₂ profiles for all STD (dark without errors)

The colorbar represents the latitude.



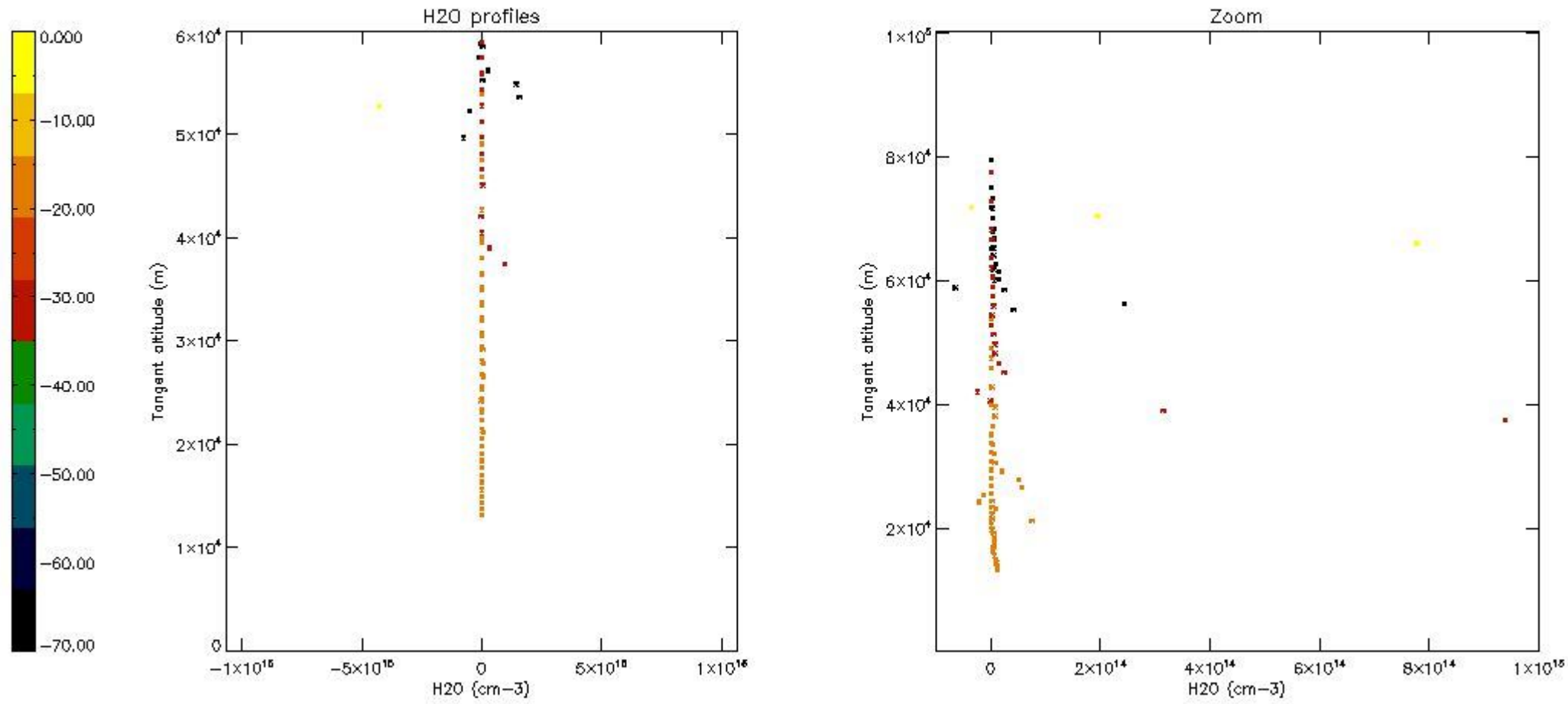
5.7 Plot NO3 profiles for all STD (dark without errors)

The colorbar represents the latitude.



5.8 Plot H2O profiles for all STD (only for occultations of stars 1,2,3,4,13,14,16,26,63 dark without errors)

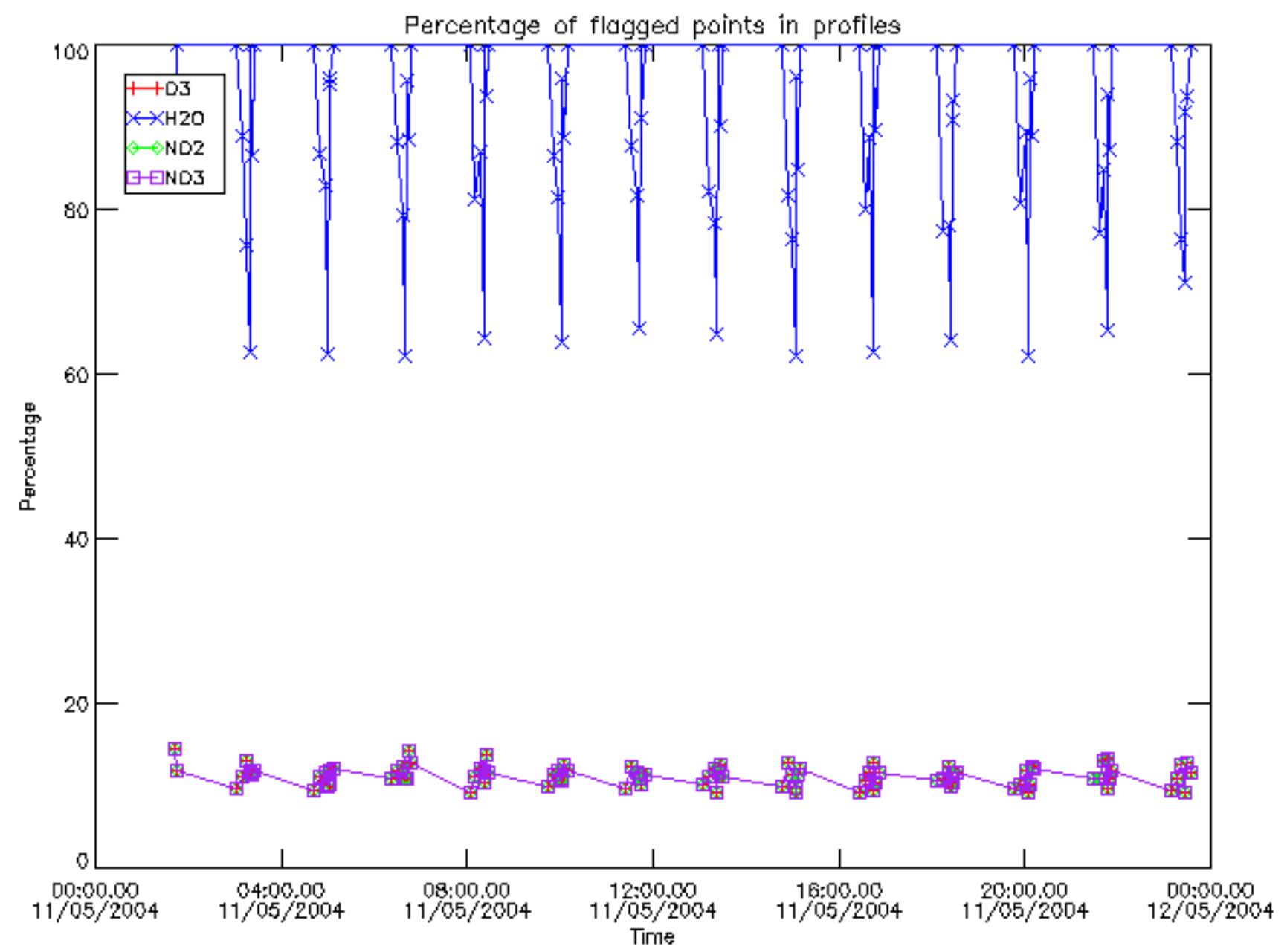
The colorbar represents the latitude.



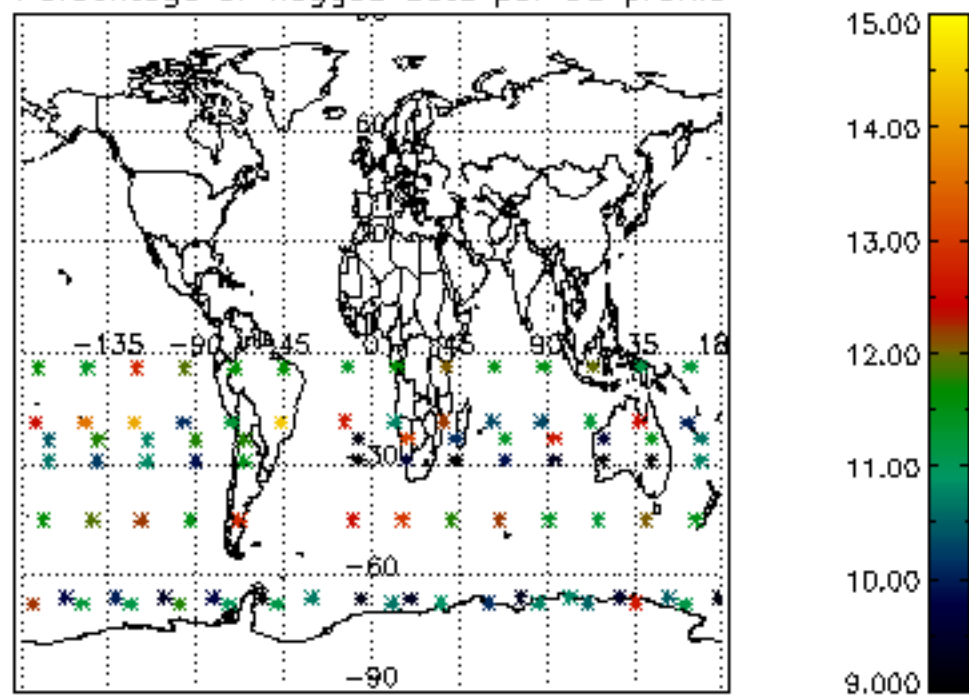
6. Auxiliary Data Files used for the production reported in section 2

The number reported in the third column indicates since which file (see list in section 2) the corresponding auxiliary file has been used. The fourth column is the date of those product files.

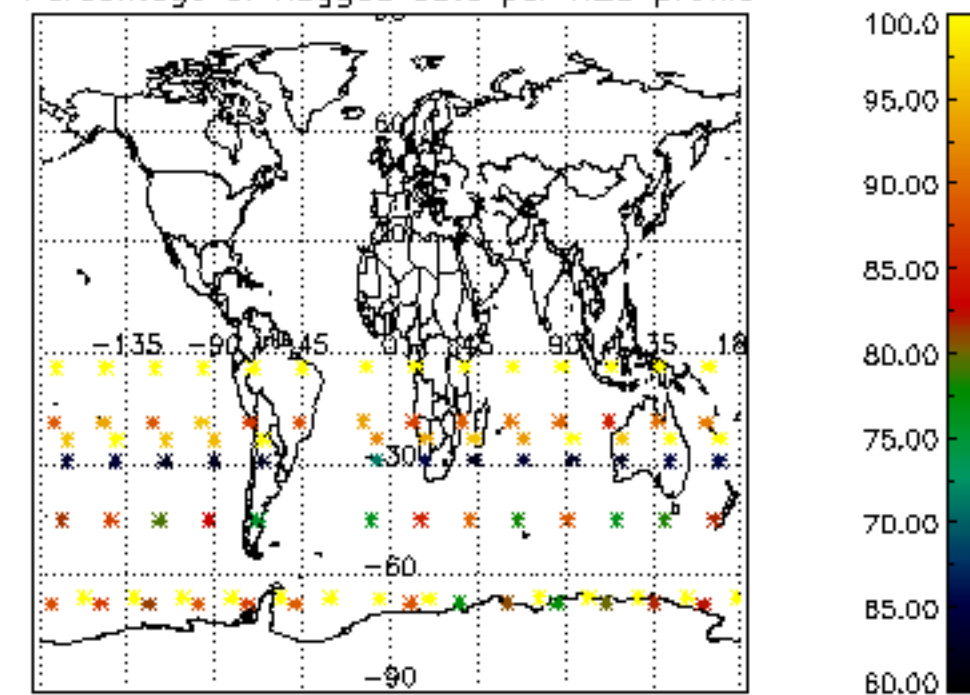
Type	Auxiliary Filename	Used since product	Used since product date
INST_PHYS_CHARACTERISTICS	GOM_INS_AXVIEC20091111_143220_20030716_120000_20500101_000000	1	11-MAY-2004 01:42:04
LEVEL-2_PROC_CONFIG	GOM_PR2_AXVIEC20091111_152718_20020301_000000_20500101_000000	1	11-MAY-2004 01:42:04
CROSS_SECTIONS_FILE	GOM_CRS_AXVIEC20091111_154832_20020301_000000_20500101_000000	1	11-MAY-2004 01:42:04



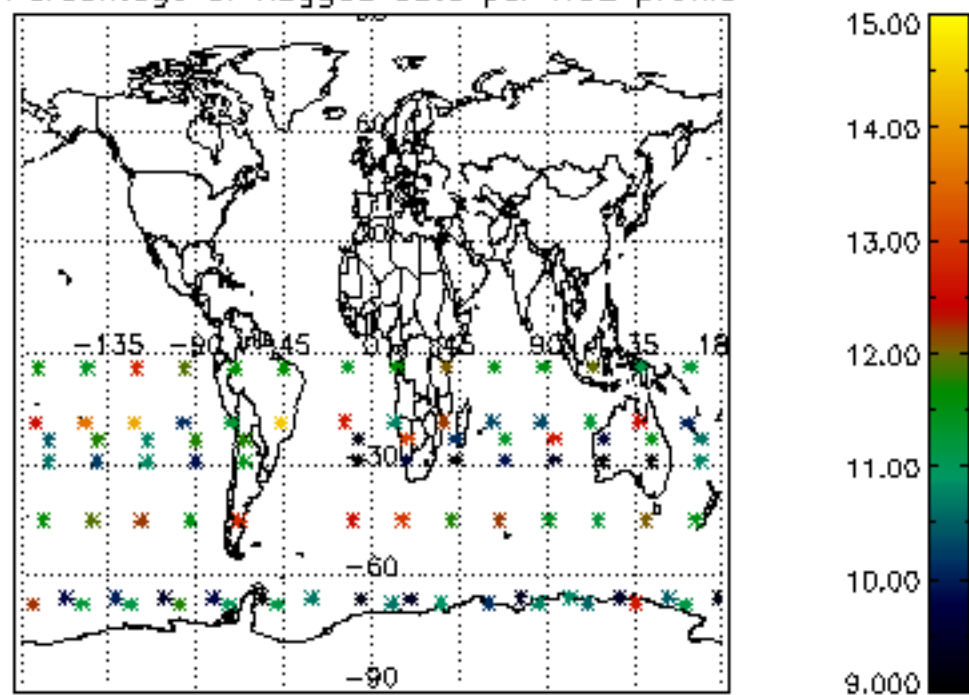
Percentage of flagged data per D3 profile



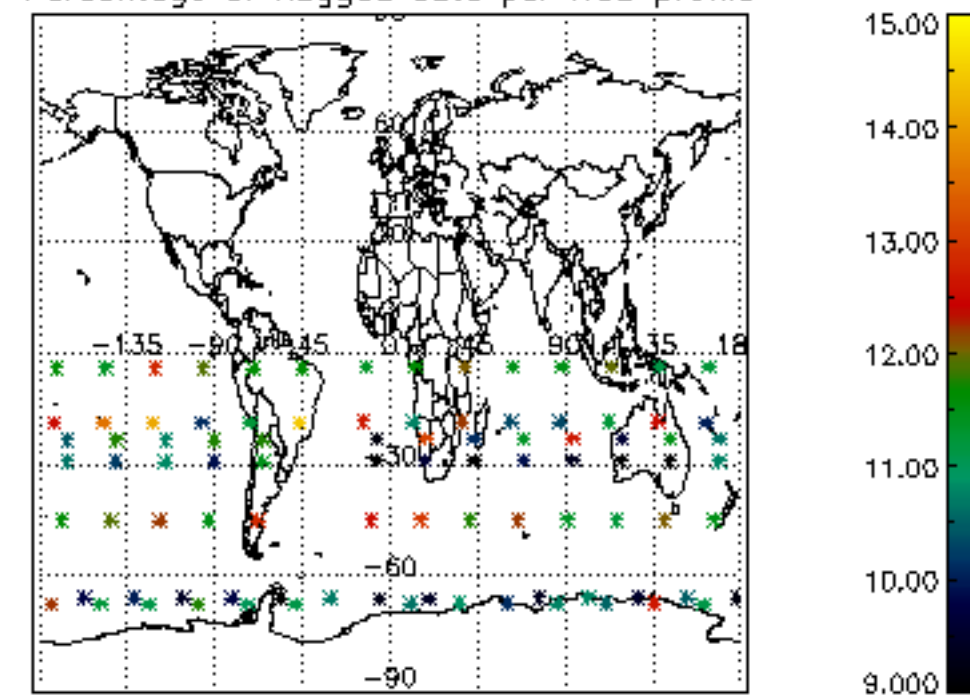
Percentage of flagged data per H2O profile

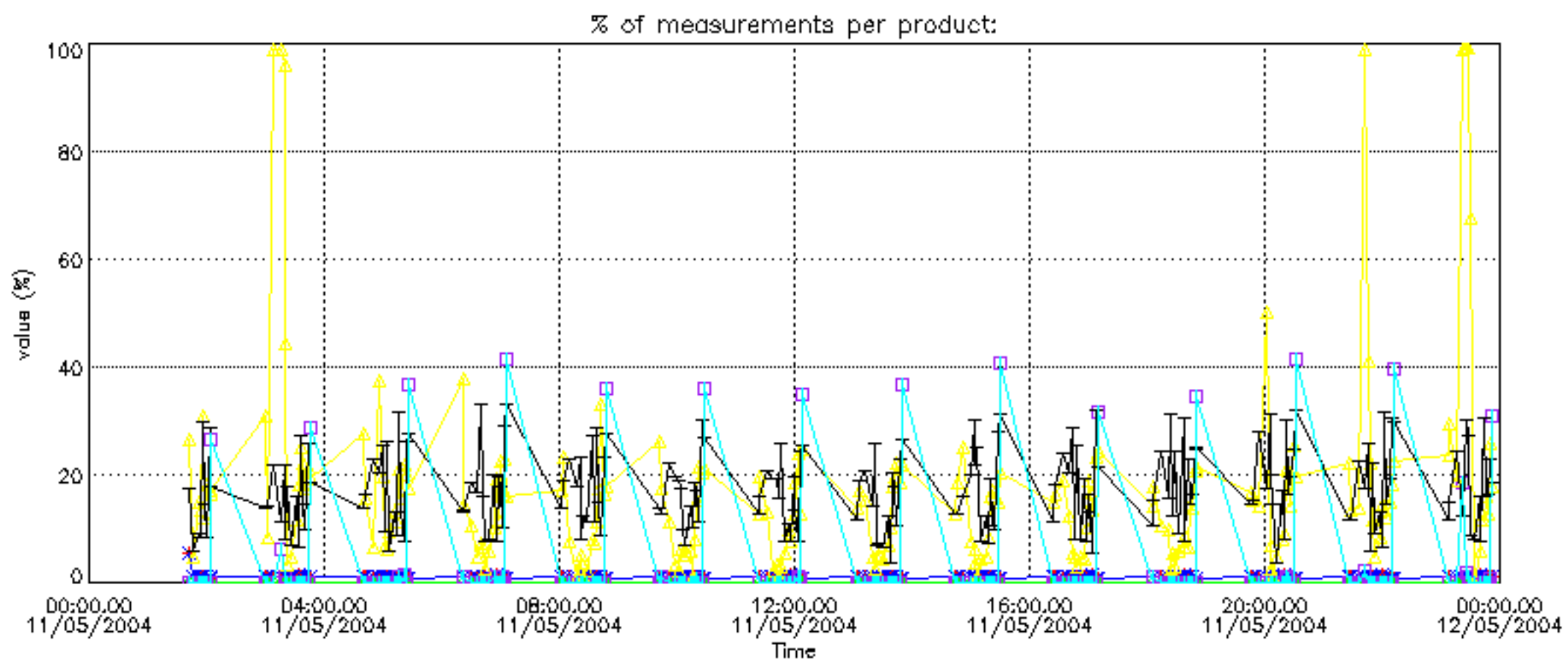


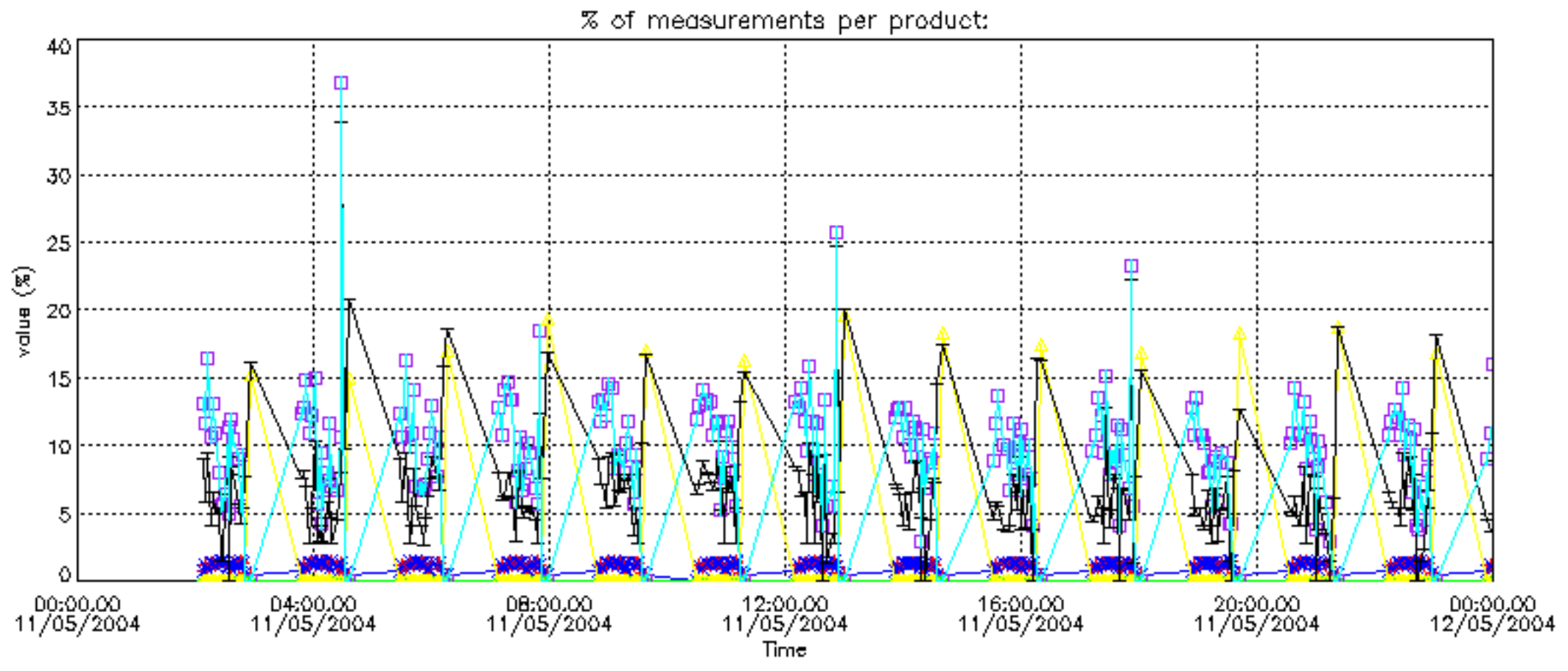
Percentage of flagged data per NO2 profile



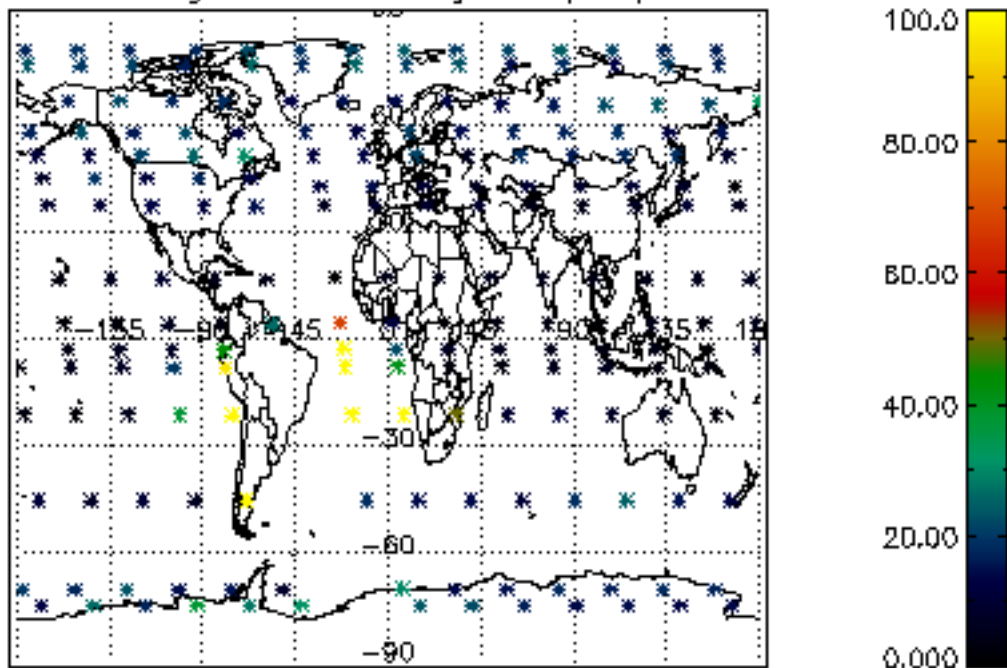
Percentage of flagged data per NO3 profile



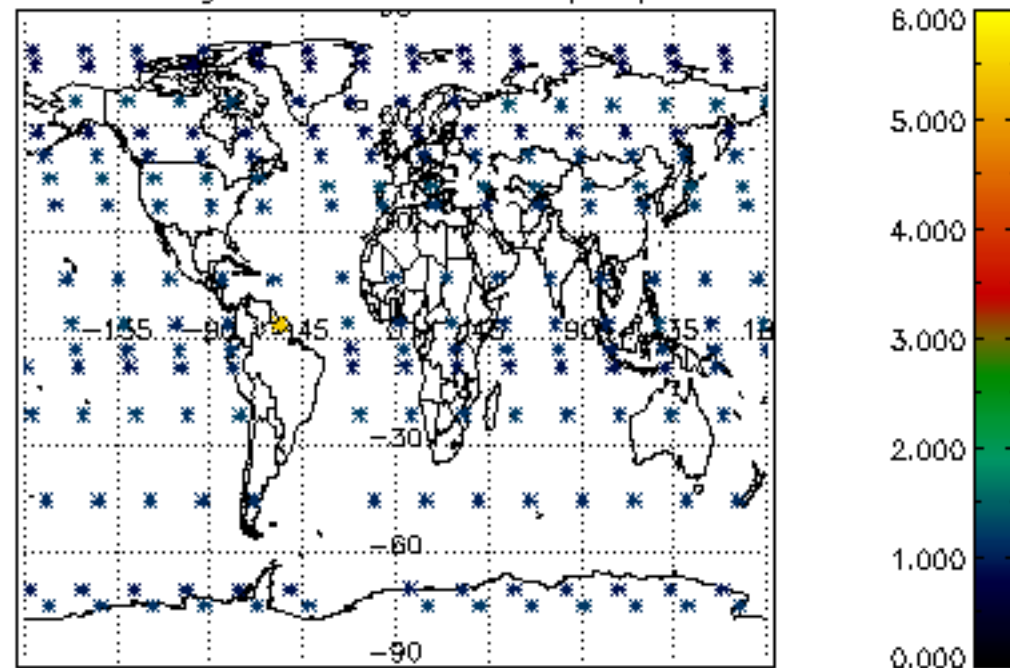




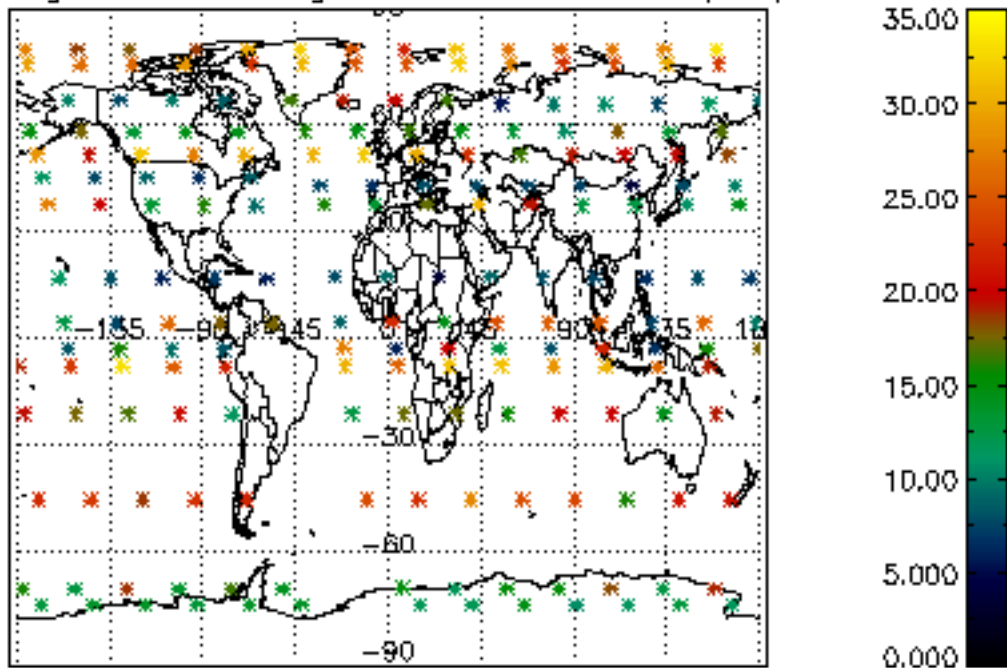
Percentage of cosmic ray hits per profile



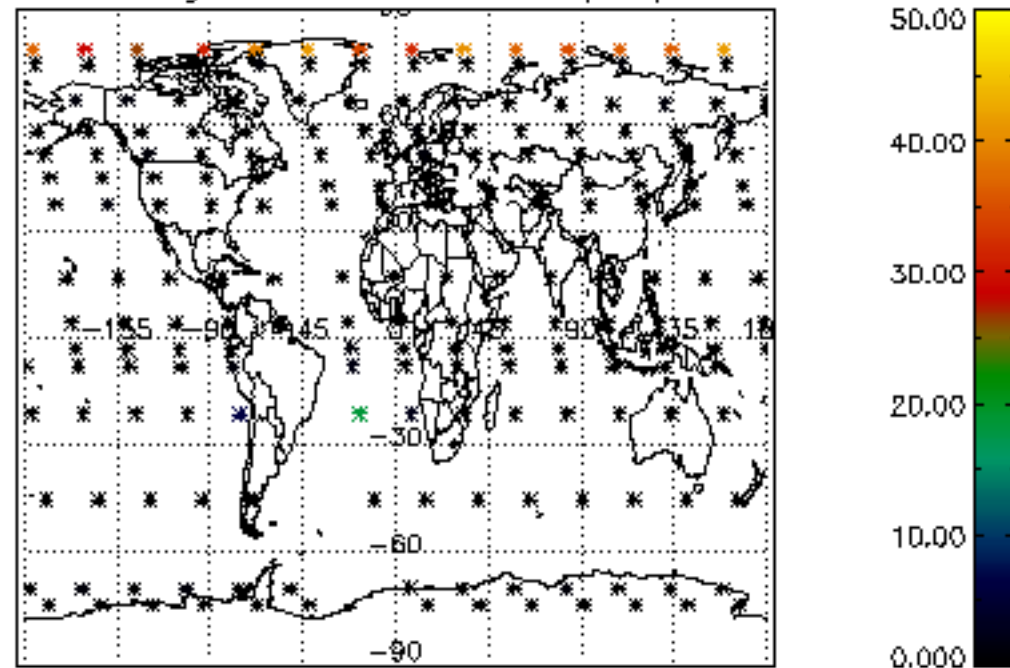
Percentage of datation errors per profile



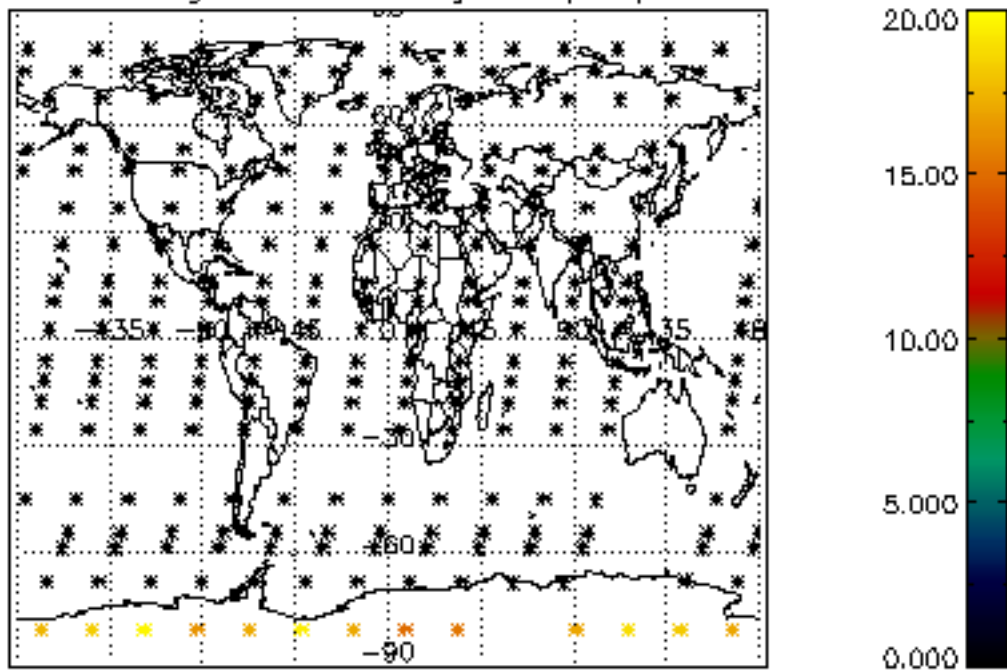
Percentage of star falling outside central band per profile



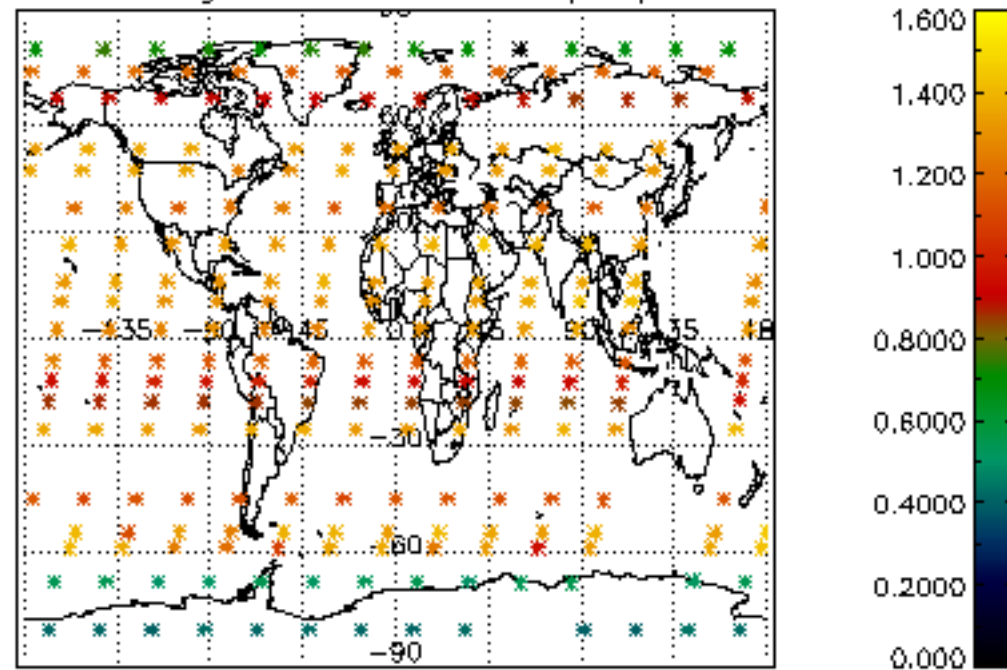
Percentage of saturation errors per profile



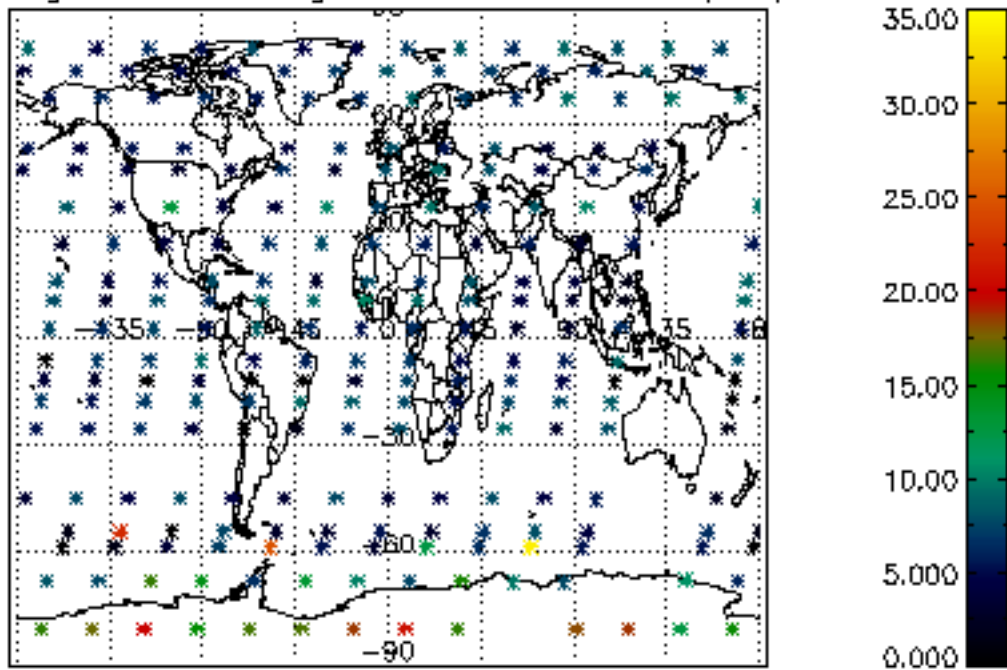
Percentage of cosmic ray hits per profile



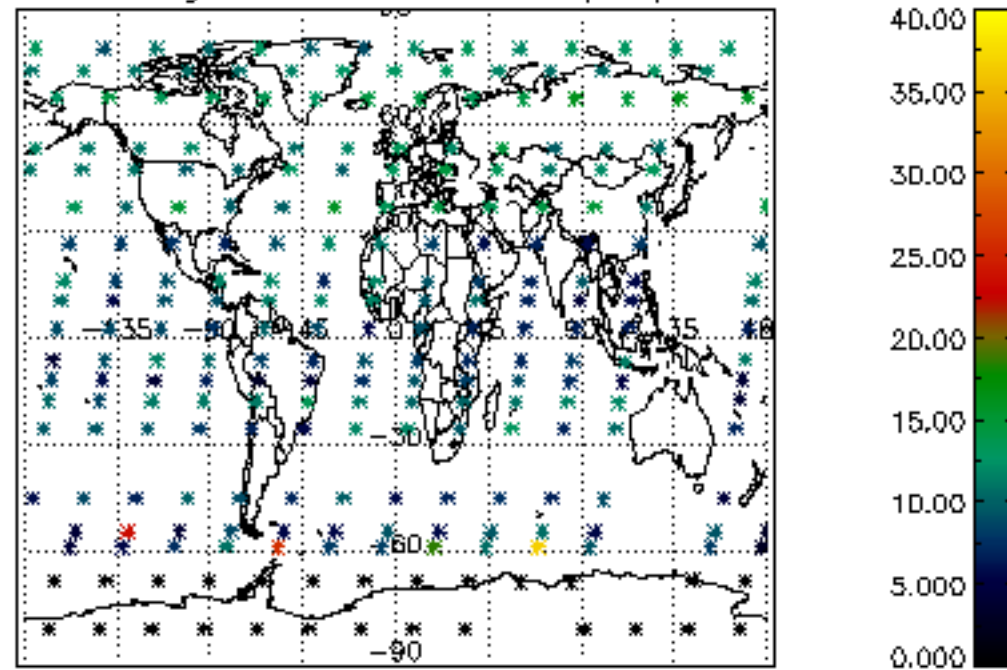
Percentage of datation errors per profile

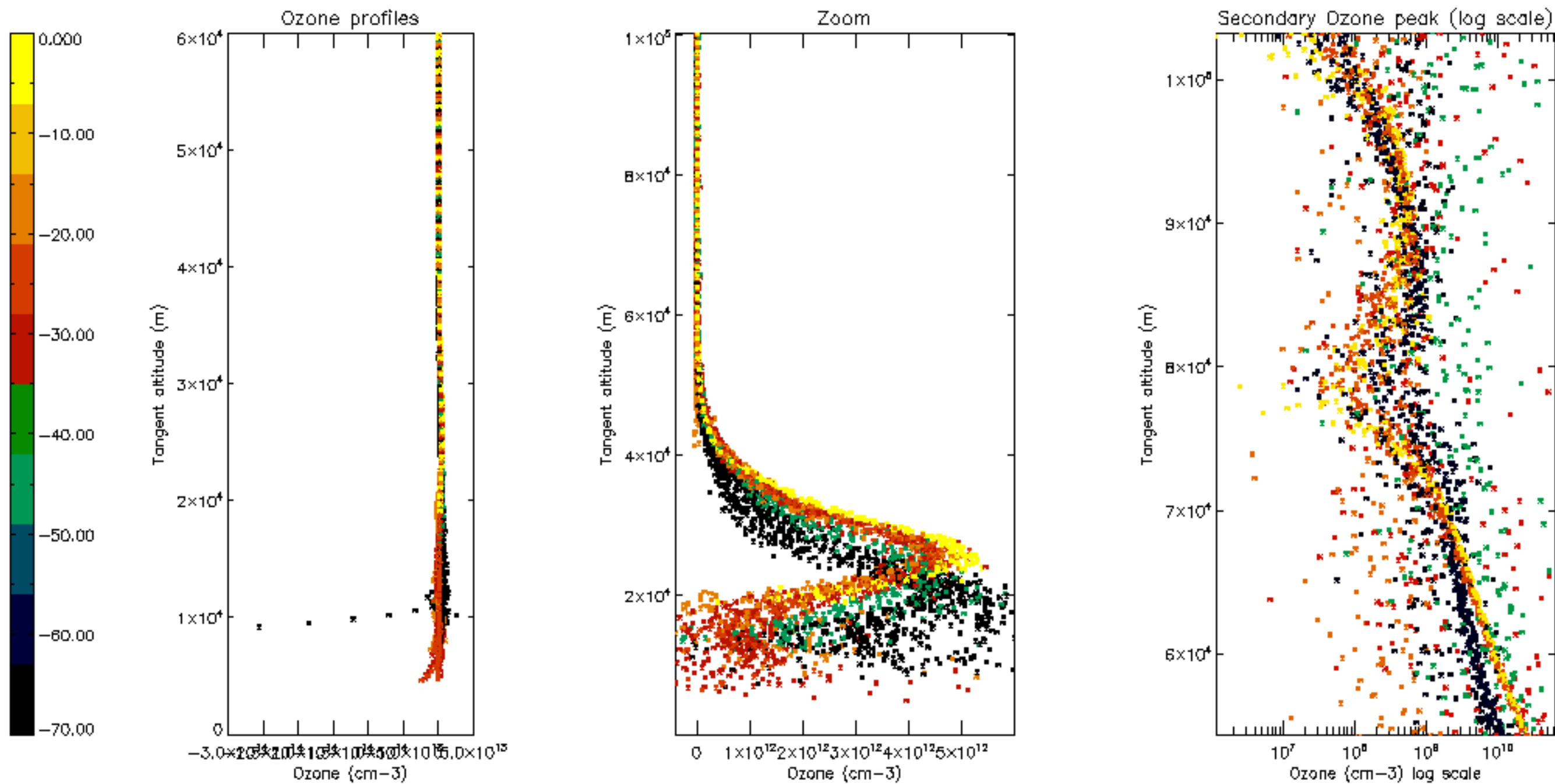


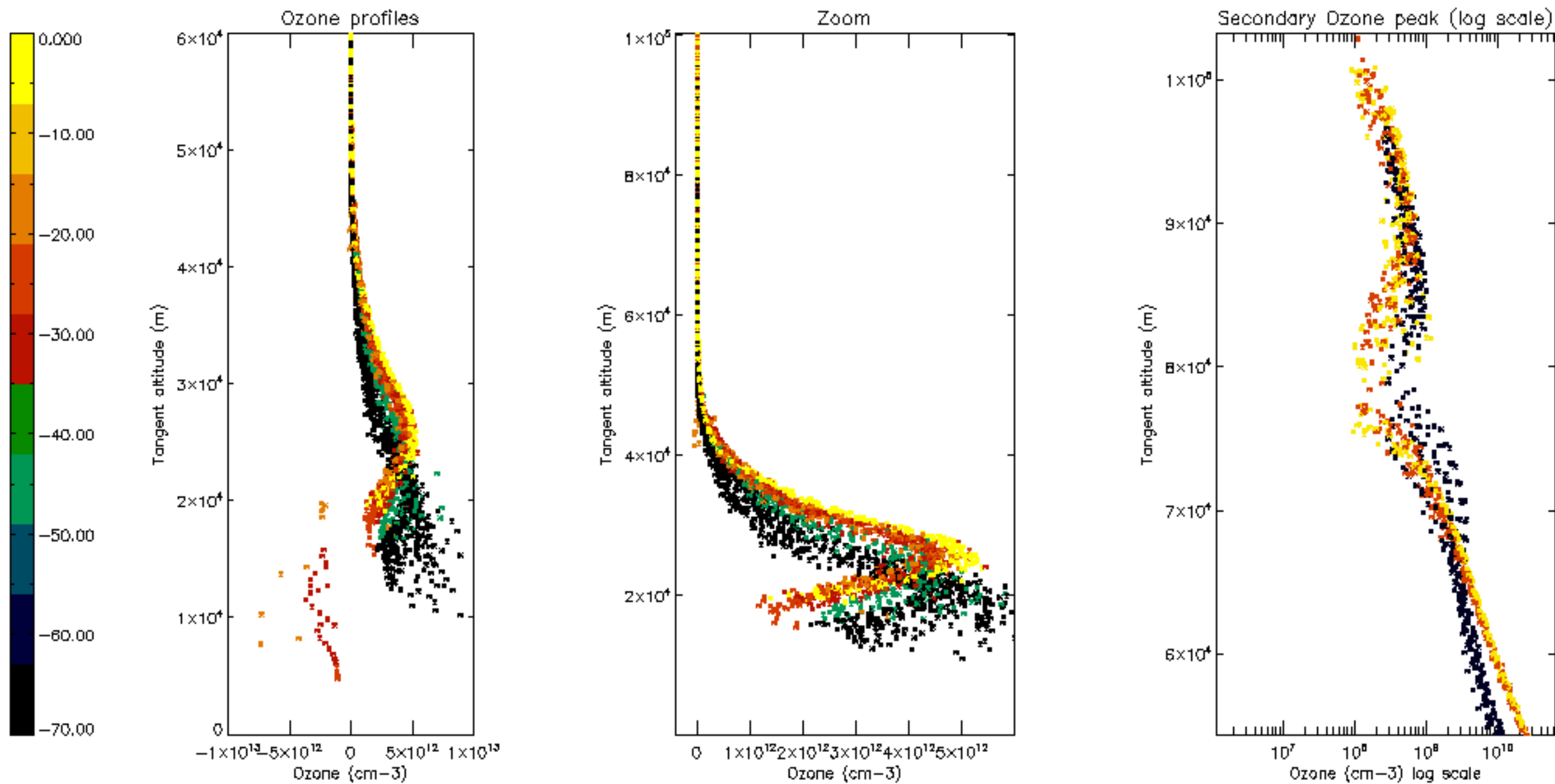
Percentage of star falling outside central band per profile

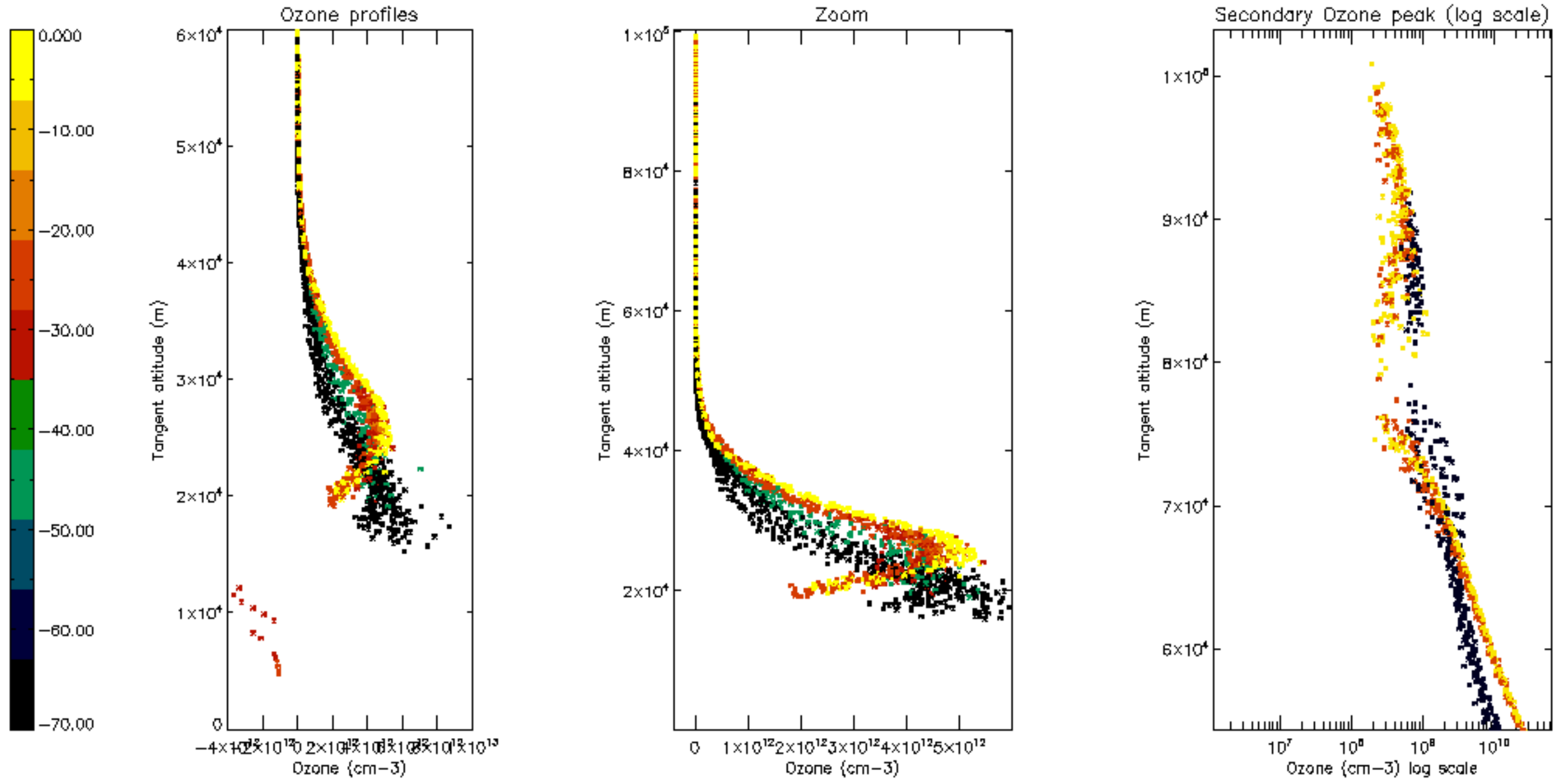


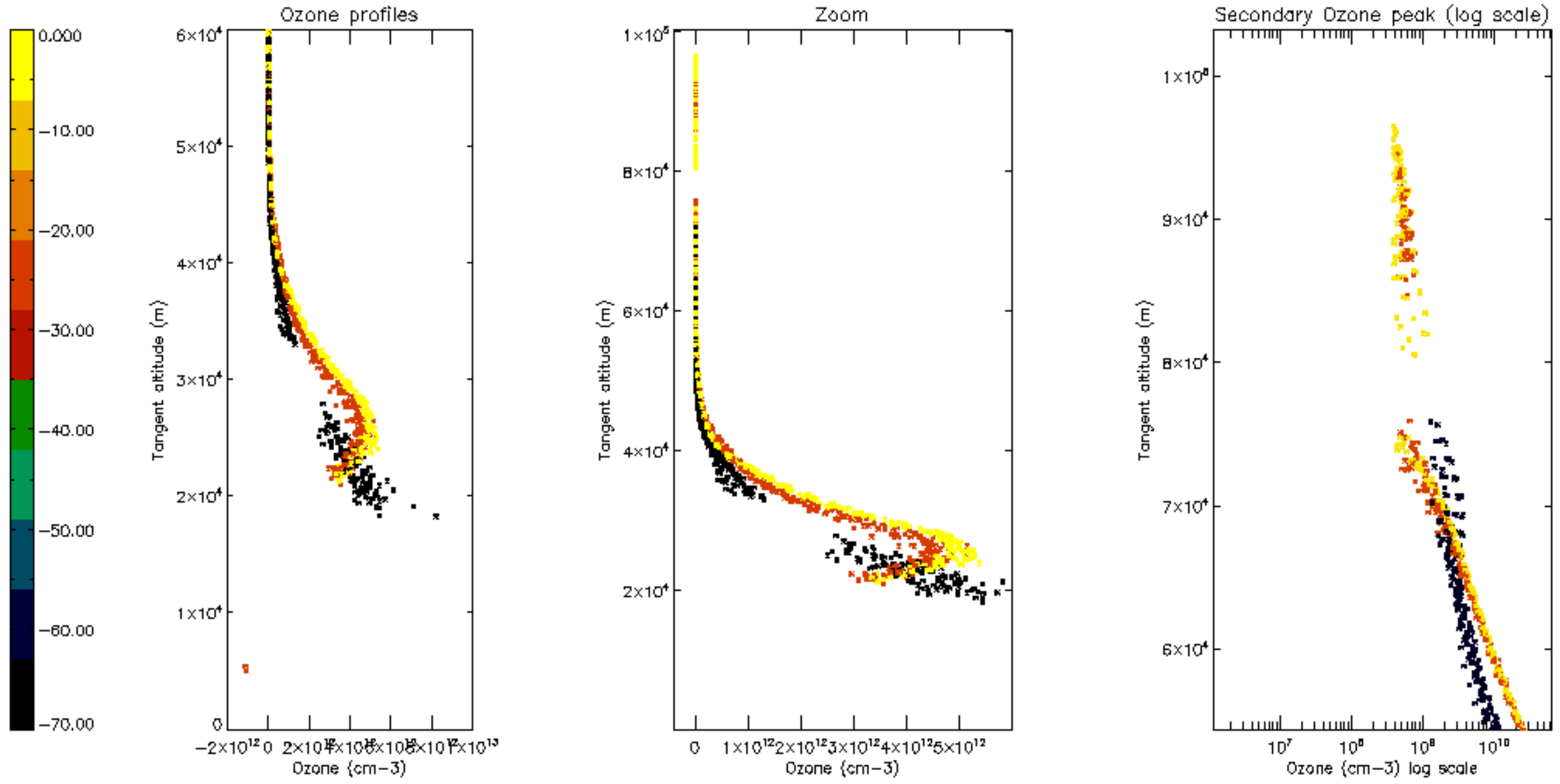
Percentage of saturation errors per profile

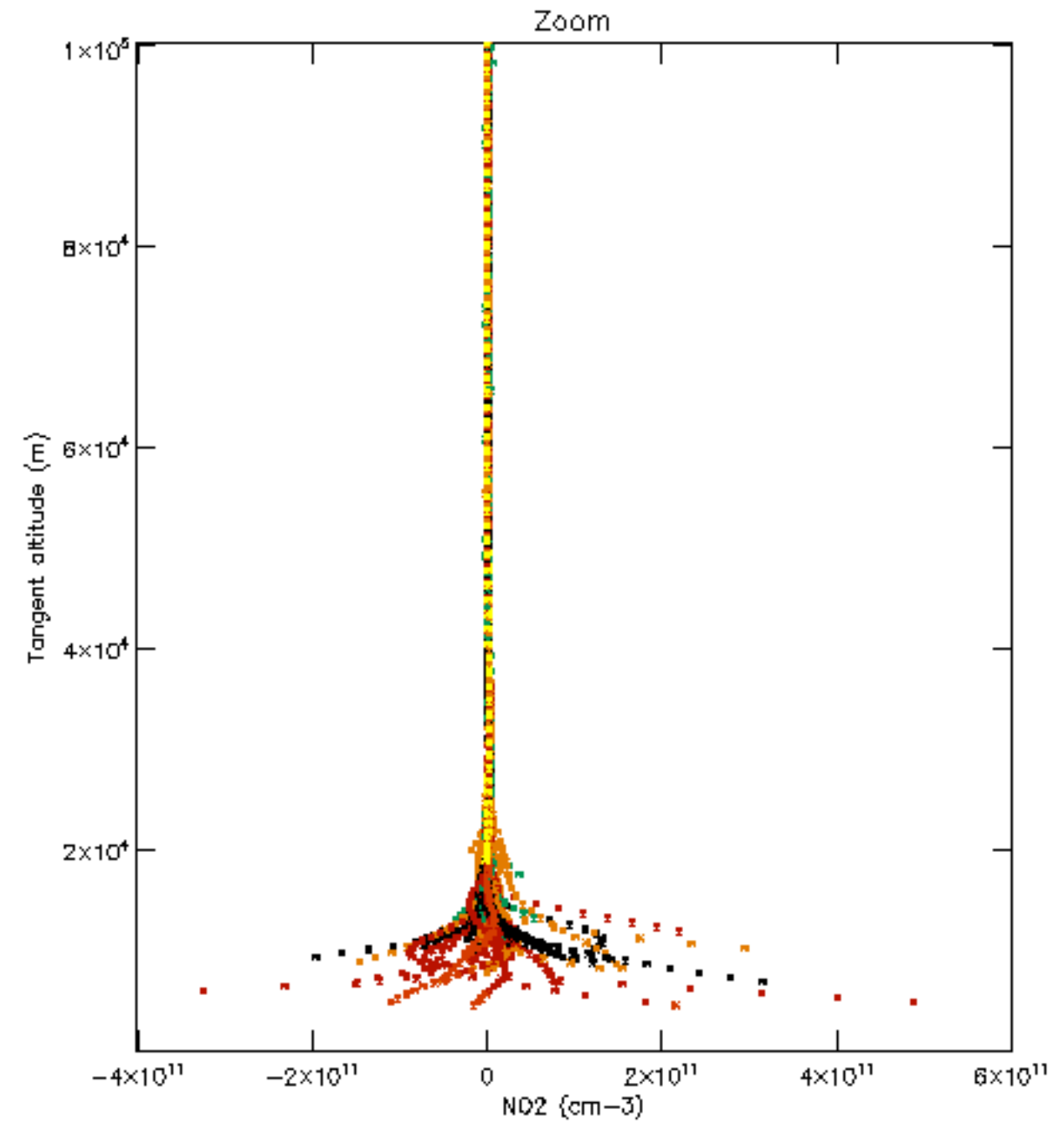
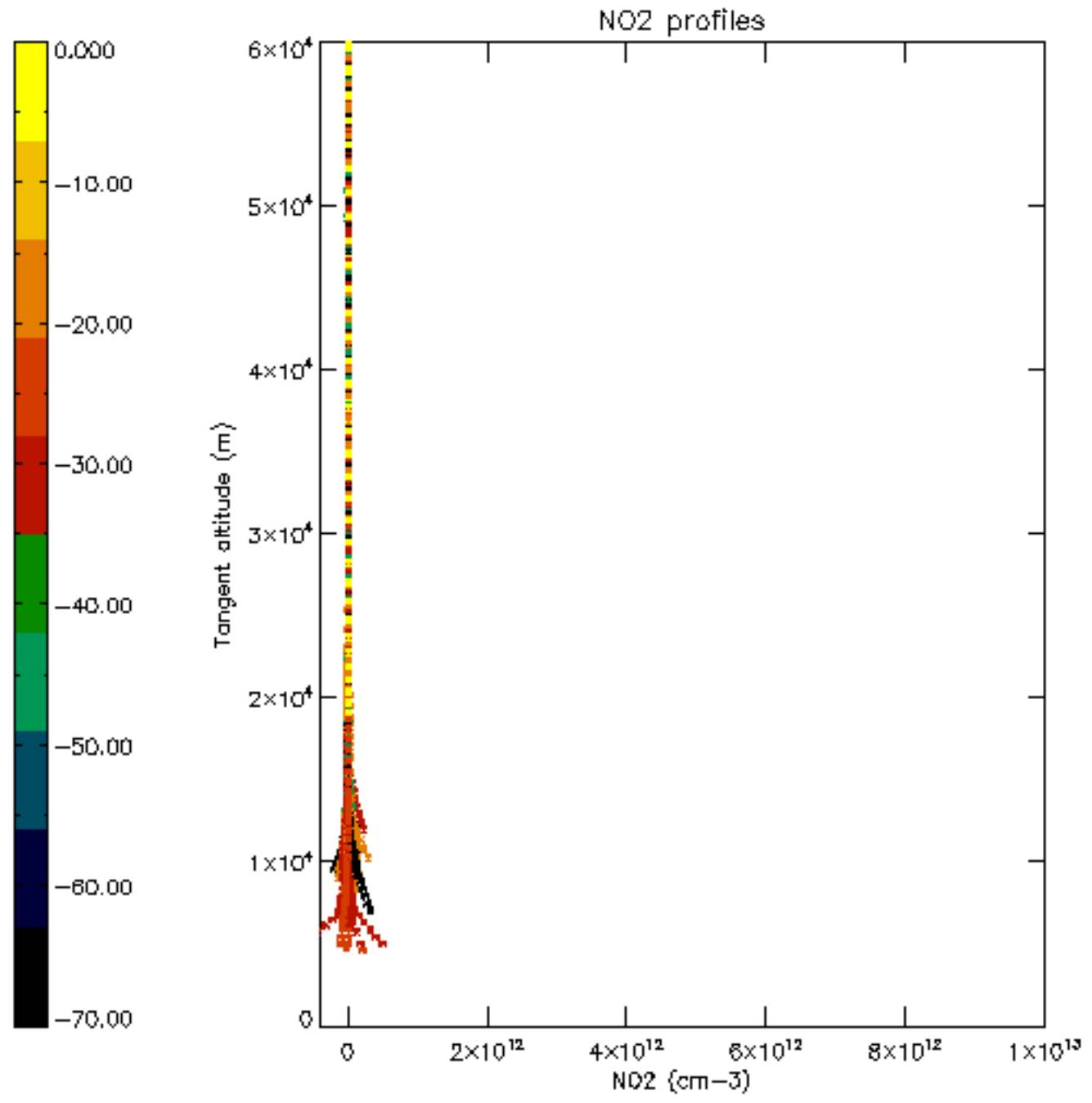


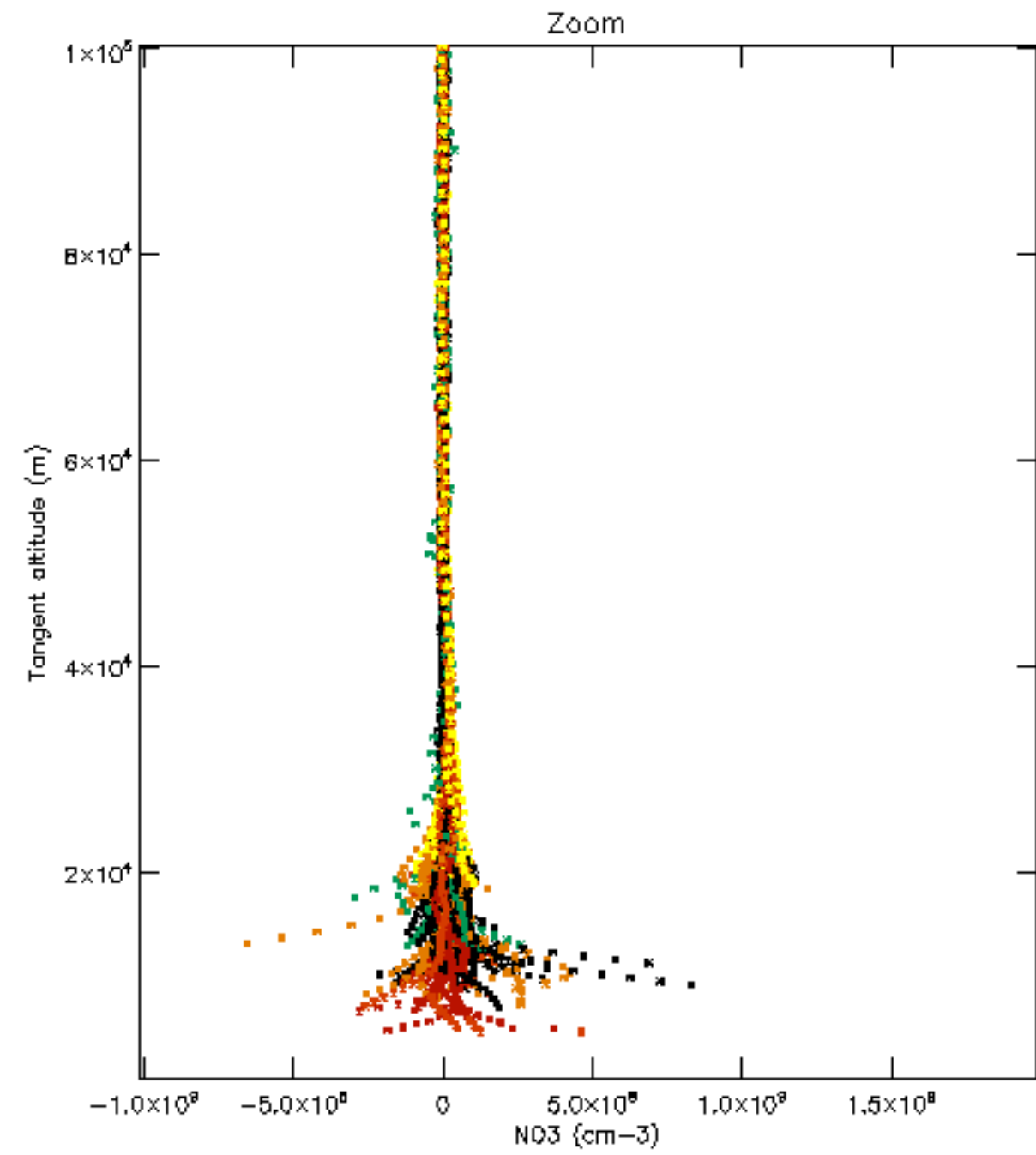
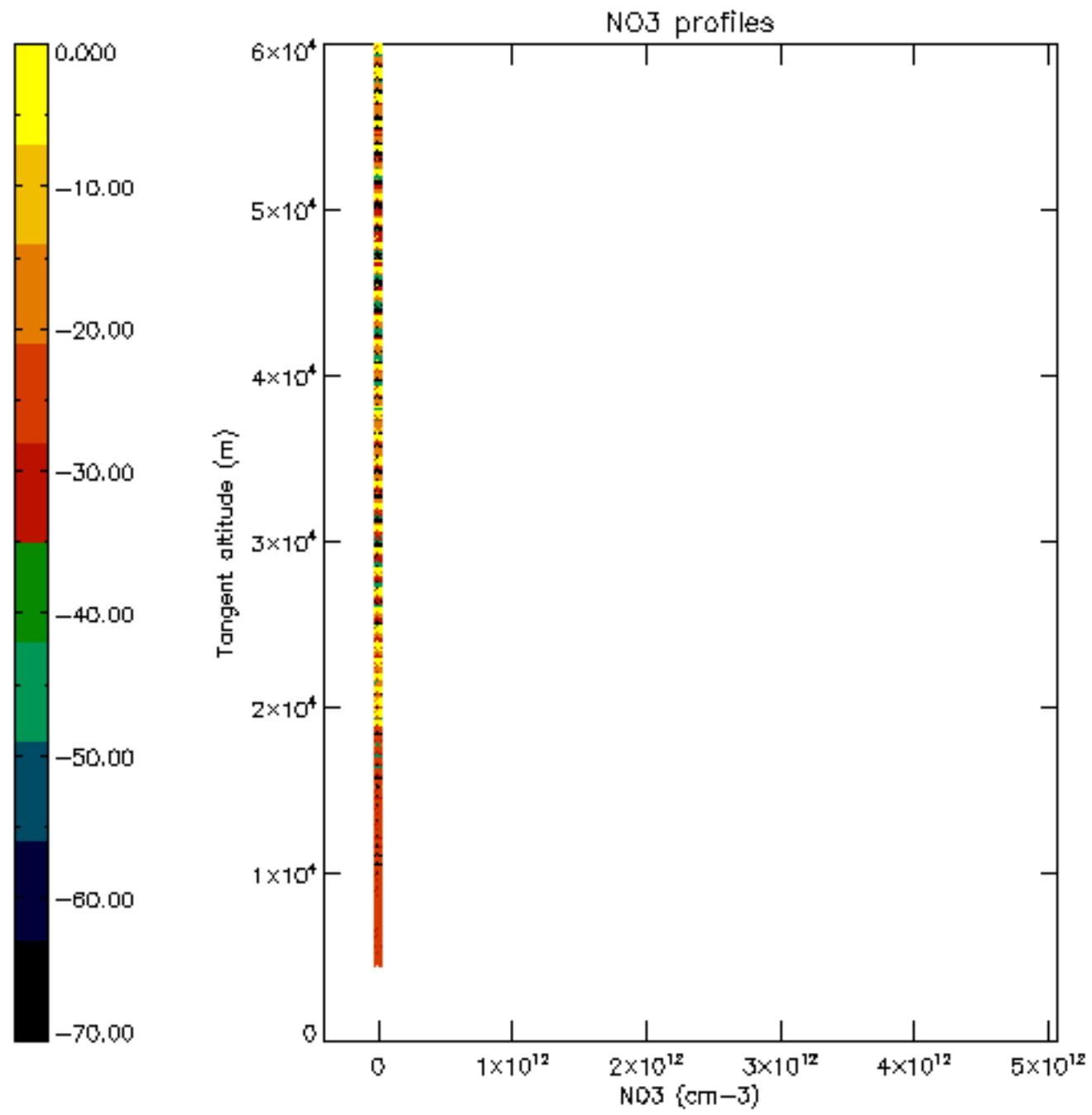


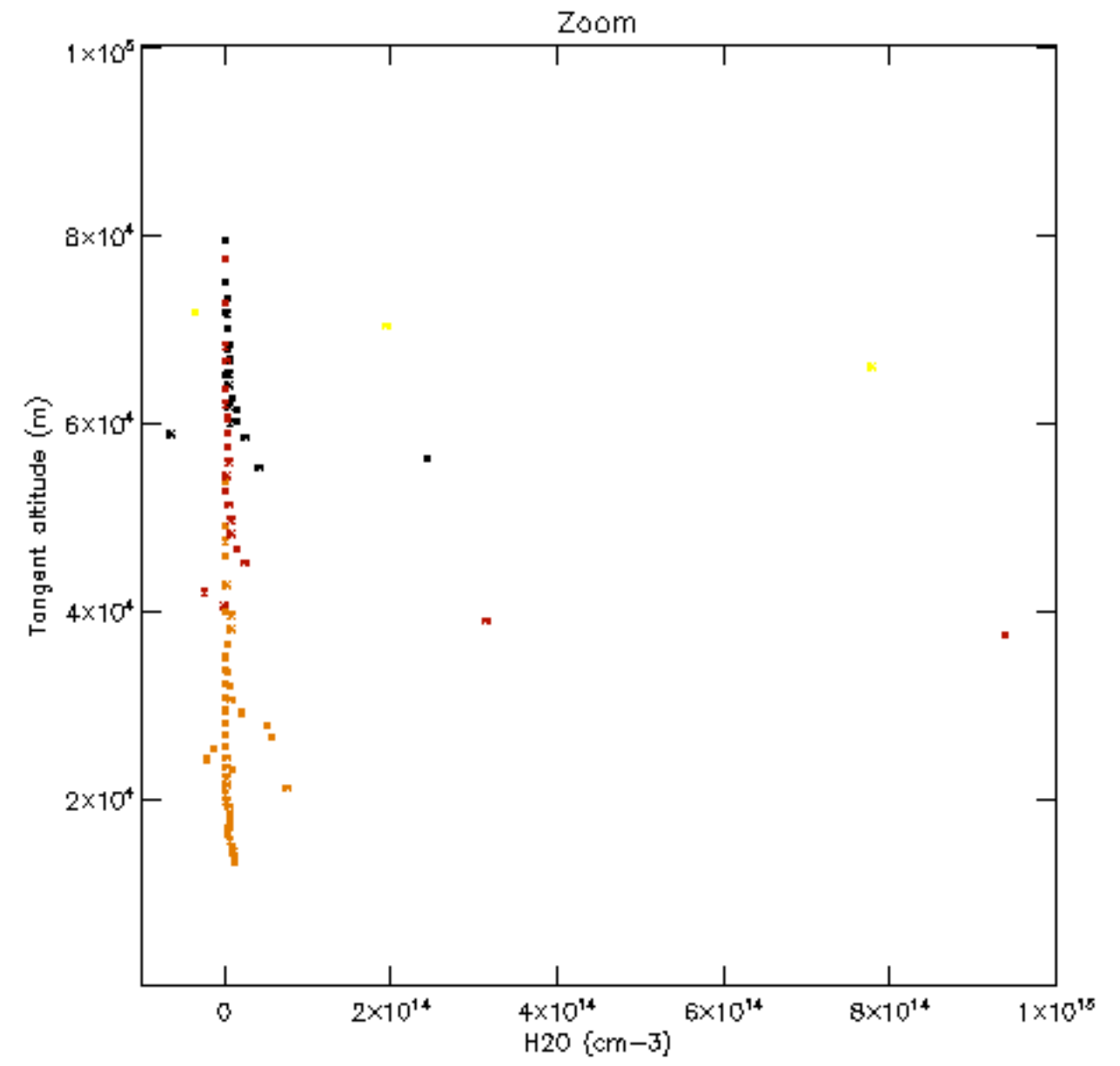
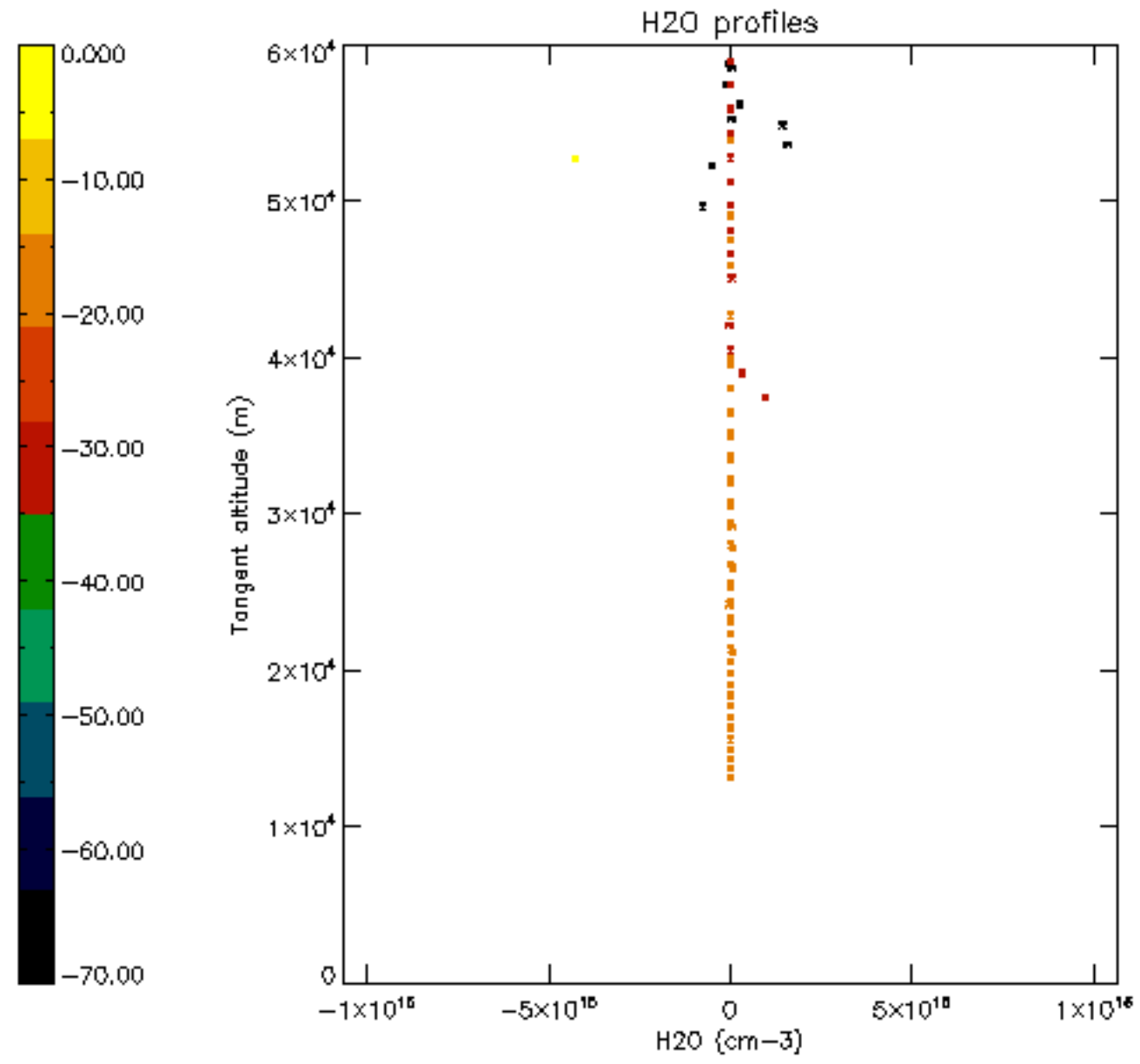


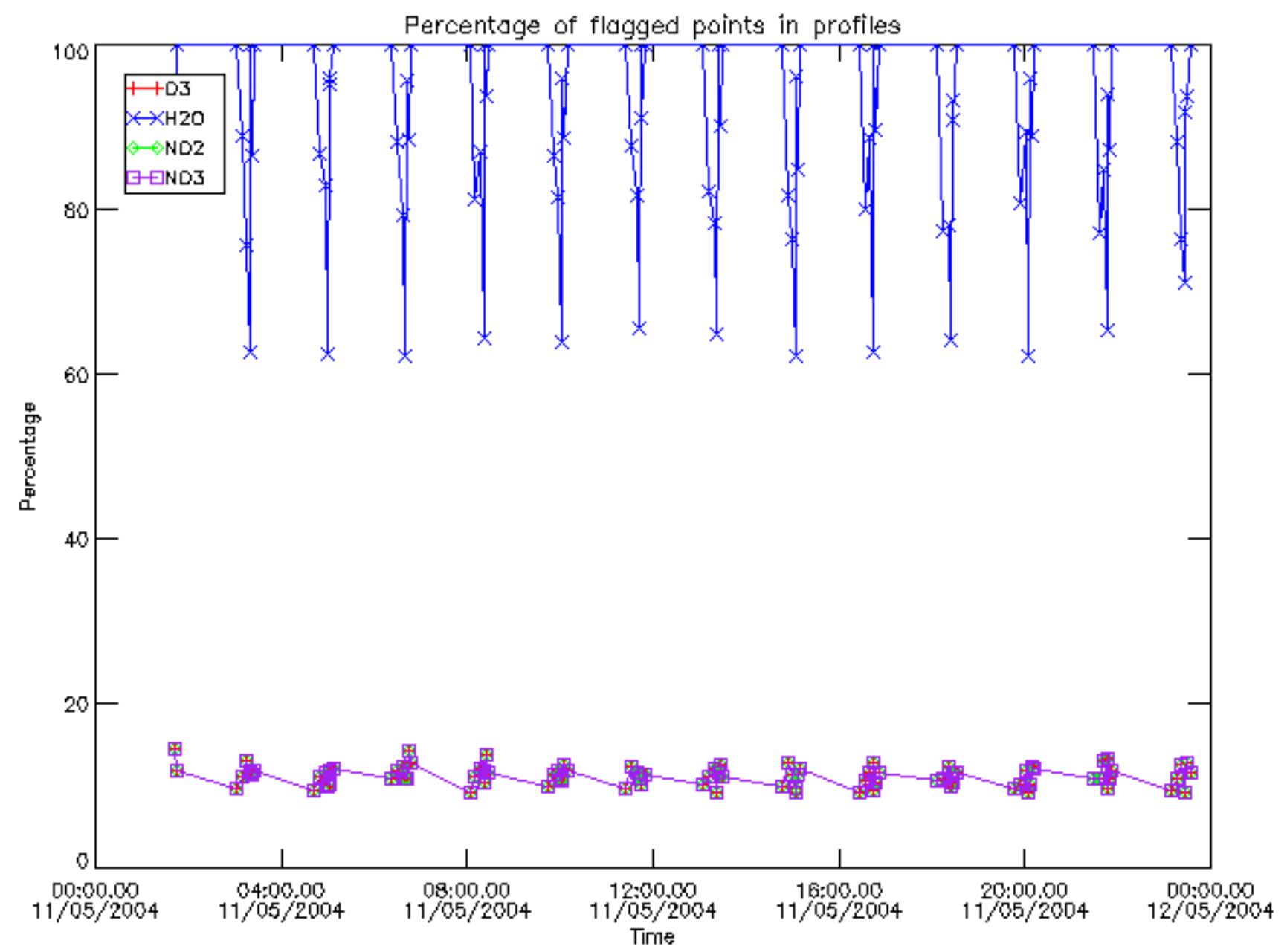




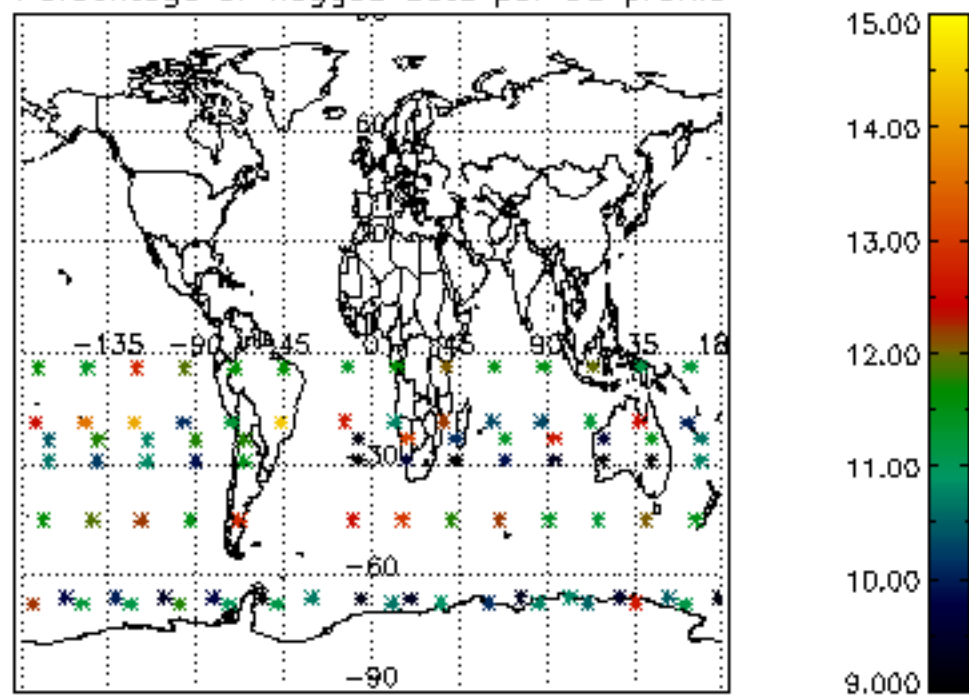




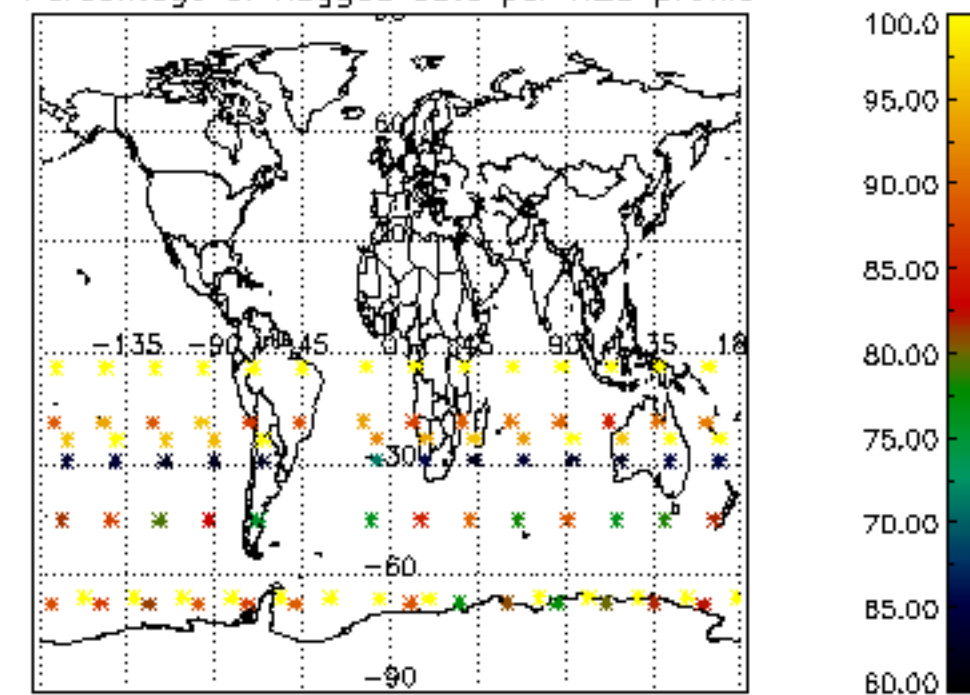




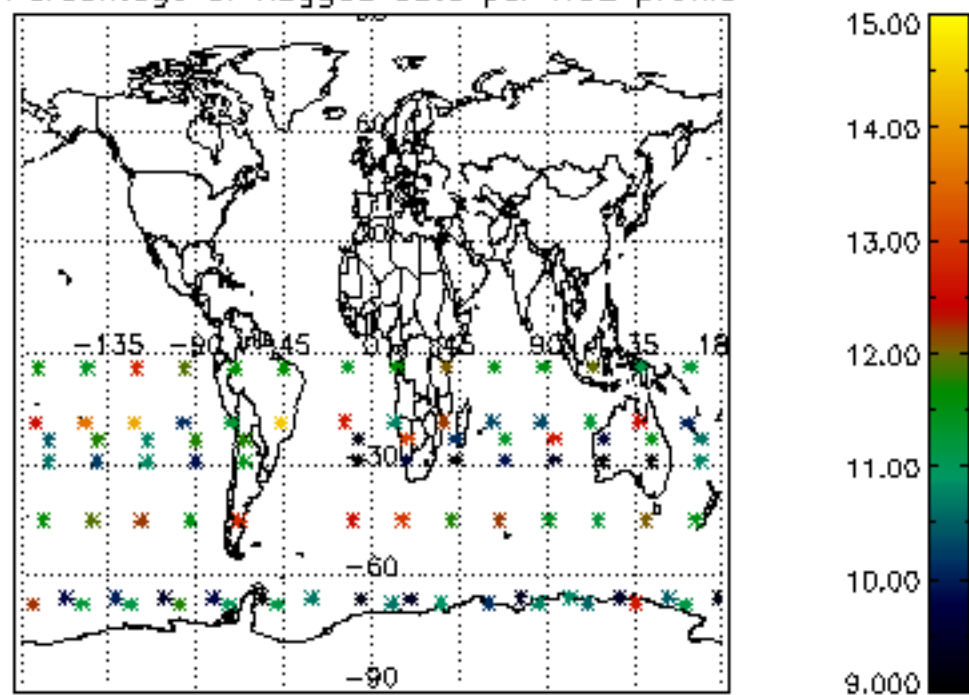
Percentage of flagged data per D3 profile



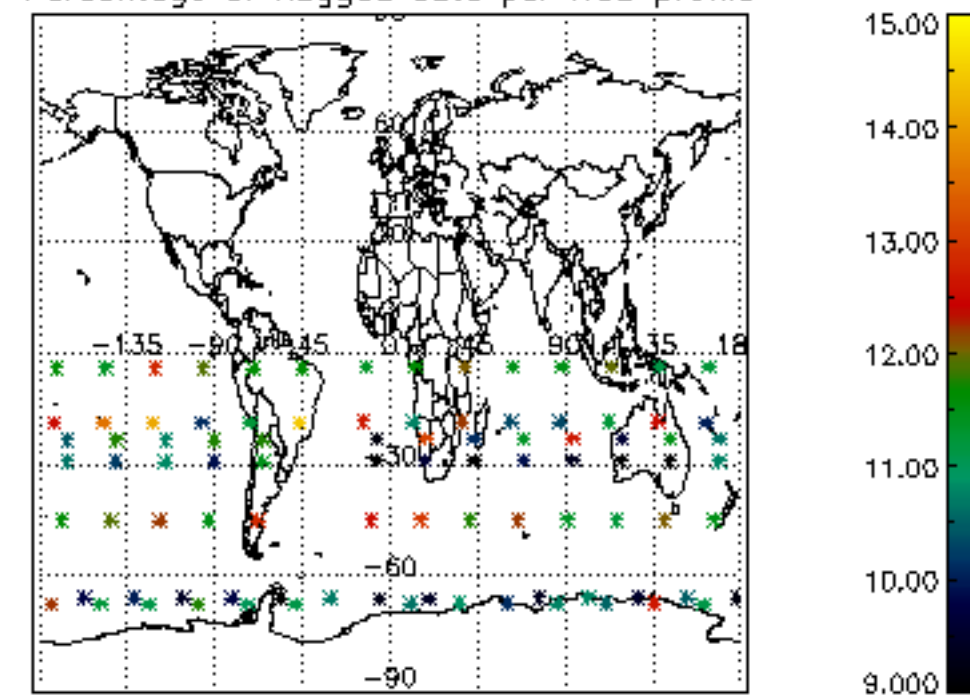
Percentage of flagged data per H2O profile

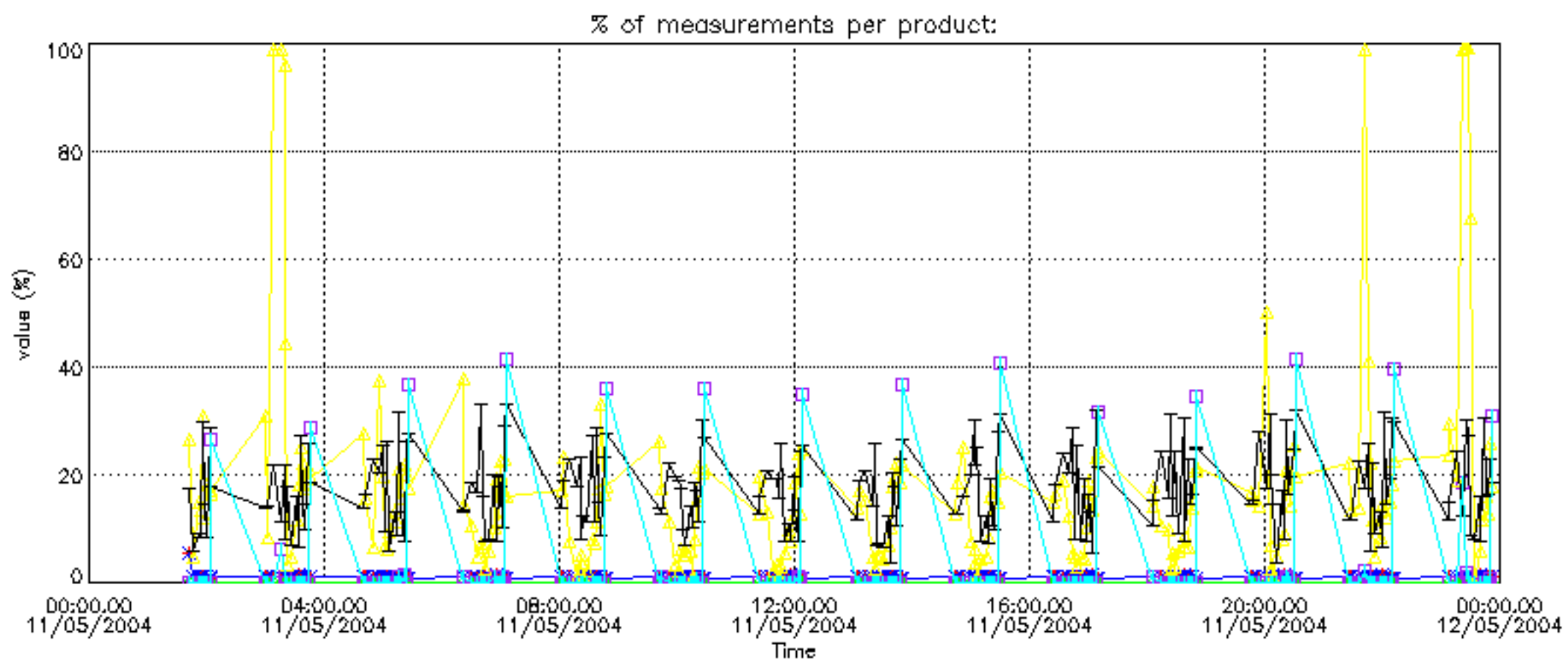


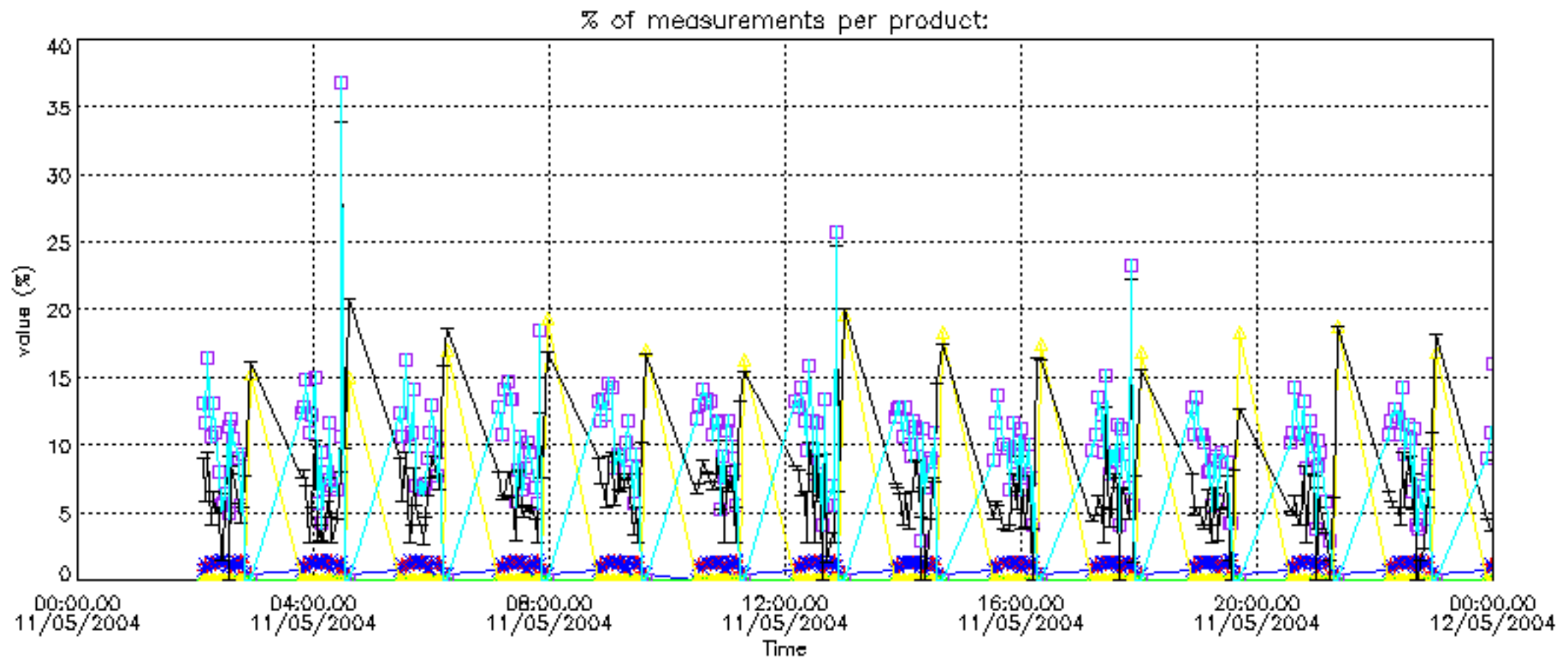
Percentage of flagged data per NO2 profile



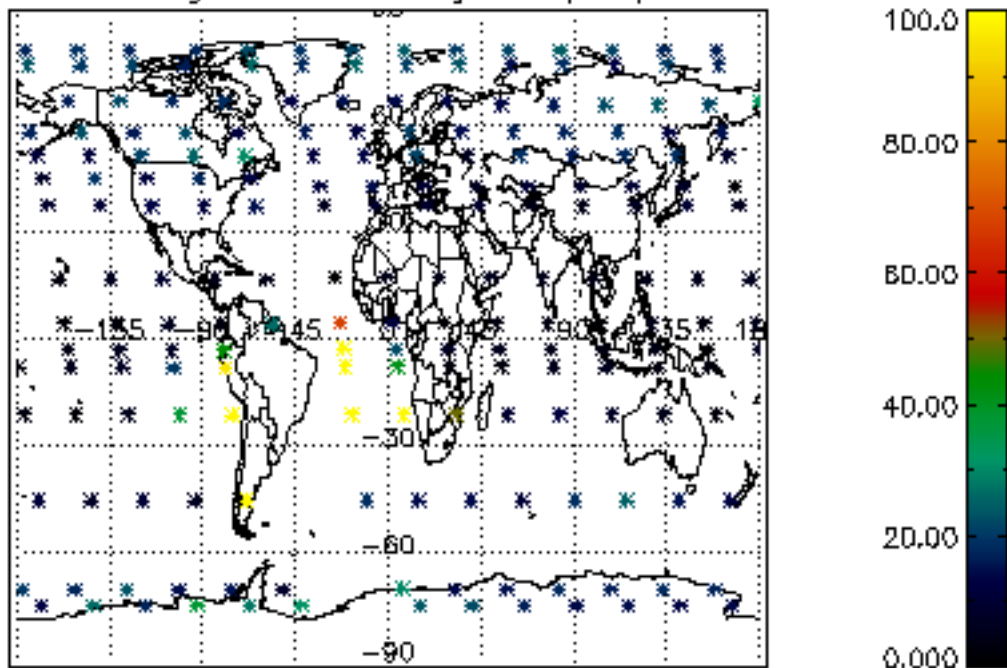
Percentage of flagged data per NO3 profile



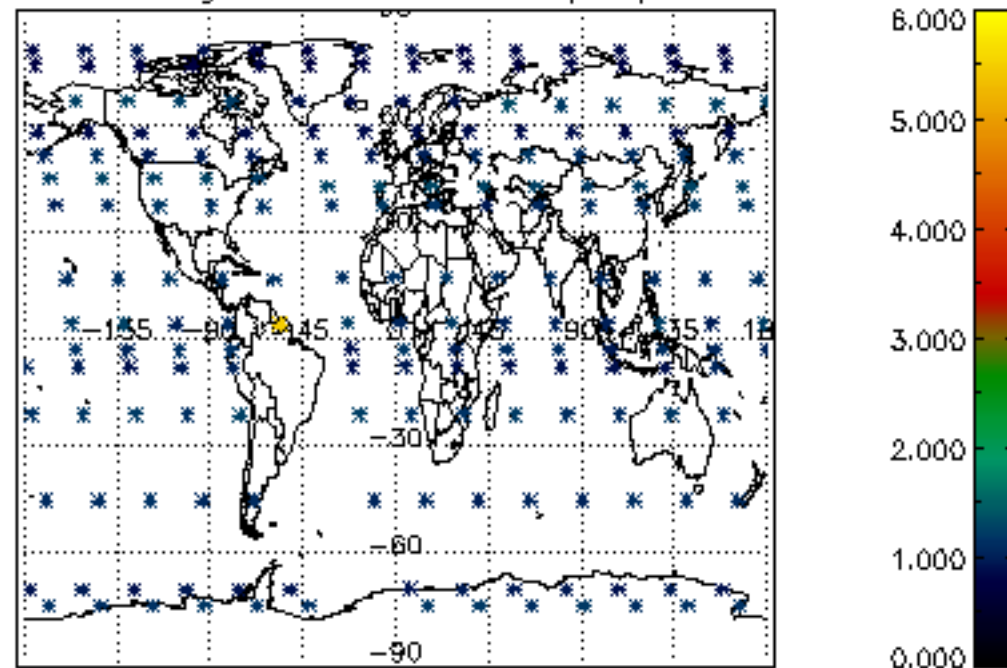




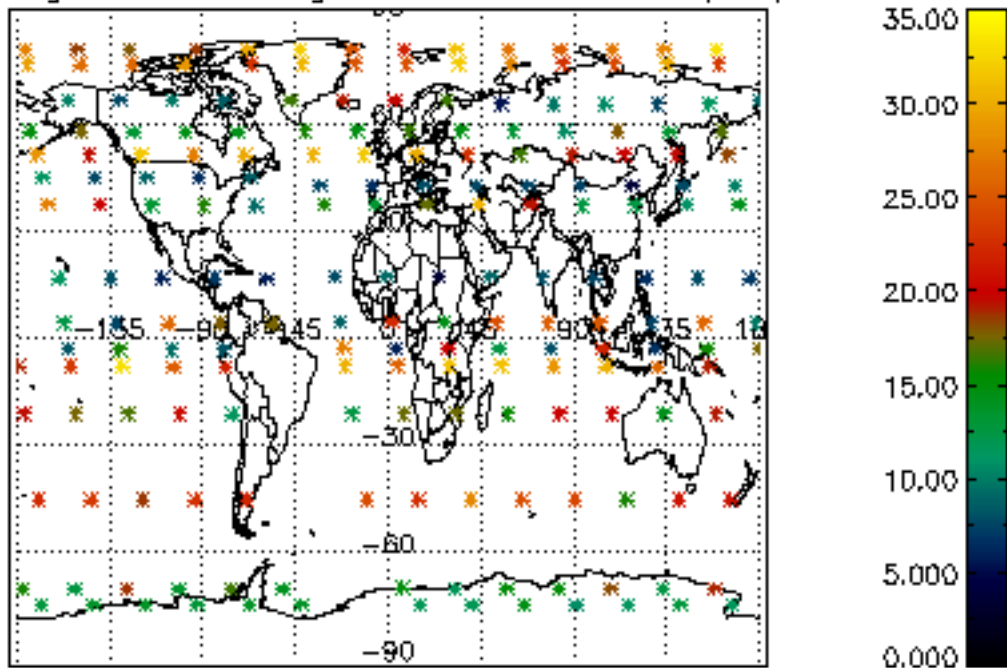
Percentage of cosmic ray hits per profile



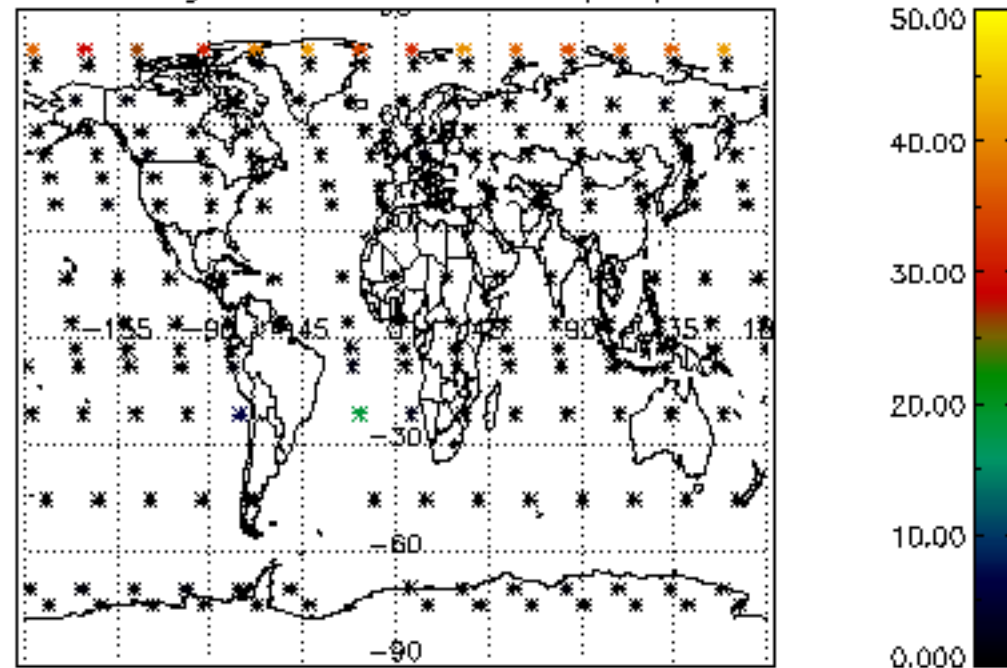
Percentage of datation errors per profile



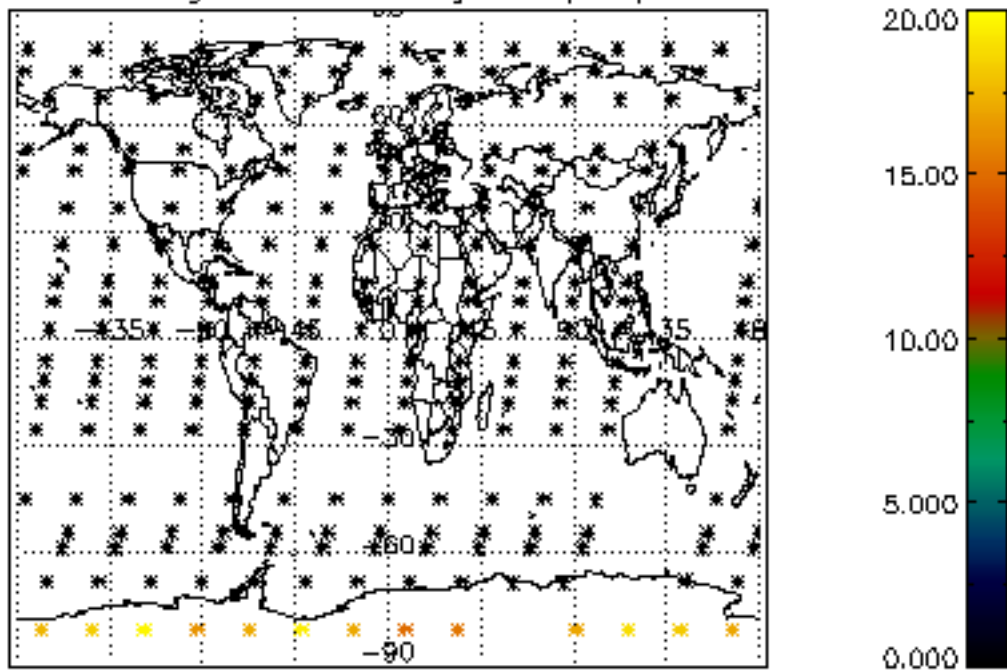
Percentage of star falling outside central band per profile



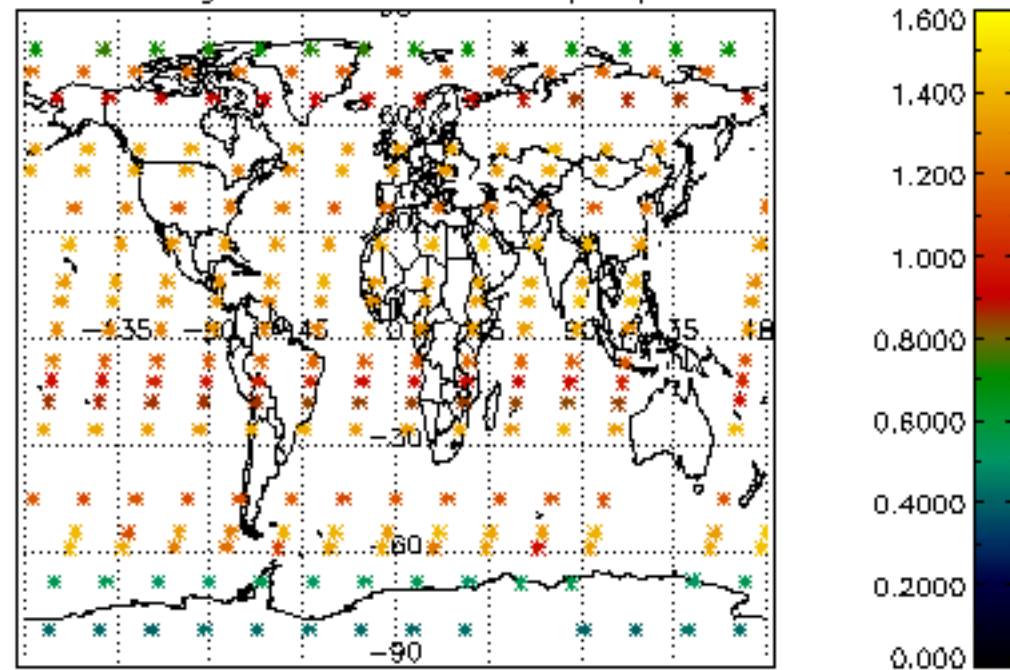
Percentage of saturation errors per profile



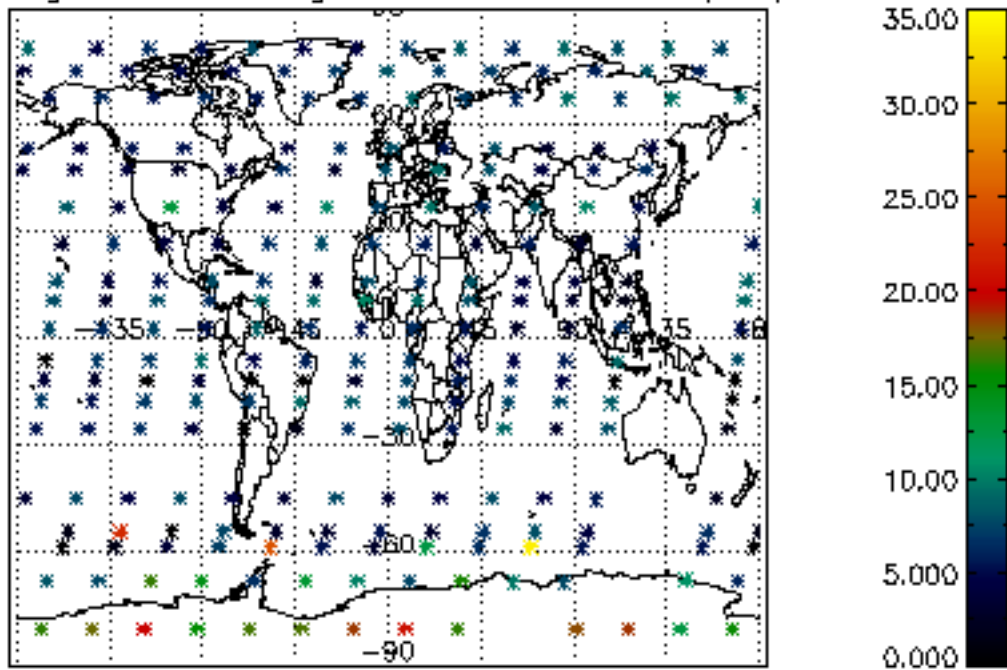
Percentage of cosmic ray hits per profile



Percentage of datation errors per profile



Percentage of star falling outside central band per profile



Percentage of saturation errors per profile

