

# GOMOS Level 2 Daily Report

## SUMMARY

### [1. General Info](#)

### [2. Summary of processed GOM\\_NL\\_2P products](#)

### [3. Level 2 Quality information per product](#)

#### [3.1 Plot of level 2 quality information per product \(time dependant\)](#)

#### [3.2 Plot of level 2 quality information per product \(world map\)](#)

### [4. Level 1 Quality information per product \(stored on level 2 products\)](#)

#### [4.1 Plot of level 1 quality information per product \(time dependant\)](#)

##### [4.1.1 Plot of level 1 quality information per product \(time dependant\): ASCENDING](#)

##### [4.1.2 Plot of level 1 quality information per product \(time dependant\): DESCENDING](#)

#### [4.2 Plot of level 1 quality information per product \(world map\)](#)

##### [4.2.1 Plot of level 1 quality information per product \(world map\): ASCENDING](#)

##### [4.2.2 Plot of level 1 quality information per product \(world map\): DESCENDING](#)

### [5. Ozone profiles based on quality statistics and other trace gas profiles](#)

#### [5.1 Ozone statistics based on quality of products](#)

#### [5.2 Plot ozone profiles for all STD \(dark without errors\)](#)

#### [5.3 Plot ozone profiles where STD < 20% \(dark without errors\)](#)

#### [5.4. Plot ozone profiles where STD < 10% \(dark without errors\)](#)

#### [5.5. Plot ozone profiles where STD < 5% \(dark without errors\)](#)

#### [5.6 Plot NO2 profiles for all STD \(dark without errors\)](#)

#### [5.7 Plot NO3 profiles for all STD \(dark without errors\)](#)

#### [5.8 Plot H2O profiles \(only for occultations of stars 1,2,3,4,13,14,16,26,63 dark without errors\) for all STD](#)

### [6. Auxiliary Data Files used for the production reported in section 2](#)

This report presents the daily analysis on parameters extracted from GOMOS level 2 data (GOM\_NL\_\_2P). It is intended to monitor some important parameters that will impact the quality of these products. A list of level 2 products (and content) that have arrived during the reporting day to the PCF is also given.

Item	Value
Time of report generation	19APR2013 01:40:15
Data source version	GOMOS/6.01
Start time of products	10-05-2004 (10MAY2004 00:00:00)
Stop time of products	11-05-2004 (11MAY2004 00:00:00)
Store outputs in DB	Yes
Nb of level 2 prods	469
Nb of prods with errors	0

## 2. Summary of processed GOM\_NL\_\_2P products.

Nr	Filename	UTC Start time	Limb	Duration	Star Id	Star Name	Star Mag	Star Temp	Nb Meas	Orbit	Prod. error
1	GOM_NL__2PRFIN20040510_000115_000000922026_00388_11464_2308.N1	10-MAY-2004 00:01:15	Bright	92.000	66	37Gam Cyg	2.2080	5900.0	184	11464	No
2	GOM_NL__2PRFIN20040510_000602_000001162026_00388_11464_2309.N1	10-MAY-2004 00:06:02	Straylight	116.00	92	53Eps Cyg	2.5000	4500.0	232	11464	No
3	GOM_NL__2PRFIN20040510_001022_000000432026_00388_11464_2310.N1	10-MAY-2004 00:10:22	Twilight	42.500	140	88Gam Peg	2.8340	26000.	85	11464	No
4	GOM_NL__2PRFIN20040510_001143_000000542026_00388_11464_2311.N1	10-MAY-2004 00:11:43	Dark	53.500	90	54Alp Peg	2.4870	11000.	107	11464	No
5	GOM_NL__2PRFIN20040510_001905_000000462026_00388_11464_2312.N1	10-MAY-2004 00:19:05	Dark	46.000	52	16Bet Cet	2.0370	4500.0	92	11464	No
6	GOM_NL__2PRFIN20040510_002555_000000422026_00388_11464_2313.N1	10-MAY-2004 00:25:55	Dark	41.500	84	Alp Phe	2.3970	4500.0	83	11464	No
7	GOM_NL__2PRFIN20040510_002932_000000482026_00388_11464_2314.N1	10-MAY-2004 00:29:32	Dark	48.000	63	Bet Gru	2.1500	2800.0	96	11464	No
8	GOM_NL__2PRFIN20040510_003050_000000452026_00388_11464_2315.N1	10-MAY-2004 00:30:50	Dark	44.500	31	Alp Gru	1.7340	15200.	89	11464	No
9	GOM_NL__2PRFIN20040510_003257_000000472026_00389_11465_2283.N1	10-MAY-2004 00:32:57	Dark	46.500	148	Alp Tuc	2.8780	4100.0	93	11465	No
10	GOM_NL__2PRFIN20040510_003624_000000462026_00389_11465_2284.N1	10-MAY-2004 00:36:24	Dark	45.500	45	Alp Pav	1.9400	26000.	91	11465	No
11	GOM_NL__2PRFIN20040510_004216_000000432026_00389_11465_2285.N1	10-MAY-2004 00:42:16	Straylight	43.000	43	Alp TrA	1.9100	4250.0	86	11465	No
12	GOM_NL__2PRFIN20040510_004349_000000422026_00389_11465_2286.N1	10-MAY-2004 00:43:49	Straylight	42.000	145	Gam TrA	2.8720	10600.	84	11465	No
13	GOM_NL__2PRFIN20040510_004620_000000452026_00389_11465_2287.N1	10-MAY-2004 00:46:20	Straylight	44.500	4	Alp1Cen	-0.010000	5800.0	89	11465	No
14	GOM_NL__2PRFIN20040510_004803_000000582026_00389_11465_2288.N1	10-MAY-2004 00:48:03	Straylight	58.000	25	35Lam Sco	1.6200	28000.	116	11465	No
15	GOM_NL__2PRFIN20040510_005027_000000422026_00389_11465_2289.N1	10-MAY-2004 00:50:27	Straylight	41.500	95	Zet Cen	2.5450	26000.	83	11465	No
16	GOM_NL__2PRFIN20040510_005358_000000652026_00389_11465_2290.N1	10-MAY-2004 00:53:58	Tw_and_stray	64.500	16	21Alp Sco	1.0200	3000.0	129	11465	No
17	GOM_NL__2PRFIN20040510_005552_000000632026_00389_11465_2291.N1	10-MAY-2004 00:55:52	Bright	62.500	80	7Del Sco	2.3160	30000.	125	11465	No
18	GOM_NL__2PRFIN20040510_005803_000000722026_00389_11465_2292.N1	10-MAY-2004 00:58:03	Bright	71.500	86	35Eta Oph	2.4300	10200.	143	11465	No
19	GOM_NL__2PRFIN20040510_010040_000000452026_00389_11465_2293.N1	10-MAY-2004 01:00:40	Bright	44.500	104	27Bet Lib	2.6140	13100.	89	11465	No
20	GOM_NL__2PRFIN20040510_010359_000000372026_00389_11465_2294.N1	10-MAY-2004 01:03:59	Bright	37.000	121	29Gam Vir	2.7400	7200.0	74	11465	No
21	GOM_NL__2PRFIN20040510_010707_000000382026_00389_11465_2295.N1	10-MAY-2004 01:07:07	Bright	37.500	138	47Eps Vir	2.8280	4700.0	75	11465	No
22	GOM_NL__2PRFIN20040510_010857_000000372026_00389_11465_2296.N1	10-MAY-2004 01:08:57	Bright	37.000	111	8Eta Boo	2.6800	6000.0	74	11465	No
23	GOM_NL__2PRFIN20040510_011158_000000432026_00389_11465_2297.N1	10-MAY-2004 01:11:58	Bright	42.500	83		2.3780	11000.	85	11465	No
24	GOM_NL__2PRFIN20040510_011443_000000382026_00389_11465_2298.N1	10-MAY-2004 01:14:43	Bright	37.500	152	12Alp2CVn	2.8900	11000.	75	11465	No
25	GOM_NL__2PRFIN20040510_011745_000000382026_00389_11465_2299.N1	10-MAY-2004 01:17:45	Bright	38.000	39	85Eta UMa	1.8540	24000.	76	11465	No
26	GOM_NL__2PRFIN20040510_011916_000000372026_00389_11465_2300.N1	10-MAY-2004 01:19:16	Bright	37.000	55	79Zet UMa	2.0600	10200.	74	11465	No
27	GOM_NL__2PRFIN20040510_012118_000000392026_00389_11465_2301.N1	10-MAY-2004 01:21:18	Bright	39.000	82	48Bet UMa	2.3650	10600.	78	11465	No
28	GOM_NL__2PRFIN20040510_012409_000000432026_00389_11465_2302.N1	10-MAY-2004 01:24:09	Bright	43.000	119	14Eta Dra	2.7270	4700.0	86	11465	No
29	GOM_NL__2PRFIN20040510_012553_000000552026_00389_11465_2303.N1	10-MAY-2004 01:25:53	Bright	55.000	130	23Bet Dra	2.7990	5800.0	110	11465	No
30	GOM_NL__2PRFIN20040510_012921_000000352026_00389_11465_2304.N1	10-MAY-2004 01:29:21	Bright	34.500	49	1Alp UMi	1.9900	6300.0	69	11465	No
31	GOM_NL__2PRFIN20040510_013458_000000442026_00389_11465_2305.N1	10-MAY-2004 01:34:58	Bright	44.000	89	5Alp Cep	2.4510	8000.0	88	11465	No
32	GOM_NL__2PRFIN20040510_013731_000000522026_00389_11465_2306.N1	10-MAY-2004 01:37:31	Bright	52.000	76	27Gam Cas	2.3000	30000.	104	11465	No
33	GOM_NL__2PRFIN20040510_013845_000000382026_00389_11465_2307.N1	10-MAY-2004 01:38:45	Bright	38.000	68	18Alp Cas	2.2250	4500.0	76	11465	No
34	GOM_NL__2PRFIN20040510_014150_000000932026_00389_11465_2308.N1	10-MAY-2004 01:41:50	Bright	92.500	66	37Gam Cyg	2.2080	5900.0	185	11465	No
35	GOM_NL__2PRFIN20040510_014638_000001152026_00389_11465_2309.N1	10-MAY-2004 01:46:38	Straylight	114.50	92	53Eps Cyg	2.5000	4500.0	229	11465	No
36	GOM_NL__2PRFIN20040510_015058_000000432026_00389_11465_2310.N1	10-MAY-2004 01:50:58	Twilight	42.500	140	88Gam Peg	2.8340	26000.	85	11465	No
37	GOM_NL__2PRFIN20040510_015220_000000532026_00389_11465_2311.N1	10-MAY-2004 01:52:20	Dark	52.500	90	54Alp Peg	2.4870	11000.	105	11465	No
38	GOM_NL__2PRFIN20040510_015942_000000452026_00389_11465_2312.N1	10-MAY-2004 01:59:42	Dark	45.000	52	16Bet Cet	2.0370	4500.0	90	11465	No
39	GOM_NL__2PRFIN20040510_020631_000000442026_00389_11465_2313.N1	10-MAY-2004 02:06:31	Dark	43.500	84	Alp Phe	2.3970	4500.0	87	11465	No
40	GOM_NL__2PRFIN20040510_021008_000000482026_00389_11465_2314.N1	10-MAY-2004 02:10:08	Dark	48.000	63	Bet Gru	2.1500	2800.0	96	11465	No
41	GOM_NL__2PRFIN20040510_021127_000000452026_00389_11465_2315.N1	10-MAY-2004 02:11:27	Dark	45.000	31	Alp Gru	1.7340	15200.	90	11465	No
42	GOM_NL__2PRFIN20040510_021332_000000442026_00390_11466_2283.N1	10-MAY-2004 02:13:32	Dark	43.500	148	Alp Tuc	2.8780	4100.0	87	11466	No

43	GOM_NL__2PRFIN20040510_021700_000000472026_00390_11466_2284.N1	10-MAY-2004 02:17:00	Dark	46.500	45	Alp Pav	1.9400	26000.	93	11466	No
44	GOM_NL__2PRFIN20040510_022254_000000442026_00390_11466_2285.N1	10-MAY-2004 02:22:54	Straylight	43.500	43	Alp TrA	1.9100	4250.0	87	11466	No
45	GOM_NL__2PRFIN20040510_022426_000000402026_00390_11466_2286.N1	10-MAY-2004 02:24:26	Straylight	39.500	145	Gam TrA	2.8720	10600.	79	11466	No
46	GOM_NL__2PRFIN20040510_022656_000000512026_00390_11466_2287.N1	10-MAY-2004 02:26:56	Straylight	51.000	4	Alp1Cen	-0.010000	5800.0	102	11466	No
47	GOM_NL__2PRFIN20040510_022839_000000602026_00390_11466_2288.N1	10-MAY-2004 02:28:39	Straylight	59.500	25	35Lam Sco	1.6200	28000.	119	11466	No
48	GOM_NL__2PRFIN20040510_023105_000000402026_00390_11466_2289.N1	10-MAY-2004 02:31:05	Straylight	39.500	95	Zet Cen	2.5450	26000.	79	11466	No
49	GOM_NL__2PRFIN20040510_023434_000000702026_00390_11466_2290.N1	10-MAY-2004 02:34:34	Tw_i_and_stray	69.500	16	21Alp Sco	1.0200	3000.0	139	11466	No
50	GOM_NL__2PRFIN20040510_023628_000000562026_00390_11466_2291.N1	10-MAY-2004 02:36:28	Bright	55.500	80	7Del Sco	2.3160	30000.	111	11466	No
51	GOM_NL__2PRFIN20040510_023839_000000722026_00390_11466_2292.N1	10-MAY-2004 02:38:39	Bright	71.500	86	35Eta Oph	2.4300	10200.	143	11466	No
52	GOM_NL__2PRFIN20040510_024116_000000452026_00390_11466_2293.N1	10-MAY-2004 02:41:16	Bright	44.500	104	27Bet Lib	2.6140	13100.	89	11466	No
53	GOM_NL__2PRFIN20040510_024435_000000382026_00390_11466_2294.N1	10-MAY-2004 02:44:35	Bright	37.500	121	29Gam Vir	2.7400	7200.0	75	11466	No
54	GOM_NL__2PRFIN20040510_024743_000000382026_00390_11466_2295.N1	10-MAY-2004 02:47:43	Bright	37.500	138	47Eps Vir	2.8280	4700.0	75	11466	No
55	GOM_NL__2PRFIN20040510_024932_000000382026_00390_11466_2296.N1	10-MAY-2004 02:49:32	Bright	38.000	111	8Eta Boo	2.6800	6000.0	76	11466	No
56	GOM_NL__2PRFIN20040510_025233_000000432026_00390_11466_2297.N1	10-MAY-2004 02:52:33	Bright	43.000	83		2.3780	11000.	86	11466	No
57	GOM_NL__2PRFIN20040510_025519_000000382026_00390_11466_2298.N1	10-MAY-2004 02:55:19	Bright	37.500	152	12Alp2CVn	2.8900	11000.	75	11466	No
58	GOM_NL__2PRFIN20040510_025821_000000372026_00390_11466_2299.N1	10-MAY-2004 02:58:21	Bright	36.500	39	85Eta UMa	1.8540	24000.	73	11466	No
59	GOM_NL__2PRFIN20040510_025952_000000362026_00390_11466_2300.N1	10-MAY-2004 02:59:52	Bright	36.000	55	79Zet UMa	2.0600	10200.	72	11466	No
60	GOM_NL__2PRFIN20040510_030154_000000402026_00390_11466_2301.N1	10-MAY-2004 03:01:54	Bright	39.500	82	48Bet UMa	2.3650	10600.	79	11466	No
61	GOM_NL__2PRFIN20040510_030444_000000402026_00390_11466_2302.N1	10-MAY-2004 03:04:44	Bright	40.000	119	14Eta Dra	2.7270	4700.0	80	11466	No
62	GOM_NL__2PRFIN20040510_030628_000000532026_00390_11466_2303.N1	10-MAY-2004 03:06:28	Bright	53.000	130	23Bet Dra	2.7990	5800.0	106	11466	No
63	GOM_NL__2PRFIN20040510_030957_000000392026_00390_11466_2304.N1	10-MAY-2004 03:09:57	Bright	38.500	49	1Alp UMi	1.9900	6300.0	77	11466	No
64	GOM_NL__2PRFIN20040510_031534_000000452026_00390_11466_2305.N1	10-MAY-2004 03:15:34	Bright	44.500	89	5Alp Cep	2.4510	8000.0	89	11466	No
65	GOM_NL__2PRFIN20040510_031807_000000372026_00390_11466_2306.N1	10-MAY-2004 03:18:07	Bright	37.000	76	27Gam Cas	2.3000	30000.	74	11466	No
66	GOM_NL__2PRFIN20040510_031921_000000392026_00390_11466_2307.N1	10-MAY-2004 03:19:21	Bright	39.000	68	18Alp Cas	2.2250	4500.0	78	11466	No
67	GOM_NL__2PRFIN20040510_032225_000000922026_00390_11466_2308.N1	10-MAY-2004 03:22:25	Bright	92.000	66	37Gam Cyg	2.2080	5900.0	184	11466	No
68	GOM_NL__2PRFIN20040510_032714_000001082026_00390_11466_2309.N1	10-MAY-2004 03:27:14	Straylight	107.50	92	53Eps Cyg	2.5000	4500.0	215	11466	No
69	GOM_NL__2PRFIN20040510_033134_000000422026_00390_11466_2310.N1	10-MAY-2004 03:31:34	Twilight	41.500	140	88Gam Peg	2.8340	26000.	83	11466	No
70	GOM_NL__2PRFIN20040510_033256_000000532026_00390_11466_2311.N1	10-MAY-2004 03:32:56	Dark	52.500	90	54Alp Peg	2.4870	11000.	105	11466	No
71	GOM_NL__2PRFIN20040510_034017_000000482026_00390_11466_2312.N1	10-MAY-2004 03:40:17	Dark	48.000	52	16Bet Cet	2.0370	4500.0	96	11466	No
72	GOM_NL__2PRFIN20040510_034707_000000442026_00390_11466_2313.N1	10-MAY-2004 03:47:07	Dark	44.000	84	Alp Phe	2.3970	4500.0	88	11466	No
73	GOM_NL__2PRFIN20040510_035046_000000512026_00390_11466_2314.N1	10-MAY-2004 03:50:46	Dark	51.000	63	Bet Gru	2.1500	2800.0	102	11466	No
74	GOM_NL__2PRFIN20040510_035204_000000442026_00390_11466_2315.N1	10-MAY-2004 03:52:04	Dark	44.000	31	Alp Gru	1.7340	15200.	88	11466	No
75	GOM_NL__2PRFIN20040510_035410_000000422026_00391_11467_2283.N1	10-MAY-2004 03:54:10	Dark	42.000	148	Alp Tuc	2.8780	4100.0	84	11467	No
76	GOM_NL__2PRFIN20040510_035739_000000462026_00391_11467_2284.N1	10-MAY-2004 03:57:39	Dark	45.500	45	Alp Pav	1.9400	26000.	91	11467	No
77	GOM_NL__2PRFIN20040510_040330_000000432026_00391_11467_2285.N1	10-MAY-2004 04:03:30	Straylight	43.000	43	Alp TrA	1.9100	4250.0	86	11467	No
78	GOM_NL__2PRFIN20040510_040503_000000402026_00391_11467_2286.N1	10-MAY-2004 04:05:03	Straylight	40.000	145	Gam TrA	2.8720	10600.	80	11467	No
79	GOM_NL__2PRFIN20040510_040732_000000502026_00391_11467_2287.N1	10-MAY-2004 04:07:32	Straylight	49.500	4	Alp1Cen	-0.010000	5800.0	99	11467	No
80	GOM_NL__2PRFIN20040510_040917_000000552026_00391_11467_2288.N1	10-MAY-2004 04:09:17	Straylight	54.500	25	35Lam Sco	1.6200	28000.	109	11467	No
81	GOM_NL__2PRFIN20040510_041142_000000392026_00391_11467_2289.N1	10-MAY-2004 04:11:42	Straylight	38.500	95	Zet Cen	2.5450	26000.	77	11467	No
82	GOM_NL__2PRFIN20040510_041511_000000702026_00391_11467_2290.N1	10-MAY-2004 04:15:11	Tw_i_and_stray	70.000	16	21Alp Sco	1.0200	3000.0	140	11467	No
83	GOM_NL__2PRFIN20040510_041704_000000612026_00391_11467_2291.N1	10-MAY-2004 04:17:04	Bright	61.000	80	7Del Sco	2.3160	30000.	122	11467	No
84	GOM_NL__2PRFIN20040510_041915_000000752026_00391_11467_2292.N1	10-MAY-2004 04:19:15	Bright	74.500	86	35Eta Oph	2.4300	10200.	149	11467	No
85	GOM_NL__2PRFIN20040510_042153_000000442026_00391_11467_2293.N1	10-MAY-2004 04:21:53	Bright	44.000	104	27Bet Lib	2.6140	13100.	88	11467	No
86	GOM_NL__2PRFIN20040510_042512_000000382026_00391_11467_2294.N1	10-MAY-2004 04:25:12	Bright	37.500	121	29Gam Vir	2.7400	7200.0	75	11467	No
87	GOM_NL__2PRFIN20040510_042821_000000362026_00391_11467_2295.N1	10-MAY-2004 04:28:21	Bright	36.000	138	47Eps Vir	2.8280	4700.0	72	11467	No
88	GOM_NL__2PRFIN20040510_043009_000000372026_00391_11467_2296.N1	10-MAY-2004 04:30:09	Bright	37.000	111	8Eta Boo	2.6800	6000.0	74	11467	No
89	GOM_NL__2PRFIN20040510_043309_000000432026_00391_11467_2297.N1	10-MAY-2004 04:33:09	Bright	42.500	83		2.3780	11000.	85	11467	No
90	GOM_NL__2PRFIN20040510_043555_000000372026_00391_11467_2298.N1	10-MAY-2004 04:35:55	Bright	36.500	152	12Alp2CVn	2.8900	11000.	73	11467	No
91	GOM_NL__2PRFIN20040510_043857_000000372026_00391_11467_2299.N1	10-MAY-2004 04:38:57	Bright	37.000	39	85Eta UMa	1.8540	24000.	74	11467	No
92	GOM_NL__2PRFIN20040510_044028_000000372026_00391_11467_2300.N1	10-MAY-2004 04:40:28	Bright	37.000	55	79Zet UMa	2.0600	10200.	74	11467	No
93	GOM_NL__2PRFIN20040510_044231_000000392026_00391_11467_2301.N1	10-MAY-2004 04:42:31	Bright	38.500	82	48Bet UMa	2.3650	10600.	77	11467	No
94	GOM_NL__2PRFIN20040510_044519_000000432026_00391_11467_2302.N1	10-MAY-2004 04:45:19	Bright	43.000	119	14Eta Dra	2.7270	4700.0	86	11467	No
95	GOM_NL__2PRFIN20040510_044702_000000552026_00391_11467_2303.N1	10-MAY-2004 04:47:02	Bright	54.500	130	23Bet Dra	2.7990	5800.0	109	11467	No
96	GOM_NL__2PRFIN20040510_045034_000000372026_00391_11467_2304.N1	10-MAY-2004 04:50:34	Bright	36.500	49	1Alp UMi	1.9900	6300.0	73	11467	No
97	GOM_NL__2PRFIN20040510_045609_000000462026_00391_11467_2305.N1	10-MAY-2004 04:56:09	Bright	45.500	89	5Alp Cep	2.4510	8000.0	91	11467	No
98	GOM_NL__2PRFIN20040510_045843_000000382026_00391_11467_2306.N1	10-MAY-2004 04:58:43	Bright	38.000	76	27Gam Cas	2.3000	30000.	76	11467	No
99	GOM_NL__2PRFIN20040510_045958_000000492026_00391_11467_2307.N1	10-MAY-2004 04:59:58	Bright	49.000	68	18Alp Cas	2.2250	4500.0	98	11467	No
100	GOM_NL__2PRFIN20040510_050301_000000912026_00391_11467_2308.N1	10-MAY-2004 05:03:01	Bright	91.000	66	37Gam Cyg	2.2080	5900.0	182	11467	No
101	GOM_NL__2PRFIN20040510_050750_000001102026_00391_11467_2309.N1	10-MAY-2004 05:07:50	Straylight	109.50	92	53Eps Cyg	2.5000	4500.0	219	11467	No

102	GOM_NL__2PRFIN20040510_051211_000000432026_00391_11467_2310.N1	10-MAY-2004 05:12:11	Twilight	42.500	140	88Gam Peg	2.8340	26000.	85	11467	No
103	GOM_NL__2PRFIN20040510_051333_000000542026_00391_11467_2311.N1	10-MAY-2004 05:13:33	Dark	54.000	90	54Alp Peg	2.4870	11000.	108	11467	No
104	GOM_NL__2PRFIN20040510_052055_000000462026_00391_11467_2312.N1	10-MAY-2004 05:20:55	Dark	45.500	52	16Bet Cet	2.0370	4500.0	91	11467	No
105	GOM_NL__2PRFIN20040510_052744_000000442026_00391_11467_2313.N1	10-MAY-2004 05:27:44	Dark	44.000	84	Alp Phe	2.3970	4500.0	88	11467	No
106	GOM_NL__2PRFIN20040510_053122_000000472026_00391_11467_2314.N1	10-MAY-2004 05:31:22	Dark	47.000	63	Bet Gru	2.1500	2800.0	94	11467	No
107	GOM_NL__2PRFIN20040510_053242_000000432026_00391_11467_2315.N1	10-MAY-2004 05:32:42	Dark	42.500	31	Alp Gru	1.7340	15200.	85	11467	No
108	GOM_NL__2PRFIN20040510_053448_000000412026_00392_11468_2283.N1	10-MAY-2004 05:34:48	Dark	40.500	148	Alp Tuc	2.8780	4100.0	81	11468	No
109	GOM_NL__2PRFIN20040510_053816_000000432026_00392_11468_2284.N1	10-MAY-2004 05:38:16	Dark	43.000	45	Alp Pav	1.9400	26000.	86	11468	No
110	GOM_NL__2PRFIN20040510_054407_000000412026_00392_11468_2285.N1	10-MAY-2004 05:44:07	Straylight	41.000	43	Alp TrA	1.9100	4250.0	82	11468	No
111	GOM_NL__2PRFIN20040510_054540_000000402026_00392_11468_2286.N1	10-MAY-2004 05:45:40	Straylight	39.500	145	Gam TrA	2.8720	10600.	79	11468	No
112	GOM_NL__2PRFIN20040510_054809_000000452026_00392_11468_2287.N1	10-MAY-2004 05:48:09	Straylight	44.500	4	Alp1Cen	-0.010000	5800.0	89	11468	No
113	GOM_NL__2PRFIN20040510_054953_000000542026_00392_11468_2288.N1	10-MAY-2004 05:49:53	Straylight	54.000	25	35Lam Sco	1.6200	28000.	108	11468	No
114	GOM_NL__2PRFIN20040510_055218_000000402026_00392_11468_2289.N1	10-MAY-2004 05:52:18	Straylight	40.000	95	Zet Cen	2.5450	26000.	80	11468	No
115	GOM_NL__2PRFIN20040510_055548_000000682026_00392_11468_2290.N1	10-MAY-2004 05:55:48	Tw_i_and_stray	67.500	16	21Alp Sco	1.0200	3000.0	135	11468	No
116	GOM_NL__2PRFIN20040510_055741_000000592026_00392_11468_2291.N1	10-MAY-2004 05:57:41	Bright	58.500	80	7Del Sco	2.3160	30000.	117	11468	No
117	GOM_NL__2PRFIN20040510_055950_000000742026_00392_11468_2292.N1	10-MAY-2004 05:59:50	Bright	74.000	86	35Eta Oph	2.4300	10200.	148	11468	No
118	GOM_NL__2PRFIN20040510_060229_000000442026_00392_11468_2293.N1	10-MAY-2004 06:02:29	Bright	43.500	104	27Bet Lib	2.6140	13100.	87	11468	No
119	GOM_NL__2PRFIN20040510_060548_000000382026_00392_11468_2294.N1	10-MAY-2004 06:05:48	Bright	37.500	121	29Gam Vir	2.7400	7200.0	75	11468	No
120	GOM_NL__2PRFIN20040510_060857_000000362026_00392_11468_2295.N1	10-MAY-2004 06:08:57	Bright	35.500	138	47Eps Vir	2.8280	4700.0	71	11468	No
121	GOM_NL__2PRFIN20040510_061045_000000372026_00392_11468_2296.N1	10-MAY-2004 06:10:45	Bright	37.000	111	8Eta Boo	2.6800	6000.0	74	11468	No
122	GOM_NL__2PRFIN20040510_061345_000000432026_00392_11468_2297.N1	10-MAY-2004 06:13:45	Bright	43.000	83		2.3780	11000.	86	11468	No
123	GOM_NL__2PRFIN20040510_061632_000000382026_00392_11468_2298.N1	10-MAY-2004 06:16:32	Bright	38.000	152	12Alp2CVn	2.8900	11000.	76	11468	No
124	GOM_NL__2PRFIN20040510_061933_000000392026_00392_11468_2299.N1	10-MAY-2004 06:19:33	Bright	38.500	39	85Eta UMa	1.8540	24000.	77	11468	No
125	GOM_NL__2PRFIN20040510_062105_000000382026_00392_11468_2300.N1	10-MAY-2004 06:21:05	Bright	38.000	55	79Zet UMa	2.0600	10200.	76	11468	No
126	GOM_NL__2PRFIN20040510_062307_000000392026_00392_11468_2301.N1	10-MAY-2004 06:23:07	Bright	39.000	82	48Bet UMa	2.3650	10600.	78	11468	No
127	GOM_NL__2PRFIN20040510_062555_000000442026_00392_11468_2302.N1	10-MAY-2004 06:25:55	Bright	43.500	119	14Eta Dra	2.7270	4700.0	87	11468	No
128	GOM_NL__2PRFIN20040510_062737_000000552026_00392_11468_2303.N1	10-MAY-2004 06:27:37	Bright	54.500	130	23Bet Dra	2.7990	5800.0	109	11468	No
129	GOM_NL__2PRFIN20040510_063110_000000372026_00392_11468_2304.N1	10-MAY-2004 06:31:10	Bright	36.500	49	1Alp UMi	1.9900	6300.0	73	11468	No
130	GOM_NL__2PRFIN20040510_063645_000000532026_00392_11468_2305.N1	10-MAY-2004 06:36:45	Bright	52.500	89	5Alp Cep	2.4510	8000.0	105	11468	No
131	GOM_NL__2PRFIN20040510_063919_000000452026_00392_11468_2306.N1	10-MAY-2004 06:39:19	Bright	45.000	76	27Gam Cas	2.3000	30000.	90	11468	No
132	GOM_NL__2PRFIN20040510_064034_000000382026_00392_11468_2307.N1	10-MAY-2004 06:40:34	Bright	38.000	68	18Alp Cas	2.2250	4500.0	76	11468	No
133	GOM_NL__2PRFIN20040510_064336_000000942026_00392_11468_2308.N1	10-MAY-2004 06:43:36	Bright	94.000	66	37Gam Cyg	2.2080	5900.0	188	11468	No
134	GOM_NL__2PRFIN20040510_064826_000001072026_00392_11468_2309.N1	10-MAY-2004 06:48:26	Straylight	106.50	92	53Eps Cyg	2.5000	4500.0	213	11468	No
135	GOM_NL__2PRFIN20040510_065247_000000442026_00392_11468_2310.N1	10-MAY-2004 06:52:47	Twilight	43.500	140	88Gam Peg	2.8340	26000.	87	11468	No
136	GOM_NL__2PRFIN20040510_065409_000000552026_00392_11468_2311.N1	10-MAY-2004 06:54:09	Dark	54.500	90	54Alp Peg	2.4870	11000.	109	11468	No
137	GOM_NL__2PRFIN20040510_070131_000000472026_00392_11468_2312.N1	10-MAY-2004 07:01:31	Dark	46.500	52	16Bet Cet	2.0370	4500.0	93	11468	No
138	GOM_NL__2PRFIN20040510_070820_000000432026_00392_11468_2313.N1	10-MAY-2004 07:08:20	Dark	43.000	84	Alp Phe	2.3970	4500.0	86	11468	No
139	GOM_NL__2PRFIN20040510_071159_000000562026_00392_11468_2314.N1	10-MAY-2004 07:11:59	Dark	56.000	63	Bet Gru	2.1500	2800.0	112	11468	No
140	GOM_NL__2PRFIN20040510_071318_000000422026_00392_11468_2315.N1	10-MAY-2004 07:13:18	Dark	41.500	31	Alp Gru	1.7340	15200.	83	11468	No
141	GOM_NL__2PRFIN20040510_071524_000000402026_00393_11469_2303.N1	10-MAY-2004 07:15:24	Dark	40.000	148	Alp Tuc	2.8780	4100.0	80	11469	No
142	GOM_NL__2PRFIN20040510_071853_000000432026_00393_11469_2304.N1	10-MAY-2004 07:18:53	Dark	43.000	45	Alp Pav	1.9400	26000.	86	11469	No
143	GOM_NL__2PRFIN20040510_072444_000000412026_00393_11469_2305.N1	10-MAY-2004 07:24:44	Straylight	41.000	43	Alp TrA	1.9100	4250.0	82	11469	No
144	GOM_NL__2PRFIN20040510_072616_000000412026_00393_11469_2306.N1	10-MAY-2004 07:26:16	Straylight	40.500	145	Gam TrA	2.8720	10600.	81	11469	No
145	GOM_NL__2PRFIN20040510_072845_000000442026_00393_11469_2307.N1	10-MAY-2004 07:28:45	Straylight	44.000	4	Alp1Cen	-0.010000	5800.0	88	11469	No
146	GOM_NL__2PRFIN20040510_073030_000000612026_00393_11469_2308.N1	10-MAY-2004 07:30:30	Straylight	61.000	25	35Lam Sco	1.6200	28000.	122	11469	No
147	GOM_NL__2PRFIN20040510_073255_000000402026_00393_11469_2309.N1	10-MAY-2004 07:32:55	Straylight	40.000	95	Zet Cen	2.5450	26000.	80	11469	No
148	GOM_NL__2PRFIN20040510_073624_000000632026_00393_11469_2310.N1	10-MAY-2004 07:36:24	Tw_i_and_stray	63.000	16	21Alp Sco	1.0200	3000.0	126	11469	No
149	GOM_NL__2PRFIN20040510_073817_000000612026_00393_11469_2311.N1	10-MAY-2004 07:38:17	Bright	61.000	80	7Del Sco	2.3160	30000.	122	11469	No
150	GOM_NL__2PRFIN20040510_074027_000000742026_00393_11469_2312.N1	10-MAY-2004 07:40:27	Bright	73.500	86	35Eta Oph	2.4300	10200.	147	11469	No
151	GOM_NL__2PRFIN20040510_074305_000000432026_00393_11469_2313.N1	10-MAY-2004 07:43:05	Bright	43.000	104	27Bet Lib	2.6140	13100.	86	11469	No
152	GOM_NL__2PRFIN20040510_074624_000000382026_00393_11469_2314.N1	10-MAY-2004 07:46:24	Bright	37.500	121	29Gam Vir	2.7400	7200.0	75	11469	No
153	GOM_NL__2PRFIN20040510_074933_000000362026_00393_11469_2315.N1	10-MAY-2004 07:49:33	Bright	36.000	138	47Eps Vir	2.8280	4700.0	72	11469	No
154	GOM_NL__2PRFIN20040510_075121_000000382026_00393_11469_2316.N1	10-MAY-2004 07:51:21	Bright	37.500	111	8Eta Boo	2.6800	6000.0	75	11469	No
155	GOM_NL__2PRFIN20040510_075421_000000412026_00393_11469_2317.N1	10-MAY-2004 07:54:21	Bright	40.500	83		2.3780	11000.	81	11469	No
156	GOM_NL__2PRFIN20040510_075708_000000372026_00393_11469_2318.N1	10-MAY-2004 07:57:08	Bright	37.000	152	12Alp2CVn	2.8900	11000.	74	11469	No
157	GOM_NL__2PRFIN20040510_080009_000000382026_00393_11469_2319.N1	10-MAY-2004 08:00:09	Bright	38.000	39	85Eta UMa	1.8540	24000.	76	11469	No
158	GOM_NL__2PRFIN20040510_080140_000000382026_00393_11469_2320.N1	10-MAY-2004 08:01:40	Bright	38.000	55	79Zet UMa	2.0600	10200.	76	11469	No
159	GOM_NL__2PRFIN20040510_080343_000000422026_00393_11469_2321.N1	10-MAY-2004 08:03:43	Bright	42.000	82	48Bet UMa	2.3650	10600.	84	11469	No
160	GOM_NL__2PRFIN20040510_080631_000000432026_00393_11469_2322.N1	10-MAY-2004 08:06:31	Bright	43.000	119	14Eta Dra	2.7270	4700.0	86	11469	No



161	GOM_NL__2PRFIN20040510_080813_000000542026_00393_11469_2323.N1	10-MAY-2004 08:08:13	Bright	54.000	130	23Bet Dra	2.7990	5800.0	108	11469	No
162	GOM_NL__2PRFIN20040510_081146_000000382026_00393_11469_2324.N1	10-MAY-2004 08:11:46	Bright	38.000	49	1Alp UMi	1.9900	6300.0	76	11469	No
163	GOM_NL__2PRFIN20040510_081721_000000452026_00393_11469_2325.N1	10-MAY-2004 08:17:21	Bright	45.000	89	5Alp Cep	2.4510	8000.0	90	11469	No
164	GOM_NL__2PRFIN20040510_081955_000000362026_00393_11469_2326.N1	10-MAY-2004 08:19:55	Bright	35.500	76	27Gam Cas	2.3000	30000.	71	11469	No
165	GOM_NL__2PRFIN20040510_082110_000000372026_00393_11469_2327.N1	10-MAY-2004 08:21:10	Bright	37.000	68	18Alp Cas	2.2250	4500.0	74	11469	No
166	GOM_NL__2PRFIN20040510_082411_000000922026_00393_11469_2328.N1	10-MAY-2004 08:24:11	Bright	92.000	66	37Gam Cyg	2.2080	5900.0	184	11469	No
167	GOM_NL__2PRFIN20040510_082902_000001142026_00393_11469_2329.N1	10-MAY-2004 08:29:02	Straylight	114.00	92	53Eps Cyg	2.5000	4500.0	228	11469	No
168	GOM_NL__2PRFIN20040510_083323_000000442026_00393_11469_2330.N1	10-MAY-2004 08:33:23	Twilight	43.500	140	88Gam Peg	2.8340	26000.	87	11469	No
169	GOM_NL__2PRFIN20040510_083445_000000522026_00393_11469_2331.N1	10-MAY-2004 08:34:45	Dark	51.500	90	54Alp Peg	2.4870	11000.	103	11469	No
170	GOM_NL__2PRFIN20040510_084207_000000462026_00393_11469_2332.N1	10-MAY-2004 08:42:07	Dark	45.500	52	16Bet Cet	2.0370	4500.0	91	11469	No
171	GOM_NL__2PRFIN20040510_084856_000000432026_00393_11469_2333.N1	10-MAY-2004 08:48:56	Dark	42.500	84	Alp Phe	2.3970	4500.0	85	11469	No
172	GOM_NL__2PRFIN20040510_085235_000000482026_00393_11469_2334.N1	10-MAY-2004 08:52:35	Dark	48.000	63	Bet Gru	2.1500	2800.0	96	11469	No
173	GOM_NL__2PRFIN20040510_085355_000000432026_00393_11469_2335.N1	10-MAY-2004 08:53:55	Dark	43.000	31	Alp Gru	1.7340	15200.	86	11469	No
174	GOM_NL__2PRFIN20040510_085601_000000452026_00394_11470_2303.N1	10-MAY-2004 08:56:01	Dark	44.500	148	Alp Tuc	2.8780	4100.0	89	11470	No
175	GOM_NL__2PRFIN20040510_085930_000000432026_00394_11470_2304.N1	10-MAY-2004 08:59:30	Dark	42.500	45	Alp Pav	1.9400	26000.	85	11470	No
176	GOM_NL__2PRFIN20040510_090520_000000392026_00394_11470_2305.N1	10-MAY-2004 09:05:20	Straylight	39.000	43	Alp TrA	1.9100	4250.0	78	11470	No
177	GOM_NL__2PRFIN20040510_090655_000000492026_00394_11470_2306.N1	10-MAY-2004 09:06:55	Straylight	49.000	141	Bet Ara	2.8400	4600.0	98	11470	No
178	GOM_NL__2PRFIN20040510_090922_000000522026_00394_11470_2307.N1	10-MAY-2004 09:09:22	Straylight	52.000	4	Alp1Cen	-0.010000	5800.0	104	11470	No
179	GOM_NL__2PRFIN20040510_091253_000000402026_00394_11470_2308.N1	10-MAY-2004 09:12:53	Straylight	39.500	78	Alp Lup	2.3040	28000.	79	11470	No
180	GOM_NL__2PRFIN20040510_091424_000000402026_00394_11470_2309.N1	10-MAY-2004 09:14:24	Straylight	39.500	81	Eta Cen	2.3560	28000.	79	11470	No
181	GOM_NL__2PRFIN20040510_091701_000000602026_00394_11470_2310.N1	10-MAY-2004 09:17:01	Tw_and_stray	60.000	16	21Alp Sco	1.0200	3000.0	120	11470	No
182	GOM_NL__2PRFIN20040510_091853_000000612026_00394_11470_2311.N1	10-MAY-2004 09:18:53	Bright	60.500	80	7Del Sco	2.3160	30000.	121	11470	No
183	GOM_NL__2PRFIN20040510_092102_000000712026_00394_11470_2312.N1	10-MAY-2004 09:21:02	Bright	71.000	86	35Eta Oph	2.4300	10200.	142	11470	No
184	GOM_NL__2PRFIN20040510_092342_000000422026_00394_11470_2313.N1	10-MAY-2004 09:23:42	Bright	41.500	104	27Bet Lib	2.6140	13100.	83	11470	No
185	GOM_NL__2PRFIN20040510_092700_000000382026_00394_11470_2314.N1	10-MAY-2004 09:27:00	Bright	37.500	121	29Gam Vir	2.7400	7200.0	75	11470	No
186	GOM_NL__2PRFIN20040510_093009_000000372026_00394_11470_2315.N1	10-MAY-2004 09:30:09	Bright	36.500	138	47Eps Vir	2.8280	4700.0	73	11470	No
187	GOM_NL__2PRFIN20040510_093157_000000372026_00394_11470_2316.N1	10-MAY-2004 09:31:57	Bright	37.000	111	8Eta Boo	2.6800	6000.0	74	11470	No
188	GOM_NL__2PRFIN20040510_093456_000000412026_00394_11470_2317.N1	10-MAY-2004 09:34:56	Bright	41.000	83		2.3780	11000.	82	11470	No
189	GOM_NL__2PRFIN20040510_094045_000000392026_00394_11470_2318.N1	10-MAY-2004 09:40:45	Bright	38.500	39	85Eta UMa	1.8540	24000.	77	11470	No
190	GOM_NL__2PRFIN20040510_094216_000000372026_00394_11470_2319.N1	10-MAY-2004 09:42:16	Bright	37.000	55	79Zet UMa	2.0600	10200.	74	11470	No
191	GOM_NL__2PRFIN20040510_094420_000000392026_00394_11470_2320.N1	10-MAY-2004 09:44:20	Bright	38.500	82	48Bet UMa	2.3650	10600.	77	11470	No
192	GOM_NL__2PRFIN20040510_094706_000000442026_00394_11470_2321.N1	10-MAY-2004 09:47:06	Bright	43.500	119	14Eta Dra	2.7270	4700.0	87	11470	No
193	GOM_NL__2PRFIN20040510_094847_000000522026_00394_11470_2322.N1	10-MAY-2004 09:48:47	Bright	52.000	130	23Bet Dra	2.7990	5800.0	104	11470	No
194	GOM_NL__2PRFIN20040510_095221_000000382026_00394_11470_2323.N1	10-MAY-2004 09:52:21	Bright	38.000	49	1Alp UMi	1.9900	6300.0	76	11470	No
195	GOM_NL__2PRFIN20040510_095756_000000452026_00394_11470_2324.N1	10-MAY-2004 09:57:56	Bright	45.000	89	5Alp Cep	2.4510	8000.0	90	11470	No
196	GOM_NL__2PRFIN20040510_100031_000000372026_00394_11470_2325.N1	10-MAY-2004 10:00:31	Bright	36.500	76	27Gam Cas	2.3000	30000.	73	11470	No
197	GOM_NL__2PRFIN20040510_100145_000000362026_00394_11470_2326.N1	10-MAY-2004 10:01:45	Bright	35.500	68	18Alp Cas	2.2250	4500.0	71	11470	No
198	GOM_NL__2PRFIN20040510_100447_000000902026_00394_11470_2327.N1	10-MAY-2004 10:04:47	Bright	89.500	66	37Gam Cyg	2.2080	5900.0	179	11470	No
199	GOM_NL__2PRFIN20040510_100938_000001112026_00394_11470_2328.N1	10-MAY-2004 10:09:38	Straylight	111.00	92	53Eps Cyg	2.5000	4500.0	222	11470	No
200	GOM_NL__2PRFIN20040510_101359_000000442026_00394_11470_2329.N1	10-MAY-2004 10:13:59	Twilight	44.000	140	88Gam Peg	2.8340	26000.	88	11470	No
201	GOM_NL__2PRFIN20040510_101522_000000542026_00394_11470_2330.N1	10-MAY-2004 10:15:22	Dark	53.500	90	54Alp Peg	2.4870	11000.	107	11470	No
202	GOM_NL__2PRFIN20040510_102124_000000912026_00394_11470_2331.N1	10-MAY-2004 10:21:24	Dark	91.000	61	8Eps Peg	2.1000	3900.0	182	11470	No
203	GOM_NL__2PRFIN20040510_102840_000000522026_00394_11470_2332.N1	10-MAY-2004 10:28:40	Dark	52.000	18	24Alp PsA	1.1660	9700.0	104	11470	No
204	GOM_NL__2PRFIN20040510_103312_000000522026_00394_11470_2333.N1	10-MAY-2004 10:33:12	Dark	52.000	63	Bet Gru	2.1500	2800.0	104	11470	No
205	GOM_NL__2PRFIN20040510_103431_000000432026_00394_11470_2334.N1	10-MAY-2004 10:34:31	Dark	43.000	31	Alp Gru	1.7340	15200.	86	11470	No
206	GOM_NL__2PRFIN20040510_103637_000000412026_00395_11471_2303.N1	10-MAY-2004 10:36:37	Dark	40.500	148	Alp Tuc	2.8780	4100.0	81	11471	No
207	GOM_NL__2PRFIN20040510_104006_000000442026_00395_11471_2304.N1	10-MAY-2004 10:40:06	Dark	44.000	45	Alp Pav	1.9400	26000.	88	11471	No
208	GOM_NL__2PRFIN20040510_104556_000000442026_00395_11471_2305.N1	10-MAY-2004 10:45:56	Straylight	43.500	43	Alp TrA	1.9100	4250.0	87	11471	No
209	GOM_NL__2PRFIN20040510_104731_000000442026_00395_11471_2306.N1	10-MAY-2004 10:47:31	Straylight	43.500	141	Bet Ara	2.8400	4600.0	87	11471	No
210	GOM_NL__2PRFIN20040510_104957_000000432026_00395_11471_2307.N1	10-MAY-2004 10:49:57	Straylight	43.000	4	Alp1Cen	-0.010000	5800.0	86	11471	No
211	GOM_NL__2PRFIN20040510_105329_000000432026_00395_11471_2308.N1	10-MAY-2004 10:53:29	Straylight	43.000	78	Alp Lup	2.3040	28000.	86	11471	No
212	GOM_NL__2PRFIN20040510_105500_000000402026_00395_11471_2309.N1	10-MAY-2004 10:55:00	Straylight	40.000	81	Eta Cen	2.3560	28000.	80	11471	No
213	GOM_NL__2PRFIN20040510_105737_000000672026_00395_11471_2310.N1	10-MAY-2004 10:57:37	Tw_and_stray	67.000	16	21Alp Sco	1.0200	3000.0	134	11471	No
214	GOM_NL__2PRFIN20040510_105929_000000652026_00395_11471_2311.N1	10-MAY-2004 10:59:29	Bright	65.000	80	7Del Sco	2.3160	30000.	130	11471	No
215	GOM_NL__2PRFIN20040510_110138_000000712026_00395_11471_2312.N1	10-MAY-2004 11:01:38	Bright	71.000	86	35Eta Oph	2.4300	10200.	142	11471	No
216	GOM_NL__2PRFIN20040510_110417_000000432026_00395_11471_2313.N1	10-MAY-2004 11:04:17	Bright	42.500	104	27Bet Lib	2.6140	13100.	85	11471	No
217	GOM_NL__2PRFIN20040510_110736_000000382026_00395_11471_2314.N1	10-MAY-2004 11:07:36	Bright	38.000	121	29Gam Vir	2.7400	7200.0	76	11471	No
218	GOM_NL__2PRFIN20040510_111045_000000382026_00395_11471_2315.N1	10-MAY-2004 11:10:45	Bright	38.000	138	47Eps Vir	2.8280	4700.0	76	11471	No
219	GOM_NL__2PRFIN20040510_111233_000000392026_00395_11471_2316.N1	10-MAY-2004 11:12:33	Bright	38.500	111	8Eta Boo	2.6800	6000.0	77	11471	No

220	GOM_NL__2PRFIN20040510_111532_000000442026_00395_11471_2317.N1	10-MAY-2004 11:15:32	Bright	44.000	83		2.3780	11000.	88	11471	No
221	GOM_NL__2PRFIN20040510_111819_000000372026_00395_11471_2318.N1	10-MAY-2004 11:18:19	Bright	37.000	152	12Alp2CVn	2.8900	11000.	74	11471	No
222	GOM_NL__2PRFIN20040510_112120_000000392026_00395_11471_2319.N1	10-MAY-2004 11:21:20	Bright	39.000	39	85Eta UMa	1.8540	24000.	78	11471	No
223	GOM_NL__2PRFIN20040510_112251_000000392026_00395_11471_2320.N1	10-MAY-2004 11:22:51	Bright	38.500	55	79Zet UMa	2.0600	10200.	77	11471	No
224	GOM_NL__2PRFIN20040510_112456_000000382026_00395_11471_2321.N1	10-MAY-2004 11:24:56	Bright	38.000	82	48Bet UMa	2.3650	10600.	76	11471	No
225	GOM_NL__2PRFIN20040510_112741_000000442026_00395_11471_2322.N1	10-MAY-2004 11:27:41	Bright	43.500	119	14Eta Dra	2.7270	4700.0	87	11471	No
226	GOM_NL__2PRFIN20040510_112923_000000552026_00395_11471_2323.N1	10-MAY-2004 11:29:23	Bright	54.500	130	23Bet Dra	2.7990	5800.0	109	11471	No
227	GOM_NL__2PRFIN20040510_113257_000000392026_00395_11471_2324.N1	10-MAY-2004 11:32:57	Bright	38.500	49	1Alp UMi	1.9900	6300.0	77	11471	No
228	GOM_NL__2PRFIN20040510_113832_000000442026_00395_11471_2325.N1	10-MAY-2004 11:38:32	Bright	43.500	89	5Alp Cep	2.4510	8000.0	87	11471	No
229	GOM_NL__2PRFIN20040510_114106_000000392026_00395_11471_2326.N1	10-MAY-2004 11:41:06	Bright	38.500	76	27Gam Cas	2.3000	30000.	77	11471	No
230	GOM_NL__2PRFIN20040510_114221_000000532026_00395_11471_2327.N1	10-MAY-2004 11:42:21	Bright	53.000	68	18Alp Cas	2.2250	4500.0	106	11471	No
231	GOM_NL__2PRFIN20040510_114522_000000902026_00395_11471_2328.N1	10-MAY-2004 11:45:22	Bright	89.500	66	37Gam Cyg	2.2080	5900.0	179	11471	No
232	GOM_NL__2PRFIN20040510_115014_000001032026_00395_11471_2329.N1	10-MAY-2004 11:50:14	Straylight	103.00	92	53Eps Cyg	2.5000	4500.0	206	11471	No
233	GOM_NL__2PRFIN20040510_115434_000000442026_00395_11471_2330.N1	10-MAY-2004 11:54:34	Twilight	44.000	140	88Gam Peg	2.8340	26000.	88	11471	No
234	GOM_NL__2PRFIN20040510_115558_000000532026_00395_11471_2331.N1	10-MAY-2004 11:55:58	Dark	52.500	90	54Alp Peg	2.4870	11000.	105	11471	No
235	GOM_NL__2PRFIN20040510_120201_000000902026_00395_11471_2332.N1	10-MAY-2004 12:02:01	Dark	89.500	61	8Eps Peg	2.1000	3900.0	179	11471	No
236	GOM_NL__2PRFIN20040510_120916_000000492026_00395_11471_2333.N1	10-MAY-2004 12:09:16	Dark	49.000	18	24Alp PsA	1.1660	9700.0	98	11471	No
237	GOM_NL__2PRFIN20040510_121348_000000482026_00395_11471_2334.N1	10-MAY-2004 12:13:48	Dark	48.000	63	Bet Gru	2.1500	2800.0	96	11471	No
238	GOM_NL__2PRFIN20040510_121507_000000452026_00395_11471_2335.N1	10-MAY-2004 12:15:07	Dark	45.000	31	Alp Gru	1.7340	15200.	90	11471	No
239	GOM_NL__2PRFIN20040510_121712_000000442026_00396_11472_2303.N1	10-MAY-2004 12:17:12	Dark	43.500	148	Alp Tuc	2.8780	4100.0	87	11472	No
240	GOM_NL__2PRFIN20040510_122042_000000442026_00396_11472_2304.N1	10-MAY-2004 12:20:42	Dark	43.500	45	Alp Pav	1.9400	26000.	87	11472	No
241	GOM_NL__2PRFIN20040510_122630_000000532026_00396_11472_2305.N1	10-MAY-2004 12:26:30	Straylight	52.500	43	Alp TrA	1.9100	4250.0	105	11472	No
242	GOM_NL__2PRFIN20040510_122807_000000482026_00396_11472_2306.N1	10-MAY-2004 12:28:07	Straylight	48.000	141	Bet Ara	2.8400	4600.0	96	11472	No
243	GOM_NL__2PRFIN20040510_123033_000000472026_00396_11472_2307.N1	10-MAY-2004 12:30:33	Straylight	46.500	4	Alp1Cen	-0.010000	5800.0	93	11472	No
244	GOM_NL__2PRFIN20040510_123404_000000452026_00396_11472_2308.N1	10-MAY-2004 12:34:04	Straylight	44.500	78	Alp Lup	2.3040	28000.	89	11472	No
245	GOM_NL__2PRFIN20040510_123535_000000422026_00396_11472_2309.N1	10-MAY-2004 12:35:35	Straylight	41.500	81	Eta Cen	2.3560	28000.	83	11472	No
246	GOM_NL__2PRFIN20040510_123810_000000702026_00396_11472_2310.N1	10-MAY-2004 12:38:10	Tw_and_stray	70.000	16	21Alp Sco	1.0200	3000.0	140	11472	No
247	GOM_NL__2PRFIN20040510_124005_000000622026_00396_11472_2311.N1	10-MAY-2004 12:40:05	Bright	62.000	80	7Del Sco	2.3160	30000.	124	11472	No
248	GOM_NL__2PRFIN20040510_124214_000000702026_00396_11472_2312.N1	10-MAY-2004 12:42:14	Bright	70.000	86	35Eta Oph	2.4300	10200.	140	11472	No
249	GOM_NL__2PRFIN20040510_124452_000000442026_00396_11472_2313.N1	10-MAY-2004 12:44:52	Bright	44.000	104	27Bet Lib	2.6140	13100.	88	11472	No
250	GOM_NL__2PRFIN20040510_124813_000000382026_00396_11472_2314.N1	10-MAY-2004 12:48:13	Bright	38.000	121	29Gam Vir	2.7400	7200.0	76	11472	No
251	GOM_NL__2PRFIN20040510_125118_000000412026_00396_11472_2315.N1	10-MAY-2004 12:51:18	Bright	41.000	138	47Eps Vir	2.8280	4700.0	82	11472	No
252	GOM_NL__2PRFIN20040510_125308_000000372026_00396_11472_2316.N1	10-MAY-2004 12:53:08	Bright	36.500	111	8Eta Boo	2.6800	6000.0	73	11472	No
253	GOM_NL__2PRFIN20040510_125607_000000432026_00396_11472_2317.N1	10-MAY-2004 12:56:07	Bright	43.000	83		2.3780	11000.	86	11472	No
254	GOM_NL__2PRFIN20040510_125853_000000402026_00396_11472_2318.N1	10-MAY-2004 12:58:53	Bright	40.000	152	12Alp2CVn	2.8900	11000.	80	11472	No
255	GOM_NL__2PRFIN20040510_130156_000000362026_00396_11472_2319.N1	10-MAY-2004 13:01:56	Bright	36.000	39	85Eta UMa	1.8540	24000.	72	11472	No
256	GOM_NL__2PRFIN20040510_130327_000000362026_00396_11472_2320.N1	10-MAY-2004 13:03:27	Bright	36.000	55	79Zet UMa	2.0600	10200.	72	11472	No
257	GOM_NL__2PRFIN20040510_130533_000000392026_00396_11472_2321.N1	10-MAY-2004 13:05:33	Bright	38.500	82	48Bet UMa	2.3650	10600.	77	11472	No
258	GOM_NL__2PRFIN20040510_130817_000000442026_00396_11472_2322.N1	10-MAY-2004 13:08:17	Bright	43.500	119	14Eta Dra	2.7270	4700.0	87	11472	No
259	GOM_NL__2PRFIN20040510_130958_000000532026_00396_11472_2323.N1	10-MAY-2004 13:09:58	Bright	53.000	130	23Bet Dra	2.7990	5800.0	106	11472	No
260	GOM_NL__2PRFIN20040510_131332_000000362026_00396_11472_2324.N1	10-MAY-2004 13:13:32	Bright	35.500	49	1Alp UMi	1.9900	6300.0	71	11472	No
261	GOM_NL__2PRFIN20040510_131908_000000642026_00396_11472_2325.N1	10-MAY-2004 13:19:08	Bright	64.000	89	5Alp Cep	2.4510	8000.0	128	11472	No
262	GOM_NL__2PRFIN20040510_132140_000000452026_00396_11472_2326.N1	10-MAY-2004 13:21:40	Bright	44.500	76	27Gam Cas	2.3000	30000.	89	11472	No
263	GOM_NL__2PRFIN20040510_132255_000000392026_00396_11472_2327.N1	10-MAY-2004 13:22:55	Bright	38.500	68	18Alp Cas	2.2250	4500.0	77	11472	No
264	GOM_NL__2PRFIN20040510_132557_000000952026_00396_11472_2328.N1	10-MAY-2004 13:25:57	Bright	94.500	66	37Gam Cyg	2.2080	5900.0	189	11472	No
265	GOM_NL__2PRFIN20040510_133050_000001162026_00396_11472_2329.N1	10-MAY-2004 13:30:50	Straylight	116.00	92	53Eps Cyg	2.5000	4500.0	232	11472	No
266	GOM_NL__2PRFIN20040510_133510_000000452026_00396_11472_2330.N1	10-MAY-2004 13:35:10	Twilight	45.000	140	88Gam Peg	2.8340	26000.	90	11472	No
267	GOM_NL__2PRFIN20040510_133635_000000522026_00396_11472_2331.N1	10-MAY-2004 13:36:35	Dark	52.000	90	54Alp Peg	2.4870	11000.	104	11472	No
268	GOM_NL__2PRFIN20040510_134239_000000882026_00396_11472_2332.N1	10-MAY-2004 13:42:39	Dark	87.500	61	8Eps Peg	2.1000	3900.0	175	11472	No
269	GOM_NL__2PRFIN20040510_134952_000000512026_00396_11472_2333.N1	10-MAY-2004 13:49:52	Dark	51.000	18	24Alp PsA	1.1660	9700.0	102	11472	No
270	GOM_NL__2PRFIN20040510_135424_000000492026_00396_11472_2334.N1	10-MAY-2004 13:54:24	Dark	48.500	63	Bet Gru	2.1500	2800.0	97	11472	No
271	GOM_NL__2PRFIN20040510_135544_000000432026_00396_11472_2335.N1	10-MAY-2004 13:55:44	Dark	42.500	31	Alp Gru	1.7340	15200.	85	11472	No
272	GOM_NL__2PRFIN20040510_135749_000000412026_00397_11473_2303.N1	10-MAY-2004 13:57:49	Dark	41.000	148	Alp Tuc	2.8780	4100.0	82	11473	No
273	GOM_NL__2PRFIN20040510_140119_000000432026_00397_11473_2304.N1	10-MAY-2004 14:01:19	Dark	43.000	45	Alp Pav	1.9400	26000.	86	11473	No
274	GOM_NL__2PRFIN20040510_140708_000000412026_00397_11473_2305.N1	10-MAY-2004 14:07:08	Straylight	41.000	43	Alp TrA	1.9100	4250.0	82	11473	No
275	GOM_NL__2PRFIN20040510_140843_000000492026_00397_11473_2306.N1	10-MAY-2004 14:08:43	Straylight	49.000	141	Bet Ara	2.8400	4600.0	98	11473	No
276	GOM_NL__2PRFIN20040510_141110_000000472026_00397_11473_2307.N1	10-MAY-2004 14:11:10	Straylight	46.500	4	Alp1Cen	-0.010000	5800.0	93	11473	No
277	GOM_NL__2PRFIN20040510_141440_000000412026_00397_11473_2308.N1	10-MAY-2004 14:14:40	Straylight	40.500	78	Alp Lup	2.3040	28000.	81	11473	No
278	GOM_NL__2PRFIN20040510_141611_000000442026_00397_11473_2309.N1	10-MAY-2004 14:16:11	Straylight	43.500	81	Eta Cen	2.3560	28000.	87	11473	No

279	GOM_NL__2PRFIN20040510_141849_000000662026_00397_11473_2310.N1	10-MAY-2004 14:18:49	Twilight	66.000	16	21Alp Sco	1.0200	3000.0	132	11473	No
280	GOM_NL__2PRFIN20040510_142042_000000652026_00397_11473_2311.N1	10-MAY-2004 14:20:42	Bright	65.000	80	7Del Sco	2.3160	30000.	130	11473	No
281	GOM_NL__2PRFIN20040510_142251_000000732026_00397_11473_2312.N1	10-MAY-2004 14:22:51	Bright	73.000	86	35Eta Oph	2.4300	10200.	146	11473	No
282	GOM_NL__2PRFIN20040510_142528_000000442026_00397_11473_2313.N1	10-MAY-2004 14:25:28	Bright	44.000	104	27Bet Lib	2.6140	13100.	88	11473	No
283	GOM_NL__2PRFIN20040510_142849_000000392026_00397_11473_2314.N1	10-MAY-2004 14:28:49	Bright	38.500	121	29Gam Vir	2.7400	7200.0	77	11473	No
284	GOM_NL__2PRFIN20040510_143156_000000382026_00397_11473_2315.N1	10-MAY-2004 14:31:56	Bright	37.500	138	47Eps Vir	2.8280	4700.0	75	11473	No
285	GOM_NL__2PRFIN20040510_143344_000000382026_00397_11473_2316.N1	10-MAY-2004 14:33:44	Bright	37.500	111	8Eta Boo	2.6800	6000.0	75	11473	No
286	GOM_NL__2PRFIN20040510_143642_000000402026_00397_11473_2317.N1	10-MAY-2004 14:36:42	Bright	39.500	83		2.3780	11000.	79	11473	No
287	GOM_NL__2PRFIN20040510_143929_000000392026_00397_11473_2318.N1	10-MAY-2004 14:39:29	Bright	39.000	152	12Alp2CVn	2.8900	11000.	78	11473	No
288	GOM_NL__2PRFIN20040510_144232_000000382026_00397_11473_2319.N1	10-MAY-2004 14:42:32	Bright	38.000	39	85Eta UMa	1.8540	24000.	76	11473	No
289	GOM_NL__2PRFIN20040510_144403_000000382026_00397_11473_2320.N1	10-MAY-2004 14:44:03	Bright	38.000	55	79Zet UMa	2.0600	10200.	76	11473	No
290	GOM_NL__2PRFIN20040510_144608_000000402026_00397_11473_2321.N1	10-MAY-2004 14:46:08	Bright	40.000	82	48Bet UMa	2.3650	10600.	80	11473	No
291	GOM_NL__2PRFIN20040510_144852_000000432026_00397_11473_2322.N1	10-MAY-2004 14:48:52	Bright	43.000	119	14Eta Dra	2.7270	4700.0	86	11473	No
292	GOM_NL__2PRFIN20040510_145033_000000542026_00397_11473_2323.N1	10-MAY-2004 14:50:33	Bright	54.000	130	23Bet Dra	2.7990	5800.0	108	11473	No
293	GOM_NL__2PRFIN20040510_145409_000000352026_00397_11473_2324.N1	10-MAY-2004 14:54:09	Bright	34.500	49	1Alp UMi	1.9900	6300.0	69	11473	No
294	GOM_NL__2PRFIN20040510_145943_000000452026_00397_11473_2325.N1	10-MAY-2004 14:59:43	Bright	44.500	89	5Alp Cep	2.4510	8000.0	89	11473	No
295	GOM_NL__2PRFIN20040510_150218_000000372026_00397_11473_2326.N1	10-MAY-2004 15:02:18	Bright	37.000	76	27Gam Cas	2.3000	30000.	74	11473	No
296	GOM_NL__2PRFIN20040510_150331_000000392026_00397_11473_2327.N1	10-MAY-2004 15:03:31	Bright	39.000	68	18Alp Cas	2.2250	4500.0	78	11473	No
297	GOM_NL__2PRFIN20040510_150632_000000882026_00397_11473_2328.N1	10-MAY-2004 15:06:32	Bright	87.500	66	37Gam Cyg	2.2080	5900.0	175	11473	No
298	GOM_NL__2PRFIN20040510_151126_000001212026_00397_11473_2329.N1	10-MAY-2004 15:11:26	Straylight	121.00	92	53Eps Cyg	2.5000	4500.0	242	11473	No
299	GOM_NL__2PRFIN20040510_151547_000000442026_00397_11473_2330.N1	10-MAY-2004 15:15:47	Twilight	44.000	140	88Gam Peg	2.8340	26000.	88	11473	No
300	GOM_NL__2PRFIN20040510_151711_000000542026_00397_11473_2331.N1	10-MAY-2004 15:17:11	Dark	54.000	90	54Alp Peg	2.4870	11000.	108	11473	No
301	GOM_NL__2PRFIN20040510_152316_000000962026_00397_11473_2332.N1	10-MAY-2004 15:23:16	Dark	95.500	61	8Eps Peg	2.1000	3900.0	191	11473	No
302	GOM_NL__2PRFIN20040510_153029_000000512026_00397_11473_2333.N1	10-MAY-2004 15:30:29	Dark	50.500	18	24Alp PsA	1.1660	9700.0	101	11473	No
303	GOM_NL__2PRFIN20040510_153501_000000562026_00397_11473_2334.N1	10-MAY-2004 15:35:01	Dark	56.000	63	Bet Gru	2.1500	2800.0	112	11473	No
304	GOM_NL__2PRFIN20040510_153621_000000452026_00397_11473_2335.N1	10-MAY-2004 15:36:21	Dark	45.000	31	Alp Gru	1.7340	15200.	90	11473	No
305	GOM_NL__2PRFIN20040510_153826_000000402026_00398_11474_2303.N1	10-MAY-2004 15:38:26	Dark	40.000	148	Alp Tuc	2.8780	4100.0	80	11474	No
306	GOM_NL__2PRFIN20040510_154156_000000432026_00398_11474_2304.N1	10-MAY-2004 15:41:56	Dark	42.500	45	Alp Pav	1.9400	26000.	85	11474	No
307	GOM_NL__2PRFIN20040510_154745_000000432026_00398_11474_2305.N1	10-MAY-2004 15:47:45	Straylight	43.000	43	Alp TrA	1.9100	4250.0	86	11474	No
308	GOM_NL__2PRFIN20040510_154920_000000432026_00398_11474_2306.N1	10-MAY-2004 15:49:20	Straylight	42.500	141	Bet Ara	2.8400	4600.0	85	11474	No
309	GOM_NL__2PRFIN20040510_155146_000000422026_00398_11474_2307.N1	10-MAY-2004 15:51:46	Straylight	41.500	4	Alp1Cen	-0.010000	5800.0	83	11474	No
310	GOM_NL__2PRFIN20040510_155517_000000412026_00398_11474_2308.N1	10-MAY-2004 15:55:17	Straylight	41.000	78	Alp Lup	2.3040	28000.	82	11474	No
311	GOM_NL__2PRFIN20040510_155648_000000392026_00398_11474_2309.N1	10-MAY-2004 15:56:48	Straylight	39.000	81	Eta Cen	2.3560	28000.	78	11474	No
312	GOM_NL__2PRFIN20040510_155925_000000692026_00398_11474_2310.N1	10-MAY-2004 15:59:25	Twilight	69.000	16	21Alp Sco	1.0200	3000.0	138	11474	No
313	GOM_NL__2PRFIN20040510_160118_000000542026_00398_11474_2311.N1	10-MAY-2004 16:01:18	Bright	53.500	80	7Del Sco	2.3160	30000.	107	11474	No
314	GOM_NL__2PRFIN20040510_160327_000000732026_00398_11474_2312.N1	10-MAY-2004 16:03:27	Bright	72.500	86	35Eta Oph	2.4300	10200.	145	11474	No
315	GOM_NL__2PRFIN20040510_160605_000000432026_00398_11474_2313.N1	10-MAY-2004 16:06:05	Bright	42.500	104	27Bet Lib	2.6140	13100.	85	11474	No
316	GOM_NL__2PRFIN20040510_160925_000000392026_00398_11474_2314.N1	10-MAY-2004 16:09:25	Bright	38.500	121	29Gam Vir	2.7400	7200.0	77	11474	No
317	GOM_NL__2PRFIN20040510_161233_000000372026_00398_11474_2315.N1	10-MAY-2004 16:12:33	Bright	37.000	138	47Eps Vir	2.8280	4700.0	74	11474	No
318	GOM_NL__2PRFIN20040510_161421_000000372026_00398_11474_2316.N1	10-MAY-2004 16:14:21	Bright	37.000	111	8Eta Boo	2.6800	6000.0	74	11474	No
319	GOM_NL__2PRFIN20040510_161718_000000432026_00398_11474_2317.N1	10-MAY-2004 16:17:18	Bright	42.500	83		2.3780	11000.	85	11474	No
320	GOM_NL__2PRFIN20040510_162008_000000372026_00398_11474_2318.N1	10-MAY-2004 16:20:08	Bright	37.000	152	12Alp2CVn	2.8900	11000.	74	11474	No
321	GOM_NL__2PRFIN20040510_162308_000000362026_00398_11474_2319.N1	10-MAY-2004 16:23:08	Bright	36.000	39	85Eta UMa	1.8540	24000.	72	11474	No
322	GOM_NL__2PRFIN20040510_162439_000000372026_00398_11474_2320.N1	10-MAY-2004 16:24:39	Bright	37.000	55	79Zet UMa	2.0600	10200.	74	11474	No
323	GOM_NL__2PRFIN20040510_162645_000000372026_00398_11474_2321.N1	10-MAY-2004 16:26:45	Bright	37.000	82	48Bet UMa	2.3650	10600.	74	11474	No
324	GOM_NL__2PRFIN20040510_162928_000000422026_00398_11474_2322.N1	10-MAY-2004 16:29:28	Bright	42.000	119	14Eta Dra	2.7270	4700.0	84	11474	No
325	GOM_NL__2PRFIN20040510_163107_000000552026_00398_11474_2323.N1	10-MAY-2004 16:31:07	Bright	55.000	130	23Bet Dra	2.7990	5800.0	110	11474	No
326	GOM_NL__2PRFIN20040510_163445_000000372026_00398_11474_2324.N1	10-MAY-2004 16:34:45	Bright	37.000	49	1Alp UMi	1.9900	6300.0	74	11474	No
327	GOM_NL__2PRFIN20040510_164019_000000452026_00398_11474_2325.N1	10-MAY-2004 16:40:19	Bright	44.500	89	5Alp Cep	2.4510	8000.0	89	11474	No
328	GOM_NL__2PRFIN20040510_164255_000000362026_00398_11474_2326.N1	10-MAY-2004 16:42:55	Bright	35.500	76	27Gam Cas	2.3000	30000.	71	11474	No
329	GOM_NL__2PRFIN20040510_164409_000000392026_00398_11474_2327.N1	10-MAY-2004 16:44:09	Bright	39.000	68	18Alp Cas	2.2250	4500.0	78	11474	No
330	GOM_NL__2PRFIN20040510_164708_000000972026_00398_11474_2328.N1	10-MAY-2004 16:47:08	Bright	97.000	66	37Gam Cyg	2.2080	5900.0	194	11474	No
331	GOM_NL__2PRFIN20040510_165202_000001142026_00398_11474_2329.N1	10-MAY-2004 16:52:02	Straylight	113.50	92	53Eps Cyg	2.5000	4500.0	227	11474	No
332	GOM_NL__2PRFIN20040510_165623_000000432026_00398_11474_2330.N1	10-MAY-2004 16:56:23	Twilight	42.500	140	88Gam Peg	2.8340	26000.	85	11474	No
333	GOM_NL__2PRFIN20040510_165747_000000562026_00398_11474_2331.N1	10-MAY-2004 16:57:47	Dark	55.500	90	54Alp Peg	2.4870	11000.	111	11474	No
334	GOM_NL__2PRFIN20040510_170353_000000982026_00398_11474_2332.N1	10-MAY-2004 17:03:53	Dark	98.000	61	8Eps Peg	2.1000	3900.0	196	11474	No
335	GOM_NL__2PRFIN20040510_171107_000000502026_00398_11474_2333.N1	10-MAY-2004 17:11:07	Dark	49.500	18	24Alp PsA	1.1660	9700.0	99	11474	No
336	GOM_NL__2PRFIN20040510_171538_000000522026_00398_11474_2334.N1	10-MAY-2004 17:15:38	Dark	51.500	63	Bet Gru	2.1500	2800.0	103	11474	No
337	GOM_NL__2PRFIN20040510_171658_000000522026_00398_11474_2335.N1	10-MAY-2004 17:16:58	Dark	52.000	31	Alp Gru	1.7340	15200.	104	11474	No



338	GOM_NL__2PRFIN20040510_171902_000000442026_00399_11475_2303.N1	10-MAY-2004 17:19:02	Dark	44.000	148	Alp Tuc	2.8780	4100.0	88	11475	No
339	GOM_NL__2PRFIN20040510_172233_000000442026_00399_11475_2304.N1	10-MAY-2004 17:22:33	Dark	44.000	45	Alp Pav	1.9400	26000.	88	11475	No
340	GOM_NL__2PRFIN20040510_172820_000000402026_00399_11475_2305.N1	10-MAY-2004 17:28:20	Straylight	40.000	43	Alp TrA	1.9100	4250.0	80	11475	No
341	GOM_NL__2PRFIN20040510_172952_000000392026_00399_11475_2306.N1	10-MAY-2004 17:29:52	Straylight	39.000	145	Gam TrA	2.8720	10600.	78	11475	No
342	GOM_NL__2PRFIN20040510_173222_000000422026_00399_11475_2307.N1	10-MAY-2004 17:32:22	Straylight	42.000	4	Alp1Cen	-0.010000	5800.0	84	11475	No
343	GOM_NL__2PRFIN20040510_173410_000000542026_00399_11475_2308.N1	10-MAY-2004 17:34:10	Straylight	54.000	25	35Lam Sco	1.6200	28000.	108	11475	No
344	GOM_NL__2PRFIN20040510_173645_000000572026_00399_11475_2309.N1	10-MAY-2004 17:36:45	Straylight	57.000	75	26Eps Sco	2.2910	4250.0	114	11475	No
345	GOM_NL__2PRFIN20040510_174002_000000692026_00399_11475_2310.N1	10-MAY-2004 17:40:02	Tw_i_and_stray	69.000	16	21Alp Sco	1.0200	3000.0	138	11475	No
346	GOM_NL__2PRFIN20040510_174154_000000642026_00399_11475_2311.N1	10-MAY-2004 17:41:54	Bright	63.500	80	7Del Sco	2.3160	30000.	127	11475	No
347	GOM_NL__2PRFIN20040510_174403_000000692026_00399_11475_2312.N1	10-MAY-2004 17:44:03	Bright	69.000	86	35Eta Oph	2.4300	10200.	138	11475	No
348	GOM_NL__2PRFIN20040510_174640_000000442026_00399_11475_2313.N1	10-MAY-2004 17:46:40	Bright	44.000	104	27Bet Lib	2.6140	13100.	88	11475	No
349	GOM_NL__2PRFIN20040510_175001_000000382026_00399_11475_2314.N1	10-MAY-2004 17:50:01	Bright	38.000	121	29Gam Vir	2.7400	7200.0	76	11475	No
350	GOM_NL__2PRFIN20040510_175309_000000382026_00399_11475_2315.N1	10-MAY-2004 17:53:09	Bright	38.000	138	47Eps Vir	2.8280	4700.0	76	11475	No
351	GOM_NL__2PRFIN20040510_175456_000000372026_00399_11475_2316.N1	10-MAY-2004 17:54:56	Bright	36.500	111	8Eta Boo	2.6800	6000.0	73	11475	No
352	GOM_NL__2PRFIN20040510_175754_000000422026_00399_11475_2317.N1	10-MAY-2004 17:57:54	Bright	41.500	83		2.3780	11000.	83	11475	No
353	GOM_NL__2PRFIN20040510_180043_000000382026_00399_11475_2318.N1	10-MAY-2004 18:00:43	Bright	38.000	152	12Alp2CVn	2.8900	11000.	76	11475	No
354	GOM_NL__2PRFIN20040510_180344_000000382026_00399_11475_2319.N1	10-MAY-2004 18:03:44	Bright	37.500	39	85Eta UMa	1.8540	24000.	75	11475	No
355	GOM_NL__2PRFIN20040510_180515_000000382026_00399_11475_2320.N1	10-MAY-2004 18:05:15	Bright	38.000	55	79Zet UMa	2.0600	10200.	76	11475	No
356	GOM_NL__2PRFIN20040510_180721_000000402026_00399_11475_2321.N1	10-MAY-2004 18:07:21	Bright	40.000	82	48Bet UMa	2.3650	10600.	80	11475	No
357	GOM_NL__2PRFIN20040510_181003_000000422026_00399_11475_2322.N1	10-MAY-2004 18:10:03	Bright	42.000	119	14Eta Dra	2.7270	4700.0	84	11475	No
358	GOM_NL__2PRFIN20040510_181143_000000512026_00399_11475_2323.N1	10-MAY-2004 18:11:43	Bright	51.000	130	23Bet Dra	2.7990	5800.0	102	11475	No
359	GOM_NL__2PRFIN20040510_181322_000000592026_00399_11475_2324.N1	10-MAY-2004 18:13:22	Bright	59.000	69	33Gam Dra	2.2310	3800.0	118	11475	No
360	GOM_NL__2PRFIN20040510_182054_000000462026_00399_11475_2325.N1	10-MAY-2004 18:20:54	Bright	46.000	89	5Alp Cep	2.4510	8000.0	92	11475	No
361	GOM_NL__2PRFIN20040510_182330_000000472026_00399_11475_2326.N1	10-MAY-2004 18:23:30	Bright	46.500	76	27Gam Cas	2.3000	30000.	93	11475	No
362	GOM_NL__2PRFIN20040510_182445_000000372026_00399_11475_2327.N1	10-MAY-2004 18:24:45	Bright	37.000	68	18Alp Cas	2.2250	4500.0	74	11475	No
363	GOM_NL__2PRFIN20040510_182743_000000912026_00399_11475_2328.N1	10-MAY-2004 18:27:43	Bright	90.500	66	37Gam Cyg	2.2080	5900.0	181	11475	No
364	GOM_NL__2PRFIN20040510_183238_000001142026_00399_11475_2329.N1	10-MAY-2004 18:32:38	Straylight	113.50	92	53Eps Cyg	2.5000	4500.0	227	11475	No
365	GOM_NL__2PRFIN20040510_183700_000000432026_00399_11475_2330.N1	10-MAY-2004 18:37:00	Twilight	42.500	140	88Gam Peg	2.8340	26000.	85	11475	No
366	GOM_NL__2PRFIN20040510_183824_000000512026_00399_11475_2331.N1	10-MAY-2004 18:38:24	Dark	51.000	90	54Alp Peg	2.4870	11000.	102	11475	No
367	GOM_NL__2PRFIN20040510_184544_000000462026_00399_11475_2332.N1	10-MAY-2004 18:45:44	Dark	46.000	52	16Bet Cet	2.0370	4500.0	92	11475	No
368	GOM_NL__2PRFIN20040510_185233_000000452026_00399_11475_2333.N1	10-MAY-2004 18:52:33	Dark	45.000	84	Alp Phe	2.3970	4500.0	90	11475	No
369	GOM_NL__2PRFIN20040510_185614_000000562026_00399_11475_2334.N1	10-MAY-2004 18:56:14	Dark	56.000	63	Bet Gru	2.1500	2800.0	112	11475	No
370	GOM_NL__2PRFIN20040510_185734_000000432026_00399_11475_2335.N1	10-MAY-2004 18:57:34	Dark	43.000	31	Alp Gru	1.7340	15200.	86	11475	No
371	GOM_NL__2PRFIN20040510_185939_000000402026_00400_11476_2303.N1	10-MAY-2004 18:59:39	Dark	40.000	148	Alp Tuc	2.8780	4100.0	80	11476	No
372	GOM_NL__2PRFIN20040510_190310_000000422026_00400_11476_2304.N1	10-MAY-2004 19:03:10	Dark	42.000	45	Alp Pav	1.9400	26000.	84	11476	No
373	GOM_NL__2PRFIN20040510_190858_000000402026_00400_11476_2305.N1	10-MAY-2004 19:08:58	Straylight	40.000	43	Alp TrA	1.9100	4250.0	80	11476	No
374	GOM_NL__2PRFIN20040510_191029_000000382026_00400_11476_2306.N1	10-MAY-2004 19:10:29	Straylight	38.000	145	Gam TrA	2.8720	10600.	76	11476	No
375	GOM_NL__2PRFIN20040510_191259_000000472026_00400_11476_2307.N1	10-MAY-2004 19:12:59	Straylight	47.000	4	Alp1Cen	-0.010000	5800.0	94	11476	No
376	GOM_NL__2PRFIN20040510_191447_000000562026_00400_11476_2308.N1	10-MAY-2004 19:14:47	Straylight	56.000	25	35Lam Sco	1.6200	28000.	112	11476	No
377	GOM_NL__2PRFIN20040510_191722_000000552026_00400_11476_2309.N1	10-MAY-2004 19:17:22	Straylight	54.500	75	26Eps Sco	2.2910	4250.0	109	11476	No
378	GOM_NL__2PRFIN20040510_192039_000000612026_00400_11476_2310.N1	10-MAY-2004 19:20:39	Tw_i_and_stray	60.500	16	21Alp Sco	1.0200	3000.0	121	11476	No
379	GOM_NL__2PRFIN20040510_192231_000000542026_00400_11476_2311.N1	10-MAY-2004 19:22:31	Bright	53.500	80	7Del Sco	2.3160	30000.	107	11476	No
380	GOM_NL__2PRFIN20040510_192439_000000732026_00400_11476_2312.N1	10-MAY-2004 19:24:39	Bright	73.000	86	35Eta Oph	2.4300	10200.	146	11476	No
381	GOM_NL__2PRFIN20040510_192717_000000432026_00400_11476_2313.N1	10-MAY-2004 19:27:17	Bright	42.500	104	27Bet Lib	2.6140	13100.	85	11476	No
382	GOM_NL__2PRFIN20040510_193037_000000382026_00400_11476_2314.N1	10-MAY-2004 19:30:37	Bright	38.000	121	29Gam Vir	2.7400	7200.0	76	11476	No
383	GOM_NL__2PRFIN20040510_193346_000000372026_00400_11476_2315.N1	10-MAY-2004 19:33:46	Bright	36.500	138	47Eps Vir	2.8280	4700.0	73	11476	No
384	GOM_NL__2PRFIN20040510_193533_000000372026_00400_11476_2316.N1	10-MAY-2004 19:35:33	Bright	37.000	111	8Eta Boo	2.6800	6000.0	74	11476	No
385	GOM_NL__2PRFIN20040510_193830_000000402026_00400_11476_2317.N1	10-MAY-2004 19:38:30	Bright	39.500	83		2.3780	11000.	79	11476	No
386	GOM_NL__2PRFIN20040510_194121_000000352026_00400_11476_2318.N1	10-MAY-2004 19:41:21	Bright	35.000	152	12Alp2CVn	2.8900	11000.	70	11476	No
387	GOM_NL__2PRFIN20040510_194421_000000372026_00400_11476_2319.N1	10-MAY-2004 19:44:21	Bright	36.500	39	85Eta UMa	1.8540	24000.	73	11476	No
388	GOM_NL__2PRFIN20040510_194552_000000392026_00400_11476_2320.N1	10-MAY-2004 19:45:52	Bright	38.500	55	79Zet UMa	2.0600	10200.	77	11476	No
389	GOM_NL__2PRFIN20040510_194758_000000382026_00400_11476_2321.N1	10-MAY-2004 19:47:58	Bright	37.500	82	48Bet UMa	2.3650	10600.	75	11476	No
390	GOM_NL__2PRFIN20040510_195039_000000442026_00400_11476_2322.N1	10-MAY-2004 19:50:39	Bright	43.500	119	14Eta Dra	2.7270	4700.0	87	11476	No
391	GOM_NL__2PRFIN20040510_195217_000000562026_00400_11476_2323.N1	10-MAY-2004 19:52:17	Bright	55.500	130	23Bet Dra	2.7990	5800.0	111	11476	No
392	GOM_NL__2PRFIN20040510_195356_000000602026_00400_11476_2324.N1	10-MAY-2004 19:53:56	Bright	59.500	69	33Gam Dra	2.2310	3800.0	119	11476	No
393	GOM_NL__2PRFIN20040510_200130_000000462026_00400_11476_2325.N1	10-MAY-2004 20:01:30	Bright	45.500	89	5Alp Cep	2.4510	8000.0	91	11476	No
394	GOM_NL__2PRFIN20040510_200407_000000342026_00400_11476_2326.N1	10-MAY-2004 20:04:07	Bright	34.000	76	27Gam Cas	2.3000	30000.	68	11476	No
395	GOM_NL__2PRFIN20040510_200522_000000362026_00400_11476_2327.N1	10-MAY-2004 20:05:22	Bright	36.000	68	18Alp Cas	2.2250	4500.0	72	11476	No
396	GOM_NL__2PRFIN20040510_200818_000000932026_00400_11476_2328.N1	10-MAY-2004 20:08:18	Bright	92.500	66	37Gam Cyg	2.2080	5900.0	185	11476	No



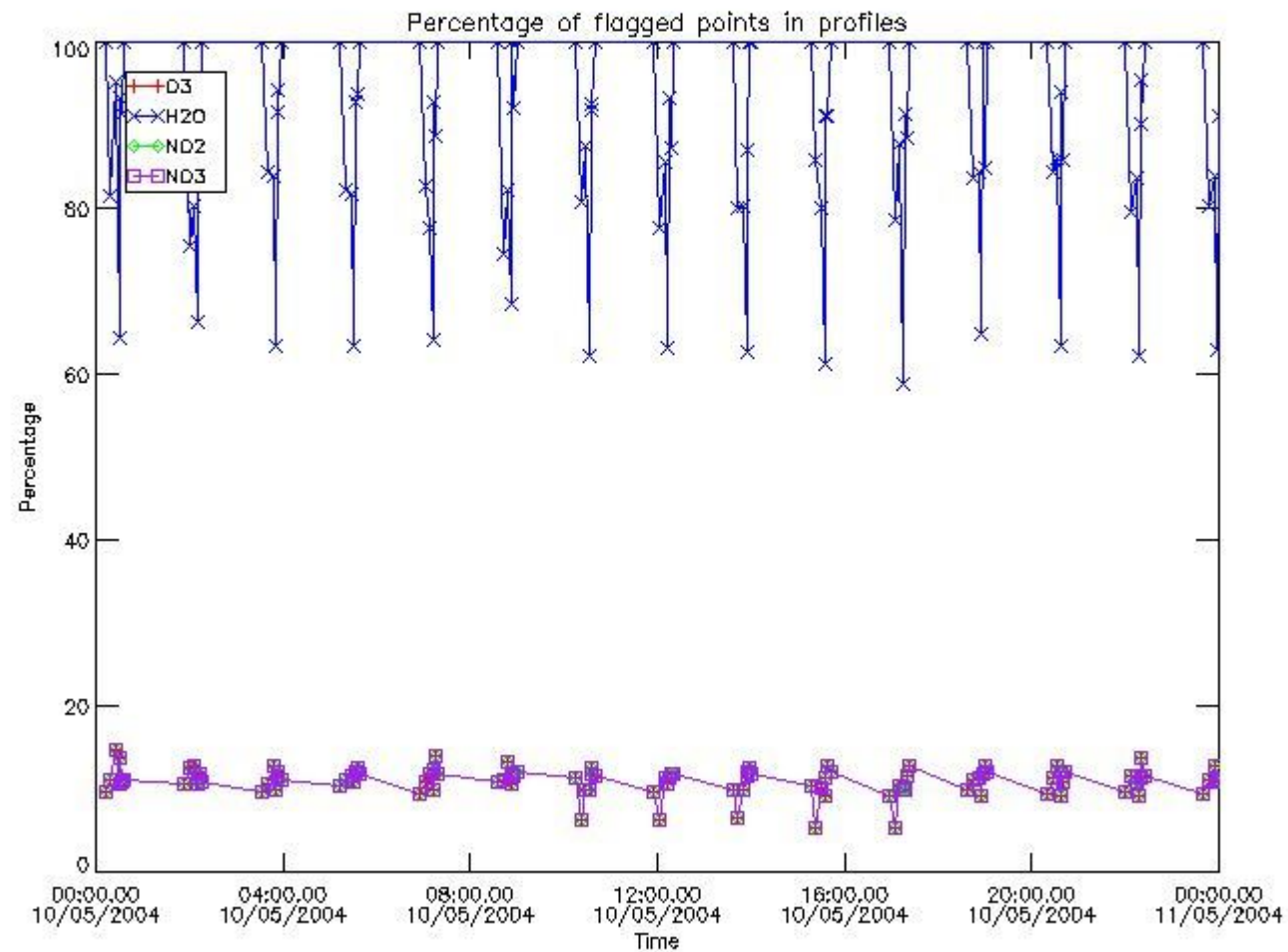
397	GOM_NL__2PRFIN20040510_201313_000001052026_00400_11476_2329.N1	10-MAY-2004 20:13:13	Straylight	105.00	92	53Eps Cyg	2.5000	4500.0	210	11476	No
398	GOM_NL__2PRFIN20040510_201737_000000432026_00400_11476_2330.N1	10-MAY-2004 20:17:37	Twilight	42.500	140	88Gam Peg	2.8340	26000.	85	11476	No
399	GOM_NL__2PRFIN20040510_201900_000000552026_00400_11476_2331.N1	10-MAY-2004 20:19:00	Dark	54.500	90	54Alp Peg	2.4870	11000.	109	11476	No
400	GOM_NL__2PRFIN20040510_202621_000000452026_00400_11476_2332.N1	10-MAY-2004 20:26:21	Dark	45.000	52	16Bet Cet	2.0370	4500.0	90	11476	No
401	GOM_NL__2PRFIN20040510_203309_000000402026_00400_11476_2333.N1	10-MAY-2004 20:33:09	Dark	40.000	84	Alp Phe	2.3970	4500.0	80	11476	No
402	GOM_NL__2PRFIN20040510_203651_000000552026_00400_11476_2334.N1	10-MAY-2004 20:36:51	Dark	55.000	63	Bet Gru	2.1500	2800.0	110	11476	No
403	GOM_NL__2PRFIN20040510_203811_000000432026_00400_11476_2335.N1	10-MAY-2004 20:38:11	Dark	42.500	31	Alp Gru	1.7340	15200.	85	11476	No
404	GOM_NL__2PRFIN20040510_204016_000000472026_00401_11477_2303.N1	10-MAY-2004 20:40:16	Dark	46.500	148	Alp Tuc	2.8780	4100.0	93	11477	No
405	GOM_NL__2PRFIN20040510_204346_000000432026_00401_11477_2304.N1	10-MAY-2004 20:43:46	Dark	42.500	45	Alp Pav	1.9400	26000.	85	11477	No
406	GOM_NL__2PRFIN20040510_204934_000000492026_00401_11477_2305.N1	10-MAY-2004 20:49:34	Straylight	48.500	43	Alp TrA	1.9100	4250.0	97	11477	No
407	GOM_NL__2PRFIN20040510_205105_000000382026_00401_11477_2306.N1	10-MAY-2004 20:51:05	Straylight	37.500	145	Gam TrA	2.8720	10600.	75	11477	No
408	GOM_NL__2PRFIN20040510_205335_000000442026_00401_11477_2307.N1	10-MAY-2004 20:53:35	Straylight	43.500	4	Alp1Cen	-0.010000	5800.0	87	11477	No
409	GOM_NL__2PRFIN20040510_205523_000000602026_00401_11477_2308.N1	10-MAY-2004 20:55:23	Straylight	59.500	25	35Lam Sco	1.6200	28000.	119	11477	No
410	GOM_NL__2PRFIN20040510_205758_000000592026_00401_11477_2309.N1	10-MAY-2004 20:57:58	Straylight	58.500	75	26Eps Sco	2.2910	4250.0	117	11477	No
411	GOM_NL__2PRFIN20040510_210114_000000652026_00401_11477_2310.N1	10-MAY-2004 21:01:14	Tw_and_stray	65.000	16	21Alp Sco	1.0200	3000.0	130	11477	No
412	GOM_NL__2PRFIN20040510_210307_000000572026_00401_11477_2311.N1	10-MAY-2004 21:03:07	Bright	56.500	80	7Del Sco	2.3160	30000.	113	11477	No
413	GOM_NL__2PRFIN20040510_210515_000000712026_00401_11477_2312.N1	10-MAY-2004 21:05:15	Bright	71.000	86	35Eta Oph	2.4300	10200.	142	11477	No
414	GOM_NL__2PRFIN20040510_210753_000000432026_00401_11477_2313.N1	10-MAY-2004 21:07:53	Bright	43.000	104	27Bet Lib	2.6140	13100.	86	11477	No
415	GOM_NL__2PRFIN20040510_211113_000000392026_00401_11477_2314.N1	10-MAY-2004 21:11:13	Bright	38.500	121	29Gam Vir	2.7400	7200.0	77	11477	No
416	GOM_NL__2PRFIN20040510_211422_000000372026_00401_11477_2315.N1	10-MAY-2004 21:14:22	Bright	36.500	138	47Eps Vir	2.8280	4700.0	73	11477	No
417	GOM_NL__2PRFIN20040510_211609_000000382026_00401_11477_2316.N1	10-MAY-2004 21:16:09	Bright	37.500	111	8Eta Boo	2.6800	6000.0	75	11477	No
418	GOM_NL__2PRFIN20040510_211906_000000422026_00401_11477_2317.N1	10-MAY-2004 21:19:06	Bright	42.000	83		2.3780	11000.	84	11477	No
419	GOM_NL__2PRFIN20040510_212157_000000362026_00401_11477_2318.N1	10-MAY-2004 21:21:57	Bright	35.500	152	12Alp2CVn	2.8900	11000.	71	11477	No
420	GOM_NL__2PRFIN20040510_212456_000000382026_00401_11477_2319.N1	10-MAY-2004 21:24:56	Bright	37.500	39	85Eta UMa	1.8540	24000.	75	11477	No
421	GOM_NL__2PRFIN20040510_212628_000000362026_00401_11477_2320.N1	10-MAY-2004 21:26:28	Bright	36.000	55	79Zet UMa	2.0600	10200.	72	11477	No
422	GOM_NL__2PRFIN20040510_212834_000000392026_00401_11477_2321.N1	10-MAY-2004 21:28:34	Bright	39.000	82	48Bet UMa	2.3650	10600.	78	11477	No
423	GOM_NL__2PRFIN20040510_213114_000000412026_00401_11477_2322.N1	10-MAY-2004 21:31:14	Bright	40.500	119	14Eta Dra	2.7270	4700.0	81	11477	No
424	GOM_NL__2PRFIN20040510_213252_000000542026_00401_11477_2323.N1	10-MAY-2004 21:32:52	Bright	54.000	130	23Bet Dra	2.7990	5800.0	108	11477	No
425	GOM_NL__2PRFIN20040510_213431_000000602026_00401_11477_2324.N1	10-MAY-2004 21:34:31	Bright	60.000	69	33Gam Dra	2.2310	3800.0	120	11477	No
426	GOM_NL__2PRFIN20040510_214205_000000452026_00401_11477_2325.N1	10-MAY-2004 21:42:05	Bright	44.500	89	5Alp Cep	2.4510	8000.0	89	11477	No
427	GOM_NL__2PRFIN20040510_214444_000000342026_00401_11477_2326.N1	10-MAY-2004 21:44:44	Bright	34.000	76	27Gam Cas	2.3000	30000.	68	11477	No
428	GOM_NL__2PRFIN20040510_214558_000000352026_00401_11477_2327.N1	10-MAY-2004 21:45:58	Bright	34.500	68	18Alp Cas	2.2250	4500.0	69	11477	No
429	GOM_NL__2PRFIN20040510_214853_000000922026_00401_11477_2328.N1	10-MAY-2004 21:48:53	Bright	92.000	66	37Gam Cyg	2.2080	5900.0	184	11477	No
430	GOM_NL__2PRFIN20040510_215349_000001162026_00401_11477_2329.N1	10-MAY-2004 21:53:49	Straylight	116.00	92	53Eps Cyg	2.5000	4500.0	232	11477	No
431	GOM_NL__2PRFIN20040510_215812_000000442026_00401_11477_2330.N1	10-MAY-2004 21:58:12	Twilight	44.000	140	88Gam Peg	2.8340	26000.	88	11477	No
432	GOM_NL__2PRFIN20040510_215936_000000532026_00401_11477_2331.N1	10-MAY-2004 21:59:36	Dark	53.000	90	54Alp Peg	2.4870	11000.	106	11477	No
433	GOM_NL__2PRFIN20040510_220656_000000452026_00401_11477_2332.N1	10-MAY-2004 22:06:56	Dark	44.500	52	16Bet Cet	2.0370	4500.0	89	11477	No
434	GOM_NL__2PRFIN20040510_221345_000000472026_00401_11477_2333.N1	10-MAY-2004 22:13:45	Dark	46.500	84	Alp Phe	2.3970	4500.0	93	11477	No
435	GOM_NL__2PRFIN20040510_221726_000000562026_00401_11477_2334.N1	10-MAY-2004 22:17:26	Dark	56.000	63	Bet Gru	2.1500	2800.0	112	11477	No
436	GOM_NL__2PRFIN20040510_221848_000000452026_00401_11477_2335.N1	10-MAY-2004 22:18:48	Dark	45.000	31	Alp Gru	1.7340	15200.	90	11477	No
437	GOM_NL__2PRFIN20040510_222051_000000412026_00402_11478_2303.N1	10-MAY-2004 22:20:51	Dark	41.000	148	Alp Tuc	2.8780	4100.0	82	11478	No
438	GOM_NL__2PRFIN20040510_222422_000000452026_00402_11478_2304.N1	10-MAY-2004 22:24:22	Dark	44.500	45	Alp Pav	1.9400	26000.	89	11478	No
439	GOM_NL__2PRFIN20040510_223009_000000412026_00402_11478_2305.N1	10-MAY-2004 22:30:09	Straylight	40.500	43	Alp TrA	1.9100	4250.0	81	11478	No
440	GOM_NL__2PRFIN20040510_223141_000000392026_00402_11478_2306.N1	10-MAY-2004 22:31:41	Straylight	39.000	145	Gam TrA	2.8720	10600.	78	11478	No
441	GOM_NL__2PRFIN20040510_223410_000000522026_00402_11478_2307.N1	10-MAY-2004 22:34:10	Straylight	52.000	4	Alp1Cen	-0.010000	5800.0	104	11478	No
442	GOM_NL__2PRFIN20040510_223600_000000602026_00402_11478_2308.N1	10-MAY-2004 22:36:00	Straylight	60.000	25	35Lam Sco	1.6200	28000.	120	11478	No
443	GOM_NL__2PRFIN20040510_223834_000000572026_00402_11478_2309.N1	10-MAY-2004 22:38:34	Straylight	56.500	75	26Eps Sco	2.2910	4250.0	113	11478	No
444	GOM_NL__2PRFIN20040510_224150_000000692026_00402_11478_2310.N1	10-MAY-2004 22:41:50	Tw_and_stray	69.000	16	21Alp Sco	1.0200	3000.0	138	11478	No
445	GOM_NL__2PRFIN20040510_224342_000000532026_00402_11478_2311.N1	10-MAY-2004 22:43:42	Bright	52.500	80	7Del Sco	2.3160	30000.	105	11478	No
446	GOM_NL__2PRFIN20040510_224551_000000722026_00402_11478_2312.N1	10-MAY-2004 22:45:51	Bright	72.000	86	35Eta Oph	2.4300	10200.	144	11478	No
447	GOM_NL__2PRFIN20040510_224828_000000442026_00402_11478_2313.N1	10-MAY-2004 22:48:28	Bright	43.500	104	27Bet Lib	2.6140	13100.	87	11478	No
448	GOM_NL__2PRFIN20040510_225150_000000382026_00402_11478_2314.N1	10-MAY-2004 22:51:50	Bright	38.000	121	29Gam Vir	2.7400	7200.0	76	11478	No
449	GOM_NL__2PRFIN20040510_225458_000000372026_00402_11478_2315.N1	10-MAY-2004 22:54:58	Bright	36.500	138	47Eps Vir	2.8280	4700.0	73	11478	No
450	GOM_NL__2PRFIN20040510_225645_000000372026_00402_11478_2316.N1	10-MAY-2004 22:56:45	Bright	36.500	111	8Eta Boo	2.6800	6000.0	73	11478	No
451	GOM_NL__2PRFIN20040510_225941_000000432026_00402_11478_2317.N1	10-MAY-2004 22:59:41	Bright	43.000	83		2.3780	11000.	86	11478	No
452	GOM_NL__2PRFIN20040510_230232_000000362026_00402_11478_2318.N1	10-MAY-2004 23:02:32	Bright	35.500	152	12Alp2CVn	2.8900	11000.	71	11478	No
453	GOM_NL__2PRFIN20040510_230532_000000392026_00402_11478_2319.N1	10-MAY-2004 23:05:32	Bright	38.500	39	85Eta UMa	1.8540	24000.	77	11478	No
454	GOM_NL__2PRFIN20040510_230704_000000402026_00402_11478_2320.N1	10-MAY-2004 23:07:04	Bright	40.000	55	79Zet UMa	2.0600	10200.	80	11478	No
455	GOM_NL__2PRFIN20040510_230910_000000372026_00402_11478_2321.N1	10-MAY-2004 23:09:10	Bright	36.500	82	48Bet UMa	2.3650	10600.	73	11478	No

456	GOM_NL__2PRFIN20040510_231149_000000452026_00402_11478_2322.N1	10-MAY-2004 23:11:49	Bright	44.500	119	14Eta Dra	2.7270	4700.0	89	11478	No
457	GOM_NL__2PRFIN20040510_231327_000000522026_00402_11478_2323.N1	10-MAY-2004 23:13:27	Bright	52.000	130	23Bet Dra	2.7990	5800.0	104	11478	No
458	GOM_NL__2PRFIN20040510_231506_000000532026_00402_11478_2324.N1	10-MAY-2004 23:15:06	Bright	53.000	69	33Gam Dra	2.2310	3800.0	106	11478	No
459	GOM_NL__2PRFIN20040510_232241_000000452026_00402_11478_2325.N1	10-MAY-2004 23:22:41	Bright	45.000	89	5Alp Cep	2.4510	8000.0	90	11478	No
460	GOM_NL__2PRFIN20040510_232519_000000372026_00402_11478_2326.N1	10-MAY-2004 23:25:19	Bright	37.000	76	27Gam Cas	2.3000	30000.	74	11478	No
461	GOM_NL__2PRFIN20040510_232633_000000382026_00402_11478_2327.N1	10-MAY-2004 23:26:33	Bright	38.000	68	18Alp Cas	2.2250	4500.0	76	11478	No
462	GOM_NL__2PRFIN20040510_232929_000000952026_00402_11478_2328.N1	10-MAY-2004 23:29:29	Bright	94.500	66	37Gam Cyg	2.2080	5900.0	189	11478	No
463	GOM_NL__2PRFIN20040510_233425_000001192026_00402_11478_2329.N1	10-MAY-2004 23:34:25	Straylight	118.50	92	53Eps Cyg	2.5000	4500.0	237	11478	No
464	GOM_NL__2PRFIN20040510_233849_000000452026_00402_11478_2330.N1	10-MAY-2004 23:38:49	Twilight	44.500	140	88Gam Peg	2.8340	26000.	89	11478	No
465	GOM_NL__2PRFIN20040510_234013_000000552026_00402_11478_2331.N1	10-MAY-2004 23:40:13	Dark	54.500	90	54Alp Peg	2.4870	11000.	109	11478	No
466	GOM_NL__2PRFIN20040510_234733_000000462026_00402_11478_2332.N1	10-MAY-2004 23:47:33	Dark	46.000	52	16Bet Cet	2.0370	4500.0	92	11478	No
467	GOM_NL__2PRFIN20040510_235421_000000442026_00402_11478_2333.N1	10-MAY-2004 23:54:21	Dark	44.000	84	Alp Phe	2.3970	4500.0	88	11478	No
468	GOM_NL__2PRFIN20040510_235803_000000482026_00402_11478_2334.N1	10-MAY-2004 23:58:03	Dark	47.500	63	Bet Gru	2.1500	2800.0	95	11478	No
469	GOM_NL__2PRFIN20040510_235924_000000452026_00402_11478_2335.N1	10-MAY-2004 23:59:24	Dark	45.000	31	Alp Gru	1.7340	15200.	90	11478	No

### 3. Quality information per product

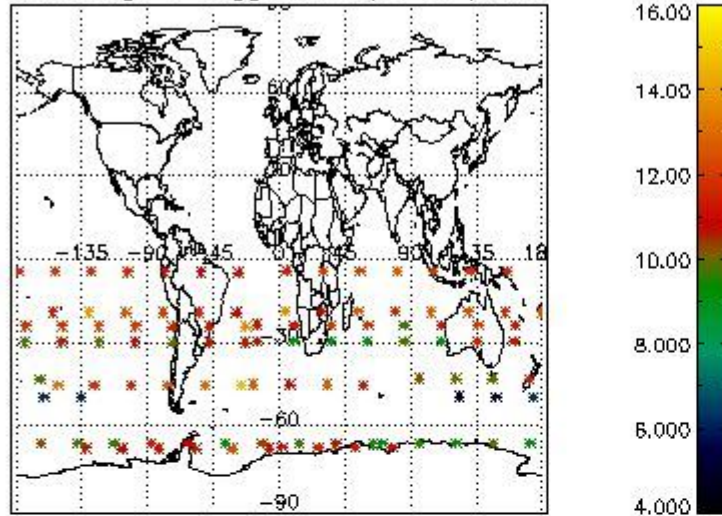
In this section it is plotted some information contained in the Quality Summary data set of the level 2 products. Only products in dark limb conditions and without errors (error flag in the MPH set to "0") are used.

#### 3.1 Plot quality information per product (time dependant)

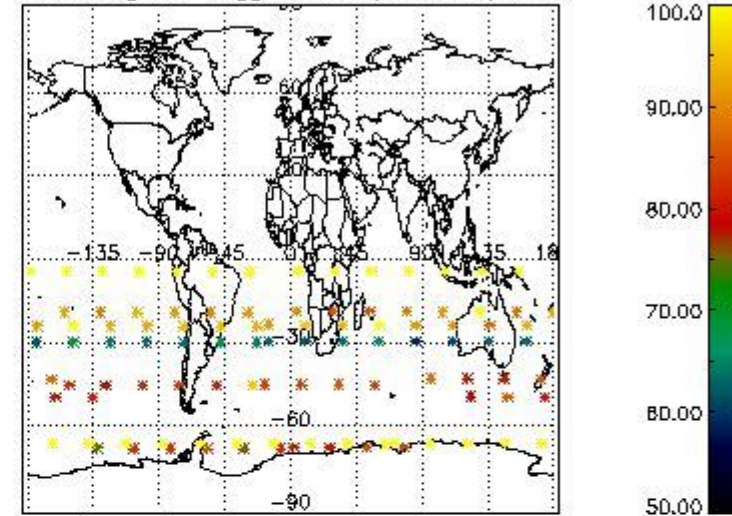


#### 3.2 Plot quality information per product (world map)

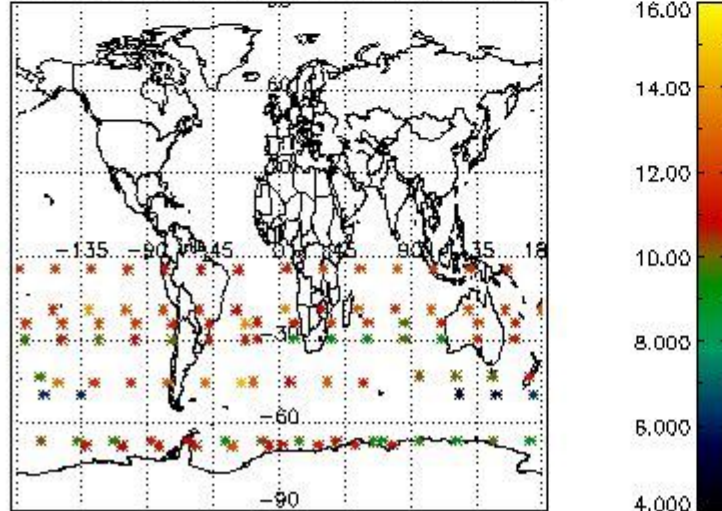
Percentage of flagged data per O3 profile



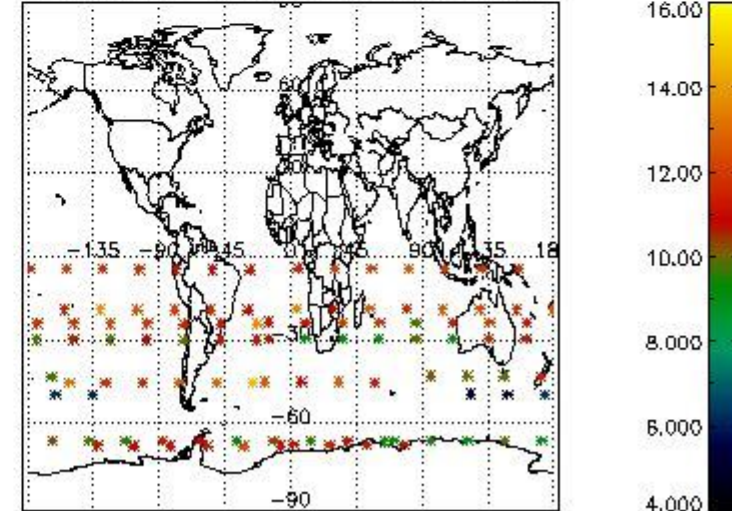
Percentage of flagged data per H2O profile



Percentage of flagged data per NO2 profile



Percentage of flagged data per NO3 profile



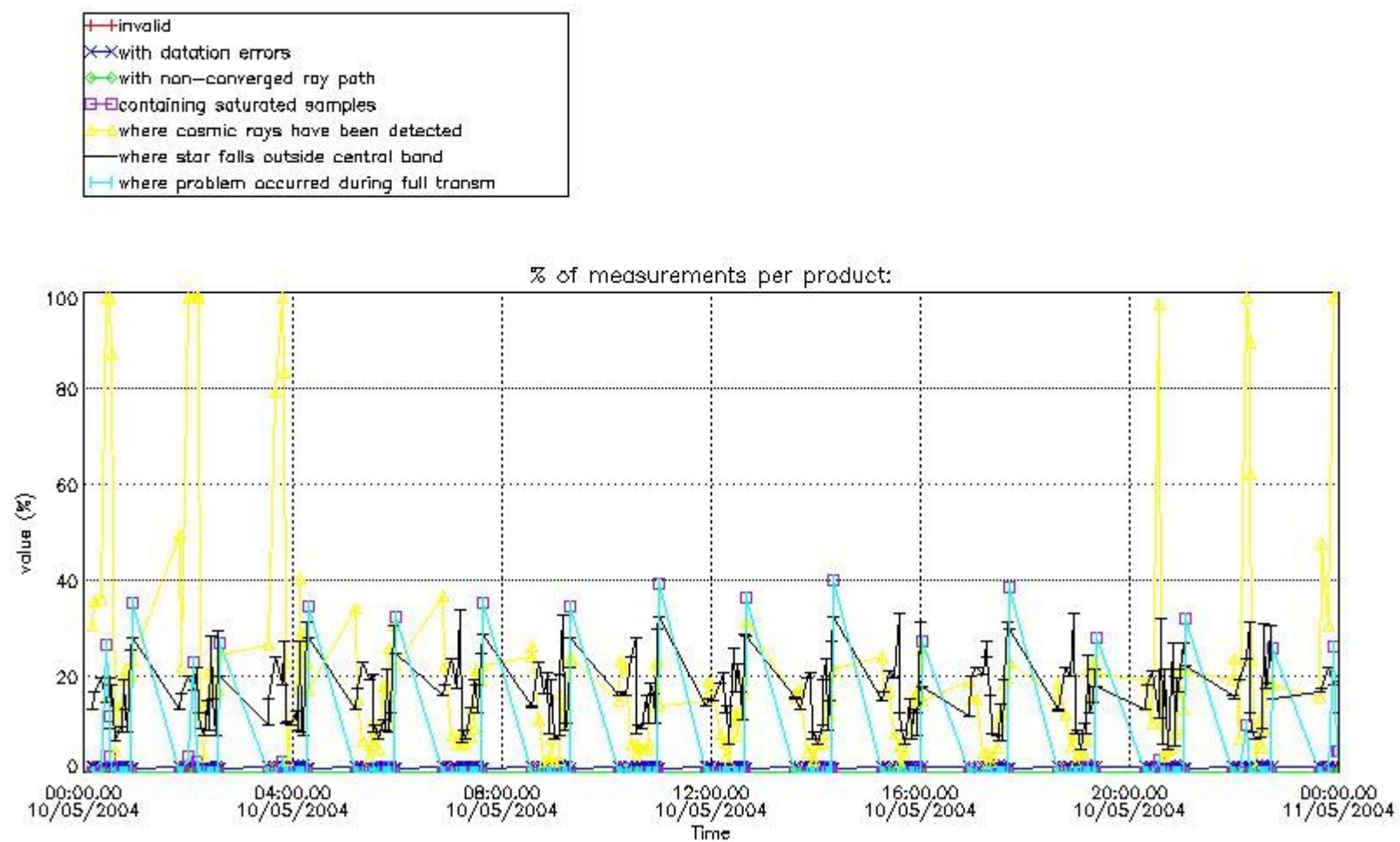
#### 4. Level 1 quality information per product

In this section it is plotted some information contained in the Quality Summary data set of the level 2 products that comes from the level 1b processing. Products without errors (error flag in the MPH set to "0") are used.

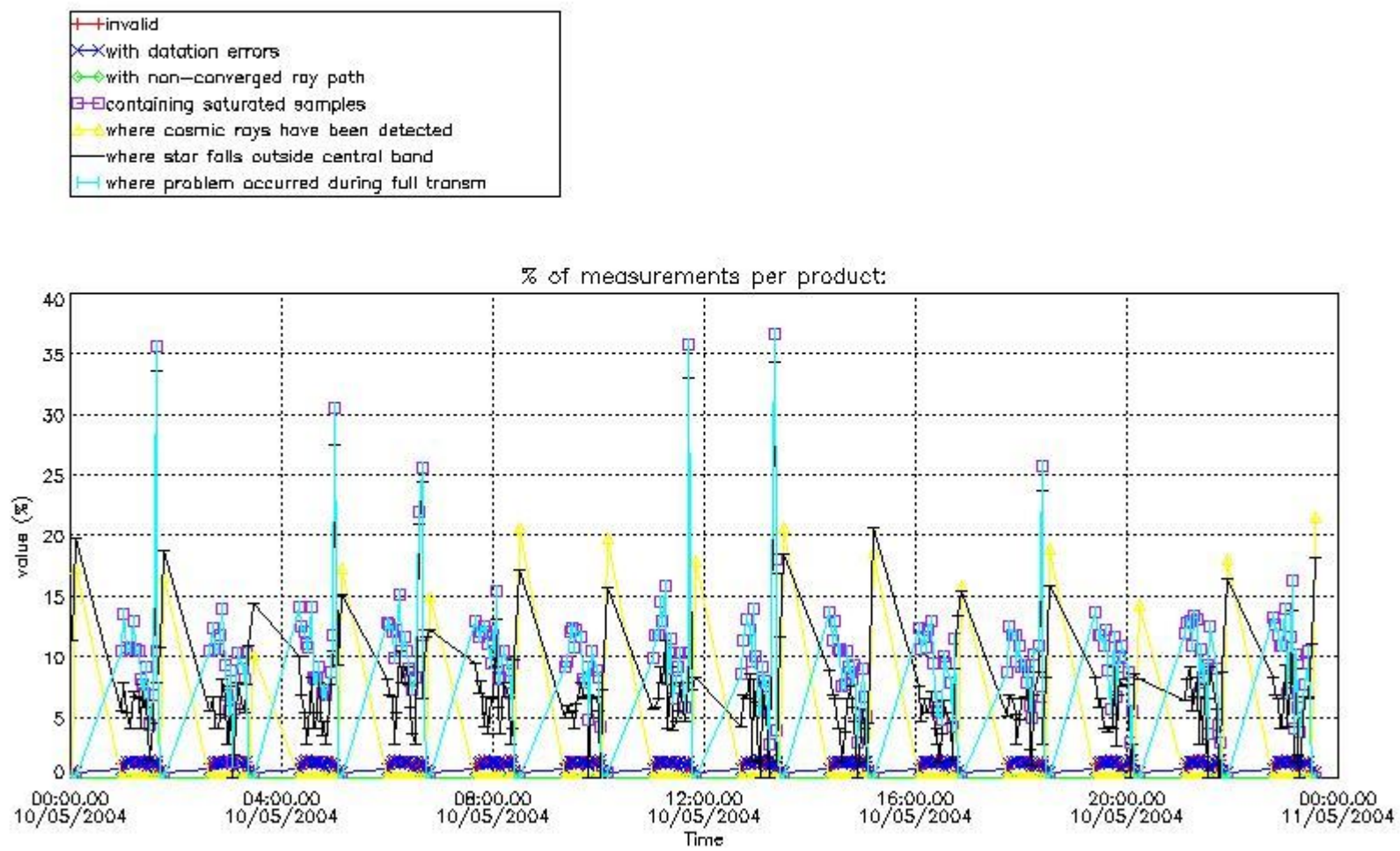
##### 4.1 Plot quality information per product (time dependant) coming from level 1b processing

##### 4.1.1 Plot level 1 quality information per product (time dependant): ENVISAT ASCENDING passes





4.1.2 Plot level 1 quality information per product (time dependant): ENVI SAT DESCENDING passes

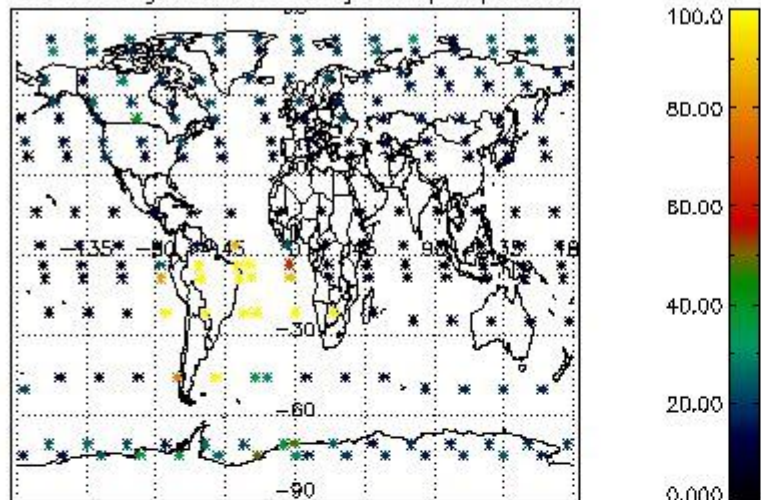


*4.2 Plot quality information per product coming from level 1b processing (world map)*

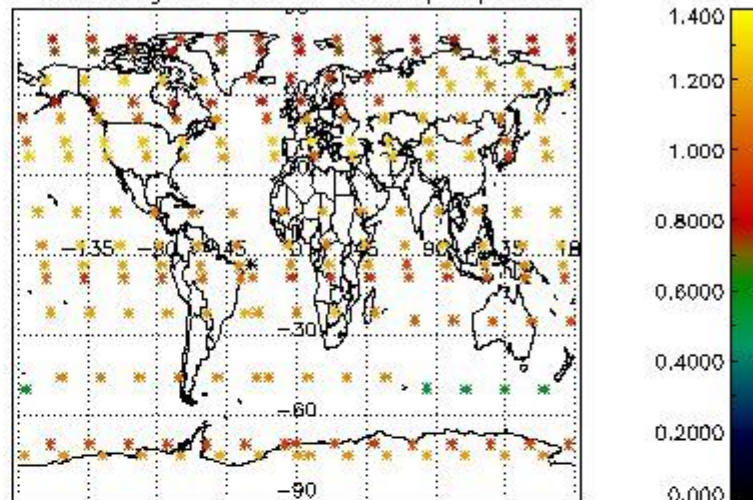
*4.2.1 Plot level 1 quality information per product (world map): ENVISAT ASCENDING passes*



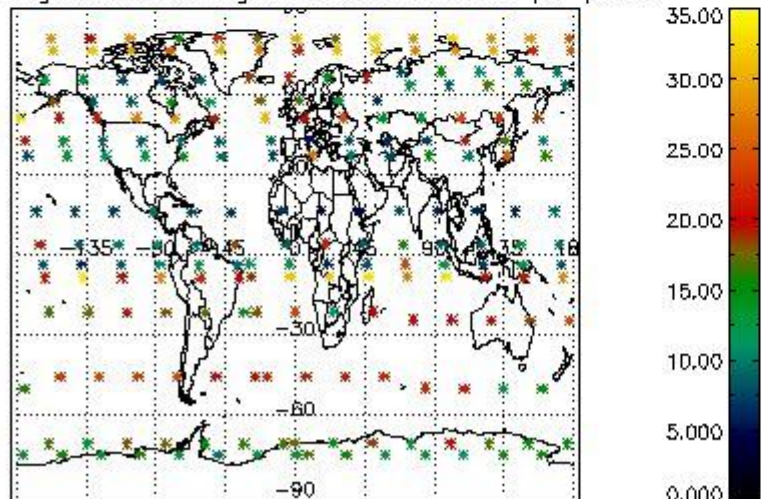
Percentage of cosmic ray hits per profile



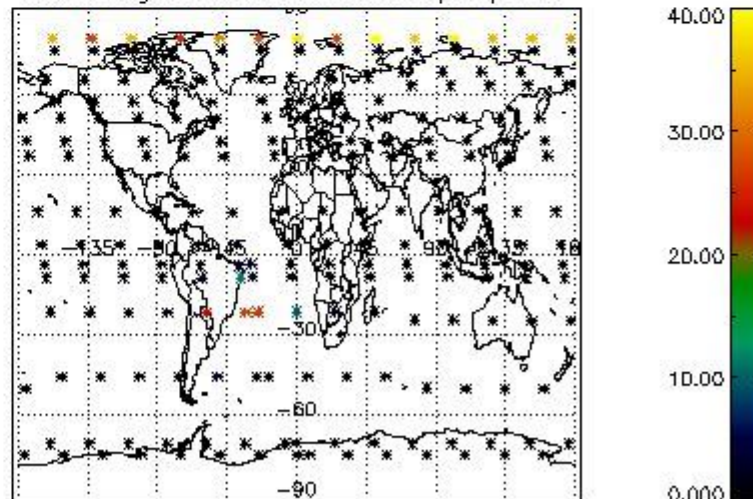
Percentage of datation errors per profile



Percentage of star falling outside central band per profile

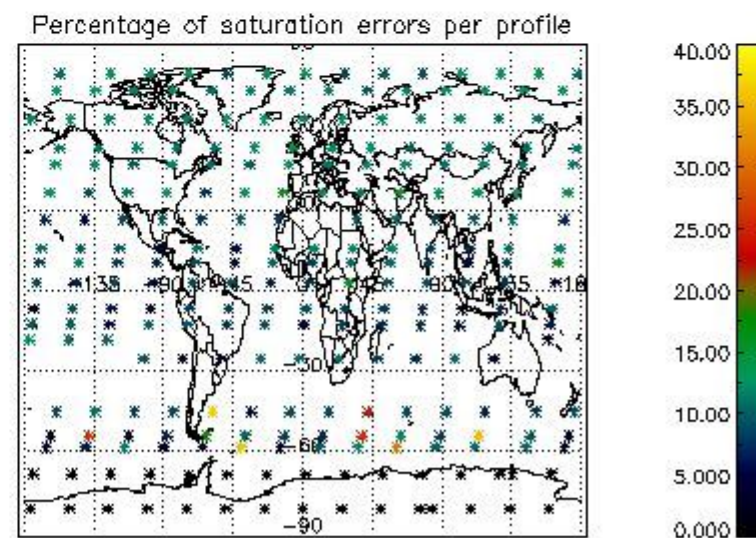
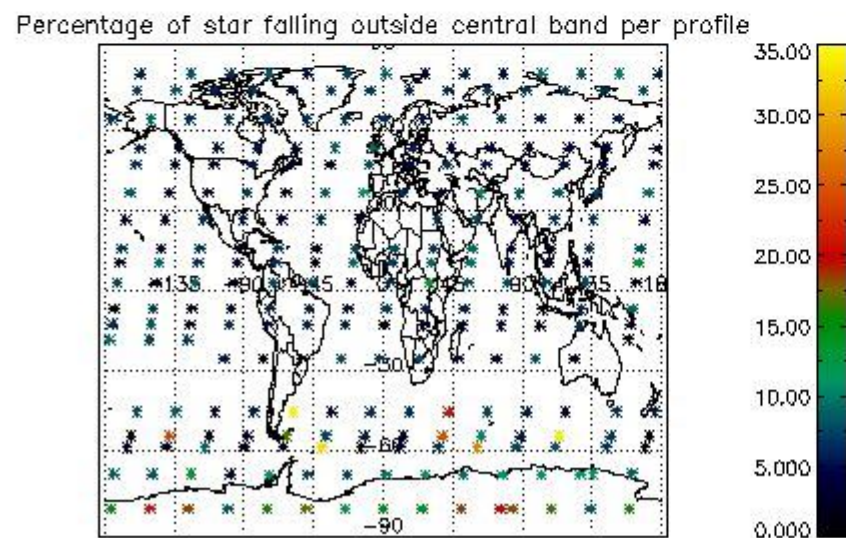
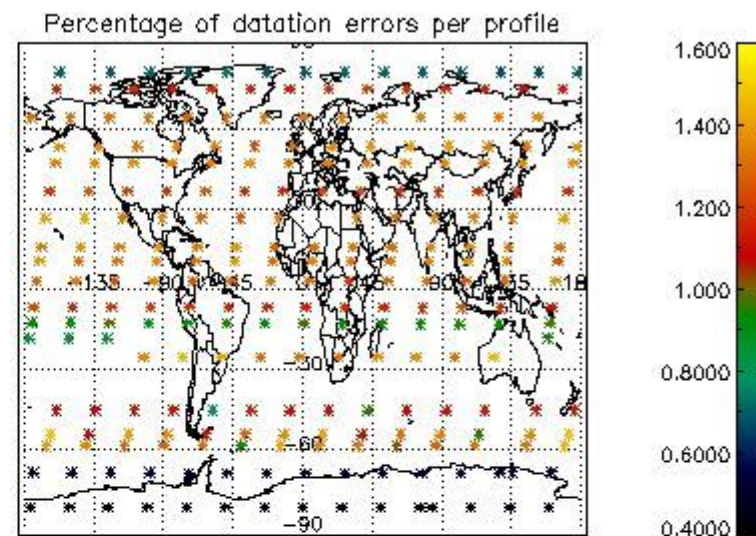
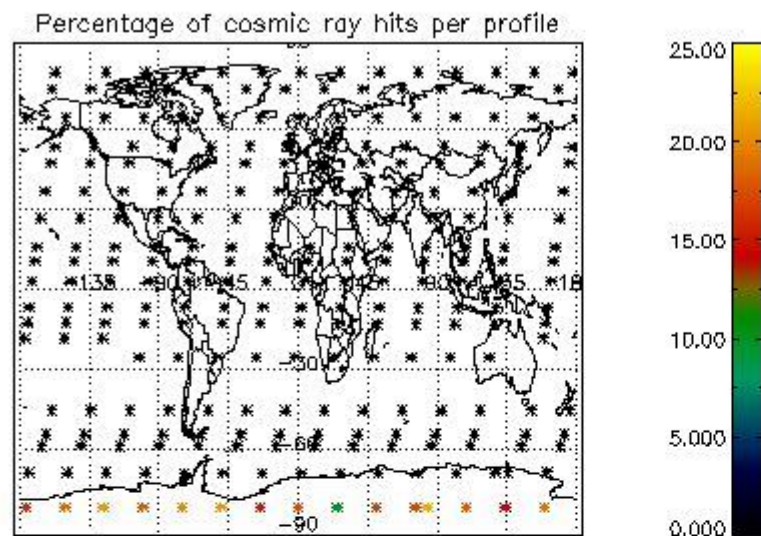


Percentage of saturation errors per profile



4.2.2 Plot level 1 quality information per product (world map): ENVISAT DESCENDING passes





## 5. Trace gas profiles

### 5.1 Ozone statistics based on quality of products

The final quality of the products can be "measured" using the STD (Standard Deviation) attached to every point profile. This information is written to the parameter GOM\_NL\_\_2P/NL\_LOCAL\_SPECIES\_DENSITY/o3\_std of the level 2 products. The table below shows the statistics for given STD ranges.

The statistics are given with respect to the overall valid production:

- Products without fatal errors: GOM\_NL\_\_2P/MPH/PRODUCT\_ERR=0
- Valid point profile: GOM\_NL\_\_2P/NL\_LOCAL\_SPECIES\_DENSITY/pcd(0)=0

The 'Criteria' is applied to valid points of dark limb products:

- Products in dark limb illumination condition: GOM\_NL\_\_2P/NL\_SUMMARY\_QUALITY/obs\_ill\_cond=0
- Products without fatal errors: GOM\_NL\_\_2P/MPH/PRODUCT\_ERR=0
- Valid point profile: GOM\_NL\_\_2P/NL\_LOCAL\_SPECIES\_DENSITY/pcd(0)=0

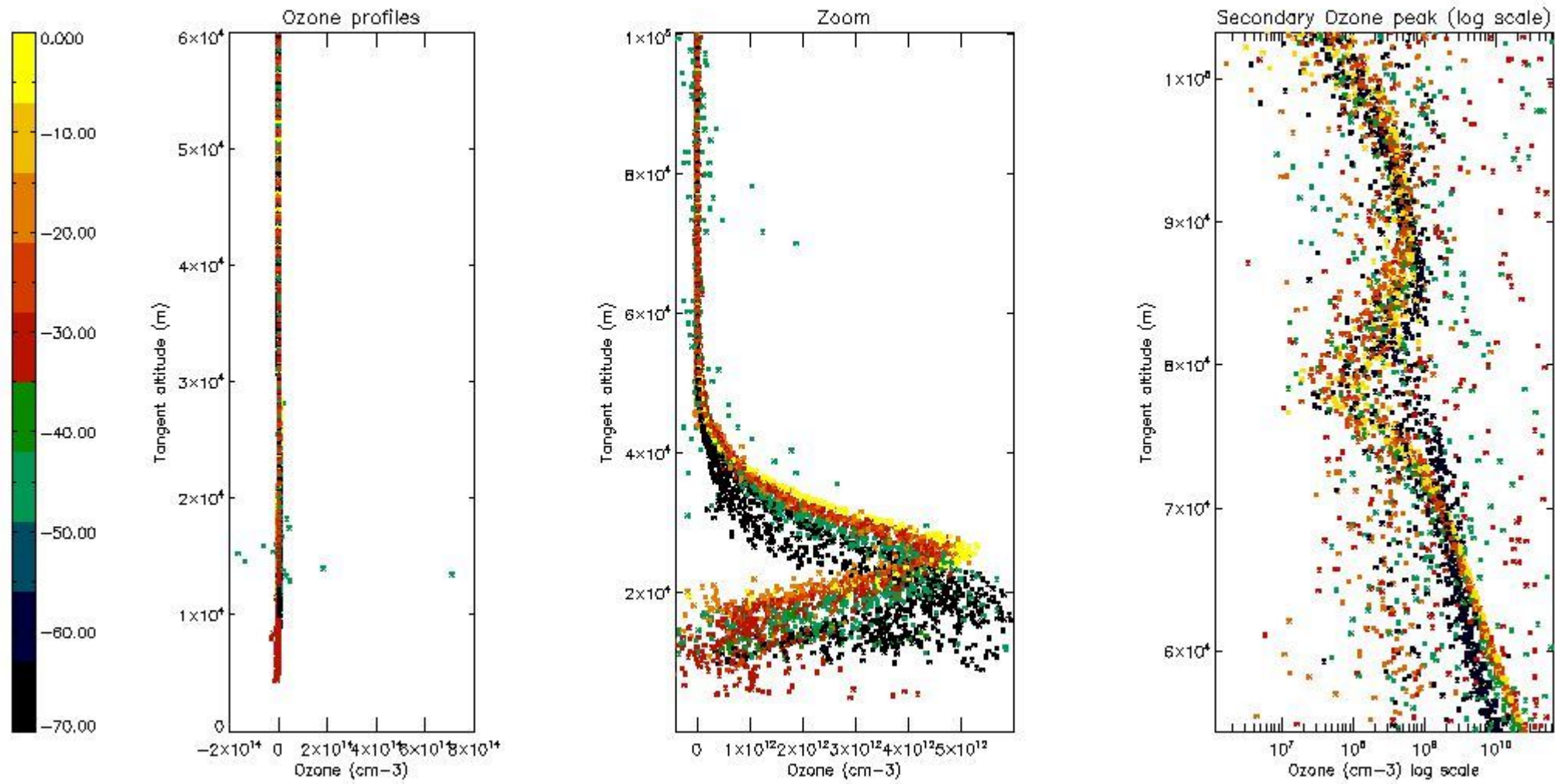
So, the table below shows the percentage of dark limb and valid observations for each criteria with respect to the overall valid daily observations.

Criteria	% of total production
All STD	22
STD < 20	10

STD < 10	8
STD < 5	5

5.2 Plot ozone profiles for all STD (dark without errors)

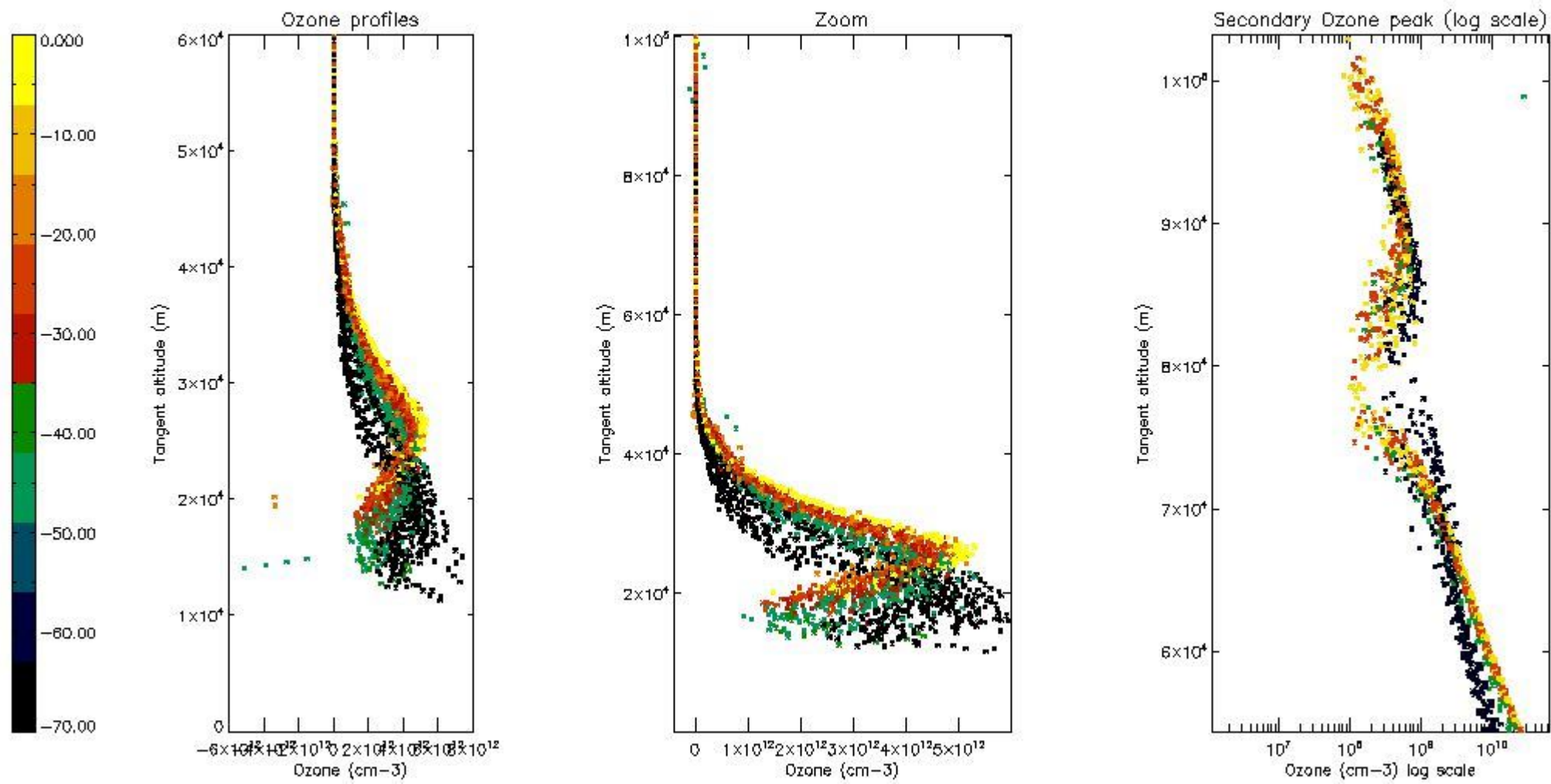
The colorbar represents the latitude.



5.3 Plot ozone profiles where STD < 20% (dark without errors)

The colorbar represents the latitude.

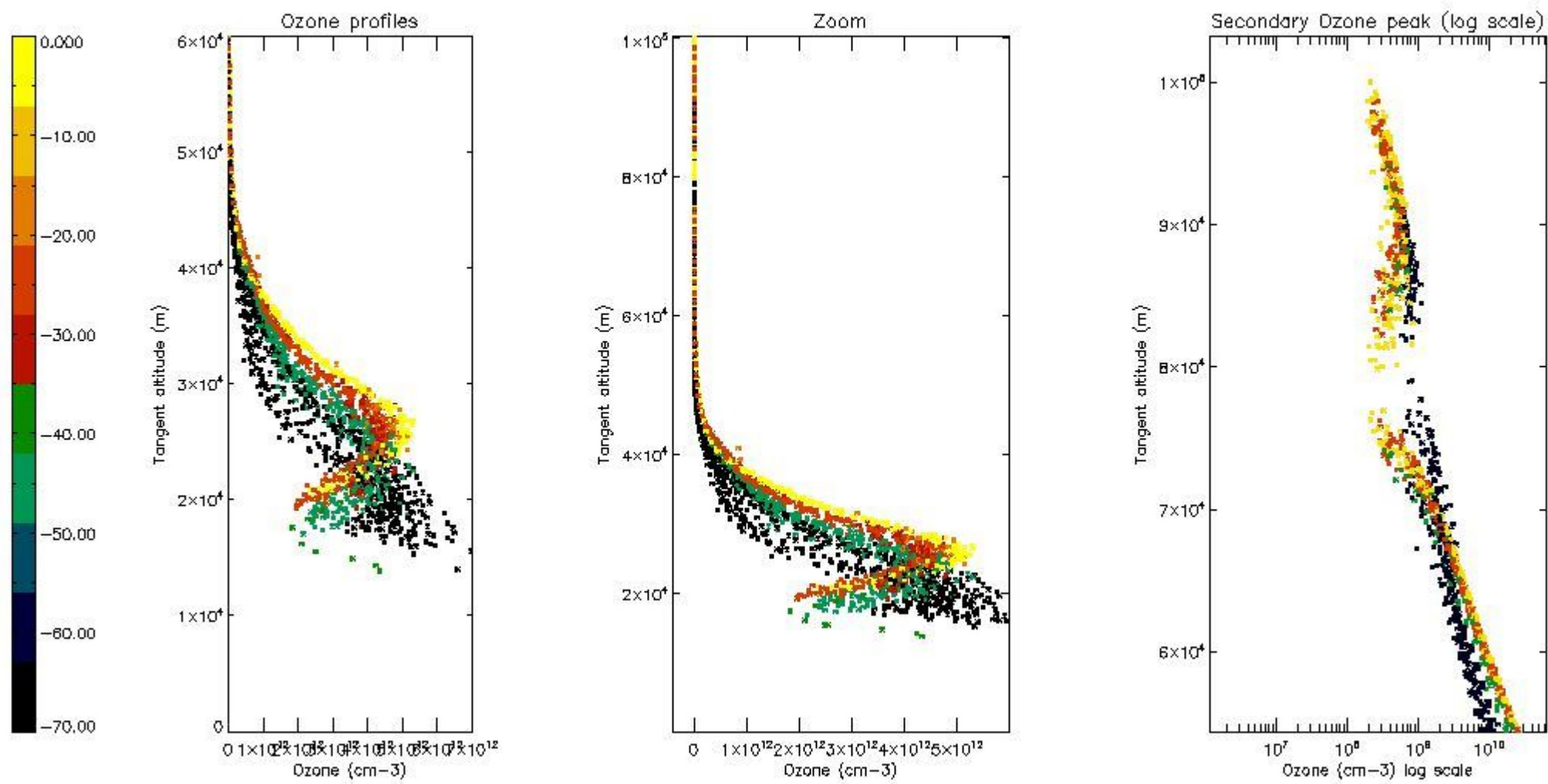




*5.4 Plot ozone profiles where STD < 10% (dark without errors)*

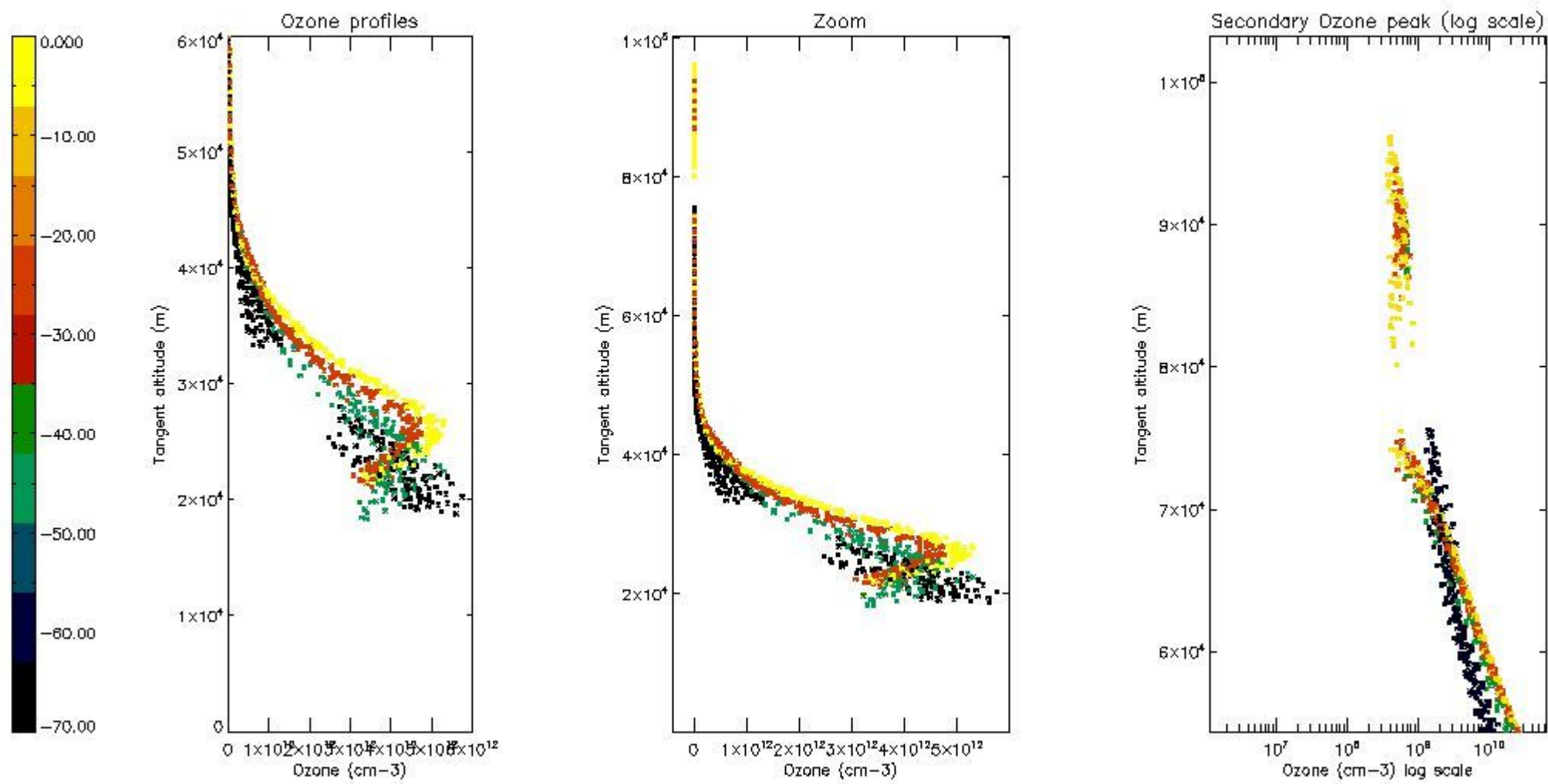
The colorbar represents the latitude.





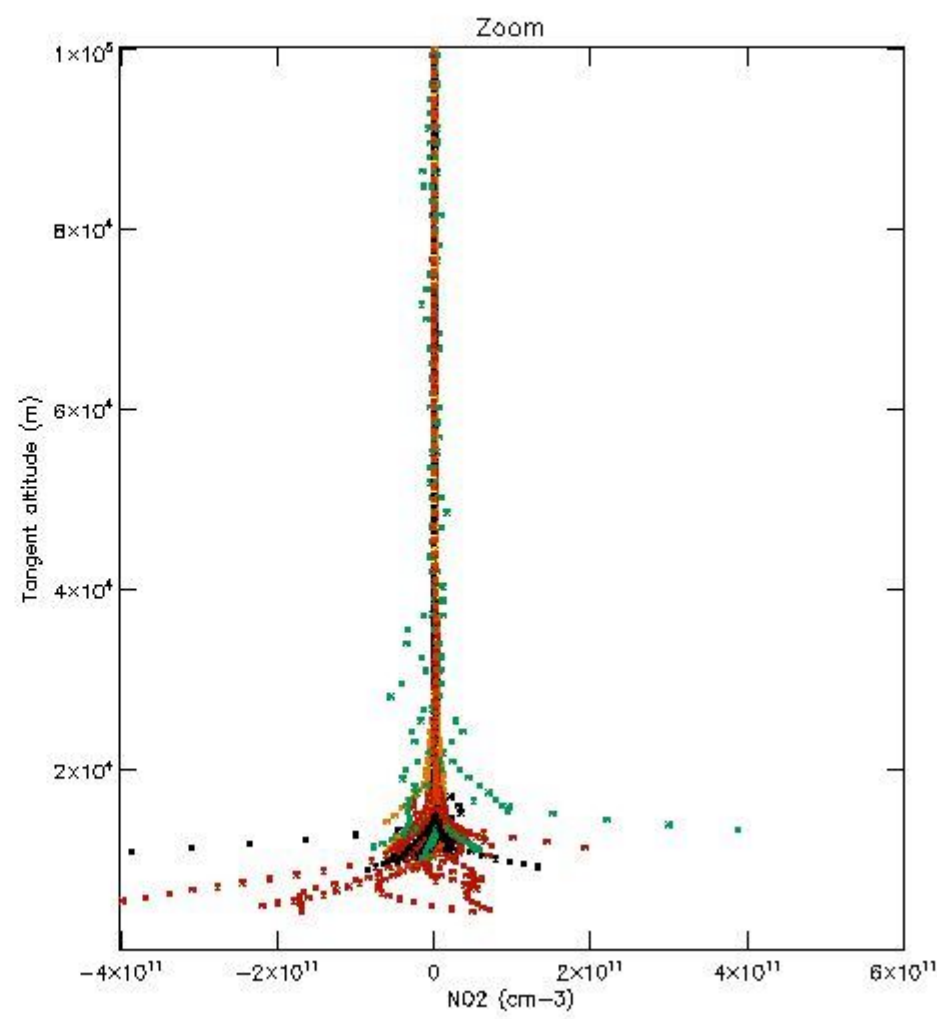
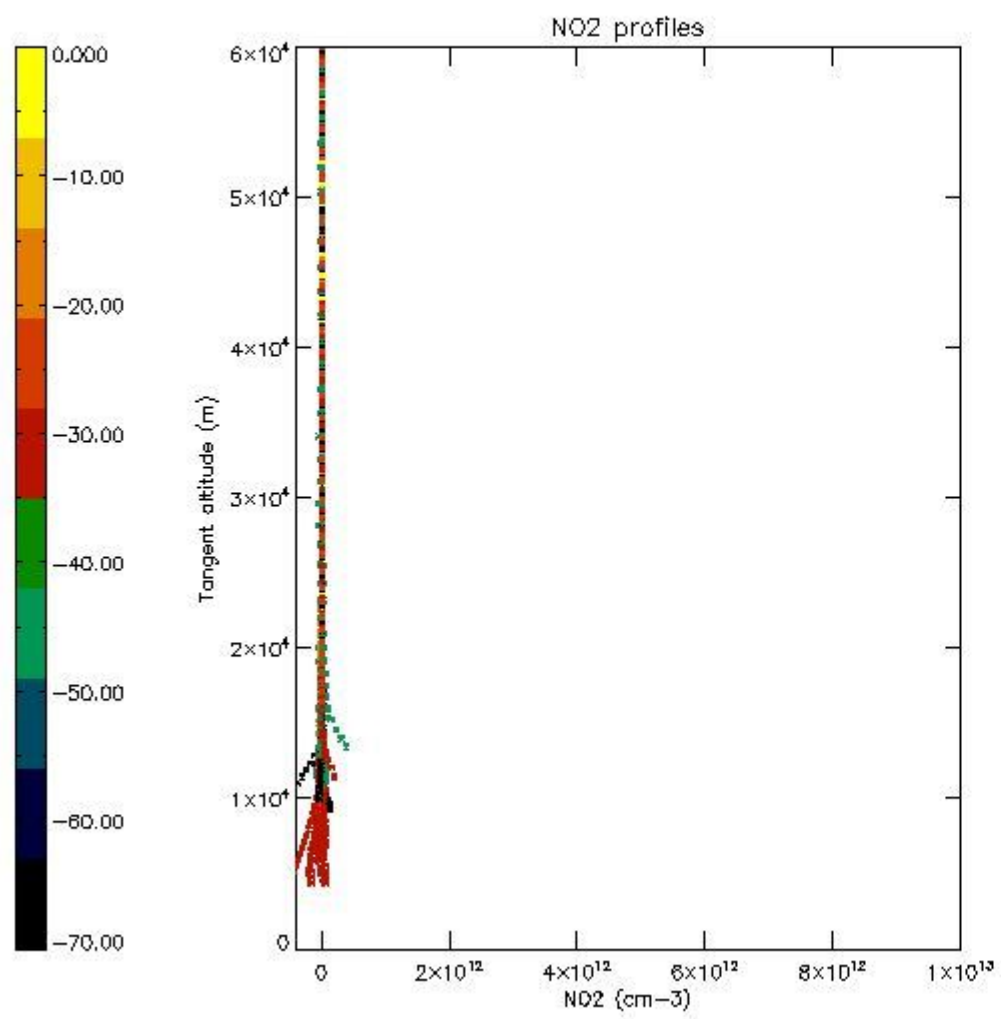
*5.5 Plot ozone profiles where STD < 5% (dark without errors)*

The colorbar represents the latitude.



*5.6 Plot NO<sub>2</sub> profiles for all STD (dark without errors)*

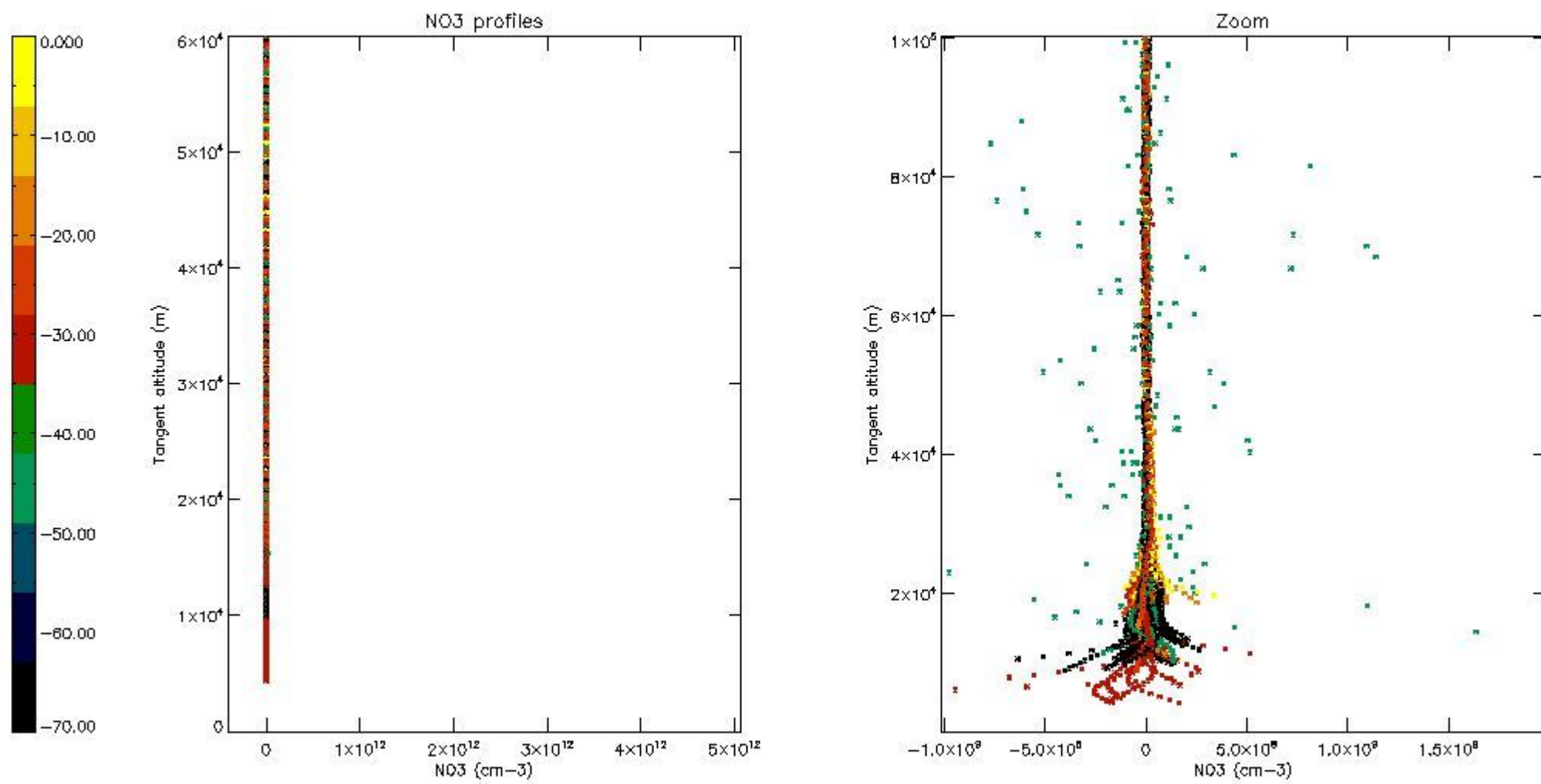
The colorbar represents the latitude.



*5.7 Plot NO3 profiles for all STD (dark without errors)*

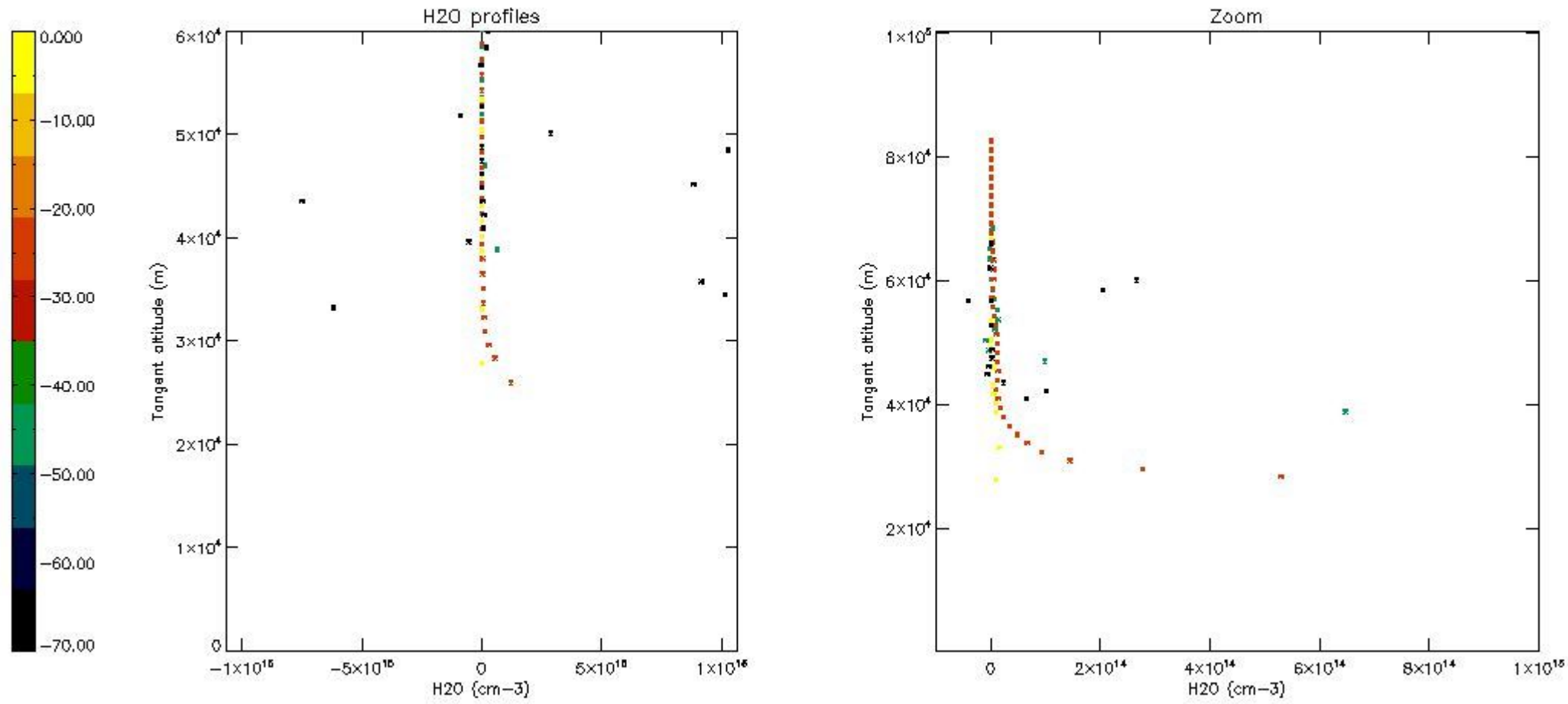
The colorbar represents the latitude.





5.8 Plot H<sub>2</sub>O profiles for all STD (only for occultations of stars 1,2,3,4,13,14,16,26,63 dark without errors)

The colorbar represents the latitude.



## 6. Auxiliary Data Files used for the production reported in section 2

The number reported in the third column indicates since which file (see list in section 2) the corresponding auxiliary file has been used. The fourth column is the date of those product files.

Type	Auxiliary Filename	Used since product	Used since product date
INST_PHYS_CHARACTERISTICS	GOM_INS_AXVIEC20091111_143220_20030716_120000_20500101_000000	1	10-MAY-2004 00:01:15
LEVEL-2_PROC_CONFIG	GOM_PR2_AXVIEC20091111_152718_20020301_000000_20500101_000000	1	10-MAY-2004 00:01:15
CROSS_SECTIONS_FILE	GOM_CRS_AXVIEC20091111_154832_20020301_000000_20500101_000000	1	10-MAY-2004 00:01:15

# GOMOS Level 2 Daily Report

## SUMMARY

### [1. General Info](#)

### [2. Summary of processed GOM\\_NL\\_2P products](#)

### [3. Level 2 Quality information per product](#)

#### [3.1 Plot of level 2 quality information per product \(time dependant\)](#)

#### [3.2 Plot of level 2 quality information per product \(world map\)](#)

### [4. Level 1 Quality information per product \(stored on level 2 products\)](#)

#### [4.1 Plot of level 1 quality information per product \(time dependant\)](#)

##### [4.1.1 Plot of level 1 quality information per product \(time dependant\): ASCENDING](#)

##### [4.1.2 Plot of level 1 quality information per product \(time dependant\): DESCENDING](#)

#### [4.2 Plot of level 1 quality information per product \(world map\)](#)

##### [4.2.1 Plot of level 1 quality information per product \(world map\): ASCENDING](#)

##### [4.2.2 Plot of level 1 quality information per product \(world map\): DESCENDING](#)

### [5. Ozone profiles based on quality statistics and other trace gas profiles](#)

#### [5.1 Ozone statistics based on quality of products](#)

#### [5.2 Plot ozone profiles for all STD \(dark without errors\)](#)

#### [5.3 Plot ozone profiles where STD < 20% \(dark without errors\)](#)

#### [5.4. Plot ozone profiles where STD < 10% \(dark without errors\)](#)

#### [5.5. Plot ozone profiles where STD < 5% \(dark without errors\)](#)

#### [5.6 Plot NO2 profiles for all STD \(dark without errors\)](#)

#### [5.7 Plot NO3 profiles for all STD \(dark without errors\)](#)

#### [5.8 Plot H2O profiles \(only for occultations of stars 1,2,3,4,13,14,16,26,63 dark without errors\) for all STD](#)

### [6. Auxiliary Data Files used for the production reported in section 2](#)



This report presents the daily analysis on parameters extracted from GOMOS level 2 data (GOM\_NL\_\_2P). It is intended to monitor some important parameters that will impact the quality of these products. A list of level 2 products (and content) that have arrived during the reporting day to the PCF is also given.

Item	Value
Time of report generation	19APR2013 01:40:15
Data source version	GOMOS/6.01
Start time of products	10-05-2004 (10MAY2004 00:00:00)
Stop time of products	11-05-2004 (11MAY2004 00:00:00)
Store outputs in DB	Yes
Nb of level 2 prods	469
Nb of prods with errors	0

## 2. Summary of processed GOM\_NL\_\_2P products.

Nr	Filename	UTC Start time	Limb	Duration	Star Id	Star Name	Star Mag	Star Temp	Nb Meas	Orbit	Prod. error
1	GOM_NL__2PRFIN20040510_000115_000000922026_00388_11464_2308.N1	10-MAY-2004 00:01:15	Bright	92.000	66	37Gam Cyg	2.2080	5900.0	184	11464	No
2	GOM_NL__2PRFIN20040510_000602_000001162026_00388_11464_2309.N1	10-MAY-2004 00:06:02	Straylight	116.00	92	53Eps Cyg	2.5000	4500.0	232	11464	No
3	GOM_NL__2PRFIN20040510_001022_000000432026_00388_11464_2310.N1	10-MAY-2004 00:10:22	Twilight	42.500	140	88Gam Peg	2.8340	26000.	85	11464	No
4	GOM_NL__2PRFIN20040510_001143_000000542026_00388_11464_2311.N1	10-MAY-2004 00:11:43	Dark	53.500	90	54Alp Peg	2.4870	11000.	107	11464	No
5	GOM_NL__2PRFIN20040510_001905_000000462026_00388_11464_2312.N1	10-MAY-2004 00:19:05	Dark	46.000	52	16Bet Cet	2.0370	4500.0	92	11464	No
6	GOM_NL__2PRFIN20040510_002555_000000422026_00388_11464_2313.N1	10-MAY-2004 00:25:55	Dark	41.500	84	Alp Phe	2.3970	4500.0	83	11464	No
7	GOM_NL__2PRFIN20040510_002932_000000482026_00388_11464_2314.N1	10-MAY-2004 00:29:32	Dark	48.000	63	Bet Gru	2.1500	2800.0	96	11464	No
8	GOM_NL__2PRFIN20040510_003050_000000452026_00388_11464_2315.N1	10-MAY-2004 00:30:50	Dark	44.500	31	Alp Gru	1.7340	15200.	89	11464	No
9	GOM_NL__2PRFIN20040510_003257_000000472026_00389_11465_2283.N1	10-MAY-2004 00:32:57	Dark	46.500	148	Alp Tuc	2.8780	4100.0	93	11465	No
10	GOM_NL__2PRFIN20040510_003624_000000462026_00389_11465_2284.N1	10-MAY-2004 00:36:24	Dark	45.500	45	Alp Pav	1.9400	26000.	91	11465	No
11	GOM_NL__2PRFIN20040510_004216_000000432026_00389_11465_2285.N1	10-MAY-2004 00:42:16	Straylight	43.000	43	Alp TrA	1.9100	4250.0	86	11465	No
12	GOM_NL__2PRFIN20040510_004349_000000422026_00389_11465_2286.N1	10-MAY-2004 00:43:49	Straylight	42.000	145	Gam TrA	2.8720	10600.	84	11465	No
13	GOM_NL__2PRFIN20040510_004620_000000452026_00389_11465_2287.N1	10-MAY-2004 00:46:20	Straylight	44.500	4	Alp1Cen	-0.010000	5800.0	89	11465	No
14	GOM_NL__2PRFIN20040510_004803_000000582026_00389_11465_2288.N1	10-MAY-2004 00:48:03	Straylight	58.000	25	35Lam Sco	1.6200	28000.	116	11465	No
15	GOM_NL__2PRFIN20040510_005027_000000422026_00389_11465_2289.N1	10-MAY-2004 00:50:27	Straylight	41.500	95	Zet Cen	2.5450	26000.	83	11465	No
16	GOM_NL__2PRFIN20040510_005358_000000652026_00389_11465_2290.N1	10-MAY-2004 00:53:58	Tw_and_stray	64.500	16	21Alp Sco	1.0200	3000.0	129	11465	No
17	GOM_NL__2PRFIN20040510_005552_000000632026_00389_11465_2291.N1	10-MAY-2004 00:55:52	Bright	62.500	80	7Del Sco	2.3160	30000.	125	11465	No
18	GOM_NL__2PRFIN20040510_005803_000000722026_00389_11465_2292.N1	10-MAY-2004 00:58:03	Bright	71.500	86	35Eta Oph	2.4300	10200.	143	11465	No
19	GOM_NL__2PRFIN20040510_010040_000000452026_00389_11465_2293.N1	10-MAY-2004 01:00:40	Bright	44.500	104	27Bet Lib	2.6140	13100.	89	11465	No
20	GOM_NL__2PRFIN20040510_010359_000000372026_00389_11465_2294.N1	10-MAY-2004 01:03:59	Bright	37.000	121	29Gam Vir	2.7400	7200.0	74	11465	No
21	GOM_NL__2PRFIN20040510_010707_000000382026_00389_11465_2295.N1	10-MAY-2004 01:07:07	Bright	37.500	138	47Eps Vir	2.8280	4700.0	75	11465	No
22	GOM_NL__2PRFIN20040510_010857_000000372026_00389_11465_2296.N1	10-MAY-2004 01:08:57	Bright	37.000	111	8Eta Boo	2.6800	6000.0	74	11465	No
23	GOM_NL__2PRFIN20040510_011158_000000432026_00389_11465_2297.N1	10-MAY-2004 01:11:58	Bright	42.500	83		2.3780	11000.	85	11465	No
24	GOM_NL__2PRFIN20040510_011443_000000382026_00389_11465_2298.N1	10-MAY-2004 01:14:43	Bright	37.500	152	12Alp2CVn	2.8900	11000.	75	11465	No
25	GOM_NL__2PRFIN20040510_011745_000000382026_00389_11465_2299.N1	10-MAY-2004 01:17:45	Bright	38.000	39	85Eta UMa	1.8540	24000.	76	11465	No
26	GOM_NL__2PRFIN20040510_011916_000000372026_00389_11465_2300.N1	10-MAY-2004 01:19:16	Bright	37.000	55	79Zet UMa	2.0600	10200.	74	11465	No
27	GOM_NL__2PRFIN20040510_012118_000000392026_00389_11465_2301.N1	10-MAY-2004 01:21:18	Bright	39.000	82	48Bet UMa	2.3650	10600.	78	11465	No
28	GOM_NL__2PRFIN20040510_012409_000000432026_00389_11465_2302.N1	10-MAY-2004 01:24:09	Bright	43.000	119	14Eta Dra	2.7270	4700.0	86	11465	No
29	GOM_NL__2PRFIN20040510_012553_000000552026_00389_11465_2303.N1	10-MAY-2004 01:25:53	Bright	55.000	130	23Bet Dra	2.7990	5800.0	110	11465	No
30	GOM_NL__2PRFIN20040510_012921_000000352026_00389_11465_2304.N1	10-MAY-2004 01:29:21	Bright	34.500	49	1Alp UMi	1.9900	6300.0	69	11465	No
31	GOM_NL__2PRFIN20040510_013458_000000442026_00389_11465_2305.N1	10-MAY-2004 01:34:58	Bright	44.000	89	5Alp Cep	2.4510	8000.0	88	11465	No
32	GOM_NL__2PRFIN20040510_013731_000000522026_00389_11465_2306.N1	10-MAY-2004 01:37:31	Bright	52.000	76	27Gam Cas	2.3000	30000.	104	11465	No
33	GOM_NL__2PRFIN20040510_013845_000000382026_00389_11465_2307.N1	10-MAY-2004 01:38:45	Bright	38.000	68	18Alp Cas	2.2250	4500.0	76	11465	No
34	GOM_NL__2PRFIN20040510_014150_000000932026_00389_11465_2308.N1	10-MAY-2004 01:41:50	Bright	92.500	66	37Gam Cyg	2.2080	5900.0	185	11465	No
35	GOM_NL__2PRFIN20040510_014638_000001152026_00389_11465_2309.N1	10-MAY-2004 01:46:38	Straylight	114.50	92	53Eps Cyg	2.5000	4500.0	229	11465	No
36	GOM_NL__2PRFIN20040510_015058_000000432026_00389_11465_2310.N1	10-MAY-2004 01:50:58	Twilight	42.500	140	88Gam Peg	2.8340	26000.	85	11465	No
37	GOM_NL__2PRFIN20040510_015220_000000532026_00389_11465_2311.N1	10-MAY-2004 01:52:20	Dark	52.500	90	54Alp Peg	2.4870	11000.	105	11465	No
38	GOM_NL__2PRFIN20040510_015942_000000452026_00389_11465_2312.N1	10-MAY-2004 01:59:42	Dark	45.000	52	16Bet Cet	2.0370	4500.0	90	11465	No
39	GOM_NL__2PRFIN20040510_020631_000000442026_00389_11465_2313.N1	10-MAY-2004 02:06:31	Dark	43.500	84	Alp Phe	2.3970	4500.0	87	11465	No
40	GOM_NL__2PRFIN20040510_021008_000000482026_00389_11465_2314.N1	10-MAY-2004 02:10:08	Dark	48.000	63	Bet Gru	2.1500	2800.0	96	11465	No
41	GOM_NL__2PRFIN20040510_021127_000000452026_00389_11465_2315.N1	10-MAY-2004 02:11:27	Dark	45.000	31	Alp Gru	1.7340	15200.	90	11465	No
42	GOM_NL__2PRFIN20040510_021332_000000442026_00390_11466_2283.N1	10-MAY-2004 02:13:32	Dark	43.500	148	Alp Tuc	2.8780	4100.0	87	11466	No

43	GOM_NL__2PRFIN20040510_021700_000000472026_00390_11466_2284.N1	10-MAY-2004 02:17:00	Dark	46.500	45	Alp Pav	1.9400	26000.	93	11466	No
44	GOM_NL__2PRFIN20040510_022254_000000442026_00390_11466_2285.N1	10-MAY-2004 02:22:54	Straylight	43.500	43	Alp TrA	1.9100	4250.0	87	11466	No
45	GOM_NL__2PRFIN20040510_022426_000000402026_00390_11466_2286.N1	10-MAY-2004 02:24:26	Straylight	39.500	145	Gam TrA	2.8720	10600.	79	11466	No
46	GOM_NL__2PRFIN20040510_022656_000000512026_00390_11466_2287.N1	10-MAY-2004 02:26:56	Straylight	51.000	4	Alp1Cen	-0.010000	5800.0	102	11466	No
47	GOM_NL__2PRFIN20040510_022839_000000602026_00390_11466_2288.N1	10-MAY-2004 02:28:39	Straylight	59.500	25	35Lam Sco	1.6200	28000.	119	11466	No
48	GOM_NL__2PRFIN20040510_023105_000000402026_00390_11466_2289.N1	10-MAY-2004 02:31:05	Straylight	39.500	95	Zet Cen	2.5450	26000.	79	11466	No
49	GOM_NL__2PRFIN20040510_023434_000000702026_00390_11466_2290.N1	10-MAY-2004 02:34:34	Tw_i_and_stray	69.500	16	21Alp Sco	1.0200	3000.0	139	11466	No
50	GOM_NL__2PRFIN20040510_023628_000000562026_00390_11466_2291.N1	10-MAY-2004 02:36:28	Bright	55.500	80	7Del Sco	2.3160	30000.	111	11466	No
51	GOM_NL__2PRFIN20040510_023839_000000722026_00390_11466_2292.N1	10-MAY-2004 02:38:39	Bright	71.500	86	35Eta Oph	2.4300	10200.	143	11466	No
52	GOM_NL__2PRFIN20040510_024116_000000452026_00390_11466_2293.N1	10-MAY-2004 02:41:16	Bright	44.500	104	27Bet Lib	2.6140	13100.	89	11466	No
53	GOM_NL__2PRFIN20040510_024435_000000382026_00390_11466_2294.N1	10-MAY-2004 02:44:35	Bright	37.500	121	29Gam Vir	2.7400	7200.0	75	11466	No
54	GOM_NL__2PRFIN20040510_024743_000000382026_00390_11466_2295.N1	10-MAY-2004 02:47:43	Bright	37.500	138	47Eps Vir	2.8280	4700.0	75	11466	No
55	GOM_NL__2PRFIN20040510_024932_000000382026_00390_11466_2296.N1	10-MAY-2004 02:49:32	Bright	38.000	111	8Eta Boo	2.6800	6000.0	76	11466	No
56	GOM_NL__2PRFIN20040510_025233_000000432026_00390_11466_2297.N1	10-MAY-2004 02:52:33	Bright	43.000	83		2.3780	11000.	86	11466	No
57	GOM_NL__2PRFIN20040510_025519_000000382026_00390_11466_2298.N1	10-MAY-2004 02:55:19	Bright	37.500	152	12Alp2CVn	2.8900	11000.	75	11466	No
58	GOM_NL__2PRFIN20040510_025821_000000372026_00390_11466_2299.N1	10-MAY-2004 02:58:21	Bright	36.500	39	85Eta UMa	1.8540	24000.	73	11466	No
59	GOM_NL__2PRFIN20040510_025952_000000362026_00390_11466_2300.N1	10-MAY-2004 02:59:52	Bright	36.000	55	79Zet UMa	2.0600	10200.	72	11466	No
60	GOM_NL__2PRFIN20040510_030154_000000402026_00390_11466_2301.N1	10-MAY-2004 03:01:54	Bright	39.500	82	48Bet UMa	2.3650	10600.	79	11466	No
61	GOM_NL__2PRFIN20040510_030444_000000402026_00390_11466_2302.N1	10-MAY-2004 03:04:44	Bright	40.000	119	14Eta Dra	2.7270	4700.0	80	11466	No
62	GOM_NL__2PRFIN20040510_030628_000000532026_00390_11466_2303.N1	10-MAY-2004 03:06:28	Bright	53.000	130	23Bet Dra	2.7990	5800.0	106	11466	No
63	GOM_NL__2PRFIN20040510_030957_000000392026_00390_11466_2304.N1	10-MAY-2004 03:09:57	Bright	38.500	49	1Alp UMi	1.9900	6300.0	77	11466	No
64	GOM_NL__2PRFIN20040510_031534_000000452026_00390_11466_2305.N1	10-MAY-2004 03:15:34	Bright	44.500	89	5Alp Cep	2.4510	8000.0	89	11466	No
65	GOM_NL__2PRFIN20040510_031807_000000372026_00390_11466_2306.N1	10-MAY-2004 03:18:07	Bright	37.000	76	27Gam Cas	2.3000	30000.	74	11466	No
66	GOM_NL__2PRFIN20040510_031921_000000392026_00390_11466_2307.N1	10-MAY-2004 03:19:21	Bright	39.000	68	18Alp Cas	2.2250	4500.0	78	11466	No
67	GOM_NL__2PRFIN20040510_032225_000000922026_00390_11466_2308.N1	10-MAY-2004 03:22:25	Bright	92.000	66	37Gam Cyg	2.2080	5900.0	184	11466	No
68	GOM_NL__2PRFIN20040510_032714_000001082026_00390_11466_2309.N1	10-MAY-2004 03:27:14	Straylight	107.50	92	53Eps Cyg	2.5000	4500.0	215	11466	No
69	GOM_NL__2PRFIN20040510_033134_000000422026_00390_11466_2310.N1	10-MAY-2004 03:31:34	Twilight	41.500	140	88Gam Peg	2.8340	26000.	83	11466	No
70	GOM_NL__2PRFIN20040510_033256_000000532026_00390_11466_2311.N1	10-MAY-2004 03:32:56	Dark	52.500	90	54Alp Peg	2.4870	11000.	105	11466	No
71	GOM_NL__2PRFIN20040510_034017_000000482026_00390_11466_2312.N1	10-MAY-2004 03:40:17	Dark	48.000	52	16Bet Cet	2.0370	4500.0	96	11466	No
72	GOM_NL__2PRFIN20040510_034707_000000442026_00390_11466_2313.N1	10-MAY-2004 03:47:07	Dark	44.000	84	Alp Phe	2.3970	4500.0	88	11466	No
73	GOM_NL__2PRFIN20040510_035046_000000512026_00390_11466_2314.N1	10-MAY-2004 03:50:46	Dark	51.000	63	Bet Gru	2.1500	2800.0	102	11466	No
74	GOM_NL__2PRFIN20040510_035204_000000442026_00390_11466_2315.N1	10-MAY-2004 03:52:04	Dark	44.000	31	Alp Gru	1.7340	15200.	88	11466	No
75	GOM_NL__2PRFIN20040510_035410_000000422026_00391_11467_2283.N1	10-MAY-2004 03:54:10	Dark	42.000	148	Alp Tuc	2.8780	4100.0	84	11467	No
76	GOM_NL__2PRFIN20040510_035739_000000462026_00391_11467_2284.N1	10-MAY-2004 03:57:39	Dark	45.500	45	Alp Pav	1.9400	26000.	91	11467	No
77	GOM_NL__2PRFIN20040510_040330_000000432026_00391_11467_2285.N1	10-MAY-2004 04:03:30	Straylight	43.000	43	Alp TrA	1.9100	4250.0	86	11467	No
78	GOM_NL__2PRFIN20040510_040503_000000402026_00391_11467_2286.N1	10-MAY-2004 04:05:03	Straylight	40.000	145	Gam TrA	2.8720	10600.	80	11467	No
79	GOM_NL__2PRFIN20040510_040732_000000502026_00391_11467_2287.N1	10-MAY-2004 04:07:32	Straylight	49.500	4	Alp1Cen	-0.010000	5800.0	99	11467	No
80	GOM_NL__2PRFIN20040510_040917_000000552026_00391_11467_2288.N1	10-MAY-2004 04:09:17	Straylight	54.500	25	35Lam Sco	1.6200	28000.	109	11467	No
81	GOM_NL__2PRFIN20040510_041142_000000392026_00391_11467_2289.N1	10-MAY-2004 04:11:42	Straylight	38.500	95	Zet Cen	2.5450	26000.	77	11467	No
82	GOM_NL__2PRFIN20040510_041511_000000702026_00391_11467_2290.N1	10-MAY-2004 04:15:11	Tw_i_and_stray	70.000	16	21Alp Sco	1.0200	3000.0	140	11467	No
83	GOM_NL__2PRFIN20040510_041704_000000612026_00391_11467_2291.N1	10-MAY-2004 04:17:04	Bright	61.000	80	7Del Sco	2.3160	30000.	122	11467	No
84	GOM_NL__2PRFIN20040510_041915_000000752026_00391_11467_2292.N1	10-MAY-2004 04:19:15	Bright	74.500	86	35Eta Oph	2.4300	10200.	149	11467	No
85	GOM_NL__2PRFIN20040510_042153_000000442026_00391_11467_2293.N1	10-MAY-2004 04:21:53	Bright	44.000	104	27Bet Lib	2.6140	13100.	88	11467	No
86	GOM_NL__2PRFIN20040510_042512_000000382026_00391_11467_2294.N1	10-MAY-2004 04:25:12	Bright	37.500	121	29Gam Vir	2.7400	7200.0	75	11467	No
87	GOM_NL__2PRFIN20040510_042821_000000362026_00391_11467_2295.N1	10-MAY-2004 04:28:21	Bright	36.000	138	47Eps Vir	2.8280	4700.0	72	11467	No
88	GOM_NL__2PRFIN20040510_043009_000000372026_00391_11467_2296.N1	10-MAY-2004 04:30:09	Bright	37.000	111	8Eta Boo	2.6800	6000.0	74	11467	No
89	GOM_NL__2PRFIN20040510_043309_000000432026_00391_11467_2297.N1	10-MAY-2004 04:33:09	Bright	42.500	83		2.3780	11000.	85	11467	No
90	GOM_NL__2PRFIN20040510_043555_000000372026_00391_11467_2298.N1	10-MAY-2004 04:35:55	Bright	36.500	152	12Alp2CVn	2.8900	11000.	73	11467	No
91	GOM_NL__2PRFIN20040510_043857_000000372026_00391_11467_2299.N1	10-MAY-2004 04:38:57	Bright	37.000	39	85Eta UMa	1.8540	24000.	74	11467	No
92	GOM_NL__2PRFIN20040510_044028_000000372026_00391_11467_2300.N1	10-MAY-2004 04:40:28	Bright	37.000	55	79Zet UMa	2.0600	10200.	74	11467	No
93	GOM_NL__2PRFIN20040510_044231_000000392026_00391_11467_2301.N1	10-MAY-2004 04:42:31	Bright	38.500	82	48Bet UMa	2.3650	10600.	77	11467	No
94	GOM_NL__2PRFIN20040510_044519_000000432026_00391_11467_2302.N1	10-MAY-2004 04:45:19	Bright	43.000	119	14Eta Dra	2.7270	4700.0	86	11467	No
95	GOM_NL__2PRFIN20040510_044702_000000552026_00391_11467_2303.N1	10-MAY-2004 04:47:02	Bright	54.500	130	23Bet Dra	2.7990	5800.0	109	11467	No
96	GOM_NL__2PRFIN20040510_045034_000000372026_00391_11467_2304.N1	10-MAY-2004 04:50:34	Bright	36.500	49	1Alp UMi	1.9900	6300.0	73	11467	No
97	GOM_NL__2PRFIN20040510_045609_000000462026_00391_11467_2305.N1	10-MAY-2004 04:56:09	Bright	45.500	89	5Alp Cep	2.4510	8000.0	91	11467	No
98	GOM_NL__2PRFIN20040510_045843_000000382026_00391_11467_2306.N1	10-MAY-2004 04:58:43	Bright	38.000	76	27Gam Cas	2.3000	30000.	76	11467	No
99	GOM_NL__2PRFIN20040510_045958_000000492026_00391_11467_2307.N1	10-MAY-2004 04:59:58	Bright	49.000	68	18Alp Cas	2.2250	4500.0	98	11467	No
100	GOM_NL__2PRFIN20040510_050301_000000912026_00391_11467_2308.N1	10-MAY-2004 05:03:01	Bright	91.000	66	37Gam Cyg	2.2080	5900.0	182	11467	No
101	GOM_NL__2PRFIN20040510_050750_000001102026_00391_11467_2309.N1	10-MAY-2004 05:07:50	Straylight	109.50	92	53Eps Cyg	2.5000	4500.0	219	11467	No

102	GOM_NL__2PRFIN20040510_051211_000000432026_00391_11467_2310.N1	10-MAY-2004 05:12:11	Twilight	42.500	140	88Gam Peg	2.8340	26000.	85	11467	No
103	GOM_NL__2PRFIN20040510_051333_000000542026_00391_11467_2311.N1	10-MAY-2004 05:13:33	Dark	54.000	90	54Alp Peg	2.4870	11000.	108	11467	No
104	GOM_NL__2PRFIN20040510_052055_000000462026_00391_11467_2312.N1	10-MAY-2004 05:20:55	Dark	45.500	52	16Bet Cet	2.0370	4500.0	91	11467	No
105	GOM_NL__2PRFIN20040510_052744_000000442026_00391_11467_2313.N1	10-MAY-2004 05:27:44	Dark	44.000	84	Alp Phe	2.3970	4500.0	88	11467	No
106	GOM_NL__2PRFIN20040510_053122_000000472026_00391_11467_2314.N1	10-MAY-2004 05:31:22	Dark	47.000	63	Bet Gru	2.1500	2800.0	94	11467	No
107	GOM_NL__2PRFIN20040510_053242_000000432026_00391_11467_2315.N1	10-MAY-2004 05:32:42	Dark	42.500	31	Alp Gru	1.7340	15200.	85	11467	No
108	GOM_NL__2PRFIN20040510_053448_000000412026_00392_11468_2283.N1	10-MAY-2004 05:34:48	Dark	40.500	148	Alp Tuc	2.8780	4100.0	81	11468	No
109	GOM_NL__2PRFIN20040510_053816_000000432026_00392_11468_2284.N1	10-MAY-2004 05:38:16	Dark	43.000	45	Alp Pav	1.9400	26000.	86	11468	No
110	GOM_NL__2PRFIN20040510_054407_000000412026_00392_11468_2285.N1	10-MAY-2004 05:44:07	Straylight	41.000	43	Alp TrA	1.9100	4250.0	82	11468	No
111	GOM_NL__2PRFIN20040510_054540_000000402026_00392_11468_2286.N1	10-MAY-2004 05:45:40	Straylight	39.500	145	Gam TrA	2.8720	10600.	79	11468	No
112	GOM_NL__2PRFIN20040510_054809_000000452026_00392_11468_2287.N1	10-MAY-2004 05:48:09	Straylight	44.500	4	Alp1Cen	-0.010000	5800.0	89	11468	No
113	GOM_NL__2PRFIN20040510_054953_000000542026_00392_11468_2288.N1	10-MAY-2004 05:49:53	Straylight	54.000	25	35Lam Sco	1.6200	28000.	108	11468	No
114	GOM_NL__2PRFIN20040510_055218_000000402026_00392_11468_2289.N1	10-MAY-2004 05:52:18	Straylight	40.000	95	Zet Cen	2.5450	26000.	80	11468	No
115	GOM_NL__2PRFIN20040510_055548_000000682026_00392_11468_2290.N1	10-MAY-2004 05:55:48	Tw_i_and_stray	67.500	16	21Alp Sco	1.0200	3000.0	135	11468	No
116	GOM_NL__2PRFIN20040510_055741_000000592026_00392_11468_2291.N1	10-MAY-2004 05:57:41	Bright	58.500	80	7Del Sco	2.3160	30000.	117	11468	No
117	GOM_NL__2PRFIN20040510_055950_000000742026_00392_11468_2292.N1	10-MAY-2004 05:59:50	Bright	74.000	86	35Eta Oph	2.4300	10200.	148	11468	No
118	GOM_NL__2PRFIN20040510_060229_000000442026_00392_11468_2293.N1	10-MAY-2004 06:02:29	Bright	43.500	104	27Bet Lib	2.6140	13100.	87	11468	No
119	GOM_NL__2PRFIN20040510_060548_000000382026_00392_11468_2294.N1	10-MAY-2004 06:05:48	Bright	37.500	121	29Gam Vir	2.7400	7200.0	75	11468	No
120	GOM_NL__2PRFIN20040510_060857_000000362026_00392_11468_2295.N1	10-MAY-2004 06:08:57	Bright	35.500	138	47Eps Vir	2.8280	4700.0	71	11468	No
121	GOM_NL__2PRFIN20040510_061045_000000372026_00392_11468_2296.N1	10-MAY-2004 06:10:45	Bright	37.000	111	8Eta Boo	2.6800	6000.0	74	11468	No
122	GOM_NL__2PRFIN20040510_061345_000000432026_00392_11468_2297.N1	10-MAY-2004 06:13:45	Bright	43.000	83		2.3780	11000.	86	11468	No
123	GOM_NL__2PRFIN20040510_061632_000000382026_00392_11468_2298.N1	10-MAY-2004 06:16:32	Bright	38.000	152	12Alp2CVn	2.8900	11000.	76	11468	No
124	GOM_NL__2PRFIN20040510_061933_000000392026_00392_11468_2299.N1	10-MAY-2004 06:19:33	Bright	38.500	39	85Eta UMa	1.8540	24000.	77	11468	No
125	GOM_NL__2PRFIN20040510_062105_000000382026_00392_11468_2300.N1	10-MAY-2004 06:21:05	Bright	38.000	55	79Zet UMa	2.0600	10200.	76	11468	No
126	GOM_NL__2PRFIN20040510_062307_000000392026_00392_11468_2301.N1	10-MAY-2004 06:23:07	Bright	39.000	82	48Bet UMa	2.3650	10600.	78	11468	No
127	GOM_NL__2PRFIN20040510_062555_000000442026_00392_11468_2302.N1	10-MAY-2004 06:25:55	Bright	43.500	119	14Eta Dra	2.7270	4700.0	87	11468	No
128	GOM_NL__2PRFIN20040510_062737_000000552026_00392_11468_2303.N1	10-MAY-2004 06:27:37	Bright	54.500	130	23Bet Dra	2.7990	5800.0	109	11468	No
129	GOM_NL__2PRFIN20040510_063110_000000372026_00392_11468_2304.N1	10-MAY-2004 06:31:10	Bright	36.500	49	1Alp UMi	1.9900	6300.0	73	11468	No
130	GOM_NL__2PRFIN20040510_063645_000000532026_00392_11468_2305.N1	10-MAY-2004 06:36:45	Bright	52.500	89	5Alp Cep	2.4510	8000.0	105	11468	No
131	GOM_NL__2PRFIN20040510_063919_000000452026_00392_11468_2306.N1	10-MAY-2004 06:39:19	Bright	45.000	76	27Gam Cas	2.3000	30000.	90	11468	No
132	GOM_NL__2PRFIN20040510_064034_000000382026_00392_11468_2307.N1	10-MAY-2004 06:40:34	Bright	38.000	68	18Alp Cas	2.2250	4500.0	76	11468	No
133	GOM_NL__2PRFIN20040510_064336_000000942026_00392_11468_2308.N1	10-MAY-2004 06:43:36	Bright	94.000	66	37Gam Cyg	2.2080	5900.0	188	11468	No
134	GOM_NL__2PRFIN20040510_064826_000001072026_00392_11468_2309.N1	10-MAY-2004 06:48:26	Straylight	106.50	92	53Eps Cyg	2.5000	4500.0	213	11468	No
135	GOM_NL__2PRFIN20040510_065247_000000442026_00392_11468_2310.N1	10-MAY-2004 06:52:47	Twilight	43.500	140	88Gam Peg	2.8340	26000.	87	11468	No
136	GOM_NL__2PRFIN20040510_065409_000000552026_00392_11468_2311.N1	10-MAY-2004 06:54:09	Dark	54.500	90	54Alp Peg	2.4870	11000.	109	11468	No
137	GOM_NL__2PRFIN20040510_070131_000000472026_00392_11468_2312.N1	10-MAY-2004 07:01:31	Dark	46.500	52	16Bet Cet	2.0370	4500.0	93	11468	No
138	GOM_NL__2PRFIN20040510_070820_000000432026_00392_11468_2313.N1	10-MAY-2004 07:08:20	Dark	43.000	84	Alp Phe	2.3970	4500.0	86	11468	No
139	GOM_NL__2PRFIN20040510_071159_000000562026_00392_11468_2314.N1	10-MAY-2004 07:11:59	Dark	56.000	63	Bet Gru	2.1500	2800.0	112	11468	No
140	GOM_NL__2PRFIN20040510_071318_000000422026_00392_11468_2315.N1	10-MAY-2004 07:13:18	Dark	41.500	31	Alp Gru	1.7340	15200.	83	11468	No
141	GOM_NL__2PRFIN20040510_071524_000000402026_00393_11469_2303.N1	10-MAY-2004 07:15:24	Dark	40.000	148	Alp Tuc	2.8780	4100.0	80	11469	No
142	GOM_NL__2PRFIN20040510_071853_000000432026_00393_11469_2304.N1	10-MAY-2004 07:18:53	Dark	43.000	45	Alp Pav	1.9400	26000.	86	11469	No
143	GOM_NL__2PRFIN20040510_072444_000000412026_00393_11469_2305.N1	10-MAY-2004 07:24:44	Straylight	41.000	43	Alp TrA	1.9100	4250.0	82	11469	No
144	GOM_NL__2PRFIN20040510_072616_000000412026_00393_11469_2306.N1	10-MAY-2004 07:26:16	Straylight	40.500	145	Gam TrA	2.8720	10600.	81	11469	No
145	GOM_NL__2PRFIN20040510_072845_000000442026_00393_11469_2307.N1	10-MAY-2004 07:28:45	Straylight	44.000	4	Alp1Cen	-0.010000	5800.0	88	11469	No
146	GOM_NL__2PRFIN20040510_073030_000000612026_00393_11469_2308.N1	10-MAY-2004 07:30:30	Straylight	61.000	25	35Lam Sco	1.6200	28000.	122	11469	No
147	GOM_NL__2PRFIN20040510_073255_000000402026_00393_11469_2309.N1	10-MAY-2004 07:32:55	Straylight	40.000	95	Zet Cen	2.5450	26000.	80	11469	No
148	GOM_NL__2PRFIN20040510_073624_000000632026_00393_11469_2310.N1	10-MAY-2004 07:36:24	Tw_i_and_stray	63.000	16	21Alp Sco	1.0200	3000.0	126	11469	No
149	GOM_NL__2PRFIN20040510_073817_000000612026_00393_11469_2311.N1	10-MAY-2004 07:38:17	Bright	61.000	80	7Del Sco	2.3160	30000.	122	11469	No
150	GOM_NL__2PRFIN20040510_074027_000000742026_00393_11469_2312.N1	10-MAY-2004 07:40:27	Bright	73.500	86	35Eta Oph	2.4300	10200.	147	11469	No
151	GOM_NL__2PRFIN20040510_074305_000000432026_00393_11469_2313.N1	10-MAY-2004 07:43:05	Bright	43.000	104	27Bet Lib	2.6140	13100.	86	11469	No
152	GOM_NL__2PRFIN20040510_074624_000000382026_00393_11469_2314.N1	10-MAY-2004 07:46:24	Bright	37.500	121	29Gam Vir	2.7400	7200.0	75	11469	No
153	GOM_NL__2PRFIN20040510_074933_000000362026_00393_11469_2315.N1	10-MAY-2004 07:49:33	Bright	36.000	138	47Eps Vir	2.8280	4700.0	72	11469	No
154	GOM_NL__2PRFIN20040510_075121_000000382026_00393_11469_2316.N1	10-MAY-2004 07:51:21	Bright	37.500	111	8Eta Boo	2.6800	6000.0	75	11469	No
155	GOM_NL__2PRFIN20040510_075421_000000412026_00393_11469_2317.N1	10-MAY-2004 07:54:21	Bright	40.500	83		2.3780	11000.	81	11469	No
156	GOM_NL__2PRFIN20040510_075708_000000372026_00393_11469_2318.N1	10-MAY-2004 07:57:08	Bright	37.000	152	12Alp2CVn	2.8900	11000.	74	11469	No
157	GOM_NL__2PRFIN20040510_080009_000000382026_00393_11469_2319.N1	10-MAY-2004 08:00:09	Bright	38.000	39	85Eta UMa	1.8540	24000.	76	11469	No
158	GOM_NL__2PRFIN20040510_080140_000000382026_00393_11469_2320.N1	10-MAY-2004 08:01:40	Bright	38.000	55	79Zet UMa	2.0600	10200.	76	11469	No
159	GOM_NL__2PRFIN20040510_080343_000000422026_00393_11469_2321.N1	10-MAY-2004 08:03:43	Bright	42.000	82	48Bet UMa	2.3650	10600.	84	11469	No
160	GOM_NL__2PRFIN20040510_080631_000000432026_00393_11469_2322.N1	10-MAY-2004 08:06:31	Bright	43.000	119	14Eta Dra	2.7270	4700.0	86	11469	No



161	GOM_NL__2PRFIN20040510_080813_000000542026_00393_11469_2323.N1	10-MAY-2004 08:08:13	Bright	54.000	130	23Bet Dra	2.7990	5800.0	108	11469	No
162	GOM_NL__2PRFIN20040510_081146_000000382026_00393_11469_2324.N1	10-MAY-2004 08:11:46	Bright	38.000	49	1Alp UMi	1.9900	6300.0	76	11469	No
163	GOM_NL__2PRFIN20040510_081721_000000452026_00393_11469_2325.N1	10-MAY-2004 08:17:21	Bright	45.000	89	5Alp Cep	2.4510	8000.0	90	11469	No
164	GOM_NL__2PRFIN20040510_081955_000000362026_00393_11469_2326.N1	10-MAY-2004 08:19:55	Bright	35.500	76	27Gam Cas	2.3000	30000.	71	11469	No
165	GOM_NL__2PRFIN20040510_082110_000000372026_00393_11469_2327.N1	10-MAY-2004 08:21:10	Bright	37.000	68	18Alp Cas	2.2250	4500.0	74	11469	No
166	GOM_NL__2PRFIN20040510_082411_000000922026_00393_11469_2328.N1	10-MAY-2004 08:24:11	Bright	92.000	66	37Gam Cyg	2.2080	5900.0	184	11469	No
167	GOM_NL__2PRFIN20040510_082902_000001142026_00393_11469_2329.N1	10-MAY-2004 08:29:02	Straylight	114.00	92	53Eps Cyg	2.5000	4500.0	228	11469	No
168	GOM_NL__2PRFIN20040510_083323_000000442026_00393_11469_2330.N1	10-MAY-2004 08:33:23	Twilight	43.500	140	88Gam Peg	2.8340	26000.	87	11469	No
169	GOM_NL__2PRFIN20040510_083445_000000522026_00393_11469_2331.N1	10-MAY-2004 08:34:45	Dark	51.500	90	54Alp Peg	2.4870	11000.	103	11469	No
170	GOM_NL__2PRFIN20040510_084207_000000462026_00393_11469_2332.N1	10-MAY-2004 08:42:07	Dark	45.500	52	16Bet Cet	2.0370	4500.0	91	11469	No
171	GOM_NL__2PRFIN20040510_084856_000000432026_00393_11469_2333.N1	10-MAY-2004 08:48:56	Dark	42.500	84	Alp Phe	2.3970	4500.0	85	11469	No
172	GOM_NL__2PRFIN20040510_085235_000000482026_00393_11469_2334.N1	10-MAY-2004 08:52:35	Dark	48.000	63	Bet Gru	2.1500	2800.0	96	11469	No
173	GOM_NL__2PRFIN20040510_085355_000000432026_00393_11469_2335.N1	10-MAY-2004 08:53:55	Dark	43.000	31	Alp Gru	1.7340	15200.	86	11469	No
174	GOM_NL__2PRFIN20040510_085601_000000452026_00394_11470_2303.N1	10-MAY-2004 08:56:01	Dark	44.500	148	Alp Tuc	2.8780	4100.0	89	11470	No
175	GOM_NL__2PRFIN20040510_085930_000000432026_00394_11470_2304.N1	10-MAY-2004 08:59:30	Dark	42.500	45	Alp Pav	1.9400	26000.	85	11470	No
176	GOM_NL__2PRFIN20040510_090520_000000392026_00394_11470_2305.N1	10-MAY-2004 09:05:20	Straylight	39.000	43	Alp TrA	1.9100	4250.0	78	11470	No
177	GOM_NL__2PRFIN20040510_090655_000000492026_00394_11470_2306.N1	10-MAY-2004 09:06:55	Straylight	49.000	141	Bet Ara	2.8400	4600.0	98	11470	No
178	GOM_NL__2PRFIN20040510_090922_000000522026_00394_11470_2307.N1	10-MAY-2004 09:09:22	Straylight	52.000	4	Alp1Cen	-0.010000	5800.0	104	11470	No
179	GOM_NL__2PRFIN20040510_091253_000000402026_00394_11470_2308.N1	10-MAY-2004 09:12:53	Straylight	39.500	78	Alp Lup	2.3040	28000.	79	11470	No
180	GOM_NL__2PRFIN20040510_091424_000000402026_00394_11470_2309.N1	10-MAY-2004 09:14:24	Straylight	39.500	81	Eta Cen	2.3560	28000.	79	11470	No
181	GOM_NL__2PRFIN20040510_091701_000000602026_00394_11470_2310.N1	10-MAY-2004 09:17:01	Tw_and_stray	60.000	16	21Alp Sco	1.0200	3000.0	120	11470	No
182	GOM_NL__2PRFIN20040510_091853_000000612026_00394_11470_2311.N1	10-MAY-2004 09:18:53	Bright	60.500	80	7Del Sco	2.3160	30000.	121	11470	No
183	GOM_NL__2PRFIN20040510_092102_000000712026_00394_11470_2312.N1	10-MAY-2004 09:21:02	Bright	71.000	86	35Eta Oph	2.4300	10200.	142	11470	No
184	GOM_NL__2PRFIN20040510_092342_000000422026_00394_11470_2313.N1	10-MAY-2004 09:23:42	Bright	41.500	104	27Bet Lib	2.6140	13100.	83	11470	No
185	GOM_NL__2PRFIN20040510_092700_000000382026_00394_11470_2314.N1	10-MAY-2004 09:27:00	Bright	37.500	121	29Gam Vir	2.7400	7200.0	75	11470	No
186	GOM_NL__2PRFIN20040510_093009_000000372026_00394_11470_2315.N1	10-MAY-2004 09:30:09	Bright	36.500	138	47Eps Vir	2.8280	4700.0	73	11470	No
187	GOM_NL__2PRFIN20040510_093157_000000372026_00394_11470_2316.N1	10-MAY-2004 09:31:57	Bright	37.000	111	8Eta Boo	2.6800	6000.0	74	11470	No
188	GOM_NL__2PRFIN20040510_093456_000000412026_00394_11470_2317.N1	10-MAY-2004 09:34:56	Bright	41.000	83		2.3780	11000.	82	11470	No
189	GOM_NL__2PRFIN20040510_094045_000000392026_00394_11470_2318.N1	10-MAY-2004 09:40:45	Bright	38.500	39	85Eta UMa	1.8540	24000.	77	11470	No
190	GOM_NL__2PRFIN20040510_094216_000000372026_00394_11470_2319.N1	10-MAY-2004 09:42:16	Bright	37.000	55	79Zet UMa	2.0600	10200.	74	11470	No
191	GOM_NL__2PRFIN20040510_094420_000000392026_00394_11470_2320.N1	10-MAY-2004 09:44:20	Bright	38.500	82	48Bet UMa	2.3650	10600.	77	11470	No
192	GOM_NL__2PRFIN20040510_094706_000000442026_00394_11470_2321.N1	10-MAY-2004 09:47:06	Bright	43.500	119	14Eta Dra	2.7270	4700.0	87	11470	No
193	GOM_NL__2PRFIN20040510_094847_000000522026_00394_11470_2322.N1	10-MAY-2004 09:48:47	Bright	52.000	130	23Bet Dra	2.7990	5800.0	104	11470	No
194	GOM_NL__2PRFIN20040510_095221_000000382026_00394_11470_2323.N1	10-MAY-2004 09:52:21	Bright	38.000	49	1Alp UMi	1.9900	6300.0	76	11470	No
195	GOM_NL__2PRFIN20040510_095756_000000452026_00394_11470_2324.N1	10-MAY-2004 09:57:56	Bright	45.000	89	5Alp Cep	2.4510	8000.0	90	11470	No
196	GOM_NL__2PRFIN20040510_100031_000000372026_00394_11470_2325.N1	10-MAY-2004 10:00:31	Bright	36.500	76	27Gam Cas	2.3000	30000.	73	11470	No
197	GOM_NL__2PRFIN20040510_100145_000000362026_00394_11470_2326.N1	10-MAY-2004 10:01:45	Bright	35.500	68	18Alp Cas	2.2250	4500.0	71	11470	No
198	GOM_NL__2PRFIN20040510_100447_000000902026_00394_11470_2327.N1	10-MAY-2004 10:04:47	Bright	89.500	66	37Gam Cyg	2.2080	5900.0	179	11470	No
199	GOM_NL__2PRFIN20040510_100938_000001112026_00394_11470_2328.N1	10-MAY-2004 10:09:38	Straylight	111.00	92	53Eps Cyg	2.5000	4500.0	222	11470	No
200	GOM_NL__2PRFIN20040510_101359_000000442026_00394_11470_2329.N1	10-MAY-2004 10:13:59	Twilight	44.000	140	88Gam Peg	2.8340	26000.	88	11470	No
201	GOM_NL__2PRFIN20040510_101522_000000542026_00394_11470_2330.N1	10-MAY-2004 10:15:22	Dark	53.500	90	54Alp Peg	2.4870	11000.	107	11470	No
202	GOM_NL__2PRFIN20040510_102124_000000912026_00394_11470_2331.N1	10-MAY-2004 10:21:24	Dark	91.000	61	8Eps Peg	2.1000	3900.0	182	11470	No
203	GOM_NL__2PRFIN20040510_102840_000000522026_00394_11470_2332.N1	10-MAY-2004 10:28:40	Dark	52.000	18	24Alp PsA	1.1660	9700.0	104	11470	No
204	GOM_NL__2PRFIN20040510_103312_000000522026_00394_11470_2333.N1	10-MAY-2004 10:33:12	Dark	52.000	63	Bet Gru	2.1500	2800.0	104	11470	No
205	GOM_NL__2PRFIN20040510_103431_000000432026_00394_11470_2334.N1	10-MAY-2004 10:34:31	Dark	43.000	31	Alp Gru	1.7340	15200.	86	11470	No
206	GOM_NL__2PRFIN20040510_103637_000000412026_00395_11471_2303.N1	10-MAY-2004 10:36:37	Dark	40.500	148	Alp Tuc	2.8780	4100.0	81	11471	No
207	GOM_NL__2PRFIN20040510_104006_000000442026_00395_11471_2304.N1	10-MAY-2004 10:40:06	Dark	44.000	45	Alp Pav	1.9400	26000.	88	11471	No
208	GOM_NL__2PRFIN20040510_104556_000000442026_00395_11471_2305.N1	10-MAY-2004 10:45:56	Straylight	43.500	43	Alp TrA	1.9100	4250.0	87	11471	No
209	GOM_NL__2PRFIN20040510_104731_000000442026_00395_11471_2306.N1	10-MAY-2004 10:47:31	Straylight	43.500	141	Bet Ara	2.8400	4600.0	87	11471	No
210	GOM_NL__2PRFIN20040510_104957_000000432026_00395_11471_2307.N1	10-MAY-2004 10:49:57	Straylight	43.000	4	Alp1Cen	-0.010000	5800.0	86	11471	No
211	GOM_NL__2PRFIN20040510_105329_000000432026_00395_11471_2308.N1	10-MAY-2004 10:53:29	Straylight	43.000	78	Alp Lup	2.3040	28000.	86	11471	No
212	GOM_NL__2PRFIN20040510_105500_000000402026_00395_11471_2309.N1	10-MAY-2004 10:55:00	Straylight	40.000	81	Eta Cen	2.3560	28000.	80	11471	No
213	GOM_NL__2PRFIN20040510_105737_000000672026_00395_11471_2310.N1	10-MAY-2004 10:57:37	Tw_and_stray	67.000	16	21Alp Sco	1.0200	3000.0	134	11471	No
214	GOM_NL__2PRFIN20040510_105929_000000652026_00395_11471_2311.N1	10-MAY-2004 10:59:29	Bright	65.000	80	7Del Sco	2.3160	30000.	130	11471	No
215	GOM_NL__2PRFIN20040510_110138_000000712026_00395_11471_2312.N1	10-MAY-2004 11:01:38	Bright	71.000	86	35Eta Oph	2.4300	10200.	142	11471	No
216	GOM_NL__2PRFIN20040510_110417_000000432026_00395_11471_2313.N1	10-MAY-2004 11:04:17	Bright	42.500	104	27Bet Lib	2.6140	13100.	85	11471	No
217	GOM_NL__2PRFIN20040510_110736_000000382026_00395_11471_2314.N1	10-MAY-2004 11:07:36	Bright	38.000	121	29Gam Vir	2.7400	7200.0	76	11471	No
218	GOM_NL__2PRFIN20040510_111045_000000382026_00395_11471_2315.N1	10-MAY-2004 11:10:45	Bright	38.000	138	47Eps Vir	2.8280	4700.0	76	11471	No
219	GOM_NL__2PRFIN20040510_111233_000000392026_00395_11471_2316.N1	10-MAY-2004 11:12:33	Bright	38.500	111	8Eta Boo	2.6800	6000.0	77	11471	No

220	GOM_NL__2PRFIN20040510_111532_000000442026_00395_11471_2317.N1	10-MAY-2004 11:15:32	Bright	44.000	83		2.3780	11000.	88	11471	No
221	GOM_NL__2PRFIN20040510_111819_000000372026_00395_11471_2318.N1	10-MAY-2004 11:18:19	Bright	37.000	152	12Alp2CVn	2.8900	11000.	74	11471	No
222	GOM_NL__2PRFIN20040510_112120_000000392026_00395_11471_2319.N1	10-MAY-2004 11:21:20	Bright	39.000	39	85Eta UMa	1.8540	24000.	78	11471	No
223	GOM_NL__2PRFIN20040510_112251_000000392026_00395_11471_2320.N1	10-MAY-2004 11:22:51	Bright	38.500	55	79Zet UMa	2.0600	10200.	77	11471	No
224	GOM_NL__2PRFIN20040510_112456_000000382026_00395_11471_2321.N1	10-MAY-2004 11:24:56	Bright	38.000	82	48Bet UMa	2.3650	10600.	76	11471	No
225	GOM_NL__2PRFIN20040510_112741_000000442026_00395_11471_2322.N1	10-MAY-2004 11:27:41	Bright	43.500	119	14Eta Dra	2.7270	4700.0	87	11471	No
226	GOM_NL__2PRFIN20040510_112923_000000552026_00395_11471_2323.N1	10-MAY-2004 11:29:23	Bright	54.500	130	23Bet Dra	2.7990	5800.0	109	11471	No
227	GOM_NL__2PRFIN20040510_113257_000000392026_00395_11471_2324.N1	10-MAY-2004 11:32:57	Bright	38.500	49	1Alp UMi	1.9900	6300.0	77	11471	No
228	GOM_NL__2PRFIN20040510_113832_000000442026_00395_11471_2325.N1	10-MAY-2004 11:38:32	Bright	43.500	89	5Alp Cep	2.4510	8000.0	87	11471	No
229	GOM_NL__2PRFIN20040510_114106_000000392026_00395_11471_2326.N1	10-MAY-2004 11:41:06	Bright	38.500	76	27Gam Cas	2.3000	30000.	77	11471	No
230	GOM_NL__2PRFIN20040510_114221_000000532026_00395_11471_2327.N1	10-MAY-2004 11:42:21	Bright	53.000	68	18Alp Cas	2.2250	4500.0	106	11471	No
231	GOM_NL__2PRFIN20040510_114522_000000902026_00395_11471_2328.N1	10-MAY-2004 11:45:22	Bright	89.500	66	37Gam Cyg	2.2080	5900.0	179	11471	No
232	GOM_NL__2PRFIN20040510_115014_000001032026_00395_11471_2329.N1	10-MAY-2004 11:50:14	Straylight	103.00	92	53Eps Cyg	2.5000	4500.0	206	11471	No
233	GOM_NL__2PRFIN20040510_115434_000000442026_00395_11471_2330.N1	10-MAY-2004 11:54:34	Twilight	44.000	140	88Gam Peg	2.8340	26000.	88	11471	No
234	GOM_NL__2PRFIN20040510_115558_000000532026_00395_11471_2331.N1	10-MAY-2004 11:55:58	Dark	52.500	90	54Alp Peg	2.4870	11000.	105	11471	No
235	GOM_NL__2PRFIN20040510_120201_000000902026_00395_11471_2332.N1	10-MAY-2004 12:02:01	Dark	89.500	61	8Eps Peg	2.1000	3900.0	179	11471	No
236	GOM_NL__2PRFIN20040510_120916_000000492026_00395_11471_2333.N1	10-MAY-2004 12:09:16	Dark	49.000	18	24Alp PsA	1.1660	9700.0	98	11471	No
237	GOM_NL__2PRFIN20040510_121348_000000482026_00395_11471_2334.N1	10-MAY-2004 12:13:48	Dark	48.000	63	Bet Gru	2.1500	2800.0	96	11471	No
238	GOM_NL__2PRFIN20040510_121507_000000452026_00395_11471_2335.N1	10-MAY-2004 12:15:07	Dark	45.000	31	Alp Gru	1.7340	15200.	90	11471	No
239	GOM_NL__2PRFIN20040510_121712_000000442026_00396_11472_2303.N1	10-MAY-2004 12:17:12	Dark	43.500	148	Alp Tuc	2.8780	4100.0	87	11472	No
240	GOM_NL__2PRFIN20040510_122042_000000442026_00396_11472_2304.N1	10-MAY-2004 12:20:42	Dark	43.500	45	Alp Pav	1.9400	26000.	87	11472	No
241	GOM_NL__2PRFIN20040510_122630_000000532026_00396_11472_2305.N1	10-MAY-2004 12:26:30	Straylight	52.500	43	Alp TrA	1.9100	4250.0	105	11472	No
242	GOM_NL__2PRFIN20040510_122807_000000482026_00396_11472_2306.N1	10-MAY-2004 12:28:07	Straylight	48.000	141	Bet Ara	2.8400	4600.0	96	11472	No
243	GOM_NL__2PRFIN20040510_123033_000000472026_00396_11472_2307.N1	10-MAY-2004 12:30:33	Straylight	46.500	4	Alp1Cen	-0.010000	5800.0	93	11472	No
244	GOM_NL__2PRFIN20040510_123404_000000452026_00396_11472_2308.N1	10-MAY-2004 12:34:04	Straylight	44.500	78	Alp Lup	2.3040	28000.	89	11472	No
245	GOM_NL__2PRFIN20040510_123535_000000422026_00396_11472_2309.N1	10-MAY-2004 12:35:35	Straylight	41.500	81	Eta Cen	2.3560	28000.	83	11472	No
246	GOM_NL__2PRFIN20040510_123810_000000702026_00396_11472_2310.N1	10-MAY-2004 12:38:10	Tw_and_stray	70.000	16	21Alp Sco	1.0200	3000.0	140	11472	No
247	GOM_NL__2PRFIN20040510_124005_000000622026_00396_11472_2311.N1	10-MAY-2004 12:40:05	Bright	62.000	80	7Del Sco	2.3160	30000.	124	11472	No
248	GOM_NL__2PRFIN20040510_124214_000000702026_00396_11472_2312.N1	10-MAY-2004 12:42:14	Bright	70.000	86	35Eta Oph	2.4300	10200.	140	11472	No
249	GOM_NL__2PRFIN20040510_124452_000000442026_00396_11472_2313.N1	10-MAY-2004 12:44:52	Bright	44.000	104	27Bet Lib	2.6140	13100.	88	11472	No
250	GOM_NL__2PRFIN20040510_124813_000000382026_00396_11472_2314.N1	10-MAY-2004 12:48:13	Bright	38.000	121	29Gam Vir	2.7400	7200.0	76	11472	No
251	GOM_NL__2PRFIN20040510_125118_000000412026_00396_11472_2315.N1	10-MAY-2004 12:51:18	Bright	41.000	138	47Eps Vir	2.8280	4700.0	82	11472	No
252	GOM_NL__2PRFIN20040510_125308_000000372026_00396_11472_2316.N1	10-MAY-2004 12:53:08	Bright	36.500	111	8Eta Boo	2.6800	6000.0	73	11472	No
253	GOM_NL__2PRFIN20040510_125607_000000432026_00396_11472_2317.N1	10-MAY-2004 12:56:07	Bright	43.000	83		2.3780	11000.	86	11472	No
254	GOM_NL__2PRFIN20040510_125853_000000402026_00396_11472_2318.N1	10-MAY-2004 12:58:53	Bright	40.000	152	12Alp2CVn	2.8900	11000.	80	11472	No
255	GOM_NL__2PRFIN20040510_130156_000000362026_00396_11472_2319.N1	10-MAY-2004 13:01:56	Bright	36.000	39	85Eta UMa	1.8540	24000.	72	11472	No
256	GOM_NL__2PRFIN20040510_130327_000000362026_00396_11472_2320.N1	10-MAY-2004 13:03:27	Bright	36.000	55	79Zet UMa	2.0600	10200.	72	11472	No
257	GOM_NL__2PRFIN20040510_130533_000000392026_00396_11472_2321.N1	10-MAY-2004 13:05:33	Bright	38.500	82	48Bet UMa	2.3650	10600.	77	11472	No
258	GOM_NL__2PRFIN20040510_130817_000000442026_00396_11472_2322.N1	10-MAY-2004 13:08:17	Bright	43.500	119	14Eta Dra	2.7270	4700.0	87	11472	No
259	GOM_NL__2PRFIN20040510_130958_000000532026_00396_11472_2323.N1	10-MAY-2004 13:09:58	Bright	53.000	130	23Bet Dra	2.7990	5800.0	106	11472	No
260	GOM_NL__2PRFIN20040510_131332_000000362026_00396_11472_2324.N1	10-MAY-2004 13:13:32	Bright	35.500	49	1Alp UMi	1.9900	6300.0	71	11472	No
261	GOM_NL__2PRFIN20040510_131908_000000642026_00396_11472_2325.N1	10-MAY-2004 13:19:08	Bright	64.000	89	5Alp Cep	2.4510	8000.0	128	11472	No
262	GOM_NL__2PRFIN20040510_132140_000000452026_00396_11472_2326.N1	10-MAY-2004 13:21:40	Bright	44.500	76	27Gam Cas	2.3000	30000.	89	11472	No
263	GOM_NL__2PRFIN20040510_132255_000000392026_00396_11472_2327.N1	10-MAY-2004 13:22:55	Bright	38.500	68	18Alp Cas	2.2250	4500.0	77	11472	No
264	GOM_NL__2PRFIN20040510_132557_000000952026_00396_11472_2328.N1	10-MAY-2004 13:25:57	Bright	94.500	66	37Gam Cyg	2.2080	5900.0	189	11472	No
265	GOM_NL__2PRFIN20040510_133050_000001162026_00396_11472_2329.N1	10-MAY-2004 13:30:50	Straylight	116.00	92	53Eps Cyg	2.5000	4500.0	232	11472	No
266	GOM_NL__2PRFIN20040510_133510_000000452026_00396_11472_2330.N1	10-MAY-2004 13:35:10	Twilight	45.000	140	88Gam Peg	2.8340	26000.	90	11472	No
267	GOM_NL__2PRFIN20040510_133635_000000522026_00396_11472_2331.N1	10-MAY-2004 13:36:35	Dark	52.000	90	54Alp Peg	2.4870	11000.	104	11472	No
268	GOM_NL__2PRFIN20040510_134239_000000882026_00396_11472_2332.N1	10-MAY-2004 13:42:39	Dark	87.500	61	8Eps Peg	2.1000	3900.0	175	11472	No
269	GOM_NL__2PRFIN20040510_134952_000000512026_00396_11472_2333.N1	10-MAY-2004 13:49:52	Dark	51.000	18	24Alp PsA	1.1660	9700.0	102	11472	No
270	GOM_NL__2PRFIN20040510_135424_000000492026_00396_11472_2334.N1	10-MAY-2004 13:54:24	Dark	48.500	63	Bet Gru	2.1500	2800.0	97	11472	No
271	GOM_NL__2PRFIN20040510_135544_000000432026_00396_11472_2335.N1	10-MAY-2004 13:55:44	Dark	42.500	31	Alp Gru	1.7340	15200.	85	11472	No
272	GOM_NL__2PRFIN20040510_135749_000000412026_00397_11473_2303.N1	10-MAY-2004 13:57:49	Dark	41.000	148	Alp Tuc	2.8780	4100.0	82	11473	No
273	GOM_NL__2PRFIN20040510_140119_000000432026_00397_11473_2304.N1	10-MAY-2004 14:01:19	Dark	43.000	45	Alp Pav	1.9400	26000.	86	11473	No
274	GOM_NL__2PRFIN20040510_140708_000000412026_00397_11473_2305.N1	10-MAY-2004 14:07:08	Straylight	41.000	43	Alp TrA	1.9100	4250.0	82	11473	No
275	GOM_NL__2PRFIN20040510_140843_000000492026_00397_11473_2306.N1	10-MAY-2004 14:08:43	Straylight	49.000	141	Bet Ara	2.8400	4600.0	98	11473	No
276	GOM_NL__2PRFIN20040510_141110_000000472026_00397_11473_2307.N1	10-MAY-2004 14:11:10	Straylight	46.500	4	Alp1Cen	-0.010000	5800.0	93	11473	No
277	GOM_NL__2PRFIN20040510_141440_000000412026_00397_11473_2308.N1	10-MAY-2004 14:14:40	Straylight	40.500	78	Alp Lup	2.3040	28000.	81	11473	No
278	GOM_NL__2PRFIN20040510_141611_000000442026_00397_11473_2309.N1	10-MAY-2004 14:16:11	Straylight	43.500	81	Eta Cen	2.3560	28000.	87	11473	No

279	GOM_NL__2PRFIN20040510_141849_000000662026_00397_11473_2310.N1	10-MAY-2004 14:18:49	Twilight	66.000	16	21Alp Sco	1.0200	3000.0	132	11473	No
280	GOM_NL__2PRFIN20040510_142042_000000652026_00397_11473_2311.N1	10-MAY-2004 14:20:42	Bright	65.000	80	7Del Sco	2.3160	30000.	130	11473	No
281	GOM_NL__2PRFIN20040510_142251_000000732026_00397_11473_2312.N1	10-MAY-2004 14:22:51	Bright	73.000	86	35Eta Oph	2.4300	10200.	146	11473	No
282	GOM_NL__2PRFIN20040510_142528_000000442026_00397_11473_2313.N1	10-MAY-2004 14:25:28	Bright	44.000	104	27Bet Lib	2.6140	13100.	88	11473	No
283	GOM_NL__2PRFIN20040510_142849_000000392026_00397_11473_2314.N1	10-MAY-2004 14:28:49	Bright	38.500	121	29Gam Vir	2.7400	7200.0	77	11473	No
284	GOM_NL__2PRFIN20040510_143156_000000382026_00397_11473_2315.N1	10-MAY-2004 14:31:56	Bright	37.500	138	47Eps Vir	2.8280	4700.0	75	11473	No
285	GOM_NL__2PRFIN20040510_143344_000000382026_00397_11473_2316.N1	10-MAY-2004 14:33:44	Bright	37.500	111	8Eta Boo	2.6800	6000.0	75	11473	No
286	GOM_NL__2PRFIN20040510_143642_000000402026_00397_11473_2317.N1	10-MAY-2004 14:36:42	Bright	39.500	83		2.3780	11000.	79	11473	No
287	GOM_NL__2PRFIN20040510_143929_000000392026_00397_11473_2318.N1	10-MAY-2004 14:39:29	Bright	39.000	152	12Alp2CVn	2.8900	11000.	78	11473	No
288	GOM_NL__2PRFIN20040510_144232_000000382026_00397_11473_2319.N1	10-MAY-2004 14:42:32	Bright	38.000	39	85Eta UMa	1.8540	24000.	76	11473	No
289	GOM_NL__2PRFIN20040510_144403_000000382026_00397_11473_2320.N1	10-MAY-2004 14:44:03	Bright	38.000	55	79Zet UMa	2.0600	10200.	76	11473	No
290	GOM_NL__2PRFIN20040510_144608_000000402026_00397_11473_2321.N1	10-MAY-2004 14:46:08	Bright	40.000	82	48Bet UMa	2.3650	10600.	80	11473	No
291	GOM_NL__2PRFIN20040510_144852_000000432026_00397_11473_2322.N1	10-MAY-2004 14:48:52	Bright	43.000	119	14Eta Dra	2.7270	4700.0	86	11473	No
292	GOM_NL__2PRFIN20040510_145033_000000542026_00397_11473_2323.N1	10-MAY-2004 14:50:33	Bright	54.000	130	23Bet Dra	2.7990	5800.0	108	11473	No
293	GOM_NL__2PRFIN20040510_145409_000000352026_00397_11473_2324.N1	10-MAY-2004 14:54:09	Bright	34.500	49	1Alp UMi	1.9900	6300.0	69	11473	No
294	GOM_NL__2PRFIN20040510_145943_000000452026_00397_11473_2325.N1	10-MAY-2004 14:59:43	Bright	44.500	89	5Alp Cep	2.4510	8000.0	89	11473	No
295	GOM_NL__2PRFIN20040510_150218_000000372026_00397_11473_2326.N1	10-MAY-2004 15:02:18	Bright	37.000	76	27Gam Cas	2.3000	30000.	74	11473	No
296	GOM_NL__2PRFIN20040510_150331_000000392026_00397_11473_2327.N1	10-MAY-2004 15:03:31	Bright	39.000	68	18Alp Cas	2.2250	4500.0	78	11473	No
297	GOM_NL__2PRFIN20040510_150632_000000882026_00397_11473_2328.N1	10-MAY-2004 15:06:32	Bright	87.500	66	37Gam Cyg	2.2080	5900.0	175	11473	No
298	GOM_NL__2PRFIN20040510_151126_000001212026_00397_11473_2329.N1	10-MAY-2004 15:11:26	Straylight	121.00	92	53Eps Cyg	2.5000	4500.0	242	11473	No
299	GOM_NL__2PRFIN20040510_151547_000000442026_00397_11473_2330.N1	10-MAY-2004 15:15:47	Twilight	44.000	140	88Gam Peg	2.8340	26000.	88	11473	No
300	GOM_NL__2PRFIN20040510_151711_000000542026_00397_11473_2331.N1	10-MAY-2004 15:17:11	Dark	54.000	90	54Alp Peg	2.4870	11000.	108	11473	No
301	GOM_NL__2PRFIN20040510_152316_000000962026_00397_11473_2332.N1	10-MAY-2004 15:23:16	Dark	95.500	61	8Eps Peg	2.1000	3900.0	191	11473	No
302	GOM_NL__2PRFIN20040510_153029_000000512026_00397_11473_2333.N1	10-MAY-2004 15:30:29	Dark	50.500	18	24Alp PsA	1.1660	9700.0	101	11473	No
303	GOM_NL__2PRFIN20040510_153501_000000562026_00397_11473_2334.N1	10-MAY-2004 15:35:01	Dark	56.000	63	Bet Gru	2.1500	2800.0	112	11473	No
304	GOM_NL__2PRFIN20040510_153621_000000452026_00397_11473_2335.N1	10-MAY-2004 15:36:21	Dark	45.000	31	Alp Gru	1.7340	15200.	90	11473	No
305	GOM_NL__2PRFIN20040510_153826_000000402026_00398_11474_2303.N1	10-MAY-2004 15:38:26	Dark	40.000	148	Alp Tuc	2.8780	4100.0	80	11474	No
306	GOM_NL__2PRFIN20040510_154156_000000432026_00398_11474_2304.N1	10-MAY-2004 15:41:56	Dark	42.500	45	Alp Pav	1.9400	26000.	85	11474	No
307	GOM_NL__2PRFIN20040510_154745_000000432026_00398_11474_2305.N1	10-MAY-2004 15:47:45	Straylight	43.000	43	Alp TrA	1.9100	4250.0	86	11474	No
308	GOM_NL__2PRFIN20040510_154920_000000432026_00398_11474_2306.N1	10-MAY-2004 15:49:20	Straylight	42.500	141	Bet Ara	2.8400	4600.0	85	11474	No
309	GOM_NL__2PRFIN20040510_155146_000000422026_00398_11474_2307.N1	10-MAY-2004 15:51:46	Straylight	41.500	4	Alp1Cen	-0.010000	5800.0	83	11474	No
310	GOM_NL__2PRFIN20040510_155517_000000412026_00398_11474_2308.N1	10-MAY-2004 15:55:17	Straylight	41.000	78	Alp Lup	2.3040	28000.	82	11474	No
311	GOM_NL__2PRFIN20040510_155648_000000392026_00398_11474_2309.N1	10-MAY-2004 15:56:48	Straylight	39.000	81	Eta Cen	2.3560	28000.	78	11474	No
312	GOM_NL__2PRFIN20040510_155925_000000692026_00398_11474_2310.N1	10-MAY-2004 15:59:25	Twilight	69.000	16	21Alp Sco	1.0200	3000.0	138	11474	No
313	GOM_NL__2PRFIN20040510_160118_000000542026_00398_11474_2311.N1	10-MAY-2004 16:01:18	Bright	53.500	80	7Del Sco	2.3160	30000.	107	11474	No
314	GOM_NL__2PRFIN20040510_160327_000000732026_00398_11474_2312.N1	10-MAY-2004 16:03:27	Bright	72.500	86	35Eta Oph	2.4300	10200.	145	11474	No
315	GOM_NL__2PRFIN20040510_160605_000000432026_00398_11474_2313.N1	10-MAY-2004 16:06:05	Bright	42.500	104	27Bet Lib	2.6140	13100.	85	11474	No
316	GOM_NL__2PRFIN20040510_160925_000000392026_00398_11474_2314.N1	10-MAY-2004 16:09:25	Bright	38.500	121	29Gam Vir	2.7400	7200.0	77	11474	No
317	GOM_NL__2PRFIN20040510_161233_000000372026_00398_11474_2315.N1	10-MAY-2004 16:12:33	Bright	37.000	138	47Eps Vir	2.8280	4700.0	74	11474	No
318	GOM_NL__2PRFIN20040510_161421_000000372026_00398_11474_2316.N1	10-MAY-2004 16:14:21	Bright	37.000	111	8Eta Boo	2.6800	6000.0	74	11474	No
319	GOM_NL__2PRFIN20040510_161718_000000432026_00398_11474_2317.N1	10-MAY-2004 16:17:18	Bright	42.500	83		2.3780	11000.	85	11474	No
320	GOM_NL__2PRFIN20040510_162008_000000372026_00398_11474_2318.N1	10-MAY-2004 16:20:08	Bright	37.000	152	12Alp2CVn	2.8900	11000.	74	11474	No
321	GOM_NL__2PRFIN20040510_162308_000000362026_00398_11474_2319.N1	10-MAY-2004 16:23:08	Bright	36.000	39	85Eta UMa	1.8540	24000.	72	11474	No
322	GOM_NL__2PRFIN20040510_162439_000000372026_00398_11474_2320.N1	10-MAY-2004 16:24:39	Bright	37.000	55	79Zet UMa	2.0600	10200.	74	11474	No
323	GOM_NL__2PRFIN20040510_162645_000000372026_00398_11474_2321.N1	10-MAY-2004 16:26:45	Bright	37.000	82	48Bet UMa	2.3650	10600.	74	11474	No
324	GOM_NL__2PRFIN20040510_162928_000000422026_00398_11474_2322.N1	10-MAY-2004 16:29:28	Bright	42.000	119	14Eta Dra	2.7270	4700.0	84	11474	No
325	GOM_NL__2PRFIN20040510_163107_000000552026_00398_11474_2323.N1	10-MAY-2004 16:31:07	Bright	55.000	130	23Bet Dra	2.7990	5800.0	110	11474	No
326	GOM_NL__2PRFIN20040510_163445_000000372026_00398_11474_2324.N1	10-MAY-2004 16:34:45	Bright	37.000	49	1Alp UMi	1.9900	6300.0	74	11474	No
327	GOM_NL__2PRFIN20040510_164019_000000452026_00398_11474_2325.N1	10-MAY-2004 16:40:19	Bright	44.500	89	5Alp Cep	2.4510	8000.0	89	11474	No
328	GOM_NL__2PRFIN20040510_164255_000000362026_00398_11474_2326.N1	10-MAY-2004 16:42:55	Bright	35.500	76	27Gam Cas	2.3000	30000.	71	11474	No
329	GOM_NL__2PRFIN20040510_164409_000000392026_00398_11474_2327.N1	10-MAY-2004 16:44:09	Bright	39.000	68	18Alp Cas	2.2250	4500.0	78	11474	No
330	GOM_NL__2PRFIN20040510_164708_000000972026_00398_11474_2328.N1	10-MAY-2004 16:47:08	Bright	97.000	66	37Gam Cyg	2.2080	5900.0	194	11474	No
331	GOM_NL__2PRFIN20040510_165202_000001142026_00398_11474_2329.N1	10-MAY-2004 16:52:02	Straylight	113.50	92	53Eps Cyg	2.5000	4500.0	227	11474	No
332	GOM_NL__2PRFIN20040510_165623_000000432026_00398_11474_2330.N1	10-MAY-2004 16:56:23	Twilight	42.500	140	88Gam Peg	2.8340	26000.	85	11474	No
333	GOM_NL__2PRFIN20040510_165747_000000562026_00398_11474_2331.N1	10-MAY-2004 16:57:47	Dark	55.500	90	54Alp Peg	2.4870	11000.	111	11474	No
334	GOM_NL__2PRFIN20040510_170353_000000982026_00398_11474_2332.N1	10-MAY-2004 17:03:53	Dark	98.000	61	8Eps Peg	2.1000	3900.0	196	11474	No
335	GOM_NL__2PRFIN20040510_171107_000000502026_00398_11474_2333.N1	10-MAY-2004 17:11:07	Dark	49.500	18	24Alp PsA	1.1660	9700.0	99	11474	No
336	GOM_NL__2PRFIN20040510_171538_000000522026_00398_11474_2334.N1	10-MAY-2004 17:15:38	Dark	51.500	63	Bet Gru	2.1500	2800.0	103	11474	No
337	GOM_NL__2PRFIN20040510_171658_000000522026_00398_11474_2335.N1	10-MAY-2004 17:16:58	Dark	52.000	31	Alp Gru	1.7340	15200.	104	11474	No



338	GOM_NL__2PRFIN20040510_171902_000000442026_00399_11475_2303.N1	10-MAY-2004 17:19:02	Dark	44.000	148	Alp Tuc	2.8780	4100.0	88	11475	No
339	GOM_NL__2PRFIN20040510_172233_000000442026_00399_11475_2304.N1	10-MAY-2004 17:22:33	Dark	44.000	45	Alp Pav	1.9400	26000.	88	11475	No
340	GOM_NL__2PRFIN20040510_172820_000000402026_00399_11475_2305.N1	10-MAY-2004 17:28:20	Straylight	40.000	43	Alp TrA	1.9100	4250.0	80	11475	No
341	GOM_NL__2PRFIN20040510_172952_000000392026_00399_11475_2306.N1	10-MAY-2004 17:29:52	Straylight	39.000	145	Gam TrA	2.8720	10600.	78	11475	No
342	GOM_NL__2PRFIN20040510_173222_000000422026_00399_11475_2307.N1	10-MAY-2004 17:32:22	Straylight	42.000	4	Alp1Cen	-0.010000	5800.0	84	11475	No
343	GOM_NL__2PRFIN20040510_173410_000000542026_00399_11475_2308.N1	10-MAY-2004 17:34:10	Straylight	54.000	25	35Lam Sco	1.6200	28000.	108	11475	No
344	GOM_NL__2PRFIN20040510_173645_000000572026_00399_11475_2309.N1	10-MAY-2004 17:36:45	Straylight	57.000	75	26Eps Sco	2.2910	4250.0	114	11475	No
345	GOM_NL__2PRFIN20040510_174002_000000692026_00399_11475_2310.N1	10-MAY-2004 17:40:02	Tw_i_and_stray	69.000	16	21Alp Sco	1.0200	3000.0	138	11475	No
346	GOM_NL__2PRFIN20040510_174154_000000642026_00399_11475_2311.N1	10-MAY-2004 17:41:54	Bright	63.500	80	7Del Sco	2.3160	30000.	127	11475	No
347	GOM_NL__2PRFIN20040510_174403_000000692026_00399_11475_2312.N1	10-MAY-2004 17:44:03	Bright	69.000	86	35Eta Oph	2.4300	10200.	138	11475	No
348	GOM_NL__2PRFIN20040510_174640_000000442026_00399_11475_2313.N1	10-MAY-2004 17:46:40	Bright	44.000	104	27Bet Lib	2.6140	13100.	88	11475	No
349	GOM_NL__2PRFIN20040510_175001_000000382026_00399_11475_2314.N1	10-MAY-2004 17:50:01	Bright	38.000	121	29Gam Vir	2.7400	7200.0	76	11475	No
350	GOM_NL__2PRFIN20040510_175309_000000382026_00399_11475_2315.N1	10-MAY-2004 17:53:09	Bright	38.000	138	47Eps Vir	2.8280	4700.0	76	11475	No
351	GOM_NL__2PRFIN20040510_175456_000000372026_00399_11475_2316.N1	10-MAY-2004 17:54:56	Bright	36.500	111	8Eta Boo	2.6800	6000.0	73	11475	No
352	GOM_NL__2PRFIN20040510_175754_000000422026_00399_11475_2317.N1	10-MAY-2004 17:57:54	Bright	41.500	83		2.3780	11000.	83	11475	No
353	GOM_NL__2PRFIN20040510_180043_000000382026_00399_11475_2318.N1	10-MAY-2004 18:00:43	Bright	38.000	152	12Alp2CVn	2.8900	11000.	76	11475	No
354	GOM_NL__2PRFIN20040510_180344_000000382026_00399_11475_2319.N1	10-MAY-2004 18:03:44	Bright	37.500	39	85Eta UMa	1.8540	24000.	75	11475	No
355	GOM_NL__2PRFIN20040510_180515_000000382026_00399_11475_2320.N1	10-MAY-2004 18:05:15	Bright	38.000	55	79Zet UMa	2.0600	10200.	76	11475	No
356	GOM_NL__2PRFIN20040510_180721_000000402026_00399_11475_2321.N1	10-MAY-2004 18:07:21	Bright	40.000	82	48Bet UMa	2.3650	10600.	80	11475	No
357	GOM_NL__2PRFIN20040510_181003_000000422026_00399_11475_2322.N1	10-MAY-2004 18:10:03	Bright	42.000	119	14Eta Dra	2.7270	4700.0	84	11475	No
358	GOM_NL__2PRFIN20040510_181143_000000512026_00399_11475_2323.N1	10-MAY-2004 18:11:43	Bright	51.000	130	23Bet Dra	2.7990	5800.0	102	11475	No
359	GOM_NL__2PRFIN20040510_181322_000000592026_00399_11475_2324.N1	10-MAY-2004 18:13:22	Bright	59.000	69	33Gam Dra	2.2310	3800.0	118	11475	No
360	GOM_NL__2PRFIN20040510_182054_000000462026_00399_11475_2325.N1	10-MAY-2004 18:20:54	Bright	46.000	89	5Alp Cep	2.4510	8000.0	92	11475	No
361	GOM_NL__2PRFIN20040510_182330_000000472026_00399_11475_2326.N1	10-MAY-2004 18:23:30	Bright	46.500	76	27Gam Cas	2.3000	30000.	93	11475	No
362	GOM_NL__2PRFIN20040510_182445_000000372026_00399_11475_2327.N1	10-MAY-2004 18:24:45	Bright	37.000	68	18Alp Cas	2.2250	4500.0	74	11475	No
363	GOM_NL__2PRFIN20040510_182743_000000912026_00399_11475_2328.N1	10-MAY-2004 18:27:43	Bright	90.500	66	37Gam Cyg	2.2080	5900.0	181	11475	No
364	GOM_NL__2PRFIN20040510_183238_000001142026_00399_11475_2329.N1	10-MAY-2004 18:32:38	Straylight	113.50	92	53Eps Cyg	2.5000	4500.0	227	11475	No
365	GOM_NL__2PRFIN20040510_183700_000000432026_00399_11475_2330.N1	10-MAY-2004 18:37:00	Twilight	42.500	140	88Gam Peg	2.8340	26000.	85	11475	No
366	GOM_NL__2PRFIN20040510_183824_000000512026_00399_11475_2331.N1	10-MAY-2004 18:38:24	Dark	51.000	90	54Alp Peg	2.4870	11000.	102	11475	No
367	GOM_NL__2PRFIN20040510_184544_000000462026_00399_11475_2332.N1	10-MAY-2004 18:45:44	Dark	46.000	52	16Bet Cet	2.0370	4500.0	92	11475	No
368	GOM_NL__2PRFIN20040510_185233_000000452026_00399_11475_2333.N1	10-MAY-2004 18:52:33	Dark	45.000	84	Alp Phe	2.3970	4500.0	90	11475	No
369	GOM_NL__2PRFIN20040510_185614_000000562026_00399_11475_2334.N1	10-MAY-2004 18:56:14	Dark	56.000	63	Bet Gru	2.1500	2800.0	112	11475	No
370	GOM_NL__2PRFIN20040510_185734_000000432026_00399_11475_2335.N1	10-MAY-2004 18:57:34	Dark	43.000	31	Alp Gru	1.7340	15200.	86	11475	No
371	GOM_NL__2PRFIN20040510_185939_000000402026_00400_11476_2303.N1	10-MAY-2004 18:59:39	Dark	40.000	148	Alp Tuc	2.8780	4100.0	80	11476	No
372	GOM_NL__2PRFIN20040510_190310_000000422026_00400_11476_2304.N1	10-MAY-2004 19:03:10	Dark	42.000	45	Alp Pav	1.9400	26000.	84	11476	No
373	GOM_NL__2PRFIN20040510_190858_000000402026_00400_11476_2305.N1	10-MAY-2004 19:08:58	Straylight	40.000	43	Alp TrA	1.9100	4250.0	80	11476	No
374	GOM_NL__2PRFIN20040510_191029_000000382026_00400_11476_2306.N1	10-MAY-2004 19:10:29	Straylight	38.000	145	Gam TrA	2.8720	10600.	76	11476	No
375	GOM_NL__2PRFIN20040510_191259_000000472026_00400_11476_2307.N1	10-MAY-2004 19:12:59	Straylight	47.000	4	Alp1Cen	-0.010000	5800.0	94	11476	No
376	GOM_NL__2PRFIN20040510_191447_000000562026_00400_11476_2308.N1	10-MAY-2004 19:14:47	Straylight	56.000	25	35Lam Sco	1.6200	28000.	112	11476	No
377	GOM_NL__2PRFIN20040510_191722_000000552026_00400_11476_2309.N1	10-MAY-2004 19:17:22	Straylight	54.500	75	26Eps Sco	2.2910	4250.0	109	11476	No
378	GOM_NL__2PRFIN20040510_192039_000000612026_00400_11476_2310.N1	10-MAY-2004 19:20:39	Tw_i_and_stray	60.500	16	21Alp Sco	1.0200	3000.0	121	11476	No
379	GOM_NL__2PRFIN20040510_192231_000000542026_00400_11476_2311.N1	10-MAY-2004 19:22:31	Bright	53.500	80	7Del Sco	2.3160	30000.	107	11476	No
380	GOM_NL__2PRFIN20040510_192439_000000732026_00400_11476_2312.N1	10-MAY-2004 19:24:39	Bright	73.000	86	35Eta Oph	2.4300	10200.	146	11476	No
381	GOM_NL__2PRFIN20040510_192717_000000432026_00400_11476_2313.N1	10-MAY-2004 19:27:17	Bright	42.500	104	27Bet Lib	2.6140	13100.	85	11476	No
382	GOM_NL__2PRFIN20040510_193037_000000382026_00400_11476_2314.N1	10-MAY-2004 19:30:37	Bright	38.000	121	29Gam Vir	2.7400	7200.0	76	11476	No
383	GOM_NL__2PRFIN20040510_193346_000000372026_00400_11476_2315.N1	10-MAY-2004 19:33:46	Bright	36.500	138	47Eps Vir	2.8280	4700.0	73	11476	No
384	GOM_NL__2PRFIN20040510_193533_000000372026_00400_11476_2316.N1	10-MAY-2004 19:35:33	Bright	37.000	111	8Eta Boo	2.6800	6000.0	74	11476	No
385	GOM_NL__2PRFIN20040510_193830_000000402026_00400_11476_2317.N1	10-MAY-2004 19:38:30	Bright	39.500	83		2.3780	11000.	79	11476	No
386	GOM_NL__2PRFIN20040510_194121_000000352026_00400_11476_2318.N1	10-MAY-2004 19:41:21	Bright	35.000	152	12Alp2CVn	2.8900	11000.	70	11476	No
387	GOM_NL__2PRFIN20040510_194421_000000372026_00400_11476_2319.N1	10-MAY-2004 19:44:21	Bright	36.500	39	85Eta UMa	1.8540	24000.	73	11476	No
388	GOM_NL__2PRFIN20040510_194552_000000392026_00400_11476_2320.N1	10-MAY-2004 19:45:52	Bright	38.500	55	79Zet UMa	2.0600	10200.	77	11476	No
389	GOM_NL__2PRFIN20040510_194758_000000382026_00400_11476_2321.N1	10-MAY-2004 19:47:58	Bright	37.500	82	48Bet UMa	2.3650	10600.	75	11476	No
390	GOM_NL__2PRFIN20040510_195039_000000442026_00400_11476_2322.N1	10-MAY-2004 19:50:39	Bright	43.500	119	14Eta Dra	2.7270	4700.0	87	11476	No
391	GOM_NL__2PRFIN20040510_195217_000000562026_00400_11476_2323.N1	10-MAY-2004 19:52:17	Bright	55.500	130	23Bet Dra	2.7990	5800.0	111	11476	No
392	GOM_NL__2PRFIN20040510_195356_000000602026_00400_11476_2324.N1	10-MAY-2004 19:53:56	Bright	59.500	69	33Gam Dra	2.2310	3800.0	119	11476	No
393	GOM_NL__2PRFIN20040510_200130_000000462026_00400_11476_2325.N1	10-MAY-2004 20:01:30	Bright	45.500	89	5Alp Cep	2.4510	8000.0	91	11476	No
394	GOM_NL__2PRFIN20040510_200407_000000342026_00400_11476_2326.N1	10-MAY-2004 20:04:07	Bright	34.000	76	27Gam Cas	2.3000	30000.	68	11476	No
395	GOM_NL__2PRFIN20040510_200522_000000362026_00400_11476_2327.N1	10-MAY-2004 20:05:22	Bright	36.000	68	18Alp Cas	2.2250	4500.0	72	11476	No
396	GOM_NL__2PRFIN20040510_200818_000000932026_00400_11476_2328.N1	10-MAY-2004 20:08:18	Bright	92.500	66	37Gam Cyg	2.2080	5900.0	185	11476	No

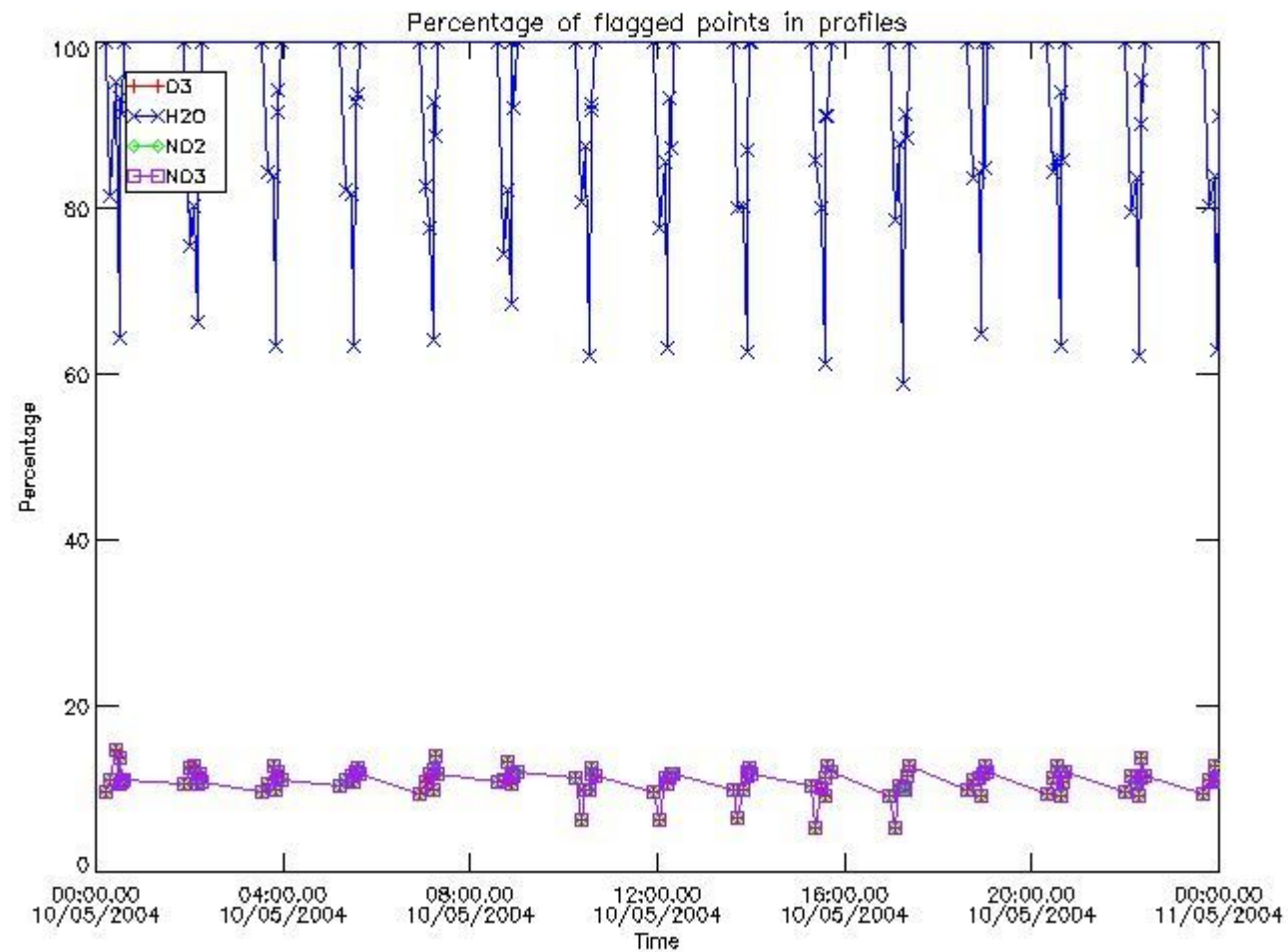
397	GOM_NL__2PRFIN20040510_201313_000001052026_00400_11476_2329.N1	10-MAY-2004 20:13:13	Straylight	105.00	92	53Eps Cyg	2.5000	4500.0	210	11476	No
398	GOM_NL__2PRFIN20040510_201737_000000432026_00400_11476_2330.N1	10-MAY-2004 20:17:37	Twilight	42.500	140	88Gam Peg	2.8340	26000.	85	11476	No
399	GOM_NL__2PRFIN20040510_201900_000000552026_00400_11476_2331.N1	10-MAY-2004 20:19:00	Dark	54.500	90	54Alp Peg	2.4870	11000.	109	11476	No
400	GOM_NL__2PRFIN20040510_202621_000000452026_00400_11476_2332.N1	10-MAY-2004 20:26:21	Dark	45.000	52	16Bet Cet	2.0370	4500.0	90	11476	No
401	GOM_NL__2PRFIN20040510_203309_000000402026_00400_11476_2333.N1	10-MAY-2004 20:33:09	Dark	40.000	84	Alp Phe	2.3970	4500.0	80	11476	No
402	GOM_NL__2PRFIN20040510_203651_000000552026_00400_11476_2334.N1	10-MAY-2004 20:36:51	Dark	55.000	63	Bet Gru	2.1500	2800.0	110	11476	No
403	GOM_NL__2PRFIN20040510_203811_000000432026_00400_11476_2335.N1	10-MAY-2004 20:38:11	Dark	42.500	31	Alp Gru	1.7340	15200.	85	11476	No
404	GOM_NL__2PRFIN20040510_204016_000000472026_00401_11477_2303.N1	10-MAY-2004 20:40:16	Dark	46.500	148	Alp Tuc	2.8780	4100.0	93	11477	No
405	GOM_NL__2PRFIN20040510_204346_000000432026_00401_11477_2304.N1	10-MAY-2004 20:43:46	Dark	42.500	45	Alp Pav	1.9400	26000.	85	11477	No
406	GOM_NL__2PRFIN20040510_204934_000000492026_00401_11477_2305.N1	10-MAY-2004 20:49:34	Straylight	48.500	43	Alp TrA	1.9100	4250.0	97	11477	No
407	GOM_NL__2PRFIN20040510_205105_000000382026_00401_11477_2306.N1	10-MAY-2004 20:51:05	Straylight	37.500	145	Gam TrA	2.8720	10600.	75	11477	No
408	GOM_NL__2PRFIN20040510_205335_000000442026_00401_11477_2307.N1	10-MAY-2004 20:53:35	Straylight	43.500	4	Alp1Cen	-0.010000	5800.0	87	11477	No
409	GOM_NL__2PRFIN20040510_205523_000000602026_00401_11477_2308.N1	10-MAY-2004 20:55:23	Straylight	59.500	25	35Lam Sco	1.6200	28000.	119	11477	No
410	GOM_NL__2PRFIN20040510_205758_000000592026_00401_11477_2309.N1	10-MAY-2004 20:57:58	Straylight	58.500	75	26Eps Sco	2.2910	4250.0	117	11477	No
411	GOM_NL__2PRFIN20040510_210114_000000652026_00401_11477_2310.N1	10-MAY-2004 21:01:14	Tw_and_stray	65.000	16	21Alp Sco	1.0200	3000.0	130	11477	No
412	GOM_NL__2PRFIN20040510_210307_000000572026_00401_11477_2311.N1	10-MAY-2004 21:03:07	Bright	56.500	80	7Del Sco	2.3160	30000.	113	11477	No
413	GOM_NL__2PRFIN20040510_210515_000000712026_00401_11477_2312.N1	10-MAY-2004 21:05:15	Bright	71.000	86	35Eta Oph	2.4300	10200.	142	11477	No
414	GOM_NL__2PRFIN20040510_210753_000000432026_00401_11477_2313.N1	10-MAY-2004 21:07:53	Bright	43.000	104	27Bet Lib	2.6140	13100.	86	11477	No
415	GOM_NL__2PRFIN20040510_211113_000000392026_00401_11477_2314.N1	10-MAY-2004 21:11:13	Bright	38.500	121	29Gam Vir	2.7400	7200.0	77	11477	No
416	GOM_NL__2PRFIN20040510_211422_000000372026_00401_11477_2315.N1	10-MAY-2004 21:14:22	Bright	36.500	138	47Eps Vir	2.8280	4700.0	73	11477	No
417	GOM_NL__2PRFIN20040510_211609_000000382026_00401_11477_2316.N1	10-MAY-2004 21:16:09	Bright	37.500	111	8Eta Boo	2.6800	6000.0	75	11477	No
418	GOM_NL__2PRFIN20040510_211906_000000422026_00401_11477_2317.N1	10-MAY-2004 21:19:06	Bright	42.000	83		2.3780	11000.	84	11477	No
419	GOM_NL__2PRFIN20040510_212157_000000362026_00401_11477_2318.N1	10-MAY-2004 21:21:57	Bright	35.500	152	12Alp2CVn	2.8900	11000.	71	11477	No
420	GOM_NL__2PRFIN20040510_212456_000000382026_00401_11477_2319.N1	10-MAY-2004 21:24:56	Bright	37.500	39	85Eta UMa	1.8540	24000.	75	11477	No
421	GOM_NL__2PRFIN20040510_212628_000000362026_00401_11477_2320.N1	10-MAY-2004 21:26:28	Bright	36.000	55	79Zet UMa	2.0600	10200.	72	11477	No
422	GOM_NL__2PRFIN20040510_212834_000000392026_00401_11477_2321.N1	10-MAY-2004 21:28:34	Bright	39.000	82	48Bet UMa	2.3650	10600.	78	11477	No
423	GOM_NL__2PRFIN20040510_213114_000000412026_00401_11477_2322.N1	10-MAY-2004 21:31:14	Bright	40.500	119	14Eta Dra	2.7270	4700.0	81	11477	No
424	GOM_NL__2PRFIN20040510_213252_000000542026_00401_11477_2323.N1	10-MAY-2004 21:32:52	Bright	54.000	130	23Bet Dra	2.7990	5800.0	108	11477	No
425	GOM_NL__2PRFIN20040510_213431_000000602026_00401_11477_2324.N1	10-MAY-2004 21:34:31	Bright	60.000	69	33Gam Dra	2.2310	3800.0	120	11477	No
426	GOM_NL__2PRFIN20040510_214205_000000452026_00401_11477_2325.N1	10-MAY-2004 21:42:05	Bright	44.500	89	5Alp Cep	2.4510	8000.0	89	11477	No
427	GOM_NL__2PRFIN20040510_214444_000000342026_00401_11477_2326.N1	10-MAY-2004 21:44:44	Bright	34.000	76	27Gam Cas	2.3000	30000.	68	11477	No
428	GOM_NL__2PRFIN20040510_214558_000000352026_00401_11477_2327.N1	10-MAY-2004 21:45:58	Bright	34.500	68	18Alp Cas	2.2250	4500.0	69	11477	No
429	GOM_NL__2PRFIN20040510_214853_000000922026_00401_11477_2328.N1	10-MAY-2004 21:48:53	Bright	92.000	66	37Gam Cyg	2.2080	5900.0	184	11477	No
430	GOM_NL__2PRFIN20040510_215349_000001162026_00401_11477_2329.N1	10-MAY-2004 21:53:49	Straylight	116.00	92	53Eps Cyg	2.5000	4500.0	232	11477	No
431	GOM_NL__2PRFIN20040510_215812_000000442026_00401_11477_2330.N1	10-MAY-2004 21:58:12	Twilight	44.000	140	88Gam Peg	2.8340	26000.	88	11477	No
432	GOM_NL__2PRFIN20040510_215936_000000532026_00401_11477_2331.N1	10-MAY-2004 21:59:36	Dark	53.000	90	54Alp Peg	2.4870	11000.	106	11477	No
433	GOM_NL__2PRFIN20040510_220656_000000452026_00401_11477_2332.N1	10-MAY-2004 22:06:56	Dark	44.500	52	16Bet Cet	2.0370	4500.0	89	11477	No
434	GOM_NL__2PRFIN20040510_221345_000000472026_00401_11477_2333.N1	10-MAY-2004 22:13:45	Dark	46.500	84	Alp Phe	2.3970	4500.0	93	11477	No
435	GOM_NL__2PRFIN20040510_221726_000000562026_00401_11477_2334.N1	10-MAY-2004 22:17:26	Dark	56.000	63	Bet Gru	2.1500	2800.0	112	11477	No
436	GOM_NL__2PRFIN20040510_221848_000000452026_00401_11477_2335.N1	10-MAY-2004 22:18:48	Dark	45.000	31	Alp Gru	1.7340	15200.	90	11477	No
437	GOM_NL__2PRFIN20040510_222051_000000412026_00402_11478_2303.N1	10-MAY-2004 22:20:51	Dark	41.000	148	Alp Tuc	2.8780	4100.0	82	11478	No
438	GOM_NL__2PRFIN20040510_222422_000000452026_00402_11478_2304.N1	10-MAY-2004 22:24:22	Dark	44.500	45	Alp Pav	1.9400	26000.	89	11478	No
439	GOM_NL__2PRFIN20040510_223009_000000412026_00402_11478_2305.N1	10-MAY-2004 22:30:09	Straylight	40.500	43	Alp TrA	1.9100	4250.0	81	11478	No
440	GOM_NL__2PRFIN20040510_223141_000000392026_00402_11478_2306.N1	10-MAY-2004 22:31:41	Straylight	39.000	145	Gam TrA	2.8720	10600.	78	11478	No
441	GOM_NL__2PRFIN20040510_223410_000000522026_00402_11478_2307.N1	10-MAY-2004 22:34:10	Straylight	52.000	4	Alp1Cen	-0.010000	5800.0	104	11478	No
442	GOM_NL__2PRFIN20040510_223600_000000602026_00402_11478_2308.N1	10-MAY-2004 22:36:00	Straylight	60.000	25	35Lam Sco	1.6200	28000.	120	11478	No
443	GOM_NL__2PRFIN20040510_223834_000000572026_00402_11478_2309.N1	10-MAY-2004 22:38:34	Straylight	56.500	75	26Eps Sco	2.2910	4250.0	113	11478	No
444	GOM_NL__2PRFIN20040510_224150_000000692026_00402_11478_2310.N1	10-MAY-2004 22:41:50	Tw_and_stray	69.000	16	21Alp Sco	1.0200	3000.0	138	11478	No
445	GOM_NL__2PRFIN20040510_224342_000000532026_00402_11478_2311.N1	10-MAY-2004 22:43:42	Bright	52.500	80	7Del Sco	2.3160	30000.	105	11478	No
446	GOM_NL__2PRFIN20040510_224551_000000722026_00402_11478_2312.N1	10-MAY-2004 22:45:51	Bright	72.000	86	35Eta Oph	2.4300	10200.	144	11478	No
447	GOM_NL__2PRFIN20040510_224828_000000442026_00402_11478_2313.N1	10-MAY-2004 22:48:28	Bright	43.500	104	27Bet Lib	2.6140	13100.	87	11478	No
448	GOM_NL__2PRFIN20040510_225150_000000382026_00402_11478_2314.N1	10-MAY-2004 22:51:50	Bright	38.000	121	29Gam Vir	2.7400	7200.0	76	11478	No
449	GOM_NL__2PRFIN20040510_225458_000000372026_00402_11478_2315.N1	10-MAY-2004 22:54:58	Bright	36.500	138	47Eps Vir	2.8280	4700.0	73	11478	No
450	GOM_NL__2PRFIN20040510_225645_000000372026_00402_11478_2316.N1	10-MAY-2004 22:56:45	Bright	36.500	111	8Eta Boo	2.6800	6000.0	73	11478	No
451	GOM_NL__2PRFIN20040510_225941_000000432026_00402_11478_2317.N1	10-MAY-2004 22:59:41	Bright	43.000	83		2.3780	11000.	86	11478	No
452	GOM_NL__2PRFIN20040510_230232_000000362026_00402_11478_2318.N1	10-MAY-2004 23:02:32	Bright	35.500	152	12Alp2CVn	2.8900	11000.	71	11478	No
453	GOM_NL__2PRFIN20040510_230532_000000392026_00402_11478_2319.N1	10-MAY-2004 23:05:32	Bright	38.500	39	85Eta UMa	1.8540	24000.	77	11478	No
454	GOM_NL__2PRFIN20040510_230704_000000402026_00402_11478_2320.N1	10-MAY-2004 23:07:04	Bright	40.000	55	79Zet UMa	2.0600	10200.	80	11478	No
455	GOM_NL__2PRFIN20040510_230910_000000372026_00402_11478_2321.N1	10-MAY-2004 23:09:10	Bright	36.500	82	48Bet UMa	2.3650	10600.	73	11478	No

456	GOM_NL__2PRFIN20040510_231149_000000452026_00402_11478_2322.N1	10-MAY-2004 23:11:49	Bright	44.500	119	14Eta Dra	2.7270	4700.0	89	11478	No
457	GOM_NL__2PRFIN20040510_231327_000000522026_00402_11478_2323.N1	10-MAY-2004 23:13:27	Bright	52.000	130	23Bet Dra	2.7990	5800.0	104	11478	No
458	GOM_NL__2PRFIN20040510_231506_000000532026_00402_11478_2324.N1	10-MAY-2004 23:15:06	Bright	53.000	69	33Gam Dra	2.2310	3800.0	106	11478	No
459	GOM_NL__2PRFIN20040510_232241_000000452026_00402_11478_2325.N1	10-MAY-2004 23:22:41	Bright	45.000	89	5Alp Cep	2.4510	8000.0	90	11478	No
460	GOM_NL__2PRFIN20040510_232519_000000372026_00402_11478_2326.N1	10-MAY-2004 23:25:19	Bright	37.000	76	27Gam Cas	2.3000	30000.	74	11478	No
461	GOM_NL__2PRFIN20040510_232633_000000382026_00402_11478_2327.N1	10-MAY-2004 23:26:33	Bright	38.000	68	18Alp Cas	2.2250	4500.0	76	11478	No
462	GOM_NL__2PRFIN20040510_232929_000000952026_00402_11478_2328.N1	10-MAY-2004 23:29:29	Bright	94.500	66	37Gam Cyg	2.2080	5900.0	189	11478	No
463	GOM_NL__2PRFIN20040510_233425_000001192026_00402_11478_2329.N1	10-MAY-2004 23:34:25	Straylight	118.50	92	53Eps Cyg	2.5000	4500.0	237	11478	No
464	GOM_NL__2PRFIN20040510_233849_000000452026_00402_11478_2330.N1	10-MAY-2004 23:38:49	Twilight	44.500	140	88Gam Peg	2.8340	26000.	89	11478	No
465	GOM_NL__2PRFIN20040510_234013_000000552026_00402_11478_2331.N1	10-MAY-2004 23:40:13	Dark	54.500	90	54Alp Peg	2.4870	11000.	109	11478	No
466	GOM_NL__2PRFIN20040510_234733_000000462026_00402_11478_2332.N1	10-MAY-2004 23:47:33	Dark	46.000	52	16Bet Cet	2.0370	4500.0	92	11478	No
467	GOM_NL__2PRFIN20040510_235421_000000442026_00402_11478_2333.N1	10-MAY-2004 23:54:21	Dark	44.000	84	Alp Phe	2.3970	4500.0	88	11478	No
468	GOM_NL__2PRFIN20040510_235803_000000482026_00402_11478_2334.N1	10-MAY-2004 23:58:03	Dark	47.500	63	Bet Gru	2.1500	2800.0	95	11478	No
469	GOM_NL__2PRFIN20040510_235924_000000452026_00402_11478_2335.N1	10-MAY-2004 23:59:24	Dark	45.000	31	Alp Gru	1.7340	15200.	90	11478	No

### 3. Quality information per product

In this section it is plotted some information contained in the Quality Summary data set of the level 2 products. Only products in dark limb conditions and without errors (error flag in the MPH set to "0") are used.

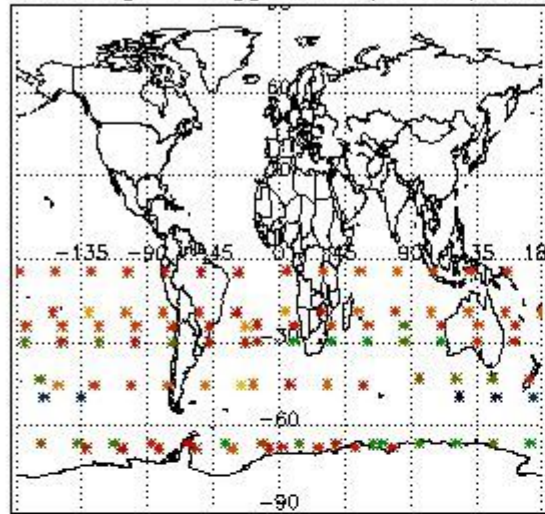
#### 3.1 Plot quality information per product (time dependant)



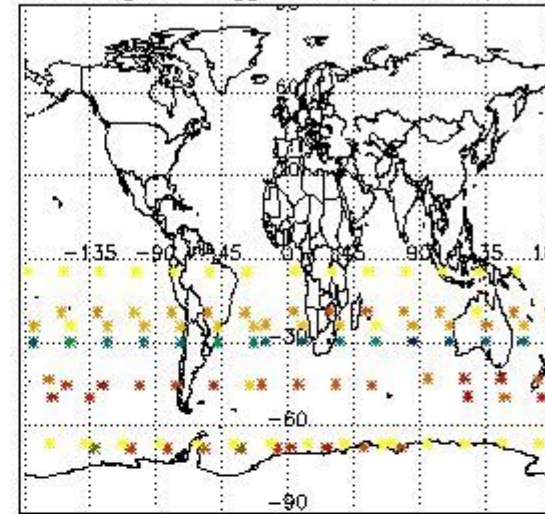
#### 3.2 Plot quality information per product (world map)



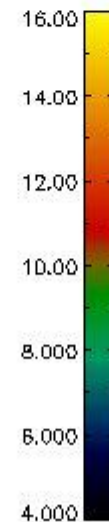
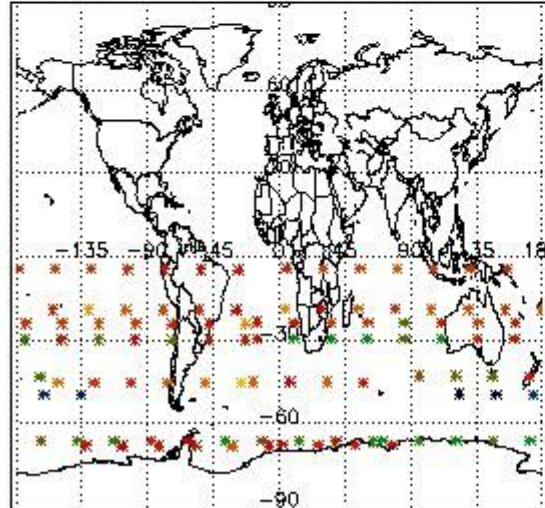
Percentage of flagged data per O3 profile



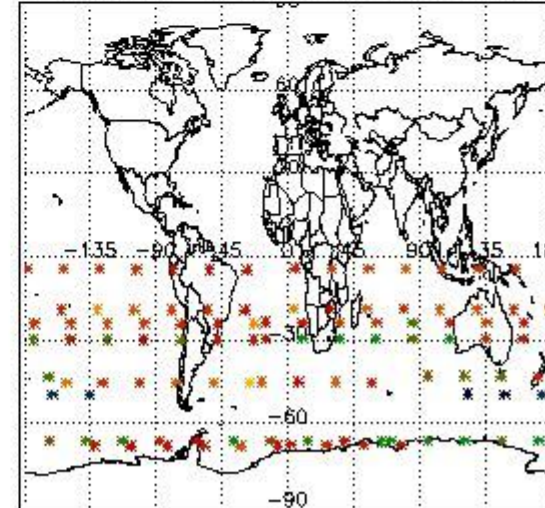
Percentage of flagged data per H2O profile



Percentage of flagged data per NO2 profile



Percentage of flagged data per NO3 profile

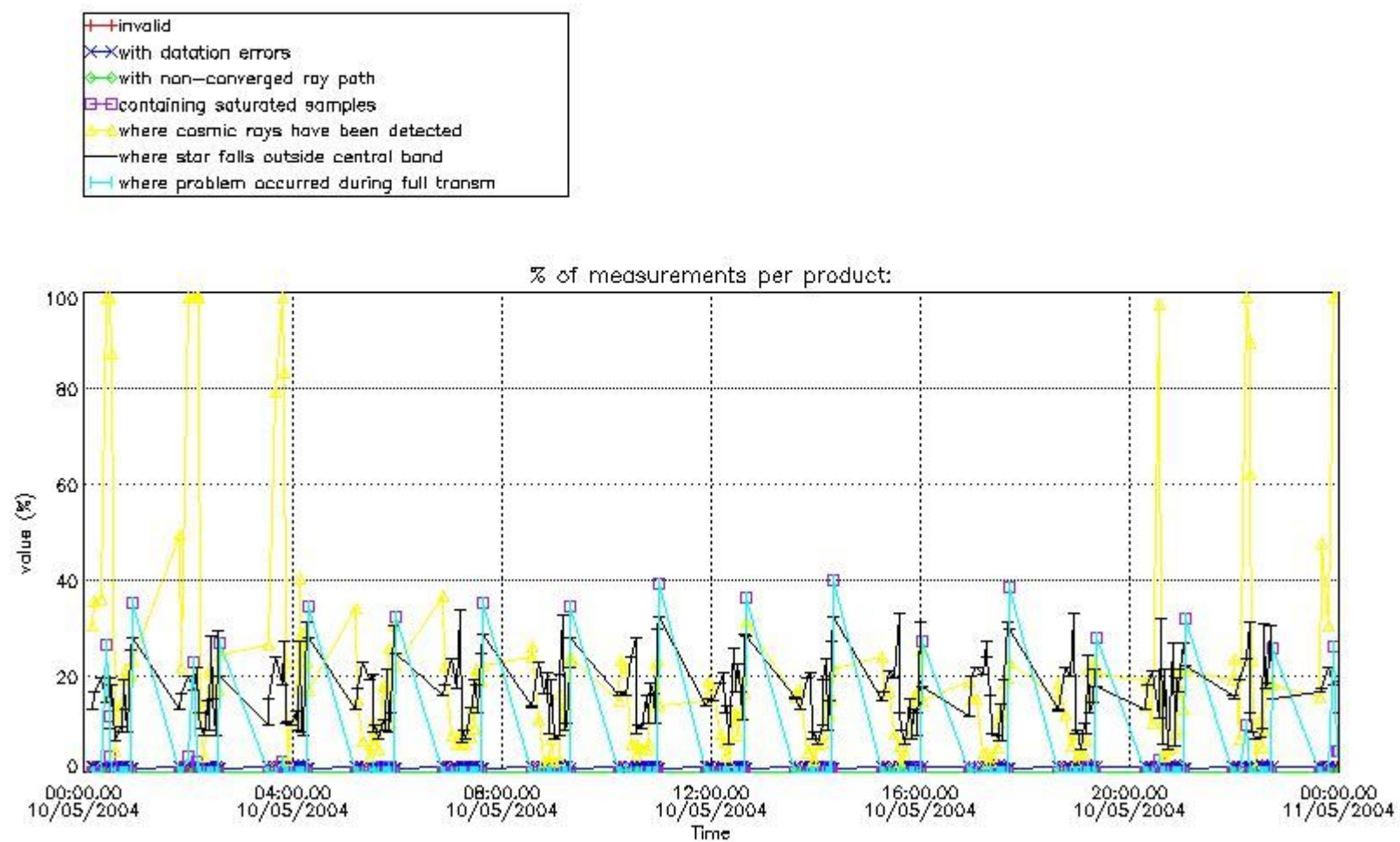


#### 4. Level 1 quality information per product

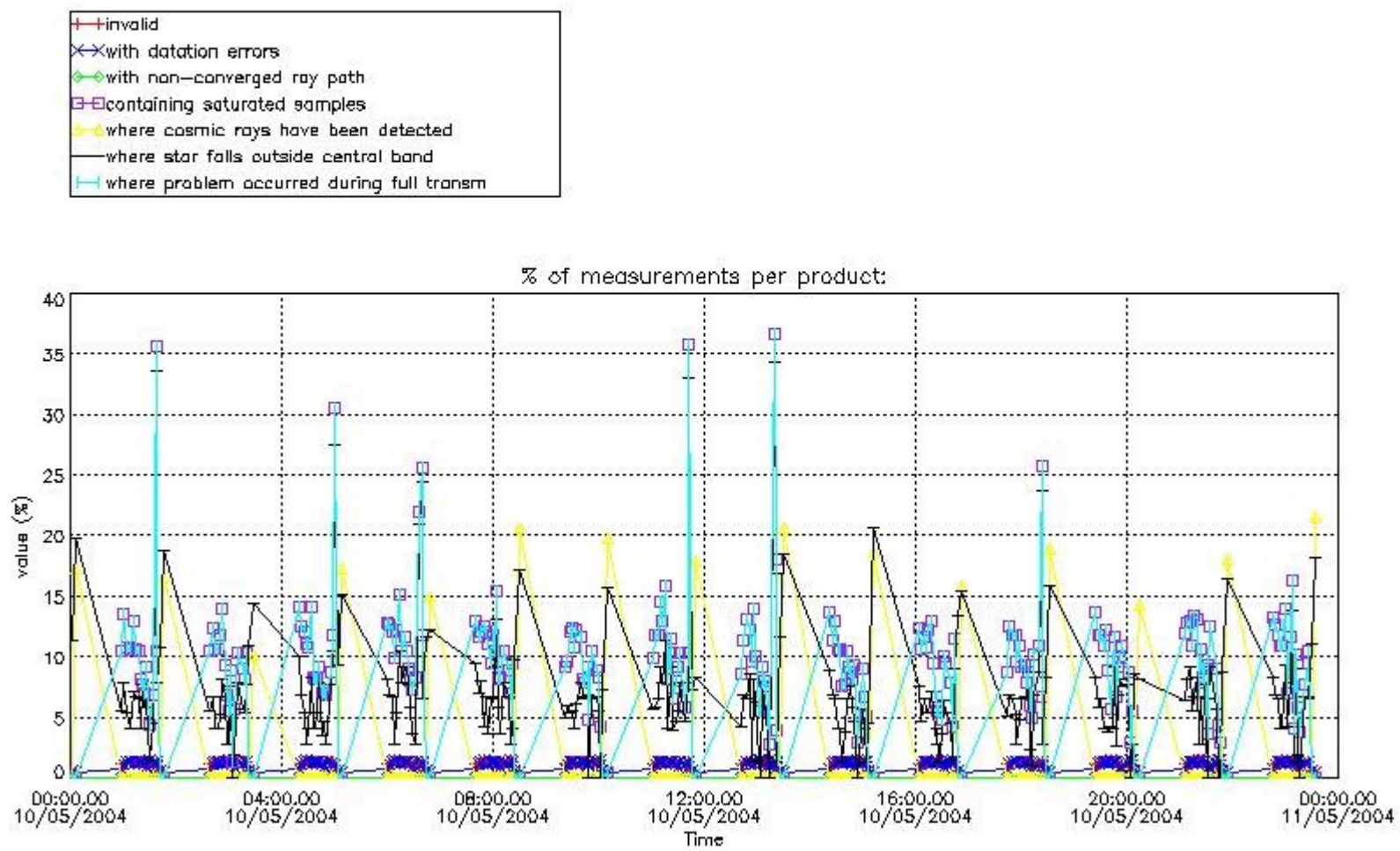
In this section it is plotted some information contained in the Quality Summary data set of the level 2 products that comes from the level 1b processing. Products without errors (error flag in the MPH set to "0") are used.

##### 4.1 Plot quality information per product (time dependant) coming from level 1b processing

###### 4.1.1 Plot level 1 quality information per product (time dependant): ENVISAT ASCENDING passes



4.1.2 Plot level 1 quality information per product (time dependant): ENVI SAT DESCENDING passes

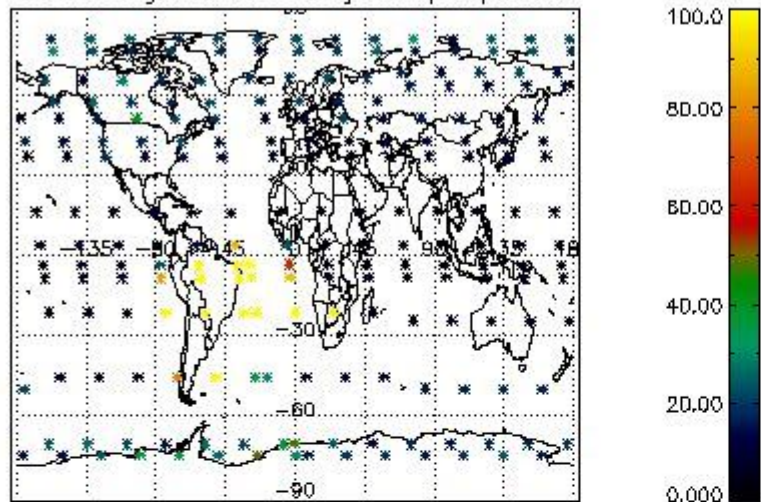


4.2 Plot quality information per product coming from level 1b processing (world map)

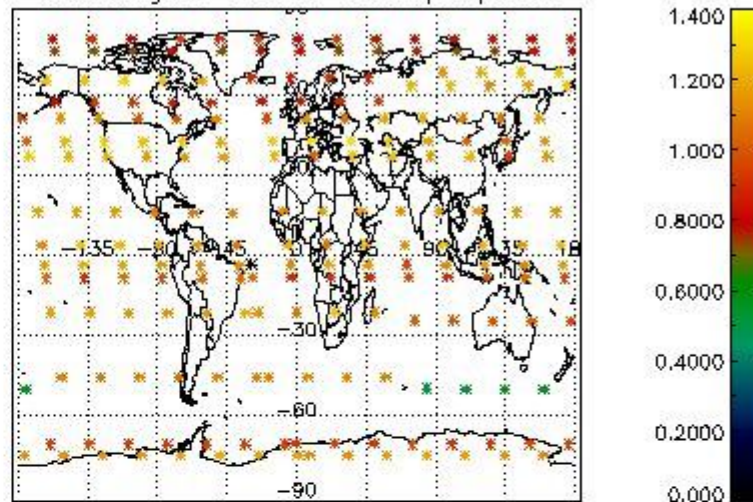
4.2.1 Plot level 1 quality information per product (world map): ENVISAT ASCENDING passes



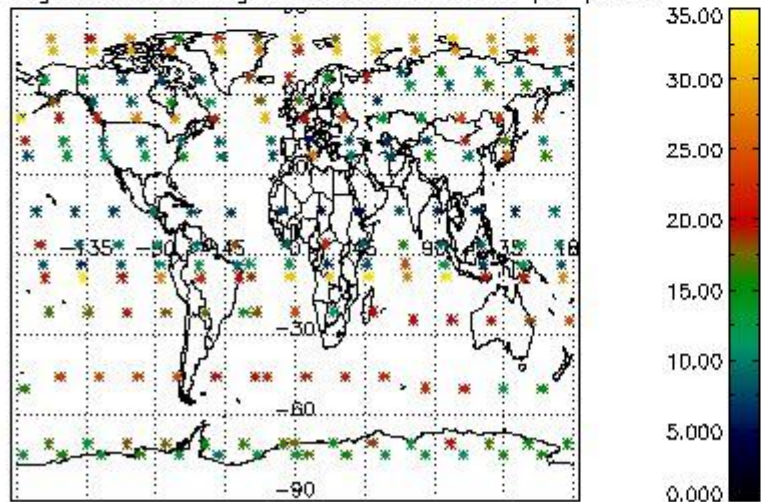
Percentage of cosmic ray hits per profile



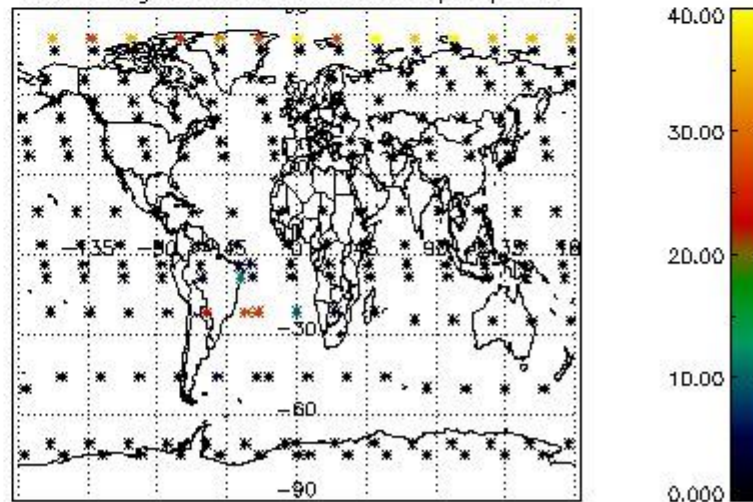
Percentage of datation errors per profile



Percentage of star falling outside central band per profile

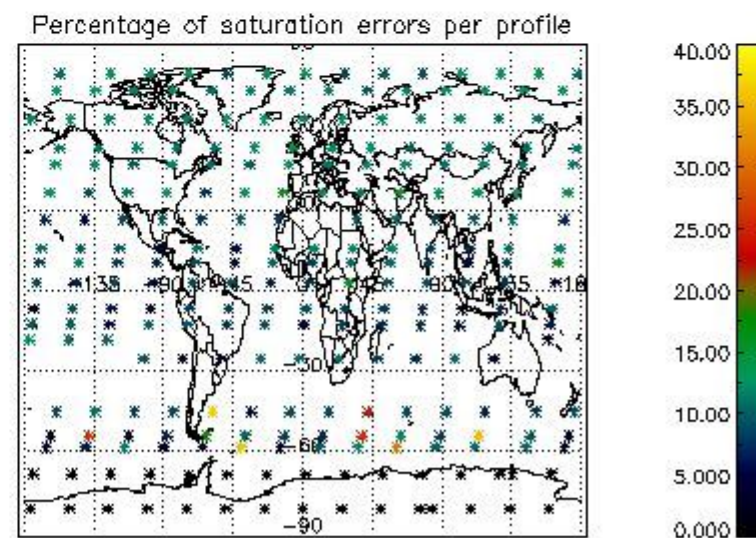
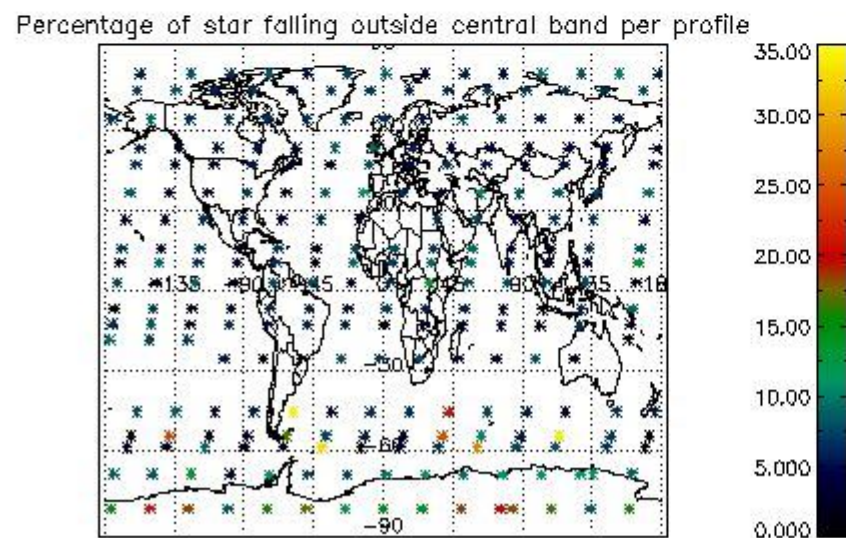
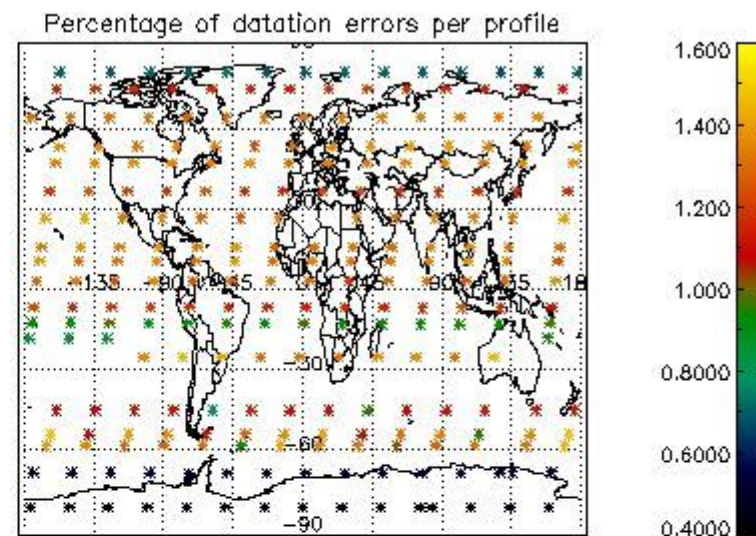
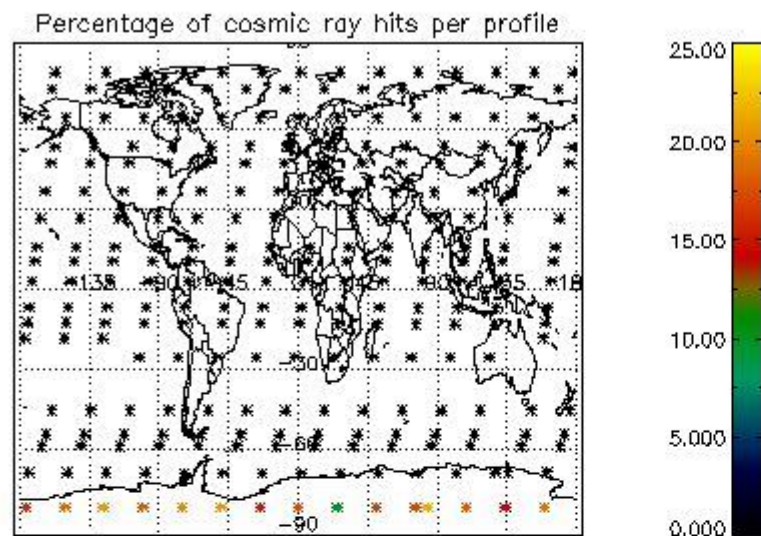


Percentage of saturation errors per profile



4.2.2 Plot level 1 quality information per product (world map): ENVISAT DESCENDING passes





## 5. Trace gas profiles

### 5.1 Ozone statistics based on quality of products

The final quality of the products can be "measured" using the STD (Standard Deviation) attached to every point profile. This information is written to the parameter GOM\_NL\_\_2P/NL\_LOCAL\_SPECIES\_DENSITY/o3\_std of the level 2 products. The table below shows the statistics for given STD ranges.

The statistics are given with respect to the overall valid production:

- Products without fatal errors: GOM\_NL\_\_2P/MPH/PRODUCT\_ERR=0
- Valid point profile: GOM\_NL\_\_2P/NL\_LOCAL\_SPECIES\_DENSITY/pcd(0)=0

The 'Criteria' is applied to valid points of dark limb products:

- Products in dark limb illumination condition: GOM\_NL\_\_2P/NL\_SUMMARY\_QUALITY/obs\_ill\_cond=0
- Products without fatal errors: GOM\_NL\_\_2P/MPH/PRODUCT\_ERR=0
- Valid point profile: GOM\_NL\_\_2P/NL\_LOCAL\_SPECIES\_DENSITY/pcd(0)=0

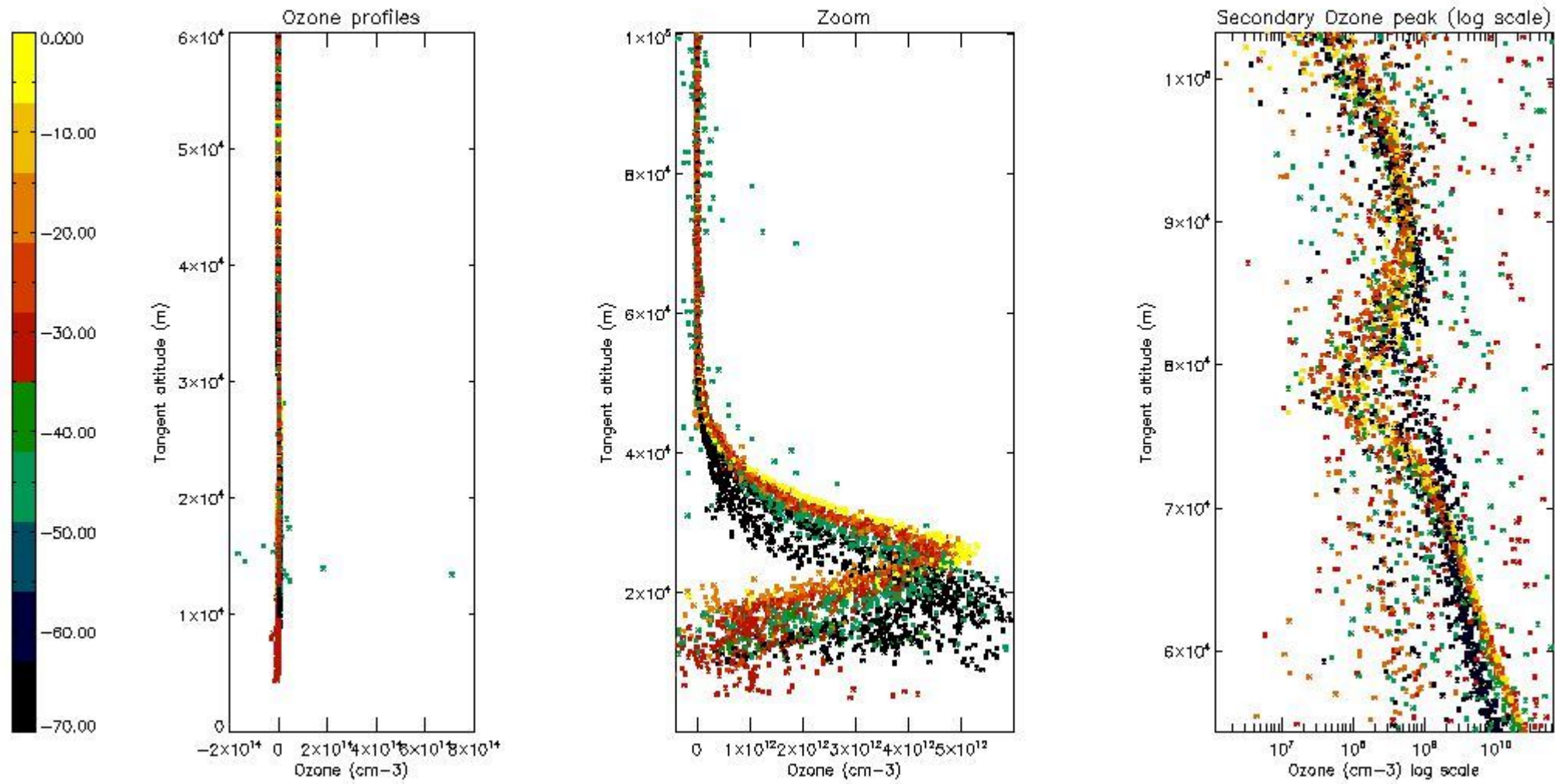
So, the table below shows the percentage of dark limb and valid observations for each criteria with respect to the overall valid daily observations.

Criteria	% of total production
All STD	22
STD < 20	10

STD < 10	8
STD < 5	5

5.2 Plot ozone profiles for all STD (dark without errors)

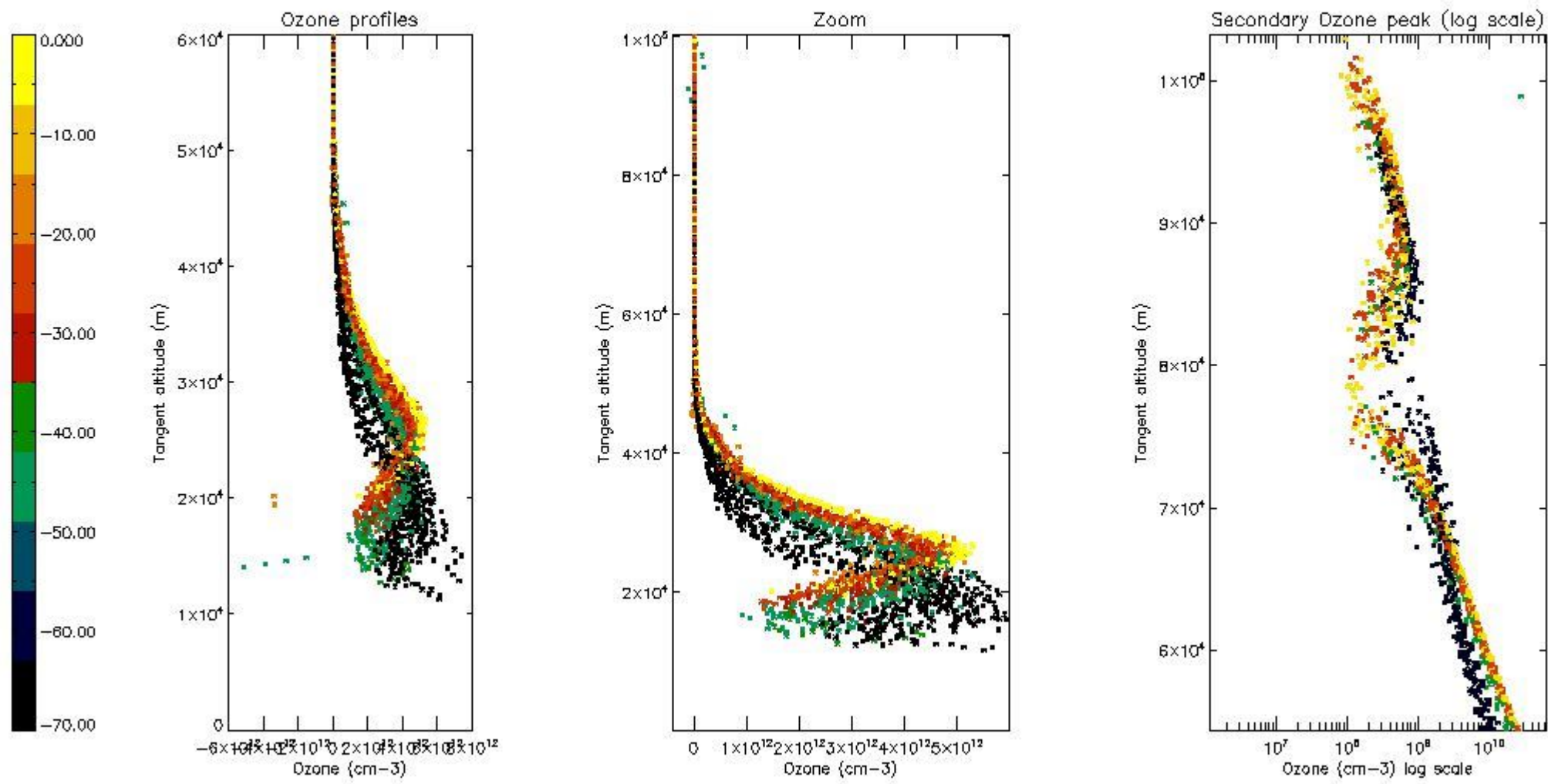
The colorbar represents the latitude.



5.3 Plot ozone profiles where STD < 20% (dark without errors)

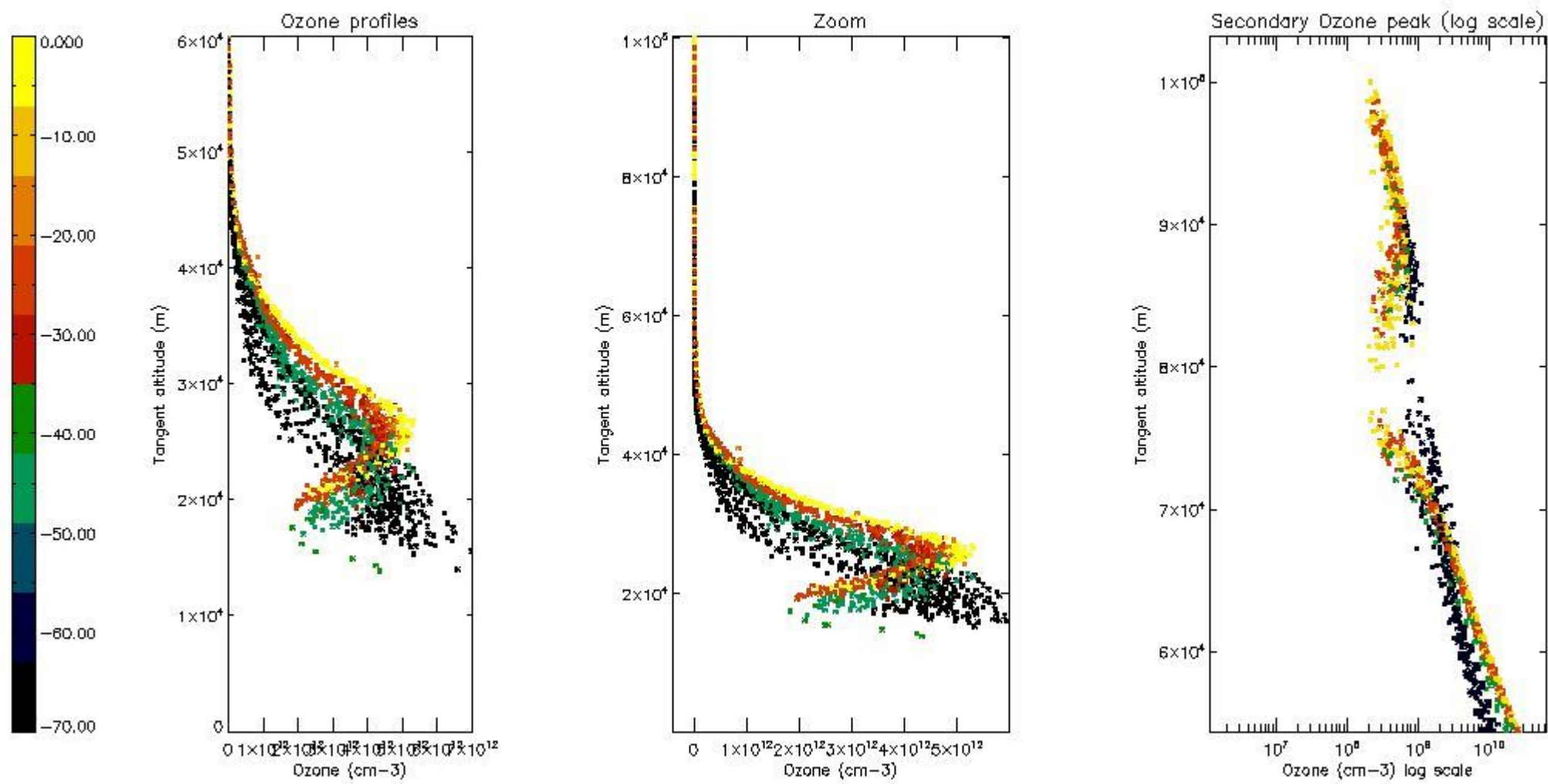
The colorbar represents the latitude.





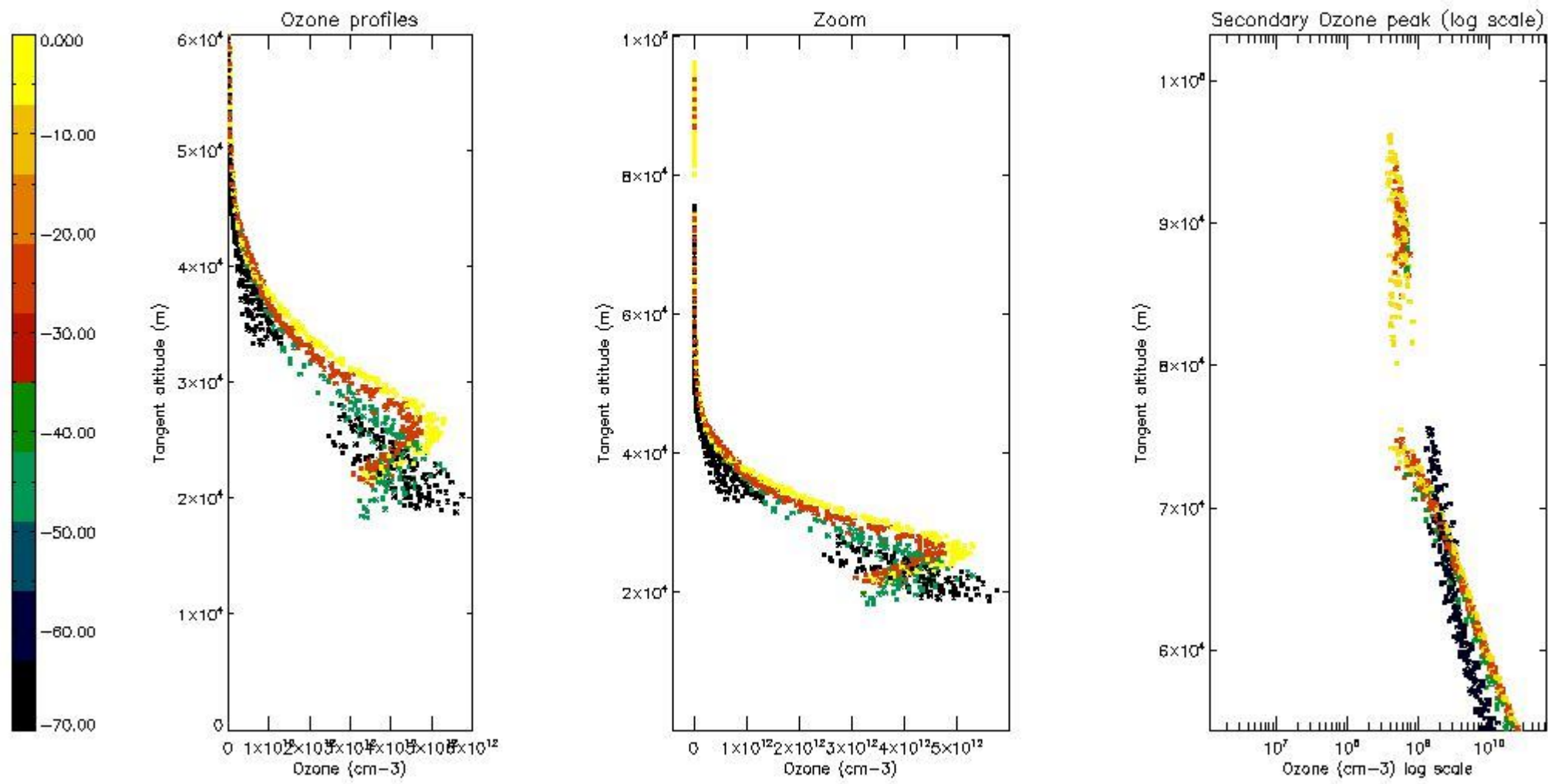
*5.4 Plot ozone profiles where STD < 10% (dark without errors)*

The colorbar represents the latitude.



*5.5 Plot ozone profiles where STD < 5% (dark without errors)*

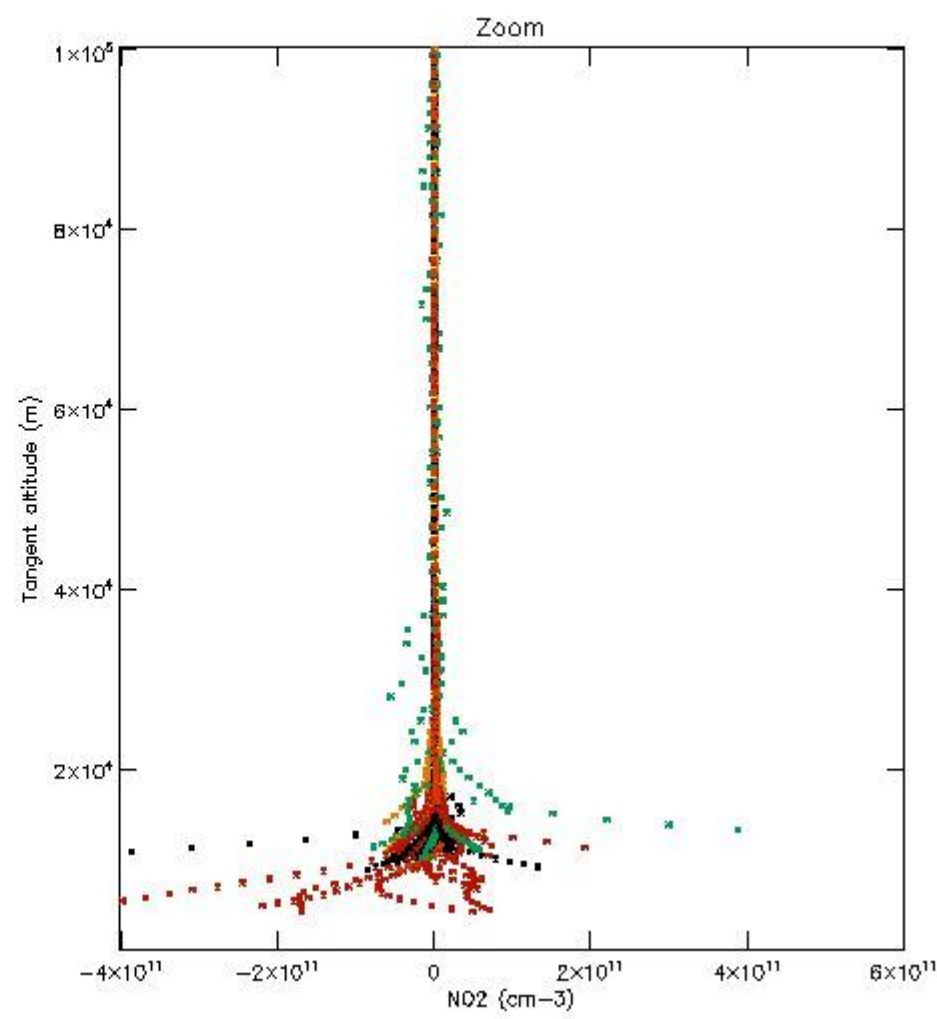
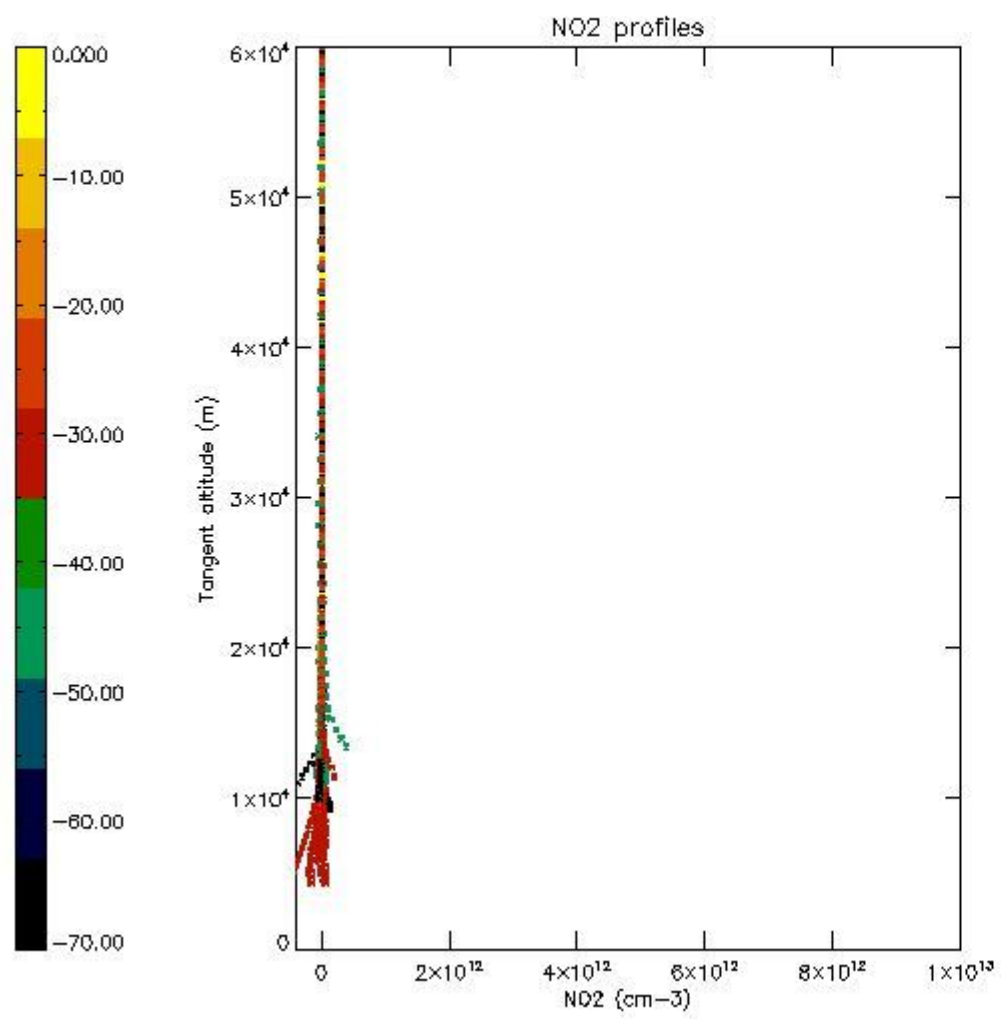
The colorbar represents the latitude.



*5.6 Plot NO<sub>2</sub> profiles for all STD (dark without errors)*

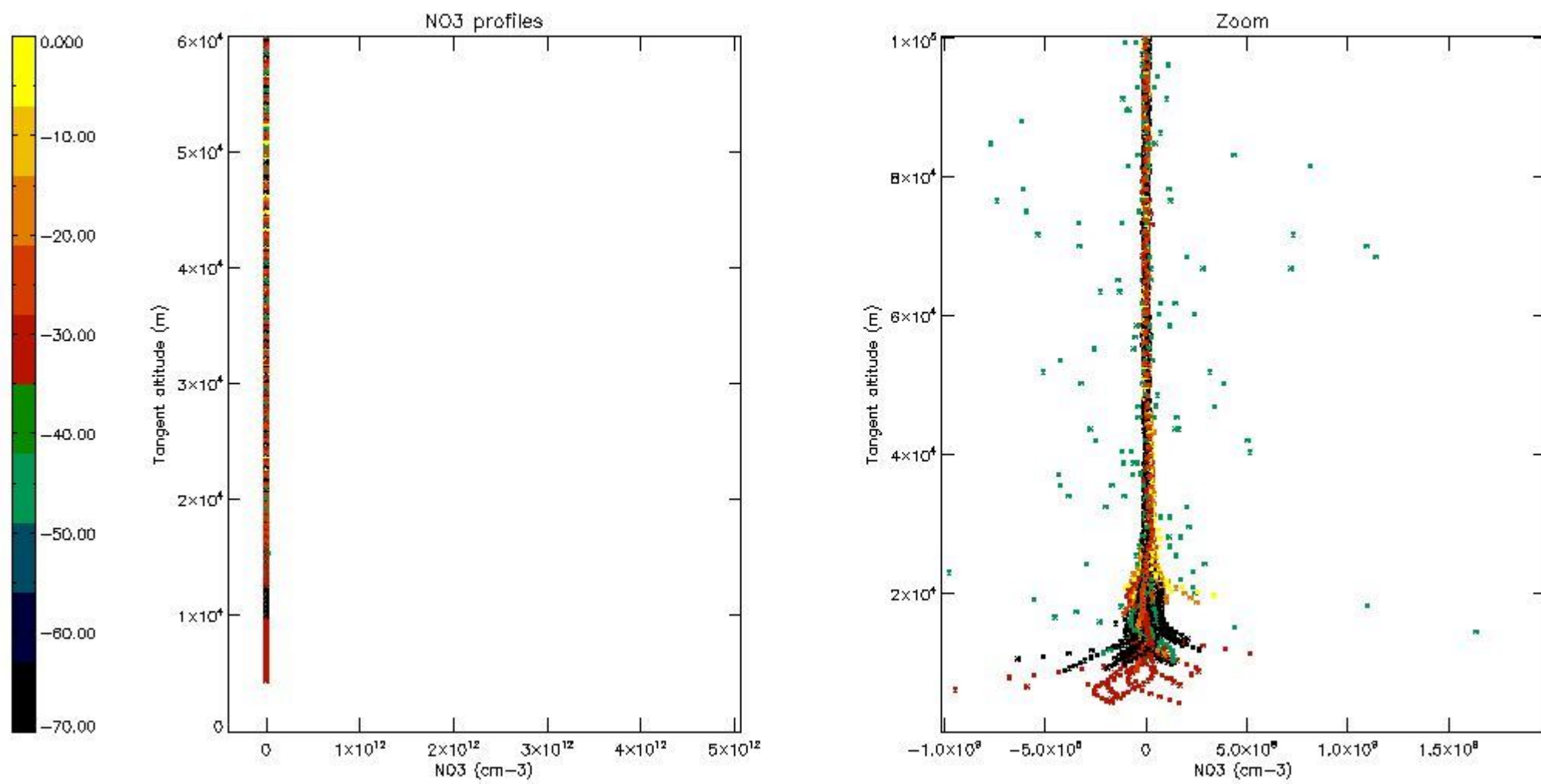
The colorbar represents the latitude.





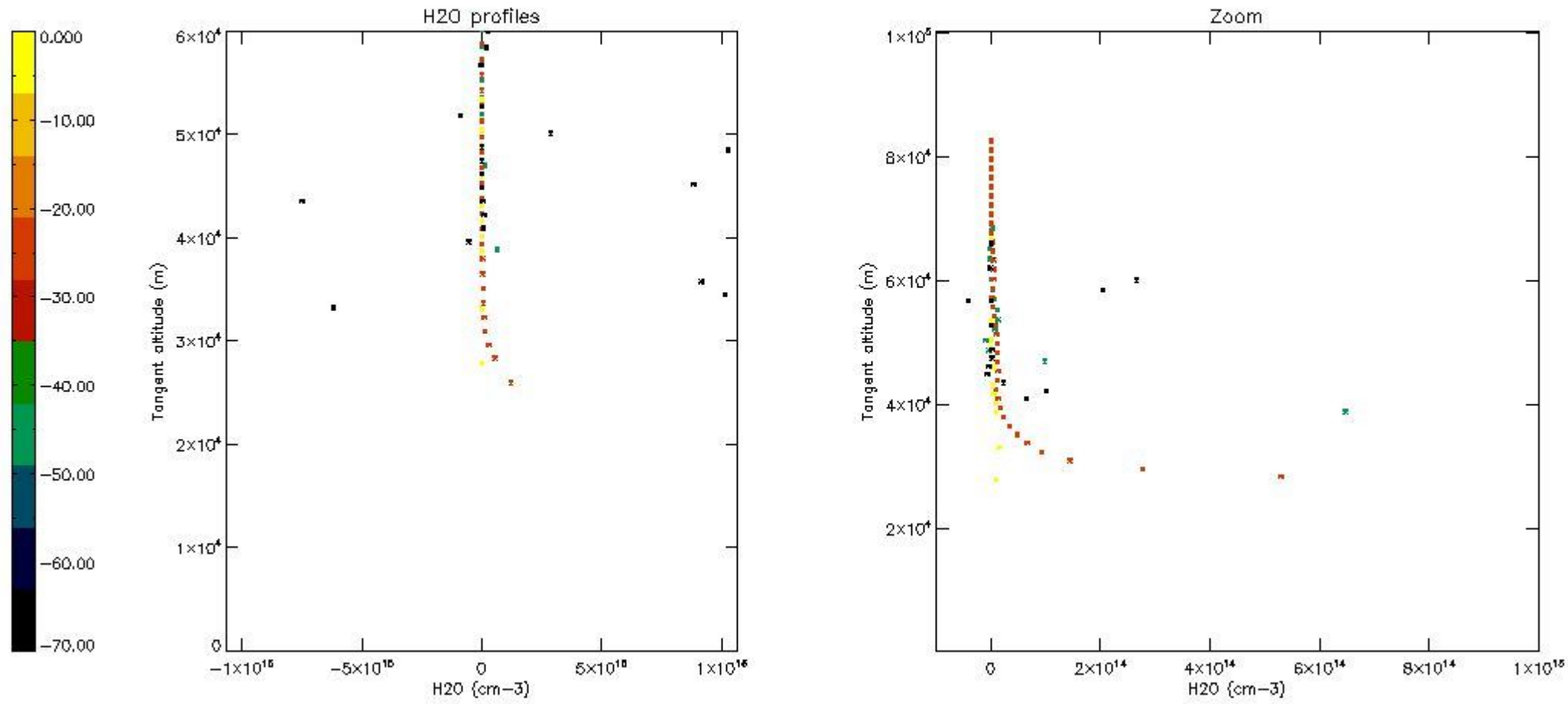
*5.7 Plot NO3 profiles for all STD (dark without errors)*

The colorbar represents the latitude.



5.8 Plot H2O profiles for all STD (only for occultations of stars 1,2,3,4,13,14,16,26,63 dark without errors)

The colorbar represents the latitude.

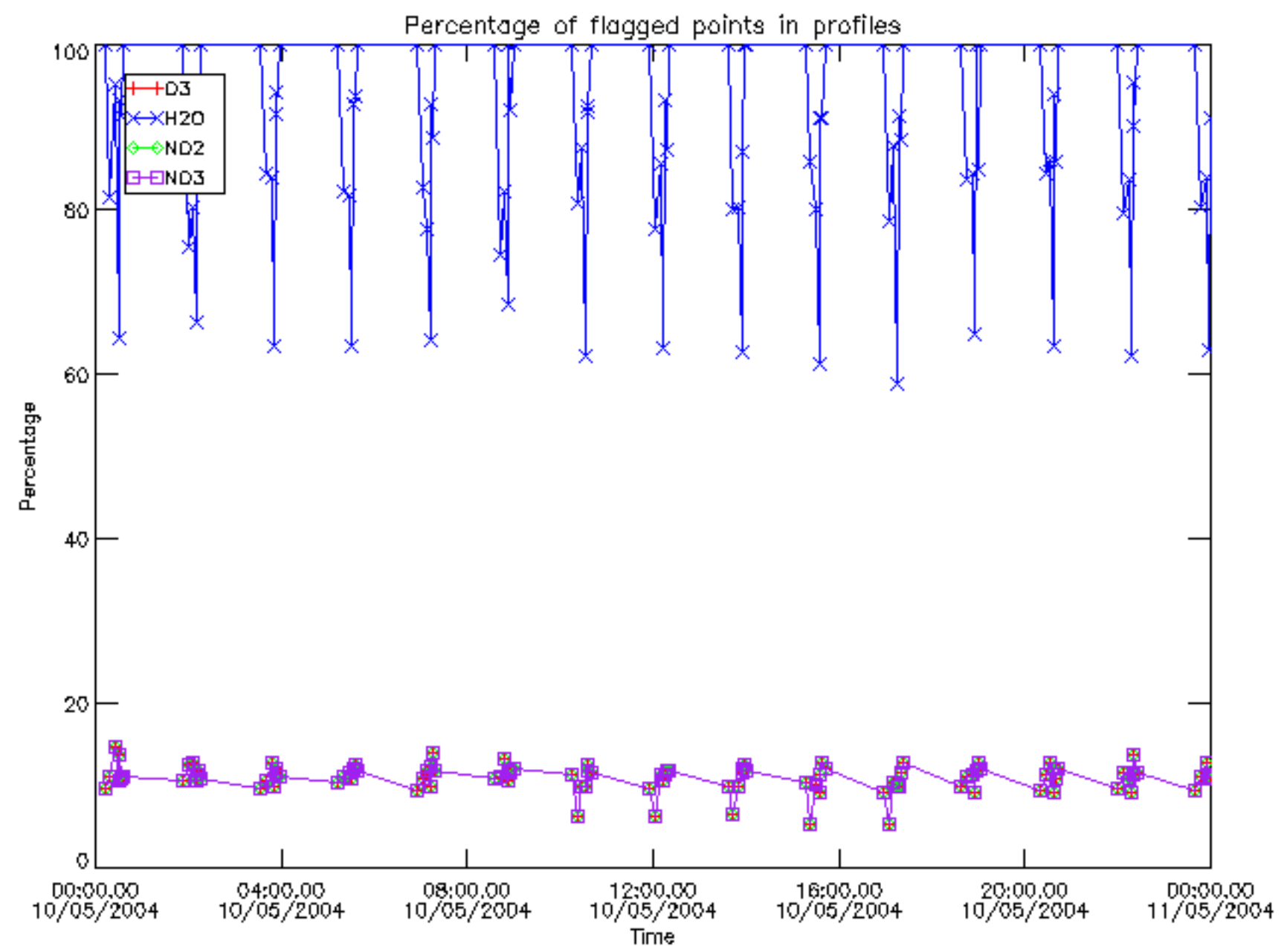


## 6. Auxiliary Data Files used for the production reported in section 2

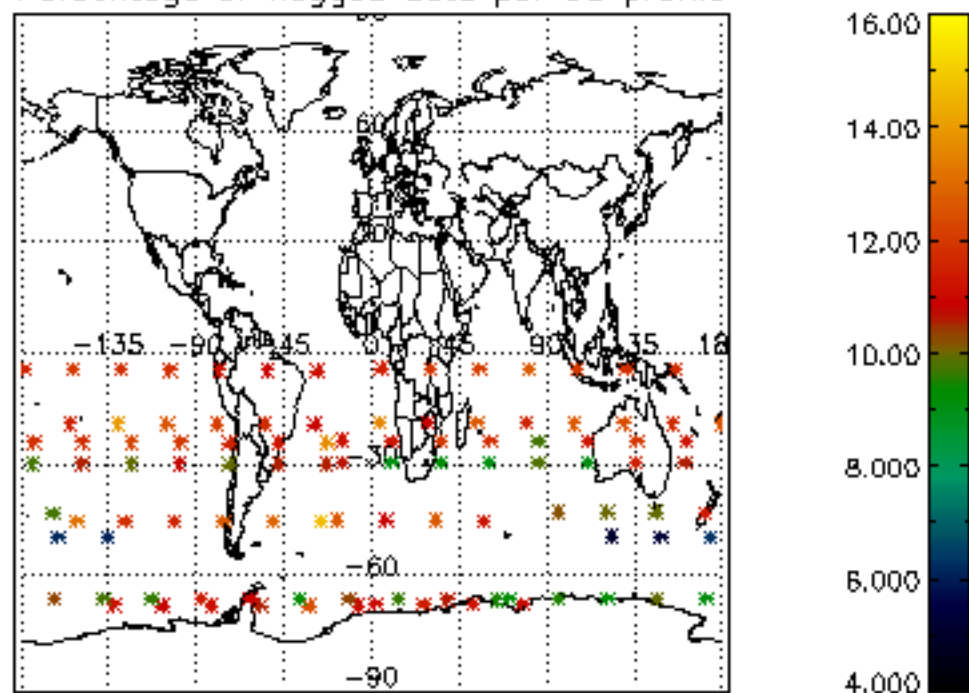
The number reported in the third column indicates since which file (see list in section 2) the corresponding auxiliary file has been used. The fourth column is the date of those product files.

Type	Auxiliary Filename	Used since product	Used since product date
INST_PHYS_CHARACTERISTICS	GOM_INS_AXVIEC20091111_143220_20030716_120000_20500101_000000	1	10-MAY-2004 00:01:15
LEVEL-2_PROC_CONFIG	GOM_PR2_AXVIEC20091111_152718_20020301_000000_20500101_000000	1	10-MAY-2004 00:01:15
CROSS_SECTIONS_FILE	GOM_CRS_AXVIEC20091111_154832_20020301_000000_20500101_000000	1	10-MAY-2004 00:01:15

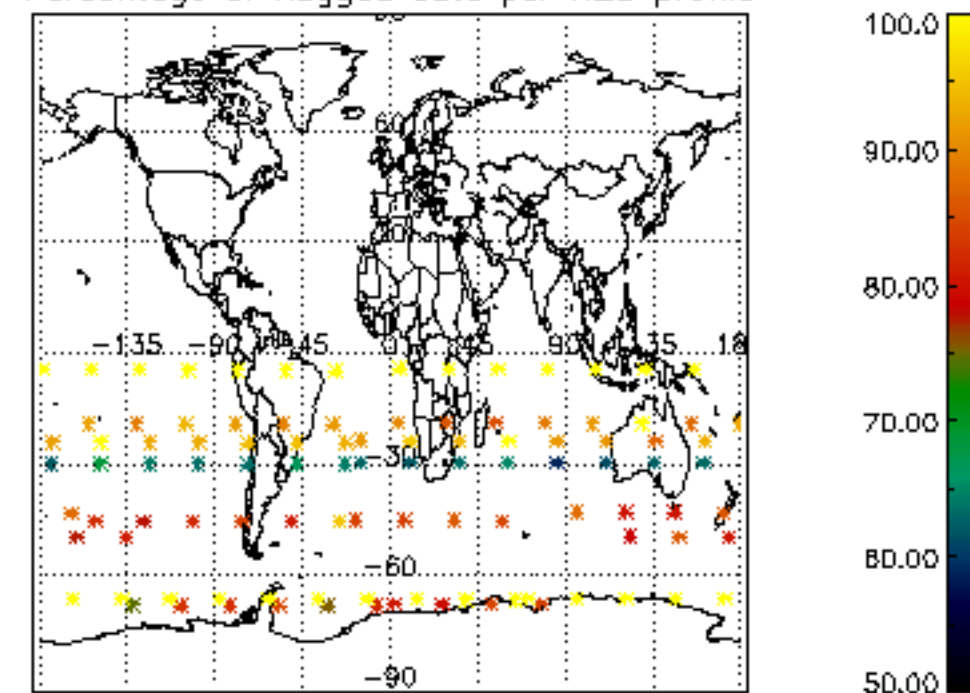




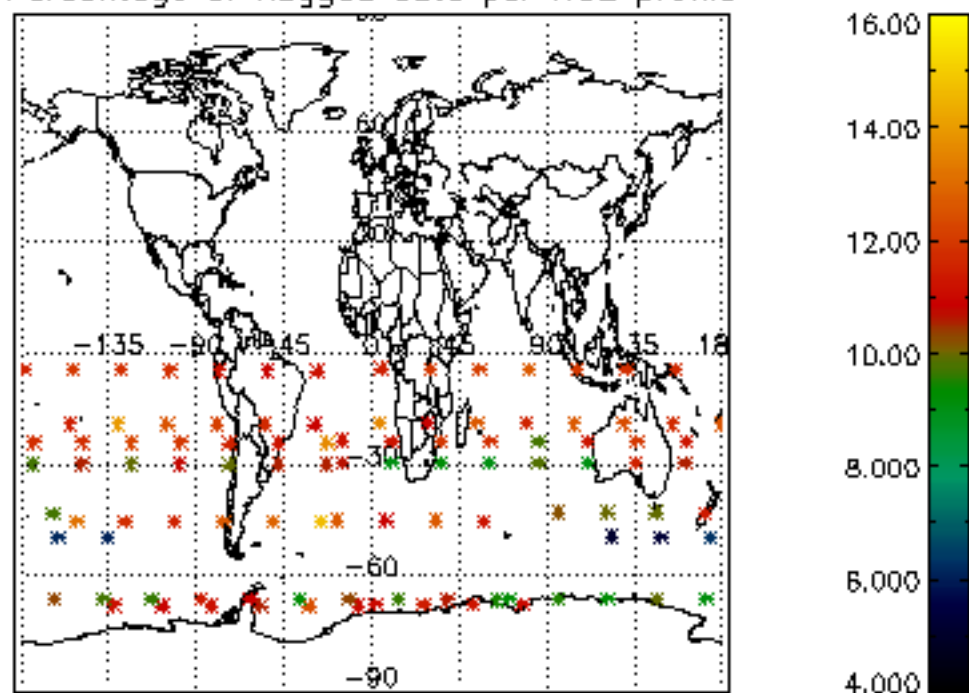
Percentage of flagged data per D3 profile



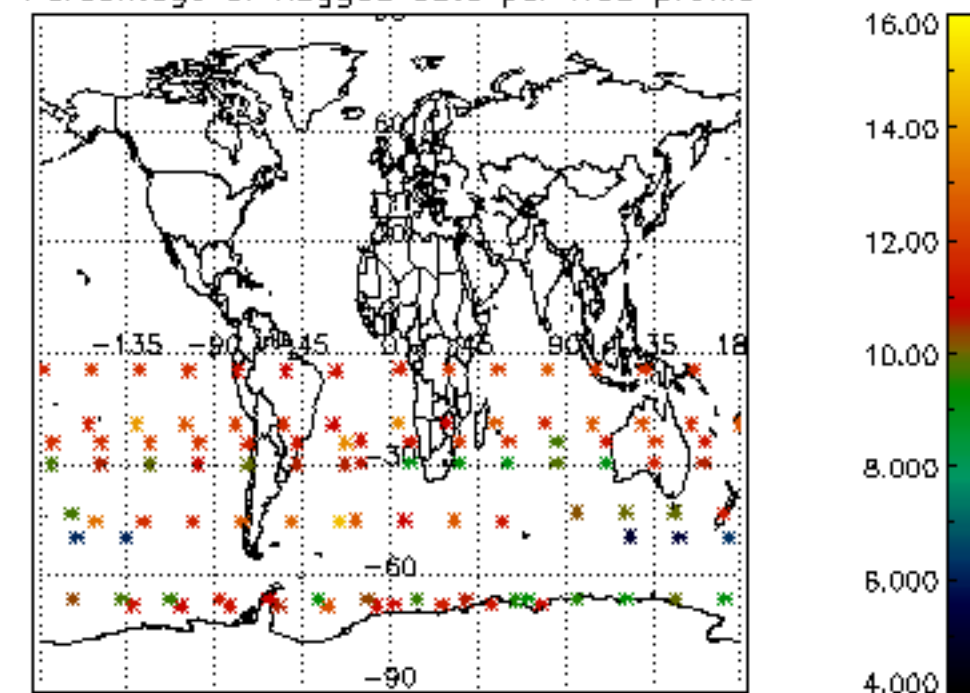
Percentage of flagged data per H2O profile

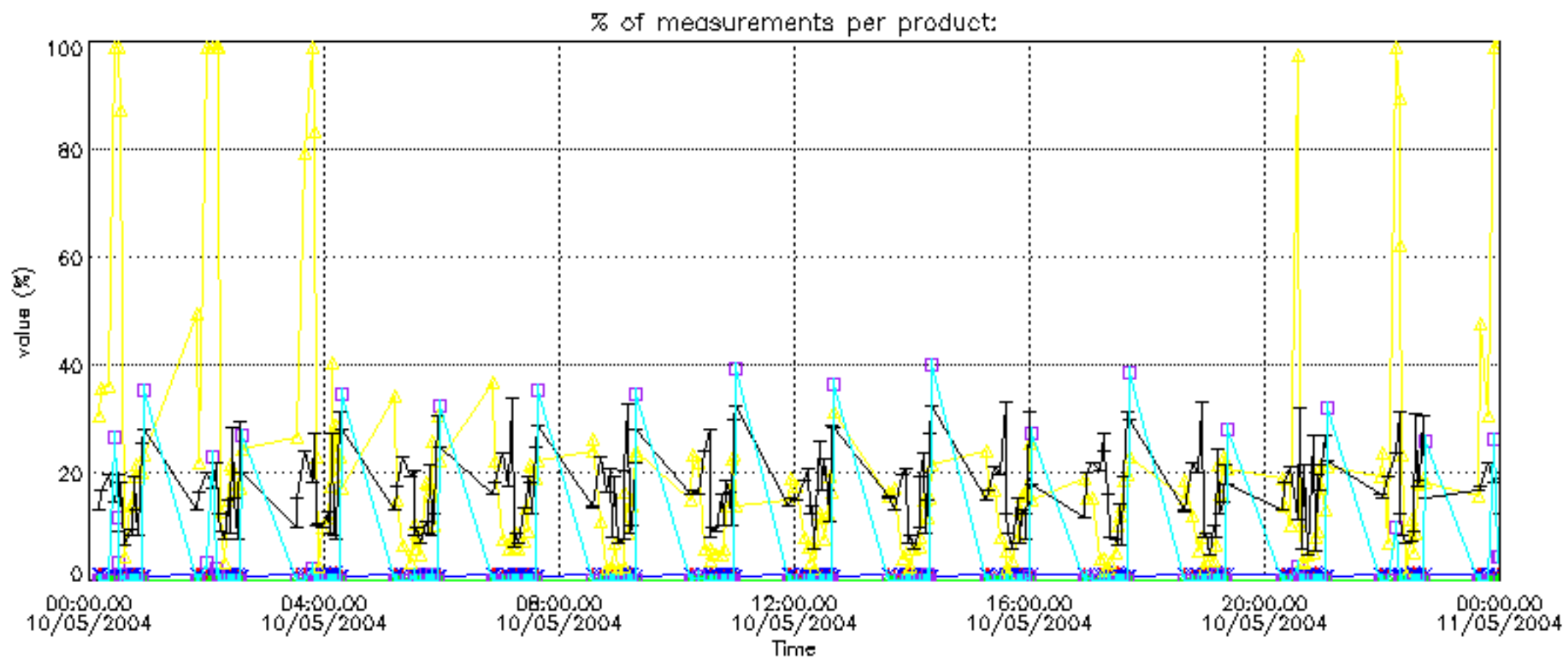
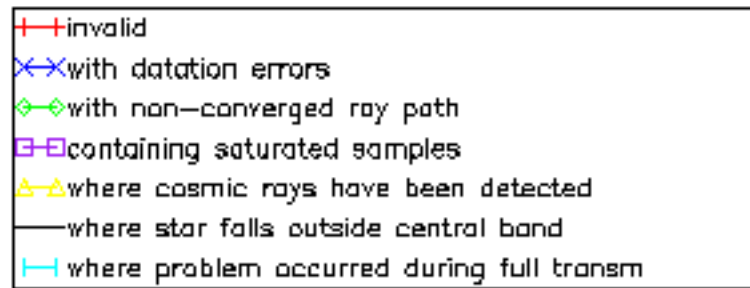


Percentage of flagged data per NO2 profile

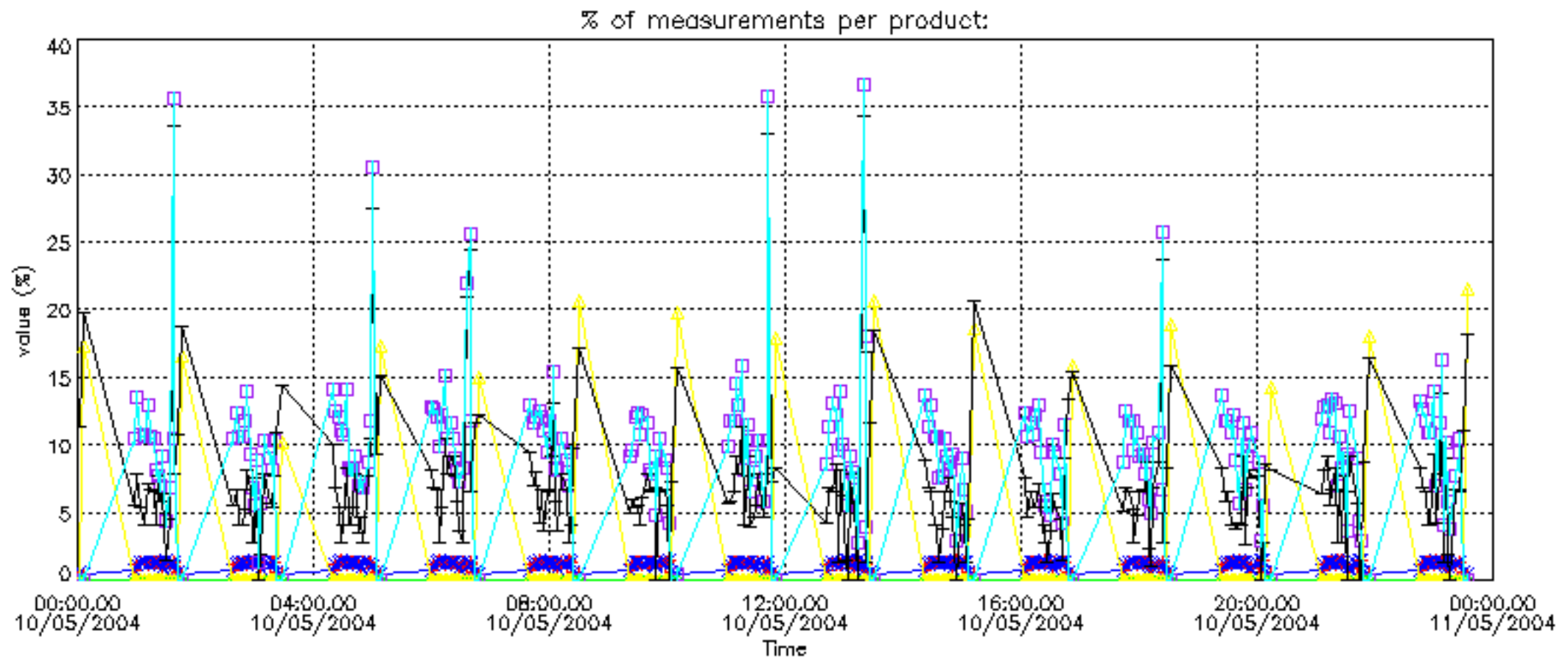


Percentage of flagged data per NO3 profile

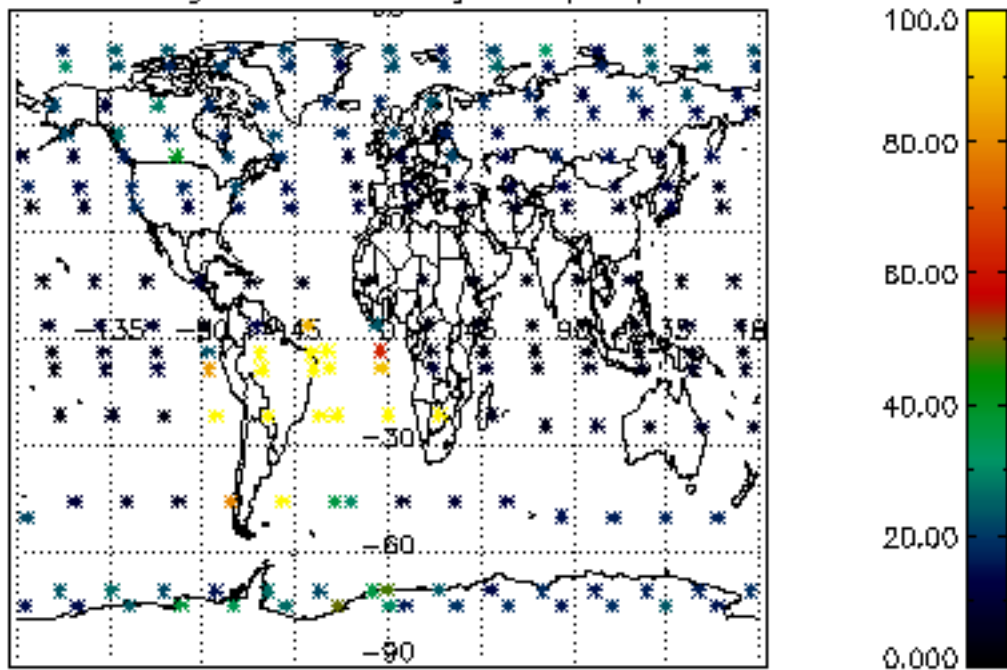




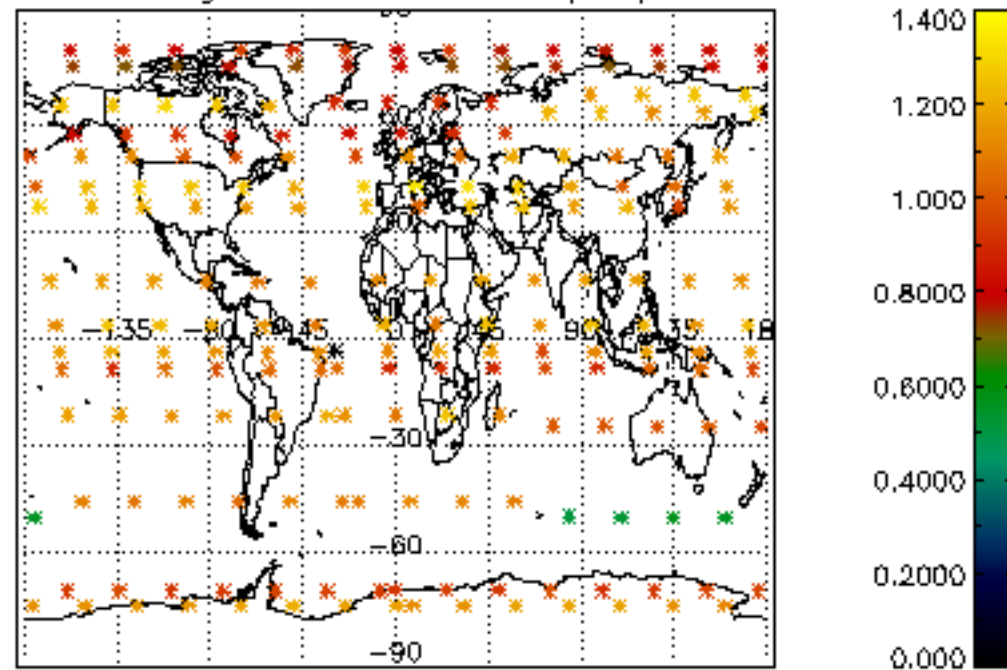




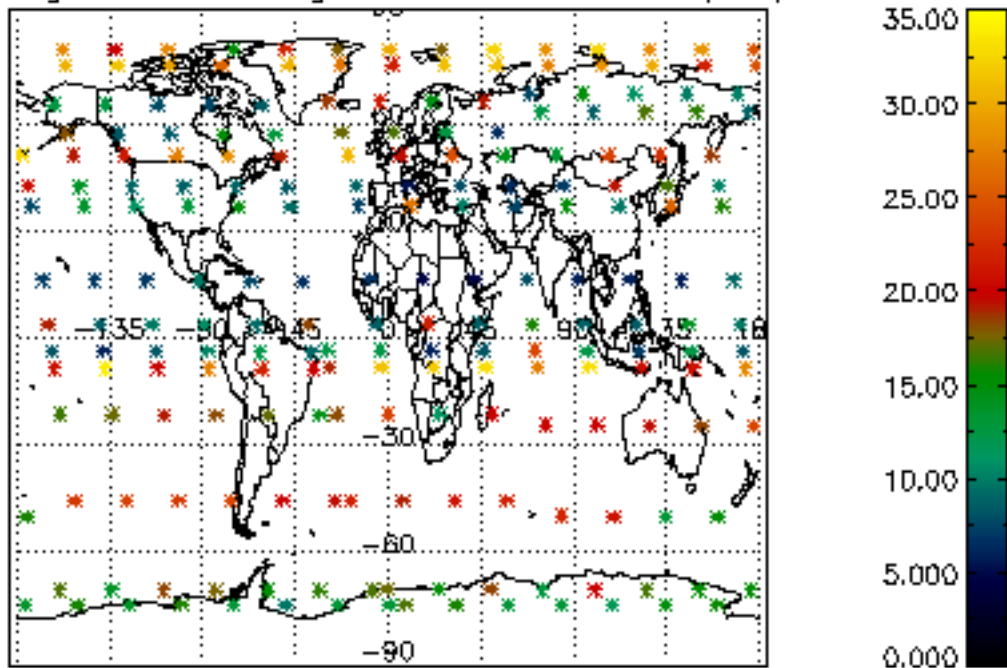
Percentage of cosmic ray hits per profile



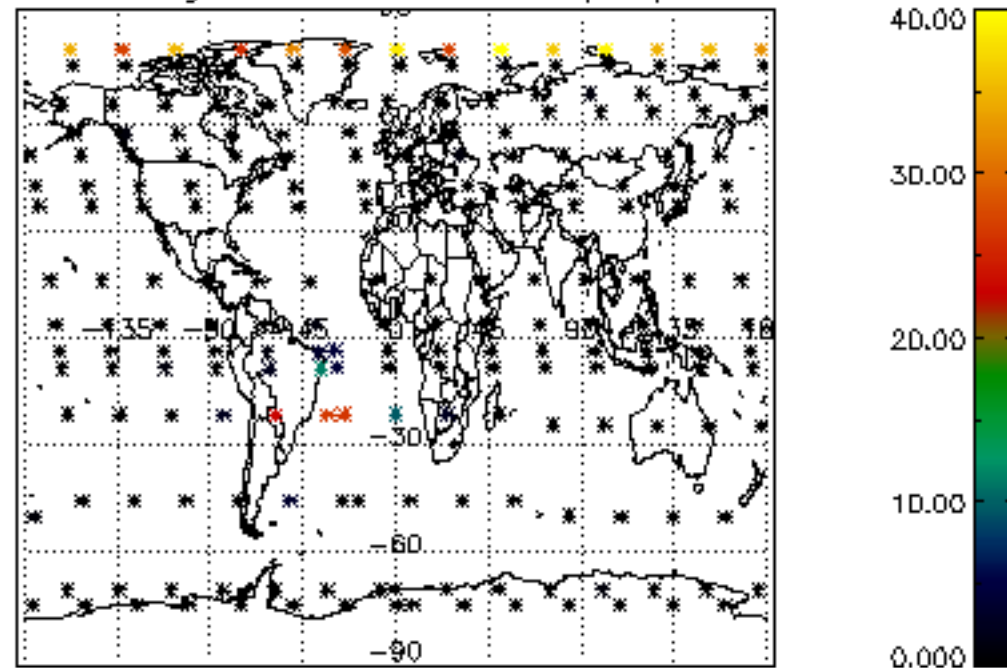
Percentage of datation errors per profile



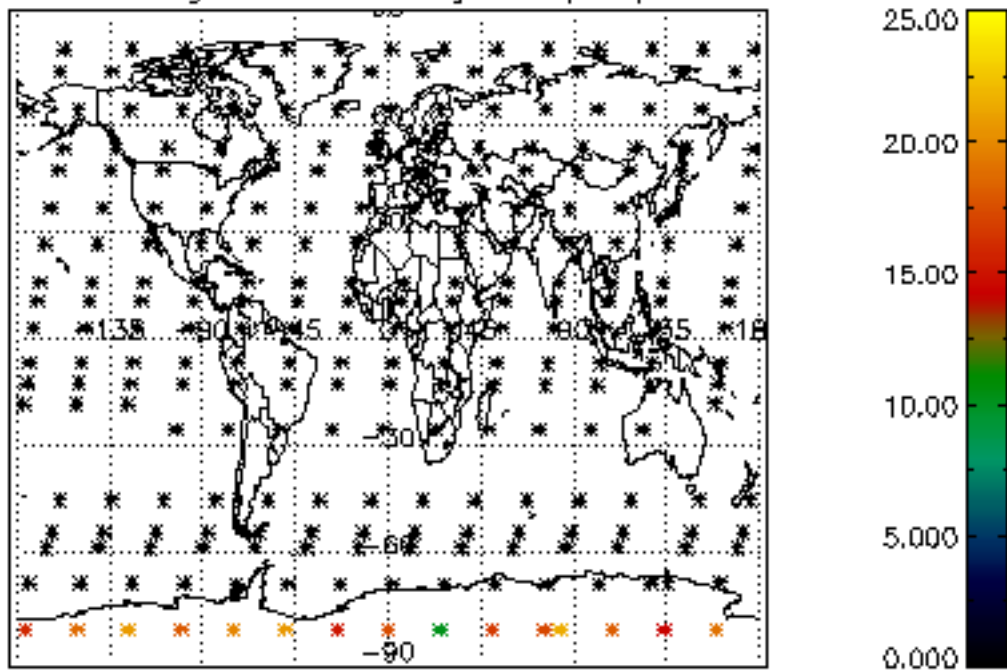
Percentage of star falling outside central band per profile



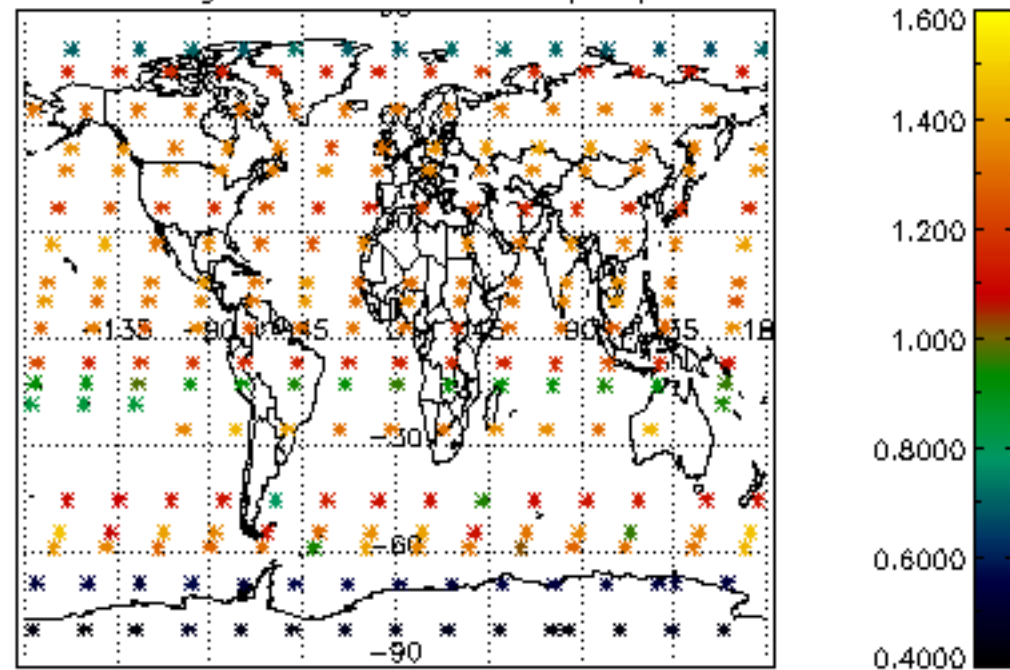
Percentage of saturation errors per profile



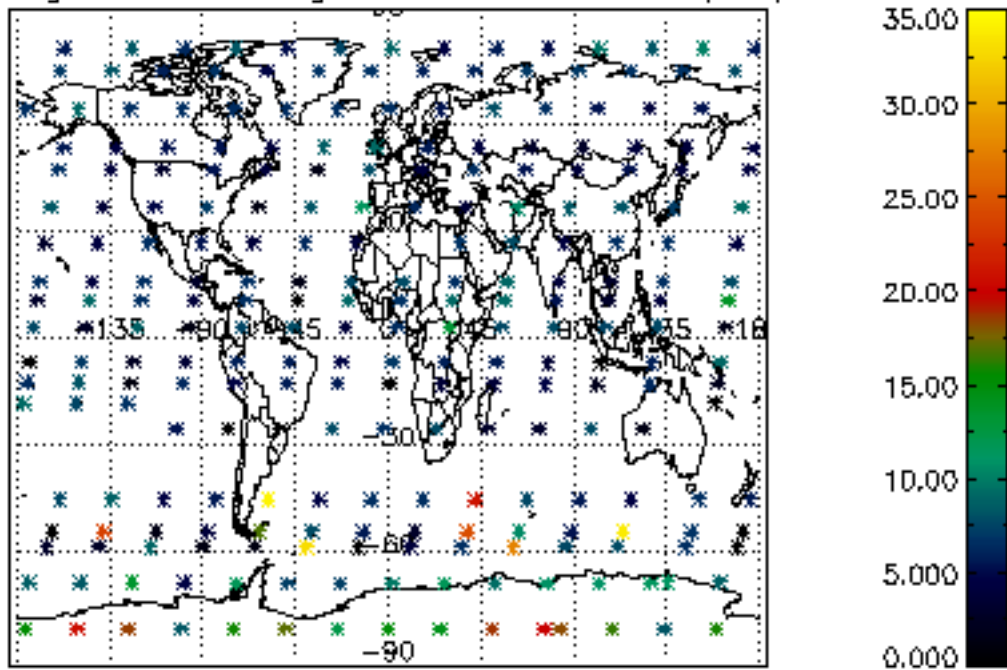
Percentage of cosmic ray hits per profile



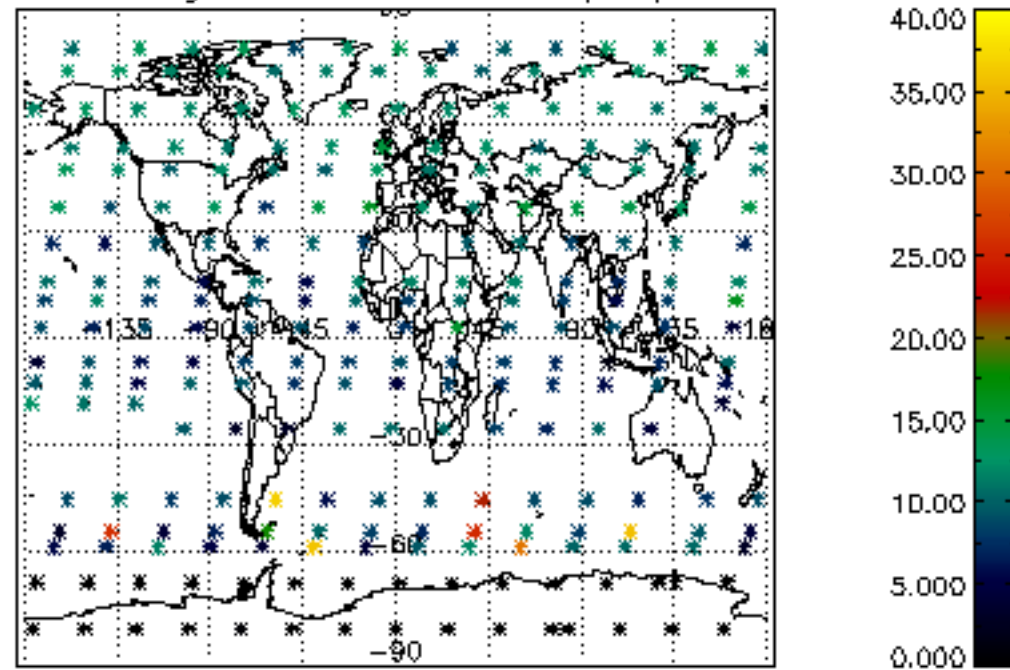
Percentage of datation errors per profile



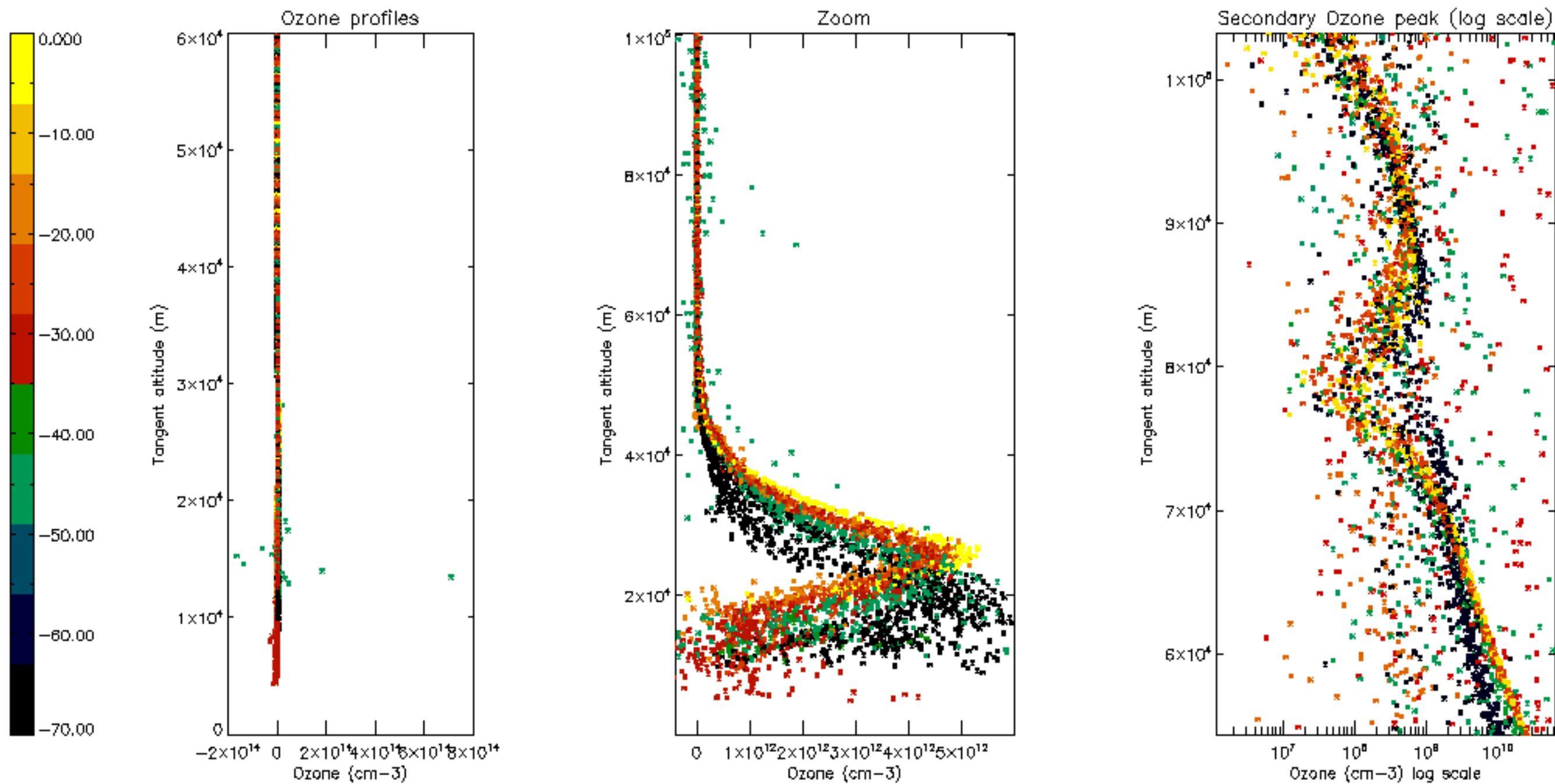
Percentage of star falling outside central band per profile

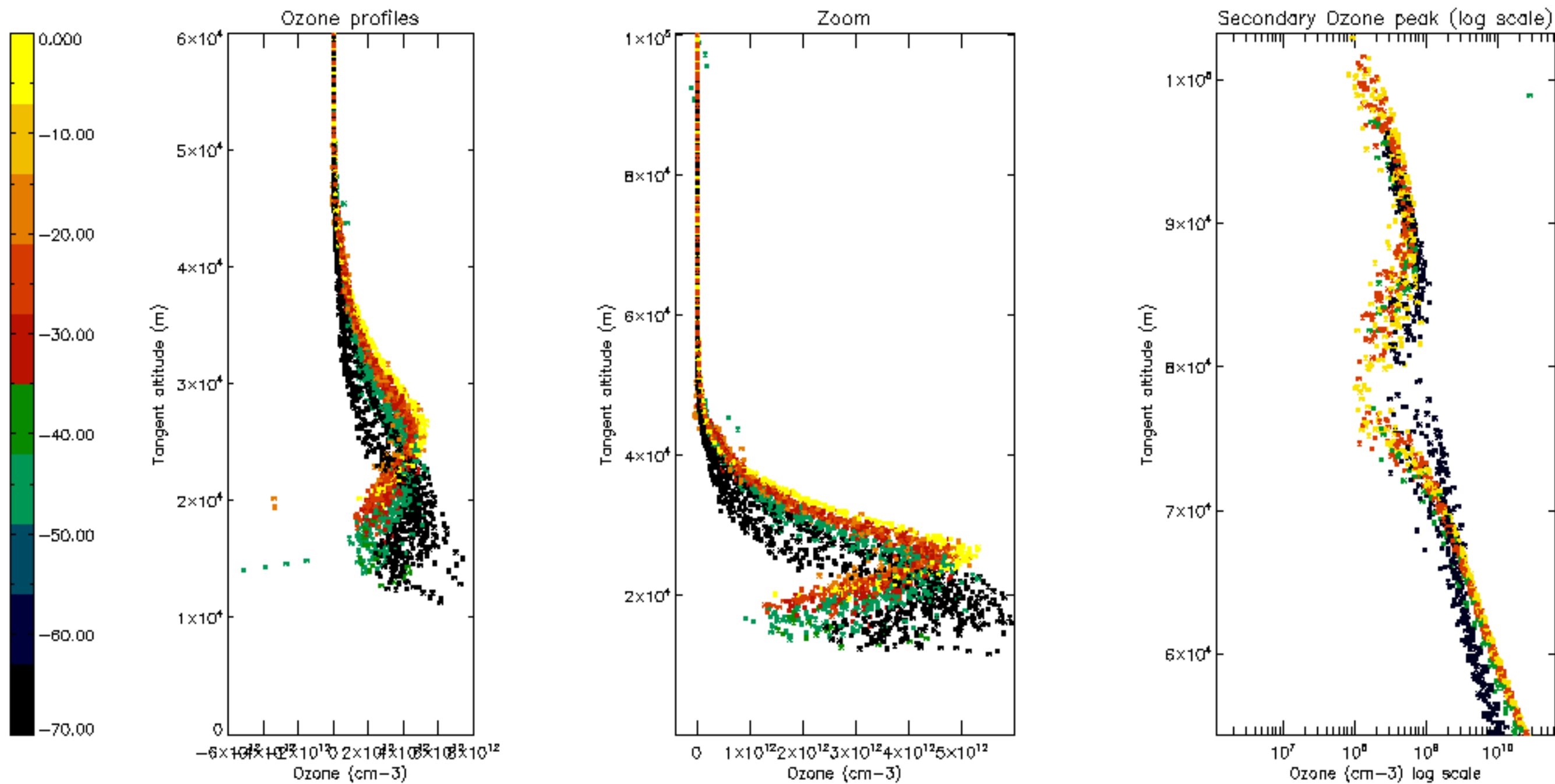


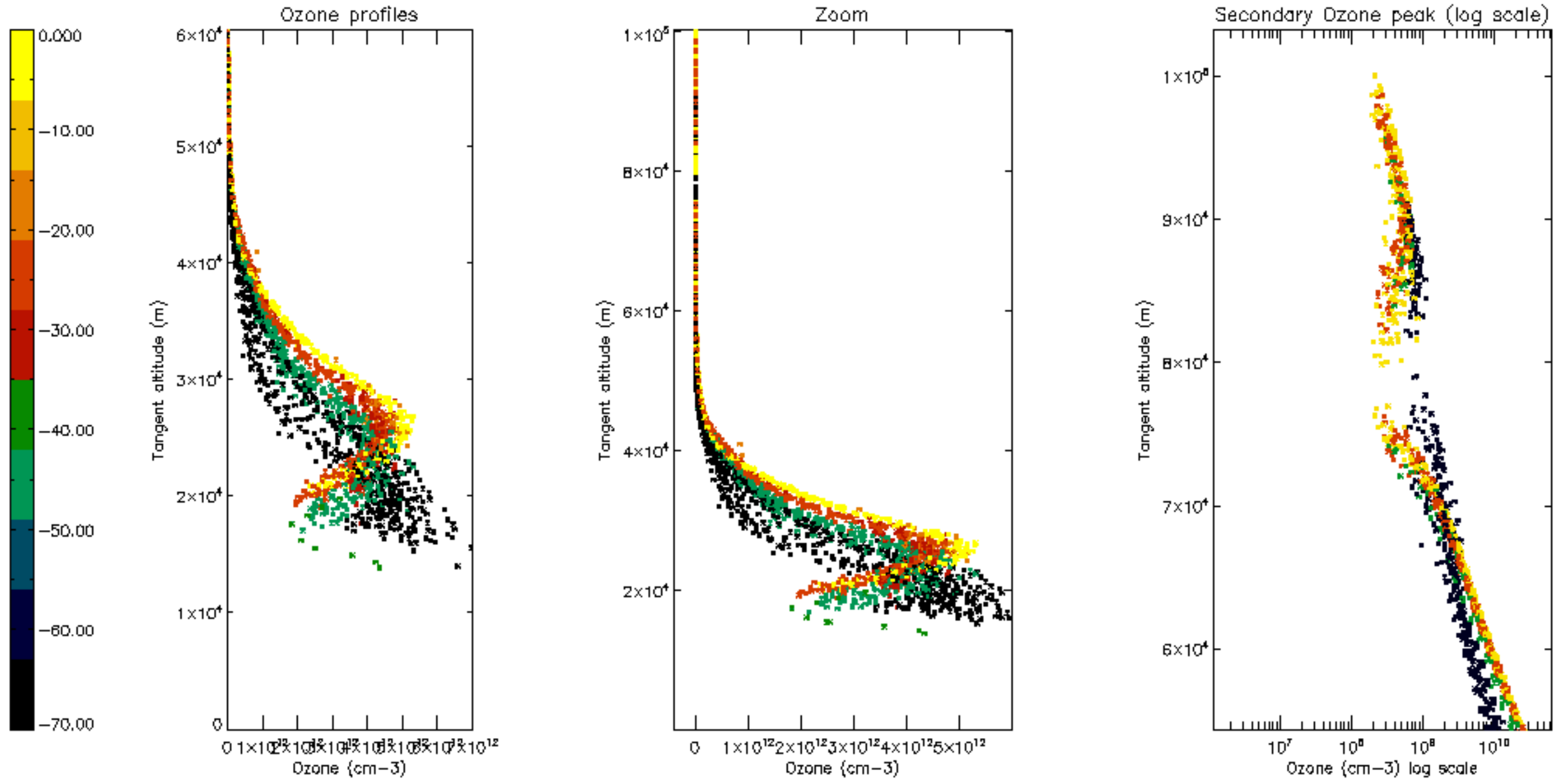
Percentage of saturation errors per profile



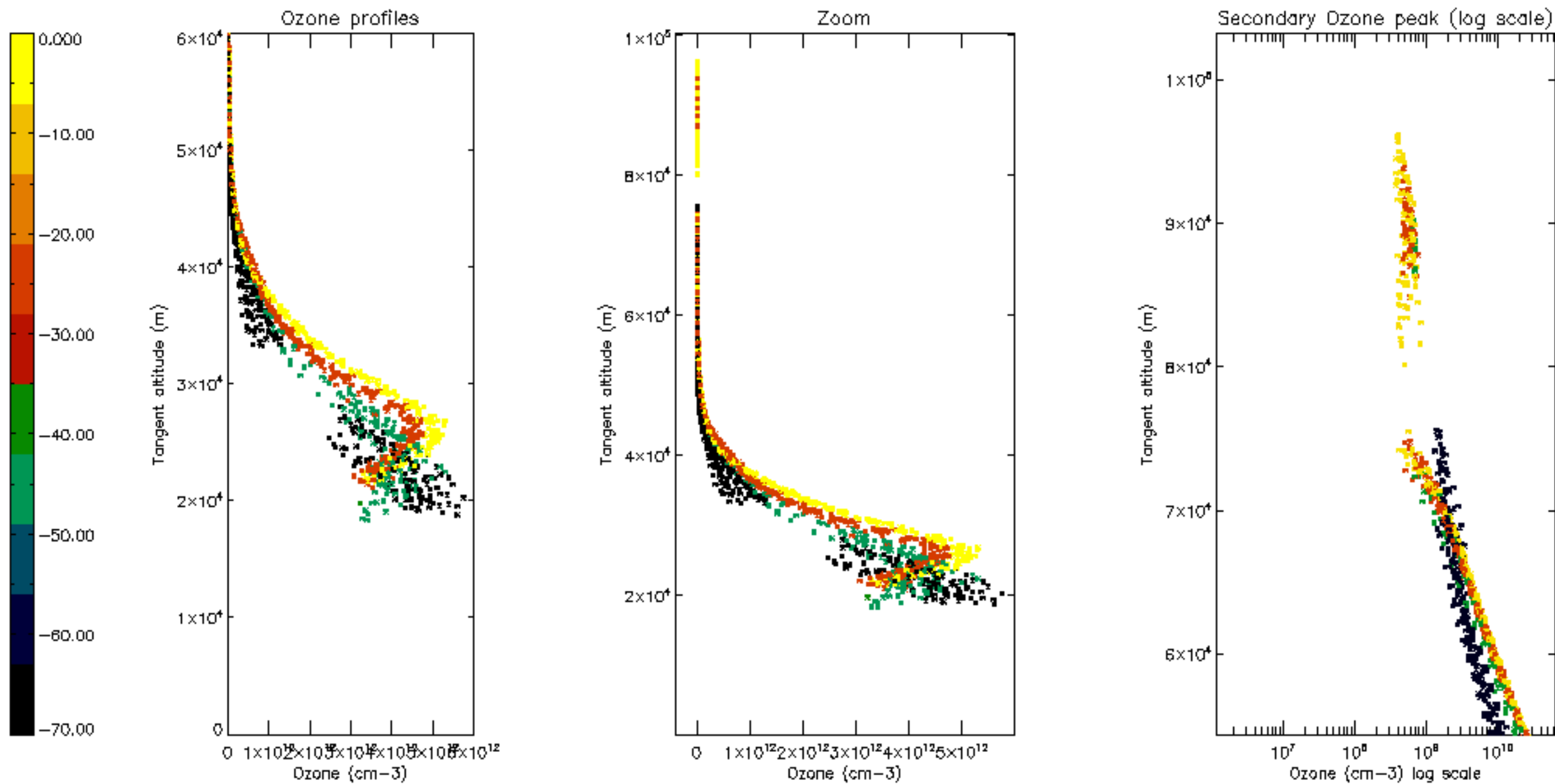


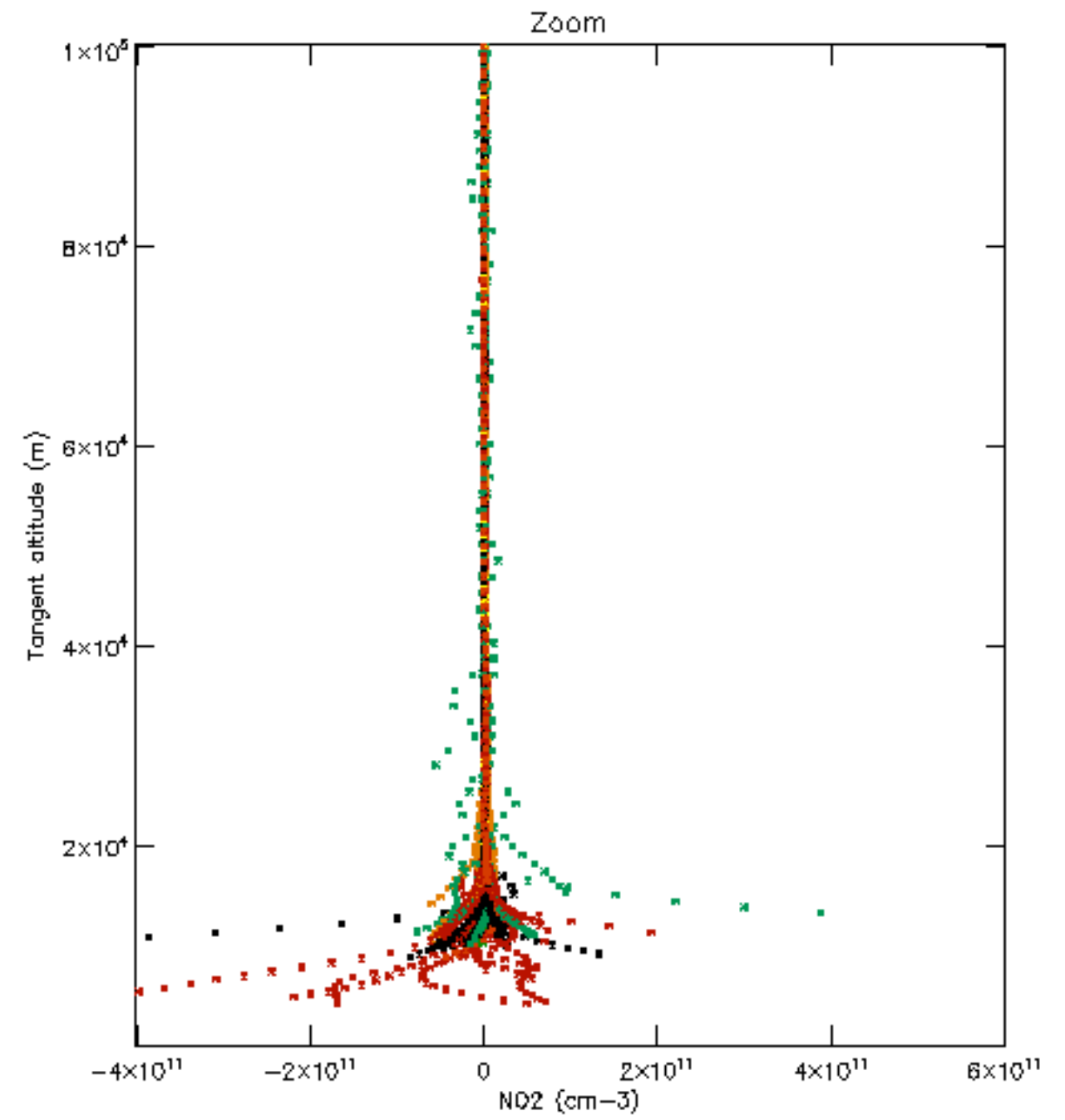
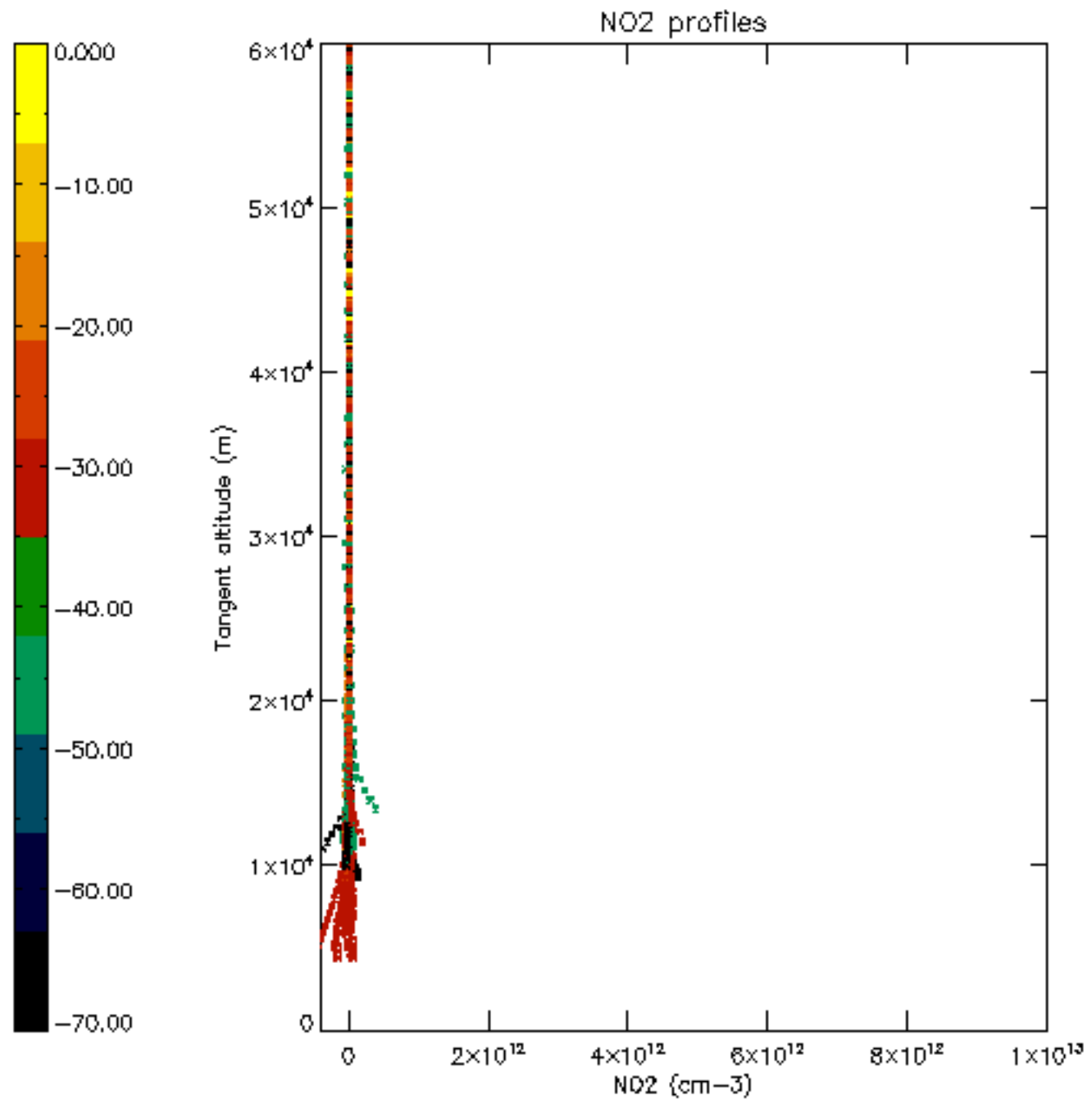


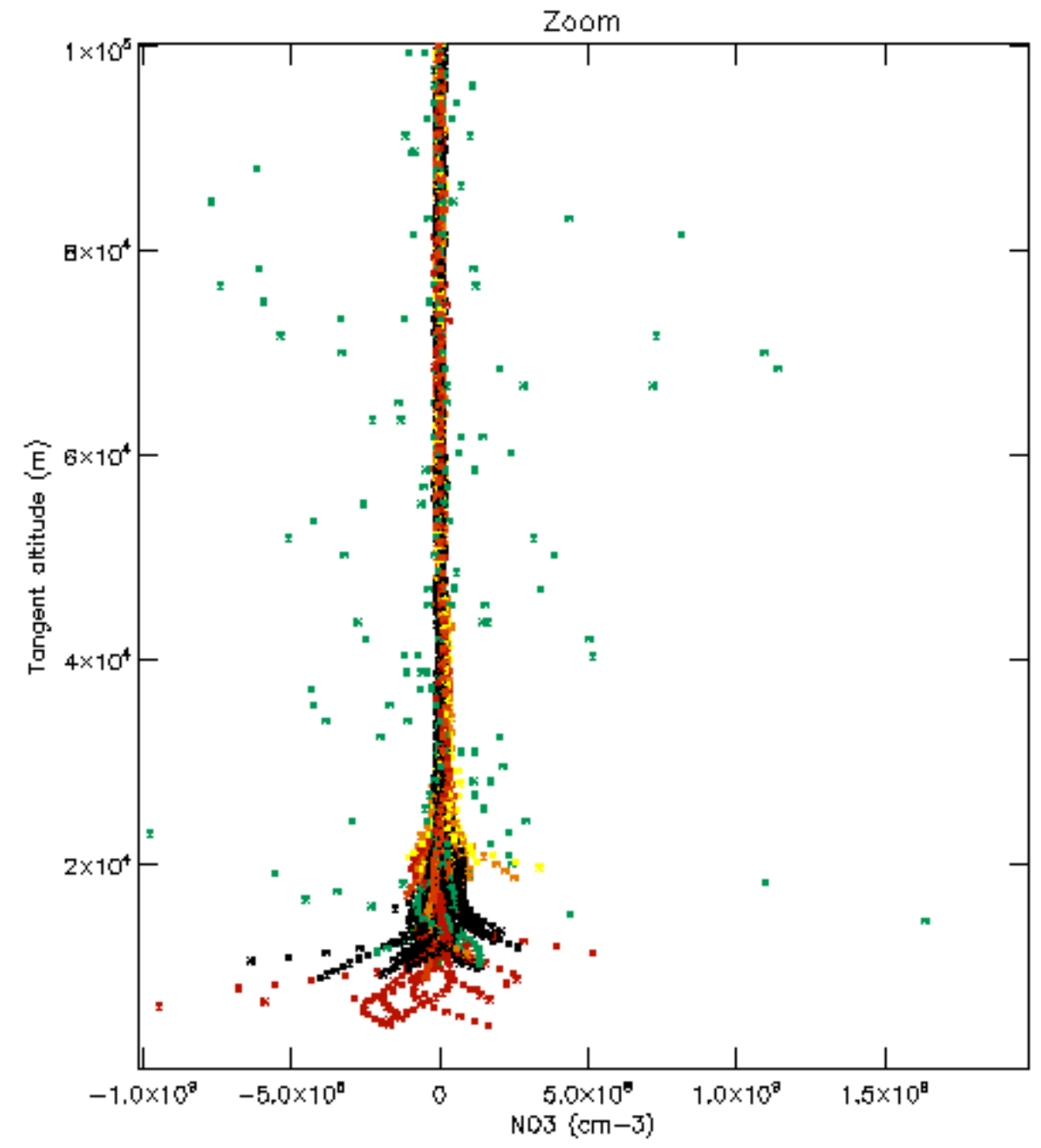
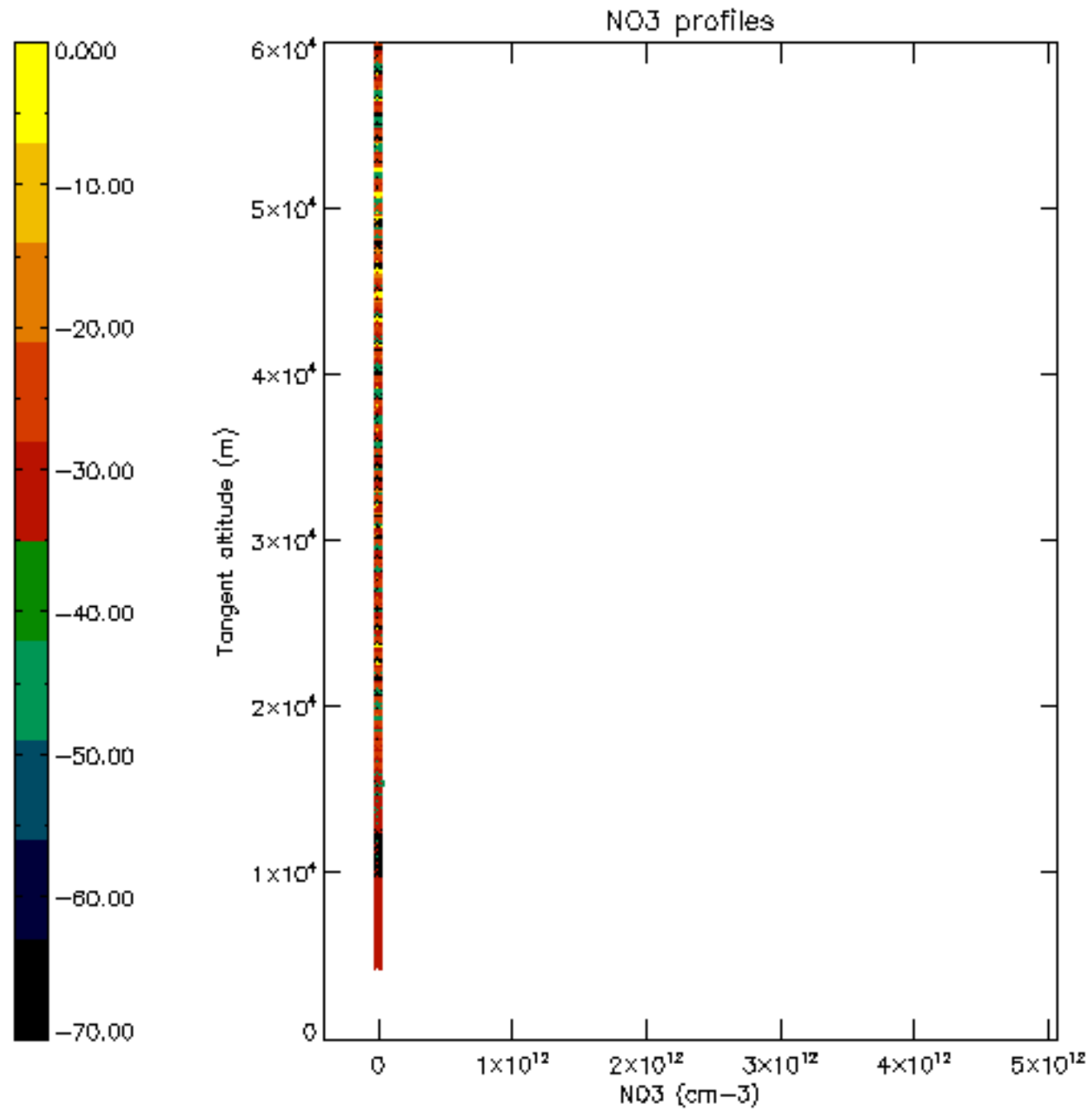




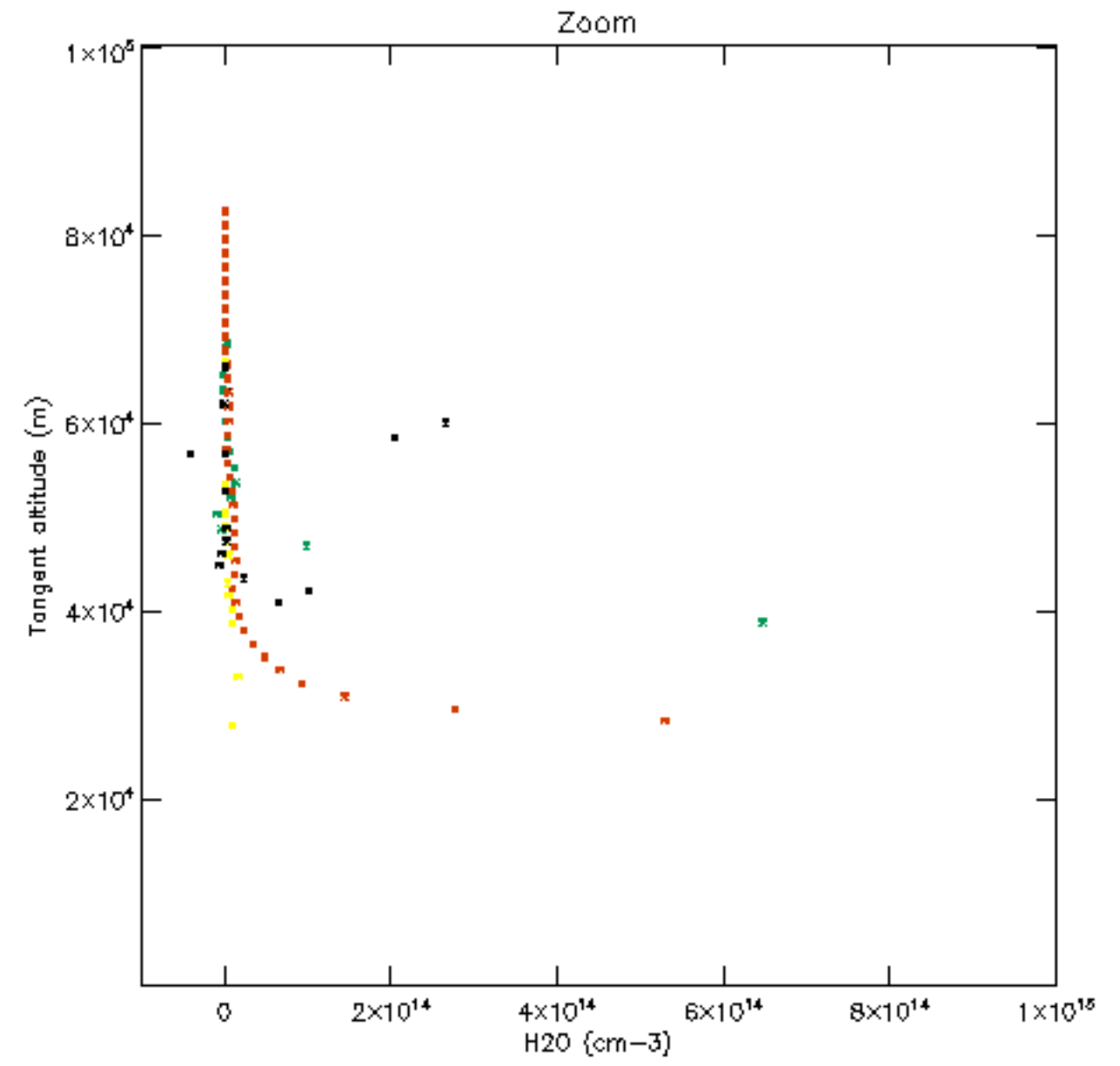
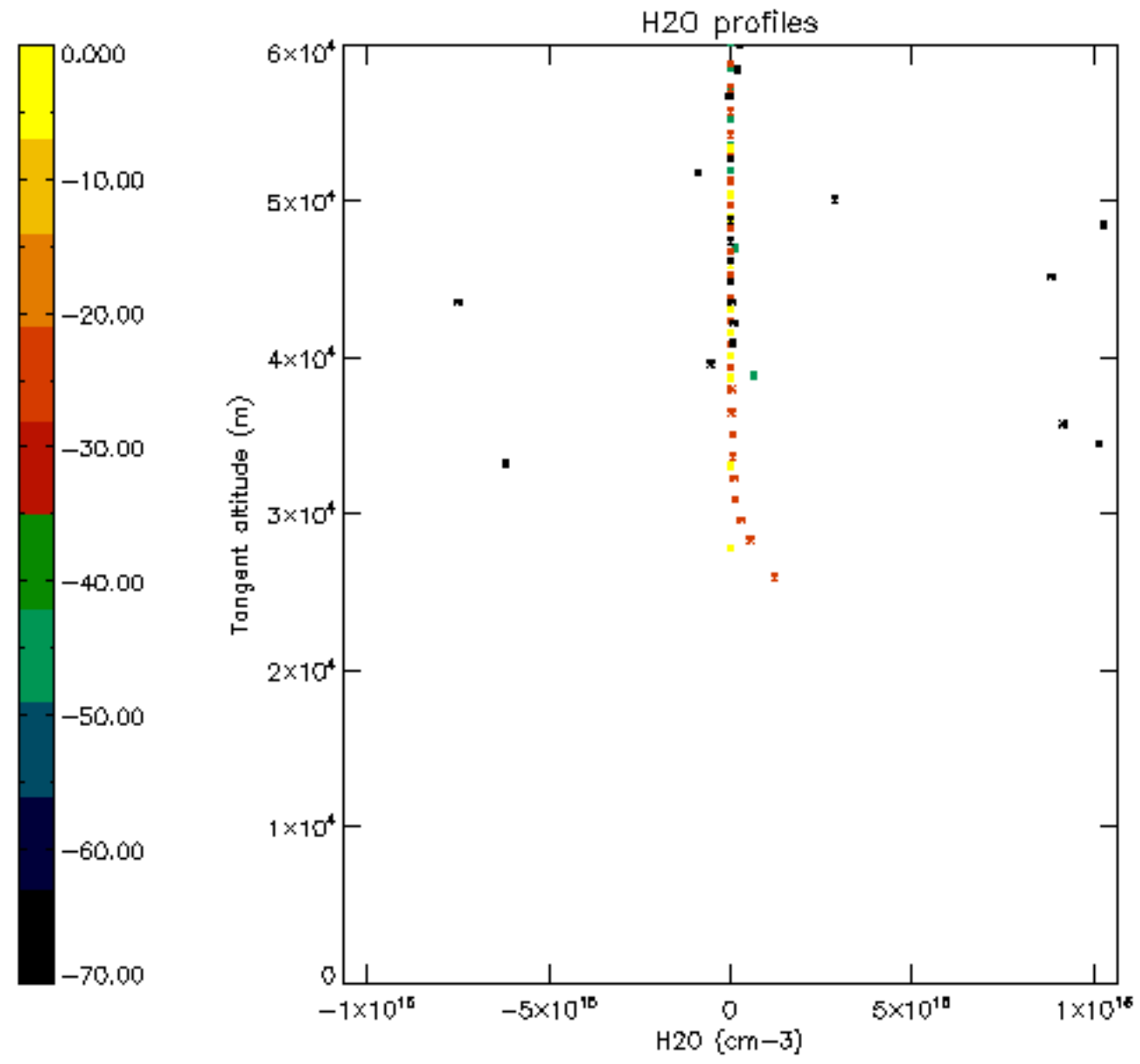


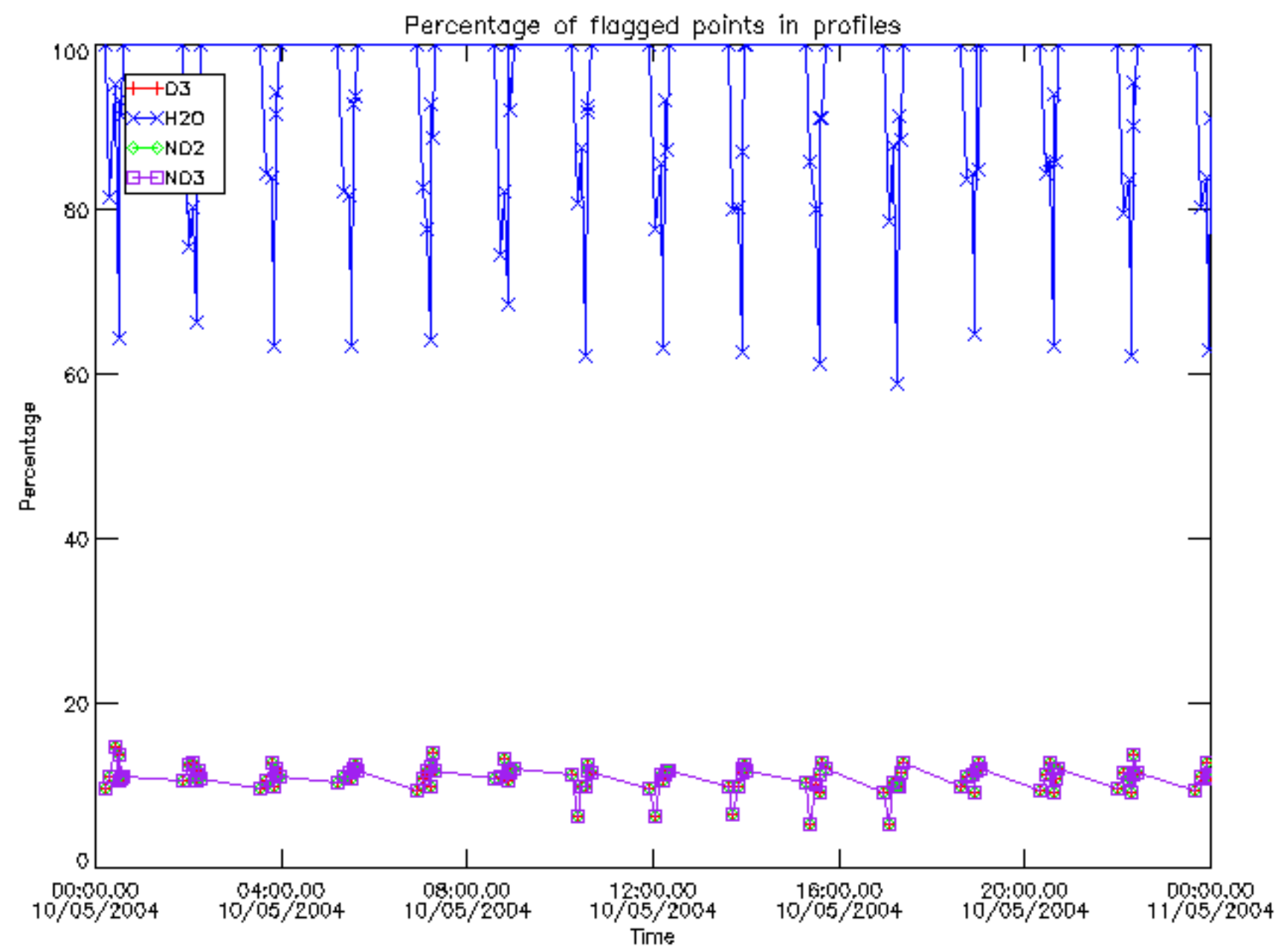




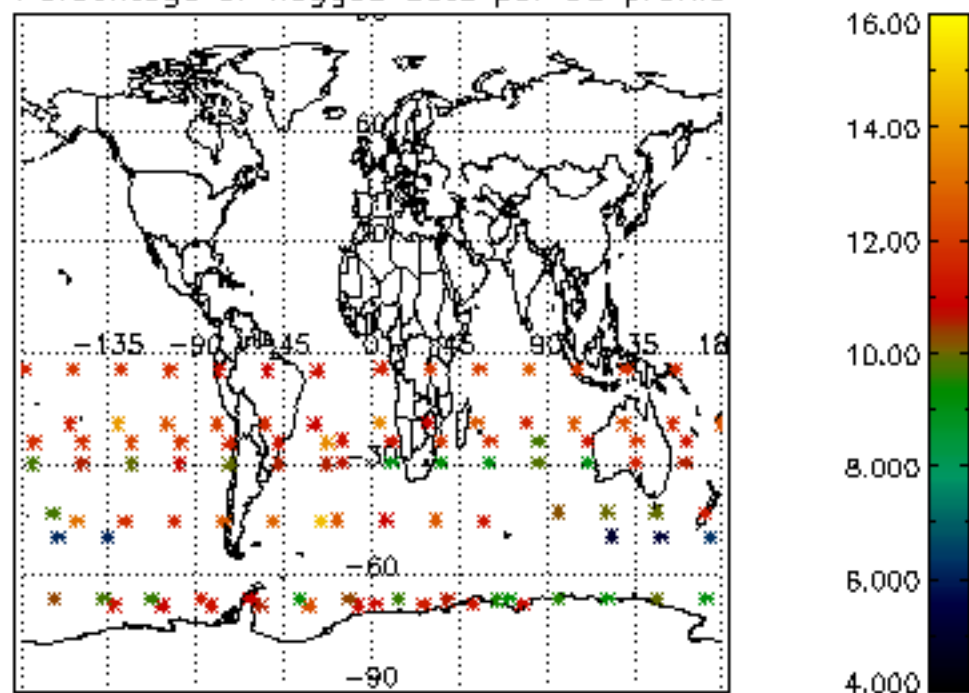




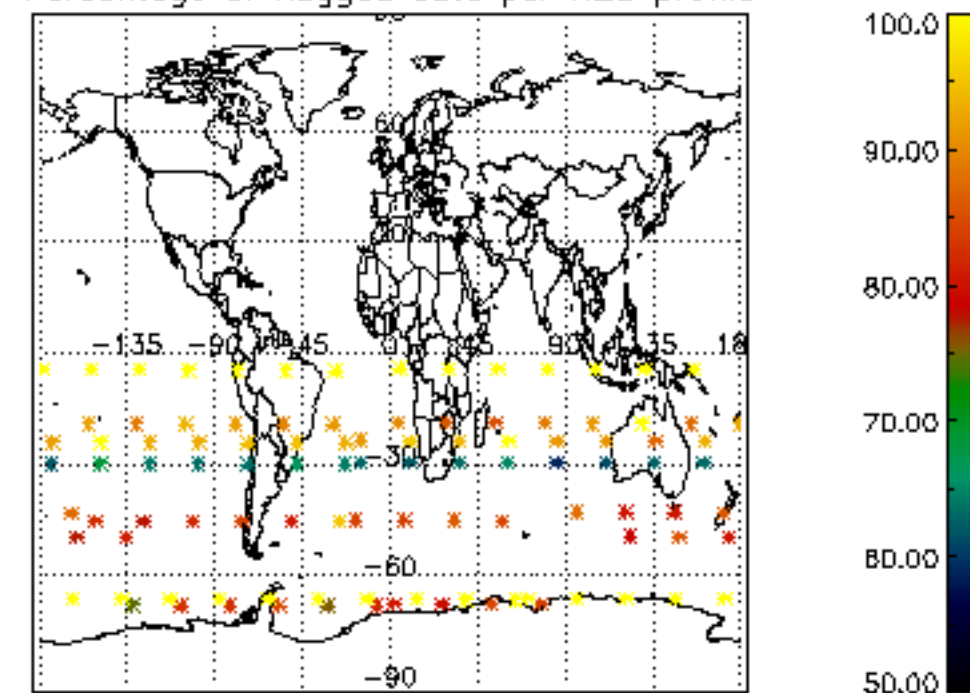




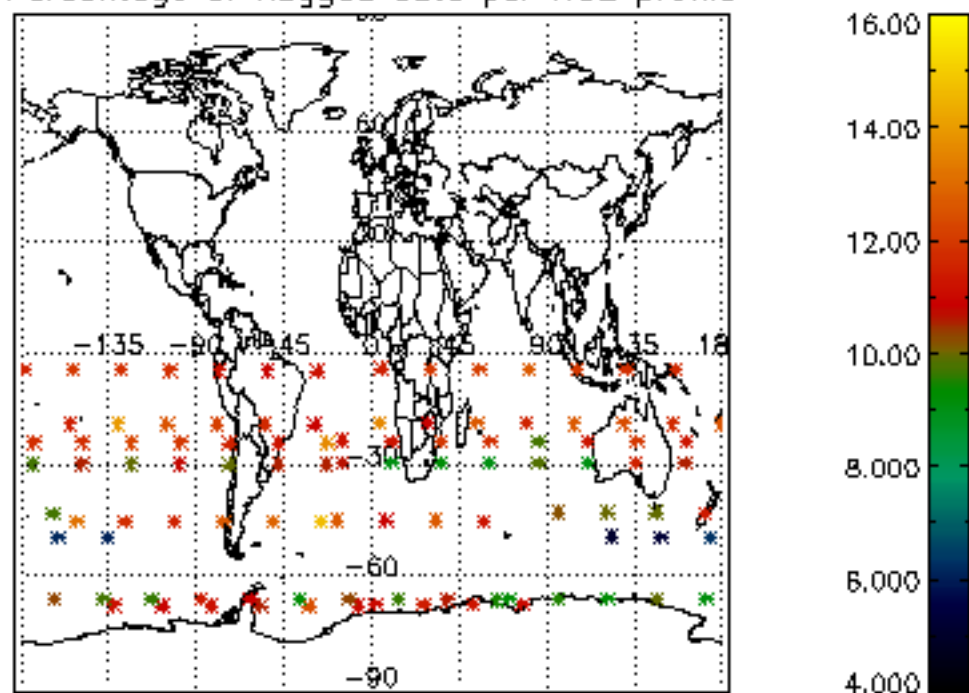
Percentage of flagged data per D3 profile



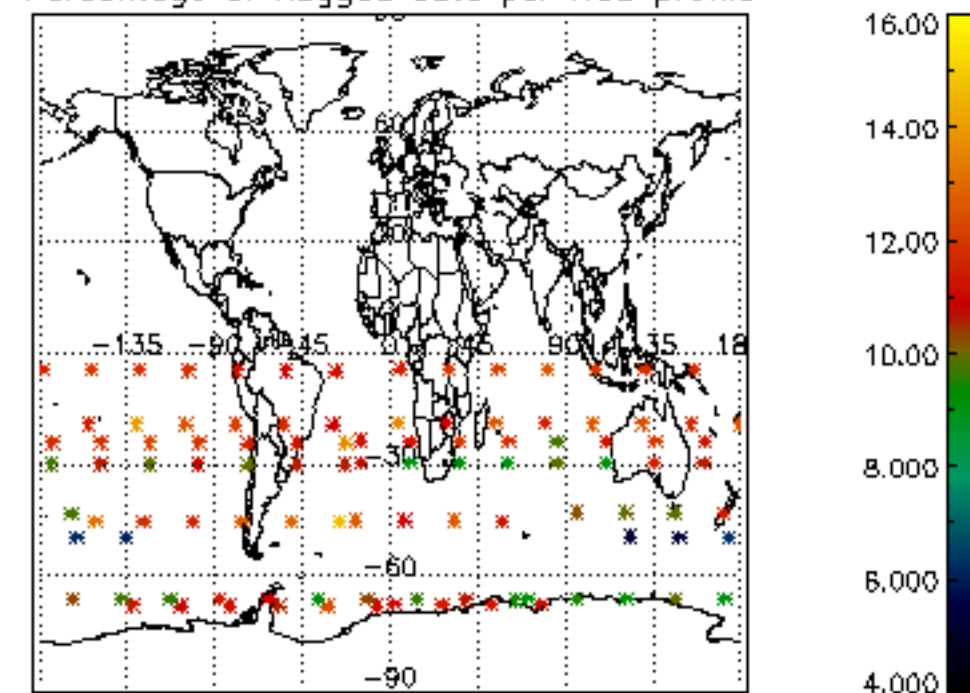
Percentage of flagged data per H2O profile



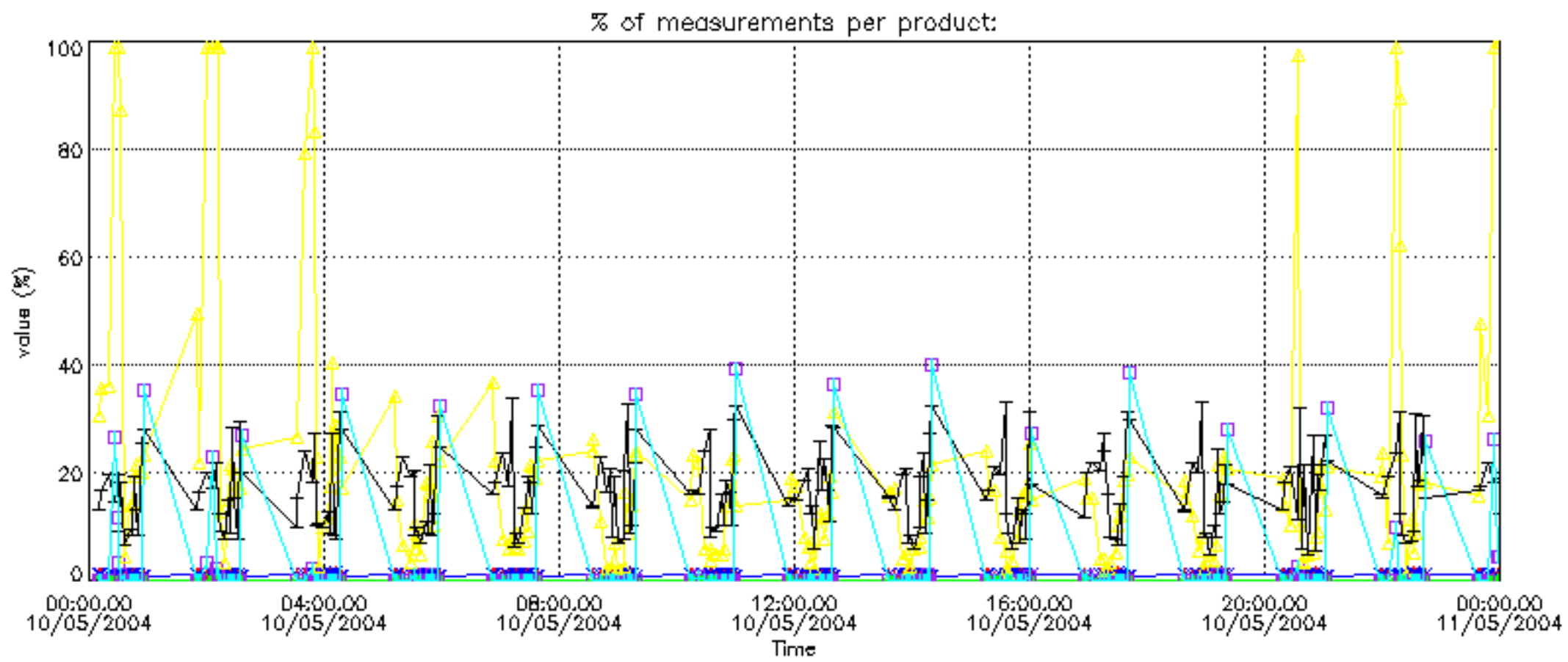
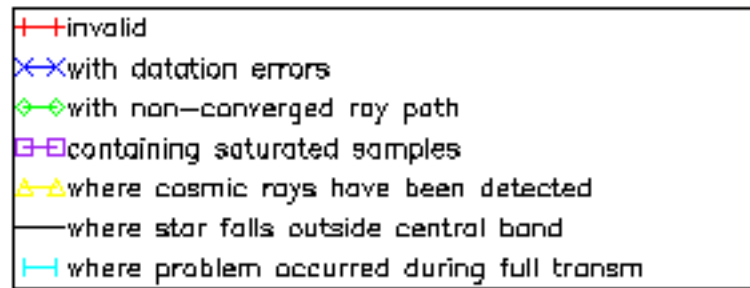
Percentage of flagged data per NO2 profile

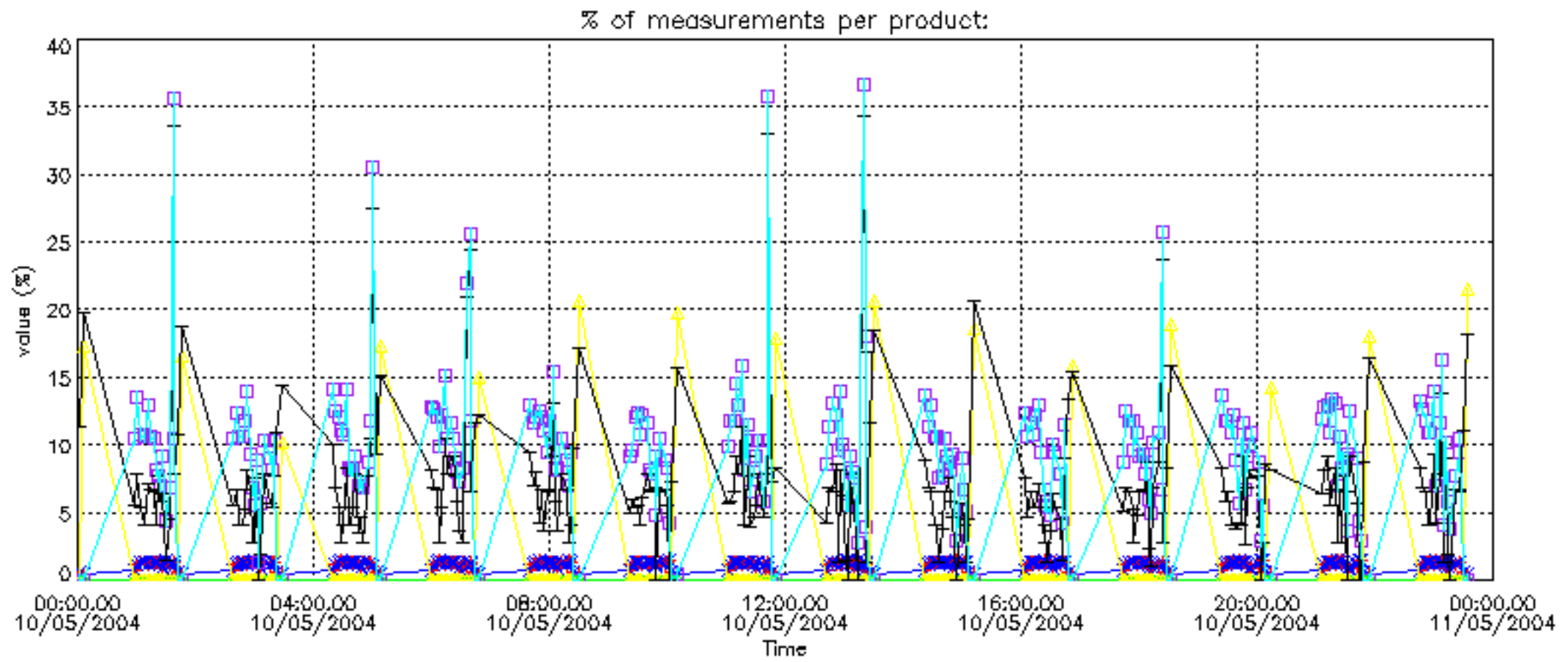


Percentage of flagged data per NO3 profile

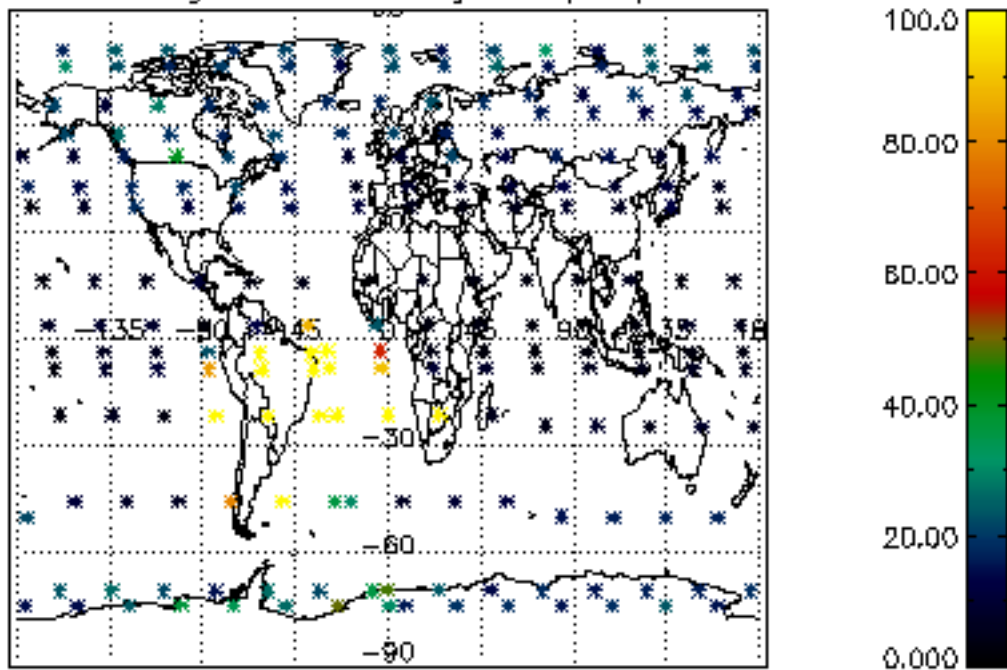




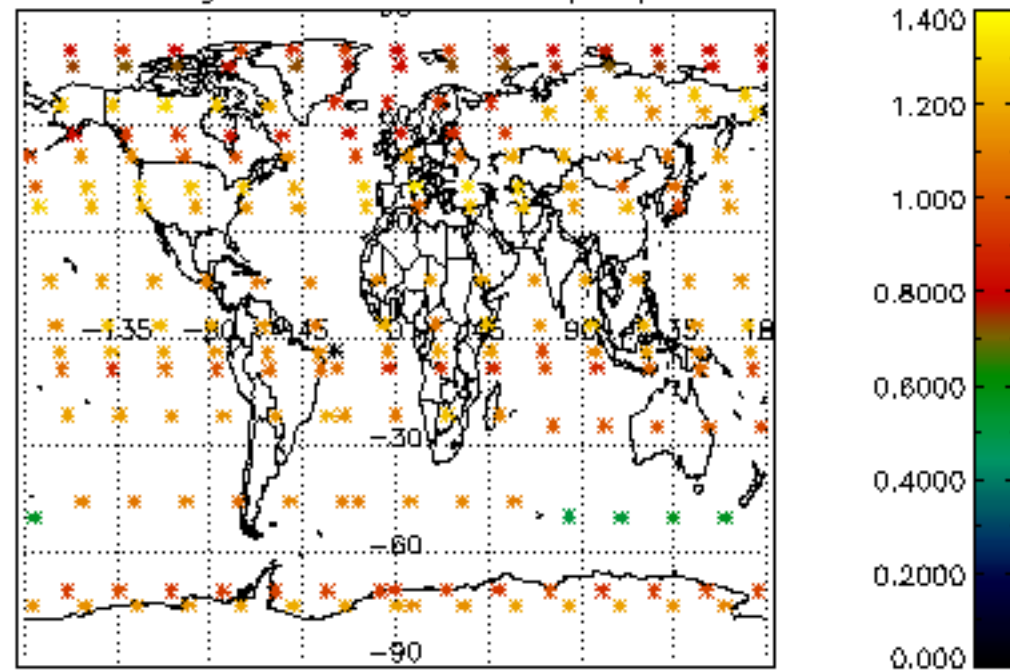




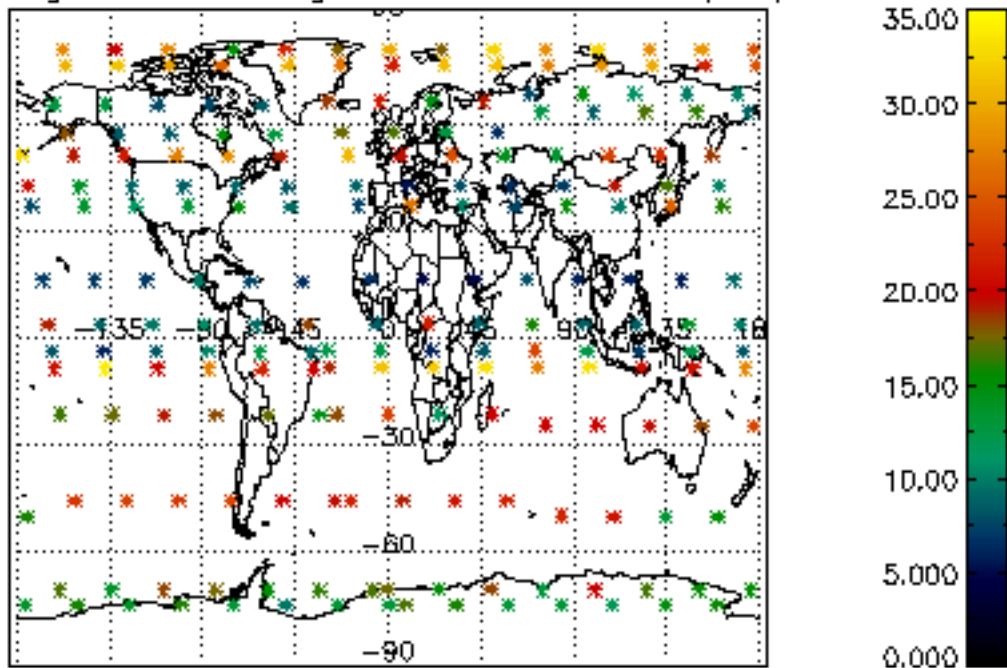
Percentage of cosmic ray hits per profile



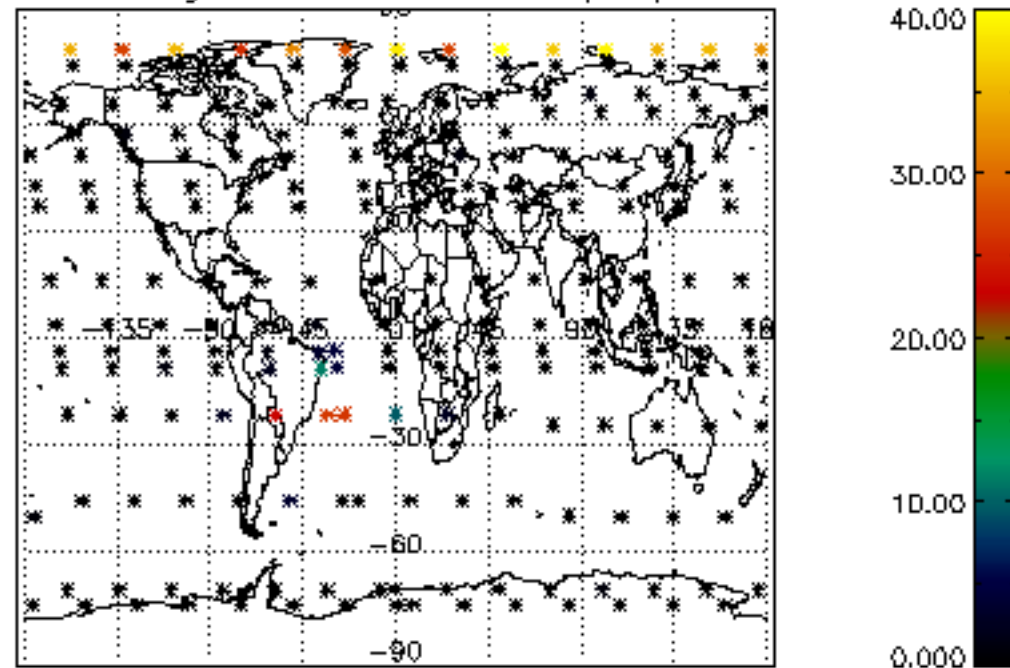
Percentage of datation errors per profile



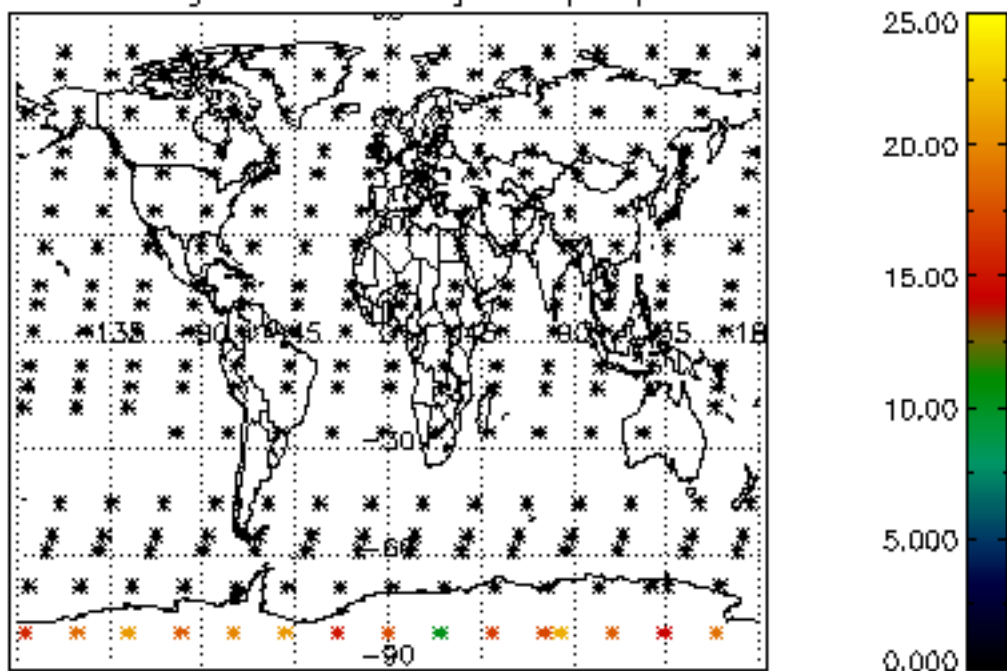
Percentage of star falling outside central band per profile



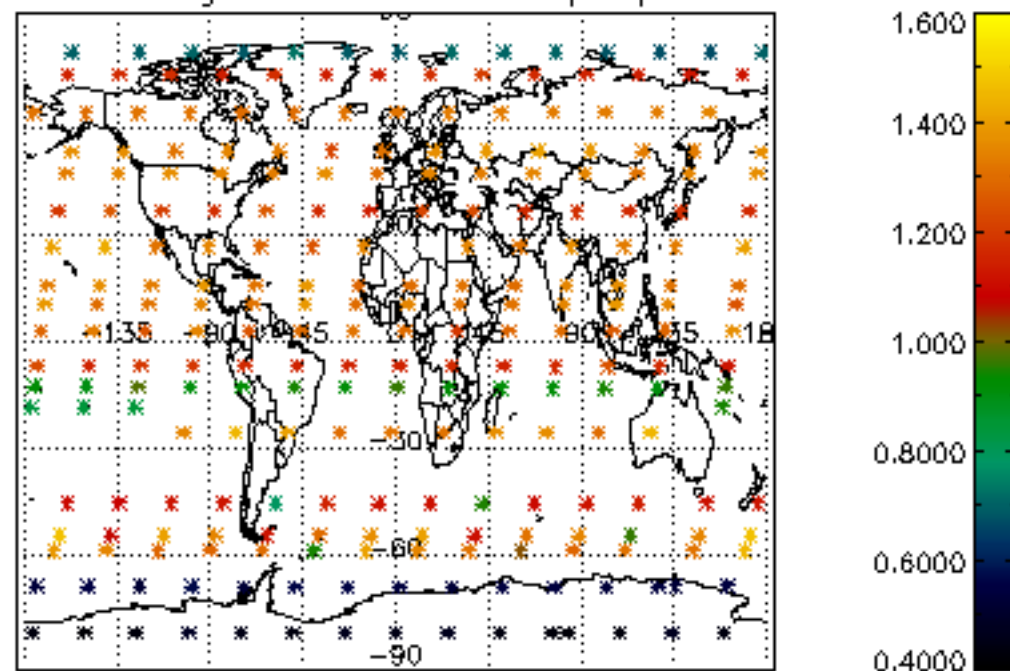
Percentage of saturation errors per profile



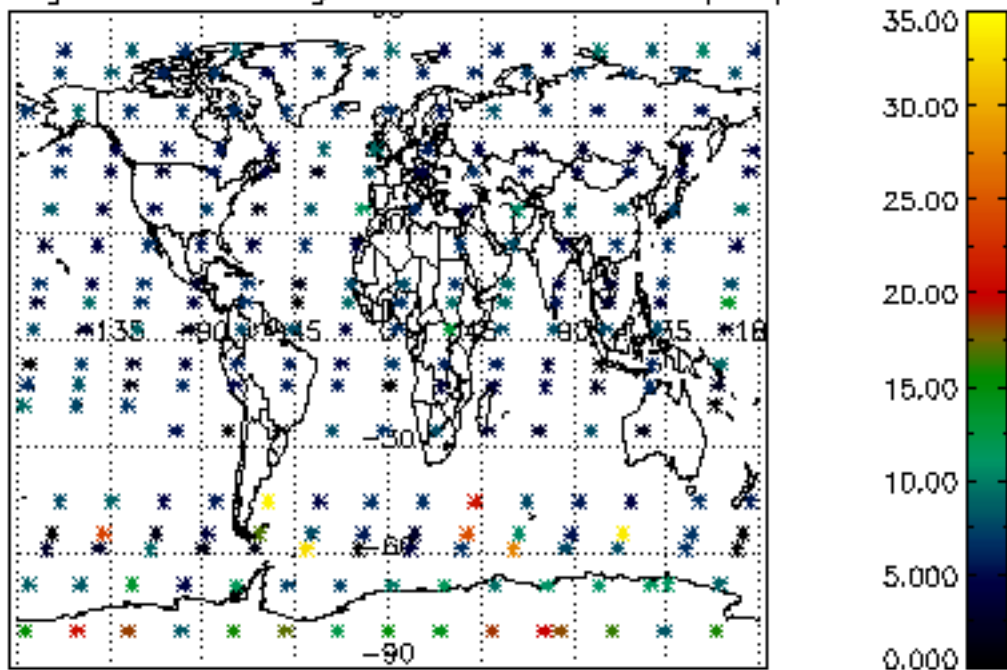
Percentage of cosmic ray hits per profile



Percentage of datation errors per profile



Percentage of star falling outside central band per profile



Percentage of saturation errors per profile

