

GOMOS Level 2 Daily Report

SUMMARY

[1. General Info](#)

[2. Summary of processed GOM_NL_2P products](#)

[3. Level 2 Quality information per product](#)

[3.1 Plot of level 2 quality information per product \(time dependant\)](#)

[3.2 Plot of level 2 quality information per product \(world map\)](#)

[4. Level 1 Quality information per product \(stored on level 2 products\)](#)

[4.1 Plot of level 1 quality information per product \(time dependant\)](#)

[4.1.1 Plot of level 1 quality information per product \(time dependant\): ASCENDING](#)

[4.1.2 Plot of level 1 quality information per product \(time dependant\): DESCENDING](#)

[4.2 Plot of level 1 quality information per product \(world map\)](#)

[4.2.1 Plot of level 1 quality information per product \(world map\): ASCENDING](#)

[4.2.2 Plot of level 1 quality information per product \(world map\): DESCENDING](#)

[5. Ozone profiles based on quality statistics and other trace gas profiles](#)

[5.1 Ozone statistics based on quality of products](#)

[5.2 Plot ozone profiles for all STD \(dark without errors\)](#)

[5.3 Plot ozone profiles where STD < 20% \(dark without errors\)](#)

[5.4. Plot ozone profiles where STD < 10% \(dark without errors\)](#)

[5.5. Plot ozone profiles where STD < 5% \(dark without errors\)](#)

[5.6 Plot NO2 profiles for all STD \(dark without errors\)](#)

[5.7 Plot NO3 profiles for all STD \(dark without errors\)](#)

[5.8 Plot H2O profiles \(only for occultations of stars 1,2,3,4,13,14,16,26,63 dark without errors\) for all STD](#)

[6. Auxiliary Data Files used for the production reported in section 2](#)

This report presents the daily analysis on parameters extracted from GOMOS level 2 data (GOM_NL__2P). It is intended to monitor some important parameters that will impact the quality of these products. A list of level 2 products (and content) that have arrived during the reporting day to the PCF is also given.

Item	Value
Time of report generation	19APR2013 01:35:35
Data source version	GOMOS/6.01
Start time of products	09-05-2004 (09MAY2004 00:00:00)
Stop time of products	10-05-2004 (10MAY2004 00:00:00)
Store outputs in DB	Yes
Nb of level 2 prods	471
Nb of prods with errors	1

2. Summary of processed GOM_NL__2P products.

Nr	Filename	UTC Start time	Limb	Duration	Star Id	Star Name	Star Mag	Star Temp	Nb Meas	Orbit	Prod. error
1	GOM_NL__2PRFIN20040509_000303_000000412026_00374_11450_2278.N1	09-MAY-2004 00:03:03	Bright	41.000	83		2.3780	11000.	82	11450	No
2	GOM_NL__2PRFIN20040509_000542_000000382026_00374_11450_2279.N1	09-MAY-2004 00:05:42	Bright	37.500	152	12Alp2CVn	2.8900	11000.	75	11450	No
3	GOM_NL__2PRFIN20040509_000847_000000372026_00374_11450_2280.N1	09-MAY-2004 00:08:47	Bright	36.500	39	85Eta UMa	1.8540	24000.	73	11450	No
4	GOM_NL__2PRFIN20040509_001017_000000442026_00374_11450_2281.N1	09-MAY-2004 00:10:17	Bright	44.000	55	79Zet UMa	2.0600	10200.	88	11450	No
5	GOM_NL__2PRFIN20040509_001213_000000392026_00374_11450_2282.N1	09-MAY-2004 00:12:13	Bright	39.000	82	48Bet UMa	2.3650	10600.	78	11450	No
6	GOM_NL__2PRFIN20040509_001325_000000382026_00374_11450_2283.N1	09-MAY-2004 00:13:25	Bright	38.000	36	50Alp UMa	1.8000	6300.0	76	11450	No
7	GOM_NL__2PRFIN20040509_001518_000000442026_00374_11450_2284.N1	09-MAY-2004 00:15:18	Bright	43.500	119	14Eta Dra	2.7270	4700.0	87	11450	No
8	GOM_NL__2PRFIN20040509_001709_000000532026_00374_11450_2285.N1	09-MAY-2004 00:17:09	Bright	52.500	130	23Bet Dra	2.7990	5800.0	105	11450	No
9	GOM_NL__2PRFIN20040509_002023_000000332026_00374_11450_2286.N1	09-MAY-2004 00:20:23	Bright	33.000	49	1Alp UMi	1.9900	6300.0	66	11450	No
10	GOM_NL__2PRFIN20040509_002605_000000442026_00374_11450_2287.N1	09-MAY-2004 00:26:05	Bright	43.500	89	5Alp Cep	2.4510	8000.0	87	11450	No
11	GOM_NL__2PRFIN20040509_002831_000000362026_00374_11450_2288.N1	09-MAY-2004 00:28:31	Bright	35.500	76	27Gam Cas	2.3000	30000.	71	11450	No
12	GOM_NL__2PRFIN20040509_002946_000000382026_00374_11450_2289.N1	09-MAY-2004 00:29:46	Bright	37.500	68	18Alp Cas	2.2250	4500.0	75	11450	No
13	GOM_NL__2PRFIN20040509_003300_000000872026_00374_11450_2290.N1	09-MAY-2004 00:33:00	Bright	86.500	66	37Gam Cyg	2.2080	5900.0	173	11450	No
14	GOM_NL__2PRFIN20040509_003738_000001172026_00374_11450_2291.N1	09-MAY-2004 00:37:38	Twilight	116.500	92	53Eps Cyg	2.5000	4500.0	233	11450	No
15	GOM_NL__2PRFIN20040509_004314_000000522026_00374_11450_2292.N1	09-MAY-2004 00:43:14	Dark	52.000	90	54Alp Peg	2.4870	11000.	104	11450	No
16	GOM_NL__2PRFIN20040509_005039_000000452026_00374_11450_2293.N1	09-MAY-2004 00:50:39	Dark	44.500	52	16Bet Cet	2.0370	4500.0	89	11450	No
17	GOM_NL__2PRFIN20040509_010101_000000472026_00374_11450_2294.N1	09-MAY-2004 01:01:01	Dark	46.500	63	Bet Gru	2.1500	2800.0	93	11450	No
18	GOM_NL__2PRFIN20040509_010218_000000452026_00374_11450_2295.N1	09-MAY-2004 01:02:18	Dark	44.500	31	Alp Gru	1.7340	15200.	89	11450	No
19	GOM_NL__2PRFIN20040509_010751_000000462026_00375_11451_2263.N1	09-MAY-2004 01:07:51	Dark	46.000	45	Alp Pav	1.9400	26000.	92	11451	No
20	GOM_NL__2PRFIN20040509_011350_000000452026_00375_11451_2264.N1	09-MAY-2004 01:13:50	Straylight	44.500	43	Alp TrA	1.9100	4250.0	89	11451	No
21	GOM_NL__2PRFIN20040509_011525_000000402026_00375_11451_2265.N1	09-MAY-2004 01:15:25	Straylight	40.000	145	Gam TrA	2.8720	10600.	80	11451	No
22	GOM_NL__2PRFIN20040509_011754_000000482026_00375_11451_2266.N1	09-MAY-2004 01:17:54	Straylight	47.500	4	Alp1Cen	-0.010000	5800.0	95	11451	No
23	GOM_NL__2PRFIN20040509_011929_000000592026_00375_11451_2267.N1	09-MAY-2004 01:19:29	Straylight	58.500	25	35Lam Sco	1.6200	28000.	117	11451	No
24	GOM_NL__2PRFIN20040509_012124_000000422026_00375_11451_2268.N1	09-MAY-2004 01:21:24	Straylight	42.000	78	Alp Lup	2.3040	28000.	84	11451	No
25	GOM_NL__2PRFIN20040509_012254_000000422026_00375_11451_2269.N1	09-MAY-2004 01:22:54	Straylight	42.000	81	Eta Cen	2.3560	28000.	84	11451	No
26	GOM_NL__2PRFIN20040509_012530_000000712026_00375_11451_2270.N1	09-MAY-2004 01:25:30	Twilight	71.000	16	21Alp Sco	1.0200	3000.0	142	11451	No
27	GOM_NL__2PRFIN20040509_012726_000000592026_00375_11451_2271.N1	09-MAY-2004 01:27:26	Bright	58.500	80	7Del Sco	2.3160	30000.	117	11451	No
28	GOM_NL__2PRFIN20040509_012939_000000742026_00375_11451_2272.N1	09-MAY-2004 01:29:39	Bright	73.500	86	35Eta Oph	2.4300	10200.	147	11451	No
29	GOM_NL__2PRFIN20040509_013218_000000432026_00375_11451_2273.N1	09-MAY-2004 01:32:18	Bright	43.000	104	27Bet Lib	2.6140	13100.	86	11451	No
30	GOM_NL__2PRFIN20040509_013532_000000382026_00375_11451_2274.N1	09-MAY-2004 01:35:32	Bright	38.000	121	29Gam Vir	2.7400	7200.0	76	11451	No
31	GOM_NL__2PRFIN20040509_013841_000000372026_00375_11451_2275.N1	09-MAY-2004 01:38:41	Bright	37.000	138	47Eps Vir	2.8280	4700.0	74	11451	No
32	GOM_NL__2PRFIN20040509_014034_000000382026_00375_11451_2276.N1	09-MAY-2004 01:40:34	Bright	37.500	111	8Eta Boo	2.6800	6000.0	75	11451	No
33	GOM_NL__2PRFIN20040509_014338_000000422026_00375_11451_2277.N1	09-MAY-2004 01:43:38	Bright	42.000	83		2.3780	11000.	84	11451	No
34	GOM_NL__2PRFIN20040509_014617_000000382026_00375_11451_2278.N1	09-MAY-2004 01:46:17	Bright	37.500	152	12Alp2CVn	2.8900	11000.	75	11451	No
35	GOM_NL__2PRFIN20040509_014923_000000382026_00375_11451_2279.N1	09-MAY-2004 01:49:23	Bright	38.000	39	85Eta UMa	1.8540	24000.	76	11451	No
36	GOM_NL__2PRFIN20040509_015052_000000372026_00375_11451_2280.N1	09-MAY-2004 01:50:52	Bright	36.500	55	79Zet UMa	2.0600	10200.	73	11451	No
37	GOM_NL__2PRFIN20040509_015250_000000372026_00375_11451_2281.N1	09-MAY-2004 01:52:50	Bright	37.000	82	48Bet UMa	2.3650	10600.	74	11451	No
38	GOM_NL__2PRFIN20040509_015401_000000392026_00375_11451_2282.N1	09-MAY-2004 01:54:01	Bright	38.500	36	50Alp UMa	1.8000	6300.0	77	11451	No
39	GOM_NL__2PRFIN20040509_015553_000000412026_00375_11451_2283.N1	09-MAY-2004 01:55:53	Bright	40.500	119	14Eta Dra	2.7270	4700.0	81	11451	No
40	GOM_NL__2PRFIN20040509_015744_000000552026_00375_11451_2284.N1	09-MAY-2004 01:57:44	Bright	55.000	130	23Bet Dra	2.7990	5800.0	110	11451	No
41	GOM_NL__2PRFIN20040509_020058_000000352026_00375_11451_2285.N1	09-MAY-2004 02:00:58	Bright	34.500	49	1Alp UMi	1.9900	6300.0	69	11451	No
42	GOM_NL__2PRFIN20040509_020640_000000462026_00375_11451_2286.N1	09-MAY-2004 02:06:40	Bright	46.000	89	5Alp Cep	2.4510	8000.0	92	11451	No

43	GOM_NL__2PRFIN20040509_020906_00000522026_00375_11451_2287.N1	09-MAY-2004 02:09:06	Bright	52.000	76	27Gam Cas	2.3000	30000.	104	11451	No
44	GOM_NL__2PRFIN20040509_021021_00000372026_00375_11451_2288.N1	09-MAY-2004 02:10:21	Bright	37.000	68	18Alp Cas	2.2250	4500.0	74	11451	No
45	GOM_NL__2PRFIN20040509_021335_00000922026_00375_11451_2289.N1	09-MAY-2004 02:13:35	Bright	92.000	66	37Gam Cyg	2.2080	5900.0	184	11451	No
46	GOM_NL__2PRFIN20040509_021814_000001082026_00375_11451_2290.N1	09-MAY-2004 02:18:14	Tw_i_and_stray	107.50	92	53Eps Cyg	2.5000	4500.0	215	11451	No
47	GOM_NL__2PRFIN20040509_022351_00000492026_00375_11451_2291.N1	09-MAY-2004 02:23:51	Dark	49.000	90	54Alp Peg	2.4870	11000.	98	11451	No
48	GOM_NL__2PRFIN20040509_023114_00000462026_00375_11451_2292.N1	09-MAY-2004 02:31:14	Dark	46.000	52	16Bet Cet	2.0370	4500.0	92	11451	No
49	GOM_NL__2PRFIN20040509_023804_000000472026_00375_11451_2293.N1	09-MAY-2004 02:38:04	Dark	47.000	84	Alp Phe	2.3970	4500.0	94	11451	No
50	GOM_NL__2PRFIN20040509_024136_000000552026_00375_11451_2294.N1	09-MAY-2004 02:41:36	Dark	55.000	63	Bet Gru	2.1500	2800.0	110	11451	No
51	GOM_NL__2PRFIN20040509_024255_000000432026_00375_11451_2295.N1	09-MAY-2004 02:42:55	Dark	42.500	31	Alp Gru	1.7340	15200.	85	11451	No
52	GOM_NL__2PRFIN20040509_024827_000000462026_00376_11452_2263.N1	09-MAY-2004 02:48:27	Dark	45.500	45	Alp Pav	1.9400	26000.	91	11452	No
53	GOM_NL__2PRFIN20040509_025426_000000422026_00376_11452_2264.N1	09-MAY-2004 02:54:26	Straylight	41.500	43	Alp TrA	1.9100	4250.0	83	11452	No
54	GOM_NL__2PRFIN20040509_025558_000000412026_00376_11452_2265.N1	09-MAY-2004 02:55:58	Straylight	41.000	145	Gam TrA	2.8720	10600.	82	11452	No
55	GOM_NL__2PRFIN20040509_025828_000000522026_00376_11452_2266.N1	09-MAY-2004 02:58:28	Straylight	52.000	4	Alp1Cen	-0.010000	5800.0	104	11452	No
56	GOM_NL__2PRFIN20040509_030005_000000572026_00376_11452_2267.N1	09-MAY-2004 03:00:05	Straylight	56.500	25	35Lam Sco	1.6200	28000.	113	11452	No
57	GOM_NL__2PRFIN20040509_030200_000000412026_00376_11452_2268.N1	09-MAY-2004 03:02:00	Straylight	40.500	78	Alp Lup	2.3040	28000.	81	11452	No
58	GOM_NL__2PRFIN20040509_030331_000000402026_00376_11452_2269.N1	09-MAY-2004 03:03:31	Straylight	40.000	81	Eta Cen	2.3560	28000.	80	11452	No
59	GOM_NL__2PRFIN20040509_030606_000000662026_00376_11452_2270.N1	09-MAY-2004 03:06:06	Tw_i_and_stray	66.000	16	21Alp Sco	1.0200	3000.0	132	11452	No
60	GOM_NL__2PRFIN20040509_030801_000000642026_00376_11452_2271.N1	09-MAY-2004 03:08:01	Bright	64.000	80	7Del Sco	2.3160	30000.	128	11452	No
61	GOM_NL__2PRFIN20040509_031015_000000772026_00376_11452_2272.N1	09-MAY-2004 03:10:15	Bright	76.500	86	35Eta Oph	2.4300	10200.	153	11452	No
62	GOM_NL__2PRFIN20040509_031253_000000452026_00376_11452_2273.N1	09-MAY-2004 03:12:53	Bright	44.500	104	27Bet Lib	2.6140	13100.	89	11452	No
63	GOM_NL__2PRFIN20040509_031609_000000382026_00376_11452_2274.N1	09-MAY-2004 03:16:09	Bright	37.500	121	29Gam Vir	2.7400	7200.0	75	11452	No
64	GOM_NL__2PRFIN20040509_031915_000000392026_00376_11452_2275.N1	09-MAY-2004 03:19:15	Bright	39.000	138	47Eps Vir	2.8280	4700.0	78	11452	No
65	GOM_NL__2PRFIN20040509_032110_000000392026_00376_11452_2276.N1	09-MAY-2004 03:21:10	Bright	39.000	111	8Eta Boo	2.6800	6000.0	78	11452	No
66	GOM_NL__2PRFIN20040509_032414_000000422026_00376_11452_2277.N1	09-MAY-2004 03:24:14	Bright	41.500	83		2.3780	11000.	83	11452	No
67	GOM_NL__2PRFIN20040509_032653_000000392026_00376_11452_2278.N1	09-MAY-2004 03:26:53	Bright	38.500	152	12Alp2CVn	2.8900	11000.	77	11452	No
68	GOM_NL__2PRFIN20040509_032959_000000372026_00376_11452_2279.N1	09-MAY-2004 03:29:59	Bright	37.000	39	85Eta UMa	1.8540	24000.	74	11452	No
69	GOM_NL__2PRFIN20040509_033126_000000412026_00376_11452_2280.N1	09-MAY-2004 03:31:26	Bright	40.500	55	79Zet UMa	2.0600	10200.	81	11452	No
70	GOM_NL__2PRFIN20040509_033326_000000392026_00376_11452_2281.N1	09-MAY-2004 03:33:26	Bright	38.500	82	48Bet UMa	2.3650	10600.	77	11452	No
71	GOM_NL__2PRFIN20040509_033438_000000382026_00376_11452_2282.N1	09-MAY-2004 03:34:38	Bright	38.000	36	50Alp UMa	1.8000	6300.0	76	11452	No
72	GOM_NL__2PRFIN20040509_033628_000000442026_00376_11452_2283.N1	09-MAY-2004 03:36:28	Bright	44.000	119	14Eta Dra	2.7270	4700.0	88	11452	No
73	GOM_NL__2PRFIN20040509_033819_000000562026_00376_11452_2284.N1	09-MAY-2004 03:38:19	Bright	56.000	130	23Bet Dra	2.7990	5800.0	112	11452	No
74	GOM_NL__2PRFIN20040509_034133_000000392026_00376_11452_2285.N1	09-MAY-2004 03:41:33	Bright	39.000	49	1Alp UMi	1.9900	6300.0	78	11452	No
75	GOM_NL__2PRFIN20040509_034716_000000452026_00376_11452_2286.N1	09-MAY-2004 03:47:16	Bright	44.500	89	5Alp Cep	2.4510	8000.0	89	11452	No
76	GOM_NL__2PRFIN20040509_034940_000000392026_00376_11452_2287.N1	09-MAY-2004 03:49:40	Bright	38.500	76	27Gam Cas	2.3000	30000.	77	11452	No
77	GOM_NL__2PRFIN20040509_035057_000000392026_00376_11452_2288.N1	09-MAY-2004 03:50:57	Bright	38.500	68	18Alp Cas	2.2250	4500.0	77	11452	No
78	GOM_NL__2PRFIN20040509_035411_000000852026_00376_11452_2289.N1	09-MAY-2004 03:54:11	Bright	84.500	66	37Gam Cyg	2.2080	5900.0	169	11452	No
79	GOM_NL__2PRFIN20040509_035850_000001042026_00376_11452_2290.N1	09-MAY-2004 03:58:50	Tw_i_and_stray	103.50	92	53Eps Cyg	2.5000	4500.0	207	11452	No
80	GOM_NL__2PRFIN20040509_040427_000000532026_00376_11452_2291.N1	09-MAY-2004 04:04:27	Dark	52.500	90	54Alp Peg	2.4870	11000.	105	11452	No
81	GOM_NL__2PRFIN20040509_041151_000000462026_00376_11452_2292.N1	09-MAY-2004 04:11:51	Dark	46.000	52	16Bet Cet	2.0370	4500.0	92	11452	No
82	GOM_NL__2PRFIN20040509_041840_000000442026_00376_11452_2293.N1	09-MAY-2004 04:18:40	Dark	43.500	84	Alp Phe	2.3970	4500.0	87	11452	No
83	GOM_NL__2PRFIN20040509_042214_000000472026_00376_11452_2294.N1	09-MAY-2004 04:22:14	Dark	47.000	63	Bet Gru	2.1500	2800.0	94	11452	No
84	GOM_NL__2PRFIN20040509_042331_000000442026_00376_11452_2295.N1	09-MAY-2004 04:23:31	Dark	44.000	31	Alp Gru	1.7340	15200.	88	11452	No
85	GOM_NL__2PRFIN20040509_042904_000000462026_00377_11453_2263.N1	09-MAY-2004 04:29:04	Dark	45.500	45	Alp Pav	1.9400	26000.	91	11453	No
86	GOM_NL__2PRFIN20040509_043501_000000512026_00377_11453_2264.N1	09-MAY-2004 04:35:01	Straylight	50.500	43	Alp TrA	1.9100	4250.0	101	11453	No
87	GOM_NL__2PRFIN20040509_043636_000000412026_00377_11453_2265.N1	09-MAY-2004 04:36:36	Straylight	40.500	145	Gam TrA	2.8720	10600.	81	11453	No
88	GOM_NL__2PRFIN20040509_043906_000000472026_00377_11453_2266.N1	09-MAY-2004 04:39:06	Straylight	46.500	4	Alp1Cen	-0.010000	5800.0	93	11453	No
89	GOM_NL__2PRFIN20040509_044043_000000602026_00377_11453_2267.N1	09-MAY-2004 04:40:43	Straylight	59.500	25	35Lam Sco	1.6200	28000.	119	11453	No
90	GOM_NL__2PRFIN20040509_044234_000000442026_00377_11453_2268.N1	09-MAY-2004 04:42:34	Straylight	43.500	78	Alp Lup	2.3040	28000.	87	11453	No
91	GOM_NL__2PRFIN20040509_044408_000000402026_00377_11453_2269.N1	09-MAY-2004 04:44:08	Straylight	40.000	81	Eta Cen	2.3560	28000.	80	11453	No
92	GOM_NL__2PRFIN20040509_044643_000000692026_00377_11453_2270.N1	09-MAY-2004 04:46:43	Tw_i_and_stray	69.000	16	21Alp Sco	1.0200	3000.0	138	11453	No
93	GOM_NL__2PRFIN20040509_044838_000000542026_00377_11453_2271.N1	09-MAY-2004 04:48:38	Bright	53.500	80	7Del Sco	2.3160	30000.	107	11453	No
94	GOM_NL__2PRFIN20040509_045051_000000752026_00377_11453_2272.N1	09-MAY-2004 04:50:51	Bright	75.000	86	35Eta Oph	2.4300	10200.	150	11453	No
95	GOM_NL__2PRFIN20040509_045330_000000442026_00377_11453_2273.N1	09-MAY-2004 04:53:30	Bright	43.500	104	27Bet Lib	2.6140	13100.	87	11453	No
96	GOM_NL__2PRFIN20040509_045644_000000382026_00377_11453_2274.N1	09-MAY-2004 04:56:44	Bright	38.000	121	29Gam Vir	2.7400	7200.0	76	11453	No
97	GOM_NL__2PRFIN20040509_045953_000000382026_00377_11453_2275.N1	09-MAY-2004 04:59:53	Bright	38.000	138	47Eps Vir	2.8280	4700.0	76	11453	No
98	GOM_NL__2PRFIN20040509_050146_000000382026_00377_11453_2276.N1	09-MAY-2004 05:01:46	Bright	37.500	111	8Eta Boo	2.6800	6000.0	75	11453	No
99	GOM_NL__2PRFIN20040509_050450_000000432026_00377_11453_2277.N1	09-MAY-2004 05:04:50	Bright	43.000	83		2.3780	11000.	86	11453	No
100	GOM_NL__2PRFIN20040509_050730_000000372026_00377_11453_2278.N1	09-MAY-2004 05:07:30	Bright	37.000	152	12Alp2CVn	2.8900	11000.	74	11453	No
101	GOM_NL__2PRFIN20040509_051035_000000392026_00377_11453_2279.N1	09-MAY-2004 05:10:35	Bright	39.000	39	85Eta UMa	1.8540	24000.	78	11453	No

102	GOM_NL__2PRFIN20040509_051204_000000392026_00377_11453_2280.N1	09-MAY-2004 05:12:04	Bright	39.000	55	79Zet UMa	2.0600	10200.	78	11453	No
103	GOM_NL__2PRFIN20040509_051402_000000382026_00377_11453_2281.N1	09-MAY-2004 05:14:02	Bright	38.000	82	48Bet UMa	2.3650	10600.	76	11453	No
104	GOM_NL__2PRFIN20040509_051514_000000392026_00377_11453_2282.N1	09-MAY-2004 05:15:14	Bright	38.500	36	50Alp UMa	1.8000	6300.0	77	11453	No
105	GOM_NL__2PRFIN20040509_051704_000000452026_00377_11453_2283.N1	09-MAY-2004 05:17:04	Bright	44.500	119	14Eta Dra	2.7270	4700.0	89	11453	No
106	GOM_NL__2PRFIN20040509_051854_000000542026_00377_11453_2284.N1	09-MAY-2004 05:18:54	Bright	54.000	130	23Bet Dra	2.7990	5800.0	108	11453	No
107	GOM_NL__2PRFIN20040509_052210_000000392026_00377_11453_2285.N1	09-MAY-2004 05:22:10	Bright	38.500	49	1Alp UMi	1.9900	6300.0	77	11453	No
108	GOM_NL__2PRFIN20040509_052752_000000452026_00377_11453_2286.N1	09-MAY-2004 05:27:52	Bright	45.000	89	5Alp Cep	2.4510	8000.0	90	11453	No
109	GOM_NL__2PRFIN20040509_053016_000000432026_00377_11453_2287.N1	09-MAY-2004 05:30:16	Bright	43.000	76	27Gam Cas	2.3000	30000.	86	11453	No
110	GOM_NL__2PRFIN20040509_053133_000000392026_00377_11453_2288.N1	09-MAY-2004 05:31:33	Bright	39.000	68	18Alp Cas	2.2250	4500.0	78	11453	No
111	GOM_NL__2PRFIN20040509_053446_000000902026_00377_11453_2289.N1	09-MAY-2004 05:34:46	Bright	89.500	66	37Gam Cyg	2.2080	5900.0	179	11453	No
112	GOM_NL__2PRFIN20040509_053926_000001102026_00377_11453_2290.N1	09-MAY-2004 05:39:26	Twilight	110.00	92	53Eps Cyg	2.5000	4500.0	220	11453	No
113	GOM_NL__2PRFIN20040509_054503_000000532026_00377_11453_2291.N1	09-MAY-2004 05:45:03	Dark	53.000	90	54Alp Peg	2.4870	11000.	106	11453	No
114	GOM_NL__2PRFIN20040509_055228_000000462026_00377_11453_2292.N1	09-MAY-2004 05:52:28	Dark	45.500	52	16Bet Cet	2.0370	4500.0	91	11453	No
115	GOM_NL__2PRFIN20040509_055915_000000442026_00377_11453_2293.N1	09-MAY-2004 05:59:15	Dark	44.000	84	Alp Phe	2.3970	4500.0	88	11453	No
116	GOM_NL__2PRFIN20040509_060250_000000552026_00377_11453_2294.N1	09-MAY-2004 06:02:50	Dark	55.000	63	Bet Gru	2.1500	2800.0	110	11453	No
117	GOM_NL__2PRFIN20040509_060408_000000432026_00377_11453_2295.N1	09-MAY-2004 06:04:08	Dark	43.000	31	Alp Gru	1.7340	15200.	86	11453	No
118	GOM_NL__2PRFIN20040509_060943_000000432026_00378_11454_2263.N1	09-MAY-2004 06:09:43	Dark	42.500	45	Alp Pav	1.9400	26000.	85	11454	No
119	GOM_NL__2PRFIN20040509_061539_000000442026_00378_11454_2264.N1	09-MAY-2004 06:15:39	Straylight	43.500	43	Alp TrA	1.9100	4250.0	87	11454	No
120	GOM_NL__2PRFIN20040509_061713_000000392026_00378_11454_2265.N1	09-MAY-2004 06:17:13	Straylight	38.500	145	Gam TrA	2.8720	10600.	77	11454	No
121	GOM_NL__2PRFIN20040509_061942_000000462026_00378_11454_2266.N1	09-MAY-2004 06:19:42	Straylight	46.000	4	Alp1Cen	-0.010000	5800.0	92	11454	No
122	GOM_NL__2PRFIN20040509_062119_000000592026_00378_11454_2267.N1	09-MAY-2004 06:21:19	Straylight	59.000	25	35Lam Sco	1.6200	28000.	118	11454	No
123	GOM_NL__2PRFIN20040509_062313_000000412026_00378_11454_2268.N1	09-MAY-2004 06:23:13	Straylight	40.500	78	Alp Lup	2.3040	28000.	81	11454	No
124	GOM_NL__2PRFIN20040509_062445_000000422026_00378_11454_2269.N1	09-MAY-2004 06:24:45	Straylight	41.500	81	Eta Cen	2.3560	28000.	83	11454	No
125	GOM_NL__2PRFIN20040509_062719_000000682026_00378_11454_2270.N1	09-MAY-2004 06:27:19	Twilight	68.000	16	21Alp Sco	1.0200	3000.0	136	11454	No
126	GOM_NL__2PRFIN20040509_062914_000000642026_00378_11454_2271.N1	09-MAY-2004 06:29:14	Bright	64.000	80	7Del Sco	2.3160	30000.	128	11454	No
127	GOM_NL__2PRFIN20040509_063127_000000752026_00378_11454_2272.N1	09-MAY-2004 06:31:27	Bright	74.500	86	35Eta Oph	2.4300	10200.	149	11454	No
128	GOM_NL__2PRFIN20040509_063406_000000432026_00378_11454_2273.N1	09-MAY-2004 06:34:06	Bright	43.000	104	27Bet Lib	2.6140	13100.	86	11454	No
129	GOM_NL__2PRFIN20040509_063721_000000382026_00378_11454_2274.N1	09-MAY-2004 06:37:21	Bright	38.000	121	29Gam Vir	2.7400	7200.0	76	11454	No
130	GOM_NL__2PRFIN20040509_064030_000000382026_00378_11454_2275.N1	09-MAY-2004 06:40:30	Bright	37.500	138	47Eps Vir	2.8280	4700.0	75	11454	No
131	GOM_NL__2PRFIN20040509_064222_000000372026_00378_11454_2276.N1	09-MAY-2004 06:42:22	Bright	37.000	111	8Eta Boo	2.6800	6000.0	74	11454	No
132	GOM_NL__2PRFIN20040509_064525_000000422026_00378_11454_2277.N1	09-MAY-2004 06:45:25	Bright	42.000	83		2.3780	11000.	84	11454	No
133	GOM_NL__2PRFIN20040509_064806_000000382026_00378_11454_2278.N1	09-MAY-2004 06:48:06	Bright	37.500	152	12Alp2CVn	2.8900	11000.	75	11454	No
134	GOM_NL__2PRFIN20040509_065111_000000392026_00378_11454_2279.N1	09-MAY-2004 06:51:11	Bright	39.000	39	85Eta UMa	1.8540	24000.	78	11454	No
135	GOM_NL__2PRFIN20040509_065241_000000392026_00378_11454_2280.N1	09-MAY-2004 06:52:41	Bright	39.000	55	79Zet UMa	2.0600	10200.	78	11454	No
136	GOM_NL__2PRFIN20040509_065439_000000392026_00378_11454_2281.N1	09-MAY-2004 06:54:39	Bright	39.000	82	48Bet UMa	2.3650	10600.	78	11454	No
137	GOM_NL__2PRFIN20040509_065550_000000392026_00378_11454_2282.N1	09-MAY-2004 06:55:50	Bright	39.000	36	50Alp UMa	1.8000	6300.0	78	11454	No
138	GOM_NL__2PRFIN20040509_065739_000000452026_00378_11454_2283.N1	09-MAY-2004 06:57:39	Bright	44.500	119	14Eta Dra	2.7270	4700.0	89	11454	No
139	GOM_NL__2PRFIN20040509_065929_000000542026_00378_11454_2284.N1	09-MAY-2004 06:59:29	Bright	54.000	130	23Bet Dra	2.7990	5800.0	108	11454	No
140	GOM_NL__2PRFIN20040509_070246_000000392026_00378_11454_2285.N1	09-MAY-2004 07:02:46	Bright	38.500	49	1Alp UMi	1.9900	6300.0	77	11454	No
141	GOM_NL__2PRFIN20040509_070828_000000502026_00378_11454_2286.N1	09-MAY-2004 07:08:28	Bright	49.500	89	5Alp Cep	2.4510	8000.0	99	11454	No
142	GOM_NL__2PRFIN20040509_071054_000000372026_00378_11454_2287.N1	09-MAY-2004 07:10:54	Bright	37.000	76	27Gam Cas	2.3000	30000.	74	11454	No
143	GOM_NL__2PRFIN20040509_071209_000000392026_00378_11454_2288.N1	09-MAY-2004 07:12:09	Bright	38.500	68	18Alp Cas	2.2250	4500.0	77	11454	No
144	GOM_NL__2PRFIN20040509_071521_000000902026_00378_11454_2289.N1	09-MAY-2004 07:15:21	Bright	89.500	66	37Gam Cyg	2.2080	5900.0	179	11454	No
145	GOM_NL__2PRFIN20040509_072002_000001072026_00378_11454_2290.N1	09-MAY-2004 07:20:02	Twilight	107.00	92	53Eps Cyg	2.5000	4500.0	214	11454	No
146	GOM_NL__2PRFIN20040509_072540_000000532026_00378_11454_2291.N1	09-MAY-2004 07:25:40	Dark	52.500	90	54Alp Peg	2.4870	11000.	105	11454	No
147	GOM_NL__2PRFIN20040509_073304_000000422026_00378_11454_2292.N1	09-MAY-2004 07:33:04	Dark	41.500	52	16Bet Cet	2.0370	4500.0	83	11454	No
148	GOM_NL__2PRFIN20040509_073953_000000452026_00378_11454_2293.N1	09-MAY-2004 07:39:53	Dark	44.500	84	Alp Phe	2.3970	4500.0	89	11454	No
149	GOM_NL__2PRFIN20040509_074327_000000552026_00378_11454_2294.N1	09-MAY-2004 07:43:27	Dark	55.000	63	Bet Gru	2.1500	2800.0	110	11454	No
150	GOM_NL__2PRFIN20040509_074444_000000492026_00378_11454_2295.N1	09-MAY-2004 07:44:44	Dark	48.500	31	Alp Gru	1.7340	15200.	97	11454	No
151	GOM_NL__2PRFIN20040509_074654_000000492026_00379_11455_2263.N1	09-MAY-2004 07:46:54	Dark	48.500	148	Alp Tuc	2.8780	4100.0	97	11455	No
152	GOM_NL__2PRFIN20040509_075020_000000442026_00379_11455_2264.N1	09-MAY-2004 07:50:20	Dark	44.000	45	Alp Pav	1.9400	26000.	88	11455	No
153	GOM_NL__2PRFIN20040509_075616_000000482026_00379_11455_2265.N1	09-MAY-2004 07:56:16	Straylight	47.500	43	Alp TrA	1.9100	4250.0	95	11455	No
154	GOM_NL__2PRFIN20040509_075750_000000402026_00379_11455_2266.N1	09-MAY-2004 07:57:50	Straylight	39.500	145	Gam TrA	2.8720	10600.	79	11455	No
155	GOM_NL__2PRFIN20040509_080019_000000512026_00379_11455_2267.N1	09-MAY-2004 08:00:19	Straylight	51.000	4	Alp1Cen	-0.010000	5800.0	102	11455	No
156	GOM_NL__2PRFIN20040509_080156_000000602026_00379_11455_2268.N1	09-MAY-2004 08:01:56	Straylight	60.000	25	35Lam Sco	1.6200	28000.	120	11455	No
157	GOM_NL__2PRFIN20040509_080429_000000402026_00379_11455_2269.N1	09-MAY-2004 08:04:29	Straylight	40.000	95	Zet Cen	2.5450	26000.	80	11455	No
158	GOM_NL__2PRFIN20040509_080755_000000672026_00379_11455_2270.N1	09-MAY-2004 08:07:55	Twilight	67.000	16	21Alp Sco	1.0200	3000.0	134	11455	No
159	GOM_NL__2PRFIN20040509_080951_000000662026_00379_11455_2271.N1	09-MAY-2004 08:09:51	Bright	66.000	80	7Del Sco	2.3160	30000.	132	11455	No
160	GOM_NL__2PRFIN20040509_081203_000000722026_00379_11455_2272.N1	09-MAY-2004 08:12:03	Bright	71.500	86	35Eta Oph	2.4300	10200.	143	11455	No

161	GOM_NL__2PRFIN20040509_081442_000000432026_00379_11455_2273.N1	09-MAY-2004 08:14:42	Bright	42.500	104	27Bet Lib	2.6140	13100.	85	11455	No
162	GOM_NL__2PRFIN20040509_081757_000000392026_00379_11455_2274.N1	09-MAY-2004 08:17:57	Bright	38.500	121	29Gam Vir	2.7400	7200.0	77	11455	No
163	GOM_NL__2PRFIN20040509_082107_000000372026_00379_11455_2275.N1	09-MAY-2004 08:21:07	Bright	36.500	138	47Eps Vir	2.8280	4700.0	73	11455	No
164	GOM_NL__2PRFIN20040509_082258_000000382026_00379_11455_2276.N1	09-MAY-2004 08:22:58	Bright	37.500	111	8Eta Boo	2.6800	6000.0	75	11455	No
165	GOM_NL__2PRFIN20040509_082601_000000462026_00379_11455_2277.N1	09-MAY-2004 08:26:01	Bright	45.500	83		2.3780	11000.	91	11455	No
166	GOM_NL__2PRFIN20040509_082843_000000372026_00379_11455_2278.N1	09-MAY-2004 08:28:43	Bright	36.500	152	12Alp2CVn	2.8900	11000.	73	11455	No
167	GOM_NL__2PRFIN20040509_083147_000000362026_00379_11455_2279.N1	09-MAY-2004 08:31:47	Bright	36.000	39	85Eta UMa	1.8540	24000.	72	11455	No
168	GOM_NL__2PRFIN20040509_083317_000000382026_00379_11455_2280.N1	09-MAY-2004 08:33:17	Bright	37.500	55	79Zet UMa	2.0600	10200.	75	11455	No
169	GOM_NL__2PRFIN20040509_083515_000000382026_00379_11455_2281.N1	09-MAY-2004 08:35:15	Bright	37.500	82	48Bet UMa	2.3650	10600.	75	11455	No
170	GOM_NL__2PRFIN20040509_083627_000000382026_00379_11455_2282.N1	09-MAY-2004 08:36:27	Bright	37.500	36	50Alp UMa	1.8000	6300.0	75	11455	No
171	GOM_NL__2PRFIN20040509_083814_000000432026_00379_11455_2283.N1	09-MAY-2004 08:38:14	Bright	43.000	119	14Eta Dra	2.7270	4700.0	86	11455	No
172	GOM_NL__2PRFIN20040509_084004_000000542026_00379_11455_2284.N1	09-MAY-2004 08:40:04	Bright	54.000	130	23Bet Dra	2.7990	5800.0	108	11455	No
173	GOM_NL__2PRFIN20040509_084322_000000362026_00379_11455_2285.N1	09-MAY-2004 08:43:22	Bright	36.000	49	1Alp UMi	1.9900	6300.0	72	11455	No
174	GOM_NL__2PRFIN20040509_084903_000000442026_00379_11455_2286.N1	09-MAY-2004 08:49:03	Bright	44.000	89	5Alp Cep	2.4510	8000.0	88	11455	No
175	GOM_NL__2PRFIN20040509_085128_000000392026_00379_11455_2287.N1	09-MAY-2004 08:51:28	Bright	39.000	76	27Gam Cas	2.3000	30000.	78	11455	No
176	GOM_NL__2PRFIN20040509_085245_000000362026_00379_11455_2288.N1	09-MAY-2004 08:52:45	Bright	36.000	68	18Alp Cas	2.2250	4500.0	72	11455	No
177	GOM_NL__2PRFIN20040509_085557_000000872026_00379_11455_2289.N1	09-MAY-2004 08:55:57	Bright	87.000	66	37Gam Cyg	2.2080	5900.0	174	11455	No
178	GOM_NL__2PRFIN20040509_090038_000001072026_00379_11455_2290.N1	09-MAY-2004 09:00:38	Tw_i_and_stray	107.00	92	53Eps Cyg	2.5000	4500.0	214	11455	No
179	GOM_NL__2PRFIN20040509_090616_000000532026_00379_11455_2291.N1	09-MAY-2004 09:06:16	Dark	53.000	90	54Alp Peg	2.4870	11000.	106	11455	No
180	GOM_NL__2PRFIN20040509_091339_000000482026_00379_11455_2292.N1	09-MAY-2004 09:13:39	Dark	47.500	52	16Bet Cet	2.0370	4500.0	95	11455	No
181	GOM_NL__2PRFIN20040509_091930_000000522026_00379_11455_2293.N1	09-MAY-2004 09:19:30	Dark	52.000	18	24Alp PsA	1.1660	9700.0	104	11455	No
182	GOM_NL__2PRFIN20040509_092403_000000462026_00379_11455_2294.N1	09-MAY-2004 09:24:03	Dark	45.500	63	Bet Gru	2.1500	2800.0	91	11455	No
183	GOM_NL__2PRFIN20040509_092521_000000472026_00379_11455_2295.N1	09-MAY-2004 09:25:21	Dark	46.500	31	Alp Gru	1.7340	15200.	93	11455	No
184	GOM_NL__2PRFIN20040509_092731_000000412026_00380_11456_2263.N1	09-MAY-2004 09:27:31	Dark	41.000	148	Alp Tuc	2.8780	4100.0	82	11456	No
185	GOM_NL__2PRFIN20040509_093056_000000432026_00380_11456_2264.N1	09-MAY-2004 09:30:56	Dark	42.500	45	Alp Pav	1.9400	26000.	85	11456	No
186	GOM_NL__2PRFIN20040509_093652_000000432026_00380_11456_2265.N1	09-MAY-2004 09:36:52	Straylight	43.000	43	Alp TrA	1.9100	4250.0	86	11456	No
187	GOM_NL__2PRFIN20040509_093826_000000402026_00380_11456_2266.N1	09-MAY-2004 09:38:26	Straylight	39.500	145	Gam TrA	2.8720	10600.	79	11456	No
188	GOM_NL__2PRFIN20040509_094055_000000522026_00380_11456_2267.N1	09-MAY-2004 09:40:55	Straylight	51.500	4	Alp1Cen	-0.010000	5800.0	103	11456	No
189	GOM_NL__2PRFIN20040509_094233_000000602026_00380_11456_2268.N1	09-MAY-2004 09:42:33	Straylight	60.000	25	35Lam Sco	1.6200	28000.	120	11456	No
190	GOM_NL__2PRFIN20040509_094504_000000402026_00380_11456_2269.N1	09-MAY-2004 09:45:04	Straylight	40.000	95	Zet Cen	2.5450	26000.	80	11456	No
191	GOM_NL__2PRFIN20040509_094831_000000712026_00380_11456_2270.N1	09-MAY-2004 09:48:31	Tw_i_and_stray	71.000	16	21Alp Sco	1.0200	3000.0	142	11456	No
192	GOM_NL__2PRFIN20040509_095026_000000652026_00380_11456_2271.N1	09-MAY-2004 09:50:26	Bright	64.500	80	7Del Sco	2.3160	30000.	129	11456	No
193	GOM_NL__2PRFIN20040509_095239_000000702026_00380_11456_2272.N1	09-MAY-2004 09:52:39	Bright	70.000	86	35Eta Oph	2.4300	10200.	140	11456	No
194	GOM_NL__2PRFIN20040509_095518_000000432026_00380_11456_2273.N1	09-MAY-2004 09:55:18	Bright	43.000	104	27Bet Lib	2.6140	13100.	86	11456	No
195	GOM_NL__2PRFIN20040509_095833_000000392026_00380_11456_2274.N1	09-MAY-2004 09:58:33	Bright	38.500	121	29Gam Vir	2.7400	7200.0	77	11456	No
196	GOM_NL__2PRFIN20040509_100143_000000382026_00380_11456_2275.N1	09-MAY-2004 10:01:43	Bright	38.000	138	47Eps Vir	2.8280	4700.0	76	11456	No
197	GOM_NL__2PRFIN20040509_100334_000000382026_00380_11456_2276.N1	09-MAY-2004 10:03:34	Bright	37.500	111	8Eta Boo	2.6800	6000.0	75	11456	No
198	GOM_NL__2PRFIN20040509_100637_000000432026_00380_11456_2277.N1	09-MAY-2004 10:06:37	Bright	42.500	83		2.3780	11000.	85	11456	No
199	GOM_NL__2PRFIN20040509_100919_000000362026_00380_11456_2278.N1	09-MAY-2004 10:09:19	Bright	36.000	152	12Alp2CVn	2.8900	11000.	72	11456	No
200	GOM_NL__2PRFIN20040509_101222_000000372026_00380_11456_2279.N1	09-MAY-2004 10:12:22	Bright	37.000	39	85Eta UMa	1.8540	24000.	74	11456	No
201	GOM_NL__2PRFIN20040509_101352_000000382026_00380_11456_2280.N1	09-MAY-2004 10:13:52	Bright	38.000	55	79Zet UMa	2.0600	10200.	76	11456	No
202	GOM_NL__2PRFIN20040509_101551_000000392026_00380_11456_2281.N1	09-MAY-2004 10:15:51	Bright	38.500	82	48Bet UMa	2.3650	10600.	77	11456	No
203	GOM_NL__2PRFIN20040509_101703_000000412026_00380_11456_2282.N1	09-MAY-2004 10:17:03	Bright	40.500	36	50Alp UMa	1.8000	6300.0	81	11456	No
204	GOM_NL__2PRFIN20040509_101850_000000442026_00380_11456_2283.N1	09-MAY-2004 10:18:50	Bright	44.000	119	14Eta Dra	2.7270	4700.0	88	11456	No
205	GOM_NL__2PRFIN20040509_102038_000000522026_00380_11456_2284.N1	09-MAY-2004 10:20:38	Bright	51.500	130	23Bet Dra	2.7990	5800.0	103	11456	No
206	GOM_NL__2PRFIN20040509_102358_000000382026_00380_11456_2285.N1	09-MAY-2004 10:23:58	Bright	38.000	49	1Alp UMi	1.9900	6300.0	76	11456	No
207	GOM_NL__2PRFIN20040509_102939_000000442026_00380_11456_2286.N1	09-MAY-2004 10:29:39	Bright	43.500	89	5Alp Cep	2.4510	8000.0	87	11456	No
208	GOM_NL__2PRFIN20040509_103206_000000362026_00380_11456_2287.N1	09-MAY-2004 10:32:06	Bright	35.500	76	27Gam Cas	2.3000	30000.	71	11456	No
209	GOM_NL__2PRFIN20040509_103321_000000362026_00380_11456_2288.N1	09-MAY-2004 10:33:21	Bright	35.500	68	18Alp Cas	2.2250	4500.0	71	11456	No
210	GOM_NL__2PRFIN20040509_103632_000000922026_00380_11456_2289.N1	09-MAY-2004 10:36:32	Bright	91.500	66	37Gam Cyg	2.2080	5900.0	183	11456	No
211	GOM_NL__2PRFIN20040509_104114_000001082026_00380_11456_2290.N1	09-MAY-2004 10:41:14	Tw_i_and_stray	107.50	92	53Eps Cyg	2.5000	4500.0	215	11456	No
212	GOM_NL__2PRFIN20040509_104652_000000502026_00380_11456_2291.N1	09-MAY-2004 10:46:52	Dark	50.000	90	54Alp Peg	2.4870	11000.	100	11456	No
213	GOM_NL__2PRFIN20040509_105414_000000502026_00380_11456_2292.N1	09-MAY-2004 10:54:14	Dark	49.500	52	16Bet Cet	2.0370	4500.0	99	11456	No
214	GOM_NL__2PRFIN20040509_110006_000000442026_00380_11456_2293.N1	09-MAY-2004 11:00:06	Dark	44.000	18	24Alp PsA	1.1660	9700.0	88	11456	No
215	GOM_NL__2PRFIN20040509_110439_000000512026_00380_11456_2294.N1	09-MAY-2004 11:04:39	Dark	51.000	63	Bet Gru	2.1500	2800.0	102	11456	No
216	GOM_NL__2PRFIN20040509_110558_000000452026_00380_11456_2295.N1	09-MAY-2004 11:05:58	Dark	45.000	31	Alp Gru	1.7340	15200.	90	11456	No
217	GOM_NL__2PRFIN20040509_110806_000000482026_00381_11457_2263.N1	09-MAY-2004 11:08:06	Dark	47.500	148	Alp Tuc	2.8780	4100.0	95	11457	No
218	GOM_NL__2PRFIN20040509_111132_000000452026_00381_11457_2264.N1	09-MAY-2004 11:11:32	Dark	45.000	45	Alp Pav	1.9400	26000.	90	11457	No
219	GOM_NL__2PRFIN20040509_111726_000000472026_00381_11457_2265.N1	09-MAY-2004 11:17:26	Straylight	46.500	43	Alp TrA	1.9100	4250.0	93	11457	No

220	GOM_NL__2PRFIN20040509_111902_000000402026_00381_11457_2266.N1	09-MAY-2004 11:19:02	Straylight	39.500	145	Gam TrA	2.8720	10600.	79	11457	No
221	GOM_NL__2PRFIN20040509_112131_000000432026_00381_11457_2267.N1	09-MAY-2004 11:21:31	Straylight	43.000	4	Alp1Cen	-0.010000	5800.0	86	11457	No
222	GOM_NL__2PRFIN20040509_112309_000000622026_00381_11457_2268.N1	09-MAY-2004 11:23:09	Straylight	62.000	25	35Lam Sco	1.6200	28000.	124	11457	No
223	GOM_NL__2PRFIN20040509_112540_000000392026_00381_11457_2269.N1	09-MAY-2004 11:25:40	Straylight	39.000	95	Zet Cen	2.5450	26000.	78	11457	No
224	GOM_NL__2PRFIN20040509_112907_000000682026_00381_11457_2270.N1	09-MAY-2004 11:29:07	Tw_i_and_stray	67.500	16	21Alp Sco	1.0200	3000.0	135	11457	No
225	GOM_NL__2PRFIN20040509_113102_000000602026_00381_11457_2271.N1	09-MAY-2004 11:31:02	Bright	60.000	80	7Del Sco	2.3160	30000.	120	11457	No
226	GOM_NL__2PRFIN20040509_113315_000000722026_00381_11457_2272.N1	09-MAY-2004 11:33:15	Bright	72.000	86	35Eta Oph	2.4300	10200.	144	11457	No
227	GOM_NL__2PRFIN20040509_113550_000000472026_00381_11457_2273.N1	09-MAY-2004 11:35:50	Bright	47.000	104	27Bet Lib	2.6140	13100.	94	11457	No
228	GOM_NL__2PRFIN20040509_113910_000000382026_00381_11457_2274.N1	09-MAY-2004 11:39:10	Bright	38.000	121	29Gam Vir	2.7400	7200.0	76	11457	No
229	GOM_NL__2PRFIN20040509_114218_000000382026_00381_11457_2275.N1	09-MAY-2004 11:42:18	Bright	38.000	138	47Eps Vir	2.8280	4700.0	76	11457	No
230	GOM_NL__2PRFIN20040509_114410_000000372026_00381_11457_2276.N1	09-MAY-2004 11:44:10	Bright	37.000	111	8Eta Boo	2.6800	6000.0	74	11457	No
231	GOM_NL__2PRFIN20040509_114712_000000402026_00381_11457_2277.N1	09-MAY-2004 11:47:12	Bright	40.000	83		2.3780	11000.	80	11457	No
232	GOM_NL__2PRFIN20040509_114954_000000372026_00381_11457_2278.N1	09-MAY-2004 11:49:54	Bright	37.000	152	12Alp2CVn	2.8900	11000.	74	11457	No
233	GOM_NL__2PRFIN20040509_115258_000000402026_00381_11457_2279.N1	09-MAY-2004 11:52:58	Bright	39.500	39	85Eta UMa	1.8540	24000.	79	11457	No
234	GOM_NL__2PRFIN20040509_115428_000000402026_00381_11457_2280.N1	09-MAY-2004 11:54:28	Bright	39.500	55	79Zet UMa	2.0600	10200.	79	11457	No
235	GOM_NL__2PRFIN20040509_115627_000000392026_00381_11457_2281.N1	09-MAY-2004 11:56:27	Bright	38.500	82	48Bet UMa	2.3650	10600.	77	11457	No
236	GOM_NL__2PRFIN20040509_115739_000000422026_00381_11457_2282.N1	09-MAY-2004 11:57:39	Bright	41.500	36	50Alp UMa	1.8000	6300.0	83	11457	No
237	GOM_NL__2PRFIN20040509_115925_000000422026_00381_11457_2283.N1	09-MAY-2004 11:59:25	Bright	42.000	119	14Eta Dra	2.7270	4700.0	84	11457	No
238	GOM_NL__2PRFIN20040509_120433_000000392026_00381_11457_2284.N1	09-MAY-2004 12:04:33	Bright	39.000	49	1Alp UMi	1.9900	6300.0	78	11457	No
239	GOM_NL__2PRFIN20040509_121014_000000462026_00381_11457_2285.N1	09-MAY-2004 12:10:14	Bright	45.500	89	5Alp Cep	2.4510	8000.0	91	11457	No
240	GOM_NL__2PRFIN20040509_121242_000000392026_00381_11457_2286.N1	09-MAY-2004 12:12:42	Bright	38.500	76	27Gam Cas	2.3000	30000.	77	11457	No
241	GOM_NL__2PRFIN20040509_121357_000000392026_00381_11457_2287.N1	09-MAY-2004 12:13:57	Bright	39.000	68	18Alp Cas	2.2250	4500.0	78	11457	No
242	GOM_NL__2PRFIN20040509_121708_000000882026_00381_11457_2288.N1	09-MAY-2004 12:17:08	Bright	87.500	66	37Gam Cyg	2.2080	5900.0	175	11457	No
243	GOM_NL__2PRFIN20040509_122150_000001062026_00381_11457_2289.N1	09-MAY-2004 12:21:50	Tw_i_and_stray	106.00	92	53Eps Cyg	2.5000	4500.0	212	11457	No
244	GOM_NL__2PRFIN20040509_122729_000000522026_00381_11457_2290.N1	09-MAY-2004 12:27:29	Dark	51.500	90	54Alp Peg	2.4870	11000.	103	11457	No
245	GOM_NL__2PRFIN20040509_123450_000000462026_00381_11457_2291.N1	09-MAY-2004 12:34:50	Dark	46.000	52	16Bet Cet	2.0370	4500.0	92	11457	No
246	GOM_NL__2PRFIN20040509_124041_000000522026_00381_11457_2292.N1	09-MAY-2004 12:40:41	Dark	52.000	18	24Alp PsA	1.1660	9700.0	104	11457	No
247	GOM_NL__2PRFIN20040509_124515_000000502026_00381_11457_2293.N1	09-MAY-2004 12:45:15	Dark	49.500	63	Bet Gru	2.1500	2800.0	99	11457	No
248	GOM_NL__2PRFIN20040509_124634_000000462026_00381_11457_2294.N1	09-MAY-2004 12:46:34	Dark	45.500	31	Alp Gru	1.7340	15200.	91	11457	No
249	GOM_NL__2PRFIN20040509_124843_000000422026_00382_11458_2263.N1	09-MAY-2004 12:48:43	Dark	41.500	148	Alp Tuc	2.8780	4100.0	83	11458	No
250	GOM_NL__2PRFIN20040509_125209_000000452026_00382_11458_2264.N1	09-MAY-2004 12:52:09	Dark	44.500	45	Alp Pav	1.9400	26000.	89	11458	No
251	GOM_NL__2PRFIN20040509_125802_000000432026_00382_11458_2265.N1	09-MAY-2004 12:58:02	Straylight	42.500	43	Alp TrA	1.9100	4250.0	85	11458	No
252	GOM_NL__2PRFIN20040509_125935_000000412026_00382_11458_2266.N1	09-MAY-2004 12:59:35	Straylight	40.500	145	Gam TrA	2.8720	10600.	81	11458	No
253	GOM_NL__2PRFIN20040509_130207_000000442026_00382_11458_2267.N1	09-MAY-2004 13:02:07	Straylight	44.000	4	Alp1Cen	-0.010000	5800.0	88	11458	No
254	GOM_NL__2PRFIN20040509_130346_000000592026_00382_11458_2268.N1	09-MAY-2004 13:03:46	Straylight	59.000	25	35Lam Sco	1.6200	28000.	118	11458	No
255	GOM_NL__2PRFIN20040509_130616_000000402026_00382_11458_2269.N1	09-MAY-2004 13:06:16	Straylight	40.000	95	Zet Cen	2.5450	26000.	80	11458	No
256	GOM_NL__2PRFIN20040509_130945_000000662026_00382_11458_2270.N1	09-MAY-2004 13:09:45	Tw_i_and_stray	65.500	16	21Alp Sco	1.0200	3000.0	131	11458	No
257	GOM_NL__2PRFIN20040509_131139_000000662026_00382_11458_2271.N1	09-MAY-2004 13:11:39	Bright	66.000	80	7Del Sco	2.3160	30000.	132	11458	No
258	GOM_NL__2PRFIN20040509_131352_000000742026_00382_11458_2272.N1	09-MAY-2004 13:13:52	Bright	73.500	86	35Eta Oph	2.4300	10200.	147	11458	No
259	GOM_NL__2PRFIN20040509_131628_000000452026_00382_11458_2273.N1	09-MAY-2004 13:16:28	Bright	44.500	104	27Bet Lib	2.6140	13100.	89	11458	No
260	GOM_NL__2PRFIN20040509_131946_000000392026_00382_11458_2274.N1	09-MAY-2004 13:19:46	Bright	38.500	121	29Gam Vir	2.7400	7200.0	77	11458	No
261	GOM_NL__2PRFIN20040509_132254_000000382026_00382_11458_2275.N1	09-MAY-2004 13:22:54	Bright	37.500	138	47Eps Vir	2.8280	4700.0	75	11458	No
262	GOM_NL__2PRFIN20040509_132445_000000372026_00382_11458_2276.N1	09-MAY-2004 13:24:45	Bright	36.500	111	8Eta Boo	2.6800	6000.0	73	11458	No
263	GOM_NL__2PRFIN20040509_132748_000000412026_00382_11458_2277.N1	09-MAY-2004 13:27:48	Bright	41.000	83		2.3780	11000.	82	11458	No
264	GOM_NL__2PRFIN20040509_133030_000000372026_00382_11458_2278.N1	09-MAY-2004 13:30:30	Bright	37.000	152	12Alp2CVn	2.8900	11000.	74	11458	No
265	GOM_NL__2PRFIN20040509_133334_000000382026_00382_11458_2279.N1	09-MAY-2004 13:33:34	Bright	38.000	39	85Eta UMa	1.8540	24000.	76	11458	No
266	GOM_NL__2PRFIN20040509_133503_000000392026_00382_11458_2280.N1	09-MAY-2004 13:35:03	Bright	38.500	55	79Zet UMa	2.0600	10200.	77	11458	No
267	GOM_NL__2PRFIN20040509_133703_000000382026_00382_11458_2281.N1	09-MAY-2004 13:37:03	Bright	38.000	82	48Bet UMa	2.3650	10600.	76	11458	No
268	GOM_NL__2PRFIN20040509_133815_000000402026_00382_11458_2282.N1	09-MAY-2004 13:38:15	Bright	39.500	36	50Alp UMa	1.8000	6300.0	79	11458	No
269	GOM_NL__2PRFIN20040509_134001_000000442026_00382_11458_2283.N1	09-MAY-2004 13:40:01	Bright	44.000	119	14Eta Dra	2.7270	4700.0	88	11458	No
270	GOM_NL__2PRFIN20040509_134148_000000512026_00382_11458_2284.N1	09-MAY-2004 13:41:48	Bright	50.500	130	23Bet Dra	2.7990	5800.0	101	11458	No
271	GOM_NL__2PRFIN20040509_134509_000000352026_00382_11458_2285.N1	09-MAY-2004 13:45:09	Bright	35.000	49	1Alp UMi	1.9900	6300.0	70	11458	No
272	GOM_NL__2PRFIN20040509_135050_000000432026_00382_11458_2286.N1	09-MAY-2004 13:50:50	Bright	42.500	89	5Alp Cep	2.4510	8000.0	85	11458	No
273	GOM_NL__2PRFIN20040509_135316_000000392026_00382_11458_2287.N1	09-MAY-2004 13:53:16	Bright	39.000	76	27Gam Cas	2.3000	30000.	78	11458	No
274	GOM_NL__2PRFIN20040509_135433_000000362026_00382_11458_2288.N1	09-MAY-2004 13:54:33	Bright	36.000	68	18Alp Cas	2.2250	4500.0	72	11458	No
275	GOM_NL__2PRFIN20040509_135742_000000882026_00382_11458_2289.N1	09-MAY-2004 13:57:42	Bright	88.000	66	37Gam Cyg	2.2080	5900.0	176	11458	No
276	GOM_NL__2PRFIN20040509_140226_000001132026_00382_11458_2290.N1	09-MAY-2004 14:02:26	Straylight	113.00	92	53Eps Cyg	2.5000	4500.0	226	11458	No
277	GOM_NL__2PRFIN20040509_140806_000000502026_00382_11458_2291.N1	09-MAY-2004 14:08:06	Dark	50.000	90	54Alp Peg	2.4870	11000.	100	11458	No
278	GOM_NL__2PRFIN20040509_141528_000000462026_00382_11458_2292.N1	09-MAY-2004 14:15:28	Dark	46.000	52	16Bet Cet	2.0370	4500.0	92	11458	No

279	GOM_NL__2PRFIN20040509_142119_000000532026_00382_11458_2293.N1	09-MAY-2004 14:21:19	Dark	52.500	18	24Alp PsA	1.1660	9700.0	105	11458	No
280	GOM_NL__2PRFIN20040509_142553_000000512026_00382_11458_2294.N1	09-MAY-2004 14:25:53	Dark	50.500	63	Bet Gru	2.1500	2800.0	101	11458	No
281	GOM_NL__2PRFIN20040509_142711_000000452026_00382_11458_2295.N1	09-MAY-2004 14:27:11	Dark	45.000	31	Alp Gru	1.7340	15200.	90	11458	No
282	GOM_NL__2PRFIN20040509_142920_000000412026_00383_11459_2283.N1	09-MAY-2004 14:29:20	Dark	40.500	148	Alp Tuc	2.8780	4100.0	81	11459	No
283	GOM_NL__2PRFIN20040509_143246_000000432026_00383_11459_2284.N1	09-MAY-2004 14:32:46	Dark	42.500	45	Alp Pav	1.9400	26000.	85	11459	No
284	GOM_NL__2PRFIN20040509_143840_000000422026_00383_11459_2285.N1	09-MAY-2004 14:38:40	Straylight	41.500	43	Alp TrA	1.9100	4250.0	83	11459	No
285	GOM_NL__2PRFIN20040509_144013_000000402026_00383_11459_2286.N1	09-MAY-2004 14:40:13	Straylight	39.500	145	Gam TrA	2.8720	10600.	79	11459	No
286	GOM_NL__2PRFIN20040509_144243_000000432026_00383_11459_2287.N1	09-MAY-2004 14:42:43	Straylight	43.000	4	Alp1Cen	-0.010000	5800.0	86	11459	No
287	GOM_NL__2PRFIN20040509_144423_000000582026_00383_11459_2288.N1	09-MAY-2004 14:44:23	Straylight	58.000	25	35Lam Sco	1.6200	28000.	116	11459	No
288	GOM_NL__2PRFIN20040509_144652_000000402026_00383_11459_2289.N1	09-MAY-2004 14:46:52	Straylight	39.500	95	Zet Cen	2.5450	26000.	79	11459	No
289	GOM_NL__2PRFIN20040509_145021_000000682026_00383_11459_2290.N1	09-MAY-2004 14:50:21	Tw_i_and_stray	67.500	16	21Alp Sco	1.0200	3000.0	135	11459	No
290	GOM_NL__2PRFIN20040509_145215_000000522026_00383_11459_2291.N1	09-MAY-2004 14:52:15	Bright	51.500	80	7Del Sco	2.3160	30000.	103	11459	No
291	GOM_NL__2PRFIN20040509_145427_000000752026_00383_11459_2292.N1	09-MAY-2004 14:54:27	Bright	75.000	86	35Eta Oph	2.4300	10200.	150	11459	No
292	GOM_NL__2PRFIN20040509_145705_000000442026_00383_11459_2293.N1	09-MAY-2004 14:57:05	Bright	44.000	104	27Bet Lib	2.6140	13100.	88	11459	No
293	GOM_NL__2PRFIN20040509_150022_000000372026_00383_11459_2294.N1	09-MAY-2004 15:00:22	Bright	37.000	121	29Gam Vir	2.7400	7200.0	74	11459	No
294	GOM_NL__2PRFIN20040509_150331_000000372026_00383_11459_2295.N1	09-MAY-2004 15:03:31	Bright	36.500	138	47Eps Vir	2.8280	4700.0	73	11459	No
295	GOM_NL__2PRFIN20040509_150522_000000372026_00383_11459_2296.N1	09-MAY-2004 15:05:22	Bright	37.000	111	8Eta Boo	2.6800	6000.0	74	11459	No
296	GOM_NL__2PRFIN20040509_150824_000000402026_00383_11459_2297.N1	09-MAY-2004 15:08:24	Bright	40.000	83		2.3780	11000.	80	11459	No
297	GOM_NL__2PRFIN20040509_151107_000000362026_00383_11459_2298.N1	09-MAY-2004 15:11:07	Bright	35.500	152	12Alp2CVn	2.8900	11000.	71	11459	No
298	GOM_NL__2PRFIN20040509_151410_000000382026_00383_11459_2299.N1	09-MAY-2004 15:14:10	Bright	38.000	39	85Eta UMa	1.8540	24000.	76	11459	No
299	GOM_NL__2PRFIN20040509_151540_000000382026_00383_11459_2300.N1	09-MAY-2004 15:15:40	Bright	37.500	55	79Zet UMa	2.0600	10200.	75	11459	No
300	GOM_NL__2PRFIN20040509_151740_000000392026_00383_11459_2301.N1	09-MAY-2004 15:17:40	Bright	39.000	82	48Bet UMa	2.3650	10600.	78	11459	No
301	GOM_NL__2PRFIN20040509_151851_000000392026_00383_11459_2302.N1	09-MAY-2004 15:18:51	Bright	39.000	36	50Alp UMa	1.8000	6300.0	78	11459	No
302	GOM_NL__2PRFIN20040509_152036_000000442026_00383_11459_2303.N1	09-MAY-2004 15:20:36	Bright	43.500	119	14Eta Dra	2.7270	4700.0	87	11459	No
303	GOM_NL__2PRFIN20040509_152223_000000552026_00383_11459_2304.N1	09-MAY-2004 15:22:23	Bright	54.500	130	23Bet Dra	2.7990	5800.0	109	11459	No
304	GOM_NL__2PRFIN20040509_152546_000000362026_00383_11459_2305.N1	09-MAY-2004 15:25:46	Bright	36.000	49	1Alp UMi	1.9900	6300.0	72	11459	No
305	GOM_NL__2PRFIN20040509_153125_000000452026_00383_11459_2306.N1	09-MAY-2004 15:31:25	Bright	44.500	89	5Alp Cep	2.4510	8000.0	89	11459	No
306	GOM_NL__2PRFIN20040509_153355_000000382026_00383_11459_2307.N1	09-MAY-2004 15:33:55	Bright	38.000	76	27Gam Cas	2.3000	30000.	76	11459	No
307	GOM_NL__2PRFIN20040509_153510_000000362026_00383_11459_2308.N1	09-MAY-2004 15:35:10	Bright	36.000	68	18Alp Cas	2.2250	4500.0	72	11459	No
308	GOM_NL__2PRFIN20040509_153818_000000922026_00383_11459_2309.N1	09-MAY-2004 15:38:18	Bright	91.500	66	37Gam Cyg	2.2080	5900.0	183	11459	No
309	GOM_NL__2PRFIN20040509_154302_000001112026_00383_11459_2310.N1	09-MAY-2004 15:43:02	Straylight	110.50	92	53Eps Cyg	2.5000	4500.0	221	11459	No
310	GOM_NL__2PRFIN20040509_154842_000000492026_00383_11459_2311.N1	09-MAY-2004 15:48:42	Dark	49.000	90	54Alp Peg	2.4870	11000.	98	11459	No
311	GOM_NL__2PRFIN20040509_155605_000000452026_00383_11459_2312.N1	09-MAY-2004 15:56:05	Dark	44.500	52	16Bet Cet	2.0370	4500.0	89	11459	No
312	GOM_NL__2PRFIN20040509_160157_000000472026_00383_11459_2313.N1	09-MAY-2004 16:01:57	Dark	47.000	18	24Alp PsA	1.1660	9700.0	94	11459	No
313	GOM_NL__2PRFIN20040509_160630_000000532026_00383_11459_2314.N1	09-MAY-2004 16:06:30	Dark	53.000	63	Bet Gru	2.1500	2800.0	106	11459	No
314	GOM_NL__2PRFIN20040509_160748_000000442026_00383_11459_2315.N1	09-MAY-2004 16:07:48	Dark	43.500	31	Alp Gru	1.7340	15200.	87	11459	No
315	GOM_NL__2PRFIN20040509_160957_000000462026_00384_11460_2283.N1	09-MAY-2004 16:09:57	Dark	46.000	148	Alp Tuc	2.8780	4100.0	92	11460	No
316	GOM_NL__2PRFIN20040509_161323_000000432026_00384_11460_2284.N1	09-MAY-2004 16:13:23	Dark	42.500	45	Alp Pav	1.9400	26000.	85	11460	No
317	GOM_NL__2PRFIN20040509_161917_000000432026_00384_11460_2285.N1	09-MAY-2004 16:19:17	Straylight	43.000	43	Alp TrA	1.9100	4250.0	86	11460	No
318	GOM_NL__2PRFIN20040509_162050_000000392026_00384_11460_2286.N1	09-MAY-2004 16:20:50	Straylight	39.000	145	Gam TrA	2.8720	10600.	78	11460	No
319	GOM_NL__2PRFIN20040509_162320_000000452026_00384_11460_2287.N1	09-MAY-2004 16:23:20	Straylight	45.000	4	Alp1Cen	-0.010000	5800.0	90	11460	No
320	GOM_NL__2PRFIN20040509_162459_000000622026_00384_11460_2288.N1	09-MAY-2004 16:24:59	Straylight	61.500	25	35Lam Sco	1.6200	28000.	123	11460	No
321	GOM_NL__2PRFIN20040509_162743_000000412026_00384_11460_2289.N1	09-MAY-2004 16:27:43	Straylight	40.500	109	Bet Lup	2.6770	26000.	81	11460	No
322	GOM_NL__2PRFIN20040509_163057_000000672026_00384_11460_2290.N1	09-MAY-2004 16:30:57	Tw_i_and_stray	67.000	16	21Alp Sco	1.0200	3000.0	134	11460	No
323	GOM_NL__2PRFIN20040509_163251_000000662026_00384_11460_2291.N1	09-MAY-2004 16:32:51	Bright	66.000	80	7Del Sco	2.3160	30000.	132	11460	No
324	GOM_NL__2PRFIN20040509_163503_000000752026_00384_11460_2292.N1	09-MAY-2004 16:35:03	Bright	75.000	86	35Eta Oph	2.4300	10200.	150	11460	No
325	GOM_NL__2PRFIN20040509_163741_000000452026_00384_11460_2293.N1	09-MAY-2004 16:37:41	Bright	45.000	104	27Bet Lib	2.6140	13100.	90	11460	No
326	GOM_NL__2PRFIN20040509_164058_000000382026_00384_11460_2294.N1	09-MAY-2004 16:40:58	Bright	38.000	121	29Gam Vir	2.7400	7200.0	76	11460	No
327	GOM_NL__2PRFIN20040509_164407_000000382026_00384_11460_2295.N1	09-MAY-2004 16:44:07	Bright	38.000	138	47Eps Vir	2.8280	4700.0	76	11460	No
328	GOM_NL__2PRFIN20040509_164557_000000372026_00384_11460_2296.N1	09-MAY-2004 16:45:57	Bright	37.000	111	8Eta Boo	2.6800	6000.0	74	11460	No
329	GOM_NL__2PRFIN20040509_164859_000000432026_00384_11460_2297.N1	09-MAY-2004 16:48:59	Bright	42.500	83		2.3780	11000.	85	11460	No
330	GOM_NL__2PRFIN20040509_165143_000000372026_00384_11460_2298.N1	09-MAY-2004 16:51:43	Bright	36.500	152	12Alp2CVn	2.8900	11000.	73	11460	No
331	GOM_NL__2PRFIN20040509_165446_000000392026_00384_11460_2299.N1	09-MAY-2004 16:54:46	Bright	39.000	39	85Eta UMa	1.8540	24000.	78	11460	No
332	GOM_NL__2PRFIN20040509_165616_000000392026_00384_11460_2300.N1	09-MAY-2004 16:56:16	Bright	38.500	55	79Zet UMa	2.0600	10200.	77	11460	No
333	GOM_NL__2PRFIN20040509_165817_000000402026_00384_11460_2301.N1	09-MAY-2004 16:58:17	Bright	39.500	82	48Bet UMa	2.3650	10600.	79	11460	No
334	GOM_NL__2PRFIN20040509_170112_000000442026_00384_11460_2302.N1	09-MAY-2004 17:01:12	Bright	43.500	119	14Eta Dra	2.7270	4700.0	87	11460	No
335	GOM_NL__2PRFIN20040509_170258_000000562026_00384_11460_2303.N1	09-MAY-2004 17:02:58	Bright	56.000	130	23Bet Dra	2.7990	5800.0	112	11460	No
336	GOM_NL__2PRFIN20040509_170621_000000382026_00384_11460_2304.N1	09-MAY-2004 17:06:21	Bright	38.000	49	1Alp UMi	1.9900	6300.0	76	11460	No
337	GOM_NL__2PRFIN20040509_171200_000000452026_00384_11460_2305.N1	09-MAY-2004 17:12:00	Bright	44.500	89	5Alp Cep	2.4510	8000.0	89	11460	No

338	GOM_NL__2PRFIN20040509_171430_000000482026_00384_11460_2306.N1	09-MAY-2004 17:14:30	Bright	48.000	76	27Gam Cas	2.3000	30000.	96	11460	No
339	GOM_NL__2PRFIN20040509_171545_000000392026_00384_11460_2307.N1	09-MAY-2004 17:15:45	Bright	39.000	68	18Alp Cas	2.2250	4500.0	78	11460	No
340	GOM_NL__2PRFIN20040509_171854_000000932026_00384_11460_2308.N1	09-MAY-2004 17:18:54	Bright	92.500	66	37Gam Cyg	2.2080	5900.0	185	11460	No
341	GOM_NL__2PRFIN20040509_172338_000001032026_00384_11460_2309.N1	09-MAY-2004 17:23:38	Straylight	102.50	92	53Eps Cyg	2.5000	4500.0	205	11460	No
342	GOM_NL__2PRFIN20040509_172757_000000422026_00384_11460_2310.N1	09-MAY-2004 17:27:57	Twilight	42.000	140	88Gam Peg	2.8340	26000.	84	11460	No
343	GOM_NL__2PRFIN20040509_172918_000000522026_00384_11460_2311.N1	09-MAY-2004 17:29:18	Dark	51.500	90	54Alp Peg	2.4870	11000.	103	11460	No
344	GOM_NL__2PRFIN20040509_173641_000000442026_00384_11460_2312.N1	09-MAY-2004 17:36:41	Dark	44.000	52	16Bet Cet	2.0370	4500.0	88	11460	No
345	GOM_NL__2PRFIN20040509_174330_000000452026_00384_11460_2313.N1	09-MAY-2004 17:43:30	Dark	45.000	84	Alp Phe	2.3970	4500.0	90	11460	No
346	GOM_NL__2PRFIN20040509_174706_000000502026_00384_11460_2314.N1	09-MAY-2004 17:47:06	Dark	49.500	63	Bet Gru	2.1500	2800.0	99	11460	No
347	GOM_NL__2PRFIN20040509_174824_000000442026_00384_11460_2315.N1	09-MAY-2004 17:48:24	Dark	44.000	31	Alp Gru	1.7340	15200.	88	11460	No
348	GOM_NL__2PRFIN20040509_175033_000000412026_00385_11461_2283.N1	09-MAY-2004 17:50:33	Dark	41.000	148	Alp Tuc	2.8780	4100.0	82	11461	No
349	GOM_NL__2PRFIN20040509_175400_000000442026_00385_11461_2284.N1	09-MAY-2004 17:54:00	Dark	43.500	45	Alp Pav	1.9400	26000.	87	11461	No
350	GOM_NL__2PRFIN20040509_175954_000000422026_00385_11461_2285.N1	09-MAY-2004 17:59:54	Straylight	41.500	43	Alp TrA	1.9100	4250.0	83	11461	No
351	GOM_NL__2PRFIN20040509_180127_000000392026_00385_11461_2286.N1	09-MAY-2004 18:01:27	Straylight	39.000	145	Gam TrA	2.8720	10600.	78	11461	No
352	GOM_NL__2PRFIN20040509_180356_000000512026_00385_11461_2287.N1	09-MAY-2004 18:03:56	Straylight	51.000	4	Alp1Cen	-0.010000	5800.0	102	11461	No
353	GOM_NL__2PRFIN20040509_180536_000000612026_00385_11461_2288.N1	09-MAY-2004 18:05:36	Straylight	61.000	25	35Lam Sco	1.6200	28000.	122	11461	No
354	GOM_NL__2PRFIN20040509_180820_000000432026_00385_11461_2289.N1	09-MAY-2004 18:08:20	Straylight	43.000	109	Bet Lup	2.6770	26000.	86	11461	No
355	GOM_NL__2PRFIN20040509_181134_000000712026_00385_11461_2290.N1	09-MAY-2004 18:11:34	Tw_and_stray	71.000	16	21Alp Sco	1.0200	3000.0	142	11461	No
356	GOM_NL__2PRFIN20040509_181327_000000652026_00385_11461_2291.N1	09-MAY-2004 18:13:27	Bright	65.000	80	7Del Sco	2.3160	30000.	130	11461	No
357	GOM_NL__2PRFIN20040509_181539_000000752026_00385_11461_2292.N1	09-MAY-2004 18:15:39	Bright	75.000	86	35Eta Oph	2.4300	10200.	150	11461	No
358	GOM_NL__2PRFIN20040509_181817_000000432026_00385_11461_2293.N1	09-MAY-2004 18:18:17	Bright	43.000	104	27Bet Lib	2.6140	13100.	86	11461	No
359	GOM_NL__2PRFIN20040509_182135_000000372026_00385_11461_2294.N1	09-MAY-2004 18:21:35	Bright	37.000	121	29Gam Vir	2.7400	7200.0	74	11461	No
360	GOM_NL__2PRFIN20040509_182444_000000372026_00385_11461_2295.N1	09-MAY-2004 18:24:44	Bright	37.000	138	47Eps Vir	2.8280	4700.0	74	11461	No
361	GOM_NL__2PRFIN20040509_182634_000000372026_00385_11461_2296.N1	09-MAY-2004 18:26:34	Bright	37.000	111	8Eta Boo	2.6800	6000.0	74	11461	No
362	GOM_NL__2PRFIN20040509_182936_000000412026_00385_11461_2297.N1	09-MAY-2004 18:29:36	Bright	40.500	83		2.3780	11000.	81	11461	No
363	GOM_NL__2PRFIN20040509_183219_000000372026_00385_11461_2298.N1	09-MAY-2004 18:32:19	Bright	36.500	152	12Alp2CVn	2.8900	11000.	73	11461	No
364	GOM_NL__2PRFIN20040509_183522_000000392026_00385_11461_2299.N1	09-MAY-2004 18:35:22	Bright	39.000	39	85Eta UMa	1.8540	24000.	78	11461	No
365	GOM_NL__2PRFIN20040509_183652_000000392026_00385_11461_2300.N1	09-MAY-2004 18:36:52	Bright	39.000	55	79Zet UMa	2.0600	10200.	78	11461	No
366	GOM_NL__2PRFIN20040509_183853_000000392026_00385_11461_2301.N1	09-MAY-2004 18:38:53	Bright	38.500	82	48Bet UMa	2.3650	10600.	77	11461	No
367	GOM_NL__2PRFIN20040509_184147_000000442026_00385_11461_2302.N1	09-MAY-2004 18:41:47	Bright	44.000	119	14Eta Dra	2.7270	4700.0	88	11461	No
368	GOM_NL__2PRFIN20040509_184333_000000552026_00385_11461_2303.N1	09-MAY-2004 18:43:33	Bright	54.500	130	23Bet Dra	2.7990	5800.0	109	11461	No
369	GOM_NL__2PRFIN20040509_184658_000000372026_00385_11461_2304.N1	09-MAY-2004 18:46:58	Bright	37.000	49	1Alp UMi	1.9900	6300.0	74	11461	No
370	GOM_NL__2PRFIN20040509_185236_000000462026_00385_11461_2305.N1	09-MAY-2004 18:52:36	Bright	45.500	89	5Alp Cep	2.4510	8000.0	91	11461	No
371	GOM_NL__2PRFIN20040509_185507_000000472026_00385_11461_2306.N1	09-MAY-2004 18:55:07	Bright	47.000	76	27Gam Cas	2.3000	30000.	94	11461	No
372	GOM_NL__2PRFIN20040509_185622_000000362026_00385_11461_2307.N1	09-MAY-2004 18:56:22	Bright	35.500	68	18Alp Cas	2.2250	4500.0	71	11461	No
373	GOM_NL__2PRFIN20040509_185928_000000932026_00385_11461_2308.N1	09-MAY-2004 18:59:28	Bright	93.000	66	37Gam Cyg	2.2080	5900.0	186	11461	No
374	GOM_NL__2PRFIN20040509_190414_000001052026_00385_11461_2309.N1	09-MAY-2004 19:04:14	Straylight	104.50	92	53Eps Cyg	2.5000	4500.0	209	11461	No
375	GOM_NL__2PRFIN20040509_190833_000000432026_00385_11461_2310.N1	09-MAY-2004 19:08:33	Twilight	42.500	140	88Gam Peg	2.8340	26000.	85	11461	No
376	GOM_NL__2PRFIN20040509_190955_000000512026_00385_11461_2311.N1	09-MAY-2004 19:09:55	Dark	51.000	90	54Alp Peg	2.4870	11000.	102	11461	No
377	GOM_NL__2PRFIN20040509_191718_000000452026_00385_11461_2312.N1	09-MAY-2004 19:17:18	Dark	44.500	52	16Bet Cet	2.0370	4500.0	89	11461	No
378	GOM_NL__2PRFIN20040509_192407_000000472026_00385_11461_2313.N1	09-MAY-2004 19:24:07	Dark	47.000	84	Alp Phe	2.3970	4500.0	94	11461	No
379	GOM_NL__2PRFIN20040509_192743_000000532026_00385_11461_2314.N1	09-MAY-2004 19:27:43	Dark	52.500	63	Bet Gru	2.1500	2800.0	105	11461	No
380	GOM_NL__2PRFIN20040509_192902_000000412026_00385_11461_2315.N1	09-MAY-2004 19:29:02	Dark	41.000	31	Alp Gru	1.7340	15200.	82	11461	No
381	GOM_NL__2PRFIN20040509_193110_000000482026_00386_11462_2283.N1	09-MAY-2004 19:31:10	Dark	47.500	148	Alp Tuc	2.8780	4100.0	95	11462	No
382	GOM_NL__2PRFIN20040509_193437_000000432026_00386_11462_2284.N1	09-MAY-2004 19:34:37	Dark	43.000	45	Alp Pav	1.9400	26000.	86	11462	No
383	GOM_NL__2PRFIN20040509_194030_000000452026_00386_11462_2285.N1	09-MAY-2004 19:40:30	Straylight	45.000	43	Alp TrA	1.9100	4250.0	90	11462	No
384	GOM_NL__2PRFIN20040509_194203_000000402026_00386_11462_2286.N1	09-MAY-2004 19:42:03	Straylight	39.500	145	Gam TrA	2.8720	10600.	79	11462	No
385	GOM_NL__2PRFIN20040509_194432_000000482026_00386_11462_2287.N1	09-MAY-2004 19:44:32	Straylight	48.000	4	Alp1Cen	-0.010000	5800.0	96	11462	No
386	GOM_NL__2PRFIN20040509_194613_000000592026_00386_11462_2288.N1	09-MAY-2004 19:46:13	Straylight	59.000	25	35Lam Sco	1.6200	28000.	118	11462	No
387	GOM_NL__2PRFIN20040509_194857_000000422026_00386_11462_2289.N1	09-MAY-2004 19:48:57	Straylight	42.000	109	Bet Lup	2.6770	26000.	84	11462	No
388	GOM_NL__2PRFIN20040509_195210_000000692026_00386_11462_2290.N1	09-MAY-2004 19:52:10	Tw_and_stray	68.500	16	21Alp Sco	1.0200	3000.0	137	11462	No
389	GOM_NL__2PRFIN20040509_195404_000000622026_00386_11462_2291.N1	09-MAY-2004 19:54:04	Bright	62.000	80	7Del Sco	2.3160	30000.	124	11462	No
390	GOM_NL__2PRFIN20040509_195615_000000742026_00386_11462_2292.N1	09-MAY-2004 19:56:15	Bright	73.500	86	35Eta Oph	2.4300	10200.	147	11462	No
391	GOM_NL__2PRFIN20040509_195854_000000422026_00386_11462_2293.N1	09-MAY-2004 19:58:54	Bright	41.500	104	27Bet Lib	2.6140	13100.	83	11462	No
392	GOM_NL__2PRFIN20040509_200211_000000392026_00386_11462_2294.N1	09-MAY-2004 20:02:11	Bright	38.500	121	29Gam Vir	2.7400	7200.0	77	11462	No
393	GOM_NL__2PRFIN20040509_200520_000000372026_00386_11462_2295.N1	09-MAY-2004 20:05:20	Bright	36.500	138	47Eps Vir	2.8280	4700.0	73	11462	No
394	GOM_NL__2PRFIN20040509_200710_000000372026_00386_11462_2296.N1	09-MAY-2004 20:07:10	Bright	37.000	111	8Eta Boo	2.6800	6000.0	74	11462	No
395	GOM_NL__2PRFIN20040509_201011_000000392026_00386_11462_2297.N1	09-MAY-2004 20:10:11	Bright	39.000	83		2.3780	11000.	78	11462	No
396	GOM_NL__2PRFIN20040509_201256_000000372026_00386_11462_2298.N1	09-MAY-2004 20:12:56	Bright	36.500	152	12Alp2CVn	2.8900	11000.	73	11462	No

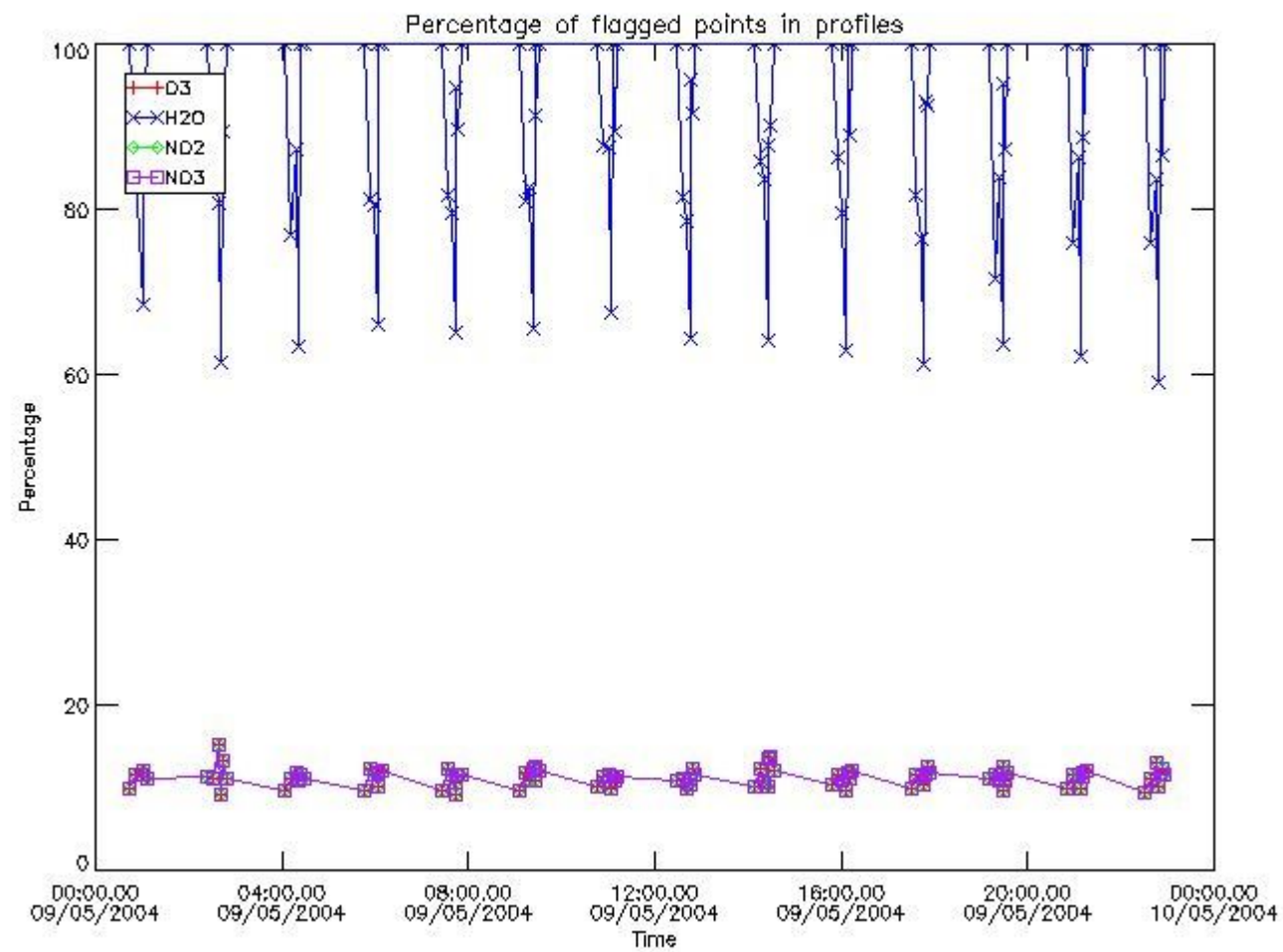
397	GOM_NL__2PRFIN20040509_201558_000000372026_00386_11462_2299.N1	09-MAY-2004 20:15:58	Bright	36.500	39	85Eta UMa	1.8540	24000.	73	11462	No
398	GOM_NL__2PRFIN20040509_201729_000000382026_00386_11462_2300.N1	09-MAY-2004 20:17:29	Bright	37.500	55	79Zet UMa	2.0600	10200.	75	11462	No
399	GOM_NL__2PRFIN20040509_201930_000000372026_00386_11462_2301.N1	09-MAY-2004 20:19:30	Bright	37.000	82	48Bet UMa	2.3650	10600.	74	11462	No
400	GOM_NL__2PRFIN20040509_202223_000000452026_00386_11462_2302.N1	09-MAY-2004 20:22:23	Bright	45.000	119	14Eta Dra	2.7270	4700.0	90	11462	No
401	GOM_NL__2PRFIN20040509_202407_000000562026_00386_11462_2303.N1	09-MAY-2004 20:24:07	Bright	55.500	130	23Bet Dra	2.7990	5800.0	111	11462	No
402	GOM_NL__2PRFIN20040509_202734_000000382026_00386_11462_2304.N1	09-MAY-2004 20:27:34	Bright	38.000	49	1Alp UMi	1.9900	6300.0	76	11462	No
403	GOM_NL__2PRFIN20040509_203312_000000442026_00386_11462_2305.N1	09-MAY-2004 20:33:12	Bright	43.500	89	5Alp Cep	2.4510	8000.0	87	11462	No
404	GOM_NL__2PRFIN20040509_203543_000000382026_00386_11462_2306.N1	09-MAY-2004 20:35:43	Bright	38.000	76	27Gam Cas	2.3000	30000.	76	11462	No
405	GOM_NL__2PRFIN20040509_203658_000000352026_00386_11462_2307.N1	09-MAY-2004 20:36:58	Bright	35.000	68	18Alp Cas	2.2250	4500.0	70	11462	No
406	GOM_NL__2PRFIN20040509_204004_000000872026_00386_11462_2308.N1	09-MAY-2004 20:40:04	Bright	86.500	66	37Gam Cyg	2.2080	5900.0	173	11462	No
407	GOM_NL__2PRFIN20040509_204450_000001062026_00386_11462_2309.N1	09-MAY-2004 20:44:50	Straylight	106.00	92	53Eps Cyg	2.5000	4500.0	212	11462	No
408	GOM_NL__2PRFIN20040509_204909_000000422026_00386_11462_2310.N1	09-MAY-2004 20:49:09	Twilight	41.500	140	88Gam Peg	2.8340	26000.	83	11462	No
409	GOM_NL__2PRFIN20040509_205030_000000522026_00386_11462_2311.N1	09-MAY-2004 20:50:30	Dark	52.000	90	54Alp Peg	2.4870	11000.	104	11462	No
410	GOM_NL__2PRFIN20040509_205754_000000482026_00386_11462_2312.N1	09-MAY-2004 20:57:54	Dark	48.000	52	16Bet Cet	2.0370	4500.0	96	11462	No
411	GOM_NL__2PRFIN20040509_210443_000000442026_00386_11462_2313.N1	09-MAY-2004 21:04:43	Dark	44.000	84	Alp Phe	2.3970	4500.0	88	11462	No
412	GOM_NL__2PRFIN20040509_210819_000000562026_00386_11462_2314.N1	09-MAY-2004 21:08:19	Dark	56.000	63	Bet Gru	2.1500	2800.0	112	11462	No
413	GOM_NL__2PRFIN20040509_210938_000000432026_00386_11462_2315.N1	09-MAY-2004 21:09:38	Dark	43.000	31	Alp Gru	1.7340	15200.	86	11462	No
414	GOM_NL__2PRFIN20040509_211146_000000452026_00387_11463_2283.N1	09-MAY-2004 21:11:46	Dark	45.000	148	Alp Tuc	2.8780	4100.0	90	11463	No
415	GOM_NL__2PRFIN20040509_211513_000000422026_00387_11463_2284.N1	09-MAY-2004 21:15:13	Dark	42.000	45	Alp Pav	1.9400	26000.	84	11463	No
416	GOM_NL__2PRFIN20040509_212106_000000452026_00387_11463_2285.N1	09-MAY-2004 21:21:06	Straylight	44.500	43	Alp TrA	1.9100	4250.0	89	11463	No
417	GOM_NL__2PRFIN20040509_212239_000000392026_00387_11463_2286.N1	09-MAY-2004 21:22:39	Straylight	39.000	145	Gam TrA	2.8720	10600.	78	11463	No
418	GOM_NL__2PRFIN20040509_212508_000000452026_00387_11463_2287.N1	09-MAY-2004 21:25:08	Straylight	45.000	4	Alp1Cen	-0.010000	5800.0	90	11463	No
419	GOM_NL__2PRFIN20040509_212649_000000612026_00387_11463_2288.N1	09-MAY-2004 21:26:49	Dark	60.500	25	35Lam Sco	1.6200	28000.	121	11463	Yes
420	GOM_NL__2PRFIN20040509_212933_000000422026_00387_11463_2289.N1	09-MAY-2004 21:29:33	Straylight	42.000	109	Bet Lup	2.6770	26000.	84	11463	No
421	GOM_NL__2PRFIN20040509_213246_000000662026_00387_11463_2290.N1	09-MAY-2004 21:32:46	Tw_i_and_stray	66.000	16	21Alp Sco	1.0200	3000.0	132	11463	No
422	GOM_NL__2PRFIN20040509_213440_000000582026_00387_11463_2291.N1	09-MAY-2004 21:34:40	Bright	58.000	80	7Del Sco	2.3160	30000.	116	11463	No
423	GOM_NL__2PRFIN20040509_213651_000000742026_00387_11463_2292.N1	09-MAY-2004 21:36:51	Bright	74.000	86	35Eta Oph	2.4300	10200.	148	11463	No
424	GOM_NL__2PRFIN20040509_213929_000000432026_00387_11463_2293.N1	09-MAY-2004 21:39:29	Bright	43.000	104	27Bet Lib	2.6140	13100.	86	11463	No
425	GOM_NL__2PRFIN20040509_214247_000000382026_00387_11463_2294.N1	09-MAY-2004 21:42:47	Bright	38.000	121	29Gam Vir	2.7400	7200.0	76	11463	No
426	GOM_NL__2PRFIN20040509_214556_000000362026_00387_11463_2295.N1	09-MAY-2004 21:45:56	Bright	36.000	138	47Eps Vir	2.8280	4700.0	72	11463	No
427	GOM_NL__2PRFIN20040509_214745_000000372026_00387_11463_2296.N1	09-MAY-2004 21:47:45	Bright	36.500	111	8Eta Boo	2.6800	6000.0	73	11463	No
428	GOM_NL__2PRFIN20040509_215047_000000432026_00387_11463_2297.N1	09-MAY-2004 21:50:47	Bright	42.500	83		2.3780	11000.	85	11463	No
429	GOM_NL__2PRFIN20040509_215332_000000362026_00387_11463_2298.N1	09-MAY-2004 21:53:32	Bright	35.500	152	12Alp2CVn	2.8900	11000.	71	11463	No
430	GOM_NL__2PRFIN20040509_215634_000000372026_00387_11463_2299.N1	09-MAY-2004 21:56:34	Bright	36.500	39	85Eta UMa	1.8540	24000.	73	11463	No
431	GOM_NL__2PRFIN20040509_215805_000000382026_00387_11463_2300.N1	09-MAY-2004 21:58:05	Bright	37.500	55	79Zet UMa	2.0600	10200.	75	11463	No
432	GOM_NL__2PRFIN20040509_220006_000000372026_00387_11463_2301.N1	09-MAY-2004 22:00:06	Bright	37.000	82	48Bet UMa	2.3650	10600.	74	11463	No
433	GOM_NL__2PRFIN20040509_220258_000000412026_00387_11463_2302.N1	09-MAY-2004 22:02:58	Bright	40.500	119	14Eta Dra	2.7270	4700.0	81	11463	No
434	GOM_NL__2PRFIN20040509_220443_000000502026_00387_11463_2303.N1	09-MAY-2004 22:04:43	Bright	49.500	130	23Bet Dra	2.7990	5800.0	99	11463	No
435	GOM_NL__2PRFIN20040509_220810_000000372026_00387_11463_2304.N1	09-MAY-2004 22:08:10	Bright	37.000	49	1Alp UMi	1.9900	6300.0	74	11463	No
436	GOM_NL__2PRFIN20040509_221348_000000432026_00387_11463_2305.N1	09-MAY-2004 22:13:48	Bright	43.000	89	5Alp Cep	2.4510	8000.0	86	11463	No
437	GOM_NL__2PRFIN20040509_221619_000000352026_00387_11463_2306.N1	09-MAY-2004 22:16:19	Bright	34.500	76	27Gam Cas	2.3000	30000.	69	11463	No
438	GOM_NL__2PRFIN20040509_221734_000000352026_00387_11463_2307.N1	09-MAY-2004 22:17:34	Bright	35.000	68	18Alp Cas	2.2250	4500.0	70	11463	No
439	GOM_NL__2PRFIN20040509_222039_000000892026_00387_11463_2308.N1	09-MAY-2004 22:20:39	Bright	89.000	66	37Gam Cyg	2.2080	5900.0	178	11463	No
440	GOM_NL__2PRFIN20040509_222526_000001222026_00387_11463_2309.N1	09-MAY-2004 22:25:26	Straylight	122.00	92	53Eps Cyg	2.5000	4500.0	244	11463	No
441	GOM_NL__2PRFIN20040509_222946_000000432026_00387_11463_2310.N1	09-MAY-2004 22:29:46	Twilight	43.000	140	88Gam Peg	2.8340	26000.	86	11463	No
442	GOM_NL__2PRFIN20040509_223106_000000542026_00387_11463_2311.N1	09-MAY-2004 22:31:06	Dark	54.000	90	54Alp Peg	2.4870	11000.	108	11463	No
443	GOM_NL__2PRFIN20040509_223830_000000462026_00387_11463_2312.N1	09-MAY-2004 22:38:30	Dark	46.000	52	16Bet Cet	2.0370	4500.0	92	11463	No
444	GOM_NL__2PRFIN20040509_224518_000000432026_00387_11463_2313.N1	09-MAY-2004 22:45:18	Dark	43.000	84	Alp Phe	2.3970	4500.0	86	11463	No
445	GOM_NL__2PRFIN20040509_224855_000000562026_00387_11463_2314.N1	09-MAY-2004 22:48:55	Dark	55.500	63	Bet Gru	2.1500	2800.0	111	11463	No
446	GOM_NL__2PRFIN20040509_225014_000000442026_00387_11463_2315.N1	09-MAY-2004 22:50:14	Dark	44.000	31	Alp Gru	1.7340	15200.	88	11463	No
447	GOM_NL__2PRFIN20040509_225221_000000422026_00388_11464_2283.N1	09-MAY-2004 22:52:21	Dark	41.500	148	Alp Tuc	2.8780	4100.0	83	11464	No
448	GOM_NL__2PRFIN20040509_225549_000000452026_00388_11464_2284.N1	09-MAY-2004 22:55:49	Dark	44.500	45	Alp Pav	1.9400	26000.	89	11464	No
449	GOM_NL__2PRFIN20040509_230140_000000452026_00388_11464_2285.N1	09-MAY-2004 23:01:40	Straylight	44.500	43	Alp TrA	1.9100	4250.0	89	11464	No
450	GOM_NL__2PRFIN20040509_230313_000000422026_00388_11464_2286.N1	09-MAY-2004 23:03:13	Straylight	41.500	145	Gam TrA	2.8720	10600.	83	11464	No
451	GOM_NL__2PRFIN20040509_230543_000000522026_00388_11464_2287.N1	09-MAY-2004 23:05:43	Straylight	52.000	4	Alp1Cen	-0.010000	5800.0	104	11464	No
452	GOM_NL__2PRFIN20040509_230726_000000612026_00388_11464_2288.N1	09-MAY-2004 23:07:26	Straylight	60.500	25	35Lam Sco	1.6200	28000.	121	11464	No
453	GOM_NL__2PRFIN20040509_231006_000000462026_00388_11464_2289.N1	09-MAY-2004 23:10:06	Straylight	45.500	109	Bet Lup	2.6770	26000.	91	11464	No
454	GOM_NL__2PRFIN20040509_231323_000000672026_00388_11464_2290.N1	09-MAY-2004 23:13:23	Tw_i_and_stray	66.500	16	21Alp Sco	1.0200	3000.0	133	11464	No
455	GOM_NL__2PRFIN20040509_231516_000000562026_00388_11464_2291.N1	09-MAY-2004 23:15:16	Bright	55.500	80	7Del Sco	2.3160	30000.	111	11464	No

456	GOM_NL__2PRFIN20040509_231727_000000732026_00388_11464_2292.N1	09-MAY-2004 23:17:27	Bright	72.500	86	35Eta Oph	2.4300	10200.	145	11464	No
457	GOM_NL__2PRFIN20040509_232004_000000452026_00388_11464_2293.N1	09-MAY-2004 23:20:04	Bright	45.000	104	27Bet Lib	2.6140	13100.	90	11464	No
458	GOM_NL__2PRFIN20040509_232322_000000382026_00388_11464_2294.N1	09-MAY-2004 23:23:22	Bright	37.500	121	29Gam Vir	2.7400	7200.0	75	11464	No
459	GOM_NL__2PRFIN20040509_232631_000000372026_00388_11464_2295.N1	09-MAY-2004 23:26:31	Bright	37.000	138	47Eps Vir	2.8280	4700.0	74	11464	No
460	GOM_NL__2PRFIN20040509_232821_000000372026_00388_11464_2296.N1	09-MAY-2004 23:28:21	Bright	37.000	111	8Eta Boo	2.6800	6000.0	74	11464	No
461	GOM_NL__2PRFIN20040509_233122_000000412026_00388_11464_2297.N1	09-MAY-2004 23:31:22	Bright	40.500	83		2.3780	11000.	81	11464	No
462	GOM_NL__2PRFIN20040509_233407_000000362026_00388_11464_2298.N1	09-MAY-2004 23:34:07	Bright	36.000	152	12Alp2CVn	2.8900	11000.	72	11464	No
463	GOM_NL__2PRFIN20040509_233709_000000382026_00388_11464_2299.N1	09-MAY-2004 23:37:09	Bright	38.000	39	85Eta UMa	1.8540	24000.	76	11464	No
464	GOM_NL__2PRFIN20040509_233840_000000382026_00388_11464_2300.N1	09-MAY-2004 23:38:40	Bright	37.500	55	79Zet UMa	2.0600	10200.	75	11464	No
465	GOM_NL__2PRFIN20040509_234041_000000392026_00388_11464_2301.N1	09-MAY-2004 23:40:41	Bright	38.500	82	48Bet UMa	2.3650	10600.	77	11464	No
466	GOM_NL__2PRFIN20040509_234333_000000442026_00388_11464_2302.N1	09-MAY-2004 23:43:33	Bright	43.500	119	14Eta Dra	2.7270	4700.0	87	11464	No
467	GOM_NL__2PRFIN20040509_234515_000000562026_00388_11464_2303.N1	09-MAY-2004 23:45:15	Bright	56.000	130	23Bet Dra	2.7990	5800.0	112	11464	No
468	GOM_NL__2PRFIN20040509_234846_000000332026_00388_11464_2304.N1	09-MAY-2004 23:48:46	Bright	33.000	49	1Alp UMi	1.9900	6300.0	66	11464	No
469	GOM_NL__2PRFIN20040509_235423_000000452026_00388_11464_2305.N1	09-MAY-2004 23:54:23	Bright	44.500	89	5Alp Cep	2.4510	8000.0	89	11464	No
470	GOM_NL__2PRFIN20040509_235655_000000392026_00388_11464_2306.N1	09-MAY-2004 23:56:55	Bright	38.500	76	27Gam Cas	2.3000	30000.	77	11464	No
471	GOM_NL__2PRFIN20040509_235809_000000392026_00388_11464_2307.N1	09-MAY-2004 23:58:09	Bright	39.000	68	18Alp Cas	2.2250	4500.0	78	11464	No

3. Quality information per product

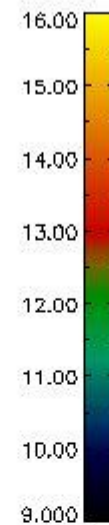
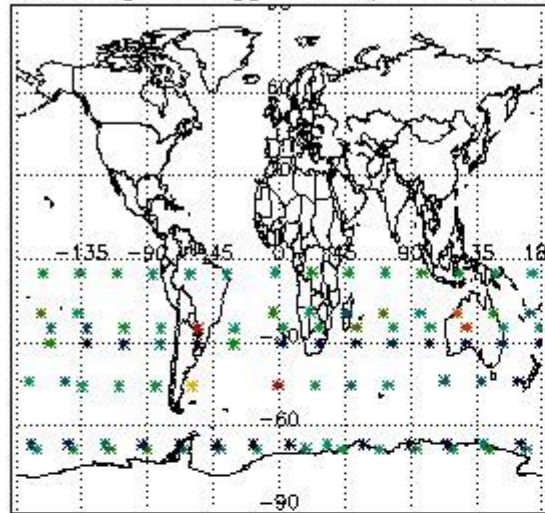
In this section it is plotted some information contained in the Quality Summary data set of the level 2 products. Only products in dark limb conditions and without errors (error flag in the MPH set to "0") are used.

3.1 Plot quality information per product (time dependant)

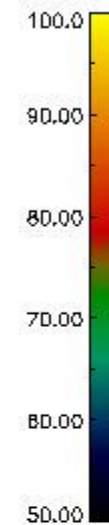
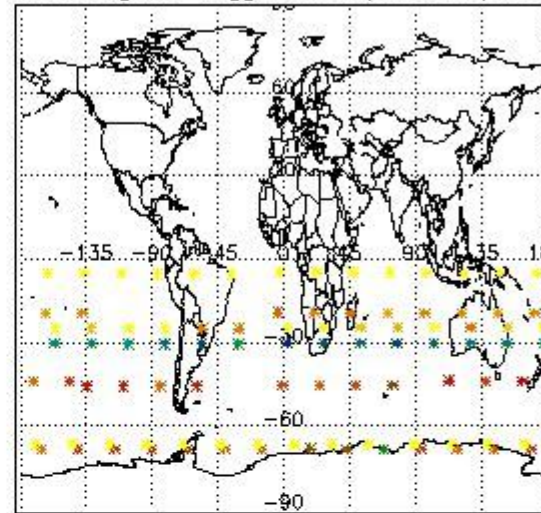


3.2 Plot quality information per product (world map)

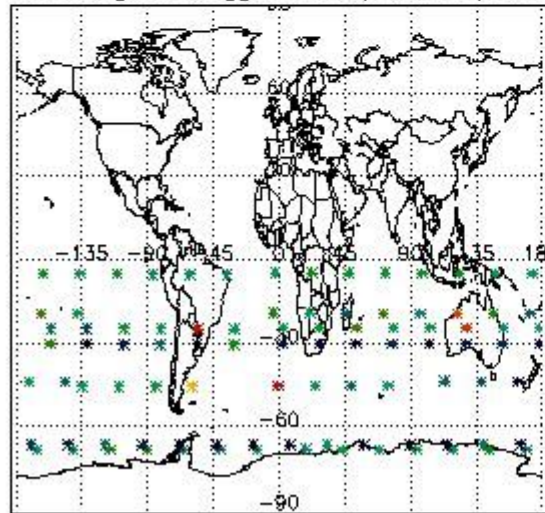
Percentage of flagged data per O3 profile



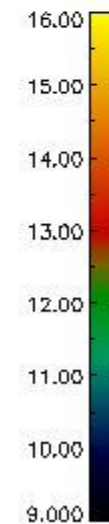
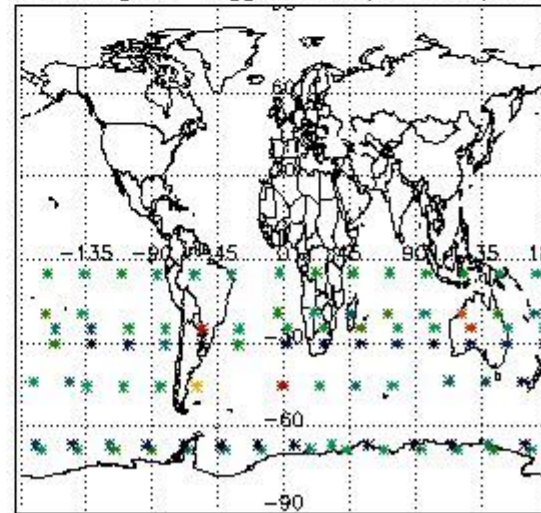
Percentage of flagged data per H2O profile



Percentage of flagged data per NO2 profile



Percentage of flagged data per NO3 profile

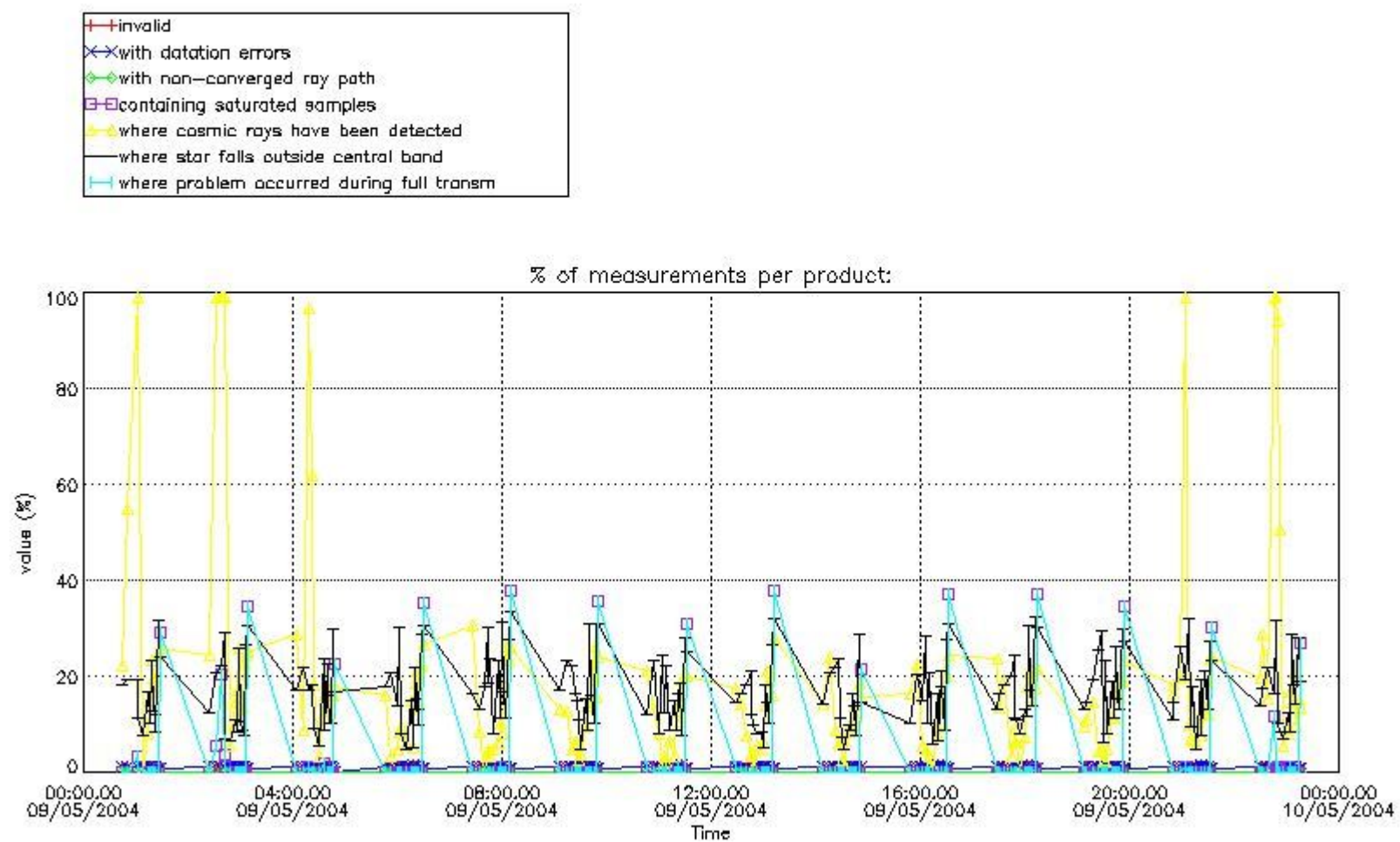


4. Level 1 quality information per product

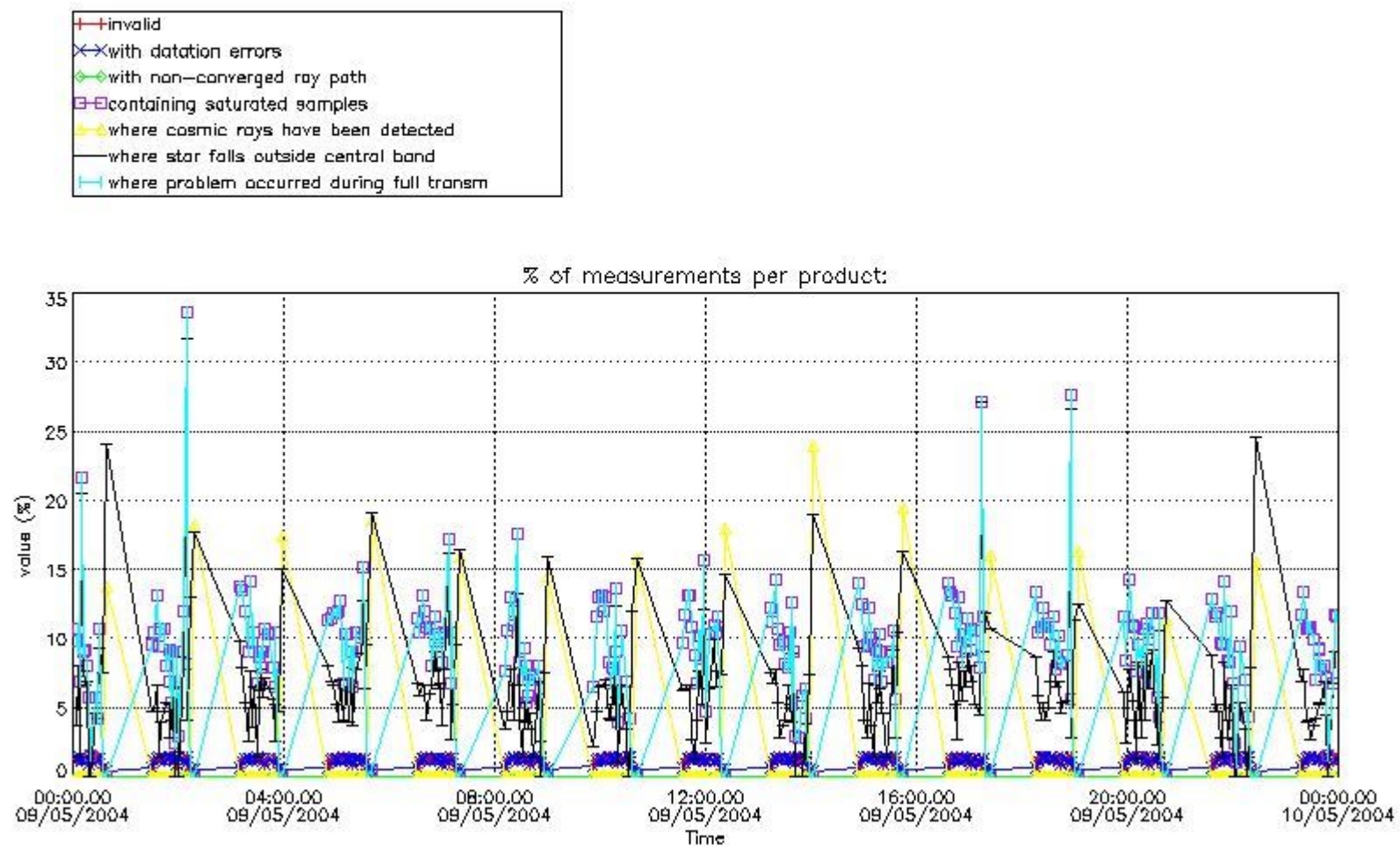
In this section it is plotted some information contained in the Quality Summary data set of the level 2 products that comes from the level 1b processing. Products without errors (error flag in the MPH set to "0") are used.

4.1 Plot quality information per product (time dependant) coming from level 1b processing

4.1.1 Plot level 1 quality information per product (time dependant): ENVISAT ASCENDING passes

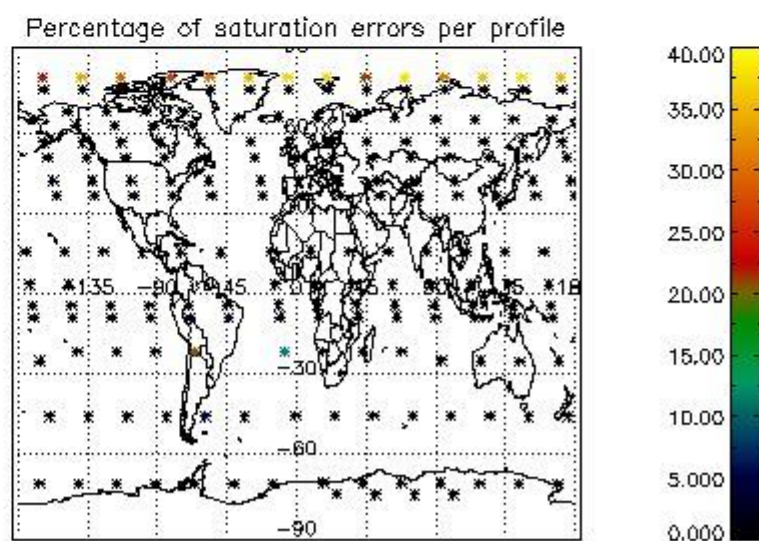
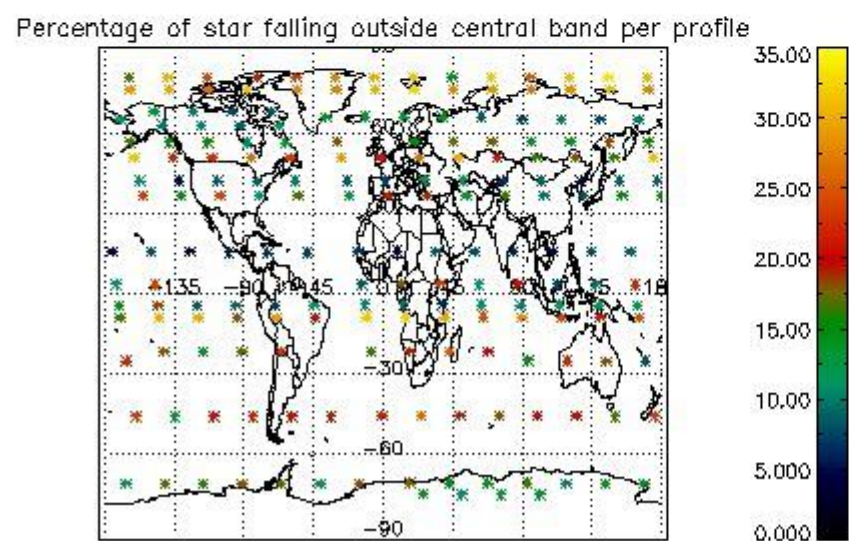
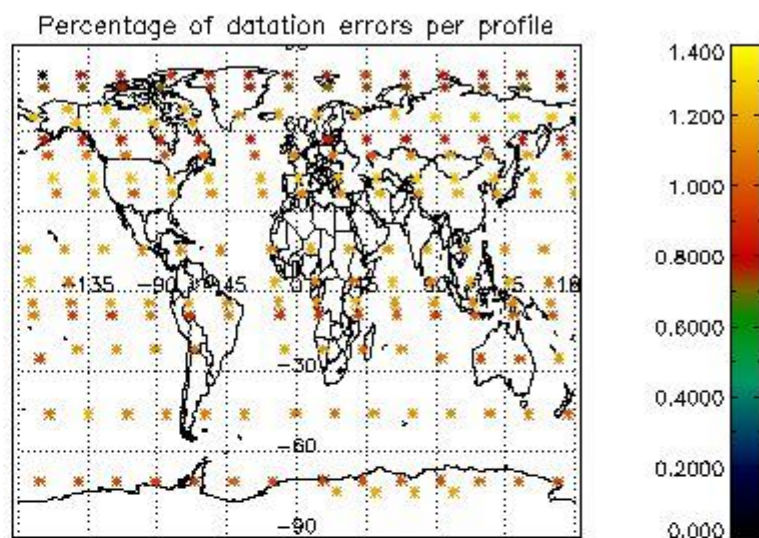
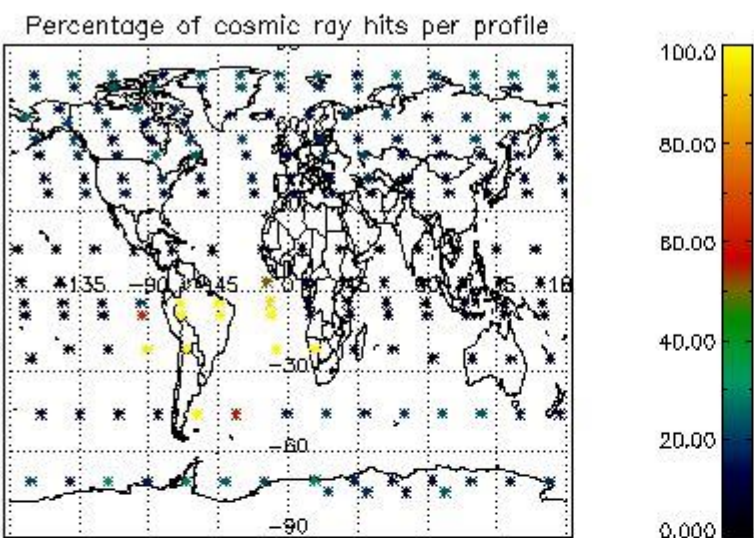


4.1.2 Plot level 1 quality information per product (time dependant): ENVI SAT DESCENDING passes

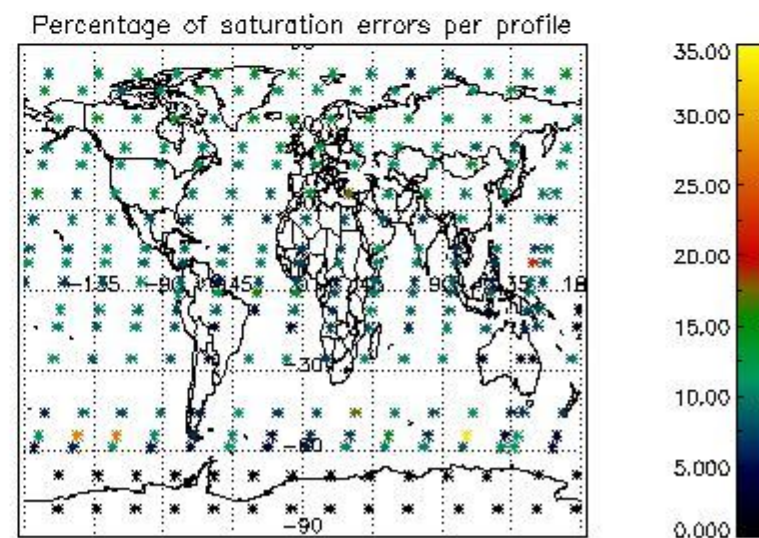
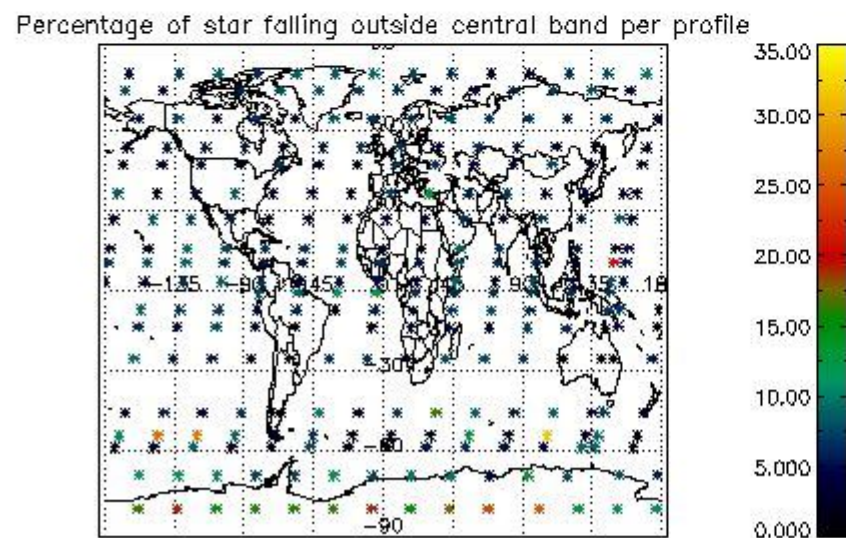
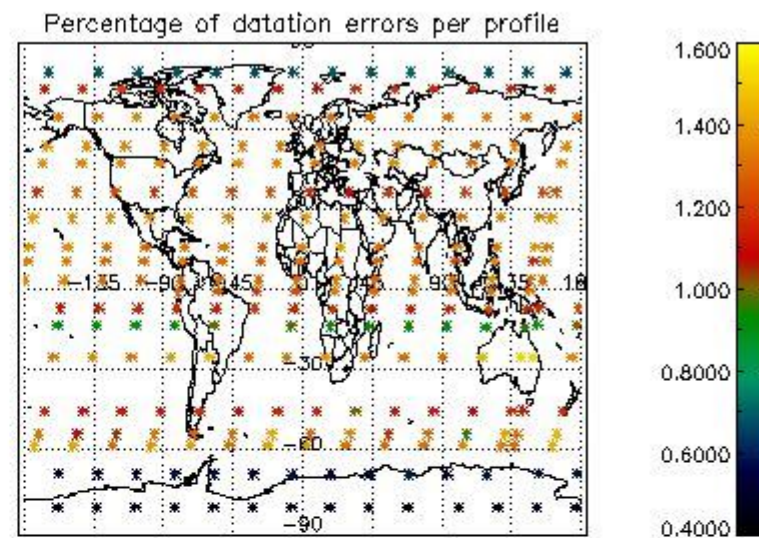
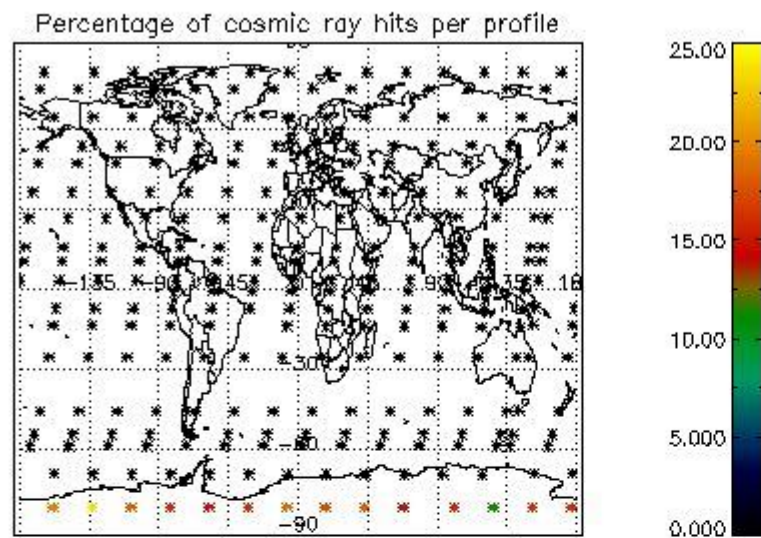


4.2 Plot quality information per product coming from level 1b processing (world map)

4.2.1 Plot level 1 quality information per product (world map): ENVISAT ASCENDING passes



4.2.2 Plot level 1 quality information per product (world map): ENVISAT DESCENDING passes



5. Trace gas profiles

5.1 Ozone statistics based on quality of products

The final quality of the products can be "measured" using the STD (Standard Deviation) attached to every point profile. This information is written to the parameter GOM_NL__2P/NL_LOCAL_SPECIES_DENSITY/o3_std of the level 2 products. The table below shows the statistics for given STD ranges.

The statistics are given with respect to the overall valid production:

- Products without fatal errors: GOM_NL__2P/MPH/PRODUCT_ERR=0
- Valid point profile: GOM_NL__2P/NL_LOCAL_SPECIES_DENSITY/pcd(0)=0

The 'Criteria' is applied to valid points of dark limb products:

- Products in dark limb illumination condition: GOM_NL__2P/NL_SUMMARY_QUALITY/obs_ill_cond=0
- Products without fatal errors: GOM_NL__2P/MPH/PRODUCT_ERR=0
- Valid point profile: GOM_NL__2P/NL_LOCAL_SPECIES_DENSITY/pcd(0)=0

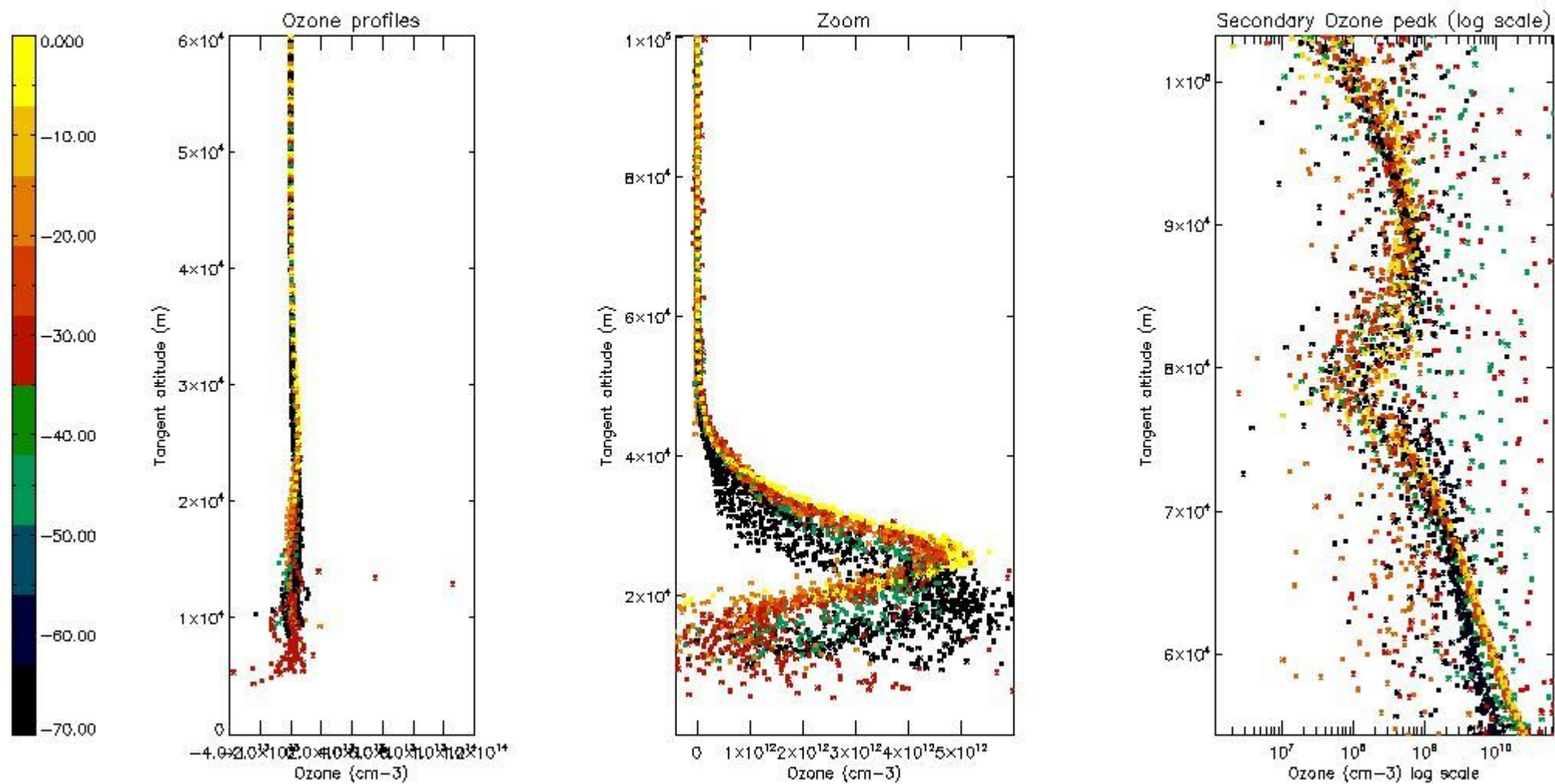
So, the table below shows the percentage of dark limb and valid observations for each criteria with respect to the overall valid daily observations.

Criteria	% of total production
All STD	19
STD < 20	9

STD < 10	7
STD < 5	5

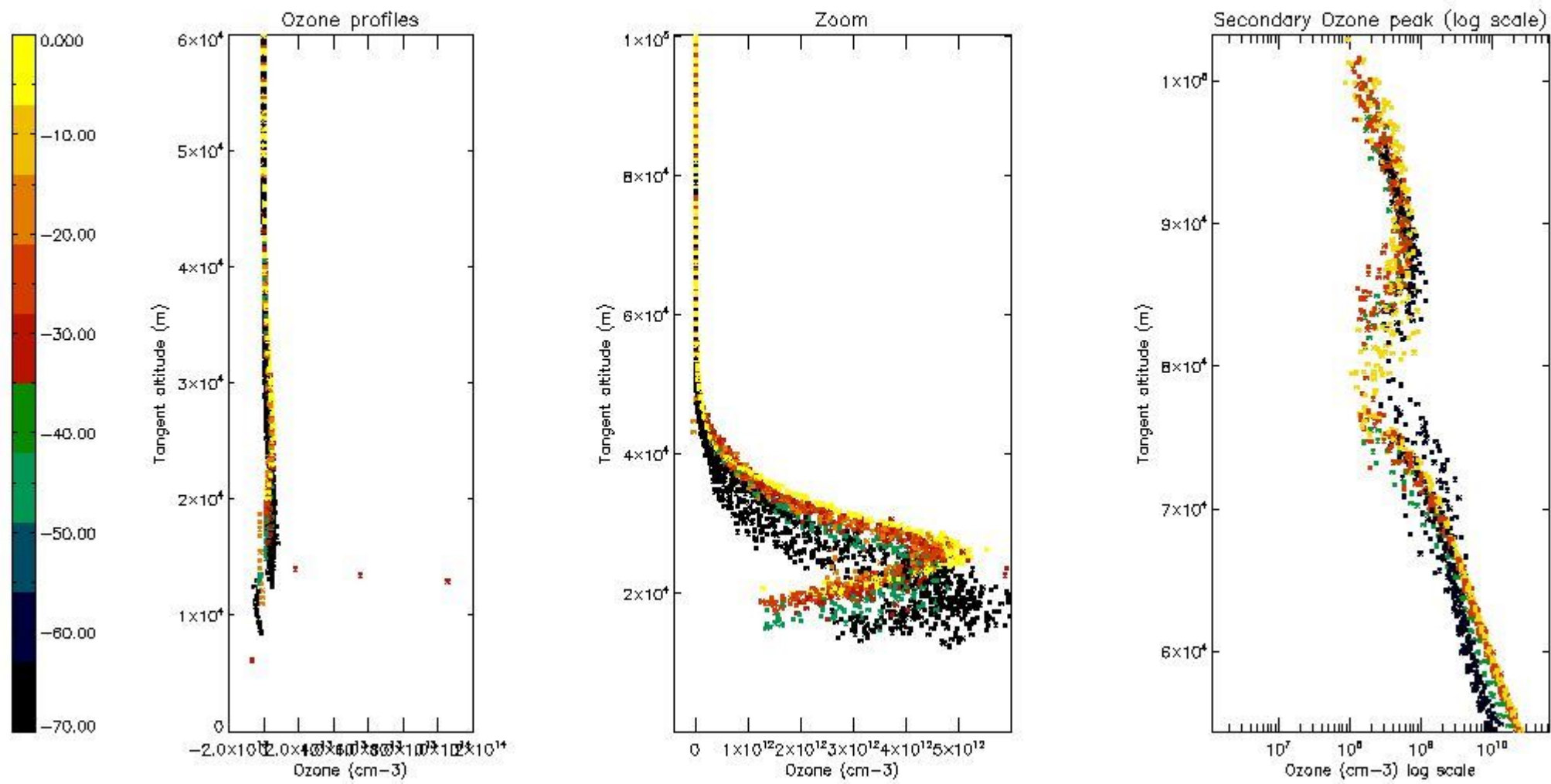
5.2 Plot ozone profiles for all STD (dark without errors)

The colorbar represents the latitude.



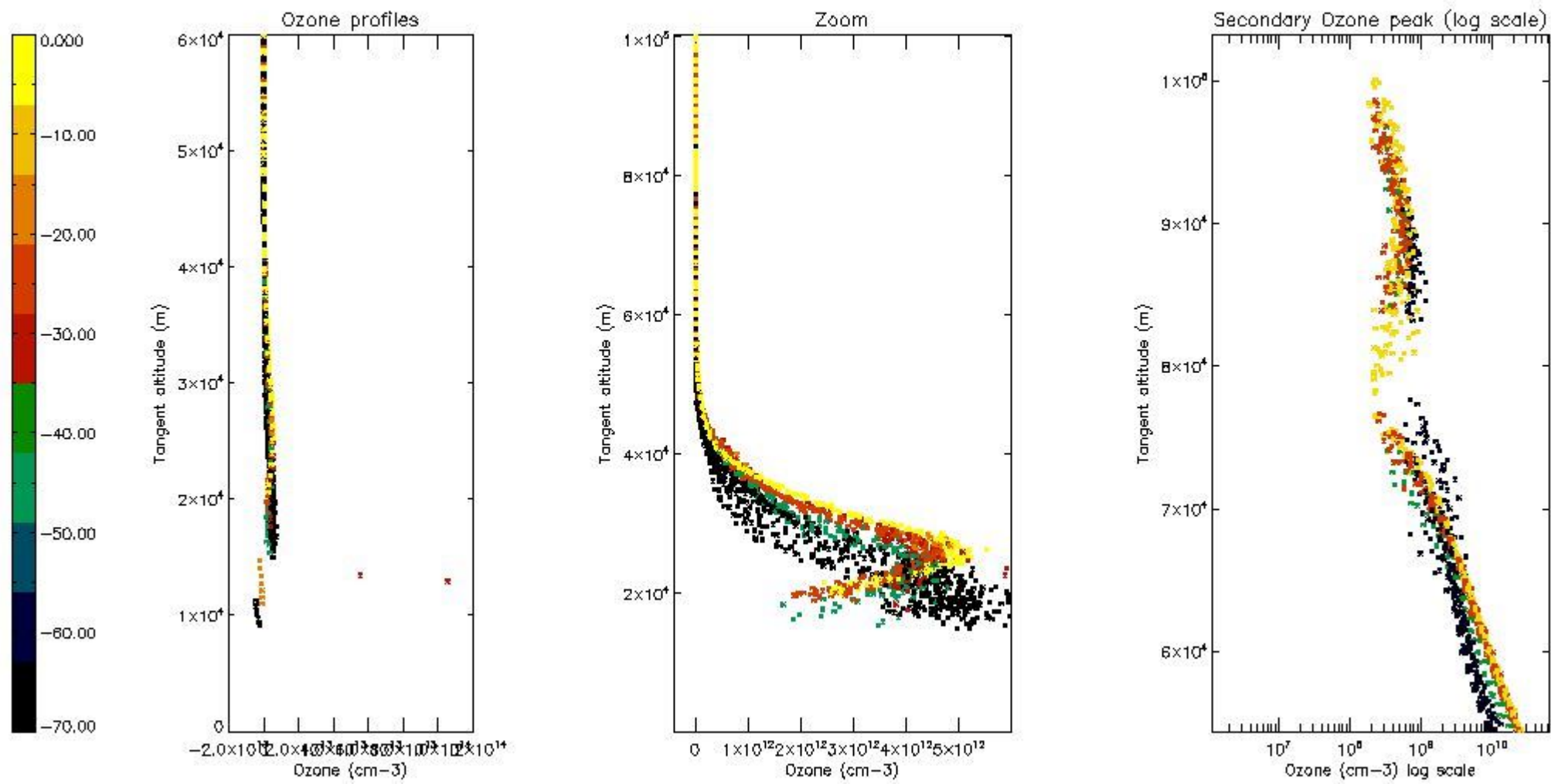
5.3 Plot ozone profiles where STD < 20% (dark without errors)

The colorbar represents the latitude.



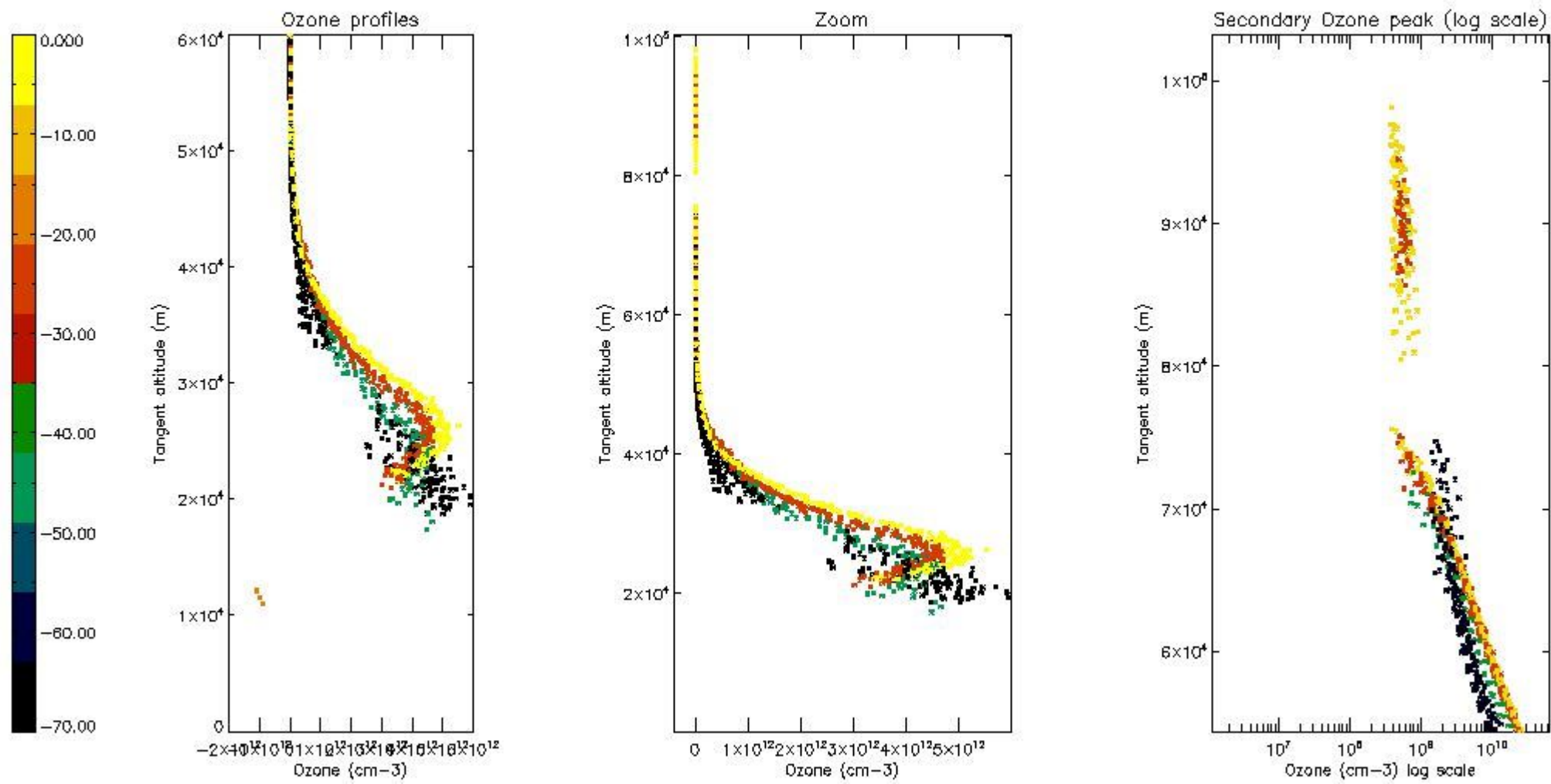
5.4 Plot ozone profiles where STD < 10% (dark without errors)

The colorbar represents the latitude.



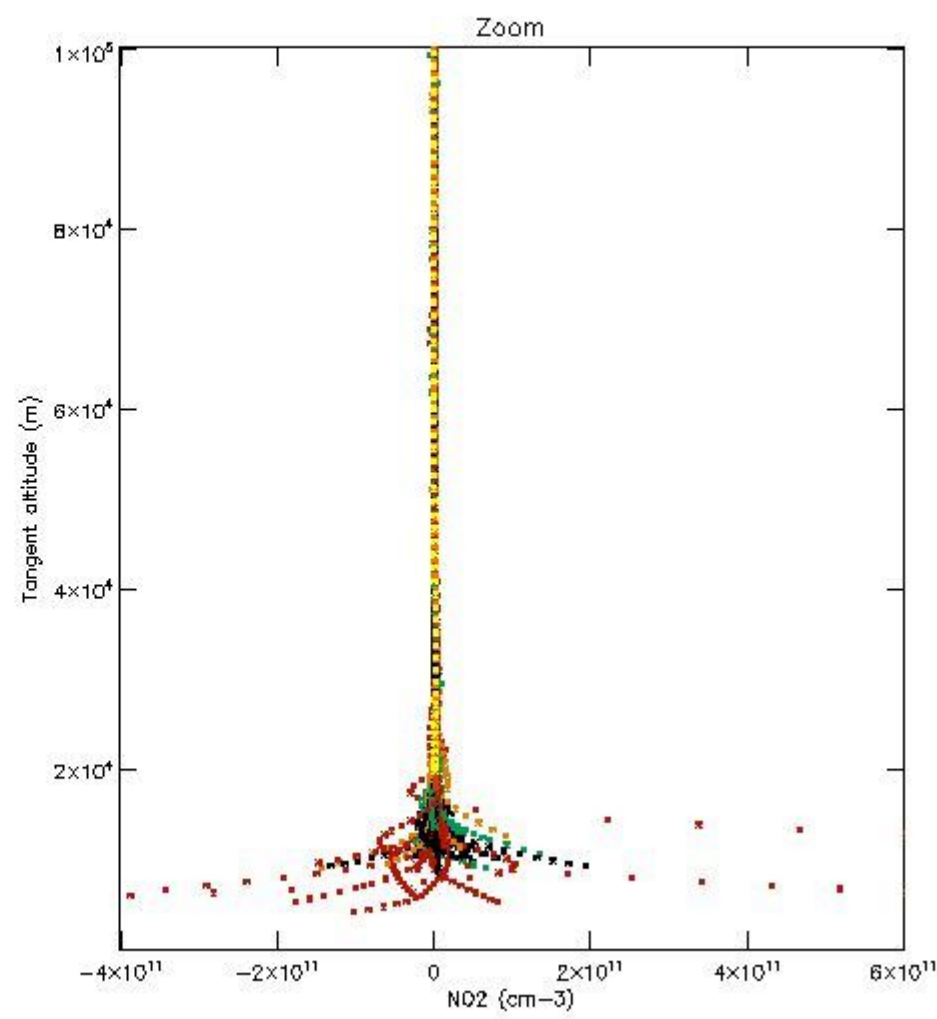
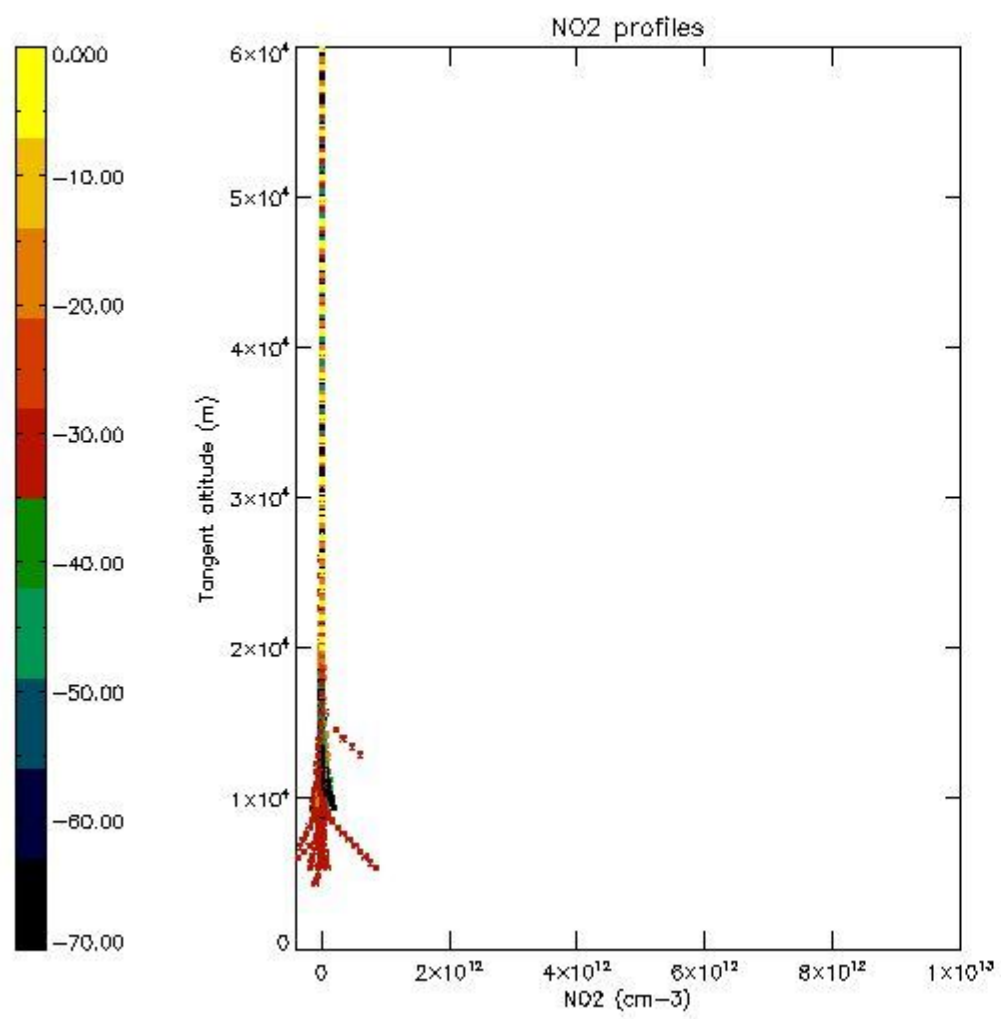
5.5 Plot ozone profiles where $STD < 5\%$ (dark without errors)

The colorbar represents the latitude.



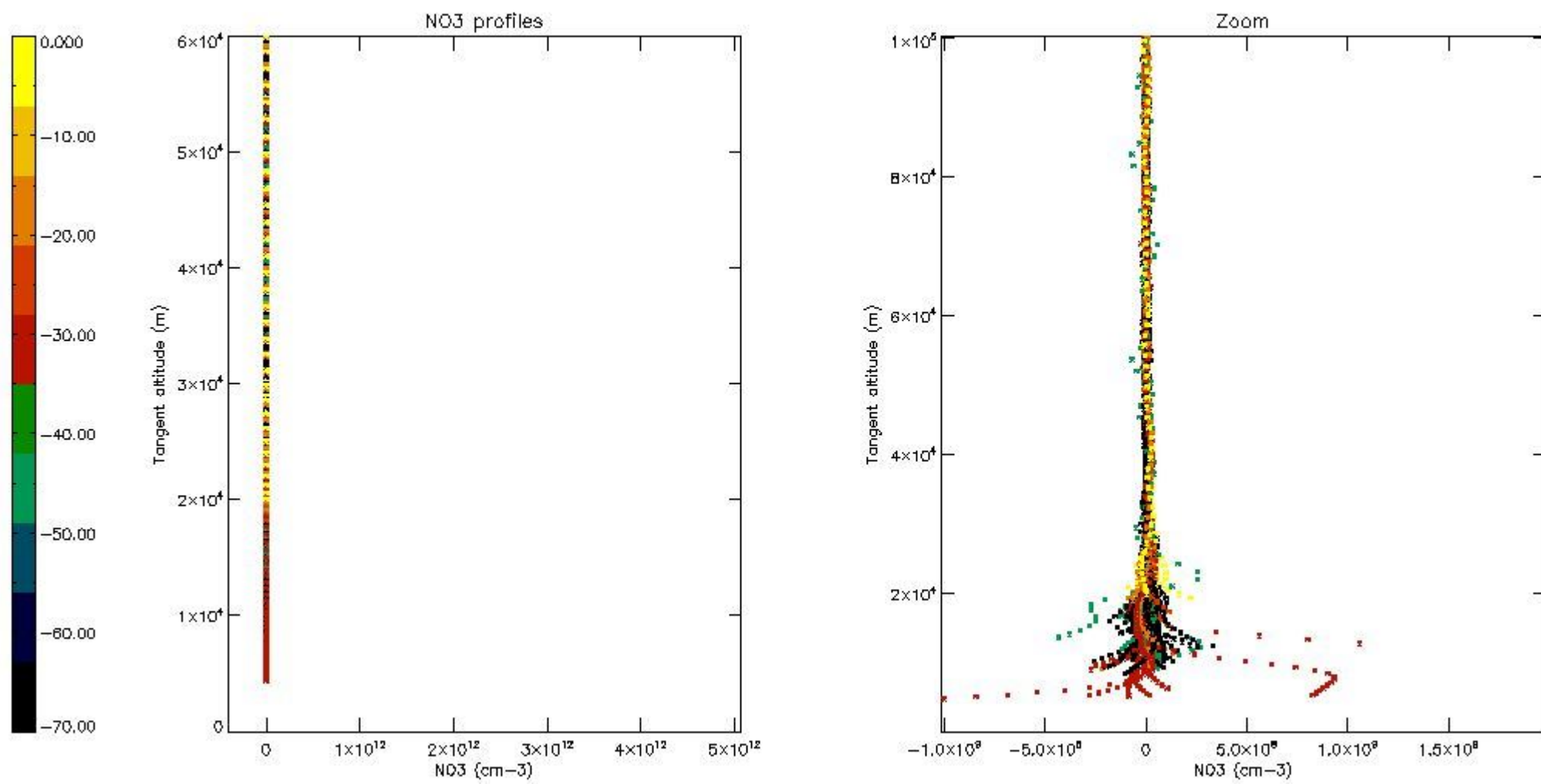
5.6 Plot NO₂ profiles for all STD (dark without errors)

The colorbar represents the latitude.



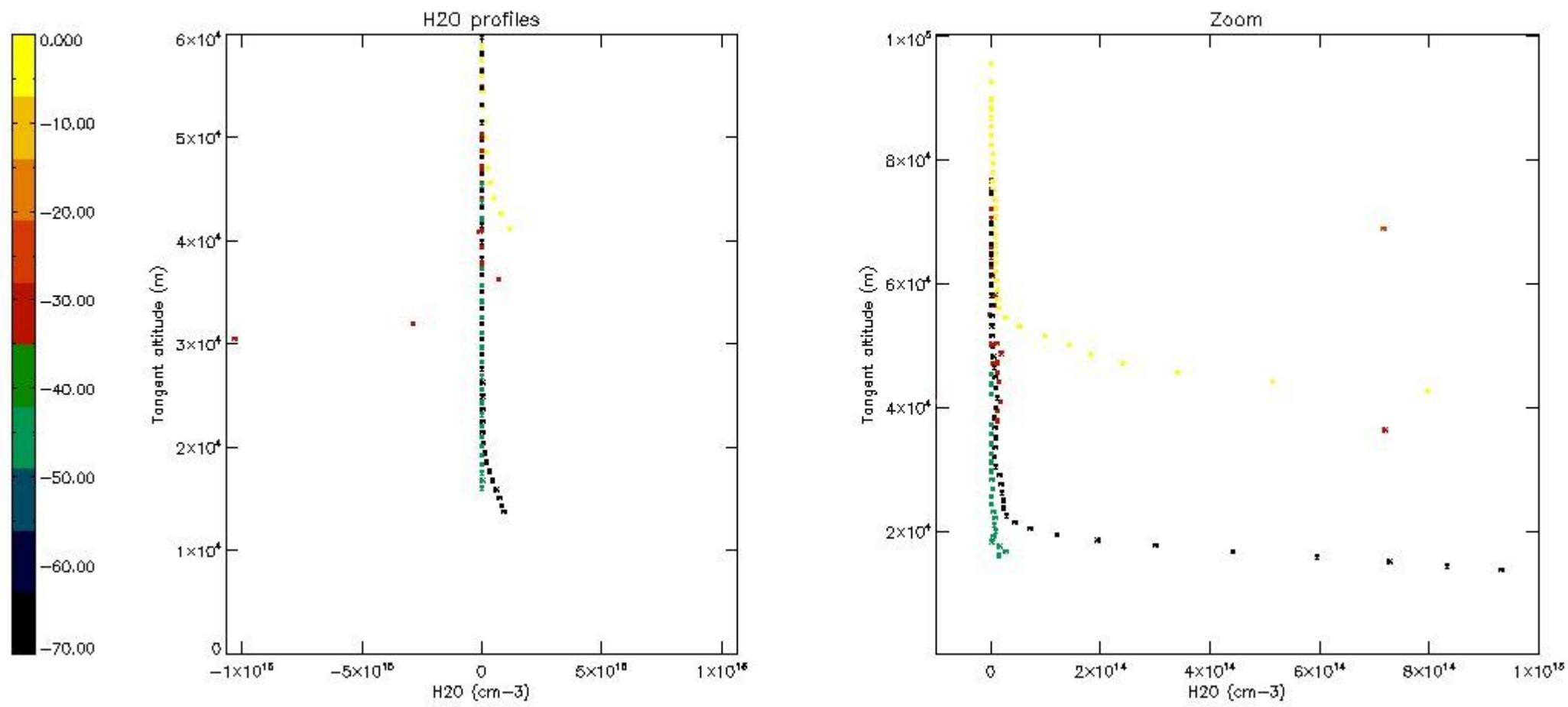
5.7 Plot NO3 profiles for all STD (dark without errors)

The colorbar represents the latitude.



5.8 Plot H2O profiles for all STD (only for occultations of stars 1,2,3,4,13,14,16,26,63 dark without errors)

The colorbar represents the latitude.



6. Auxiliary Data Files used for the production reported in section 2

The number reported in the third column indicates since which file (see list in section 2) the corresponding auxiliary file has been used. The fourth column is the date of those product files.

Type	Auxiliary Filename	Used since product	Used since product date
INST_PHYS_CHARACTERISTICS	GOM_INS_AXVIEC20091111_143220_20030716_120000_20500101_000000	1	09-MAY-2004 00:03:03
LEVEL-2_PROC_CONFIG	GOM_PR2_AXVIEC20091111_152718_20020301_000000_20500101_000000	1	09-MAY-2004 00:03:03
CROSS_SECTIONS_FILE	GOM_CRS_AXVIEC20091111_154832_20020301_000000_20500101_000000	1	09-MAY-2004 00:03:03

GOMOS Level 2 Daily Report

SUMMARY

[1. General Info](#)

[2. Summary of processed GOM_NL_2P products](#)

[3. Level 2 Quality information per product](#)

[3.1 Plot of level 2 quality information per product \(time dependant\)](#)

[3.2 Plot of level 2 quality information per product \(world map\)](#)

[4. Level 1 Quality information per product \(stored on level 2 products\)](#)

[4.1 Plot of level 1 quality information per product \(time dependant\)](#)

[4.1.1 Plot of level 1 quality information per product \(time dependant\): ASCENDING](#)

[4.1.2 Plot of level 1 quality information per product \(time dependant\): DESCENDING](#)

[4.2 Plot of level 1 quality information per product \(world map\)](#)

[4.2.1 Plot of level 1 quality information per product \(world map\): ASCENDING](#)

[4.2.2 Plot of level 1 quality information per product \(world map\): DESCENDING](#)

[5. Ozone profiles based on quality statistics and other trace gas profiles](#)

[5.1 Ozone statistics based on quality of products](#)

[5.2 Plot ozone profiles for all STD \(dark without errors\)](#)

[5.3 Plot ozone profiles where STD < 20% \(dark without errors\)](#)

[5.4. Plot ozone profiles where STD < 10% \(dark without errors\)](#)

[5.5. Plot ozone profiles where STD < 5% \(dark without errors\)](#)

[5.6 Plot NO2 profiles for all STD \(dark without errors\)](#)

[5.7 Plot NO3 profiles for all STD \(dark without errors\)](#)

[5.8 Plot H2O profiles \(only for occultations of stars 1,2,3,4,13,14,16,26,63 dark without errors\) for all STD](#)

[6. Auxiliary Data Files used for the production reported in section 2](#)

This report presents the daily analysis on parameters extracted from GOMOS level 2 data (GOM_NL__2P). It is intended to monitor some important parameters that will impact the quality of these products. A list of level 2 products (and content) that have arrived during the reporting day to the PCF is also given.

Item	Value
Time of report generation	19APR2013 01:35:35
Data source version	GOMOS/6.01
Start time of products	09-05-2004 (09MAY2004 00:00:00)
Stop time of products	10-05-2004 (10MAY2004 00:00:00)
Store outputs in DB	Yes
Nb of level 2 prods	471
Nb of prods with errors	1

2. Summary of processed GOM_NL__2P products.

Nr	Filename	UTC Start time	Limb	Duration	Star Id	Star Name	Star Mag	Star Temp	Nb Meas	Orbit	Prod. error
1	GOM_NL__2PRFIN20040509_000303_000000412026_00374_11450_2278.N1	09-MAY-2004 00:03:03	Bright	41.000	83		2.3780	11000.	82	11450	No
2	GOM_NL__2PRFIN20040509_000542_000000382026_00374_11450_2279.N1	09-MAY-2004 00:05:42	Bright	37.500	152	12Alp2CVn	2.8900	11000.	75	11450	No
3	GOM_NL__2PRFIN20040509_000847_000000372026_00374_11450_2280.N1	09-MAY-2004 00:08:47	Bright	36.500	39	85Eta UMa	1.8540	24000.	73	11450	No
4	GOM_NL__2PRFIN20040509_001017_000000442026_00374_11450_2281.N1	09-MAY-2004 00:10:17	Bright	44.000	55	79Zet UMa	2.0600	10200.	88	11450	No
5	GOM_NL__2PRFIN20040509_001213_000000392026_00374_11450_2282.N1	09-MAY-2004 00:12:13	Bright	39.000	82	48Bet UMa	2.3650	10600.	78	11450	No
6	GOM_NL__2PRFIN20040509_001325_000000382026_00374_11450_2283.N1	09-MAY-2004 00:13:25	Bright	38.000	36	50Alp UMa	1.8000	6300.0	76	11450	No
7	GOM_NL__2PRFIN20040509_001518_000000442026_00374_11450_2284.N1	09-MAY-2004 00:15:18	Bright	43.500	119	14Eta Dra	2.7270	4700.0	87	11450	No
8	GOM_NL__2PRFIN20040509_001709_000000532026_00374_11450_2285.N1	09-MAY-2004 00:17:09	Bright	52.500	130	23Bet Dra	2.7990	5800.0	105	11450	No
9	GOM_NL__2PRFIN20040509_002023_000000332026_00374_11450_2286.N1	09-MAY-2004 00:20:23	Bright	33.000	49	1Alp UMi	1.9900	6300.0	66	11450	No
10	GOM_NL__2PRFIN20040509_002605_000000442026_00374_11450_2287.N1	09-MAY-2004 00:26:05	Bright	43.500	89	5Alp Cep	2.4510	8000.0	87	11450	No
11	GOM_NL__2PRFIN20040509_002831_000000362026_00374_11450_2288.N1	09-MAY-2004 00:28:31	Bright	35.500	76	27Gam Cas	2.3000	30000.	71	11450	No
12	GOM_NL__2PRFIN20040509_002946_000000382026_00374_11450_2289.N1	09-MAY-2004 00:29:46	Bright	37.500	68	18Alp Cas	2.2250	4500.0	75	11450	No
13	GOM_NL__2PRFIN20040509_003300_000000872026_00374_11450_2290.N1	09-MAY-2004 00:33:00	Bright	86.500	66	37Gam Cyg	2.2080	5900.0	173	11450	No
14	GOM_NL__2PRFIN20040509_003738_000001172026_00374_11450_2291.N1	09-MAY-2004 00:37:38	Twilight	116.500	92	53Eps Cyg	2.5000	4500.0	233	11450	No
15	GOM_NL__2PRFIN20040509_004314_000000522026_00374_11450_2292.N1	09-MAY-2004 00:43:14	Dark	52.000	90	54Alp Peg	2.4870	11000.	104	11450	No
16	GOM_NL__2PRFIN20040509_005039_000000452026_00374_11450_2293.N1	09-MAY-2004 00:50:39	Dark	44.500	52	16Bet Cet	2.0370	4500.0	89	11450	No
17	GOM_NL__2PRFIN20040509_010101_000000472026_00374_11450_2294.N1	09-MAY-2004 01:01:01	Dark	46.500	63	Bet Gru	2.1500	2800.0	93	11450	No
18	GOM_NL__2PRFIN20040509_010218_000000452026_00374_11450_2295.N1	09-MAY-2004 01:02:18	Dark	44.500	31	Alp Gru	1.7340	15200.	89	11450	No
19	GOM_NL__2PRFIN20040509_010751_000000462026_00375_11451_2263.N1	09-MAY-2004 01:07:51	Dark	46.000	45	Alp Pav	1.9400	26000.	92	11451	No
20	GOM_NL__2PRFIN20040509_011350_000000452026_00375_11451_2264.N1	09-MAY-2004 01:13:50	Straylight	44.500	43	Alp TrA	1.9100	4250.0	89	11451	No
21	GOM_NL__2PRFIN20040509_011525_000000402026_00375_11451_2265.N1	09-MAY-2004 01:15:25	Straylight	40.000	145	Gam TrA	2.8720	10600.	80	11451	No
22	GOM_NL__2PRFIN20040509_011754_000000482026_00375_11451_2266.N1	09-MAY-2004 01:17:54	Straylight	47.500	4	Alp1Cen	-0.010000	5800.0	95	11451	No
23	GOM_NL__2PRFIN20040509_011929_000000592026_00375_11451_2267.N1	09-MAY-2004 01:19:29	Straylight	58.500	25	35Lam Sco	1.6200	28000.	117	11451	No
24	GOM_NL__2PRFIN20040509_012124_000000422026_00375_11451_2268.N1	09-MAY-2004 01:21:24	Straylight	42.000	78	Alp Lup	2.3040	28000.	84	11451	No
25	GOM_NL__2PRFIN20040509_012254_000000422026_00375_11451_2269.N1	09-MAY-2004 01:22:54	Straylight	42.000	81	Eta Cen	2.3560	28000.	84	11451	No
26	GOM_NL__2PRFIN20040509_012530_000000712026_00375_11451_2270.N1	09-MAY-2004 01:25:30	Twilight	71.000	16	21Alp Sco	1.0200	3000.0	142	11451	No
27	GOM_NL__2PRFIN20040509_012726_000000592026_00375_11451_2271.N1	09-MAY-2004 01:27:26	Bright	58.500	80	7Del Sco	2.3160	30000.	117	11451	No
28	GOM_NL__2PRFIN20040509_012939_000000742026_00375_11451_2272.N1	09-MAY-2004 01:29:39	Bright	73.500	86	35Eta Oph	2.4300	10200.	147	11451	No
29	GOM_NL__2PRFIN20040509_013218_000000432026_00375_11451_2273.N1	09-MAY-2004 01:32:18	Bright	43.000	104	27Bet Lib	2.6140	13100.	86	11451	No
30	GOM_NL__2PRFIN20040509_013532_000000382026_00375_11451_2274.N1	09-MAY-2004 01:35:32	Bright	38.000	121	29Gam Vir	2.7400	7200.0	76	11451	No
31	GOM_NL__2PRFIN20040509_013841_000000372026_00375_11451_2275.N1	09-MAY-2004 01:38:41	Bright	37.000	138	47Eps Vir	2.8280	4700.0	74	11451	No
32	GOM_NL__2PRFIN20040509_014034_000000382026_00375_11451_2276.N1	09-MAY-2004 01:40:34	Bright	37.500	111	8Eta Boo	2.6800	6000.0	75	11451	No
33	GOM_NL__2PRFIN20040509_014338_000000422026_00375_11451_2277.N1	09-MAY-2004 01:43:38	Bright	42.000	83		2.3780	11000.	84	11451	No
34	GOM_NL__2PRFIN20040509_014617_000000382026_00375_11451_2278.N1	09-MAY-2004 01:46:17	Bright	37.500	152	12Alp2CVn	2.8900	11000.	75	11451	No
35	GOM_NL__2PRFIN20040509_014923_000000382026_00375_11451_2279.N1	09-MAY-2004 01:49:23	Bright	38.000	39	85Eta UMa	1.8540	24000.	76	11451	No
36	GOM_NL__2PRFIN20040509_015052_000000372026_00375_11451_2280.N1	09-MAY-2004 01:50:52	Bright	36.500	55	79Zet UMa	2.0600	10200.	73	11451	No
37	GOM_NL__2PRFIN20040509_015250_000000372026_00375_11451_2281.N1	09-MAY-2004 01:52:50	Bright	37.000	82	48Bet UMa	2.3650	10600.	74	11451	No
38	GOM_NL__2PRFIN20040509_015401_000000392026_00375_11451_2282.N1	09-MAY-2004 01:54:01	Bright	38.500	36	50Alp UMa	1.8000	6300.0	77	11451	No
39	GOM_NL__2PRFIN20040509_015553_000000412026_00375_11451_2283.N1	09-MAY-2004 01:55:53	Bright	40.500	119	14Eta Dra	2.7270	4700.0	81	11451	No
40	GOM_NL__2PRFIN20040509_015744_000000552026_00375_11451_2284.N1	09-MAY-2004 01:57:44	Bright	55.000	130	23Bet Dra	2.7990	5800.0	110	11451	No
41	GOM_NL__2PRFIN20040509_020058_000000352026_00375_11451_2285.N1	09-MAY-2004 02:00:58	Bright	34.500	49	1Alp UMi	1.9900	6300.0	69	11451	No
42	GOM_NL__2PRFIN20040509_020640_000000462026_00375_11451_2286.N1	09-MAY-2004 02:06:40	Bright	46.000	89	5Alp Cep	2.4510	8000.0	92	11451	No

43	GOM_NL__2PRFIN20040509_020906_00000522026_00375_11451_2287.N1	09-MAY-2004 02:09:06	Bright	52.000	76	27Gam Cas	2.3000	30000.	104	11451	No
44	GOM_NL__2PRFIN20040509_021021_00000372026_00375_11451_2288.N1	09-MAY-2004 02:10:21	Bright	37.000	68	18Alp Cas	2.2250	4500.0	74	11451	No
45	GOM_NL__2PRFIN20040509_021335_00000922026_00375_11451_2289.N1	09-MAY-2004 02:13:35	Bright	92.000	66	37Gam Cyg	2.2080	5900.0	184	11451	No
46	GOM_NL__2PRFIN20040509_021814_000001082026_00375_11451_2290.N1	09-MAY-2004 02:18:14	Tw_i_and_stray	107.50	92	53Eps Cyg	2.5000	4500.0	215	11451	No
47	GOM_NL__2PRFIN20040509_022351_00000492026_00375_11451_2291.N1	09-MAY-2004 02:23:51	Dark	49.000	90	54Alp Peg	2.4870	11000.	98	11451	No
48	GOM_NL__2PRFIN20040509_023114_00000462026_00375_11451_2292.N1	09-MAY-2004 02:31:14	Dark	46.000	52	16Bet Cet	2.0370	4500.0	92	11451	No
49	GOM_NL__2PRFIN20040509_023804_000000472026_00375_11451_2293.N1	09-MAY-2004 02:38:04	Dark	47.000	84	Alp Phe	2.3970	4500.0	94	11451	No
50	GOM_NL__2PRFIN20040509_024136_000000552026_00375_11451_2294.N1	09-MAY-2004 02:41:36	Dark	55.000	63	Bet Gru	2.1500	2800.0	110	11451	No
51	GOM_NL__2PRFIN20040509_024255_000000432026_00375_11451_2295.N1	09-MAY-2004 02:42:55	Dark	42.500	31	Alp Gru	1.7340	15200.	85	11451	No
52	GOM_NL__2PRFIN20040509_024827_000000462026_00376_11452_2263.N1	09-MAY-2004 02:48:27	Dark	45.500	45	Alp Pav	1.9400	26000.	91	11452	No
53	GOM_NL__2PRFIN20040509_025426_000000422026_00376_11452_2264.N1	09-MAY-2004 02:54:26	Straylight	41.500	43	Alp TrA	1.9100	4250.0	83	11452	No
54	GOM_NL__2PRFIN20040509_025558_000000412026_00376_11452_2265.N1	09-MAY-2004 02:55:58	Straylight	41.000	145	Gam TrA	2.8720	10600.	82	11452	No
55	GOM_NL__2PRFIN20040509_025828_000000522026_00376_11452_2266.N1	09-MAY-2004 02:58:28	Straylight	52.000	4	Alp1Cen	-0.010000	5800.0	104	11452	No
56	GOM_NL__2PRFIN20040509_030005_000000572026_00376_11452_2267.N1	09-MAY-2004 03:00:05	Straylight	56.500	25	35Lam Sco	1.6200	28000.	113	11452	No
57	GOM_NL__2PRFIN20040509_030200_000000412026_00376_11452_2268.N1	09-MAY-2004 03:02:00	Straylight	40.500	78	Alp Lup	2.3040	28000.	81	11452	No
58	GOM_NL__2PRFIN20040509_030331_000000402026_00376_11452_2269.N1	09-MAY-2004 03:03:31	Straylight	40.000	81	Eta Cen	2.3560	28000.	80	11452	No
59	GOM_NL__2PRFIN20040509_030606_000000662026_00376_11452_2270.N1	09-MAY-2004 03:06:06	Tw_i_and_stray	66.000	16	21Alp Sco	1.0200	3000.0	132	11452	No
60	GOM_NL__2PRFIN20040509_030801_000000642026_00376_11452_2271.N1	09-MAY-2004 03:08:01	Bright	64.000	80	7Del Sco	2.3160	30000.	128	11452	No
61	GOM_NL__2PRFIN20040509_031015_000000772026_00376_11452_2272.N1	09-MAY-2004 03:10:15	Bright	76.500	86	35Eta Oph	2.4300	10200.	153	11452	No
62	GOM_NL__2PRFIN20040509_031253_000000452026_00376_11452_2273.N1	09-MAY-2004 03:12:53	Bright	44.500	104	27Bet Lib	2.6140	13100.	89	11452	No
63	GOM_NL__2PRFIN20040509_031609_000000382026_00376_11452_2274.N1	09-MAY-2004 03:16:09	Bright	37.500	121	29Gam Vir	2.7400	7200.0	75	11452	No
64	GOM_NL__2PRFIN20040509_031915_000000392026_00376_11452_2275.N1	09-MAY-2004 03:19:15	Bright	39.000	138	47Eps Vir	2.8280	4700.0	78	11452	No
65	GOM_NL__2PRFIN20040509_032110_000000392026_00376_11452_2276.N1	09-MAY-2004 03:21:10	Bright	39.000	111	8Eta Boo	2.6800	6000.0	78	11452	No
66	GOM_NL__2PRFIN20040509_032414_000000422026_00376_11452_2277.N1	09-MAY-2004 03:24:14	Bright	41.500	83		2.3780	11000.	83	11452	No
67	GOM_NL__2PRFIN20040509_032653_000000392026_00376_11452_2278.N1	09-MAY-2004 03:26:53	Bright	38.500	152	12Alp2CVn	2.8900	11000.	77	11452	No
68	GOM_NL__2PRFIN20040509_032959_000000372026_00376_11452_2279.N1	09-MAY-2004 03:29:59	Bright	37.000	39	85Eta UMa	1.8540	24000.	74	11452	No
69	GOM_NL__2PRFIN20040509_033126_000000412026_00376_11452_2280.N1	09-MAY-2004 03:31:26	Bright	40.500	55	79Zet UMa	2.0600	10200.	81	11452	No
70	GOM_NL__2PRFIN20040509_033326_000000392026_00376_11452_2281.N1	09-MAY-2004 03:33:26	Bright	38.500	82	48Bet UMa	2.3650	10600.	77	11452	No
71	GOM_NL__2PRFIN20040509_033438_000000382026_00376_11452_2282.N1	09-MAY-2004 03:34:38	Bright	38.000	36	50Alp UMa	1.8000	6300.0	76	11452	No
72	GOM_NL__2PRFIN20040509_033628_000000442026_00376_11452_2283.N1	09-MAY-2004 03:36:28	Bright	44.000	119	14Eta Dra	2.7270	4700.0	88	11452	No
73	GOM_NL__2PRFIN20040509_033819_000000562026_00376_11452_2284.N1	09-MAY-2004 03:38:19	Bright	56.000	130	23Bet Dra	2.7990	5800.0	112	11452	No
74	GOM_NL__2PRFIN20040509_034133_000000392026_00376_11452_2285.N1	09-MAY-2004 03:41:33	Bright	39.000	49	1Alp UMi	1.9900	6300.0	78	11452	No
75	GOM_NL__2PRFIN20040509_034716_000000452026_00376_11452_2286.N1	09-MAY-2004 03:47:16	Bright	44.500	89	5Alp Cep	2.4510	8000.0	89	11452	No
76	GOM_NL__2PRFIN20040509_034940_000000392026_00376_11452_2287.N1	09-MAY-2004 03:49:40	Bright	38.500	76	27Gam Cas	2.3000	30000.	77	11452	No
77	GOM_NL__2PRFIN20040509_035057_000000392026_00376_11452_2288.N1	09-MAY-2004 03:50:57	Bright	38.500	68	18Alp Cas	2.2250	4500.0	77	11452	No
78	GOM_NL__2PRFIN20040509_035411_000000852026_00376_11452_2289.N1	09-MAY-2004 03:54:11	Bright	84.500	66	37Gam Cyg	2.2080	5900.0	169	11452	No
79	GOM_NL__2PRFIN20040509_035850_000001042026_00376_11452_2290.N1	09-MAY-2004 03:58:50	Tw_i_and_stray	103.50	92	53Eps Cyg	2.5000	4500.0	207	11452	No
80	GOM_NL__2PRFIN20040509_040427_000000532026_00376_11452_2291.N1	09-MAY-2004 04:04:27	Dark	52.500	90	54Alp Peg	2.4870	11000.	105	11452	No
81	GOM_NL__2PRFIN20040509_041151_000000462026_00376_11452_2292.N1	09-MAY-2004 04:11:51	Dark	46.000	52	16Bet Cet	2.0370	4500.0	92	11452	No
82	GOM_NL__2PRFIN20040509_041840_000000442026_00376_11452_2293.N1	09-MAY-2004 04:18:40	Dark	43.500	84	Alp Phe	2.3970	4500.0	87	11452	No
83	GOM_NL__2PRFIN20040509_042214_000000472026_00376_11452_2294.N1	09-MAY-2004 04:22:14	Dark	47.000	63	Bet Gru	2.1500	2800.0	94	11452	No
84	GOM_NL__2PRFIN20040509_042331_000000442026_00376_11452_2295.N1	09-MAY-2004 04:23:31	Dark	44.000	31	Alp Gru	1.7340	15200.	88	11452	No
85	GOM_NL__2PRFIN20040509_042904_000000462026_00377_11453_2263.N1	09-MAY-2004 04:29:04	Dark	45.500	45	Alp Pav	1.9400	26000.	91	11453	No
86	GOM_NL__2PRFIN20040509_043501_000000512026_00377_11453_2264.N1	09-MAY-2004 04:35:01	Straylight	50.500	43	Alp TrA	1.9100	4250.0	101	11453	No
87	GOM_NL__2PRFIN20040509_043636_000000412026_00377_11453_2265.N1	09-MAY-2004 04:36:36	Straylight	40.500	145	Gam TrA	2.8720	10600.	81	11453	No
88	GOM_NL__2PRFIN20040509_043906_000000472026_00377_11453_2266.N1	09-MAY-2004 04:39:06	Straylight	46.500	4	Alp1Cen	-0.010000	5800.0	93	11453	No
89	GOM_NL__2PRFIN20040509_044043_000000602026_00377_11453_2267.N1	09-MAY-2004 04:40:43	Straylight	59.500	25	35Lam Sco	1.6200	28000.	119	11453	No
90	GOM_NL__2PRFIN20040509_044234_000000442026_00377_11453_2268.N1	09-MAY-2004 04:42:34	Straylight	43.500	78	Alp Lup	2.3040	28000.	87	11453	No
91	GOM_NL__2PRFIN20040509_044408_000000402026_00377_11453_2269.N1	09-MAY-2004 04:44:08	Straylight	40.000	81	Eta Cen	2.3560	28000.	80	11453	No
92	GOM_NL__2PRFIN20040509_044643_000000692026_00377_11453_2270.N1	09-MAY-2004 04:46:43	Tw_i_and_stray	69.000	16	21Alp Sco	1.0200	3000.0	138	11453	No
93	GOM_NL__2PRFIN20040509_044838_000000542026_00377_11453_2271.N1	09-MAY-2004 04:48:38	Bright	53.500	80	7Del Sco	2.3160	30000.	107	11453	No
94	GOM_NL__2PRFIN20040509_045051_000000752026_00377_11453_2272.N1	09-MAY-2004 04:50:51	Bright	75.000	86	35Eta Oph	2.4300	10200.	150	11453	No
95	GOM_NL__2PRFIN20040509_045330_000000442026_00377_11453_2273.N1	09-MAY-2004 04:53:30	Bright	43.500	104	27Bet Lib	2.6140	13100.	87	11453	No
96	GOM_NL__2PRFIN20040509_045644_000000382026_00377_11453_2274.N1	09-MAY-2004 04:56:44	Bright	38.000	121	29Gam Vir	2.7400	7200.0	76	11453	No
97	GOM_NL__2PRFIN20040509_045953_000000382026_00377_11453_2275.N1	09-MAY-2004 04:59:53	Bright	38.000	138	47Eps Vir	2.8280	4700.0	76	11453	No
98	GOM_NL__2PRFIN20040509_050146_000000382026_00377_11453_2276.N1	09-MAY-2004 05:01:46	Bright	37.500	111	8Eta Boo	2.6800	6000.0	75	11453	No
99	GOM_NL__2PRFIN20040509_050450_000000432026_00377_11453_2277.N1	09-MAY-2004 05:04:50	Bright	43.000	83		2.3780	11000.	86	11453	No
100	GOM_NL__2PRFIN20040509_050730_000000372026_00377_11453_2278.N1	09-MAY-2004 05:07:30	Bright	37.000	152	12Alp2CVn	2.8900	11000.	74	11453	No
101	GOM_NL__2PRFIN20040509_051035_000000392026_00377_11453_2279.N1	09-MAY-2004 05:10:35	Bright	39.000	39	85Eta UMa	1.8540	24000.	78	11453	No

102	GOM_NL__2PRFIN20040509_051204_000000392026_00377_11453_2280.N1	09-MAY-2004 05:12:04	Bright	39.000	55	79Zet UMa	2.0600	10200.	78	11453	No
103	GOM_NL__2PRFIN20040509_051402_000000382026_00377_11453_2281.N1	09-MAY-2004 05:14:02	Bright	38.000	82	48Bet UMa	2.3650	10600.	76	11453	No
104	GOM_NL__2PRFIN20040509_051514_000000392026_00377_11453_2282.N1	09-MAY-2004 05:15:14	Bright	38.500	36	50Alp UMa	1.8000	6300.0	77	11453	No
105	GOM_NL__2PRFIN20040509_051704_000000452026_00377_11453_2283.N1	09-MAY-2004 05:17:04	Bright	44.500	119	14Eta Dra	2.7270	4700.0	89	11453	No
106	GOM_NL__2PRFIN20040509_051854_000000542026_00377_11453_2284.N1	09-MAY-2004 05:18:54	Bright	54.000	130	23Bet Dra	2.7990	5800.0	108	11453	No
107	GOM_NL__2PRFIN20040509_052210_000000392026_00377_11453_2285.N1	09-MAY-2004 05:22:10	Bright	38.500	49	1Alp UMi	1.9900	6300.0	77	11453	No
108	GOM_NL__2PRFIN20040509_052752_000000452026_00377_11453_2286.N1	09-MAY-2004 05:27:52	Bright	45.000	89	5Alp Cep	2.4510	8000.0	90	11453	No
109	GOM_NL__2PRFIN20040509_053016_000000432026_00377_11453_2287.N1	09-MAY-2004 05:30:16	Bright	43.000	76	27Gam Cas	2.3000	30000.	86	11453	No
110	GOM_NL__2PRFIN20040509_053133_000000392026_00377_11453_2288.N1	09-MAY-2004 05:31:33	Bright	39.000	68	18Alp Cas	2.2250	4500.0	78	11453	No
111	GOM_NL__2PRFIN20040509_053446_000000902026_00377_11453_2289.N1	09-MAY-2004 05:34:46	Bright	89.500	66	37Gam Cyg	2.2080	5900.0	179	11453	No
112	GOM_NL__2PRFIN20040509_053926_000001102026_00377_11453_2290.N1	09-MAY-2004 05:39:26	Twilight	110.00	92	53Eps Cyg	2.5000	4500.0	220	11453	No
113	GOM_NL__2PRFIN20040509_054503_000000532026_00377_11453_2291.N1	09-MAY-2004 05:45:03	Dark	53.000	90	54Alp Peg	2.4870	11000.	106	11453	No
114	GOM_NL__2PRFIN20040509_055228_000000462026_00377_11453_2292.N1	09-MAY-2004 05:52:28	Dark	45.500	52	16Bet Cet	2.0370	4500.0	91	11453	No
115	GOM_NL__2PRFIN20040509_055915_000000442026_00377_11453_2293.N1	09-MAY-2004 05:59:15	Dark	44.000	84	Alp Phe	2.3970	4500.0	88	11453	No
116	GOM_NL__2PRFIN20040509_060250_000000552026_00377_11453_2294.N1	09-MAY-2004 06:02:50	Dark	55.000	63	Bet Gru	2.1500	2800.0	110	11453	No
117	GOM_NL__2PRFIN20040509_060408_000000432026_00377_11453_2295.N1	09-MAY-2004 06:04:08	Dark	43.000	31	Alp Gru	1.7340	15200.	86	11453	No
118	GOM_NL__2PRFIN20040509_060943_000000432026_00378_11454_2263.N1	09-MAY-2004 06:09:43	Dark	42.500	45	Alp Pav	1.9400	26000.	85	11454	No
119	GOM_NL__2PRFIN20040509_061539_000000442026_00378_11454_2264.N1	09-MAY-2004 06:15:39	Straylight	43.500	43	Alp TrA	1.9100	4250.0	87	11454	No
120	GOM_NL__2PRFIN20040509_061713_000000392026_00378_11454_2265.N1	09-MAY-2004 06:17:13	Straylight	38.500	145	Gam TrA	2.8720	10600.	77	11454	No
121	GOM_NL__2PRFIN20040509_061942_000000462026_00378_11454_2266.N1	09-MAY-2004 06:19:42	Straylight	46.000	4	Alp1Cen	-0.010000	5800.0	92	11454	No
122	GOM_NL__2PRFIN20040509_062119_000000592026_00378_11454_2267.N1	09-MAY-2004 06:21:19	Straylight	59.000	25	35Lam Sco	1.6200	28000.	118	11454	No
123	GOM_NL__2PRFIN20040509_062313_000000412026_00378_11454_2268.N1	09-MAY-2004 06:23:13	Straylight	40.500	78	Alp Lup	2.3040	28000.	81	11454	No
124	GOM_NL__2PRFIN20040509_062445_000000422026_00378_11454_2269.N1	09-MAY-2004 06:24:45	Straylight	41.500	81	Eta Cen	2.3560	28000.	83	11454	No
125	GOM_NL__2PRFIN20040509_062719_000000682026_00378_11454_2270.N1	09-MAY-2004 06:27:19	Twilight	68.000	16	21Alp Sco	1.0200	3000.0	136	11454	No
126	GOM_NL__2PRFIN20040509_062914_000000642026_00378_11454_2271.N1	09-MAY-2004 06:29:14	Bright	64.000	80	7Del Sco	2.3160	30000.	128	11454	No
127	GOM_NL__2PRFIN20040509_063127_000000752026_00378_11454_2272.N1	09-MAY-2004 06:31:27	Bright	74.500	86	35Eta Oph	2.4300	10200.	149	11454	No
128	GOM_NL__2PRFIN20040509_063406_000000432026_00378_11454_2273.N1	09-MAY-2004 06:34:06	Bright	43.000	104	27Bet Lib	2.6140	13100.	86	11454	No
129	GOM_NL__2PRFIN20040509_063721_000000382026_00378_11454_2274.N1	09-MAY-2004 06:37:21	Bright	38.000	121	29Gam Vir	2.7400	7200.0	76	11454	No
130	GOM_NL__2PRFIN20040509_064030_000000382026_00378_11454_2275.N1	09-MAY-2004 06:40:30	Bright	37.500	138	47Eps Vir	2.8280	4700.0	75	11454	No
131	GOM_NL__2PRFIN20040509_064222_000000372026_00378_11454_2276.N1	09-MAY-2004 06:42:22	Bright	37.000	111	8Eta Boo	2.6800	6000.0	74	11454	No
132	GOM_NL__2PRFIN20040509_064525_000000422026_00378_11454_2277.N1	09-MAY-2004 06:45:25	Bright	42.000	83		2.3780	11000.	84	11454	No
133	GOM_NL__2PRFIN20040509_064806_000000382026_00378_11454_2278.N1	09-MAY-2004 06:48:06	Bright	37.500	152	12Alp2CVn	2.8900	11000.	75	11454	No
134	GOM_NL__2PRFIN20040509_065111_000000392026_00378_11454_2279.N1	09-MAY-2004 06:51:11	Bright	39.000	39	85Eta UMa	1.8540	24000.	78	11454	No
135	GOM_NL__2PRFIN20040509_065241_000000392026_00378_11454_2280.N1	09-MAY-2004 06:52:41	Bright	39.000	55	79Zet UMa	2.0600	10200.	78	11454	No
136	GOM_NL__2PRFIN20040509_065439_000000392026_00378_11454_2281.N1	09-MAY-2004 06:54:39	Bright	39.000	82	48Bet UMa	2.3650	10600.	78	11454	No
137	GOM_NL__2PRFIN20040509_065550_000000392026_00378_11454_2282.N1	09-MAY-2004 06:55:50	Bright	39.000	36	50Alp UMa	1.8000	6300.0	78	11454	No
138	GOM_NL__2PRFIN20040509_065739_000000452026_00378_11454_2283.N1	09-MAY-2004 06:57:39	Bright	44.500	119	14Eta Dra	2.7270	4700.0	89	11454	No
139	GOM_NL__2PRFIN20040509_065929_000000542026_00378_11454_2284.N1	09-MAY-2004 06:59:29	Bright	54.000	130	23Bet Dra	2.7990	5800.0	108	11454	No
140	GOM_NL__2PRFIN20040509_070246_000000392026_00378_11454_2285.N1	09-MAY-2004 07:02:46	Bright	38.500	49	1Alp UMi	1.9900	6300.0	77	11454	No
141	GOM_NL__2PRFIN20040509_070828_000000502026_00378_11454_2286.N1	09-MAY-2004 07:08:28	Bright	49.500	89	5Alp Cep	2.4510	8000.0	99	11454	No
142	GOM_NL__2PRFIN20040509_071054_000000372026_00378_11454_2287.N1	09-MAY-2004 07:10:54	Bright	37.000	76	27Gam Cas	2.3000	30000.	74	11454	No
143	GOM_NL__2PRFIN20040509_071209_000000392026_00378_11454_2288.N1	09-MAY-2004 07:12:09	Bright	38.500	68	18Alp Cas	2.2250	4500.0	77	11454	No
144	GOM_NL__2PRFIN20040509_071521_000000902026_00378_11454_2289.N1	09-MAY-2004 07:15:21	Bright	89.500	66	37Gam Cyg	2.2080	5900.0	179	11454	No
145	GOM_NL__2PRFIN20040509_072002_000001072026_00378_11454_2290.N1	09-MAY-2004 07:20:02	Twilight	107.00	92	53Eps Cyg	2.5000	4500.0	214	11454	No
146	GOM_NL__2PRFIN20040509_072540_000000532026_00378_11454_2291.N1	09-MAY-2004 07:25:40	Dark	52.500	90	54Alp Peg	2.4870	11000.	105	11454	No
147	GOM_NL__2PRFIN20040509_073304_000000422026_00378_11454_2292.N1	09-MAY-2004 07:33:04	Dark	41.500	52	16Bet Cet	2.0370	4500.0	83	11454	No
148	GOM_NL__2PRFIN20040509_073953_000000452026_00378_11454_2293.N1	09-MAY-2004 07:39:53	Dark	44.500	84	Alp Phe	2.3970	4500.0	89	11454	No
149	GOM_NL__2PRFIN20040509_074327_000000552026_00378_11454_2294.N1	09-MAY-2004 07:43:27	Dark	55.000	63	Bet Gru	2.1500	2800.0	110	11454	No
150	GOM_NL__2PRFIN20040509_074444_000000492026_00378_11454_2295.N1	09-MAY-2004 07:44:44	Dark	48.500	31	Alp Gru	1.7340	15200.	97	11454	No
151	GOM_NL__2PRFIN20040509_074654_000000492026_00379_11455_2263.N1	09-MAY-2004 07:46:54	Dark	48.500	148	Alp Tuc	2.8780	4100.0	97	11455	No
152	GOM_NL__2PRFIN20040509_075020_000000442026_00379_11455_2264.N1	09-MAY-2004 07:50:20	Dark	44.000	45	Alp Pav	1.9400	26000.	88	11455	No
153	GOM_NL__2PRFIN20040509_075616_000000482026_00379_11455_2265.N1	09-MAY-2004 07:56:16	Straylight	47.500	43	Alp TrA	1.9100	4250.0	95	11455	No
154	GOM_NL__2PRFIN20040509_075750_000000402026_00379_11455_2266.N1	09-MAY-2004 07:57:50	Straylight	39.500	145	Gam TrA	2.8720	10600.	79	11455	No
155	GOM_NL__2PRFIN20040509_080019_000000512026_00379_11455_2267.N1	09-MAY-2004 08:00:19	Straylight	51.000	4	Alp1Cen	-0.010000	5800.0	102	11455	No
156	GOM_NL__2PRFIN20040509_080156_000000602026_00379_11455_2268.N1	09-MAY-2004 08:01:56	Straylight	60.000	25	35Lam Sco	1.6200	28000.	120	11455	No
157	GOM_NL__2PRFIN20040509_080429_000000402026_00379_11455_2269.N1	09-MAY-2004 08:04:29	Straylight	40.000	95	Zet Cen	2.5450	26000.	80	11455	No
158	GOM_NL__2PRFIN20040509_080755_000000672026_00379_11455_2270.N1	09-MAY-2004 08:07:55	Twilight	67.000	16	21Alp Sco	1.0200	3000.0	134	11455	No
159	GOM_NL__2PRFIN20040509_080951_000000662026_00379_11455_2271.N1	09-MAY-2004 08:09:51	Bright	66.000	80	7Del Sco	2.3160	30000.	132	11455	No
160	GOM_NL__2PRFIN20040509_081203_000000722026_00379_11455_2272.N1	09-MAY-2004 08:12:03	Bright	71.500	86	35Eta Oph	2.4300	10200.	143	11455	No

161	GOM_NL__2PRFIN20040509_081442_000000432026_00379_11455_2273.N1	09-MAY-2004 08:14:42	Bright	42.500	104	27Bet Lib	2.6140	13100.	85	11455	No
162	GOM_NL__2PRFIN20040509_081757_000000392026_00379_11455_2274.N1	09-MAY-2004 08:17:57	Bright	38.500	121	29Gam Vir	2.7400	7200.0	77	11455	No
163	GOM_NL__2PRFIN20040509_082107_000000372026_00379_11455_2275.N1	09-MAY-2004 08:21:07	Bright	36.500	138	47Eps Vir	2.8280	4700.0	73	11455	No
164	GOM_NL__2PRFIN20040509_082258_000000382026_00379_11455_2276.N1	09-MAY-2004 08:22:58	Bright	37.500	111	8Eta Boo	2.6800	6000.0	75	11455	No
165	GOM_NL__2PRFIN20040509_082601_000000462026_00379_11455_2277.N1	09-MAY-2004 08:26:01	Bright	45.500	83		2.3780	11000.	91	11455	No
166	GOM_NL__2PRFIN20040509_082843_000000372026_00379_11455_2278.N1	09-MAY-2004 08:28:43	Bright	36.500	152	12Alp2CVn	2.8900	11000.	73	11455	No
167	GOM_NL__2PRFIN20040509_083147_000000362026_00379_11455_2279.N1	09-MAY-2004 08:31:47	Bright	36.000	39	85Eta UMa	1.8540	24000.	72	11455	No
168	GOM_NL__2PRFIN20040509_083317_000000382026_00379_11455_2280.N1	09-MAY-2004 08:33:17	Bright	37.500	55	79Zet UMa	2.0600	10200.	75	11455	No
169	GOM_NL__2PRFIN20040509_083515_000000382026_00379_11455_2281.N1	09-MAY-2004 08:35:15	Bright	37.500	82	48Bet UMa	2.3650	10600.	75	11455	No
170	GOM_NL__2PRFIN20040509_083627_000000382026_00379_11455_2282.N1	09-MAY-2004 08:36:27	Bright	37.500	36	50Alp UMa	1.8000	6300.0	75	11455	No
171	GOM_NL__2PRFIN20040509_083814_000000432026_00379_11455_2283.N1	09-MAY-2004 08:38:14	Bright	43.000	119	14Eta Dra	2.7270	4700.0	86	11455	No
172	GOM_NL__2PRFIN20040509_084004_000000542026_00379_11455_2284.N1	09-MAY-2004 08:40:04	Bright	54.000	130	23Bet Dra	2.7990	5800.0	108	11455	No
173	GOM_NL__2PRFIN20040509_084322_000000362026_00379_11455_2285.N1	09-MAY-2004 08:43:22	Bright	36.000	49	1Alp UMi	1.9900	6300.0	72	11455	No
174	GOM_NL__2PRFIN20040509_084903_000000442026_00379_11455_2286.N1	09-MAY-2004 08:49:03	Bright	44.000	89	5Alp Cep	2.4510	8000.0	88	11455	No
175	GOM_NL__2PRFIN20040509_085128_000000392026_00379_11455_2287.N1	09-MAY-2004 08:51:28	Bright	39.000	76	27Gam Cas	2.3000	30000.	78	11455	No
176	GOM_NL__2PRFIN20040509_085245_000000362026_00379_11455_2288.N1	09-MAY-2004 08:52:45	Bright	36.000	68	18Alp Cas	2.2250	4500.0	72	11455	No
177	GOM_NL__2PRFIN20040509_085557_000000872026_00379_11455_2289.N1	09-MAY-2004 08:55:57	Bright	87.000	66	37Gam Cyg	2.2080	5900.0	174	11455	No
178	GOM_NL__2PRFIN20040509_090038_000001072026_00379_11455_2290.N1	09-MAY-2004 09:00:38	Tw_i_and_stray	107.00	92	53Eps Cyg	2.5000	4500.0	214	11455	No
179	GOM_NL__2PRFIN20040509_090616_000000532026_00379_11455_2291.N1	09-MAY-2004 09:06:16	Dark	53.000	90	54Alp Peg	2.4870	11000.	106	11455	No
180	GOM_NL__2PRFIN20040509_091339_000000482026_00379_11455_2292.N1	09-MAY-2004 09:13:39	Dark	47.500	52	16Bet Cet	2.0370	4500.0	95	11455	No
181	GOM_NL__2PRFIN20040509_091930_000000522026_00379_11455_2293.N1	09-MAY-2004 09:19:30	Dark	52.000	18	24Alp PsA	1.1660	9700.0	104	11455	No
182	GOM_NL__2PRFIN20040509_092403_000000462026_00379_11455_2294.N1	09-MAY-2004 09:24:03	Dark	45.500	63	Bet Gru	2.1500	2800.0	91	11455	No
183	GOM_NL__2PRFIN20040509_092521_000000472026_00379_11455_2295.N1	09-MAY-2004 09:25:21	Dark	46.500	31	Alp Gru	1.7340	15200.	93	11455	No
184	GOM_NL__2PRFIN20040509_092731_000000412026_00380_11456_2263.N1	09-MAY-2004 09:27:31	Dark	41.000	148	Alp Tuc	2.8780	4100.0	82	11456	No
185	GOM_NL__2PRFIN20040509_093056_000000432026_00380_11456_2264.N1	09-MAY-2004 09:30:56	Dark	42.500	45	Alp Pav	1.9400	26000.	85	11456	No
186	GOM_NL__2PRFIN20040509_093652_000000432026_00380_11456_2265.N1	09-MAY-2004 09:36:52	Straylight	43.000	43	Alp TrA	1.9100	4250.0	86	11456	No
187	GOM_NL__2PRFIN20040509_093826_000000402026_00380_11456_2266.N1	09-MAY-2004 09:38:26	Straylight	39.500	145	Gam TrA	2.8720	10600.	79	11456	No
188	GOM_NL__2PRFIN20040509_094055_000000522026_00380_11456_2267.N1	09-MAY-2004 09:40:55	Straylight	51.500	4	Alp1Cen	-0.010000	5800.0	103	11456	No
189	GOM_NL__2PRFIN20040509_094233_000000602026_00380_11456_2268.N1	09-MAY-2004 09:42:33	Straylight	60.000	25	35Lam Sco	1.6200	28000.	120	11456	No
190	GOM_NL__2PRFIN20040509_094504_000000402026_00380_11456_2269.N1	09-MAY-2004 09:45:04	Straylight	40.000	95	Zet Cen	2.5450	26000.	80	11456	No
191	GOM_NL__2PRFIN20040509_094831_000000712026_00380_11456_2270.N1	09-MAY-2004 09:48:31	Tw_i_and_stray	71.000	16	21Alp Sco	1.0200	3000.0	142	11456	No
192	GOM_NL__2PRFIN20040509_095026_000000652026_00380_11456_2271.N1	09-MAY-2004 09:50:26	Bright	64.500	80	7Del Sco	2.3160	30000.	129	11456	No
193	GOM_NL__2PRFIN20040509_095239_000000702026_00380_11456_2272.N1	09-MAY-2004 09:52:39	Bright	70.000	86	35Eta Oph	2.4300	10200.	140	11456	No
194	GOM_NL__2PRFIN20040509_095518_000000432026_00380_11456_2273.N1	09-MAY-2004 09:55:18	Bright	43.000	104	27Bet Lib	2.6140	13100.	86	11456	No
195	GOM_NL__2PRFIN20040509_095833_000000392026_00380_11456_2274.N1	09-MAY-2004 09:58:33	Bright	38.500	121	29Gam Vir	2.7400	7200.0	77	11456	No
196	GOM_NL__2PRFIN20040509_100143_000000382026_00380_11456_2275.N1	09-MAY-2004 10:01:43	Bright	38.000	138	47Eps Vir	2.8280	4700.0	76	11456	No
197	GOM_NL__2PRFIN20040509_100334_000000382026_00380_11456_2276.N1	09-MAY-2004 10:03:34	Bright	37.500	111	8Eta Boo	2.6800	6000.0	75	11456	No
198	GOM_NL__2PRFIN20040509_100637_000000432026_00380_11456_2277.N1	09-MAY-2004 10:06:37	Bright	42.500	83		2.3780	11000.	85	11456	No
199	GOM_NL__2PRFIN20040509_100919_000000362026_00380_11456_2278.N1	09-MAY-2004 10:09:19	Bright	36.000	152	12Alp2CVn	2.8900	11000.	72	11456	No
200	GOM_NL__2PRFIN20040509_101222_000000372026_00380_11456_2279.N1	09-MAY-2004 10:12:22	Bright	37.000	39	85Eta UMa	1.8540	24000.	74	11456	No
201	GOM_NL__2PRFIN20040509_101352_000000382026_00380_11456_2280.N1	09-MAY-2004 10:13:52	Bright	38.000	55	79Zet UMa	2.0600	10200.	76	11456	No
202	GOM_NL__2PRFIN20040509_101551_000000392026_00380_11456_2281.N1	09-MAY-2004 10:15:51	Bright	38.500	82	48Bet UMa	2.3650	10600.	77	11456	No
203	GOM_NL__2PRFIN20040509_101703_000000412026_00380_11456_2282.N1	09-MAY-2004 10:17:03	Bright	40.500	36	50Alp UMa	1.8000	6300.0	81	11456	No
204	GOM_NL__2PRFIN20040509_101850_000000442026_00380_11456_2283.N1	09-MAY-2004 10:18:50	Bright	44.000	119	14Eta Dra	2.7270	4700.0	88	11456	No
205	GOM_NL__2PRFIN20040509_102038_000000522026_00380_11456_2284.N1	09-MAY-2004 10:20:38	Bright	51.500	130	23Bet Dra	2.7990	5800.0	103	11456	No
206	GOM_NL__2PRFIN20040509_102358_000000382026_00380_11456_2285.N1	09-MAY-2004 10:23:58	Bright	38.000	49	1Alp UMi	1.9900	6300.0	76	11456	No
207	GOM_NL__2PRFIN20040509_102939_000000442026_00380_11456_2286.N1	09-MAY-2004 10:29:39	Bright	43.500	89	5Alp Cep	2.4510	8000.0	87	11456	No
208	GOM_NL__2PRFIN20040509_103206_000000362026_00380_11456_2287.N1	09-MAY-2004 10:32:06	Bright	35.500	76	27Gam Cas	2.3000	30000.	71	11456	No
209	GOM_NL__2PRFIN20040509_103321_000000362026_00380_11456_2288.N1	09-MAY-2004 10:33:21	Bright	35.500	68	18Alp Cas	2.2250	4500.0	71	11456	No
210	GOM_NL__2PRFIN20040509_103632_000000922026_00380_11456_2289.N1	09-MAY-2004 10:36:32	Bright	91.500	66	37Gam Cyg	2.2080	5900.0	183	11456	No
211	GOM_NL__2PRFIN20040509_104114_000001082026_00380_11456_2290.N1	09-MAY-2004 10:41:14	Tw_i_and_stray	107.50	92	53Eps Cyg	2.5000	4500.0	215	11456	No
212	GOM_NL__2PRFIN20040509_104652_000000502026_00380_11456_2291.N1	09-MAY-2004 10:46:52	Dark	50.000	90	54Alp Peg	2.4870	11000.	100	11456	No
213	GOM_NL__2PRFIN20040509_105414_000000502026_00380_11456_2292.N1	09-MAY-2004 10:54:14	Dark	49.500	52	16Bet Cet	2.0370	4500.0	99	11456	No
214	GOM_NL__2PRFIN20040509_110006_000000442026_00380_11456_2293.N1	09-MAY-2004 11:00:06	Dark	44.000	18	24Alp PsA	1.1660	9700.0	88	11456	No
215	GOM_NL__2PRFIN20040509_110439_000000512026_00380_11456_2294.N1	09-MAY-2004 11:04:39	Dark	51.000	63	Bet Gru	2.1500	2800.0	102	11456	No
216	GOM_NL__2PRFIN20040509_110558_000000452026_00380_11456_2295.N1	09-MAY-2004 11:05:58	Dark	45.000	31	Alp Gru	1.7340	15200.	90	11456	No
217	GOM_NL__2PRFIN20040509_110806_000000482026_00381_11457_2263.N1	09-MAY-2004 11:08:06	Dark	47.500	148	Alp Tuc	2.8780	4100.0	95	11457	No
218	GOM_NL__2PRFIN20040509_111132_000000452026_00381_11457_2264.N1	09-MAY-2004 11:11:32	Dark	45.000	45	Alp Pav	1.9400	26000.	90	11457	No
219	GOM_NL__2PRFIN20040509_111726_000000472026_00381_11457_2265.N1	09-MAY-2004 11:17:26	Straylight	46.500	43	Alp TrA	1.9100	4250.0	93	11457	No

220	GOM_NL__2PRFIN20040509_111902_000000402026_00381_11457_2266.N1	09-MAY-2004 11:19:02	Straylight	39.500	145	Gam TrA	2.8720	10600.	79	11457	No
221	GOM_NL__2PRFIN20040509_112131_000000432026_00381_11457_2267.N1	09-MAY-2004 11:21:31	Straylight	43.000	4	Alp1Cen	-0.010000	5800.0	86	11457	No
222	GOM_NL__2PRFIN20040509_112309_000000622026_00381_11457_2268.N1	09-MAY-2004 11:23:09	Straylight	62.000	25	35Lam Sco	1.6200	28000.	124	11457	No
223	GOM_NL__2PRFIN20040509_112540_000000392026_00381_11457_2269.N1	09-MAY-2004 11:25:40	Straylight	39.000	95	Zet Cen	2.5450	26000.	78	11457	No
224	GOM_NL__2PRFIN20040509_112907_000000682026_00381_11457_2270.N1	09-MAY-2004 11:29:07	Tw_i_and_stray	67.500	16	21Alp Sco	1.0200	3000.0	135	11457	No
225	GOM_NL__2PRFIN20040509_113102_000000602026_00381_11457_2271.N1	09-MAY-2004 11:31:02	Bright	60.000	80	7Del Sco	2.3160	30000.	120	11457	No
226	GOM_NL__2PRFIN20040509_113315_000000722026_00381_11457_2272.N1	09-MAY-2004 11:33:15	Bright	72.000	86	35Eta Oph	2.4300	10200.	144	11457	No
227	GOM_NL__2PRFIN20040509_113550_000000472026_00381_11457_2273.N1	09-MAY-2004 11:35:50	Bright	47.000	104	27Bet Lib	2.6140	13100.	94	11457	No
228	GOM_NL__2PRFIN20040509_113910_000000382026_00381_11457_2274.N1	09-MAY-2004 11:39:10	Bright	38.000	121	29Gam Vir	2.7400	7200.0	76	11457	No
229	GOM_NL__2PRFIN20040509_114218_000000382026_00381_11457_2275.N1	09-MAY-2004 11:42:18	Bright	38.000	138	47Eps Vir	2.8280	4700.0	76	11457	No
230	GOM_NL__2PRFIN20040509_114410_000000372026_00381_11457_2276.N1	09-MAY-2004 11:44:10	Bright	37.000	111	8Eta Boo	2.6800	6000.0	74	11457	No
231	GOM_NL__2PRFIN20040509_114712_000000402026_00381_11457_2277.N1	09-MAY-2004 11:47:12	Bright	40.000	83		2.3780	11000.	80	11457	No
232	GOM_NL__2PRFIN20040509_114954_000000372026_00381_11457_2278.N1	09-MAY-2004 11:49:54	Bright	37.000	152	12Alp2CVn	2.8900	11000.	74	11457	No
233	GOM_NL__2PRFIN20040509_115258_000000402026_00381_11457_2279.N1	09-MAY-2004 11:52:58	Bright	39.500	39	85Eta UMa	1.8540	24000.	79	11457	No
234	GOM_NL__2PRFIN20040509_115428_000000402026_00381_11457_2280.N1	09-MAY-2004 11:54:28	Bright	39.500	55	79Zet UMa	2.0600	10200.	79	11457	No
235	GOM_NL__2PRFIN20040509_115627_000000392026_00381_11457_2281.N1	09-MAY-2004 11:56:27	Bright	38.500	82	48Bet UMa	2.3650	10600.	77	11457	No
236	GOM_NL__2PRFIN20040509_115739_000000422026_00381_11457_2282.N1	09-MAY-2004 11:57:39	Bright	41.500	36	50Alp UMa	1.8000	6300.0	83	11457	No
237	GOM_NL__2PRFIN20040509_115925_000000422026_00381_11457_2283.N1	09-MAY-2004 11:59:25	Bright	42.000	119	14Eta Dra	2.7270	4700.0	84	11457	No
238	GOM_NL__2PRFIN20040509_120433_000000392026_00381_11457_2284.N1	09-MAY-2004 12:04:33	Bright	39.000	49	1Alp UMi	1.9900	6300.0	78	11457	No
239	GOM_NL__2PRFIN20040509_121014_000000462026_00381_11457_2285.N1	09-MAY-2004 12:10:14	Bright	45.500	89	5Alp Cep	2.4510	8000.0	91	11457	No
240	GOM_NL__2PRFIN20040509_121242_000000392026_00381_11457_2286.N1	09-MAY-2004 12:12:42	Bright	38.500	76	27Gam Cas	2.3000	30000.	77	11457	No
241	GOM_NL__2PRFIN20040509_121357_000000392026_00381_11457_2287.N1	09-MAY-2004 12:13:57	Bright	39.000	68	18Alp Cas	2.2250	4500.0	78	11457	No
242	GOM_NL__2PRFIN20040509_121708_000000882026_00381_11457_2288.N1	09-MAY-2004 12:17:08	Bright	87.500	66	37Gam Cyg	2.2080	5900.0	175	11457	No
243	GOM_NL__2PRFIN20040509_122150_000001062026_00381_11457_2289.N1	09-MAY-2004 12:21:50	Tw_i_and_stray	106.00	92	53Eps Cyg	2.5000	4500.0	212	11457	No
244	GOM_NL__2PRFIN20040509_122729_000000522026_00381_11457_2290.N1	09-MAY-2004 12:27:29	Dark	51.500	90	54Alp Peg	2.4870	11000.	103	11457	No
245	GOM_NL__2PRFIN20040509_123450_000000462026_00381_11457_2291.N1	09-MAY-2004 12:34:50	Dark	46.000	52	16Bet Cet	2.0370	4500.0	92	11457	No
246	GOM_NL__2PRFIN20040509_124041_000000522026_00381_11457_2292.N1	09-MAY-2004 12:40:41	Dark	52.000	18	24Alp PsA	1.1660	9700.0	104	11457	No
247	GOM_NL__2PRFIN20040509_124515_000000502026_00381_11457_2293.N1	09-MAY-2004 12:45:15	Dark	49.500	63	Bet Gru	2.1500	2800.0	99	11457	No
248	GOM_NL__2PRFIN20040509_124634_000000462026_00381_11457_2294.N1	09-MAY-2004 12:46:34	Dark	45.500	31	Alp Gru	1.7340	15200.	91	11457	No
249	GOM_NL__2PRFIN20040509_124843_000000422026_00382_11458_2263.N1	09-MAY-2004 12:48:43	Dark	41.500	148	Alp Tuc	2.8780	4100.0	83	11458	No
250	GOM_NL__2PRFIN20040509_125209_000000452026_00382_11458_2264.N1	09-MAY-2004 12:52:09	Dark	44.500	45	Alp Pav	1.9400	26000.	89	11458	No
251	GOM_NL__2PRFIN20040509_125802_000000432026_00382_11458_2265.N1	09-MAY-2004 12:58:02	Straylight	42.500	43	Alp TrA	1.9100	4250.0	85	11458	No
252	GOM_NL__2PRFIN20040509_125935_000000412026_00382_11458_2266.N1	09-MAY-2004 12:59:35	Straylight	40.500	145	Gam TrA	2.8720	10600.	81	11458	No
253	GOM_NL__2PRFIN20040509_130207_000000442026_00382_11458_2267.N1	09-MAY-2004 13:02:07	Straylight	44.000	4	Alp1Cen	-0.010000	5800.0	88	11458	No
254	GOM_NL__2PRFIN20040509_130346_000000592026_00382_11458_2268.N1	09-MAY-2004 13:03:46	Straylight	59.000	25	35Lam Sco	1.6200	28000.	118	11458	No
255	GOM_NL__2PRFIN20040509_130616_000000402026_00382_11458_2269.N1	09-MAY-2004 13:06:16	Straylight	40.000	95	Zet Cen	2.5450	26000.	80	11458	No
256	GOM_NL__2PRFIN20040509_130945_000000662026_00382_11458_2270.N1	09-MAY-2004 13:09:45	Tw_i_and_stray	65.500	16	21Alp Sco	1.0200	3000.0	131	11458	No
257	GOM_NL__2PRFIN20040509_131139_000000662026_00382_11458_2271.N1	09-MAY-2004 13:11:39	Bright	66.000	80	7Del Sco	2.3160	30000.	132	11458	No
258	GOM_NL__2PRFIN20040509_131352_000000742026_00382_11458_2272.N1	09-MAY-2004 13:13:52	Bright	73.500	86	35Eta Oph	2.4300	10200.	147	11458	No
259	GOM_NL__2PRFIN20040509_131628_000000452026_00382_11458_2273.N1	09-MAY-2004 13:16:28	Bright	44.500	104	27Bet Lib	2.6140	13100.	89	11458	No
260	GOM_NL__2PRFIN20040509_131946_000000392026_00382_11458_2274.N1	09-MAY-2004 13:19:46	Bright	38.500	121	29Gam Vir	2.7400	7200.0	77	11458	No
261	GOM_NL__2PRFIN20040509_132254_000000382026_00382_11458_2275.N1	09-MAY-2004 13:22:54	Bright	37.500	138	47Eps Vir	2.8280	4700.0	75	11458	No
262	GOM_NL__2PRFIN20040509_132445_000000372026_00382_11458_2276.N1	09-MAY-2004 13:24:45	Bright	36.500	111	8Eta Boo	2.6800	6000.0	73	11458	No
263	GOM_NL__2PRFIN20040509_132748_000000412026_00382_11458_2277.N1	09-MAY-2004 13:27:48	Bright	41.000	83		2.3780	11000.	82	11458	No
264	GOM_NL__2PRFIN20040509_133030_000000372026_00382_11458_2278.N1	09-MAY-2004 13:30:30	Bright	37.000	152	12Alp2CVn	2.8900	11000.	74	11458	No
265	GOM_NL__2PRFIN20040509_133334_000000382026_00382_11458_2279.N1	09-MAY-2004 13:33:34	Bright	38.000	39	85Eta UMa	1.8540	24000.	76	11458	No
266	GOM_NL__2PRFIN20040509_133503_000000392026_00382_11458_2280.N1	09-MAY-2004 13:35:03	Bright	38.500	55	79Zet UMa	2.0600	10200.	77	11458	No
267	GOM_NL__2PRFIN20040509_133703_000000382026_00382_11458_2281.N1	09-MAY-2004 13:37:03	Bright	38.000	82	48Bet UMa	2.3650	10600.	76	11458	No
268	GOM_NL__2PRFIN20040509_133815_000000402026_00382_11458_2282.N1	09-MAY-2004 13:38:15	Bright	39.500	36	50Alp UMa	1.8000	6300.0	79	11458	No
269	GOM_NL__2PRFIN20040509_134001_000000442026_00382_11458_2283.N1	09-MAY-2004 13:40:01	Bright	44.000	119	14Eta Dra	2.7270	4700.0	88	11458	No
270	GOM_NL__2PRFIN20040509_134148_000000512026_00382_11458_2284.N1	09-MAY-2004 13:41:48	Bright	50.500	130	23Bet Dra	2.7990	5800.0	101	11458	No
271	GOM_NL__2PRFIN20040509_134509_000000352026_00382_11458_2285.N1	09-MAY-2004 13:45:09	Bright	35.000	49	1Alp UMi	1.9900	6300.0	70	11458	No
272	GOM_NL__2PRFIN20040509_135050_000000432026_00382_11458_2286.N1	09-MAY-2004 13:50:50	Bright	42.500	89	5Alp Cep	2.4510	8000.0	85	11458	No
273	GOM_NL__2PRFIN20040509_135316_000000392026_00382_11458_2287.N1	09-MAY-2004 13:53:16	Bright	39.000	76	27Gam Cas	2.3000	30000.	78	11458	No
274	GOM_NL__2PRFIN20040509_135433_000000362026_00382_11458_2288.N1	09-MAY-2004 13:54:33	Bright	36.000	68	18Alp Cas	2.2250	4500.0	72	11458	No
275	GOM_NL__2PRFIN20040509_135742_000000882026_00382_11458_2289.N1	09-MAY-2004 13:57:42	Bright	88.000	66	37Gam Cyg	2.2080	5900.0	176	11458	No
276	GOM_NL__2PRFIN20040509_140226_000001132026_00382_11458_2290.N1	09-MAY-2004 14:02:26	Straylight	113.00	92	53Eps Cyg	2.5000	4500.0	226	11458	No
277	GOM_NL__2PRFIN20040509_140806_000000502026_00382_11458_2291.N1	09-MAY-2004 14:08:06	Dark	50.000	90	54Alp Peg	2.4870	11000.	100	11458	No
278	GOM_NL__2PRFIN20040509_141528_000000462026_00382_11458_2292.N1	09-MAY-2004 14:15:28	Dark	46.000	52	16Bet Cet	2.0370	4500.0	92	11458	No

279	GOM_NL__2PRFIN20040509_142119_000000532026_00382_11458_2293.N1	09-MAY-2004 14:21:19	Dark	52.500	18	24Alp PsA	1.1660	9700.0	105	11458	No
280	GOM_NL__2PRFIN20040509_142553_000000512026_00382_11458_2294.N1	09-MAY-2004 14:25:53	Dark	50.500	63	Bet Gru	2.1500	2800.0	101	11458	No
281	GOM_NL__2PRFIN20040509_142711_000000452026_00382_11458_2295.N1	09-MAY-2004 14:27:11	Dark	45.000	31	Alp Gru	1.7340	15200.	90	11458	No
282	GOM_NL__2PRFIN20040509_142920_000000412026_00383_11459_2283.N1	09-MAY-2004 14:29:20	Dark	40.500	148	Alp Tuc	2.8780	4100.0	81	11459	No
283	GOM_NL__2PRFIN20040509_143246_000000432026_00383_11459_2284.N1	09-MAY-2004 14:32:46	Dark	42.500	45	Alp Pav	1.9400	26000.	85	11459	No
284	GOM_NL__2PRFIN20040509_143840_000000422026_00383_11459_2285.N1	09-MAY-2004 14:38:40	Straylight	41.500	43	Alp TrA	1.9100	4250.0	83	11459	No
285	GOM_NL__2PRFIN20040509_144013_000000402026_00383_11459_2286.N1	09-MAY-2004 14:40:13	Straylight	39.500	145	Gam TrA	2.8720	10600.	79	11459	No
286	GOM_NL__2PRFIN20040509_144243_000000432026_00383_11459_2287.N1	09-MAY-2004 14:42:43	Straylight	43.000	4	Alp1Cen	-0.010000	5800.0	86	11459	No
287	GOM_NL__2PRFIN20040509_144423_000000582026_00383_11459_2288.N1	09-MAY-2004 14:44:23	Straylight	58.000	25	35Lam Sco	1.6200	28000.	116	11459	No
288	GOM_NL__2PRFIN20040509_144652_000000402026_00383_11459_2289.N1	09-MAY-2004 14:46:52	Straylight	39.500	95	Zet Cen	2.5450	26000.	79	11459	No
289	GOM_NL__2PRFIN20040509_145021_000000682026_00383_11459_2290.N1	09-MAY-2004 14:50:21	Tw_i_and_stray	67.500	16	21Alp Sco	1.0200	3000.0	135	11459	No
290	GOM_NL__2PRFIN20040509_145215_000000522026_00383_11459_2291.N1	09-MAY-2004 14:52:15	Bright	51.500	80	7Del Sco	2.3160	30000.	103	11459	No
291	GOM_NL__2PRFIN20040509_145427_000000752026_00383_11459_2292.N1	09-MAY-2004 14:54:27	Bright	75.000	86	35Eta Oph	2.4300	10200.	150	11459	No
292	GOM_NL__2PRFIN20040509_145705_000000442026_00383_11459_2293.N1	09-MAY-2004 14:57:05	Bright	44.000	104	27Bet Lib	2.6140	13100.	88	11459	No
293	GOM_NL__2PRFIN20040509_150022_000000372026_00383_11459_2294.N1	09-MAY-2004 15:00:22	Bright	37.000	121	29Gam Vir	2.7400	7200.0	74	11459	No
294	GOM_NL__2PRFIN20040509_150331_000000372026_00383_11459_2295.N1	09-MAY-2004 15:03:31	Bright	36.500	138	47Eps Vir	2.8280	4700.0	73	11459	No
295	GOM_NL__2PRFIN20040509_150522_000000372026_00383_11459_2296.N1	09-MAY-2004 15:05:22	Bright	37.000	111	8Eta Boo	2.6800	6000.0	74	11459	No
296	GOM_NL__2PRFIN20040509_150824_000000402026_00383_11459_2297.N1	09-MAY-2004 15:08:24	Bright	40.000	83		2.3780	11000.	80	11459	No
297	GOM_NL__2PRFIN20040509_151107_000000362026_00383_11459_2298.N1	09-MAY-2004 15:11:07	Bright	35.500	152	12Alp2CVn	2.8900	11000.	71	11459	No
298	GOM_NL__2PRFIN20040509_151410_000000382026_00383_11459_2299.N1	09-MAY-2004 15:14:10	Bright	38.000	39	85Eta UMa	1.8540	24000.	76	11459	No
299	GOM_NL__2PRFIN20040509_151540_000000382026_00383_11459_2300.N1	09-MAY-2004 15:15:40	Bright	37.500	55	79Zet UMa	2.0600	10200.	75	11459	No
300	GOM_NL__2PRFIN20040509_151740_000000392026_00383_11459_2301.N1	09-MAY-2004 15:17:40	Bright	39.000	82	48Bet UMa	2.3650	10600.	78	11459	No
301	GOM_NL__2PRFIN20040509_151851_000000392026_00383_11459_2302.N1	09-MAY-2004 15:18:51	Bright	39.000	36	50Alp UMa	1.8000	6300.0	78	11459	No
302	GOM_NL__2PRFIN20040509_152036_000000442026_00383_11459_2303.N1	09-MAY-2004 15:20:36	Bright	43.500	119	14Eta Dra	2.7270	4700.0	87	11459	No
303	GOM_NL__2PRFIN20040509_152223_000000552026_00383_11459_2304.N1	09-MAY-2004 15:22:23	Bright	54.500	130	23Bet Dra	2.7990	5800.0	109	11459	No
304	GOM_NL__2PRFIN20040509_152546_000000362026_00383_11459_2305.N1	09-MAY-2004 15:25:46	Bright	36.000	49	1Alp UMi	1.9900	6300.0	72	11459	No
305	GOM_NL__2PRFIN20040509_153125_000000452026_00383_11459_2306.N1	09-MAY-2004 15:31:25	Bright	44.500	89	5Alp Cep	2.4510	8000.0	89	11459	No
306	GOM_NL__2PRFIN20040509_153355_000000382026_00383_11459_2307.N1	09-MAY-2004 15:33:55	Bright	38.000	76	27Gam Cas	2.3000	30000.	76	11459	No
307	GOM_NL__2PRFIN20040509_153510_000000362026_00383_11459_2308.N1	09-MAY-2004 15:35:10	Bright	36.000	68	18Alp Cas	2.2250	4500.0	72	11459	No
308	GOM_NL__2PRFIN20040509_153818_000000922026_00383_11459_2309.N1	09-MAY-2004 15:38:18	Bright	91.500	66	37Gam Cyg	2.2080	5900.0	183	11459	No
309	GOM_NL__2PRFIN20040509_154302_000001112026_00383_11459_2310.N1	09-MAY-2004 15:43:02	Straylight	110.50	92	53Eps Cyg	2.5000	4500.0	221	11459	No
310	GOM_NL__2PRFIN20040509_154842_000000492026_00383_11459_2311.N1	09-MAY-2004 15:48:42	Dark	49.000	90	54Alp Peg	2.4870	11000.	98	11459	No
311	GOM_NL__2PRFIN20040509_155605_000000452026_00383_11459_2312.N1	09-MAY-2004 15:56:05	Dark	44.500	52	16Bet Cet	2.0370	4500.0	89	11459	No
312	GOM_NL__2PRFIN20040509_160157_000000472026_00383_11459_2313.N1	09-MAY-2004 16:01:57	Dark	47.000	18	24Alp PsA	1.1660	9700.0	94	11459	No
313	GOM_NL__2PRFIN20040509_160630_000000532026_00383_11459_2314.N1	09-MAY-2004 16:06:30	Dark	53.000	63	Bet Gru	2.1500	2800.0	106	11459	No
314	GOM_NL__2PRFIN20040509_160748_000000442026_00383_11459_2315.N1	09-MAY-2004 16:07:48	Dark	43.500	31	Alp Gru	1.7340	15200.	87	11459	No
315	GOM_NL__2PRFIN20040509_160957_000000462026_00384_11460_2283.N1	09-MAY-2004 16:09:57	Dark	46.000	148	Alp Tuc	2.8780	4100.0	92	11460	No
316	GOM_NL__2PRFIN20040509_161323_000000432026_00384_11460_2284.N1	09-MAY-2004 16:13:23	Dark	42.500	45	Alp Pav	1.9400	26000.	85	11460	No
317	GOM_NL__2PRFIN20040509_161917_000000432026_00384_11460_2285.N1	09-MAY-2004 16:19:17	Straylight	43.000	43	Alp TrA	1.9100	4250.0	86	11460	No
318	GOM_NL__2PRFIN20040509_162050_000000392026_00384_11460_2286.N1	09-MAY-2004 16:20:50	Straylight	39.000	145	Gam TrA	2.8720	10600.	78	11460	No
319	GOM_NL__2PRFIN20040509_162320_000000452026_00384_11460_2287.N1	09-MAY-2004 16:23:20	Straylight	45.000	4	Alp1Cen	-0.010000	5800.0	90	11460	No
320	GOM_NL__2PRFIN20040509_162459_000000622026_00384_11460_2288.N1	09-MAY-2004 16:24:59	Straylight	61.500	25	35Lam Sco	1.6200	28000.	123	11460	No
321	GOM_NL__2PRFIN20040509_162743_000000412026_00384_11460_2289.N1	09-MAY-2004 16:27:43	Straylight	40.500	109	Bet Lup	2.6770	26000.	81	11460	No
322	GOM_NL__2PRFIN20040509_163057_000000672026_00384_11460_2290.N1	09-MAY-2004 16:30:57	Tw_i_and_stray	67.000	16	21Alp Sco	1.0200	3000.0	134	11460	No
323	GOM_NL__2PRFIN20040509_163251_000000662026_00384_11460_2291.N1	09-MAY-2004 16:32:51	Bright	66.000	80	7Del Sco	2.3160	30000.	132	11460	No
324	GOM_NL__2PRFIN20040509_163503_000000752026_00384_11460_2292.N1	09-MAY-2004 16:35:03	Bright	75.000	86	35Eta Oph	2.4300	10200.	150	11460	No
325	GOM_NL__2PRFIN20040509_163741_000000452026_00384_11460_2293.N1	09-MAY-2004 16:37:41	Bright	45.000	104	27Bet Lib	2.6140	13100.	90	11460	No
326	GOM_NL__2PRFIN20040509_164058_000000382026_00384_11460_2294.N1	09-MAY-2004 16:40:58	Bright	38.000	121	29Gam Vir	2.7400	7200.0	76	11460	No
327	GOM_NL__2PRFIN20040509_164407_000000382026_00384_11460_2295.N1	09-MAY-2004 16:44:07	Bright	38.000	138	47Eps Vir	2.8280	4700.0	76	11460	No
328	GOM_NL__2PRFIN20040509_164557_000000372026_00384_11460_2296.N1	09-MAY-2004 16:45:57	Bright	37.000	111	8Eta Boo	2.6800	6000.0	74	11460	No
329	GOM_NL__2PRFIN20040509_164859_000000432026_00384_11460_2297.N1	09-MAY-2004 16:48:59	Bright	42.500	83		2.3780	11000.	85	11460	No
330	GOM_NL__2PRFIN20040509_165143_000000372026_00384_11460_2298.N1	09-MAY-2004 16:51:43	Bright	36.500	152	12Alp2CVn	2.8900	11000.	73	11460	No
331	GOM_NL__2PRFIN20040509_165446_000000392026_00384_11460_2299.N1	09-MAY-2004 16:54:46	Bright	39.000	39	85Eta UMa	1.8540	24000.	78	11460	No
332	GOM_NL__2PRFIN20040509_165616_000000392026_00384_11460_2300.N1	09-MAY-2004 16:56:16	Bright	38.500	55	79Zet UMa	2.0600	10200.	77	11460	No
333	GOM_NL__2PRFIN20040509_165817_000000402026_00384_11460_2301.N1	09-MAY-2004 16:58:17	Bright	39.500	82	48Bet UMa	2.3650	10600.	79	11460	No
334	GOM_NL__2PRFIN20040509_170112_000000442026_00384_11460_2302.N1	09-MAY-2004 17:01:12	Bright	43.500	119	14Eta Dra	2.7270	4700.0	87	11460	No
335	GOM_NL__2PRFIN20040509_170258_000000562026_00384_11460_2303.N1	09-MAY-2004 17:02:58	Bright	56.000	130	23Bet Dra	2.7990	5800.0	112	11460	No
336	GOM_NL__2PRFIN20040509_170621_000000382026_00384_11460_2304.N1	09-MAY-2004 17:06:21	Bright	38.000	49	1Alp UMi	1.9900	6300.0	76	11460	No
337	GOM_NL__2PRFIN20040509_171200_000000452026_00384_11460_2305.N1	09-MAY-2004 17:12:00	Bright	44.500	89	5Alp Cep	2.4510	8000.0	89	11460	No

338	GOM_NL__2PRFIN20040509_171430_000000482026_00384_11460_2306.N1	09-MAY-2004 17:14:30	Bright	48.000	76	27Gam Cas	2.3000	30000.	96	11460	No
339	GOM_NL__2PRFIN20040509_171545_000000392026_00384_11460_2307.N1	09-MAY-2004 17:15:45	Bright	39.000	68	18Alp Cas	2.2250	4500.0	78	11460	No
340	GOM_NL__2PRFIN20040509_171854_000000932026_00384_11460_2308.N1	09-MAY-2004 17:18:54	Bright	92.500	66	37Gam Cyg	2.2080	5900.0	185	11460	No
341	GOM_NL__2PRFIN20040509_172338_000001032026_00384_11460_2309.N1	09-MAY-2004 17:23:38	Straylight	102.50	92	53Eps Cyg	2.5000	4500.0	205	11460	No
342	GOM_NL__2PRFIN20040509_172757_000000422026_00384_11460_2310.N1	09-MAY-2004 17:27:57	Twilight	42.000	140	88Gam Peg	2.8340	26000.	84	11460	No
343	GOM_NL__2PRFIN20040509_172918_000000522026_00384_11460_2311.N1	09-MAY-2004 17:29:18	Dark	51.500	90	54Alp Peg	2.4870	11000.	103	11460	No
344	GOM_NL__2PRFIN20040509_173641_000000442026_00384_11460_2312.N1	09-MAY-2004 17:36:41	Dark	44.000	52	16Bet Cet	2.0370	4500.0	88	11460	No
345	GOM_NL__2PRFIN20040509_174330_000000452026_00384_11460_2313.N1	09-MAY-2004 17:43:30	Dark	45.000	84	Alp Phe	2.3970	4500.0	90	11460	No
346	GOM_NL__2PRFIN20040509_174706_000000502026_00384_11460_2314.N1	09-MAY-2004 17:47:06	Dark	49.500	63	Bet Gru	2.1500	2800.0	99	11460	No
347	GOM_NL__2PRFIN20040509_174824_000000442026_00384_11460_2315.N1	09-MAY-2004 17:48:24	Dark	44.000	31	Alp Gru	1.7340	15200.	88	11460	No
348	GOM_NL__2PRFIN20040509_175033_000000412026_00385_11461_2283.N1	09-MAY-2004 17:50:33	Dark	41.000	148	Alp Tuc	2.8780	4100.0	82	11461	No
349	GOM_NL__2PRFIN20040509_175400_000000442026_00385_11461_2284.N1	09-MAY-2004 17:54:00	Dark	43.500	45	Alp Pav	1.9400	26000.	87	11461	No
350	GOM_NL__2PRFIN20040509_175954_000000422026_00385_11461_2285.N1	09-MAY-2004 17:59:54	Straylight	41.500	43	Alp TrA	1.9100	4250.0	83	11461	No
351	GOM_NL__2PRFIN20040509_180127_000000392026_00385_11461_2286.N1	09-MAY-2004 18:01:27	Straylight	39.000	145	Gam TrA	2.8720	10600.	78	11461	No
352	GOM_NL__2PRFIN20040509_180356_000000512026_00385_11461_2287.N1	09-MAY-2004 18:03:56	Straylight	51.000	4	Alp1Cen	-0.010000	5800.0	102	11461	No
353	GOM_NL__2PRFIN20040509_180536_000000612026_00385_11461_2288.N1	09-MAY-2004 18:05:36	Straylight	61.000	25	35Lam Sco	1.6200	28000.	122	11461	No
354	GOM_NL__2PRFIN20040509_180820_000000432026_00385_11461_2289.N1	09-MAY-2004 18:08:20	Straylight	43.000	109	Bet Lup	2.6770	26000.	86	11461	No
355	GOM_NL__2PRFIN20040509_181134_000000712026_00385_11461_2290.N1	09-MAY-2004 18:11:34	Tw_and_stray	71.000	16	21Alp Sco	1.0200	3000.0	142	11461	No
356	GOM_NL__2PRFIN20040509_181327_000000652026_00385_11461_2291.N1	09-MAY-2004 18:13:27	Bright	65.000	80	7Del Sco	2.3160	30000.	130	11461	No
357	GOM_NL__2PRFIN20040509_181539_000000752026_00385_11461_2292.N1	09-MAY-2004 18:15:39	Bright	75.000	86	35Eta Oph	2.4300	10200.	150	11461	No
358	GOM_NL__2PRFIN20040509_181817_000000432026_00385_11461_2293.N1	09-MAY-2004 18:18:17	Bright	43.000	104	27Bet Lib	2.6140	13100.	86	11461	No
359	GOM_NL__2PRFIN20040509_182135_000000372026_00385_11461_2294.N1	09-MAY-2004 18:21:35	Bright	37.000	121	29Gam Vir	2.7400	7200.0	74	11461	No
360	GOM_NL__2PRFIN20040509_182444_000000372026_00385_11461_2295.N1	09-MAY-2004 18:24:44	Bright	37.000	138	47Eps Vir	2.8280	4700.0	74	11461	No
361	GOM_NL__2PRFIN20040509_182634_000000372026_00385_11461_2296.N1	09-MAY-2004 18:26:34	Bright	37.000	111	8Eta Boo	2.6800	6000.0	74	11461	No
362	GOM_NL__2PRFIN20040509_182936_000000412026_00385_11461_2297.N1	09-MAY-2004 18:29:36	Bright	40.500	83		2.3780	11000.	81	11461	No
363	GOM_NL__2PRFIN20040509_183219_000000372026_00385_11461_2298.N1	09-MAY-2004 18:32:19	Bright	36.500	152	12Alp2CVn	2.8900	11000.	73	11461	No
364	GOM_NL__2PRFIN20040509_183522_000000392026_00385_11461_2299.N1	09-MAY-2004 18:35:22	Bright	39.000	39	85Eta UMa	1.8540	24000.	78	11461	No
365	GOM_NL__2PRFIN20040509_183652_000000392026_00385_11461_2300.N1	09-MAY-2004 18:36:52	Bright	39.000	55	79Zet UMa	2.0600	10200.	78	11461	No
366	GOM_NL__2PRFIN20040509_183853_000000392026_00385_11461_2301.N1	09-MAY-2004 18:38:53	Bright	38.500	82	48Bet UMa	2.3650	10600.	77	11461	No
367	GOM_NL__2PRFIN20040509_184147_000000442026_00385_11461_2302.N1	09-MAY-2004 18:41:47	Bright	44.000	119	14Eta Dra	2.7270	4700.0	88	11461	No
368	GOM_NL__2PRFIN20040509_184333_000000552026_00385_11461_2303.N1	09-MAY-2004 18:43:33	Bright	54.500	130	23Bet Dra	2.7990	5800.0	109	11461	No
369	GOM_NL__2PRFIN20040509_184658_000000372026_00385_11461_2304.N1	09-MAY-2004 18:46:58	Bright	37.000	49	1Alp UMi	1.9900	6300.0	74	11461	No
370	GOM_NL__2PRFIN20040509_185236_000000462026_00385_11461_2305.N1	09-MAY-2004 18:52:36	Bright	45.500	89	5Alp Cep	2.4510	8000.0	91	11461	No
371	GOM_NL__2PRFIN20040509_185507_000000472026_00385_11461_2306.N1	09-MAY-2004 18:55:07	Bright	47.000	76	27Gam Cas	2.3000	30000.	94	11461	No
372	GOM_NL__2PRFIN20040509_185622_000000362026_00385_11461_2307.N1	09-MAY-2004 18:56:22	Bright	35.500	68	18Alp Cas	2.2250	4500.0	71	11461	No
373	GOM_NL__2PRFIN20040509_185928_000000932026_00385_11461_2308.N1	09-MAY-2004 18:59:28	Bright	93.000	66	37Gam Cyg	2.2080	5900.0	186	11461	No
374	GOM_NL__2PRFIN20040509_190414_000001052026_00385_11461_2309.N1	09-MAY-2004 19:04:14	Straylight	104.50	92	53Eps Cyg	2.5000	4500.0	209	11461	No
375	GOM_NL__2PRFIN20040509_190833_000000432026_00385_11461_2310.N1	09-MAY-2004 19:08:33	Twilight	42.500	140	88Gam Peg	2.8340	26000.	85	11461	No
376	GOM_NL__2PRFIN20040509_190955_000000512026_00385_11461_2311.N1	09-MAY-2004 19:09:55	Dark	51.000	90	54Alp Peg	2.4870	11000.	102	11461	No
377	GOM_NL__2PRFIN20040509_191718_000000452026_00385_11461_2312.N1	09-MAY-2004 19:17:18	Dark	44.500	52	16Bet Cet	2.0370	4500.0	89	11461	No
378	GOM_NL__2PRFIN20040509_192407_000000472026_00385_11461_2313.N1	09-MAY-2004 19:24:07	Dark	47.000	84	Alp Phe	2.3970	4500.0	94	11461	No
379	GOM_NL__2PRFIN20040509_192743_000000532026_00385_11461_2314.N1	09-MAY-2004 19:27:43	Dark	52.500	63	Bet Gru	2.1500	2800.0	105	11461	No
380	GOM_NL__2PRFIN20040509_192902_000000412026_00385_11461_2315.N1	09-MAY-2004 19:29:02	Dark	41.000	31	Alp Gru	1.7340	15200.	82	11461	No
381	GOM_NL__2PRFIN20040509_193110_000000482026_00386_11462_2283.N1	09-MAY-2004 19:31:10	Dark	47.500	148	Alp Tuc	2.8780	4100.0	95	11462	No
382	GOM_NL__2PRFIN20040509_193437_000000432026_00386_11462_2284.N1	09-MAY-2004 19:34:37	Dark	43.000	45	Alp Pav	1.9400	26000.	86	11462	No
383	GOM_NL__2PRFIN20040509_194030_000000452026_00386_11462_2285.N1	09-MAY-2004 19:40:30	Straylight	45.000	43	Alp TrA	1.9100	4250.0	90	11462	No
384	GOM_NL__2PRFIN20040509_194203_000000402026_00386_11462_2286.N1	09-MAY-2004 19:42:03	Straylight	39.500	145	Gam TrA	2.8720	10600.	79	11462	No
385	GOM_NL__2PRFIN20040509_194432_000000482026_00386_11462_2287.N1	09-MAY-2004 19:44:32	Straylight	48.000	4	Alp1Cen	-0.010000	5800.0	96	11462	No
386	GOM_NL__2PRFIN20040509_194613_000000592026_00386_11462_2288.N1	09-MAY-2004 19:46:13	Straylight	59.000	25	35Lam Sco	1.6200	28000.	118	11462	No
387	GOM_NL__2PRFIN20040509_194857_000000422026_00386_11462_2289.N1	09-MAY-2004 19:48:57	Straylight	42.000	109	Bet Lup	2.6770	26000.	84	11462	No
388	GOM_NL__2PRFIN20040509_195210_000000692026_00386_11462_2290.N1	09-MAY-2004 19:52:10	Tw_and_stray	68.500	16	21Alp Sco	1.0200	3000.0	137	11462	No
389	GOM_NL__2PRFIN20040509_195404_000000622026_00386_11462_2291.N1	09-MAY-2004 19:54:04	Bright	62.000	80	7Del Sco	2.3160	30000.	124	11462	No
390	GOM_NL__2PRFIN20040509_195615_000000742026_00386_11462_2292.N1	09-MAY-2004 19:56:15	Bright	73.500	86	35Eta Oph	2.4300	10200.	147	11462	No
391	GOM_NL__2PRFIN20040509_195854_000000422026_00386_11462_2293.N1	09-MAY-2004 19:58:54	Bright	41.500	104	27Bet Lib	2.6140	13100.	83	11462	No
392	GOM_NL__2PRFIN20040509_200211_000000392026_00386_11462_2294.N1	09-MAY-2004 20:02:11	Bright	38.500	121	29Gam Vir	2.7400	7200.0	77	11462	No
393	GOM_NL__2PRFIN20040509_200520_000000372026_00386_11462_2295.N1	09-MAY-2004 20:05:20	Bright	36.500	138	47Eps Vir	2.8280	4700.0	73	11462	No
394	GOM_NL__2PRFIN20040509_200710_000000372026_00386_11462_2296.N1	09-MAY-2004 20:07:10	Bright	37.000	111	8Eta Boo	2.6800	6000.0	74	11462	No
395	GOM_NL__2PRFIN20040509_201011_000000392026_00386_11462_2297.N1	09-MAY-2004 20:10:11	Bright	39.000	83		2.3780	11000.	78	11462	No
396	GOM_NL__2PRFIN20040509_201256_000000372026_00386_11462_2298.N1	09-MAY-2004 20:12:56	Bright	36.500	152	12Alp2CVn	2.8900	11000.	73	11462	No

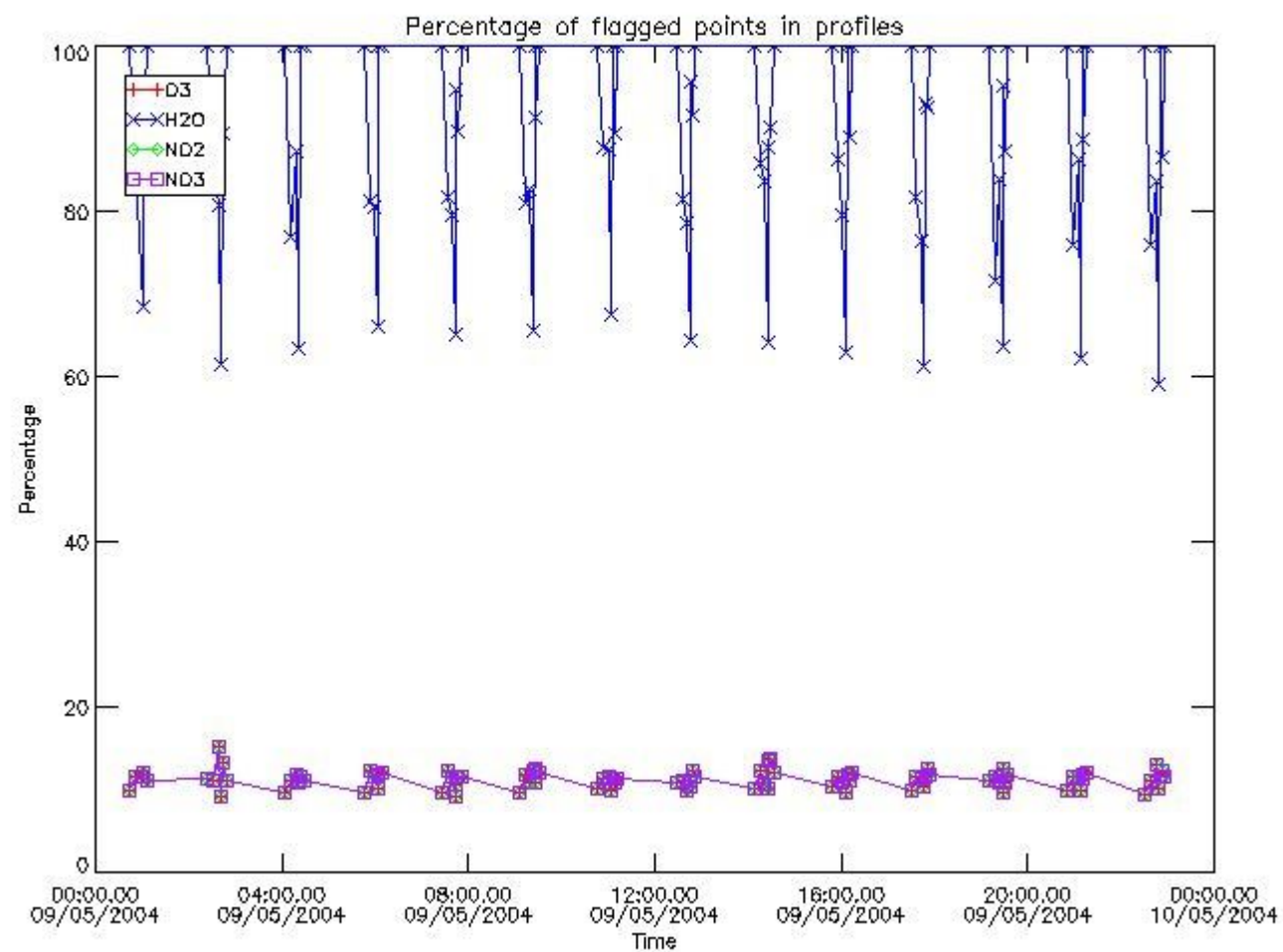
397	GOM_NL__2PRFIN20040509_201558_000000372026_00386_11462_2299.N1	09-MAY-2004 20:15:58	Bright	36.500	39	85Eta UMa	1.8540	24000.	73	11462	No
398	GOM_NL__2PRFIN20040509_201729_000000382026_00386_11462_2300.N1	09-MAY-2004 20:17:29	Bright	37.500	55	79Zet UMa	2.0600	10200.	75	11462	No
399	GOM_NL__2PRFIN20040509_201930_000000372026_00386_11462_2301.N1	09-MAY-2004 20:19:30	Bright	37.000	82	48Bet UMa	2.3650	10600.	74	11462	No
400	GOM_NL__2PRFIN20040509_202223_000000452026_00386_11462_2302.N1	09-MAY-2004 20:22:23	Bright	45.000	119	14Eta Dra	2.7270	4700.0	90	11462	No
401	GOM_NL__2PRFIN20040509_202407_000000562026_00386_11462_2303.N1	09-MAY-2004 20:24:07	Bright	55.500	130	23Bet Dra	2.7990	5800.0	111	11462	No
402	GOM_NL__2PRFIN20040509_202734_000000382026_00386_11462_2304.N1	09-MAY-2004 20:27:34	Bright	38.000	49	1Alp UMi	1.9900	6300.0	76	11462	No
403	GOM_NL__2PRFIN20040509_203312_000000442026_00386_11462_2305.N1	09-MAY-2004 20:33:12	Bright	43.500	89	5Alp Cep	2.4510	8000.0	87	11462	No
404	GOM_NL__2PRFIN20040509_203543_000000382026_00386_11462_2306.N1	09-MAY-2004 20:35:43	Bright	38.000	76	27Gam Cas	2.3000	30000.	76	11462	No
405	GOM_NL__2PRFIN20040509_203658_000000352026_00386_11462_2307.N1	09-MAY-2004 20:36:58	Bright	35.000	68	18Alp Cas	2.2250	4500.0	70	11462	No
406	GOM_NL__2PRFIN20040509_204004_000000872026_00386_11462_2308.N1	09-MAY-2004 20:40:04	Bright	86.500	66	37Gam Cyg	2.2080	5900.0	173	11462	No
407	GOM_NL__2PRFIN20040509_204450_000001062026_00386_11462_2309.N1	09-MAY-2004 20:44:50	Straylight	106.00	92	53Eps Cyg	2.5000	4500.0	212	11462	No
408	GOM_NL__2PRFIN20040509_204909_000000422026_00386_11462_2310.N1	09-MAY-2004 20:49:09	Twilight	41.500	140	88Gam Peg	2.8340	26000.	83	11462	No
409	GOM_NL__2PRFIN20040509_205030_000000522026_00386_11462_2311.N1	09-MAY-2004 20:50:30	Dark	52.000	90	54Alp Peg	2.4870	11000.	104	11462	No
410	GOM_NL__2PRFIN20040509_205754_000000482026_00386_11462_2312.N1	09-MAY-2004 20:57:54	Dark	48.000	52	16Bet Cet	2.0370	4500.0	96	11462	No
411	GOM_NL__2PRFIN20040509_210443_000000442026_00386_11462_2313.N1	09-MAY-2004 21:04:43	Dark	44.000	84	Alp Phe	2.3970	4500.0	88	11462	No
412	GOM_NL__2PRFIN20040509_210819_000000562026_00386_11462_2314.N1	09-MAY-2004 21:08:19	Dark	56.000	63	Bet Gru	2.1500	2800.0	112	11462	No
413	GOM_NL__2PRFIN20040509_210938_000000432026_00386_11462_2315.N1	09-MAY-2004 21:09:38	Dark	43.000	31	Alp Gru	1.7340	15200.	86	11462	No
414	GOM_NL__2PRFIN20040509_211146_000000452026_00387_11463_2283.N1	09-MAY-2004 21:11:46	Dark	45.000	148	Alp Tuc	2.8780	4100.0	90	11463	No
415	GOM_NL__2PRFIN20040509_211513_000000422026_00387_11463_2284.N1	09-MAY-2004 21:15:13	Dark	42.000	45	Alp Pav	1.9400	26000.	84	11463	No
416	GOM_NL__2PRFIN20040509_212106_000000452026_00387_11463_2285.N1	09-MAY-2004 21:21:06	Straylight	44.500	43	Alp TrA	1.9100	4250.0	89	11463	No
417	GOM_NL__2PRFIN20040509_212239_000000392026_00387_11463_2286.N1	09-MAY-2004 21:22:39	Straylight	39.000	145	Gam TrA	2.8720	10600.	78	11463	No
418	GOM_NL__2PRFIN20040509_212508_000000452026_00387_11463_2287.N1	09-MAY-2004 21:25:08	Straylight	45.000	4	Alp1Cen	-0.010000	5800.0	90	11463	No
419	GOM_NL__2PRFIN20040509_212649_000000612026_00387_11463_2288.N1	09-MAY-2004 21:26:49	Dark	60.500	25	35Lam Sco	1.6200	28000.	121	11463	Yes
420	GOM_NL__2PRFIN20040509_212933_000000422026_00387_11463_2289.N1	09-MAY-2004 21:29:33	Straylight	42.000	109	Bet Lup	2.6770	26000.	84	11463	No
421	GOM_NL__2PRFIN20040509_213246_000000662026_00387_11463_2290.N1	09-MAY-2004 21:32:46	Tw_i_and_stray	66.000	16	21Alp Sco	1.0200	3000.0	132	11463	No
422	GOM_NL__2PRFIN20040509_213440_000000582026_00387_11463_2291.N1	09-MAY-2004 21:34:40	Bright	58.000	80	7Del Sco	2.3160	30000.	116	11463	No
423	GOM_NL__2PRFIN20040509_213651_000000742026_00387_11463_2292.N1	09-MAY-2004 21:36:51	Bright	74.000	86	35Eta Oph	2.4300	10200.	148	11463	No
424	GOM_NL__2PRFIN20040509_213929_000000432026_00387_11463_2293.N1	09-MAY-2004 21:39:29	Bright	43.000	104	27Bet Lib	2.6140	13100.	86	11463	No
425	GOM_NL__2PRFIN20040509_214247_000000382026_00387_11463_2294.N1	09-MAY-2004 21:42:47	Bright	38.000	121	29Gam Vir	2.7400	7200.0	76	11463	No
426	GOM_NL__2PRFIN20040509_214556_000000362026_00387_11463_2295.N1	09-MAY-2004 21:45:56	Bright	36.000	138	47Eps Vir	2.8280	4700.0	72	11463	No
427	GOM_NL__2PRFIN20040509_214745_000000372026_00387_11463_2296.N1	09-MAY-2004 21:47:45	Bright	36.500	111	8Eta Boo	2.6800	6000.0	73	11463	No
428	GOM_NL__2PRFIN20040509_215047_000000432026_00387_11463_2297.N1	09-MAY-2004 21:50:47	Bright	42.500	83		2.3780	11000.	85	11463	No
429	GOM_NL__2PRFIN20040509_215332_000000362026_00387_11463_2298.N1	09-MAY-2004 21:53:32	Bright	35.500	152	12Alp2CVn	2.8900	11000.	71	11463	No
430	GOM_NL__2PRFIN20040509_215634_000000372026_00387_11463_2299.N1	09-MAY-2004 21:56:34	Bright	36.500	39	85Eta UMa	1.8540	24000.	73	11463	No
431	GOM_NL__2PRFIN20040509_215805_000000382026_00387_11463_2300.N1	09-MAY-2004 21:58:05	Bright	37.500	55	79Zet UMa	2.0600	10200.	75	11463	No
432	GOM_NL__2PRFIN20040509_220006_000000372026_00387_11463_2301.N1	09-MAY-2004 22:00:06	Bright	37.000	82	48Bet UMa	2.3650	10600.	74	11463	No
433	GOM_NL__2PRFIN20040509_220258_000000412026_00387_11463_2302.N1	09-MAY-2004 22:02:58	Bright	40.500	119	14Eta Dra	2.7270	4700.0	81	11463	No
434	GOM_NL__2PRFIN20040509_220443_000000502026_00387_11463_2303.N1	09-MAY-2004 22:04:43	Bright	49.500	130	23Bet Dra	2.7990	5800.0	99	11463	No
435	GOM_NL__2PRFIN20040509_220810_000000372026_00387_11463_2304.N1	09-MAY-2004 22:08:10	Bright	37.000	49	1Alp UMi	1.9900	6300.0	74	11463	No
436	GOM_NL__2PRFIN20040509_221348_000000432026_00387_11463_2305.N1	09-MAY-2004 22:13:48	Bright	43.000	89	5Alp Cep	2.4510	8000.0	86	11463	No
437	GOM_NL__2PRFIN20040509_221619_000000352026_00387_11463_2306.N1	09-MAY-2004 22:16:19	Bright	34.500	76	27Gam Cas	2.3000	30000.	69	11463	No
438	GOM_NL__2PRFIN20040509_221734_000000352026_00387_11463_2307.N1	09-MAY-2004 22:17:34	Bright	35.000	68	18Alp Cas	2.2250	4500.0	70	11463	No
439	GOM_NL__2PRFIN20040509_222039_000000892026_00387_11463_2308.N1	09-MAY-2004 22:20:39	Bright	89.000	66	37Gam Cyg	2.2080	5900.0	178	11463	No
440	GOM_NL__2PRFIN20040509_222526_000001222026_00387_11463_2309.N1	09-MAY-2004 22:25:26	Straylight	122.00	92	53Eps Cyg	2.5000	4500.0	244	11463	No
441	GOM_NL__2PRFIN20040509_222946_000000432026_00387_11463_2310.N1	09-MAY-2004 22:29:46	Twilight	43.000	140	88Gam Peg	2.8340	26000.	86	11463	No
442	GOM_NL__2PRFIN20040509_223106_000000542026_00387_11463_2311.N1	09-MAY-2004 22:31:06	Dark	54.000	90	54Alp Peg	2.4870	11000.	108	11463	No
443	GOM_NL__2PRFIN20040509_223830_000000462026_00387_11463_2312.N1	09-MAY-2004 22:38:30	Dark	46.000	52	16Bet Cet	2.0370	4500.0	92	11463	No
444	GOM_NL__2PRFIN20040509_224518_000000432026_00387_11463_2313.N1	09-MAY-2004 22:45:18	Dark	43.000	84	Alp Phe	2.3970	4500.0	86	11463	No
445	GOM_NL__2PRFIN20040509_224855_000000562026_00387_11463_2314.N1	09-MAY-2004 22:48:55	Dark	55.500	63	Bet Gru	2.1500	2800.0	111	11463	No
446	GOM_NL__2PRFIN20040509_225014_000000442026_00387_11463_2315.N1	09-MAY-2004 22:50:14	Dark	44.000	31	Alp Gru	1.7340	15200.	88	11463	No
447	GOM_NL__2PRFIN20040509_225221_000000422026_00388_11464_2283.N1	09-MAY-2004 22:52:21	Dark	41.500	148	Alp Tuc	2.8780	4100.0	83	11464	No
448	GOM_NL__2PRFIN20040509_225549_000000452026_00388_11464_2284.N1	09-MAY-2004 22:55:49	Dark	44.500	45	Alp Pav	1.9400	26000.	89	11464	No
449	GOM_NL__2PRFIN20040509_230140_000000452026_00388_11464_2285.N1	09-MAY-2004 23:01:40	Straylight	44.500	43	Alp TrA	1.9100	4250.0	89	11464	No
450	GOM_NL__2PRFIN20040509_230313_000000422026_00388_11464_2286.N1	09-MAY-2004 23:03:13	Straylight	41.500	145	Gam TrA	2.8720	10600.	83	11464	No
451	GOM_NL__2PRFIN20040509_230543_000000522026_00388_11464_2287.N1	09-MAY-2004 23:05:43	Straylight	52.000	4	Alp1Cen	-0.010000	5800.0	104	11464	No
452	GOM_NL__2PRFIN20040509_230726_000000612026_00388_11464_2288.N1	09-MAY-2004 23:07:26	Straylight	60.500	25	35Lam Sco	1.6200	28000.	121	11464	No
453	GOM_NL__2PRFIN20040509_231006_000000462026_00388_11464_2289.N1	09-MAY-2004 23:10:06	Straylight	45.500	109	Bet Lup	2.6770	26000.	91	11464	No
454	GOM_NL__2PRFIN20040509_231323_000000672026_00388_11464_2290.N1	09-MAY-2004 23:13:23	Tw_i_and_stray	66.500	16	21Alp Sco	1.0200	3000.0	133	11464	No
455	GOM_NL__2PRFIN20040509_231516_000000562026_00388_11464_2291.N1	09-MAY-2004 23:15:16	Bright	55.500	80	7Del Sco	2.3160	30000.	111	11464	No

456	GOM_NL__2PRFIN20040509_231727_000000732026_00388_11464_2292.N1	09-MAY-2004 23:17:27	Bright	72.500	86	35Eta Oph	2.4300	10200.	145	11464	No
457	GOM_NL__2PRFIN20040509_232004_000000452026_00388_11464_2293.N1	09-MAY-2004 23:20:04	Bright	45.000	104	27Bet Lib	2.6140	13100.	90	11464	No
458	GOM_NL__2PRFIN20040509_232322_000000382026_00388_11464_2294.N1	09-MAY-2004 23:23:22	Bright	37.500	121	29Gam Vir	2.7400	7200.0	75	11464	No
459	GOM_NL__2PRFIN20040509_232631_000000372026_00388_11464_2295.N1	09-MAY-2004 23:26:31	Bright	37.000	138	47Eps Vir	2.8280	4700.0	74	11464	No
460	GOM_NL__2PRFIN20040509_232821_000000372026_00388_11464_2296.N1	09-MAY-2004 23:28:21	Bright	37.000	111	8Eta Boo	2.6800	6000.0	74	11464	No
461	GOM_NL__2PRFIN20040509_233122_000000412026_00388_11464_2297.N1	09-MAY-2004 23:31:22	Bright	40.500	83		2.3780	11000.	81	11464	No
462	GOM_NL__2PRFIN20040509_233407_000000362026_00388_11464_2298.N1	09-MAY-2004 23:34:07	Bright	36.000	152	12Alp2CVn	2.8900	11000.	72	11464	No
463	GOM_NL__2PRFIN20040509_233709_000000382026_00388_11464_2299.N1	09-MAY-2004 23:37:09	Bright	38.000	39	85Eta UMa	1.8540	24000.	76	11464	No
464	GOM_NL__2PRFIN20040509_233840_000000382026_00388_11464_2300.N1	09-MAY-2004 23:38:40	Bright	37.500	55	79Zet UMa	2.0600	10200.	75	11464	No
465	GOM_NL__2PRFIN20040509_234041_000000392026_00388_11464_2301.N1	09-MAY-2004 23:40:41	Bright	38.500	82	48Bet UMa	2.3650	10600.	77	11464	No
466	GOM_NL__2PRFIN20040509_234333_000000442026_00388_11464_2302.N1	09-MAY-2004 23:43:33	Bright	43.500	119	14Eta Dra	2.7270	4700.0	87	11464	No
467	GOM_NL__2PRFIN20040509_234515_000000562026_00388_11464_2303.N1	09-MAY-2004 23:45:15	Bright	56.000	130	23Bet Dra	2.7990	5800.0	112	11464	No
468	GOM_NL__2PRFIN20040509_234846_000000332026_00388_11464_2304.N1	09-MAY-2004 23:48:46	Bright	33.000	49	1Alp UMi	1.9900	6300.0	66	11464	No
469	GOM_NL__2PRFIN20040509_235423_000000452026_00388_11464_2305.N1	09-MAY-2004 23:54:23	Bright	44.500	89	5Alp Cep	2.4510	8000.0	89	11464	No
470	GOM_NL__2PRFIN20040509_235655_000000392026_00388_11464_2306.N1	09-MAY-2004 23:56:55	Bright	38.500	76	27Gam Cas	2.3000	30000.	77	11464	No
471	GOM_NL__2PRFIN20040509_235809_000000392026_00388_11464_2307.N1	09-MAY-2004 23:58:09	Bright	39.000	68	18Alp Cas	2.2250	4500.0	78	11464	No

3. Quality information per product

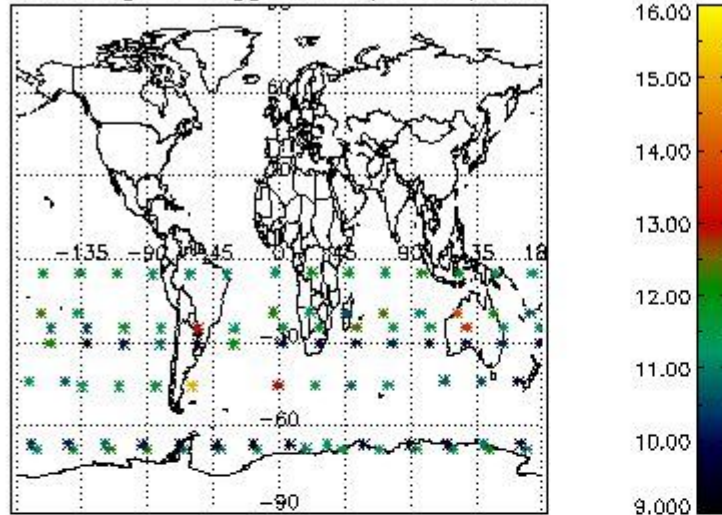
In this section it is plotted some information contained in the Quality Summary data set of the level 2 products. Only products in dark limb conditions and without errors (error flag in the MPH set to "0") are used.

3.1 Plot quality information per product (time dependant)

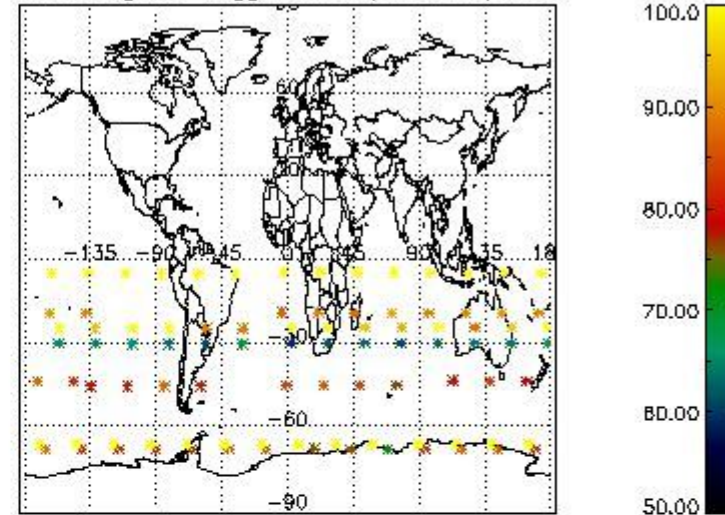


3.2 Plot quality information per product (world map)

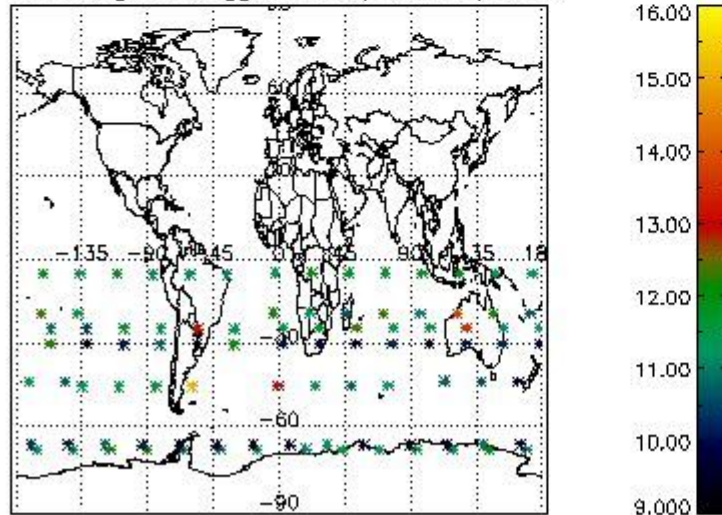
Percentage of flagged data per O3 profile



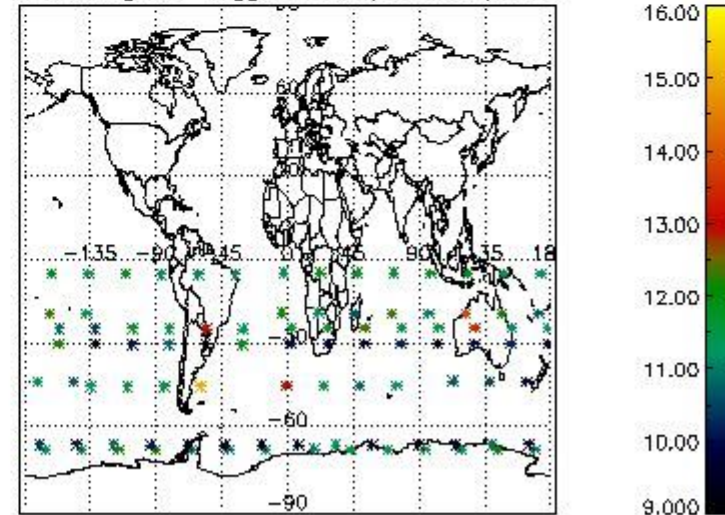
Percentage of flagged data per H2O profile



Percentage of flagged data per NO2 profile



Percentage of flagged data per NO3 profile

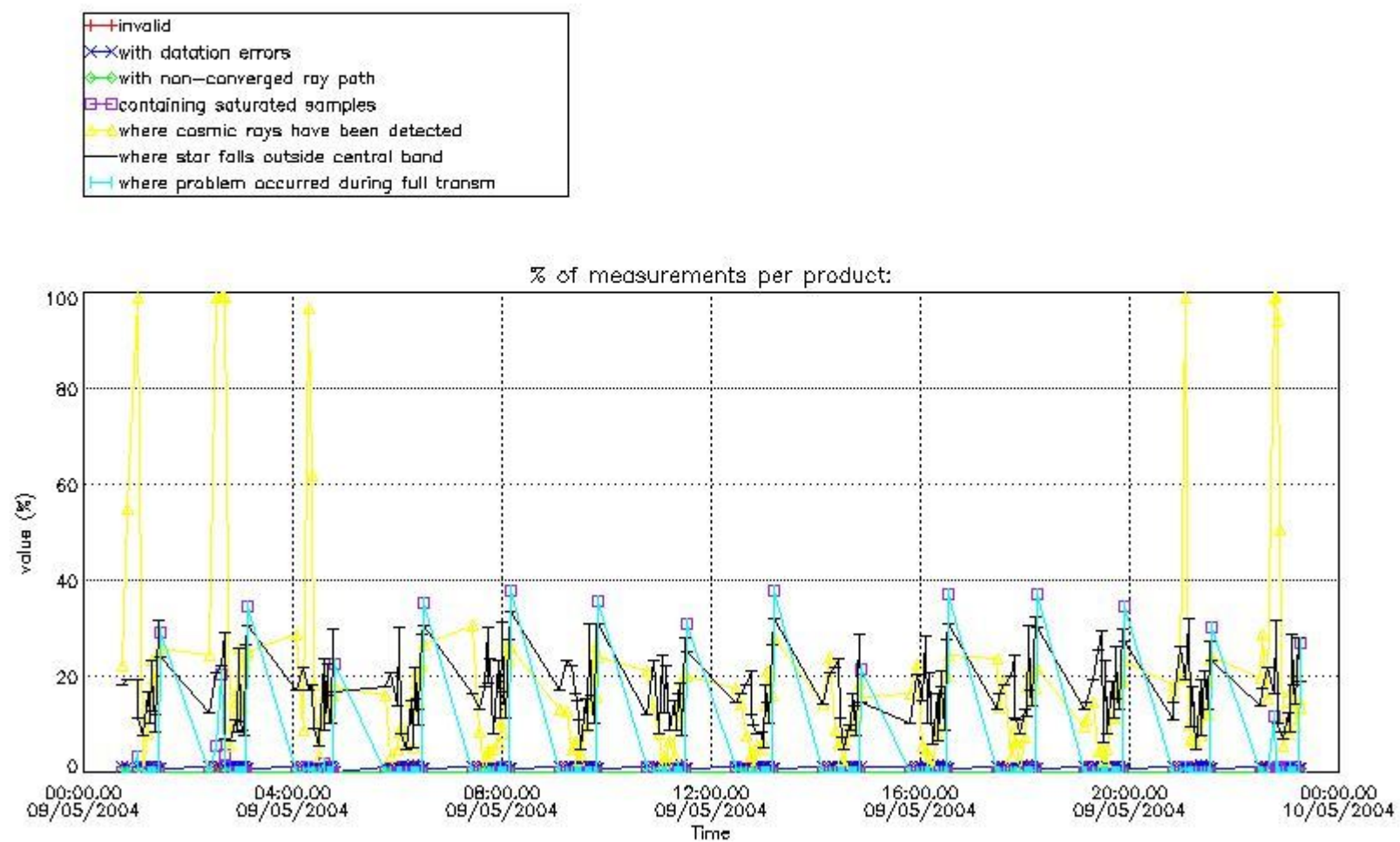


4. Level 1 quality information per product

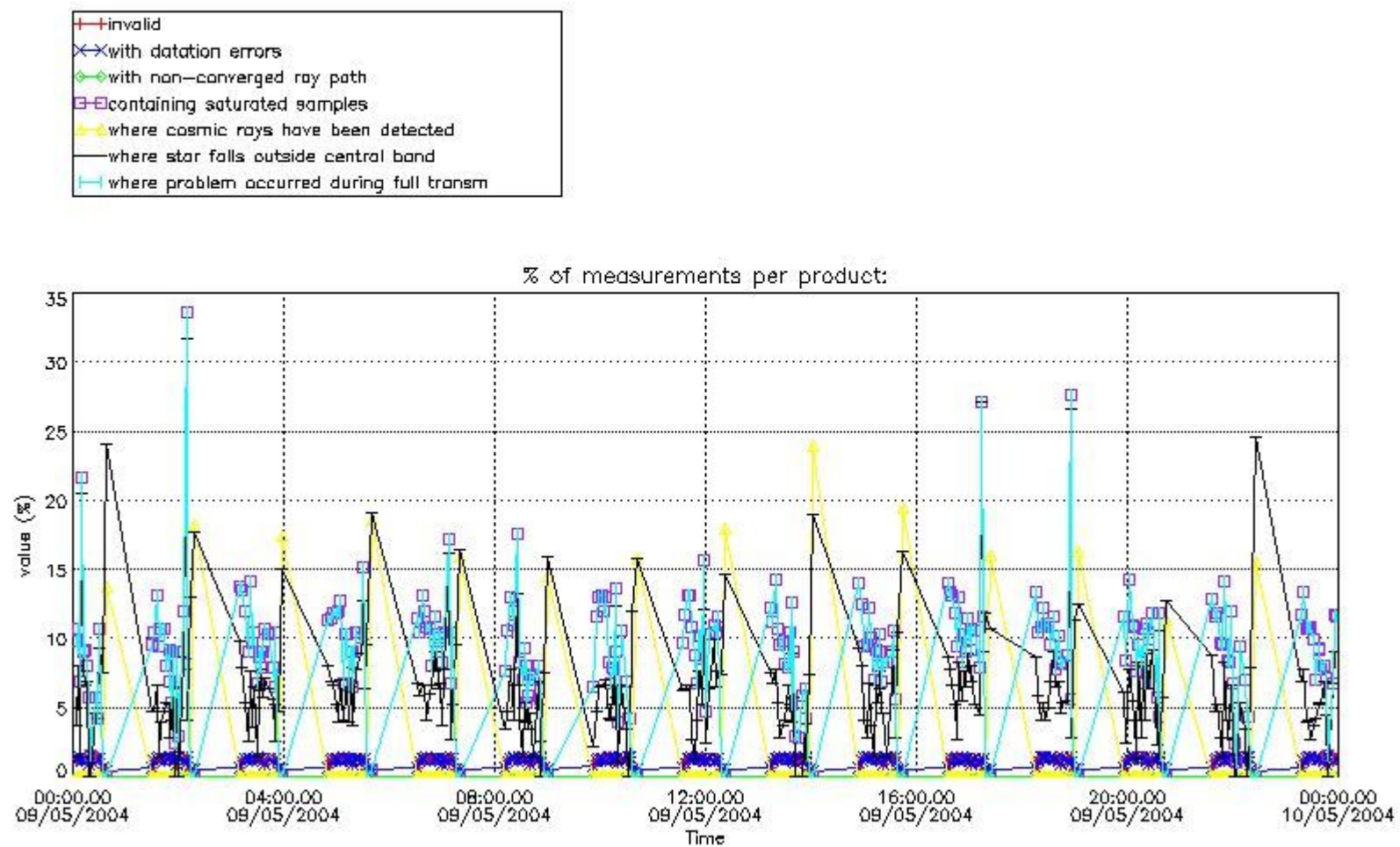
In this section it is plotted some information contained in the Quality Summary data set of the level 2 products that comes from the level 1b processing. Products without errors (error flag in the MPH set to "0") are used.

4.1 Plot quality information per product (time dependant) coming from level 1b processing

4.1.1 Plot level 1 quality information per product (time dependant): ENVISAT ASCENDING passes

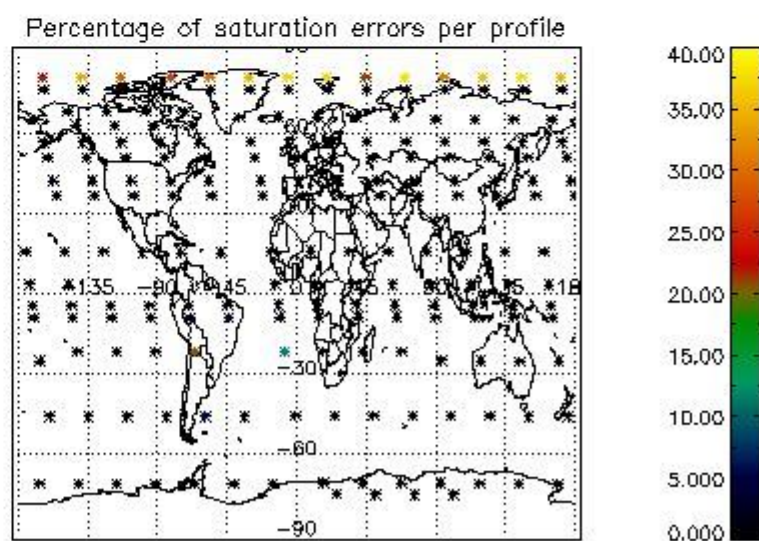
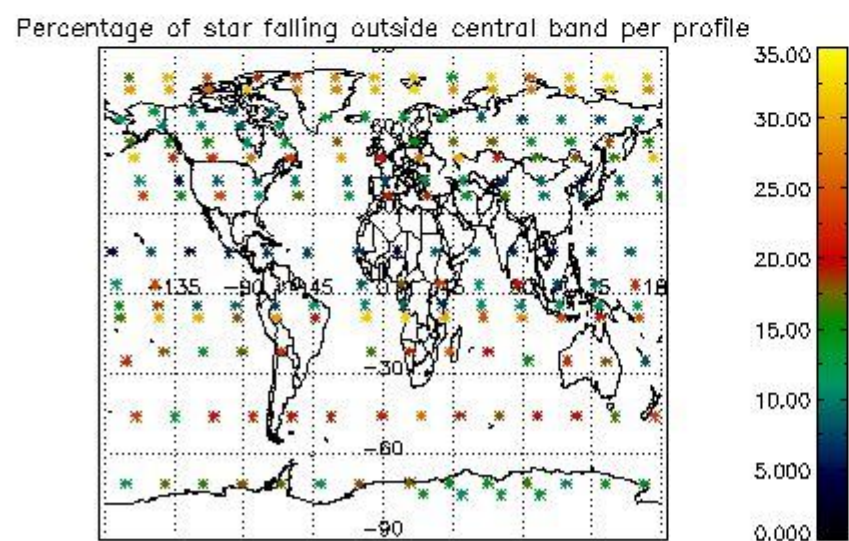
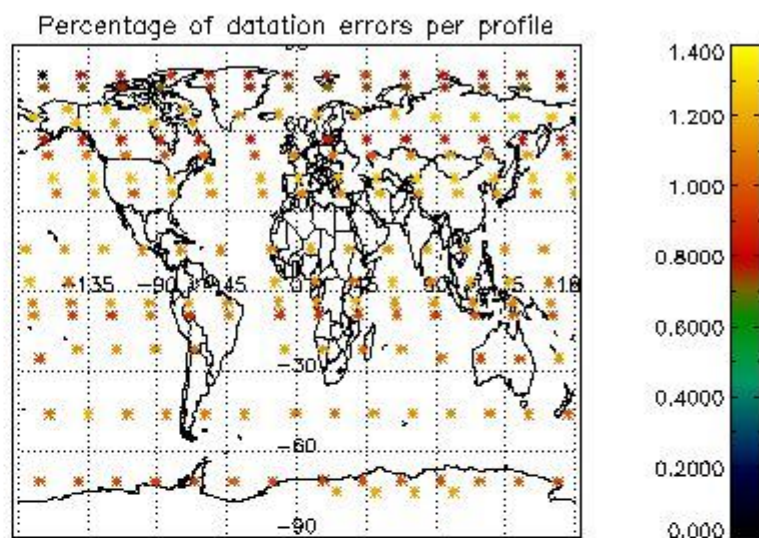
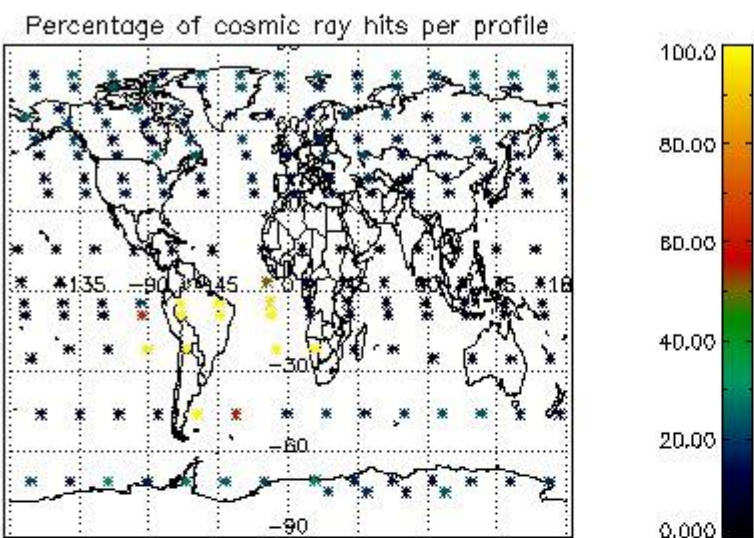


4.1.2 Plot level 1 quality information per product (time dependant): ENVI SAT DESCENDING passes

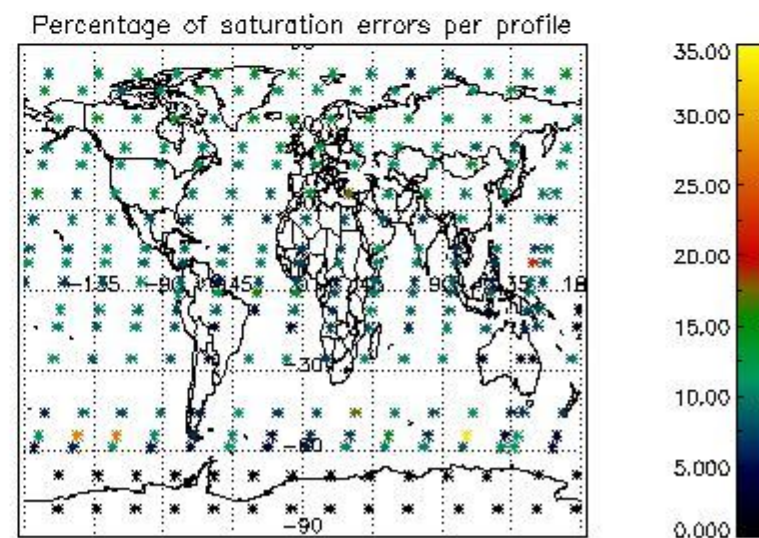
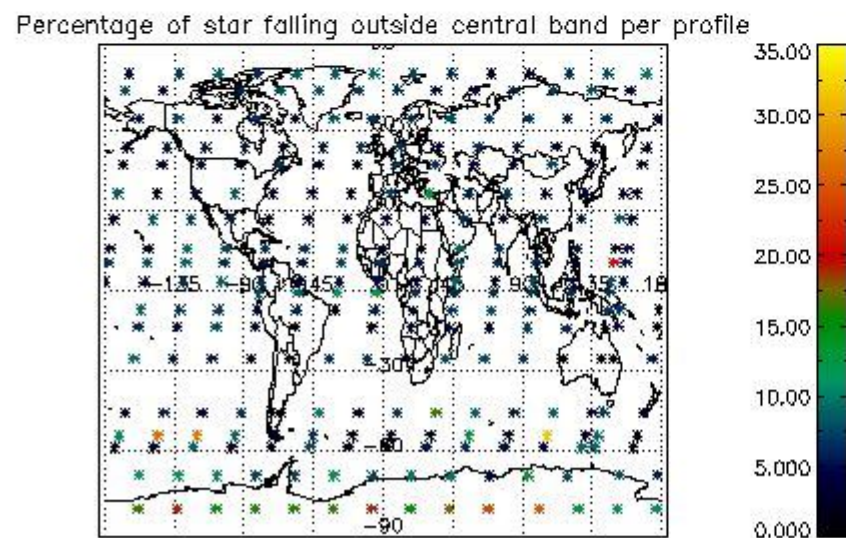
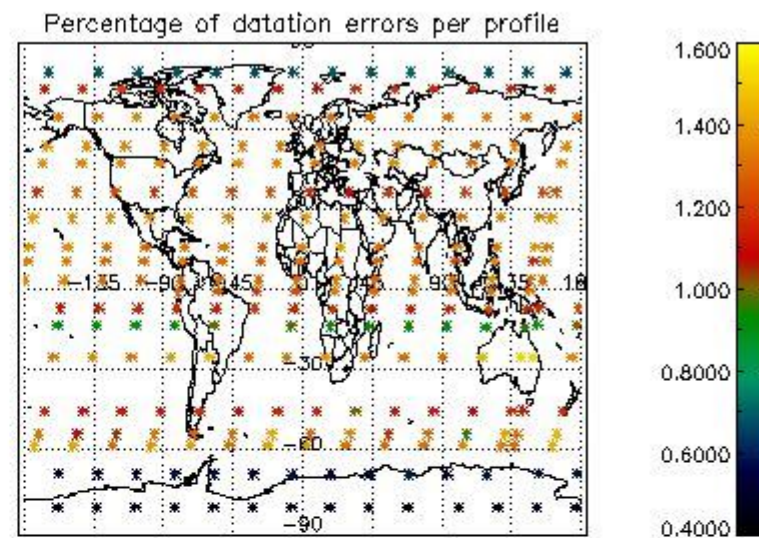
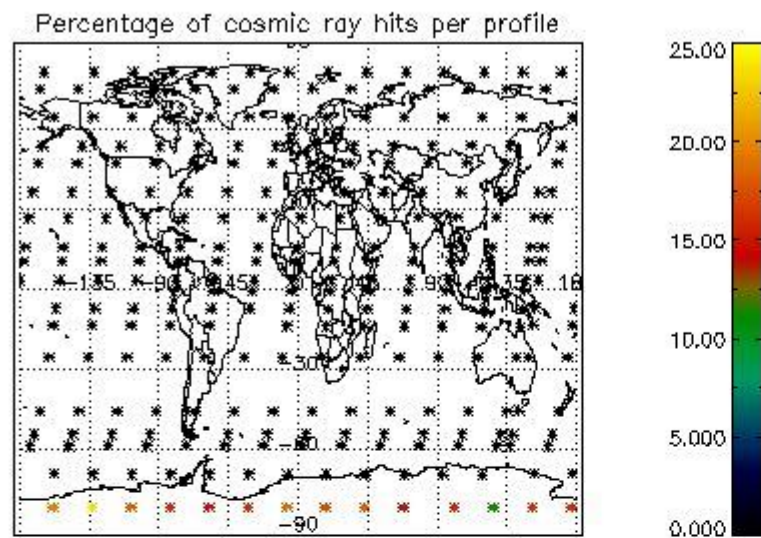


4.2 Plot quality information per product coming from level 1b processing (world map)

4.2.1 Plot level 1 quality information per product (world map): ENVISAT ASCENDING passes



4.2.2 Plot level 1 quality information per product (world map): ENVISAT DESCENDING passes



5. Trace gas profiles

5.1 Ozone statistics based on quality of products

The final quality of the products can be "measured" using the STD (Standard Deviation) attached to every point profile. This information is written to the parameter GOM_NL__2P/NL_LOCAL_SPECIES_DENSITY/o3_std of the level 2 products. The table below shows the statistics for given STD ranges.

The statistics are given with respect to the overall valid production:

- Products without fatal errors: GOM_NL__2P/MPH/PRODUCT_ERR=0
- Valid point profile: GOM_NL__2P/NL_LOCAL_SPECIES_DENSITY/pcd(0)=0

The 'Criteria' is applied to valid points of dark limb products:

- Products in dark limb illumination condition: GOM_NL__2P/NL_SUMMARY_QUALITY/obs_ill_cond=0
- Products without fatal errors: GOM_NL__2P/MPH/PRODUCT_ERR=0
- Valid point profile: GOM_NL__2P/NL_LOCAL_SPECIES_DENSITY/pcd(0)=0

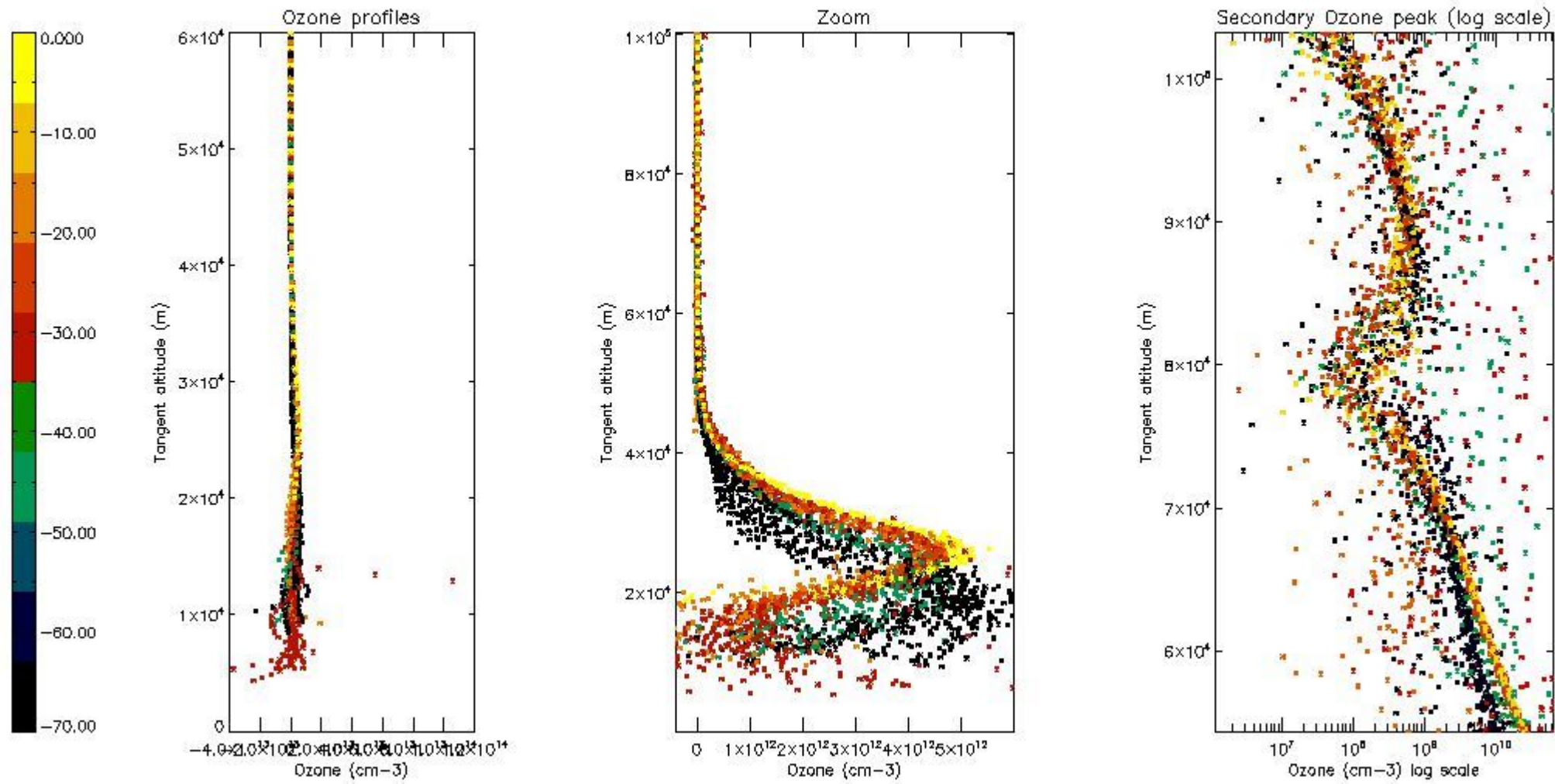
So, the table below shows the percentage of dark limb and valid observations for each criteria with respect to the overall valid daily observations.

Criteria	% of total production
All STD	19
STD < 20	9

STD < 10	7
STD < 5	5

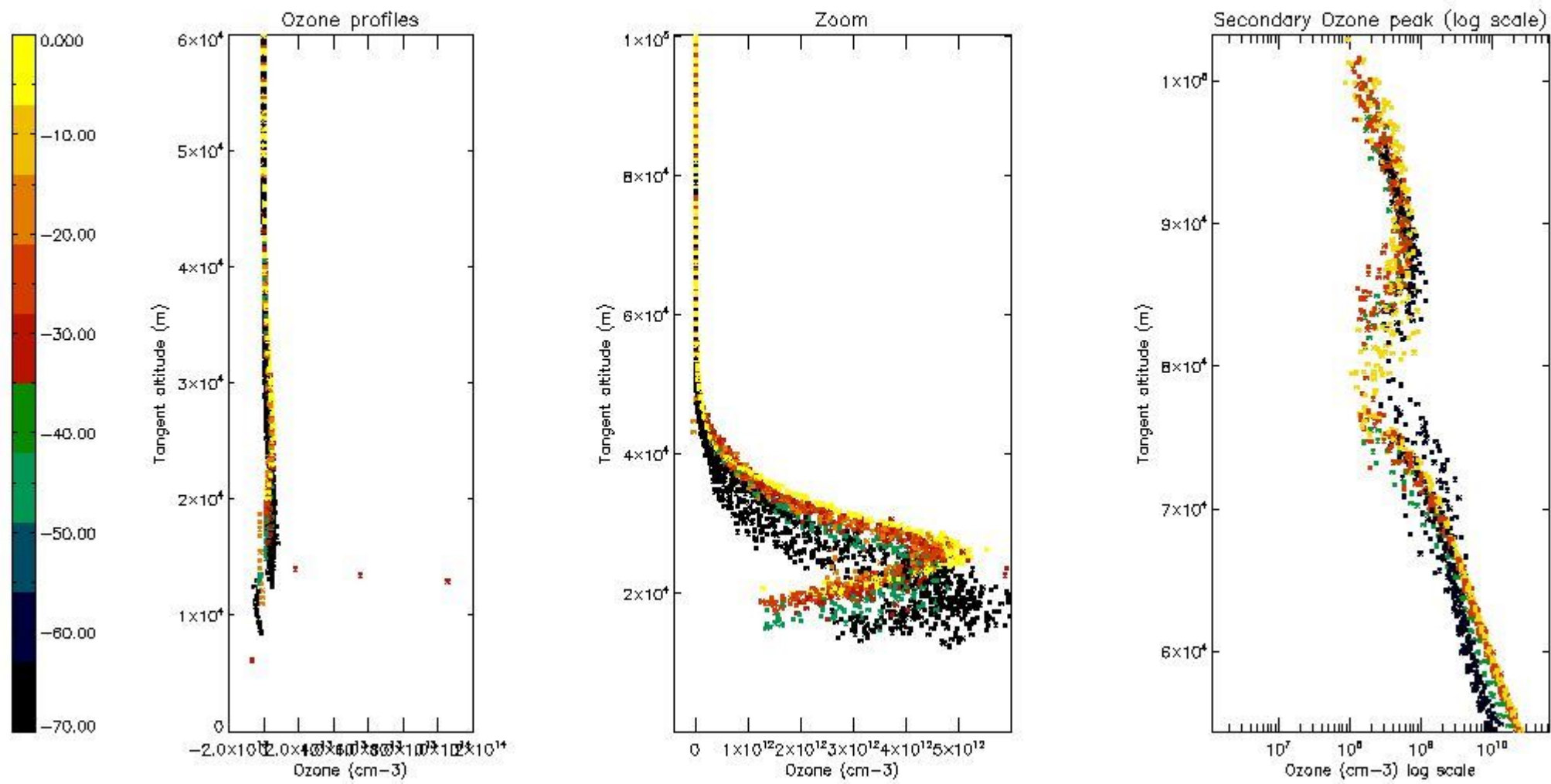
5.2 Plot ozone profiles for all STD (dark without errors)

The colorbar represents the latitude.



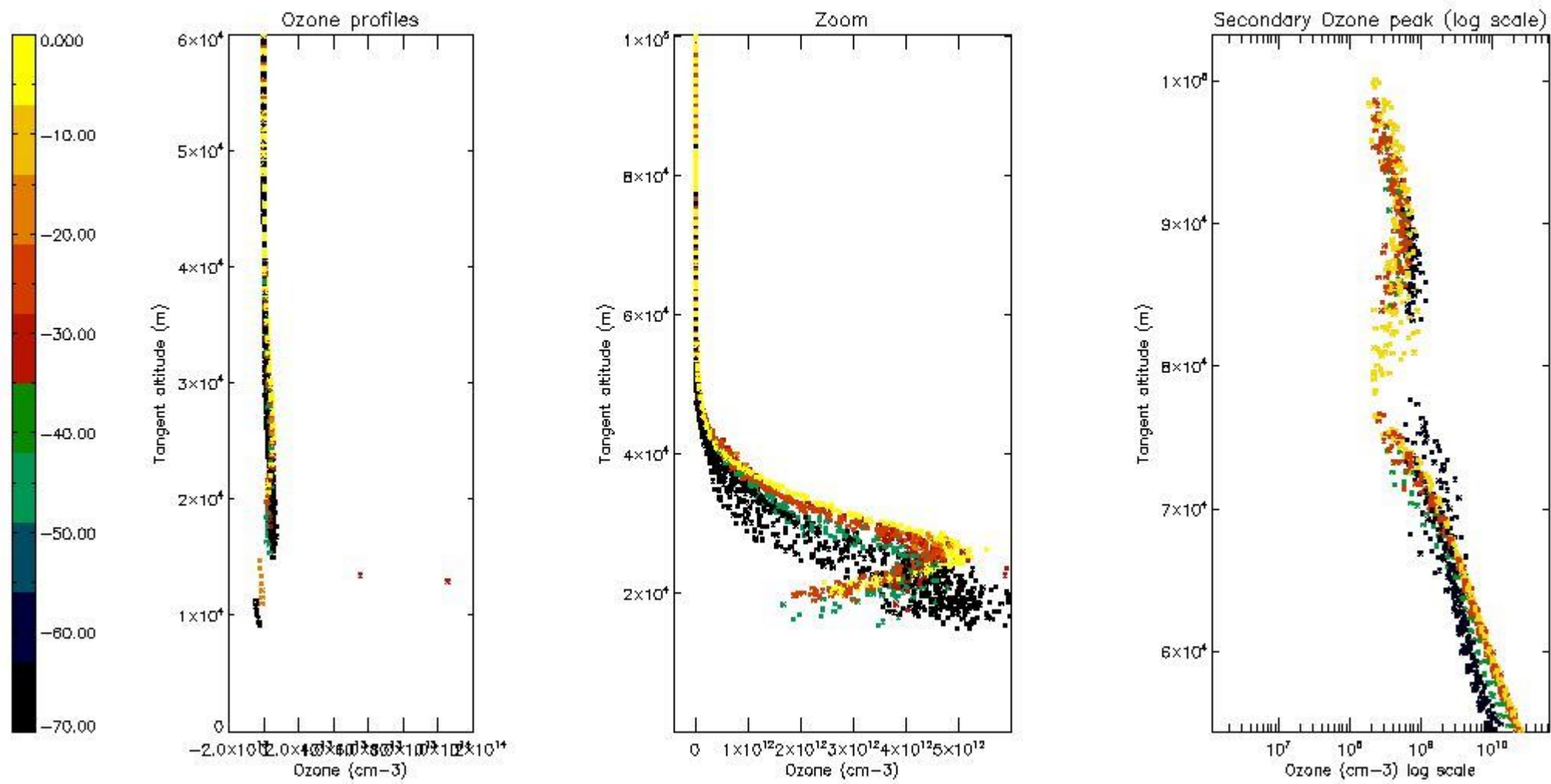
5.3 Plot ozone profiles where STD < 20% (dark without errors)

The colorbar represents the latitude.



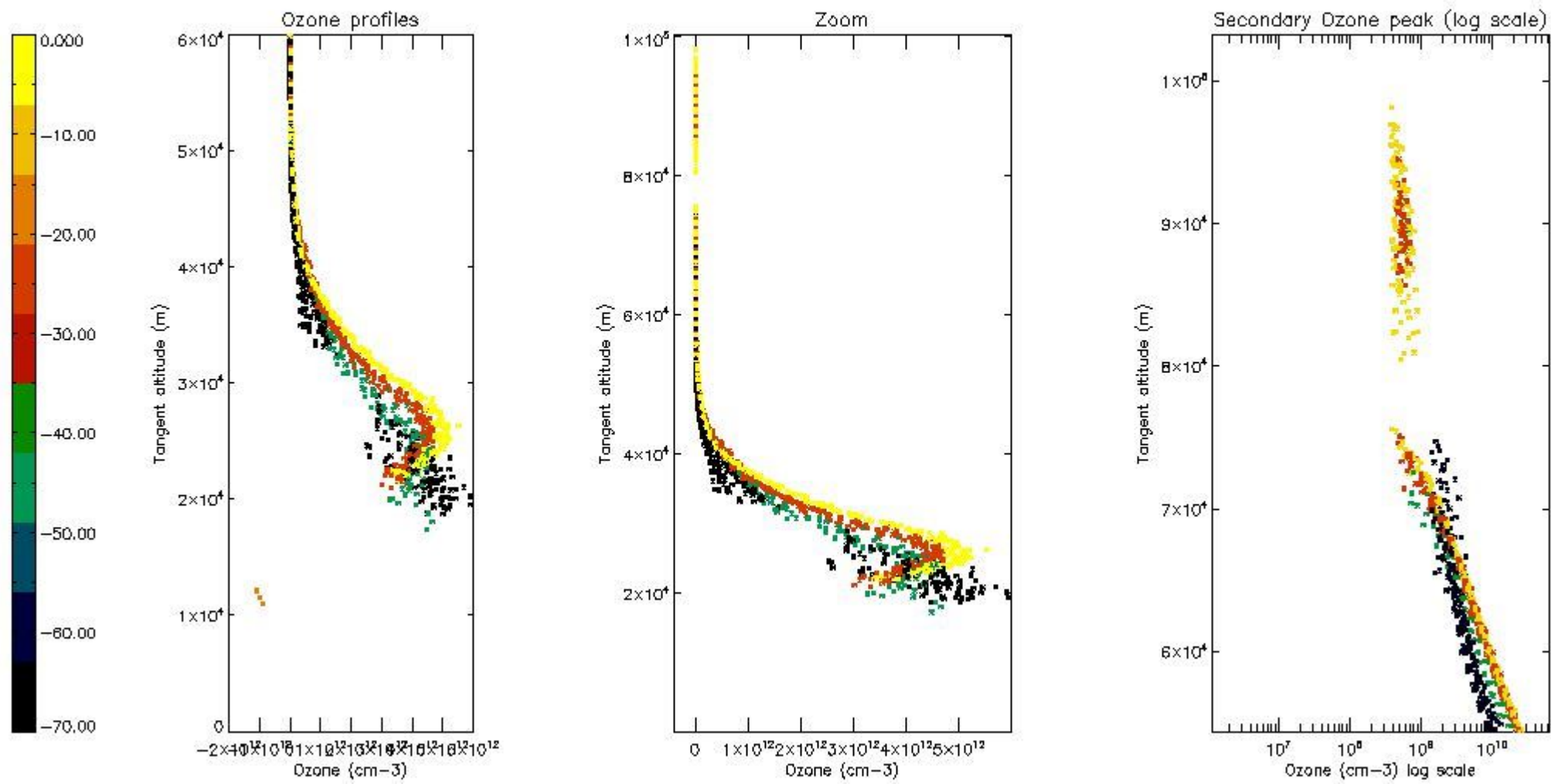
5.4 Plot ozone profiles where STD < 10% (dark without errors)

The colorbar represents the latitude.



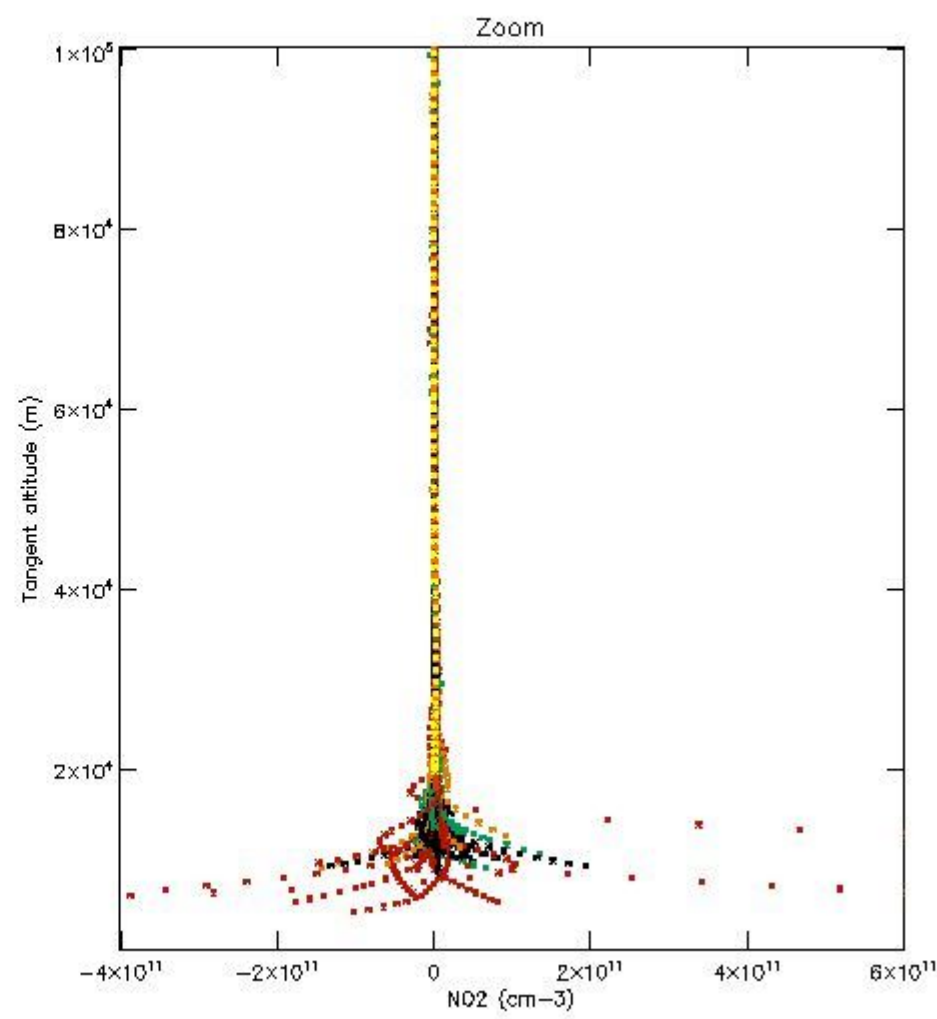
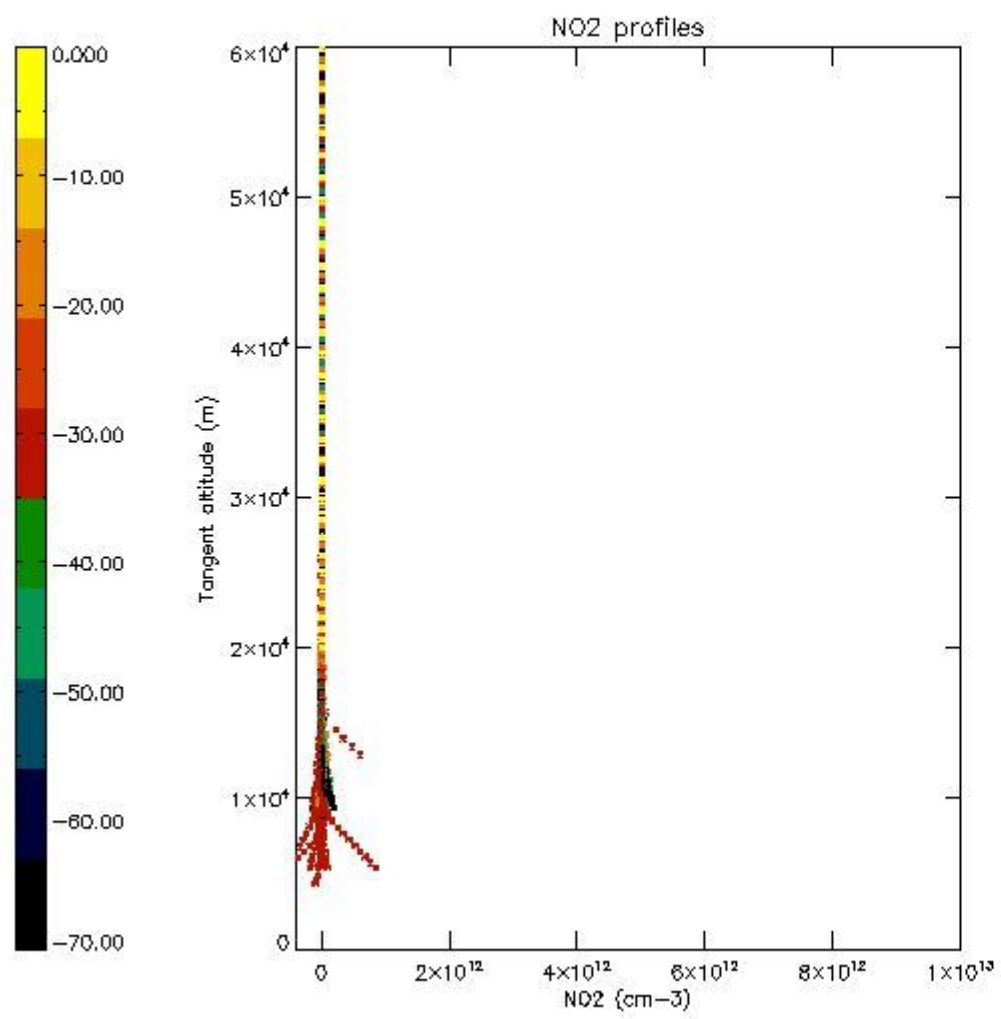
5.5 Plot ozone profiles where STD < 5% (dark without errors)

The colorbar represents the latitude.



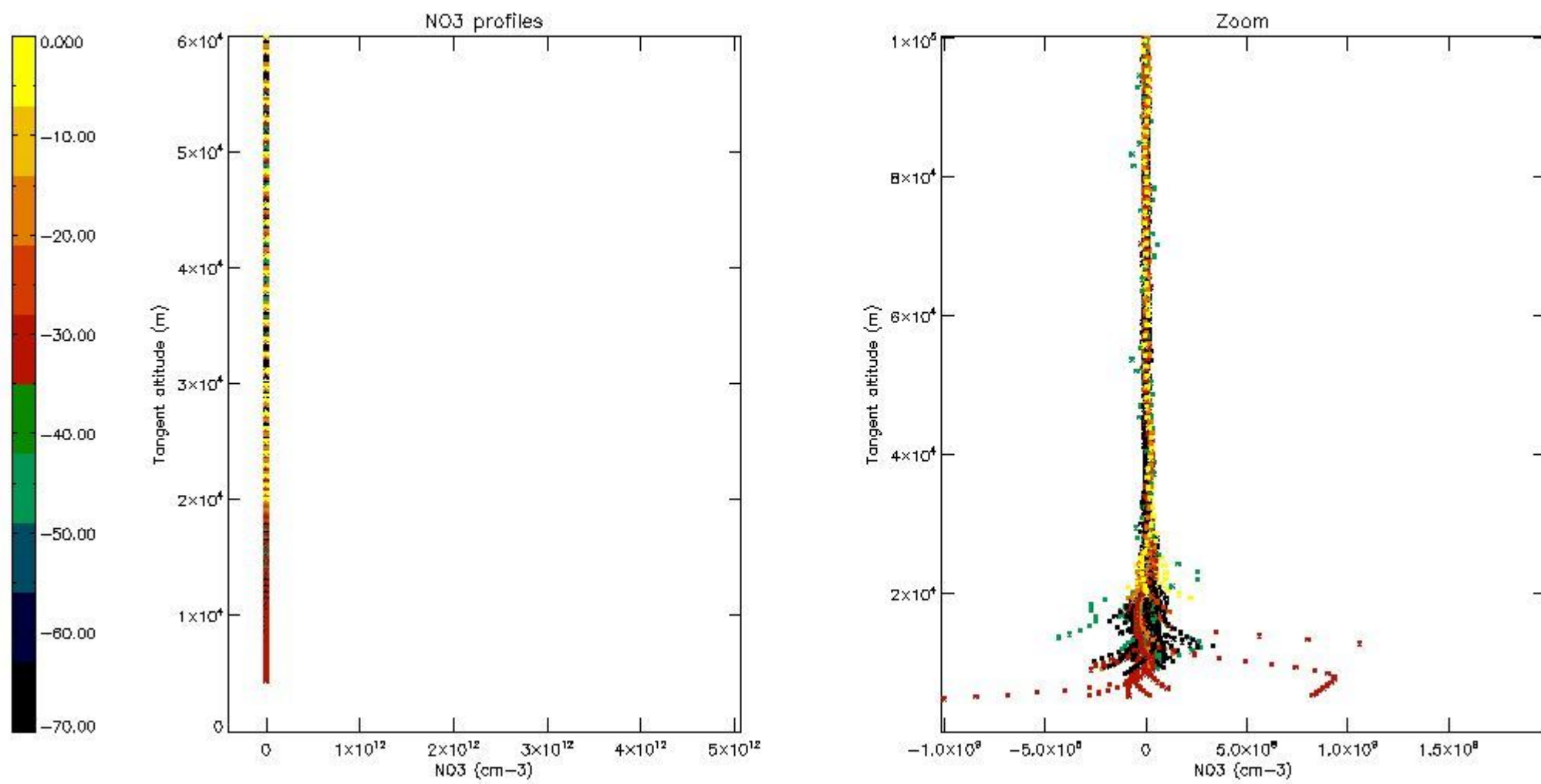
5.6 Plot NO₂ profiles for all STD (dark without errors)

The colorbar represents the latitude.



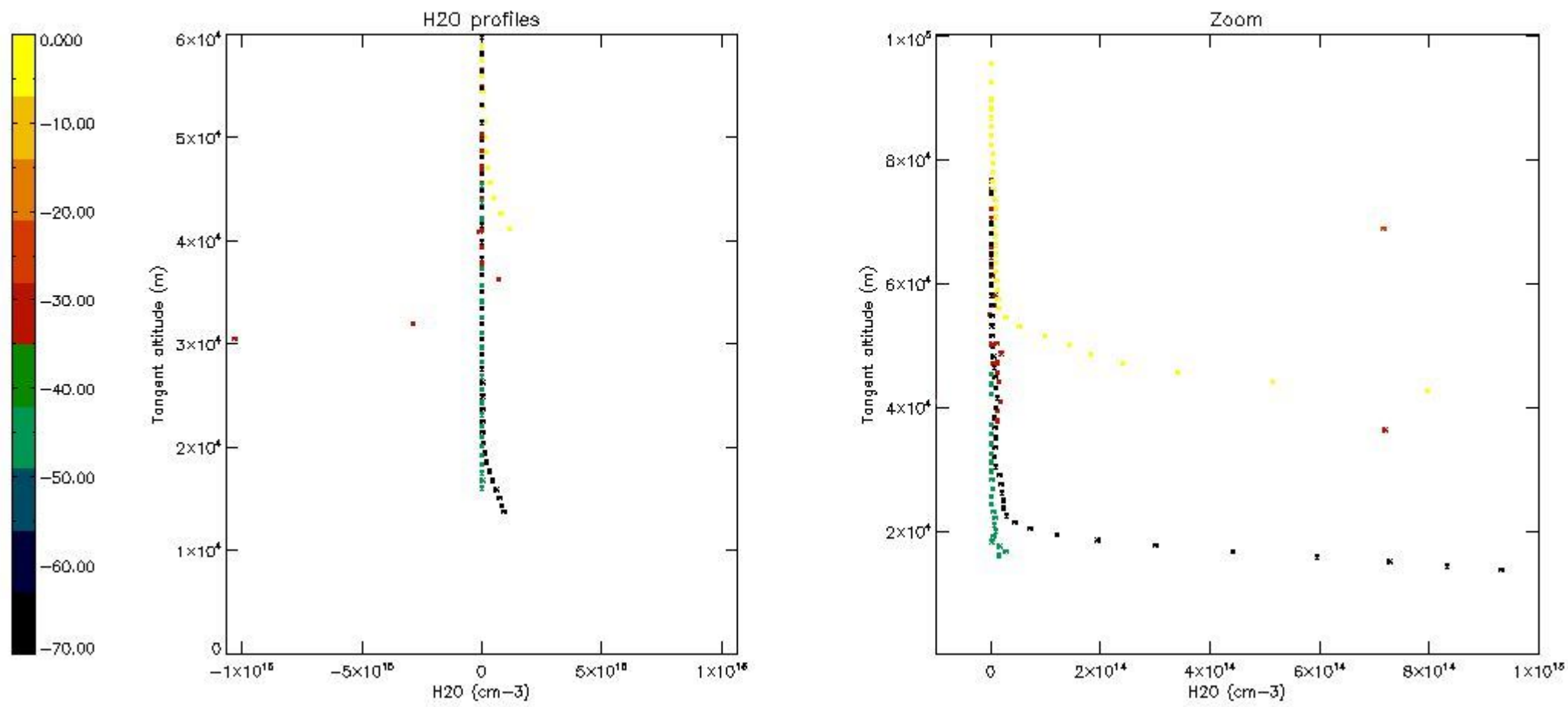
5.7 Plot NO3 profiles for all STD (dark without errors)

The colorbar represents the latitude.



5.8 Plot H2O profiles for all STD (only for occultations of stars 1,2,3,4,13,14,16,26,63 dark without errors)

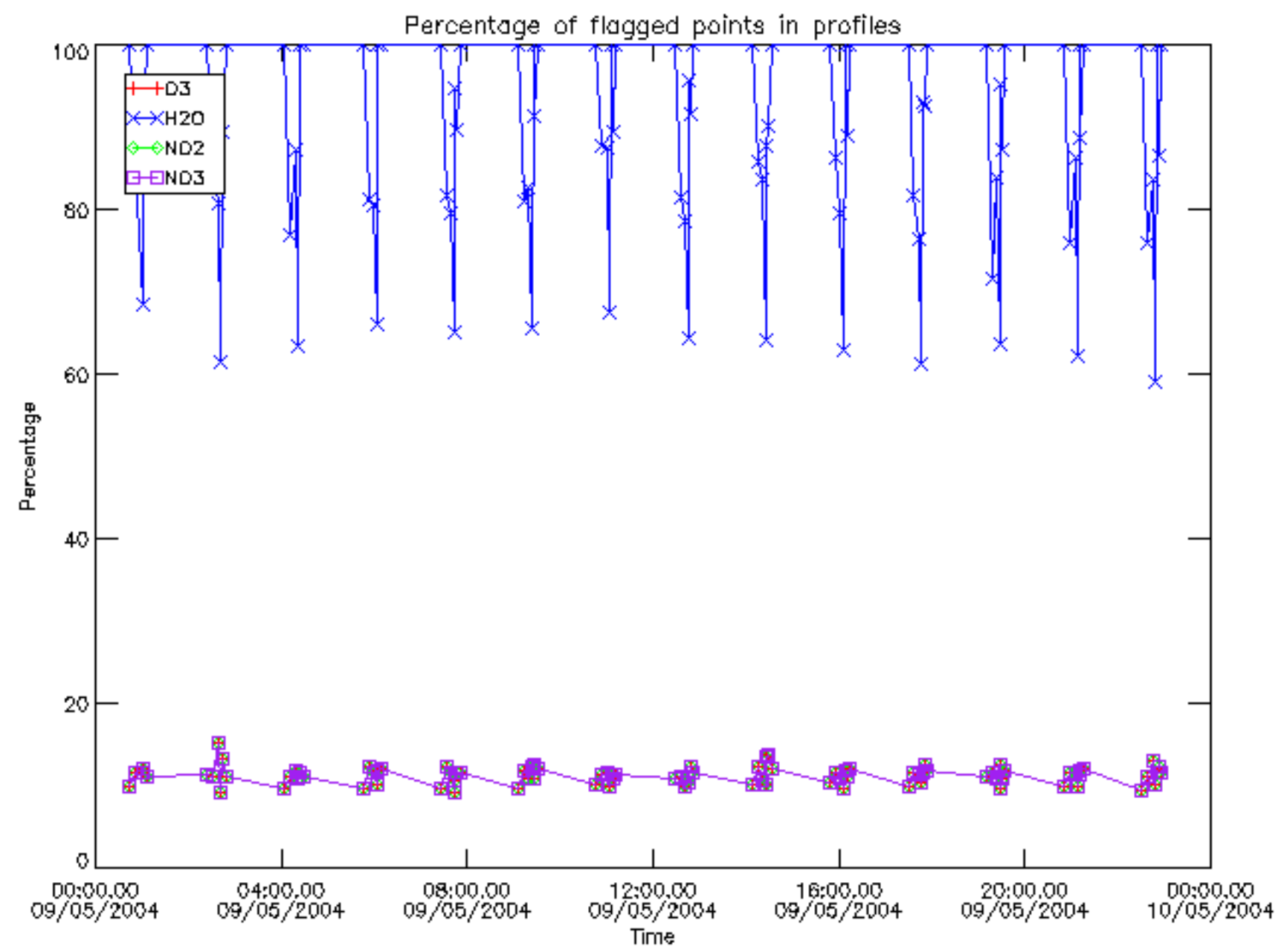
The colorbar represents the latitude.



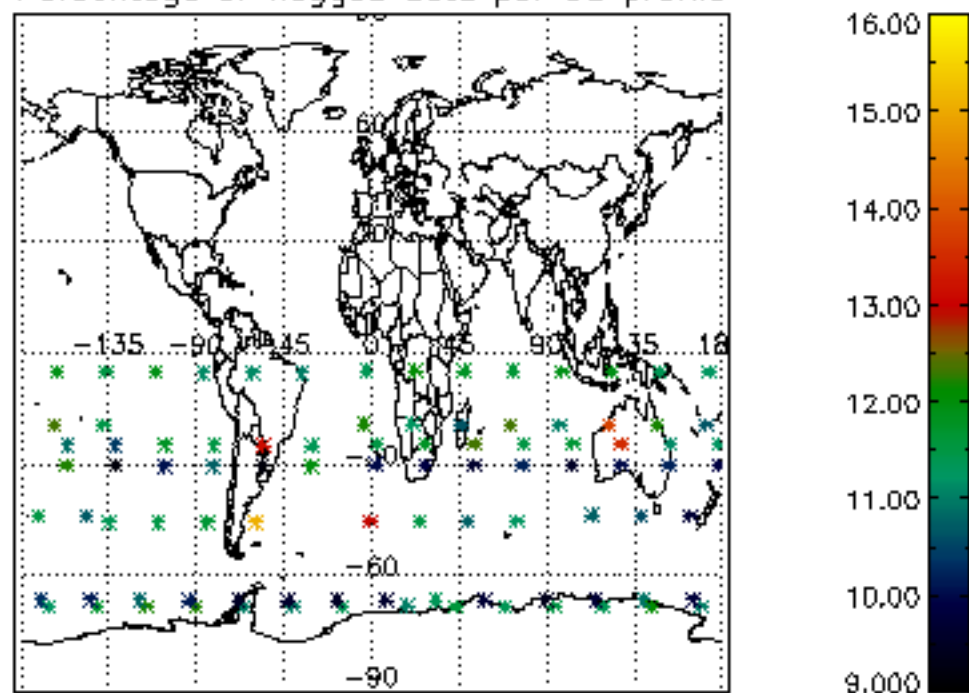
6. Auxiliary Data Files used for the production reported in section 2

The number reported in the third column indicates since which file (see list in section 2) the corresponding auxiliary file has been used. The fourth column is the date of those product files.

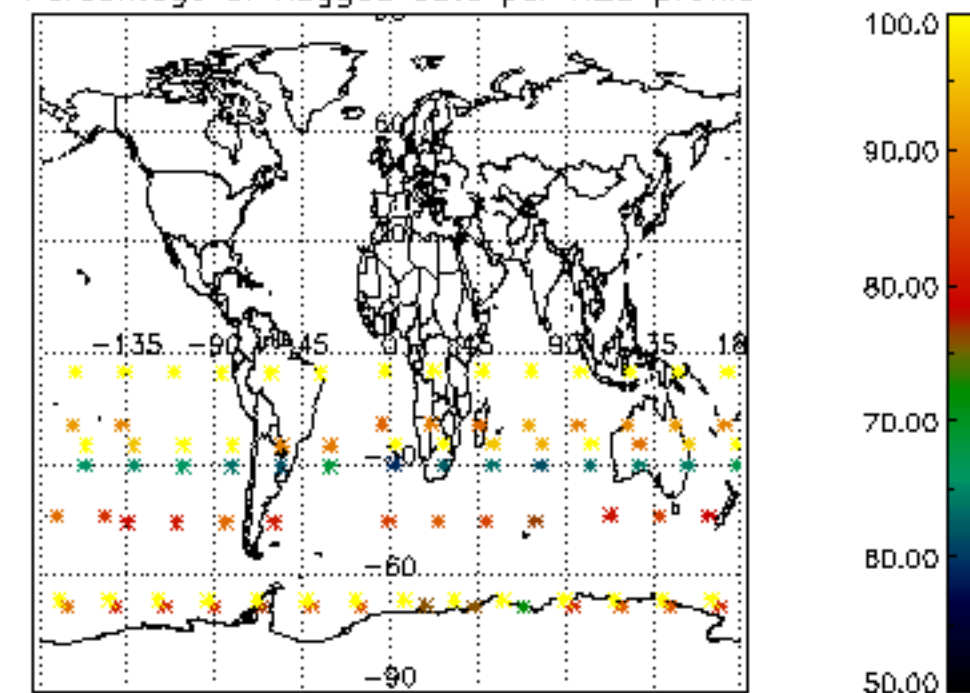
Type	Auxiliary Filename	Used since product	Used since product date
INST_PHYS_CHARACTERISTICS	GOM_INS_AXVIEC20091111_143220_20030716_120000_20500101_000000	1	09-MAY-2004 00:03:03
LEVEL-2_PROC_CONFIG	GOM_PR2_AXVIEC20091111_152718_20020301_000000_20500101_000000	1	09-MAY-2004 00:03:03
CROSS_SECTIONS_FILE	GOM_CRS_AXVIEC20091111_154832_20020301_000000_20500101_000000	1	09-MAY-2004 00:03:03



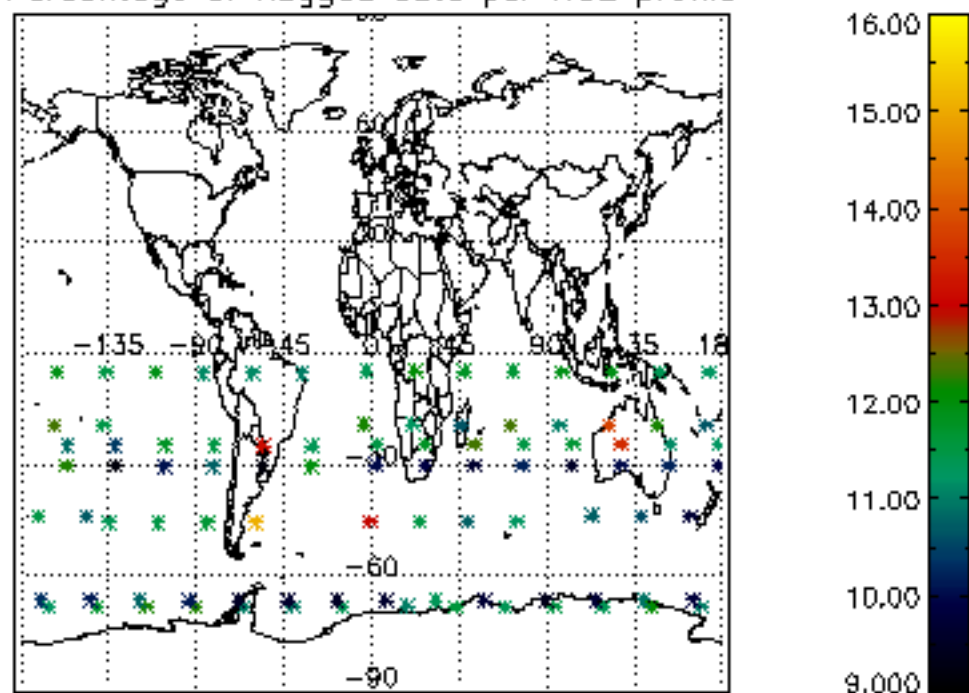
Percentage of flagged data per D3 profile



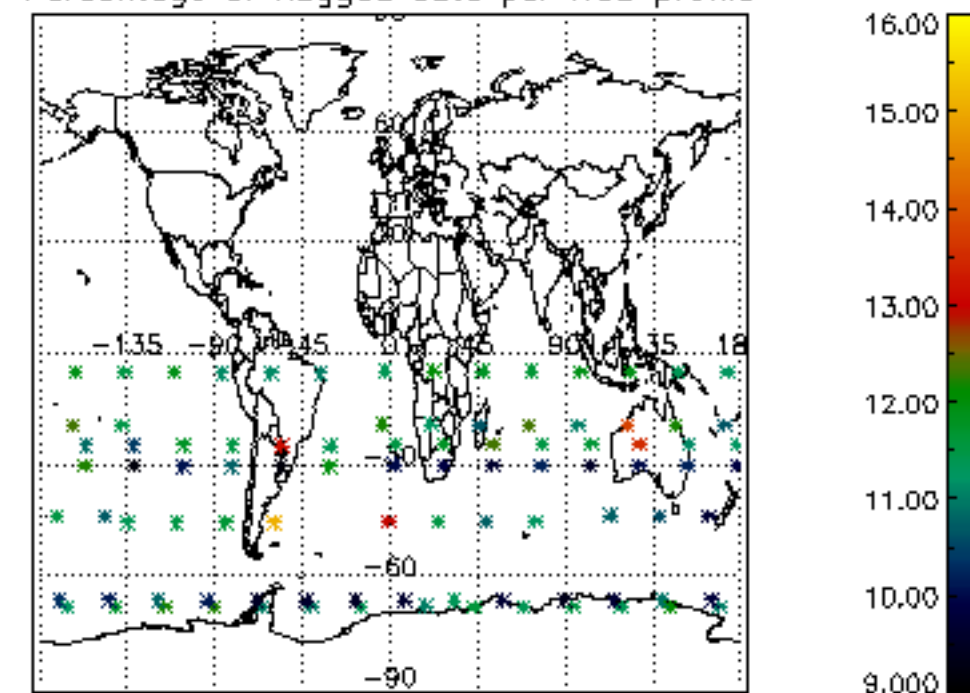
Percentage of flagged data per H2O profile

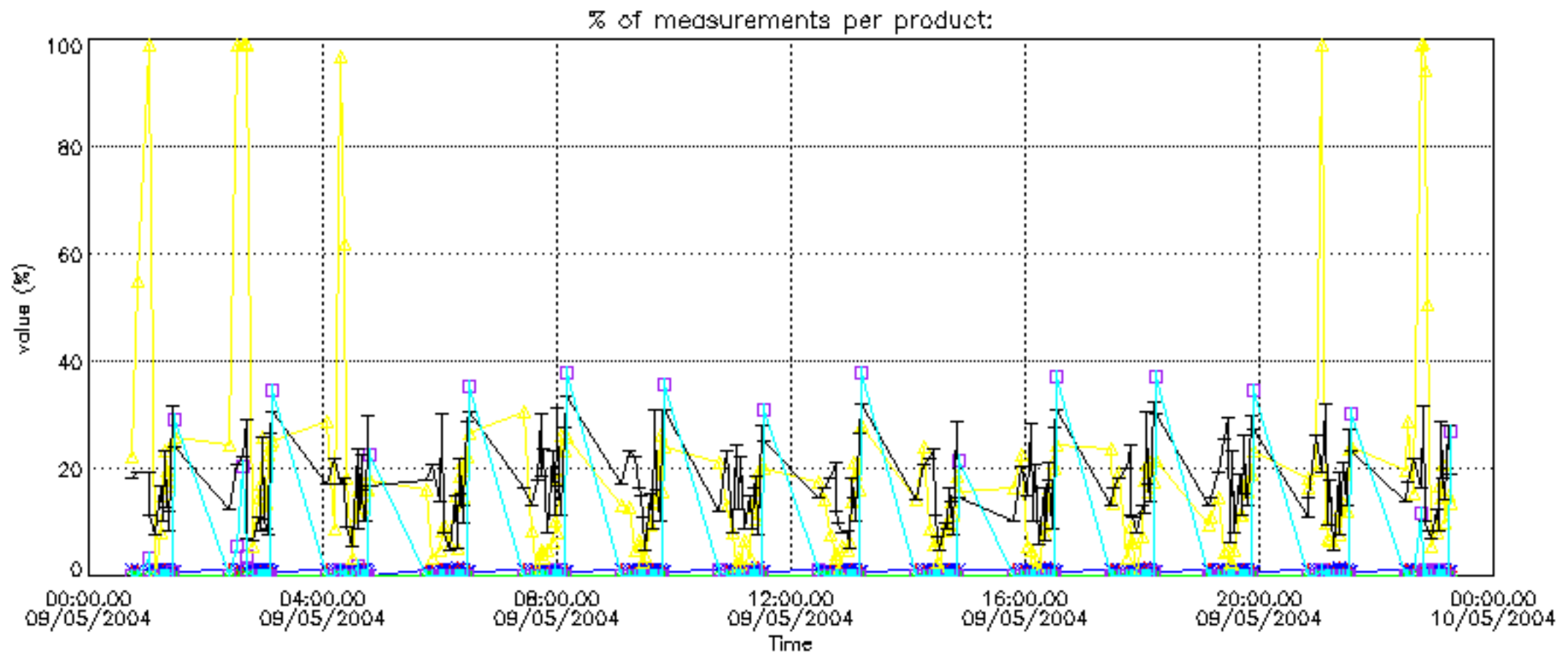


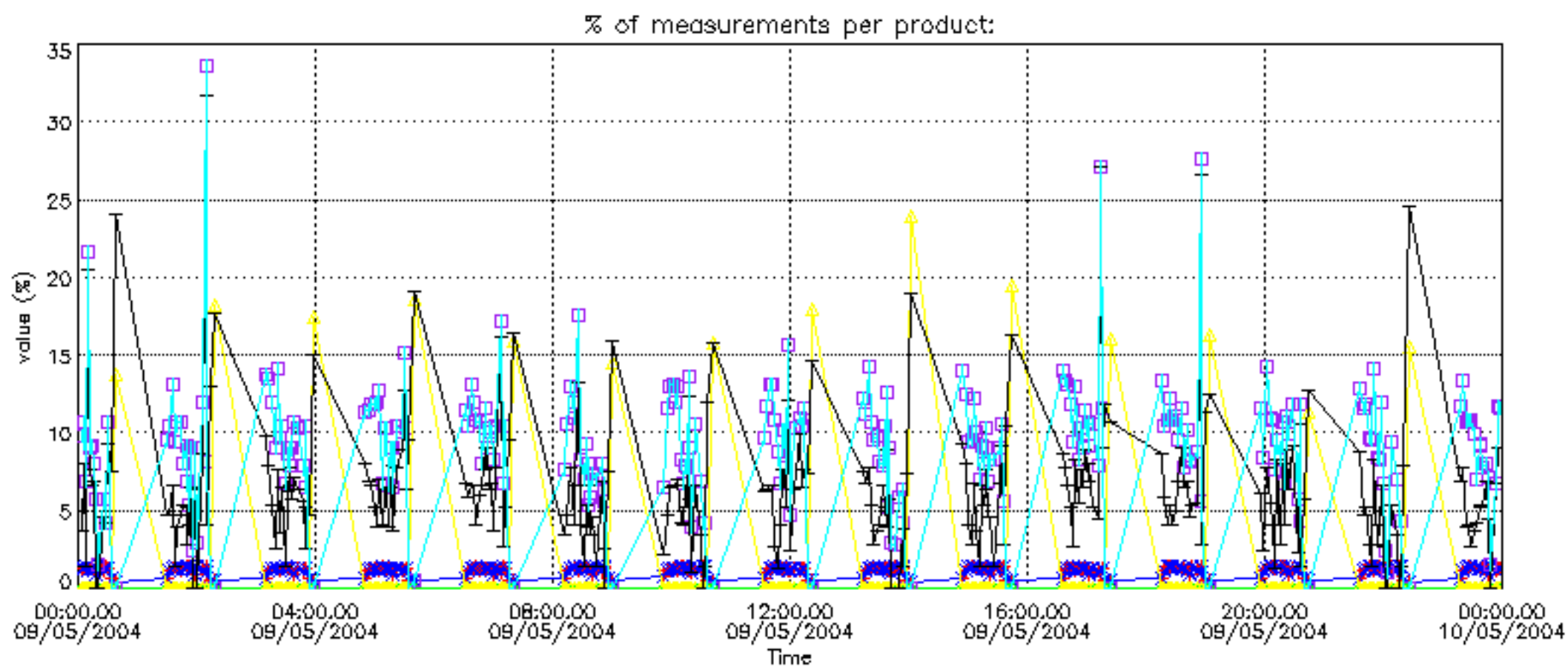
Percentage of flagged data per NO2 profile



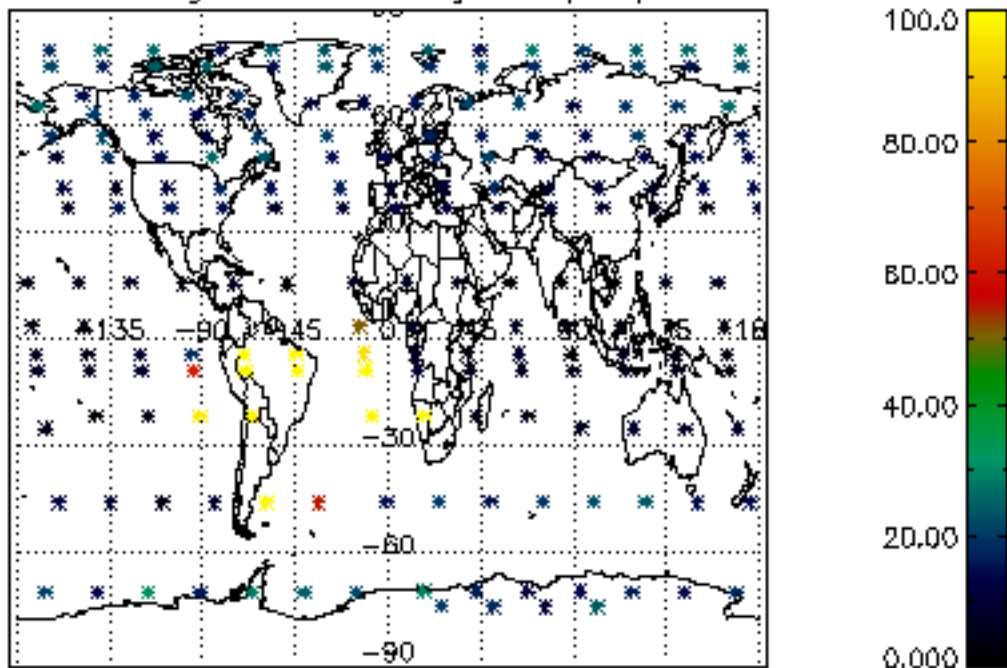
Percentage of flagged data per NO3 profile



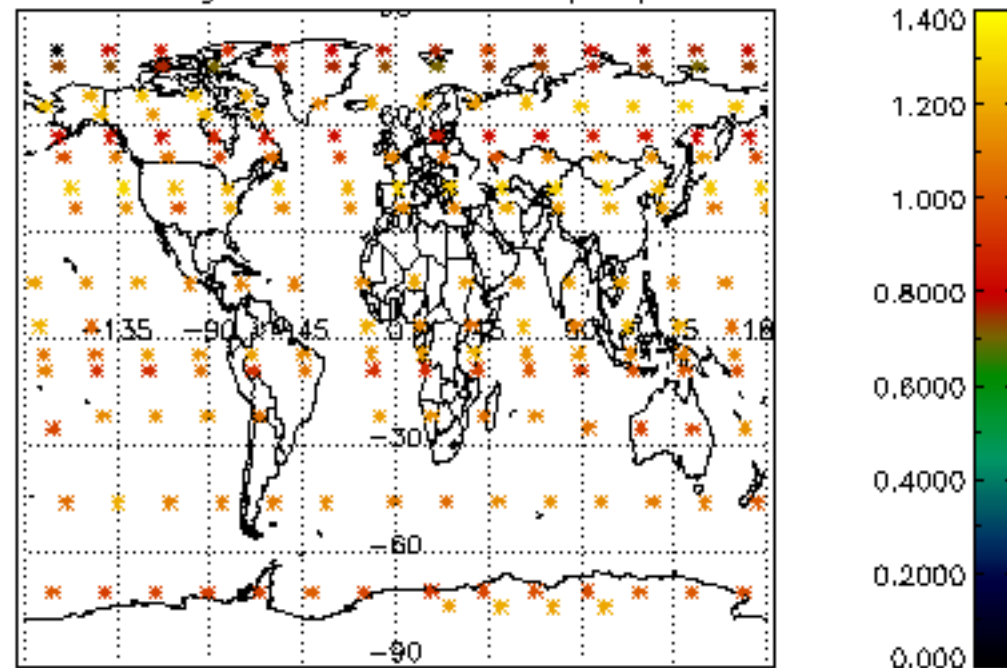




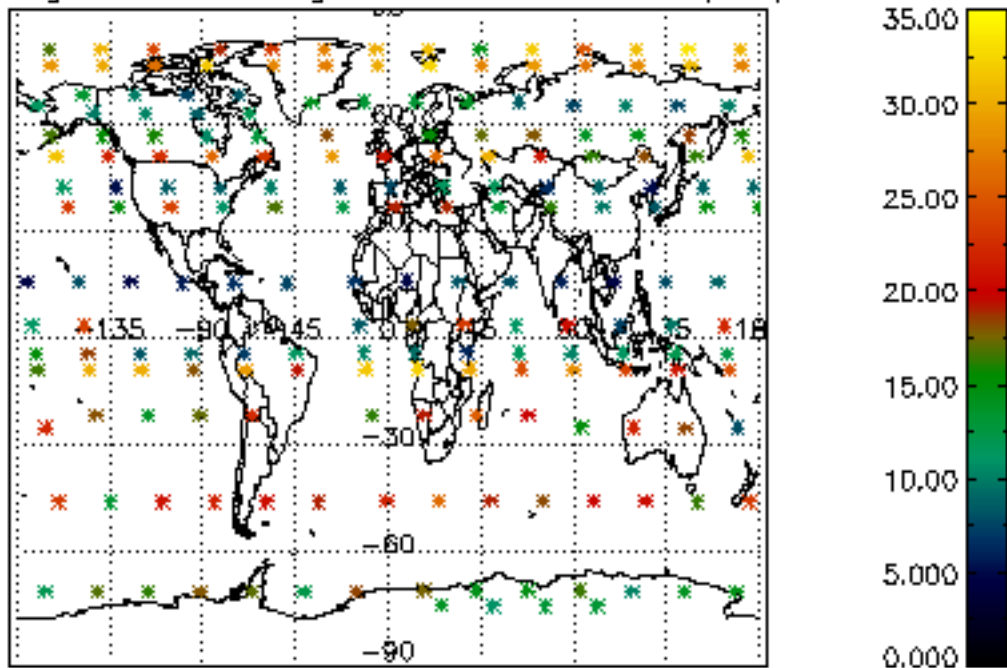
Percentage of cosmic ray hits per profile



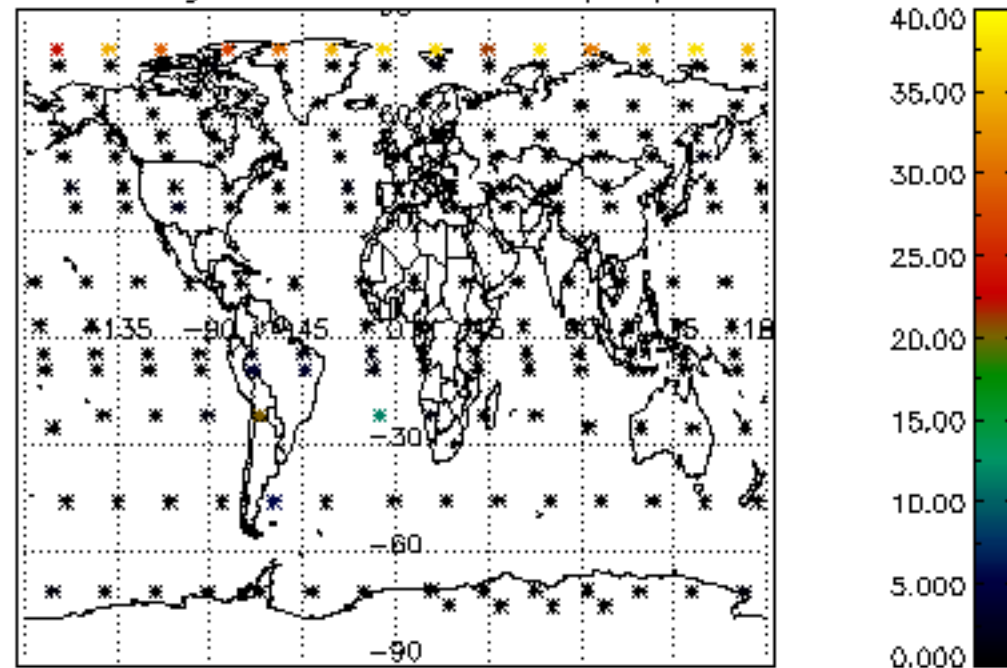
Percentage of datation errors per profile



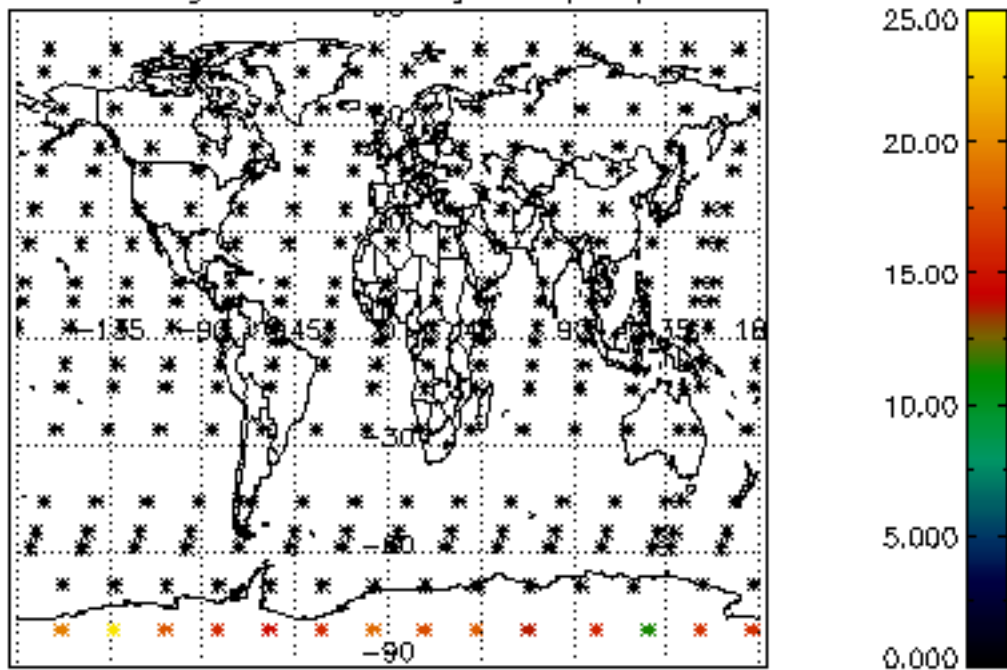
Percentage of star falling outside central band per profile



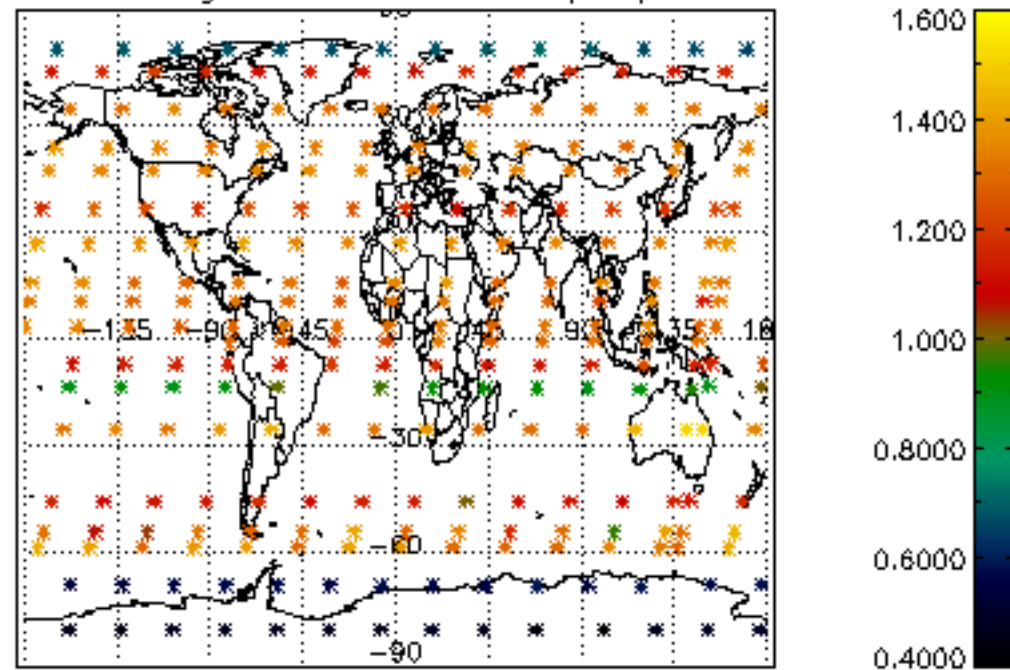
Percentage of saturation errors per profile



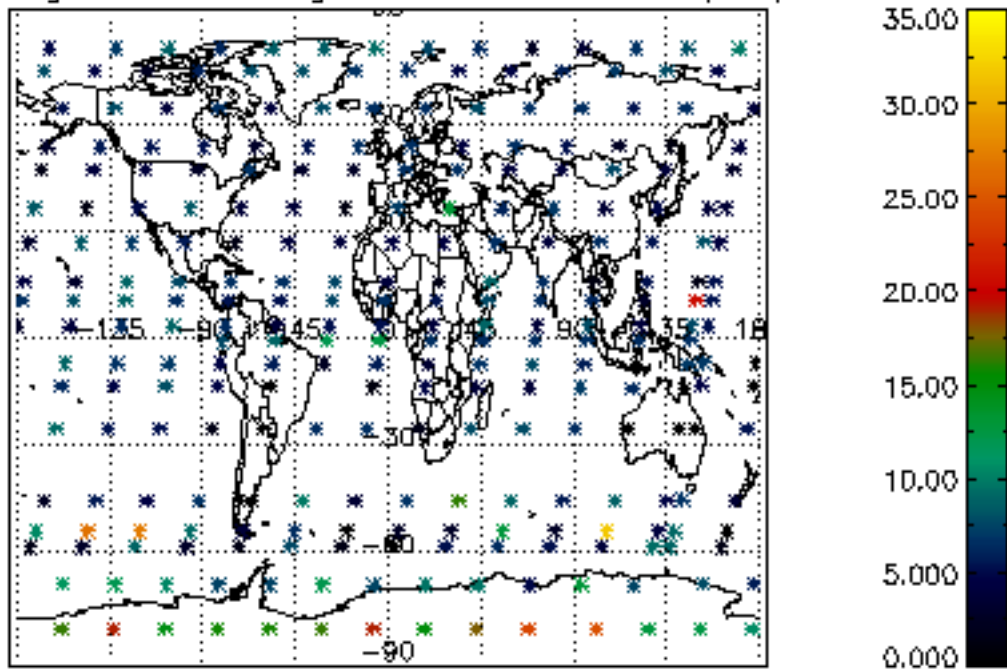
Percentage of cosmic ray hits per profile



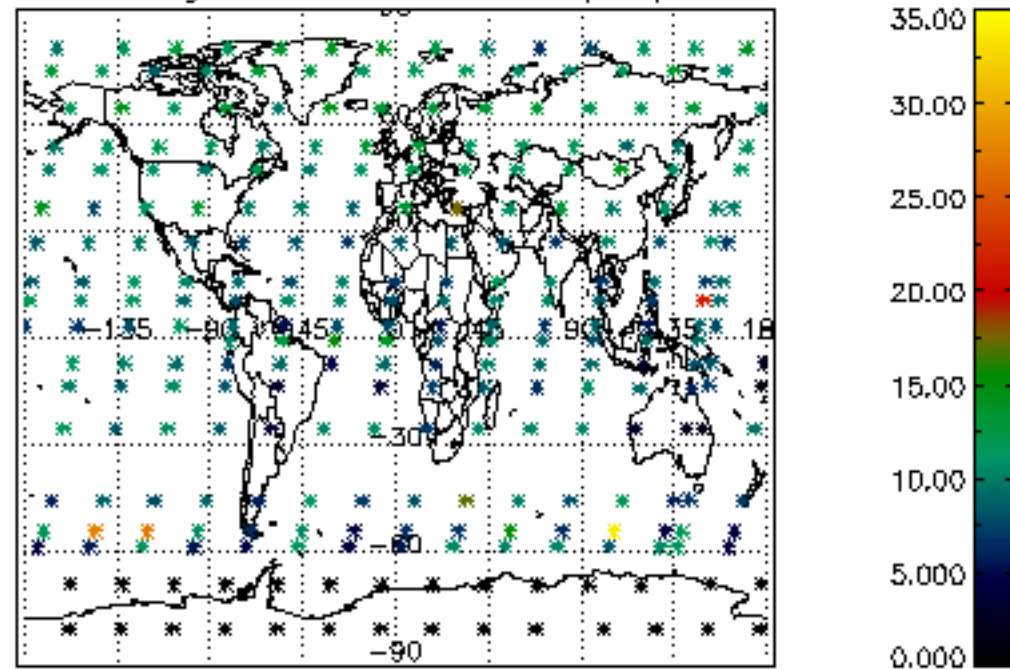
Percentage of datation errors per profile

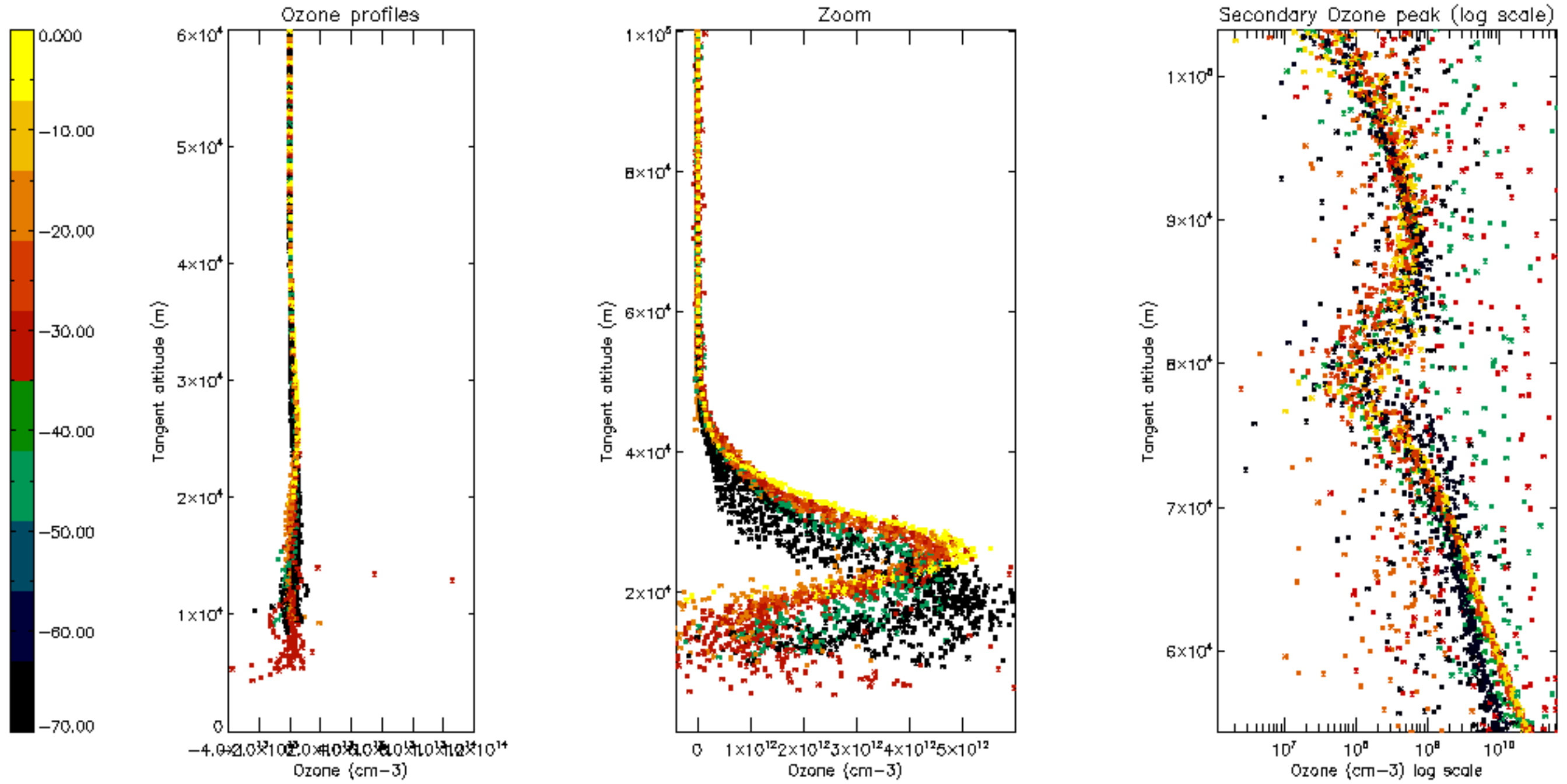


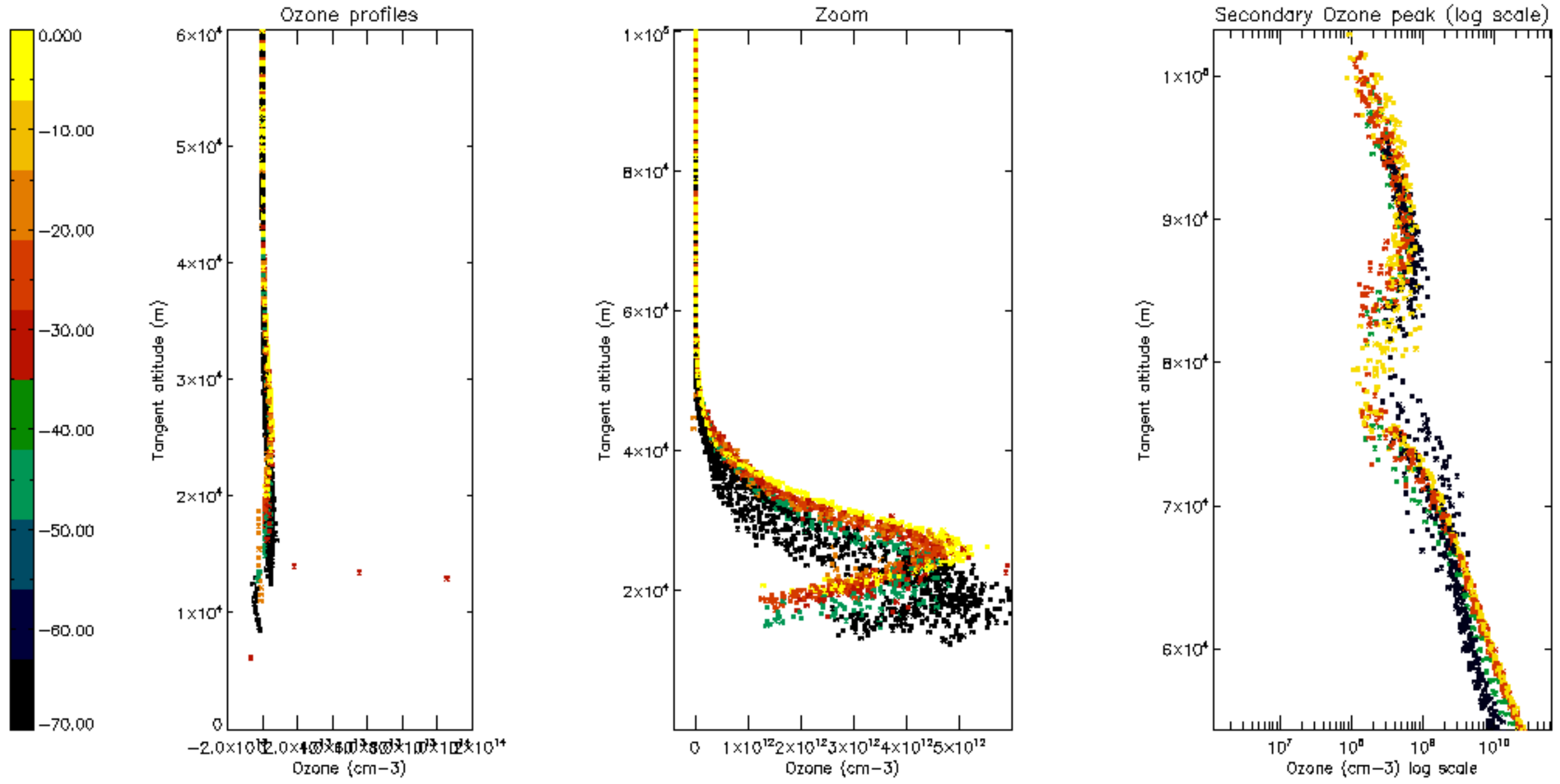
Percentage of star falling outside central band per profile

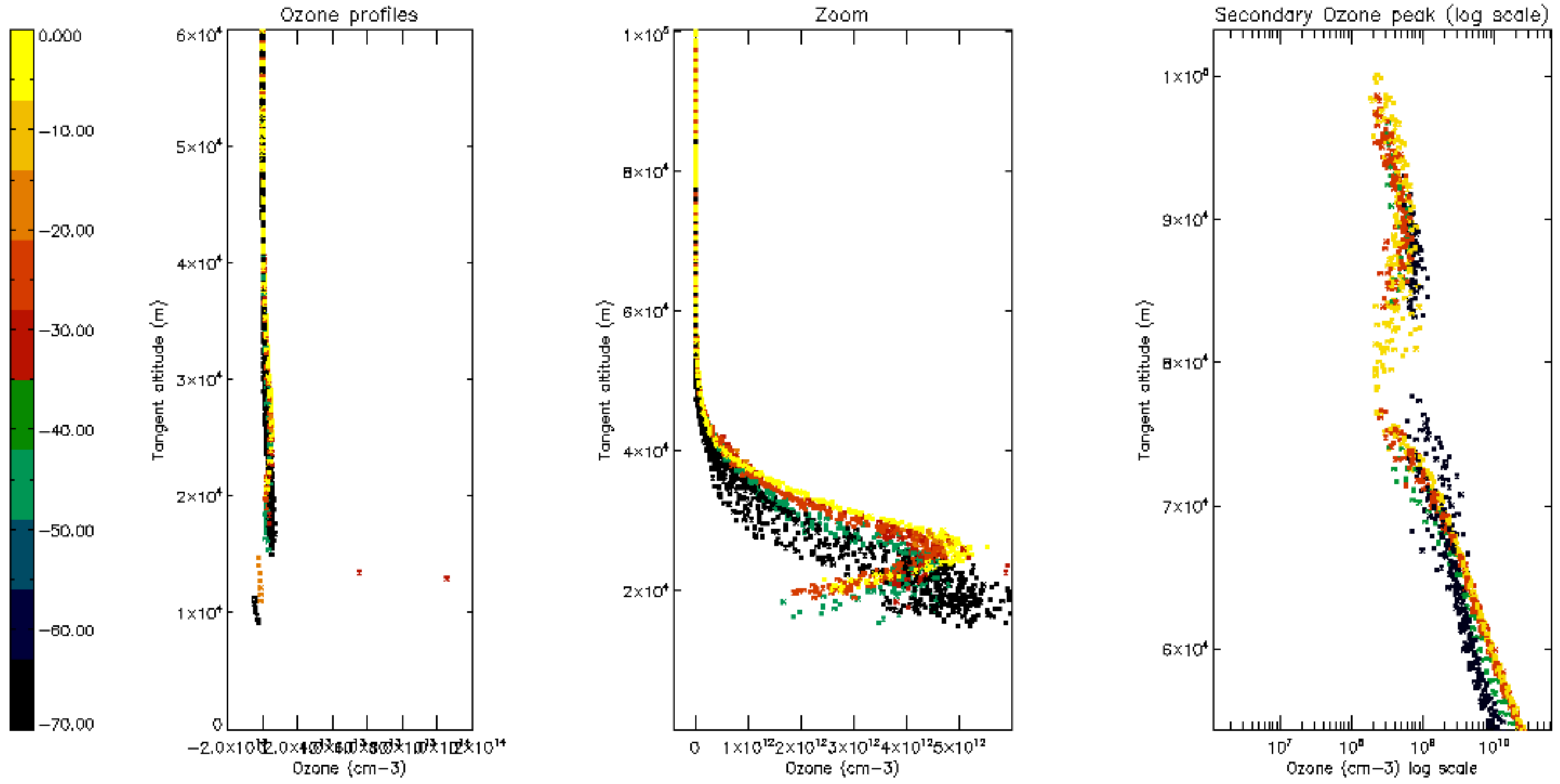


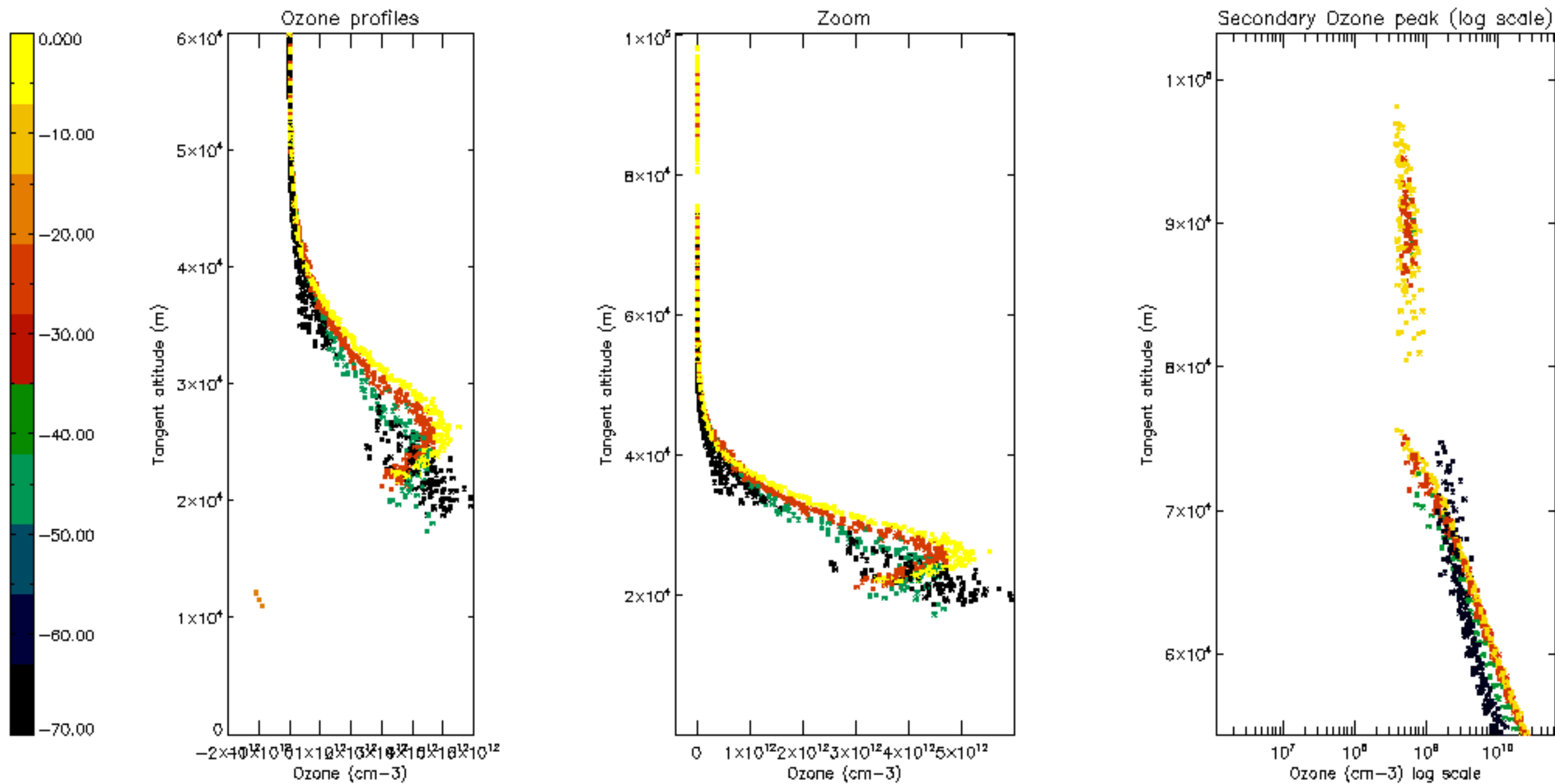
Percentage of saturation errors per profile

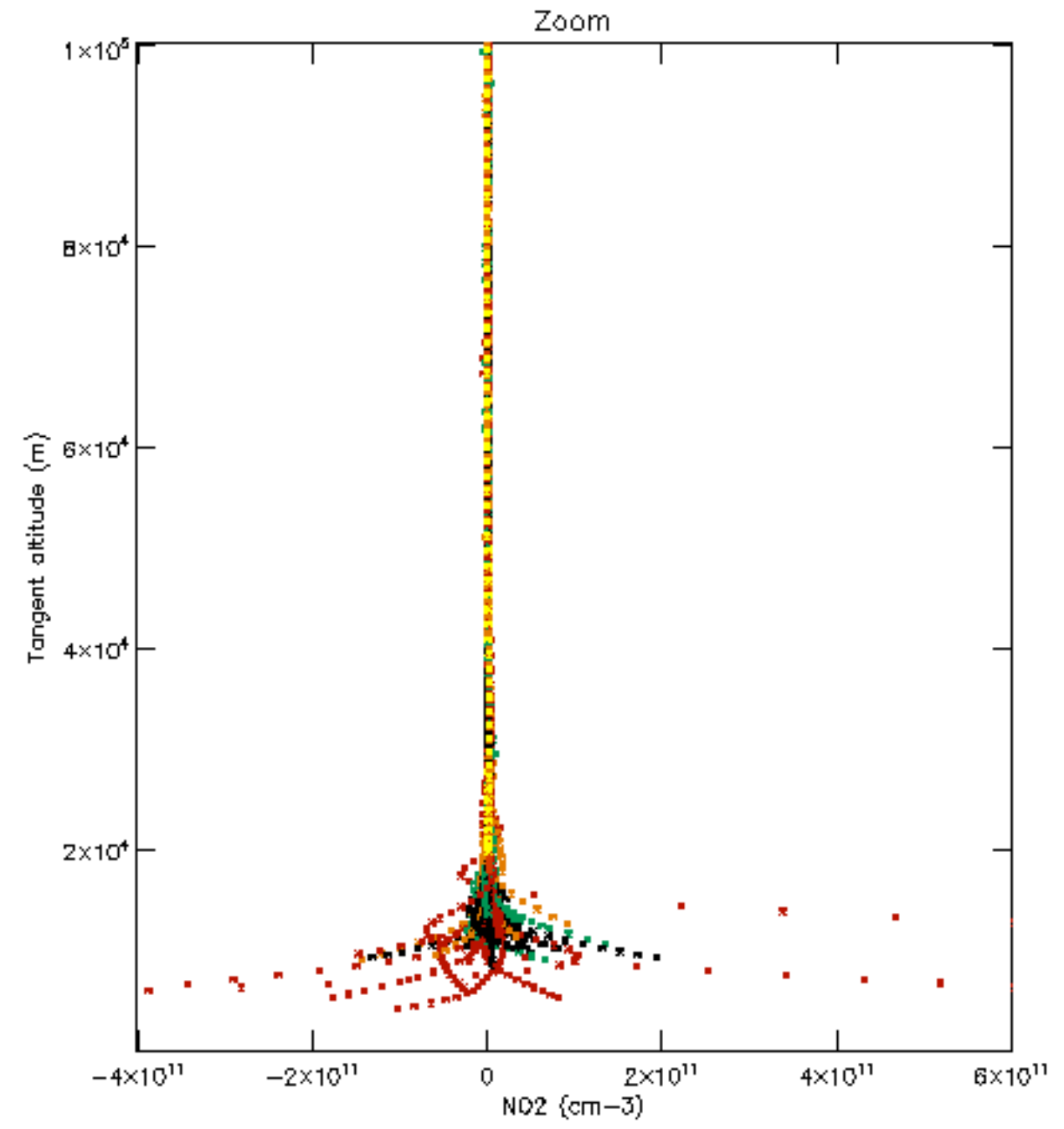
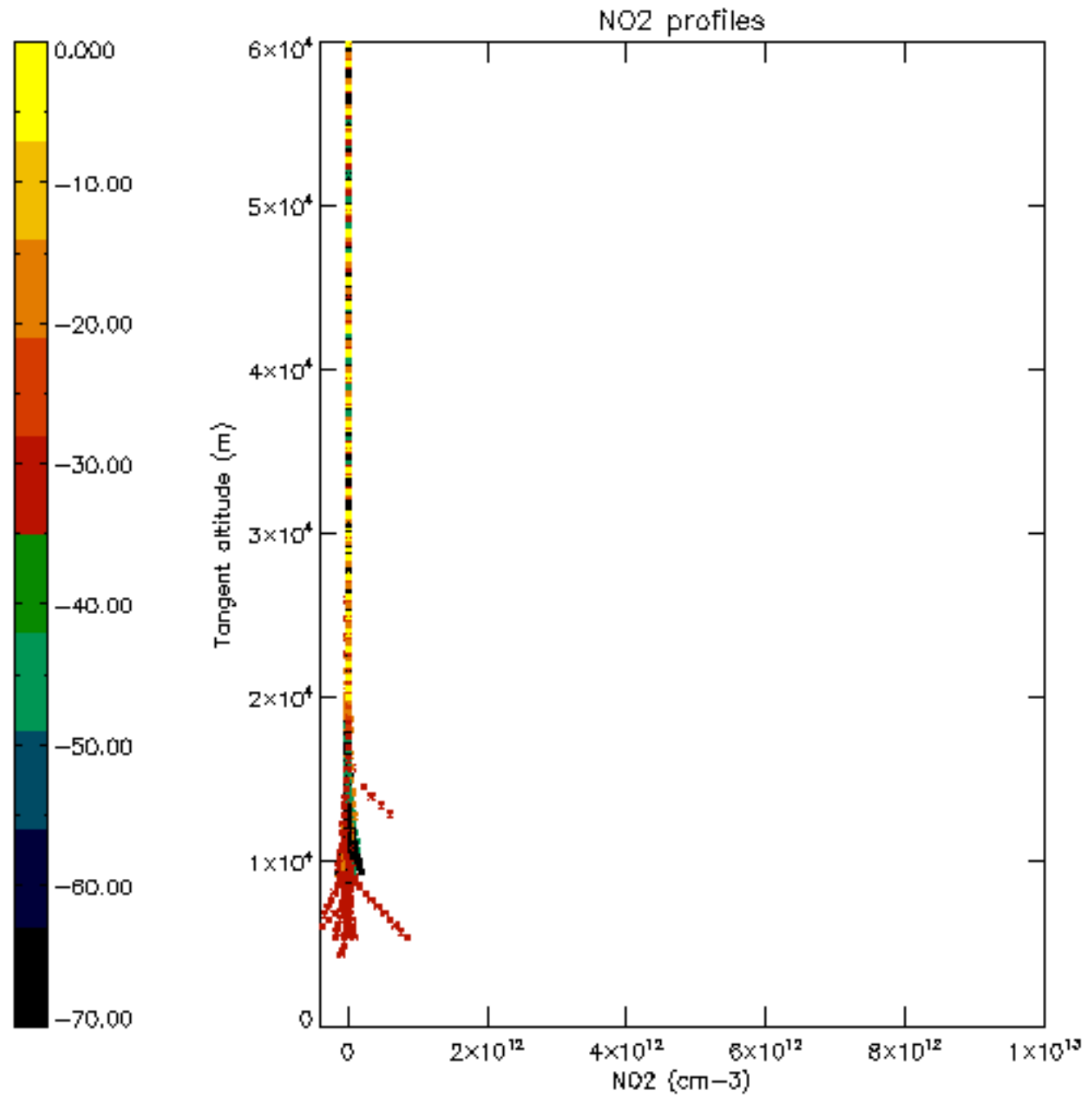


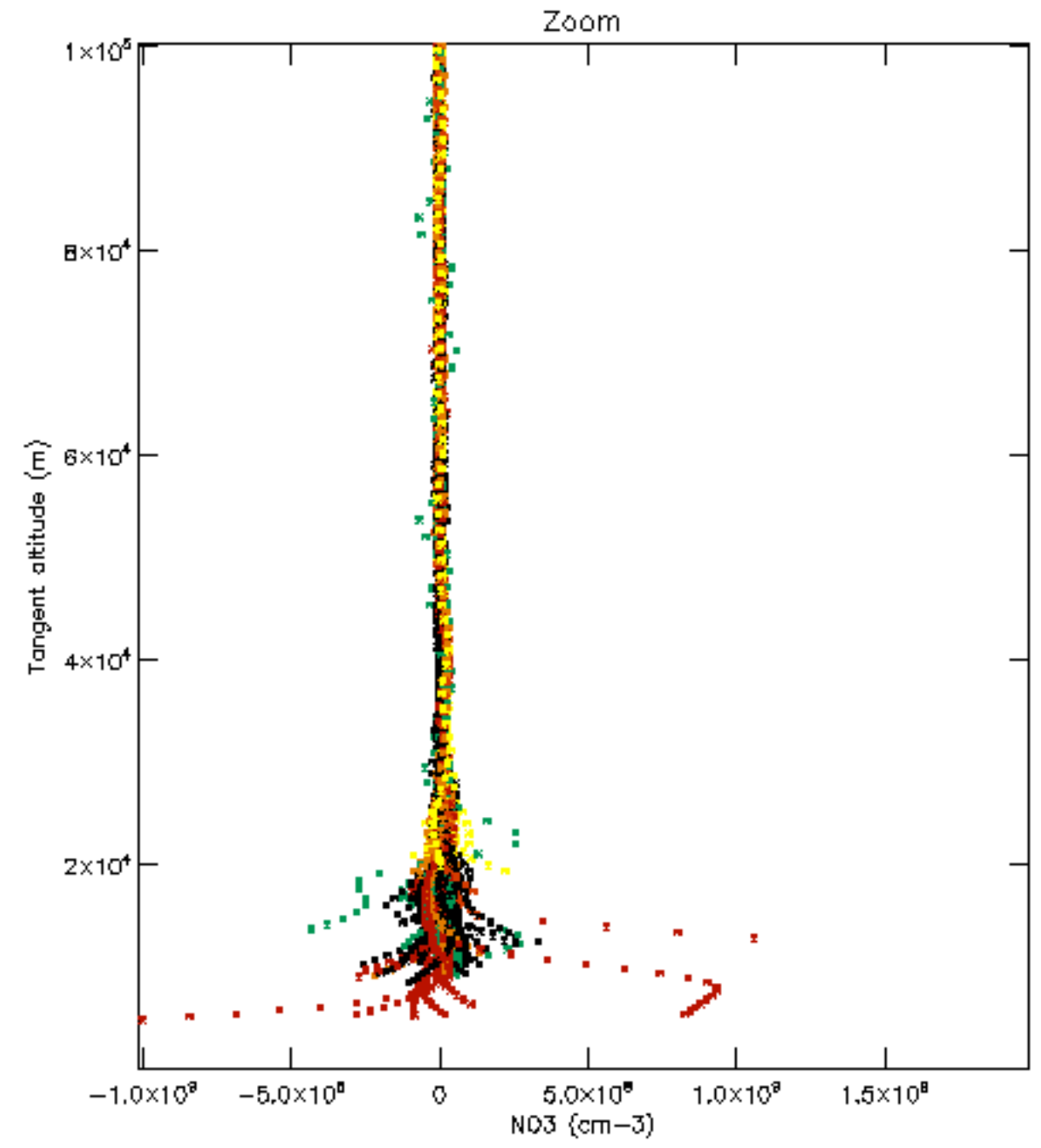
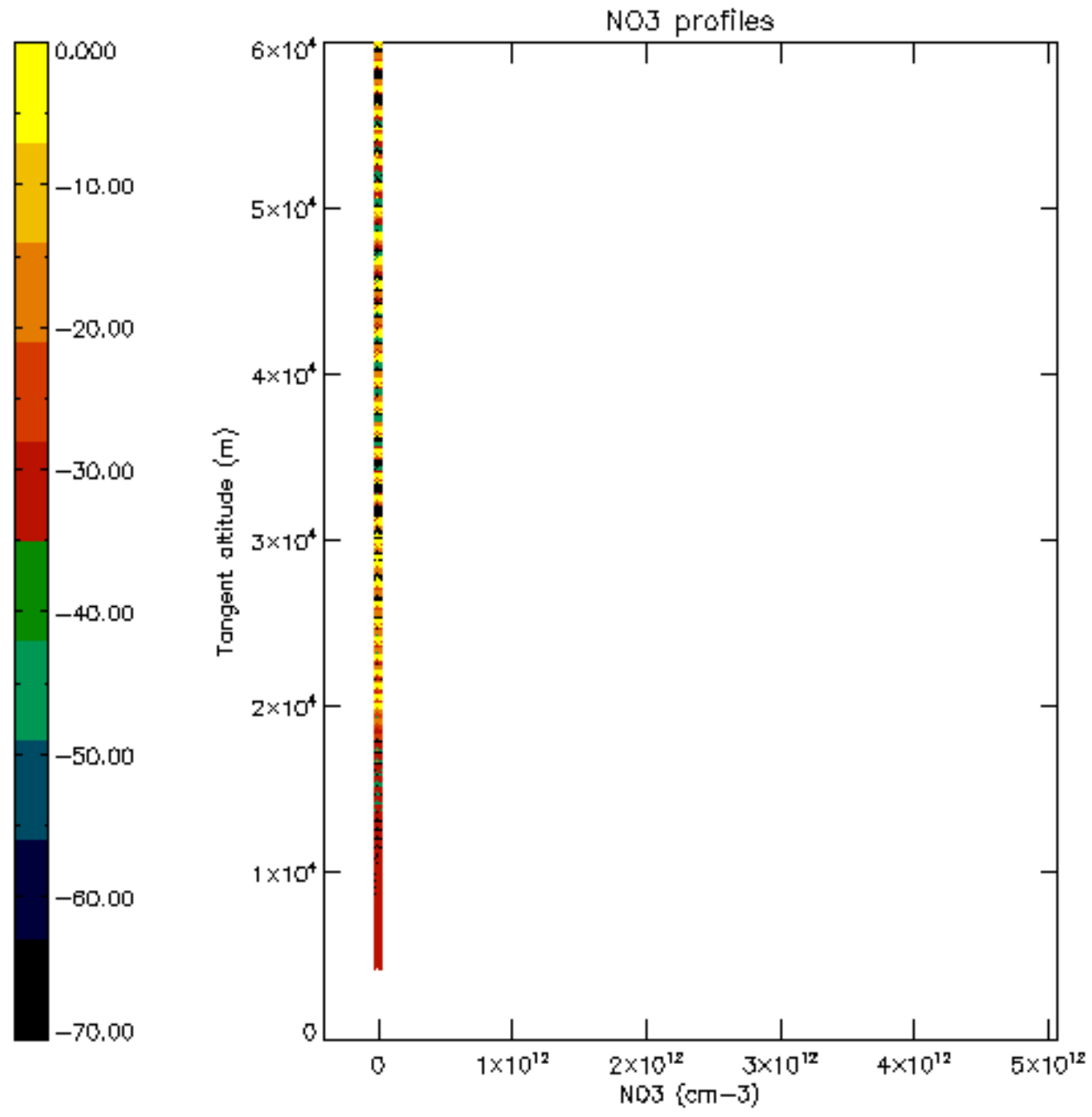


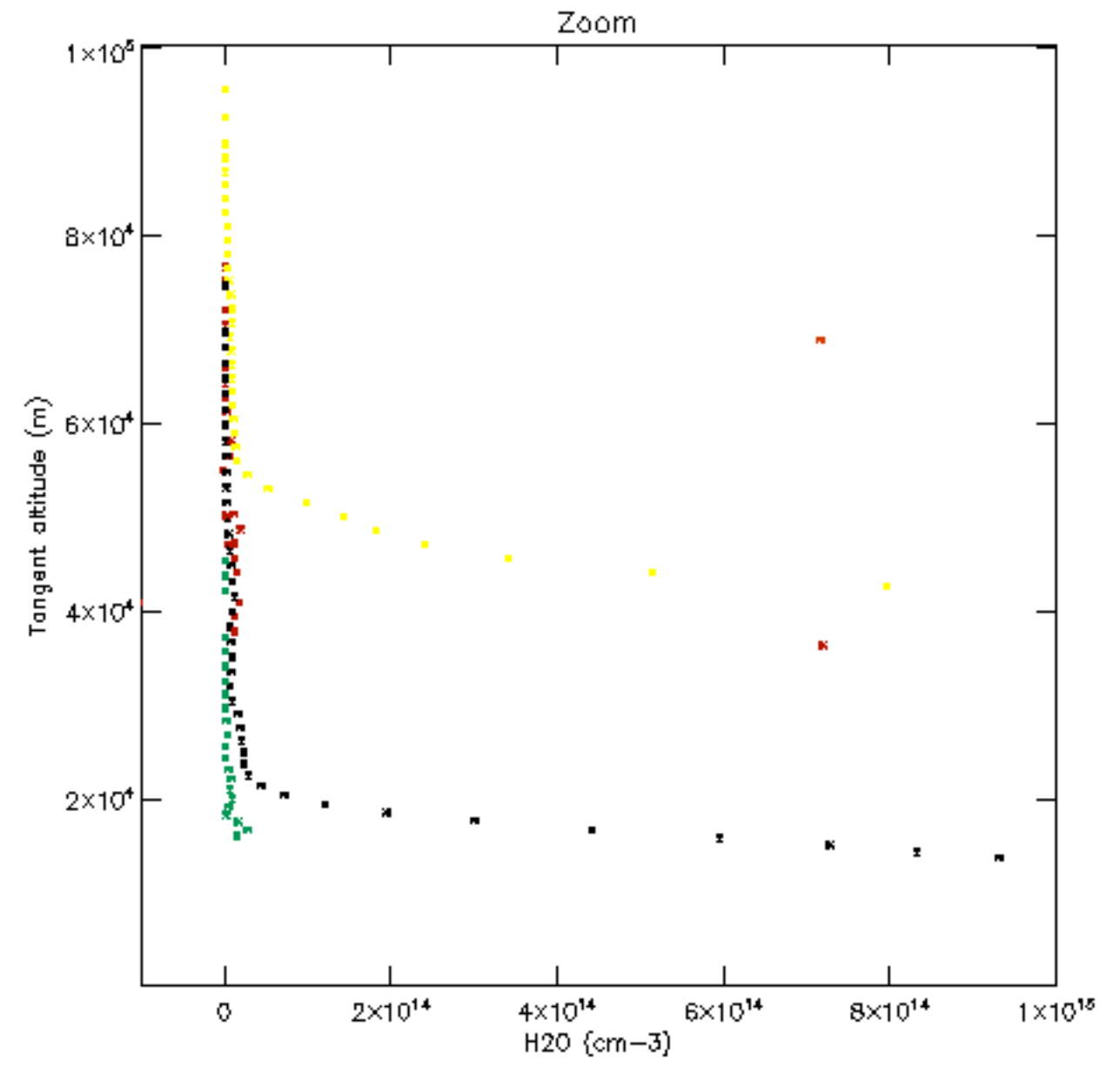
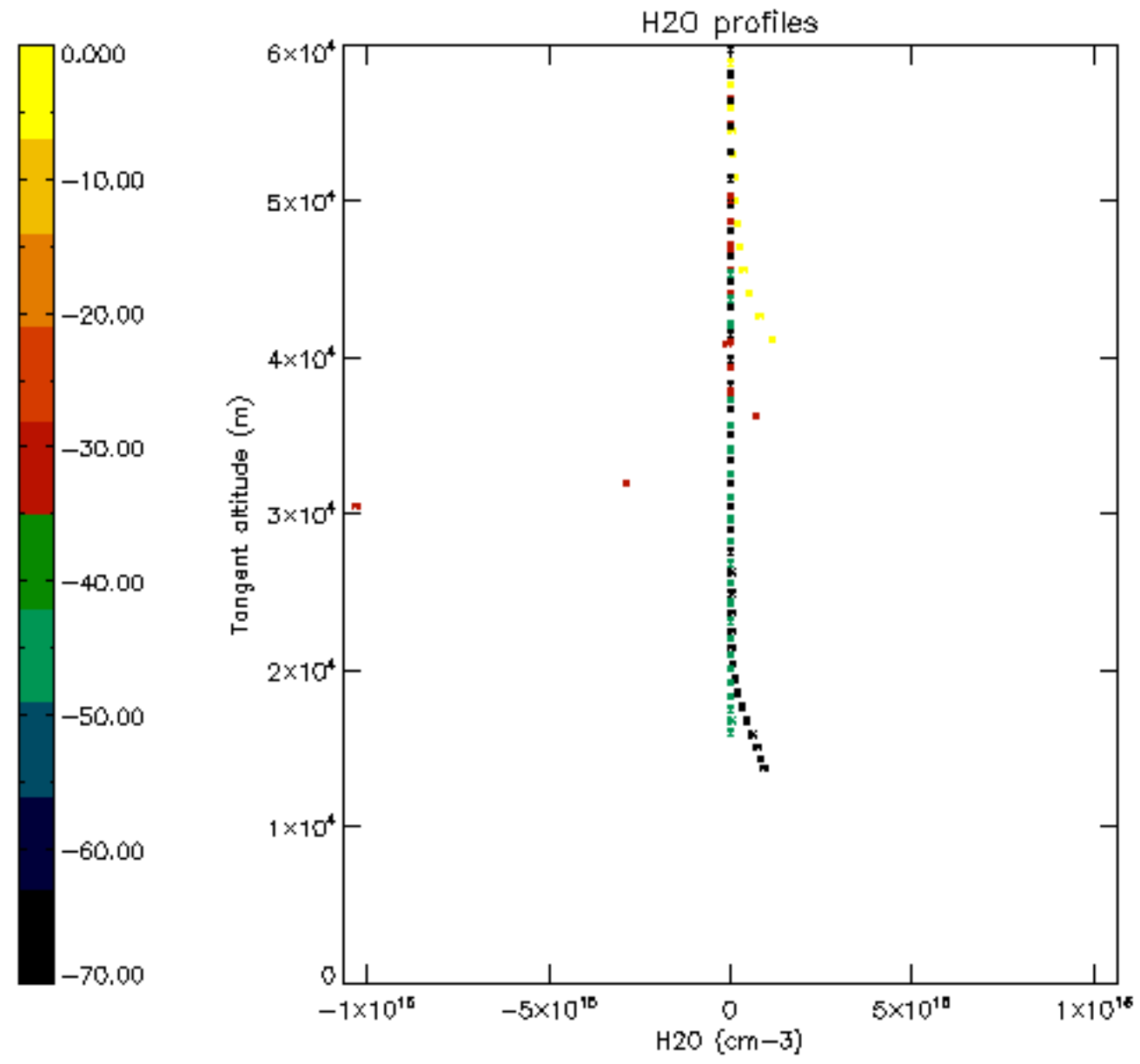


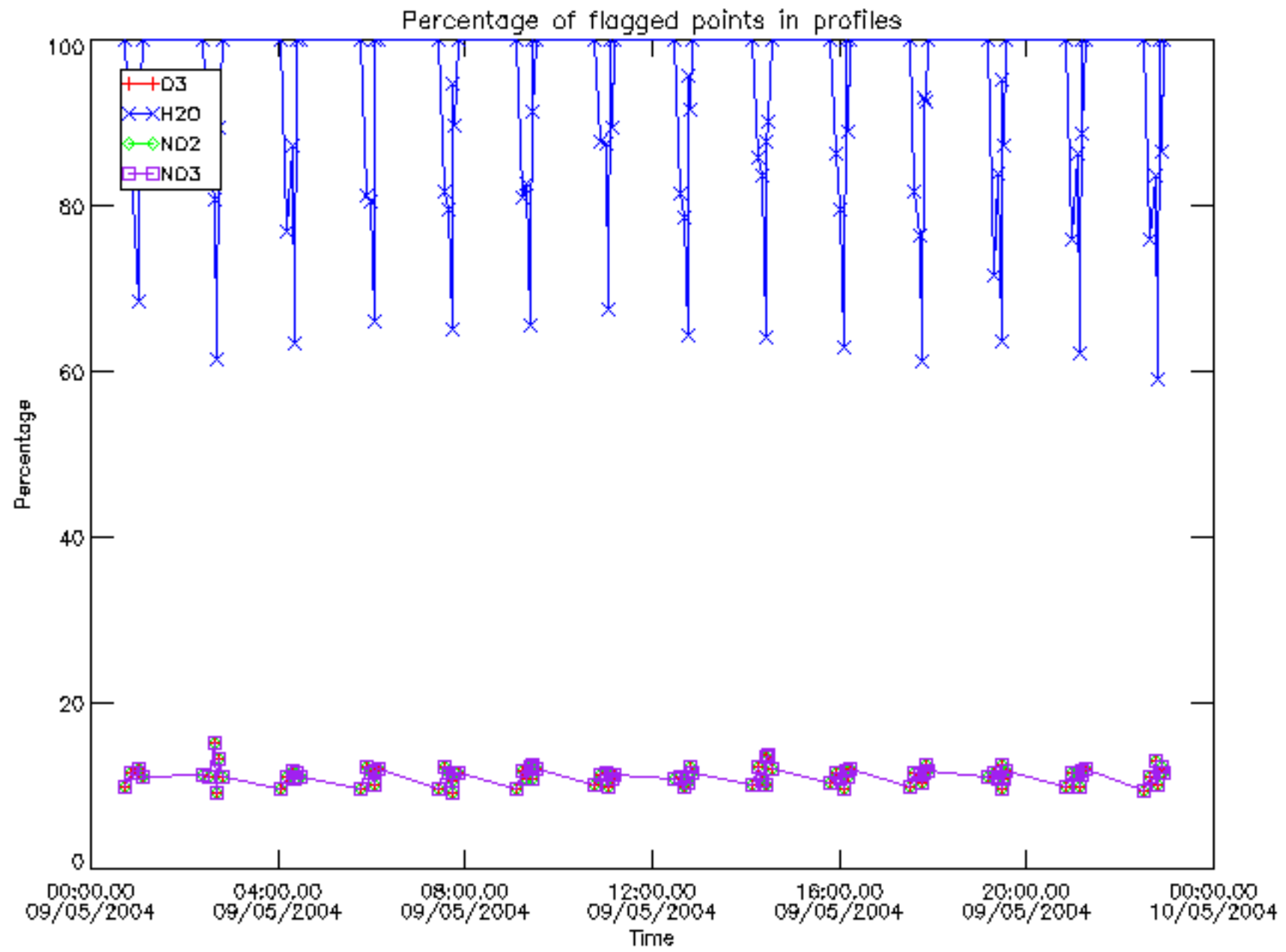




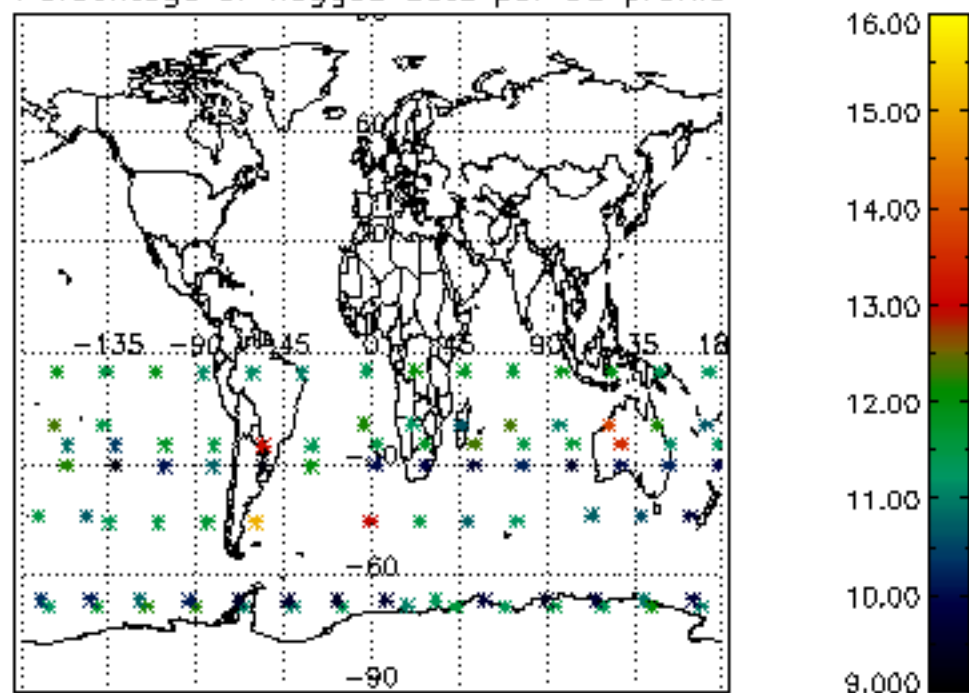




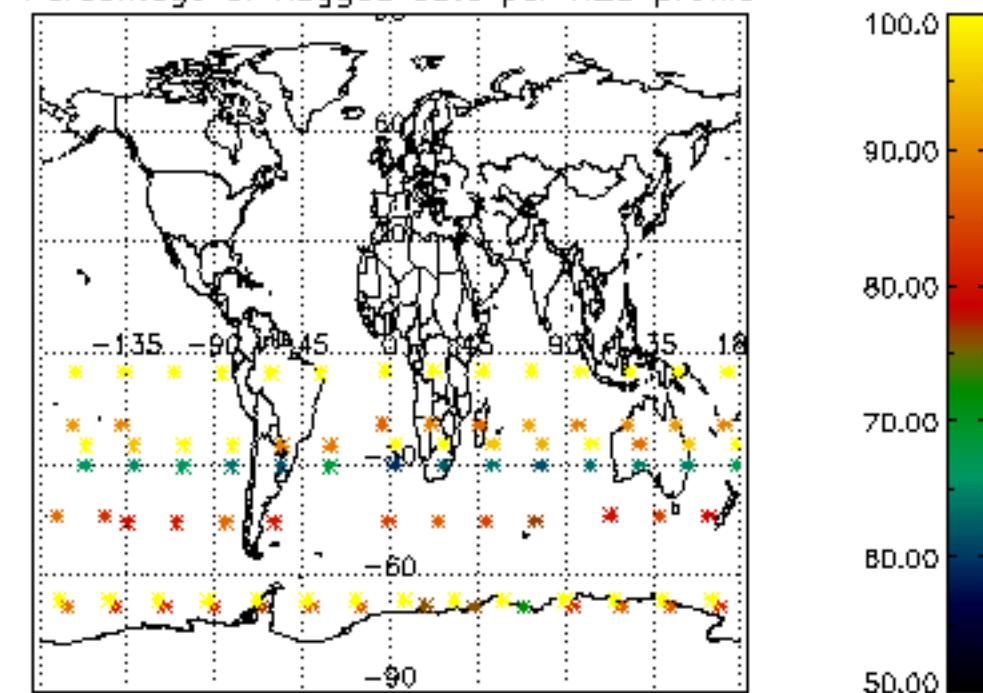




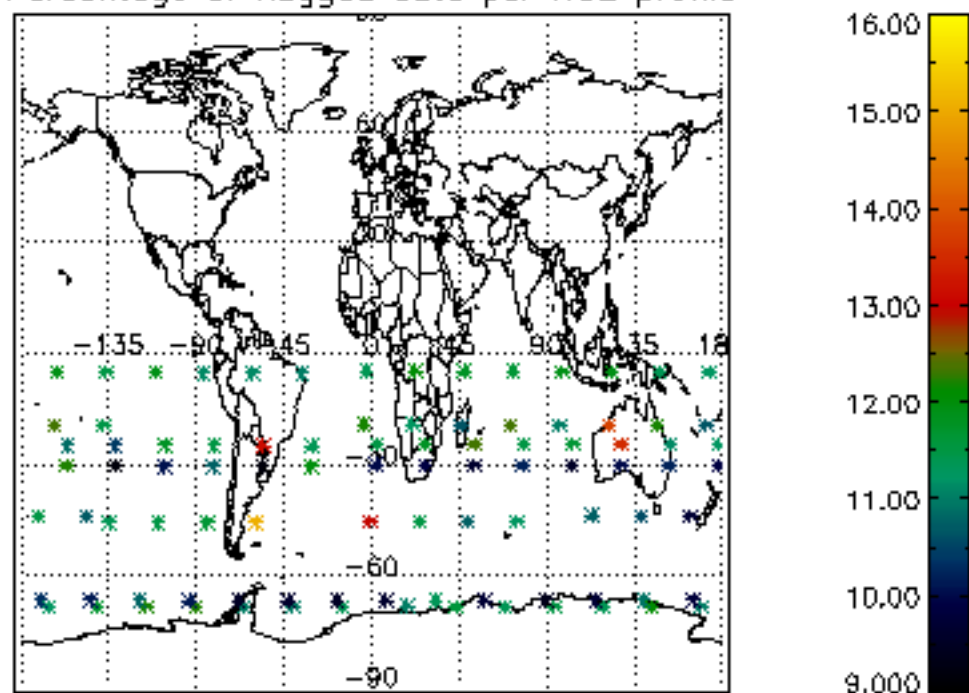
Percentage of flagged data per D3 profile



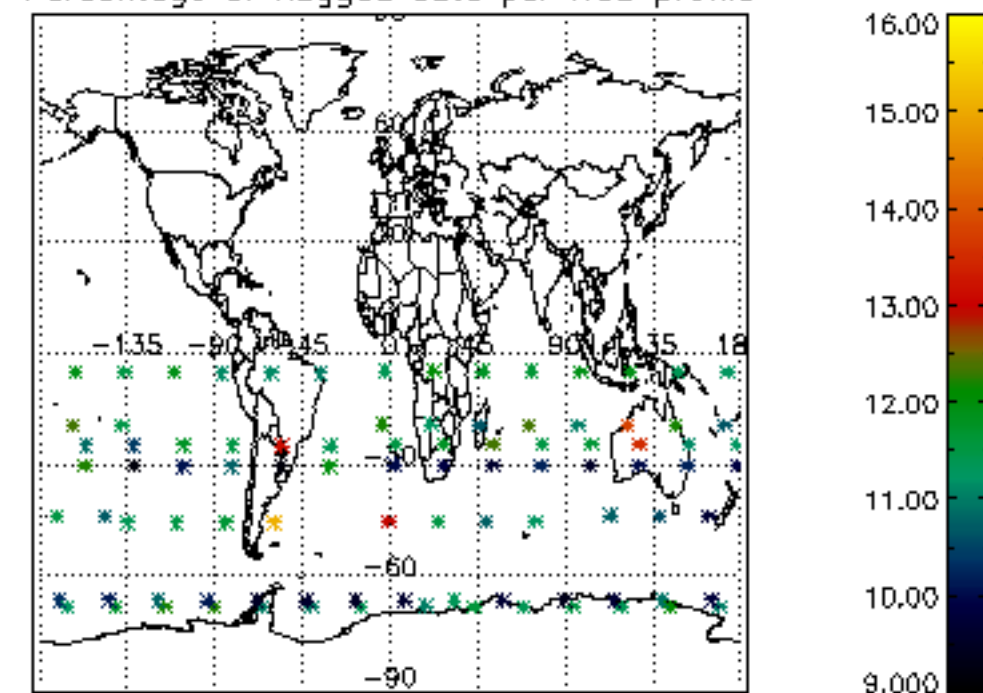
Percentage of flagged data per H2O profile

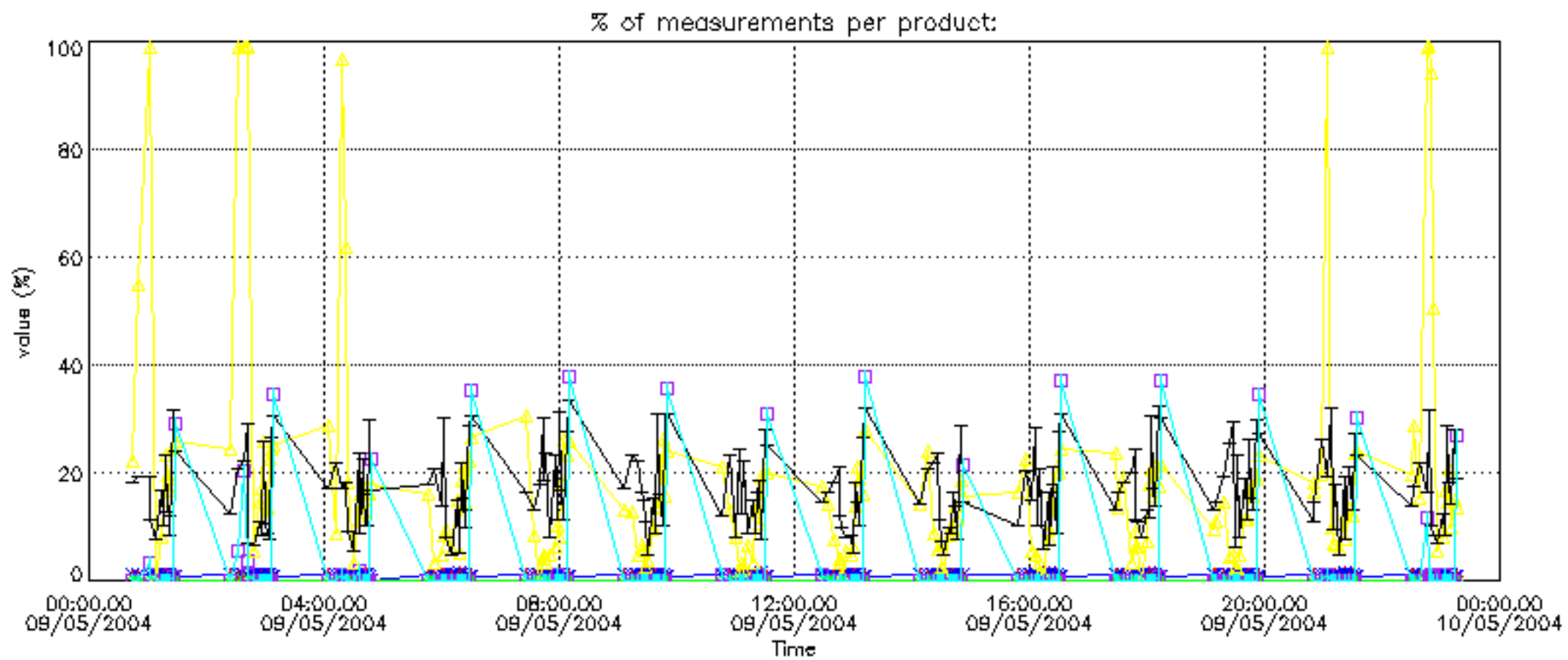


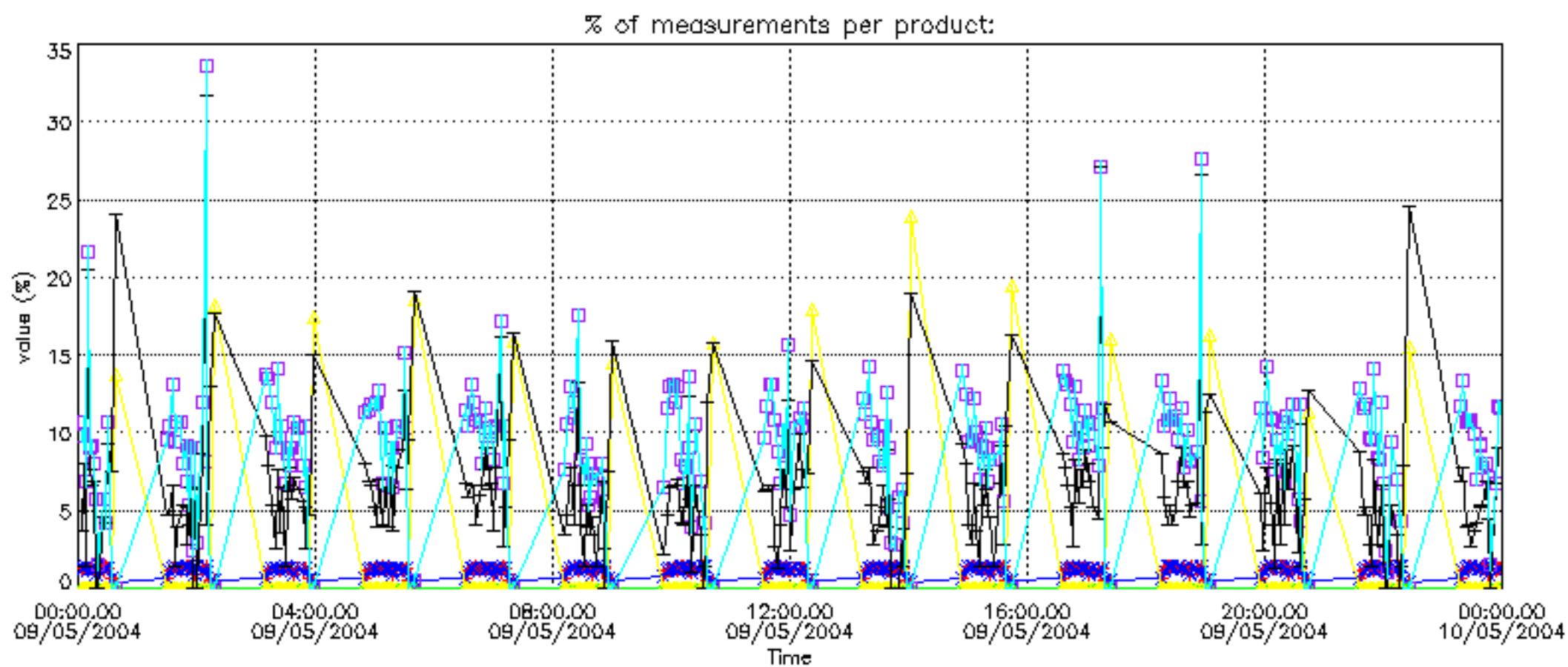
Percentage of flagged data per NO2 profile



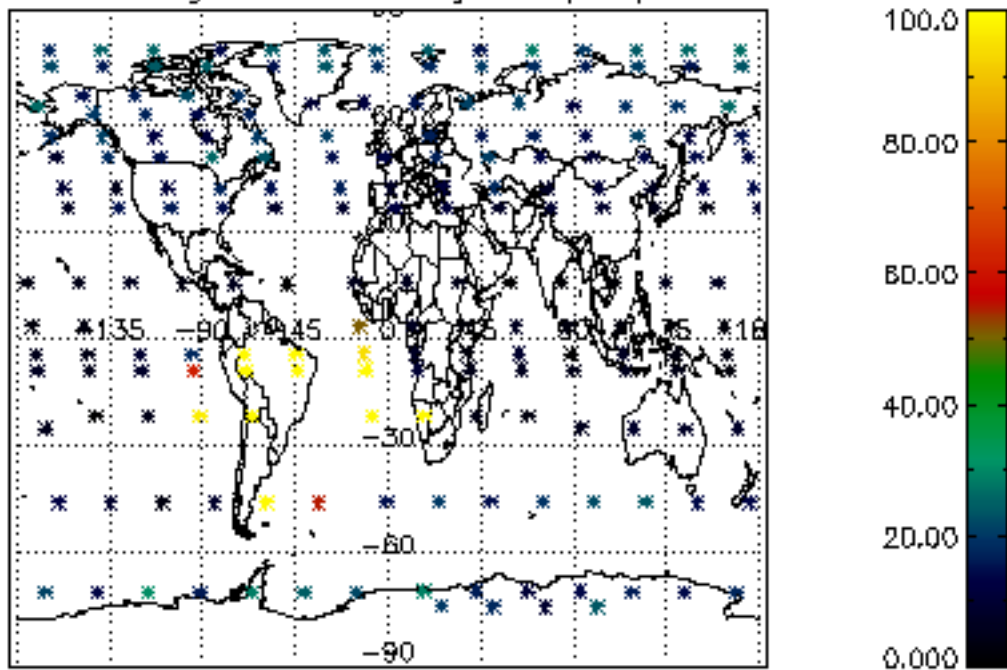
Percentage of flagged data per NO3 profile



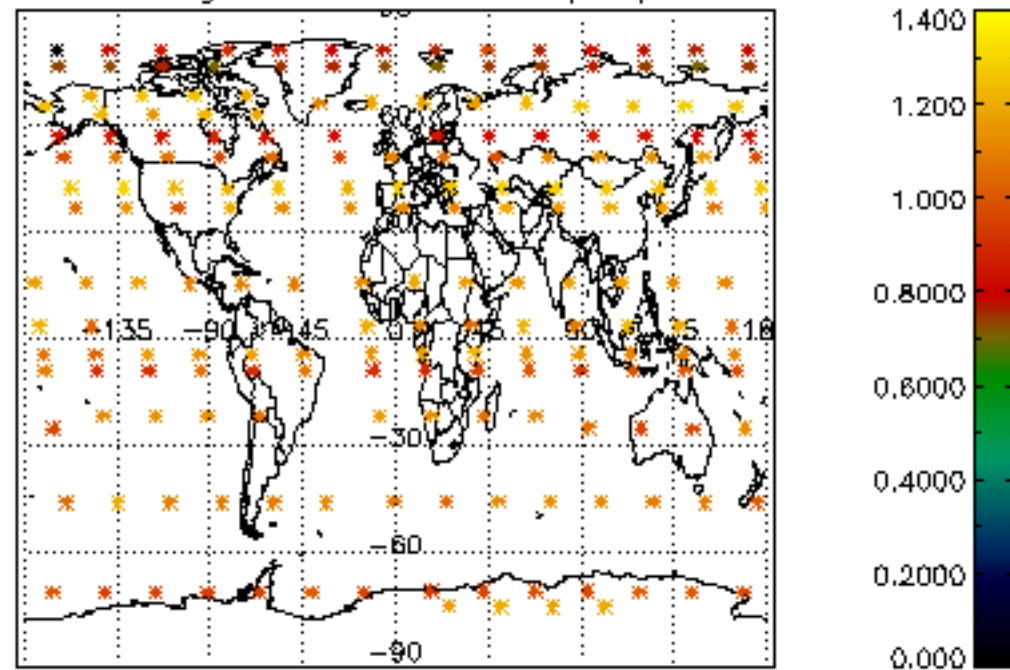




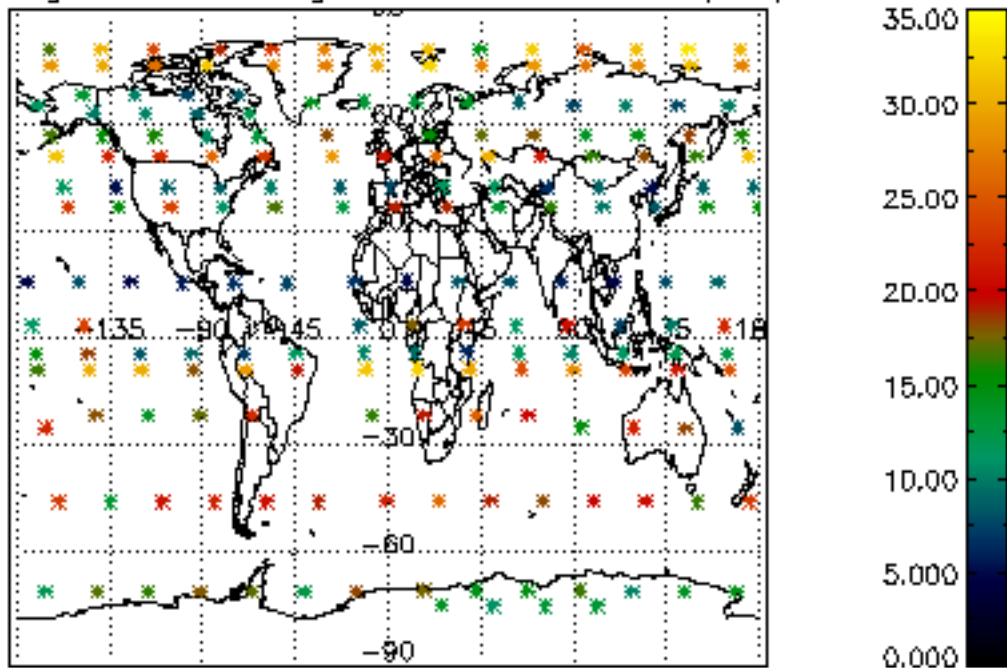
Percentage of cosmic ray hits per profile



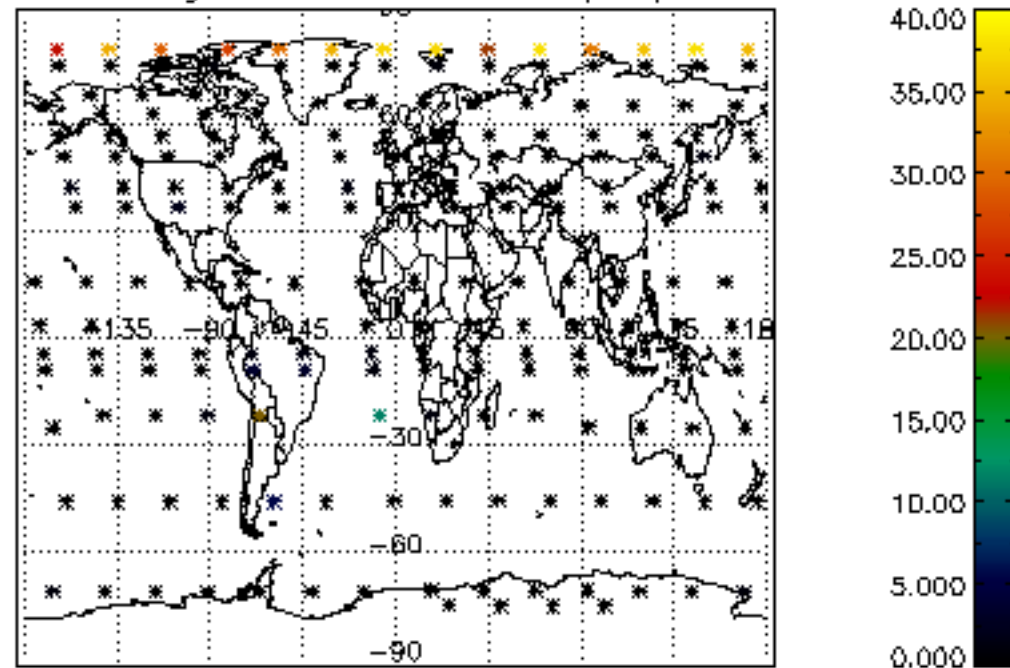
Percentage of datation errors per profile



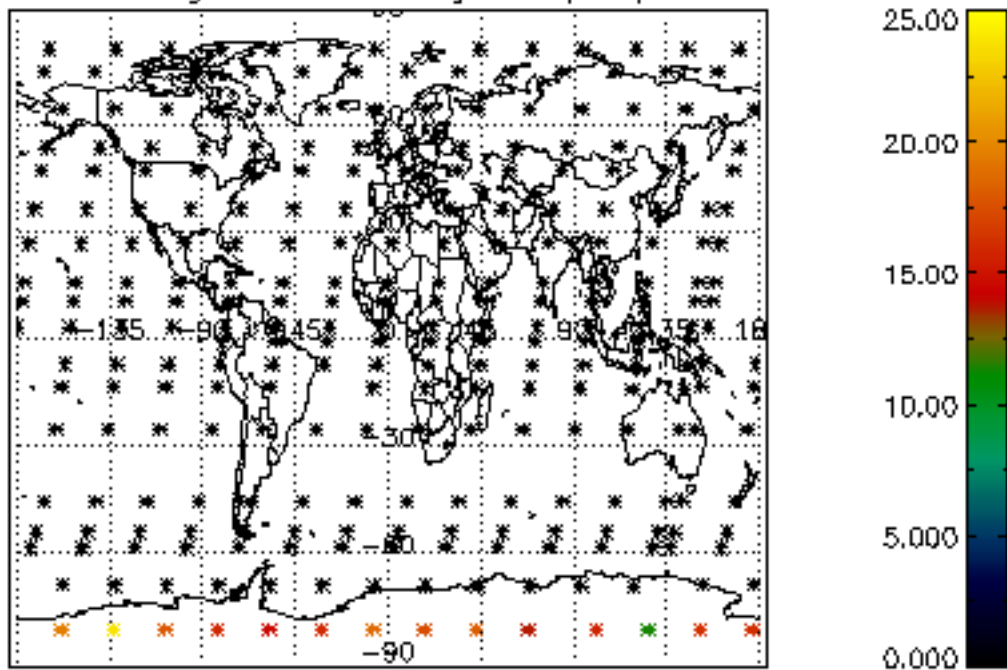
Percentage of star falling outside central band per profile



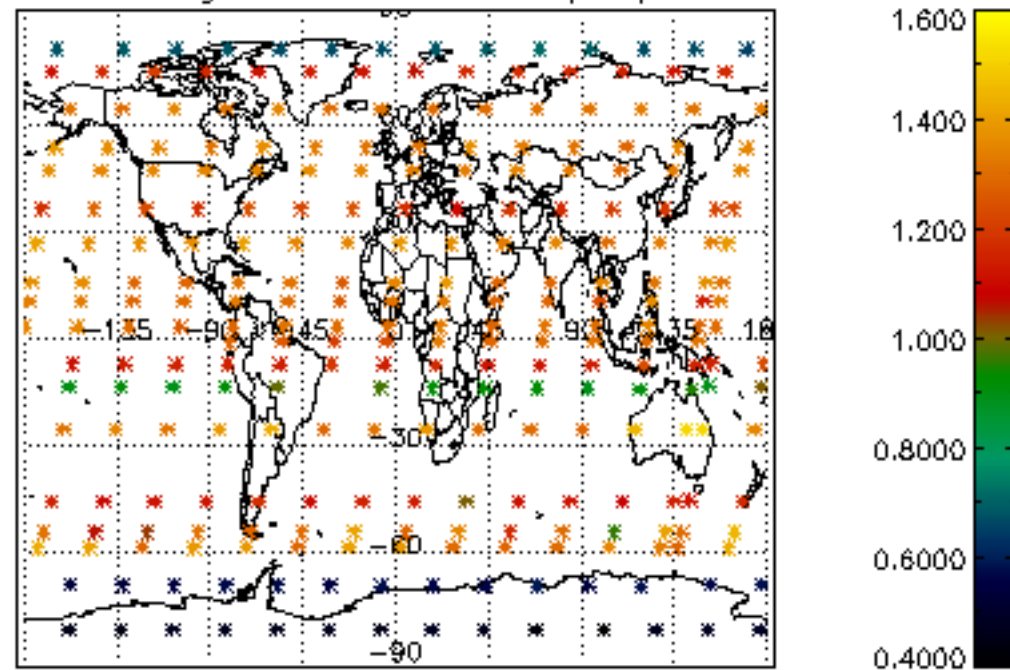
Percentage of saturation errors per profile



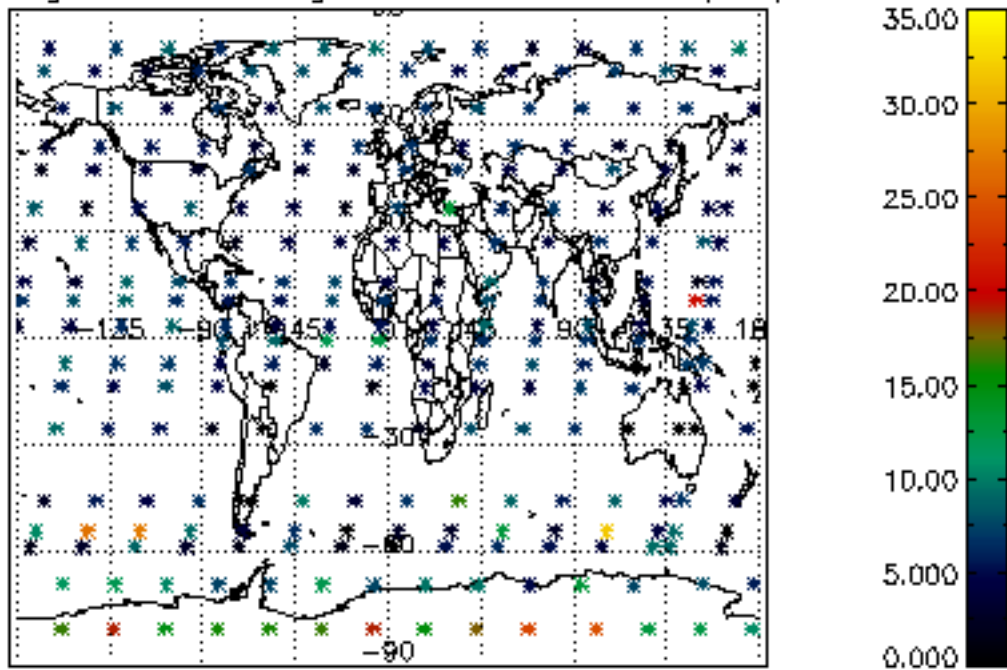
Percentage of cosmic ray hits per profile



Percentage of datation errors per profile



Percentage of star falling outside central band per profile



Percentage of saturation errors per profile

