

# GOMOS Level 2 Daily Report

## SUMMARY

### [1. General Info](#)

### [2. Summary of processed GOM\\_NL\\_2P products](#)

### [3. Level 2 Quality information per product](#)

#### [3.1 Plot of level 2 quality information per product \(time dependant\)](#)

#### [3.2 Plot of level 2 quality information per product \(world map\)](#)

### [4. Level 1 Quality information per product \(stored on level 2 products\)](#)

#### [4.1 Plot of level 1 quality information per product \(time dependant\)](#)

##### [4.1.1 Plot of level 1 quality information per product \(time dependant\): ASCENDING](#)

##### [4.1.2 Plot of level 1 quality information per product \(time dependant\): DESCENDING](#)

#### [4.2 Plot of level 1 quality information per product \(world map\)](#)

##### [4.2.1 Plot of level 1 quality information per product \(world map\): ASCENDING](#)

##### [4.2.2 Plot of level 1 quality information per product \(world map\): DESCENDING](#)

### [5. Ozone profiles based on quality statistics and other trace gas profiles](#)

#### [5.1 Ozone statistics based on quality of products](#)

#### [5.2 Plot ozone profiles for all STD \(dark without errors\)](#)

#### [5.3 Plot ozone profiles where STD < 20% \(dark without errors\)](#)

#### [5.4. Plot ozone profiles where STD < 10% \(dark without errors\)](#)

#### [5.5. Plot ozone profiles where STD < 5% \(dark without errors\)](#)

#### [5.6 Plot NO2 profiles for all STD \(dark without errors\)](#)

#### [5.7 Plot NO3 profiles for all STD \(dark without errors\)](#)

#### [5.8 Plot H2O profiles \(only for occultations of stars 1,2,3,4,13,14,16,26,63 dark without errors\) for all STD](#)

### [6. Auxiliary Data Files used for the production reported in section 2](#)

This report presents the daily analysis on parameters extracted from GOMOS level 2 data (GOM\_NL\_\_2P). It is intended to monitor some important parameters that will impact the quality of these products. A list of level 2 products (and content) that have arrived during the reporting day to the PCF is also given.

Item	Value
Time of report generation	19APR2013 00:55:13
Data source version	GOMOS/6.01
Start time of products	29-04-2004 (29APR2004 00:00:00)
Stop time of products	30-04-2004 (30APR2004 00:00:00)
Store outputs in DB	Yes
Nb of level 2 prods	454
Nb of prods with errors	0

## 2. Summary of processed GOM\_NL\_\_2P products.

Nr	Filename	UTC Start time	Limb	Duration	Star Id	Star Name	Star Mag	Star Temp	Nb Meas	Orbit	Prod. error
1	GOM_NL__2PRFIN20040429_000029_000000672026_00231_11307_1998.N1	29-APR-2004 00:00:29	Twilight	67.000	80	7Del Sco	2.3160	30000.	134	11307	No
2	GOM_NL__2PRFIN20040429_000609_000000512026_00231_11307_1999.N1	29-APR-2004 00:06:09	Bright	51.000	104	27Bet Lib	2.6140	13100.	102	11307	No
3	GOM_NL__2PRFIN20040429_000851_000000382026_00231_11307_2000.N1	29-APR-2004 00:08:51	Bright	38.000	121	29Gam Vir	2.7400	7200.0	76	11307	No
4	GOM_NL__2PRFIN20040429_001212_000000382026_00231_11307_2001.N1	29-APR-2004 00:12:12	Bright	38.000	138	47Eps Vir	2.8280	4700.0	76	11307	No
5	GOM_NL__2PRFIN20040429_001355_000000382026_00231_11307_2002.N1	29-APR-2004 00:13:55	Bright	37.500	62	94Bet Leo	2.1360	9700.0	75	11307	No
6	GOM_NL__2PRFIN20040429_001828_000000492026_00231_11307_2003.N1	29-APR-2004 00:18:28	Bright	48.500	83		2.3780	11000.	97	11307	No
7	GOM_NL__2PRFIN20040429_002126_000000442026_00231_11307_2004.N1	29-APR-2004 00:21:26	Bright	43.500	180	27Gam Boo	3.0400	8000.0	87	11307	No
8	GOM_NL__2PRFIN20040429_002335_000000412026_00231_11307_2005.N1	29-APR-2004 00:23:35	Bright	40.500	39	85Eta UMa	1.8540	24000.	81	11307	No
9	GOM_NL__2PRFIN20040429_002453_000000392026_00231_11307_2006.N1	29-APR-2004 00:24:53	Bright	39.000	55	79Zet UMa	2.0600	10200.	78	11307	No
10	GOM_NL__2PRFIN20040429_002709_000000392026_00231_11307_2007.N1	29-APR-2004 00:27:09	Bright	39.000	36	50Alp UMa	1.8000	6300.0	78	11307	No
11	GOM_NL__2PRFIN20040429_003102_000000412026_00231_11307_2008.N1	29-APR-2004 00:31:02	Bright	40.500	60	7Bet UMi	2.0810	3950.0	81	11307	No
12	GOM_NL__2PRFIN20040429_003441_000000372026_00231_11307_2009.N1	29-APR-2004 00:34:41	Bright	36.500	49	1Alp UMi	1.9900	6300.0	73	11307	No
13	GOM_NL__2PRFIN20040429_004114_000000432026_00231_11307_2010.N1	29-APR-2004 00:41:14	Bright	42.500	89	5Alp Cep	2.4510	8000.0	85	11307	No
14	GOM_NL__2PRFIN20040429_004418_000001512026_00231_11307_2011.N1	29-APR-2004 00:44:18	Bright	151.00	5	3Alp Lyr	0.033000	11000.	302	11307	No
15	GOM_NL__2PRFIN20040429_004824_000000772026_00231_11307_2012.N1	29-APR-2004 00:48:24	Bright	76.500	66	37Gam Cyg	2.2080	5900.0	153	11307	No
16	GOM_NL__2PRFIN20040429_005151_000000702026_00231_11307_2013.N1	29-APR-2004 00:51:51	Twilight	70.000	92	53Eps Cyg	2.5000	4500.0	140	11307	No
17	GOM_NL__2PRFIN20040429_005643_000000492026_00231_11307_2014.N1	29-APR-2004 00:56:43	Twilight	48.500	90	54Alp Peg	2.4870	11000.	97	11307	No
18	GOM_NL__2PRFIN20040429_010053_000000672026_00231_11307_2015.N1	29-APR-2004 01:00:53	Dark	67.000	61	8Eps Peg	2.1000	3900.0	134	11307	No
19	GOM_NL__2PRFIN20040429_010440_000000462026_00231_11307_2016.N1	29-APR-2004 01:04:40	Dark	46.000	52	16Bet Cet	2.0370	4500.0	92	11307	No
20	GOM_NL__2PRFIN20040429_010653_000000642026_00231_11307_2017.N1	29-APR-2004 01:06:53	Dark	63.500	154	22Bet Aqr	2.8990	5700.0	127	11307	No
21	GOM_NL__2PRFIN20040429_010927_000000482026_00231_11307_2018.N1	29-APR-2004 01:09:27	Dark	47.500	18	24Alp PsA	1.1660	9700.0	95	11307	No
22	GOM_NL__2PRFIN20040429_011756_000000462026_00232_11308_2019.N1	29-APR-2004 01:17:56	Dark	45.500	148	Alp Tuc	2.8780	4100.0	91	11308	No
23	GOM_NL__2PRFIN20040429_012040_000000452026_00232_11308_1989.N1	29-APR-2004 01:20:40	Dark	45.000	45	Alp Pav	1.9400	26000.	90	11308	No
24	GOM_NL__2PRFIN20040429_012612_000000762026_00232_11308_1990.N1	29-APR-2004 01:26:12	Dark	76.000	103	38Zet Sgr	2.6000	9700.0	152	11308	No
25	GOM_NL__2PRFIN20040429_012852_000000692026_00232_11308_1991.N1	29-APR-2004 01:28:52	Straylight	68.500	38	20Eps Sgr	1.8360	11000.	137	11308	No
26	GOM_NL__2PRFIN20040429_013141_000000532026_00232_11308_1992.N1	29-APR-2004 01:31:41	Straylight	53.000	4	Alp1Cen	-0.010000	5800.0	106	11308	No
27	GOM_NL__2PRFIN20040429_013318_000000412026_00232_11308_1993.N1	29-APR-2004 01:33:18	Straylight	40.500	20	Bet Cru	1.2530	30000.	81	11308	No
28	GOM_NL__2PRFIN20040429_013504_000000432026_00232_11308_1994.N1	29-APR-2004 01:35:04	Straylight	42.500	78	Alp Lup	2.3040	28000.	85	11308	No
29	GOM_NL__2PRFIN20040429_013637_000000432026_00232_11308_1995.N1	29-APR-2004 01:36:37	Straylight	42.500	81	Eta Cen	2.3560	28000.	85	11308	No
30	GOM_NL__2PRFIN20040429_013848_000000742026_00232_11308_1996.N1	29-APR-2004 01:38:48	Twilight	74.000	16	21Alp Sco	1.0200	3000.0	148	11308	No
31	GOM_NL__2PRFIN20040429_014108_000000642026_00232_11308_1997.N1	29-APR-2004 01:41:08	Twilight	63.500	80	7Del Sco	2.3160	30000.	127	11308	No
32	GOM_NL__2PRFIN20040429_014645_000000522026_00232_11308_1998.N1	29-APR-2004 01:46:45	Bright	51.500	104	27Bet Lib	2.6140	13100.	103	11308	No
33	GOM_NL__2PRFIN20040429_014928_000000382026_00232_11308_1999.N1	29-APR-2004 01:49:28	Bright	38.000	121	29Gam Vir	2.7400	7200.0	76	11308	No
34	GOM_NL__2PRFIN20040429_015248_000000392026_00232_11308_2000.N1	29-APR-2004 01:52:48	Bright	38.500	138	47Eps Vir	2.8280	4700.0	77	11308	No
35	GOM_NL__2PRFIN20040429_015431_000000382026_00232_11308_2001.N1	29-APR-2004 01:54:31	Bright	38.000	62	94Bet Leo	2.1360	9700.0	76	11308	No
36	GOM_NL__2PRFIN20040429_015903_000000472026_00232_11308_2002.N1	29-APR-2004 01:59:03	Bright	47.000	83		2.3780	11000.	94	11308	No
37	GOM_NL__2PRFIN20040429_020202_000000422026_00232_11308_2003.N1	29-APR-2004 02:02:02	Bright	42.000	180	27Gam Boo	3.0400	8000.0	84	11308	No
38	GOM_NL__2PRFIN20040429_020410_000000422026_00232_11308_2004.N1	29-APR-2004 02:04:10	Bright	41.500	39	85Eta UMa	1.8540	24000.	83	11308	No
39	GOM_NL__2PRFIN20040429_020529_000000372026_00232_11308_2005.N1	29-APR-2004 02:05:29	Bright	36.500	55	79Zet UMa	2.0600	10200.	73	11308	No
40	GOM_NL__2PRFIN20040429_020745_000000382026_00232_11308_2006.N1	29-APR-2004 02:07:45	Bright	38.000	36	50Alp UMa	1.8000	6300.0	76	11308	No
41	GOM_NL__2PRFIN20040429_021138_000000412026_00232_11308_2007.N1	29-APR-2004 02:11:38	Bright	41.000	60	7Bet UMi	2.0810	3950.0	82	11308	No
42	GOM_NL__2PRFIN20040429_021518_000000382026_00232_11308_2008.N1	29-APR-2004 02:15:18	Bright	38.000	49	1Alp UMi	1.9900	6300.0	76	11308	No

43	GOM_NL__2PRFIN20040429_022149_000000432026_00232_11308_2009.N1	29-APR-2004 02:21:49	Bright	43.000	89	5Alp Cep	2.4510	8000.0	86	11308	No
44	GOM_NL__2PRFIN20040429_022452_000001692026_00232_11308_2010.N1	29-APR-2004 02:24:52	Bright	168.50	5	3Alp Lyr	0.033000	11000.	337	11308	No
45	GOM_NL__2PRFIN20040429_022900_000000812026_00232_11308_2011.N1	29-APR-2004 02:29:00	Bright	80.500	66	37Gam Cyg	2.2080	5900.0	161	11308	No
46	GOM_NL__2PRFIN20040429_023227_000000702026_00232_11308_2012.N1	29-APR-2004 02:32:27	Twilight	70.000	92	53Eps Cyg	2.5000	4500.0	140	11308	No
47	GOM_NL__2PRFIN20040429_023721_000000482026_00232_11308_2013.N1	29-APR-2004 02:37:21	Twilight	48.000	90	54Alp Peg	2.4870	11000.	96	11308	No
48	GOM_NL__2PRFIN20040429_024130_000000682026_00232_11308_2014.N1	29-APR-2004 02:41:30	Dark	67.500	61	8Eps Peg	2.1000	3900.0	135	11308	No
49	GOM_NL__2PRFIN20040429_024517_000000472026_00232_11308_2015.N1	29-APR-2004 02:45:17	Dark	46.500	52	16Bet Cet	2.0370	4500.0	93	11308	No
50	GOM_NL__2PRFIN20040429_024729_000000592026_00232_11308_2016.N1	29-APR-2004 02:47:29	Dark	58.500	154	22Bet Aqr	2.8990	5700.0	117	11308	No
51	GOM_NL__2PRFIN20040429_025005_000000472026_00232_11308_2017.N1	29-APR-2004 02:50:05	Dark	46.500	18	24Alp PsA	1.1660	9700.0	93	11308	No
52	GOM_NL__2PRFIN20040429_025551_000000422026_00232_11308_2018.N1	29-APR-2004 02:55:51	Dark	42.000	31	Alp Gru	1.7340	15200.	84	11308	No
53	GOM_NL__2PRFIN20040429_025833_000000412026_00233_11309_1989.N1	29-APR-2004 02:58:33	Dark	40.500	148	Alp Tuc	2.8780	4100.0	81	11309	No
54	GOM_NL__2PRFIN20040429_030118_000000422026_00233_11309_1990.N1	29-APR-2004 03:01:18	Dark	42.000	45	Alp Pav	1.9400	26000.	84	11309	No
55	GOM_NL__2PRFIN20040429_030649_000000752026_00233_11309_1991.N1	29-APR-2004 03:06:49	Dark	74.500	103	38Zet Sgr	2.6000	9700.0	149	11309	No
56	GOM_NL__2PRFIN20040429_030929_000000722026_00233_11309_1992.N1	29-APR-2004 03:09:29	Straylight	71.500	38	20Eps Sgr	1.8360	11000.	143	11309	No
57	GOM_NL__2PRFIN20040429_031218_000000472026_00233_11309_1993.N1	29-APR-2004 03:12:18	Straylight	47.000	4	Alp1Cen	-0.010000	5800.0	94	11309	No
58	GOM_NL__2PRFIN20040429_031353_000000392026_00233_11309_1994.N1	29-APR-2004 03:13:53	Straylight	39.000	20	Bet Cru	1.2530	30000.	78	11309	No
59	GOM_NL__2PRFIN20040429_031541_000000432026_00233_11309_1995.N1	29-APR-2004 03:15:41	Straylight	42.500	78	Alp Lup	2.3040	28000.	85	11309	No
60	GOM_NL__2PRFIN20040429_031714_000000452026_00233_11309_1996.N1	29-APR-2004 03:17:14	Straylight	44.500	81	Eta Cen	2.3560	28000.	89	11309	No
61	GOM_NL__2PRFIN20040429_031924_000000762026_00233_11309_1997.N1	29-APR-2004 03:19:24	Twilight	76.000	16	21Alp Sco	1.0200	3000.0	152	11309	No
62	GOM_NL__2PRFIN20040429_032144_000000642026_00233_11309_1998.N1	29-APR-2004 03:21:44	Twilight	63.500	80	7Del Sco	2.3160	30000.	127	11309	No
63	GOM_NL__2PRFIN20040429_032721_000000512026_00233_11309_1999.N1	29-APR-2004 03:27:21	Bright	51.000	104	27Bet Lib	2.6140	13100.	102	11309	No
64	GOM_NL__2PRFIN20040429_033004_000000392026_00233_11309_2000.N1	29-APR-2004 03:30:04	Bright	38.500	121	29Gam Vir	2.7400	7200.0	77	11309	No
65	GOM_NL__2PRFIN20040429_033325_000000382026_00233_11309_2001.N1	29-APR-2004 03:33:25	Bright	37.500	138	47Eps Vir	2.8280	4700.0	75	11309	No
66	GOM_NL__2PRFIN20040429_033507_000000382026_00233_11309_2002.N1	29-APR-2004 03:35:07	Bright	37.500	62	94Bet Leo	2.1360	9700.0	75	11309	No
67	GOM_NL__2PRFIN20040429_033939_000000492026_00233_11309_2003.N1	29-APR-2004 03:39:39	Bright	49.000	83		2.3780	11000.	98	11309	No
68	GOM_NL__2PRFIN20040429_034238_000000422026_00233_11309_2004.N1	29-APR-2004 03:42:38	Bright	41.500	180	27Gam Boo	3.0400	8000.0	83	11309	No
69	GOM_NL__2PRFIN20040429_034447_000000402026_00233_11309_2005.N1	29-APR-2004 03:44:47	Bright	39.500	39	85Eta UMa	1.8540	24000.	79	11309	No
70	GOM_NL__2PRFIN20040429_034605_000000362026_00233_11309_2006.N1	29-APR-2004 03:46:05	Bright	36.000	55	79Zet UMa	2.0600	10200.	72	11309	No
71	GOM_NL__2PRFIN20040429_034822_000000392026_00233_11309_2007.N1	29-APR-2004 03:48:22	Bright	39.000	36	50Alp UMa	1.8000	6300.0	78	11309	No
72	GOM_NL__2PRFIN20040429_035214_000000402026_00233_11309_2008.N1	29-APR-2004 03:52:14	Bright	40.000	60	7Bet UMi	2.0810	3950.0	80	11309	No
73	GOM_NL__2PRFIN20040429_035555_000000352026_00233_11309_2009.N1	29-APR-2004 03:55:55	Bright	34.500	49	1Alp UMi	1.9900	6300.0	69	11309	No
74	GOM_NL__2PRFIN20040429_040225_000000432026_00233_11309_2010.N1	29-APR-2004 04:02:25	Bright	42.500	89	5Alp Cep	2.4510	8000.0	85	11309	No
75	GOM_NL__2PRFIN20040429_040526_000001542026_00233_11309_2011.N1	29-APR-2004 04:05:26	Bright	154.00	5	3Alp Lyr	0.033000	11000.	308	11309	No
76	GOM_NL__2PRFIN20040429_040935_000000752026_00233_11309_2012.N1	29-APR-2004 04:09:35	Bright	74.500	66	37Gam Cyg	2.2080	5900.0	149	11309	No
77	GOM_NL__2PRFIN20040429_041303_000000702026_00233_11309_2013.N1	29-APR-2004 04:13:03	Twilight	70.000	92	53Eps Cyg	2.5000	4500.0	140	11309	No
78	GOM_NL__2PRFIN20040429_041758_000000472026_00233_11309_2014.N1	29-APR-2004 04:17:58	Twilight	47.000	90	54Alp Peg	2.4870	11000.	94	11309	No
79	GOM_NL__2PRFIN20040429_042206_000000682026_00233_11309_2015.N1	29-APR-2004 04:22:06	Dark	67.500	61	8Eps Peg	2.1000	3900.0	135	11309	No
80	GOM_NL__2PRFIN20040429_042552_000000462026_00233_11309_2016.N1	29-APR-2004 04:25:52	Dark	46.000	52	16Bet Cet	2.0370	4500.0	92	11309	No
81	GOM_NL__2PRFIN20040429_042807_000000642026_00233_11309_2017.N1	29-APR-2004 04:28:07	Dark	64.000	154	22Bet Aqr	2.8990	5700.0	128	11309	No
82	GOM_NL__2PRFIN20040429_043043_000000512026_00233_11309_2018.N1	29-APR-2004 04:30:43	Dark	50.500	18	24Alp PsA	1.1660	9700.0	101	11309	No
83	GOM_NL__2PRFIN20040429_043628_000000422026_00233_11309_2019.N1	29-APR-2004 04:36:28	Dark	41.500	31	Alp Gru	1.7340	15200.	83	11309	No
84	GOM_NL__2PRFIN20040429_043908_000000402026_00234_11310_1989.N1	29-APR-2004 04:39:08	Dark	40.000	148	Alp Tuc	2.8780	4100.0	80	11310	No
85	GOM_NL__2PRFIN20040429_044154_000000432026_00234_11310_1990.N1	29-APR-2004 04:41:54	Dark	42.500	45	Alp Pav	1.9400	26000.	85	11310	No
86	GOM_NL__2PRFIN20040429_045006_000000762026_00234_11310_1991.N1	29-APR-2004 04:50:06	Straylight	76.000	38	20Eps Sgr	1.8360	11000.	152	11310	No
87	GOM_NL__2PRFIN20040429_045254_000000512026_00234_11310_1992.N1	29-APR-2004 04:52:54	Straylight	50.500	4	Alp1Cen	-0.010000	5800.0	101	11310	No
88	GOM_NL__2PRFIN20040429_045519_000000472026_00234_11310_1993.N1	29-APR-2004 04:55:19	Straylight	46.500	26	Gam Cru	1.6240	2900.0	93	11310	No
89	GOM_NL__2PRFIN20040429_045731_000000412026_00234_11310_1994.N1	29-APR-2004 04:57:31	Straylight	40.500	64	Gam Cen	2.2000	10600.	81	11310	No
90	GOM_NL__2PRFIN20040429_050000_000000832026_00234_11310_1995.N1	29-APR-2004 05:00:00	Twilight	83.000	16	21Alp Sco	1.0200	3000.0	166	11310	No
91	GOM_NL__2PRFIN20040429_050220_000000652026_00234_11310_1996.N1	29-APR-2004 05:02:20	Twilight	64.500	80	7Del Sco	2.3160	30000.	129	11310	No
92	GOM_NL__2PRFIN20040429_050416_000000482026_00234_11310_1997.N1	29-APR-2004 05:04:16	Bright	47.500	169	46Gam Hya	2.9910	4700.0	95	11310	No
93	GOM_NL__2PRFIN20040429_050757_000000502026_00234_11310_1998.N1	29-APR-2004 05:07:57	Bright	50.000	104	27Bet Lib	2.6140	13100.	100	11310	No
94	GOM_NL__2PRFIN20040429_051040_000000382026_00234_11310_1999.N1	29-APR-2004 05:10:40	Bright	38.000	121	29Gam Vir	2.7400	7200.0	76	11310	No
95	GOM_NL__2PRFIN20040429_051401_000000382026_00234_11310_2000.N1	29-APR-2004 05:14:01	Bright	37.500	138	47Eps Vir	2.8280	4700.0	75	11310	No
96	GOM_NL__2PRFIN20040429_051543_000000392026_00234_11310_2001.N1	29-APR-2004 05:15:43	Bright	39.000	62	94Bet Leo	2.1360	9700.0	78	11310	No
97	GOM_NL__2PRFIN20040429_052014_000000482026_00234_11310_2002.N1	29-APR-2004 05:20:14	Bright	48.000	83		2.3780	11000.	96	11310	No
98	GOM_NL__2PRFIN20040429_052314_000000412026_00234_11310_2003.N1	29-APR-2004 05:23:14	Bright	40.500	180	27Gam Boo	3.0400	8000.0	81	11310	No
99	GOM_NL__2PRFIN20040429_052522_000000422026_00234_11310_2004.N1	29-APR-2004 05:25:22	Bright	42.000	39	85Eta UMa	1.8540	24000.	84	11310	No
100	GOM_NL__2PRFIN20040429_052641_000000382026_00234_11310_2005.N1	29-APR-2004 05:26:41	Bright	38.000	55	79Zet UMa	2.0600	10200.	76	11310	No
101	GOM_NL__2PRFIN20040429_052858_000000392026_00234_11310_2006.N1	29-APR-2004 05:28:58	Bright	39.000	36	50Alp UMa	1.8000	6300.0	78	11310	No

102	GOM_NL__2PRFIN20040429_053251_000000412026_00234_11310_2007.N1	29-APR-2004 05:32:51	Bright	41.000	60	7Bet UMi	2.0810	3950.0	82	11310	No
103	GOM_NL__2PRFIN20040429_053631_000000382026_00234_11310_2008.N1	29-APR-2004 05:36:31	Bright	38.000	49	1Alp UMi	1.9900	6300.0	76	11310	No
104	GOM_NL__2PRFIN20040429_054301_000000442026_00234_11310_2009.N1	29-APR-2004 05:43:01	Bright	43.500	89	5Alp Cep	2.4510	8000.0	87	11310	No
105	GOM_NL__2PRFIN20040429_054600_000001602026_00234_11310_2010.N1	29-APR-2004 05:46:00	Bright	159.50	5	3Alp Lyr	0.033000	11000.	319	11310	No
106	GOM_NL__2PRFIN20040429_055010_000000762026_00234_11310_2011.N1	29-APR-2004 05:50:10	Bright	75.500	66	37Gam Cyg	2.2080	5900.0	151	11310	No
107	GOM_NL__2PRFIN20040429_055339_000000752026_00234_11310_2012.N1	29-APR-2004 05:53:39	Twi_and_stray	75.000	92	53Eps Cyg	2.5000	4500.0	150	11310	No
108	GOM_NL__2PRFIN20040429_055834_000000472026_00234_11310_2013.N1	29-APR-2004 05:58:34	Twilight	47.000	90	54Alp Peg	2.4870	11000.	94	11310	No
109	GOM_NL__2PRFIN20040429_060243_000000692026_00234_11310_2014.N1	29-APR-2004 06:02:43	Dark	69.000	61	8Eps Peg	2.1000	3900.0	138	11310	No
110	GOM_NL__2PRFIN20040429_060629_000000462026_00234_11310_2015.N1	29-APR-2004 06:06:29	Dark	46.000	52	16Bet Cet	2.0370	4500.0	92	11310	No
111	GOM_NL__2PRFIN20040429_060844_000000652026_00234_11310_2016.N1	29-APR-2004 06:08:44	Dark	65.000	154	22Bet Aqr	2.8990	5700.0	130	11310	No
112	GOM_NL__2PRFIN20040429_061119_000000482026_00234_11310_2017.N1	29-APR-2004 06:11:19	Dark	47.500	18	24Alp PsA	1.1660	9700.0	95	11310	No
113	GOM_NL__2PRFIN20040429_061320_000000442026_00234_11310_2018.N1	29-APR-2004 06:13:20	Dark	44.000	84	Alp Phe	2.3970	4500.0	88	11310	No
114	GOM_NL__2PRFIN20040429_061944_000000442026_00235_11311_2019.N1	29-APR-2004 06:19:44	Dark	43.500	148	Alp Tuc	2.8780	4100.0	87	11311	No
115	GOM_NL__2PRFIN20040429_062231_000000432026_00235_11311_1990.N1	29-APR-2004 06:22:31	Dark	42.500	45	Alp Pav	1.9400	26000.	85	11311	No
116	GOM_NL__2PRFIN20040429_063043_000000752026_00235_11311_1991.N1	29-APR-2004 06:30:43	Straylight	75.000	38	20Eps Sgr	1.8360	11000.	150	11311	No
117	GOM_NL__2PRFIN20040429_063330_000000462026_00235_11311_1992.N1	29-APR-2004 06:33:30	Straylight	45.500	4	Alp1Cen	-0.010000	5800.0	91	11311	No
118	GOM_NL__2PRFIN20040429_063555_000000452026_00235_11311_1993.N1	29-APR-2004 06:35:55	Straylight	45.000	26	Gam Cru	1.6240	2900.0	90	11311	No
119	GOM_NL__2PRFIN20040429_063807_000000402026_00235_11311_1994.N1	29-APR-2004 06:38:07	Straylight	39.500	64	Gam Cen	2.2000	10600.	79	11311	No
120	GOM_NL__2PRFIN20040429_064038_000000792026_00235_11311_1995.N1	29-APR-2004 06:40:38	Twi_and_stray	78.500	16	21Alp Sco	1.0200	3000.0	157	11311	No
121	GOM_NL__2PRFIN20040429_064257_000000612026_00235_11311_1996.N1	29-APR-2004 06:42:57	Twi_and_stray	60.500	80	7Del Sco	2.3160	30000.	121	11311	No
122	GOM_NL__2PRFIN20040429_064453_000000512026_00235_11311_1997.N1	29-APR-2004 06:44:53	Bright	51.000	169	46Gam Hya	2.9910	4700.0	102	11311	No
123	GOM_NL__2PRFIN20040429_064832_000000522026_00235_11311_1998.N1	29-APR-2004 06:48:32	Bright	51.500	104	27Bet Lib	2.6140	13100.	103	11311	No
124	GOM_NL__2PRFIN20040429_065117_000000372026_00235_11311_1999.N1	29-APR-2004 06:51:17	Bright	36.500	121	29Gam Vir	2.7400	7200.0	73	11311	No
125	GOM_NL__2PRFIN20040429_065438_000000372026_00235_11311_2000.N1	29-APR-2004 06:54:38	Bright	37.000	138	47Eps Vir	2.8280	4700.0	74	11311	No
126	GOM_NL__2PRFIN20040429_065620_000000372026_00235_11311_2001.N1	29-APR-2004 06:56:20	Bright	37.000	62	94Bet Leo	2.1360	9700.0	74	11311	No
127	GOM_NL__2PRFIN20040429_070050_000000502026_00235_11311_2002.N1	29-APR-2004 07:00:50	Bright	50.000	83		2.3780	11000.	100	11311	No
128	GOM_NL__2PRFIN20040429_070349_000000442026_00235_11311_2003.N1	29-APR-2004 07:03:49	Bright	44.000	180	27Gam Boo	3.0400	8000.0	88	11311	No
129	GOM_NL__2PRFIN20040429_070559_000000392026_00235_11311_2004.N1	29-APR-2004 07:05:59	Bright	38.500	39	85Eta UMa	1.8540	24000.	77	11311	No
130	GOM_NL__2PRFIN20040429_070717_000000372026_00235_11311_2005.N1	29-APR-2004 07:07:17	Bright	37.000	55	79Zet UMa	2.0600	10200.	74	11311	No
131	GOM_NL__2PRFIN20040429_070935_000000362026_00235_11311_2006.N1	29-APR-2004 07:09:35	Bright	35.500	36	50Alp UMa	1.8000	6300.0	71	11311	No
132	GOM_NL__2PRFIN20040429_071326_000000402026_00235_11311_2007.N1	29-APR-2004 07:13:26	Bright	39.500	60	7Bet UMi	2.0810	3950.0	79	11311	No
133	GOM_NL__2PRFIN20040429_071708_000000352026_00235_11311_2008.N1	29-APR-2004 07:17:08	Bright	35.000	49	1Alp UMi	1.9900	6300.0	70	11311	No
134	GOM_NL__2PRFIN20040429_072337_000000612026_00235_11311_2009.N1	29-APR-2004 07:23:37	Bright	61.000	89	5Alp Cep	2.4510	8000.0	122	11311	No
135	GOM_NL__2PRFIN20040429_072635_000001562026_00235_11311_2010.N1	29-APR-2004 07:26:35	Bright	156.00	5	3Alp Lyr	0.033000	11000.	312	11311	No
136	GOM_NL__2PRFIN20040429_073045_000000742026_00235_11311_2011.N1	29-APR-2004 07:30:45	Bright	74.000	66	37Gam Cyg	2.2080	5900.0	148	11311	No
137	GOM_NL__2PRFIN20040429_073414_000000802026_00235_11311_2012.N1	29-APR-2004 07:34:14	Twi_and_stray	79.500	92	53Eps Cyg	2.5000	4500.0	159	11311	No
138	GOM_NL__2PRFIN20040429_073911_000000462026_00235_11311_2013.N1	29-APR-2004 07:39:11	Twilight	45.500	90	54Alp Peg	2.4870	11000.	91	11311	No
139	GOM_NL__2PRFIN20040429_074320_000000702026_00235_11311_2014.N1	29-APR-2004 07:43:20	Dark	69.500	61	8Eps Peg	2.1000	3900.0	139	11311	No
140	GOM_NL__2PRFIN20040429_074705_000000472026_00235_11311_2015.N1	29-APR-2004 07:47:05	Dark	46.500	52	16Bet Cet	2.0370	4500.0	93	11311	No
141	GOM_NL__2PRFIN20040429_074921_000000622026_00235_11311_2016.N1	29-APR-2004 07:49:21	Dark	62.000	154	22Bet Aqr	2.8990	5700.0	124	11311	No
142	GOM_NL__2PRFIN20040429_075156_000000482026_00235_11311_2017.N1	29-APR-2004 07:51:56	Dark	47.500	18	24Alp PsA	1.1660	9700.0	95	11311	No
143	GOM_NL__2PRFIN20040429_075356_000000442026_00235_11311_2018.N1	29-APR-2004 07:53:56	Dark	44.000	84	Alp Phe	2.3970	4500.0	88	11311	No
144	GOM_NL__2PRFIN20040429_080022_000000412026_00236_11312_1989.N1	29-APR-2004 08:00:22	Dark	41.000	148	Alp Tuc	2.8780	4100.0	82	11312	No
145	GOM_NL__2PRFIN20040429_080308_000000432026_00236_11312_1990.N1	29-APR-2004 08:03:08	Dark	43.000	45	Alp Pav	1.9400	26000.	86	11312	No
146	GOM_NL__2PRFIN20040429_081120_000000742026_00236_11312_1991.N1	29-APR-2004 08:11:20	Straylight	74.000	38	20Eps Sgr	1.8360	11000.	148	11312	No
147	GOM_NL__2PRFIN20040429_081407_000000462026_00236_11312_1992.N1	29-APR-2004 08:14:07	Straylight	45.500	4	Alp1Cen	-0.010000	5800.0	91	11312	No
148	GOM_NL__2PRFIN20040429_081631_000000432026_00236_11312_1993.N1	29-APR-2004 08:16:31	Straylight	43.000	26	Gam Cru	1.6240	2900.0	86	11312	No
149	GOM_NL__2PRFIN20040429_081843_000000412026_00236_11312_1994.N1	29-APR-2004 08:18:43	Straylight	41.000	64	Gam Cen	2.2000	10600.	82	11312	No
150	GOM_NL__2PRFIN20040429_082114_000000742026_00236_11312_1995.N1	29-APR-2004 08:21:14	Twi_and_stray	74.000	16	21Alp Sco	1.0200	3000.0	148	11312	No
151	GOM_NL__2PRFIN20040429_082333_000000662026_00236_11312_1996.N1	29-APR-2004 08:23:33	Twi_and_stray	66.000	80	7Del Sco	2.3160	30000.	132	11312	No
152	GOM_NL__2PRFIN20040429_082529_000000452026_00236_11312_1997.N1	29-APR-2004 08:25:29	Bright	44.500	169	46Gam Hya	2.9910	4700.0	89	11312	No
153	GOM_NL__2PRFIN20040429_082908_000000522026_00236_11312_1998.N1	29-APR-2004 08:29:08	Bright	51.500	104	27Bet Lib	2.6140	13100.	103	11312	No
154	GOM_NL__2PRFIN20040429_083153_000000372026_00236_11312_1999.N1	29-APR-2004 08:31:53	Bright	36.500	121	29Gam Vir	2.7400	7200.0	73	11312	No
155	GOM_NL__2PRFIN20040429_083514_000000372026_00236_11312_2000.N1	29-APR-2004 08:35:14	Bright	37.000	138	47Eps Vir	2.8280	4700.0	74	11312	No
156	GOM_NL__2PRFIN20040429_083656_000000372026_00236_11312_2001.N1	29-APR-2004 08:36:56	Bright	36.500	62	94Bet Leo	2.1360	9700.0	73	11312	No
157	GOM_NL__2PRFIN20040429_084125_000000462026_00236_11312_2002.N1	29-APR-2004 08:41:25	Bright	45.500	83		2.3780	11000.	91	11312	No
158	GOM_NL__2PRFIN20040429_084425_000000412026_00236_11312_2003.N1	29-APR-2004 08:44:25	Bright	41.000	180	27Gam Boo	3.0400	8000.0	82	11312	No
159	GOM_NL__2PRFIN20040429_084634_000000382026_00236_11312_2004.N1	29-APR-2004 08:46:34	Bright	37.500	39	85Eta UMa	1.8540	24000.	75	11312	No
160	GOM_NL__2PRFIN20040429_084752_000000372026_00236_11312_2005.N1	29-APR-2004 08:47:52	Bright	37.000	55	79Zet UMa	2.0600	10200.	74	11312	No



161	GOM_NL__2PRFIN20040429_085011_000000382026_00236_11312_2006.N1	29-APR-2004 08:50:11	Bright	37.500	36	50Alp UMa	1.8000	6300.0	75	11312	No
162	GOM_NL__2PRFIN20040429_085402_000000392026_00236_11312_2007.N1	29-APR-2004 08:54:02	Bright	38.500	60	7Bet UMi	2.0810	3950.0	77	11312	No
163	GOM_NL__2PRFIN20040429_085744_000000342026_00236_11312_2008.N1	29-APR-2004 08:57:44	Bright	33.500	49	1Alp UMi	1.9900	6300.0	67	11312	No
164	GOM_NL__2PRFIN20040429_090412_000000442026_00236_11312_2009.N1	29-APR-2004 09:04:12	Bright	43.500	89	5Alp Cep	2.4510	8000.0	87	11312	No
165	GOM_NL__2PRFIN20040429_090709_000001672026_00236_11312_2010.N1	29-APR-2004 09:07:09	Bright	167.00	5	3Alp Lyr	0.033000	11000.	334	11312	No
166	GOM_NL__2PRFIN20040429_091122_000000782026_00236_11312_2011.N1	29-APR-2004 09:11:22	Bright	78.000	66	37Gam Cyg	2.2080	5900.0	156	11312	No
167	GOM_NL__2PRFIN20040429_091450_000000832026_00236_11312_2012.N1	29-APR-2004 09:14:50	Twilight	82.500	92	53Eps Cyg	2.5000	4500.0	165	11312	No
168	GOM_NL__2PRFIN20040429_091947_000000472026_00236_11312_2013.N1	29-APR-2004 09:19:47	Twilight	46.500	90	54Alp Peg	2.4870	11000.	93	11312	No
169	GOM_NL__2PRFIN20040429_092356_000000652026_00236_11312_2014.N1	29-APR-2004 09:23:56	Dark	64.500	61	8Eps Peg	2.1000	3900.0	129	11312	No
170	GOM_NL__2PRFIN20040429_092740_000000462026_00236_11312_2015.N1	29-APR-2004 09:27:40	Dark	46.000	52	16Bet Cet	2.0370	4500.0	92	11312	No
171	GOM_NL__2PRFIN20040429_092957_000000632026_00236_11312_2016.N1	29-APR-2004 09:29:57	Dark	63.000	154	22Bet Aqr	2.8990	5700.0	126	11312	No
172	GOM_NL__2PRFIN20040429_093232_000000482026_00236_11312_2017.N1	29-APR-2004 09:32:32	Dark	47.500	18	24Alp PsA	1.1660	9700.0	95	11312	No
173	GOM_NL__2PRFIN20040429_093432_000000442026_00236_11312_2018.N1	29-APR-2004 09:34:32	Dark	43.500	84	Alp Phe	2.3970	4500.0	87	11312	No
174	GOM_NL__2PRFIN20040429_094058_000000402026_00237_11313_2009.N1	29-APR-2004 09:40:58	Dark	40.000	148	Alp Tuc	2.8780	4100.0	80	11313	No
175	GOM_NL__2PRFIN20040429_094344_000000432026_00237_11313_2010.N1	29-APR-2004 09:43:44	Dark	42.500	45	Alp Pav	1.9400	26000.	85	11313	No
176	GOM_NL__2PRFIN20040429_095159_000000682026_00237_11313_2011.N1	29-APR-2004 09:51:59	Straylight	68.000	38	20Eps Sgr	1.8360	11000.	136	11313	No
177	GOM_NL__2PRFIN20040429_095443_000000522026_00237_11313_2012.N1	29-APR-2004 09:54:43	Straylight	51.500	4	Alp1Cen	-0.010000	5800.0	103	11313	No
178	GOM_NL__2PRFIN20040429_095707_000000502026_00237_11313_2013.N1	29-APR-2004 09:57:07	Straylight	50.000	26	Gam Cru	1.6240	2900.0	100	11313	No
179	GOM_NL__2PRFIN20040429_095919_000000402026_00237_11313_2014.N1	29-APR-2004 09:59:19	Straylight	40.000	64	Gam Cen	2.2000	10600.	80	11313	No
180	GOM_NL__2PRFIN20040429_100151_000000712026_00237_11313_2015.N1	29-APR-2004 10:01:51	Twilight	71.000	16	21Alp Sco	1.0200	3000.0	142	11313	No
181	GOM_NL__2PRFIN20040429_100410_000000622026_00237_11313_2016.N1	29-APR-2004 10:04:10	Twilight	61.500	80	7Del Sco	2.3160	30000.	123	11313	No
182	GOM_NL__2PRFIN20040429_100605_000000462026_00237_11313_2017.N1	29-APR-2004 10:06:05	Bright	46.000	169	46Gam Hya	2.9910	4700.0	92	11313	No
183	GOM_NL__2PRFIN20040429_100944_000000512026_00237_11313_2018.N1	29-APR-2004 10:09:44	Bright	50.500	104	27Bet Lib	2.6140	13100.	101	11313	No
184	GOM_NL__2PRFIN20040429_101229_000000372026_00237_11313_2019.N1	29-APR-2004 10:12:29	Bright	37.000	121	29Gam Vir	2.7400	7200.0	74	11313	No
185	GOM_NL__2PRFIN20040429_101550_000000372026_00237_11313_2020.N1	29-APR-2004 10:15:50	Bright	37.000	138	47Eps Vir	2.8280	4700.0	74	11313	No
186	GOM_NL__2PRFIN20040429_101732_000000392026_00237_11313_2021.N1	29-APR-2004 10:17:32	Bright	39.000	62	94Bet Leo	2.1360	9700.0	78	11313	No
187	GOM_NL__2PRFIN20040429_102200_000000452026_00237_11313_2022.N1	29-APR-2004 10:22:00	Bright	45.000	83		2.3780	11000.	90	11313	No
188	GOM_NL__2PRFIN20040429_102500_000000422026_00237_11313_2023.N1	29-APR-2004 10:25:00	Bright	42.000	180	27Gam Boo	3.0400	8000.0	84	11313	No
189	GOM_NL__2PRFIN20040429_102710_000000402026_00237_11313_2024.N1	29-APR-2004 10:27:10	Bright	40.000	39	85Eta UMa	1.8540	24000.	80	11313	No
190	GOM_NL__2PRFIN20040429_102828_000000372026_00237_11313_2025.N1	29-APR-2004 10:28:28	Bright	37.000	55	79Zet UMa	2.0600	10200.	74	11313	No
191	GOM_NL__2PRFIN20040429_103047_000000372026_00237_11313_2026.N1	29-APR-2004 10:30:47	Bright	36.500	36	50Alp UMa	1.8000	6300.0	73	11313	No
192	GOM_NL__2PRFIN20040429_103438_000000392026_00237_11313_2027.N1	29-APR-2004 10:34:38	Bright	39.000	60	7Bet UMi	2.0810	3950.0	78	11313	No
193	GOM_NL__2PRFIN20040429_103819_000000382026_00237_11313_2028.N1	29-APR-2004 10:38:19	Bright	38.000	49	1Alp UMi	1.9900	6300.0	76	11313	No
194	GOM_NL__2PRFIN20040429_104448_000000442026_00237_11313_2029.N1	29-APR-2004 10:44:48	Bright	44.000	89	5Alp Cep	2.4510	8000.0	88	11313	No
195	GOM_NL__2PRFIN20040429_104743_000001772026_00237_11313_2030.N1	29-APR-2004 10:47:43	Bright	177.00	5	3Alp Lyr	0.033000	11000.	354	11313	No
196	GOM_NL__2PRFIN20040429_105158_000000802026_00237_11313_2031.N1	29-APR-2004 10:51:58	Bright	79.500	66	37Gam Cyg	2.2080	5900.0	159	11313	No
197	GOM_NL__2PRFIN20040429_105527_000000822026_00237_11313_2032.N1	29-APR-2004 10:55:27	Twilight	81.500	92	53Eps Cyg	2.5000	4500.0	163	11313	No
198	GOM_NL__2PRFIN20040429_110023_000000492026_00237_11313_2033.N1	29-APR-2004 11:00:23	Twilight	49.000	90	54Alp Peg	2.4870	11000.	98	11313	No
199	GOM_NL__2PRFIN20040429_110433_000000652026_00237_11313_2034.N1	29-APR-2004 11:04:33	Dark	64.500	61	8Eps Peg	2.1000	3900.0	129	11313	No
200	GOM_NL__2PRFIN20040429_110816_000000492026_00237_11313_2035.N1	29-APR-2004 11:08:16	Dark	48.500	52	16Bet Cet	2.0370	4500.0	97	11313	No
201	GOM_NL__2PRFIN20040429_111035_000000622026_00237_11313_2036.N1	29-APR-2004 11:10:35	Dark	61.500	154	22Bet Aqr	2.8990	5700.0	123	11313	No
202	GOM_NL__2PRFIN20040429_111309_000000452026_00237_11313_2037.N1	29-APR-2004 11:13:09	Dark	45.000	18	24Alp PsA	1.1660	9700.0	90	11313	No
203	GOM_NL__2PRFIN20040429_111508_000000432026_00237_11313_2038.N1	29-APR-2004 11:15:08	Dark	42.500	84	Alp Phe	2.3970	4500.0	85	11313	No
204	GOM_NL__2PRFIN20040429_112134_000000412026_00238_11314_2009.N1	29-APR-2004 11:21:34	Dark	41.000	148	Alp Tuc	2.8780	4100.0	82	11314	No
205	GOM_NL__2PRFIN20040429_112420_000000422026_00238_11314_2010.N1	29-APR-2004 11:24:20	Dark	42.000	45	Alp Pav	1.9400	26000.	84	11314	No
206	GOM_NL__2PRFIN20040429_113235_000000742026_00238_11314_2011.N1	29-APR-2004 11:32:35	Straylight	73.500	38	20Eps Sgr	1.8360	11000.	147	11314	No
207	GOM_NL__2PRFIN20040429_113518_000000452026_00238_11314_2012.N1	29-APR-2004 11:35:18	Straylight	44.500	4	Alp1Cen	-0.010000	5800.0	89	11314	No
208	GOM_NL__2PRFIN20040429_113743_000000522026_00238_11314_2013.N1	29-APR-2004 11:37:43	Straylight	52.000	26	Gam Cru	1.6240	2900.0	104	11314	No
209	GOM_NL__2PRFIN20040429_113955_000000402026_00238_11314_2014.N1	29-APR-2004 11:39:55	Straylight	39.500	64	Gam Cen	2.2000	10600.	79	11314	No
210	GOM_NL__2PRFIN20040429_114227_000000832026_00238_11314_2015.N1	29-APR-2004 11:42:27	Twilight	83.000	16	21Alp Sco	1.0200	3000.0	166	11314	No
211	GOM_NL__2PRFIN20040429_114446_000000672026_00238_11314_2016.N1	29-APR-2004 11:44:46	Twilight	67.000	80	7Del Sco	2.3160	30000.	134	11314	No
212	GOM_NL__2PRFIN20040429_114640_000000452026_00238_11314_2017.N1	29-APR-2004 11:46:40	Bright	45.000	169	46Gam Hya	2.9910	4700.0	90	11314	No
213	GOM_NL__2PRFIN20040429_115020_000000512026_00238_11314_2018.N1	29-APR-2004 11:50:20	Bright	51.000	104	27Bet Lib	2.6140	13100.	102	11314	No
214	GOM_NL__2PRFIN20040429_115304_000000382026_00238_11314_2019.N1	29-APR-2004 11:53:04	Bright	37.500	121	29Gam Vir	2.7400	7200.0	75	11314	No
215	GOM_NL__2PRFIN20040429_115625_000000392026_00238_11314_2020.N1	29-APR-2004 11:56:25	Bright	38.500	138	47Eps Vir	2.8280	4700.0	77	11314	No
216	GOM_NL__2PRFIN20040429_115809_000000392026_00238_11314_2021.N1	29-APR-2004 11:58:09	Bright	39.000	62	94Bet Leo	2.1360	9700.0	78	11314	No
217	GOM_NL__2PRFIN20040429_120235_000000452026_00238_11314_2022.N1	29-APR-2004 12:02:35	Bright	45.000	83		2.3780	11000.	90	11314	No
218	GOM_NL__2PRFIN20040429_120535_000000432026_00238_11314_2023.N1	29-APR-2004 12:05:35	Bright	43.000	180	27Gam Boo	3.0400	8000.0	86	11314	No
219	GOM_NL__2PRFIN20040429_120745_000000412026_00238_11314_2024.N1	29-APR-2004 12:07:45	Bright	41.000	39	85Eta UMa	1.8540	24000.	82	11314	No

220	GOM_NL__2PRFIN20040429_120903_000000392026_00238_11314_2025.N1	29-APR-2004 12:09:03	Bright	39.000	55	79Zet UMa	2.0600	10200.	78	11314	No
221	GOM_NL__2PRFIN20040429_121122_000000402026_00238_11314_2026.N1	29-APR-2004 12:11:22	Bright	40.000	36	50Alp UMa	1.8000	6300.0	80	11314	No
222	GOM_NL__2PRFIN20040429_121513_000000422026_00238_11314_2027.N1	29-APR-2004 12:15:13	Bright	41.500	60	7Bet UMi	2.0810	3950.0	83	11314	No
223	GOM_NL__2PRFIN20040429_121854_000000372026_00238_11314_2028.N1	29-APR-2004 12:18:54	Bright	36.500	49	1Alp UMi	1.9900	6300.0	73	11314	No
224	GOM_NL__2PRFIN20040429_122524_000000432026_00238_11314_2029.N1	29-APR-2004 12:25:24	Bright	43.000	89	5Alp Cep	2.4510	8000.0	86	11314	No
225	GOM_NL__2PRFIN20040429_122817_000001572026_00238_11314_2030.N1	29-APR-2004 12:28:17	Bright	157.00	5	3Alp Lyr	0.033000	11000.	314	11314	No
226	GOM_NL__2PRFIN20040429_123234_000000762026_00238_11314_2031.N1	29-APR-2004 12:32:34	Bright	75.500	66	37Gam Cyg	2.2080	5900.0	151	11314	No
227	GOM_NL__2PRFIN20040429_123603_000000782026_00238_11314_2032.N1	29-APR-2004 12:36:03	Twilight	78.000	92	53Eps Cyg	2.5000	4500.0	156	11314	No
228	GOM_NL__2PRFIN20040429_124058_000000482026_00238_11314_2033.N1	29-APR-2004 12:40:58	Twilight	47.500	90	54Alp Peg	2.4870	11000.	95	11314	No
229	GOM_NL__2PRFIN20040429_124510_000000702026_00238_11314_2034.N1	29-APR-2004 12:45:10	Dark	70.000	61	8Eps Peg	2.1000	3900.0	140	11314	No
230	GOM_NL__2PRFIN20040429_124851_000000492026_00238_11314_2035.N1	29-APR-2004 12:48:51	Dark	48.500	52	16Bet Cet	2.0370	4500.0	97	11314	No
231	GOM_NL__2PRFIN20040429_125112_000000662026_00238_11314_2036.N1	29-APR-2004 12:51:12	Dark	65.500	154	22Bet Aqr	2.8990	5700.0	131	11314	No
232	GOM_NL__2PRFIN20040429_125344_000000462026_00238_11314_2037.N1	29-APR-2004 12:53:44	Dark	45.500	18	24Alp PsA	1.1660	9700.0	91	11314	No
233	GOM_NL__2PRFIN20040429_125543_000000442026_00238_11314_2038.N1	29-APR-2004 12:55:43	Dark	44.000	84	Alp Phe	2.3970	4500.0	88	11314	No
234	GOM_NL__2PRFIN20040429_130210_000000412026_00239_11315_2009.N1	29-APR-2004 13:02:10	Dark	40.500	148	Alp Tuc	2.8780	4100.0	81	11315	No
235	GOM_NL__2PRFIN20040429_130457_000000442026_00239_11315_2010.N1	29-APR-2004 13:04:57	Dark	43.500	45	Alp Pav	1.9400	26000.	87	11315	No
236	GOM_NL__2PRFIN20040429_131138_000000412026_00239_11315_2011.N1	29-APR-2004 13:11:38	Straylight	40.500	43	Alp TrA	1.9100	4250.0	81	11315	No
237	GOM_NL__2PRFIN20040429_131312_000000722026_00239_11315_2012.N1	29-APR-2004 13:13:12	Straylight	71.500	38	20Eps Sgr	1.8360	11000.	143	11315	No
238	GOM_NL__2PRFIN20040429_131555_000000442026_00239_11315_2013.N1	29-APR-2004 13:15:55	Straylight	44.000	4	Alp1Cen	-0.010000	5800.0	88	11315	No
239	GOM_NL__2PRFIN20040429_131729_000000442026_00239_11315_2014.N1	29-APR-2004 13:17:29	Straylight	44.000	20	Bet Cru	1.2530	30000.	88	11315	No
240	GOM_NL__2PRFIN20040429_131919_000000442026_00239_11315_2015.N1	29-APR-2004 13:19:19	Straylight	43.500	78	Alp Lup	2.3040	28000.	87	11315	No
241	GOM_NL__2PRFIN20040429_132052_000000412026_00239_11315_2016.N1	29-APR-2004 13:20:52	Straylight	40.500	81	Eta Cen	2.3560	28000.	81	11315	No
242	GOM_NL__2PRFIN20040429_132303_000000752026_00239_11315_2017.N1	29-APR-2004 13:23:03	Twilight	74.500	16	21Alp Sco	1.0200	3000.0	149	11315	No
243	GOM_NL__2PRFIN20040429_132521_000000622026_00239_11315_2018.N1	29-APR-2004 13:25:21	Twilight	61.500	80	7Del Sco	2.3160	30000.	123	11315	No
244	GOM_NL__2PRFIN20040429_132835_000000452026_00239_11315_2019.N1	29-APR-2004 13:28:35	Bright	45.000	122	9Alp2Lib	2.7470	9700.0	90	11315	No
245	GOM_NL__2PRFIN20040429_133055_000000522026_00239_11315_2020.N1	29-APR-2004 13:30:55	Bright	51.500	104	27Bet Lib	2.6140	13100.	103	11315	No
246	GOM_NL__2PRFIN20040429_133340_000000382026_00239_11315_2021.N1	29-APR-2004 13:33:40	Bright	38.000	121	29Gam Vir	2.7400	7200.0	76	11315	No
247	GOM_NL__2PRFIN20040429_133701_000000372026_00239_11315_2022.N1	29-APR-2004 13:37:01	Bright	37.000	138	47Eps Vir	2.8280	4700.0	74	11315	No
248	GOM_NL__2PRFIN20040429_133923_000000392026_00239_11315_2023.N1	29-APR-2004 13:39:23	Bright	39.000	111	8Eta Boo	2.6800	6000.0	78	11315	No
249	GOM_NL__2PRFIN20040429_134311_000000452026_00239_11315_2024.N1	29-APR-2004 13:43:11	Bright	44.500	83		2.3780	11000.	89	11315	No
250	GOM_NL__2PRFIN20040429_134610_000000432026_00239_11315_2025.N1	29-APR-2004 13:46:10	Bright	43.000	180	27Gam Boo	3.0400	8000.0	86	11315	No
251	GOM_NL__2PRFIN20040429_134821_000000402026_00239_11315_2026.N1	29-APR-2004 13:48:21	Bright	39.500	39	85Eta UMa	1.8540	24000.	79	11315	No
252	GOM_NL__2PRFIN20040429_134939_000000382026_00239_11315_2027.N1	29-APR-2004 13:49:39	Bright	38.000	55	79Zet UMa	2.0600	10200.	76	11315	No
253	GOM_NL__2PRFIN20040429_135159_000000402026_00239_11315_2028.N1	29-APR-2004 13:51:59	Bright	39.500	36	50Alp UMa	1.8000	6300.0	79	11315	No
254	GOM_NL__2PRFIN20040429_135549_000000412026_00239_11315_2029.N1	29-APR-2004 13:55:49	Bright	40.500	60	7Bet UMi	2.0810	3950.0	81	11315	No
255	GOM_NL__2PRFIN20040429_135931_000000382026_00239_11315_2030.N1	29-APR-2004 13:59:31	Bright	37.500	49	1Alp UMi	1.9900	6300.0	75	11315	No
256	GOM_NL__2PRFIN20040429_140600_000000432026_00239_11315_2031.N1	29-APR-2004 14:06:00	Bright	43.000	89	5Alp Cep	2.4510	8000.0	86	11315	No
257	GOM_NL__2PRFIN20040429_140851_000001652026_00239_11315_2032.N1	29-APR-2004 14:08:51	Bright	164.50	5	3Alp Lyr	0.033000	11000.	329	11315	No
258	GOM_NL__2PRFIN20040429_141309_000000792026_00239_11315_2033.N1	29-APR-2004 14:13:09	Bright	78.500	66	37Gam Cyg	2.2080	5900.0	157	11315	No
259	GOM_NL__2PRFIN20040429_141638_000000772026_00239_11315_2034.N1	29-APR-2004 14:16:38	Twilight	76.500	92	53Eps Cyg	2.5000	4500.0	153	11315	No
260	GOM_NL__2PRFIN20040429_142135_000000452026_00239_11315_2035.N1	29-APR-2004 14:21:35	Twilight	45.000	90	54Alp Peg	2.4870	11000.	90	11315	No
261	GOM_NL__2PRFIN20040429_142546_000000632026_00239_11315_2036.N1	29-APR-2004 14:25:46	Dark	62.500	61	8Eps Peg	2.1000	3900.0	125	11315	No
262	GOM_NL__2PRFIN20040429_142928_000000472026_00239_11315_2037.N1	29-APR-2004 14:29:28	Dark	47.000	52	16Bet Cet	2.0370	4500.0	94	11315	No
263	GOM_NL__2PRFIN20040429_143150_000000602026_00239_11315_2038.N1	29-APR-2004 14:31:50	Dark	59.500	154	22Bet Aqr	2.8990	5700.0	119	11315	No
264	GOM_NL__2PRFIN20040429_143421_000000502026_00239_11315_2039.N1	29-APR-2004 14:34:21	Dark	50.000	18	24Alp PsA	1.1660	9700.0	100	11315	No
265	GOM_NL__2PRFIN20040429_143833_000000442026_00239_11315_2040.N1	29-APR-2004 14:38:33	Dark	44.000	172	Gam Gru	3.0030	13100.	88	11315	No
266	GOM_NL__2PRFIN20040429_144006_000000442026_00239_11315_2041.N1	29-APR-2004 14:40:06	Dark	44.000	31	Alp Gru	1.7340	15200.	88	11315	No
267	GOM_NL__2PRFIN20040429_144246_000000412026_00240_11316_2009.N1	29-APR-2004 14:42:46	Dark	41.000	148	Alp Tuc	2.8780	4100.0	82	11316	No
268	GOM_NL__2PRFIN20040429_144533_000000442026_00240_11316_2010.N1	29-APR-2004 14:45:33	Dark	43.500	45	Alp Pav	1.9400	26000.	87	11316	No
269	GOM_NL__2PRFIN20040429_145214_000000432026_00240_11316_2011.N1	29-APR-2004 14:52:14	Straylight	43.000	43	Alp TrA	1.9100	4250.0	86	11316	No
270	GOM_NL__2PRFIN20040429_145350_000000722026_00240_11316_2012.N1	29-APR-2004 14:53:50	Straylight	72.000	38	20Eps Sgr	1.8360	11000.	144	11316	No
271	GOM_NL__2PRFIN20040429_145631_000000452026_00240_11316_2013.N1	29-APR-2004 14:56:31	Straylight	45.000	4	Alp1Cen	-0.010000	5800.0	90	11316	No
272	GOM_NL__2PRFIN20040429_145805_000000412026_00240_11316_2014.N1	29-APR-2004 14:58:05	Straylight	40.500	20	Bet Cru	1.2530	30000.	81	11316	No
273	GOM_NL__2PRFIN20040429_145955_000000412026_00240_11316_2015.N1	29-APR-2004 14:59:55	Straylight	40.500	78	Alp Lup	2.3040	28000.	81	11316	No
274	GOM_NL__2PRFIN20040429_150128_000000422026_00240_11316_2016.N1	29-APR-2004 15:01:28	Straylight	41.500	81	Eta Cen	2.3560	28000.	83	11316	No
275	GOM_NL__2PRFIN20040429_150340_000000812026_00240_11316_2017.N1	29-APR-2004 15:03:40	Twilight	81.000	16	21Alp Sco	1.0200	3000.0	162	11316	No
276	GOM_NL__2PRFIN20040429_150558_000000662026_00240_11316_2018.N1	29-APR-2004 15:05:58	Twilight	65.500	80	7Del Sco	2.3160	30000.	131	11316	No
277	GOM_NL__2PRFIN20040429_150911_000000462026_00240_11316_2019.N1	29-APR-2004 15:09:11	Bright	46.000	122	9Alp2Lib	2.7470	9700.0	92	11316	No
278	GOM_NL__2PRFIN20040429_151131_000000512026_00240_11316_2020.N1	29-APR-2004 15:11:31	Bright	51.000	104	27Bet Lib	2.6140	13100.	102	11316	No

279	GOM_NL__2PRFIN20040429_151416_000000392026_00240_11316_2021.N1	29-APR-2004 15:14:16	Bright	38.500	121	29Gam Vir	2.7400	7200.0	77	11316	No
280	GOM_NL__2PRFIN20040429_151737_000000372026_00240_11316_2022.N1	29-APR-2004 15:17:37	Bright	37.000	138	47Eps Vir	2.8280	4700.0	74	11316	No
281	GOM_NL__2PRFIN20040429_151959_000000402026_00240_11316_2023.N1	29-APR-2004 15:19:59	Bright	39.500	111	8Eta Boo	2.6800	6000.0	79	11316	No
282	GOM_NL__2PRFIN20040429_152346_000000482026_00240_11316_2024.N1	29-APR-2004 15:23:46	Bright	48.000	83		2.3780	11000.	96	11316	No
283	GOM_NL__2PRFIN20040429_152646_000000432026_00240_11316_2025.N1	29-APR-2004 15:26:46	Bright	43.000	180	27Gam Boo	3.0400	8000.0	86	11316	No
284	GOM_NL__2PRFIN20040429_152857_000000402026_00240_11316_2026.N1	29-APR-2004 15:28:57	Bright	39.500	39	85Eta UMa	1.8540	24000.	79	11316	No
285	GOM_NL__2PRFIN20040429_153015_000000382026_00240_11316_2027.N1	29-APR-2004 15:30:15	Bright	38.000	55	79Zet UMa	2.0600	10200.	76	11316	No
286	GOM_NL__2PRFIN20040429_153235_000000382026_00240_11316_2028.N1	29-APR-2004 15:32:35	Bright	38.000	36	50Alp UMa	1.8000	6300.0	76	11316	No
287	GOM_NL__2PRFIN20040429_153625_000000412026_00240_11316_2029.N1	29-APR-2004 15:36:25	Bright	41.000	60	7Bet UMi	2.0810	3950.0	82	11316	No
288	GOM_NL__2PRFIN20040429_154007_000000382026_00240_11316_2030.N1	29-APR-2004 15:40:07	Bright	38.000	49	1Alp UMi	1.9900	6300.0	76	11316	No
289	GOM_NL__2PRFIN20040429_154635_000000442026_00240_11316_2031.N1	29-APR-2004 15:46:35	Bright	44.000	89	5Alp Cep	2.4510	8000.0	88	11316	No
290	GOM_NL__2PRFIN20040429_154926_000001632026_00240_11316_2032.N1	29-APR-2004 15:49:26	Bright	162.50	5	3Alp Lyr	0.033000	11000.	325	11316	No
291	GOM_NL__2PRFIN20040429_155344_000000742026_00240_11316_2033.N1	29-APR-2004 15:53:44	Bright	73.500	66	37Gam Cyg	2.2080	5900.0	147	11316	No
292	GOM_NL__2PRFIN20040429_155714_000000792026_00240_11316_2034.N1	29-APR-2004 15:57:14	Tw_i_and_stray	78.500	92	53Eps Cyg	2.5000	4500.0	157	11316	No
293	GOM_NL__2PRFIN20040429_160212_000000472026_00240_11316_2035.N1	29-APR-2004 16:02:12	Twilight	47.000	90	54Alp Peg	2.4870	11000.	94	11316	No
294	GOM_NL__2PRFIN20040429_160623_000000662026_00240_11316_2036.N1	29-APR-2004 16:06:23	Dark	65.500	61	8Eps Peg	2.1000	3900.0	131	11316	No
295	GOM_NL__2PRFIN20040429_161004_000000442026_00240_11316_2037.N1	29-APR-2004 16:10:04	Dark	44.000	52	16Bet Cet	2.0370	4500.0	88	11316	No
296	GOM_NL__2PRFIN20040429_161227_000000622026_00240_11316_2038.N1	29-APR-2004 16:12:27	Dark	61.500	154	22Bet Aqr	2.8990	5700.0	123	11316	No
297	GOM_NL__2PRFIN20040429_161458_000000442026_00240_11316_2039.N1	29-APR-2004 16:14:58	Dark	44.000	18	24Alp PsA	1.1660	9700.0	88	11316	No
298	GOM_NL__2PRFIN20040429_161910_000000422026_00240_11316_2040.N1	29-APR-2004 16:19:10	Dark	42.000	172	Gam Gru	3.0030	13100.	84	11316	No
299	GOM_NL__2PRFIN20040429_162043_000000452026_00240_11316_2041.N1	29-APR-2004 16:20:43	Dark	44.500	31	Alp Gru	1.7340	15200.	89	11316	No
300	GOM_NL__2PRFIN20040429_162323_000000392026_00241_11317_2009.N1	29-APR-2004 16:23:23	Dark	39.000	148	Alp Tuc	2.8780	4100.0	78	11317	No
301	GOM_NL__2PRFIN20040429_162610_000000422026_00241_11317_2010.N1	29-APR-2004 16:26:10	Dark	42.000	45	Alp Pav	1.9400	26000.	84	11317	No
302	GOM_NL__2PRFIN20040429_163250_000000412026_00241_11317_2011.N1	29-APR-2004 16:32:50	Straylight	41.000	43	Alp TrA	1.9100	4250.0	82	11317	No
303	GOM_NL__2PRFIN20040429_163427_000000782026_00241_11317_2012.N1	29-APR-2004 16:34:27	Straylight	77.500	38	20Eps Sgr	1.8360	11000.	155	11317	No
304	GOM_NL__2PRFIN20040429_163707_000000472026_00241_11317_2013.N1	29-APR-2004 16:37:07	Straylight	47.000	4	Alp1Cen	-0.010000	5800.0	94	11317	No
305	GOM_NL__2PRFIN20040429_163841_000000472026_00241_11317_2014.N1	29-APR-2004 16:38:41	Straylight	46.500	20	Bet Cru	1.2530	30000.	93	11317	No
306	GOM_NL__2PRFIN20040429_164031_000000392026_00241_11317_2015.N1	29-APR-2004 16:40:31	Straylight	39.000	78	Alp Lup	2.3040	28000.	78	11317	No
307	GOM_NL__2PRFIN20040429_164204_000000442026_00241_11317_2016.N1	29-APR-2004 16:42:04	Straylight	43.500	81	Eta Cen	2.3560	28000.	87	11317	No
308	GOM_NL__2PRFIN20040429_164416_000000772026_00241_11317_2017.N1	29-APR-2004 16:44:16	Tw_i_and_stray	77.000	16	21Alp Sco	1.0200	3000.0	154	11317	No
309	GOM_NL__2PRFIN20040429_164634_000000612026_00241_11317_2018.N1	29-APR-2004 16:46:34	Tw_i_and_stray	60.500	80	7Del Sco	2.3160	30000.	121	11317	No
310	GOM_NL__2PRFIN20040429_164947_000000452026_00241_11317_2019.N1	29-APR-2004 16:49:47	Bright	45.000	122	9Alp2Lib	2.7470	9700.0	90	11317	No
311	GOM_NL__2PRFIN20040429_165207_000000532026_00241_11317_2020.N1	29-APR-2004 16:52:07	Bright	52.500	104	27Bet Lib	2.6140	13100.	105	11317	No
312	GOM_NL__2PRFIN20040429_165452_000000392026_00241_11317_2021.N1	29-APR-2004 16:54:52	Bright	38.500	121	29Gam Vir	2.7400	7200.0	77	11317	No
313	GOM_NL__2PRFIN20040429_165813_000000382026_00241_11317_2022.N1	29-APR-2004 16:58:13	Bright	37.500	138	47Eps Vir	2.8280	4700.0	75	11317	No
314	GOM_NL__2PRFIN20040429_170035_000000402026_00241_11317_2023.N1	29-APR-2004 17:00:35	Bright	39.500	111	8Eta Boo	2.6800	6000.0	79	11317	No
315	GOM_NL__2PRFIN20040429_170422_000000492026_00241_11317_2024.N1	29-APR-2004 17:04:22	Bright	48.500	83		2.3780	11000.	97	11317	No
316	GOM_NL__2PRFIN20040429_170721_000000432026_00241_11317_2025.N1	29-APR-2004 17:07:21	Bright	43.000	180	27Gam Boo	3.0400	8000.0	86	11317	No
317	GOM_NL__2PRFIN20040429_170932_000000382026_00241_11317_2026.N1	29-APR-2004 17:09:32	Bright	37.500	39	85Eta UMa	1.8540	24000.	75	11317	No
318	GOM_NL__2PRFIN20040429_171051_000000402026_00241_11317_2027.N1	29-APR-2004 17:10:51	Bright	39.500	55	79Zet UMa	2.0600	10200.	79	11317	No
319	GOM_NL__2PRFIN20040429_171311_000000372026_00241_11317_2028.N1	29-APR-2004 17:13:11	Bright	36.500	36	50Alp UMa	1.8000	6300.0	73	11317	No
320	GOM_NL__2PRFIN20040429_171700_000000392026_00241_11317_2029.N1	29-APR-2004 17:17:00	Bright	38.500	60	7Bet UMi	2.0810	3950.0	77	11317	No
321	GOM_NL__2PRFIN20040429_172043_000000372026_00241_11317_2030.N1	29-APR-2004 17:20:43	Bright	37.000	49	1Alp UMi	1.9900	6300.0	74	11317	No
322	GOM_NL__2PRFIN20040429_172710_000000442026_00241_11317_2031.N1	29-APR-2004 17:27:10	Bright	44.000	89	5Alp Cep	2.4510	8000.0	88	11317	No
323	GOM_NL__2PRFIN20040429_173000_000001582026_00241_11317_2032.N1	29-APR-2004 17:30:00	Bright	157.50	5	3Alp Lyr	0.033000	11000.	315	11317	No
324	GOM_NL__2PRFIN20040429_173420_000000772026_00241_11317_2033.N1	29-APR-2004 17:34:20	Bright	77.000	66	37Gam Cyg	2.2080	5900.0	154	11317	No
325	GOM_NL__2PRFIN20040429_173750_000000822026_00241_11317_2034.N1	29-APR-2004 17:37:50	Tw_i_and_stray	81.500	92	53Eps Cyg	2.5000	4500.0	163	11317	No
326	GOM_NL__2PRFIN20040429_174248_000000472026_00241_11317_2035.N1	29-APR-2004 17:42:48	Twilight	47.000	90	54Alp Peg	2.4870	11000.	94	11317	No
327	GOM_NL__2PRFIN20040429_174700_000000692026_00241_11317_2036.N1	29-APR-2004 17:47:00	Dark	68.500	61	8Eps Peg	2.1000	3900.0	137	11317	No
328	GOM_NL__2PRFIN20040429_175040_000000452026_00241_11317_2037.N1	29-APR-2004 17:50:40	Dark	44.500	52	16Bet Cet	2.0370	4500.0	89	11317	No
329	GOM_NL__2PRFIN20040429_175304_000000612026_00241_11317_2038.N1	29-APR-2004 17:53:04	Dark	60.500	154	22Bet Aqr	2.8990	5700.0	121	11317	No
330	GOM_NL__2PRFIN20040429_175534_000000412026_00241_11317_2039.N1	29-APR-2004 17:55:34	Dark	41.000	18	24Alp PsA	1.1660	9700.0	82	11317	No
331	GOM_NL__2PRFIN20040429_175947_000000432026_00241_11317_2040.N1	29-APR-2004 17:59:47	Dark	42.500	172	Gam Gru	3.0030	13100.	85	11317	No
332	GOM_NL__2PRFIN20040429_180119_000000432026_00241_11317_2041.N1	29-APR-2004 18:01:19	Dark	42.500	31	Alp Gru	1.7340	15200.	85	11317	No
333	GOM_NL__2PRFIN20040429_180359_000000432026_00242_11318_2009.N1	29-APR-2004 18:03:59	Dark	42.500	148	Alp Tuc	2.8780	4100.0	85	11318	No
334	GOM_NL__2PRFIN20040429_180646_000000442026_00242_11318_2010.N1	29-APR-2004 18:06:46	Dark	43.500	45	Alp Pav	1.9400	26000.	87	11318	No
335	GOM_NL__2PRFIN20040429_181327_000000422026_00242_11318_2011.N1	29-APR-2004 18:13:27	Straylight	41.500	43	Alp TrA	1.9100	4250.0	83	11318	No
336	GOM_NL__2PRFIN20040429_181504_000000762026_00242_11318_2012.N1	29-APR-2004 18:15:04	Straylight	76.000	38	20Eps Sgr	1.8360	11000.	152	11318	No
337	GOM_NL__2PRFIN20040429_181743_000000452026_00242_11318_2013.N1	29-APR-2004 18:17:43	Straylight	45.000	4	Alp1Cen	-0.010000	5800.0	90	11318	No



338	GOM_NL__2PRFIN20040429_181918_000000412026_00242_11318_2014.N1	29-APR-2004 18:19:18	Straylight	41.000	20	Bet Cru	1.2530	30000.	82	11318	No
339	GOM_NL__2PRFIN20040429_182108_000000432026_00242_11318_2015.N1	29-APR-2004 18:21:08	Straylight	43.000	78	Alp Lup	2.3040	28000.	86	11318	No
340	GOM_NL__2PRFIN20040429_182241_000000412026_00242_11318_2016.N1	29-APR-2004 18:22:41	Straylight	40.500	81	Eta Cen	2.3560	28000.	81	11318	No
341	GOM_NL__2PRFIN20040429_182453_000000832026_00242_11318_2017.N1	29-APR-2004 18:24:53	Twi_and_stray	83.000	16	21Alp Sco	1.0200	3000.0	166	11318	No
342	GOM_NL__2PRFIN20040429_182711_000000652026_00242_11318_2018.N1	29-APR-2004 18:27:11	Twi_and_stray	65.000	80	7Del Sco	2.3160	30000.	130	11318	No
343	GOM_NL__2PRFIN20040429_183023_000000452026_00242_11318_2019.N1	29-APR-2004 18:30:23	Bright	45.000	122	9Alp2Lib	2.7470	9700.0	90	11318	No
344	GOM_NL__2PRFIN20040429_183243_000000512026_00242_11318_2020.N1	29-APR-2004 18:32:43	Bright	50.500	104	27Bet Lib	2.6140	13100.	101	11318	No
345	GOM_NL__2PRFIN20040429_183528_000000382026_00242_11318_2021.N1	29-APR-2004 18:35:28	Bright	38.000	121	29Gam Vir	2.7400	7200.0	76	11318	No
346	GOM_NL__2PRFIN20040429_183849_000000382026_00242_11318_2022.N1	29-APR-2004 18:38:49	Bright	37.500	138	47Eps Vir	2.8280	4700.0	75	11318	No
347	GOM_NL__2PRFIN20040429_184110_000000402026_00242_11318_2023.N1	29-APR-2004 18:41:10	Bright	39.500	111	8Eta Boo	2.6800	6000.0	79	11318	No
348	GOM_NL__2PRFIN20040429_184457_000000452026_00242_11318_2024.N1	29-APR-2004 18:44:57	Bright	45.000	83		2.3780	11000.	90	11318	No
349	GOM_NL__2PRFIN20040429_184757_000000422026_00242_11318_2025.N1	29-APR-2004 18:47:57	Bright	41.500	180	27Gam Boo	3.0400	8000.0	83	11318	No
350	GOM_NL__2PRFIN20040429_185008_000000412026_00242_11318_2026.N1	29-APR-2004 18:50:08	Bright	40.500	39	85Eta UMa	1.8540	24000.	81	11318	No
351	GOM_NL__2PRFIN20040429_185126_000000382026_00242_11318_2027.N1	29-APR-2004 18:51:26	Bright	38.000	55	79Zet UMa	2.0600	10200.	76	11318	No
352	GOM_NL__2PRFIN20040429_185347_000000402026_00242_11318_2028.N1	29-APR-2004 18:53:47	Bright	39.500	36	50Alp UMa	1.8000	6300.0	79	11318	No
353	GOM_NL__2PRFIN20040429_185736_000000402026_00242_11318_2029.N1	29-APR-2004 18:57:36	Bright	39.500	60	7Bet UMi	2.0810	3950.0	79	11318	No
354	GOM_NL__2PRFIN20040429_190119_000000392026_00242_11318_2030.N1	29-APR-2004 19:01:19	Bright	38.500	49	1Alp UMi	1.9900	6300.0	77	11318	No
355	GOM_NL__2PRFIN20040429_190747_000000412026_00242_11318_2031.N1	29-APR-2004 19:07:47	Bright	40.500	89	5Alp Cep	2.4510	8000.0	81	11318	No
356	GOM_NL__2PRFIN20040429_191034_000001542026_00242_11318_2032.N1	29-APR-2004 19:10:34	Bright	154.00	5	3Alp Lyr	0.033000	11000.	308	11318	No
357	GOM_NL__2PRFIN20040429_191455_000000792026_00242_11318_2033.N1	29-APR-2004 19:14:55	Bright	79.000	66	37Gam Cyg	2.2080	5900.0	158	11318	No
358	GOM_NL__2PRFIN20040429_191827_000000752026_00242_11318_2034.N1	29-APR-2004 19:18:27	Twi_and_stray	75.000	92	53Eps Cyg	2.5000	4500.0	150	11318	No
359	GOM_NL__2PRFIN20040429_192324_000000482026_00242_11318_2035.N1	29-APR-2004 19:23:24	Twilight	48.000	90	54Alp Peg	2.4870	11000.	96	11318	No
360	GOM_NL__2PRFIN20040429_192736_000000672026_00242_11318_2036.N1	29-APR-2004 19:27:36	Dark	67.000	61	8Eps Peg	2.1000	3900.0	134	11318	No
361	GOM_NL__2PRFIN20040429_193116_000000442026_00242_11318_2037.N1	29-APR-2004 19:31:16	Dark	43.500	52	16Bet Cet	2.0370	4500.0	87	11318	No
362	GOM_NL__2PRFIN20040429_193341_000000602026_00242_11318_2038.N1	29-APR-2004 19:33:41	Dark	59.500	154	22Bet Aqr	2.8990	5700.0	119	11318	No
363	GOM_NL__2PRFIN20040429_193611_000000492026_00242_11318_2039.N1	29-APR-2004 19:36:11	Dark	49.000	18	24Alp PsA	1.1660	9700.0	98	11318	No
364	GOM_NL__2PRFIN20040429_194023_000000422026_00242_11318_2040.N1	29-APR-2004 19:40:23	Dark	42.000	172	Gam Gru	3.0030	13100.	84	11318	No
365	GOM_NL__2PRFIN20040429_194156_000000422026_00242_11318_2041.N1	29-APR-2004 19:41:56	Dark	41.500	31	Alp Gru	1.7340	15200.	83	11318	No
366	GOM_NL__2PRFIN20040429_194435_000000462026_00243_11319_2009.N1	29-APR-2004 19:44:35	Dark	45.500	148	Alp Tuc	2.8780	4100.0	91	11319	No
367	GOM_NL__2PRFIN20040429_194722_000000452026_00243_11319_2010.N1	29-APR-2004 19:47:22	Dark	45.000	45	Alp Pav	1.9400	26000.	90	11319	No
368	GOM_NL__2PRFIN20040429_195402_000000432026_00243_11319_2011.N1	29-APR-2004 19:54:02	Straylight	42.500	43	Alp TrA	1.9100	4250.0	85	11319	No
369	GOM_NL__2PRFIN20040429_195541_000000762026_00243_11319_2012.N1	29-APR-2004 19:55:41	Straylight	75.500	38	20Eps Sgr	1.8360	11000.	151	11319	No
370	GOM_NL__2PRFIN20040429_195819_000000532026_00243_11319_2013.N1	29-APR-2004 19:58:19	Straylight	53.000	4	Alp1Cen	-0.010000	5800.0	106	11319	No
371	GOM_NL__2PRFIN20040429_195953_000000442026_00243_11319_2014.N1	29-APR-2004 19:59:53	Straylight	44.000	20	Bet Cru	1.2530	30000.	88	11319	No
372	GOM_NL__2PRFIN20040429_200144_000000442026_00243_11319_2015.N1	29-APR-2004 20:01:44	Straylight	44.000	78	Alp Lup	2.3040	28000.	88	11319	No
373	GOM_NL__2PRFIN20040429_200316_000000442026_00243_11319_2016.N1	29-APR-2004 20:03:16	Straylight	43.500	81	Eta Cen	2.3560	28000.	87	11319	No
374	GOM_NL__2PRFIN20040429_200530_000000722026_00243_11319_2017.N1	29-APR-2004 20:05:30	Twi_and_stray	72.000	16	21Alp Sco	1.0200	3000.0	144	11319	No
375	GOM_NL__2PRFIN20040429_200747_000000642026_00243_11319_2018.N1	29-APR-2004 20:07:47	Twi_and_stray	63.500	80	7Del Sco	2.3160	30000.	127	11319	No
376	GOM_NL__2PRFIN20040429_201059_000000452026_00243_11319_2019.N1	29-APR-2004 20:10:59	Bright	44.500	122	9Alp2Lib	2.7470	9700.0	89	11319	No
377	GOM_NL__2PRFIN20040429_201319_000000512026_00243_11319_2020.N1	29-APR-2004 20:13:19	Bright	51.000	104	27Bet Lib	2.6140	13100.	102	11319	No
378	GOM_NL__2PRFIN20040429_201604_000000382026_00243_11319_2021.N1	29-APR-2004 20:16:04	Bright	38.000	121	29Gam Vir	2.7400	7200.0	76	11319	No
379	GOM_NL__2PRFIN20040429_201925_000000382026_00243_11319_2022.N1	29-APR-2004 20:19:25	Bright	37.500	138	47Eps Vir	2.8280	4700.0	75	11319	No
380	GOM_NL__2PRFIN20040429_202146_000000412026_00243_11319_2023.N1	29-APR-2004 20:21:46	Bright	41.000	111	8Eta Boo	2.6800	6000.0	82	11319	No
381	GOM_NL__2PRFIN20040429_202532_000000492026_00243_11319_2024.N1	29-APR-2004 20:25:32	Bright	48.500	83		2.3780	11000.	97	11319	No
382	GOM_NL__2PRFIN20040429_202832_000000422026_00243_11319_2025.N1	29-APR-2004 20:28:32	Bright	42.000	180	27Gam Boo	3.0400	8000.0	84	11319	No
383	GOM_NL__2PRFIN20040429_203043_000000422026_00243_11319_2026.N1	29-APR-2004 20:30:43	Bright	41.500	39	85Eta UMa	1.8540	24000.	83	11319	No
384	GOM_NL__2PRFIN20040429_203202_000000392026_00243_11319_2027.N1	29-APR-2004 20:32:02	Bright	38.500	55	79Zet UMa	2.0600	10200.	77	11319	No
385	GOM_NL__2PRFIN20040429_203423_000000402026_00243_11319_2028.N1	29-APR-2004 20:34:23	Bright	39.500	36	50Alp UMa	1.8000	6300.0	79	11319	No
386	GOM_NL__2PRFIN20040429_203811_000000412026_00243_11319_2029.N1	29-APR-2004 20:38:11	Bright	40.500	60	7Bet UMi	2.0810	3950.0	81	11319	No
387	GOM_NL__2PRFIN20040429_204154_000000392026_00243_11319_2030.N1	29-APR-2004 20:41:54	Bright	38.500	49	1Alp UMi	1.9900	6300.0	77	11319	No
388	GOM_NL__2PRFIN20040429_204822_000000432026_00243_11319_2031.N1	29-APR-2004 20:48:22	Bright	43.000	89	5Alp Cep	2.4510	8000.0	86	11319	No
389	GOM_NL__2PRFIN20040429_205109_000001662026_00243_11319_2032.N1	29-APR-2004 20:51:09	Bright	166.00	5	3Alp Lyr	0.033000	11000.	332	11319	No
390	GOM_NL__2PRFIN20040429_205532_000000732026_00243_11319_2033.N1	29-APR-2004 20:55:32	Bright	72.500	66	37Gam Cyg	2.2080	5900.0	145	11319	No
391	GOM_NL__2PRFIN20040429_205903_000000862026_00243_11319_2034.N1	29-APR-2004 20:59:03	Twi_and_stray	86.000	92	53Eps Cyg	2.5000	4500.0	172	11319	No
392	GOM_NL__2PRFIN20040429_210359_000000492026_00243_11319_2035.N1	29-APR-2004 21:03:59	Twilight	48.500	90	54Alp Peg	2.4870	11000.	97	11319	No
393	GOM_NL__2PRFIN20040429_210813_000000722026_00243_11319_2036.N1	29-APR-2004 21:08:13	Dark	72.000	61	8Eps Peg	2.1000	3900.0	144	11319	No
394	GOM_NL__2PRFIN20040429_211150_000000462026_00243_11319_2037.N1	29-APR-2004 21:11:50	Dark	45.500	52	16Bet Cet	2.0370	4500.0	91	11319	No
395	GOM_NL__2PRFIN20040429_211418_000000672026_00243_11319_2038.N1	29-APR-2004 21:14:18	Dark	66.500	154	22Bet Aqr	2.8990	5700.0	133	11319	No
396	GOM_NL__2PRFIN20040429_211646_000000482026_00243_11319_2039.N1	29-APR-2004 21:16:46	Dark	47.500	18	24Alp PsA	1.1660	9700.0	95	11319	No

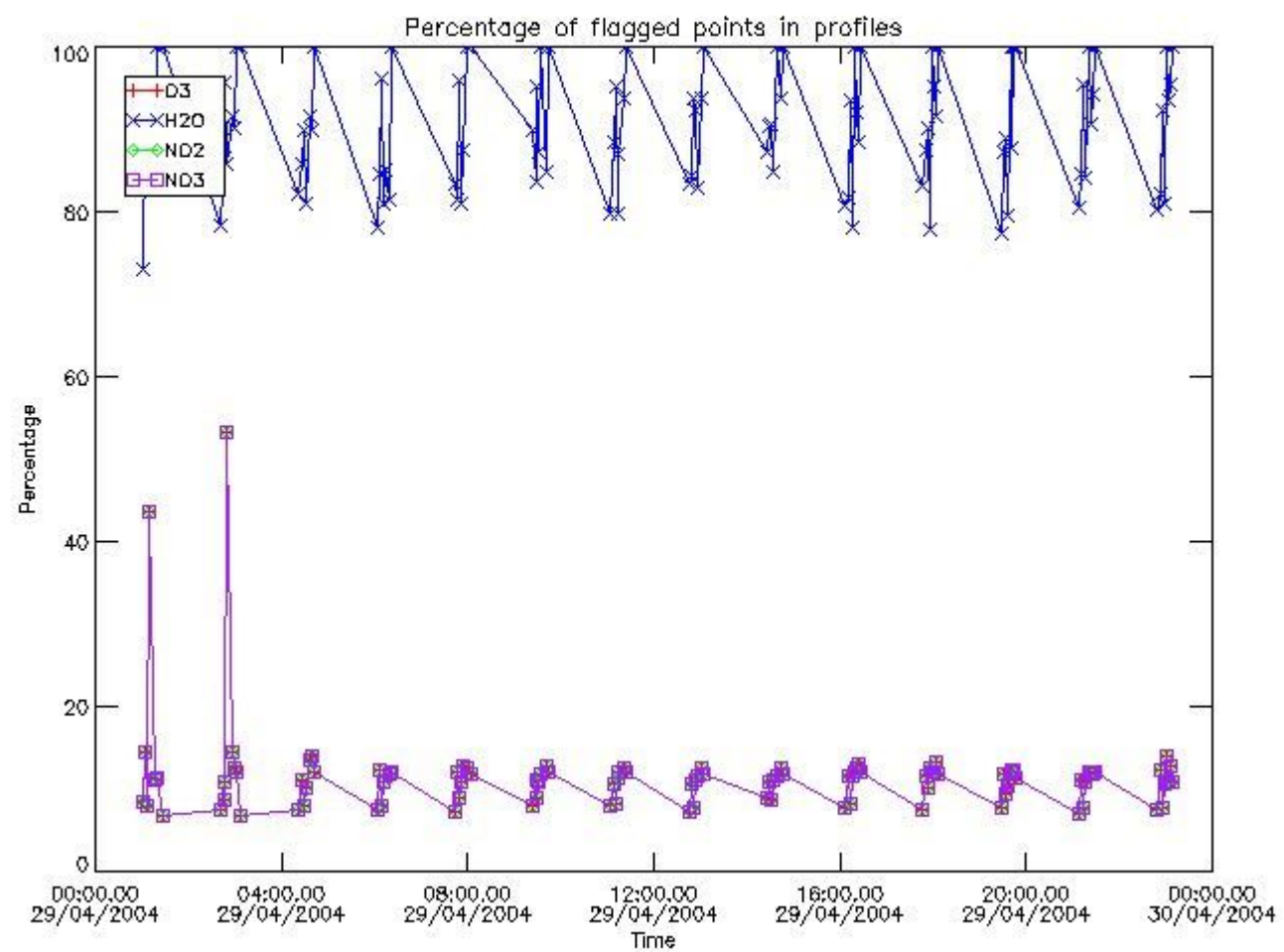


397	GOM_NL__2PRFIN20040429_212059_000000432026_00243_11319_2040.N1	29-APR-2004 21:20:59	Dark	42.500	172	Gam Gru	3.0030	13100.	85	11319	No
398	GOM_NL__2PRFIN20040429_212231_000000432026_00243_11319_2041.N1	29-APR-2004 21:22:31	Dark	43.000	31	Alp Gru	1.7340	15200.	86	11319	No
399	GOM_NL__2PRFIN20040429_212509_000000432026_00244_11320_2009.N1	29-APR-2004 21:25:09	Dark	43.000	148	Alp Tuc	2.8780	4100.0	86	11320	No
400	GOM_NL__2PRFIN20040429_212759_000000432026_00244_11320_2010.N1	29-APR-2004 21:27:59	Dark	42.500	45	Alp Pav	1.9400	26000.	85	11320	No
401	GOM_NL__2PRFIN20040429_213438_000000412026_00244_11320_2011.N1	29-APR-2004 21:34:38	Straylight	40.500	43	Alp TrA	1.9100	4250.0	81	11320	No
402	GOM_NL__2PRFIN20040429_213619_000000712026_00244_11320_2012.N1	29-APR-2004 21:36:19	Straylight	70.500	38	20Eps Sgr	1.8360	11000.	141	11320	No
403	GOM_NL__2PRFIN20040429_213855_000000492026_00244_11320_2013.N1	29-APR-2004 21:38:55	Straylight	49.000	4	Alp1Cen	-0.010000	5800.0	98	11320	No
404	GOM_NL__2PRFIN20040429_214029_000000442026_00244_11320_2014.N1	29-APR-2004 21:40:29	Straylight	43.500	20	Bet Cru	1.2530	30000.	87	11320	No
405	GOM_NL__2PRFIN20040429_214219_000000442026_00244_11320_2015.N1	29-APR-2004 21:42:19	Straylight	44.000	78	Alp Lup	2.3040	28000.	88	11320	No
406	GOM_NL__2PRFIN20040429_214353_000000442026_00244_11320_2016.N1	29-APR-2004 21:43:53	Straylight	44.000	81	Eta Cen	2.3560	28000.	88	11320	No
407	GOM_NL__2PRFIN20040429_214606_000000732026_00244_11320_2017.N1	29-APR-2004 21:46:06	Twilight	72.500	16	21Alp Sco	1.0200	3000.0	145	11320	No
408	GOM_NL__2PRFIN20040429_214823_000000632026_00244_11320_2018.N1	29-APR-2004 21:48:23	Twilight	63.000	80	7Del Sco	2.3160	30000.	126	11320	No
409	GOM_NL__2PRFIN20040429_215135_000000472026_00244_11320_2019.N1	29-APR-2004 21:51:35	Bright	46.500	122	9Alp2Lib	2.7470	9700.0	93	11320	No
410	GOM_NL__2PRFIN20040429_215354_000000502026_00244_11320_2020.N1	29-APR-2004 21:53:54	Bright	50.000	104	27Bet Lib	2.6140	13100.	100	11320	No
411	GOM_NL__2PRFIN20040429_215640_000000392026_00244_11320_2021.N1	29-APR-2004 21:56:40	Bright	38.500	121	29Gam Vir	2.7400	7200.0	77	11320	No
412	GOM_NL__2PRFIN20040429_220001_000000382026_00244_11320_2022.N1	29-APR-2004 22:00:01	Bright	37.500	138	47Eps Vir	2.8280	4700.0	75	11320	No
413	GOM_NL__2PRFIN20040429_220221_000000402026_00244_11320_2023.N1	29-APR-2004 22:02:21	Bright	40.000	111	8Eta Boo	2.6800	6000.0	80	11320	No
414	GOM_NL__2PRFIN20040429_220607_000000462026_00244_11320_2024.N1	29-APR-2004 22:06:07	Bright	46.000	83		2.3780	11000.	92	11320	No
415	GOM_NL__2PRFIN20040429_220745_000000392026_00244_11320_2025.N1	29-APR-2004 22:07:45	Bright	39.000	152	12Alp2CVn	2.8900	11000.	78	11320	No
416	GOM_NL__2PRFIN20040429_220908_000000472026_00244_11320_2026.N1	29-APR-2004 22:09:08	Bright	46.500	180	27Gam Boo	3.0400	8000.0	93	11320	No
417	GOM_NL__2PRFIN20040429_221119_000000412026_00244_11320_2027.N1	29-APR-2004 22:11:19	Bright	40.500	39	85Eta UMa	1.8540	24000.	81	11320	No
418	GOM_NL__2PRFIN20040429_221238_000000402026_00244_11320_2028.N1	29-APR-2004 22:12:38	Bright	39.500	55	79Zet UMa	2.0600	10200.	79	11320	No
419	GOM_NL__2PRFIN20040429_221459_000000392026_00244_11320_2029.N1	29-APR-2004 22:14:59	Bright	38.500	36	50Alp UMa	1.8000	6300.0	77	11320	No
420	GOM_NL__2PRFIN20040429_221847_000000372026_00244_11320_2030.N1	29-APR-2004 22:18:47	Bright	36.500	60	7Bet UMi	2.0810	3950.0	73	11320	No
421	GOM_NL__2PRFIN20040429_222230_000000382026_00244_11320_2031.N1	29-APR-2004 22:22:30	Bright	37.500	49	1Alp UMi	1.9900	6300.0	75	11320	No
422	GOM_NL__2PRFIN20040429_223145_000000352026_00244_11320_2032.N1	29-APR-2004 22:31:45	Bright	35.000	68	18Alp Cas	2.2250	4500.0	70	11320	No
423	GOM_NL__2PRFIN20040429_223411_000000652026_00244_11320_2033.N1	29-APR-2004 22:34:11	Bright	65.000	19	50Alp Cyg	1.2460	10500.	130	11320	No
424	GOM_NL__2PRFIN20040429_223607_000000742026_00244_11320_2034.N1	29-APR-2004 22:36:07	Bright	74.000	66	37Gam Cyg	2.2080	5900.0	148	11320	No
425	GOM_NL__2PRFIN20040429_223939_000000782026_00244_11320_2035.N1	29-APR-2004 22:39:39	Twilight	77.500	92	53Eps Cyg	2.5000	4500.0	155	11320	No
426	GOM_NL__2PRFIN20040429_224436_000000482026_00244_11320_2036.N1	29-APR-2004 22:44:36	Twilight	48.000	90	54Alp Peg	2.4870	11000.	96	11320	No
427	GOM_NL__2PRFIN20040429_224850_000000692026_00244_11320_2037.N1	29-APR-2004 22:48:50	Dark	68.500	61	8Eps Peg	2.1000	3900.0	137	11320	No
428	GOM_NL__2PRFIN20040429_225228_000000462026_00244_11320_2038.N1	29-APR-2004 22:52:28	Dark	45.500	52	16Bet Cet	2.0370	4500.0	91	11320	No
429	GOM_NL__2PRFIN20040429_225454_000000662026_00244_11320_2039.N1	29-APR-2004 22:54:54	Dark	66.000	154	22Bet Aqr	2.8990	5700.0	132	11320	No
430	GOM_NL__2PRFIN20040429_225722_000000482026_00244_11320_2040.N1	29-APR-2004 22:57:22	Dark	48.000	18	24Alp PsA	1.1660	9700.0	96	11320	No
431	GOM_NL__2PRFIN20040429_230136_000000442026_00244_11320_2041.N1	29-APR-2004 23:01:36	Dark	43.500	172	Gam Gru	3.0030	13100.	87	11320	No
432	GOM_NL__2PRFIN20040429_230308_000000472026_00244_11320_2042.N1	29-APR-2004 23:03:08	Dark	47.000	31	Alp Gru	1.7340	15200.	94	11320	No
433	GOM_NL__2PRFIN20040429_230545_000000442026_00245_11321_2009.N1	29-APR-2004 23:05:45	Dark	44.000	148	Alp Tuc	2.8780	4100.0	88	11321	No
434	GOM_NL__2PRFIN20040429_230834_000000472026_00245_11321_2010.N1	29-APR-2004 23:08:34	Dark	47.000	45	Alp Pav	1.9400	26000.	94	11321	No
435	GOM_NL__2PRFIN20040429_231513_000000432026_00245_11321_2011.N1	29-APR-2004 23:15:13	Straylight	43.000	43	Alp TrA	1.9100	4250.0	86	11321	No
436	GOM_NL__2PRFIN20040429_231656_000000782026_00245_11321_2012.N1	29-APR-2004 23:16:56	Straylight	77.500	38	20Eps Sgr	1.8360	11000.	155	11321	No
437	GOM_NL__2PRFIN20040429_231929_000000532026_00245_11321_2013.N1	29-APR-2004 23:19:29	Straylight	53.000	4	Alp1Cen	-0.010000	5800.0	106	11321	No
438	GOM_NL__2PRFIN20040429_232106_000000452026_00245_11321_2014.N1	29-APR-2004 23:21:06	Straylight	44.500	20	Bet Cru	1.2530	30000.	89	11321	No
439	GOM_NL__2PRFIN20040429_232254_000000442026_00245_11321_2015.N1	29-APR-2004 23:22:54	Straylight	43.500	78	Alp Lup	2.3040	28000.	87	11321	No
440	GOM_NL__2PRFIN20040429_232429_000000442026_00245_11321_2016.N1	29-APR-2004 23:24:29	Straylight	44.000	81	Eta Cen	2.3560	28000.	88	11321	No
441	GOM_NL__2PRFIN20040429_232643_000000752026_00245_11321_2017.N1	29-APR-2004 23:26:43	Twilight	74.500	16	21Alp Sco	1.0200	3000.0	149	11321	No
442	GOM_NL__2PRFIN20040429_232859_000000632026_00245_11321_2018.N1	29-APR-2004 23:28:59	Twilight	62.500	80	7Del Sco	2.3160	30000.	125	11321	No
443	GOM_NL__2PRFIN20040429_233211_000000462026_00245_11321_2019.N1	29-APR-2004 23:32:11	Bright	45.500	122	9Alp2Lib	2.7470	9700.0	91	11321	No
444	GOM_NL__2PRFIN20040429_233430_000000502026_00245_11321_2020.N1	29-APR-2004 23:34:30	Bright	50.000	104	27Bet Lib	2.6140	13100.	100	11321	No
445	GOM_NL__2PRFIN20040429_233714_000000412026_00245_11321_2021.N1	29-APR-2004 23:37:14	Bright	41.000	121	29Gam Vir	2.7400	7200.0	82	11321	No
446	GOM_NL__2PRFIN20040429_234034_000000402026_00245_11321_2022.N1	29-APR-2004 23:40:34	Bright	40.000	138	47Eps Vir	2.8280	4700.0	80	11321	No
447	GOM_NL__2PRFIN20040429_234257_000000402026_00245_11321_2023.N1	29-APR-2004 23:42:57	Bright	40.000	111	8Eta Boo	2.6800	6000.0	80	11321	No
448	GOM_NL__2PRFIN20040429_234643_000000482026_00245_11321_2024.N1	29-APR-2004 23:46:43	Bright	47.500	83		2.3780	11000.	95	11321	No
449	GOM_NL__2PRFIN20040429_234819_000000392026_00245_11321_2025.N1	29-APR-2004 23:48:19	Bright	39.000	152	12Alp2CVn	2.8900	11000.	78	11321	No
450	GOM_NL__2PRFIN20040429_234943_000000432026_00245_11321_2026.N1	29-APR-2004 23:49:43	Bright	42.500	180	27Gam Boo	3.0400	8000.0	85	11321	No
451	GOM_NL__2PRFIN20040429_235155_000000412026_00245_11321_2027.N1	29-APR-2004 23:51:55	Bright	40.500	39	85Eta UMa	1.8540	24000.	81	11321	No
452	GOM_NL__2PRFIN20040429_235314_000000392026_00245_11321_2028.N1	29-APR-2004 23:53:14	Bright	38.500	55	79Zet UMa	2.0600	10200.	77	11321	No
453	GOM_NL__2PRFIN20040429_235533_000000412026_00245_11321_2029.N1	29-APR-2004 23:55:33	Bright	41.000	36	50Alp UMa	1.8000	6300.0	82	11321	No
454	GOM_NL__2PRFIN20040429_235923_000000402026_00245_11321_2030.N1	29-APR-2004 23:59:23	Bright	39.500	60	7Bet UMi	2.0810	3950.0	79	11321	No

### 3. Quality information per product

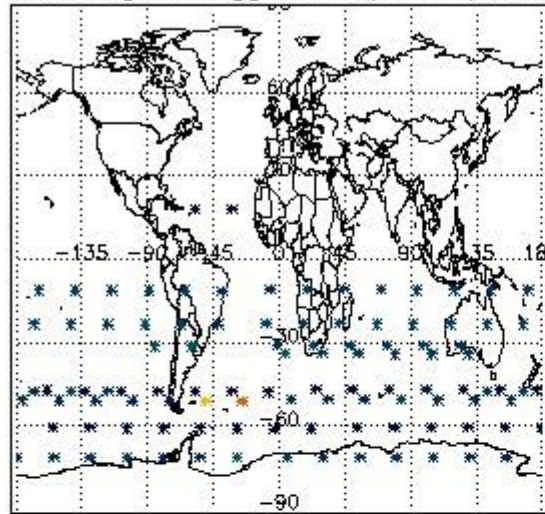
In this section it is plotted some information contained in the Quality Summary data set of the level 2 products. Only products in dark limb conditions and without errors (error flag in the MPH set to "0") are used.

#### 3.1 Plot quality information per product (time dependant)

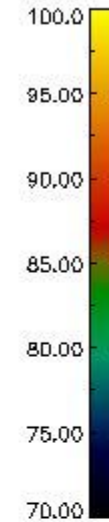
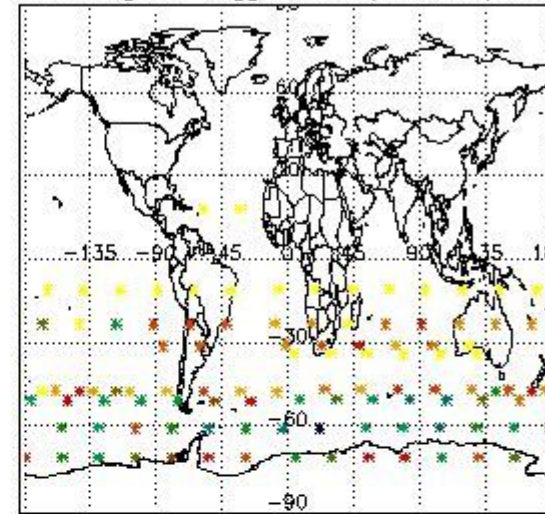


#### 3.2 Plot quality information per product (world map)

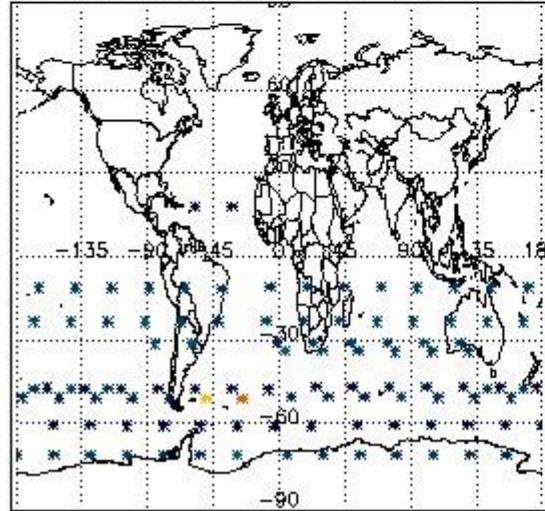
Percentage of flagged data per O3 profile




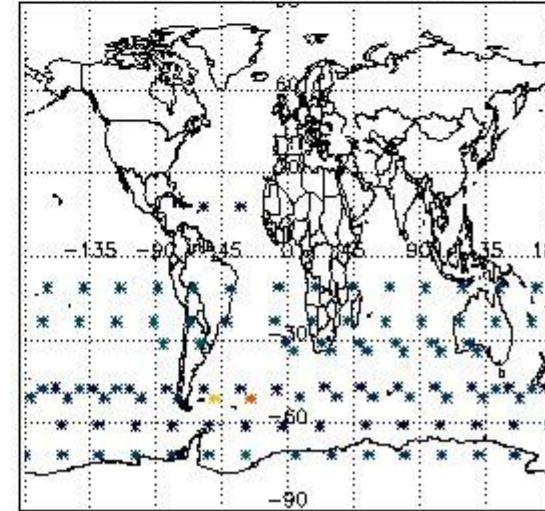
Percentage of flagged data per H2O profile



Percentage of flagged data per NO2 profile



Percentage of flagged data per NO3 profile



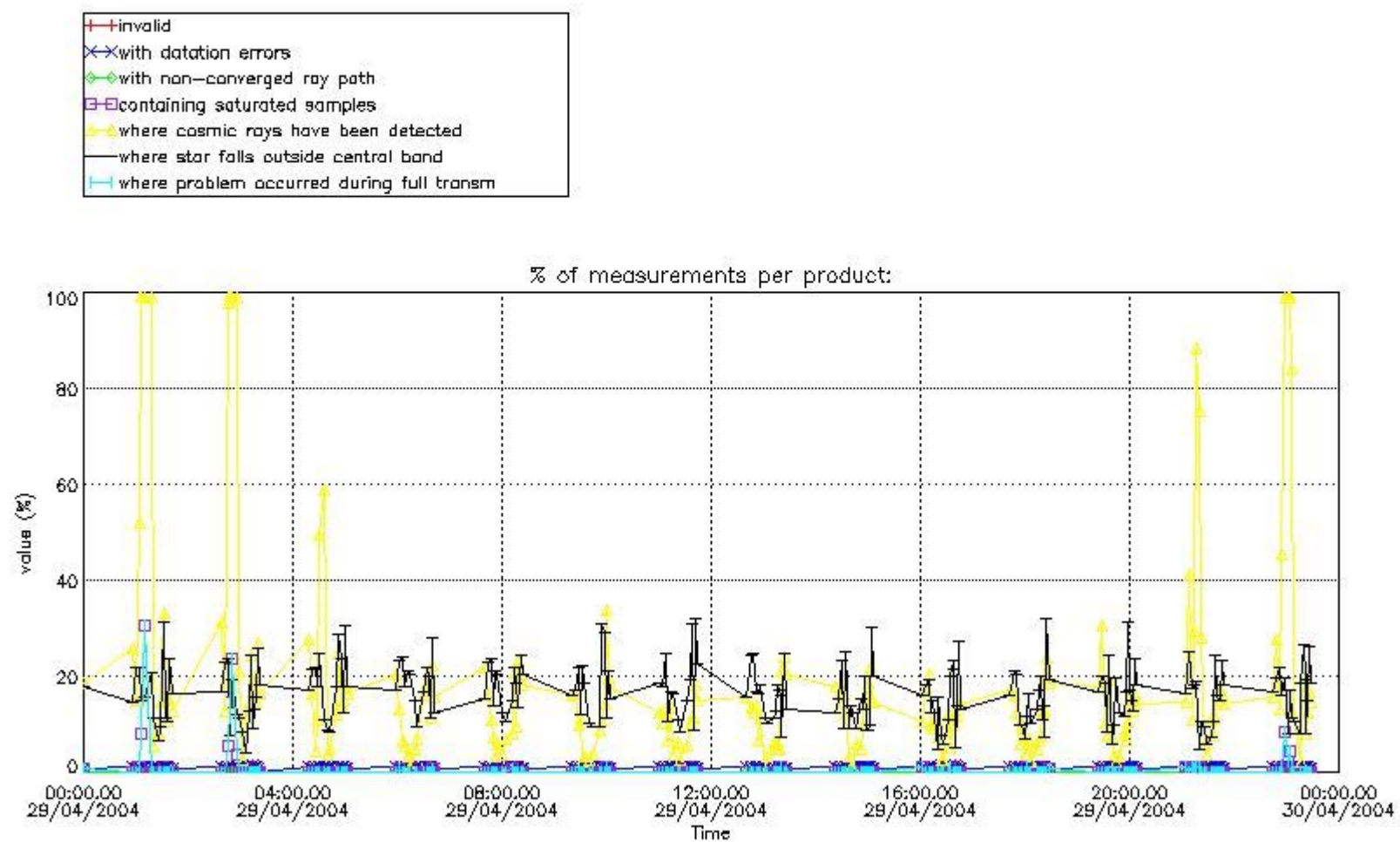
#### 4. Level 1 quality information per product

In this section it is plotted some information contained in the Quality Summary data set of the level 2 products that comes from the level 1b processing. Products without errors (error flag in the MPH set to "0") are used.

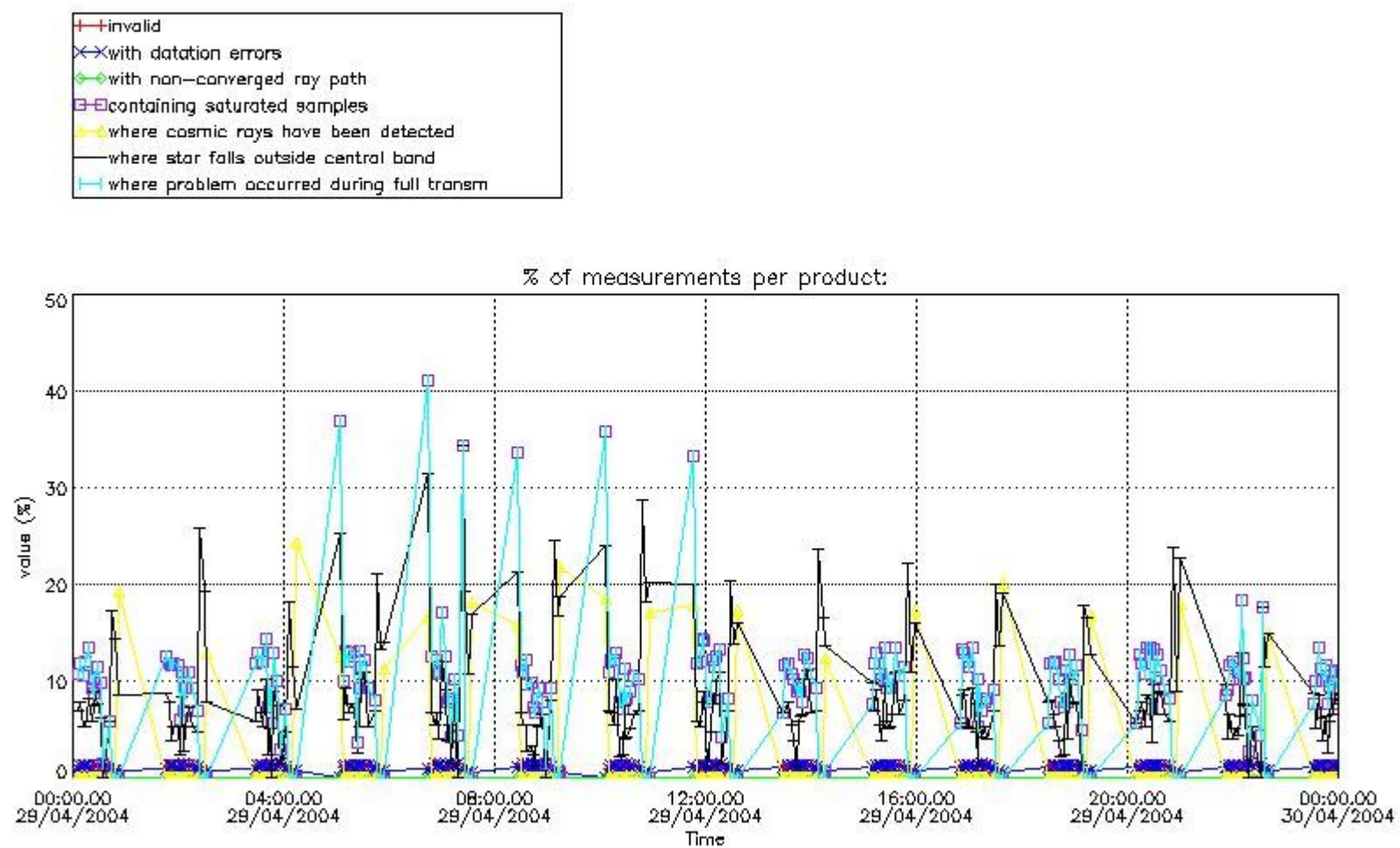
##### 4.1 Plot quality information per product (time dependant) coming from level 1b processing

###### 4.1.1 Plot level 1 quality information per product (time dependant): ENVISAT ASCENDING passes



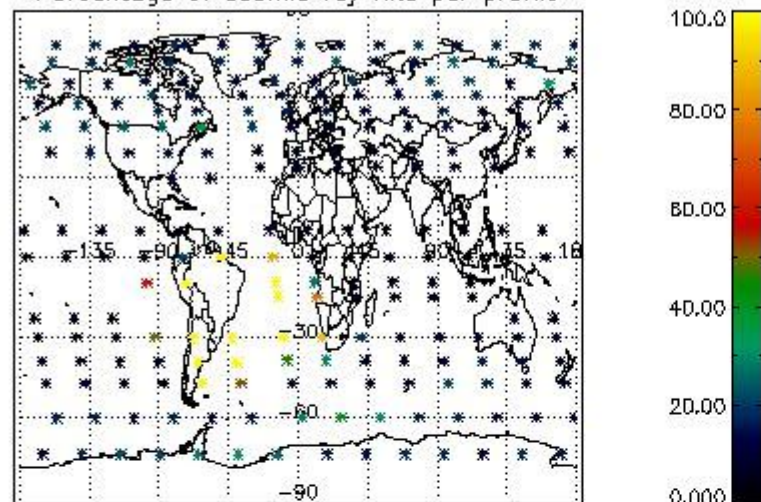


4.1.2 Plot level 1 quality information per product (time dependant): ENVISAT DESCENDING passes

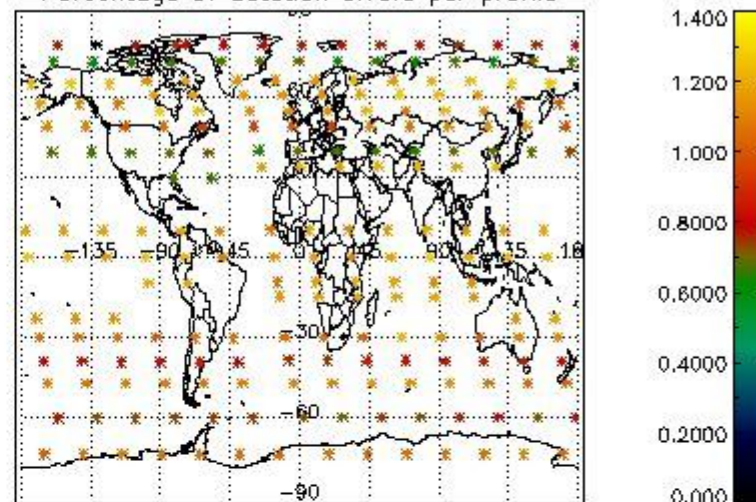


4.2 Plot quality information per product coming from level 1b processing (world map)  
 4.2.1 Plot level 1 quality information per product (world map): ENVISAT ASCENDING passes

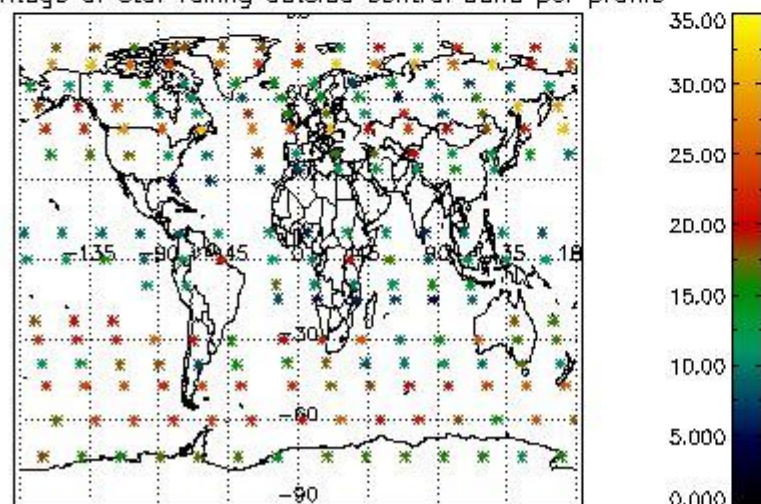
Percentage of cosmic ray hits per profile



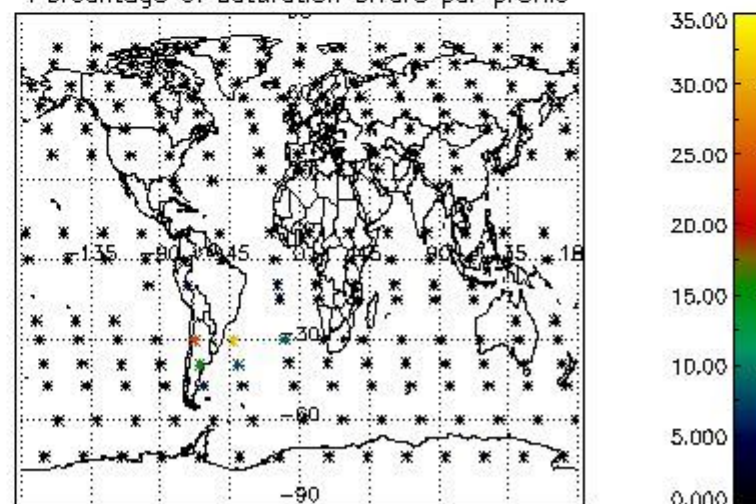
Percentage of datation errors per profile



Percentage of star falling outside central band per profile

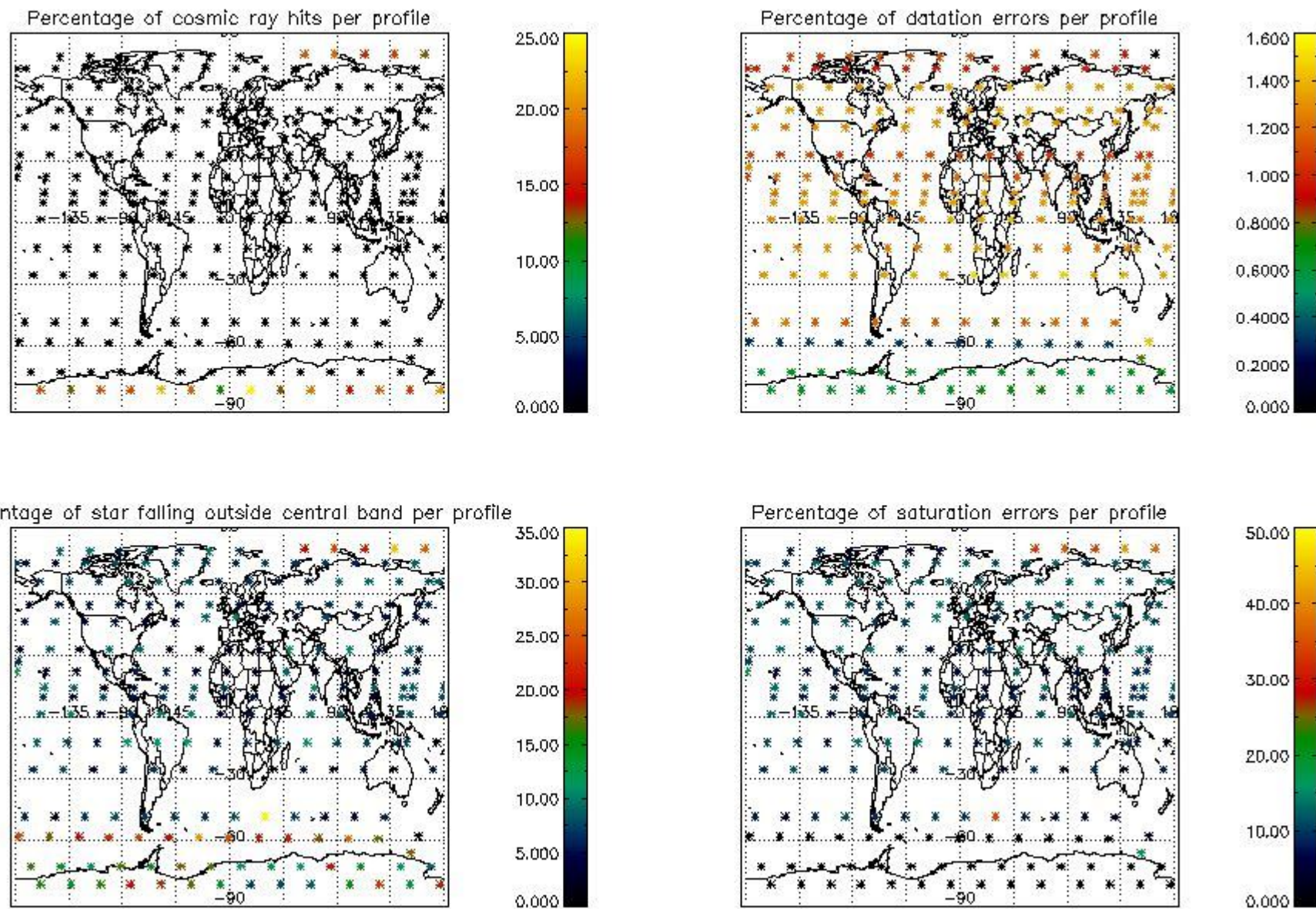


Percentage of saturation errors per profile



4.2.2 Plot level 1 quality information per product (world map): ENVISAT DESCENDING passes





## 5. Trace gas profiles

### 5.1 Ozone statistics based on quality of products

The final quality of the products can be "measured" using the STD (Standard Deviation) attached to every point profile. This information is written to the parameter GOM\_NL\_\_2P/NL\_LOCAL\_SPECIES\_DENSITY/o3\_std of the level 2 products. The table below shows the statistics for given STD ranges.

The statistics are given with respect to the overall valid production:

- Products without fatal errors: GOM\_NL\_\_2P/MPH/PRODUCT\_ERR=0
- Valid point profile: GOM\_NL\_\_2P/NL\_LOCAL\_SPECIES\_DENSITY/pcd(0)=0

The 'Criteria' is applied to valid points of dark limb products:

- Products in dark limb illumination condition: GOM\_NL\_\_2P/NL\_SUMMARY\_QUALITY/obs\_ill\_cond=0
- Products without fatal errors: GOM\_NL\_\_2P/MPH/PRODUCT\_ERR=0
- Valid point profile: GOM\_NL\_\_2P/NL\_LOCAL\_SPECIES\_DENSITY/pcd(0)=0

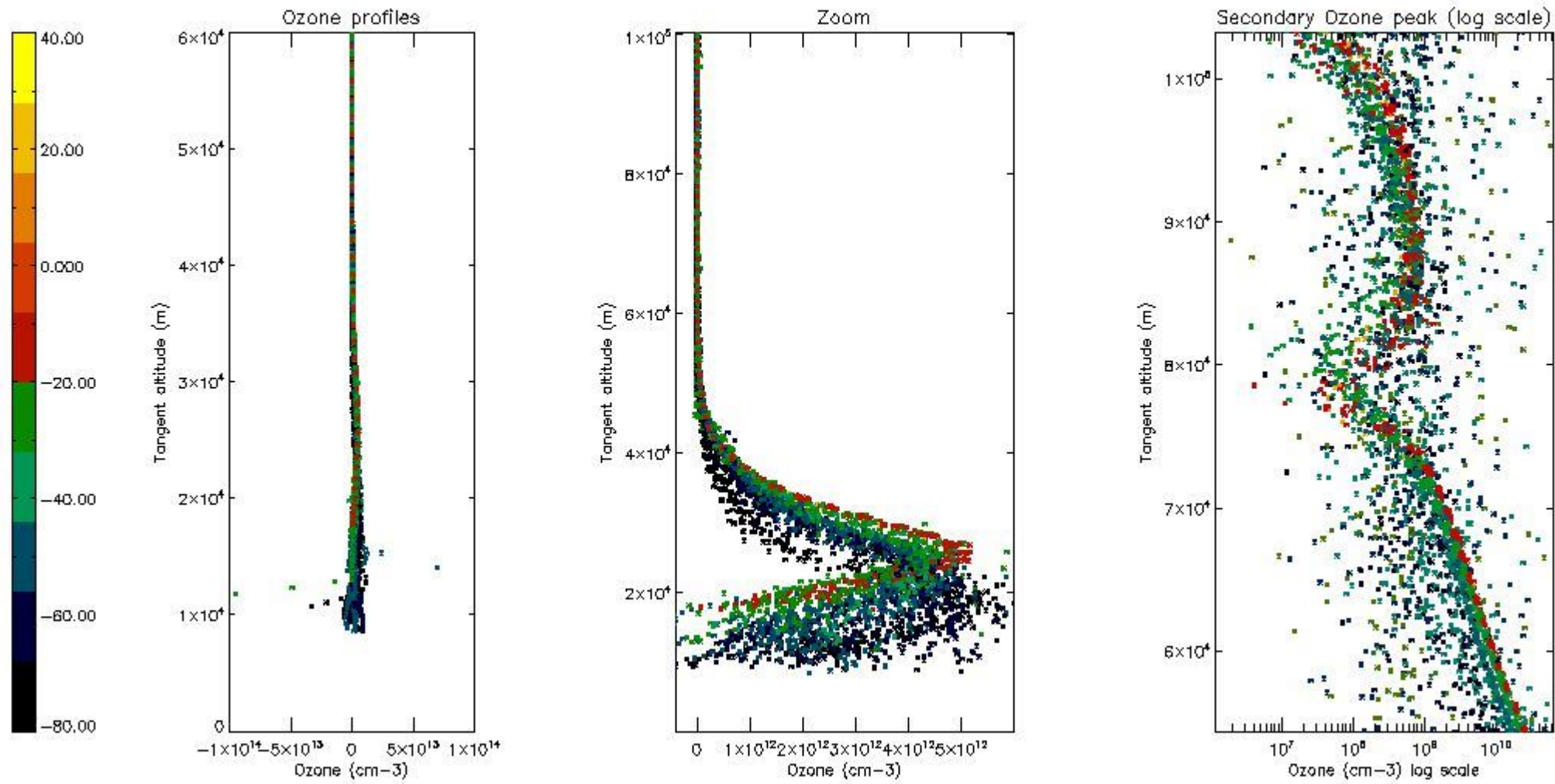
So, the table below shows the percentage of dark limb and valid observations for each criteria with respect to the overall valid daily observations.

Criteria	% of total production
All STD	22
STD < 20	10

STD < 10	7
STD < 5	4

5.2 Plot ozone profiles for all STD (dark without errors)

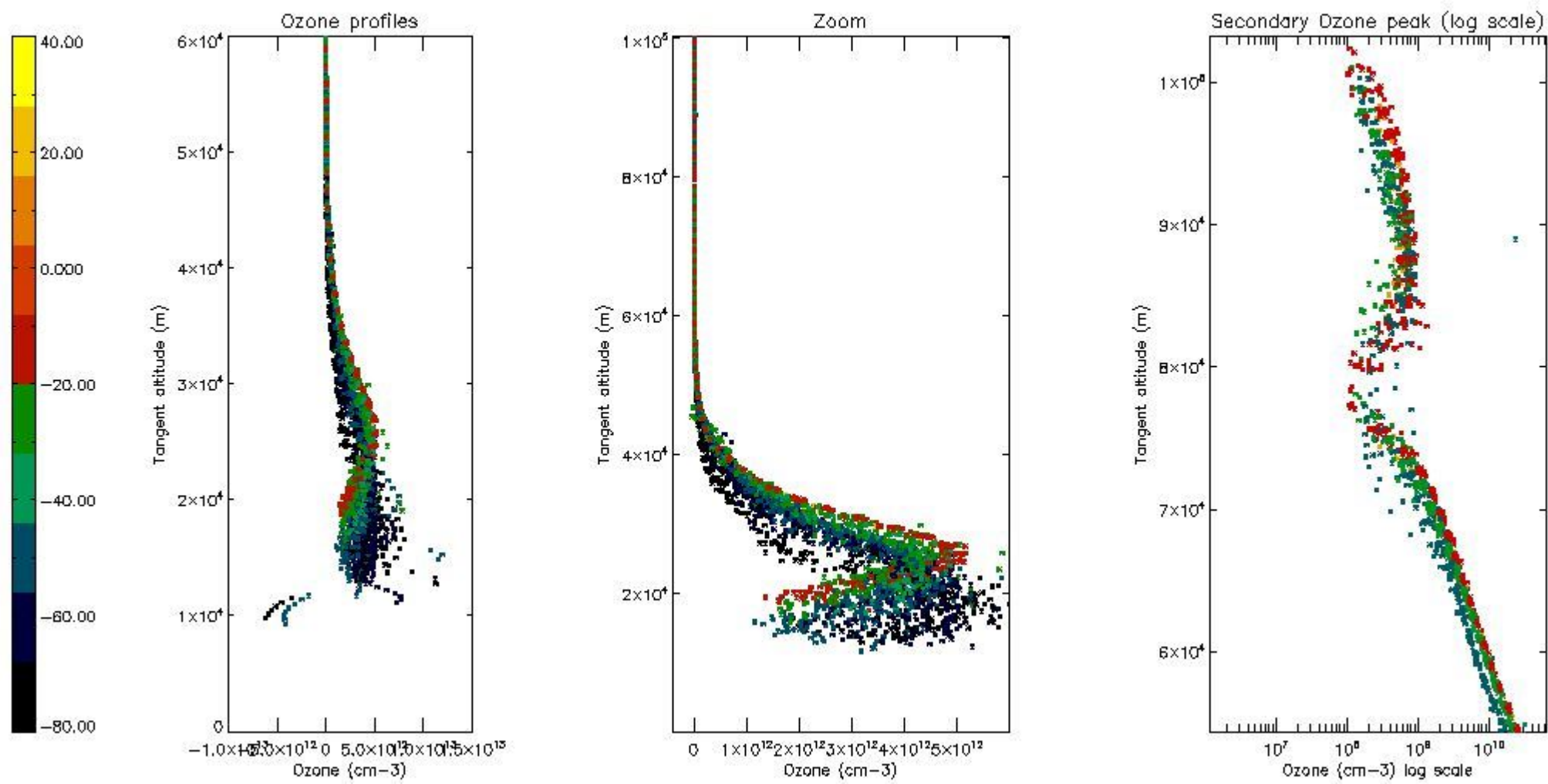
The colorbar represents the latitude.



5.3 Plot ozone profiles where STD < 20% (dark without errors)

The colorbar represents the latitude.

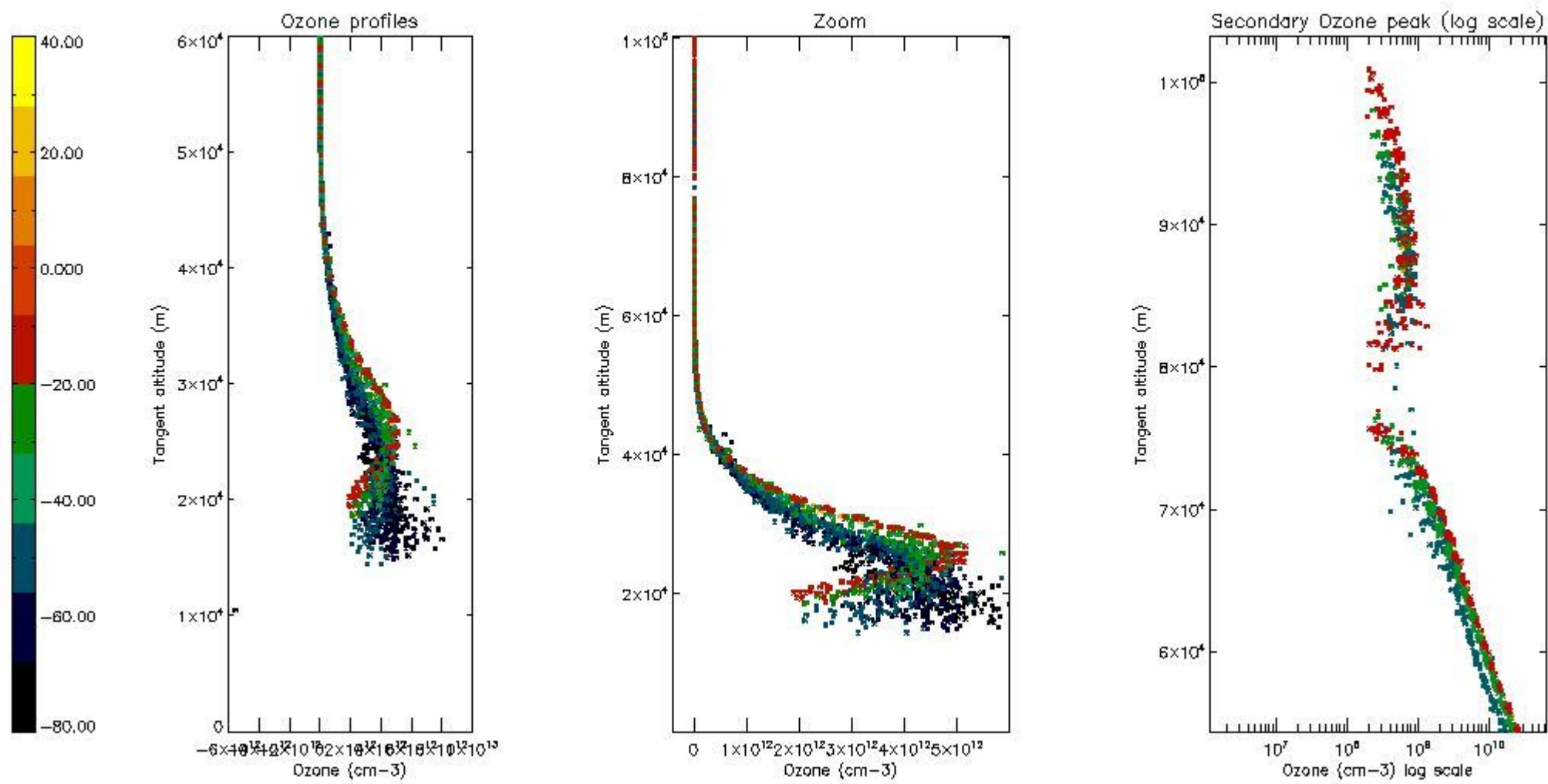




*5.4 Plot ozone profiles where STD < 10% (dark without errors)*

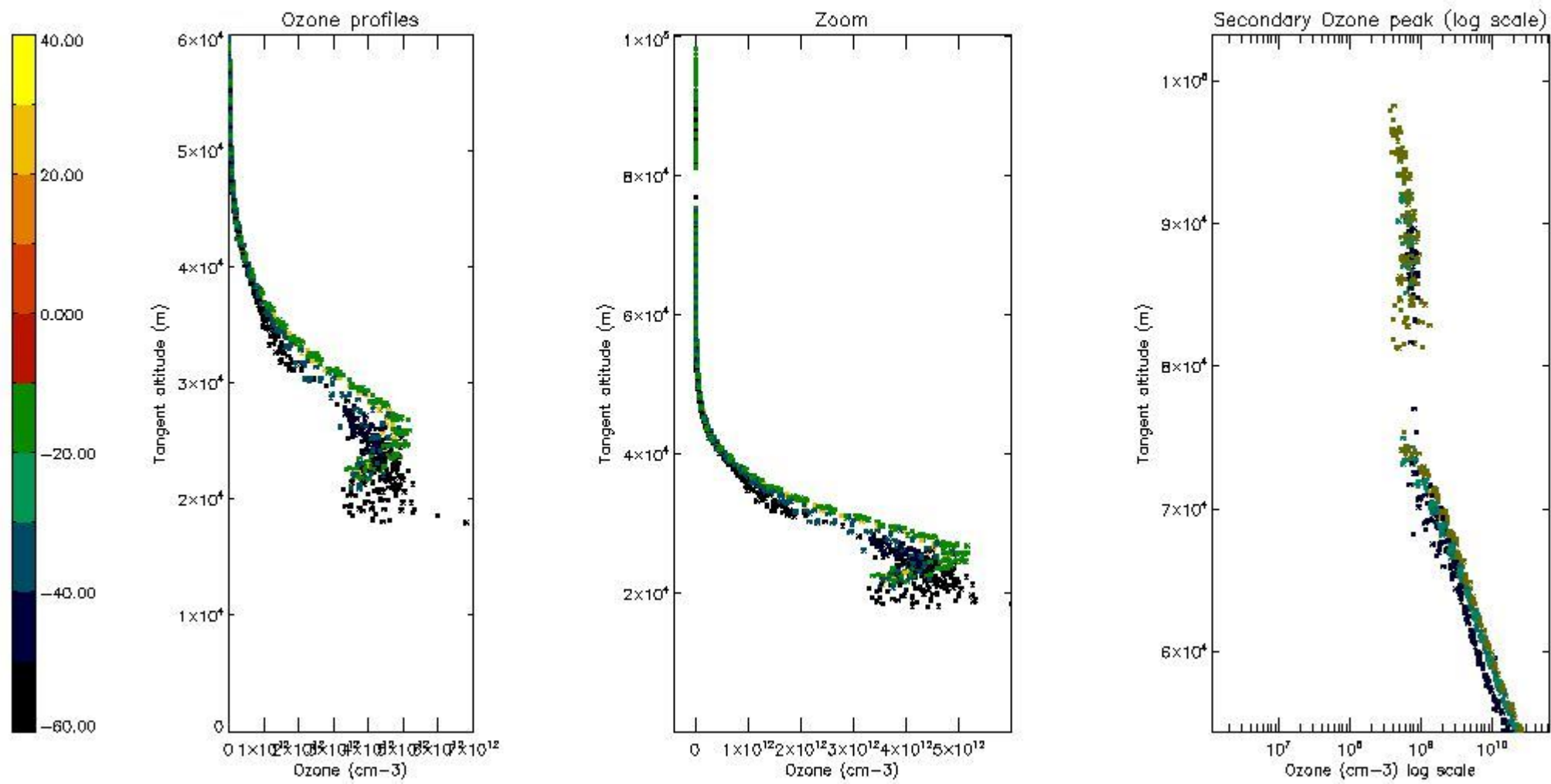
The colorbar represents the latitude.





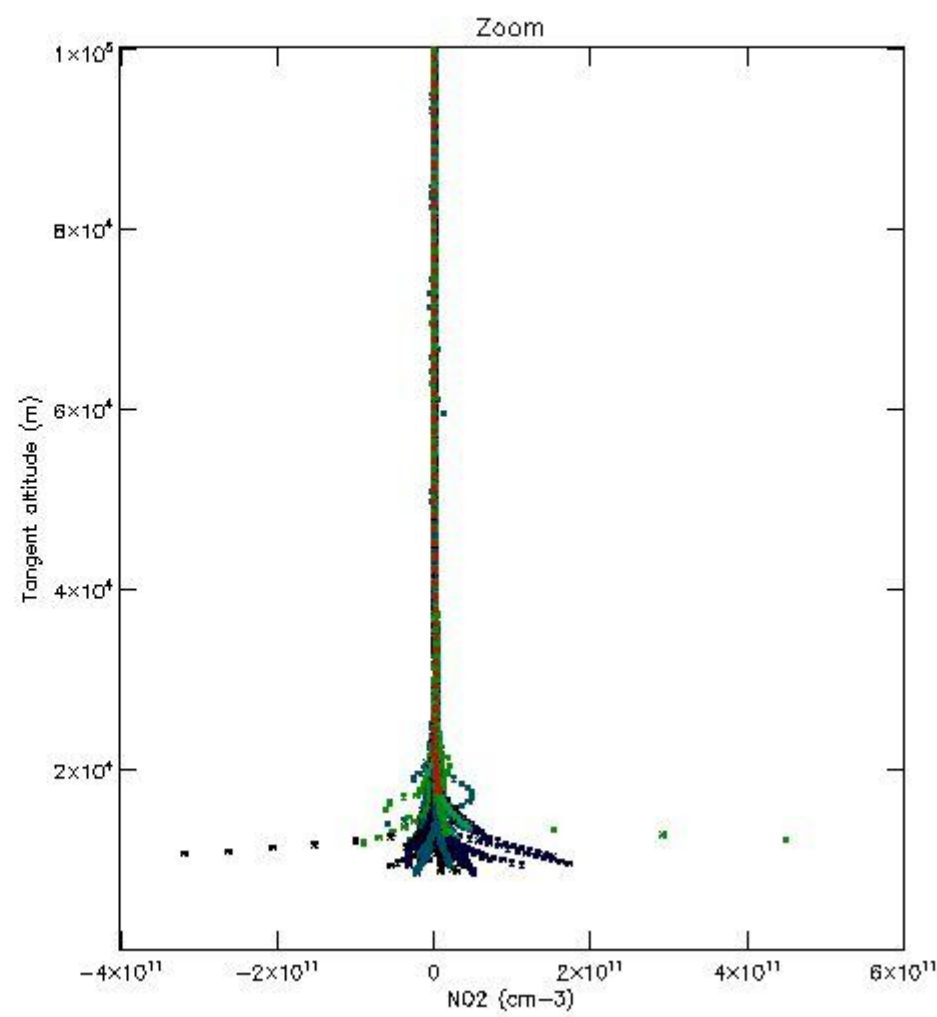
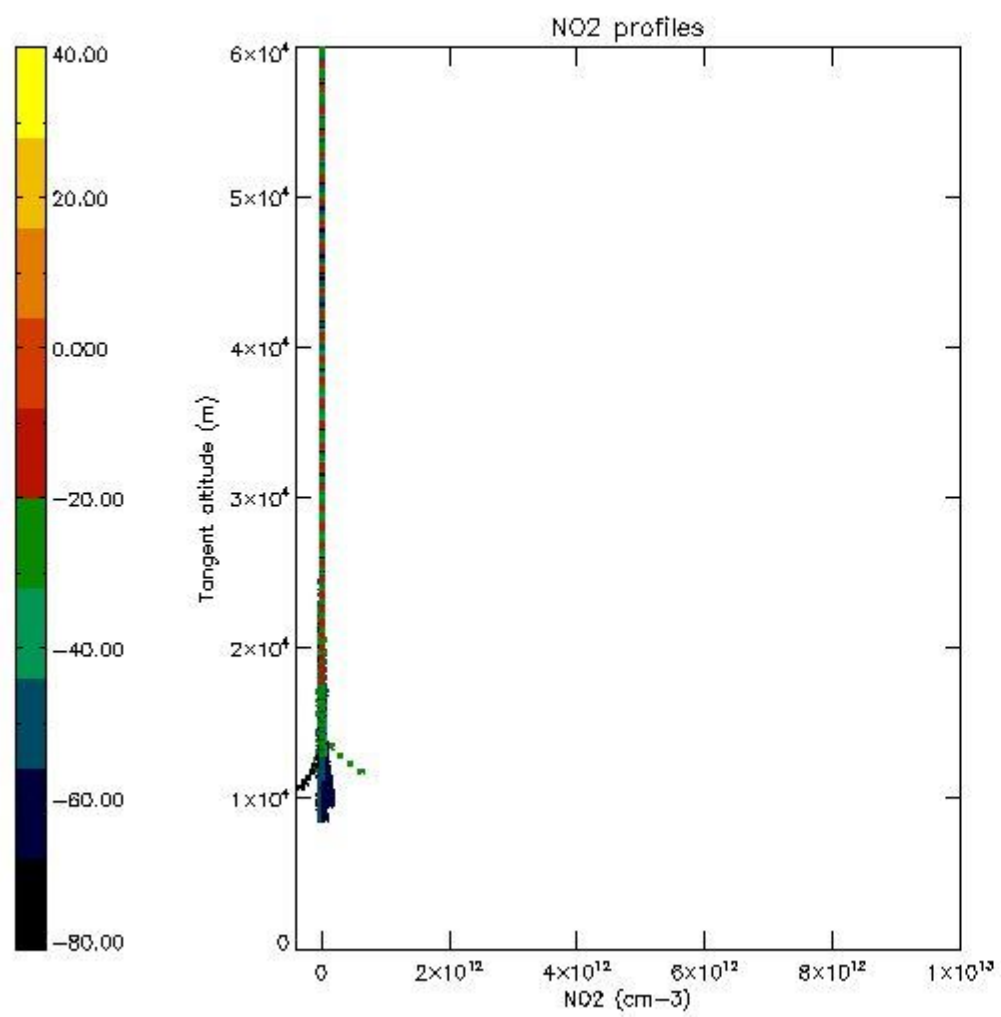
*5.5 Plot ozone profiles where STD < 5% (dark without errors)*

The colorbar represents the latitude.



*5.6 Plot NO<sub>2</sub> profiles for all STD (dark without errors)*

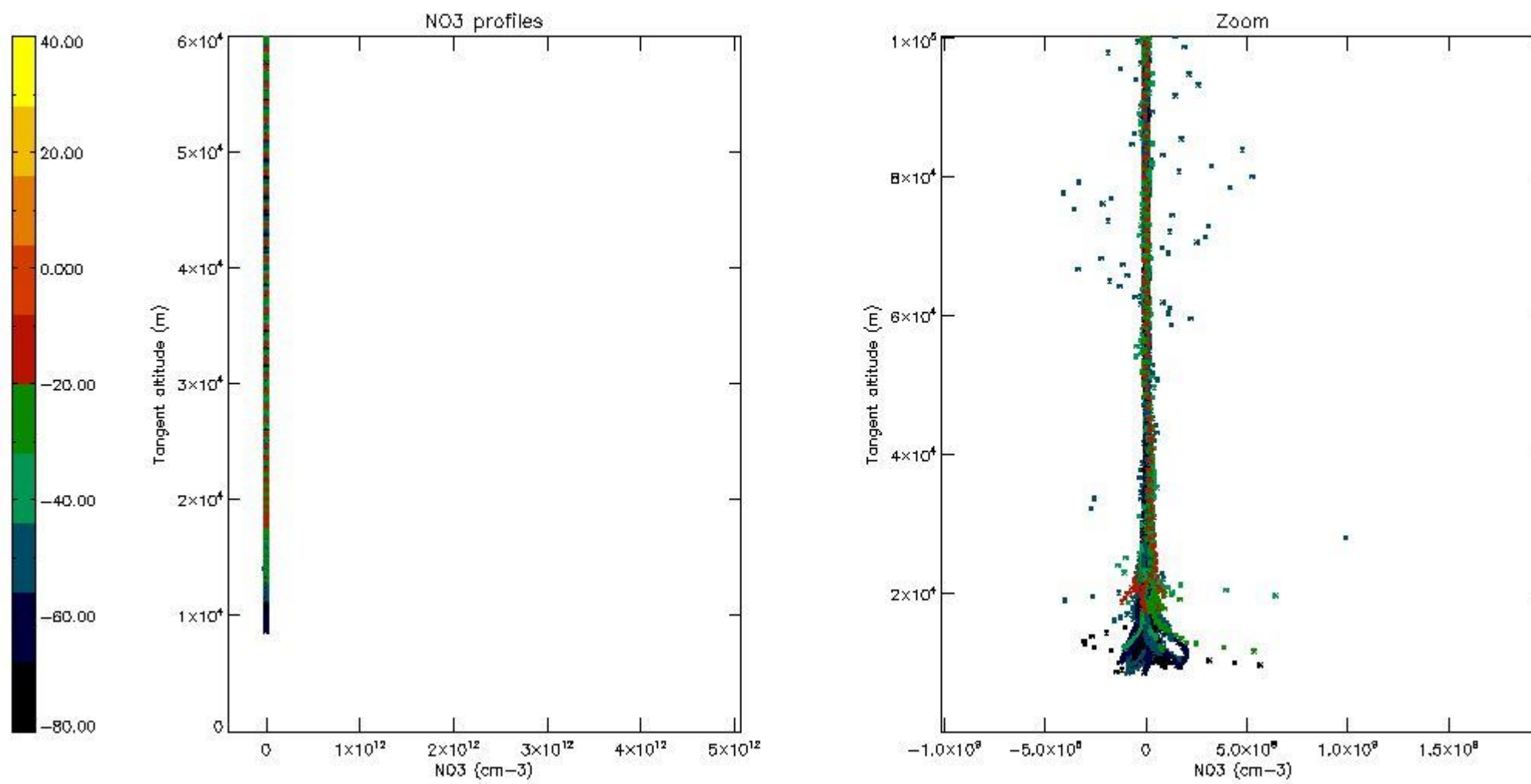
The colorbar represents the latitude.



*5.7 Plot NO<sub>3</sub> profiles for all STD (dark without errors)*

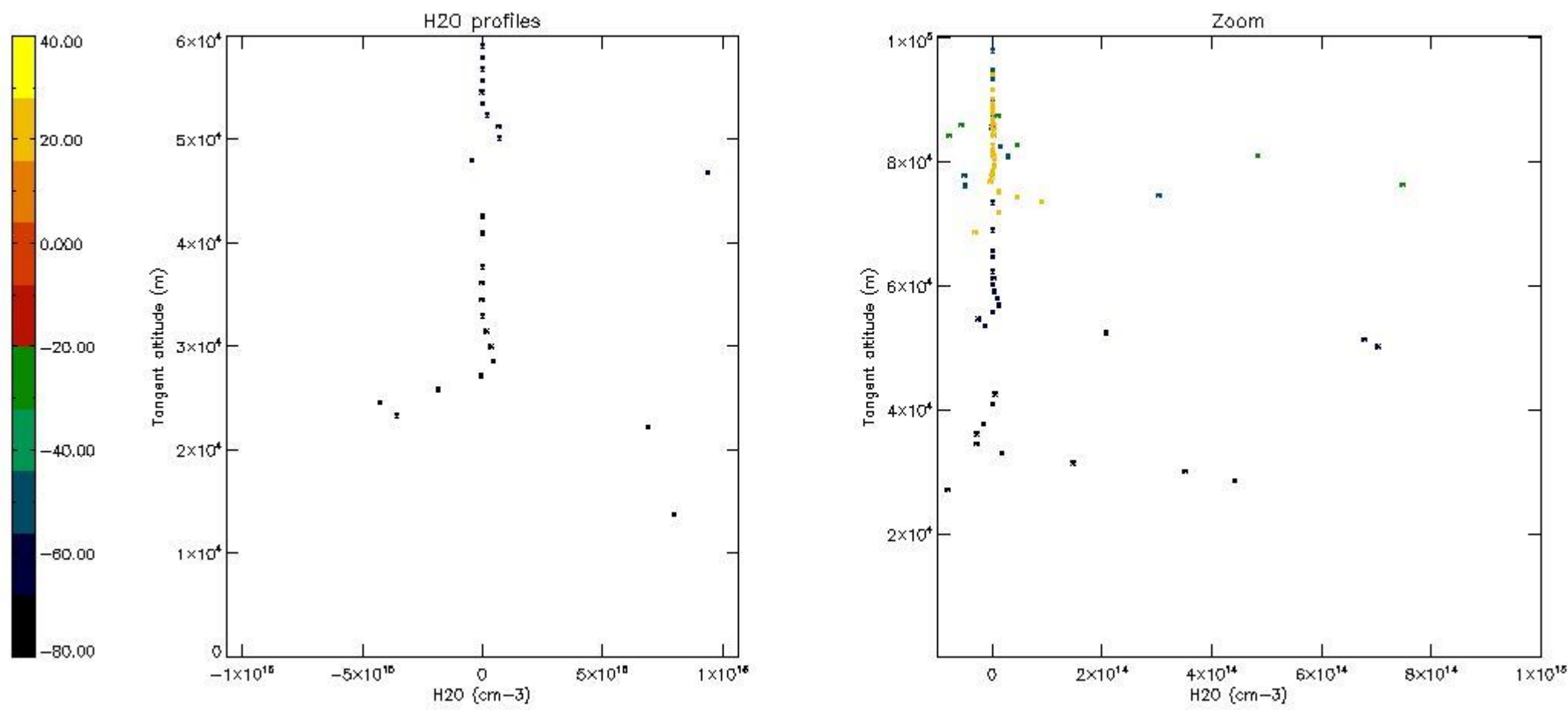
The colorbar represents the latitude.





5.8 Plot H2O profiles for all STD (only for occultations of stars 1,2,3,4,13,14,16,26,63 dark without errors)

The colorbar represents the latitude.



## 6. Auxiliary Data Files used for the production reported in section 2

The number reported in the third column indicates since which file (see list in section 2) the corresponding auxiliary file has been used. The fourth column is the date of those product files.

Type	Auxiliary Filename	Used since product	Used since product date
INST_PHYS_CHARACTERISTICS	GOM_INS_AXVIEC20091111_143220_20030716_120000_20500101_000000	1	29-APR-2004 00:00:29
LEVEL-2_PROC_CONFIG	GOM_PR2_AXVIEC20091111_152718_20020301_000000_20500101_000000	1	29-APR-2004 00:00:29
CROSS_SECTIONS_FILE	GOM_CRS_AXVIEC20091111_154832_20020301_000000_20500101_000000	1	29-APR-2004 00:00:29

# GOMOS Level 2 Daily Report

## SUMMARY

### [1. General Info](#)

### [2. Summary of processed GOM\\_NL\\_2P products](#)

### [3. Level 2 Quality information per product](#)

#### [3.1 Plot of level 2 quality information per product \(time dependant\)](#)

#### [3.2 Plot of level 2 quality information per product \(world map\)](#)

### [4. Level 1 Quality information per product \(stored on level 2 products\)](#)

#### [4.1 Plot of level 1 quality information per product \(time dependant\)](#)

##### [4.1.1 Plot of level 1 quality information per product \(time dependant\): ASCENDING](#)

##### [4.1.2 Plot of level 1 quality information per product \(time dependant\): DESCENDING](#)

#### [4.2 Plot of level 1 quality information per product \(world map\)](#)

##### [4.2.1 Plot of level 1 quality information per product \(world map\): ASCENDING](#)

##### [4.2.2 Plot of level 1 quality information per product \(world map\): DESCENDING](#)

### [5. Ozone profiles based on quality statistics and other trace gas profiles](#)

#### [5.1 Ozone statistics based on quality of products](#)

#### [5.2 Plot ozone profiles for all STD \(dark without errors\)](#)

#### [5.3 Plot ozone profiles where STD < 20% \(dark without errors\)](#)

#### [5.4. Plot ozone profiles where STD < 10% \(dark without errors\)](#)

#### [5.5. Plot ozone profiles where STD < 5% \(dark without errors\)](#)

#### [5.6 Plot NO2 profiles for all STD \(dark without errors\)](#)

#### [5.7 Plot NO3 profiles for all STD \(dark without errors\)](#)

#### [5.8 Plot H2O profiles \(only for occultations of stars 1,2,3,4,13,14,16,26,63 dark without errors\) for all STD](#)

### [6. Auxiliary Data Files used for the production reported in section 2](#)



This report presents the daily analysis on parameters extracted from GOMOS level 2 data (GOM\_NL\_\_2P). It is intended to monitor some important parameters that will impact the quality of these products. A list of level 2 products (and content) that have arrived during the reporting day to the PCF is also given.

Item	Value
Time of report generation	19APR2013 00:55:13
Data source version	GOMOS/6.01
Start time of products	29-04-2004 (29APR2004 00:00:00)
Stop time of products	30-04-2004 (30APR2004 00:00:00)
Store outputs in DB	Yes
Nb of level 2 prods	454
Nb of prods with errors	0

## 2. Summary of processed GOM\_NL\_\_2P products.

Nr	Filename	UTC Start time	Limb	Duration	Star Id	Star Name	Star Mag	Star Temp	Nb Meas	Orbit	Prod. error
1	GOM_NL__2PRFIN20040429_000029_000000672026_00231_11307_1998.N1	29-APR-2004 00:00:29	Twilight	67.000	80	7Del Sco	2.3160	30000.	134	11307	No
2	GOM_NL__2PRFIN20040429_000609_000000512026_00231_11307_1999.N1	29-APR-2004 00:06:09	Bright	51.000	104	27Bet Lib	2.6140	13100.	102	11307	No
3	GOM_NL__2PRFIN20040429_000851_000000382026_00231_11307_2000.N1	29-APR-2004 00:08:51	Bright	38.000	121	29Gam Vir	2.7400	7200.0	76	11307	No
4	GOM_NL__2PRFIN20040429_001212_000000382026_00231_11307_2001.N1	29-APR-2004 00:12:12	Bright	38.000	138	47Eps Vir	2.8280	4700.0	76	11307	No
5	GOM_NL__2PRFIN20040429_001355_000000382026_00231_11307_2002.N1	29-APR-2004 00:13:55	Bright	37.500	62	94Bet Leo	2.1360	9700.0	75	11307	No
6	GOM_NL__2PRFIN20040429_001828_000000492026_00231_11307_2003.N1	29-APR-2004 00:18:28	Bright	48.500	83		2.3780	11000.	97	11307	No
7	GOM_NL__2PRFIN20040429_002126_000000442026_00231_11307_2004.N1	29-APR-2004 00:21:26	Bright	43.500	180	27Gam Boo	3.0400	8000.0	87	11307	No
8	GOM_NL__2PRFIN20040429_002335_000000412026_00231_11307_2005.N1	29-APR-2004 00:23:35	Bright	40.500	39	85Eta UMa	1.8540	24000.	81	11307	No
9	GOM_NL__2PRFIN20040429_002453_000000392026_00231_11307_2006.N1	29-APR-2004 00:24:53	Bright	39.000	55	79Zet UMa	2.0600	10200.	78	11307	No
10	GOM_NL__2PRFIN20040429_002709_000000392026_00231_11307_2007.N1	29-APR-2004 00:27:09	Bright	39.000	36	50Alp UMa	1.8000	6300.0	78	11307	No
11	GOM_NL__2PRFIN20040429_003102_000000412026_00231_11307_2008.N1	29-APR-2004 00:31:02	Bright	40.500	60	7Bet UMi	2.0810	3950.0	81	11307	No
12	GOM_NL__2PRFIN20040429_003441_000000372026_00231_11307_2009.N1	29-APR-2004 00:34:41	Bright	36.500	49	1Alp UMi	1.9900	6300.0	73	11307	No
13	GOM_NL__2PRFIN20040429_004114_000000432026_00231_11307_2010.N1	29-APR-2004 00:41:14	Bright	42.500	89	5Alp Cep	2.4510	8000.0	85	11307	No
14	GOM_NL__2PRFIN20040429_004418_000001512026_00231_11307_2011.N1	29-APR-2004 00:44:18	Bright	151.00	5	3Alp Lyr	0.033000	11000.	302	11307	No
15	GOM_NL__2PRFIN20040429_004824_000000772026_00231_11307_2012.N1	29-APR-2004 00:48:24	Bright	76.500	66	37Gam Cyg	2.2080	5900.0	153	11307	No
16	GOM_NL__2PRFIN20040429_005151_000000702026_00231_11307_2013.N1	29-APR-2004 00:51:51	Twilight	70.000	92	53Eps Cyg	2.5000	4500.0	140	11307	No
17	GOM_NL__2PRFIN20040429_005643_000000492026_00231_11307_2014.N1	29-APR-2004 00:56:43	Twilight	48.500	90	54Alp Peg	2.4870	11000.	97	11307	No
18	GOM_NL__2PRFIN20040429_010053_000000672026_00231_11307_2015.N1	29-APR-2004 01:00:53	Dark	67.000	61	8Eps Peg	2.1000	3900.0	134	11307	No
19	GOM_NL__2PRFIN20040429_010440_000000462026_00231_11307_2016.N1	29-APR-2004 01:04:40	Dark	46.000	52	16Bet Cet	2.0370	4500.0	92	11307	No
20	GOM_NL__2PRFIN20040429_010653_000000642026_00231_11307_2017.N1	29-APR-2004 01:06:53	Dark	63.500	154	22Bet Aqr	2.8990	5700.0	127	11307	No
21	GOM_NL__2PRFIN20040429_010927_000000482026_00231_11307_2018.N1	29-APR-2004 01:09:27	Dark	47.500	18	24Alp PsA	1.1660	9700.0	95	11307	No
22	GOM_NL__2PRFIN20040429_011756_000000462026_00232_11308_2019.N1	29-APR-2004 01:17:56	Dark	45.500	148	Alp Tuc	2.8780	4100.0	91	11308	No
23	GOM_NL__2PRFIN20040429_012040_000000452026_00232_11308_1989.N1	29-APR-2004 01:20:40	Dark	45.000	45	Alp Pav	1.9400	26000.	90	11308	No
24	GOM_NL__2PRFIN20040429_012612_000000762026_00232_11308_1990.N1	29-APR-2004 01:26:12	Dark	76.000	103	38Zet Sgr	2.6000	9700.0	152	11308	No
25	GOM_NL__2PRFIN20040429_012852_000000692026_00232_11308_1991.N1	29-APR-2004 01:28:52	Straylight	68.500	38	20Eps Sgr	1.8360	11000.	137	11308	No
26	GOM_NL__2PRFIN20040429_013141_000000532026_00232_11308_1992.N1	29-APR-2004 01:31:41	Straylight	53.000	4	Alp1Cen	-0.010000	5800.0	106	11308	No
27	GOM_NL__2PRFIN20040429_013318_000000412026_00232_11308_1993.N1	29-APR-2004 01:33:18	Straylight	40.500	20	Bet Cru	1.2530	30000.	81	11308	No
28	GOM_NL__2PRFIN20040429_013504_000000432026_00232_11308_1994.N1	29-APR-2004 01:35:04	Straylight	42.500	78	Alp Lup	2.3040	28000.	85	11308	No
29	GOM_NL__2PRFIN20040429_013637_000000432026_00232_11308_1995.N1	29-APR-2004 01:36:37	Straylight	42.500	81	Eta Cen	2.3560	28000.	85	11308	No
30	GOM_NL__2PRFIN20040429_013848_000000742026_00232_11308_1996.N1	29-APR-2004 01:38:48	Twilight	74.000	16	21Alp Sco	1.0200	3000.0	148	11308	No
31	GOM_NL__2PRFIN20040429_014108_000000642026_00232_11308_1997.N1	29-APR-2004 01:41:08	Twilight	63.500	80	7Del Sco	2.3160	30000.	127	11308	No
32	GOM_NL__2PRFIN20040429_014645_000000522026_00232_11308_1998.N1	29-APR-2004 01:46:45	Bright	51.500	104	27Bet Lib	2.6140	13100.	103	11308	No
33	GOM_NL__2PRFIN20040429_014928_000000382026_00232_11308_1999.N1	29-APR-2004 01:49:28	Bright	38.000	121	29Gam Vir	2.7400	7200.0	76	11308	No
34	GOM_NL__2PRFIN20040429_015248_000000392026_00232_11308_2000.N1	29-APR-2004 01:52:48	Bright	38.500	138	47Eps Vir	2.8280	4700.0	77	11308	No
35	GOM_NL__2PRFIN20040429_015431_000000382026_00232_11308_2001.N1	29-APR-2004 01:54:31	Bright	38.000	62	94Bet Leo	2.1360	9700.0	76	11308	No
36	GOM_NL__2PRFIN20040429_015903_000000472026_00232_11308_2002.N1	29-APR-2004 01:59:03	Bright	47.000	83		2.3780	11000.	94	11308	No
37	GOM_NL__2PRFIN20040429_020202_000000422026_00232_11308_2003.N1	29-APR-2004 02:02:02	Bright	42.000	180	27Gam Boo	3.0400	8000.0	84	11308	No
38	GOM_NL__2PRFIN20040429_020410_000000422026_00232_11308_2004.N1	29-APR-2004 02:04:10	Bright	41.500	39	85Eta UMa	1.8540	24000.	83	11308	No
39	GOM_NL__2PRFIN20040429_020529_000000372026_00232_11308_2005.N1	29-APR-2004 02:05:29	Bright	36.500	55	79Zet UMa	2.0600	10200.	73	11308	No
40	GOM_NL__2PRFIN20040429_020745_000000382026_00232_11308_2006.N1	29-APR-2004 02:07:45	Bright	38.000	36	50Alp UMa	1.8000	6300.0	76	11308	No
41	GOM_NL__2PRFIN20040429_021138_000000412026_00232_11308_2007.N1	29-APR-2004 02:11:38	Bright	41.000	60	7Bet UMi	2.0810	3950.0	82	11308	No
42	GOM_NL__2PRFIN20040429_021518_000000382026_00232_11308_2008.N1	29-APR-2004 02:15:18	Bright	38.000	49	1Alp UMi	1.9900	6300.0	76	11308	No

43	GOM_NL__2PRFIN20040429_022149_000000432026_00232_11308_2009.N1	29-APR-2004 02:21:49	Bright	43.000	89	5Alp Cep	2.4510	8000.0	86	11308	No
44	GOM_NL__2PRFIN20040429_022452_000001692026_00232_11308_2010.N1	29-APR-2004 02:24:52	Bright	168.50	5	3Alp Lyr	0.033000	11000.	337	11308	No
45	GOM_NL__2PRFIN20040429_022900_000000812026_00232_11308_2011.N1	29-APR-2004 02:29:00	Bright	80.500	66	37Gam Cyg	2.2080	5900.0	161	11308	No
46	GOM_NL__2PRFIN20040429_023227_000000702026_00232_11308_2012.N1	29-APR-2004 02:32:27	Twi_and_stray	70.000	92	53Eps Cyg	2.5000	4500.0	140	11308	No
47	GOM_NL__2PRFIN20040429_023721_000000482026_00232_11308_2013.N1	29-APR-2004 02:37:21	Twilight	48.000	90	54Alp Peg	2.4870	11000.	96	11308	No
48	GOM_NL__2PRFIN20040429_024130_000000682026_00232_11308_2014.N1	29-APR-2004 02:41:30	Dark	67.500	61	8Eps Peg	2.1000	3900.0	135	11308	No
49	GOM_NL__2PRFIN20040429_024517_000000472026_00232_11308_2015.N1	29-APR-2004 02:45:17	Dark	46.500	52	16Bet Cet	2.0370	4500.0	93	11308	No
50	GOM_NL__2PRFIN20040429_024729_000000592026_00232_11308_2016.N1	29-APR-2004 02:47:29	Dark	58.500	154	22Bet Aqr	2.8990	5700.0	117	11308	No
51	GOM_NL__2PRFIN20040429_025005_000000472026_00232_11308_2017.N1	29-APR-2004 02:50:05	Dark	46.500	18	24Alp PsA	1.1660	9700.0	93	11308	No
52	GOM_NL__2PRFIN20040429_025551_000000422026_00232_11308_2018.N1	29-APR-2004 02:55:51	Dark	42.000	31	Alp Gru	1.7340	15200.	84	11308	No
53	GOM_NL__2PRFIN20040429_025833_000000412026_00233_11309_1989.N1	29-APR-2004 02:58:33	Dark	40.500	148	Alp Tuc	2.8780	4100.0	81	11309	No
54	GOM_NL__2PRFIN20040429_030118_000000422026_00233_11309_1990.N1	29-APR-2004 03:01:18	Dark	42.000	45	Alp Pav	1.9400	26000.	84	11309	No
55	GOM_NL__2PRFIN20040429_030649_000000752026_00233_11309_1991.N1	29-APR-2004 03:06:49	Dark	74.500	103	38Zet Sgr	2.6000	9700.0	149	11309	No
56	GOM_NL__2PRFIN20040429_030929_000000722026_00233_11309_1992.N1	29-APR-2004 03:09:29	Straylight	71.500	38	20Eps Sgr	1.8360	11000.	143	11309	No
57	GOM_NL__2PRFIN20040429_031218_000000472026_00233_11309_1993.N1	29-APR-2004 03:12:18	Straylight	47.000	4	Alp1Cen	-0.010000	5800.0	94	11309	No
58	GOM_NL__2PRFIN20040429_031353_000000392026_00233_11309_1994.N1	29-APR-2004 03:13:53	Straylight	39.000	20	Bet Cru	1.2530	30000.	78	11309	No
59	GOM_NL__2PRFIN20040429_031541_000000432026_00233_11309_1995.N1	29-APR-2004 03:15:41	Straylight	42.500	78	Alp Lup	2.3040	28000.	85	11309	No
60	GOM_NL__2PRFIN20040429_031714_000000452026_00233_11309_1996.N1	29-APR-2004 03:17:14	Straylight	44.500	81	Eta Cen	2.3560	28000.	89	11309	No
61	GOM_NL__2PRFIN20040429_031924_000000762026_00233_11309_1997.N1	29-APR-2004 03:19:24	Twi_and_stray	76.000	16	21Alp Sco	1.0200	3000.0	152	11309	No
62	GOM_NL__2PRFIN20040429_032144_000000642026_00233_11309_1998.N1	29-APR-2004 03:21:44	Twi_and_stray	63.500	80	7Del Sco	2.3160	30000.	127	11309	No
63	GOM_NL__2PRFIN20040429_032721_000000512026_00233_11309_1999.N1	29-APR-2004 03:27:21	Bright	51.000	104	27Bet Lib	2.6140	13100.	102	11309	No
64	GOM_NL__2PRFIN20040429_033004_000000392026_00233_11309_2000.N1	29-APR-2004 03:30:04	Bright	38.500	121	29Gam Vir	2.7400	7200.0	77	11309	No
65	GOM_NL__2PRFIN20040429_033325_000000382026_00233_11309_2001.N1	29-APR-2004 03:33:25	Bright	37.500	138	47Eps Vir	2.8280	4700.0	75	11309	No
66	GOM_NL__2PRFIN20040429_033507_000000382026_00233_11309_2002.N1	29-APR-2004 03:35:07	Bright	37.500	62	94Bet Leo	2.1360	9700.0	75	11309	No
67	GOM_NL__2PRFIN20040429_033939_000000492026_00233_11309_2003.N1	29-APR-2004 03:39:39	Bright	49.000	83		2.3780	11000.	98	11309	No
68	GOM_NL__2PRFIN20040429_034238_000000422026_00233_11309_2004.N1	29-APR-2004 03:42:38	Bright	41.500	180	27Gam Boo	3.0400	8000.0	83	11309	No
69	GOM_NL__2PRFIN20040429_034447_000000402026_00233_11309_2005.N1	29-APR-2004 03:44:47	Bright	39.500	39	85Eta UMa	1.8540	24000.	79	11309	No
70	GOM_NL__2PRFIN20040429_034605_000000362026_00233_11309_2006.N1	29-APR-2004 03:46:05	Bright	36.000	55	79Zet UMa	2.0600	10200.	72	11309	No
71	GOM_NL__2PRFIN20040429_034822_000000392026_00233_11309_2007.N1	29-APR-2004 03:48:22	Bright	39.000	36	50Alp UMa	1.8000	6300.0	78	11309	No
72	GOM_NL__2PRFIN20040429_035214_000000402026_00233_11309_2008.N1	29-APR-2004 03:52:14	Bright	40.000	60	7Bet UMi	2.0810	3950.0	80	11309	No
73	GOM_NL__2PRFIN20040429_035555_000000352026_00233_11309_2009.N1	29-APR-2004 03:55:55	Bright	34.500	49	1Alp UMi	1.9900	6300.0	69	11309	No
74	GOM_NL__2PRFIN20040429_040225_000000432026_00233_11309_2010.N1	29-APR-2004 04:02:25	Bright	42.500	89	5Alp Cep	2.4510	8000.0	85	11309	No
75	GOM_NL__2PRFIN20040429_040526_000001542026_00233_11309_2011.N1	29-APR-2004 04:05:26	Bright	154.00	5	3Alp Lyr	0.033000	11000.	308	11309	No
76	GOM_NL__2PRFIN20040429_040935_000000752026_00233_11309_2012.N1	29-APR-2004 04:09:35	Bright	74.500	66	37Gam Cyg	2.2080	5900.0	149	11309	No
77	GOM_NL__2PRFIN20040429_041303_000000702026_00233_11309_2013.N1	29-APR-2004 04:13:03	Twi_and_stray	70.000	92	53Eps Cyg	2.5000	4500.0	140	11309	No
78	GOM_NL__2PRFIN20040429_041758_000000472026_00233_11309_2014.N1	29-APR-2004 04:17:58	Twilight	47.000	90	54Alp Peg	2.4870	11000.	94	11309	No
79	GOM_NL__2PRFIN20040429_042206_000000682026_00233_11309_2015.N1	29-APR-2004 04:22:06	Dark	67.500	61	8Eps Peg	2.1000	3900.0	135	11309	No
80	GOM_NL__2PRFIN20040429_042552_000000462026_00233_11309_2016.N1	29-APR-2004 04:25:52	Dark	46.000	52	16Bet Cet	2.0370	4500.0	92	11309	No
81	GOM_NL__2PRFIN20040429_042807_000000642026_00233_11309_2017.N1	29-APR-2004 04:28:07	Dark	64.000	154	22Bet Aqr	2.8990	5700.0	128	11309	No
82	GOM_NL__2PRFIN20040429_043043_000000512026_00233_11309_2018.N1	29-APR-2004 04:30:43	Dark	50.500	18	24Alp PsA	1.1660	9700.0	101	11309	No
83	GOM_NL__2PRFIN20040429_043628_000000422026_00233_11309_2019.N1	29-APR-2004 04:36:28	Dark	41.500	31	Alp Gru	1.7340	15200.	83	11309	No
84	GOM_NL__2PRFIN20040429_043908_000000402026_00234_11310_1989.N1	29-APR-2004 04:39:08	Dark	40.000	148	Alp Tuc	2.8780	4100.0	80	11310	No
85	GOM_NL__2PRFIN20040429_044154_000000432026_00234_11310_1990.N1	29-APR-2004 04:41:54	Dark	42.500	45	Alp Pav	1.9400	26000.	85	11310	No
86	GOM_NL__2PRFIN20040429_045006_000000762026_00234_11310_1991.N1	29-APR-2004 04:50:06	Straylight	76.000	38	20Eps Sgr	1.8360	11000.	152	11310	No
87	GOM_NL__2PRFIN20040429_045254_000000512026_00234_11310_1992.N1	29-APR-2004 04:52:54	Straylight	50.500	4	Alp1Cen	-0.010000	5800.0	101	11310	No
88	GOM_NL__2PRFIN20040429_045519_000000472026_00234_11310_1993.N1	29-APR-2004 04:55:19	Straylight	46.500	26	Gam Cru	1.6240	2900.0	93	11310	No
89	GOM_NL__2PRFIN20040429_045731_000000412026_00234_11310_1994.N1	29-APR-2004 04:57:31	Straylight	40.500	64	Gam Cen	2.2000	10600.	81	11310	No
90	GOM_NL__2PRFIN20040429_050000_000000832026_00234_11310_1995.N1	29-APR-2004 05:00:00	Twi_and_stray	83.000	16	21Alp Sco	1.0200	3000.0	166	11310	No
91	GOM_NL__2PRFIN20040429_050220_000000652026_00234_11310_1996.N1	29-APR-2004 05:02:20	Twi_and_stray	64.500	80	7Del Sco	2.3160	30000.	129	11310	No
92	GOM_NL__2PRFIN20040429_050416_000000482026_00234_11310_1997.N1	29-APR-2004 05:04:16	Bright	47.500	169	46Gam Hya	2.9910	4700.0	95	11310	No
93	GOM_NL__2PRFIN20040429_050757_000000502026_00234_11310_1998.N1	29-APR-2004 05:07:57	Bright	50.000	104	27Bet Lib	2.6140	13100.	100	11310	No
94	GOM_NL__2PRFIN20040429_051040_000000382026_00234_11310_1999.N1	29-APR-2004 05:10:40	Bright	38.000	121	29Gam Vir	2.7400	7200.0	76	11310	No
95	GOM_NL__2PRFIN20040429_051401_000000382026_00234_11310_2000.N1	29-APR-2004 05:14:01	Bright	37.500	138	47Eps Vir	2.8280	4700.0	75	11310	No
96	GOM_NL__2PRFIN20040429_051543_000000392026_00234_11310_2001.N1	29-APR-2004 05:15:43	Bright	39.000	62	94Bet Leo	2.1360	9700.0	78	11310	No
97	GOM_NL__2PRFIN20040429_052014_000000482026_00234_11310_2002.N1	29-APR-2004 05:20:14	Bright	48.000	83		2.3780	11000.	96	11310	No
98	GOM_NL__2PRFIN20040429_052314_000000412026_00234_11310_2003.N1	29-APR-2004 05:23:14	Bright	40.500	180	27Gam Boo	3.0400	8000.0	81	11310	No
99	GOM_NL__2PRFIN20040429_052522_000000422026_00234_11310_2004.N1	29-APR-2004 05:25:22	Bright	42.000	39	85Eta UMa	1.8540	24000.	84	11310	No
100	GOM_NL__2PRFIN20040429_052641_000000382026_00234_11310_2005.N1	29-APR-2004 05:26:41	Bright	38.000	55	79Zet UMa	2.0600	10200.	76	11310	No
101	GOM_NL__2PRFIN20040429_052858_000000392026_00234_11310_2006.N1	29-APR-2004 05:28:58	Bright	39.000	36	50Alp UMa	1.8000	6300.0	78	11310	No

102	GOM_NL__2PRFIN20040429_053251_000000412026_00234_11310_2007.N1	29-APR-2004 05:32:51	Bright	41.000	60	7Bet UMi	2.0810	3950.0	82	11310	No
103	GOM_NL__2PRFIN20040429_053631_000000382026_00234_11310_2008.N1	29-APR-2004 05:36:31	Bright	38.000	49	1Alp UMi	1.9900	6300.0	76	11310	No
104	GOM_NL__2PRFIN20040429_054301_000000442026_00234_11310_2009.N1	29-APR-2004 05:43:01	Bright	43.500	89	5Alp Cep	2.4510	8000.0	87	11310	No
105	GOM_NL__2PRFIN20040429_054600_000001602026_00234_11310_2010.N1	29-APR-2004 05:46:00	Bright	159.50	5	3Alp Lyr	0.033000	11000.	319	11310	No
106	GOM_NL__2PRFIN20040429_055010_000000762026_00234_11310_2011.N1	29-APR-2004 05:50:10	Bright	75.500	66	37Gam Cyg	2.2080	5900.0	151	11310	No
107	GOM_NL__2PRFIN20040429_055339_000000752026_00234_11310_2012.N1	29-APR-2004 05:53:39	Twi_and_stray	75.000	92	53Eps Cyg	2.5000	4500.0	150	11310	No
108	GOM_NL__2PRFIN20040429_055834_000000472026_00234_11310_2013.N1	29-APR-2004 05:58:34	Twilight	47.000	90	54Alp Peg	2.4870	11000.	94	11310	No
109	GOM_NL__2PRFIN20040429_060243_000000692026_00234_11310_2014.N1	29-APR-2004 06:02:43	Dark	69.000	61	8Eps Peg	2.1000	3900.0	138	11310	No
110	GOM_NL__2PRFIN20040429_060629_000000462026_00234_11310_2015.N1	29-APR-2004 06:06:29	Dark	46.000	52	16Bet Cet	2.0370	4500.0	92	11310	No
111	GOM_NL__2PRFIN20040429_060844_000000652026_00234_11310_2016.N1	29-APR-2004 06:08:44	Dark	65.000	154	22Bet Aqr	2.8990	5700.0	130	11310	No
112	GOM_NL__2PRFIN20040429_061119_000000482026_00234_11310_2017.N1	29-APR-2004 06:11:19	Dark	47.500	18	24Alp PsA	1.1660	9700.0	95	11310	No
113	GOM_NL__2PRFIN20040429_061320_000000442026_00234_11310_2018.N1	29-APR-2004 06:13:20	Dark	44.000	84	Alp Phe	2.3970	4500.0	88	11310	No
114	GOM_NL__2PRFIN20040429_061944_000000442026_00235_11311_2019.N1	29-APR-2004 06:19:44	Dark	43.500	148	Alp Tuc	2.8780	4100.0	87	11311	No
115	GOM_NL__2PRFIN20040429_062231_000000432026_00235_11311_1990.N1	29-APR-2004 06:22:31	Dark	42.500	45	Alp Pav	1.9400	26000.	85	11311	No
116	GOM_NL__2PRFIN20040429_063043_000000752026_00235_11311_1991.N1	29-APR-2004 06:30:43	Straylight	75.000	38	20Eps Sgr	1.8360	11000.	150	11311	No
117	GOM_NL__2PRFIN20040429_063330_000000462026_00235_11311_1992.N1	29-APR-2004 06:33:30	Straylight	45.500	4	Alp1Cen	-0.010000	5800.0	91	11311	No
118	GOM_NL__2PRFIN20040429_063555_000000452026_00235_11311_1993.N1	29-APR-2004 06:35:55	Straylight	45.000	26	Gam Cru	1.6240	2900.0	90	11311	No
119	GOM_NL__2PRFIN20040429_063807_000000402026_00235_11311_1994.N1	29-APR-2004 06:38:07	Straylight	39.500	64	Gam Cen	2.2000	10600.	79	11311	No
120	GOM_NL__2PRFIN20040429_064038_000000792026_00235_11311_1995.N1	29-APR-2004 06:40:38	Twi_and_stray	78.500	16	21Alp Sco	1.0200	3000.0	157	11311	No
121	GOM_NL__2PRFIN20040429_064257_000000612026_00235_11311_1996.N1	29-APR-2004 06:42:57	Twi_and_stray	60.500	80	7Del Sco	2.3160	30000.	121	11311	No
122	GOM_NL__2PRFIN20040429_064453_000000512026_00235_11311_1997.N1	29-APR-2004 06:44:53	Bright	51.000	169	46Gam Hya	2.9910	4700.0	102	11311	No
123	GOM_NL__2PRFIN20040429_064832_000000522026_00235_11311_1998.N1	29-APR-2004 06:48:32	Bright	51.500	104	27Bet Lib	2.6140	13100.	103	11311	No
124	GOM_NL__2PRFIN20040429_065117_000000372026_00235_11311_1999.N1	29-APR-2004 06:51:17	Bright	36.500	121	29Gam Vir	2.7400	7200.0	73	11311	No
125	GOM_NL__2PRFIN20040429_065438_000000372026_00235_11311_2000.N1	29-APR-2004 06:54:38	Bright	37.000	138	47Eps Vir	2.8280	4700.0	74	11311	No
126	GOM_NL__2PRFIN20040429_065620_000000372026_00235_11311_2001.N1	29-APR-2004 06:56:20	Bright	37.000	62	94Bet Leo	2.1360	9700.0	74	11311	No
127	GOM_NL__2PRFIN20040429_070050_000000502026_00235_11311_2002.N1	29-APR-2004 07:00:50	Bright	50.000	83		2.3780	11000.	100	11311	No
128	GOM_NL__2PRFIN20040429_070349_000000442026_00235_11311_2003.N1	29-APR-2004 07:03:49	Bright	44.000	180	27Gam Boo	3.0400	8000.0	88	11311	No
129	GOM_NL__2PRFIN20040429_070559_000000392026_00235_11311_2004.N1	29-APR-2004 07:05:59	Bright	38.500	39	85Eta UMa	1.8540	24000.	77	11311	No
130	GOM_NL__2PRFIN20040429_070717_000000372026_00235_11311_2005.N1	29-APR-2004 07:07:17	Bright	37.000	55	79Zet UMa	2.0600	10200.	74	11311	No
131	GOM_NL__2PRFIN20040429_070935_000000362026_00235_11311_2006.N1	29-APR-2004 07:09:35	Bright	35.500	36	50Alp UMa	1.8000	6300.0	71	11311	No
132	GOM_NL__2PRFIN20040429_071326_000000402026_00235_11311_2007.N1	29-APR-2004 07:13:26	Bright	39.500	60	7Bet UMi	2.0810	3950.0	79	11311	No
133	GOM_NL__2PRFIN20040429_071708_000000352026_00235_11311_2008.N1	29-APR-2004 07:17:08	Bright	35.000	49	1Alp UMi	1.9900	6300.0	70	11311	No
134	GOM_NL__2PRFIN20040429_072337_000000612026_00235_11311_2009.N1	29-APR-2004 07:23:37	Bright	61.000	89	5Alp Cep	2.4510	8000.0	122	11311	No
135	GOM_NL__2PRFIN20040429_072635_000001562026_00235_11311_2010.N1	29-APR-2004 07:26:35	Bright	156.00	5	3Alp Lyr	0.033000	11000.	312	11311	No
136	GOM_NL__2PRFIN20040429_073045_000000742026_00235_11311_2011.N1	29-APR-2004 07:30:45	Bright	74.000	66	37Gam Cyg	2.2080	5900.0	148	11311	No
137	GOM_NL__2PRFIN20040429_073414_000000802026_00235_11311_2012.N1	29-APR-2004 07:34:14	Twi_and_stray	79.500	92	53Eps Cyg	2.5000	4500.0	159	11311	No
138	GOM_NL__2PRFIN20040429_073911_000000462026_00235_11311_2013.N1	29-APR-2004 07:39:11	Twilight	45.500	90	54Alp Peg	2.4870	11000.	91	11311	No
139	GOM_NL__2PRFIN20040429_074320_000000702026_00235_11311_2014.N1	29-APR-2004 07:43:20	Dark	69.500	61	8Eps Peg	2.1000	3900.0	139	11311	No
140	GOM_NL__2PRFIN20040429_074705_000000472026_00235_11311_2015.N1	29-APR-2004 07:47:05	Dark	46.500	52	16Bet Cet	2.0370	4500.0	93	11311	No
141	GOM_NL__2PRFIN20040429_074921_000000622026_00235_11311_2016.N1	29-APR-2004 07:49:21	Dark	62.000	154	22Bet Aqr	2.8990	5700.0	124	11311	No
142	GOM_NL__2PRFIN20040429_075156_000000482026_00235_11311_2017.N1	29-APR-2004 07:51:56	Dark	47.500	18	24Alp PsA	1.1660	9700.0	95	11311	No
143	GOM_NL__2PRFIN20040429_075356_000000442026_00235_11311_2018.N1	29-APR-2004 07:53:56	Dark	44.000	84	Alp Phe	2.3970	4500.0	88	11311	No
144	GOM_NL__2PRFIN20040429_080022_000000412026_00236_11312_1989.N1	29-APR-2004 08:00:22	Dark	41.000	148	Alp Tuc	2.8780	4100.0	82	11312	No
145	GOM_NL__2PRFIN20040429_080308_000000432026_00236_11312_1990.N1	29-APR-2004 08:03:08	Dark	43.000	45	Alp Pav	1.9400	26000.	86	11312	No
146	GOM_NL__2PRFIN20040429_081120_000000742026_00236_11312_1991.N1	29-APR-2004 08:11:20	Straylight	74.000	38	20Eps Sgr	1.8360	11000.	148	11312	No
147	GOM_NL__2PRFIN20040429_081407_000000462026_00236_11312_1992.N1	29-APR-2004 08:14:07	Straylight	45.500	4	Alp1Cen	-0.010000	5800.0	91	11312	No
148	GOM_NL__2PRFIN20040429_081631_000000432026_00236_11312_1993.N1	29-APR-2004 08:16:31	Straylight	43.000	26	Gam Cru	1.6240	2900.0	86	11312	No
149	GOM_NL__2PRFIN20040429_081843_000000412026_00236_11312_1994.N1	29-APR-2004 08:18:43	Straylight	41.000	64	Gam Cen	2.2000	10600.	82	11312	No
150	GOM_NL__2PRFIN20040429_082114_000000742026_00236_11312_1995.N1	29-APR-2004 08:21:14	Twi_and_stray	74.000	16	21Alp Sco	1.0200	3000.0	148	11312	No
151	GOM_NL__2PRFIN20040429_082333_000000662026_00236_11312_1996.N1	29-APR-2004 08:23:33	Twi_and_stray	66.000	80	7Del Sco	2.3160	30000.	132	11312	No
152	GOM_NL__2PRFIN20040429_082529_000000452026_00236_11312_1997.N1	29-APR-2004 08:25:29	Bright	44.500	169	46Gam Hya	2.9910	4700.0	89	11312	No
153	GOM_NL__2PRFIN20040429_082908_000000522026_00236_11312_1998.N1	29-APR-2004 08:29:08	Bright	51.500	104	27Bet Lib	2.6140	13100.	103	11312	No
154	GOM_NL__2PRFIN20040429_083153_000000372026_00236_11312_1999.N1	29-APR-2004 08:31:53	Bright	36.500	121	29Gam Vir	2.7400	7200.0	73	11312	No
155	GOM_NL__2PRFIN20040429_083514_000000372026_00236_11312_2000.N1	29-APR-2004 08:35:14	Bright	37.000	138	47Eps Vir	2.8280	4700.0	74	11312	No
156	GOM_NL__2PRFIN20040429_083656_000000372026_00236_11312_2001.N1	29-APR-2004 08:36:56	Bright	36.500	62	94Bet Leo	2.1360	9700.0	73	11312	No
157	GOM_NL__2PRFIN20040429_084125_000000462026_00236_11312_2002.N1	29-APR-2004 08:41:25	Bright	45.500	83		2.3780	11000.	91	11312	No
158	GOM_NL__2PRFIN20040429_084425_000000412026_00236_11312_2003.N1	29-APR-2004 08:44:25	Bright	41.000	180	27Gam Boo	3.0400	8000.0	82	11312	No
159	GOM_NL__2PRFIN20040429_084634_000000382026_00236_11312_2004.N1	29-APR-2004 08:46:34	Bright	37.500	39	85Eta UMa	1.8540	24000.	75	11312	No
160	GOM_NL__2PRFIN20040429_084752_000000372026_00236_11312_2005.N1	29-APR-2004 08:47:52	Bright	37.000	55	79Zet UMa	2.0600	10200.	74	11312	No



161	GOM_NL__2PRFIN20040429_085011_000000382026_00236_11312_2006.N1	29-APR-2004 08:50:11	Bright	37.500	36	50Alp UMa	1.8000	6300.0	75	11312	No
162	GOM_NL__2PRFIN20040429_085402_000000392026_00236_11312_2007.N1	29-APR-2004 08:54:02	Bright	38.500	60	7Bet UMi	2.0810	3950.0	77	11312	No
163	GOM_NL__2PRFIN20040429_085744_000000342026_00236_11312_2008.N1	29-APR-2004 08:57:44	Bright	33.500	49	1Alp UMi	1.9900	6300.0	67	11312	No
164	GOM_NL__2PRFIN20040429_090412_000000442026_00236_11312_2009.N1	29-APR-2004 09:04:12	Bright	43.500	89	5Alp Cep	2.4510	8000.0	87	11312	No
165	GOM_NL__2PRFIN20040429_090709_000001672026_00236_11312_2010.N1	29-APR-2004 09:07:09	Bright	167.00	5	3Alp Lyr	0.033000	11000.	334	11312	No
166	GOM_NL__2PRFIN20040429_091122_000000782026_00236_11312_2011.N1	29-APR-2004 09:11:22	Bright	78.000	66	37Gam Cyg	2.2080	5900.0	156	11312	No
167	GOM_NL__2PRFIN20040429_091450_000000832026_00236_11312_2012.N1	29-APR-2004 09:14:50	Twilight	82.500	92	53Eps Cyg	2.5000	4500.0	165	11312	No
168	GOM_NL__2PRFIN20040429_091947_000000472026_00236_11312_2013.N1	29-APR-2004 09:19:47	Twilight	46.500	90	54Alp Peg	2.4870	11000.	93	11312	No
169	GOM_NL__2PRFIN20040429_092356_000000652026_00236_11312_2014.N1	29-APR-2004 09:23:56	Dark	64.500	61	8Eps Peg	2.1000	3900.0	129	11312	No
170	GOM_NL__2PRFIN20040429_092740_000000462026_00236_11312_2015.N1	29-APR-2004 09:27:40	Dark	46.000	52	16Bet Cet	2.0370	4500.0	92	11312	No
171	GOM_NL__2PRFIN20040429_092957_000000632026_00236_11312_2016.N1	29-APR-2004 09:29:57	Dark	63.000	154	22Bet Aqr	2.8990	5700.0	126	11312	No
172	GOM_NL__2PRFIN20040429_093232_000000482026_00236_11312_2017.N1	29-APR-2004 09:32:32	Dark	47.500	18	24Alp PsA	1.1660	9700.0	95	11312	No
173	GOM_NL__2PRFIN20040429_093432_000000442026_00236_11312_2018.N1	29-APR-2004 09:34:32	Dark	43.500	84	Alp Phe	2.3970	4500.0	87	11312	No
174	GOM_NL__2PRFIN20040429_094058_000000402026_00237_11313_2009.N1	29-APR-2004 09:40:58	Dark	40.000	148	Alp Tuc	2.8780	4100.0	80	11313	No
175	GOM_NL__2PRFIN20040429_094344_000000432026_00237_11313_2010.N1	29-APR-2004 09:43:44	Dark	42.500	45	Alp Pav	1.9400	26000.	85	11313	No
176	GOM_NL__2PRFIN20040429_095159_000000682026_00237_11313_2011.N1	29-APR-2004 09:51:59	Straylight	68.000	38	20Eps Sgr	1.8360	11000.	136	11313	No
177	GOM_NL__2PRFIN20040429_095443_000000522026_00237_11313_2012.N1	29-APR-2004 09:54:43	Straylight	51.500	4	Alp1Cen	-0.010000	5800.0	103	11313	No
178	GOM_NL__2PRFIN20040429_095707_000000502026_00237_11313_2013.N1	29-APR-2004 09:57:07	Straylight	50.000	26	Gam Cru	1.6240	2900.0	100	11313	No
179	GOM_NL__2PRFIN20040429_095919_000000402026_00237_11313_2014.N1	29-APR-2004 09:59:19	Straylight	40.000	64	Gam Cen	2.2000	10600.	80	11313	No
180	GOM_NL__2PRFIN20040429_100151_000000712026_00237_11313_2015.N1	29-APR-2004 10:01:51	Twilight	71.000	16	21Alp Sco	1.0200	3000.0	142	11313	No
181	GOM_NL__2PRFIN20040429_100410_000000622026_00237_11313_2016.N1	29-APR-2004 10:04:10	Twilight	61.500	80	7Del Sco	2.3160	30000.	123	11313	No
182	GOM_NL__2PRFIN20040429_100605_000000462026_00237_11313_2017.N1	29-APR-2004 10:06:05	Bright	46.000	169	46Gam Hya	2.9910	4700.0	92	11313	No
183	GOM_NL__2PRFIN20040429_100944_000000512026_00237_11313_2018.N1	29-APR-2004 10:09:44	Bright	50.500	104	27Bet Lib	2.6140	13100.	101	11313	No
184	GOM_NL__2PRFIN20040429_101229_000000372026_00237_11313_2019.N1	29-APR-2004 10:12:29	Bright	37.000	121	29Gam Vir	2.7400	7200.0	74	11313	No
185	GOM_NL__2PRFIN20040429_101550_000000372026_00237_11313_2020.N1	29-APR-2004 10:15:50	Bright	37.000	138	47Eps Vir	2.8280	4700.0	74	11313	No
186	GOM_NL__2PRFIN20040429_101732_000000392026_00237_11313_2021.N1	29-APR-2004 10:17:32	Bright	39.000	62	94Bet Leo	2.1360	9700.0	78	11313	No
187	GOM_NL__2PRFIN20040429_102200_000000452026_00237_11313_2022.N1	29-APR-2004 10:22:00	Bright	45.000	83		2.3780	11000.	90	11313	No
188	GOM_NL__2PRFIN20040429_102500_000000422026_00237_11313_2023.N1	29-APR-2004 10:25:00	Bright	42.000	180	27Gam Boo	3.0400	8000.0	84	11313	No
189	GOM_NL__2PRFIN20040429_102710_000000402026_00237_11313_2024.N1	29-APR-2004 10:27:10	Bright	40.000	39	85Eta UMa	1.8540	24000.	80	11313	No
190	GOM_NL__2PRFIN20040429_102828_000000372026_00237_11313_2025.N1	29-APR-2004 10:28:28	Bright	37.000	55	79Zet UMa	2.0600	10200.	74	11313	No
191	GOM_NL__2PRFIN20040429_103047_000000372026_00237_11313_2026.N1	29-APR-2004 10:30:47	Bright	36.500	36	50Alp UMa	1.8000	6300.0	73	11313	No
192	GOM_NL__2PRFIN20040429_103438_000000392026_00237_11313_2027.N1	29-APR-2004 10:34:38	Bright	39.000	60	7Bet UMi	2.0810	3950.0	78	11313	No
193	GOM_NL__2PRFIN20040429_103819_000000382026_00237_11313_2028.N1	29-APR-2004 10:38:19	Bright	38.000	49	1Alp UMi	1.9900	6300.0	76	11313	No
194	GOM_NL__2PRFIN20040429_104448_000000442026_00237_11313_2029.N1	29-APR-2004 10:44:48	Bright	44.000	89	5Alp Cep	2.4510	8000.0	88	11313	No
195	GOM_NL__2PRFIN20040429_104743_000001772026_00237_11313_2030.N1	29-APR-2004 10:47:43	Bright	177.00	5	3Alp Lyr	0.033000	11000.	354	11313	No
196	GOM_NL__2PRFIN20040429_105158_000000802026_00237_11313_2031.N1	29-APR-2004 10:51:58	Bright	79.500	66	37Gam Cyg	2.2080	5900.0	159	11313	No
197	GOM_NL__2PRFIN20040429_105527_000000822026_00237_11313_2032.N1	29-APR-2004 10:55:27	Twilight	81.500	92	53Eps Cyg	2.5000	4500.0	163	11313	No
198	GOM_NL__2PRFIN20040429_110023_000000492026_00237_11313_2033.N1	29-APR-2004 11:00:23	Twilight	49.000	90	54Alp Peg	2.4870	11000.	98	11313	No
199	GOM_NL__2PRFIN20040429_110433_000000652026_00237_11313_2034.N1	29-APR-2004 11:04:33	Dark	64.500	61	8Eps Peg	2.1000	3900.0	129	11313	No
200	GOM_NL__2PRFIN20040429_110816_000000492026_00237_11313_2035.N1	29-APR-2004 11:08:16	Dark	48.500	52	16Bet Cet	2.0370	4500.0	97	11313	No
201	GOM_NL__2PRFIN20040429_111035_000000622026_00237_11313_2036.N1	29-APR-2004 11:10:35	Dark	61.500	154	22Bet Aqr	2.8990	5700.0	123	11313	No
202	GOM_NL__2PRFIN20040429_111309_000000452026_00237_11313_2037.N1	29-APR-2004 11:13:09	Dark	45.000	18	24Alp PsA	1.1660	9700.0	90	11313	No
203	GOM_NL__2PRFIN20040429_111508_000000432026_00237_11313_2038.N1	29-APR-2004 11:15:08	Dark	42.500	84	Alp Phe	2.3970	4500.0	85	11313	No
204	GOM_NL__2PRFIN20040429_112134_000000412026_00238_11314_2009.N1	29-APR-2004 11:21:34	Dark	41.000	148	Alp Tuc	2.8780	4100.0	82	11314	No
205	GOM_NL__2PRFIN20040429_112420_000000422026_00238_11314_2010.N1	29-APR-2004 11:24:20	Dark	42.000	45	Alp Pav	1.9400	26000.	84	11314	No
206	GOM_NL__2PRFIN20040429_113235_000000742026_00238_11314_2011.N1	29-APR-2004 11:32:35	Straylight	73.500	38	20Eps Sgr	1.8360	11000.	147	11314	No
207	GOM_NL__2PRFIN20040429_113518_000000452026_00238_11314_2012.N1	29-APR-2004 11:35:18	Straylight	44.500	4	Alp1Cen	-0.010000	5800.0	89	11314	No
208	GOM_NL__2PRFIN20040429_113743_000000522026_00238_11314_2013.N1	29-APR-2004 11:37:43	Straylight	52.000	26	Gam Cru	1.6240	2900.0	104	11314	No
209	GOM_NL__2PRFIN20040429_113955_000000402026_00238_11314_2014.N1	29-APR-2004 11:39:55	Straylight	39.500	64	Gam Cen	2.2000	10600.	79	11314	No
210	GOM_NL__2PRFIN20040429_114227_000000832026_00238_11314_2015.N1	29-APR-2004 11:42:27	Twilight	83.000	16	21Alp Sco	1.0200	3000.0	166	11314	No
211	GOM_NL__2PRFIN20040429_114446_000000672026_00238_11314_2016.N1	29-APR-2004 11:44:46	Twilight	67.000	80	7Del Sco	2.3160	30000.	134	11314	No
212	GOM_NL__2PRFIN20040429_114640_000000452026_00238_11314_2017.N1	29-APR-2004 11:46:40	Bright	45.000	169	46Gam Hya	2.9910	4700.0	90	11314	No
213	GOM_NL__2PRFIN20040429_115020_000000512026_00238_11314_2018.N1	29-APR-2004 11:50:20	Bright	51.000	104	27Bet Lib	2.6140	13100.	102	11314	No
214	GOM_NL__2PRFIN20040429_115304_000000382026_00238_11314_2019.N1	29-APR-2004 11:53:04	Bright	37.500	121	29Gam Vir	2.7400	7200.0	75	11314	No
215	GOM_NL__2PRFIN20040429_115625_000000392026_00238_11314_2020.N1	29-APR-2004 11:56:25	Bright	38.500	138	47Eps Vir	2.8280	4700.0	77	11314	No
216	GOM_NL__2PRFIN20040429_115809_000000392026_00238_11314_2021.N1	29-APR-2004 11:58:09	Bright	39.000	62	94Bet Leo	2.1360	9700.0	78	11314	No
217	GOM_NL__2PRFIN20040429_120235_000000452026_00238_11314_2022.N1	29-APR-2004 12:02:35	Bright	45.000	83		2.3780	11000.	90	11314	No
218	GOM_NL__2PRFIN20040429_120535_000000432026_00238_11314_2023.N1	29-APR-2004 12:05:35	Bright	43.000	180	27Gam Boo	3.0400	8000.0	86	11314	No
219	GOM_NL__2PRFIN20040429_120745_000000412026_00238_11314_2024.N1	29-APR-2004 12:07:45	Bright	41.000	39	85Eta UMa	1.8540	24000.	82	11314	No

220	GOM_NL__2PRFIN20040429_120903_000000392026_00238_11314_2025.N1	29-APR-2004 12:09:03	Bright	39.000	55	79Zet UMa	2.0600	10200.	78	11314	No
221	GOM_NL__2PRFIN20040429_121122_000000402026_00238_11314_2026.N1	29-APR-2004 12:11:22	Bright	40.000	36	50Alp UMa	1.8000	6300.0	80	11314	No
222	GOM_NL__2PRFIN20040429_121513_000000422026_00238_11314_2027.N1	29-APR-2004 12:15:13	Bright	41.500	60	7Bet UMi	2.0810	3950.0	83	11314	No
223	GOM_NL__2PRFIN20040429_121854_000000372026_00238_11314_2028.N1	29-APR-2004 12:18:54	Bright	36.500	49	1Alp UMi	1.9900	6300.0	73	11314	No
224	GOM_NL__2PRFIN20040429_122524_000000432026_00238_11314_2029.N1	29-APR-2004 12:25:24	Bright	43.000	89	5Alp Cep	2.4510	8000.0	86	11314	No
225	GOM_NL__2PRFIN20040429_122817_000001572026_00238_11314_2030.N1	29-APR-2004 12:28:17	Bright	157.00	5	3Alp Lyr	0.033000	11000.	314	11314	No
226	GOM_NL__2PRFIN20040429_123234_000000762026_00238_11314_2031.N1	29-APR-2004 12:32:34	Bright	75.500	66	37Gam Cyg	2.2080	5900.0	151	11314	No
227	GOM_NL__2PRFIN20040429_123603_000000782026_00238_11314_2032.N1	29-APR-2004 12:36:03	Twilight	78.000	92	53Eps Cyg	2.5000	4500.0	156	11314	No
228	GOM_NL__2PRFIN20040429_124058_000000482026_00238_11314_2033.N1	29-APR-2004 12:40:58	Twilight	47.500	90	54Alp Peg	2.4870	11000.	95	11314	No
229	GOM_NL__2PRFIN20040429_124510_000000702026_00238_11314_2034.N1	29-APR-2004 12:45:10	Dark	70.000	61	8Eps Peg	2.1000	3900.0	140	11314	No
230	GOM_NL__2PRFIN20040429_124851_000000492026_00238_11314_2035.N1	29-APR-2004 12:48:51	Dark	48.500	52	16Bet Cet	2.0370	4500.0	97	11314	No
231	GOM_NL__2PRFIN20040429_125112_000000662026_00238_11314_2036.N1	29-APR-2004 12:51:12	Dark	65.500	154	22Bet Aqr	2.8990	5700.0	131	11314	No
232	GOM_NL__2PRFIN20040429_125344_000000462026_00238_11314_2037.N1	29-APR-2004 12:53:44	Dark	45.500	18	24Alp PsA	1.1660	9700.0	91	11314	No
233	GOM_NL__2PRFIN20040429_125543_000000442026_00238_11314_2038.N1	29-APR-2004 12:55:43	Dark	44.000	84	Alp Phe	2.3970	4500.0	88	11314	No
234	GOM_NL__2PRFIN20040429_130210_000000412026_00239_11315_2009.N1	29-APR-2004 13:02:10	Dark	40.500	148	Alp Tuc	2.8780	4100.0	81	11315	No
235	GOM_NL__2PRFIN20040429_130457_000000442026_00239_11315_2010.N1	29-APR-2004 13:04:57	Dark	43.500	45	Alp Pav	1.9400	26000.	87	11315	No
236	GOM_NL__2PRFIN20040429_131138_000000412026_00239_11315_2011.N1	29-APR-2004 13:11:38	Straylight	40.500	43	Alp TrA	1.9100	4250.0	81	11315	No
237	GOM_NL__2PRFIN20040429_131312_000000722026_00239_11315_2012.N1	29-APR-2004 13:13:12	Straylight	71.500	38	20Eps Sgr	1.8360	11000.	143	11315	No
238	GOM_NL__2PRFIN20040429_131555_000000442026_00239_11315_2013.N1	29-APR-2004 13:15:55	Straylight	44.000	4	Alp1Cen	-0.010000	5800.0	88	11315	No
239	GOM_NL__2PRFIN20040429_131729_000000442026_00239_11315_2014.N1	29-APR-2004 13:17:29	Straylight	44.000	20	Bet Cru	1.2530	30000.	88	11315	No
240	GOM_NL__2PRFIN20040429_131919_000000442026_00239_11315_2015.N1	29-APR-2004 13:19:19	Straylight	43.500	78	Alp Lup	2.3040	28000.	87	11315	No
241	GOM_NL__2PRFIN20040429_132052_000000412026_00239_11315_2016.N1	29-APR-2004 13:20:52	Straylight	40.500	81	Eta Cen	2.3560	28000.	81	11315	No
242	GOM_NL__2PRFIN20040429_132303_000000752026_00239_11315_2017.N1	29-APR-2004 13:23:03	Twilight	74.500	16	21Alp Sco	1.0200	3000.0	149	11315	No
243	GOM_NL__2PRFIN20040429_132521_000000622026_00239_11315_2018.N1	29-APR-2004 13:25:21	Twilight	61.500	80	7Del Sco	2.3160	30000.	123	11315	No
244	GOM_NL__2PRFIN20040429_132835_000000452026_00239_11315_2019.N1	29-APR-2004 13:28:35	Bright	45.000	122	9Alp2Lib	2.7470	9700.0	90	11315	No
245	GOM_NL__2PRFIN20040429_133055_000000522026_00239_11315_2020.N1	29-APR-2004 13:30:55	Bright	51.500	104	27Bet Lib	2.6140	13100.	103	11315	No
246	GOM_NL__2PRFIN20040429_133340_000000382026_00239_11315_2021.N1	29-APR-2004 13:33:40	Bright	38.000	121	29Gam Vir	2.7400	7200.0	76	11315	No
247	GOM_NL__2PRFIN20040429_133701_000000372026_00239_11315_2022.N1	29-APR-2004 13:37:01	Bright	37.000	138	47Eps Vir	2.8280	4700.0	74	11315	No
248	GOM_NL__2PRFIN20040429_133923_000000392026_00239_11315_2023.N1	29-APR-2004 13:39:23	Bright	39.000	111	8Eta Boo	2.6800	6000.0	78	11315	No
249	GOM_NL__2PRFIN20040429_134311_000000452026_00239_11315_2024.N1	29-APR-2004 13:43:11	Bright	44.500	83		2.3780	11000.	89	11315	No
250	GOM_NL__2PRFIN20040429_134610_000000432026_00239_11315_2025.N1	29-APR-2004 13:46:10	Bright	43.000	180	27Gam Boo	3.0400	8000.0	86	11315	No
251	GOM_NL__2PRFIN20040429_134821_000000402026_00239_11315_2026.N1	29-APR-2004 13:48:21	Bright	39.500	39	85Eta UMa	1.8540	24000.	79	11315	No
252	GOM_NL__2PRFIN20040429_134939_000000382026_00239_11315_2027.N1	29-APR-2004 13:49:39	Bright	38.000	55	79Zet UMa	2.0600	10200.	76	11315	No
253	GOM_NL__2PRFIN20040429_135159_000000402026_00239_11315_2028.N1	29-APR-2004 13:51:59	Bright	39.500	36	50Alp UMa	1.8000	6300.0	79	11315	No
254	GOM_NL__2PRFIN20040429_135549_000000412026_00239_11315_2029.N1	29-APR-2004 13:55:49	Bright	40.500	60	7Bet UMi	2.0810	3950.0	81	11315	No
255	GOM_NL__2PRFIN20040429_135931_000000382026_00239_11315_2030.N1	29-APR-2004 13:59:31	Bright	37.500	49	1Alp UMi	1.9900	6300.0	75	11315	No
256	GOM_NL__2PRFIN20040429_140600_000000432026_00239_11315_2031.N1	29-APR-2004 14:06:00	Bright	43.000	89	5Alp Cep	2.4510	8000.0	86	11315	No
257	GOM_NL__2PRFIN20040429_140851_000001652026_00239_11315_2032.N1	29-APR-2004 14:08:51	Bright	164.50	5	3Alp Lyr	0.033000	11000.	329	11315	No
258	GOM_NL__2PRFIN20040429_141309_000000792026_00239_11315_2033.N1	29-APR-2004 14:13:09	Bright	78.500	66	37Gam Cyg	2.2080	5900.0	157	11315	No
259	GOM_NL__2PRFIN20040429_141638_000000772026_00239_11315_2034.N1	29-APR-2004 14:16:38	Twilight	76.500	92	53Eps Cyg	2.5000	4500.0	153	11315	No
260	GOM_NL__2PRFIN20040429_142135_000000452026_00239_11315_2035.N1	29-APR-2004 14:21:35	Twilight	45.000	90	54Alp Peg	2.4870	11000.	90	11315	No
261	GOM_NL__2PRFIN20040429_142546_000000632026_00239_11315_2036.N1	29-APR-2004 14:25:46	Dark	62.500	61	8Eps Peg	2.1000	3900.0	125	11315	No
262	GOM_NL__2PRFIN20040429_142928_000000472026_00239_11315_2037.N1	29-APR-2004 14:29:28	Dark	47.000	52	16Bet Cet	2.0370	4500.0	94	11315	No
263	GOM_NL__2PRFIN20040429_143150_000000602026_00239_11315_2038.N1	29-APR-2004 14:31:50	Dark	59.500	154	22Bet Aqr	2.8990	5700.0	119	11315	No
264	GOM_NL__2PRFIN20040429_143421_000000502026_00239_11315_2039.N1	29-APR-2004 14:34:21	Dark	50.000	18	24Alp PsA	1.1660	9700.0	100	11315	No
265	GOM_NL__2PRFIN20040429_143833_000000442026_00239_11315_2040.N1	29-APR-2004 14:38:33	Dark	44.000	172	Gam Gru	3.0030	13100.	88	11315	No
266	GOM_NL__2PRFIN20040429_144006_000000442026_00239_11315_2041.N1	29-APR-2004 14:40:06	Dark	44.000	31	Alp Gru	1.7340	15200.	88	11315	No
267	GOM_NL__2PRFIN20040429_144246_000000412026_00240_11316_2009.N1	29-APR-2004 14:42:46	Dark	41.000	148	Alp Tuc	2.8780	4100.0	82	11316	No
268	GOM_NL__2PRFIN20040429_144533_000000442026_00240_11316_2010.N1	29-APR-2004 14:45:33	Dark	43.500	45	Alp Pav	1.9400	26000.	87	11316	No
269	GOM_NL__2PRFIN20040429_145214_000000432026_00240_11316_2011.N1	29-APR-2004 14:52:14	Straylight	43.000	43	Alp TrA	1.9100	4250.0	86	11316	No
270	GOM_NL__2PRFIN20040429_145350_000000722026_00240_11316_2012.N1	29-APR-2004 14:53:50	Straylight	72.000	38	20Eps Sgr	1.8360	11000.	144	11316	No
271	GOM_NL__2PRFIN20040429_145631_000000452026_00240_11316_2013.N1	29-APR-2004 14:56:31	Straylight	45.000	4	Alp1Cen	-0.010000	5800.0	90	11316	No
272	GOM_NL__2PRFIN20040429_145805_000000412026_00240_11316_2014.N1	29-APR-2004 14:58:05	Straylight	40.500	20	Bet Cru	1.2530	30000.	81	11316	No
273	GOM_NL__2PRFIN20040429_145955_000000412026_00240_11316_2015.N1	29-APR-2004 14:59:55	Straylight	40.500	78	Alp Lup	2.3040	28000.	81	11316	No
274	GOM_NL__2PRFIN20040429_150128_000000422026_00240_11316_2016.N1	29-APR-2004 15:01:28	Straylight	41.500	81	Eta Cen	2.3560	28000.	83	11316	No
275	GOM_NL__2PRFIN20040429_150340_000000812026_00240_11316_2017.N1	29-APR-2004 15:03:40	Twilight	81.000	16	21Alp Sco	1.0200	3000.0	162	11316	No
276	GOM_NL__2PRFIN20040429_150558_000000662026_00240_11316_2018.N1	29-APR-2004 15:05:58	Twilight	65.500	80	7Del Sco	2.3160	30000.	131	11316	No
277	GOM_NL__2PRFIN20040429_150911_000000462026_00240_11316_2019.N1	29-APR-2004 15:09:11	Bright	46.000	122	9Alp2Lib	2.7470	9700.0	92	11316	No
278	GOM_NL__2PRFIN20040429_151131_000000512026_00240_11316_2020.N1	29-APR-2004 15:11:31	Bright	51.000	104	27Bet Lib	2.6140	13100.	102	11316	No

279	GOM_NL__2PRFIN20040429_151416_000000392026_00240_11316_2021.N1	29-APR-2004 15:14:16	Bright	38.500	121	29Gam Vir	2.7400	7200.0	77	11316	No
280	GOM_NL__2PRFIN20040429_151737_000000372026_00240_11316_2022.N1	29-APR-2004 15:17:37	Bright	37.000	138	47Eps Vir	2.8280	4700.0	74	11316	No
281	GOM_NL__2PRFIN20040429_151959_000000402026_00240_11316_2023.N1	29-APR-2004 15:19:59	Bright	39.500	111	8Eta Boo	2.6800	6000.0	79	11316	No
282	GOM_NL__2PRFIN20040429_152346_000000482026_00240_11316_2024.N1	29-APR-2004 15:23:46	Bright	48.000	83		2.3780	11000.	96	11316	No
283	GOM_NL__2PRFIN20040429_152646_000000432026_00240_11316_2025.N1	29-APR-2004 15:26:46	Bright	43.000	180	27Gam Boo	3.0400	8000.0	86	11316	No
284	GOM_NL__2PRFIN20040429_152857_000000402026_00240_11316_2026.N1	29-APR-2004 15:28:57	Bright	39.500	39	85Eta UMa	1.8540	24000.	79	11316	No
285	GOM_NL__2PRFIN20040429_153015_000000382026_00240_11316_2027.N1	29-APR-2004 15:30:15	Bright	38.000	55	79Zet UMa	2.0600	10200.	76	11316	No
286	GOM_NL__2PRFIN20040429_153235_000000382026_00240_11316_2028.N1	29-APR-2004 15:32:35	Bright	38.000	36	50Alp UMa	1.8000	6300.0	76	11316	No
287	GOM_NL__2PRFIN20040429_153625_000000412026_00240_11316_2029.N1	29-APR-2004 15:36:25	Bright	41.000	60	7Bet UMi	2.0810	3950.0	82	11316	No
288	GOM_NL__2PRFIN20040429_154007_000000382026_00240_11316_2030.N1	29-APR-2004 15:40:07	Bright	38.000	49	1Alp UMi	1.9900	6300.0	76	11316	No
289	GOM_NL__2PRFIN20040429_154635_000000442026_00240_11316_2031.N1	29-APR-2004 15:46:35	Bright	44.000	89	5Alp Cep	2.4510	8000.0	88	11316	No
290	GOM_NL__2PRFIN20040429_154926_000001632026_00240_11316_2032.N1	29-APR-2004 15:49:26	Bright	162.50	5	3Alp Lyr	0.033000	11000.	325	11316	No
291	GOM_NL__2PRFIN20040429_155344_000000742026_00240_11316_2033.N1	29-APR-2004 15:53:44	Bright	73.500	66	37Gam Cyg	2.2080	5900.0	147	11316	No
292	GOM_NL__2PRFIN20040429_155714_000000792026_00240_11316_2034.N1	29-APR-2004 15:57:14	Tw_i_and_stray	78.500	92	53Eps Cyg	2.5000	4500.0	157	11316	No
293	GOM_NL__2PRFIN20040429_160212_000000472026_00240_11316_2035.N1	29-APR-2004 16:02:12	Twilight	47.000	90	54Alp Peg	2.4870	11000.	94	11316	No
294	GOM_NL__2PRFIN20040429_160623_000000662026_00240_11316_2036.N1	29-APR-2004 16:06:23	Dark	65.500	61	8Eps Peg	2.1000	3900.0	131	11316	No
295	GOM_NL__2PRFIN20040429_161004_000000442026_00240_11316_2037.N1	29-APR-2004 16:10:04	Dark	44.000	52	16Bet Cet	2.0370	4500.0	88	11316	No
296	GOM_NL__2PRFIN20040429_161227_000000622026_00240_11316_2038.N1	29-APR-2004 16:12:27	Dark	61.500	154	22Bet Aqr	2.8990	5700.0	123	11316	No
297	GOM_NL__2PRFIN20040429_161458_000000442026_00240_11316_2039.N1	29-APR-2004 16:14:58	Dark	44.000	18	24Alp PsA	1.1660	9700.0	88	11316	No
298	GOM_NL__2PRFIN20040429_161910_000000422026_00240_11316_2040.N1	29-APR-2004 16:19:10	Dark	42.000	172	Gam Gru	3.0030	13100.	84	11316	No
299	GOM_NL__2PRFIN20040429_162043_000000452026_00240_11316_2041.N1	29-APR-2004 16:20:43	Dark	44.500	31	Alp Gru	1.7340	15200.	89	11316	No
300	GOM_NL__2PRFIN20040429_162323_000000392026_00241_11317_2009.N1	29-APR-2004 16:23:23	Dark	39.000	148	Alp Tuc	2.8780	4100.0	78	11317	No
301	GOM_NL__2PRFIN20040429_162610_000000422026_00241_11317_2010.N1	29-APR-2004 16:26:10	Dark	42.000	45	Alp Pav	1.9400	26000.	84	11317	No
302	GOM_NL__2PRFIN20040429_163250_000000412026_00241_11317_2011.N1	29-APR-2004 16:32:50	Straylight	41.000	43	Alp TrA	1.9100	4250.0	82	11317	No
303	GOM_NL__2PRFIN20040429_163427_000000782026_00241_11317_2012.N1	29-APR-2004 16:34:27	Straylight	77.500	38	20Eps Sgr	1.8360	11000.	155	11317	No
304	GOM_NL__2PRFIN20040429_163707_000000472026_00241_11317_2013.N1	29-APR-2004 16:37:07	Straylight	47.000	4	Alp1Cen	-0.010000	5800.0	94	11317	No
305	GOM_NL__2PRFIN20040429_163841_000000472026_00241_11317_2014.N1	29-APR-2004 16:38:41	Straylight	46.500	20	Bet Cru	1.2530	30000.	93	11317	No
306	GOM_NL__2PRFIN20040429_164031_000000392026_00241_11317_2015.N1	29-APR-2004 16:40:31	Straylight	39.000	78	Alp Lup	2.3040	28000.	78	11317	No
307	GOM_NL__2PRFIN20040429_164204_000000442026_00241_11317_2016.N1	29-APR-2004 16:42:04	Straylight	43.500	81	Eta Cen	2.3560	28000.	87	11317	No
308	GOM_NL__2PRFIN20040429_164416_000000772026_00241_11317_2017.N1	29-APR-2004 16:44:16	Tw_i_and_stray	77.000	16	21Alp Sco	1.0200	3000.0	154	11317	No
309	GOM_NL__2PRFIN20040429_164634_000000612026_00241_11317_2018.N1	29-APR-2004 16:46:34	Tw_i_and_stray	60.500	80	7Del Sco	2.3160	30000.	121	11317	No
310	GOM_NL__2PRFIN20040429_164947_000000452026_00241_11317_2019.N1	29-APR-2004 16:49:47	Bright	45.000	122	9Alp2Lib	2.7470	9700.0	90	11317	No
311	GOM_NL__2PRFIN20040429_165207_000000532026_00241_11317_2020.N1	29-APR-2004 16:52:07	Bright	52.500	104	27Bet Lib	2.6140	13100.	105	11317	No
312	GOM_NL__2PRFIN20040429_165452_000000392026_00241_11317_2021.N1	29-APR-2004 16:54:52	Bright	38.500	121	29Gam Vir	2.7400	7200.0	77	11317	No
313	GOM_NL__2PRFIN20040429_165813_000000382026_00241_11317_2022.N1	29-APR-2004 16:58:13	Bright	37.500	138	47Eps Vir	2.8280	4700.0	75	11317	No
314	GOM_NL__2PRFIN20040429_170035_000000402026_00241_11317_2023.N1	29-APR-2004 17:00:35	Bright	39.500	111	8Eta Boo	2.6800	6000.0	79	11317	No
315	GOM_NL__2PRFIN20040429_170422_000000492026_00241_11317_2024.N1	29-APR-2004 17:04:22	Bright	48.500	83		2.3780	11000.	97	11317	No
316	GOM_NL__2PRFIN20040429_170721_000000432026_00241_11317_2025.N1	29-APR-2004 17:07:21	Bright	43.000	180	27Gam Boo	3.0400	8000.0	86	11317	No
317	GOM_NL__2PRFIN20040429_170932_000000382026_00241_11317_2026.N1	29-APR-2004 17:09:32	Bright	37.500	39	85Eta UMa	1.8540	24000.	75	11317	No
318	GOM_NL__2PRFIN20040429_171051_000000402026_00241_11317_2027.N1	29-APR-2004 17:10:51	Bright	39.500	55	79Zet UMa	2.0600	10200.	79	11317	No
319	GOM_NL__2PRFIN20040429_171311_000000372026_00241_11317_2028.N1	29-APR-2004 17:13:11	Bright	36.500	36	50Alp UMa	1.8000	6300.0	73	11317	No
320	GOM_NL__2PRFIN20040429_171700_000000392026_00241_11317_2029.N1	29-APR-2004 17:17:00	Bright	38.500	60	7Bet UMi	2.0810	3950.0	77	11317	No
321	GOM_NL__2PRFIN20040429_172043_000000372026_00241_11317_2030.N1	29-APR-2004 17:20:43	Bright	37.000	49	1Alp UMi	1.9900	6300.0	74	11317	No
322	GOM_NL__2PRFIN20040429_172710_000000442026_00241_11317_2031.N1	29-APR-2004 17:27:10	Bright	44.000	89	5Alp Cep	2.4510	8000.0	88	11317	No
323	GOM_NL__2PRFIN20040429_173000_000001582026_00241_11317_2032.N1	29-APR-2004 17:30:00	Bright	157.50	5	3Alp Lyr	0.033000	11000.	315	11317	No
324	GOM_NL__2PRFIN20040429_173420_000000772026_00241_11317_2033.N1	29-APR-2004 17:34:20	Bright	77.000	66	37Gam Cyg	2.2080	5900.0	154	11317	No
325	GOM_NL__2PRFIN20040429_173750_000000822026_00241_11317_2034.N1	29-APR-2004 17:37:50	Tw_i_and_stray	81.500	92	53Eps Cyg	2.5000	4500.0	163	11317	No
326	GOM_NL__2PRFIN20040429_174248_000000472026_00241_11317_2035.N1	29-APR-2004 17:42:48	Twilight	47.000	90	54Alp Peg	2.4870	11000.	94	11317	No
327	GOM_NL__2PRFIN20040429_174700_000000692026_00241_11317_2036.N1	29-APR-2004 17:47:00	Dark	68.500	61	8Eps Peg	2.1000	3900.0	137	11317	No
328	GOM_NL__2PRFIN20040429_175040_000000452026_00241_11317_2037.N1	29-APR-2004 17:50:40	Dark	44.500	52	16Bet Cet	2.0370	4500.0	89	11317	No
329	GOM_NL__2PRFIN20040429_175304_000000612026_00241_11317_2038.N1	29-APR-2004 17:53:04	Dark	60.500	154	22Bet Aqr	2.8990	5700.0	121	11317	No
330	GOM_NL__2PRFIN20040429_175534_000000412026_00241_11317_2039.N1	29-APR-2004 17:55:34	Dark	41.000	18	24Alp PsA	1.1660	9700.0	82	11317	No
331	GOM_NL__2PRFIN20040429_175947_000000432026_00241_11317_2040.N1	29-APR-2004 17:59:47	Dark	42.500	172	Gam Gru	3.0030	13100.	85	11317	No
332	GOM_NL__2PRFIN20040429_180119_000000432026_00241_11317_2041.N1	29-APR-2004 18:01:19	Dark	42.500	31	Alp Gru	1.7340	15200.	85	11317	No
333	GOM_NL__2PRFIN20040429_180359_000000432026_00242_11318_2009.N1	29-APR-2004 18:03:59	Dark	42.500	148	Alp Tuc	2.8780	4100.0	85	11318	No
334	GOM_NL__2PRFIN20040429_180646_000000442026_00242_11318_2010.N1	29-APR-2004 18:06:46	Dark	43.500	45	Alp Pav	1.9400	26000.	87	11318	No
335	GOM_NL__2PRFIN20040429_181327_000000422026_00242_11318_2011.N1	29-APR-2004 18:13:27	Straylight	41.500	43	Alp TrA	1.9100	4250.0	83	11318	No
336	GOM_NL__2PRFIN20040429_181504_000000762026_00242_11318_2012.N1	29-APR-2004 18:15:04	Straylight	76.000	38	20Eps Sgr	1.8360	11000.	152	11318	No
337	GOM_NL__2PRFIN20040429_181743_000000452026_00242_11318_2013.N1	29-APR-2004 18:17:43	Straylight	45.000	4	Alp1Cen	-0.010000	5800.0	90	11318	No



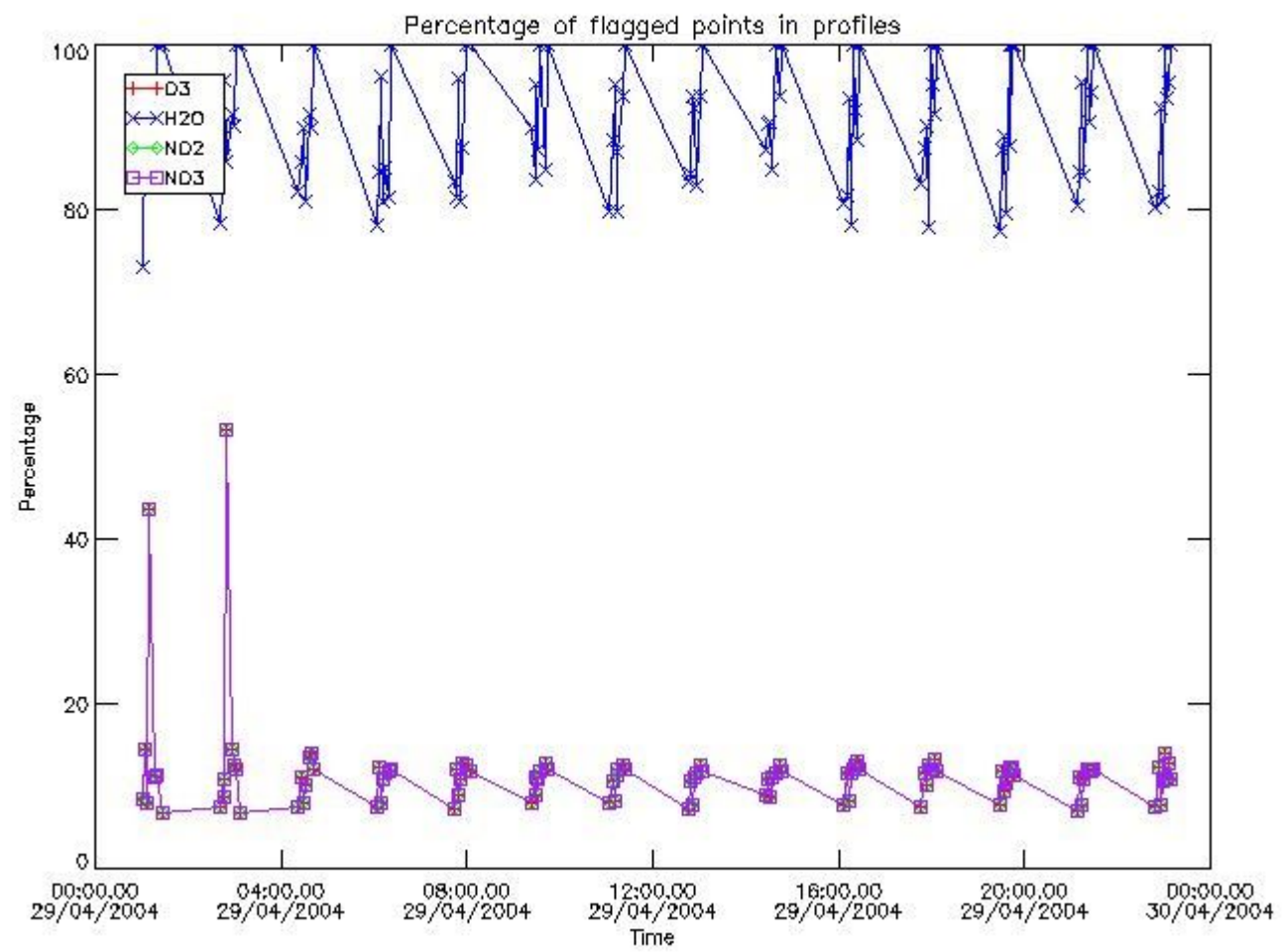
338	GOM_NL__2PRFIN20040429_181918_000000412026_00242_11318_2014.N1	29-APR-2004 18:19:18	Straylight	41.000	20	Bet Cru	1.2530	30000.	82	11318	No
339	GOM_NL__2PRFIN20040429_182108_000000432026_00242_11318_2015.N1	29-APR-2004 18:21:08	Straylight	43.000	78	Alp Lup	2.3040	28000.	86	11318	No
340	GOM_NL__2PRFIN20040429_182241_000000412026_00242_11318_2016.N1	29-APR-2004 18:22:41	Straylight	40.500	81	Eta Cen	2.3560	28000.	81	11318	No
341	GOM_NL__2PRFIN20040429_182453_000000832026_00242_11318_2017.N1	29-APR-2004 18:24:53	Twi_and_stray	83.000	16	21Alp Sco	1.0200	3000.0	166	11318	No
342	GOM_NL__2PRFIN20040429_182711_000000652026_00242_11318_2018.N1	29-APR-2004 18:27:11	Twi_and_stray	65.000	80	7Del Sco	2.3160	30000.	130	11318	No
343	GOM_NL__2PRFIN20040429_183023_000000452026_00242_11318_2019.N1	29-APR-2004 18:30:23	Bright	45.000	122	9Alp2Lib	2.7470	9700.0	90	11318	No
344	GOM_NL__2PRFIN20040429_183243_000000512026_00242_11318_2020.N1	29-APR-2004 18:32:43	Bright	50.500	104	27Bet Lib	2.6140	13100.	101	11318	No
345	GOM_NL__2PRFIN20040429_183528_000000382026_00242_11318_2021.N1	29-APR-2004 18:35:28	Bright	38.000	121	29Gam Vir	2.7400	7200.0	76	11318	No
346	GOM_NL__2PRFIN20040429_183849_000000382026_00242_11318_2022.N1	29-APR-2004 18:38:49	Bright	37.500	138	47Eps Vir	2.8280	4700.0	75	11318	No
347	GOM_NL__2PRFIN20040429_184110_000000402026_00242_11318_2023.N1	29-APR-2004 18:41:10	Bright	39.500	111	8Eta Boo	2.6800	6000.0	79	11318	No
348	GOM_NL__2PRFIN20040429_184457_000000452026_00242_11318_2024.N1	29-APR-2004 18:44:57	Bright	45.000	83		2.3780	11000.	90	11318	No
349	GOM_NL__2PRFIN20040429_184757_000000422026_00242_11318_2025.N1	29-APR-2004 18:47:57	Bright	41.500	180	27Gam Boo	3.0400	8000.0	83	11318	No
350	GOM_NL__2PRFIN20040429_185008_000000412026_00242_11318_2026.N1	29-APR-2004 18:50:08	Bright	40.500	39	85Eta UMa	1.8540	24000.	81	11318	No
351	GOM_NL__2PRFIN20040429_185126_000000382026_00242_11318_2027.N1	29-APR-2004 18:51:26	Bright	38.000	55	79Zet UMa	2.0600	10200.	76	11318	No
352	GOM_NL__2PRFIN20040429_185347_000000402026_00242_11318_2028.N1	29-APR-2004 18:53:47	Bright	39.500	36	50Alp UMa	1.8000	6300.0	79	11318	No
353	GOM_NL__2PRFIN20040429_185736_000000402026_00242_11318_2029.N1	29-APR-2004 18:57:36	Bright	39.500	60	7Bet UMi	2.0810	3950.0	79	11318	No
354	GOM_NL__2PRFIN20040429_190119_000000392026_00242_11318_2030.N1	29-APR-2004 19:01:19	Bright	38.500	49	1Alp UMi	1.9900	6300.0	77	11318	No
355	GOM_NL__2PRFIN20040429_190747_000000412026_00242_11318_2031.N1	29-APR-2004 19:07:47	Bright	40.500	89	5Alp Cep	2.4510	8000.0	81	11318	No
356	GOM_NL__2PRFIN20040429_191034_000001542026_00242_11318_2032.N1	29-APR-2004 19:10:34	Bright	154.00	5	3Alp Lyr	0.033000	11000.	308	11318	No
357	GOM_NL__2PRFIN20040429_191455_000000792026_00242_11318_2033.N1	29-APR-2004 19:14:55	Bright	79.000	66	37Gam Cyg	2.2080	5900.0	158	11318	No
358	GOM_NL__2PRFIN20040429_191827_000000752026_00242_11318_2034.N1	29-APR-2004 19:18:27	Twi_and_stray	75.000	92	53Eps Cyg	2.5000	4500.0	150	11318	No
359	GOM_NL__2PRFIN20040429_192324_000000482026_00242_11318_2035.N1	29-APR-2004 19:23:24	Twilight	48.000	90	54Alp Peg	2.4870	11000.	96	11318	No
360	GOM_NL__2PRFIN20040429_192736_000000672026_00242_11318_2036.N1	29-APR-2004 19:27:36	Dark	67.000	61	8Eps Peg	2.1000	3900.0	134	11318	No
361	GOM_NL__2PRFIN20040429_193116_000000442026_00242_11318_2037.N1	29-APR-2004 19:31:16	Dark	43.500	52	16Bet Cet	2.0370	4500.0	87	11318	No
362	GOM_NL__2PRFIN20040429_193341_000000602026_00242_11318_2038.N1	29-APR-2004 19:33:41	Dark	59.500	154	22Bet Aqr	2.8990	5700.0	119	11318	No
363	GOM_NL__2PRFIN20040429_193611_000000492026_00242_11318_2039.N1	29-APR-2004 19:36:11	Dark	49.000	18	24Alp PsA	1.1660	9700.0	98	11318	No
364	GOM_NL__2PRFIN20040429_194023_000000422026_00242_11318_2040.N1	29-APR-2004 19:40:23	Dark	42.000	172	Gam Gru	3.0030	13100.	84	11318	No
365	GOM_NL__2PRFIN20040429_194156_000000422026_00242_11318_2041.N1	29-APR-2004 19:41:56	Dark	41.500	31	Alp Gru	1.7340	15200.	83	11318	No
366	GOM_NL__2PRFIN20040429_194435_000000462026_00243_11319_2009.N1	29-APR-2004 19:44:35	Dark	45.500	148	Alp Tuc	2.8780	4100.0	91	11319	No
367	GOM_NL__2PRFIN20040429_194722_000000452026_00243_11319_2010.N1	29-APR-2004 19:47:22	Dark	45.000	45	Alp Pav	1.9400	26000.	90	11319	No
368	GOM_NL__2PRFIN20040429_195402_000000432026_00243_11319_2011.N1	29-APR-2004 19:54:02	Straylight	42.500	43	Alp TrA	1.9100	4250.0	85	11319	No
369	GOM_NL__2PRFIN20040429_195541_000000762026_00243_11319_2012.N1	29-APR-2004 19:55:41	Straylight	75.500	38	20Eps Sgr	1.8360	11000.	151	11319	No
370	GOM_NL__2PRFIN20040429_195819_000000532026_00243_11319_2013.N1	29-APR-2004 19:58:19	Straylight	53.000	4	Alp1Cen	-0.010000	5800.0	106	11319	No
371	GOM_NL__2PRFIN20040429_195953_000000442026_00243_11319_2014.N1	29-APR-2004 19:59:53	Straylight	44.000	20	Bet Cru	1.2530	30000.	88	11319	No
372	GOM_NL__2PRFIN20040429_200144_000000442026_00243_11319_2015.N1	29-APR-2004 20:01:44	Straylight	44.000	78	Alp Lup	2.3040	28000.	88	11319	No
373	GOM_NL__2PRFIN20040429_200316_000000442026_00243_11319_2016.N1	29-APR-2004 20:03:16	Straylight	43.500	81	Eta Cen	2.3560	28000.	87	11319	No
374	GOM_NL__2PRFIN20040429_200530_000000722026_00243_11319_2017.N1	29-APR-2004 20:05:30	Twi_and_stray	72.000	16	21Alp Sco	1.0200	3000.0	144	11319	No
375	GOM_NL__2PRFIN20040429_200747_000000642026_00243_11319_2018.N1	29-APR-2004 20:07:47	Twi_and_stray	63.500	80	7Del Sco	2.3160	30000.	127	11319	No
376	GOM_NL__2PRFIN20040429_201059_000000452026_00243_11319_2019.N1	29-APR-2004 20:10:59	Bright	44.500	122	9Alp2Lib	2.7470	9700.0	89	11319	No
377	GOM_NL__2PRFIN20040429_201319_000000512026_00243_11319_2020.N1	29-APR-2004 20:13:19	Bright	51.000	104	27Bet Lib	2.6140	13100.	102	11319	No
378	GOM_NL__2PRFIN20040429_201604_000000382026_00243_11319_2021.N1	29-APR-2004 20:16:04	Bright	38.000	121	29Gam Vir	2.7400	7200.0	76	11319	No
379	GOM_NL__2PRFIN20040429_201925_000000382026_00243_11319_2022.N1	29-APR-2004 20:19:25	Bright	37.500	138	47Eps Vir	2.8280	4700.0	75	11319	No
380	GOM_NL__2PRFIN20040429_202146_000000412026_00243_11319_2023.N1	29-APR-2004 20:21:46	Bright	41.000	111	8Eta Boo	2.6800	6000.0	82	11319	No
381	GOM_NL__2PRFIN20040429_202532_000000492026_00243_11319_2024.N1	29-APR-2004 20:25:32	Bright	48.500	83		2.3780	11000.	97	11319	No
382	GOM_NL__2PRFIN20040429_202832_000000422026_00243_11319_2025.N1	29-APR-2004 20:28:32	Bright	42.000	180	27Gam Boo	3.0400	8000.0	84	11319	No
383	GOM_NL__2PRFIN20040429_203043_000000422026_00243_11319_2026.N1	29-APR-2004 20:30:43	Bright	41.500	39	85Eta UMa	1.8540	24000.	83	11319	No
384	GOM_NL__2PRFIN20040429_203202_000000392026_00243_11319_2027.N1	29-APR-2004 20:32:02	Bright	38.500	55	79Zet UMa	2.0600	10200.	77	11319	No
385	GOM_NL__2PRFIN20040429_203423_000000402026_00243_11319_2028.N1	29-APR-2004 20:34:23	Bright	39.500	36	50Alp UMa	1.8000	6300.0	79	11319	No
386	GOM_NL__2PRFIN20040429_203811_000000412026_00243_11319_2029.N1	29-APR-2004 20:38:11	Bright	40.500	60	7Bet UMi	2.0810	3950.0	81	11319	No
387	GOM_NL__2PRFIN20040429_204154_000000392026_00243_11319_2030.N1	29-APR-2004 20:41:54	Bright	38.500	49	1Alp UMi	1.9900	6300.0	77	11319	No
388	GOM_NL__2PRFIN20040429_204822_000000432026_00243_11319_2031.N1	29-APR-2004 20:48:22	Bright	43.000	89	5Alp Cep	2.4510	8000.0	86	11319	No
389	GOM_NL__2PRFIN20040429_205109_000001662026_00243_11319_2032.N1	29-APR-2004 20:51:09	Bright	166.00	5	3Alp Lyr	0.033000	11000.	332	11319	No
390	GOM_NL__2PRFIN20040429_205532_000000732026_00243_11319_2033.N1	29-APR-2004 20:55:32	Bright	72.500	66	37Gam Cyg	2.2080	5900.0	145	11319	No
391	GOM_NL__2PRFIN20040429_205903_000000862026_00243_11319_2034.N1	29-APR-2004 20:59:03	Twi_and_stray	86.000	92	53Eps Cyg	2.5000	4500.0	172	11319	No
392	GOM_NL__2PRFIN20040429_210359_000000492026_00243_11319_2035.N1	29-APR-2004 21:03:59	Twilight	48.500	90	54Alp Peg	2.4870	11000.	97	11319	No
393	GOM_NL__2PRFIN20040429_210813_000000722026_00243_11319_2036.N1	29-APR-2004 21:08:13	Dark	72.000	61	8Eps Peg	2.1000	3900.0	144	11319	No
394	GOM_NL__2PRFIN20040429_211150_000000462026_00243_11319_2037.N1	29-APR-2004 21:11:50	Dark	45.500	52	16Bet Cet	2.0370	4500.0	91	11319	No
395	GOM_NL__2PRFIN20040429_211418_000000672026_00243_11319_2038.N1	29-APR-2004 21:14:18	Dark	66.500	154	22Bet Aqr	2.8990	5700.0	133	11319	No
396	GOM_NL__2PRFIN20040429_211646_000000482026_00243_11319_2039.N1	29-APR-2004 21:16:46	Dark	47.500	18	24Alp PsA	1.1660	9700.0	95	11319	No

397	GOM_NL__2PRFIN20040429_212059_000000432026_00243_11319_2040.N1	29-APR-2004 21:20:59	Dark	42.500	172	Gam Gru	3.0030	13100.	85	11319	No
398	GOM_NL__2PRFIN20040429_212231_000000432026_00243_11319_2041.N1	29-APR-2004 21:22:31	Dark	43.000	31	Alp Gru	1.7340	15200.	86	11319	No
399	GOM_NL__2PRFIN20040429_212509_000000432026_00244_11320_2009.N1	29-APR-2004 21:25:09	Dark	43.000	148	Alp Tuc	2.8780	4100.0	86	11320	No
400	GOM_NL__2PRFIN20040429_212759_000000432026_00244_11320_2010.N1	29-APR-2004 21:27:59	Dark	42.500	45	Alp Pav	1.9400	26000.	85	11320	No
401	GOM_NL__2PRFIN20040429_213438_000000412026_00244_11320_2011.N1	29-APR-2004 21:34:38	Straylight	40.500	43	Alp TrA	1.9100	4250.0	81	11320	No
402	GOM_NL__2PRFIN20040429_213619_000000712026_00244_11320_2012.N1	29-APR-2004 21:36:19	Straylight	70.500	38	20Eps Sgr	1.8360	11000.	141	11320	No
403	GOM_NL__2PRFIN20040429_213855_000000492026_00244_11320_2013.N1	29-APR-2004 21:38:55	Straylight	49.000	4	Alp1Cen	-0.010000	5800.0	98	11320	No
404	GOM_NL__2PRFIN20040429_214029_000000442026_00244_11320_2014.N1	29-APR-2004 21:40:29	Straylight	43.500	20	Bet Cru	1.2530	30000.	87	11320	No
405	GOM_NL__2PRFIN20040429_214219_000000442026_00244_11320_2015.N1	29-APR-2004 21:42:19	Straylight	44.000	78	Alp Lup	2.3040	28000.	88	11320	No
406	GOM_NL__2PRFIN20040429_214353_000000442026_00244_11320_2016.N1	29-APR-2004 21:43:53	Straylight	44.000	81	Eta Cen	2.3560	28000.	88	11320	No
407	GOM_NL__2PRFIN20040429_214606_000000732026_00244_11320_2017.N1	29-APR-2004 21:46:06	Twilight	72.500	16	21Alp Sco	1.0200	3000.0	145	11320	No
408	GOM_NL__2PRFIN20040429_214823_000000632026_00244_11320_2018.N1	29-APR-2004 21:48:23	Twilight	63.000	80	7Del Sco	2.3160	30000.	126	11320	No
409	GOM_NL__2PRFIN20040429_215135_000000472026_00244_11320_2019.N1	29-APR-2004 21:51:35	Bright	46.500	122	9Alp2Lib	2.7470	9700.0	93	11320	No
410	GOM_NL__2PRFIN20040429_215354_000000502026_00244_11320_2020.N1	29-APR-2004 21:53:54	Bright	50.000	104	27Bet Lib	2.6140	13100.	100	11320	No
411	GOM_NL__2PRFIN20040429_215640_000000392026_00244_11320_2021.N1	29-APR-2004 21:56:40	Bright	38.500	121	29Gam Vir	2.7400	7200.0	77	11320	No
412	GOM_NL__2PRFIN20040429_220001_000000382026_00244_11320_2022.N1	29-APR-2004 22:00:01	Bright	37.500	138	47Eps Vir	2.8280	4700.0	75	11320	No
413	GOM_NL__2PRFIN20040429_220221_000000402026_00244_11320_2023.N1	29-APR-2004 22:02:21	Bright	40.000	111	8Eta Boo	2.6800	6000.0	80	11320	No
414	GOM_NL__2PRFIN20040429_220607_000000462026_00244_11320_2024.N1	29-APR-2004 22:06:07	Bright	46.000	83		2.3780	11000.	92	11320	No
415	GOM_NL__2PRFIN20040429_220745_000000392026_00244_11320_2025.N1	29-APR-2004 22:07:45	Bright	39.000	152	12Alp2CVn	2.8900	11000.	78	11320	No
416	GOM_NL__2PRFIN20040429_220908_000000472026_00244_11320_2026.N1	29-APR-2004 22:09:08	Bright	46.500	180	27Gam Boo	3.0400	8000.0	93	11320	No
417	GOM_NL__2PRFIN20040429_221119_000000412026_00244_11320_2027.N1	29-APR-2004 22:11:19	Bright	40.500	39	85Eta UMa	1.8540	24000.	81	11320	No
418	GOM_NL__2PRFIN20040429_221238_000000402026_00244_11320_2028.N1	29-APR-2004 22:12:38	Bright	39.500	55	79Zet UMa	2.0600	10200.	79	11320	No
419	GOM_NL__2PRFIN20040429_221459_000000392026_00244_11320_2029.N1	29-APR-2004 22:14:59	Bright	38.500	36	50Alp UMa	1.8000	6300.0	77	11320	No
420	GOM_NL__2PRFIN20040429_221847_000000372026_00244_11320_2030.N1	29-APR-2004 22:18:47	Bright	36.500	60	7Bet UMi	2.0810	3950.0	73	11320	No
421	GOM_NL__2PRFIN20040429_222230_000000382026_00244_11320_2031.N1	29-APR-2004 22:22:30	Bright	37.500	49	1Alp UMi	1.9900	6300.0	75	11320	No
422	GOM_NL__2PRFIN20040429_223145_000000352026_00244_11320_2032.N1	29-APR-2004 22:31:45	Bright	35.000	68	18Alp Cas	2.2250	4500.0	70	11320	No
423	GOM_NL__2PRFIN20040429_223411_000000652026_00244_11320_2033.N1	29-APR-2004 22:34:11	Bright	65.000	19	50Alp Cyg	1.2460	10500.	130	11320	No
424	GOM_NL__2PRFIN20040429_223607_000000742026_00244_11320_2034.N1	29-APR-2004 22:36:07	Bright	74.000	66	37Gam Cyg	2.2080	5900.0	148	11320	No
425	GOM_NL__2PRFIN20040429_223939_000000782026_00244_11320_2035.N1	29-APR-2004 22:39:39	Twilight	77.500	92	53Eps Cyg	2.5000	4500.0	155	11320	No
426	GOM_NL__2PRFIN20040429_224436_000000482026_00244_11320_2036.N1	29-APR-2004 22:44:36	Twilight	48.000	90	54Alp Peg	2.4870	11000.	96	11320	No
427	GOM_NL__2PRFIN20040429_224850_000000692026_00244_11320_2037.N1	29-APR-2004 22:48:50	Dark	68.500	61	8Eps Peg	2.1000	3900.0	137	11320	No
428	GOM_NL__2PRFIN20040429_225228_000000462026_00244_11320_2038.N1	29-APR-2004 22:52:28	Dark	45.500	52	16Bet Cet	2.0370	4500.0	91	11320	No
429	GOM_NL__2PRFIN20040429_225454_000000662026_00244_11320_2039.N1	29-APR-2004 22:54:54	Dark	66.000	154	22Bet Aqr	2.8990	5700.0	132	11320	No
430	GOM_NL__2PRFIN20040429_225722_000000482026_00244_11320_2040.N1	29-APR-2004 22:57:22	Dark	48.000	18	24Alp PsA	1.1660	9700.0	96	11320	No
431	GOM_NL__2PRFIN20040429_230136_000000442026_00244_11320_2041.N1	29-APR-2004 23:01:36	Dark	43.500	172	Gam Gru	3.0030	13100.	87	11320	No
432	GOM_NL__2PRFIN20040429_230308_000000472026_00244_11320_2042.N1	29-APR-2004 23:03:08	Dark	47.000	31	Alp Gru	1.7340	15200.	94	11320	No
433	GOM_NL__2PRFIN20040429_230545_000000442026_00245_11321_2009.N1	29-APR-2004 23:05:45	Dark	44.000	148	Alp Tuc	2.8780	4100.0	88	11321	No
434	GOM_NL__2PRFIN20040429_230834_000000472026_00245_11321_2010.N1	29-APR-2004 23:08:34	Dark	47.000	45	Alp Pav	1.9400	26000.	94	11321	No
435	GOM_NL__2PRFIN20040429_231513_000000432026_00245_11321_2011.N1	29-APR-2004 23:15:13	Straylight	43.000	43	Alp TrA	1.9100	4250.0	86	11321	No
436	GOM_NL__2PRFIN20040429_231656_000000782026_00245_11321_2012.N1	29-APR-2004 23:16:56	Straylight	77.500	38	20Eps Sgr	1.8360	11000.	155	11321	No
437	GOM_NL__2PRFIN20040429_231929_000000532026_00245_11321_2013.N1	29-APR-2004 23:19:29	Straylight	53.000	4	Alp1Cen	-0.010000	5800.0	106	11321	No
438	GOM_NL__2PRFIN20040429_232106_000000452026_00245_11321_2014.N1	29-APR-2004 23:21:06	Straylight	44.500	20	Bet Cru	1.2530	30000.	89	11321	No
439	GOM_NL__2PRFIN20040429_232254_000000442026_00245_11321_2015.N1	29-APR-2004 23:22:54	Straylight	43.500	78	Alp Lup	2.3040	28000.	87	11321	No
440	GOM_NL__2PRFIN20040429_232429_000000442026_00245_11321_2016.N1	29-APR-2004 23:24:29	Straylight	44.000	81	Eta Cen	2.3560	28000.	88	11321	No
441	GOM_NL__2PRFIN20040429_232643_000000752026_00245_11321_2017.N1	29-APR-2004 23:26:43	Twilight	74.500	16	21Alp Sco	1.0200	3000.0	149	11321	No
442	GOM_NL__2PRFIN20040429_232859_000000632026_00245_11321_2018.N1	29-APR-2004 23:28:59	Twilight	62.500	80	7Del Sco	2.3160	30000.	125	11321	No
443	GOM_NL__2PRFIN20040429_233211_000000462026_00245_11321_2019.N1	29-APR-2004 23:32:11	Bright	45.500	122	9Alp2Lib	2.7470	9700.0	91	11321	No
444	GOM_NL__2PRFIN20040429_233430_000000502026_00245_11321_2020.N1	29-APR-2004 23:34:30	Bright	50.000	104	27Bet Lib	2.6140	13100.	100	11321	No
445	GOM_NL__2PRFIN20040429_233714_000000412026_00245_11321_2021.N1	29-APR-2004 23:37:14	Bright	41.000	121	29Gam Vir	2.7400	7200.0	82	11321	No
446	GOM_NL__2PRFIN20040429_234034_000000402026_00245_11321_2022.N1	29-APR-2004 23:40:34	Bright	40.000	138	47Eps Vir	2.8280	4700.0	80	11321	No
447	GOM_NL__2PRFIN20040429_234257_000000402026_00245_11321_2023.N1	29-APR-2004 23:42:57	Bright	40.000	111	8Eta Boo	2.6800	6000.0	80	11321	No
448	GOM_NL__2PRFIN20040429_234643_000000482026_00245_11321_2024.N1	29-APR-2004 23:46:43	Bright	47.500	83		2.3780	11000.	95	11321	No
449	GOM_NL__2PRFIN20040429_234819_000000392026_00245_11321_2025.N1	29-APR-2004 23:48:19	Bright	39.000	152	12Alp2CVn	2.8900	11000.	78	11321	No
450	GOM_NL__2PRFIN20040429_234943_000000432026_00245_11321_2026.N1	29-APR-2004 23:49:43	Bright	42.500	180	27Gam Boo	3.0400	8000.0	85	11321	No
451	GOM_NL__2PRFIN20040429_235155_000000412026_00245_11321_2027.N1	29-APR-2004 23:51:55	Bright	40.500	39	85Eta UMa	1.8540	24000.	81	11321	No
452	GOM_NL__2PRFIN20040429_235314_000000392026_00245_11321_2028.N1	29-APR-2004 23:53:14	Bright	38.500	55	79Zet UMa	2.0600	10200.	77	11321	No
453	GOM_NL__2PRFIN20040429_235533_000000412026_00245_11321_2029.N1	29-APR-2004 23:55:33	Bright	41.000	36	50Alp UMa	1.8000	6300.0	82	11321	No
454	GOM_NL__2PRFIN20040429_235923_000000402026_00245_11321_2030.N1	29-APR-2004 23:59:23	Bright	39.500	60	7Bet UMi	2.0810	3950.0	79	11321	No

### 3. Quality information per product

In this section it is plotted some information contained in the Quality Summary data set of the level 2 products. Only products in dark limb conditions and without errors (error flag in the MPH set to "0") are used.

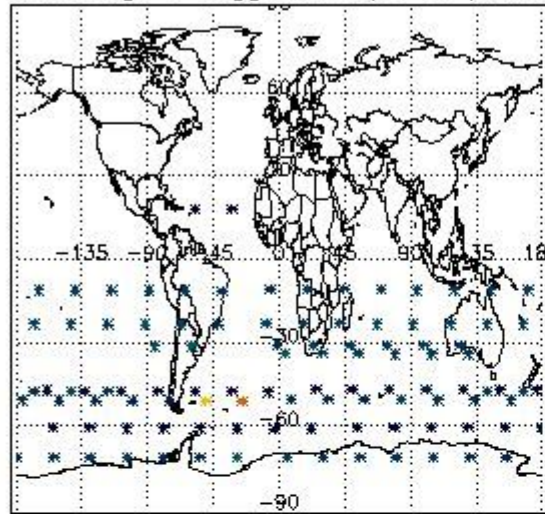
#### 3.1 Plot quality information per product (time dependant)



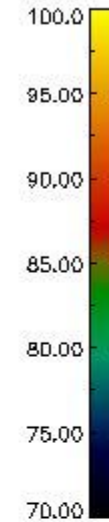
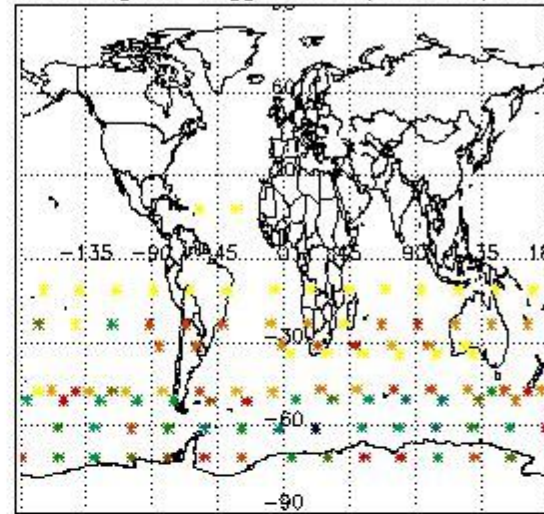
#### 3.2 Plot quality information per product (world map)



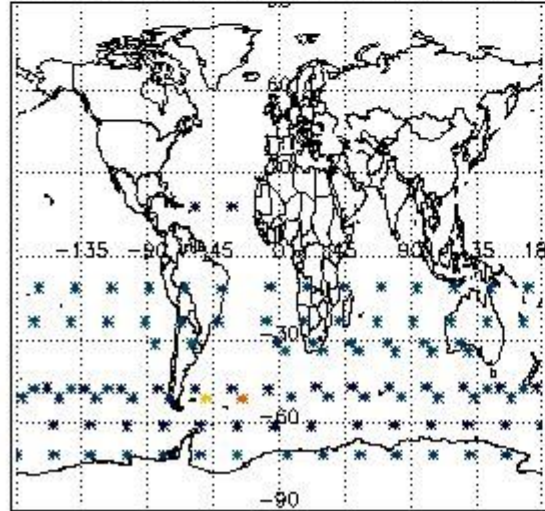
Percentage of flagged data per O3 profile




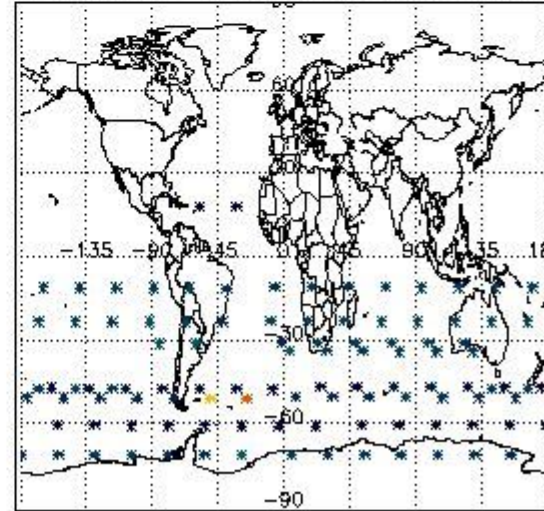
Percentage of flagged data per H2O profile



Percentage of flagged data per NO2 profile



Percentage of flagged data per NO3 profile

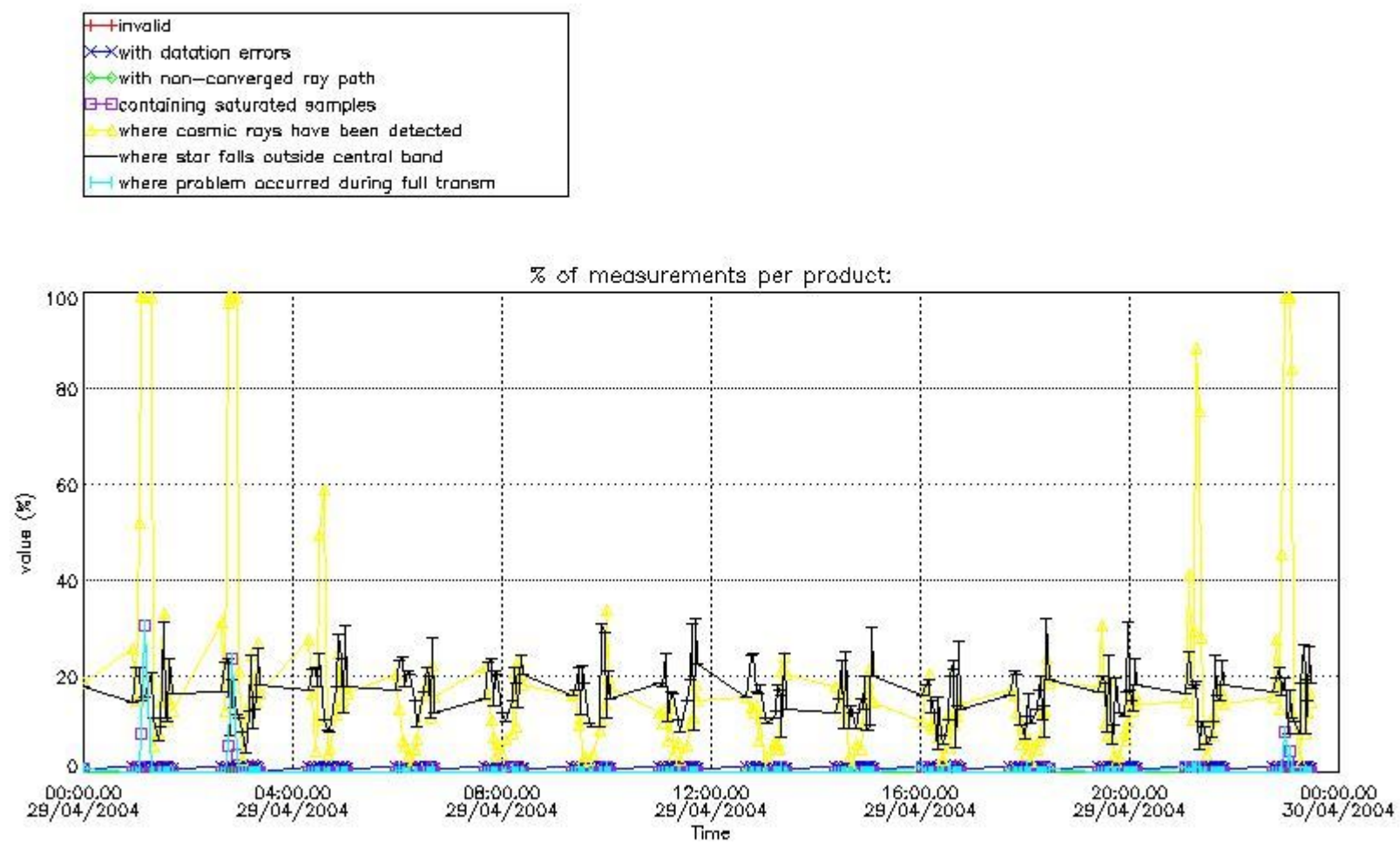


#### 4. Level 1 quality information per product

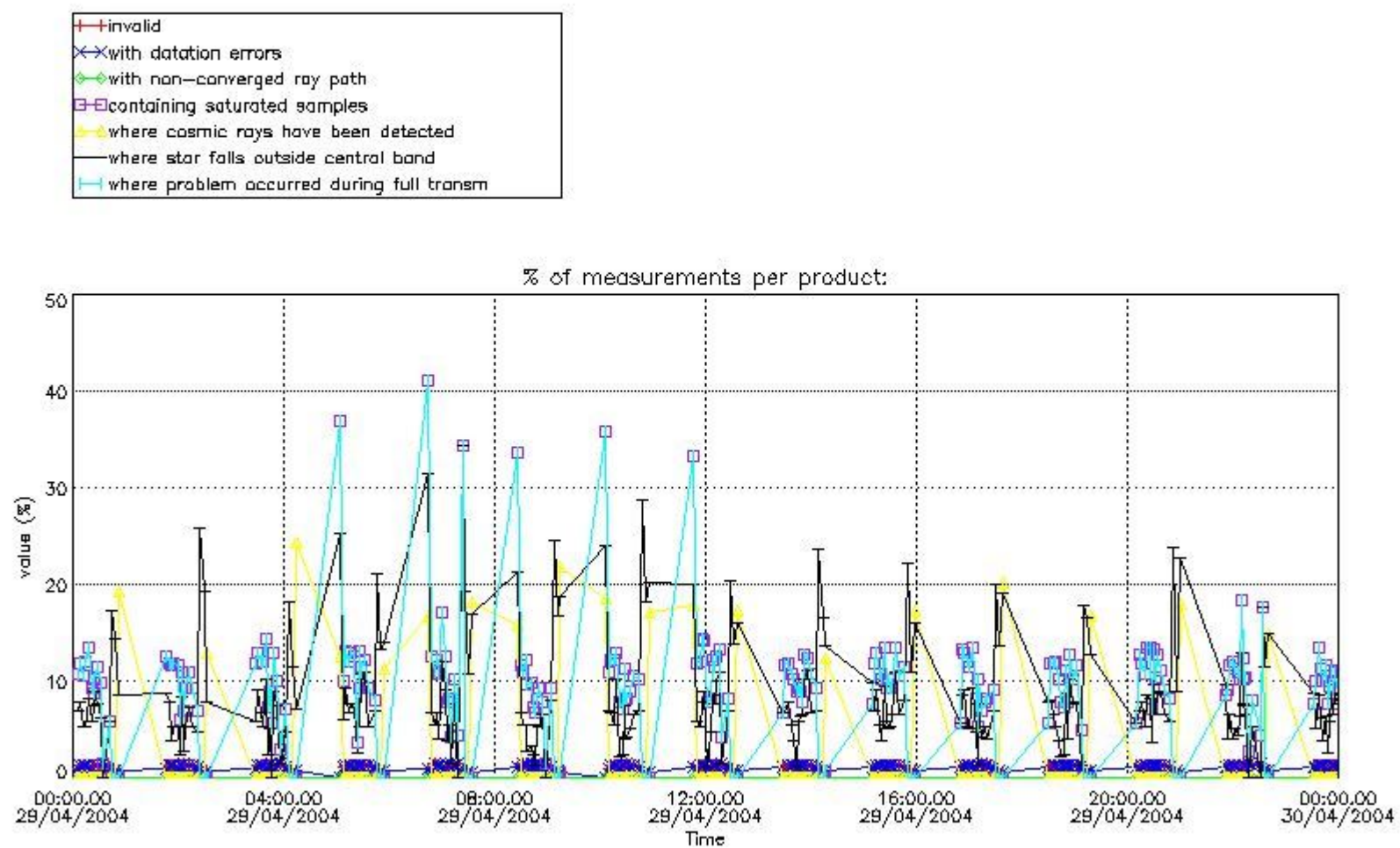
In this section it is plotted some information contained in the Quality Summary data set of the level 2 products that comes from the level 1b processing. Products without errors (error flag in the MPH set to "0") are used.

##### 4.1 Plot quality information per product (time dependant) coming from level 1b processing

###### 4.1.1 Plot level 1 quality information per product (time dependant): ENVISAT ASCENDING passes



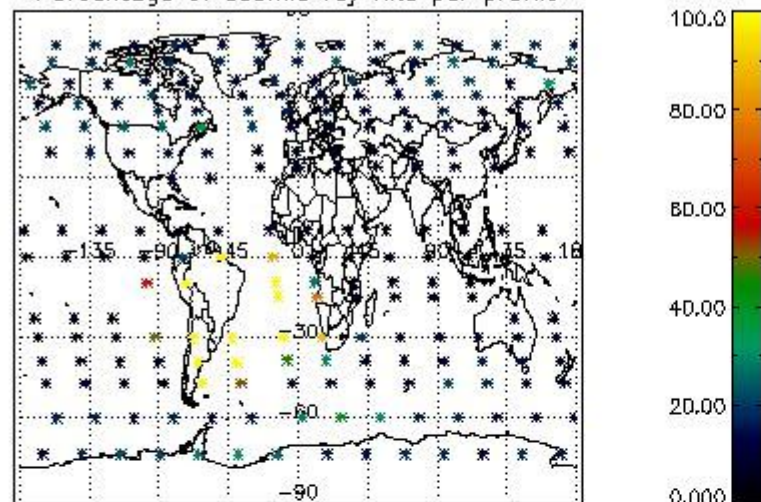
4.1.2 Plot level 1 quality information per product (time dependant): ENVISAT DESCENDING passes



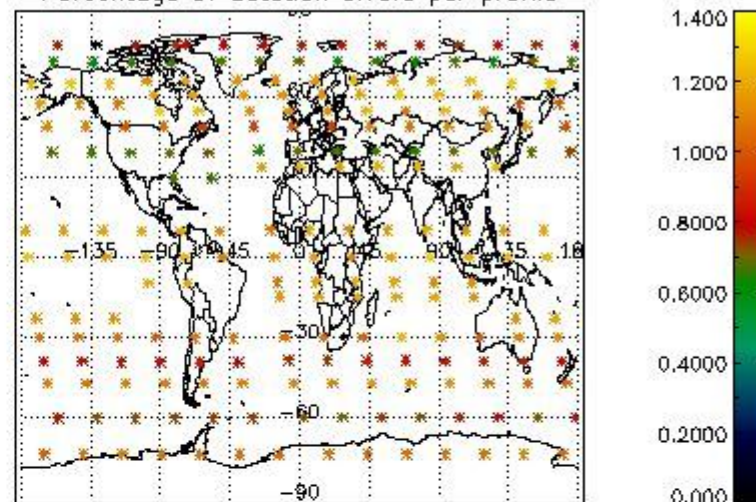
4.2 Plot quality information per product coming from level 1b processing (world map)  
 4.2.1 Plot level 1 quality information per product (world map): ENVISAT ASCENDING passes



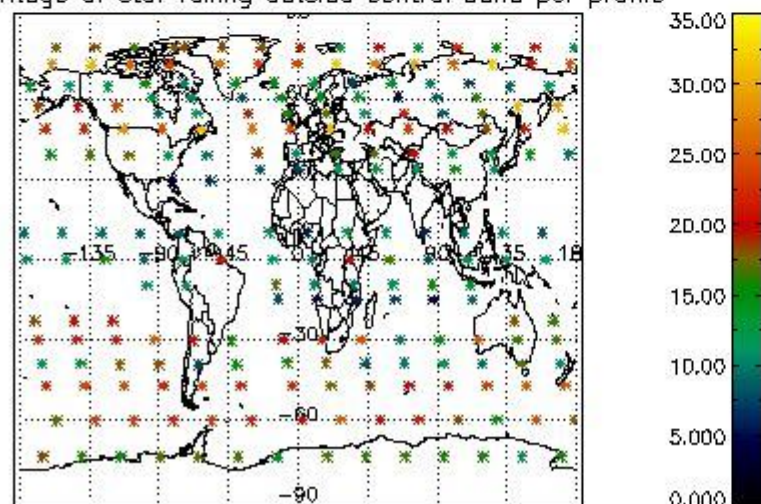
Percentage of cosmic ray hits per profile



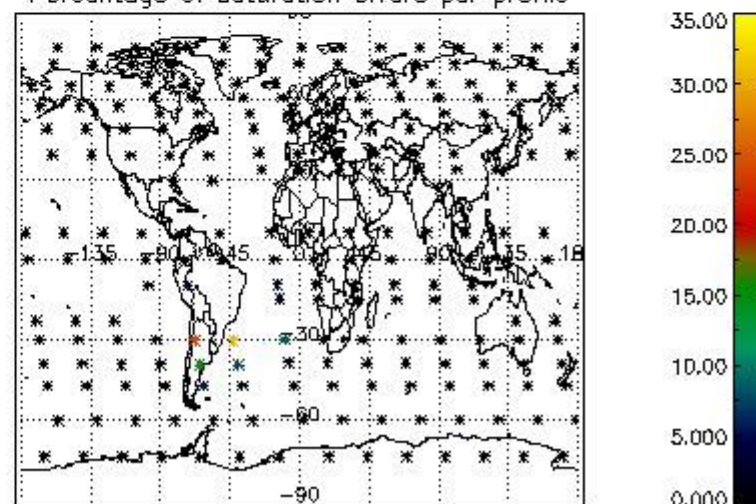
Percentage of datation errors per profile



Percentage of star falling outside central band per profile

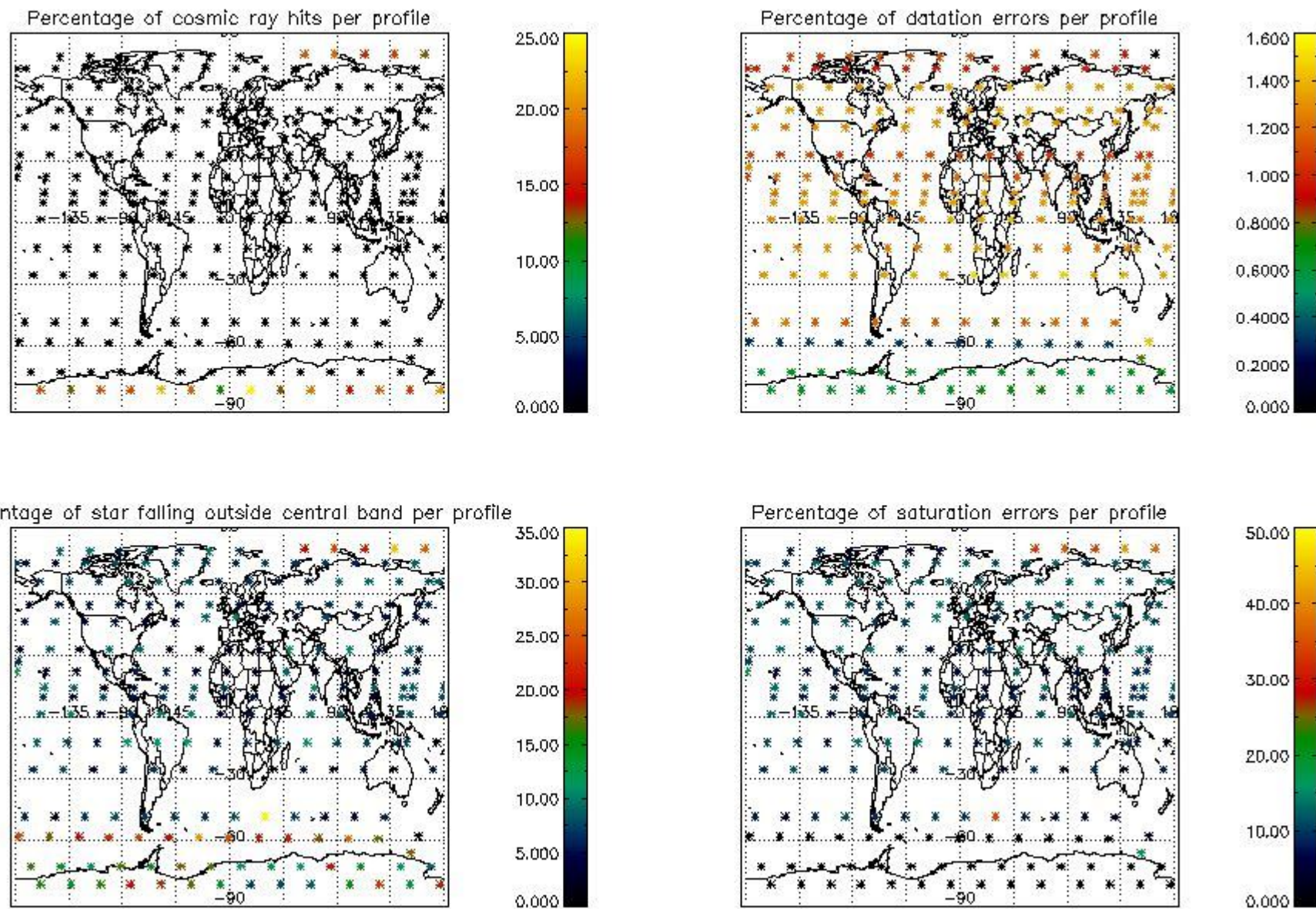


Percentage of saturation errors per profile



4.2.2 Plot level 1 quality information per product (world map): ENVISAT DESCENDING passes





## 5. Trace gas profiles

### 5.1 Ozone statistics based on quality of products

The final quality of the products can be "measured" using the STD (Standard Deviation) attached to every point profile. This information is written to the parameter GOM\_NL\_\_2P/NL\_LOCAL\_SPECIES\_DENSITY/o3\_std of the level 2 products. The table below shows the statistics for given STD ranges.

The statistics are given with respect to the overall valid production:

- Products without fatal errors: GOM\_NL\_\_2P/MPH/PRODUCT\_ERR=0
- Valid point profile: GOM\_NL\_\_2P/NL\_LOCAL\_SPECIES\_DENSITY/pcd(0)=0

The 'Criteria' is applied to valid points of dark limb products:

- Products in dark limb illumination condition: GOM\_NL\_\_2P/NL\_SUMMARY\_QUALITY/obs\_ill\_cond=0
- Products without fatal errors: GOM\_NL\_\_2P/MPH/PRODUCT\_ERR=0
- Valid point profile: GOM\_NL\_\_2P/NL\_LOCAL\_SPECIES\_DENSITY/pcd(0)=0

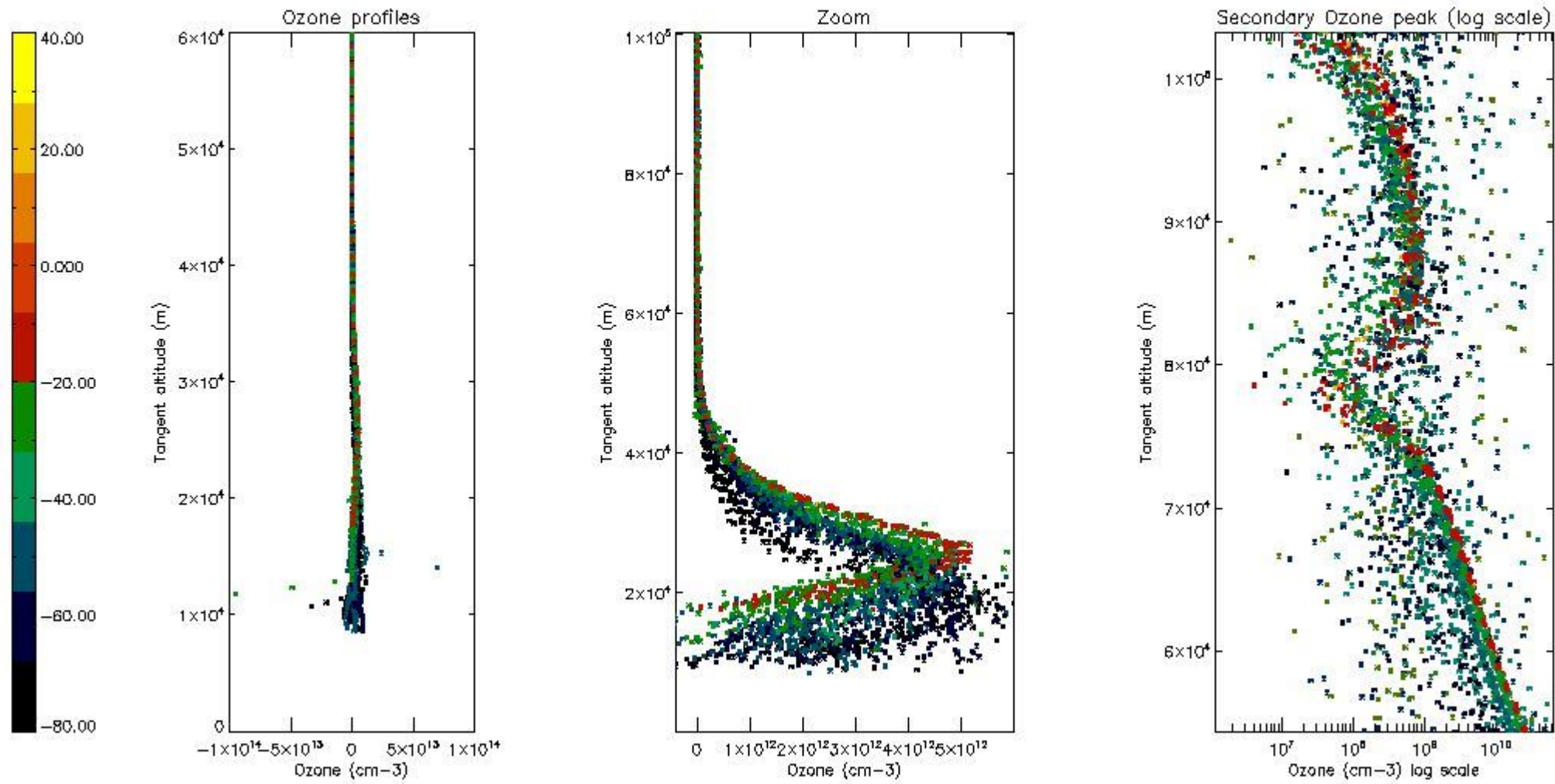
So, the table below shows the percentage of dark limb and valid observations for each criteria with respect to the overall valid daily observations.

Criteria	% of total production
All STD	22
STD < 20	10

STD < 10	7
STD < 5	4

5.2 Plot ozone profiles for all STD (dark without errors)

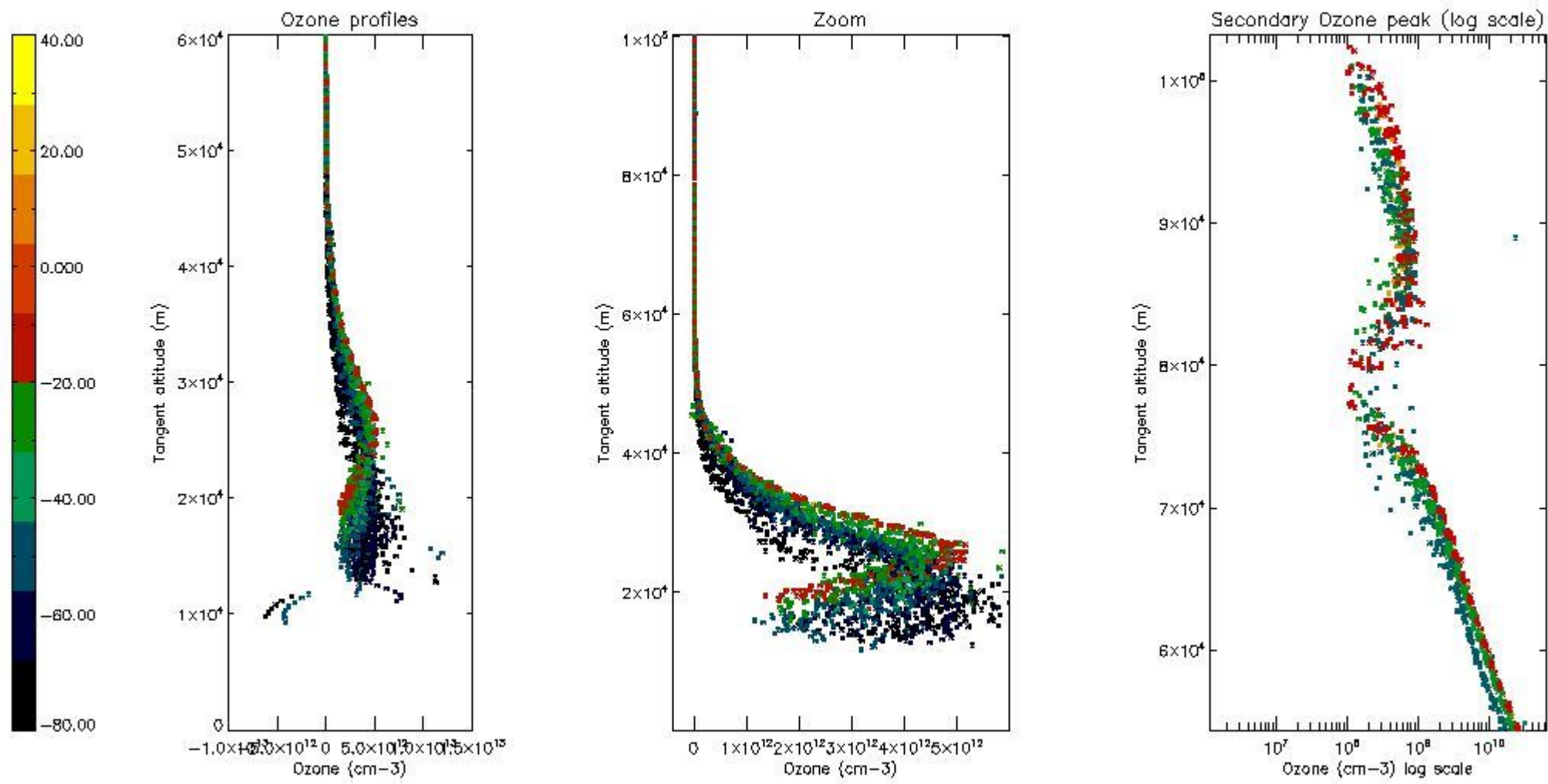
The colorbar represents the latitude.



5.3 Plot ozone profiles where STD < 20% (dark without errors)

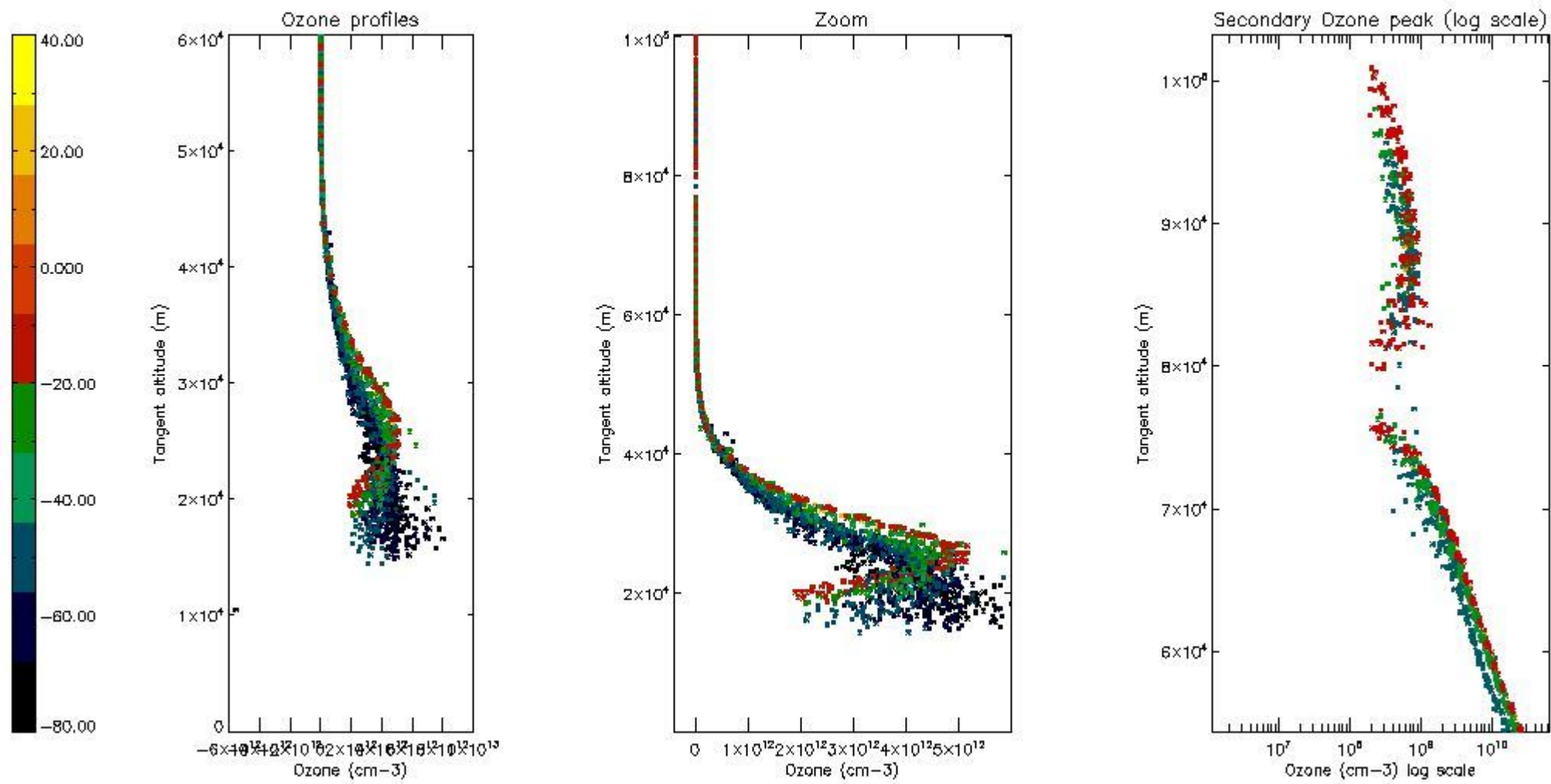
The colorbar represents the latitude.





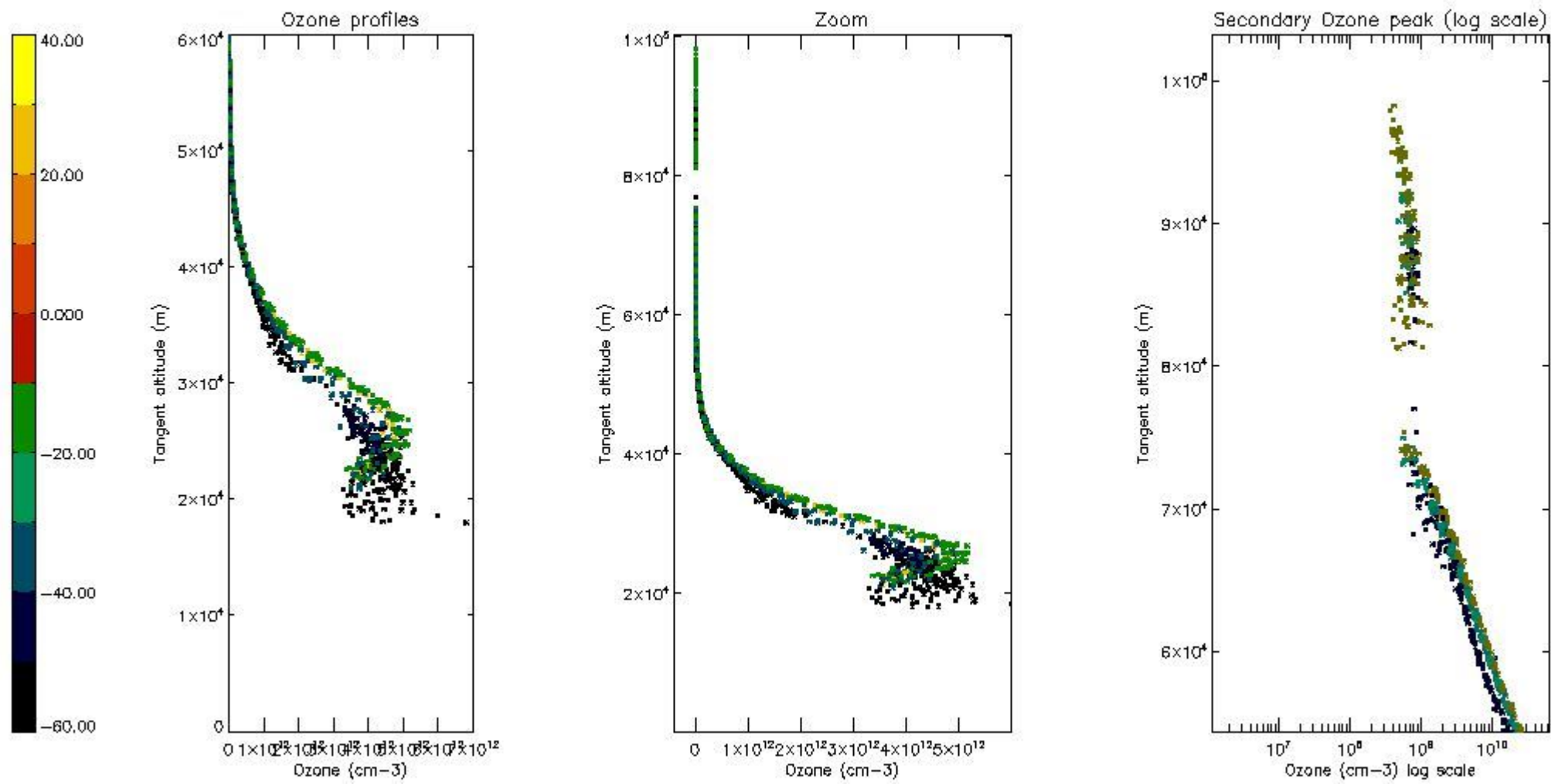
*5.4 Plot ozone profiles where STD < 10% (dark without errors)*

The colorbar represents the latitude.



*5.5 Plot ozone profiles where STD < 5% (dark without errors)*

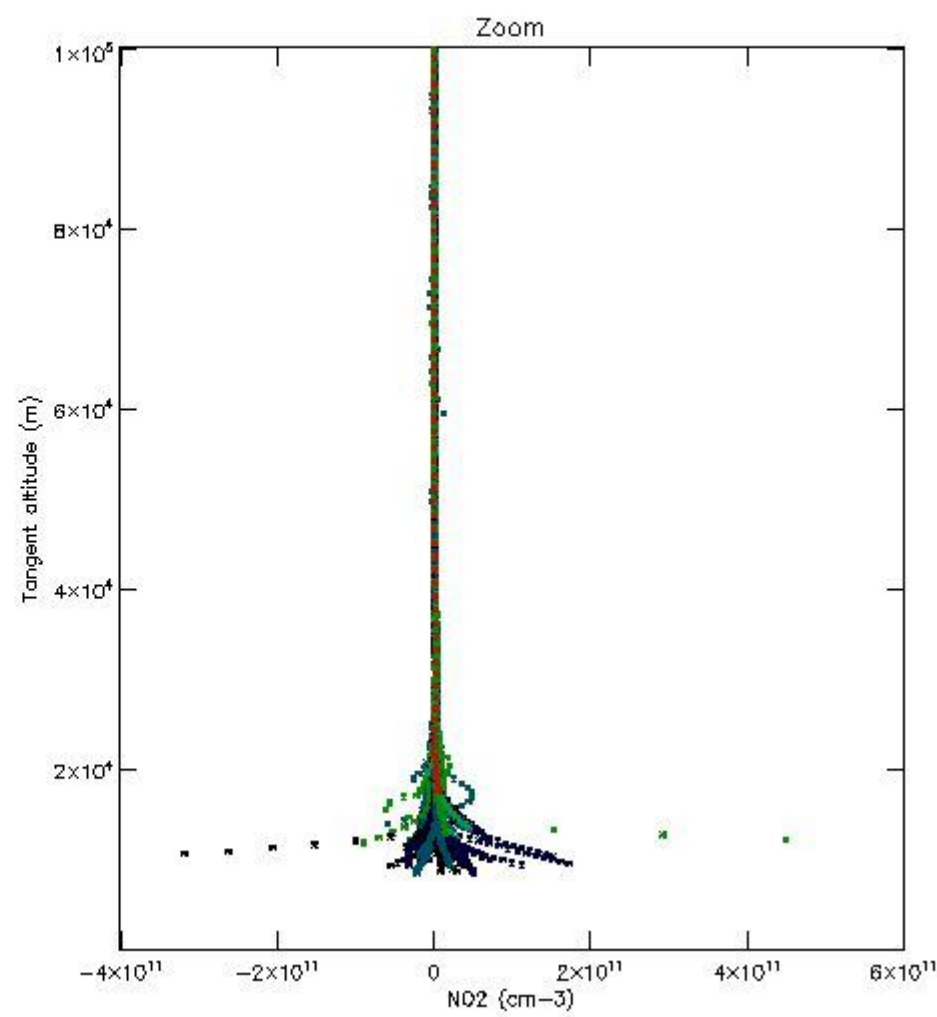
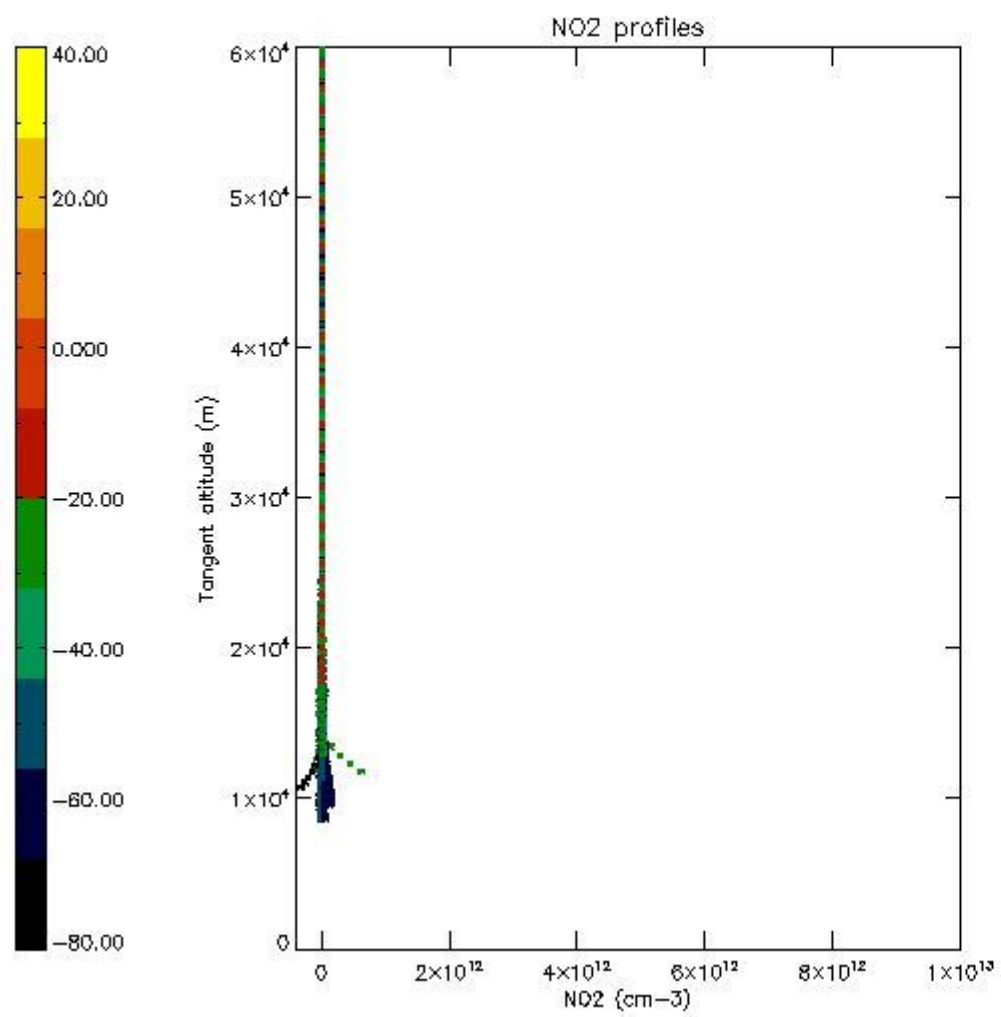
The colorbar represents the latitude.



*5.6 Plot NO<sub>2</sub> profiles for all STD (dark without errors)*

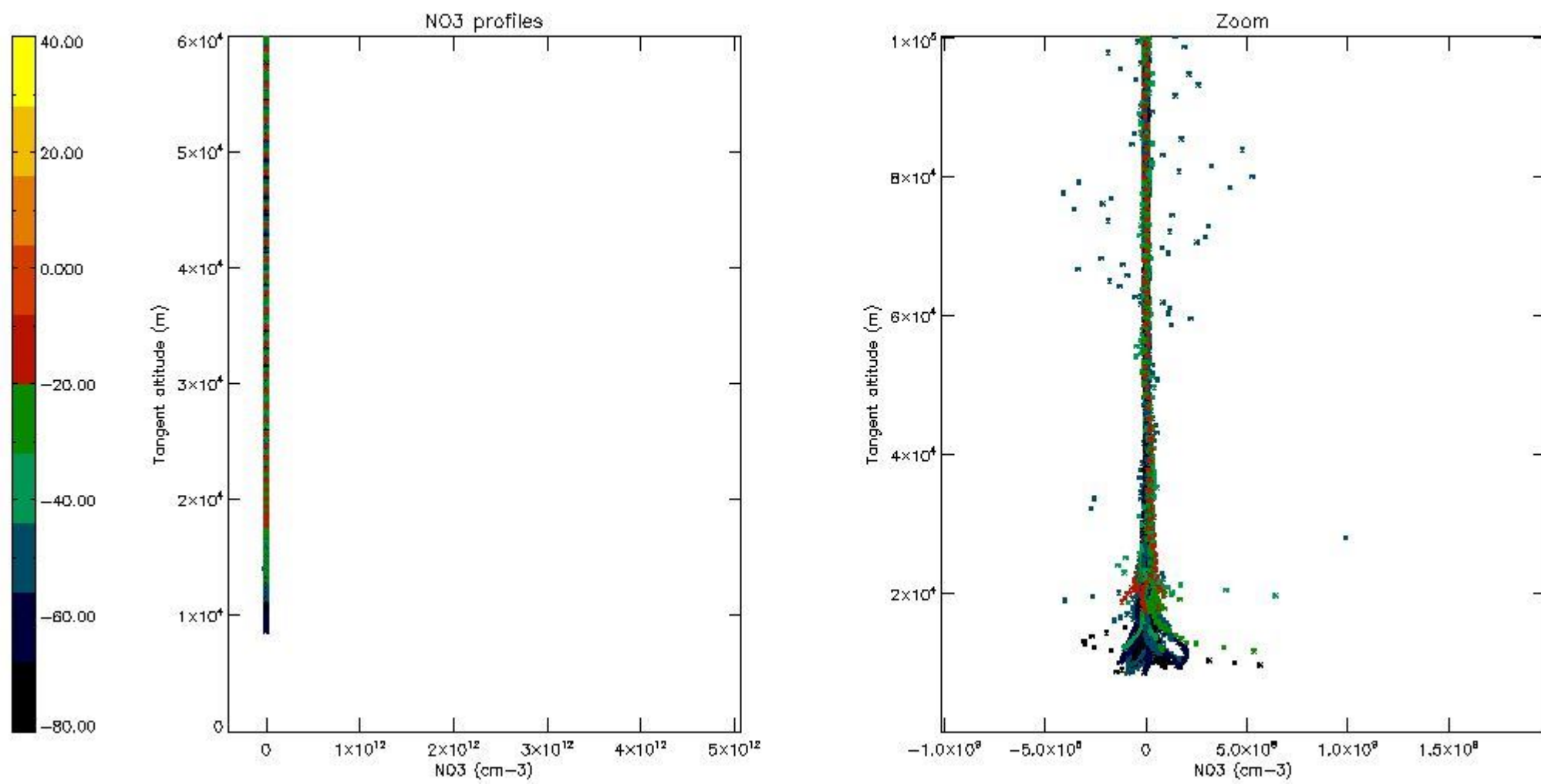
The colorbar represents the latitude.





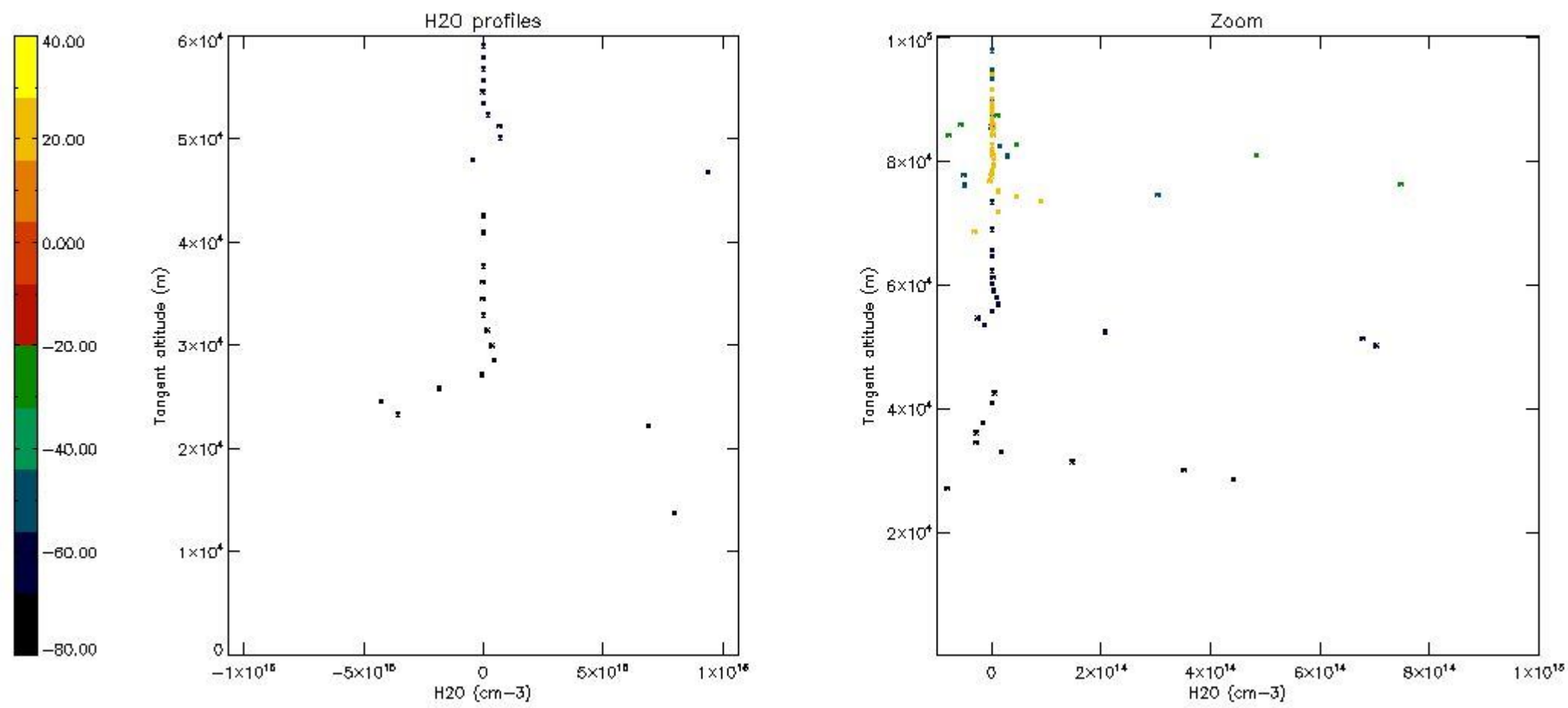
*5.7 Plot NO3 profiles for all STD (dark without errors)*

The colorbar represents the latitude.



5.8 Plot H<sub>2</sub>O profiles for all STD (only for occultations of stars 1,2,3,4,13,14,16,26,63 dark without errors)

The colorbar represents the latitude.

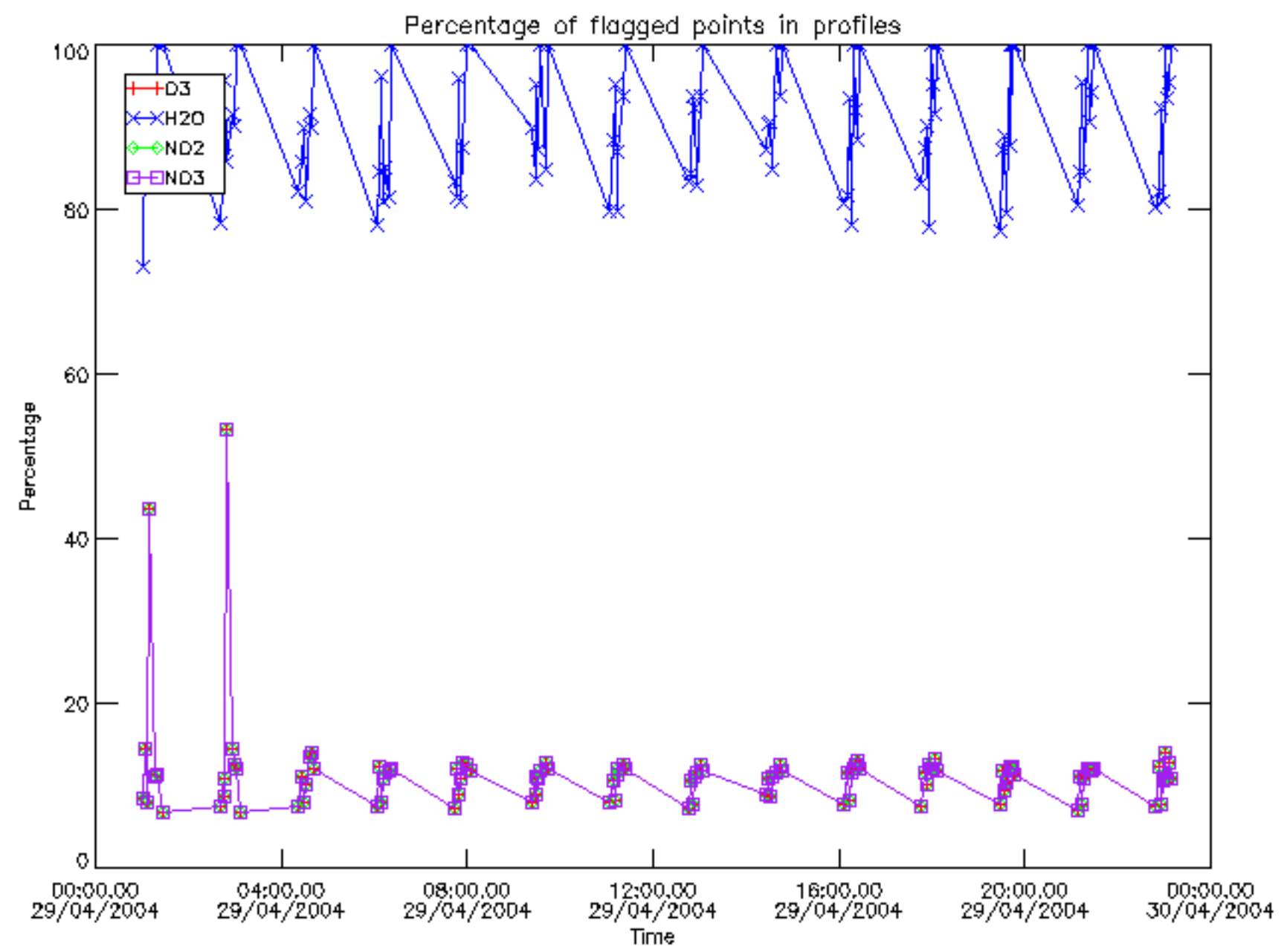


## 6. Auxiliary Data Files used for the production reported in section 2

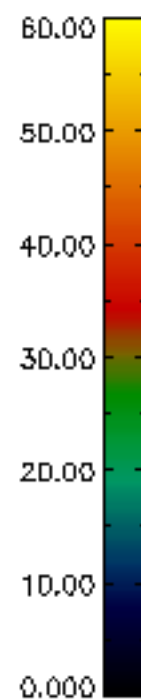
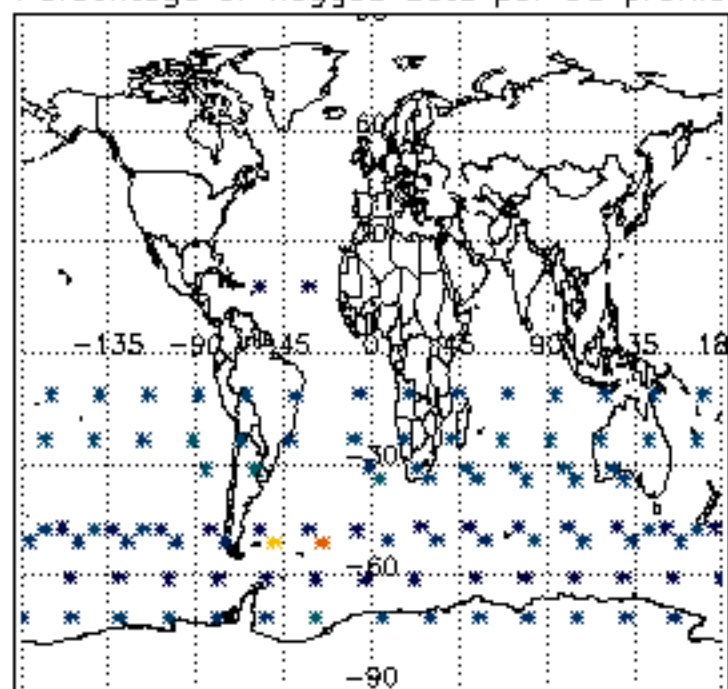
The number reported in the third column indicates since which file (see list in section 2) the corresponding auxiliary file has been used. The fourth column is the date of those product files.

Type	Auxiliary Filename	Used since product	Used since product date
INST_PHYS_CHARACTERISTICS	GOM_INS_AXVIEC20091111_143220_20030716_120000_20500101_000000	1	29-APR-2004 00:00:29
LEVEL-2_PROC_CONFIG	GOM_PR2_AXVIEC20091111_152718_20020301_000000_20500101_000000	1	29-APR-2004 00:00:29
CROSS_SECTIONS_FILE	GOM_CRS_AXVIEC20091111_154832_20020301_000000_20500101_000000	1	29-APR-2004 00:00:29

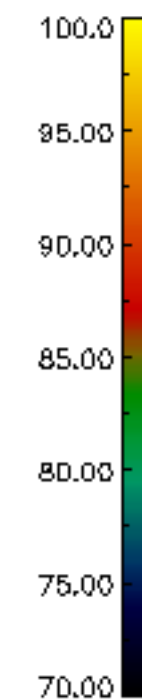
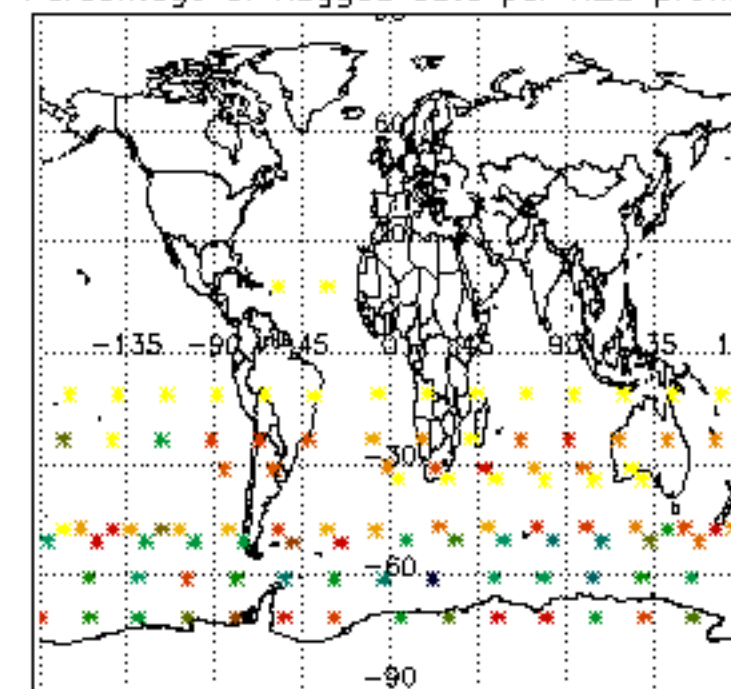




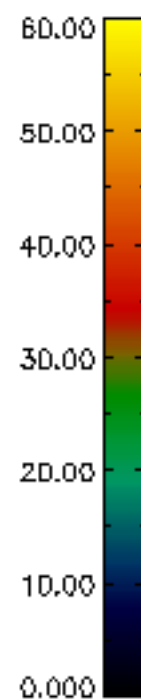
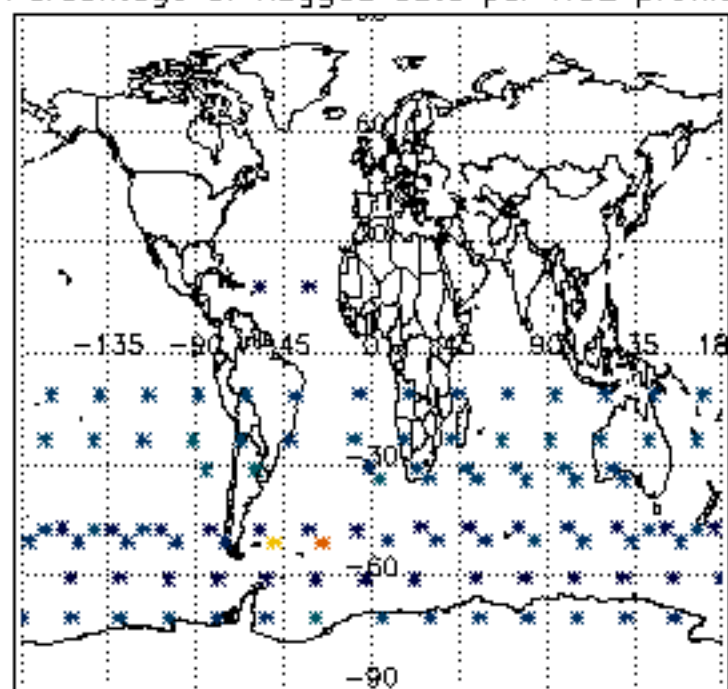
Percentage of flagged data per D3 profile



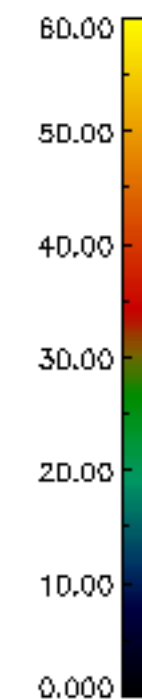
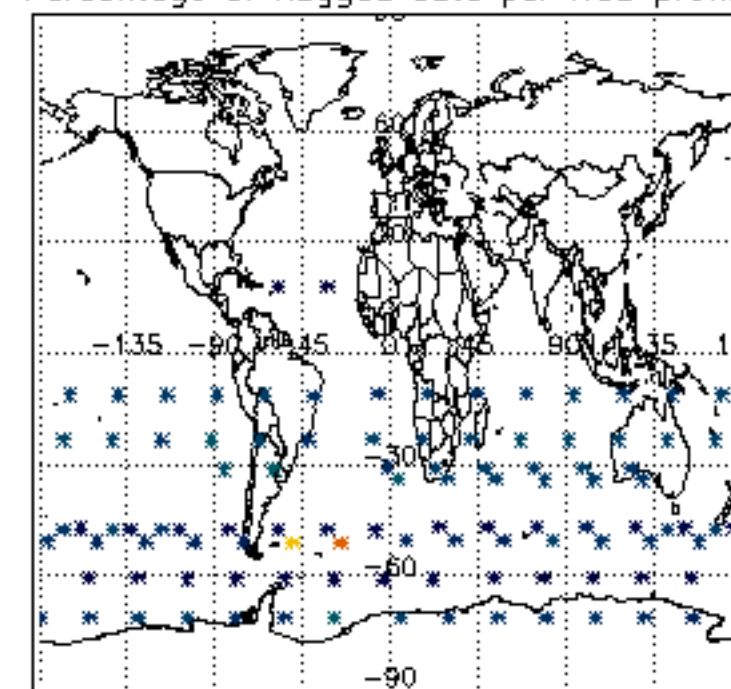
Percentage of flagged data per H2O profile

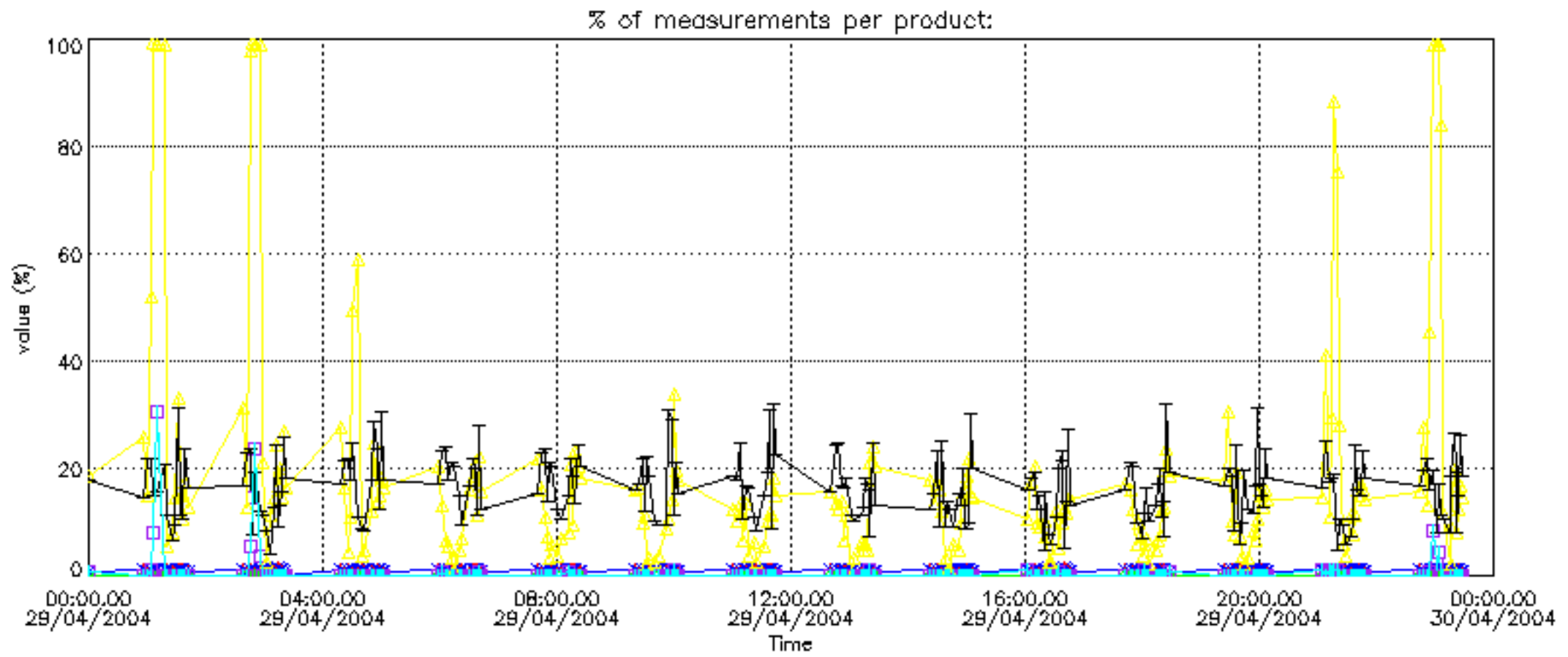


Percentage of flagged data per NO2 profile

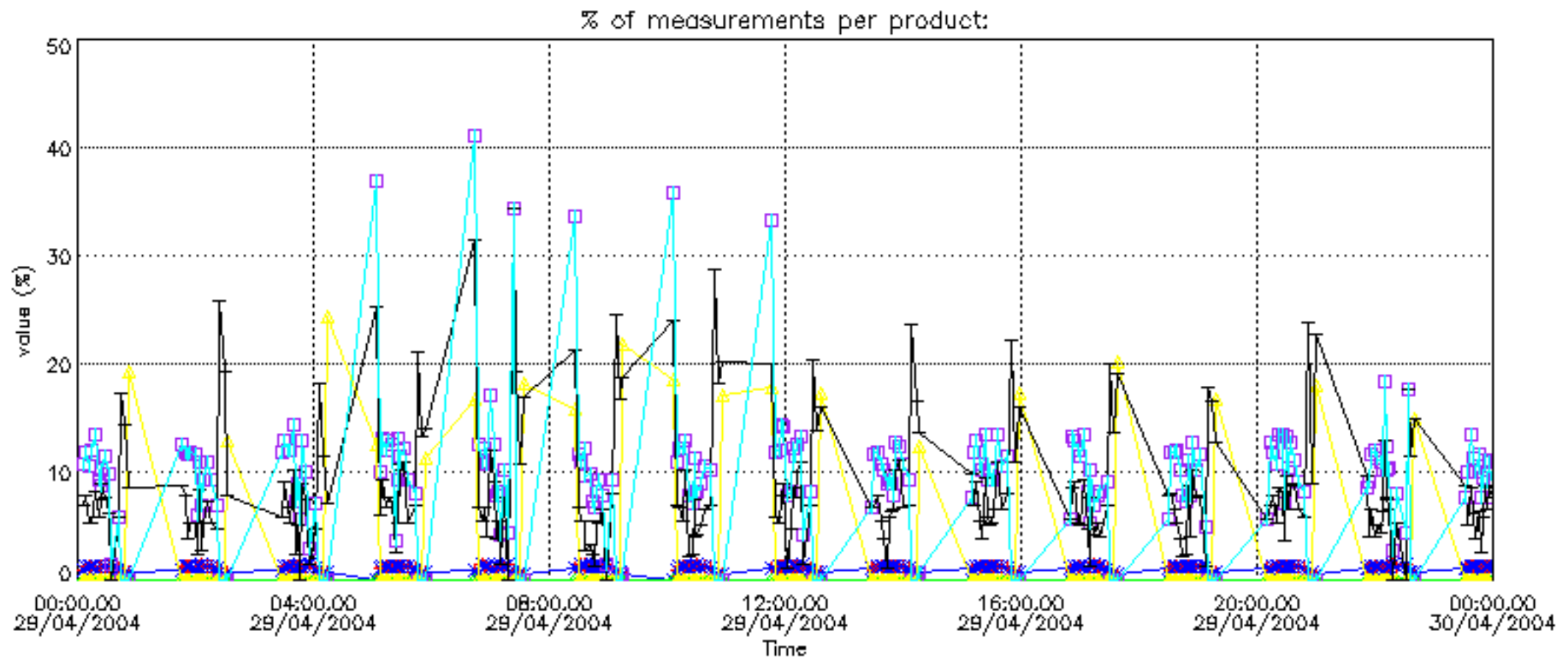


Percentage of flagged data per NO3 profile

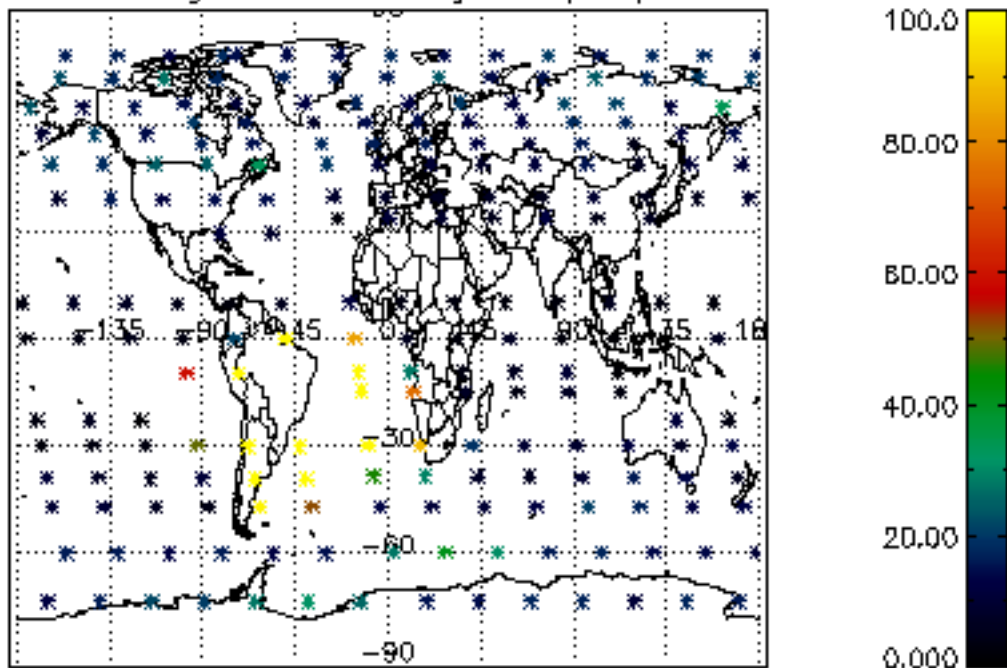




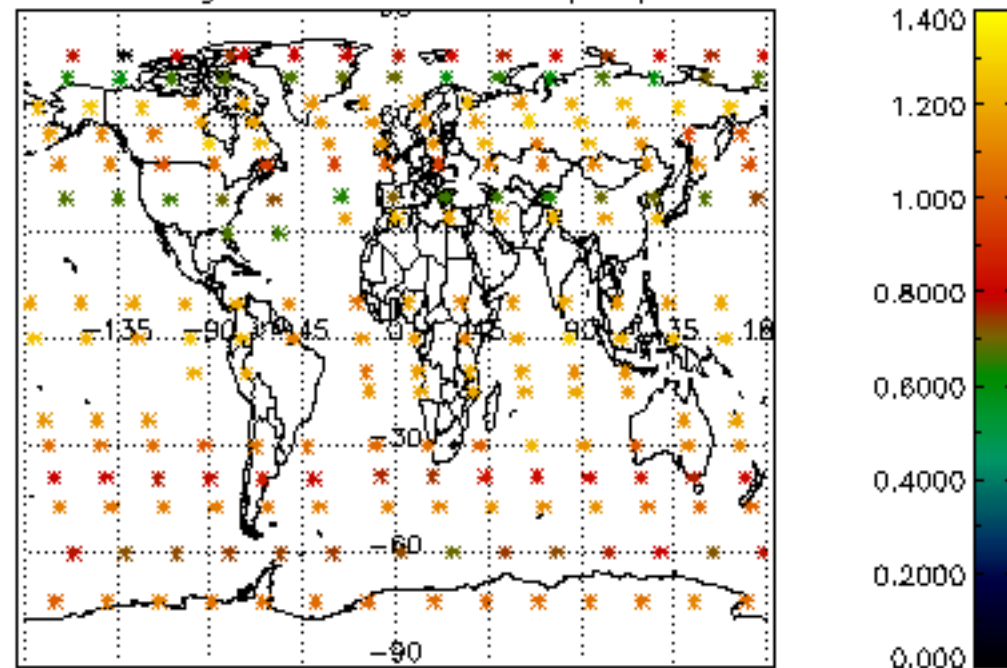




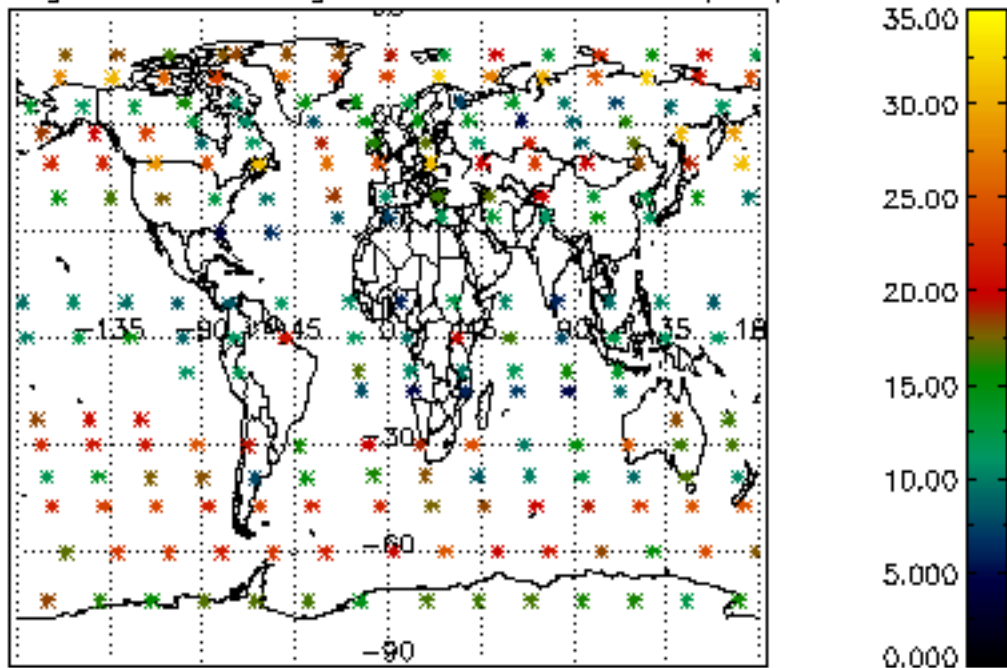
Percentage of cosmic ray hits per profile



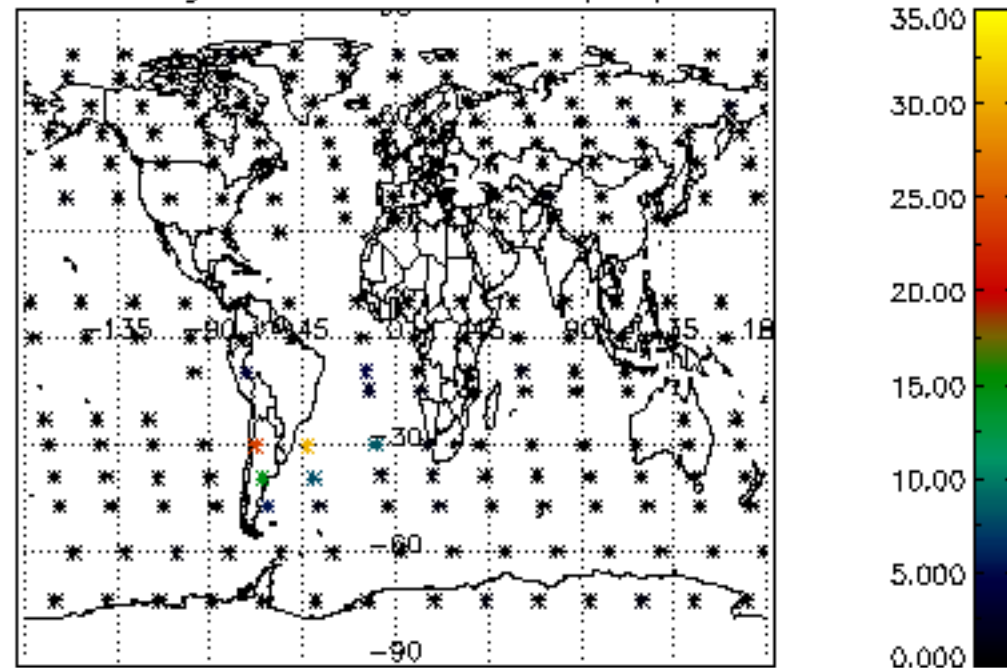
Percentage of datation errors per profile



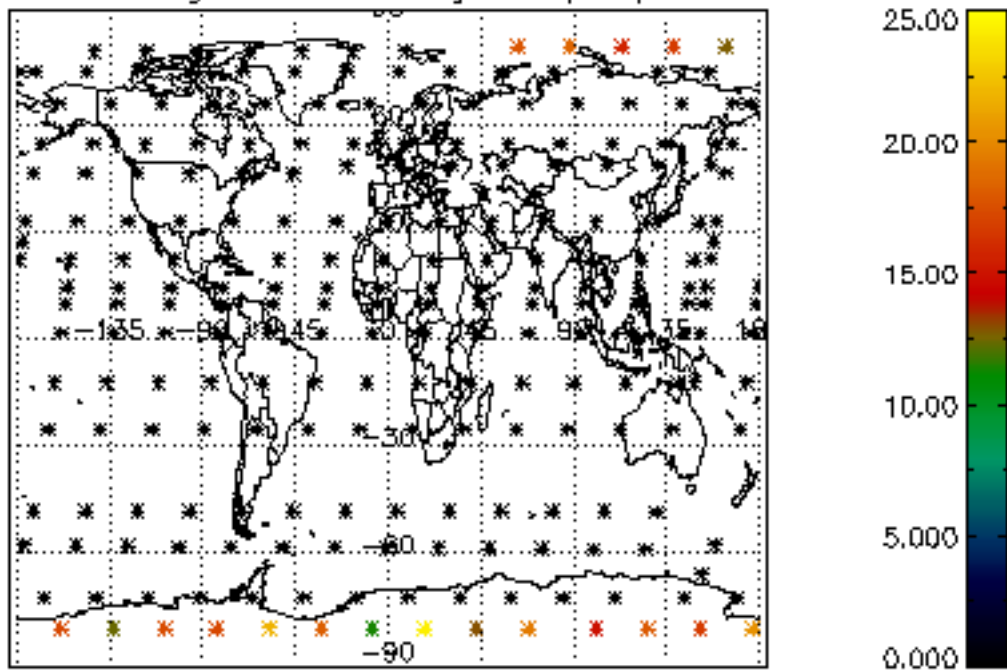
Percentage of star falling outside central band per profile



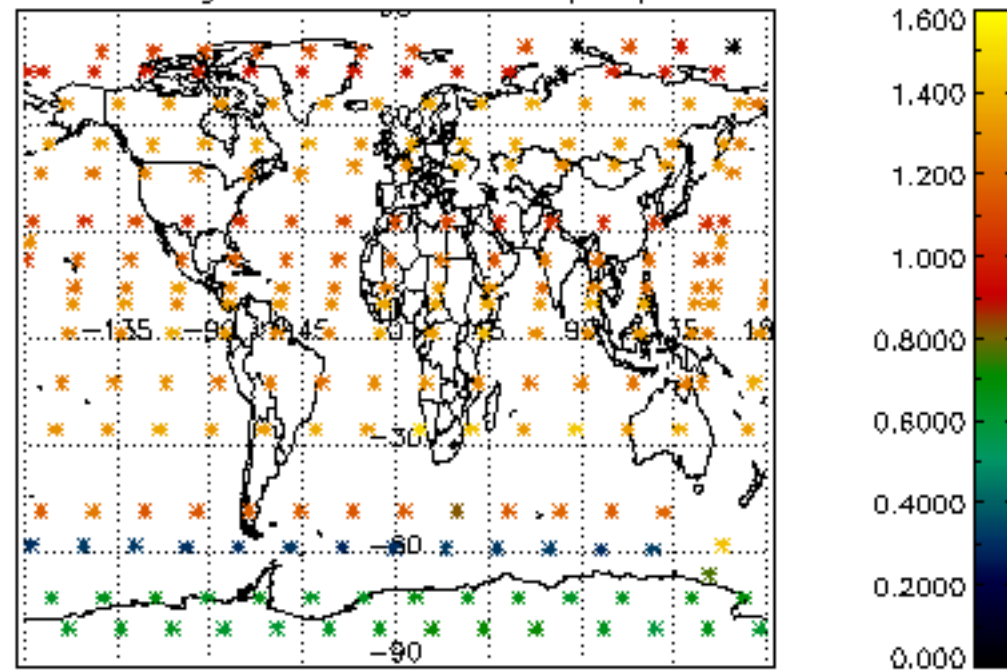
Percentage of saturation errors per profile



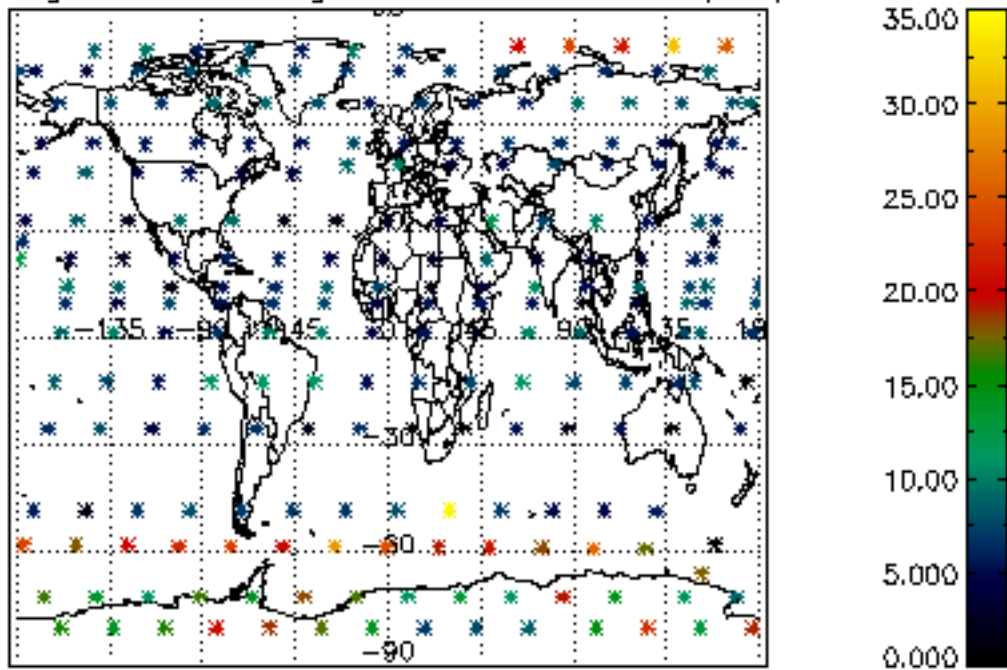
Percentage of cosmic ray hits per profile



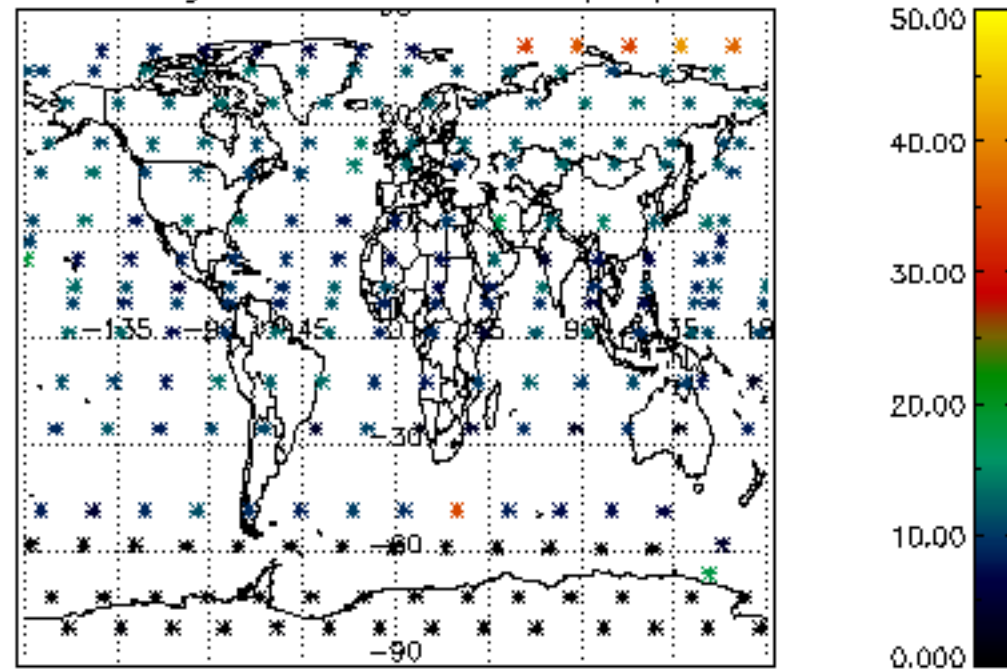
Percentage of datation errors per profile



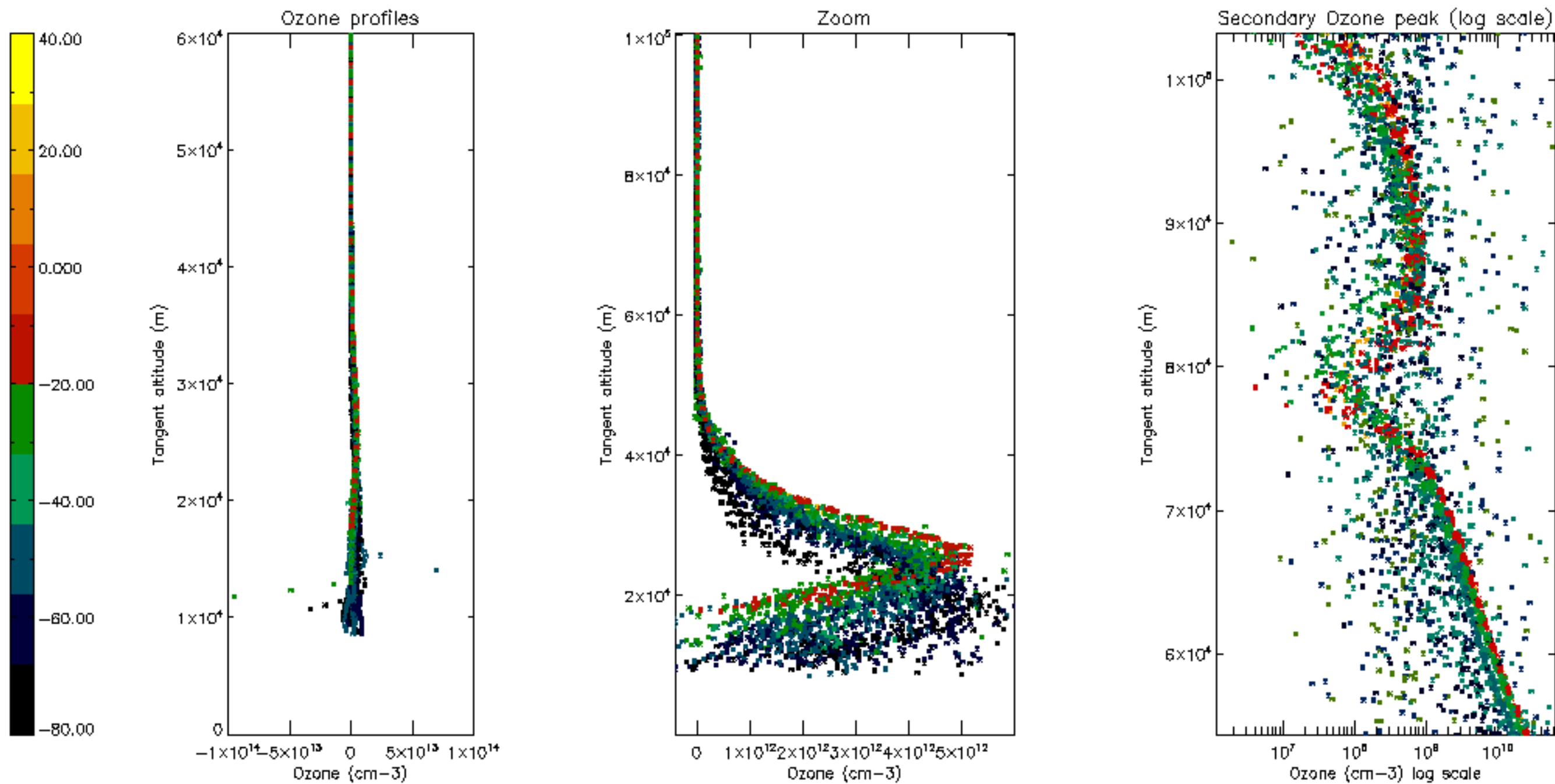
Percentage of star falling outside central band per profile

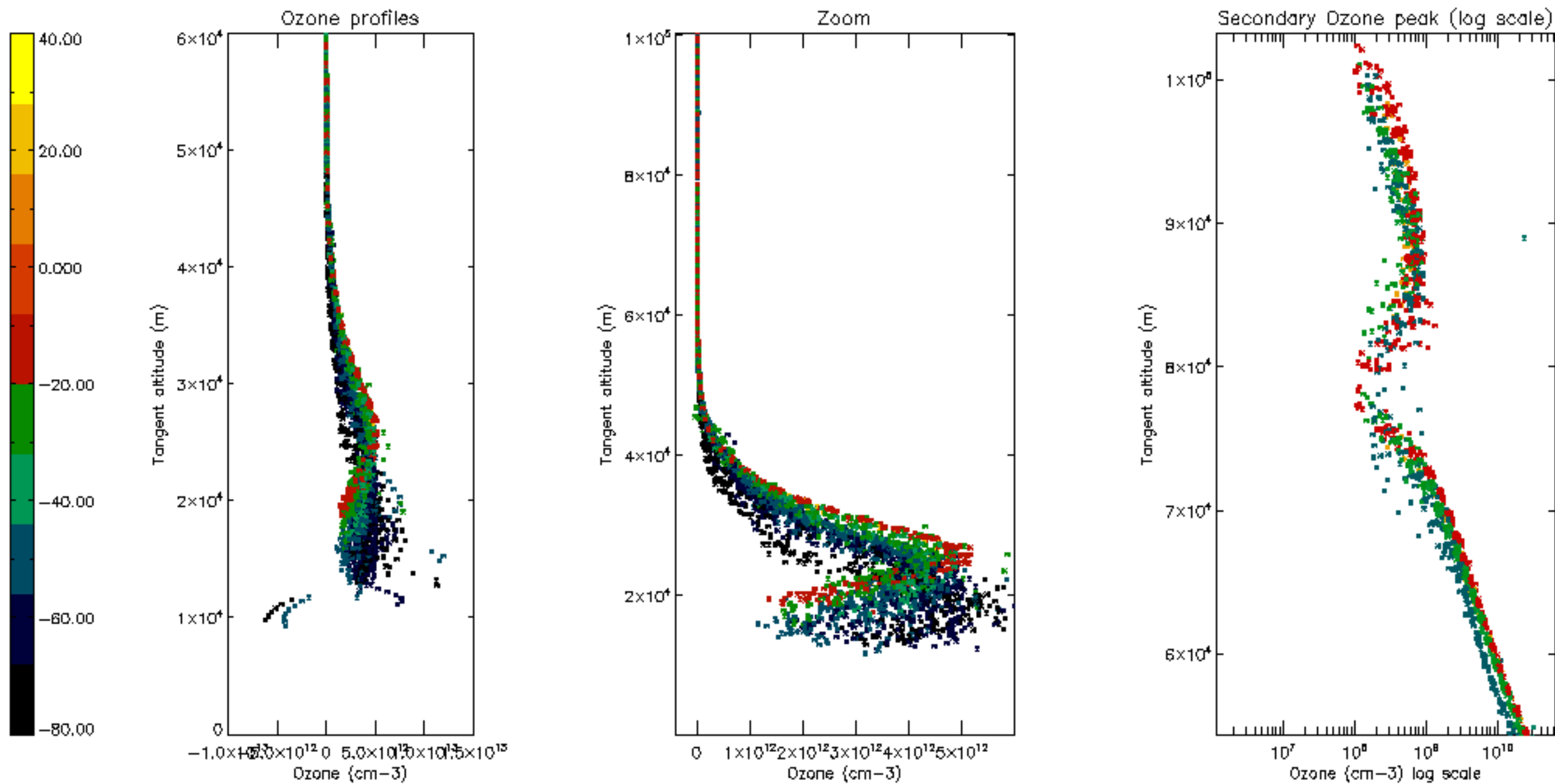


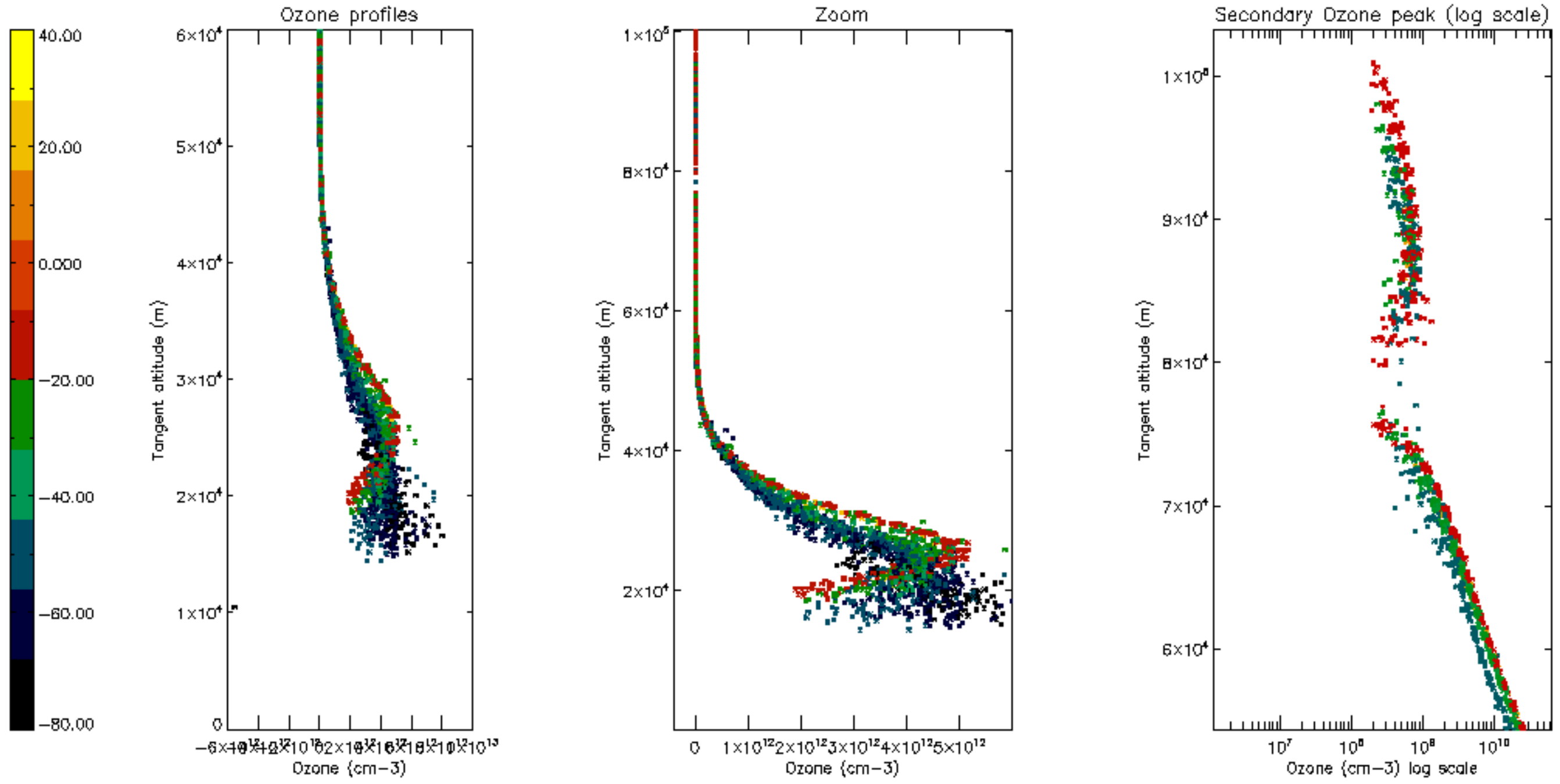
Percentage of saturation errors per profile



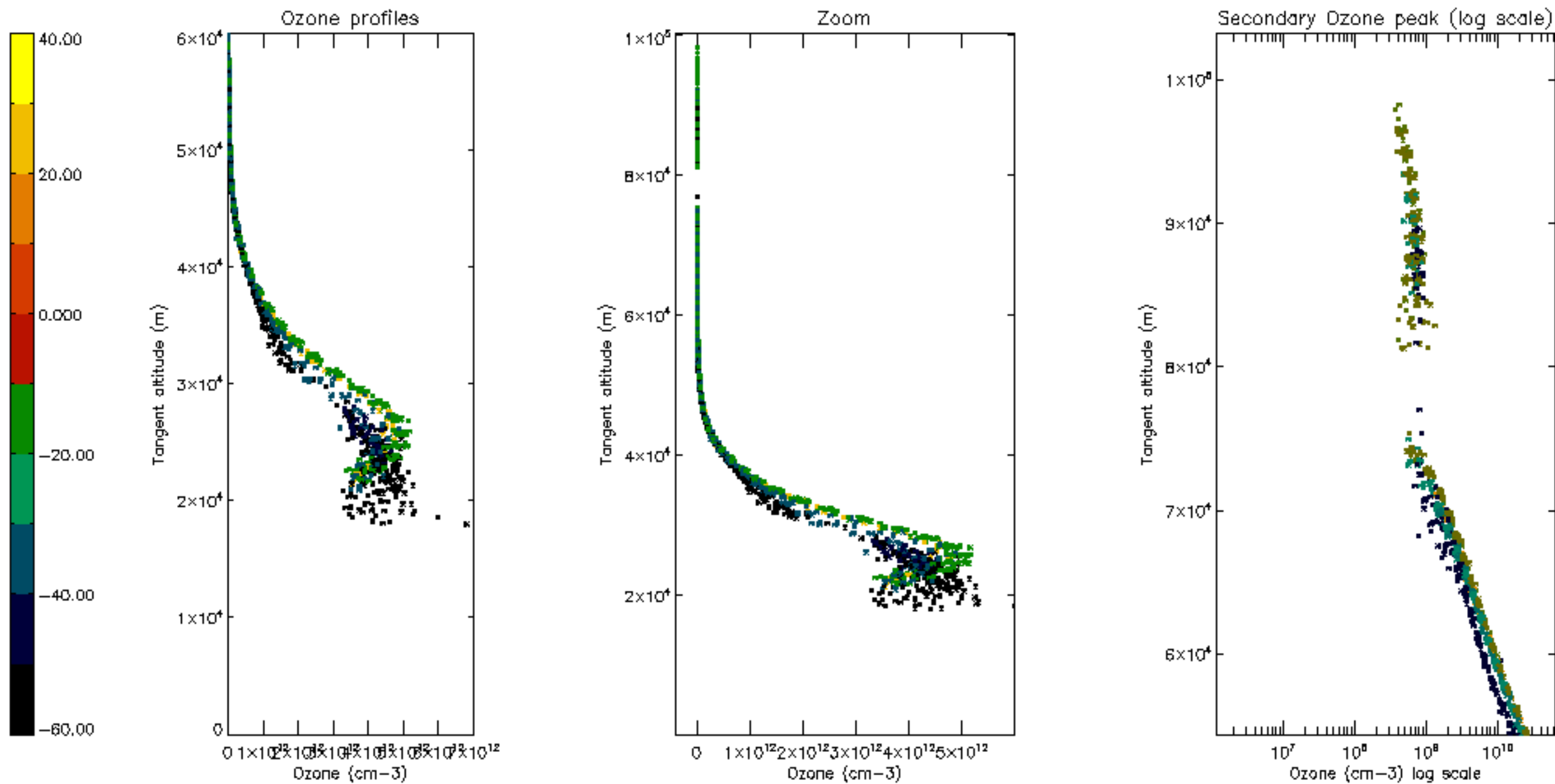


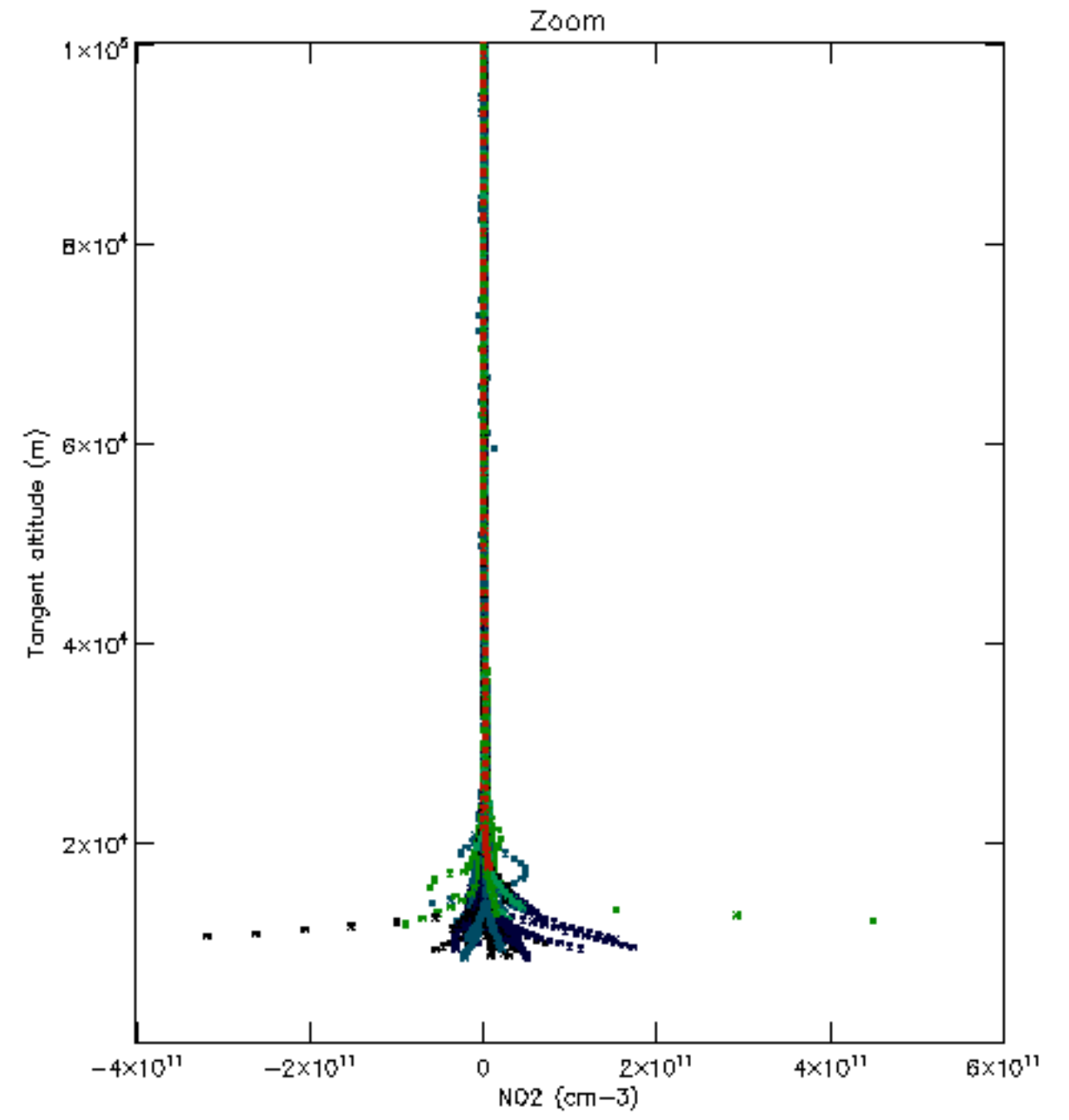
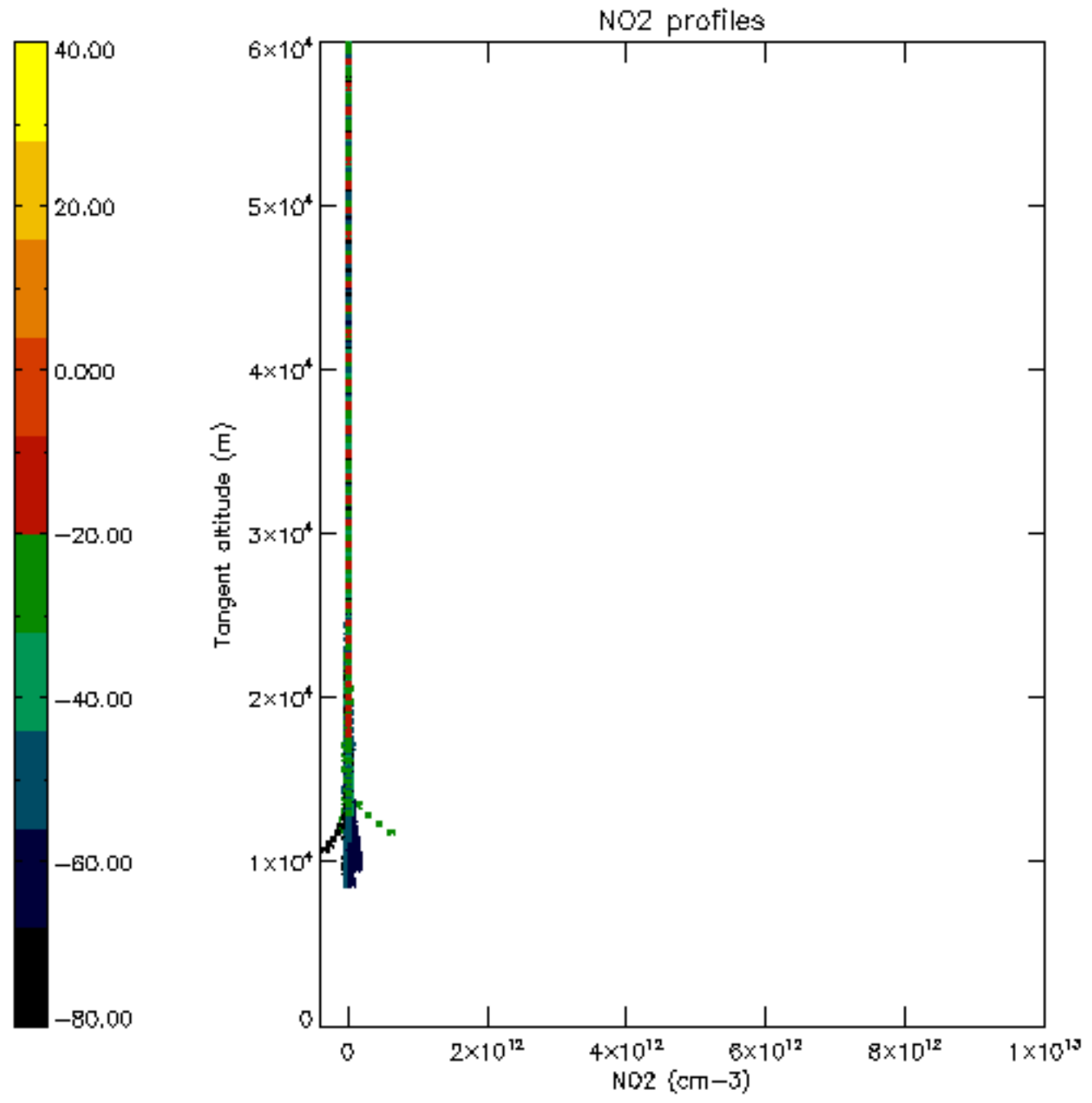


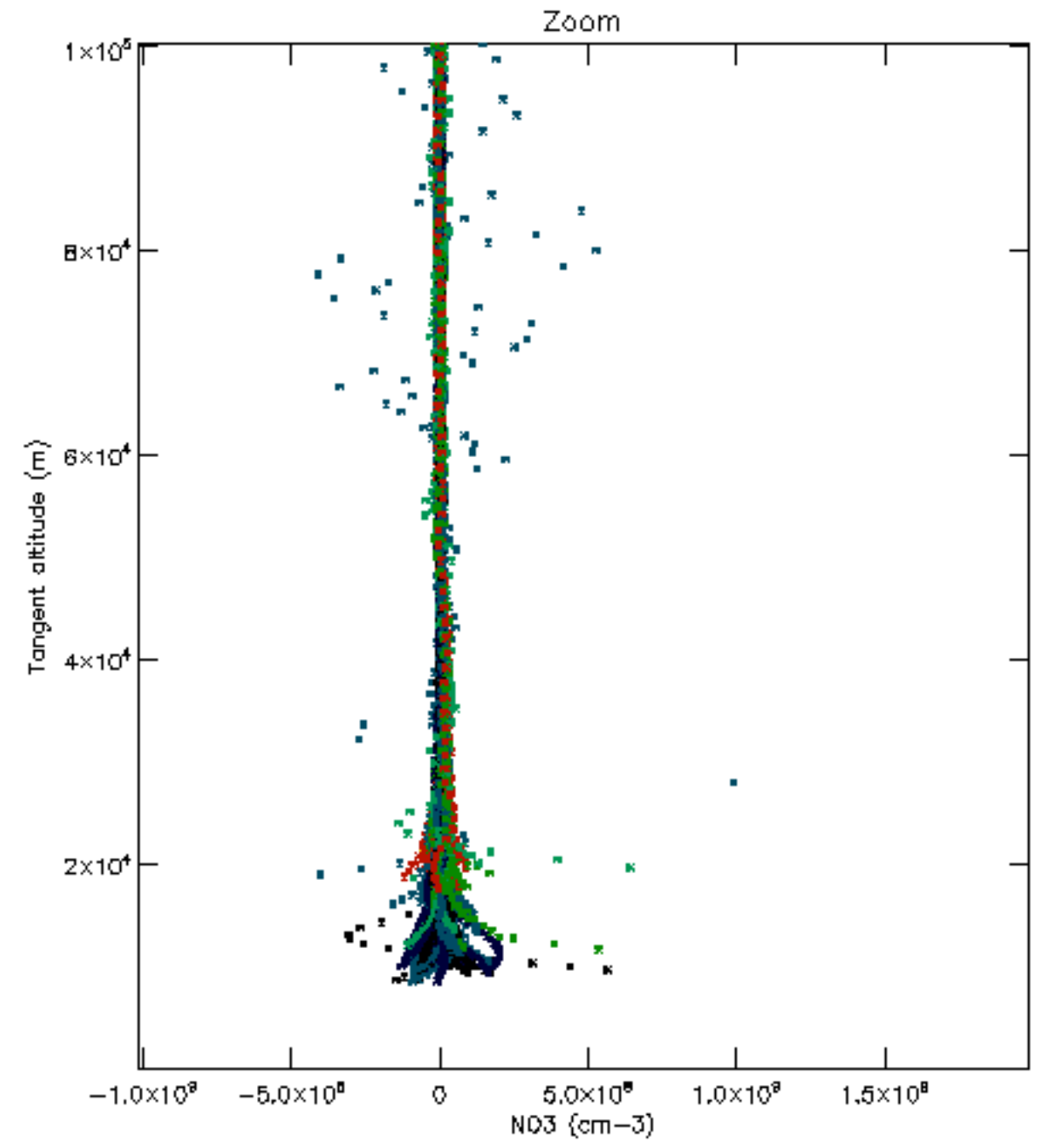
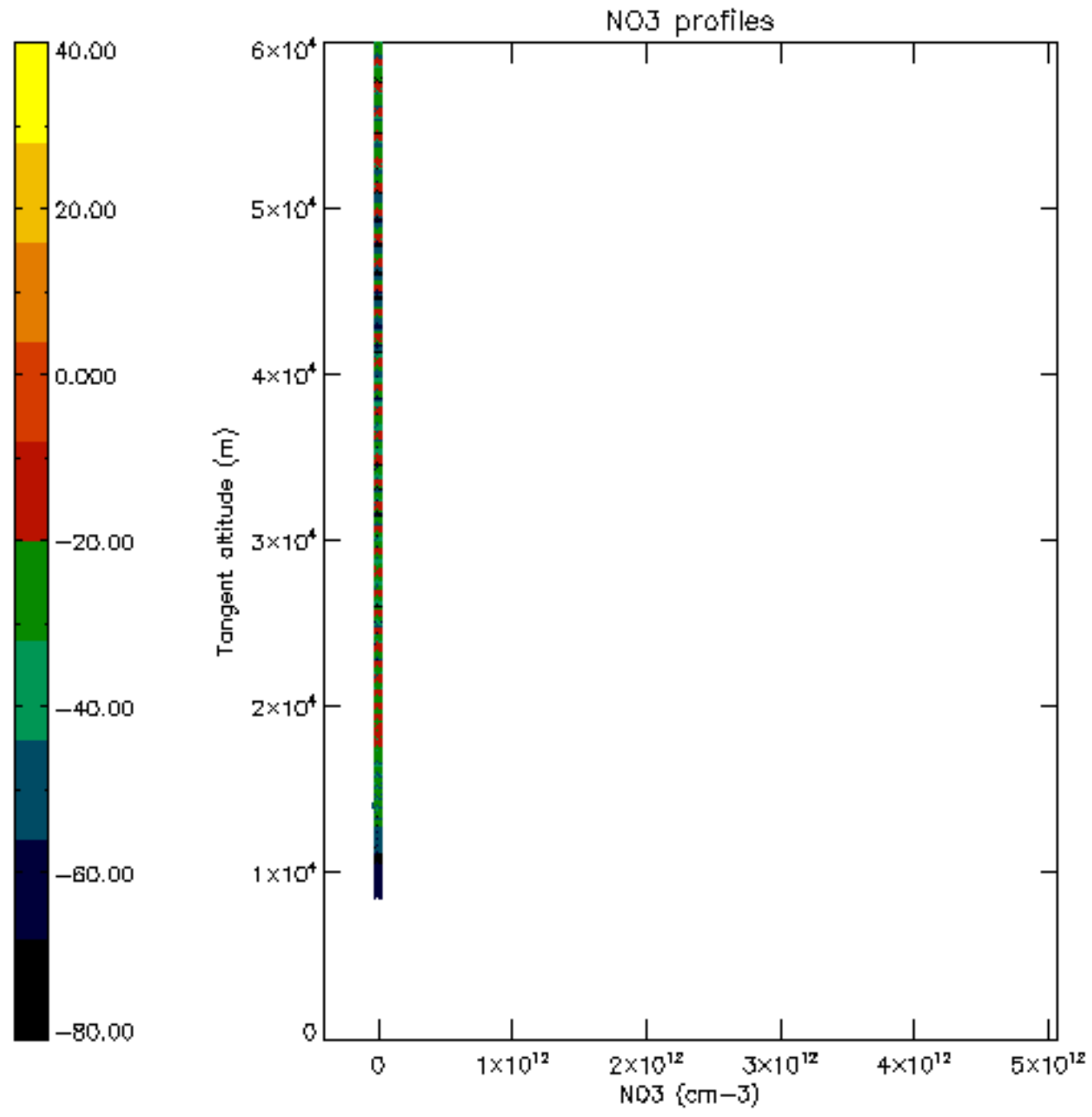




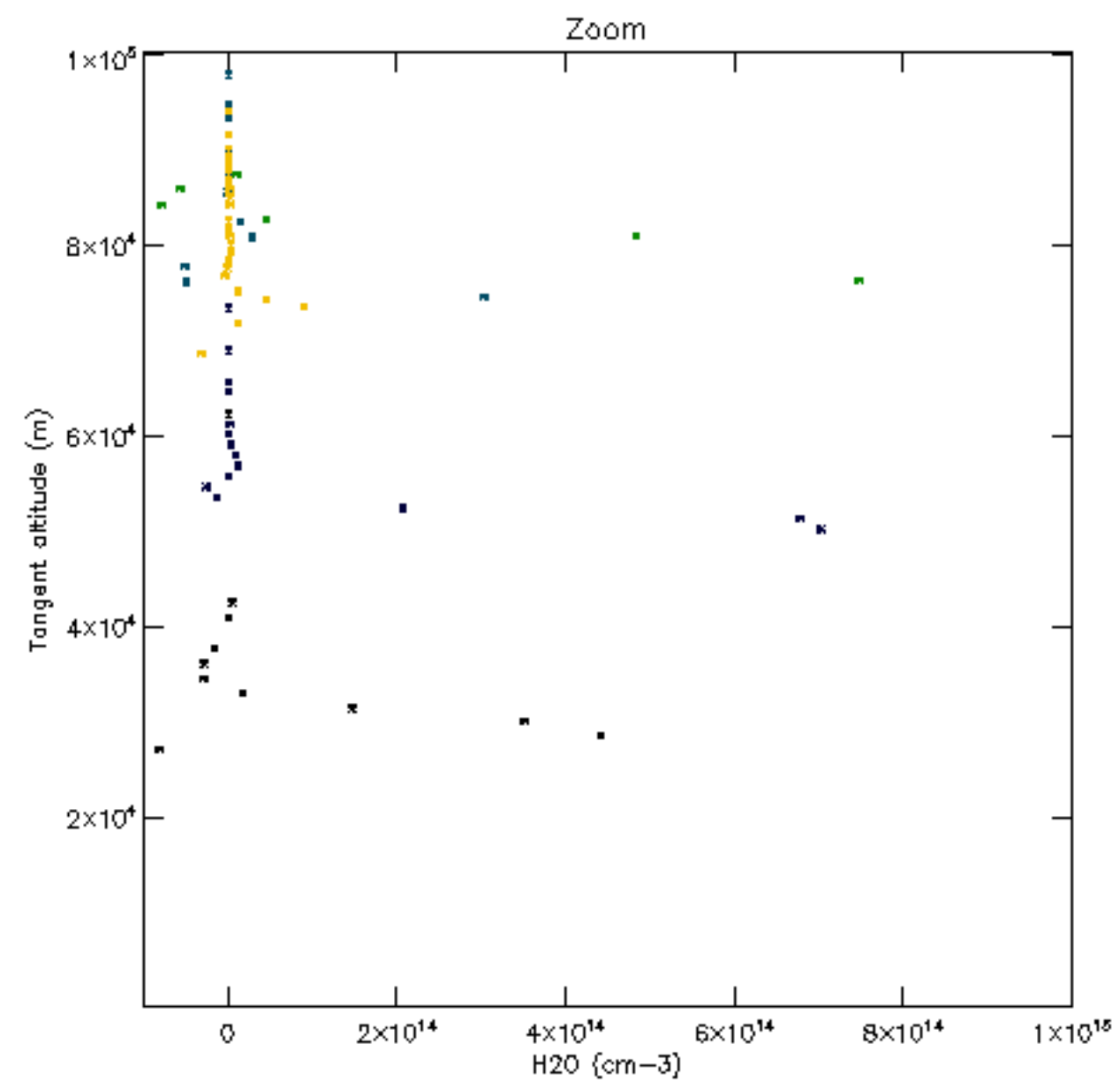
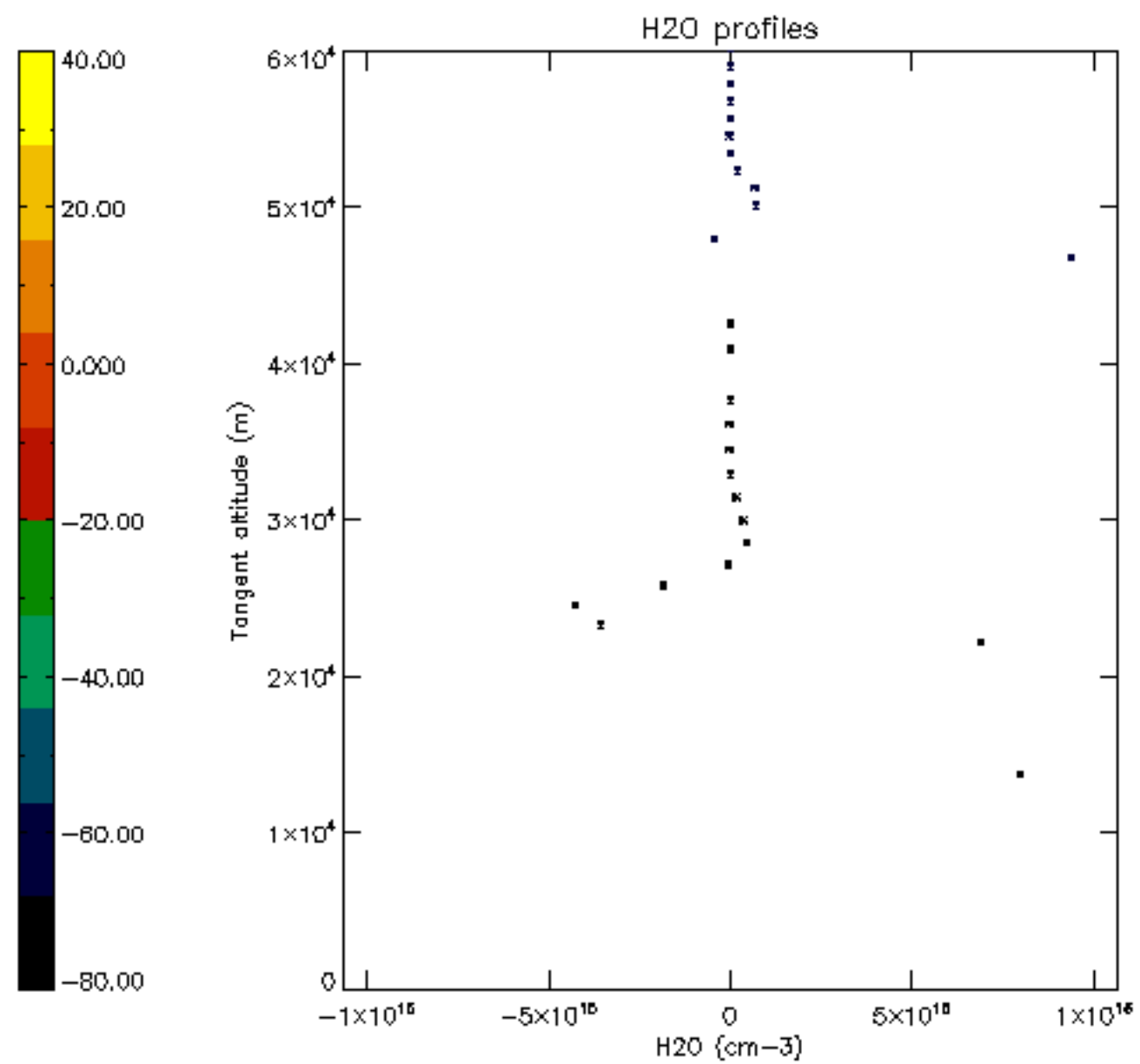


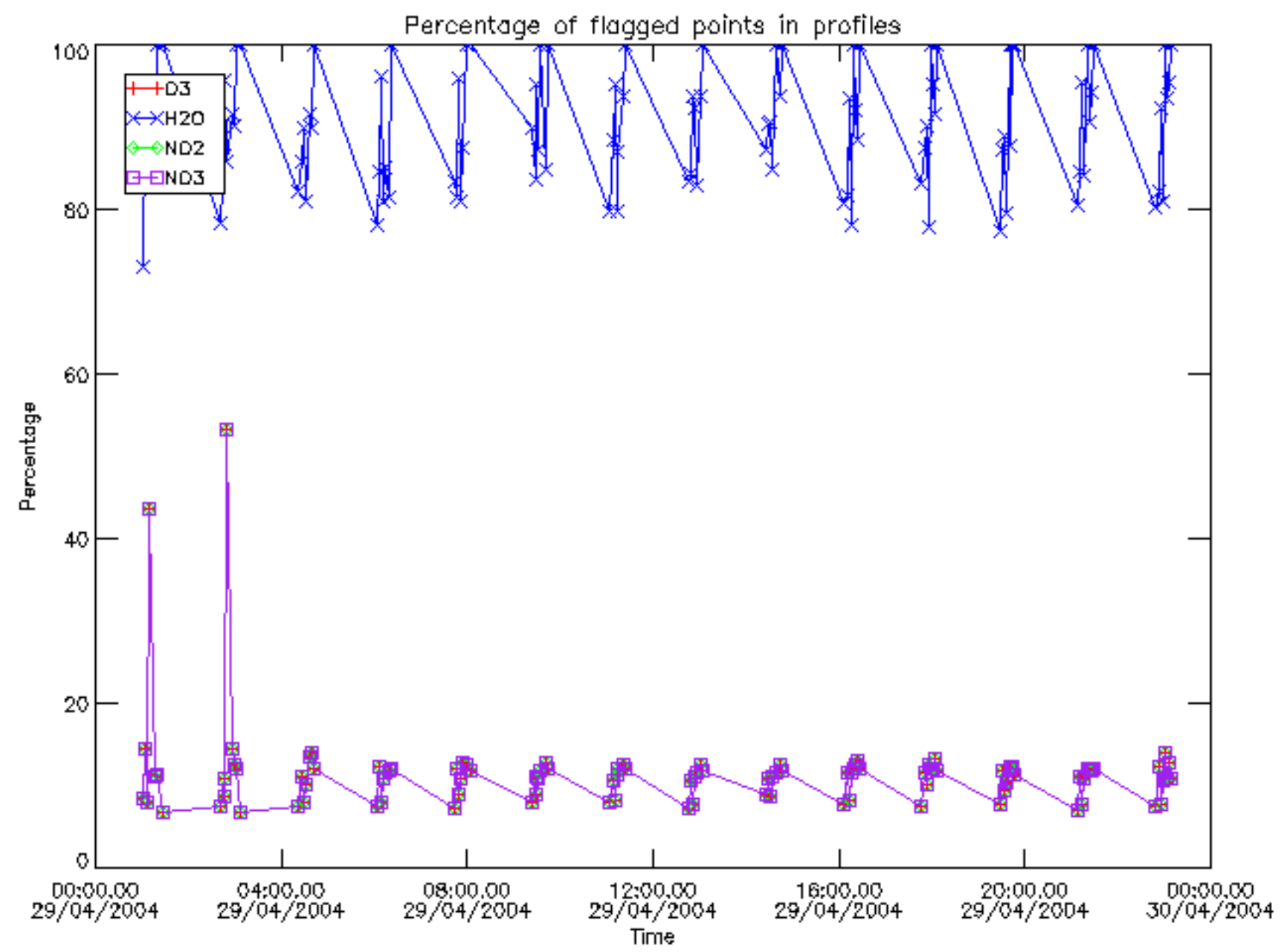




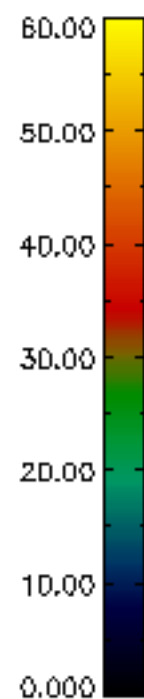
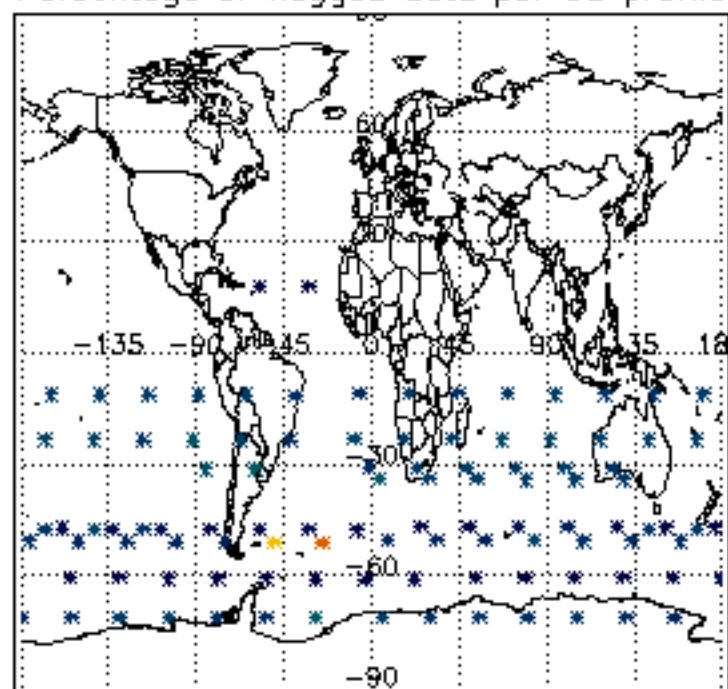




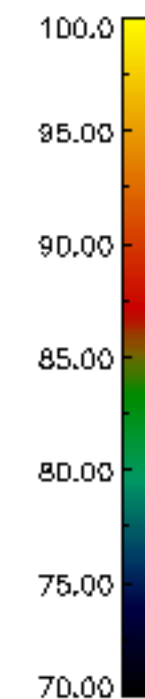
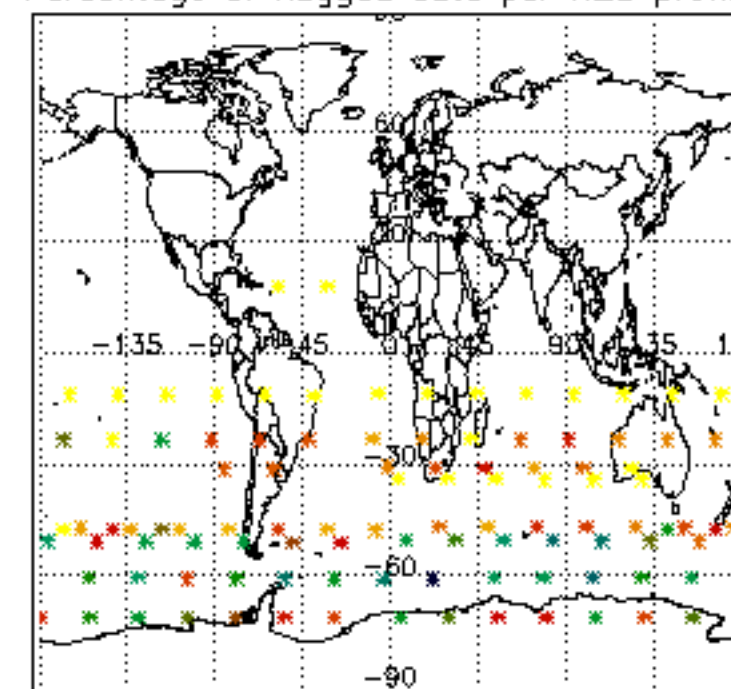




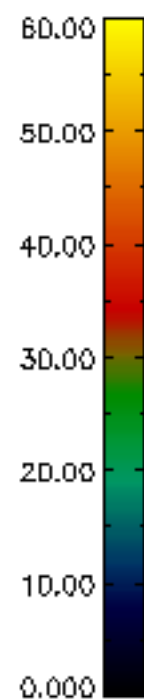
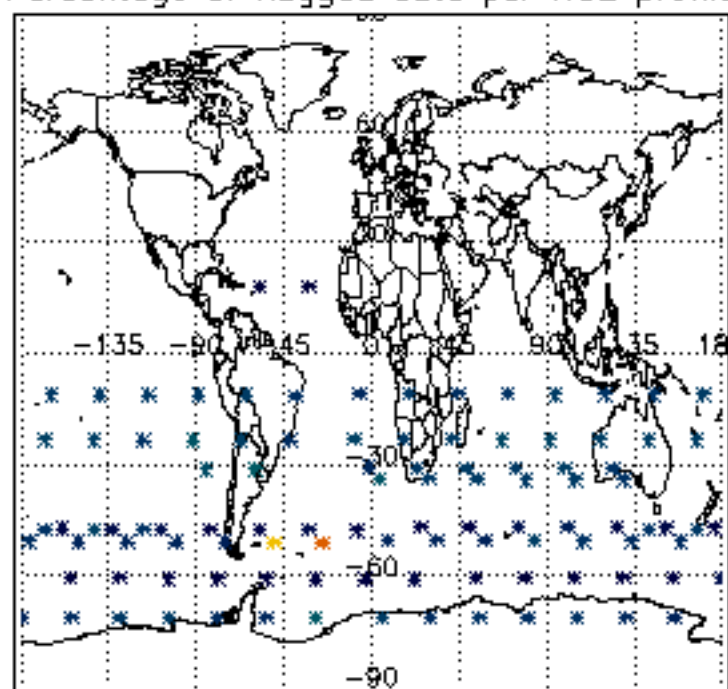
Percentage of flagged data per D3 profile



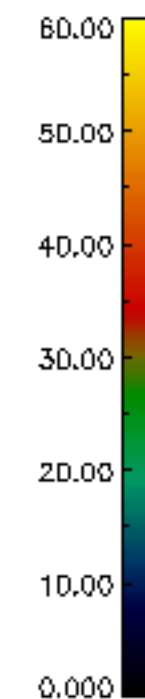
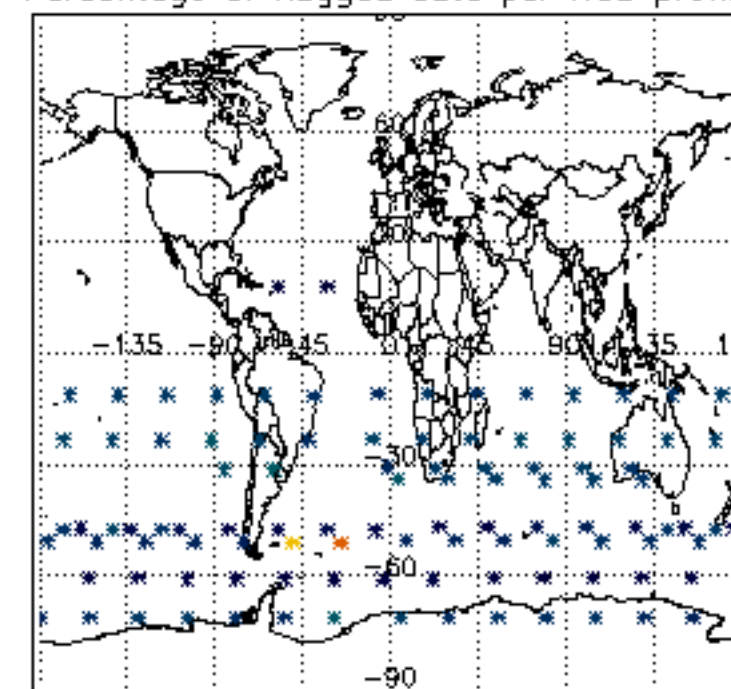
Percentage of flagged data per H2O profile



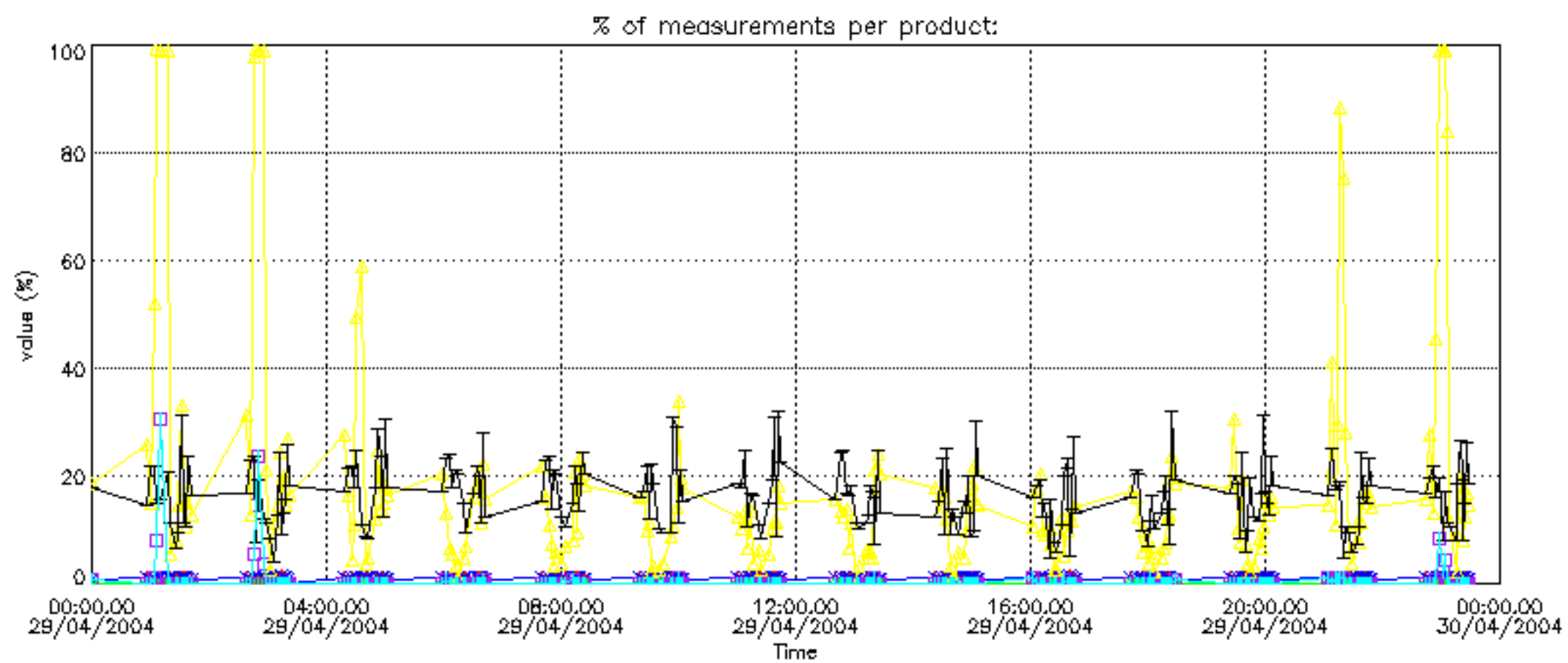
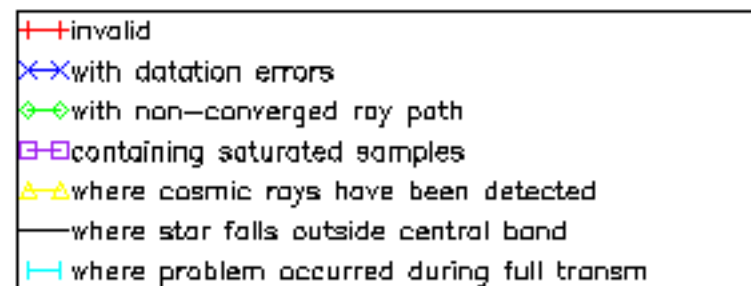
Percentage of flagged data per NO2 profile

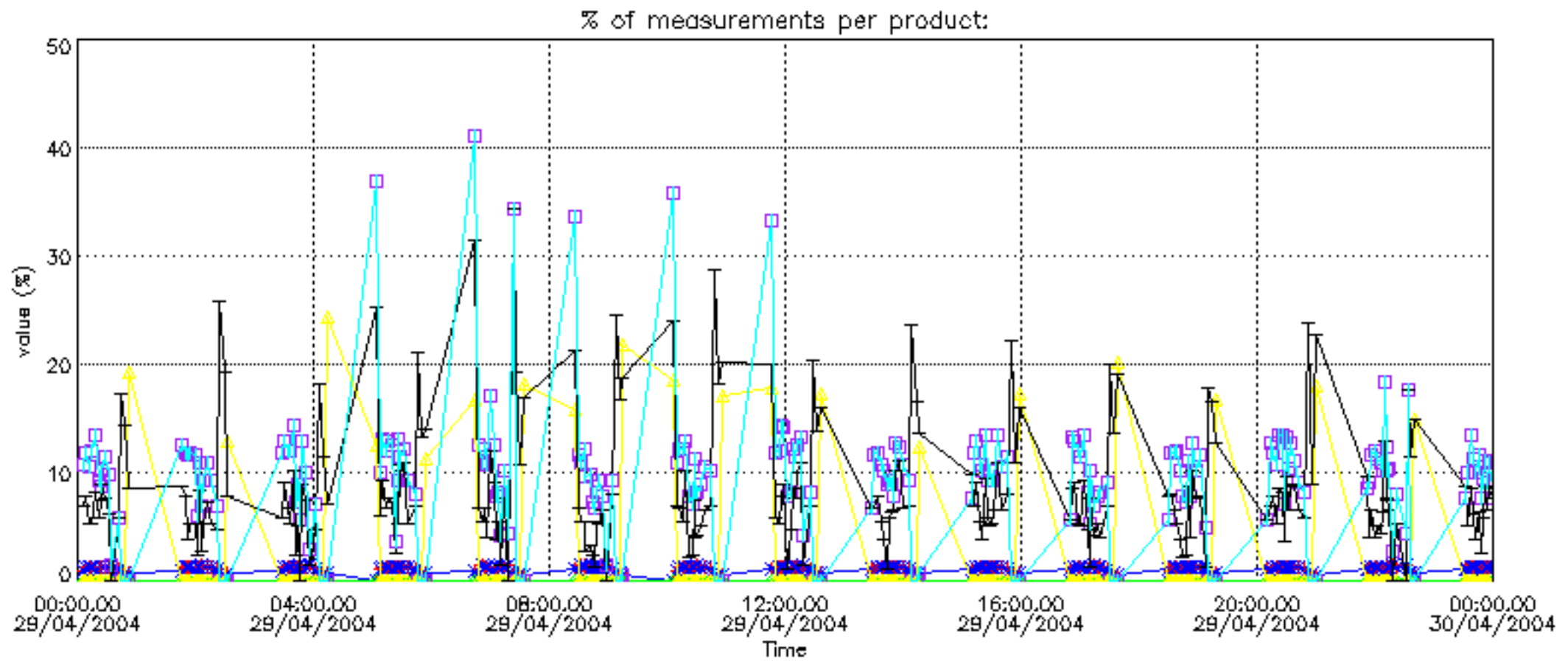


Percentage of flagged data per NO3 profile

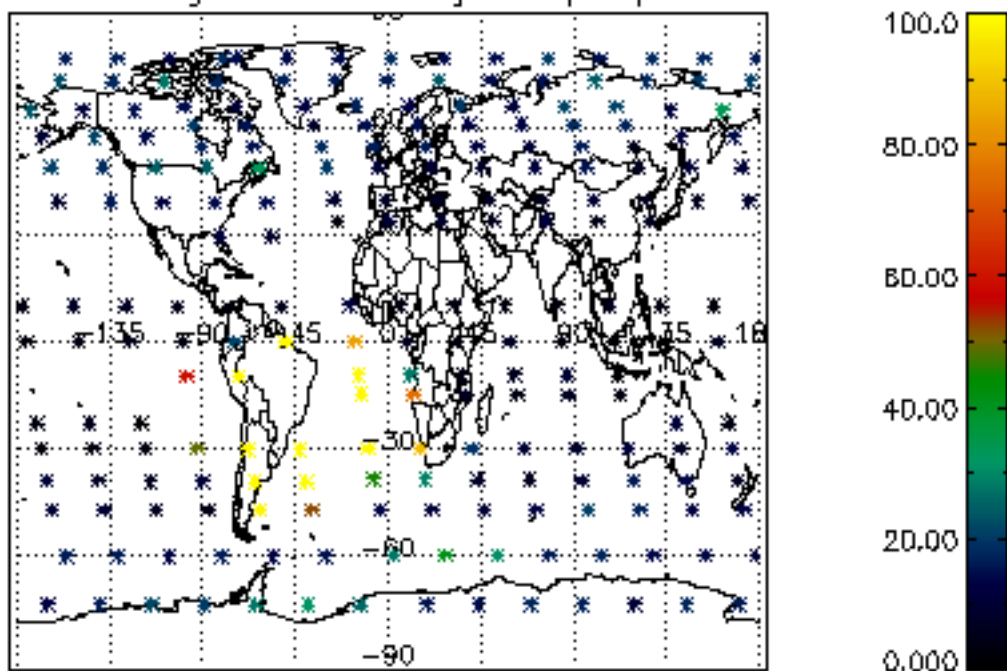




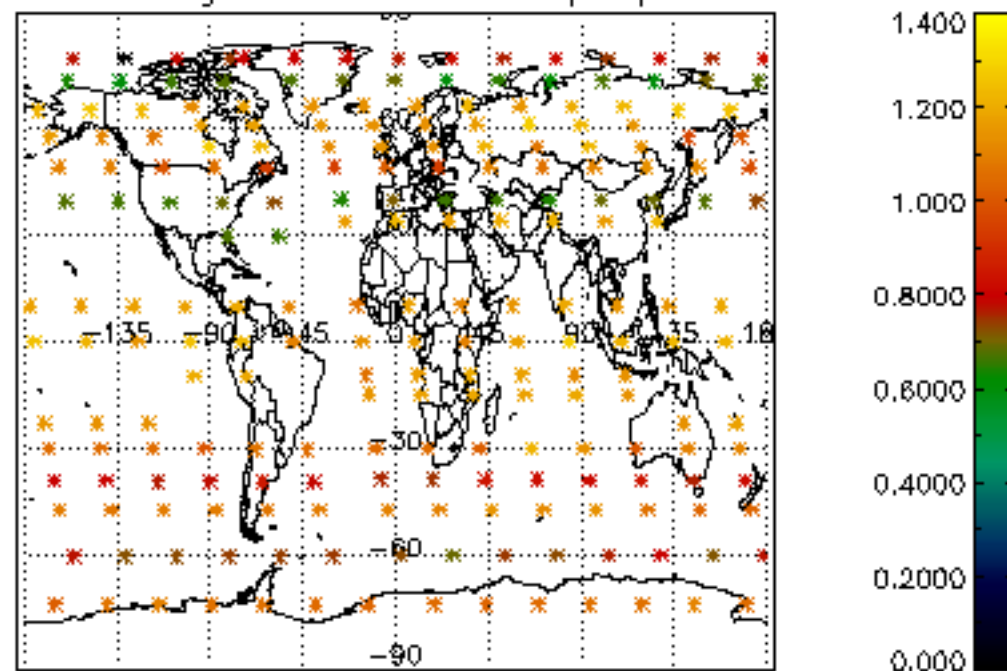




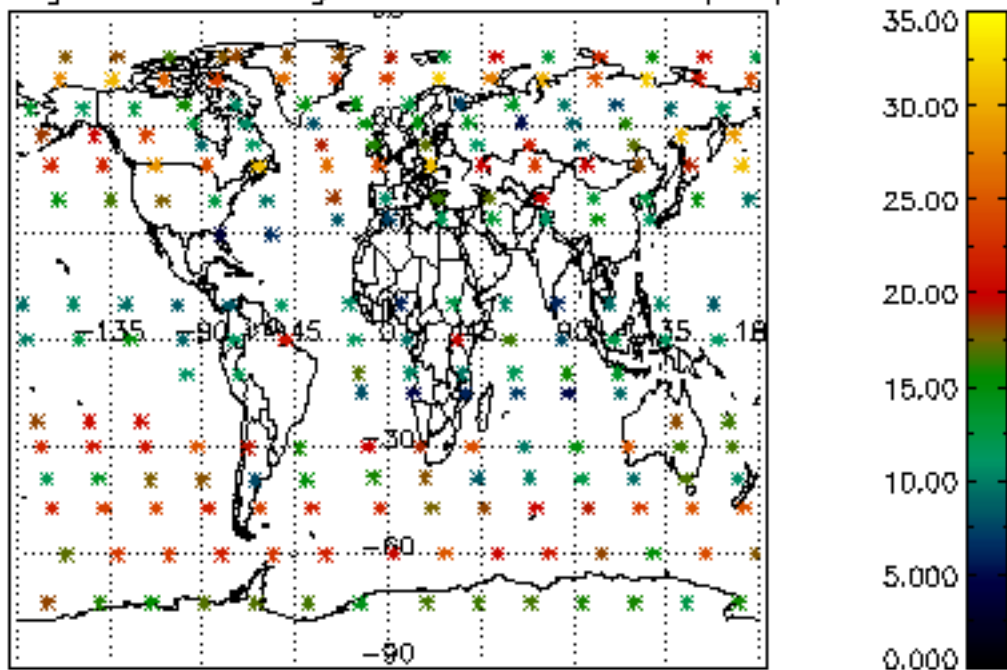
Percentage of cosmic ray hits per profile



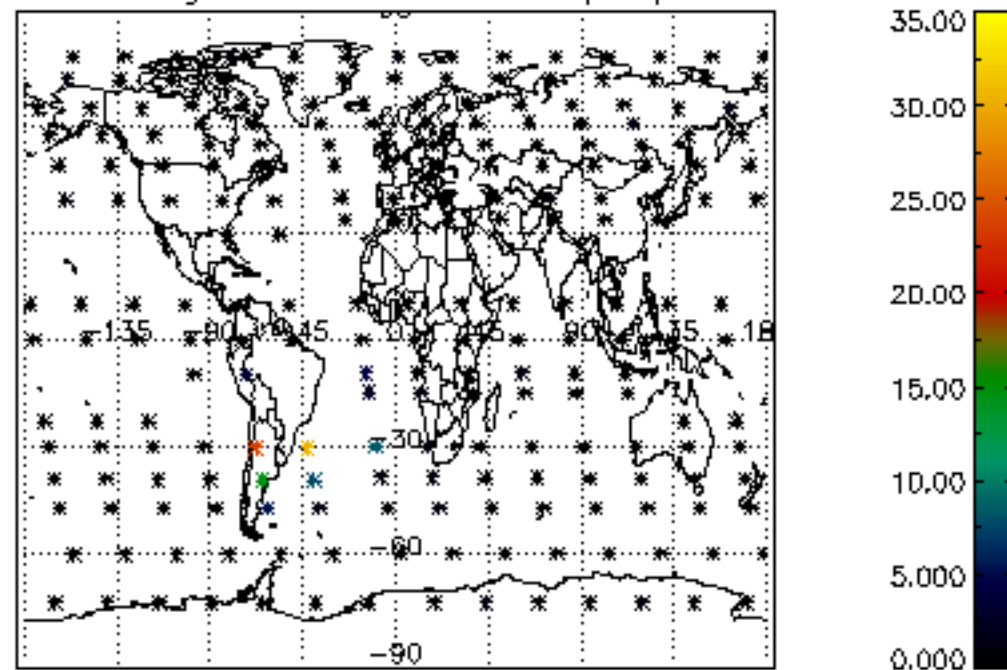
Percentage of datation errors per profile



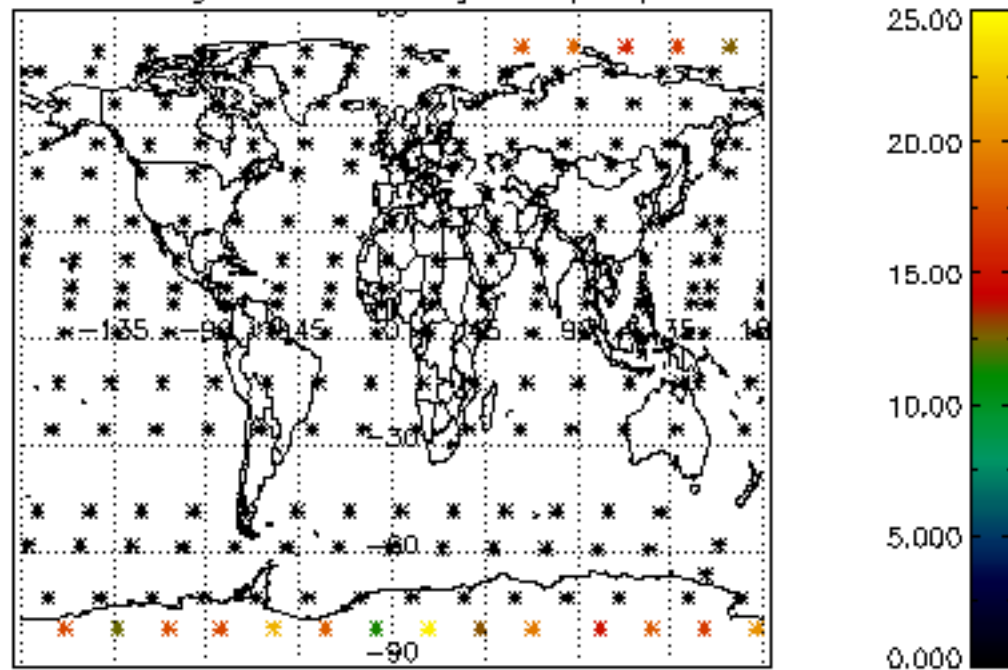
Percentage of star falling outside central band per profile



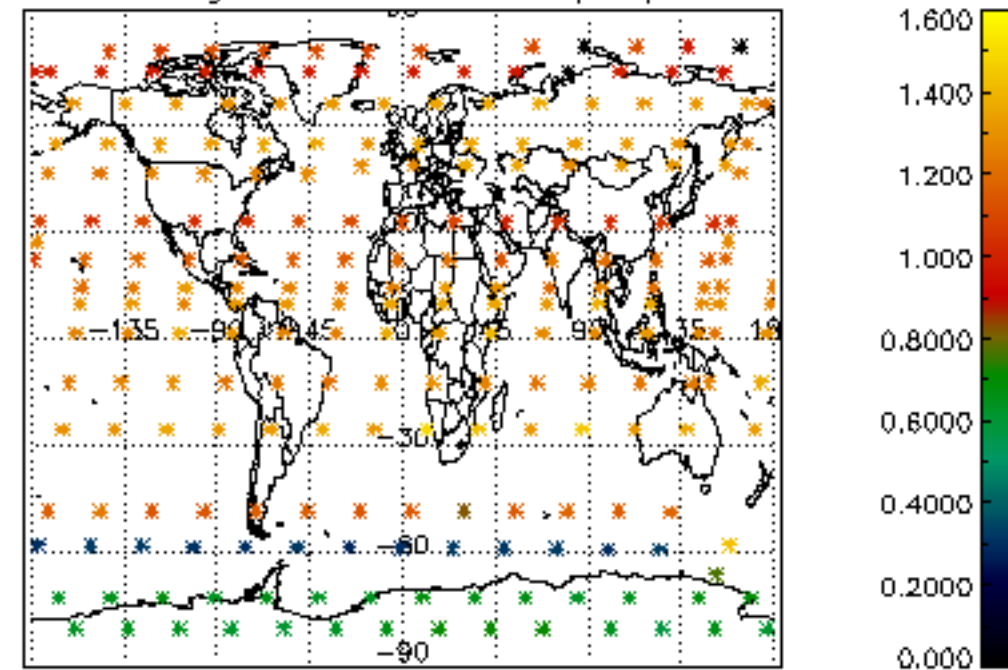
Percentage of saturation errors per profile



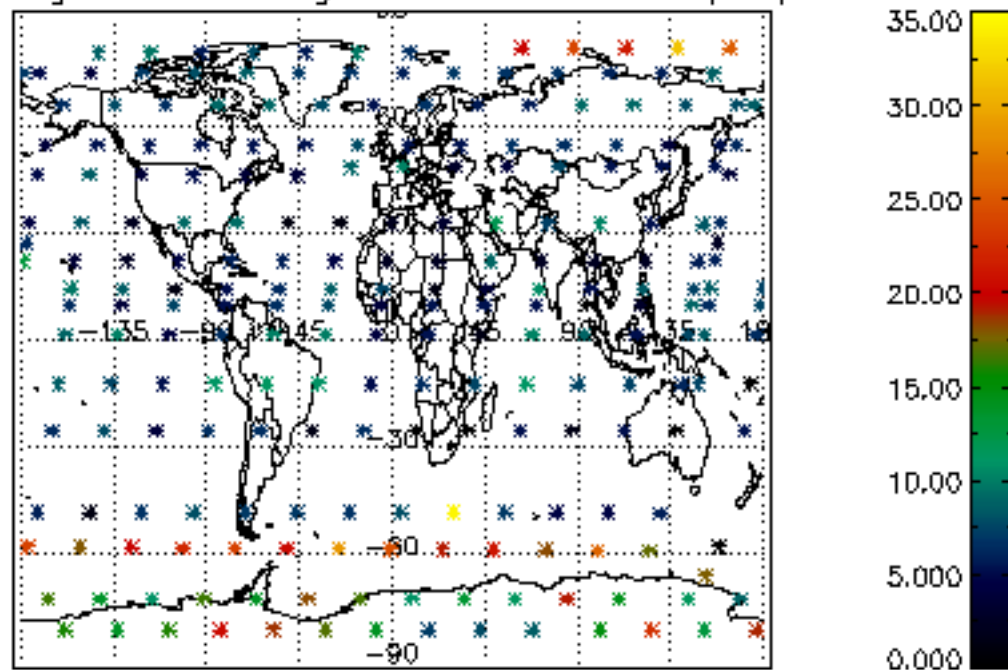
Percentage of cosmic ray hits per profile



Percentage of datation errors per profile



Percentage of star falling outside central band per profile



Percentage of saturation errors per profile

