

GOMOS Level 2 Daily Report

SUMMARY

[1. General Info](#)

[2. Summary of processed GOM_NL_2P products](#)

[3. Level 2 Quality information per product](#)

[3.1 Plot of level 2 quality information per product \(time dependant\)](#)

[3.2 Plot of level 2 quality information per product \(world map\)](#)

[4. Level 1 Quality information per product \(stored on level 2 products\)](#)

[4.1 Plot of level 1 quality information per product \(time dependant\)](#)

[4.1.1 Plot of level 1 quality information per product \(time dependant\): ASCENDING](#)

[4.1.2 Plot of level 1 quality information per product \(time dependant\): DESCENDING](#)

[4.2 Plot of level 1 quality information per product \(world map\)](#)

[4.2.1 Plot of level 1 quality information per product \(world map\): ASCENDING](#)

[4.2.2 Plot of level 1 quality information per product \(world map\): DESCENDING](#)

[5. Ozone profiles based on quality statistics and other trace gas profiles](#)

[5.1 Ozone statistics based on quality of products](#)

[5.2 Plot ozone profiles for all STD \(dark without errors\)](#)

[5.3 Plot ozone profiles where STD < 20% \(dark without errors\)](#)

[5.4. Plot ozone profiles where STD < 10% \(dark without errors\)](#)

[5.5. Plot ozone profiles where STD < 5% \(dark without errors\)](#)

[5.6 Plot NO2 profiles for all STD \(dark without errors\)](#)

[5.7 Plot NO3 profiles for all STD \(dark without errors\)](#)

[5.8 Plot H2O profiles \(only for occultations of stars 1,2,3,4,13,14,16,26,63 dark without errors\) for all STD](#)

[6. Auxiliary Data Files used for the production reported in section 2](#)

This report presents the daily analysis on parameters extracted from GOMOS level 2 data (GOM_NL__2P).
 It is intended to monitor some important parameters that will impact the quality of these products.
 A list of level 2 products (and content) that have arrived during the reporting day to the PCF is also given.

Item	Value
Time of report generation	19APR2013 00:24:35
Data source version	GOMOS/6.01
Start time of products	22-04-2004 (22APR2004 00:00:00)
Stop time of products	23-04-2004 (23APR2004 00:00:00)
Store outputs in DB	Yes
Nb of level 2 prods	478
Nb of prods with errors	0

2. Summary of processed GOM_NL__2P products.

Nr	Filename	UTC Start time	Limb	Duration	Star Id	Star Name	Star Mag	Star Temp	Nb Meas	Orbit	Prod. error
1	GOM_NL__2PRFIN20040422_000244_000000702026_00131_11207_1779.N1	22-APR-2004 00:02:44	Dark	70.000	103	38Zet Sgr	2.6000	9700.0	140	11207	No
2	GOM_NL__2PRFIN20040422_000558_000000702026_00131_11207_1780.N1	22-APR-2004 00:05:58	Dark	69.500	38	20Eps Sgr	1.8360	11000.	139	11207	No
3	GOM_NL__2PRFIN20040422_000755_000000582026_00131_11207_1781.N1	22-APR-2004 00:07:55	Straylight	57.500	40	The Sco	1.8590	7100.0	115	11207	No
4	GOM_NL__2PRFIN20040422_001041_000000532026_00131_11207_1782.N1	22-APR-2004 00:10:41	Straylight	53.000	4	Alp1Cen	-0.010000	5800.0	106	11207	No
5	GOM_NL__2PRFIN20040422_001236_000000422026_00131_11207_1783.N1	22-APR-2004 00:12:36	Straylight	41.500	20	Bet Cru	1.2530	30000.	83	11207	No
6	GOM_NL__2PRFIN20040422_001359_000000452026_00131_11207_1784.N1	22-APR-2004 00:13:59	Straylight	45.000	78	Alp Lup	2.3040	28000.	90	11207	No
7	GOM_NL__2PRFIN20040422_001534_000000432026_00131_11207_1785.N1	22-APR-2004 00:15:34	Straylight	43.000	64	Gam Cen	2.2000	10600.	86	11207	No
8	GOM_NL__2PRFIN20040422_001717_000000882026_00131_11207_1786.N1	22-APR-2004 00:17:17	Tw_i_and_stray	87.500	16	21Alp Sco	1.0200	3000.0	175	11207	No
9	GOM_NL__2PRFIN20040422_002003_000000732026_00131_11207_1787.N1	22-APR-2004 00:20:03	Tw_i_and_stray	72.500	80	7Del Sco	2.3160	30000.	145	11207	No
10	GOM_NL__2PRFIN20040422_002215_000000452026_00131_11207_1788.N1	22-APR-2004 00:22:15	Tw_i_and_stray	45.000	169	46Gam Hya	2.9910	4700.0	90	11207	No
11	GOM_NL__2PRFIN20040422_002344_000000512026_00131_11207_1789.N1	22-APR-2004 00:23:44	Bright	50.500	122	9Alp2Lib	2.7470	9700.0	101	11207	No
12	GOM_NL__2PRFIN20040422_002544_000000432026_00131_11207_1790.N1	22-APR-2004 00:25:44	Bright	42.500	15	67Alp Vir	0.97600	28000.	85	11207	No
13	GOM_NL__2PRFIN20040422_002845_000000412026_00131_11207_1791.N1	22-APR-2004 00:28:45	Bright	41.000	121	29Gam Vir	2.7400	7200.0	82	11207	No
14	GOM_NL__2PRFIN20040422_003220_000000392026_00131_11207_1792.N1	22-APR-2004 00:32:20	Bright	39.000	138	47Eps Vir	2.8280	4700.0	78	11207	No
15	GOM_NL__2PRFIN20040422_003512_000000422026_00131_11207_1793.N1	22-APR-2004 00:35:12	Bright	42.000	111	8Eta Boo	2.6800	6000.0	84	11207	No
16	GOM_NL__2PRFIN20040422_004016_000000382026_00131_11207_1794.N1	22-APR-2004 00:40:16	Bright	37.500	152	12Alp2CVn	2.8900	11000.	75	11207	No
17	GOM_NL__2PRFIN20040422_004215_000000402026_00131_11207_1795.N1	22-APR-2004 00:42:15	Bright	40.000	174	52Psi UMa	3.0040	4400.0	80	11207	No
18	GOM_NL__2PRFIN20040422_004424_000000402026_00131_11207_1796.N1	22-APR-2004 00:44:24	Bright	39.500	87	64Gam UMa	2.4330	11000.	79	11207	No
19	GOM_NL__2PRFIN20040422_004655_000000422026_00131_11207_1797.N1	22-APR-2004 00:46:55	Bright	41.500	36	50Alp UMa	1.8000	6300.0	83	11207	No
20	GOM_NL__2PRFIN20040422_005133_000000402026_00131_11207_1798.N1	22-APR-2004 00:51:33	Bright	40.000	60	7Bet UMi	2.0810	3950.0	80	11207	No
21	GOM_NL__2PRFIN20040422_005449_000000392026_00131_11207_1799.N1	22-APR-2004 00:54:49	Bright	39.000	49	1Alp UMi	1.9900	6300.0	78	11207	No
22	GOM_NL__2PRFIN20040422_005759_000000662026_00131_11207_1800.N1	22-APR-2004 00:57:59	Bright	66.000	69	33Gam Dra	2.2310	3800.0	132	11207	No
23	GOM_NL__2PRFIN20040422_010147_000000422026_00131_11207_1801.N1	22-APR-2004 01:01:47	Bright	41.500	89	5Alp Cep	2.4510	8000.0	83	11207	No
24	GOM_NL__2PRFIN20040422_010322_000000362026_00131_11207_1802.N1	22-APR-2004 01:03:22	Bright	36.000	74	11Bet Cas	2.2680	6600.0	72	11207	No
25	GOM_NL__2PRFIN20040422_010641_000001392026_00131_11207_1803.N1	22-APR-2004 01:06:41	Bright	138.50	5	3Alp Lyr	0.033000	11000.	277	11207	No
26	GOM_NL__2PRFIN20040422_011150_000000612026_00131_11207_1804.N1	22-APR-2004 01:11:50	Tw_i_and_stray	61.000	92	53Eps Cyg	2.5000	4500.0	122	11207	No
27	GOM_NL__2PRFIN20040422_011625_000000442026_00131_11207_1805.N1	22-APR-2004 01:16:25	Tw_i_and_stray	44.000	90	54Alp Peg	2.4870	11000.	88	11207	No
28	GOM_NL__2PRFIN20040422_011954_000000582026_00131_11207_1806.N1	22-APR-2004 01:19:54	Dark	58.000	61	8Eps Peg	2.1000	3900.0	116	11207	No
29	GOM_NL__2PRFIN20040422_012221_000000512026_00131_11207_1807.N1	22-APR-2004 01:22:21	Dark	51.000	162	34Alp Aqr	2.9440	5350.0	102	11207	No
30	GOM_NL__2PRFIN20040422_012522_000000592026_00131_11207_1808.N1	22-APR-2004 01:25:22	Dark	59.000	154	22Bet Aqr	2.8990	5700.0	118	11207	No
31	GOM_NL__2PRFIN20040422_012856_000000482026_00131_11207_1809.N1	22-APR-2004 01:28:56	Dark	48.000	18	24Alp PsA	1.1660	9700.0	96	11207	No
32	GOM_NL__2PRFIN20040422_013433_000000452026_00131_11207_1810.N1	22-APR-2004 01:34:33	Dark	45.000	31	Alp Gru	1.7340	15200.	90	11207	No
33	GOM_NL__2PRFIN20040422_013732_000000412026_00131_11207_1811.N1	22-APR-2004 01:37:32	Dark	40.500	148	Alp Tuc	2.8780	4100.0	81	11207	No
34	GOM_NL__2PRFIN20040422_013947_000000422026_00132_11208_1778.N1	22-APR-2004 01:39:47	Dark	41.500	45	Alp Pav	1.9400	26000.	83	11208	No
35	GOM_NL__2PRFIN20040422_014321_000000692026_00132_11208_1779.N1	22-APR-2004 01:43:21	Dark	68.500	103	38Zet Sgr	2.6000	9700.0	137	11208	No
36	GOM_NL__2PRFIN20040422_014636_000000722026_00132_11208_1780.N1	22-APR-2004 01:46:36	Dark	72.000	38	20Eps Sgr	1.8360	11000.	144	11208	No
37	GOM_NL__2PRFIN20040422_014832_000000612026_00132_11208_1781.N1	22-APR-2004 01:48:32	Straylight	61.000	40	The Sco	1.8590	7100.0	122	11208	No
38	GOM_NL__2PRFIN20040422_015118_000000452026_00132_11208_1782.N1	22-APR-2004 01:51:18	Straylight	44.500	4	Alp1Cen	-0.010000	5800.0	89	11208	No
39	GOM_NL__2PRFIN20040422_015311_000000442026_00132_11208_1783.N1	22-APR-2004 01:53:11	Straylight	43.500	20	Bet Cru	1.2530	30000.	87	11208	No
40	GOM_NL__2PRFIN20040422_015436_000000432026_00132_11208_1784.N1	22-APR-2004 01:54:36	Straylight	43.000	78	Alp Lup	2.3040	28000.	86	11208	No
41	GOM_NL__2PRFIN20040422_015610_000000402026_00132_11208_1785.N1	22-APR-2004 01:56:10	Straylight	40.000	64	Gam Cen	2.2000	10600.	80	11208	No
42	GOM_NL__2PRFIN20040422_015753_000000862026_00132_11208_1786.N1	22-APR-2004 01:57:53	Tw_i_and_stray	86.000	16	21Alp Sco	1.0200	3000.0	172	11208	No

43	GOM_NL__2PRFIN20040422_020040_000000722026_00132_11208_1787.N1	22-APR-2004 02:00:40	Twilight	71.500	80	7Del Sco	2.3160	30000.	143	11208	No
44	GOM_NL__2PRFIN20040422_020251_000000462026_00132_11208_1788.N1	22-APR-2004 02:02:51	Twilight	46.000	169	46Gam Hya	2.9910	4700.0	92	11208	No
45	GOM_NL__2PRFIN20040422_020420_000000502026_00132_11208_1789.N1	22-APR-2004 02:04:20	Bright	50.000	122	9Alp2Lib	2.7470	9700.0	100	11208	No
46	GOM_NL__2PRFIN20040422_020619_000000452026_00132_11208_1790.N1	22-APR-2004 02:06:19	Bright	44.500	15	67Alp Vir	0.97600	28000.	89	11208	No
47	GOM_NL__2PRFIN20040422_020923_000000392026_00132_11208_1791.N1	22-APR-2004 02:09:23	Bright	38.500	121	29Gam Vir	2.7400	7200.0	77	11208	No
48	GOM_NL__2PRFIN20040422_021256_000000392026_00132_11208_1792.N1	22-APR-2004 02:12:56	Bright	39.000	138	47Eps Vir	2.8280	4700.0	78	11208	No
49	GOM_NL__2PRFIN20040422_021547_000000442026_00132_11208_1793.N1	22-APR-2004 02:15:47	Bright	43.500	111	8Eta Boo	2.6800	6000.0	87	11208	No
50	GOM_NL__2PRFIN20040422_022051_000000412026_00132_11208_1794.N1	22-APR-2004 02:20:51	Bright	40.500	152	12Alp2CVn	2.8900	11000.	81	11208	No
51	GOM_NL__2PRFIN20040422_022253_000000402026_00132_11208_1795.N1	22-APR-2004 02:22:53	Bright	40.000	174	52Psi UMa	3.0040	4400.0	80	11208	No
52	GOM_NL__2PRFIN20040422_022502_000000362026_00132_11208_1796.N1	22-APR-2004 02:25:02	Bright	36.000	87	64Gam UMa	2.4330	11000.	72	11208	No
53	GOM_NL__2PRFIN20040422_022731_000000402026_00132_11208_1797.N1	22-APR-2004 02:27:31	Bright	39.500	36	50Alp UMa	1.8000	6300.0	79	11208	No
54	GOM_NL__2PRFIN20040422_023209_000000412026_00132_11208_1798.N1	22-APR-2004 02:32:09	Bright	41.000	60	7Bet UMi	2.0810	3950.0	82	11208	No
55	GOM_NL__2PRFIN20040422_023523_000000412026_00132_11208_1799.N1	22-APR-2004 02:35:23	Bright	41.000	49	1Alp UMi	1.9900	6300.0	82	11208	No
56	GOM_NL__2PRFIN20040422_023833_000000672026_00132_11208_1800.N1	22-APR-2004 02:38:33	Bright	67.000	69	33Gam Dra	2.2310	3800.0	134	11208	No
57	GOM_NL__2PRFIN20040422_024223_000000412026_00132_11208_1801.N1	22-APR-2004 02:42:23	Bright	41.000	89	5Alp Cep	2.4510	8000.0	82	11208	No
58	GOM_NL__2PRFIN20040422_024357_000000382026_00132_11208_1802.N1	22-APR-2004 02:43:57	Bright	37.500	74	11Bet Cas	2.2680	6600.0	75	11208	No
59	GOM_NL__2PRFIN20040422_024716_000001292026_00132_11208_1803.N1	22-APR-2004 02:47:16	Bright	128.50	5	3Alp Lyr	0.033000	11000.	257	11208	No
60	GOM_NL__2PRFIN20040422_025226_000000692026_00132_11208_1804.N1	22-APR-2004 02:52:26	Twilight	69.000	92	53Eps Cyg	2.5000	4500.0	138	11208	No
61	GOM_NL__2PRFIN20040422_025702_000000462026_00132_11208_1805.N1	22-APR-2004 02:57:02	Twilight	45.500	90	54Alp Peg	2.4870	11000.	91	11208	No
62	GOM_NL__2PRFIN20040422_030030_000000582026_00132_11208_1806.N1	22-APR-2004 03:00:30	Dark	58.000	61	8Eps Peg	2.1000	3900.0	116	11208	No
63	GOM_NL__2PRFIN20040422_030257_000000512026_00132_11208_1807.N1	22-APR-2004 03:02:57	Dark	51.000	162	34Alp Aqr	2.9440	5350.0	102	11208	No
64	GOM_NL__2PRFIN20040422_030559_000000562026_00132_11208_1808.N1	22-APR-2004 03:05:59	Dark	55.500	154	22Bet Aqr	2.8990	5700.0	111	11208	No
65	GOM_NL__2PRFIN20040422_030931_000000482026_00132_11208_1809.N1	22-APR-2004 03:09:31	Dark	47.500	18	24Alp PsA	1.1660	9700.0	95	11208	No
66	GOM_NL__2PRFIN20040422_031507_000000472026_00132_11208_1810.N1	22-APR-2004 03:15:07	Dark	47.000	31	Alp Gru	1.7340	15200.	94	11208	No
67	GOM_NL__2PRFIN20040422_031806_000000452026_00132_11208_1811.N1	22-APR-2004 03:18:06	Dark	44.500	148	Alp Tuc	2.8780	4100.0	89	11208	No
68	GOM_NL__2PRFIN20040422_032024_000000422026_00133_11209_1778.N1	22-APR-2004 03:20:24	Dark	41.500	45	Alp Pav	1.9400	26000.	83	11209	No
69	GOM_NL__2PRFIN20040422_032359_000000692026_00133_11209_1779.N1	22-APR-2004 03:23:59	Dark	68.500	103	38Zet Sgr	2.6000	9700.0	137	11209	No
70	GOM_NL__2PRFIN20040422_032713_000000662026_00133_11209_1780.N1	22-APR-2004 03:27:13	Dark	66.000	38	20Eps Sgr	1.8360	11000.	132	11209	No
71	GOM_NL__2PRFIN20040422_032909_000000602026_00133_11209_1781.N1	22-APR-2004 03:29:09	Straylight	59.500	40	The Sco	1.8590	7100.0	119	11209	No
72	GOM_NL__2PRFIN20040422_033155_000000462026_00133_11209_1782.N1	22-APR-2004 03:31:55	Straylight	45.500	4	Alp1Cen	-0.010000	5800.0	91	11209	No
73	GOM_NL__2PRFIN20040422_033348_000000412026_00133_11209_1783.N1	22-APR-2004 03:33:48	Straylight	40.500	20	Bet Cru	1.2530	30000.	81	11209	No
74	GOM_NL__2PRFIN20040422_033513_000000442026_00133_11209_1784.N1	22-APR-2004 03:35:13	Straylight	43.500	78	Alp Lup	2.3040	28000.	87	11209	No
75	GOM_NL__2PRFIN20040422_033646_000000412026_00133_11209_1785.N1	22-APR-2004 03:36:46	Straylight	41.000	64	Gam Cen	2.2000	10600.	82	11209	No
76	GOM_NL__2PRFIN20040422_033830_000000932026_00133_11209_1786.N1	22-APR-2004 03:38:30	Twilight	92.500	16	21Alp Sco	1.0200	3000.0	185	11209	No
77	GOM_NL__2PRFIN20040422_034116_000000742026_00133_11209_1787.N1	22-APR-2004 03:41:16	Twilight	74.000	80	7Del Sco	2.3160	30000.	148	11209	No
78	GOM_NL__2PRFIN20040422_034330_000000432026_00133_11209_1788.N1	22-APR-2004 03:43:30	Twilight	42.500	169	46Gam Hya	2.9910	4700.0	85	11209	No
79	GOM_NL__2PRFIN20040422_034456_000000512026_00133_11209_1789.N1	22-APR-2004 03:44:56	Bright	50.500	122	9Alp2Lib	2.7470	9700.0	101	11209	No
80	GOM_NL__2PRFIN20040422_034658_000000432026_00133_11209_1790.N1	22-APR-2004 03:46:58	Bright	43.000	15	67Alp Vir	0.97600	28000.	86	11209	No
81	GOM_NL__2PRFIN20040422_035000_000000382026_00133_11209_1791.N1	22-APR-2004 03:50:00	Bright	37.500	121	29Gam Vir	2.7400	7200.0	75	11209	No
82	GOM_NL__2PRFIN20040422_035332_000000392026_00133_11209_1792.N1	22-APR-2004 03:53:32	Bright	39.000	138	47Eps Vir	2.8280	4700.0	78	11209	No
83	GOM_NL__2PRFIN20040422_035623_000000442026_00133_11209_1793.N1	22-APR-2004 03:56:23	Bright	43.500	111	8Eta Boo	2.6800	6000.0	87	11209	No
84	GOM_NL__2PRFIN20040422_040128_000000372026_00133_11209_1794.N1	22-APR-2004 04:01:28	Bright	37.000	152	12Alp2CVn	2.8900	11000.	74	11209	No
85	GOM_NL__2PRFIN20040422_040330_000000382026_00133_11209_1795.N1	22-APR-2004 04:03:30	Bright	38.000	174	52Psi UMa	3.0040	4400.0	76	11209	No
86	GOM_NL__2PRFIN20040422_040539_000000372026_00133_11209_1796.N1	22-APR-2004 04:05:39	Bright	36.500	87	64Gam UMa	2.4330	11000.	73	11209	No
87	GOM_NL__2PRFIN20040422_040810_000000362026_00133_11209_1797.N1	22-APR-2004 04:08:10	Bright	35.500	36	50Alp UMa	1.8000	6300.0	71	11209	No
88	GOM_NL__2PRFIN20040422_041246_000000412026_00133_11209_1798.N1	22-APR-2004 04:12:46	Bright	40.500	60	7Bet UMi	2.0810	3950.0	81	11209	No
89	GOM_NL__2PRFIN20040422_041602_000000352026_00133_11209_1799.N1	22-APR-2004 04:16:02	Bright	35.000	49	1Alp UMi	1.9900	6300.0	70	11209	No
90	GOM_NL__2PRFIN20040422_041908_000000662026_00133_11209_1800.N1	22-APR-2004 04:19:08	Bright	66.000	69	33Gam Dra	2.2310	3800.0	132	11209	No
91	GOM_NL__2PRFIN20040422_042258_000000432026_00133_11209_1801.N1	22-APR-2004 04:22:58	Bright	43.000	89	5Alp Cep	2.4510	8000.0	86	11209	No
92	GOM_NL__2PRFIN20040422_042434_000000372026_00133_11209_1802.N1	22-APR-2004 04:24:34	Bright	36.500	74	11Bet Cas	2.2680	6600.0	73	11209	No
93	GOM_NL__2PRFIN20040422_042750_000001372026_00133_11209_1803.N1	22-APR-2004 04:27:50	Bright	137.00	5	3Alp Lyr	0.033000	11000.	274	11209	No
94	GOM_NL__2PRFIN20040422_043302_000000692026_00133_11209_1804.N1	22-APR-2004 04:33:02	Twilight	68.500	92	53Eps Cyg	2.5000	4500.0	137	11209	No
95	GOM_NL__2PRFIN20040422_043738_000000462026_00133_11209_1805.N1	22-APR-2004 04:37:38	Twilight	45.500	90	54Alp Peg	2.4870	11000.	91	11209	No
96	GOM_NL__2PRFIN20040422_044107_000000572026_00133_11209_1806.N1	22-APR-2004 04:41:07	Dark	57.000	61	8Eps Peg	2.1000	3900.0	114	11209	No
97	GOM_NL__2PRFIN20040422_044335_000000512026_00133_11209_1807.N1	22-APR-2004 04:43:35	Dark	50.500	162	34Alp Aqr	2.9440	5350.0	101	11209	No
98	GOM_NL__2PRFIN20040422_044636_000000562026_00133_11209_1808.N1	22-APR-2004 04:46:36	Dark	56.000	154	22Bet Aqr	2.8990	5700.0	112	11209	No
99	GOM_NL__2PRFIN20040422_045010_000000422026_00133_11209_1809.N1	22-APR-2004 04:50:10	Dark	41.500	18	24Alp PsA	1.1660	9700.0	83	11209	No
100	GOM_NL__2PRFIN20040422_045546_000000442026_00133_11209_1810.N1	22-APR-2004 04:55:46	Dark	43.500	31	Alp Gru	1.7340	15200.	87	11209	No
101	GOM_NL__2PRFIN20040422_045844_000000452026_00133_11209_1811.N1	22-APR-2004 04:58:44	Dark	44.500	148	Alp Tuc	2.8780	4100.0	89	11209	No

102	GOM_NL__2PRFIN20040422_050101_000000422026_00134_11210_1778.N1	22-APR-2004 05:01:01	Dark	41.500	45	Alp Pav	1.9400	26000.	83	11210	No
103	GOM_NL__2PRFIN20040422_050436_000000712026_00134_11210_1779.N1	22-APR-2004 05:04:36	Dark	70.500	103	38Zet Sgr	2.6000	9700.0	141	11210	No
104	GOM_NL__2PRFIN20040422_050806_000000462026_00134_11210_1780.N1	22-APR-2004 05:08:06	Dark	46.000	43	Alp TrA	1.9100	4250.0	92	11210	No
105	GOM_NL__2PRFIN20040422_050946_000000672026_00134_11210_1781.N1	22-APR-2004 05:09:46	Straylight	67.000	40	The Sco	1.8590	7100.0	134	11210	No
106	GOM_NL__2PRFIN20040422_051230_000000442026_00134_11210_1782.N1	22-APR-2004 05:12:30	Straylight	44.000	4	Alp1Cen	-0.010000	5800.0	88	11210	No
107	GOM_NL__2PRFIN20040422_051515_000000522026_00134_11210_1783.N1	22-APR-2004 05:15:15	Straylight	51.500	26	Gam Cru	1.6240	2900.0	103	11210	No
108	GOM_NL__2PRFIN20040422_051722_000000392026_00134_11210_1784.N1	22-APR-2004 05:17:22	Straylight	39.000	64	Gam Cen	2.2000	10600.	78	11210	No
109	GOM_NL__2PRFIN20040422_051907_000000902026_00134_11210_1785.N1	22-APR-2004 05:19:07	Twi_and_stray	90.000	16	21Alp Sco	1.0200	3000.0	180	11210	No
110	GOM_NL__2PRFIN20040422_052152_000000762026_00134_11210_1786.N1	22-APR-2004 05:21:52	Twi_and_stray	75.500	80	7Del Sco	2.3160	30000.	151	11210	No
111	GOM_NL__2PRFIN20040422_052406_000000452026_00134_11210_1787.N1	22-APR-2004 05:24:06	Twi_and_stray	45.000	169	46Gam Hya	2.9910	4700.0	90	11210	No
112	GOM_NL__2PRFIN20040422_052532_000000502026_00134_11210_1788.N1	22-APR-2004 05:25:32	Bright	49.500	122	9Alp2Lib	2.7470	9700.0	99	11210	No
113	GOM_NL__2PRFIN20040422_052734_000000432026_00134_11210_1789.N1	22-APR-2004 05:27:34	Bright	42.500	15	67Alp Vir	0.97600	28000.	85	11210	No
114	GOM_NL__2PRFIN20040422_053036_000000382026_00134_11210_1790.N1	22-APR-2004 05:30:36	Bright	37.500	121	29Gam Vir	2.7400	7200.0	75	11210	No
115	GOM_NL__2PRFIN20040422_053408_000000382026_00134_11210_1791.N1	22-APR-2004 05:34:08	Bright	38.000	138	47Eps Vir	2.8280	4700.0	76	11210	No
116	GOM_NL__2PRFIN20040422_053658_000000442026_00134_11210_1792.N1	22-APR-2004 05:36:58	Bright	43.500	111	8Eta Boo	2.6800	6000.0	87	11210	No
117	GOM_NL__2PRFIN20040422_054204_000000382026_00134_11210_1793.N1	22-APR-2004 05:42:04	Bright	37.500	152	12Alp2CVn	2.8900	11000.	75	11210	No
118	GOM_NL__2PRFIN20040422_054407_000000352026_00134_11210_1794.N1	22-APR-2004 05:44:07	Bright	35.000	174	52Psi UMa	3.0040	4400.0	70	11210	No
119	GOM_NL__2PRFIN20040422_054615_000000362026_00134_11210_1795.N1	22-APR-2004 05:46:15	Bright	36.000	87	64Gam UMa	2.4330	11000.	72	11210	No
120	GOM_NL__2PRFIN20040422_054847_000000382026_00134_11210_1796.N1	22-APR-2004 05:48:47	Bright	37.500	36	50Alp UMa	1.8000	6300.0	75	11210	No
121	GOM_NL__2PRFIN20040422_055321_000000412026_00134_11210_1797.N1	22-APR-2004 05:53:21	Bright	40.500	60	7Bet UMi	2.0810	3950.0	81	11210	No
122	GOM_NL__2PRFIN20040422_055638_000000372026_00134_11210_1798.N1	22-APR-2004 05:56:38	Bright	36.500	49	1Alp UMi	1.9900	6300.0	73	11210	No
123	GOM_NL__2PRFIN20040422_055943_000000632026_00134_11210_1799.N1	22-APR-2004 05:59:43	Bright	63.000	69	33Gam Dra	2.2310	3800.0	126	11210	No
124	GOM_NL__2PRFIN20040422_060333_000000442026_00134_11210_1800.N1	22-APR-2004 06:03:33	Bright	43.500	89	5Alp Cep	2.4510	8000.0	87	11210	No
125	GOM_NL__2PRFIN20040422_060510_000000372026_00134_11210_1801.N1	22-APR-2004 06:05:10	Bright	37.000	74	11Bet Cas	2.2680	6600.0	74	11210	No
126	GOM_NL__2PRFIN20040422_060825_000001452026_00134_11210_1802.N1	22-APR-2004 06:08:25	Bright	145.00	5	3Alp Lyr	0.033000	11000.	290	11210	No
127	GOM_NL__2PRFIN20040422_061338_000000692026_00134_11210_1803.N1	22-APR-2004 06:13:38	Twi_and_stray	69.000	92	53Eps Cyg	2.5000	4500.0	138	11210	No
128	GOM_NL__2PRFIN20040422_061815_000000452026_00134_11210_1804.N1	22-APR-2004 06:18:15	Twi_and_stray	45.000	90	54Alp Peg	2.4870	11000.	90	11210	No
129	GOM_NL__2PRFIN20040422_062144_000000582026_00134_11210_1805.N1	22-APR-2004 06:21:44	Dark	57.500	61	8Eps Peg	2.1000	3900.0	115	11210	No
130	GOM_NL__2PRFIN20040422_062411_000000532026_00134_11210_1806.N1	22-APR-2004 06:24:11	Dark	53.000	162	34Alp Aqr	2.9440	5350.0	106	11210	No
131	GOM_NL__2PRFIN20040422_062713_000000552026_00134_11210_1807.N1	22-APR-2004 06:27:13	Dark	54.500	154	22Bet Aqr	2.8990	5700.0	109	11210	No
132	GOM_NL__2PRFIN20040422_063046_000000502026_00134_11210_1808.N1	22-APR-2004 06:30:46	Dark	50.000	18	24Alp PsA	1.1660	9700.0	100	11210	No
133	GOM_NL__2PRFIN20040422_063622_000000412026_00134_11210_1809.N1	22-APR-2004 06:36:22	Dark	40.500	31	Alp Gru	1.7340	15200.	81	11210	No
134	GOM_NL__2PRFIN20040422_063921_000000412026_00134_11210_1810.N1	22-APR-2004 06:39:21	Dark	40.500	148	Alp Tuc	2.8780	4100.0	81	11210	No
135	GOM_NL__2PRFIN20040422_064138_000000422026_00135_11211_1778.N1	22-APR-2004 06:41:38	Dark	41.500	45	Alp Pav	1.9400	26000.	83	11211	No
136	GOM_NL__2PRFIN20040422_064514_000000712026_00135_11211_1779.N1	22-APR-2004 06:45:14	Dark	71.000	103	38Zet Sgr	2.6000	9700.0	142	11211	No
137	GOM_NL__2PRFIN20040422_064843_000000402026_00135_11211_1780.N1	22-APR-2004 06:48:43	Dark	39.500	43	Alp TrA	1.9100	4250.0	79	11211	No
138	GOM_NL__2PRFIN20040422_065024_000000582026_00135_11211_1781.N1	22-APR-2004 06:50:24	Straylight	58.000	40	The Sco	1.8590	7100.0	116	11211	No
139	GOM_NL__2PRFIN20040422_065308_000000532026_00135_11211_1782.N1	22-APR-2004 06:53:08	Straylight	53.000	4	Alp1Cen	-0.010000	5800.0	106	11211	No
140	GOM_NL__2PRFIN20040422_065551_000000432026_00135_11211_1783.N1	22-APR-2004 06:55:51	Straylight	42.500	26	Gam Cru	1.6240	2900.0	85	11211	No
141	GOM_NL__2PRFIN20040422_065759_000000402026_00135_11211_1784.N1	22-APR-2004 06:57:59	Straylight	39.500	64	Gam Cen	2.2000	10600.	79	11211	No
142	GOM_NL__2PRFIN20040422_065943_000000882026_00135_11211_1785.N1	22-APR-2004 06:59:43	Twi_and_stray	88.000	16	21Alp Sco	1.0200	3000.0	176	11211	No
143	GOM_NL__2PRFIN20040422_070228_000000732026_00135_11211_1786.N1	22-APR-2004 07:02:28	Twi_and_stray	73.000	80	7Del Sco	2.3160	30000.	146	11211	No
144	GOM_NL__2PRFIN20040422_070442_000000432026_00135_11211_1787.N1	22-APR-2004 07:04:42	Twi_and_stray	43.000	169	46Gam Hya	2.9910	4700.0	86	11211	No
145	GOM_NL__2PRFIN20040422_070609_000000512026_00135_11211_1788.N1	22-APR-2004 07:06:09	Bright	50.500	122	9Alp2Lib	2.7470	9700.0	101	11211	No
146	GOM_NL__2PRFIN20040422_070810_000000432026_00135_11211_1789.N1	22-APR-2004 07:08:10	Bright	42.500	15	67Alp Vir	0.97600	28000.	85	11211	No
147	GOM_NL__2PRFIN20040422_071112_000000382026_00135_11211_1790.N1	22-APR-2004 07:11:12	Bright	38.000	121	29Gam Vir	2.7400	7200.0	76	11211	No
148	GOM_NL__2PRFIN20040422_071445_000000382026_00135_11211_1791.N1	22-APR-2004 07:14:45	Bright	38.000	138	47Eps Vir	2.8280	4700.0	76	11211	No
149	GOM_NL__2PRFIN20040422_071734_000000452026_00135_11211_1792.N1	22-APR-2004 07:17:34	Bright	44.500	111	8Eta Boo	2.6800	6000.0	89	11211	No
150	GOM_NL__2PRFIN20040422_072240_000000382026_00135_11211_1793.N1	22-APR-2004 07:22:40	Bright	38.000	152	12Alp2CVn	2.8900	11000.	76	11211	No
151	GOM_NL__2PRFIN20040422_072443_000000362026_00135_11211_1794.N1	22-APR-2004 07:24:43	Bright	36.000	174	52Psi UMa	3.0040	4400.0	72	11211	No
152	GOM_NL__2PRFIN20040422_072652_000000362026_00135_11211_1795.N1	22-APR-2004 07:26:52	Bright	35.500	87	64Gam UMa	2.4330	11000.	71	11211	No
153	GOM_NL__2PRFIN20040422_072923_000000392026_00135_11211_1796.N1	22-APR-2004 07:29:23	Bright	38.500	36	50Alp UMa	1.8000	6300.0	77	11211	No
154	GOM_NL__2PRFIN20040422_073357_000000392026_00135_11211_1797.N1	22-APR-2004 07:33:57	Bright	39.000	60	7Bet UMi	2.0810	3950.0	78	11211	No
155	GOM_NL__2PRFIN20040422_073714_000000342026_00135_11211_1798.N1	22-APR-2004 07:37:14	Bright	33.500	49	1Alp UMi	1.9900	6300.0	67	11211	No
156	GOM_NL__2PRFIN20040422_074018_000000682026_00135_11211_1799.N1	22-APR-2004 07:40:18	Bright	67.500	69	33Gam Dra	2.2310	3800.0	135	11211	No
157	GOM_NL__2PRFIN20040422_074410_000000422026_00135_11211_1800.N1	22-APR-2004 07:44:10	Bright	42.000	89	5Alp Cep	2.4510	8000.0	84	11211	No
158	GOM_NL__2PRFIN20040422_074546_000000522026_00135_11211_1801.N1	22-APR-2004 07:45:46	Bright	52.000	74	11Bet Cas	2.2680	6600.0	104	11211	No
159	GOM_NL__2PRFIN20040422_074900_000001412026_00135_11211_1802.N1	22-APR-2004 07:49:00	Bright	140.50	5	3Alp Lyr	0.033000	11000.	281	11211	No
160	GOM_NL__2PRFIN20040422_075414_000000742026_00135_11211_1803.N1	22-APR-2004 07:54:14	Twi_and_stray	74.000	92	53Eps Cyg	2.5000	4500.0	148	11211	No

161	GOM_NL__2PRFIN20040422_075850_000000452026_00135_11211_1804.N1	22-APR-2004 07:58:50	Twi_and_stray	44.500	90	54Alp Peg	2.4870	11000.	89	11211	No
162	GOM_NL__2PRFIN20040422_080220_000000612026_00135_11211_1805.N1	22-APR-2004 08:02:20	Dark	60.500	61	8Eps Peg	2.1000	3900.0	121	11211	No
163	GOM_NL__2PRFIN20040422_080448_000000452026_00135_11211_1806.N1	22-APR-2004 08:04:48	Dark	44.500	162	34Alp Aqr	2.9440	5350.0	89	11211	No
164	GOM_NL__2PRFIN20040422_080750_000000542026_00135_11211_1807.N1	22-APR-2004 08:07:50	Dark	54.000	154	22Bet Aqr	2.8990	5700.0	108	11211	No
165	GOM_NL__2PRFIN20040422_081123_000000472026_00135_11211_1808.N1	22-APR-2004 08:11:23	Dark	47.000	18	24Alp PsA	1.1660	9700.0	94	11211	No
166	GOM_NL__2PRFIN20040422_081659_000000452026_00135_11211_1809.N1	22-APR-2004 08:16:59	Dark	44.500	31	Alp Gru	1.7340	15200.	89	11211	No
167	GOM_NL__2PRFIN20040422_081958_000000412026_00135_11211_1810.N1	22-APR-2004 08:19:58	Dark	40.500	148	Alp Tuc	2.8780	4100.0	81	11211	No
168	GOM_NL__2PRFIN20040422_082214_000000412026_00136_11212_1778.N1	22-APR-2004 08:22:14	Dark	40.500	45	Alp Pav	1.9400	26000.	81	11212	No
169	GOM_NL__2PRFIN20040422_082551_000000682026_00136_11212_1779.N1	22-APR-2004 08:25:51	Dark	67.500	103	38Zet Sgr	2.6000	9700.0	135	11212	No
170	GOM_NL__2PRFIN20040422_082919_000000502026_00136_11212_1780.N1	22-APR-2004 08:29:19	Dark	50.000	43	Alp TrA	1.9100	4250.0	100	11212	No
171	GOM_NL__2PRFIN20040422_083101_000000572026_00136_11212_1781.N1	22-APR-2004 08:31:01	Straylight	56.500	40	The Sco	1.8590	7100.0	113	11212	No
172	GOM_NL__2PRFIN20040422_083344_000000532026_00136_11212_1782.N1	22-APR-2004 08:33:44	Straylight	52.500	4	Alp1Cen	-0.010000	5800.0	105	11212	No
173	GOM_NL__2PRFIN20040422_083627_000000432026_00136_11212_1783.N1	22-APR-2004 08:36:27	Straylight	42.500	26	Gam Cru	1.6240	2900.0	85	11212	No
174	GOM_NL__2PRFIN20040422_083836_000000422026_00136_11212_1784.N1	22-APR-2004 08:38:36	Straylight	41.500	64	Gam Cen	2.2000	10600.	83	11212	No
175	GOM_NL__2PRFIN20040422_084019_000000842026_00136_11212_1785.N1	22-APR-2004 08:40:19	Twi_and_stray	83.500	16	21Alp Sco	1.0200	3000.0	167	11212	No
176	GOM_NL__2PRFIN20040422_084305_000000752026_00136_11212_1786.N1	22-APR-2004 08:43:05	Twi_and_stray	75.000	80	7Del Sco	2.3160	30000.	150	11212	No
177	GOM_NL__2PRFIN20040422_084519_000000452026_00136_11212_1787.N1	22-APR-2004 08:45:19	Twi_and_stray	44.500	169	46Gam Hya	2.9910	4700.0	89	11212	No
178	GOM_NL__2PRFIN20040422_084645_000000502026_00136_11212_1788.N1	22-APR-2004 08:46:45	Bright	50.000	122	9Alp2Lib	2.7470	9700.0	100	11212	No
179	GOM_NL__2PRFIN20040422_084846_000000412026_00136_11212_1789.N1	22-APR-2004 08:48:46	Bright	40.500	15	67Alp Vir	0.97600	28000.	81	11212	No
180	GOM_NL__2PRFIN20040422_085148_000000382026_00136_11212_1790.N1	22-APR-2004 08:51:48	Bright	37.500	121	29Gam Vir	2.7400	7200.0	75	11212	No
181	GOM_NL__2PRFIN20040422_085520_000000382026_00136_11212_1791.N1	22-APR-2004 08:55:20	Bright	38.000	138	47Eps Vir	2.8280	4700.0	76	11212	No
182	GOM_NL__2PRFIN20040422_085810_000000422026_00136_11212_1792.N1	22-APR-2004 08:58:10	Bright	42.000	111	8Eta Boo	2.6800	6000.0	84	11212	No
183	GOM_NL__2PRFIN20040422_090315_000000382026_00136_11212_1793.N1	22-APR-2004 09:03:15	Bright	37.500	152	12Alp2CVn	2.8900	11000.	75	11212	No
184	GOM_NL__2PRFIN20040422_090519_000000382026_00136_11212_1794.N1	22-APR-2004 09:05:19	Bright	37.500	174	52Psi UMa	3.0040	4400.0	75	11212	No
185	GOM_NL__2PRFIN20040422_090728_000000372026_00136_11212_1795.N1	22-APR-2004 09:07:28	Bright	36.500	87	64Gam UMa	2.4330	11000.	73	11212	No
186	GOM_NL__2PRFIN20040422_090959_000000382026_00136_11212_1796.N1	22-APR-2004 09:09:59	Bright	38.000	36	50Alp UMa	1.8000	6300.0	76	11212	No
187	GOM_NL__2PRFIN20040422_091433_000000372026_00136_11212_1797.N1	22-APR-2004 09:14:33	Bright	37.000	60	7Bet UMi	2.0810	3950.0	74	11212	No
188	GOM_NL__2PRFIN20040422_091750_000000372026_00136_11212_1798.N1	22-APR-2004 09:17:50	Bright	37.000	49	1Alp UMi	1.9900	6300.0	74	11212	No
189	GOM_NL__2PRFIN20040422_092052_000000642026_00136_11212_1799.N1	22-APR-2004 09:20:52	Bright	64.000	69	33Gam Dra	2.2310	3800.0	128	11212	No
190	GOM_NL__2PRFIN20040422_092446_000000422026_00136_11212_1800.N1	22-APR-2004 09:24:46	Bright	41.500	89	5Alp Cep	2.4510	8000.0	83	11212	No
191	GOM_NL__2PRFIN20040422_092622_000000372026_00136_11212_1801.N1	22-APR-2004 09:26:22	Bright	36.500	74	11Bet Cas	2.2680	6600.0	73	11212	No
192	GOM_NL__2PRFIN20040422_092934_000001412026_00136_11212_1802.N1	22-APR-2004 09:29:34	Bright	141.00	5	3Alp Lyr	0.033000	11000.	282	11212	No
193	GOM_NL__2PRFIN20040422_093450_000000742026_00136_11212_1803.N1	22-APR-2004 09:34:50	Twi_and_stray	73.500	92	53Eps Cyg	2.5000	4500.0	147	11212	No
194	GOM_NL__2PRFIN20040422_093926_000000452026_00136_11212_1804.N1	22-APR-2004 09:39:26	Twi_and_stray	44.500	90	54Alp Peg	2.4870	11000.	89	11212	No
195	GOM_NL__2PRFIN20040422_094257_000000622026_00136_11212_1805.N1	22-APR-2004 09:42:57	Dark	62.000	61	8Eps Peg	2.1000	3900.0	124	11212	No
196	GOM_NL__2PRFIN20040422_094525_000000452026_00136_11212_1806.N1	22-APR-2004 09:45:25	Dark	44.500	162	34Alp Aqr	2.9440	5350.0	89	11212	No
197	GOM_NL__2PRFIN20040422_094826_000000582026_00136_11212_1807.N1	22-APR-2004 09:48:26	Dark	57.500	154	22Bet Aqr	2.8990	5700.0	115	11212	No
198	GOM_NL__2PRFIN20040422_095159_000000442026_00136_11212_1808.N1	22-APR-2004 09:51:59	Dark	43.500	18	24Alp PsA	1.1660	9700.0	87	11212	No
199	GOM_NL__2PRFIN20040422_095736_000000472026_00136_11212_1809.N1	22-APR-2004 09:57:36	Dark	46.500	31	Alp Gru	1.7340	15200.	93	11212	No
200	GOM_NL__2PRFIN20040422_100034_000000402026_00136_11212_1810.N1	22-APR-2004 10:00:34	Dark	40.000	148	Alp Tuc	2.8780	4100.0	80	11212	No
201	GOM_NL__2PRFIN20040422_100251_000000422026_00137_11213_1778.N1	22-APR-2004 10:02:51	Dark	42.000	45	Alp Pav	1.9400	26000.	84	11213	No
202	GOM_NL__2PRFIN20040422_100629_000000722026_00137_11213_1779.N1	22-APR-2004 10:06:29	Dark	71.500	103	38Zet Sgr	2.6000	9700.0	143	11213	No
203	GOM_NL__2PRFIN20040422_100956_000000412026_00137_11213_1780.N1	22-APR-2004 10:09:56	Dark	40.500	43	Alp TrA	1.9100	4250.0	81	11213	No
204	GOM_NL__2PRFIN20040422_101138_000000582026_00137_11213_1781.N1	22-APR-2004 10:11:38	Straylight	58.000	40	The Sco	1.8590	7100.0	116	11213	No
205	GOM_NL__2PRFIN20040422_101420_000000522026_00137_11213_1782.N1	22-APR-2004 10:14:20	Straylight	51.500	4	Alp1Cen	-0.010000	5800.0	103	11213	No
206	GOM_NL__2PRFIN20040422_101703_000000442026_00137_11213_1783.N1	22-APR-2004 10:17:03	Straylight	44.000	26	Gam Cru	1.6240	2900.0	88	11213	No
207	GOM_NL__2PRFIN20040422_101911_000000422026_00137_11213_1784.N1	22-APR-2004 10:19:11	Straylight	41.500	64	Gam Cen	2.2000	10600.	83	11213	No
208	GOM_NL__2PRFIN20040422_102057_000000872026_00137_11213_1785.N1	22-APR-2004 10:20:57	Twi_and_stray	87.000	16	21Alp Sco	1.0200	3000.0	174	11213	No
209	GOM_NL__2PRFIN20040422_102341_000000712026_00137_11213_1786.N1	22-APR-2004 10:23:41	Twi_and_stray	71.000	80	7Del Sco	2.3160	30000.	142	11213	No
210	GOM_NL__2PRFIN20040422_102555_000000422026_00137_11213_1787.N1	22-APR-2004 10:25:55	Twi_and_stray	41.500	169	46Gam Hya	2.9910	4700.0	83	11213	No
211	GOM_NL__2PRFIN20040422_102721_000000502026_00137_11213_1788.N1	22-APR-2004 10:27:21	Bright	50.000	122	9Alp2Lib	2.7470	9700.0	100	11213	No
212	GOM_NL__2PRFIN20040422_102922_000000432026_00137_11213_1789.N1	22-APR-2004 10:29:22	Bright	42.500	15	67Alp Vir	0.97600	28000.	85	11213	No
213	GOM_NL__2PRFIN20040422_103224_000000382026_00137_11213_1790.N1	22-APR-2004 10:32:24	Bright	37.500	121	29Gam Vir	2.7400	7200.0	75	11213	No
214	GOM_NL__2PRFIN20040422_103556_000000382026_00137_11213_1791.N1	22-APR-2004 10:35:56	Bright	38.000	138	47Eps Vir	2.8280	4700.0	76	11213	No
215	GOM_NL__2PRFIN20040422_103845_000000442026_00137_11213_1792.N1	22-APR-2004 10:38:45	Bright	43.500	111	8Eta Boo	2.6800	6000.0	87	11213	No
216	GOM_NL__2PRFIN20040422_104351_000000392026_00137_11213_1793.N1	22-APR-2004 10:43:51	Bright	38.500	152	12Alp2CVn	2.8900	11000.	77	11213	No
217	GOM_NL__2PRFIN20040422_104555_000000362026_00137_11213_1794.N1	22-APR-2004 10:45:55	Bright	35.500	174	52Psi UMa	3.0040	4400.0	71	11213	No
218	GOM_NL__2PRFIN20040422_104803_000000372026_00137_11213_1795.N1	22-APR-2004 10:48:03	Bright	37.000	87	64Gam UMa	2.4330	11000.	74	11213	No
219	GOM_NL__2PRFIN20040422_105035_000000392026_00137_11213_1796.N1	22-APR-2004 10:50:35	Bright	38.500	36	50Alp UMa	1.8000	6300.0	77	11213	No

220	GOM_NL__2PRFIN20040422_105508_000000412026_00137_11213_1797.N1	22-APR-2004 10:55:08	Bright	41.000	60	7Bet UMi	2.0810	3950.0	82	11213	No
221	GOM_NL__2PRFIN20040422_105826_000000372026_00137_11213_1798.N1	22-APR-2004 10:58:26	Bright	37.000	49	1Alp UMi	1.9900	6300.0	74	11213	No
222	GOM_NL__2PRFIN20040422_110127_000000662026_00137_11213_1799.N1	22-APR-2004 11:01:27	Bright	66.000	69	33Gam Dra	2.2310	3800.0	132	11213	No
223	GOM_NL__2PRFIN20040422_110521_000000412026_00137_11213_1800.N1	22-APR-2004 11:05:21	Bright	41.000	89	5Alp Cep	2.4510	8000.0	82	11213	No
224	GOM_NL__2PRFIN20040422_110658_000000352026_00137_11213_1801.N1	22-APR-2004 11:06:58	Bright	34.500	74	11Bet Cas	2.2680	6600.0	69	11213	No
225	GOM_NL__2PRFIN20040422_111009_000001392026_00137_11213_1802.N1	22-APR-2004 11:10:09	Bright	139.00	5	3Alp Lyr	0.033000	11000.	278	11213	No
226	GOM_NL__2PRFIN20040422_111526_000000632026_00137_11213_1803.N1	22-APR-2004 11:15:26	Tw_i_and_stray	62.500	92	53Eps Cyg	2.5000	4500.0	125	11213	No
227	GOM_NL__2PRFIN20040422_112002_000000432026_00137_11213_1804.N1	22-APR-2004 11:20:02	Tw_i_and_stray	42.500	90	54Alp Peg	2.4870	11000.	85	11213	No
228	GOM_NL__2PRFIN20040422_112333_000000582026_00137_11213_1805.N1	22-APR-2004 11:23:33	Dark	58.000	61	8Eps Peg	2.1000	3900.0	116	11213	No
229	GOM_NL__2PRFIN20040422_112601_000000502026_00137_11213_1806.N1	22-APR-2004 11:26:01	Dark	49.500	162	34Alp Aqr	2.9440	5350.0	99	11213	No
230	GOM_NL__2PRFIN20040422_112903_000000572026_00137_11213_1807.N1	22-APR-2004 11:29:03	Dark	57.000	154	22Bet Aqr	2.8990	5700.0	114	11213	No
231	GOM_NL__2PRFIN20040422_113235_000000432026_00137_11213_1808.N1	22-APR-2004 11:32:35	Dark	43.000	18	24Alp PsA	1.1660	9700.0	86	11213	No
232	GOM_NL__2PRFIN20040422_113812_000000452026_00137_11213_1809.N1	22-APR-2004 11:38:12	Dark	44.500	31	Alp Gru	1.7340	15200.	89	11213	No
233	GOM_NL__2PRFIN20040422_114110_000000432026_00137_11213_1810.N1	22-APR-2004 11:41:10	Dark	42.500	148	Alp Tuc	2.8780	4100.0	85	11213	No
234	GOM_NL__2PRFIN20040422_114327_000000412026_00138_11214_1778.N1	22-APR-2004 11:43:27	Dark	40.500	45	Alp Pav	1.9400	26000.	81	11214	No
235	GOM_NL__2PRFIN20040422_114707_000000712026_00138_11214_1779.N1	22-APR-2004 11:47:07	Dark	71.000	103	38Zet Sgr	2.6000	9700.0	142	11214	No
236	GOM_NL__2PRFIN20040422_115031_000000432026_00138_11214_1780.N1	22-APR-2004 11:50:31	Dark	43.000	43	Alp TrA	1.9100	4250.0	86	11214	No
237	GOM_NL__2PRFIN20040422_115214_000000662026_00138_11214_1781.N1	22-APR-2004 11:52:14	Straylight	65.500	40	The Sco	1.8590	7100.0	131	11214	No
238	GOM_NL__2PRFIN20040422_115456_000000462026_00138_11214_1782.N1	22-APR-2004 11:54:56	Straylight	45.500	4	Alp1Cen	-0.010000	5800.0	91	11214	No
239	GOM_NL__2PRFIN20040422_115739_000000462026_00138_11214_1783.N1	22-APR-2004 11:57:39	Straylight	45.500	26	Gam Cru	1.6240	2900.0	91	11214	No
240	GOM_NL__2PRFIN20040422_115947_000000422026_00138_11214_1784.N1	22-APR-2004 11:59:47	Straylight	41.500	64	Gam Cen	2.2000	10600.	83	11214	No
241	GOM_NL__2PRFIN20040422_120134_000000912026_00138_11214_1785.N1	22-APR-2004 12:01:34	Tw_i_and_stray	90.500	16	21Alp Sco	1.0200	3000.0	181	11214	No
242	GOM_NL__2PRFIN20040422_120418_000000742026_00138_11214_1786.N1	22-APR-2004 12:04:18	Tw_i_and_stray	74.000	80	7Del Sco	2.3160	30000.	148	11214	No
243	GOM_NL__2PRFIN20040422_120630_000000462026_00138_11214_1787.N1	22-APR-2004 12:06:30	Tw_i_and_stray	45.500	169	46Gam Hya	2.9910	4700.0	91	11214	No
244	GOM_NL__2PRFIN20040422_120756_000000512026_00138_11214_1788.N1	22-APR-2004 12:07:56	Bright	51.000	122	9Alp2Lib	2.7470	9700.0	102	11214	No
245	GOM_NL__2PRFIN20040422_120958_000000442026_00138_11214_1789.N1	22-APR-2004 12:09:58	Bright	43.500	15	67Alp Vir	0.97600	28000.	87	11214	No
246	GOM_NL__2PRFIN20040422_121300_000000382026_00138_11214_1790.N1	22-APR-2004 12:13:00	Bright	38.000	121	29Gam Vir	2.7400	7200.0	76	11214	No
247	GOM_NL__2PRFIN20040422_121632_000000382026_00138_11214_1791.N1	22-APR-2004 12:16:32	Bright	38.000	138	47Eps Vir	2.8280	4700.0	76	11214	No
248	GOM_NL__2PRFIN20040422_121921_000000432026_00138_11214_1792.N1	22-APR-2004 12:19:21	Bright	42.500	111	8Eta Boo	2.6800	6000.0	85	11214	No
249	GOM_NL__2PRFIN20040422_122427_000000382026_00138_11214_1793.N1	22-APR-2004 12:24:27	Bright	38.000	152	12Alp2CVn	2.8900	11000.	76	11214	No
250	GOM_NL__2PRFIN20040422_122631_000000372026_00138_11214_1794.N1	22-APR-2004 12:26:31	Bright	37.000	174	52Psi UMa	3.0040	4400.0	74	11214	No
251	GOM_NL__2PRFIN20040422_122839_000000362026_00138_11214_1795.N1	22-APR-2004 12:28:39	Bright	35.500	87	64Gam UMa	2.4330	11000.	71	11214	No
252	GOM_NL__2PRFIN20040422_123111_000000372026_00138_11214_1796.N1	22-APR-2004 12:31:11	Bright	37.000	36	50Alp UMa	1.8000	6300.0	74	11214	No
253	GOM_NL__2PRFIN20040422_123544_000000412026_00138_11214_1797.N1	22-APR-2004 12:35:44	Bright	41.000	60	7Bet UMi	2.0810	3950.0	82	11214	No
254	GOM_NL__2PRFIN20040422_123902_000000362026_00138_11214_1798.N1	22-APR-2004 12:39:02	Bright	35.500	49	1Alp UMi	1.9900	6300.0	71	11214	No
255	GOM_NL__2PRFIN20040422_124202_000000652026_00138_11214_1799.N1	22-APR-2004 12:42:02	Bright	64.500	69	33Gam Dra	2.2310	3800.0	129	11214	No
256	GOM_NL__2PRFIN20040422_124556_000000432026_00138_11214_1800.N1	22-APR-2004 12:45:56	Bright	42.500	89	5Alp Cep	2.4510	8000.0	85	11214	No
257	GOM_NL__2PRFIN20040422_124734_000000342026_00138_11214_1801.N1	22-APR-2004 12:47:34	Bright	34.000	74	11Bet Cas	2.2680	6600.0	68	11214	No
258	GOM_NL__2PRFIN20040422_125044_000001292026_00138_11214_1802.N1	22-APR-2004 12:50:44	Bright	129.00	5	3Alp Lyr	0.033000	11000.	258	11214	No
259	GOM_NL__2PRFIN20040422_125602_000000652026_00138_11214_1803.N1	22-APR-2004 12:56:02	Tw_i_and_stray	64.500	92	53Eps Cyg	2.5000	4500.0	129	11214	No
260	GOM_NL__2PRFIN20040422_130039_000000432026_00138_11214_1804.N1	22-APR-2004 13:00:39	Tw_i_and_stray	42.500	90	54Alp Peg	2.4870	11000.	85	11214	No
261	GOM_NL__2PRFIN20040422_130410_000000522026_00138_11214_1805.N1	22-APR-2004 13:04:10	Dark	51.500	61	8Eps Peg	2.1000	3900.0	103	11214	No
262	GOM_NL__2PRFIN20040422_130638_000000512026_00138_11214_1806.N1	22-APR-2004 13:06:38	Dark	50.500	162	34Alp Aqr	2.9440	5350.0	101	11214	No
263	GOM_NL__2PRFIN20040422_130940_000000502026_00138_11214_1807.N1	22-APR-2004 13:09:40	Dark	50.000	154	22Bet Aqr	2.8990	5700.0	100	11214	No
264	GOM_NL__2PRFIN20040422_131312_000000462026_00138_11214_1808.N1	22-APR-2004 13:13:12	Dark	46.000	18	24Alp PsA	1.1660	9700.0	92	11214	No
265	GOM_NL__2PRFIN20040422_131848_000000422026_00138_11214_1809.N1	22-APR-2004 13:18:48	Dark	41.500	31	Alp Gru	1.7340	15200.	83	11214	No
266	GOM_NL__2PRFIN20040422_132146_000000432026_00138_11214_1810.N1	22-APR-2004 13:21:46	Dark	43.000	148	Alp Tuc	2.8780	4100.0	86	11214	No
267	GOM_NL__2PRFIN20040422_132403_000000412026_00139_11215_1778.N1	22-APR-2004 13:24:03	Dark	41.000	45	Alp Pav	1.9400	26000.	82	11215	No
268	GOM_NL__2PRFIN20040422_132745_000000702026_00139_11215_1779.N1	22-APR-2004 13:27:45	Dark	69.500	103	38Zet Sgr	2.6000	9700.0	139	11215	No
269	GOM_NL__2PRFIN20040422_133108_000000422026_00139_11215_1780.N1	22-APR-2004 13:31:08	Dark	41.500	43	Alp TrA	1.9100	4250.0	83	11215	No
270	GOM_NL__2PRFIN20040422_133251_000000612026_00139_11215_1781.N1	22-APR-2004 13:32:51	Straylight	61.000	40	The Sco	1.8590	7100.0	122	11215	No
271	GOM_NL__2PRFIN20040422_133532_000000442026_00139_11215_1782.N1	22-APR-2004 13:35:32	Straylight	43.500	4	Alp1Cen	-0.010000	5800.0	87	11215	No
272	GOM_NL__2PRFIN20040422_133725_000000442026_00139_11215_1783.N1	22-APR-2004 13:37:25	Straylight	44.000	20	Bet Cru	1.2530	30000.	88	11215	No
273	GOM_NL__2PRFIN20040422_133851_000000432026_00139_11215_1784.N1	22-APR-2004 13:38:51	Straylight	42.500	78	Alp Lup	2.3040	28000.	85	11215	No
274	GOM_NL__2PRFIN20040422_134023_000000412026_00139_11215_1785.N1	22-APR-2004 13:40:23	Straylight	41.000	64	Gam Cen	2.2000	10600.	82	11215	No
275	GOM_NL__2PRFIN20040422_134210_000000832026_00139_11215_1786.N1	22-APR-2004 13:42:10	Tw_i_and_stray	83.000	16	21Alp Sco	1.0200	3000.0	166	11215	No
276	GOM_NL__2PRFIN20040422_134454_000000752026_00139_11215_1787.N1	22-APR-2004 13:44:54	Tw_i_and_stray	75.000	80	7Del Sco	2.3160	30000.	150	11215	No
277	GOM_NL__2PRFIN20040422_134707_000000412026_00139_11215_1788.N1	22-APR-2004 13:47:07	Tw_i_and_stray	41.000	169	46Gam Hya	2.9910	4700.0	82	11215	No
278	GOM_NL__2PRFIN20040422_134831_000000532026_00139_11215_1789.N1	22-APR-2004 13:48:31	Bright	53.000	122	9Alp2Lib	2.7470	9700.0	106	11215	No

279	GOM_NL__2PRFIN20040422_135034_000000402026_00139_11215_1790.N1	22-APR-2004 13:50:34	Bright	40.000	15	67Alp Vir	0.97600	28000.	80	11215	No
280	GOM_NL__2PRFIN20040422_135336_000000372026_00139_11215_1791.N1	22-APR-2004 13:53:36	Bright	37.000	121	29Gam Vir	2.7400	7200.0	74	11215	No
281	GOM_NL__2PRFIN20040422_135708_000000382026_00139_11215_1792.N1	22-APR-2004 13:57:08	Bright	38.000	138	47Eps Vir	2.8280	4700.0	76	11215	No
282	GOM_NL__2PRFIN20040422_140502_000000362026_00139_11215_1793.N1	22-APR-2004 14:05:02	Bright	36.000	152	12Alp2CVn	2.8900	11000.	72	11215	No
283	GOM_NL__2PRFIN20040422_140707_000000392026_00139_11215_1794.N1	22-APR-2004 14:07:07	Bright	39.000	174	52Psi UMa	3.0040	4400.0	78	11215	No
284	GOM_NL__2PRFIN20040422_140915_000000372026_00139_11215_1795.N1	22-APR-2004 14:09:15	Bright	37.000	87	64Gam UMa	2.4330	11000.	74	11215	No
285	GOM_NL__2PRFIN20040422_141147_000000362026_00139_11215_1796.N1	22-APR-2004 14:11:47	Bright	36.000	36	50Alp UMa	1.8000	6300.0	72	11215	No
286	GOM_NL__2PRFIN20040422_141620_000000422026_00139_11215_1797.N1	22-APR-2004 14:16:20	Bright	41.500	60	7Bet UMi	2.0810	3950.0	83	11215	No
287	GOM_NL__2PRFIN20040422_141938_000000362026_00139_11215_1798.N1	22-APR-2004 14:19:38	Bright	35.500	49	1Alp UMi	1.9900	6300.0	71	11215	No
288	GOM_NL__2PRFIN20040422_142237_000000662026_00139_11215_1799.N1	22-APR-2004 14:22:37	Bright	66.000	69	33Gam Dra	2.2310	3800.0	132	11215	No
289	GOM_NL__2PRFIN20040422_142633_000000422026_00139_11215_1800.N1	22-APR-2004 14:26:33	Bright	42.000	89	5Alp Cep	2.4510	8000.0	84	11215	No
290	GOM_NL__2PRFIN20040422_142810_000000412026_00139_11215_1801.N1	22-APR-2004 14:28:10	Bright	41.000	74	11Bet Cas	2.2680	6600.0	82	11215	No
291	GOM_NL__2PRFIN20040422_143119_000001542026_00139_11215_1802.N1	22-APR-2004 14:31:19	Bright	153.50	5	3Alp Lyr	0.033000	11000.	307	11215	No
292	GOM_NL__2PRFIN20040422_143638_000000722026_00139_11215_1803.N1	22-APR-2004 14:36:38	Twi_and_stray	71.500	92	53Eps Cyg	2.5000	4500.0	143	11215	No
293	GOM_NL__2PRFIN20040422_144116_000000442026_00139_11215_1804.N1	22-APR-2004 14:41:16	Twi_and_stray	44.000	90	54Alp Peg	2.4870	11000.	88	11215	No
294	GOM_NL__2PRFIN20040422_144446_000000622026_00139_11215_1805.N1	22-APR-2004 14:44:46	Dark	61.500	61	8Eps Peg	2.1000	3900.0	123	11215	No
295	GOM_NL__2PRFIN20040422_144714_000000522026_00139_11215_1806.N1	22-APR-2004 14:47:14	Dark	52.000	162	34Alp Aqr	2.9440	5350.0	104	11215	No
296	GOM_NL__2PRFIN20040422_145016_000000552026_00139_11215_1807.N1	22-APR-2004 14:50:16	Dark	55.000	154	22Bet Aqr	2.8990	5700.0	110	11215	No
297	GOM_NL__2PRFIN20040422_145348_000000432026_00139_11215_1808.N1	22-APR-2004 14:53:48	Dark	42.500	18	24Alp PsA	1.1660	9700.0	85	11215	No
298	GOM_NL__2PRFIN20040422_145925_000000452026_00139_11215_1809.N1	22-APR-2004 14:59:25	Dark	45.000	31	Alp Gru	1.7340	15200.	90	11215	No
299	GOM_NL__2PRFIN20040422_150222_000000392026_00139_11215_1810.N1	22-APR-2004 15:02:22	Dark	39.000	148	Alp Tuc	2.8780	4100.0	78	11215	No
300	GOM_NL__2PRFIN20040422_150440_000000422026_00140_11216_1778.N1	22-APR-2004 15:04:40	Dark	42.000	45	Alp Pav	1.9400	26000.	84	11216	No
301	GOM_NL__2PRFIN20040422_150823_000000712026_00140_11216_1779.N1	22-APR-2004 15:08:23	Dark	70.500	103	38Zet Sgr	2.6000	9700.0	141	11216	No
302	GOM_NL__2PRFIN20040422_151144_000000442026_00140_11216_1780.N1	22-APR-2004 15:11:44	Dark	44.000	43	Alp TrA	1.9100	4250.0	88	11216	No
303	GOM_NL__2PRFIN20040422_151327_000000642026_00140_11216_1781.N1	22-APR-2004 15:13:27	Straylight	64.000	40	The Sco	1.8590	7100.0	128	11216	No
304	GOM_NL__2PRFIN20040422_151609_000000512026_00140_11216_1782.N1	22-APR-2004 15:16:09	Straylight	50.500	4	Alp1Cen	-0.010000	5800.0	101	11216	No
305	GOM_NL__2PRFIN20040422_151800_000000462026_00140_11216_1783.N1	22-APR-2004 15:18:00	Straylight	46.000	20	Bet Cru	1.2530	30000.	92	11216	No
306	GOM_NL__2PRFIN20040422_151927_000000412026_00140_11216_1784.N1	22-APR-2004 15:19:27	Straylight	40.500	78	Alp Lup	2.3040	28000.	81	11216	No
307	GOM_NL__2PRFIN20040422_152057_000000432026_00140_11216_1785.N1	22-APR-2004 15:20:57	Straylight	43.000	64	Gam Cen	2.2000	10600.	86	11216	No
308	GOM_NL__2PRFIN20040422_152247_000000912026_00140_11216_1786.N1	22-APR-2004 15:22:47	Twi_and_stray	90.500	16	21Alp Sco	1.0200	3000.0	181	11216	No
309	GOM_NL__2PRFIN20040422_152530_000000752026_00140_11216_1787.N1	22-APR-2004 15:25:30	Twi_and_stray	75.000	80	7Del Sco	2.3160	30000.	150	11216	No
310	GOM_NL__2PRFIN20040422_152743_000000462026_00140_11216_1788.N1	22-APR-2004 15:27:43	Twi_and_stray	46.000	169	46Gam Hya	2.9910	4700.0	92	11216	No
311	GOM_NL__2PRFIN20040422_152907_000000522026_00140_11216_1789.N1	22-APR-2004 15:29:07	Bright	51.500	122	9Alp2Lib	2.7470	9700.0	103	11216	No
312	GOM_NL__2PRFIN20040422_153110_000000412026_00140_11216_1790.N1	22-APR-2004 15:31:10	Bright	41.000	15	67Alp Vir	0.97600	28000.	82	11216	No
313	GOM_NL__2PRFIN20040422_153411_000000382026_00140_11216_1791.N1	22-APR-2004 15:34:11	Bright	38.000	121	29Gam Vir	2.7400	7200.0	76	11216	No
314	GOM_NL__2PRFIN20040422_153743_000000382026_00140_11216_1792.N1	22-APR-2004 15:37:43	Bright	38.000	138	47Eps Vir	2.8280	4700.0	76	11216	No
315	GOM_NL__2PRFIN20040422_154538_000000382026_00140_11216_1793.N1	22-APR-2004 15:45:38	Bright	38.000	152	12Alp2CVn	2.8900	11000.	76	11216	No
316	GOM_NL__2PRFIN20040422_154744_000000362026_00140_11216_1794.N1	22-APR-2004 15:47:44	Bright	36.000	174	52Psi UMa	3.0040	4400.0	72	11216	No
317	GOM_NL__2PRFIN20040422_154951_000000382026_00140_11216_1795.N1	22-APR-2004 15:49:51	Bright	38.000	87	64Gam UMa	2.4330	11000.	76	11216	No
318	GOM_NL__2PRFIN20040422_155223_000000392026_00140_11216_1796.N1	22-APR-2004 15:52:23	Bright	38.500	36	50Alp UMa	1.8000	6300.0	77	11216	No
319	GOM_NL__2PRFIN20040422_155655_000000412026_00140_11216_1797.N1	22-APR-2004 15:56:55	Bright	40.500	60	7Bet UMi	2.0810	3950.0	81	11216	No
320	GOM_NL__2PRFIN20040422_160014_000000372026_00140_11216_1798.N1	22-APR-2004 16:00:14	Bright	37.000	49	1Alp UMi	1.9900	6300.0	74	11216	No
321	GOM_NL__2PRFIN20040422_160312_000000642026_00140_11216_1799.N1	22-APR-2004 16:03:12	Bright	64.000	69	33Gam Dra	2.2310	3800.0	128	11216	No
322	GOM_NL__2PRFIN20040422_160708_000000422026_00140_11216_1800.N1	22-APR-2004 16:07:08	Bright	42.000	89	5Alp Cep	2.4510	8000.0	84	11216	No
323	GOM_NL__2PRFIN20040422_160846_000000382026_00140_11216_1801.N1	22-APR-2004 16:08:46	Bright	37.500	74	11Bet Cas	2.2680	6600.0	75	11216	No
324	GOM_NL__2PRFIN20040422_161154_000001452026_00140_11216_1802.N1	22-APR-2004 16:11:54	Bright	144.50	5	3Alp Lyr	0.033000	11000.	289	11216	No
325	GOM_NL__2PRFIN20040422_161714_000000642026_00140_11216_1803.N1	22-APR-2004 16:17:14	Twi_and_stray	64.000	92	53Eps Cyg	2.5000	4500.0	128	11216	No
326	GOM_NL__2PRFIN20040422_162152_000000432026_00140_11216_1804.N1	22-APR-2004 16:21:52	Twi_and_stray	43.000	90	54Alp Peg	2.4870	11000.	86	11216	No
327	GOM_NL__2PRFIN20040422_162523_000000542026_00140_11216_1805.N1	22-APR-2004 16:25:23	Dark	53.500	61	8Eps Peg	2.1000	3900.0	107	11216	No
328	GOM_NL__2PRFIN20040422_162750_000000512026_00140_11216_1806.N1	22-APR-2004 16:27:50	Dark	51.000	162	34Alp Aqr	2.9440	5350.0	102	11216	No
329	GOM_NL__2PRFIN20040422_163053_000000572026_00140_11216_1807.N1	22-APR-2004 16:30:53	Dark	56.500	154	22Bet Aqr	2.8990	5700.0	113	11216	No
330	GOM_NL__2PRFIN20040422_163424_000000472026_00140_11216_1808.N1	22-APR-2004 16:34:24	Dark	46.500	18	24Alp PsA	1.1660	9700.0	93	11216	No
331	GOM_NL__2PRFIN20040422_164001_000000452026_00140_11216_1809.N1	22-APR-2004 16:40:01	Dark	44.500	31	Alp Gru	1.7340	15200.	89	11216	No
332	GOM_NL__2PRFIN20040422_164259_000000442026_00140_11216_1810.N1	22-APR-2004 16:42:59	Dark	44.000	148	Alp Tuc	2.8780	4100.0	88	11216	No
333	GOM_NL__2PRFIN20040422_164516_000000422026_00141_11217_1778.N1	22-APR-2004 16:45:16	Dark	42.000	45	Alp Pav	1.9400	26000.	84	11217	No
334	GOM_NL__2PRFIN20040422_164901_000000692026_00141_11217_1779.N1	22-APR-2004 16:49:01	Dark	69.000	103	38Zet Sgr	2.6000	9700.0	138	11217	No
335	GOM_NL__2PRFIN20040422_165220_000000422026_00141_11217_1780.N1	22-APR-2004 16:52:20	Dark	42.000	43	Alp TrA	1.9100	4250.0	84	11217	No
336	GOM_NL__2PRFIN20040422_165404_000000612026_00141_11217_1781.N1	22-APR-2004 16:54:04	Straylight	61.000	40	The Sco	1.8590	7100.0	122	11217	No
337	GOM_NL__2PRFIN20040422_165645_000000502026_00141_11217_1782.N1	22-APR-2004 16:56:45	Straylight	50.000	4	Alp1Cen	-0.010000	5800.0	100	11217	No

338	GOM_NL__2PRFIN20040422_165836_000000452026_00141_11217_1783.N1	22-APR-2004 16:58:36	Straylight	44.500	20	Bet Cru	1.2530	30000.	89	11217	No
339	GOM_NL__2PRFIN20040422_170003_000000432026_00141_11217_1784.N1	22-APR-2004 17:00:03	Straylight	43.000	78	Alp Lup	2.3040	28000.	86	11217	No
340	GOM_NL__2PRFIN20040422_170135_000000422026_00141_11217_1785.N1	22-APR-2004 17:01:35	Straylight	42.000	64	Gam Cen	2.2000	10600.	84	11217	No
341	GOM_NL__2PRFIN20040422_170324_000000882026_00141_11217_1786.N1	22-APR-2004 17:03:24	Twi_and_stray	87.500	16	21Alp Sco	1.0200	3000.0	175	11217	No
342	GOM_NL__2PRFIN20040422_170607_000000742026_00141_11217_1787.N1	22-APR-2004 17:06:07	Twi_and_stray	73.500	80	7Del Sco	2.3160	30000.	147	11217	No
343	GOM_NL__2PRFIN20040422_170819_000000442026_00141_11217_1788.N1	22-APR-2004 17:08:19	Twi_and_stray	44.000	169	46Gam Hya	2.9910	4700.0	88	11217	No
344	GOM_NL__2PRFIN20040422_170944_000000502026_00141_11217_1789.N1	22-APR-2004 17:09:44	Bright	49.500	122	9Alp2Lib	2.7470	9700.0	99	11217	No
345	GOM_NL__2PRFIN20040422_171146_000000402026_00141_11217_1790.N1	22-APR-2004 17:11:46	Bright	40.000	15	67Alp Vir	0.97600	28000.	80	11217	No
346	GOM_NL__2PRFIN20040422_171448_000000382026_00141_11217_1791.N1	22-APR-2004 17:14:48	Bright	37.500	121	29Gam Vir	2.7400	7200.0	75	11217	No
347	GOM_NL__2PRFIN20040422_171820_000000392026_00141_11217_1792.N1	22-APR-2004 17:18:20	Bright	38.500	138	47Eps Vir	2.8280	4700.0	77	11217	No
348	GOM_NL__2PRFIN20040422_172614_000000382026_00141_11217_1793.N1	22-APR-2004 17:26:14	Bright	37.500	152	12Alp2CVn	2.8900	11000.	75	11217	No
349	GOM_NL__2PRFIN20040422_172820_000000362026_00141_11217_1794.N1	22-APR-2004 17:28:20	Bright	35.500	174	52Psi UMa	3.0040	4400.0	71	11217	No
350	GOM_NL__2PRFIN20040422_173027_000000372026_00141_11217_1795.N1	22-APR-2004 17:30:27	Bright	36.500	87	64Gam UMa	2.4330	11000.	73	11217	No
351	GOM_NL__2PRFIN20040422_173300_000000392026_00141_11217_1796.N1	22-APR-2004 17:33:00	Bright	38.500	36	50Alp UMa	1.8000	6300.0	77	11217	No
352	GOM_NL__2PRFIN20040422_173731_000000382026_00141_11217_1797.N1	22-APR-2004 17:37:31	Bright	37.500	60	7Bet UMi	2.0810	3950.0	75	11217	No
353	GOM_NL__2PRFIN20040422_174050_000000362026_00141_11217_1798.N1	22-APR-2004 17:40:50	Bright	36.000	49	1Alp UMi	1.9900	6300.0	72	11217	No
354	GOM_NL__2PRFIN20040422_174346_000000662026_00141_11217_1799.N1	22-APR-2004 17:43:46	Bright	65.500	69	33Gam Dra	2.2310	3800.0	131	11217	No
355	GOM_NL__2PRFIN20040422_174744_000000402026_00141_11217_1800.N1	22-APR-2004 17:47:44	Bright	40.000	89	5Alp Cep	2.4510	8000.0	80	11217	No
356	GOM_NL__2PRFIN20040422_174922_000000352026_00141_11217_1801.N1	22-APR-2004 17:49:22	Bright	35.000	74	11Bet Cas	2.2680	6600.0	70	11217	No
357	GOM_NL__2PRFIN20040422_175228_000001412026_00141_11217_1802.N1	22-APR-2004 17:52:28	Bright	140.50	5	3Alp Lyr	0.033000	11000.	281	11217	No
358	GOM_NL__2PRFIN20040422_175750_000000682026_00141_11217_1803.N1	22-APR-2004 17:57:50	Twi_and_stray	68.000	92	53Eps Cyg	2.5000	4500.0	136	11217	No
359	GOM_NL__2PRFIN20040422_180228_000000452026_00141_11217_1804.N1	22-APR-2004 18:02:28	Twi_and_stray	44.500	90	54Alp Peg	2.4870	11000.	89	11217	No
360	GOM_NL__2PRFIN20040422_180559_000000572026_00141_11217_1805.N1	22-APR-2004 18:05:59	Dark	57.000	61	8Eps Peg	2.1000	3900.0	114	11217	No
361	GOM_NL__2PRFIN20040422_180827_000000512026_00141_11217_1806.N1	22-APR-2004 18:08:27	Dark	50.500	162	34Alp Aqr	2.9440	5350.0	101	11217	No
362	GOM_NL__2PRFIN20040422_181130_000000572026_00141_11217_1807.N1	22-APR-2004 18:11:30	Dark	56.500	154	22Bet Aqr	2.8990	5700.0	113	11217	No
363	GOM_NL__2PRFIN20040422_181501_000000442026_00141_11217_1808.N1	22-APR-2004 18:15:01	Dark	43.500	18	24Alp PsA	1.1660	9700.0	87	11217	No
364	GOM_NL__2PRFIN20040422_182038_000000432026_00141_11217_1809.N1	22-APR-2004 18:20:38	Dark	42.500	31	Alp Gru	1.7340	15200.	85	11217	No
365	GOM_NL__2PRFIN20040422_182335_000000452026_00141_11217_1810.N1	22-APR-2004 18:23:35	Dark	44.500	148	Alp Tuc	2.8780	4100.0	89	11217	No
366	GOM_NL__2PRFIN20040422_182553_000000422026_00142_11218_1813.N1	22-APR-2004 18:25:53	Dark	41.500	45	Alp Pav	1.9400	26000.	83	11218	No
367	GOM_NL__2PRFIN20040422_182938_000000682026_00142_11218_1814.N1	22-APR-2004 18:29:38	Dark	67.500	103	38Zet Sgr	2.6000	9700.0	135	11218	No
368	GOM_NL__2PRFIN20040422_183257_000000502026_00142_11218_1815.N1	22-APR-2004 18:32:57	Dark	49.500	43	Alp TrA	1.9100	4250.0	99	11218	No
369	GOM_NL__2PRFIN20040422_183442_000000672026_00142_11218_1816.N1	22-APR-2004 18:34:42	Straylight	67.000	40	The Sco	1.8590	7100.0	134	11218	No
370	GOM_NL__2PRFIN20040422_183721_000000462026_00142_11218_1817.N1	22-APR-2004 18:37:21	Straylight	45.500	4	Alp1Cen	-0.010000	5800.0	91	11218	No
371	GOM_NL__2PRFIN20040422_183912_000000442026_00142_11218_1818.N1	22-APR-2004 18:39:12	Straylight	43.500	20	Bet Cru	1.2530	30000.	87	11218	No
372	GOM_NL__2PRFIN20040422_184040_000000452026_00142_11218_1819.N1	22-APR-2004 18:40:40	Straylight	44.500	78	Alp Lup	2.3040	28000.	89	11218	No
373	GOM_NL__2PRFIN20040422_184212_000000392026_00142_11218_1820.N1	22-APR-2004 18:42:12	Straylight	39.000	64	Gam Cen	2.2000	10600.	78	11218	No
374	GOM_NL__2PRFIN20040422_184400_000000882026_00142_11218_1821.N1	22-APR-2004 18:44:00	Twi_and_stray	88.000	16	21Alp Sco	1.0200	3000.0	176	11218	No
375	GOM_NL__2PRFIN20040422_184643_000000752026_00142_11218_1822.N1	22-APR-2004 18:46:43	Twi_and_stray	75.000	80	7Del Sco	2.3160	30000.	150	11218	No
376	GOM_NL__2PRFIN20040422_184855_000000452026_00142_11218_1823.N1	22-APR-2004 18:48:55	Twi_and_stray	45.000	169	46Gam Hya	2.9910	4700.0	90	11218	No
377	GOM_NL__2PRFIN20040422_185020_000000502026_00142_11218_1824.N1	22-APR-2004 18:50:20	Bright	50.000	122	9Alp2Lib	2.7470	9700.0	100	11218	No
378	GOM_NL__2PRFIN20040422_185222_000000412026_00142_11218_1825.N1	22-APR-2004 18:52:22	Bright	40.500	15	67Alp Vir	0.97600	28000.	81	11218	No
379	GOM_NL__2PRFIN20040422_185524_000000382026_00142_11218_1826.N1	22-APR-2004 18:55:24	Bright	38.000	121	29Gam Vir	2.7400	7200.0	76	11218	No
380	GOM_NL__2PRFIN20040422_185856_000000382026_00142_11218_1827.N1	22-APR-2004 18:58:56	Bright	38.000	138	47Eps Vir	2.8280	4700.0	76	11218	No
381	GOM_NL__2PRFIN20040422_190650_000000372026_00142_11218_1828.N1	22-APR-2004 19:06:50	Bright	37.000	152	12Alp2CVn	2.8900	11000.	74	11218	No
382	GOM_NL__2PRFIN20040422_190856_000000372026_00142_11218_1829.N1	22-APR-2004 19:08:56	Bright	36.500	174	52Psi UMa	3.0040	4400.0	73	11218	No
383	GOM_NL__2PRFIN20040422_191103_000000372026_00142_11218_1830.N1	22-APR-2004 19:11:03	Bright	36.500	87	64Gam UMa	2.4330	11000.	73	11218	No
384	GOM_NL__2PRFIN20040422_191336_000000402026_00142_11218_1831.N1	22-APR-2004 19:13:36	Bright	40.000	36	50Alp UMa	1.8000	6300.0	80	11218	No
385	GOM_NL__2PRFIN20040422_191807_000000422026_00142_11218_1832.N1	22-APR-2004 19:18:07	Bright	41.500	60	7Bet UMi	2.0810	3950.0	83	11218	No
386	GOM_NL__2PRFIN20040422_192126_000000352026_00142_11218_1833.N1	22-APR-2004 19:21:26	Bright	35.000	49	1Alp UMi	1.9900	6300.0	70	11218	No
387	GOM_NL__2PRFIN20040422_192421_000000672026_00142_11218_1834.N1	22-APR-2004 19:24:21	Bright	66.500	69	33Gam Dra	2.2310	3800.0	133	11218	No
388	GOM_NL__2PRFIN20040422_192820_000000422026_00142_11218_1835.N1	22-APR-2004 19:28:20	Bright	41.500	89	5Alp Cep	2.4510	8000.0	83	11218	No
389	GOM_NL__2PRFIN20040422_192959_000000362026_00142_11218_1836.N1	22-APR-2004 19:29:59	Bright	36.000	74	11Bet Cas	2.2680	6600.0	72	11218	No
390	GOM_NL__2PRFIN20040422_193303_000001422026_00142_11218_1837.N1	22-APR-2004 19:33:03	Bright	141.50	5	3Alp Lyr	0.033000	11000.	283	11218	No
391	GOM_NL__2PRFIN20040422_193826_000000672026_00142_11218_1838.N1	22-APR-2004 19:38:26	Twi_and_stray	67.000	92	53Eps Cyg	2.5000	4500.0	134	11218	No
392	GOM_NL__2PRFIN20040422_194304_000000442026_00142_11218_1839.N1	22-APR-2004 19:43:04	Twi_and_stray	43.500	90	54Alp Peg	2.4870	11000.	87	11218	No
393	GOM_NL__2PRFIN20040422_194635_000000592026_00142_11218_1840.N1	22-APR-2004 19:46:35	Dark	58.500	61	8Eps Peg	2.1000	3900.0	117	11218	No
394	GOM_NL__2PRFIN20040422_194904_000000532026_00142_11218_1841.N1	22-APR-2004 19:49:04	Dark	52.500	162	34Alp Aqr	2.9440	5350.0	105	11218	No
395	GOM_NL__2PRFIN20040422_195207_000000542026_00142_11218_1842.N1	22-APR-2004 19:52:07	Dark	54.000	154	22Bet Aqr	2.8990	5700.0	108	11218	No
396	GOM_NL__2PRFIN20040422_195537_000000462026_00142_11218_1843.N1	22-APR-2004 19:55:37	Dark	46.000	18	24Alp PsA	1.1660	9700.0	92	11218	No

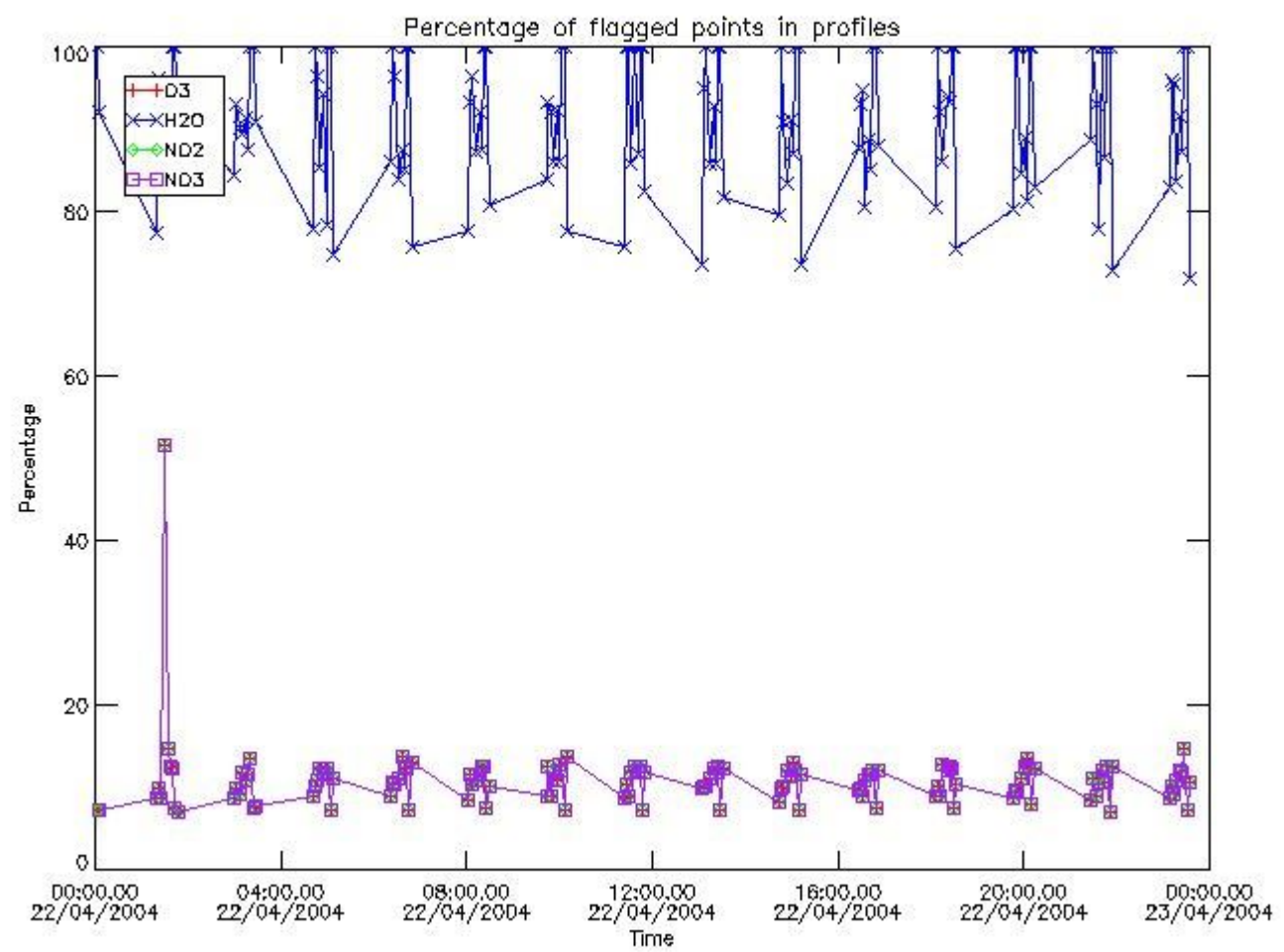
397	GOM_NL__2PRFIN20040422_200114_000000412026_00142_11218_1844.N1	22-APR-2004 20:01:14	Dark	41.000	31	Alp Gru	1.7340	15200.	82	11218	No
398	GOM_NL__2PRFIN20040422_200412_000000382026_00142_11218_1845.N1	22-APR-2004 20:04:12	Dark	37.500	148	Alp Tuc	2.8780	4100.0	75	11218	No
399	GOM_NL__2PRFIN20040422_200629_000000422026_00143_11219_1813.N1	22-APR-2004 20:06:29	Dark	41.500	45	Alp Pav	1.9400	26000.	83	11219	No
400	GOM_NL__2PRFIN20040422_201016_000000702026_00143_11219_1814.N1	22-APR-2004 20:10:16	Dark	69.500	103	38Zet Sgr	2.6000	9700.0	139	11219	No
401	GOM_NL__2PRFIN20040422_201333_000000422026_00143_11219_1815.N1	22-APR-2004 20:13:33	Dark	41.500	43	Alp TrA	1.9100	4250.0	83	11219	No
402	GOM_NL__2PRFIN20040422_201516_000000642026_00143_11219_1816.N1	22-APR-2004 20:15:16	Straylight	64.000	40	The Sco	1.8590	7100.0	128	11219	No
403	GOM_NL__2PRFIN20040422_201757_000000532026_00143_11219_1817.N1	22-APR-2004 20:17:57	Straylight	53.000	4	Alp1Cen	-0.010000	5800.0	106	11219	No
404	GOM_NL__2PRFIN20040422_201949_000000392026_00143_11219_1818.N1	22-APR-2004 20:19:49	Straylight	39.000	20	Bet Cru	1.2530	30000.	78	11219	No
405	GOM_NL__2PRFIN20040422_202116_000000452026_00143_11219_1819.N1	22-APR-2004 20:21:16	Straylight	45.000	78	Alp Lup	2.3040	28000.	90	11219	No
406	GOM_NL__2PRFIN20040422_202247_000000422026_00143_11219_1820.N1	22-APR-2004 20:22:47	Straylight	41.500	64	Gam Cen	2.2000	10600.	83	11219	No
407	GOM_NL__2PRFIN20040422_202437_000000922026_00143_11219_1821.N1	22-APR-2004 20:24:37	Tw_i_and_stray	92.000	16	21Alp Sco	1.0200	3000.0	184	11219	No
408	GOM_NL__2PRFIN20040422_202719_000000752026_00143_11219_1822.N1	22-APR-2004 20:27:19	Tw_i_and_stray	74.500	80	7Del Sco	2.3160	30000.	149	11219	No
409	GOM_NL__2PRFIN20040422_202931_000000432026_00143_11219_1823.N1	22-APR-2004 20:29:31	Tw_i_and_stray	42.500	169	46Gam Hya	2.9910	4700.0	85	11219	No
410	GOM_NL__2PRFIN20040422_203056_000000532026_00143_11219_1824.N1	22-APR-2004 20:30:56	Bright	52.500	122	9Alp2Lib	2.7470	9700.0	105	11219	No
411	GOM_NL__2PRFIN20040422_203258_000000402026_00143_11219_1825.N1	22-APR-2004 20:32:58	Bright	40.000	15	67Alp Vir	0.97600	28000.	80	11219	No
412	GOM_NL__2PRFIN20040422_203600_000000392026_00143_11219_1826.N1	22-APR-2004 20:36:00	Bright	38.500	121	29Gam Vir	2.7400	7200.0	77	11219	No
413	GOM_NL__2PRFIN20040422_203931_000000392026_00143_11219_1827.N1	22-APR-2004 20:39:31	Bright	38.500	138	47Eps Vir	2.8280	4700.0	77	11219	No
414	GOM_NL__2PRFIN20040422_204726_000000382026_00143_11219_1828.N1	22-APR-2004 20:47:26	Bright	37.500	152	12Alp2CVn	2.8900	11000.	75	11219	No
415	GOM_NL__2PRFIN20040422_204932_000000392026_00143_11219_1829.N1	22-APR-2004 20:49:32	Bright	38.500	174	52Psi UMa	3.0040	4400.0	77	11219	No
416	GOM_NL__2PRFIN20040422_205138_000000382026_00143_11219_1830.N1	22-APR-2004 20:51:38	Bright	38.000	87	64Gam UMa	2.4330	11000.	76	11219	No
417	GOM_NL__2PRFIN20040422_205411_000000392026_00143_11219_1831.N1	22-APR-2004 20:54:11	Bright	39.000	36	50Alp UMa	1.8000	6300.0	78	11219	No
418	GOM_NL__2PRFIN20040422_205842_000000402026_00143_11219_1832.N1	22-APR-2004 20:58:42	Bright	39.500	60	7Bet UMi	2.0810	3950.0	79	11219	No
419	GOM_NL__2PRFIN20040422_210201_000000382026_00143_11219_1833.N1	22-APR-2004 21:02:01	Bright	37.500	49	1Alp UMi	1.9900	6300.0	75	11219	No
420	GOM_NL__2PRFIN20040422_210457_000000672026_00143_11219_1834.N1	22-APR-2004 21:04:57	Bright	66.500	69	33Gam Dra	2.2310	3800.0	133	11219	No
421	GOM_NL__2PRFIN20040422_210855_000000422026_00143_11219_1835.N1	22-APR-2004 21:08:55	Bright	41.500	89	5Alp Cep	2.4510	8000.0	83	11219	No
422	GOM_NL__2PRFIN20040422_211034_000000372026_00143_11219_1836.N1	22-APR-2004 21:10:34	Bright	36.500	74	11Bet Cas	2.2680	6600.0	73	11219	No
423	GOM_NL__2PRFIN20040422_211338_000001442026_00143_11219_1837.N1	22-APR-2004 21:13:38	Bright	144.00	5	3Alp Lyr	0.033000	11000.	288	11219	No
424	GOM_NL__2PRFIN20040422_211902_000000702026_00143_11219_1838.N1	22-APR-2004 21:19:02	Tw_i_and_stray	70.000	92	53Eps Cyg	2.5000	4500.0	140	11219	No
425	GOM_NL__2PRFIN20040422_212340_000000432026_00143_11219_1839.N1	22-APR-2004 21:23:40	Tw_i_and_stray	43.000	90	54Alp Peg	2.4870	11000.	86	11219	No
426	GOM_NL__2PRFIN20040422_212712_000000672026_00143_11219_1840.N1	22-APR-2004 21:27:12	Dark	66.500	61	8Eps Peg	2.1000	3900.0	133	11219	No
427	GOM_NL__2PRFIN20040422_212940_000000502026_00143_11219_1841.N1	22-APR-2004 21:29:40	Dark	50.000	162	34Alp Aqr	2.9440	5350.0	100	11219	No
428	GOM_NL__2PRFIN20040422_213244_000000572026_00143_11219_1842.N1	22-APR-2004 21:32:44	Dark	57.000	154	22Bet Aqr	2.8990	5700.0	114	11219	No
429	GOM_NL__2PRFIN20040422_213613_000000462026_00143_11219_1843.N1	22-APR-2004 21:36:13	Dark	45.500	18	24Alp PsA	1.1660	9700.0	91	11219	No
430	GOM_NL__2PRFIN20040422_214150_000000432026_00143_11219_1844.N1	22-APR-2004 21:41:50	Dark	42.500	31	Alp Gru	1.7340	15200.	85	11219	No
431	GOM_NL__2PRFIN20040422_214447_000000492026_00143_11219_1845.N1	22-APR-2004 21:44:47	Dark	48.500	148	Alp Tuc	2.8780	4100.0	97	11219	No
432	GOM_NL__2PRFIN20040422_214706_000000412026_00144_11220_1813.N1	22-APR-2004 21:47:06	Dark	40.500	45	Alp Pav	1.9400	26000.	81	11220	No
433	GOM_NL__2PRFIN20040422_215053_000000722026_00144_11220_1814.N1	22-APR-2004 21:50:53	Dark	72.000	103	38Zet Sgr	2.6000	9700.0	144	11220	No
434	GOM_NL__2PRFIN20040422_215409_000000412026_00144_11220_1815.N1	22-APR-2004 21:54:09	Dark	41.000	43	Alp TrA	1.9100	4250.0	82	11220	No
435	GOM_NL__2PRFIN20040422_215556_000000572026_00144_11220_1816.N1	22-APR-2004 21:55:56	Straylight	56.500	40	The Sco	1.8590	7100.0	113	11220	No
436	GOM_NL__2PRFIN20040422_215833_000000532026_00144_11220_1817.N1	22-APR-2004 21:58:33	Straylight	53.000	4	Alp1Cen	-0.010000	5800.0	106	11220	No
437	GOM_NL__2PRFIN20040422_220025_000000412026_00144_11220_1818.N1	22-APR-2004 22:00:25	Straylight	40.500	20	Bet Cru	1.2530	30000.	81	11220	No
438	GOM_NL__2PRFIN20040422_220152_000000432026_00144_11220_1819.N1	22-APR-2004 22:01:52	Straylight	42.500	78	Alp Lup	2.3040	28000.	85	11220	No
439	GOM_NL__2PRFIN20040422_220326_000000452026_00144_11220_1820.N1	22-APR-2004 22:03:26	Straylight	44.500	81	Eta Cen	2.3560	28000.	89	11220	No
440	GOM_NL__2PRFIN20040422_220514_000000892026_00144_11220_1821.N1	22-APR-2004 22:05:14	Tw_i_and_stray	88.500	16	21Alp Sco	1.0200	3000.0	177	11220	No
441	GOM_NL__2PRFIN20040422_220910_000000752026_00144_11220_1822.N1	22-APR-2004 22:09:10	Bright	75.000	97	8Bet1Sco	2.5610	30000.	150	11220	No
442	GOM_NL__2PRFIN20040422_221131_000000502026_00144_11220_1823.N1	22-APR-2004 22:11:31	Bright	50.000	122	9Alp2Lib	2.7470	9700.0	100	11220	No
443	GOM_NL__2PRFIN20040422_221334_000000422026_00144_11220_1824.N1	22-APR-2004 22:13:34	Bright	42.000	15	67Alp Vir	0.97600	28000.	84	11220	No
444	GOM_NL__2PRFIN20040422_221636_000000372026_00144_11220_1825.N1	22-APR-2004 22:16:36	Bright	37.000	121	29Gam Vir	2.7400	7200.0	74	11220	No
445	GOM_NL__2PRFIN20040422_222007_000000382026_00144_11220_1826.N1	22-APR-2004 22:20:07	Bright	38.000	138	47Eps Vir	2.8280	4700.0	76	11220	No
446	GOM_NL__2PRFIN20040422_222129_000000372026_00144_11220_1827.N1	22-APR-2004 22:21:29	Bright	36.500	62	94Bet Leo	2.1360	9700.0	73	11220	No
447	GOM_NL__2PRFIN20040422_222338_000000382026_00144_11220_1828.N1	22-APR-2004 22:23:38	Bright	38.000	96	68Del Leo	2.5600	9300.0	76	11220	No
448	GOM_NL__2PRFIN20040422_222802_000000372026_00144_11220_1829.N1	22-APR-2004 22:28:02	Bright	37.000	152	12Alp2CVn	2.8900	11000.	74	11220	No
449	GOM_NL__2PRFIN20040422_223008_000000392026_00144_11220_1830.N1	22-APR-2004 22:30:08	Bright	38.500	174	52Psi UMa	3.0040	4400.0	77	11220	No
450	GOM_NL__2PRFIN20040422_223215_000000372026_00144_11220_1831.N1	22-APR-2004 22:32:15	Bright	36.500	87	64Gam UMa	2.4330	11000.	73	11220	No
451	GOM_NL__2PRFIN20040422_223448_000000402026_00144_11220_1832.N1	22-APR-2004 22:34:48	Bright	39.500	36	50Alp UMa	1.8000	6300.0	79	11220	No
452	GOM_NL__2PRFIN20040422_223918_000000402026_00144_11220_1833.N1	22-APR-2004 22:39:18	Bright	39.500	60	7Bet UMi	2.0810	3950.0	79	11220	No
453	GOM_NL__2PRFIN20040422_224237_000000372026_00144_11220_1834.N1	22-APR-2004 22:42:37	Bright	36.500	49	1Alp UMi	1.9900	6300.0	73	11220	No
454	GOM_NL__2PRFIN20040422_224531_000000642026_00144_11220_1835.N1	22-APR-2004 22:45:31	Bright	64.000	69	33Gam Dra	2.2310	3800.0	128	11220	No
455	GOM_NL__2PRFIN20040422_224931_000000422026_00144_11220_1836.N1	22-APR-2004 22:49:31	Bright	42.000	89	5Alp Cep	2.4510	8000.0	84	11220	No

456	GOM_NL__2PRFIN20040422_225110_000000382026_00144_11220_1837.N1	22-APR-2004 22:51:10	Bright	37.500	74	11Bet Cas	2.2680	6600.0	75	11220	No
457	GOM_NL__2PRFIN20040422_225413_000001232026_00144_11220_1838.N1	22-APR-2004 22:54:13	Bright	123.00	5	3Alp Lyr	0.033000	11000.	246	11220	No
458	GOM_NL__2PRFIN20040422_225938_000000702026_00144_11220_1839.N1	22-APR-2004 22:59:38	Twilight	69.500	92	53Eps Cyg	2.5000	4500.0	139	11220	No
459	GOM_NL__2PRFIN20040422_230416_000000462026_00144_11220_1840.N1	22-APR-2004 23:04:16	Twilight	46.000	90	54Alp Peg	2.4870	11000.	92	11220	No
460	GOM_NL__2PRFIN20040422_230748_000000592026_00144_11220_1841.N1	22-APR-2004 23:07:48	Dark	59.000	61	8Eps Peg	2.1000	3900.0	118	11220	No
461	GOM_NL__2PRFIN20040422_231017_000000502026_00144_11220_1842.N1	22-APR-2004 23:10:17	Dark	50.000	162	34Alp Aqr	2.9440	5350.0	100	11220	No
462	GOM_NL__2PRFIN20040422_231320_000000562026_00144_11220_1843.N1	22-APR-2004 23:13:20	Dark	56.000	154	22Bet Aqr	2.8990	5700.0	112	11220	No
463	GOM_NL__2PRFIN20040422_231649_000000472026_00144_11220_1844.N1	22-APR-2004 23:16:49	Dark	46.500	18	24Alp PsA	1.1660	9700.0	93	11220	No
464	GOM_NL__2PRFIN20040422_232227_000000422026_00144_11220_1845.N1	22-APR-2004 23:22:27	Dark	42.000	31	Alp Gru	1.7340	15200.	84	11220	No
465	GOM_NL__2PRFIN20040422_232523_000000442026_00144_11220_1846.N1	22-APR-2004 23:25:23	Dark	43.500	148	Alp Tuc	2.8780	4100.0	87	11220	No
466	GOM_NL__2PRFIN20040422_232742_000000422026_00145_11221_1813.N1	22-APR-2004 23:27:42	Dark	41.500	45	Alp Pav	1.9400	26000.	83	11221	No
467	GOM_NL__2PRFIN20040422_233131_000000722026_00145_11221_1814.N1	22-APR-2004 23:31:31	Dark	71.500	103	38Zet Sgr	2.6000	9700.0	143	11221	No
468	GOM_NL__2PRFIN20040422_233443_000000492026_00145_11221_1815.N1	22-APR-2004 23:34:43	Dark	48.500	43	Alp TrA	1.9100	4250.0	97	11221	No
469	GOM_NL__2PRFIN20040422_233632_000000542026_00145_11221_1816.N1	22-APR-2004 23:36:32	Straylight	54.000	40	The Sco	1.8590	7100.0	108	11221	No
470	GOM_NL__2PRFIN20040422_233909_000000532026_00145_11221_1817.N1	22-APR-2004 23:39:09	Straylight	53.000	4	Alp1Cen	-0.010000	5800.0	106	11221	No
471	GOM_NL__2PRFIN20040422_234101_000000432026_00145_11221_1818.N1	22-APR-2004 23:41:01	Straylight	42.500	20	Bet Cru	1.2530	30000.	85	11221	No
472	GOM_NL__2PRFIN20040422_234228_000000442026_00145_11221_1819.N1	22-APR-2004 23:42:28	Straylight	43.500	78	Alp Lup	2.3040	28000.	87	11221	No
473	GOM_NL__2PRFIN20040422_234402_000000442026_00145_11221_1820.N1	22-APR-2004 23:44:02	Straylight	44.000	81	Eta Cen	2.3560	28000.	88	11221	No
474	GOM_NL__2PRFIN20040422_234550_000000882026_00145_11221_1821.N1	22-APR-2004 23:45:50	Twilight	88.000	16	21Alp Sco	1.0200	3000.0	176	11221	No
475	GOM_NL__2PRFIN20040422_234946_000000762026_00145_11221_1822.N1	22-APR-2004 23:49:46	Bright	76.000	97	8Bet1Sco	2.5610	30000.	152	11221	No
476	GOM_NL__2PRFIN20040422_235207_000000522026_00145_11221_1823.N1	22-APR-2004 23:52:07	Bright	51.500	122	9Alp2Lib	2.7470	9700.0	103	11221	No
477	GOM_NL__2PRFIN20040422_235409_000000422026_00145_11221_1824.N1	22-APR-2004 23:54:09	Bright	41.500	15	67Alp Vir	0.97600	28000.	83	11221	No
478	GOM_NL__2PRFIN20040422_235711_000000372026_00145_11221_1825.N1	22-APR-2004 23:57:11	Bright	37.000	121	29Gam Vir	2.7400	7200.0	74	11221	No

3. Quality information per product

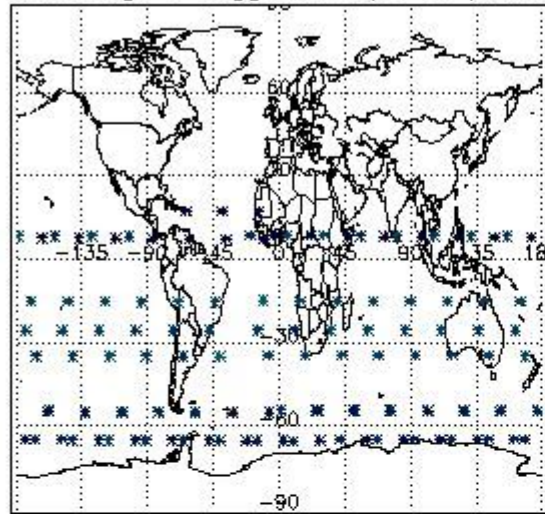
In this section it is plotted some information contained in the Quality Summary data set of the level 2 products. Only products in dark limb conditions and without errors (error flag in the MPH set to "0") are used.

3.1 Plot quality information per product (time dependant)

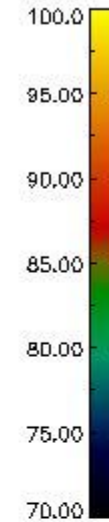
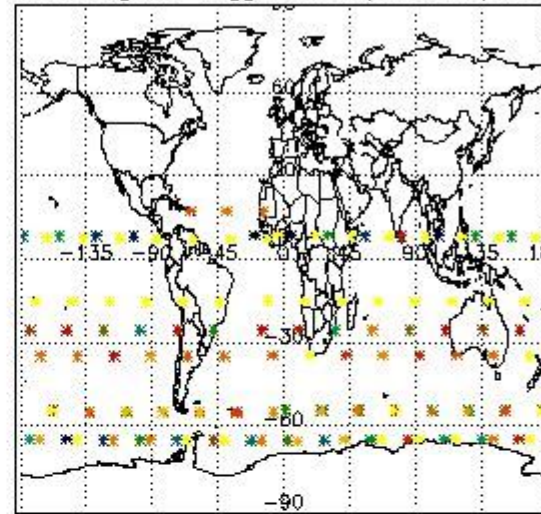


3.2 Plot quality information per product (world map)

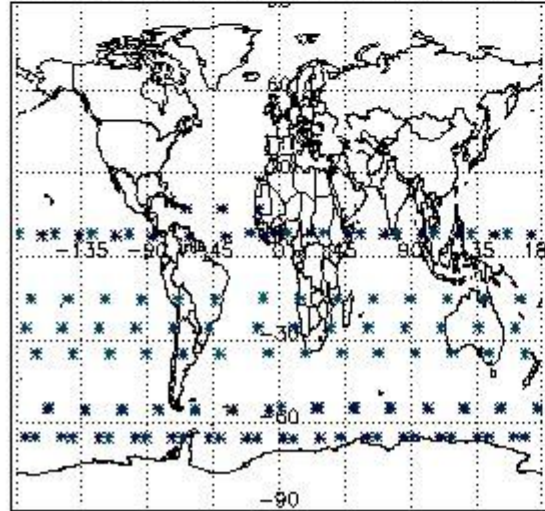
Percentage of flagged data per O3 profile



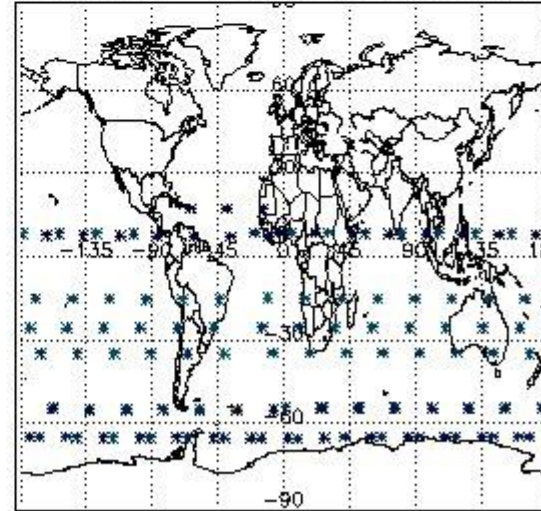
Percentage of flagged data per H2O profile



Percentage of flagged data per NO2 profile



Percentage of flagged data per NO3 profile

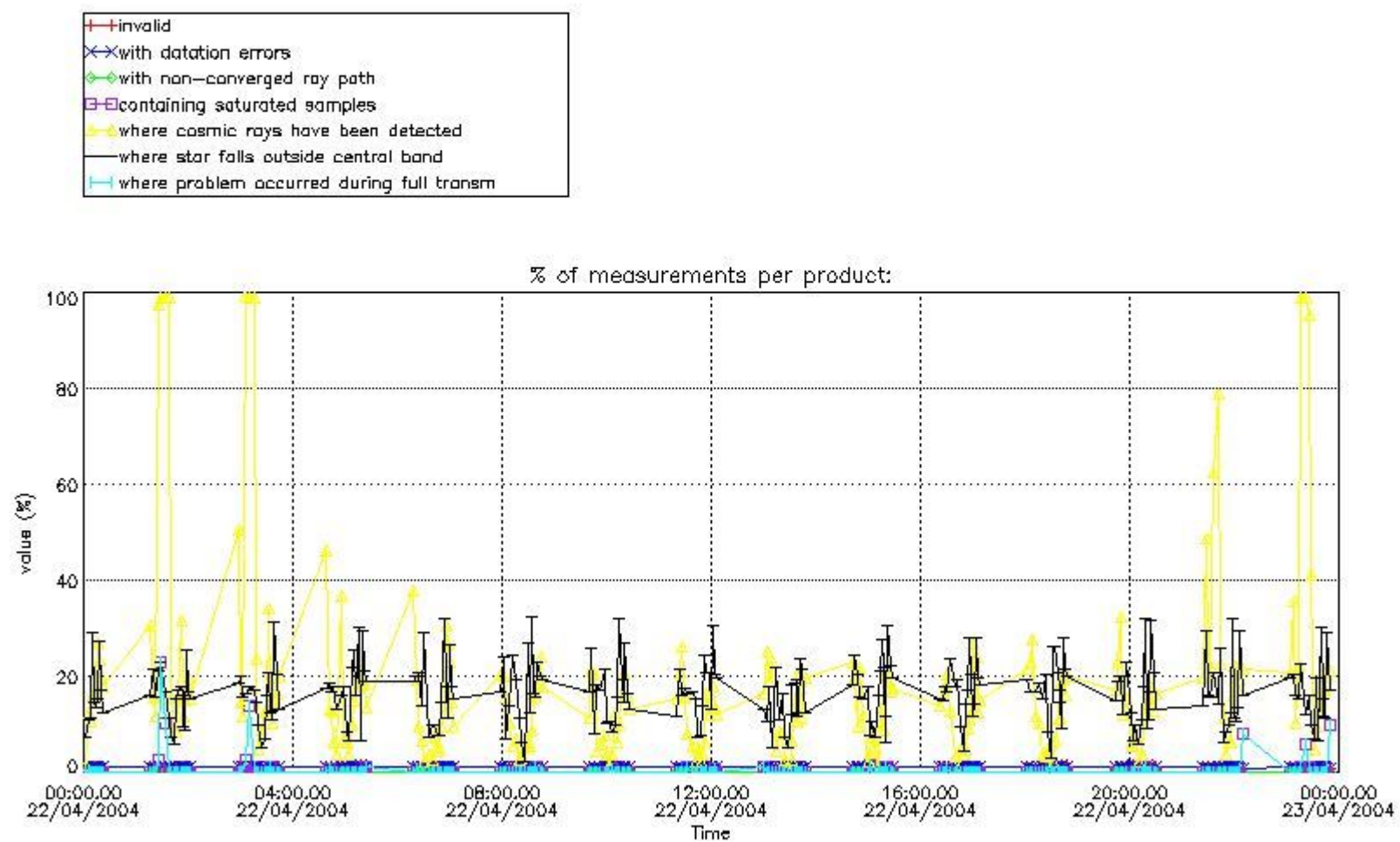


4. Level 1 quality information per product

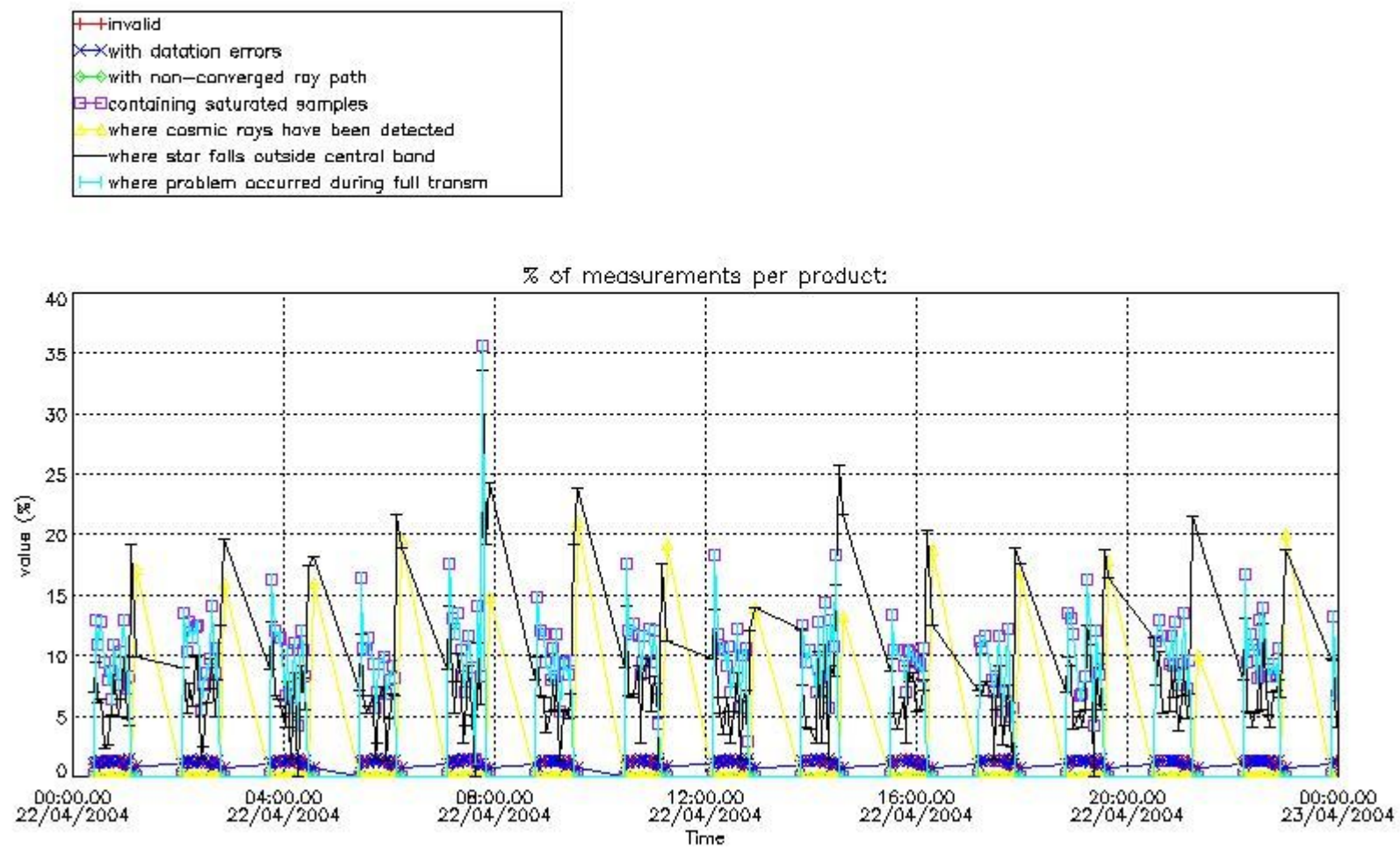
In this section it is plotted some information contained in the Quality Summary data set of the level 2 products that comes from the level 1b processing. Products without errors (error flag in the MPH set to "0") are used.

4.1 Plot quality information per product (time dependant) coming from level 1b processing

4.1.1 Plot level 1 quality information per product (time dependant): ENVISAT ASCENDING passes



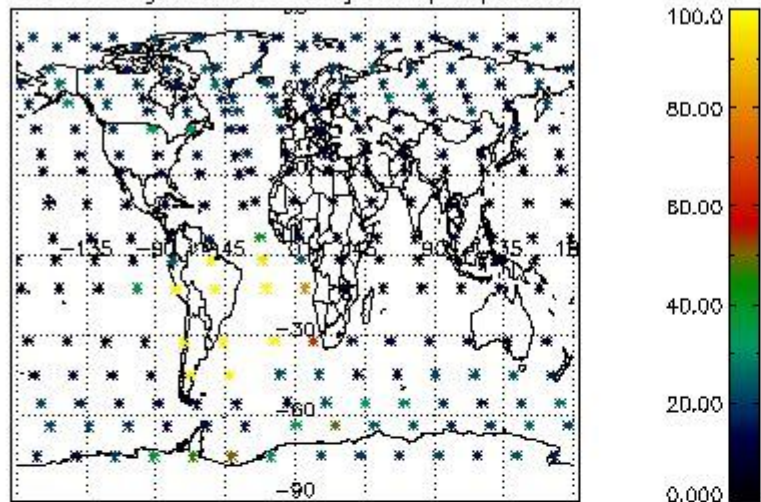
4.1.2 Plot level 1 quality information per product (time dependant): ENVI SAT DESCENDING passes



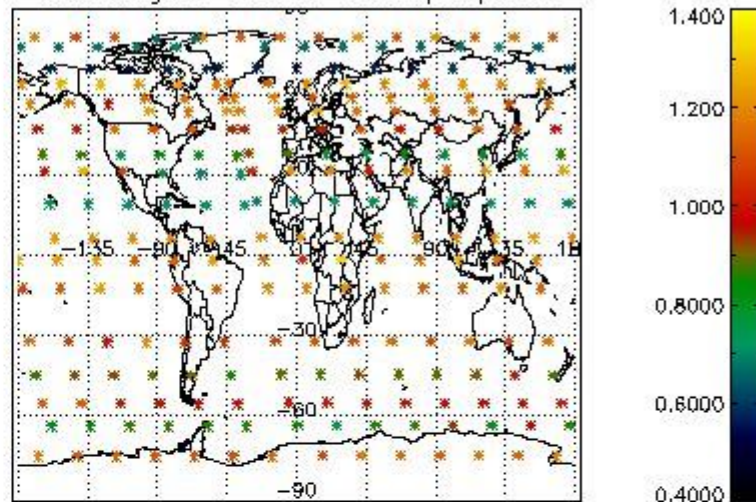
4.2 Plot quality information per product coming from level 1b processing (world map)

4.2.1 Plot level 1 quality information per product (world map): ENVISAT ASCENDING passes

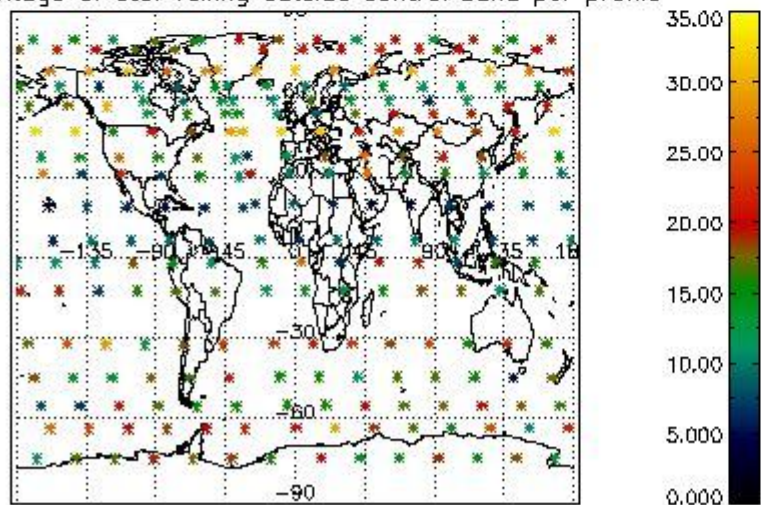
Percentage of cosmic ray hits per profile



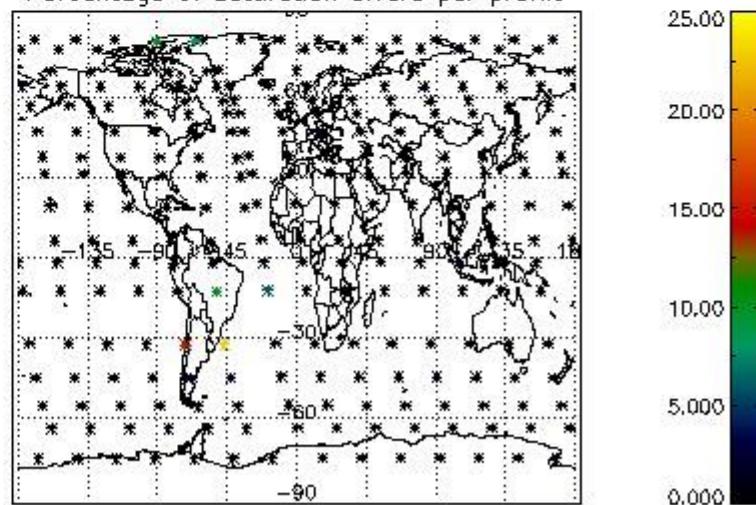
Percentage of datation errors per profile



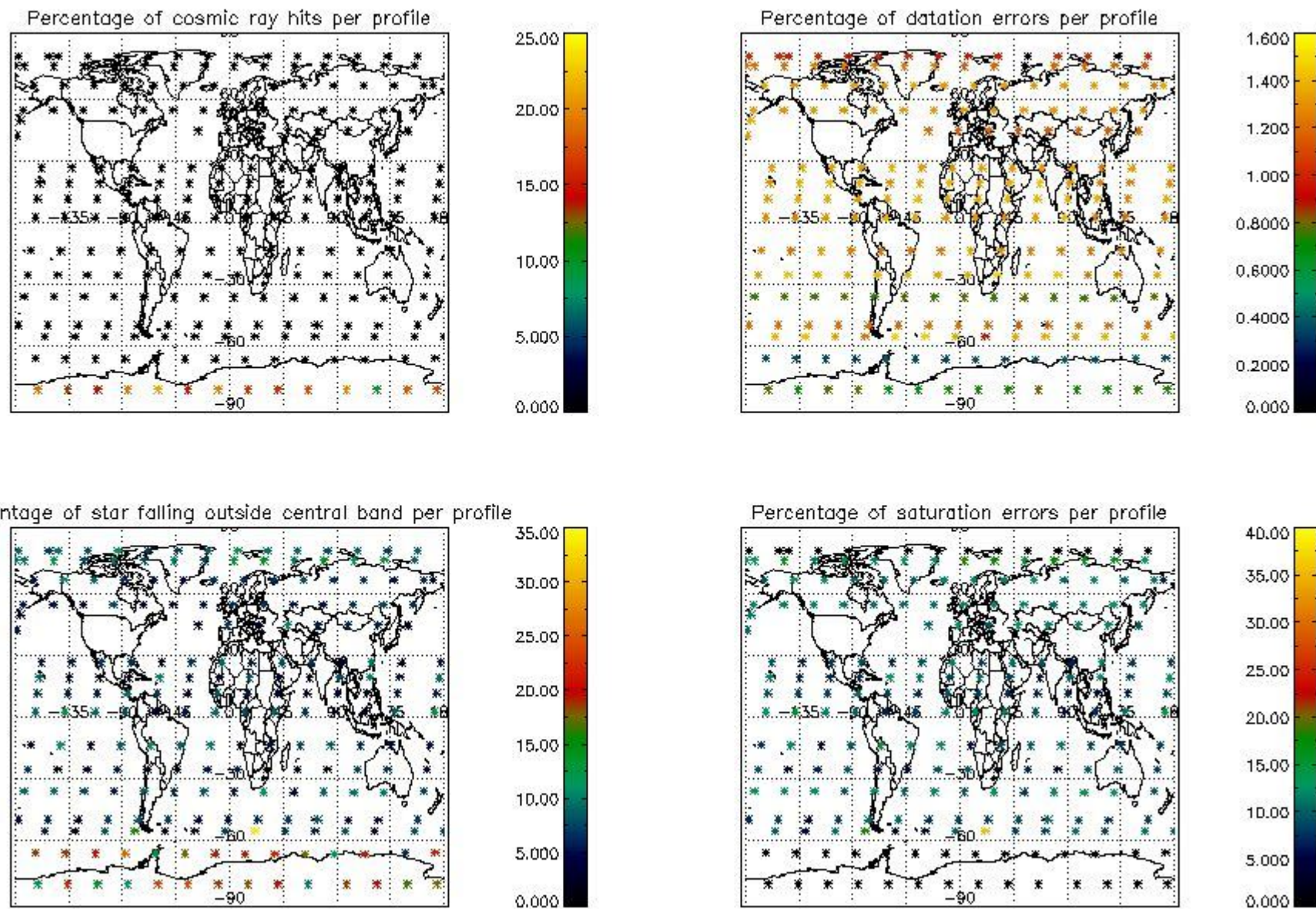
Percentage of star falling outside central band per profile



Percentage of saturation errors per profile



4.2.2 Plot level 1 quality information per product (world map): ENVISAT DESCENDING passes



5. Trace gas profiles

5.1 Ozone statistics based on quality of products

The final quality of the products can be "measured" using the STD (Standard Deviation) attached to every point profile. This information is written to the parameter GOM_NL__2P/NL_LOCAL_SPECIES_DENSITY/o3_std of the level 2 products. The table below shows the statistics for given STD ranges.

The statistics are given with respect to the overall valid production:

- Products without fatal errors: GOM_NL__2P/MPH/PRODUCT_ERR=0
- Valid point profile: GOM_NL__2P/NL_LOCAL_SPECIES_DENSITY/pcd(0)=0

The 'Criteria' is applied to valid points of dark limb products:

- Products in dark limb illumination condition: GOM_NL__2P/NL_SUMMARY_QUALITY/obs_ill_cond=0
- Products without fatal errors: GOM_NL__2P/MPH/PRODUCT_ERR=0
- Valid point profile: GOM_NL__2P/NL_LOCAL_SPECIES_DENSITY/pcd(0)=0

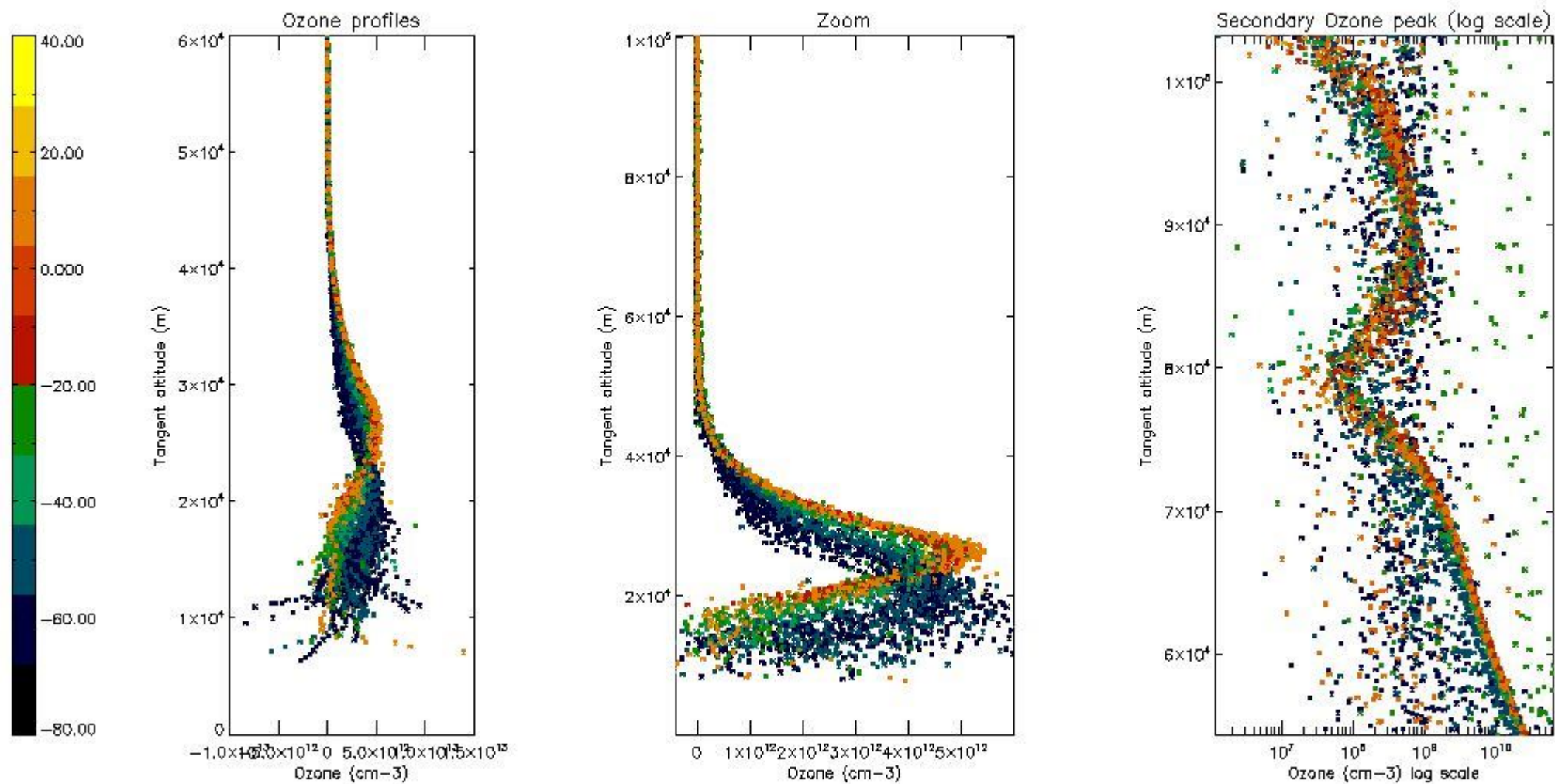
So, the table below shows the percentage of dark limb and valid observations for each criteria with respect to the overall valid daily observations.

Criteria	% of total production
All STD	27
STD < 20	13

STD < 10	9
STD < 5	6

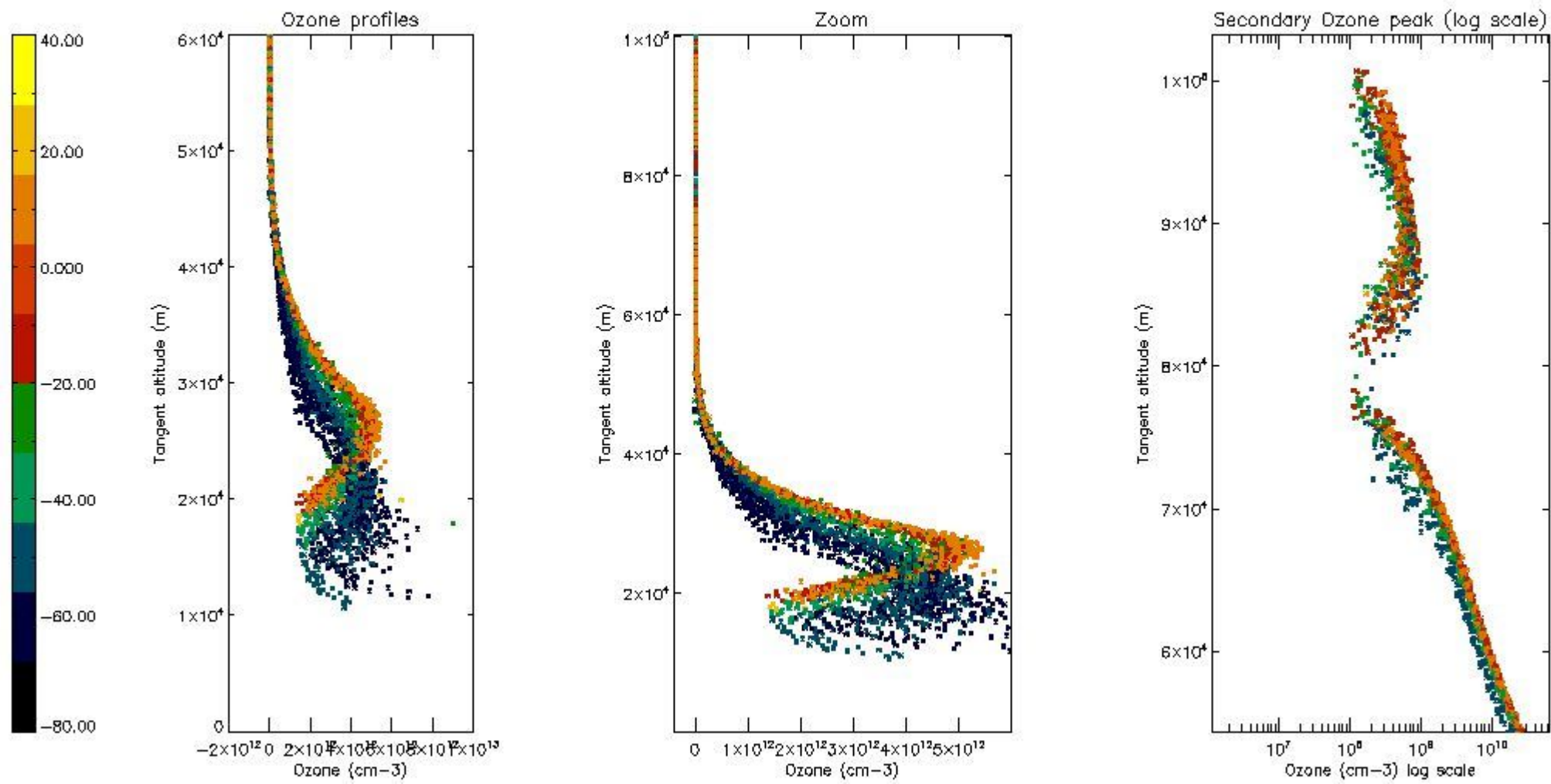
5.2 Plot ozone profiles for all STD (dark without errors)

The colorbar represents the latitude.



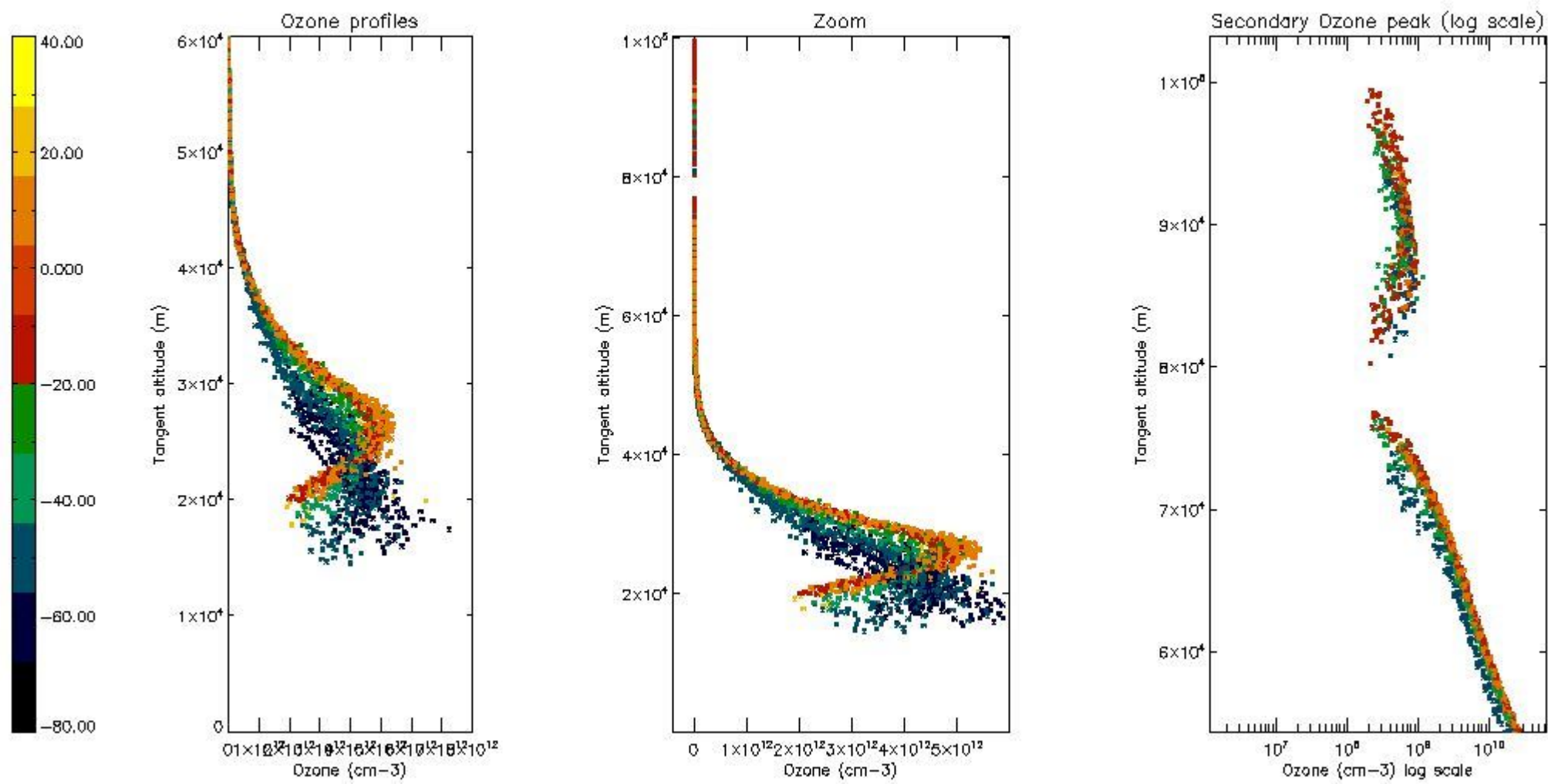
5.3 Plot ozone profiles where STD < 20% (dark without errors)

The colorbar represents the latitude.



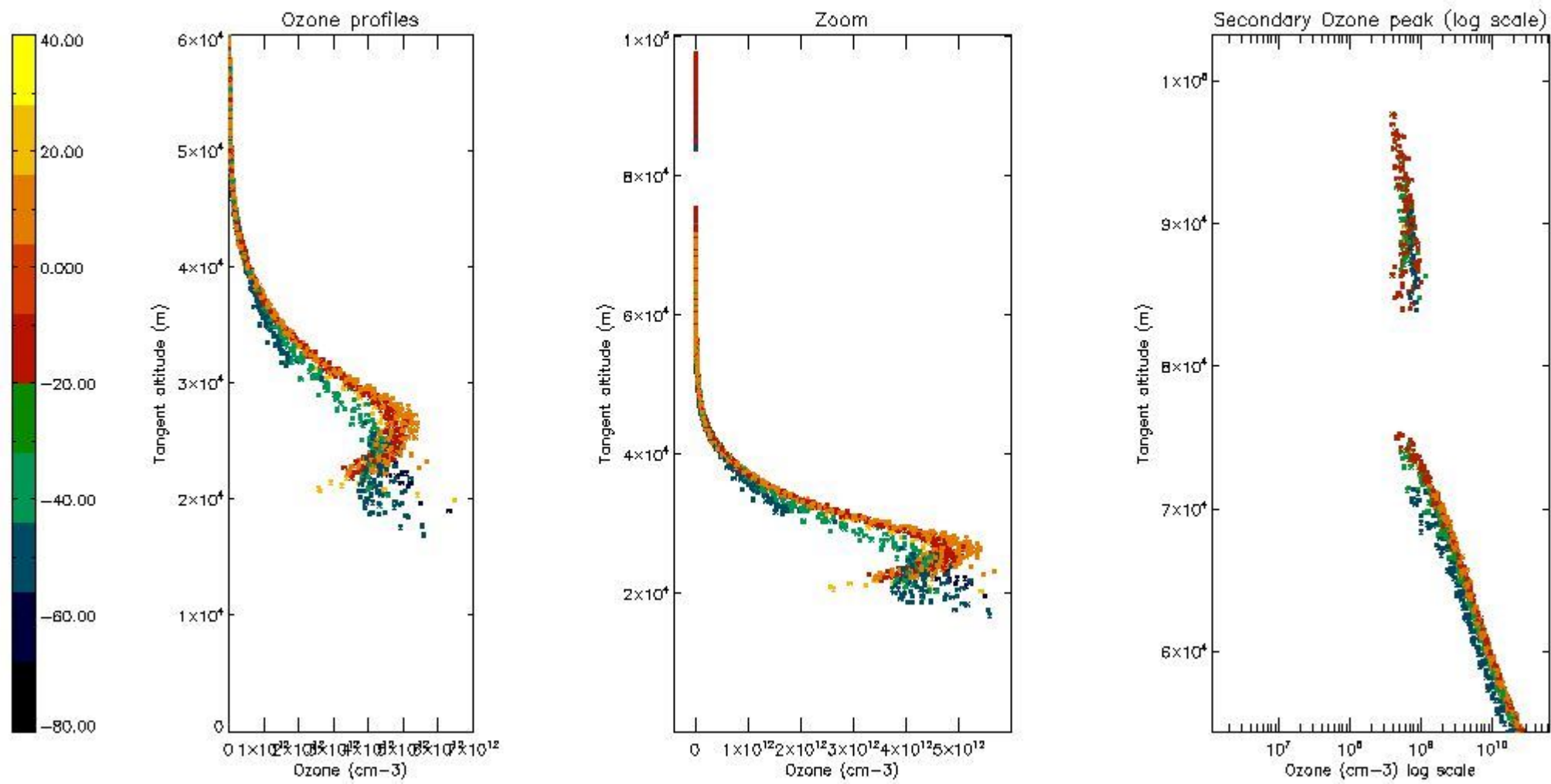
5.4 Plot ozone profiles where STD < 10% (dark without errors)

The colorbar represents the latitude.



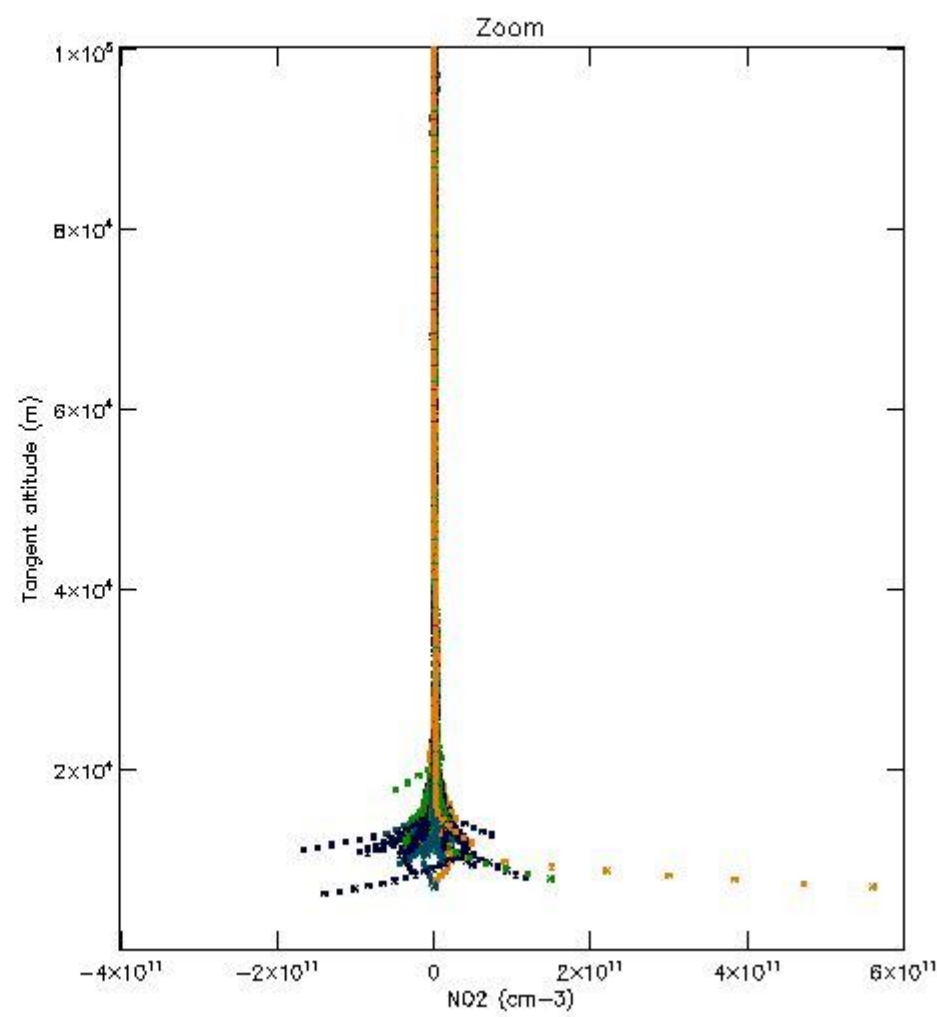
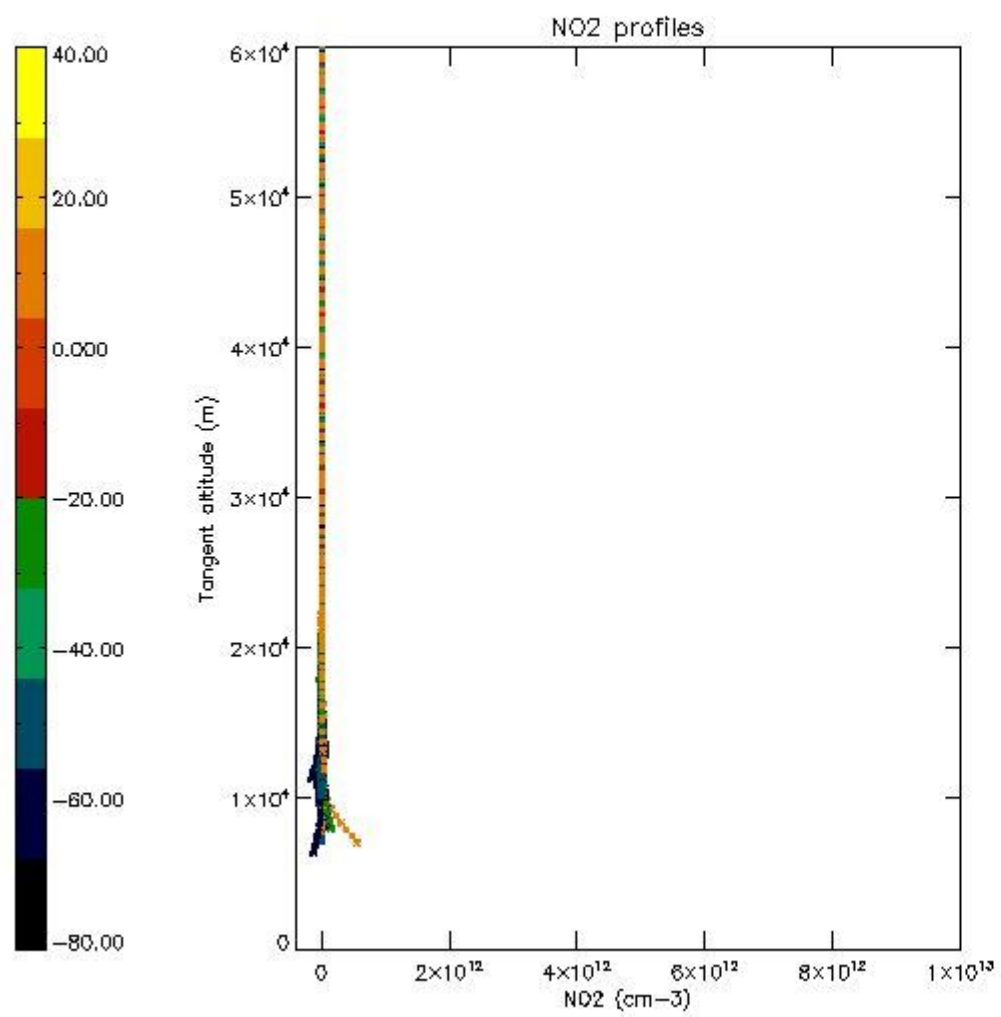
5.5 Plot ozone profiles where STD < 5% (dark without errors)

The colorbar represents the latitude.



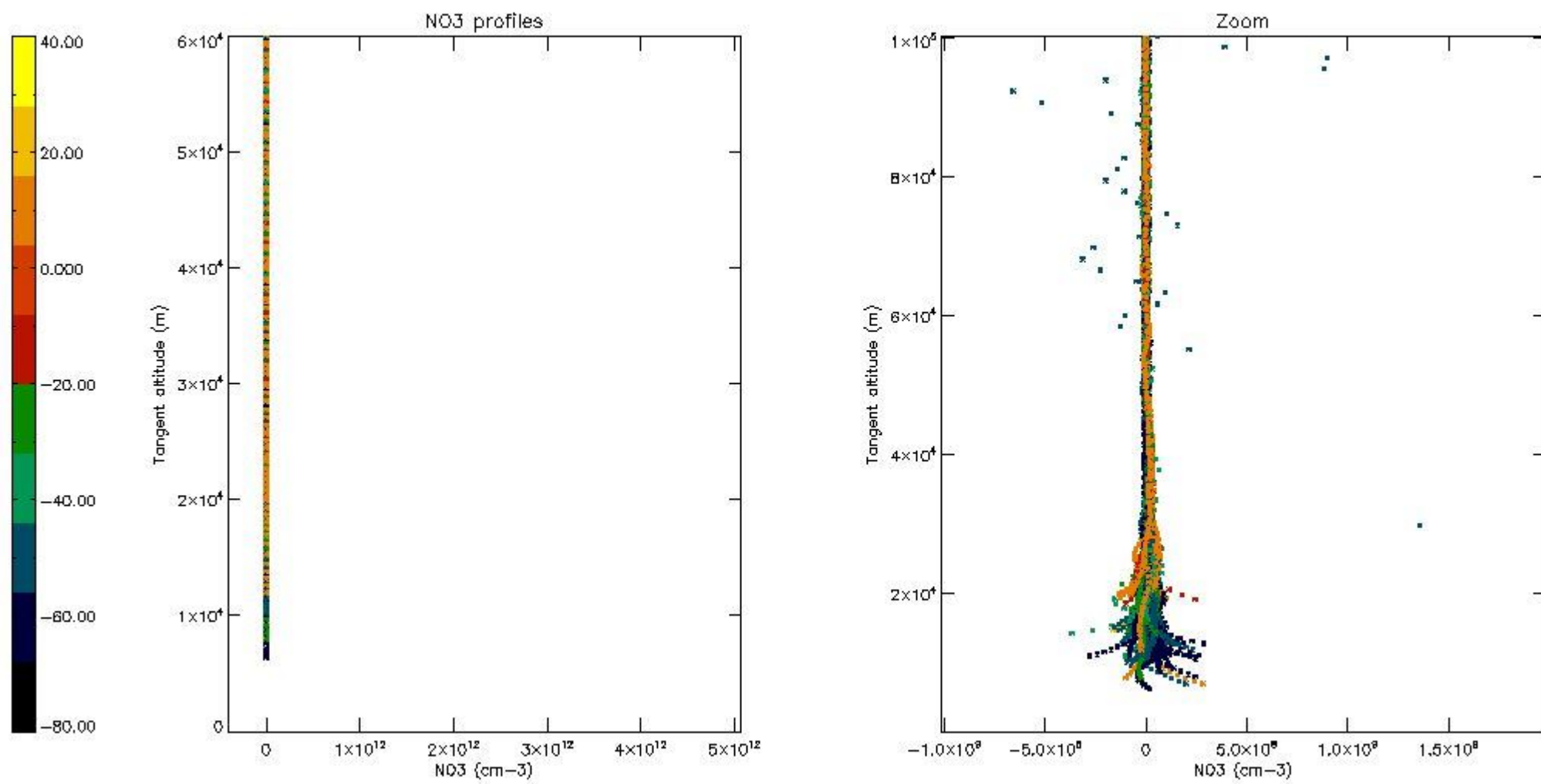
5.6 Plot NO₂ profiles for all STD (dark without errors)

The colorbar represents the latitude.



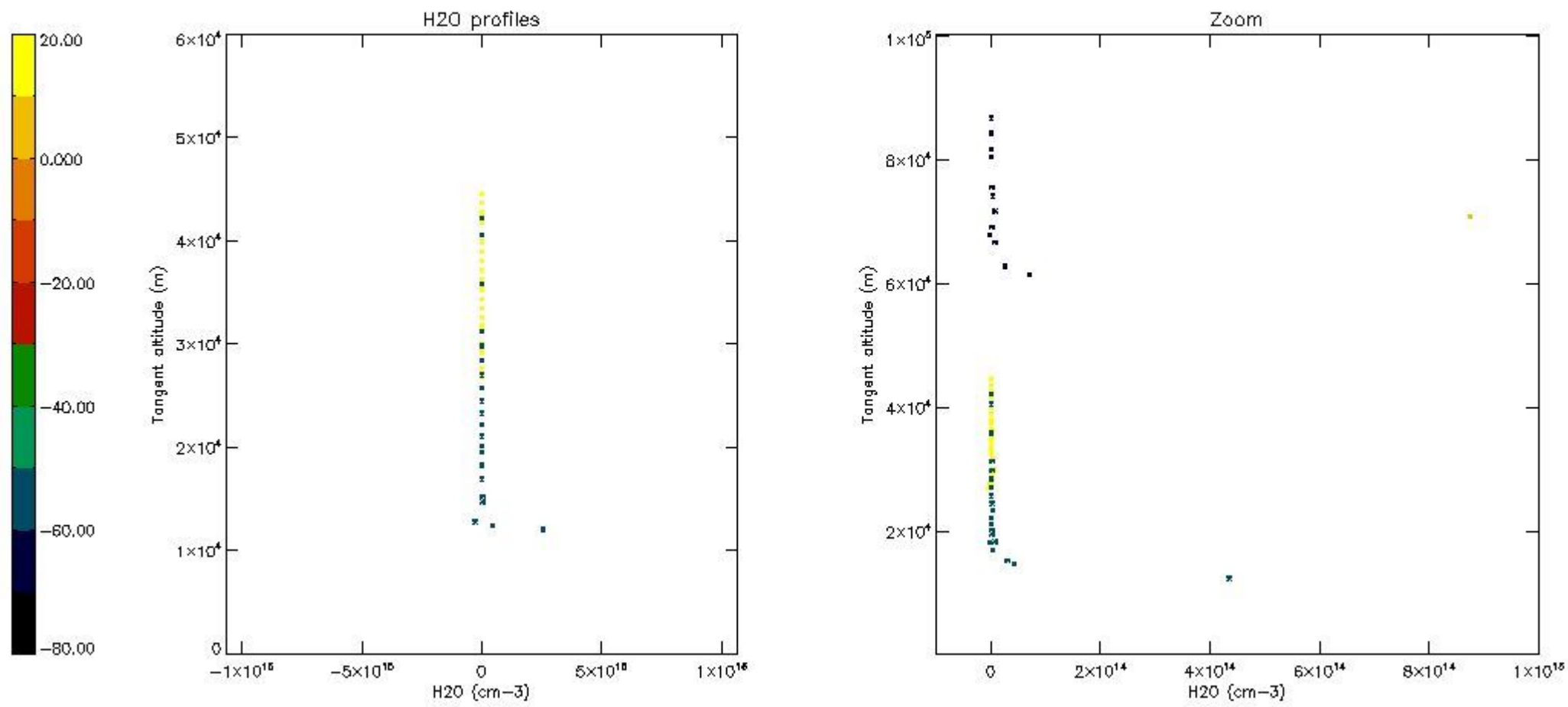
5.7 Plot NO3 profiles for all STD (dark without errors)

The colorbar represents the latitude.



5.8 Plot H2O profiles for all STD (only for occultations of stars 1,2,3,4,13,14,16,26,63 dark without errors)

The colorbar represents the latitude.



6. Auxiliary Data Files used for the production reported in section 2

The number reported in the third column indicates since which file (see list in section 2) the corresponding auxiliary file has been used. The fourth column is the date of those product files.

Type	Auxiliary Filename	Used since product	Used since product date
INST_PHYS_CHARACTERISTICS	GOM_INS_AXVIEC20091111_143220_20030716_120000_20500101_000000	1	22-APR-2004 00:02:44
LEVEL-2_PROC_CONFIG	GOM_PR2_AXVIEC20091111_152718_20020301_000000_20500101_000000	1	22-APR-2004 00:02:44
CROSS_SECTIONS_FILE	GOM_CRS_AXVIEC20091111_154832_20020301_000000_20500101_000000	1	22-APR-2004 00:02:44

GOMOS Level 2 Daily Report

SUMMARY

[1. General Info](#)

[2. Summary of processed GOM_NL_2P products](#)

[3. Level 2 Quality information per product](#)

[3.1 Plot of level 2 quality information per product \(time dependant\)](#)

[3.2 Plot of level 2 quality information per product \(world map\)](#)

[4. Level 1 Quality information per product \(stored on level 2 products\)](#)

[4.1 Plot of level 1 quality information per product \(time dependant\)](#)

[4.1.1 Plot of level 1 quality information per product \(time dependant\): ASCENDING](#)

[4.1.2 Plot of level 1 quality information per product \(time dependant\): DESCENDING](#)

[4.2 Plot of level 1 quality information per product \(world map\)](#)

[4.2.1 Plot of level 1 quality information per product \(world map\): ASCENDING](#)

[4.2.2 Plot of level 1 quality information per product \(world map\): DESCENDING](#)

[5. Ozone profiles based on quality statistics and other trace gas profiles](#)

[5.1 Ozone statistics based on quality of products](#)

[5.2 Plot ozone profiles for all STD \(dark without errors\)](#)

[5.3 Plot ozone profiles where STD < 20% \(dark without errors\)](#)

[5.4. Plot ozone profiles where STD < 10% \(dark without errors\)](#)

[5.5. Plot ozone profiles where STD < 5% \(dark without errors\)](#)

[5.6 Plot NO2 profiles for all STD \(dark without errors\)](#)

[5.7 Plot NO3 profiles for all STD \(dark without errors\)](#)

[5.8 Plot H2O profiles \(only for occultations of stars 1,2,3,4,13,14,16,26,63 dark without errors\) for all STD](#)

[6. Auxiliary Data Files used for the production reported in section 2](#)

This report presents the daily analysis on parameters extracted from GOMOS level 2 data (GOM_NL__2P). It is intended to monitor some important parameters that will impact the quality of these products. A list of level 2 products (and content) that have arrived during the reporting day to the PCF is also given.

Item	Value
Time of report generation	19APR2013 00:24:35
Data source version	GOMOS/6.01
Start time of products	22-04-2004 (22APR2004 00:00:00)
Stop time of products	23-04-2004 (23APR2004 00:00:00)
Store outputs in DB	Yes
Nb of level 2 prods	478
Nb of prods with errors	0

2. Summary of processed GOM_NL__2P products.

Nr	Filename	UTC Start time	Limb	Duration	Star Id	Star Name	Star Mag	Star Temp	Nb Meas	Orbit	Prod. error
1	GOM_NL__2PRFIN20040422_000244_000000702026_00131_11207_1779.N1	22-APR-2004 00:02:44	Dark	70.000	103	38Zet Sgr	2.6000	9700.0	140	11207	No
2	GOM_NL__2PRFIN20040422_000558_000000702026_00131_11207_1780.N1	22-APR-2004 00:05:58	Dark	69.500	38	20Eps Sgr	1.8360	11000.	139	11207	No
3	GOM_NL__2PRFIN20040422_000755_000000582026_00131_11207_1781.N1	22-APR-2004 00:07:55	Straylight	57.500	40	The Sco	1.8590	7100.0	115	11207	No
4	GOM_NL__2PRFIN20040422_001041_000000532026_00131_11207_1782.N1	22-APR-2004 00:10:41	Straylight	53.000	4	Alp1Cen	-0.010000	5800.0	106	11207	No
5	GOM_NL__2PRFIN20040422_001236_000000422026_00131_11207_1783.N1	22-APR-2004 00:12:36	Straylight	41.500	20	Bet Cru	1.2530	30000.	83	11207	No
6	GOM_NL__2PRFIN20040422_001359_000000452026_00131_11207_1784.N1	22-APR-2004 00:13:59	Straylight	45.000	78	Alp Lup	2.3040	28000.	90	11207	No
7	GOM_NL__2PRFIN20040422_001534_000000432026_00131_11207_1785.N1	22-APR-2004 00:15:34	Straylight	43.000	64	Gam Cen	2.2000	10600.	86	11207	No
8	GOM_NL__2PRFIN20040422_001717_000000882026_00131_11207_1786.N1	22-APR-2004 00:17:17	Tw_i_and_stray	87.500	16	21Alp Sco	1.0200	3000.0	175	11207	No
9	GOM_NL__2PRFIN20040422_002003_000000732026_00131_11207_1787.N1	22-APR-2004 00:20:03	Tw_i_and_stray	72.500	80	7Del Sco	2.3160	30000.	145	11207	No
10	GOM_NL__2PRFIN20040422_002215_000000452026_00131_11207_1788.N1	22-APR-2004 00:22:15	Tw_i_and_stray	45.000	169	46Gam Hya	2.9910	4700.0	90	11207	No
11	GOM_NL__2PRFIN20040422_002344_000000512026_00131_11207_1789.N1	22-APR-2004 00:23:44	Bright	50.500	122	9Alp2Lib	2.7470	9700.0	101	11207	No
12	GOM_NL__2PRFIN20040422_002544_000000432026_00131_11207_1790.N1	22-APR-2004 00:25:44	Bright	42.500	15	67Alp Vir	0.97600	28000.	85	11207	No
13	GOM_NL__2PRFIN20040422_002845_000000412026_00131_11207_1791.N1	22-APR-2004 00:28:45	Bright	41.000	121	29Gam Vir	2.7400	7200.0	82	11207	No
14	GOM_NL__2PRFIN20040422_003220_000000392026_00131_11207_1792.N1	22-APR-2004 00:32:20	Bright	39.000	138	47Eps Vir	2.8280	4700.0	78	11207	No
15	GOM_NL__2PRFIN20040422_003512_000000422026_00131_11207_1793.N1	22-APR-2004 00:35:12	Bright	42.000	111	8Eta Boo	2.6800	6000.0	84	11207	No
16	GOM_NL__2PRFIN20040422_004016_000000382026_00131_11207_1794.N1	22-APR-2004 00:40:16	Bright	37.500	152	12Alp2CVn	2.8900	11000.	75	11207	No
17	GOM_NL__2PRFIN20040422_004215_000000402026_00131_11207_1795.N1	22-APR-2004 00:42:15	Bright	40.000	174	52Psi UMa	3.0040	4400.0	80	11207	No
18	GOM_NL__2PRFIN20040422_004424_000000402026_00131_11207_1796.N1	22-APR-2004 00:44:24	Bright	39.500	87	64Gam UMa	2.4330	11000.	79	11207	No
19	GOM_NL__2PRFIN20040422_004655_000000422026_00131_11207_1797.N1	22-APR-2004 00:46:55	Bright	41.500	36	50Alp UMa	1.8000	6300.0	83	11207	No
20	GOM_NL__2PRFIN20040422_005133_000000402026_00131_11207_1798.N1	22-APR-2004 00:51:33	Bright	40.000	60	7Bet UMi	2.0810	3950.0	80	11207	No
21	GOM_NL__2PRFIN20040422_005449_000000392026_00131_11207_1799.N1	22-APR-2004 00:54:49	Bright	39.000	49	1Alp UMi	1.9900	6300.0	78	11207	No
22	GOM_NL__2PRFIN20040422_005759_000000662026_00131_11207_1800.N1	22-APR-2004 00:57:59	Bright	66.000	69	33Gam Dra	2.2310	3800.0	132	11207	No
23	GOM_NL__2PRFIN20040422_010147_000000422026_00131_11207_1801.N1	22-APR-2004 01:01:47	Bright	41.500	89	5Alp Cep	2.4510	8000.0	83	11207	No
24	GOM_NL__2PRFIN20040422_010322_000000362026_00131_11207_1802.N1	22-APR-2004 01:03:22	Bright	36.000	74	11Bet Cas	2.2680	6600.0	72	11207	No
25	GOM_NL__2PRFIN20040422_010641_000001392026_00131_11207_1803.N1	22-APR-2004 01:06:41	Bright	138.50	5	3Alp Lyr	0.033000	11000.	277	11207	No
26	GOM_NL__2PRFIN20040422_011150_000000612026_00131_11207_1804.N1	22-APR-2004 01:11:50	Tw_i_and_stray	61.000	92	53Eps Cyg	2.5000	4500.0	122	11207	No
27	GOM_NL__2PRFIN20040422_011625_000000442026_00131_11207_1805.N1	22-APR-2004 01:16:25	Tw_i_and_stray	44.000	90	54Alp Peg	2.4870	11000.	88	11207	No
28	GOM_NL__2PRFIN20040422_011954_000000582026_00131_11207_1806.N1	22-APR-2004 01:19:54	Dark	58.000	61	8Eps Peg	2.1000	3900.0	116	11207	No
29	GOM_NL__2PRFIN20040422_012221_000000512026_00131_11207_1807.N1	22-APR-2004 01:22:21	Dark	51.000	162	34Alp Aqr	2.9440	5350.0	102	11207	No
30	GOM_NL__2PRFIN20040422_012522_000000592026_00131_11207_1808.N1	22-APR-2004 01:25:22	Dark	59.000	154	22Bet Aqr	2.8990	5700.0	118	11207	No
31	GOM_NL__2PRFIN20040422_012856_000000482026_00131_11207_1809.N1	22-APR-2004 01:28:56	Dark	48.000	18	24Alp PsA	1.1660	9700.0	96	11207	No
32	GOM_NL__2PRFIN20040422_013433_000000452026_00131_11207_1810.N1	22-APR-2004 01:34:33	Dark	45.000	31	Alp Gru	1.7340	15200.	90	11207	No
33	GOM_NL__2PRFIN20040422_013732_000000412026_00131_11207_1811.N1	22-APR-2004 01:37:32	Dark	40.500	148	Alp Tuc	2.8780	4100.0	81	11207	No
34	GOM_NL__2PRFIN20040422_013947_000000422026_00132_11208_1778.N1	22-APR-2004 01:39:47	Dark	41.500	45	Alp Pav	1.9400	26000.	83	11208	No
35	GOM_NL__2PRFIN20040422_014321_000000692026_00132_11208_1779.N1	22-APR-2004 01:43:21	Dark	68.500	103	38Zet Sgr	2.6000	9700.0	137	11208	No
36	GOM_NL__2PRFIN20040422_014636_000000722026_00132_11208_1780.N1	22-APR-2004 01:46:36	Dark	72.000	38	20Eps Sgr	1.8360	11000.	144	11208	No
37	GOM_NL__2PRFIN20040422_014832_000000612026_00132_11208_1781.N1	22-APR-2004 01:48:32	Straylight	61.000	40	The Sco	1.8590	7100.0	122	11208	No
38	GOM_NL__2PRFIN20040422_015118_000000452026_00132_11208_1782.N1	22-APR-2004 01:51:18	Straylight	44.500	4	Alp1Cen	-0.010000	5800.0	89	11208	No
39	GOM_NL__2PRFIN20040422_015311_000000442026_00132_11208_1783.N1	22-APR-2004 01:53:11	Straylight	43.500	20	Bet Cru	1.2530	30000.	87	11208	No
40	GOM_NL__2PRFIN20040422_015436_000000432026_00132_11208_1784.N1	22-APR-2004 01:54:36	Straylight	43.000	78	Alp Lup	2.3040	28000.	86	11208	No
41	GOM_NL__2PRFIN20040422_015610_000000402026_00132_11208_1785.N1	22-APR-2004 01:56:10	Straylight	40.000	64	Gam Cen	2.2000	10600.	80	11208	No
42	GOM_NL__2PRFIN20040422_015753_000000862026_00132_11208_1786.N1	22-APR-2004 01:57:53	Tw_i_and_stray	86.000	16	21Alp Sco	1.0200	3000.0	172	11208	No

43	GOM_NL__2PRFIN20040422_020040_000000722026_00132_11208_1787.N1	22-APR-2004 02:00:40	Tw_i_and_stray	71.500	80	7Del Sco	2.3160	30000.	143	11208	No
44	GOM_NL__2PRFIN20040422_020251_000000462026_00132_11208_1788.N1	22-APR-2004 02:02:51	Tw_i_and_stray	46.000	169	46Gam Hya	2.9910	4700.0	92	11208	No
45	GOM_NL__2PRFIN20040422_020420_000000502026_00132_11208_1789.N1	22-APR-2004 02:04:20	Bright	50.000	122	9Alp2Lib	2.7470	9700.0	100	11208	No
46	GOM_NL__2PRFIN20040422_020619_000000452026_00132_11208_1790.N1	22-APR-2004 02:06:19	Bright	44.500	15	67Alp Vir	0.97600	28000.	89	11208	No
47	GOM_NL__2PRFIN20040422_020923_000000392026_00132_11208_1791.N1	22-APR-2004 02:09:23	Bright	38.500	121	29Gam Vir	2.7400	7200.0	77	11208	No
48	GOM_NL__2PRFIN20040422_021256_000000392026_00132_11208_1792.N1	22-APR-2004 02:12:56	Bright	39.000	138	47Eps Vir	2.8280	4700.0	78	11208	No
49	GOM_NL__2PRFIN20040422_021547_000000442026_00132_11208_1793.N1	22-APR-2004 02:15:47	Bright	43.500	111	8Eta Boo	2.6800	6000.0	87	11208	No
50	GOM_NL__2PRFIN20040422_022051_000000412026_00132_11208_1794.N1	22-APR-2004 02:20:51	Bright	40.500	152	12Alp2CVn	2.8900	11000.	81	11208	No
51	GOM_NL__2PRFIN20040422_022253_000000402026_00132_11208_1795.N1	22-APR-2004 02:22:53	Bright	40.000	174	52Psi UMa	3.0040	4400.0	80	11208	No
52	GOM_NL__2PRFIN20040422_022502_000000362026_00132_11208_1796.N1	22-APR-2004 02:25:02	Bright	36.000	87	64Gam UMa	2.4330	11000.	72	11208	No
53	GOM_NL__2PRFIN20040422_022731_000000402026_00132_11208_1797.N1	22-APR-2004 02:27:31	Bright	39.500	36	50Alp UMa	1.8000	6300.0	79	11208	No
54	GOM_NL__2PRFIN20040422_023209_000000412026_00132_11208_1798.N1	22-APR-2004 02:32:09	Bright	41.000	60	7Bet UMi	2.0810	3950.0	82	11208	No
55	GOM_NL__2PRFIN20040422_023523_000000412026_00132_11208_1799.N1	22-APR-2004 02:35:23	Bright	41.000	49	1Alp UMi	1.9900	6300.0	82	11208	No
56	GOM_NL__2PRFIN20040422_023833_000000672026_00132_11208_1800.N1	22-APR-2004 02:38:33	Bright	67.000	69	33Gam Dra	2.2310	3800.0	134	11208	No
57	GOM_NL__2PRFIN20040422_024223_000000412026_00132_11208_1801.N1	22-APR-2004 02:42:23	Bright	41.000	89	5Alp Cep	2.4510	8000.0	82	11208	No
58	GOM_NL__2PRFIN20040422_024357_000000382026_00132_11208_1802.N1	22-APR-2004 02:43:57	Bright	37.500	74	11Bet Cas	2.2680	6600.0	75	11208	No
59	GOM_NL__2PRFIN20040422_024716_000001292026_00132_11208_1803.N1	22-APR-2004 02:47:16	Bright	128.50	5	3Alp Lyr	0.033000	11000.	257	11208	No
60	GOM_NL__2PRFIN20040422_025226_000000692026_00132_11208_1804.N1	22-APR-2004 02:52:26	Tw_i_and_stray	69.000	92	53Eps Cyg	2.5000	4500.0	138	11208	No
61	GOM_NL__2PRFIN20040422_025702_000000462026_00132_11208_1805.N1	22-APR-2004 02:57:02	Tw_i_and_stray	45.500	90	54Alp Peg	2.4870	11000.	91	11208	No
62	GOM_NL__2PRFIN20040422_030030_000000582026_00132_11208_1806.N1	22-APR-2004 03:00:30	Dark	58.000	61	8Eps Peg	2.1000	3900.0	116	11208	No
63	GOM_NL__2PRFIN20040422_030257_000000512026_00132_11208_1807.N1	22-APR-2004 03:02:57	Dark	51.000	162	34Alp Aqr	2.9440	5350.0	102	11208	No
64	GOM_NL__2PRFIN20040422_030559_000000562026_00132_11208_1808.N1	22-APR-2004 03:05:59	Dark	55.500	154	22Bet Aqr	2.8990	5700.0	111	11208	No
65	GOM_NL__2PRFIN20040422_030931_000000482026_00132_11208_1809.N1	22-APR-2004 03:09:31	Dark	47.500	18	24Alp PsA	1.1660	9700.0	95	11208	No
66	GOM_NL__2PRFIN20040422_031507_000000472026_00132_11208_1810.N1	22-APR-2004 03:15:07	Dark	47.000	31	Alp Gru	1.7340	15200.	94	11208	No
67	GOM_NL__2PRFIN20040422_031806_000000452026_00132_11208_1811.N1	22-APR-2004 03:18:06	Dark	44.500	148	Alp Tuc	2.8780	4100.0	89	11208	No
68	GOM_NL__2PRFIN20040422_032024_000000422026_00133_11209_1778.N1	22-APR-2004 03:20:24	Dark	41.500	45	Alp Pav	1.9400	26000.	83	11209	No
69	GOM_NL__2PRFIN20040422_032359_000000692026_00133_11209_1779.N1	22-APR-2004 03:23:59	Dark	68.500	103	38Zet Sgr	2.6000	9700.0	137	11209	No
70	GOM_NL__2PRFIN20040422_032713_000000662026_00133_11209_1780.N1	22-APR-2004 03:27:13	Dark	66.000	38	20Eps Sgr	1.8360	11000.	132	11209	No
71	GOM_NL__2PRFIN20040422_032909_000000602026_00133_11209_1781.N1	22-APR-2004 03:29:09	Straylight	59.500	40	The Sco	1.8590	7100.0	119	11209	No
72	GOM_NL__2PRFIN20040422_033155_000000462026_00133_11209_1782.N1	22-APR-2004 03:31:55	Straylight	45.500	4	Alp1Cen	-0.010000	5800.0	91	11209	No
73	GOM_NL__2PRFIN20040422_033348_000000412026_00133_11209_1783.N1	22-APR-2004 03:33:48	Straylight	40.500	20	Bet Cru	1.2530	30000.	81	11209	No
74	GOM_NL__2PRFIN20040422_033513_000000442026_00133_11209_1784.N1	22-APR-2004 03:35:13	Straylight	43.500	78	Alp Lup	2.3040	28000.	87	11209	No
75	GOM_NL__2PRFIN20040422_033646_000000412026_00133_11209_1785.N1	22-APR-2004 03:36:46	Straylight	41.000	64	Gam Cen	2.2000	10600.	82	11209	No
76	GOM_NL__2PRFIN20040422_033830_000000932026_00133_11209_1786.N1	22-APR-2004 03:38:30	Tw_i_and_stray	92.500	16	21Alp Sco	1.0200	3000.0	185	11209	No
77	GOM_NL__2PRFIN20040422_034116_000000742026_00133_11209_1787.N1	22-APR-2004 03:41:16	Tw_i_and_stray	74.000	80	7Del Sco	2.3160	30000.	148	11209	No
78	GOM_NL__2PRFIN20040422_034330_000000432026_00133_11209_1788.N1	22-APR-2004 03:43:30	Tw_i_and_stray	42.500	169	46Gam Hya	2.9910	4700.0	85	11209	No
79	GOM_NL__2PRFIN20040422_034456_000000512026_00133_11209_1789.N1	22-APR-2004 03:44:56	Bright	50.500	122	9Alp2Lib	2.7470	9700.0	101	11209	No
80	GOM_NL__2PRFIN20040422_034658_000000432026_00133_11209_1790.N1	22-APR-2004 03:46:58	Bright	43.000	15	67Alp Vir	0.97600	28000.	86	11209	No
81	GOM_NL__2PRFIN20040422_035000_000000382026_00133_11209_1791.N1	22-APR-2004 03:50:00	Bright	37.500	121	29Gam Vir	2.7400	7200.0	75	11209	No
82	GOM_NL__2PRFIN20040422_035332_000000392026_00133_11209_1792.N1	22-APR-2004 03:53:32	Bright	39.000	138	47Eps Vir	2.8280	4700.0	78	11209	No
83	GOM_NL__2PRFIN20040422_035623_000000442026_00133_11209_1793.N1	22-APR-2004 03:56:23	Bright	43.500	111	8Eta Boo	2.6800	6000.0	87	11209	No
84	GOM_NL__2PRFIN20040422_040128_000000372026_00133_11209_1794.N1	22-APR-2004 04:01:28	Bright	37.000	152	12Alp2CVn	2.8900	11000.	74	11209	No
85	GOM_NL__2PRFIN20040422_040330_000000382026_00133_11209_1795.N1	22-APR-2004 04:03:30	Bright	38.000	174	52Psi UMa	3.0040	4400.0	76	11209	No
86	GOM_NL__2PRFIN20040422_040539_000000372026_00133_11209_1796.N1	22-APR-2004 04:05:39	Bright	36.500	87	64Gam UMa	2.4330	11000.	73	11209	No
87	GOM_NL__2PRFIN20040422_040810_000000362026_00133_11209_1797.N1	22-APR-2004 04:08:10	Bright	35.500	36	50Alp UMa	1.8000	6300.0	71	11209	No
88	GOM_NL__2PRFIN20040422_041246_000000412026_00133_11209_1798.N1	22-APR-2004 04:12:46	Bright	40.500	60	7Bet UMi	2.0810	3950.0	81	11209	No
89	GOM_NL__2PRFIN20040422_041602_000000352026_00133_11209_1799.N1	22-APR-2004 04:16:02	Bright	35.000	49	1Alp UMi	1.9900	6300.0	70	11209	No
90	GOM_NL__2PRFIN20040422_041908_000000662026_00133_11209_1800.N1	22-APR-2004 04:19:08	Bright	66.000	69	33Gam Dra	2.2310	3800.0	132	11209	No
91	GOM_NL__2PRFIN20040422_042258_000000432026_00133_11209_1801.N1	22-APR-2004 04:22:58	Bright	43.000	89	5Alp Cep	2.4510	8000.0	86	11209	No
92	GOM_NL__2PRFIN20040422_042434_000000372026_00133_11209_1802.N1	22-APR-2004 04:24:34	Bright	36.500	74	11Bet Cas	2.2680	6600.0	73	11209	No
93	GOM_NL__2PRFIN20040422_042750_000001372026_00133_11209_1803.N1	22-APR-2004 04:27:50	Bright	137.00	5	3Alp Lyr	0.033000	11000.	274	11209	No
94	GOM_NL__2PRFIN20040422_043302_000000692026_00133_11209_1804.N1	22-APR-2004 04:33:02	Tw_i_and_stray	68.500	92	53Eps Cyg	2.5000	4500.0	137	11209	No
95	GOM_NL__2PRFIN20040422_043738_000000462026_00133_11209_1805.N1	22-APR-2004 04:37:38	Tw_i_and_stray	45.500	90	54Alp Peg	2.4870	11000.	91	11209	No
96	GOM_NL__2PRFIN20040422_044107_000000572026_00133_11209_1806.N1	22-APR-2004 04:41:07	Dark	57.000	61	8Eps Peg	2.1000	3900.0	114	11209	No
97	GOM_NL__2PRFIN20040422_044335_000000512026_00133_11209_1807.N1	22-APR-2004 04:43:35	Dark	50.500	162	34Alp Aqr	2.9440	5350.0	101	11209	No
98	GOM_NL__2PRFIN20040422_044636_000000562026_00133_11209_1808.N1	22-APR-2004 04:46:36	Dark	56.000	154	22Bet Aqr	2.8990	5700.0	112	11209	No
99	GOM_NL__2PRFIN20040422_045010_000000422026_00133_11209_1809.N1	22-APR-2004 04:50:10	Dark	41.500	18	24Alp PsA	1.1660	9700.0	83	11209	No
100	GOM_NL__2PRFIN20040422_045546_000000442026_00133_11209_1810.N1	22-APR-2004 04:55:46	Dark	43.500	31	Alp Gru	1.7340	15200.	87	11209	No
101	GOM_NL__2PRFIN20040422_045844_000000452026_00133_11209_1811.N1	22-APR-2004 04:58:44	Dark	44.500	148	Alp Tuc	2.8780	4100.0	89	11209	No

102	GOM_NL__2PRFIN20040422_050101_000000422026_00134_11210_1778.N1	22-APR-2004 05:01:01	Dark	41.500	45	Alp Pav	1.9400	26000.	83	11210	No
103	GOM_NL__2PRFIN20040422_050436_000000712026_00134_11210_1779.N1	22-APR-2004 05:04:36	Dark	70.500	103	38Zet Sgr	2.6000	9700.0	141	11210	No
104	GOM_NL__2PRFIN20040422_050806_000000462026_00134_11210_1780.N1	22-APR-2004 05:08:06	Dark	46.000	43	Alp TrA	1.9100	4250.0	92	11210	No
105	GOM_NL__2PRFIN20040422_050946_000000672026_00134_11210_1781.N1	22-APR-2004 05:09:46	Straylight	67.000	40	The Sco	1.8590	7100.0	134	11210	No
106	GOM_NL__2PRFIN20040422_051230_000000442026_00134_11210_1782.N1	22-APR-2004 05:12:30	Straylight	44.000	4	Alp1Cen	-0.010000	5800.0	88	11210	No
107	GOM_NL__2PRFIN20040422_051515_000000522026_00134_11210_1783.N1	22-APR-2004 05:15:15	Straylight	51.500	26	Gam Cru	1.6240	2900.0	103	11210	No
108	GOM_NL__2PRFIN20040422_051722_000000392026_00134_11210_1784.N1	22-APR-2004 05:17:22	Straylight	39.000	64	Gam Cen	2.2000	10600.	78	11210	No
109	GOM_NL__2PRFIN20040422_051907_000000902026_00134_11210_1785.N1	22-APR-2004 05:19:07	Twi_and_stray	90.000	16	21Alp Sco	1.0200	3000.0	180	11210	No
110	GOM_NL__2PRFIN20040422_052152_000000762026_00134_11210_1786.N1	22-APR-2004 05:21:52	Twi_and_stray	75.500	80	7Del Sco	2.3160	30000.	151	11210	No
111	GOM_NL__2PRFIN20040422_052406_000000452026_00134_11210_1787.N1	22-APR-2004 05:24:06	Twi_and_stray	45.000	169	46Gam Hya	2.9910	4700.0	90	11210	No
112	GOM_NL__2PRFIN20040422_052532_000000502026_00134_11210_1788.N1	22-APR-2004 05:25:32	Bright	49.500	122	9Alp2Lib	2.7470	9700.0	99	11210	No
113	GOM_NL__2PRFIN20040422_052734_000000432026_00134_11210_1789.N1	22-APR-2004 05:27:34	Bright	42.500	15	67Alp Vir	0.97600	28000.	85	11210	No
114	GOM_NL__2PRFIN20040422_053036_000000382026_00134_11210_1790.N1	22-APR-2004 05:30:36	Bright	37.500	121	29Gam Vir	2.7400	7200.0	75	11210	No
115	GOM_NL__2PRFIN20040422_053408_000000382026_00134_11210_1791.N1	22-APR-2004 05:34:08	Bright	38.000	138	47Eps Vir	2.8280	4700.0	76	11210	No
116	GOM_NL__2PRFIN20040422_053658_000000442026_00134_11210_1792.N1	22-APR-2004 05:36:58	Bright	43.500	111	8Eta Boo	2.6800	6000.0	87	11210	No
117	GOM_NL__2PRFIN20040422_054204_000000382026_00134_11210_1793.N1	22-APR-2004 05:42:04	Bright	37.500	152	12Alp2CVn	2.8900	11000.	75	11210	No
118	GOM_NL__2PRFIN20040422_054407_000000352026_00134_11210_1794.N1	22-APR-2004 05:44:07	Bright	35.000	174	52Psi UMa	3.0040	4400.0	70	11210	No
119	GOM_NL__2PRFIN20040422_054615_000000362026_00134_11210_1795.N1	22-APR-2004 05:46:15	Bright	36.000	87	64Gam UMa	2.4330	11000.	72	11210	No
120	GOM_NL__2PRFIN20040422_054847_000000382026_00134_11210_1796.N1	22-APR-2004 05:48:47	Bright	37.500	36	50Alp UMa	1.8000	6300.0	75	11210	No
121	GOM_NL__2PRFIN20040422_055321_000000412026_00134_11210_1797.N1	22-APR-2004 05:53:21	Bright	40.500	60	7Bet UMi	2.0810	3950.0	81	11210	No
122	GOM_NL__2PRFIN20040422_055638_000000372026_00134_11210_1798.N1	22-APR-2004 05:56:38	Bright	36.500	49	1Alp UMi	1.9900	6300.0	73	11210	No
123	GOM_NL__2PRFIN20040422_055943_000000632026_00134_11210_1799.N1	22-APR-2004 05:59:43	Bright	63.000	69	33Gam Dra	2.2310	3800.0	126	11210	No
124	GOM_NL__2PRFIN20040422_060333_000000442026_00134_11210_1800.N1	22-APR-2004 06:03:33	Bright	43.500	89	5Alp Cep	2.4510	8000.0	87	11210	No
125	GOM_NL__2PRFIN20040422_060510_000000372026_00134_11210_1801.N1	22-APR-2004 06:05:10	Bright	37.000	74	11Bet Cas	2.2680	6600.0	74	11210	No
126	GOM_NL__2PRFIN20040422_060825_000001452026_00134_11210_1802.N1	22-APR-2004 06:08:25	Bright	145.00	5	3Alp Lyr	0.033000	11000.	290	11210	No
127	GOM_NL__2PRFIN20040422_061338_000000692026_00134_11210_1803.N1	22-APR-2004 06:13:38	Twi_and_stray	69.000	92	53Eps Cyg	2.5000	4500.0	138	11210	No
128	GOM_NL__2PRFIN20040422_061815_000000452026_00134_11210_1804.N1	22-APR-2004 06:18:15	Twi_and_stray	45.000	90	54Alp Peg	2.4870	11000.	90	11210	No
129	GOM_NL__2PRFIN20040422_062144_000000582026_00134_11210_1805.N1	22-APR-2004 06:21:44	Dark	57.500	61	8Eps Peg	2.1000	3900.0	115	11210	No
130	GOM_NL__2PRFIN20040422_062411_000000532026_00134_11210_1806.N1	22-APR-2004 06:24:11	Dark	53.000	162	34Alp Aqr	2.9440	5350.0	106	11210	No
131	GOM_NL__2PRFIN20040422_062713_000000552026_00134_11210_1807.N1	22-APR-2004 06:27:13	Dark	54.500	154	22Bet Aqr	2.8990	5700.0	109	11210	No
132	GOM_NL__2PRFIN20040422_063046_000000502026_00134_11210_1808.N1	22-APR-2004 06:30:46	Dark	50.000	18	24Alp PsA	1.1660	9700.0	100	11210	No
133	GOM_NL__2PRFIN20040422_063622_000000412026_00134_11210_1809.N1	22-APR-2004 06:36:22	Dark	40.500	31	Alp Gru	1.7340	15200.	81	11210	No
134	GOM_NL__2PRFIN20040422_063921_000000412026_00134_11210_1810.N1	22-APR-2004 06:39:21	Dark	40.500	148	Alp Tuc	2.8780	4100.0	81	11210	No
135	GOM_NL__2PRFIN20040422_064138_000000422026_00135_11211_1778.N1	22-APR-2004 06:41:38	Dark	41.500	45	Alp Pav	1.9400	26000.	83	11211	No
136	GOM_NL__2PRFIN20040422_064514_000000712026_00135_11211_1779.N1	22-APR-2004 06:45:14	Dark	71.000	103	38Zet Sgr	2.6000	9700.0	142	11211	No
137	GOM_NL__2PRFIN20040422_064843_000000402026_00135_11211_1780.N1	22-APR-2004 06:48:43	Dark	39.500	43	Alp TrA	1.9100	4250.0	79	11211	No
138	GOM_NL__2PRFIN20040422_065024_000000582026_00135_11211_1781.N1	22-APR-2004 06:50:24	Straylight	58.000	40	The Sco	1.8590	7100.0	116	11211	No
139	GOM_NL__2PRFIN20040422_065308_000000532026_00135_11211_1782.N1	22-APR-2004 06:53:08	Straylight	53.000	4	Alp1Cen	-0.010000	5800.0	106	11211	No
140	GOM_NL__2PRFIN20040422_065551_000000432026_00135_11211_1783.N1	22-APR-2004 06:55:51	Straylight	42.500	26	Gam Cru	1.6240	2900.0	85	11211	No
141	GOM_NL__2PRFIN20040422_065759_000000402026_00135_11211_1784.N1	22-APR-2004 06:57:59	Straylight	39.500	64	Gam Cen	2.2000	10600.	79	11211	No
142	GOM_NL__2PRFIN20040422_065943_000000882026_00135_11211_1785.N1	22-APR-2004 06:59:43	Twi_and_stray	88.000	16	21Alp Sco	1.0200	3000.0	176	11211	No
143	GOM_NL__2PRFIN20040422_070228_000000732026_00135_11211_1786.N1	22-APR-2004 07:02:28	Twi_and_stray	73.000	80	7Del Sco	2.3160	30000.	146	11211	No
144	GOM_NL__2PRFIN20040422_070442_000000432026_00135_11211_1787.N1	22-APR-2004 07:04:42	Twi_and_stray	43.000	169	46Gam Hya	2.9910	4700.0	86	11211	No
145	GOM_NL__2PRFIN20040422_070609_000000512026_00135_11211_1788.N1	22-APR-2004 07:06:09	Bright	50.500	122	9Alp2Lib	2.7470	9700.0	101	11211	No
146	GOM_NL__2PRFIN20040422_070810_000000432026_00135_11211_1789.N1	22-APR-2004 07:08:10	Bright	42.500	15	67Alp Vir	0.97600	28000.	85	11211	No
147	GOM_NL__2PRFIN20040422_071112_000000382026_00135_11211_1790.N1	22-APR-2004 07:11:12	Bright	38.000	121	29Gam Vir	2.7400	7200.0	76	11211	No
148	GOM_NL__2PRFIN20040422_071445_000000382026_00135_11211_1791.N1	22-APR-2004 07:14:45	Bright	38.000	138	47Eps Vir	2.8280	4700.0	76	11211	No
149	GOM_NL__2PRFIN20040422_071734_000000452026_00135_11211_1792.N1	22-APR-2004 07:17:34	Bright	44.500	111	8Eta Boo	2.6800	6000.0	89	11211	No
150	GOM_NL__2PRFIN20040422_072240_000000382026_00135_11211_1793.N1	22-APR-2004 07:22:40	Bright	38.000	152	12Alp2CVn	2.8900	11000.	76	11211	No
151	GOM_NL__2PRFIN20040422_072443_000000362026_00135_11211_1794.N1	22-APR-2004 07:24:43	Bright	36.000	174	52Psi UMa	3.0040	4400.0	72	11211	No
152	GOM_NL__2PRFIN20040422_072652_000000362026_00135_11211_1795.N1	22-APR-2004 07:26:52	Bright	35.500	87	64Gam UMa	2.4330	11000.	71	11211	No
153	GOM_NL__2PRFIN20040422_072923_000000392026_00135_11211_1796.N1	22-APR-2004 07:29:23	Bright	38.500	36	50Alp UMa	1.8000	6300.0	77	11211	No
154	GOM_NL__2PRFIN20040422_073357_000000392026_00135_11211_1797.N1	22-APR-2004 07:33:57	Bright	39.000	60	7Bet UMi	2.0810	3950.0	78	11211	No
155	GOM_NL__2PRFIN20040422_073714_000000342026_00135_11211_1798.N1	22-APR-2004 07:37:14	Bright	33.500	49	1Alp UMi	1.9900	6300.0	67	11211	No
156	GOM_NL__2PRFIN20040422_074018_000000682026_00135_11211_1799.N1	22-APR-2004 07:40:18	Bright	67.500	69	33Gam Dra	2.2310	3800.0	135	11211	No
157	GOM_NL__2PRFIN20040422_074410_000000422026_00135_11211_1800.N1	22-APR-2004 07:44:10	Bright	42.000	89	5Alp Cep	2.4510	8000.0	84	11211	No
158	GOM_NL__2PRFIN20040422_074546_000000522026_00135_11211_1801.N1	22-APR-2004 07:45:46	Bright	52.000	74	11Bet Cas	2.2680	6600.0	104	11211	No
159	GOM_NL__2PRFIN20040422_074900_000001412026_00135_11211_1802.N1	22-APR-2004 07:49:00	Bright	140.50	5	3Alp Lyr	0.033000	11000.	281	11211	No
160	GOM_NL__2PRFIN20040422_075414_000000742026_00135_11211_1803.N1	22-APR-2004 07:54:14	Twi_and_stray	74.000	92	53Eps Cyg	2.5000	4500.0	148	11211	No

161	GOM_NL__2PRFIN20040422_075850_000000452026_00135_11211_1804.N1	22-APR-2004 07:58:50	Twilight	44.500	90	54Alp Peg	2.4870	11000.	89	11211	No
162	GOM_NL__2PRFIN20040422_080220_000000612026_00135_11211_1805.N1	22-APR-2004 08:02:20	Dark	60.500	61	8Eps Peg	2.1000	3900.0	121	11211	No
163	GOM_NL__2PRFIN20040422_080448_000000452026_00135_11211_1806.N1	22-APR-2004 08:04:48	Dark	44.500	162	34Alp Aqr	2.9440	5350.0	89	11211	No
164	GOM_NL__2PRFIN20040422_080750_000000542026_00135_11211_1807.N1	22-APR-2004 08:07:50	Dark	54.000	154	22Bet Aqr	2.8990	5700.0	108	11211	No
165	GOM_NL__2PRFIN20040422_081123_000000472026_00135_11211_1808.N1	22-APR-2004 08:11:23	Dark	47.000	18	24Alp PsA	1.1660	9700.0	94	11211	No
166	GOM_NL__2PRFIN20040422_081659_000000452026_00135_11211_1809.N1	22-APR-2004 08:16:59	Dark	44.500	31	Alp Gru	1.7340	15200.	89	11211	No
167	GOM_NL__2PRFIN20040422_081958_000000412026_00135_11211_1810.N1	22-APR-2004 08:19:58	Dark	40.500	148	Alp Tuc	2.8780	4100.0	81	11211	No
168	GOM_NL__2PRFIN20040422_082214_000000412026_00136_11212_1778.N1	22-APR-2004 08:22:14	Dark	40.500	45	Alp Pav	1.9400	26000.	81	11212	No
169	GOM_NL__2PRFIN20040422_082551_000000682026_00136_11212_1779.N1	22-APR-2004 08:25:51	Dark	67.500	103	38Zet Sgr	2.6000	9700.0	135	11212	No
170	GOM_NL__2PRFIN20040422_082919_000000502026_00136_11212_1780.N1	22-APR-2004 08:29:19	Dark	50.000	43	Alp TrA	1.9100	4250.0	100	11212	No
171	GOM_NL__2PRFIN20040422_083101_000000572026_00136_11212_1781.N1	22-APR-2004 08:31:01	Straylight	56.500	40	The Sco	1.8590	7100.0	113	11212	No
172	GOM_NL__2PRFIN20040422_083344_000000532026_00136_11212_1782.N1	22-APR-2004 08:33:44	Straylight	52.500	4	Alp1Cen	-0.010000	5800.0	105	11212	No
173	GOM_NL__2PRFIN20040422_083627_000000432026_00136_11212_1783.N1	22-APR-2004 08:36:27	Straylight	42.500	26	Gam Cru	1.6240	2900.0	85	11212	No
174	GOM_NL__2PRFIN20040422_083836_000000422026_00136_11212_1784.N1	22-APR-2004 08:38:36	Straylight	41.500	64	Gam Cen	2.2000	10600.	83	11212	No
175	GOM_NL__2PRFIN20040422_084019_000000842026_00136_11212_1785.N1	22-APR-2004 08:40:19	Twilight	83.500	16	21Alp Sco	1.0200	3000.0	167	11212	No
176	GOM_NL__2PRFIN20040422_084305_000000752026_00136_11212_1786.N1	22-APR-2004 08:43:05	Twilight	75.000	80	7Del Sco	2.3160	30000.	150	11212	No
177	GOM_NL__2PRFIN20040422_084519_000000452026_00136_11212_1787.N1	22-APR-2004 08:45:19	Twilight	44.500	169	46Gam Hya	2.9910	4700.0	89	11212	No
178	GOM_NL__2PRFIN20040422_084645_000000502026_00136_11212_1788.N1	22-APR-2004 08:46:45	Bright	50.000	122	9Alp2Lib	2.7470	9700.0	100	11212	No
179	GOM_NL__2PRFIN20040422_084846_000000412026_00136_11212_1789.N1	22-APR-2004 08:48:46	Bright	40.500	15	67Alp Vir	0.97600	28000.	81	11212	No
180	GOM_NL__2PRFIN20040422_085148_000000382026_00136_11212_1790.N1	22-APR-2004 08:51:48	Bright	37.500	121	29Gam Vir	2.7400	7200.0	75	11212	No
181	GOM_NL__2PRFIN20040422_085520_000000382026_00136_11212_1791.N1	22-APR-2004 08:55:20	Bright	38.000	138	47Eps Vir	2.8280	4700.0	76	11212	No
182	GOM_NL__2PRFIN20040422_085810_000000422026_00136_11212_1792.N1	22-APR-2004 08:58:10	Bright	42.000	111	8Eta Boo	2.6800	6000.0	84	11212	No
183	GOM_NL__2PRFIN20040422_090315_000000382026_00136_11212_1793.N1	22-APR-2004 09:03:15	Bright	37.500	152	12Alp2CVn	2.8900	11000.	75	11212	No
184	GOM_NL__2PRFIN20040422_090519_000000382026_00136_11212_1794.N1	22-APR-2004 09:05:19	Bright	37.500	174	52Psi UMa	3.0040	4400.0	75	11212	No
185	GOM_NL__2PRFIN20040422_090728_000000372026_00136_11212_1795.N1	22-APR-2004 09:07:28	Bright	36.500	87	64Gam UMa	2.4330	11000.	73	11212	No
186	GOM_NL__2PRFIN20040422_090959_000000382026_00136_11212_1796.N1	22-APR-2004 09:09:59	Bright	38.000	36	50Alp UMa	1.8000	6300.0	76	11212	No
187	GOM_NL__2PRFIN20040422_091433_000000372026_00136_11212_1797.N1	22-APR-2004 09:14:33	Bright	37.000	60	7Bet UMi	2.0810	3950.0	74	11212	No
188	GOM_NL__2PRFIN20040422_091750_000000372026_00136_11212_1798.N1	22-APR-2004 09:17:50	Bright	37.000	49	1Alp UMi	1.9900	6300.0	74	11212	No
189	GOM_NL__2PRFIN20040422_092052_000000642026_00136_11212_1799.N1	22-APR-2004 09:20:52	Bright	64.000	69	33Gam Dra	2.2310	3800.0	128	11212	No
190	GOM_NL__2PRFIN20040422_092446_000000422026_00136_11212_1800.N1	22-APR-2004 09:24:46	Bright	41.500	89	5Alp Cep	2.4510	8000.0	83	11212	No
191	GOM_NL__2PRFIN20040422_092622_000000372026_00136_11212_1801.N1	22-APR-2004 09:26:22	Bright	36.500	74	11Bet Cas	2.2680	6600.0	73	11212	No
192	GOM_NL__2PRFIN20040422_092934_000001412026_00136_11212_1802.N1	22-APR-2004 09:29:34	Bright	141.00	5	3Alp Lyr	0.033000	11000.	282	11212	No
193	GOM_NL__2PRFIN20040422_093450_000000742026_00136_11212_1803.N1	22-APR-2004 09:34:50	Twilight	73.500	92	53Eps Cyg	2.5000	4500.0	147	11212	No
194	GOM_NL__2PRFIN20040422_093926_000000452026_00136_11212_1804.N1	22-APR-2004 09:39:26	Twilight	44.500	90	54Alp Peg	2.4870	11000.	89	11212	No
195	GOM_NL__2PRFIN20040422_094257_000000622026_00136_11212_1805.N1	22-APR-2004 09:42:57	Dark	62.000	61	8Eps Peg	2.1000	3900.0	124	11212	No
196	GOM_NL__2PRFIN20040422_094525_000000452026_00136_11212_1806.N1	22-APR-2004 09:45:25	Dark	44.500	162	34Alp Aqr	2.9440	5350.0	89	11212	No
197	GOM_NL__2PRFIN20040422_094826_000000582026_00136_11212_1807.N1	22-APR-2004 09:48:26	Dark	57.500	154	22Bet Aqr	2.8990	5700.0	115	11212	No
198	GOM_NL__2PRFIN20040422_095159_000000442026_00136_11212_1808.N1	22-APR-2004 09:51:59	Dark	43.500	18	24Alp PsA	1.1660	9700.0	87	11212	No
199	GOM_NL__2PRFIN20040422_095736_000000472026_00136_11212_1809.N1	22-APR-2004 09:57:36	Dark	46.500	31	Alp Gru	1.7340	15200.	93	11212	No
200	GOM_NL__2PRFIN20040422_100034_000000402026_00136_11212_1810.N1	22-APR-2004 10:00:34	Dark	40.000	148	Alp Tuc	2.8780	4100.0	80	11212	No
201	GOM_NL__2PRFIN20040422_100251_000000422026_00137_11213_1778.N1	22-APR-2004 10:02:51	Dark	42.000	45	Alp Pav	1.9400	26000.	84	11213	No
202	GOM_NL__2PRFIN20040422_100629_000000722026_00137_11213_1779.N1	22-APR-2004 10:06:29	Dark	71.500	103	38Zet Sgr	2.6000	9700.0	143	11213	No
203	GOM_NL__2PRFIN20040422_100956_000000412026_00137_11213_1780.N1	22-APR-2004 10:09:56	Dark	40.500	43	Alp TrA	1.9100	4250.0	81	11213	No
204	GOM_NL__2PRFIN20040422_101138_000000582026_00137_11213_1781.N1	22-APR-2004 10:11:38	Straylight	58.000	40	The Sco	1.8590	7100.0	116	11213	No
205	GOM_NL__2PRFIN20040422_101420_000000522026_00137_11213_1782.N1	22-APR-2004 10:14:20	Straylight	51.500	4	Alp1Cen	-0.010000	5800.0	103	11213	No
206	GOM_NL__2PRFIN20040422_101703_000000442026_00137_11213_1783.N1	22-APR-2004 10:17:03	Straylight	44.000	26	Gam Cru	1.6240	2900.0	88	11213	No
207	GOM_NL__2PRFIN20040422_101911_000000422026_00137_11213_1784.N1	22-APR-2004 10:19:11	Straylight	41.500	64	Gam Cen	2.2000	10600.	83	11213	No
208	GOM_NL__2PRFIN20040422_102057_000000872026_00137_11213_1785.N1	22-APR-2004 10:20:57	Twilight	87.000	16	21Alp Sco	1.0200	3000.0	174	11213	No
209	GOM_NL__2PRFIN20040422_102341_000000712026_00137_11213_1786.N1	22-APR-2004 10:23:41	Twilight	71.000	80	7Del Sco	2.3160	30000.	142	11213	No
210	GOM_NL__2PRFIN20040422_102555_000000422026_00137_11213_1787.N1	22-APR-2004 10:25:55	Twilight	41.500	169	46Gam Hya	2.9910	4700.0	83	11213	No
211	GOM_NL__2PRFIN20040422_102721_000000502026_00137_11213_1788.N1	22-APR-2004 10:27:21	Bright	50.000	122	9Alp2Lib	2.7470	9700.0	100	11213	No
212	GOM_NL__2PRFIN20040422_102922_000000432026_00137_11213_1789.N1	22-APR-2004 10:29:22	Bright	42.500	15	67Alp Vir	0.97600	28000.	85	11213	No
213	GOM_NL__2PRFIN20040422_103224_000000382026_00137_11213_1790.N1	22-APR-2004 10:32:24	Bright	37.500	121	29Gam Vir	2.7400	7200.0	75	11213	No
214	GOM_NL__2PRFIN20040422_103556_000000382026_00137_11213_1791.N1	22-APR-2004 10:35:56	Bright	38.000	138	47Eps Vir	2.8280	4700.0	76	11213	No
215	GOM_NL__2PRFIN20040422_103845_000000442026_00137_11213_1792.N1	22-APR-2004 10:38:45	Bright	43.500	111	8Eta Boo	2.6800	6000.0	87	11213	No
216	GOM_NL__2PRFIN20040422_104351_000000392026_00137_11213_1793.N1	22-APR-2004 10:43:51	Bright	38.500	152	12Alp2CVn	2.8900	11000.	77	11213	No
217	GOM_NL__2PRFIN20040422_104555_000000362026_00137_11213_1794.N1	22-APR-2004 10:45:55	Bright	35.500	174	52Psi UMa	3.0040	4400.0	71	11213	No
218	GOM_NL__2PRFIN20040422_104803_000000372026_00137_11213_1795.N1	22-APR-2004 10:48:03	Bright	37.000	87	64Gam UMa	2.4330	11000.	74	11213	No
219	GOM_NL__2PRFIN20040422_105035_000000392026_00137_11213_1796.N1	22-APR-2004 10:50:35	Bright	38.500	36	50Alp UMa	1.8000	6300.0	77	11213	No

220	GOM_NL__2PRFIN20040422_105508_000000412026_00137_11213_1797.N1	22-APR-2004 10:55:08	Bright	41.000	60	7Bet UMi	2.0810	3950.0	82	11213	No
221	GOM_NL__2PRFIN20040422_105826_000000372026_00137_11213_1798.N1	22-APR-2004 10:58:26	Bright	37.000	49	1Alp UMi	1.9900	6300.0	74	11213	No
222	GOM_NL__2PRFIN20040422_110127_000000662026_00137_11213_1799.N1	22-APR-2004 11:01:27	Bright	66.000	69	33Gam Dra	2.2310	3800.0	132	11213	No
223	GOM_NL__2PRFIN20040422_110521_000000412026_00137_11213_1800.N1	22-APR-2004 11:05:21	Bright	41.000	89	5Alp Cep	2.4510	8000.0	82	11213	No
224	GOM_NL__2PRFIN20040422_110658_000000352026_00137_11213_1801.N1	22-APR-2004 11:06:58	Bright	34.500	74	11Bet Cas	2.2680	6600.0	69	11213	No
225	GOM_NL__2PRFIN20040422_111009_000001392026_00137_11213_1802.N1	22-APR-2004 11:10:09	Bright	139.00	5	3Alp Lyr	0.033000	11000.	278	11213	No
226	GOM_NL__2PRFIN20040422_111526_000000632026_00137_11213_1803.N1	22-APR-2004 11:15:26	Tw_i_and_stray	62.500	92	53Eps Cyg	2.5000	4500.0	125	11213	No
227	GOM_NL__2PRFIN20040422_112002_000000432026_00137_11213_1804.N1	22-APR-2004 11:20:02	Tw_i_and_stray	42.500	90	54Alp Peg	2.4870	11000.	85	11213	No
228	GOM_NL__2PRFIN20040422_112333_000000582026_00137_11213_1805.N1	22-APR-2004 11:23:33	Dark	58.000	61	8Eps Peg	2.1000	3900.0	116	11213	No
229	GOM_NL__2PRFIN20040422_112601_000000502026_00137_11213_1806.N1	22-APR-2004 11:26:01	Dark	49.500	162	34Alp Aqr	2.9440	5350.0	99	11213	No
230	GOM_NL__2PRFIN20040422_112903_000000572026_00137_11213_1807.N1	22-APR-2004 11:29:03	Dark	57.000	154	22Bet Aqr	2.8990	5700.0	114	11213	No
231	GOM_NL__2PRFIN20040422_113235_000000432026_00137_11213_1808.N1	22-APR-2004 11:32:35	Dark	43.000	18	24Alp PsA	1.1660	9700.0	86	11213	No
232	GOM_NL__2PRFIN20040422_113812_000000452026_00137_11213_1809.N1	22-APR-2004 11:38:12	Dark	44.500	31	Alp Gru	1.7340	15200.	89	11213	No
233	GOM_NL__2PRFIN20040422_114110_000000432026_00137_11213_1810.N1	22-APR-2004 11:41:10	Dark	42.500	148	Alp Tuc	2.8780	4100.0	85	11213	No
234	GOM_NL__2PRFIN20040422_114327_000000412026_00138_11214_1778.N1	22-APR-2004 11:43:27	Dark	40.500	45	Alp Pav	1.9400	26000.	81	11214	No
235	GOM_NL__2PRFIN20040422_114707_000000712026_00138_11214_1779.N1	22-APR-2004 11:47:07	Dark	71.000	103	38Zet Sgr	2.6000	9700.0	142	11214	No
236	GOM_NL__2PRFIN20040422_115031_000000432026_00138_11214_1780.N1	22-APR-2004 11:50:31	Dark	43.000	43	Alp TrA	1.9100	4250.0	86	11214	No
237	GOM_NL__2PRFIN20040422_115214_000000662026_00138_11214_1781.N1	22-APR-2004 11:52:14	Straylight	65.500	40	The Sco	1.8590	7100.0	131	11214	No
238	GOM_NL__2PRFIN20040422_115456_000000462026_00138_11214_1782.N1	22-APR-2004 11:54:56	Straylight	45.500	4	Alp1Cen	-0.010000	5800.0	91	11214	No
239	GOM_NL__2PRFIN20040422_115739_000000462026_00138_11214_1783.N1	22-APR-2004 11:57:39	Straylight	45.500	26	Gam Cru	1.6240	2900.0	91	11214	No
240	GOM_NL__2PRFIN20040422_115947_000000422026_00138_11214_1784.N1	22-APR-2004 11:59:47	Straylight	41.500	64	Gam Cen	2.2000	10600.	83	11214	No
241	GOM_NL__2PRFIN20040422_120134_000000912026_00138_11214_1785.N1	22-APR-2004 12:01:34	Tw_i_and_stray	90.500	16	21Alp Sco	1.0200	3000.0	181	11214	No
242	GOM_NL__2PRFIN20040422_120418_000000742026_00138_11214_1786.N1	22-APR-2004 12:04:18	Tw_i_and_stray	74.000	80	7Del Sco	2.3160	30000.	148	11214	No
243	GOM_NL__2PRFIN20040422_120630_000000462026_00138_11214_1787.N1	22-APR-2004 12:06:30	Tw_i_and_stray	45.500	169	46Gam Hya	2.9910	4700.0	91	11214	No
244	GOM_NL__2PRFIN20040422_120756_000000512026_00138_11214_1788.N1	22-APR-2004 12:07:56	Bright	51.000	122	9Alp2Lib	2.7470	9700.0	102	11214	No
245	GOM_NL__2PRFIN20040422_120958_000000442026_00138_11214_1789.N1	22-APR-2004 12:09:58	Bright	43.500	15	67Alp Vir	0.97600	28000.	87	11214	No
246	GOM_NL__2PRFIN20040422_121300_000000382026_00138_11214_1790.N1	22-APR-2004 12:13:00	Bright	38.000	121	29Gam Vir	2.7400	7200.0	76	11214	No
247	GOM_NL__2PRFIN20040422_121632_000000382026_00138_11214_1791.N1	22-APR-2004 12:16:32	Bright	38.000	138	47Eps Vir	2.8280	4700.0	76	11214	No
248	GOM_NL__2PRFIN20040422_121921_000000432026_00138_11214_1792.N1	22-APR-2004 12:19:21	Bright	42.500	111	8Eta Boo	2.6800	6000.0	85	11214	No
249	GOM_NL__2PRFIN20040422_122427_000000382026_00138_11214_1793.N1	22-APR-2004 12:24:27	Bright	38.000	152	12Alp2CVn	2.8900	11000.	76	11214	No
250	GOM_NL__2PRFIN20040422_122631_000000372026_00138_11214_1794.N1	22-APR-2004 12:26:31	Bright	37.000	174	52Psi UMa	3.0040	4400.0	74	11214	No
251	GOM_NL__2PRFIN20040422_122839_000000362026_00138_11214_1795.N1	22-APR-2004 12:28:39	Bright	35.500	87	64Gam UMa	2.4330	11000.	71	11214	No
252	GOM_NL__2PRFIN20040422_123111_000000372026_00138_11214_1796.N1	22-APR-2004 12:31:11	Bright	37.000	36	50Alp UMa	1.8000	6300.0	74	11214	No
253	GOM_NL__2PRFIN20040422_123544_000000412026_00138_11214_1797.N1	22-APR-2004 12:35:44	Bright	41.000	60	7Bet UMi	2.0810	3950.0	82	11214	No
254	GOM_NL__2PRFIN20040422_123902_000000362026_00138_11214_1798.N1	22-APR-2004 12:39:02	Bright	35.500	49	1Alp UMi	1.9900	6300.0	71	11214	No
255	GOM_NL__2PRFIN20040422_124202_000000652026_00138_11214_1799.N1	22-APR-2004 12:42:02	Bright	64.500	69	33Gam Dra	2.2310	3800.0	129	11214	No
256	GOM_NL__2PRFIN20040422_124556_000000432026_00138_11214_1800.N1	22-APR-2004 12:45:56	Bright	42.500	89	5Alp Cep	2.4510	8000.0	85	11214	No
257	GOM_NL__2PRFIN20040422_124734_000000342026_00138_11214_1801.N1	22-APR-2004 12:47:34	Bright	34.000	74	11Bet Cas	2.2680	6600.0	68	11214	No
258	GOM_NL__2PRFIN20040422_125044_000001292026_00138_11214_1802.N1	22-APR-2004 12:50:44	Bright	129.00	5	3Alp Lyr	0.033000	11000.	258	11214	No
259	GOM_NL__2PRFIN20040422_125602_000000652026_00138_11214_1803.N1	22-APR-2004 12:56:02	Tw_i_and_stray	64.500	92	53Eps Cyg	2.5000	4500.0	129	11214	No
260	GOM_NL__2PRFIN20040422_130039_000000432026_00138_11214_1804.N1	22-APR-2004 13:00:39	Tw_i_and_stray	42.500	90	54Alp Peg	2.4870	11000.	85	11214	No
261	GOM_NL__2PRFIN20040422_130410_000000522026_00138_11214_1805.N1	22-APR-2004 13:04:10	Dark	51.500	61	8Eps Peg	2.1000	3900.0	103	11214	No
262	GOM_NL__2PRFIN20040422_130638_000000512026_00138_11214_1806.N1	22-APR-2004 13:06:38	Dark	50.500	162	34Alp Aqr	2.9440	5350.0	101	11214	No
263	GOM_NL__2PRFIN20040422_130940_000000502026_00138_11214_1807.N1	22-APR-2004 13:09:40	Dark	50.000	154	22Bet Aqr	2.8990	5700.0	100	11214	No
264	GOM_NL__2PRFIN20040422_131312_000000462026_00138_11214_1808.N1	22-APR-2004 13:13:12	Dark	46.000	18	24Alp PsA	1.1660	9700.0	92	11214	No
265	GOM_NL__2PRFIN20040422_131848_000000422026_00138_11214_1809.N1	22-APR-2004 13:18:48	Dark	41.500	31	Alp Gru	1.7340	15200.	83	11214	No
266	GOM_NL__2PRFIN20040422_132146_000000432026_00138_11214_1810.N1	22-APR-2004 13:21:46	Dark	43.000	148	Alp Tuc	2.8780	4100.0	86	11214	No
267	GOM_NL__2PRFIN20040422_132403_000000412026_00139_11215_1778.N1	22-APR-2004 13:24:03	Dark	41.000	45	Alp Pav	1.9400	26000.	82	11215	No
268	GOM_NL__2PRFIN20040422_132745_000000702026_00139_11215_1779.N1	22-APR-2004 13:27:45	Dark	69.500	103	38Zet Sgr	2.6000	9700.0	139	11215	No
269	GOM_NL__2PRFIN20040422_133108_000000422026_00139_11215_1780.N1	22-APR-2004 13:31:08	Dark	41.500	43	Alp TrA	1.9100	4250.0	83	11215	No
270	GOM_NL__2PRFIN20040422_133251_000000612026_00139_11215_1781.N1	22-APR-2004 13:32:51	Straylight	61.000	40	The Sco	1.8590	7100.0	122	11215	No
271	GOM_NL__2PRFIN20040422_133532_000000442026_00139_11215_1782.N1	22-APR-2004 13:35:32	Straylight	43.500	4	Alp1Cen	-0.010000	5800.0	87	11215	No
272	GOM_NL__2PRFIN20040422_133725_000000442026_00139_11215_1783.N1	22-APR-2004 13:37:25	Straylight	44.000	20	Bet Cru	1.2530	30000.	88	11215	No
273	GOM_NL__2PRFIN20040422_133851_000000432026_00139_11215_1784.N1	22-APR-2004 13:38:51	Straylight	42.500	78	Alp Lup	2.3040	28000.	85	11215	No
274	GOM_NL__2PRFIN20040422_134023_000000412026_00139_11215_1785.N1	22-APR-2004 13:40:23	Straylight	41.000	64	Gam Cen	2.2000	10600.	82	11215	No
275	GOM_NL__2PRFIN20040422_134210_000000832026_00139_11215_1786.N1	22-APR-2004 13:42:10	Tw_i_and_stray	83.000	16	21Alp Sco	1.0200	3000.0	166	11215	No
276	GOM_NL__2PRFIN20040422_134454_000000752026_00139_11215_1787.N1	22-APR-2004 13:44:54	Tw_i_and_stray	75.000	80	7Del Sco	2.3160	30000.	150	11215	No
277	GOM_NL__2PRFIN20040422_134707_000000412026_00139_11215_1788.N1	22-APR-2004 13:47:07	Tw_i_and_stray	41.000	169	46Gam Hya	2.9910	4700.0	82	11215	No
278	GOM_NL__2PRFIN20040422_134831_000000532026_00139_11215_1789.N1	22-APR-2004 13:48:31	Bright	53.000	122	9Alp2Lib	2.7470	9700.0	106	11215	No

279	GOM_NL__2PRFIN20040422_135034_000000402026_00139_11215_1790.N1	22-APR-2004 13:50:34	Bright	40.000	15	67Alp Vir	0.97600	28000.	80	11215	No
280	GOM_NL__2PRFIN20040422_135336_000000372026_00139_11215_1791.N1	22-APR-2004 13:53:36	Bright	37.000	121	29Gam Vir	2.7400	7200.0	74	11215	No
281	GOM_NL__2PRFIN20040422_135708_000000382026_00139_11215_1792.N1	22-APR-2004 13:57:08	Bright	38.000	138	47Eps Vir	2.8280	4700.0	76	11215	No
282	GOM_NL__2PRFIN20040422_140502_000000362026_00139_11215_1793.N1	22-APR-2004 14:05:02	Bright	36.000	152	12Alp2CVn	2.8900	11000.	72	11215	No
283	GOM_NL__2PRFIN20040422_140707_000000392026_00139_11215_1794.N1	22-APR-2004 14:07:07	Bright	39.000	174	52Psi UMa	3.0040	4400.0	78	11215	No
284	GOM_NL__2PRFIN20040422_140915_000000372026_00139_11215_1795.N1	22-APR-2004 14:09:15	Bright	37.000	87	64Gam UMa	2.4330	11000.	74	11215	No
285	GOM_NL__2PRFIN20040422_141147_000000362026_00139_11215_1796.N1	22-APR-2004 14:11:47	Bright	36.000	36	50Alp UMa	1.8000	6300.0	72	11215	No
286	GOM_NL__2PRFIN20040422_141620_000000422026_00139_11215_1797.N1	22-APR-2004 14:16:20	Bright	41.500	60	7Bet UMi	2.0810	3950.0	83	11215	No
287	GOM_NL__2PRFIN20040422_141938_000000362026_00139_11215_1798.N1	22-APR-2004 14:19:38	Bright	35.500	49	1Alp UMi	1.9900	6300.0	71	11215	No
288	GOM_NL__2PRFIN20040422_142237_000000662026_00139_11215_1799.N1	22-APR-2004 14:22:37	Bright	66.000	69	33Gam Dra	2.2310	3800.0	132	11215	No
289	GOM_NL__2PRFIN20040422_142633_000000422026_00139_11215_1800.N1	22-APR-2004 14:26:33	Bright	42.000	89	5Alp Cep	2.4510	8000.0	84	11215	No
290	GOM_NL__2PRFIN20040422_142810_000000412026_00139_11215_1801.N1	22-APR-2004 14:28:10	Bright	41.000	74	11Bet Cas	2.2680	6600.0	82	11215	No
291	GOM_NL__2PRFIN20040422_143119_000001542026_00139_11215_1802.N1	22-APR-2004 14:31:19	Bright	153.50	5	3Alp Lyr	0.033000	11000.	307	11215	No
292	GOM_NL__2PRFIN20040422_143638_000000722026_00139_11215_1803.N1	22-APR-2004 14:36:38	Tw_i_and_stray	71.500	92	53Eps Cyg	2.5000	4500.0	143	11215	No
293	GOM_NL__2PRFIN20040422_144116_000000442026_00139_11215_1804.N1	22-APR-2004 14:41:16	Tw_i_and_stray	44.000	90	54Alp Peg	2.4870	11000.	88	11215	No
294	GOM_NL__2PRFIN20040422_144446_000000622026_00139_11215_1805.N1	22-APR-2004 14:44:46	Dark	61.500	61	8Eps Peg	2.1000	3900.0	123	11215	No
295	GOM_NL__2PRFIN20040422_144714_000000522026_00139_11215_1806.N1	22-APR-2004 14:47:14	Dark	52.000	162	34Alp Aqr	2.9440	5350.0	104	11215	No
296	GOM_NL__2PRFIN20040422_145016_000000552026_00139_11215_1807.N1	22-APR-2004 14:50:16	Dark	55.000	154	22Bet Aqr	2.8990	5700.0	110	11215	No
297	GOM_NL__2PRFIN20040422_145348_000000432026_00139_11215_1808.N1	22-APR-2004 14:53:48	Dark	42.500	18	24Alp PsA	1.1660	9700.0	85	11215	No
298	GOM_NL__2PRFIN20040422_145925_000000452026_00139_11215_1809.N1	22-APR-2004 14:59:25	Dark	45.000	31	Alp Gru	1.7340	15200.	90	11215	No
299	GOM_NL__2PRFIN20040422_150222_000000392026_00139_11215_1810.N1	22-APR-2004 15:02:22	Dark	39.000	148	Alp Tuc	2.8780	4100.0	78	11215	No
300	GOM_NL__2PRFIN20040422_150440_000000422026_00140_11216_1778.N1	22-APR-2004 15:04:40	Dark	42.000	45	Alp Pav	1.9400	26000.	84	11216	No
301	GOM_NL__2PRFIN20040422_150823_000000712026_00140_11216_1779.N1	22-APR-2004 15:08:23	Dark	70.500	103	38Zet Sgr	2.6000	9700.0	141	11216	No
302	GOM_NL__2PRFIN20040422_151144_000000442026_00140_11216_1780.N1	22-APR-2004 15:11:44	Dark	44.000	43	Alp TrA	1.9100	4250.0	88	11216	No
303	GOM_NL__2PRFIN20040422_151327_000000642026_00140_11216_1781.N1	22-APR-2004 15:13:27	Straylight	64.000	40	The Sco	1.8590	7100.0	128	11216	No
304	GOM_NL__2PRFIN20040422_151609_000000512026_00140_11216_1782.N1	22-APR-2004 15:16:09	Straylight	50.500	4	Alp1Cen	-0.010000	5800.0	101	11216	No
305	GOM_NL__2PRFIN20040422_151800_000000462026_00140_11216_1783.N1	22-APR-2004 15:18:00	Straylight	46.000	20	Bet Cru	1.2530	30000.	92	11216	No
306	GOM_NL__2PRFIN20040422_151927_000000412026_00140_11216_1784.N1	22-APR-2004 15:19:27	Straylight	40.500	78	Alp Lup	2.3040	28000.	81	11216	No
307	GOM_NL__2PRFIN20040422_152057_000000432026_00140_11216_1785.N1	22-APR-2004 15:20:57	Straylight	43.000	64	Gam Cen	2.2000	10600.	86	11216	No
308	GOM_NL__2PRFIN20040422_152247_000000912026_00140_11216_1786.N1	22-APR-2004 15:22:47	Tw_i_and_stray	90.500	16	21Alp Sco	1.0200	3000.0	181	11216	No
309	GOM_NL__2PRFIN20040422_152530_000000752026_00140_11216_1787.N1	22-APR-2004 15:25:30	Tw_i_and_stray	75.000	80	7Del Sco	2.3160	30000.	150	11216	No
310	GOM_NL__2PRFIN20040422_152743_000000462026_00140_11216_1788.N1	22-APR-2004 15:27:43	Tw_i_and_stray	46.000	169	46Gam Hya	2.9910	4700.0	92	11216	No
311	GOM_NL__2PRFIN20040422_152907_000000522026_00140_11216_1789.N1	22-APR-2004 15:29:07	Bright	51.500	122	9Alp2Lib	2.7470	9700.0	103	11216	No
312	GOM_NL__2PRFIN20040422_153110_000000412026_00140_11216_1790.N1	22-APR-2004 15:31:10	Bright	41.000	15	67Alp Vir	0.97600	28000.	82	11216	No
313	GOM_NL__2PRFIN20040422_153411_000000382026_00140_11216_1791.N1	22-APR-2004 15:34:11	Bright	38.000	121	29Gam Vir	2.7400	7200.0	76	11216	No
314	GOM_NL__2PRFIN20040422_153743_000000382026_00140_11216_1792.N1	22-APR-2004 15:37:43	Bright	38.000	138	47Eps Vir	2.8280	4700.0	76	11216	No
315	GOM_NL__2PRFIN20040422_154538_000000382026_00140_11216_1793.N1	22-APR-2004 15:45:38	Bright	38.000	152	12Alp2CVn	2.8900	11000.	76	11216	No
316	GOM_NL__2PRFIN20040422_154744_000000362026_00140_11216_1794.N1	22-APR-2004 15:47:44	Bright	36.000	174	52Psi UMa	3.0040	4400.0	72	11216	No
317	GOM_NL__2PRFIN20040422_154951_000000382026_00140_11216_1795.N1	22-APR-2004 15:49:51	Bright	38.000	87	64Gam UMa	2.4330	11000.	76	11216	No
318	GOM_NL__2PRFIN20040422_155223_000000392026_00140_11216_1796.N1	22-APR-2004 15:52:23	Bright	38.500	36	50Alp UMa	1.8000	6300.0	77	11216	No
319	GOM_NL__2PRFIN20040422_155655_000000412026_00140_11216_1797.N1	22-APR-2004 15:56:55	Bright	40.500	60	7Bet UMi	2.0810	3950.0	81	11216	No
320	GOM_NL__2PRFIN20040422_160014_000000372026_00140_11216_1798.N1	22-APR-2004 16:00:14	Bright	37.000	49	1Alp UMi	1.9900	6300.0	74	11216	No
321	GOM_NL__2PRFIN20040422_160312_000000642026_00140_11216_1799.N1	22-APR-2004 16:03:12	Bright	64.000	69	33Gam Dra	2.2310	3800.0	128	11216	No
322	GOM_NL__2PRFIN20040422_160708_000000422026_00140_11216_1800.N1	22-APR-2004 16:07:08	Bright	42.000	89	5Alp Cep	2.4510	8000.0	84	11216	No
323	GOM_NL__2PRFIN20040422_160846_000000382026_00140_11216_1801.N1	22-APR-2004 16:08:46	Bright	37.500	74	11Bet Cas	2.2680	6600.0	75	11216	No
324	GOM_NL__2PRFIN20040422_161154_000001452026_00140_11216_1802.N1	22-APR-2004 16:11:54	Bright	144.50	5	3Alp Lyr	0.033000	11000.	289	11216	No
325	GOM_NL__2PRFIN20040422_161714_000000642026_00140_11216_1803.N1	22-APR-2004 16:17:14	Tw_i_and_stray	64.000	92	53Eps Cyg	2.5000	4500.0	128	11216	No
326	GOM_NL__2PRFIN20040422_162152_000000432026_00140_11216_1804.N1	22-APR-2004 16:21:52	Tw_i_and_stray	43.000	90	54Alp Peg	2.4870	11000.	86	11216	No
327	GOM_NL__2PRFIN20040422_162523_000000542026_00140_11216_1805.N1	22-APR-2004 16:25:23	Dark	53.500	61	8Eps Peg	2.1000	3900.0	107	11216	No
328	GOM_NL__2PRFIN20040422_162750_000000512026_00140_11216_1806.N1	22-APR-2004 16:27:50	Dark	51.000	162	34Alp Aqr	2.9440	5350.0	102	11216	No
329	GOM_NL__2PRFIN20040422_163053_000000572026_00140_11216_1807.N1	22-APR-2004 16:30:53	Dark	56.500	154	22Bet Aqr	2.8990	5700.0	113	11216	No
330	GOM_NL__2PRFIN20040422_163424_000000472026_00140_11216_1808.N1	22-APR-2004 16:34:24	Dark	46.500	18	24Alp PsA	1.1660	9700.0	93	11216	No
331	GOM_NL__2PRFIN20040422_164001_000000452026_00140_11216_1809.N1	22-APR-2004 16:40:01	Dark	44.500	31	Alp Gru	1.7340	15200.	89	11216	No
332	GOM_NL__2PRFIN20040422_164259_000000442026_00140_11216_1810.N1	22-APR-2004 16:42:59	Dark	44.000	148	Alp Tuc	2.8780	4100.0	88	11216	No
333	GOM_NL__2PRFIN20040422_164516_000000422026_00141_11217_1778.N1	22-APR-2004 16:45:16	Dark	42.000	45	Alp Pav	1.9400	26000.	84	11217	No
334	GOM_NL__2PRFIN20040422_164901_000000692026_00141_11217_1779.N1	22-APR-2004 16:49:01	Dark	69.000	103	38Zet Sgr	2.6000	9700.0	138	11217	No
335	GOM_NL__2PRFIN20040422_165220_000000422026_00141_11217_1780.N1	22-APR-2004 16:52:20	Dark	42.000	43	Alp TrA	1.9100	4250.0	84	11217	No
336	GOM_NL__2PRFIN20040422_165404_000000612026_00141_11217_1781.N1	22-APR-2004 16:54:04	Straylight	61.000	40	The Sco	1.8590	7100.0	122	11217	No
337	GOM_NL__2PRFIN20040422_165645_000000502026_00141_11217_1782.N1	22-APR-2004 16:56:45	Straylight	50.000	4	Alp1Cen	-0.010000	5800.0	100	11217	No

338	GOM_NL__2PRFIN20040422_165836_000000452026_00141_11217_1783.N1	22-APR-2004 16:58:36	Straylight	44.500	20	Bet Cru	1.2530	30000.	89	11217	No
339	GOM_NL__2PRFIN20040422_170003_000000432026_00141_11217_1784.N1	22-APR-2004 17:00:03	Straylight	43.000	78	Alp Lup	2.3040	28000.	86	11217	No
340	GOM_NL__2PRFIN20040422_170135_000000422026_00141_11217_1785.N1	22-APR-2004 17:01:35	Straylight	42.000	64	Gam Cen	2.2000	10600.	84	11217	No
341	GOM_NL__2PRFIN20040422_170324_000000882026_00141_11217_1786.N1	22-APR-2004 17:03:24	Twi_and_stray	87.500	16	21Alp Sco	1.0200	3000.0	175	11217	No
342	GOM_NL__2PRFIN20040422_170607_000000742026_00141_11217_1787.N1	22-APR-2004 17:06:07	Twi_and_stray	73.500	80	7Del Sco	2.3160	30000.	147	11217	No
343	GOM_NL__2PRFIN20040422_170819_000000442026_00141_11217_1788.N1	22-APR-2004 17:08:19	Twi_and_stray	44.000	169	46Gam Hya	2.9910	4700.0	88	11217	No
344	GOM_NL__2PRFIN20040422_170944_000000502026_00141_11217_1789.N1	22-APR-2004 17:09:44	Bright	49.500	122	9Alp2Lib	2.7470	9700.0	99	11217	No
345	GOM_NL__2PRFIN20040422_171146_000000402026_00141_11217_1790.N1	22-APR-2004 17:11:46	Bright	40.000	15	67Alp Vir	0.97600	28000.	80	11217	No
346	GOM_NL__2PRFIN20040422_171448_000000382026_00141_11217_1791.N1	22-APR-2004 17:14:48	Bright	37.500	121	29Gam Vir	2.7400	7200.0	75	11217	No
347	GOM_NL__2PRFIN20040422_171820_000000392026_00141_11217_1792.N1	22-APR-2004 17:18:20	Bright	38.500	138	47Eps Vir	2.8280	4700.0	77	11217	No
348	GOM_NL__2PRFIN20040422_172614_000000382026_00141_11217_1793.N1	22-APR-2004 17:26:14	Bright	37.500	152	12Alp2CVn	2.8900	11000.	75	11217	No
349	GOM_NL__2PRFIN20040422_172820_000000362026_00141_11217_1794.N1	22-APR-2004 17:28:20	Bright	35.500	174	52Psi UMa	3.0040	4400.0	71	11217	No
350	GOM_NL__2PRFIN20040422_173027_000000372026_00141_11217_1795.N1	22-APR-2004 17:30:27	Bright	36.500	87	64Gam UMa	2.4330	11000.	73	11217	No
351	GOM_NL__2PRFIN20040422_173300_000000392026_00141_11217_1796.N1	22-APR-2004 17:33:00	Bright	38.500	36	50Alp UMa	1.8000	6300.0	77	11217	No
352	GOM_NL__2PRFIN20040422_173731_000000382026_00141_11217_1797.N1	22-APR-2004 17:37:31	Bright	37.500	60	7Bet UMi	2.0810	3950.0	75	11217	No
353	GOM_NL__2PRFIN20040422_174050_000000362026_00141_11217_1798.N1	22-APR-2004 17:40:50	Bright	36.000	49	1Alp UMi	1.9900	6300.0	72	11217	No
354	GOM_NL__2PRFIN20040422_174346_000000662026_00141_11217_1799.N1	22-APR-2004 17:43:46	Bright	65.500	69	33Gam Dra	2.2310	3800.0	131	11217	No
355	GOM_NL__2PRFIN20040422_174744_000000402026_00141_11217_1800.N1	22-APR-2004 17:47:44	Bright	40.000	89	5Alp Cep	2.4510	8000.0	80	11217	No
356	GOM_NL__2PRFIN20040422_174922_000000352026_00141_11217_1801.N1	22-APR-2004 17:49:22	Bright	35.000	74	11Bet Cas	2.2680	6600.0	70	11217	No
357	GOM_NL__2PRFIN20040422_175228_000001412026_00141_11217_1802.N1	22-APR-2004 17:52:28	Bright	140.50	5	3Alp Lyr	0.033000	11000.	281	11217	No
358	GOM_NL__2PRFIN20040422_175750_000000682026_00141_11217_1803.N1	22-APR-2004 17:57:50	Twi_and_stray	68.000	92	53Eps Cyg	2.5000	4500.0	136	11217	No
359	GOM_NL__2PRFIN20040422_180228_000000452026_00141_11217_1804.N1	22-APR-2004 18:02:28	Twi_and_stray	44.500	90	54Alp Peg	2.4870	11000.	89	11217	No
360	GOM_NL__2PRFIN20040422_180559_000000572026_00141_11217_1805.N1	22-APR-2004 18:05:59	Dark	57.000	61	8Eps Peg	2.1000	3900.0	114	11217	No
361	GOM_NL__2PRFIN20040422_180827_000000512026_00141_11217_1806.N1	22-APR-2004 18:08:27	Dark	50.500	162	34Alp Aqr	2.9440	5350.0	101	11217	No
362	GOM_NL__2PRFIN20040422_181130_000000572026_00141_11217_1807.N1	22-APR-2004 18:11:30	Dark	56.500	154	22Bet Aqr	2.8990	5700.0	113	11217	No
363	GOM_NL__2PRFIN20040422_181501_000000442026_00141_11217_1808.N1	22-APR-2004 18:15:01	Dark	43.500	18	24Alp PsA	1.1660	9700.0	87	11217	No
364	GOM_NL__2PRFIN20040422_182038_000000432026_00141_11217_1809.N1	22-APR-2004 18:20:38	Dark	42.500	31	Alp Gru	1.7340	15200.	85	11217	No
365	GOM_NL__2PRFIN20040422_182335_000000452026_00141_11217_1810.N1	22-APR-2004 18:23:35	Dark	44.500	148	Alp Tuc	2.8780	4100.0	89	11217	No
366	GOM_NL__2PRFIN20040422_182553_000000422026_00142_11218_1813.N1	22-APR-2004 18:25:53	Dark	41.500	45	Alp Pav	1.9400	26000.	83	11218	No
367	GOM_NL__2PRFIN20040422_182938_000000682026_00142_11218_1814.N1	22-APR-2004 18:29:38	Dark	67.500	103	38Zet Sgr	2.6000	9700.0	135	11218	No
368	GOM_NL__2PRFIN20040422_183257_000000502026_00142_11218_1815.N1	22-APR-2004 18:32:57	Dark	49.500	43	Alp TrA	1.9100	4250.0	99	11218	No
369	GOM_NL__2PRFIN20040422_183442_000000672026_00142_11218_1816.N1	22-APR-2004 18:34:42	Straylight	67.000	40	The Sco	1.8590	7100.0	134	11218	No
370	GOM_NL__2PRFIN20040422_183721_000000462026_00142_11218_1817.N1	22-APR-2004 18:37:21	Straylight	45.500	4	Alp1Cen	-0.010000	5800.0	91	11218	No
371	GOM_NL__2PRFIN20040422_183912_000000442026_00142_11218_1818.N1	22-APR-2004 18:39:12	Straylight	43.500	20	Bet Cru	1.2530	30000.	87	11218	No
372	GOM_NL__2PRFIN20040422_184040_000000452026_00142_11218_1819.N1	22-APR-2004 18:40:40	Straylight	44.500	78	Alp Lup	2.3040	28000.	89	11218	No
373	GOM_NL__2PRFIN20040422_184212_000000392026_00142_11218_1820.N1	22-APR-2004 18:42:12	Straylight	39.000	64	Gam Cen	2.2000	10600.	78	11218	No
374	GOM_NL__2PRFIN20040422_184400_000000882026_00142_11218_1821.N1	22-APR-2004 18:44:00	Twi_and_stray	88.000	16	21Alp Sco	1.0200	3000.0	176	11218	No
375	GOM_NL__2PRFIN20040422_184643_000000752026_00142_11218_1822.N1	22-APR-2004 18:46:43	Twi_and_stray	75.000	80	7Del Sco	2.3160	30000.	150	11218	No
376	GOM_NL__2PRFIN20040422_184855_000000452026_00142_11218_1823.N1	22-APR-2004 18:48:55	Twi_and_stray	45.000	169	46Gam Hya	2.9910	4700.0	90	11218	No
377	GOM_NL__2PRFIN20040422_185020_000000502026_00142_11218_1824.N1	22-APR-2004 18:50:20	Bright	50.000	122	9Alp2Lib	2.7470	9700.0	100	11218	No
378	GOM_NL__2PRFIN20040422_185222_000000412026_00142_11218_1825.N1	22-APR-2004 18:52:22	Bright	40.500	15	67Alp Vir	0.97600	28000.	81	11218	No
379	GOM_NL__2PRFIN20040422_185524_000000382026_00142_11218_1826.N1	22-APR-2004 18:55:24	Bright	38.000	121	29Gam Vir	2.7400	7200.0	76	11218	No
380	GOM_NL__2PRFIN20040422_185856_000000382026_00142_11218_1827.N1	22-APR-2004 18:58:56	Bright	38.000	138	47Eps Vir	2.8280	4700.0	76	11218	No
381	GOM_NL__2PRFIN20040422_190650_000000372026_00142_11218_1828.N1	22-APR-2004 19:06:50	Bright	37.000	152	12Alp2CVn	2.8900	11000.	74	11218	No
382	GOM_NL__2PRFIN20040422_190856_000000372026_00142_11218_1829.N1	22-APR-2004 19:08:56	Bright	36.500	174	52Psi UMa	3.0040	4400.0	73	11218	No
383	GOM_NL__2PRFIN20040422_191103_000000372026_00142_11218_1830.N1	22-APR-2004 19:11:03	Bright	36.500	87	64Gam UMa	2.4330	11000.	73	11218	No
384	GOM_NL__2PRFIN20040422_191336_000000402026_00142_11218_1831.N1	22-APR-2004 19:13:36	Bright	40.000	36	50Alp UMa	1.8000	6300.0	80	11218	No
385	GOM_NL__2PRFIN20040422_191807_000000422026_00142_11218_1832.N1	22-APR-2004 19:18:07	Bright	41.500	60	7Bet UMi	2.0810	3950.0	83	11218	No
386	GOM_NL__2PRFIN20040422_192126_000000352026_00142_11218_1833.N1	22-APR-2004 19:21:26	Bright	35.000	49	1Alp UMi	1.9900	6300.0	70	11218	No
387	GOM_NL__2PRFIN20040422_192421_000000672026_00142_11218_1834.N1	22-APR-2004 19:24:21	Bright	66.500	69	33Gam Dra	2.2310	3800.0	133	11218	No
388	GOM_NL__2PRFIN20040422_192820_000000422026_00142_11218_1835.N1	22-APR-2004 19:28:20	Bright	41.500	89	5Alp Cep	2.4510	8000.0	83	11218	No
389	GOM_NL__2PRFIN20040422_192959_000000362026_00142_11218_1836.N1	22-APR-2004 19:29:59	Bright	36.000	74	11Bet Cas	2.2680	6600.0	72	11218	No
390	GOM_NL__2PRFIN20040422_193303_000001422026_00142_11218_1837.N1	22-APR-2004 19:33:03	Bright	141.50	5	3Alp Lyr	0.033000	11000.	283	11218	No
391	GOM_NL__2PRFIN20040422_193826_000000672026_00142_11218_1838.N1	22-APR-2004 19:38:26	Twi_and_stray	67.000	92	53Eps Cyg	2.5000	4500.0	134	11218	No
392	GOM_NL__2PRFIN20040422_194304_000000442026_00142_11218_1839.N1	22-APR-2004 19:43:04	Twi_and_stray	43.500	90	54Alp Peg	2.4870	11000.	87	11218	No
393	GOM_NL__2PRFIN20040422_194635_000000592026_00142_11218_1840.N1	22-APR-2004 19:46:35	Dark	58.500	61	8Eps Peg	2.1000	3900.0	117	11218	No
394	GOM_NL__2PRFIN20040422_194904_000000532026_00142_11218_1841.N1	22-APR-2004 19:49:04	Dark	52.500	162	34Alp Aqr	2.9440	5350.0	105	11218	No
395	GOM_NL__2PRFIN20040422_195207_000000542026_00142_11218_1842.N1	22-APR-2004 19:52:07	Dark	54.000	154	22Bet Aqr	2.8990	5700.0	108	11218	No
396	GOM_NL__2PRFIN20040422_195537_000000462026_00142_11218_1843.N1	22-APR-2004 19:55:37	Dark	46.000	18	24Alp PsA	1.1660	9700.0	92	11218	No

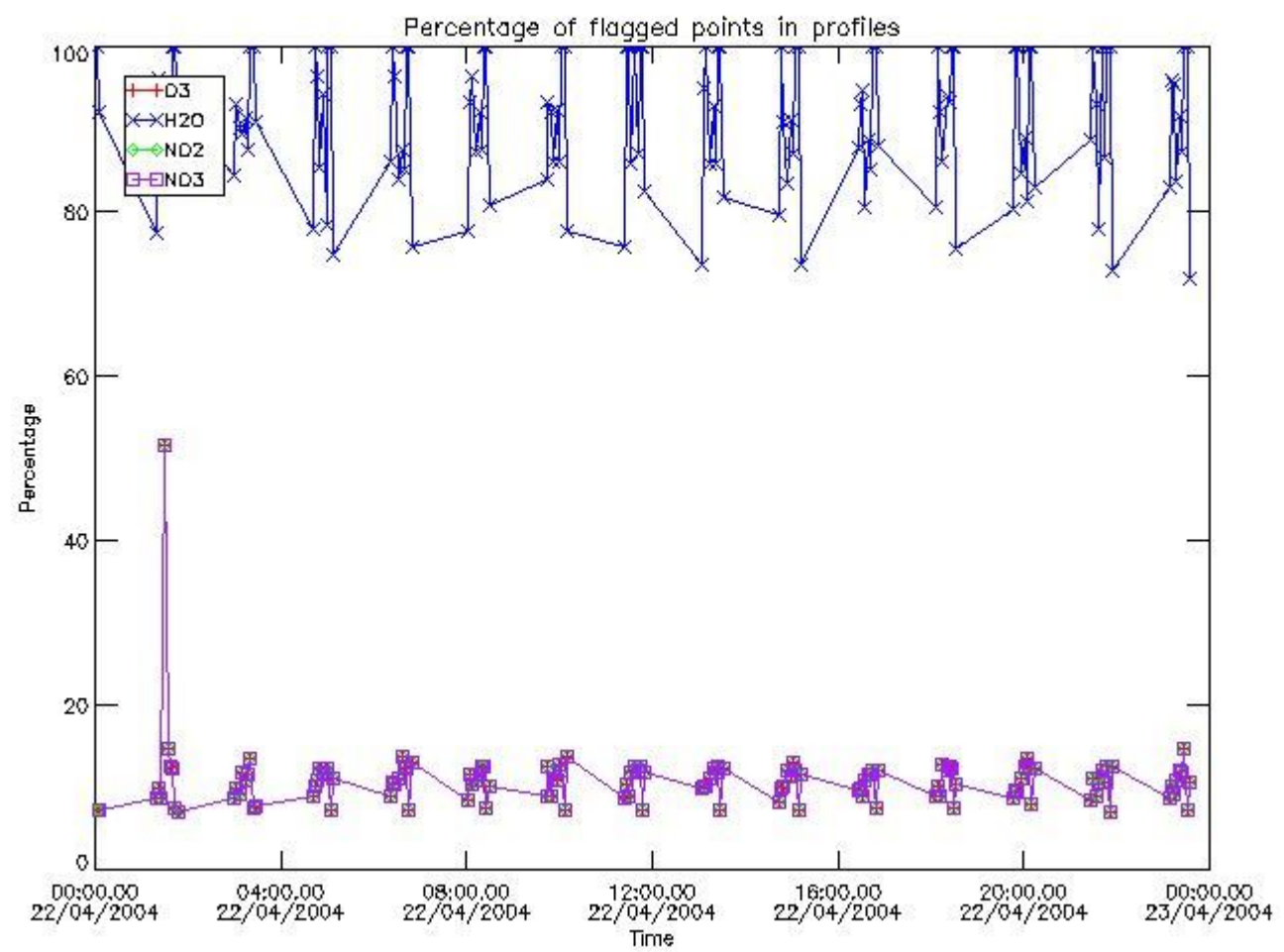
397	GOM_NL__2PRFIN20040422_200114_000000412026_00142_11218_1844.N1	22-APR-2004 20:01:14	Dark	41.000	31	Alp Gru	1.7340	15200.	82	11218	No
398	GOM_NL__2PRFIN20040422_200412_000000382026_00142_11218_1845.N1	22-APR-2004 20:04:12	Dark	37.500	148	Alp Tuc	2.8780	4100.0	75	11218	No
399	GOM_NL__2PRFIN20040422_200629_000000422026_00143_11219_1813.N1	22-APR-2004 20:06:29	Dark	41.500	45	Alp Pav	1.9400	26000.	83	11219	No
400	GOM_NL__2PRFIN20040422_201016_000000702026_00143_11219_1814.N1	22-APR-2004 20:10:16	Dark	69.500	103	38Zet Sgr	2.6000	9700.0	139	11219	No
401	GOM_NL__2PRFIN20040422_201333_000000422026_00143_11219_1815.N1	22-APR-2004 20:13:33	Dark	41.500	43	Alp TrA	1.9100	4250.0	83	11219	No
402	GOM_NL__2PRFIN20040422_201516_000000642026_00143_11219_1816.N1	22-APR-2004 20:15:16	Straylight	64.000	40	The Sco	1.8590	7100.0	128	11219	No
403	GOM_NL__2PRFIN20040422_201757_000000532026_00143_11219_1817.N1	22-APR-2004 20:17:57	Straylight	53.000	4	Alp1Cen	-0.010000	5800.0	106	11219	No
404	GOM_NL__2PRFIN20040422_201949_000000392026_00143_11219_1818.N1	22-APR-2004 20:19:49	Straylight	39.000	20	Bet Cru	1.2530	30000.	78	11219	No
405	GOM_NL__2PRFIN20040422_202116_000000452026_00143_11219_1819.N1	22-APR-2004 20:21:16	Straylight	45.000	78	Alp Lup	2.3040	28000.	90	11219	No
406	GOM_NL__2PRFIN20040422_202247_000000422026_00143_11219_1820.N1	22-APR-2004 20:22:47	Straylight	41.500	64	Gam Cen	2.2000	10600.	83	11219	No
407	GOM_NL__2PRFIN20040422_202437_000000922026_00143_11219_1821.N1	22-APR-2004 20:24:37	Tw_i_and_stray	92.000	16	21Alp Sco	1.0200	3000.0	184	11219	No
408	GOM_NL__2PRFIN20040422_202719_000000752026_00143_11219_1822.N1	22-APR-2004 20:27:19	Tw_i_and_stray	74.500	80	7Del Sco	2.3160	30000.	149	11219	No
409	GOM_NL__2PRFIN20040422_202931_000000432026_00143_11219_1823.N1	22-APR-2004 20:29:31	Tw_i_and_stray	42.500	169	46Gam Hya	2.9910	4700.0	85	11219	No
410	GOM_NL__2PRFIN20040422_203056_000000532026_00143_11219_1824.N1	22-APR-2004 20:30:56	Bright	52.500	122	9Alp2Lib	2.7470	9700.0	105	11219	No
411	GOM_NL__2PRFIN20040422_203258_000000402026_00143_11219_1825.N1	22-APR-2004 20:32:58	Bright	40.000	15	67Alp Vir	0.97600	28000.	80	11219	No
412	GOM_NL__2PRFIN20040422_203600_000000392026_00143_11219_1826.N1	22-APR-2004 20:36:00	Bright	38.500	121	29Gam Vir	2.7400	7200.0	77	11219	No
413	GOM_NL__2PRFIN20040422_203931_000000392026_00143_11219_1827.N1	22-APR-2004 20:39:31	Bright	38.500	138	47Eps Vir	2.8280	4700.0	77	11219	No
414	GOM_NL__2PRFIN20040422_204726_000000382026_00143_11219_1828.N1	22-APR-2004 20:47:26	Bright	37.500	152	12Alp2CVn	2.8900	11000.	75	11219	No
415	GOM_NL__2PRFIN20040422_204932_000000392026_00143_11219_1829.N1	22-APR-2004 20:49:32	Bright	38.500	174	52Psi UMa	3.0040	4400.0	77	11219	No
416	GOM_NL__2PRFIN20040422_205138_000000382026_00143_11219_1830.N1	22-APR-2004 20:51:38	Bright	38.000	87	64Gam UMa	2.4330	11000.	76	11219	No
417	GOM_NL__2PRFIN20040422_205411_000000392026_00143_11219_1831.N1	22-APR-2004 20:54:11	Bright	39.000	36	50Alp UMa	1.8000	6300.0	78	11219	No
418	GOM_NL__2PRFIN20040422_205842_000000402026_00143_11219_1832.N1	22-APR-2004 20:58:42	Bright	39.500	60	7Bet UMi	2.0810	3950.0	79	11219	No
419	GOM_NL__2PRFIN20040422_210201_000000382026_00143_11219_1833.N1	22-APR-2004 21:02:01	Bright	37.500	49	1Alp UMi	1.9900	6300.0	75	11219	No
420	GOM_NL__2PRFIN20040422_210457_000000672026_00143_11219_1834.N1	22-APR-2004 21:04:57	Bright	66.500	69	33Gam Dra	2.2310	3800.0	133	11219	No
421	GOM_NL__2PRFIN20040422_210855_000000422026_00143_11219_1835.N1	22-APR-2004 21:08:55	Bright	41.500	89	5Alp Cep	2.4510	8000.0	83	11219	No
422	GOM_NL__2PRFIN20040422_211034_000000372026_00143_11219_1836.N1	22-APR-2004 21:10:34	Bright	36.500	74	11Bet Cas	2.2680	6600.0	73	11219	No
423	GOM_NL__2PRFIN20040422_211338_000001442026_00143_11219_1837.N1	22-APR-2004 21:13:38	Bright	144.00	5	3Alp Lyr	0.033000	11000.	288	11219	No
424	GOM_NL__2PRFIN20040422_211902_000000702026_00143_11219_1838.N1	22-APR-2004 21:19:02	Tw_i_and_stray	70.000	92	53Eps Cyg	2.5000	4500.0	140	11219	No
425	GOM_NL__2PRFIN20040422_212340_000000432026_00143_11219_1839.N1	22-APR-2004 21:23:40	Tw_i_and_stray	43.000	90	54Alp Peg	2.4870	11000.	86	11219	No
426	GOM_NL__2PRFIN20040422_212712_000000672026_00143_11219_1840.N1	22-APR-2004 21:27:12	Dark	66.500	61	8Eps Peg	2.1000	3900.0	133	11219	No
427	GOM_NL__2PRFIN20040422_212940_000000502026_00143_11219_1841.N1	22-APR-2004 21:29:40	Dark	50.000	162	34Alp Aqr	2.9440	5350.0	100	11219	No
428	GOM_NL__2PRFIN20040422_213244_000000572026_00143_11219_1842.N1	22-APR-2004 21:32:44	Dark	57.000	154	22Bet Aqr	2.8990	5700.0	114	11219	No
429	GOM_NL__2PRFIN20040422_213613_000000462026_00143_11219_1843.N1	22-APR-2004 21:36:13	Dark	45.500	18	24Alp PsA	1.1660	9700.0	91	11219	No
430	GOM_NL__2PRFIN20040422_214150_000000432026_00143_11219_1844.N1	22-APR-2004 21:41:50	Dark	42.500	31	Alp Gru	1.7340	15200.	85	11219	No
431	GOM_NL__2PRFIN20040422_214447_000000492026_00143_11219_1845.N1	22-APR-2004 21:44:47	Dark	48.500	148	Alp Tuc	2.8780	4100.0	97	11219	No
432	GOM_NL__2PRFIN20040422_214706_000000412026_00144_11220_1813.N1	22-APR-2004 21:47:06	Dark	40.500	45	Alp Pav	1.9400	26000.	81	11220	No
433	GOM_NL__2PRFIN20040422_215053_000000722026_00144_11220_1814.N1	22-APR-2004 21:50:53	Dark	72.000	103	38Zet Sgr	2.6000	9700.0	144	11220	No
434	GOM_NL__2PRFIN20040422_215409_000000412026_00144_11220_1815.N1	22-APR-2004 21:54:09	Dark	41.000	43	Alp TrA	1.9100	4250.0	82	11220	No
435	GOM_NL__2PRFIN20040422_215556_000000572026_00144_11220_1816.N1	22-APR-2004 21:55:56	Straylight	56.500	40	The Sco	1.8590	7100.0	113	11220	No
436	GOM_NL__2PRFIN20040422_215833_000000532026_00144_11220_1817.N1	22-APR-2004 21:58:33	Straylight	53.000	4	Alp1Cen	-0.010000	5800.0	106	11220	No
437	GOM_NL__2PRFIN20040422_220025_000000412026_00144_11220_1818.N1	22-APR-2004 22:00:25	Straylight	40.500	20	Bet Cru	1.2530	30000.	81	11220	No
438	GOM_NL__2PRFIN20040422_220152_000000432026_00144_11220_1819.N1	22-APR-2004 22:01:52	Straylight	42.500	78	Alp Lup	2.3040	28000.	85	11220	No
439	GOM_NL__2PRFIN20040422_220326_000000452026_00144_11220_1820.N1	22-APR-2004 22:03:26	Straylight	44.500	81	Eta Cen	2.3560	28000.	89	11220	No
440	GOM_NL__2PRFIN20040422_220514_000000892026_00144_11220_1821.N1	22-APR-2004 22:05:14	Tw_i_and_stray	88.500	16	21Alp Sco	1.0200	3000.0	177	11220	No
441	GOM_NL__2PRFIN20040422_220910_000000752026_00144_11220_1822.N1	22-APR-2004 22:09:10	Bright	75.000	97	8Bet1Sco	2.5610	30000.	150	11220	No
442	GOM_NL__2PRFIN20040422_221131_000000502026_00144_11220_1823.N1	22-APR-2004 22:11:31	Bright	50.000	122	9Alp2Lib	2.7470	9700.0	100	11220	No
443	GOM_NL__2PRFIN20040422_221334_000000422026_00144_11220_1824.N1	22-APR-2004 22:13:34	Bright	42.000	15	67Alp Vir	0.97600	28000.	84	11220	No
444	GOM_NL__2PRFIN20040422_221636_000000372026_00144_11220_1825.N1	22-APR-2004 22:16:36	Bright	37.000	121	29Gam Vir	2.7400	7200.0	74	11220	No
445	GOM_NL__2PRFIN20040422_222007_000000382026_00144_11220_1826.N1	22-APR-2004 22:20:07	Bright	38.000	138	47Eps Vir	2.8280	4700.0	76	11220	No
446	GOM_NL__2PRFIN20040422_222129_000000372026_00144_11220_1827.N1	22-APR-2004 22:21:29	Bright	36.500	62	94Bet Leo	2.1360	9700.0	73	11220	No
447	GOM_NL__2PRFIN20040422_222338_000000382026_00144_11220_1828.N1	22-APR-2004 22:23:38	Bright	38.000	96	68Del Leo	2.5600	9300.0	76	11220	No
448	GOM_NL__2PRFIN20040422_222802_000000372026_00144_11220_1829.N1	22-APR-2004 22:28:02	Bright	37.000	152	12Alp2CVn	2.8900	11000.	74	11220	No
449	GOM_NL__2PRFIN20040422_223008_000000392026_00144_11220_1830.N1	22-APR-2004 22:30:08	Bright	38.500	174	52Psi UMa	3.0040	4400.0	77	11220	No
450	GOM_NL__2PRFIN20040422_223215_000000372026_00144_11220_1831.N1	22-APR-2004 22:32:15	Bright	36.500	87	64Gam UMa	2.4330	11000.	73	11220	No
451	GOM_NL__2PRFIN20040422_223448_000000402026_00144_11220_1832.N1	22-APR-2004 22:34:48	Bright	39.500	36	50Alp UMa	1.8000	6300.0	79	11220	No
452	GOM_NL__2PRFIN20040422_223918_000000402026_00144_11220_1833.N1	22-APR-2004 22:39:18	Bright	39.500	60	7Bet UMi	2.0810	3950.0	79	11220	No
453	GOM_NL__2PRFIN20040422_224237_000000372026_00144_11220_1834.N1	22-APR-2004 22:42:37	Bright	36.500	49	1Alp UMi	1.9900	6300.0	73	11220	No
454	GOM_NL__2PRFIN20040422_224531_000000642026_00144_11220_1835.N1	22-APR-2004 22:45:31	Bright	64.000	69	33Gam Dra	2.2310	3800.0	128	11220	No
455	GOM_NL__2PRFIN20040422_224931_000000422026_00144_11220_1836.N1	22-APR-2004 22:49:31	Bright	42.000	89	5Alp Cep	2.4510	8000.0	84	11220	No

456	GOM_NL__2PRFIN20040422_225110_000000382026_00144_11220_1837.N1	22-APR-2004 22:51:10	Bright	37.500	74	11Bet Cas	2.2680	6600.0	75	11220	No
457	GOM_NL__2PRFIN20040422_225413_000001232026_00144_11220_1838.N1	22-APR-2004 22:54:13	Bright	123.00	5	3Alp Lyr	0.033000	11000.	246	11220	No
458	GOM_NL__2PRFIN20040422_225938_000000702026_00144_11220_1839.N1	22-APR-2004 22:59:38	Twilight	69.500	92	53Eps Cyg	2.5000	4500.0	139	11220	No
459	GOM_NL__2PRFIN20040422_230416_000000462026_00144_11220_1840.N1	22-APR-2004 23:04:16	Twilight	46.000	90	54Alp Peg	2.4870	11000.	92	11220	No
460	GOM_NL__2PRFIN20040422_230748_000000592026_00144_11220_1841.N1	22-APR-2004 23:07:48	Dark	59.000	61	8Eps Peg	2.1000	3900.0	118	11220	No
461	GOM_NL__2PRFIN20040422_231017_000000502026_00144_11220_1842.N1	22-APR-2004 23:10:17	Dark	50.000	162	34Alp Aqr	2.9440	5350.0	100	11220	No
462	GOM_NL__2PRFIN20040422_231320_000000562026_00144_11220_1843.N1	22-APR-2004 23:13:20	Dark	56.000	154	22Bet Aqr	2.8990	5700.0	112	11220	No
463	GOM_NL__2PRFIN20040422_231649_000000472026_00144_11220_1844.N1	22-APR-2004 23:16:49	Dark	46.500	18	24Alp PsA	1.1660	9700.0	93	11220	No
464	GOM_NL__2PRFIN20040422_232227_000000422026_00144_11220_1845.N1	22-APR-2004 23:22:27	Dark	42.000	31	Alp Gru	1.7340	15200.	84	11220	No
465	GOM_NL__2PRFIN20040422_232523_000000442026_00144_11220_1846.N1	22-APR-2004 23:25:23	Dark	43.500	148	Alp Tuc	2.8780	4100.0	87	11220	No
466	GOM_NL__2PRFIN20040422_232742_000000422026_00145_11221_1813.N1	22-APR-2004 23:27:42	Dark	41.500	45	Alp Pav	1.9400	26000.	83	11221	No
467	GOM_NL__2PRFIN20040422_233131_000000722026_00145_11221_1814.N1	22-APR-2004 23:31:31	Dark	71.500	103	38Zet Sgr	2.6000	9700.0	143	11221	No
468	GOM_NL__2PRFIN20040422_233443_000000492026_00145_11221_1815.N1	22-APR-2004 23:34:43	Dark	48.500	43	Alp TrA	1.9100	4250.0	97	11221	No
469	GOM_NL__2PRFIN20040422_233632_000000542026_00145_11221_1816.N1	22-APR-2004 23:36:32	Straylight	54.000	40	The Sco	1.8590	7100.0	108	11221	No
470	GOM_NL__2PRFIN20040422_233909_000000532026_00145_11221_1817.N1	22-APR-2004 23:39:09	Straylight	53.000	4	Alp1Cen	-0.010000	5800.0	106	11221	No
471	GOM_NL__2PRFIN20040422_234101_000000432026_00145_11221_1818.N1	22-APR-2004 23:41:01	Straylight	42.500	20	Bet Cru	1.2530	30000.	85	11221	No
472	GOM_NL__2PRFIN20040422_234228_000000442026_00145_11221_1819.N1	22-APR-2004 23:42:28	Straylight	43.500	78	Alp Lup	2.3040	28000.	87	11221	No
473	GOM_NL__2PRFIN20040422_234402_000000442026_00145_11221_1820.N1	22-APR-2004 23:44:02	Straylight	44.000	81	Eta Cen	2.3560	28000.	88	11221	No
474	GOM_NL__2PRFIN20040422_234550_000000882026_00145_11221_1821.N1	22-APR-2004 23:45:50	Twilight	88.000	16	21Alp Sco	1.0200	3000.0	176	11221	No
475	GOM_NL__2PRFIN20040422_234946_000000762026_00145_11221_1822.N1	22-APR-2004 23:49:46	Bright	76.000	97	8Bet1Sco	2.5610	30000.	152	11221	No
476	GOM_NL__2PRFIN20040422_235207_000000522026_00145_11221_1823.N1	22-APR-2004 23:52:07	Bright	51.500	122	9Alp2Lib	2.7470	9700.0	103	11221	No
477	GOM_NL__2PRFIN20040422_235409_000000422026_00145_11221_1824.N1	22-APR-2004 23:54:09	Bright	41.500	15	67Alp Vir	0.97600	28000.	83	11221	No
478	GOM_NL__2PRFIN20040422_235711_000000372026_00145_11221_1825.N1	22-APR-2004 23:57:11	Bright	37.000	121	29Gam Vir	2.7400	7200.0	74	11221	No

3. Quality information per product

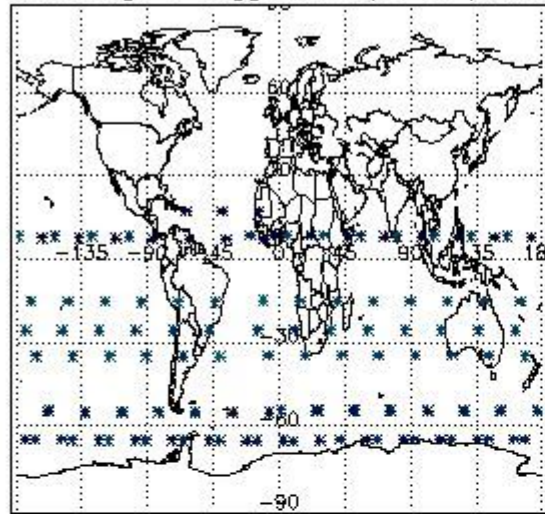
In this section it is plotted some information contained in the Quality Summary data set of the level 2 products. Only products in dark limb conditions and without errors (error flag in the MPH set to "0") are used.

3.1 Plot quality information per product (time dependant)

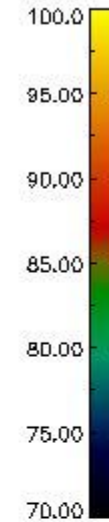
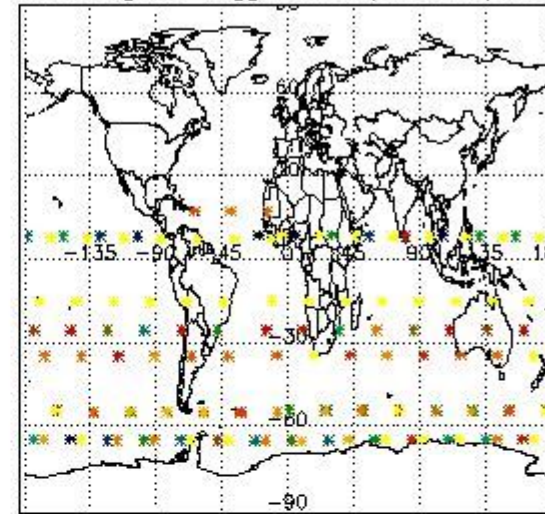


3.2 Plot quality information per product (world map)


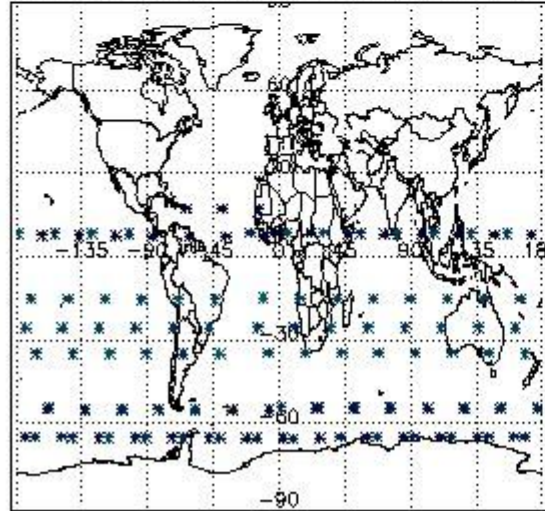
Percentage of flagged data per O3 profile



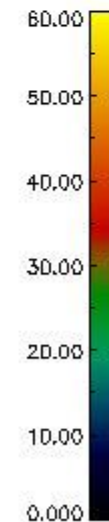
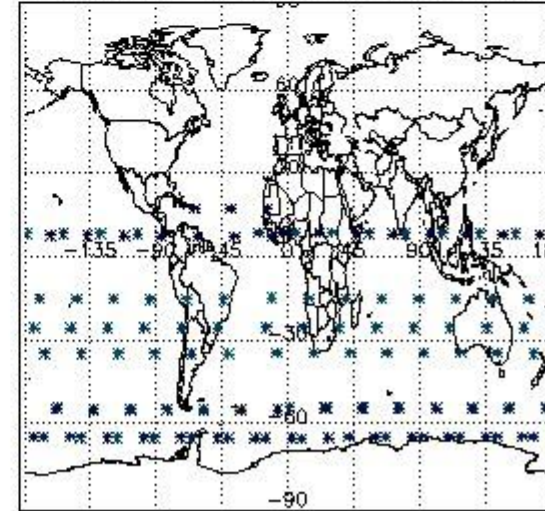
Percentage of flagged data per H2O profile



Percentage of flagged data per NO2 profile



Percentage of flagged data per NO3 profile

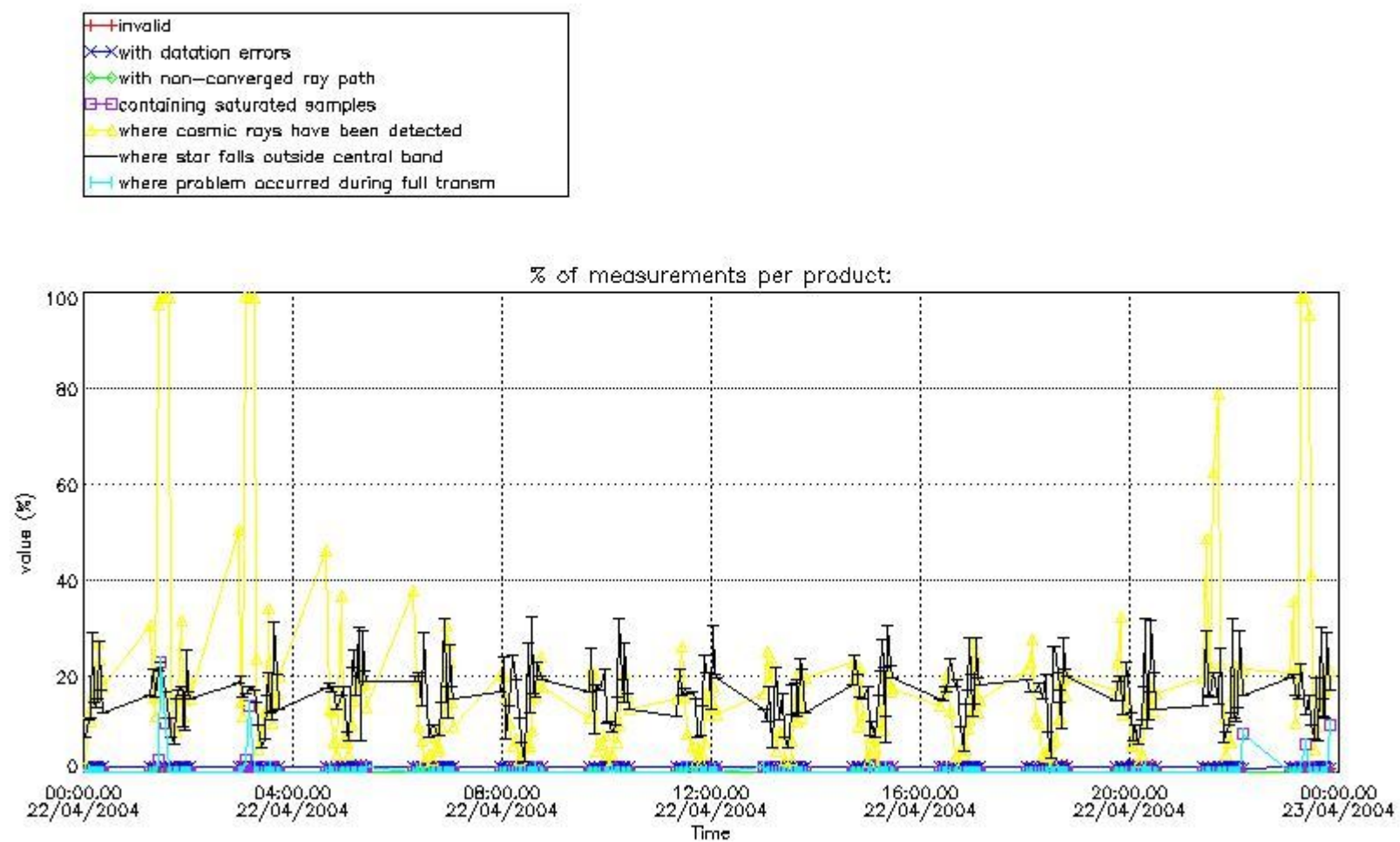


4. Level 1 quality information per product

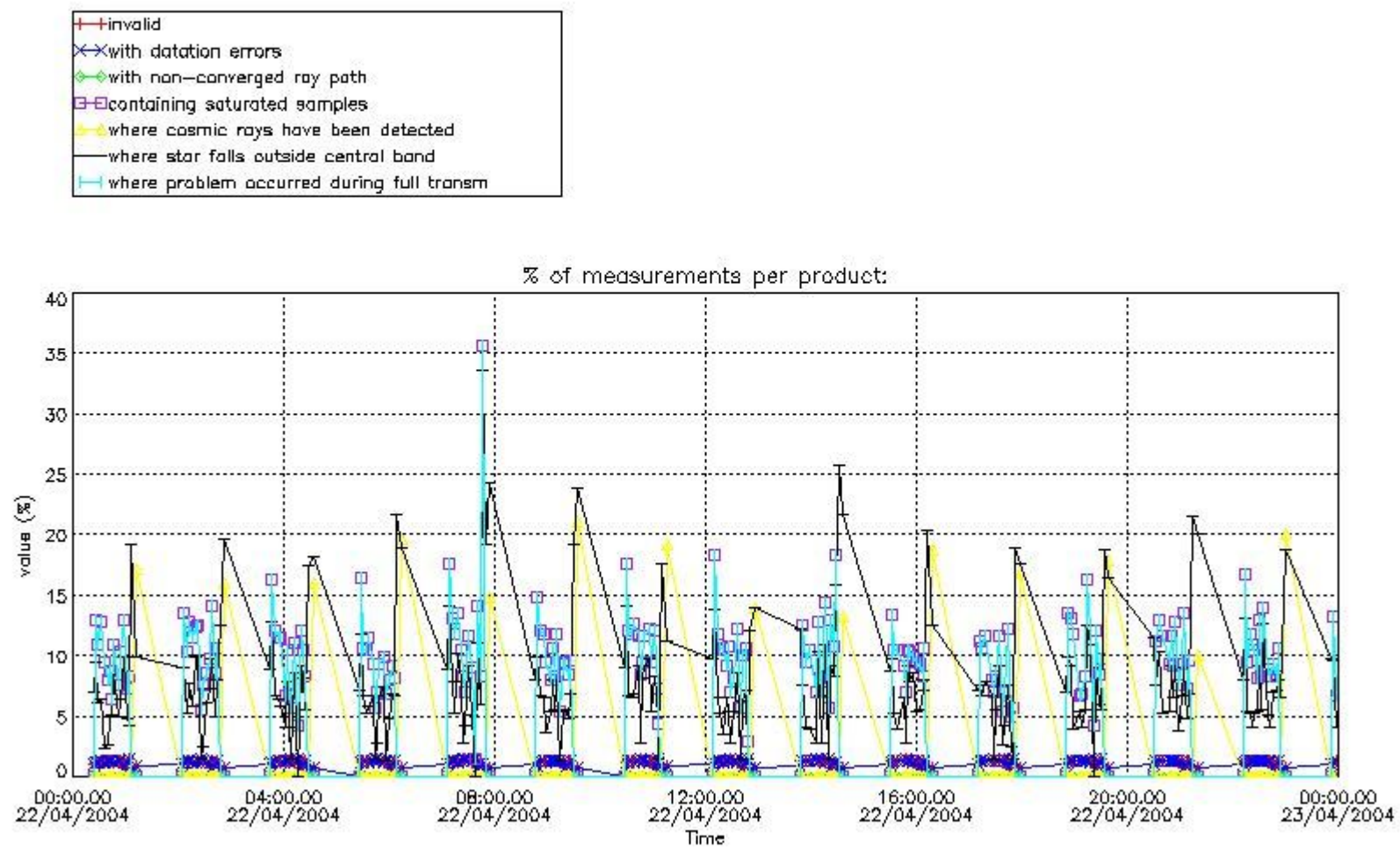
In this section it is plotted some information contained in the Quality Summary data set of the level 2 products that comes from the level 1b processing. Products without errors (error flag in the MPH set to "0") are used.

4.1 Plot quality information per product (time dependant) coming from level 1b processing

4.1.1 Plot level 1 quality information per product (time dependant): ENVISAT ASCENDING passes



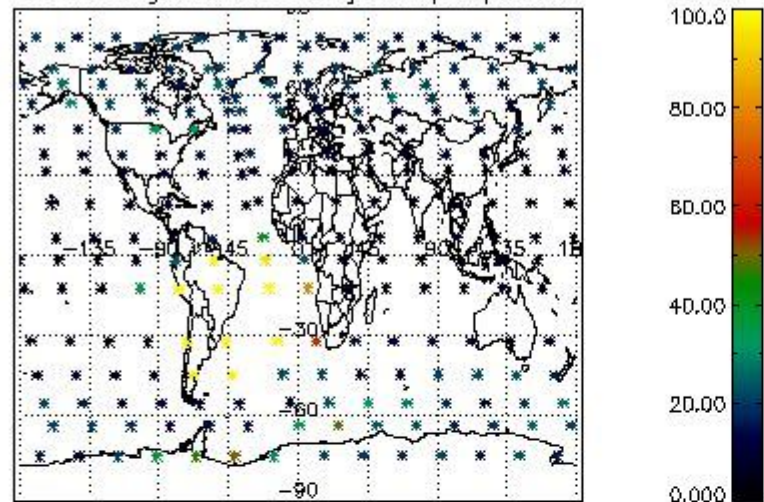
4.1.2 Plot level 1 quality information per product (time dependant): ENVI SAT DESCENDING passes



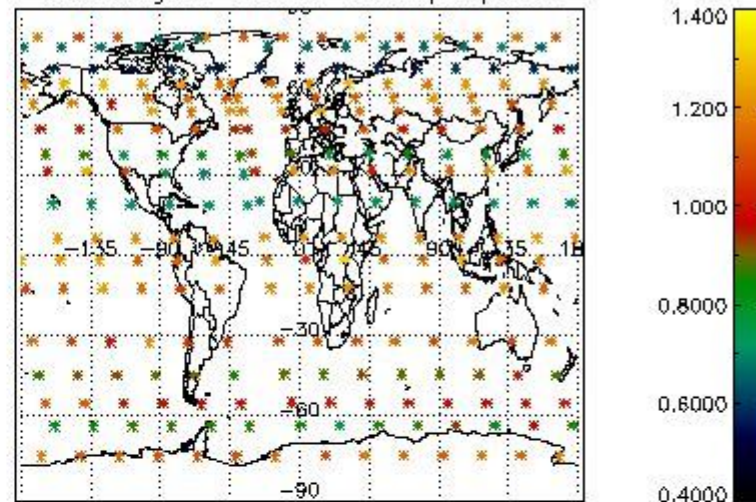
4.2 Plot quality information per product coming from level 1b processing (world map)

4.2.1 Plot level 1 quality information per product (world map): ENVISAT ASCENDING passes

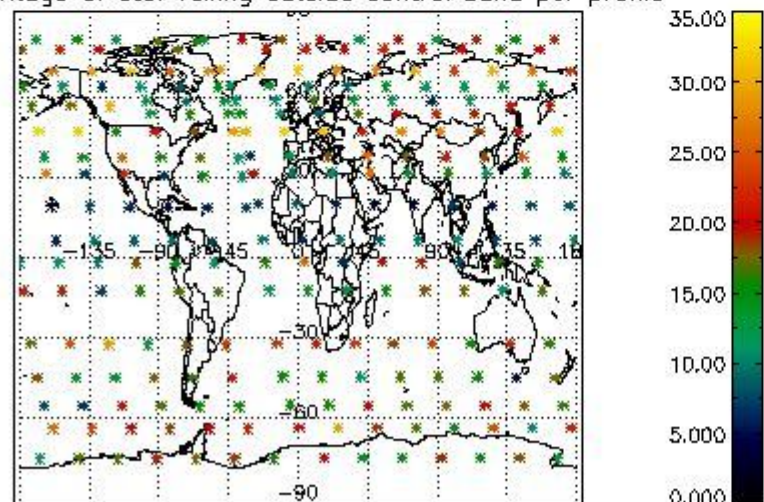
Percentage of cosmic ray hits per profile



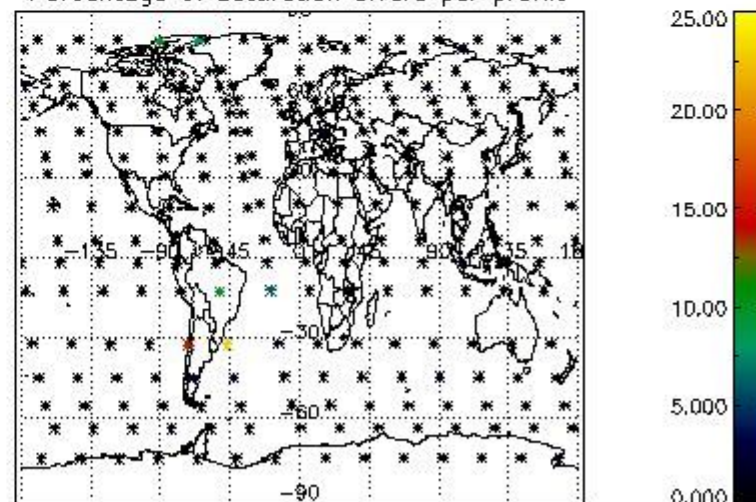
Percentage of datation errors per profile



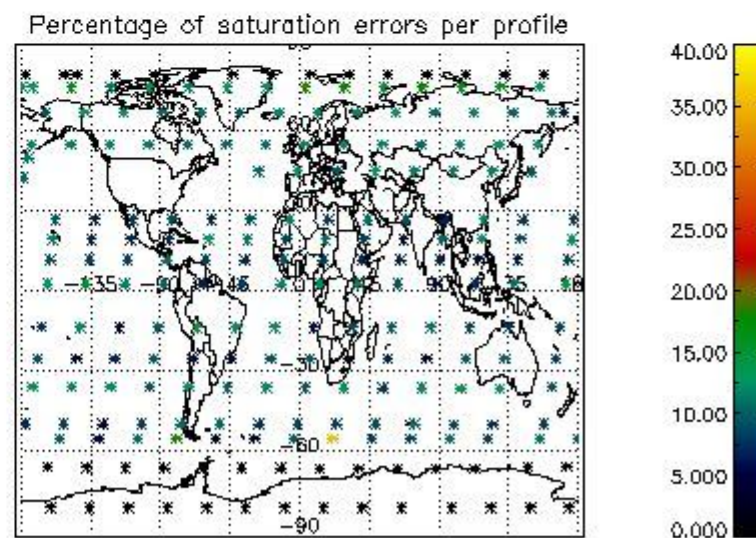
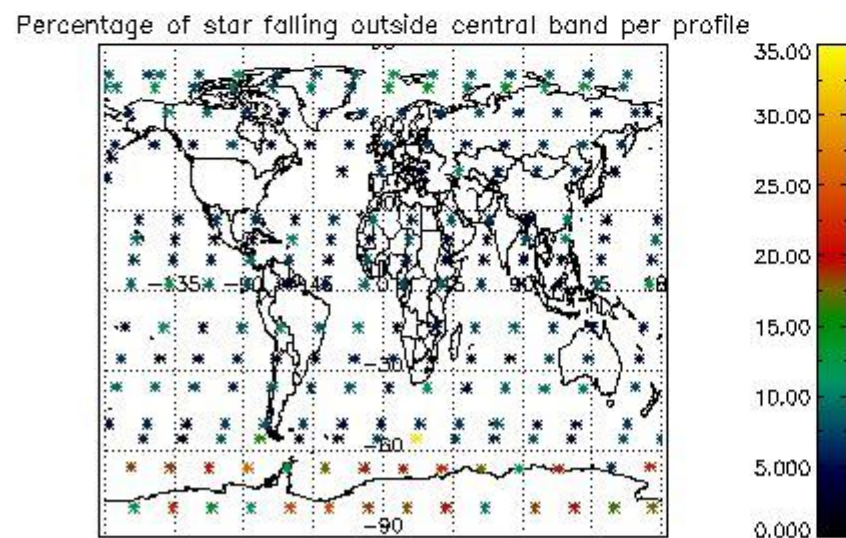
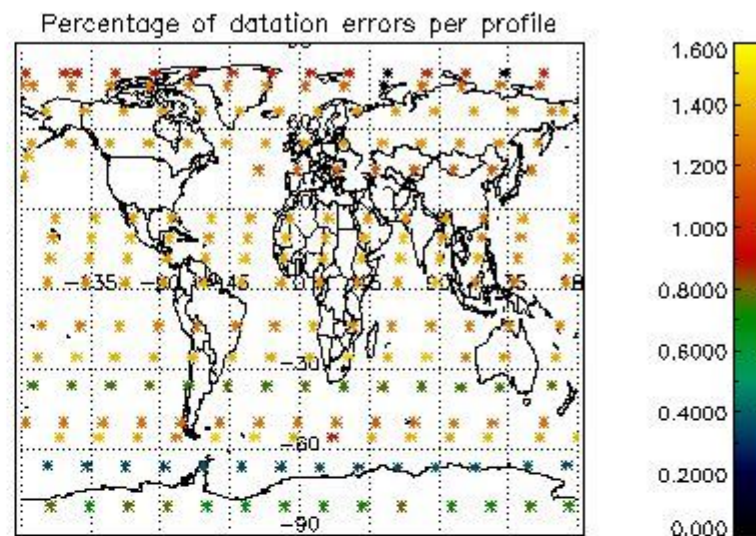
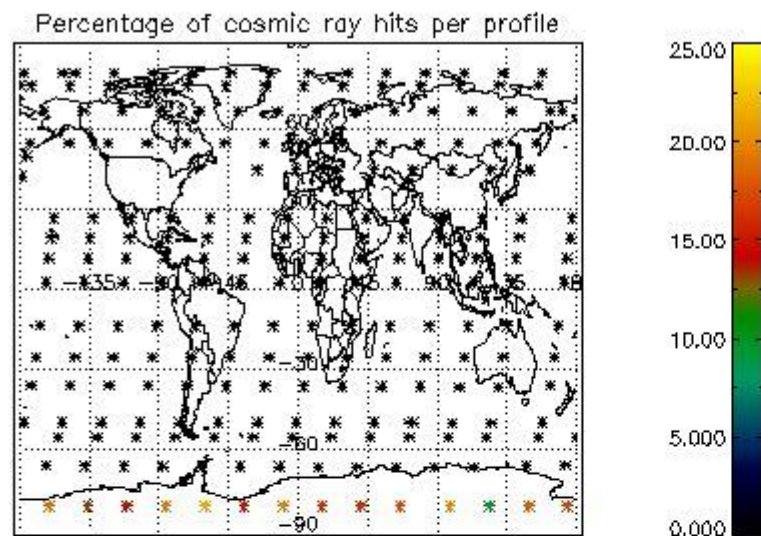
Percentage of star falling outside central band per profile



Percentage of saturation errors per profile



4.2.2 Plot level 1 quality information per product (world map): ENVISAT DESCENDING passes



5. Trace gas profiles

5.1 Ozone statistics based on quality of products

The final quality of the products can be "measured" using the STD (Standard Deviation) attached to every point profile. This information is written to the parameter GOM_NL__2P/NL_LOCAL_SPECIES_DENSITY/o3_std of the level 2 products. The table below shows the statistics for given STD ranges.

The statistics are given with respect to the overall valid production:

- Products without fatal errors: GOM_NL__2P/MPH/PRODUCT_ERR=0
- Valid point profile: GOM_NL__2P/NL_LOCAL_SPECIES_DENSITY/pcd(0)=0

The 'Criteria' is applied to valid points of dark limb products:

- Products in dark limb illumination condition: GOM_NL__2P/NL_SUMMARY_QUALITY/obs_ill_cond=0
- Products without fatal errors: GOM_NL__2P/MPH/PRODUCT_ERR=0
- Valid point profile: GOM_NL__2P/NL_LOCAL_SPECIES_DENSITY/pcd(0)=0

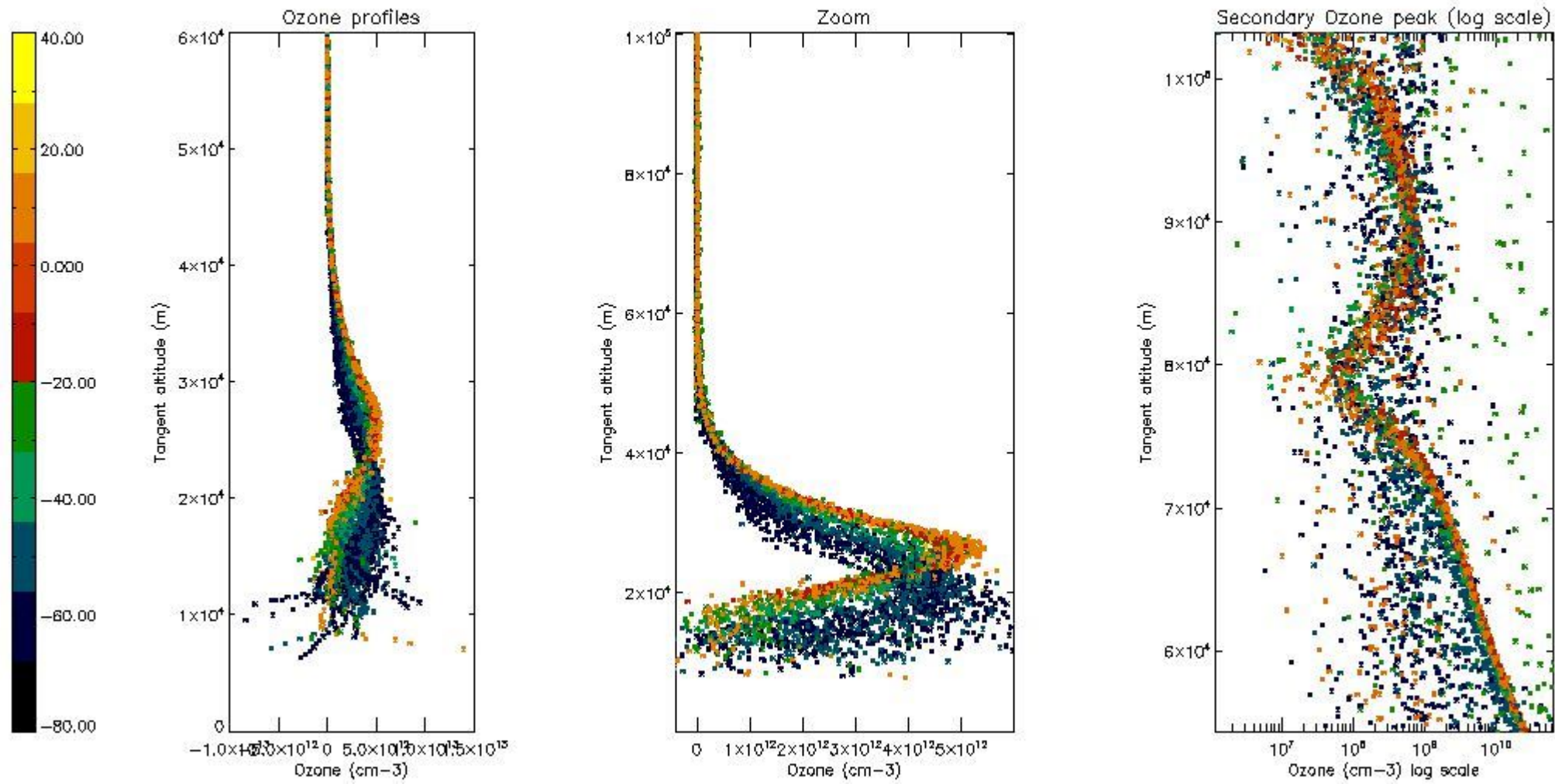
So, the table below shows the percentage of dark limb and valid observations for each criteria with respect to the overall valid daily observations.

Criteria	% of total production
All STD	27
STD < 20	13

STD < 10	9
STD < 5	6

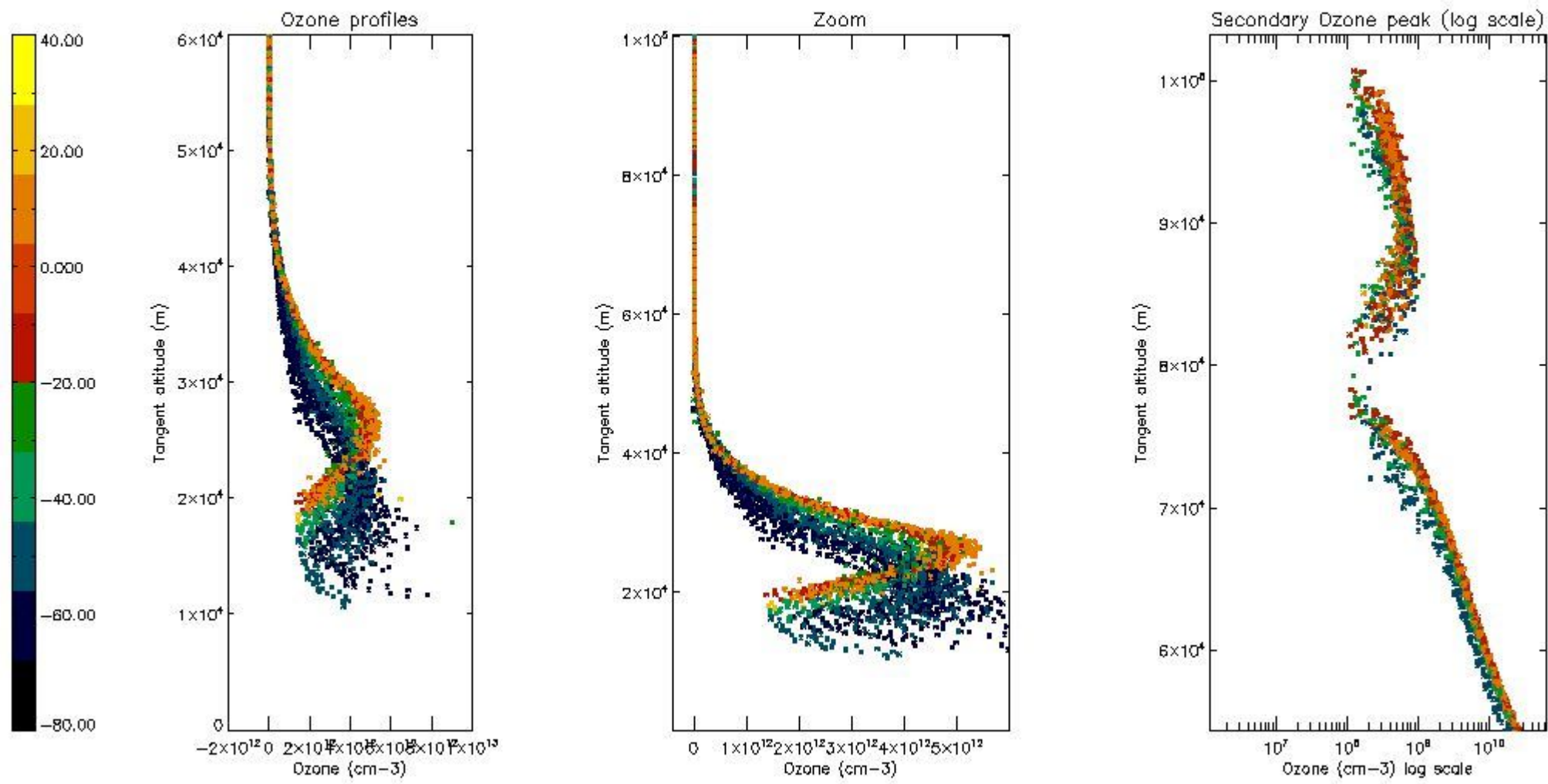
5.2 Plot ozone profiles for all STD (dark without errors)

The colorbar represents the latitude.



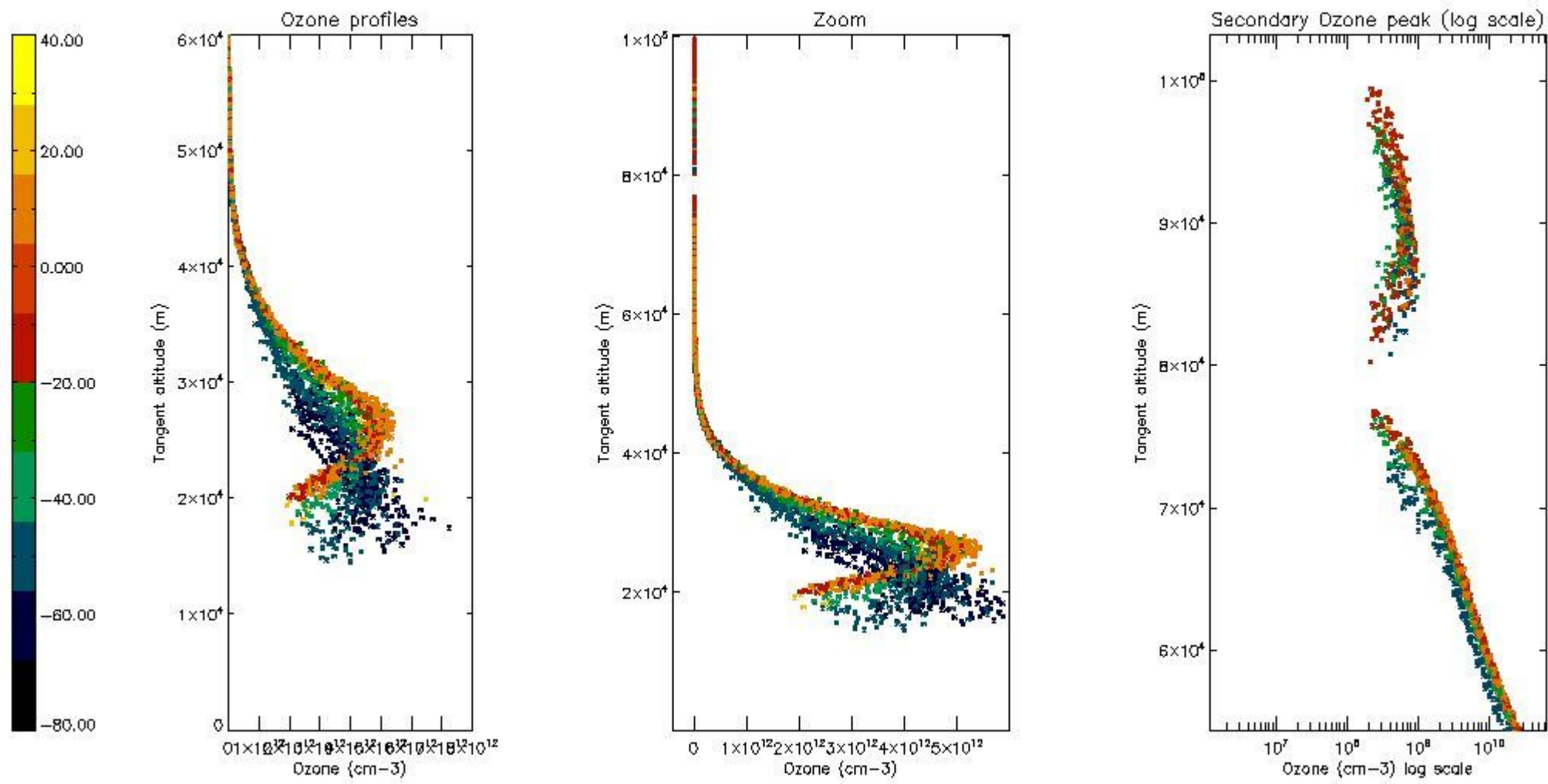
5.3 Plot ozone profiles where STD < 20% (dark without errors)

The colorbar represents the latitude.



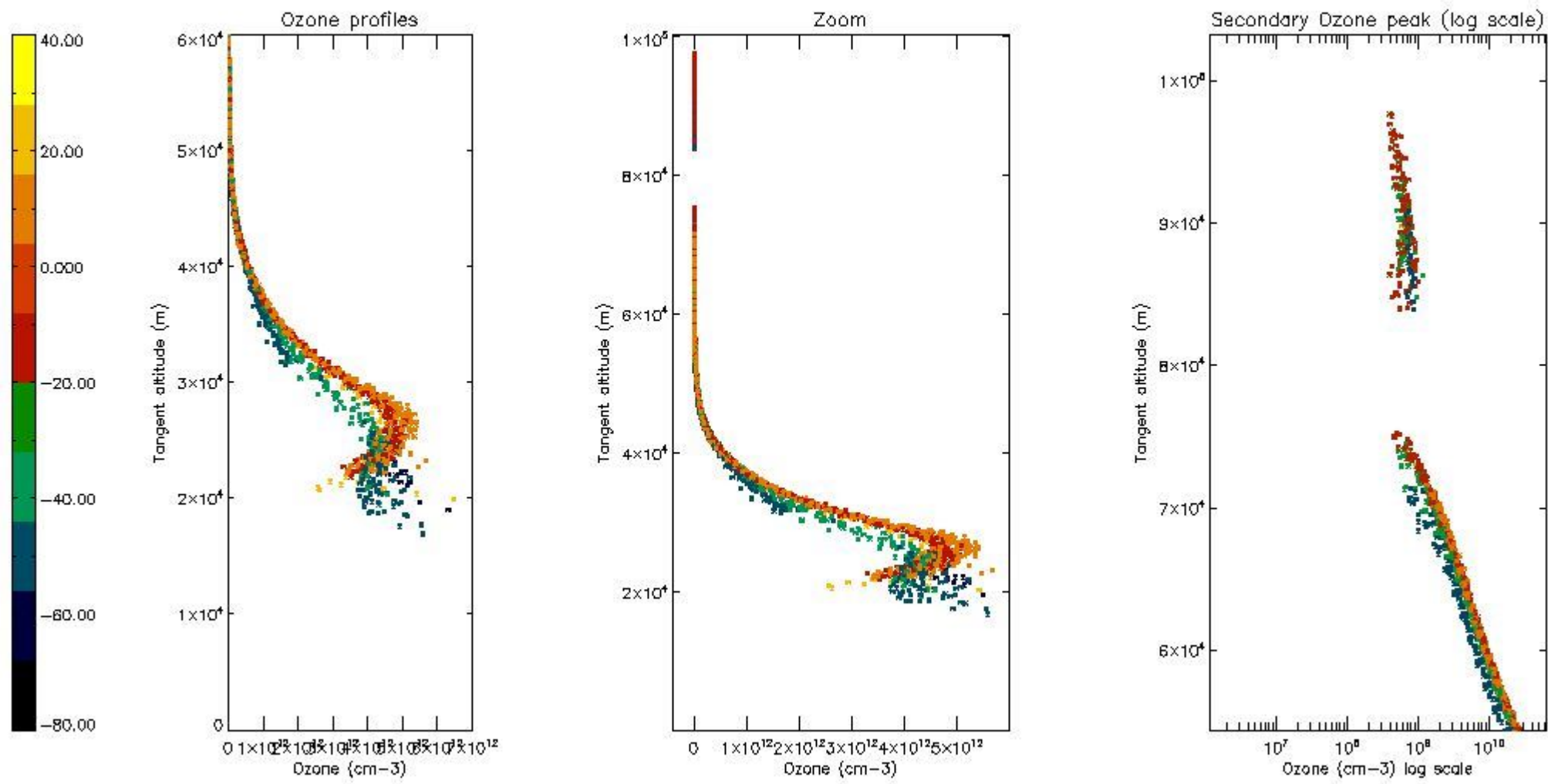
5.4 Plot ozone profiles where STD < 10% (dark without errors)

The colorbar represents the latitude.



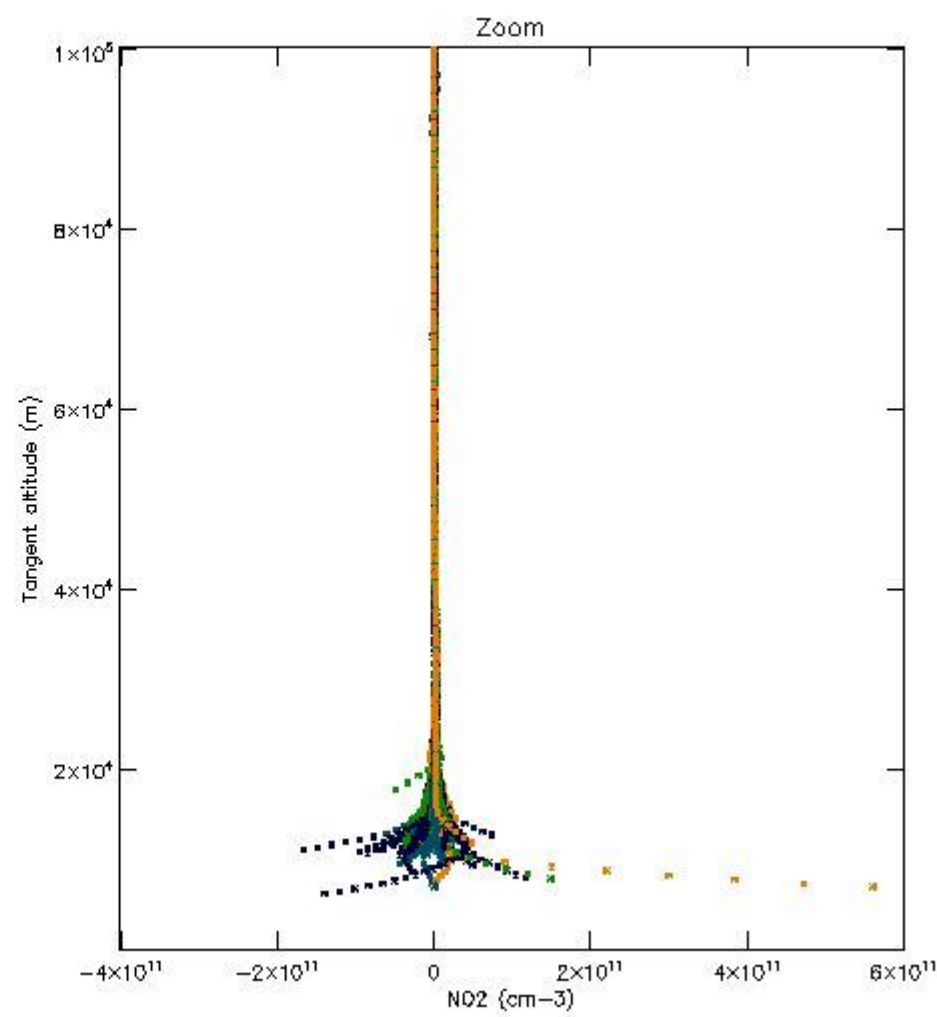
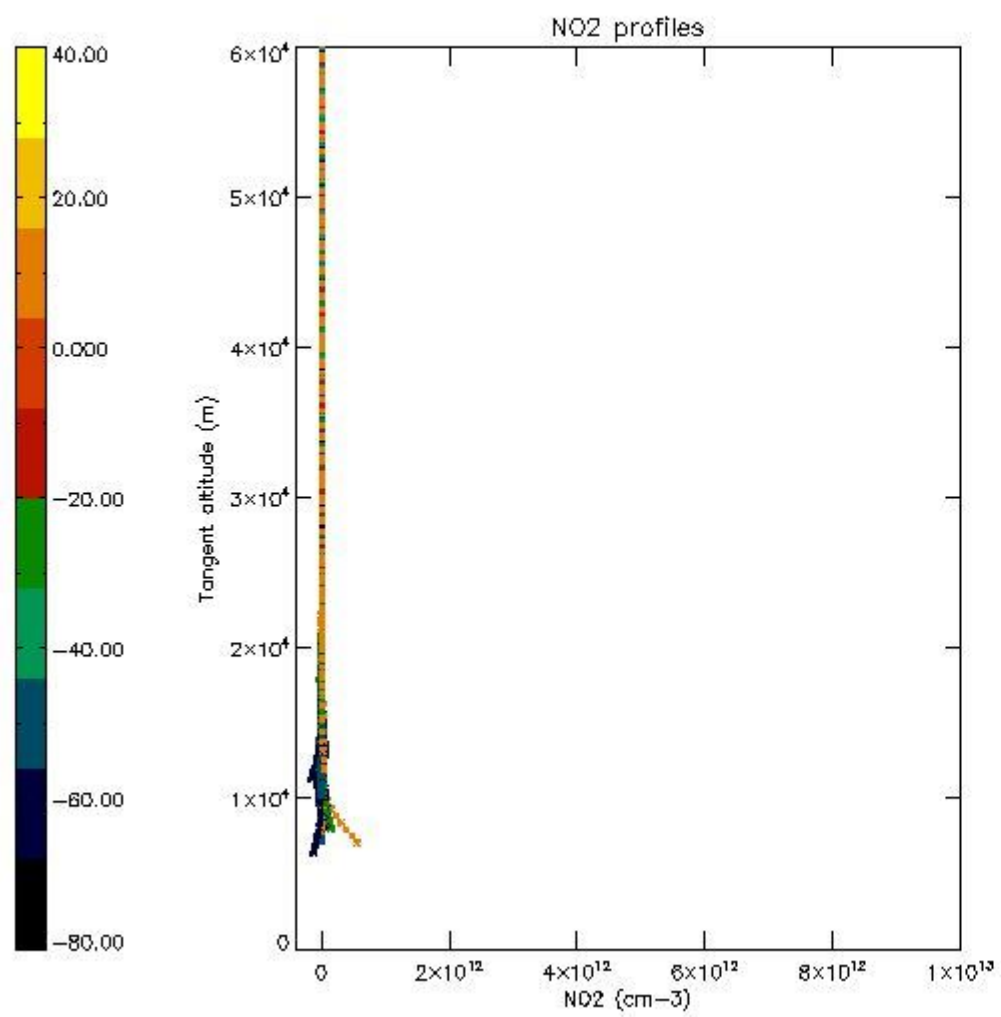
5.5 Plot ozone profiles where STD < 5% (dark without errors)

The colorbar represents the latitude.



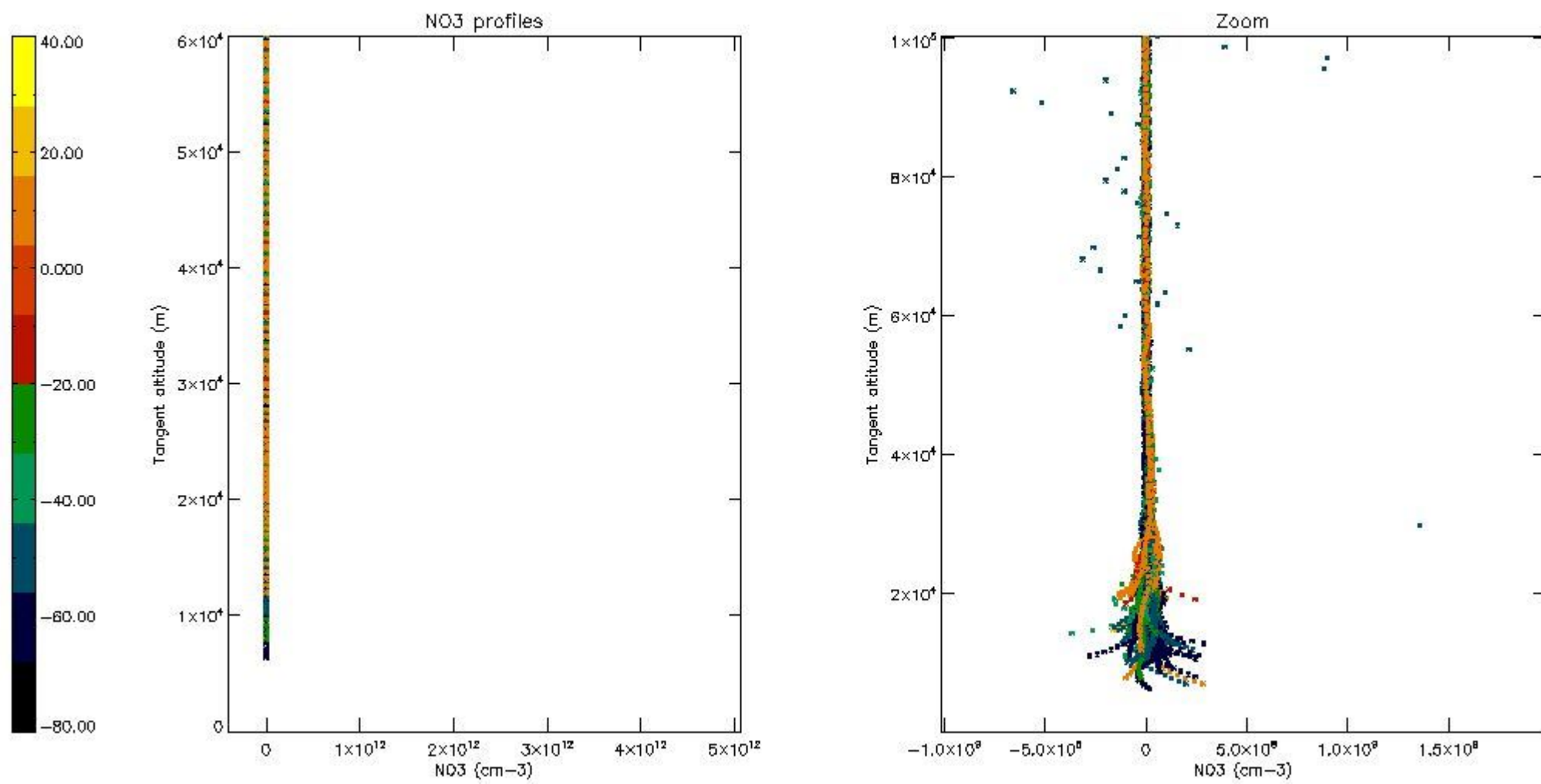
5.6 Plot NO₂ profiles for all STD (dark without errors)

The colorbar represents the latitude.



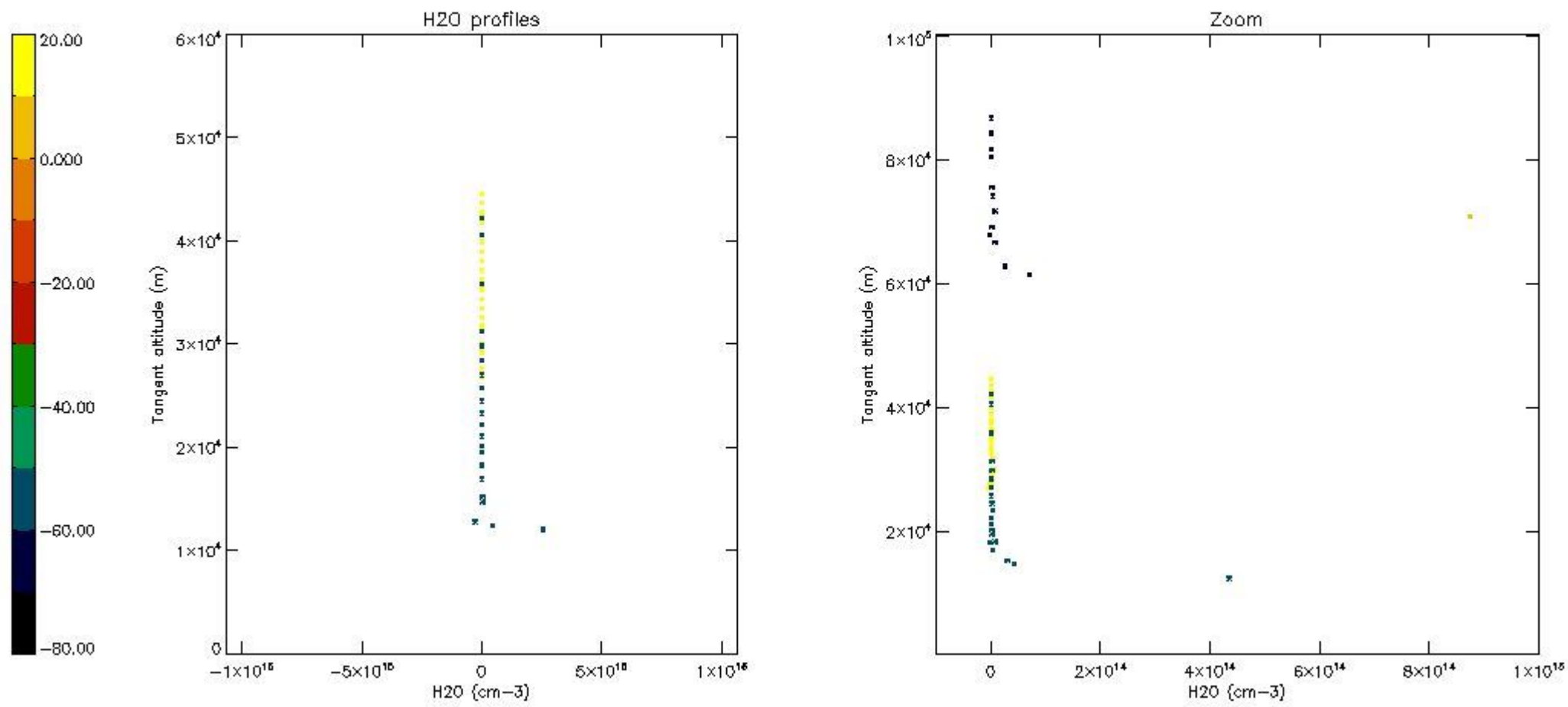
5.7 Plot NO3 profiles for all STD (dark without errors)

The colorbar represents the latitude.



5.8 Plot H2O profiles for all STD (only for occultations of stars 1,2,3,4,13,14,16,26,63 dark without errors)

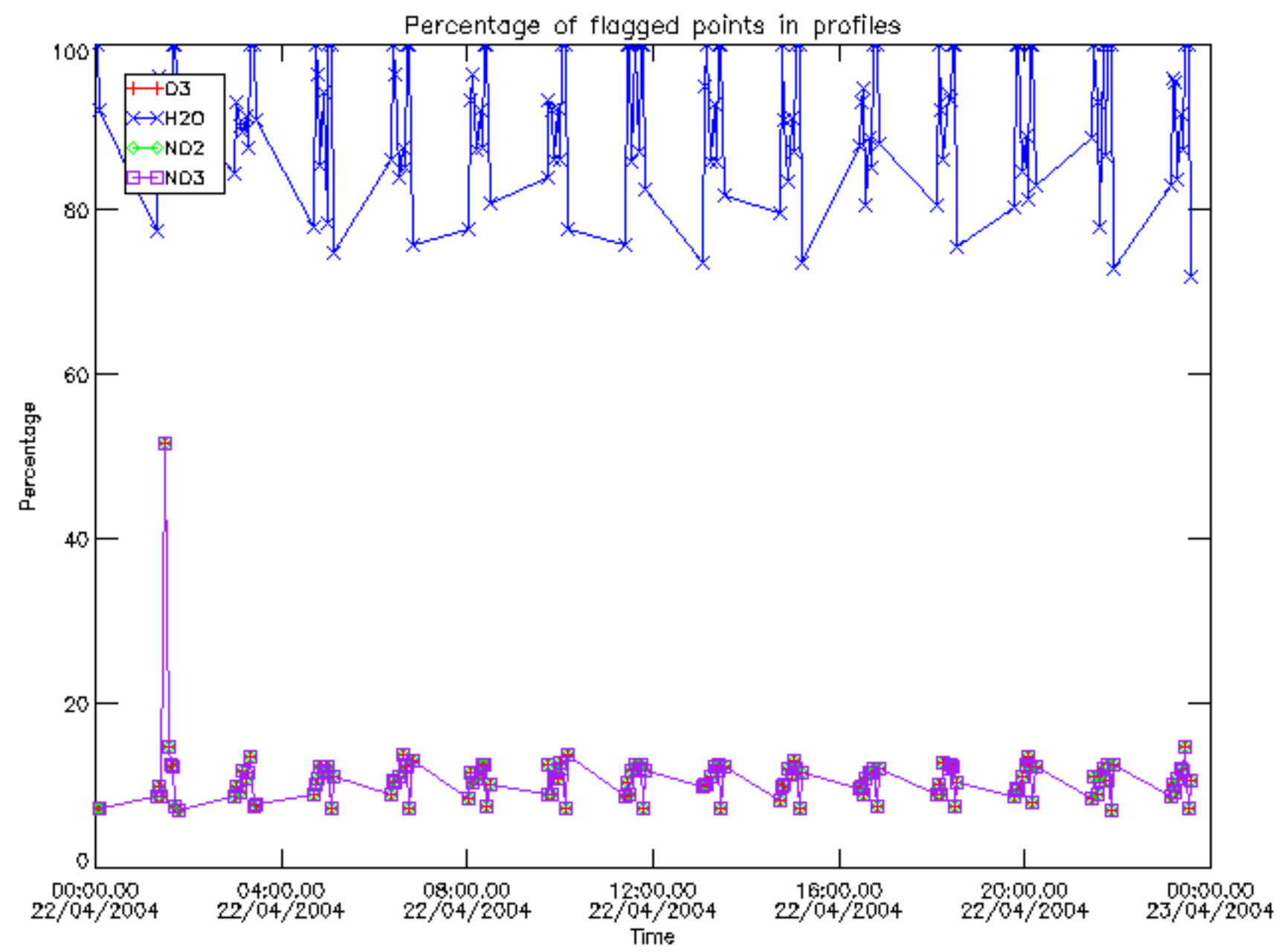
The colorbar represents the latitude.



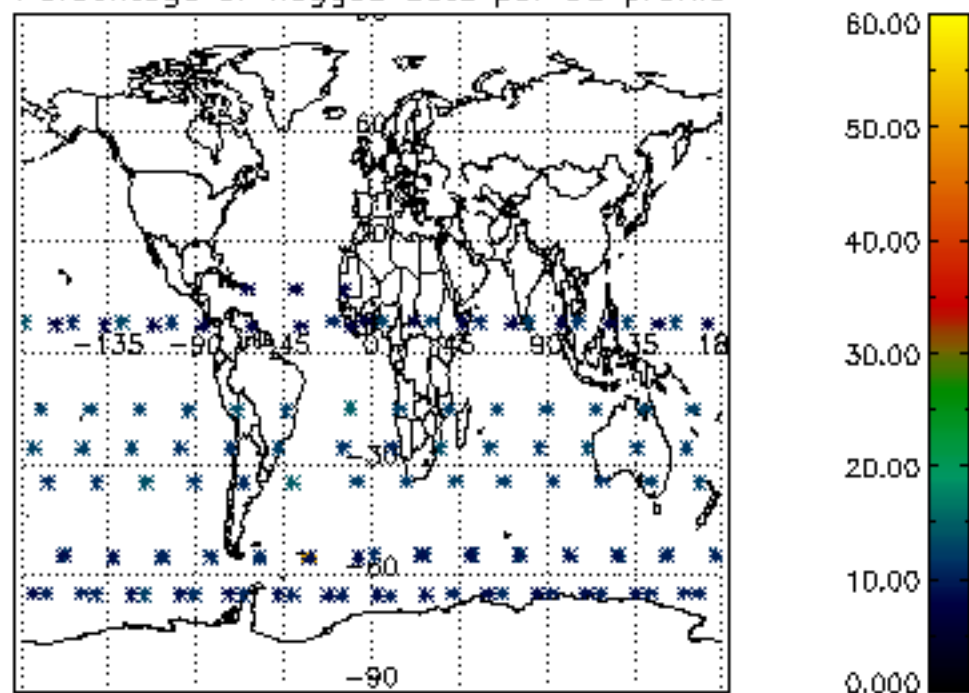
6. Auxiliary Data Files used for the production reported in section 2

The number reported in the third column indicates since which file (see list in section 2) the corresponding auxiliary file has been used. The fourth column is the date of those product files.

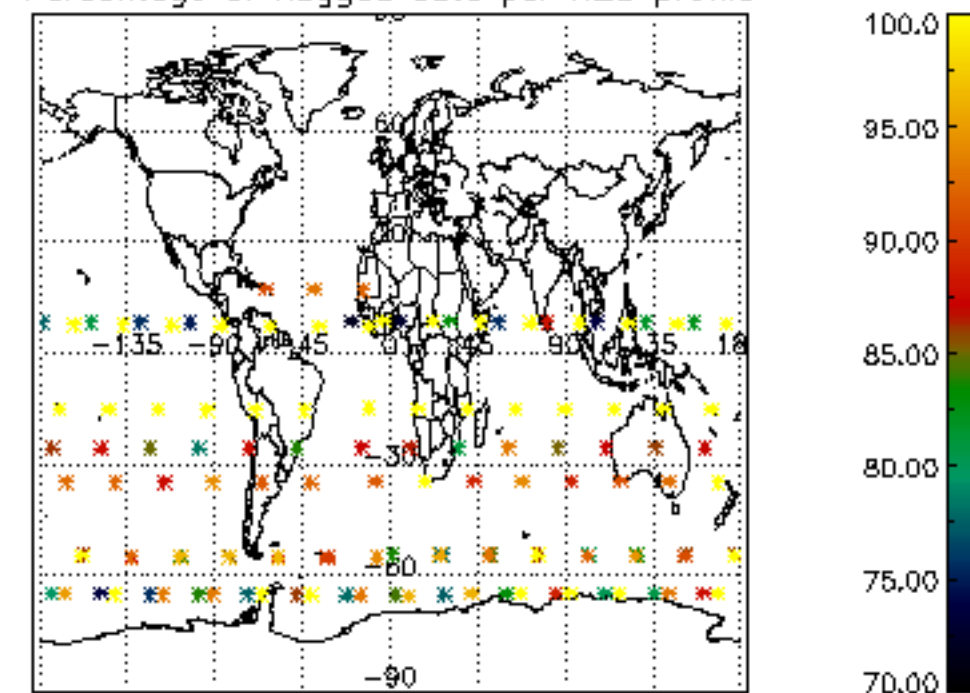
Type	Auxiliary Filename	Used since product	Used since product date
INST_PHYS_CHARACTERISTICS	GOM_INS_AXVIEC20091111_143220_20030716_120000_20500101_000000	1	22-APR-2004 00:02:44
LEVEL-2_PROC_CONFIG	GOM_PR2_AXVIEC20091111_152718_20020301_000000_20500101_000000	1	22-APR-2004 00:02:44
CROSS_SECTIONS_FILE	GOM_CRS_AXVIEC20091111_154832_20020301_000000_20500101_000000	1	22-APR-2004 00:02:44



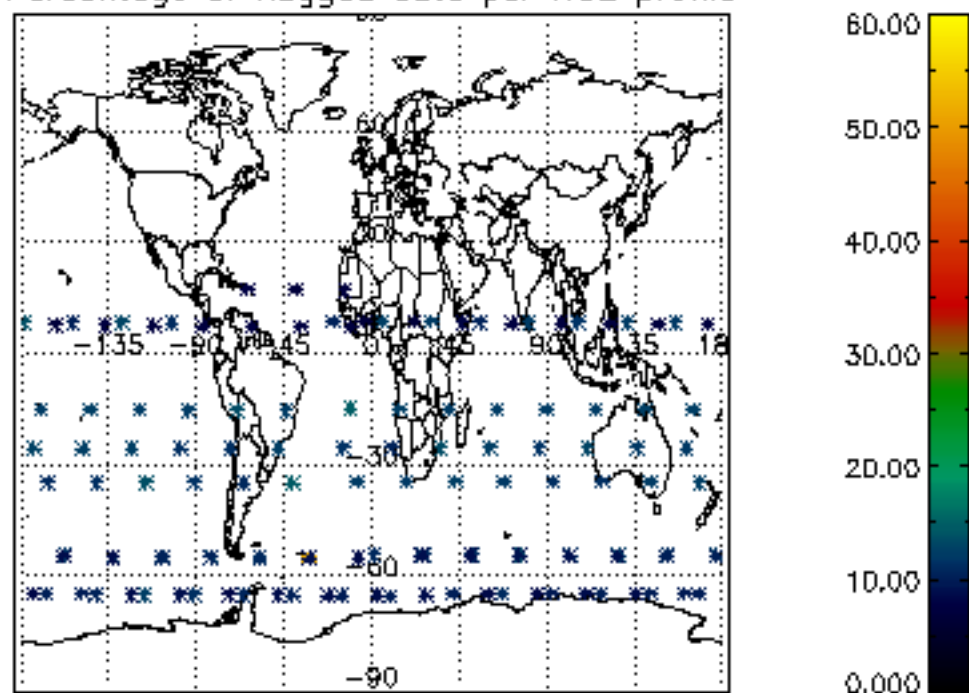
Percentage of flagged data per D3 profile



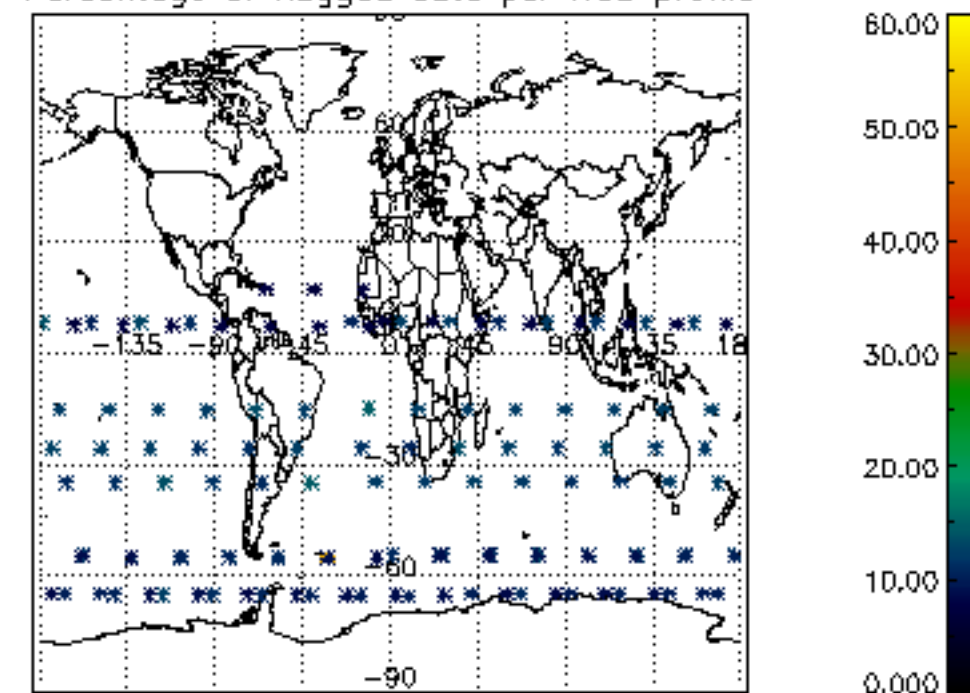
Percentage of flagged data per H2O profile

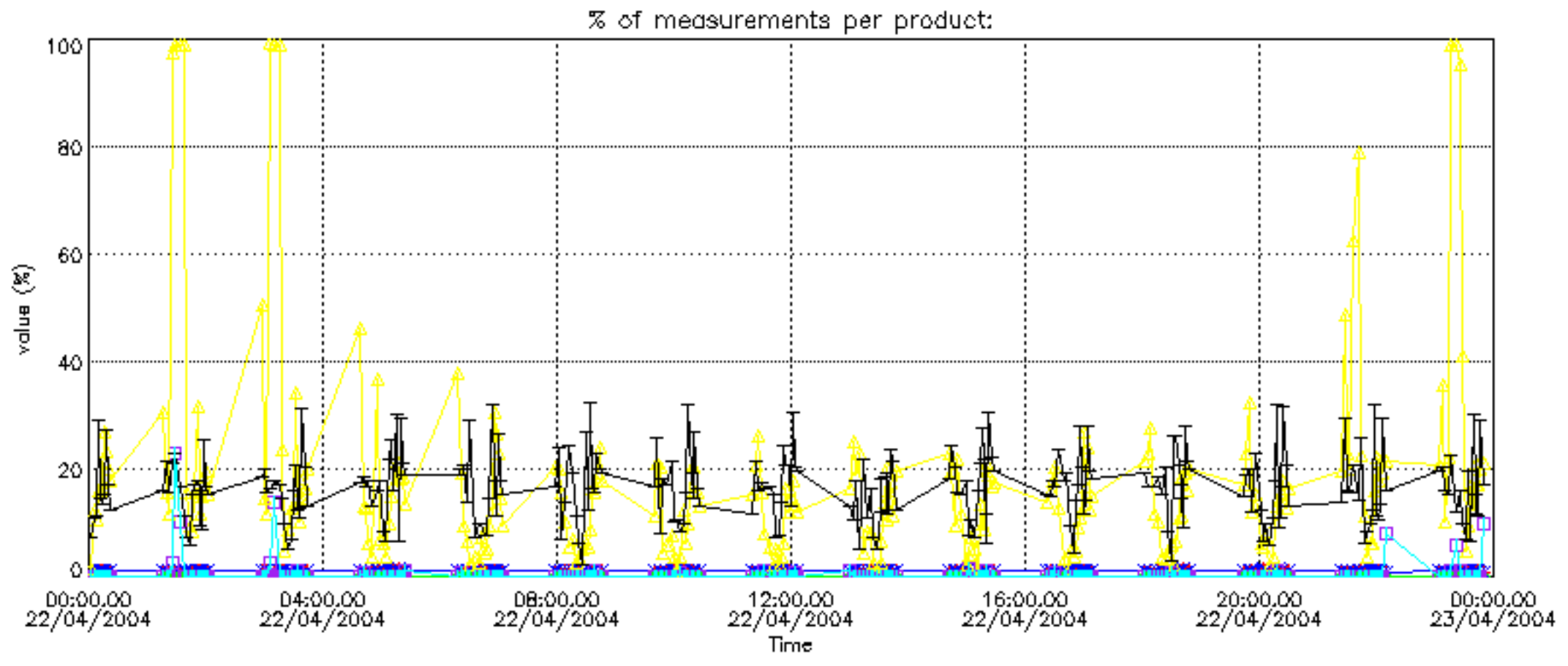


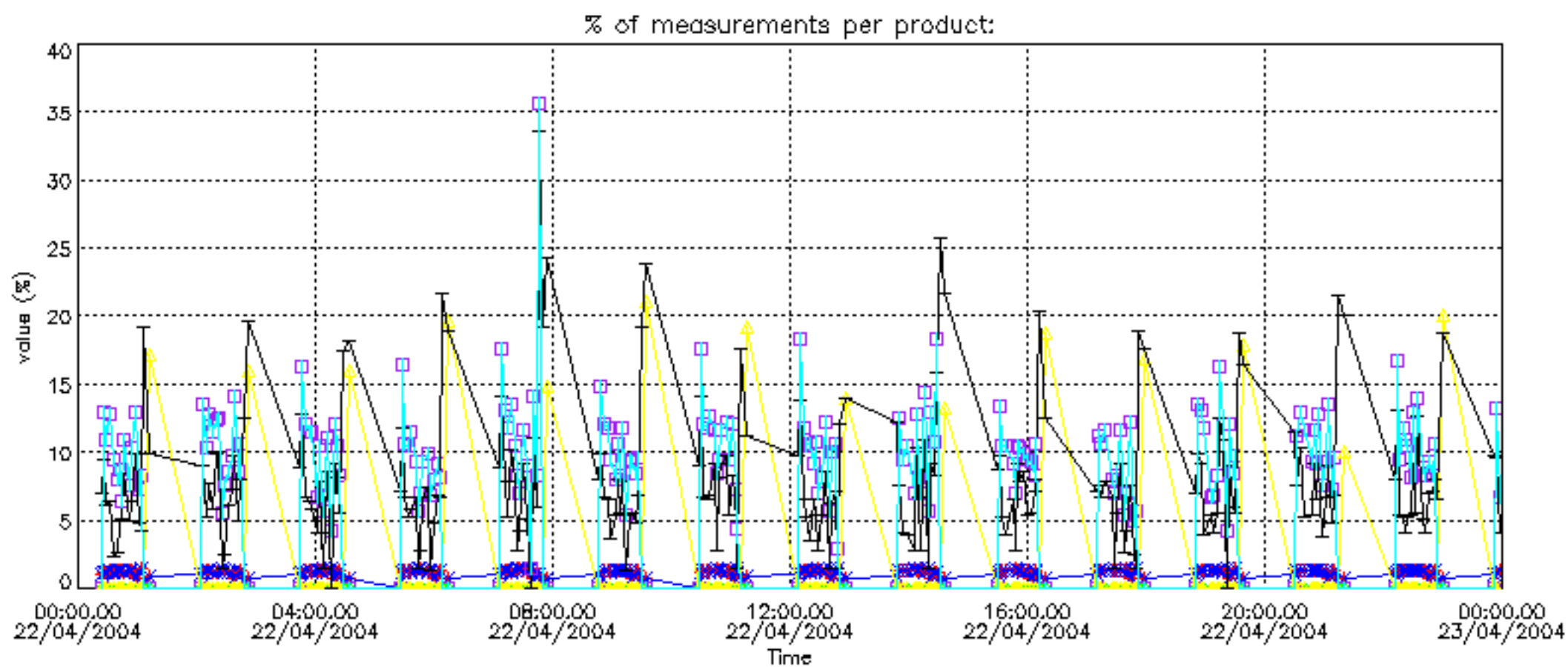
Percentage of flagged data per NO2 profile



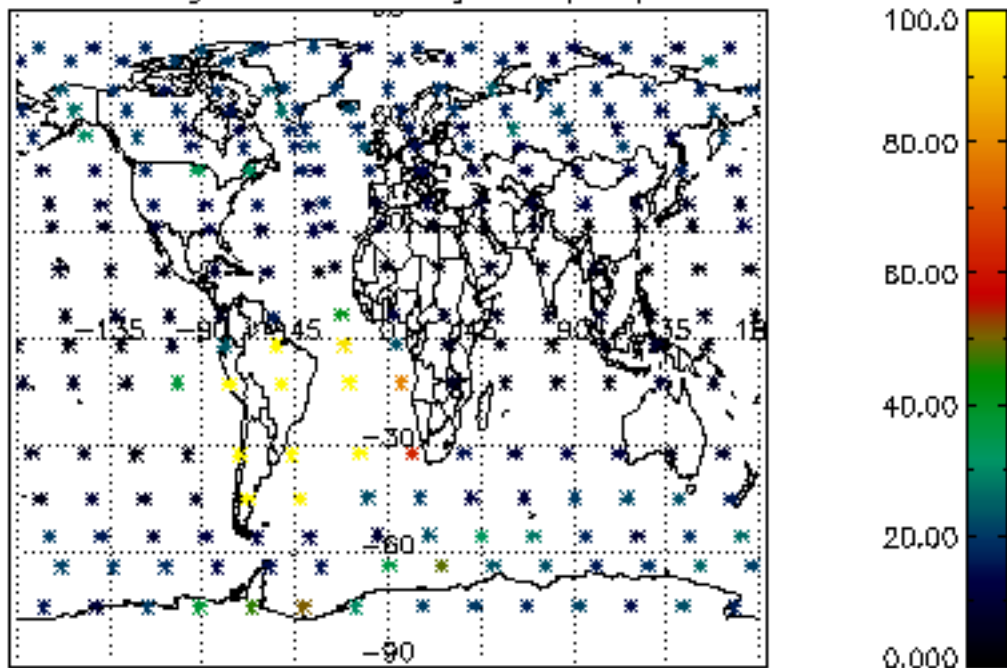
Percentage of flagged data per NO3 profile



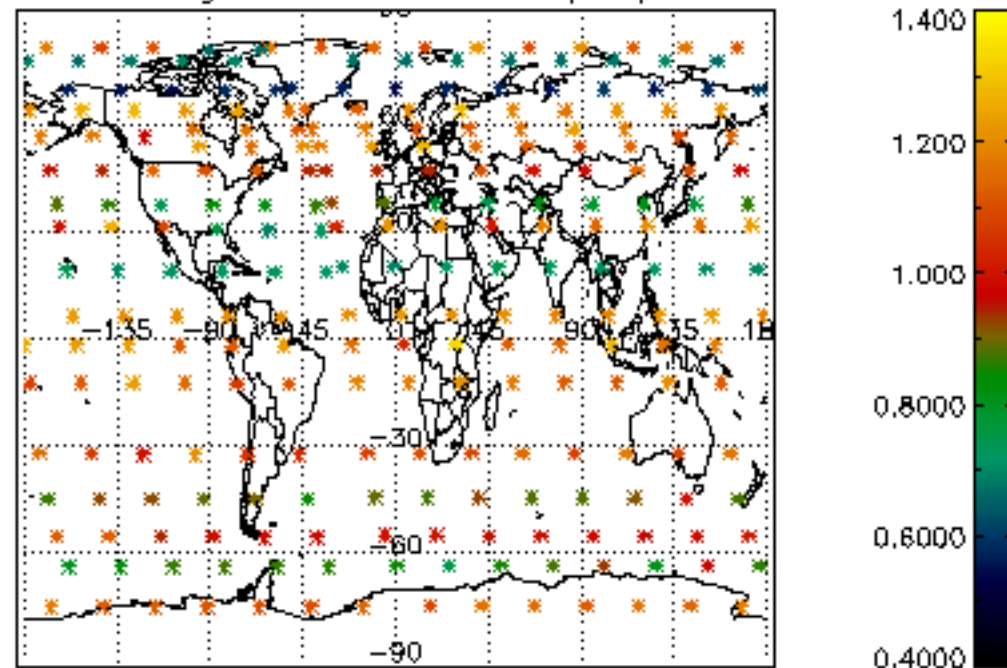




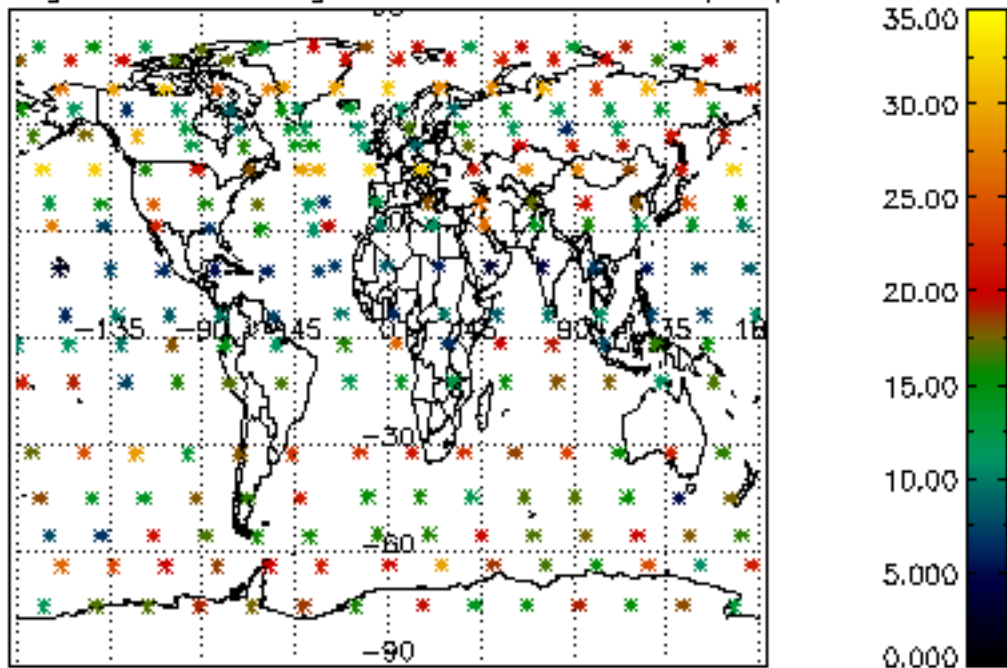
Percentage of cosmic ray hits per profile



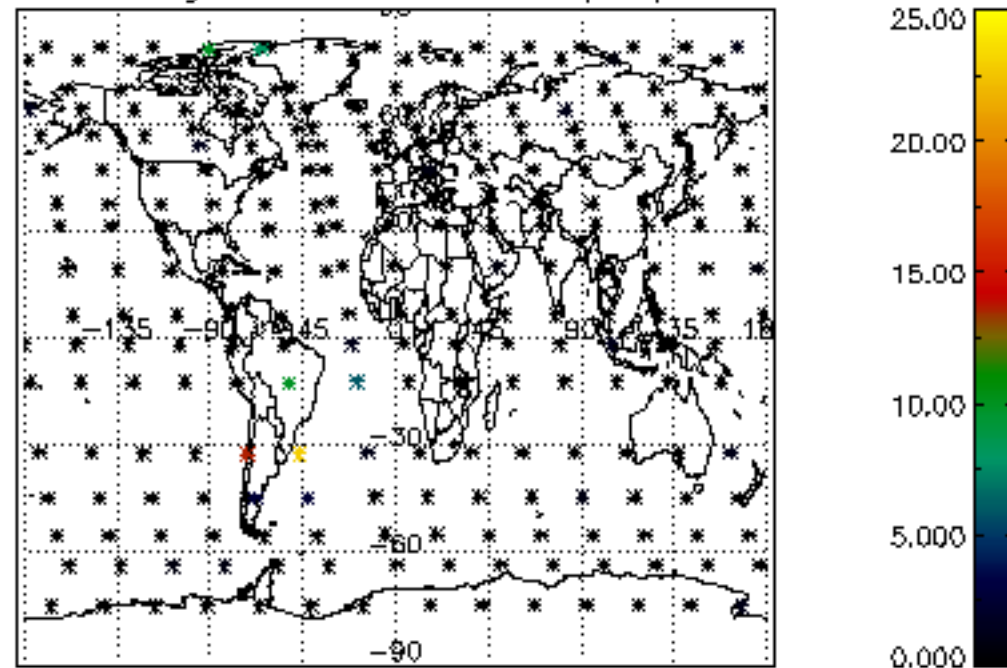
Percentage of datation errors per profile



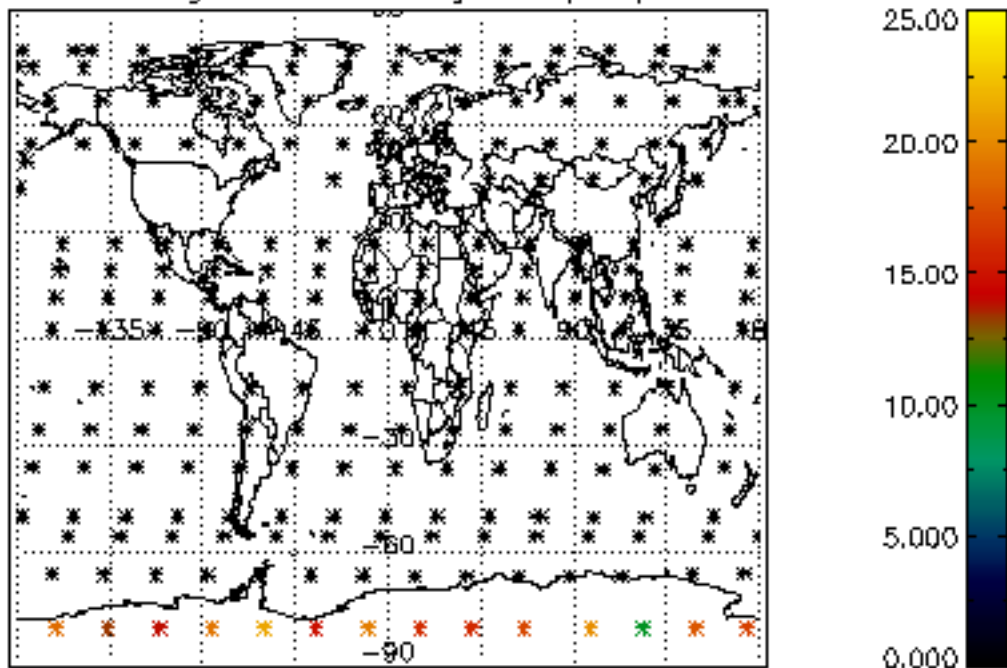
Percentage of star falling outside central band per profile



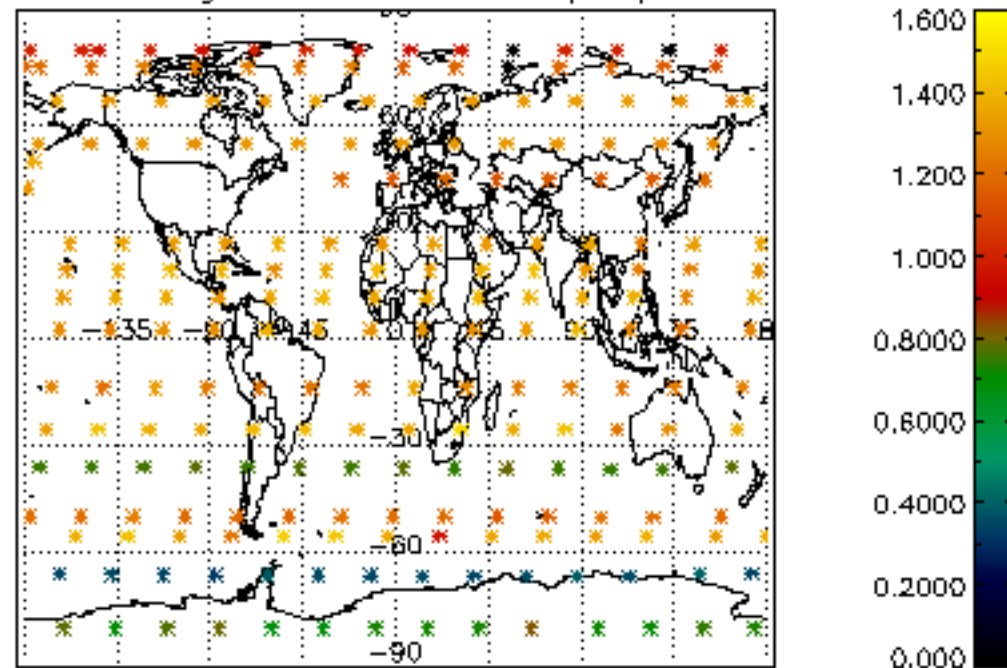
Percentage of saturation errors per profile



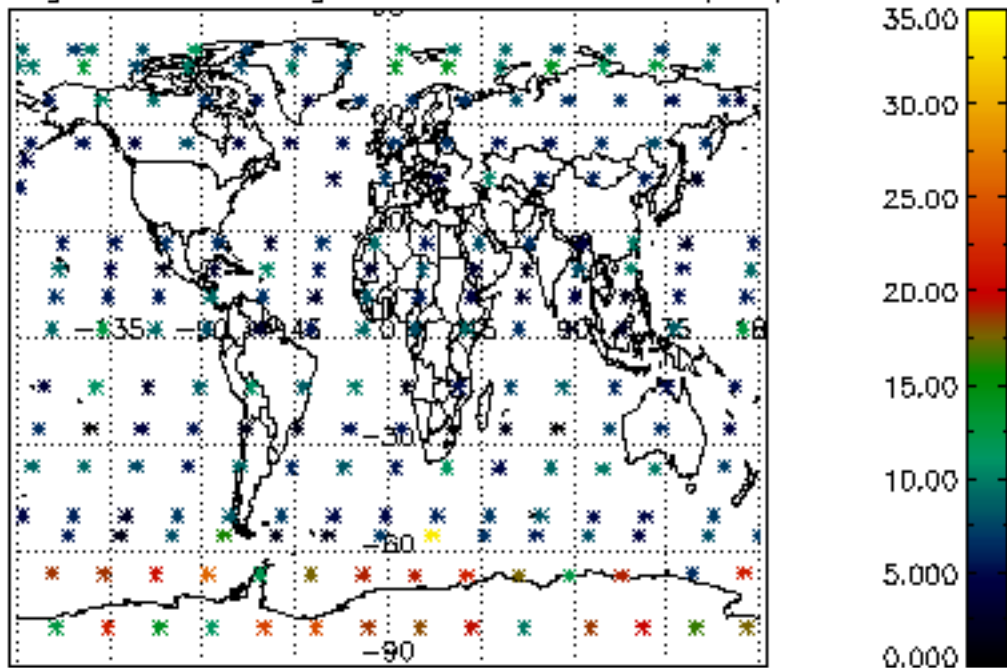
Percentage of cosmic ray hits per profile



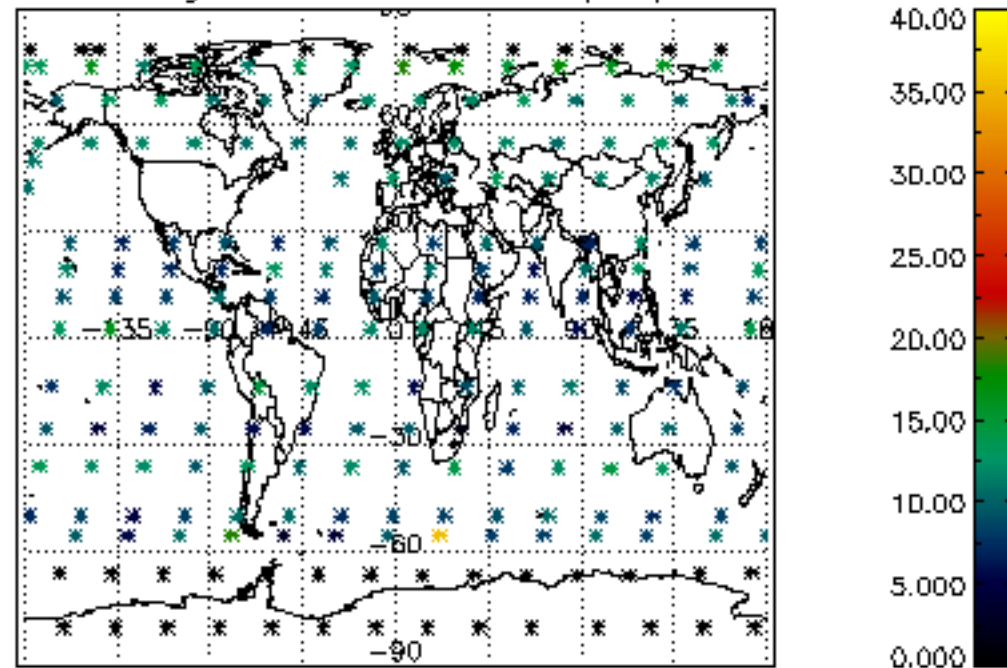
Percentage of datation errors per profile

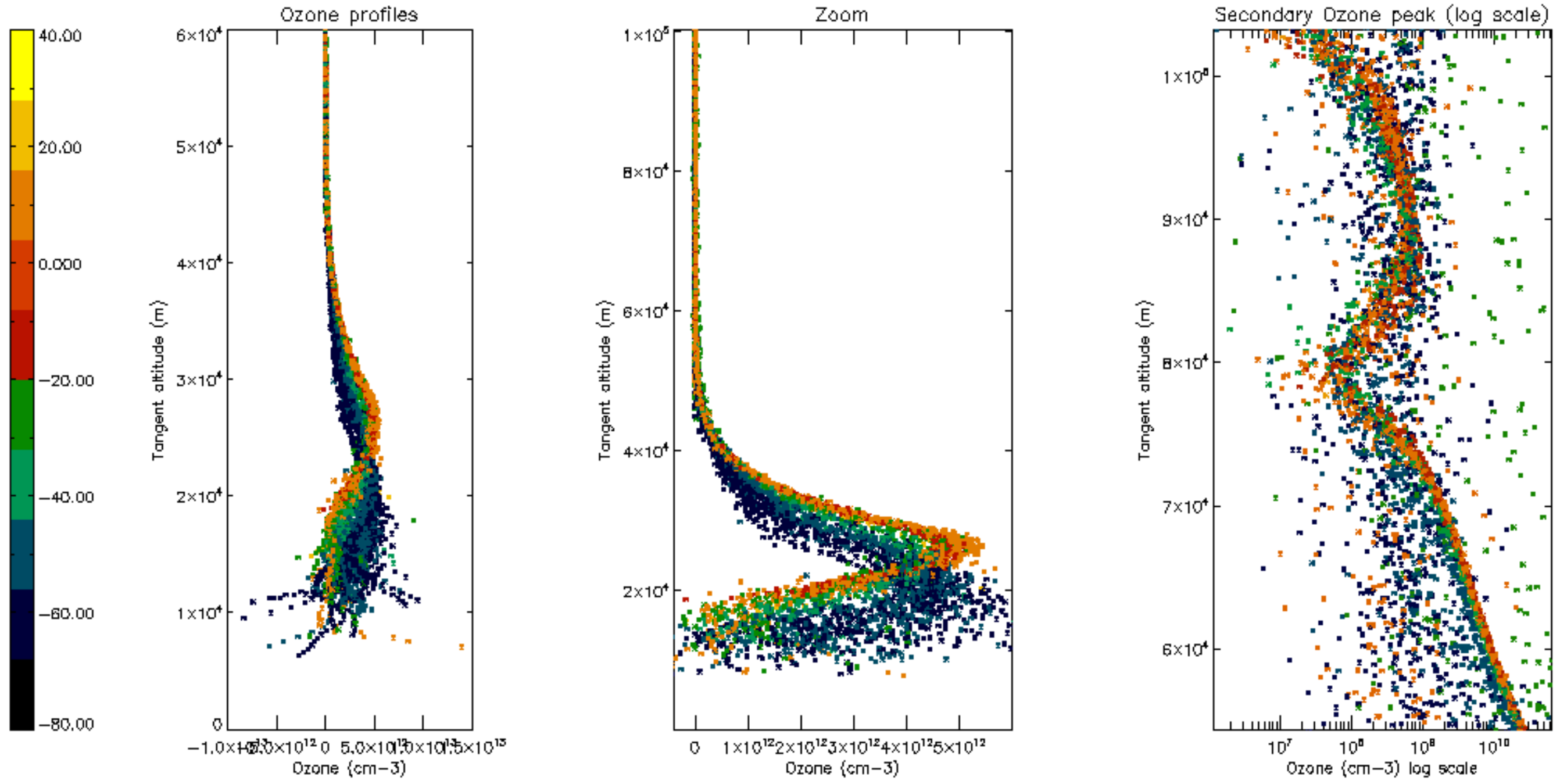


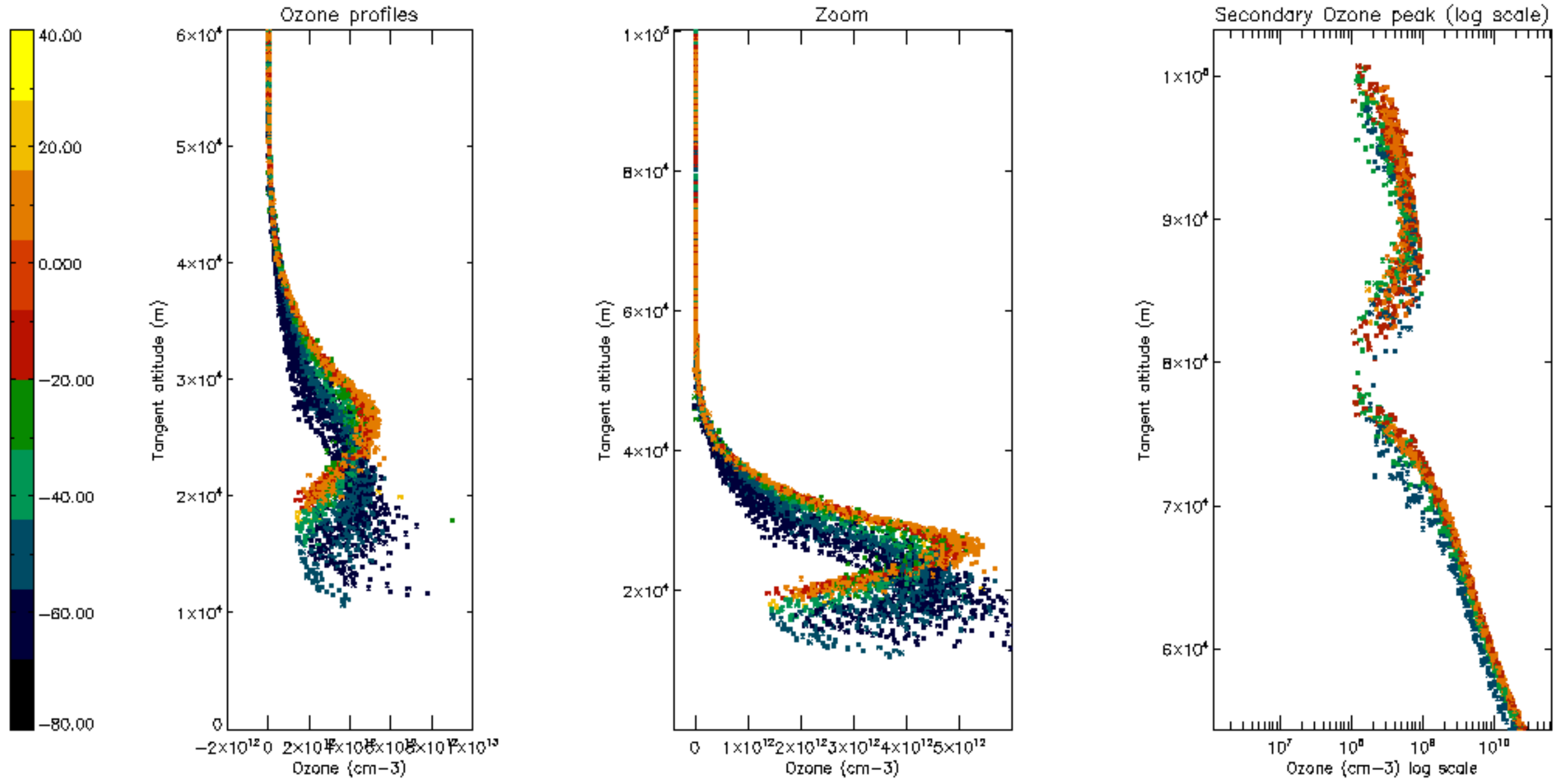
Percentage of star falling outside central band per profile

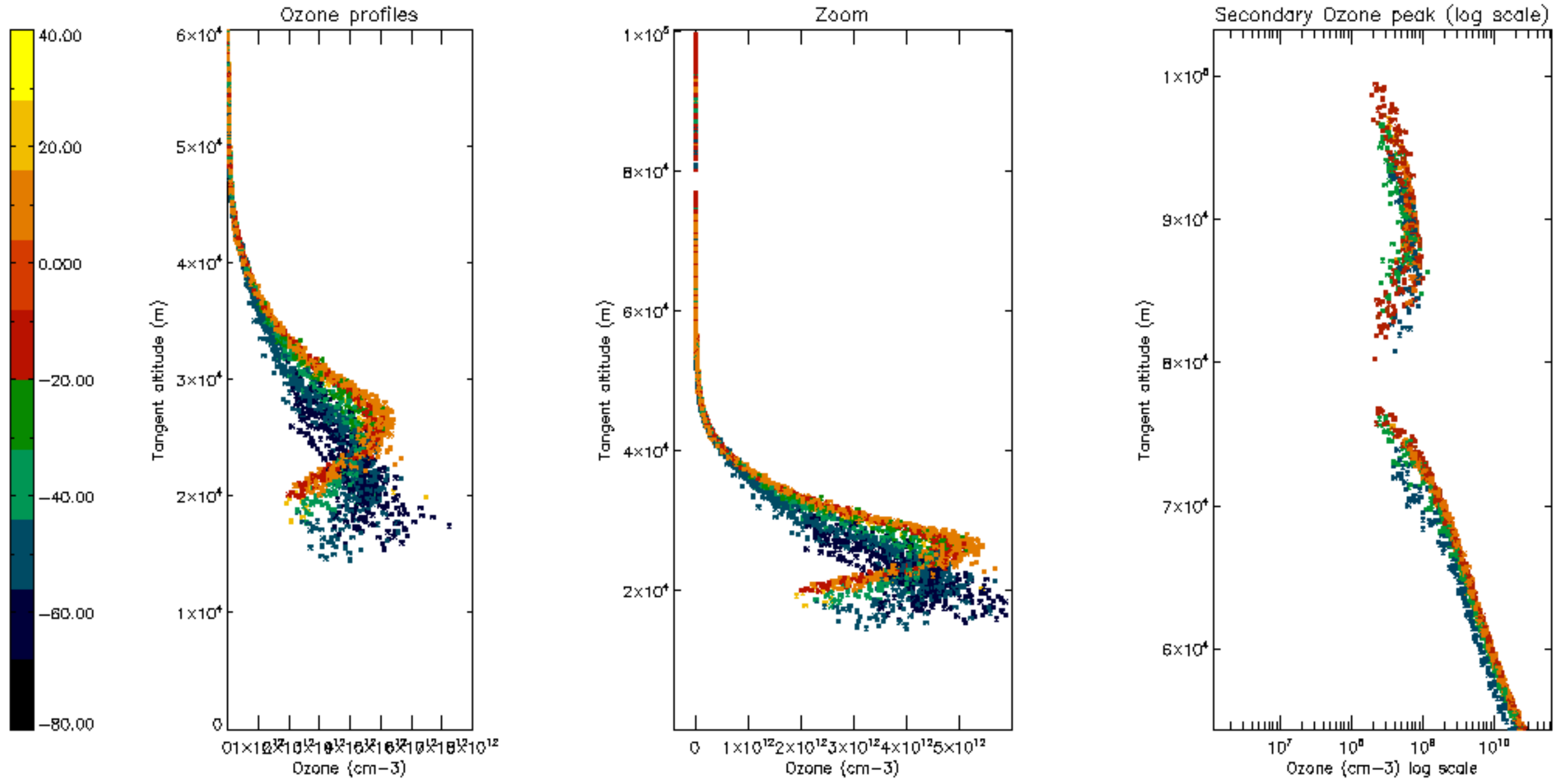


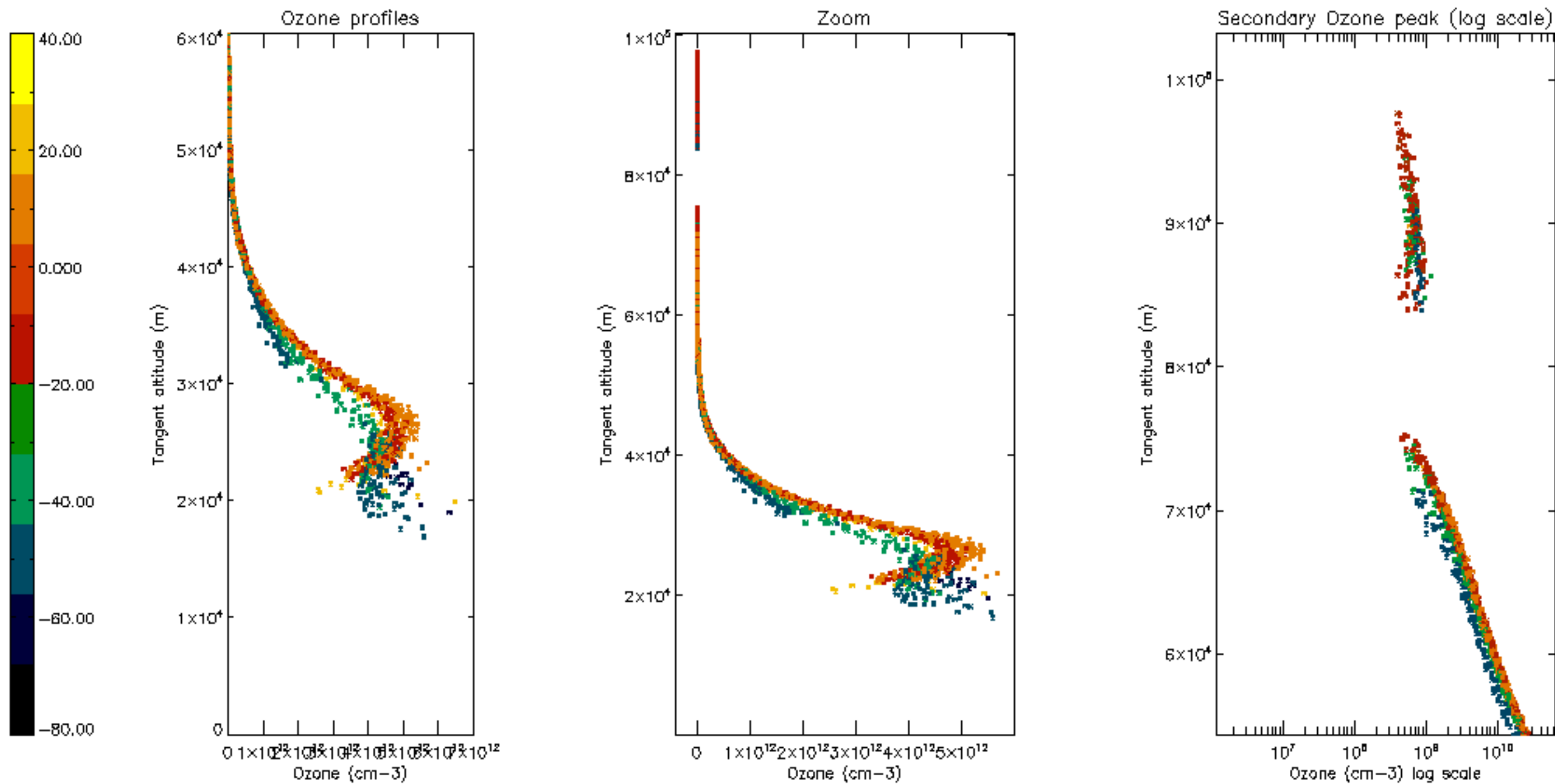
Percentage of saturation errors per profile

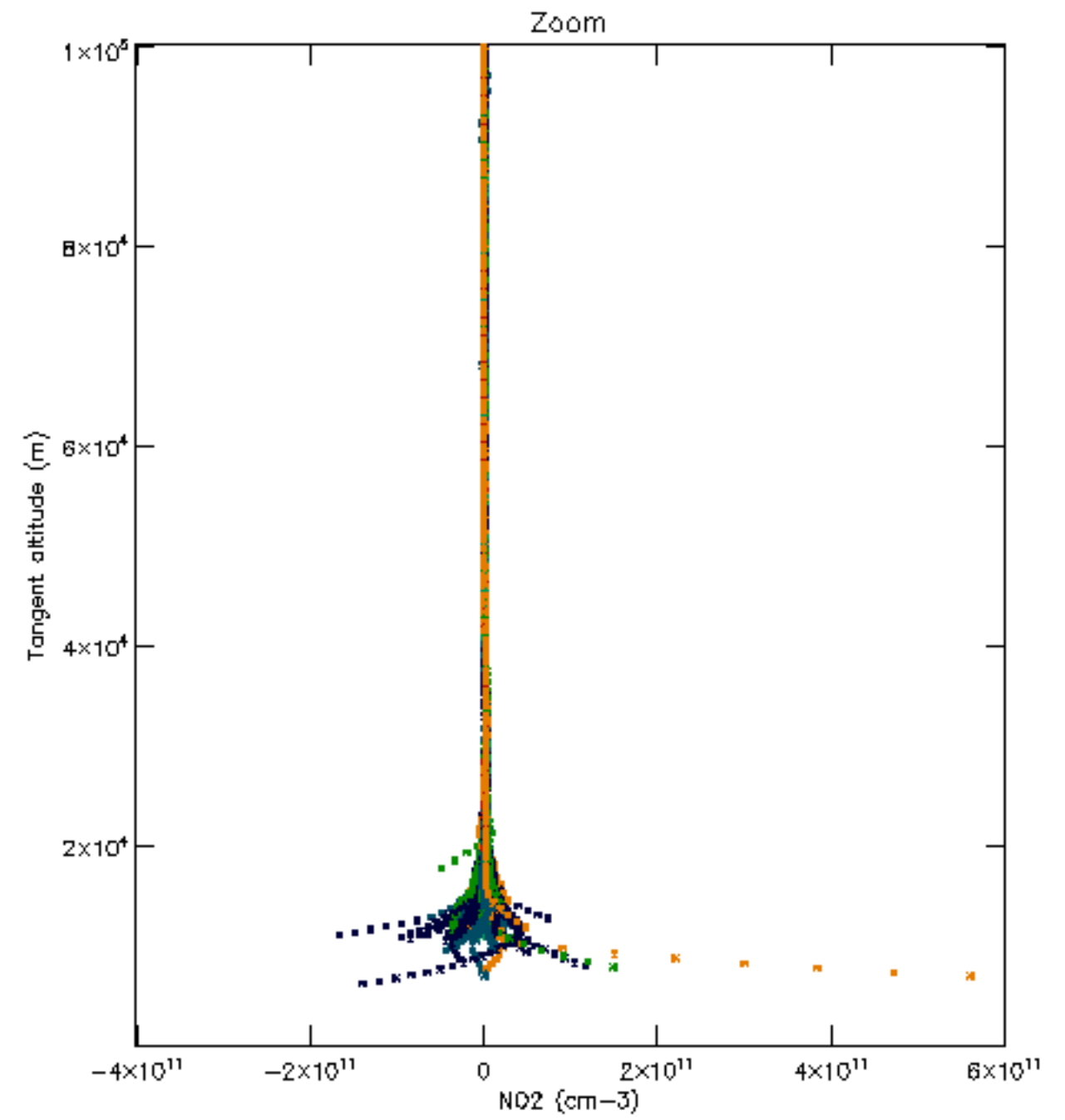
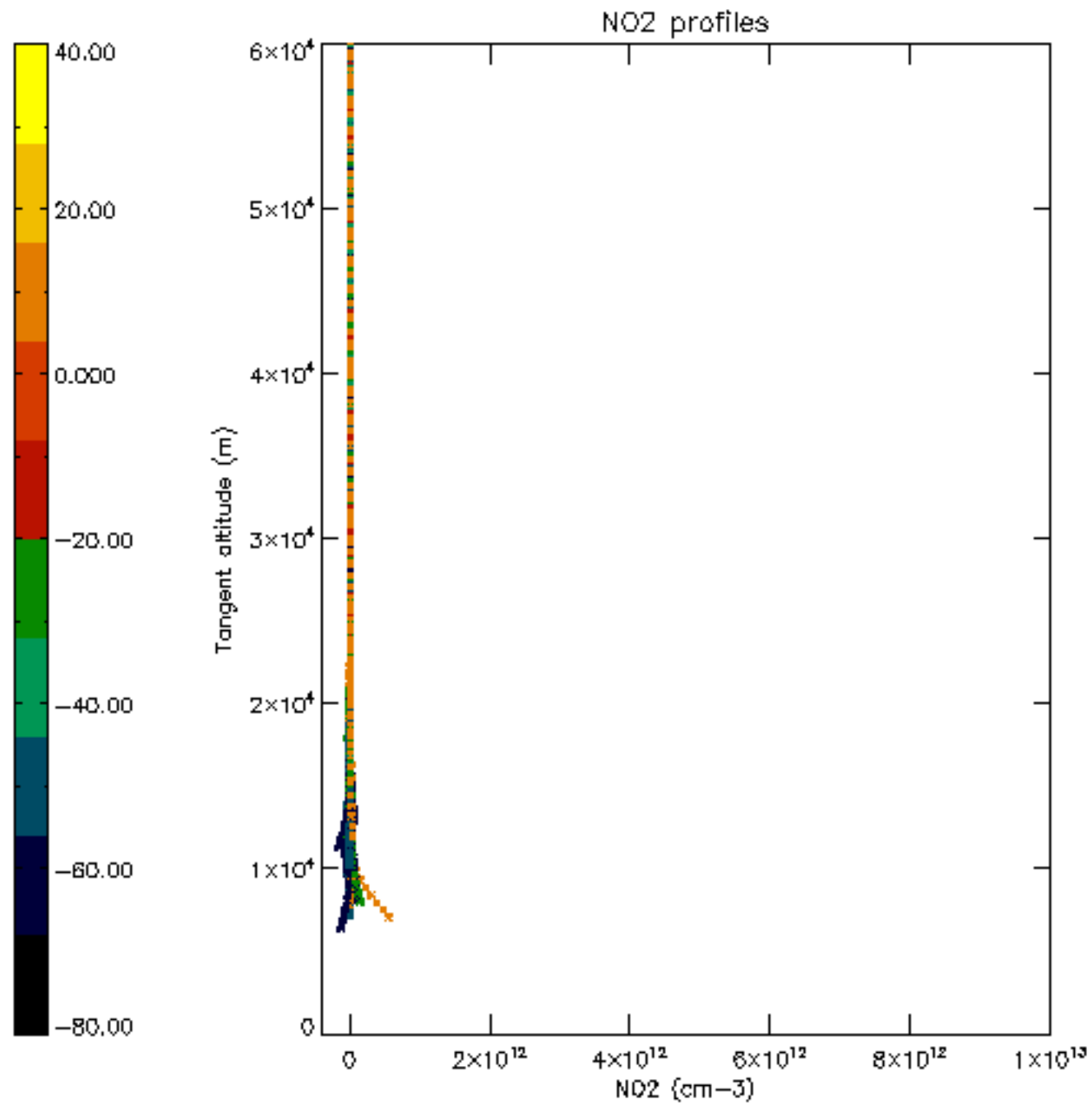


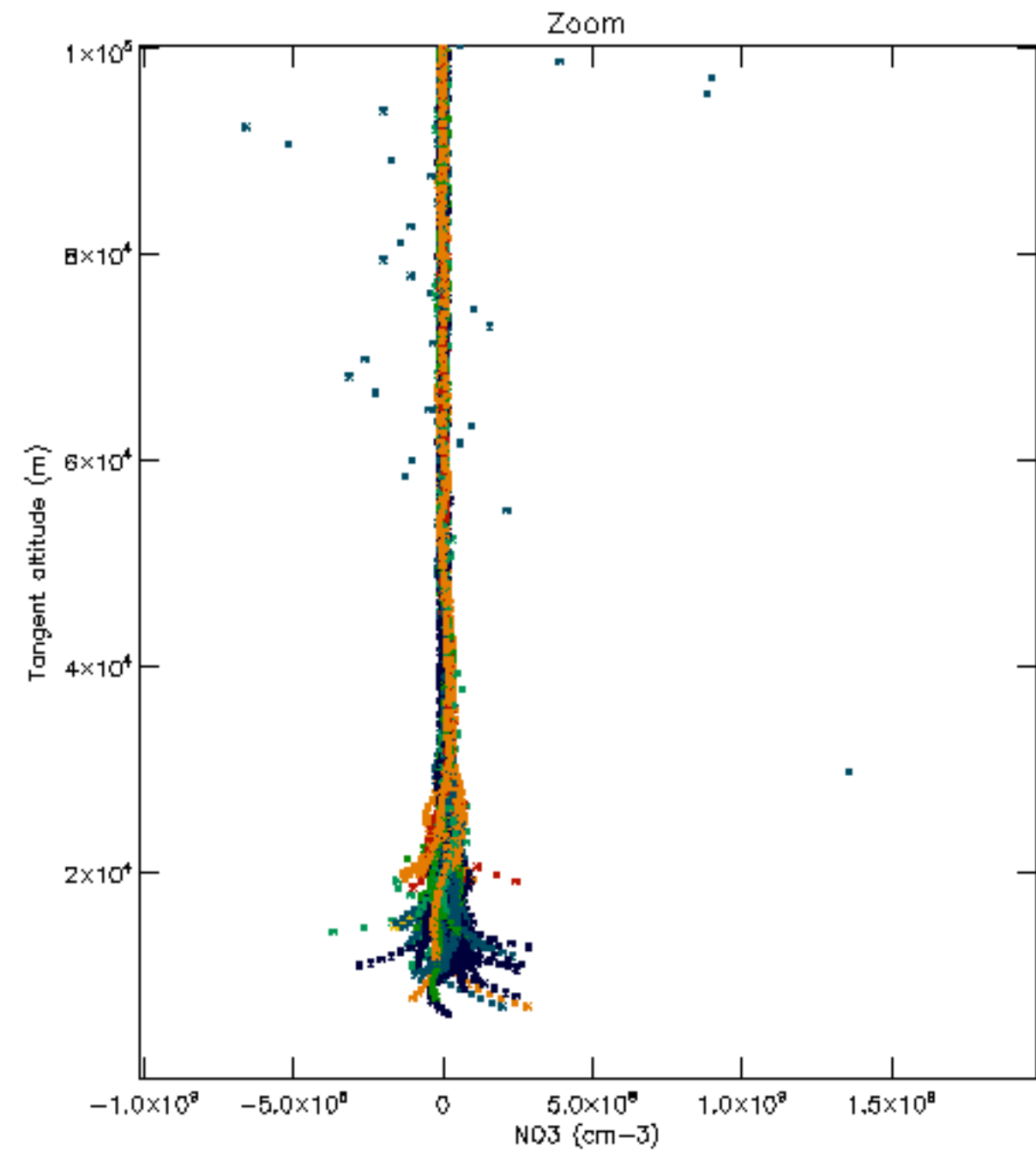
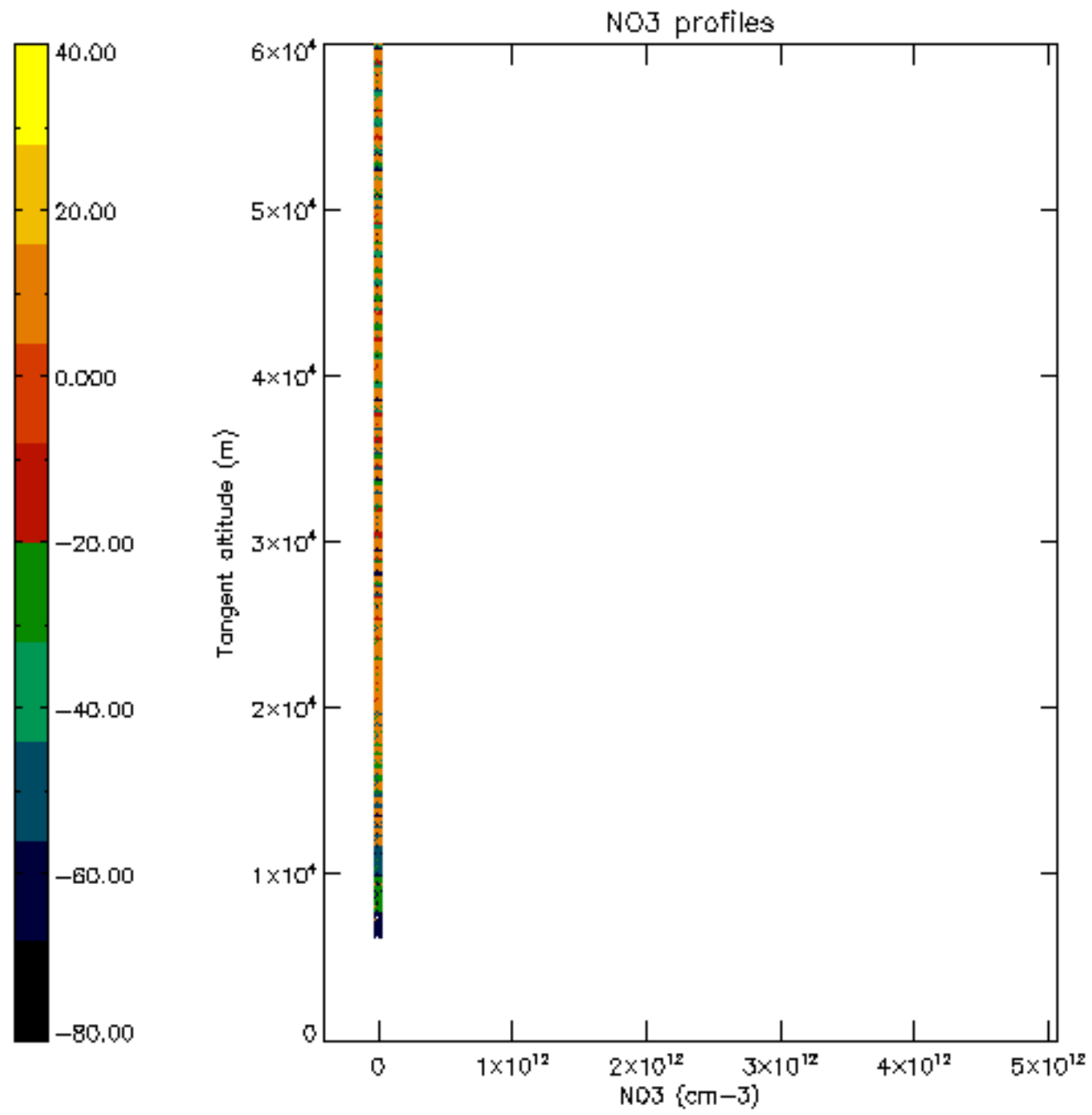


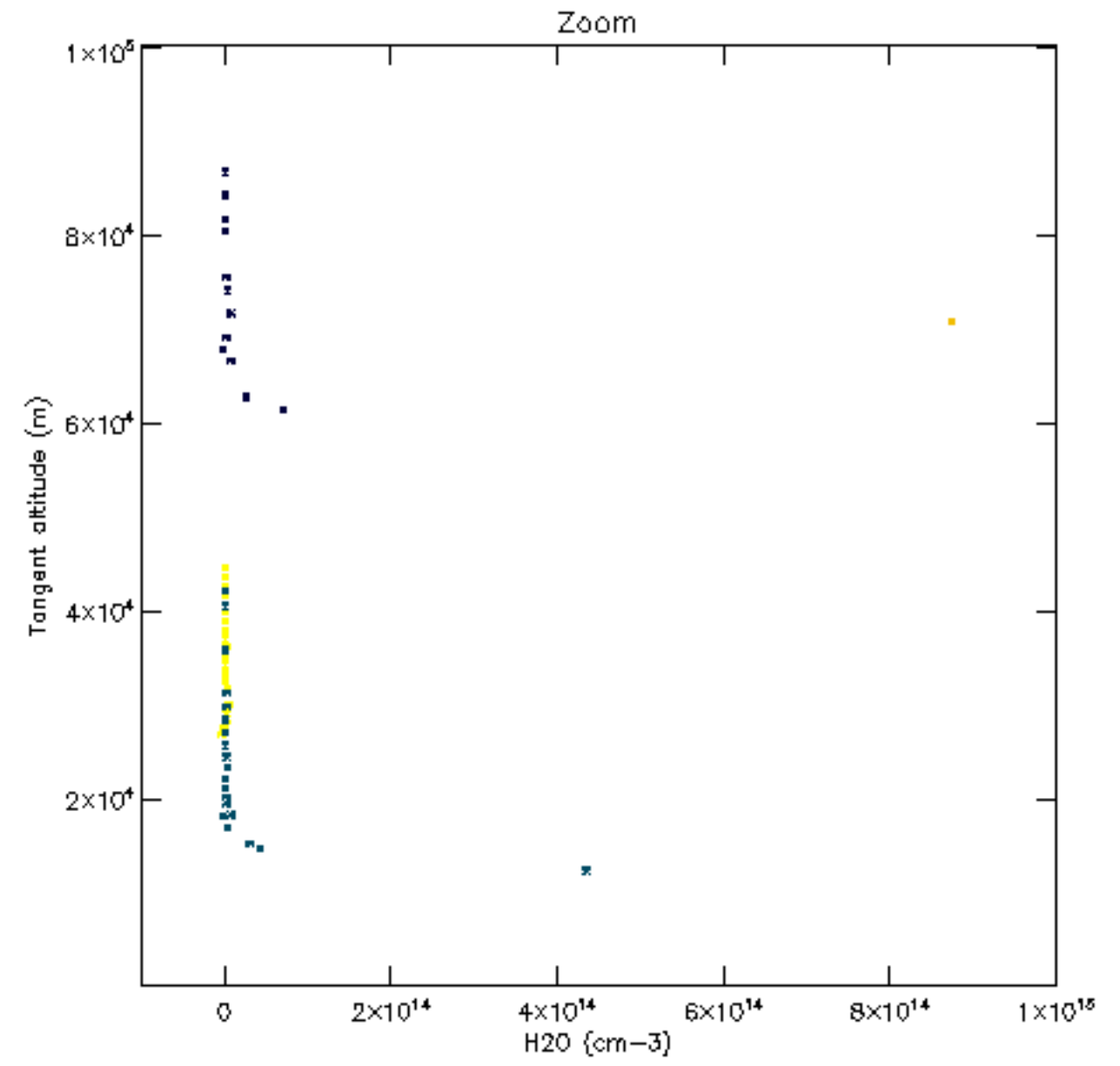
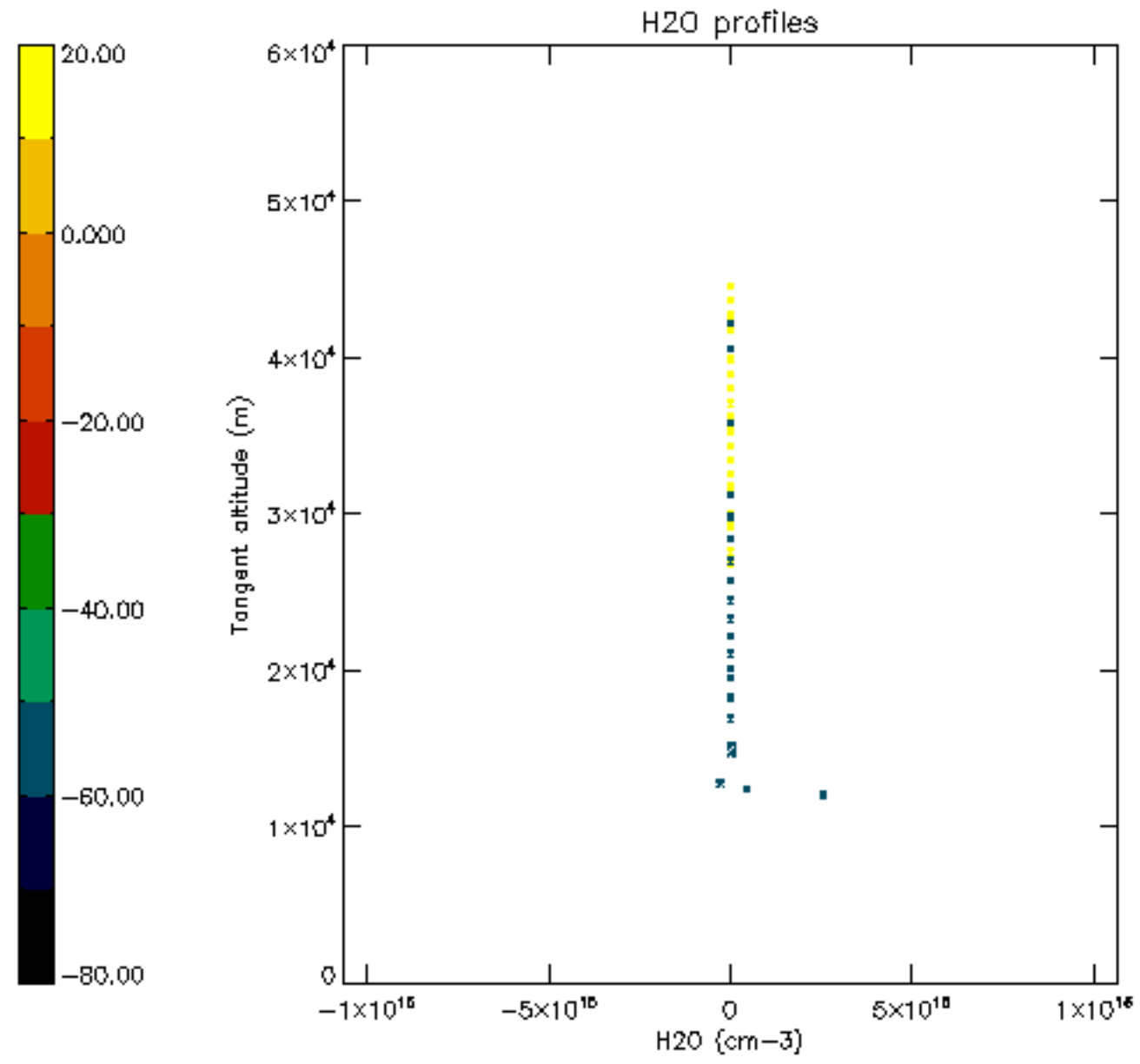


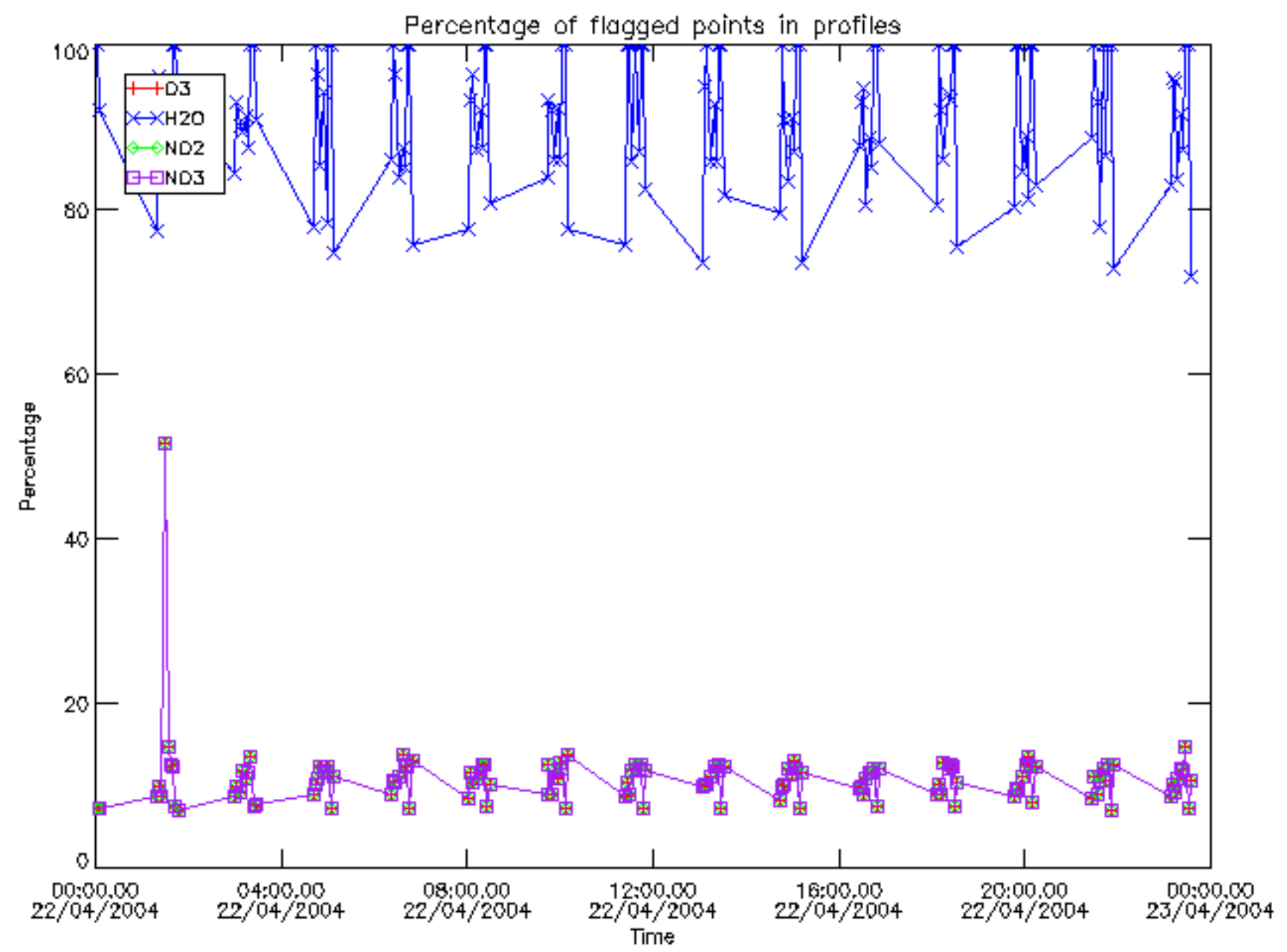




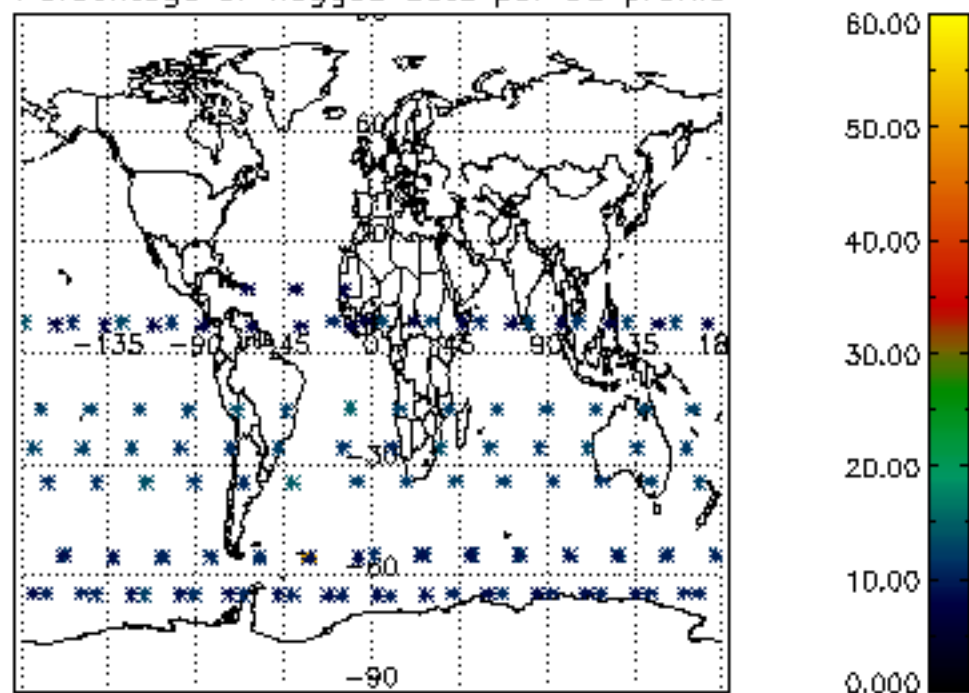




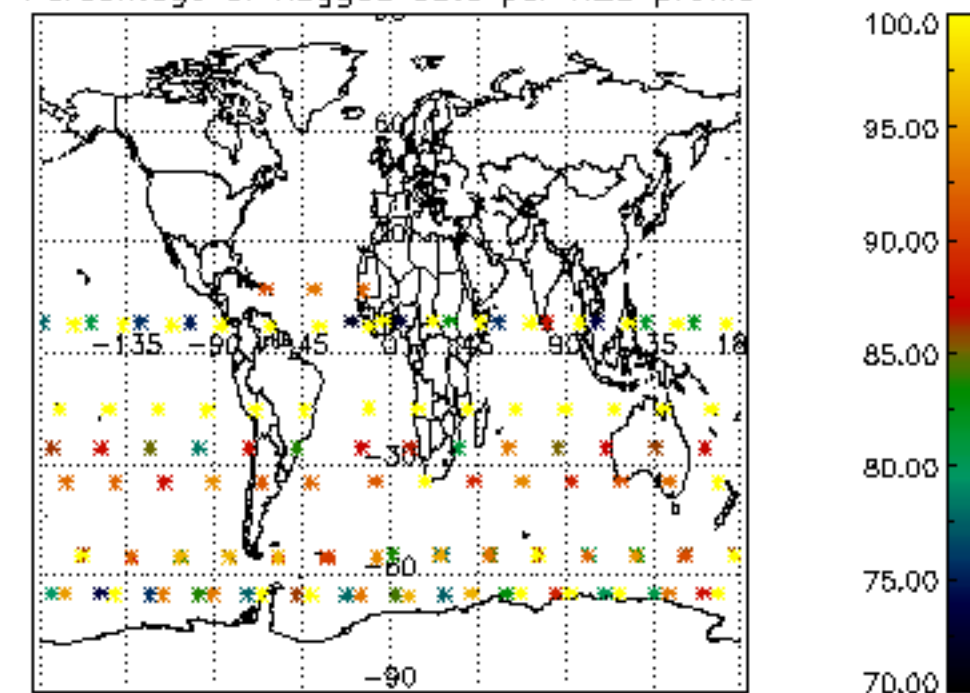




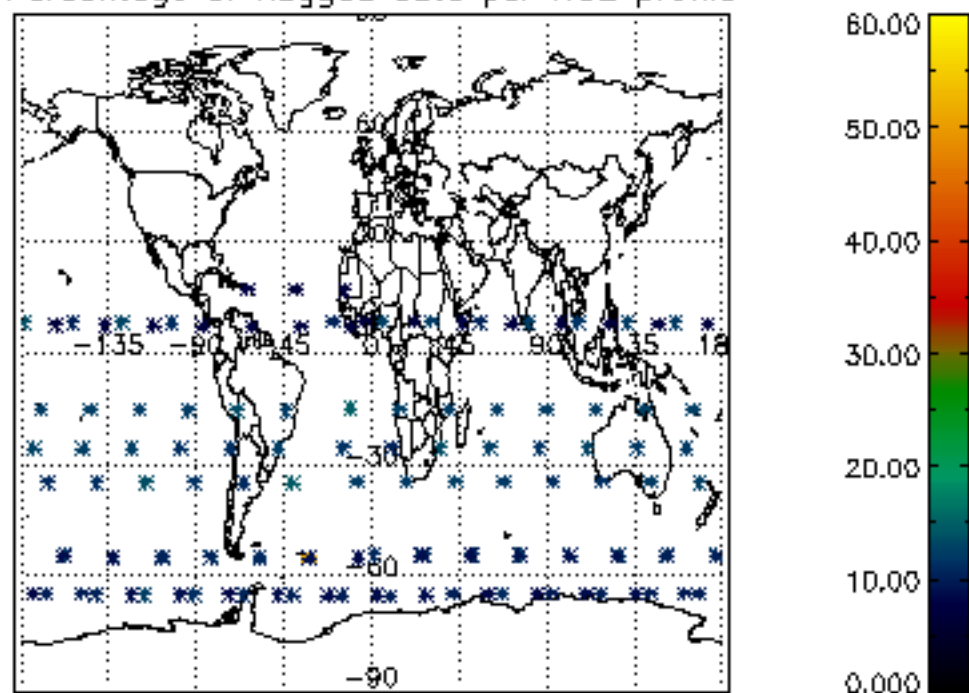
Percentage of flagged data per D3 profile



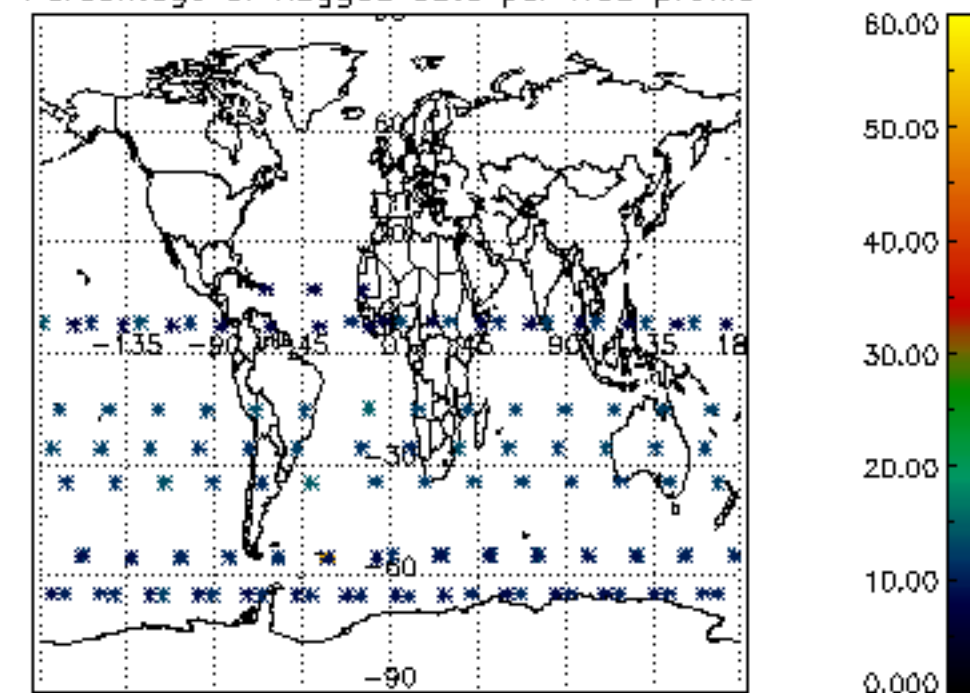
Percentage of flagged data per H2O profile

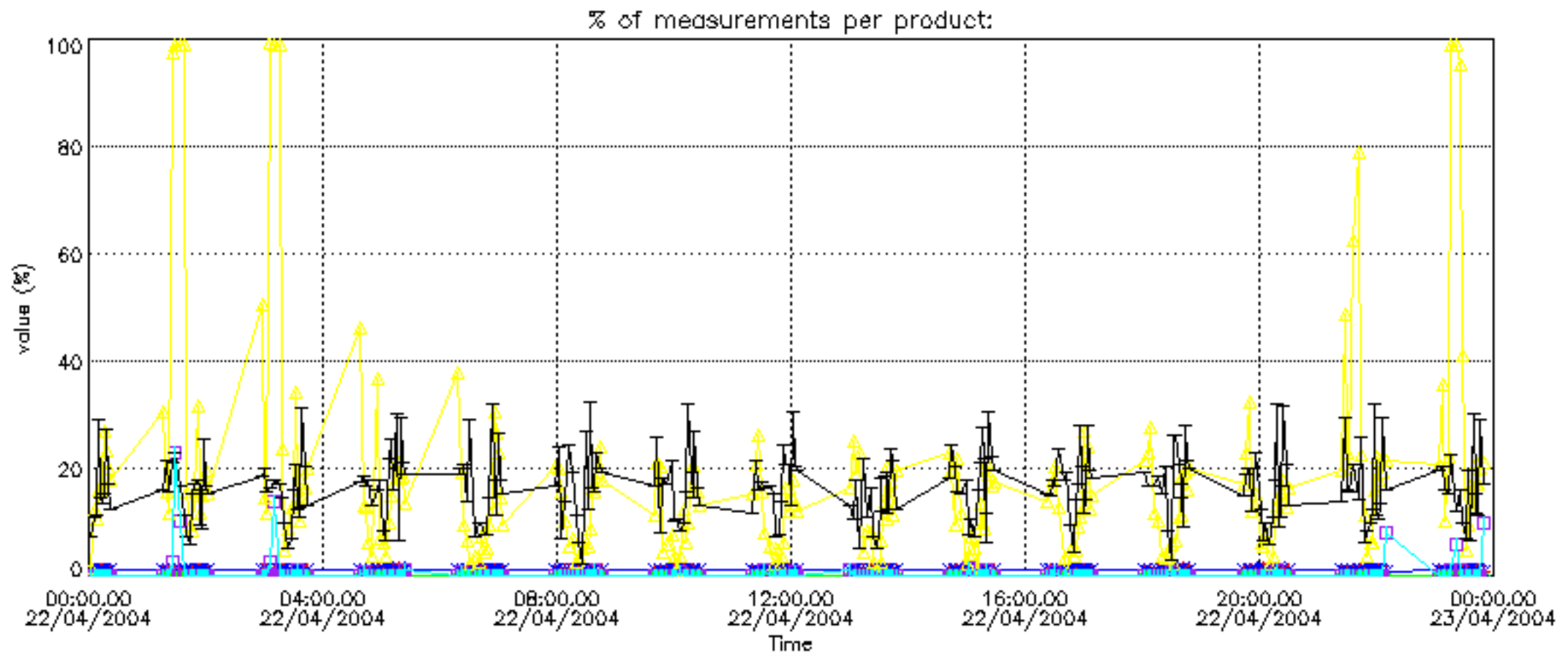


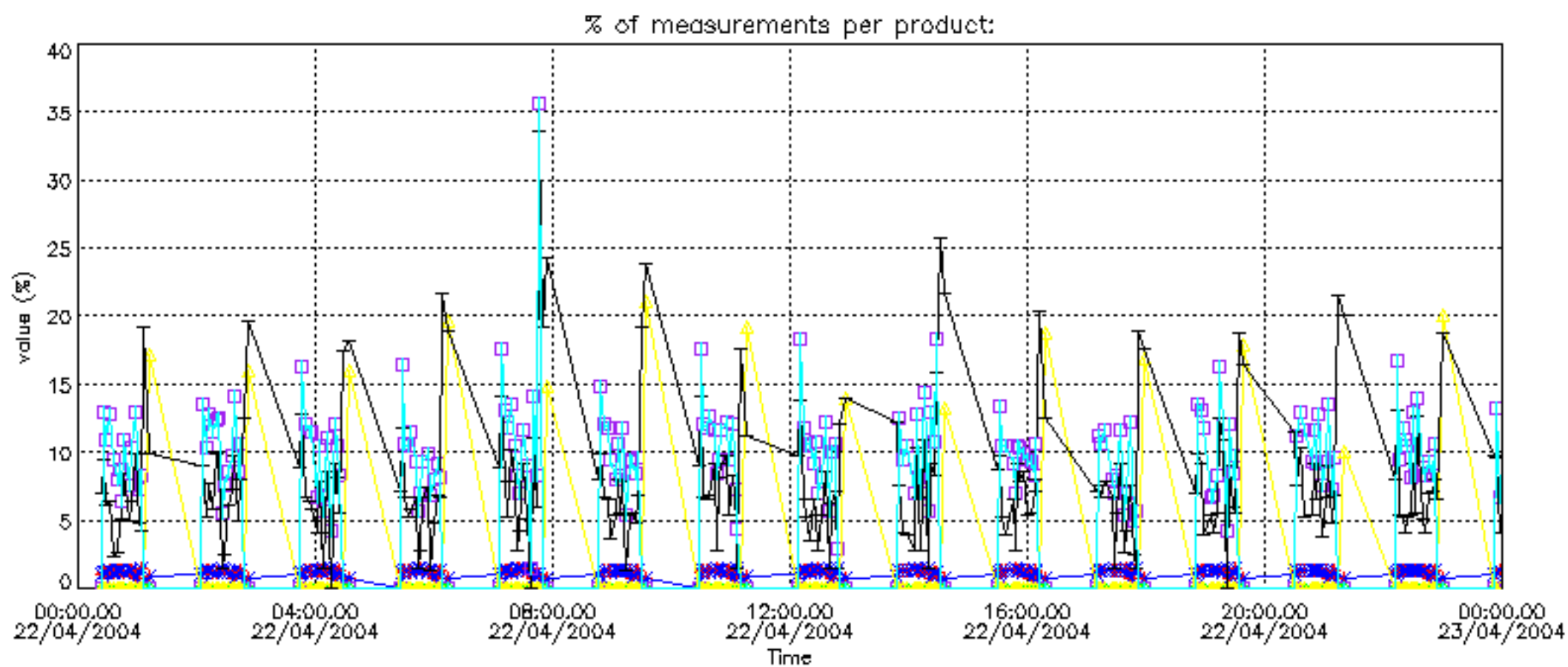
Percentage of flagged data per NO2 profile



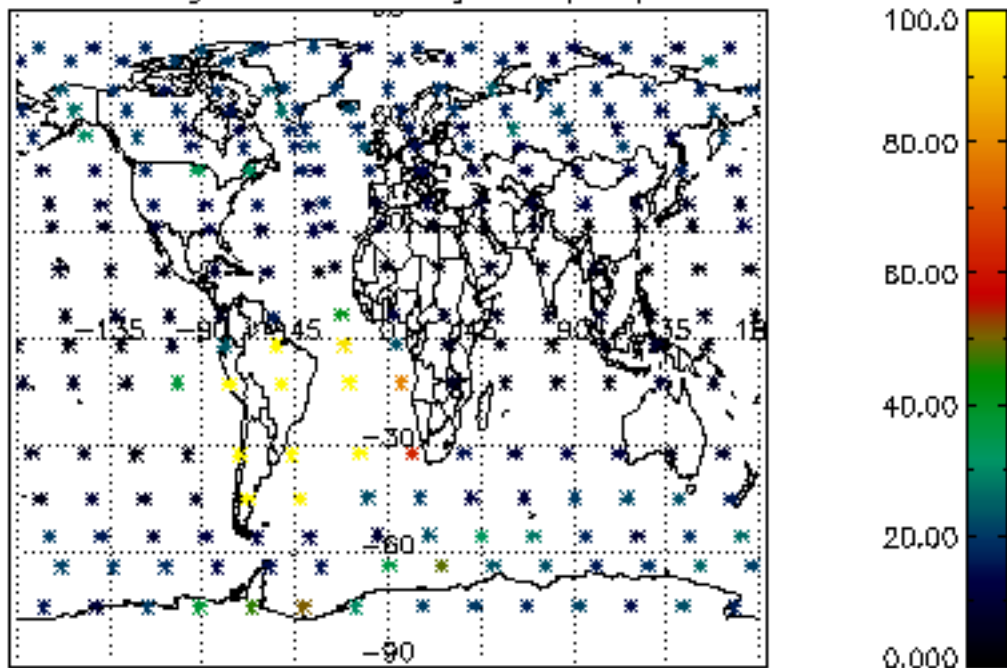
Percentage of flagged data per NO3 profile



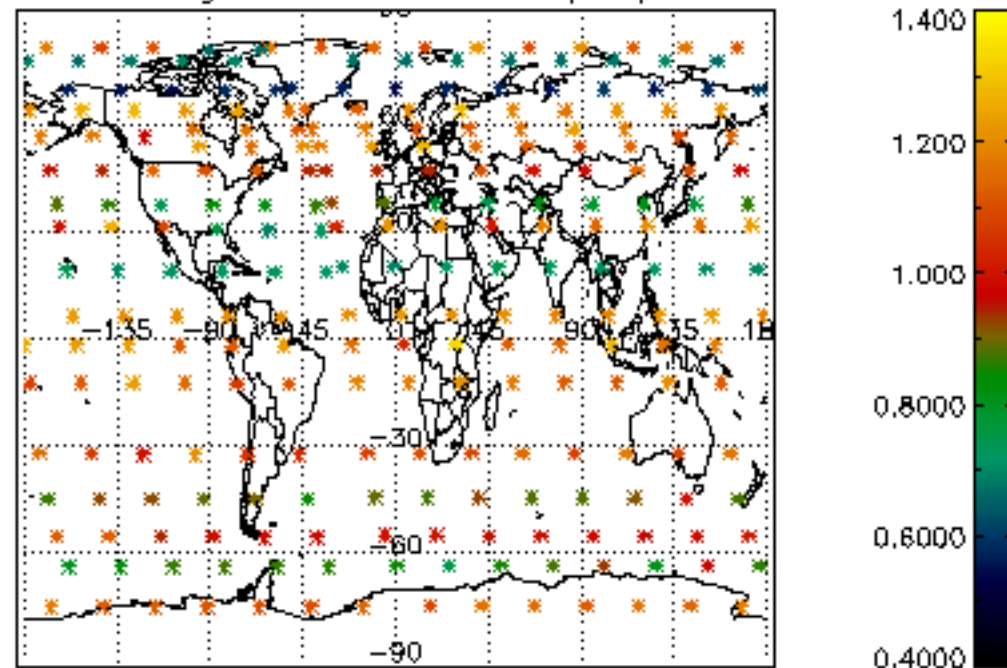




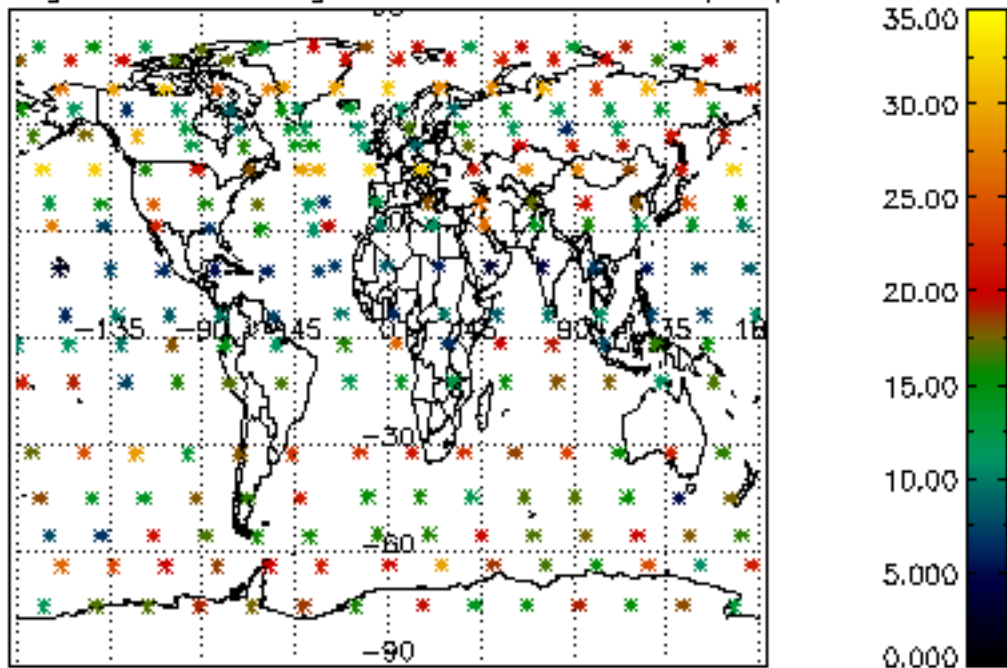
Percentage of cosmic ray hits per profile



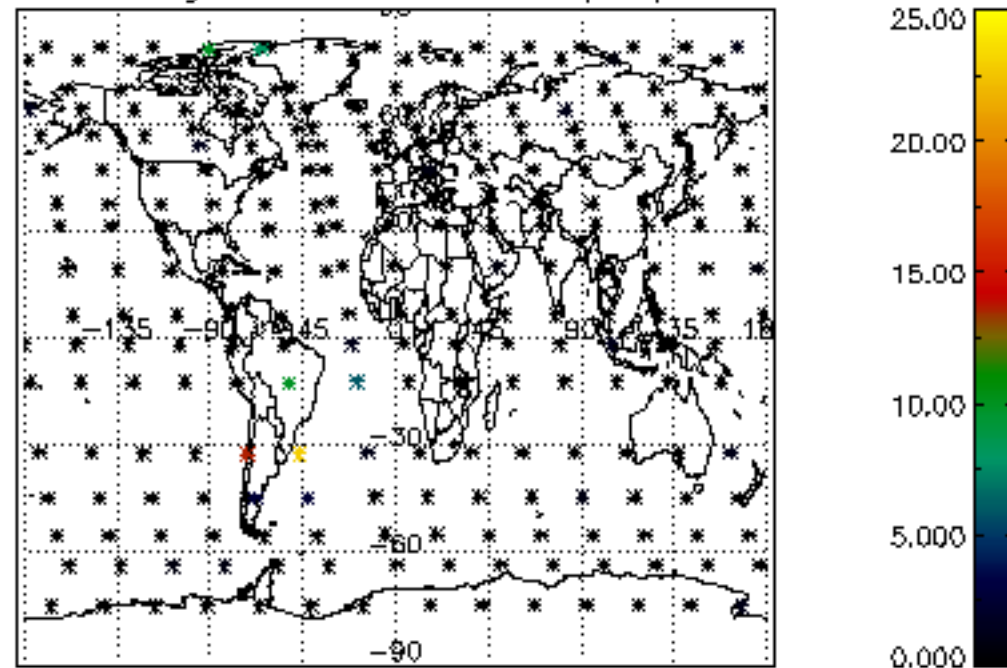
Percentage of datation errors per profile



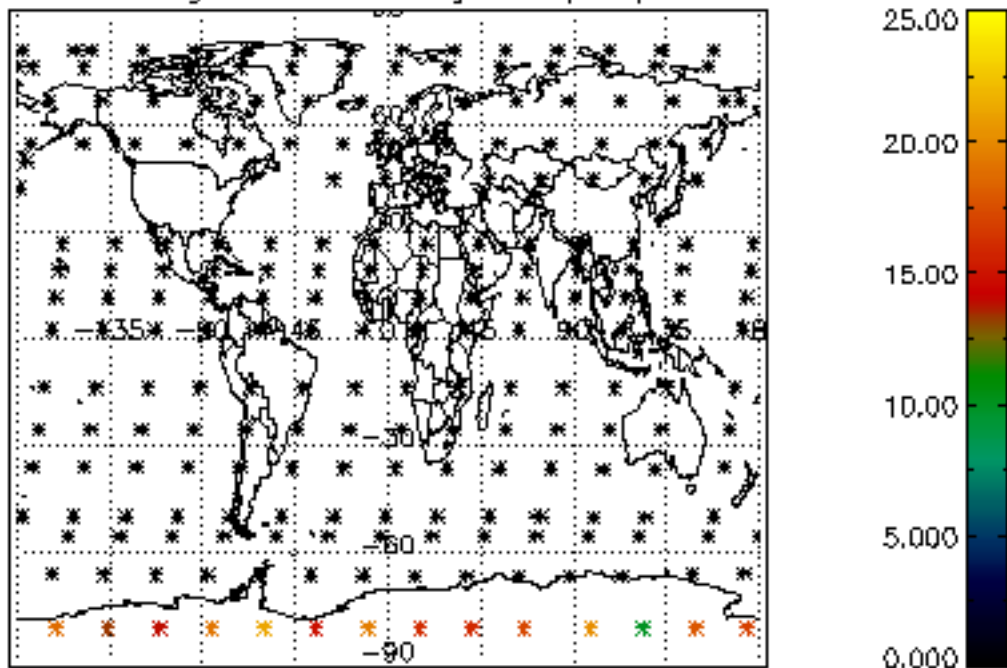
Percentage of star falling outside central band per profile



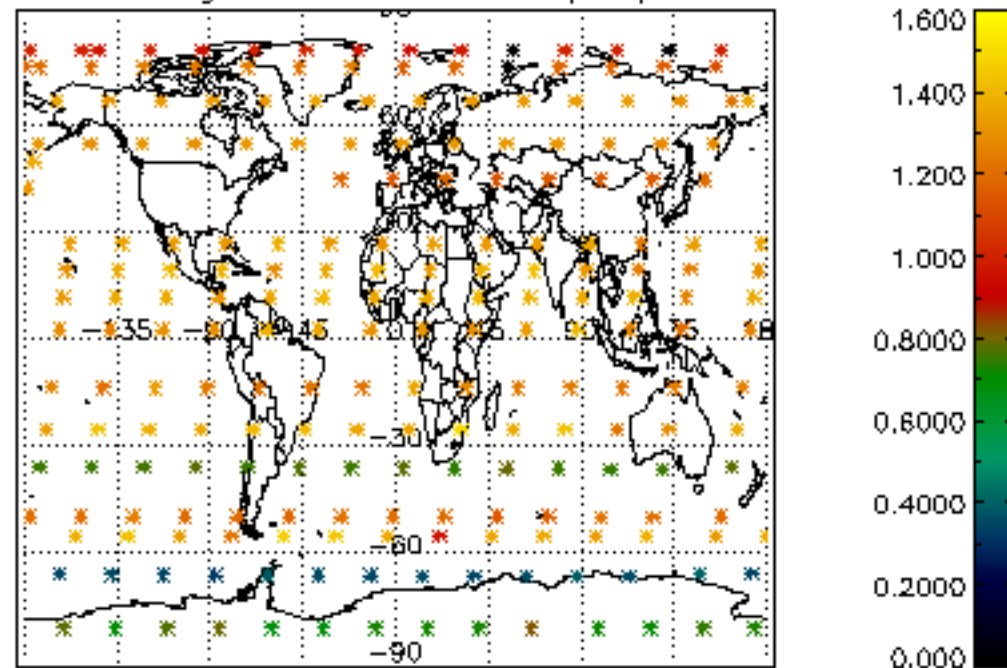
Percentage of saturation errors per profile



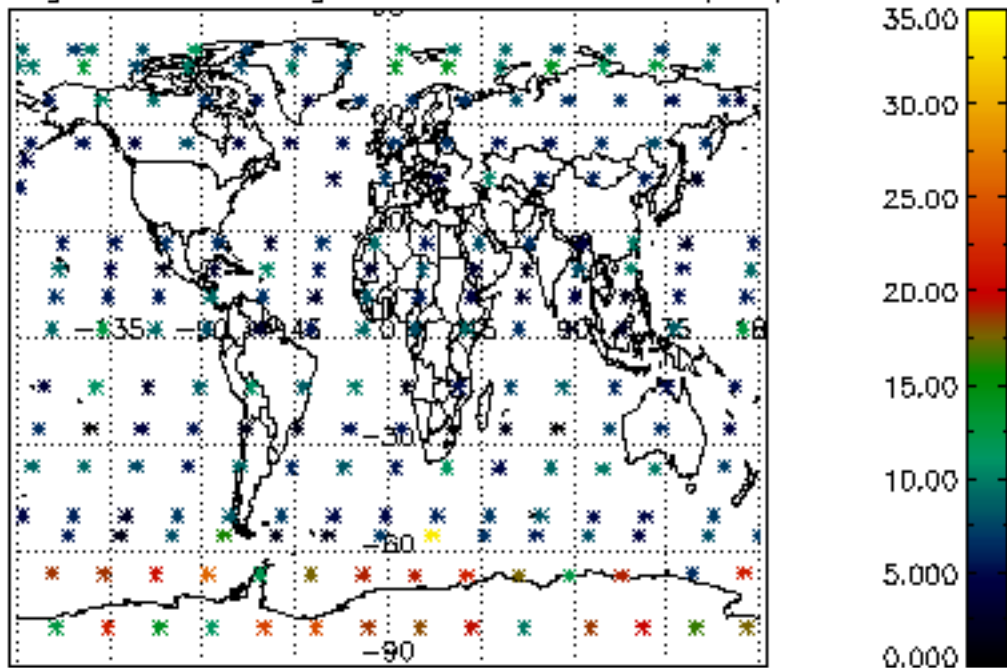
Percentage of cosmic ray hits per profile



Percentage of datation errors per profile



Percentage of star falling outside central band per profile



Percentage of saturation errors per profile

