

# GOMOS Level 2 Daily Report

## SUMMARY

### [1. General Info](#)

### [2. Summary of processed GOM\\_NL\\_2P products](#)

### [3. Level 2 Quality information per product](#)

#### [3.1 Plot of level 2 quality information per product \(time dependant\)](#)

#### [3.2 Plot of level 2 quality information per product \(world map\)](#)

### [4. Level 1 Quality information per product \(stored on level 2 products\)](#)

#### [4.1 Plot of level 1 quality information per product \(time dependant\)](#)

##### [4.1.1 Plot of level 1 quality information per product \(time dependant\): ASCENDING](#)

##### [4.1.2 Plot of level 1 quality information per product \(time dependant\): DESCENDING](#)

#### [4.2 Plot of level 1 quality information per product \(world map\)](#)

##### [4.2.1 Plot of level 1 quality information per product \(world map\): ASCENDING](#)

##### [4.2.2 Plot of level 1 quality information per product \(world map\): DESCENDING](#)

### [5. Ozone profiles based on quality statistics and other trace gas profiles](#)

#### [5.1 Ozone statistics based on quality of products](#)

#### [5.2 Plot ozone profiles for all STD \(dark without errors\)](#)

#### [5.3 Plot ozone profiles where STD < 20% \(dark without errors\)](#)

#### [5.4. Plot ozone profiles where STD < 10% \(dark without errors\)](#)

#### [5.5. Plot ozone profiles where STD < 5% \(dark without errors\)](#)

#### [5.6 Plot NO2 profiles for all STD \(dark without errors\)](#)

#### [5.7 Plot NO3 profiles for all STD \(dark without errors\)](#)

#### [5.8 Plot H2O profiles \(only for occultations of stars 1,2,3,4,13,14,16,26,63 dark without errors\) for all STD](#)

### [6. Auxiliary Data Files used for the production reported in section 2](#)

This report presents the daily analysis on parameters extracted from GOMOS level 2 data (GOM\_NL\_\_2P). It is intended to monitor some important parameters that will impact the quality of these products. A list of level 2 products (and content) that have arrived during the reporting day to the PCF is also given.

Item	Value
Time of report generation	19APR2013 00:19:47
Data source version	GOMOS/6.01
Start time of products	21-04-2004 (21APR2004 00:00:00)
Stop time of products	22-04-2004 (22APR2004 00:00:00)
Store outputs in DB	Yes
Nb of level 2 prods	440
Nb of prods with errors	0

## 2. Summary of processed GOM\_NL\_\_2P products.

Nr	Filename	UTC Start time	Limb	Duration	Star Id	Star Name	Star Mag	Star Temp	Nb Meas	Orbit	Prod. error
1	GOM_NL__2PRFIN20040421_000250_000000642026_00116_11192_1760.N1	21-APR-2004 00:02:50	Twilight	64.000	92	53Eps Cyg	2.5000	4500.0	128	11192	No
2	GOM_NL__2PRFIN20040421_000722_000000452026_00116_11192_1761.N1	21-APR-2004 00:07:22	Twilight	44.500	90	54Alp Peg	2.4870	11000.	89	11192	No
3	GOM_NL__2PRFIN20040421_001046_000000582026_00116_11192_1762.N1	21-APR-2004 00:10:46	Dark	58.000	61	8Eps Peg	2.1000	3900.0	116	11192	No
4	GOM_NL__2PRFIN20040421_001312_000000512026_00116_11192_1763.N1	21-APR-2004 00:13:12	Dark	51.000	162	34Alp Aqr	2.9440	5350.0	102	11192	No
5	GOM_NL__2PRFIN20040421_001611_000000542026_00116_11192_1764.N1	21-APR-2004 00:16:11	Dark	54.000	154	22Bet Aqr	2.8990	5700.0	108	11192	No
6	GOM_NL__2PRFIN20040421_001952_000000462026_00116_11192_1765.N1	21-APR-2004 00:19:52	Dark	45.500	18	24Alp PsA	1.1660	9700.0	91	11192	No
7	GOM_NL__2PRFIN20040421_002829_000000492026_00116_11192_1766.N1	21-APR-2004 00:28:29	Dark	48.500	148	Alp Tuc	2.8780	4100.0	97	11192	No
8	GOM_NL__2PRFIN20040421_003039_000000422026_00117_11193_1776.N1	21-APR-2004 00:30:39	Dark	41.500	45	Alp Pav	1.9400	26000.	83	11193	No
9	GOM_NL__2PRFIN20040421_003504_000000832026_00117_11193_1777.N1	21-APR-2004 00:35:04	Dark	82.500	57	34Sig Sgr	2.0660	26000.	165	11193	No
10	GOM_NL__2PRFIN20040421_003748_000000452026_00117_11193_1778.N1	21-APR-2004 00:37:48	Dark	45.000	43	Alp TrA	1.9100	4250.0	90	11193	No
11	GOM_NL__2PRFIN20040421_003918_000000572026_00117_11193_1779.N1	21-APR-2004 00:39:18	Straylight	56.500	40	The Sco	1.8590	7100.0	113	11193	No
12	GOM_NL__2PRFIN20040421_004213_000000532026_00117_11193_1780.N1	21-APR-2004 00:42:13	Straylight	53.000	4	Alp1Cen	-0.010000	5800.0	106	11193	No
13	GOM_NL__2PRFIN20040421_004410_000000412026_00117_11193_1781.N1	21-APR-2004 00:44:10	Straylight	41.000	20	Bet Cru	1.2530	30000.	82	11193	No
14	GOM_NL__2PRFIN20040421_004709_000000432026_00117_11193_1782.N1	21-APR-2004 00:47:09	Straylight	42.500	64	Gam Cen	2.2000	10600.	85	11193	No
15	GOM_NL__2PRFIN20040421_004921_000000482026_00117_11193_1783.N1	21-APR-2004 00:49:21	Straylight	47.500	54	5The Cen	2.0550	4500.0	95	11193	No
16	GOM_NL__2PRFIN20040421_005134_000000752026_00117_11193_1784.N1	21-APR-2004 00:51:34	Twilight	75.000	80	7Del Sco	2.3160	30000.	150	11193	No
17	GOM_NL__2PRFIN20040421_005413_000000462026_00117_11193_1785.N1	21-APR-2004 00:54:13	Bright	45.500	106	9Bet Crv	2.6480	5600.0	91	11193	No
18	GOM_NL__2PRFIN20040421_005718_000000462026_00117_11193_1786.N1	21-APR-2004 00:57:18	Bright	46.000	15	67Alp Vir	0.97600	28000.	92	11193	No
19	GOM_NL__2PRFIN20040421_010022_000000402026_00117_11193_1787.N1	21-APR-2004 01:00:22	Bright	39.500	121	29Gam Vir	2.7400	7200.0	79	11193	No
20	GOM_NL__2PRFIN20040421_010357_000000412026_00117_11193_1788.N1	21-APR-2004 01:03:57	Bright	40.500	138	47Eps Vir	2.8280	4700.0	81	11193	No
21	GOM_NL__2PRFIN20040421_010653_000000442026_00117_11193_1789.N1	21-APR-2004 01:06:53	Bright	44.000	111	8Eta Boo	2.6800	6000.0	88	11193	No
22	GOM_NL__2PRFIN20040421_011154_000000392026_00117_11193_1790.N1	21-APR-2004 01:11:54	Bright	38.500	152	12Alp2CVn	2.8900	11000.	77	11193	No
23	GOM_NL__2PRFIN20040421_011350_000000392026_00117_11193_1791.N1	21-APR-2004 01:13:50	Bright	39.000	174	52Psi UMa	3.0040	4400.0	78	11193	No
24	GOM_NL__2PRFIN20040421_011602_000000382026_00117_11193_1792.N1	21-APR-2004 01:16:02	Bright	38.000	87	64Gam UMa	2.4330	11000.	76	11193	No
25	GOM_NL__2PRFIN20040421_011832_000000412026_00117_11193_1793.N1	21-APR-2004 01:18:32	Bright	40.500	36	50Alp UMa	1.8000	6300.0	81	11193	No
26	GOM_NL__2PRFIN20040421_012314_000000412026_00117_11193_1794.N1	21-APR-2004 01:23:14	Bright	41.000	60	7Bet UMi	2.0810	3950.0	82	11193	No
27	GOM_NL__2PRFIN20040421_012950_000000652026_00117_11193_1795.N1	21-APR-2004 01:29:50	Bright	65.000	69	33Gam Dra	2.2310	3800.0	130	11193	No
28	GOM_NL__2PRFIN20040421_013326_000000422026_00117_11193_1796.N1	21-APR-2004 01:33:26	Bright	41.500	89	5Alp Cep	2.4510	8000.0	83	11193	No
29	GOM_NL__2PRFIN20040421_013456_000000382026_00117_11193_1797.N1	21-APR-2004 01:34:56	Bright	37.500	74	11Bet Cas	2.2680	6600.0	75	11193	No
30	GOM_NL__2PRFIN20040421_013832_000001372026_00117_11193_1798.N1	21-APR-2004 01:38:32	Bright	137.00	5	3Alp Lyr	0.033000	11000.	274	11193	No
31	GOM_NL__2PRFIN20040421_014326_000000702026_00117_11193_1799.N1	21-APR-2004 01:43:26	Twilight	69.500	92	53Eps Cyg	2.5000	4500.0	139	11193	No
32	GOM_NL__2PRFIN20040421_014756_000000482026_00117_11193_1800.N1	21-APR-2004 01:47:56	Twilight	48.000	90	54Alp Peg	2.4870	11000.	96	11193	No
33	GOM_NL__2PRFIN20040421_015123_000000532026_00117_11193_1801.N1	21-APR-2004 01:51:23	Dark	53.000	61	8Eps Peg	2.1000	3900.0	106	11193	No
34	GOM_NL__2PRFIN20040421_015350_000000512026_00117_11193_1802.N1	21-APR-2004 01:53:50	Dark	51.000	162	34Alp Aqr	2.9440	5350.0	102	11193	No
35	GOM_NL__2PRFIN20040421_015648_000000552026_00117_11193_1803.N1	21-APR-2004 01:56:48	Dark	54.500	154	22Bet Aqr	2.8990	5700.0	109	11193	No
36	GOM_NL__2PRFIN20040421_020027_000000502026_00117_11193_1804.N1	21-APR-2004 02:00:27	Dark	49.500	18	24Alp PsA	1.1660	9700.0	99	11193	No
37	GOM_NL__2PRFIN20040421_020906_000000402026_00117_11193_1805.N1	21-APR-2004 02:09:06	Dark	39.500	148	Alp Tuc	2.8780	4100.0	79	11193	No
38	GOM_NL__2PRFIN20040421_021116_000000432026_00118_11194_1776.N1	21-APR-2004 02:11:16	Dark	43.000	45	Alp Pav	1.9400	26000.	86	11194	No
39	GOM_NL__2PRFIN20040421_021543_000000822026_00118_11194_1777.N1	21-APR-2004 02:15:43	Dark	82.000	57	34Sig Sgr	2.0660	26000.	164	11194	No
40	GOM_NL__2PRFIN20040421_021824_000000422026_00118_11194_1778.N1	21-APR-2004 02:18:24	Dark	42.000	43	Alp TrA	1.9100	4250.0	84	11194	No
41	GOM_NL__2PRFIN20040421_021955_000000612026_00118_11194_1779.N1	21-APR-2004 02:19:55	Straylight	60.500	40	The Sco	1.8590	7100.0	121	11194	No
42	GOM_NL__2PRFIN20040421_022250_000000452026_00118_11194_1780.N1	21-APR-2004 02:22:50	Straylight	44.500	4	Alp1Cen	-0.010000	5800.0	89	11194	No

43	GOM_NL__2PRFIN20040421_022446_000000432026_00118_11194_1781.N1	21-APR-2004 02:24:46	Straylight	43.000	20	Bet Cru	1.2530	30000.	86	11194	No
44	GOM_NL__2PRFIN20040421_022744_000000402026_00118_11194_1782.N1	21-APR-2004 02:27:44	Straylight	40.000	64	Gam Cen	2.2000	10600.	80	11194	No
45	GOM_NL__2PRFIN20040421_022957_000000482026_00118_11194_1783.N1	21-APR-2004 02:29:57	Straylight	48.000	54	5The Cen	2.0550	4500.0	96	11194	No
46	GOM_NL__2PRFIN20040421_023210_000000792026_00118_11194_1784.N1	21-APR-2004 02:32:10	Tw_i_and_stray	79.000	80	7Del Sco	2.3160	30000.	158	11194	No
47	GOM_NL__2PRFIN20040421_023451_000000442026_00118_11194_1785.N1	21-APR-2004 02:34:51	Bright	43.500	106	9Bet Crv	2.6480	5600.0	87	11194	No
48	GOM_NL__2PRFIN20040421_023754_000000462026_00118_11194_1786.N1	21-APR-2004 02:37:54	Bright	46.000	15	67Alp Vir	0.97600	28000.	92	11194	No
49	GOM_NL__2PRFIN20040421_024056_000000412026_00118_11194_1787.N1	21-APR-2004 02:40:56	Bright	41.000	121	29Gam Vir	2.7400	7200.0	82	11194	No
50	GOM_NL__2PRFIN20040421_024433_000000412026_00118_11194_1788.N1	21-APR-2004 02:44:33	Bright	40.500	138	47Eps Vir	2.8280	4700.0	81	11194	No
51	GOM_NL__2PRFIN20040421_024729_000000442026_00118_11194_1789.N1	21-APR-2004 02:47:29	Bright	44.000	111	8Eta Boo	2.6800	6000.0	88	11194	No
52	GOM_NL__2PRFIN20040421_025230_000000392026_00118_11194_1790.N1	21-APR-2004 02:52:30	Bright	39.000	152	12Alp2CVn	2.8900	11000.	78	11194	No
53	GOM_NL__2PRFIN20040421_025427_000000392026_00118_11194_1791.N1	21-APR-2004 02:54:27	Bright	38.500	174	52Psi UMa	3.0040	4400.0	77	11194	No
54	GOM_NL__2PRFIN20040421_025636_000000402026_00118_11194_1792.N1	21-APR-2004 02:56:36	Bright	40.000	87	64Gam UMa	2.4330	11000.	80	11194	No
55	GOM_NL__2PRFIN20040421_025908_000000412026_00118_11194_1793.N1	21-APR-2004 02:59:08	Bright	40.500	36	50Alp UMa	1.8000	6300.0	81	11194	No
56	GOM_NL__2PRFIN20040421_030349_000000432026_00118_11194_1794.N1	21-APR-2004 03:03:49	Bright	42.500	60	7Bet UMi	2.0810	3950.0	85	11194	No
57	GOM_NL__2PRFIN20040421_031025_000000642026_00118_11194_1795.N1	21-APR-2004 03:10:25	Bright	64.000	69	33Gam Dra	2.2310	3800.0	128	11194	No
58	GOM_NL__2PRFIN20040421_031402_000000432026_00118_11194_1796.N1	21-APR-2004 03:14:02	Bright	43.000	89	5Alp Cep	2.4510	8000.0	86	11194	No
59	GOM_NL__2PRFIN20040421_031533_000000382026_00118_11194_1797.N1	21-APR-2004 03:15:33	Bright	37.500	74	11Bet Cas	2.2680	6600.0	75	11194	No
60	GOM_NL__2PRFIN20040421_031907_000001362026_00118_11194_1798.N1	21-APR-2004 03:19:07	Bright	136.00	5	3Alp Lyr	0.033000	11000.	272	11194	No
61	GOM_NL__2PRFIN20040421_032401_000000692026_00118_11194_1799.N1	21-APR-2004 03:24:01	Tw_i_and_stray	69.000	92	53Eps Cyg	2.5000	4500.0	138	11194	No
62	GOM_NL__2PRFIN20040421_032835_000000432026_00118_11194_1800.N1	21-APR-2004 03:28:35	Tw_i_and_stray	43.000	90	54Alp Peg	2.4870	11000.	86	11194	No
63	GOM_NL__2PRFIN20040421_033200_000000592026_00118_11194_1801.N1	21-APR-2004 03:32:00	Dark	58.500	61	8Eps Peg	2.1000	3900.0	117	11194	No
64	GOM_NL__2PRFIN20040421_033426_000000532026_00118_11194_1802.N1	21-APR-2004 03:34:26	Dark	52.500	162	34Alp Aqr	2.9440	5350.0	105	11194	No
65	GOM_NL__2PRFIN20040421_033724_000000572026_00118_11194_1803.N1	21-APR-2004 03:37:24	Dark	56.500	154	22Bet Aqr	2.8990	5700.0	113	11194	No
66	GOM_NL__2PRFIN20040421_034105_000000472026_00118_11194_1804.N1	21-APR-2004 03:41:05	Dark	46.500	18	24Alp PsA	1.1660	9700.0	93	11194	No
67	GOM_NL__2PRFIN20040421_034942_000000422026_00118_11194_1805.N1	21-APR-2004 03:49:42	Dark	42.000	148	Alp Tuc	2.8780	4100.0	84	11194	No
68	GOM_NL__2PRFIN20040421_035153_000000422026_00119_11195_1778.N1	21-APR-2004 03:51:53	Dark	42.000	45	Alp Pav	1.9400	26000.	84	11195	No
69	GOM_NL__2PRFIN20040421_035510_000000692026_00119_11195_1779.N1	21-APR-2004 03:55:10	Dark	68.500	103	38Zet Sgr	2.6000	9700.0	137	11195	No
70	GOM_NL__2PRFIN20040421_035829_000000742026_00119_11195_1780.N1	21-APR-2004 03:58:29	Dark	73.500	38	20Eps Sgr	1.8360	11000.	147	11195	No
71	GOM_NL__2PRFIN20040421_040032_000000592026_00119_11195_1781.N1	21-APR-2004 04:00:32	Straylight	59.000	40	The Sco	1.8590	7100.0	118	11195	No
72	GOM_NL__2PRFIN20040421_040327_000000452026_00119_11195_1782.N1	21-APR-2004 04:03:27	Straylight	45.000	4	Alp1Cen	-0.010000	5800.0	90	11195	No
73	GOM_NL__2PRFIN20040421_040523_000000422026_00119_11195_1783.N1	21-APR-2004 04:05:23	Straylight	42.000	20	Bet Cru	1.2530	30000.	84	11195	No
74	GOM_NL__2PRFIN20040421_040644_000000452026_00119_11195_1784.N1	21-APR-2004 04:06:44	Straylight	44.500	78	Alp Lup	2.3040	28000.	89	11195	No
75	GOM_NL__2PRFIN20040421_040821_000000392026_00119_11195_1785.N1	21-APR-2004 04:08:21	Straylight	38.500	64	Gam Cen	2.2000	10600.	77	11195	No
76	GOM_NL__2PRFIN20040421_041246_000000712026_00119_11195_1786.N1	21-APR-2004 04:12:46	Tw_i_and_stray	71.000	80	7Del Sco	2.3160	30000.	142	11195	No
77	GOM_NL__2PRFIN20040421_041529_000000442026_00119_11195_1787.N1	21-APR-2004 04:15:29	Bright	43.500	106	9Bet Crv	2.6480	5600.0	87	11195	No
78	GOM_NL__2PRFIN20040421_041834_000000432026_00119_11195_1788.N1	21-APR-2004 04:18:34	Bright	42.500	15	67Alp Vir	0.97600	28000.	85	11195	No
79	GOM_NL__2PRFIN20040421_042135_000000372026_00119_11195_1789.N1	21-APR-2004 04:21:35	Bright	37.000	121	29Gam Vir	2.7400	7200.0	74	11195	No
80	GOM_NL__2PRFIN20040421_042510_000000392026_00119_11195_1790.N1	21-APR-2004 04:25:10	Bright	38.500	138	47Eps Vir	2.8280	4700.0	77	11195	No
81	GOM_NL__2PRFIN20040421_042804_000000452026_00119_11195_1791.N1	21-APR-2004 04:28:04	Bright	45.000	111	8Eta Boo	2.6800	6000.0	90	11195	No
82	GOM_NL__2PRFIN20040421_043307_000000382026_00119_11195_1792.N1	21-APR-2004 04:33:07	Bright	37.500	152	12Alp2CVn	2.8900	11000.	75	11195	No
83	GOM_NL__2PRFIN20040421_043504_000000382026_00119_11195_1793.N1	21-APR-2004 04:35:04	Bright	38.000	174	52Psi UMa	3.0040	4400.0	76	11195	No
84	GOM_NL__2PRFIN20040421_043715_000000382026_00119_11195_1794.N1	21-APR-2004 04:37:15	Bright	37.500	87	64Gam UMa	2.4330	11000.	75	11195	No
85	GOM_NL__2PRFIN20040421_043945_000000392026_00119_11195_1795.N1	21-APR-2004 04:39:45	Bright	39.000	36	50Alp UMa	1.8000	6300.0	78	11195	No
86	GOM_NL__2PRFIN20040421_044426_000000392026_00119_11195_1796.N1	21-APR-2004 04:44:26	Bright	38.500	60	7Bet UMi	2.0810	3950.0	77	11195	No
87	GOM_NL__2PRFIN20040421_044739_000000372026_00119_11195_1797.N1	21-APR-2004 04:47:39	Bright	37.000	49	1Alp UMi	1.9900	6300.0	74	11195	No
88	GOM_NL__2PRFIN20040421_045100_000000662026_00119_11195_1798.N1	21-APR-2004 04:51:00	Bright	65.500	69	33Gam Dra	2.2310	3800.0	131	11195	No
89	GOM_NL__2PRFIN20040421_045438_000000422026_00119_11195_1799.N1	21-APR-2004 04:54:38	Bright	42.000	89	5Alp Cep	2.4510	8000.0	84	11195	No
90	GOM_NL__2PRFIN20040421_045609_000000522026_00119_11195_1800.N1	21-APR-2004 04:56:09	Bright	52.000	74	11Bet Cas	2.2680	6600.0	104	11195	No
91	GOM_NL__2PRFIN20040421_045942_000001432026_00119_11195_1801.N1	21-APR-2004 04:59:42	Bright	143.00	5	3Alp Lyr	0.033000	11000.	286	11195	No
92	GOM_NL__2PRFIN20040421_050437_000000712026_00119_11195_1802.N1	21-APR-2004 05:04:37	Tw_i_and_stray	70.500	92	53Eps Cyg	2.5000	4500.0	141	11195	No
93	GOM_NL__2PRFIN20040421_050911_000000472026_00119_11195_1803.N1	21-APR-2004 05:09:11	Tw_i_and_stray	46.500	90	54Alp Peg	2.4870	11000.	93	11195	No
94	GOM_NL__2PRFIN20040421_051236_000000592026_00119_11195_1804.N1	21-APR-2004 05:12:36	Dark	59.000	61	8Eps Peg	2.1000	3900.0	118	11195	No
95	GOM_NL__2PRFIN20040421_051503_000000502026_00119_11195_1805.N1	21-APR-2004 05:15:03	Dark	50.000	162	34Alp Aqr	2.9440	5350.0	100	11195	No
96	GOM_NL__2PRFIN20040421_051759_000000582026_00119_11195_1806.N1	21-APR-2004 05:17:59	Dark	58.000	154	22Bet Aqr	2.8990	5700.0	116	11195	No
97	GOM_NL__2PRFIN20040421_052142_000000442026_00119_11195_1807.N1	21-APR-2004 05:21:42	Dark	44.000	18	24Alp PsA	1.1660	9700.0	88	11195	No
98	GOM_NL__2PRFIN20040421_053018_000000432026_00119_11195_1808.N1	21-APR-2004 05:30:18	Dark	42.500	148	Alp Tuc	2.8780	4100.0	85	11195	No
99	GOM_NL__2PRFIN20040421_053230_000000412026_00120_11196_1778.N1	21-APR-2004 05:32:30	Dark	40.500	45	Alp Pav	1.9400	26000.	81	11196	No
100	GOM_NL__2PRFIN20040421_053548_000000692026_00120_11196_1779.N1	21-APR-2004 05:35:48	Dark	68.500	103	38Zet Sgr	2.6000	9700.0	137	11196	No
101	GOM_NL__2PRFIN20040421_053906_000000732026_00120_11196_1780.N1	21-APR-2004 05:39:06	Dark	73.000	38	20Eps Sgr	1.8360	11000.	146	11196	No

102	GOM_NL__2PRFIN20040421_054110_000000582026_00120_11196_1781.N1	21-APR-2004 05:41:10	Straylight	58.000	40	The Sco	1.8590	7100.0	116	11196	No
103	GOM_NL__2PRFIN20040421_054404_000000482026_00120_11196_1782.N1	21-APR-2004 05:44:04	Straylight	47.500	4	Alp1Cen	-0.010000	5800.0	95	11196	No
104	GOM_NL__2PRFIN20040421_054600_000000422026_00120_11196_1783.N1	21-APR-2004 05:46:00	Straylight	42.000	20	Bet Cru	1.2530	30000.	84	11196	No
105	GOM_NL__2PRFIN20040421_054721_000000412026_00120_11196_1784.N1	21-APR-2004 05:47:21	Straylight	41.000	78	Alp Lup	2.3040	28000.	82	11196	No
106	GOM_NL__2PRFIN20040421_054858_000000402026_00120_11196_1785.N1	21-APR-2004 05:48:58	Straylight	40.000	64	Gam Cen	2.2000	10600.	80	11196	No
107	GOM_NL__2PRFIN20040421_055322_000000752026_00120_11196_1786.N1	21-APR-2004 05:53:22	Tw_i_and_stray	74.500	80	7Del Sco	2.3160	30000.	149	11196	No
108	GOM_NL__2PRFIN20040421_055605_000000422026_00120_11196_1787.N1	21-APR-2004 05:56:05	Bright	42.000	106	9Bet Crv	2.6480	5600.0	84	11196	No
109	GOM_NL__2PRFIN20040421_055910_000000412026_00120_11196_1788.N1	21-APR-2004 05:59:10	Bright	41.000	15	67Alp Vir	0.97600	28000.	82	11196	No
110	GOM_NL__2PRFIN20040421_060212_000000382026_00120_11196_1789.N1	21-APR-2004 06:02:12	Bright	38.000	121	29Gam Vir	2.7400	7200.0	76	11196	No
111	GOM_NL__2PRFIN20040421_060546_000000382026_00120_11196_1790.N1	21-APR-2004 06:05:46	Bright	38.000	138	47Eps Vir	2.8280	4700.0	76	11196	No
112	GOM_NL__2PRFIN20040421_060840_000000452026_00120_11196_1791.N1	21-APR-2004 06:08:40	Bright	45.000	111	8Eta Boo	2.6800	6000.0	90	11196	No
113	GOM_NL__2PRFIN20040421_061343_000000372026_00120_11196_1792.N1	21-APR-2004 06:13:43	Bright	37.000	152	12Alp2CVn	2.8900	11000.	74	11196	No
114	GOM_NL__2PRFIN20040421_061541_000000362026_00120_11196_1793.N1	21-APR-2004 06:15:41	Bright	35.500	174	52Psi UMa	3.0040	4400.0	71	11196	No
115	GOM_NL__2PRFIN20040421_061752_000000382026_00120_11196_1794.N1	21-APR-2004 06:17:52	Bright	37.500	87	64Gam UMa	2.4330	11000.	75	11196	No
116	GOM_NL__2PRFIN20040421_062022_000000402026_00120_11196_1795.N1	21-APR-2004 06:20:22	Bright	39.500	36	50Alp UMa	1.8000	6300.0	79	11196	No
117	GOM_NL__2PRFIN20040421_062502_000000402026_00120_11196_1796.N1	21-APR-2004 06:25:02	Bright	40.000	60	7Bet UMi	2.0810	3950.0	80	11196	No
118	GOM_NL__2PRFIN20040421_062815_000000382026_00120_11196_1797.N1	21-APR-2004 06:28:15	Bright	38.000	49	1Alp UMi	1.9900	6300.0	76	11196	No
119	GOM_NL__2PRFIN20040421_063134_000000682026_00120_11196_1798.N1	21-APR-2004 06:31:34	Bright	67.500	69	33Gam Dra	2.2310	3800.0	135	11196	No
120	GOM_NL__2PRFIN20040421_063514_000000422026_00120_11196_1799.N1	21-APR-2004 06:35:14	Bright	42.000	89	5Alp Cep	2.4510	8000.0	84	11196	No
121	GOM_NL__2PRFIN20040421_063646_000000362026_00120_11196_1800.N1	21-APR-2004 06:36:46	Bright	35.500	74	11Bet Cas	2.2680	6600.0	71	11196	No
122	GOM_NL__2PRFIN20040421_064017_000001282026_00120_11196_1801.N1	21-APR-2004 06:40:17	Bright	127.50	5	3Alp Lyr	0.033000	11000.	255	11196	No
123	GOM_NL__2PRFIN20040421_064513_000000692026_00120_11196_1802.N1	21-APR-2004 06:45:13	Tw_i_and_stray	68.500	92	53Eps Cyg	2.5000	4500.0	137	11196	No
124	GOM_NL__2PRFIN20040421_064948_000000452026_00120_11196_1803.N1	21-APR-2004 06:49:48	Tw_i_and_stray	44.500	90	54Alp Peg	2.4870	11000.	89	11196	No
125	GOM_NL__2PRFIN20040421_065313_000000612026_00120_11196_1804.N1	21-APR-2004 06:53:13	Dark	61.000	61	8Eps Peg	2.1000	3900.0	122	11196	No
126	GOM_NL__2PRFIN20040421_065540_000000472026_00120_11196_1805.N1	21-APR-2004 06:55:40	Dark	47.000	162	34Alp Aqr	2.9440	5350.0	94	11196	No
127	GOM_NL__2PRFIN20040421_065838_000000552026_00120_11196_1806.N1	21-APR-2004 06:58:38	Dark	55.000	154	22Bet Aqr	2.8990	5700.0	110	11196	No
128	GOM_NL__2PRFIN20040421_070219_000000432026_00120_11196_1807.N1	21-APR-2004 07:02:19	Dark	43.000	18	24Alp PsA	1.1660	9700.0	86	11196	No
129	GOM_NL__2PRFIN20040421_071055_000000392026_00120_11196_1808.N1	21-APR-2004 07:10:55	Dark	38.500	148	Alp Tuc	2.8780	4100.0	77	11196	No
130	GOM_NL__2PRFIN20040421_071306_000000422026_00121_11197_1778.N1	21-APR-2004 07:13:06	Dark	41.500	45	Alp Pav	1.9400	26000.	83	11197	No
131	GOM_NL__2PRFIN20040421_071626_000000712026_00121_11197_1779.N1	21-APR-2004 07:16:26	Dark	70.500	103	38Zet Sgr	2.6000	9700.0	141	11197	No
132	GOM_NL__2PRFIN20040421_071943_000000722026_00121_11197_1780.N1	21-APR-2004 07:19:43	Dark	72.000	38	20Eps Sgr	1.8360	11000.	144	11197	No
133	GOM_NL__2PRFIN20040421_072147_000000572026_00121_11197_1781.N1	21-APR-2004 07:21:47	Straylight	56.500	40	The Sco	1.8590	7100.0	113	11197	No
134	GOM_NL__2PRFIN20040421_072440_000000482026_00121_11197_1782.N1	21-APR-2004 07:24:40	Straylight	48.000	4	Alp1Cen	-0.010000	5800.0	96	11197	No
135	GOM_NL__2PRFIN20040421_072635_000000412026_00121_11197_1783.N1	21-APR-2004 07:26:35	Straylight	40.500	20	Bet Cru	1.2530	30000.	81	11197	No
136	GOM_NL__2PRFIN20040421_072757_000000432026_00121_11197_1784.N1	21-APR-2004 07:27:57	Straylight	42.500	78	Alp Lup	2.3040	28000.	85	11197	No
137	GOM_NL__2PRFIN20040421_072934_000000412026_00121_11197_1785.N1	21-APR-2004 07:29:34	Straylight	40.500	64	Gam Cen	2.2000	10600.	81	11197	No
138	GOM_NL__2PRFIN20040421_073359_000000762026_00121_11197_1786.N1	21-APR-2004 07:33:59	Tw_i_and_stray	76.000	80	7Del Sco	2.3160	30000.	152	11197	No
139	GOM_NL__2PRFIN20040421_073641_000000422026_00121_11197_1787.N1	21-APR-2004 07:36:41	Bright	42.000	106	9Bet Crv	2.6480	5600.0	84	11197	No
140	GOM_NL__2PRFIN20040421_073946_000000422026_00121_11197_1788.N1	21-APR-2004 07:39:46	Bright	41.500	15	67Alp Vir	0.97600	28000.	83	11197	No
141	GOM_NL__2PRFIN20040421_074248_000000382026_00121_11197_1789.N1	21-APR-2004 07:42:48	Bright	37.500	121	29Gam Vir	2.7400	7200.0	75	11197	No
142	GOM_NL__2PRFIN20040421_074622_000000392026_00121_11197_1790.N1	21-APR-2004 07:46:22	Bright	39.000	138	47Eps Vir	2.8280	4700.0	78	11197	No
143	GOM_NL__2PRFIN20040421_074916_000000442026_00121_11197_1791.N1	21-APR-2004 07:49:16	Bright	44.000	111	8Eta Boo	2.6800	6000.0	88	11197	No
144	GOM_NL__2PRFIN20040421_075419_000000392026_00121_11197_1792.N1	21-APR-2004 07:54:19	Bright	38.500	152	12Alp2CVn	2.8900	11000.	77	11197	No
145	GOM_NL__2PRFIN20040421_075617_000000372026_00121_11197_1793.N1	21-APR-2004 07:56:17	Bright	37.000	174	52Psi UMa	3.0040	4400.0	74	11197	No
146	GOM_NL__2PRFIN20040421_075828_000000352026_00121_11197_1794.N1	21-APR-2004 07:58:28	Bright	35.000	87	64Gam UMa	2.4330	11000.	70	11197	No
147	GOM_NL__2PRFIN20040421_080058_000000382026_00121_11197_1795.N1	21-APR-2004 08:00:58	Bright	37.500	36	50Alp UMa	1.8000	6300.0	75	11197	No
148	GOM_NL__2PRFIN20040421_080538_000000362026_00121_11197_1796.N1	21-APR-2004 08:05:38	Bright	36.000	60	7Bet UMi	2.0810	3950.0	72	11197	No
149	GOM_NL__2PRFIN20040421_080851_000000382026_00121_11197_1797.N1	21-APR-2004 08:08:51	Bright	37.500	49	1Alp UMi	1.9900	6300.0	75	11197	No
150	GOM_NL__2PRFIN20040421_081209_000000672026_00121_11197_1798.N1	21-APR-2004 08:12:09	Bright	67.000	69	33Gam Dra	2.2310	3800.0	134	11197	No
151	GOM_NL__2PRFIN20040421_081550_000000422026_00121_11197_1799.N1	21-APR-2004 08:15:50	Bright	41.500	89	5Alp Cep	2.4510	8000.0	83	11197	No
152	GOM_NL__2PRFIN20040421_081722_000000352026_00121_11197_1800.N1	21-APR-2004 08:17:22	Bright	35.000	74	11Bet Cas	2.2680	6600.0	70	11197	No
153	GOM_NL__2PRFIN20040421_082052_000001752026_00121_11197_1801.N1	21-APR-2004 08:20:52	Bright	175.00	5	3Alp Lyr	0.033000	11000.	350	11197	No
154	GOM_NL__2PRFIN20040421_082549_000000742026_00121_11197_1802.N1	21-APR-2004 08:25:49	Tw_i_and_stray	74.000	92	53Eps Cyg	2.5000	4500.0	148	11197	No
155	GOM_NL__2PRFIN20040421_083024_000000432026_00121_11197_1803.N1	21-APR-2004 08:30:24	Tw_i_and_stray	43.000	90	54Alp Peg	2.4870	11000.	86	11197	No
156	GOM_NL__2PRFIN20040421_083350_000000582026_00121_11197_1804.N1	21-APR-2004 08:33:50	Dark	57.500	61	8Eps Peg	2.1000	3900.0	115	11197	No
157	GOM_NL__2PRFIN20040421_083617_000000492026_00121_11197_1805.N1	21-APR-2004 08:36:17	Dark	49.000	162	34Alp Aqr	2.9440	5350.0	98	11197	No
158	GOM_NL__2PRFIN20040421_083915_000000552026_00121_11197_1806.N1	21-APR-2004 08:39:15	Dark	55.000	154	22Bet Aqr	2.8990	5700.0	110	11197	No
159	GOM_NL__2PRFIN20040421_084255_000000472026_00121_11197_1807.N1	21-APR-2004 08:42:55	Dark	47.000	18	24Alp PsA	1.1660	9700.0	94	11197	No
160	GOM_NL__2PRFIN20040421_085131_000000392026_00121_11197_1808.N1	21-APR-2004 08:51:31	Dark	38.500	148	Alp Tuc	2.8780	4100.0	77	11197	No

161	GOM_NL__2PRFIN20040421_085343_000000412026_00122_11198_1778.N1	21-APR-2004 08:53:43	Dark	40.500	45	Alp Pav	1.9400	26000.	81	11198	No
162	GOM_NL__2PRFIN20040421_085703_000000712026_00122_11198_1779.N1	21-APR-2004 08:57:03	Dark	71.000	103	38Zet Sgr	2.6000	9700.0	142	11198	No
163	GOM_NL__2PRFIN20040421_090022_000000682026_00122_11198_1780.N1	21-APR-2004 09:00:22	Dark	68.000	38	20Eps Sgr	1.8360	11000.	136	11198	No
164	GOM_NL__2PRFIN20040421_090224_000000592026_00122_11198_1781.N1	21-APR-2004 09:02:24	Straylight	59.000	40	The Sco	1.8590	7100.0	118	11198	No
165	GOM_NL__2PRFIN20040421_090517_000000442026_00122_11198_1782.N1	21-APR-2004 09:05:17	Straylight	44.000	4	Alp1Cen	-0.010000	5800.0	88	11198	No
166	GOM_NL__2PRFIN20040421_090712_000000422026_00122_11198_1783.N1	21-APR-2004 09:07:12	Straylight	41.500	20	Bet Cru	1.2530	30000.	83	11198	No
167	GOM_NL__2PRFIN20040421_090834_000000422026_00122_11198_1784.N1	21-APR-2004 09:08:34	Straylight	42.000	78	Alp Lup	2.3040	28000.	84	11198	No
168	GOM_NL__2PRFIN20040421_091010_000000412026_00122_11198_1785.N1	21-APR-2004 09:10:10	Straylight	40.500	64	Gam Cen	2.2000	10600.	81	11198	No
169	GOM_NL__2PRFIN20040421_091435_000000772026_00122_11198_1786.N1	21-APR-2004 09:14:35	Tw_i_and_stray	76.500	80	7Del Sco	2.3160	30000.	153	11198	No
170	GOM_NL__2PRFIN20040421_091717_000000432026_00122_11198_1787.N1	21-APR-2004 09:17:17	Bright	42.500	106	9Bet Crv	2.6480	5600.0	85	11198	No
171	GOM_NL__2PRFIN20040421_092022_000000422026_00122_11198_1788.N1	21-APR-2004 09:20:22	Bright	42.000	15	67Alp Vir	0.97600	28000.	84	11198	No
172	GOM_NL__2PRFIN20040421_092324_000000392026_00122_11198_1789.N1	21-APR-2004 09:23:24	Bright	38.500	121	29Gam Vir	2.7400	7200.0	77	11198	No
173	GOM_NL__2PRFIN20040421_092658_000000382026_00122_11198_1790.N1	21-APR-2004 09:26:58	Bright	38.000	138	47Eps Vir	2.8280	4700.0	76	11198	No
174	GOM_NL__2PRFIN20040421_092952_000000462026_00122_11198_1791.N1	21-APR-2004 09:29:52	Bright	46.000	111	8Eta Boo	2.6800	6000.0	92	11198	No
175	GOM_NL__2PRFIN20040421_093454_000000372026_00122_11198_1792.N1	21-APR-2004 09:34:54	Bright	37.000	152	12Alp2CVn	2.8900	11000.	74	11198	No
176	GOM_NL__2PRFIN20040421_093653_000000382026_00122_11198_1793.N1	21-APR-2004 09:36:53	Bright	37.500	174	52Psi UMa	3.0040	4400.0	75	11198	No
177	GOM_NL__2PRFIN20040421_093904_000000362026_00122_11198_1794.N1	21-APR-2004 09:39:04	Bright	35.500	87	64Gam UMa	2.4330	11000.	71	11198	No
178	GOM_NL__2PRFIN20040421_094134_000000382026_00122_11198_1795.N1	21-APR-2004 09:41:34	Bright	37.500	36	50Alp UMa	1.8000	6300.0	75	11198	No
179	GOM_NL__2PRFIN20040421_094613_000000402026_00122_11198_1796.N1	21-APR-2004 09:46:13	Bright	39.500	60	7Bet UMi	2.0810	3950.0	79	11198	No
180	GOM_NL__2PRFIN20040421_094927_000000382026_00122_11198_1797.N1	21-APR-2004 09:49:27	Bright	38.000	49	1Alp UMi	1.9900	6300.0	76	11198	No
181	GOM_NL__2PRFIN20040421_095244_000000672026_00122_11198_1798.N1	21-APR-2004 09:52:44	Bright	66.500	69	33Gam Dra	2.2310	3800.0	133	11198	No
182	GOM_NL__2PRFIN20040421_095626_000000422026_00122_11198_1799.N1	21-APR-2004 09:56:26	Bright	41.500	89	5Alp Cep	2.4510	8000.0	83	11198	No
183	GOM_NL__2PRFIN20040421_095758_000000382026_00122_11198_1800.N1	21-APR-2004 09:57:58	Bright	37.500	74	11Bet Cas	2.2680	6600.0	75	11198	No
184	GOM_NL__2PRFIN20040421_100127_000001422026_00122_11198_1801.N1	21-APR-2004 10:01:27	Bright	141.50	5	3Alp Lyr	0.033000	11000.	283	11198	No
185	GOM_NL__2PRFIN20040421_100626_000000672026_00122_11198_1802.N1	21-APR-2004 10:06:26	Tw_i_and_stray	66.500	92	53Eps Cyg	2.5000	4500.0	133	11198	No
186	GOM_NL__2PRFIN20040421_101100_000000432026_00122_11198_1803.N1	21-APR-2004 10:11:00	Tw_i_and_stray	43.000	90	54Alp Peg	2.4870	11000.	86	11198	No
187	GOM_NL__2PRFIN20040421_101426_000000562026_00122_11198_1804.N1	21-APR-2004 10:14:26	Dark	56.000	61	8Eps Peg	2.1000	3900.0	112	11198	No
188	GOM_NL__2PRFIN20040421_101653_000000492026_00122_11198_1805.N1	21-APR-2004 10:16:53	Dark	48.500	162	34Alp Aqr	2.9440	5350.0	97	11198	No
189	GOM_NL__2PRFIN20040421_101951_000000552026_00122_11198_1806.N1	21-APR-2004 10:19:51	Dark	55.000	154	22Bet Aqr	2.8990	5700.0	110	11198	No
190	GOM_NL__2PRFIN20040421_102331_000000452026_00122_11198_1807.N1	21-APR-2004 10:23:31	Dark	45.000	18	24Alp PsA	1.1660	9700.0	90	11198	No
191	GOM_NL__2PRFIN20040421_103207_000000462026_00122_11198_1808.N1	21-APR-2004 10:32:07	Dark	45.500	148	Alp Tuc	2.8780	4100.0	91	11198	No
192	GOM_NL__2PRFIN20040421_103419_000000412026_00123_11199_1778.N1	21-APR-2004 10:34:19	Dark	41.000	45	Alp Pav	1.9400	26000.	82	11199	No
193	GOM_NL__2PRFIN20040421_103741_000000692026_00123_11199_1779.N1	21-APR-2004 10:37:41	Dark	69.000	103	38Zet Sgr	2.6000	9700.0	138	11199	No
194	GOM_NL__2PRFIN20040421_104058_000000832026_00123_11199_1780.N1	21-APR-2004 10:40:58	Dark	83.000	38	20Eps Sgr	1.8360	11000.	166	11199	No
195	GOM_NL__2PRFIN20040421_104300_000000562026_00123_11199_1781.N1	21-APR-2004 10:43:00	Straylight	55.500	40	The Sco	1.8590	7100.0	111	11199	No
196	GOM_NL__2PRFIN20040421_104553_000000532026_00123_11199_1782.N1	21-APR-2004 10:45:53	Straylight	53.000	4	Alp1Cen	-0.010000	5800.0	106	11199	No
197	GOM_NL__2PRFIN20040421_104747_000000442026_00123_11199_1783.N1	21-APR-2004 10:47:47	Straylight	43.500	20	Bet Cru	1.2530	30000.	87	11199	No
198	GOM_NL__2PRFIN20040421_104909_000000422026_00123_11199_1784.N1	21-APR-2004 10:49:09	Straylight	41.500	78	Alp Lup	2.3040	28000.	83	11199	No
199	GOM_NL__2PRFIN20040421_105045_000000412026_00123_11199_1785.N1	21-APR-2004 10:50:45	Straylight	40.500	64	Gam Cen	2.2000	10600.	81	11199	No
200	GOM_NL__2PRFIN20040421_105512_000000742026_00123_11199_1786.N1	21-APR-2004 10:55:12	Tw_i_and_stray	74.000	80	7Del Sco	2.3160	30000.	148	11199	No
201	GOM_NL__2PRFIN20040421_105752_000000422026_00123_11199_1787.N1	21-APR-2004 10:57:52	Bright	42.000	106	9Bet Crv	2.6480	5600.0	84	11199	No
202	GOM_NL__2PRFIN20040421_110058_000000432026_00123_11199_1788.N1	21-APR-2004 11:00:58	Bright	42.500	15	67Alp Vir	0.97600	28000.	85	11199	No
203	GOM_NL__2PRFIN20040421_110359_000000382026_00123_11199_1789.N1	21-APR-2004 11:03:59	Bright	38.000	121	29Gam Vir	2.7400	7200.0	76	11199	No
204	GOM_NL__2PRFIN20040421_110733_000000392026_00123_11199_1790.N1	21-APR-2004 11:07:33	Bright	38.500	138	47Eps Vir	2.8280	4700.0	77	11199	No
205	GOM_NL__2PRFIN20040421_111027_000000442026_00123_11199_1791.N1	21-APR-2004 11:10:27	Bright	44.000	111	8Eta Boo	2.6800	6000.0	88	11199	No
206	GOM_NL__2PRFIN20040421_111530_000000392026_00123_11199_1792.N1	21-APR-2004 11:15:30	Bright	38.500	152	12Alp2CVn	2.8900	11000.	77	11199	No
207	GOM_NL__2PRFIN20040421_111729_000000382026_00123_11199_1793.N1	21-APR-2004 11:17:29	Bright	37.500	174	52Psi UMa	3.0040	4400.0	75	11199	No
208	GOM_NL__2PRFIN20040421_111939_000000382026_00123_11199_1794.N1	21-APR-2004 11:19:39	Bright	38.000	87	64Gam UMa	2.4330	11000.	76	11199	No
209	GOM_NL__2PRFIN20040421_112209_000000392026_00123_11199_1795.N1	21-APR-2004 11:22:09	Bright	38.500	36	50Alp UMa	1.8000	6300.0	77	11199	No
210	GOM_NL__2PRFIN20040421_113002_000000352026_00123_11199_1796.N1	21-APR-2004 11:30:02	Bright	35.000	49	1Alp UMi	1.9900	6300.0	70	11199	No
211	GOM_NL__2PRFIN20040421_113319_000000682026_00123_11199_1797.N1	21-APR-2004 11:33:19	Bright	67.500	69	33Gam Dra	2.2310	3800.0	135	11199	No
212	GOM_NL__2PRFIN20040421_113701_000000422026_00123_11199_1798.N1	21-APR-2004 11:37:01	Bright	41.500	89	5Alp Cep	2.4510	8000.0	83	11199	No
213	GOM_NL__2PRFIN20040421_113833_000000352026_00123_11199_1799.N1	21-APR-2004 11:38:33	Bright	35.000	74	11Bet Cas	2.2680	6600.0	70	11199	No
214	GOM_NL__2PRFIN20040421_114202_000001372026_00123_11199_1800.N1	21-APR-2004 11:42:02	Bright	137.00	5	3Alp Lyr	0.033000	11000.	274	11199	No
215	GOM_NL__2PRFIN20040421_114702_000000652026_00123_11199_1801.N1	21-APR-2004 11:47:02	Tw_i_and_stray	65.000	92	53Eps Cyg	2.5000	4500.0	130	11199	No
216	GOM_NL__2PRFIN20040421_115136_000000432026_00123_11199_1802.N1	21-APR-2004 11:51:36	Tw_i_and_stray	42.500	90	54Alp Peg	2.4870	11000.	85	11199	No
217	GOM_NL__2PRFIN20040421_115502_000000592026_00123_11199_1803.N1	21-APR-2004 11:55:02	Dark	59.000	61	8Eps Peg	2.1000	3900.0	118	11199	No
218	GOM_NL__2PRFIN20040421_115730_000000512026_00123_11199_1804.N1	21-APR-2004 11:57:30	Dark	50.500	162	34Alp Aqr	2.9440	5350.0	101	11199	No
219	GOM_NL__2PRFIN20040421_120028_000000552026_00123_11199_1805.N1	21-APR-2004 12:00:28	Dark	55.000	154	22Bet Aqr	2.8990	5700.0	110	11199	No

220	GOM_NL__2PRFIN20040421_120407_000000442026_00123_11199_1806.N1	21-APR-2004 12:04:07	Dark	43.500	18	24Alp PsA	1.1660	9700.0	87	11199	No
221	GOM_NL__2PRFIN20040421_121243_000000412026_00123_11199_1807.N1	21-APR-2004 12:12:43	Dark	41.000	148	Alp Tuc	2.8780	4100.0	82	11199	No
222	GOM_NL__2PRFIN20040421_121456_000000432026_00124_11200_1778.N1	21-APR-2004 12:14:56	Dark	42.500	45	Alp Pav	1.9400	26000.	85	11200	No
223	GOM_NL__2PRFIN20040421_121819_000000712026_00124_11200_1779.N1	21-APR-2004 12:18:19	Dark	71.000	103	38Zet Sgr	2.6000	9700.0	142	11200	No
224	GOM_NL__2PRFIN20040421_122136_000000702026_00124_11200_1780.N1	21-APR-2004 12:21:36	Dark	70.000	38	20Eps Sgr	1.8360	11000.	140	11200	No
225	GOM_NL__2PRFIN20040421_122337_000000672026_00124_11200_1781.N1	21-APR-2004 12:23:37	Straylight	66.500	40	The Sco	1.8590	7100.0	133	11200	No
226	GOM_NL__2PRFIN20040421_122629_000000522026_00124_11200_1782.N1	21-APR-2004 12:26:29	Straylight	52.000	4	Alp1Cen	-0.010000	5800.0	104	11200	No
227	GOM_NL__2PRFIN20040421_122824_000000402026_00124_11200_1783.N1	21-APR-2004 12:28:24	Straylight	40.000	20	Bet Cru	1.2530	30000.	80	11200	No
228	GOM_NL__2PRFIN20040421_123046_000000402026_00124_11200_1784.N1	21-APR-2004 12:30:46	Straylight	39.500	95	Zet Cen	2.5450	26000.	79	11200	No
229	GOM_NL__2PRFIN20040421_123300_000000942026_00124_11200_1785.N1	21-APR-2004 12:33:00	Tw_i_and_stray	94.000	16	21Alp Sco	1.0200	3000.0	188	11200	No
230	GOM_NL__2PRFIN20040421_123548_000000762026_00124_11200_1786.N1	21-APR-2004 12:35:48	Tw_i_and_stray	76.000	80	7Del Sco	2.3160	30000.	152	11200	No
231	GOM_NL__2PRFIN20040421_123829_000000412026_00124_11200_1787.N1	21-APR-2004 12:38:29	Bright	41.000	106	9Bet Crv	2.6480	5600.0	82	11200	No
232	GOM_NL__2PRFIN20040421_124134_000000432026_00124_11200_1788.N1	21-APR-2004 12:41:34	Bright	42.500	15	67Alp Vir	0.97600	28000.	85	11200	No
233	GOM_NL__2PRFIN20040421_124436_000000382026_00124_11200_1789.N1	21-APR-2004 12:44:36	Bright	38.000	121	29Gam Vir	2.7400	7200.0	76	11200	No
234	GOM_NL__2PRFIN20040421_124809_000000382026_00124_11200_1790.N1	21-APR-2004 12:48:09	Bright	37.500	138	47Eps Vir	2.8280	4700.0	75	11200	No
235	GOM_NL__2PRFIN20040421_125102_000000462026_00124_11200_1791.N1	21-APR-2004 12:51:02	Bright	45.500	111	8Eta Boo	2.6800	6000.0	91	11200	No
236	GOM_NL__2PRFIN20040421_125606_000000382026_00124_11200_1792.N1	21-APR-2004 12:56:06	Bright	37.500	152	12Alp2CVn	2.8900	11000.	75	11200	No
237	GOM_NL__2PRFIN20040421_125805_000000392026_00124_11200_1793.N1	21-APR-2004 12:58:05	Bright	38.500	174	52Psi UMa	3.0040	4400.0	77	11200	No
238	GOM_NL__2PRFIN20040421_130015_000000382026_00124_11200_1794.N1	21-APR-2004 13:00:15	Bright	37.500	87	64Gam UMa	2.4330	11000.	75	11200	No
239	GOM_NL__2PRFIN20040421_130246_000000392026_00124_11200_1795.N1	21-APR-2004 13:02:46	Bright	38.500	36	50Alp UMa	1.8000	6300.0	77	11200	No
240	GOM_NL__2PRFIN20040421_130724_000000422026_00124_11200_1796.N1	21-APR-2004 13:07:24	Bright	42.000	60	7Bet UMi	2.0810	3950.0	84	11200	No
241	GOM_NL__2PRFIN20040421_131039_000000382026_00124_11200_1797.N1	21-APR-2004 13:10:39	Bright	37.500	49	1Alp UMi	1.9900	6300.0	75	11200	No
242	GOM_NL__2PRFIN20040421_131354_000000662026_00124_11200_1798.N1	21-APR-2004 13:13:54	Bright	66.000	69	33Gam Dra	2.2310	3800.0	132	11200	No
243	GOM_NL__2PRFIN20040421_131737_000000422026_00124_11200_1799.N1	21-APR-2004 13:17:37	Bright	41.500	89	5Alp Cep	2.4510	8000.0	83	11200	No
244	GOM_NL__2PRFIN20040421_131910_000000352026_00124_11200_1800.N1	21-APR-2004 13:19:10	Bright	35.000	74	11Bet Cas	2.2680	6600.0	70	11200	No
245	GOM_NL__2PRFIN20040421_132236_000001352026_00124_11200_1801.N1	21-APR-2004 13:22:36	Bright	134.50	5	3Alp Lyr	0.033000	11000.	269	11200	No
246	GOM_NL__2PRFIN20040421_132737_000000632026_00124_11200_1802.N1	21-APR-2004 13:27:37	Tw_i_and_stray	62.500	92	53Eps Cyg	2.5000	4500.0	125	11200	No
247	GOM_NL__2PRFIN20040421_133213_000000432026_00124_11200_1803.N1	21-APR-2004 13:32:13	Tw_i_and_stray	43.000	90	54Alp Peg	2.4870	11000.	86	11200	No
248	GOM_NL__2PRFIN20040421_133538_000000572026_00124_11200_1804.N1	21-APR-2004 13:35:38	Dark	56.500	61	8Eps Peg	2.1000	3900.0	113	11200	No
249	GOM_NL__2PRFIN20040421_133807_000000472026_00124_11200_1805.N1	21-APR-2004 13:38:07	Dark	46.500	162	34Alp Aqr	2.9440	5350.0	93	11200	No
250	GOM_NL__2PRFIN20040421_134105_000000562026_00124_11200_1806.N1	21-APR-2004 13:41:05	Dark	55.500	154	22Bet Aqr	2.8990	5700.0	111	11200	No
251	GOM_NL__2PRFIN20040421_134444_000000452026_00124_11200_1807.N1	21-APR-2004 13:44:44	Dark	45.000	18	24Alp PsA	1.1660	9700.0	90	11200	No
252	GOM_NL__2PRFIN20040421_135532_000000442026_00125_11201_1778.N1	21-APR-2004 13:55:32	Dark	43.500	45	Alp Pav	1.9400	26000.	87	11201	No
253	GOM_NL__2PRFIN20040421_135857_000000692026_00125_11201_1779.N1	21-APR-2004 13:58:57	Dark	69.000	103	38Zet Sgr	2.6000	9700.0	138	11201	No
254	GOM_NL__2PRFIN20040421_140213_000000682026_00125_11201_1780.N1	21-APR-2004 14:02:13	Dark	67.500	38	20Eps Sgr	1.8360	11000.	135	11201	No
255	GOM_NL__2PRFIN20040421_140414_000000652026_00125_11201_1781.N1	21-APR-2004 14:04:14	Straylight	65.000	40	The Sco	1.8590	7100.0	130	11201	No
256	GOM_NL__2PRFIN20040421_140705_000000452026_00125_11201_1782.N1	21-APR-2004 14:07:05	Straylight	44.500	4	Alp1Cen	-0.010000	5800.0	89	11201	No
257	GOM_NL__2PRFIN20040421_140900_000000452026_00125_11201_1783.N1	21-APR-2004 14:09:00	Straylight	45.000	20	Bet Cru	1.2530	30000.	90	11201	No
258	GOM_NL__2PRFIN20040421_141122_000000442026_00125_11201_1784.N1	21-APR-2004 14:11:22	Straylight	43.500	95	Zet Cen	2.5450	26000.	87	11201	No
259	GOM_NL__2PRFIN20040421_141337_000000842026_00125_11201_1785.N1	21-APR-2004 14:13:37	Tw_i_and_stray	84.000	16	21Alp Sco	1.0200	3000.0	168	11201	No
260	GOM_NL__2PRFIN20040421_141625_000000722026_00125_11201_1786.N1	21-APR-2004 14:16:25	Tw_i_and_stray	72.000	80	7Del Sco	2.3160	30000.	144	11201	No
261	GOM_NL__2PRFIN20040421_141904_000000442026_00125_11201_1787.N1	21-APR-2004 14:19:04	Bright	43.500	106	9Bet Crv	2.6480	5600.0	87	11201	No
262	GOM_NL__2PRFIN20040421_142210_000000432026_00125_11201_1788.N1	21-APR-2004 14:22:10	Bright	43.000	15	67Alp Vir	0.97600	28000.	86	11201	No
263	GOM_NL__2PRFIN20040421_142511_000000382026_00125_11201_1789.N1	21-APR-2004 14:25:11	Bright	38.000	121	29Gam Vir	2.7400	7200.0	76	11201	No
264	GOM_NL__2PRFIN20040421_142845_000000392026_00125_11201_1790.N1	21-APR-2004 14:28:45	Bright	38.500	138	47Eps Vir	2.8280	4700.0	77	11201	No
265	GOM_NL__2PRFIN20040421_143138_000000442026_00125_11201_1791.N1	21-APR-2004 14:31:38	Bright	43.500	111	8Eta Boo	2.6800	6000.0	87	11201	No
266	GOM_NL__2PRFIN20040421_143641_000000382026_00125_11201_1792.N1	21-APR-2004 14:36:41	Bright	37.500	152	12Alp2CVn	2.8900	11000.	75	11201	No
267	GOM_NL__2PRFIN20040421_143841_000000392026_00125_11201_1793.N1	21-APR-2004 14:38:41	Bright	39.000	174	52Psi UMa	3.0040	4400.0	78	11201	No
268	GOM_NL__2PRFIN20040421_144051_000000382026_00125_11201_1794.N1	21-APR-2004 14:40:51	Bright	38.000	87	64Gam UMa	2.4330	11000.	76	11201	No
269	GOM_NL__2PRFIN20040421_144322_000000382026_00125_11201_1795.N1	21-APR-2004 14:43:22	Bright	38.000	36	50Alp UMa	1.8000	6300.0	76	11201	No
270	GOM_NL__2PRFIN20040421_144800_000000382026_00125_11201_1796.N1	21-APR-2004 14:48:00	Bright	38.000	60	7Bet UMi	2.0810	3950.0	76	11201	No
271	GOM_NL__2PRFIN20040421_145115_000000362026_00125_11201_1797.N1	21-APR-2004 14:51:15	Bright	36.000	49	1Alp UMi	1.9900	6300.0	72	11201	No
272	GOM_NL__2PRFIN20040421_145429_000000662026_00125_11201_1798.N1	21-APR-2004 14:54:29	Bright	65.500	69	33Gam Dra	2.2310	3800.0	131	11201	No
273	GOM_NL__2PRFIN20040421_145813_000000422026_00125_11201_1799.N1	21-APR-2004 14:58:13	Bright	42.000	89	5Alp Cep	2.4510	8000.0	84	11201	No
274	GOM_NL__2PRFIN20040421_145946_000000372026_00125_11201_1800.N1	21-APR-2004 14:59:46	Bright	36.500	74	11Bet Cas	2.2680	6600.0	73	11201	No
275	GOM_NL__2PRFIN20040421_150311_000001482026_00125_11201_1801.N1	21-APR-2004 15:03:11	Bright	148.00	5	3Alp Lyr	0.033000	11000.	296	11201	No
276	GOM_NL__2PRFIN20040421_150813_000000692026_00125_11201_1802.N1	21-APR-2004 15:08:13	Tw_i_and_stray	69.000	92	53Eps Cyg	2.5000	4500.0	138	11201	No
277	GOM_NL__2PRFIN20040421_151249_000000442026_00125_11201_1803.N1	21-APR-2004 15:12:49	Tw_i_and_stray	43.500	90	54Alp Peg	2.4870	11000.	87	11201	No
278	GOM_NL__2PRFIN20040421_151615_000000562026_00125_11201_1804.N1	21-APR-2004 15:16:15	Dark	56.000	61	8Eps Peg	2.1000	3900.0	112	11201	No

279	GOM_NL__2PRFIN20040421_151843_000000492026_00125_11201_1805.N1	21-APR-2004 15:18:43	Dark	48.500	162	34Alp Aqr	2.9440	5350.0	97	11201	No
280	GOM_NL__2PRFIN20040421_152142_000000532026_00125_11201_1806.N1	21-APR-2004 15:21:42	Dark	53.000	154	22Bet Aqr	2.8990	5700.0	106	11201	No
281	GOM_NL__2PRFIN20040421_152520_000000472026_00125_11201_1807.N1	21-APR-2004 15:25:20	Dark	46.500	18	24Alp PsA	1.1660	9700.0	93	11201	No
282	GOM_NL__2PRFIN20040421_153608_000000422026_00126_11202_1778.N1	21-APR-2004 15:36:08	Dark	42.000	45	Alp Pav	1.9400	26000.	84	11202	No
283	GOM_NL__2PRFIN20040421_153935_000000682026_00126_11202_1779.N1	21-APR-2004 15:39:35	Dark	68.000	103	38Zet Sgr	2.6000	9700.0	136	11202	No
284	GOM_NL__2PRFIN20040421_154251_000000672026_00126_11202_1780.N1	21-APR-2004 15:42:51	Dark	67.000	38	20Eps Sgr	1.8360	11000.	134	11202	No
285	GOM_NL__2PRFIN20040421_154450_000000652026_00126_11202_1781.N1	21-APR-2004 15:44:50	Straylight	64.500	40	The Sco	1.8590	7100.0	129	11202	No
286	GOM_NL__2PRFIN20040421_154741_000000532026_00126_11202_1782.N1	21-APR-2004 15:47:41	Straylight	52.500	4	Alp1Cen	-0.010000	5800.0	105	11202	No
287	GOM_NL__2PRFIN20040421_154936_000000392026_00126_11202_1783.N1	21-APR-2004 15:49:36	Straylight	38.500	20	Bet Cru	1.2530	30000.	77	11202	No
288	GOM_NL__2PRFIN20040421_155157_000000412026_00126_11202_1784.N1	21-APR-2004 15:51:57	Straylight	40.500	95	Zet Cen	2.5450	26000.	81	11202	No
289	GOM_NL__2PRFIN20040421_155414_000000612026_00126_11202_1785.N1	21-APR-2004 15:54:14	Straylight	60.500	16	21Alp Sco	1.0200	3000.0	121	11202	No
290	GOM_NL__2PRFIN20040421_155701_000000782026_00126_11202_1786.N1	21-APR-2004 15:57:01	Tw_i_and_stray	77.500	80	7Del Sco	2.3160	30000.	155	11202	No
291	GOM_NL__2PRFIN20040421_155940_000000442026_00126_11202_1787.N1	21-APR-2004 15:59:40	Bright	44.000	106	9Bet Crv	2.6480	5600.0	88	11202	No
292	GOM_NL__2PRFIN20040421_160246_000000422026_00126_11202_1788.N1	21-APR-2004 16:02:46	Bright	41.500	15	67Alp Vir	0.97600	28000.	83	11202	No
293	GOM_NL__2PRFIN20040421_160547_000000392026_00126_11202_1789.N1	21-APR-2004 16:05:47	Bright	39.000	121	29Gam Vir	2.7400	7200.0	78	11202	No
294	GOM_NL__2PRFIN20040421_160921_000000392026_00126_11202_1790.N1	21-APR-2004 16:09:21	Bright	39.000	138	47Eps Vir	2.8280	4700.0	78	11202	No
295	GOM_NL__2PRFIN20040421_161213_000000442026_00126_11202_1791.N1	21-APR-2004 16:12:13	Bright	44.000	111	8Eta Boo	2.6800	6000.0	88	11202	No
296	GOM_NL__2PRFIN20040421_161717_000000382026_00126_11202_1792.N1	21-APR-2004 16:17:17	Bright	38.000	152	12Alp2CVn	2.8900	11000.	76	11202	No
297	GOM_NL__2PRFIN20040421_161916_000000372026_00126_11202_1793.N1	21-APR-2004 16:19:16	Bright	36.500	174	52Psi UMa	3.0040	4400.0	73	11202	No
298	GOM_NL__2PRFIN20040421_162127_000000372026_00126_11202_1794.N1	21-APR-2004 16:21:27	Bright	36.500	87	64Gam UMa	2.4330	11000.	73	11202	No
299	GOM_NL__2PRFIN20040421_162358_000000402026_00126_11202_1795.N1	21-APR-2004 16:23:58	Bright	40.000	36	50Alp UMa	1.8000	6300.0	80	11202	No
300	GOM_NL__2PRFIN20040421_162836_000000412026_00126_11202_1796.N1	21-APR-2004 16:28:36	Bright	40.500	60	7Bet UMi	2.0810	3950.0	81	11202	No
301	GOM_NL__2PRFIN20040421_163150_000000372026_00126_11202_1797.N1	21-APR-2004 16:31:50	Bright	37.000	49	1Alp UMi	1.9900	6300.0	74	11202	No
302	GOM_NL__2PRFIN20040421_163504_000000672026_00126_11202_1798.N1	21-APR-2004 16:35:04	Bright	66.500	69	33Gam Dra	2.2310	3800.0	133	11202	No
303	GOM_NL__2PRFIN20040421_163848_000000422026_00126_11202_1799.N1	21-APR-2004 16:38:48	Bright	42.000	89	5Alp Cep	2.4510	8000.0	84	11202	No
304	GOM_NL__2PRFIN20040421_164022_000000522026_00126_11202_1800.N1	21-APR-2004 16:40:22	Bright	52.000	74	11Bet Cas	2.2680	6600.0	104	11202	No
305	GOM_NL__2PRFIN20040421_164346_000001352026_00126_11202_1801.N1	21-APR-2004 16:43:46	Bright	134.50	5	3Alp Lyr	0.033000	11000.	269	11202	No
306	GOM_NL__2PRFIN20040421_164849_000000642026_00126_11202_1802.N1	21-APR-2004 16:48:49	Tw_i_and_stray	63.500	92	53Eps Cyg	2.5000	4500.0	127	11202	No
307	GOM_NL__2PRFIN20040421_165325_000000422026_00126_11202_1803.N1	21-APR-2004 16:53:25	Tw_i_and_stray	41.500	90	54Alp Peg	2.4870	11000.	83	11202	No
308	GOM_NL__2PRFIN20040421_165652_000000562026_00126_11202_1804.N1	21-APR-2004 16:56:52	Dark	56.000	61	8Eps Peg	2.1000	3900.0	112	11202	No
309	GOM_NL__2PRFIN20040421_165920_000000502026_00126_11202_1805.N1	21-APR-2004 16:59:20	Dark	49.500	162	34Alp Aqr	2.9440	5350.0	99	11202	No
310	GOM_NL__2PRFIN20040421_170219_000000522026_00126_11202_1806.N1	21-APR-2004 17:02:19	Dark	52.000	154	22Bet Aqr	2.8990	5700.0	104	11202	No
311	GOM_NL__2PRFIN20040421_170556_000000462026_00126_11202_1807.N1	21-APR-2004 17:05:56	Dark	45.500	18	24Alp PsA	1.1660	9700.0	91	11202	No
312	GOM_NL__2PRFIN20040421_171645_000000412026_00127_11203_1778.N1	21-APR-2004 17:16:45	Dark	41.000	45	Alp Pav	1.9400	26000.	82	11203	No
313	GOM_NL__2PRFIN20040421_172013_000000702026_00127_11203_1779.N1	21-APR-2004 17:20:13	Dark	69.500	103	38Zet Sgr	2.6000	9700.0	139	11203	No
314	GOM_NL__2PRFIN20040421_172328_000000742026_00127_11203_1780.N1	21-APR-2004 17:23:28	Dark	73.500	38	20Eps Sgr	1.8360	11000.	147	11203	No
315	GOM_NL__2PRFIN20040421_172528_000000572026_00127_11203_1781.N1	21-APR-2004 17:25:28	Straylight	56.500	40	The Sco	1.8590	7100.0	113	11203	No
316	GOM_NL__2PRFIN20040421_172817_000000532026_00127_11203_1782.N1	21-APR-2004 17:28:17	Straylight	53.000	4	Alp1Cen	-0.010000	5800.0	106	11203	No
317	GOM_NL__2PRFIN20040421_173011_000000432026_00127_11203_1783.N1	21-APR-2004 17:30:11	Straylight	42.500	20	Bet Cru	1.2530	30000.	85	11203	No
318	GOM_NL__2PRFIN20040421_173233_000000432026_00127_11203_1784.N1	21-APR-2004 17:32:33	Straylight	43.000	95	Zet Cen	2.5450	26000.	86	11203	No
319	GOM_NL__2PRFIN20040421_173451_000000872026_00127_11203_1785.N1	21-APR-2004 17:34:51	Tw_i_and_stray	86.500	16	21Alp Sco	1.0200	3000.0	173	11203	No
320	GOM_NL__2PRFIN20040421_173738_000000762026_00127_11203_1786.N1	21-APR-2004 17:37:38	Tw_i_and_stray	75.500	80	7Del Sco	2.3160	30000.	151	11203	No
321	GOM_NL__2PRFIN20040421_174016_000000462026_00127_11203_1787.N1	21-APR-2004 17:40:16	Bright	45.500	106	9Bet Crv	2.6480	5600.0	91	11203	No
322	GOM_NL__2PRFIN20040421_174322_000000412026_00127_11203_1788.N1	21-APR-2004 17:43:22	Bright	41.000	15	67Alp Vir	0.97600	28000.	82	11203	No
323	GOM_NL__2PRFIN20040421_174624_000000382026_00127_11203_1789.N1	21-APR-2004 17:46:24	Bright	38.000	121	29Gam Vir	2.7400	7200.0	76	11203	No
324	GOM_NL__2PRFIN20040421_174957_000000392026_00127_11203_1790.N1	21-APR-2004 17:49:57	Bright	38.500	138	47Eps Vir	2.8280	4700.0	77	11203	No
325	GOM_NL__2PRFIN20040421_175249_000000452026_00127_11203_1791.N1	21-APR-2004 17:52:49	Bright	44.500	111	8Eta Boo	2.6800	6000.0	89	11203	No
326	GOM_NL__2PRFIN20040421_175753_000000402026_00127_11203_1792.N1	21-APR-2004 17:57:53	Bright	39.500	152	12Alp2CVn	2.8900	11000.	79	11203	No
327	GOM_NL__2PRFIN20040421_175953_000000372026_00127_11203_1793.N1	21-APR-2004 17:59:53	Bright	37.000	174	52Psi UMa	3.0040	4400.0	74	11203	No
328	GOM_NL__2PRFIN20040421_180203_000000382026_00127_11203_1794.N1	21-APR-2004 18:02:03	Bright	38.000	87	64Gam UMa	2.4330	11000.	76	11203	No
329	GOM_NL__2PRFIN20040421_180434_000000372026_00127_11203_1795.N1	21-APR-2004 18:04:34	Bright	37.000	36	50Alp UMa	1.8000	6300.0	74	11203	No
330	GOM_NL__2PRFIN20040421_180912_000000412026_00127_11203_1796.N1	21-APR-2004 18:09:12	Bright	40.500	60	7Bet UMi	2.0810	3950.0	81	11203	No
331	GOM_NL__2PRFIN20040421_181226_000000342026_00127_11203_1797.N1	21-APR-2004 18:12:26	Bright	34.000	49	1Alp UMi	1.9900	6300.0	68	11203	No
332	GOM_NL__2PRFIN20040421_181539_000000652026_00127_11203_1798.N1	21-APR-2004 18:15:39	Bright	65.000	69	33Gam Dra	2.2310	3800.0	130	11203	No
333	GOM_NL__2PRFIN20040421_181924_000000422026_00127_11203_1799.N1	21-APR-2004 18:19:24	Bright	41.500	89	5Alp Cep	2.4510	8000.0	83	11203	No
334	GOM_NL__2PRFIN20040421_182058_000000482026_00127_11203_1800.N1	21-APR-2004 18:20:58	Bright	48.000	74	11Bet Cas	2.2680	6600.0	96	11203	No
335	GOM_NL__2PRFIN20040421_182421_000001442026_00127_11203_1801.N1	21-APR-2004 18:24:21	Bright	144.00	5	3Alp Lyr	0.033000	11000.	288	11203	No
336	GOM_NL__2PRFIN20040421_182926_000000672026_00127_11203_1802.N1	21-APR-2004 18:29:26	Tw_i_and_stray	67.000	92	53Eps Cyg	2.5000	4500.0	134	11203	No
337	GOM_NL__2PRFIN20040421_183401_000000422026_00127_11203_1803.N1	21-APR-2004 18:34:01	Tw_i_and_stray	42.000	90	54Alp Peg	2.4870	11000.	84	11203	No

338	GOM_NL__2PRFIN20040421_183728_000000622026_00127_11203_1804.N1	21-APR-2004 18:37:28	Dark	61.500	61	8Eps Peg	2.1000	3900.0	123	11203	No
339	GOM_NL__2PRFIN20040421_183956_000000512026_00127_11203_1805.N1	21-APR-2004 18:39:56	Dark	51.000	162	34Alp Aqr	2.9440	5350.0	102	11203	No
340	GOM_NL__2PRFIN20040421_184255_000000552026_00127_11203_1806.N1	21-APR-2004 18:42:55	Dark	54.500	154	22Bet Aqr	2.8990	5700.0	109	11203	No
341	GOM_NL__2PRFIN20040421_184632_000000432026_00127_11203_1807.N1	21-APR-2004 18:46:32	Dark	43.000	18	24Alp PsA	1.1660	9700.0	86	11203	No
342	GOM_NL__2PRFIN20040421_185721_000000422026_00128_11204_1778.N1	21-APR-2004 18:57:21	Dark	42.000	45	Alp Pav	1.9400	26000.	84	11204	No
343	GOM_NL__2PRFIN20040421_190051_000000692026_00128_11204_1779.N1	21-APR-2004 19:00:51	Dark	69.000	103	38Zet Sgr	2.6000	9700.0	138	11204	No
344	GOM_NL__2PRFIN20040421_190406_000000672026_00128_11204_1780.N1	21-APR-2004 19:04:06	Dark	67.000	38	20Eps Sgr	1.8360	11000.	134	11204	No
345	GOM_NL__2PRFIN20040421_190604_000000542026_00128_11204_1781.N1	21-APR-2004 19:06:04	Straylight	53.500	40	The Sco	1.8590	7100.0	107	11204	No
346	GOM_NL__2PRFIN20040421_190854_000000402026_00128_11204_1782.N1	21-APR-2004 19:08:54	Straylight	40.000	4	Alp1Cen	-0.010000	5800.0	80	11204	No
347	GOM_NL__2PRFIN20040421_191048_000000432026_00128_11204_1783.N1	21-APR-2004 19:10:48	Straylight	42.500	20	Bet Cru	1.2530	30000.	85	11204	No
348	GOM_NL__2PRFIN20040421_191310_000000412026_00128_11204_1784.N1	21-APR-2004 19:13:10	Straylight	41.000	95	Zet Cen	2.5450	26000.	82	11204	No
349	GOM_NL__2PRFIN20040421_191528_000000962026_00128_11204_1785.N1	21-APR-2004 19:15:28	Tw_i_and_stray	96.000	16	21Alp Sco	1.0200	3000.0	192	11204	No
350	GOM_NL__2PRFIN20040421_191814_000000772026_00128_11204_1786.N1	21-APR-2004 19:18:14	Tw_i_and_stray	76.500	80	7Del Sco	2.3160	30000.	153	11204	No
351	GOM_NL__2PRFIN20040421_192052_000000432026_00128_11204_1787.N1	21-APR-2004 19:20:52	Bright	43.000	106	9Bet Crv	2.6480	5600.0	86	11204	No
352	GOM_NL__2PRFIN20040421_192358_000000422026_00128_11204_1788.N1	21-APR-2004 19:23:58	Bright	42.000	15	67Alp Vir	0.97600	28000.	84	11204	No
353	GOM_NL__2PRFIN20040421_192700_000000382026_00128_11204_1789.N1	21-APR-2004 19:27:00	Bright	37.500	121	29Gam Vir	2.7400	7200.0	75	11204	No
354	GOM_NL__2PRFIN20040421_193033_000000392026_00128_11204_1790.N1	21-APR-2004 19:30:33	Bright	38.500	138	47Eps Vir	2.8280	4700.0	77	11204	No
355	GOM_NL__2PRFIN20040421_193325_000000452026_00128_11204_1791.N1	21-APR-2004 19:33:25	Bright	45.000	111	8Eta Boo	2.6800	6000.0	90	11204	No
356	GOM_NL__2PRFIN20040421_193829_000000382026_00128_11204_1792.N1	21-APR-2004 19:38:29	Bright	37.500	152	12Alp2CVn	2.8900	11000.	75	11204	No
357	GOM_NL__2PRFIN20040421_194028_000000392026_00128_11204_1793.N1	21-APR-2004 19:40:28	Bright	39.000	174	52Psi UMa	3.0040	4400.0	78	11204	No
358	GOM_NL__2PRFIN20040421_194239_000000382026_00128_11204_1794.N1	21-APR-2004 19:42:39	Bright	38.000	87	64Gam UMa	2.4330	11000.	76	11204	No
359	GOM_NL__2PRFIN20040421_194510_000000402026_00128_11204_1795.N1	21-APR-2004 19:45:10	Bright	40.000	36	50Alp UMa	1.8000	6300.0	80	11204	No
360	GOM_NL__2PRFIN20040421_194947_000000422026_00128_11204_1796.N1	21-APR-2004 19:49:47	Bright	41.500	60	7Bet UMi	2.0810	3950.0	83	11204	No
361	GOM_NL__2PRFIN20040421_195302_000000392026_00128_11204_1797.N1	21-APR-2004 19:53:02	Bright	38.500	49	1Alp UMi	1.9900	6300.0	77	11204	No
362	GOM_NL__2PRFIN20040421_195614_000000672026_00128_11204_1798.N1	21-APR-2004 19:56:14	Bright	66.500	69	33Gam Dra	2.2310	3800.0	133	11204	No
363	GOM_NL__2PRFIN20040421_200000_000000422026_00128_11204_1799.N1	21-APR-2004 20:00:00	Bright	41.500	89	5Alp Cep	2.4510	8000.0	83	11204	No
364	GOM_NL__2PRFIN20040421_200133_000000382026_00128_11204_1800.N1	21-APR-2004 20:01:33	Bright	37.500	74	11Bet Cas	2.2680	6600.0	75	11204	No
365	GOM_NL__2PRFIN20040421_200456_000001392026_00128_11204_1801.N1	21-APR-2004 20:04:56	Bright	138.50	5	3Alp Lyr	0.033000	11000.	277	11204	No
366	GOM_NL__2PRFIN20040421_201002_000000692026_00128_11204_1802.N1	21-APR-2004 20:10:02	Tw_i_and_stray	69.000	92	53Eps Cyg	2.5000	4500.0	138	11204	No
367	GOM_NL__2PRFIN20040421_201437_000000442026_00128_11204_1803.N1	21-APR-2004 20:14:37	Tw_i_and_stray	44.000	90	54Alp Peg	2.4870	11000.	88	11204	No
368	GOM_NL__2PRFIN20040421_201805_000000562026_00128_11204_1804.N1	21-APR-2004 20:18:05	Dark	55.500	61	8Eps Peg	2.1000	3900.0	111	11204	No
369	GOM_NL__2PRFIN20040421_202032_000000512026_00128_11204_1805.N1	21-APR-2004 20:20:32	Dark	51.000	162	34Alp Aqr	2.9440	5350.0	102	11204	No
370	GOM_NL__2PRFIN20040421_202332_000000542026_00128_11204_1806.N1	21-APR-2004 20:23:32	Dark	54.000	154	22Bet Aqr	2.8990	5700.0	108	11204	No
371	GOM_NL__2PRFIN20040421_202708_000000432026_00128_11204_1807.N1	21-APR-2004 20:27:08	Dark	42.500	18	24Alp PsA	1.1660	9700.0	85	11204	No
372	GOM_NL__2PRFIN20040421_203758_000000422026_00129_11205_1778.N1	21-APR-2004 20:37:58	Dark	42.000	45	Alp Pav	1.9400	26000.	84	11205	No
373	GOM_NL__2PRFIN20040421_204128_000000702026_00129_11205_1779.N1	21-APR-2004 20:41:28	Dark	70.000	103	38Zet Sgr	2.6000	9700.0	140	11205	No
374	GOM_NL__2PRFIN20040421_204443_000000702026_00129_11205_1780.N1	21-APR-2004 20:44:43	Dark	69.500	38	20Eps Sgr	1.8360	11000.	139	11205	No
375	GOM_NL__2PRFIN20040421_204641_000000612026_00129_11205_1781.N1	21-APR-2004 20:46:41	Straylight	60.500	40	The Sco	1.8590	7100.0	121	11205	No
376	GOM_NL__2PRFIN20040421_204930_000000442026_00129_11205_1782.N1	21-APR-2004 20:49:30	Straylight	44.000	4	Alp1Cen	-0.010000	5800.0	88	11205	No
377	GOM_NL__2PRFIN20040421_205124_000000392026_00129_11205_1783.N1	21-APR-2004 20:51:24	Straylight	38.500	20	Bet Cru	1.2530	30000.	77	11205	No
378	GOM_NL__2PRFIN20040421_205247_000000442026_00129_11205_1784.N1	21-APR-2004 20:52:47	Straylight	44.000	78	Alp Lup	2.3040	28000.	88	11205	No
379	GOM_NL__2PRFIN20040421_205420_000000462026_00129_11205_1785.N1	21-APR-2004 20:54:20	Straylight	46.000	64	Gam Cen	2.2000	10600.	92	11205	No
380	GOM_NL__2PRFIN20040421_205604_000000872026_00129_11205_1786.N1	21-APR-2004 20:56:04	Tw_i_and_stray	87.000	16	21Alp Sco	1.0200	3000.0	174	11205	No
381	GOM_NL__2PRFIN20040421_205850_000000762026_00129_11205_1787.N1	21-APR-2004 20:58:50	Tw_i_and_stray	76.000	80	7Del Sco	2.3160	30000.	152	11205	No
382	GOM_NL__2PRFIN20040421_210104_000000462026_00129_11205_1788.N1	21-APR-2004 21:01:04	Tw_i_and_stray	45.500	169	46Gam Hya	2.9910	4700.0	91	11205	No
383	GOM_NL__2PRFIN20040421_210232_000000522026_00129_11205_1789.N1	21-APR-2004 21:02:32	Bright	52.000	122	9Alp2Lib	2.7470	9700.0	104	11205	No
384	GOM_NL__2PRFIN20040421_210434_000000442026_00129_11205_1790.N1	21-APR-2004 21:04:34	Bright	43.500	15	67Alp Vir	0.97600	28000.	87	11205	No
385	GOM_NL__2PRFIN20040421_210736_000000392026_00129_11205_1791.N1	21-APR-2004 21:07:36	Bright	38.500	121	29Gam Vir	2.7400	7200.0	77	11205	No
386	GOM_NL__2PRFIN20040421_211109_000000392026_00129_11205_1792.N1	21-APR-2004 21:11:09	Bright	39.000	138	47Eps Vir	2.8280	4700.0	78	11205	No
387	GOM_NL__2PRFIN20040421_211400_000000432026_00129_11205_1793.N1	21-APR-2004 21:14:00	Bright	43.000	111	8Eta Boo	2.6800	6000.0	86	11205	No
388	GOM_NL__2PRFIN20040421_211904_000000382026_00129_11205_1794.N1	21-APR-2004 21:19:04	Bright	37.500	152	12Alp2CVn	2.8900	11000.	75	11205	No
389	GOM_NL__2PRFIN20040421_212105_000000392026_00129_11205_1795.N1	21-APR-2004 21:21:05	Bright	38.500	174	52Psi UMa	3.0040	4400.0	77	11205	No
390	GOM_NL__2PRFIN20040421_212315_000000392026_00129_11205_1796.N1	21-APR-2004 21:23:15	Bright	38.500	87	64Gam UMa	2.4330	11000.	77	11205	No
391	GOM_NL__2PRFIN20040421_212546_000000412026_00129_11205_1797.N1	21-APR-2004 21:25:46	Bright	40.500	36	50Alp UMa	1.8000	6300.0	81	11205	No
392	GOM_NL__2PRFIN20040421_213023_000000362026_00129_11205_1798.N1	21-APR-2004 21:30:23	Bright	36.000	60	7Bet UMi	2.0810	3950.0	72	11205	No
393	GOM_NL__2PRFIN20040421_213338_000000352026_00129_11205_1799.N1	21-APR-2004 21:33:38	Bright	35.000	49	1Alp UMi	1.9900	6300.0	70	11205	No
394	GOM_NL__2PRFIN20040421_213649_000000642026_00129_11205_1800.N1	21-APR-2004 21:36:49	Bright	64.000	69	33Gam Dra	2.2310	3800.0	128	11205	No
395	GOM_NL__2PRFIN20040421_214035_000000422026_00129_11205_1801.N1	21-APR-2004 21:40:35	Bright	42.000	89	5Alp Cep	2.4510	8000.0	84	11205	No
396	GOM_NL__2PRFIN20040421_214210_000000522026_00129_11205_1802.N1	21-APR-2004 21:42:10	Bright	52.000	74	11Bet Cas	2.2680	6600.0	104	11205	No

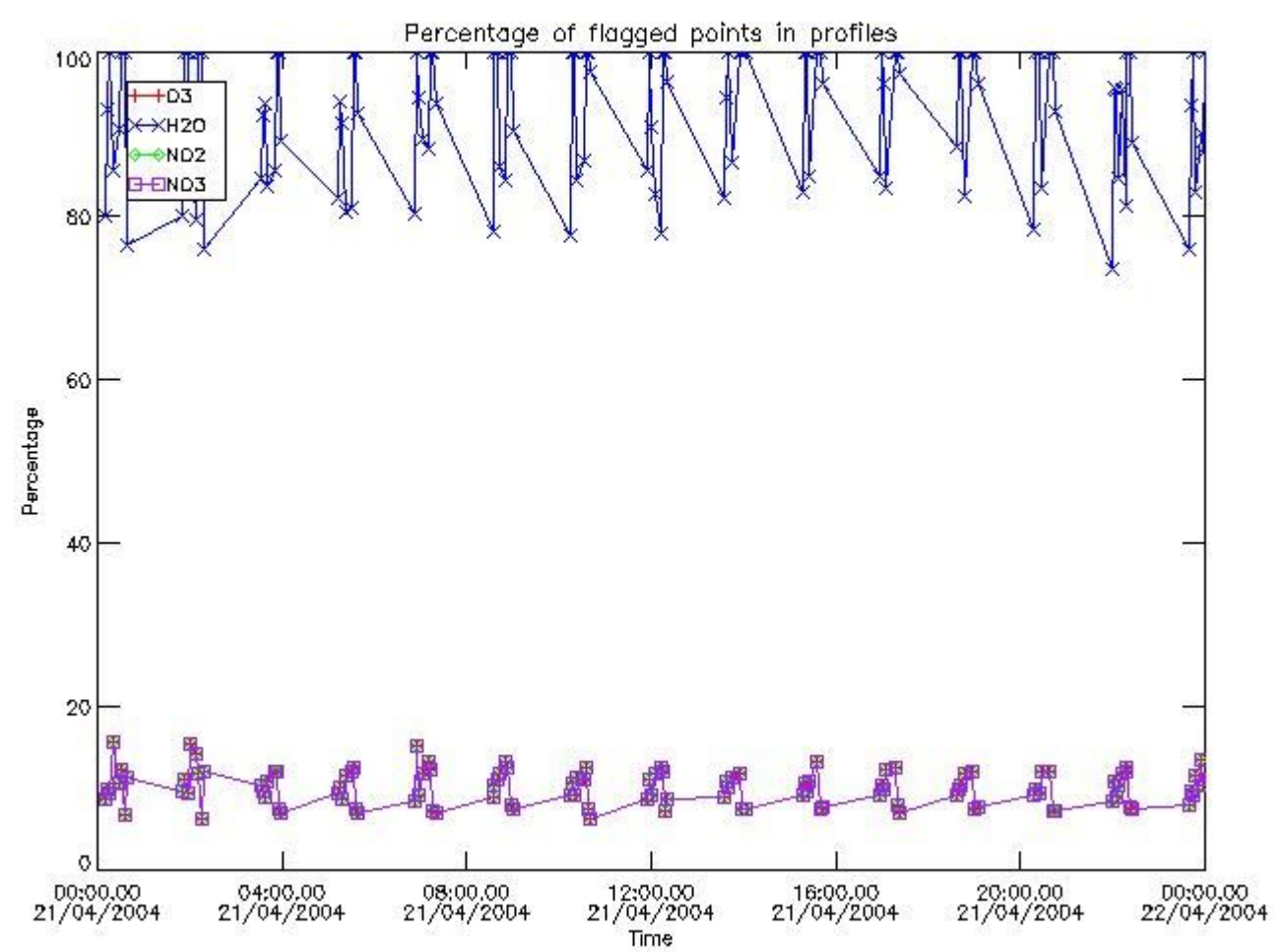


397	GOM_NL__2PRFIN20040421_214531_000001412026_00129_11205_1803.N1	21-APR-2004 21:45:31	Bright	140.50	5	3Alp Lyr	0.033000	11000.	281	11205	No
398	GOM_NL__2PRFIN20040421_215038_000000682026_00129_11205_1804.N1	21-APR-2004 21:50:38	Twilight	68.000	92	53Eps Cyg	2.5000	4500.0	136	11205	No
399	GOM_NL__2PRFIN20040421_215513_000000432026_00129_11205_1805.N1	21-APR-2004 21:55:13	Twilight	43.000	90	54Alp Peg	2.4870	11000.	86	11205	No
400	GOM_NL__2PRFIN20040421_215841_000000612026_00129_11205_1806.N1	21-APR-2004 21:58:41	Dark	61.000	61	8Eps Peg	2.1000	3900.0	122	11205	No
401	GOM_NL__2PRFIN20040421_220109_000000482026_00129_11205_1807.N1	21-APR-2004 22:01:09	Dark	47.500	162	34Alp Aqr	2.9440	5350.0	95	11205	No
402	GOM_NL__2PRFIN20040421_220409_000000572026_00129_11205_1808.N1	21-APR-2004 22:04:09	Dark	56.500	154	22Bet Aqr	2.8990	5700.0	113	11205	No
403	GOM_NL__2PRFIN20040421_220744_000000492026_00129_11205_1809.N1	21-APR-2004 22:07:44	Dark	49.000	18	24Alp PsA	1.1660	9700.0	98	11205	No
404	GOM_NL__2PRFIN20040421_221321_000000442026_00129_11205_1810.N1	21-APR-2004 22:13:21	Dark	43.500	31	Alp Gru	1.7340	15200.	87	11205	No
405	GOM_NL__2PRFIN20040421_221620_000000412026_00129_11205_1811.N1	21-APR-2004 22:16:20	Dark	40.500	148	Alp Tuc	2.8780	4100.0	81	11205	No
406	GOM_NL__2PRFIN20040421_221834_000000432026_00130_11206_1778.N1	21-APR-2004 22:18:34	Dark	42.500	45	Alp Pav	1.9400	26000.	85	11206	No
407	GOM_NL__2PRFIN20040421_222206_000000732026_00130_11206_1779.N1	21-APR-2004 22:22:06	Dark	72.500	103	38Zet Sgr	2.6000	9700.0	145	11206	No
408	GOM_NL__2PRFIN20040421_222520_000000682026_00130_11206_1780.N1	21-APR-2004 22:25:20	Dark	67.500	38	20Eps Sgr	1.8360	11000.	135	11206	No
409	GOM_NL__2PRFIN20040421_222716_000000642026_00130_11206_1781.N1	21-APR-2004 22:27:16	Straylight	63.500	40	The Sco	1.8590	7100.0	127	11206	No
410	GOM_NL__2PRFIN20040421_223005_000000472026_00130_11206_1782.N1	21-APR-2004 22:30:05	Straylight	46.500	4	Alp1Cen	-0.010000	5800.0	93	11206	No
411	GOM_NL__2PRFIN20040421_223200_000000432026_00130_11206_1783.N1	21-APR-2004 22:32:00	Straylight	43.000	20	Bet Cru	1.2530	30000.	86	11206	No
412	GOM_NL__2PRFIN20040421_223323_000000462026_00130_11206_1784.N1	21-APR-2004 22:33:23	Straylight	45.500	78	Alp Lup	2.3040	28000.	91	11206	No
413	GOM_NL__2PRFIN20040421_223458_000000432026_00130_11206_1785.N1	21-APR-2004 22:34:58	Straylight	42.500	64	Gam Cen	2.2000	10600.	85	11206	No
414	GOM_NL__2PRFIN20040421_223640_000000892026_00130_11206_1786.N1	21-APR-2004 22:36:40	Twilight	89.000	16	21Alp Sco	1.0200	3000.0	178	11206	No
415	GOM_NL__2PRFIN20040421_223927_000000762026_00130_11206_1787.N1	21-APR-2004 22:39:27	Twilight	75.500	80	7Del Sco	2.3160	30000.	151	11206	No
416	GOM_NL__2PRFIN20040421_224139_000000482026_00130_11206_1788.N1	21-APR-2004 22:41:39	Twilight	47.500	169	46Gam Hya	2.9910	4700.0	95	11206	No
417	GOM_NL__2PRFIN20040421_224308_000000512026_00130_11206_1789.N1	21-APR-2004 22:43:08	Bright	51.000	122	9Alp2Lib	2.7470	9700.0	102	11206	No
418	GOM_NL__2PRFIN20040421_224509_000000442026_00130_11206_1790.N1	21-APR-2004 22:45:09	Bright	44.000	15	67Alp Vir	0.97600	28000.	88	11206	No
419	GOM_NL__2PRFIN20040421_224811_000000392026_00130_11206_1791.N1	21-APR-2004 22:48:11	Bright	38.500	121	29Gam Vir	2.7400	7200.0	77	11206	No
420	GOM_NL__2PRFIN20040421_225144_000000392026_00130_11206_1792.N1	21-APR-2004 22:51:44	Bright	39.000	138	47Eps Vir	2.8280	4700.0	78	11206	No
421	GOM_NL__2PRFIN20040421_225436_000000432026_00130_11206_1793.N1	21-APR-2004 22:54:36	Bright	42.500	111	8Eta Boo	2.6800	6000.0	85	11206	No
422	GOM_NL__2PRFIN20040421_225940_000000382026_00130_11206_1794.N1	21-APR-2004 22:59:40	Bright	37.500	152	12Alp2CVn	2.8900	11000.	75	11206	No
423	GOM_NL__2PRFIN20040421_230141_000000402026_00130_11206_1795.N1	21-APR-2004 23:01:41	Bright	40.000	174	52Psi UMa	3.0040	4400.0	80	11206	No
424	GOM_NL__2PRFIN20040421_230351_000000362026_00130_11206_1796.N1	21-APR-2004 23:03:51	Bright	36.000	87	64Gam UMa	2.4330	11000.	72	11206	No
425	GOM_NL__2PRFIN20040421_230621_000000412026_00130_11206_1797.N1	21-APR-2004 23:06:21	Bright	40.500	36	50Alp UMa	1.8000	6300.0	81	11206	No
426	GOM_NL__2PRFIN20040421_231058_000000372026_00130_11206_1798.N1	21-APR-2004 23:10:58	Bright	36.500	60	7Bet UMi	2.0810	3950.0	73	11206	No
427	GOM_NL__2PRFIN20040421_231413_000000372026_00130_11206_1799.N1	21-APR-2004 23:14:13	Bright	36.500	49	1Alp UMi	1.9900	6300.0	73	11206	No
428	GOM_NL__2PRFIN20040421_231724_000000672026_00130_11206_1800.N1	21-APR-2004 23:17:24	Bright	66.500	69	33Gam Dra	2.2310	3800.0	133	11206	No
429	GOM_NL__2PRFIN20040421_232111_000000412026_00130_11206_1801.N1	21-APR-2004 23:21:11	Bright	41.000	89	5Alp Cep	2.4510	8000.0	82	11206	No
430	GOM_NL__2PRFIN20040421_232245_000000432026_00130_11206_1802.N1	21-APR-2004 23:22:45	Bright	43.000	74	11Bet Cas	2.2680	6600.0	86	11206	No
431	GOM_NL__2PRFIN20040421_232606_000001402026_00130_11206_1803.N1	21-APR-2004 23:26:06	Bright	140.00	5	3Alp Lyr	0.033000	11000.	280	11206	No
432	GOM_NL__2PRFIN20040421_233114_000000712026_00130_11206_1804.N1	21-APR-2004 23:31:14	Twilight	70.500	92	53Eps Cyg	2.5000	4500.0	141	11206	No
433	GOM_NL__2PRFIN20040421_233549_000000442026_00130_11206_1805.N1	21-APR-2004 23:35:49	Twilight	44.000	90	54Alp Peg	2.4870	11000.	88	11206	No
434	GOM_NL__2PRFIN20040421_233918_000000652026_00130_11206_1806.N1	21-APR-2004 23:39:18	Dark	65.000	61	8Eps Peg	2.1000	3900.0	130	11206	No
435	GOM_NL__2PRFIN20040421_234143_000000542026_00130_11206_1807.N1	21-APR-2004 23:41:43	Dark	53.500	162	34Alp Aqr	2.9440	5350.0	107	11206	No
436	GOM_NL__2PRFIN20040421_234445_000000562026_00130_11206_1808.N1	21-APR-2004 23:44:45	Dark	55.500	154	22Bet Aqr	2.8990	5700.0	111	11206	No
437	GOM_NL__2PRFIN20040421_234821_000000452026_00130_11206_1809.N1	21-APR-2004 23:48:21	Dark	44.500	18	24Alp PsA	1.1660	9700.0	89	11206	No
438	GOM_NL__2PRFIN20040421_235354_000000462026_00130_11206_1810.N1	21-APR-2004 23:53:54	Dark	45.500	31	Alp Gru	1.7340	15200.	91	11206	No
439	GOM_NL__2PRFIN20040421_235654_000000502026_00130_11206_1811.N1	21-APR-2004 23:56:54	Dark	49.500	148	Alp Tuc	2.8780	4100.0	99	11206	No
440	GOM_NL__2PRFIN20040421_235910_000000462026_00131_11207_1778.N1	21-APR-2004 23:59:10	Dark	45.500	45	Alp Pav	1.9400	26000.	91	11207	No

### 3. Quality information per product

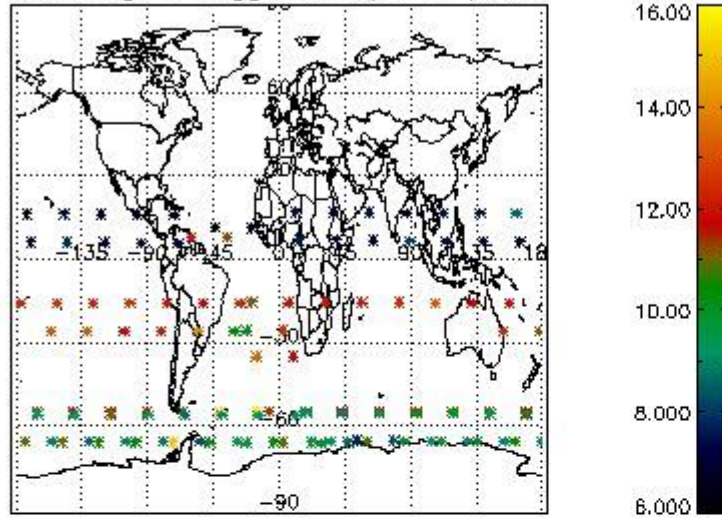
In this section it is plotted some information contained in the Quality Summary data set of the level 2 products. Only products in dark limb conditions and without errors (error flag in the MPH set to "0") are used.

#### 3.1 Plot quality information per product (time dependant)

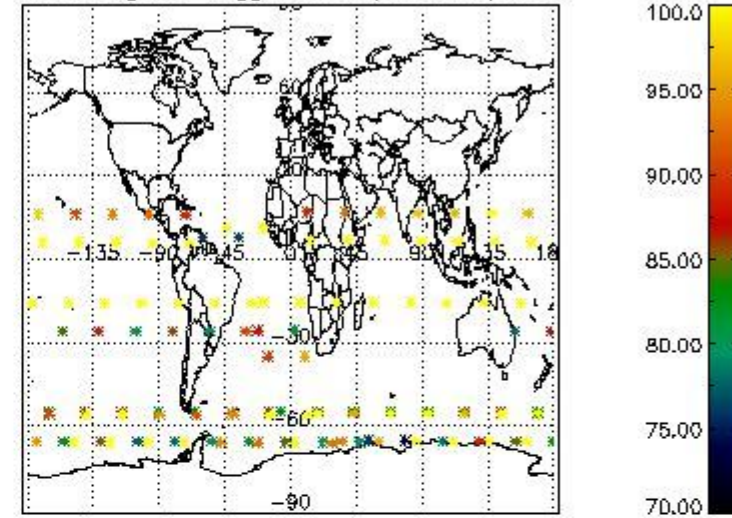


3.2 Plot quality information per product (world map)

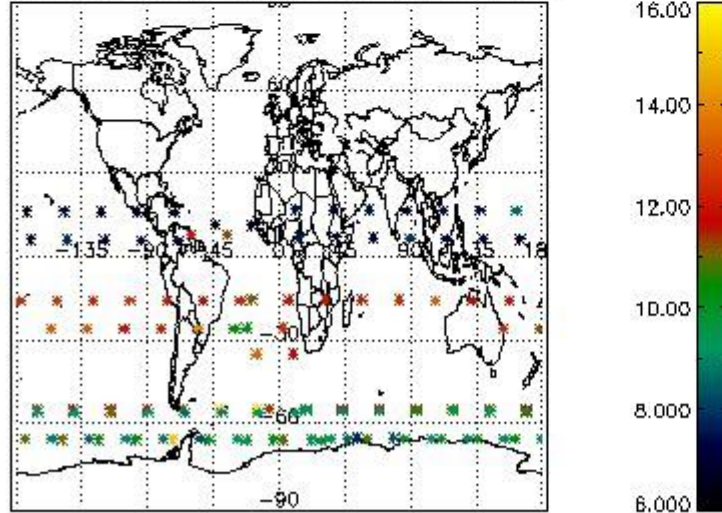
Percentage of flagged data per O3 profile



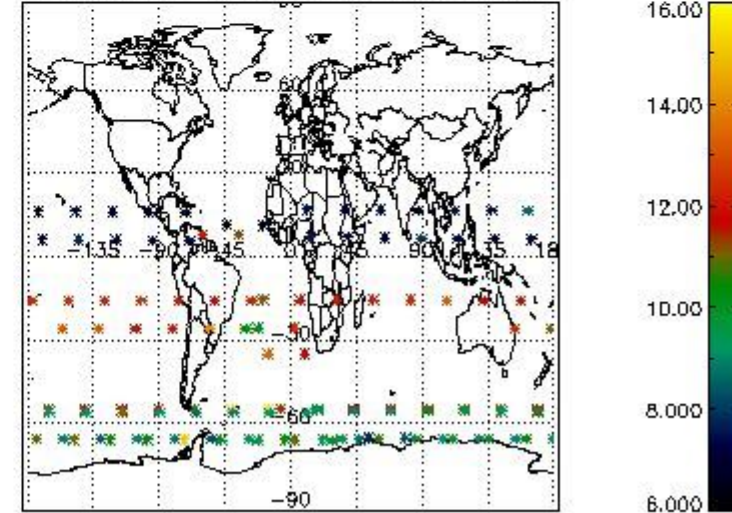
Percentage of flagged data per H2O profile



Percentage of flagged data per NO2 profile



Percentage of flagged data per NO3 profile

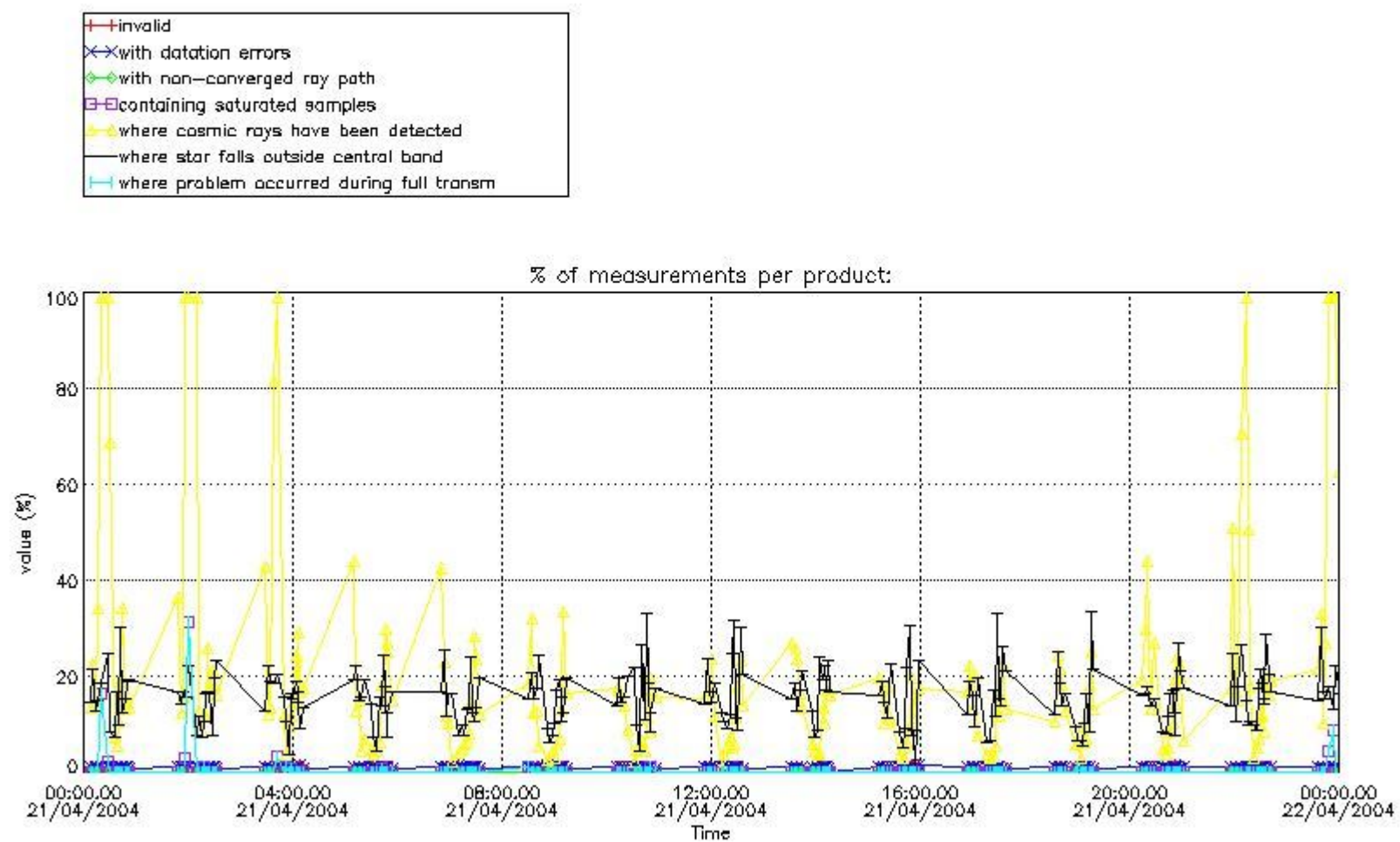


#### 4. Level 1 quality information per product

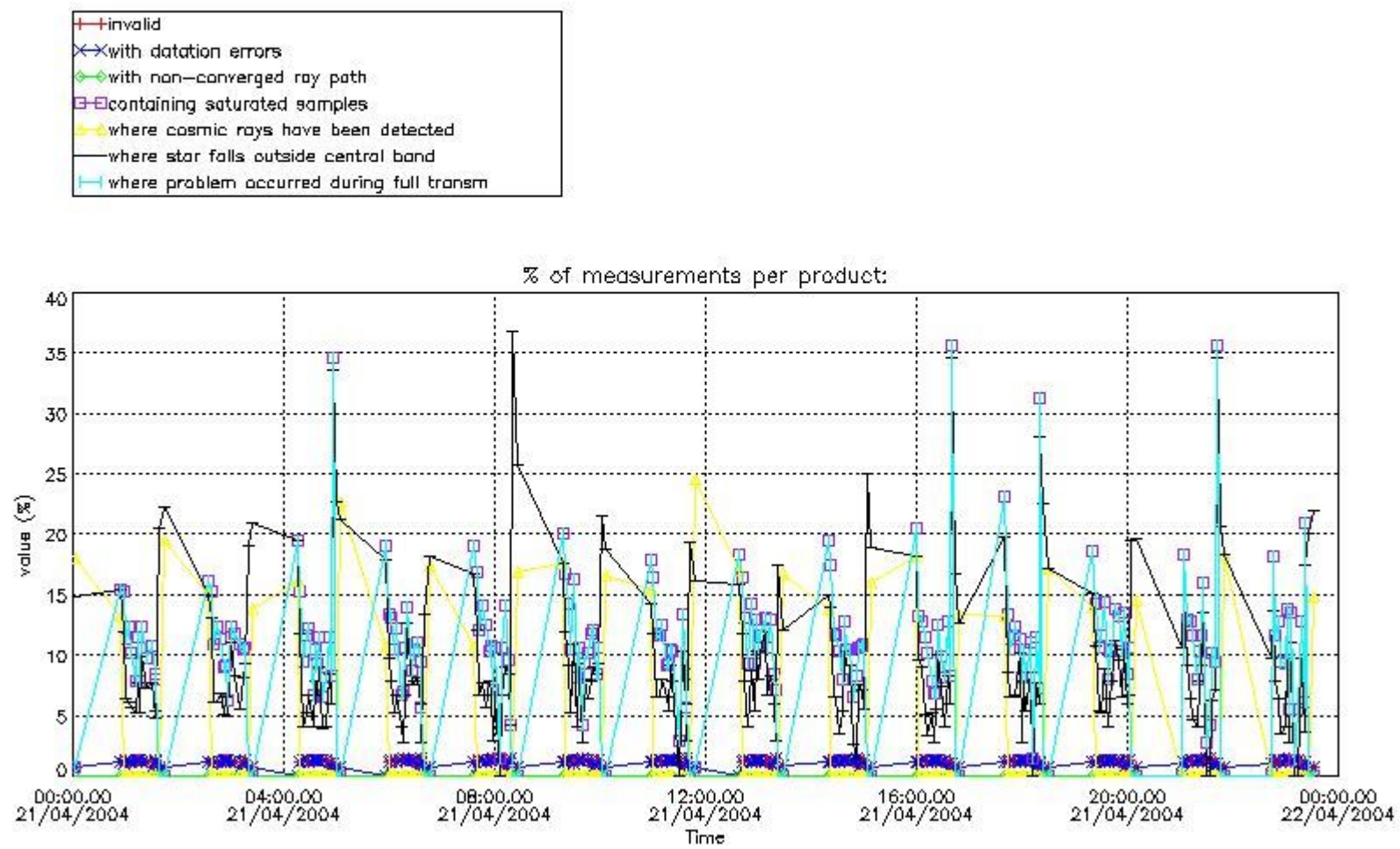
In this section it is plotted some information contained in the Quality Summary data set of the level 2 products that comes from the level 1b processing. Products without errors (error flag in the MPH set to "0") are used.

##### 4.1 Plot quality information per product (time dependant) coming from level 1b processing

###### 4.1.1 Plot level 1 quality information per product (time dependant): ENVISAT ASCENDING passes



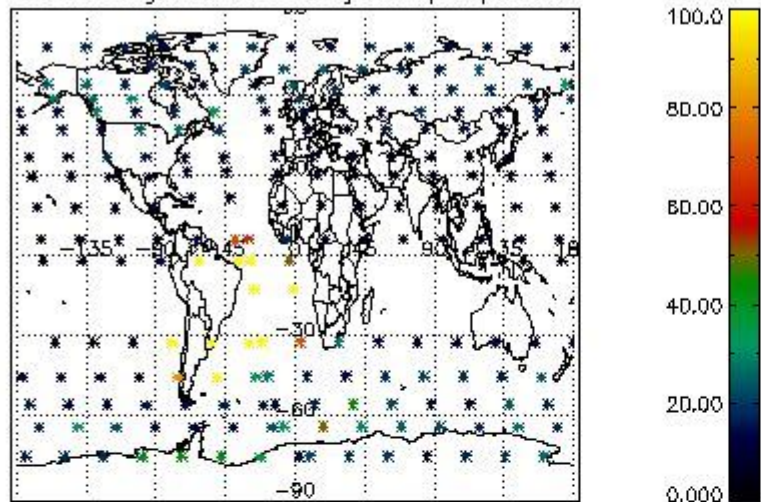
4.1.2 Plot level 1 quality information per product (time dependant): ENVI SAT DESCENDING passes



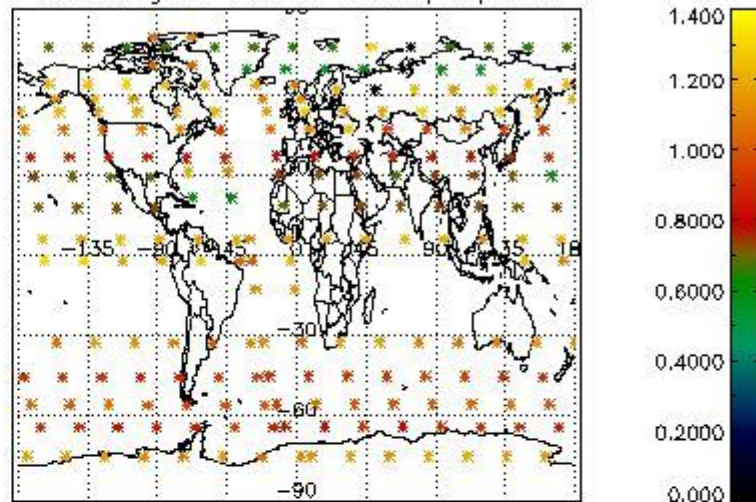
*4.2 Plot quality information per product coming from level 1b processing (world map)*

*4.2.1 Plot level 1 quality information per product (world map): ENVISAT ASCENDING passes*

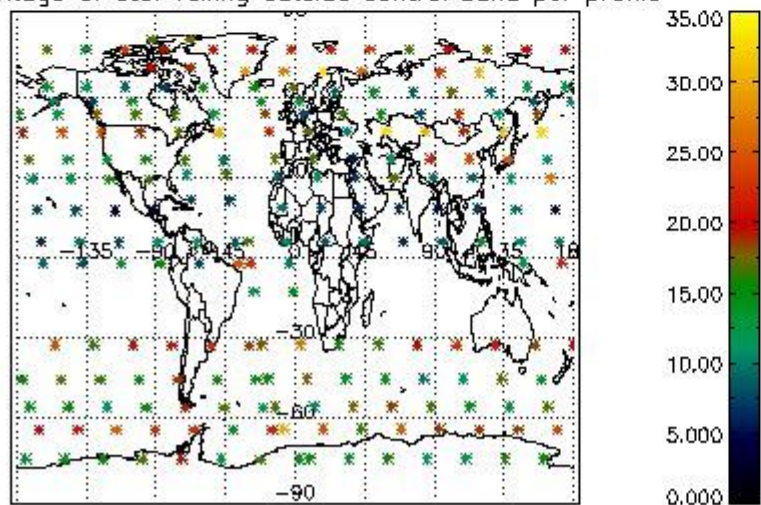
Percentage of cosmic ray hits per profile



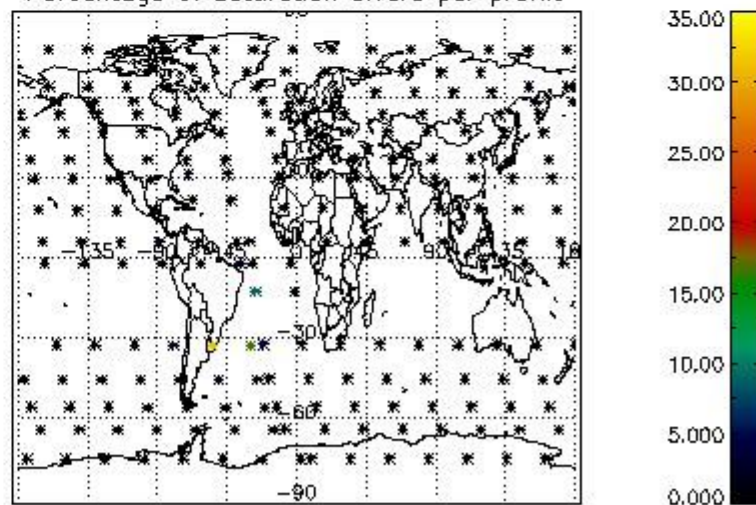
Percentage of datation errors per profile



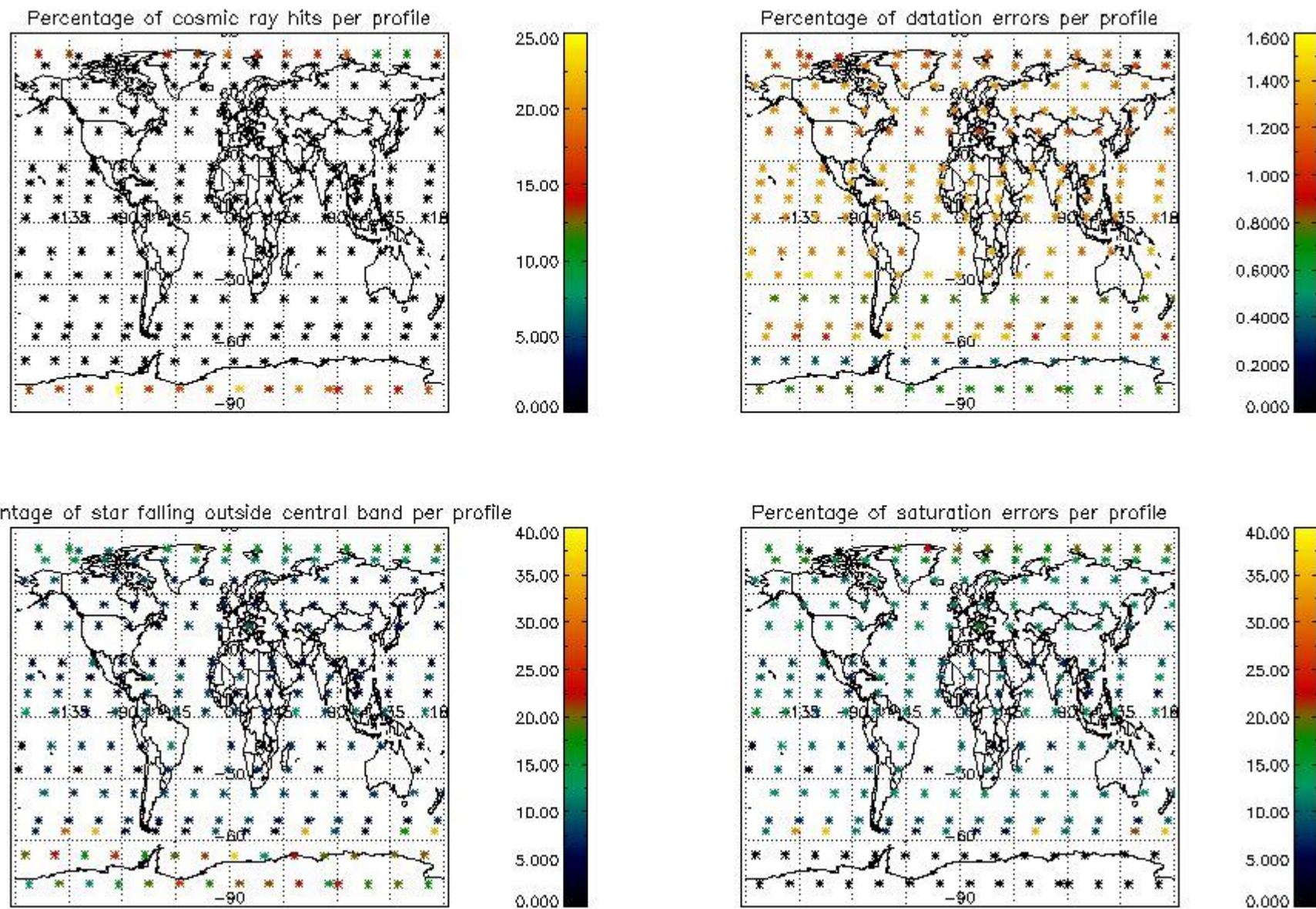
Percentage of star falling outside central band per profile



Percentage of saturation errors per profile



4.2.2 Plot level 1 quality information per product (world map): ENVISAT DESCENDING passes



## 5. Trace gas profiles

### 5.1 Ozone statistics based on quality of products

The final quality of the products can be "measured" using the STD (Standard Deviation) attached to every point profile. This information is written to the parameter GOM\_NL\_\_2P/NL\_LOCAL\_SPECIES\_DENSITY/o3\_std of the level 2 products. The table below shows the statistics for given STD ranges.

The statistics are given with respect to the overall valid production:

- Products without fatal errors: GOM\_NL\_\_2P/MPH/PRODUCT\_ERR=0
- Valid point profile: GOM\_NL\_\_2P/NL\_LOCAL\_SPECIES\_DENSITY/pcd(0)=0

The 'Criteria' is applied to valid points of dark limb products:

- Products in dark limb illumination condition: GOM\_NL\_\_2P/NL\_SUMMARY\_QUALITY/obs\_ill\_cond=0
- Products without fatal errors: GOM\_NL\_\_2P/MPH/PRODUCT\_ERR=0
- Valid point profile: GOM\_NL\_\_2P/NL\_LOCAL\_SPECIES\_DENSITY/pcd(0)=0

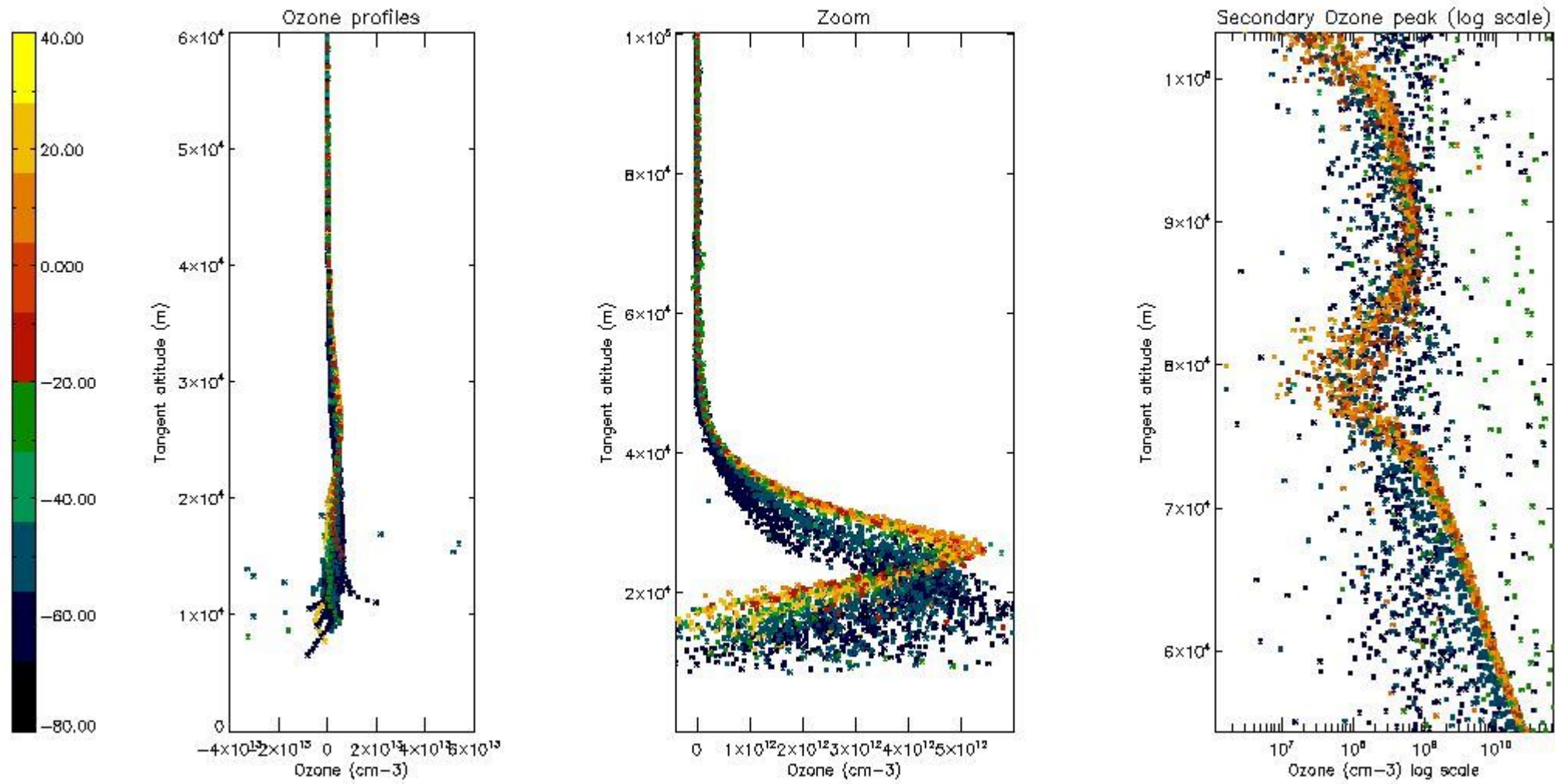
So, the table below shows the percentage of dark limb and valid observations for each criteria with respect to the overall valid daily observations.

Criteria	% of total production
All STD	28
STD < 20	14

STD < 10	10
STD < 5	7

5.2 Plot ozone profiles for all STD (dark without errors)

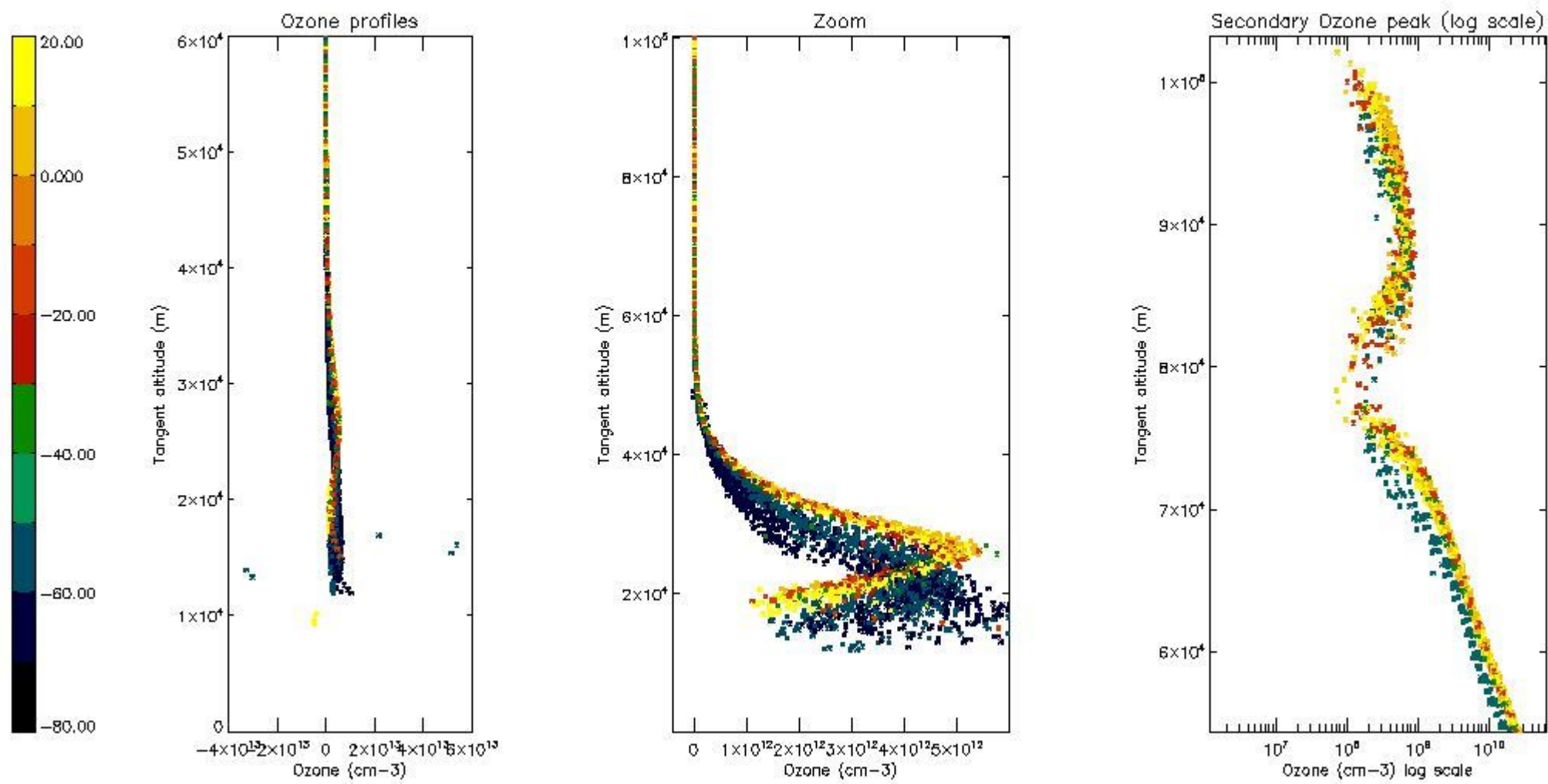
The colorbar represents the latitude.



5.3 Plot ozone profiles where STD < 20% (dark without errors)

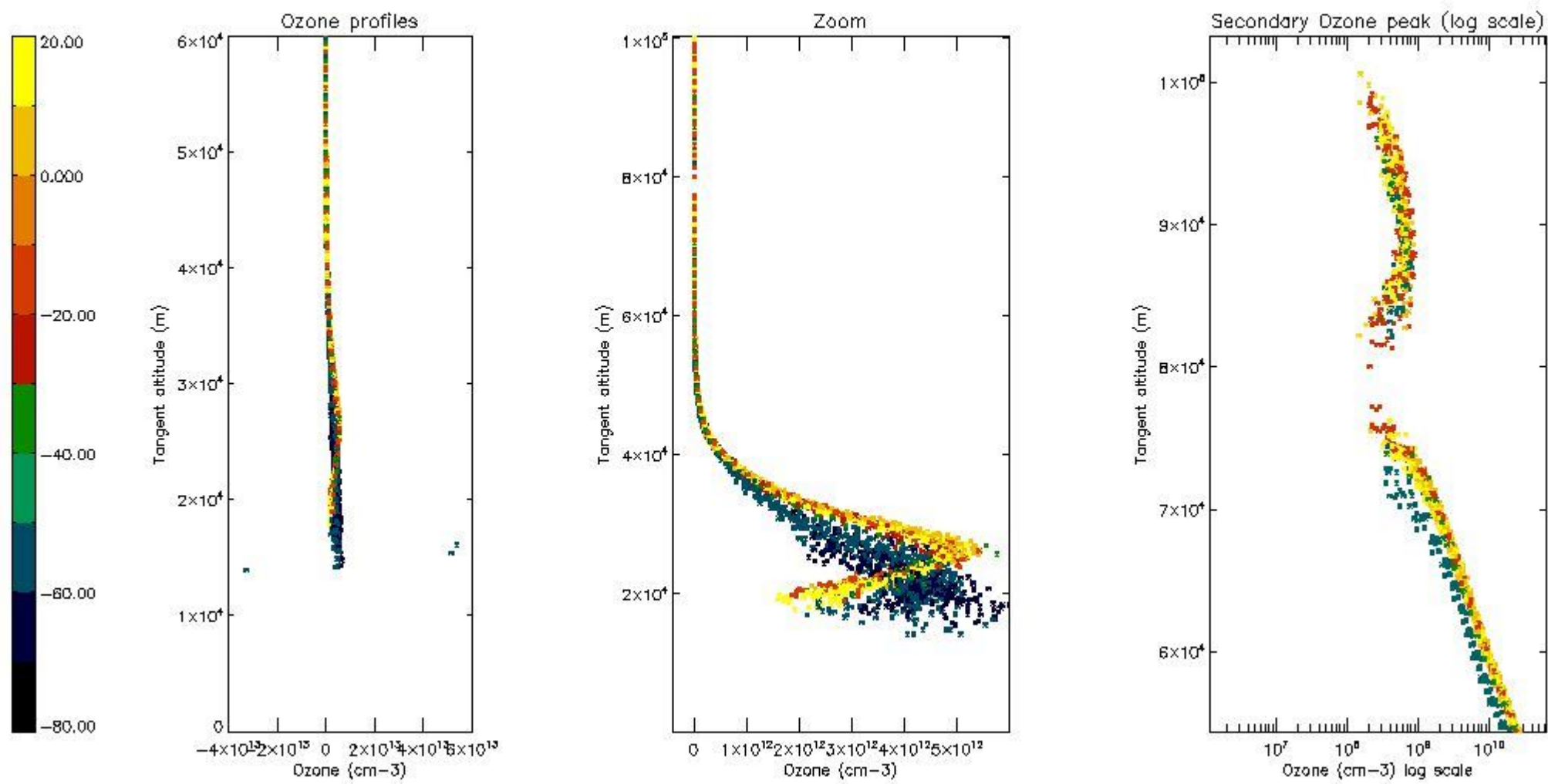
The colorbar represents the latitude.





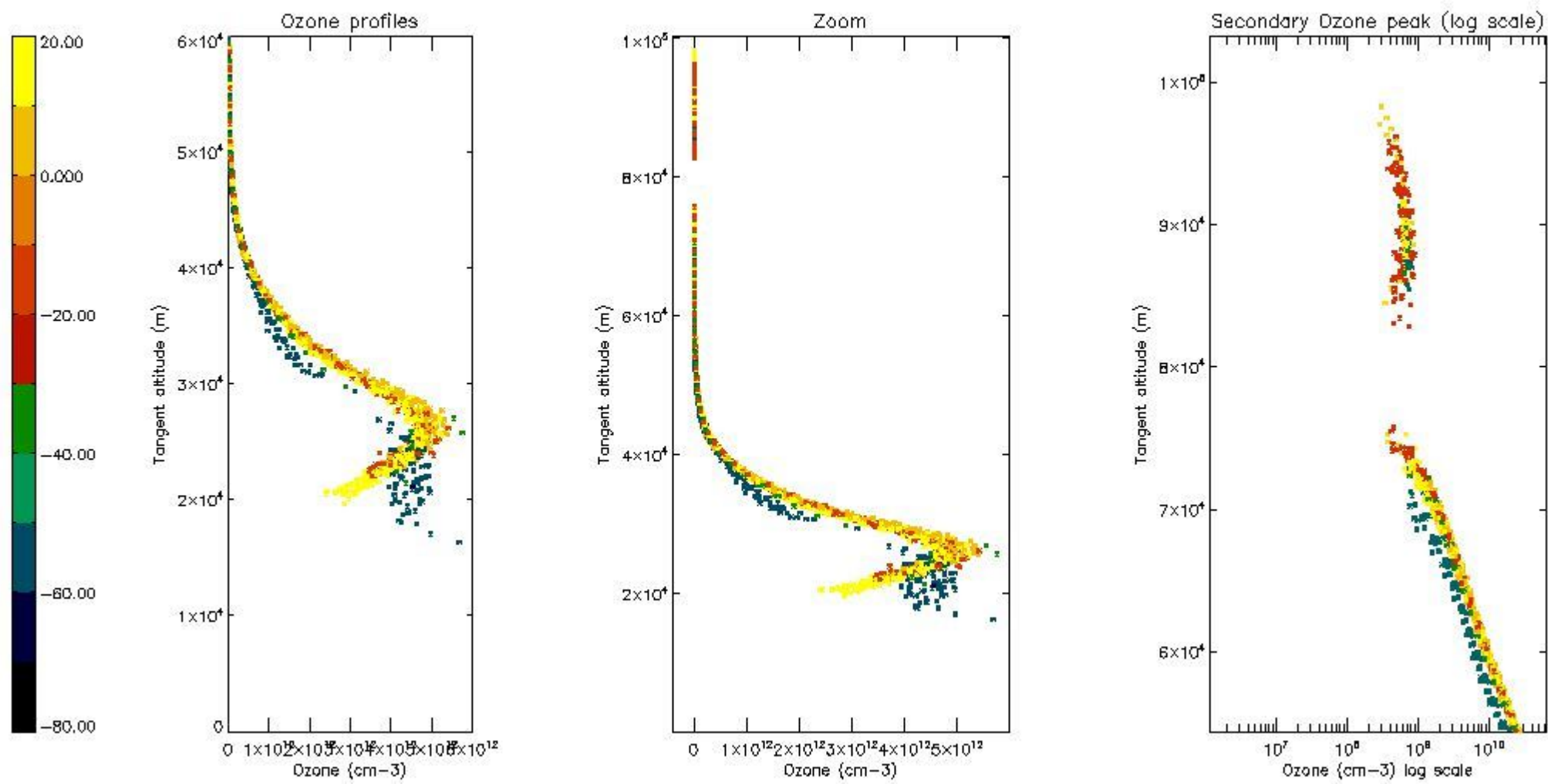
5.4 Plot ozone profiles where  $STD < 10\%$  (dark without errors)

The colorbar represents the latitude.



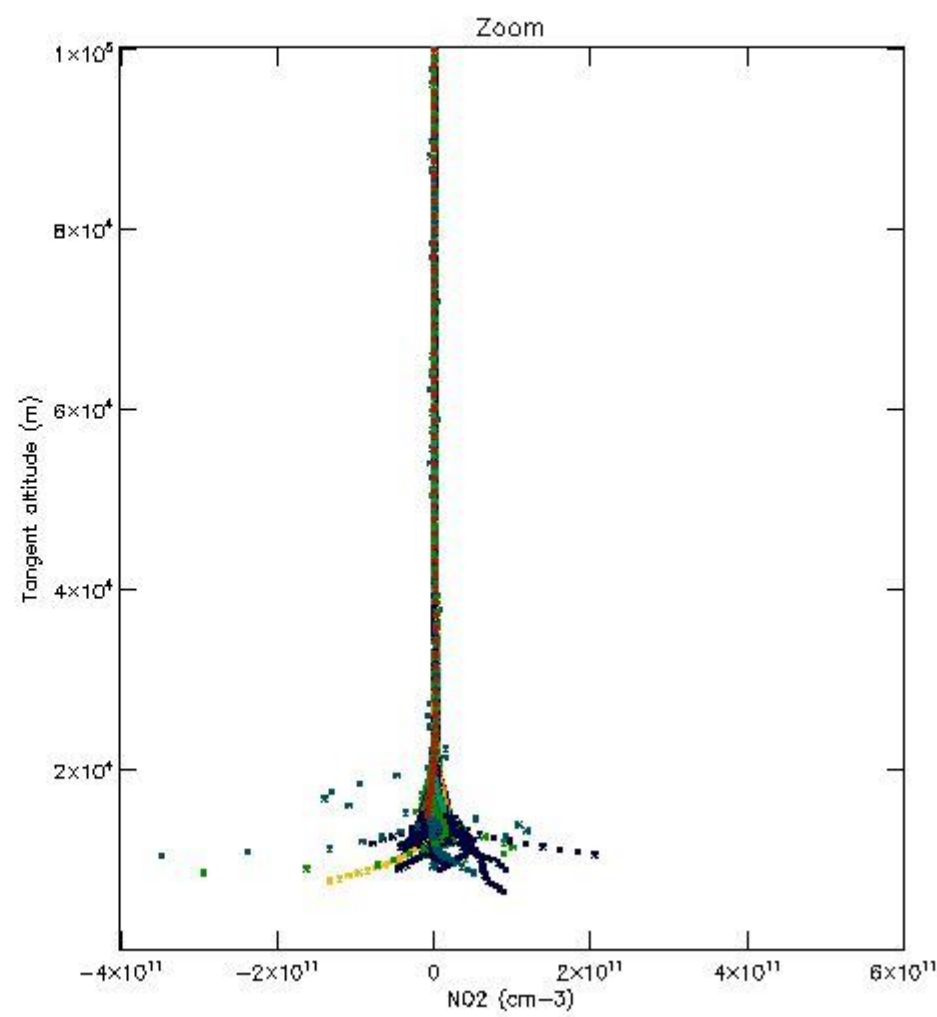
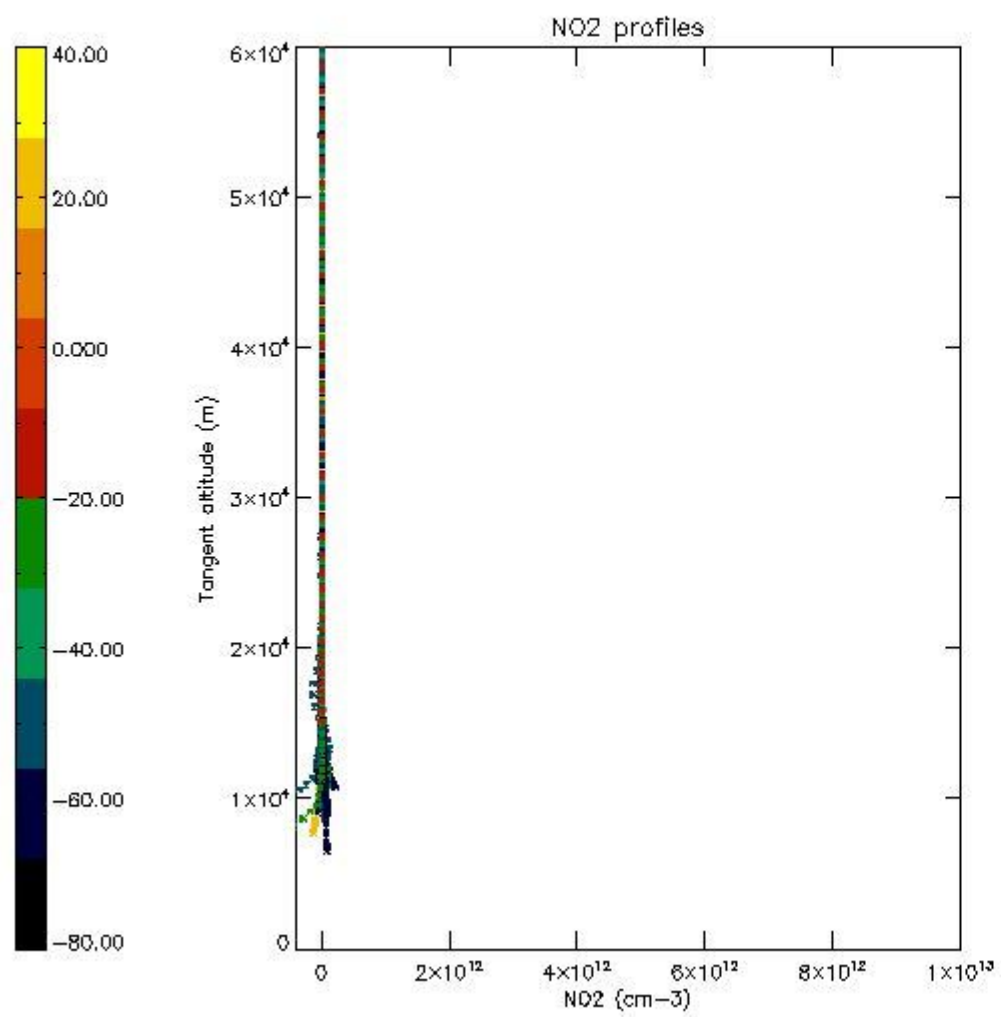
*5.5 Plot ozone profiles where STD < 5% (dark without errors)*

The colorbar represents the latitude.



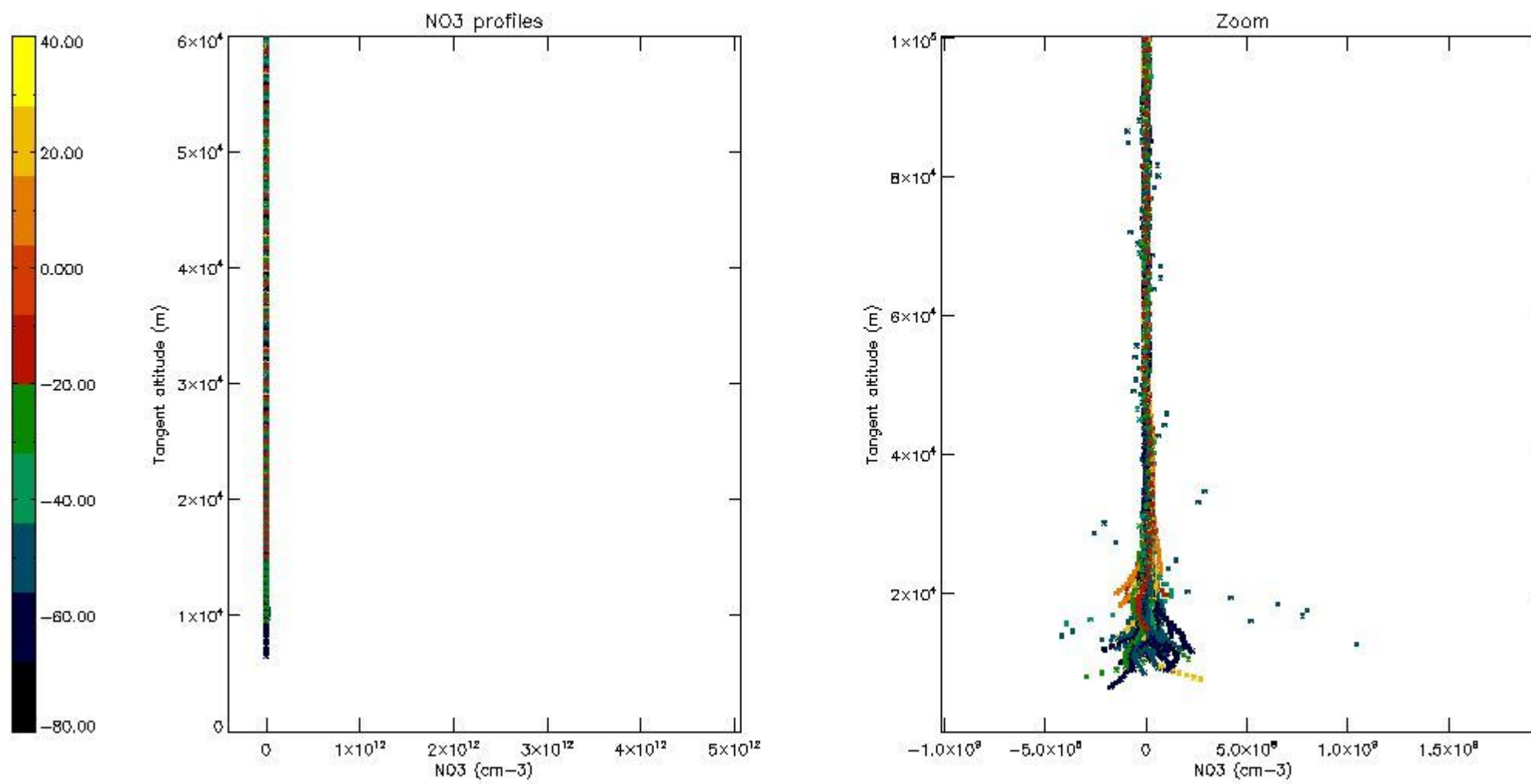
*5.6 Plot NO<sub>2</sub> profiles for all STD (dark without errors)*

The colorbar represents the latitude.



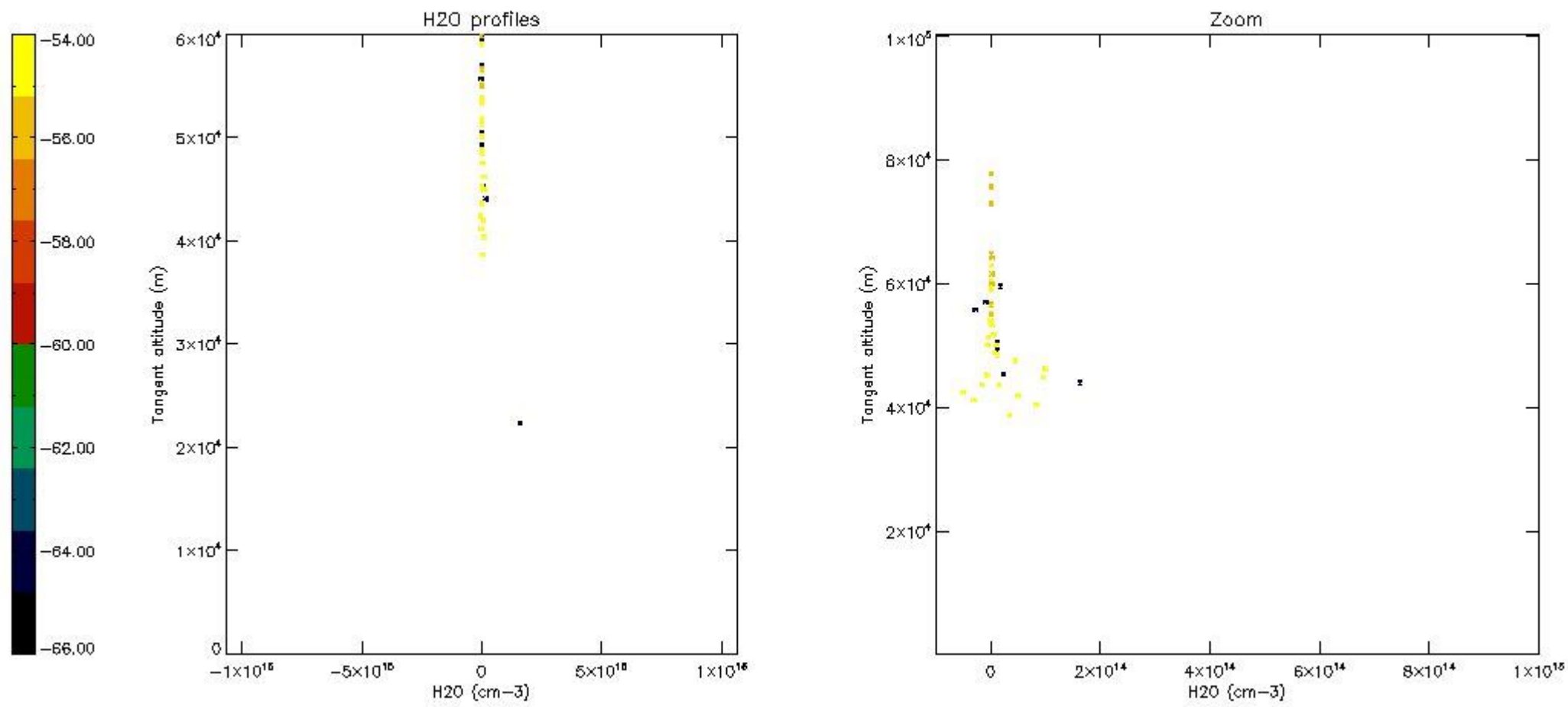
*5.7 Plot NO3 profiles for all STD (dark without errors)*

The colorbar represents the latitude.



*5.8 Plot H2O profiles for all STD (only for occultations of stars 1,2,3,4,13,14,16,26,63 dark without errors)*

The colorbar represents the latitude.



## 6. Auxiliary Data Files used for the production reported in section 2

The number reported in the third column indicates since which file (see list in section 2) the corresponding auxiliary file has been used. The fourth column is the date of those product files.

Type	Auxiliary Filename	Used since product	Used since product date
INST_PHYS_CHARACTERISTICS	GOM_INS_AXVIEC20091111_143220_20030716_120000_20500101_000000	1	21-APR-2004 00:02:50
LEVEL-2_PROC_CONFIG	GOM_PR2_AXVIEC20091111_152718_20020301_000000_20500101_000000	1	21-APR-2004 00:02:50
CROSS_SECTIONS_FILE	GOM_CRS_AXVIEC20091111_154832_20020301_000000_20500101_000000	1	21-APR-2004 00:02:50

# GOMOS Level 2 Daily Report

## SUMMARY

### [1. General Info](#)

### [2. Summary of processed GOM\\_NL\\_2P products](#)

### [3. Level 2 Quality information per product](#)

#### [3.1 Plot of level 2 quality information per product \(time dependant\)](#)

#### [3.2 Plot of level 2 quality information per product \(world map\)](#)

### [4. Level 1 Quality information per product \(stored on level 2 products\)](#)

#### [4.1 Plot of level 1 quality information per product \(time dependant\)](#)

##### [4.1.1 Plot of level 1 quality information per product \(time dependant\): ASCENDING](#)

##### [4.1.2 Plot of level 1 quality information per product \(time dependant\): DESCENDING](#)

#### [4.2 Plot of level 1 quality information per product \(world map\)](#)

##### [4.2.1 Plot of level 1 quality information per product \(world map\): ASCENDING](#)

##### [4.2.2 Plot of level 1 quality information per product \(world map\): DESCENDING](#)

### [5. Ozone profiles based on quality statistics and other trace gas profiles](#)

#### [5.1 Ozone statistics based on quality of products](#)

#### [5.2 Plot ozone profiles for all STD \(dark without errors\)](#)

#### [5.3 Plot ozone profiles where STD < 20% \(dark without errors\)](#)

#### [5.4. Plot ozone profiles where STD < 10% \(dark without errors\)](#)

#### [5.5. Plot ozone profiles where STD < 5% \(dark without errors\)](#)

#### [5.6 Plot NO2 profiles for all STD \(dark without errors\)](#)

#### [5.7 Plot NO3 profiles for all STD \(dark without errors\)](#)

#### [5.8 Plot H2O profiles \(only for occultations of stars 1,2,3,4,13,14,16,26,63 dark without errors\) for all STD](#)

### [6. Auxiliary Data Files used for the production reported in section 2](#)

This report presents the daily analysis on parameters extracted from GOMOS level 2 data (GOM\_NL\_\_2P). It is intended to monitor some important parameters that will impact the quality of these products. A list of level 2 products (and content) that have arrived during the reporting day to the PCF is also given.

Item	Value
Time of report generation	19APR2013 00:19:47
Data source version	GOMOS/6.01
Start time of products	21-04-2004 (21APR2004 00:00:00)
Stop time of products	22-04-2004 (22APR2004 00:00:00)
Store outputs in DB	Yes
Nb of level 2 prods	440
Nb of prods with errors	0

## 2. Summary of processed GOM\_NL\_\_2P products.

Nr	Filename	UTC Start time	Limb	Duration	Star Id	Star Name	Star Mag	Star Temp	Nb Meas	Orbit	Prod. error
1	GOM_NL__2PRFIN20040421_000250_000000642026_00116_11192_1760.N1	21-APR-2004 00:02:50	Twilight	64.000	92	53Eps Cyg	2.5000	4500.0	128	11192	No
2	GOM_NL__2PRFIN20040421_000722_000000452026_00116_11192_1761.N1	21-APR-2004 00:07:22	Twilight	44.500	90	54Alp Peg	2.4870	11000.	89	11192	No
3	GOM_NL__2PRFIN20040421_001046_000000582026_00116_11192_1762.N1	21-APR-2004 00:10:46	Dark	58.000	61	8Eps Peg	2.1000	3900.0	116	11192	No
4	GOM_NL__2PRFIN20040421_001312_000000512026_00116_11192_1763.N1	21-APR-2004 00:13:12	Dark	51.000	162	34Alp Aqr	2.9440	5350.0	102	11192	No
5	GOM_NL__2PRFIN20040421_001611_000000542026_00116_11192_1764.N1	21-APR-2004 00:16:11	Dark	54.000	154	22Bet Aqr	2.8990	5700.0	108	11192	No
6	GOM_NL__2PRFIN20040421_001952_000000462026_00116_11192_1765.N1	21-APR-2004 00:19:52	Dark	45.500	18	24Alp PsA	1.1660	9700.0	91	11192	No
7	GOM_NL__2PRFIN20040421_002829_000000492026_00116_11192_1766.N1	21-APR-2004 00:28:29	Dark	48.500	148	Alp Tuc	2.8780	4100.0	97	11192	No
8	GOM_NL__2PRFIN20040421_003039_000000422026_00117_11193_1776.N1	21-APR-2004 00:30:39	Dark	41.500	45	Alp Pav	1.9400	26000.	83	11193	No
9	GOM_NL__2PRFIN20040421_003504_000000832026_00117_11193_1777.N1	21-APR-2004 00:35:04	Dark	82.500	57	34Sig Sgr	2.0660	26000.	165	11193	No
10	GOM_NL__2PRFIN20040421_003748_000000452026_00117_11193_1778.N1	21-APR-2004 00:37:48	Dark	45.000	43	Alp TrA	1.9100	4250.0	90	11193	No
11	GOM_NL__2PRFIN20040421_003918_000000572026_00117_11193_1779.N1	21-APR-2004 00:39:18	Straylight	56.500	40	The Sco	1.8590	7100.0	113	11193	No
12	GOM_NL__2PRFIN20040421_004213_000000532026_00117_11193_1780.N1	21-APR-2004 00:42:13	Straylight	53.000	4	Alp1Cen	-0.010000	5800.0	106	11193	No
13	GOM_NL__2PRFIN20040421_004410_000000412026_00117_11193_1781.N1	21-APR-2004 00:44:10	Straylight	41.000	20	Bet Cru	1.2530	30000.	82	11193	No
14	GOM_NL__2PRFIN20040421_004709_000000432026_00117_11193_1782.N1	21-APR-2004 00:47:09	Straylight	42.500	64	Gam Cen	2.2000	10600.	85	11193	No
15	GOM_NL__2PRFIN20040421_004921_000000482026_00117_11193_1783.N1	21-APR-2004 00:49:21	Straylight	47.500	54	5The Cen	2.0550	4500.0	95	11193	No
16	GOM_NL__2PRFIN20040421_005134_000000752026_00117_11193_1784.N1	21-APR-2004 00:51:34	Twilight	75.000	80	7Del Sco	2.3160	30000.	150	11193	No
17	GOM_NL__2PRFIN20040421_005413_000000462026_00117_11193_1785.N1	21-APR-2004 00:54:13	Bright	45.500	106	9Bet Crv	2.6480	5600.0	91	11193	No
18	GOM_NL__2PRFIN20040421_005718_000000462026_00117_11193_1786.N1	21-APR-2004 00:57:18	Bright	46.000	15	67Alp Vir	0.97600	28000.	92	11193	No
19	GOM_NL__2PRFIN20040421_010022_000000402026_00117_11193_1787.N1	21-APR-2004 01:00:22	Bright	39.500	121	29Gam Vir	2.7400	7200.0	79	11193	No
20	GOM_NL__2PRFIN20040421_010357_000000412026_00117_11193_1788.N1	21-APR-2004 01:03:57	Bright	40.500	138	47Eps Vir	2.8280	4700.0	81	11193	No
21	GOM_NL__2PRFIN20040421_010653_000000442026_00117_11193_1789.N1	21-APR-2004 01:06:53	Bright	44.000	111	8Eta Boo	2.6800	6000.0	88	11193	No
22	GOM_NL__2PRFIN20040421_011154_000000392026_00117_11193_1790.N1	21-APR-2004 01:11:54	Bright	38.500	152	12Alp2CVn	2.8900	11000.	77	11193	No
23	GOM_NL__2PRFIN20040421_011350_000000392026_00117_11193_1791.N1	21-APR-2004 01:13:50	Bright	39.000	174	52Psi UMa	3.0040	4400.0	78	11193	No
24	GOM_NL__2PRFIN20040421_011602_000000382026_00117_11193_1792.N1	21-APR-2004 01:16:02	Bright	38.000	87	64Gam UMa	2.4330	11000.	76	11193	No
25	GOM_NL__2PRFIN20040421_011832_000000412026_00117_11193_1793.N1	21-APR-2004 01:18:32	Bright	40.500	36	50Alp UMa	1.8000	6300.0	81	11193	No
26	GOM_NL__2PRFIN20040421_012314_000000412026_00117_11193_1794.N1	21-APR-2004 01:23:14	Bright	41.000	60	7Bet UMi	2.0810	3950.0	82	11193	No
27	GOM_NL__2PRFIN20040421_012950_000000652026_00117_11193_1795.N1	21-APR-2004 01:29:50	Bright	65.000	69	33Gam Dra	2.2310	3800.0	130	11193	No
28	GOM_NL__2PRFIN20040421_013326_000000422026_00117_11193_1796.N1	21-APR-2004 01:33:26	Bright	41.500	89	5Alp Cep	2.4510	8000.0	83	11193	No
29	GOM_NL__2PRFIN20040421_013456_000000382026_00117_11193_1797.N1	21-APR-2004 01:34:56	Bright	37.500	74	11Bet Cas	2.2680	6600.0	75	11193	No
30	GOM_NL__2PRFIN20040421_013832_000001372026_00117_11193_1798.N1	21-APR-2004 01:38:32	Bright	137.00	5	3Alp Lyr	0.033000	11000.	274	11193	No
31	GOM_NL__2PRFIN20040421_014326_000000702026_00117_11193_1799.N1	21-APR-2004 01:43:26	Twilight	69.500	92	53Eps Cyg	2.5000	4500.0	139	11193	No
32	GOM_NL__2PRFIN20040421_014756_000000482026_00117_11193_1800.N1	21-APR-2004 01:47:56	Twilight	48.000	90	54Alp Peg	2.4870	11000.	96	11193	No
33	GOM_NL__2PRFIN20040421_015123_000000532026_00117_11193_1801.N1	21-APR-2004 01:51:23	Dark	53.000	61	8Eps Peg	2.1000	3900.0	106	11193	No
34	GOM_NL__2PRFIN20040421_015350_000000512026_00117_11193_1802.N1	21-APR-2004 01:53:50	Dark	51.000	162	34Alp Aqr	2.9440	5350.0	102	11193	No
35	GOM_NL__2PRFIN20040421_015648_000000552026_00117_11193_1803.N1	21-APR-2004 01:56:48	Dark	54.500	154	22Bet Aqr	2.8990	5700.0	109	11193	No
36	GOM_NL__2PRFIN20040421_020027_000000502026_00117_11193_1804.N1	21-APR-2004 02:00:27	Dark	49.500	18	24Alp PsA	1.1660	9700.0	99	11193	No
37	GOM_NL__2PRFIN20040421_020906_000000402026_00117_11193_1805.N1	21-APR-2004 02:09:06	Dark	39.500	148	Alp Tuc	2.8780	4100.0	79	11193	No
38	GOM_NL__2PRFIN20040421_021116_000000432026_00118_11194_1776.N1	21-APR-2004 02:11:16	Dark	43.000	45	Alp Pav	1.9400	26000.	86	11194	No
39	GOM_NL__2PRFIN20040421_021543_000000822026_00118_11194_1777.N1	21-APR-2004 02:15:43	Dark	82.000	57	34Sig Sgr	2.0660	26000.	164	11194	No
40	GOM_NL__2PRFIN20040421_021824_000000422026_00118_11194_1778.N1	21-APR-2004 02:18:24	Dark	42.000	43	Alp TrA	1.9100	4250.0	84	11194	No
41	GOM_NL__2PRFIN20040421_021955_000000612026_00118_11194_1779.N1	21-APR-2004 02:19:55	Straylight	60.500	40	The Sco	1.8590	7100.0	121	11194	No
42	GOM_NL__2PRFIN20040421_022250_000000452026_00118_11194_1780.N1	21-APR-2004 02:22:50	Straylight	44.500	4	Alp1Cen	-0.010000	5800.0	89	11194	No



43	GOM_NL__2PRFIN20040421_022446_000000432026_00118_11194_1781.N1	21-APR-2004 02:24:46	Straylight	43.000	20	Bet Cru	1.2530	30000.	86	11194	No
44	GOM_NL__2PRFIN20040421_022744_000000402026_00118_11194_1782.N1	21-APR-2004 02:27:44	Straylight	40.000	64	Gam Cen	2.2000	10600.	80	11194	No
45	GOM_NL__2PRFIN20040421_022957_000000482026_00118_11194_1783.N1	21-APR-2004 02:29:57	Straylight	48.000	54	5The Cen	2.0550	4500.0	96	11194	No
46	GOM_NL__2PRFIN20040421_023210_000000792026_00118_11194_1784.N1	21-APR-2004 02:32:10	Tw_i_and_stray	79.000	80	7Del Sco	2.3160	30000.	158	11194	No
47	GOM_NL__2PRFIN20040421_023451_000000442026_00118_11194_1785.N1	21-APR-2004 02:34:51	Bright	43.500	106	9Bet Crv	2.6480	5600.0	87	11194	No
48	GOM_NL__2PRFIN20040421_023754_000000462026_00118_11194_1786.N1	21-APR-2004 02:37:54	Bright	46.000	15	67Alp Vir	0.97600	28000.	92	11194	No
49	GOM_NL__2PRFIN20040421_024056_000000412026_00118_11194_1787.N1	21-APR-2004 02:40:56	Bright	41.000	121	29Gam Vir	2.7400	7200.0	82	11194	No
50	GOM_NL__2PRFIN20040421_024433_000000412026_00118_11194_1788.N1	21-APR-2004 02:44:33	Bright	40.500	138	47Eps Vir	2.8280	4700.0	81	11194	No
51	GOM_NL__2PRFIN20040421_024729_000000442026_00118_11194_1789.N1	21-APR-2004 02:47:29	Bright	44.000	111	8Eta Boo	2.6800	6000.0	88	11194	No
52	GOM_NL__2PRFIN20040421_025230_000000392026_00118_11194_1790.N1	21-APR-2004 02:52:30	Bright	39.000	152	12Alp2CVn	2.8900	11000.	78	11194	No
53	GOM_NL__2PRFIN20040421_025427_000000392026_00118_11194_1791.N1	21-APR-2004 02:54:27	Bright	38.500	174	52Psi UMa	3.0040	4400.0	77	11194	No
54	GOM_NL__2PRFIN20040421_025636_000000402026_00118_11194_1792.N1	21-APR-2004 02:56:36	Bright	40.000	87	64Gam UMa	2.4330	11000.	80	11194	No
55	GOM_NL__2PRFIN20040421_025908_000000412026_00118_11194_1793.N1	21-APR-2004 02:59:08	Bright	40.500	36	50Alp UMa	1.8000	6300.0	81	11194	No
56	GOM_NL__2PRFIN20040421_030349_000000432026_00118_11194_1794.N1	21-APR-2004 03:03:49	Bright	42.500	60	7Bet UMi	2.0810	3950.0	85	11194	No
57	GOM_NL__2PRFIN20040421_031025_000000642026_00118_11194_1795.N1	21-APR-2004 03:10:25	Bright	64.000	69	33Gam Dra	2.2310	3800.0	128	11194	No
58	GOM_NL__2PRFIN20040421_031402_000000432026_00118_11194_1796.N1	21-APR-2004 03:14:02	Bright	43.000	89	5Alp Cep	2.4510	8000.0	86	11194	No
59	GOM_NL__2PRFIN20040421_031533_000000382026_00118_11194_1797.N1	21-APR-2004 03:15:33	Bright	37.500	74	11Bet Cas	2.2680	6600.0	75	11194	No
60	GOM_NL__2PRFIN20040421_031907_000001362026_00118_11194_1798.N1	21-APR-2004 03:19:07	Bright	136.00	5	3Alp Lyr	0.033000	11000.	272	11194	No
61	GOM_NL__2PRFIN20040421_032401_000000692026_00118_11194_1799.N1	21-APR-2004 03:24:01	Tw_i_and_stray	69.000	92	53Eps Cyg	2.5000	4500.0	138	11194	No
62	GOM_NL__2PRFIN20040421_032835_000000432026_00118_11194_1800.N1	21-APR-2004 03:28:35	Tw_i_and_stray	43.000	90	54Alp Peg	2.4870	11000.	86	11194	No
63	GOM_NL__2PRFIN20040421_033200_000000592026_00118_11194_1801.N1	21-APR-2004 03:32:00	Dark	58.500	61	8Eps Peg	2.1000	3900.0	117	11194	No
64	GOM_NL__2PRFIN20040421_033426_000000532026_00118_11194_1802.N1	21-APR-2004 03:34:26	Dark	52.500	162	34Alp Aqr	2.9440	5350.0	105	11194	No
65	GOM_NL__2PRFIN20040421_033724_000000572026_00118_11194_1803.N1	21-APR-2004 03:37:24	Dark	56.500	154	22Bet Aqr	2.8990	5700.0	113	11194	No
66	GOM_NL__2PRFIN20040421_034105_000000472026_00118_11194_1804.N1	21-APR-2004 03:41:05	Dark	46.500	18	24Alp PsA	1.1660	9700.0	93	11194	No
67	GOM_NL__2PRFIN20040421_034942_000000422026_00118_11194_1805.N1	21-APR-2004 03:49:42	Dark	42.000	148	Alp Tuc	2.8780	4100.0	84	11194	No
68	GOM_NL__2PRFIN20040421_035153_000000422026_00119_11195_1778.N1	21-APR-2004 03:51:53	Dark	42.000	45	Alp Pav	1.9400	26000.	84	11195	No
69	GOM_NL__2PRFIN20040421_035510_000000692026_00119_11195_1779.N1	21-APR-2004 03:55:10	Dark	68.500	103	38Zet Sgr	2.6000	9700.0	137	11195	No
70	GOM_NL__2PRFIN20040421_035829_000000742026_00119_11195_1780.N1	21-APR-2004 03:58:29	Dark	73.500	38	20Eps Sgr	1.8360	11000.	147	11195	No
71	GOM_NL__2PRFIN20040421_040032_000000592026_00119_11195_1781.N1	21-APR-2004 04:00:32	Straylight	59.000	40	The Sco	1.8590	7100.0	118	11195	No
72	GOM_NL__2PRFIN20040421_040327_000000452026_00119_11195_1782.N1	21-APR-2004 04:03:27	Straylight	45.000	4	Alp1Cen	-0.010000	5800.0	90	11195	No
73	GOM_NL__2PRFIN20040421_040523_000000422026_00119_11195_1783.N1	21-APR-2004 04:05:23	Straylight	42.000	20	Bet Cru	1.2530	30000.	84	11195	No
74	GOM_NL__2PRFIN20040421_040644_000000452026_00119_11195_1784.N1	21-APR-2004 04:06:44	Straylight	44.500	78	Alp Lup	2.3040	28000.	89	11195	No
75	GOM_NL__2PRFIN20040421_040821_000000392026_00119_11195_1785.N1	21-APR-2004 04:08:21	Straylight	38.500	64	Gam Cen	2.2000	10600.	77	11195	No
76	GOM_NL__2PRFIN20040421_041246_000000712026_00119_11195_1786.N1	21-APR-2004 04:12:46	Tw_i_and_stray	71.000	80	7Del Sco	2.3160	30000.	142	11195	No
77	GOM_NL__2PRFIN20040421_041529_000000442026_00119_11195_1787.N1	21-APR-2004 04:15:29	Bright	43.500	106	9Bet Crv	2.6480	5600.0	87	11195	No
78	GOM_NL__2PRFIN20040421_041834_000000432026_00119_11195_1788.N1	21-APR-2004 04:18:34	Bright	42.500	15	67Alp Vir	0.97600	28000.	85	11195	No
79	GOM_NL__2PRFIN20040421_042135_000000372026_00119_11195_1789.N1	21-APR-2004 04:21:35	Bright	37.000	121	29Gam Vir	2.7400	7200.0	74	11195	No
80	GOM_NL__2PRFIN20040421_042510_000000392026_00119_11195_1790.N1	21-APR-2004 04:25:10	Bright	38.500	138	47Eps Vir	2.8280	4700.0	77	11195	No
81	GOM_NL__2PRFIN20040421_042804_000000452026_00119_11195_1791.N1	21-APR-2004 04:28:04	Bright	45.000	111	8Eta Boo	2.6800	6000.0	90	11195	No
82	GOM_NL__2PRFIN20040421_043307_000000382026_00119_11195_1792.N1	21-APR-2004 04:33:07	Bright	37.500	152	12Alp2CVn	2.8900	11000.	75	11195	No
83	GOM_NL__2PRFIN20040421_043504_000000382026_00119_11195_1793.N1	21-APR-2004 04:35:04	Bright	38.000	174	52Psi UMa	3.0040	4400.0	76	11195	No
84	GOM_NL__2PRFIN20040421_043715_000000382026_00119_11195_1794.N1	21-APR-2004 04:37:15	Bright	37.500	87	64Gam UMa	2.4330	11000.	75	11195	No
85	GOM_NL__2PRFIN20040421_043945_000000392026_00119_11195_1795.N1	21-APR-2004 04:39:45	Bright	39.000	36	50Alp UMa	1.8000	6300.0	78	11195	No
86	GOM_NL__2PRFIN20040421_044426_000000392026_00119_11195_1796.N1	21-APR-2004 04:44:26	Bright	38.500	60	7Bet UMi	2.0810	3950.0	77	11195	No
87	GOM_NL__2PRFIN20040421_044739_000000372026_00119_11195_1797.N1	21-APR-2004 04:47:39	Bright	37.000	49	1Alp UMi	1.9900	6300.0	74	11195	No
88	GOM_NL__2PRFIN20040421_045100_000000662026_00119_11195_1798.N1	21-APR-2004 04:51:00	Bright	65.500	69	33Gam Dra	2.2310	3800.0	131	11195	No
89	GOM_NL__2PRFIN20040421_045438_000000422026_00119_11195_1799.N1	21-APR-2004 04:54:38	Bright	42.000	89	5Alp Cep	2.4510	8000.0	84	11195	No
90	GOM_NL__2PRFIN20040421_045609_000000522026_00119_11195_1800.N1	21-APR-2004 04:56:09	Bright	52.000	74	11Bet Cas	2.2680	6600.0	104	11195	No
91	GOM_NL__2PRFIN20040421_045942_000001432026_00119_11195_1801.N1	21-APR-2004 04:59:42	Bright	143.00	5	3Alp Lyr	0.033000	11000.	286	11195	No
92	GOM_NL__2PRFIN20040421_050437_000000712026_00119_11195_1802.N1	21-APR-2004 05:04:37	Tw_i_and_stray	70.500	92	53Eps Cyg	2.5000	4500.0	141	11195	No
93	GOM_NL__2PRFIN20040421_050911_000000472026_00119_11195_1803.N1	21-APR-2004 05:09:11	Tw_i_and_stray	46.500	90	54Alp Peg	2.4870	11000.	93	11195	No
94	GOM_NL__2PRFIN20040421_051236_000000592026_00119_11195_1804.N1	21-APR-2004 05:12:36	Dark	59.000	61	8Eps Peg	2.1000	3900.0	118	11195	No
95	GOM_NL__2PRFIN20040421_051503_000000502026_00119_11195_1805.N1	21-APR-2004 05:15:03	Dark	50.000	162	34Alp Aqr	2.9440	5350.0	100	11195	No
96	GOM_NL__2PRFIN20040421_051759_000000582026_00119_11195_1806.N1	21-APR-2004 05:17:59	Dark	58.000	154	22Bet Aqr	2.8990	5700.0	116	11195	No
97	GOM_NL__2PRFIN20040421_052142_000000442026_00119_11195_1807.N1	21-APR-2004 05:21:42	Dark	44.000	18	24Alp PsA	1.1660	9700.0	88	11195	No
98	GOM_NL__2PRFIN20040421_053018_000000432026_00119_11195_1808.N1	21-APR-2004 05:30:18	Dark	42.500	148	Alp Tuc	2.8780	4100.0	85	11195	No
99	GOM_NL__2PRFIN20040421_053230_000000412026_00120_11196_1778.N1	21-APR-2004 05:32:30	Dark	40.500	45	Alp Pav	1.9400	26000.	81	11196	No
100	GOM_NL__2PRFIN20040421_053548_000000692026_00120_11196_1779.N1	21-APR-2004 05:35:48	Dark	68.500	103	38Zet Sgr	2.6000	9700.0	137	11196	No
101	GOM_NL__2PRFIN20040421_053906_000000732026_00120_11196_1780.N1	21-APR-2004 05:39:06	Dark	73.000	38	20Eps Sgr	1.8360	11000.	146	11196	No

102	GOM_NL__2PRFIN20040421_054110_000000582026_00120_11196_1781.N1	21-APR-2004 05:41:10	Straylight	58.000	40	The Sco	1.8590	7100.0	116	11196	No
103	GOM_NL__2PRFIN20040421_054404_000000482026_00120_11196_1782.N1	21-APR-2004 05:44:04	Straylight	47.500	4	Alp1Cen	-0.010000	5800.0	95	11196	No
104	GOM_NL__2PRFIN20040421_054600_000000422026_00120_11196_1783.N1	21-APR-2004 05:46:00	Straylight	42.000	20	Bet Cru	1.2530	30000.	84	11196	No
105	GOM_NL__2PRFIN20040421_054721_000000412026_00120_11196_1784.N1	21-APR-2004 05:47:21	Straylight	41.000	78	Alp Lup	2.3040	28000.	82	11196	No
106	GOM_NL__2PRFIN20040421_054858_000000402026_00120_11196_1785.N1	21-APR-2004 05:48:58	Straylight	40.000	64	Gam Cen	2.2000	10600.	80	11196	No
107	GOM_NL__2PRFIN20040421_055322_000000752026_00120_11196_1786.N1	21-APR-2004 05:53:22	Tw_i_and_stray	74.500	80	7Del Sco	2.3160	30000.	149	11196	No
108	GOM_NL__2PRFIN20040421_055605_000000422026_00120_11196_1787.N1	21-APR-2004 05:56:05	Bright	42.000	106	9Bet Crv	2.6480	5600.0	84	11196	No
109	GOM_NL__2PRFIN20040421_055910_000000412026_00120_11196_1788.N1	21-APR-2004 05:59:10	Bright	41.000	15	67Alp Vir	0.97600	28000.	82	11196	No
110	GOM_NL__2PRFIN20040421_060212_000000382026_00120_11196_1789.N1	21-APR-2004 06:02:12	Bright	38.000	121	29Gam Vir	2.7400	7200.0	76	11196	No
111	GOM_NL__2PRFIN20040421_060546_000000382026_00120_11196_1790.N1	21-APR-2004 06:05:46	Bright	38.000	138	47Eps Vir	2.8280	4700.0	76	11196	No
112	GOM_NL__2PRFIN20040421_060840_000000452026_00120_11196_1791.N1	21-APR-2004 06:08:40	Bright	45.000	111	8Eta Boo	2.6800	6000.0	90	11196	No
113	GOM_NL__2PRFIN20040421_061343_000000372026_00120_11196_1792.N1	21-APR-2004 06:13:43	Bright	37.000	152	12Alp2CVn	2.8900	11000.	74	11196	No
114	GOM_NL__2PRFIN20040421_061541_000000362026_00120_11196_1793.N1	21-APR-2004 06:15:41	Bright	35.500	174	52Psi UMa	3.0040	4400.0	71	11196	No
115	GOM_NL__2PRFIN20040421_061752_000000382026_00120_11196_1794.N1	21-APR-2004 06:17:52	Bright	37.500	87	64Gam UMa	2.4330	11000.	75	11196	No
116	GOM_NL__2PRFIN20040421_062022_000000402026_00120_11196_1795.N1	21-APR-2004 06:20:22	Bright	39.500	36	50Alp UMa	1.8000	6300.0	79	11196	No
117	GOM_NL__2PRFIN20040421_062502_000000402026_00120_11196_1796.N1	21-APR-2004 06:25:02	Bright	40.000	60	7Bet UMi	2.0810	3950.0	80	11196	No
118	GOM_NL__2PRFIN20040421_062815_000000382026_00120_11196_1797.N1	21-APR-2004 06:28:15	Bright	38.000	49	1Alp UMi	1.9900	6300.0	76	11196	No
119	GOM_NL__2PRFIN20040421_063134_000000682026_00120_11196_1798.N1	21-APR-2004 06:31:34	Bright	67.500	69	33Gam Dra	2.2310	3800.0	135	11196	No
120	GOM_NL__2PRFIN20040421_063514_000000422026_00120_11196_1799.N1	21-APR-2004 06:35:14	Bright	42.000	89	5Alp Cep	2.4510	8000.0	84	11196	No
121	GOM_NL__2PRFIN20040421_063646_000000362026_00120_11196_1800.N1	21-APR-2004 06:36:46	Bright	35.500	74	11Bet Cas	2.2680	6600.0	71	11196	No
122	GOM_NL__2PRFIN20040421_064017_000001282026_00120_11196_1801.N1	21-APR-2004 06:40:17	Bright	127.50	5	3Alp Lyr	0.033000	11000.	255	11196	No
123	GOM_NL__2PRFIN20040421_064513_000000692026_00120_11196_1802.N1	21-APR-2004 06:45:13	Tw_i_and_stray	68.500	92	53Eps Cyg	2.5000	4500.0	137	11196	No
124	GOM_NL__2PRFIN20040421_064948_000000452026_00120_11196_1803.N1	21-APR-2004 06:49:48	Tw_i_and_stray	44.500	90	54Alp Peg	2.4870	11000.	89	11196	No
125	GOM_NL__2PRFIN20040421_065313_000000612026_00120_11196_1804.N1	21-APR-2004 06:53:13	Dark	61.000	61	8Eps Peg	2.1000	3900.0	122	11196	No
126	GOM_NL__2PRFIN20040421_065540_000000472026_00120_11196_1805.N1	21-APR-2004 06:55:40	Dark	47.000	162	34Alp Aqr	2.9440	5350.0	94	11196	No
127	GOM_NL__2PRFIN20040421_065838_000000552026_00120_11196_1806.N1	21-APR-2004 06:58:38	Dark	55.000	154	22Bet Aqr	2.8990	5700.0	110	11196	No
128	GOM_NL__2PRFIN20040421_070219_000000432026_00120_11196_1807.N1	21-APR-2004 07:02:19	Dark	43.000	18	24Alp PsA	1.1660	9700.0	86	11196	No
129	GOM_NL__2PRFIN20040421_071055_000000392026_00120_11196_1808.N1	21-APR-2004 07:10:55	Dark	38.500	148	Alp Tuc	2.8780	4100.0	77	11196	No
130	GOM_NL__2PRFIN20040421_071306_000000422026_00121_11197_1778.N1	21-APR-2004 07:13:06	Dark	41.500	45	Alp Pav	1.9400	26000.	83	11197	No
131	GOM_NL__2PRFIN20040421_071626_000000712026_00121_11197_1779.N1	21-APR-2004 07:16:26	Dark	70.500	103	38Zet Sgr	2.6000	9700.0	141	11197	No
132	GOM_NL__2PRFIN20040421_071943_000000722026_00121_11197_1780.N1	21-APR-2004 07:19:43	Dark	72.000	38	20Eps Sgr	1.8360	11000.	144	11197	No
133	GOM_NL__2PRFIN20040421_072147_000000572026_00121_11197_1781.N1	21-APR-2004 07:21:47	Straylight	56.500	40	The Sco	1.8590	7100.0	113	11197	No
134	GOM_NL__2PRFIN20040421_072440_000000482026_00121_11197_1782.N1	21-APR-2004 07:24:40	Straylight	48.000	4	Alp1Cen	-0.010000	5800.0	96	11197	No
135	GOM_NL__2PRFIN20040421_072635_000000412026_00121_11197_1783.N1	21-APR-2004 07:26:35	Straylight	40.500	20	Bet Cru	1.2530	30000.	81	11197	No
136	GOM_NL__2PRFIN20040421_072757_000000432026_00121_11197_1784.N1	21-APR-2004 07:27:57	Straylight	42.500	78	Alp Lup	2.3040	28000.	85	11197	No
137	GOM_NL__2PRFIN20040421_072934_000000412026_00121_11197_1785.N1	21-APR-2004 07:29:34	Straylight	40.500	64	Gam Cen	2.2000	10600.	81	11197	No
138	GOM_NL__2PRFIN20040421_073359_000000762026_00121_11197_1786.N1	21-APR-2004 07:33:59	Tw_i_and_stray	76.000	80	7Del Sco	2.3160	30000.	152	11197	No
139	GOM_NL__2PRFIN20040421_073641_000000422026_00121_11197_1787.N1	21-APR-2004 07:36:41	Bright	42.000	106	9Bet Crv	2.6480	5600.0	84	11197	No
140	GOM_NL__2PRFIN20040421_073946_000000422026_00121_11197_1788.N1	21-APR-2004 07:39:46	Bright	41.500	15	67Alp Vir	0.97600	28000.	83	11197	No
141	GOM_NL__2PRFIN20040421_074248_000000382026_00121_11197_1789.N1	21-APR-2004 07:42:48	Bright	37.500	121	29Gam Vir	2.7400	7200.0	75	11197	No
142	GOM_NL__2PRFIN20040421_074622_000000392026_00121_11197_1790.N1	21-APR-2004 07:46:22	Bright	39.000	138	47Eps Vir	2.8280	4700.0	78	11197	No
143	GOM_NL__2PRFIN20040421_074916_000000442026_00121_11197_1791.N1	21-APR-2004 07:49:16	Bright	44.000	111	8Eta Boo	2.6800	6000.0	88	11197	No
144	GOM_NL__2PRFIN20040421_075419_000000392026_00121_11197_1792.N1	21-APR-2004 07:54:19	Bright	38.500	152	12Alp2CVn	2.8900	11000.	77	11197	No
145	GOM_NL__2PRFIN20040421_075617_000000372026_00121_11197_1793.N1	21-APR-2004 07:56:17	Bright	37.000	174	52Psi UMa	3.0040	4400.0	74	11197	No
146	GOM_NL__2PRFIN20040421_075828_000000352026_00121_11197_1794.N1	21-APR-2004 07:58:28	Bright	35.000	87	64Gam UMa	2.4330	11000.	70	11197	No
147	GOM_NL__2PRFIN20040421_080058_000000382026_00121_11197_1795.N1	21-APR-2004 08:00:58	Bright	37.500	36	50Alp UMa	1.8000	6300.0	75	11197	No
148	GOM_NL__2PRFIN20040421_080538_000000362026_00121_11197_1796.N1	21-APR-2004 08:05:38	Bright	36.000	60	7Bet UMi	2.0810	3950.0	72	11197	No
149	GOM_NL__2PRFIN20040421_080851_000000382026_00121_11197_1797.N1	21-APR-2004 08:08:51	Bright	37.500	49	1Alp UMi	1.9900	6300.0	75	11197	No
150	GOM_NL__2PRFIN20040421_081209_000000672026_00121_11197_1798.N1	21-APR-2004 08:12:09	Bright	67.000	69	33Gam Dra	2.2310	3800.0	134	11197	No
151	GOM_NL__2PRFIN20040421_081550_000000422026_00121_11197_1799.N1	21-APR-2004 08:15:50	Bright	41.500	89	5Alp Cep	2.4510	8000.0	83	11197	No
152	GOM_NL__2PRFIN20040421_081722_000000352026_00121_11197_1800.N1	21-APR-2004 08:17:22	Bright	35.000	74	11Bet Cas	2.2680	6600.0	70	11197	No
153	GOM_NL__2PRFIN20040421_082052_000001752026_00121_11197_1801.N1	21-APR-2004 08:20:52	Bright	175.00	5	3Alp Lyr	0.033000	11000.	350	11197	No
154	GOM_NL__2PRFIN20040421_082549_000000742026_00121_11197_1802.N1	21-APR-2004 08:25:49	Tw_i_and_stray	74.000	92	53Eps Cyg	2.5000	4500.0	148	11197	No
155	GOM_NL__2PRFIN20040421_083024_000000432026_00121_11197_1803.N1	21-APR-2004 08:30:24	Tw_i_and_stray	43.000	90	54Alp Peg	2.4870	11000.	86	11197	No
156	GOM_NL__2PRFIN20040421_083350_000000582026_00121_11197_1804.N1	21-APR-2004 08:33:50	Dark	57.500	61	8Eps Peg	2.1000	3900.0	115	11197	No
157	GOM_NL__2PRFIN20040421_083617_000000492026_00121_11197_1805.N1	21-APR-2004 08:36:17	Dark	49.000	162	34Alp Aqr	2.9440	5350.0	98	11197	No
158	GOM_NL__2PRFIN20040421_083915_000000552026_00121_11197_1806.N1	21-APR-2004 08:39:15	Dark	55.000	154	22Bet Aqr	2.8990	5700.0	110	11197	No
159	GOM_NL__2PRFIN20040421_084255_000000472026_00121_11197_1807.N1	21-APR-2004 08:42:55	Dark	47.000	18	24Alp PsA	1.1660	9700.0	94	11197	No
160	GOM_NL__2PRFIN20040421_085131_000000392026_00121_11197_1808.N1	21-APR-2004 08:51:31	Dark	38.500	148	Alp Tuc	2.8780	4100.0	77	11197	No

161	GOM_NL__2PRFIN20040421_085343_000000412026_00122_11198_1778.N1	21-APR-2004 08:53:43	Dark	40.500	45	Alp Pav	1.9400	26000.	81	11198	No
162	GOM_NL__2PRFIN20040421_085703_000000712026_00122_11198_1779.N1	21-APR-2004 08:57:03	Dark	71.000	103	38Zet Sgr	2.6000	9700.0	142	11198	No
163	GOM_NL__2PRFIN20040421_090022_000000682026_00122_11198_1780.N1	21-APR-2004 09:00:22	Dark	68.000	38	20Eps Sgr	1.8360	11000.	136	11198	No
164	GOM_NL__2PRFIN20040421_090224_000000592026_00122_11198_1781.N1	21-APR-2004 09:02:24	Straylight	59.000	40	The Sco	1.8590	7100.0	118	11198	No
165	GOM_NL__2PRFIN20040421_090517_000000442026_00122_11198_1782.N1	21-APR-2004 09:05:17	Straylight	44.000	4	Alp1Cen	-0.010000	5800.0	88	11198	No
166	GOM_NL__2PRFIN20040421_090712_000000422026_00122_11198_1783.N1	21-APR-2004 09:07:12	Straylight	41.500	20	Bet Cru	1.2530	30000.	83	11198	No
167	GOM_NL__2PRFIN20040421_090834_000000422026_00122_11198_1784.N1	21-APR-2004 09:08:34	Straylight	42.000	78	Alp Lup	2.3040	28000.	84	11198	No
168	GOM_NL__2PRFIN20040421_091010_000000412026_00122_11198_1785.N1	21-APR-2004 09:10:10	Straylight	40.500	64	Gam Cen	2.2000	10600.	81	11198	No
169	GOM_NL__2PRFIN20040421_091435_000000772026_00122_11198_1786.N1	21-APR-2004 09:14:35	Tw_i_and_stray	76.500	80	7Del Sco	2.3160	30000.	153	11198	No
170	GOM_NL__2PRFIN20040421_091717_000000432026_00122_11198_1787.N1	21-APR-2004 09:17:17	Bright	42.500	106	9Bet Crv	2.6480	5600.0	85	11198	No
171	GOM_NL__2PRFIN20040421_092022_000000422026_00122_11198_1788.N1	21-APR-2004 09:20:22	Bright	42.000	15	67Alp Vir	0.97600	28000.	84	11198	No
172	GOM_NL__2PRFIN20040421_092324_000000392026_00122_11198_1789.N1	21-APR-2004 09:23:24	Bright	38.500	121	29Gam Vir	2.7400	7200.0	77	11198	No
173	GOM_NL__2PRFIN20040421_092658_000000382026_00122_11198_1790.N1	21-APR-2004 09:26:58	Bright	38.000	138	47Eps Vir	2.8280	4700.0	76	11198	No
174	GOM_NL__2PRFIN20040421_092952_000000462026_00122_11198_1791.N1	21-APR-2004 09:29:52	Bright	46.000	111	8Eta Boo	2.6800	6000.0	92	11198	No
175	GOM_NL__2PRFIN20040421_093454_000000372026_00122_11198_1792.N1	21-APR-2004 09:34:54	Bright	37.000	152	12Alp2CVn	2.8900	11000.	74	11198	No
176	GOM_NL__2PRFIN20040421_093653_000000382026_00122_11198_1793.N1	21-APR-2004 09:36:53	Bright	37.500	174	52Psi UMa	3.0040	4400.0	75	11198	No
177	GOM_NL__2PRFIN20040421_093904_000000362026_00122_11198_1794.N1	21-APR-2004 09:39:04	Bright	35.500	87	64Gam UMa	2.4330	11000.	71	11198	No
178	GOM_NL__2PRFIN20040421_094134_000000382026_00122_11198_1795.N1	21-APR-2004 09:41:34	Bright	37.500	36	50Alp UMa	1.8000	6300.0	75	11198	No
179	GOM_NL__2PRFIN20040421_094613_000000402026_00122_11198_1796.N1	21-APR-2004 09:46:13	Bright	39.500	60	7Bet UMi	2.0810	3950.0	79	11198	No
180	GOM_NL__2PRFIN20040421_094927_000000382026_00122_11198_1797.N1	21-APR-2004 09:49:27	Bright	38.000	49	1Alp UMi	1.9900	6300.0	76	11198	No
181	GOM_NL__2PRFIN20040421_095244_000000672026_00122_11198_1798.N1	21-APR-2004 09:52:44	Bright	66.500	69	33Gam Dra	2.2310	3800.0	133	11198	No
182	GOM_NL__2PRFIN20040421_095626_000000422026_00122_11198_1799.N1	21-APR-2004 09:56:26	Bright	41.500	89	5Alp Cep	2.4510	8000.0	83	11198	No
183	GOM_NL__2PRFIN20040421_095758_000000382026_00122_11198_1800.N1	21-APR-2004 09:57:58	Bright	37.500	74	11Bet Cas	2.2680	6600.0	75	11198	No
184	GOM_NL__2PRFIN20040421_100127_000001422026_00122_11198_1801.N1	21-APR-2004 10:01:27	Bright	141.50	5	3Alp Lyr	0.033000	11000.	283	11198	No
185	GOM_NL__2PRFIN20040421_100626_000000672026_00122_11198_1802.N1	21-APR-2004 10:06:26	Tw_i_and_stray	66.500	92	53Eps Cyg	2.5000	4500.0	133	11198	No
186	GOM_NL__2PRFIN20040421_101100_000000432026_00122_11198_1803.N1	21-APR-2004 10:11:00	Tw_i_and_stray	43.000	90	54Alp Peg	2.4870	11000.	86	11198	No
187	GOM_NL__2PRFIN20040421_101426_000000562026_00122_11198_1804.N1	21-APR-2004 10:14:26	Dark	56.000	61	8Eps Peg	2.1000	3900.0	112	11198	No
188	GOM_NL__2PRFIN20040421_101653_000000492026_00122_11198_1805.N1	21-APR-2004 10:16:53	Dark	48.500	162	34Alp Aqr	2.9440	5350.0	97	11198	No
189	GOM_NL__2PRFIN20040421_101951_000000552026_00122_11198_1806.N1	21-APR-2004 10:19:51	Dark	55.000	154	22Bet Aqr	2.8990	5700.0	110	11198	No
190	GOM_NL__2PRFIN20040421_102331_000000452026_00122_11198_1807.N1	21-APR-2004 10:23:31	Dark	45.000	18	24Alp PsA	1.1660	9700.0	90	11198	No
191	GOM_NL__2PRFIN20040421_103207_000000462026_00122_11198_1808.N1	21-APR-2004 10:32:07	Dark	45.500	148	Alp Tuc	2.8780	4100.0	91	11198	No
192	GOM_NL__2PRFIN20040421_103419_000000412026_00123_11199_1778.N1	21-APR-2004 10:34:19	Dark	41.000	45	Alp Pav	1.9400	26000.	82	11199	No
193	GOM_NL__2PRFIN20040421_103741_000000692026_00123_11199_1779.N1	21-APR-2004 10:37:41	Dark	69.000	103	38Zet Sgr	2.6000	9700.0	138	11199	No
194	GOM_NL__2PRFIN20040421_104058_000000832026_00123_11199_1780.N1	21-APR-2004 10:40:58	Dark	83.000	38	20Eps Sgr	1.8360	11000.	166	11199	No
195	GOM_NL__2PRFIN20040421_104300_000000562026_00123_11199_1781.N1	21-APR-2004 10:43:00	Straylight	55.500	40	The Sco	1.8590	7100.0	111	11199	No
196	GOM_NL__2PRFIN20040421_104553_000000532026_00123_11199_1782.N1	21-APR-2004 10:45:53	Straylight	53.000	4	Alp1Cen	-0.010000	5800.0	106	11199	No
197	GOM_NL__2PRFIN20040421_104747_000000442026_00123_11199_1783.N1	21-APR-2004 10:47:47	Straylight	43.500	20	Bet Cru	1.2530	30000.	87	11199	No
198	GOM_NL__2PRFIN20040421_104909_000000422026_00123_11199_1784.N1	21-APR-2004 10:49:09	Straylight	41.500	78	Alp Lup	2.3040	28000.	83	11199	No
199	GOM_NL__2PRFIN20040421_105045_000000412026_00123_11199_1785.N1	21-APR-2004 10:50:45	Straylight	40.500	64	Gam Cen	2.2000	10600.	81	11199	No
200	GOM_NL__2PRFIN20040421_105512_000000742026_00123_11199_1786.N1	21-APR-2004 10:55:12	Tw_i_and_stray	74.000	80	7Del Sco	2.3160	30000.	148	11199	No
201	GOM_NL__2PRFIN20040421_105752_000000422026_00123_11199_1787.N1	21-APR-2004 10:57:52	Bright	42.000	106	9Bet Crv	2.6480	5600.0	84	11199	No
202	GOM_NL__2PRFIN20040421_110058_000000432026_00123_11199_1788.N1	21-APR-2004 11:00:58	Bright	42.500	15	67Alp Vir	0.97600	28000.	85	11199	No
203	GOM_NL__2PRFIN20040421_110359_000000382026_00123_11199_1789.N1	21-APR-2004 11:03:59	Bright	38.000	121	29Gam Vir	2.7400	7200.0	76	11199	No
204	GOM_NL__2PRFIN20040421_110733_000000392026_00123_11199_1790.N1	21-APR-2004 11:07:33	Bright	38.500	138	47Eps Vir	2.8280	4700.0	77	11199	No
205	GOM_NL__2PRFIN20040421_111027_000000442026_00123_11199_1791.N1	21-APR-2004 11:10:27	Bright	44.000	111	8Eta Boo	2.6800	6000.0	88	11199	No
206	GOM_NL__2PRFIN20040421_111530_000000392026_00123_11199_1792.N1	21-APR-2004 11:15:30	Bright	38.500	152	12Alp2CVn	2.8900	11000.	77	11199	No
207	GOM_NL__2PRFIN20040421_111729_000000382026_00123_11199_1793.N1	21-APR-2004 11:17:29	Bright	37.500	174	52Psi UMa	3.0040	4400.0	75	11199	No
208	GOM_NL__2PRFIN20040421_111939_000000382026_00123_11199_1794.N1	21-APR-2004 11:19:39	Bright	38.000	87	64Gam UMa	2.4330	11000.	76	11199	No
209	GOM_NL__2PRFIN20040421_112209_000000392026_00123_11199_1795.N1	21-APR-2004 11:22:09	Bright	38.500	36	50Alp UMa	1.8000	6300.0	77	11199	No
210	GOM_NL__2PRFIN20040421_113002_000000352026_00123_11199_1796.N1	21-APR-2004 11:30:02	Bright	35.000	49	1Alp UMi	1.9900	6300.0	70	11199	No
211	GOM_NL__2PRFIN20040421_113319_000000682026_00123_11199_1797.N1	21-APR-2004 11:33:19	Bright	67.500	69	33Gam Dra	2.2310	3800.0	135	11199	No
212	GOM_NL__2PRFIN20040421_113701_000000422026_00123_11199_1798.N1	21-APR-2004 11:37:01	Bright	41.500	89	5Alp Cep	2.4510	8000.0	83	11199	No
213	GOM_NL__2PRFIN20040421_113833_000000352026_00123_11199_1799.N1	21-APR-2004 11:38:33	Bright	35.000	74	11Bet Cas	2.2680	6600.0	70	11199	No
214	GOM_NL__2PRFIN20040421_114202_000001372026_00123_11199_1800.N1	21-APR-2004 11:42:02	Bright	137.00	5	3Alp Lyr	0.033000	11000.	274	11199	No
215	GOM_NL__2PRFIN20040421_114702_000000652026_00123_11199_1801.N1	21-APR-2004 11:47:02	Tw_i_and_stray	65.000	92	53Eps Cyg	2.5000	4500.0	130	11199	No
216	GOM_NL__2PRFIN20040421_115136_000000432026_00123_11199_1802.N1	21-APR-2004 11:51:36	Tw_i_and_stray	42.500	90	54Alp Peg	2.4870	11000.	85	11199	No
217	GOM_NL__2PRFIN20040421_115502_000000592026_00123_11199_1803.N1	21-APR-2004 11:55:02	Dark	59.000	61	8Eps Peg	2.1000	3900.0	118	11199	No
218	GOM_NL__2PRFIN20040421_115730_000000512026_00123_11199_1804.N1	21-APR-2004 11:57:30	Dark	50.500	162	34Alp Aqr	2.9440	5350.0	101	11199	No
219	GOM_NL__2PRFIN20040421_120028_000000552026_00123_11199_1805.N1	21-APR-2004 12:00:28	Dark	55.000	154	22Bet Aqr	2.8990	5700.0	110	11199	No

220	GOM_NL__2PRFIN20040421_120407_000000442026_00123_11199_1806.N1	21-APR-2004 12:04:07	Dark	43.500	18	24Alp PsA	1.1660	9700.0	87	11199	No
221	GOM_NL__2PRFIN20040421_121243_000000412026_00123_11199_1807.N1	21-APR-2004 12:12:43	Dark	41.000	148	Alp Tuc	2.8780	4100.0	82	11199	No
222	GOM_NL__2PRFIN20040421_121456_000000432026_00124_11200_1778.N1	21-APR-2004 12:14:56	Dark	42.500	45	Alp Pav	1.9400	26000.	85	11200	No
223	GOM_NL__2PRFIN20040421_121819_000000712026_00124_11200_1779.N1	21-APR-2004 12:18:19	Dark	71.000	103	38Zet Sgr	2.6000	9700.0	142	11200	No
224	GOM_NL__2PRFIN20040421_122136_000000702026_00124_11200_1780.N1	21-APR-2004 12:21:36	Dark	70.000	38	20Eps Sgr	1.8360	11000.	140	11200	No
225	GOM_NL__2PRFIN20040421_122337_000000672026_00124_11200_1781.N1	21-APR-2004 12:23:37	Straylight	66.500	40	The Sco	1.8590	7100.0	133	11200	No
226	GOM_NL__2PRFIN20040421_122629_000000522026_00124_11200_1782.N1	21-APR-2004 12:26:29	Straylight	52.000	4	Alp1Cen	-0.010000	5800.0	104	11200	No
227	GOM_NL__2PRFIN20040421_122824_000000402026_00124_11200_1783.N1	21-APR-2004 12:28:24	Straylight	40.000	20	Bet Cru	1.2530	30000.	80	11200	No
228	GOM_NL__2PRFIN20040421_123046_000000402026_00124_11200_1784.N1	21-APR-2004 12:30:46	Straylight	39.500	95	Zet Cen	2.5450	26000.	79	11200	No
229	GOM_NL__2PRFIN20040421_123300_000000942026_00124_11200_1785.N1	21-APR-2004 12:33:00	Tw_i_and_stray	94.000	16	21Alp Sco	1.0200	3000.0	188	11200	No
230	GOM_NL__2PRFIN20040421_123548_000000762026_00124_11200_1786.N1	21-APR-2004 12:35:48	Tw_i_and_stray	76.000	80	7Del Sco	2.3160	30000.	152	11200	No
231	GOM_NL__2PRFIN20040421_123829_000000412026_00124_11200_1787.N1	21-APR-2004 12:38:29	Bright	41.000	106	9Bet Crv	2.6480	5600.0	82	11200	No
232	GOM_NL__2PRFIN20040421_124134_000000432026_00124_11200_1788.N1	21-APR-2004 12:41:34	Bright	42.500	15	67Alp Vir	0.97600	28000.	85	11200	No
233	GOM_NL__2PRFIN20040421_124436_000000382026_00124_11200_1789.N1	21-APR-2004 12:44:36	Bright	38.000	121	29Gam Vir	2.7400	7200.0	76	11200	No
234	GOM_NL__2PRFIN20040421_124809_000000382026_00124_11200_1790.N1	21-APR-2004 12:48:09	Bright	37.500	138	47Eps Vir	2.8280	4700.0	75	11200	No
235	GOM_NL__2PRFIN20040421_125102_000000462026_00124_11200_1791.N1	21-APR-2004 12:51:02	Bright	45.500	111	8Eta Boo	2.6800	6000.0	91	11200	No
236	GOM_NL__2PRFIN20040421_125606_000000382026_00124_11200_1792.N1	21-APR-2004 12:56:06	Bright	37.500	152	12Alp2CVn	2.8900	11000.	75	11200	No
237	GOM_NL__2PRFIN20040421_125805_000000392026_00124_11200_1793.N1	21-APR-2004 12:58:05	Bright	38.500	174	52Psi UMa	3.0040	4400.0	77	11200	No
238	GOM_NL__2PRFIN20040421_130015_000000382026_00124_11200_1794.N1	21-APR-2004 13:00:15	Bright	37.500	87	64Gam UMa	2.4330	11000.	75	11200	No
239	GOM_NL__2PRFIN20040421_130246_000000392026_00124_11200_1795.N1	21-APR-2004 13:02:46	Bright	38.500	36	50Alp UMa	1.8000	6300.0	77	11200	No
240	GOM_NL__2PRFIN20040421_130724_000000422026_00124_11200_1796.N1	21-APR-2004 13:07:24	Bright	42.000	60	7Bet UMi	2.0810	3950.0	84	11200	No
241	GOM_NL__2PRFIN20040421_131039_000000382026_00124_11200_1797.N1	21-APR-2004 13:10:39	Bright	37.500	49	1Alp UMi	1.9900	6300.0	75	11200	No
242	GOM_NL__2PRFIN20040421_131354_000000662026_00124_11200_1798.N1	21-APR-2004 13:13:54	Bright	66.000	69	33Gam Dra	2.2310	3800.0	132	11200	No
243	GOM_NL__2PRFIN20040421_131737_000000422026_00124_11200_1799.N1	21-APR-2004 13:17:37	Bright	41.500	89	5Alp Cep	2.4510	8000.0	83	11200	No
244	GOM_NL__2PRFIN20040421_131910_000000352026_00124_11200_1800.N1	21-APR-2004 13:19:10	Bright	35.000	74	11Bet Cas	2.2680	6600.0	70	11200	No
245	GOM_NL__2PRFIN20040421_132236_000001352026_00124_11200_1801.N1	21-APR-2004 13:22:36	Bright	134.50	5	3Alp Lyr	0.033000	11000.	269	11200	No
246	GOM_NL__2PRFIN20040421_132737_000000632026_00124_11200_1802.N1	21-APR-2004 13:27:37	Tw_i_and_stray	62.500	92	53Eps Cyg	2.5000	4500.0	125	11200	No
247	GOM_NL__2PRFIN20040421_133213_000000432026_00124_11200_1803.N1	21-APR-2004 13:32:13	Tw_i_and_stray	43.000	90	54Alp Peg	2.4870	11000.	86	11200	No
248	GOM_NL__2PRFIN20040421_133538_000000572026_00124_11200_1804.N1	21-APR-2004 13:35:38	Dark	56.500	61	8Eps Peg	2.1000	3900.0	113	11200	No
249	GOM_NL__2PRFIN20040421_133807_000000472026_00124_11200_1805.N1	21-APR-2004 13:38:07	Dark	46.500	162	34Alp Aqr	2.9440	5350.0	93	11200	No
250	GOM_NL__2PRFIN20040421_134105_000000562026_00124_11200_1806.N1	21-APR-2004 13:41:05	Dark	55.500	154	22Bet Aqr	2.8990	5700.0	111	11200	No
251	GOM_NL__2PRFIN20040421_134444_000000452026_00124_11200_1807.N1	21-APR-2004 13:44:44	Dark	45.000	18	24Alp PsA	1.1660	9700.0	90	11200	No
252	GOM_NL__2PRFIN20040421_135532_000000442026_00125_11201_1778.N1	21-APR-2004 13:55:32	Dark	43.500	45	Alp Pav	1.9400	26000.	87	11201	No
253	GOM_NL__2PRFIN20040421_135857_000000692026_00125_11201_1779.N1	21-APR-2004 13:58:57	Dark	69.000	103	38Zet Sgr	2.6000	9700.0	138	11201	No
254	GOM_NL__2PRFIN20040421_140213_000000682026_00125_11201_1780.N1	21-APR-2004 14:02:13	Dark	67.500	38	20Eps Sgr	1.8360	11000.	135	11201	No
255	GOM_NL__2PRFIN20040421_140414_000000652026_00125_11201_1781.N1	21-APR-2004 14:04:14	Straylight	65.000	40	The Sco	1.8590	7100.0	130	11201	No
256	GOM_NL__2PRFIN20040421_140705_000000452026_00125_11201_1782.N1	21-APR-2004 14:07:05	Straylight	44.500	4	Alp1Cen	-0.010000	5800.0	89	11201	No
257	GOM_NL__2PRFIN20040421_140900_000000452026_00125_11201_1783.N1	21-APR-2004 14:09:00	Straylight	45.000	20	Bet Cru	1.2530	30000.	90	11201	No
258	GOM_NL__2PRFIN20040421_141122_000000442026_00125_11201_1784.N1	21-APR-2004 14:11:22	Straylight	43.500	95	Zet Cen	2.5450	26000.	87	11201	No
259	GOM_NL__2PRFIN20040421_141337_000000842026_00125_11201_1785.N1	21-APR-2004 14:13:37	Tw_i_and_stray	84.000	16	21Alp Sco	1.0200	3000.0	168	11201	No
260	GOM_NL__2PRFIN20040421_141625_000000722026_00125_11201_1786.N1	21-APR-2004 14:16:25	Tw_i_and_stray	72.000	80	7Del Sco	2.3160	30000.	144	11201	No
261	GOM_NL__2PRFIN20040421_141904_000000442026_00125_11201_1787.N1	21-APR-2004 14:19:04	Bright	43.500	106	9Bet Crv	2.6480	5600.0	87	11201	No
262	GOM_NL__2PRFIN20040421_142210_000000432026_00125_11201_1788.N1	21-APR-2004 14:22:10	Bright	43.000	15	67Alp Vir	0.97600	28000.	86	11201	No
263	GOM_NL__2PRFIN20040421_142511_000000382026_00125_11201_1789.N1	21-APR-2004 14:25:11	Bright	38.000	121	29Gam Vir	2.7400	7200.0	76	11201	No
264	GOM_NL__2PRFIN20040421_142845_000000392026_00125_11201_1790.N1	21-APR-2004 14:28:45	Bright	38.500	138	47Eps Vir	2.8280	4700.0	77	11201	No
265	GOM_NL__2PRFIN20040421_143138_000000442026_00125_11201_1791.N1	21-APR-2004 14:31:38	Bright	43.500	111	8Eta Boo	2.6800	6000.0	87	11201	No
266	GOM_NL__2PRFIN20040421_143641_000000382026_00125_11201_1792.N1	21-APR-2004 14:36:41	Bright	37.500	152	12Alp2CVn	2.8900	11000.	75	11201	No
267	GOM_NL__2PRFIN20040421_143841_000000392026_00125_11201_1793.N1	21-APR-2004 14:38:41	Bright	39.000	174	52Psi UMa	3.0040	4400.0	78	11201	No
268	GOM_NL__2PRFIN20040421_144051_000000382026_00125_11201_1794.N1	21-APR-2004 14:40:51	Bright	38.000	87	64Gam UMa	2.4330	11000.	76	11201	No
269	GOM_NL__2PRFIN20040421_144322_000000382026_00125_11201_1795.N1	21-APR-2004 14:43:22	Bright	38.000	36	50Alp UMa	1.8000	6300.0	76	11201	No
270	GOM_NL__2PRFIN20040421_144800_000000382026_00125_11201_1796.N1	21-APR-2004 14:48:00	Bright	38.000	60	7Bet UMi	2.0810	3950.0	76	11201	No
271	GOM_NL__2PRFIN20040421_145115_000000362026_00125_11201_1797.N1	21-APR-2004 14:51:15	Bright	36.000	49	1Alp UMi	1.9900	6300.0	72	11201	No
272	GOM_NL__2PRFIN20040421_145429_000000662026_00125_11201_1798.N1	21-APR-2004 14:54:29	Bright	65.500	69	33Gam Dra	2.2310	3800.0	131	11201	No
273	GOM_NL__2PRFIN20040421_145813_000000422026_00125_11201_1799.N1	21-APR-2004 14:58:13	Bright	42.000	89	5Alp Cep	2.4510	8000.0	84	11201	No
274	GOM_NL__2PRFIN20040421_145946_000000372026_00125_11201_1800.N1	21-APR-2004 14:59:46	Bright	36.500	74	11Bet Cas	2.2680	6600.0	73	11201	No
275	GOM_NL__2PRFIN20040421_150311_000001482026_00125_11201_1801.N1	21-APR-2004 15:03:11	Bright	148.00	5	3Alp Lyr	0.033000	11000.	296	11201	No
276	GOM_NL__2PRFIN20040421_150813_000000692026_00125_11201_1802.N1	21-APR-2004 15:08:13	Tw_i_and_stray	69.000	92	53Eps Cyg	2.5000	4500.0	138	11201	No
277	GOM_NL__2PRFIN20040421_151249_000000442026_00125_11201_1803.N1	21-APR-2004 15:12:49	Tw_i_and_stray	43.500	90	54Alp Peg	2.4870	11000.	87	11201	No
278	GOM_NL__2PRFIN20040421_151615_000000562026_00125_11201_1804.N1	21-APR-2004 15:16:15	Dark	56.000	61	8Eps Peg	2.1000	3900.0	112	11201	No

279	GOM_NL__2PRFIN20040421_151843_000000492026_00125_11201_1805.N1	21-APR-2004 15:18:43	Dark	48.500	162	34Alp Aqr	2.9440	5350.0	97	11201	No
280	GOM_NL__2PRFIN20040421_152142_000000532026_00125_11201_1806.N1	21-APR-2004 15:21:42	Dark	53.000	154	22Bet Aqr	2.8990	5700.0	106	11201	No
281	GOM_NL__2PRFIN20040421_152520_000000472026_00125_11201_1807.N1	21-APR-2004 15:25:20	Dark	46.500	18	24Alp PsA	1.1660	9700.0	93	11201	No
282	GOM_NL__2PRFIN20040421_153608_000000422026_00126_11202_1778.N1	21-APR-2004 15:36:08	Dark	42.000	45	Alp Pav	1.9400	26000.	84	11202	No
283	GOM_NL__2PRFIN20040421_153935_000000682026_00126_11202_1779.N1	21-APR-2004 15:39:35	Dark	68.000	103	38Zet Sgr	2.6000	9700.0	136	11202	No
284	GOM_NL__2PRFIN20040421_154251_000000672026_00126_11202_1780.N1	21-APR-2004 15:42:51	Dark	67.000	38	20Eps Sgr	1.8360	11000.	134	11202	No
285	GOM_NL__2PRFIN20040421_154450_000000652026_00126_11202_1781.N1	21-APR-2004 15:44:50	Straylight	64.500	40	The Sco	1.8590	7100.0	129	11202	No
286	GOM_NL__2PRFIN20040421_154741_000000532026_00126_11202_1782.N1	21-APR-2004 15:47:41	Straylight	52.500	4	Alp1Cen	-0.010000	5800.0	105	11202	No
287	GOM_NL__2PRFIN20040421_154936_000000392026_00126_11202_1783.N1	21-APR-2004 15:49:36	Straylight	38.500	20	Bet Cru	1.2530	30000.	77	11202	No
288	GOM_NL__2PRFIN20040421_155157_000000412026_00126_11202_1784.N1	21-APR-2004 15:51:57	Straylight	40.500	95	Zet Cen	2.5450	26000.	81	11202	No
289	GOM_NL__2PRFIN20040421_155414_000000612026_00126_11202_1785.N1	21-APR-2004 15:54:14	Straylight	60.500	16	21Alp Sco	1.0200	3000.0	121	11202	No
290	GOM_NL__2PRFIN20040421_155701_000000782026_00126_11202_1786.N1	21-APR-2004 15:57:01	Tw_i_and_stray	77.500	80	7Del Sco	2.3160	30000.	155	11202	No
291	GOM_NL__2PRFIN20040421_155940_000000442026_00126_11202_1787.N1	21-APR-2004 15:59:40	Bright	44.000	106	9Bet Crv	2.6480	5600.0	88	11202	No
292	GOM_NL__2PRFIN20040421_160246_000000422026_00126_11202_1788.N1	21-APR-2004 16:02:46	Bright	41.500	15	67Alp Vir	0.97600	28000.	83	11202	No
293	GOM_NL__2PRFIN20040421_160547_000000392026_00126_11202_1789.N1	21-APR-2004 16:05:47	Bright	39.000	121	29Gam Vir	2.7400	7200.0	78	11202	No
294	GOM_NL__2PRFIN20040421_160921_000000392026_00126_11202_1790.N1	21-APR-2004 16:09:21	Bright	39.000	138	47Eps Vir	2.8280	4700.0	78	11202	No
295	GOM_NL__2PRFIN20040421_161213_000000442026_00126_11202_1791.N1	21-APR-2004 16:12:13	Bright	44.000	111	8Eta Boo	2.6800	6000.0	88	11202	No
296	GOM_NL__2PRFIN20040421_161717_000000382026_00126_11202_1792.N1	21-APR-2004 16:17:17	Bright	38.000	152	12Alp2CVn	2.8900	11000.	76	11202	No
297	GOM_NL__2PRFIN20040421_161916_000000372026_00126_11202_1793.N1	21-APR-2004 16:19:16	Bright	36.500	174	52Psi UMa	3.0040	4400.0	73	11202	No
298	GOM_NL__2PRFIN20040421_162127_000000372026_00126_11202_1794.N1	21-APR-2004 16:21:27	Bright	36.500	87	64Gam UMa	2.4330	11000.	73	11202	No
299	GOM_NL__2PRFIN20040421_162358_000000402026_00126_11202_1795.N1	21-APR-2004 16:23:58	Bright	40.000	36	50Alp UMa	1.8000	6300.0	80	11202	No
300	GOM_NL__2PRFIN20040421_162836_000000412026_00126_11202_1796.N1	21-APR-2004 16:28:36	Bright	40.500	60	7Bet UMi	2.0810	3950.0	81	11202	No
301	GOM_NL__2PRFIN20040421_163150_000000372026_00126_11202_1797.N1	21-APR-2004 16:31:50	Bright	37.000	49	1Alp UMi	1.9900	6300.0	74	11202	No
302	GOM_NL__2PRFIN20040421_163504_000000672026_00126_11202_1798.N1	21-APR-2004 16:35:04	Bright	66.500	69	33Gam Dra	2.2310	3800.0	133	11202	No
303	GOM_NL__2PRFIN20040421_163848_000000422026_00126_11202_1799.N1	21-APR-2004 16:38:48	Bright	42.000	89	5Alp Cep	2.4510	8000.0	84	11202	No
304	GOM_NL__2PRFIN20040421_164022_000000522026_00126_11202_1800.N1	21-APR-2004 16:40:22	Bright	52.000	74	11Bet Cas	2.2680	6600.0	104	11202	No
305	GOM_NL__2PRFIN20040421_164346_000001352026_00126_11202_1801.N1	21-APR-2004 16:43:46	Bright	134.50	5	3Alp Lyr	0.033000	11000.	269	11202	No
306	GOM_NL__2PRFIN20040421_164849_000000642026_00126_11202_1802.N1	21-APR-2004 16:48:49	Tw_i_and_stray	63.500	92	53Eps Cyg	2.5000	4500.0	127	11202	No
307	GOM_NL__2PRFIN20040421_165325_000000422026_00126_11202_1803.N1	21-APR-2004 16:53:25	Tw_i_and_stray	41.500	90	54Alp Peg	2.4870	11000.	83	11202	No
308	GOM_NL__2PRFIN20040421_165652_000000562026_00126_11202_1804.N1	21-APR-2004 16:56:52	Dark	56.000	61	8Eps Peg	2.1000	3900.0	112	11202	No
309	GOM_NL__2PRFIN20040421_165920_000000502026_00126_11202_1805.N1	21-APR-2004 16:59:20	Dark	49.500	162	34Alp Aqr	2.9440	5350.0	99	11202	No
310	GOM_NL__2PRFIN20040421_170219_000000522026_00126_11202_1806.N1	21-APR-2004 17:02:19	Dark	52.000	154	22Bet Aqr	2.8990	5700.0	104	11202	No
311	GOM_NL__2PRFIN20040421_170556_000000462026_00126_11202_1807.N1	21-APR-2004 17:05:56	Dark	45.500	18	24Alp PsA	1.1660	9700.0	91	11202	No
312	GOM_NL__2PRFIN20040421_171645_000000412026_00127_11203_1778.N1	21-APR-2004 17:16:45	Dark	41.000	45	Alp Pav	1.9400	26000.	82	11203	No
313	GOM_NL__2PRFIN20040421_172013_000000702026_00127_11203_1779.N1	21-APR-2004 17:20:13	Dark	69.500	103	38Zet Sgr	2.6000	9700.0	139	11203	No
314	GOM_NL__2PRFIN20040421_172328_000000742026_00127_11203_1780.N1	21-APR-2004 17:23:28	Dark	73.500	38	20Eps Sgr	1.8360	11000.	147	11203	No
315	GOM_NL__2PRFIN20040421_172528_000000572026_00127_11203_1781.N1	21-APR-2004 17:25:28	Straylight	56.500	40	The Sco	1.8590	7100.0	113	11203	No
316	GOM_NL__2PRFIN20040421_172817_000000532026_00127_11203_1782.N1	21-APR-2004 17:28:17	Straylight	53.000	4	Alp1Cen	-0.010000	5800.0	106	11203	No
317	GOM_NL__2PRFIN20040421_173011_000000432026_00127_11203_1783.N1	21-APR-2004 17:30:11	Straylight	42.500	20	Bet Cru	1.2530	30000.	85	11203	No
318	GOM_NL__2PRFIN20040421_173233_000000432026_00127_11203_1784.N1	21-APR-2004 17:32:33	Straylight	43.000	95	Zet Cen	2.5450	26000.	86	11203	No
319	GOM_NL__2PRFIN20040421_173451_000000872026_00127_11203_1785.N1	21-APR-2004 17:34:51	Tw_i_and_stray	86.500	16	21Alp Sco	1.0200	3000.0	173	11203	No
320	GOM_NL__2PRFIN20040421_173738_000000762026_00127_11203_1786.N1	21-APR-2004 17:37:38	Tw_i_and_stray	75.500	80	7Del Sco	2.3160	30000.	151	11203	No
321	GOM_NL__2PRFIN20040421_174016_000000462026_00127_11203_1787.N1	21-APR-2004 17:40:16	Bright	45.500	106	9Bet Crv	2.6480	5600.0	91	11203	No
322	GOM_NL__2PRFIN20040421_174322_000000412026_00127_11203_1788.N1	21-APR-2004 17:43:22	Bright	41.000	15	67Alp Vir	0.97600	28000.	82	11203	No
323	GOM_NL__2PRFIN20040421_174624_000000382026_00127_11203_1789.N1	21-APR-2004 17:46:24	Bright	38.000	121	29Gam Vir	2.7400	7200.0	76	11203	No
324	GOM_NL__2PRFIN20040421_174957_000000392026_00127_11203_1790.N1	21-APR-2004 17:49:57	Bright	38.500	138	47Eps Vir	2.8280	4700.0	77	11203	No
325	GOM_NL__2PRFIN20040421_175249_000000452026_00127_11203_1791.N1	21-APR-2004 17:52:49	Bright	44.500	111	8Eta Boo	2.6800	6000.0	89	11203	No
326	GOM_NL__2PRFIN20040421_175753_000000402026_00127_11203_1792.N1	21-APR-2004 17:57:53	Bright	39.500	152	12Alp2CVn	2.8900	11000.	79	11203	No
327	GOM_NL__2PRFIN20040421_175953_000000372026_00127_11203_1793.N1	21-APR-2004 17:59:53	Bright	37.000	174	52Psi UMa	3.0040	4400.0	74	11203	No
328	GOM_NL__2PRFIN20040421_180203_000000382026_00127_11203_1794.N1	21-APR-2004 18:02:03	Bright	38.000	87	64Gam UMa	2.4330	11000.	76	11203	No
329	GOM_NL__2PRFIN20040421_180434_000000372026_00127_11203_1795.N1	21-APR-2004 18:04:34	Bright	37.000	36	50Alp UMa	1.8000	6300.0	74	11203	No
330	GOM_NL__2PRFIN20040421_180912_000000412026_00127_11203_1796.N1	21-APR-2004 18:09:12	Bright	40.500	60	7Bet UMi	2.0810	3950.0	81	11203	No
331	GOM_NL__2PRFIN20040421_181226_000000342026_00127_11203_1797.N1	21-APR-2004 18:12:26	Bright	34.000	49	1Alp UMi	1.9900	6300.0	68	11203	No
332	GOM_NL__2PRFIN20040421_181539_000000652026_00127_11203_1798.N1	21-APR-2004 18:15:39	Bright	65.000	69	33Gam Dra	2.2310	3800.0	130	11203	No
333	GOM_NL__2PRFIN20040421_181924_000000422026_00127_11203_1799.N1	21-APR-2004 18:19:24	Bright	41.500	89	5Alp Cep	2.4510	8000.0	83	11203	No
334	GOM_NL__2PRFIN20040421_182058_000000482026_00127_11203_1800.N1	21-APR-2004 18:20:58	Bright	48.000	74	11Bet Cas	2.2680	6600.0	96	11203	No
335	GOM_NL__2PRFIN20040421_182421_000001442026_00127_11203_1801.N1	21-APR-2004 18:24:21	Bright	144.00	5	3Alp Lyr	0.033000	11000.	288	11203	No
336	GOM_NL__2PRFIN20040421_182926_000000672026_00127_11203_1802.N1	21-APR-2004 18:29:26	Tw_i_and_stray	67.000	92	53Eps Cyg	2.5000	4500.0	134	11203	No
337	GOM_NL__2PRFIN20040421_183401_000000422026_00127_11203_1803.N1	21-APR-2004 18:34:01	Tw_i_and_stray	42.000	90	54Alp Peg	2.4870	11000.	84	11203	No

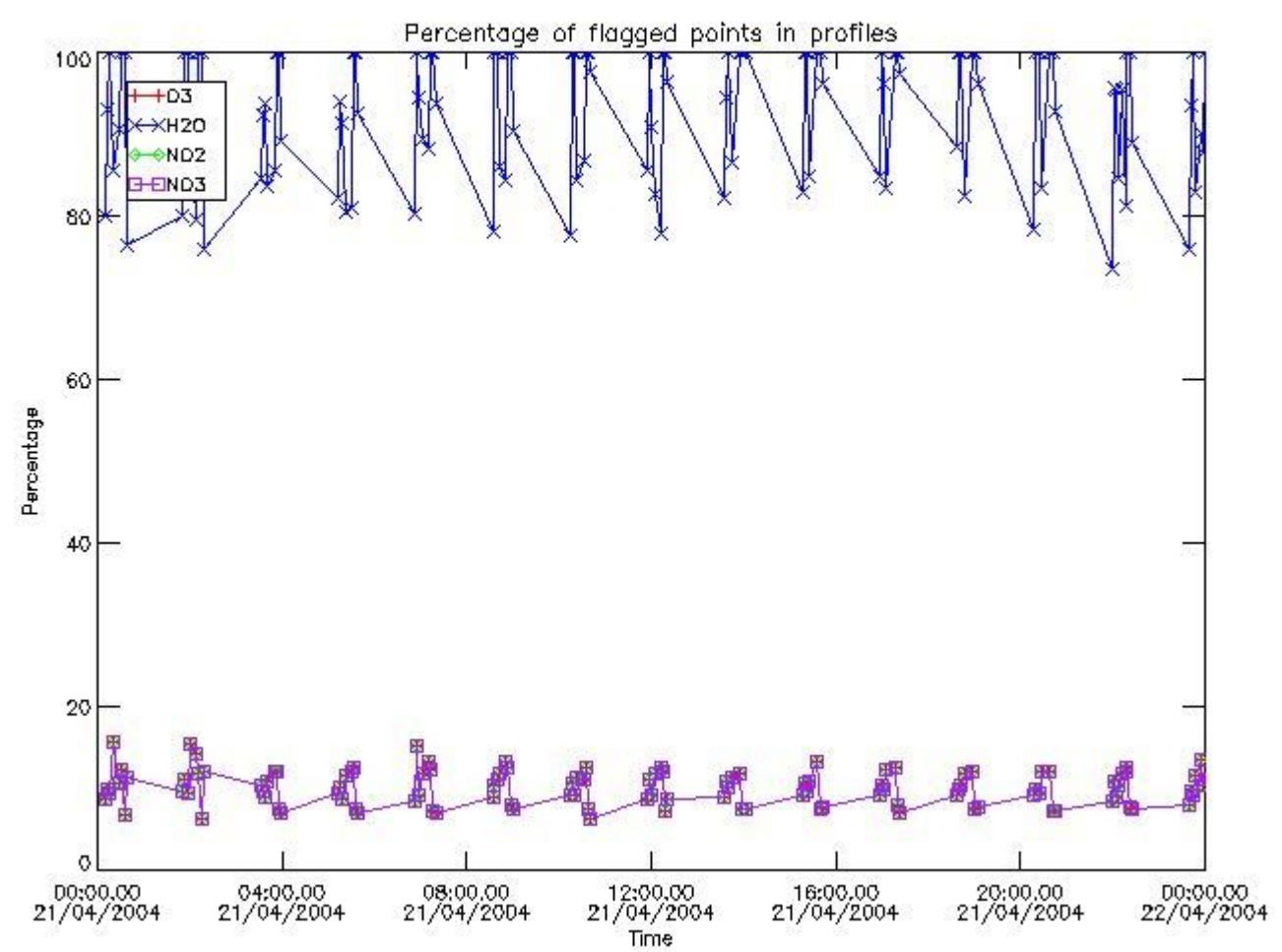
338	GOM_NL__2PRFIN20040421_183728_000000622026_00127_11203_1804.N1	21-APR-2004 18:37:28	Dark	61.500	61	8Eps Peg	2.1000	3900.0	123	11203	No
339	GOM_NL__2PRFIN20040421_183956_000000512026_00127_11203_1805.N1	21-APR-2004 18:39:56	Dark	51.000	162	34Alp Aqr	2.9440	5350.0	102	11203	No
340	GOM_NL__2PRFIN20040421_184255_000000552026_00127_11203_1806.N1	21-APR-2004 18:42:55	Dark	54.500	154	22Bet Aqr	2.8990	5700.0	109	11203	No
341	GOM_NL__2PRFIN20040421_184632_000000432026_00127_11203_1807.N1	21-APR-2004 18:46:32	Dark	43.000	18	24Alp PsA	1.1660	9700.0	86	11203	No
342	GOM_NL__2PRFIN20040421_185721_000000422026_00128_11204_1778.N1	21-APR-2004 18:57:21	Dark	42.000	45	Alp Pav	1.9400	26000.	84	11204	No
343	GOM_NL__2PRFIN20040421_190051_000000692026_00128_11204_1779.N1	21-APR-2004 19:00:51	Dark	69.000	103	38Zet Sgr	2.6000	9700.0	138	11204	No
344	GOM_NL__2PRFIN20040421_190406_000000672026_00128_11204_1780.N1	21-APR-2004 19:04:06	Dark	67.000	38	20Eps Sgr	1.8360	11000.	134	11204	No
345	GOM_NL__2PRFIN20040421_190604_000000542026_00128_11204_1781.N1	21-APR-2004 19:06:04	Straylight	53.500	40	The Sco	1.8590	7100.0	107	11204	No
346	GOM_NL__2PRFIN20040421_190854_000000402026_00128_11204_1782.N1	21-APR-2004 19:08:54	Straylight	40.000	4	Alp1Cen	-0.010000	5800.0	80	11204	No
347	GOM_NL__2PRFIN20040421_191048_000000432026_00128_11204_1783.N1	21-APR-2004 19:10:48	Straylight	42.500	20	Bet Cru	1.2530	30000.	85	11204	No
348	GOM_NL__2PRFIN20040421_191310_000000412026_00128_11204_1784.N1	21-APR-2004 19:13:10	Straylight	41.000	95	Zet Cen	2.5450	26000.	82	11204	No
349	GOM_NL__2PRFIN20040421_191528_000000962026_00128_11204_1785.N1	21-APR-2004 19:15:28	Tw_i_and_stray	96.000	16	21Alp Sco	1.0200	3000.0	192	11204	No
350	GOM_NL__2PRFIN20040421_191814_000000772026_00128_11204_1786.N1	21-APR-2004 19:18:14	Tw_i_and_stray	76.500	80	7Del Sco	2.3160	30000.	153	11204	No
351	GOM_NL__2PRFIN20040421_192052_000000432026_00128_11204_1787.N1	21-APR-2004 19:20:52	Bright	43.000	106	9Bet Crv	2.6480	5600.0	86	11204	No
352	GOM_NL__2PRFIN20040421_192358_000000422026_00128_11204_1788.N1	21-APR-2004 19:23:58	Bright	42.000	15	67Alp Vir	0.97600	28000.	84	11204	No
353	GOM_NL__2PRFIN20040421_192700_000000382026_00128_11204_1789.N1	21-APR-2004 19:27:00	Bright	37.500	121	29Gam Vir	2.7400	7200.0	75	11204	No
354	GOM_NL__2PRFIN20040421_193033_000000392026_00128_11204_1790.N1	21-APR-2004 19:30:33	Bright	38.500	138	47Eps Vir	2.8280	4700.0	77	11204	No
355	GOM_NL__2PRFIN20040421_193325_000000452026_00128_11204_1791.N1	21-APR-2004 19:33:25	Bright	45.000	111	8Eta Boo	2.6800	6000.0	90	11204	No
356	GOM_NL__2PRFIN20040421_193829_000000382026_00128_11204_1792.N1	21-APR-2004 19:38:29	Bright	37.500	152	12Alp2CVn	2.8900	11000.	75	11204	No
357	GOM_NL__2PRFIN20040421_194028_000000392026_00128_11204_1793.N1	21-APR-2004 19:40:28	Bright	39.000	174	52Psi UMa	3.0040	4400.0	78	11204	No
358	GOM_NL__2PRFIN20040421_194239_000000382026_00128_11204_1794.N1	21-APR-2004 19:42:39	Bright	38.000	87	64Gam UMa	2.4330	11000.	76	11204	No
359	GOM_NL__2PRFIN20040421_194510_000000402026_00128_11204_1795.N1	21-APR-2004 19:45:10	Bright	40.000	36	50Alp UMa	1.8000	6300.0	80	11204	No
360	GOM_NL__2PRFIN20040421_194947_000000422026_00128_11204_1796.N1	21-APR-2004 19:49:47	Bright	41.500	60	7Bet UMi	2.0810	3950.0	83	11204	No
361	GOM_NL__2PRFIN20040421_195302_000000392026_00128_11204_1797.N1	21-APR-2004 19:53:02	Bright	38.500	49	1Alp UMi	1.9900	6300.0	77	11204	No
362	GOM_NL__2PRFIN20040421_195614_000000672026_00128_11204_1798.N1	21-APR-2004 19:56:14	Bright	66.500	69	33Gam Dra	2.2310	3800.0	133	11204	No
363	GOM_NL__2PRFIN20040421_200000_000000422026_00128_11204_1799.N1	21-APR-2004 20:00:00	Bright	41.500	89	5Alp Cep	2.4510	8000.0	83	11204	No
364	GOM_NL__2PRFIN20040421_200133_000000382026_00128_11204_1800.N1	21-APR-2004 20:01:33	Bright	37.500	74	11Bet Cas	2.2680	6600.0	75	11204	No
365	GOM_NL__2PRFIN20040421_200456_000001392026_00128_11204_1801.N1	21-APR-2004 20:04:56	Bright	138.50	5	3Alp Lyr	0.033000	11000.	277	11204	No
366	GOM_NL__2PRFIN20040421_201002_000000692026_00128_11204_1802.N1	21-APR-2004 20:10:02	Tw_i_and_stray	69.000	92	53Eps Cyg	2.5000	4500.0	138	11204	No
367	GOM_NL__2PRFIN20040421_201437_000000442026_00128_11204_1803.N1	21-APR-2004 20:14:37	Tw_i_and_stray	44.000	90	54Alp Peg	2.4870	11000.	88	11204	No
368	GOM_NL__2PRFIN20040421_201805_000000562026_00128_11204_1804.N1	21-APR-2004 20:18:05	Dark	55.500	61	8Eps Peg	2.1000	3900.0	111	11204	No
369	GOM_NL__2PRFIN20040421_202032_000000512026_00128_11204_1805.N1	21-APR-2004 20:20:32	Dark	51.000	162	34Alp Aqr	2.9440	5350.0	102	11204	No
370	GOM_NL__2PRFIN20040421_202332_000000542026_00128_11204_1806.N1	21-APR-2004 20:23:32	Dark	54.000	154	22Bet Aqr	2.8990	5700.0	108	11204	No
371	GOM_NL__2PRFIN20040421_202708_000000432026_00128_11204_1807.N1	21-APR-2004 20:27:08	Dark	42.500	18	24Alp PsA	1.1660	9700.0	85	11204	No
372	GOM_NL__2PRFIN20040421_203758_000000422026_00129_11205_1778.N1	21-APR-2004 20:37:58	Dark	42.000	45	Alp Pav	1.9400	26000.	84	11205	No
373	GOM_NL__2PRFIN20040421_204128_000000702026_00129_11205_1779.N1	21-APR-2004 20:41:28	Dark	70.000	103	38Zet Sgr	2.6000	9700.0	140	11205	No
374	GOM_NL__2PRFIN20040421_204443_000000702026_00129_11205_1780.N1	21-APR-2004 20:44:43	Dark	69.500	38	20Eps Sgr	1.8360	11000.	139	11205	No
375	GOM_NL__2PRFIN20040421_204641_000000612026_00129_11205_1781.N1	21-APR-2004 20:46:41	Straylight	60.500	40	The Sco	1.8590	7100.0	121	11205	No
376	GOM_NL__2PRFIN20040421_204930_000000442026_00129_11205_1782.N1	21-APR-2004 20:49:30	Straylight	44.000	4	Alp1Cen	-0.010000	5800.0	88	11205	No
377	GOM_NL__2PRFIN20040421_205124_000000392026_00129_11205_1783.N1	21-APR-2004 20:51:24	Straylight	38.500	20	Bet Cru	1.2530	30000.	77	11205	No
378	GOM_NL__2PRFIN20040421_205247_000000442026_00129_11205_1784.N1	21-APR-2004 20:52:47	Straylight	44.000	78	Alp Lup	2.3040	28000.	88	11205	No
379	GOM_NL__2PRFIN20040421_205420_000000462026_00129_11205_1785.N1	21-APR-2004 20:54:20	Straylight	46.000	64	Gam Cen	2.2000	10600.	92	11205	No
380	GOM_NL__2PRFIN20040421_205604_000000872026_00129_11205_1786.N1	21-APR-2004 20:56:04	Tw_i_and_stray	87.000	16	21Alp Sco	1.0200	3000.0	174	11205	No
381	GOM_NL__2PRFIN20040421_205850_000000762026_00129_11205_1787.N1	21-APR-2004 20:58:50	Tw_i_and_stray	76.000	80	7Del Sco	2.3160	30000.	152	11205	No
382	GOM_NL__2PRFIN20040421_210104_000000462026_00129_11205_1788.N1	21-APR-2004 21:01:04	Tw_i_and_stray	45.500	169	46Gam Hya	2.9910	4700.0	91	11205	No
383	GOM_NL__2PRFIN20040421_210232_000000522026_00129_11205_1789.N1	21-APR-2004 21:02:32	Bright	52.000	122	9Alp2Lib	2.7470	9700.0	104	11205	No
384	GOM_NL__2PRFIN20040421_210434_000000442026_00129_11205_1790.N1	21-APR-2004 21:04:34	Bright	43.500	15	67Alp Vir	0.97600	28000.	87	11205	No
385	GOM_NL__2PRFIN20040421_210736_000000392026_00129_11205_1791.N1	21-APR-2004 21:07:36	Bright	38.500	121	29Gam Vir	2.7400	7200.0	77	11205	No
386	GOM_NL__2PRFIN20040421_211109_000000392026_00129_11205_1792.N1	21-APR-2004 21:11:09	Bright	39.000	138	47Eps Vir	2.8280	4700.0	78	11205	No
387	GOM_NL__2PRFIN20040421_211400_000000432026_00129_11205_1793.N1	21-APR-2004 21:14:00	Bright	43.000	111	8Eta Boo	2.6800	6000.0	86	11205	No
388	GOM_NL__2PRFIN20040421_211904_000000382026_00129_11205_1794.N1	21-APR-2004 21:19:04	Bright	37.500	152	12Alp2CVn	2.8900	11000.	75	11205	No
389	GOM_NL__2PRFIN20040421_212105_000000392026_00129_11205_1795.N1	21-APR-2004 21:21:05	Bright	38.500	174	52Psi UMa	3.0040	4400.0	77	11205	No
390	GOM_NL__2PRFIN20040421_212315_000000392026_00129_11205_1796.N1	21-APR-2004 21:23:15	Bright	38.500	87	64Gam UMa	2.4330	11000.	77	11205	No
391	GOM_NL__2PRFIN20040421_212546_000000412026_00129_11205_1797.N1	21-APR-2004 21:25:46	Bright	40.500	36	50Alp UMa	1.8000	6300.0	81	11205	No
392	GOM_NL__2PRFIN20040421_213023_000000362026_00129_11205_1798.N1	21-APR-2004 21:30:23	Bright	36.000	60	7Bet UMi	2.0810	3950.0	72	11205	No
393	GOM_NL__2PRFIN20040421_213338_000000352026_00129_11205_1799.N1	21-APR-2004 21:33:38	Bright	35.000	49	1Alp UMi	1.9900	6300.0	70	11205	No
394	GOM_NL__2PRFIN20040421_213649_000000642026_00129_11205_1800.N1	21-APR-2004 21:36:49	Bright	64.000	69	33Gam Dra	2.2310	3800.0	128	11205	No
395	GOM_NL__2PRFIN20040421_214035_000000422026_00129_11205_1801.N1	21-APR-2004 21:40:35	Bright	42.000	89	5Alp Cep	2.4510	8000.0	84	11205	No
396	GOM_NL__2PRFIN20040421_214210_000000522026_00129_11205_1802.N1	21-APR-2004 21:42:10	Bright	52.000	74	11Bet Cas	2.2680	6600.0	104	11205	No

397	GOM_NL__2PRFIN20040421_214531_000001412026_00129_11205_1803.N1	21-APR-2004 21:45:31	Bright	140.50	5	3Alp Lyr	0.033000	11000.	281	11205	No
398	GOM_NL__2PRFIN20040421_215038_000000682026_00129_11205_1804.N1	21-APR-2004 21:50:38	Twilight	68.000	92	53Eps Cyg	2.5000	4500.0	136	11205	No
399	GOM_NL__2PRFIN20040421_215513_000000432026_00129_11205_1805.N1	21-APR-2004 21:55:13	Twilight	43.000	90	54Alp Peg	2.4870	11000.	86	11205	No
400	GOM_NL__2PRFIN20040421_215841_000000612026_00129_11205_1806.N1	21-APR-2004 21:58:41	Dark	61.000	61	8Eps Peg	2.1000	3900.0	122	11205	No
401	GOM_NL__2PRFIN20040421_220109_000000482026_00129_11205_1807.N1	21-APR-2004 22:01:09	Dark	47.500	162	34Alp Aqr	2.9440	5350.0	95	11205	No
402	GOM_NL__2PRFIN20040421_220409_000000572026_00129_11205_1808.N1	21-APR-2004 22:04:09	Dark	56.500	154	22Bet Aqr	2.8990	5700.0	113	11205	No
403	GOM_NL__2PRFIN20040421_220744_000000492026_00129_11205_1809.N1	21-APR-2004 22:07:44	Dark	49.000	18	24Alp PsA	1.1660	9700.0	98	11205	No
404	GOM_NL__2PRFIN20040421_221321_000000442026_00129_11205_1810.N1	21-APR-2004 22:13:21	Dark	43.500	31	Alp Gru	1.7340	15200.	87	11205	No
405	GOM_NL__2PRFIN20040421_221620_000000412026_00129_11205_1811.N1	21-APR-2004 22:16:20	Dark	40.500	148	Alp Tuc	2.8780	4100.0	81	11205	No
406	GOM_NL__2PRFIN20040421_221834_000000432026_00130_11206_1778.N1	21-APR-2004 22:18:34	Dark	42.500	45	Alp Pav	1.9400	26000.	85	11206	No
407	GOM_NL__2PRFIN20040421_222206_000000732026_00130_11206_1779.N1	21-APR-2004 22:22:06	Dark	72.500	103	38Zet Sgr	2.6000	9700.0	145	11206	No
408	GOM_NL__2PRFIN20040421_222520_000000682026_00130_11206_1780.N1	21-APR-2004 22:25:20	Dark	67.500	38	20Eps Sgr	1.8360	11000.	135	11206	No
409	GOM_NL__2PRFIN20040421_222716_000000642026_00130_11206_1781.N1	21-APR-2004 22:27:16	Straylight	63.500	40	The Sco	1.8590	7100.0	127	11206	No
410	GOM_NL__2PRFIN20040421_223005_000000472026_00130_11206_1782.N1	21-APR-2004 22:30:05	Straylight	46.500	4	Alp1Cen	-0.010000	5800.0	93	11206	No
411	GOM_NL__2PRFIN20040421_223200_000000432026_00130_11206_1783.N1	21-APR-2004 22:32:00	Straylight	43.000	20	Bet Cru	1.2530	30000.	86	11206	No
412	GOM_NL__2PRFIN20040421_223323_000000462026_00130_11206_1784.N1	21-APR-2004 22:33:23	Straylight	45.500	78	Alp Lup	2.3040	28000.	91	11206	No
413	GOM_NL__2PRFIN20040421_223458_000000432026_00130_11206_1785.N1	21-APR-2004 22:34:58	Straylight	42.500	64	Gam Cen	2.2000	10600.	85	11206	No
414	GOM_NL__2PRFIN20040421_223640_000000892026_00130_11206_1786.N1	21-APR-2004 22:36:40	Twilight	89.000	16	21Alp Sco	1.0200	3000.0	178	11206	No
415	GOM_NL__2PRFIN20040421_223927_000000762026_00130_11206_1787.N1	21-APR-2004 22:39:27	Twilight	75.500	80	7Del Sco	2.3160	30000.	151	11206	No
416	GOM_NL__2PRFIN20040421_224139_000000482026_00130_11206_1788.N1	21-APR-2004 22:41:39	Twilight	47.500	169	46Gam Hya	2.9910	4700.0	95	11206	No
417	GOM_NL__2PRFIN20040421_224308_000000512026_00130_11206_1789.N1	21-APR-2004 22:43:08	Bright	51.000	122	9Alp2Lib	2.7470	9700.0	102	11206	No
418	GOM_NL__2PRFIN20040421_224509_000000442026_00130_11206_1790.N1	21-APR-2004 22:45:09	Bright	44.000	15	67Alp Vir	0.97600	28000.	88	11206	No
419	GOM_NL__2PRFIN20040421_224811_000000392026_00130_11206_1791.N1	21-APR-2004 22:48:11	Bright	38.500	121	29Gam Vir	2.7400	7200.0	77	11206	No
420	GOM_NL__2PRFIN20040421_225144_000000392026_00130_11206_1792.N1	21-APR-2004 22:51:44	Bright	39.000	138	47Eps Vir	2.8280	4700.0	78	11206	No
421	GOM_NL__2PRFIN20040421_225436_000000432026_00130_11206_1793.N1	21-APR-2004 22:54:36	Bright	42.500	111	8Eta Boo	2.6800	6000.0	85	11206	No
422	GOM_NL__2PRFIN20040421_225940_000000382026_00130_11206_1794.N1	21-APR-2004 22:59:40	Bright	37.500	152	12Alp2CVn	2.8900	11000.	75	11206	No
423	GOM_NL__2PRFIN20040421_230141_000000402026_00130_11206_1795.N1	21-APR-2004 23:01:41	Bright	40.000	174	52Psi UMa	3.0040	4400.0	80	11206	No
424	GOM_NL__2PRFIN20040421_230351_000000362026_00130_11206_1796.N1	21-APR-2004 23:03:51	Bright	36.000	87	64Gam UMa	2.4330	11000.	72	11206	No
425	GOM_NL__2PRFIN20040421_230621_000000412026_00130_11206_1797.N1	21-APR-2004 23:06:21	Bright	40.500	36	50Alp UMa	1.8000	6300.0	81	11206	No
426	GOM_NL__2PRFIN20040421_231058_000000372026_00130_11206_1798.N1	21-APR-2004 23:10:58	Bright	36.500	60	7Bet UMi	2.0810	3950.0	73	11206	No
427	GOM_NL__2PRFIN20040421_231413_000000372026_00130_11206_1799.N1	21-APR-2004 23:14:13	Bright	36.500	49	1Alp UMi	1.9900	6300.0	73	11206	No
428	GOM_NL__2PRFIN20040421_231724_000000672026_00130_11206_1800.N1	21-APR-2004 23:17:24	Bright	66.500	69	33Gam Dra	2.2310	3800.0	133	11206	No
429	GOM_NL__2PRFIN20040421_232111_000000412026_00130_11206_1801.N1	21-APR-2004 23:21:11	Bright	41.000	89	5Alp Cep	2.4510	8000.0	82	11206	No
430	GOM_NL__2PRFIN20040421_232245_000000432026_00130_11206_1802.N1	21-APR-2004 23:22:45	Bright	43.000	74	11Bet Cas	2.2680	6600.0	86	11206	No
431	GOM_NL__2PRFIN20040421_232606_000001402026_00130_11206_1803.N1	21-APR-2004 23:26:06	Bright	140.00	5	3Alp Lyr	0.033000	11000.	280	11206	No
432	GOM_NL__2PRFIN20040421_233114_000000712026_00130_11206_1804.N1	21-APR-2004 23:31:14	Twilight	70.500	92	53Eps Cyg	2.5000	4500.0	141	11206	No
433	GOM_NL__2PRFIN20040421_233549_000000442026_00130_11206_1805.N1	21-APR-2004 23:35:49	Twilight	44.000	90	54Alp Peg	2.4870	11000.	88	11206	No
434	GOM_NL__2PRFIN20040421_233918_000000652026_00130_11206_1806.N1	21-APR-2004 23:39:18	Dark	65.000	61	8Eps Peg	2.1000	3900.0	130	11206	No
435	GOM_NL__2PRFIN20040421_234143_000000542026_00130_11206_1807.N1	21-APR-2004 23:41:43	Dark	53.500	162	34Alp Aqr	2.9440	5350.0	107	11206	No
436	GOM_NL__2PRFIN20040421_234445_000000562026_00130_11206_1808.N1	21-APR-2004 23:44:45	Dark	55.500	154	22Bet Aqr	2.8990	5700.0	111	11206	No
437	GOM_NL__2PRFIN20040421_234821_000000452026_00130_11206_1809.N1	21-APR-2004 23:48:21	Dark	44.500	18	24Alp PsA	1.1660	9700.0	89	11206	No
438	GOM_NL__2PRFIN20040421_235354_000000462026_00130_11206_1810.N1	21-APR-2004 23:53:54	Dark	45.500	31	Alp Gru	1.7340	15200.	91	11206	No
439	GOM_NL__2PRFIN20040421_235654_000000502026_00130_11206_1811.N1	21-APR-2004 23:56:54	Dark	49.500	148	Alp Tuc	2.8780	4100.0	99	11206	No
440	GOM_NL__2PRFIN20040421_235910_000000462026_00131_11207_1778.N1	21-APR-2004 23:59:10	Dark	45.500	45	Alp Pav	1.9400	26000.	91	11207	No

### 3. Quality information per product

In this section it is plotted some information contained in the Quality Summary data set of the level 2 products. Only products in dark limb conditions and without errors (error flag in the MPH set to "0") are used.

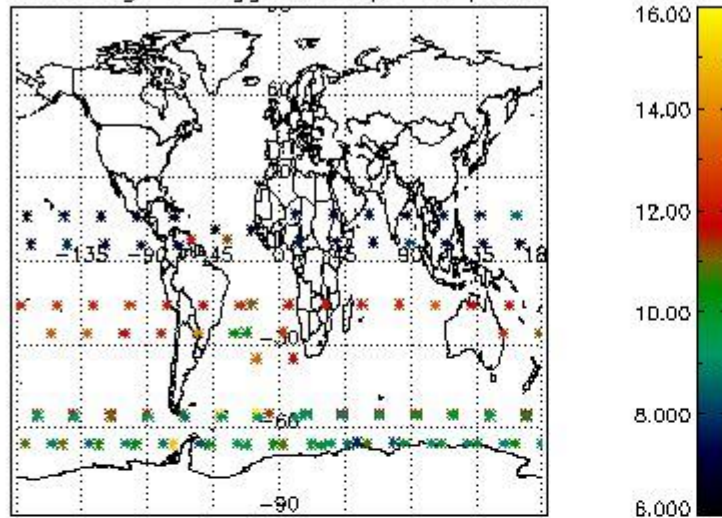
#### 3.1 Plot quality information per product (time dependant)



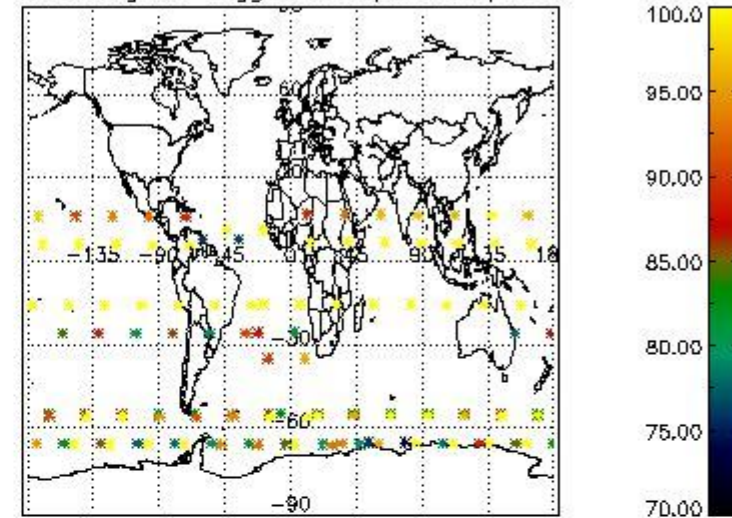
*3.2 Plot quality information per product (world map)*



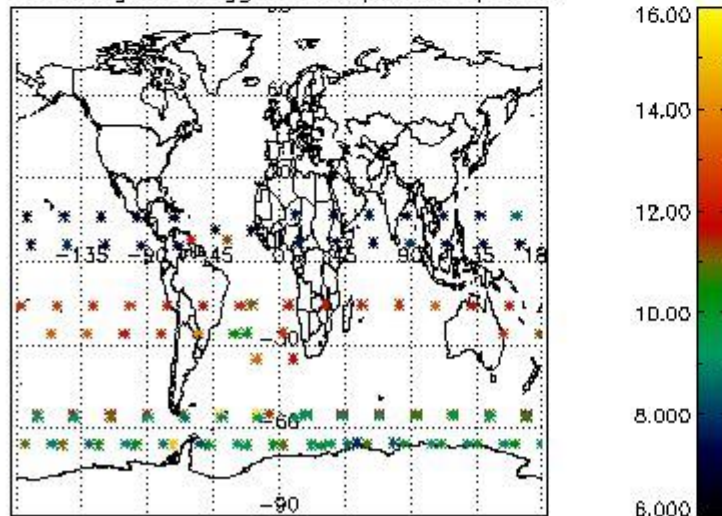
Percentage of flagged data per O3 profile



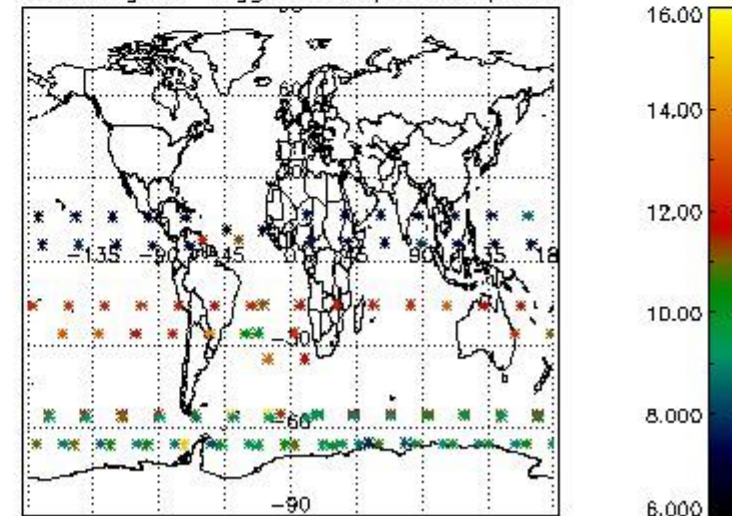
Percentage of flagged data per H2O profile



Percentage of flagged data per NO2 profile



Percentage of flagged data per NO3 profile

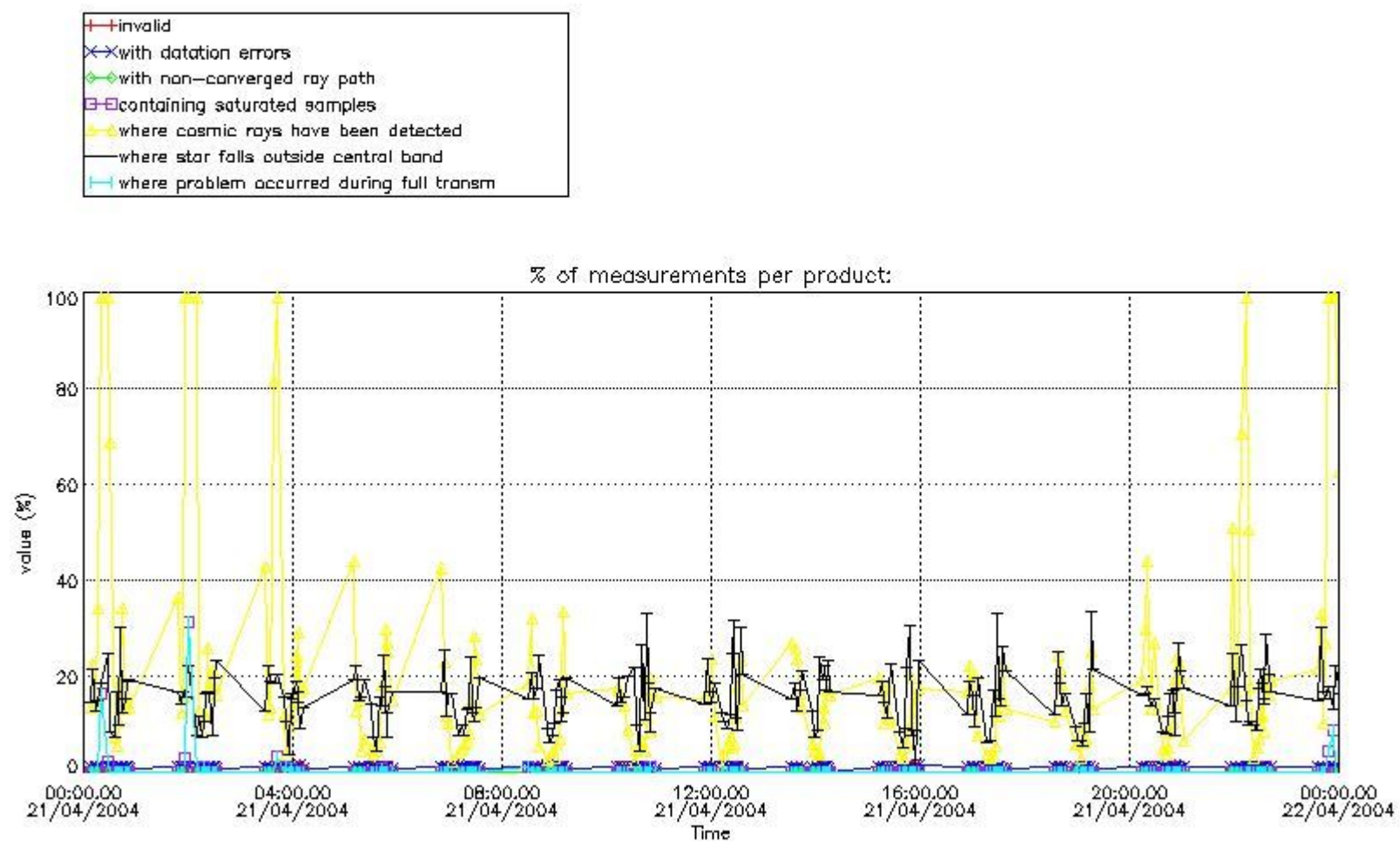


#### 4. Level 1 quality information per product

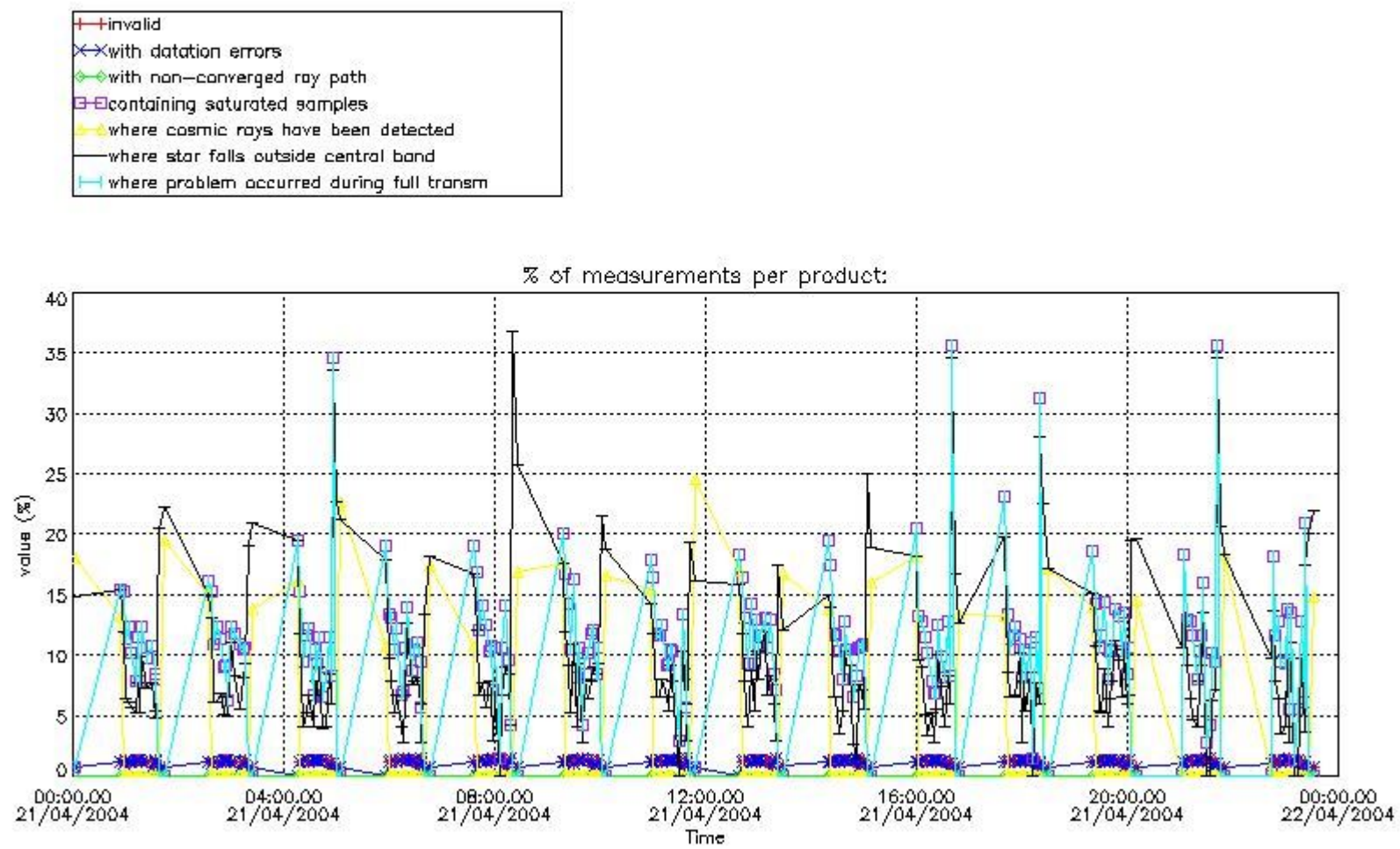
In this section it is plotted some information contained in the Quality Summary data set of the level 2 products that comes from the level 1b processing. Products without errors (error flag in the MPH set to "0") are used.

##### 4.1 Plot quality information per product (time dependant) coming from level 1b processing

##### 4.1.1 Plot level 1 quality information per product (time dependant): ENVISAT ASCENDING passes

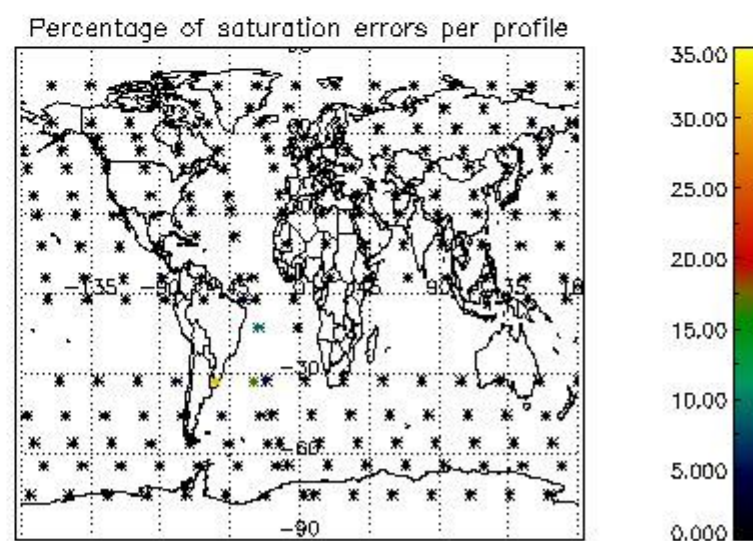
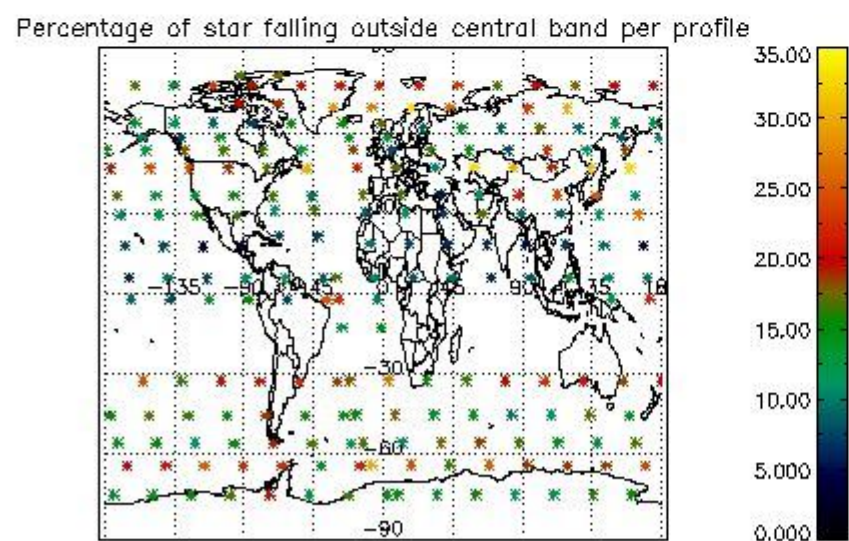
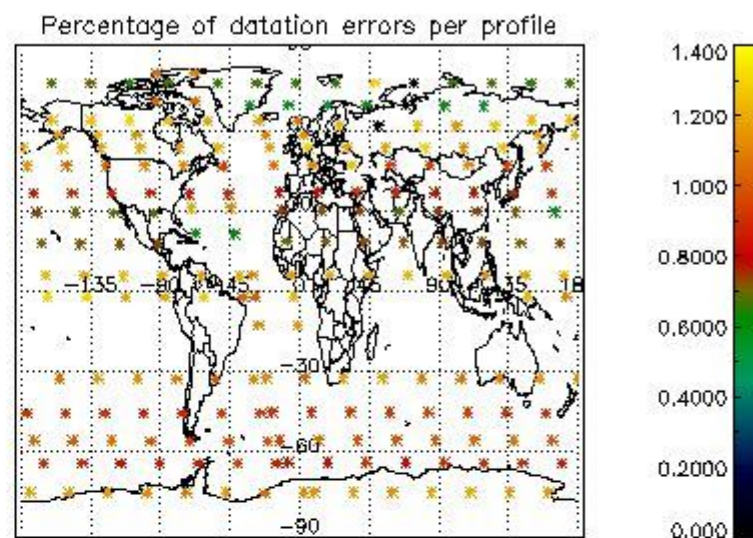
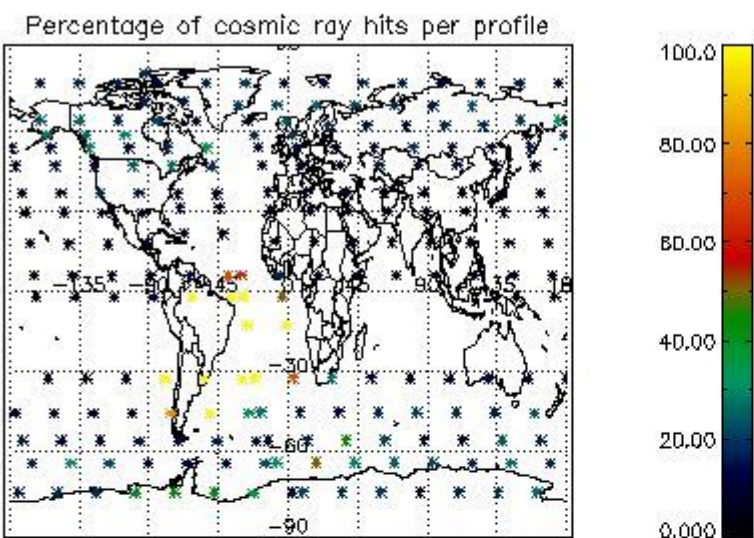


4.1.2 Plot level 1 quality information per product (time dependant): ENVI SAT DESCENDING passes

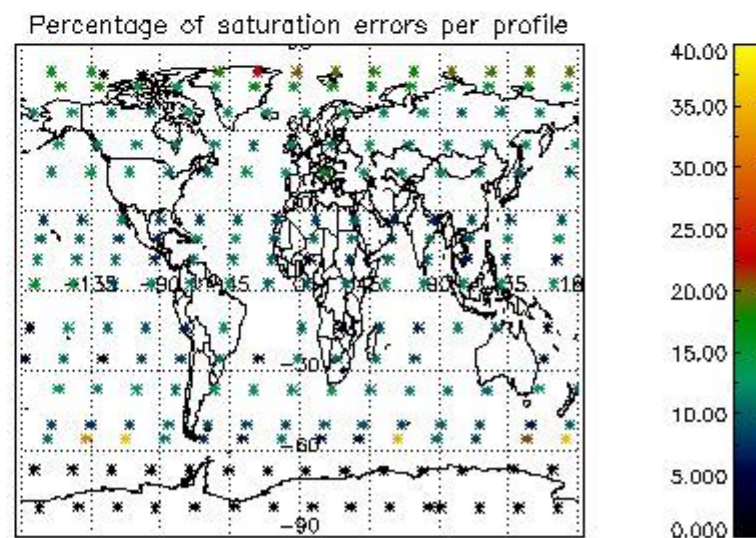
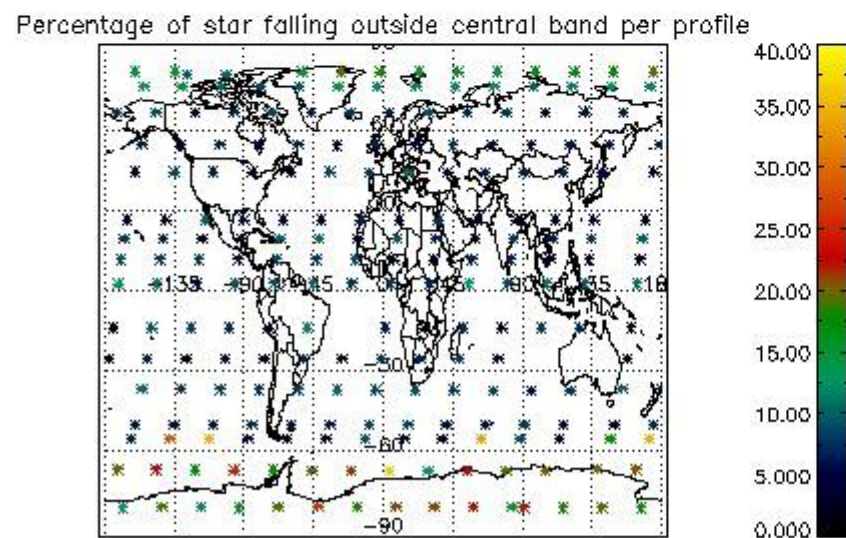
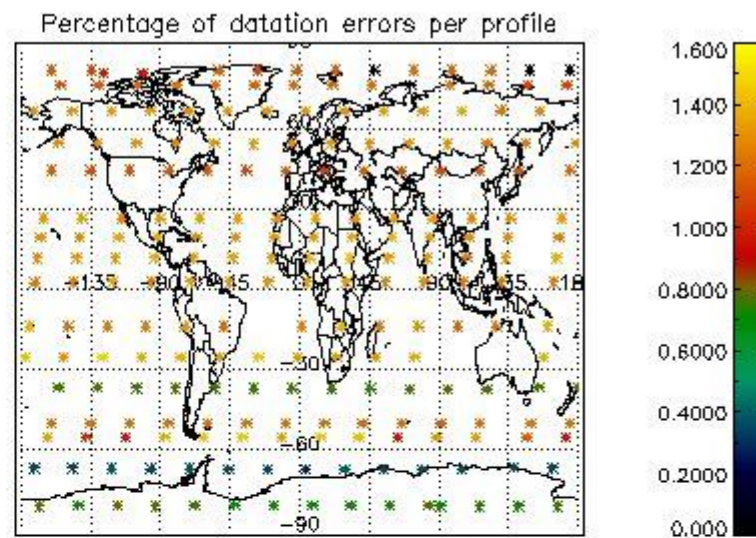
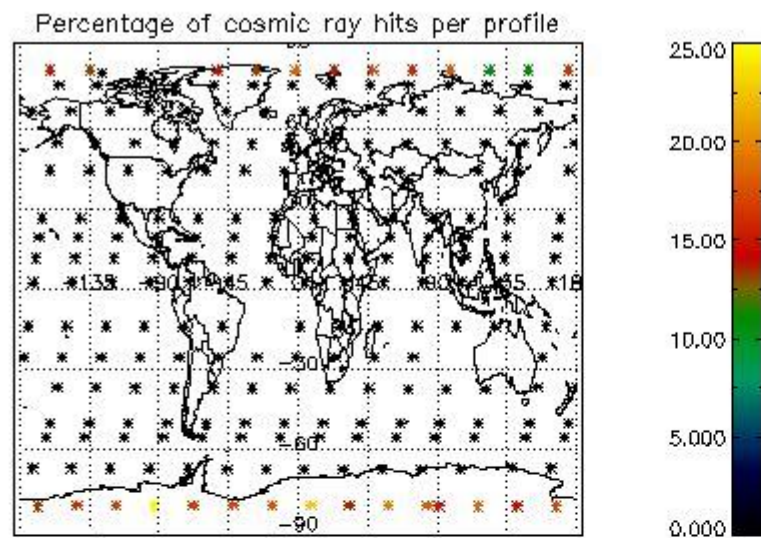


#### 4.2 Plot quality information per product coming from level 1b processing (world map)

##### 4.2.1 Plot level 1 quality information per product (world map): ENVISAT ASCENDING passes



4.2.2 Plot level 1 quality information per product (world map): ENVISAT DESCENDING passes



## 5. Trace gas profiles

### 5.1 Ozone statistics based on quality of products

The final quality of the products can be "measured" using the STD (Standard Deviation) attached to every point profile. This information is written to the parameter GOM\_NL\_\_2P/NL\_LOCAL\_SPECIES\_DENSITY/o3\_std of the level 2 products. The table below shows the statistics for given STD ranges.

The statistics are given with respect to the overall valid production:

- Products without fatal errors: GOM\_NL\_\_2P/MPH/PRODUCT\_ERR=0
- Valid point profile: GOM\_NL\_\_2P/NL\_LOCAL\_SPECIES\_DENSITY/pcd(0)=0

The 'Criteria' is applied to valid points of dark limb products:

- Products in dark limb illumination condition: GOM\_NL\_\_2P/NL\_SUMMARY\_QUALITY/obs\_ill\_cond=0
- Products without fatal errors: GOM\_NL\_\_2P/MPH/PRODUCT\_ERR=0
- Valid point profile: GOM\_NL\_\_2P/NL\_LOCAL\_SPECIES\_DENSITY/pcd(0)=0

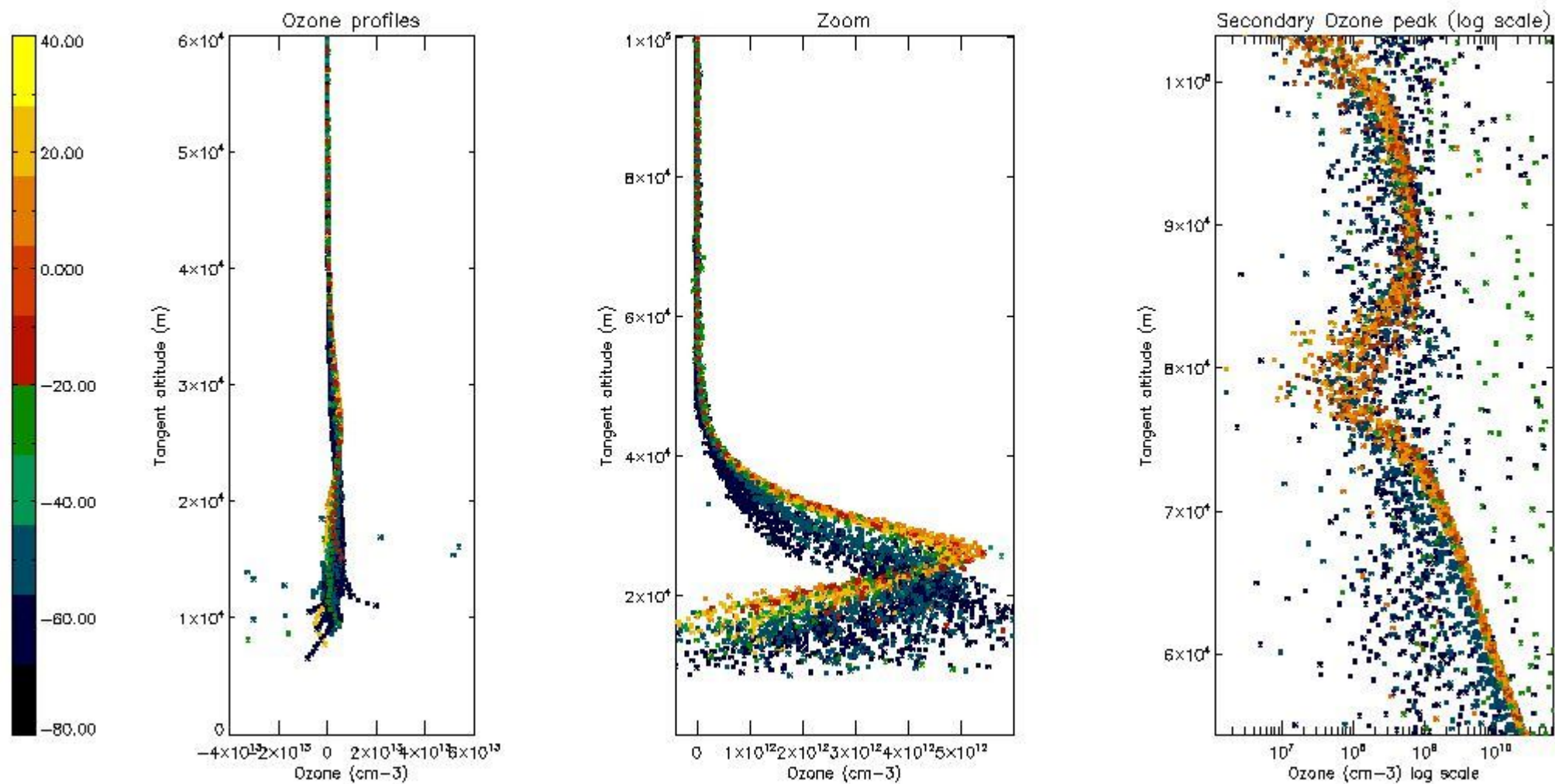
So, the table below shows the percentage of dark limb and valid observations for each criteria with respect to the overall valid daily observations.

Criteria	% of total production
All STD	28
STD < 20	14

STD < 10	10
STD < 5	7

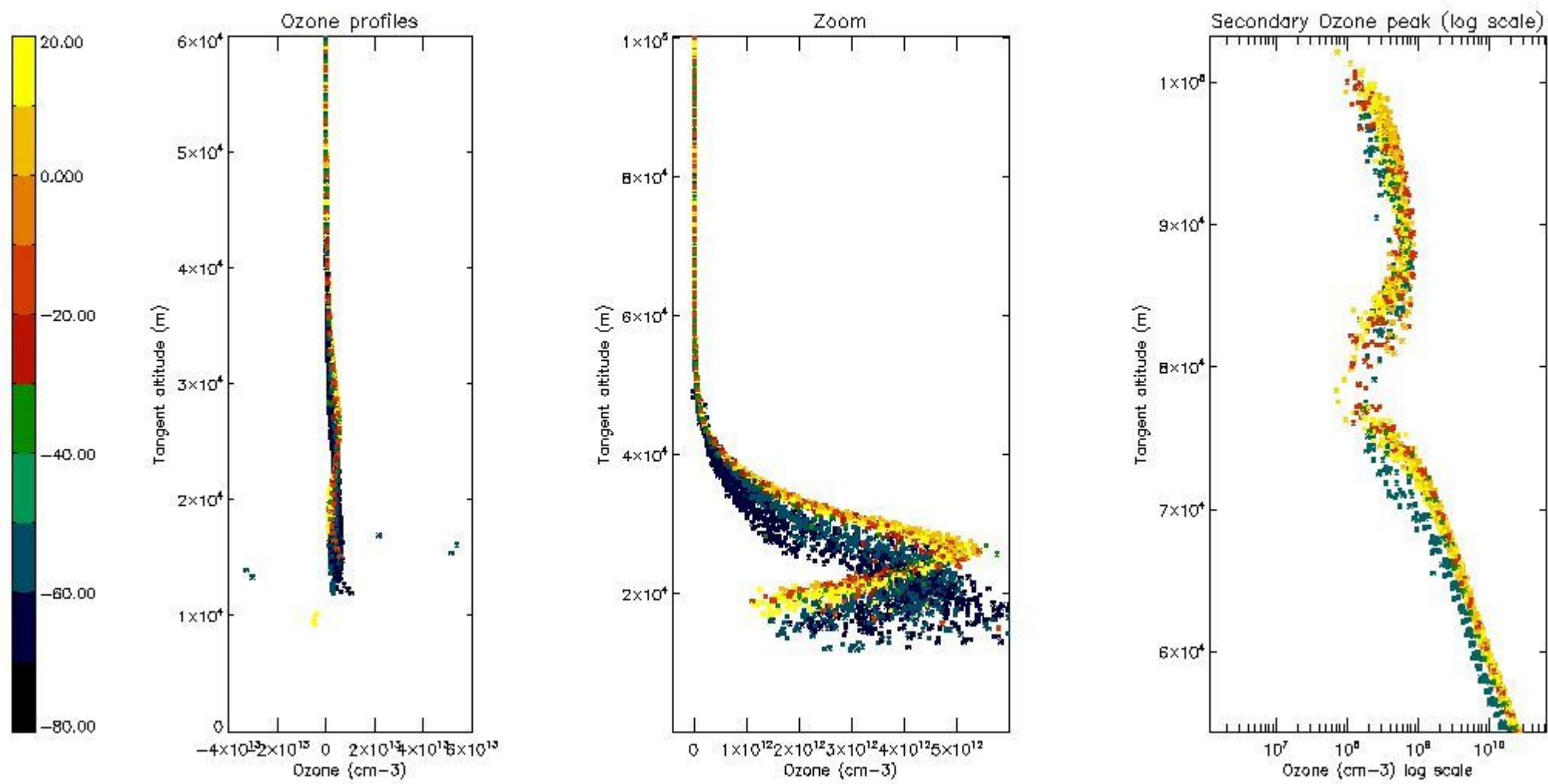
5.2 Plot ozone profiles for all STD (dark without errors)

The colorbar represents the latitude.



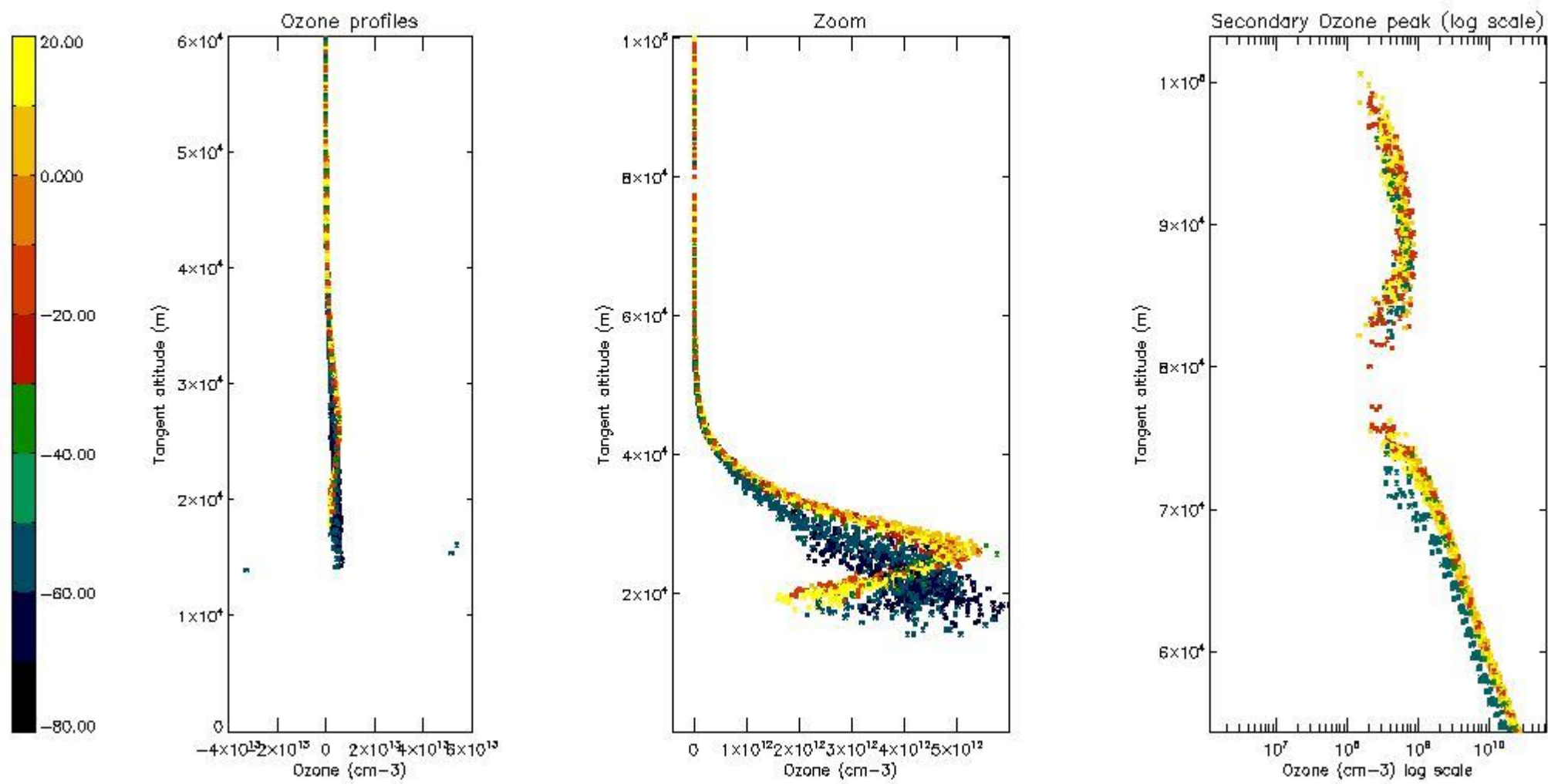
5.3 Plot ozone profiles where STD < 20% (dark without errors)

The colorbar represents the latitude.



*5.4 Plot ozone profiles where  $STD < 10\%$  (dark without errors)*

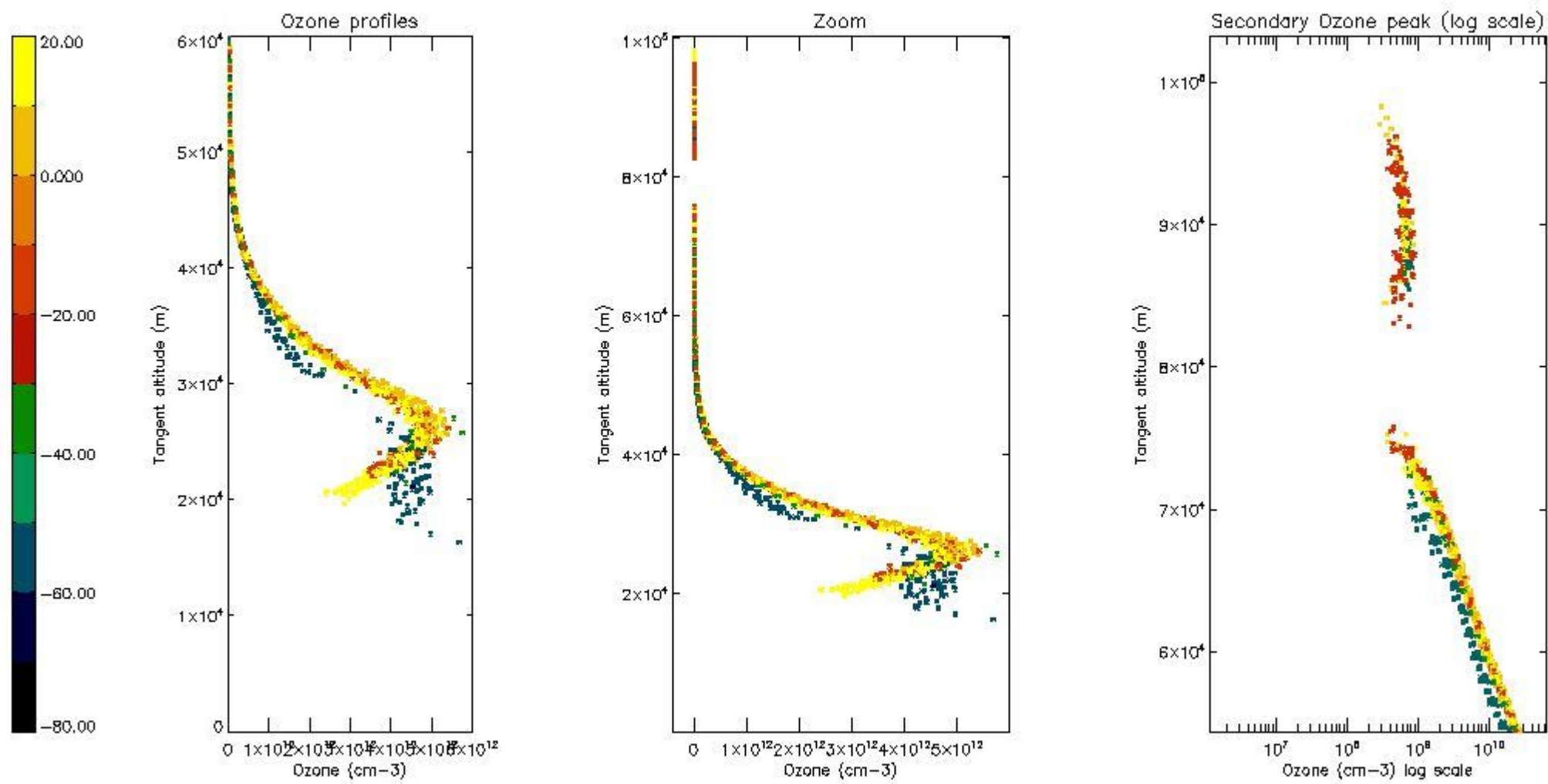
The colorbar represents the latitude.



*5.5 Plot ozone profiles where STD < 5% (dark without errors)*

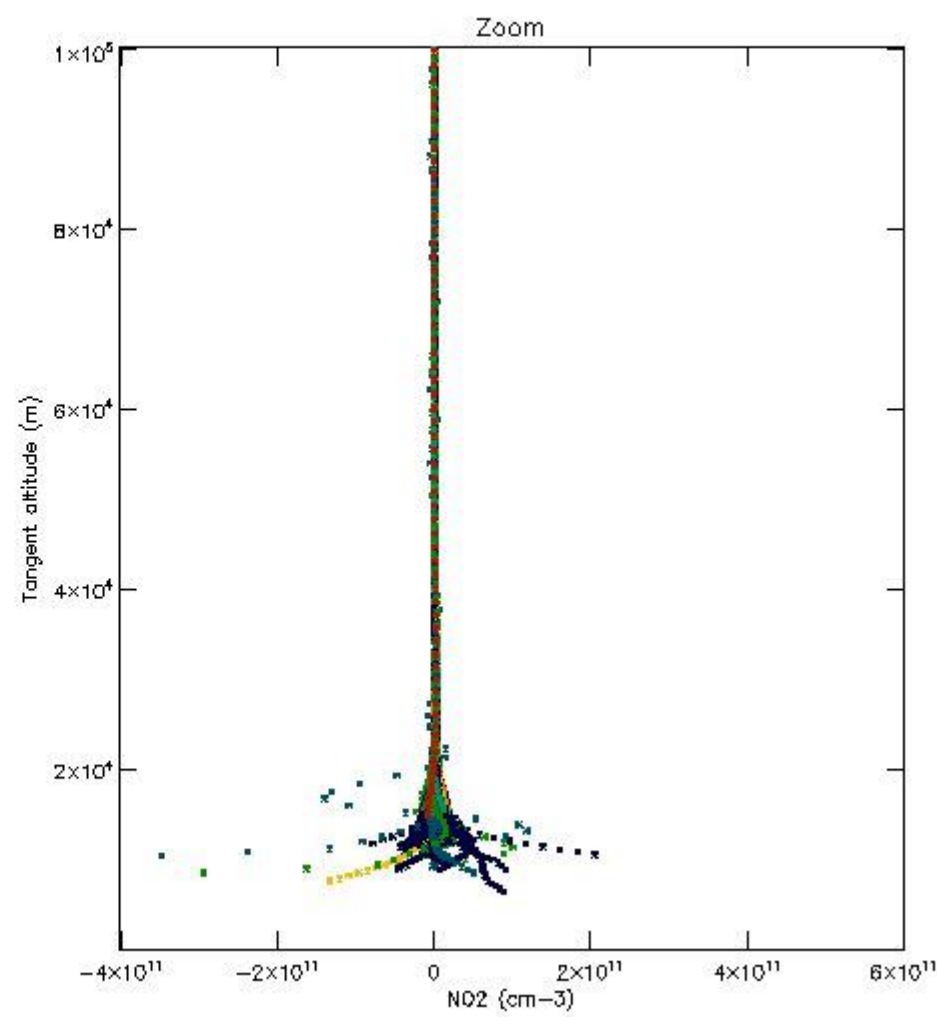
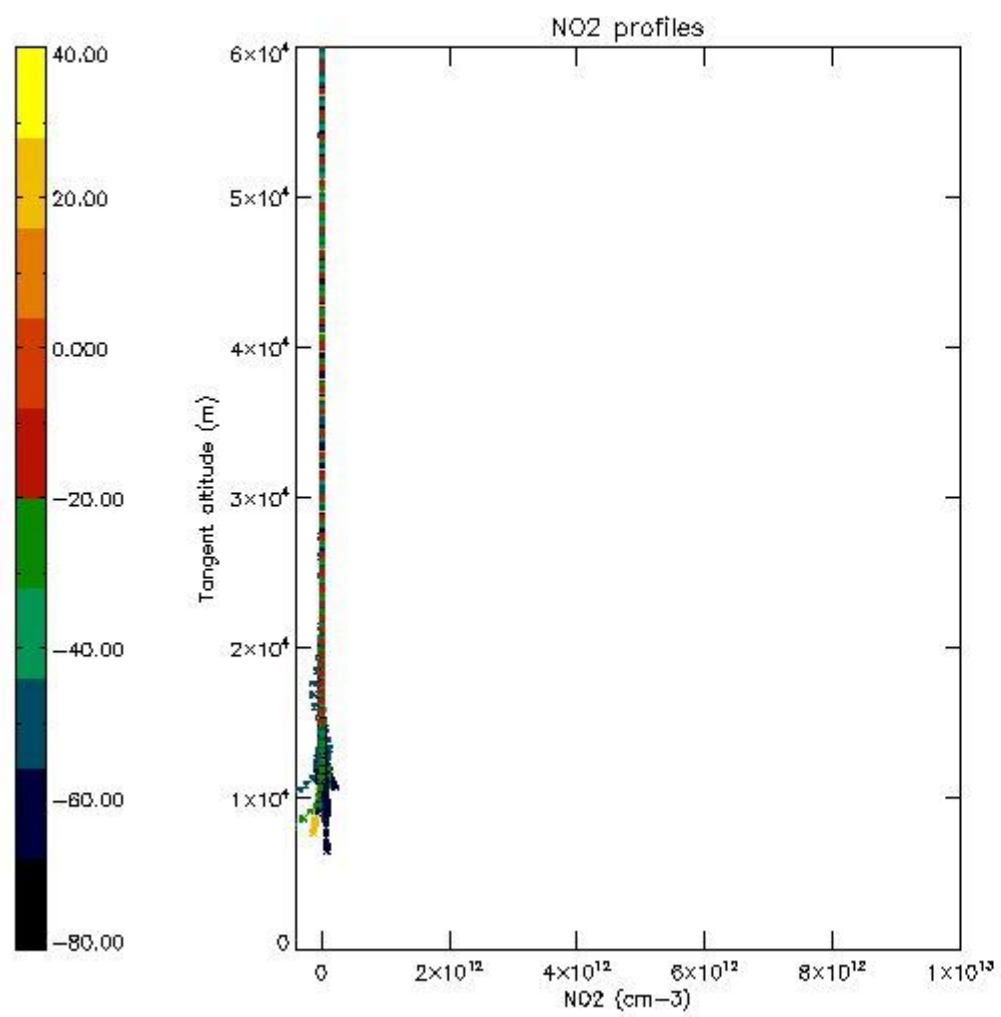
The colorbar represents the latitude.





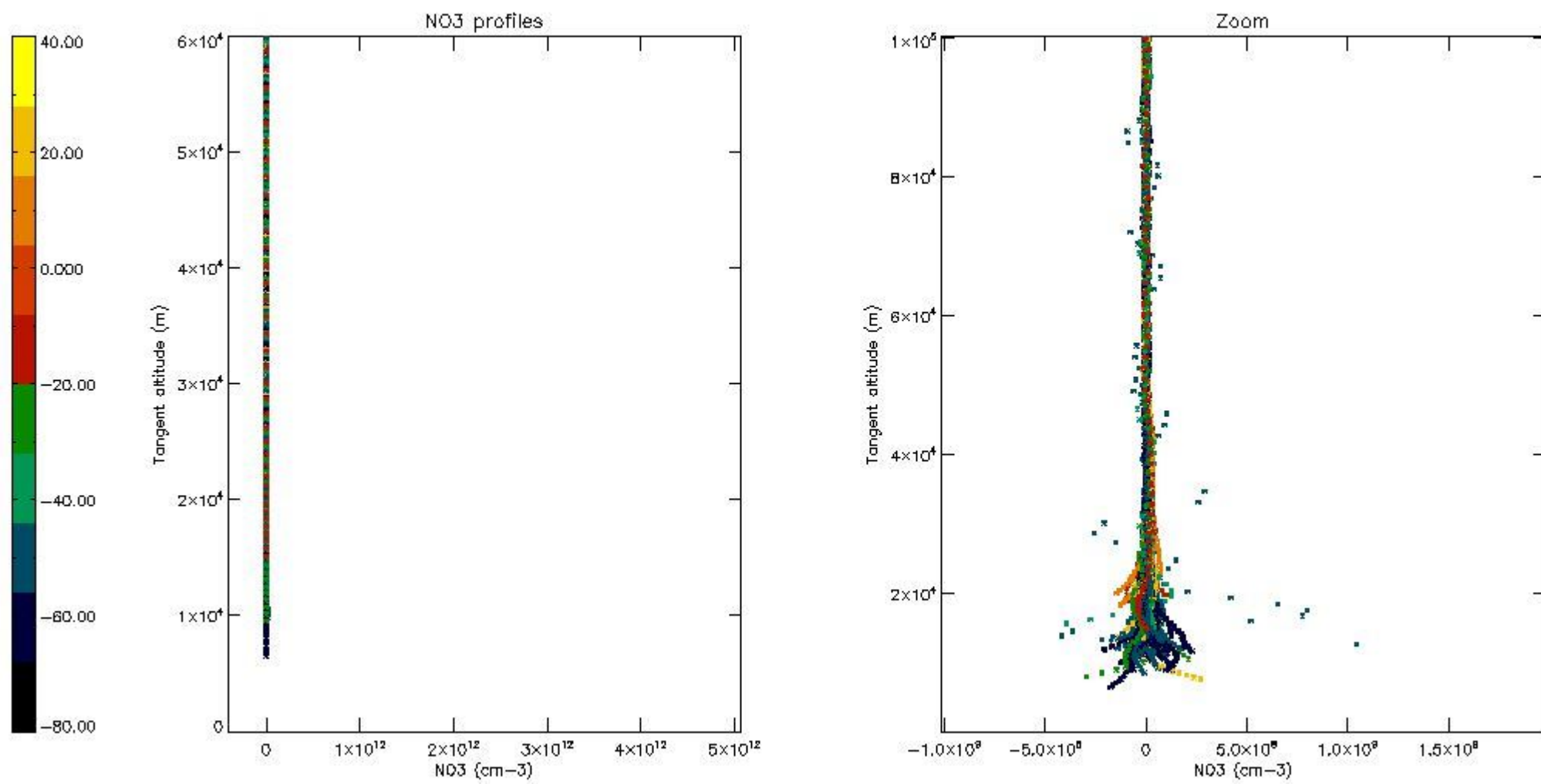
*5.6 Plot NO<sub>2</sub> profiles for all STD (dark without errors)*

The colorbar represents the latitude.



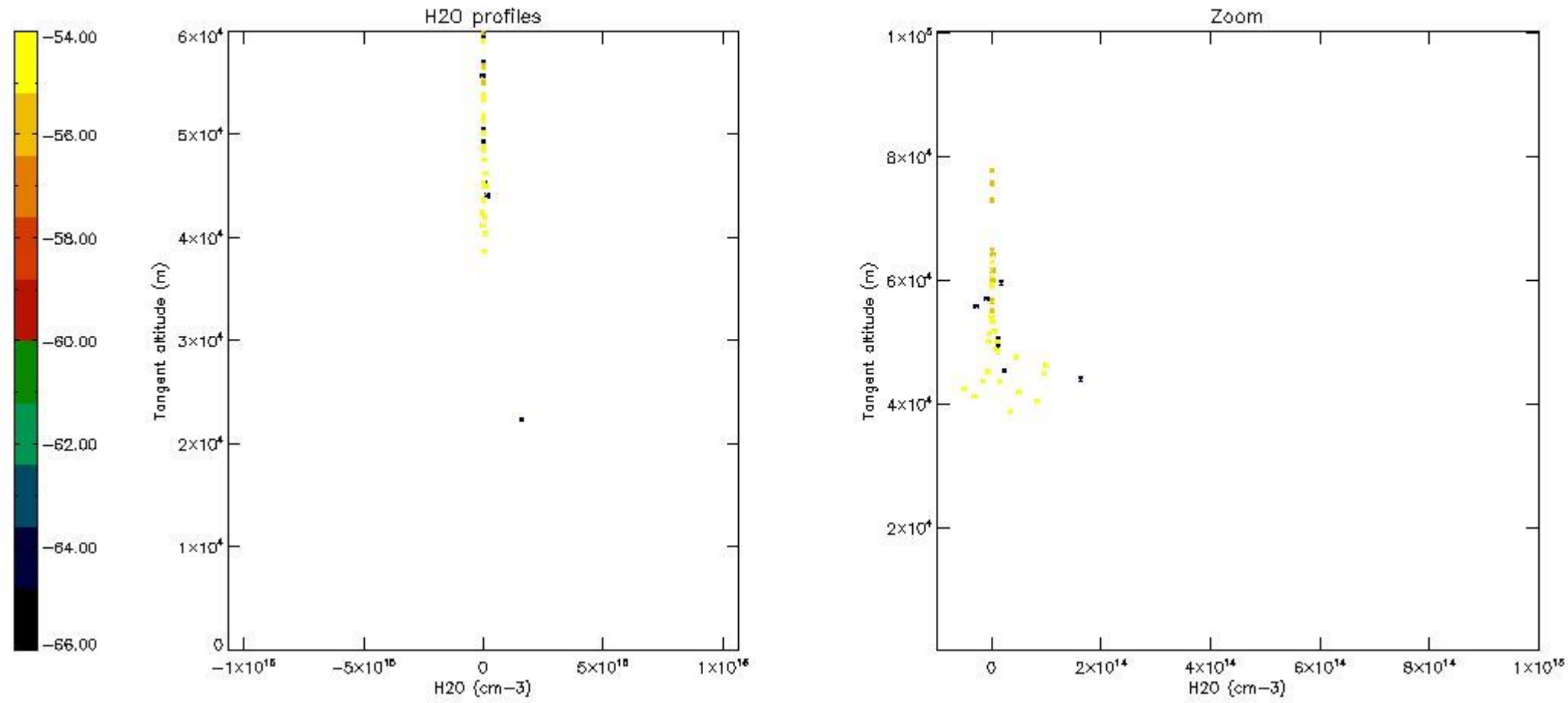
*5.7 Plot NO3 profiles for all STD (dark without errors)*

The colorbar represents the latitude.



*5.8 Plot H2O profiles for all STD (only for occultations of stars 1,2,3,4,13,14,16,26,63 dark without errors)*

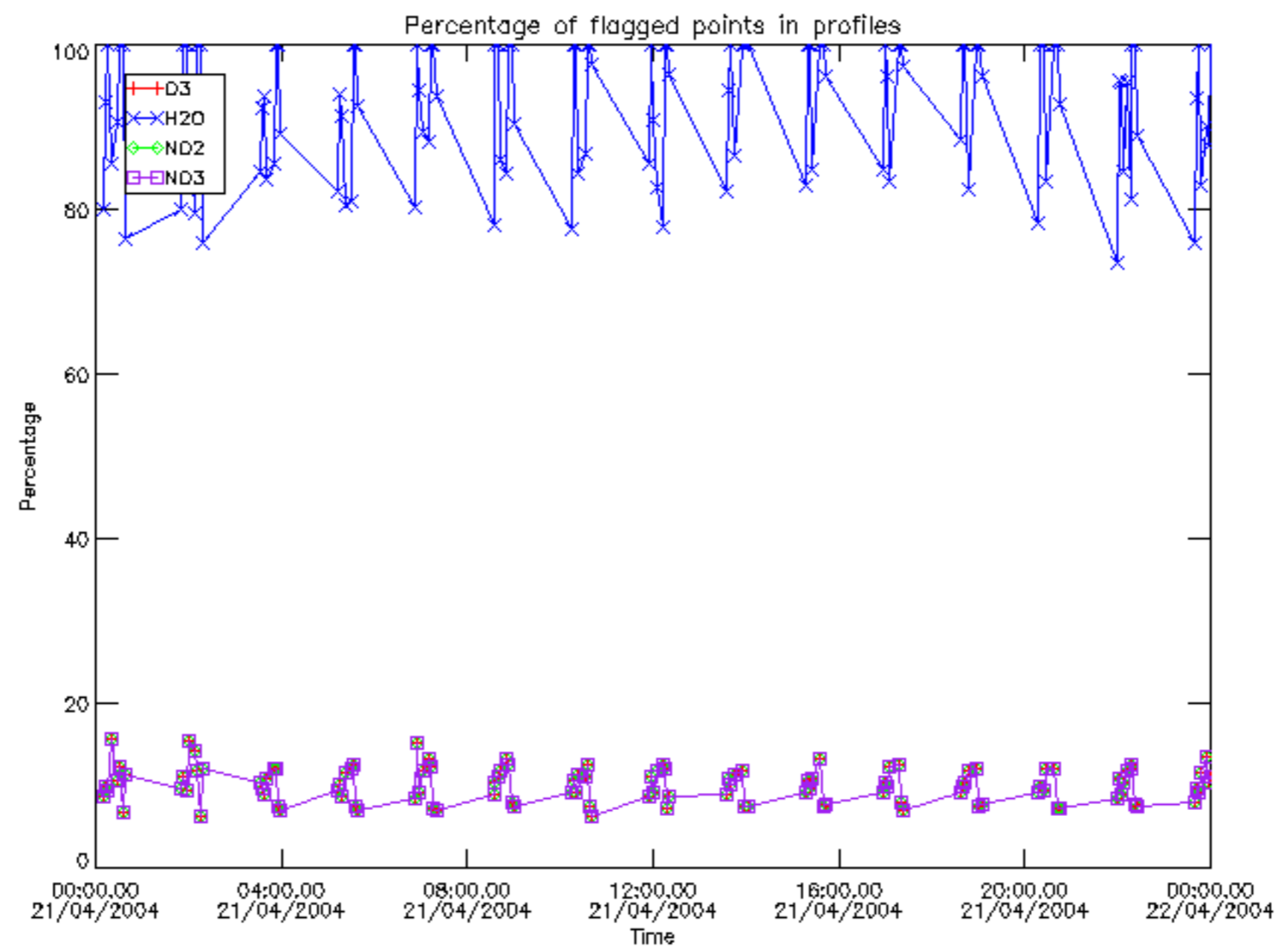
The colorbar represents the latitude.



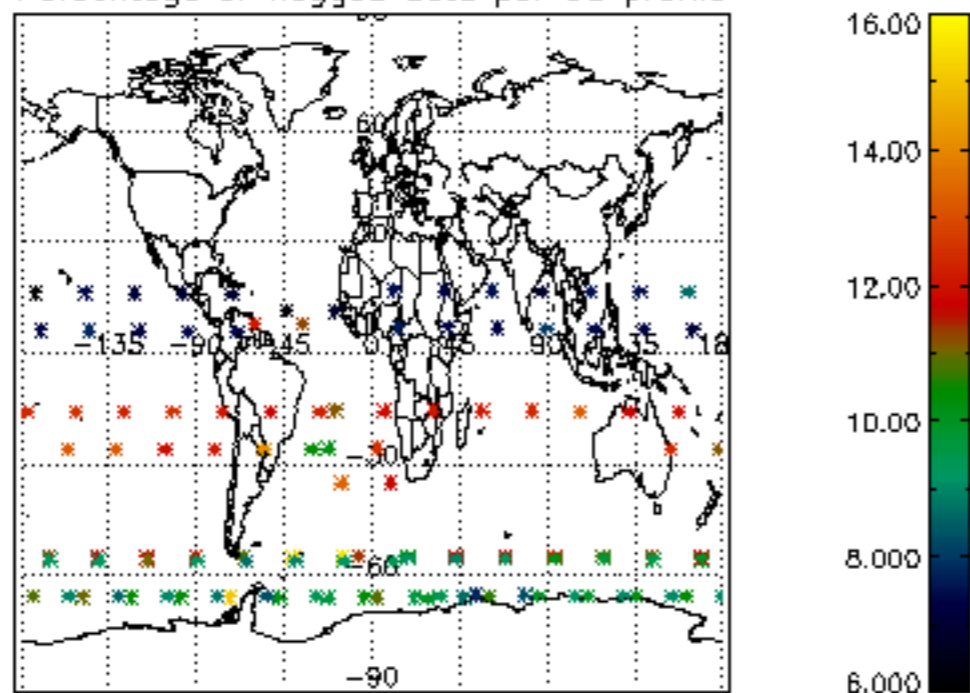
## 6. Auxiliary Data Files used for the production reported in section 2

The number reported in the third column indicates since which file (see list in section 2) the corresponding auxiliary file has been used. The fourth column is the date of those product files.

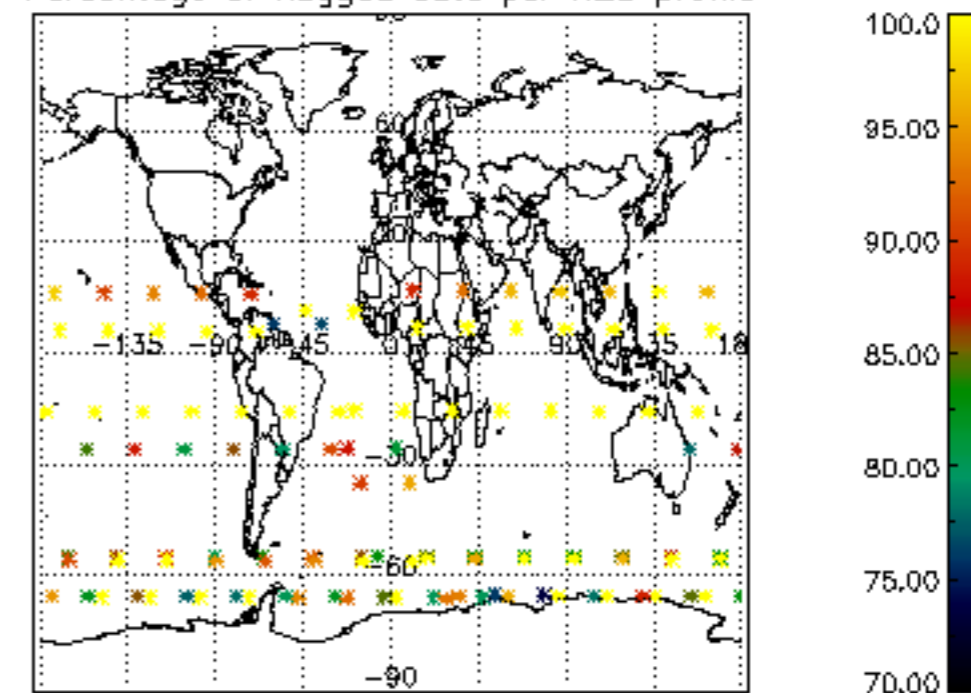
Type	Auxiliary Filename	Used since product	Used since product date
INST_PHYS_CHARACTERISTICS	GOM_INS_AXVIEC20091111_143220_20030716_120000_20500101_000000	1	21-APR-2004 00:02:50
LEVEL-2_PROC_CONFIG	GOM_PR2_AXVIEC20091111_152718_20020301_000000_20500101_000000	1	21-APR-2004 00:02:50
CROSS_SECTIONS_FILE	GOM_CRS_AXVIEC20091111_154832_20020301_000000_20500101_000000	1	21-APR-2004 00:02:50



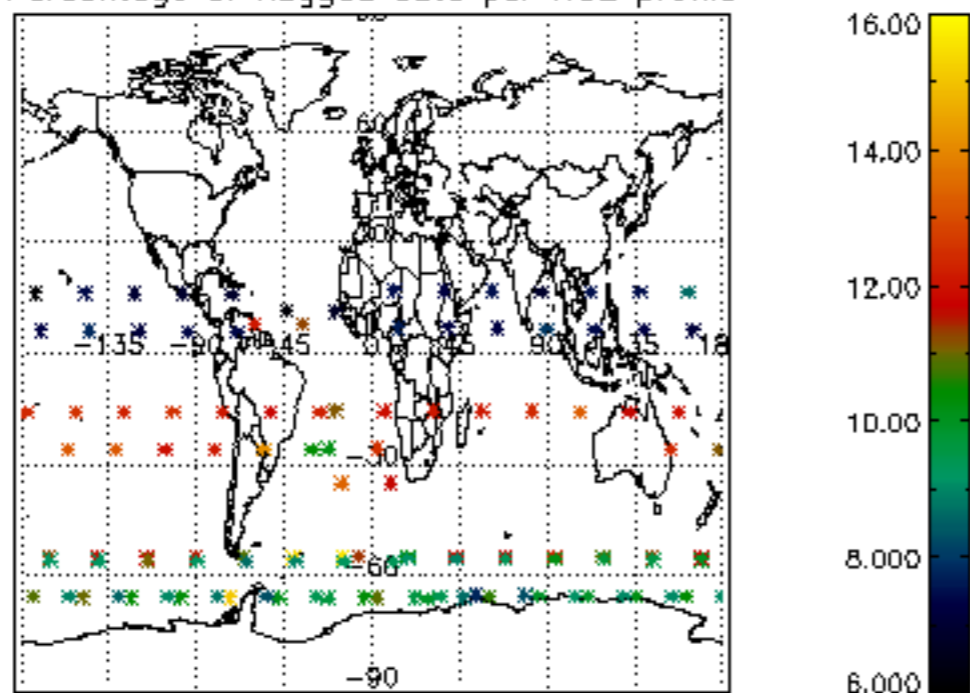
Percentage of flagged data per D3 profile



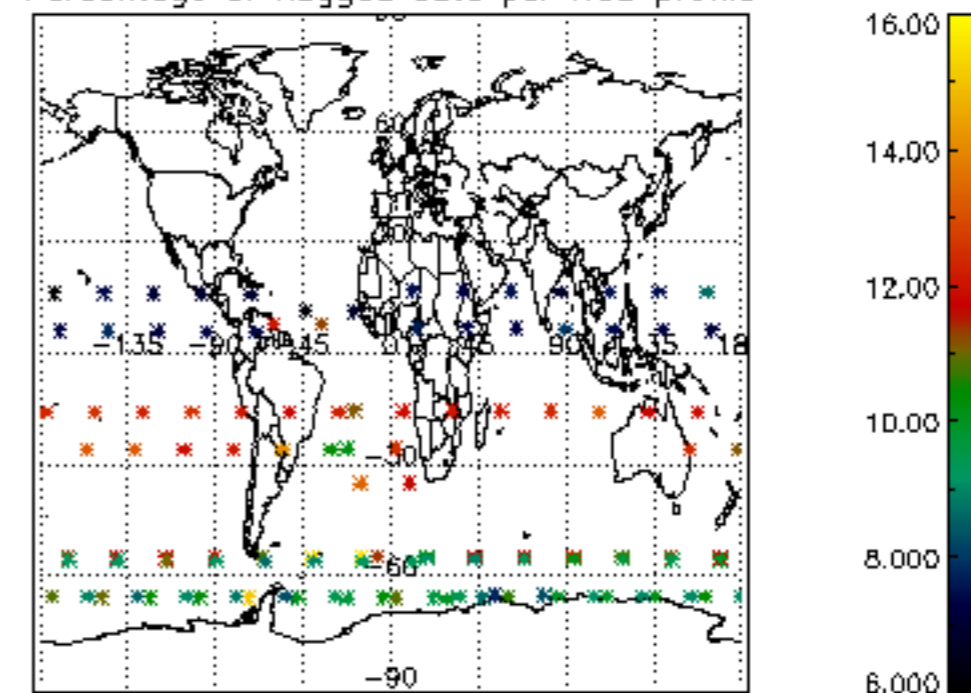
Percentage of flagged data per H2O profile

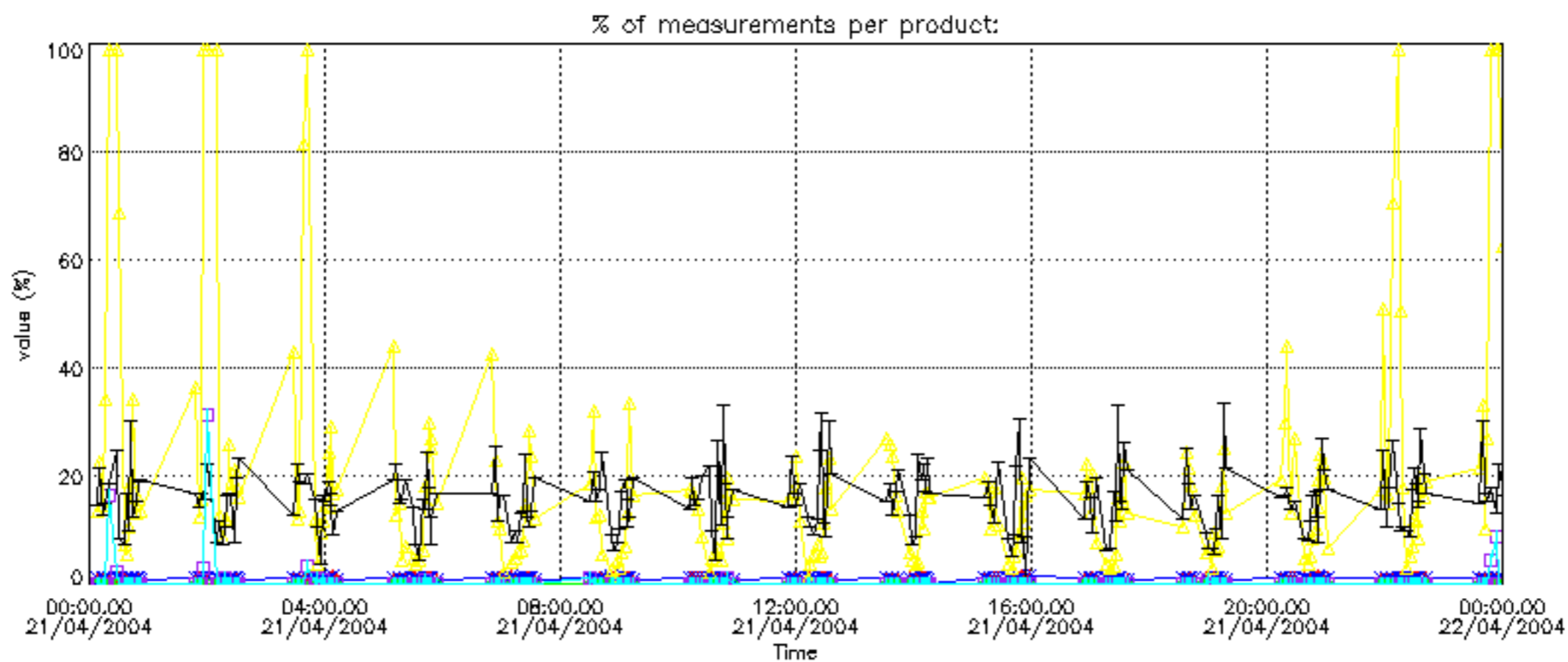


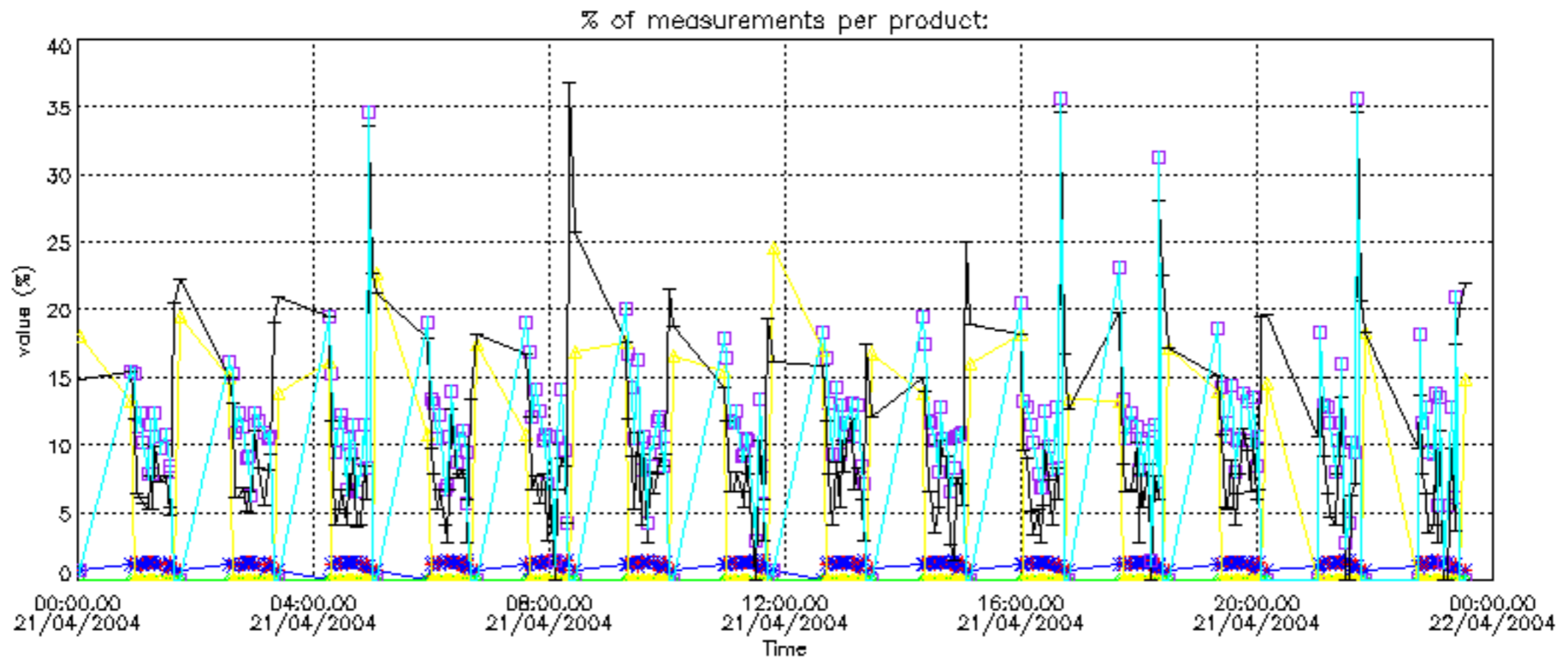
Percentage of flagged data per NO2 profile



Percentage of flagged data per NO3 profile

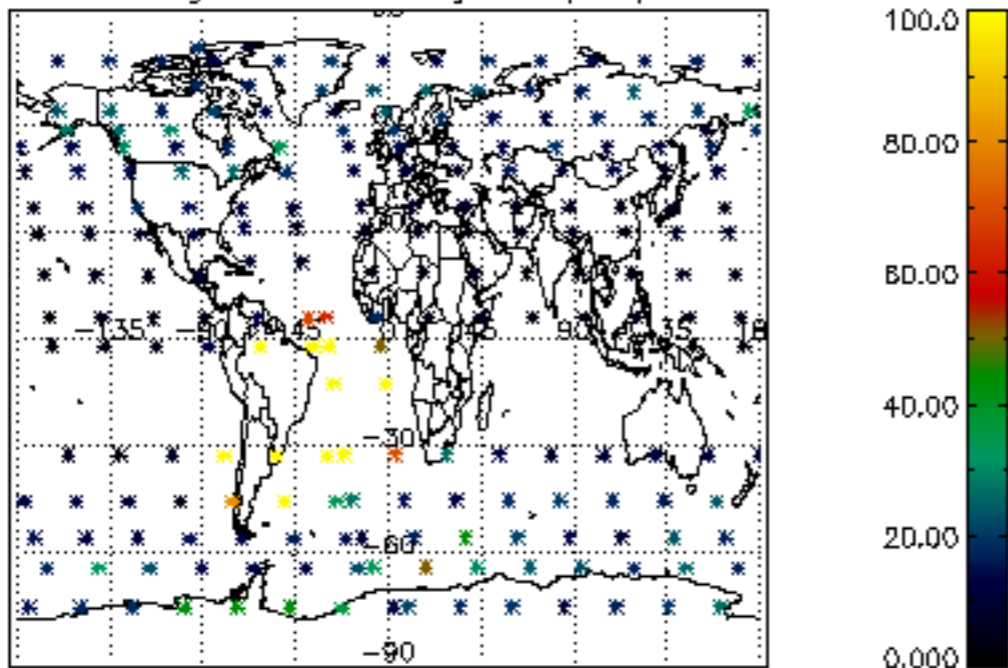




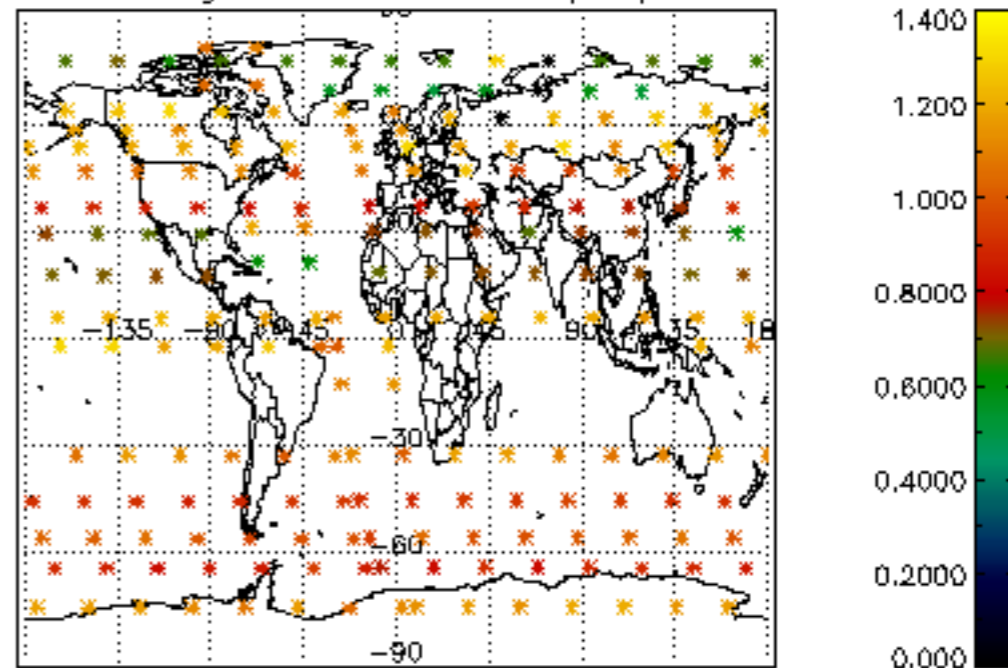




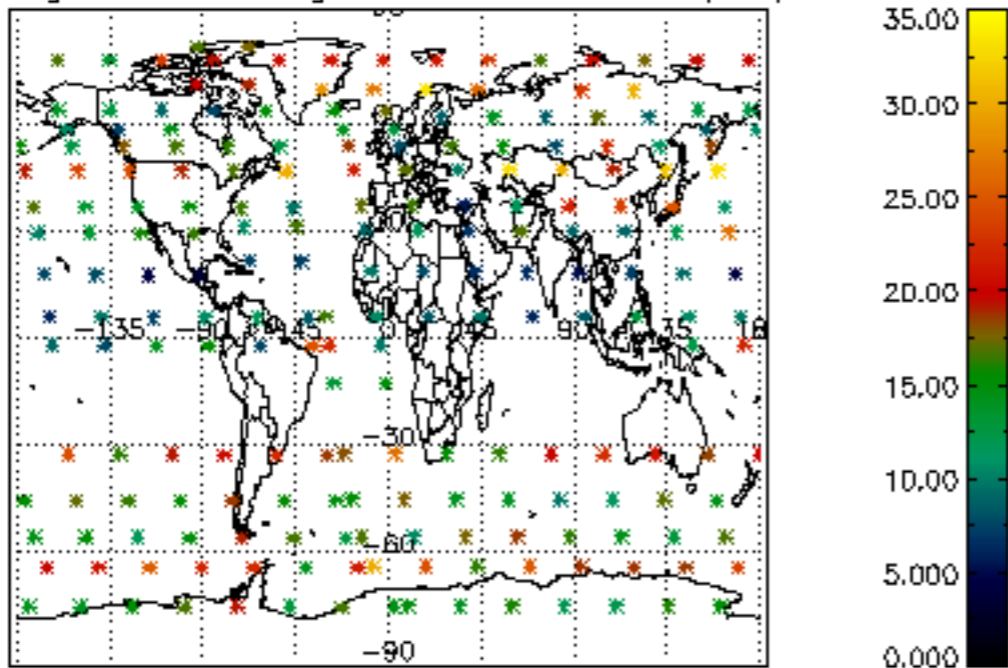
Percentage of cosmic ray hits per profile



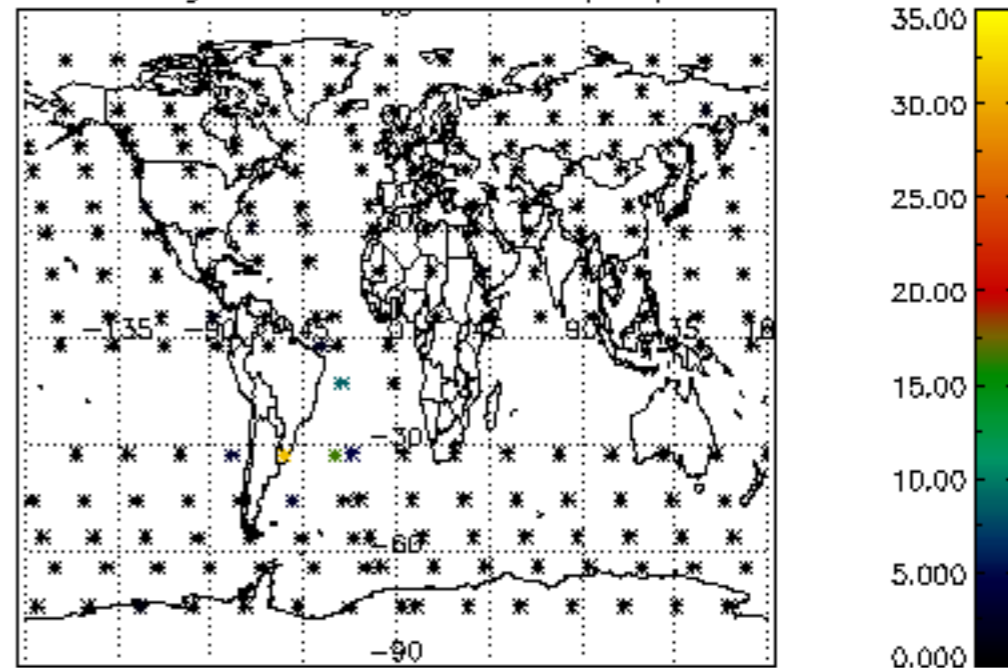
Percentage of datation errors per profile



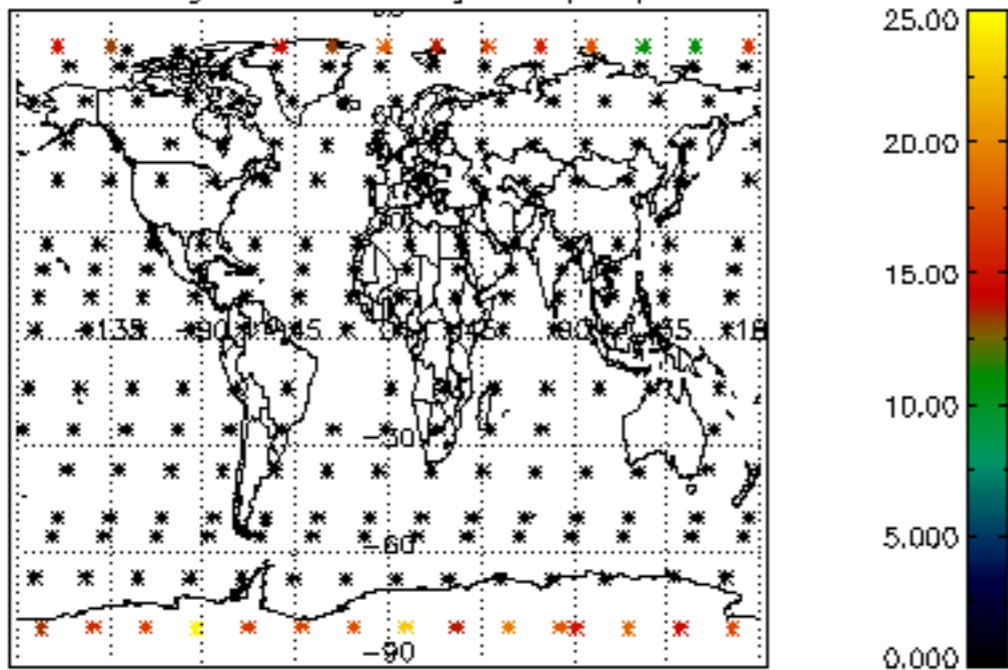
Percentage of star falling outside central band per profile



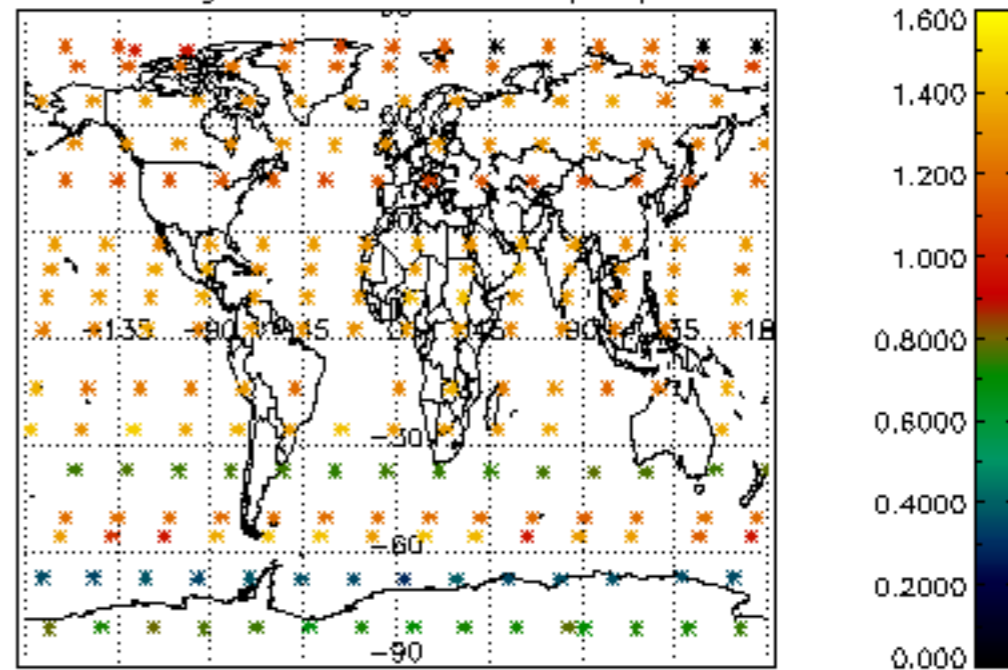
Percentage of saturation errors per profile



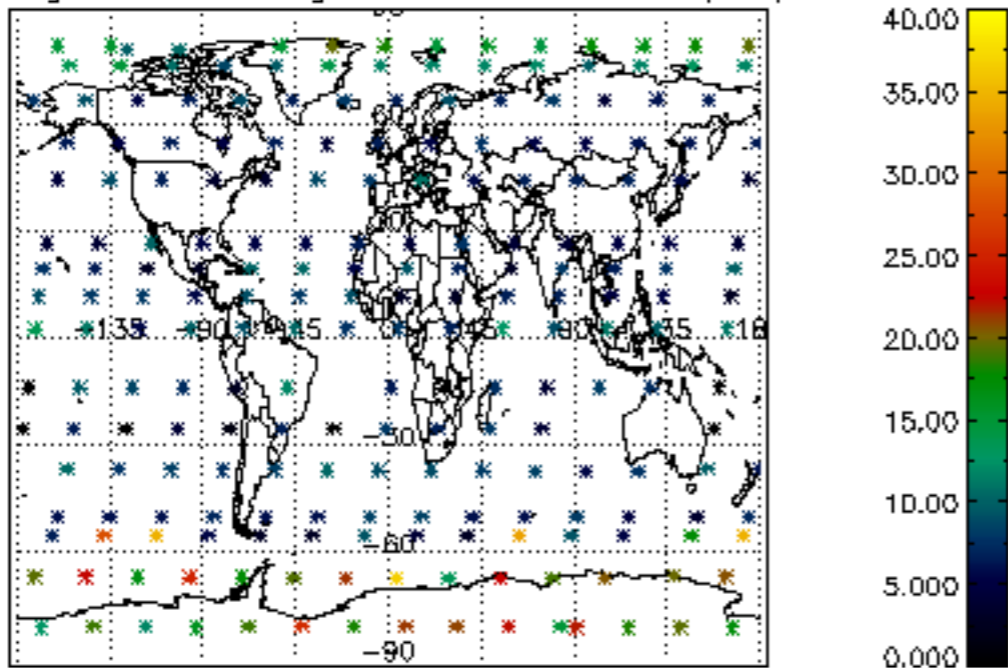
Percentage of cosmic ray hits per profile



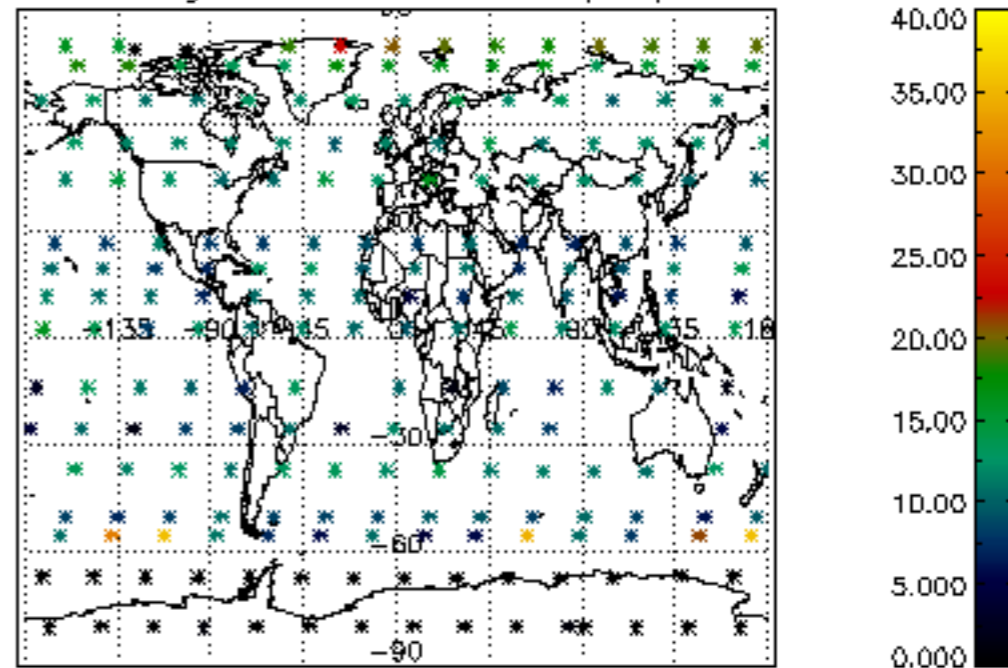
Percentage of datation errors per profile

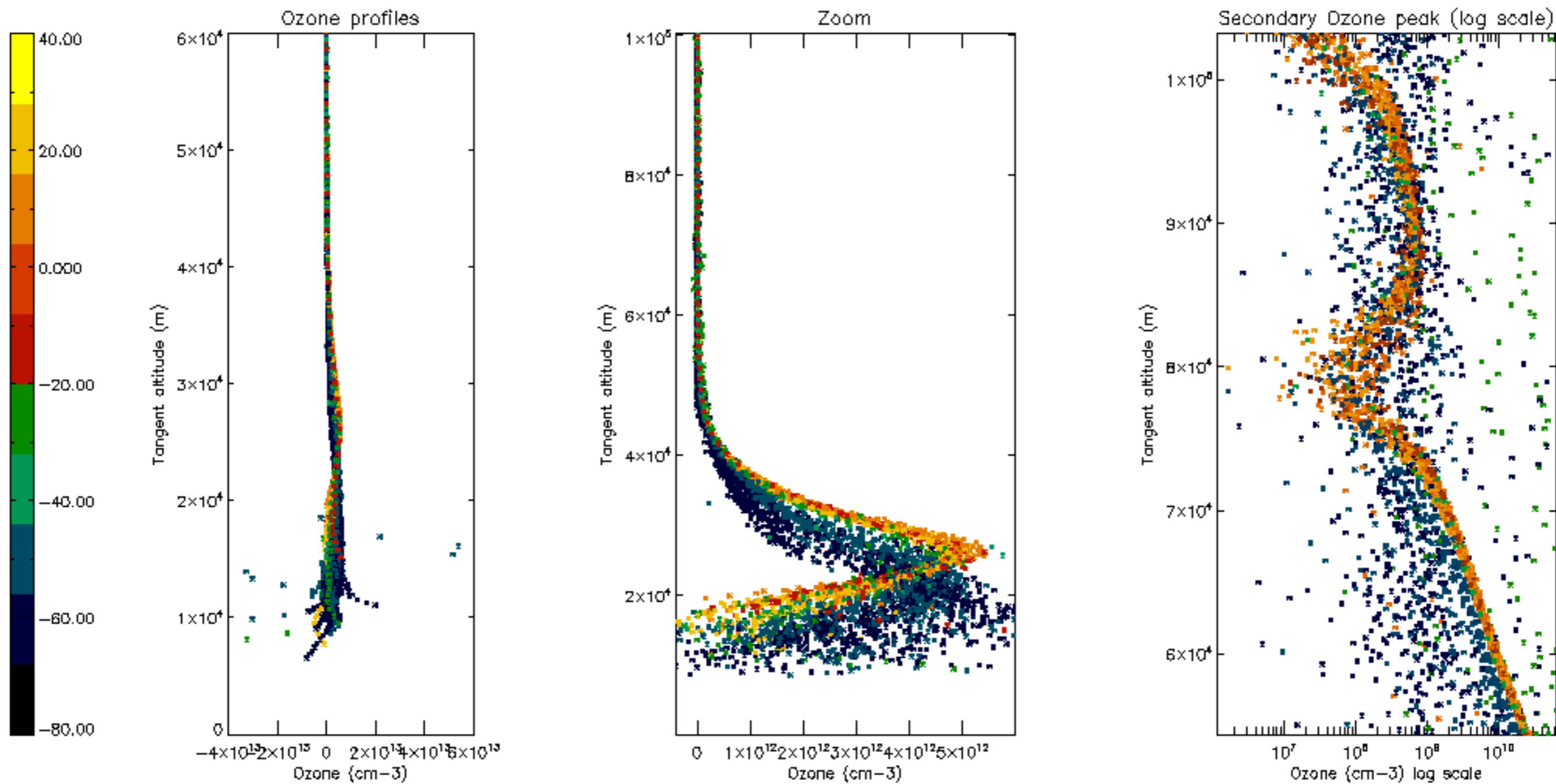


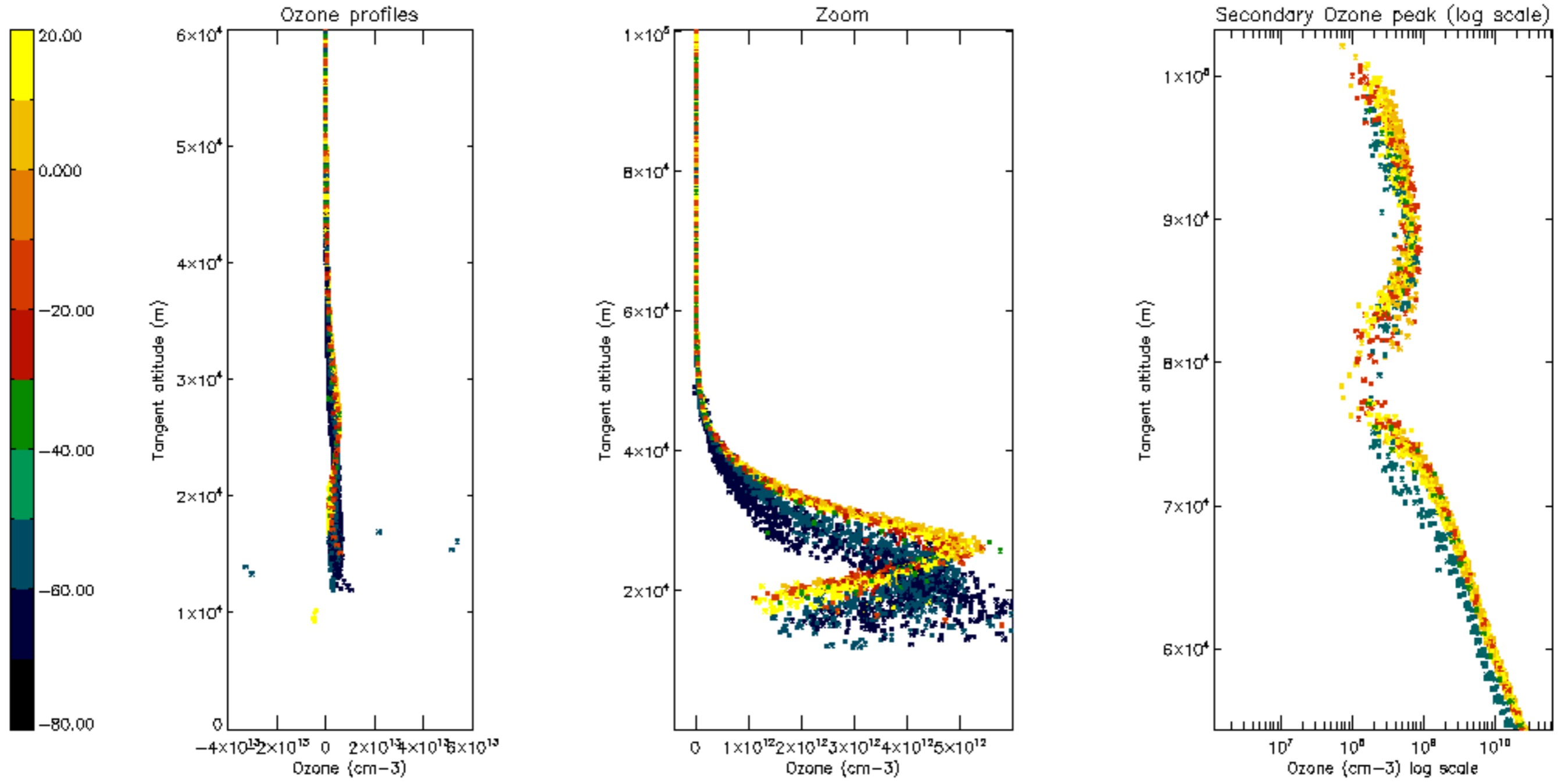
Percentage of star falling outside central band per profile

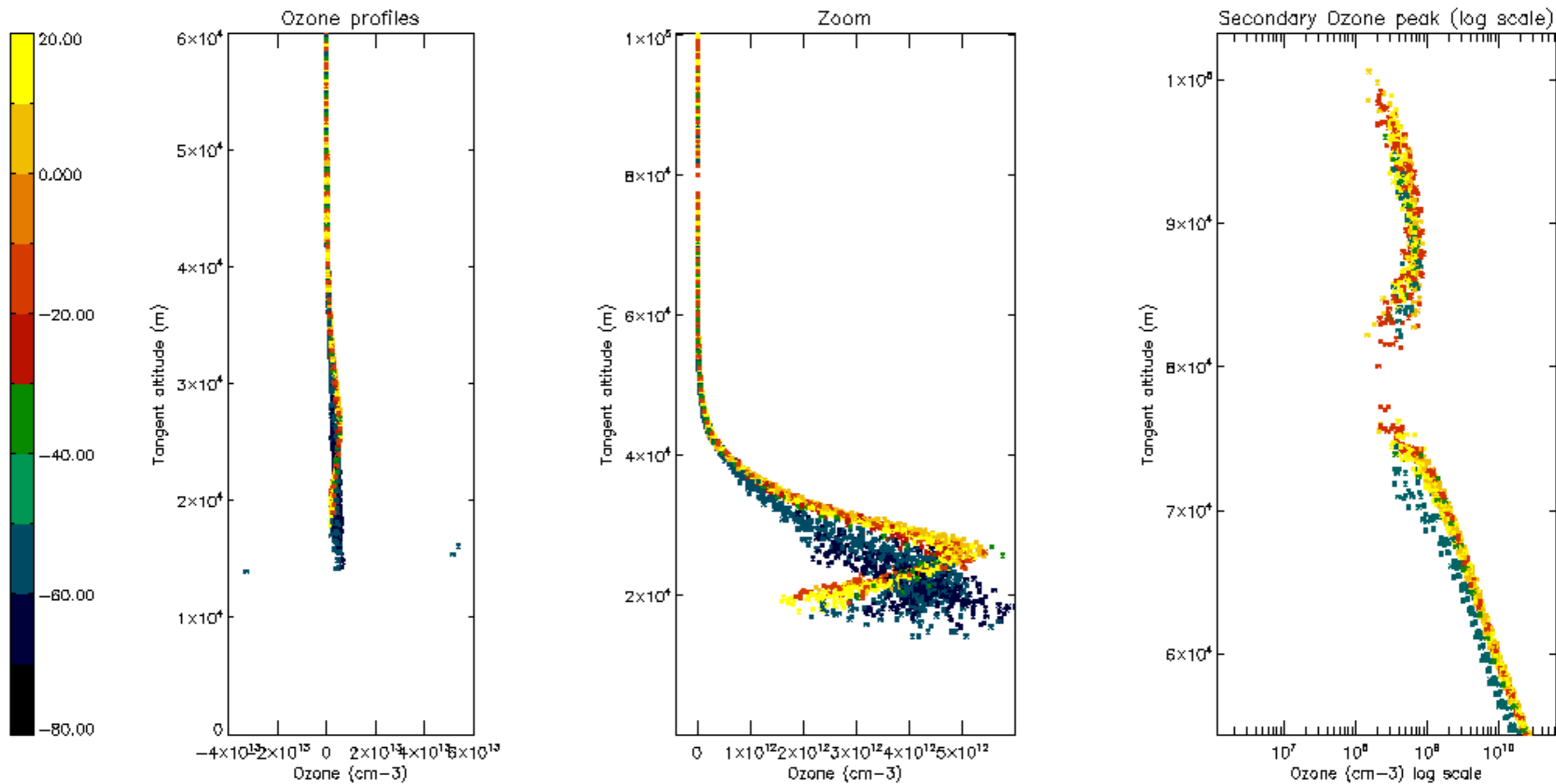


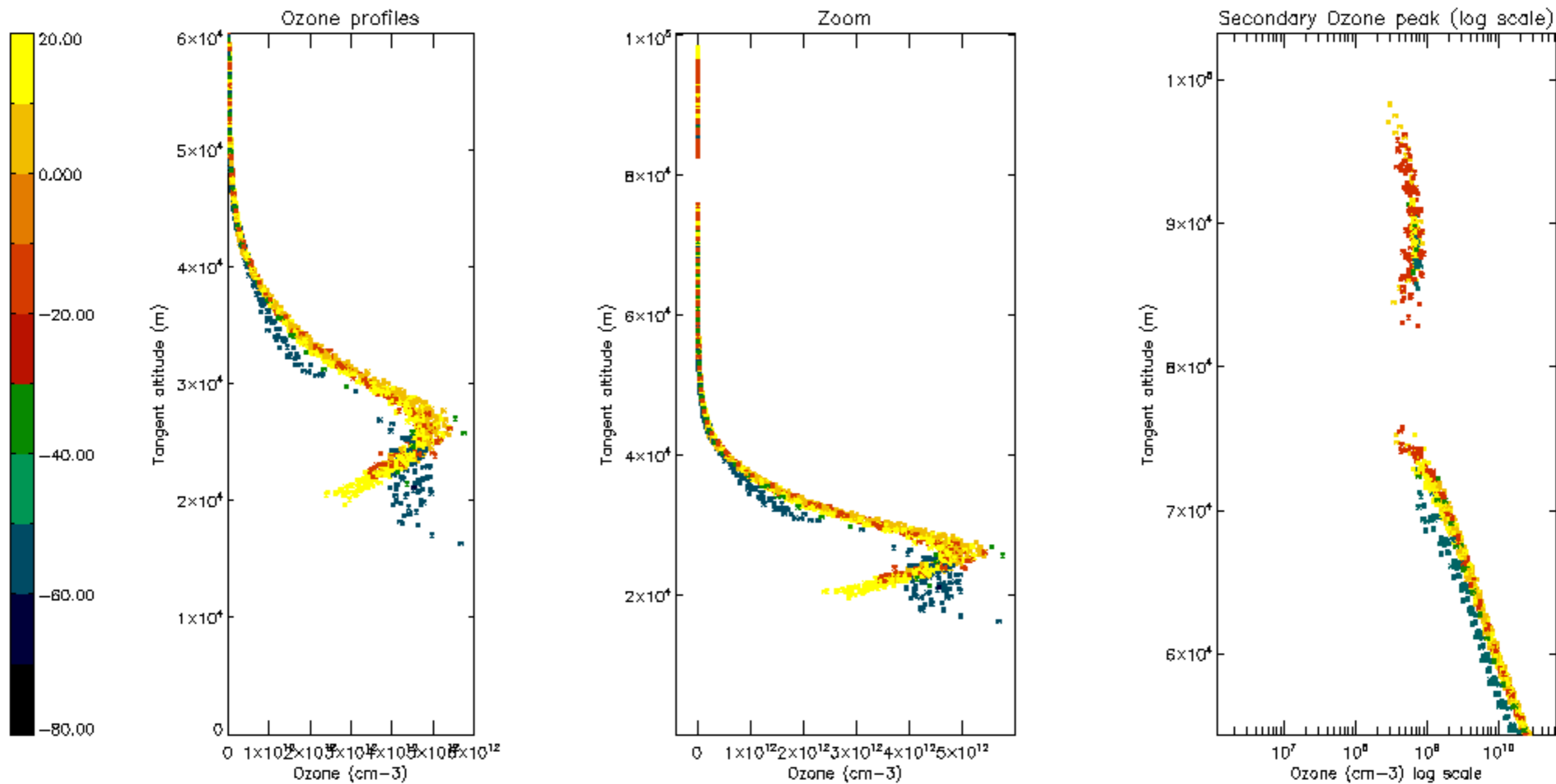
Percentage of saturation errors per profile

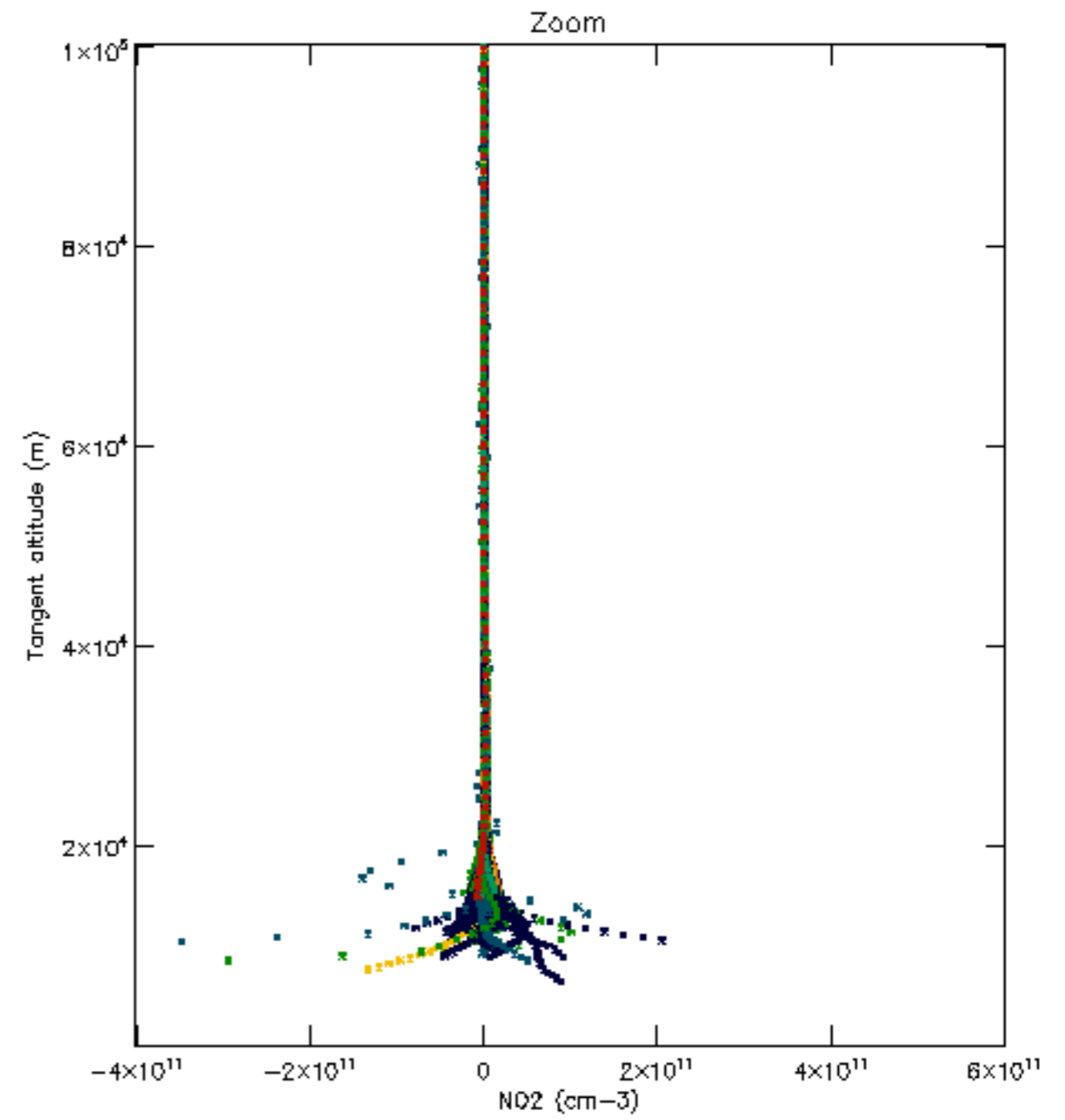
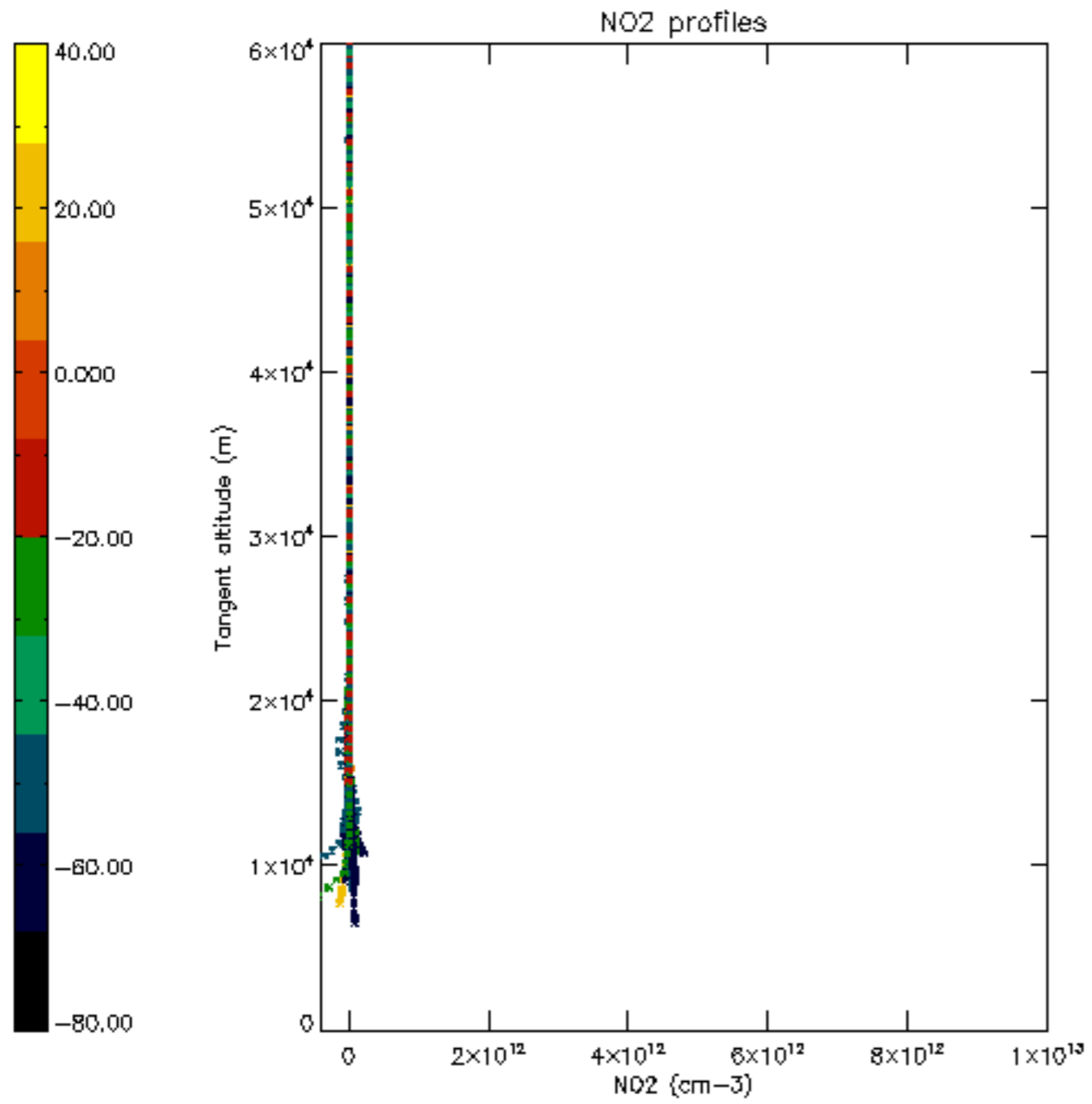


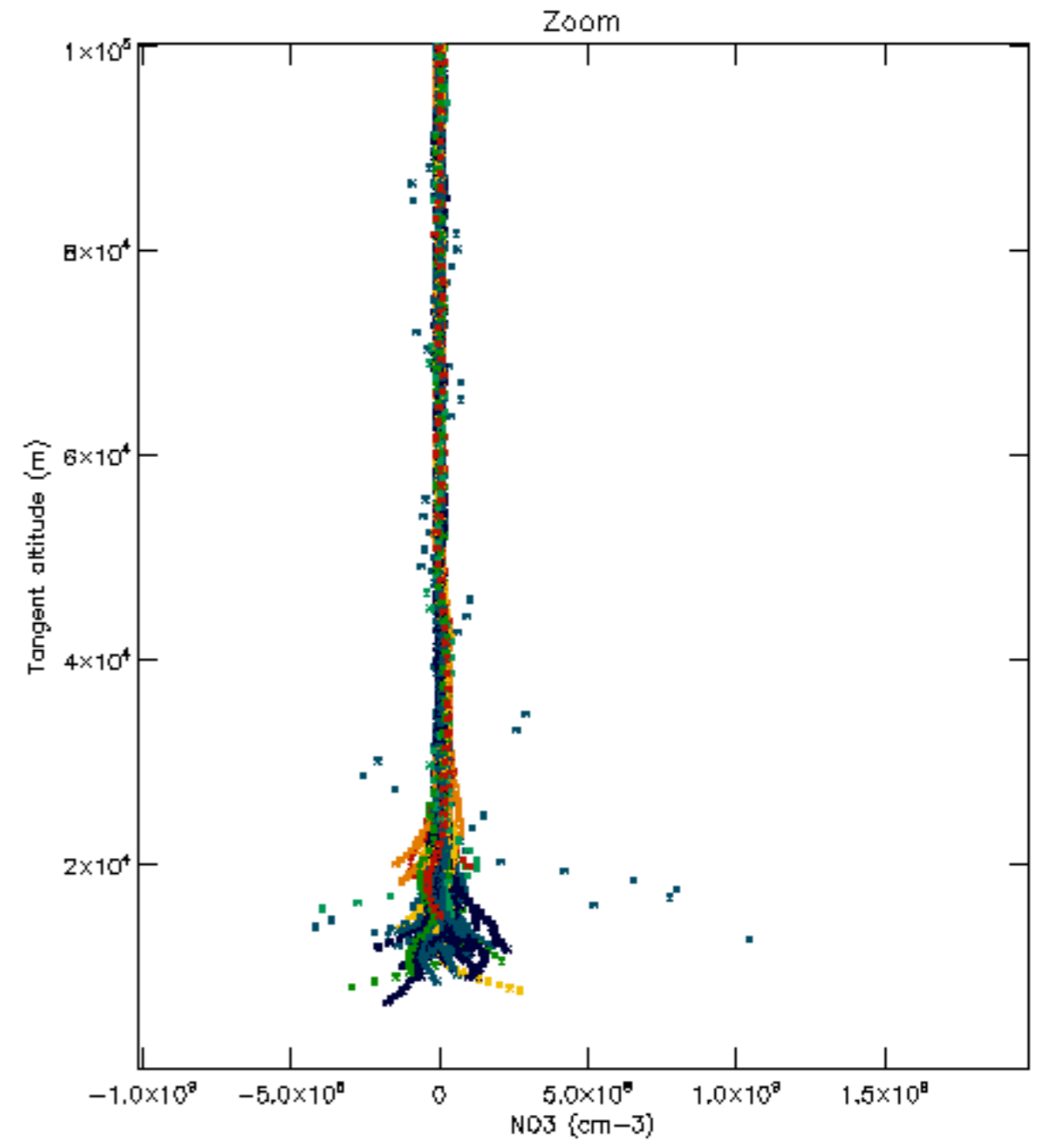
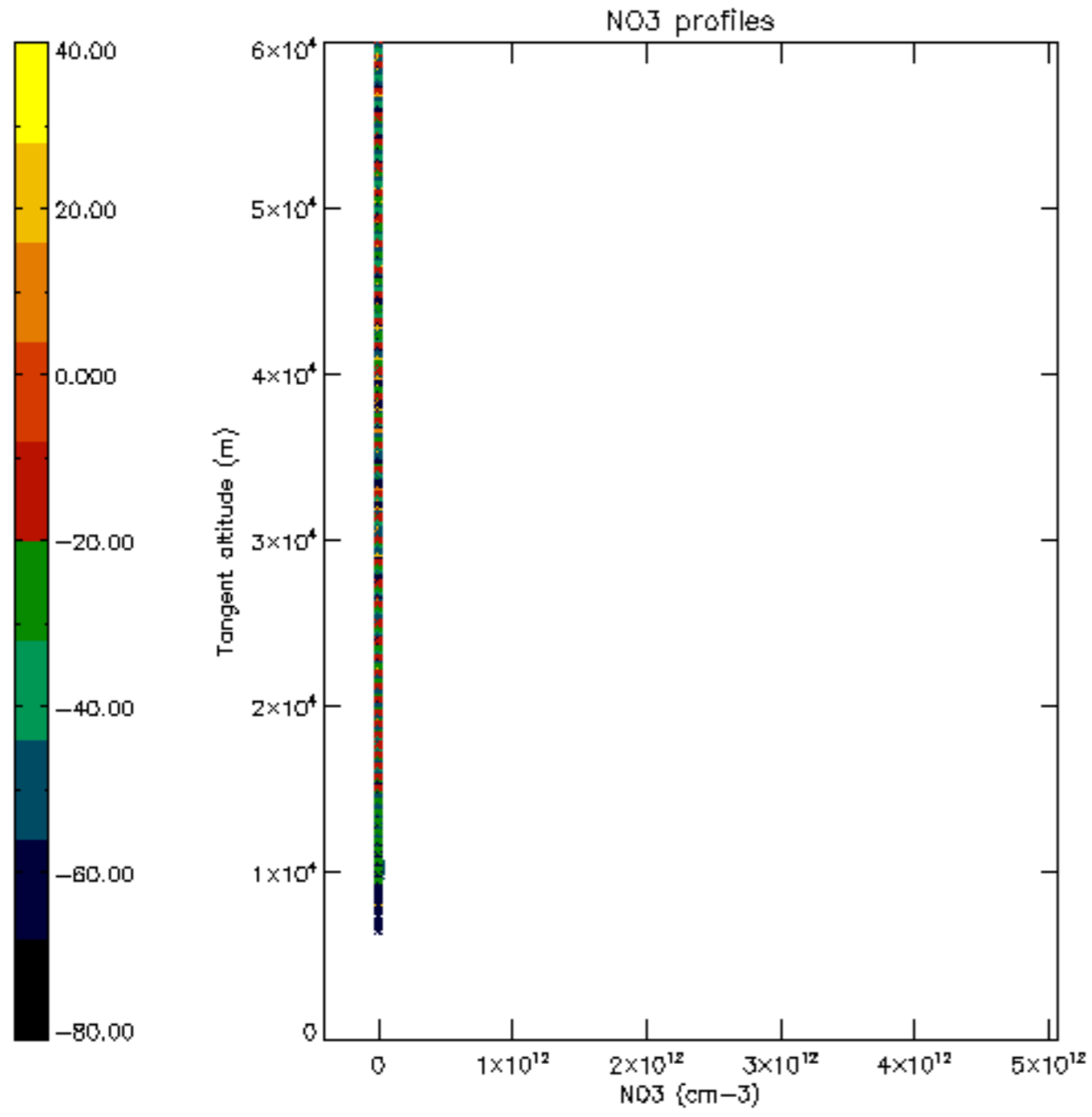




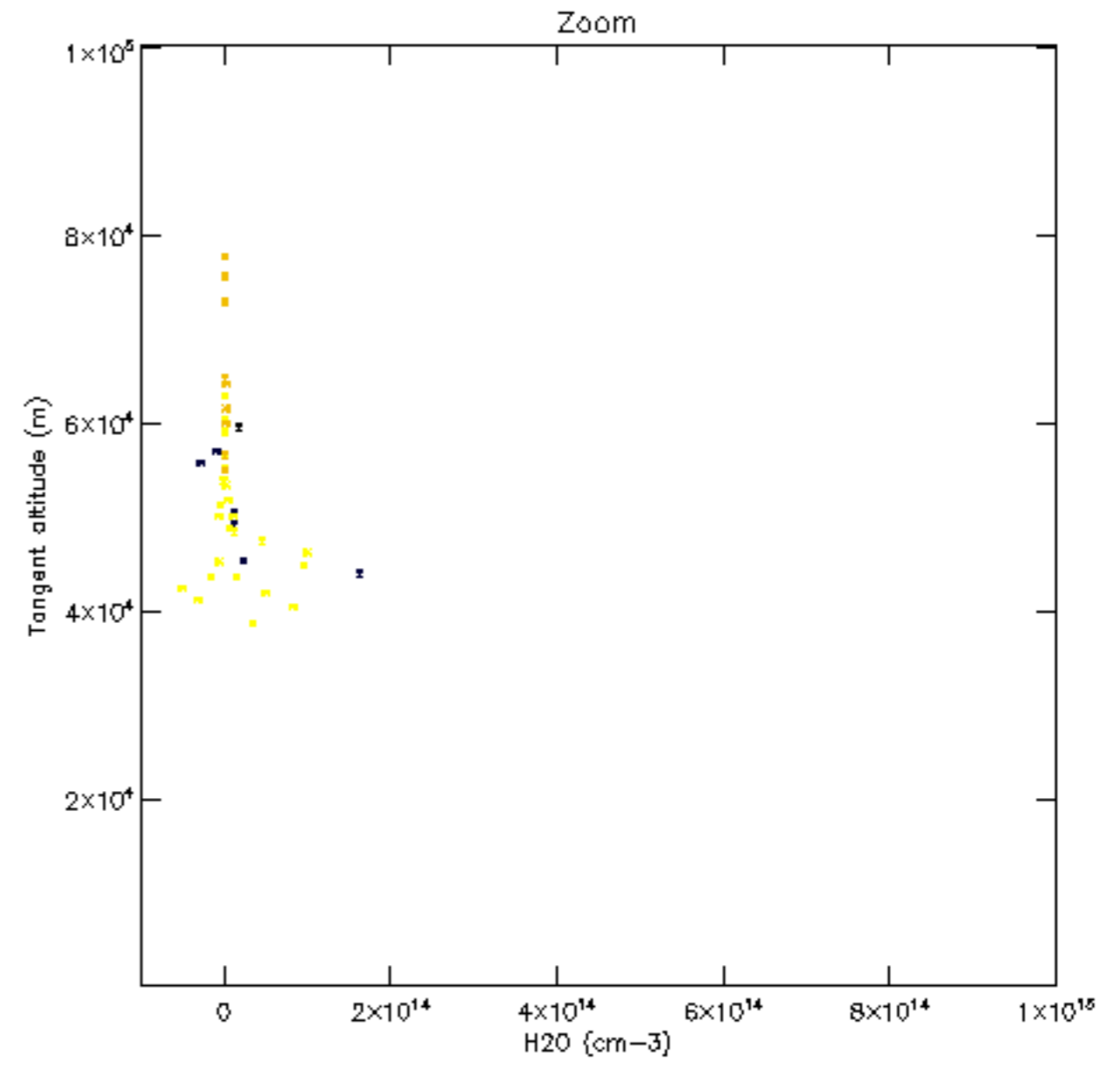
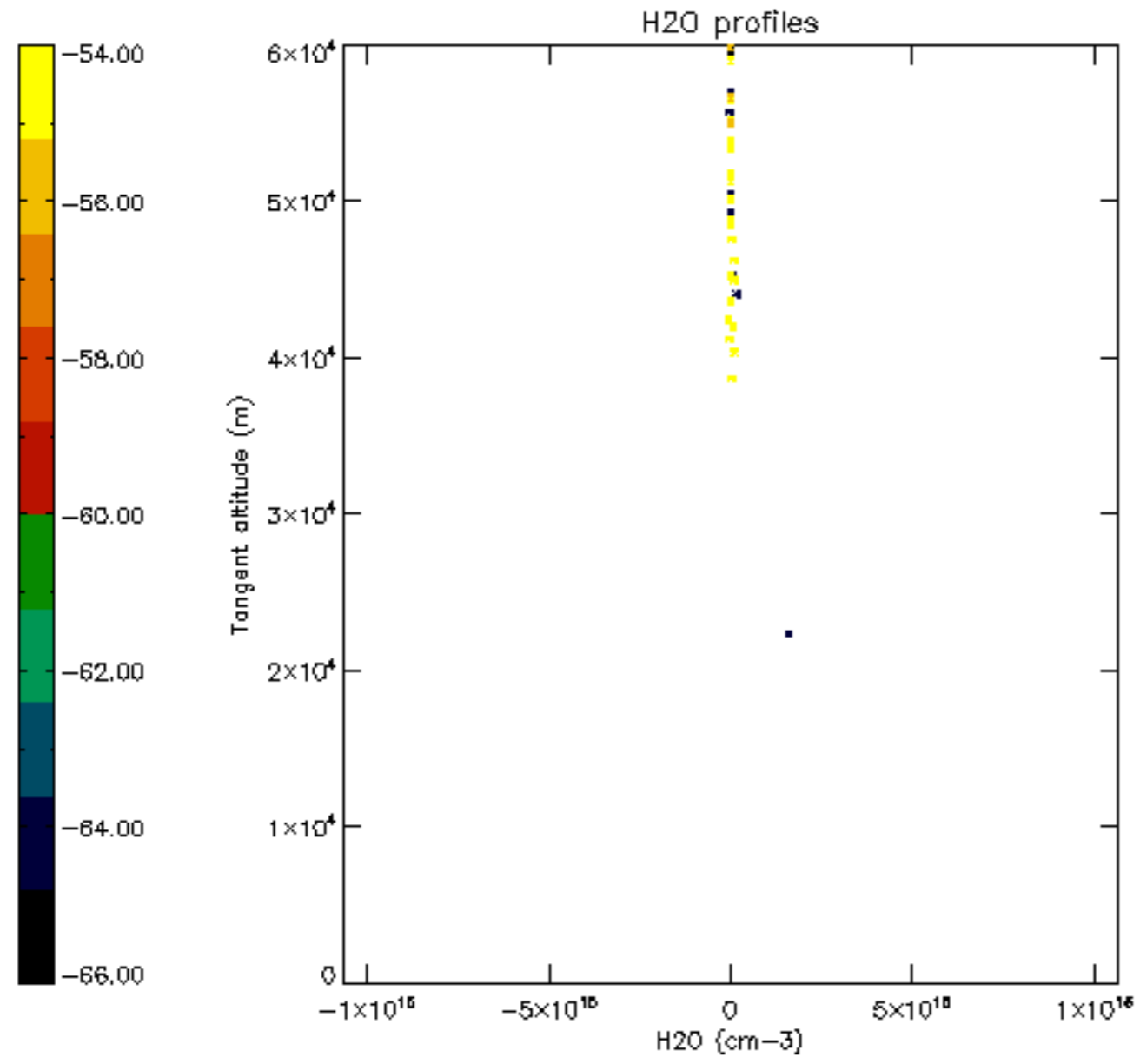


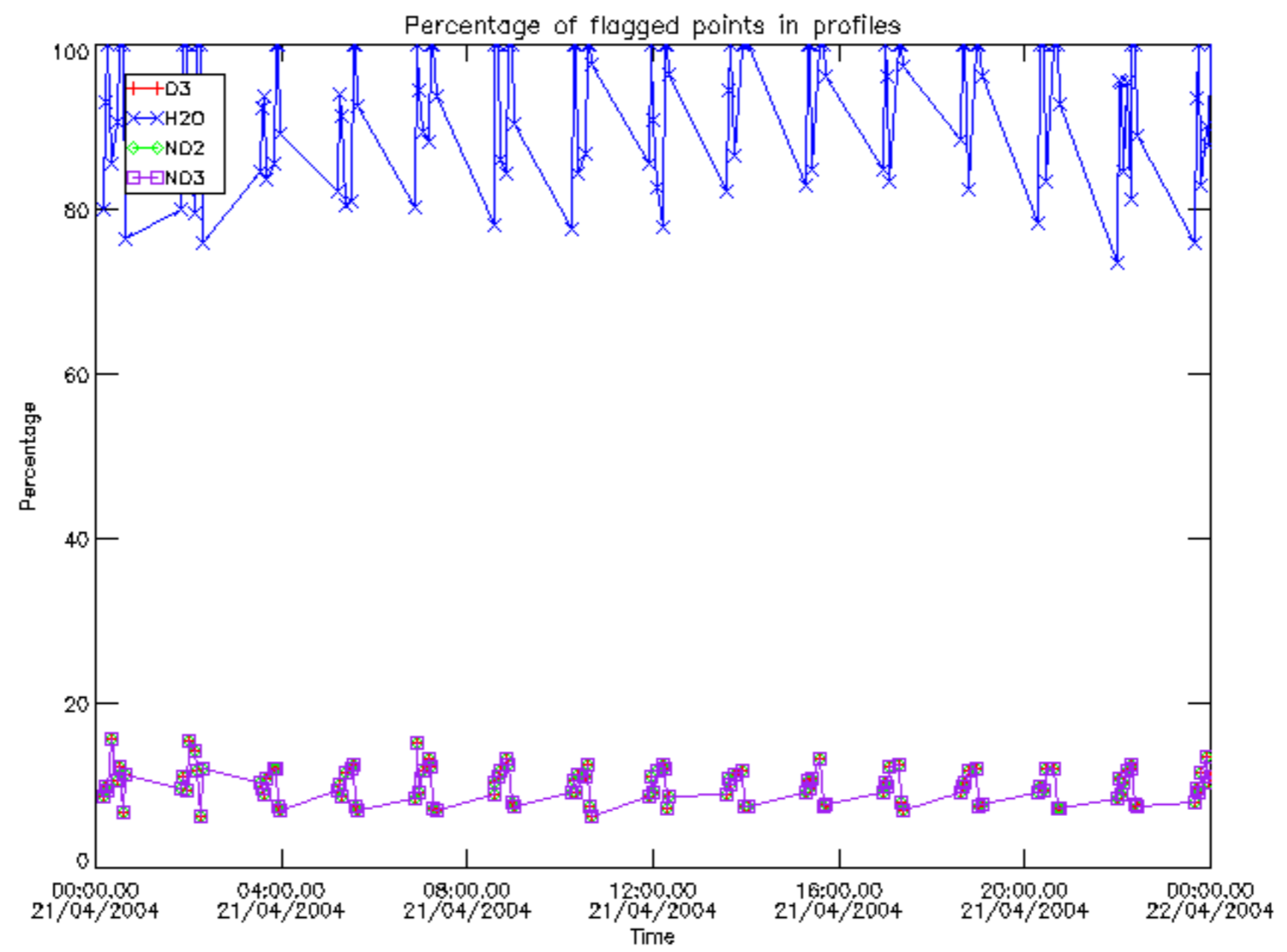




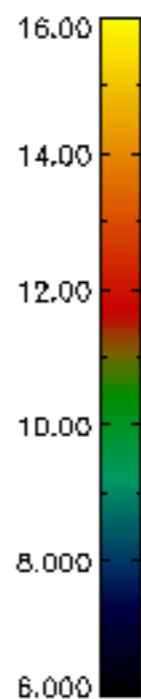
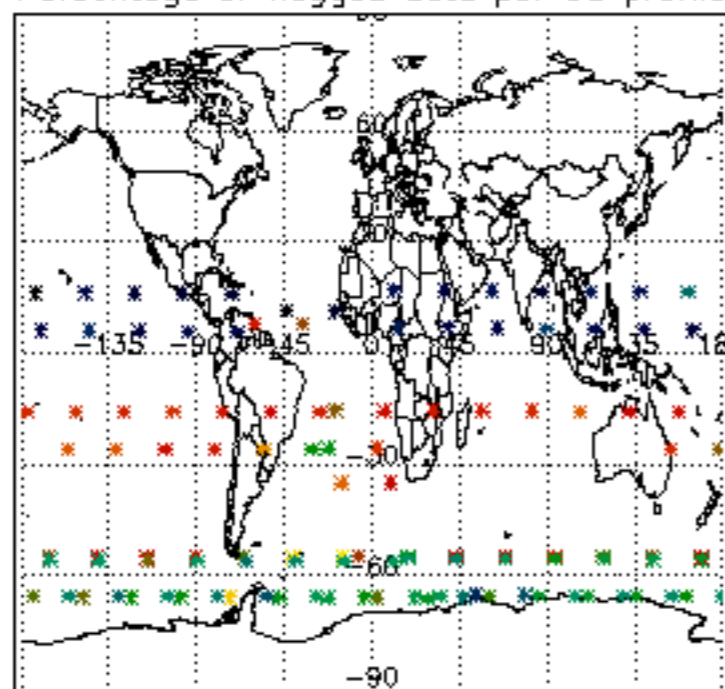




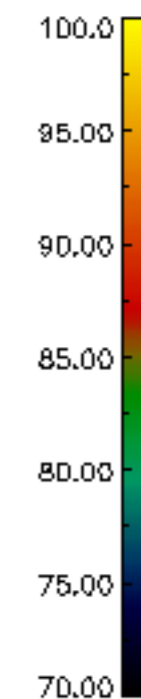
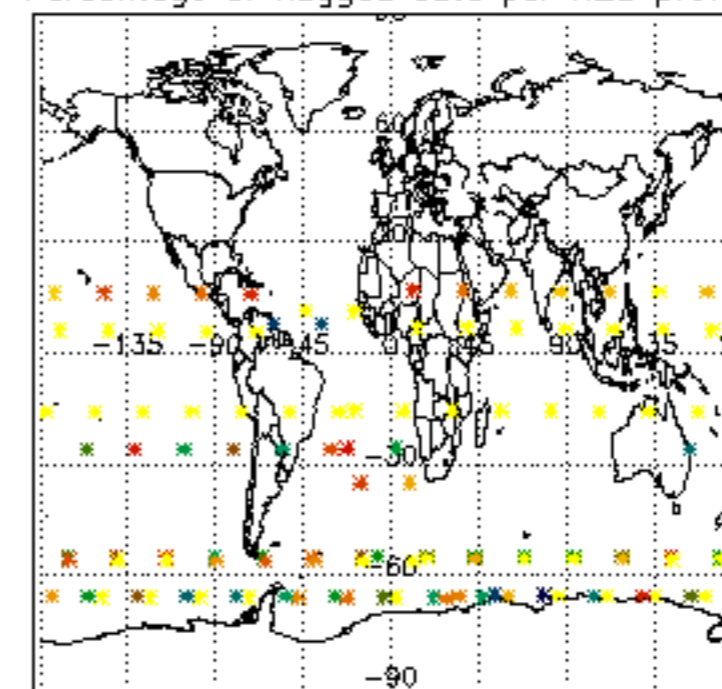




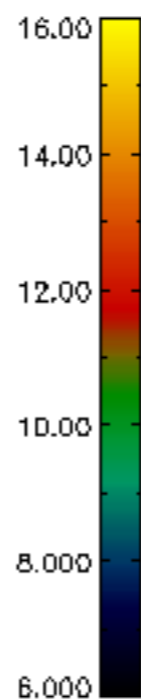
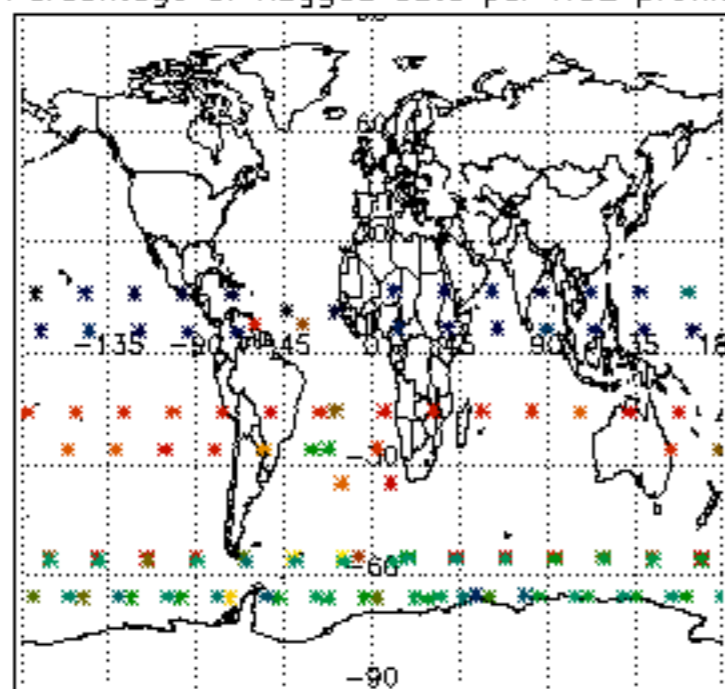
Percentage of flagged data per D3 profile



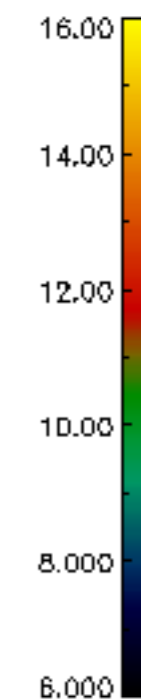
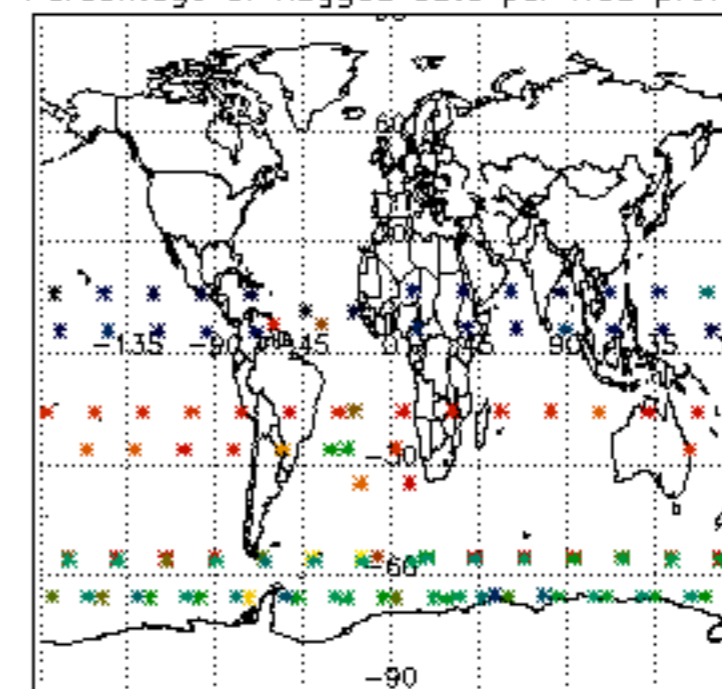
Percentage of flagged data per H2O profile

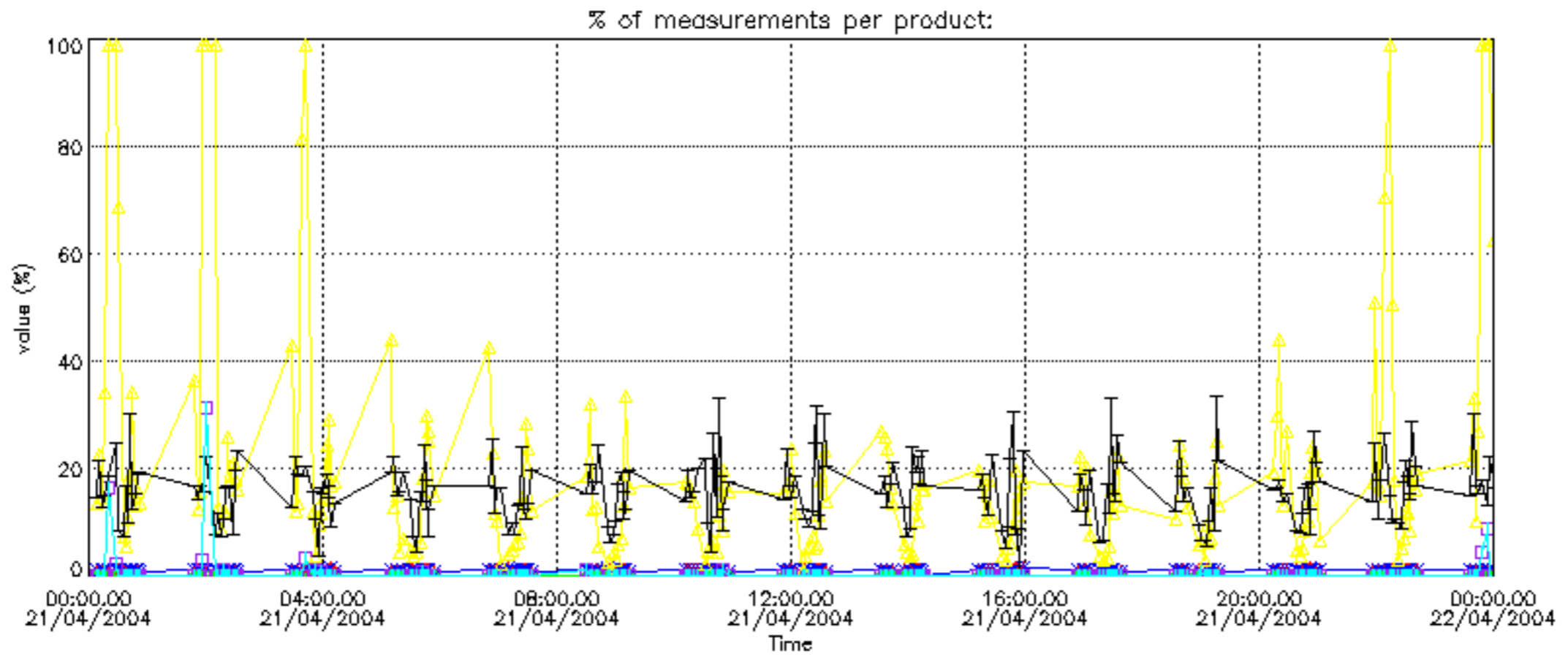


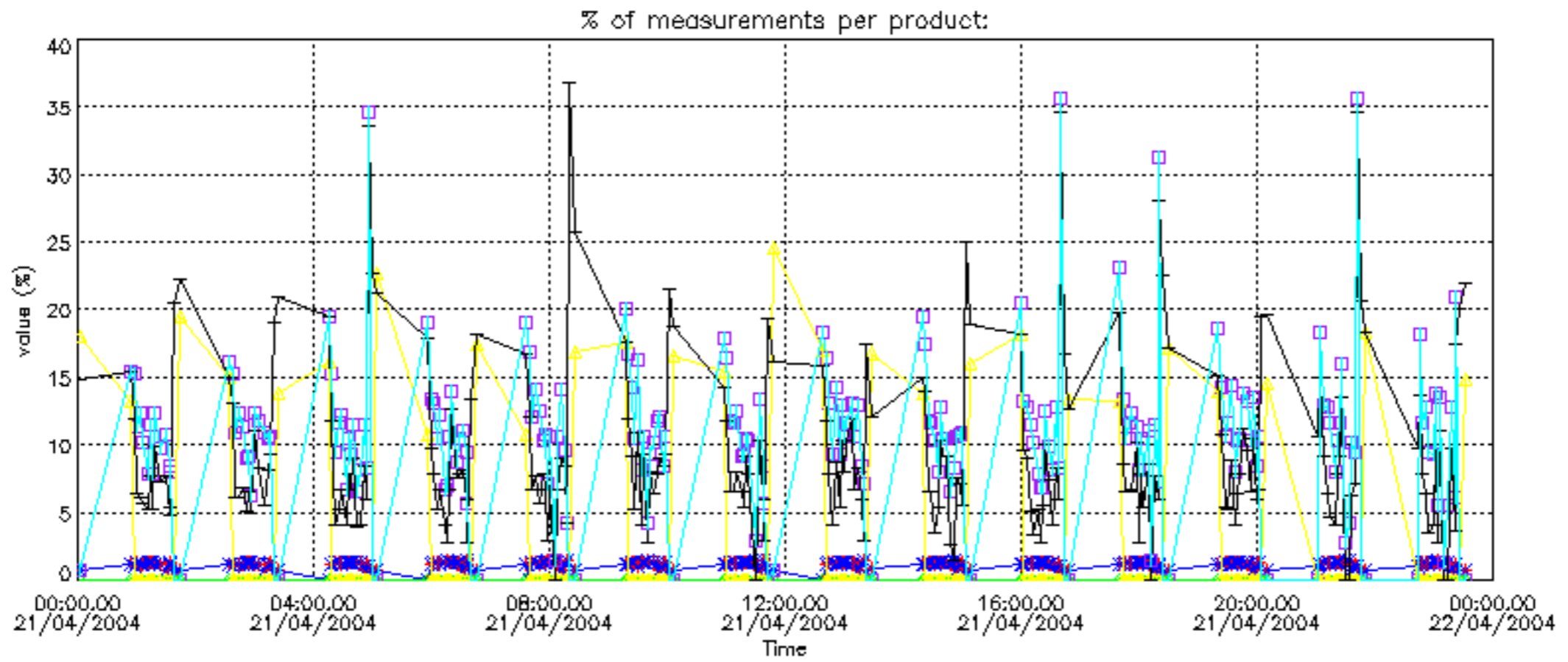
Percentage of flagged data per NO2 profile



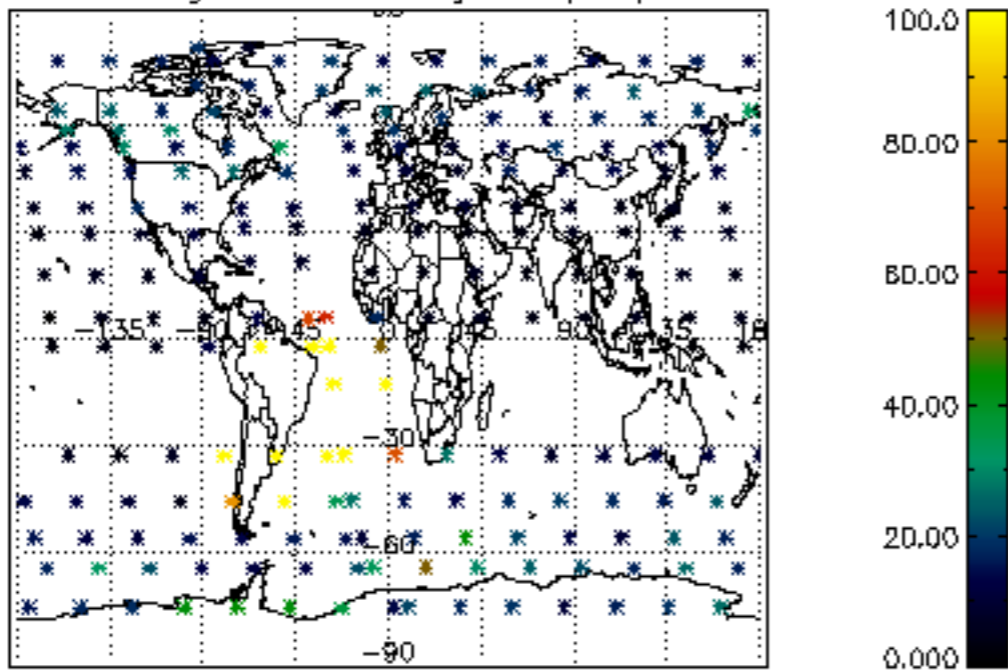
Percentage of flagged data per NO3 profile



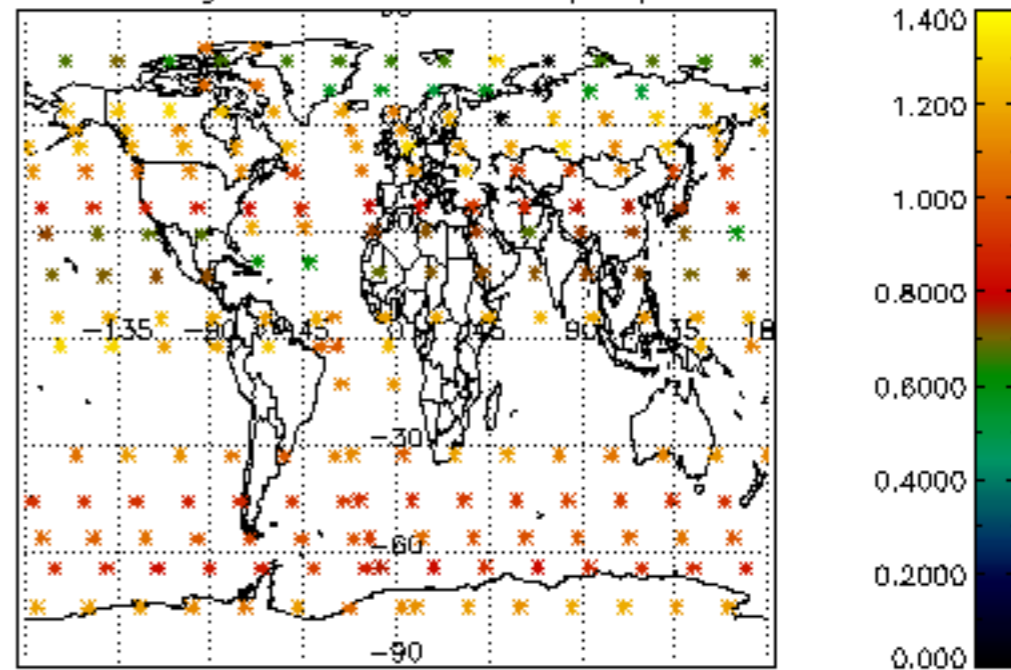




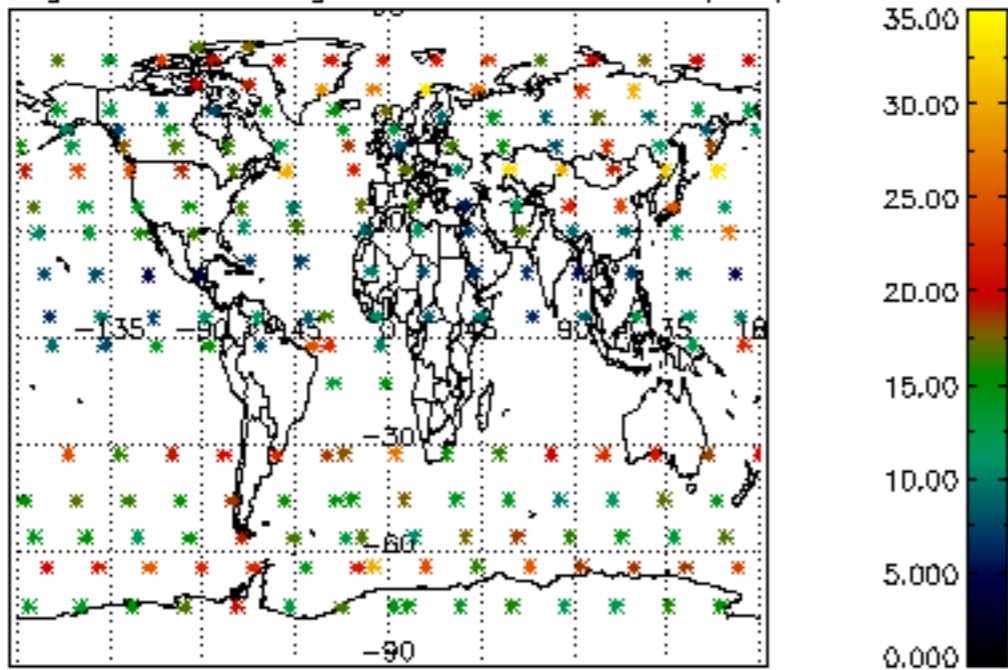
Percentage of cosmic ray hits per profile



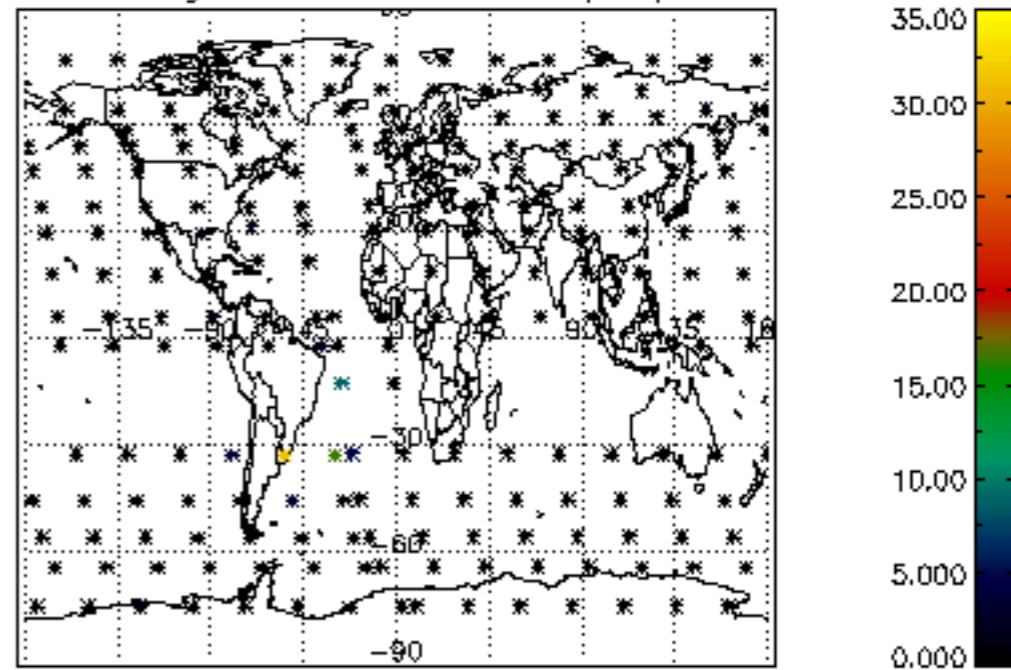
Percentage of datation errors per profile



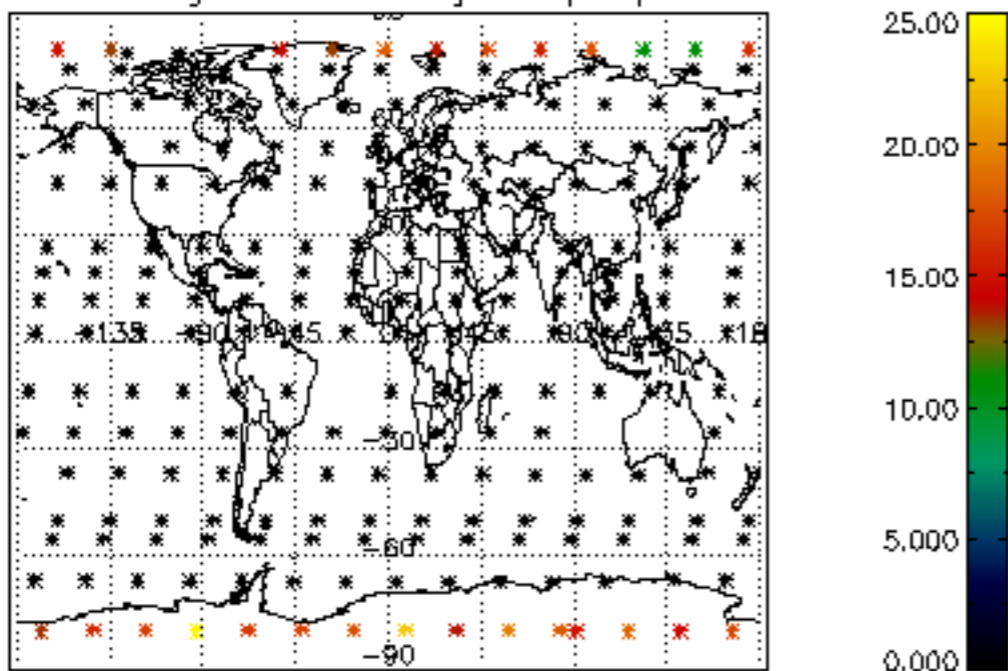
Percentage of star falling outside central band per profile



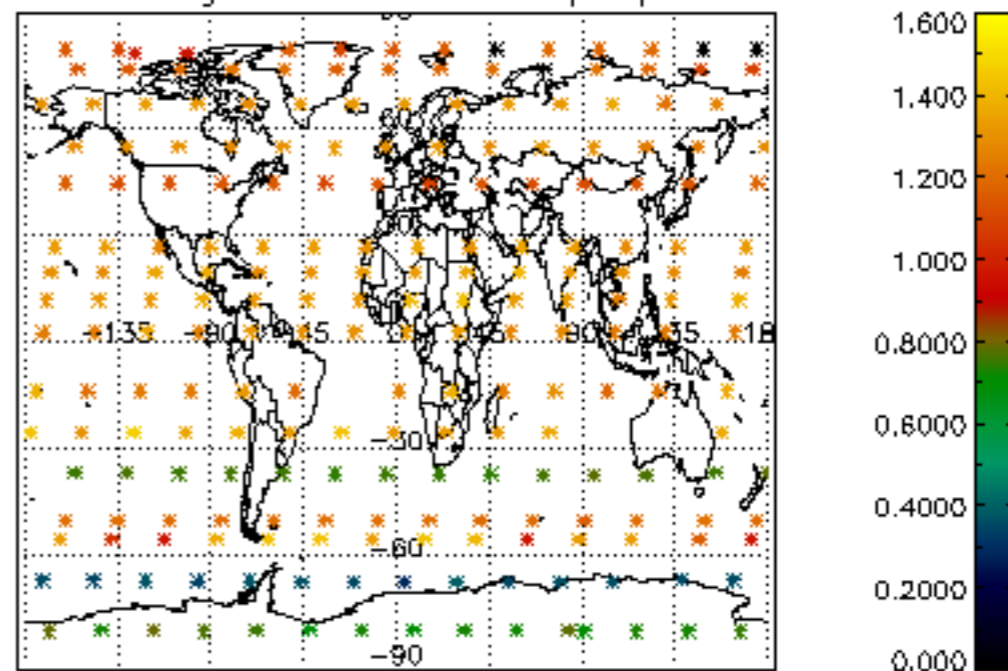
Percentage of saturation errors per profile



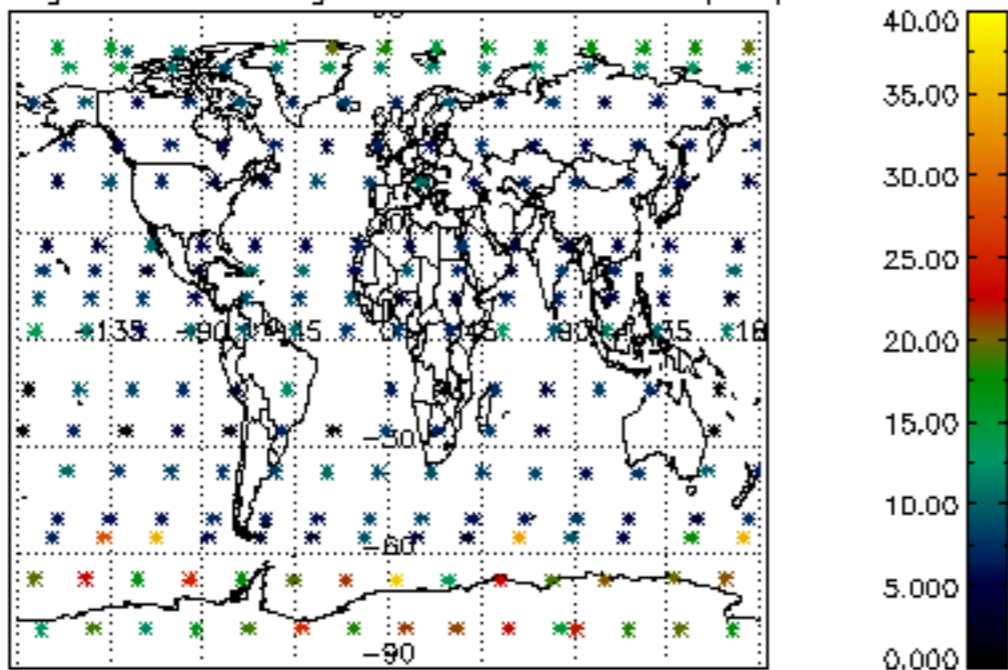
Percentage of cosmic ray hits per profile



Percentage of datation errors per profile



Percentage of star falling outside central band per profile



Percentage of saturation errors per profile

