

GOMOS Level 2 Daily Report

SUMMARY

[1. General Info](#)

[2. Summary of processed GOM_NL_2P products](#)

[3. Level 2 Quality information per product](#)

[3.1 Plot of level 2 quality information per product \(time dependant\)](#)

[3.2 Plot of level 2 quality information per product \(world map\)](#)

[4. Level 1 Quality information per product \(stored on level 2 products\)](#)

[4.1 Plot of level 1 quality information per product \(time dependant\)](#)

[4.1.1 Plot of level 1 quality information per product \(time dependant\): ASCENDING](#)

[4.1.2 Plot of level 1 quality information per product \(time dependant\): DESCENDING](#)

[4.2 Plot of level 1 quality information per product \(world map\)](#)

[4.2.1 Plot of level 1 quality information per product \(world map\): ASCENDING](#)

[4.2.2 Plot of level 1 quality information per product \(world map\): DESCENDING](#)

[5. Ozone profiles based on quality statistics and other trace gas profiles](#)

[5.1 Ozone statistics based on quality of products](#)

[5.2 Plot ozone profiles for all STD \(dark without errors\)](#)

[5.3 Plot ozone profiles where STD < 20% \(dark without errors\)](#)

[5.4. Plot ozone profiles where STD < 10% \(dark without errors\)](#)

[5.5. Plot ozone profiles where STD < 5% \(dark without errors\)](#)

[5.6 Plot NO2 profiles for all STD \(dark without errors\)](#)

[5.7 Plot NO3 profiles for all STD \(dark without errors\)](#)

[5.8 Plot H2O profiles \(only for occultations of stars 1,2,3,4,13,14,16,26,63 dark without errors\) for all STD](#)

[6. Auxiliary Data Files used for the production reported in section 2](#)

This report presents the daily analysis on parameters extracted from GOMOS level 2 data (GOM_NL__2P). It is intended to monitor some important parameters that will impact the quality of these products. A list of level 2 products (and content) that have arrived during the reporting day to the PCF is also given.

Item	Value
Time of report generation	19APR2013 00:10:54
Data source version	GOMOS/6.01
Start time of products	19-04-2004 (19APR2004 00:00:00)
Stop time of products	20-04-2004 (20APR2004 00:00:00)
Store outputs in DB	Yes
Nb of level 2 prods	486
Nb of prods with errors	0

2. Summary of processed GOM_NL__2P products.

Nr	Filename	UTC Start time	Limb	Duration	Star Id	Star Name	Star Mag	Star Temp	Nb Meas	Orbit	Prod. error
1	GOM_NL__2PRFIN20040419_000124_00000572026_00088_11164_1766.N1	19-APR-2004 00:01:24	Dark	57.000	40	The Sco	1.8590	7100.0	114	11164	No
2	GOM_NL__2PRFIN20040419_000443_00000542026_00088_11164_1767.N1	19-APR-2004 00:04:43	Straylight	54.000	4	Alp1Cen	-0.010000	5800.0	108	11164	No
3	GOM_NL__2PRFIN20040419_000644_00000412026_00088_11164_1768.N1	19-APR-2004 00:06:44	Straylight	41.000	20	Bet Cru	1.2530	30000.	82	11164	No
4	GOM_NL__2PRFIN20040419_000900_00000442026_00088_11164_1769.N1	19-APR-2004 00:09:00	Straylight	44.000	95	Zet Cen	2.5450	26000.	88	11164	No
5	GOM_NL__2PRFIN20040419_001100_00000922026_00088_11164_1770.N1	19-APR-2004 00:11:00	Straylight	92.000	16	21Alp Sco	1.0200	3000.0	184	11164	No
6	GOM_NL__2PRFIN20040419_001519_00000852026_00088_11164_1771.N1	19-APR-2004 00:15:19	Twi_and_stray	84.500	97	8Bet1Sco	2.5610	30000.	169	11164	No
7	GOM_NL__2PRFIN20040419_001755_00000612026_00088_11164_1772.N1	19-APR-2004 00:17:55	Bright	60.500	122	9Alp2Lib	2.7470	9700.0	121	11164	No
8	GOM_NL__2PRFIN20040419_001956_00000452026_00088_11164_1773.N1	19-APR-2004 00:19:56	Bright	44.500	15	67Alp Vir	0.97600	28000.	89	11164	No
9	GOM_NL__2PRFIN20040419_002258_00000402026_00088_11164_1774.N1	19-APR-2004 00:22:58	Bright	39.500	121	29Gam Vir	2.7400	7200.0	79	11164	No
10	GOM_NL__2PRFIN20040419_002638_00000402026_00088_11164_1775.N1	19-APR-2004 00:26:38	Bright	39.500	138	47Eps Vir	2.8280	4700.0	79	11164	No
11	GOM_NL__2PRFIN20040419_002950_00000372026_00088_11164_1776.N1	19-APR-2004 00:29:50	Bright	36.500	96	68Del Leo	2.5600	9300.0	73	11164	No
12	GOM_NL__2PRFIN20040419_003438_00000382026_00088_11164_1777.N1	19-APR-2004 00:34:38	Bright	37.500	152	12Alp2CVn	2.8900	11000.	75	11164	No
13	GOM_NL__2PRFIN20040419_003624_00000382026_00088_11164_1778.N1	19-APR-2004 00:36:24	Bright	38.000	174	52Psi UMa	3.0040	4400.0	76	11164	No
14	GOM_NL__2PRFIN20040419_003840_00000352026_00088_11164_1779.N1	19-APR-2004 00:38:40	Bright	35.000	87	64Gam UMa	2.4330	11000.	70	11164	No
15	GOM_NL__2PRFIN20040419_004107_00000382026_00088_11164_1780.N1	19-APR-2004 00:41:07	Bright	37.500	36	50Alp UMa	1.8000	6300.0	75	11164	No
16	GOM_NL__2PRFIN20040419_004559_00000412026_00088_11164_1781.N1	19-APR-2004 00:45:59	Bright	41.000	60	7Bet UMi	2.0810	3950.0	82	11164	No
17	GOM_NL__2PRFIN20040419_004905_00000362026_00088_11164_1782.N1	19-APR-2004 00:49:05	Bright	36.000	49	1Alp UMi	1.9900	6300.0	72	11164	No
18	GOM_NL__2PRFIN20040419_005107_00000602026_00088_11164_1783.N1	19-APR-2004 00:51:07	Bright	59.500	130	23Bet Dra	2.7990	5800.0	119	11164	No
19	GOM_NL__2PRFIN20040419_005259_00000652026_00088_11164_1784.N1	19-APR-2004 00:52:59	Bright	64.500	69	33Gam Dra	2.2310	3800.0	129	11164	No
20	GOM_NL__2PRFIN20040419_005610_00000422026_00088_11164_1785.N1	19-APR-2004 00:56:10	Bright	41.500	89	5Alp Cep	2.4510	8000.0	83	11164	No
21	GOM_NL__2PRFIN20040419_005759_00000382026_00088_11164_1786.N1	19-APR-2004 00:57:59	Bright	37.500	68	18Alp Cas	2.2250	4500.0	75	11164	No
22	GOM_NL__2PRFIN20040419_010137_000001332026_00088_11164_1787.N1	19-APR-2004 01:01:37	Bright	133.00	5	3Alp Lyr	0.033000	11000.	266	11164	No
23	GOM_NL__2PRFIN20040419_010601_00000642026_00088_11164_1788.N1	19-APR-2004 01:06:01	Bright	64.000	92	53Eps Cyg	2.5000	4500.0	128	11164	No
24	GOM_NL__2PRFIN20040419_011346_00000562026_00088_11164_1789.N1	19-APR-2004 01:13:46	Dark	55.500	61	8Eps Peg	2.1000	3900.0	111	11164	No
25	GOM_NL__2PRFIN20040419_011614_00000512026_00088_11164_1790.N1	19-APR-2004 01:16:14	Dark	50.500	162	34Alp Aqr	2.9440	5350.0	101	11164	No
26	GOM_NL__2PRFIN20040419_011903_00000552026_00088_11164_1791.N1	19-APR-2004 01:19:03	Dark	54.500	154	22Bet Aqr	2.8990	5700.0	109	11164	No
27	GOM_NL__2PRFIN20040419_012123_00000462026_00088_11164_1792.N1	19-APR-2004 01:21:23	Dark	45.500	142	49Del Cap	2.8500	8900.0	91	11164	No
28	GOM_NL__2PRFIN20040419_012259_00000442026_00088_11164_1793.N1	19-APR-2004 01:22:59	Dark	44.000	18	24Alp PsA	1.1660	9700.0	88	11164	No
29	GOM_NL__2PRFIN20040419_012748_00000462026_00088_11164_1794.N1	19-APR-2004 01:27:48	Dark	45.500	63	Bet Gru	2.1500	2800.0	91	11164	No
30	GOM_NL__2PRFIN20040419_013136_00000422026_00088_11164_1795.N1	19-APR-2004 01:31:36	Dark	41.500	148	Alp Tuc	2.8780	4100.0	83	11164	No
31	GOM_NL__2PRFIN20040419_013337_00000422026_00089_11165_1790.N1	19-APR-2004 01:33:37	Dark	42.000	45	Alp Pav	1.9400	26000.	84	11165	No
32	GOM_NL__2PRFIN20040419_013722_00000762026_00089_11165_1791.N1	19-APR-2004 01:37:22	Dark	76.000	57	34Sig Sgr	2.0660	26000.	152	11165	No
33	GOM_NL__2PRFIN20040419_013946_00000692026_00089_11165_1792.N1	19-APR-2004 01:39:46	Dark	68.500	38	20Eps Sgr	1.8360	11000.	137	11165	No
34	GOM_NL__2PRFIN20040419_014201_00000732026_00089_11165_1793.N1	19-APR-2004 01:42:01	Straylight	73.000	40	The Sco	1.8590	7100.0	146	11165	No
35	GOM_NL__2PRFIN20040419_014519_00000532026_00089_11165_1794.N1	19-APR-2004 01:45:19	Straylight	52.500	4	Alp1Cen	-0.010000	5800.0	105	11165	No
36	GOM_NL__2PRFIN20040419_014811_00000512026_00089_11165_1795.N1	19-APR-2004 01:48:11	Straylight	50.500	26	Gam Cru	1.6240	2900.0	101	11165	No
37	GOM_NL__2PRFIN20040419_015008_00000462026_00089_11165_1796.N1	19-APR-2004 01:50:08	Straylight	45.500	81	Eta Cen	2.3560	28000.	91	11165	No
38	GOM_NL__2PRFIN20040419_015226_00000492026_00089_11165_1797.N1	19-APR-2004 01:52:26	Straylight	48.500	54	5The Cen	2.0550	4500.0	97	11165	No
39	GOM_NL__2PRFIN20040419_015435_00000772026_00089_11165_1798.N1	19-APR-2004 01:54:35	Twi_and_stray	76.500	80	7Del Sco	2.3160	30000.	153	11165	No
40	GOM_NL__2PRFIN20040419_015724_00000462026_00089_11165_1799.N1	19-APR-2004 01:57:24	Twi_and_stray	45.500	106	9Bet Crv	2.6480	5600.0	91	11165	No
41	GOM_NL__2PRFIN20040419_020033_00000442026_00089_11165_1800.N1	19-APR-2004 02:00:33	Bright	44.000	15	67Alp Vir	0.97600	28000.	88	11165	No
42	GOM_NL__2PRFIN20040419_020332_00000412026_00089_11165_1801.N1	19-APR-2004 02:03:32	Bright	41.000	121	29Gam Vir	2.7400	7200.0	82	11165	No

43	GOM_NL__2PRFIN20040419_020714_000000402026_00089_11165_1802.N1	19-APR-2004 02:07:14	Bright	39.500	138	47Eps Vir	2.8280	4700.0	79	11165	No
44	GOM_NL__2PRFIN20040419_021026_000000382026_00089_11165_1803.N1	19-APR-2004 02:10:26	Bright	37.500	96	68Del Leo	2.5600	9300.0	75	11165	No
45	GOM_NL__2PRFIN20040419_021514_000000402026_00089_11165_1804.N1	19-APR-2004 02:15:14	Bright	39.500	152	12Alp2CVn	2.8900	11000.	79	11165	No
46	GOM_NL__2PRFIN20040419_021700_000000382026_00089_11165_1805.N1	19-APR-2004 02:17:00	Bright	38.000	174	52Psi UMa	3.0040	4400.0	76	11165	No
47	GOM_NL__2PRFIN20040419_021914_000000402026_00089_11165_1806.N1	19-APR-2004 02:19:14	Bright	40.000	87	64Gam UMa	2.4330	11000.	80	11165	No
48	GOM_NL__2PRFIN20040419_022142_000000402026_00089_11165_1807.N1	19-APR-2004 02:21:42	Bright	39.500	36	50Alp UMa	1.8000	6300.0	79	11165	No
49	GOM_NL__2PRFIN20040419_022635_000000412026_00089_11165_1808.N1	19-APR-2004 02:26:35	Bright	41.000	60	7Bet UMi	2.0810	3950.0	82	11165	No
50	GOM_NL__2PRFIN20040419_022940_000000382026_00089_11165_1809.N1	19-APR-2004 02:29:40	Bright	37.500	49	1Alp UMi	1.9900	6300.0	75	11165	No
51	GOM_NL__2PRFIN20040419_023142_000000622026_00089_11165_1810.N1	19-APR-2004 02:31:42	Bright	62.000	130	23Bet Dra	2.7990	5800.0	124	11165	No
52	GOM_NL__2PRFIN20040419_023334_000000662026_00089_11165_1811.N1	19-APR-2004 02:33:34	Bright	65.500	69	33Gam Dra	2.2310	3800.0	131	11165	No
53	GOM_NL__2PRFIN20040419_023646_000000422026_00089_11165_1812.N1	19-APR-2004 02:36:46	Bright	42.000	89	5Alp Cep	2.4510	8000.0	84	11165	No
54	GOM_NL__2PRFIN20040419_023835_000000362026_00089_11165_1813.N1	19-APR-2004 02:38:35	Bright	35.500	68	18Alp Cas	2.2250	4500.0	71	11165	No
55	GOM_NL__2PRFIN20040419_024212_000001272026_00089_11165_1814.N1	19-APR-2004 02:42:12	Bright	126.50	5	3Alp Lyr	0.033000	11000.	253	11165	No
56	GOM_NL__2PRFIN20040419_024637_000000612026_00089_11165_1815.N1	19-APR-2004 02:46:37	Bright	61.000	92	53Eps Cyg	2.5000	4500.0	122	11165	No
57	GOM_NL__2PRFIN20040419_025106_000000432026_00089_11165_1816.N1	19-APR-2004 02:51:06	Twi_and_stray	42.500	90	54Alp Peg	2.4870	11000.	85	11165	No
58	GOM_NL__2PRFIN20040419_025423_000000612026_00089_11165_1817.N1	19-APR-2004 02:54:23	Dark	61.000	61	8Eps Peg	2.1000	3900.0	122	11165	No
59	GOM_NL__2PRFIN20040419_025650_000000512026_00089_11165_1818.N1	19-APR-2004 02:56:50	Dark	50.500	162	34Alp Aqr	2.9440	5350.0	101	11165	No
60	GOM_NL__2PRFIN20040419_025940_000000572026_00089_11165_1819.N1	19-APR-2004 02:59:40	Dark	56.500	154	22Bet Aqr	2.8990	5700.0	113	11165	No
61	GOM_NL__2PRFIN20040419_030159_000000482026_00089_11165_1820.N1	19-APR-2004 03:01:59	Dark	47.500	142	49Del Cap	2.8500	8900.0	95	11165	No
62	GOM_NL__2PRFIN20040419_030335_000000462026_00089_11165_1821.N1	19-APR-2004 03:03:35	Dark	45.500	18	24Alp PsA	1.1660	9700.0	91	11165	No
63	GOM_NL__2PRFIN20040419_030907_000000412026_00089_11165_1822.N1	19-APR-2004 03:09:07	Dark	41.000	31	Alp Gru	1.7340	15200.	82	11165	No
64	GOM_NL__2PRFIN20040419_031213_000000492026_00089_11165_1823.N1	19-APR-2004 03:12:13	Dark	49.000	148	Alp Tuc	2.8780	4100.0	98	11165	No
65	GOM_NL__2PRFIN20040419_031414_000000422026_00090_11166_1791.N1	19-APR-2004 03:14:14	Dark	42.000	45	Alp Pav	1.9400	26000.	84	11166	No
66	GOM_NL__2PRFIN20040419_031800_000000782026_00090_11166_1792.N1	19-APR-2004 03:18:00	Dark	78.000	57	34Sig Sgr	2.0660	26000.	156	11166	No
67	GOM_NL__2PRFIN20040419_032023_000000682026_00090_11166_1793.N1	19-APR-2004 03:20:23	Dark	67.500	38	20Eps Sgr	1.8360	11000.	135	11166	No
68	GOM_NL__2PRFIN20040419_032240_000000602026_00090_11166_1794.N1	19-APR-2004 03:22:40	Dark	60.000	40	The Sco	1.8590	7100.0	120	11166	No
69	GOM_NL__2PRFIN20040419_032555_000000532026_00090_11166_1795.N1	19-APR-2004 03:25:55	Straylight	52.500	4	Alp1Cen	-0.010000	5800.0	105	11166	No
70	GOM_NL__2PRFIN20040419_032847_000000452026_00090_11166_1796.N1	19-APR-2004 03:28:47	Straylight	45.000	26	Gam Cru	1.6240	2900.0	90	11166	No
71	GOM_NL__2PRFIN20040419_033045_000000442026_00090_11166_1797.N1	19-APR-2004 03:30:45	Straylight	44.000	81	Eta Cen	2.3560	28000.	88	11166	No
72	GOM_NL__2PRFIN20040419_033303_000000472026_00090_11166_1798.N1	19-APR-2004 03:33:03	Straylight	46.500	54	5The Cen	2.0550	4500.0	93	11166	No
73	GOM_NL__2PRFIN20040419_033511_000000792026_00090_11166_1799.N1	19-APR-2004 03:35:11	Twi_and_stray	78.500	80	7Del Sco	2.3160	30000.	157	11166	No
74	GOM_NL__2PRFIN20040419_033801_000000452026_00090_11166_1800.N1	19-APR-2004 03:38:01	Twi_and_stray	44.500	106	9Bet Crv	2.6480	5600.0	89	11166	No
75	GOM_NL__2PRFIN20040419_034109_000000432026_00090_11166_1801.N1	19-APR-2004 03:41:09	Bright	43.000	15	67Alp Vir	0.97600	28000.	86	11166	No
76	GOM_NL__2PRFIN20040419_034411_000000402026_00090_11166_1802.N1	19-APR-2004 03:44:11	Bright	39.500	121	29Gam Vir	2.7400	7200.0	79	11166	No
77	GOM_NL__2PRFIN20040419_034750_000000402026_00090_11166_1803.N1	19-APR-2004 03:47:50	Bright	39.500	138	47Eps Vir	2.8280	4700.0	79	11166	No
78	GOM_NL__2PRFIN20040419_035103_000000372026_00090_11166_1804.N1	19-APR-2004 03:51:03	Bright	36.500	96	68Del Leo	2.5600	9300.0	73	11166	No
79	GOM_NL__2PRFIN20040419_035550_000000372026_00090_11166_1805.N1	19-APR-2004 03:55:50	Bright	37.000	152	12Alp2CVn	2.8900	11000.	74	11166	No
80	GOM_NL__2PRFIN20040419_035736_000000382026_00090_11166_1806.N1	19-APR-2004 03:57:36	Bright	38.000	174	52Psi UMa	3.0040	4400.0	76	11166	No
81	GOM_NL__2PRFIN20040419_035951_000000392026_00090_11166_1807.N1	19-APR-2004 03:59:51	Bright	39.000	87	64Gam UMa	2.4330	11000.	78	11166	No
82	GOM_NL__2PRFIN20040419_040219_000000362026_00090_11166_1808.N1	19-APR-2004 04:02:19	Bright	35.500	36	50Alp UMa	1.8000	6300.0	71	11166	No
83	GOM_NL__2PRFIN20040419_040710_000000432026_00090_11166_1809.N1	19-APR-2004 04:07:10	Bright	42.500	60	7Bet UMi	2.0810	3950.0	85	11166	No
84	GOM_NL__2PRFIN20040419_041016_000000362026_00090_11166_1810.N1	19-APR-2004 04:10:16	Bright	35.500	49	1Alp UMi	1.9900	6300.0	71	11166	No
85	GOM_NL__2PRFIN20040419_041217_000000622026_00090_11166_1811.N1	19-APR-2004 04:12:17	Bright	62.000	130	23Bet Dra	2.7990	5800.0	124	11166	No
86	GOM_NL__2PRFIN20040419_041408_000000672026_00090_11166_1812.N1	19-APR-2004 04:14:08	Bright	67.000	69	33Gam Dra	2.2310	3800.0	134	11166	No
87	GOM_NL__2PRFIN20040419_041722_000000422026_00090_11166_1813.N1	19-APR-2004 04:17:22	Bright	42.000	89	5Alp Cep	2.4510	8000.0	84	11166	No
88	GOM_NL__2PRFIN20040419_041911_000000362026_00090_11166_1814.N1	19-APR-2004 04:19:11	Bright	35.500	68	18Alp Cas	2.2250	4500.0	71	11166	No
89	GOM_NL__2PRFIN20040419_042247_000001402026_00090_11166_1815.N1	19-APR-2004 04:22:47	Bright	140.00	5	3Alp Lyr	0.033000	11000.	280	11166	No
90	GOM_NL__2PRFIN20040419_042713_000000682026_00090_11166_1816.N1	19-APR-2004 04:27:13	Bright	67.500	92	53Eps Cyg	2.5000	4500.0	135	11166	No
91	GOM_NL__2PRFIN20040419_043143_000000432026_00090_11166_1817.N1	19-APR-2004 04:31:43	Twi_and_stray	43.000	90	54Alp Peg	2.4870	11000.	86	11166	No
92	GOM_NL__2PRFIN20040419_043459_000000552026_00090_11166_1818.N1	19-APR-2004 04:34:59	Dark	55.000	61	8Eps Peg	2.1000	3900.0	110	11166	No
93	GOM_NL__2PRFIN20040419_043727_000000512026_00090_11166_1819.N1	19-APR-2004 04:37:27	Dark	51.000	162	34Alp Aqr	2.9440	5350.0	102	11166	No
94	GOM_NL__2PRFIN20040419_044017_000000552026_00090_11166_1820.N1	19-APR-2004 04:40:17	Dark	54.500	154	22Bet Aqr	2.8990	5700.0	109	11166	No
95	GOM_NL__2PRFIN20040419_044236_000000502026_00090_11166_1821.N1	19-APR-2004 04:42:36	Dark	49.500	142	49Del Cap	2.8500	8900.0	99	11166	No
96	GOM_NL__2PRFIN20040419_044411_000000462026_00090_11166_1822.N1	19-APR-2004 04:44:11	Dark	46.000	18	24Alp PsA	1.1660	9700.0	92	11166	No
97	GOM_NL__2PRFIN20040419_044944_000000412026_00090_11166_1823.N1	19-APR-2004 04:49:44	Dark	41.000	31	Alp Gru	1.7340	15200.	82	11166	No
98	GOM_NL__2PRFIN20040419_045249_000000442026_00090_11166_1824.N1	19-APR-2004 04:52:49	Dark	43.500	148	Alp Tuc	2.8780	4100.0	87	11166	No
99	GOM_NL__2PRFIN20040419_045451_000000482026_00091_11167_1705.N1	19-APR-2004 04:54:51	Dark	47.500	45	Alp Pav	1.9400	26000.	95	11167	No
100	GOM_NL__2PRFIN20040419_045837_000000792026_00091_11167_1706.N1	19-APR-2004 04:58:37	Dark	78.500	57	34Sig Sgr	2.0660	26000.	157	11167	No
101	GOM_NL__2PRFIN20040419_050101_000000802026_00091_11167_1707.N1	19-APR-2004 05:01:01	Dark	80.000	38	20Eps Sgr	1.8360	11000.	160	11167	No

102	GOM_NL__2PRFIN20040419_050317_000000552026_00091_11167_1708.N1	19-APR-2004 05:03:17	Dark	54.500	40	The Sco	1.8590	7100.0	109	11167	No
103	GOM_NL__2PRFIN20040419_050631_000000452026_00091_11167_1709.N1	19-APR-2004 05:06:31	Straylight	45.000	4	Alp1Cen	-0.010000	5800.0	90	11167	No
104	GOM_NL__2PRFIN20040419_050924_000000502026_00091_11167_1710.N1	19-APR-2004 05:09:24	Straylight	49.500	26	Gam Cru	1.6240	2900.0	99	11167	No
105	GOM_NL__2PRFIN20040419_051122_000000432026_00091_11167_1711.N1	19-APR-2004 05:11:22	Straylight	43.000	81	Eta Cen	2.3560	28000.	86	11167	No
106	GOM_NL__2PRFIN20040419_051339_000000462026_00091_11167_1712.N1	19-APR-2004 05:13:39	Straylight	45.500	54	5The Cen	2.0550	4500.0	91	11167	No
107	GOM_NL__2PRFIN20040419_051547_000000812026_00091_11167_1713.N1	19-APR-2004 05:15:47	Tw_i_and_stray	80.500	80	7Del Sco	2.3160	30000.	161	11167	No
108	GOM_NL__2PRFIN20040419_051837_000000442026_00091_11167_1714.N1	19-APR-2004 05:18:37	Tw_i_and_stray	43.500	106	9Bet Crv	2.6480	5600.0	87	11167	No
109	GOM_NL__2PRFIN20040419_052145_000000452026_00091_11167_1715.N1	19-APR-2004 05:21:45	Bright	44.500	15	67Alp Vir	0.97600	28000.	89	11167	No
110	GOM_NL__2PRFIN20040419_052447_000000392026_00091_11167_1716.N1	19-APR-2004 05:24:47	Bright	38.500	121	29Gam Vir	2.7400	7200.0	77	11167	No
111	GOM_NL__2PRFIN20040419_052826_000000412026_00091_11167_1717.N1	19-APR-2004 05:28:26	Bright	40.500	138	47Eps Vir	2.8280	4700.0	81	11167	No
112	GOM_NL__2PRFIN20040419_053139_000000382026_00091_11167_1718.N1	19-APR-2004 05:31:39	Bright	38.000	96	68Del Leo	2.5600	9300.0	76	11167	No
113	GOM_NL__2PRFIN20040419_053626_000000382026_00091_11167_1719.N1	19-APR-2004 05:36:26	Bright	38.000	152	12Alp2CVn	2.8900	11000.	76	11167	No
114	GOM_NL__2PRFIN20040419_053813_000000362026_00091_11167_1720.N1	19-APR-2004 05:38:13	Bright	36.000	174	52Psi UMa	3.0040	4400.0	72	11167	No
115	GOM_NL__2PRFIN20040419_054029_000000372026_00091_11167_1721.N1	19-APR-2004 05:40:29	Bright	36.500	87	64Gam UMa	2.4330	11000.	73	11167	No
116	GOM_NL__2PRFIN20040419_054256_000000392026_00091_11167_1722.N1	19-APR-2004 05:42:56	Bright	38.500	36	50Alp UMa	1.8000	6300.0	77	11167	No
117	GOM_NL__2PRFIN20040419_054747_000000422026_00091_11167_1723.N1	19-APR-2004 05:47:47	Bright	41.500	60	7Bet UMi	2.0810	3950.0	83	11167	No
118	GOM_NL__2PRFIN20040419_055053_000000372026_00091_11167_1724.N1	19-APR-2004 05:50:53	Bright	36.500	49	1Alp UMi	1.9900	6300.0	73	11167	No
119	GOM_NL__2PRFIN20040419_055251_000000592026_00091_11167_1725.N1	19-APR-2004 05:52:51	Bright	59.000	130	23Bet Dra	2.7990	5800.0	118	11167	No
120	GOM_NL__2PRFIN20040419_055443_000000922026_00091_11167_1726.N1	19-APR-2004 05:54:43	Bright	92.000	69	33Gam Dra	2.2310	3800.0	184	11167	No
121	GOM_NL__2PRFIN20040419_055758_000000412026_00091_11167_1727.N1	19-APR-2004 05:57:58	Bright	41.000	89	5Alp Cep	2.4510	8000.0	82	11167	No
122	GOM_NL__2PRFIN20040419_055947_000000372026_00091_11167_1728.N1	19-APR-2004 05:59:47	Bright	36.500	68	18Alp Cas	2.2250	4500.0	73	11167	No
123	GOM_NL__2PRFIN20040419_060322_000001352026_00091_11167_1729.N1	19-APR-2004 06:03:22	Bright	134.50	5	3Alp Lyr	0.033000	11000.	269	11167	No
124	GOM_NL__2PRFIN20040419_060749_000000652026_00091_11167_1730.N1	19-APR-2004 06:07:49	Bright	65.000	92	53Eps Cyg	2.5000	4500.0	130	11167	No
125	GOM_NL__2PRFIN20040419_061219_000000432026_00091_11167_1731.N1	19-APR-2004 06:12:19	Tw_i_and_stray	43.000	90	54Alp Peg	2.4870	11000.	86	11167	No
126	GOM_NL__2PRFIN20040419_061535_000000572026_00091_11167_1732.N1	19-APR-2004 06:15:35	Dark	56.500	61	8Eps Peg	2.1000	3900.0	113	11167	No
127	GOM_NL__2PRFIN20040419_061803_000000502026_00091_11167_1733.N1	19-APR-2004 06:18:03	Dark	50.000	162	34Alp Aqr	2.9440	5350.0	100	11167	No
128	GOM_NL__2PRFIN20040419_062054_000000542026_00091_11167_1734.N1	19-APR-2004 06:20:54	Dark	54.000	154	22Bet Aqr	2.8990	5700.0	108	11167	No
129	GOM_NL__2PRFIN20040419_062313_000000492026_00091_11167_1735.N1	19-APR-2004 06:23:13	Dark	48.500	142	49Del Cap	2.8500	8900.0	97	11167	No
130	GOM_NL__2PRFIN20040419_062448_000000442026_00091_11167_1736.N1	19-APR-2004 06:24:48	Dark	44.000	18	24Alp PsA	1.1660	9700.0	88	11167	No
131	GOM_NL__2PRFIN20040419_063020_000000422026_00091_11167_1737.N1	19-APR-2004 06:30:20	Dark	41.500	31	Alp Gru	1.7340	15200.	83	11167	No
132	GOM_NL__2PRFIN20040419_063326_000000402026_00091_11167_1738.N1	19-APR-2004 06:33:26	Dark	39.500	148	Alp Tuc	2.8780	4100.0	79	11167	No
133	GOM_NL__2PRFIN20040419_063527_000000412026_00092_11168_1705.N1	19-APR-2004 06:35:27	Dark	41.000	45	Alp Pav	1.9400	26000.	82	11168	No
134	GOM_NL__2PRFIN20040419_063915_000000812026_00092_11168_1706.N1	19-APR-2004 06:39:15	Dark	80.500	57	34Sig Sgr	2.0660	26000.	161	11168	No
135	GOM_NL__2PRFIN20040419_064137_000000712026_00092_11168_1707.N1	19-APR-2004 06:41:37	Dark	70.500	38	20Eps Sgr	1.8360	11000.	141	11168	No
136	GOM_NL__2PRFIN20040419_064355_000000582026_00092_11168_1708.N1	19-APR-2004 06:43:55	Dark	57.500	40	The Sco	1.8590	7100.0	115	11168	No
137	GOM_NL__2PRFIN20040419_064708_000000472026_00092_11168_1709.N1	19-APR-2004 06:47:08	Straylight	46.500	4	Alp1Cen	-0.010000	5800.0	93	11168	No
138	GOM_NL__2PRFIN20040419_065000_000000442026_00092_11168_1710.N1	19-APR-2004 06:50:00	Straylight	44.000	26	Gam Cru	1.6240	2900.0	88	11168	No
139	GOM_NL__2PRFIN20040419_065158_000000452026_00092_11168_1711.N1	19-APR-2004 06:51:58	Straylight	44.500	81	Eta Cen	2.3560	28000.	89	11168	No
140	GOM_NL__2PRFIN20040419_065415_000000472026_00092_11168_1712.N1	19-APR-2004 06:54:15	Straylight	46.500	54	5The Cen	2.0550	4500.0	93	11168	No
141	GOM_NL__2PRFIN20040419_065624_000000812026_00092_11168_1713.N1	19-APR-2004 06:56:24	Tw_i_and_stray	80.500	80	7Del Sco	2.3160	30000.	161	11168	No
142	GOM_NL__2PRFIN20040419_065914_000000442026_00092_11168_1714.N1	19-APR-2004 06:59:14	Tw_i_and_stray	43.500	106	9Bet Crv	2.6480	5600.0	87	11168	No
143	GOM_NL__2PRFIN20040419_070222_000000432026_00092_11168_1715.N1	19-APR-2004 07:02:22	Bright	43.000	15	67Alp Vir	0.97600	28000.	86	11168	No
144	GOM_NL__2PRFIN20040419_070524_000000392026_00092_11168_1716.N1	19-APR-2004 07:05:24	Bright	38.500	121	29Gam Vir	2.7400	7200.0	77	11168	No
145	GOM_NL__2PRFIN20040419_070902_000000402026_00092_11168_1717.N1	19-APR-2004 07:09:02	Bright	39.500	138	47Eps Vir	2.8280	4700.0	79	11168	No
146	GOM_NL__2PRFIN20040419_071215_000000372026_00092_11168_1718.N1	19-APR-2004 07:12:15	Bright	36.500	96	68Del Leo	2.5600	9300.0	73	11168	No
147	GOM_NL__2PRFIN20040419_071702_000000382026_00092_11168_1719.N1	19-APR-2004 07:17:02	Bright	37.500	152	12Alp2CVn	2.8900	11000.	75	11168	No
148	GOM_NL__2PRFIN20040419_071849_000000372026_00092_11168_1720.N1	19-APR-2004 07:18:49	Bright	36.500	174	52Psi UMa	3.0040	4400.0	73	11168	No
149	GOM_NL__2PRFIN20040419_072105_000000362026_00092_11168_1721.N1	19-APR-2004 07:21:05	Bright	36.000	87	64Gam UMa	2.4330	11000.	72	11168	No
150	GOM_NL__2PRFIN20040419_072332_000000352026_00092_11168_1722.N1	19-APR-2004 07:23:32	Bright	35.000	36	50Alp UMa	1.8000	6300.0	70	11168	No
151	GOM_NL__2PRFIN20040419_072823_000000412026_00092_11168_1723.N1	19-APR-2004 07:28:23	Bright	40.500	60	7Bet UMi	2.0810	3950.0	81	11168	No
152	GOM_NL__2PRFIN20040419_073129_000000342026_00092_11168_1724.N1	19-APR-2004 07:31:29	Bright	34.000	49	1Alp UMi	1.9900	6300.0	68	11168	No
153	GOM_NL__2PRFIN20040419_073326_000000602026_00092_11168_1725.N1	19-APR-2004 07:33:26	Bright	59.500	130	23Bet Dra	2.7990	5800.0	119	11168	No
154	GOM_NL__2PRFIN20040419_073518_000000672026_00092_11168_1726.N1	19-APR-2004 07:35:18	Bright	66.500	69	33Gam Dra	2.2310	3800.0	133	11168	No
155	GOM_NL__2PRFIN20040419_073834_000000402026_00092_11168_1727.N1	19-APR-2004 07:38:34	Bright	40.000	89	5Alp Cep	2.4510	8000.0	80	11168	No
156	GOM_NL__2PRFIN20040419_074024_000000362026_00092_11168_1728.N1	19-APR-2004 07:40:24	Bright	35.500	68	18Alp Cas	2.2250	4500.0	71	11168	No
157	GOM_NL__2PRFIN20040419_074357_000001372026_00092_11168_1729.N1	19-APR-2004 07:43:57	Bright	137.00	5	3Alp Lyr	0.033000	11000.	274	11168	No
158	GOM_NL__2PRFIN20040419_074825_000000622026_00092_11168_1730.N1	19-APR-2004 07:48:25	Bright	62.000	92	53Eps Cyg	2.5000	4500.0	124	11168	No
159	GOM_NL__2PRFIN20040419_075255_000000442026_00092_11168_1731.N1	19-APR-2004 07:52:55	Tw_i_and_stray	44.000	90	54Alp Peg	2.4870	11000.	88	11168	No
160	GOM_NL__2PRFIN20040419_075612_000000592026_00092_11168_1732.N1	19-APR-2004 07:56:12	Dark	59.000	61	8Eps Peg	2.1000	3900.0	118	11168	No

161	GOM_NL__2PRFIN20040419_075840_000000482026_00092_11168_1733.N1	19-APR-2004 07:58:40	Dark	48.000	162	34Alp Aqr	2.9440	5350.0	96	11168	No
162	GOM_NL__2PRFIN20040419_080130_000000532026_00092_11168_1734.N1	19-APR-2004 08:01:30	Dark	53.000	154	22Bet Aqr	2.8990	5700.0	106	11168	No
163	GOM_NL__2PRFIN20040419_080349_000000462026_00092_11168_1735.N1	19-APR-2004 08:03:49	Dark	45.500	142	49Del Cap	2.8500	8900.0	91	11168	No
164	GOM_NL__2PRFIN20040419_080524_000000432026_00092_11168_1736.N1	19-APR-2004 08:05:24	Dark	43.000	18	24Alp PsA	1.1660	9700.0	86	11168	No
165	GOM_NL__2PRFIN20040419_081057_000000412026_00092_11168_1737.N1	19-APR-2004 08:10:57	Dark	41.000	31	Alp Gru	1.7340	15200.	82	11168	No
166	GOM_NL__2PRFIN20040419_081402_000000402026_00092_11168_1738.N1	19-APR-2004 08:14:02	Dark	39.500	148	Alp Tuc	2.8780	4100.0	79	11168	No
167	GOM_NL__2PRFIN20040419_081604_000000432026_00093_11169_1705.N1	19-APR-2004 08:16:04	Dark	42.500	45	Alp Pav	1.9400	26000.	85	11169	No
168	GOM_NL__2PRFIN20040419_081953_000000802026_00093_11169_1706.N1	19-APR-2004 08:19:53	Dark	79.500	57	34Sig Sgr	2.0660	26000.	159	11169	No
169	GOM_NL__2PRFIN20040419_082215_000000712026_00093_11169_1707.N1	19-APR-2004 08:22:15	Dark	71.000	38	20Eps Sgr	1.8360	11000.	142	11169	No
170	GOM_NL__2PRFIN20040419_082432_000000612026_00093_11169_1708.N1	19-APR-2004 08:24:32	Straylight	61.000	40	The Sco	1.8590	7100.0	122	11169	No
171	GOM_NL__2PRFIN20040419_082744_000000442026_00093_11169_1709.N1	19-APR-2004 08:27:44	Straylight	43.500	4	Alp1Cen	-0.010000	5800.0	87	11169	No
172	GOM_NL__2PRFIN20040419_083036_000000452026_00093_11169_1710.N1	19-APR-2004 08:30:36	Straylight	45.000	26	Gam Cru	1.6240	2900.0	90	11169	No
173	GOM_NL__2PRFIN20040419_083234_000000442026_00093_11169_1711.N1	19-APR-2004 08:32:34	Straylight	43.500	81	Eta Cen	2.3560	28000.	87	11169	No
174	GOM_NL__2PRFIN20040419_083451_000000502026_00093_11169_1712.N1	19-APR-2004 08:34:51	Straylight	50.000	54	5The Cen	2.0550	4500.0	100	11169	No
175	GOM_NL__2PRFIN20040419_083700_000000792026_00093_11169_1713.N1	19-APR-2004 08:37:00	Twi_and_stray	79.000	80	7Del Sco	2.3160	30000.	158	11169	No
176	GOM_NL__2PRFIN20040419_083950_000000442026_00093_11169_1714.N1	19-APR-2004 08:39:50	Twi_and_stray	44.000	106	9Bet Crv	2.6480	5600.0	88	11169	No
177	GOM_NL__2PRFIN20040419_084258_000000432026_00093_11169_1715.N1	19-APR-2004 08:42:58	Bright	43.000	15	67Alp Vir	0.97600	28000.	86	11169	No
178	GOM_NL__2PRFIN20040419_084600_000000382026_00093_11169_1716.N1	19-APR-2004 08:46:00	Bright	38.000	121	29Gam Vir	2.7400	7200.0	76	11169	No
179	GOM_NL__2PRFIN20040419_084938_000000402026_00093_11169_1717.N1	19-APR-2004 08:49:38	Bright	40.000	138	47Eps Vir	2.8280	4700.0	80	11169	No
180	GOM_NL__2PRFIN20040419_085251_000000392026_00093_11169_1718.N1	19-APR-2004 08:52:51	Bright	38.500	96	68Del Leo	2.5600	9300.0	77	11169	No
181	GOM_NL__2PRFIN20040419_085737_000000382026_00093_11169_1719.N1	19-APR-2004 08:57:37	Bright	37.500	152	12Alp2CVn	2.8900	11000.	75	11169	No
182	GOM_NL__2PRFIN20040419_085925_000000382026_00093_11169_1720.N1	19-APR-2004 08:59:25	Bright	37.500	174	52Psi UMa	3.0040	4400.0	75	11169	No
183	GOM_NL__2PRFIN20040419_090140_000000372026_00093_11169_1721.N1	19-APR-2004 09:01:40	Bright	37.000	87	64Gam UMa	2.4330	11000.	74	11169	No
184	GOM_NL__2PRFIN20040419_090408_000000352026_00093_11169_1722.N1	19-APR-2004 09:04:08	Bright	35.000	36	50Alp UMa	1.8000	6300.0	70	11169	No
185	GOM_NL__2PRFIN20040419_090858_000000422026_00093_11169_1723.N1	19-APR-2004 09:08:58	Bright	41.500	60	7Bet UMi	2.0810	3950.0	83	11169	No
186	GOM_NL__2PRFIN20040419_091205_000000372026_00093_11169_1724.N1	19-APR-2004 09:12:05	Bright	37.000	49	1Alp UMi	1.9900	6300.0	74	11169	No
187	GOM_NL__2PRFIN20040419_091401_000000622026_00093_11169_1725.N1	19-APR-2004 09:14:01	Bright	62.000	130	23Bet Dra	2.7990	5800.0	124	11169	No
188	GOM_NL__2PRFIN20040419_091553_000000662026_00093_11169_1726.N1	19-APR-2004 09:15:53	Bright	65.500	69	33Gam Dra	2.2310	3800.0	131	11169	No
189	GOM_NL__2PRFIN20040419_091910_000000412026_00093_11169_1727.N1	19-APR-2004 09:19:10	Bright	41.000	89	5Alp Cep	2.4510	8000.0	82	11169	No
190	GOM_NL__2PRFIN20040419_092059_000000382026_00093_11169_1728.N1	19-APR-2004 09:20:59	Bright	37.500	68	18Alp Cas	2.2250	4500.0	75	11169	No
191	GOM_NL__2PRFIN20040419_092432_000001392026_00093_11169_1729.N1	19-APR-2004 09:24:32	Bright	138.50	5	3Alp Lyr	0.033000	11000.	277	11169	No
192	GOM_NL__2PRFIN20040419_092902_000000652026_00093_11169_1730.N1	19-APR-2004 09:29:02	Bright	65.000	92	53Eps Cyg	2.5000	4500.0	130	11169	No
193	GOM_NL__2PRFIN20040419_093331_000000452026_00093_11169_1731.N1	19-APR-2004 09:33:31	Twi_and_stray	45.000	90	54Alp Peg	2.4870	11000.	90	11169	No
194	GOM_NL__2PRFIN20040419_093649_000000572026_00093_11169_1732.N1	19-APR-2004 09:36:49	Dark	56.500	61	8Eps Peg	2.1000	3900.0	113	11169	No
195	GOM_NL__2PRFIN20040419_093916_000000522026_00093_11169_1733.N1	19-APR-2004 09:39:16	Dark	52.000	162	34Alp Aqr	2.9440	5350.0	104	11169	No
196	GOM_NL__2PRFIN20040419_094207_000000562026_00093_11169_1734.N1	19-APR-2004 09:42:07	Dark	55.500	154	22Bet Aqr	2.8990	5700.0	111	11169	No
197	GOM_NL__2PRFIN20040419_094425_000000482026_00093_11169_1735.N1	19-APR-2004 09:44:25	Dark	47.500	142	49Del Cap	2.8500	8900.0	95	11169	No
198	GOM_NL__2PRFIN20040419_094559_000000462026_00093_11169_1736.N1	19-APR-2004 09:45:59	Dark	46.000	18	24Alp PsA	1.1660	9700.0	92	11169	No
199	GOM_NL__2PRFIN20040419_095133_000000422026_00093_11169_1737.N1	19-APR-2004 09:51:33	Dark	42.000	31	Alp Gru	1.7340	15200.	84	11169	No
200	GOM_NL__2PRFIN20040419_095438_000000392026_00093_11169_1738.N1	19-APR-2004 09:54:38	Dark	39.000	148	Alp Tuc	2.8780	4100.0	78	11169	No
201	GOM_NL__2PRFIN20040419_095640_000000422026_00094_11170_1705.N1	19-APR-2004 09:56:40	Dark	41.500	45	Alp Pav	1.9400	26000.	83	11170	No
202	GOM_NL__2PRFIN20040419_100032_000000792026_00094_11170_1706.N1	19-APR-2004 10:00:32	Dark	79.000	57	34Sig Sgr	2.0660	26000.	158	11170	No
203	GOM_NL__2PRFIN20040419_100253_000000682026_00094_11170_1707.N1	19-APR-2004 10:02:53	Dark	67.500	38	20Eps Sgr	1.8360	11000.	135	11170	No
204	GOM_NL__2PRFIN20040419_100508_000000592026_00094_11170_1708.N1	19-APR-2004 10:05:08	Straylight	59.000	40	The Sco	1.8590	7100.0	118	11170	No
205	GOM_NL__2PRFIN20040419_100821_000000402026_00094_11170_1709.N1	19-APR-2004 10:08:21	Straylight	40.000	4	Alp1Cen	-0.010000	5800.0	80	11170	No
206	GOM_NL__2PRFIN20040419_101021_000000382026_00094_11170_1710.N1	19-APR-2004 10:10:21	Straylight	38.000	20	Bet Cru	1.2530	30000.	76	11170	No
207	GOM_NL__2PRFIN20040419_101309_000000392026_00094_11170_1711.N1	19-APR-2004 10:13:09	Straylight	38.500	99	Del Cen	2.5750	26000.	77	11170	No
208	GOM_NL__2PRFIN20040419_101528_000000502026_00094_11170_1712.N1	19-APR-2004 10:15:28	Straylight	49.500	54	5The Cen	2.0550	4500.0	99	11170	No
209	GOM_NL__2PRFIN20040419_101737_000000782026_00094_11170_1713.N1	19-APR-2004 10:17:37	Twi_and_stray	78.000	80	7Del Sco	2.3160	30000.	156	11170	No
210	GOM_NL__2PRFIN20040419_102026_000000412026_00094_11170_1714.N1	19-APR-2004 10:20:26	Twi_and_stray	41.000	106	9Bet Crv	2.6480	5600.0	82	11170	No
211	GOM_NL__2PRFIN20040419_102333_000000442026_00094_11170_1715.N1	19-APR-2004 10:23:33	Bright	43.500	15	67Alp Vir	0.97600	28000.	87	11170	No
212	GOM_NL__2PRFIN20040419_102635_000000392026_00094_11170_1716.N1	19-APR-2004 10:26:35	Bright	38.500	121	29Gam Vir	2.7400	7200.0	77	11170	No
213	GOM_NL__2PRFIN20040419_103013_000000402026_00094_11170_1717.N1	19-APR-2004 10:30:13	Bright	40.000	138	47Eps Vir	2.8280	4700.0	80	11170	No
214	GOM_NL__2PRFIN20040419_103327_000000392026_00094_11170_1718.N1	19-APR-2004 10:33:27	Bright	38.500	96	68Del Leo	2.5600	9300.0	77	11170	No
215	GOM_NL__2PRFIN20040419_103813_000000382026_00094_11170_1719.N1	19-APR-2004 10:38:13	Bright	38.000	152	12Alp2CVn	2.8900	11000.	76	11170	No
216	GOM_NL__2PRFIN20040419_104001_000000372026_00094_11170_1720.N1	19-APR-2004 10:40:01	Bright	37.000	174	52Psi UMa	3.0040	4400.0	74	11170	No
217	GOM_NL__2PRFIN20040419_104216_000000382026_00094_11170_1721.N1	19-APR-2004 10:42:16	Bright	38.000	87	64Gam UMa	2.4330	11000.	76	11170	No
218	GOM_NL__2PRFIN20040419_104444_000000382026_00094_11170_1722.N1	19-APR-2004 10:44:44	Bright	38.000	36	50Alp UMa	1.8000	6300.0	76	11170	No
219	GOM_NL__2PRFIN20040419_104934_000000422026_00094_11170_1723.N1	19-APR-2004 10:49:34	Bright	41.500	60	7Bet UMi	2.0810	3950.0	83	11170	No

220	GOM_NL__2PRFIN20040419_105240_000000352026_00094_11170_1724.N1	19-APR-2004 10:52:40	Bright	35.000	49	1Alp UMi	1.9900	6300.0	70	11170	No
221	GOM_NL__2PRFIN20040419_105436_000000612026_00094_11170_1725.N1	19-APR-2004 10:54:36	Bright	60.500	130	23Bet Dra	2.7990	5800.0	121	11170	No
222	GOM_NL__2PRFIN20040419_105628_000000652026_00094_11170_1726.N1	19-APR-2004 10:56:28	Bright	64.500	69	33Gam Dra	2.2310	3800.0	129	11170	No
223	GOM_NL__2PRFIN20040419_105945_000000412026_00094_11170_1727.N1	19-APR-2004 10:59:45	Bright	41.000	89	5Alp Cep	2.4510	8000.0	82	11170	No
224	GOM_NL__2PRFIN20040419_110135_000000362026_00094_11170_1728.N1	19-APR-2004 11:01:35	Bright	36.000	68	18Alp Cas	2.2250	4500.0	72	11170	No
225	GOM_NL__2PRFIN20040419_110508_000001432026_00094_11170_1729.N1	19-APR-2004 11:05:08	Bright	142.50	5	3Alp Lyr	0.033000	11000.	285	11170	No
226	GOM_NL__2PRFIN20040419_110937_000000672026_00094_11170_1730.N1	19-APR-2004 11:09:37	Bright	66.500	92	53Eps Cyg	2.5000	4500.0	133	11170	No
227	GOM_NL__2PRFIN20040419_111407_000000422026_00094_11170_1731.N1	19-APR-2004 11:14:07	Twilight	42.000	90	54Alp Peg	2.4870	11000.	84	11170	No
228	GOM_NL__2PRFIN20040419_111725_000000592026_00094_11170_1732.N1	19-APR-2004 11:17:25	Dark	58.500	61	8Eps Peg	2.1000	3900.0	117	11170	No
229	GOM_NL__2PRFIN20040419_111952_000000492026_00094_11170_1733.N1	19-APR-2004 11:19:52	Dark	48.500	162	34Alp Aqr	2.9440	5350.0	97	11170	No
230	GOM_NL__2PRFIN20040419_112244_000000532026_00094_11170_1734.N1	19-APR-2004 11:22:44	Dark	52.500	154	22Bet Aqr	2.8990	5700.0	105	11170	No
231	GOM_NL__2PRFIN20040419_112502_000000492026_00094_11170_1735.N1	19-APR-2004 11:25:02	Dark	49.000	142	49Del Cap	2.8500	8900.0	98	11170	No
232	GOM_NL__2PRFIN20040419_112635_000000442026_00094_11170_1736.N1	19-APR-2004 11:26:35	Dark	43.500	18	24Alp PsA	1.1660	9700.0	87	11170	No
233	GOM_NL__2PRFIN20040419_113209_000000422026_00094_11170_1737.N1	19-APR-2004 11:32:09	Dark	41.500	31	Alp Gru	1.7340	15200.	83	11170	No
234	GOM_NL__2PRFIN20040419_113514_000000412026_00094_11170_1738.N1	19-APR-2004 11:35:14	Dark	40.500	148	Alp Tuc	2.8780	4100.0	81	11170	No
235	GOM_NL__2PRFIN20040419_113716_000000422026_00095_11171_1705.N1	19-APR-2004 11:37:16	Dark	42.000	45	Alp Pav	1.9400	26000.	84	11171	No
236	GOM_NL__2PRFIN20040419_114110_000000792026_00095_11171_1706.N1	19-APR-2004 11:41:10	Dark	78.500	57	34Sig Sgr	2.0660	26000.	157	11171	No
237	GOM_NL__2PRFIN20040419_114331_000000662026_00095_11171_1707.N1	19-APR-2004 11:43:31	Dark	66.000	38	20Eps Sgr	1.8360	11000.	132	11171	No
238	GOM_NL__2PRFIN20040419_114543_000000642026_00095_11171_1708.N1	19-APR-2004 11:45:43	Straylight	64.000	40	The Sco	1.8590	7100.0	128	11171	No
239	GOM_NL__2PRFIN20040419_114856_000000462026_00095_11171_1709.N1	19-APR-2004 11:48:56	Straylight	45.500	4	Alp1Cen	-0.010000	5800.0	91	11171	No
240	GOM_NL__2PRFIN20040419_115057_000000382026_00095_11171_1710.N1	19-APR-2004 11:50:57	Straylight	38.000	20	Bet Cru	1.2530	30000.	76	11171	No
241	GOM_NL__2PRFIN20040419_115345_000000412026_00095_11171_1711.N1	19-APR-2004 11:53:45	Straylight	40.500	99	Del Cen	2.5750	26000.	81	11171	No
242	GOM_NL__2PRFIN20040419_115604_000000472026_00095_11171_1712.N1	19-APR-2004 11:56:04	Straylight	47.000	54	5The Cen	2.0550	4500.0	94	11171	No
243	GOM_NL__2PRFIN20040419_115813_000000782026_00095_11171_1713.N1	19-APR-2004 11:58:13	Twilight	77.500	80	7Del Sco	2.3160	30000.	155	11171	No
244	GOM_NL__2PRFIN20040419_120102_000000432026_00095_11171_1714.N1	19-APR-2004 12:01:02	Twilight	43.000	106	9Bet Crv	2.6480	5600.0	86	11171	No
245	GOM_NL__2PRFIN20040419_120409_000000442026_00095_11171_1715.N1	19-APR-2004 12:04:09	Bright	44.000	15	67Alp Vir	0.97600	28000.	88	11171	No
246	GOM_NL__2PRFIN20040419_120710_000000402026_00095_11171_1716.N1	19-APR-2004 12:07:10	Bright	40.000	121	29Gam Vir	2.7400	7200.0	80	11171	No
247	GOM_NL__2PRFIN20040419_121049_000000392026_00095_11171_1717.N1	19-APR-2004 12:10:49	Bright	39.000	138	47Eps Vir	2.8280	4700.0	78	11171	No
248	GOM_NL__2PRFIN20040419_121403_000000372026_00095_11171_1718.N1	19-APR-2004 12:14:03	Bright	36.500	96	68Del Leo	2.5600	9300.0	73	11171	No
249	GOM_NL__2PRFIN20040419_121848_000000392026_00095_11171_1719.N1	19-APR-2004 12:18:48	Bright	39.000	152	12Alp2CVn	2.8900	11000.	78	11171	No
250	GOM_NL__2PRFIN20040419_122036_000000382026_00095_11171_1720.N1	19-APR-2004 12:20:36	Bright	38.000	174	52Psi UMa	3.0040	4400.0	76	11171	No
251	GOM_NL__2PRFIN20040419_122249_000000412026_00095_11171_1721.N1	19-APR-2004 12:22:49	Bright	41.000	87	64Gam UMa	2.4330	11000.	82	11171	No
252	GOM_NL__2PRFIN20040419_122517_000000432026_00095_11171_1722.N1	19-APR-2004 12:25:17	Bright	42.500	36	50Alp UMa	1.8000	6300.0	85	11171	No
253	GOM_NL__2PRFIN20040419_123010_000000422026_00095_11171_1723.N1	19-APR-2004 12:30:10	Bright	41.500	60	7Bet UMi	2.0810	3950.0	83	11171	No
254	GOM_NL__2PRFIN20040419_123315_000000372026_00095_11171_1724.N1	19-APR-2004 12:33:15	Bright	36.500	49	1Alp UMi	1.9900	6300.0	73	11171	No
255	GOM_NL__2PRFIN20040419_123511_000000602026_00095_11171_1725.N1	19-APR-2004 12:35:11	Bright	60.000	130	23Bet Dra	2.7990	5800.0	120	11171	No
256	GOM_NL__2PRFIN20040419_123703_000000662026_00095_11171_1726.N1	19-APR-2004 12:37:03	Bright	66.000	69	33Gam Dra	2.2310	3800.0	132	11171	No
257	GOM_NL__2PRFIN20040419_124021_000000402026_00095_11171_1727.N1	19-APR-2004 12:40:21	Bright	40.000	89	5Alp Cep	2.4510	8000.0	80	11171	No
258	GOM_NL__2PRFIN20040419_124211_000000352026_00095_11171_1728.N1	19-APR-2004 12:42:11	Bright	34.500	68	18Alp Cas	2.2250	4500.0	69	11171	No
259	GOM_NL__2PRFIN20040419_124543_000001242026_00095_11171_1729.N1	19-APR-2004 12:45:43	Bright	123.50	5	3Alp Lyr	0.033000	11000.	247	11171	No
260	GOM_NL__2PRFIN20040419_125013_000000622026_00095_11171_1730.N1	19-APR-2004 12:50:13	Bright	61.500	92	53Eps Cyg	2.5000	4500.0	123	11171	No
261	GOM_NL__2PRFIN20040419_125440_000000472026_00095_11171_1731.N1	19-APR-2004 12:54:40	Twilight	46.500	90	54Alp Peg	2.4870	11000.	93	11171	No
262	GOM_NL__2PRFIN20040419_125802_000000542026_00095_11171_1732.N1	19-APR-2004 12:58:02	Dark	53.500	61	8Eps Peg	2.1000	3900.0	107	11171	No
263	GOM_NL__2PRFIN20040419_130029_000000492026_00095_11171_1733.N1	19-APR-2004 13:00:29	Dark	49.000	162	34Alp Aqr	2.9440	5350.0	98	11171	No
264	GOM_NL__2PRFIN20040419_130320_000000512026_00095_11171_1734.N1	19-APR-2004 13:03:20	Dark	51.000	154	22Bet Aqr	2.8990	5700.0	102	11171	No
265	GOM_NL__2PRFIN20040419_130538_000000462026_00095_11171_1735.N1	19-APR-2004 13:05:38	Dark	46.000	142	49Del Cap	2.8500	8900.0	92	11171	No
266	GOM_NL__2PRFIN20040419_130712_000000432026_00095_11171_1736.N1	19-APR-2004 13:07:12	Dark	42.500	18	24Alp PsA	1.1660	9700.0	85	11171	No
267	GOM_NL__2PRFIN20040419_131245_000000452026_00095_11171_1737.N1	19-APR-2004 13:12:45	Dark	45.000	31	Alp Gru	1.7340	15200.	90	11171	No
268	GOM_NL__2PRFIN20040419_131549_000000402026_00095_11171_1738.N1	19-APR-2004 13:15:49	Dark	40.000	148	Alp Tuc	2.8780	4100.0	80	11171	No
269	GOM_NL__2PRFIN20040419_131752_000000422026_00096_11172_1706.N1	19-APR-2004 13:17:52	Dark	41.500	45	Alp Pav	1.9400	26000.	83	11172	No
270	GOM_NL__2PRFIN20040419_132148_000000772026_00096_11172_1707.N1	19-APR-2004 13:21:48	Dark	77.000	57	34Sig Sgr	2.0660	26000.	154	11172	No
271	GOM_NL__2PRFIN20040419_132408_000000662026_00096_11172_1708.N1	19-APR-2004 13:24:08	Dark	66.000	38	20Eps Sgr	1.8360	11000.	132	11172	No
272	GOM_NL__2PRFIN20040419_132620_000000592026_00096_11172_1709.N1	19-APR-2004 13:26:20	Straylight	58.500	40	The Sco	1.8590	7100.0	117	11172	No
273	GOM_NL__2PRFIN20040419_132933_000000512026_00096_11172_1710.N1	19-APR-2004 13:29:33	Straylight	51.000	4	Alp1Cen	-0.010000	5800.0	102	11172	No
274	GOM_NL__2PRFIN20040419_133133_000000462026_00096_11172_1711.N1	19-APR-2004 13:31:33	Straylight	45.500	20	Bet Cru	1.2530	30000.	91	11172	No
275	GOM_NL__2PRFIN20040419_133421_000000412026_00096_11172_1712.N1	19-APR-2004 13:34:21	Straylight	40.500	99	Del Cen	2.5750	26000.	81	11172	No
276	GOM_NL__2PRFIN20040419_133637_000000502026_00096_11172_1713.N1	19-APR-2004 13:36:37	Straylight	49.500	54	5The Cen	2.0550	4500.0	99	11172	No
277	GOM_NL__2PRFIN20040419_133850_000000752026_00096_11172_1714.N1	19-APR-2004 13:38:50	Twilight	75.000	80	7Del Sco	2.3160	30000.	150	11172	No
278	GOM_NL__2PRFIN20040419_134135_000000472026_00096_11172_1715.N1	19-APR-2004 13:41:35	Twilight	46.500	106	9Bet Crv	2.6480	5600.0	93	11172	No

279	GOM_NL__2PRFIN20040419_134445_000000432026_00096_11172_1716.N1	19-APR-2004 13:44:45	Bright	43.000	15	67Alp Vir	0.97600	28000.	86	11172	No
280	GOM_NL__2PRFIN20040419_134746_000000402026_00096_11172_1717.N1	19-APR-2004 13:47:46	Bright	39.500	121	29Gam Vir	2.7400	7200.0	79	11172	No
281	GOM_NL__2PRFIN20040419_135124_000000402026_00096_11172_1718.N1	19-APR-2004 13:51:24	Bright	39.500	138	47Eps Vir	2.8280	4700.0	79	11172	No
282	GOM_NL__2PRFIN20040419_135440_000000372026_00096_11172_1719.N1	19-APR-2004 13:54:40	Bright	36.500	96	68Del Leo	2.5600	9300.0	73	11172	No
283	GOM_NL__2PRFIN20040419_135924_000000382026_00096_11172_1720.N1	19-APR-2004 13:59:24	Bright	37.500	152	12Alp2CVn	2.8900	11000.	75	11172	No
284	GOM_NL__2PRFIN20040419_140112_000000382026_00096_11172_1721.N1	19-APR-2004 14:01:12	Bright	38.000	174	52Psi UMa	3.0040	4400.0	76	11172	No
285	GOM_NL__2PRFIN20040419_140325_000000422026_00096_11172_1722.N1	19-APR-2004 14:03:25	Bright	41.500	87	64Gam UMa	2.4330	11000.	83	11172	No
286	GOM_NL__2PRFIN20040419_140553_000000402026_00096_11172_1723.N1	19-APR-2004 14:05:53	Bright	39.500	36	50Alp UMa	1.8000	6300.0	79	11172	No
287	GOM_NL__2PRFIN20040419_141044_000000392026_00096_11172_1724.N1	19-APR-2004 14:10:44	Bright	38.500	60	7Bet UMi	2.0810	3950.0	77	11172	No
288	GOM_NL__2PRFIN20040419_141349_000000392026_00096_11172_1725.N1	19-APR-2004 14:13:49	Bright	39.000	49	1Alp UMi	1.9900	6300.0	78	11172	No
289	GOM_NL__2PRFIN20040419_141546_000000602026_00096_11172_1726.N1	19-APR-2004 14:15:46	Bright	59.500	130	23Bet Dra	2.7990	5800.0	119	11172	No
290	GOM_NL__2PRFIN20040419_141738_000000642026_00096_11172_1727.N1	19-APR-2004 14:17:38	Bright	64.000	69	33Gam Dra	2.2310	3800.0	128	11172	No
291	GOM_NL__2PRFIN20040419_142056_000000422026_00096_11172_1728.N1	19-APR-2004 14:20:56	Bright	42.000	89	5Alp Cep	2.4510	8000.0	84	11172	No
292	GOM_NL__2PRFIN20040419_142247_000000382026_00096_11172_1729.N1	19-APR-2004 14:22:47	Bright	38.000	68	18Alp Cas	2.2250	4500.0	76	11172	No
293	GOM_NL__2PRFIN20040419_142618_000001232026_00096_11172_1730.N1	19-APR-2004 14:26:18	Bright	122.50	5	3Alp Lyr	0.033000	11000.	245	11172	No
294	GOM_NL__2PRFIN20040419_143049_000000662026_00096_11172_1731.N1	19-APR-2004 14:30:49	Bright	65.500	92	53Eps Cyg	2.5000	4500.0	131	11172	No
295	GOM_NL__2PRFIN20040419_143517_000000472026_00096_11172_1732.N1	19-APR-2004 14:35:17	Tw_i_and_stray	47.000	90	54Alp Peg	2.4870	11000.	94	11172	No
296	GOM_NL__2PRFIN20040419_143838_000000522026_00096_11172_1733.N1	19-APR-2004 14:38:38	Dark	52.000	61	8Eps Peg	2.1000	3900.0	104	11172	No
297	GOM_NL__2PRFIN20040419_144105_000000492026_00096_11172_1734.N1	19-APR-2004 14:41:05	Dark	48.500	162	34Alp Aqr	2.9440	5350.0	97	11172	No
298	GOM_NL__2PRFIN20040419_144357_000000542026_00096_11172_1735.N1	19-APR-2004 14:43:57	Dark	53.500	154	22Bet Aqr	2.8990	5700.0	107	11172	No
299	GOM_NL__2PRFIN20040419_144615_000000502026_00096_11172_1736.N1	19-APR-2004 14:46:15	Dark	49.500	142	49Del Cap	2.8500	8900.0	99	11172	No
300	GOM_NL__2PRFIN20040419_144748_000000432026_00096_11172_1737.N1	19-APR-2004 14:47:48	Dark	42.500	18	24Alp PsA	1.1660	9700.0	85	11172	No
301	GOM_NL__2PRFIN20040419_145321_000000452026_00096_11172_1738.N1	19-APR-2004 14:53:21	Dark	44.500	31	Alp Gru	1.7340	15200.	89	11172	No
302	GOM_NL__2PRFIN20040419_145623_000000442026_00096_11172_1739.N1	19-APR-2004 14:56:23	Dark	43.500	148	Alp Tuc	2.8780	4100.0	87	11172	No
303	GOM_NL__2PRFIN20040419_145829_000000402026_00097_11173_1706.N1	19-APR-2004 14:58:29	Dark	39.500	45	Alp Pav	1.9400	26000.	79	11173	No
304	GOM_NL__2PRFIN20040419_150226_000000872026_00097_11173_1707.N1	19-APR-2004 15:02:26	Dark	86.500	57	34Sig Sgr	2.0660	26000.	173	11173	No
305	GOM_NL__2PRFIN20040419_150446_000000712026_00097_11173_1708.N1	19-APR-2004 15:04:46	Dark	70.500	38	20Eps Sgr	1.8360	11000.	141	11173	No
306	GOM_NL__2PRFIN20040419_150658_000000572026_00097_11173_1709.N1	19-APR-2004 15:06:58	Straylight	56.500	40	The Sco	1.8590	7100.0	113	11173	No
307	GOM_NL__2PRFIN20040419_151009_000000462026_00097_11173_1710.N1	19-APR-2004 15:10:09	Straylight	45.500	4	Alp1Cen	-0.010000	5800.0	91	11173	No
308	GOM_NL__2PRFIN20040419_151209_000000442026_00097_11173_1711.N1	19-APR-2004 15:12:09	Straylight	44.000	20	Bet Cru	1.2530	30000.	88	11173	No
309	GOM_NL__2PRFIN20040419_151457_000000382026_00097_11173_1712.N1	19-APR-2004 15:14:57	Straylight	38.000	99	Del Cen	2.5750	26000.	76	11173	No
310	GOM_NL__2PRFIN20040419_151715_000000472026_00097_11173_1713.N1	19-APR-2004 15:17:15	Straylight	47.000	54	5The Cen	2.0550	4500.0	94	11173	No
311	GOM_NL__2PRFIN20040419_151926_000000792026_00097_11173_1714.N1	19-APR-2004 15:19:26	Tw_i_and_stray	79.000	80	7Del Sco	2.3160	30000.	158	11173	No
312	GOM_NL__2PRFIN20040419_152211_000000482026_00097_11173_1715.N1	19-APR-2004 15:22:11	Tw_i_and_stray	47.500	106	9Bet Crv	2.6480	5600.0	95	11173	No
313	GOM_NL__2PRFIN20040419_152521_000000422026_00097_11173_1716.N1	19-APR-2004 15:25:21	Bright	42.000	15	67Alp Vir	0.97600	28000.	84	11173	No
314	GOM_NL__2PRFIN20040419_152822_000000402026_00097_11173_1717.N1	19-APR-2004 15:28:22	Bright	39.500	121	29Gam Vir	2.7400	7200.0	79	11173	No
315	GOM_NL__2PRFIN20040419_153200_000000402026_00097_11173_1718.N1	19-APR-2004 15:32:00	Bright	40.000	138	47Eps Vir	2.8280	4700.0	80	11173	No
316	GOM_NL__2PRFIN20040419_153516_000000372026_00097_11173_1719.N1	19-APR-2004 15:35:16	Bright	36.500	96	68Del Leo	2.5600	9300.0	73	11173	No
317	GOM_NL__2PRFIN20040419_154000_000000392026_00097_11173_1720.N1	19-APR-2004 15:40:00	Bright	38.500	152	12Alp2CVn	2.8900	11000.	77	11173	No
318	GOM_NL__2PRFIN20040419_154148_000000362026_00097_11173_1721.N1	19-APR-2004 15:41:48	Bright	36.000	174	52Psi UMa	3.0040	4400.0	72	11173	No
319	GOM_NL__2PRFIN20040419_154401_000000402026_00097_11173_1722.N1	19-APR-2004 15:44:01	Bright	40.000	87	64Gam UMa	2.4330	11000.	80	11173	No
320	GOM_NL__2PRFIN20040419_154631_000000412026_00097_11173_1723.N1	19-APR-2004 15:46:31	Bright	40.500	36	50Alp UMa	1.8000	6300.0	81	11173	No
321	GOM_NL__2PRFIN20040419_155121_000000412026_00097_11173_1724.N1	19-APR-2004 15:51:21	Bright	41.000	60	7Bet UMi	2.0810	3950.0	82	11173	No
322	GOM_NL__2PRFIN20040419_155425_000000412026_00097_11173_1725.N1	19-APR-2004 15:54:25	Bright	40.500	49	1Alp UMi	1.9900	6300.0	81	11173	No
323	GOM_NL__2PRFIN20040419_155621_000000602026_00097_11173_1726.N1	19-APR-2004 15:56:21	Bright	60.000	130	23Bet Dra	2.7990	5800.0	120	11173	No
324	GOM_NL__2PRFIN20040419_155813_000000682026_00097_11173_1727.N1	19-APR-2004 15:58:13	Bright	68.000	69	33Gam Dra	2.2310	3800.0	136	11173	No
325	GOM_NL__2PRFIN20040419_160130_000000442026_00097_11173_1728.N1	19-APR-2004 16:01:30	Bright	44.000	89	5Alp Cep	2.4510	8000.0	88	11173	No
326	GOM_NL__2PRFIN20040419_160323_000000392026_00097_11173_1729.N1	19-APR-2004 16:03:23	Bright	38.500	68	18Alp Cas	2.2250	4500.0	77	11173	No
327	GOM_NL__2PRFIN20040419_160653_000001392026_00097_11173_1730.N1	19-APR-2004 16:06:53	Bright	139.00	5	3Alp Lyr	0.033000	11000.	278	11173	No
328	GOM_NL__2PRFIN20040419_161126_000000642026_00097_11173_1731.N1	19-APR-2004 16:11:26	Bright	63.500	92	53Eps Cyg	2.5000	4500.0	127	11173	No
329	GOM_NL__2PRFIN20040419_161553_000000482026_00097_11173_1732.N1	19-APR-2004 16:15:53	Tw_i_and_stray	48.000	90	54Alp Peg	2.4870	11000.	96	11173	No
330	GOM_NL__2PRFIN20040419_161914_000000552026_00097_11173_1733.N1	19-APR-2004 16:19:14	Dark	55.000	61	8Eps Peg	2.1000	3900.0	110	11173	No
331	GOM_NL__2PRFIN20040419_162141_000000502026_00097_11173_1734.N1	19-APR-2004 16:21:41	Dark	49.500	162	34Alp Aqr	2.9440	5350.0	99	11173	No
332	GOM_NL__2PRFIN20040419_162434_000000542026_00097_11173_1735.N1	19-APR-2004 16:24:34	Dark	54.000	154	22Bet Aqr	2.8990	5700.0	108	11173	No
333	GOM_NL__2PRFIN20040419_162652_000000522026_00097_11173_1736.N1	19-APR-2004 16:26:52	Dark	51.500	142	49Del Cap	2.8500	8900.0	103	11173	No
334	GOM_NL__2PRFIN20040419_162824_000000462026_00097_11173_1737.N1	19-APR-2004 16:28:24	Dark	46.000	18	24Alp PsA	1.1660	9700.0	92	11173	No
335	GOM_NL__2PRFIN20040419_163358_000000412026_00097_11173_1738.N1	19-APR-2004 16:33:58	Dark	40.500	31	Alp Gru	1.7340	15200.	81	11173	No
336	GOM_NL__2PRFIN20040419_163702_000000412026_00097_11173_1739.N1	19-APR-2004 16:37:02	Dark	41.000	148	Alp Tuc	2.8780	4100.0	82	11173	No
337	GOM_NL__2PRFIN20040419_163906_000000422026_00098_11174_1706.N1	19-APR-2004 16:39:06	Dark	42.000	45	Alp Pav	1.9400	26000.	84	11174	No

338	GOM_NL__2PRFIN20040419_164303_000000832026_00098_11174_1707.N1	19-APR-2004 16:43:03	Dark	83.000	57	34Sig Sgr	2.0660	26000.	166	11174	No
339	GOM_NL__2PRFIN20040419_164523_000000682026_00098_11174_1708.N1	19-APR-2004 16:45:23	Dark	67.500	38	20Eps Sgr	1.8360	11000.	135	11174	No
340	GOM_NL__2PRFIN20040419_164736_000000632026_00098_11174_1709.N1	19-APR-2004 16:47:36	Straylight	62.500	40	The Sco	1.8590	7100.0	125	11174	No
341	GOM_NL__2PRFIN20040419_165046_000000532026_00098_11174_1710.N1	19-APR-2004 16:50:46	Straylight	53.000	4	Alp1Cen	-0.010000	5800.0	106	11174	No
342	GOM_NL__2PRFIN20040419_165245_000000422026_00098_11174_1711.N1	19-APR-2004 16:52:45	Straylight	41.500	20	Bet Cru	1.2530	30000.	83	11174	No
343	GOM_NL__2PRFIN20040419_165533_000000422026_00098_11174_1712.N1	19-APR-2004 16:55:33	Straylight	42.000	99	Del Cen	2.5750	26000.	84	11174	No
344	GOM_NL__2PRFIN20040419_165752_000000492026_00098_11174_1713.N1	19-APR-2004 16:57:52	Straylight	48.500	54	5The Cen	2.0550	4500.0	97	11174	No
345	GOM_NL__2PRFIN20040419_170003_000000812026_00098_11174_1714.N1	19-APR-2004 17:00:03	Tw_i_and_stray	81.000	80	7Del Sco	2.3160	30000.	162	11174	No
346	GOM_NL__2PRFIN20040419_170249_000000452026_00098_11174_1715.N1	19-APR-2004 17:02:49	Tw_i_and_stray	45.000	106	9Bet Crv	2.6480	5600.0	90	11174	No
347	GOM_NL__2PRFIN20040419_170558_000000442026_00098_11174_1716.N1	19-APR-2004 17:05:58	Bright	43.500	15	67Alp Vir	0.97600	28000.	87	11174	No
348	GOM_NL__2PRFIN20040419_170859_000000392026_00098_11174_1717.N1	19-APR-2004 17:08:59	Bright	38.500	121	29Gam Vir	2.7400	7200.0	77	11174	No
349	GOM_NL__2PRFIN20040419_171236_000000402026_00098_11174_1718.N1	19-APR-2004 17:12:36	Bright	39.500	138	47Eps Vir	2.8280	4700.0	79	11174	No
350	GOM_NL__2PRFIN20040419_171552_000000382026_00098_11174_1719.N1	19-APR-2004 17:15:52	Bright	37.500	96	68Del Leo	2.5600	9300.0	75	11174	No
351	GOM_NL__2PRFIN20040419_172036_000000392026_00098_11174_1720.N1	19-APR-2004 17:20:36	Bright	39.000	152	12Alp2CVn	2.8900	11000.	78	11174	No
352	GOM_NL__2PRFIN20040419_172224_000000392026_00098_11174_1721.N1	19-APR-2004 17:22:24	Bright	39.000	174	52Psi UMa	3.0040	4400.0	78	11174	No
353	GOM_NL__2PRFIN20040419_172439_000000382026_00098_11174_1722.N1	19-APR-2004 17:24:39	Bright	38.000	87	64Gam UMa	2.4330	11000.	76	11174	No
354	GOM_NL__2PRFIN20040419_172708_000000392026_00098_11174_1723.N1	19-APR-2004 17:27:08	Bright	38.500	36	50Alp UMa	1.8000	6300.0	77	11174	No
355	GOM_NL__2PRFIN20040419_173156_000000382026_00098_11174_1724.N1	19-APR-2004 17:31:56	Bright	37.500	60	7Bet UMi	2.0810	3950.0	75	11174	No
356	GOM_NL__2PRFIN20040419_173504_000000392026_00098_11174_1725.N1	19-APR-2004 17:35:04	Bright	38.500	49	1Alp UMi	1.9900	6300.0	77	11174	No
357	GOM_NL__2PRFIN20040419_173656_000000612026_00098_11174_1726.N1	19-APR-2004 17:36:56	Bright	61.000	130	23Bet Dra	2.7990	5800.0	122	11174	No
358	GOM_NL__2PRFIN20040419_173848_000000642026_00098_11174_1727.N1	19-APR-2004 17:38:48	Bright	64.000	69	33Gam Dra	2.2310	3800.0	128	11174	No
359	GOM_NL__2PRFIN20040419_174208_000000422026_00098_11174_1728.N1	19-APR-2004 17:42:08	Bright	41.500	89	5Alp Cep	2.4510	8000.0	83	11174	No
360	GOM_NL__2PRFIN20040419_174400_000000372026_00098_11174_1729.N1	19-APR-2004 17:44:00	Bright	36.500	68	18Alp Cas	2.2250	4500.0	73	11174	No
361	GOM_NL__2PRFIN20040419_174728_000001392026_00098_11174_1730.N1	19-APR-2004 17:47:28	Bright	138.50	5	3Alp Lyr	0.033000	11000.	277	11174	No
362	GOM_NL__2PRFIN20040419_175202_000000612026_00098_11174_1731.N1	19-APR-2004 17:52:02	Tw_i_and_stray	61.000	92	53Eps Cyg	2.5000	4500.0	122	11174	No
363	GOM_NL__2PRFIN20040419_175632_000000462026_00098_11174_1732.N1	19-APR-2004 17:56:32	Tw_i_and_stray	45.500	90	54Alp Peg	2.4870	11000.	91	11174	No
364	GOM_NL__2PRFIN20040419_175951_000000562026_00098_11174_1733.N1	19-APR-2004 17:59:51	Dark	56.000	61	8Eps Peg	2.1000	3900.0	112	11174	No
365	GOM_NL__2PRFIN20040419_180218_000000492026_00098_11174_1734.N1	19-APR-2004 18:02:18	Dark	49.000	162	34Alp Aqr	2.9440	5350.0	98	11174	No
366	GOM_NL__2PRFIN20040419_180510_000000562026_00098_11174_1735.N1	19-APR-2004 18:05:10	Dark	55.500	154	22Bet Aqr	2.8990	5700.0	111	11174	No
367	GOM_NL__2PRFIN20040419_180729_000000482026_00098_11174_1736.N1	19-APR-2004 18:07:29	Dark	47.500	142	49Del Cap	2.8500	8900.0	95	11174	No
368	GOM_NL__2PRFIN20040419_180901_000000472026_00098_11174_1737.N1	19-APR-2004 18:09:01	Dark	47.000	18	24Alp PsA	1.1660	9700.0	94	11174	No
369	GOM_NL__2PRFIN20040419_181435_000000412026_00098_11174_1738.N1	19-APR-2004 18:14:35	Dark	41.000	31	Alp Gru	1.7340	15200.	82	11174	No
370	GOM_NL__2PRFIN20040419_181739_000000432026_00098_11174_1739.N1	19-APR-2004 18:17:39	Dark	43.000	148	Alp Tuc	2.8780	4100.0	86	11174	No
371	GOM_NL__2PRFIN20040419_181943_000000412026_00099_11175_1706.N1	19-APR-2004 18:19:43	Dark	40.500	45	Alp Pav	1.9400	26000.	81	11175	No
372	GOM_NL__2PRFIN20040419_182342_000000812026_00099_11175_1707.N1	19-APR-2004 18:23:42	Dark	80.500	57	34Sig Sgr	2.0660	26000.	161	11175	No
373	GOM_NL__2PRFIN20040419_182600_000000662026_00099_11175_1708.N1	19-APR-2004 18:26:00	Dark	66.000	38	20Eps Sgr	1.8360	11000.	132	11175	No
374	GOM_NL__2PRFIN20040419_182812_000000692026_00099_11175_1709.N1	19-APR-2004 18:28:12	Straylight	69.000	40	The Sco	1.8590	7100.0	138	11175	No
375	GOM_NL__2PRFIN20040419_183122_000000472026_00099_11175_1710.N1	19-APR-2004 18:31:22	Straylight	46.500	4	Alp1Cen	-0.010000	5800.0	93	11175	No
376	GOM_NL__2PRFIN20040419_183321_000000462026_00099_11175_1711.N1	19-APR-2004 18:33:21	Straylight	45.500	20	Bet Cru	1.2530	30000.	91	11175	No
377	GOM_NL__2PRFIN20040419_183612_000000482026_00099_11175_1712.N1	19-APR-2004 18:36:12	Straylight	47.500	81	Eta Cen	2.3560	28000.	95	11175	No
378	GOM_NL__2PRFIN20040419_183744_000000912026_00099_11175_1713.N1	19-APR-2004 18:37:44	Straylight	91.000	16	21Alp Sco	1.0200	3000.0	182	11175	No
379	GOM_NL__2PRFIN20040419_184159_000000802026_00099_11175_1714.N1	19-APR-2004 18:41:59	Tw_i_and_stray	79.500	97	8Bet1Sco	2.5610	30000.	159	11175	No
380	GOM_NL__2PRFIN20040419_184431_000000642026_00099_11175_1715.N1	19-APR-2004 18:44:31	Bright	64.000	122	9Alp2Lib	2.7470	9700.0	128	11175	No
381	GOM_NL__2PRFIN20040419_184634_000000442026_00099_11175_1716.N1	19-APR-2004 18:46:34	Bright	43.500	15	67Alp Vir	0.97600	28000.	87	11175	No
382	GOM_NL__2PRFIN20040419_184936_000000392026_00099_11175_1717.N1	19-APR-2004 18:49:36	Bright	38.500	121	29Gam Vir	2.7400	7200.0	77	11175	No
383	GOM_NL__2PRFIN20040419_185313_000000392026_00099_11175_1718.N1	19-APR-2004 18:53:13	Bright	39.000	138	47Eps Vir	2.8280	4700.0	78	11175	No
384	GOM_NL__2PRFIN20040419_185628_000000372026_00099_11175_1719.N1	19-APR-2004 18:56:28	Bright	37.000	96	68Del Leo	2.5600	9300.0	74	11175	No
385	GOM_NL__2PRFIN20040419_190112_000000402026_00099_11175_1720.N1	19-APR-2004 19:01:12	Bright	39.500	152	12Alp2CVn	2.8900	11000.	79	11175	No
386	GOM_NL__2PRFIN20040419_190300_000000392026_00099_11175_1721.N1	19-APR-2004 19:03:00	Bright	38.500	174	52Psi UMa	3.0040	4400.0	77	11175	No
387	GOM_NL__2PRFIN20040419_190516_000000382026_00099_11175_1722.N1	19-APR-2004 19:05:16	Bright	38.000	87	64Gam UMa	2.4330	11000.	76	11175	No
388	GOM_NL__2PRFIN20040419_190744_000000382026_00099_11175_1723.N1	19-APR-2004 19:07:44	Bright	38.000	36	50Alp UMa	1.8000	6300.0	76	11175	No
389	GOM_NL__2PRFIN20040419_191232_000000412026_00099_11175_1724.N1	19-APR-2004 19:12:32	Bright	41.000	60	7Bet UMi	2.0810	3950.0	82	11175	No
390	GOM_NL__2PRFIN20040419_191540_000000382026_00099_11175_1725.N1	19-APR-2004 19:15:40	Bright	37.500	49	1Alp UMi	1.9900	6300.0	75	11175	No
391	GOM_NL__2PRFIN20040419_191731_000000612026_00099_11175_1726.N1	19-APR-2004 19:17:31	Bright	61.000	130	23Bet Dra	2.7990	5800.0	122	11175	No
392	GOM_NL__2PRFIN20040419_191923_000000612026_00099_11175_1727.N1	19-APR-2004 19:19:23	Bright	61.000	69	33Gam Dra	2.2310	3800.0	122	11175	No
393	GOM_NL__2PRFIN20040419_192244_000000392026_00099_11175_1728.N1	19-APR-2004 19:22:44	Bright	39.000	89	5Alp Cep	2.4510	8000.0	78	11175	No
394	GOM_NL__2PRFIN20040419_192436_000000342026_00099_11175_1729.N1	19-APR-2004 19:24:36	Bright	33.500	68	18Alp Cas	2.2250	4500.0	67	11175	No
395	GOM_NL__2PRFIN20040419_192803_000001332026_00099_11175_1730.N1	19-APR-2004 19:28:03	Bright	132.50	5	3Alp Lyr	0.033000	11000.	265	11175	No
396	GOM_NL__2PRFIN20040419_193238_000000642026_00099_11175_1731.N1	19-APR-2004 19:32:38	Tw_i_and_stray	63.500	92	53Eps Cyg	2.5000	4500.0	127	11175	No

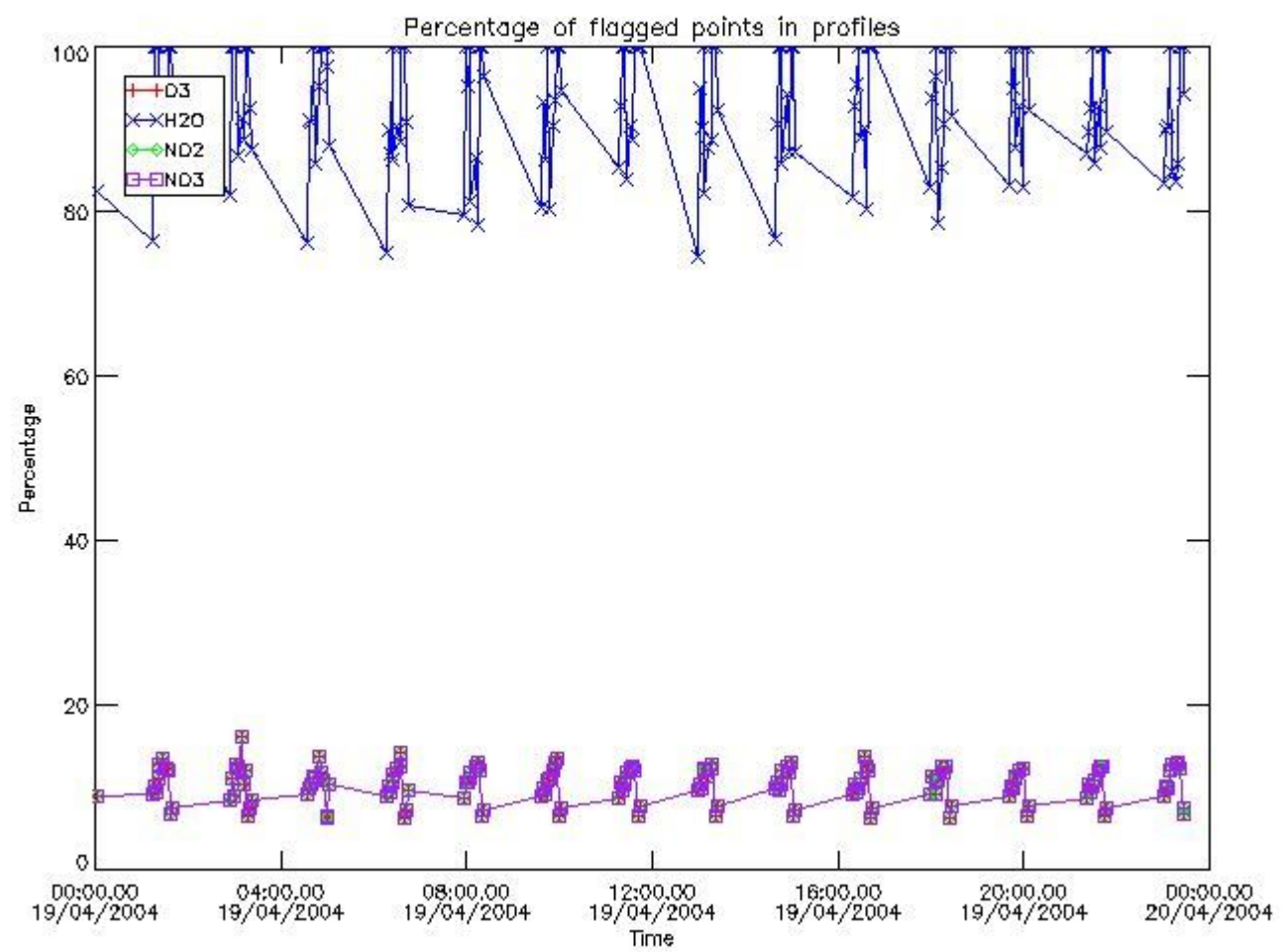
397	GOM_NL__2PRFIN20040419_193708_00000442026_00099_11175_1732.N1	19-APR-2004 19:37:08	Twilight	43.500	90	54Alp Peg	2.4870	11000.	87	11175	No
398	GOM_NL__2PRFIN20040419_194027_00000572026_00099_11175_1733.N1	19-APR-2004 19:40:27	Dark	56.500	61	8Eps Peg	2.1000	3900.0	113	11175	No
399	GOM_NL__2PRFIN20040419_194255_00000512026_00099_11175_1734.N1	19-APR-2004 19:42:55	Dark	50.500	162	34Alp Aqr	2.9440	5350.0	101	11175	No
400	GOM_NL__2PRFIN20040419_194547_00000512026_00099_11175_1735.N1	19-APR-2004 19:45:47	Dark	51.000	154	22Bet Aqr	2.8990	5700.0	102	11175	No
401	GOM_NL__2PRFIN20040419_194806_00000462026_00099_11175_1736.N1	19-APR-2004 19:48:06	Dark	45.500	142	49Del Cap	2.8500	8900.0	91	11175	No
402	GOM_NL__2PRFIN20040419_194937_00000452026_00099_11175_1737.N1	19-APR-2004 19:49:37	Dark	45.000	18	24Alp PsA	1.1660	9700.0	90	11175	No
403	GOM_NL__2PRFIN20040419_195511_00000422026_00099_11175_1738.N1	19-APR-2004 19:55:11	Dark	42.000	31	Alp Gru	1.7340	15200.	84	11175	No
404	GOM_NL__2PRFIN20040419_195815_00000422026_00099_11175_1739.N1	19-APR-2004 19:58:15	Dark	41.500	148	Alp Tuc	2.8780	4100.0	83	11175	No
405	GOM_NL__2PRFIN20040419_200020_00000422026_00100_11176_1706.N1	19-APR-2004 20:00:20	Dark	41.500	45	Alp Pav	1.9400	26000.	83	11176	No
406	GOM_NL__2PRFIN20040419_200419_00000792026_00100_11176_1707.N1	19-APR-2004 20:04:19	Dark	78.500	57	34Sig Sgr	2.0660	26000.	157	11176	No
407	GOM_NL__2PRFIN20040419_200638_00000732026_00100_11176_1708.N1	19-APR-2004 20:06:38	Dark	72.500	38	20Eps Sgr	1.8360	11000.	145	11176	No
408	GOM_NL__2PRFIN20040419_200850_00000602026_00100_11176_1709.N1	19-APR-2004 20:08:50	Straylight	59.500	40	The Sco	1.8590	7100.0	119	11176	No
409	GOM_NL__2PRFIN20040419_201159_00000442026_00100_11176_1710.N1	19-APR-2004 20:11:59	Straylight	43.500	4	Alp1Cen	-0.010000	5800.0	87	11176	No
410	GOM_NL__2PRFIN20040419_201358_00000392026_00100_11176_1711.N1	19-APR-2004 20:13:58	Straylight	38.500	20	Bet Cru	1.2530	30000.	77	11176	No
411	GOM_NL__2PRFIN20040419_201649_00000462026_00100_11176_1712.N1	19-APR-2004 20:16:49	Straylight	45.500	81	Eta Cen	2.3560	28000.	91	11176	No
412	GOM_NL__2PRFIN20040419_201820_00000912026_00100_11176_1713.N1	19-APR-2004 20:18:20	Straylight	91.000	16	21Alp Sco	1.0200	3000.0	182	11176	No
413	GOM_NL__2PRFIN20040419_202235_00000852026_00100_11176_1714.N1	19-APR-2004 20:22:35	Twilight	85.000	97	8Bet1Sco	2.5610	30000.	170	11176	No
414	GOM_NL__2PRFIN20040419_202507_00000592026_00100_11176_1715.N1	19-APR-2004 20:25:07	Bright	59.000	122	9Alp2Lib	2.7470	9700.0	118	11176	No
415	GOM_NL__2PRFIN20040419_202710_00000422026_00100_11176_1716.N1	19-APR-2004 20:27:10	Bright	41.500	15	67Alp Vir	0.97600	28000.	83	11176	No
416	GOM_NL__2PRFIN20040419_203012_00000382026_00100_11176_1717.N1	19-APR-2004 20:30:12	Bright	38.000	121	29Gam Vir	2.7400	7200.0	76	11176	No
417	GOM_NL__2PRFIN20040419_203349_00000392026_00100_11176_1718.N1	19-APR-2004 20:33:49	Bright	38.500	138	47Eps Vir	2.8280	4700.0	77	11176	No
418	GOM_NL__2PRFIN20040419_203704_00000392026_00100_11176_1719.N1	19-APR-2004 20:37:04	Bright	38.500	96	68Del Leo	2.5600	9300.0	77	11176	No
419	GOM_NL__2PRFIN20040419_204148_00000382026_00100_11176_1720.N1	19-APR-2004 20:41:48	Bright	37.500	152	12Alp2CVn	2.8900	11000.	75	11176	No
420	GOM_NL__2PRFIN20040419_204337_00000352026_00100_11176_1721.N1	19-APR-2004 20:43:37	Bright	35.000	174	52Psi UMa	3.0040	4400.0	70	11176	No
421	GOM_NL__2PRFIN20040419_204552_00000382026_00100_11176_1722.N1	19-APR-2004 20:45:52	Bright	38.000	87	64Gam UMa	2.4330	11000.	76	11176	No
422	GOM_NL__2PRFIN20040419_204820_00000382026_00100_11176_1723.N1	19-APR-2004 20:48:20	Bright	38.000	36	50Alp UMa	1.8000	6300.0	76	11176	No
423	GOM_NL__2PRFIN20040419_205308_00000372026_00100_11176_1724.N1	19-APR-2004 20:53:08	Bright	36.500	60	7Bet UMi	2.0810	3950.0	73	11176	No
424	GOM_NL__2PRFIN20040419_205616_00000382026_00100_11176_1725.N1	19-APR-2004 20:56:16	Bright	37.500	49	1Alp UMi	1.9900	6300.0	75	11176	No
425	GOM_NL__2PRFIN20040419_205806_00000632026_00100_11176_1726.N1	19-APR-2004 20:58:06	Bright	62.500	130	23Bet Dra	2.7990	5800.0	125	11176	No
426	GOM_NL__2PRFIN20040419_205958_00000662026_00100_11176_1727.N1	19-APR-2004 20:59:58	Bright	65.500	69	33Gam Dra	2.2310	3800.0	131	11176	No
427	GOM_NL__2PRFIN20040419_210320_00000412026_00100_11176_1728.N1	19-APR-2004 21:03:20	Bright	41.000	89	5Alp Cep	2.4510	8000.0	82	11176	No
428	GOM_NL__2PRFIN20040419_210513_00000372026_00100_11176_1729.N1	19-APR-2004 21:05:13	Bright	36.500	68	18Alp Cas	2.2250	4500.0	73	11176	No
429	GOM_NL__2PRFIN20040419_210838_000001282026_00100_11176_1730.N1	19-APR-2004 21:08:38	Bright	128.00	5	3Alp Lyr	0.033000	11000.	256	11176	No
430	GOM_NL__2PRFIN20040419_211314_00000682026_00100_11176_1731.N1	19-APR-2004 21:13:14	Twilight	67.500	92	53Eps Cyg	2.5000	4500.0	135	11176	No
431	GOM_NL__2PRFIN20040419_211744_00000422026_00100_11176_1732.N1	19-APR-2004 21:17:44	Twilight	41.500	90	54Alp Peg	2.4870	11000.	83	11176	No
432	GOM_NL__2PRFIN20040419_212103_00000582026_00100_11176_1733.N1	19-APR-2004 21:21:03	Dark	58.000	61	8Eps Peg	2.1000	3900.0	116	11176	No
433	GOM_NL__2PRFIN20040419_212331_00000492026_00100_11176_1734.N1	19-APR-2004 21:23:31	Dark	49.000	162	34Alp Aqr	2.9440	5350.0	98	11176	No
434	GOM_NL__2PRFIN20040419_212624_00000542026_00100_11176_1735.N1	19-APR-2004 21:26:24	Dark	54.000	154	22Bet Aqr	2.8990	5700.0	108	11176	No
435	GOM_NL__2PRFIN20040419_212842_00000502026_00100_11176_1736.N1	19-APR-2004 21:28:42	Dark	50.000	142	49Del Cap	2.8500	8900.0	100	11176	No
436	GOM_NL__2PRFIN20040419_213013_00000472026_00100_11176_1737.N1	19-APR-2004 21:30:13	Dark	46.500	18	24Alp PsA	1.1660	9700.0	93	11176	No
437	GOM_NL__2PRFIN20040419_213547_00000432026_00100_11176_1738.N1	19-APR-2004 21:35:47	Dark	42.500	31	Alp Gru	1.7340	15200.	85	11176	No
438	GOM_NL__2PRFIN20040419_213851_00000412026_00100_11176_1739.N1	19-APR-2004 21:38:51	Dark	41.000	148	Alp Tuc	2.8780	4100.0	82	11176	No
439	GOM_NL__2PRFIN20040419_214056_00000412026_00101_11177_1706.N1	19-APR-2004 21:40:56	Dark	41.000	45	Alp Pav	1.9400	26000.	82	11177	No
440	GOM_NL__2PRFIN20040419_214458_00000792026_00101_11177_1707.N1	19-APR-2004 21:44:58	Dark	78.500	57	34Sig Sgr	2.0660	26000.	157	11177	No
441	GOM_NL__2PRFIN20040419_214714_00000682026_00101_11177_1708.N1	19-APR-2004 21:47:14	Dark	68.000	38	20Eps Sgr	1.8360	11000.	136	11177	No
442	GOM_NL__2PRFIN20040419_214926_00000552026_00101_11177_1709.N1	19-APR-2004 21:49:26	Straylight	54.500	40	The Sco	1.8590	7100.0	109	11177	No
443	GOM_NL__2PRFIN20040419_215235_00000452026_00101_11177_1710.N1	19-APR-2004 21:52:35	Straylight	45.000	4	Alp1Cen	-0.010000	5800.0	90	11177	No
444	GOM_NL__2PRFIN20040419_215433_00000462026_00101_11177_1711.N1	19-APR-2004 21:54:33	Straylight	46.000	20	Bet Cru	1.2530	30000.	92	11177	No
445	GOM_NL__2PRFIN20040419_215725_00000422026_00101_11177_1712.N1	19-APR-2004 21:57:25	Straylight	42.000	81	Eta Cen	2.3560	28000.	84	11177	No
446	GOM_NL__2PRFIN20040419_215857_00000862026_00101_11177_1713.N1	19-APR-2004 21:58:57	Straylight	86.000	16	21Alp Sco	1.0200	3000.0	172	11177	No
447	GOM_NL__2PRFIN20040419_220311_00000822026_00101_11177_1714.N1	19-APR-2004 22:03:11	Twilight	81.500	97	8Bet1Sco	2.5610	30000.	163	11177	No
448	GOM_NL__2PRFIN20040419_220543_00000612026_00101_11177_1715.N1	19-APR-2004 22:05:43	Bright	61.000	122	9Alp2Lib	2.7470	9700.0	122	11177	No
449	GOM_NL__2PRFIN20040419_220746_00000442026_00101_11177_1716.N1	19-APR-2004 22:07:46	Bright	43.500	15	67Alp Vir	0.97600	28000.	87	11177	No
450	GOM_NL__2PRFIN20040419_221047_00000402026_00101_11177_1717.N1	19-APR-2004 22:10:47	Bright	39.500	121	29Gam Vir	2.7400	7200.0	79	11177	No
451	GOM_NL__2PRFIN20040419_221425_00000382026_00101_11177_1718.N1	19-APR-2004 22:14:25	Bright	38.000	138	47Eps Vir	2.8280	4700.0	76	11177	No
452	GOM_NL__2PRFIN20040419_221741_00000382026_00101_11177_1719.N1	19-APR-2004 22:17:41	Bright	38.000	96	68Del Leo	2.5600	9300.0	76	11177	No
453	GOM_NL__2PRFIN20040419_222223_00000382026_00101_11177_1720.N1	19-APR-2004 22:22:23	Bright	37.500	152	12Alp2CVn	2.8900	11000.	75	11177	No
454	GOM_NL__2PRFIN20040419_222413_00000372026_00101_11177_1721.N1	19-APR-2004 22:24:13	Bright	37.000	174	52Psi UMa	3.0040	4400.0	74	11177	No
455	GOM_NL__2PRFIN20040419_222628_00000382026_00101_11177_1722.N1	19-APR-2004 22:26:28	Bright	37.500	87	64Gam UMa	2.4330	11000.	75	11177	No

456	GOM_NL__2PRFIN20040419_222857_000000382026_00101_11177_1723.N1	19-APR-2004 22:28:57	Bright	38.000	36	50Alp UMa	1.8000	6300.0	76	11177	No
457	GOM_NL__2PRFIN20040419_223344_000000412026_00101_11177_1724.N1	19-APR-2004 22:33:44	Bright	40.500	60	7Bet UMi	2.0810	3950.0	81	11177	No
458	GOM_NL__2PRFIN20040419_223652_000000352026_00101_11177_1725.N1	19-APR-2004 22:36:52	Bright	34.500	49	1Alp UMi	1.9900	6300.0	69	11177	No
459	GOM_NL__2PRFIN20040419_223840_000000612026_00101_11177_1726.N1	19-APR-2004 22:38:40	Bright	61.000	130	23Bet Dra	2.7990	5800.0	122	11177	No
460	GOM_NL__2PRFIN20040419_224033_000000672026_00101_11177_1727.N1	19-APR-2004 22:40:33	Bright	66.500	69	33Gam Dra	2.2310	3800.0	133	11177	No
461	GOM_NL__2PRFIN20040419_224356_000000422026_00101_11177_1728.N1	19-APR-2004 22:43:56	Bright	41.500	89	5Alp Cep	2.4510	8000.0	83	11177	No
462	GOM_NL__2PRFIN20040419_224549_000000352026_00101_11177_1729.N1	19-APR-2004 22:45:49	Bright	34.500	68	18Alp Cas	2.2250	4500.0	69	11177	No
463	GOM_NL__2PRFIN20040419_224913_000001392026_00101_11177_1730.N1	19-APR-2004 22:49:13	Bright	139.00	5	3Alp Lyr	0.033000	11000.	278	11177	No
464	GOM_NL__2PRFIN20040419_225349_000000692026_00101_11177_1731.N1	19-APR-2004 22:53:49	Twilight	69.000	92	53Eps Cyg	2.5000	4500.0	138	11177	No
465	GOM_NL__2PRFIN20040419_225820_000000432026_00101_11177_1732.N1	19-APR-2004 22:58:20	Twilight	42.500	90	54Alp Peg	2.4870	11000.	85	11177	No
466	GOM_NL__2PRFIN20040419_230140_000000582026_00101_11177_1733.N1	19-APR-2004 23:01:40	Dark	57.500	61	8Eps Peg	2.1000	3900.0	115	11177	No
467	GOM_NL__2PRFIN20040419_230408_000000502026_00101_11177_1734.N1	19-APR-2004 23:04:08	Dark	50.000	162	34Alp Aqr	2.9440	5350.0	100	11177	No
468	GOM_NL__2PRFIN20040419_230700_000000522026_00101_11177_1735.N1	19-APR-2004 23:07:00	Dark	52.000	154	22Bet Aqr	2.8990	5700.0	104	11177	No
469	GOM_NL__2PRFIN20040419_230919_000000472026_00101_11177_1736.N1	19-APR-2004 23:09:19	Dark	46.500	142	49Del Cap	2.8500	8900.0	93	11177	No
470	GOM_NL__2PRFIN20040419_231049_000000442026_00101_11177_1737.N1	19-APR-2004 23:10:49	Dark	43.500	18	24Alp PsA	1.1660	9700.0	87	11177	No
471	GOM_NL__2PRFIN20040419_231623_000000402026_00101_11177_1738.N1	19-APR-2004 23:16:23	Dark	40.000	31	Alp Gru	1.7340	15200.	80	11177	No
472	GOM_NL__2PRFIN20040419_231927_000000392026_00101_11177_1739.N1	19-APR-2004 23:19:27	Dark	39.000	148	Alp Tuc	2.8780	4100.0	78	11177	No
473	GOM_NL__2PRFIN20040419_232132_000000422026_00102_11178_1706.N1	19-APR-2004 23:21:32	Dark	41.500	45	Alp Pav	1.9400	26000.	83	11178	No
474	GOM_NL__2PRFIN20040419_232535_000000772026_00102_11178_1707.N1	19-APR-2004 23:25:35	Dark	76.500	57	34Sig Sgr	2.0660	26000.	153	11178	No
475	GOM_NL__2PRFIN20040419_232752_000000692026_00102_11178_1708.N1	19-APR-2004 23:27:52	Dark	68.500	38	20Eps Sgr	1.8360	11000.	137	11178	No
476	GOM_NL__2PRFIN20040419_233003_000000572026_00102_11178_1709.N1	19-APR-2004 23:30:03	Straylight	56.500	40	The Sco	1.8590	7100.0	113	11178	No
477	GOM_NL__2PRFIN20040419_233310_000000482026_00102_11178_1710.N1	19-APR-2004 23:33:10	Straylight	47.500	4	Alp1Cen	-0.010000	5800.0	95	11178	No
478	GOM_NL__2PRFIN20040419_233509_000000412026_00102_11178_1711.N1	19-APR-2004 23:35:09	Straylight	41.000	20	Bet Cru	1.2530	30000.	82	11178	No
479	GOM_NL__2PRFIN20040419_233801_000000462026_00102_11178_1712.N1	19-APR-2004 23:38:01	Straylight	46.000	81	Eta Cen	2.3560	28000.	92	11178	No
480	GOM_NL__2PRFIN20040419_233934_000000912026_00102_11178_1713.N1	19-APR-2004 23:39:34	Straylight	91.000	16	21Alp Sco	1.0200	3000.0	182	11178	No
481	GOM_NL__2PRFIN20040419_234347_000000802026_00102_11178_1714.N1	19-APR-2004 23:43:47	Twilight	79.500	97	8Bet1Sco	2.5610	30000.	159	11178	No
482	GOM_NL__2PRFIN20040419_234619_000000612026_00102_11178_1715.N1	19-APR-2004 23:46:19	Bright	60.500	122	9Alp2Lib	2.7470	9700.0	121	11178	No
483	GOM_NL__2PRFIN20040419_234822_000000412026_00102_11178_1716.N1	19-APR-2004 23:48:22	Bright	41.000	15	67Alp Vir	0.97600	28000.	82	11178	No
484	GOM_NL__2PRFIN20040419_235122_000000412026_00102_11178_1717.N1	19-APR-2004 23:51:22	Bright	40.500	121	29Gam Vir	2.7400	7200.0	81	11178	No
485	GOM_NL__2PRFIN20040419_235500_000000402026_00102_11178_1718.N1	19-APR-2004 23:55:00	Bright	39.500	138	47Eps Vir	2.8280	4700.0	79	11178	No
486	GOM_NL__2PRFIN20040419_235817_000000372026_00102_11178_1719.N1	19-APR-2004 23:58:17	Bright	36.500	96	68Del Leo	2.5600	9300.0	73	11178	No

3. Quality information per product

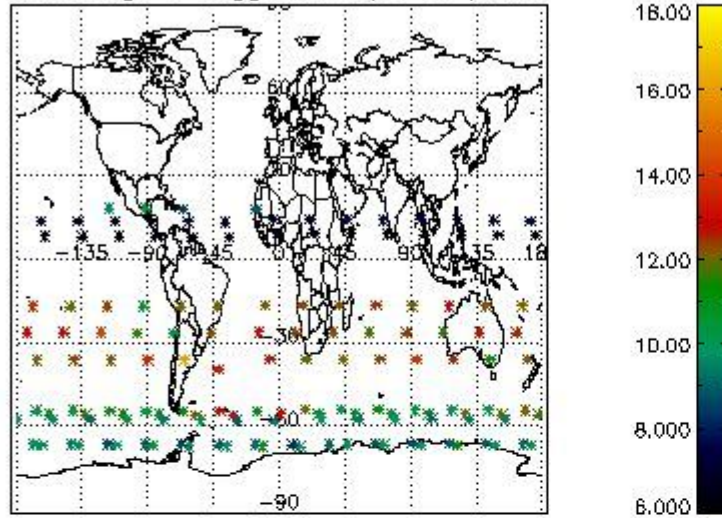
In this section it is plotted some information contained in the Quality Summary data set of the level 2 products. Only products in dark limb conditions and without errors (error flag in the MPH set to "0") are used.

3.1 Plot quality information per product (time dependant)

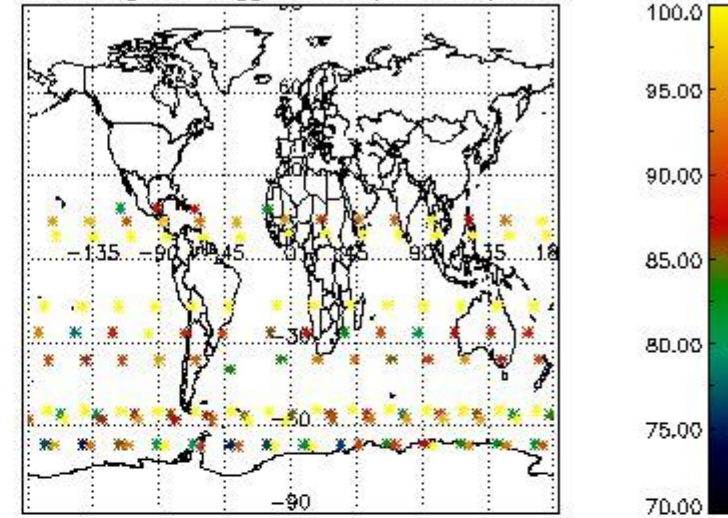


3.2 Plot quality information per product (world map)

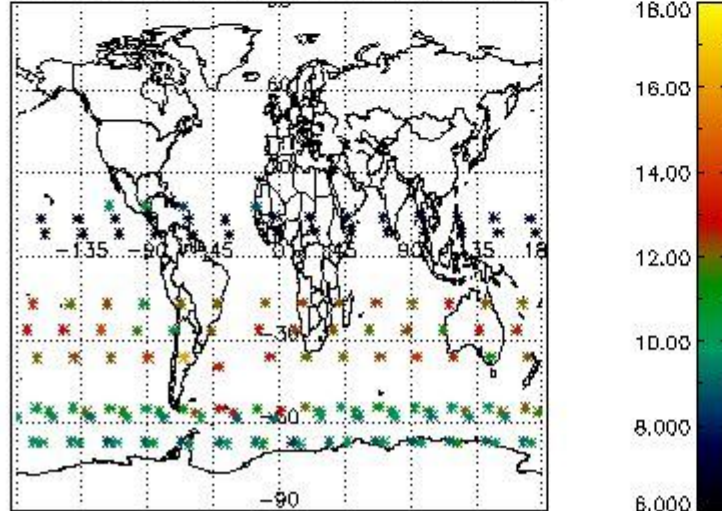
Percentage of flagged data per O3 profile



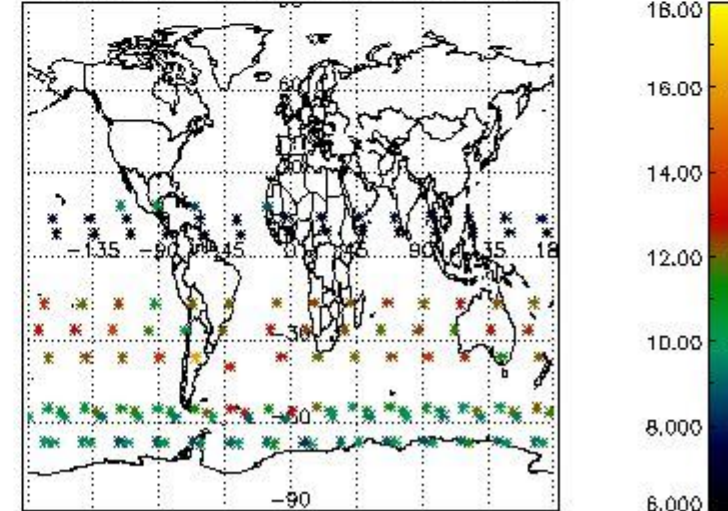
Percentage of flagged data per H2O profile



Percentage of flagged data per NO2 profile



Percentage of flagged data per NO3 profile

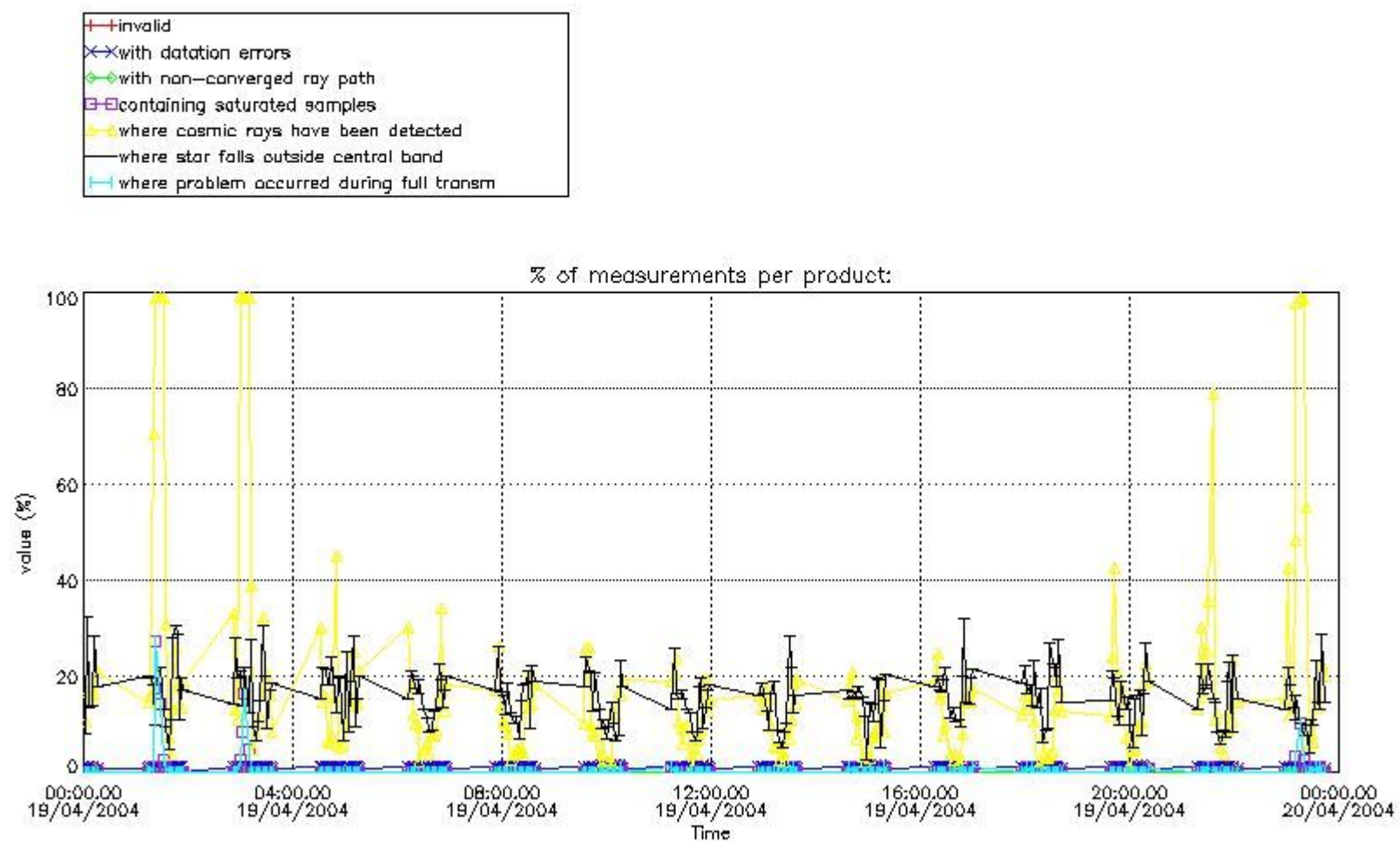


4. Level 1 quality information per product

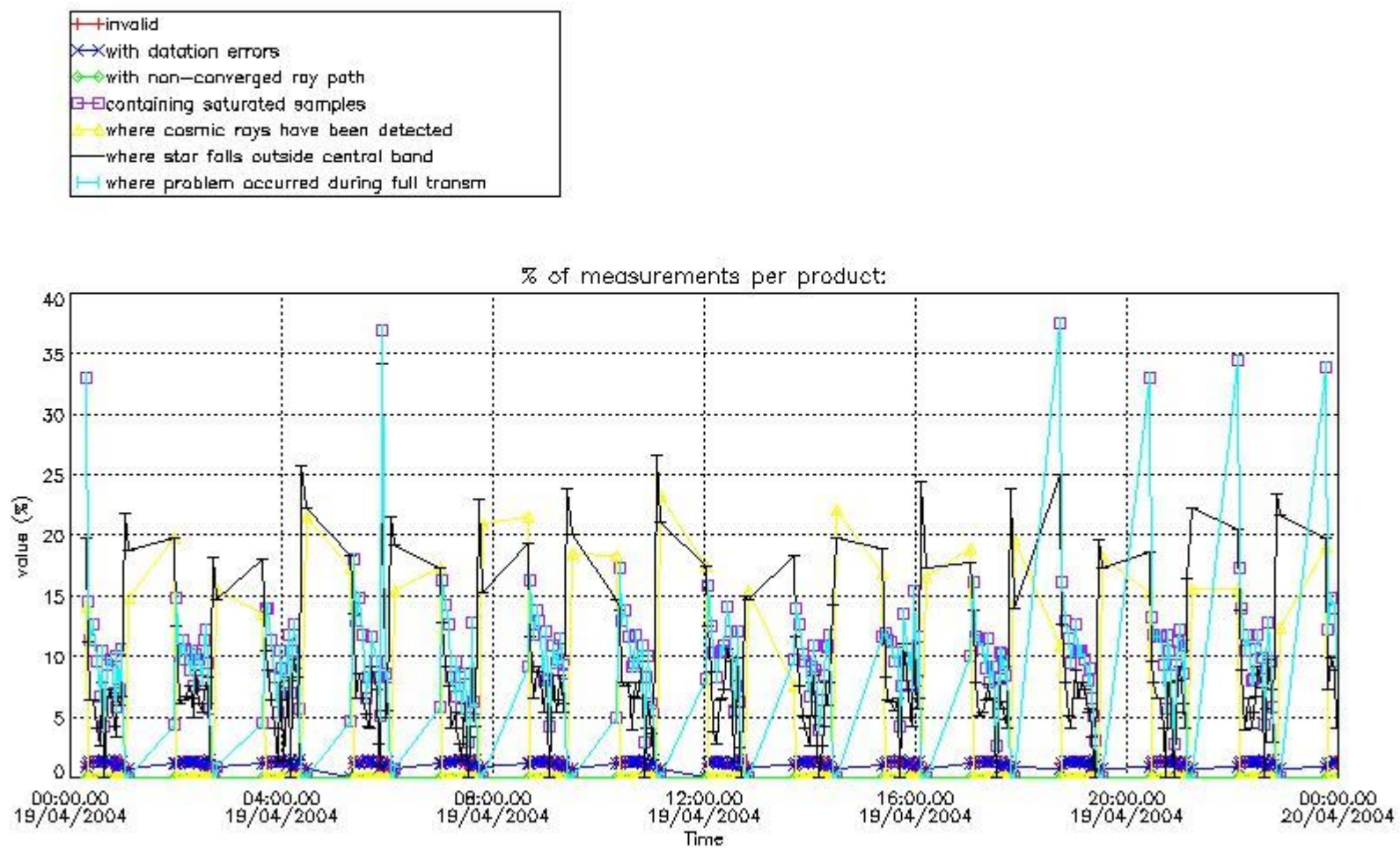
In this section it is plotted some information contained in the Quality Summary data set of the level 2 products that comes from the level 1b processing. Products without errors (error flag in the MPH set to "0") are used.

4.1 Plot quality information per product (time dependant) coming from level 1b processing

4.1.1 Plot level 1 quality information per product (time dependant): ENVISAT ASCENDING passes

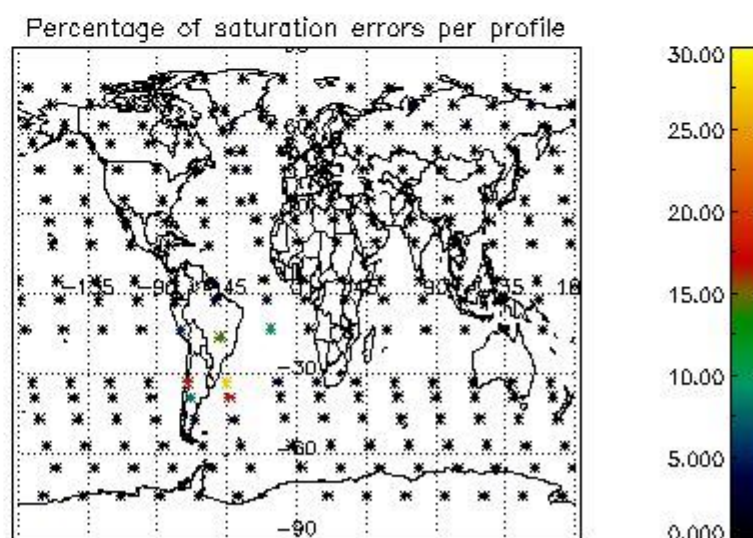
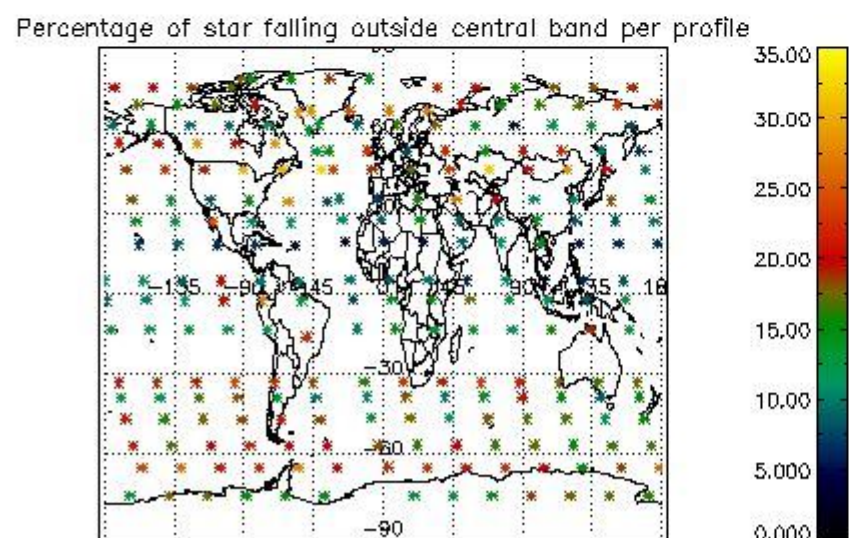
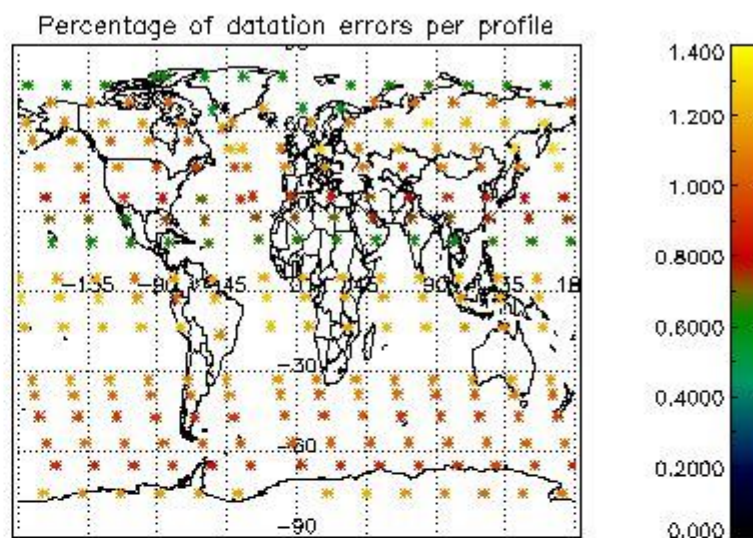
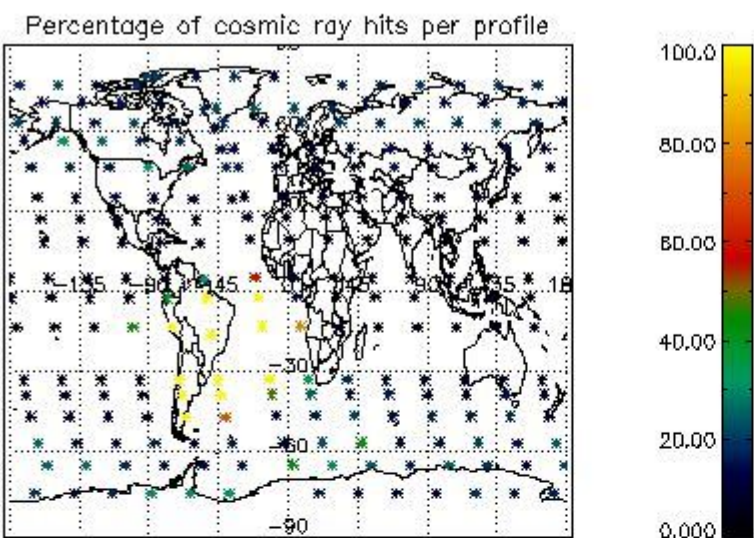


4.1.2 Plot level 1 quality information per product (time dependant): ENVI SAT DESCENDING passes

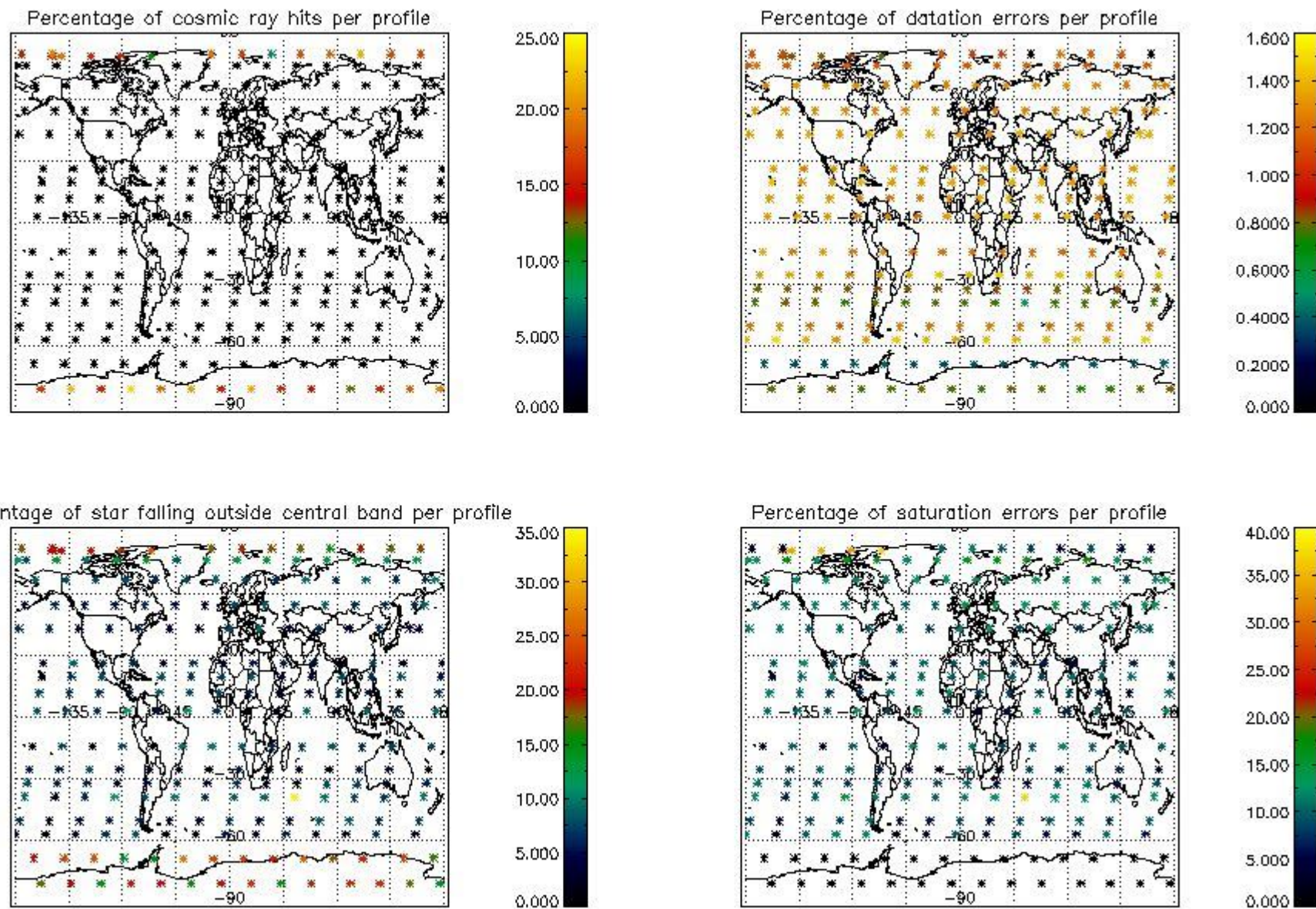


4.2 Plot quality information per product coming from level 1b processing (world map)

4.2.1 Plot level 1 quality information per product (world map): ENVISAT ASCENDING passes



4.2.2 Plot level 1 quality information per product (world map): ENVISAT DESCENDING passes



5. Trace gas profiles

5.1 Ozone statistics based on quality of products

The final quality of the products can be "measured" using the STD (Standard Deviation) attached to every point profile. This information is written to the parameter GOM_NL__2P/NL_LOCAL_SPECIES_DENSITY/o3_std of the level 2 products. The table below shows the statistics for given STD ranges.

The statistics are given with respect to the overall valid production:

- Products without fatal errors: GOM_NL__2P/MPH/PRODUCT_ERR=0
- Valid point profile: GOM_NL__2P/NL_LOCAL_SPECIES_DENSITY/pcd(0)=0

The 'Criteria' is applied to valid points of dark limb products:

- Products in dark limb illumination condition: GOM_NL__2P/NL_SUMMARY_QUALITY/obs_ill_cond=0
- Products without fatal errors: GOM_NL__2P/MPH/PRODUCT_ERR=0
- Valid point profile: GOM_NL__2P/NL_LOCAL_SPECIES_DENSITY/pcd(0)=0

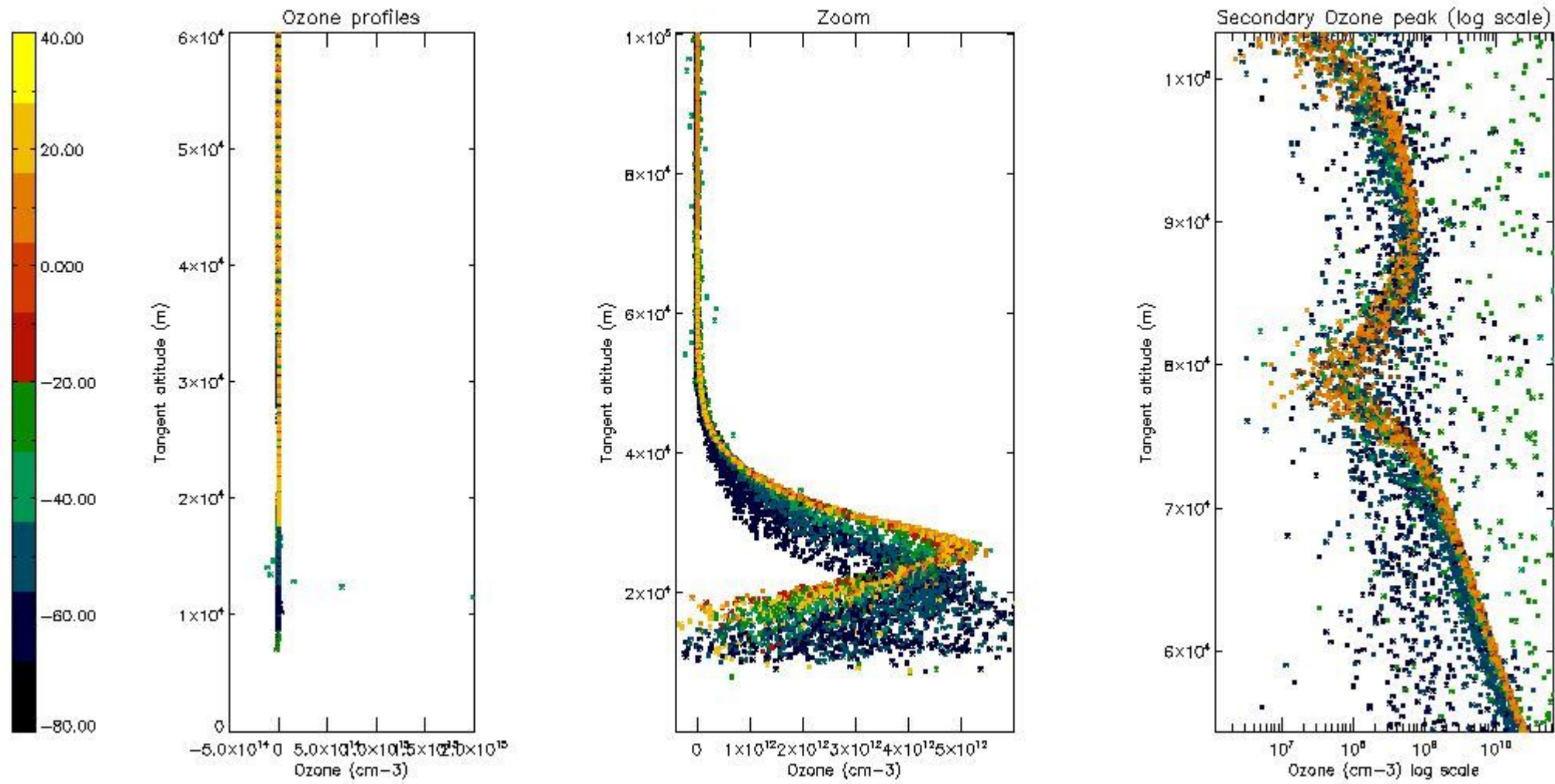
So, the table below shows the percentage of dark limb and valid observations for each criteria with respect to the overall valid daily observations.

Criteria	% of total production
All STD	31
STD < 20	16

STD < 10	13
STD < 5	9

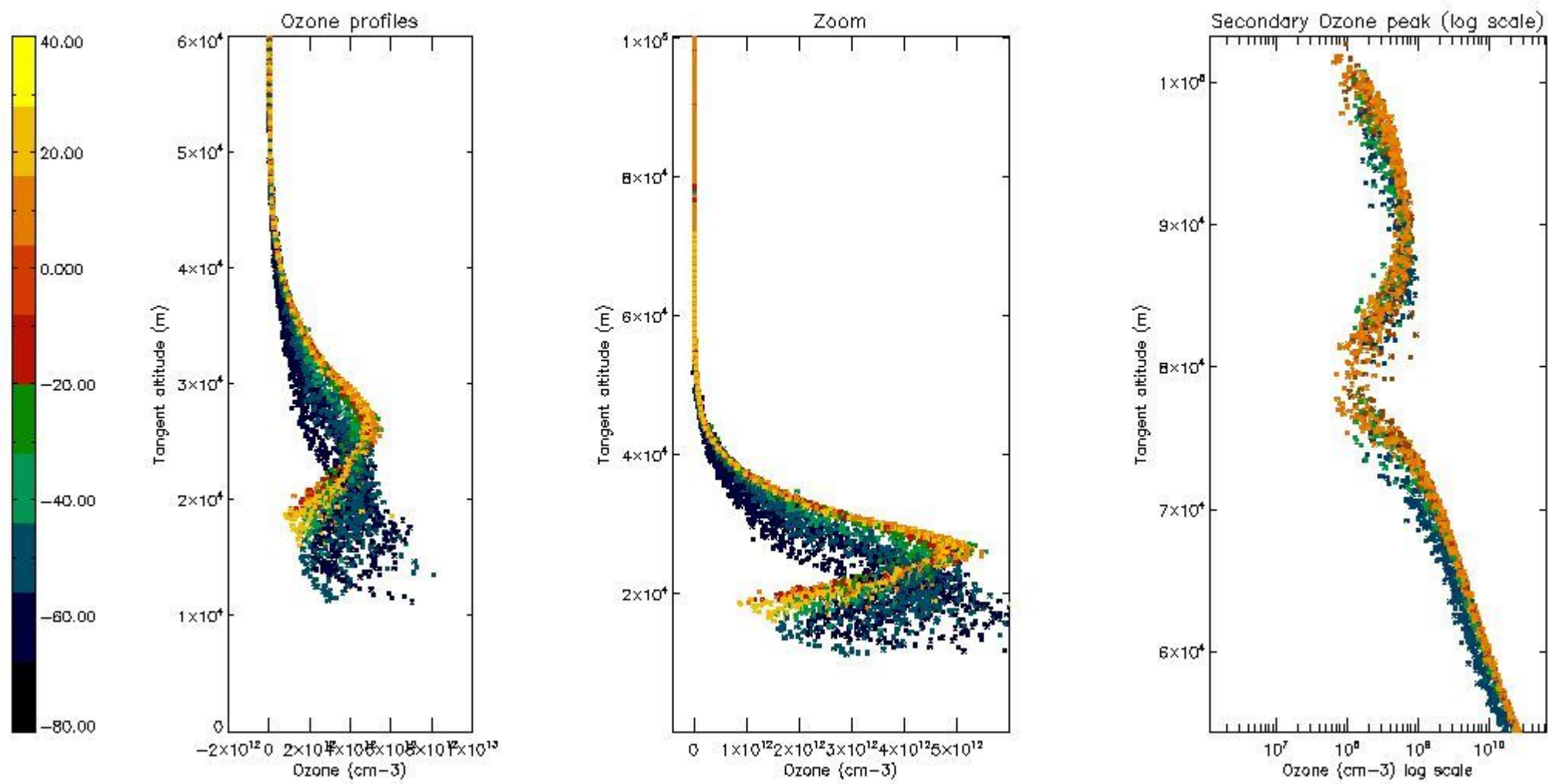
5.2 Plot ozone profiles for all STD (dark without errors)

The colorbar represents the latitude.



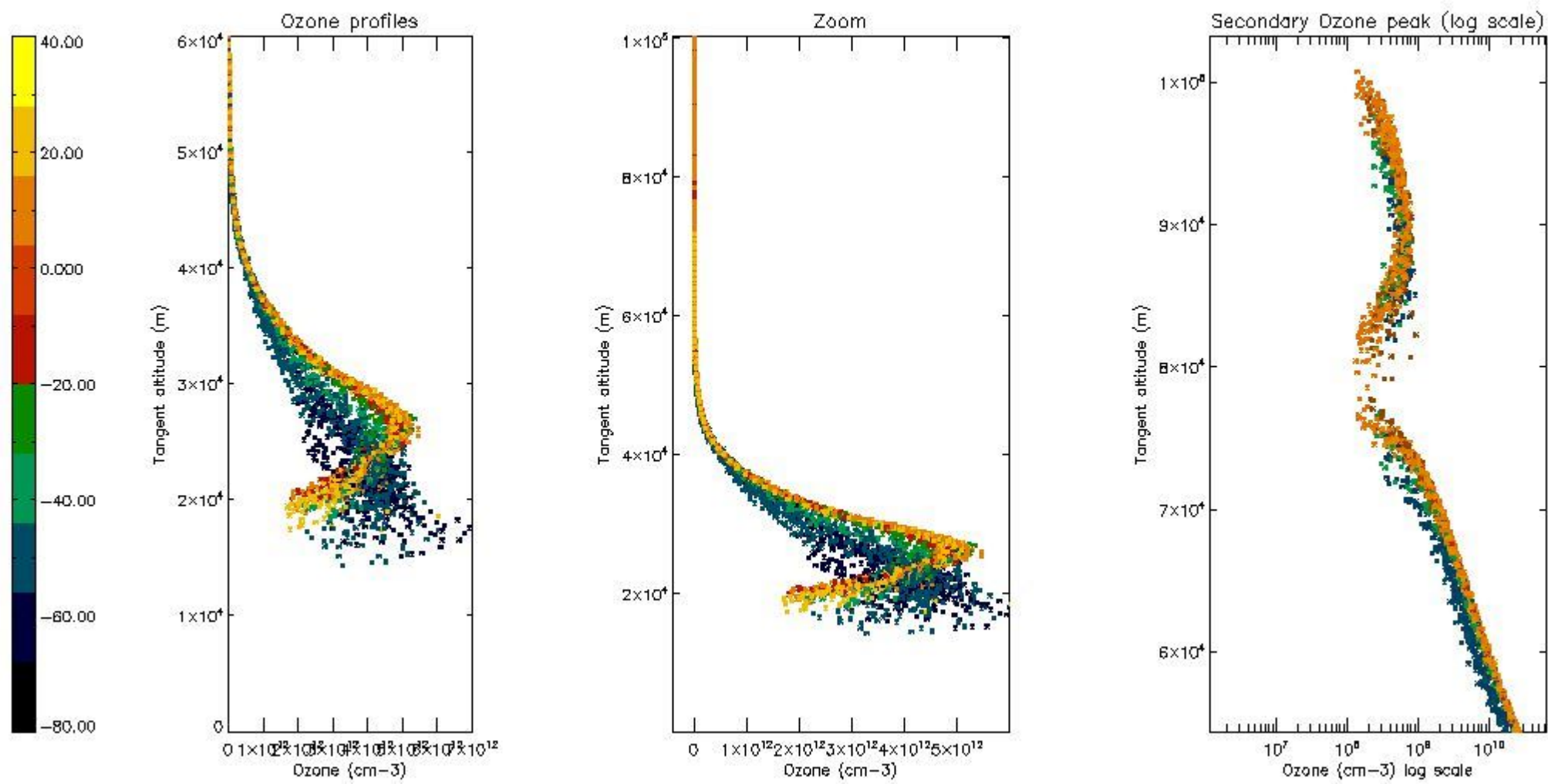
5.3 Plot ozone profiles where STD < 20% (dark without errors)

The colorbar represents the latitude.



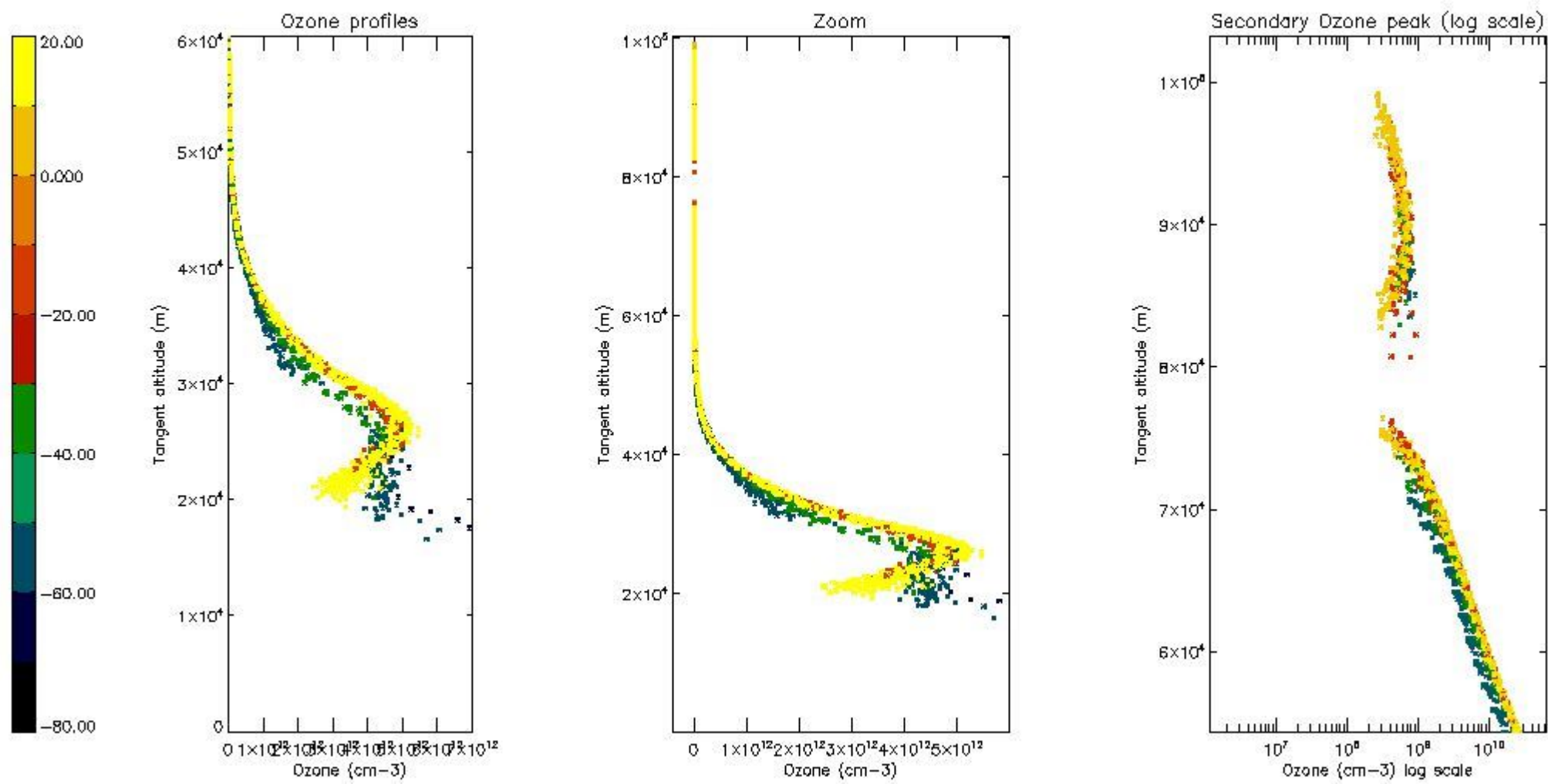
5.4 Plot ozone profiles where STD < 10% (dark without errors)

The colorbar represents the latitude.



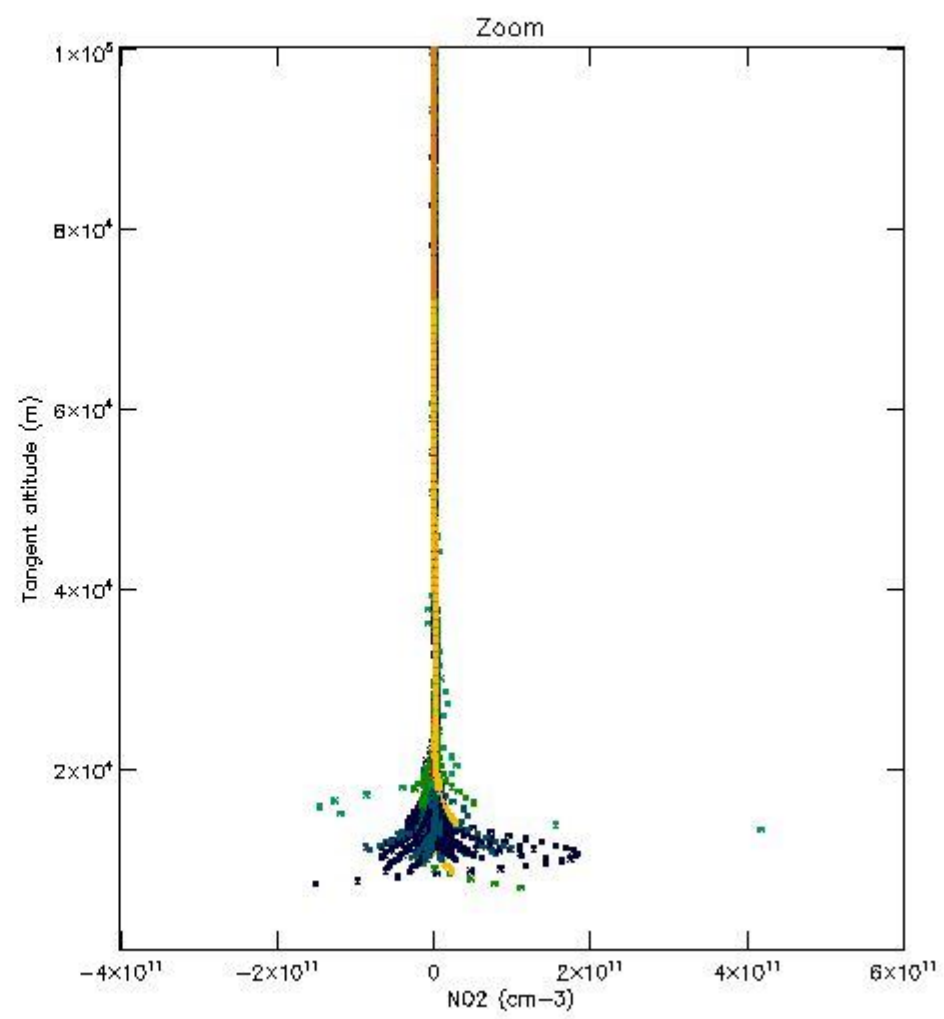
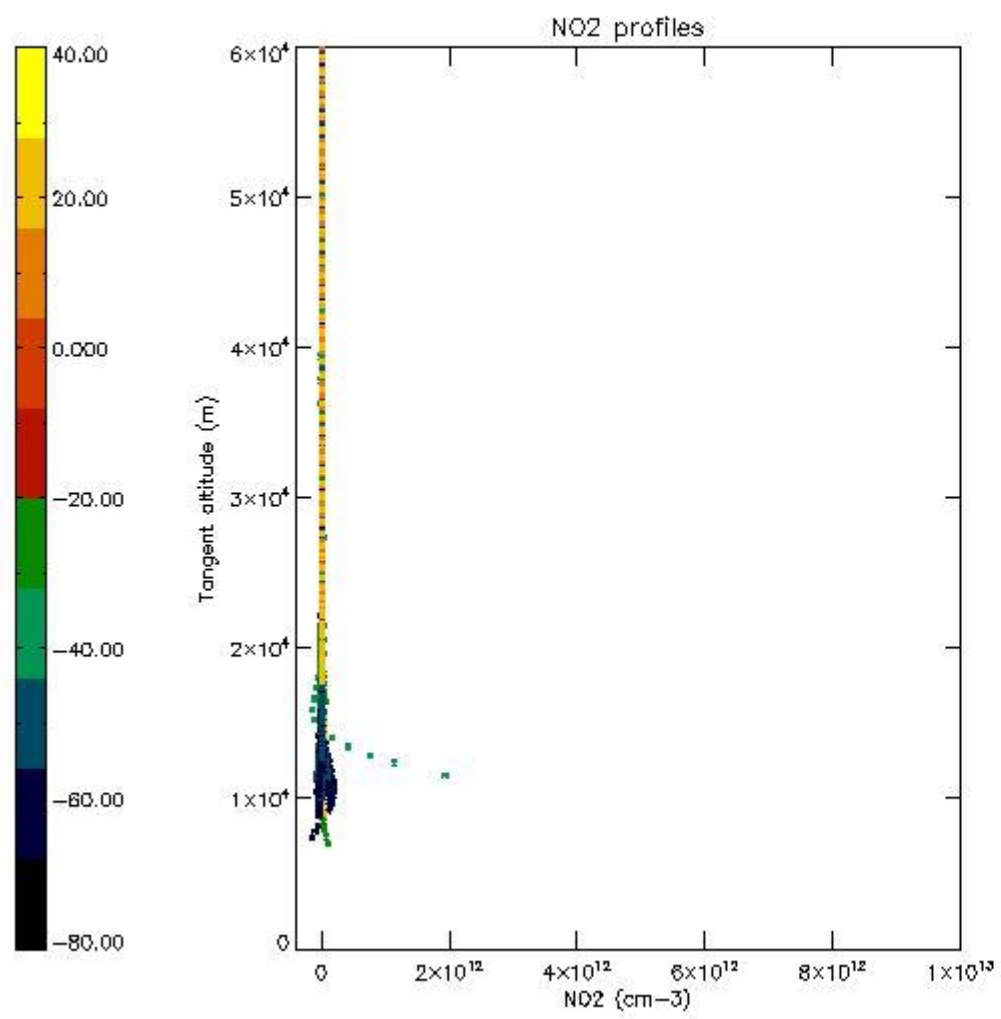
5.5 Plot ozone profiles where STD < 5% (dark without errors)

The colorbar represents the latitude.



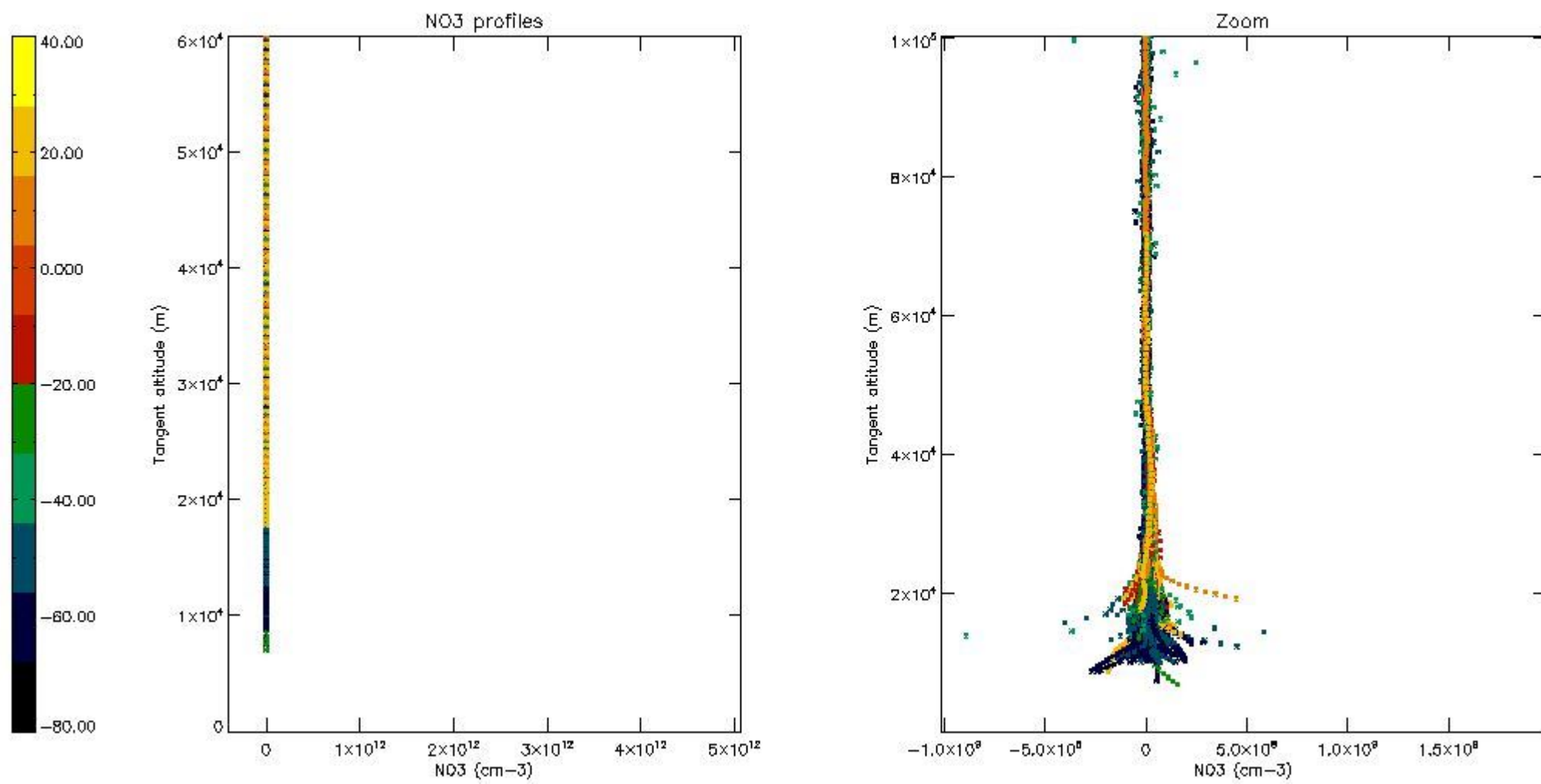
5.6 Plot NO₂ profiles for all STD (dark without errors)

The colorbar represents the latitude.



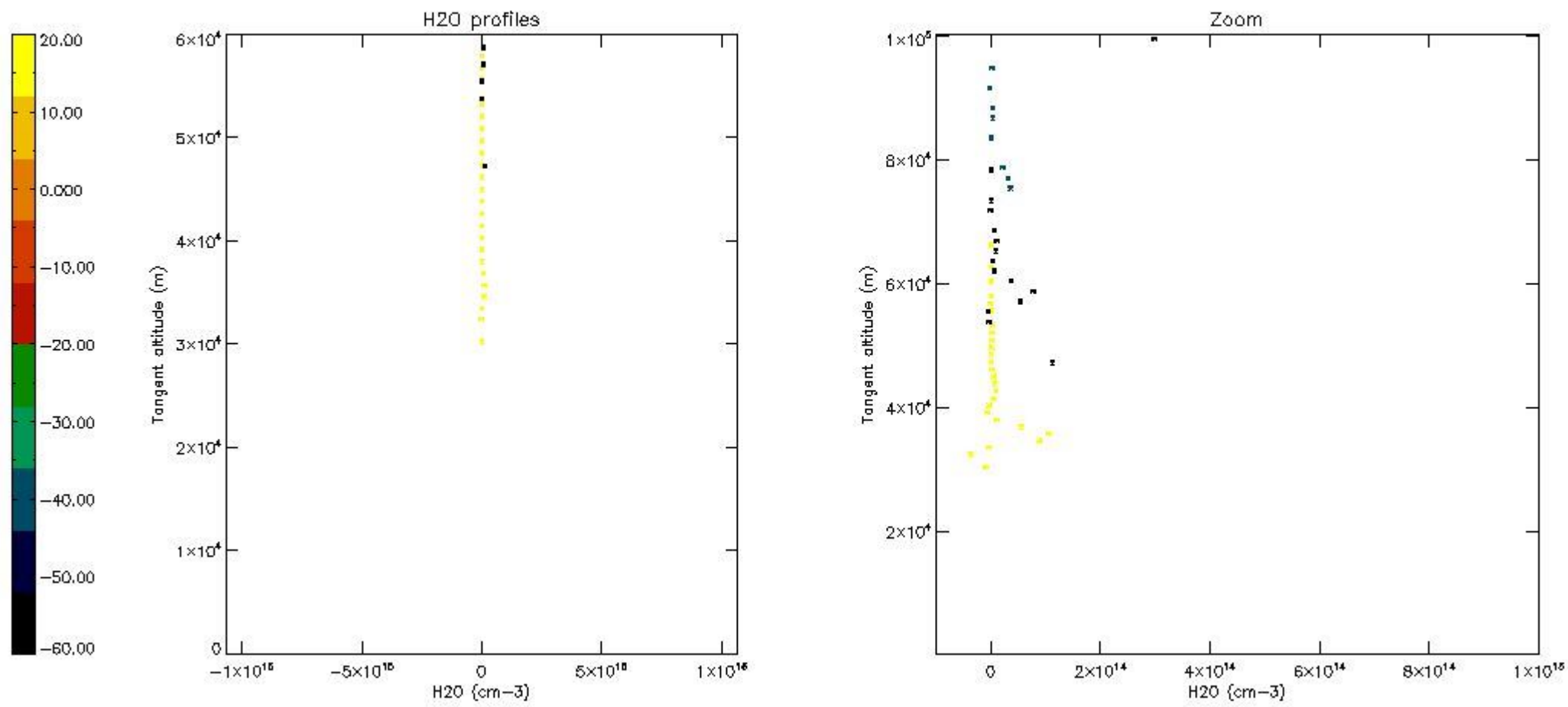
5.7 Plot NO3 profiles for all STD (dark without errors)

The colorbar represents the latitude.



5.8 Plot H₂O profiles for all STD (only for occultations of stars 1,2,3,4,13,14,16,26,63 dark without errors)

The colorbar represents the latitude.



6. Auxiliary Data Files used for the production reported in section 2

The number reported in the third column indicates since which file (see list in section 2) the corresponding auxiliary file has been used. The fourth column is the date of those product files.

Type	Auxiliary Filename	Used since product	Used since product date
INST_PHYS_CHARACTERISTICS	GOM_INS_AXVIEC20091111_143220_20030716_120000_20500101_000000	1	19-APR-2004 00:01:24
LEVEL-2_PROC_CONFIG	GOM_PR2_AXVIEC20091111_152718_20020301_000000_20500101_000000	1	19-APR-2004 00:01:24
CROSS_SECTIONS_FILE	GOM_CRS_AXVIEC20091111_154832_20020301_000000_20500101_000000	1	19-APR-2004 00:01:24

GOMOS Level 2 Daily Report

SUMMARY

[1. General Info](#)

[2. Summary of processed GOM_NL_2P products](#)

[3. Level 2 Quality information per product](#)

[3.1 Plot of level 2 quality information per product \(time dependant\)](#)

[3.2 Plot of level 2 quality information per product \(world map\)](#)

[4. Level 1 Quality information per product \(stored on level 2 products\)](#)

[4.1 Plot of level 1 quality information per product \(time dependant\)](#)

[4.1.1 Plot of level 1 quality information per product \(time dependant\): ASCENDING](#)

[4.1.2 Plot of level 1 quality information per product \(time dependant\): DESCENDING](#)

[4.2 Plot of level 1 quality information per product \(world map\)](#)

[4.2.1 Plot of level 1 quality information per product \(world map\): ASCENDING](#)

[4.2.2 Plot of level 1 quality information per product \(world map\): DESCENDING](#)

[5. Ozone profiles based on quality statistics and other trace gas profiles](#)

[5.1 Ozone statistics based on quality of products](#)

[5.2 Plot ozone profiles for all STD \(dark without errors\)](#)

[5.3 Plot ozone profiles where STD < 20% \(dark without errors\)](#)

[5.4. Plot ozone profiles where STD < 10% \(dark without errors\)](#)

[5.5. Plot ozone profiles where STD < 5% \(dark without errors\)](#)

[5.6 Plot NO2 profiles for all STD \(dark without errors\)](#)

[5.7 Plot NO3 profiles for all STD \(dark without errors\)](#)

[5.8 Plot H2O profiles \(only for occultations of stars 1,2,3,4,13,14,16,26,63 dark without errors\) for all STD](#)

[6. Auxiliary Data Files used for the production reported in section 2](#)

This report presents the daily analysis on parameters extracted from GOMOS level 2 data (GOM_NL__2P). It is intended to monitor some important parameters that will impact the quality of these products. A list of level 2 products (and content) that have arrived during the reporting day to the PCF is also given.

Item	Value
Time of report generation	19APR2013 00:10:54
Data source version	GOMOS/6.01
Start time of products	19-04-2004 (19APR2004 00:00:00)
Stop time of products	20-04-2004 (20APR2004 00:00:00)
Store outputs in DB	Yes
Nb of level 2 prods	486
Nb of prods with errors	0

2. Summary of processed GOM_NL__2P products.

Nr	Filename	UTC Start time	Limb	Duration	Star Id	Star Name	Star Mag	Star Temp	Nb Meas	Orbit	Prod. error
1	GOM_NL__2PRFIN20040419_000124_00000572026_00088_11164_1766.N1	19-APR-2004 00:01:24	Dark	57.000	40	The Sco	1.8590	7100.0	114	11164	No
2	GOM_NL__2PRFIN20040419_000443_00000542026_00088_11164_1767.N1	19-APR-2004 00:04:43	Straylight	54.000	4	Alp1Cen	-0.010000	5800.0	108	11164	No
3	GOM_NL__2PRFIN20040419_000644_00000412026_00088_11164_1768.N1	19-APR-2004 00:06:44	Straylight	41.000	20	Bet Cru	1.2530	30000.	82	11164	No
4	GOM_NL__2PRFIN20040419_000900_00000442026_00088_11164_1769.N1	19-APR-2004 00:09:00	Straylight	44.000	95	Zet Cen	2.5450	26000.	88	11164	No
5	GOM_NL__2PRFIN20040419_001100_00000922026_00088_11164_1770.N1	19-APR-2004 00:11:00	Straylight	92.000	16	21Alp Sco	1.0200	3000.0	184	11164	No
6	GOM_NL__2PRFIN20040419_001519_00000852026_00088_11164_1771.N1	19-APR-2004 00:15:19	Twi_and_stray	84.500	97	8Bet1Sco	2.5610	30000.	169	11164	No
7	GOM_NL__2PRFIN20040419_001755_00000612026_00088_11164_1772.N1	19-APR-2004 00:17:55	Bright	60.500	122	9Alp2Lib	2.7470	9700.0	121	11164	No
8	GOM_NL__2PRFIN20040419_001956_00000452026_00088_11164_1773.N1	19-APR-2004 00:19:56	Bright	44.500	15	67Alp Vir	0.97600	28000.	89	11164	No
9	GOM_NL__2PRFIN20040419_002258_00000402026_00088_11164_1774.N1	19-APR-2004 00:22:58	Bright	39.500	121	29Gam Vir	2.7400	7200.0	79	11164	No
10	GOM_NL__2PRFIN20040419_002638_00000402026_00088_11164_1775.N1	19-APR-2004 00:26:38	Bright	39.500	138	47Eps Vir	2.8280	4700.0	79	11164	No
11	GOM_NL__2PRFIN20040419_002950_00000372026_00088_11164_1776.N1	19-APR-2004 00:29:50	Bright	36.500	96	68Del Leo	2.5600	9300.0	73	11164	No
12	GOM_NL__2PRFIN20040419_003438_00000382026_00088_11164_1777.N1	19-APR-2004 00:34:38	Bright	37.500	152	12Alp2CVn	2.8900	11000.	75	11164	No
13	GOM_NL__2PRFIN20040419_003624_00000382026_00088_11164_1778.N1	19-APR-2004 00:36:24	Bright	38.000	174	52Psi UMa	3.0040	4400.0	76	11164	No
14	GOM_NL__2PRFIN20040419_003840_00000352026_00088_11164_1779.N1	19-APR-2004 00:38:40	Bright	35.000	87	64Gam UMa	2.4330	11000.	70	11164	No
15	GOM_NL__2PRFIN20040419_004107_00000382026_00088_11164_1780.N1	19-APR-2004 00:41:07	Bright	37.500	36	50Alp UMa	1.8000	6300.0	75	11164	No
16	GOM_NL__2PRFIN20040419_004559_00000412026_00088_11164_1781.N1	19-APR-2004 00:45:59	Bright	41.000	60	7Bet UMi	2.0810	3950.0	82	11164	No
17	GOM_NL__2PRFIN20040419_004905_00000362026_00088_11164_1782.N1	19-APR-2004 00:49:05	Bright	36.000	49	1Alp UMi	1.9900	6300.0	72	11164	No
18	GOM_NL__2PRFIN20040419_005107_00000602026_00088_11164_1783.N1	19-APR-2004 00:51:07	Bright	59.500	130	23Bet Dra	2.7990	5800.0	119	11164	No
19	GOM_NL__2PRFIN20040419_005259_00000652026_00088_11164_1784.N1	19-APR-2004 00:52:59	Bright	64.500	69	33Gam Dra	2.2310	3800.0	129	11164	No
20	GOM_NL__2PRFIN20040419_005610_00000422026_00088_11164_1785.N1	19-APR-2004 00:56:10	Bright	41.500	89	5Alp Cep	2.4510	8000.0	83	11164	No
21	GOM_NL__2PRFIN20040419_005759_00000382026_00088_11164_1786.N1	19-APR-2004 00:57:59	Bright	37.500	68	18Alp Cas	2.2250	4500.0	75	11164	No
22	GOM_NL__2PRFIN20040419_010137_000001332026_00088_11164_1787.N1	19-APR-2004 01:01:37	Bright	133.00	5	3Alp Lyr	0.033000	11000.	266	11164	No
23	GOM_NL__2PRFIN20040419_010601_00000642026_00088_11164_1788.N1	19-APR-2004 01:06:01	Bright	64.000	92	53Eps Cyg	2.5000	4500.0	128	11164	No
24	GOM_NL__2PRFIN20040419_011346_00000562026_00088_11164_1789.N1	19-APR-2004 01:13:46	Dark	55.500	61	8Eps Peg	2.1000	3900.0	111	11164	No
25	GOM_NL__2PRFIN20040419_011614_00000512026_00088_11164_1790.N1	19-APR-2004 01:16:14	Dark	50.500	162	34Alp Aqr	2.9440	5350.0	101	11164	No
26	GOM_NL__2PRFIN20040419_011903_00000552026_00088_11164_1791.N1	19-APR-2004 01:19:03	Dark	54.500	154	22Bet Aqr	2.8990	5700.0	109	11164	No
27	GOM_NL__2PRFIN20040419_012123_00000462026_00088_11164_1792.N1	19-APR-2004 01:21:23	Dark	45.500	142	49Del Cap	2.8500	8900.0	91	11164	No
28	GOM_NL__2PRFIN20040419_012259_00000442026_00088_11164_1793.N1	19-APR-2004 01:22:59	Dark	44.000	18	24Alp PsA	1.1660	9700.0	88	11164	No
29	GOM_NL__2PRFIN20040419_012748_00000462026_00088_11164_1794.N1	19-APR-2004 01:27:48	Dark	45.500	63	Bet Gru	2.1500	2800.0	91	11164	No
30	GOM_NL__2PRFIN20040419_013136_00000422026_00088_11164_1795.N1	19-APR-2004 01:31:36	Dark	41.500	148	Alp Tuc	2.8780	4100.0	83	11164	No
31	GOM_NL__2PRFIN20040419_013337_00000422026_00089_11165_1790.N1	19-APR-2004 01:33:37	Dark	42.000	45	Alp Pav	1.9400	26000.	84	11165	No
32	GOM_NL__2PRFIN20040419_013722_00000762026_00089_11165_1791.N1	19-APR-2004 01:37:22	Dark	76.000	57	34Sig Sgr	2.0660	26000.	152	11165	No
33	GOM_NL__2PRFIN20040419_013946_00000692026_00089_11165_1792.N1	19-APR-2004 01:39:46	Dark	68.500	38	20Eps Sgr	1.8360	11000.	137	11165	No
34	GOM_NL__2PRFIN20040419_014201_00000732026_00089_11165_1793.N1	19-APR-2004 01:42:01	Straylight	73.000	40	The Sco	1.8590	7100.0	146	11165	No
35	GOM_NL__2PRFIN20040419_014519_00000532026_00089_11165_1794.N1	19-APR-2004 01:45:19	Straylight	52.500	4	Alp1Cen	-0.010000	5800.0	105	11165	No
36	GOM_NL__2PRFIN20040419_014811_00000512026_00089_11165_1795.N1	19-APR-2004 01:48:11	Straylight	50.500	26	Gam Cru	1.6240	2900.0	101	11165	No
37	GOM_NL__2PRFIN20040419_015008_00000462026_00089_11165_1796.N1	19-APR-2004 01:50:08	Straylight	45.500	81	Eta Cen	2.3560	28000.	91	11165	No
38	GOM_NL__2PRFIN20040419_015226_00000492026_00089_11165_1797.N1	19-APR-2004 01:52:26	Straylight	48.500	54	5The Cen	2.0550	4500.0	97	11165	No
39	GOM_NL__2PRFIN20040419_015435_00000772026_00089_11165_1798.N1	19-APR-2004 01:54:35	Twi_and_stray	76.500	80	7Del Sco	2.3160	30000.	153	11165	No
40	GOM_NL__2PRFIN20040419_015724_00000462026_00089_11165_1799.N1	19-APR-2004 01:57:24	Twi_and_stray	45.500	106	9Bet Crv	2.6480	5600.0	91	11165	No
41	GOM_NL__2PRFIN20040419_020033_00000442026_00089_11165_1800.N1	19-APR-2004 02:00:33	Bright	44.000	15	67Alp Vir	0.97600	28000.	88	11165	No
42	GOM_NL__2PRFIN20040419_020332_00000412026_00089_11165_1801.N1	19-APR-2004 02:03:32	Bright	41.000	121	29Gam Vir	2.7400	7200.0	82	11165	No

43	GOM_NL__2PRFIN20040419_020714_000000402026_00089_11165_1802.N1	19-APR-2004 02:07:14	Bright	39.500	138	47Eps Vir	2.8280	4700.0	79	11165	No
44	GOM_NL__2PRFIN20040419_021026_000000382026_00089_11165_1803.N1	19-APR-2004 02:10:26	Bright	37.500	96	68Del Leo	2.5600	9300.0	75	11165	No
45	GOM_NL__2PRFIN20040419_021514_000000402026_00089_11165_1804.N1	19-APR-2004 02:15:14	Bright	39.500	152	12Alp2CVn	2.8900	11000.	79	11165	No
46	GOM_NL__2PRFIN20040419_021700_000000382026_00089_11165_1805.N1	19-APR-2004 02:17:00	Bright	38.000	174	52Psi UMa	3.0040	4400.0	76	11165	No
47	GOM_NL__2PRFIN20040419_021914_000000402026_00089_11165_1806.N1	19-APR-2004 02:19:14	Bright	40.000	87	64Gam UMa	2.4330	11000.	80	11165	No
48	GOM_NL__2PRFIN20040419_022142_000000402026_00089_11165_1807.N1	19-APR-2004 02:21:42	Bright	39.500	36	50Alp UMa	1.8000	6300.0	79	11165	No
49	GOM_NL__2PRFIN20040419_022635_000000412026_00089_11165_1808.N1	19-APR-2004 02:26:35	Bright	41.000	60	7Bet UMi	2.0810	3950.0	82	11165	No
50	GOM_NL__2PRFIN20040419_022940_000000382026_00089_11165_1809.N1	19-APR-2004 02:29:40	Bright	37.500	49	1Alp UMi	1.9900	6300.0	75	11165	No
51	GOM_NL__2PRFIN20040419_023142_000000622026_00089_11165_1810.N1	19-APR-2004 02:31:42	Bright	62.000	130	23Bet Dra	2.7990	5800.0	124	11165	No
52	GOM_NL__2PRFIN20040419_023334_000000662026_00089_11165_1811.N1	19-APR-2004 02:33:34	Bright	65.500	69	33Gam Dra	2.2310	3800.0	131	11165	No
53	GOM_NL__2PRFIN20040419_023646_000000422026_00089_11165_1812.N1	19-APR-2004 02:36:46	Bright	42.000	89	5Alp Cep	2.4510	8000.0	84	11165	No
54	GOM_NL__2PRFIN20040419_023835_000000362026_00089_11165_1813.N1	19-APR-2004 02:38:35	Bright	35.500	68	18Alp Cas	2.2250	4500.0	71	11165	No
55	GOM_NL__2PRFIN20040419_024212_000001272026_00089_11165_1814.N1	19-APR-2004 02:42:12	Bright	126.50	5	3Alp Lyr	0.033000	11000.	253	11165	No
56	GOM_NL__2PRFIN20040419_024637_000000612026_00089_11165_1815.N1	19-APR-2004 02:46:37	Bright	61.000	92	53Eps Cyg	2.5000	4500.0	122	11165	No
57	GOM_NL__2PRFIN20040419_025106_000000432026_00089_11165_1816.N1	19-APR-2004 02:51:06	Twi_and_stray	42.500	90	54Alp Peg	2.4870	11000.	85	11165	No
58	GOM_NL__2PRFIN20040419_025423_000000612026_00089_11165_1817.N1	19-APR-2004 02:54:23	Dark	61.000	61	8Eps Peg	2.1000	3900.0	122	11165	No
59	GOM_NL__2PRFIN20040419_025650_000000512026_00089_11165_1818.N1	19-APR-2004 02:56:50	Dark	50.500	162	34Alp Aqr	2.9440	5350.0	101	11165	No
60	GOM_NL__2PRFIN20040419_025940_000000572026_00089_11165_1819.N1	19-APR-2004 02:59:40	Dark	56.500	154	22Bet Aqr	2.8990	5700.0	113	11165	No
61	GOM_NL__2PRFIN20040419_030159_000000482026_00089_11165_1820.N1	19-APR-2004 03:01:59	Dark	47.500	142	49Del Cap	2.8500	8900.0	95	11165	No
62	GOM_NL__2PRFIN20040419_030335_000000462026_00089_11165_1821.N1	19-APR-2004 03:03:35	Dark	45.500	18	24Alp PsA	1.1660	9700.0	91	11165	No
63	GOM_NL__2PRFIN20040419_030907_000000412026_00089_11165_1822.N1	19-APR-2004 03:09:07	Dark	41.000	31	Alp Gru	1.7340	15200.	82	11165	No
64	GOM_NL__2PRFIN20040419_031213_000000492026_00089_11165_1823.N1	19-APR-2004 03:12:13	Dark	49.000	148	Alp Tuc	2.8780	4100.0	98	11165	No
65	GOM_NL__2PRFIN20040419_031414_000000422026_00090_11166_1791.N1	19-APR-2004 03:14:14	Dark	42.000	45	Alp Pav	1.9400	26000.	84	11166	No
66	GOM_NL__2PRFIN20040419_031800_000000782026_00090_11166_1792.N1	19-APR-2004 03:18:00	Dark	78.000	57	34Sig Sgr	2.0660	26000.	156	11166	No
67	GOM_NL__2PRFIN20040419_032023_000000682026_00090_11166_1793.N1	19-APR-2004 03:20:23	Dark	67.500	38	20Eps Sgr	1.8360	11000.	135	11166	No
68	GOM_NL__2PRFIN20040419_032240_000000602026_00090_11166_1794.N1	19-APR-2004 03:22:40	Dark	60.000	40	The Sco	1.8590	7100.0	120	11166	No
69	GOM_NL__2PRFIN20040419_032555_000000532026_00090_11166_1795.N1	19-APR-2004 03:25:55	Straylight	52.500	4	Alp1Cen	-0.010000	5800.0	105	11166	No
70	GOM_NL__2PRFIN20040419_032847_000000452026_00090_11166_1796.N1	19-APR-2004 03:28:47	Straylight	45.000	26	Gam Cru	1.6240	2900.0	90	11166	No
71	GOM_NL__2PRFIN20040419_033045_000000442026_00090_11166_1797.N1	19-APR-2004 03:30:45	Straylight	44.000	81	Eta Cen	2.3560	28000.	88	11166	No
72	GOM_NL__2PRFIN20040419_033303_000000472026_00090_11166_1798.N1	19-APR-2004 03:33:03	Straylight	46.500	54	5The Cen	2.0550	4500.0	93	11166	No
73	GOM_NL__2PRFIN20040419_033511_000000792026_00090_11166_1799.N1	19-APR-2004 03:35:11	Twi_and_stray	78.500	80	7Del Sco	2.3160	30000.	157	11166	No
74	GOM_NL__2PRFIN20040419_033801_000000452026_00090_11166_1800.N1	19-APR-2004 03:38:01	Twi_and_stray	44.500	106	9Bet Crv	2.6480	5600.0	89	11166	No
75	GOM_NL__2PRFIN20040419_034109_000000432026_00090_11166_1801.N1	19-APR-2004 03:41:09	Bright	43.000	15	67Alp Vir	0.97600	28000.	86	11166	No
76	GOM_NL__2PRFIN20040419_034411_000000402026_00090_11166_1802.N1	19-APR-2004 03:44:11	Bright	39.500	121	29Gam Vir	2.7400	7200.0	79	11166	No
77	GOM_NL__2PRFIN20040419_034750_000000402026_00090_11166_1803.N1	19-APR-2004 03:47:50	Bright	39.500	138	47Eps Vir	2.8280	4700.0	79	11166	No
78	GOM_NL__2PRFIN20040419_035103_000000372026_00090_11166_1804.N1	19-APR-2004 03:51:03	Bright	36.500	96	68Del Leo	2.5600	9300.0	73	11166	No
79	GOM_NL__2PRFIN20040419_035550_000000372026_00090_11166_1805.N1	19-APR-2004 03:55:50	Bright	37.000	152	12Alp2CVn	2.8900	11000.	74	11166	No
80	GOM_NL__2PRFIN20040419_035736_000000382026_00090_11166_1806.N1	19-APR-2004 03:57:36	Bright	38.000	174	52Psi UMa	3.0040	4400.0	76	11166	No
81	GOM_NL__2PRFIN20040419_035951_000000392026_00090_11166_1807.N1	19-APR-2004 03:59:51	Bright	39.000	87	64Gam UMa	2.4330	11000.	78	11166	No
82	GOM_NL__2PRFIN20040419_040219_000000362026_00090_11166_1808.N1	19-APR-2004 04:02:19	Bright	35.500	36	50Alp UMa	1.8000	6300.0	71	11166	No
83	GOM_NL__2PRFIN20040419_040710_000000432026_00090_11166_1809.N1	19-APR-2004 04:07:10	Bright	42.500	60	7Bet UMi	2.0810	3950.0	85	11166	No
84	GOM_NL__2PRFIN20040419_041016_000000362026_00090_11166_1810.N1	19-APR-2004 04:10:16	Bright	35.500	49	1Alp UMi	1.9900	6300.0	71	11166	No
85	GOM_NL__2PRFIN20040419_041217_000000622026_00090_11166_1811.N1	19-APR-2004 04:12:17	Bright	62.000	130	23Bet Dra	2.7990	5800.0	124	11166	No
86	GOM_NL__2PRFIN20040419_041408_000000672026_00090_11166_1812.N1	19-APR-2004 04:14:08	Bright	67.000	69	33Gam Dra	2.2310	3800.0	134	11166	No
87	GOM_NL__2PRFIN20040419_041722_000000422026_00090_11166_1813.N1	19-APR-2004 04:17:22	Bright	42.000	89	5Alp Cep	2.4510	8000.0	84	11166	No
88	GOM_NL__2PRFIN20040419_041911_000000362026_00090_11166_1814.N1	19-APR-2004 04:19:11	Bright	35.500	68	18Alp Cas	2.2250	4500.0	71	11166	No
89	GOM_NL__2PRFIN20040419_042247_000001402026_00090_11166_1815.N1	19-APR-2004 04:22:47	Bright	140.00	5	3Alp Lyr	0.033000	11000.	280	11166	No
90	GOM_NL__2PRFIN20040419_042713_000000682026_00090_11166_1816.N1	19-APR-2004 04:27:13	Bright	67.500	92	53Eps Cyg	2.5000	4500.0	135	11166	No
91	GOM_NL__2PRFIN20040419_043143_000000432026_00090_11166_1817.N1	19-APR-2004 04:31:43	Twi_and_stray	43.000	90	54Alp Peg	2.4870	11000.	86	11166	No
92	GOM_NL__2PRFIN20040419_043459_000000552026_00090_11166_1818.N1	19-APR-2004 04:34:59	Dark	55.000	61	8Eps Peg	2.1000	3900.0	110	11166	No
93	GOM_NL__2PRFIN20040419_043727_000000512026_00090_11166_1819.N1	19-APR-2004 04:37:27	Dark	51.000	162	34Alp Aqr	2.9440	5350.0	102	11166	No
94	GOM_NL__2PRFIN20040419_044017_000000552026_00090_11166_1820.N1	19-APR-2004 04:40:17	Dark	54.500	154	22Bet Aqr	2.8990	5700.0	109	11166	No
95	GOM_NL__2PRFIN20040419_044236_000000502026_00090_11166_1821.N1	19-APR-2004 04:42:36	Dark	49.500	142	49Del Cap	2.8500	8900.0	99	11166	No
96	GOM_NL__2PRFIN20040419_044411_000000462026_00090_11166_1822.N1	19-APR-2004 04:44:11	Dark	46.000	18	24Alp PsA	1.1660	9700.0	92	11166	No
97	GOM_NL__2PRFIN20040419_044944_000000412026_00090_11166_1823.N1	19-APR-2004 04:49:44	Dark	41.000	31	Alp Gru	1.7340	15200.	82	11166	No
98	GOM_NL__2PRFIN20040419_045249_000000442026_00090_11166_1824.N1	19-APR-2004 04:52:49	Dark	43.500	148	Alp Tuc	2.8780	4100.0	87	11166	No
99	GOM_NL__2PRFIN20040419_045451_000000482026_00091_11167_1705.N1	19-APR-2004 04:54:51	Dark	47.500	45	Alp Pav	1.9400	26000.	95	11167	No
100	GOM_NL__2PRFIN20040419_045837_000000792026_00091_11167_1706.N1	19-APR-2004 04:58:37	Dark	78.500	57	34Sig Sgr	2.0660	26000.	157	11167	No
101	GOM_NL__2PRFIN20040419_050101_000000802026_00091_11167_1707.N1	19-APR-2004 05:01:01	Dark	80.000	38	20Eps Sgr	1.8360	11000.	160	11167	No

102	GOM_NL__2PRFIN20040419_050317_000000552026_00091_11167_1708.N1	19-APR-2004 05:03:17	Dark	54.500	40	The Sco	1.8590	7100.0	109	11167	No
103	GOM_NL__2PRFIN20040419_050631_000000452026_00091_11167_1709.N1	19-APR-2004 05:06:31	Straylight	45.000	4	Alp1Cen	-0.010000	5800.0	90	11167	No
104	GOM_NL__2PRFIN20040419_050924_000000502026_00091_11167_1710.N1	19-APR-2004 05:09:24	Straylight	49.500	26	Gam Cru	1.6240	2900.0	99	11167	No
105	GOM_NL__2PRFIN20040419_051122_000000432026_00091_11167_1711.N1	19-APR-2004 05:11:22	Straylight	43.000	81	Eta Cen	2.3560	28000.	86	11167	No
106	GOM_NL__2PRFIN20040419_051339_000000462026_00091_11167_1712.N1	19-APR-2004 05:13:39	Straylight	45.500	54	5The Cen	2.0550	4500.0	91	11167	No
107	GOM_NL__2PRFIN20040419_051547_000000812026_00091_11167_1713.N1	19-APR-2004 05:15:47	Tw_i_and_stray	80.500	80	7Del Sco	2.3160	30000.	161	11167	No
108	GOM_NL__2PRFIN20040419_051837_000000442026_00091_11167_1714.N1	19-APR-2004 05:18:37	Tw_i_and_stray	43.500	106	9Bet Crv	2.6480	5600.0	87	11167	No
109	GOM_NL__2PRFIN20040419_052145_000000452026_00091_11167_1715.N1	19-APR-2004 05:21:45	Bright	44.500	15	67Alp Vir	0.97600	28000.	89	11167	No
110	GOM_NL__2PRFIN20040419_052447_000000392026_00091_11167_1716.N1	19-APR-2004 05:24:47	Bright	38.500	121	29Gam Vir	2.7400	7200.0	77	11167	No
111	GOM_NL__2PRFIN20040419_052826_000000412026_00091_11167_1717.N1	19-APR-2004 05:28:26	Bright	40.500	138	47Eps Vir	2.8280	4700.0	81	11167	No
112	GOM_NL__2PRFIN20040419_053139_000000382026_00091_11167_1718.N1	19-APR-2004 05:31:39	Bright	38.000	96	68Del Leo	2.5600	9300.0	76	11167	No
113	GOM_NL__2PRFIN20040419_053626_000000382026_00091_11167_1719.N1	19-APR-2004 05:36:26	Bright	38.000	152	12Alp2CVn	2.8900	11000.	76	11167	No
114	GOM_NL__2PRFIN20040419_053813_000000362026_00091_11167_1720.N1	19-APR-2004 05:38:13	Bright	36.000	174	52Psi UMa	3.0040	4400.0	72	11167	No
115	GOM_NL__2PRFIN20040419_054029_000000372026_00091_11167_1721.N1	19-APR-2004 05:40:29	Bright	36.500	87	64Gam UMa	2.4330	11000.	73	11167	No
116	GOM_NL__2PRFIN20040419_054256_000000392026_00091_11167_1722.N1	19-APR-2004 05:42:56	Bright	38.500	36	50Alp UMa	1.8000	6300.0	77	11167	No
117	GOM_NL__2PRFIN20040419_054747_000000422026_00091_11167_1723.N1	19-APR-2004 05:47:47	Bright	41.500	60	7Bet UMi	2.0810	3950.0	83	11167	No
118	GOM_NL__2PRFIN20040419_055053_000000372026_00091_11167_1724.N1	19-APR-2004 05:50:53	Bright	36.500	49	1Alp UMi	1.9900	6300.0	73	11167	No
119	GOM_NL__2PRFIN20040419_055251_000000592026_00091_11167_1725.N1	19-APR-2004 05:52:51	Bright	59.000	130	23Bet Dra	2.7990	5800.0	118	11167	No
120	GOM_NL__2PRFIN20040419_055443_000000922026_00091_11167_1726.N1	19-APR-2004 05:54:43	Bright	92.000	69	33Gam Dra	2.2310	3800.0	184	11167	No
121	GOM_NL__2PRFIN20040419_055758_000000412026_00091_11167_1727.N1	19-APR-2004 05:57:58	Bright	41.000	89	5Alp Cep	2.4510	8000.0	82	11167	No
122	GOM_NL__2PRFIN20040419_055947_000000372026_00091_11167_1728.N1	19-APR-2004 05:59:47	Bright	36.500	68	18Alp Cas	2.2250	4500.0	73	11167	No
123	GOM_NL__2PRFIN20040419_060322_000001352026_00091_11167_1729.N1	19-APR-2004 06:03:22	Bright	134.50	5	3Alp Lyr	0.033000	11000.	269	11167	No
124	GOM_NL__2PRFIN20040419_060749_000000652026_00091_11167_1730.N1	19-APR-2004 06:07:49	Bright	65.000	92	53Eps Cyg	2.5000	4500.0	130	11167	No
125	GOM_NL__2PRFIN20040419_061219_000000432026_00091_11167_1731.N1	19-APR-2004 06:12:19	Tw_i_and_stray	43.000	90	54Alp Peg	2.4870	11000.	86	11167	No
126	GOM_NL__2PRFIN20040419_061535_000000572026_00091_11167_1732.N1	19-APR-2004 06:15:35	Dark	56.500	61	8Eps Peg	2.1000	3900.0	113	11167	No
127	GOM_NL__2PRFIN20040419_061803_000000502026_00091_11167_1733.N1	19-APR-2004 06:18:03	Dark	50.000	162	34Alp Aqr	2.9440	5350.0	100	11167	No
128	GOM_NL__2PRFIN20040419_062054_000000542026_00091_11167_1734.N1	19-APR-2004 06:20:54	Dark	54.000	154	22Bet Aqr	2.8990	5700.0	108	11167	No
129	GOM_NL__2PRFIN20040419_062313_000000492026_00091_11167_1735.N1	19-APR-2004 06:23:13	Dark	48.500	142	49Del Cap	2.8500	8900.0	97	11167	No
130	GOM_NL__2PRFIN20040419_062448_000000442026_00091_11167_1736.N1	19-APR-2004 06:24:48	Dark	44.000	18	24Alp PsA	1.1660	9700.0	88	11167	No
131	GOM_NL__2PRFIN20040419_063020_000000422026_00091_11167_1737.N1	19-APR-2004 06:30:20	Dark	41.500	31	Alp Gru	1.7340	15200.	83	11167	No
132	GOM_NL__2PRFIN20040419_063326_000000402026_00091_11167_1738.N1	19-APR-2004 06:33:26	Dark	39.500	148	Alp Tuc	2.8780	4100.0	79	11167	No
133	GOM_NL__2PRFIN20040419_063527_000000412026_00092_11168_1705.N1	19-APR-2004 06:35:27	Dark	41.000	45	Alp Pav	1.9400	26000.	82	11168	No
134	GOM_NL__2PRFIN20040419_063915_000000812026_00092_11168_1706.N1	19-APR-2004 06:39:15	Dark	80.500	57	34Sig Sgr	2.0660	26000.	161	11168	No
135	GOM_NL__2PRFIN20040419_064137_000000712026_00092_11168_1707.N1	19-APR-2004 06:41:37	Dark	70.500	38	20Eps Sgr	1.8360	11000.	141	11168	No
136	GOM_NL__2PRFIN20040419_064355_000000582026_00092_11168_1708.N1	19-APR-2004 06:43:55	Dark	57.500	40	The Sco	1.8590	7100.0	115	11168	No
137	GOM_NL__2PRFIN20040419_064708_000000472026_00092_11168_1709.N1	19-APR-2004 06:47:08	Straylight	46.500	4	Alp1Cen	-0.010000	5800.0	93	11168	No
138	GOM_NL__2PRFIN20040419_065000_000000442026_00092_11168_1710.N1	19-APR-2004 06:50:00	Straylight	44.000	26	Gam Cru	1.6240	2900.0	88	11168	No
139	GOM_NL__2PRFIN20040419_065158_000000452026_00092_11168_1711.N1	19-APR-2004 06:51:58	Straylight	44.500	81	Eta Cen	2.3560	28000.	89	11168	No
140	GOM_NL__2PRFIN20040419_065415_000000472026_00092_11168_1712.N1	19-APR-2004 06:54:15	Straylight	46.500	54	5The Cen	2.0550	4500.0	93	11168	No
141	GOM_NL__2PRFIN20040419_065624_000000812026_00092_11168_1713.N1	19-APR-2004 06:56:24	Tw_i_and_stray	80.500	80	7Del Sco	2.3160	30000.	161	11168	No
142	GOM_NL__2PRFIN20040419_065914_000000442026_00092_11168_1714.N1	19-APR-2004 06:59:14	Tw_i_and_stray	43.500	106	9Bet Crv	2.6480	5600.0	87	11168	No
143	GOM_NL__2PRFIN20040419_070222_000000432026_00092_11168_1715.N1	19-APR-2004 07:02:22	Bright	43.000	15	67Alp Vir	0.97600	28000.	86	11168	No
144	GOM_NL__2PRFIN20040419_070524_000000392026_00092_11168_1716.N1	19-APR-2004 07:05:24	Bright	38.500	121	29Gam Vir	2.7400	7200.0	77	11168	No
145	GOM_NL__2PRFIN20040419_070902_000000402026_00092_11168_1717.N1	19-APR-2004 07:09:02	Bright	39.500	138	47Eps Vir	2.8280	4700.0	79	11168	No
146	GOM_NL__2PRFIN20040419_071215_000000372026_00092_11168_1718.N1	19-APR-2004 07:12:15	Bright	36.500	96	68Del Leo	2.5600	9300.0	73	11168	No
147	GOM_NL__2PRFIN20040419_071702_000000382026_00092_11168_1719.N1	19-APR-2004 07:17:02	Bright	37.500	152	12Alp2CVn	2.8900	11000.	75	11168	No
148	GOM_NL__2PRFIN20040419_071849_000000372026_00092_11168_1720.N1	19-APR-2004 07:18:49	Bright	36.500	174	52Psi UMa	3.0040	4400.0	73	11168	No
149	GOM_NL__2PRFIN20040419_072105_000000362026_00092_11168_1721.N1	19-APR-2004 07:21:05	Bright	36.000	87	64Gam UMa	2.4330	11000.	72	11168	No
150	GOM_NL__2PRFIN20040419_072332_000000352026_00092_11168_1722.N1	19-APR-2004 07:23:32	Bright	35.000	36	50Alp UMa	1.8000	6300.0	70	11168	No
151	GOM_NL__2PRFIN20040419_072823_000000412026_00092_11168_1723.N1	19-APR-2004 07:28:23	Bright	40.500	60	7Bet UMi	2.0810	3950.0	81	11168	No
152	GOM_NL__2PRFIN20040419_073129_000000342026_00092_11168_1724.N1	19-APR-2004 07:31:29	Bright	34.000	49	1Alp UMi	1.9900	6300.0	68	11168	No
153	GOM_NL__2PRFIN20040419_073326_000000602026_00092_11168_1725.N1	19-APR-2004 07:33:26	Bright	59.500	130	23Bet Dra	2.7990	5800.0	119	11168	No
154	GOM_NL__2PRFIN20040419_073518_000000672026_00092_11168_1726.N1	19-APR-2004 07:35:18	Bright	66.500	69	33Gam Dra	2.2310	3800.0	133	11168	No
155	GOM_NL__2PRFIN20040419_073834_000000402026_00092_11168_1727.N1	19-APR-2004 07:38:34	Bright	40.000	89	5Alp Cep	2.4510	8000.0	80	11168	No
156	GOM_NL__2PRFIN20040419_074024_000000362026_00092_11168_1728.N1	19-APR-2004 07:40:24	Bright	35.500	68	18Alp Cas	2.2250	4500.0	71	11168	No
157	GOM_NL__2PRFIN20040419_074357_000001372026_00092_11168_1729.N1	19-APR-2004 07:43:57	Bright	137.00	5	3Alp Lyr	0.033000	11000.	274	11168	No
158	GOM_NL__2PRFIN20040419_074825_000000622026_00092_11168_1730.N1	19-APR-2004 07:48:25	Bright	62.000	92	53Eps Cyg	2.5000	4500.0	124	11168	No
159	GOM_NL__2PRFIN20040419_075255_000000442026_00092_11168_1731.N1	19-APR-2004 07:52:55	Tw_i_and_stray	44.000	90	54Alp Peg	2.4870	11000.	88	11168	No
160	GOM_NL__2PRFIN20040419_075612_000000592026_00092_11168_1732.N1	19-APR-2004 07:56:12	Dark	59.000	61	8Eps Peg	2.1000	3900.0	118	11168	No

161	GOM_NL__2PRFIN20040419_075840_000000482026_00092_11168_1733.N1	19-APR-2004 07:58:40	Dark	48.000	162	34Alp Aqr	2.9440	5350.0	96	11168	No
162	GOM_NL__2PRFIN20040419_080130_000000532026_00092_11168_1734.N1	19-APR-2004 08:01:30	Dark	53.000	154	22Bet Aqr	2.8990	5700.0	106	11168	No
163	GOM_NL__2PRFIN20040419_080349_000000462026_00092_11168_1735.N1	19-APR-2004 08:03:49	Dark	45.500	142	49Del Cap	2.8500	8900.0	91	11168	No
164	GOM_NL__2PRFIN20040419_080524_000000432026_00092_11168_1736.N1	19-APR-2004 08:05:24	Dark	43.000	18	24Alp PsA	1.1660	9700.0	86	11168	No
165	GOM_NL__2PRFIN20040419_081057_000000412026_00092_11168_1737.N1	19-APR-2004 08:10:57	Dark	41.000	31	Alp Gru	1.7340	15200.	82	11168	No
166	GOM_NL__2PRFIN20040419_081402_000000402026_00092_11168_1738.N1	19-APR-2004 08:14:02	Dark	39.500	148	Alp Tuc	2.8780	4100.0	79	11168	No
167	GOM_NL__2PRFIN20040419_081604_000000432026_00093_11169_1705.N1	19-APR-2004 08:16:04	Dark	42.500	45	Alp Pav	1.9400	26000.	85	11169	No
168	GOM_NL__2PRFIN20040419_081953_000000802026_00093_11169_1706.N1	19-APR-2004 08:19:53	Dark	79.500	57	34Sig Sgr	2.0660	26000.	159	11169	No
169	GOM_NL__2PRFIN20040419_082215_000000712026_00093_11169_1707.N1	19-APR-2004 08:22:15	Dark	71.000	38	20Eps Sgr	1.8360	11000.	142	11169	No
170	GOM_NL__2PRFIN20040419_082432_000000612026_00093_11169_1708.N1	19-APR-2004 08:24:32	Straylight	61.000	40	The Sco	1.8590	7100.0	122	11169	No
171	GOM_NL__2PRFIN20040419_082744_000000442026_00093_11169_1709.N1	19-APR-2004 08:27:44	Straylight	43.500	4	Alp1Cen	-0.010000	5800.0	87	11169	No
172	GOM_NL__2PRFIN20040419_083036_000000452026_00093_11169_1710.N1	19-APR-2004 08:30:36	Straylight	45.000	26	Gam Cru	1.6240	2900.0	90	11169	No
173	GOM_NL__2PRFIN20040419_083234_000000442026_00093_11169_1711.N1	19-APR-2004 08:32:34	Straylight	43.500	81	Eta Cen	2.3560	28000.	87	11169	No
174	GOM_NL__2PRFIN20040419_083451_000000502026_00093_11169_1712.N1	19-APR-2004 08:34:51	Straylight	50.000	54	5The Cen	2.0550	4500.0	100	11169	No
175	GOM_NL__2PRFIN20040419_083700_000000792026_00093_11169_1713.N1	19-APR-2004 08:37:00	Twi_and_stray	79.000	80	7Del Sco	2.3160	30000.	158	11169	No
176	GOM_NL__2PRFIN20040419_083950_000000442026_00093_11169_1714.N1	19-APR-2004 08:39:50	Twi_and_stray	44.000	106	9Bet Crv	2.6480	5600.0	88	11169	No
177	GOM_NL__2PRFIN20040419_084258_000000432026_00093_11169_1715.N1	19-APR-2004 08:42:58	Bright	43.000	15	67Alp Vir	0.97600	28000.	86	11169	No
178	GOM_NL__2PRFIN20040419_084600_000000382026_00093_11169_1716.N1	19-APR-2004 08:46:00	Bright	38.000	121	29Gam Vir	2.7400	7200.0	76	11169	No
179	GOM_NL__2PRFIN20040419_084938_000000402026_00093_11169_1717.N1	19-APR-2004 08:49:38	Bright	40.000	138	47Eps Vir	2.8280	4700.0	80	11169	No
180	GOM_NL__2PRFIN20040419_085251_000000392026_00093_11169_1718.N1	19-APR-2004 08:52:51	Bright	38.500	96	68Del Leo	2.5600	9300.0	77	11169	No
181	GOM_NL__2PRFIN20040419_085737_000000382026_00093_11169_1719.N1	19-APR-2004 08:57:37	Bright	37.500	152	12Alp2CVn	2.8900	11000.	75	11169	No
182	GOM_NL__2PRFIN20040419_085925_000000382026_00093_11169_1720.N1	19-APR-2004 08:59:25	Bright	37.500	174	52Psi UMa	3.0040	4400.0	75	11169	No
183	GOM_NL__2PRFIN20040419_090140_000000372026_00093_11169_1721.N1	19-APR-2004 09:01:40	Bright	37.000	87	64Gam UMa	2.4330	11000.	74	11169	No
184	GOM_NL__2PRFIN20040419_090408_000000352026_00093_11169_1722.N1	19-APR-2004 09:04:08	Bright	35.000	36	50Alp UMa	1.8000	6300.0	70	11169	No
185	GOM_NL__2PRFIN20040419_090858_000000422026_00093_11169_1723.N1	19-APR-2004 09:08:58	Bright	41.500	60	7Bet UMi	2.0810	3950.0	83	11169	No
186	GOM_NL__2PRFIN20040419_091205_000000372026_00093_11169_1724.N1	19-APR-2004 09:12:05	Bright	37.000	49	1Alp UMi	1.9900	6300.0	74	11169	No
187	GOM_NL__2PRFIN20040419_091401_000000622026_00093_11169_1725.N1	19-APR-2004 09:14:01	Bright	62.000	130	23Bet Dra	2.7990	5800.0	124	11169	No
188	GOM_NL__2PRFIN20040419_091553_000000662026_00093_11169_1726.N1	19-APR-2004 09:15:53	Bright	65.500	69	33Gam Dra	2.2310	3800.0	131	11169	No
189	GOM_NL__2PRFIN20040419_091910_000000412026_00093_11169_1727.N1	19-APR-2004 09:19:10	Bright	41.000	89	5Alp Cep	2.4510	8000.0	82	11169	No
190	GOM_NL__2PRFIN20040419_092059_000000382026_00093_11169_1728.N1	19-APR-2004 09:20:59	Bright	37.500	68	18Alp Cas	2.2250	4500.0	75	11169	No
191	GOM_NL__2PRFIN20040419_092432_000001392026_00093_11169_1729.N1	19-APR-2004 09:24:32	Bright	138.50	5	3Alp Lyr	0.033000	11000.	277	11169	No
192	GOM_NL__2PRFIN20040419_092902_000000652026_00093_11169_1730.N1	19-APR-2004 09:29:02	Bright	65.000	92	53Eps Cyg	2.5000	4500.0	130	11169	No
193	GOM_NL__2PRFIN20040419_093331_000000452026_00093_11169_1731.N1	19-APR-2004 09:33:31	Twi_and_stray	45.000	90	54Alp Peg	2.4870	11000.	90	11169	No
194	GOM_NL__2PRFIN20040419_093649_000000572026_00093_11169_1732.N1	19-APR-2004 09:36:49	Dark	56.500	61	8Eps Peg	2.1000	3900.0	113	11169	No
195	GOM_NL__2PRFIN20040419_093916_000000522026_00093_11169_1733.N1	19-APR-2004 09:39:16	Dark	52.000	162	34Alp Aqr	2.9440	5350.0	104	11169	No
196	GOM_NL__2PRFIN20040419_094207_000000562026_00093_11169_1734.N1	19-APR-2004 09:42:07	Dark	55.500	154	22Bet Aqr	2.8990	5700.0	111	11169	No
197	GOM_NL__2PRFIN20040419_094425_000000482026_00093_11169_1735.N1	19-APR-2004 09:44:25	Dark	47.500	142	49Del Cap	2.8500	8900.0	95	11169	No
198	GOM_NL__2PRFIN20040419_094559_000000462026_00093_11169_1736.N1	19-APR-2004 09:45:59	Dark	46.000	18	24Alp PsA	1.1660	9700.0	92	11169	No
199	GOM_NL__2PRFIN20040419_095133_000000422026_00093_11169_1737.N1	19-APR-2004 09:51:33	Dark	42.000	31	Alp Gru	1.7340	15200.	84	11169	No
200	GOM_NL__2PRFIN20040419_095438_000000392026_00093_11169_1738.N1	19-APR-2004 09:54:38	Dark	39.000	148	Alp Tuc	2.8780	4100.0	78	11169	No
201	GOM_NL__2PRFIN20040419_095640_000000422026_00094_11170_1705.N1	19-APR-2004 09:56:40	Dark	41.500	45	Alp Pav	1.9400	26000.	83	11170	No
202	GOM_NL__2PRFIN20040419_100032_000000792026_00094_11170_1706.N1	19-APR-2004 10:00:32	Dark	79.000	57	34Sig Sgr	2.0660	26000.	158	11170	No
203	GOM_NL__2PRFIN20040419_100253_000000682026_00094_11170_1707.N1	19-APR-2004 10:02:53	Dark	67.500	38	20Eps Sgr	1.8360	11000.	135	11170	No
204	GOM_NL__2PRFIN20040419_100508_000000592026_00094_11170_1708.N1	19-APR-2004 10:05:08	Straylight	59.000	40	The Sco	1.8590	7100.0	118	11170	No
205	GOM_NL__2PRFIN20040419_100821_000000402026_00094_11170_1709.N1	19-APR-2004 10:08:21	Straylight	40.000	4	Alp1Cen	-0.010000	5800.0	80	11170	No
206	GOM_NL__2PRFIN20040419_101021_000000382026_00094_11170_1710.N1	19-APR-2004 10:10:21	Straylight	38.000	20	Bet Cru	1.2530	30000.	76	11170	No
207	GOM_NL__2PRFIN20040419_101309_000000392026_00094_11170_1711.N1	19-APR-2004 10:13:09	Straylight	38.500	99	Del Cen	2.5750	26000.	77	11170	No
208	GOM_NL__2PRFIN20040419_101528_000000502026_00094_11170_1712.N1	19-APR-2004 10:15:28	Straylight	49.500	54	5The Cen	2.0550	4500.0	99	11170	No
209	GOM_NL__2PRFIN20040419_101737_000000782026_00094_11170_1713.N1	19-APR-2004 10:17:37	Twi_and_stray	78.000	80	7Del Sco	2.3160	30000.	156	11170	No
210	GOM_NL__2PRFIN20040419_102026_000000412026_00094_11170_1714.N1	19-APR-2004 10:20:26	Twi_and_stray	41.000	106	9Bet Crv	2.6480	5600.0	82	11170	No
211	GOM_NL__2PRFIN20040419_102333_000000442026_00094_11170_1715.N1	19-APR-2004 10:23:33	Bright	43.500	15	67Alp Vir	0.97600	28000.	87	11170	No
212	GOM_NL__2PRFIN20040419_102635_000000392026_00094_11170_1716.N1	19-APR-2004 10:26:35	Bright	38.500	121	29Gam Vir	2.7400	7200.0	77	11170	No
213	GOM_NL__2PRFIN20040419_103013_000000402026_00094_11170_1717.N1	19-APR-2004 10:30:13	Bright	40.000	138	47Eps Vir	2.8280	4700.0	80	11170	No
214	GOM_NL__2PRFIN20040419_103327_000000392026_00094_11170_1718.N1	19-APR-2004 10:33:27	Bright	38.500	96	68Del Leo	2.5600	9300.0	77	11170	No
215	GOM_NL__2PRFIN20040419_103813_000000382026_00094_11170_1719.N1	19-APR-2004 10:38:13	Bright	38.000	152	12Alp2CVn	2.8900	11000.	76	11170	No
216	GOM_NL__2PRFIN20040419_104001_000000372026_00094_11170_1720.N1	19-APR-2004 10:40:01	Bright	37.000	174	52Psi UMa	3.0040	4400.0	74	11170	No
217	GOM_NL__2PRFIN20040419_104216_000000382026_00094_11170_1721.N1	19-APR-2004 10:42:16	Bright	38.000	87	64Gam UMa	2.4330	11000.	76	11170	No
218	GOM_NL__2PRFIN20040419_104444_000000382026_00094_11170_1722.N1	19-APR-2004 10:44:44	Bright	38.000	36	50Alp UMa	1.8000	6300.0	76	11170	No
219	GOM_NL__2PRFIN20040419_104934_000000422026_00094_11170_1723.N1	19-APR-2004 10:49:34	Bright	41.500	60	7Bet UMi	2.0810	3950.0	83	11170	No

220	GOM_NL__2PRFIN20040419_105240_000000352026_00094_11170_1724.N1	19-APR-2004 10:52:40	Bright	35.000	49	1Alp UMi	1.9900	6300.0	70	11170	No
221	GOM_NL__2PRFIN20040419_105436_000000612026_00094_11170_1725.N1	19-APR-2004 10:54:36	Bright	60.500	130	23Bet Dra	2.7990	5800.0	121	11170	No
222	GOM_NL__2PRFIN20040419_105628_000000652026_00094_11170_1726.N1	19-APR-2004 10:56:28	Bright	64.500	69	33Gam Dra	2.2310	3800.0	129	11170	No
223	GOM_NL__2PRFIN20040419_105945_000000412026_00094_11170_1727.N1	19-APR-2004 10:59:45	Bright	41.000	89	5Alp Cep	2.4510	8000.0	82	11170	No
224	GOM_NL__2PRFIN20040419_110135_000000362026_00094_11170_1728.N1	19-APR-2004 11:01:35	Bright	36.000	68	18Alp Cas	2.2250	4500.0	72	11170	No
225	GOM_NL__2PRFIN20040419_110508_000001432026_00094_11170_1729.N1	19-APR-2004 11:05:08	Bright	142.50	5	3Alp Lyr	0.033000	11000.	285	11170	No
226	GOM_NL__2PRFIN20040419_110937_000000672026_00094_11170_1730.N1	19-APR-2004 11:09:37	Bright	66.500	92	53Eps Cyg	2.5000	4500.0	133	11170	No
227	GOM_NL__2PRFIN20040419_111407_000000422026_00094_11170_1731.N1	19-APR-2004 11:14:07	Twilight	42.000	90	54Alp Peg	2.4870	11000.	84	11170	No
228	GOM_NL__2PRFIN20040419_111725_000000592026_00094_11170_1732.N1	19-APR-2004 11:17:25	Dark	58.500	61	8Eps Peg	2.1000	3900.0	117	11170	No
229	GOM_NL__2PRFIN20040419_111952_000000492026_00094_11170_1733.N1	19-APR-2004 11:19:52	Dark	48.500	162	34Alp Aqr	2.9440	5350.0	97	11170	No
230	GOM_NL__2PRFIN20040419_112244_000000532026_00094_11170_1734.N1	19-APR-2004 11:22:44	Dark	52.500	154	22Bet Aqr	2.8990	5700.0	105	11170	No
231	GOM_NL__2PRFIN20040419_112502_000000492026_00094_11170_1735.N1	19-APR-2004 11:25:02	Dark	49.000	142	49Del Cap	2.8500	8900.0	98	11170	No
232	GOM_NL__2PRFIN20040419_112635_000000442026_00094_11170_1736.N1	19-APR-2004 11:26:35	Dark	43.500	18	24Alp PsA	1.1660	9700.0	87	11170	No
233	GOM_NL__2PRFIN20040419_113209_000000422026_00094_11170_1737.N1	19-APR-2004 11:32:09	Dark	41.500	31	Alp Gru	1.7340	15200.	83	11170	No
234	GOM_NL__2PRFIN20040419_113514_000000412026_00094_11170_1738.N1	19-APR-2004 11:35:14	Dark	40.500	148	Alp Tuc	2.8780	4100.0	81	11170	No
235	GOM_NL__2PRFIN20040419_113716_000000422026_00095_11171_1705.N1	19-APR-2004 11:37:16	Dark	42.000	45	Alp Pav	1.9400	26000.	84	11171	No
236	GOM_NL__2PRFIN20040419_114110_000000792026_00095_11171_1706.N1	19-APR-2004 11:41:10	Dark	78.500	57	34Sig Sgr	2.0660	26000.	157	11171	No
237	GOM_NL__2PRFIN20040419_114331_000000662026_00095_11171_1707.N1	19-APR-2004 11:43:31	Dark	66.000	38	20Eps Sgr	1.8360	11000.	132	11171	No
238	GOM_NL__2PRFIN20040419_114543_000000642026_00095_11171_1708.N1	19-APR-2004 11:45:43	Straylight	64.000	40	The Sco	1.8590	7100.0	128	11171	No
239	GOM_NL__2PRFIN20040419_114856_000000462026_00095_11171_1709.N1	19-APR-2004 11:48:56	Straylight	45.500	4	Alp1Cen	-0.010000	5800.0	91	11171	No
240	GOM_NL__2PRFIN20040419_115057_000000382026_00095_11171_1710.N1	19-APR-2004 11:50:57	Straylight	38.000	20	Bet Cru	1.2530	30000.	76	11171	No
241	GOM_NL__2PRFIN20040419_115345_000000412026_00095_11171_1711.N1	19-APR-2004 11:53:45	Straylight	40.500	99	Del Cen	2.5750	26000.	81	11171	No
242	GOM_NL__2PRFIN20040419_115604_000000472026_00095_11171_1712.N1	19-APR-2004 11:56:04	Straylight	47.000	54	5The Cen	2.0550	4500.0	94	11171	No
243	GOM_NL__2PRFIN20040419_115813_000000782026_00095_11171_1713.N1	19-APR-2004 11:58:13	Twilight	77.500	80	7Del Sco	2.3160	30000.	155	11171	No
244	GOM_NL__2PRFIN20040419_120102_000000432026_00095_11171_1714.N1	19-APR-2004 12:01:02	Twilight	43.000	106	9Bet Crv	2.6480	5600.0	86	11171	No
245	GOM_NL__2PRFIN20040419_120409_000000442026_00095_11171_1715.N1	19-APR-2004 12:04:09	Bright	44.000	15	67Alp Vir	0.97600	28000.	88	11171	No
246	GOM_NL__2PRFIN20040419_120710_000000402026_00095_11171_1716.N1	19-APR-2004 12:07:10	Bright	40.000	121	29Gam Vir	2.7400	7200.0	80	11171	No
247	GOM_NL__2PRFIN20040419_121049_000000392026_00095_11171_1717.N1	19-APR-2004 12:10:49	Bright	39.000	138	47Eps Vir	2.8280	4700.0	78	11171	No
248	GOM_NL__2PRFIN20040419_121403_000000372026_00095_11171_1718.N1	19-APR-2004 12:14:03	Bright	36.500	96	68Del Leo	2.5600	9300.0	73	11171	No
249	GOM_NL__2PRFIN20040419_121848_000000392026_00095_11171_1719.N1	19-APR-2004 12:18:48	Bright	39.000	152	12Alp2CVn	2.8900	11000.	78	11171	No
250	GOM_NL__2PRFIN20040419_122036_000000382026_00095_11171_1720.N1	19-APR-2004 12:20:36	Bright	38.000	174	52Psi UMa	3.0040	4400.0	76	11171	No
251	GOM_NL__2PRFIN20040419_122249_000000412026_00095_11171_1721.N1	19-APR-2004 12:22:49	Bright	41.000	87	64Gam UMa	2.4330	11000.	82	11171	No
252	GOM_NL__2PRFIN20040419_122517_000000432026_00095_11171_1722.N1	19-APR-2004 12:25:17	Bright	42.500	36	50Alp UMa	1.8000	6300.0	85	11171	No
253	GOM_NL__2PRFIN20040419_123010_000000422026_00095_11171_1723.N1	19-APR-2004 12:30:10	Bright	41.500	60	7Bet UMi	2.0810	3950.0	83	11171	No
254	GOM_NL__2PRFIN20040419_123315_000000372026_00095_11171_1724.N1	19-APR-2004 12:33:15	Bright	36.500	49	1Alp UMi	1.9900	6300.0	73	11171	No
255	GOM_NL__2PRFIN20040419_123511_000000602026_00095_11171_1725.N1	19-APR-2004 12:35:11	Bright	60.000	130	23Bet Dra	2.7990	5800.0	120	11171	No
256	GOM_NL__2PRFIN20040419_123703_000000662026_00095_11171_1726.N1	19-APR-2004 12:37:03	Bright	66.000	69	33Gam Dra	2.2310	3800.0	132	11171	No
257	GOM_NL__2PRFIN20040419_124021_000000402026_00095_11171_1727.N1	19-APR-2004 12:40:21	Bright	40.000	89	5Alp Cep	2.4510	8000.0	80	11171	No
258	GOM_NL__2PRFIN20040419_124211_000000352026_00095_11171_1728.N1	19-APR-2004 12:42:11	Bright	34.500	68	18Alp Cas	2.2250	4500.0	69	11171	No
259	GOM_NL__2PRFIN20040419_124543_000001242026_00095_11171_1729.N1	19-APR-2004 12:45:43	Bright	123.50	5	3Alp Lyr	0.033000	11000.	247	11171	No
260	GOM_NL__2PRFIN20040419_125013_000000622026_00095_11171_1730.N1	19-APR-2004 12:50:13	Bright	61.500	92	53Eps Cyg	2.5000	4500.0	123	11171	No
261	GOM_NL__2PRFIN20040419_125440_000000472026_00095_11171_1731.N1	19-APR-2004 12:54:40	Twilight	46.500	90	54Alp Peg	2.4870	11000.	93	11171	No
262	GOM_NL__2PRFIN20040419_125802_000000542026_00095_11171_1732.N1	19-APR-2004 12:58:02	Dark	53.500	61	8Eps Peg	2.1000	3900.0	107	11171	No
263	GOM_NL__2PRFIN20040419_130029_000000492026_00095_11171_1733.N1	19-APR-2004 13:00:29	Dark	49.000	162	34Alp Aqr	2.9440	5350.0	98	11171	No
264	GOM_NL__2PRFIN20040419_130320_000000512026_00095_11171_1734.N1	19-APR-2004 13:03:20	Dark	51.000	154	22Bet Aqr	2.8990	5700.0	102	11171	No
265	GOM_NL__2PRFIN20040419_130538_000000462026_00095_11171_1735.N1	19-APR-2004 13:05:38	Dark	46.000	142	49Del Cap	2.8500	8900.0	92	11171	No
266	GOM_NL__2PRFIN20040419_130712_000000432026_00095_11171_1736.N1	19-APR-2004 13:07:12	Dark	42.500	18	24Alp PsA	1.1660	9700.0	85	11171	No
267	GOM_NL__2PRFIN20040419_131245_000000452026_00095_11171_1737.N1	19-APR-2004 13:12:45	Dark	45.000	31	Alp Gru	1.7340	15200.	90	11171	No
268	GOM_NL__2PRFIN20040419_131549_000000402026_00095_11171_1738.N1	19-APR-2004 13:15:49	Dark	40.000	148	Alp Tuc	2.8780	4100.0	80	11171	No
269	GOM_NL__2PRFIN20040419_131752_000000422026_00096_11172_1706.N1	19-APR-2004 13:17:52	Dark	41.500	45	Alp Pav	1.9400	26000.	83	11172	No
270	GOM_NL__2PRFIN20040419_132148_000000772026_00096_11172_1707.N1	19-APR-2004 13:21:48	Dark	77.000	57	34Sig Sgr	2.0660	26000.	154	11172	No
271	GOM_NL__2PRFIN20040419_132408_000000662026_00096_11172_1708.N1	19-APR-2004 13:24:08	Dark	66.000	38	20Eps Sgr	1.8360	11000.	132	11172	No
272	GOM_NL__2PRFIN20040419_132620_000000592026_00096_11172_1709.N1	19-APR-2004 13:26:20	Straylight	58.500	40	The Sco	1.8590	7100.0	117	11172	No
273	GOM_NL__2PRFIN20040419_132933_000000512026_00096_11172_1710.N1	19-APR-2004 13:29:33	Straylight	51.000	4	Alp1Cen	-0.010000	5800.0	102	11172	No
274	GOM_NL__2PRFIN20040419_133133_000000462026_00096_11172_1711.N1	19-APR-2004 13:31:33	Straylight	45.500	20	Bet Cru	1.2530	30000.	91	11172	No
275	GOM_NL__2PRFIN20040419_133421_000000412026_00096_11172_1712.N1	19-APR-2004 13:34:21	Straylight	40.500	99	Del Cen	2.5750	26000.	81	11172	No
276	GOM_NL__2PRFIN20040419_133637_000000502026_00096_11172_1713.N1	19-APR-2004 13:36:37	Straylight	49.500	54	5The Cen	2.0550	4500.0	99	11172	No
277	GOM_NL__2PRFIN20040419_133850_000000752026_00096_11172_1714.N1	19-APR-2004 13:38:50	Twilight	75.000	80	7Del Sco	2.3160	30000.	150	11172	No
278	GOM_NL__2PRFIN20040419_134135_000000472026_00096_11172_1715.N1	19-APR-2004 13:41:35	Twilight	46.500	106	9Bet Crv	2.6480	5600.0	93	11172	No

279	GOM_NL__2PRFIN20040419_134445_000000432026_00096_11172_1716.N1	19-APR-2004 13:44:45	Bright	43.000	15	67Alp Vir	0.97600	28000.	86	11172	No
280	GOM_NL__2PRFIN20040419_134746_000000402026_00096_11172_1717.N1	19-APR-2004 13:47:46	Bright	39.500	121	29Gam Vir	2.7400	7200.0	79	11172	No
281	GOM_NL__2PRFIN20040419_135124_000000402026_00096_11172_1718.N1	19-APR-2004 13:51:24	Bright	39.500	138	47Eps Vir	2.8280	4700.0	79	11172	No
282	GOM_NL__2PRFIN20040419_135440_000000372026_00096_11172_1719.N1	19-APR-2004 13:54:40	Bright	36.500	96	68Del Leo	2.5600	9300.0	73	11172	No
283	GOM_NL__2PRFIN20040419_135924_000000382026_00096_11172_1720.N1	19-APR-2004 13:59:24	Bright	37.500	152	12Alp2CVn	2.8900	11000.	75	11172	No
284	GOM_NL__2PRFIN20040419_140112_000000382026_00096_11172_1721.N1	19-APR-2004 14:01:12	Bright	38.000	174	52Psi UMa	3.0040	4400.0	76	11172	No
285	GOM_NL__2PRFIN20040419_140325_000000422026_00096_11172_1722.N1	19-APR-2004 14:03:25	Bright	41.500	87	64Gam UMa	2.4330	11000.	83	11172	No
286	GOM_NL__2PRFIN20040419_140553_000000402026_00096_11172_1723.N1	19-APR-2004 14:05:53	Bright	39.500	36	50Alp UMa	1.8000	6300.0	79	11172	No
287	GOM_NL__2PRFIN20040419_141044_000000392026_00096_11172_1724.N1	19-APR-2004 14:10:44	Bright	38.500	60	7Bet UMi	2.0810	3950.0	77	11172	No
288	GOM_NL__2PRFIN20040419_141349_000000392026_00096_11172_1725.N1	19-APR-2004 14:13:49	Bright	39.000	49	1Alp UMi	1.9900	6300.0	78	11172	No
289	GOM_NL__2PRFIN20040419_141546_000000602026_00096_11172_1726.N1	19-APR-2004 14:15:46	Bright	59.500	130	23Bet Dra	2.7990	5800.0	119	11172	No
290	GOM_NL__2PRFIN20040419_141738_000000642026_00096_11172_1727.N1	19-APR-2004 14:17:38	Bright	64.000	69	33Gam Dra	2.2310	3800.0	128	11172	No
291	GOM_NL__2PRFIN20040419_142056_000000422026_00096_11172_1728.N1	19-APR-2004 14:20:56	Bright	42.000	89	5Alp Cep	2.4510	8000.0	84	11172	No
292	GOM_NL__2PRFIN20040419_142247_000000382026_00096_11172_1729.N1	19-APR-2004 14:22:47	Bright	38.000	68	18Alp Cas	2.2250	4500.0	76	11172	No
293	GOM_NL__2PRFIN20040419_142618_000001232026_00096_11172_1730.N1	19-APR-2004 14:26:18	Bright	122.50	5	3Alp Lyr	0.033000	11000.	245	11172	No
294	GOM_NL__2PRFIN20040419_143049_000000662026_00096_11172_1731.N1	19-APR-2004 14:30:49	Bright	65.500	92	53Eps Cyg	2.5000	4500.0	131	11172	No
295	GOM_NL__2PRFIN20040419_143517_000000472026_00096_11172_1732.N1	19-APR-2004 14:35:17	Tw_i_and_stray	47.000	90	54Alp Peg	2.4870	11000.	94	11172	No
296	GOM_NL__2PRFIN20040419_143838_000000522026_00096_11172_1733.N1	19-APR-2004 14:38:38	Dark	52.000	61	8Eps Peg	2.1000	3900.0	104	11172	No
297	GOM_NL__2PRFIN20040419_144105_000000492026_00096_11172_1734.N1	19-APR-2004 14:41:05	Dark	48.500	162	34Alp Aqr	2.9440	5350.0	97	11172	No
298	GOM_NL__2PRFIN20040419_144357_000000542026_00096_11172_1735.N1	19-APR-2004 14:43:57	Dark	53.500	154	22Bet Aqr	2.8990	5700.0	107	11172	No
299	GOM_NL__2PRFIN20040419_144615_000000502026_00096_11172_1736.N1	19-APR-2004 14:46:15	Dark	49.500	142	49Del Cap	2.8500	8900.0	99	11172	No
300	GOM_NL__2PRFIN20040419_144748_000000432026_00096_11172_1737.N1	19-APR-2004 14:47:48	Dark	42.500	18	24Alp PsA	1.1660	9700.0	85	11172	No
301	GOM_NL__2PRFIN20040419_145321_000000452026_00096_11172_1738.N1	19-APR-2004 14:53:21	Dark	44.500	31	Alp Gru	1.7340	15200.	89	11172	No
302	GOM_NL__2PRFIN20040419_145623_000000442026_00096_11172_1739.N1	19-APR-2004 14:56:23	Dark	43.500	148	Alp Tuc	2.8780	4100.0	87	11172	No
303	GOM_NL__2PRFIN20040419_145829_000000402026_00097_11173_1706.N1	19-APR-2004 14:58:29	Dark	39.500	45	Alp Pav	1.9400	26000.	79	11173	No
304	GOM_NL__2PRFIN20040419_150226_000000872026_00097_11173_1707.N1	19-APR-2004 15:02:26	Dark	86.500	57	34Sig Sgr	2.0660	26000.	173	11173	No
305	GOM_NL__2PRFIN20040419_150446_000000712026_00097_11173_1708.N1	19-APR-2004 15:04:46	Dark	70.500	38	20Eps Sgr	1.8360	11000.	141	11173	No
306	GOM_NL__2PRFIN20040419_150658_000000572026_00097_11173_1709.N1	19-APR-2004 15:06:58	Straylight	56.500	40	The Sco	1.8590	7100.0	113	11173	No
307	GOM_NL__2PRFIN20040419_151009_000000462026_00097_11173_1710.N1	19-APR-2004 15:10:09	Straylight	45.500	4	Alp1Cen	-0.010000	5800.0	91	11173	No
308	GOM_NL__2PRFIN20040419_151209_000000442026_00097_11173_1711.N1	19-APR-2004 15:12:09	Straylight	44.000	20	Bet Cru	1.2530	30000.	88	11173	No
309	GOM_NL__2PRFIN20040419_151457_000000382026_00097_11173_1712.N1	19-APR-2004 15:14:57	Straylight	38.000	99	Del Cen	2.5750	26000.	76	11173	No
310	GOM_NL__2PRFIN20040419_151715_000000472026_00097_11173_1713.N1	19-APR-2004 15:17:15	Straylight	47.000	54	5The Cen	2.0550	4500.0	94	11173	No
311	GOM_NL__2PRFIN20040419_151926_000000792026_00097_11173_1714.N1	19-APR-2004 15:19:26	Tw_i_and_stray	79.000	80	7Del Sco	2.3160	30000.	158	11173	No
312	GOM_NL__2PRFIN20040419_152211_000000482026_00097_11173_1715.N1	19-APR-2004 15:22:11	Tw_i_and_stray	47.500	106	9Bet Crv	2.6480	5600.0	95	11173	No
313	GOM_NL__2PRFIN20040419_152521_000000422026_00097_11173_1716.N1	19-APR-2004 15:25:21	Bright	42.000	15	67Alp Vir	0.97600	28000.	84	11173	No
314	GOM_NL__2PRFIN20040419_152822_000000402026_00097_11173_1717.N1	19-APR-2004 15:28:22	Bright	39.500	121	29Gam Vir	2.7400	7200.0	79	11173	No
315	GOM_NL__2PRFIN20040419_153200_000000402026_00097_11173_1718.N1	19-APR-2004 15:32:00	Bright	40.000	138	47Eps Vir	2.8280	4700.0	80	11173	No
316	GOM_NL__2PRFIN20040419_153516_000000372026_00097_11173_1719.N1	19-APR-2004 15:35:16	Bright	36.500	96	68Del Leo	2.5600	9300.0	73	11173	No
317	GOM_NL__2PRFIN20040419_154000_000000392026_00097_11173_1720.N1	19-APR-2004 15:40:00	Bright	38.500	152	12Alp2CVn	2.8900	11000.	77	11173	No
318	GOM_NL__2PRFIN20040419_154148_000000362026_00097_11173_1721.N1	19-APR-2004 15:41:48	Bright	36.000	174	52Psi UMa	3.0040	4400.0	72	11173	No
319	GOM_NL__2PRFIN20040419_154401_000000402026_00097_11173_1722.N1	19-APR-2004 15:44:01	Bright	40.000	87	64Gam UMa	2.4330	11000.	80	11173	No
320	GOM_NL__2PRFIN20040419_154631_000000412026_00097_11173_1723.N1	19-APR-2004 15:46:31	Bright	40.500	36	50Alp UMa	1.8000	6300.0	81	11173	No
321	GOM_NL__2PRFIN20040419_155121_000000412026_00097_11173_1724.N1	19-APR-2004 15:51:21	Bright	41.000	60	7Bet UMi	2.0810	3950.0	82	11173	No
322	GOM_NL__2PRFIN20040419_155425_000000412026_00097_11173_1725.N1	19-APR-2004 15:54:25	Bright	40.500	49	1Alp UMi	1.9900	6300.0	81	11173	No
323	GOM_NL__2PRFIN20040419_155621_000000602026_00097_11173_1726.N1	19-APR-2004 15:56:21	Bright	60.000	130	23Bet Dra	2.7990	5800.0	120	11173	No
324	GOM_NL__2PRFIN20040419_155813_000000682026_00097_11173_1727.N1	19-APR-2004 15:58:13	Bright	68.000	69	33Gam Dra	2.2310	3800.0	136	11173	No
325	GOM_NL__2PRFIN20040419_160130_000000442026_00097_11173_1728.N1	19-APR-2004 16:01:30	Bright	44.000	89	5Alp Cep	2.4510	8000.0	88	11173	No
326	GOM_NL__2PRFIN20040419_160323_000000392026_00097_11173_1729.N1	19-APR-2004 16:03:23	Bright	38.500	68	18Alp Cas	2.2250	4500.0	77	11173	No
327	GOM_NL__2PRFIN20040419_160653_000001392026_00097_11173_1730.N1	19-APR-2004 16:06:53	Bright	139.00	5	3Alp Lyr	0.033000	11000.	278	11173	No
328	GOM_NL__2PRFIN20040419_161126_000000642026_00097_11173_1731.N1	19-APR-2004 16:11:26	Bright	63.500	92	53Eps Cyg	2.5000	4500.0	127	11173	No
329	GOM_NL__2PRFIN20040419_161553_000000482026_00097_11173_1732.N1	19-APR-2004 16:15:53	Tw_i_and_stray	48.000	90	54Alp Peg	2.4870	11000.	96	11173	No
330	GOM_NL__2PRFIN20040419_161914_000000552026_00097_11173_1733.N1	19-APR-2004 16:19:14	Dark	55.000	61	8Eps Peg	2.1000	3900.0	110	11173	No
331	GOM_NL__2PRFIN20040419_162141_000000502026_00097_11173_1734.N1	19-APR-2004 16:21:41	Dark	49.500	162	34Alp Aqr	2.9440	5350.0	99	11173	No
332	GOM_NL__2PRFIN20040419_162434_000000542026_00097_11173_1735.N1	19-APR-2004 16:24:34	Dark	54.000	154	22Bet Aqr	2.8990	5700.0	108	11173	No
333	GOM_NL__2PRFIN20040419_162652_000000522026_00097_11173_1736.N1	19-APR-2004 16:26:52	Dark	51.500	142	49Del Cap	2.8500	8900.0	103	11173	No
334	GOM_NL__2PRFIN20040419_162824_000000462026_00097_11173_1737.N1	19-APR-2004 16:28:24	Dark	46.000	18	24Alp PsA	1.1660	9700.0	92	11173	No
335	GOM_NL__2PRFIN20040419_163358_000000412026_00097_11173_1738.N1	19-APR-2004 16:33:58	Dark	40.500	31	Alp Gru	1.7340	15200.	81	11173	No
336	GOM_NL__2PRFIN20040419_163702_000000412026_00097_11173_1739.N1	19-APR-2004 16:37:02	Dark	41.000	148	Alp Tuc	2.8780	4100.0	82	11173	No
337	GOM_NL__2PRFIN20040419_163906_000000422026_00098_11174_1706.N1	19-APR-2004 16:39:06	Dark	42.000	45	Alp Pav	1.9400	26000.	84	11174	No

338	GOM_NL__2PRFIN20040419_164303_000000832026_00098_11174_1707.N1	19-APR-2004 16:43:03	Dark	83.000	57	34Sig Sgr	2.0660	26000.	166	11174	No
339	GOM_NL__2PRFIN20040419_164523_000000682026_00098_11174_1708.N1	19-APR-2004 16:45:23	Dark	67.500	38	20Eps Sgr	1.8360	11000.	135	11174	No
340	GOM_NL__2PRFIN20040419_164736_000000632026_00098_11174_1709.N1	19-APR-2004 16:47:36	Straylight	62.500	40	The Sco	1.8590	7100.0	125	11174	No
341	GOM_NL__2PRFIN20040419_165046_000000532026_00098_11174_1710.N1	19-APR-2004 16:50:46	Straylight	53.000	4	Alp1Cen	-0.010000	5800.0	106	11174	No
342	GOM_NL__2PRFIN20040419_165245_000000422026_00098_11174_1711.N1	19-APR-2004 16:52:45	Straylight	41.500	20	Bet Cru	1.2530	30000.	83	11174	No
343	GOM_NL__2PRFIN20040419_165533_000000422026_00098_11174_1712.N1	19-APR-2004 16:55:33	Straylight	42.000	99	Del Cen	2.5750	26000.	84	11174	No
344	GOM_NL__2PRFIN20040419_165752_000000492026_00098_11174_1713.N1	19-APR-2004 16:57:52	Straylight	48.500	54	5The Cen	2.0550	4500.0	97	11174	No
345	GOM_NL__2PRFIN20040419_170003_000000812026_00098_11174_1714.N1	19-APR-2004 17:00:03	Tw_i_and_stray	81.000	80	7Del Sco	2.3160	30000.	162	11174	No
346	GOM_NL__2PRFIN20040419_170249_000000452026_00098_11174_1715.N1	19-APR-2004 17:02:49	Tw_i_and_stray	45.000	106	9Bet Crv	2.6480	5600.0	90	11174	No
347	GOM_NL__2PRFIN20040419_170558_000000442026_00098_11174_1716.N1	19-APR-2004 17:05:58	Bright	43.500	15	67Alp Vir	0.97600	28000.	87	11174	No
348	GOM_NL__2PRFIN20040419_170859_000000392026_00098_11174_1717.N1	19-APR-2004 17:08:59	Bright	38.500	121	29Gam Vir	2.7400	7200.0	77	11174	No
349	GOM_NL__2PRFIN20040419_171236_000000402026_00098_11174_1718.N1	19-APR-2004 17:12:36	Bright	39.500	138	47Eps Vir	2.8280	4700.0	79	11174	No
350	GOM_NL__2PRFIN20040419_171552_000000382026_00098_11174_1719.N1	19-APR-2004 17:15:52	Bright	37.500	96	68Del Leo	2.5600	9300.0	75	11174	No
351	GOM_NL__2PRFIN20040419_172036_000000392026_00098_11174_1720.N1	19-APR-2004 17:20:36	Bright	39.000	152	12Alp2CVn	2.8900	11000.	78	11174	No
352	GOM_NL__2PRFIN20040419_172224_000000392026_00098_11174_1721.N1	19-APR-2004 17:22:24	Bright	39.000	174	52Psi UMa	3.0040	4400.0	78	11174	No
353	GOM_NL__2PRFIN20040419_172439_000000382026_00098_11174_1722.N1	19-APR-2004 17:24:39	Bright	38.000	87	64Gam UMa	2.4330	11000.	76	11174	No
354	GOM_NL__2PRFIN20040419_172708_000000392026_00098_11174_1723.N1	19-APR-2004 17:27:08	Bright	38.500	36	50Alp UMa	1.8000	6300.0	77	11174	No
355	GOM_NL__2PRFIN20040419_173156_000000382026_00098_11174_1724.N1	19-APR-2004 17:31:56	Bright	37.500	60	7Bet UMi	2.0810	3950.0	75	11174	No
356	GOM_NL__2PRFIN20040419_173504_000000392026_00098_11174_1725.N1	19-APR-2004 17:35:04	Bright	38.500	49	1Alp UMi	1.9900	6300.0	77	11174	No
357	GOM_NL__2PRFIN20040419_173656_000000612026_00098_11174_1726.N1	19-APR-2004 17:36:56	Bright	61.000	130	23Bet Dra	2.7990	5800.0	122	11174	No
358	GOM_NL__2PRFIN20040419_173848_000000642026_00098_11174_1727.N1	19-APR-2004 17:38:48	Bright	64.000	69	33Gam Dra	2.2310	3800.0	128	11174	No
359	GOM_NL__2PRFIN20040419_174208_000000422026_00098_11174_1728.N1	19-APR-2004 17:42:08	Bright	41.500	89	5Alp Cep	2.4510	8000.0	83	11174	No
360	GOM_NL__2PRFIN20040419_174400_000000372026_00098_11174_1729.N1	19-APR-2004 17:44:00	Bright	36.500	68	18Alp Cas	2.2250	4500.0	73	11174	No
361	GOM_NL__2PRFIN20040419_174728_000001392026_00098_11174_1730.N1	19-APR-2004 17:47:28	Bright	138.50	5	3Alp Lyr	0.033000	11000.	277	11174	No
362	GOM_NL__2PRFIN20040419_175202_000000612026_00098_11174_1731.N1	19-APR-2004 17:52:02	Tw_i_and_stray	61.000	92	53Eps Cyg	2.5000	4500.0	122	11174	No
363	GOM_NL__2PRFIN20040419_175632_000000462026_00098_11174_1732.N1	19-APR-2004 17:56:32	Tw_i_and_stray	45.500	90	54Alp Peg	2.4870	11000.	91	11174	No
364	GOM_NL__2PRFIN20040419_175951_000000562026_00098_11174_1733.N1	19-APR-2004 17:59:51	Dark	56.000	61	8Eps Peg	2.1000	3900.0	112	11174	No
365	GOM_NL__2PRFIN20040419_180218_000000492026_00098_11174_1734.N1	19-APR-2004 18:02:18	Dark	49.000	162	34Alp Aqr	2.9440	5350.0	98	11174	No
366	GOM_NL__2PRFIN20040419_180510_000000562026_00098_11174_1735.N1	19-APR-2004 18:05:10	Dark	55.500	154	22Bet Aqr	2.8990	5700.0	111	11174	No
367	GOM_NL__2PRFIN20040419_180729_000000482026_00098_11174_1736.N1	19-APR-2004 18:07:29	Dark	47.500	142	49Del Cap	2.8500	8900.0	95	11174	No
368	GOM_NL__2PRFIN20040419_180901_000000472026_00098_11174_1737.N1	19-APR-2004 18:09:01	Dark	47.000	18	24Alp PsA	1.1660	9700.0	94	11174	No
369	GOM_NL__2PRFIN20040419_181435_000000412026_00098_11174_1738.N1	19-APR-2004 18:14:35	Dark	41.000	31	Alp Gru	1.7340	15200.	82	11174	No
370	GOM_NL__2PRFIN20040419_181739_000000432026_00098_11174_1739.N1	19-APR-2004 18:17:39	Dark	43.000	148	Alp Tuc	2.8780	4100.0	86	11174	No
371	GOM_NL__2PRFIN20040419_181943_000000412026_00099_11175_1706.N1	19-APR-2004 18:19:43	Dark	40.500	45	Alp Pav	1.9400	26000.	81	11175	No
372	GOM_NL__2PRFIN20040419_182342_000000812026_00099_11175_1707.N1	19-APR-2004 18:23:42	Dark	80.500	57	34Sig Sgr	2.0660	26000.	161	11175	No
373	GOM_NL__2PRFIN20040419_182600_000000662026_00099_11175_1708.N1	19-APR-2004 18:26:00	Dark	66.000	38	20Eps Sgr	1.8360	11000.	132	11175	No
374	GOM_NL__2PRFIN20040419_182812_000000692026_00099_11175_1709.N1	19-APR-2004 18:28:12	Straylight	69.000	40	The Sco	1.8590	7100.0	138	11175	No
375	GOM_NL__2PRFIN20040419_183122_000000472026_00099_11175_1710.N1	19-APR-2004 18:31:22	Straylight	46.500	4	Alp1Cen	-0.010000	5800.0	93	11175	No
376	GOM_NL__2PRFIN20040419_183321_000000462026_00099_11175_1711.N1	19-APR-2004 18:33:21	Straylight	45.500	20	Bet Cru	1.2530	30000.	91	11175	No
377	GOM_NL__2PRFIN20040419_183612_000000482026_00099_11175_1712.N1	19-APR-2004 18:36:12	Straylight	47.500	81	Eta Cen	2.3560	28000.	95	11175	No
378	GOM_NL__2PRFIN20040419_183744_000000912026_00099_11175_1713.N1	19-APR-2004 18:37:44	Straylight	91.000	16	21Alp Sco	1.0200	3000.0	182	11175	No
379	GOM_NL__2PRFIN20040419_184159_000000802026_00099_11175_1714.N1	19-APR-2004 18:41:59	Tw_i_and_stray	79.500	97	8Bet1Sco	2.5610	30000.	159	11175	No
380	GOM_NL__2PRFIN20040419_184431_000000642026_00099_11175_1715.N1	19-APR-2004 18:44:31	Bright	64.000	122	9Alp2Lib	2.7470	9700.0	128	11175	No
381	GOM_NL__2PRFIN20040419_184634_000000442026_00099_11175_1716.N1	19-APR-2004 18:46:34	Bright	43.500	15	67Alp Vir	0.97600	28000.	87	11175	No
382	GOM_NL__2PRFIN20040419_184936_000000392026_00099_11175_1717.N1	19-APR-2004 18:49:36	Bright	38.500	121	29Gam Vir	2.7400	7200.0	77	11175	No
383	GOM_NL__2PRFIN20040419_185313_000000392026_00099_11175_1718.N1	19-APR-2004 18:53:13	Bright	39.000	138	47Eps Vir	2.8280	4700.0	78	11175	No
384	GOM_NL__2PRFIN20040419_185628_000000372026_00099_11175_1719.N1	19-APR-2004 18:56:28	Bright	37.000	96	68Del Leo	2.5600	9300.0	74	11175	No
385	GOM_NL__2PRFIN20040419_190112_000000402026_00099_11175_1720.N1	19-APR-2004 19:01:12	Bright	39.500	152	12Alp2CVn	2.8900	11000.	79	11175	No
386	GOM_NL__2PRFIN20040419_190300_000000392026_00099_11175_1721.N1	19-APR-2004 19:03:00	Bright	38.500	174	52Psi UMa	3.0040	4400.0	77	11175	No
387	GOM_NL__2PRFIN20040419_190516_000000382026_00099_11175_1722.N1	19-APR-2004 19:05:16	Bright	38.000	87	64Gam UMa	2.4330	11000.	76	11175	No
388	GOM_NL__2PRFIN20040419_190744_000000382026_00099_11175_1723.N1	19-APR-2004 19:07:44	Bright	38.000	36	50Alp UMa	1.8000	6300.0	76	11175	No
389	GOM_NL__2PRFIN20040419_191232_000000412026_00099_11175_1724.N1	19-APR-2004 19:12:32	Bright	41.000	60	7Bet UMi	2.0810	3950.0	82	11175	No
390	GOM_NL__2PRFIN20040419_191540_000000382026_00099_11175_1725.N1	19-APR-2004 19:15:40	Bright	37.500	49	1Alp UMi	1.9900	6300.0	75	11175	No
391	GOM_NL__2PRFIN20040419_191731_000000612026_00099_11175_1726.N1	19-APR-2004 19:17:31	Bright	61.000	130	23Bet Dra	2.7990	5800.0	122	11175	No
392	GOM_NL__2PRFIN20040419_191923_000000612026_00099_11175_1727.N1	19-APR-2004 19:19:23	Bright	61.000	69	33Gam Dra	2.2310	3800.0	122	11175	No
393	GOM_NL__2PRFIN20040419_192244_000000392026_00099_11175_1728.N1	19-APR-2004 19:22:44	Bright	39.000	89	5Alp Cep	2.4510	8000.0	78	11175	No
394	GOM_NL__2PRFIN20040419_192436_000000342026_00099_11175_1729.N1	19-APR-2004 19:24:36	Bright	33.500	68	18Alp Cas	2.2250	4500.0	67	11175	No
395	GOM_NL__2PRFIN20040419_192803_000001332026_00099_11175_1730.N1	19-APR-2004 19:28:03	Bright	132.50	5	3Alp Lyr	0.033000	11000.	265	11175	No
396	GOM_NL__2PRFIN20040419_193238_000000642026_00099_11175_1731.N1	19-APR-2004 19:32:38	Tw_i_and_stray	63.500	92	53Eps Cyg	2.5000	4500.0	127	11175	No

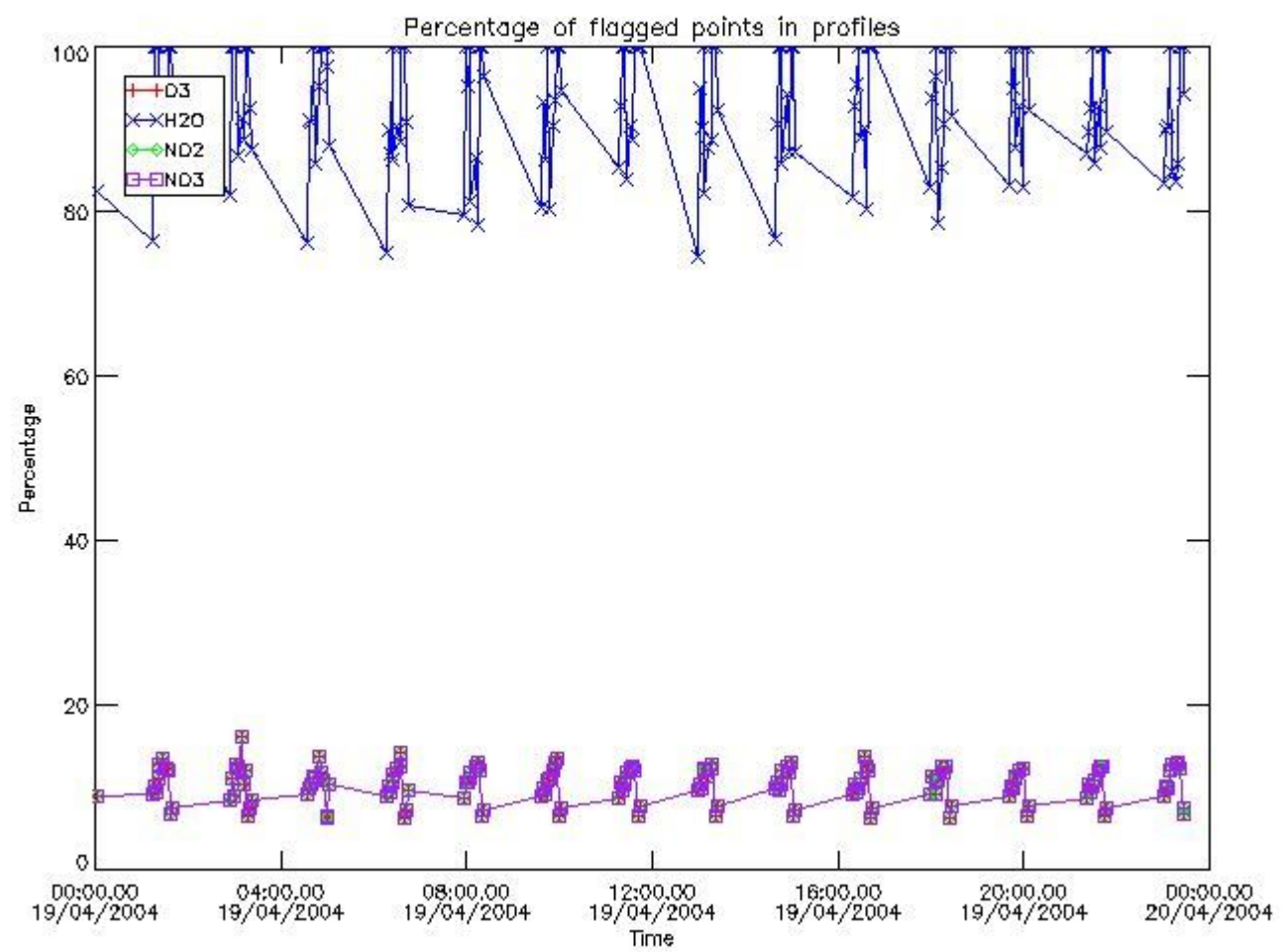
397	GOM_NL__2PRFIN20040419_193708_000000442026_00099_11175_1732.N1	19-APR-2004 19:37:08	Twilight	43.500	90	54Alp Peg	2.4870	11000.	87	11175	No
398	GOM_NL__2PRFIN20040419_194027_000000572026_00099_11175_1733.N1	19-APR-2004 19:40:27	Dark	56.500	61	8Eps Peg	2.1000	3900.0	113	11175	No
399	GOM_NL__2PRFIN20040419_194255_000000512026_00099_11175_1734.N1	19-APR-2004 19:42:55	Dark	50.500	162	34Alp Aqr	2.9440	5350.0	101	11175	No
400	GOM_NL__2PRFIN20040419_194547_000000512026_00099_11175_1735.N1	19-APR-2004 19:45:47	Dark	51.000	154	22Bet Aqr	2.8990	5700.0	102	11175	No
401	GOM_NL__2PRFIN20040419_194806_000000462026_00099_11175_1736.N1	19-APR-2004 19:48:06	Dark	45.500	142	49Del Cap	2.8500	8900.0	91	11175	No
402	GOM_NL__2PRFIN20040419_194937_000000452026_00099_11175_1737.N1	19-APR-2004 19:49:37	Dark	45.000	18	24Alp PsA	1.1660	9700.0	90	11175	No
403	GOM_NL__2PRFIN20040419_195511_000000422026_00099_11175_1738.N1	19-APR-2004 19:55:11	Dark	42.000	31	Alp Gru	1.7340	15200.	84	11175	No
404	GOM_NL__2PRFIN20040419_195815_000000422026_00099_11175_1739.N1	19-APR-2004 19:58:15	Dark	41.500	148	Alp Tuc	2.8780	4100.0	83	11175	No
405	GOM_NL__2PRFIN20040419_200020_000000422026_00100_11176_1706.N1	19-APR-2004 20:00:20	Dark	41.500	45	Alp Pav	1.9400	26000.	83	11176	No
406	GOM_NL__2PRFIN20040419_200419_000000792026_00100_11176_1707.N1	19-APR-2004 20:04:19	Dark	78.500	57	34Sig Sgr	2.0660	26000.	157	11176	No
407	GOM_NL__2PRFIN20040419_200638_000000732026_00100_11176_1708.N1	19-APR-2004 20:06:38	Dark	72.500	38	20Eps Sgr	1.8360	11000.	145	11176	No
408	GOM_NL__2PRFIN20040419_200850_000000602026_00100_11176_1709.N1	19-APR-2004 20:08:50	Straylight	59.500	40	The Sco	1.8590	7100.0	119	11176	No
409	GOM_NL__2PRFIN20040419_201159_000000442026_00100_11176_1710.N1	19-APR-2004 20:11:59	Straylight	43.500	4	Alp1Cen	-0.010000	5800.0	87	11176	No
410	GOM_NL__2PRFIN20040419_201358_000000392026_00100_11176_1711.N1	19-APR-2004 20:13:58	Straylight	38.500	20	Bet Cru	1.2530	30000.	77	11176	No
411	GOM_NL__2PRFIN20040419_201649_000000462026_00100_11176_1712.N1	19-APR-2004 20:16:49	Straylight	45.500	81	Eta Cen	2.3560	28000.	91	11176	No
412	GOM_NL__2PRFIN20040419_201820_000000912026_00100_11176_1713.N1	19-APR-2004 20:18:20	Straylight	91.000	16	21Alp Sco	1.0200	3000.0	182	11176	No
413	GOM_NL__2PRFIN20040419_202235_000000852026_00100_11176_1714.N1	19-APR-2004 20:22:35	Twilight	85.000	97	8Bet1Sco	2.5610	30000.	170	11176	No
414	GOM_NL__2PRFIN20040419_202507_000000592026_00100_11176_1715.N1	19-APR-2004 20:25:07	Bright	59.000	122	9Alp2Lib	2.7470	9700.0	118	11176	No
415	GOM_NL__2PRFIN20040419_202710_000000422026_00100_11176_1716.N1	19-APR-2004 20:27:10	Bright	41.500	15	67Alp Vir	0.97600	28000.	83	11176	No
416	GOM_NL__2PRFIN20040419_203012_000000382026_00100_11176_1717.N1	19-APR-2004 20:30:12	Bright	38.000	121	29Gam Vir	2.7400	7200.0	76	11176	No
417	GOM_NL__2PRFIN20040419_203349_000000392026_00100_11176_1718.N1	19-APR-2004 20:33:49	Bright	38.500	138	47Eps Vir	2.8280	4700.0	77	11176	No
418	GOM_NL__2PRFIN20040419_203704_000000392026_00100_11176_1719.N1	19-APR-2004 20:37:04	Bright	38.500	96	68Del Leo	2.5600	9300.0	77	11176	No
419	GOM_NL__2PRFIN20040419_204148_000000382026_00100_11176_1720.N1	19-APR-2004 20:41:48	Bright	37.500	152	12Alp2CVn	2.8900	11000.	75	11176	No
420	GOM_NL__2PRFIN20040419_204337_000000352026_00100_11176_1721.N1	19-APR-2004 20:43:37	Bright	35.000	174	52Psi UMa	3.0040	4400.0	70	11176	No
421	GOM_NL__2PRFIN20040419_204552_000000382026_00100_11176_1722.N1	19-APR-2004 20:45:52	Bright	38.000	87	64Gam UMa	2.4330	11000.	76	11176	No
422	GOM_NL__2PRFIN20040419_204820_000000382026_00100_11176_1723.N1	19-APR-2004 20:48:20	Bright	38.000	36	50Alp UMa	1.8000	6300.0	76	11176	No
423	GOM_NL__2PRFIN20040419_205308_000000372026_00100_11176_1724.N1	19-APR-2004 20:53:08	Bright	36.500	60	7Bet UMi	2.0810	3950.0	73	11176	No
424	GOM_NL__2PRFIN20040419_205616_000000382026_00100_11176_1725.N1	19-APR-2004 20:56:16	Bright	37.500	49	1Alp UMi	1.9900	6300.0	75	11176	No
425	GOM_NL__2PRFIN20040419_205806_000000632026_00100_11176_1726.N1	19-APR-2004 20:58:06	Bright	62.500	130	23Bet Dra	2.7990	5800.0	125	11176	No
426	GOM_NL__2PRFIN20040419_205958_000000662026_00100_11176_1727.N1	19-APR-2004 20:59:58	Bright	65.500	69	33Gam Dra	2.2310	3800.0	131	11176	No
427	GOM_NL__2PRFIN20040419_210320_000000412026_00100_11176_1728.N1	19-APR-2004 21:03:20	Bright	41.000	89	5Alp Cep	2.4510	8000.0	82	11176	No
428	GOM_NL__2PRFIN20040419_210513_000000372026_00100_11176_1729.N1	19-APR-2004 21:05:13	Bright	36.500	68	18Alp Cas	2.2250	4500.0	73	11176	No
429	GOM_NL__2PRFIN20040419_210838_000001282026_00100_11176_1730.N1	19-APR-2004 21:08:38	Bright	128.00	5	3Alp Lyr	0.033000	11000.	256	11176	No
430	GOM_NL__2PRFIN20040419_211314_000000682026_00100_11176_1731.N1	19-APR-2004 21:13:14	Twilight	67.500	92	53Eps Cyg	2.5000	4500.0	135	11176	No
431	GOM_NL__2PRFIN20040419_211744_000000422026_00100_11176_1732.N1	19-APR-2004 21:17:44	Twilight	41.500	90	54Alp Peg	2.4870	11000.	83	11176	No
432	GOM_NL__2PRFIN20040419_212103_000000582026_00100_11176_1733.N1	19-APR-2004 21:21:03	Dark	58.000	61	8Eps Peg	2.1000	3900.0	116	11176	No
433	GOM_NL__2PRFIN20040419_212331_000000492026_00100_11176_1734.N1	19-APR-2004 21:23:31	Dark	49.000	162	34Alp Aqr	2.9440	5350.0	98	11176	No
434	GOM_NL__2PRFIN20040419_212624_000000542026_00100_11176_1735.N1	19-APR-2004 21:26:24	Dark	54.000	154	22Bet Aqr	2.8990	5700.0	108	11176	No
435	GOM_NL__2PRFIN20040419_212842_000000502026_00100_11176_1736.N1	19-APR-2004 21:28:42	Dark	50.000	142	49Del Cap	2.8500	8900.0	100	11176	No
436	GOM_NL__2PRFIN20040419_213013_000000472026_00100_11176_1737.N1	19-APR-2004 21:30:13	Dark	46.500	18	24Alp PsA	1.1660	9700.0	93	11176	No
437	GOM_NL__2PRFIN20040419_213547_000000432026_00100_11176_1738.N1	19-APR-2004 21:35:47	Dark	42.500	31	Alp Gru	1.7340	15200.	85	11176	No
438	GOM_NL__2PRFIN20040419_213851_000000412026_00100_11176_1739.N1	19-APR-2004 21:38:51	Dark	41.000	148	Alp Tuc	2.8780	4100.0	82	11176	No
439	GOM_NL__2PRFIN20040419_214056_000000412026_00101_11177_1706.N1	19-APR-2004 21:40:56	Dark	41.000	45	Alp Pav	1.9400	26000.	82	11177	No
440	GOM_NL__2PRFIN20040419_214458_000000792026_00101_11177_1707.N1	19-APR-2004 21:44:58	Dark	78.500	57	34Sig Sgr	2.0660	26000.	157	11177	No
441	GOM_NL__2PRFIN20040419_214714_000000682026_00101_11177_1708.N1	19-APR-2004 21:47:14	Dark	68.000	38	20Eps Sgr	1.8360	11000.	136	11177	No
442	GOM_NL__2PRFIN20040419_214926_000000552026_00101_11177_1709.N1	19-APR-2004 21:49:26	Straylight	54.500	40	The Sco	1.8590	7100.0	109	11177	No
443	GOM_NL__2PRFIN20040419_215235_000000452026_00101_11177_1710.N1	19-APR-2004 21:52:35	Straylight	45.000	4	Alp1Cen	-0.010000	5800.0	90	11177	No
444	GOM_NL__2PRFIN20040419_215433_000000462026_00101_11177_1711.N1	19-APR-2004 21:54:33	Straylight	46.000	20	Bet Cru	1.2530	30000.	92	11177	No
445	GOM_NL__2PRFIN20040419_215725_000000422026_00101_11177_1712.N1	19-APR-2004 21:57:25	Straylight	42.000	81	Eta Cen	2.3560	28000.	84	11177	No
446	GOM_NL__2PRFIN20040419_215857_000000862026_00101_11177_1713.N1	19-APR-2004 21:58:57	Straylight	86.000	16	21Alp Sco	1.0200	3000.0	172	11177	No
447	GOM_NL__2PRFIN20040419_220311_000000822026_00101_11177_1714.N1	19-APR-2004 22:03:11	Twilight	81.500	97	8Bet1Sco	2.5610	30000.	163	11177	No
448	GOM_NL__2PRFIN20040419_220543_000000612026_00101_11177_1715.N1	19-APR-2004 22:05:43	Bright	61.000	122	9Alp2Lib	2.7470	9700.0	122	11177	No
449	GOM_NL__2PRFIN20040419_220746_000000442026_00101_11177_1716.N1	19-APR-2004 22:07:46	Bright	43.500	15	67Alp Vir	0.97600	28000.	87	11177	No
450	GOM_NL__2PRFIN20040419_221047_000000402026_00101_11177_1717.N1	19-APR-2004 22:10:47	Bright	39.500	121	29Gam Vir	2.7400	7200.0	79	11177	No
451	GOM_NL__2PRFIN20040419_221425_000000382026_00101_11177_1718.N1	19-APR-2004 22:14:25	Bright	38.000	138	47Eps Vir	2.8280	4700.0	76	11177	No
452	GOM_NL__2PRFIN20040419_221741_000000382026_00101_11177_1719.N1	19-APR-2004 22:17:41	Bright	38.000	96	68Del Leo	2.5600	9300.0	76	11177	No
453	GOM_NL__2PRFIN20040419_222223_000000382026_00101_11177_1720.N1	19-APR-2004 22:22:23	Bright	37.500	152	12Alp2CVn	2.8900	11000.	75	11177	No
454	GOM_NL__2PRFIN20040419_222413_000000372026_00101_11177_1721.N1	19-APR-2004 22:24:13	Bright	37.000	174	52Psi UMa	3.0040	4400.0	74	11177	No
455	GOM_NL__2PRFIN20040419_222628_000000382026_00101_11177_1722.N1	19-APR-2004 22:26:28	Bright	37.500	87	64Gam UMa	2.4330	11000.	75	11177	No

456	GOM_NL__2PRFIN20040419_222857_000000382026_00101_11177_1723.N1	19-APR-2004 22:28:57	Bright	38.000	36	50Alp UMa	1.8000	6300.0	76	11177	No
457	GOM_NL__2PRFIN20040419_223344_000000412026_00101_11177_1724.N1	19-APR-2004 22:33:44	Bright	40.500	60	7Bet UMi	2.0810	3950.0	81	11177	No
458	GOM_NL__2PRFIN20040419_223652_000000352026_00101_11177_1725.N1	19-APR-2004 22:36:52	Bright	34.500	49	1Alp UMi	1.9900	6300.0	69	11177	No
459	GOM_NL__2PRFIN20040419_223840_000000612026_00101_11177_1726.N1	19-APR-2004 22:38:40	Bright	61.000	130	23Bet Dra	2.7990	5800.0	122	11177	No
460	GOM_NL__2PRFIN20040419_224033_000000672026_00101_11177_1727.N1	19-APR-2004 22:40:33	Bright	66.500	69	33Gam Dra	2.2310	3800.0	133	11177	No
461	GOM_NL__2PRFIN20040419_224356_000000422026_00101_11177_1728.N1	19-APR-2004 22:43:56	Bright	41.500	89	5Alp Cep	2.4510	8000.0	83	11177	No
462	GOM_NL__2PRFIN20040419_224549_000000352026_00101_11177_1729.N1	19-APR-2004 22:45:49	Bright	34.500	68	18Alp Cas	2.2250	4500.0	69	11177	No
463	GOM_NL__2PRFIN20040419_224913_000001392026_00101_11177_1730.N1	19-APR-2004 22:49:13	Bright	139.00	5	3Alp Lyr	0.033000	11000.	278	11177	No
464	GOM_NL__2PRFIN20040419_225349_000000692026_00101_11177_1731.N1	19-APR-2004 22:53:49	Twilight	69.000	92	53Eps Cyg	2.5000	4500.0	138	11177	No
465	GOM_NL__2PRFIN20040419_225820_000000432026_00101_11177_1732.N1	19-APR-2004 22:58:20	Twilight	42.500	90	54Alp Peg	2.4870	11000.	85	11177	No
466	GOM_NL__2PRFIN20040419_230140_000000582026_00101_11177_1733.N1	19-APR-2004 23:01:40	Dark	57.500	61	8Eps Peg	2.1000	3900.0	115	11177	No
467	GOM_NL__2PRFIN20040419_230408_000000502026_00101_11177_1734.N1	19-APR-2004 23:04:08	Dark	50.000	162	34Alp Aqr	2.9440	5350.0	100	11177	No
468	GOM_NL__2PRFIN20040419_230700_000000522026_00101_11177_1735.N1	19-APR-2004 23:07:00	Dark	52.000	154	22Bet Aqr	2.8990	5700.0	104	11177	No
469	GOM_NL__2PRFIN20040419_230919_000000472026_00101_11177_1736.N1	19-APR-2004 23:09:19	Dark	46.500	142	49Del Cap	2.8500	8900.0	93	11177	No
470	GOM_NL__2PRFIN20040419_231049_000000442026_00101_11177_1737.N1	19-APR-2004 23:10:49	Dark	43.500	18	24Alp PsA	1.1660	9700.0	87	11177	No
471	GOM_NL__2PRFIN20040419_231623_000000402026_00101_11177_1738.N1	19-APR-2004 23:16:23	Dark	40.000	31	Alp Gru	1.7340	15200.	80	11177	No
472	GOM_NL__2PRFIN20040419_231927_000000392026_00101_11177_1739.N1	19-APR-2004 23:19:27	Dark	39.000	148	Alp Tuc	2.8780	4100.0	78	11177	No
473	GOM_NL__2PRFIN20040419_232132_000000422026_00102_11178_1706.N1	19-APR-2004 23:21:32	Dark	41.500	45	Alp Pav	1.9400	26000.	83	11178	No
474	GOM_NL__2PRFIN20040419_232535_000000772026_00102_11178_1707.N1	19-APR-2004 23:25:35	Dark	76.500	57	34Sig Sgr	2.0660	26000.	153	11178	No
475	GOM_NL__2PRFIN20040419_232752_000000692026_00102_11178_1708.N1	19-APR-2004 23:27:52	Dark	68.500	38	20Eps Sgr	1.8360	11000.	137	11178	No
476	GOM_NL__2PRFIN20040419_233003_000000572026_00102_11178_1709.N1	19-APR-2004 23:30:03	Straylight	56.500	40	The Sco	1.8590	7100.0	113	11178	No
477	GOM_NL__2PRFIN20040419_233310_000000482026_00102_11178_1710.N1	19-APR-2004 23:33:10	Straylight	47.500	4	Alp1Cen	-0.010000	5800.0	95	11178	No
478	GOM_NL__2PRFIN20040419_233509_000000412026_00102_11178_1711.N1	19-APR-2004 23:35:09	Straylight	41.000	20	Bet Cru	1.2530	30000.	82	11178	No
479	GOM_NL__2PRFIN20040419_233801_000000462026_00102_11178_1712.N1	19-APR-2004 23:38:01	Straylight	46.000	81	Eta Cen	2.3560	28000.	92	11178	No
480	GOM_NL__2PRFIN20040419_233934_000000912026_00102_11178_1713.N1	19-APR-2004 23:39:34	Straylight	91.000	16	21Alp Sco	1.0200	3000.0	182	11178	No
481	GOM_NL__2PRFIN20040419_234347_000000802026_00102_11178_1714.N1	19-APR-2004 23:43:47	Twilight	79.500	97	8Bet1Sco	2.5610	30000.	159	11178	No
482	GOM_NL__2PRFIN20040419_234619_000000612026_00102_11178_1715.N1	19-APR-2004 23:46:19	Bright	60.500	122	9Alp2Lib	2.7470	9700.0	121	11178	No
483	GOM_NL__2PRFIN20040419_234822_000000412026_00102_11178_1716.N1	19-APR-2004 23:48:22	Bright	41.000	15	67Alp Vir	0.97600	28000.	82	11178	No
484	GOM_NL__2PRFIN20040419_235122_000000412026_00102_11178_1717.N1	19-APR-2004 23:51:22	Bright	40.500	121	29Gam Vir	2.7400	7200.0	81	11178	No
485	GOM_NL__2PRFIN20040419_235500_000000402026_00102_11178_1718.N1	19-APR-2004 23:55:00	Bright	39.500	138	47Eps Vir	2.8280	4700.0	79	11178	No
486	GOM_NL__2PRFIN20040419_235817_000000372026_00102_11178_1719.N1	19-APR-2004 23:58:17	Bright	36.500	96	68Del Leo	2.5600	9300.0	73	11178	No

3. Quality information per product

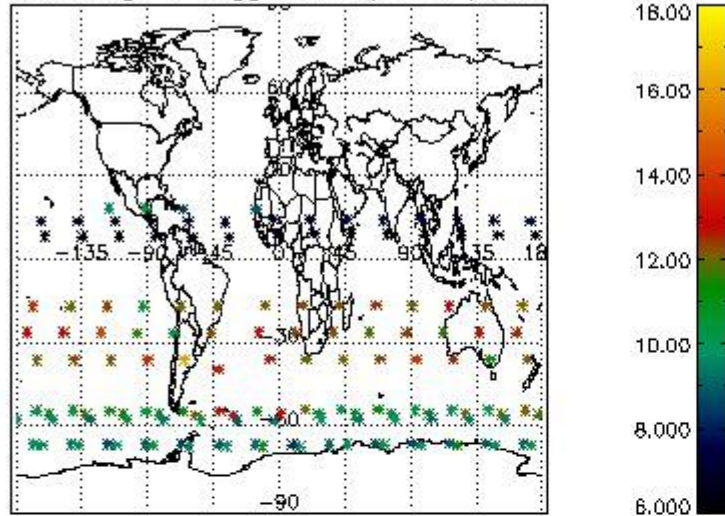
In this section it is plotted some information contained in the Quality Summary data set of the level 2 products. Only products in dark limb conditions and without errors (error flag in the MPH set to "0") are used.

3.1 Plot quality information per product (time dependant)

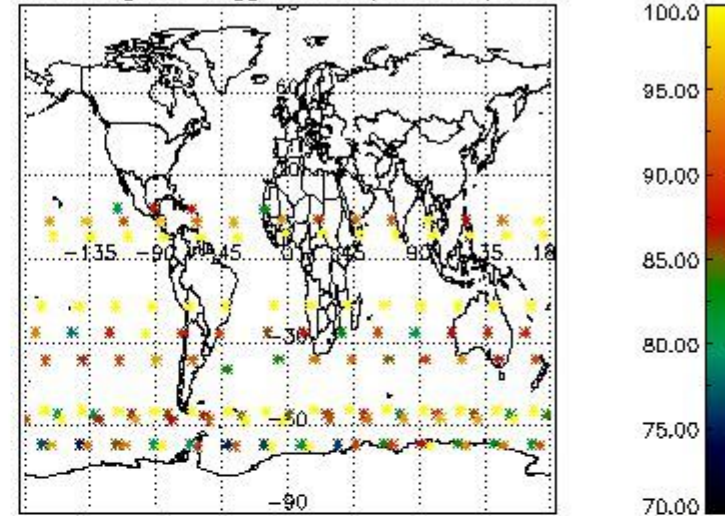


3.2 Plot quality information per product (world map)

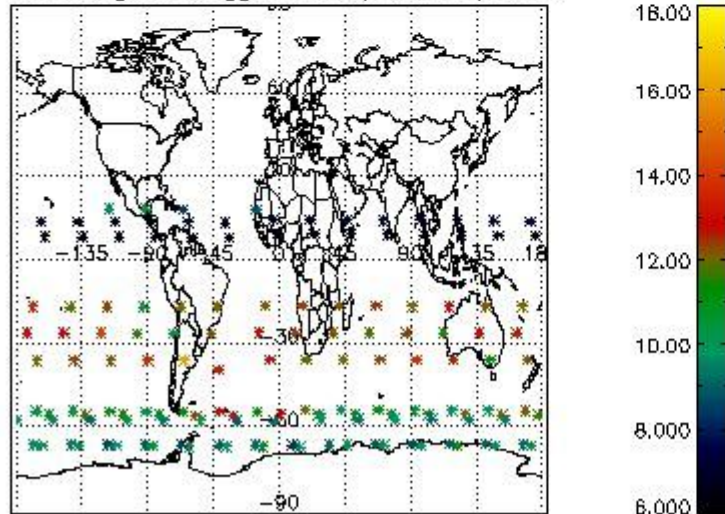
Percentage of flagged data per O3 profile



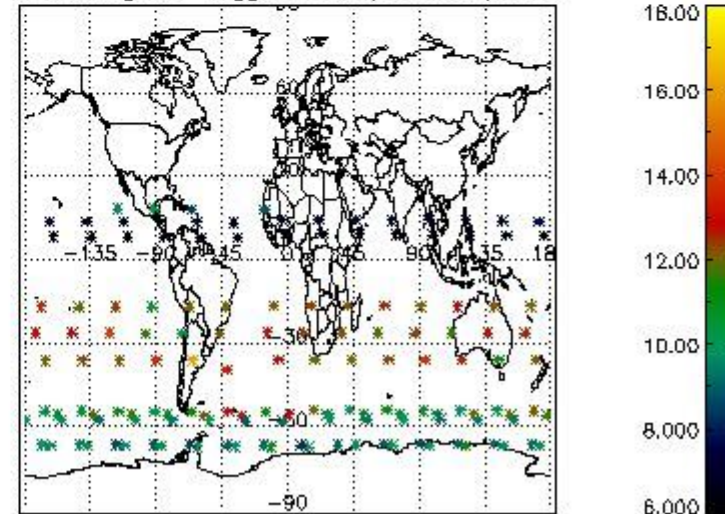
Percentage of flagged data per H2O profile



Percentage of flagged data per NO2 profile



Percentage of flagged data per NO3 profile

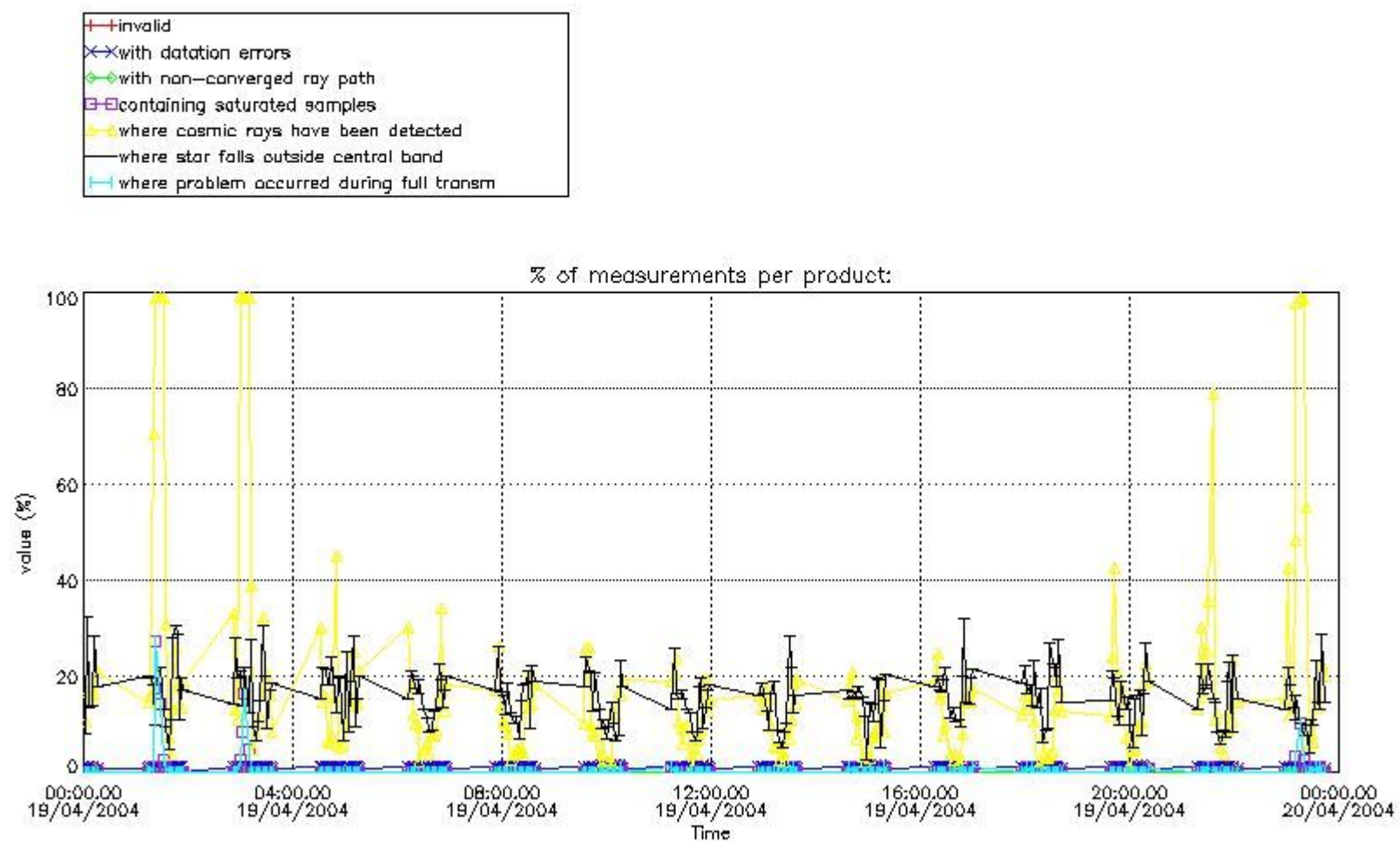


4. Level 1 quality information per product

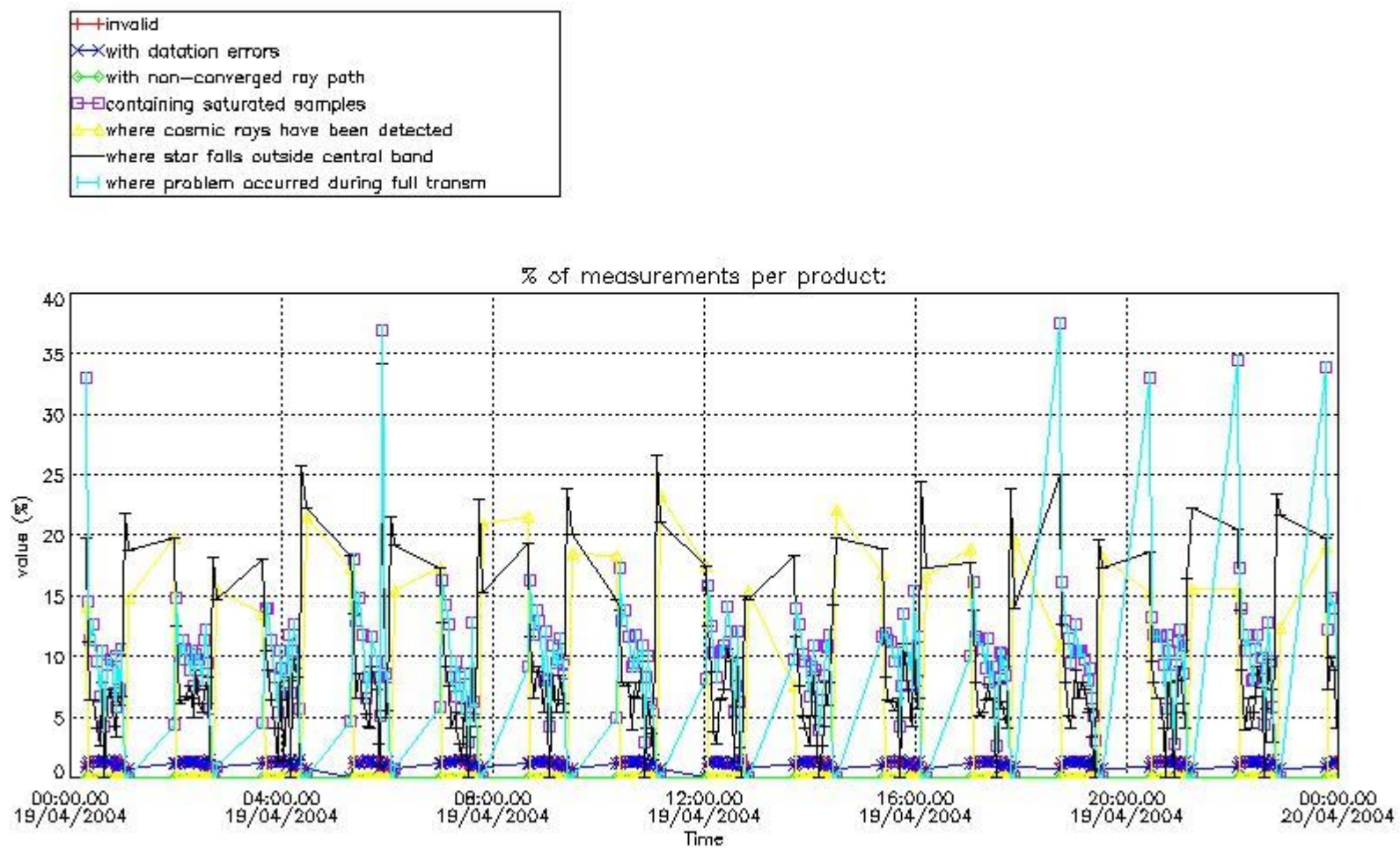
In this section it is plotted some information contained in the Quality Summary data set of the level 2 products that comes from the level 1b processing. Products without errors (error flag in the MPH set to "0") are used.

4.1 Plot quality information per product (time dependant) coming from level 1b processing

4.1.1 Plot level 1 quality information per product (time dependant): ENVISAT ASCENDING passes

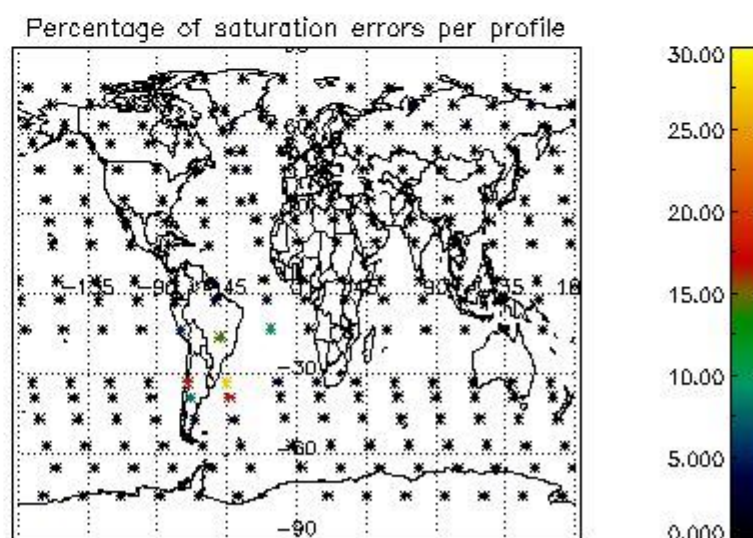
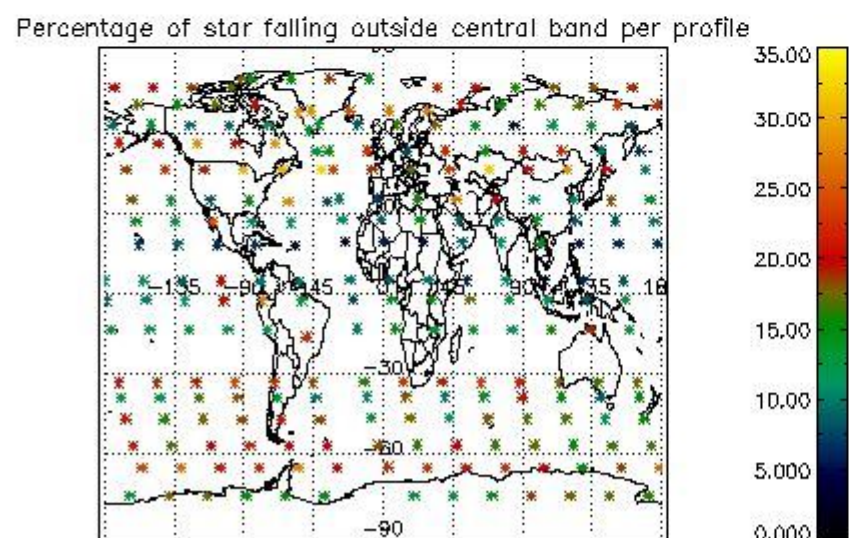
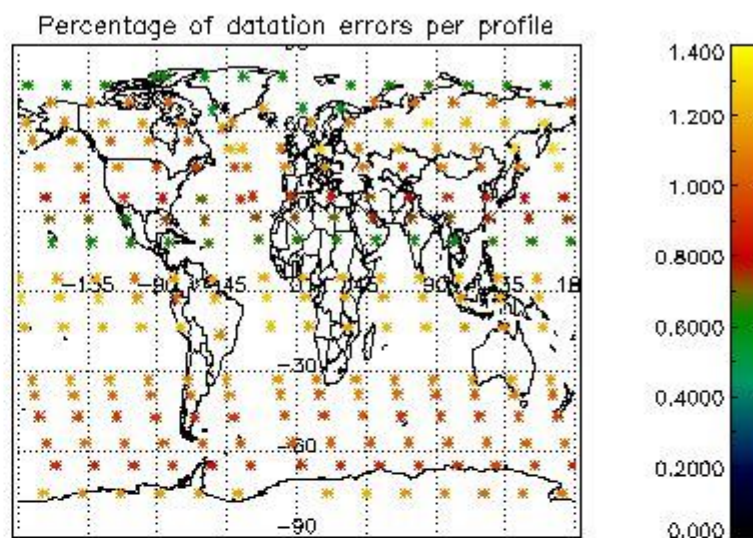
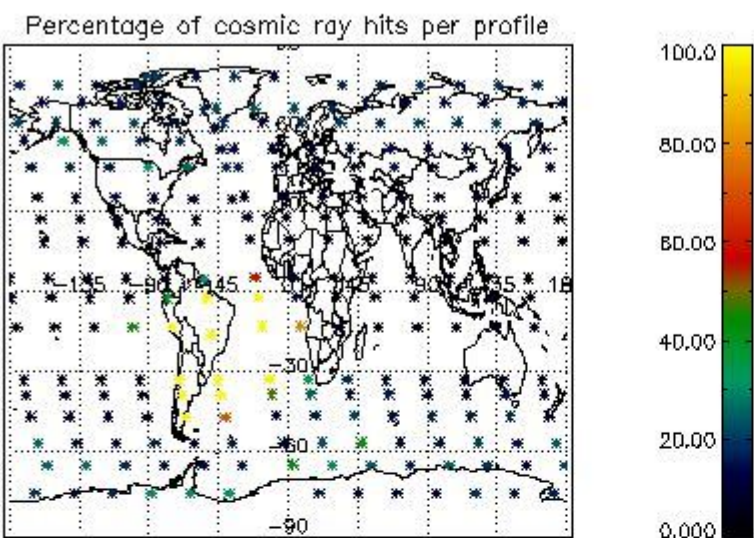


4.1.2 Plot level 1 quality information per product (time dependant): ENVI SAT DESCENDING passes

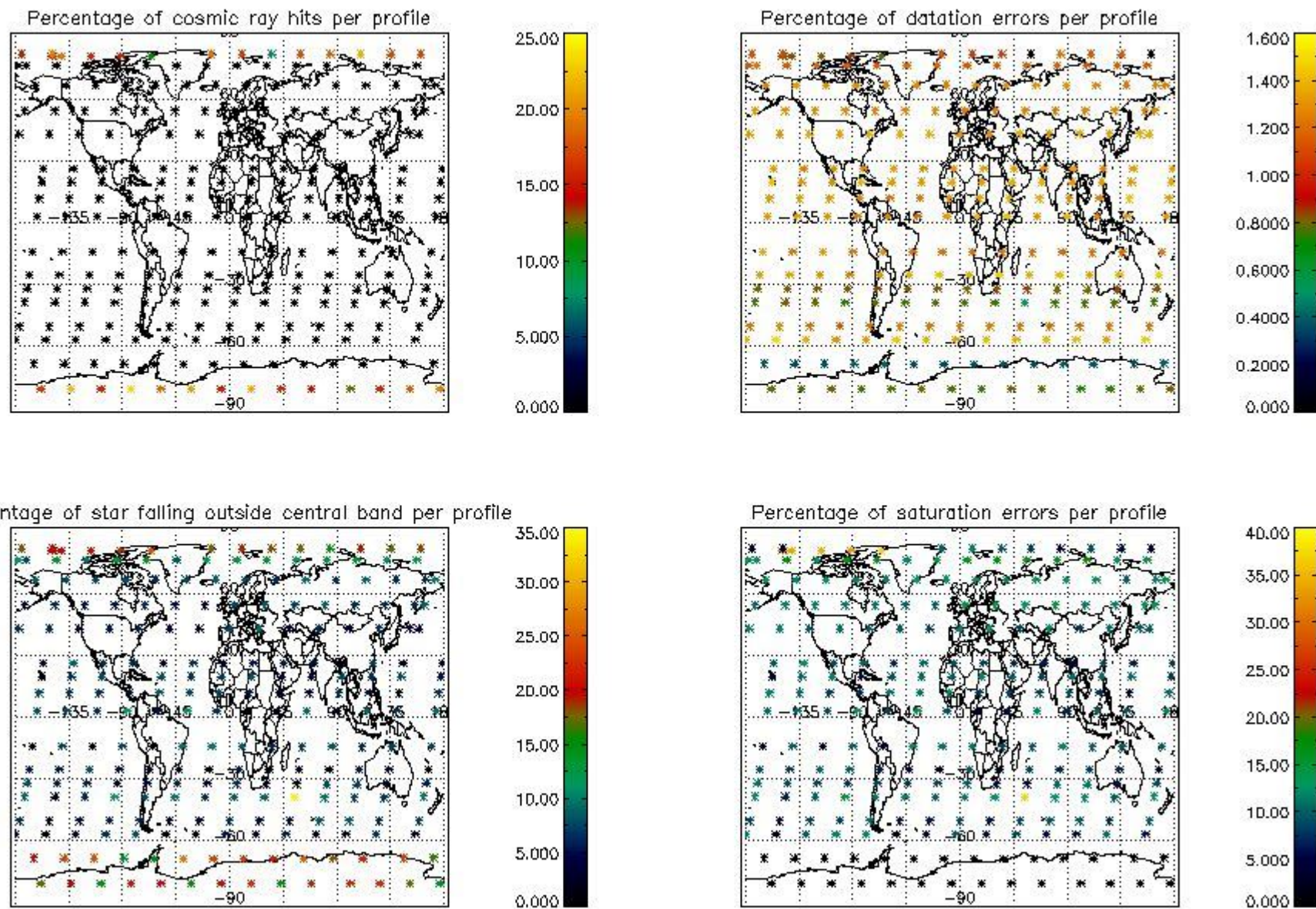


4.2 Plot quality information per product coming from level 1b processing (world map)

4.2.1 Plot level 1 quality information per product (world map): ENVISAT ASCENDING passes



4.2.2 Plot level 1 quality information per product (world map): ENVISAT DESCENDING passes



5. Trace gas profiles

5.1 Ozone statistics based on quality of products

The final quality of the products can be "measured" using the STD (Standard Deviation) attached to every point profile. This information is written to the parameter GOM_NL__2P/NL_LOCAL_SPECIES_DENSITY/o3_std of the level 2 products. The table below shows the statistics for given STD ranges.

The statistics are given with respect to the overall valid production:

- Products without fatal errors: GOM_NL__2P/MPH/PRODUCT_ERR=0
- Valid point profile: GOM_NL__2P/NL_LOCAL_SPECIES_DENSITY/pcd(0)=0

The 'Criteria' is applied to valid points of dark limb products:

- Products in dark limb illumination condition: GOM_NL__2P/NL_SUMMARY_QUALITY/obs_ill_cond=0
- Products without fatal errors: GOM_NL__2P/MPH/PRODUCT_ERR=0
- Valid point profile: GOM_NL__2P/NL_LOCAL_SPECIES_DENSITY/pcd(0)=0

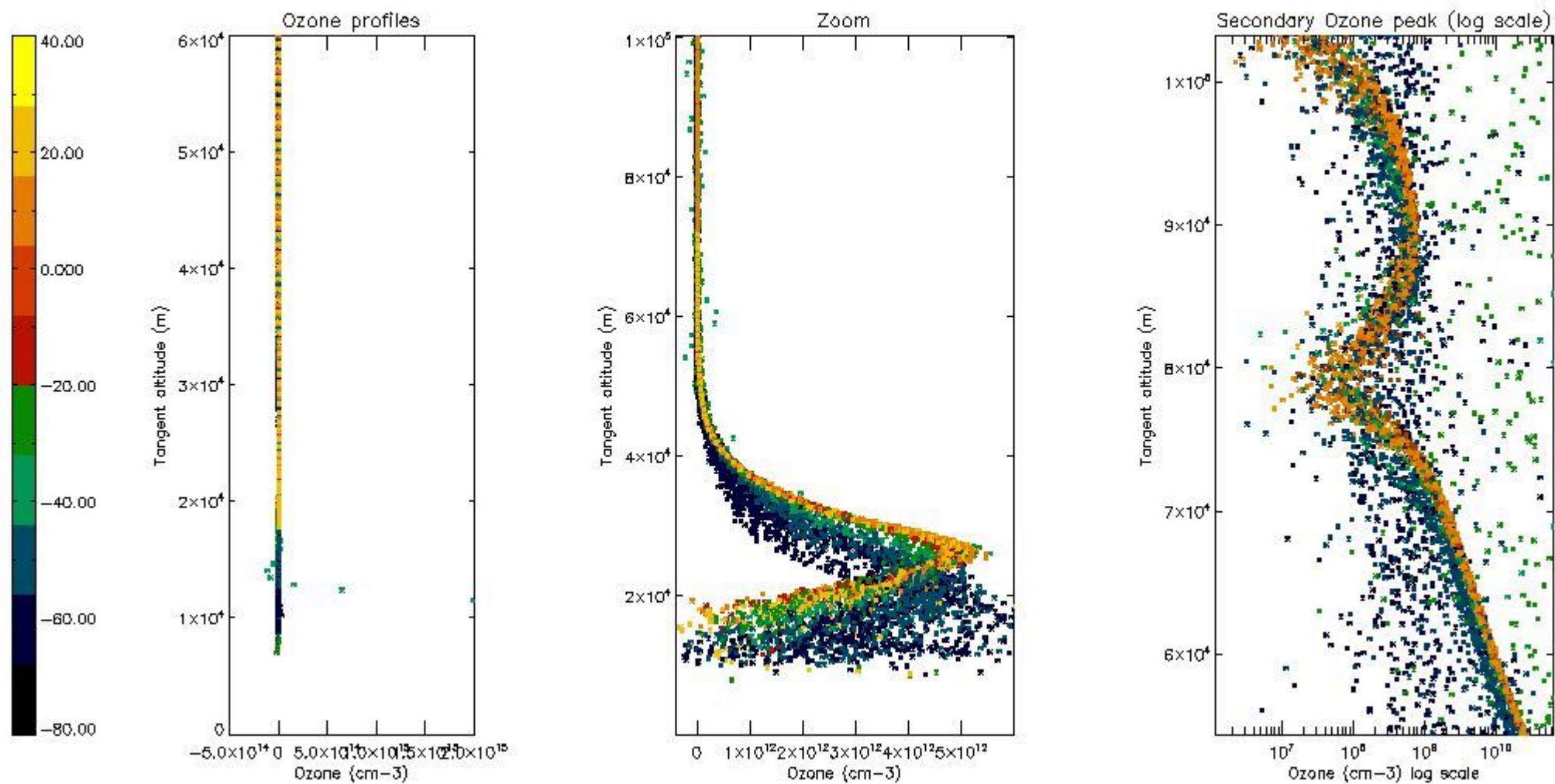
So, the table below shows the percentage of dark limb and valid observations for each criteria with respect to the overall valid daily observations.

Criteria	% of total production
All STD	31
STD < 20	16

STD < 10	13
STD < 5	9

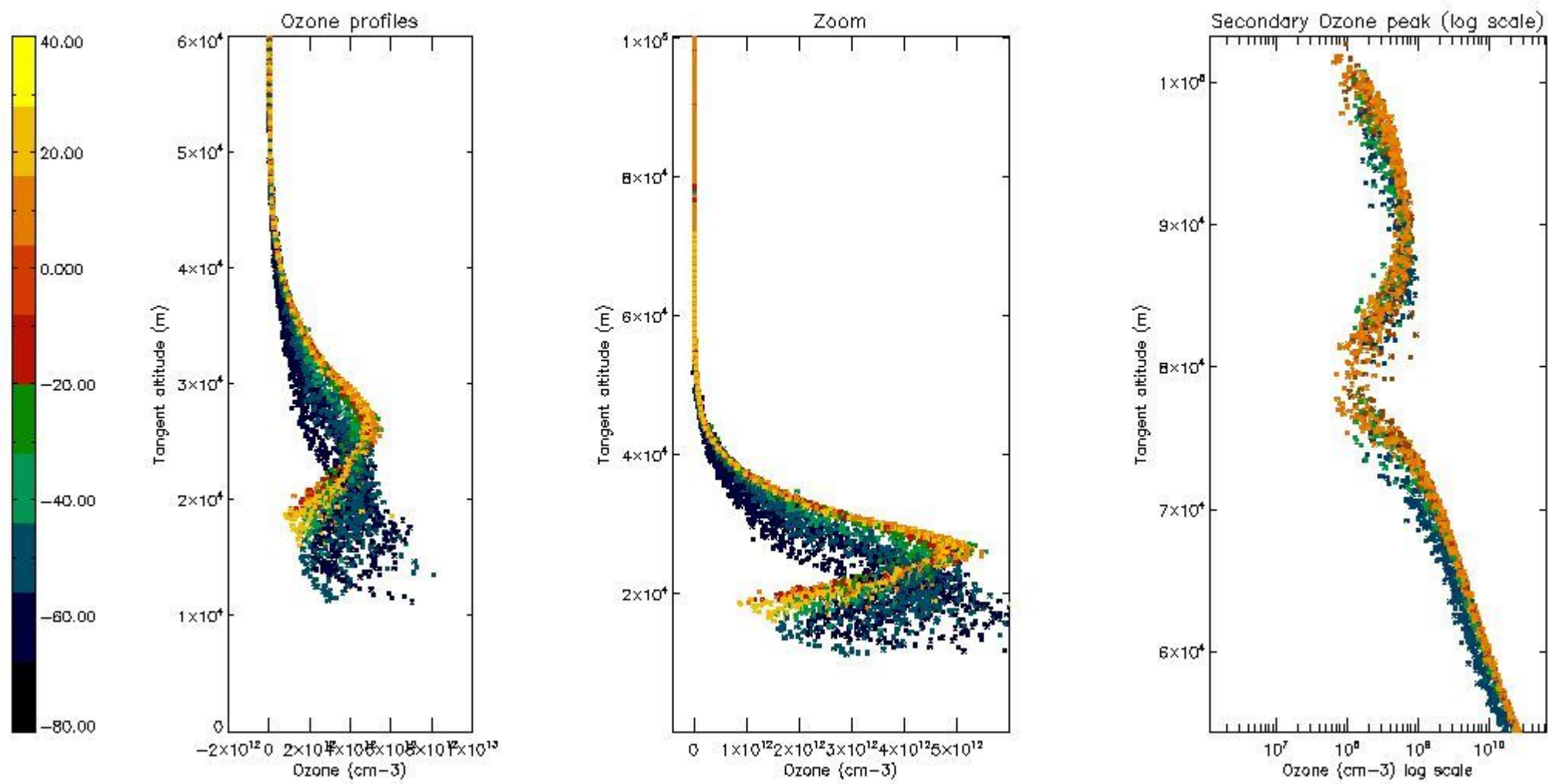
5.2 Plot ozone profiles for all STD (dark without errors)

The colorbar represents the latitude.



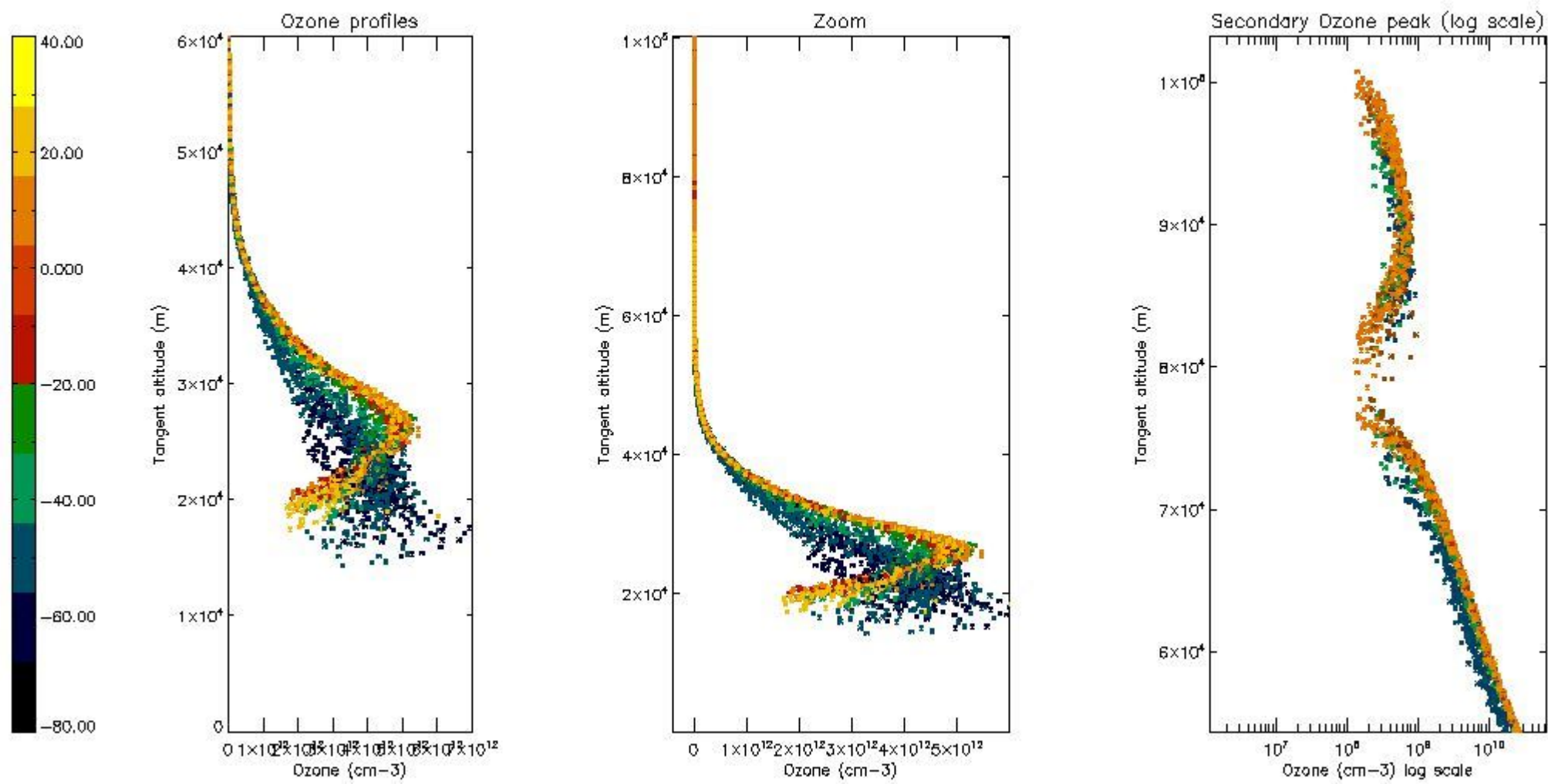
5.3 Plot ozone profiles where STD < 20% (dark without errors)

The colorbar represents the latitude.



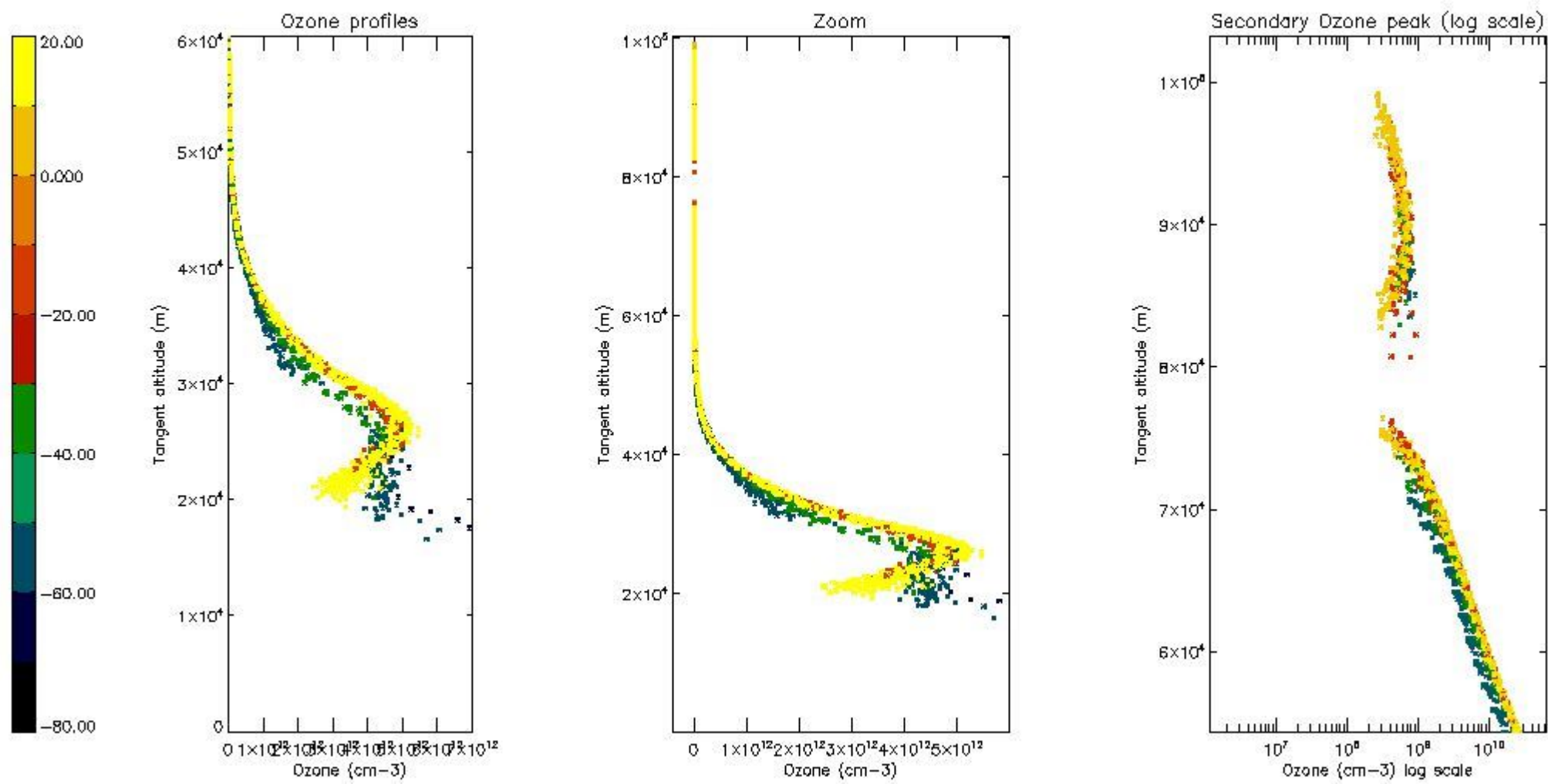
5.4 Plot ozone profiles where STD < 10% (dark without errors)

The colorbar represents the latitude.



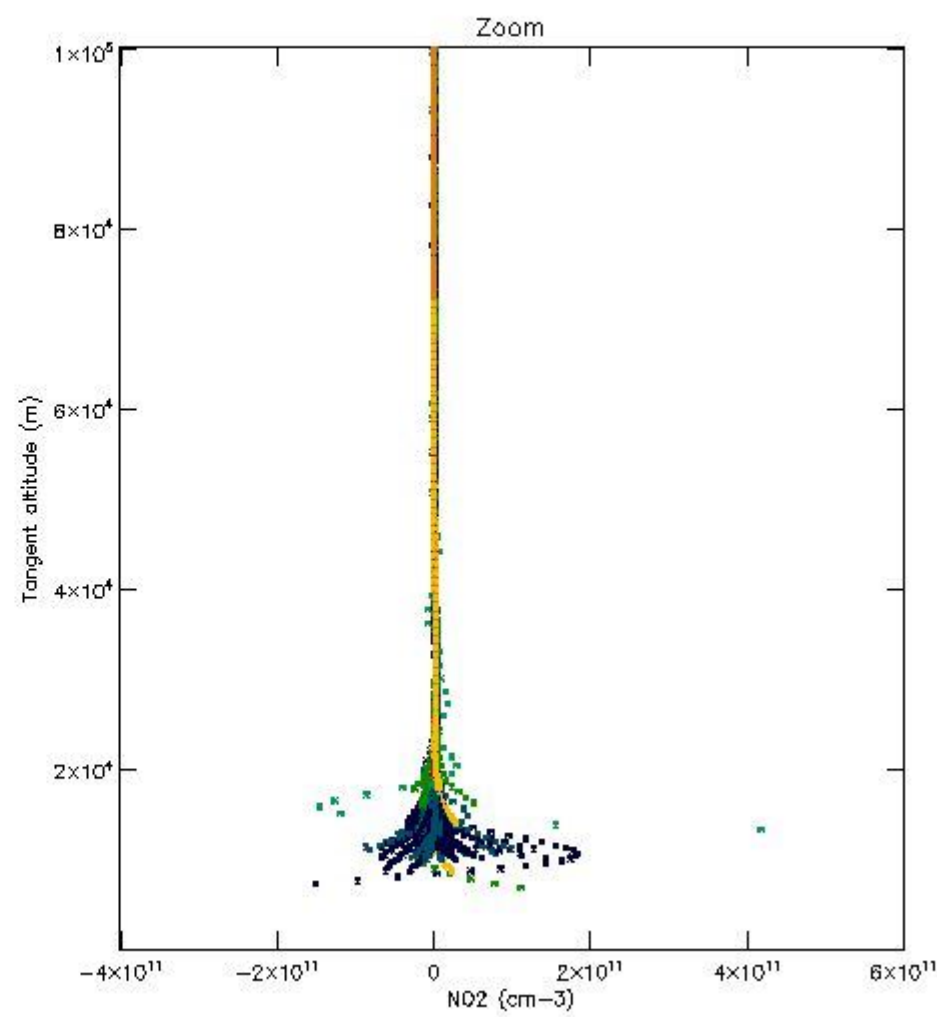
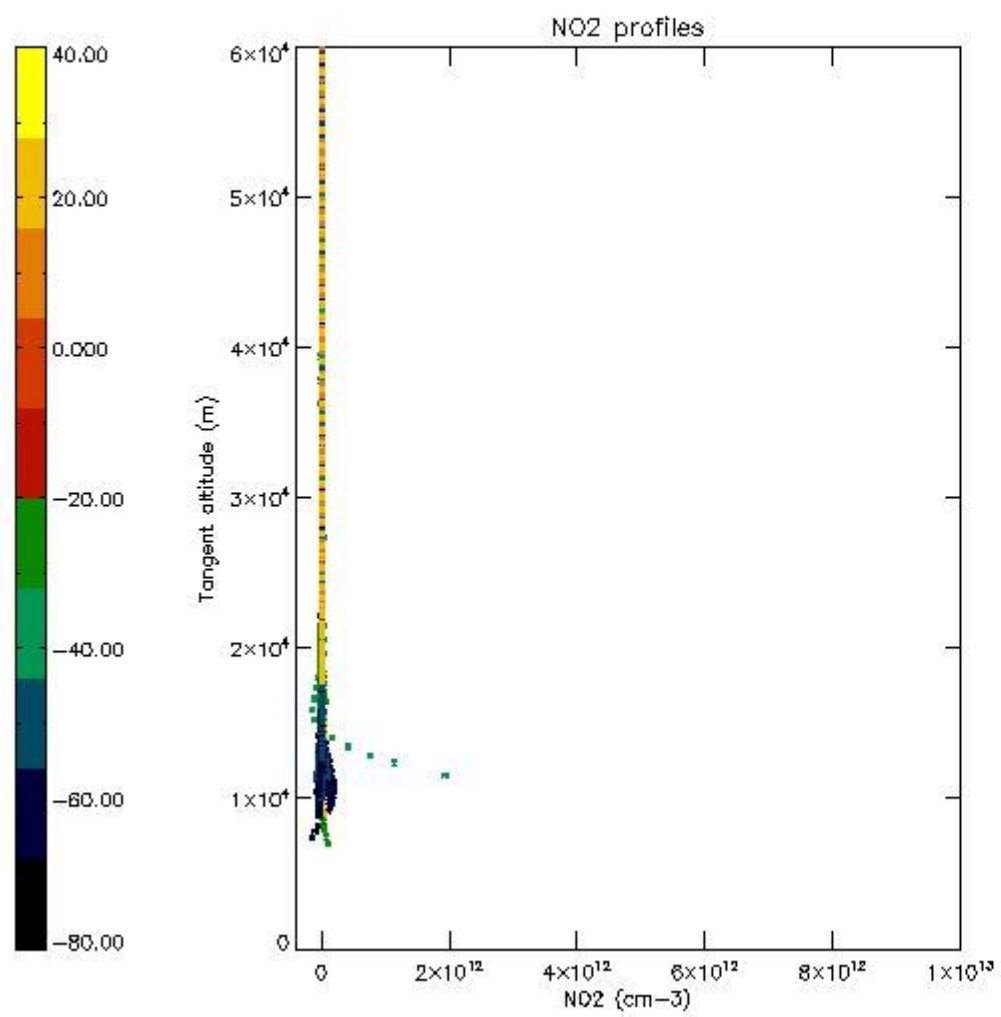
5.5 Plot ozone profiles where STD < 5% (dark without errors)

The colorbar represents the latitude.



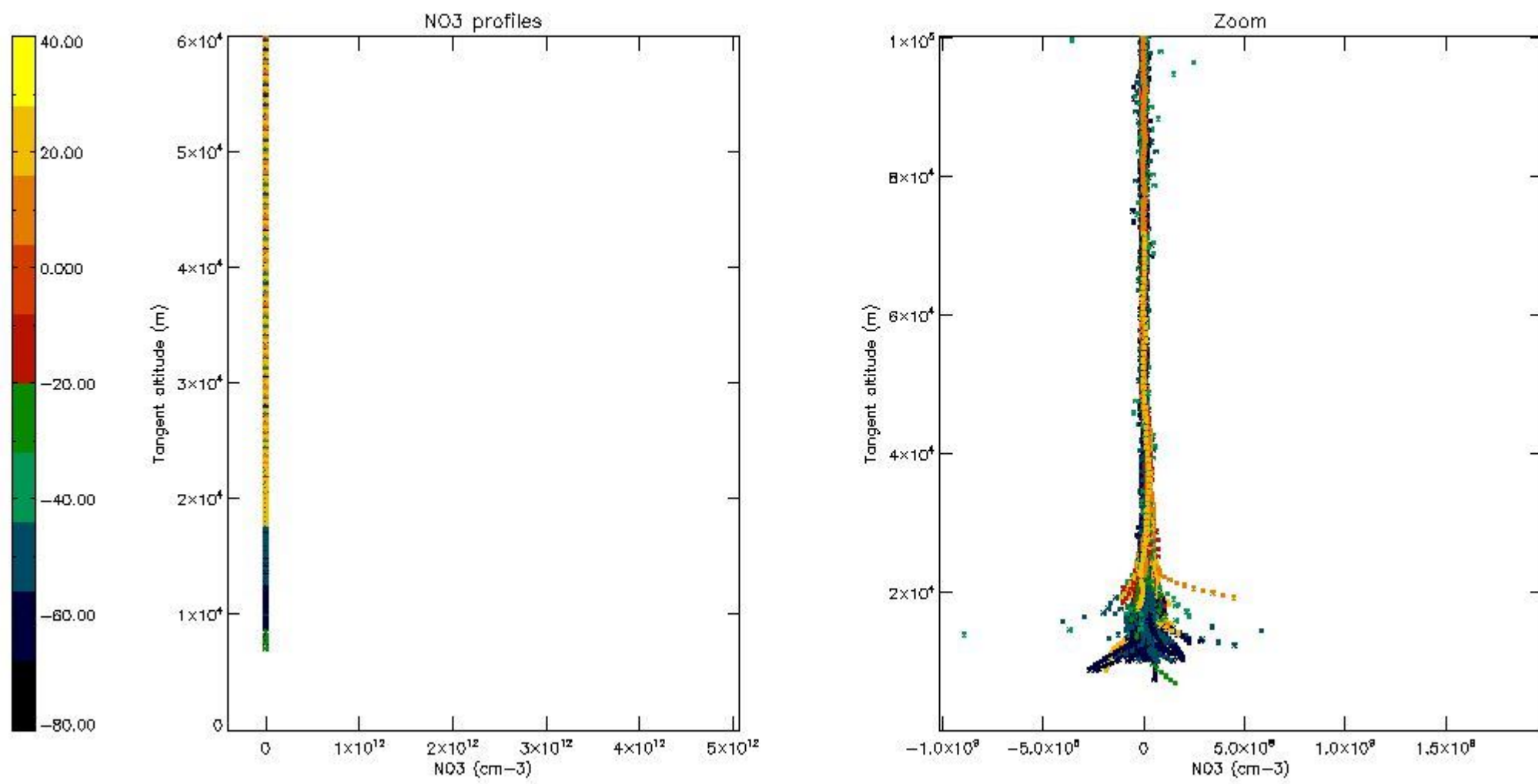
5.6 Plot NO₂ profiles for all STD (dark without errors)

The colorbar represents the latitude.



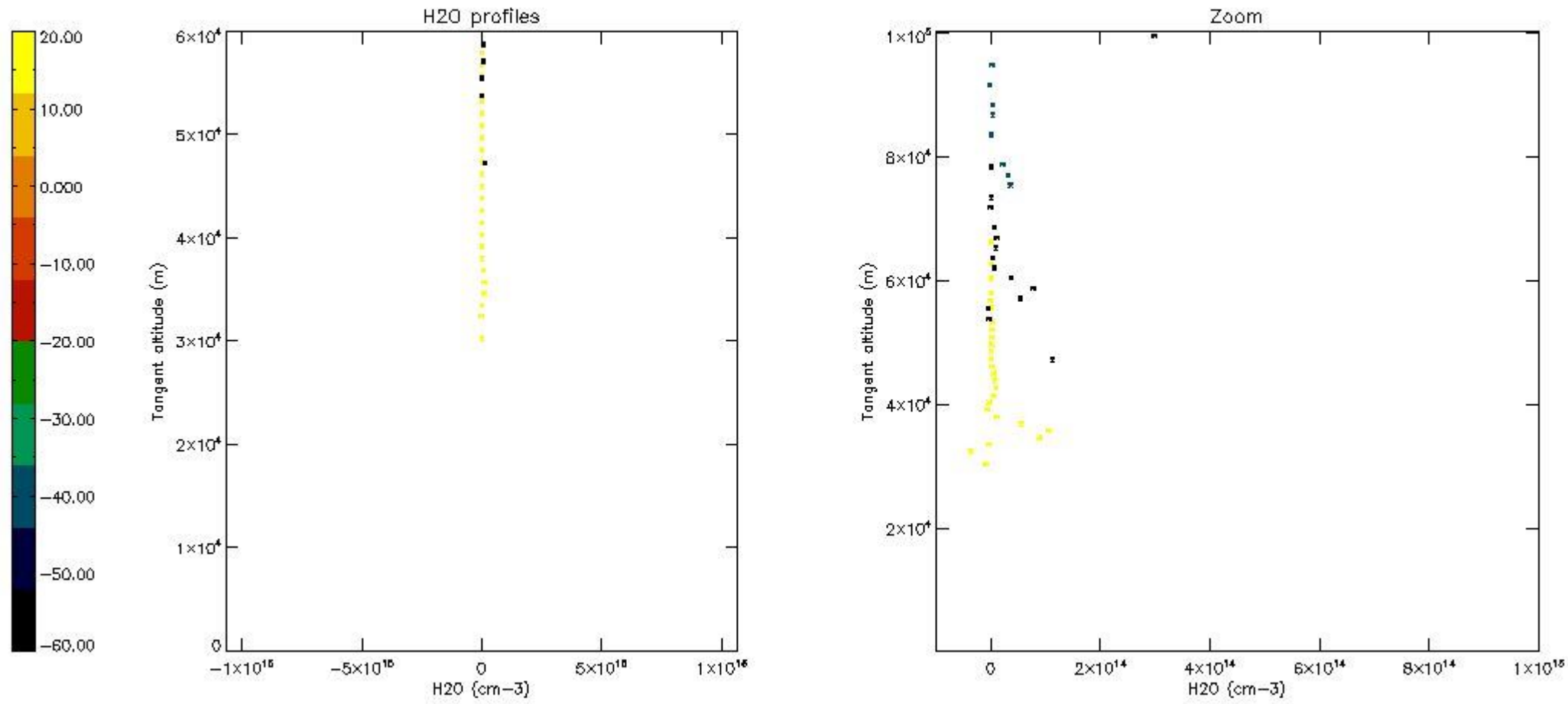
5.7 Plot NO3 profiles for all STD (dark without errors)

The colorbar represents the latitude.



5.8 Plot H2O profiles for all STD (only for occultations of stars 1,2,3,4,13,14,16,26,63 dark without errors)

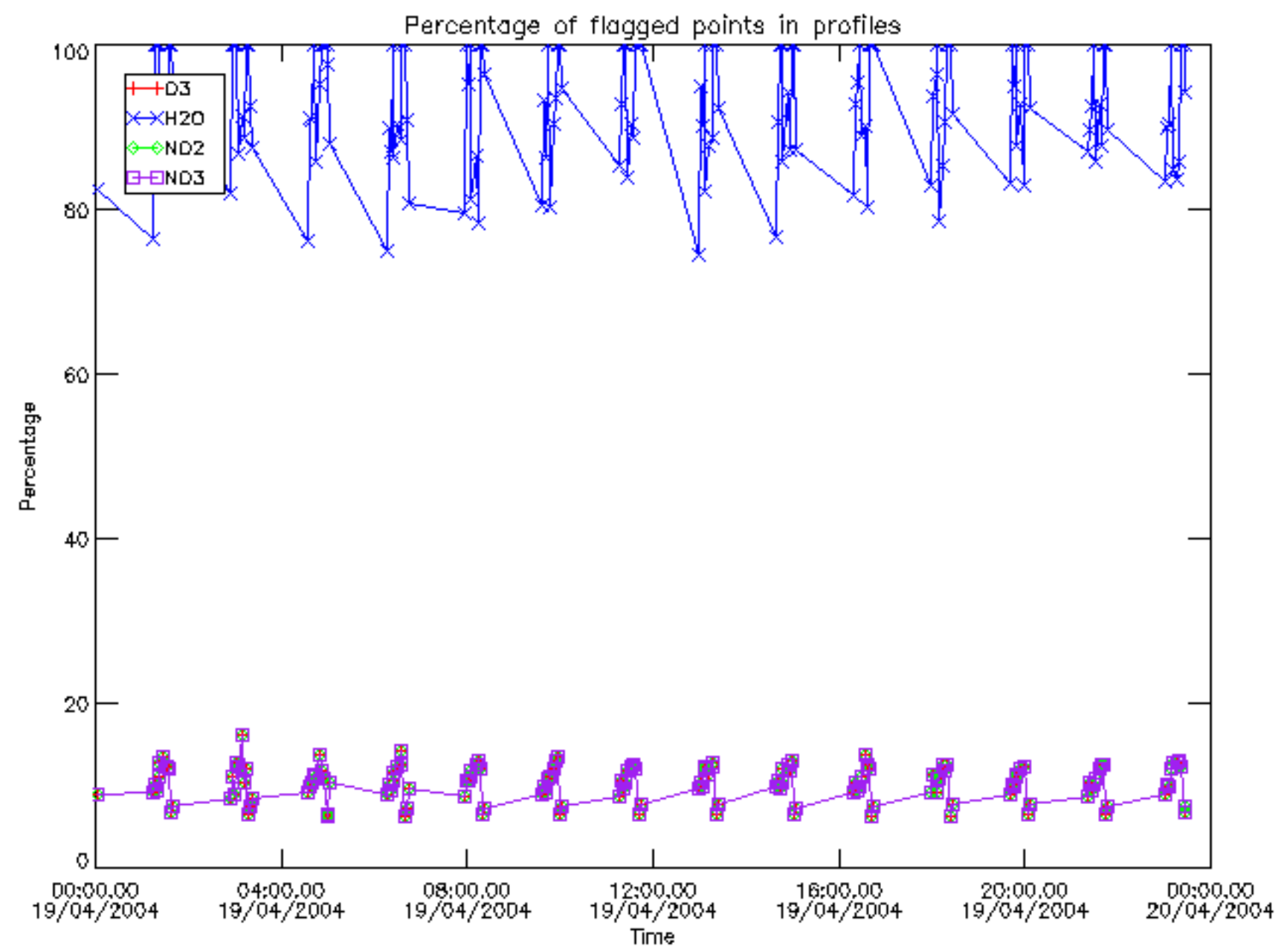
The colorbar represents the latitude.



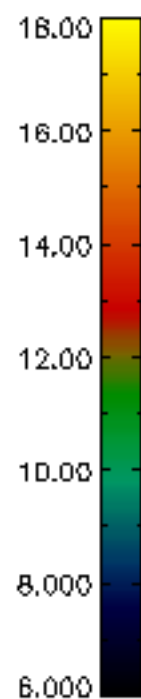
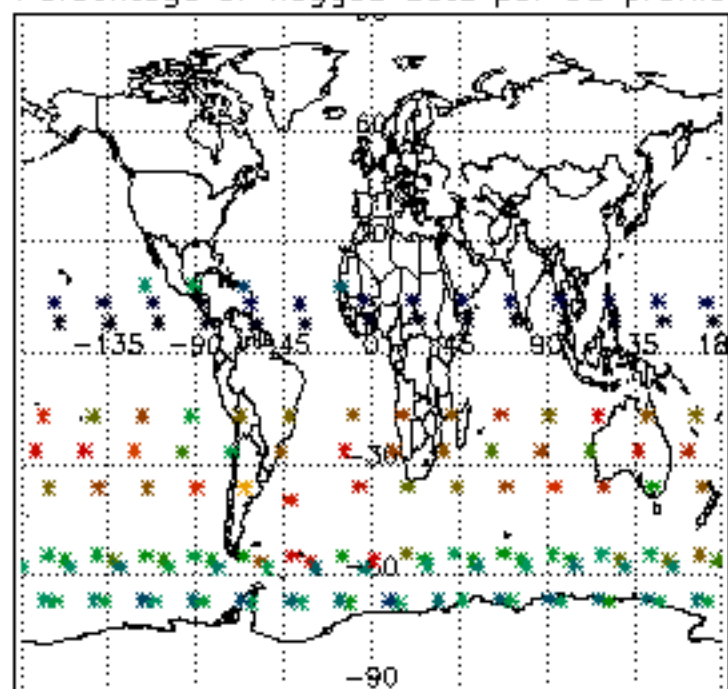
6. Auxiliary Data Files used for the production reported in section 2

The number reported in the third column indicates since which file (see list in section 2) the corresponding auxiliary file has been used. The fourth column is the date of those product files.

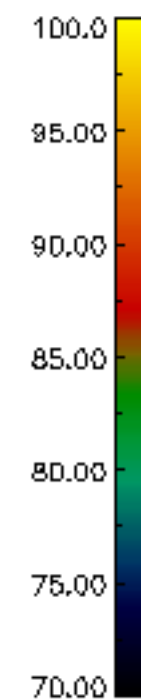
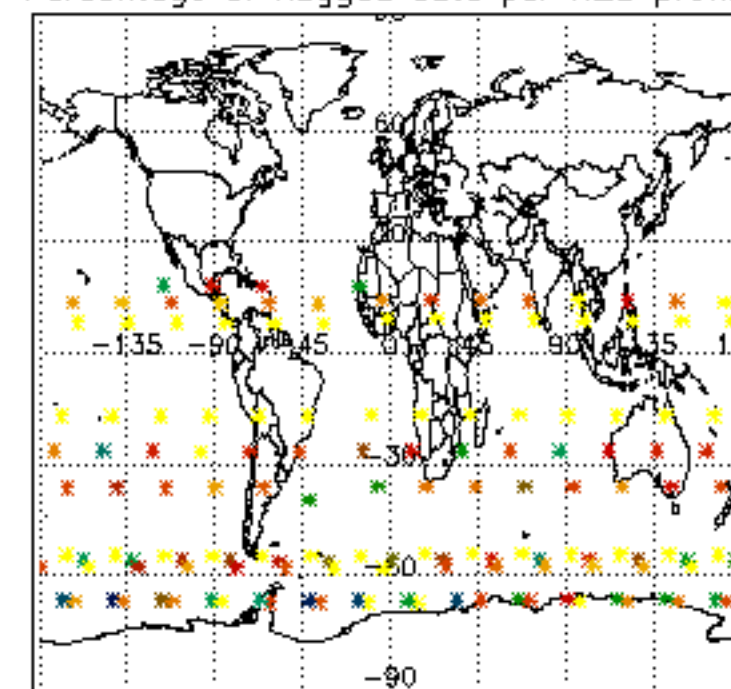
Type	Auxiliary Filename	Used since product	Used since product date
INST_PHYS_CHARACTERISTICS	GOM_INS_AXVIEC20091111_143220_20030716_120000_20500101_000000	1	19-APR-2004 00:01:24
LEVEL-2_PROC_CONFIG	GOM_PR2_AXVIEC20091111_152718_20020301_000000_20500101_000000	1	19-APR-2004 00:01:24
CROSS_SECTIONS_FILE	GOM_CRS_AXVIEC20091111_154832_20020301_000000_20500101_000000	1	19-APR-2004 00:01:24



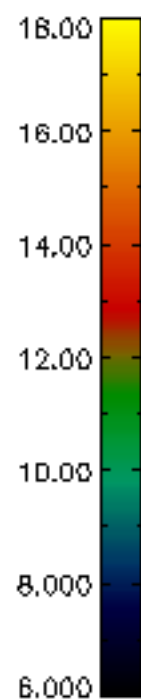
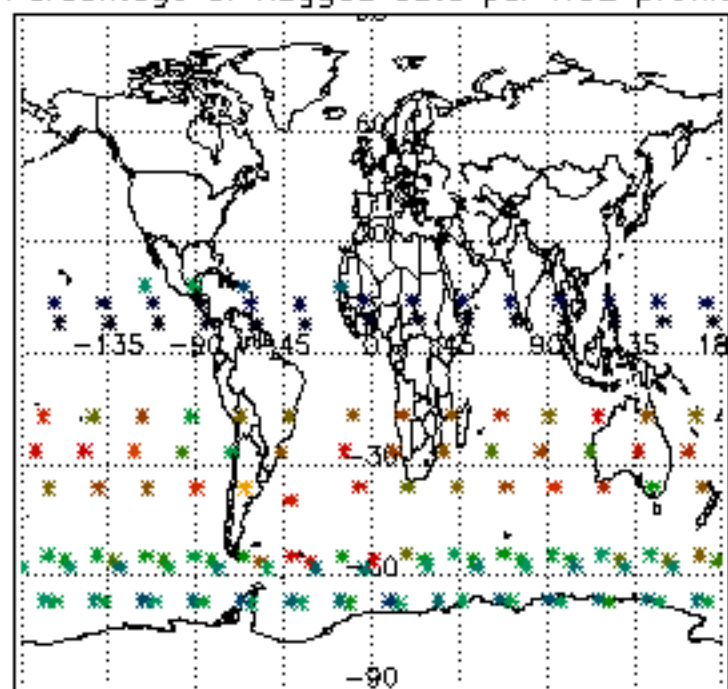
Percentage of flagged data per D3 profile



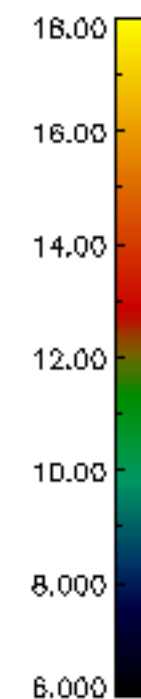
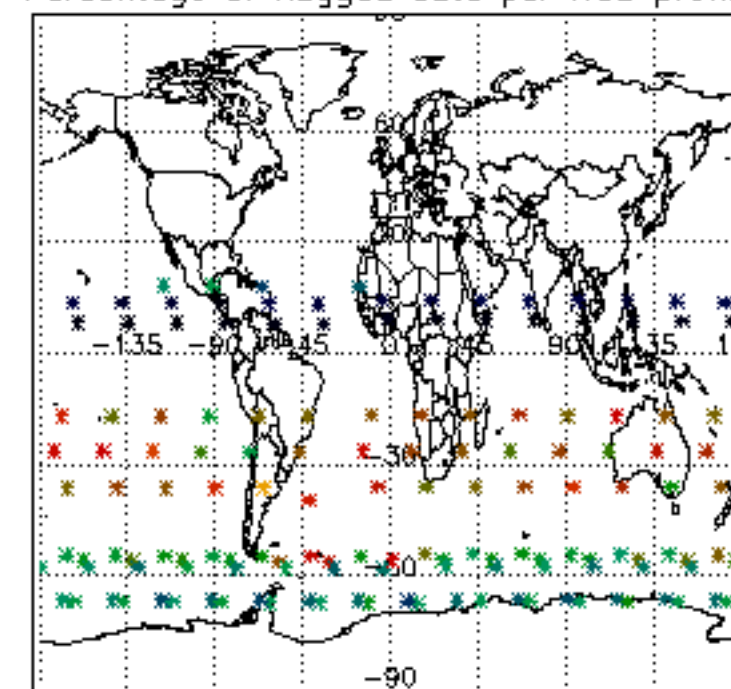
Percentage of flagged data per H2O profile

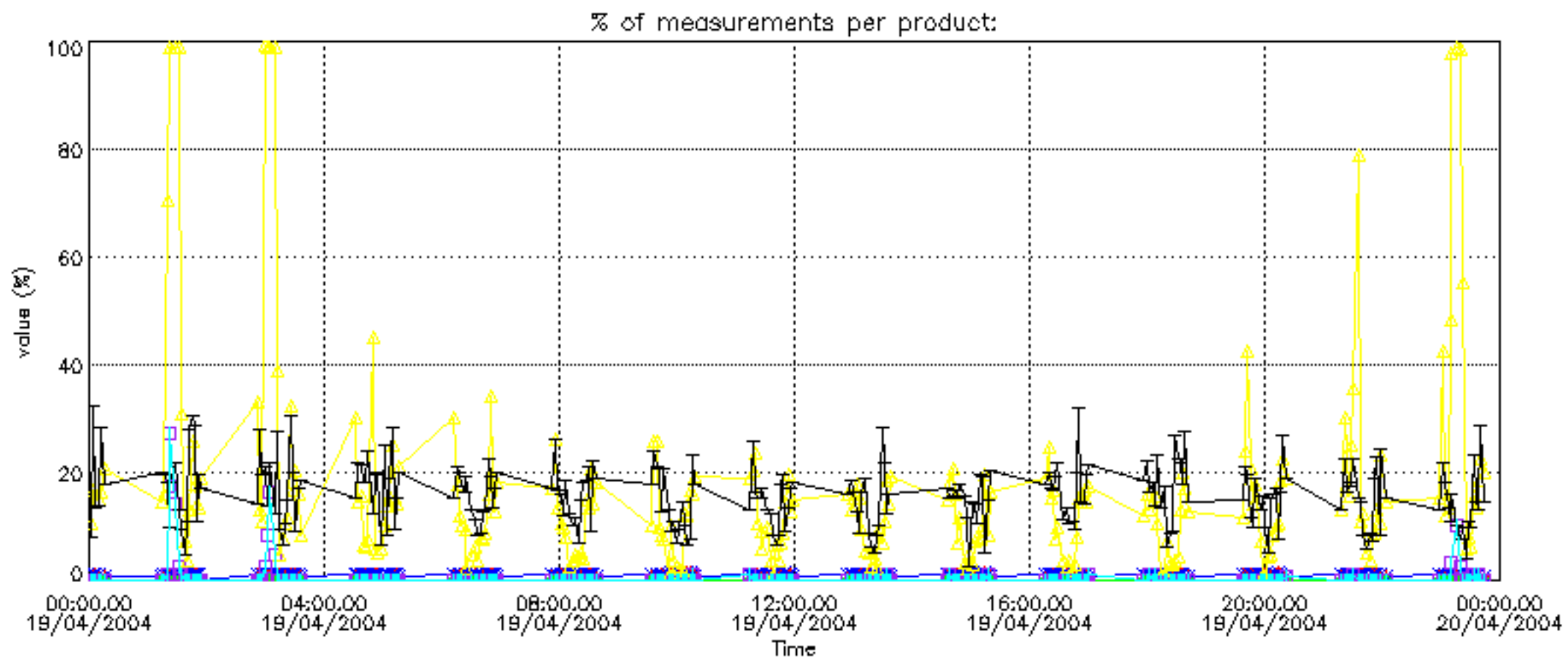


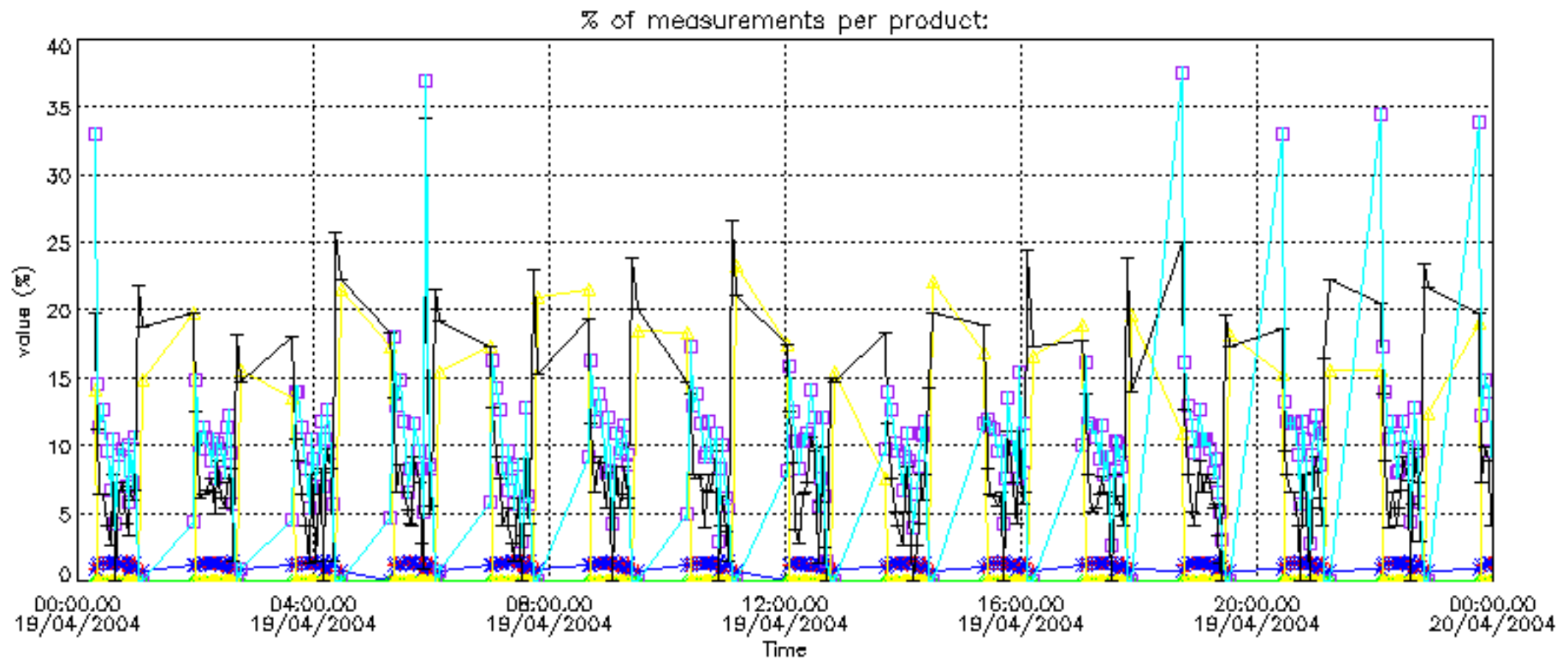
Percentage of flagged data per NO2 profile



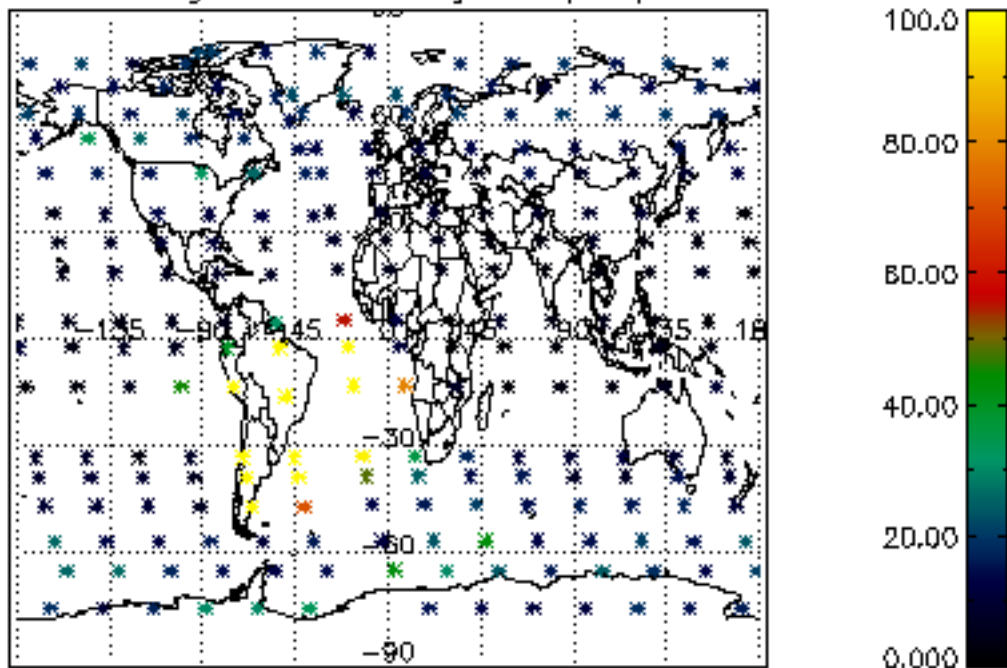
Percentage of flagged data per NO3 profile



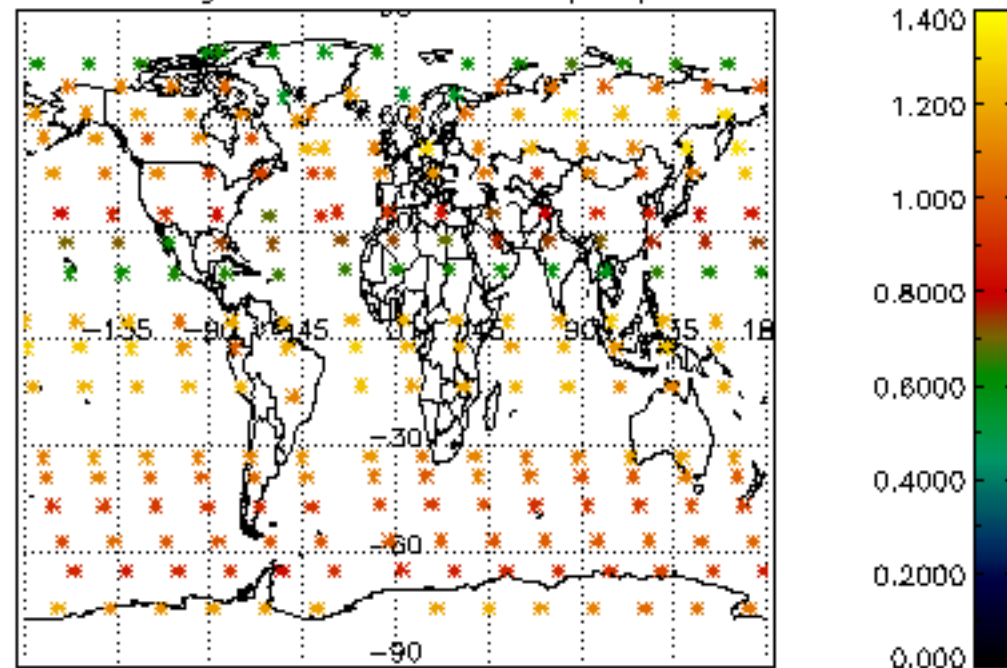




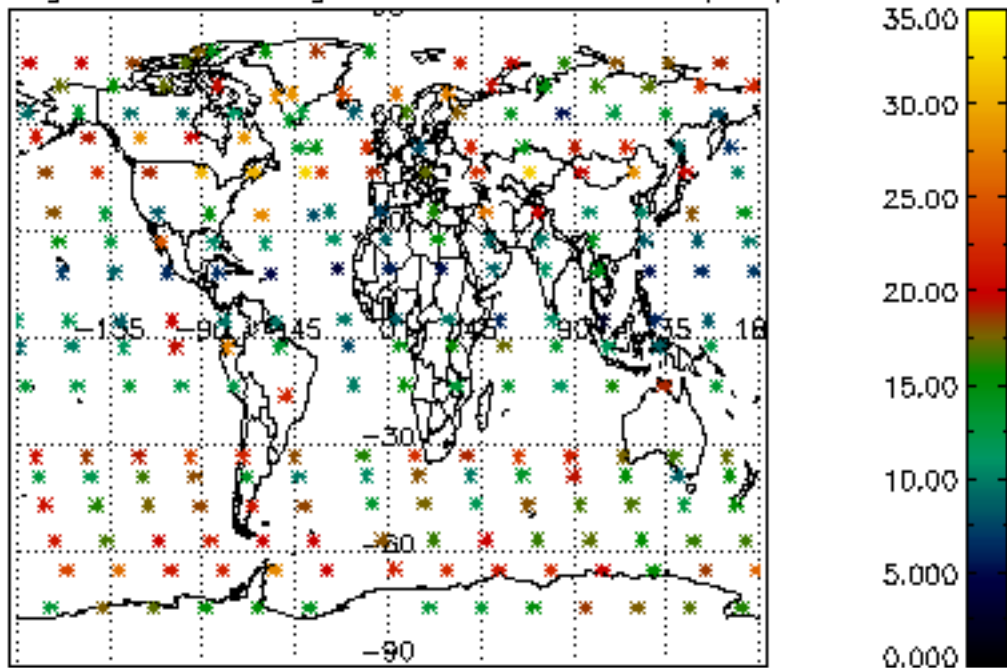
Percentage of cosmic ray hits per profile



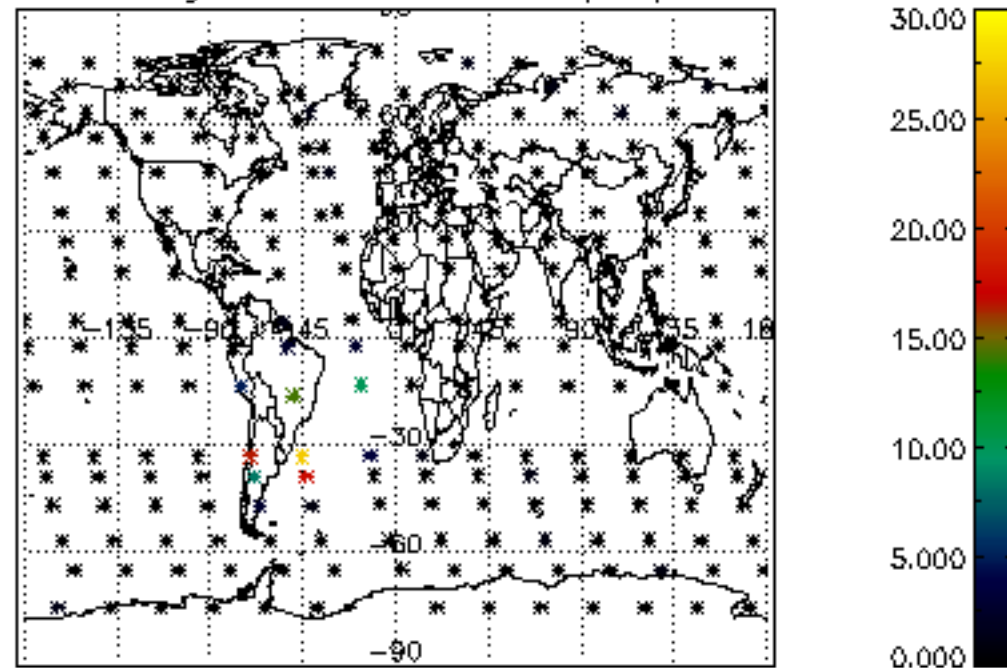
Percentage of datation errors per profile



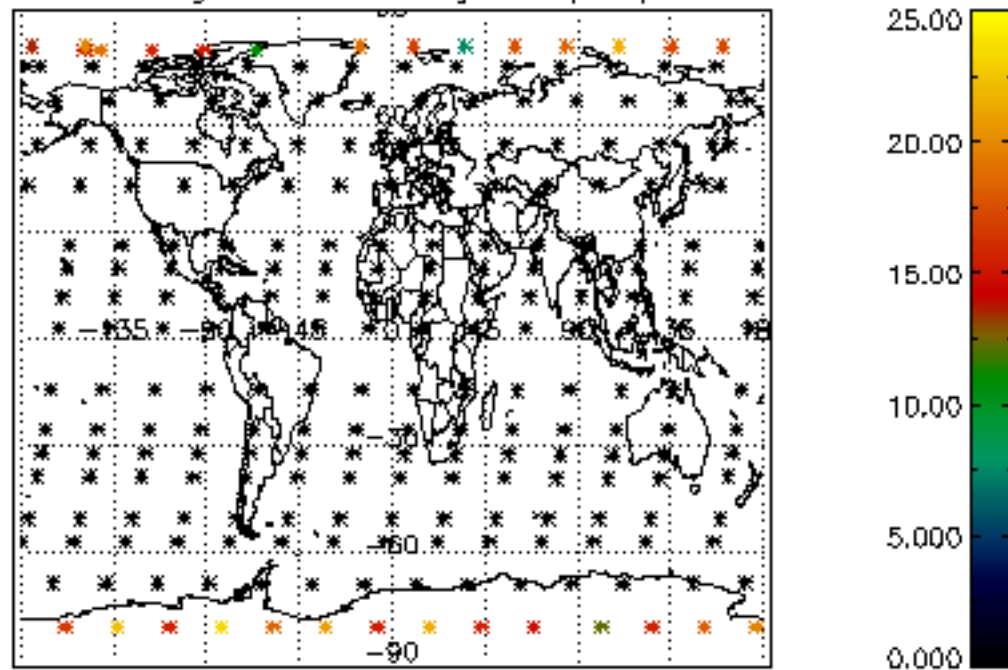
Percentage of star falling outside central band per profile



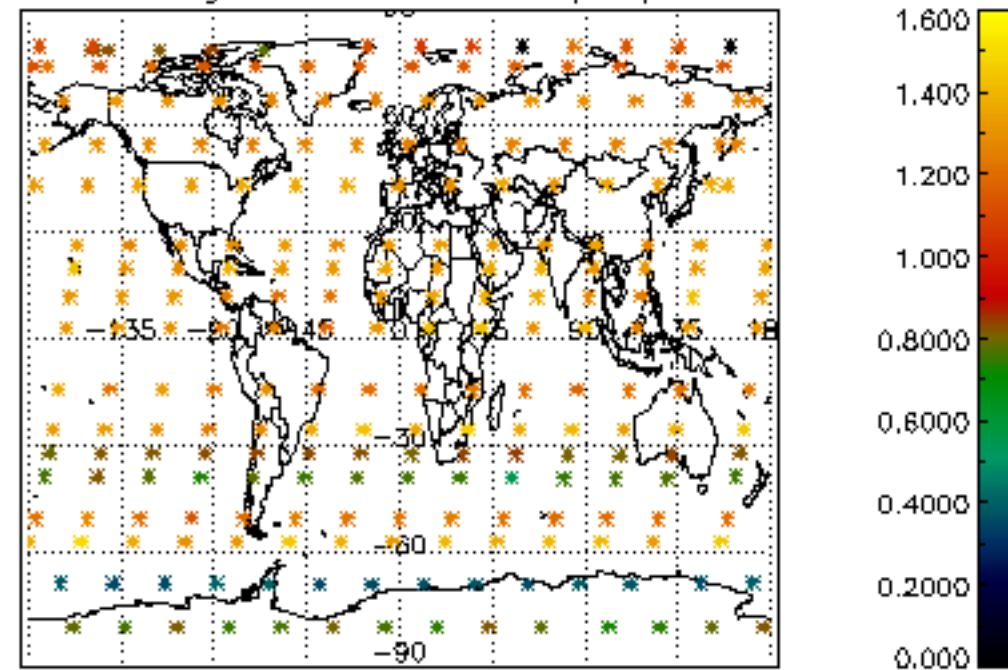
Percentage of saturation errors per profile



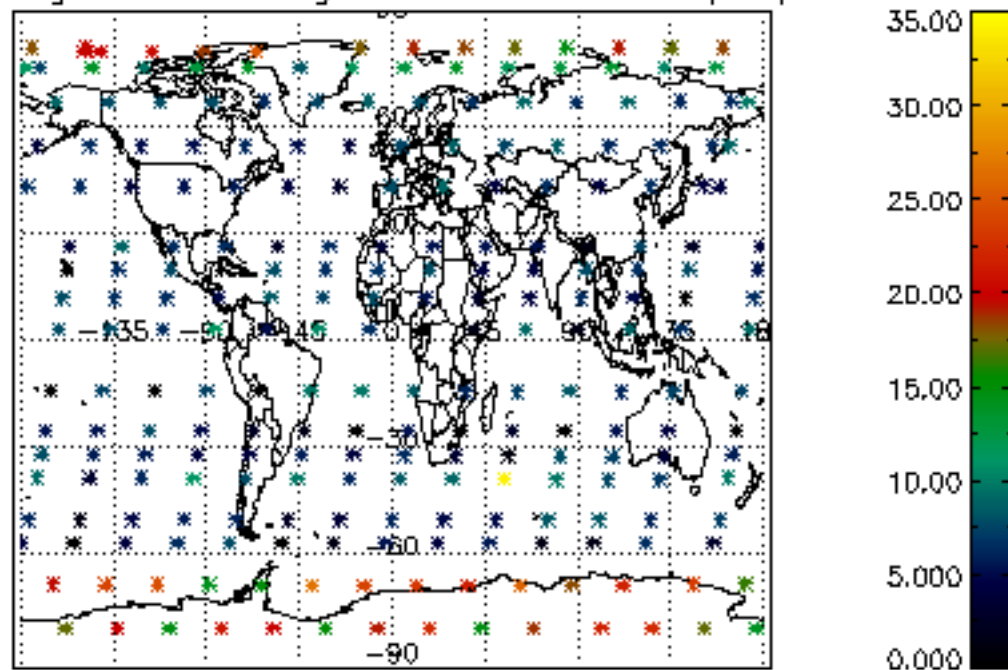
Percentage of cosmic ray hits per profile



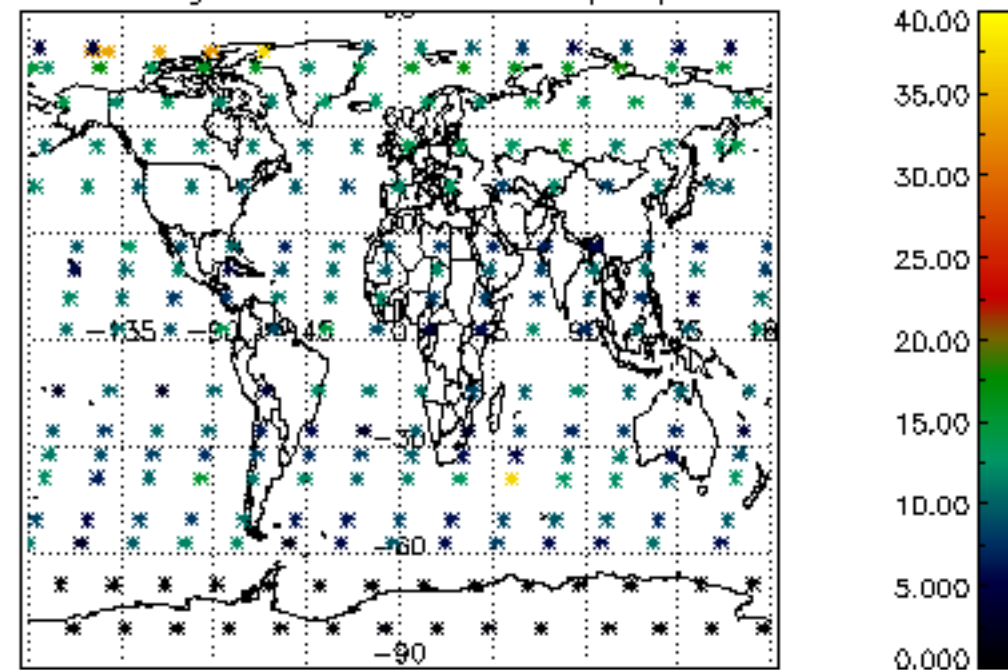
Percentage of datation errors per profile

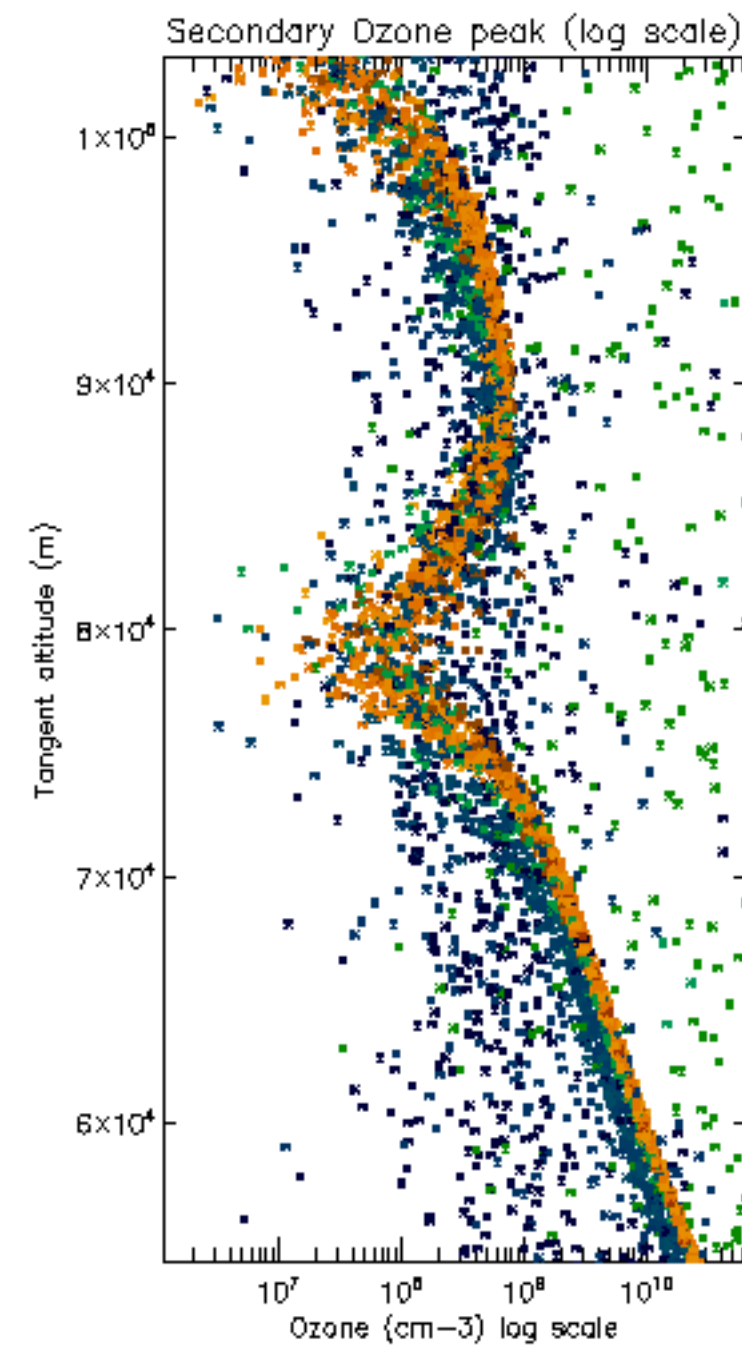
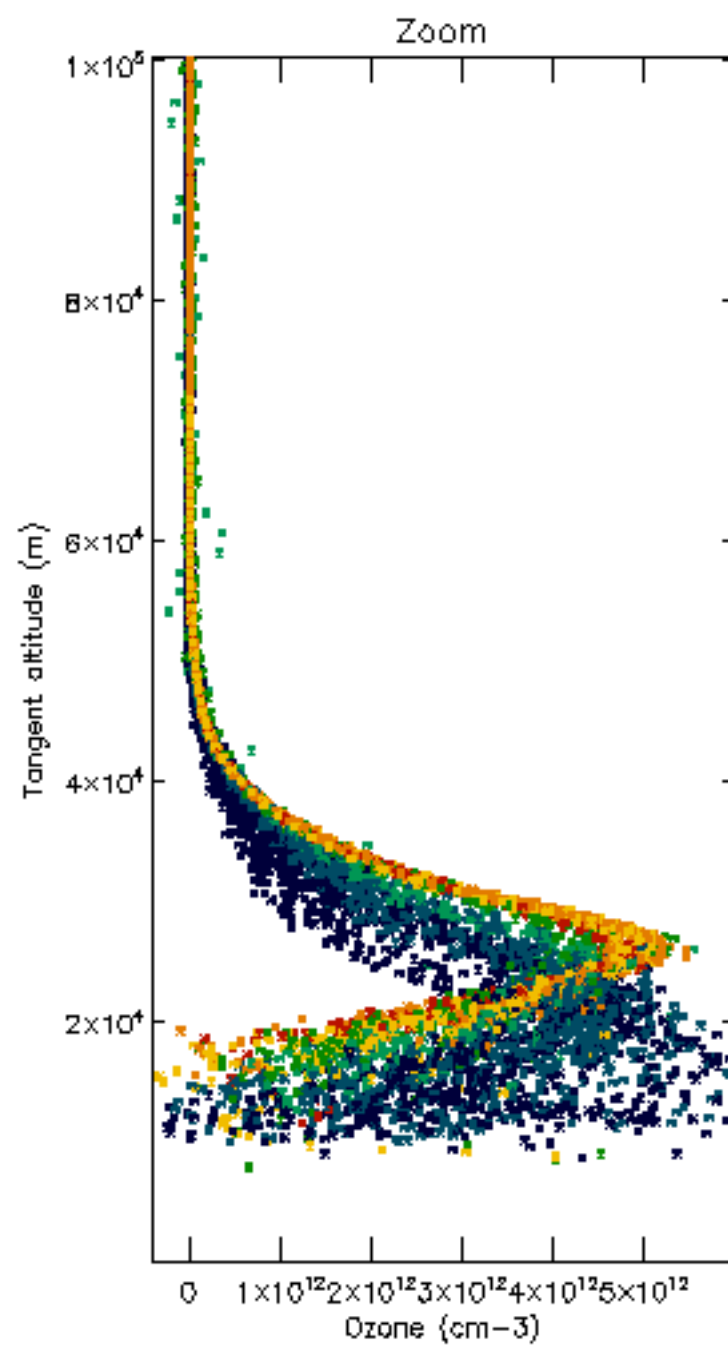
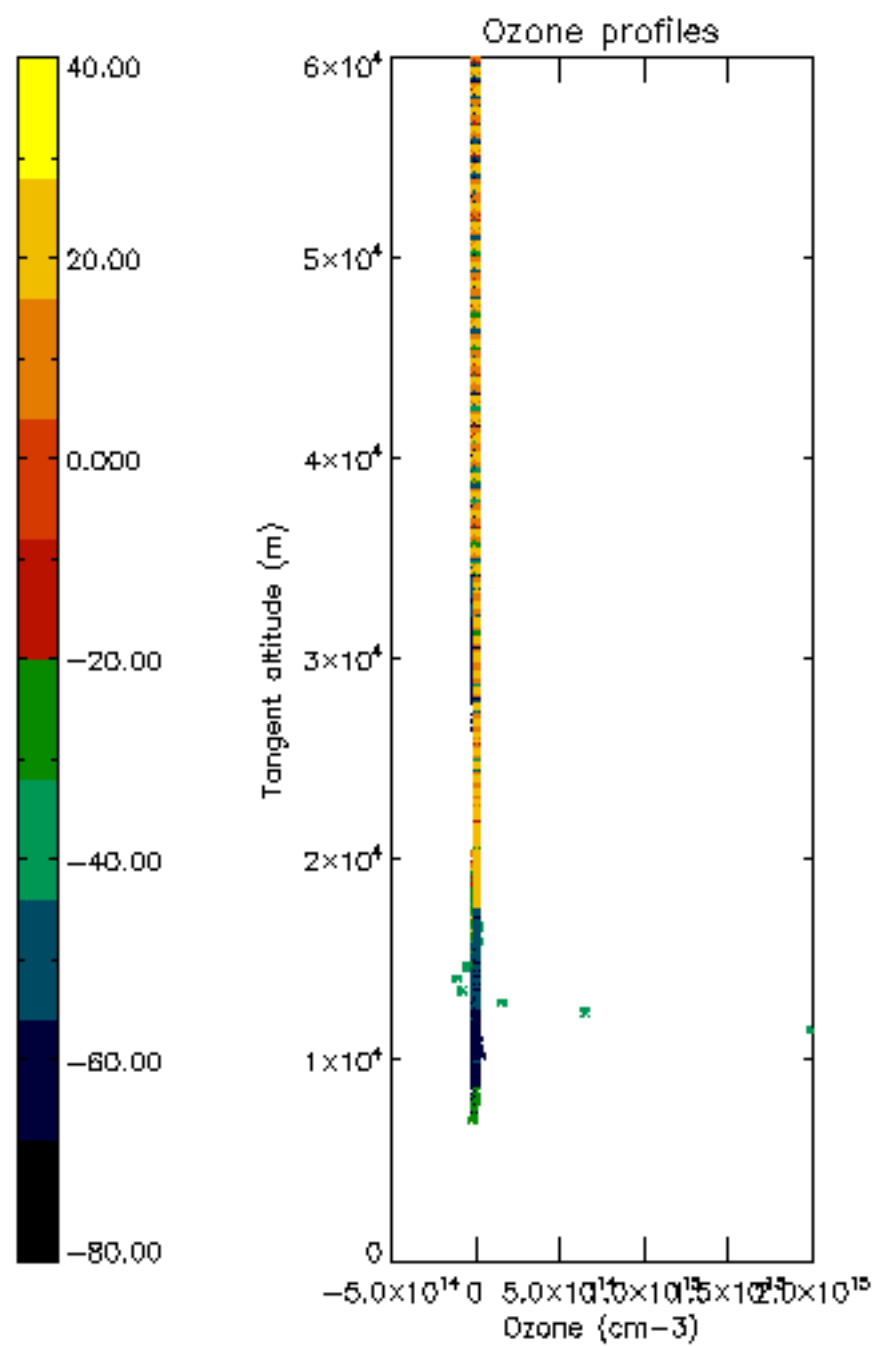


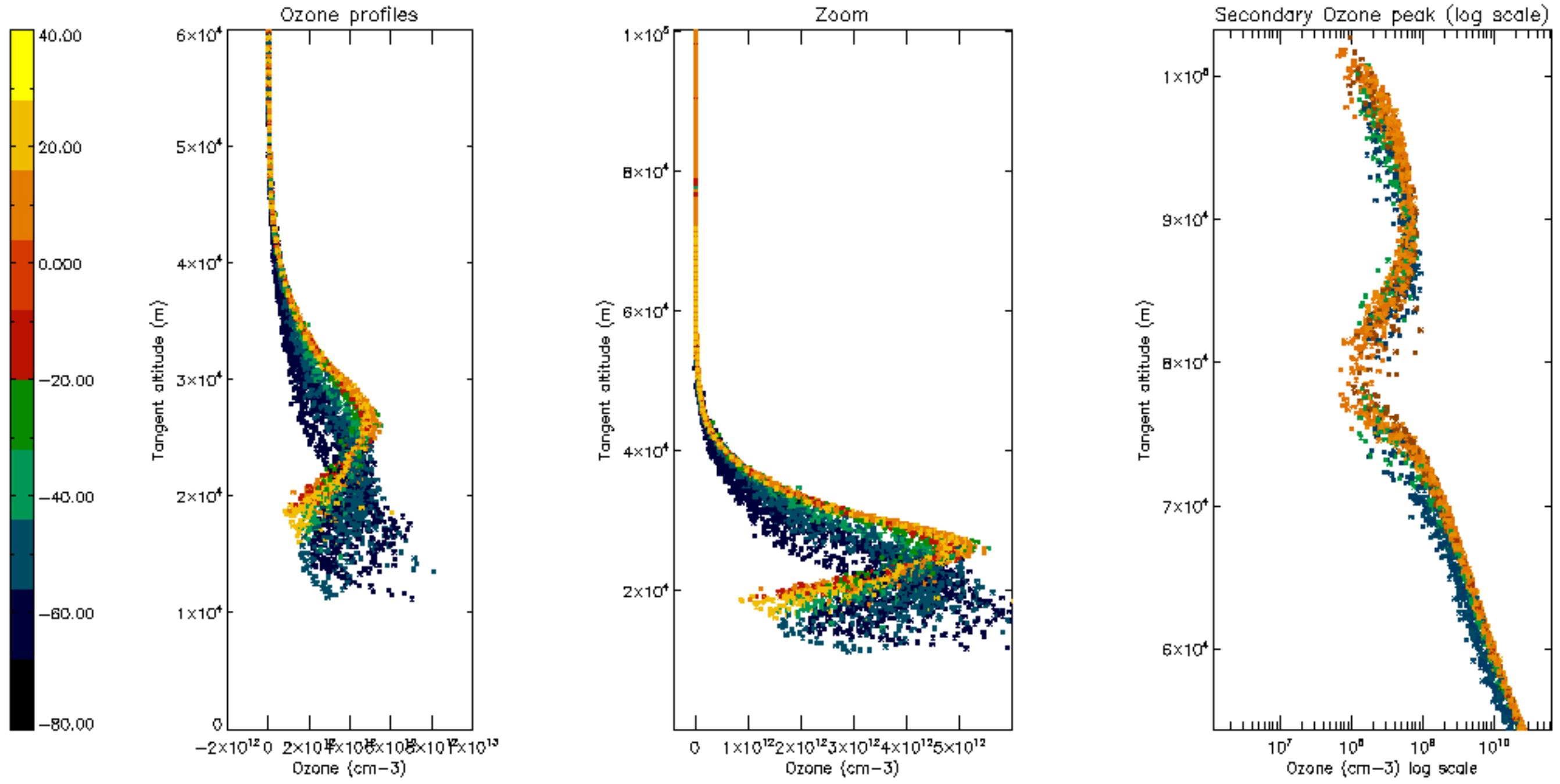
Percentage of star falling outside central band per profile

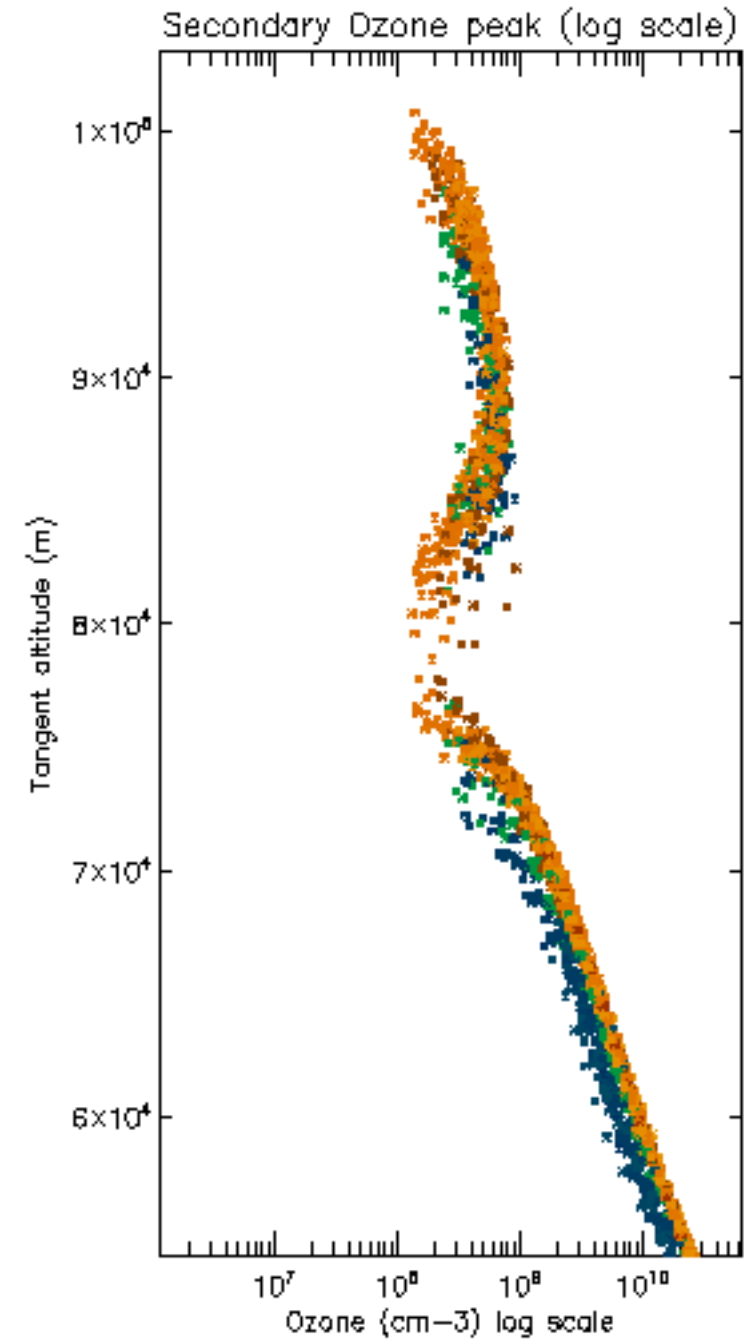
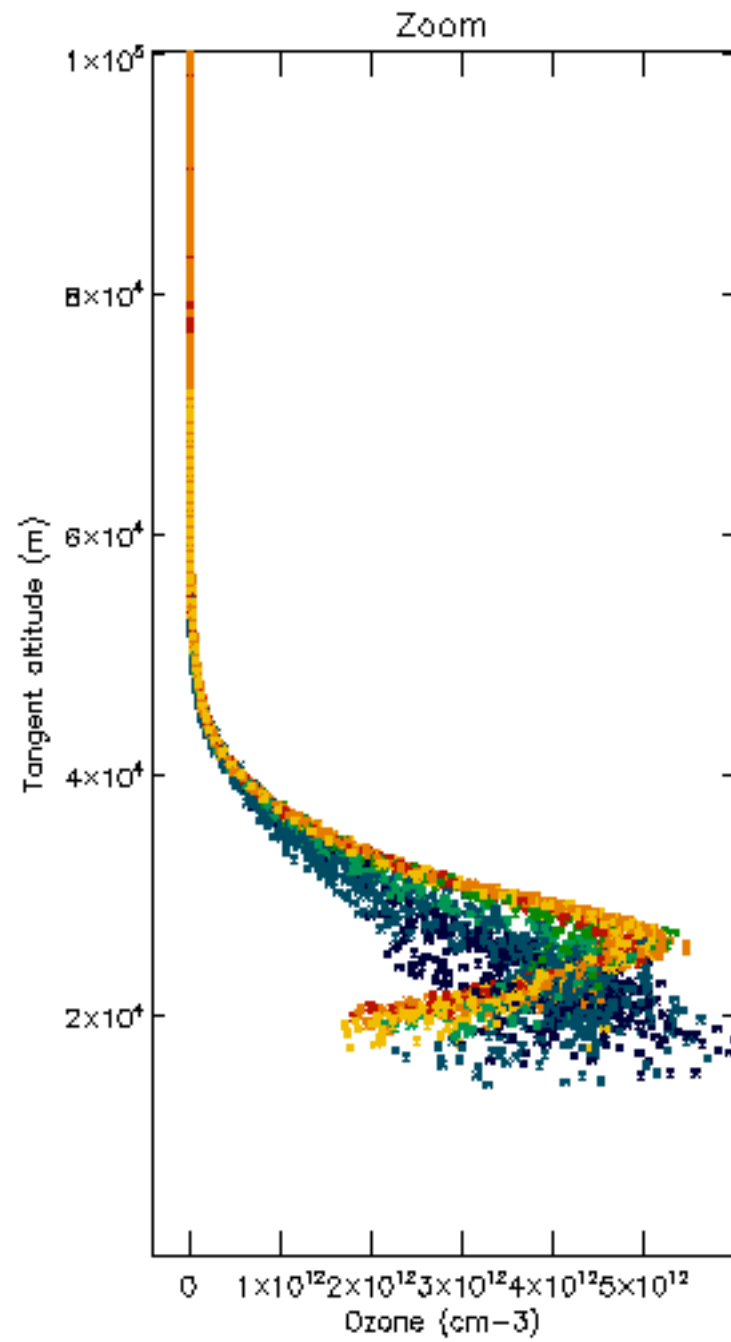
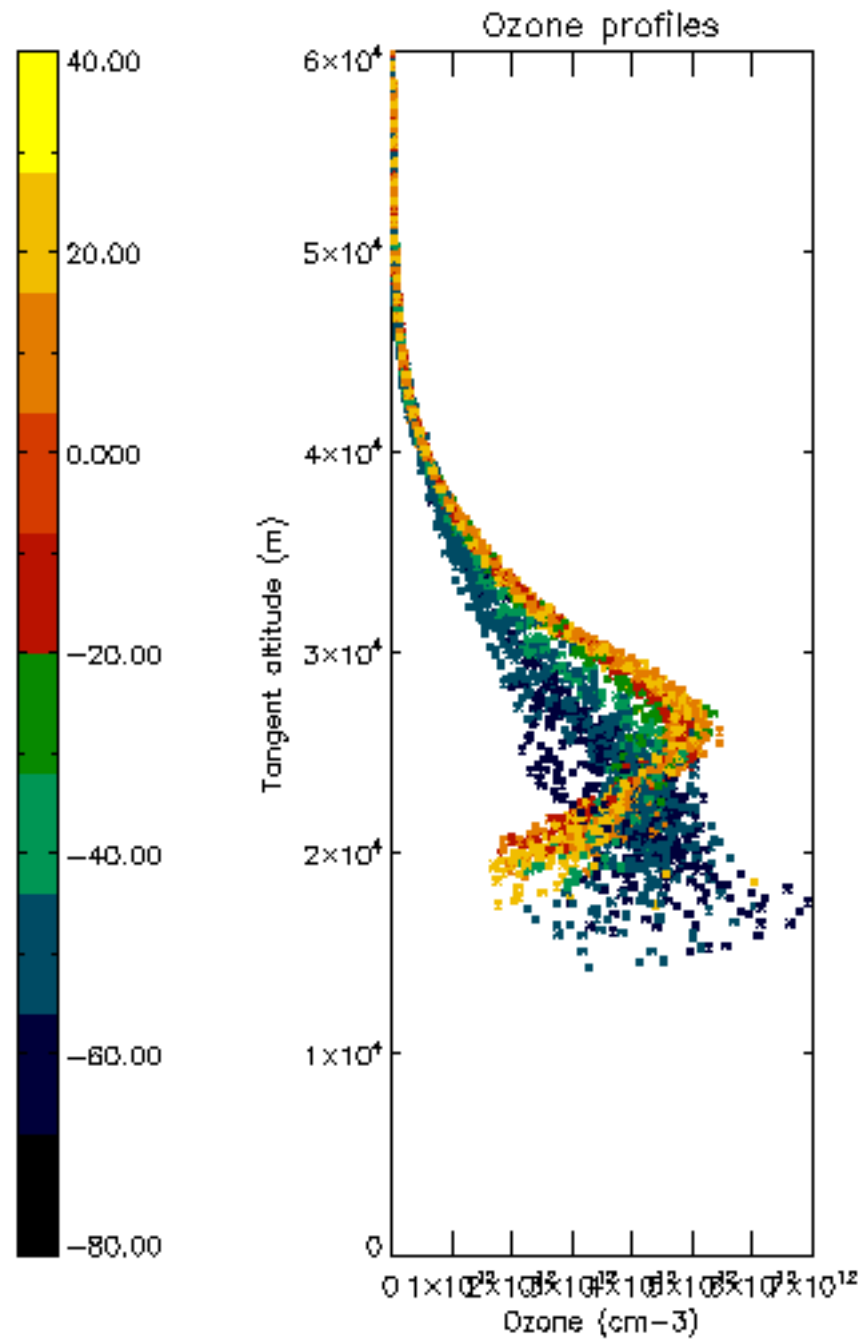


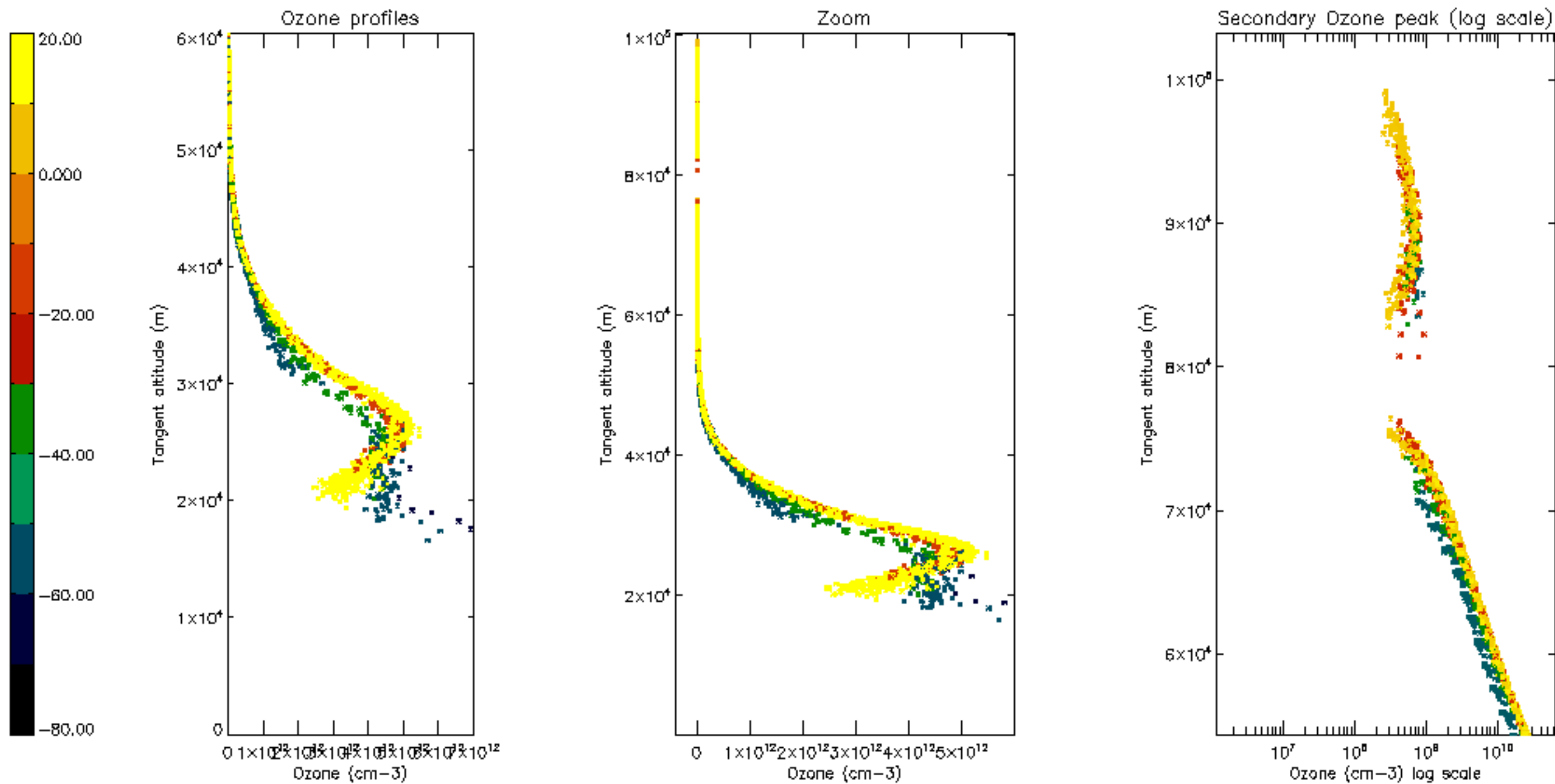
Percentage of saturation errors per profile

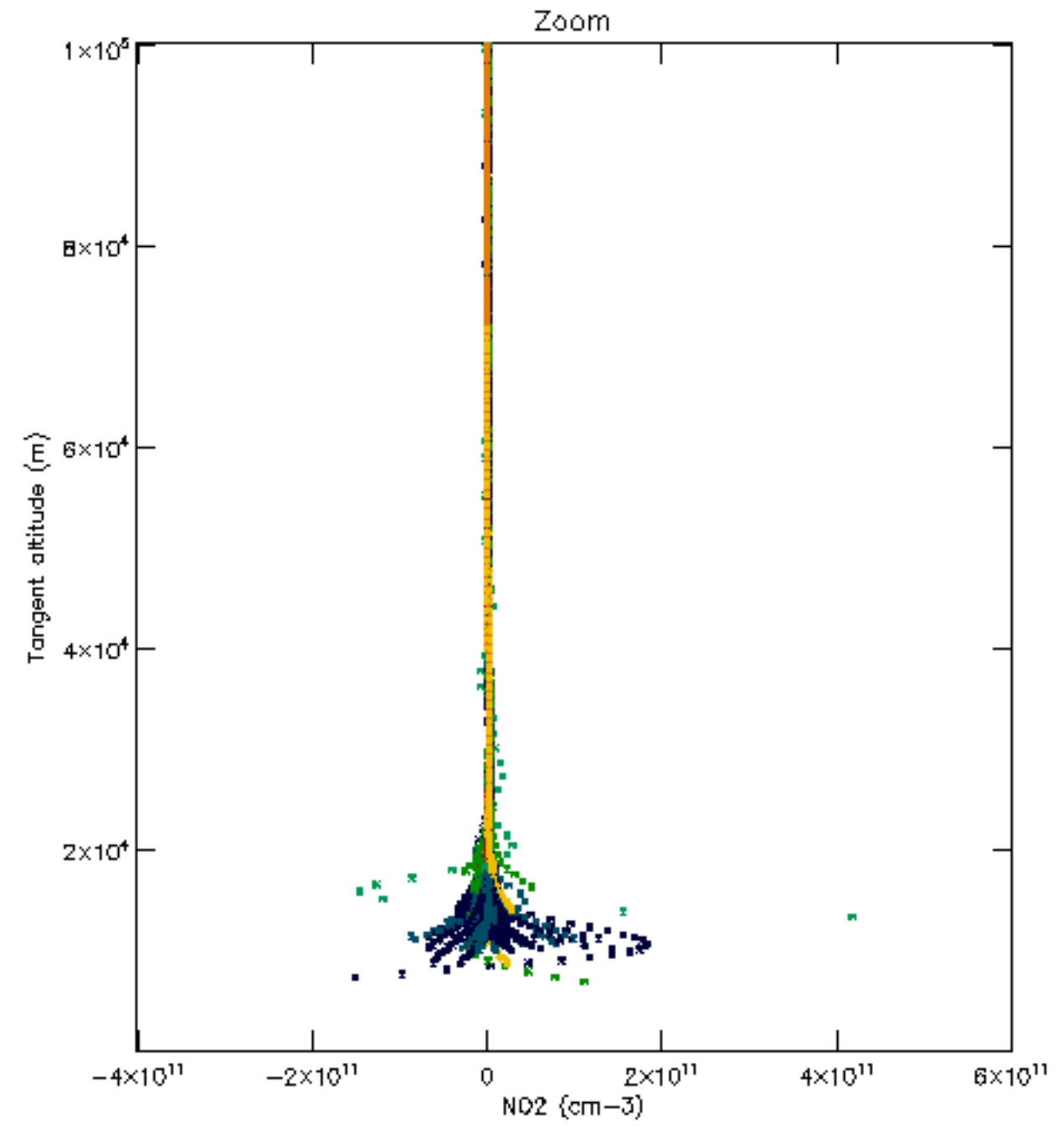
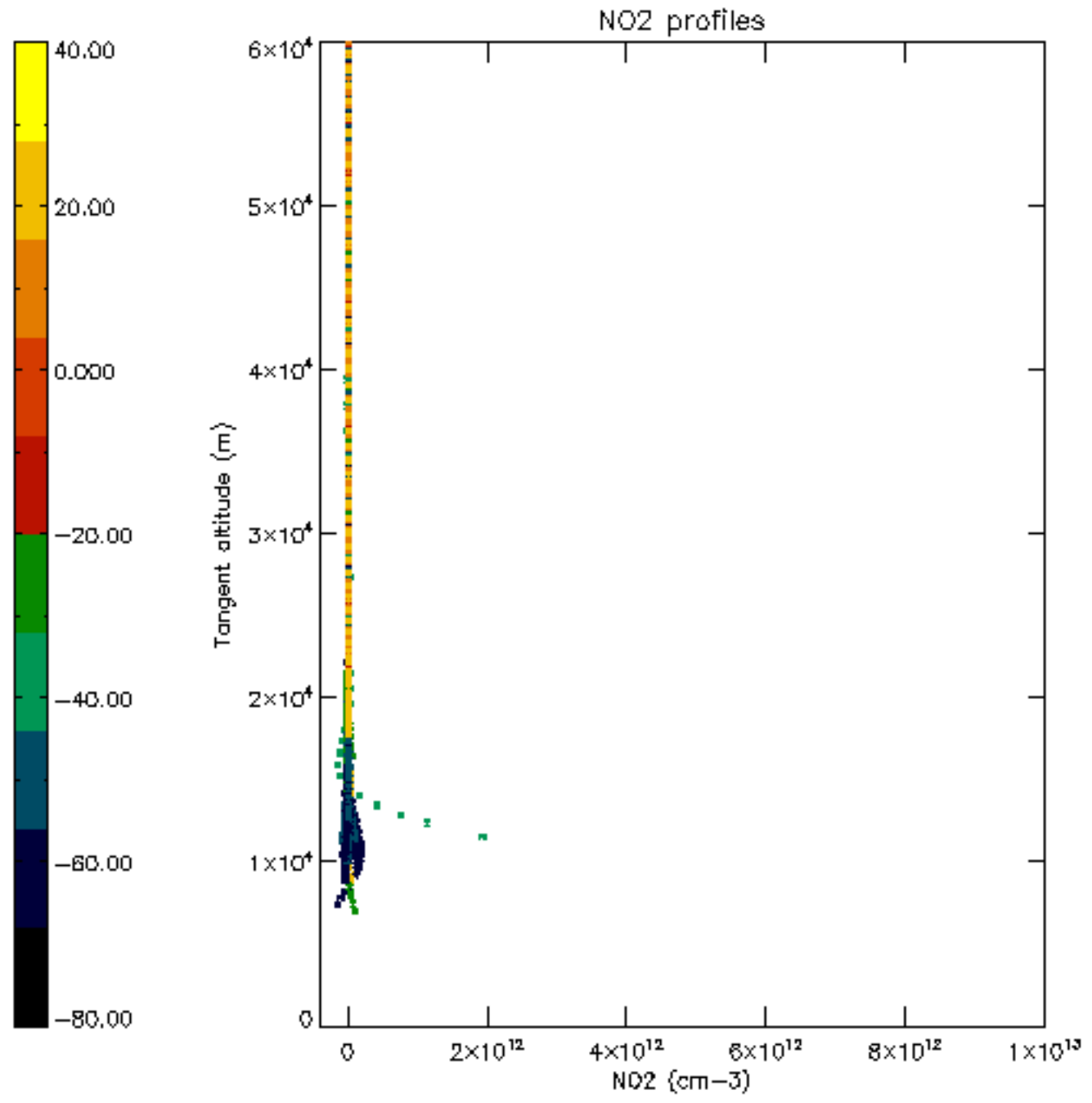


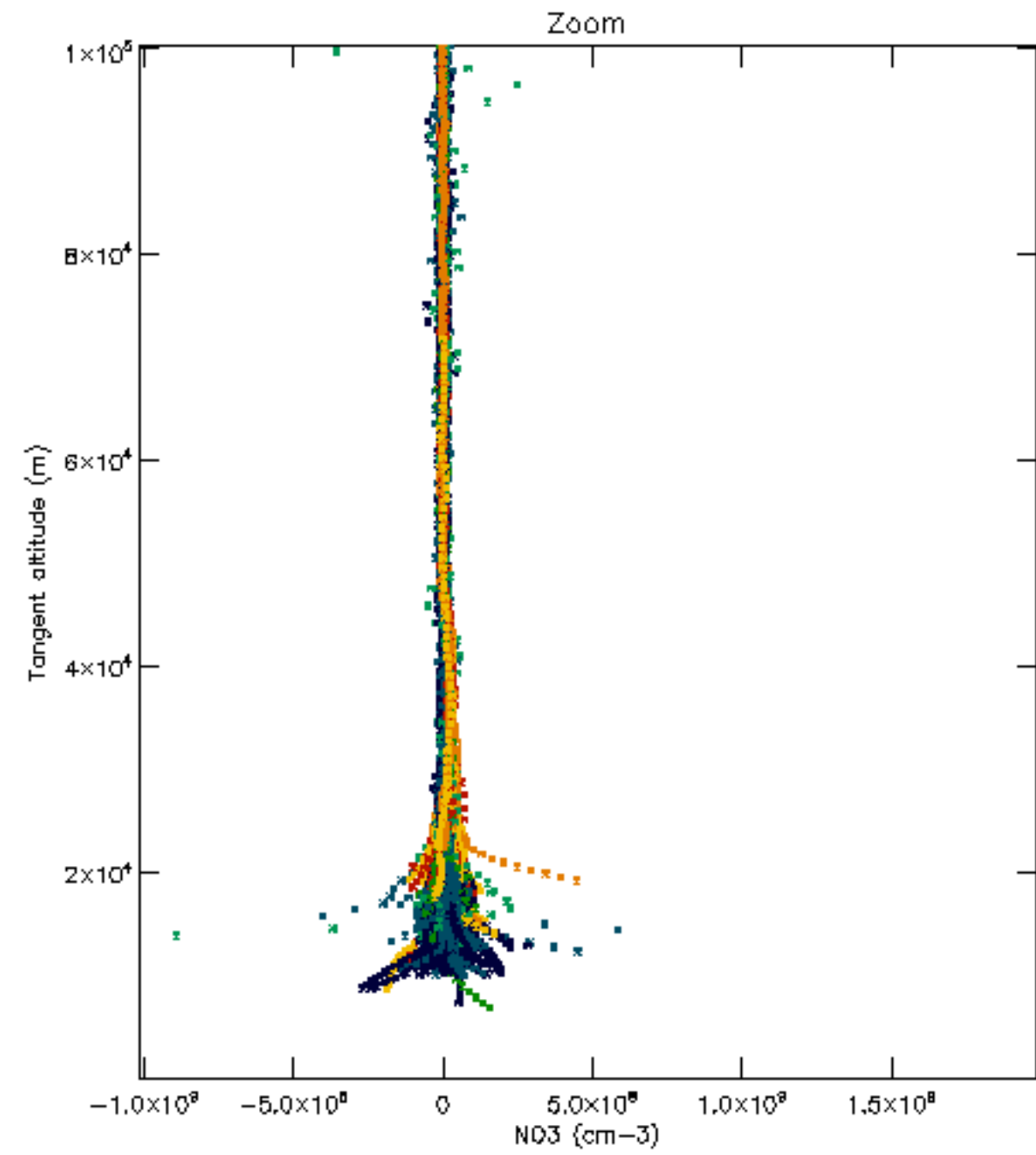
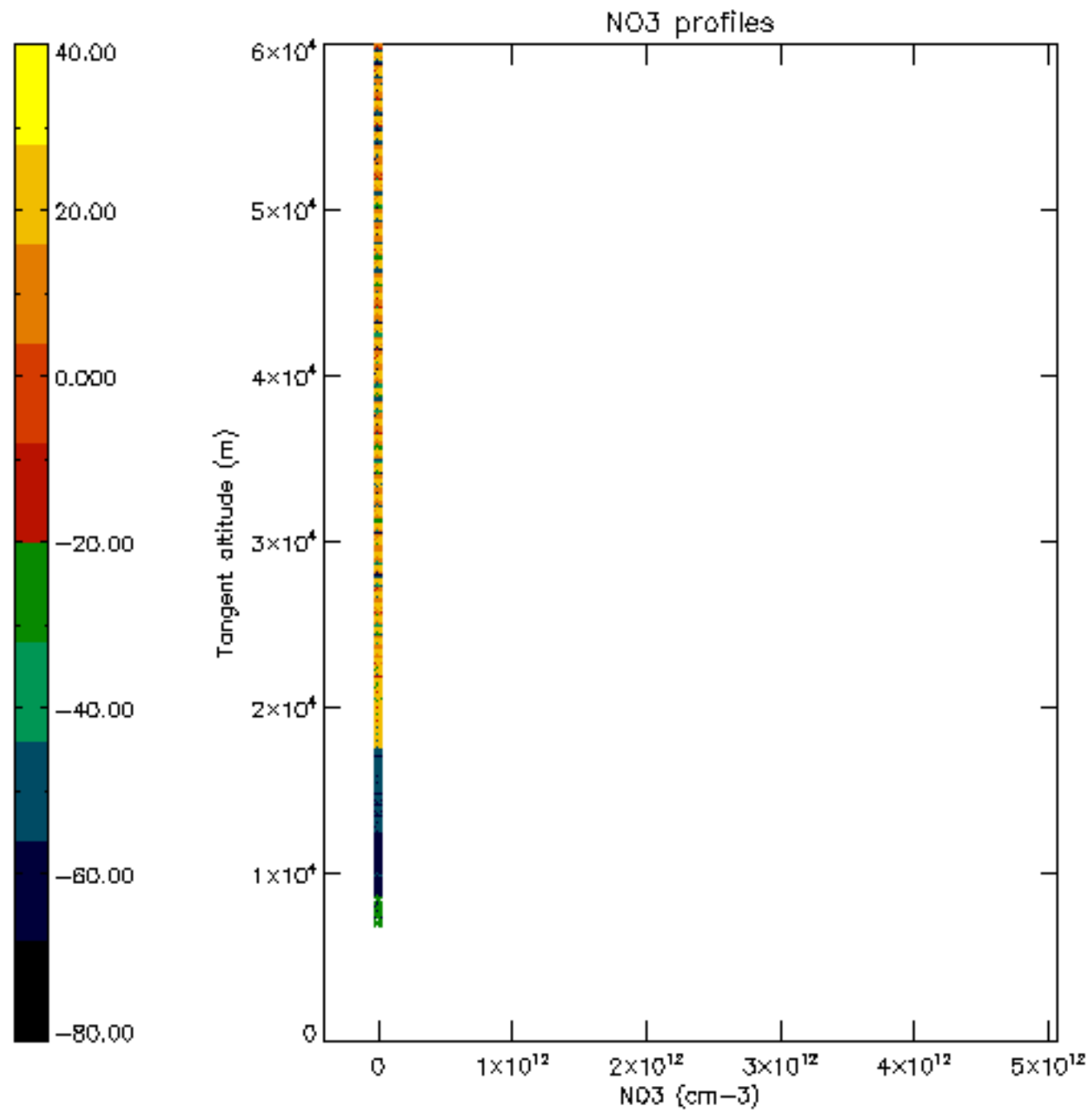


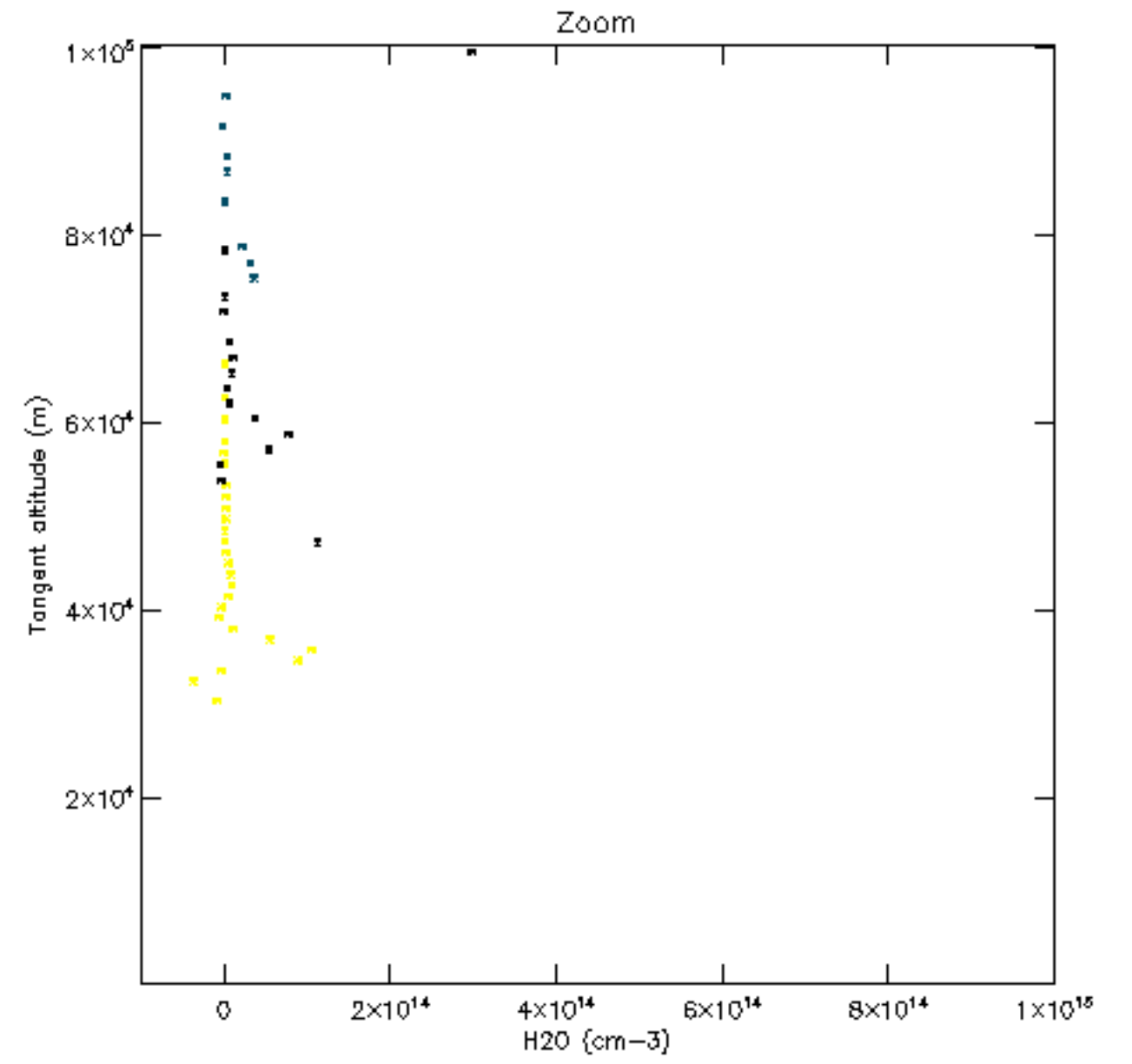
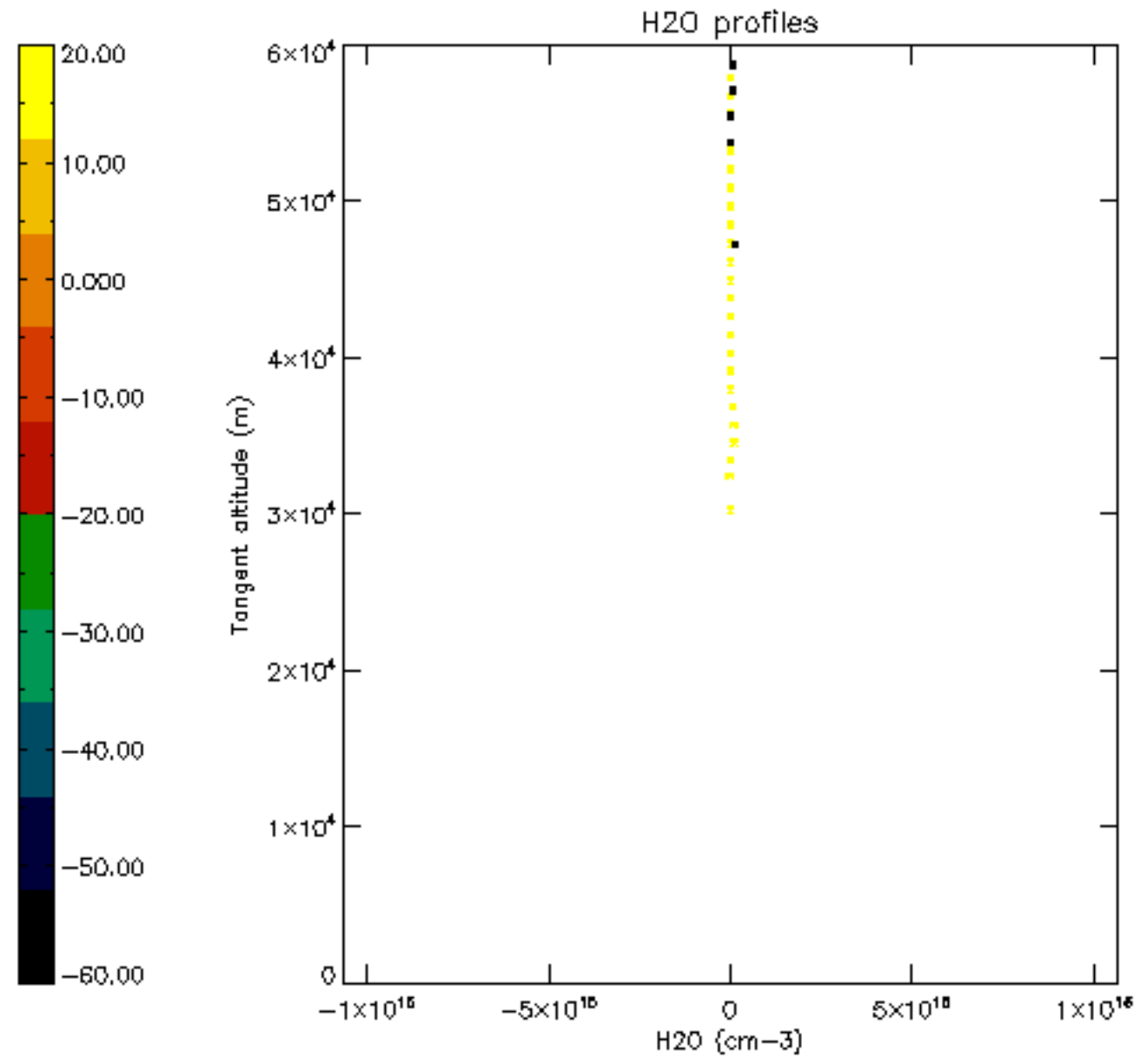


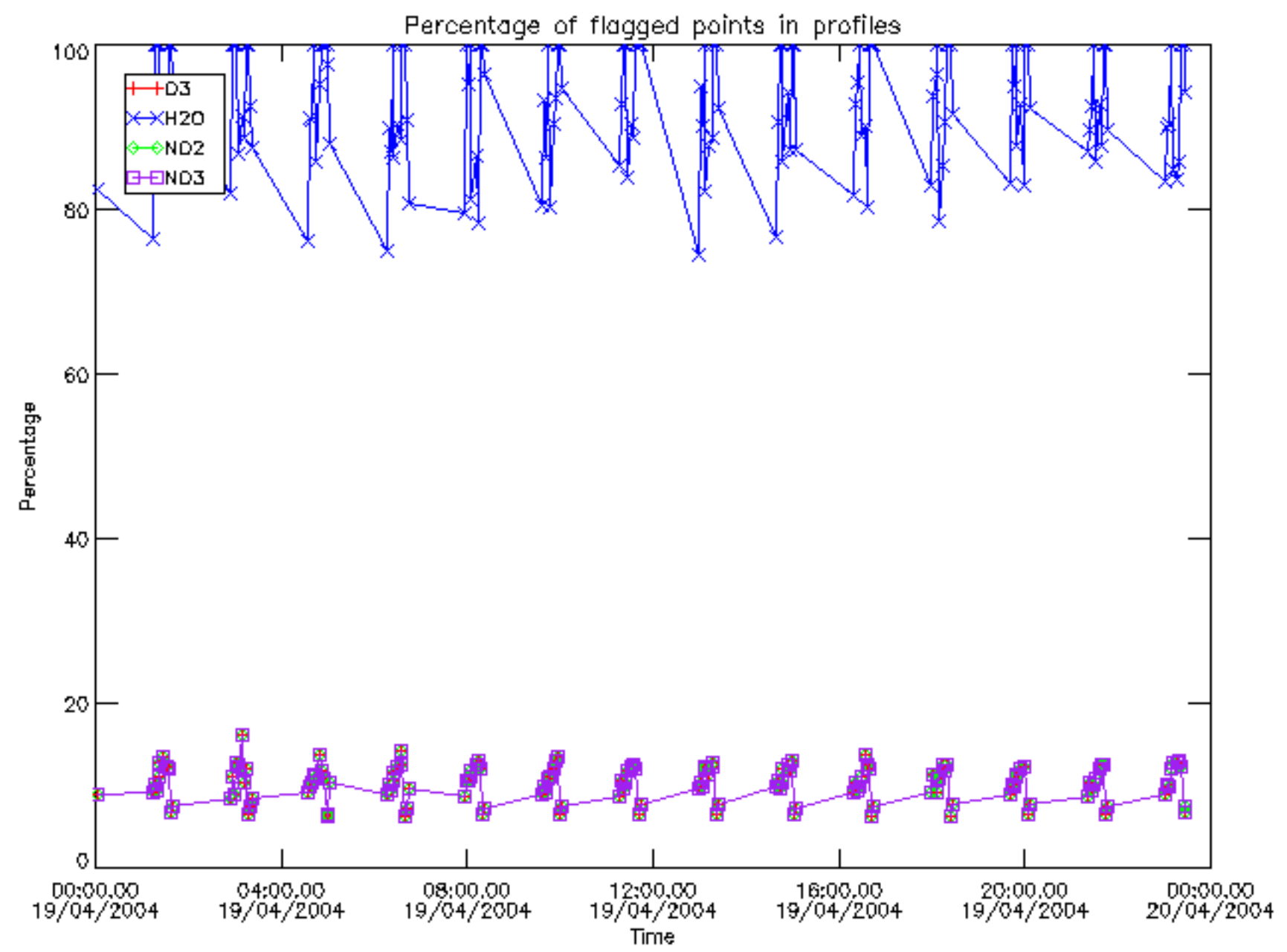




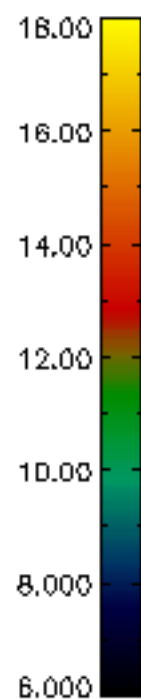
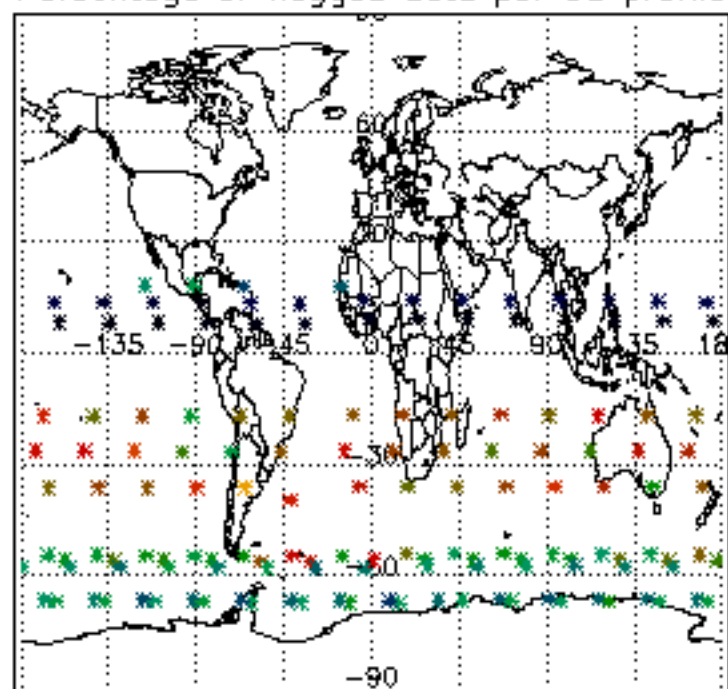




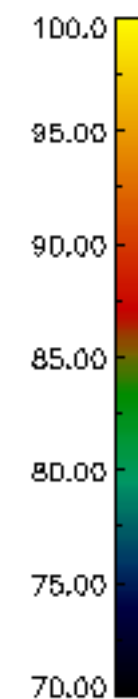
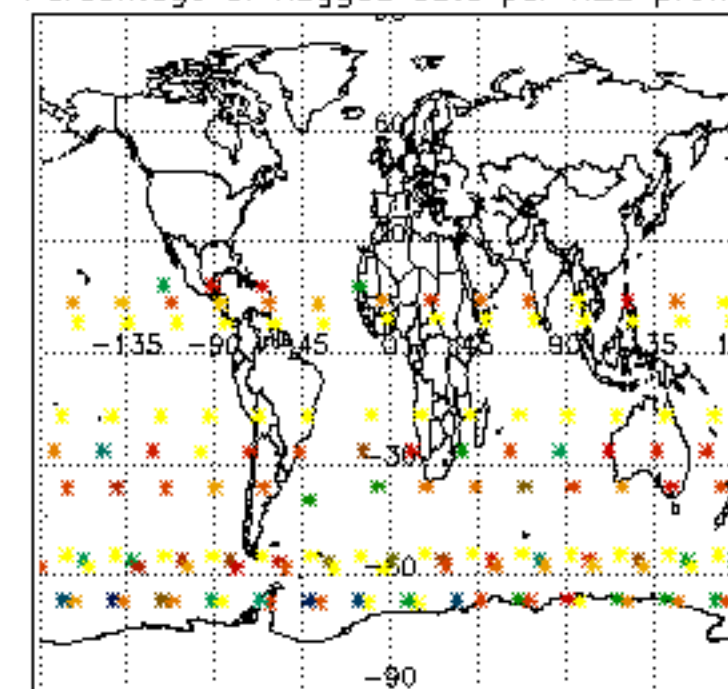




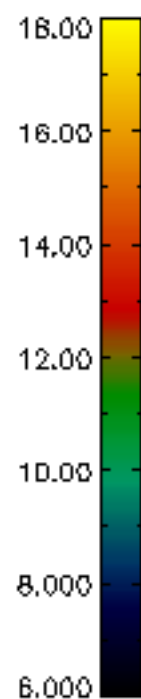
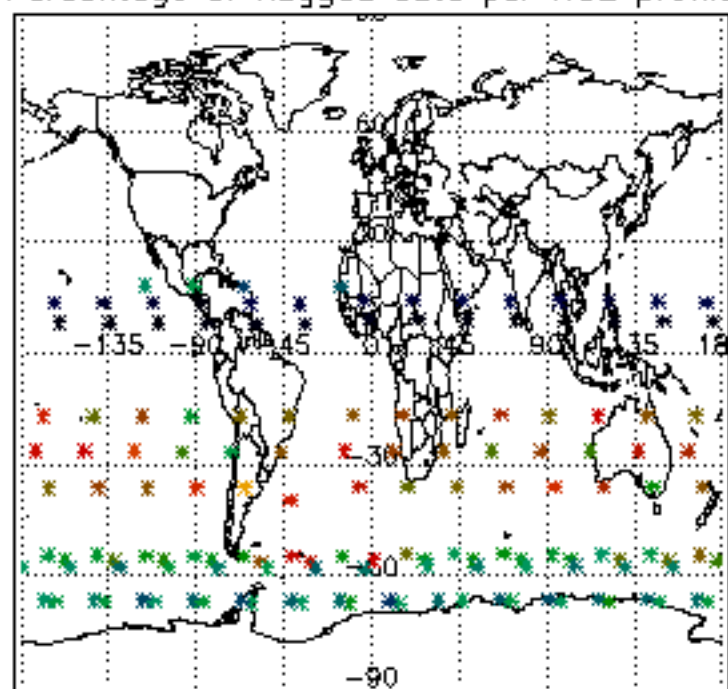
Percentage of flagged data per D3 profile



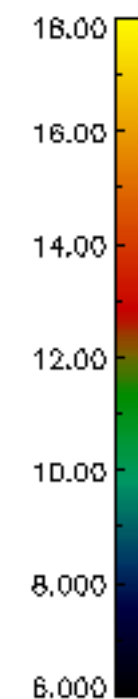
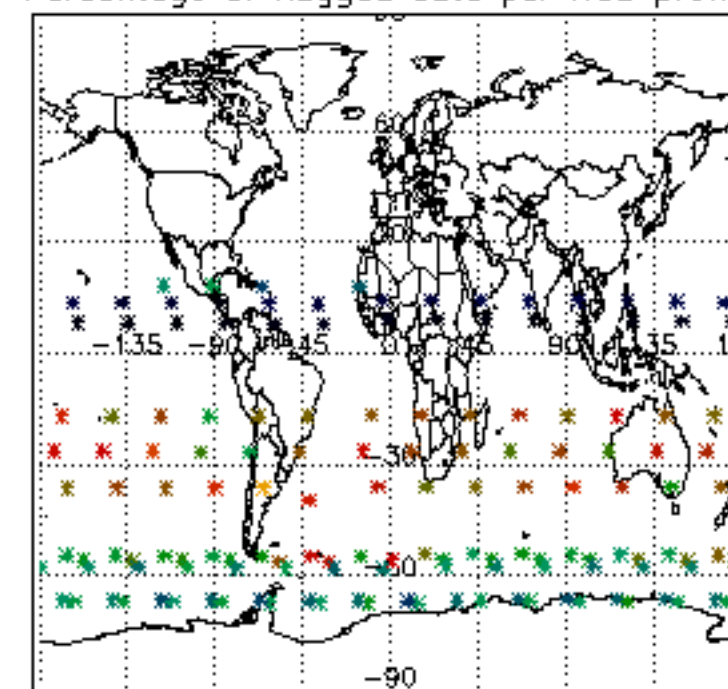
Percentage of flagged data per H2O profile

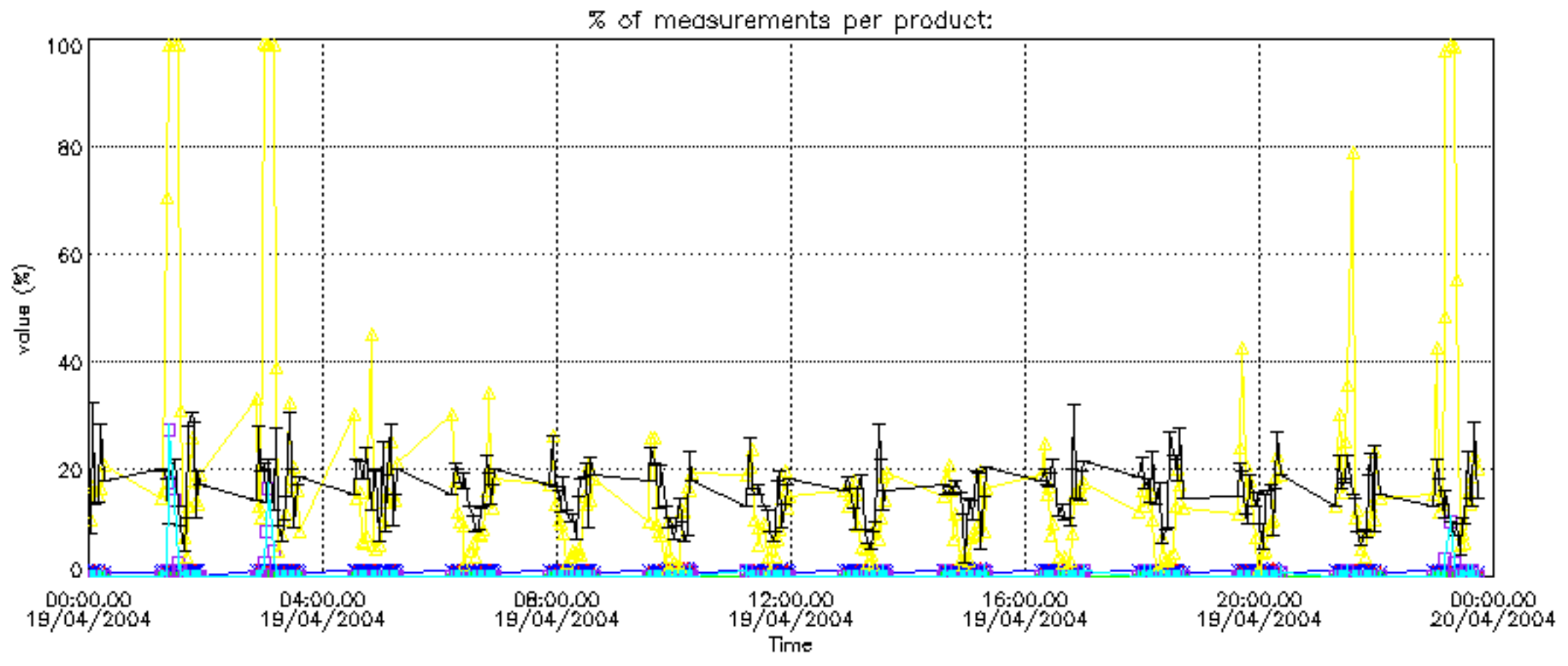


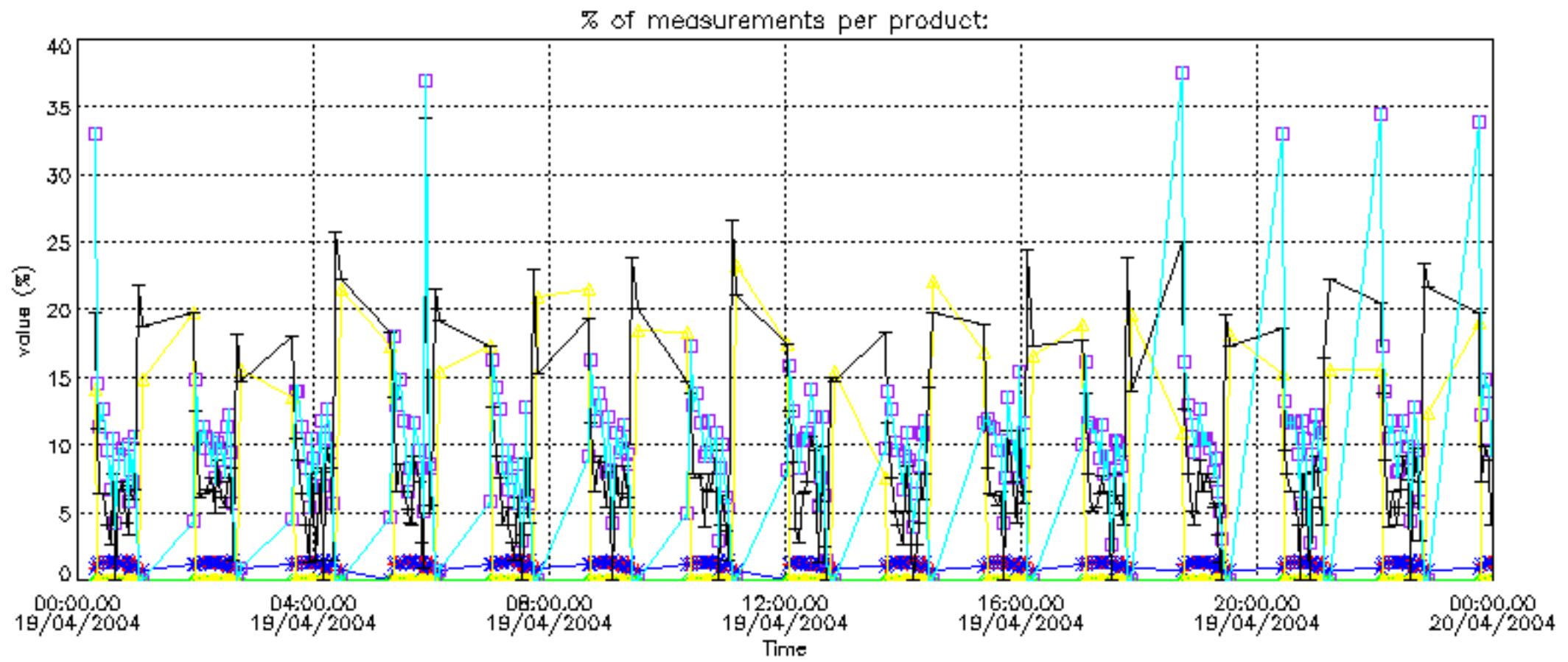
Percentage of flagged data per NO2 profile



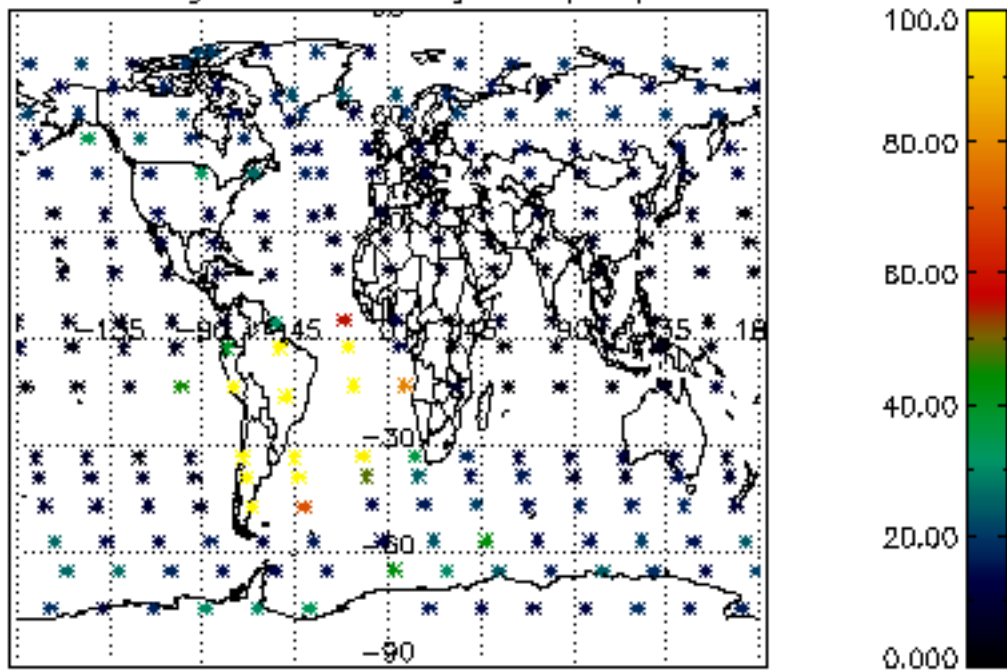
Percentage of flagged data per NO3 profile



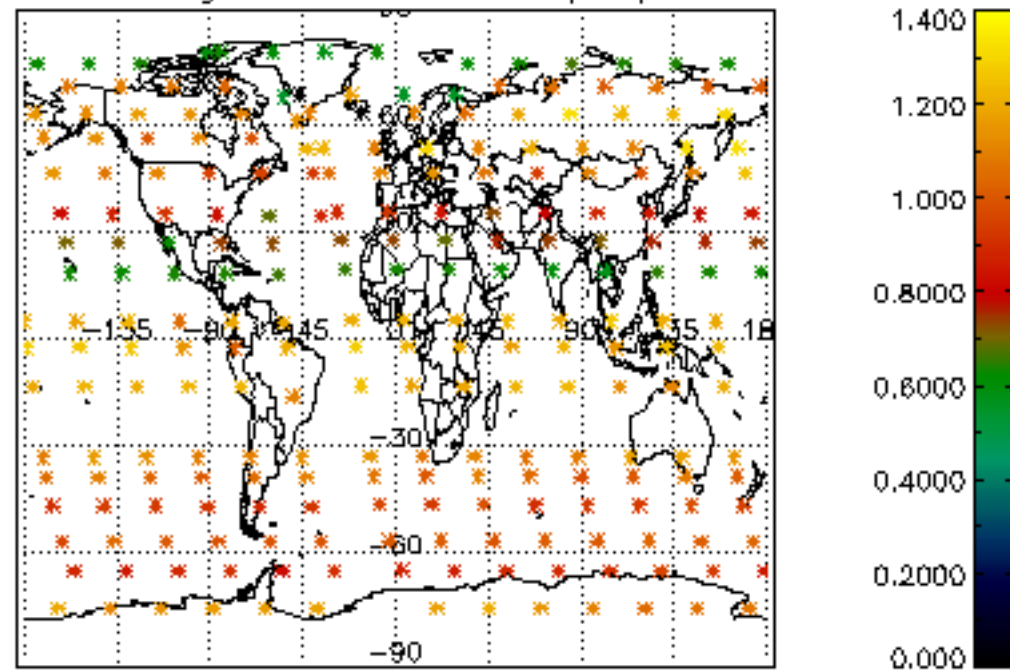




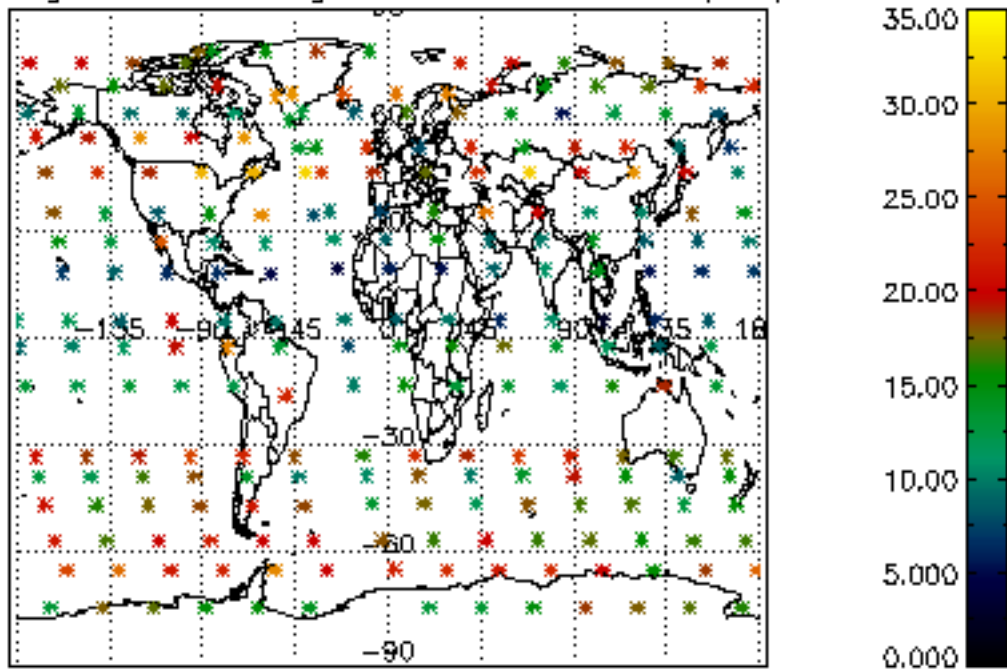
Percentage of cosmic ray hits per profile



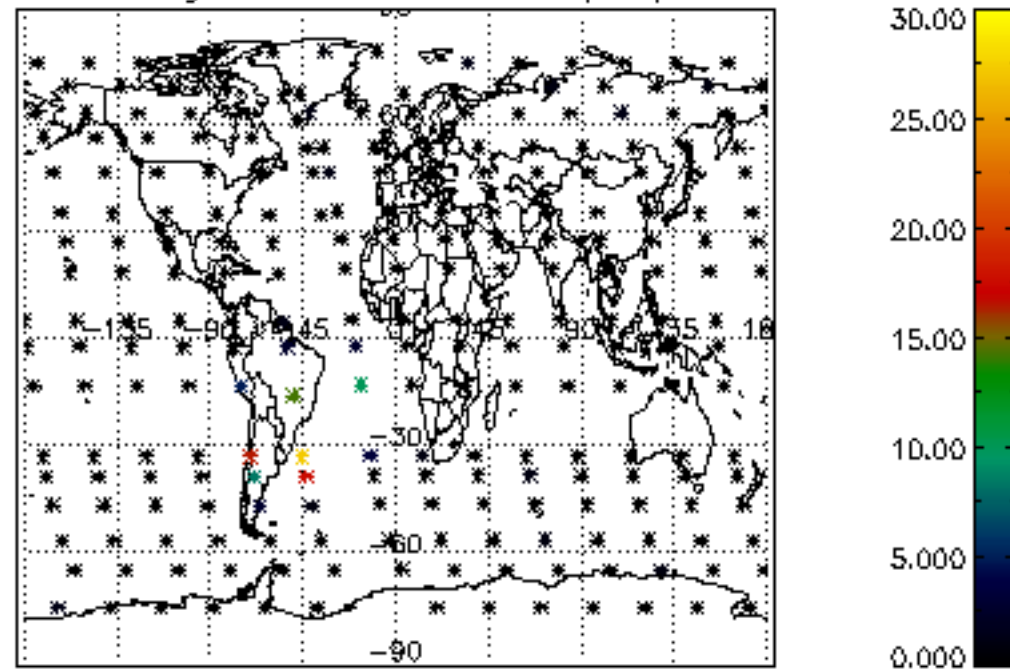
Percentage of datation errors per profile



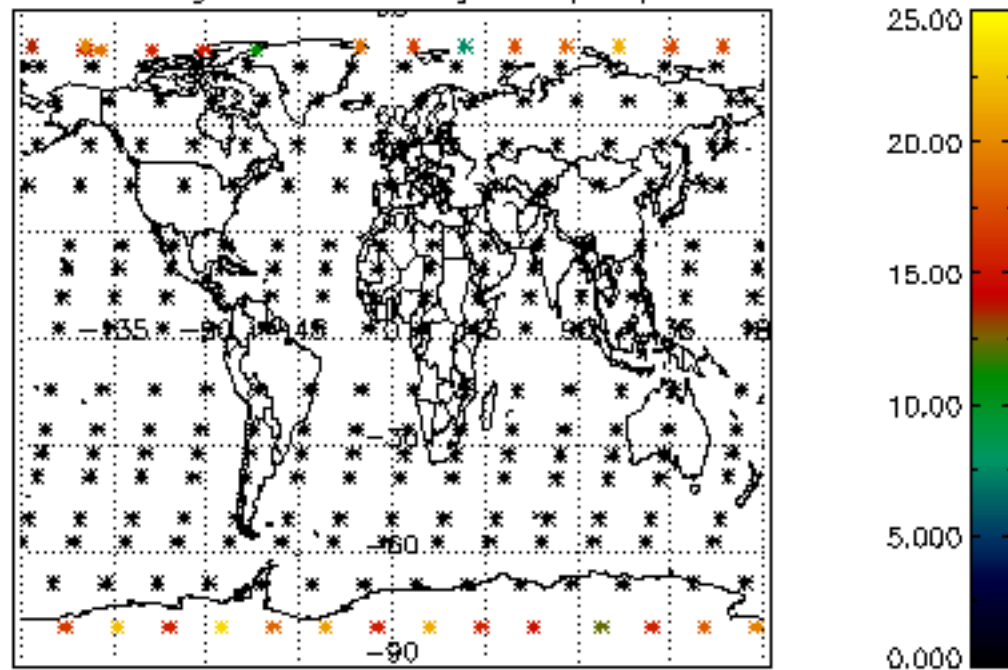
Percentage of star falling outside central band per profile



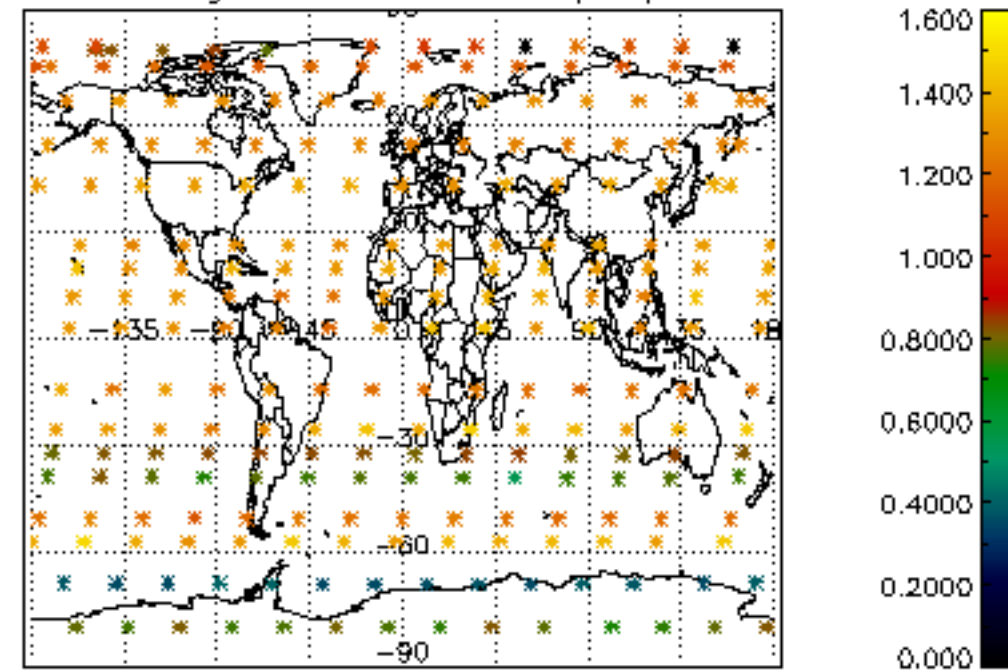
Percentage of saturation errors per profile



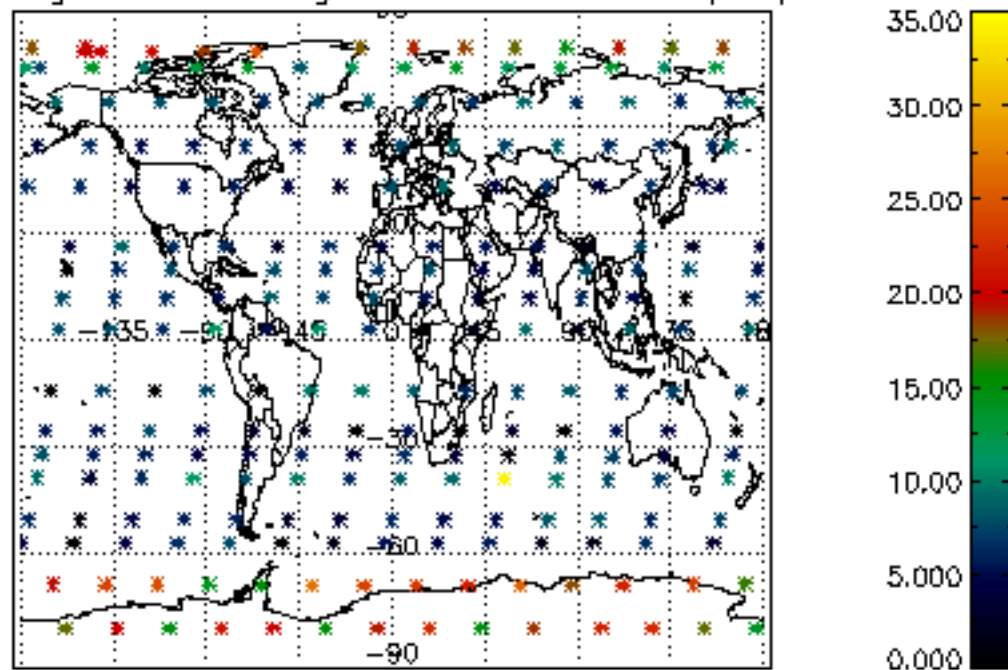
Percentage of cosmic ray hits per profile



Percentage of datation errors per profile



Percentage of star falling outside central band per profile



Percentage of saturation errors per profile

