

GOMOS Level 2 Daily Report

SUMMARY

[1. General Info](#)

[2. Summary of processed GOM_NL_2P products](#)

[3. Level 2 Quality information per product](#)

[3.1 Plot of level 2 quality information per product \(time dependant\)](#)

[3.2 Plot of level 2 quality information per product \(world map\)](#)

[4. Level 1 Quality information per product \(stored on level 2 products\)](#)

[4.1 Plot of level 1 quality information per product \(time dependant\)](#)

[4.1.1 Plot of level 1 quality information per product \(time dependant\): ASCENDING](#)

[4.1.2 Plot of level 1 quality information per product \(time dependant\): DESCENDING](#)

[4.2 Plot of level 1 quality information per product \(world map\)](#)

[4.2.1 Plot of level 1 quality information per product \(world map\): ASCENDING](#)

[4.2.2 Plot of level 1 quality information per product \(world map\): DESCENDING](#)

[5. Ozone profiles based on quality statistics and other trace gas profiles](#)

[5.1 Ozone statistics based on quality of products](#)

[5.2 Plot ozone profiles for all STD \(dark without errors\)](#)

[5.3 Plot ozone profiles where STD < 20% \(dark without errors\)](#)

[5.4. Plot ozone profiles where STD < 10% \(dark without errors\)](#)

[5.5. Plot ozone profiles where STD < 5% \(dark without errors\)](#)

[5.6 Plot NO2 profiles for all STD \(dark without errors\)](#)

[5.7 Plot NO3 profiles for all STD \(dark without errors\)](#)

[5.8 Plot H2O profiles \(only for occultations of stars 1,2,3,4,13,14,16,26,63 dark without errors\) for all STD](#)

[6. Auxiliary Data Files used for the production reported in section 2](#)

This report presents the daily analysis on parameters extracted from GOMOS level 2 data (GOM_NL__2P). It is intended to monitor some important parameters that will impact the quality of these products. A list of level 2 products (and content) that have arrived during the reporting day to the PCF is also given.

| Item | Value |
|---------------------------|---------------------------------|
| Time of report generation | 19APR2013 00:01:56 |
| Data source version | GOMOS/6.01 |
| Start time of products | 17-04-2004 (17APR2004 00:00:00) |
| Stop time of products | 18-04-2004 (18APR2004 00:00:00) |
| Store outputs in DB | Yes |
| Nb of level 2 prods | 246 |
| Nb of prods with errors | 1 |

2. Summary of processed GOM_NL__2P products.

| Nr | Filename | UTC Start time | Limb | Duration | Star Id | Star Name | Star Mag | Star Temp | Nb Meas | Orbit | Prod. error |
|----|--|----------------------|------------|----------|---------|-----------|-----------|-----------|---------|-------|-------------|
| 1 | GOM_NL__2PRFIN20040417_000119_000000372026_00059_11135_1642.N1 | 17-APR-2004 00:01:19 | Bright | 37.000 | 87 | 64Gam UMa | 2.4330 | 11000. | 74 | 11135 | No |
| 2 | GOM_NL__2PRFIN20040417_000342_000000402026_00059_11135_1643.N1 | 17-APR-2004 00:03:42 | Bright | 40.000 | 36 | 50Alp UMa | 1.8000 | 6300.0 | 80 | 11135 | No |
| 3 | GOM_NL__2PRFIN20040417_000846_000000402026_00059_11135_1644.N1 | 17-APR-2004 00:08:46 | Bright | 40.000 | 60 | 7Bet UMi | 2.0810 | 3950.0 | 80 | 11135 | No |
| 4 | GOM_NL__2PRFIN20040417_001142_000000342026_00059_11135_1645.N1 | 17-APR-2004 00:11:42 | Bright | 33.500 | 49 | 1Alp UMi | 1.9900 | 6300.0 | 67 | 11135 | No |
| 5 | GOM_NL__2PRFIN20040417_001417_000000602026_00059_11135_1646.N1 | 17-APR-2004 00:14:17 | Bright | 60.000 | 130 | 23Bet Dra | 2.7990 | 5800.0 | 120 | 11135 | No |
| 6 | GOM_NL__2PRFIN20040417_001607_000000652026_00059_11135_1647.N1 | 17-APR-2004 00:16:07 | Bright | 65.000 | 69 | 33Gam Dra | 2.2310 | 3800.0 | 130 | 11135 | No |
| 7 | GOM_NL__2PRFIN20040417_001854_000000412026_00059_11135_1648.N1 | 17-APR-2004 00:18:54 | Bright | 40.500 | 89 | 5Alp Cep | 2.4510 | 8000.0 | 81 | 11135 | No |
| 8 | GOM_NL__2PRFIN20040417_002032_000000372026_00059_11135_1649.N1 | 17-APR-2004 00:20:32 | Bright | 37.000 | 68 | 18Alp Cas | 2.2250 | 4500.0 | 74 | 11135 | No |
| 9 | GOM_NL__2PRFIN20040417_002438_000001322026_00059_11135_1650.N1 | 17-APR-2004 00:24:38 | Bright | 132.00 | 5 | 3Alp Lyr | 0.033000 | 11000. | 264 | 11135 | No |
| 10 | GOM_NL__2PRFIN20040417_002837_000000612026_00059_11135_1651.N1 | 17-APR-2004 00:28:37 | Bright | 61.000 | 92 | 53Eps Cyg | 2.5000 | 4500.0 | 122 | 11135 | No |
| 11 | GOM_NL__2PRFIN20040417_003610_000000572026_00059_11135_1652.N1 | 17-APR-2004 00:36:10 | Dark | 56.500 | 61 | 8Eps Peg | 2.1000 | 3900.0 | 113 | 11135 | No |
| 12 | GOM_NL__2PRFIN20040417_003838_000000482026_00059_11135_1653.N1 | 17-APR-2004 00:38:38 | Dark | 47.500 | 162 | 34Alp Aqr | 2.9440 | 5350.0 | 95 | 11135 | No |
| 13 | GOM_NL__2PRFIN20040417_004121_000000532026_00059_11135_1654.N1 | 17-APR-2004 00:41:21 | Dark | 53.000 | 154 | 22Bet Aqr | 2.8990 | 5700.0 | 106 | 11135 | No |
| 14 | GOM_NL__2PRFIN20040417_004341_000001302026_00059_11135_1655.N1 | 17-APR-2004 00:43:41 | Dark | 130.00 | 11 | 53Alp Aql | 0.76500 | 8000.0 | 260 | 11135 | No |
| 15 | GOM_NL__2PRFIN20040417_005018_000000442026_00059_11135_1656.N1 | 17-APR-2004 00:50:18 | Dark | 44.000 | 63 | Bet Gru | 2.1500 | 2800.0 | 88 | 11135 | No |
| 16 | GOM_NL__2PRFIN20040417_005407_000000402026_00059_11135_1657.N1 | 17-APR-2004 00:54:07 | Dark | 39.500 | 148 | Alp Tuc | 2.8780 | 4100.0 | 79 | 11135 | No |
| 17 | GOM_NL__2PRFIN20040417_005558_000000432026_00060_11136_1647.N1 | 17-APR-2004 00:55:58 | Dark | 42.500 | 45 | Alp Pav | 1.9400 | 26000. | 85 | 11136 | No |
| 18 | GOM_NL__2PRFIN20040417_005901_000000782026_00060_11136_1648.N1 | 17-APR-2004 00:59:01 | Dark | 77.500 | 57 | 34Sig Sgr | 2.0660 | 26000. | 155 | 11136 | No |
| 19 | GOM_NL__2PRFIN20040417_010140_000000672026_00060_11136_1649.N1 | 17-APR-2004 01:01:40 | Dark | 66.500 | 38 | 20Eps Sgr | 1.8360 | 11000. | 133 | 11136 | No |
| 20 | GOM_NL__2PRFIN20040417_010529_000000682026_00060_11136_1650.N1 | 17-APR-2004 01:05:29 | Straylight | 68.000 | 25 | 35Lam Sco | 1.6200 | 28000. | 136 | 11136 | No |
| 21 | GOM_NL__2PRFIN20040417_010746_000000542026_00060_11136_1651.N1 | 17-APR-2004 01:07:46 | Straylight | 54.000 | 4 | Alp1Cen | -0.010000 | 5800.0 | 108 | 11136 | No |
| 22 | GOM_NL__2PRFIN20040417_010910_000000492026_00060_11136_1652.N1 | 17-APR-2004 01:09:10 | Straylight | 49.000 | 12 | Alp1Cru | 0.77500 | 30000. | 98 | 11136 | No |
| 23 | GOM_NL__2PRFIN20040417_011045_000000492026_00060_11136_1653.N1 | 17-APR-2004 01:10:45 | Straylight | 48.500 | 26 | Gam Cru | 1.6240 | 2900.0 | 97 | 11136 | No |
| 24 | GOM_NL__2PRFIN20040417_011205_000000422026_00060_11136_1654.N1 | 17-APR-2004 01:12:05 | Straylight | 41.500 | 95 | Zet Cen | 2.5450 | 26000. | 83 | 11136 | No |
| 25 | GOM_NL__2PRFIN20040417_011349_000000952026_00060_11136_1655.N1 | 17-APR-2004 01:13:49 | Straylight | 94.500 | 16 | 21Alp Sco | 1.0200 | 3000.0 | 189 | 11136 | No |
| 26 | GOM_NL__2PRFIN20040417_011659_000000842026_00060_11136_1656.N1 | 17-APR-2004 01:16:59 | Twilight | 83.500 | 80 | 7Del Sco | 2.3160 | 30000. | 167 | 11136 | No |
| 27 | GOM_NL__2PRFIN20040417_011957_000000442026_00060_11136_1657.N1 | 17-APR-2004 01:19:57 | Twilight | 43.500 | 106 | 9Bet Crv | 2.6480 | 5600.0 | 87 | 11136 | No |
| 28 | GOM_NL__2PRFIN20040417_012157_000000402026_00060_11136_1658.N1 | 17-APR-2004 01:21:57 | Bright | 39.500 | 163 | 7Del Crv | 2.9450 | 11000. | 79 | 11136 | No |
| 29 | GOM_NL__2PRFIN20040417_012611_000000402026_00060_11136_1659.N1 | 17-APR-2004 01:26:11 | Bright | 40.000 | 121 | 29Gam Vir | 2.7400 | 7200.0 | 80 | 11136 | No |
| 30 | GOM_NL__2PRFIN20040417_012954_000000402026_00060_11136_1660.N1 | 17-APR-2004 01:29:54 | Bright | 40.000 | 138 | 47Eps Vir | 2.8280 | 4700.0 | 80 | 11136 | No |
| 31 | GOM_NL__2PRFIN20040417_013256_000000382026_00060_11136_1661.N1 | 17-APR-2004 01:32:56 | Bright | 38.000 | 96 | 68Del Leo | 2.5600 | 9300.0 | 76 | 11136 | No |
| 32 | GOM_NL__2PRFIN20040417_013758_000000392026_00060_11136_1662.N1 | 17-APR-2004 01:37:58 | Bright | 38.500 | 152 | 12Alp2CVn | 2.8900 | 11000. | 77 | 11136 | No |
| 33 | GOM_NL__2PRFIN20040417_013931_000000402026_00060_11136_1663.N1 | 17-APR-2004 01:39:31 | Bright | 40.000 | 174 | 52Psi UMa | 3.0040 | 4400.0 | 80 | 11136 | No |
| 34 | GOM_NL__2PRFIN20040417_014154_000000382026_00060_11136_1664.N1 | 17-APR-2004 01:41:54 | Bright | 37.500 | 87 | 64Gam UMa | 2.4330 | 11000. | 75 | 11136 | No |
| 35 | GOM_NL__2PRFIN20040417_014418_000000392026_00060_11136_1665.N1 | 17-APR-2004 01:44:18 | Bright | 38.500 | 36 | 50Alp UMa | 1.8000 | 6300.0 | 77 | 11136 | No |
| 36 | GOM_NL__2PRFIN20040417_014921_000000412026_00060_11136_1666.N1 | 17-APR-2004 01:49:21 | Bright | 40.500 | 60 | 7Bet UMi | 2.0810 | 3950.0 | 81 | 11136 | No |
| 37 | GOM_NL__2PRFIN20040417_015218_000000382026_00060_11136_1667.N1 | 17-APR-2004 01:52:18 | Bright | 37.500 | 49 | 1Alp UMi | 1.9900 | 6300.0 | 75 | 11136 | No |
| 38 | GOM_NL__2PRFIN20040417_015451_000000622026_00060_11136_1668.N1 | 17-APR-2004 01:54:51 | Bright | 61.500 | 130 | 23Bet Dra | 2.7990 | 5800.0 | 123 | 11136 | No |
| 39 | GOM_NL__2PRFIN20040417_015642_000000652026_00060_11136_1669.N1 | 17-APR-2004 01:56:42 | Bright | 65.000 | 69 | 33Gam Dra | 2.2310 | 3800.0 | 130 | 11136 | No |
| 40 | GOM_NL__2PRFIN20040417_015929_000000432026_00060_11136_1670.N1 | 17-APR-2004 01:59:29 | Bright | 42.500 | 89 | 5Alp Cep | 2.4510 | 8000.0 | 85 | 11136 | No |
| 41 | GOM_NL__2PRFIN20040417_020107_000000362026_00060_11136_1671.N1 | 17-APR-2004 02:01:07 | Bright | 36.000 | 68 | 18Alp Cas | 2.2250 | 4500.0 | 72 | 11136 | No |
| 42 | GOM_NL__2PRFIN20040417_020513_000001132026_00060_11136_1672.N1 | 17-APR-2004 02:05:13 | Bright | 113.00 | 5 | 3Alp Lyr | 0.033000 | 11000. | 226 | 11136 | No |

| | | | | | | | | | | | |
|-----|--|----------------------|----------------|--------|-----|-----------|-----------|--------|-----|-------|----|
| 43 | GOM_NL__2PRFIN20040417_020913_000000632026_00060_11136_1673.N1 | 17-APR-2004 02:09:13 | Bright | 63.000 | 92 | 53Eps Cyg | 2.5000 | 4500.0 | 126 | 11136 | No |
| 44 | GOM_NL__2PRFIN20040417_021645_000000582026_00060_11136_1674.N1 | 17-APR-2004 02:16:45 | Dark | 57.500 | 61 | 8Eps Peg | 2.1000 | 3900.0 | 115 | 11136 | No |
| 45 | GOM_NL__2PRFIN20040417_021914_000000472026_00060_11136_1675.N1 | 17-APR-2004 02:19:14 | Dark | 47.000 | 162 | 34Alp Aqr | 2.9440 | 5350.0 | 94 | 11136 | No |
| 46 | GOM_NL__2PRFIN20040417_022156_000000542026_00060_11136_1676.N1 | 17-APR-2004 02:21:56 | Dark | 53.500 | 154 | 22Bet Aqr | 2.8990 | 5700.0 | 107 | 11136 | No |
| 47 | GOM_NL__2PRFIN20040417_022420_000001192026_00060_11136_1677.N1 | 17-APR-2004 02:24:20 | Dark | 119.00 | 11 | 53Alp Aql | 0.76500 | 8000.0 | 238 | 11136 | No |
| 48 | GOM_NL__2PRFIN20040417_023054_000000502026_00060_11136_1678.N1 | 17-APR-2004 02:30:54 | Dark | 50.000 | 63 | Bet Gru | 2.1500 | 2800.0 | 100 | 11136 | No |
| 49 | GOM_NL__2PRFIN20040417_023443_000000472026_00060_11136_1679.N1 | 17-APR-2004 02:34:43 | Dark | 47.000 | 148 | Alp Tuc | 2.8780 | 4100.0 | 94 | 11136 | No |
| 50 | GOM_NL__2PRFIN20040417_023635_000000452026_00061_11137_1647.N1 | 17-APR-2004 02:36:35 | Dark | 45.000 | 45 | Alp Pav | 1.9400 | 26000. | 90 | 11137 | No |
| 51 | GOM_NL__2PRFIN20040417_023940_000000772026_00061_11137_1648.N1 | 17-APR-2004 02:39:40 | Dark | 76.500 | 57 | 34Sig Sgr | 2.0660 | 26000. | 153 | 11137 | No |
| 52 | GOM_NL__2PRFIN20040417_024217_000000652026_00061_11137_1649.N1 | 17-APR-2004 02:42:17 | Dark | 65.000 | 38 | 20Eps Sgr | 1.8360 | 11000. | 130 | 11137 | No |
| 53 | GOM_NL__2PRFIN20040417_024607_000000702026_00061_11137_1650.N1 | 17-APR-2004 02:46:07 | Straylight | 70.000 | 25 | 35Lam Sco | 1.6200 | 28000. | 140 | 11137 | No |
| 54 | GOM_NL__2PRFIN20040417_024822_000000542026_00061_11137_1651.N1 | 17-APR-2004 02:48:22 | Straylight | 54.000 | 4 | Alp1Cen | -0.010000 | 5800.0 | 108 | 11137 | No |
| 55 | GOM_NL__2PRFIN20040417_024945_000000472026_00061_11137_1652.N1 | 17-APR-2004 02:49:45 | Straylight | 47.000 | 12 | Alp1Cru | 0.77500 | 30000. | 94 | 11137 | No |
| 56 | GOM_NL__2PRFIN20040417_025121_000000432026_00061_11137_1653.N1 | 17-APR-2004 02:51:21 | Straylight | 43.000 | 26 | Gam Cru | 1.6240 | 2900.0 | 86 | 11137 | No |
| 57 | GOM_NL__2PRFIN20040417_025239_000000462026_00061_11137_1654.N1 | 17-APR-2004 02:52:39 | Straylight | 46.000 | 95 | Zet Cen | 2.5450 | 26000. | 92 | 11137 | No |
| 58 | GOM_NL__2PRFIN20040417_025426_000001052026_00061_11137_1655.N1 | 17-APR-2004 02:54:26 | Straylight | 105.00 | 16 | 21Alp Sco | 1.0200 | 3000.0 | 210 | 11137 | No |
| 59 | GOM_NL__2PRFIN20040417_025735_000000802026_00061_11137_1656.N1 | 17-APR-2004 02:57:35 | Tw_i_and_stray | 79.500 | 80 | 7Del Sco | 2.3160 | 30000. | 159 | 11137 | No |
| 60 | GOM_NL__2PRFIN20040417_030034_000000452026_00061_11137_1657.N1 | 17-APR-2004 03:00:34 | Tw_i_and_stray | 45.000 | 106 | 9Bet Crv | 2.6480 | 5600.0 | 90 | 11137 | No |
| 61 | GOM_NL__2PRFIN20040417_030230_000000422026_00061_11137_1658.N1 | 17-APR-2004 03:02:30 | Bright | 41.500 | 163 | 7Del Crv | 2.9450 | 11000. | 83 | 11137 | No |
| 62 | GOM_NL__2PRFIN20040417_030647_000000402026_00061_11137_1659.N1 | 17-APR-2004 03:06:47 | Bright | 40.000 | 121 | 29Gam Vir | 2.7400 | 7200.0 | 80 | 11137 | No |
| 63 | GOM_NL__2PRFIN20040417_031030_000000402026_00061_11137_1660.N1 | 17-APR-2004 03:10:30 | Bright | 40.000 | 138 | 47Eps Vir | 2.8280 | 4700.0 | 80 | 11137 | No |
| 64 | GOM_NL__2PRFIN20040417_031333_000000392026_00061_11137_1661.N1 | 17-APR-2004 03:13:33 | Bright | 38.500 | 96 | 68Del Leo | 2.5600 | 9300.0 | 77 | 11137 | No |
| 65 | GOM_NL__2PRFIN20040417_031834_000000392026_00061_11137_1662.N1 | 17-APR-2004 03:18:34 | Bright | 38.500 | 152 | 12Alp2CVn | 2.8900 | 11000. | 77 | 11137 | No |
| 66 | GOM_NL__2PRFIN20040417_032008_000000382026_00061_11137_1663.N1 | 17-APR-2004 03:20:08 | Bright | 37.500 | 174 | 52Psi UMa | 3.0040 | 4400.0 | 75 | 11137 | No |
| 67 | GOM_NL__2PRFIN20040417_032230_000000392026_00061_11137_1664.N1 | 17-APR-2004 03:22:30 | Bright | 38.500 | 87 | 64Gam UMa | 2.4330 | 11000. | 77 | 11137 | No |
| 68 | GOM_NL__2PRFIN20040417_032454_000000382026_00061_11137_1665.N1 | 17-APR-2004 03:24:54 | Bright | 37.500 | 36 | 50Alp UMa | 1.8000 | 6300.0 | 75 | 11137 | No |
| 69 | GOM_NL__2PRFIN20040417_032956_000000442026_00061_11137_1666.N1 | 17-APR-2004 03:29:56 | Bright | 43.500 | 60 | 7Bet UMi | 2.0810 | 3950.0 | 87 | 11137 | No |
| 70 | GOM_NL__2PRFIN20040417_033254_000000382026_00061_11137_1667.N1 | 17-APR-2004 03:32:54 | Bright | 38.000 | 49 | 1Alp UMi | 1.9900 | 6300.0 | 76 | 11137 | No |
| 71 | GOM_NL__2PRFIN20040417_033526_000000592026_00061_11137_1668.N1 | 17-APR-2004 03:35:26 | Bright | 58.500 | 130 | 23Bet Dra | 2.7990 | 5800.0 | 117 | 11137 | No |
| 72 | GOM_NL__2PRFIN20040417_033716_000000662026_00061_11137_1669.N1 | 17-APR-2004 03:37:16 | Bright | 65.500 | 69 | 33Gam Dra | 2.2310 | 3800.0 | 131 | 11137 | No |
| 73 | GOM_NL__2PRFIN20040417_034005_000000422026_00061_11137_1670.N1 | 17-APR-2004 03:40:05 | Bright | 41.500 | 89 | 5Alp Cep | 2.4510 | 8000.0 | 83 | 11137 | No |
| 74 | GOM_NL__2PRFIN20040417_034143_000000382026_00061_11137_1671.N1 | 17-APR-2004 03:41:43 | Bright | 38.000 | 68 | 18Alp Cas | 2.2250 | 4500.0 | 76 | 11137 | No |
| 75 | GOM_NL__2PRFIN20040417_034548_000001162026_00061_11137_1672.N1 | 17-APR-2004 03:45:48 | Bright | 115.50 | 5 | 3Alp Lyr | 0.033000 | 11000. | 231 | 11137 | No |
| 76 | GOM_NL__2PRFIN20040417_034949_000000582026_00061_11137_1673.N1 | 17-APR-2004 03:49:49 | Bright | 58.000 | 92 | 53Eps Cyg | 2.5000 | 4500.0 | 116 | 11137 | No |
| 77 | GOM_NL__2PRFIN20040417_035720_000000562026_00061_11137_1674.N1 | 17-APR-2004 03:57:20 | Dark | 56.000 | 61 | 8Eps Peg | 2.1000 | 3900.0 | 112 | 11137 | No |
| 78 | GOM_NL__2PRFIN20040417_035950_000000502026_00061_11137_1675.N1 | 17-APR-2004 03:59:50 | Dark | 50.000 | 162 | 34Alp Aqr | 2.9440 | 5350.0 | 100 | 11137 | No |
| 79 | GOM_NL__2PRFIN20040417_040233_000000562026_00061_11137_1676.N1 | 17-APR-2004 04:02:33 | Dark | 55.500 | 154 | 22Bet Aqr | 2.8990 | 5700.0 | 111 | 11137 | No |
| 80 | GOM_NL__2PRFIN20040417_040458_000001362026_00061_11137_1677.N1 | 17-APR-2004 04:04:58 | Dark | 135.50 | 11 | 53Alp Aql | 0.76500 | 8000.0 | 271 | 11137 | No |
| 81 | GOM_NL__2PRFIN20040417_041130_000000442026_00061_11137_1678.N1 | 17-APR-2004 04:11:30 | Dark | 43.500 | 63 | Bet Gru | 2.1500 | 2800.0 | 87 | 11137 | No |
| 82 | GOM_NL__2PRFIN20040417_041519_000000422026_00061_11137_1679.N1 | 17-APR-2004 04:15:19 | Dark | 41.500 | 148 | Alp Tuc | 2.8780 | 4100.0 | 83 | 11137 | No |
| 83 | GOM_NL__2PRFIN20040417_041710_000000442026_00062_11138_1647.N1 | 17-APR-2004 04:17:10 | Dark | 44.000 | 45 | Alp Pav | 1.9400 | 26000. | 88 | 11138 | No |
| 84 | GOM_NL__2PRFIN20040417_042017_000000762026_00062_11138_1648.N1 | 17-APR-2004 04:20:17 | Dark | 75.500 | 57 | 34Sig Sgr | 2.0660 | 26000. | 151 | 11138 | No |
| 85 | GOM_NL__2PRFIN20040417_042255_000000652026_00062_11138_1649.N1 | 17-APR-2004 04:22:55 | Dark | 64.500 | 38 | 20Eps Sgr | 1.8360 | 11000. | 129 | 11138 | No |
| 86 | GOM_NL__2PRFIN20040417_042643_000000692026_00062_11138_1650.N1 | 17-APR-2004 04:26:43 | Straylight | 68.500 | 25 | 35Lam Sco | 1.6200 | 28000. | 137 | 11138 | No |
| 87 | GOM_NL__2PRFIN20040417_042859_000000472026_00062_11138_1651.N1 | 17-APR-2004 04:28:59 | Straylight | 46.500 | 4 | Alp1Cen | -0.010000 | 5800.0 | 93 | 11138 | No |
| 88 | GOM_NL__2PRFIN20040417_043022_000000452026_00062_11138_1652.N1 | 17-APR-2004 04:30:22 | Straylight | 44.500 | 12 | Alp1Cru | 0.77500 | 30000. | 89 | 11138 | No |
| 89 | GOM_NL__2PRFIN20040417_043157_000000472026_00062_11138_1653.N1 | 17-APR-2004 04:31:57 | Straylight | 46.500 | 26 | Gam Cru | 1.6240 | 2900.0 | 93 | 11138 | No |
| 90 | GOM_NL__2PRFIN20040417_043317_000000422026_00062_11138_1654.N1 | 17-APR-2004 04:33:17 | Straylight | 41.500 | 95 | Zet Cen | 2.5450 | 26000. | 83 | 11138 | No |
| 91 | GOM_NL__2PRFIN20040417_043503_000000882026_00062_11138_1655.N1 | 17-APR-2004 04:35:03 | Straylight | 88.000 | 16 | 21Alp Sco | 1.0200 | 3000.0 | 176 | 11138 | No |
| 92 | GOM_NL__2PRFIN20040417_043811_000000792026_00062_11138_1656.N1 | 17-APR-2004 04:38:11 | Tw_i_and_stray | 79.000 | 80 | 7Del Sco | 2.3160 | 30000. | 158 | 11138 | No |
| 93 | GOM_NL__2PRFIN20040417_044111_000000442026_00062_11138_1657.N1 | 17-APR-2004 04:41:11 | Tw_i_and_stray | 44.000 | 106 | 9Bet Crv | 2.6480 | 5600.0 | 88 | 11138 | No |
| 94 | GOM_NL__2PRFIN20040417_044308_000000402026_00062_11138_1658.N1 | 17-APR-2004 04:43:08 | Bright | 40.000 | 163 | 7Del Crv | 2.9450 | 11000. | 80 | 11138 | No |
| 95 | GOM_NL__2PRFIN20040417_044723_000000392026_00062_11138_1659.N1 | 17-APR-2004 04:47:23 | Bright | 39.000 | 121 | 29Gam Vir | 2.7400 | 7200.0 | 78 | 11138 | No |
| 96 | GOM_NL__2PRFIN20040417_045106_000000402026_00062_11138_1660.N1 | 17-APR-2004 04:51:06 | Bright | 40.000 | 138 | 47Eps Vir | 2.8280 | 4700.0 | 80 | 11138 | No |
| 97 | GOM_NL__2PRFIN20040417_045409_000000372026_00062_11138_1661.N1 | 17-APR-2004 04:54:09 | Bright | 37.000 | 96 | 68Del Leo | 2.5600 | 9300.0 | 74 | 11138 | No |
| 98 | GOM_NL__2PRFIN20040417_045910_000000392026_00062_11138_1662.N1 | 17-APR-2004 04:59:10 | Bright | 38.500 | 152 | 12Alp2CVn | 2.8900 | 11000. | 77 | 11138 | No |
| 99 | GOM_NL__2PRFIN20040417_050044_000000372026_00062_11138_1663.N1 | 17-APR-2004 05:00:44 | Bright | 37.000 | 174 | 52Psi UMa | 3.0040 | 4400.0 | 74 | 11138 | No |
| 100 | GOM_NL__2PRFIN20040417_050306_000000362026_00062_11138_1664.N1 | 17-APR-2004 05:03:06 | Bright | 35.500 | 87 | 64Gam UMa | 2.4330 | 11000. | 71 | 11138 | No |
| 101 | GOM_NL__2PRFIN20040417_050530_000000392026_00062_11138_1665.N1 | 17-APR-2004 05:05:30 | Bright | 38.500 | 36 | 50Alp UMa | 1.8000 | 6300.0 | 77 | 11138 | No |

| | | | | | | | | | | | |
|-----|--|----------------------|---------------|--------|-----|-----------|-----------|--------|-----|-------|----|
| 102 | GOM_NL__2PRFIN20040417_051032_000000432026_00062_11138_1666.N1 | 17-APR-2004 05:10:32 | Bright | 42.500 | 60 | 7Bet UMi | 2.0810 | 3950.0 | 85 | 11138 | No |
| 103 | GOM_NL__2PRFIN20040417_051330_000000362026_00062_11138_1667.N1 | 17-APR-2004 05:13:30 | Bright | 36.000 | 49 | 1Alp UMi | 1.9900 | 6300.0 | 72 | 11138 | No |
| 104 | GOM_NL__2PRFIN20040417_051601_000000632026_00062_11138_1668.N1 | 17-APR-2004 05:16:01 | Bright | 62.500 | 130 | 23Bet Dra | 2.7990 | 5800.0 | 125 | 11138 | No |
| 105 | GOM_NL__2PRFIN20040417_051752_000000632026_00062_11138_1669.N1 | 17-APR-2004 05:17:52 | Bright | 62.500 | 69 | 33Gam Dra | 2.2310 | 3800.0 | 125 | 11138 | No |
| 106 | GOM_NL__2PRFIN20040417_052041_000000412026_00062_11138_1670.N1 | 17-APR-2004 05:20:41 | Bright | 41.000 | 89 | 5Alp Cep | 2.4510 | 8000.0 | 82 | 11138 | No |
| 107 | GOM_NL__2PRFIN20040417_052220_000000382026_00062_11138_1671.N1 | 17-APR-2004 05:22:20 | Bright | 37.500 | 68 | 18Alp Cas | 2.2250 | 4500.0 | 75 | 11138 | No |
| 108 | GOM_NL__2PRFIN20040417_052623_000001282026_00062_11138_1672.N1 | 17-APR-2004 05:26:23 | Bright | 128.00 | 5 | 3Alp Lyr | 0.033000 | 11000. | 256 | 11138 | No |
| 109 | GOM_NL__2PRFIN20040417_053025_000000582026_00062_11138_1673.N1 | 17-APR-2004 05:30:25 | Bright | 58.000 | 92 | 53Eps Cyg | 2.5000 | 4500.0 | 116 | 11138 | No |
| 110 | GOM_NL__2PRFIN20040417_053756_000000572026_00062_11138_1674.N1 | 17-APR-2004 05:37:56 | Dark | 56.500 | 61 | 8Eps Peg | 2.1000 | 3900.0 | 113 | 11138 | No |
| 111 | GOM_NL__2PRFIN20040417_054027_000000512026_00062_11138_1675.N1 | 17-APR-2004 05:40:27 | Dark | 51.000 | 162 | 34Alp Aqr | 2.9440 | 5350.0 | 102 | 11138 | No |
| 112 | GOM_NL__2PRFIN20040417_054310_000000522026_00062_11138_1676.N1 | 17-APR-2004 05:43:10 | Dark | 51.500 | 154 | 22Bet Aqr | 2.8990 | 5700.0 | 103 | 11138 | No |
| 113 | GOM_NL__2PRFIN20040417_054537_000001352026_00062_11138_1677.N1 | 17-APR-2004 05:45:37 | Dark | 135.00 | 11 | 53Alp Aql | 0.76500 | 8000.0 | 270 | 11138 | No |
| 114 | GOM_NL__2PRFIN20040417_055207_000000442026_00062_11138_1678.N1 | 17-APR-2004 05:52:07 | Dark | 44.000 | 63 | Bet Gru | 2.1500 | 2800.0 | 88 | 11138 | No |
| 115 | GOM_NL__2PRFIN20040417_055556_000000392026_00062_11138_1679.N1 | 17-APR-2004 05:55:56 | Dark | 39.000 | 148 | Alp Tuc | 2.8780 | 4100.0 | 78 | 11138 | No |
| 116 | GOM_NL__2PRFIN20040417_073825_000000422026_00064_11140_1648.N1 | 17-APR-2004 07:38:25 | Dark | 41.500 | 45 | Alp Pav | 1.9400 | 26000. | 83 | 11140 | No |
| 117 | GOM_NL__2PRFIN20040417_074134_000000752026_00064_11140_1649.N1 | 17-APR-2004 07:41:34 | Dark | 74.500 | 57 | 34Sig Sgr | 2.0660 | 26000. | 149 | 11140 | No |
| 118 | GOM_NL__2PRFIN20040417_074409_000000682026_00064_11140_1650.N1 | 17-APR-2004 07:44:09 | Dark | 67.500 | 38 | 20Eps Sgr | 1.8360 | 11000. | 135 | 11140 | No |
| 119 | GOM_NL__2PRFIN20040417_074623_000000592026_00064_11140_1651.N1 | 17-APR-2004 07:46:23 | Dark | 58.500 | 178 | lot1Sco | 3.0220 | 6550.0 | 117 | 11140 | No |
| 120 | GOM_NL__2PRFIN20040417_074758_000000632026_00064_11140_1652.N1 | 17-APR-2004 07:47:58 | Straylight | 63.000 | 25 | 35Lam Sco | 1.6200 | 28000. | 126 | 11140 | No |
| 121 | GOM_NL__2PRFIN20040417_075012_000000502026_00064_11140_1653.N1 | 17-APR-2004 07:50:12 | Straylight | 49.500 | 4 | Alp1Cen | -0.010000 | 5800.0 | 99 | 11140 | No |
| 122 | GOM_NL__2PRFIN20040417_075134_000000432026_00064_11140_1654.N1 | 17-APR-2004 07:51:34 | Straylight | 42.500 | 12 | Alp1Cru | 0.77500 | 30000. | 85 | 11140 | No |
| 123 | GOM_NL__2PRFIN20040417_075309_000000442026_00064_11140_1655.N1 | 17-APR-2004 07:53:09 | Straylight | 44.000 | 26 | Gam Cru | 1.6240 | 2900.0 | 88 | 11140 | No |
| 124 | GOM_NL__2PRFIN20040417_075431_000000412026_00064_11140_1656.N1 | 17-APR-2004 07:54:31 | Straylight | 40.500 | 95 | Zet Cen | 2.5450 | 26000. | 81 | 11140 | No |
| 125 | GOM_NL__2PRFIN20040417_075616_000001032026_00064_11140_1657.N1 | 17-APR-2004 07:56:16 | Straylight | 102.50 | 16 | 21Alp Sco | 1.0200 | 3000.0 | 205 | 11140 | No |
| 126 | GOM_NL__2PRFIN20040417_075924_000000842026_00064_11140_1658.N1 | 17-APR-2004 07:59:24 | Twl_and_stray | 83.500 | 80 | 7Del Sco | 2.3160 | 30000. | 167 | 11140 | No |
| 127 | GOM_NL__2PRFIN20040417_080223_000000432026_00064_11140_1659.N1 | 17-APR-2004 08:02:23 | Twl_and_stray | 43.000 | 106 | 9Bet Crv | 2.6480 | 5600.0 | 86 | 11140 | No |
| 128 | GOM_NL__2PRFIN20040417_080422_000000382026_00064_11140_1660.N1 | 17-APR-2004 08:04:22 | Bright | 37.500 | 163 | 7Del Crv | 2.9450 | 11000. | 75 | 11140 | No |
| 129 | GOM_NL__2PRFIN20040417_080836_000000382026_00064_11140_1661.N1 | 17-APR-2004 08:08:36 | Bright | 38.000 | 121 | 29Gam Vir | 2.7400 | 7200.0 | 76 | 11140 | No |
| 130 | GOM_NL__2PRFIN20040417_081218_000000402026_00064_11140_1662.N1 | 17-APR-2004 08:12:18 | Bright | 39.500 | 138 | 47Eps Vir | 2.8280 | 4700.0 | 79 | 11140 | No |
| 131 | GOM_NL__2PRFIN20040417_081522_000000372026_00064_11140_1663.N1 | 17-APR-2004 08:15:22 | Bright | 37.000 | 96 | 68Del Leo | 2.5600 | 9300.0 | 74 | 11140 | No |
| 132 | GOM_NL__2PRFIN20040417_082022_000000382026_00064_11140_1664.N1 | 17-APR-2004 08:20:22 | Bright | 38.000 | 152 | 12Alp2CVn | 2.8900 | 11000. | 76 | 11140 | No |
| 133 | GOM_NL__2PRFIN20040417_082157_000000382026_00064_11140_1665.N1 | 17-APR-2004 08:21:57 | Bright | 37.500 | 174 | 52Psi UMa | 3.0040 | 4400.0 | 75 | 11140 | No |
| 134 | GOM_NL__2PRFIN20040417_082418_000000382026_00064_11140_1666.N1 | 17-APR-2004 08:24:18 | Bright | 37.500 | 87 | 64Gam UMa | 2.4330 | 11000. | 75 | 11140 | No |
| 135 | GOM_NL__2PRFIN20040417_082642_000000382026_00064_11140_1667.N1 | 17-APR-2004 08:26:42 | Bright | 38.000 | 36 | 50Alp UMa | 1.8000 | 6300.0 | 76 | 11140 | No |
| 136 | GOM_NL__2PRFIN20040417_083144_000000412026_00064_11140_1668.N1 | 17-APR-2004 08:31:44 | Bright | 40.500 | 60 | 7Bet UMi | 2.0810 | 3950.0 | 81 | 11140 | No |
| 137 | GOM_NL__2PRFIN20040417_083442_000000352026_00064_11140_1669.N1 | 17-APR-2004 08:34:42 | Bright | 34.500 | 49 | 1Alp UMi | 1.9900 | 6300.0 | 69 | 11140 | No |
| 138 | GOM_NL__2PRFIN20040417_083711_000000612026_00064_11140_1670.N1 | 17-APR-2004 08:37:11 | Bright | 60.500 | 130 | 23Bet Dra | 2.7990 | 5800.0 | 121 | 11140 | No |
| 139 | GOM_NL__2PRFIN20040417_083901_000000652026_00064_11140_1671.N1 | 17-APR-2004 08:39:01 | Bright | 65.000 | 69 | 33Gam Dra | 2.2310 | 3800.0 | 130 | 11140 | No |
| 140 | GOM_NL__2PRFIN20040417_084150_000000442026_00064_11140_1672.N1 | 17-APR-2004 08:41:50 | Bright | 43.500 | 89 | 5Alp Cep | 2.4510 | 8000.0 | 87 | 11140 | No |
| 141 | GOM_NL__2PRFIN20040417_084332_000000362026_00064_11140_1673.N1 | 17-APR-2004 08:43:32 | Bright | 36.000 | 68 | 18Alp Cas | 2.2250 | 4500.0 | 72 | 11140 | No |
| 142 | GOM_NL__2PRFIN20040417_084734_000001332026_00064_11140_1674.N1 | 17-APR-2004 08:47:34 | Bright | 133.00 | 5 | 3Alp Lyr | 0.033000 | 11000. | 266 | 11140 | No |
| 143 | GOM_NL__2PRFIN20040417_085136_000000652026_00064_11140_1675.N1 | 17-APR-2004 08:51:36 | Bright | 65.000 | 92 | 53Eps Cyg | 2.5000 | 4500.0 | 130 | 11140 | No |
| 144 | GOM_NL__2PRFIN20040417_085909_000000592026_00064_11140_1676.N1 | 17-APR-2004 08:59:09 | Dark | 59.000 | 61 | 8Eps Peg | 2.1000 | 3900.0 | 118 | 11140 | No |
| 145 | GOM_NL__2PRFIN20040417_090140_000000492026_00064_11140_1677.N1 | 17-APR-2004 09:01:40 | Dark | 48.500 | 162 | 34Alp Aqr | 2.9440 | 5350.0 | 97 | 11140 | No |
| 146 | GOM_NL__2PRFIN20040417_090423_000000532026_00064_11140_1678.N1 | 17-APR-2004 09:04:23 | Dark | 52.500 | 154 | 22Bet Aqr | 2.8990 | 5700.0 | 105 | 11140 | No |
| 147 | GOM_NL__2PRFIN20040417_090654_000001322026_00064_11140_1679.N1 | 17-APR-2004 09:06:54 | Dark | 132.00 | 11 | 53Alp Aql | 0.76500 | 8000.0 | 264 | 11140 | No |
| 148 | GOM_NL__2PRFIN20040417_091319_000000522026_00064_11140_1680.N1 | 17-APR-2004 09:13:19 | Dark | 52.000 | 63 | Bet Gru | 2.1500 | 2800.0 | 104 | 11140 | No |
| 149 | GOM_NL__2PRFIN20040417_091708_000000402026_00064_11140_1681.N1 | 17-APR-2004 09:17:08 | Dark | 39.500 | 148 | Alp Tuc | 2.8780 | 4100.0 | 79 | 11140 | No |
| 150 | GOM_NL__2PRFIN20040417_142051_000000422026_00068_11144_1653.N1 | 17-APR-2004 14:20:51 | Dark | 41.500 | 45 | Alp Pav | 1.9400 | 26000. | 83 | 11144 | No |
| 151 | GOM_NL__2PRFIN20040417_142405_000000752026_00068_11144_1654.N1 | 17-APR-2004 14:24:05 | Dark | 75.000 | 57 | 34Sig Sgr | 2.0660 | 26000. | 150 | 11144 | No |
| 152 | GOM_NL__2PRFIN20040417_142640_000000642026_00068_11144_1655.N1 | 17-APR-2004 14:26:40 | Dark | 63.500 | 38 | 20Eps Sgr | 1.8360 | 11000. | 127 | 11144 | No |
| 153 | GOM_NL__2PRFIN20040417_142851_000000572026_00068_11144_1656.N1 | 17-APR-2004 14:28:51 | Dark | 57.000 | 178 | lot1Sco | 3.0220 | 6550.0 | 114 | 11144 | No |
| 154 | GOM_NL__2PRFIN20040417_143027_000000642026_00068_11144_1657.N1 | 17-APR-2004 14:30:27 | Straylight | 63.500 | 25 | 35Lam Sco | 1.6200 | 28000. | 127 | 11144 | No |
| 155 | GOM_NL__2PRFIN20040417_143237_000000472026_00068_11144_1658.N1 | 17-APR-2004 14:32:37 | Straylight | 46.500 | 4 | Alp1Cen | -0.010000 | 5800.0 | 93 | 11144 | No |
| 156 | GOM_NL__2PRFIN20040417_143358_000000452026_00068_11144_1659.N1 | 17-APR-2004 14:33:58 | Straylight | 44.500 | 12 | Alp1Cru | 0.77500 | 30000. | 89 | 11144 | No |
| 157 | GOM_NL__2PRFIN20040417_143534_000000482026_00068_11144_1660.N1 | 17-APR-2004 14:35:34 | Straylight | 48.000 | 26 | Gam Cru | 1.6240 | 2900.0 | 96 | 11144 | No |
| 158 | GOM_NL__2PRFIN20040417_143655_000000442026_00068_11144_1661.N1 | 17-APR-2004 14:36:55 | Straylight | 43.500 | 95 | Zet Cen | 2.5450 | 26000. | 87 | 11144 | No |
| 159 | GOM_NL__2PRFIN20040417_143844_000000982026_00068_11144_1662.N1 | 17-APR-2004 14:38:44 | Straylight | 97.500 | 16 | 21Alp Sco | 1.0200 | 3000.0 | 195 | 11144 | No |
| 160 | GOM_NL__2PRFIN20040417_144150_000000812026_00068_11144_1663.N1 | 17-APR-2004 14:41:50 | Twl_and_stray | 80.500 | 80 | 7Del Sco | 2.3160 | 30000. | 161 | 11144 | No |

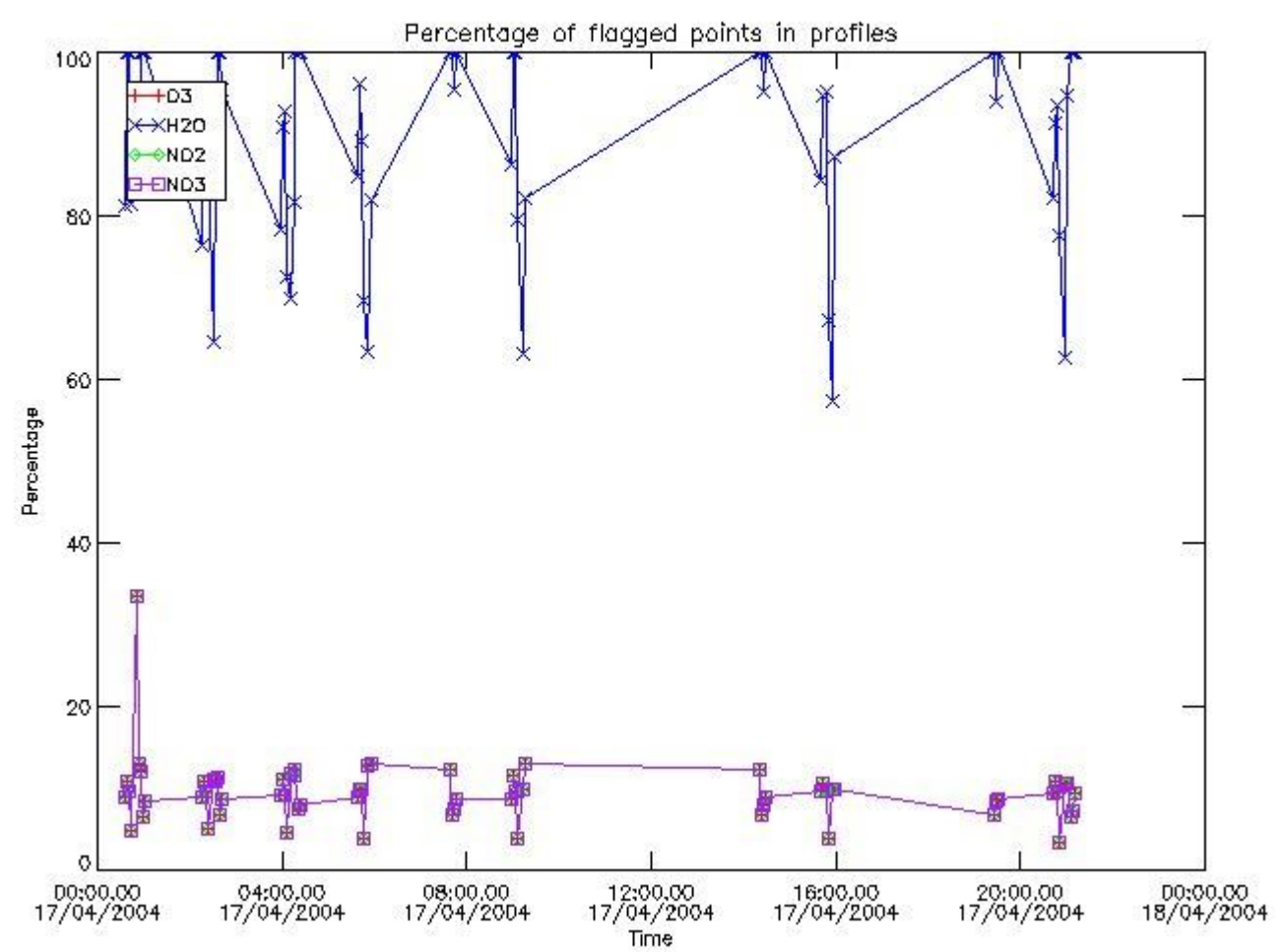
| | | | | | | | | | | | |
|-----|--|----------------------|---------------|--------|-----|-----------|-----------|--------|-----|-------|----|
| 161 | GOM_NL__2PRFIN20040417_144447_000000442026_00068_11144_1664.N1 | 17-APR-2004 14:44:47 | Twl_and_stray | 44.000 | 106 | 9Bet Crv | 2.6480 | 5600.0 | 88 | 11144 | No |
| 162 | GOM_NL__2PRFIN20040417_144645_000000392026_00068_11144_1665.N1 | 17-APR-2004 14:46:45 | Bright | 39.000 | 163 | 7Del Crv | 2.9450 | 11000. | 78 | 11144 | No |
| 163 | GOM_NL__2PRFIN20040417_145100_000000382026_00068_11144_1666.N1 | 17-APR-2004 14:51:00 | Bright | 38.000 | 121 | 29Gam Vir | 2.7400 | 7200.0 | 76 | 11144 | No |
| 164 | GOM_NL__2PRFIN20040417_145441_000000402026_00068_11144_1667.N1 | 17-APR-2004 14:54:41 | Bright | 40.000 | 138 | 47Eps Vir | 2.8280 | 4700.0 | 80 | 11144 | No |
| 165 | GOM_NL__2PRFIN20040417_145747_000000372026_00068_11144_1668.N1 | 17-APR-2004 14:57:47 | Bright | 37.000 | 96 | 68Del Leo | 2.5600 | 9300.0 | 74 | 11144 | No |
| 166 | GOM_NL__2PRFIN20040417_150244_000000392026_00068_11144_1669.N1 | 17-APR-2004 15:02:44 | Bright | 39.000 | 152 | 12Alp2CVn | 2.8900 | 11000. | 78 | 11144 | No |
| 167 | GOM_NL__2PRFIN20040417_150421_000000402026_00068_11144_1670.N1 | 17-APR-2004 15:04:21 | Bright | 39.500 | 174 | 52Psi UMa | 3.0040 | 4400.0 | 79 | 11144 | No |
| 168 | GOM_NL__2PRFIN20040417_150642_000000372026_00068_11144_1671.N1 | 17-APR-2004 15:06:42 | Bright | 37.000 | 87 | 64Gam UMa | 2.4330 | 11000. | 74 | 11144 | No |
| 169 | GOM_NL__2PRFIN20040417_150906_000000402026_00068_11144_1672.N1 | 17-APR-2004 15:09:06 | Bright | 40.000 | 36 | 50Alp UMa | 1.8000 | 6300.0 | 80 | 11144 | No |
| 170 | GOM_NL__2PRFIN20040417_151407_000000412026_00068_11144_1673.N1 | 17-APR-2004 15:14:07 | Bright | 41.000 | 60 | 7Bet UMi | 2.0810 | 3950.0 | 82 | 11144 | No |
| 171 | GOM_NL__2PRFIN20040417_151705_000000392026_00068_11144_1674.N1 | 17-APR-2004 15:17:05 | Bright | 38.500 | 49 | 1Alp UMi | 1.9900 | 6300.0 | 77 | 11144 | No |
| 172 | GOM_NL__2PRFIN20040417_151930_000000622026_00068_11144_1675.N1 | 17-APR-2004 15:19:30 | Bright | 61.500 | 130 | 23Bet Dra | 2.7990 | 5800.0 | 123 | 11144 | No |
| 173 | GOM_NL__2PRFIN20040417_152121_000000672026_00068_11144_1676.N1 | 17-APR-2004 15:21:21 | Bright | 67.000 | 69 | 33Gam Dra | 2.2310 | 3800.0 | 134 | 11144 | No |
| 174 | GOM_NL__2PRFIN20040417_152416_000000412026_00068_11144_1677.N1 | 17-APR-2004 15:24:16 | Bright | 40.500 | 89 | 5Alp Cep | 2.4510 | 8000.0 | 81 | 11144 | No |
| 175 | GOM_NL__2PRFIN20040417_152557_000000372026_00068_11144_1678.N1 | 17-APR-2004 15:25:57 | Bright | 37.000 | 68 | 18Alp Cas | 2.2250 | 4500.0 | 74 | 11144 | No |
| 176 | GOM_NL__2PRFIN20040417_152954_000001352026_00068_11144_1679.N1 | 17-APR-2004 15:29:54 | Bright | 135.00 | 5 | 3Alp Lyr | 0.033000 | 11000. | 270 | 11144 | No |
| 177 | GOM_NL__2PRFIN20040417_153400_000000652026_00068_11144_1680.N1 | 17-APR-2004 15:34:00 | Bright | 65.000 | 92 | 53Eps Cyg | 2.5000 | 4500.0 | 130 | 11144 | No |
| 178 | GOM_NL__2PRFIN20040417_154137_000000582026_00068_11144_1681.N1 | 17-APR-2004 15:41:37 | Dark | 58.000 | 61 | 8Eps Peg | 2.1000 | 3900.0 | 116 | 11144 | No |
| 179 | GOM_NL__2PRFIN20040417_154405_000000492026_00068_11144_1682.N1 | 17-APR-2004 15:44:05 | Dark | 48.500 | 162 | 34Alp Aqr | 2.9440 | 5350.0 | 97 | 11144 | No |
| 180 | GOM_NL__2PRFIN20040417_154650_000000532026_00068_11144_1683.N1 | 17-APR-2004 15:46:50 | Dark | 53.000 | 154 | 22Bet Aqr | 2.8990 | 5700.0 | 106 | 11144 | No |
| 181 | GOM_NL__2PRFIN20040417_154928_000001442026_00068_11144_1684.N1 | 17-APR-2004 15:49:28 | Dark | 144.00 | 11 | 53Alp Aql | 0.76500 | 8000.0 | 288 | 11144 | No |
| 182 | GOM_NL__2PRFIN20040417_155544_000000522026_00068_11144_1685.N1 | 17-APR-2004 15:55:44 | Dark | 52.000 | 63 | Bet Gru | 2.1500 | 2800.0 | 104 | 11144 | No |
| 183 | GOM_NL__2PRFIN20040417_155933_000000512026_00068_11144_1686.N1 | 17-APR-2004 15:59:33 | Dark | 51.000 | 148 | Alp Tuc | 2.8780 | 4100.0 | 102 | 11144 | No |
| 184 | GOM_NL__2PRFIN20040417_192559_000000772026_00071_11147_1655.N1 | 17-APR-2004 19:25:59 | Dark | 76.500 | 57 | 34Sig Sgr | 2.0660 | 26000. | 153 | 11147 | No |
| 185 | GOM_NL__2PRFIN20040417_192832_000000672026_00071_11147_1656.N1 | 17-APR-2004 19:28:32 | Dark | 67.000 | 38 | 20Eps Sgr | 1.8360 | 11000. | 134 | 11147 | No |
| 186 | GOM_NL__2PRFIN20040417_193043_000000592026_00071_11147_1657.N1 | 17-APR-2004 19:30:43 | Dark | 58.500 | 178 | lot1Sco | 3.0220 | 6550.0 | 117 | 11147 | No |
| 187 | GOM_NL__2PRFIN20040417_193219_000000642026_00071_11147_1658.N1 | 17-APR-2004 19:32:19 | Straylight | 64.000 | 25 | 35Lam Sco | 1.6200 | 28000. | 128 | 11147 | No |
| 188 | GOM_NL__2PRFIN20040417_193426_000000472026_00071_11147_1659.N1 | 17-APR-2004 19:34:26 | Straylight | 46.500 | 4 | Alp1Cen | -0.010000 | 5800.0 | 93 | 11147 | No |
| 189 | GOM_NL__2PRFIN20040417_193546_000000472026_00071_11147_1660.N1 | 17-APR-2004 19:35:46 | Straylight | 46.500 | 12 | Alp1Cru | 0.77500 | 30000. | 93 | 11147 | No |
| 190 | GOM_NL__2PRFIN20040417_193722_000000462026_00071_11147_1661.N1 | 17-APR-2004 19:37:22 | Straylight | 45.500 | 26 | Gam Cru | 1.6240 | 2900.0 | 91 | 11147 | No |
| 191 | GOM_NL__2PRFIN20040417_193845_000000442026_00071_11147_1662.N1 | 17-APR-2004 19:38:45 | Straylight | 44.000 | 95 | Zet Cen | 2.5450 | 26000. | 88 | 11147 | No |
| 192 | GOM_NL__2PRFIN20040417_194035_000001032026_00071_11147_1663.N1 | 17-APR-2004 19:40:35 | Straylight | 103.00 | 16 | 21Alp Sco | 1.0200 | 3000.0 | 206 | 11147 | No |
| 193 | GOM_NL__2PRFIN20040417_194340_000000832026_00071_11147_1664.N1 | 17-APR-2004 19:43:40 | Twl_and_stray | 82.500 | 80 | 7Del Sco | 2.3160 | 30000. | 165 | 11147 | No |
| 194 | GOM_NL__2PRFIN20040417_194635_000000442026_00071_11147_1665.N1 | 17-APR-2004 19:46:35 | Twl_and_stray | 43.500 | 106 | 9Bet Crv | 2.6480 | 5600.0 | 87 | 11147 | No |
| 195 | GOM_NL__2PRFIN20040417_194825_000000392026_00071_11147_1666.N1 | 17-APR-2004 19:48:25 | Bright | 38.500 | 100 | 4Gam Crv | 2.5800 | 13100. | 77 | 11147 | No |
| 196 | GOM_NL__2PRFIN20040417_194944_000000462026_00071_11147_1667.N1 | 17-APR-2004 19:49:44 | Bright | 46.000 | 15 | 67Alp Vir | 0.97600 | 28000. | 92 | 11147 | No |
| 197 | GOM_NL__2PRFIN20040417_195247_000000392026_00071_11147_1668.N1 | 17-APR-2004 19:52:47 | Bright | 38.500 | 121 | 29Gam Vir | 2.7400 | 7200.0 | 77 | 11147 | No |
| 198 | GOM_NL__2PRFIN20040417_195629_000000402026_00071_11147_1669.N1 | 17-APR-2004 19:56:29 | Bright | 39.500 | 138 | 47Eps Vir | 2.8280 | 4700.0 | 79 | 11147 | No |
| 199 | GOM_NL__2PRFIN20040417_195935_000000382026_00071_11147_1670.N1 | 17-APR-2004 19:59:35 | Bright | 38.000 | 96 | 68Del Leo | 2.5600 | 9300.0 | 76 | 11147 | No |
| 200 | GOM_NL__2PRFIN20040417_200431_000000392026_00071_11147_1671.N1 | 17-APR-2004 20:04:31 | Bright | 39.000 | 152 | 12Alp2CVn | 2.8900 | 11000. | 78 | 11147 | No |
| 201 | GOM_NL__2PRFIN20040417_200610_000000372026_00071_11147_1672.N1 | 17-APR-2004 20:06:10 | Bright | 37.000 | 174 | 52Psi UMa | 3.0040 | 4400.0 | 74 | 11147 | No |
| 202 | GOM_NL__2PRFIN20040417_200830_000000382026_00071_11147_1673.N1 | 17-APR-2004 20:08:30 | Bright | 37.500 | 87 | 64Gam UMa | 2.4330 | 11000. | 75 | 11147 | No |
| 203 | GOM_NL__2PRFIN20040417_201053_000000412026_00071_11147_1674.N1 | 17-APR-2004 20:10:53 | Bright | 41.000 | 36 | 50Alp UMa | 1.8000 | 6300.0 | 82 | 11147 | No |
| 204 | GOM_NL__2PRFIN20040417_201554_000000382026_00071_11147_1675.N1 | 17-APR-2004 20:15:54 | Bright | 37.500 | 60 | 7Bet UMi | 2.0810 | 3950.0 | 75 | 11147 | No |
| 205 | GOM_NL__2PRFIN20040417_201854_000000372026_00071_11147_1676.N1 | 17-APR-2004 20:18:54 | Bright | 37.000 | 49 | 1Alp UMi | 1.9900 | 6300.0 | 74 | 11147 | No |
| 206 | GOM_NL__2PRFIN20040417_202115_000000612026_00071_11147_1677.N1 | 17-APR-2004 20:21:15 | Bright | 61.000 | 130 | 23Bet Dra | 2.7990 | 5800.0 | 122 | 11147 | No |
| 207 | GOM_NL__2PRFIN20040417_202306_000000642026_00071_11147_1678.N1 | 17-APR-2004 20:23:06 | Bright | 64.000 | 69 | 33Gam Dra | 2.2310 | 3800.0 | 128 | 11147 | No |
| 208 | GOM_NL__2PRFIN20040417_202603_000000412026_00071_11147_1679.N1 | 17-APR-2004 20:26:03 | Bright | 40.500 | 89 | 5Alp Cep | 2.4510 | 8000.0 | 81 | 11147 | No |
| 209 | GOM_NL__2PRFIN20040417_202745_000000352026_00071_11147_1680.N1 | 17-APR-2004 20:27:45 | Bright | 34.500 | 68 | 18Alp Cas | 2.2250 | 4500.0 | 69 | 11147 | No |
| 210 | GOM_NL__2PRFIN20040417_203140_000001202026_00071_11147_1681.N1 | 17-APR-2004 20:31:40 | Bright | 119.50 | 5 | 3Alp Lyr | 0.033000 | 11000. | 239 | 11147 | No |
| 211 | GOM_NL__2PRFIN20040417_203548_000000612026_00071_11147_1682.N1 | 17-APR-2004 20:35:48 | Bright | 60.500 | 92 | 53Eps Cyg | 2.5000 | 4500.0 | 121 | 11147 | No |
| 212 | GOM_NL__2PRFIN20040417_204326_000000592026_00071_11147_1683.N1 | 17-APR-2004 20:43:26 | Dark | 59.000 | 61 | 8Eps Peg | 2.1000 | 3900.0 | 118 | 11147 | No |
| 213 | GOM_NL__2PRFIN20040417_204555_000000472026_00071_11147_1684.N1 | 17-APR-2004 20:45:55 | Dark | 47.000 | 162 | 34Alp Aqr | 2.9440 | 5350.0 | 94 | 11147 | No |
| 214 | GOM_NL__2PRFIN20040417_204840_000000542026_00071_11147_1685.N1 | 17-APR-2004 20:48:40 | Dark | 53.500 | 154 | 22Bet Aqr | 2.8990 | 5700.0 | 107 | 11147 | No |
| 215 | GOM_NL__2PRFIN20040417_205123_000001532026_00071_11147_1686.N1 | 17-APR-2004 20:51:23 | Dark | 152.50 | 11 | 53Alp Aql | 0.76500 | 8000.0 | 305 | 11147 | No |
| 216 | GOM_NL__2PRFIN20040417_205732_000000492026_00071_11147_1687.N1 | 17-APR-2004 20:57:32 | Dark | 48.500 | 63 | Bet Gru | 2.1500 | 2800.0 | 97 | 11147 | No |
| 217 | GOM_NL__2PRFIN20040417_210121_000000492026_00071_11147_1688.N1 | 17-APR-2004 21:01:21 | Dark | 48.500 | 148 | Alp Tuc | 2.8780 | 4100.0 | 97 | 11147 | No |
| 218 | GOM_NL__2PRFIN20040417_210637_000000782026_00072_11148_1655.N1 | 17-APR-2004 21:06:37 | Dark | 77.500 | 57 | 34Sig Sgr | 2.0660 | 26000. | 155 | 11148 | No |
| 219 | GOM_NL__2PRFIN20040417_210909_000000702026_00072_11148_1656.N1 | 17-APR-2004 21:09:09 | Dark | 70.000 | 38 | 20Eps Sgr | 1.8360 | 11000. | 140 | 11148 | No |

| | | | | | | | | | | | |
|-----|--|----------------------|---------------|--------|-----|-----------|-----------|--------|-----|-------|-----|
| 220 | GOM_NL__2PRFIN20040417_211117_000000652026_00072_11148_1657.N1 | 17-APR-2004 21:11:17 | Dark | 64.500 | 178 | lot1Sco | 3.0220 | 6550.0 | 129 | 11148 | No |
| 221 | GOM_NL__2PRFIN20040417_211256_000000702026_00072_11148_1658.N1 | 17-APR-2004 21:12:56 | Straylight | 70.000 | 25 | 35Lam Sco | 1.6200 | 28000. | 140 | 11148 | No |
| 222 | GOM_NL__2PRFIN20040417_211502_000000502026_00072_11148_1659.N1 | 17-APR-2004 21:15:02 | Straylight | 50.000 | 4 | Alp1Cen | -0.010000 | 5800.0 | 100 | 11148 | No |
| 223 | GOM_NL__2PRFIN20040417_211622_000000432026_00072_11148_1660.N1 | 17-APR-2004 21:16:22 | Straylight | 43.000 | 12 | Alp1Cru | 0.77500 | 30000. | 86 | 11148 | No |
| 224 | GOM_NL__2PRFIN20040417_211758_000000392026_00072_11148_1661.N1 | 17-APR-2004 21:17:58 | Straylight | 38.500 | 26 | Gam Cru | 1.6240 | 2900.0 | 77 | 11148 | No |
| 225 | GOM_NL__2PRFIN20040417_211920_000000402026_00072_11148_1662.N1 | 17-APR-2004 21:19:20 | Straylight | 40.000 | 95 | Zet Cen | 2.5450 | 26000. | 80 | 11148 | No |
| 226 | GOM_NL__2PRFIN20040417_225954_000000452026_00073_11149_1655.N1 | 17-APR-2004 22:59:54 | Dark | 44.500 | 95 | Zet Cen | 2.5450 | 26000. | 89 | 11149 | Yes |
| 227 | GOM_NL__2PRFIN20040417_230148_000000882026_00073_11149_1656.N1 | 17-APR-2004 23:01:48 | Straylight | 88.000 | 16 | 21Alp Sco | 1.0200 | 3000.0 | 176 | 11149 | No |
| 228 | GOM_NL__2PRFIN20040417_230453_000000782026_00073_11149_1657.N1 | 17-APR-2004 23:04:53 | Twl_and_stray | 77.500 | 80 | 7Del Sco | 2.3160 | 30000. | 155 | 11149 | No |
| 229 | GOM_NL__2PRFIN20040417_230747_000000442026_00073_11149_1658.N1 | 17-APR-2004 23:07:47 | Twl_and_stray | 43.500 | 106 | 9Bet Crv | 2.6480 | 5600.0 | 87 | 11149 | No |
| 230 | GOM_NL__2PRFIN20040417_230936_000000402026_00073_11149_1659.N1 | 17-APR-2004 23:09:36 | Bright | 39.500 | 100 | 4Gam Crv | 2.5800 | 13100. | 79 | 11149 | No |
| 231 | GOM_NL__2PRFIN20040417_231057_000000452026_00073_11149_1660.N1 | 17-APR-2004 23:10:57 | Bright | 45.000 | 15 | 67Alp Vir | 0.97600 | 28000. | 90 | 11149 | No |
| 232 | GOM_NL__2PRFIN20040417_231359_000000382026_00073_11149_1661.N1 | 17-APR-2004 23:13:59 | Bright | 38.000 | 121 | 29Gam Vir | 2.7400 | 7200.0 | 76 | 11149 | No |
| 233 | GOM_NL__2PRFIN20040417_231740_000000402026_00073_11149_1662.N1 | 17-APR-2004 23:17:40 | Bright | 40.000 | 138 | 47Eps Vir | 2.8280 | 4700.0 | 80 | 11149 | No |
| 234 | GOM_NL__2PRFIN20040417_232045_000000402026_00073_11149_1663.N1 | 17-APR-2004 23:20:45 | Bright | 40.000 | 96 | 68Del Leo | 2.5600 | 9300.0 | 80 | 11149 | No |
| 235 | GOM_NL__2PRFIN20040417_232542_000000392026_00073_11149_1664.N1 | 17-APR-2004 23:25:42 | Bright | 38.500 | 152 | 12Alp2CVn | 2.8900 | 11000. | 77 | 11149 | No |
| 236 | GOM_NL__2PRFIN20040417_232722_000000372026_00073_11149_1665.N1 | 17-APR-2004 23:27:22 | Bright | 36.500 | 174 | 52Psi UMa | 3.0040 | 4400.0 | 73 | 11149 | No |
| 237 | GOM_NL__2PRFIN20040417_232942_000000522026_00073_11149_1666.N1 | 17-APR-2004 23:29:42 | Bright | 52.000 | 87 | 64Gam UMa | 2.4330 | 11000. | 104 | 11149 | No |
| 238 | GOM_NL__2PRFIN20040417_233205_000000392026_00073_11149_1667.N1 | 17-APR-2004 23:32:05 | Bright | 39.000 | 36 | 50Alp UMa | 1.8000 | 6300.0 | 78 | 11149 | No |
| 239 | GOM_NL__2PRFIN20040417_233705_000000402026_00073_11149_1668.N1 | 17-APR-2004 23:37:05 | Bright | 40.000 | 60 | 7Bet UMi | 2.0810 | 3950.0 | 80 | 11149 | No |
| 240 | GOM_NL__2PRFIN20040417_234005_000000342026_00073_11149_1669.N1 | 17-APR-2004 23:40:05 | Bright | 34.000 | 49 | 1Alp UMi | 1.9900 | 6300.0 | 68 | 11149 | No |
| 241 | GOM_NL__2PRFIN20040417_234225_000000622026_00073_11149_1670.N1 | 17-APR-2004 23:42:25 | Bright | 62.000 | 130 | 23Bet Dra | 2.7990 | 5800.0 | 124 | 11149 | No |
| 242 | GOM_NL__2PRFIN20040417_234416_000000662026_00073_11149_1671.N1 | 17-APR-2004 23:44:16 | Bright | 65.500 | 69 | 33Gam Dra | 2.2310 | 3800.0 | 131 | 11149 | No |
| 243 | GOM_NL__2PRFIN20040417_234714_000000432026_00073_11149_1672.N1 | 17-APR-2004 23:47:14 | Bright | 42.500 | 89 | 5Alp Cep | 2.4510 | 8000.0 | 85 | 11149 | No |
| 244 | GOM_NL__2PRFIN20040417_234857_000000382026_00073_11149_1673.N1 | 17-APR-2004 23:48:57 | Bright | 37.500 | 68 | 18Alp Cas | 2.2250 | 4500.0 | 75 | 11149 | No |
| 245 | GOM_NL__2PRFIN20040417_235250_000001382026_00073_11149_1674.N1 | 17-APR-2004 23:52:50 | Bright | 138.00 | 5 | 3Alp Lyr | 0.033000 | 11000. | 276 | 11149 | No |
| 246 | GOM_NL__2PRFIN20040417_235701_000000652026_00073_11149_1675.N1 | 17-APR-2004 23:57:01 | Bright | 64.500 | 92 | 53Eps Cyg | 2.5000 | 4500.0 | 129 | 11149 | No |

3. Quality information per product

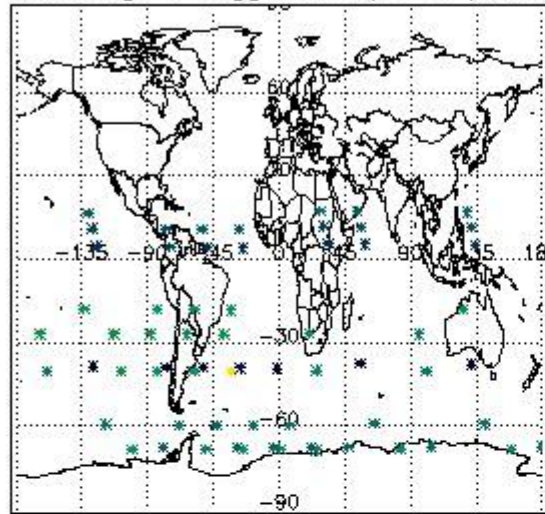
In this section it is plotted some information contained in the Quality Summary data set of the level 2 products. Only products in dark limb conditions and without errors (error flag in the MPH set to "0") are used.

3.1 Plot quality information per product (time dependant)

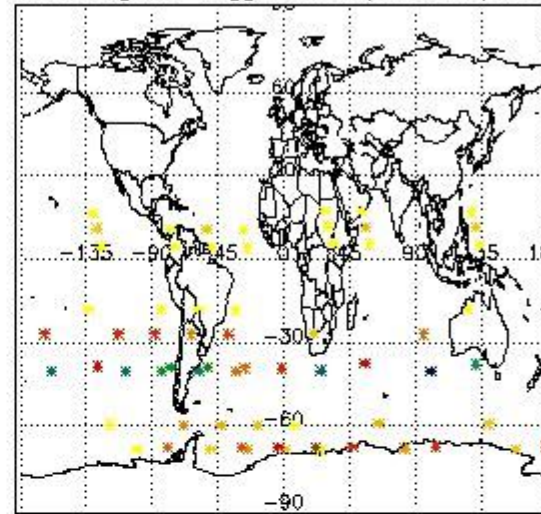


3.2 Plot quality information per product (world map)

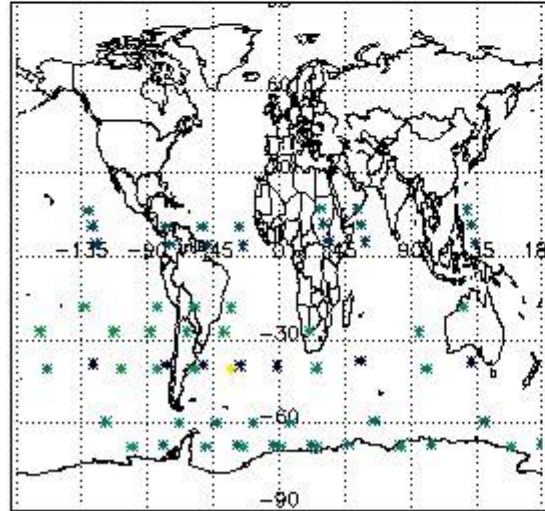
Percentage of flagged data per O3 profile



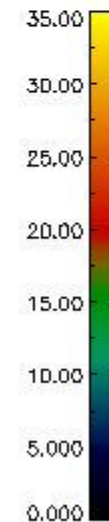
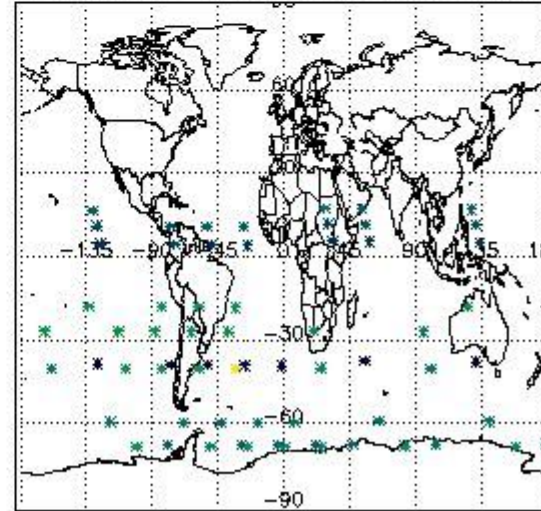
Percentage of flagged data per H2O profile



Percentage of flagged data per NO2 profile



Percentage of flagged data per NO3 profile

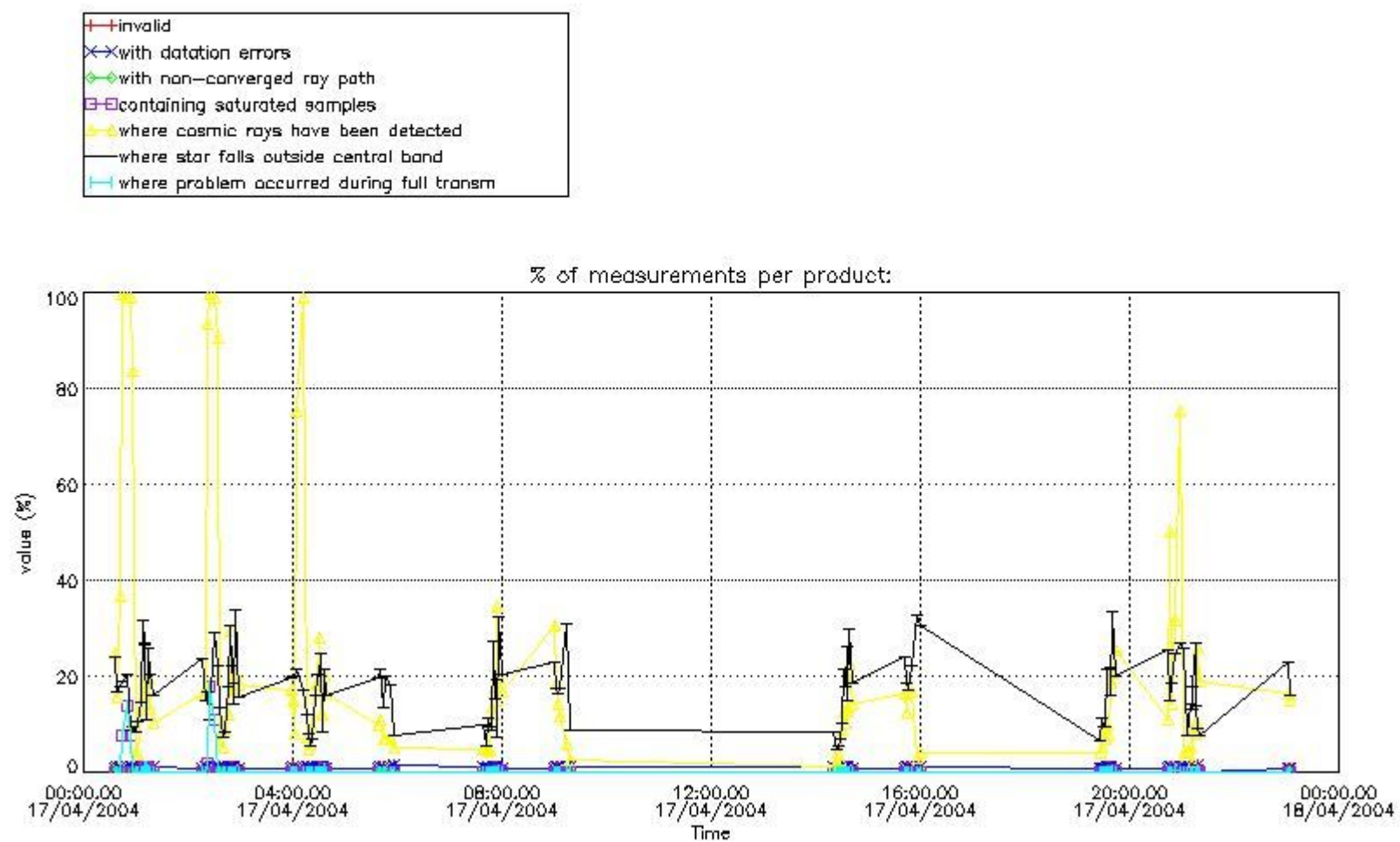


4. Level 1 quality information per product

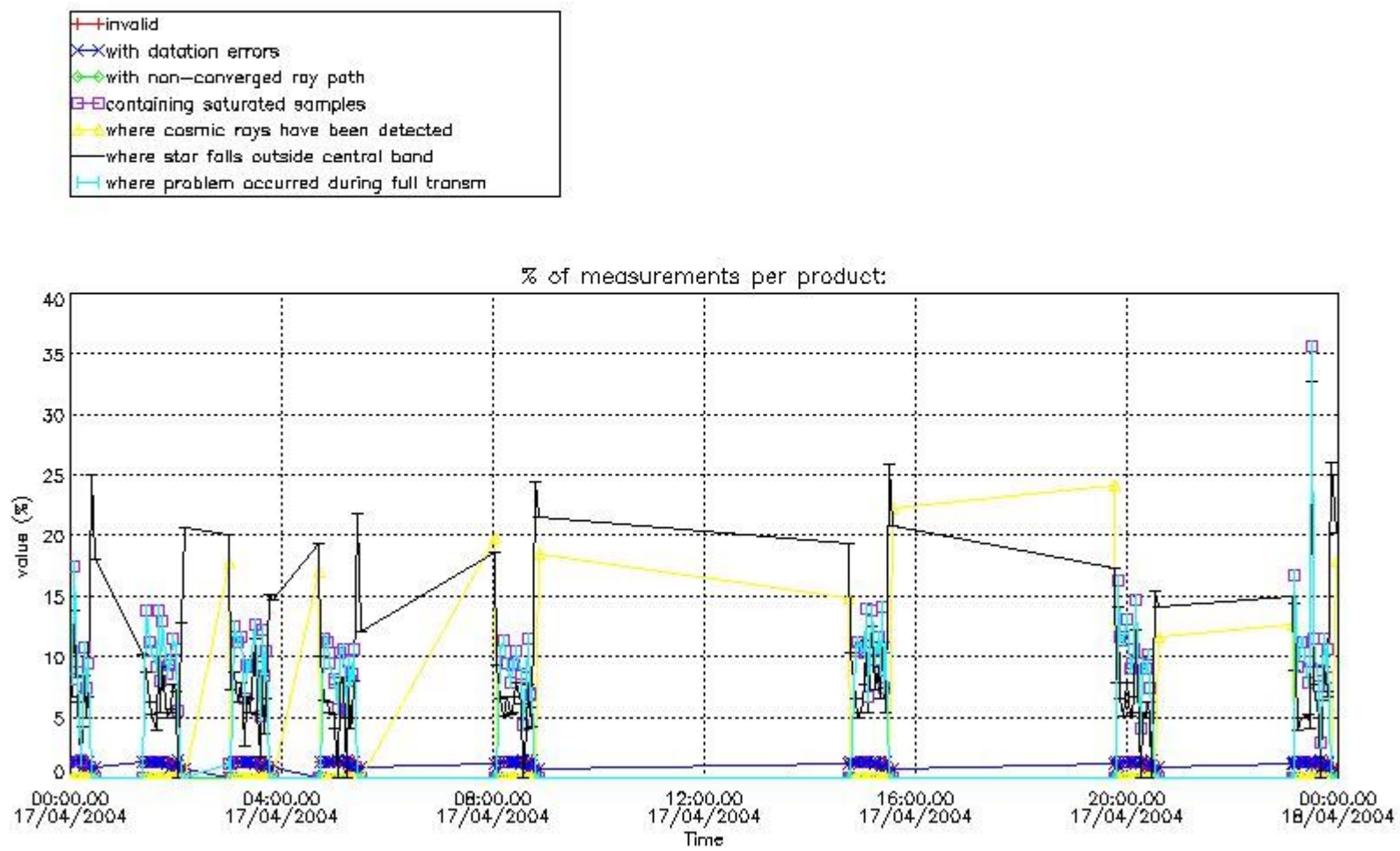
In this section it is plotted some information contained in the Quality Summary data set of the level 2 products that comes from the level 1b processing. Products without errors (error flag in the MPH set to "0") are used.

4.1 Plot quality information per product (time dependant) coming from level 1b processing

4.1.1 Plot level 1 quality information per product (time dependant): ENVISAT ASCENDING passes



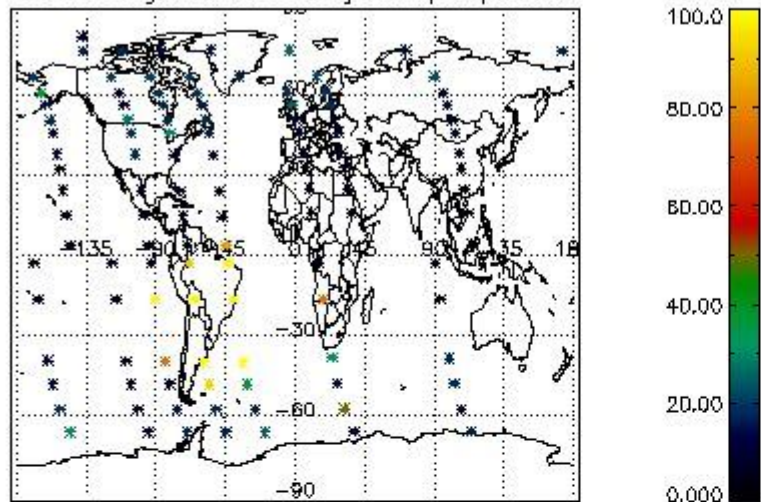
4.1.2 Plot level 1 quality information per product (time dependant): ENVI SAT DESCENDING passes



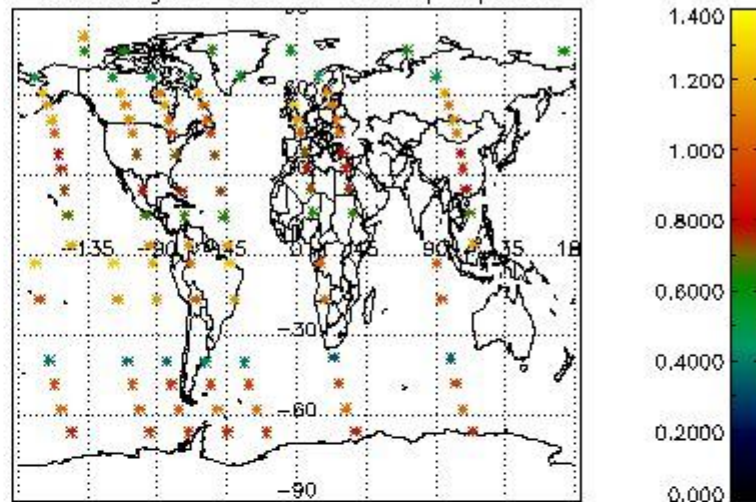
4.2 Plot quality information per product coming from level 1b processing (world map)

4.2.1 Plot level 1 quality information per product (world map): ENVISAT ASCENDING passes

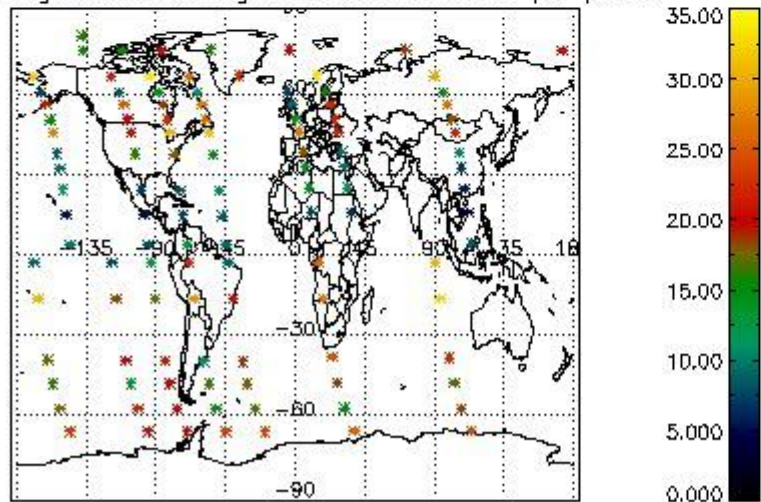
Percentage of cosmic ray hits per profile



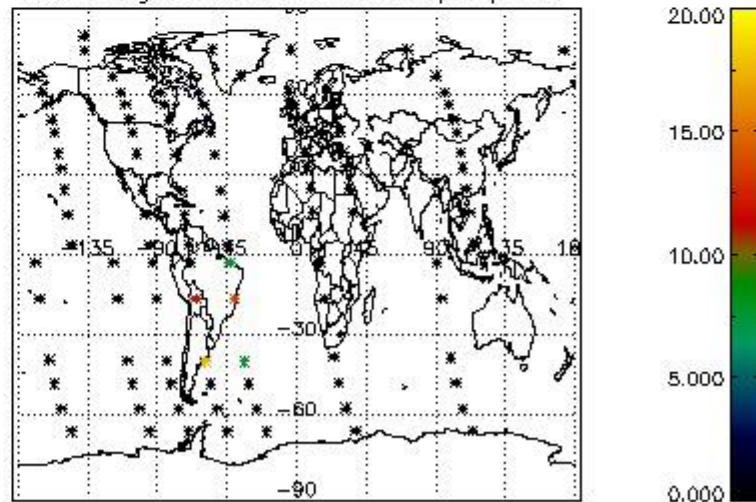
Percentage of datation errors per profile



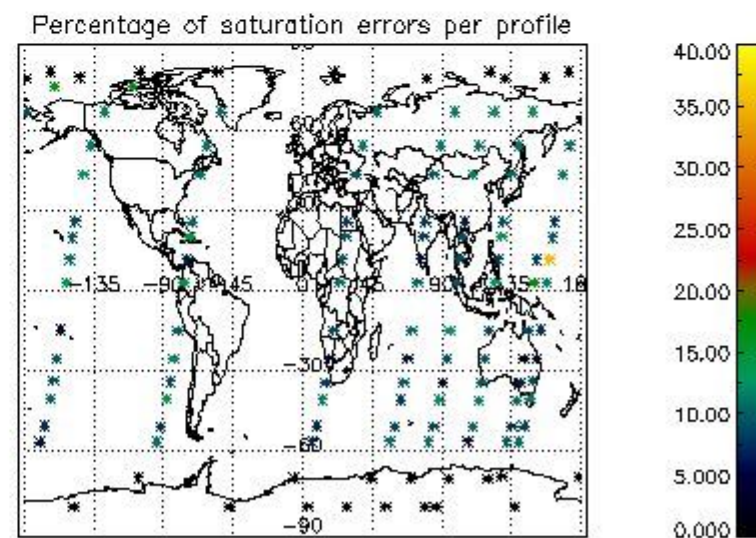
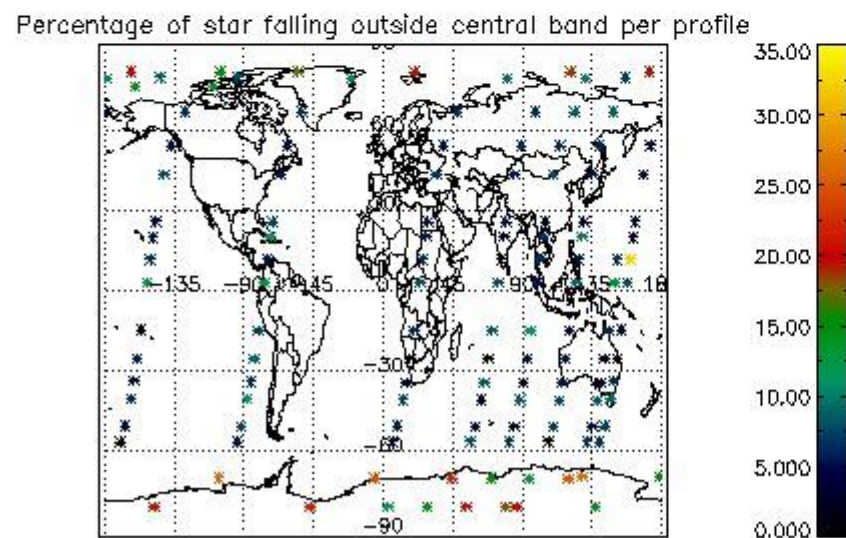
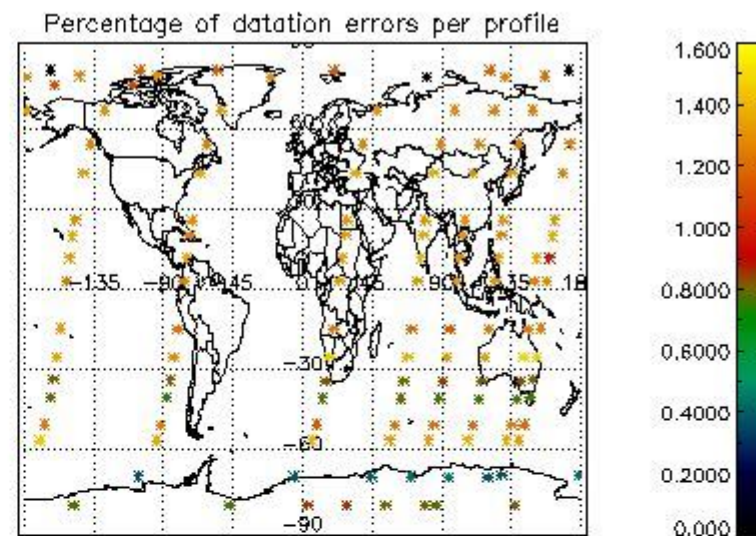
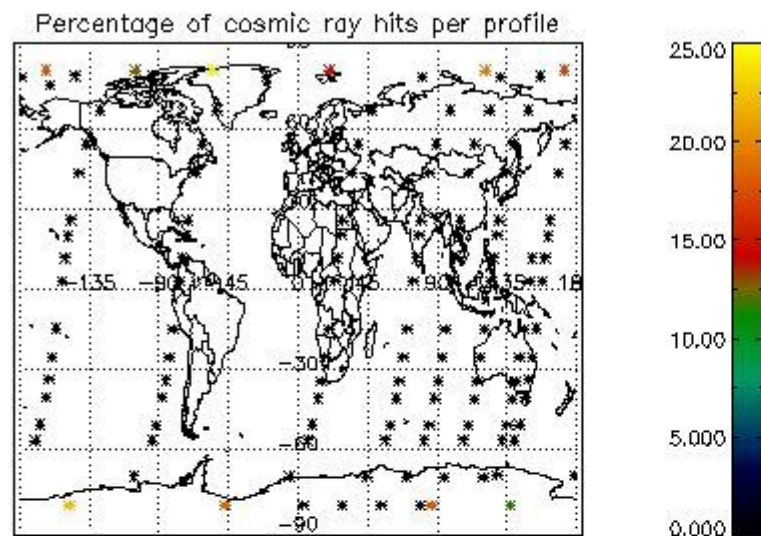
Percentage of star falling outside central band per profile



Percentage of saturation errors per profile



4.2.2 Plot level 1 quality information per product (world map): ENVISAT DESCENDING passes



5. Trace gas profiles

5.1 Ozone statistics based on quality of products

The final quality of the products can be "measured" using the STD (Standard Deviation) attached to every point profile. This information is written to the parameter GOM_NL__2P/NL_LOCAL_SPECIES_DENSITY/o3_std of the level 2 products. The table below shows the statistics for given STD ranges.

The statistics are given with respect to the overall valid production:

- Products without fatal errors: GOM_NL__2P/MPH/PRODUCT_ERR=0
- Valid point profile: GOM_NL__2P/NL_LOCAL_SPECIES_DENSITY/pcd(0)=0

The 'Criteria' is applied to valid points of dark limb products:

- Products in dark limb illumination condition: GOM_NL__2P/NL_SUMMARY_QUALITY/obs_ill_cond=0
- Products without fatal errors: GOM_NL__2P/MPH/PRODUCT_ERR=0
- Valid point profile: GOM_NL__2P/NL_LOCAL_SPECIES_DENSITY/pcd(0)=0

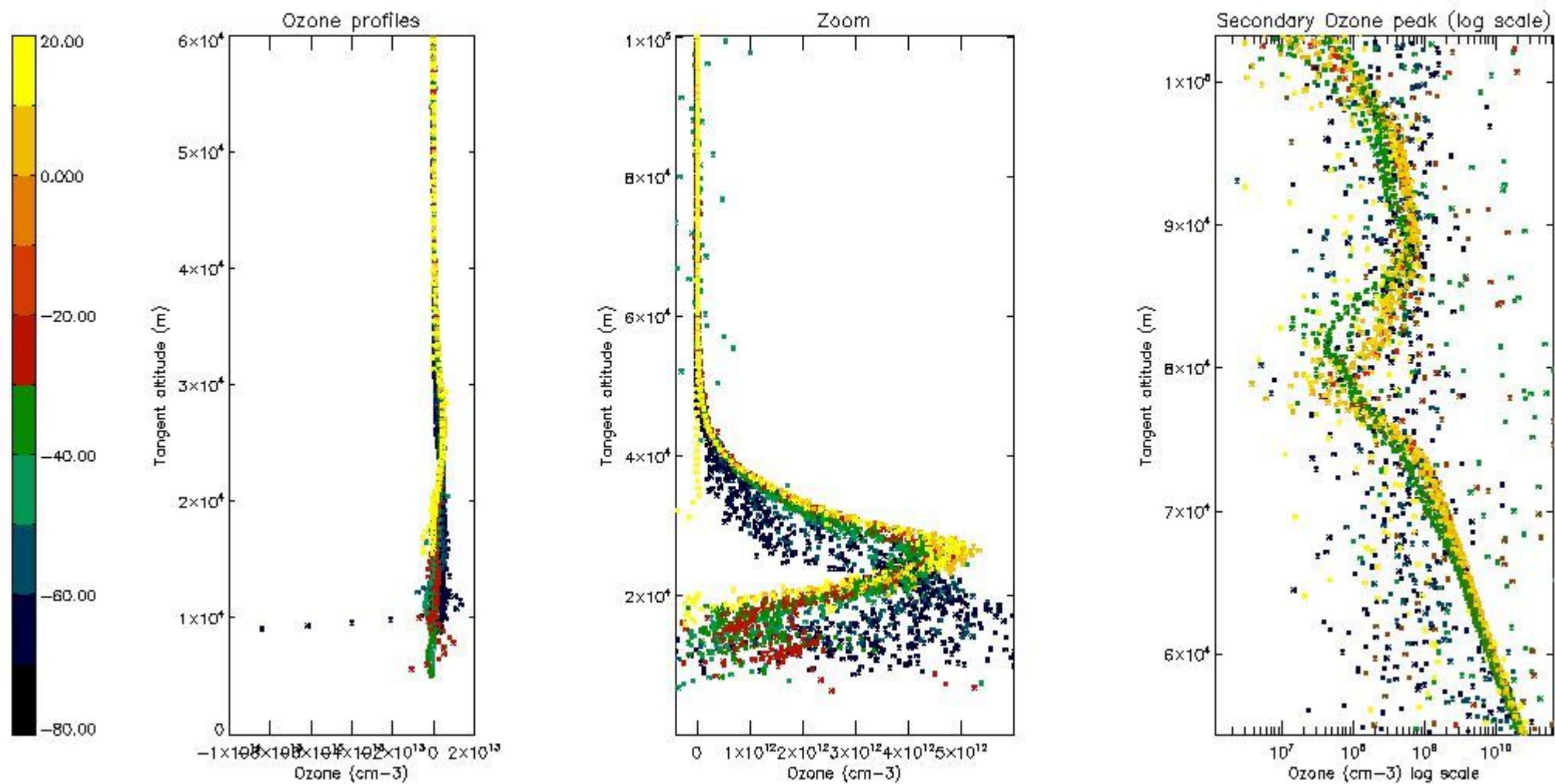
So, the table below shows the percentage of dark limb and valid observations for each criteria with respect to the overall valid daily observations.

| Criteria | % of total production |
|----------|-----------------------|
| All STD | 31 |
| STD < 20 | 16 |

| | |
|----------|----|
| STD < 10 | 13 |
| STD < 5 | 10 |

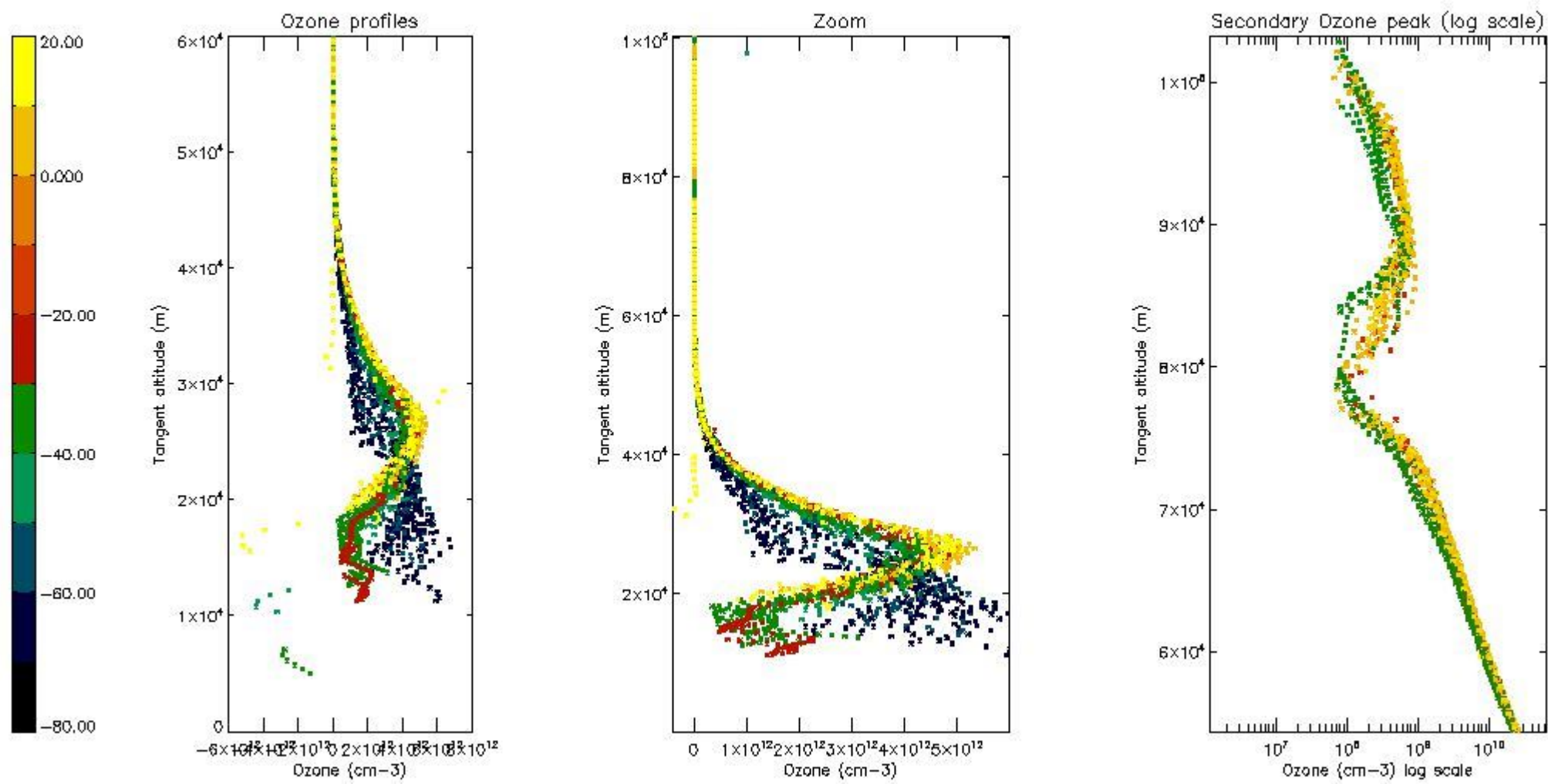
5.2 Plot ozone profiles for all STD (dark without errors)

The colorbar represents the latitude.



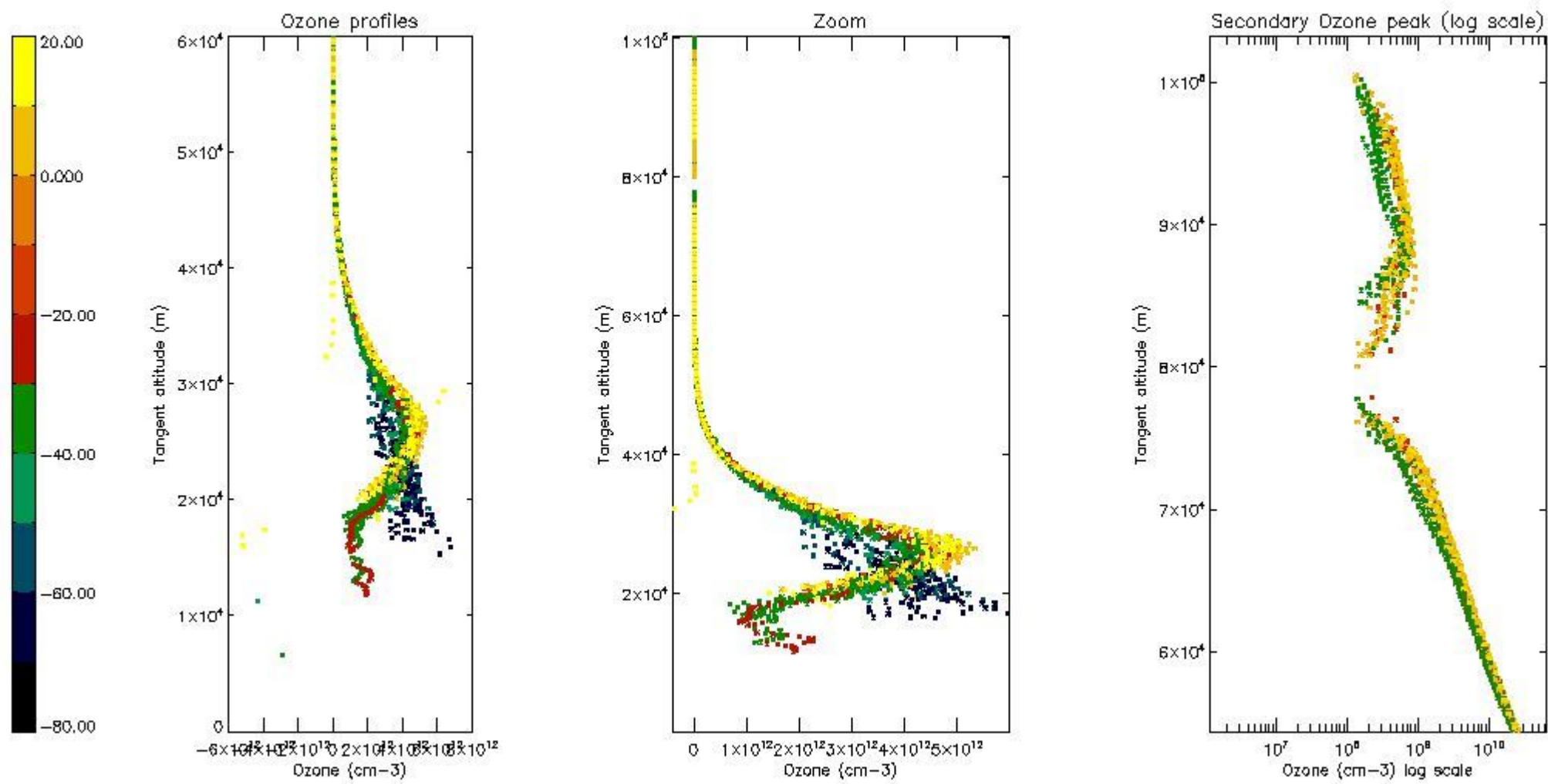
5.3 Plot ozone profiles where STD < 20% (dark without errors)

The colorbar represents the latitude.



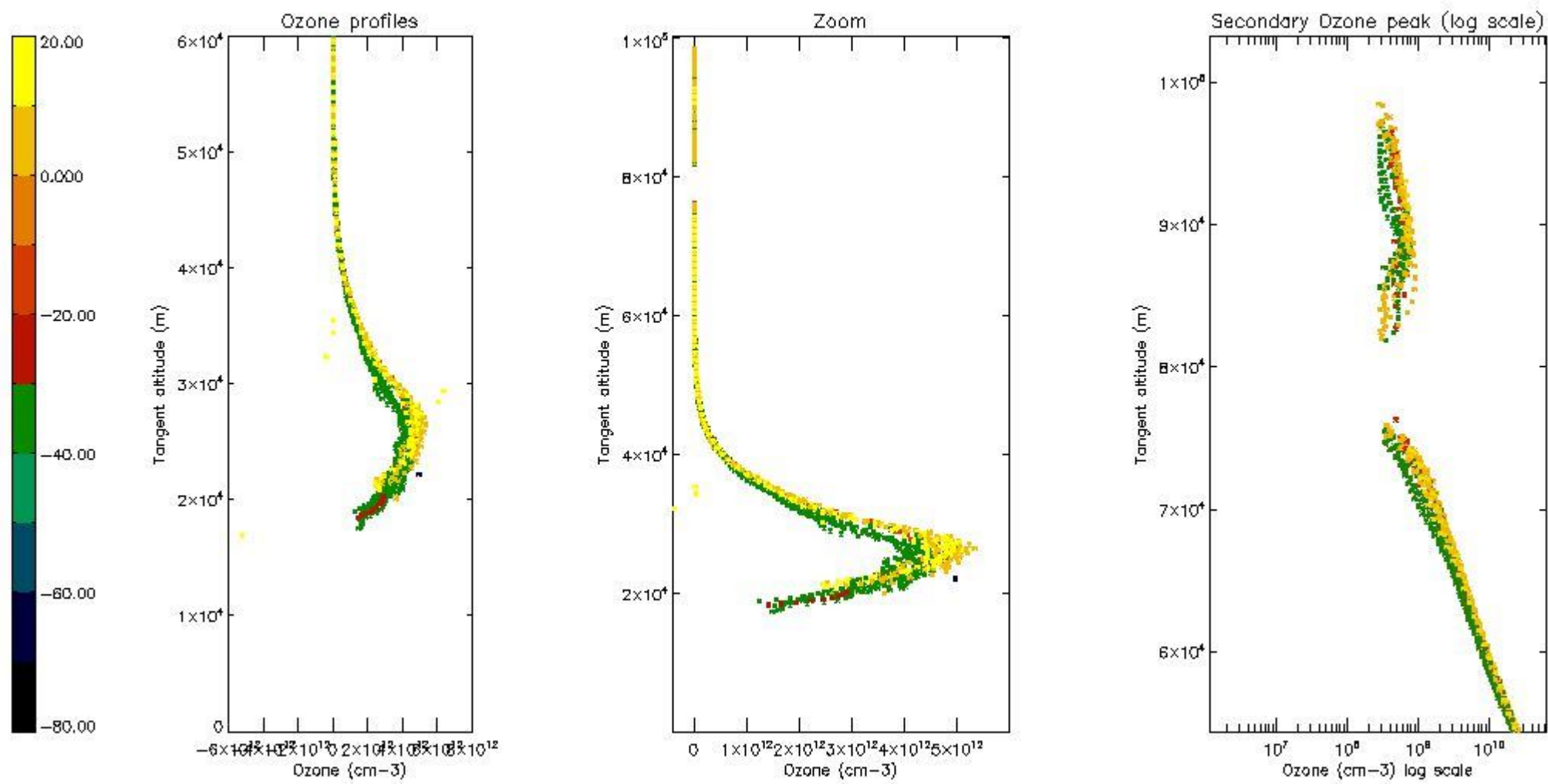
5.4 Plot ozone profiles where STD < 10% (dark without errors)

The colorbar represents the latitude.



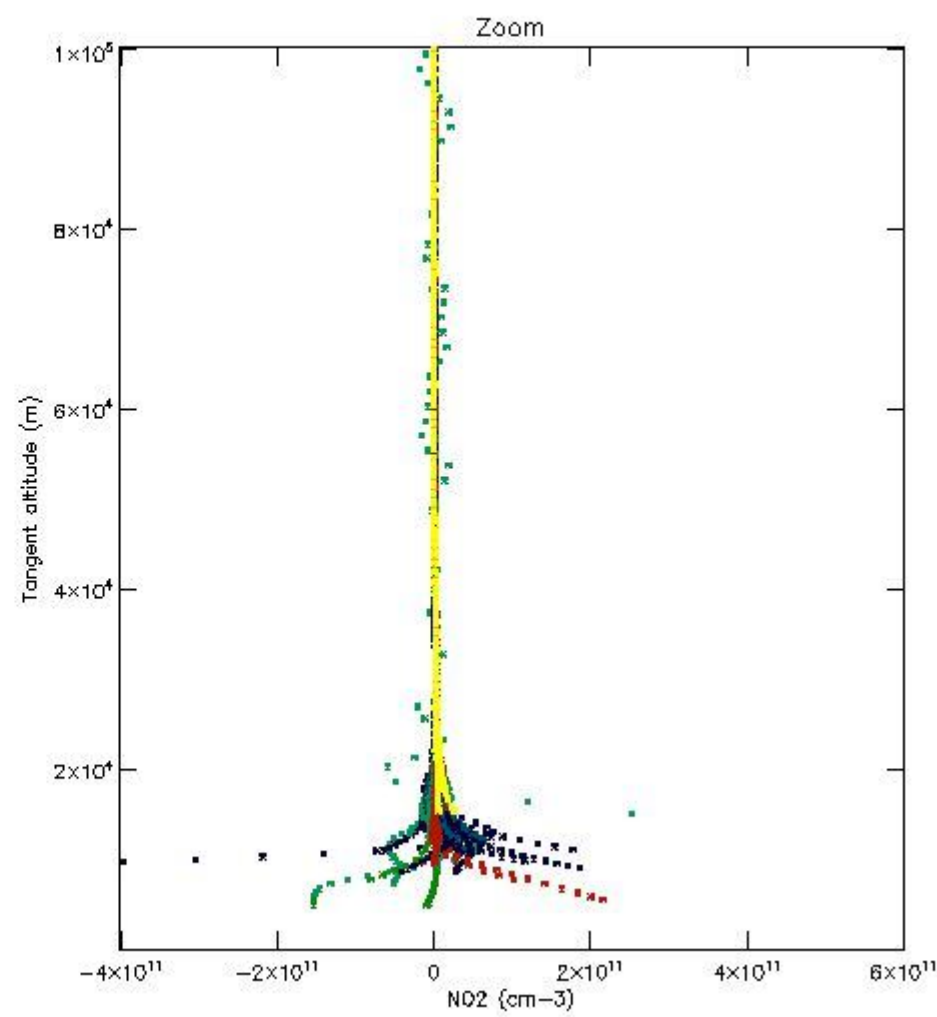
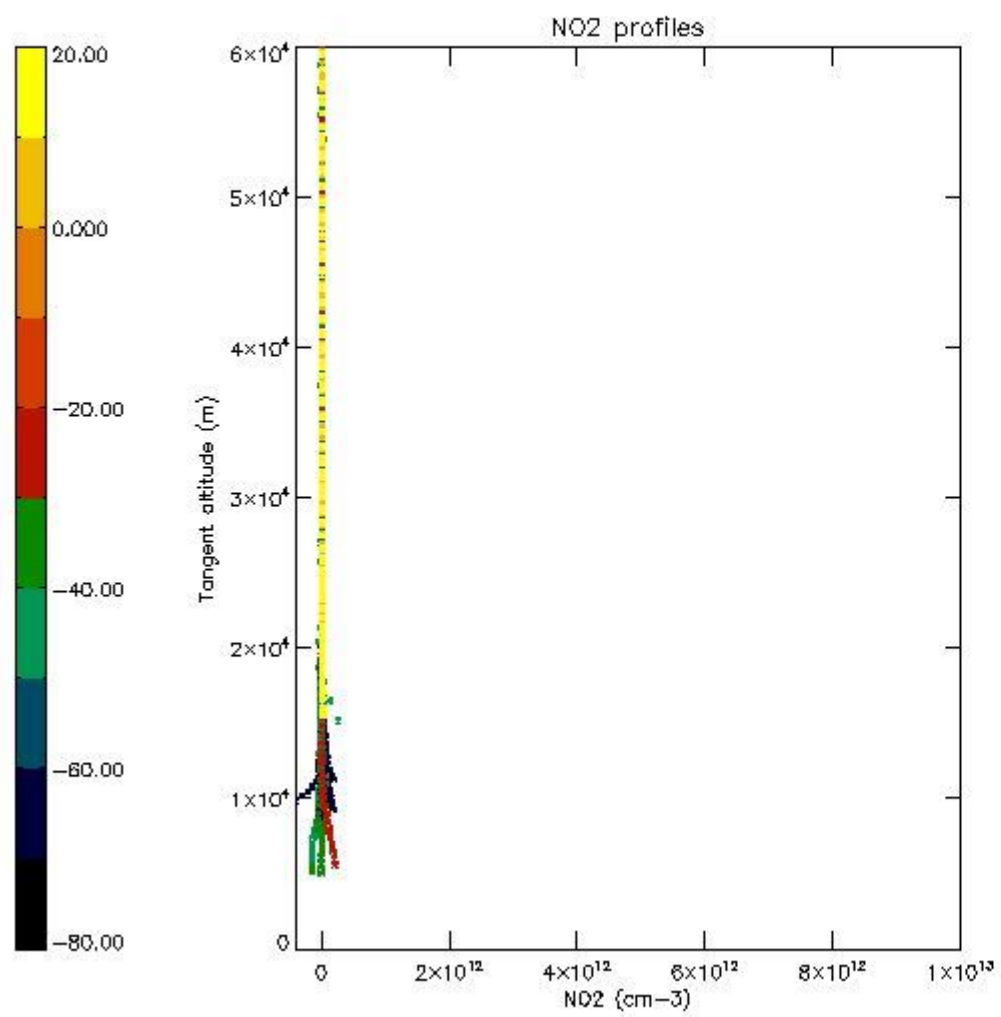
5.5 Plot ozone profiles where STD < 5% (dark without errors)

The colorbar represents the latitude.



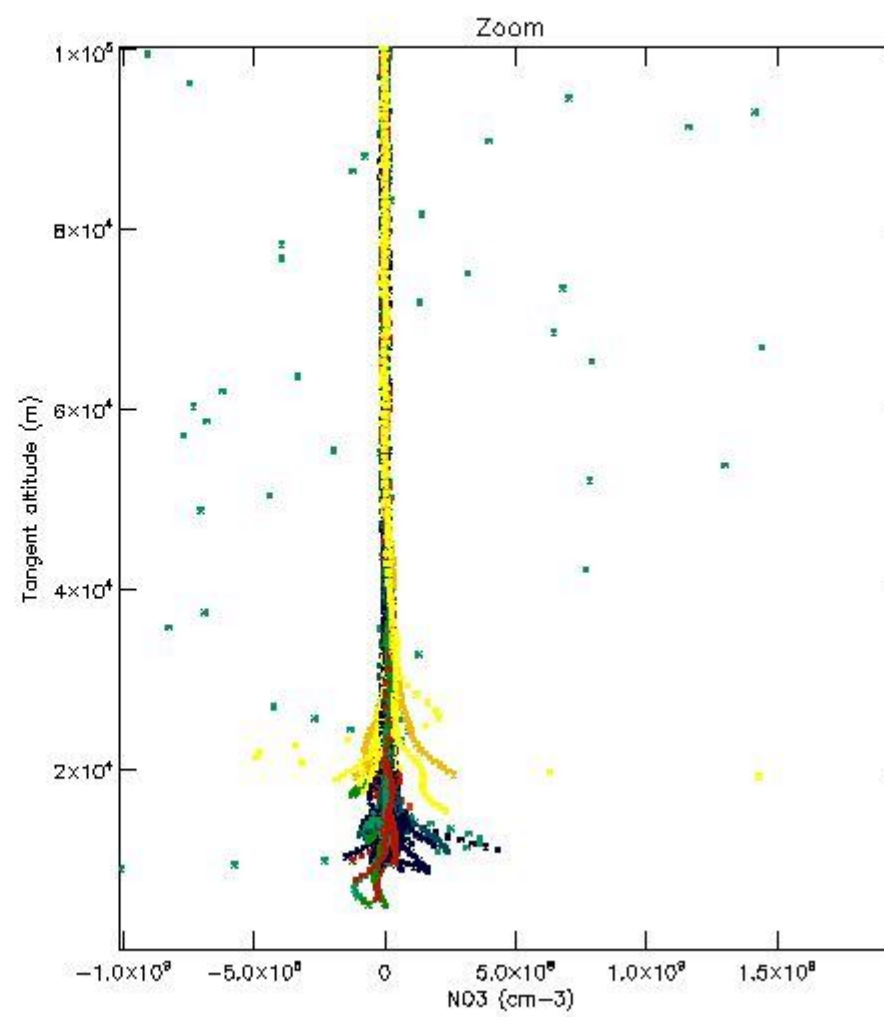
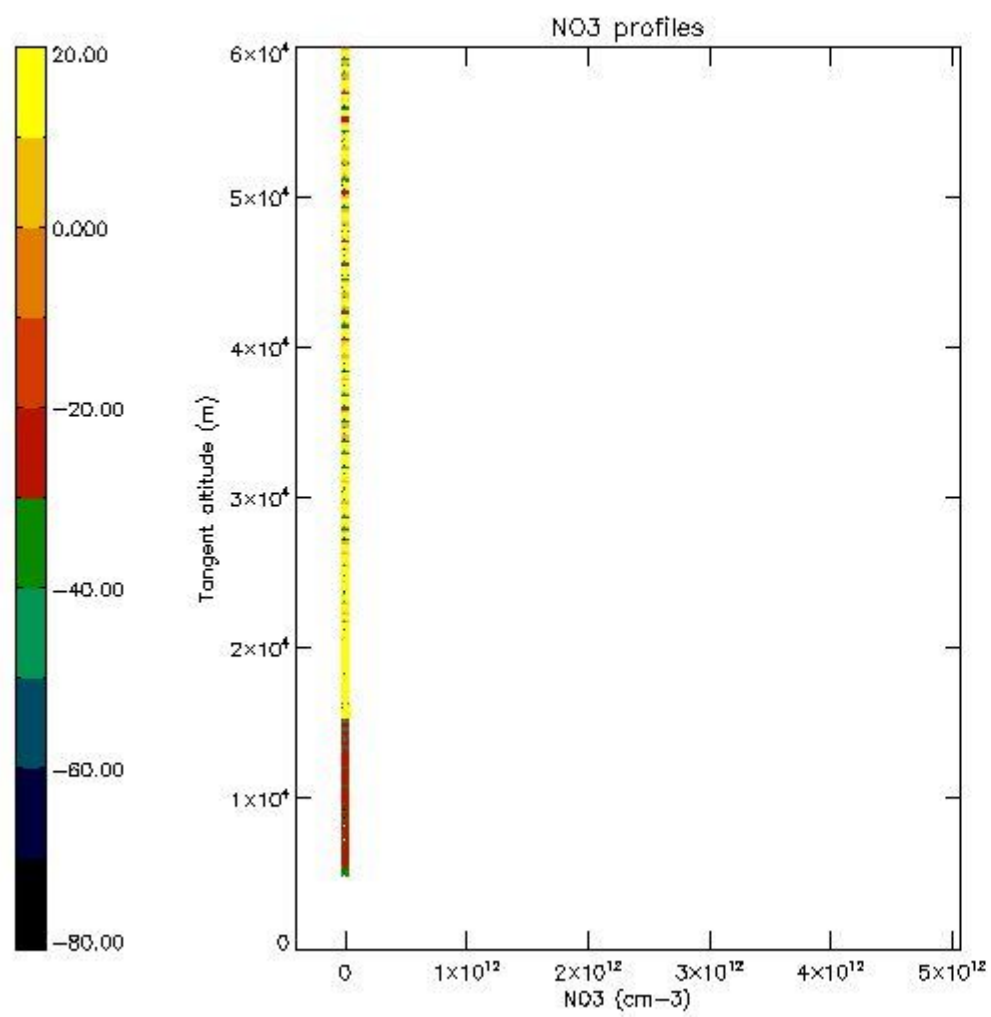
5.6 Plot NO₂ profiles for all STD (dark without errors)

The colorbar represents the latitude.



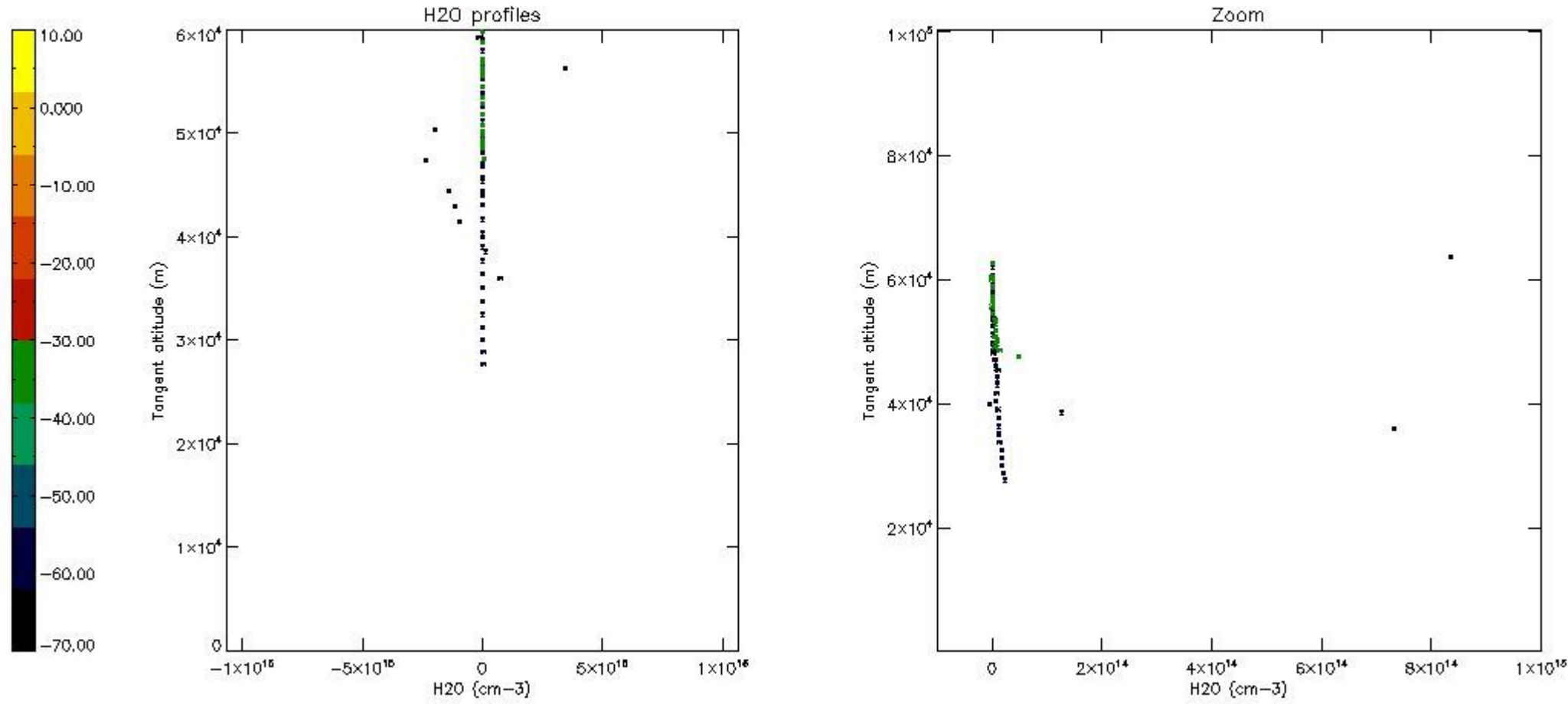
5.7 Plot NO3 profiles for all STD (dark without errors)

The colorbar represents the latitude.



5.8 Plot H2O profiles for all STD (only for occultations of stars 1,2,3,4,13,14,16,26,63 dark without errors)

The colorbar represents the latitude.



6. Auxiliary Data Files used for the production reported in section 2

The number reported in the third column indicates since which file (see list in section 2) the corresponding auxiliary file has been used. The fourth column is the date of those product files.

| Type | Auxiliary Filename | Used since product | Used since product date |
|---------------------------|---|--------------------|-------------------------|
| INST_PHYS_CHARACTERISTICS | GOM_INS_AXVIEC20091111_143220_20030716_120000_20500101_000000 | 1 | 17-APR-2004 00:01:19 |
| LEVEL-2_PROC_CONFIG | GOM_PR2_AXVIEC20091111_152718_20020301_000000_20500101_000000 | 1 | 17-APR-2004 00:01:19 |
| CROSS_SECTIONS_FILE | GOM_CRS_AXVIEC20091111_154832_20020301_000000_20500101_000000 | 1 | 17-APR-2004 00:01:19 |

GOMOS Level 2 Daily Report

SUMMARY

[1. General Info](#)

[2. Summary of processed GOM_NL_2P products](#)

[3. Level 2 Quality information per product](#)

[3.1 Plot of level 2 quality information per product \(time dependant\)](#)

[3.2 Plot of level 2 quality information per product \(world map\)](#)

[4. Level 1 Quality information per product \(stored on level 2 products\)](#)

[4.1 Plot of level 1 quality information per product \(time dependant\)](#)

[4.1.1 Plot of level 1 quality information per product \(time dependant\): ASCENDING](#)

[4.1.2 Plot of level 1 quality information per product \(time dependant\): DESCENDING](#)

[4.2 Plot of level 1 quality information per product \(world map\)](#)

[4.2.1 Plot of level 1 quality information per product \(world map\): ASCENDING](#)

[4.2.2 Plot of level 1 quality information per product \(world map\): DESCENDING](#)

[5. Ozone profiles based on quality statistics and other trace gas profiles](#)

[5.1 Ozone statistics based on quality of products](#)

[5.2 Plot ozone profiles for all STD \(dark without errors\)](#)

[5.3 Plot ozone profiles where STD < 20% \(dark without errors\)](#)

[5.4. Plot ozone profiles where STD < 10% \(dark without errors\)](#)

[5.5. Plot ozone profiles where STD < 5% \(dark without errors\)](#)

[5.6 Plot NO2 profiles for all STD \(dark without errors\)](#)

[5.7 Plot NO3 profiles for all STD \(dark without errors\)](#)

[5.8 Plot H2O profiles \(only for occultations of stars 1,2,3,4,13,14,16,26,63 dark without errors\) for all STD](#)

[6. Auxiliary Data Files used for the production reported in section 2](#)

This report presents the daily analysis on parameters extracted from GOMOS level 2 data (GOM_NL__2P). It is intended to monitor some important parameters that will impact the quality of these products. A list of level 2 products (and content) that have arrived during the reporting day to the PCF is also given.

| Item | Value |
|---------------------------|---------------------------------|
| Time of report generation | 19APR2013 00:01:56 |
| Data source version | GOMOS/6.01 |
| Start time of products | 17-04-2004 (17APR2004 00:00:00) |
| Stop time of products | 18-04-2004 (18APR2004 00:00:00) |
| Store outputs in DB | Yes |
| Nb of level 2 prods | 246 |
| Nb of prods with errors | 1 |

2. Summary of processed GOM_NL__2P products.

| Nr | Filename | UTC Start time | Limb | Duration | Star Id | Star Name | Star Mag | Star Temp | Nb Meas | Orbit | Prod. error |
|----|--|----------------------|------------|----------|---------|-----------|-----------|-----------|---------|-------|-------------|
| 1 | GOM_NL__2PRFIN20040417_000119_000000372026_00059_11135_1642.N1 | 17-APR-2004 00:01:19 | Bright | 37.000 | 87 | 64Gam UMa | 2.4330 | 11000. | 74 | 11135 | No |
| 2 | GOM_NL__2PRFIN20040417_000342_000000402026_00059_11135_1643.N1 | 17-APR-2004 00:03:42 | Bright | 40.000 | 36 | 50Alp UMa | 1.8000 | 6300.0 | 80 | 11135 | No |
| 3 | GOM_NL__2PRFIN20040417_000846_000000402026_00059_11135_1644.N1 | 17-APR-2004 00:08:46 | Bright | 40.000 | 60 | 7Bet UMi | 2.0810 | 3950.0 | 80 | 11135 | No |
| 4 | GOM_NL__2PRFIN20040417_001142_000000342026_00059_11135_1645.N1 | 17-APR-2004 00:11:42 | Bright | 33.500 | 49 | 1Alp UMi | 1.9900 | 6300.0 | 67 | 11135 | No |
| 5 | GOM_NL__2PRFIN20040417_001417_000000602026_00059_11135_1646.N1 | 17-APR-2004 00:14:17 | Bright | 60.000 | 130 | 23Bet Dra | 2.7990 | 5800.0 | 120 | 11135 | No |
| 6 | GOM_NL__2PRFIN20040417_001607_000000652026_00059_11135_1647.N1 | 17-APR-2004 00:16:07 | Bright | 65.000 | 69 | 33Gam Dra | 2.2310 | 3800.0 | 130 | 11135 | No |
| 7 | GOM_NL__2PRFIN20040417_001854_000000412026_00059_11135_1648.N1 | 17-APR-2004 00:18:54 | Bright | 40.500 | 89 | 5Alp Cep | 2.4510 | 8000.0 | 81 | 11135 | No |
| 8 | GOM_NL__2PRFIN20040417_002032_000000372026_00059_11135_1649.N1 | 17-APR-2004 00:20:32 | Bright | 37.000 | 68 | 18Alp Cas | 2.2250 | 4500.0 | 74 | 11135 | No |
| 9 | GOM_NL__2PRFIN20040417_002438_000001322026_00059_11135_1650.N1 | 17-APR-2004 00:24:38 | Bright | 132.00 | 5 | 3Alp Lyr | 0.033000 | 11000. | 264 | 11135 | No |
| 10 | GOM_NL__2PRFIN20040417_002837_000000612026_00059_11135_1651.N1 | 17-APR-2004 00:28:37 | Bright | 61.000 | 92 | 53Eps Cyg | 2.5000 | 4500.0 | 122 | 11135 | No |
| 11 | GOM_NL__2PRFIN20040417_003610_000000572026_00059_11135_1652.N1 | 17-APR-2004 00:36:10 | Dark | 56.500 | 61 | 8Eps Peg | 2.1000 | 3900.0 | 113 | 11135 | No |
| 12 | GOM_NL__2PRFIN20040417_003838_000000482026_00059_11135_1653.N1 | 17-APR-2004 00:38:38 | Dark | 47.500 | 162 | 34Alp Aqr | 2.9440 | 5350.0 | 95 | 11135 | No |
| 13 | GOM_NL__2PRFIN20040417_004121_000000532026_00059_11135_1654.N1 | 17-APR-2004 00:41:21 | Dark | 53.000 | 154 | 22Bet Aqr | 2.8990 | 5700.0 | 106 | 11135 | No |
| 14 | GOM_NL__2PRFIN20040417_004341_000001302026_00059_11135_1655.N1 | 17-APR-2004 00:43:41 | Dark | 130.00 | 11 | 53Alp Aql | 0.76500 | 8000.0 | 260 | 11135 | No |
| 15 | GOM_NL__2PRFIN20040417_005018_000000442026_00059_11135_1656.N1 | 17-APR-2004 00:50:18 | Dark | 44.000 | 63 | Bet Gru | 2.1500 | 2800.0 | 88 | 11135 | No |
| 16 | GOM_NL__2PRFIN20040417_005407_000000402026_00059_11135_1657.N1 | 17-APR-2004 00:54:07 | Dark | 39.500 | 148 | Alp Tuc | 2.8780 | 4100.0 | 79 | 11135 | No |
| 17 | GOM_NL__2PRFIN20040417_005558_000000432026_00060_11136_1647.N1 | 17-APR-2004 00:55:58 | Dark | 42.500 | 45 | Alp Pav | 1.9400 | 26000. | 85 | 11136 | No |
| 18 | GOM_NL__2PRFIN20040417_005901_000000782026_00060_11136_1648.N1 | 17-APR-2004 00:59:01 | Dark | 77.500 | 57 | 34Sig Sgr | 2.0660 | 26000. | 155 | 11136 | No |
| 19 | GOM_NL__2PRFIN20040417_010140_000000672026_00060_11136_1649.N1 | 17-APR-2004 01:01:40 | Dark | 66.500 | 38 | 20Eps Sgr | 1.8360 | 11000. | 133 | 11136 | No |
| 20 | GOM_NL__2PRFIN20040417_010529_000000682026_00060_11136_1650.N1 | 17-APR-2004 01:05:29 | Straylight | 68.000 | 25 | 35Lam Sco | 1.6200 | 28000. | 136 | 11136 | No |
| 21 | GOM_NL__2PRFIN20040417_010746_000000542026_00060_11136_1651.N1 | 17-APR-2004 01:07:46 | Straylight | 54.000 | 4 | Alp1Cen | -0.010000 | 5800.0 | 108 | 11136 | No |
| 22 | GOM_NL__2PRFIN20040417_010910_000000492026_00060_11136_1652.N1 | 17-APR-2004 01:09:10 | Straylight | 49.000 | 12 | Alp1Cru | 0.77500 | 30000. | 98 | 11136 | No |
| 23 | GOM_NL__2PRFIN20040417_011045_000000492026_00060_11136_1653.N1 | 17-APR-2004 01:10:45 | Straylight | 48.500 | 26 | Gam Cru | 1.6240 | 2900.0 | 97 | 11136 | No |
| 24 | GOM_NL__2PRFIN20040417_011205_000000422026_00060_11136_1654.N1 | 17-APR-2004 01:12:05 | Straylight | 41.500 | 95 | Zet Cen | 2.5450 | 26000. | 83 | 11136 | No |
| 25 | GOM_NL__2PRFIN20040417_011349_000000952026_00060_11136_1655.N1 | 17-APR-2004 01:13:49 | Straylight | 94.500 | 16 | 21Alp Sco | 1.0200 | 3000.0 | 189 | 11136 | No |
| 26 | GOM_NL__2PRFIN20040417_011659_000000842026_00060_11136_1656.N1 | 17-APR-2004 01:16:59 | Twilight | 83.500 | 80 | 7Del Sco | 2.3160 | 30000. | 167 | 11136 | No |
| 27 | GOM_NL__2PRFIN20040417_011957_000000442026_00060_11136_1657.N1 | 17-APR-2004 01:19:57 | Twilight | 43.500 | 106 | 9Bet Crv | 2.6480 | 5600.0 | 87 | 11136 | No |
| 28 | GOM_NL__2PRFIN20040417_012157_000000402026_00060_11136_1658.N1 | 17-APR-2004 01:21:57 | Bright | 39.500 | 163 | 7Del Crv | 2.9450 | 11000. | 79 | 11136 | No |
| 29 | GOM_NL__2PRFIN20040417_012611_000000402026_00060_11136_1659.N1 | 17-APR-2004 01:26:11 | Bright | 40.000 | 121 | 29Gam Vir | 2.7400 | 7200.0 | 80 | 11136 | No |
| 30 | GOM_NL__2PRFIN20040417_012954_000000402026_00060_11136_1660.N1 | 17-APR-2004 01:29:54 | Bright | 40.000 | 138 | 47Eps Vir | 2.8280 | 4700.0 | 80 | 11136 | No |
| 31 | GOM_NL__2PRFIN20040417_013256_000000382026_00060_11136_1661.N1 | 17-APR-2004 01:32:56 | Bright | 38.000 | 96 | 68Del Leo | 2.5600 | 9300.0 | 76 | 11136 | No |
| 32 | GOM_NL__2PRFIN20040417_013758_000000392026_00060_11136_1662.N1 | 17-APR-2004 01:37:58 | Bright | 38.500 | 152 | 12Alp2CVn | 2.8900 | 11000. | 77 | 11136 | No |
| 33 | GOM_NL__2PRFIN20040417_013931_000000402026_00060_11136_1663.N1 | 17-APR-2004 01:39:31 | Bright | 40.000 | 174 | 52Psi UMa | 3.0040 | 4400.0 | 80 | 11136 | No |
| 34 | GOM_NL__2PRFIN20040417_014154_000000382026_00060_11136_1664.N1 | 17-APR-2004 01:41:54 | Bright | 37.500 | 87 | 64Gam UMa | 2.4330 | 11000. | 75 | 11136 | No |
| 35 | GOM_NL__2PRFIN20040417_014418_000000392026_00060_11136_1665.N1 | 17-APR-2004 01:44:18 | Bright | 38.500 | 36 | 50Alp UMa | 1.8000 | 6300.0 | 77 | 11136 | No |
| 36 | GOM_NL__2PRFIN20040417_014921_000000412026_00060_11136_1666.N1 | 17-APR-2004 01:49:21 | Bright | 40.500 | 60 | 7Bet UMi | 2.0810 | 3950.0 | 81 | 11136 | No |
| 37 | GOM_NL__2PRFIN20040417_015218_000000382026_00060_11136_1667.N1 | 17-APR-2004 01:52:18 | Bright | 37.500 | 49 | 1Alp UMi | 1.9900 | 6300.0 | 75 | 11136 | No |
| 38 | GOM_NL__2PRFIN20040417_015451_000000622026_00060_11136_1668.N1 | 17-APR-2004 01:54:51 | Bright | 61.500 | 130 | 23Bet Dra | 2.7990 | 5800.0 | 123 | 11136 | No |
| 39 | GOM_NL__2PRFIN20040417_015642_000000652026_00060_11136_1669.N1 | 17-APR-2004 01:56:42 | Bright | 65.000 | 69 | 33Gam Dra | 2.2310 | 3800.0 | 130 | 11136 | No |
| 40 | GOM_NL__2PRFIN20040417_015929_000000432026_00060_11136_1670.N1 | 17-APR-2004 01:59:29 | Bright | 42.500 | 89 | 5Alp Cep | 2.4510 | 8000.0 | 85 | 11136 | No |
| 41 | GOM_NL__2PRFIN20040417_020107_000000362026_00060_11136_1671.N1 | 17-APR-2004 02:01:07 | Bright | 36.000 | 68 | 18Alp Cas | 2.2250 | 4500.0 | 72 | 11136 | No |
| 42 | GOM_NL__2PRFIN20040417_020513_000001132026_00060_11136_1672.N1 | 17-APR-2004 02:05:13 | Bright | 113.00 | 5 | 3Alp Lyr | 0.033000 | 11000. | 226 | 11136 | No |

| | | | | | | | | | | | |
|-----|--|----------------------|----------------|--------|-----|-----------|-----------|--------|-----|-------|----|
| 43 | GOM_NL__2PRFIN20040417_020913_000000632026_00060_11136_1673.N1 | 17-APR-2004 02:09:13 | Bright | 63.000 | 92 | 53Eps Cyg | 2.5000 | 4500.0 | 126 | 11136 | No |
| 44 | GOM_NL__2PRFIN20040417_021645_000000582026_00060_11136_1674.N1 | 17-APR-2004 02:16:45 | Dark | 57.500 | 61 | 8Eps Peg | 2.1000 | 3900.0 | 115 | 11136 | No |
| 45 | GOM_NL__2PRFIN20040417_021914_000000472026_00060_11136_1675.N1 | 17-APR-2004 02:19:14 | Dark | 47.000 | 162 | 34Alp Aqr | 2.9440 | 5350.0 | 94 | 11136 | No |
| 46 | GOM_NL__2PRFIN20040417_022156_000000542026_00060_11136_1676.N1 | 17-APR-2004 02:21:56 | Dark | 53.500 | 154 | 22Bet Aqr | 2.8990 | 5700.0 | 107 | 11136 | No |
| 47 | GOM_NL__2PRFIN20040417_022420_000001192026_00060_11136_1677.N1 | 17-APR-2004 02:24:20 | Dark | 119.00 | 11 | 53Alp Aql | 0.76500 | 8000.0 | 238 | 11136 | No |
| 48 | GOM_NL__2PRFIN20040417_023054_000000502026_00060_11136_1678.N1 | 17-APR-2004 02:30:54 | Dark | 50.000 | 63 | Bet Gru | 2.1500 | 2800.0 | 100 | 11136 | No |
| 49 | GOM_NL__2PRFIN20040417_023443_000000472026_00060_11136_1679.N1 | 17-APR-2004 02:34:43 | Dark | 47.000 | 148 | Alp Tuc | 2.8780 | 4100.0 | 94 | 11136 | No |
| 50 | GOM_NL__2PRFIN20040417_023635_000000452026_00061_11137_1647.N1 | 17-APR-2004 02:36:35 | Dark | 45.000 | 45 | Alp Pav | 1.9400 | 26000. | 90 | 11137 | No |
| 51 | GOM_NL__2PRFIN20040417_023940_000000772026_00061_11137_1648.N1 | 17-APR-2004 02:39:40 | Dark | 76.500 | 57 | 34Sig Sgr | 2.0660 | 26000. | 153 | 11137 | No |
| 52 | GOM_NL__2PRFIN20040417_024217_000000652026_00061_11137_1649.N1 | 17-APR-2004 02:42:17 | Dark | 65.000 | 38 | 20Eps Sgr | 1.8360 | 11000. | 130 | 11137 | No |
| 53 | GOM_NL__2PRFIN20040417_024607_000000702026_00061_11137_1650.N1 | 17-APR-2004 02:46:07 | Straylight | 70.000 | 25 | 35Lam Sco | 1.6200 | 28000. | 140 | 11137 | No |
| 54 | GOM_NL__2PRFIN20040417_024822_000000542026_00061_11137_1651.N1 | 17-APR-2004 02:48:22 | Straylight | 54.000 | 4 | Alp1Cen | -0.010000 | 5800.0 | 108 | 11137 | No |
| 55 | GOM_NL__2PRFIN20040417_024945_000000472026_00061_11137_1652.N1 | 17-APR-2004 02:49:45 | Straylight | 47.000 | 12 | Alp1Cru | 0.77500 | 30000. | 94 | 11137 | No |
| 56 | GOM_NL__2PRFIN20040417_025121_000000432026_00061_11137_1653.N1 | 17-APR-2004 02:51:21 | Straylight | 43.000 | 26 | Gam Cru | 1.6240 | 2900.0 | 86 | 11137 | No |
| 57 | GOM_NL__2PRFIN20040417_025239_000000462026_00061_11137_1654.N1 | 17-APR-2004 02:52:39 | Straylight | 46.000 | 95 | Zet Cen | 2.5450 | 26000. | 92 | 11137 | No |
| 58 | GOM_NL__2PRFIN20040417_025426_000001052026_00061_11137_1655.N1 | 17-APR-2004 02:54:26 | Straylight | 105.00 | 16 | 21Alp Sco | 1.0200 | 3000.0 | 210 | 11137 | No |
| 59 | GOM_NL__2PRFIN20040417_025735_000000802026_00061_11137_1656.N1 | 17-APR-2004 02:57:35 | Tw_i_and_stray | 79.500 | 80 | 7Del Sco | 2.3160 | 30000. | 159 | 11137 | No |
| 60 | GOM_NL__2PRFIN20040417_030034_000000452026_00061_11137_1657.N1 | 17-APR-2004 03:00:34 | Tw_i_and_stray | 45.000 | 106 | 9Bet Crv | 2.6480 | 5600.0 | 90 | 11137 | No |
| 61 | GOM_NL__2PRFIN20040417_030230_000000422026_00061_11137_1658.N1 | 17-APR-2004 03:02:30 | Bright | 41.500 | 163 | 7Del Crv | 2.9450 | 11000. | 83 | 11137 | No |
| 62 | GOM_NL__2PRFIN20040417_030647_000000402026_00061_11137_1659.N1 | 17-APR-2004 03:06:47 | Bright | 40.000 | 121 | 29Gam Vir | 2.7400 | 7200.0 | 80 | 11137 | No |
| 63 | GOM_NL__2PRFIN20040417_031030_000000402026_00061_11137_1660.N1 | 17-APR-2004 03:10:30 | Bright | 40.000 | 138 | 47Eps Vir | 2.8280 | 4700.0 | 80 | 11137 | No |
| 64 | GOM_NL__2PRFIN20040417_031333_000000392026_00061_11137_1661.N1 | 17-APR-2004 03:13:33 | Bright | 38.500 | 96 | 68Del Leo | 2.5600 | 9300.0 | 77 | 11137 | No |
| 65 | GOM_NL__2PRFIN20040417_031834_000000392026_00061_11137_1662.N1 | 17-APR-2004 03:18:34 | Bright | 38.500 | 152 | 12Alp2CVn | 2.8900 | 11000. | 77 | 11137 | No |
| 66 | GOM_NL__2PRFIN20040417_032008_000000382026_00061_11137_1663.N1 | 17-APR-2004 03:20:08 | Bright | 37.500 | 174 | 52Psi UMa | 3.0040 | 4400.0 | 75 | 11137 | No |
| 67 | GOM_NL__2PRFIN20040417_032230_000000392026_00061_11137_1664.N1 | 17-APR-2004 03:22:30 | Bright | 38.500 | 87 | 64Gam UMa | 2.4330 | 11000. | 77 | 11137 | No |
| 68 | GOM_NL__2PRFIN20040417_032454_000000382026_00061_11137_1665.N1 | 17-APR-2004 03:24:54 | Bright | 37.500 | 36 | 50Alp UMa | 1.8000 | 6300.0 | 75 | 11137 | No |
| 69 | GOM_NL__2PRFIN20040417_032956_000000442026_00061_11137_1666.N1 | 17-APR-2004 03:29:56 | Bright | 43.500 | 60 | 7Bet UMi | 2.0810 | 3950.0 | 87 | 11137 | No |
| 70 | GOM_NL__2PRFIN20040417_033254_000000382026_00061_11137_1667.N1 | 17-APR-2004 03:32:54 | Bright | 38.000 | 49 | 1Alp UMi | 1.9900 | 6300.0 | 76 | 11137 | No |
| 71 | GOM_NL__2PRFIN20040417_033526_000000592026_00061_11137_1668.N1 | 17-APR-2004 03:35:26 | Bright | 58.500 | 130 | 23Bet Dra | 2.7990 | 5800.0 | 117 | 11137 | No |
| 72 | GOM_NL__2PRFIN20040417_033716_000000662026_00061_11137_1669.N1 | 17-APR-2004 03:37:16 | Bright | 65.500 | 69 | 33Gam Dra | 2.2310 | 3800.0 | 131 | 11137 | No |
| 73 | GOM_NL__2PRFIN20040417_034005_000000422026_00061_11137_1670.N1 | 17-APR-2004 03:40:05 | Bright | 41.500 | 89 | 5Alp Cep | 2.4510 | 8000.0 | 83 | 11137 | No |
| 74 | GOM_NL__2PRFIN20040417_034143_000000382026_00061_11137_1671.N1 | 17-APR-2004 03:41:43 | Bright | 38.000 | 68 | 18Alp Cas | 2.2250 | 4500.0 | 76 | 11137 | No |
| 75 | GOM_NL__2PRFIN20040417_034548_000001162026_00061_11137_1672.N1 | 17-APR-2004 03:45:48 | Bright | 115.50 | 5 | 3Alp Lyr | 0.033000 | 11000. | 231 | 11137 | No |
| 76 | GOM_NL__2PRFIN20040417_034949_000000582026_00061_11137_1673.N1 | 17-APR-2004 03:49:49 | Bright | 58.000 | 92 | 53Eps Cyg | 2.5000 | 4500.0 | 116 | 11137 | No |
| 77 | GOM_NL__2PRFIN20040417_035720_000000562026_00061_11137_1674.N1 | 17-APR-2004 03:57:20 | Dark | 56.000 | 61 | 8Eps Peg | 2.1000 | 3900.0 | 112 | 11137 | No |
| 78 | GOM_NL__2PRFIN20040417_035950_000000502026_00061_11137_1675.N1 | 17-APR-2004 03:59:50 | Dark | 50.000 | 162 | 34Alp Aqr | 2.9440 | 5350.0 | 100 | 11137 | No |
| 79 | GOM_NL__2PRFIN20040417_040233_000000562026_00061_11137_1676.N1 | 17-APR-2004 04:02:33 | Dark | 55.500 | 154 | 22Bet Aqr | 2.8990 | 5700.0 | 111 | 11137 | No |
| 80 | GOM_NL__2PRFIN20040417_040458_000001362026_00061_11137_1677.N1 | 17-APR-2004 04:04:58 | Dark | 135.50 | 11 | 53Alp Aql | 0.76500 | 8000.0 | 271 | 11137 | No |
| 81 | GOM_NL__2PRFIN20040417_041130_000000442026_00061_11137_1678.N1 | 17-APR-2004 04:11:30 | Dark | 43.500 | 63 | Bet Gru | 2.1500 | 2800.0 | 87 | 11137 | No |
| 82 | GOM_NL__2PRFIN20040417_041519_000000422026_00061_11137_1679.N1 | 17-APR-2004 04:15:19 | Dark | 41.500 | 148 | Alp Tuc | 2.8780 | 4100.0 | 83 | 11137 | No |
| 83 | GOM_NL__2PRFIN20040417_041710_000000442026_00062_11138_1647.N1 | 17-APR-2004 04:17:10 | Dark | 44.000 | 45 | Alp Pav | 1.9400 | 26000. | 88 | 11138 | No |
| 84 | GOM_NL__2PRFIN20040417_042017_000000762026_00062_11138_1648.N1 | 17-APR-2004 04:20:17 | Dark | 75.500 | 57 | 34Sig Sgr | 2.0660 | 26000. | 151 | 11138 | No |
| 85 | GOM_NL__2PRFIN20040417_042255_000000652026_00062_11138_1649.N1 | 17-APR-2004 04:22:55 | Dark | 64.500 | 38 | 20Eps Sgr | 1.8360 | 11000. | 129 | 11138 | No |
| 86 | GOM_NL__2PRFIN20040417_042643_000000692026_00062_11138_1650.N1 | 17-APR-2004 04:26:43 | Straylight | 68.500 | 25 | 35Lam Sco | 1.6200 | 28000. | 137 | 11138 | No |
| 87 | GOM_NL__2PRFIN20040417_042859_000000472026_00062_11138_1651.N1 | 17-APR-2004 04:28:59 | Straylight | 46.500 | 4 | Alp1Cen | -0.010000 | 5800.0 | 93 | 11138 | No |
| 88 | GOM_NL__2PRFIN20040417_043022_000000452026_00062_11138_1652.N1 | 17-APR-2004 04:30:22 | Straylight | 44.500 | 12 | Alp1Cru | 0.77500 | 30000. | 89 | 11138 | No |
| 89 | GOM_NL__2PRFIN20040417_043157_000000472026_00062_11138_1653.N1 | 17-APR-2004 04:31:57 | Straylight | 46.500 | 26 | Gam Cru | 1.6240 | 2900.0 | 93 | 11138 | No |
| 90 | GOM_NL__2PRFIN20040417_043317_000000422026_00062_11138_1654.N1 | 17-APR-2004 04:33:17 | Straylight | 41.500 | 95 | Zet Cen | 2.5450 | 26000. | 83 | 11138 | No |
| 91 | GOM_NL__2PRFIN20040417_043503_000000882026_00062_11138_1655.N1 | 17-APR-2004 04:35:03 | Straylight | 88.000 | 16 | 21Alp Sco | 1.0200 | 3000.0 | 176 | 11138 | No |
| 92 | GOM_NL__2PRFIN20040417_043811_000000792026_00062_11138_1656.N1 | 17-APR-2004 04:38:11 | Tw_i_and_stray | 79.000 | 80 | 7Del Sco | 2.3160 | 30000. | 158 | 11138 | No |
| 93 | GOM_NL__2PRFIN20040417_044111_000000442026_00062_11138_1657.N1 | 17-APR-2004 04:41:11 | Tw_i_and_stray | 44.000 | 106 | 9Bet Crv | 2.6480 | 5600.0 | 88 | 11138 | No |
| 94 | GOM_NL__2PRFIN20040417_044308_000000402026_00062_11138_1658.N1 | 17-APR-2004 04:43:08 | Bright | 40.000 | 163 | 7Del Crv | 2.9450 | 11000. | 80 | 11138 | No |
| 95 | GOM_NL__2PRFIN20040417_044723_000000392026_00062_11138_1659.N1 | 17-APR-2004 04:47:23 | Bright | 39.000 | 121 | 29Gam Vir | 2.7400 | 7200.0 | 78 | 11138 | No |
| 96 | GOM_NL__2PRFIN20040417_045106_000000402026_00062_11138_1660.N1 | 17-APR-2004 04:51:06 | Bright | 40.000 | 138 | 47Eps Vir | 2.8280 | 4700.0 | 80 | 11138 | No |
| 97 | GOM_NL__2PRFIN20040417_045409_000000372026_00062_11138_1661.N1 | 17-APR-2004 04:54:09 | Bright | 37.000 | 96 | 68Del Leo | 2.5600 | 9300.0 | 74 | 11138 | No |
| 98 | GOM_NL__2PRFIN20040417_045910_000000392026_00062_11138_1662.N1 | 17-APR-2004 04:59:10 | Bright | 38.500 | 152 | 12Alp2CVn | 2.8900 | 11000. | 77 | 11138 | No |
| 99 | GOM_NL__2PRFIN20040417_050044_000000372026_00062_11138_1663.N1 | 17-APR-2004 05:00:44 | Bright | 37.000 | 174 | 52Psi UMa | 3.0040 | 4400.0 | 74 | 11138 | No |
| 100 | GOM_NL__2PRFIN20040417_050306_000000362026_00062_11138_1664.N1 | 17-APR-2004 05:03:06 | Bright | 35.500 | 87 | 64Gam UMa | 2.4330 | 11000. | 71 | 11138 | No |
| 101 | GOM_NL__2PRFIN20040417_050530_000000392026_00062_11138_1665.N1 | 17-APR-2004 05:05:30 | Bright | 38.500 | 36 | 50Alp UMa | 1.8000 | 6300.0 | 77 | 11138 | No |

| | | | | | | | | | | | |
|-----|--|----------------------|----------------|--------|-----|-----------|-----------|--------|-----|-------|----|
| 102 | GOM_NL__2PRFIN20040417_051032_000000432026_00062_11138_1666.N1 | 17-APR-2004 05:10:32 | Bright | 42.500 | 60 | 7Bet UMi | 2.0810 | 3950.0 | 85 | 11138 | No |
| 103 | GOM_NL__2PRFIN20040417_051330_000000362026_00062_11138_1667.N1 | 17-APR-2004 05:13:30 | Bright | 36.000 | 49 | 1Alp UMi | 1.9900 | 6300.0 | 72 | 11138 | No |
| 104 | GOM_NL__2PRFIN20040417_051601_000000632026_00062_11138_1668.N1 | 17-APR-2004 05:16:01 | Bright | 62.500 | 130 | 23Bet Dra | 2.7990 | 5800.0 | 125 | 11138 | No |
| 105 | GOM_NL__2PRFIN20040417_051752_000000632026_00062_11138_1669.N1 | 17-APR-2004 05:17:52 | Bright | 62.500 | 69 | 33Gam Dra | 2.2310 | 3800.0 | 125 | 11138 | No |
| 106 | GOM_NL__2PRFIN20040417_052041_000000412026_00062_11138_1670.N1 | 17-APR-2004 05:20:41 | Bright | 41.000 | 89 | 5Alp Cep | 2.4510 | 8000.0 | 82 | 11138 | No |
| 107 | GOM_NL__2PRFIN20040417_052220_000000382026_00062_11138_1671.N1 | 17-APR-2004 05:22:20 | Bright | 37.500 | 68 | 18Alp Cas | 2.2250 | 4500.0 | 75 | 11138 | No |
| 108 | GOM_NL__2PRFIN20040417_052623_000001282026_00062_11138_1672.N1 | 17-APR-2004 05:26:23 | Bright | 128.00 | 5 | 3Alp Lyr | 0.033000 | 11000. | 256 | 11138 | No |
| 109 | GOM_NL__2PRFIN20040417_053025_000000582026_00062_11138_1673.N1 | 17-APR-2004 05:30:25 | Bright | 58.000 | 92 | 53Eps Cyg | 2.5000 | 4500.0 | 116 | 11138 | No |
| 110 | GOM_NL__2PRFIN20040417_053756_000000572026_00062_11138_1674.N1 | 17-APR-2004 05:37:56 | Dark | 56.500 | 61 | 8Eps Peg | 2.1000 | 3900.0 | 113 | 11138 | No |
| 111 | GOM_NL__2PRFIN20040417_054027_000000512026_00062_11138_1675.N1 | 17-APR-2004 05:40:27 | Dark | 51.000 | 162 | 34Alp Aqr | 2.9440 | 5350.0 | 102 | 11138 | No |
| 112 | GOM_NL__2PRFIN20040417_054310_000000522026_00062_11138_1676.N1 | 17-APR-2004 05:43:10 | Dark | 51.500 | 154 | 22Bet Aqr | 2.8990 | 5700.0 | 103 | 11138 | No |
| 113 | GOM_NL__2PRFIN20040417_054537_000001352026_00062_11138_1677.N1 | 17-APR-2004 05:45:37 | Dark | 135.00 | 11 | 53Alp Aql | 0.76500 | 8000.0 | 270 | 11138 | No |
| 114 | GOM_NL__2PRFIN20040417_055207_000000442026_00062_11138_1678.N1 | 17-APR-2004 05:52:07 | Dark | 44.000 | 63 | Bet Gru | 2.1500 | 2800.0 | 88 | 11138 | No |
| 115 | GOM_NL__2PRFIN20040417_055556_000000392026_00062_11138_1679.N1 | 17-APR-2004 05:55:56 | Dark | 39.000 | 148 | Alp Tuc | 2.8780 | 4100.0 | 78 | 11138 | No |
| 116 | GOM_NL__2PRFIN20040417_073825_000000422026_00064_11140_1648.N1 | 17-APR-2004 07:38:25 | Dark | 41.500 | 45 | Alp Pav | 1.9400 | 26000. | 83 | 11140 | No |
| 117 | GOM_NL__2PRFIN20040417_074134_000000752026_00064_11140_1649.N1 | 17-APR-2004 07:41:34 | Dark | 74.500 | 57 | 34Sig Sgr | 2.0660 | 26000. | 149 | 11140 | No |
| 118 | GOM_NL__2PRFIN20040417_074409_000000682026_00064_11140_1650.N1 | 17-APR-2004 07:44:09 | Dark | 67.500 | 38 | 20Eps Sgr | 1.8360 | 11000. | 135 | 11140 | No |
| 119 | GOM_NL__2PRFIN20040417_074623_000000592026_00064_11140_1651.N1 | 17-APR-2004 07:46:23 | Dark | 58.500 | 178 | lot1Sco | 3.0220 | 6550.0 | 117 | 11140 | No |
| 120 | GOM_NL__2PRFIN20040417_074758_000000632026_00064_11140_1652.N1 | 17-APR-2004 07:47:58 | Straylight | 63.000 | 25 | 35Lam Sco | 1.6200 | 28000. | 126 | 11140 | No |
| 121 | GOM_NL__2PRFIN20040417_075012_000000502026_00064_11140_1653.N1 | 17-APR-2004 07:50:12 | Straylight | 49.500 | 4 | Alp1Cen | -0.010000 | 5800.0 | 99 | 11140 | No |
| 122 | GOM_NL__2PRFIN20040417_075134_000000432026_00064_11140_1654.N1 | 17-APR-2004 07:51:34 | Straylight | 42.500 | 12 | Alp1Cru | 0.77500 | 30000. | 85 | 11140 | No |
| 123 | GOM_NL__2PRFIN20040417_075309_000000442026_00064_11140_1655.N1 | 17-APR-2004 07:53:09 | Straylight | 44.000 | 26 | Gam Cru | 1.6240 | 2900.0 | 88 | 11140 | No |
| 124 | GOM_NL__2PRFIN20040417_075431_000000412026_00064_11140_1656.N1 | 17-APR-2004 07:54:31 | Straylight | 40.500 | 95 | Zet Cen | 2.5450 | 26000. | 81 | 11140 | No |
| 125 | GOM_NL__2PRFIN20040417_075616_000001032026_00064_11140_1657.N1 | 17-APR-2004 07:56:16 | Straylight | 102.50 | 16 | 21Alp Sco | 1.0200 | 3000.0 | 205 | 11140 | No |
| 126 | GOM_NL__2PRFIN20040417_075924_000000842026_00064_11140_1658.N1 | 17-APR-2004 07:59:24 | Tw_i_and_stray | 83.500 | 80 | 7Del Sco | 2.3160 | 30000. | 167 | 11140 | No |
| 127 | GOM_NL__2PRFIN20040417_080223_000000432026_00064_11140_1659.N1 | 17-APR-2004 08:02:23 | Tw_i_and_stray | 43.000 | 106 | 9Bet Crv | 2.6480 | 5600.0 | 86 | 11140 | No |
| 128 | GOM_NL__2PRFIN20040417_080422_000000382026_00064_11140_1660.N1 | 17-APR-2004 08:04:22 | Bright | 37.500 | 163 | 7Del Crv | 2.9450 | 11000. | 75 | 11140 | No |
| 129 | GOM_NL__2PRFIN20040417_080836_000000382026_00064_11140_1661.N1 | 17-APR-2004 08:08:36 | Bright | 38.000 | 121 | 29Gam Vir | 2.7400 | 7200.0 | 76 | 11140 | No |
| 130 | GOM_NL__2PRFIN20040417_081218_000000402026_00064_11140_1662.N1 | 17-APR-2004 08:12:18 | Bright | 39.500 | 138 | 47Eps Vir | 2.8280 | 4700.0 | 79 | 11140 | No |
| 131 | GOM_NL__2PRFIN20040417_081522_000000372026_00064_11140_1663.N1 | 17-APR-2004 08:15:22 | Bright | 37.000 | 96 | 68Del Leo | 2.5600 | 9300.0 | 74 | 11140 | No |
| 132 | GOM_NL__2PRFIN20040417_082022_000000382026_00064_11140_1664.N1 | 17-APR-2004 08:20:22 | Bright | 38.000 | 152 | 12Alp2CVn | 2.8900 | 11000. | 76 | 11140 | No |
| 133 | GOM_NL__2PRFIN20040417_082157_000000382026_00064_11140_1665.N1 | 17-APR-2004 08:21:57 | Bright | 37.500 | 174 | 52Psi UMa | 3.0040 | 4400.0 | 75 | 11140 | No |
| 134 | GOM_NL__2PRFIN20040417_082418_000000382026_00064_11140_1666.N1 | 17-APR-2004 08:24:18 | Bright | 37.500 | 87 | 64Gam UMa | 2.4330 | 11000. | 75 | 11140 | No |
| 135 | GOM_NL__2PRFIN20040417_082642_000000382026_00064_11140_1667.N1 | 17-APR-2004 08:26:42 | Bright | 38.000 | 36 | 50Alp UMa | 1.8000 | 6300.0 | 76 | 11140 | No |
| 136 | GOM_NL__2PRFIN20040417_083144_000000412026_00064_11140_1668.N1 | 17-APR-2004 08:31:44 | Bright | 40.500 | 60 | 7Bet UMi | 2.0810 | 3950.0 | 81 | 11140 | No |
| 137 | GOM_NL__2PRFIN20040417_083442_000000352026_00064_11140_1669.N1 | 17-APR-2004 08:34:42 | Bright | 34.500 | 49 | 1Alp UMi | 1.9900 | 6300.0 | 69 | 11140 | No |
| 138 | GOM_NL__2PRFIN20040417_083711_000000612026_00064_11140_1670.N1 | 17-APR-2004 08:37:11 | Bright | 60.500 | 130 | 23Bet Dra | 2.7990 | 5800.0 | 121 | 11140 | No |
| 139 | GOM_NL__2PRFIN20040417_083901_000000652026_00064_11140_1671.N1 | 17-APR-2004 08:39:01 | Bright | 65.000 | 69 | 33Gam Dra | 2.2310 | 3800.0 | 130 | 11140 | No |
| 140 | GOM_NL__2PRFIN20040417_084150_000000442026_00064_11140_1672.N1 | 17-APR-2004 08:41:50 | Bright | 43.500 | 89 | 5Alp Cep | 2.4510 | 8000.0 | 87 | 11140 | No |
| 141 | GOM_NL__2PRFIN20040417_084332_000000362026_00064_11140_1673.N1 | 17-APR-2004 08:43:32 | Bright | 36.000 | 68 | 18Alp Cas | 2.2250 | 4500.0 | 72 | 11140 | No |
| 142 | GOM_NL__2PRFIN20040417_084734_000001332026_00064_11140_1674.N1 | 17-APR-2004 08:47:34 | Bright | 133.00 | 5 | 3Alp Lyr | 0.033000 | 11000. | 266 | 11140 | No |
| 143 | GOM_NL__2PRFIN20040417_085136_000000652026_00064_11140_1675.N1 | 17-APR-2004 08:51:36 | Bright | 65.000 | 92 | 53Eps Cyg | 2.5000 | 4500.0 | 130 | 11140 | No |
| 144 | GOM_NL__2PRFIN20040417_085909_000000592026_00064_11140_1676.N1 | 17-APR-2004 08:59:09 | Dark | 59.000 | 61 | 8Eps Peg | 2.1000 | 3900.0 | 118 | 11140 | No |
| 145 | GOM_NL__2PRFIN20040417_090140_000000492026_00064_11140_1677.N1 | 17-APR-2004 09:01:40 | Dark | 48.500 | 162 | 34Alp Aqr | 2.9440 | 5350.0 | 97 | 11140 | No |
| 146 | GOM_NL__2PRFIN20040417_090423_000000532026_00064_11140_1678.N1 | 17-APR-2004 09:04:23 | Dark | 52.500 | 154 | 22Bet Aqr | 2.8990 | 5700.0 | 105 | 11140 | No |
| 147 | GOM_NL__2PRFIN20040417_090654_000001322026_00064_11140_1679.N1 | 17-APR-2004 09:06:54 | Dark | 132.00 | 11 | 53Alp Aql | 0.76500 | 8000.0 | 264 | 11140 | No |
| 148 | GOM_NL__2PRFIN20040417_091319_000000522026_00064_11140_1680.N1 | 17-APR-2004 09:13:19 | Dark | 52.000 | 63 | Bet Gru | 2.1500 | 2800.0 | 104 | 11140 | No |
| 149 | GOM_NL__2PRFIN20040417_091708_000000402026_00064_11140_1681.N1 | 17-APR-2004 09:17:08 | Dark | 39.500 | 148 | Alp Tuc | 2.8780 | 4100.0 | 79 | 11140 | No |
| 150 | GOM_NL__2PRFIN20040417_142051_000000422026_00068_11144_1653.N1 | 17-APR-2004 14:20:51 | Dark | 41.500 | 45 | Alp Pav | 1.9400 | 26000. | 83 | 11144 | No |
| 151 | GOM_NL__2PRFIN20040417_142405_000000752026_00068_11144_1654.N1 | 17-APR-2004 14:24:05 | Dark | 75.000 | 57 | 34Sig Sgr | 2.0660 | 26000. | 150 | 11144 | No |
| 152 | GOM_NL__2PRFIN20040417_142640_000000642026_00068_11144_1655.N1 | 17-APR-2004 14:26:40 | Dark | 63.500 | 38 | 20Eps Sgr | 1.8360 | 11000. | 127 | 11144 | No |
| 153 | GOM_NL__2PRFIN20040417_142851_000000572026_00068_11144_1656.N1 | 17-APR-2004 14:28:51 | Dark | 57.000 | 178 | lot1Sco | 3.0220 | 6550.0 | 114 | 11144 | No |
| 154 | GOM_NL__2PRFIN20040417_143027_000000642026_00068_11144_1657.N1 | 17-APR-2004 14:30:27 | Straylight | 63.500 | 25 | 35Lam Sco | 1.6200 | 28000. | 127 | 11144 | No |
| 155 | GOM_NL__2PRFIN20040417_143237_000000472026_00068_11144_1658.N1 | 17-APR-2004 14:32:37 | Straylight | 46.500 | 4 | Alp1Cen | -0.010000 | 5800.0 | 93 | 11144 | No |
| 156 | GOM_NL__2PRFIN20040417_143358_000000452026_00068_11144_1659.N1 | 17-APR-2004 14:33:58 | Straylight | 44.500 | 12 | Alp1Cru | 0.77500 | 30000. | 89 | 11144 | No |
| 157 | GOM_NL__2PRFIN20040417_143534_000000482026_00068_11144_1660.N1 | 17-APR-2004 14:35:34 | Straylight | 48.000 | 26 | Gam Cru | 1.6240 | 2900.0 | 96 | 11144 | No |
| 158 | GOM_NL__2PRFIN20040417_143655_000000442026_00068_11144_1661.N1 | 17-APR-2004 14:36:55 | Straylight | 43.500 | 95 | Zet Cen | 2.5450 | 26000. | 87 | 11144 | No |
| 159 | GOM_NL__2PRFIN20040417_143844_000000982026_00068_11144_1662.N1 | 17-APR-2004 14:38:44 | Straylight | 97.500 | 16 | 21Alp Sco | 1.0200 | 3000.0 | 195 | 11144 | No |
| 160 | GOM_NL__2PRFIN20040417_144150_000000812026_00068_11144_1663.N1 | 17-APR-2004 14:41:50 | Tw_i_and_stray | 80.500 | 80 | 7Del Sco | 2.3160 | 30000. | 161 | 11144 | No |

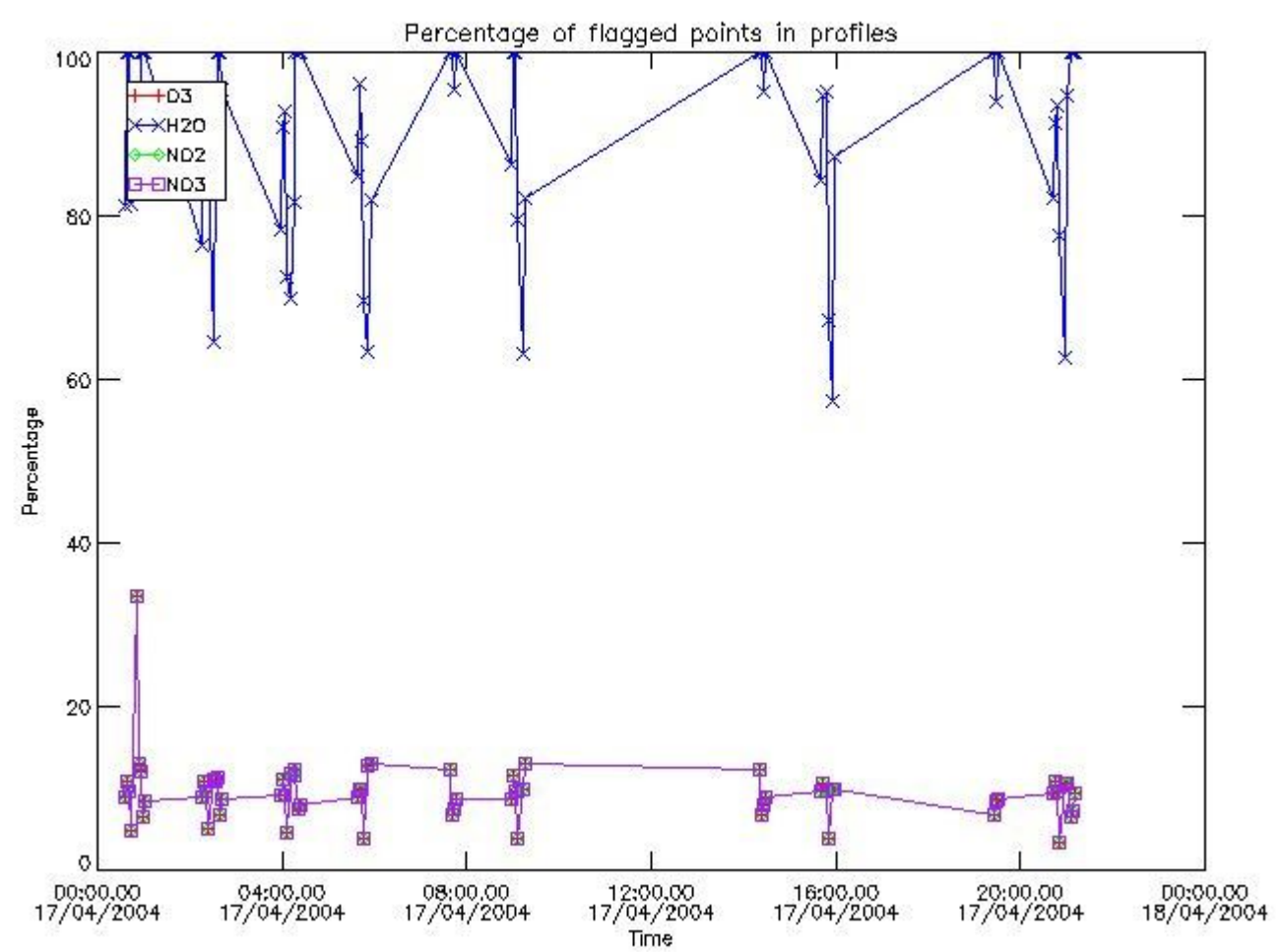
| | | | | | | | | | | | |
|-----|--|----------------------|---------------|--------|-----|-----------|-----------|--------|-----|-------|----|
| 161 | GOM_NL__2PRFIN20040417_144447_000000442026_00068_11144_1664.N1 | 17-APR-2004 14:44:47 | Twl_and_stray | 44.000 | 106 | 9Bet Crv | 2.6480 | 5600.0 | 88 | 11144 | No |
| 162 | GOM_NL__2PRFIN20040417_144645_000000392026_00068_11144_1665.N1 | 17-APR-2004 14:46:45 | Bright | 39.000 | 163 | 7Del Crv | 2.9450 | 11000. | 78 | 11144 | No |
| 163 | GOM_NL__2PRFIN20040417_145100_000000382026_00068_11144_1666.N1 | 17-APR-2004 14:51:00 | Bright | 38.000 | 121 | 29Gam Vir | 2.7400 | 7200.0 | 76 | 11144 | No |
| 164 | GOM_NL__2PRFIN20040417_145441_000000402026_00068_11144_1667.N1 | 17-APR-2004 14:54:41 | Bright | 40.000 | 138 | 47Eps Vir | 2.8280 | 4700.0 | 80 | 11144 | No |
| 165 | GOM_NL__2PRFIN20040417_145747_000000372026_00068_11144_1668.N1 | 17-APR-2004 14:57:47 | Bright | 37.000 | 96 | 68Del Leo | 2.5600 | 9300.0 | 74 | 11144 | No |
| 166 | GOM_NL__2PRFIN20040417_150244_000000392026_00068_11144_1669.N1 | 17-APR-2004 15:02:44 | Bright | 39.000 | 152 | 12Alp2CVn | 2.8900 | 11000. | 78 | 11144 | No |
| 167 | GOM_NL__2PRFIN20040417_150421_000000402026_00068_11144_1670.N1 | 17-APR-2004 15:04:21 | Bright | 39.500 | 174 | 52Psi UMa | 3.0040 | 4400.0 | 79 | 11144 | No |
| 168 | GOM_NL__2PRFIN20040417_150642_000000372026_00068_11144_1671.N1 | 17-APR-2004 15:06:42 | Bright | 37.000 | 87 | 64Gam UMa | 2.4330 | 11000. | 74 | 11144 | No |
| 169 | GOM_NL__2PRFIN20040417_150906_000000402026_00068_11144_1672.N1 | 17-APR-2004 15:09:06 | Bright | 40.000 | 36 | 50Alp UMa | 1.8000 | 6300.0 | 80 | 11144 | No |
| 170 | GOM_NL__2PRFIN20040417_151407_000000412026_00068_11144_1673.N1 | 17-APR-2004 15:14:07 | Bright | 41.000 | 60 | 7Bet UMi | 2.0810 | 3950.0 | 82 | 11144 | No |
| 171 | GOM_NL__2PRFIN20040417_151705_000000392026_00068_11144_1674.N1 | 17-APR-2004 15:17:05 | Bright | 38.500 | 49 | 1Alp UMi | 1.9900 | 6300.0 | 77 | 11144 | No |
| 172 | GOM_NL__2PRFIN20040417_151930_000000622026_00068_11144_1675.N1 | 17-APR-2004 15:19:30 | Bright | 61.500 | 130 | 23Bet Dra | 2.7990 | 5800.0 | 123 | 11144 | No |
| 173 | GOM_NL__2PRFIN20040417_152121_000000672026_00068_11144_1676.N1 | 17-APR-2004 15:21:21 | Bright | 67.000 | 69 | 33Gam Dra | 2.2310 | 3800.0 | 134 | 11144 | No |
| 174 | GOM_NL__2PRFIN20040417_152416_000000412026_00068_11144_1677.N1 | 17-APR-2004 15:24:16 | Bright | 40.500 | 89 | 5Alp Cep | 2.4510 | 8000.0 | 81 | 11144 | No |
| 175 | GOM_NL__2PRFIN20040417_152557_000000372026_00068_11144_1678.N1 | 17-APR-2004 15:25:57 | Bright | 37.000 | 68 | 18Alp Cas | 2.2250 | 4500.0 | 74 | 11144 | No |
| 176 | GOM_NL__2PRFIN20040417_152954_000001352026_00068_11144_1679.N1 | 17-APR-2004 15:29:54 | Bright | 135.00 | 5 | 3Alp Lyr | 0.033000 | 11000. | 270 | 11144 | No |
| 177 | GOM_NL__2PRFIN20040417_153400_000000652026_00068_11144_1680.N1 | 17-APR-2004 15:34:00 | Bright | 65.000 | 92 | 53Eps Cyg | 2.5000 | 4500.0 | 130 | 11144 | No |
| 178 | GOM_NL__2PRFIN20040417_154137_000000582026_00068_11144_1681.N1 | 17-APR-2004 15:41:37 | Dark | 58.000 | 61 | 8Eps Peg | 2.1000 | 3900.0 | 116 | 11144 | No |
| 179 | GOM_NL__2PRFIN20040417_154405_000000492026_00068_11144_1682.N1 | 17-APR-2004 15:44:05 | Dark | 48.500 | 162 | 34Alp Aqr | 2.9440 | 5350.0 | 97 | 11144 | No |
| 180 | GOM_NL__2PRFIN20040417_154650_000000532026_00068_11144_1683.N1 | 17-APR-2004 15:46:50 | Dark | 53.000 | 154 | 22Bet Aqr | 2.8990 | 5700.0 | 106 | 11144 | No |
| 181 | GOM_NL__2PRFIN20040417_154928_000001442026_00068_11144_1684.N1 | 17-APR-2004 15:49:28 | Dark | 144.00 | 11 | 53Alp Aql | 0.76500 | 8000.0 | 288 | 11144 | No |
| 182 | GOM_NL__2PRFIN20040417_155544_000000522026_00068_11144_1685.N1 | 17-APR-2004 15:55:44 | Dark | 52.000 | 63 | Bet Gru | 2.1500 | 2800.0 | 104 | 11144 | No |
| 183 | GOM_NL__2PRFIN20040417_155933_000000512026_00068_11144_1686.N1 | 17-APR-2004 15:59:33 | Dark | 51.000 | 148 | Alp Tuc | 2.8780 | 4100.0 | 102 | 11144 | No |
| 184 | GOM_NL__2PRFIN20040417_192559_000000772026_00071_11147_1655.N1 | 17-APR-2004 19:25:59 | Dark | 76.500 | 57 | 34Sig Sgr | 2.0660 | 26000. | 153 | 11147 | No |
| 185 | GOM_NL__2PRFIN20040417_192832_000000672026_00071_11147_1656.N1 | 17-APR-2004 19:28:32 | Dark | 67.000 | 38 | 20Eps Sgr | 1.8360 | 11000. | 134 | 11147 | No |
| 186 | GOM_NL__2PRFIN20040417_193043_000000592026_00071_11147_1657.N1 | 17-APR-2004 19:30:43 | Dark | 58.500 | 178 | lot1Sco | 3.0220 | 6550.0 | 117 | 11147 | No |
| 187 | GOM_NL__2PRFIN20040417_193219_000000642026_00071_11147_1658.N1 | 17-APR-2004 19:32:19 | Straylight | 64.000 | 25 | 35Lam Sco | 1.6200 | 28000. | 128 | 11147 | No |
| 188 | GOM_NL__2PRFIN20040417_193426_000000472026_00071_11147_1659.N1 | 17-APR-2004 19:34:26 | Straylight | 46.500 | 4 | Alp1Cen | -0.010000 | 5800.0 | 93 | 11147 | No |
| 189 | GOM_NL__2PRFIN20040417_193546_000000472026_00071_11147_1660.N1 | 17-APR-2004 19:35:46 | Straylight | 46.500 | 12 | Alp1Cru | 0.77500 | 30000. | 93 | 11147 | No |
| 190 | GOM_NL__2PRFIN20040417_193722_000000462026_00071_11147_1661.N1 | 17-APR-2004 19:37:22 | Straylight | 45.500 | 26 | Gam Cru | 1.6240 | 2900.0 | 91 | 11147 | No |
| 191 | GOM_NL__2PRFIN20040417_193845_000000442026_00071_11147_1662.N1 | 17-APR-2004 19:38:45 | Straylight | 44.000 | 95 | Zet Cen | 2.5450 | 26000. | 88 | 11147 | No |
| 192 | GOM_NL__2PRFIN20040417_194035_000001032026_00071_11147_1663.N1 | 17-APR-2004 19:40:35 | Straylight | 103.00 | 16 | 21Alp Sco | 1.0200 | 3000.0 | 206 | 11147 | No |
| 193 | GOM_NL__2PRFIN20040417_194340_000000832026_00071_11147_1664.N1 | 17-APR-2004 19:43:40 | Twl_and_stray | 82.500 | 80 | 7Del Sco | 2.3160 | 30000. | 165 | 11147 | No |
| 194 | GOM_NL__2PRFIN20040417_194635_000000442026_00071_11147_1665.N1 | 17-APR-2004 19:46:35 | Twl_and_stray | 43.500 | 106 | 9Bet Crv | 2.6480 | 5600.0 | 87 | 11147 | No |
| 195 | GOM_NL__2PRFIN20040417_194825_000000392026_00071_11147_1666.N1 | 17-APR-2004 19:48:25 | Bright | 38.500 | 100 | 4Gam Crv | 2.5800 | 13100. | 77 | 11147 | No |
| 196 | GOM_NL__2PRFIN20040417_194944_000000462026_00071_11147_1667.N1 | 17-APR-2004 19:49:44 | Bright | 46.000 | 15 | 67Alp Vir | 0.97600 | 28000. | 92 | 11147 | No |
| 197 | GOM_NL__2PRFIN20040417_195247_000000392026_00071_11147_1668.N1 | 17-APR-2004 19:52:47 | Bright | 38.500 | 121 | 29Gam Vir | 2.7400 | 7200.0 | 77 | 11147 | No |
| 198 | GOM_NL__2PRFIN20040417_195629_000000402026_00071_11147_1669.N1 | 17-APR-2004 19:56:29 | Bright | 39.500 | 138 | 47Eps Vir | 2.8280 | 4700.0 | 79 | 11147 | No |
| 199 | GOM_NL__2PRFIN20040417_195935_000000382026_00071_11147_1670.N1 | 17-APR-2004 19:59:35 | Bright | 38.000 | 96 | 68Del Leo | 2.5600 | 9300.0 | 76 | 11147 | No |
| 200 | GOM_NL__2PRFIN20040417_200431_000000392026_00071_11147_1671.N1 | 17-APR-2004 20:04:31 | Bright | 39.000 | 152 | 12Alp2CVn | 2.8900 | 11000. | 78 | 11147 | No |
| 201 | GOM_NL__2PRFIN20040417_200610_000000372026_00071_11147_1672.N1 | 17-APR-2004 20:06:10 | Bright | 37.000 | 174 | 52Psi UMa | 3.0040 | 4400.0 | 74 | 11147 | No |
| 202 | GOM_NL__2PRFIN20040417_200830_000000382026_00071_11147_1673.N1 | 17-APR-2004 20:08:30 | Bright | 37.500 | 87 | 64Gam UMa | 2.4330 | 11000. | 75 | 11147 | No |
| 203 | GOM_NL__2PRFIN20040417_201053_000000412026_00071_11147_1674.N1 | 17-APR-2004 20:10:53 | Bright | 41.000 | 36 | 50Alp UMa | 1.8000 | 6300.0 | 82 | 11147 | No |
| 204 | GOM_NL__2PRFIN20040417_201554_000000382026_00071_11147_1675.N1 | 17-APR-2004 20:15:54 | Bright | 37.500 | 60 | 7Bet UMi | 2.0810 | 3950.0 | 75 | 11147 | No |
| 205 | GOM_NL__2PRFIN20040417_201854_000000372026_00071_11147_1676.N1 | 17-APR-2004 20:18:54 | Bright | 37.000 | 49 | 1Alp UMi | 1.9900 | 6300.0 | 74 | 11147 | No |
| 206 | GOM_NL__2PRFIN20040417_202115_000000612026_00071_11147_1677.N1 | 17-APR-2004 20:21:15 | Bright | 61.000 | 130 | 23Bet Dra | 2.7990 | 5800.0 | 122 | 11147 | No |
| 207 | GOM_NL__2PRFIN20040417_202306_000000642026_00071_11147_1678.N1 | 17-APR-2004 20:23:06 | Bright | 64.000 | 69 | 33Gam Dra | 2.2310 | 3800.0 | 128 | 11147 | No |
| 208 | GOM_NL__2PRFIN20040417_202603_000000412026_00071_11147_1679.N1 | 17-APR-2004 20:26:03 | Bright | 40.500 | 89 | 5Alp Cep | 2.4510 | 8000.0 | 81 | 11147 | No |
| 209 | GOM_NL__2PRFIN20040417_202745_000000352026_00071_11147_1680.N1 | 17-APR-2004 20:27:45 | Bright | 34.500 | 68 | 18Alp Cas | 2.2250 | 4500.0 | 69 | 11147 | No |
| 210 | GOM_NL__2PRFIN20040417_203140_000001202026_00071_11147_1681.N1 | 17-APR-2004 20:31:40 | Bright | 119.50 | 5 | 3Alp Lyr | 0.033000 | 11000. | 239 | 11147 | No |
| 211 | GOM_NL__2PRFIN20040417_203548_000000612026_00071_11147_1682.N1 | 17-APR-2004 20:35:48 | Bright | 60.500 | 92 | 53Eps Cyg | 2.5000 | 4500.0 | 121 | 11147 | No |
| 212 | GOM_NL__2PRFIN20040417_204326_000000592026_00071_11147_1683.N1 | 17-APR-2004 20:43:26 | Dark | 59.000 | 61 | 8Eps Peg | 2.1000 | 3900.0 | 118 | 11147 | No |
| 213 | GOM_NL__2PRFIN20040417_204555_000000472026_00071_11147_1684.N1 | 17-APR-2004 20:45:55 | Dark | 47.000 | 162 | 34Alp Aqr | 2.9440 | 5350.0 | 94 | 11147 | No |
| 214 | GOM_NL__2PRFIN20040417_204840_000000542026_00071_11147_1685.N1 | 17-APR-2004 20:48:40 | Dark | 53.500 | 154 | 22Bet Aqr | 2.8990 | 5700.0 | 107 | 11147 | No |
| 215 | GOM_NL__2PRFIN20040417_205123_000001532026_00071_11147_1686.N1 | 17-APR-2004 20:51:23 | Dark | 152.50 | 11 | 53Alp Aql | 0.76500 | 8000.0 | 305 | 11147 | No |
| 216 | GOM_NL__2PRFIN20040417_205732_000000492026_00071_11147_1687.N1 | 17-APR-2004 20:57:32 | Dark | 48.500 | 63 | Bet Gru | 2.1500 | 2800.0 | 97 | 11147 | No |
| 217 | GOM_NL__2PRFIN20040417_210121_000000492026_00071_11147_1688.N1 | 17-APR-2004 21:01:21 | Dark | 48.500 | 148 | Alp Tuc | 2.8780 | 4100.0 | 97 | 11147 | No |
| 218 | GOM_NL__2PRFIN20040417_210637_000000782026_00072_11148_1655.N1 | 17-APR-2004 21:06:37 | Dark | 77.500 | 57 | 34Sig Sgr | 2.0660 | 26000. | 155 | 11148 | No |
| 219 | GOM_NL__2PRFIN20040417_210909_000000702026_00072_11148_1656.N1 | 17-APR-2004 21:09:09 | Dark | 70.000 | 38 | 20Eps Sgr | 1.8360 | 11000. | 140 | 11148 | No |

| | | | | | | | | | | | |
|-----|--|----------------------|---------------|--------|-----|-----------|-----------|--------|-----|-------|-----|
| 220 | GOM_NL__2PRFIN20040417_211117_000000652026_00072_11148_1657.N1 | 17-APR-2004 21:11:17 | Dark | 64.500 | 178 | lot1Sco | 3.0220 | 6550.0 | 129 | 11148 | No |
| 221 | GOM_NL__2PRFIN20040417_211256_000000702026_00072_11148_1658.N1 | 17-APR-2004 21:12:56 | Straylight | 70.000 | 25 | 35Lam Sco | 1.6200 | 28000. | 140 | 11148 | No |
| 222 | GOM_NL__2PRFIN20040417_211502_000000502026_00072_11148_1659.N1 | 17-APR-2004 21:15:02 | Straylight | 50.000 | 4 | Alp1Cen | -0.010000 | 5800.0 | 100 | 11148 | No |
| 223 | GOM_NL__2PRFIN20040417_211622_000000432026_00072_11148_1660.N1 | 17-APR-2004 21:16:22 | Straylight | 43.000 | 12 | Alp1Cru | 0.77500 | 30000. | 86 | 11148 | No |
| 224 | GOM_NL__2PRFIN20040417_211758_000000392026_00072_11148_1661.N1 | 17-APR-2004 21:17:58 | Straylight | 38.500 | 26 | Gam Cru | 1.6240 | 2900.0 | 77 | 11148 | No |
| 225 | GOM_NL__2PRFIN20040417_211920_000000402026_00072_11148_1662.N1 | 17-APR-2004 21:19:20 | Straylight | 40.000 | 95 | Zet Cen | 2.5450 | 26000. | 80 | 11148 | No |
| 226 | GOM_NL__2PRFIN20040417_225954_000000452026_00073_11149_1655.N1 | 17-APR-2004 22:59:54 | Dark | 44.500 | 95 | Zet Cen | 2.5450 | 26000. | 89 | 11149 | Yes |
| 227 | GOM_NL__2PRFIN20040417_230148_000000882026_00073_11149_1656.N1 | 17-APR-2004 23:01:48 | Straylight | 88.000 | 16 | 21Alp Sco | 1.0200 | 3000.0 | 176 | 11149 | No |
| 228 | GOM_NL__2PRFIN20040417_230453_000000782026_00073_11149_1657.N1 | 17-APR-2004 23:04:53 | Twl_and_stray | 77.500 | 80 | 7Del Sco | 2.3160 | 30000. | 155 | 11149 | No |
| 229 | GOM_NL__2PRFIN20040417_230747_000000442026_00073_11149_1658.N1 | 17-APR-2004 23:07:47 | Twl_and_stray | 43.500 | 106 | 9Bet Crv | 2.6480 | 5600.0 | 87 | 11149 | No |
| 230 | GOM_NL__2PRFIN20040417_230936_000000402026_00073_11149_1659.N1 | 17-APR-2004 23:09:36 | Bright | 39.500 | 100 | 4Gam Crv | 2.5800 | 13100. | 79 | 11149 | No |
| 231 | GOM_NL__2PRFIN20040417_231057_000000452026_00073_11149_1660.N1 | 17-APR-2004 23:10:57 | Bright | 45.000 | 15 | 67Alp Vir | 0.97600 | 28000. | 90 | 11149 | No |
| 232 | GOM_NL__2PRFIN20040417_231359_000000382026_00073_11149_1661.N1 | 17-APR-2004 23:13:59 | Bright | 38.000 | 121 | 29Gam Vir | 2.7400 | 7200.0 | 76 | 11149 | No |
| 233 | GOM_NL__2PRFIN20040417_231740_000000402026_00073_11149_1662.N1 | 17-APR-2004 23:17:40 | Bright | 40.000 | 138 | 47Eps Vir | 2.8280 | 4700.0 | 80 | 11149 | No |
| 234 | GOM_NL__2PRFIN20040417_232045_000000402026_00073_11149_1663.N1 | 17-APR-2004 23:20:45 | Bright | 40.000 | 96 | 68Del Leo | 2.5600 | 9300.0 | 80 | 11149 | No |
| 235 | GOM_NL__2PRFIN20040417_232542_000000392026_00073_11149_1664.N1 | 17-APR-2004 23:25:42 | Bright | 38.500 | 152 | 12Alp2CVn | 2.8900 | 11000. | 77 | 11149 | No |
| 236 | GOM_NL__2PRFIN20040417_232722_000000372026_00073_11149_1665.N1 | 17-APR-2004 23:27:22 | Bright | 36.500 | 174 | 52Psi UMa | 3.0040 | 4400.0 | 73 | 11149 | No |
| 237 | GOM_NL__2PRFIN20040417_232942_000000522026_00073_11149_1666.N1 | 17-APR-2004 23:29:42 | Bright | 52.000 | 87 | 64Gam UMa | 2.4330 | 11000. | 104 | 11149 | No |
| 238 | GOM_NL__2PRFIN20040417_233205_000000392026_00073_11149_1667.N1 | 17-APR-2004 23:32:05 | Bright | 39.000 | 36 | 50Alp UMa | 1.8000 | 6300.0 | 78 | 11149 | No |
| 239 | GOM_NL__2PRFIN20040417_233705_000000402026_00073_11149_1668.N1 | 17-APR-2004 23:37:05 | Bright | 40.000 | 60 | 7Bet UMi | 2.0810 | 3950.0 | 80 | 11149 | No |
| 240 | GOM_NL__2PRFIN20040417_234005_000000342026_00073_11149_1669.N1 | 17-APR-2004 23:40:05 | Bright | 34.000 | 49 | 1Alp UMi | 1.9900 | 6300.0 | 68 | 11149 | No |
| 241 | GOM_NL__2PRFIN20040417_234225_000000622026_00073_11149_1670.N1 | 17-APR-2004 23:42:25 | Bright | 62.000 | 130 | 23Bet Dra | 2.7990 | 5800.0 | 124 | 11149 | No |
| 242 | GOM_NL__2PRFIN20040417_234416_000000662026_00073_11149_1671.N1 | 17-APR-2004 23:44:16 | Bright | 65.500 | 69 | 33Gam Dra | 2.2310 | 3800.0 | 131 | 11149 | No |
| 243 | GOM_NL__2PRFIN20040417_234714_000000432026_00073_11149_1672.N1 | 17-APR-2004 23:47:14 | Bright | 42.500 | 89 | 5Alp Cep | 2.4510 | 8000.0 | 85 | 11149 | No |
| 244 | GOM_NL__2PRFIN20040417_234857_000000382026_00073_11149_1673.N1 | 17-APR-2004 23:48:57 | Bright | 37.500 | 68 | 18Alp Cas | 2.2250 | 4500.0 | 75 | 11149 | No |
| 245 | GOM_NL__2PRFIN20040417_235250_000001382026_00073_11149_1674.N1 | 17-APR-2004 23:52:50 | Bright | 138.00 | 5 | 3Alp Lyr | 0.033000 | 11000. | 276 | 11149 | No |
| 246 | GOM_NL__2PRFIN20040417_235701_000000652026_00073_11149_1675.N1 | 17-APR-2004 23:57:01 | Bright | 64.500 | 92 | 53Eps Cyg | 2.5000 | 4500.0 | 129 | 11149 | No |

3. Quality information per product

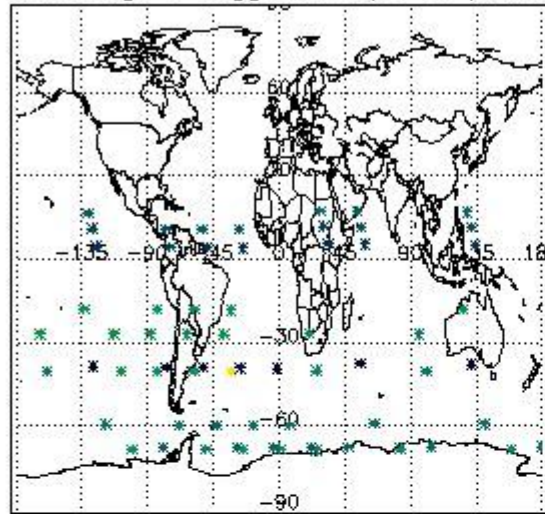
In this section it is plotted some information contained in the Quality Summary data set of the level 2 products. Only products in dark limb conditions and without errors (error flag in the MPH set to "0") are used.

3.1 Plot quality information per product (time dependant)

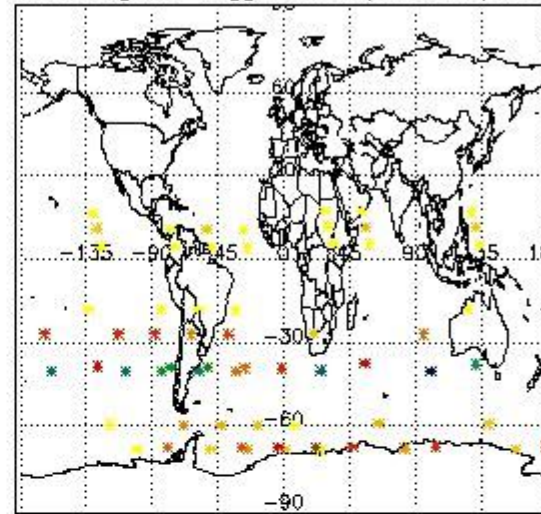


3.2 Plot quality information per product (world map)

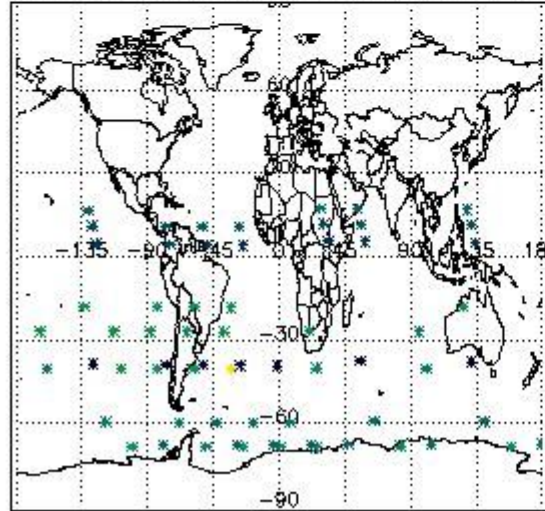
Percentage of flagged data per O3 profile



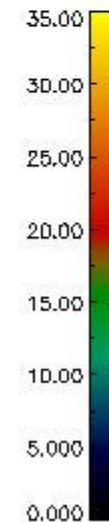
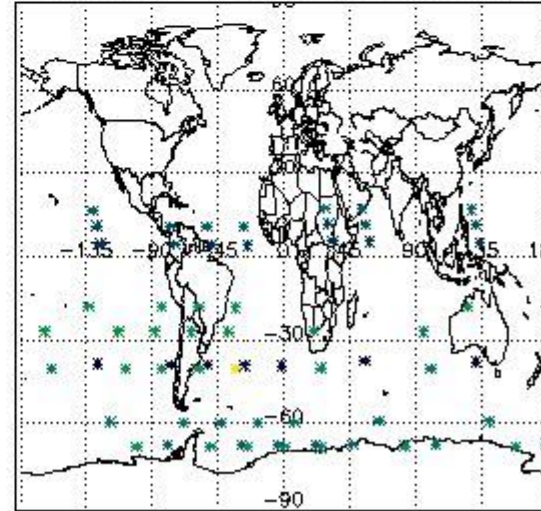
Percentage of flagged data per H2O profile



Percentage of flagged data per NO2 profile



Percentage of flagged data per NO3 profile

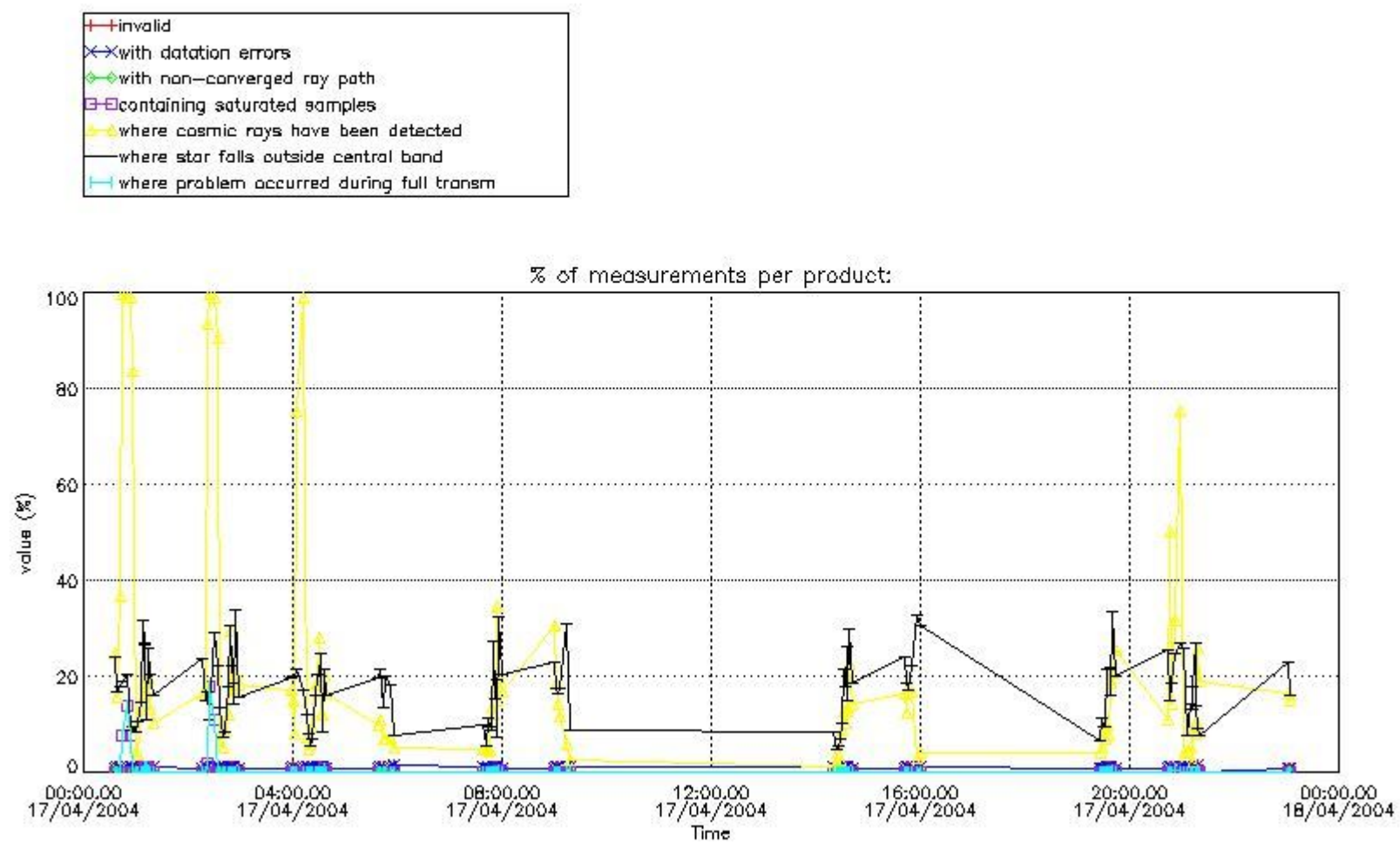


4. Level 1 quality information per product

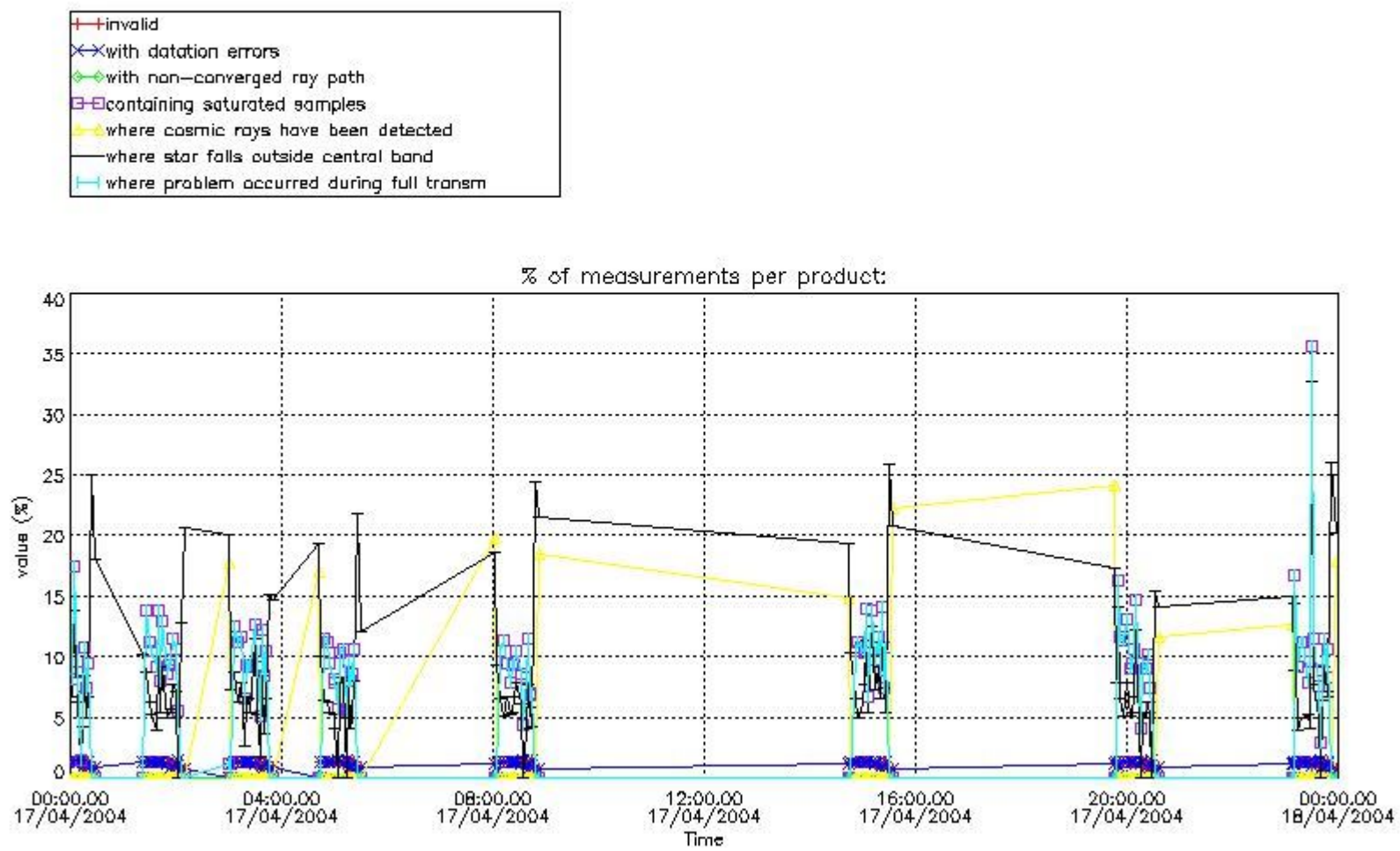
In this section it is plotted some information contained in the Quality Summary data set of the level 2 products that comes from the level 1b processing. Products without errors (error flag in the MPH set to "0") are used.

4.1 Plot quality information per product (time dependant) coming from level 1b processing

4.1.1 Plot level 1 quality information per product (time dependant): ENVISAT ASCENDING passes



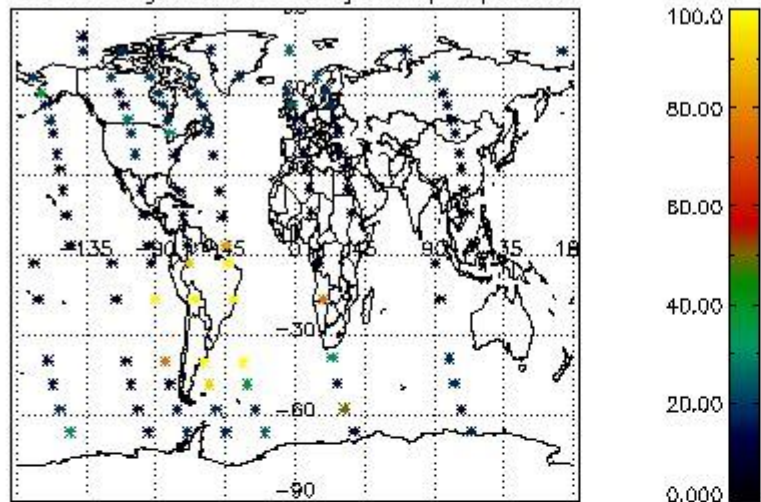
4.1.2 Plot level 1 quality information per product (time dependant): ENVI SAT DESCENDING passes



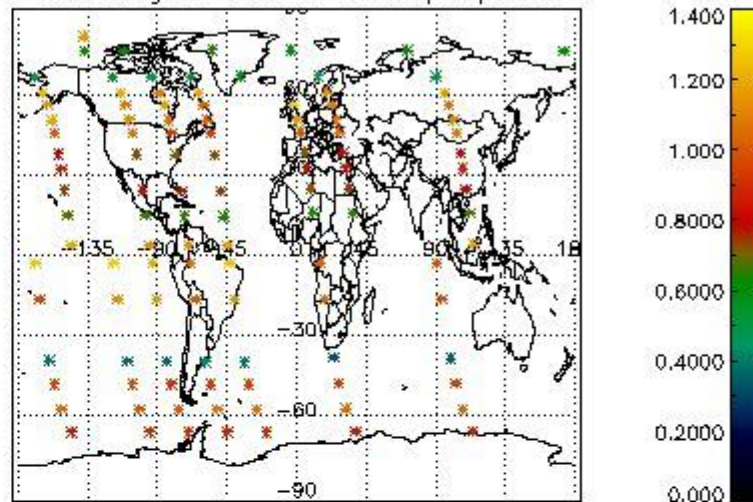
4.2 Plot quality information per product coming from level 1b processing (world map)

4.2.1 Plot level 1 quality information per product (world map): ENVISAT ASCENDING passes

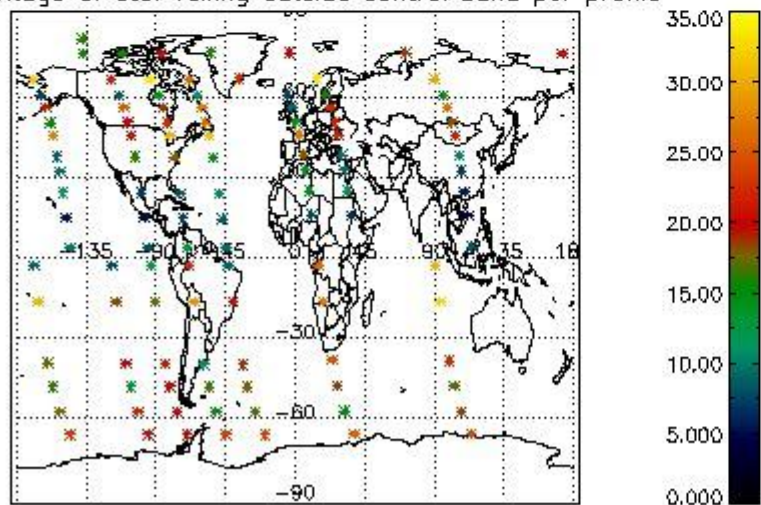
Percentage of cosmic ray hits per profile



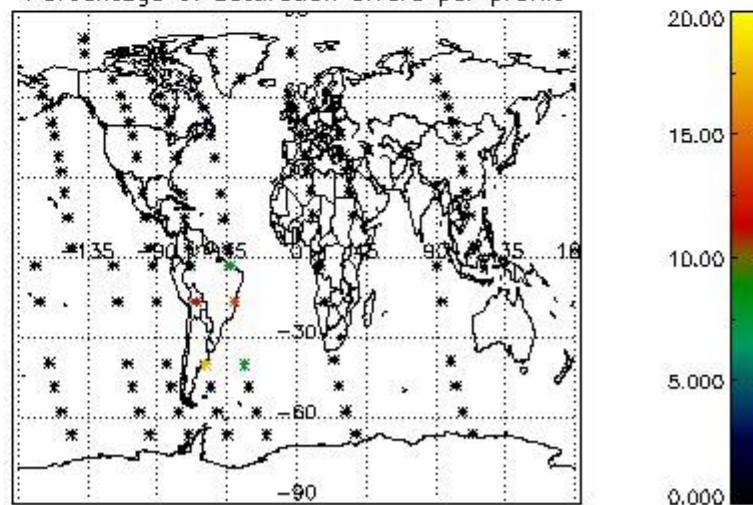
Percentage of datation errors per profile



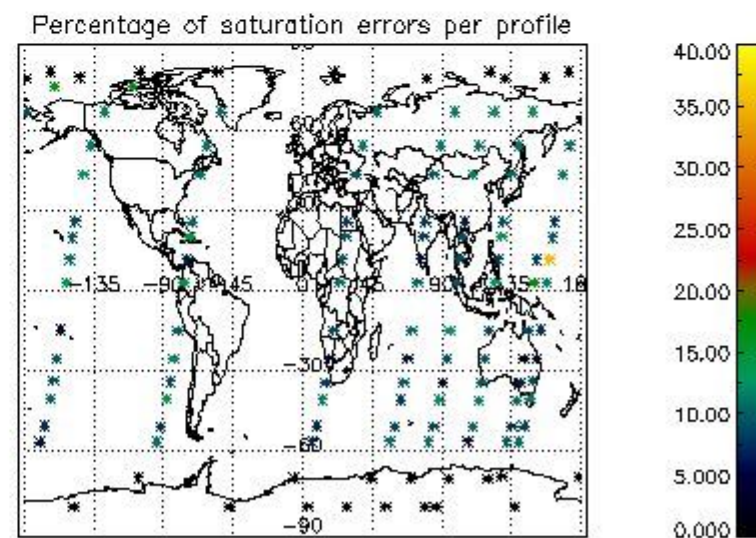
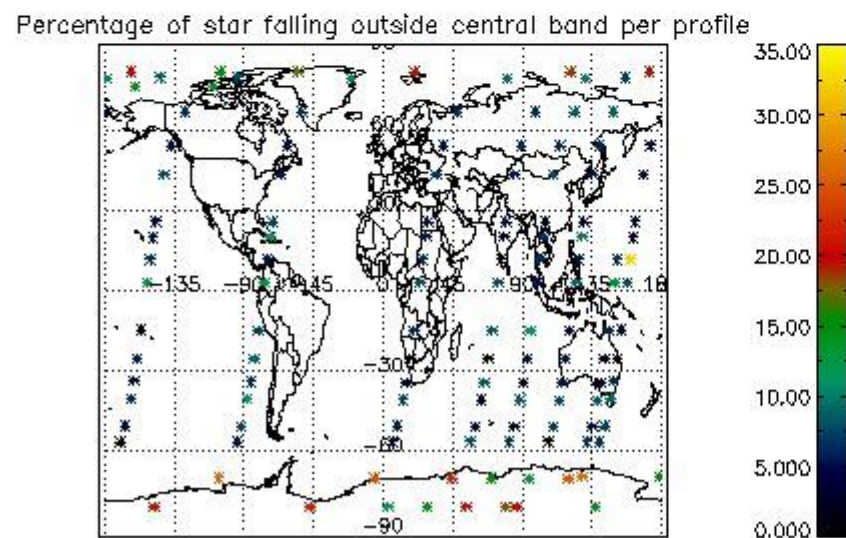
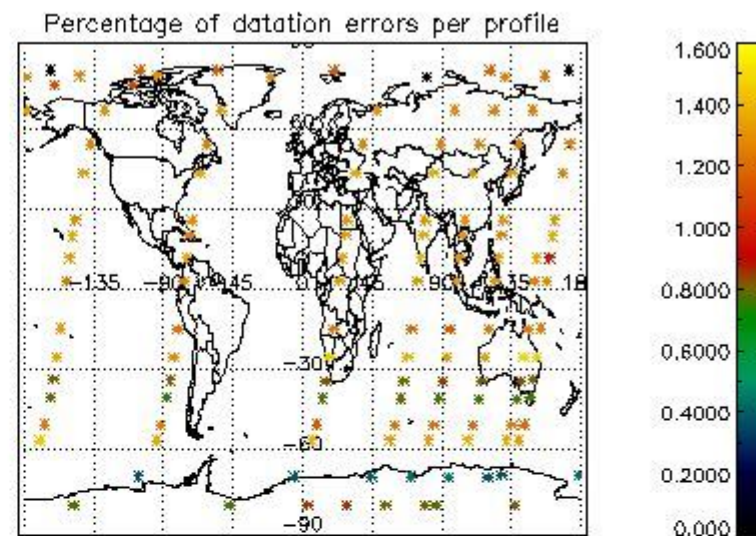
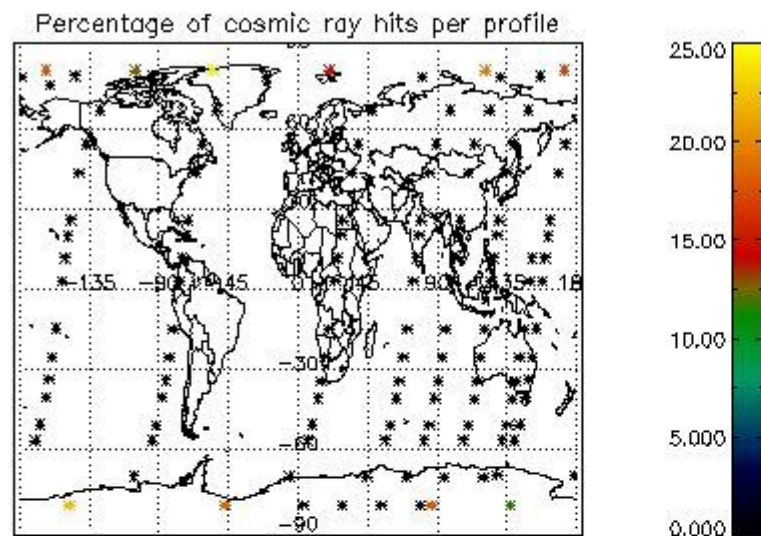
Percentage of star falling outside central band per profile



Percentage of saturation errors per profile



4.2.2 Plot level 1 quality information per product (world map): ENVISAT DESCENDING passes



5. Trace gas profiles

5.1 Ozone statistics based on quality of products

The final quality of the products can be "measured" using the STD (Standard Deviation) attached to every point profile. This information is written to the parameter GOM_NL__2P/NL_LOCAL_SPECIES_DENSITY/o3_std of the level 2 products. The table below shows the statistics for given STD ranges.

The statistics are given with respect to the overall valid production:

- Products without fatal errors: GOM_NL__2P/MPH/PRODUCT_ERR=0
- Valid point profile: GOM_NL__2P/NL_LOCAL_SPECIES_DENSITY/pcd(0)=0

The 'Criteria' is applied to valid points of dark limb products:

- Products in dark limb illumination condition: GOM_NL__2P/NL_SUMMARY_QUALITY/obs_ill_cond=0
- Products without fatal errors: GOM_NL__2P/MPH/PRODUCT_ERR=0
- Valid point profile: GOM_NL__2P/NL_LOCAL_SPECIES_DENSITY/pcd(0)=0

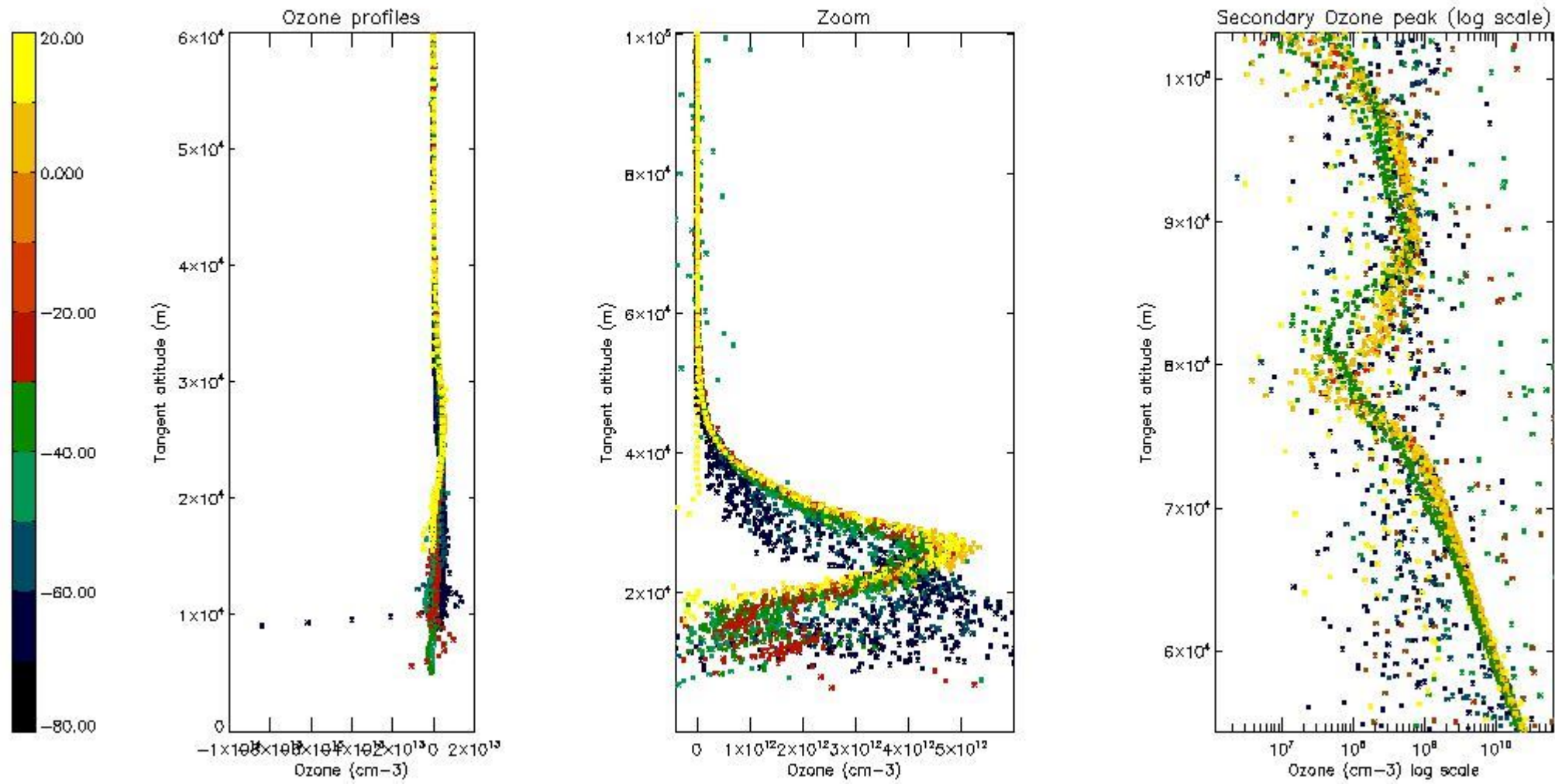
So, the table below shows the percentage of dark limb and valid observations for each criteria with respect to the overall valid daily observations.

| Criteria | % of total production |
|----------|-----------------------|
| All STD | 31 |
| STD < 20 | 16 |

| | |
|----------|----|
| STD < 10 | 13 |
| STD < 5 | 10 |

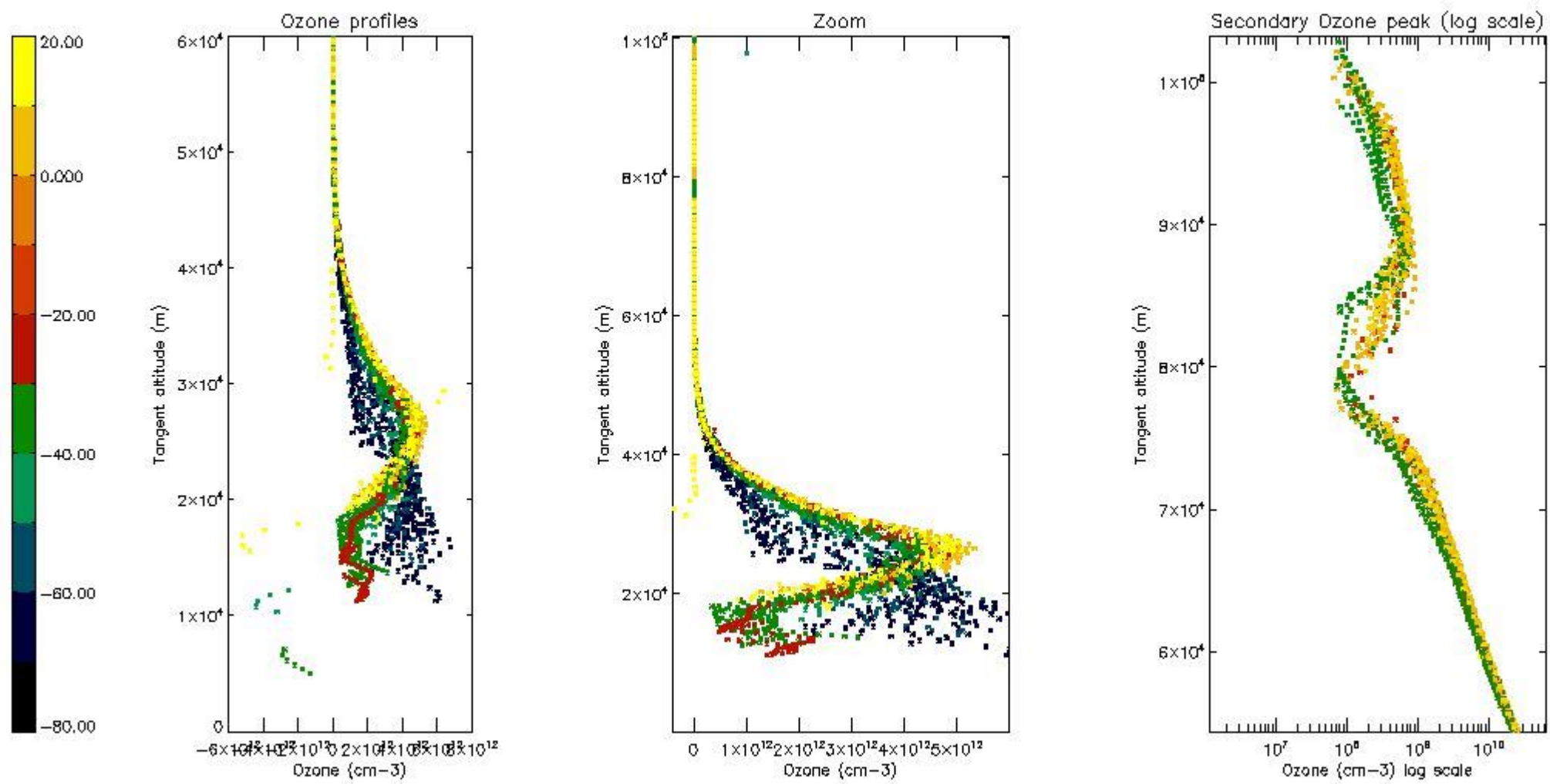
5.2 Plot ozone profiles for all STD (dark without errors)

The colorbar represents the latitude.



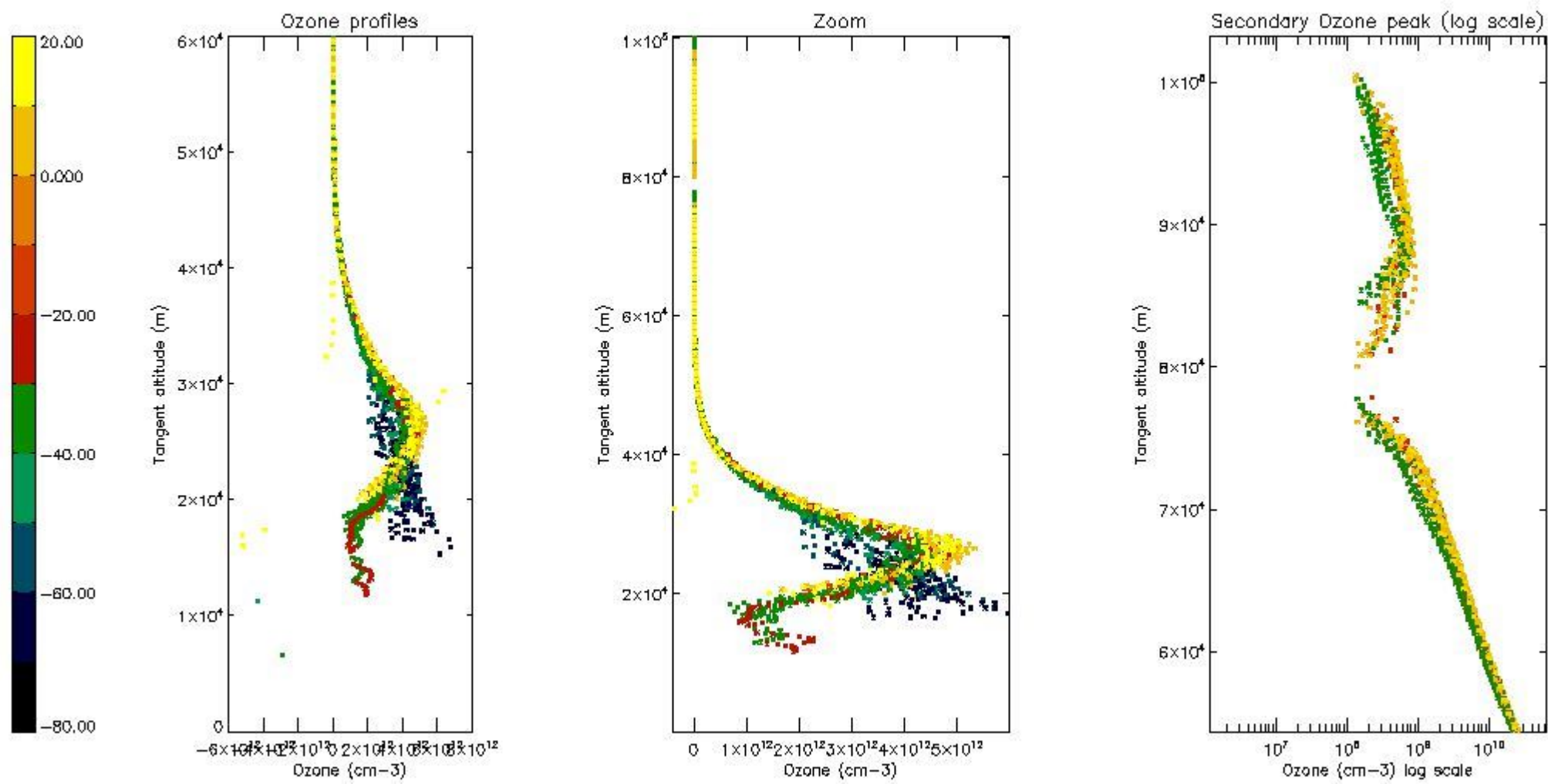
5.3 Plot ozone profiles where STD < 20% (dark without errors)

The colorbar represents the latitude.



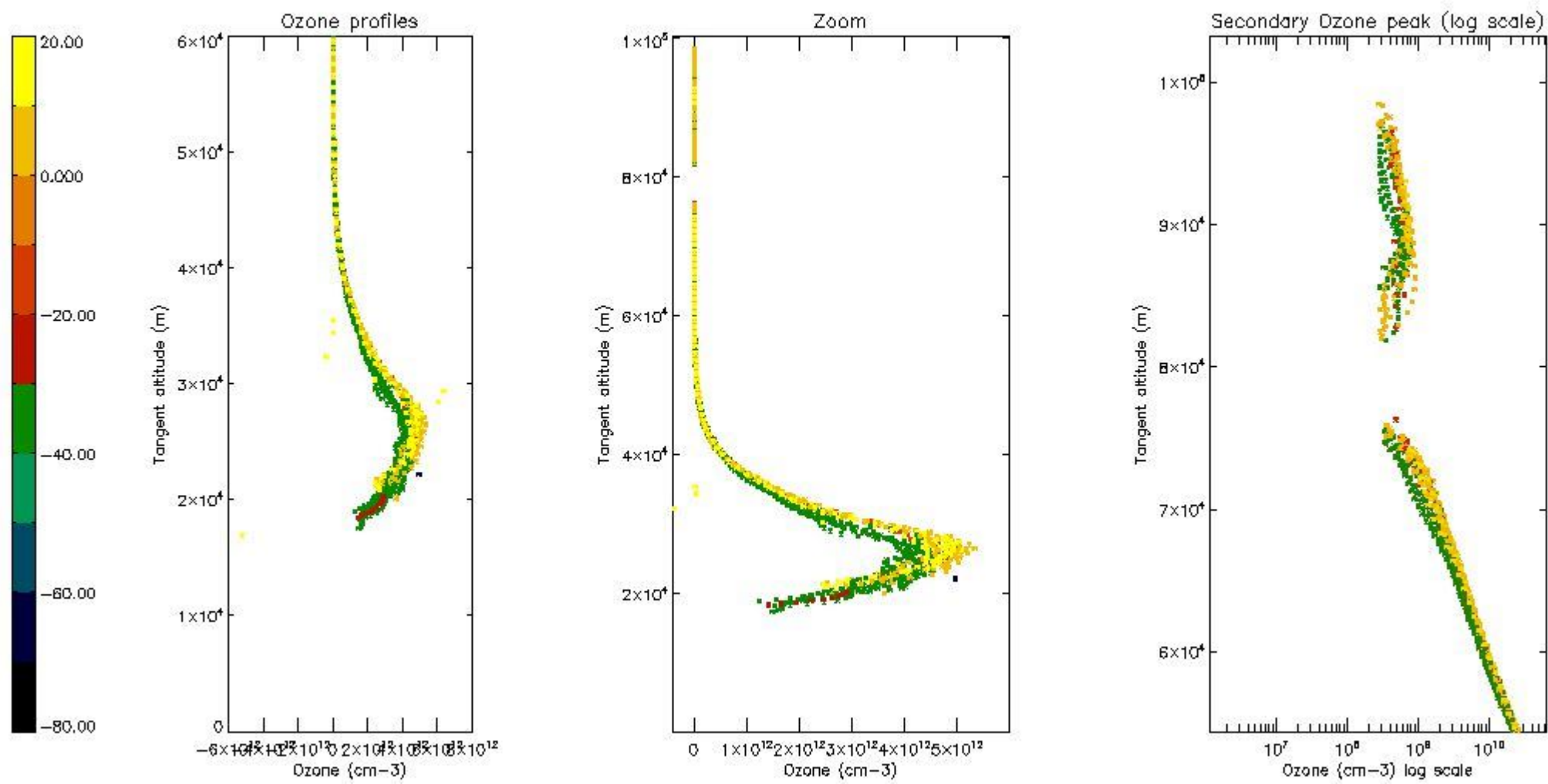
5.4 Plot ozone profiles where STD < 10% (dark without errors)

The colorbar represents the latitude.



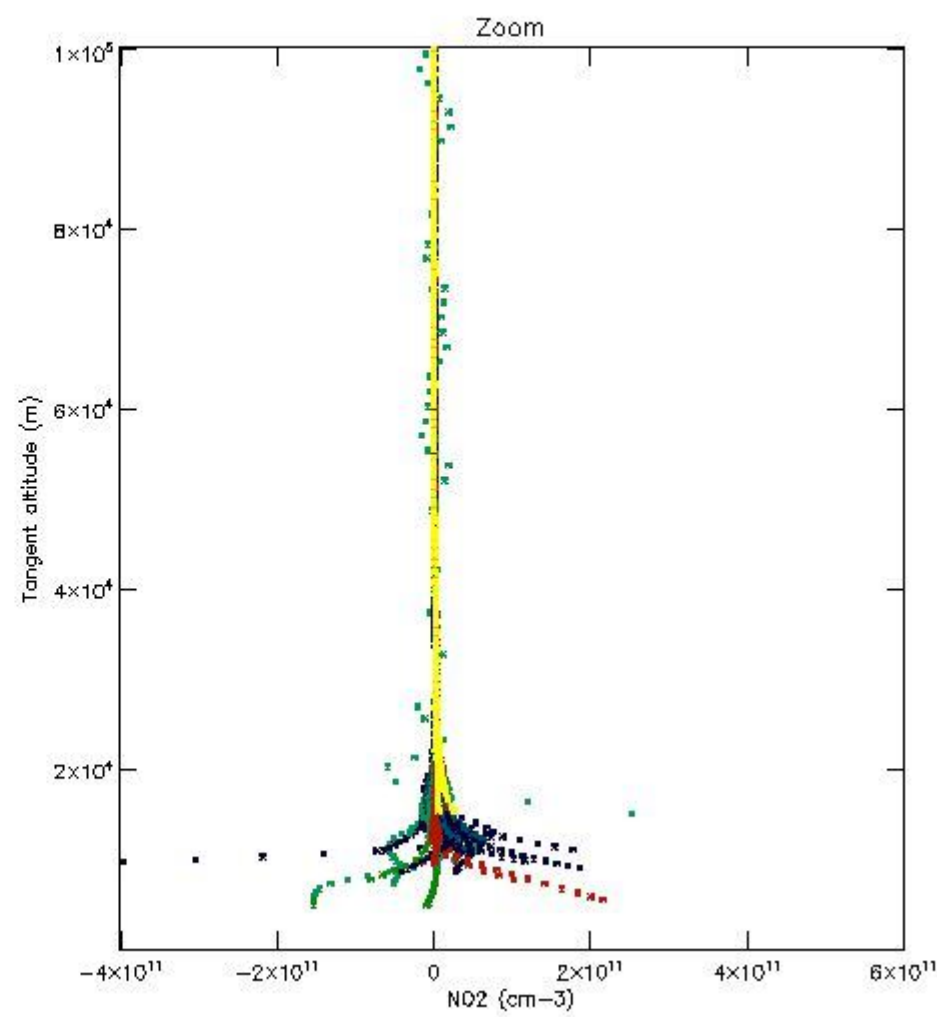
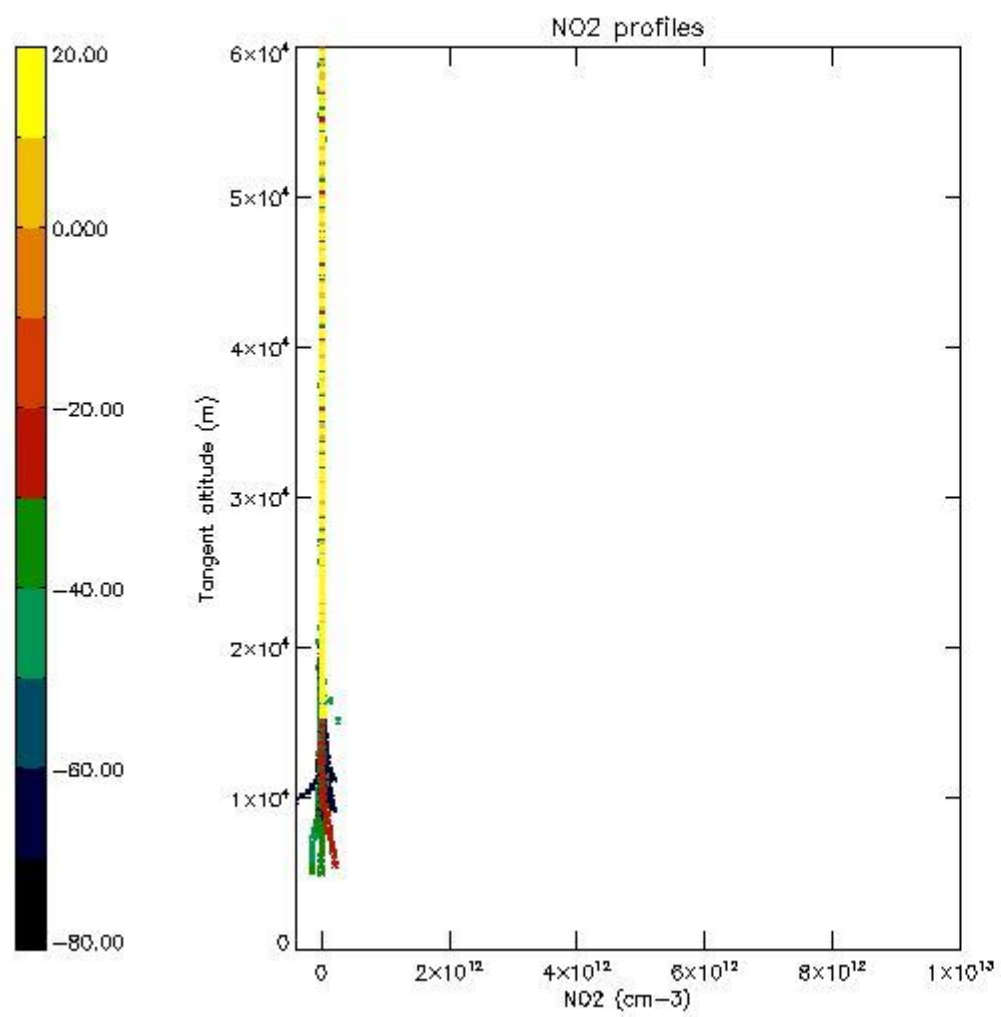
5.5 Plot ozone profiles where STD < 5% (dark without errors)

The colorbar represents the latitude.



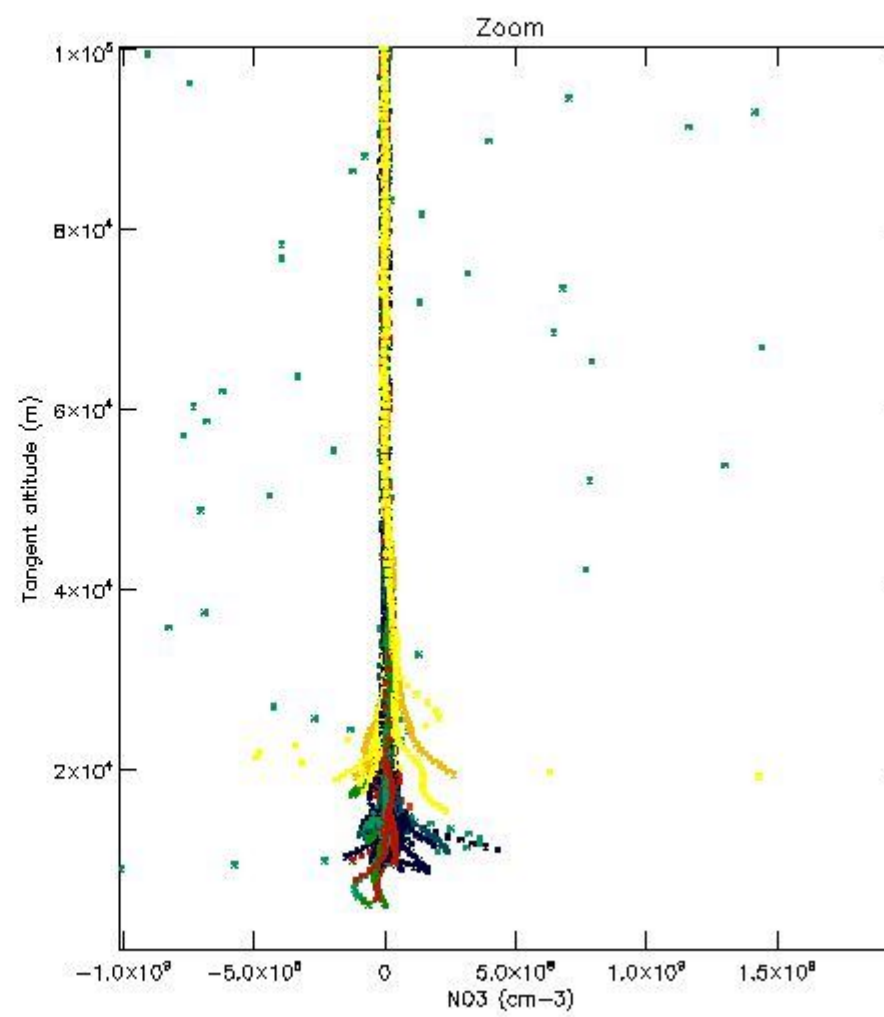
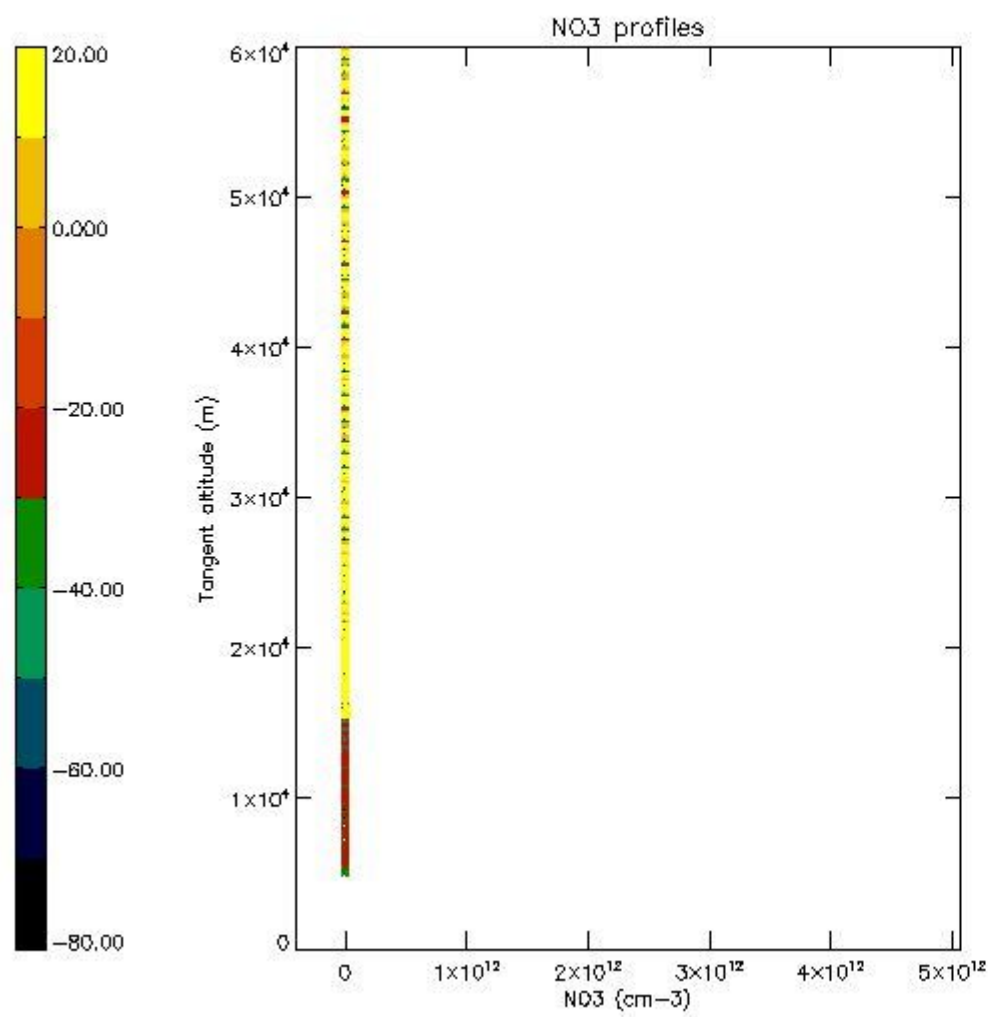
5.6 Plot NO₂ profiles for all STD (dark without errors)

The colorbar represents the latitude.



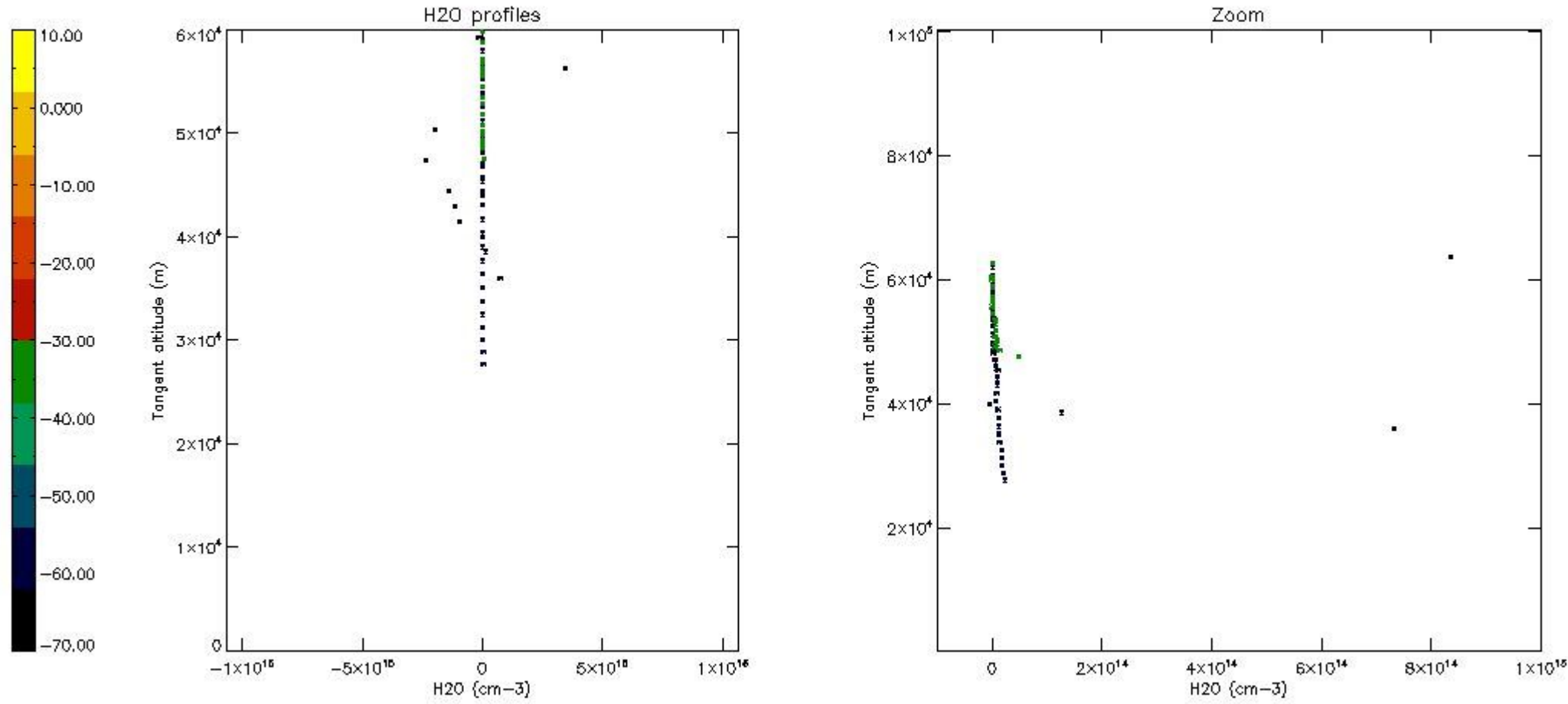
5.7 Plot NO3 profiles for all STD (dark without errors)

The colorbar represents the latitude.



5.8 Plot H2O profiles for all STD (only for occultations of stars 1,2,3,4,13,14,16,26,63 dark without errors)

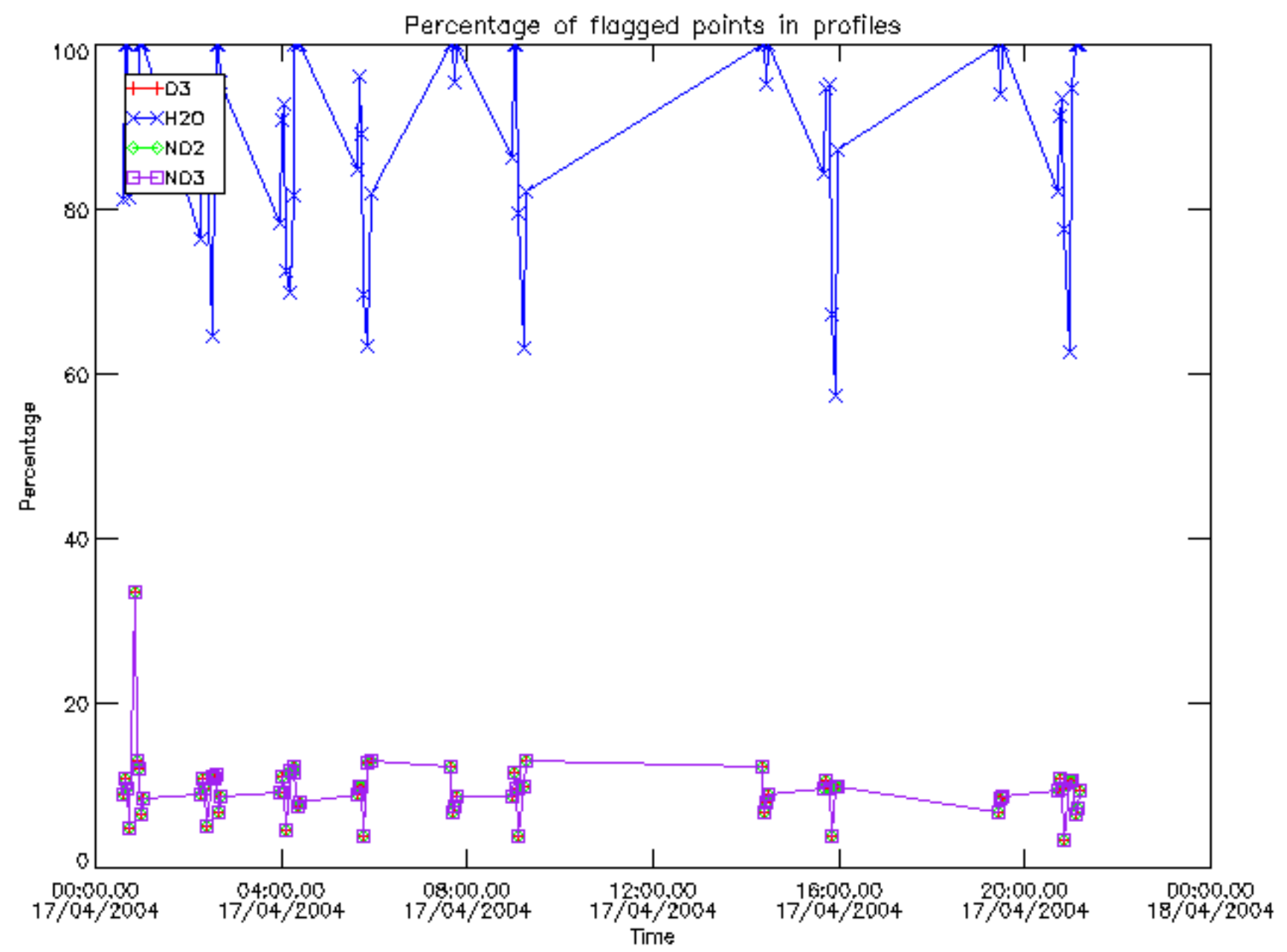
The colorbar represents the latitude.



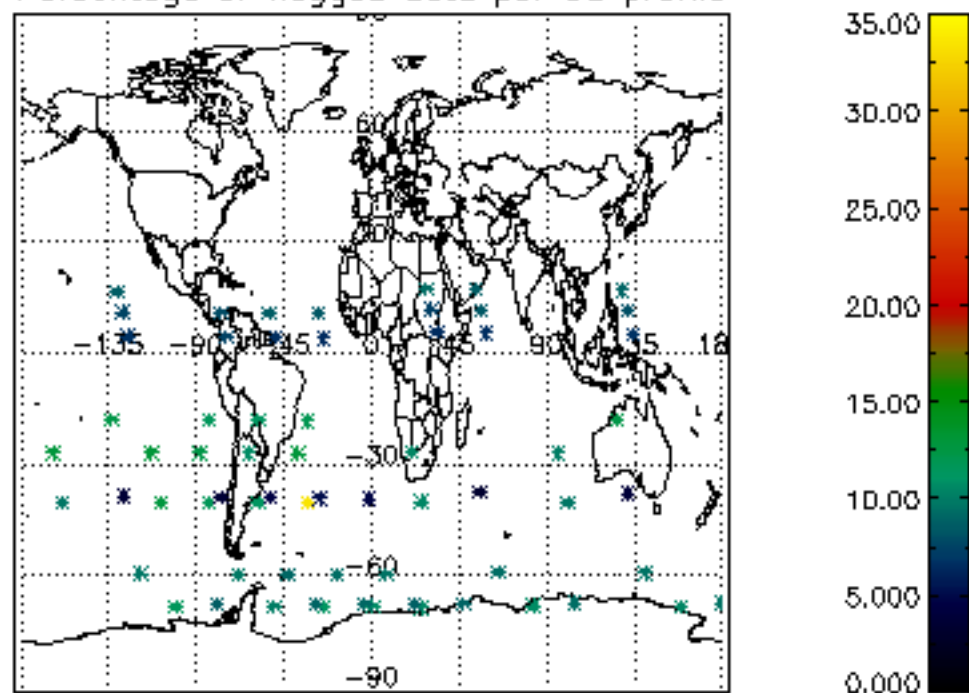
6. Auxiliary Data Files used for the production reported in section 2

The number reported in the third column indicates since which file (see list in section 2) the corresponding auxiliary file has been used. The fourth column is the date of those product files.

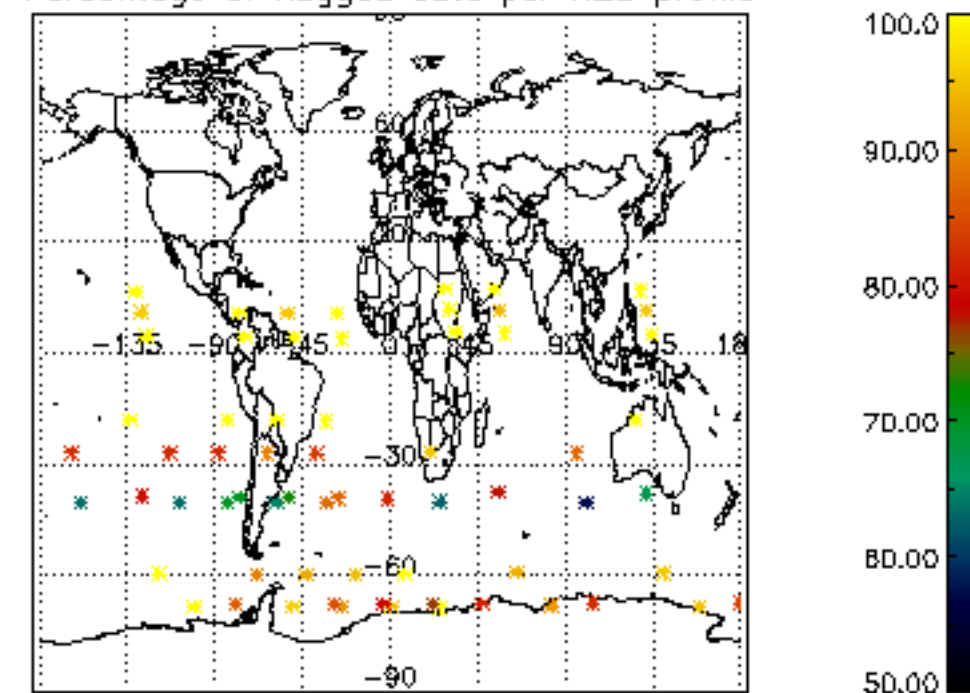
| Type | Auxiliary Filename | Used since product | Used since product date |
|---------------------------|---|--------------------|-------------------------|
| INST_PHYS_CHARACTERISTICS | GOM_INS_AXVIEC20091111_143220_20030716_120000_20500101_000000 | 1 | 17-APR-2004 00:01:19 |
| LEVEL-2_PROC_CONFIG | GOM_PR2_AXVIEC20091111_152718_20020301_000000_20500101_000000 | 1 | 17-APR-2004 00:01:19 |
| CROSS_SECTIONS_FILE | GOM_CRS_AXVIEC20091111_154832_20020301_000000_20500101_000000 | 1 | 17-APR-2004 00:01:19 |



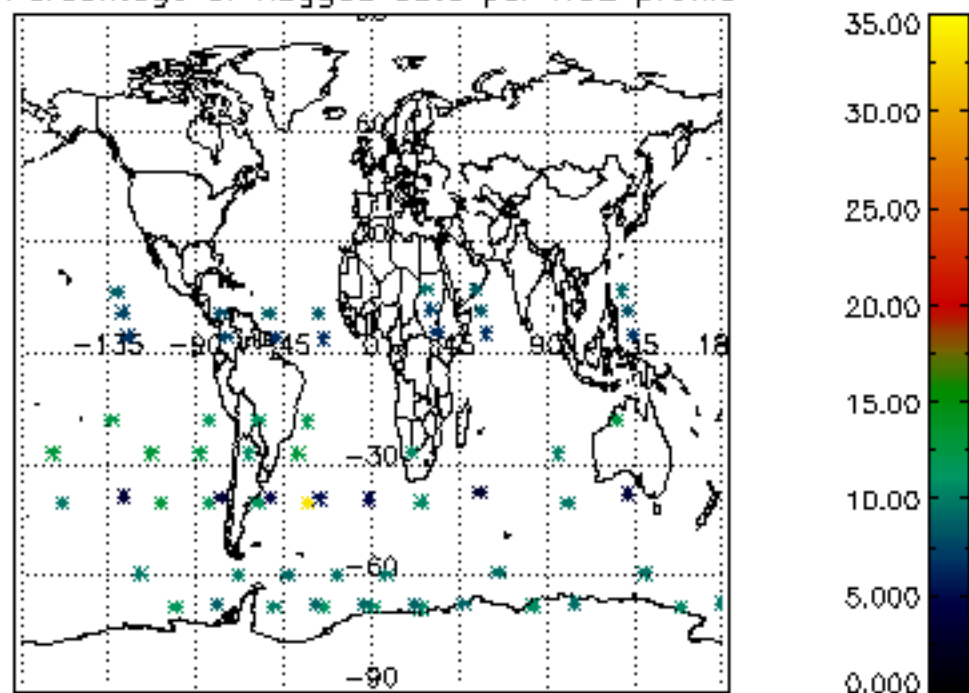
Percentage of flagged data per D3 profile



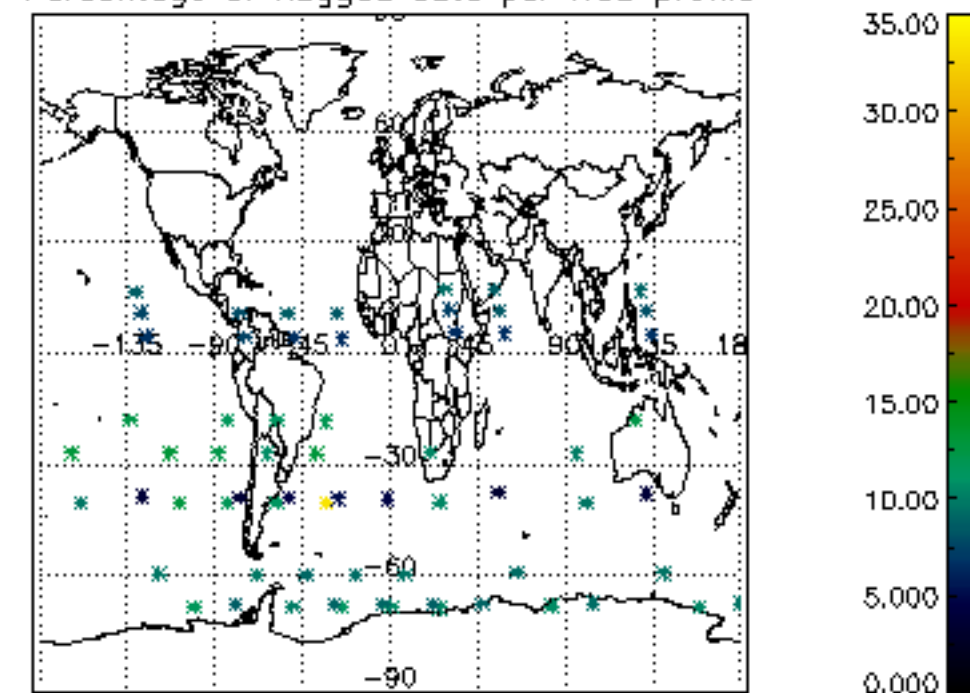
Percentage of flagged data per H2O profile

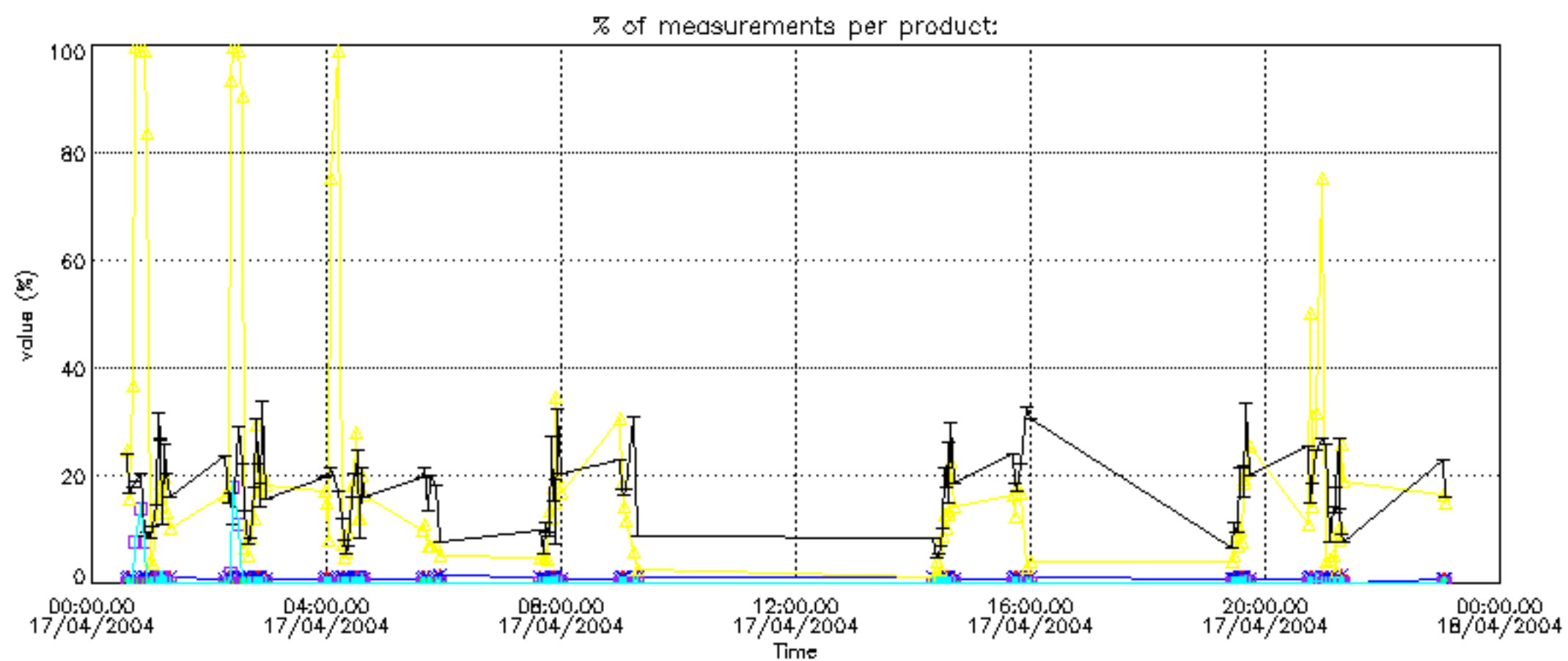
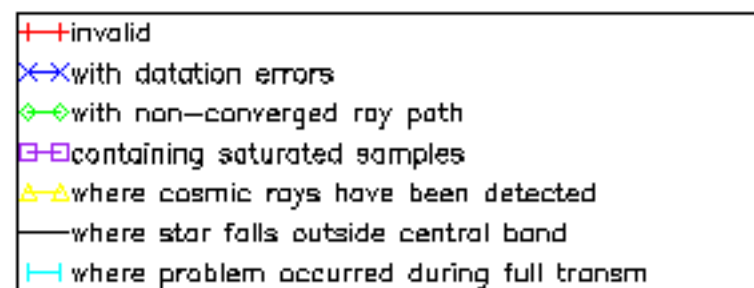


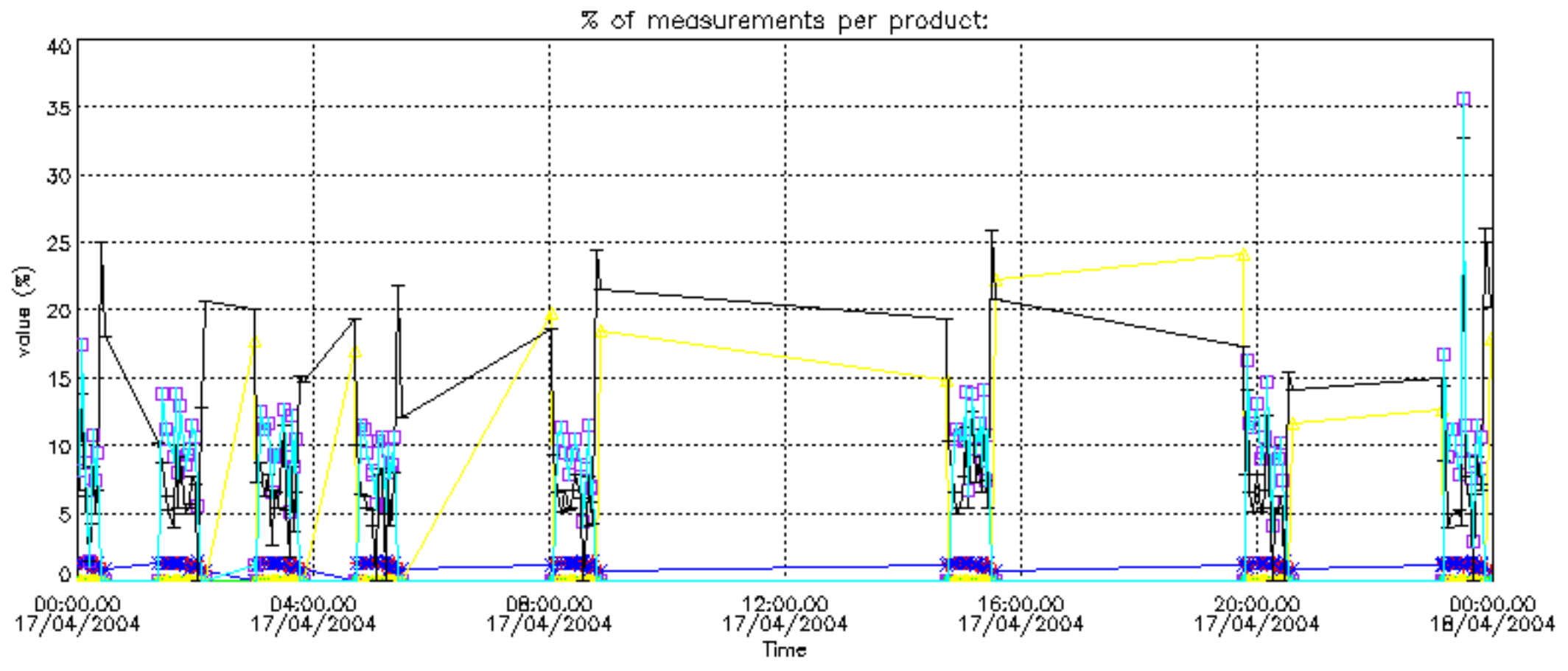
Percentage of flagged data per NO2 profile



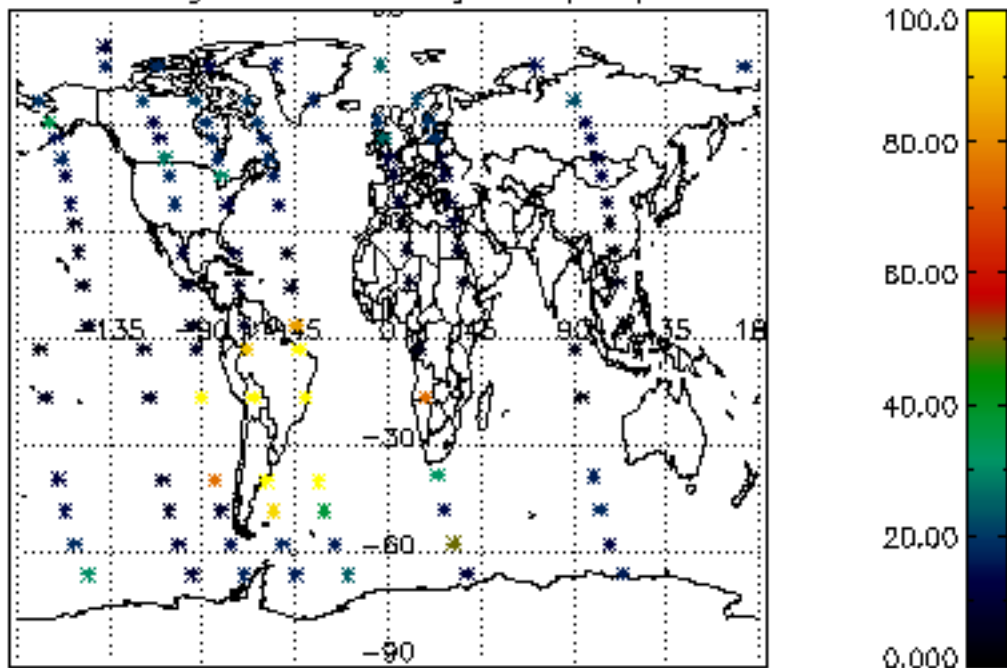
Percentage of flagged data per NO3 profile



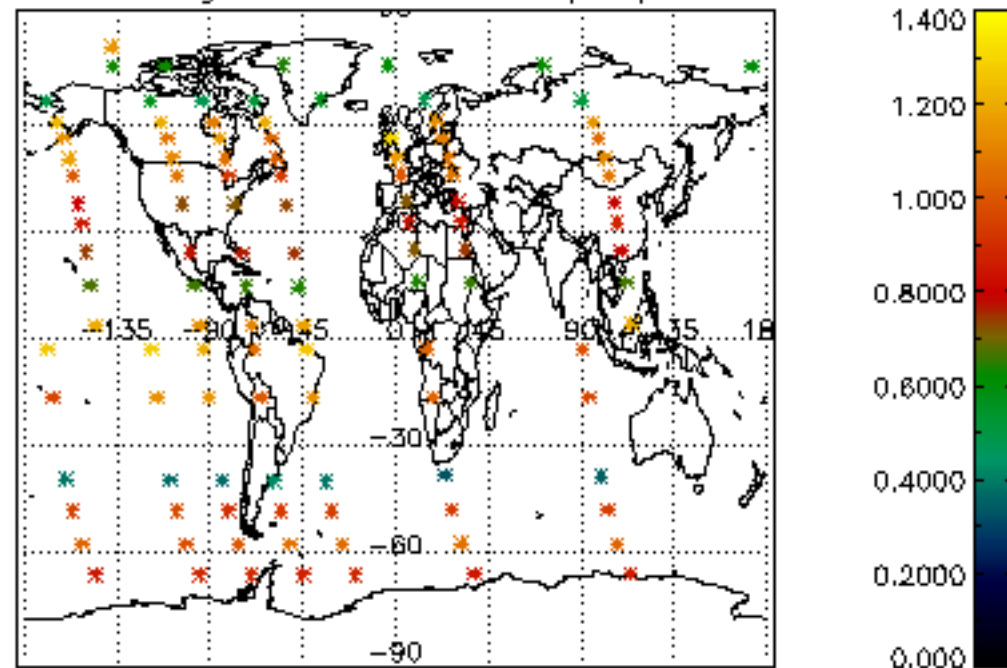




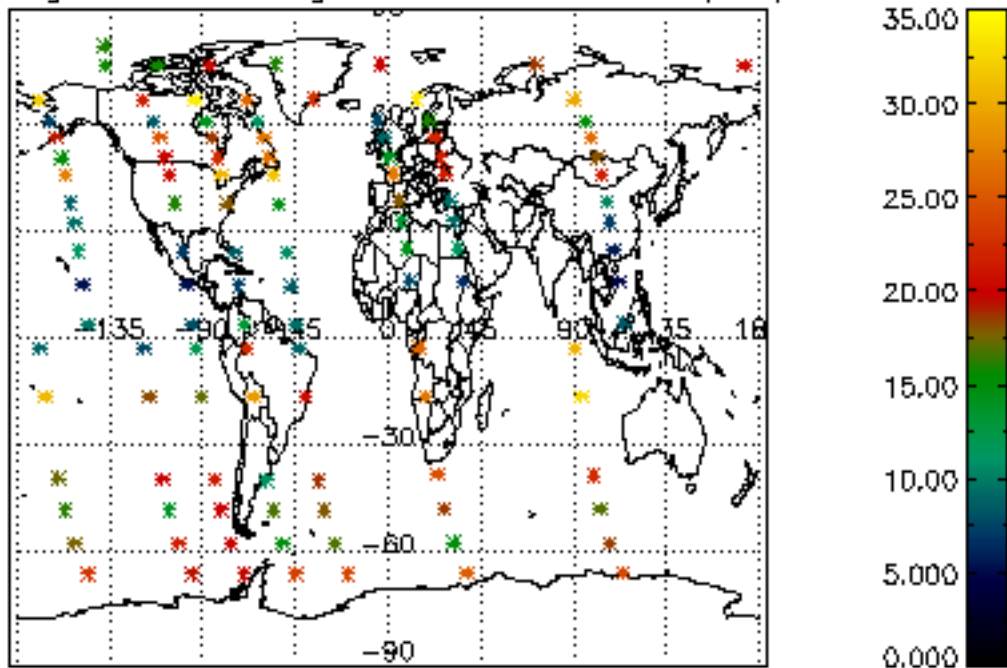
Percentage of cosmic ray hits per profile



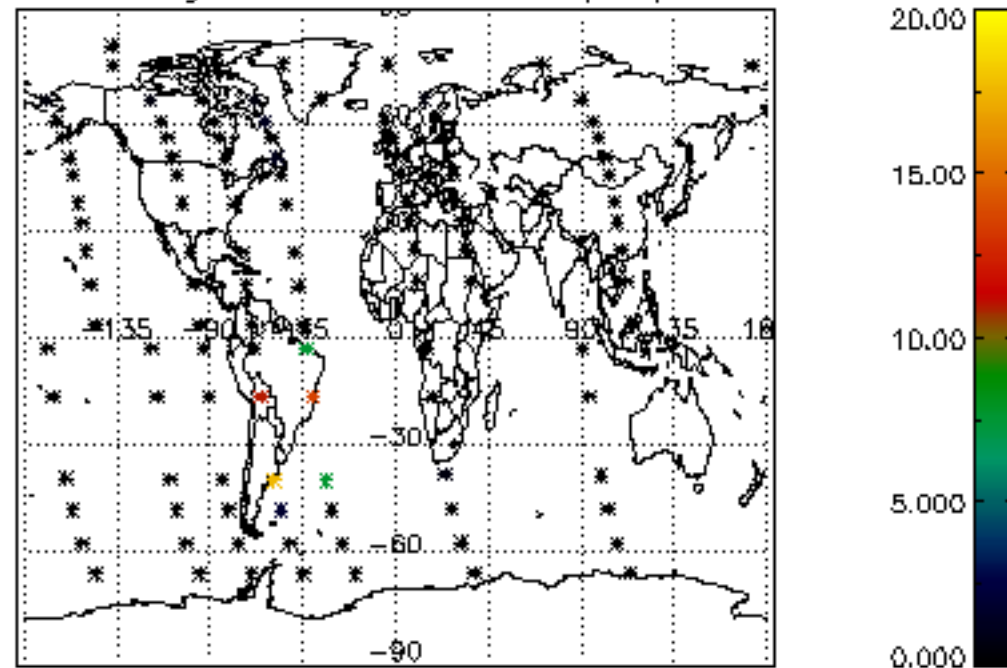
Percentage of datation errors per profile



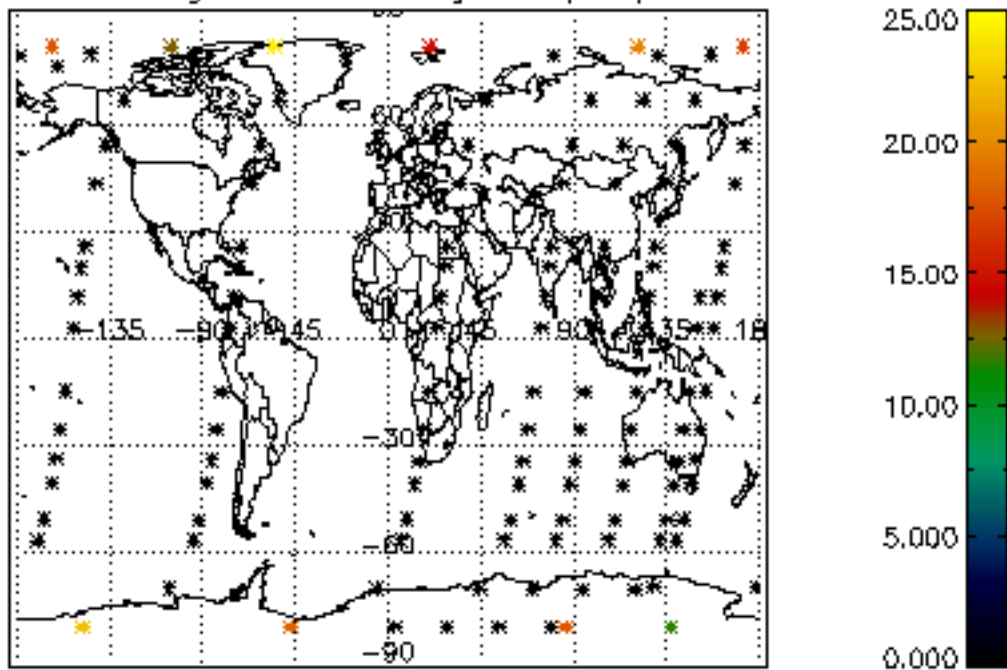
Percentage of star falling outside central band per profile



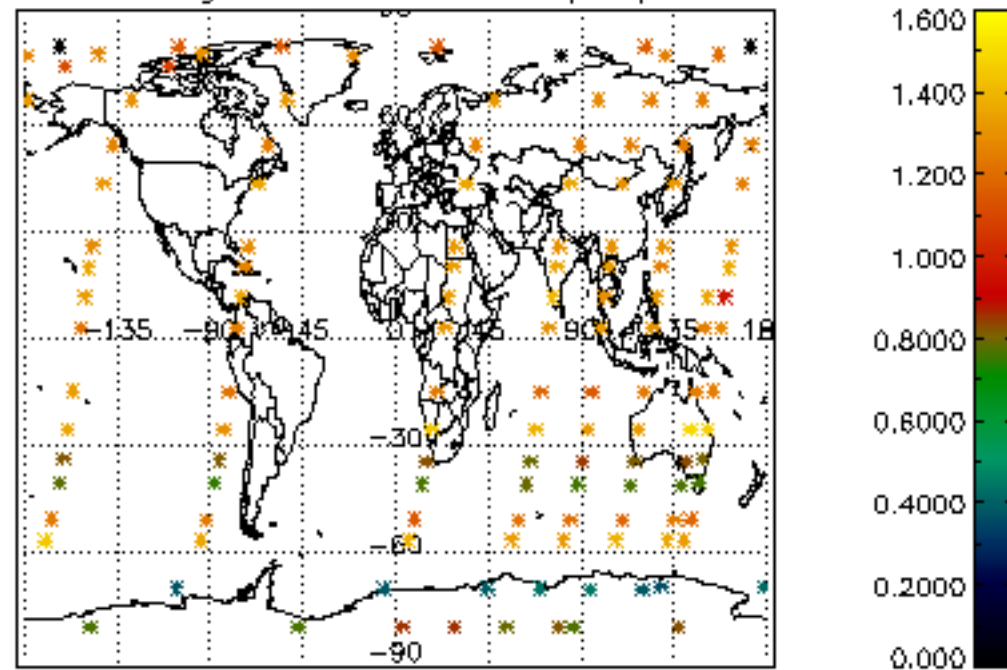
Percentage of saturation errors per profile



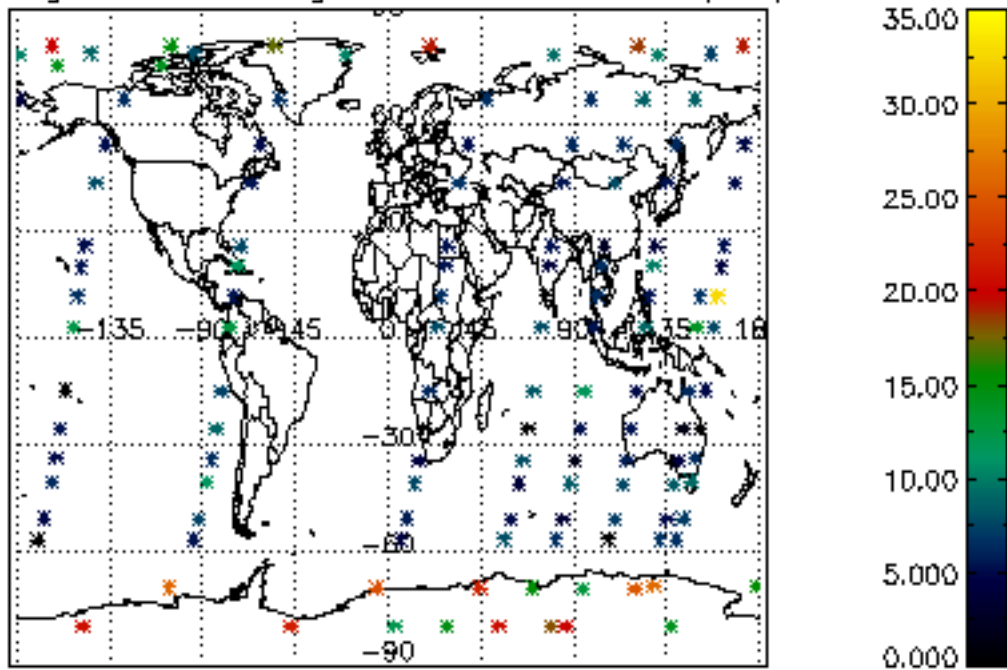
Percentage of cosmic ray hits per profile



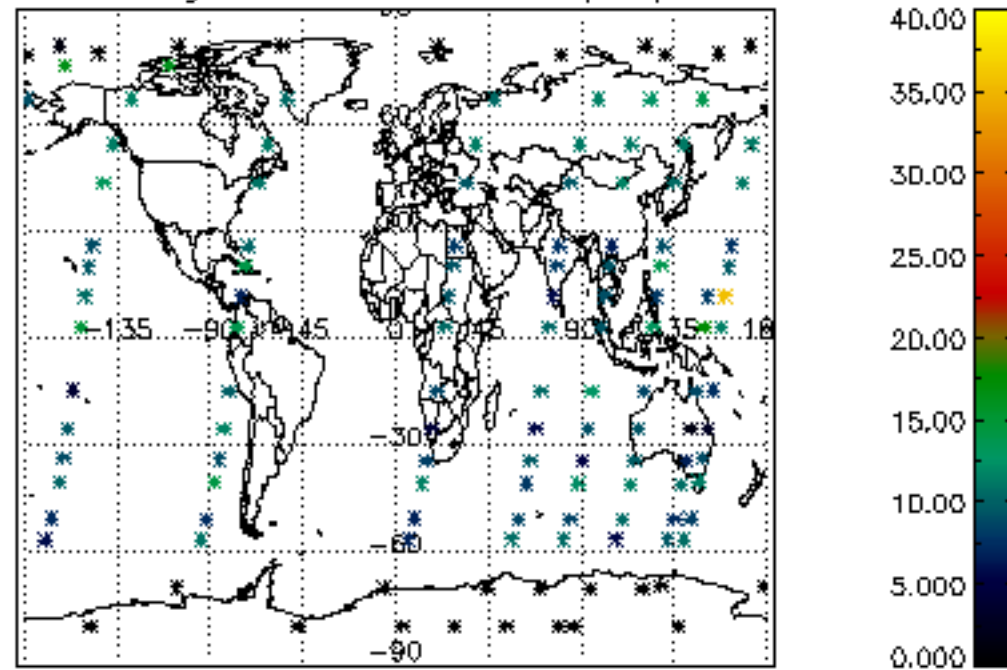
Percentage of datation errors per profile

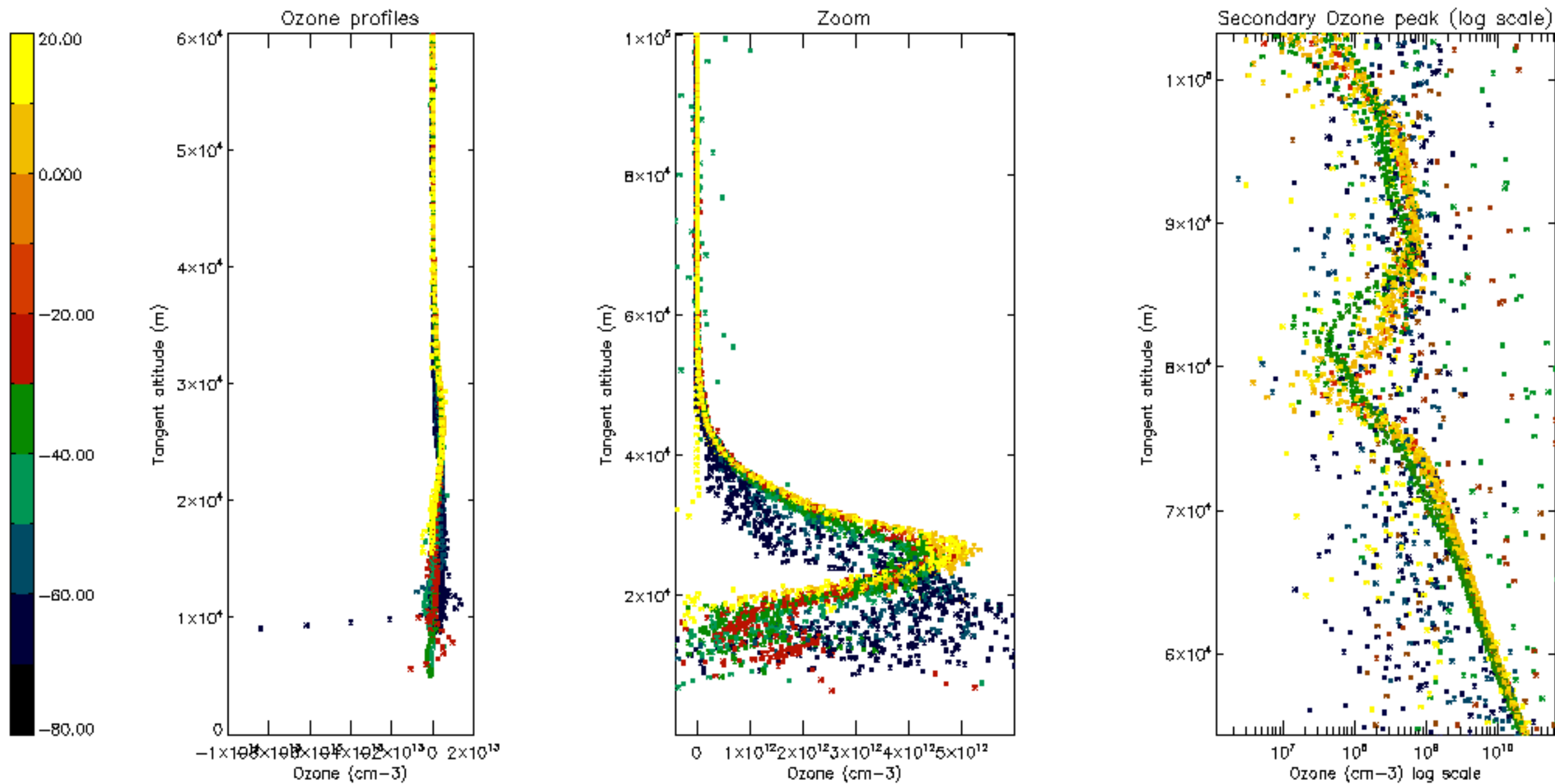


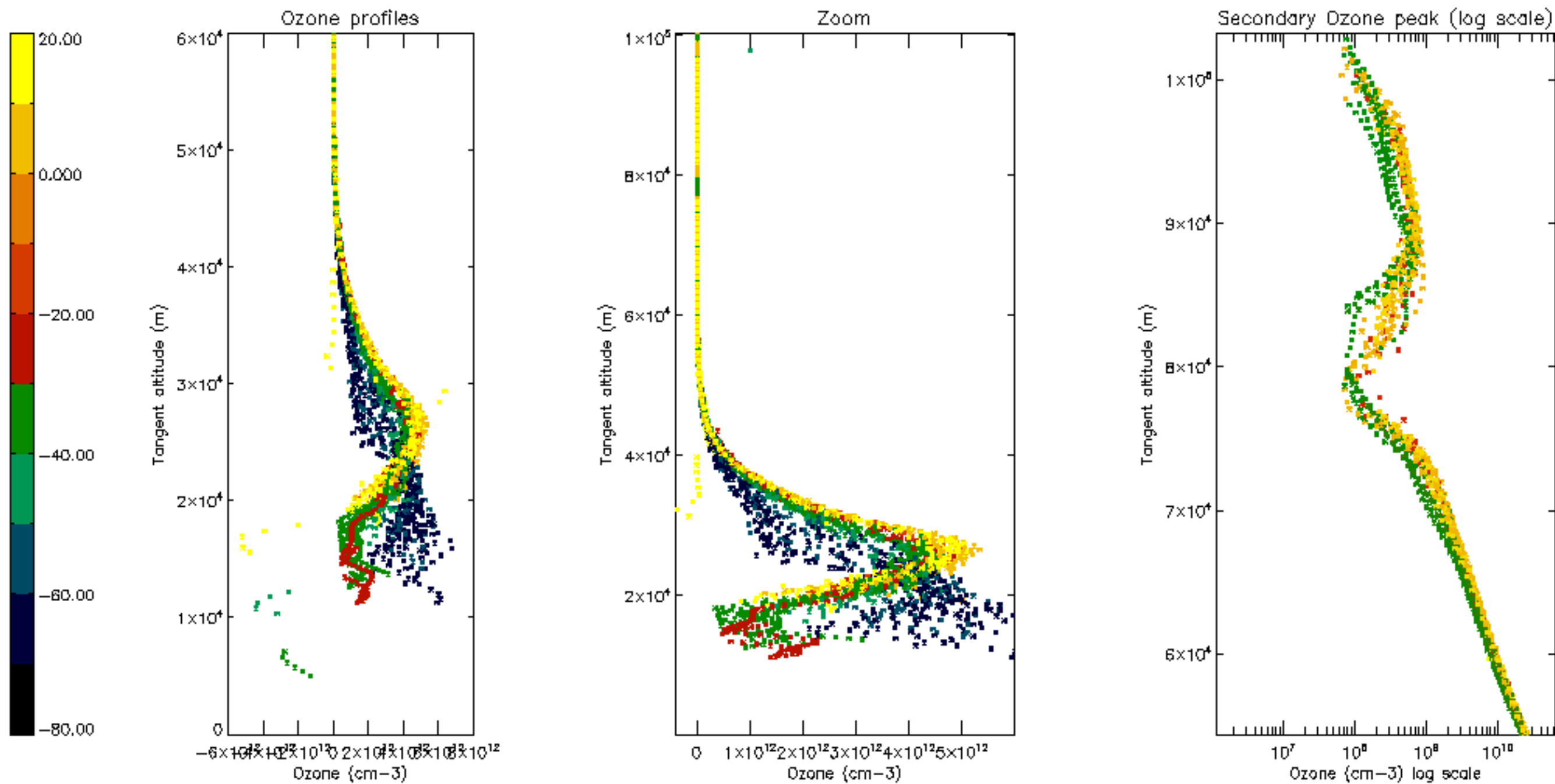
Percentage of star falling outside central band per profile

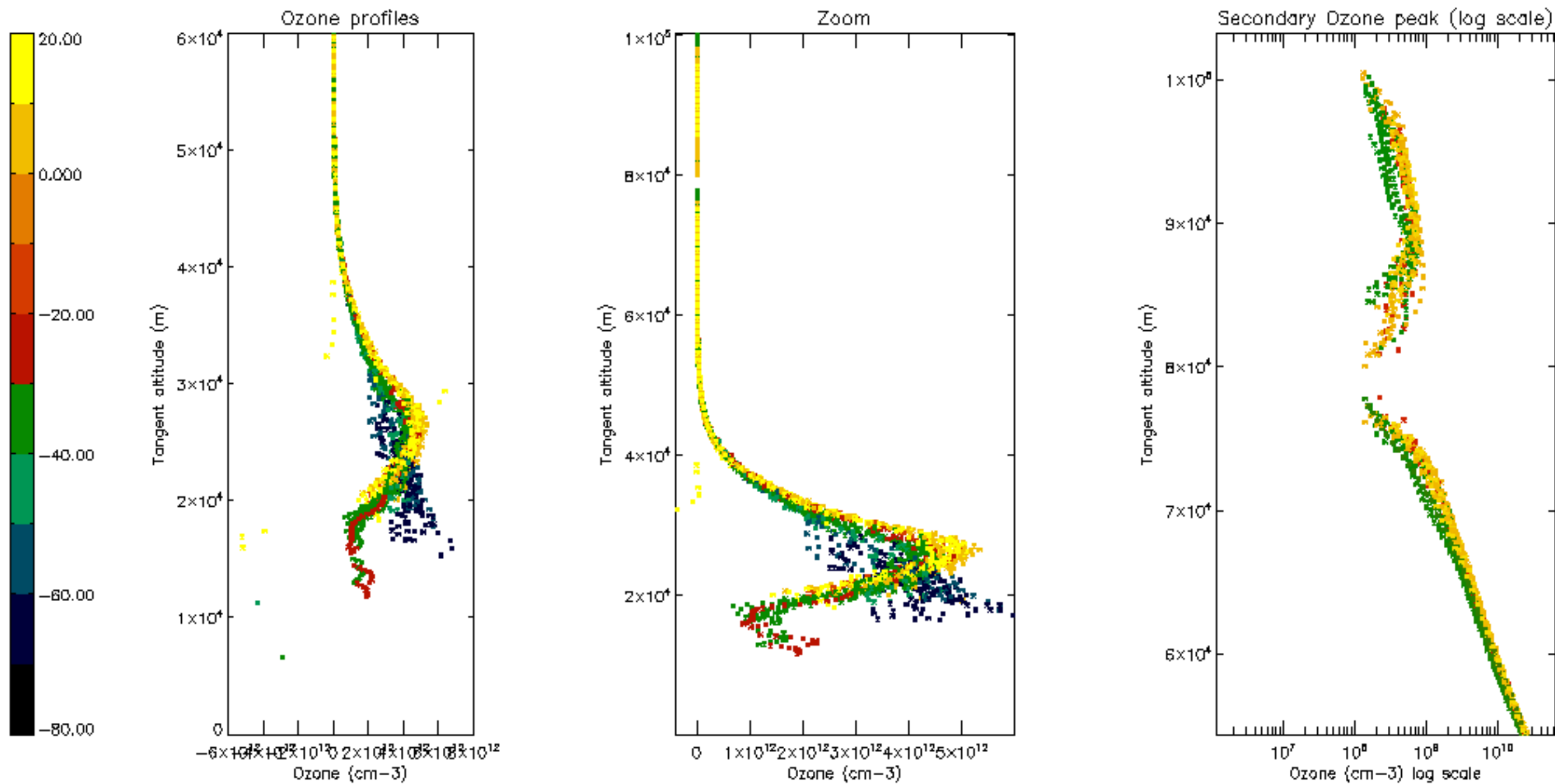


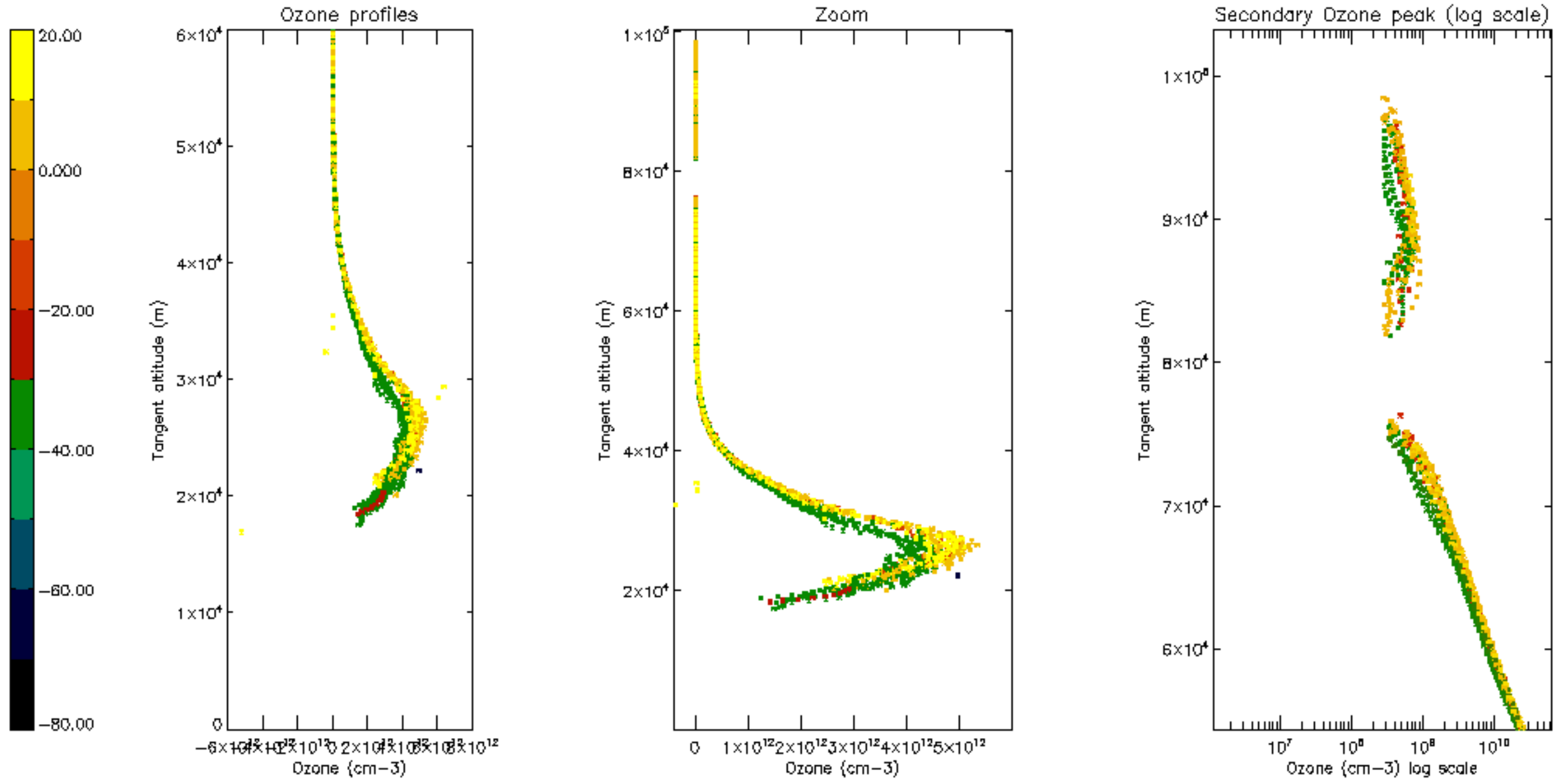
Percentage of saturation errors per profile

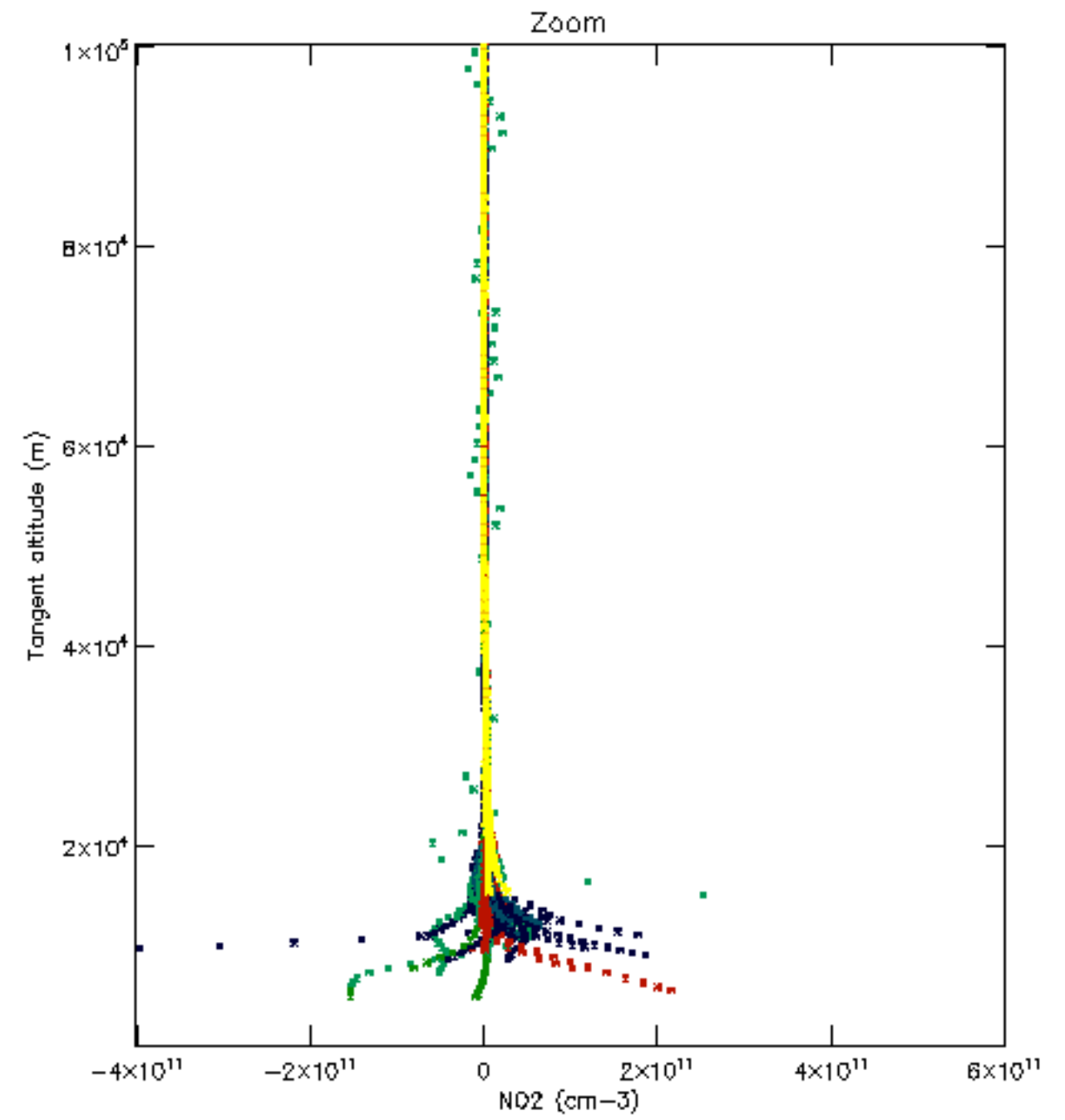
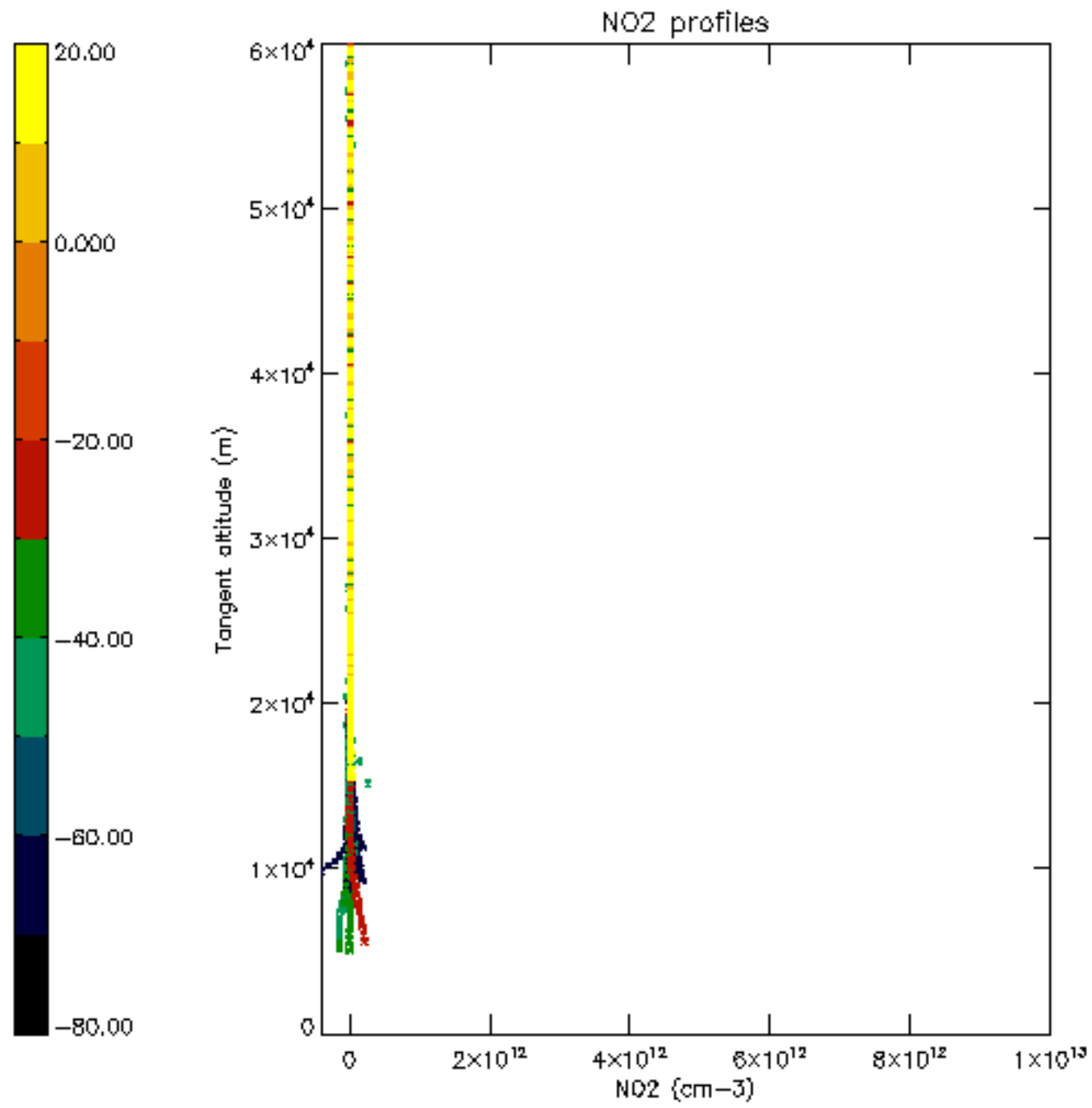


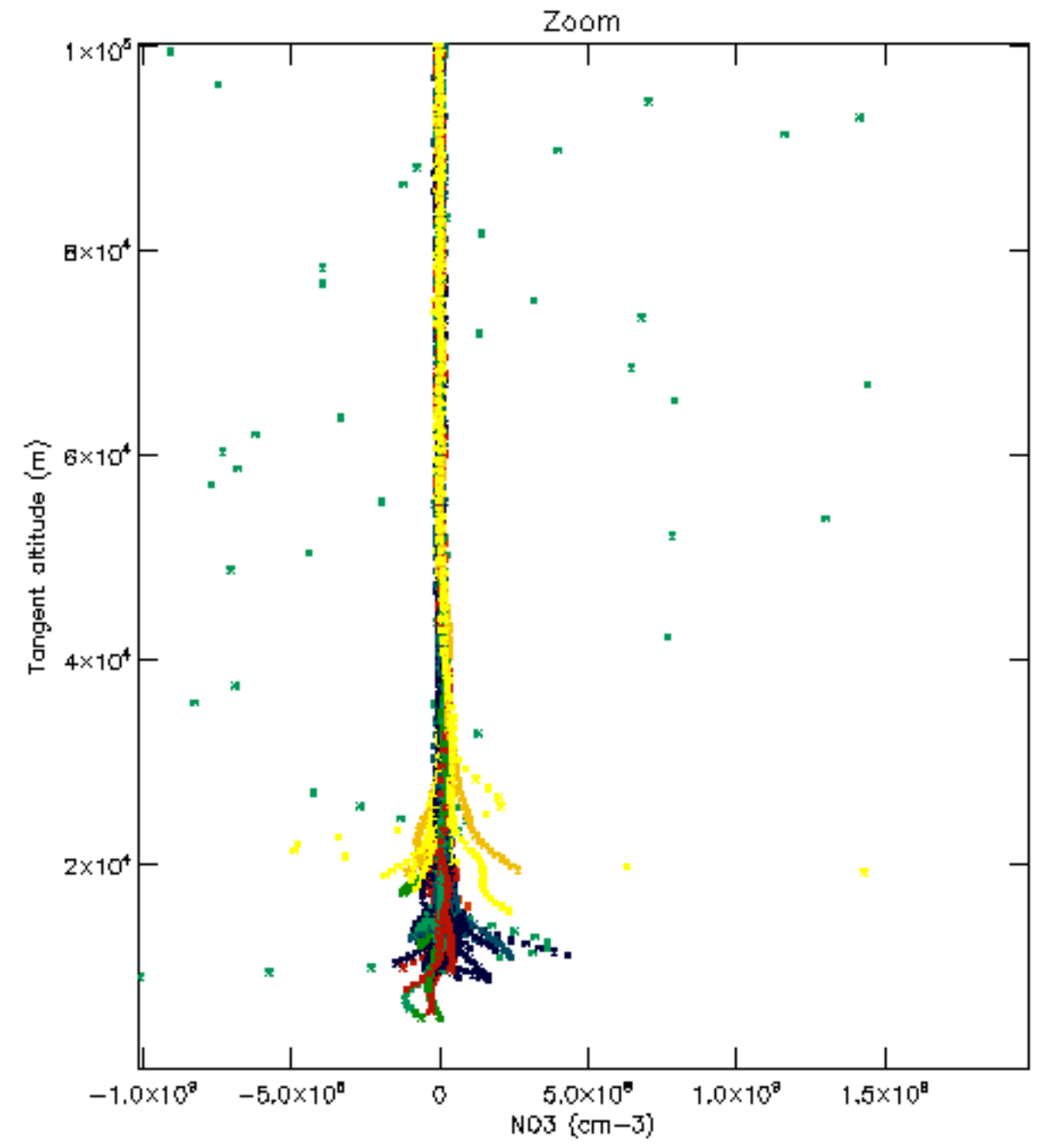
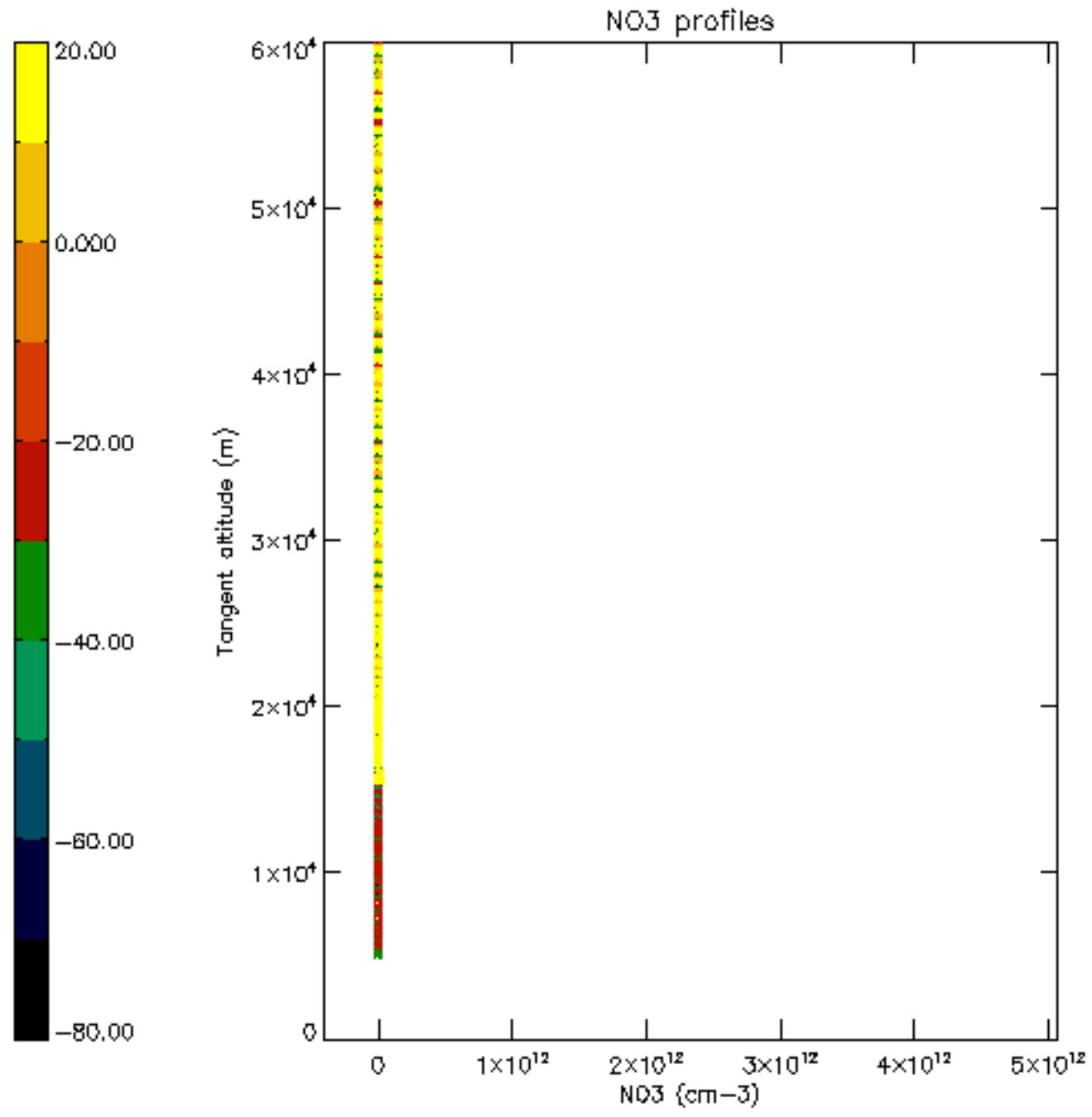


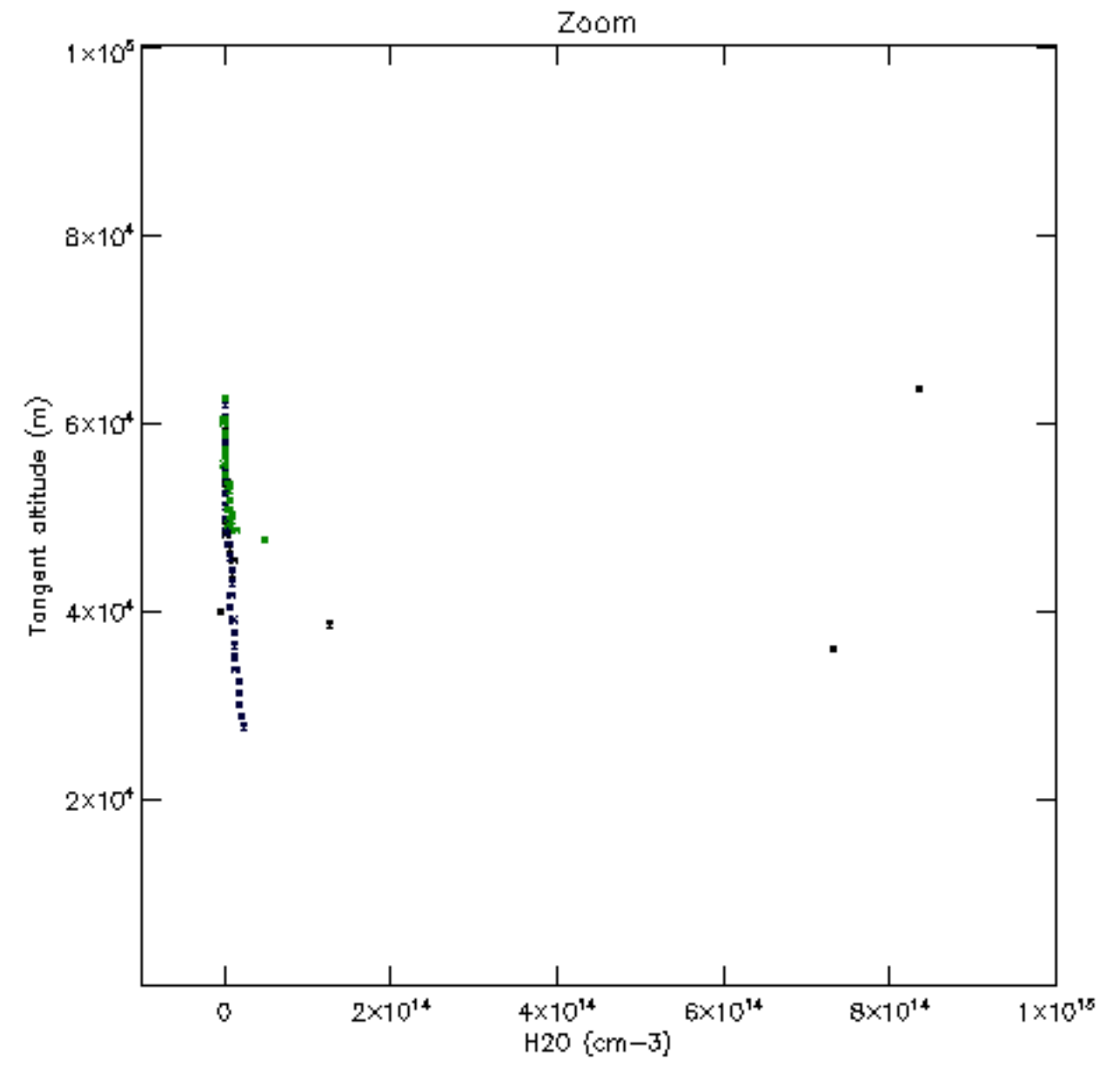
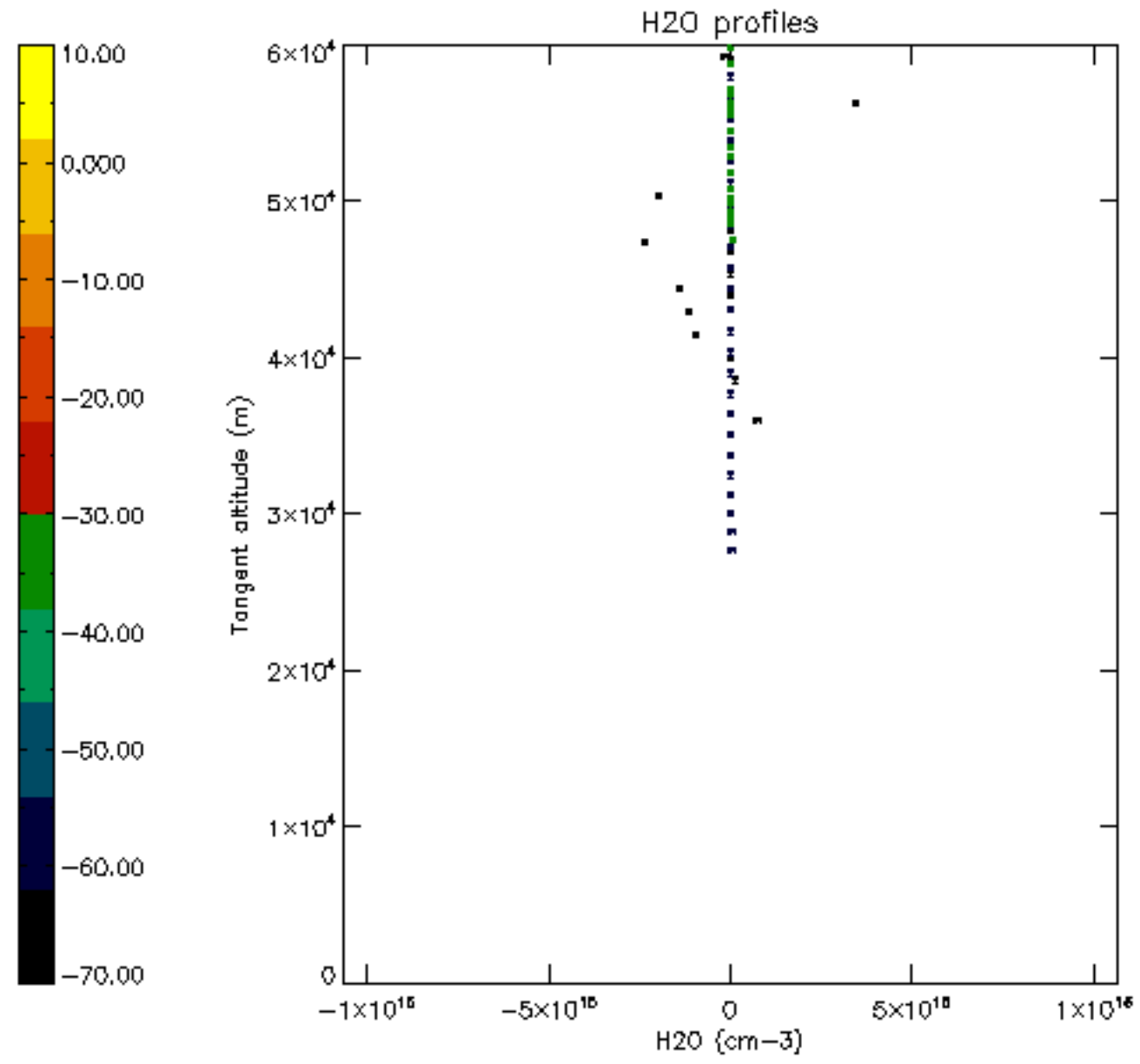


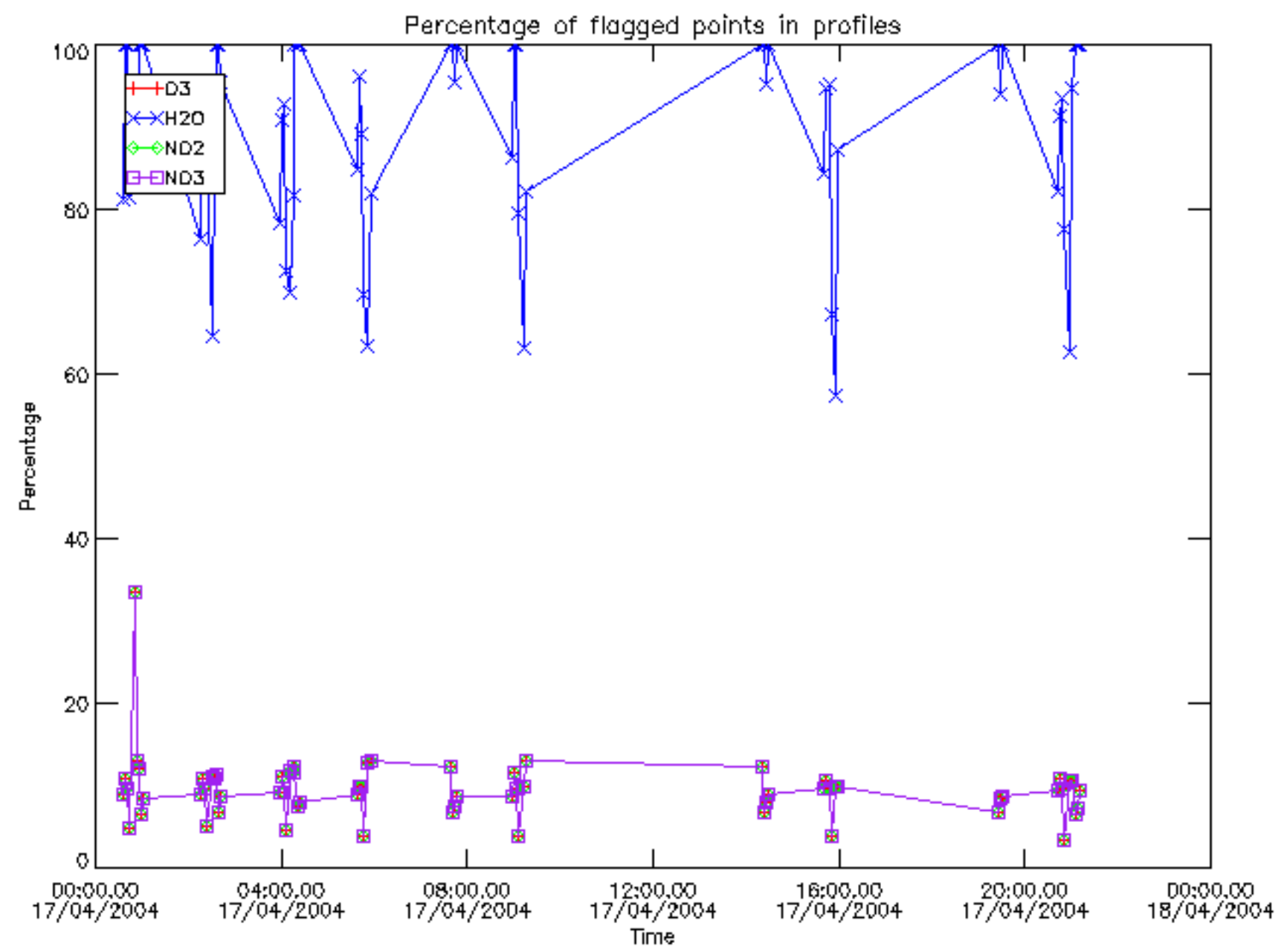




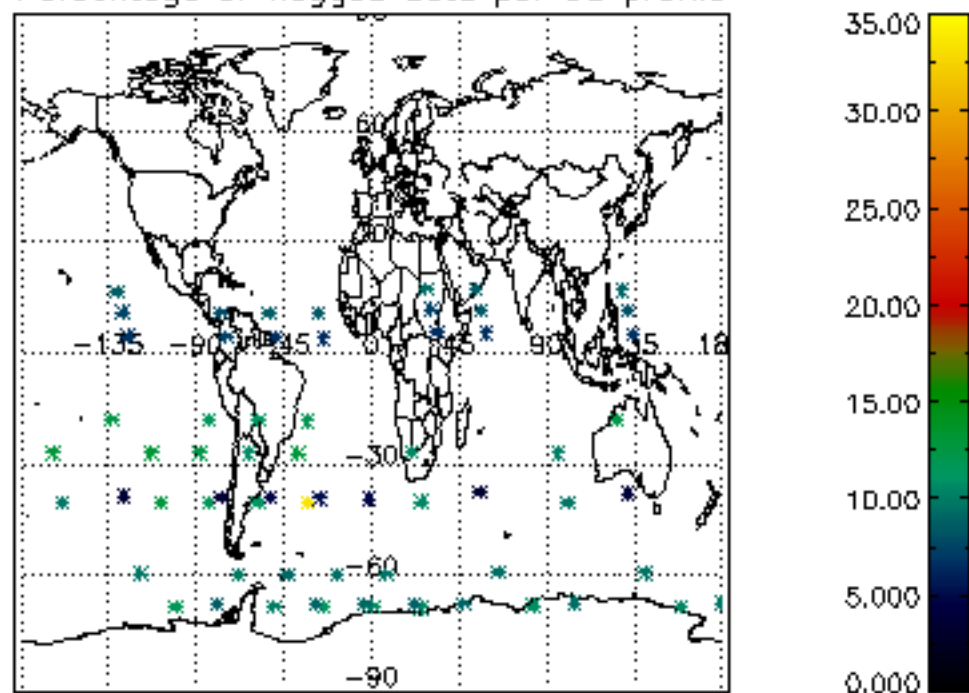




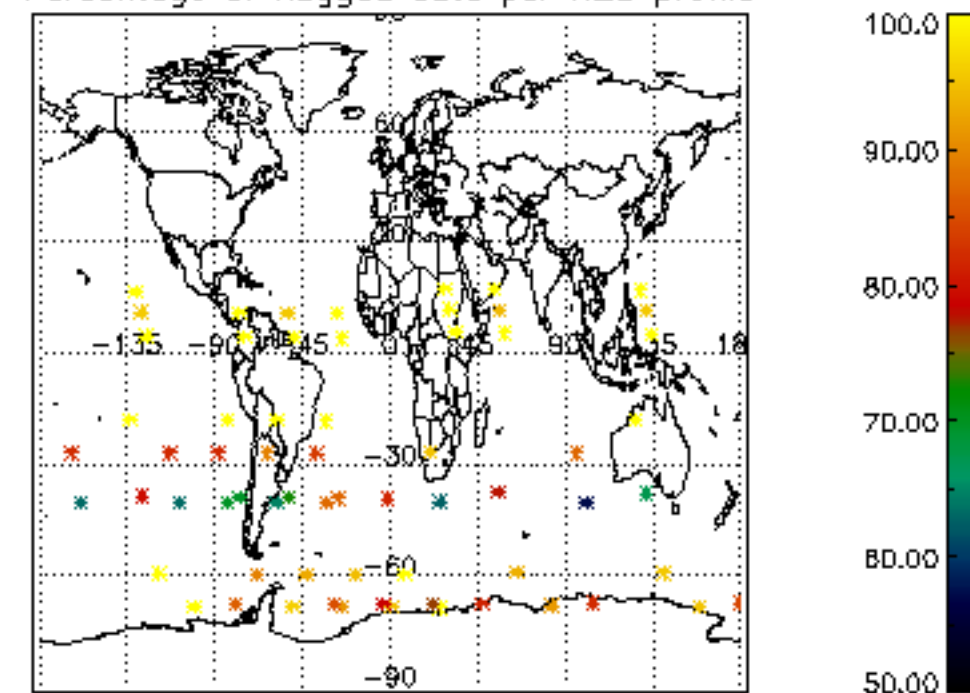




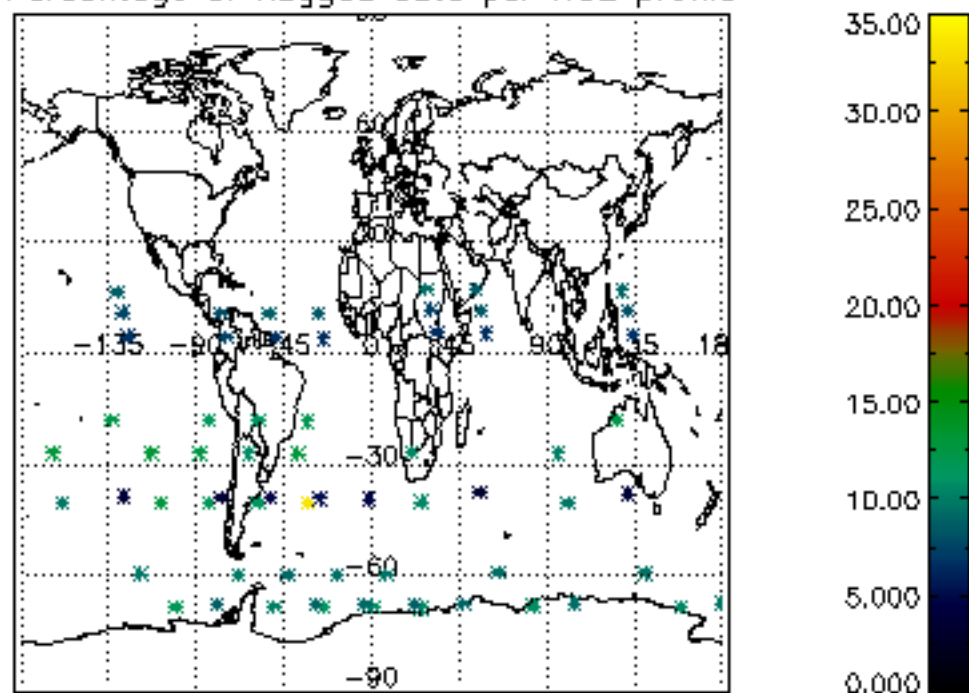
Percentage of flagged data per D3 profile



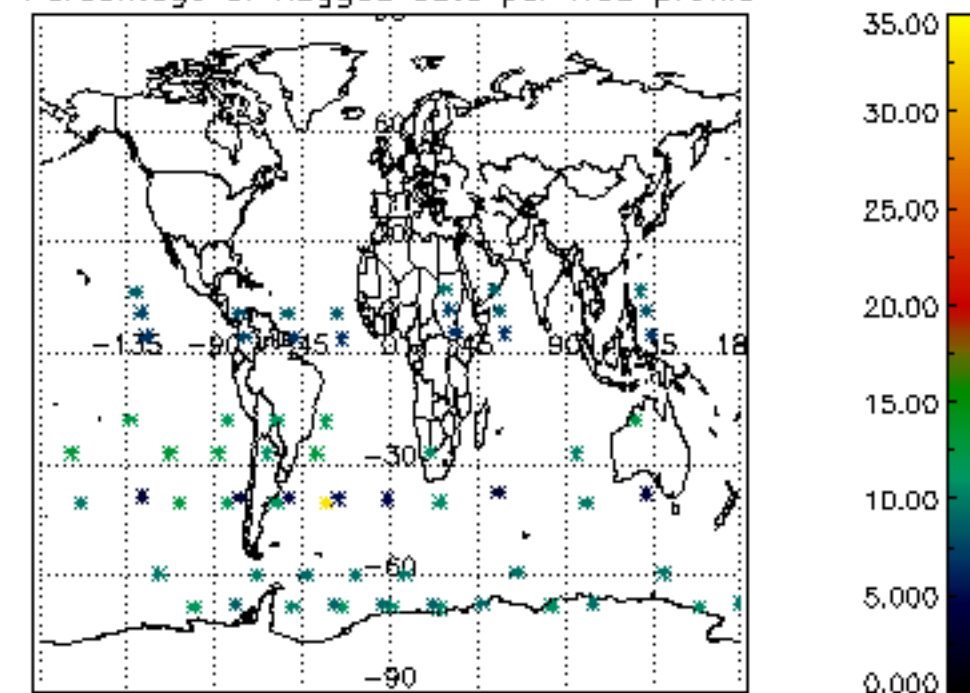
Percentage of flagged data per H2O profile

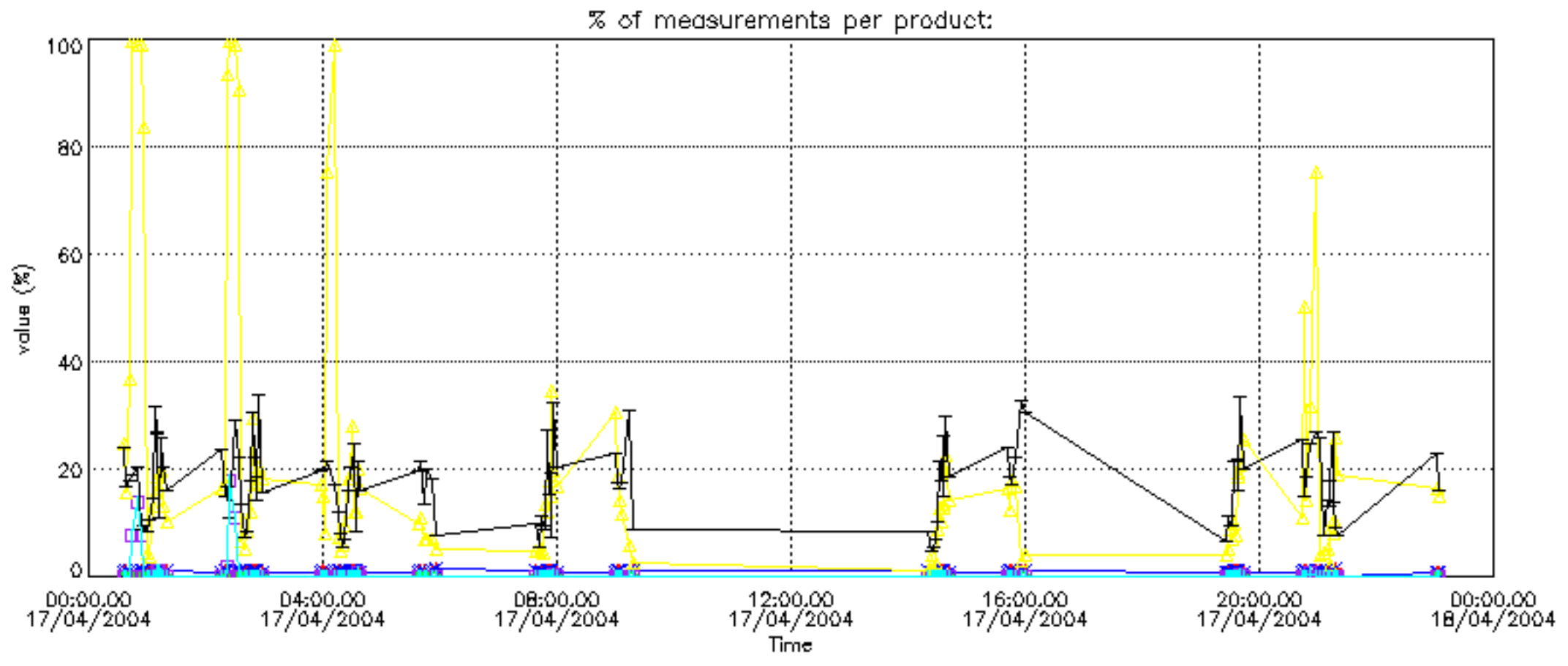


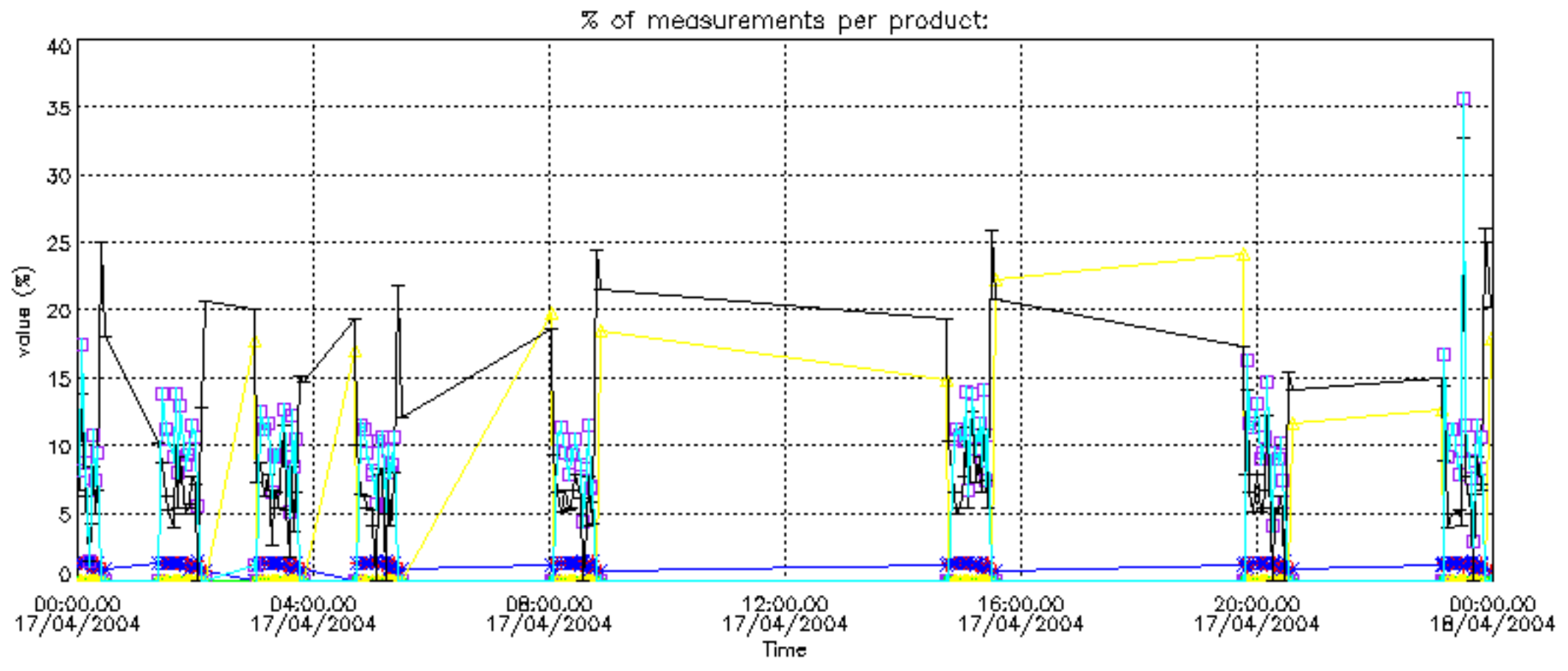
Percentage of flagged data per NO2 profile



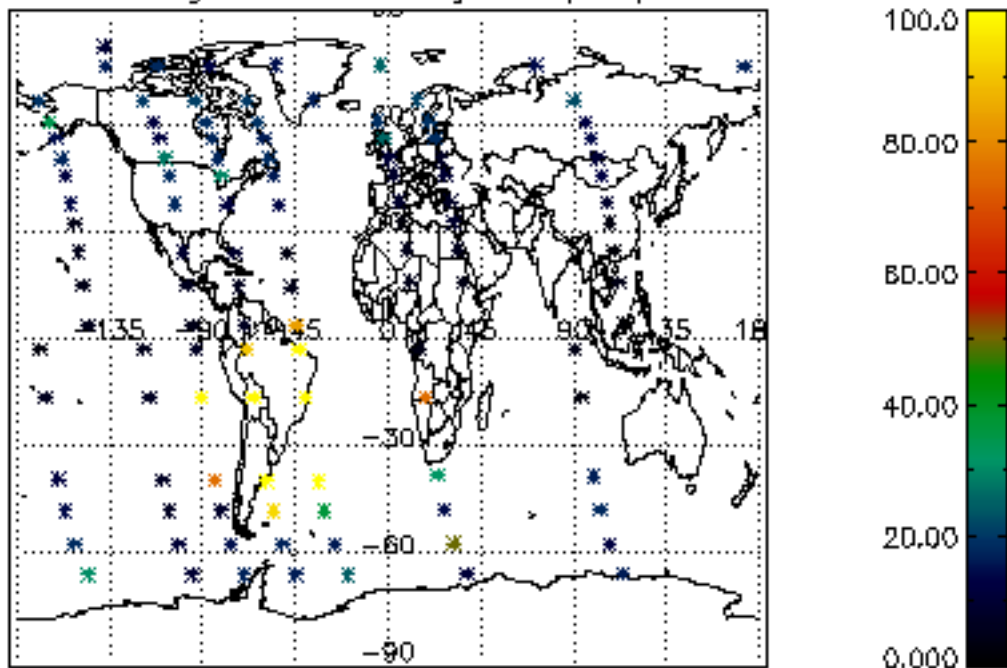
Percentage of flagged data per NO3 profile



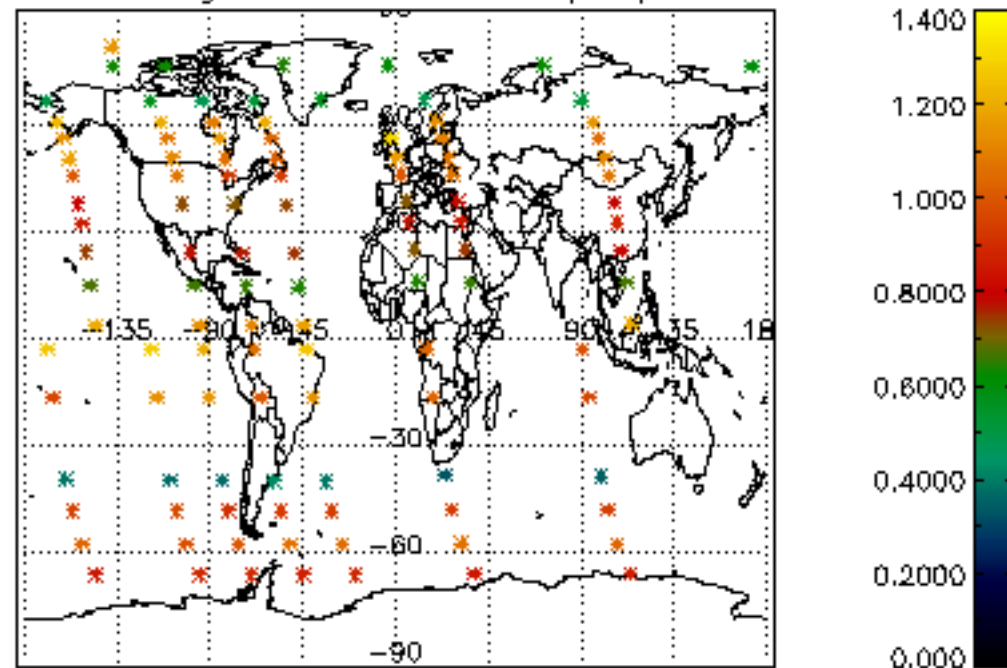




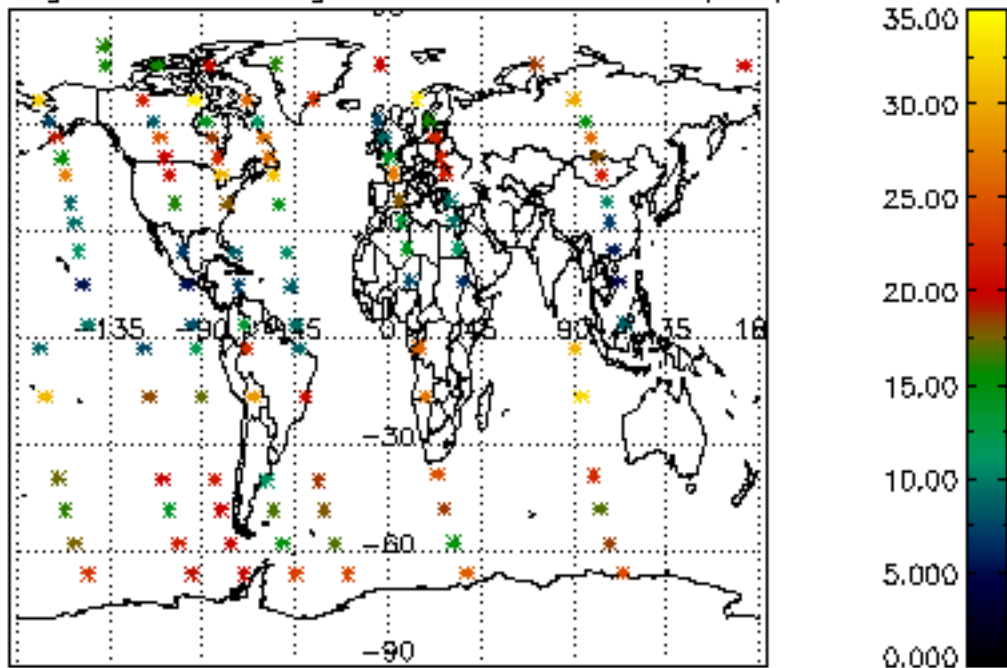
Percentage of cosmic ray hits per profile



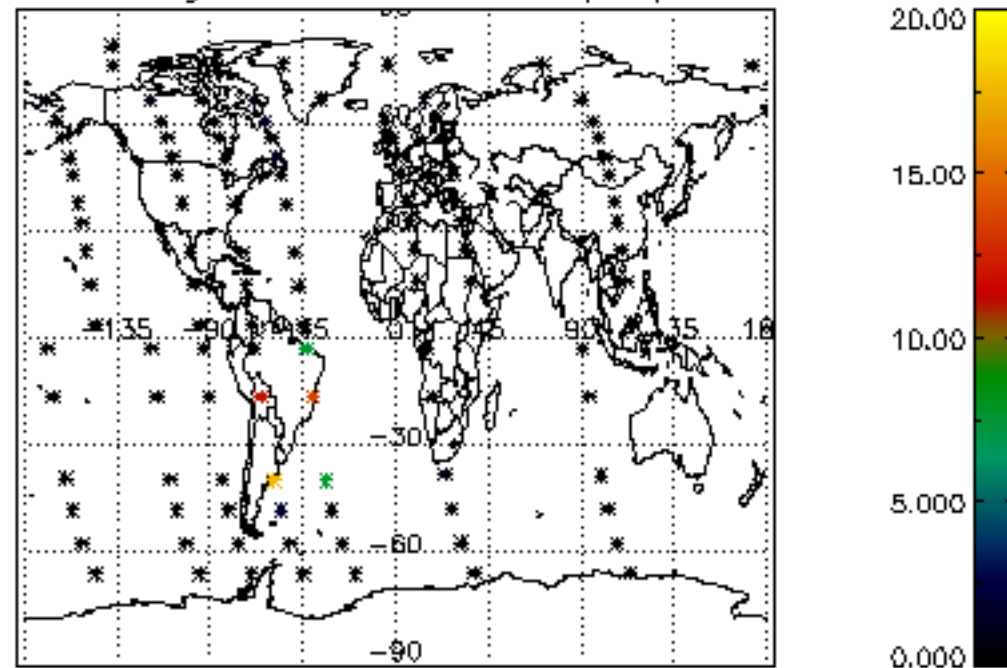
Percentage of datation errors per profile



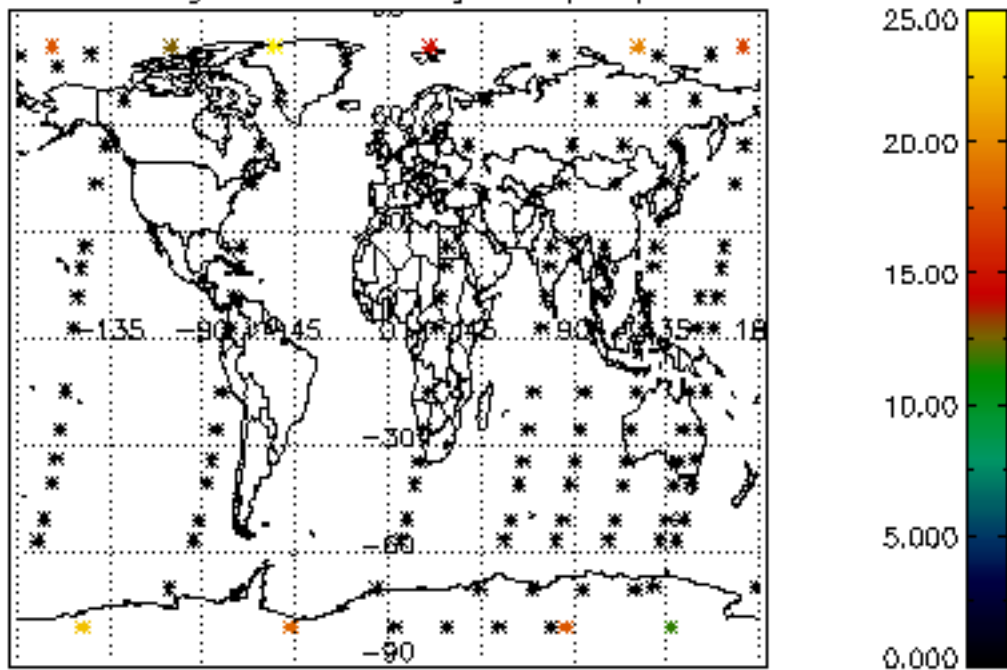
Percentage of star falling outside central band per profile



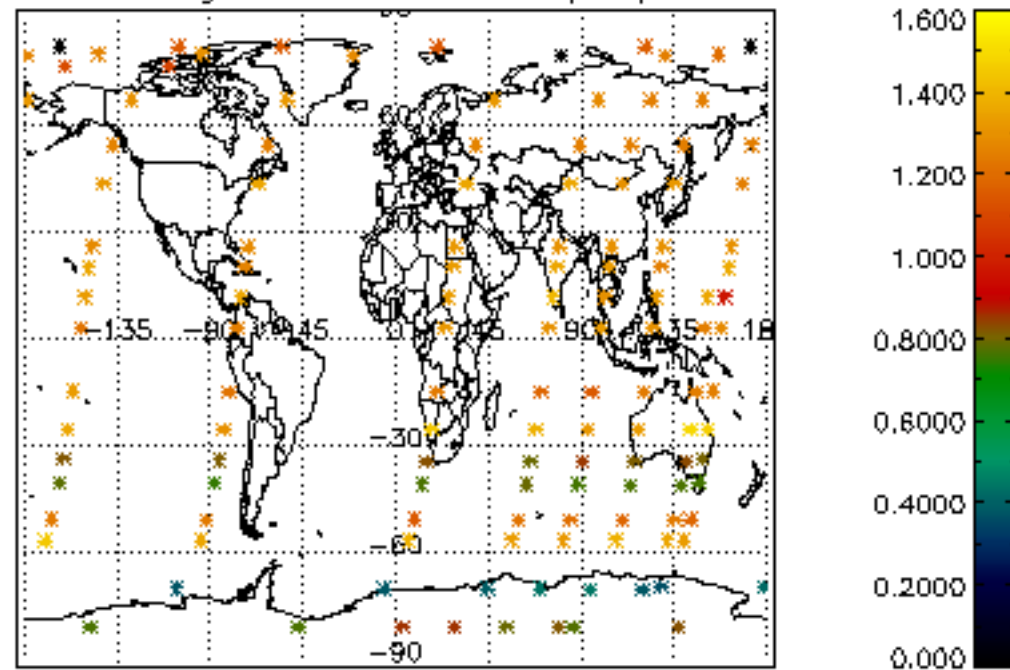
Percentage of saturation errors per profile



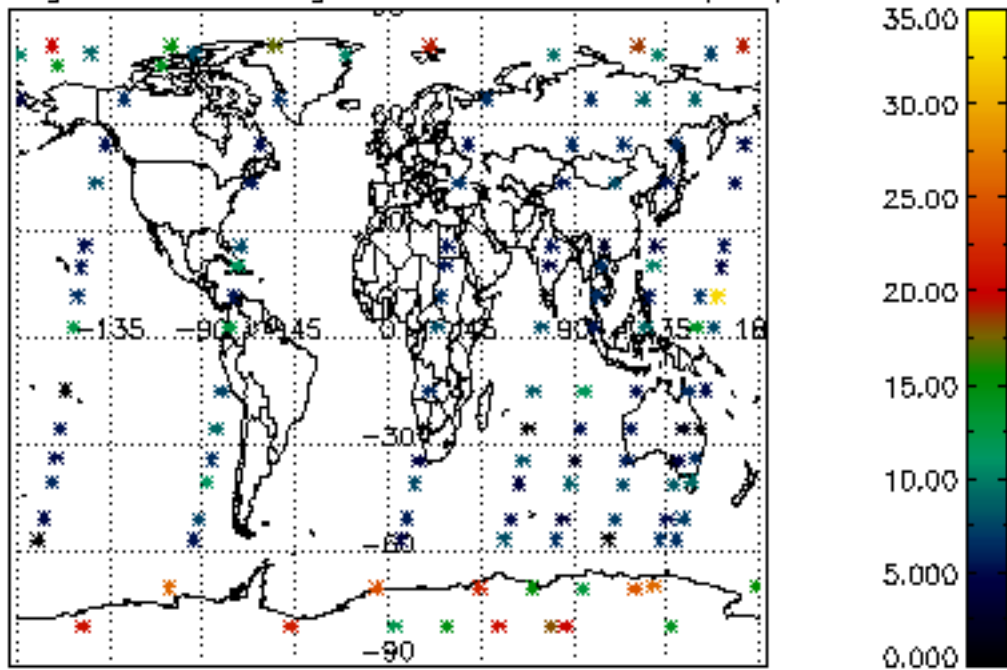
Percentage of cosmic ray hits per profile



Percentage of datation errors per profile



Percentage of star falling outside central band per profile



Percentage of saturation errors per profile

