

GOMOS Level 2 Daily Report

SUMMARY

[1. General Info](#)

[2. Summary of processed GOM_NL_2P products](#)

[3. Level 2 Quality information per product](#)

[3.1 Plot of level 2 quality information per product \(time dependant\)](#)

[3.2 Plot of level 2 quality information per product \(world map\)](#)

[4. Level 1 Quality information per product \(stored on level 2 products\)](#)

[4.1 Plot of level 1 quality information per product \(time dependant\)](#)

[4.1.1 Plot of level 1 quality information per product \(time dependant\): ASCENDING](#)

[4.1.2 Plot of level 1 quality information per product \(time dependant\): DESCENDING](#)

[4.2 Plot of level 1 quality information per product \(world map\)](#)

[4.2.1 Plot of level 1 quality information per product \(world map\): ASCENDING](#)

[4.2.2 Plot of level 1 quality information per product \(world map\): DESCENDING](#)

[5. Ozone profiles based on quality statistics and other trace gas profiles](#)

[5.1 Ozone statistics based on quality of products](#)

[5.2 Plot ozone profiles for all STD \(dark without errors\)](#)

[5.3 Plot ozone profiles where STD < 20% \(dark without errors\)](#)

[5.4. Plot ozone profiles where STD < 10% \(dark without errors\)](#)

[5.5. Plot ozone profiles where STD < 5% \(dark without errors\)](#)

[5.6 Plot NO2 profiles for all STD \(dark without errors\)](#)

[5.7 Plot NO3 profiles for all STD \(dark without errors\)](#)

[5.8 Plot H2O profiles \(only for occultations of stars 1,2,3,4,13,14,16,26,63 dark without errors\) for all STD](#)

[6. Auxiliary Data Files used for the production reported in section 2](#)

This report presents the daily analysis on parameters extracted from GOMOS level 2 data (GOM_NL__2P). It is intended to monitor some important parameters that will impact the quality of these products. A list of level 2 products (and content) that have arrived during the reporting day to the PCF is also given.

Item	Value
Time of report generation	18APR2013 23:58:56
Data source version	GOMOS/6.01
Start time of products	16-04-2004 (16APR2004 00:00:00)
Stop time of products	17-04-2004 (17APR2004 00:00:00)
Store outputs in DB	Yes
Nb of level 2 prods	469
Nb of prods with errors	0

2. Summary of processed GOM_NL__2P products.

Nr	Filename	UTC Start time	Limb	Duration	Star Id	Star Name	Star Mag	Star Temp	Nb Meas	Orbit	Prod. error
1	GOM_NL__2PRFIN20040416_000010_000000442026_00045_11121_1598.N1	16-APR-2004 00:00:10	Straylight	44.000	12	Alp1Cru	0.77500	30000.	88	11121	No
2	GOM_NL__2PRFIN20040416_000144_000000442026_00045_11121_1599.N1	16-APR-2004 00:01:44	Straylight	43.500	26	Gam Cru	1.6240	2900.0	87	11121	No
3	GOM_NL__2PRFIN20040416_000302_000000402026_00045_11121_1600.N1	16-APR-2004 00:03:02	Straylight	39.500	95	Zet Cen	2.5450	26000.	79	11121	No
4	GOM_NL__2PRFIN20040416_000437_000000902026_00045_11121_1601.N1	16-APR-2004 00:04:37	Straylight	90.000	16	21Alp Sco	1.0200	3000.0	180	11121	No
5	GOM_NL__2PRFIN20040416_000917_000000892026_00045_11121_1602.N1	16-APR-2004 00:09:17	Twl_and_stray	89.000	97	8Bet1Sco	2.5610	30000.	178	11121	No
6	GOM_NL__2PRFIN20040416_001205_000000732026_00045_11121_1603.N1	16-APR-2004 00:12:05	Bright	73.000	122	9Alp2Lib	2.7470	9700.0	146	11121	No
7	GOM_NL__2PRFIN20040416_001410_000000452026_00045_11121_1604.N1	16-APR-2004 00:14:10	Bright	45.000	15	67Alp Vir	0.97600	28000.	90	11121	No
8	GOM_NL__2PRFIN20040416_001713_000000392026_00045_11121_1605.N1	16-APR-2004 00:17:13	Bright	38.500	121	29Gam Vir	2.7400	7200.0	77	11121	No
9	GOM_NL__2PRFIN20040416_002058_000000412026_00045_11121_1606.N1	16-APR-2004 00:20:58	Bright	40.500	138	47Eps Vir	2.8280	4700.0	81	11121	No
10	GOM_NL__2PRFIN20040416_002356_000000352026_00045_11121_1607.N1	16-APR-2004 00:23:56	Bright	34.500	96	68Del Leo	2.5600	9300.0	69	11121	No
11	GOM_NL__2PRFIN20040416_002904_000000392026_00045_11121_1608.N1	16-APR-2004 00:29:04	Bright	39.000	152	12Alp2CVn	2.8900	11000.	78	11121	No
12	GOM_NL__2PRFIN20040416_003032_000000362026_00045_11121_1609.N1	16-APR-2004 00:30:32	Bright	36.000	174	52Psi UMa	3.0040	4400.0	72	11121	No
13	GOM_NL__2PRFIN20040416_003257_000000362026_00045_11121_1610.N1	16-APR-2004 00:32:57	Bright	35.500	87	64Gam UMa	2.4330	11000.	71	11121	No
14	GOM_NL__2PRFIN20040416_003417_000000382026_00045_11121_1611.N1	16-APR-2004 00:34:17	Bright	38.000	55	79Zet UMa	2.0600	10200.	76	11121	No
15	GOM_NL__2PRFIN20040416_004028_000000392026_00045_11121_1612.N1	16-APR-2004 00:40:28	Bright	39.000	60	7Bet UMi	2.0810	3950.0	78	11121	No
16	GOM_NL__2PRFIN20040416_004320_000000342026_00045_11121_1613.N1	16-APR-2004 00:43:20	Bright	33.500	49	1Alp UMi	1.9900	6300.0	67	11121	No
17	GOM_NL__2PRFIN20040416_004608_000000602026_00045_11121_1614.N1	16-APR-2004 00:46:08	Bright	60.000	130	23Bet Dra	2.7990	5800.0	120	11121	No
18	GOM_NL__2PRFIN20040416_004758_000000642026_00045_11121_1615.N1	16-APR-2004 00:47:58	Bright	63.500	69	33Gam Dra	2.2310	3800.0	127	11121	No
19	GOM_NL__2PRFIN20040416_005035_000000402026_00045_11121_1616.N1	16-APR-2004 00:50:35	Bright	40.000	89	5Alp Cep	2.4510	8000.0	80	11121	No
20	GOM_NL__2PRFIN20040416_005207_000000362026_00045_11121_1617.N1	16-APR-2004 00:52:07	Bright	36.000	68	18Alp Cas	2.2250	4500.0	72	11121	No
21	GOM_NL__2PRFIN20040416_005624_000001202026_00045_11121_1618.N1	16-APR-2004 00:56:24	Bright	120.00	5	3Alp Lyr	0.033000	11000.	240	11121	No
22	GOM_NL__2PRFIN20040416_010013_000000592026_00045_11121_1619.N1	16-APR-2004 01:00:13	Bright	58.500	92	53Eps Cyg	2.5000	4500.0	117	11121	No
23	GOM_NL__2PRFIN20040416_010741_000000542026_00045_11121_1620.N1	16-APR-2004 01:07:41	Dark	54.000	61	8Eps Peg	2.1000	3900.0	108	11121	No
24	GOM_NL__2PRFIN20040416_011009_000000462026_00045_11121_1621.N1	16-APR-2004 01:10:09	Dark	46.000	162	34Alp Aqr	2.9440	5350.0	92	11121	No
25	GOM_NL__2PRFIN20040416_011249_000000502026_00045_11121_1622.N1	16-APR-2004 01:12:49	Dark	50.000	154	22Bet Aqr	2.8990	5700.0	100	11121	No
26	GOM_NL__2PRFIN20040416_011446_000001442026_00045_11121_1623.N1	16-APR-2004 01:14:46	Dark	144.00	11	53Alp Aql	0.76500	8000.0	288	11121	No
27	GOM_NL__2PRFIN20040416_012153_000000462026_00045_11121_1624.N1	16-APR-2004 01:21:53	Dark	46.000	63	Bet Gru	2.1500	2800.0	92	11121	No
28	GOM_NL__2PRFIN20040416_012543_000000422026_00045_11121_1625.N1	16-APR-2004 01:25:43	Dark	41.500	148	Alp Tuc	2.8780	4100.0	83	11121	No
29	GOM_NL__2PRFIN20040416_013012_000000732026_00046_11122_1622.N1	16-APR-2004 01:30:12	Dark	73.000	57	34Sig Sgr	2.0660	26000.	146	11122	No
30	GOM_NL__2PRFIN20040416_013256_000000642026_00046_11122_1623.N1	16-APR-2004 01:32:56	Dark	63.500	38	20Eps Sgr	1.8360	11000.	127	11122	No
31	GOM_NL__2PRFIN20040416_013502_000000472026_00046_11122_1624.N1	16-APR-2004 01:35:02	Dark	47.000	147	Alp Ara	2.8770	26000.	94	11122	No
32	GOM_NL__2PRFIN20040416_013649_000000672026_00046_11122_1625.N1	16-APR-2004 01:36:49	Straylight	66.500	25	35Lam Sco	1.6200	28000.	133	11122	No
33	GOM_NL__2PRFIN20040416_013919_000000542026_00046_11122_1626.N1	16-APR-2004 01:39:19	Straylight	54.000	4	Alp1Cen	-0.010000	5800.0	108	11122	No
34	GOM_NL__2PRFIN20040416_014046_000000472026_00046_11122_1627.N1	16-APR-2004 01:40:46	Straylight	46.500	12	Alp1Cru	0.77500	30000.	93	11122	No
35	GOM_NL__2PRFIN20040416_014220_000000452026_00046_11122_1628.N1	16-APR-2004 01:42:20	Straylight	45.000	26	Gam Cru	1.6240	2900.0	90	11122	No
36	GOM_NL__2PRFIN20040416_014339_000000402026_00046_11122_1629.N1	16-APR-2004 01:43:39	Straylight	39.500	95	Zet Cen	2.5450	26000.	79	11122	No
37	GOM_NL__2PRFIN20040416_014514_000000902026_00046_11122_1630.N1	16-APR-2004 01:45:14	Straylight	90.000	16	21Alp Sco	1.0200	3000.0	180	11122	No
38	GOM_NL__2PRFIN20040416_014953_000000882026_00046_11122_1631.N1	16-APR-2004 01:49:53	Twl_and_stray	88.000	97	8Bet1Sco	2.5610	30000.	176	11122	No
39	GOM_NL__2PRFIN20040416_015242_000000632026_00046_11122_1632.N1	16-APR-2004 01:52:42	Bright	62.500	122	9Alp2Lib	2.7470	9700.0	125	11122	No
40	GOM_NL__2PRFIN20040416_015446_000000452026_00046_11122_1633.N1	16-APR-2004 01:54:46	Bright	45.000	15	67Alp Vir	0.97600	28000.	90	11122	No
41	GOM_NL__2PRFIN20040416_015749_000000382026_00046_11122_1634.N1	16-APR-2004 01:57:49	Bright	38.000	121	29Gam Vir	2.7400	7200.0	76	11122	No
42	GOM_NL__2PRFIN20040416_020134_000000402026_00046_11122_1635.N1	16-APR-2004 02:01:34	Bright	40.000	138	47Eps Vir	2.8280	4700.0	80	11122	No

43	GOM_NL__2PRFIN20040416_020432_000000352026_00046_11122_1636.N1	16-APR-2004 02:04:32	Bright	35.000	96	68Del Leo	2.5600	9300.0	70	11122	No
44	GOM_NL__2PRFIN20040416_020940_000000382026_00046_11122_1637.N1	16-APR-2004 02:09:40	Bright	38.000	152	12Alp2CVn	2.8900	11000.	76	11122	No
45	GOM_NL__2PRFIN20040416_021108_000000362026_00046_11122_1638.N1	16-APR-2004 02:11:08	Bright	36.000	174	52Psi UMa	3.0040	4400.0	72	11122	No
46	GOM_NL__2PRFIN20040416_021333_000000362026_00046_11122_1639.N1	16-APR-2004 02:13:33	Bright	36.000	87	64Gam UMa	2.4330	11000.	72	11122	No
47	GOM_NL__2PRFIN20040416_021452_000000382026_00046_11122_1640.N1	16-APR-2004 02:14:52	Bright	37.500	55	79Zet UMa	2.0600	10200.	75	11122	No
48	GOM_NL__2PRFIN20040416_022103_000000412026_00046_11122_1641.N1	16-APR-2004 02:21:03	Bright	41.000	60	7Bet UMi	2.0810	3950.0	82	11122	No
49	GOM_NL__2PRFIN20040416_022356_000000362026_00046_11122_1642.N1	16-APR-2004 02:23:56	Bright	35.500	49	1Alp UMi	1.9900	6300.0	71	11122	No
50	GOM_NL__2PRFIN20040416_022643_000000622026_00046_11122_1643.N1	16-APR-2004 02:26:43	Bright	62.000	130	23Bet Dra	2.7990	5800.0	124	11122	No
51	GOM_NL__2PRFIN20040416_022833_000000652026_00046_11122_1644.N1	16-APR-2004 02:28:33	Bright	64.500	69	33Gam Dra	2.2310	3800.0	129	11122	No
52	GOM_NL__2PRFIN20040416_023110_000000412026_00046_11122_1645.N1	16-APR-2004 02:31:10	Bright	40.500	89	5Alp Cep	2.4510	8000.0	81	11122	No
53	GOM_NL__2PRFIN20040416_023243_000000342026_00046_11122_1646.N1	16-APR-2004 02:32:43	Bright	34.000	68	18Alp Cas	2.2250	4500.0	68	11122	No
54	GOM_NL__2PRFIN20040416_023659_000001202026_00046_11122_1647.N1	16-APR-2004 02:36:59	Bright	120.00	5	3Alp Lyr	0.033000	11000.	240	11122	No
55	GOM_NL__2PRFIN20040416_024049_000000612026_00046_11122_1648.N1	16-APR-2004 02:40:49	Bright	61.000	92	53Eps Cyg	2.5000	4500.0	122	11122	No
56	GOM_NL__2PRFIN20040416_024818_000000532026_00046_11122_1649.N1	16-APR-2004 02:48:18	Dark	52.500	61	8Eps Peg	2.1000	3900.0	105	11122	No
57	GOM_NL__2PRFIN20040416_025046_000000452026_00046_11122_1650.N1	16-APR-2004 02:50:46	Dark	44.500	162	34Alp Aqr	2.9440	5350.0	89	11122	No
58	GOM_NL__2PRFIN20040416_025326_000000512026_00046_11122_1651.N1	16-APR-2004 02:53:26	Dark	51.000	154	22Bet Aqr	2.8990	5700.0	102	11122	No
59	GOM_NL__2PRFIN20040416_025524_000001272026_00046_11122_1652.N1	16-APR-2004 02:55:24	Dark	126.50	11	53Alp Aql	0.76500	8000.0	253	11122	No
60	GOM_NL__2PRFIN20040416_030229_000000462026_00046_11122_1653.N1	16-APR-2004 03:02:29	Dark	45.500	63	Bet Gru	2.1500	2800.0	91	11122	No
61	GOM_NL__2PRFIN20040416_030619_000000372026_00046_11122_1654.N1	16-APR-2004 03:06:19	Dark	37.000	148	Alp Tuc	2.8780	4100.0	74	11122	No
62	GOM_NL__2PRFIN20040416_031049_000000752026_00047_11123_1623.N1	16-APR-2004 03:10:49	Dark	75.000	57	34Sig Sgr	2.0660	26000.	150	11123	No
63	GOM_NL__2PRFIN20040416_031334_000000692026_00047_11123_1624.N1	16-APR-2004 03:13:34	Dark	68.500	38	20Eps Sgr	1.8360	11000.	137	11123	No
64	GOM_NL__2PRFIN20040416_031539_000000472026_00047_11123_1625.N1	16-APR-2004 03:15:39	Dark	46.500	147	Alp Ara	2.8770	26000.	93	11123	No
65	GOM_NL__2PRFIN20040416_031727_000000622026_00047_11123_1626.N1	16-APR-2004 03:17:27	Straylight	62.000	25	35Lam Sco	1.6200	28000.	124	11123	No
66	GOM_NL__2PRFIN20040416_031956_000000542026_00047_11123_1627.N1	16-APR-2004 03:19:56	Straylight	54.000	4	Alp1Cen	-0.010000	5800.0	108	11123	No
67	GOM_NL__2PRFIN20040416_032122_000000462026_00047_11123_1628.N1	16-APR-2004 03:21:22	Straylight	45.500	12	Alp1Cru	0.77500	30000.	91	11123	No
68	GOM_NL__2PRFIN20040416_032257_000000512026_00047_11123_1629.N1	16-APR-2004 03:22:57	Straylight	50.500	26	Gam Cru	1.6240	2900.0	101	11123	No
69	GOM_NL__2PRFIN20040416_032415_000000402026_00047_11123_1630.N1	16-APR-2004 03:24:15	Straylight	39.500	95	Zet Cen	2.5450	26000.	79	11123	No
70	GOM_NL__2PRFIN20040416_032551_000000942026_00047_11123_1631.N1	16-APR-2004 03:25:51	Straylight	94.000	16	21Alp Sco	1.0200	3000.0	188	11123	No
71	GOM_NL__2PRFIN20040416_033030_000000902026_00047_11123_1632.N1	16-APR-2004 03:30:30	Tw_i_and_stray	90.000	97	8Bet1Sco	2.5610	30000.	180	11123	No
72	GOM_NL__2PRFIN20040416_033318_000000602026_00047_11123_1633.N1	16-APR-2004 03:33:18	Bright	60.000	122	9Alp2Lib	2.7470	9700.0	120	11123	No
73	GOM_NL__2PRFIN20040416_033522_000000432026_00047_11123_1634.N1	16-APR-2004 03:35:22	Bright	42.500	15	67Alp Vir	0.97600	28000.	85	11123	No
74	GOM_NL__2PRFIN20040416_033825_000000392026_00047_11123_1635.N1	16-APR-2004 03:38:25	Bright	38.500	121	29Gam Vir	2.7400	7200.0	77	11123	No
75	GOM_NL__2PRFIN20040416_034210_000000402026_00047_11123_1636.N1	16-APR-2004 03:42:10	Bright	40.000	138	47Eps Vir	2.8280	4700.0	80	11123	No
76	GOM_NL__2PRFIN20040416_034509_000000362026_00047_11123_1637.N1	16-APR-2004 03:45:09	Bright	35.500	96	68Del Leo	2.5600	9300.0	71	11123	No
77	GOM_NL__2PRFIN20040416_035015_000000382026_00047_11123_1638.N1	16-APR-2004 03:50:15	Bright	38.000	152	12Alp2CVn	2.8900	11000.	76	11123	No
78	GOM_NL__2PRFIN20040416_035145_000000372026_00047_11123_1639.N1	16-APR-2004 03:51:45	Bright	37.000	174	52Psi UMa	3.0040	4400.0	74	11123	No
79	GOM_NL__2PRFIN20040416_035409_000000362026_00047_11123_1640.N1	16-APR-2004 03:54:09	Bright	36.000	87	64Gam UMa	2.4330	11000.	72	11123	No
80	GOM_NL__2PRFIN20040416_035528_000000402026_00047_11123_1641.N1	16-APR-2004 03:55:28	Bright	39.500	55	79Zet UMa	2.0600	10200.	79	11123	No
81	GOM_NL__2PRFIN20040416_040139_000000412026_00047_11123_1642.N1	16-APR-2004 04:01:39	Bright	40.500	60	7Bet UMi	2.0810	3950.0	81	11123	No
82	GOM_NL__2PRFIN20040416_040432_000000372026_00047_11123_1643.N1	16-APR-2004 04:04:32	Bright	37.000	49	1Alp UMi	1.9900	6300.0	74	11123	No
83	GOM_NL__2PRFIN20040416_040718_000000602026_00047_11123_1644.N1	16-APR-2004 04:07:18	Bright	60.000	130	23Bet Dra	2.7990	5800.0	120	11123	No
84	GOM_NL__2PRFIN20040416_040908_000000622026_00047_11123_1645.N1	16-APR-2004 04:09:08	Bright	61.500	69	33Gam Dra	2.2310	3800.0	123	11123	No
85	GOM_NL__2PRFIN20040416_041146_000000402026_00047_11123_1646.N1	16-APR-2004 04:11:46	Bright	39.500	89	5Alp Cep	2.4510	8000.0	79	11123	No
86	GOM_NL__2PRFIN20040416_041320_000000522026_00047_11123_1647.N1	16-APR-2004 04:13:20	Bright	52.000	68	18Alp Cas	2.2250	4500.0	104	11123	No
87	GOM_NL__2PRFIN20040416_041734_000001182026_00047_11123_1648.N1	16-APR-2004 04:17:34	Bright	118.00	5	3Alp Lyr	0.033000	11000.	236	11123	No
88	GOM_NL__2PRFIN20040416_042125_000000602026_00047_11123_1649.N1	16-APR-2004 04:21:25	Bright	59.500	92	53Eps Cyg	2.5000	4500.0	119	11123	No
89	GOM_NL__2PRFIN20040416_042854_000000512026_00047_11123_1650.N1	16-APR-2004 04:28:54	Dark	51.000	61	8Eps Peg	2.1000	3900.0	102	11123	No
90	GOM_NL__2PRFIN20040416_043122_000000452026_00047_11123_1651.N1	16-APR-2004 04:31:22	Dark	45.000	162	34Alp Aqr	2.9440	5350.0	90	11123	No
91	GOM_NL__2PRFIN20040416_043402_000000512026_00047_11123_1652.N1	16-APR-2004 04:34:02	Dark	51.000	154	22Bet Aqr	2.8990	5700.0	102	11123	No
92	GOM_NL__2PRFIN20040416_043602_000001252026_00047_11123_1653.N1	16-APR-2004 04:36:02	Dark	125.00	11	53Alp Aql	0.76500	8000.0	250	11123	No
93	GOM_NL__2PRFIN20040416_044306_000000442026_00047_11123_1654.N1	16-APR-2004 04:43:06	Dark	43.500	63	Bet Gru	2.1500	2800.0	87	11123	No
94	GOM_NL__2PRFIN20040416_044655_000000422026_00047_11123_1655.N1	16-APR-2004 04:46:55	Dark	41.500	148	Alp Tuc	2.8780	4100.0	83	11123	No
95	GOM_NL__2PRFIN20040416_045127_000000762026_00048_11124_1624.N1	16-APR-2004 04:51:27	Dark	75.500	57	34Sig Sgr	2.0660	26000.	151	11124	No
96	GOM_NL__2PRFIN20040416_045411_000000692026_00048_11124_1625.N1	16-APR-2004 04:54:11	Dark	69.000	38	20Eps Sgr	1.8360	11000.	138	11124	No
97	GOM_NL__2PRFIN20040416_045616_000000452026_00048_11124_1626.N1	16-APR-2004 04:56:16	Dark	44.500	147	Alp Ara	2.8770	26000.	89	11124	No
98	GOM_NL__2PRFIN20040416_045804_000000662026_00048_11124_1627.N1	16-APR-2004 04:58:04	Straylight	65.500	25	35Lam Sco	1.6200	28000.	131	11124	No
99	GOM_NL__2PRFIN20040416_050032_000000442026_00048_11124_1628.N1	16-APR-2004 05:00:32	Straylight	44.000	4	Alp1Cen	-0.010000	5800.0	88	11124	No
100	GOM_NL__2PRFIN20040416_050159_000000432026_00048_11124_1629.N1	16-APR-2004 05:01:59	Straylight	43.000	12	Alp1Cru	0.77500	30000.	86	11124	No
101	GOM_NL__2PRFIN20040416_050333_000000512026_00048_11124_1630.N1	16-APR-2004 05:03:33	Straylight	51.000	26	Gam Cru	1.6240	2900.0	102	11124	No

102	GOM_NL__2PRFIN20040416_050452_000000382026_00048_11124_1631.N1	16-APR-2004 05:04:52	Straylight	38.000	95	Zet Cen	2.5450	26000.	76	11124	No
103	GOM_NL__2PRFIN20040416_050628_000000992026_00048_11124_1632.N1	16-APR-2004 05:06:28	Straylight	98.500	16	21Alp Sco	1.0200	3000.0	197	11124	No
104	GOM_NL__2PRFIN20040416_051107_000000892026_00048_11124_1633.N1	16-APR-2004 05:11:07	Twi_and_stray	89.000	97	8Bet1Sco	2.5610	30000.	178	11124	No
105	GOM_NL__2PRFIN20040416_051354_000000652026_00048_11124_1634.N1	16-APR-2004 05:13:54	Bright	65.000	122	9Alp2Lib	2.7470	9700.0	130	11124	No
106	GOM_NL__2PRFIN20040416_051558_000000432026_00048_11124_1635.N1	16-APR-2004 05:15:58	Bright	43.000	15	67Alp Vir	0.97600	28000.	86	11124	No
107	GOM_NL__2PRFIN20040416_051901_000000382026_00048_11124_1636.N1	16-APR-2004 05:19:01	Bright	38.000	121	29Gam Vir	2.7400	7200.0	76	11124	No
108	GOM_NL__2PRFIN20040416_052246_000000402026_00048_11124_1637.N1	16-APR-2004 05:22:46	Bright	39.500	138	47Eps Vir	2.8280	4700.0	79	11124	No
109	GOM_NL__2PRFIN20040416_052545_000000362026_00048_11124_1638.N1	16-APR-2004 05:25:45	Bright	35.500	96	68Del Leo	2.5600	9300.0	71	11124	No
110	GOM_NL__2PRFIN20040416_053051_000000382026_00048_11124_1639.N1	16-APR-2004 05:30:51	Bright	38.000	152	12Alp2CVn	2.8900	11000.	76	11124	No
111	GOM_NL__2PRFIN20040416_053221_000000362026_00048_11124_1640.N1	16-APR-2004 05:32:21	Bright	35.500	174	52Psi UMa	3.0040	4400.0	71	11124	No
112	GOM_NL__2PRFIN20040416_053445_000000342026_00048_11124_1641.N1	16-APR-2004 05:34:45	Bright	34.000	87	64Gam UMa	2.4330	11000.	68	11124	No
113	GOM_NL__2PRFIN20040416_053604_000000412026_00048_11124_1642.N1	16-APR-2004 05:36:04	Bright	40.500	55	79Zet UMa	2.0600	10200.	81	11124	No
114	GOM_NL__2PRFIN20040416_054215_000000402026_00048_11124_1643.N1	16-APR-2004 05:42:15	Bright	39.500	60	7Bet UMi	2.0810	3950.0	79	11124	No
115	GOM_NL__2PRFIN20040416_054508_000000372026_00048_11124_1644.N1	16-APR-2004 05:45:08	Bright	36.500	49	1Alp UMi	1.9900	6300.0	73	11124	No
116	GOM_NL__2PRFIN20040416_054753_000000602026_00048_11124_1645.N1	16-APR-2004 05:47:53	Bright	59.500	130	23Bet Dra	2.7990	5800.0	119	11124	No
117	GOM_NL__2PRFIN20040416_054943_000000672026_00048_11124_1646.N1	16-APR-2004 05:49:43	Bright	66.500	69	33Gam Dra	2.2310	3800.0	133	11124	No
118	GOM_NL__2PRFIN20040416_055222_000000402026_00048_11124_1647.N1	16-APR-2004 05:52:22	Bright	39.500	89	5Alp Cep	2.4510	8000.0	79	11124	No
119	GOM_NL__2PRFIN20040416_055356_000000342026_00048_11124_1648.N1	16-APR-2004 05:53:56	Bright	33.500	68	18Alp Cas	2.2250	4500.0	67	11124	No
120	GOM_NL__2PRFIN20040416_055810_000001092026_00048_11124_1649.N1	16-APR-2004 05:58:10	Bright	109.00	5	3Alp Lyr	0.033000	11000.	218	11124	No
121	GOM_NL__2PRFIN20040416_060202_000000542026_00048_11124_1650.N1	16-APR-2004 06:02:02	Bright	54.000	92	53Eps Cyg	2.5000	4500.0	108	11124	No
122	GOM_NL__2PRFIN20040416_060931_000000532026_00048_11124_1651.N1	16-APR-2004 06:09:31	Dark	52.500	61	8Eps Peg	2.1000	3900.0	105	11124	No
123	GOM_NL__2PRFIN20040416_061159_000000462026_00048_11124_1652.N1	16-APR-2004 06:11:59	Dark	46.000	162	34Alp Aqr	2.9440	5350.0	92	11124	No
124	GOM_NL__2PRFIN20040416_061439_000000492026_00048_11124_1653.N1	16-APR-2004 06:14:39	Dark	49.000	154	22Bet Aqr	2.8990	5700.0	98	11124	No
125	GOM_NL__2PRFIN20040416_061641_000001452026_00048_11124_1654.N1	16-APR-2004 06:16:41	Dark	144.50	11	53Alp Aql	0.76500	8000.0	289	11124	No
126	GOM_NL__2PRFIN20040416_062342_000000442026_00048_11124_1655.N1	16-APR-2004 06:23:42	Dark	43.500	63	Bet Gru	2.1500	2800.0	87	11124	No
127	GOM_NL__2PRFIN20040416_062731_000000392026_00048_11124_1656.N1	16-APR-2004 06:27:31	Dark	39.000	148	Alp Tuc	2.8780	4100.0	78	11124	No
128	GOM_NL__2PRFIN20040416_063205_000000752026_00049_11125_1625.N1	16-APR-2004 06:32:05	Dark	75.000	57	34Sig Sgr	2.0660	26000.	150	11125	No
129	GOM_NL__2PRFIN20040416_063449_000000682026_00049_11125_1626.N1	16-APR-2004 06:34:49	Dark	67.500	38	20Eps Sgr	1.8360	11000.	135	11125	No
130	GOM_NL__2PRFIN20040416_063653_000000472026_00049_11125_1627.N1	16-APR-2004 06:36:53	Dark	47.000	147	Alp Ara	2.8770	26000.	94	11125	No
131	GOM_NL__2PRFIN20040416_063841_000000712026_00049_11125_1628.N1	16-APR-2004 06:38:41	Straylight	70.500	25	35Lam Sco	1.6200	28000.	141	11125	No
132	GOM_NL__2PRFIN20040416_064109_000000452026_00049_11125_1629.N1	16-APR-2004 06:41:09	Straylight	45.000	4	Alp1Cen	-0.010000	5800.0	90	11125	No
133	GOM_NL__2PRFIN20040416_064235_000000422026_00049_11125_1630.N1	16-APR-2004 06:42:35	Straylight	42.000	12	Alp1Cru	0.77500	30000.	84	11125	No
134	GOM_NL__2PRFIN20040416_064409_000000472026_00049_11125_1631.N1	16-APR-2004 06:44:09	Straylight	47.000	26	Gam Cru	1.6240	2900.0	94	11125	No
135	GOM_NL__2PRFIN20040416_064528_000000422026_00049_11125_1632.N1	16-APR-2004 06:45:28	Straylight	41.500	95	Zet Cen	2.5450	26000.	83	11125	No
136	GOM_NL__2PRFIN20040416_064705_000000962026_00049_11125_1633.N1	16-APR-2004 06:47:05	Straylight	95.500	16	21Alp Sco	1.0200	3000.0	191	11125	No
137	GOM_NL__2PRFIN20040416_065018_000000802026_00049_11125_1634.N1	16-APR-2004 06:50:18	Twi_and_stray	80.000	80	7Del Sco	2.3160	30000.	160	11125	No
138	GOM_NL__2PRFIN20040416_065350_000000402026_00049_11125_1635.N1	16-APR-2004 06:53:50	Twi_and_stray	40.000	171	2Eps Crv	3.0010	4250.0	80	11125	No
139	GOM_NL__2PRFIN20040416_065512_000000382026_00049_11125_1636.N1	16-APR-2004 06:55:12	Bright	37.500	100	4Gam Crv	2.5800	13100.	75	11125	No
140	GOM_NL__2PRFIN20040416_065634_000000432026_00049_11125_1637.N1	16-APR-2004 06:56:34	Bright	42.500	15	67Alp Vir	0.97600	28000.	85	11125	No
141	GOM_NL__2PRFIN20040416_065937_000000382026_00049_11125_1638.N1	16-APR-2004 06:59:37	Bright	37.500	121	29Gam Vir	2.7400	7200.0	75	11125	No
142	GOM_NL__2PRFIN20040416_070322_000000402026_00049_11125_1639.N1	16-APR-2004 07:03:22	Bright	39.500	138	47Eps Vir	2.8280	4700.0	79	11125	No
143	GOM_NL__2PRFIN20040416_070621_000000372026_00049_11125_1640.N1	16-APR-2004 07:06:21	Bright	36.500	96	68Del Leo	2.5600	9300.0	73	11125	No
144	GOM_NL__2PRFIN20040416_071127_000000402026_00049_11125_1641.N1	16-APR-2004 07:11:27	Bright	39.500	152	12Alp2CVn	2.8900	11000.	79	11125	No
145	GOM_NL__2PRFIN20040416_071257_000000362026_00049_11125_1642.N1	16-APR-2004 07:12:57	Bright	36.000	174	52Psi UMa	3.0040	4400.0	72	11125	No
146	GOM_NL__2PRFIN20040416_071521_000000372026_00049_11125_1643.N1	16-APR-2004 07:15:21	Bright	36.500	87	64Gam UMa	2.4330	11000.	73	11125	No
147	GOM_NL__2PRFIN20040416_071640_000000402026_00049_11125_1644.N1	16-APR-2004 07:16:40	Bright	40.000	55	79Zet UMa	2.0600	10200.	80	11125	No
148	GOM_NL__2PRFIN20040416_072250_000000372026_00049_11125_1645.N1	16-APR-2004 07:22:50	Bright	36.500	60	7Bet UMi	2.0810	3950.0	73	11125	No
149	GOM_NL__2PRFIN20040416_072544_000000372026_00049_11125_1646.N1	16-APR-2004 07:25:44	Bright	36.500	49	1Alp UMi	1.9900	6300.0	73	11125	No
150	GOM_NL__2PRFIN20040416_072828_000000612026_00049_11125_1647.N1	16-APR-2004 07:28:28	Bright	60.500	130	23Bet Dra	2.7990	5800.0	121	11125	No
151	GOM_NL__2PRFIN20040416_073017_000000672026_00049_11125_1648.N1	16-APR-2004 07:30:17	Bright	66.500	69	33Gam Dra	2.2310	3800.0	133	11125	No
152	GOM_NL__2PRFIN20040416_073258_000000412026_00049_11125_1649.N1	16-APR-2004 07:32:58	Bright	40.500	89	5Alp Cep	2.4510	8000.0	81	11125	No
153	GOM_NL__2PRFIN20040416_073432_000000362026_00049_11125_1650.N1	16-APR-2004 07:34:32	Bright	35.500	68	18Alp Cas	2.2250	4500.0	71	11125	No
154	GOM_NL__2PRFIN20040416_073844_000001212026_00049_11125_1651.N1	16-APR-2004 07:38:44	Bright	120.50	5	3Alp Lyr	0.033000	11000.	241	11125	No
155	GOM_NL__2PRFIN20040416_074237_000000612026_00049_11125_1652.N1	16-APR-2004 07:42:37	Bright	60.500	92	53Eps Cyg	2.5000	4500.0	121	11125	No
156	GOM_NL__2PRFIN20040416_075007_000000542026_00049_11125_1653.N1	16-APR-2004 07:50:07	Dark	53.500	61	8Eps Peg	2.1000	3900.0	107	11125	No
157	GOM_NL__2PRFIN20040416_075235_000000472026_00049_11125_1654.N1	16-APR-2004 07:52:35	Dark	46.500	162	34Alp Aqr	2.9440	5350.0	93	11125	No
158	GOM_NL__2PRFIN20040416_075516_000000512026_00049_11125_1655.N1	16-APR-2004 07:55:16	Dark	50.500	154	22Bet Aqr	2.8990	5700.0	101	11125	No
159	GOM_NL__2PRFIN20040416_075718_000001322026_00049_11125_1656.N1	16-APR-2004 07:57:18	Dark	131.50	11	53Alp Aql	0.76500	8000.0	263	11125	No
160	GOM_NL__2PRFIN20040416_080418_000000522026_00049_11125_1657.N1	16-APR-2004 08:04:18	Dark	52.000	63	Bet Gru	2.1500	2800.0	104	11125	No

161	GOM_NL__2PRFIN20040416_081243_000000752026_00050_11126_1625.N1	16-APR-2004 08:12:43	Dark	74.500	57	34Sig Sgr	2.0660	26000.	149	11126	No
162	GOM_NL__2PRFIN20040416_081526_000000642026_00050_11126_1626.N1	16-APR-2004 08:15:26	Dark	64.000	38	20Eps Sgr	1.8360	11000.	128	11126	No
163	GOM_NL__2PRFIN20040416_081730_000000482026_00050_11126_1627.N1	16-APR-2004 08:17:30	Dark	47.500	147	Alp Ara	2.8770	26000.	95	11126	No
164	GOM_NL__2PRFIN20040416_081919_000000662026_00050_11126_1628.N1	16-APR-2004 08:19:19	Straylight	66.000	25	35Lam Sco	1.6200	28000.	132	11126	No
165	GOM_NL__2PRFIN20040416_082145_000000542026_00050_11126_1629.N1	16-APR-2004 08:21:45	Straylight	53.500	4	Alp1Cen	-0.010000	5800.0	107	11126	No
166	GOM_NL__2PRFIN20040416_082311_000000432026_00050_11126_1630.N1	16-APR-2004 08:23:11	Straylight	43.000	12	Alp1Cru	0.77500	30000.	86	11126	No
167	GOM_NL__2PRFIN20040416_082445_000000452026_00050_11126_1631.N1	16-APR-2004 08:24:45	Straylight	44.500	26	Gam Cru	1.6240	2900.0	89	11126	No
168	GOM_NL__2PRFIN20040416_082604_000000412026_00050_11126_1632.N1	16-APR-2004 08:26:04	Straylight	40.500	95	Zet Cen	2.5450	26000.	81	11126	No
169	GOM_NL__2PRFIN20040416_082742_000000952026_00050_11126_1633.N1	16-APR-2004 08:27:42	Straylight	95.000	16	21Alp Sco	1.0200	3000.0	190	11126	No
170	GOM_NL__2PRFIN20040416_083055_000000832026_00050_11126_1634.N1	16-APR-2004 08:30:55	Twi_and_stray	82.500	80	7Del Sco	2.3160	30000.	165	11126	No
171	GOM_NL__2PRFIN20040416_083427_000000412026_00050_11126_1635.N1	16-APR-2004 08:34:27	Twi_and_stray	40.500	171	2Eps Crv	3.0010	4250.0	81	11126	No
172	GOM_NL__2PRFIN20040416_083548_000000362026_00050_11126_1636.N1	16-APR-2004 08:35:48	Bright	35.500	100	4Gam Crv	2.5800	13100.	71	11126	No
173	GOM_NL__2PRFIN20040416_083710_000000442026_00050_11126_1637.N1	16-APR-2004 08:37:10	Bright	44.000	15	67Alp Vir	0.97600	28000.	88	11126	No
174	GOM_NL__2PRFIN20040416_084013_000000392026_00050_11126_1638.N1	16-APR-2004 08:40:13	Bright	39.000	121	29Gam Vir	2.7400	7200.0	78	11126	No
175	GOM_NL__2PRFIN20040416_084358_000000412026_00050_11126_1639.N1	16-APR-2004 08:43:58	Bright	40.500	138	47Eps Vir	2.8280	4700.0	81	11126	No
176	GOM_NL__2PRFIN20040416_084657_000000362026_00050_11126_1640.N1	16-APR-2004 08:46:57	Bright	36.000	96	68Del Leo	2.5600	9300.0	72	11126	No
177	GOM_NL__2PRFIN20040416_085203_000000392026_00050_11126_1641.N1	16-APR-2004 08:52:03	Bright	38.500	152	12Alp2CVn	2.8900	11000.	77	11126	No
178	GOM_NL__2PRFIN20040416_085333_000000362026_00050_11126_1642.N1	16-APR-2004 08:53:33	Bright	36.000	174	52Psi UMa	3.0040	4400.0	72	11126	No
179	GOM_NL__2PRFIN20040416_085557_000000342026_00050_11126_1643.N1	16-APR-2004 08:55:57	Bright	33.500	87	64Gam UMa	2.4330	11000.	67	11126	No
180	GOM_NL__2PRFIN20040416_085715_000000392026_00050_11126_1644.N1	16-APR-2004 08:57:15	Bright	39.000	55	79Zet UMa	2.0600	10200.	78	11126	No
181	GOM_NL__2PRFIN20040416_090326_000000402026_00050_11126_1645.N1	16-APR-2004 09:03:26	Bright	39.500	60	7Bet UMi	2.0810	3950.0	79	11126	No
182	GOM_NL__2PRFIN20040416_090620_000000342026_00050_11126_1646.N1	16-APR-2004 09:06:20	Bright	34.000	49	1Alp UMi	1.9900	6300.0	68	11126	No
183	GOM_NL__2PRFIN20040416_090903_000000632026_00050_11126_1647.N1	16-APR-2004 09:09:03	Bright	62.500	130	23Bet Dra	2.7990	5800.0	125	11126	No
184	GOM_NL__2PRFIN20040416_091052_000000642026_00050_11126_1648.N1	16-APR-2004 09:10:52	Bright	63.500	69	33Gam Dra	2.2310	3800.0	127	11126	No
185	GOM_NL__2PRFIN20040416_091334_000000392026_00050_11126_1649.N1	16-APR-2004 09:13:34	Bright	39.000	89	5Alp Cep	2.4510	8000.0	78	11126	No
186	GOM_NL__2PRFIN20040416_091508_000000352026_00050_11126_1650.N1	16-APR-2004 09:15:08	Bright	34.500	68	18Alp Cas	2.2250	4500.0	69	11126	No
187	GOM_NL__2PRFIN20040416_091919_000001262026_00050_11126_1651.N1	16-APR-2004 09:19:19	Bright	126.00	5	3Alp Lyr	0.033000	11000.	252	11126	No
188	GOM_NL__2PRFIN20040416_092313_000000572026_00050_11126_1652.N1	16-APR-2004 09:23:13	Bright	56.500	92	53Eps Cyg	2.5000	4500.0	113	11126	No
189	GOM_NL__2PRFIN20040416_093044_000000532026_00050_11126_1653.N1	16-APR-2004 09:30:44	Dark	52.500	61	8Eps Peg	2.1000	3900.0	105	11126	No
190	GOM_NL__2PRFIN20040416_093312_000000472026_00050_11126_1654.N1	16-APR-2004 09:33:12	Dark	47.000	162	34Alp Aqr	2.9440	5350.0	94	11126	No
191	GOM_NL__2PRFIN20040416_093552_000000512026_00050_11126_1655.N1	16-APR-2004 09:35:52	Dark	51.000	154	22Bet Aqr	2.8990	5700.0	102	11126	No
192	GOM_NL__2PRFIN20040416_093756_000001342026_00050_11126_1656.N1	16-APR-2004 09:37:56	Dark	133.50	11	53Alp Aql	0.76500	8000.0	267	11126	No
193	GOM_NL__2PRFIN20040416_094454_000000472026_00050_11126_1657.N1	16-APR-2004 09:44:54	Dark	47.000	63	Bet Gru	2.1500	2800.0	94	11126	No
194	GOM_NL__2PRFIN20040416_095321_000000742026_00051_11127_1625.N1	16-APR-2004 09:53:21	Dark	74.000	57	34Sig Sgr	2.0660	26000.	148	11127	No
195	GOM_NL__2PRFIN20040416_095604_000000712026_00051_11127_1626.N1	16-APR-2004 09:56:04	Dark	71.000	38	20Eps Sgr	1.8360	11000.	142	11127	No
196	GOM_NL__2PRFIN20040416_095807_000000462026_00051_11127_1627.N1	16-APR-2004 09:58:07	Dark	45.500	147	Alp Ara	2.8770	26000.	91	11127	No
197	GOM_NL__2PRFIN20040416_095956_000000672026_00051_11127_1628.N1	16-APR-2004 09:59:56	Straylight	67.000	25	35Lam Sco	1.6200	28000.	134	11127	No
198	GOM_NL__2PRFIN20040416_100221_000000472026_00051_11127_1629.N1	16-APR-2004 10:02:21	Straylight	46.500	4	Alp1Cen	-0.010000	5800.0	93	11127	No
199	GOM_NL__2PRFIN20040416_100347_000000432026_00051_11127_1630.N1	16-APR-2004 10:03:47	Straylight	42.500	12	Alp1Cru	0.77500	30000.	85	11127	No
200	GOM_NL__2PRFIN20040416_100521_000000432026_00051_11127_1631.N1	16-APR-2004 10:05:21	Straylight	43.000	26	Gam Cru	1.6240	2900.0	86	11127	No
201	GOM_NL__2PRFIN20040416_100641_000000402026_00051_11127_1632.N1	16-APR-2004 10:06:41	Straylight	40.000	95	Zet Cen	2.5450	26000.	80	11127	No
202	GOM_NL__2PRFIN20040416_100818_000000992026_00051_11127_1633.N1	16-APR-2004 10:08:18	Straylight	98.500	16	21Alp Sco	1.0200	3000.0	197	11127	No
203	GOM_NL__2PRFIN20040416_101131_000000802026_00051_11127_1634.N1	16-APR-2004 10:11:31	Twi_and_stray	80.000	80	7Del Sco	2.3160	30000.	160	11127	No
204	GOM_NL__2PRFIN20040416_101503_000000402026_00051_11127_1635.N1	16-APR-2004 10:15:03	Twi_and_stray	40.000	171	2Eps Crv	3.0010	4250.0	80	11127	No
205	GOM_NL__2PRFIN20040416_101624_000000382026_00051_11127_1636.N1	16-APR-2004 10:16:24	Bright	37.500	100	4Gam Crv	2.5800	13100.	75	11127	No
206	GOM_NL__2PRFIN20040416_101746_000000442026_00051_11127_1637.N1	16-APR-2004 10:17:46	Bright	44.000	15	67Alp Vir	0.97600	28000.	88	11127	No
207	GOM_NL__2PRFIN20040416_102049_000000382026_00051_11127_1638.N1	16-APR-2004 10:20:49	Bright	37.500	121	29Gam Vir	2.7400	7200.0	75	11127	No
208	GOM_NL__2PRFIN20040416_102433_000000402026_00051_11127_1639.N1	16-APR-2004 10:24:33	Bright	40.000	138	47Eps Vir	2.8280	4700.0	80	11127	No
209	GOM_NL__2PRFIN20040416_102733_000000362026_00051_11127_1640.N1	16-APR-2004 10:27:33	Bright	35.500	96	68Del Leo	2.5600	9300.0	71	11127	No
210	GOM_NL__2PRFIN20040416_103238_000000382026_00051_11127_1641.N1	16-APR-2004 10:32:38	Bright	38.000	152	12Alp2CVn	2.8900	11000.	76	11127	No
211	GOM_NL__2PRFIN20040416_103409_000000342026_00051_11127_1642.N1	16-APR-2004 10:34:09	Bright	34.000	174	52Psi UMa	3.0040	4400.0	68	11127	No
212	GOM_NL__2PRFIN20040416_103633_000000362026_00051_11127_1643.N1	16-APR-2004 10:36:33	Bright	35.500	87	64Gam UMa	2.4330	11000.	71	11127	No
213	GOM_NL__2PRFIN20040416_103751_000000402026_00051_11127_1644.N1	16-APR-2004 10:37:51	Bright	39.500	55	79Zet UMa	2.0600	10200.	79	11127	No
214	GOM_NL__2PRFIN20040416_104402_000000412026_00051_11127_1645.N1	16-APR-2004 10:44:02	Bright	41.000	60	7Bet UMi	2.0810	3950.0	82	11127	No
215	GOM_NL__2PRFIN20040416_104656_000000372026_00051_11127_1646.N1	16-APR-2004 10:46:56	Bright	37.000	49	1Alp UMi	1.9900	6300.0	74	11127	No
216	GOM_NL__2PRFIN20040416_104938_000000612026_00051_11127_1647.N1	16-APR-2004 10:49:38	Bright	60.500	130	23Bet Dra	2.7990	5800.0	121	11127	No
217	GOM_NL__2PRFIN20040416_105127_000000652026_00051_11127_1648.N1	16-APR-2004 10:51:27	Bright	64.500	69	33Gam Dra	2.2310	3800.0	129	11127	No
218	GOM_NL__2PRFIN20040416_105409_000000412026_00051_11127_1649.N1	16-APR-2004 10:54:09	Bright	41.000	89	5Alp Cep	2.4510	8000.0	82	11127	No
219	GOM_NL__2PRFIN20040416_105544_000000362026_00051_11127_1650.N1	16-APR-2004 10:55:44	Bright	36.000	68	18Alp Cas	2.2250	4500.0	72	11127	No

220	GOM_NL__2PRFIN20040416_105955_000001252026_00051_11127_1651.N1	16-APR-2004 10:59:55	Bright	124.50	5	3Alp Lyr	0.033000	11000.	249	11127	No
221	GOM_NL__2PRFIN20040416_110349_000000582026_00051_11127_1652.N1	16-APR-2004 11:03:49	Bright	57.500	92	53Eps Cyg	2.5000	4500.0	115	11127	No
222	GOM_NL__2PRFIN20040416_111120_000000542026_00051_11127_1653.N1	16-APR-2004 11:11:20	Dark	53.500	61	8Eps Peg	2.1000	3900.0	107	11127	No
223	GOM_NL__2PRFIN20040416_111348_000000482026_00051_11127_1654.N1	16-APR-2004 11:13:48	Dark	47.500	162	34Alp Aqr	2.9440	5350.0	95	11127	No
224	GOM_NL__2PRFIN20040416_111629_000000532026_00051_11127_1655.N1	16-APR-2004 11:16:29	Dark	53.000	154	22Bet Aqr	2.8990	5700.0	106	11127	No
225	GOM_NL__2PRFIN20040416_111834_000001232026_00051_11127_1656.N1	16-APR-2004 11:18:34	Dark	123.00	11	53Alp Aql	0.76500	8000.0	246	11127	No
226	GOM_NL__2PRFIN20040416_112530_000000452026_00051_11127_1657.N1	16-APR-2004 11:25:30	Dark	45.000	63	Bet Gru	2.1500	2800.0	90	11127	No
227	GOM_NL__2PRFIN20040416_113359_000000762026_00052_11128_1625.N1	16-APR-2004 11:33:59	Dark	75.500	57	34Sig Sgr	2.0660	26000.	151	11128	No
228	GOM_NL__2PRFIN20040416_113641_000000622026_00052_11128_1626.N1	16-APR-2004 11:36:41	Dark	62.000	38	20Eps Sgr	1.8360	11000.	124	11128	No
229	GOM_NL__2PRFIN20040416_113844_000000462026_00052_11128_1627.N1	16-APR-2004 11:38:44	Dark	46.000	147	Alp Ara	2.8770	26000.	92	11128	No
230	GOM_NL__2PRFIN20040416_114033_000000632026_00052_11128_1628.N1	16-APR-2004 11:40:33	Straylight	63.000	25	35Lam Sco	1.6200	28000.	126	11128	No
231	GOM_NL__2PRFIN20040416_114257_000000412026_00052_11128_1629.N1	16-APR-2004 11:42:57	Straylight	41.000	4	Alp1Cen	-0.010000	5800.0	82	11128	No
232	GOM_NL__2PRFIN20040416_114423_000000452026_00052_11128_1630.N1	16-APR-2004 11:44:23	Straylight	45.000	12	Alp1Cru	0.77500	30000.	90	11128	No
233	GOM_NL__2PRFIN20040416_114557_000000472026_00052_11128_1631.N1	16-APR-2004 11:45:57	Straylight	47.000	26	Gam Cru	1.6240	2900.0	94	11128	No
234	GOM_NL__2PRFIN20040416_114717_000000392026_00052_11128_1632.N1	16-APR-2004 11:47:17	Straylight	39.000	95	Zet Cen	2.5450	26000.	78	11128	No
235	GOM_NL__2PRFIN20040416_114855_000001052026_00052_11128_1633.N1	16-APR-2004 11:48:55	Straylight	105.00	16	21Alp Sco	1.0200	3000.0	210	11128	No
236	GOM_NL__2PRFIN20040416_115207_000000862026_00052_11128_1634.N1	16-APR-2004 11:52:07	Tw_i_and_stray	86.000	80	7Del Sco	2.3160	30000.	172	11128	No
237	GOM_NL__2PRFIN20040416_115539_000000412026_00052_11128_1635.N1	16-APR-2004 11:55:39	Tw_i_and_stray	40.500	171	2Eps Crv	3.0010	4250.0	81	11128	No
238	GOM_NL__2PRFIN20040416_115700_000000362026_00052_11128_1636.N1	16-APR-2004 11:57:00	Bright	36.000	100	4Gam Crv	2.5800	13100.	72	11128	No
239	GOM_NL__2PRFIN20040416_115822_000000452026_00052_11128_1637.N1	16-APR-2004 11:58:22	Bright	44.500	15	67Alp Vir	0.97600	28000.	89	11128	No
240	GOM_NL__2PRFIN20040416_120125_000000382026_00052_11128_1638.N1	16-APR-2004 12:01:25	Bright	38.000	121	29Gam Vir	2.7400	7200.0	76	11128	No
241	GOM_NL__2PRFIN20040416_120509_000000392026_00052_11128_1639.N1	16-APR-2004 12:05:09	Bright	39.000	138	47Eps Vir	2.8280	4700.0	78	11128	No
242	GOM_NL__2PRFIN20040416_120809_000000372026_00052_11128_1640.N1	16-APR-2004 12:08:09	Bright	36.500	96	68Del Leo	2.5600	9300.0	73	11128	No
243	GOM_NL__2PRFIN20040416_121314_000000372026_00052_11128_1641.N1	16-APR-2004 12:13:14	Bright	37.000	152	12Alp2CVn	2.8900	11000.	74	11128	No
244	GOM_NL__2PRFIN20040416_121445_000000352026_00052_11128_1642.N1	16-APR-2004 12:14:45	Bright	35.000	174	52Psi UMa	3.0040	4400.0	70	11128	No
245	GOM_NL__2PRFIN20040416_121708_000000362026_00052_11128_1643.N1	16-APR-2004 12:17:08	Bright	35.500	87	64Gam UMa	2.4330	11000.	71	11128	No
246	GOM_NL__2PRFIN20040416_121826_000000402026_00052_11128_1644.N1	16-APR-2004 12:18:26	Bright	40.000	55	79Zet UMa	2.0600	10200.	80	11128	No
247	GOM_NL__2PRFIN20040416_122437_000000402026_00052_11128_1645.N1	16-APR-2004 12:24:37	Bright	39.500	60	7Bet UMi	2.0810	3950.0	79	11128	No
248	GOM_NL__2PRFIN20040416_122732_000000372026_00052_11128_1646.N1	16-APR-2004 12:27:32	Bright	36.500	49	1Alp UMi	1.9900	6300.0	73	11128	No
249	GOM_NL__2PRFIN20040416_123012_000000632026_00052_11128_1647.N1	16-APR-2004 12:30:12	Bright	63.000	130	23Bet Dra	2.7990	5800.0	126	11128	No
250	GOM_NL__2PRFIN20040416_123202_000000642026_00052_11128_1648.N1	16-APR-2004 12:32:02	Bright	64.000	69	33Gam Dra	2.2310	3800.0	128	11128	No
251	GOM_NL__2PRFIN20040416_123445_000000402026_00052_11128_1649.N1	16-APR-2004 12:34:45	Bright	39.500	89	5Alp Cep	2.4510	8000.0	79	11128	No
252	GOM_NL__2PRFIN20040416_123620_000000332026_00052_11128_1650.N1	16-APR-2004 12:36:20	Bright	33.000	68	18Alp Cas	2.2250	4500.0	66	11128	No
253	GOM_NL__2PRFIN20040416_124030_000001252026_00052_11128_1651.N1	16-APR-2004 12:40:30	Bright	124.50	5	3Alp Lyr	0.033000	11000.	249	11128	No
254	GOM_NL__2PRFIN20040416_124425_000000602026_00052_11128_1652.N1	16-APR-2004 12:44:25	Bright	59.500	92	53Eps Cyg	2.5000	4500.0	119	11128	No
255	GOM_NL__2PRFIN20040416_125156_000000542026_00052_11128_1653.N1	16-APR-2004 12:51:56	Dark	54.000	61	8Eps Peg	2.1000	3900.0	108	11128	No
256	GOM_NL__2PRFIN20040416_125424_000000482026_00052_11128_1654.N1	16-APR-2004 12:54:24	Dark	48.000	162	34Alp Aqr	2.9440	5350.0	96	11128	No
257	GOM_NL__2PRFIN20040416_125705_000000522026_00052_11128_1655.N1	16-APR-2004 12:57:05	Dark	51.500	154	22Bet Aqr	2.8990	5700.0	103	11128	No
258	GOM_NL__2PRFIN20040416_125912_000001522026_00052_11128_1656.N1	16-APR-2004 12:59:12	Dark	151.50	11	53Alp Aql	0.76500	8000.0	303	11128	No
259	GOM_NL__2PRFIN20040416_130606_000000502026_00052_11128_1657.N1	16-APR-2004 13:06:06	Dark	50.000	63	Bet Gru	2.1500	2800.0	100	11128	No
260	GOM_NL__2PRFIN20040416_131437_000000742026_00053_11129_1625.N1	16-APR-2004 13:14:37	Dark	74.000	57	34Sig Sgr	2.0660	26000.	148	11129	No
261	GOM_NL__2PRFIN20040416_131719_000000692026_00053_11129_1626.N1	16-APR-2004 13:17:19	Dark	68.500	38	20Eps Sgr	1.8360	11000.	137	11129	No
262	GOM_NL__2PRFIN20040416_131920_000000472026_00053_11129_1627.N1	16-APR-2004 13:19:20	Dark	47.000	147	Alp Ara	2.8770	26000.	94	11129	No
263	GOM_NL__2PRFIN20040416_132110_000000642026_00053_11129_1628.N1	16-APR-2004 13:21:10	Straylight	63.500	25	35Lam Sco	1.6200	28000.	127	11129	No
264	GOM_NL__2PRFIN20040416_132334_000000532026_00053_11129_1629.N1	16-APR-2004 13:23:34	Straylight	52.500	4	Alp1Cen	-0.010000	5800.0	105	11129	No
265	GOM_NL__2PRFIN20040416_132459_000000432026_00053_11129_1630.N1	16-APR-2004 13:24:59	Straylight	43.000	12	Alp1Cru	0.77500	30000.	86	11129	No
266	GOM_NL__2PRFIN20040416_132633_000000442026_00053_11129_1631.N1	16-APR-2004 13:26:33	Straylight	43.500	26	Gam Cru	1.6240	2900.0	87	11129	No
267	GOM_NL__2PRFIN20040416_132753_000000382026_00053_11129_1632.N1	16-APR-2004 13:27:53	Straylight	37.500	95	Zet Cen	2.5450	26000.	75	11129	No
268	GOM_NL__2PRFIN20040416_132932_000001002026_00053_11129_1633.N1	16-APR-2004 13:29:32	Straylight	99.500	16	21Alp Sco	1.0200	3000.0	199	11129	No
269	GOM_NL__2PRFIN20040416_133244_000000842026_00053_11129_1634.N1	16-APR-2004 13:32:44	Tw_i_and_stray	83.500	80	7Del Sco	2.3160	30000.	167	11129	No
270	GOM_NL__2PRFIN20040416_133615_000000402026_00053_11129_1635.N1	16-APR-2004 13:36:15	Tw_i_and_stray	40.000	171	2Eps Crv	3.0010	4250.0	80	11129	No
271	GOM_NL__2PRFIN20040416_133736_000000372026_00053_11129_1636.N1	16-APR-2004 13:37:36	Bright	36.500	100	4Gam Crv	2.5800	13100.	73	11129	No
272	GOM_NL__2PRFIN20040416_133858_000000442026_00053_11129_1637.N1	16-APR-2004 13:38:58	Bright	43.500	15	67Alp Vir	0.97600	28000.	87	11129	No
273	GOM_NL__2PRFIN20040416_134201_000000382026_00053_11129_1638.N1	16-APR-2004 13:42:01	Bright	38.000	121	29Gam Vir	2.7400	7200.0	76	11129	No
274	GOM_NL__2PRFIN20040416_134545_000000402026_00053_11129_1639.N1	16-APR-2004 13:45:45	Bright	39.500	138	47Eps Vir	2.8280	4700.0	79	11129	No
275	GOM_NL__2PRFIN20040416_134846_000000372026_00053_11129_1640.N1	16-APR-2004 13:48:46	Bright	36.500	96	68Del Leo	2.5600	9300.0	73	11129	No
276	GOM_NL__2PRFIN20040416_135350_000000372026_00053_11129_1641.N1	16-APR-2004 13:53:50	Bright	37.000	152	12Alp2CVn	2.8900	11000.	74	11129	No
277	GOM_NL__2PRFIN20040416_135521_000000352026_00053_11129_1642.N1	16-APR-2004 13:55:21	Bright	35.000	174	52Psi UMa	3.0040	4400.0	70	11129	No
278	GOM_NL__2PRFIN20040416_135744_000000352026_00053_11129_1643.N1	16-APR-2004 13:57:44	Bright	34.500	87	64Gam UMa	2.4330	11000.	69	11129	No

279	GOM_NL__2PRFIN20040416_135902_000000422026_00053_11129_1644.N1	16-APR-2004 13:59:02	Bright	41.500	55	79Zet UMa	2.0600	10200.	83	11129	No
280	GOM_NL__2PRFIN20040416_140513_000000382026_00053_11129_1645.N1	16-APR-2004 14:05:13	Bright	37.500	60	7Bet UMi	2.0810	3950.0	75	11129	No
281	GOM_NL__2PRFIN20040416_140808_000000342026_00053_11129_1646.N1	16-APR-2004 14:08:08	Bright	34.000	49	1Alp UMi	1.9900	6300.0	68	11129	No
282	GOM_NL__2PRFIN20040416_141047_000000612026_00053_11129_1647.N1	16-APR-2004 14:10:47	Bright	61.000	130	23Bet Dra	2.7990	5800.0	122	11129	No
283	GOM_NL__2PRFIN20040416_141237_000000682026_00053_11129_1648.N1	16-APR-2004 14:12:37	Bright	67.500	69	33Gam Dra	2.2310	3800.0	135	11129	No
284	GOM_NL__2PRFIN20040416_141521_000000392026_00053_11129_1649.N1	16-APR-2004 14:15:21	Bright	39.000	89	5Alp Cep	2.4510	8000.0	78	11129	No
285	GOM_NL__2PRFIN20040416_141656_000000362026_00053_11129_1650.N1	16-APR-2004 14:16:56	Bright	35.500	68	18Alp Cas	2.2250	4500.0	71	11129	No
286	GOM_NL__2PRFIN20040416_142105_000001312026_00053_11129_1651.N1	16-APR-2004 14:21:05	Bright	130.50	5	3Alp Lyr	0.033000	11000.	261	11129	No
287	GOM_NL__2PRFIN20040416_142501_000000582026_00053_11129_1652.N1	16-APR-2004 14:25:01	Bright	58.000	92	53Eps Cyg	2.5000	4500.0	116	11129	No
288	GOM_NL__2PRFIN20040416_143233_000000552026_00053_11129_1653.N1	16-APR-2004 14:32:33	Dark	54.500	61	8Eps Peg	2.1000	3900.0	109	11129	No
289	GOM_NL__2PRFIN20040416_143501_000000442026_00053_11129_1654.N1	16-APR-2004 14:35:01	Dark	44.000	162	34Alp Aqr	2.9440	5350.0	88	11129	No
290	GOM_NL__2PRFIN20040416_143742_000000502026_00053_11129_1655.N1	16-APR-2004 14:37:42	Dark	50.000	154	22Bet Aqr	2.8990	5700.0	100	11129	No
291	GOM_NL__2PRFIN20040416_143951_000001462026_00053_11129_1656.N1	16-APR-2004 14:39:51	Dark	146.00	11	53Alp Aql	0.76500	8000.0	292	11129	No
292	GOM_NL__2PRFIN20040416_144643_000000452026_00053_11129_1657.N1	16-APR-2004 14:46:43	Dark	44.500	63	Bet Gru	2.1500	2800.0	89	11129	No
293	GOM_NL__2PRFIN20040416_145515_000000722026_00054_11130_1625.N1	16-APR-2004 14:55:15	Dark	71.500	57	34Sig Sgr	2.0660	26000.	143	11130	No
294	GOM_NL__2PRFIN20040416_145756_000000732026_00054_11130_1626.N1	16-APR-2004 14:57:56	Dark	73.000	38	20Eps Sgr	1.8360	11000.	146	11130	No
295	GOM_NL__2PRFIN20040416_145957_000000462026_00054_11130_1627.N1	16-APR-2004 14:59:57	Dark	46.000	147	Alp Ara	2.8770	26000.	92	11130	No
296	GOM_NL__2PRFIN20040416_150148_000000702026_00054_11130_1628.N1	16-APR-2004 15:01:48	Straylight	70.000	25	35Lam Sco	1.6200	28000.	140	11130	No
297	GOM_NL__2PRFIN20040416_150410_000000452026_00054_11130_1629.N1	16-APR-2004 15:04:10	Straylight	44.500	4	Alp1Cen	-0.010000	5800.0	89	11130	No
298	GOM_NL__2PRFIN20040416_150535_000000442026_00054_11130_1630.N1	16-APR-2004 15:05:35	Straylight	44.000	12	Alp1Cru	0.77500	30000.	88	11130	No
299	GOM_NL__2PRFIN20040416_150709_000000462026_00054_11130_1631.N1	16-APR-2004 15:07:09	Straylight	45.500	26	Gam Cru	1.6240	2900.0	91	11130	No
300	GOM_NL__2PRFIN20040416_150829_000000412026_00054_11130_1632.N1	16-APR-2004 15:08:29	Straylight	40.500	95	Zet Cen	2.5450	26000.	81	11130	No
301	GOM_NL__2PRFIN20040416_151009_000000952026_00054_11130_1633.N1	16-APR-2004 15:10:09	Straylight	95.000	16	21Alp Sco	1.0200	3000.0	190	11130	No
302	GOM_NL__2PRFIN20040416_151320_000000772026_00054_11130_1634.N1	16-APR-2004 15:13:20	Twi_and_stray	76.500	80	7Del Sco	2.3160	30000.	153	11130	No
303	GOM_NL__2PRFIN20040416_151623_000000442026_00054_11130_1635.N1	16-APR-2004 15:16:23	Twi_and_stray	43.500	106	9Bet Crv	2.6480	5600.0	87	11130	No
304	GOM_NL__2PRFIN20040416_151812_000000382026_00054_11130_1636.N1	16-APR-2004 15:18:12	Bright	37.500	100	4Gam Crv	2.5800	13100.	75	11130	No
305	GOM_NL__2PRFIN20040416_151934_000000452026_00054_11130_1637.N1	16-APR-2004 15:19:34	Bright	44.500	15	67Alp Vir	0.97600	28000.	89	11130	No
306	GOM_NL__2PRFIN20040416_152237_000000382026_00054_11130_1638.N1	16-APR-2004 15:22:37	Bright	38.000	121	29Gam Vir	2.7400	7200.0	76	11130	No
307	GOM_NL__2PRFIN20040416_152621_000000392026_00054_11130_1639.N1	16-APR-2004 15:26:21	Bright	39.000	138	47Eps Vir	2.8280	4700.0	78	11130	No
308	GOM_NL__2PRFIN20040416_152922_000000372026_00054_11130_1640.N1	16-APR-2004 15:29:22	Bright	36.500	96	68Del Leo	2.5600	9300.0	73	11130	No
309	GOM_NL__2PRFIN20040416_153425_000000382026_00054_11130_1641.N1	16-APR-2004 15:34:25	Bright	37.500	152	12Alp2CVn	2.8900	11000.	75	11130	No
310	GOM_NL__2PRFIN20040416_153557_000000372026_00054_11130_1642.N1	16-APR-2004 15:35:57	Bright	37.000	174	52Psi UMa	3.0040	4400.0	74	11130	No
311	GOM_NL__2PRFIN20040416_154549_000000382026_00054_11130_1643.N1	16-APR-2004 15:45:49	Bright	38.000	60	7Bet UMi	2.0810	3950.0	76	11130	No
312	GOM_NL__2PRFIN20040416_154844_000000362026_00054_11130_1644.N1	16-APR-2004 15:48:44	Bright	35.500	49	1Alp UMi	1.9900	6300.0	71	11130	No
313	GOM_NL__2PRFIN20040416_155122_000000622026_00054_11130_1645.N1	16-APR-2004 15:51:22	Bright	62.000	130	23Bet Dra	2.7990	5800.0	124	11130	No
314	GOM_NL__2PRFIN20040416_155312_000000662026_00054_11130_1646.N1	16-APR-2004 15:53:12	Bright	65.500	69	33Gam Dra	2.2310	3800.0	131	11130	No
315	GOM_NL__2PRFIN20040416_155556_000000402026_00054_11130_1647.N1	16-APR-2004 15:55:56	Bright	40.000	89	5Alp Cep	2.4510	8000.0	80	11130	No
316	GOM_NL__2PRFIN20040416_155733_000000362026_00054_11130_1648.N1	16-APR-2004 15:57:33	Bright	36.000	68	18Alp Cas	2.2250	4500.0	72	11130	No
317	GOM_NL__2PRFIN20040416_160141_000001252026_00054_11130_1649.N1	16-APR-2004 16:01:41	Bright	125.00	5	3Alp Lyr	0.033000	11000.	250	11130	No
318	GOM_NL__2PRFIN20040416_160537_000000602026_00054_11130_1650.N1	16-APR-2004 16:05:37	Bright	60.000	92	53Eps Cyg	2.5000	4500.0	120	11130	No
319	GOM_NL__2PRFIN20040416_161309_000000542026_00054_11130_1651.N1	16-APR-2004 16:13:09	Dark	54.000	61	8Eps Peg	2.1000	3900.0	108	11130	No
320	GOM_NL__2PRFIN20040416_161537_000000462026_00054_11130_1652.N1	16-APR-2004 16:15:37	Dark	46.000	162	34Alp Aqr	2.9440	5350.0	92	11130	No
321	GOM_NL__2PRFIN20040416_161819_000000492026_00054_11130_1653.N1	16-APR-2004 16:18:19	Dark	49.000	154	22Bet Aqr	2.8990	5700.0	98	11130	No
322	GOM_NL__2PRFIN20040416_162029_000001332026_00054_11130_1654.N1	16-APR-2004 16:20:29	Dark	132.50	11	53Alp Aql	0.76500	8000.0	265	11130	No
323	GOM_NL__2PRFIN20040416_162719_000000452026_00054_11130_1655.N1	16-APR-2004 16:27:19	Dark	45.000	63	Bet Gru	2.1500	2800.0	90	11130	No
324	GOM_NL__2PRFIN20040416_163108_000000432026_00054_11130_1656.N1	16-APR-2004 16:31:08	Dark	42.500	148	Alp Tuc	2.8780	4100.0	85	11130	No
325	GOM_NL__2PRFIN20040416_163553_000000732026_00055_11131_1625.N1	16-APR-2004 16:35:53	Dark	72.500	57	34Sig Sgr	2.0660	26000.	145	11131	No
326	GOM_NL__2PRFIN20040416_163834_000000642026_00055_11131_1626.N1	16-APR-2004 16:38:34	Dark	64.000	38	20Eps Sgr	1.8360	11000.	128	11131	No
327	GOM_NL__2PRFIN20040416_164034_000000452026_00055_11131_1627.N1	16-APR-2004 16:40:34	Dark	45.000	147	Alp Ara	2.8770	26000.	90	11131	No
328	GOM_NL__2PRFIN20040416_164225_000000612026_00055_11131_1628.N1	16-APR-2004 16:42:25	Straylight	60.500	25	35Lam Sco	1.6200	28000.	121	11131	No
329	GOM_NL__2PRFIN20040416_164446_000000522026_00055_11131_1629.N1	16-APR-2004 16:44:46	Straylight	52.000	4	Alp1Cen	-0.010000	5800.0	104	11131	No
330	GOM_NL__2PRFIN20040416_164611_000000432026_00055_11131_1630.N1	16-APR-2004 16:46:11	Straylight	43.000	12	Alp1Cru	0.77500	30000.	86	11131	No
331	GOM_NL__2PRFIN20040416_164746_000000432026_00055_11131_1631.N1	16-APR-2004 16:47:46	Straylight	43.000	26	Gam Cru	1.6240	2900.0	86	11131	No
332	GOM_NL__2PRFIN20040416_164906_000000432026_00055_11131_1632.N1	16-APR-2004 16:49:06	Straylight	42.500	95	Zet Cen	2.5450	26000.	85	11131	No
333	GOM_NL__2PRFIN20040416_165046_000001002026_00055_11131_1633.N1	16-APR-2004 16:50:46	Straylight	99.500	16	21Alp Sco	1.0200	3000.0	199	11131	No
334	GOM_NL__2PRFIN20040416_165357_000000852026_00055_11131_1634.N1	16-APR-2004 16:53:57	Twi_and_stray	85.000	80	7Del Sco	2.3160	30000.	170	11131	No
335	GOM_NL__2PRFIN20040416_165659_000000452026_00055_11131_1635.N1	16-APR-2004 16:56:59	Twi_and_stray	44.500	106	9Bet Crv	2.6480	5600.0	89	11131	No
336	GOM_NL__2PRFIN20040416_165849_000000382026_00055_11131_1636.N1	16-APR-2004 16:58:49	Bright	37.500	100	4Gam Crv	2.5800	13100.	75	11131	No
337	GOM_NL__2PRFIN20040416_170010_000000452026_00055_11131_1637.N1	16-APR-2004 17:00:10	Bright	44.500	15	67Alp Vir	0.97600	28000.	89	11131	No

338	GOM_NL__2PRFIN20040416_170313_000000392026_00055_11131_1638.N1	16-APR-2004 17:03:13	Bright	38.500	121	29Gam Vir	2.7400	7200.0	77	11131	No
339	GOM_NL__2PRFIN20040416_170657_000000402026_00055_11131_1639.N1	16-APR-2004 17:06:57	Bright	39.500	138	47Eps Vir	2.8280	4700.0	79	11131	No
340	GOM_NL__2PRFIN20040416_170958_000000362026_00055_11131_1640.N1	16-APR-2004 17:09:58	Bright	36.000	96	68Del Leo	2.5600	9300.0	72	11131	No
341	GOM_NL__2PRFIN20040416_171501_000000382026_00055_11131_1641.N1	16-APR-2004 17:15:01	Bright	37.500	152	12Alp2CVn	2.8900	11000.	75	11131	No
342	GOM_NL__2PRFIN20040416_171633_000000382026_00055_11131_1642.N1	16-APR-2004 17:16:33	Bright	37.500	174	52Psi UMa	3.0040	4400.0	75	11131	No
343	GOM_NL__2PRFIN20040416_172624_000000372026_00055_11131_1643.N1	16-APR-2004 17:26:24	Bright	37.000	60	7Bet UMi	2.0810	3950.0	74	11131	No
344	GOM_NL__2PRFIN20040416_172920_000000362026_00055_11131_1644.N1	16-APR-2004 17:29:20	Bright	36.000	49	1Alp UMi	1.9900	6300.0	72	11131	No
345	GOM_NL__2PRFIN20040416_173157_000000642026_00055_11131_1645.N1	16-APR-2004 17:31:57	Bright	63.500	130	23Bet Dra	2.7990	5800.0	127	11131	No
346	GOM_NL__2PRFIN20040416_173347_000000642026_00055_11131_1646.N1	16-APR-2004 17:33:47	Bright	64.000	69	33Gam Dra	2.2310	3800.0	128	11131	No
347	GOM_NL__2PRFIN20040416_173632_000000392026_00055_11131_1647.N1	16-APR-2004 17:36:32	Bright	38.500	89	5Alp Cep	2.4510	8000.0	77	11131	No
348	GOM_NL__2PRFIN20040416_173809_000000332026_00055_11131_1648.N1	16-APR-2004 17:38:09	Bright	33.000	68	18Alp Cas	2.2250	4500.0	66	11131	No
349	GOM_NL__2PRFIN20040416_174216_000001282026_00055_11131_1649.N1	16-APR-2004 17:42:16	Bright	128.00	5	3Alp Lyr	0.033000	11000.	256	11131	No
350	GOM_NL__2PRFIN20040416_174613_000000582026_00055_11131_1650.N1	16-APR-2004 17:46:13	Bright	57.500	92	53Eps Cyg	2.5000	4500.0	115	11131	No
351	GOM_NL__2PRFIN20040416_175346_000000542026_00055_11131_1651.N1	16-APR-2004 17:53:46	Dark	54.000	61	8Eps Peg	2.1000	3900.0	108	11131	No
352	GOM_NL__2PRFIN20040416_175614_000000472026_00055_11131_1652.N1	16-APR-2004 17:56:14	Dark	47.000	162	34Alp Aqr	2.9440	5350.0	94	11131	No
353	GOM_NL__2PRFIN20040416_175855_000000522026_00055_11131_1653.N1	16-APR-2004 17:58:55	Dark	51.500	154	22Bet Aqr	2.8990	5700.0	103	11131	No
354	GOM_NL__2PRFIN20040416_180108_000001272026_00055_11131_1654.N1	16-APR-2004 18:01:08	Dark	126.50	11	53Alp Aql	0.76500	8000.0	253	11131	No
355	GOM_NL__2PRFIN20040416_180755_000000502026_00055_11131_1655.N1	16-APR-2004 18:07:55	Dark	49.500	63	Bet Gru	2.1500	2800.0	99	11131	No
356	GOM_NL__2PRFIN20040416_181145_000000462026_00055_11131_1656.N1	16-APR-2004 18:11:45	Dark	46.000	148	Alp Tuc	2.8780	4100.0	92	11131	No
357	GOM_NL__2PRFIN20040416_181631_000000742026_00056_11132_1625.N1	16-APR-2004 18:16:31	Dark	74.000	57	34Sig Sgr	2.0660	26000.	148	11132	No
358	GOM_NL__2PRFIN20040416_181911_000000672026_00056_11132_1626.N1	16-APR-2004 18:19:11	Dark	66.500	38	20Eps Sgr	1.8360	11000.	133	11132	No
359	GOM_NL__2PRFIN20040416_182111_000000462026_00056_11132_1627.N1	16-APR-2004 18:21:11	Dark	45.500	147	Alp Ara	2.8770	26000.	91	11132	No
360	GOM_NL__2PRFIN20040416_182302_000000612026_00056_11132_1628.N1	16-APR-2004 18:23:02	Straylight	60.500	25	35Lam Sco	1.6200	28000.	121	11132	No
361	GOM_NL__2PRFIN20040416_182523_000000442026_00056_11132_1629.N1	16-APR-2004 18:25:23	Straylight	43.500	4	Alp1Cen	-0.010000	5800.0	87	11132	No
362	GOM_NL__2PRFIN20040416_182647_000000412026_00056_11132_1630.N1	16-APR-2004 18:26:47	Straylight	40.500	12	Alp1Cru	0.77500	30000.	81	11132	No
363	GOM_NL__2PRFIN20040416_182822_000000422026_00056_11132_1631.N1	16-APR-2004 18:28:22	Straylight	42.000	26	Gam Cru	1.6240	2900.0	84	11132	No
364	GOM_NL__2PRFIN20040416_182942_000000422026_00056_11132_1632.N1	16-APR-2004 18:29:42	Straylight	42.000	95	Zet Cen	2.5450	26000.	84	11132	No
365	GOM_NL__2PRFIN20040416_183123_000001032026_00056_11132_1633.N1	16-APR-2004 18:31:23	Straylight	103.00	16	21Alp Sco	1.0200	3000.0	206	11132	No
366	GOM_NL__2PRFIN20040416_183433_000000842026_00056_11132_1634.N1	16-APR-2004 18:34:33	Tw_i_and_stray	83.500	80	7Del Sco	2.3160	30000.	167	11132	No
367	GOM_NL__2PRFIN20040416_183735_000000432026_00056_11132_1635.N1	16-APR-2004 18:37:35	Tw_i_and_stray	42.500	106	9Bet Crv	2.6480	5600.0	85	11132	No
368	GOM_NL__2PRFIN20040416_183925_000000382026_00056_11132_1636.N1	16-APR-2004 18:39:25	Bright	37.500	100	4Gam Crv	2.5800	13100.	75	11132	No
369	GOM_NL__2PRFIN20040416_184046_000000442026_00056_11132_1637.N1	16-APR-2004 18:40:46	Bright	43.500	15	67Alp Vir	0.97600	28000.	87	11132	No
370	GOM_NL__2PRFIN20040416_184349_000000392026_00056_11132_1638.N1	16-APR-2004 18:43:49	Bright	38.500	121	29Gam Vir	2.7400	7200.0	77	11132	No
371	GOM_NL__2PRFIN20040416_184733_000000392026_00056_11132_1639.N1	16-APR-2004 18:47:33	Bright	38.500	138	47Eps Vir	2.8280	4700.0	77	11132	No
372	GOM_NL__2PRFIN20040416_185034_000000362026_00056_11132_1640.N1	16-APR-2004 18:50:34	Bright	35.500	96	68Del Leo	2.5600	9300.0	71	11132	No
373	GOM_NL__2PRFIN20040416_185537_000000392026_00056_11132_1641.N1	16-APR-2004 18:55:37	Bright	38.500	152	12Alp2CVn	2.8900	11000.	77	11132	No
374	GOM_NL__2PRFIN20040416_185710_000000382026_00056_11132_1642.N1	16-APR-2004 18:57:10	Bright	38.000	174	52Psi UMa	3.0040	4400.0	76	11132	No
375	GOM_NL__2PRFIN20040416_190700_000000392026_00056_11132_1643.N1	16-APR-2004 19:07:00	Bright	38.500	60	7Bet UMi	2.0810	3950.0	77	11132	No
376	GOM_NL__2PRFIN20040416_190956_000000372026_00056_11132_1644.N1	16-APR-2004 19:09:56	Bright	36.500	49	1Alp UMi	1.9900	6300.0	73	11132	No
377	GOM_NL__2PRFIN20040416_191232_000000602026_00056_11132_1645.N1	16-APR-2004 19:12:32	Bright	60.000	130	23Bet Dra	2.7990	5800.0	120	11132	No
378	GOM_NL__2PRFIN20040416_191422_000000642026_00056_11132_1646.N1	16-APR-2004 19:14:22	Bright	64.000	69	33Gam Dra	2.2310	3800.0	128	11132	No
379	GOM_NL__2PRFIN20040416_191708_000000382026_00056_11132_1647.N1	16-APR-2004 19:17:08	Bright	38.000	89	5Alp Cep	2.4510	8000.0	76	11132	No
380	GOM_NL__2PRFIN20040416_191845_000000332026_00056_11132_1648.N1	16-APR-2004 19:18:45	Bright	33.000	68	18Alp Cas	2.2250	4500.0	66	11132	No
381	GOM_NL__2PRFIN20040416_192252_000001192026_00056_11132_1649.N1	16-APR-2004 19:22:52	Bright	118.50	5	3Alp Lyr	0.033000	11000.	237	11132	No
382	GOM_NL__2PRFIN20040416_192650_000000572026_00056_11132_1650.N1	16-APR-2004 19:26:50	Bright	57.000	92	53Eps Cyg	2.5000	4500.0	114	11132	No
383	GOM_NL__2PRFIN20040416_193422_000000562026_00056_11132_1651.N1	16-APR-2004 19:34:22	Dark	55.500	61	8Eps Peg	2.1000	3900.0	111	11132	No
384	GOM_NL__2PRFIN20040416_193650_000000452026_00056_11132_1652.N1	16-APR-2004 19:36:50	Dark	45.000	162	34Alp Aqr	2.9440	5350.0	90	11132	No
385	GOM_NL__2PRFIN20040416_193932_000000512026_00056_11132_1653.N1	16-APR-2004 19:39:32	Dark	51.000	154	22Bet Aqr	2.8990	5700.0	102	11132	No
386	GOM_NL__2PRFIN20040416_194146_000001402026_00056_11132_1654.N1	16-APR-2004 19:41:46	Dark	140.00	11	53Alp Aql	0.76500	8000.0	280	11132	No
387	GOM_NL__2PRFIN20040416_194831_000000422026_00056_11132_1655.N1	16-APR-2004 19:48:31	Dark	42.000	63	Bet Gru	2.1500	2800.0	84	11132	No
388	GOM_NL__2PRFIN20040416_195221_000000382026_00056_11132_1656.N1	16-APR-2004 19:52:21	Dark	38.000	148	Alp Tuc	2.8780	4100.0	92	11132	No
389	GOM_NL__2PRFIN20040416_195709_000000772026_00057_11133_1625.N1	16-APR-2004 19:57:09	Dark	77.000	57	34Sig Sgr	2.0660	26000.	154	11133	No
390	GOM_NL__2PRFIN20040416_195949_000000642026_00057_11133_1626.N1	16-APR-2004 19:59:49	Dark	63.500	38	20Eps Sgr	1.8360	11000.	127	11133	No
391	GOM_NL__2PRFIN20040416_200148_000000472026_00057_11133_1627.N1	16-APR-2004 20:01:48	Dark	47.000	147	Alp Ara	2.8770	26000.	94	11133	No
392	GOM_NL__2PRFIN20040416_200339_000000602026_00057_11133_1628.N1	16-APR-2004 20:03:39	Straylight	60.000	25	35Lam Sco	1.6200	28000.	120	11133	No
393	GOM_NL__2PRFIN20040416_200559_000000452026_00057_11133_1629.N1	16-APR-2004 20:05:59	Straylight	45.000	4	Alp1Cen	-0.010000	5800.0	90	11133	No
394	GOM_NL__2PRFIN20040416_200723_000000442026_00057_11133_1630.N1	16-APR-2004 20:07:23	Straylight	44.000	12	Alp1Cru	0.77500	30000.	88	11133	No
395	GOM_NL__2PRFIN20040416_200858_000000442026_00057_11133_1631.N1	16-APR-2004 20:08:58	Straylight	44.000	26	Gam Cru	1.6240	2900.0	88	11133	No
396	GOM_NL__2PRFIN20040416_201018_000000412026_00057_11133_1632.N1	16-APR-2004 20:10:18	Straylight	41.000	95	Zet Cen	2.5450	26000.	82	11133	No

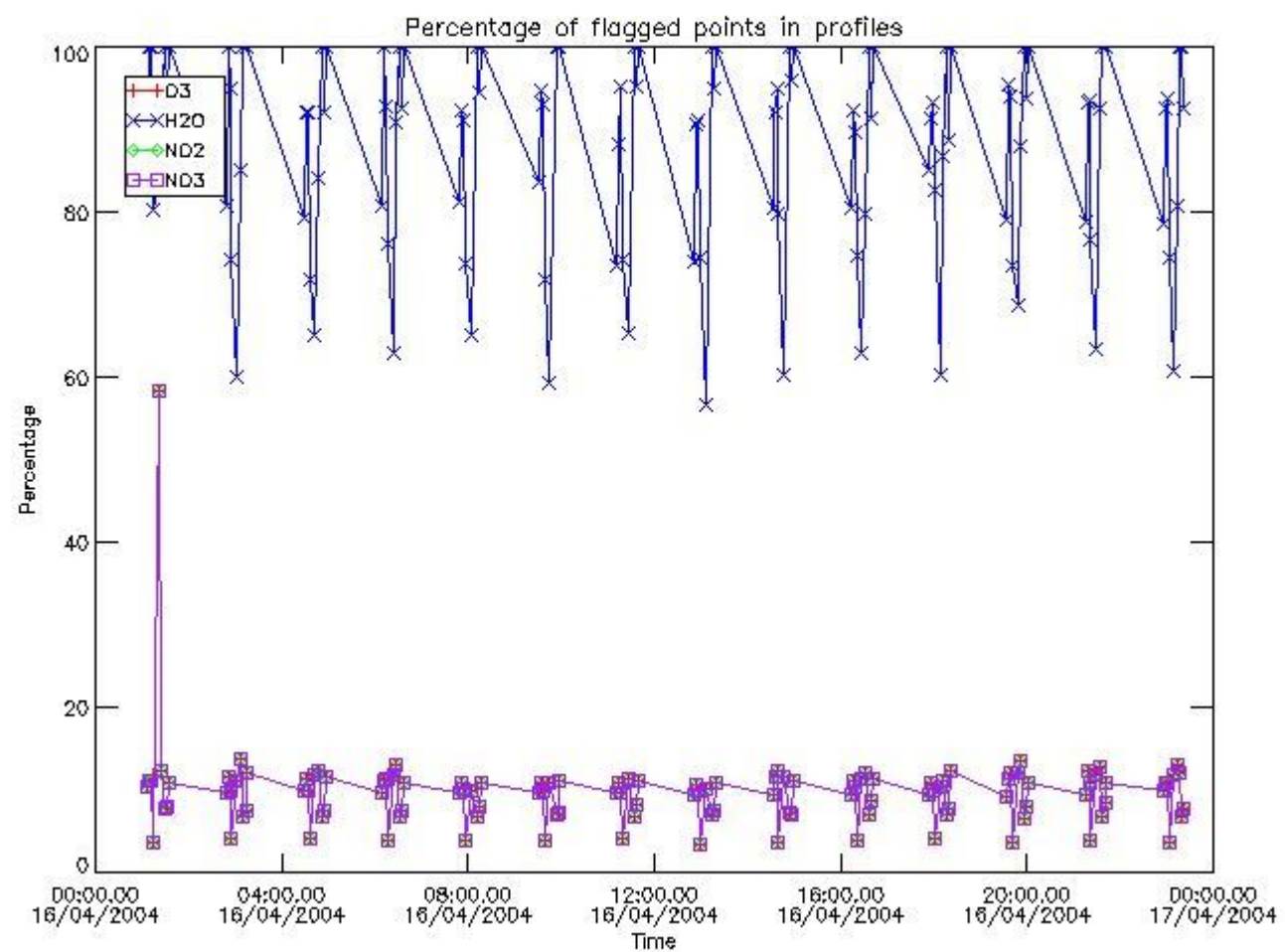
397	GOM_NL__2PRFIN20040416_201200_000001052026_00057_11133_1633.N1	16-APR-2004 20:12:00	Straylight	105.00	16	21Alp Sco	1.0200	3000.0	210	11133	No
398	GOM_NL__2PRFIN20040416_201510_000000832026_00057_11133_1634.N1	16-APR-2004 20:15:10	Tw_i_and_stray	82.500	80	7Del Sco	2.3160	30000.	165	11133	No
399	GOM_NL__2PRFIN20040416_201811_000000422026_00057_11133_1635.N1	16-APR-2004 20:18:11	Tw_i_and_stray	41.500	106	9Bet Crv	2.6480	5600.0	83	11133	No
400	GOM_NL__2PRFIN20040416_202001_000000372026_00057_11133_1636.N1	16-APR-2004 20:20:01	Bright	37.000	100	4Gam Crv	2.5800	13100.	74	11133	No
401	GOM_NL__2PRFIN20040416_202122_000000412026_00057_11133_1637.N1	16-APR-2004 20:21:22	Bright	41.000	15	67Alp Vir	0.97600	28000.	82	11133	No
402	GOM_NL__2PRFIN20040416_202425_000000382026_00057_11133_1638.N1	16-APR-2004 20:24:25	Bright	37.500	121	29Gam Vir	2.7400	7200.0	75	11133	No
403	GOM_NL__2PRFIN20040416_202808_000000392026_00057_11133_1639.N1	16-APR-2004 20:28:08	Bright	39.000	138	47Eps Vir	2.8280	4700.0	78	11133	No
404	GOM_NL__2PRFIN20040416_203110_000000362026_00057_11133_1640.N1	16-APR-2004 20:31:10	Bright	35.500	96	68Del Leo	2.5600	9300.0	71	11133	No
405	GOM_NL__2PRFIN20040416_203613_000000382026_00057_11133_1641.N1	16-APR-2004 20:36:13	Bright	37.500	152	12Alp2CVn	2.8900	11000.	75	11133	No
406	GOM_NL__2PRFIN20040416_203746_000000352026_00057_11133_1642.N1	16-APR-2004 20:37:46	Bright	34.500	174	52Psi UMa	3.0040	4400.0	69	11133	No
407	GOM_NL__2PRFIN20040416_204736_000000412026_00057_11133_1643.N1	16-APR-2004 20:47:36	Bright	40.500	60	7Bet UMi	2.0810	3950.0	81	11133	No
408	GOM_NL__2PRFIN20040416_205032_000000342026_00057_11133_1644.N1	16-APR-2004 20:50:32	Bright	34.000	49	1Alp UMi	1.9900	6300.0	68	11133	No
409	GOM_NL__2PRFIN20040416_205307_000000622026_00057_11133_1645.N1	16-APR-2004 20:53:07	Bright	62.000	130	23Bet Dra	2.7990	5800.0	124	11133	No
410	GOM_NL__2PRFIN20040416_205457_000000672026_00057_11133_1646.N1	16-APR-2004 20:54:57	Bright	67.000	69	33Gam Dra	2.2310	3800.0	134	11133	No
411	GOM_NL__2PRFIN20040416_205744_000000402026_00057_11133_1647.N1	16-APR-2004 20:57:44	Bright	40.000	89	5Alp Cep	2.4510	8000.0	80	11133	No
412	GOM_NL__2PRFIN20040416_205921_000000332026_00057_11133_1648.N1	16-APR-2004 20:59:21	Bright	33.000	68	18Alp Cas	2.2250	4500.0	66	11133	No
413	GOM_NL__2PRFIN20040416_210327_000001172026_00057_11133_1649.N1	16-APR-2004 21:03:27	Bright	117.00	5	3Alp Lyr	0.033000	11000.	234	11133	No
414	GOM_NL__2PRFIN20040416_210726_000000592026_00057_11133_1650.N1	16-APR-2004 21:07:26	Bright	59.000	92	53Eps Cyg	2.5000	4500.0	118	11133	No
415	GOM_NL__2PRFIN20040416_211458_000000552026_00057_11133_1651.N1	16-APR-2004 21:14:58	Dark	54.500	61	8Eps Peg	2.1000	3900.0	109	11133	No
416	GOM_NL__2PRFIN20040416_211726_000000462026_00057_11133_1652.N1	16-APR-2004 21:17:26	Dark	45.500	162	34Alp Aqr	2.9440	5350.0	91	11133	No
417	GOM_NL__2PRFIN20040416_212009_000000472026_00057_11133_1653.N1	16-APR-2004 21:20:09	Dark	47.000	154	22Bet Aqr	2.8990	5700.0	94	11133	No
418	GOM_NL__2PRFIN20040416_212225_000001462026_00057_11133_1654.N1	16-APR-2004 21:22:25	Dark	145.50	11	53Alp Aql	0.76500	8000.0	291	11133	No
419	GOM_NL__2PRFIN20040416_212908_000000472026_00057_11133_1655.N1	16-APR-2004 21:29:08	Dark	47.000	63	Bet Gru	2.1500	2800.0	94	11133	No
420	GOM_NL__2PRFIN20040416_213257_000000402026_00057_11133_1656.N1	16-APR-2004 21:32:57	Dark	40.000	148	Alp Tuc	2.8780	4100.0	80	11133	No
421	GOM_NL__2PRFIN20040416_213747_000000752026_00058_11134_1625.N1	16-APR-2004 21:37:47	Dark	75.000	57	34Sig Sgr	2.0660	26000.	150	11134	No
422	GOM_NL__2PRFIN20040416_214026_000000662026_00058_11134_1626.N1	16-APR-2004 21:40:26	Dark	65.500	38	20Eps Sgr	1.8360	11000.	131	11134	No
423	GOM_NL__2PRFIN20040416_214224_000000472026_00058_11134_1627.N1	16-APR-2004 21:42:24	Dark	46.500	147	Alp Ara	2.8770	26000.	93	11134	No
424	GOM_NL__2PRFIN20040416_214416_000000602026_00058_11134_1628.N1	16-APR-2004 21:44:16	Straylight	59.500	25	35Lam Sco	1.6200	28000.	119	11134	No
425	GOM_NL__2PRFIN20040416_214635_000000472026_00058_11134_1629.N1	16-APR-2004 21:46:35	Straylight	47.000	4	Alp1Cen	-0.010000	5800.0	94	11134	No
426	GOM_NL__2PRFIN20040416_214759_000000382026_00058_11134_1630.N1	16-APR-2004 21:47:59	Straylight	37.500	12	Alp1Cru	0.77500	30000.	75	11134	No
427	GOM_NL__2PRFIN20040416_214934_000000402026_00058_11134_1631.N1	16-APR-2004 21:49:34	Straylight	39.500	26	Gam Cru	1.6240	2900.0	79	11134	No
428	GOM_NL__2PRFIN20040416_215054_000000422026_00058_11134_1632.N1	16-APR-2004 21:50:54	Straylight	41.500	95	Zet Cen	2.5450	26000.	83	11134	No
429	GOM_NL__2PRFIN20040416_215236_000001052026_00058_11134_1633.N1	16-APR-2004 21:52:36	Straylight	105.00	16	21Alp Sco	1.0200	3000.0	210	11134	No
430	GOM_NL__2PRFIN20040416_215546_000000812026_00058_11134_1634.N1	16-APR-2004 21:55:46	Tw_i_and_stray	81.000	80	7Del Sco	2.3160	30000.	162	11134	No
431	GOM_NL__2PRFIN20040416_215847_000000432026_00058_11134_1635.N1	16-APR-2004 21:58:47	Tw_i_and_stray	42.500	106	9Bet Crv	2.6480	5600.0	85	11134	No
432	GOM_NL__2PRFIN20040416_220037_000000382026_00058_11134_1636.N1	16-APR-2004 22:00:37	Bright	37.500	100	4Gam Crv	2.5800	13100.	75	11134	No
433	GOM_NL__2PRFIN20040416_220158_000000572026_00058_11134_1637.N1	16-APR-2004 22:01:58	Bright	57.000	15	67Alp Vir	0.97600	28000.	114	11134	No
434	GOM_NL__2PRFIN20040416_220501_000000382026_00058_11134_1638.N1	16-APR-2004 22:05:01	Bright	37.500	121	29Gam Vir	2.7400	7200.0	75	11134	No
435	GOM_NL__2PRFIN20040416_220844_000000392026_00058_11134_1639.N1	16-APR-2004 22:08:44	Bright	38.500	138	47Eps Vir	2.8280	4700.0	77	11134	No
436	GOM_NL__2PRFIN20040416_221147_000000362026_00058_11134_1640.N1	16-APR-2004 22:11:47	Bright	35.500	96	68Del Leo	2.5600	9300.0	71	11134	No
437	GOM_NL__2PRFIN20040416_221648_000000462026_00058_11134_1641.N1	16-APR-2004 22:16:48	Bright	45.500	152	12Alp2CVn	2.8900	11000.	91	11134	No
438	GOM_NL__2PRFIN20040416_221822_000000362026_00058_11134_1642.N1	16-APR-2004 22:18:22	Bright	35.500	174	52Psi UMa	3.0040	4400.0	71	11134	No
439	GOM_NL__2PRFIN20040416_222811_000000402026_00058_11134_1643.N1	16-APR-2004 22:28:11	Bright	40.000	60	7Bet UMi	2.0810	3950.0	80	11134	No
440	GOM_NL__2PRFIN20040416_223107_000000372026_00058_11134_1644.N1	16-APR-2004 22:31:07	Bright	36.500	49	1Alp UMi	1.9900	6300.0	73	11134	No
441	GOM_NL__2PRFIN20040416_223342_000000592026_00058_11134_1645.N1	16-APR-2004 22:33:42	Bright	58.500	130	23Bet Dra	2.7990	5800.0	117	11134	No
442	GOM_NL__2PRFIN20040416_223532_000000642026_00058_11134_1646.N1	16-APR-2004 22:35:32	Bright	64.000	69	33Gam Dra	2.2310	3800.0	128	11134	No
443	GOM_NL__2PRFIN20040416_223820_000000402026_00058_11134_1647.N1	16-APR-2004 22:38:20	Bright	39.500	89	5Alp Cep	2.4510	8000.0	79	11134	No
444	GOM_NL__2PRFIN20040416_223957_000000522026_00058_11134_1648.N1	16-APR-2004 22:39:57	Bright	52.000	68	18Alp Cas	2.2250	4500.0	104	11134	No
445	GOM_NL__2PRFIN20040416_224402_000001192026_00058_11134_1649.N1	16-APR-2004 22:44:02	Bright	118.50	5	3Alp Lyr	0.033000	11000.	237	11134	No
446	GOM_NL__2PRFIN20040416_224802_000000592026_00058_11134_1650.N1	16-APR-2004 22:48:02	Bright	58.500	92	53Eps Cyg	2.5000	4500.0	117	11134	No
447	GOM_NL__2PRFIN20040416_225535_000000522026_00058_11134_1651.N1	16-APR-2004 22:55:35	Dark	52.000	61	8Eps Peg	2.1000	3900.0	104	11134	No
448	GOM_NL__2PRFIN20040416_225803_000000482026_00058_11134_1652.N1	16-APR-2004 22:58:03	Dark	47.500	162	34Alp Aqr	2.9440	5350.0	95	11134	No
449	GOM_NL__2PRFIN20040416_230045_000000482026_00058_11134_1653.N1	16-APR-2004 23:00:45	Dark	47.500	154	22Bet Aqr	2.8990	5700.0	95	11134	No
450	GOM_NL__2PRFIN20040416_230302_000001392026_00058_11134_1654.N1	16-APR-2004 23:03:02	Dark	139.00	11	53Alp Aql	0.76500	8000.0	278	11134	No
451	GOM_NL__2PRFIN20040416_230944_000000482026_00058_11134_1655.N1	16-APR-2004 23:09:44	Dark	47.500	63	Bet Gru	2.1500	2800.0	95	11134	No
452	GOM_NL__2PRFIN20040416_231333_000000402026_00058_11134_1656.N1	16-APR-2004 23:13:33	Dark	39.500	148	Alp Tuc	2.8780	4100.0	79	11134	No
453	GOM_NL__2PRFIN20040416_231522_000000432026_00059_11135_1625.N1	16-APR-2004 23:15:22	Dark	42.500	45	Alp Pav	1.9400	26000.	85	11135	No
454	GOM_NL__2PRFIN20040416_231823_000000762026_00059_11135_1626.N1	16-APR-2004 23:18:23	Dark	76.000	57	34Sig Sgr	2.0660	26000.	152	11135	No
455	GOM_NL__2PRFIN20040416_232102_000000732026_00059_11135_1627.N1	16-APR-2004 23:21:02	Dark	73.000	38	20Eps Sgr	1.8360	11000.	146	11135	No

456	GOM_NL__2PRFIN20040416_232450_000000662026_00059_11135_1628.N1	16-APR-2004 23:24:50	Straylight	66.000	25	35Lam Sco	1.6200	28000.	132	11135	No
457	GOM_NL__2PRFIN20040416_232711_000000462026_00059_11135_1629.N1	16-APR-2004 23:27:11	Straylight	45.500	4	Alp1Cen	-0.010000	5800.0	91	11135	No
458	GOM_NL__2PRFIN20040416_232834_000000422026_00059_11135_1630.N1	16-APR-2004 23:28:34	Straylight	42.000	12	Alp1Cru	0.77500	30000.	84	11135	No
459	GOM_NL__2PRFIN20040416_233009_000000512026_00059_11135_1631.N1	16-APR-2004 23:30:09	Straylight	50.500	26	Gam Cru	1.6240	2900.0	101	11135	No
460	GOM_NL__2PRFIN20040416_233129_000000432026_00059_11135_1632.N1	16-APR-2004 23:31:29	Straylight	42.500	95	Zet Cen	2.5450	26000.	85	11135	No
461	GOM_NL__2PRFIN20040416_233312_000000952026_00059_11135_1633.N1	16-APR-2004 23:33:12	Straylight	95.000	16	21Alp Sco	1.0200	3000.0	190	11135	No
462	GOM_NL__2PRFIN20040416_233622_000000812026_00059_11135_1634.N1	16-APR-2004 23:36:22	Twilight_and_stray	80.500	80	7Del Sco	2.3160	30000.	161	11135	No
463	GOM_NL__2PRFIN20040416_233922_000000442026_00059_11135_1635.N1	16-APR-2004 23:39:22	Twilight_and_stray	44.000	106	9Bet Crv	2.6480	5600.0	88	11135	No
464	GOM_NL__2PRFIN20040416_234121_000000392026_00059_11135_1636.N1	16-APR-2004 23:41:21	Bright	38.500	163	7Del Crv	2.9450	11000.	77	11135	No
465	GOM_NL__2PRFIN20040416_234535_000000392026_00059_11135_1637.N1	16-APR-2004 23:45:35	Bright	39.000	121	29Gam Vir	2.7400	7200.0	78	11135	No
466	GOM_NL__2PRFIN20040416_234919_000000402026_00059_11135_1638.N1	16-APR-2004 23:49:19	Bright	39.500	138	47Eps Vir	2.8280	4700.0	79	11135	No
467	GOM_NL__2PRFIN20040416_235221_000000372026_00059_11135_1639.N1	16-APR-2004 23:52:21	Bright	36.500	96	68Del Leo	2.5600	9300.0	73	11135	No
468	GOM_NL__2PRFIN20040416_235723_000000382026_00059_11135_1640.N1	16-APR-2004 23:57:23	Bright	38.000	152	12Alp2CVn	2.8900	11000.	76	11135	No
469	GOM_NL__2PRFIN20040416_235856_000000382026_00059_11135_1641.N1	16-APR-2004 23:58:56	Bright	38.000	174	52Psi UMa	3.0040	4400.0	76	11135	No

3. Quality information per product

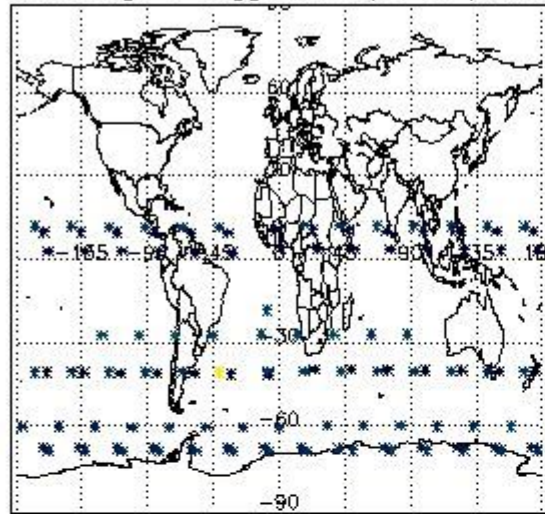
In this section it is plotted some information contained in the Quality Summary data set of the level 2 products. Only products in dark limb conditions and without errors (error flag in the MPH set to "0") are used.

3.1 Plot quality information per product (time dependant)

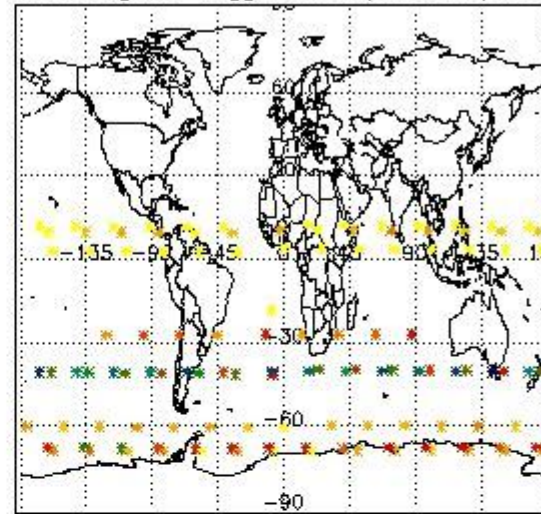


3.2 Plot quality information per product (world map)

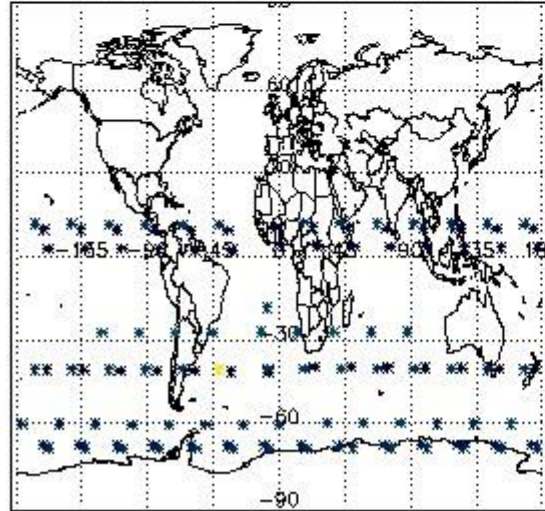
Percentage of flagged data per O3 profile




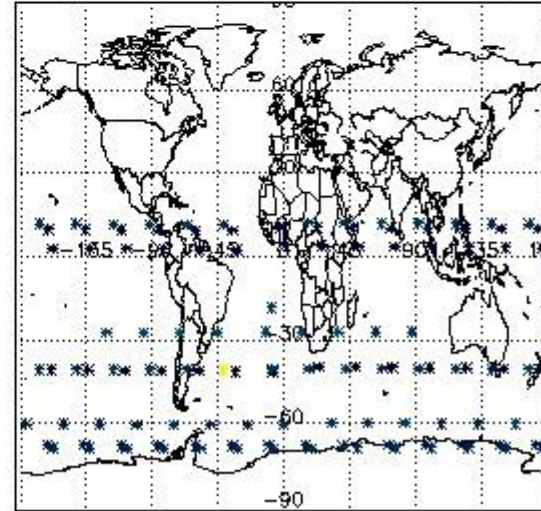
Percentage of flagged data per H2O profile



Percentage of flagged data per NO2 profile



Percentage of flagged data per NO3 profile

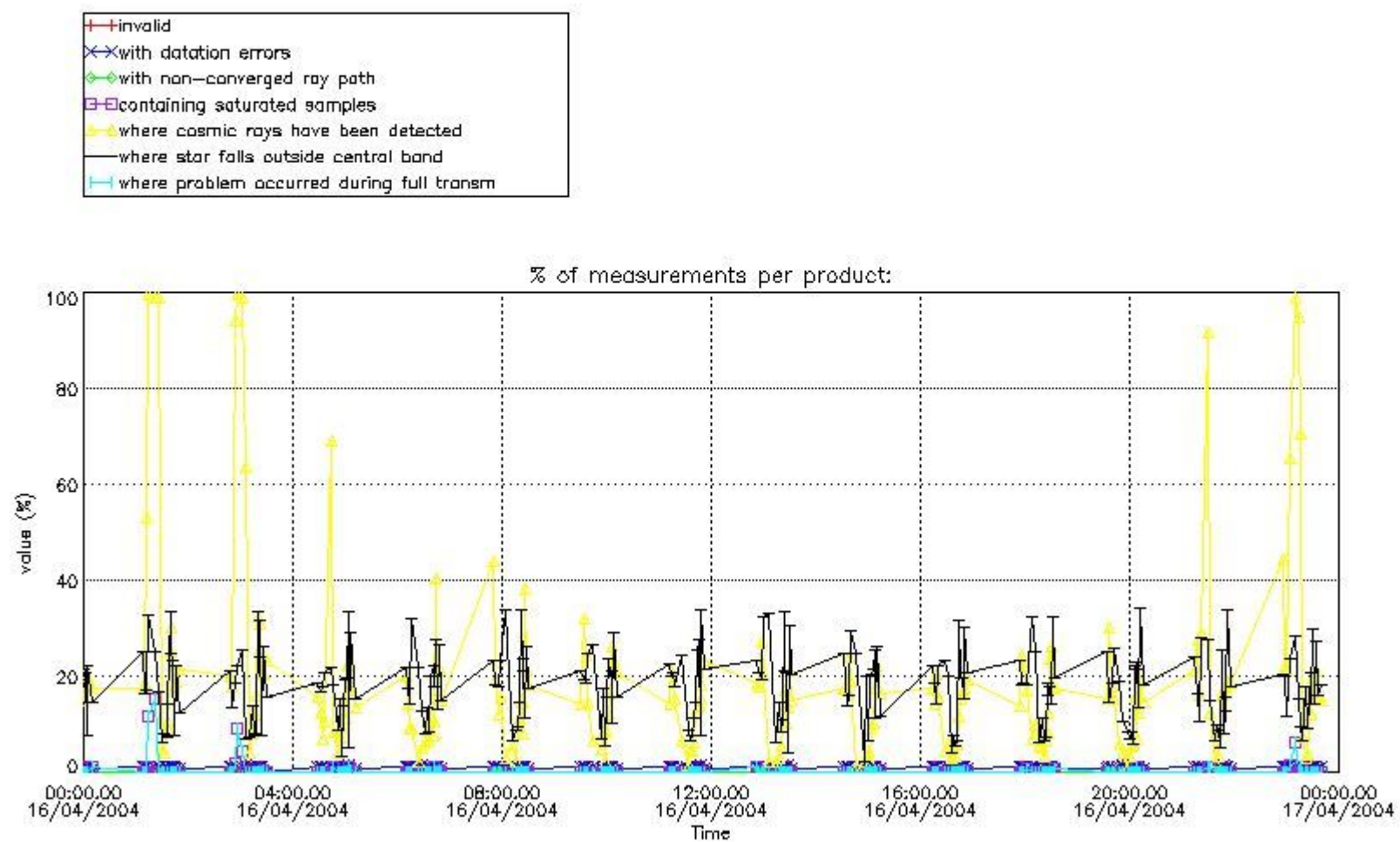


4. Level 1 quality information per product

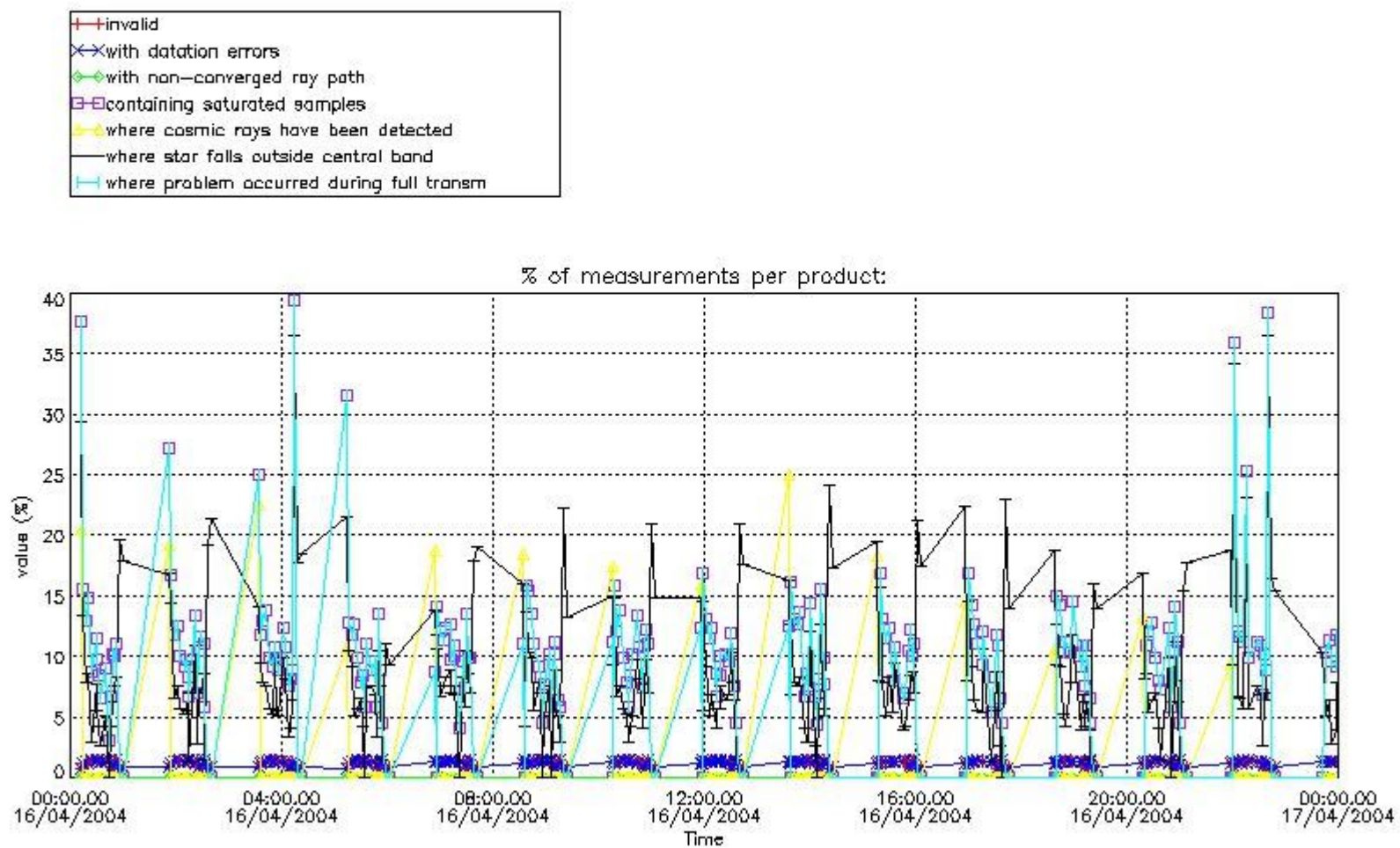
In this section it is plotted some information contained in the Quality Summary data set of the level 2 products that comes from the level 1b processing. Products without errors (error flag in the MPH set to "0") are used.

4.1 Plot quality information per product (time dependant) coming from level 1b processing

4.1.1 Plot level 1 quality information per product (time dependant): ENVISAT ASCENDING passes



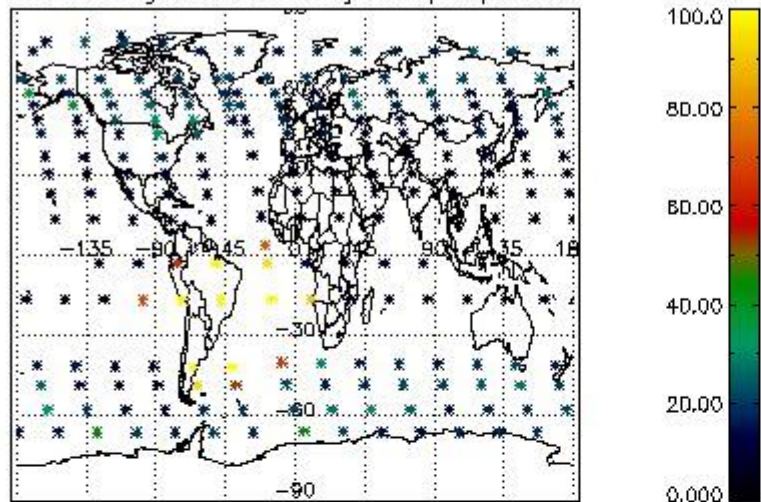
4.1.2 Plot level 1 quality information per product (time dependant): ENVI SAT DESCENDING passes



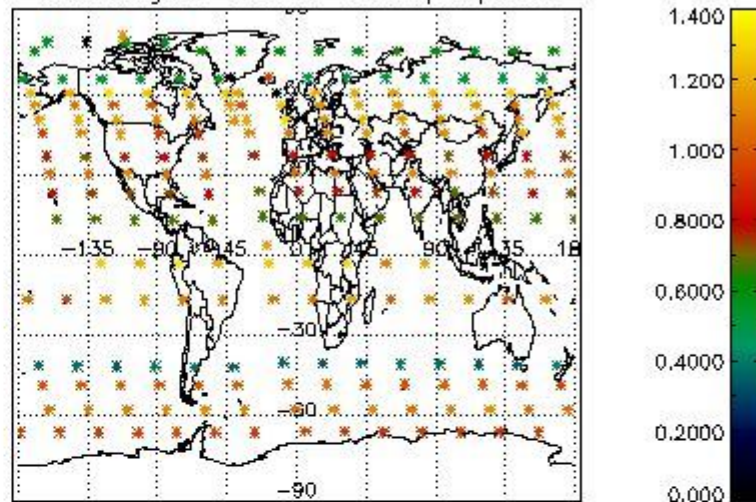
4.2 Plot quality information per product coming from level 1b processing (world map)

4.2.1 Plot level 1 quality information per product (world map): ENVISAT ASCENDING passes

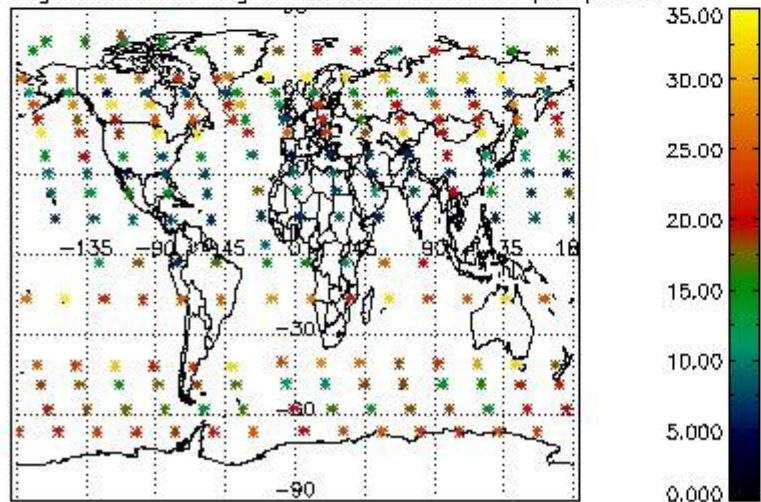
Percentage of cosmic ray hits per profile



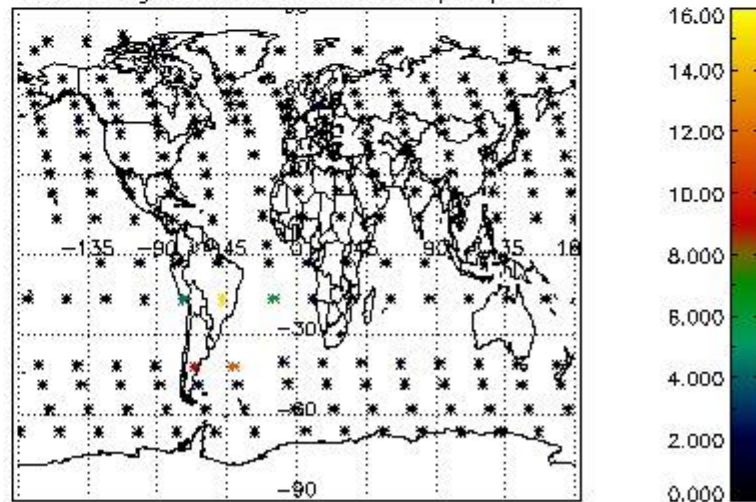
Percentage of datation errors per profile



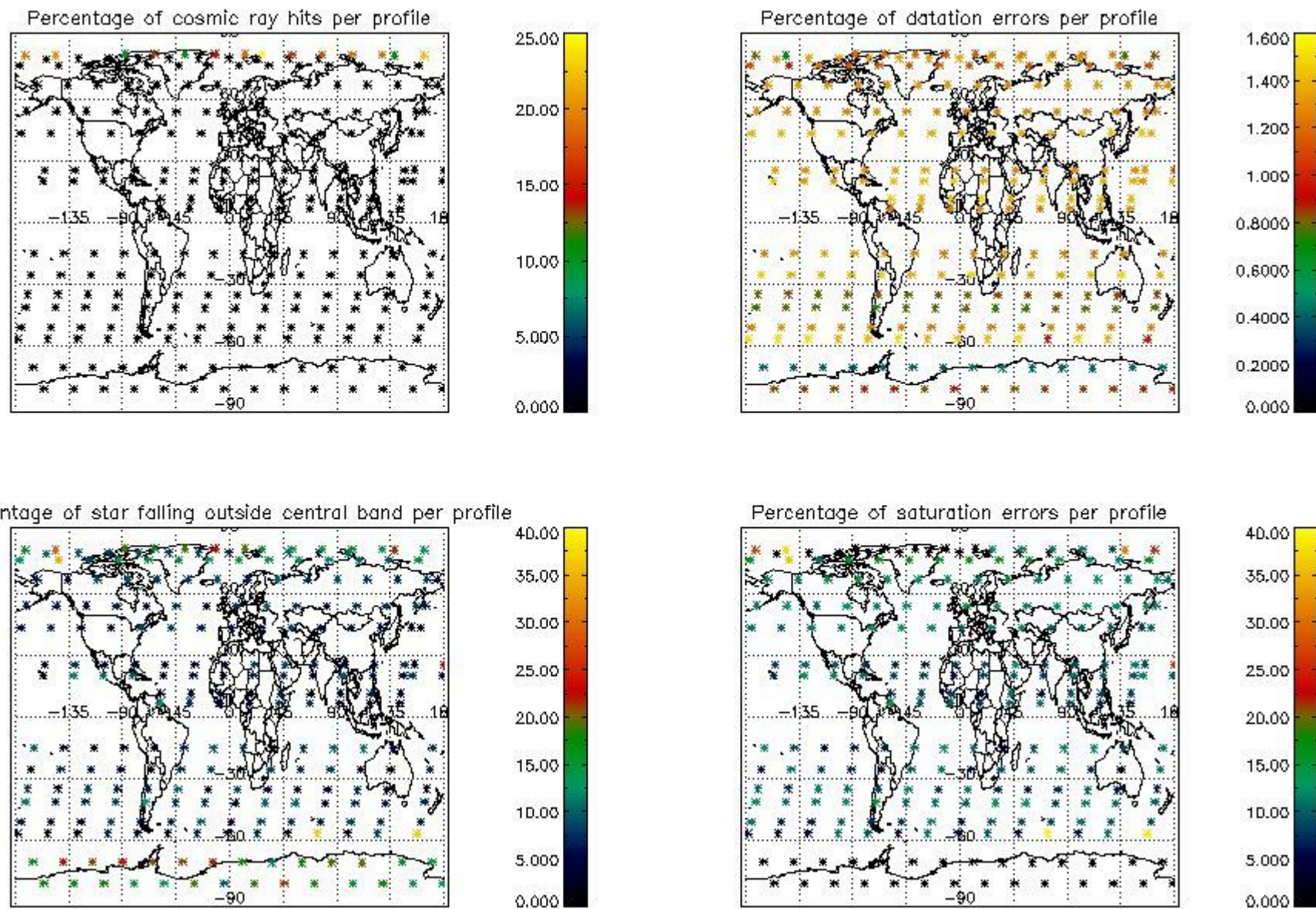
Percentage of star falling outside central band per profile



Percentage of saturation errors per profile



4.2.2 Plot level 1 quality information per product (world map): ENVISAT DESCENDING passes



5. Trace gas profiles

5.1 Ozone statistics based on quality of products

The final quality of the products can be "measured" using the STD (Standard Deviation) attached to every point profile. This information is written to the parameter GOM_NL__2P/NL_LOCAL_SPECIES_DENSITY/o3_std of the level 2 products. The table below shows the statistics for given STD ranges.

The statistics are given with respect to the overall valid production:

- Products without fatal errors: GOM_NL__2P/MPH/PRODUCT_ERR=0
- Valid point profile: GOM_NL__2P/NL_LOCAL_SPECIES_DENSITY/pcd(0)=0

The 'Criteria' is applied to valid points of dark limb products:

- Products in dark limb illumination condition: GOM_NL__2P/NL_SUMMARY_QUALITY/obs_ill_cond=0
- Products without fatal errors: GOM_NL__2P/MPH/PRODUCT_ERR=0
- Valid point profile: GOM_NL__2P/NL_LOCAL_SPECIES_DENSITY/pcd(0)=0

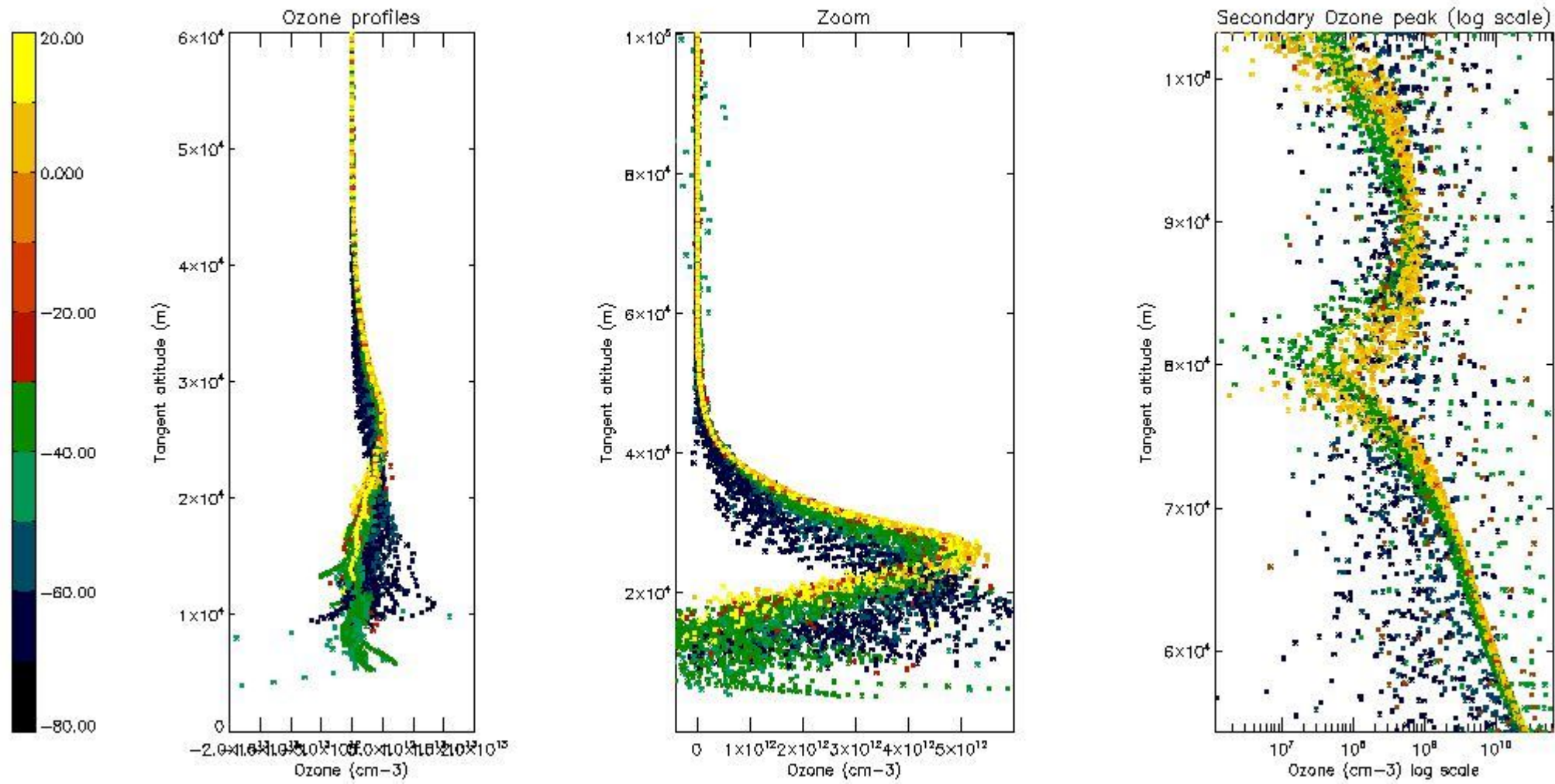
So, the table below shows the percentage of dark limb and valid observations for each criteria with respect to the overall valid daily observations.

Criteria	% of total production
All STD	31
STD < 20	16

STD < 10	13
STD < 5	10

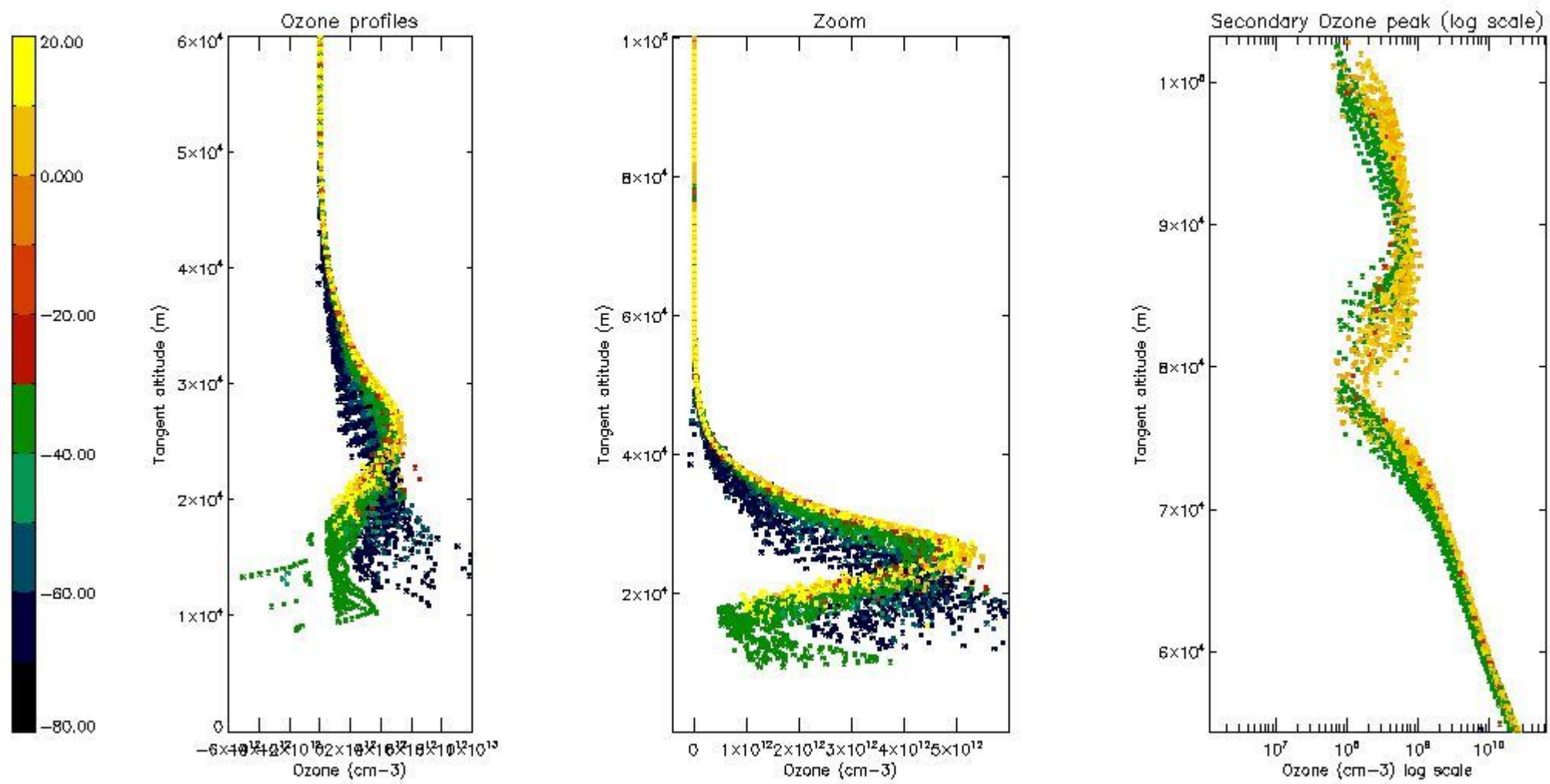
5.2 Plot ozone profiles for all STD (dark without errors)

The colorbar represents the latitude.



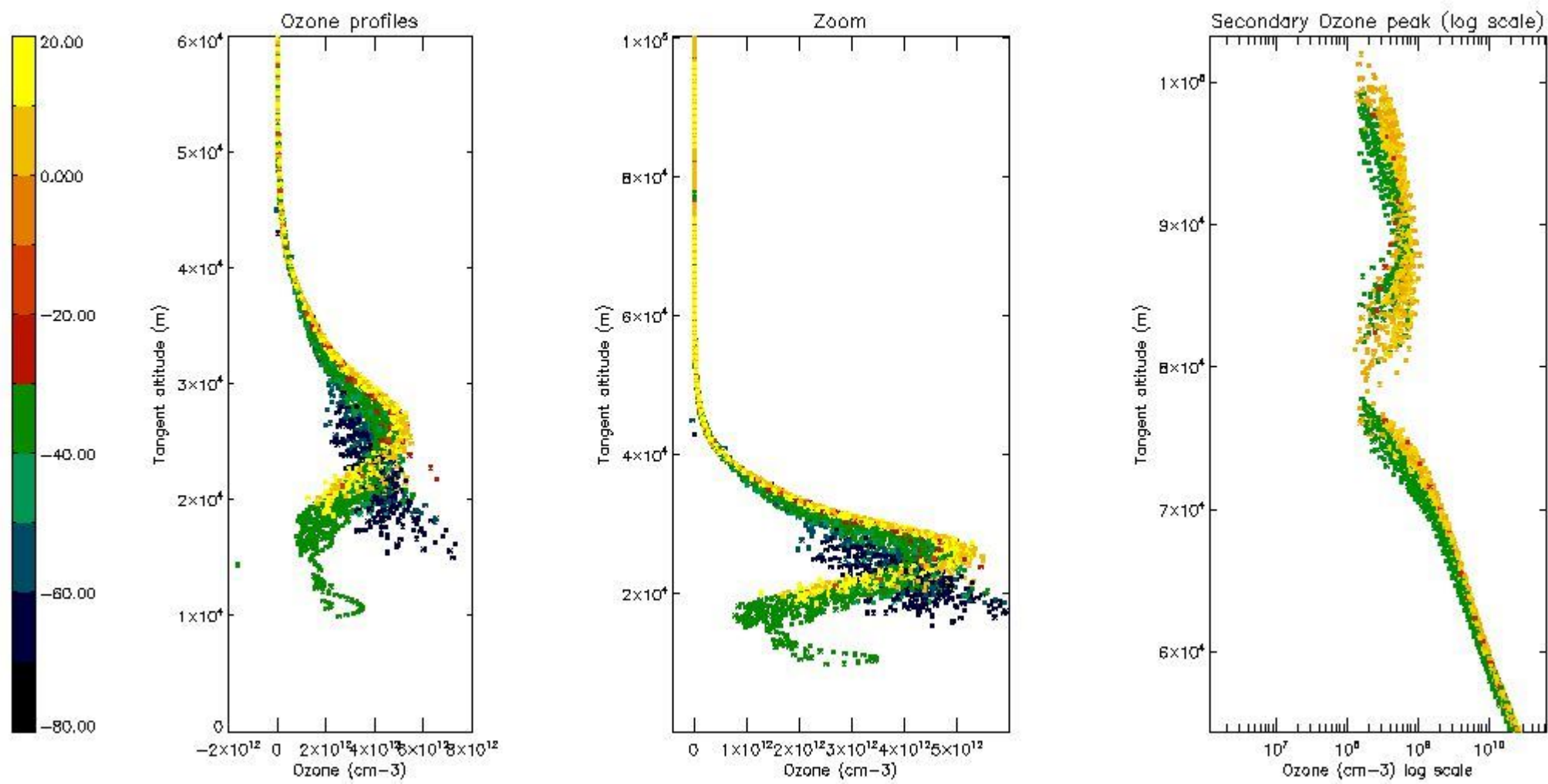
5.3 Plot ozone profiles where STD < 20% (dark without errors)

The colorbar represents the latitude.



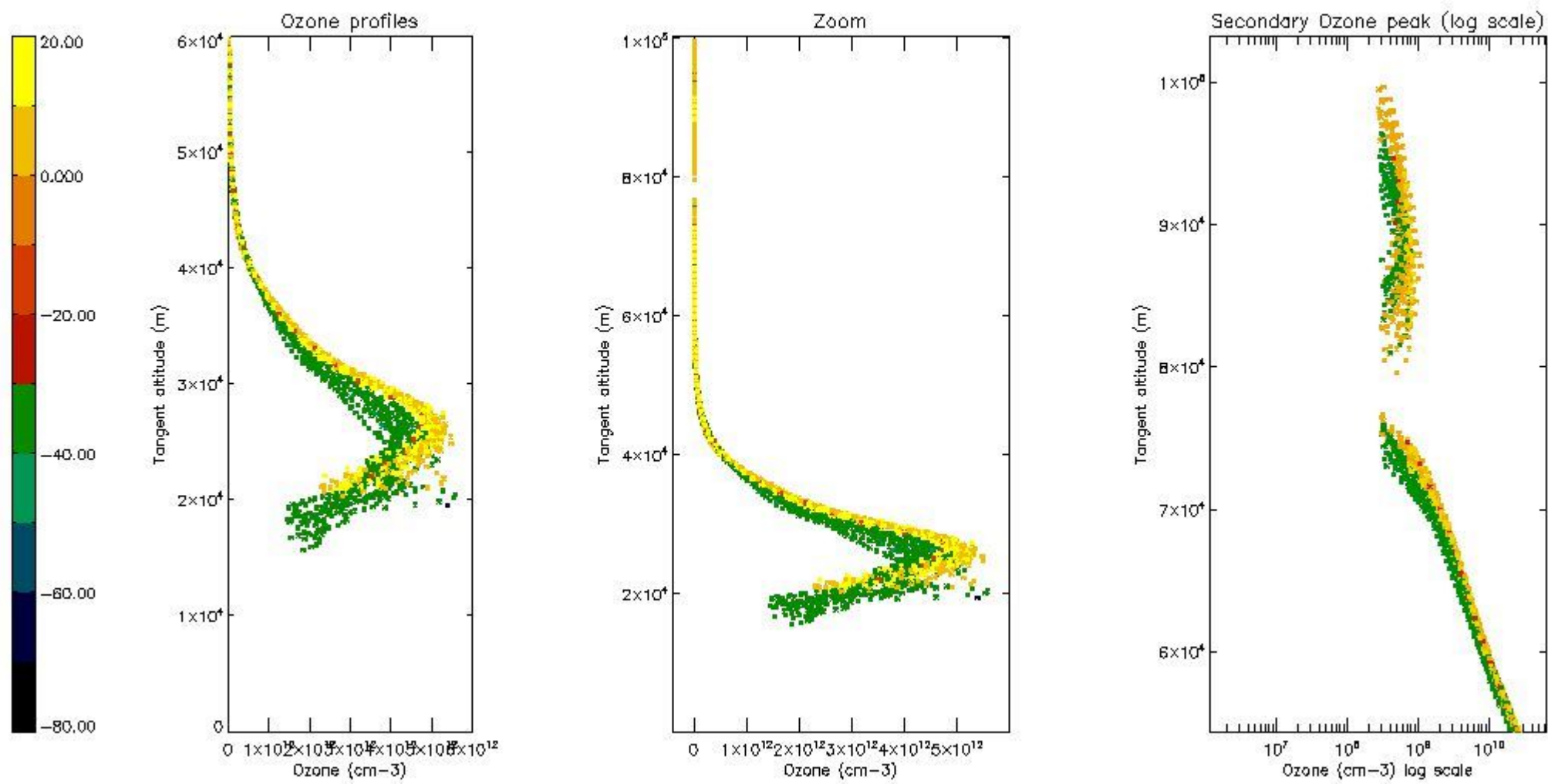
5.4 Plot ozone profiles where STD < 10% (dark without errors)

The colorbar represents the latitude.



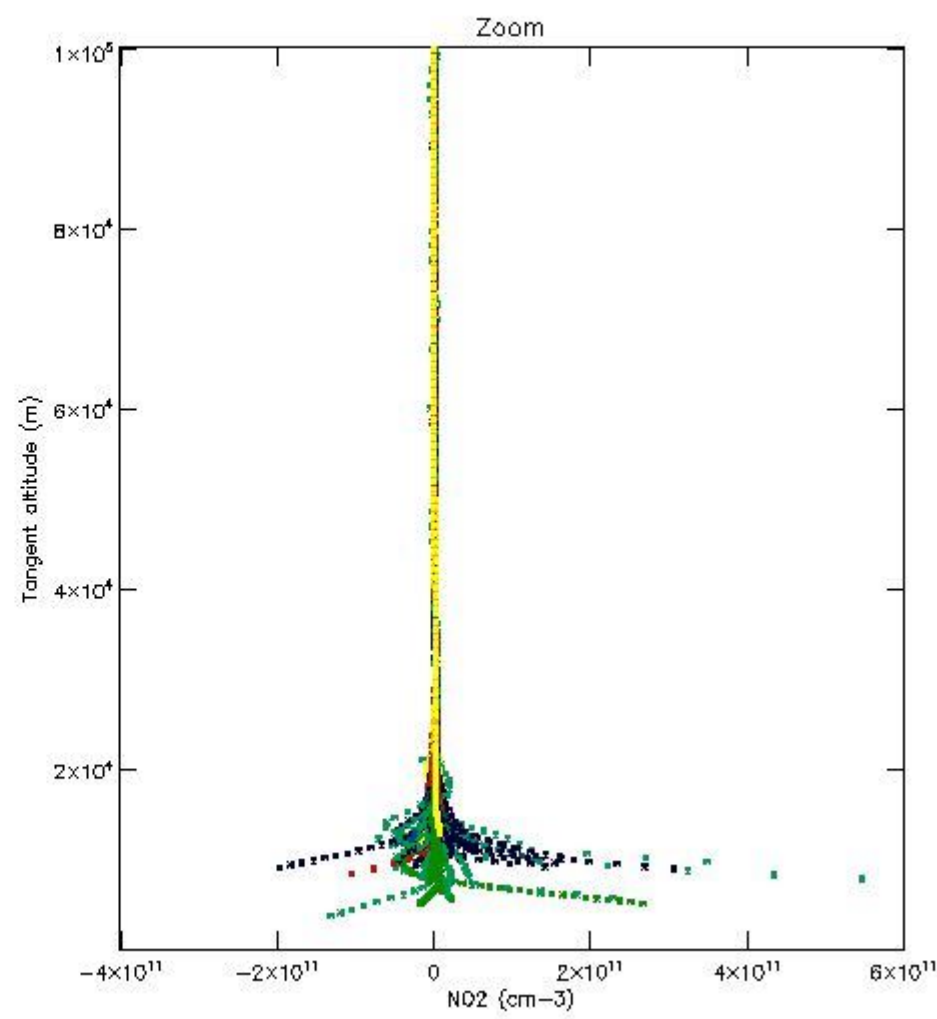
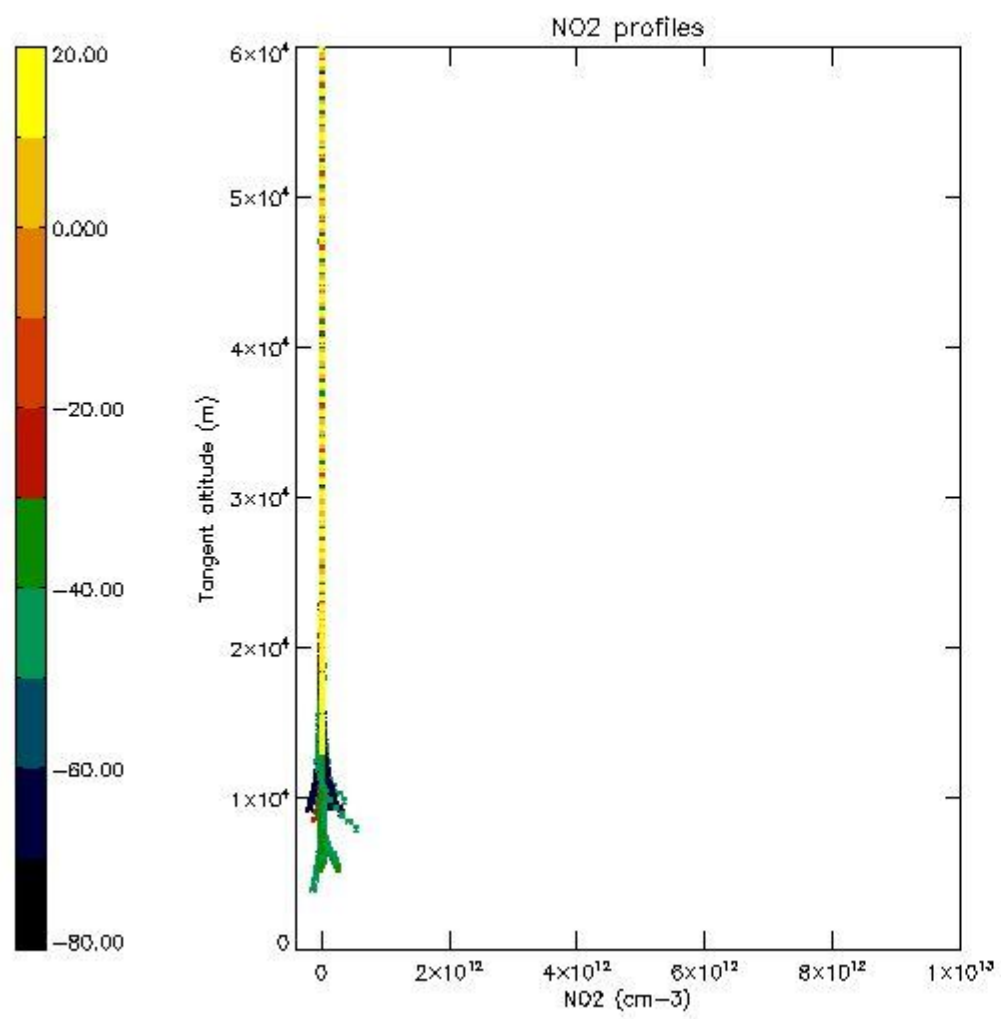
5.5 Plot ozone profiles where $STD < 5\%$ (dark without errors)

The colorbar represents the latitude.



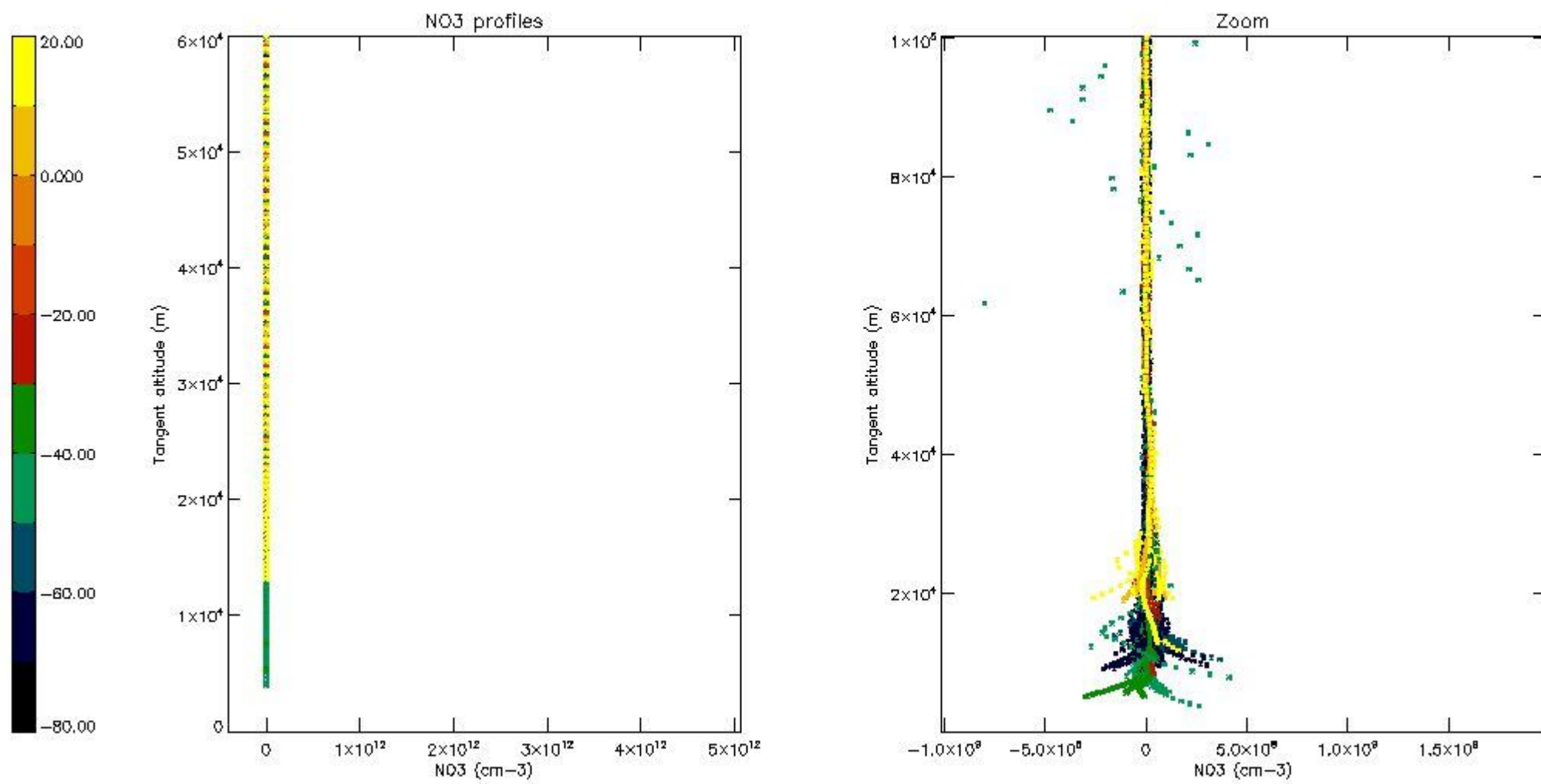
5.6 Plot NO₂ profiles for all STD (dark without errors)

The colorbar represents the latitude.



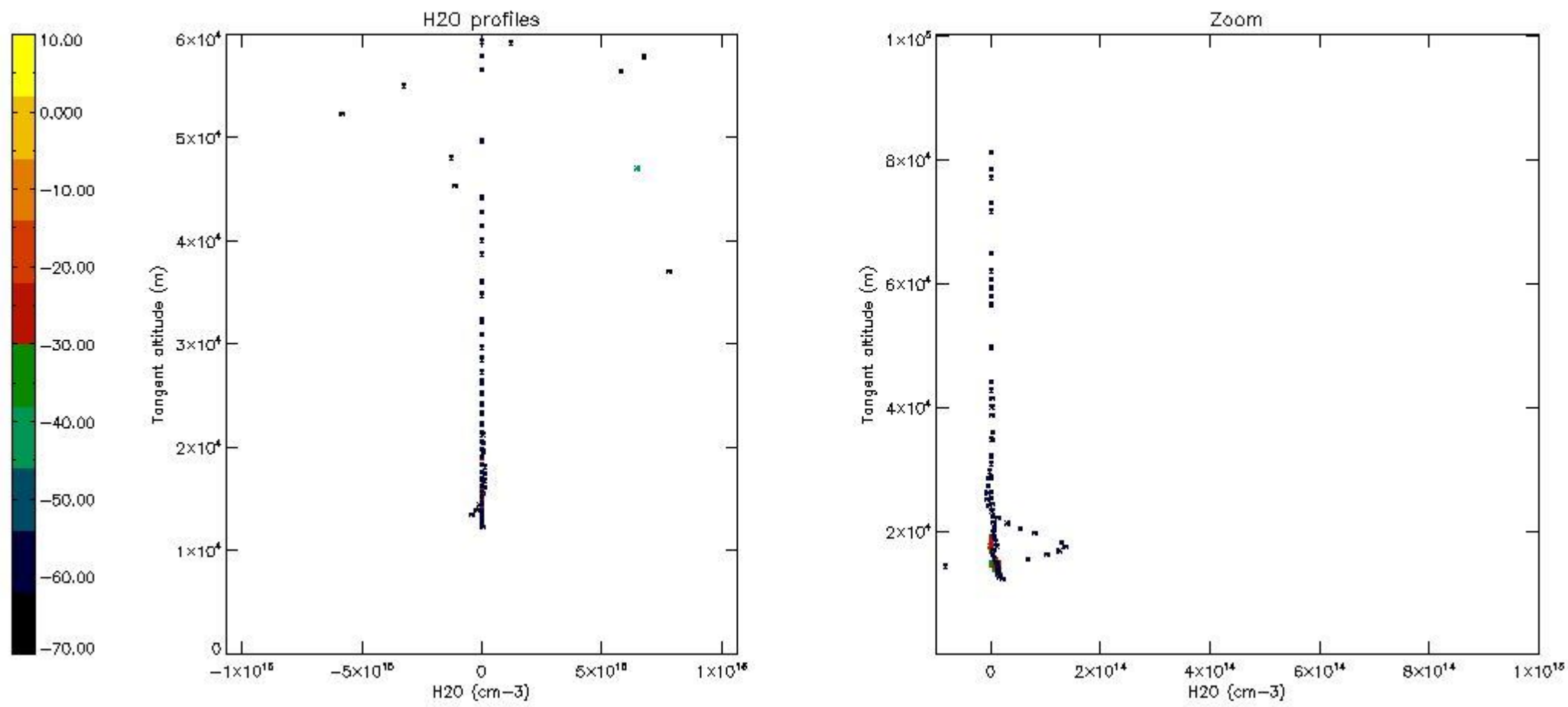
5.7 Plot NO3 profiles for all STD (dark without errors)

The colorbar represents the latitude.



5.8 Plot H2O profiles for all STD (only for occultations of stars 1,2,3,4,13,14,16,26,63 dark without errors)

The colorbar represents the latitude.



6. Auxiliary Data Files used for the production reported in section 2

The number reported in the third column indicates since which file (see list in section 2) the corresponding auxiliary file has been used. The fourth column is the date of those product files.

Type	Auxiliary Filename	Used since product	Used since product date
INST_PHYS_CHARACTERISTICS	GOM_INS_AXVIEC20091111_143220_20030716_120000_20500101_000000	1	16-APR-2004 00:00:10
LEVEL-2_PROC_CONFIG	GOM_PR2_AXVIEC20091111_152718_20020301_000000_20500101_000000	1	16-APR-2004 00:00:10
CROSS_SECTIONS_FILE	GOM_CRS_AXVIEC20091111_154832_20020301_000000_20500101_000000	1	16-APR-2004 00:00:10

GOMOS Level 2 Daily Report

SUMMARY

[1. General Info](#)

[2. Summary of processed GOM_NL_2P products](#)

[3. Level 2 Quality information per product](#)

[3.1 Plot of level 2 quality information per product \(time dependant\)](#)

[3.2 Plot of level 2 quality information per product \(world map\)](#)

[4. Level 1 Quality information per product \(stored on level 2 products\)](#)

[4.1 Plot of level 1 quality information per product \(time dependant\)](#)

[4.1.1 Plot of level 1 quality information per product \(time dependant\): ASCENDING](#)

[4.1.2 Plot of level 1 quality information per product \(time dependant\): DESCENDING](#)

[4.2 Plot of level 1 quality information per product \(world map\)](#)

[4.2.1 Plot of level 1 quality information per product \(world map\): ASCENDING](#)

[4.2.2 Plot of level 1 quality information per product \(world map\): DESCENDING](#)

[5. Ozone profiles based on quality statistics and other trace gas profiles](#)

[5.1 Ozone statistics based on quality of products](#)

[5.2 Plot ozone profiles for all STD \(dark without errors\)](#)

[5.3 Plot ozone profiles where STD < 20% \(dark without errors\)](#)

[5.4. Plot ozone profiles where STD < 10% \(dark without errors\)](#)

[5.5. Plot ozone profiles where STD < 5% \(dark without errors\)](#)

[5.6 Plot NO2 profiles for all STD \(dark without errors\)](#)

[5.7 Plot NO3 profiles for all STD \(dark without errors\)](#)

[5.8 Plot H2O profiles \(only for occultations of stars 1,2,3,4,13,14,16,26,63 dark without errors\) for all STD](#)

[6. Auxiliary Data Files used for the production reported in section 2](#)

This report presents the daily analysis on parameters extracted from GOMOS level 2 data (GOM_NL__2P). It is intended to monitor some important parameters that will impact the quality of these products. A list of level 2 products (and content) that have arrived during the reporting day to the PCF is also given.

Item	Value
Time of report generation	18APR2013 23:58:56
Data source version	GOMOS/6.01
Start time of products	16-04-2004 (16APR2004 00:00:00)
Stop time of products	17-04-2004 (17APR2004 00:00:00)
Store outputs in DB	Yes
Nb of level 2 prods	469
Nb of prods with errors	0

2. Summary of processed GOM_NL__2P products.

Nr	Filename	UTC Start time	Limb	Duration	Star Id	Star Name	Star Mag	Star Temp	Nb Meas	Orbit	Prod. error
1	GOM_NL__2PRFIN20040416_000010_000000442026_00045_11121_1598.N1	16-APR-2004 00:00:10	Straylight	44.000	12	Alp1Cru	0.77500	30000.	88	11121	No
2	GOM_NL__2PRFIN20040416_000144_000000442026_00045_11121_1599.N1	16-APR-2004 00:01:44	Straylight	43.500	26	Gam Cru	1.6240	2900.0	87	11121	No
3	GOM_NL__2PRFIN20040416_000302_000000402026_00045_11121_1600.N1	16-APR-2004 00:03:02	Straylight	39.500	95	Zet Cen	2.5450	26000.	79	11121	No
4	GOM_NL__2PRFIN20040416_000437_000000902026_00045_11121_1601.N1	16-APR-2004 00:04:37	Straylight	90.000	16	21Alp Sco	1.0200	3000.0	180	11121	No
5	GOM_NL__2PRFIN20040416_000917_000000892026_00045_11121_1602.N1	16-APR-2004 00:09:17	Twl_and_stray	89.000	97	8Bet1Sco	2.5610	30000.	178	11121	No
6	GOM_NL__2PRFIN20040416_001205_000000732026_00045_11121_1603.N1	16-APR-2004 00:12:05	Bright	73.000	122	9Alp2Lib	2.7470	9700.0	146	11121	No
7	GOM_NL__2PRFIN20040416_001410_000000452026_00045_11121_1604.N1	16-APR-2004 00:14:10	Bright	45.000	15	67Alp Vir	0.97600	28000.	90	11121	No
8	GOM_NL__2PRFIN20040416_001713_000000392026_00045_11121_1605.N1	16-APR-2004 00:17:13	Bright	38.500	121	29Gam Vir	2.7400	7200.0	77	11121	No
9	GOM_NL__2PRFIN20040416_002058_000000412026_00045_11121_1606.N1	16-APR-2004 00:20:58	Bright	40.500	138	47Eps Vir	2.8280	4700.0	81	11121	No
10	GOM_NL__2PRFIN20040416_002356_000000352026_00045_11121_1607.N1	16-APR-2004 00:23:56	Bright	34.500	96	68Del Leo	2.5600	9300.0	69	11121	No
11	GOM_NL__2PRFIN20040416_002904_000000392026_00045_11121_1608.N1	16-APR-2004 00:29:04	Bright	39.000	152	12Alp2CVn	2.8900	11000.	78	11121	No
12	GOM_NL__2PRFIN20040416_003032_000000362026_00045_11121_1609.N1	16-APR-2004 00:30:32	Bright	36.000	174	52Psi UMa	3.0040	4400.0	72	11121	No
13	GOM_NL__2PRFIN20040416_003257_000000362026_00045_11121_1610.N1	16-APR-2004 00:32:57	Bright	35.500	87	64Gam UMa	2.4330	11000.	71	11121	No
14	GOM_NL__2PRFIN20040416_003417_000000382026_00045_11121_1611.N1	16-APR-2004 00:34:17	Bright	38.000	55	79Zet UMa	2.0600	10200.	76	11121	No
15	GOM_NL__2PRFIN20040416_004028_000000392026_00045_11121_1612.N1	16-APR-2004 00:40:28	Bright	39.000	60	7Bet UMi	2.0810	3950.0	78	11121	No
16	GOM_NL__2PRFIN20040416_004320_000000342026_00045_11121_1613.N1	16-APR-2004 00:43:20	Bright	33.500	49	1Alp UMi	1.9900	6300.0	67	11121	No
17	GOM_NL__2PRFIN20040416_004608_000000602026_00045_11121_1614.N1	16-APR-2004 00:46:08	Bright	60.000	130	23Bet Dra	2.7990	5800.0	120	11121	No
18	GOM_NL__2PRFIN20040416_004758_000000642026_00045_11121_1615.N1	16-APR-2004 00:47:58	Bright	63.500	69	33Gam Dra	2.2310	3800.0	127	11121	No
19	GOM_NL__2PRFIN20040416_005035_000000402026_00045_11121_1616.N1	16-APR-2004 00:50:35	Bright	40.000	89	5Alp Cep	2.4510	8000.0	80	11121	No
20	GOM_NL__2PRFIN20040416_005207_000000362026_00045_11121_1617.N1	16-APR-2004 00:52:07	Bright	36.000	68	18Alp Cas	2.2250	4500.0	72	11121	No
21	GOM_NL__2PRFIN20040416_005624_000001202026_00045_11121_1618.N1	16-APR-2004 00:56:24	Bright	120.00	5	3Alp Lyr	0.033000	11000.	240	11121	No
22	GOM_NL__2PRFIN20040416_010013_000000592026_00045_11121_1619.N1	16-APR-2004 01:00:13	Bright	58.500	92	53Eps Cyg	2.5000	4500.0	117	11121	No
23	GOM_NL__2PRFIN20040416_010741_000000542026_00045_11121_1620.N1	16-APR-2004 01:07:41	Dark	54.000	61	8Eps Peg	2.1000	3900.0	108	11121	No
24	GOM_NL__2PRFIN20040416_011009_000000462026_00045_11121_1621.N1	16-APR-2004 01:10:09	Dark	46.000	162	34Alp Aqr	2.9440	5350.0	92	11121	No
25	GOM_NL__2PRFIN20040416_011249_000000502026_00045_11121_1622.N1	16-APR-2004 01:12:49	Dark	50.000	154	22Bet Aqr	2.8990	5700.0	100	11121	No
26	GOM_NL__2PRFIN20040416_011446_000001442026_00045_11121_1623.N1	16-APR-2004 01:14:46	Dark	144.00	11	53Alp Aql	0.76500	8000.0	288	11121	No
27	GOM_NL__2PRFIN20040416_012153_000000462026_00045_11121_1624.N1	16-APR-2004 01:21:53	Dark	46.000	63	Bet Gru	2.1500	2800.0	92	11121	No
28	GOM_NL__2PRFIN20040416_012543_000000422026_00045_11121_1625.N1	16-APR-2004 01:25:43	Dark	41.500	148	Alp Tuc	2.8780	4100.0	83	11121	No
29	GOM_NL__2PRFIN20040416_013012_000000732026_00046_11122_1622.N1	16-APR-2004 01:30:12	Dark	73.000	57	34Sig Sgr	2.0660	26000.	146	11122	No
30	GOM_NL__2PRFIN20040416_013256_000000642026_00046_11122_1623.N1	16-APR-2004 01:32:56	Dark	63.500	38	20Eps Sgr	1.8360	11000.	127	11122	No
31	GOM_NL__2PRFIN20040416_013502_000000472026_00046_11122_1624.N1	16-APR-2004 01:35:02	Dark	47.000	147	Alp Ara	2.8770	26000.	94	11122	No
32	GOM_NL__2PRFIN20040416_013649_000000672026_00046_11122_1625.N1	16-APR-2004 01:36:49	Straylight	66.500	25	35Lam Sco	1.6200	28000.	133	11122	No
33	GOM_NL__2PRFIN20040416_013919_000000542026_00046_11122_1626.N1	16-APR-2004 01:39:19	Straylight	54.000	4	Alp1Cen	-0.010000	5800.0	108	11122	No
34	GOM_NL__2PRFIN20040416_014046_000000472026_00046_11122_1627.N1	16-APR-2004 01:40:46	Straylight	46.500	12	Alp1Cru	0.77500	30000.	93	11122	No
35	GOM_NL__2PRFIN20040416_014220_000000452026_00046_11122_1628.N1	16-APR-2004 01:42:20	Straylight	45.000	26	Gam Cru	1.6240	2900.0	90	11122	No
36	GOM_NL__2PRFIN20040416_014339_000000402026_00046_11122_1629.N1	16-APR-2004 01:43:39	Straylight	39.500	95	Zet Cen	2.5450	26000.	79	11122	No
37	GOM_NL__2PRFIN20040416_014514_000000902026_00046_11122_1630.N1	16-APR-2004 01:45:14	Straylight	90.000	16	21Alp Sco	1.0200	3000.0	180	11122	No
38	GOM_NL__2PRFIN20040416_014953_000000882026_00046_11122_1631.N1	16-APR-2004 01:49:53	Twl_and_stray	88.000	97	8Bet1Sco	2.5610	30000.	176	11122	No
39	GOM_NL__2PRFIN20040416_015242_000000632026_00046_11122_1632.N1	16-APR-2004 01:52:42	Bright	62.500	122	9Alp2Lib	2.7470	9700.0	125	11122	No
40	GOM_NL__2PRFIN20040416_015446_000000452026_00046_11122_1633.N1	16-APR-2004 01:54:46	Bright	45.000	15	67Alp Vir	0.97600	28000.	90	11122	No
41	GOM_NL__2PRFIN20040416_015749_000000382026_00046_11122_1634.N1	16-APR-2004 01:57:49	Bright	38.000	121	29Gam Vir	2.7400	7200.0	76	11122	No
42	GOM_NL__2PRFIN20040416_020134_000000402026_00046_11122_1635.N1	16-APR-2004 02:01:34	Bright	40.000	138	47Eps Vir	2.8280	4700.0	80	11122	No

43	GOM_NL__2PRFIN20040416_020432_000000352026_00046_11122_1636.N1	16-APR-2004 02:04:32	Bright	35.000	96	68Del Leo	2.5600	9300.0	70	11122	No
44	GOM_NL__2PRFIN20040416_020940_000000382026_00046_11122_1637.N1	16-APR-2004 02:09:40	Bright	38.000	152	12Alp2CVn	2.8900	11000.	76	11122	No
45	GOM_NL__2PRFIN20040416_021108_000000362026_00046_11122_1638.N1	16-APR-2004 02:11:08	Bright	36.000	174	52Psi UMa	3.0040	4400.0	72	11122	No
46	GOM_NL__2PRFIN20040416_021333_000000362026_00046_11122_1639.N1	16-APR-2004 02:13:33	Bright	36.000	87	64Gam UMa	2.4330	11000.	72	11122	No
47	GOM_NL__2PRFIN20040416_021452_000000382026_00046_11122_1640.N1	16-APR-2004 02:14:52	Bright	37.500	55	79Zet UMa	2.0600	10200.	75	11122	No
48	GOM_NL__2PRFIN20040416_022103_000000412026_00046_11122_1641.N1	16-APR-2004 02:21:03	Bright	41.000	60	7Bet UMi	2.0810	3950.0	82	11122	No
49	GOM_NL__2PRFIN20040416_022356_000000362026_00046_11122_1642.N1	16-APR-2004 02:23:56	Bright	35.500	49	1Alp UMi	1.9900	6300.0	71	11122	No
50	GOM_NL__2PRFIN20040416_022643_000000622026_00046_11122_1643.N1	16-APR-2004 02:26:43	Bright	62.000	130	23Bet Dra	2.7990	5800.0	124	11122	No
51	GOM_NL__2PRFIN20040416_022833_000000652026_00046_11122_1644.N1	16-APR-2004 02:28:33	Bright	64.500	69	33Gam Dra	2.2310	3800.0	129	11122	No
52	GOM_NL__2PRFIN20040416_023110_000000412026_00046_11122_1645.N1	16-APR-2004 02:31:10	Bright	40.500	89	5Alp Cep	2.4510	8000.0	81	11122	No
53	GOM_NL__2PRFIN20040416_023243_000000342026_00046_11122_1646.N1	16-APR-2004 02:32:43	Bright	34.000	68	18Alp Cas	2.2250	4500.0	68	11122	No
54	GOM_NL__2PRFIN20040416_023659_000001202026_00046_11122_1647.N1	16-APR-2004 02:36:59	Bright	120.00	5	3Alp Lyr	0.033000	11000.	240	11122	No
55	GOM_NL__2PRFIN20040416_024049_000000612026_00046_11122_1648.N1	16-APR-2004 02:40:49	Bright	61.000	92	53Eps Cyg	2.5000	4500.0	122	11122	No
56	GOM_NL__2PRFIN20040416_024818_000000532026_00046_11122_1649.N1	16-APR-2004 02:48:18	Dark	52.500	61	8Eps Peg	2.1000	3900.0	105	11122	No
57	GOM_NL__2PRFIN20040416_025046_000000452026_00046_11122_1650.N1	16-APR-2004 02:50:46	Dark	44.500	162	34Alp Aqr	2.9440	5350.0	89	11122	No
58	GOM_NL__2PRFIN20040416_025326_000000512026_00046_11122_1651.N1	16-APR-2004 02:53:26	Dark	51.000	154	22Bet Aqr	2.8990	5700.0	102	11122	No
59	GOM_NL__2PRFIN20040416_025524_000001272026_00046_11122_1652.N1	16-APR-2004 02:55:24	Dark	126.50	11	53Alp Aql	0.76500	8000.0	253	11122	No
60	GOM_NL__2PRFIN20040416_030229_000000462026_00046_11122_1653.N1	16-APR-2004 03:02:29	Dark	45.500	63	Bet Gru	2.1500	2800.0	91	11122	No
61	GOM_NL__2PRFIN20040416_030619_000000372026_00046_11122_1654.N1	16-APR-2004 03:06:19	Dark	37.000	148	Alp Tuc	2.8780	4100.0	74	11122	No
62	GOM_NL__2PRFIN20040416_031049_000000752026_00047_11123_1623.N1	16-APR-2004 03:10:49	Dark	75.000	57	34Sig Sgr	2.0660	26000.	150	11123	No
63	GOM_NL__2PRFIN20040416_031334_000000692026_00047_11123_1624.N1	16-APR-2004 03:13:34	Dark	68.500	38	20Eps Sgr	1.8360	11000.	137	11123	No
64	GOM_NL__2PRFIN20040416_031539_000000472026_00047_11123_1625.N1	16-APR-2004 03:15:39	Dark	46.500	147	Alp Ara	2.8770	26000.	93	11123	No
65	GOM_NL__2PRFIN20040416_031727_000000622026_00047_11123_1626.N1	16-APR-2004 03:17:27	Straylight	62.000	25	35Lam Sco	1.6200	28000.	124	11123	No
66	GOM_NL__2PRFIN20040416_031956_000000542026_00047_11123_1627.N1	16-APR-2004 03:19:56	Straylight	54.000	4	Alp1Cen	-0.010000	5800.0	108	11123	No
67	GOM_NL__2PRFIN20040416_032122_000000462026_00047_11123_1628.N1	16-APR-2004 03:21:22	Straylight	45.500	12	Alp1Cru	0.77500	30000.	91	11123	No
68	GOM_NL__2PRFIN20040416_032257_000000512026_00047_11123_1629.N1	16-APR-2004 03:22:57	Straylight	50.500	26	Gam Cru	1.6240	2900.0	101	11123	No
69	GOM_NL__2PRFIN20040416_032415_000000402026_00047_11123_1630.N1	16-APR-2004 03:24:15	Straylight	39.500	95	Zet Cen	2.5450	26000.	79	11123	No
70	GOM_NL__2PRFIN20040416_032551_000000942026_00047_11123_1631.N1	16-APR-2004 03:25:51	Straylight	94.000	16	21Alp Sco	1.0200	3000.0	188	11123	No
71	GOM_NL__2PRFIN20040416_033030_000000902026_00047_11123_1632.N1	16-APR-2004 03:30:30	Tw_i_and_stray	90.000	97	8Bet1Sco	2.5610	30000.	180	11123	No
72	GOM_NL__2PRFIN20040416_033318_000000602026_00047_11123_1633.N1	16-APR-2004 03:33:18	Bright	60.000	122	9Alp2Lib	2.7470	9700.0	120	11123	No
73	GOM_NL__2PRFIN20040416_033522_000000432026_00047_11123_1634.N1	16-APR-2004 03:35:22	Bright	42.500	15	67Alp Vir	0.97600	28000.	85	11123	No
74	GOM_NL__2PRFIN20040416_033825_000000392026_00047_11123_1635.N1	16-APR-2004 03:38:25	Bright	38.500	121	29Gam Vir	2.7400	7200.0	77	11123	No
75	GOM_NL__2PRFIN20040416_034210_000000402026_00047_11123_1636.N1	16-APR-2004 03:42:10	Bright	40.000	138	47Eps Vir	2.8280	4700.0	80	11123	No
76	GOM_NL__2PRFIN20040416_034509_000000362026_00047_11123_1637.N1	16-APR-2004 03:45:09	Bright	35.500	96	68Del Leo	2.5600	9300.0	71	11123	No
77	GOM_NL__2PRFIN20040416_035015_000000382026_00047_11123_1638.N1	16-APR-2004 03:50:15	Bright	38.000	152	12Alp2CVn	2.8900	11000.	76	11123	No
78	GOM_NL__2PRFIN20040416_035145_000000372026_00047_11123_1639.N1	16-APR-2004 03:51:45	Bright	37.000	174	52Psi UMa	3.0040	4400.0	74	11123	No
79	GOM_NL__2PRFIN20040416_035409_000000362026_00047_11123_1640.N1	16-APR-2004 03:54:09	Bright	36.000	87	64Gam UMa	2.4330	11000.	72	11123	No
80	GOM_NL__2PRFIN20040416_035528_000000402026_00047_11123_1641.N1	16-APR-2004 03:55:28	Bright	39.500	55	79Zet UMa	2.0600	10200.	79	11123	No
81	GOM_NL__2PRFIN20040416_040139_000000412026_00047_11123_1642.N1	16-APR-2004 04:01:39	Bright	40.500	60	7Bet UMi	2.0810	3950.0	81	11123	No
82	GOM_NL__2PRFIN20040416_040432_000000372026_00047_11123_1643.N1	16-APR-2004 04:04:32	Bright	37.000	49	1Alp UMi	1.9900	6300.0	74	11123	No
83	GOM_NL__2PRFIN20040416_040718_000000602026_00047_11123_1644.N1	16-APR-2004 04:07:18	Bright	60.000	130	23Bet Dra	2.7990	5800.0	120	11123	No
84	GOM_NL__2PRFIN20040416_040908_000000622026_00047_11123_1645.N1	16-APR-2004 04:09:08	Bright	61.500	69	33Gam Dra	2.2310	3800.0	123	11123	No
85	GOM_NL__2PRFIN20040416_041146_000000402026_00047_11123_1646.N1	16-APR-2004 04:11:46	Bright	39.500	89	5Alp Cep	2.4510	8000.0	79	11123	No
86	GOM_NL__2PRFIN20040416_041320_000000522026_00047_11123_1647.N1	16-APR-2004 04:13:20	Bright	52.000	68	18Alp Cas	2.2250	4500.0	104	11123	No
87	GOM_NL__2PRFIN20040416_041734_000001182026_00047_11123_1648.N1	16-APR-2004 04:17:34	Bright	118.00	5	3Alp Lyr	0.033000	11000.	236	11123	No
88	GOM_NL__2PRFIN20040416_042125_000000602026_00047_11123_1649.N1	16-APR-2004 04:21:25	Bright	59.500	92	53Eps Cyg	2.5000	4500.0	119	11123	No
89	GOM_NL__2PRFIN20040416_042854_000000512026_00047_11123_1650.N1	16-APR-2004 04:28:54	Dark	51.000	61	8Eps Peg	2.1000	3900.0	102	11123	No
90	GOM_NL__2PRFIN20040416_043122_000000452026_00047_11123_1651.N1	16-APR-2004 04:31:22	Dark	45.000	162	34Alp Aqr	2.9440	5350.0	90	11123	No
91	GOM_NL__2PRFIN20040416_043402_000000512026_00047_11123_1652.N1	16-APR-2004 04:34:02	Dark	51.000	154	22Bet Aqr	2.8990	5700.0	102	11123	No
92	GOM_NL__2PRFIN20040416_043602_000001252026_00047_11123_1653.N1	16-APR-2004 04:36:02	Dark	125.00	11	53Alp Aql	0.76500	8000.0	250	11123	No
93	GOM_NL__2PRFIN20040416_044306_000000442026_00047_11123_1654.N1	16-APR-2004 04:43:06	Dark	43.500	63	Bet Gru	2.1500	2800.0	87	11123	No
94	GOM_NL__2PRFIN20040416_044655_000000422026_00047_11123_1655.N1	16-APR-2004 04:46:55	Dark	41.500	148	Alp Tuc	2.8780	4100.0	83	11123	No
95	GOM_NL__2PRFIN20040416_045127_000000762026_00048_11124_1624.N1	16-APR-2004 04:51:27	Dark	75.500	57	34Sig Sgr	2.0660	26000.	151	11124	No
96	GOM_NL__2PRFIN20040416_045411_000000692026_00048_11124_1625.N1	16-APR-2004 04:54:11	Dark	69.000	38	20Eps Sgr	1.8360	11000.	138	11124	No
97	GOM_NL__2PRFIN20040416_045616_000000452026_00048_11124_1626.N1	16-APR-2004 04:56:16	Dark	44.500	147	Alp Ara	2.8770	26000.	89	11124	No
98	GOM_NL__2PRFIN20040416_045804_000000662026_00048_11124_1627.N1	16-APR-2004 04:58:04	Straylight	65.500	25	35Lam Sco	1.6200	28000.	131	11124	No
99	GOM_NL__2PRFIN20040416_050032_000000442026_00048_11124_1628.N1	16-APR-2004 05:00:32	Straylight	44.000	4	Alp1Cen	-0.010000	5800.0	88	11124	No
100	GOM_NL__2PRFIN20040416_050159_000000432026_00048_11124_1629.N1	16-APR-2004 05:01:59	Straylight	43.000	12	Alp1Cru	0.77500	30000.	86	11124	No
101	GOM_NL__2PRFIN20040416_050333_000000512026_00048_11124_1630.N1	16-APR-2004 05:03:33	Straylight	51.000	26	Gam Cru	1.6240	2900.0	102	11124	No

102	GOM_NL__2PRFIN20040416_050452_000000382026_00048_11124_1631.N1	16-APR-2004 05:04:52	Straylight	38.000	95	Zet Cen	2.5450	26000.	76	11124	No
103	GOM_NL__2PRFIN20040416_050628_000000992026_00048_11124_1632.N1	16-APR-2004 05:06:28	Straylight	98.500	16	21Alp Sco	1.0200	3000.0	197	11124	No
104	GOM_NL__2PRFIN20040416_051107_000000892026_00048_11124_1633.N1	16-APR-2004 05:11:07	Twi_and_stray	89.000	97	8Bet1Sco	2.5610	30000.	178	11124	No
105	GOM_NL__2PRFIN20040416_051354_000000652026_00048_11124_1634.N1	16-APR-2004 05:13:54	Bright	65.000	122	9Alp2Lib	2.7470	9700.0	130	11124	No
106	GOM_NL__2PRFIN20040416_051558_000000432026_00048_11124_1635.N1	16-APR-2004 05:15:58	Bright	43.000	15	67Alp Vir	0.97600	28000.	86	11124	No
107	GOM_NL__2PRFIN20040416_051901_000000382026_00048_11124_1636.N1	16-APR-2004 05:19:01	Bright	38.000	121	29Gam Vir	2.7400	7200.0	76	11124	No
108	GOM_NL__2PRFIN20040416_052246_000000402026_00048_11124_1637.N1	16-APR-2004 05:22:46	Bright	39.500	138	47Eps Vir	2.8280	4700.0	79	11124	No
109	GOM_NL__2PRFIN20040416_052545_000000362026_00048_11124_1638.N1	16-APR-2004 05:25:45	Bright	35.500	96	68Del Leo	2.5600	9300.0	71	11124	No
110	GOM_NL__2PRFIN20040416_053051_000000382026_00048_11124_1639.N1	16-APR-2004 05:30:51	Bright	38.000	152	12Alp2CVn	2.8900	11000.	76	11124	No
111	GOM_NL__2PRFIN20040416_053221_000000362026_00048_11124_1640.N1	16-APR-2004 05:32:21	Bright	35.500	174	52Psi UMa	3.0040	4400.0	71	11124	No
112	GOM_NL__2PRFIN20040416_053445_000000342026_00048_11124_1641.N1	16-APR-2004 05:34:45	Bright	34.000	87	64Gam UMa	2.4330	11000.	68	11124	No
113	GOM_NL__2PRFIN20040416_053604_000000412026_00048_11124_1642.N1	16-APR-2004 05:36:04	Bright	40.500	55	79Zet UMa	2.0600	10200.	81	11124	No
114	GOM_NL__2PRFIN20040416_054215_000000402026_00048_11124_1643.N1	16-APR-2004 05:42:15	Bright	39.500	60	7Bet UMi	2.0810	3950.0	79	11124	No
115	GOM_NL__2PRFIN20040416_054508_000000372026_00048_11124_1644.N1	16-APR-2004 05:45:08	Bright	36.500	49	1Alp UMi	1.9900	6300.0	73	11124	No
116	GOM_NL__2PRFIN20040416_054753_000000602026_00048_11124_1645.N1	16-APR-2004 05:47:53	Bright	59.500	130	23Bet Dra	2.7990	5800.0	119	11124	No
117	GOM_NL__2PRFIN20040416_054943_000000672026_00048_11124_1646.N1	16-APR-2004 05:49:43	Bright	66.500	69	33Gam Dra	2.2310	3800.0	133	11124	No
118	GOM_NL__2PRFIN20040416_055222_000000402026_00048_11124_1647.N1	16-APR-2004 05:52:22	Bright	39.500	89	5Alp Cep	2.4510	8000.0	79	11124	No
119	GOM_NL__2PRFIN20040416_055356_000000342026_00048_11124_1648.N1	16-APR-2004 05:53:56	Bright	33.500	68	18Alp Cas	2.2250	4500.0	67	11124	No
120	GOM_NL__2PRFIN20040416_055810_000001092026_00048_11124_1649.N1	16-APR-2004 05:58:10	Bright	109.00	5	3Alp Lyr	0.033000	11000.	218	11124	No
121	GOM_NL__2PRFIN20040416_060202_000000542026_00048_11124_1650.N1	16-APR-2004 06:02:02	Bright	54.000	92	53Eps Cyg	2.5000	4500.0	108	11124	No
122	GOM_NL__2PRFIN20040416_060931_000000532026_00048_11124_1651.N1	16-APR-2004 06:09:31	Dark	52.500	61	8Eps Peg	2.1000	3900.0	105	11124	No
123	GOM_NL__2PRFIN20040416_061159_000000462026_00048_11124_1652.N1	16-APR-2004 06:11:59	Dark	46.000	162	34Alp Aqr	2.9440	5350.0	92	11124	No
124	GOM_NL__2PRFIN20040416_061439_000000492026_00048_11124_1653.N1	16-APR-2004 06:14:39	Dark	49.000	154	22Bet Aqr	2.8990	5700.0	98	11124	No
125	GOM_NL__2PRFIN20040416_061641_000001452026_00048_11124_1654.N1	16-APR-2004 06:16:41	Dark	144.50	11	53Alp Aql	0.76500	8000.0	289	11124	No
126	GOM_NL__2PRFIN20040416_062342_000000442026_00048_11124_1655.N1	16-APR-2004 06:23:42	Dark	43.500	63	Bet Gru	2.1500	2800.0	87	11124	No
127	GOM_NL__2PRFIN20040416_062731_000000392026_00048_11124_1656.N1	16-APR-2004 06:27:31	Dark	39.000	148	Alp Tuc	2.8780	4100.0	78	11124	No
128	GOM_NL__2PRFIN20040416_063205_000000752026_00049_11125_1625.N1	16-APR-2004 06:32:05	Dark	75.000	57	34Sig Sgr	2.0660	26000.	150	11125	No
129	GOM_NL__2PRFIN20040416_063449_000000682026_00049_11125_1626.N1	16-APR-2004 06:34:49	Dark	67.500	38	20Eps Sgr	1.8360	11000.	135	11125	No
130	GOM_NL__2PRFIN20040416_063653_000000472026_00049_11125_1627.N1	16-APR-2004 06:36:53	Dark	47.000	147	Alp Ara	2.8770	26000.	94	11125	No
131	GOM_NL__2PRFIN20040416_063841_000000712026_00049_11125_1628.N1	16-APR-2004 06:38:41	Straylight	70.500	25	35Lam Sco	1.6200	28000.	141	11125	No
132	GOM_NL__2PRFIN20040416_064109_000000452026_00049_11125_1629.N1	16-APR-2004 06:41:09	Straylight	45.000	4	Alp1Cen	-0.010000	5800.0	90	11125	No
133	GOM_NL__2PRFIN20040416_064235_000000422026_00049_11125_1630.N1	16-APR-2004 06:42:35	Straylight	42.000	12	Alp1Cru	0.77500	30000.	84	11125	No
134	GOM_NL__2PRFIN20040416_064409_000000472026_00049_11125_1631.N1	16-APR-2004 06:44:09	Straylight	47.000	26	Gam Cru	1.6240	2900.0	94	11125	No
135	GOM_NL__2PRFIN20040416_064528_000000422026_00049_11125_1632.N1	16-APR-2004 06:45:28	Straylight	41.500	95	Zet Cen	2.5450	26000.	83	11125	No
136	GOM_NL__2PRFIN20040416_064705_000000962026_00049_11125_1633.N1	16-APR-2004 06:47:05	Straylight	95.500	16	21Alp Sco	1.0200	3000.0	191	11125	No
137	GOM_NL__2PRFIN20040416_065018_000000802026_00049_11125_1634.N1	16-APR-2004 06:50:18	Twi_and_stray	80.000	80	7Del Sco	2.3160	30000.	160	11125	No
138	GOM_NL__2PRFIN20040416_065350_000000402026_00049_11125_1635.N1	16-APR-2004 06:53:50	Twi_and_stray	40.000	171	2Eps Crv	3.0010	4250.0	80	11125	No
139	GOM_NL__2PRFIN20040416_065512_000000382026_00049_11125_1636.N1	16-APR-2004 06:55:12	Bright	37.500	100	4Gam Crv	2.5800	13100.	75	11125	No
140	GOM_NL__2PRFIN20040416_065634_000000432026_00049_11125_1637.N1	16-APR-2004 06:56:34	Bright	42.500	15	67Alp Vir	0.97600	28000.	85	11125	No
141	GOM_NL__2PRFIN20040416_065937_000000382026_00049_11125_1638.N1	16-APR-2004 06:59:37	Bright	37.500	121	29Gam Vir	2.7400	7200.0	75	11125	No
142	GOM_NL__2PRFIN20040416_070322_000000402026_00049_11125_1639.N1	16-APR-2004 07:03:22	Bright	39.500	138	47Eps Vir	2.8280	4700.0	79	11125	No
143	GOM_NL__2PRFIN20040416_070621_000000372026_00049_11125_1640.N1	16-APR-2004 07:06:21	Bright	36.500	96	68Del Leo	2.5600	9300.0	73	11125	No
144	GOM_NL__2PRFIN20040416_071127_000000402026_00049_11125_1641.N1	16-APR-2004 07:11:27	Bright	39.500	152	12Alp2CVn	2.8900	11000.	79	11125	No
145	GOM_NL__2PRFIN20040416_071257_000000362026_00049_11125_1642.N1	16-APR-2004 07:12:57	Bright	36.000	174	52Psi UMa	3.0040	4400.0	72	11125	No
146	GOM_NL__2PRFIN20040416_071521_000000372026_00049_11125_1643.N1	16-APR-2004 07:15:21	Bright	36.500	87	64Gam UMa	2.4330	11000.	73	11125	No
147	GOM_NL__2PRFIN20040416_071640_000000402026_00049_11125_1644.N1	16-APR-2004 07:16:40	Bright	40.000	55	79Zet UMa	2.0600	10200.	80	11125	No
148	GOM_NL__2PRFIN20040416_072250_000000372026_00049_11125_1645.N1	16-APR-2004 07:22:50	Bright	36.500	60	7Bet UMi	2.0810	3950.0	73	11125	No
149	GOM_NL__2PRFIN20040416_072544_000000372026_00049_11125_1646.N1	16-APR-2004 07:25:44	Bright	36.500	49	1Alp UMi	1.9900	6300.0	73	11125	No
150	GOM_NL__2PRFIN20040416_072828_000000612026_00049_11125_1647.N1	16-APR-2004 07:28:28	Bright	60.500	130	23Bet Dra	2.7990	5800.0	121	11125	No
151	GOM_NL__2PRFIN20040416_073017_000000672026_00049_11125_1648.N1	16-APR-2004 07:30:17	Bright	66.500	69	33Gam Dra	2.2310	3800.0	133	11125	No
152	GOM_NL__2PRFIN20040416_073258_000000412026_00049_11125_1649.N1	16-APR-2004 07:32:58	Bright	40.500	89	5Alp Cep	2.4510	8000.0	81	11125	No
153	GOM_NL__2PRFIN20040416_073432_000000362026_00049_11125_1650.N1	16-APR-2004 07:34:32	Bright	35.500	68	18Alp Cas	2.2250	4500.0	71	11125	No
154	GOM_NL__2PRFIN20040416_073844_000001212026_00049_11125_1651.N1	16-APR-2004 07:38:44	Bright	120.50	5	3Alp Lyr	0.033000	11000.	241	11125	No
155	GOM_NL__2PRFIN20040416_074237_000000612026_00049_11125_1652.N1	16-APR-2004 07:42:37	Bright	60.500	92	53Eps Cyg	2.5000	4500.0	121	11125	No
156	GOM_NL__2PRFIN20040416_075007_000000542026_00049_11125_1653.N1	16-APR-2004 07:50:07	Dark	53.500	61	8Eps Peg	2.1000	3900.0	107	11125	No
157	GOM_NL__2PRFIN20040416_075235_000000472026_00049_11125_1654.N1	16-APR-2004 07:52:35	Dark	46.500	162	34Alp Aqr	2.9440	5350.0	93	11125	No
158	GOM_NL__2PRFIN20040416_075516_000000512026_00049_11125_1655.N1	16-APR-2004 07:55:16	Dark	50.500	154	22Bet Aqr	2.8990	5700.0	101	11125	No
159	GOM_NL__2PRFIN20040416_075718_000001322026_00049_11125_1656.N1	16-APR-2004 07:57:18	Dark	131.50	11	53Alp Aql	0.76500	8000.0	263	11125	No
160	GOM_NL__2PRFIN20040416_080418_000000522026_00049_11125_1657.N1	16-APR-2004 08:04:18	Dark	52.000	63	Bet Gru	2.1500	2800.0	104	11125	No

161	GOM_NL__2PRFIN20040416_081243_000000752026_00050_11126_1625.N1	16-APR-2004 08:12:43	Dark	74.500	57	34Sig Sgr	2.0660	26000.	149	11126	No
162	GOM_NL__2PRFIN20040416_081526_000000642026_00050_11126_1626.N1	16-APR-2004 08:15:26	Dark	64.000	38	20Eps Sgr	1.8360	11000.	128	11126	No
163	GOM_NL__2PRFIN20040416_081730_000000482026_00050_11126_1627.N1	16-APR-2004 08:17:30	Dark	47.500	147	Alp Ara	2.8770	26000.	95	11126	No
164	GOM_NL__2PRFIN20040416_081919_000000662026_00050_11126_1628.N1	16-APR-2004 08:19:19	Straylight	66.000	25	35Lam Sco	1.6200	28000.	132	11126	No
165	GOM_NL__2PRFIN20040416_082145_000000542026_00050_11126_1629.N1	16-APR-2004 08:21:45	Straylight	53.500	4	Alp1Cen	-0.010000	5800.0	107	11126	No
166	GOM_NL__2PRFIN20040416_082311_000000432026_00050_11126_1630.N1	16-APR-2004 08:23:11	Straylight	43.000	12	Alp1Cru	0.77500	30000.	86	11126	No
167	GOM_NL__2PRFIN20040416_082445_000000452026_00050_11126_1631.N1	16-APR-2004 08:24:45	Straylight	44.500	26	Gam Cru	1.6240	2900.0	89	11126	No
168	GOM_NL__2PRFIN20040416_082604_000000412026_00050_11126_1632.N1	16-APR-2004 08:26:04	Straylight	40.500	95	Zet Cen	2.5450	26000.	81	11126	No
169	GOM_NL__2PRFIN20040416_082742_000000952026_00050_11126_1633.N1	16-APR-2004 08:27:42	Straylight	95.000	16	21Alp Sco	1.0200	3000.0	190	11126	No
170	GOM_NL__2PRFIN20040416_083055_000000832026_00050_11126_1634.N1	16-APR-2004 08:30:55	Twi_and_stray	82.500	80	7Del Sco	2.3160	30000.	165	11126	No
171	GOM_NL__2PRFIN20040416_083427_000000412026_00050_11126_1635.N1	16-APR-2004 08:34:27	Twi_and_stray	40.500	171	2Eps Crv	3.0010	4250.0	81	11126	No
172	GOM_NL__2PRFIN20040416_083548_000000362026_00050_11126_1636.N1	16-APR-2004 08:35:48	Bright	35.500	100	4Gam Crv	2.5800	13100.	71	11126	No
173	GOM_NL__2PRFIN20040416_083710_000000442026_00050_11126_1637.N1	16-APR-2004 08:37:10	Bright	44.000	15	67Alp Vir	0.97600	28000.	88	11126	No
174	GOM_NL__2PRFIN20040416_084013_000000392026_00050_11126_1638.N1	16-APR-2004 08:40:13	Bright	39.000	121	29Gam Vir	2.7400	7200.0	78	11126	No
175	GOM_NL__2PRFIN20040416_084358_000000412026_00050_11126_1639.N1	16-APR-2004 08:43:58	Bright	40.500	138	47Eps Vir	2.8280	4700.0	81	11126	No
176	GOM_NL__2PRFIN20040416_084657_000000362026_00050_11126_1640.N1	16-APR-2004 08:46:57	Bright	36.000	96	68Del Leo	2.5600	9300.0	72	11126	No
177	GOM_NL__2PRFIN20040416_085203_000000392026_00050_11126_1641.N1	16-APR-2004 08:52:03	Bright	38.500	152	12Alp2CVn	2.8900	11000.	77	11126	No
178	GOM_NL__2PRFIN20040416_085333_000000362026_00050_11126_1642.N1	16-APR-2004 08:53:33	Bright	36.000	174	52Psi UMa	3.0040	4400.0	72	11126	No
179	GOM_NL__2PRFIN20040416_085557_000000342026_00050_11126_1643.N1	16-APR-2004 08:55:57	Bright	33.500	87	64Gam UMa	2.4330	11000.	67	11126	No
180	GOM_NL__2PRFIN20040416_085715_000000392026_00050_11126_1644.N1	16-APR-2004 08:57:15	Bright	39.000	55	79Zet UMa	2.0600	10200.	78	11126	No
181	GOM_NL__2PRFIN20040416_090326_000000402026_00050_11126_1645.N1	16-APR-2004 09:03:26	Bright	39.500	60	7Bet UMi	2.0810	3950.0	79	11126	No
182	GOM_NL__2PRFIN20040416_090620_000000342026_00050_11126_1646.N1	16-APR-2004 09:06:20	Bright	34.000	49	1Alp UMi	1.9900	6300.0	68	11126	No
183	GOM_NL__2PRFIN20040416_090903_000000632026_00050_11126_1647.N1	16-APR-2004 09:09:03	Bright	62.500	130	23Bet Dra	2.7990	5800.0	125	11126	No
184	GOM_NL__2PRFIN20040416_091052_000000642026_00050_11126_1648.N1	16-APR-2004 09:10:52	Bright	63.500	69	33Gam Dra	2.2310	3800.0	127	11126	No
185	GOM_NL__2PRFIN20040416_091334_000000392026_00050_11126_1649.N1	16-APR-2004 09:13:34	Bright	39.000	89	5Alp Cep	2.4510	8000.0	78	11126	No
186	GOM_NL__2PRFIN20040416_091508_000000352026_00050_11126_1650.N1	16-APR-2004 09:15:08	Bright	34.500	68	18Alp Cas	2.2250	4500.0	69	11126	No
187	GOM_NL__2PRFIN20040416_091919_000001262026_00050_11126_1651.N1	16-APR-2004 09:19:19	Bright	126.00	5	3Alp Lyr	0.033000	11000.	252	11126	No
188	GOM_NL__2PRFIN20040416_092313_000000572026_00050_11126_1652.N1	16-APR-2004 09:23:13	Bright	56.500	92	53Eps Cyg	2.5000	4500.0	113	11126	No
189	GOM_NL__2PRFIN20040416_093044_000000532026_00050_11126_1653.N1	16-APR-2004 09:30:44	Dark	52.500	61	8Eps Peg	2.1000	3900.0	105	11126	No
190	GOM_NL__2PRFIN20040416_093312_000000472026_00050_11126_1654.N1	16-APR-2004 09:33:12	Dark	47.000	162	34Alp Aqr	2.9440	5350.0	94	11126	No
191	GOM_NL__2PRFIN20040416_093552_000000512026_00050_11126_1655.N1	16-APR-2004 09:35:52	Dark	51.000	154	22Bet Aqr	2.8990	5700.0	102	11126	No
192	GOM_NL__2PRFIN20040416_093756_000001342026_00050_11126_1656.N1	16-APR-2004 09:37:56	Dark	133.50	11	53Alp Aql	0.76500	8000.0	267	11126	No
193	GOM_NL__2PRFIN20040416_094454_000000472026_00050_11126_1657.N1	16-APR-2004 09:44:54	Dark	47.000	63	Bet Gru	2.1500	2800.0	94	11126	No
194	GOM_NL__2PRFIN20040416_095321_000000742026_00051_11127_1625.N1	16-APR-2004 09:53:21	Dark	74.000	57	34Sig Sgr	2.0660	26000.	148	11127	No
195	GOM_NL__2PRFIN20040416_095604_000000712026_00051_11127_1626.N1	16-APR-2004 09:56:04	Dark	71.000	38	20Eps Sgr	1.8360	11000.	142	11127	No
196	GOM_NL__2PRFIN20040416_095807_000000462026_00051_11127_1627.N1	16-APR-2004 09:58:07	Dark	45.500	147	Alp Ara	2.8770	26000.	91	11127	No
197	GOM_NL__2PRFIN20040416_095956_000000672026_00051_11127_1628.N1	16-APR-2004 09:59:56	Straylight	67.000	25	35Lam Sco	1.6200	28000.	134	11127	No
198	GOM_NL__2PRFIN20040416_100221_000000472026_00051_11127_1629.N1	16-APR-2004 10:02:21	Straylight	46.500	4	Alp1Cen	-0.010000	5800.0	93	11127	No
199	GOM_NL__2PRFIN20040416_100347_000000432026_00051_11127_1630.N1	16-APR-2004 10:03:47	Straylight	42.500	12	Alp1Cru	0.77500	30000.	85	11127	No
200	GOM_NL__2PRFIN20040416_100521_000000432026_00051_11127_1631.N1	16-APR-2004 10:05:21	Straylight	43.000	26	Gam Cru	1.6240	2900.0	86	11127	No
201	GOM_NL__2PRFIN20040416_100641_000000402026_00051_11127_1632.N1	16-APR-2004 10:06:41	Straylight	40.000	95	Zet Cen	2.5450	26000.	80	11127	No
202	GOM_NL__2PRFIN20040416_100818_000000992026_00051_11127_1633.N1	16-APR-2004 10:08:18	Straylight	98.500	16	21Alp Sco	1.0200	3000.0	197	11127	No
203	GOM_NL__2PRFIN20040416_101131_000000802026_00051_11127_1634.N1	16-APR-2004 10:11:31	Twi_and_stray	80.000	80	7Del Sco	2.3160	30000.	160	11127	No
204	GOM_NL__2PRFIN20040416_101503_000000402026_00051_11127_1635.N1	16-APR-2004 10:15:03	Twi_and_stray	40.000	171	2Eps Crv	3.0010	4250.0	80	11127	No
205	GOM_NL__2PRFIN20040416_101624_000000382026_00051_11127_1636.N1	16-APR-2004 10:16:24	Bright	37.500	100	4Gam Crv	2.5800	13100.	75	11127	No
206	GOM_NL__2PRFIN20040416_101746_000000442026_00051_11127_1637.N1	16-APR-2004 10:17:46	Bright	44.000	15	67Alp Vir	0.97600	28000.	88	11127	No
207	GOM_NL__2PRFIN20040416_102049_000000382026_00051_11127_1638.N1	16-APR-2004 10:20:49	Bright	37.500	121	29Gam Vir	2.7400	7200.0	75	11127	No
208	GOM_NL__2PRFIN20040416_102433_000000402026_00051_11127_1639.N1	16-APR-2004 10:24:33	Bright	40.000	138	47Eps Vir	2.8280	4700.0	80	11127	No
209	GOM_NL__2PRFIN20040416_102733_000000362026_00051_11127_1640.N1	16-APR-2004 10:27:33	Bright	35.500	96	68Del Leo	2.5600	9300.0	71	11127	No
210	GOM_NL__2PRFIN20040416_103238_000000382026_00051_11127_1641.N1	16-APR-2004 10:32:38	Bright	38.000	152	12Alp2CVn	2.8900	11000.	76	11127	No
211	GOM_NL__2PRFIN20040416_103409_000000342026_00051_11127_1642.N1	16-APR-2004 10:34:09	Bright	34.000	174	52Psi UMa	3.0040	4400.0	68	11127	No
212	GOM_NL__2PRFIN20040416_103633_000000362026_00051_11127_1643.N1	16-APR-2004 10:36:33	Bright	35.500	87	64Gam UMa	2.4330	11000.	71	11127	No
213	GOM_NL__2PRFIN20040416_103751_000000402026_00051_11127_1644.N1	16-APR-2004 10:37:51	Bright	39.500	55	79Zet UMa	2.0600	10200.	79	11127	No
214	GOM_NL__2PRFIN20040416_104402_000000412026_00051_11127_1645.N1	16-APR-2004 10:44:02	Bright	41.000	60	7Bet UMi	2.0810	3950.0	82	11127	No
215	GOM_NL__2PRFIN20040416_104656_000000372026_00051_11127_1646.N1	16-APR-2004 10:46:56	Bright	37.000	49	1Alp UMi	1.9900	6300.0	74	11127	No
216	GOM_NL__2PRFIN20040416_104938_000000612026_00051_11127_1647.N1	16-APR-2004 10:49:38	Bright	60.500	130	23Bet Dra	2.7990	5800.0	121	11127	No
217	GOM_NL__2PRFIN20040416_105127_000000652026_00051_11127_1648.N1	16-APR-2004 10:51:27	Bright	64.500	69	33Gam Dra	2.2310	3800.0	129	11127	No
218	GOM_NL__2PRFIN20040416_105409_000000412026_00051_11127_1649.N1	16-APR-2004 10:54:09	Bright	41.000	89	5Alp Cep	2.4510	8000.0	82	11127	No
219	GOM_NL__2PRFIN20040416_105544_000000362026_00051_11127_1650.N1	16-APR-2004 10:55:44	Bright	36.000	68	18Alp Cas	2.2250	4500.0	72	11127	No

220	GOM_NL__2PRFIN20040416_105955_000001252026_00051_11127_1651.N1	16-APR-2004 10:59:55	Bright	124.50	5	3Alp Lyr	0.033000	11000.	249	11127	No
221	GOM_NL__2PRFIN20040416_110349_000000582026_00051_11127_1652.N1	16-APR-2004 11:03:49	Bright	57.500	92	53Eps Cyg	2.5000	4500.0	115	11127	No
222	GOM_NL__2PRFIN20040416_111120_000000542026_00051_11127_1653.N1	16-APR-2004 11:11:20	Dark	53.500	61	8Eps Peg	2.1000	3900.0	107	11127	No
223	GOM_NL__2PRFIN20040416_111348_000000482026_00051_11127_1654.N1	16-APR-2004 11:13:48	Dark	47.500	162	34Alp Aqr	2.9440	5350.0	95	11127	No
224	GOM_NL__2PRFIN20040416_111629_000000532026_00051_11127_1655.N1	16-APR-2004 11:16:29	Dark	53.000	154	22Bet Aqr	2.8990	5700.0	106	11127	No
225	GOM_NL__2PRFIN20040416_111834_000001232026_00051_11127_1656.N1	16-APR-2004 11:18:34	Dark	123.00	11	53Alp Aql	0.76500	8000.0	246	11127	No
226	GOM_NL__2PRFIN20040416_112530_000000452026_00051_11127_1657.N1	16-APR-2004 11:25:30	Dark	45.000	63	Bet Gru	2.1500	2800.0	90	11127	No
227	GOM_NL__2PRFIN20040416_113359_000000762026_00052_11128_1625.N1	16-APR-2004 11:33:59	Dark	75.500	57	34Sig Sgr	2.0660	26000.	151	11128	No
228	GOM_NL__2PRFIN20040416_113641_000000622026_00052_11128_1626.N1	16-APR-2004 11:36:41	Dark	62.000	38	20Eps Sgr	1.8360	11000.	124	11128	No
229	GOM_NL__2PRFIN20040416_113844_000000462026_00052_11128_1627.N1	16-APR-2004 11:38:44	Dark	46.000	147	Alp Ara	2.8770	26000.	92	11128	No
230	GOM_NL__2PRFIN20040416_114033_000000632026_00052_11128_1628.N1	16-APR-2004 11:40:33	Straylight	63.000	25	35Lam Sco	1.6200	28000.	126	11128	No
231	GOM_NL__2PRFIN20040416_114257_000000412026_00052_11128_1629.N1	16-APR-2004 11:42:57	Straylight	41.000	4	Alp1Cen	-0.010000	5800.0	82	11128	No
232	GOM_NL__2PRFIN20040416_114423_000000452026_00052_11128_1630.N1	16-APR-2004 11:44:23	Straylight	45.000	12	Alp1Cru	0.77500	30000.	90	11128	No
233	GOM_NL__2PRFIN20040416_114557_000000472026_00052_11128_1631.N1	16-APR-2004 11:45:57	Straylight	47.000	26	Gam Cru	1.6240	2900.0	94	11128	No
234	GOM_NL__2PRFIN20040416_114717_000000392026_00052_11128_1632.N1	16-APR-2004 11:47:17	Straylight	39.000	95	Zet Cen	2.5450	26000.	78	11128	No
235	GOM_NL__2PRFIN20040416_114855_000001052026_00052_11128_1633.N1	16-APR-2004 11:48:55	Straylight	105.00	16	21Alp Sco	1.0200	3000.0	210	11128	No
236	GOM_NL__2PRFIN20040416_115207_000000862026_00052_11128_1634.N1	16-APR-2004 11:52:07	Twi_and_stray	86.000	80	7Del Sco	2.3160	30000.	172	11128	No
237	GOM_NL__2PRFIN20040416_115539_000000412026_00052_11128_1635.N1	16-APR-2004 11:55:39	Twi_and_stray	40.500	171	2Eps Crv	3.0010	4250.0	81	11128	No
238	GOM_NL__2PRFIN20040416_115700_000000362026_00052_11128_1636.N1	16-APR-2004 11:57:00	Bright	36.000	100	4Gam Crv	2.5800	13100.	72	11128	No
239	GOM_NL__2PRFIN20040416_115822_000000452026_00052_11128_1637.N1	16-APR-2004 11:58:22	Bright	44.500	15	67Alp Vir	0.97600	28000.	89	11128	No
240	GOM_NL__2PRFIN20040416_120125_000000382026_00052_11128_1638.N1	16-APR-2004 12:01:25	Bright	38.000	121	29Gam Vir	2.7400	7200.0	76	11128	No
241	GOM_NL__2PRFIN20040416_120509_000000392026_00052_11128_1639.N1	16-APR-2004 12:05:09	Bright	39.000	138	47Eps Vir	2.8280	4700.0	78	11128	No
242	GOM_NL__2PRFIN20040416_120809_000000372026_00052_11128_1640.N1	16-APR-2004 12:08:09	Bright	36.500	96	68Del Leo	2.5600	9300.0	73	11128	No
243	GOM_NL__2PRFIN20040416_121314_000000372026_00052_11128_1641.N1	16-APR-2004 12:13:14	Bright	37.000	152	12Alp2CVn	2.8900	11000.	74	11128	No
244	GOM_NL__2PRFIN20040416_121445_000000352026_00052_11128_1642.N1	16-APR-2004 12:14:45	Bright	35.000	174	52Psi UMa	3.0040	4400.0	70	11128	No
245	GOM_NL__2PRFIN20040416_121708_000000362026_00052_11128_1643.N1	16-APR-2004 12:17:08	Bright	35.500	87	64Gam UMa	2.4330	11000.	71	11128	No
246	GOM_NL__2PRFIN20040416_121826_000000402026_00052_11128_1644.N1	16-APR-2004 12:18:26	Bright	40.000	55	79Zet UMa	2.0600	10200.	80	11128	No
247	GOM_NL__2PRFIN20040416_122437_000000402026_00052_11128_1645.N1	16-APR-2004 12:24:37	Bright	39.500	60	7Bet UMi	2.0810	3950.0	79	11128	No
248	GOM_NL__2PRFIN20040416_122732_000000372026_00052_11128_1646.N1	16-APR-2004 12:27:32	Bright	36.500	49	1Alp UMi	1.9900	6300.0	73	11128	No
249	GOM_NL__2PRFIN20040416_123012_000000632026_00052_11128_1647.N1	16-APR-2004 12:30:12	Bright	63.000	130	23Bet Dra	2.7990	5800.0	126	11128	No
250	GOM_NL__2PRFIN20040416_123202_000000642026_00052_11128_1648.N1	16-APR-2004 12:32:02	Bright	64.000	69	33Gam Dra	2.2310	3800.0	128	11128	No
251	GOM_NL__2PRFIN20040416_123445_000000402026_00052_11128_1649.N1	16-APR-2004 12:34:45	Bright	39.500	89	5Alp Cep	2.4510	8000.0	79	11128	No
252	GOM_NL__2PRFIN20040416_123620_000000332026_00052_11128_1650.N1	16-APR-2004 12:36:20	Bright	33.000	68	18Alp Cas	2.2250	4500.0	66	11128	No
253	GOM_NL__2PRFIN20040416_124030_000001252026_00052_11128_1651.N1	16-APR-2004 12:40:30	Bright	124.50	5	3Alp Lyr	0.033000	11000.	249	11128	No
254	GOM_NL__2PRFIN20040416_124425_000000602026_00052_11128_1652.N1	16-APR-2004 12:44:25	Bright	59.500	92	53Eps Cyg	2.5000	4500.0	119	11128	No
255	GOM_NL__2PRFIN20040416_125156_000000542026_00052_11128_1653.N1	16-APR-2004 12:51:56	Dark	54.000	61	8Eps Peg	2.1000	3900.0	108	11128	No
256	GOM_NL__2PRFIN20040416_125424_000000482026_00052_11128_1654.N1	16-APR-2004 12:54:24	Dark	48.000	162	34Alp Aqr	2.9440	5350.0	96	11128	No
257	GOM_NL__2PRFIN20040416_125705_000000522026_00052_11128_1655.N1	16-APR-2004 12:57:05	Dark	51.500	154	22Bet Aqr	2.8990	5700.0	103	11128	No
258	GOM_NL__2PRFIN20040416_125912_000001522026_00052_11128_1656.N1	16-APR-2004 12:59:12	Dark	151.50	11	53Alp Aql	0.76500	8000.0	303	11128	No
259	GOM_NL__2PRFIN20040416_130606_000000502026_00052_11128_1657.N1	16-APR-2004 13:06:06	Dark	50.000	63	Bet Gru	2.1500	2800.0	100	11128	No
260	GOM_NL__2PRFIN20040416_131437_000000742026_00053_11129_1625.N1	16-APR-2004 13:14:37	Dark	74.000	57	34Sig Sgr	2.0660	26000.	148	11129	No
261	GOM_NL__2PRFIN20040416_131719_000000692026_00053_11129_1626.N1	16-APR-2004 13:17:19	Dark	68.500	38	20Eps Sgr	1.8360	11000.	137	11129	No
262	GOM_NL__2PRFIN20040416_131920_000000472026_00053_11129_1627.N1	16-APR-2004 13:19:20	Dark	47.000	147	Alp Ara	2.8770	26000.	94	11129	No
263	GOM_NL__2PRFIN20040416_132110_000000642026_00053_11129_1628.N1	16-APR-2004 13:21:10	Straylight	63.500	25	35Lam Sco	1.6200	28000.	127	11129	No
264	GOM_NL__2PRFIN20040416_132334_000000532026_00053_11129_1629.N1	16-APR-2004 13:23:34	Straylight	52.500	4	Alp1Cen	-0.010000	5800.0	105	11129	No
265	GOM_NL__2PRFIN20040416_132459_000000432026_00053_11129_1630.N1	16-APR-2004 13:24:59	Straylight	43.000	12	Alp1Cru	0.77500	30000.	86	11129	No
266	GOM_NL__2PRFIN20040416_132633_000000442026_00053_11129_1631.N1	16-APR-2004 13:26:33	Straylight	43.500	26	Gam Cru	1.6240	2900.0	87	11129	No
267	GOM_NL__2PRFIN20040416_132753_000000382026_00053_11129_1632.N1	16-APR-2004 13:27:53	Straylight	37.500	95	Zet Cen	2.5450	26000.	75	11129	No
268	GOM_NL__2PRFIN20040416_132932_000001002026_00053_11129_1633.N1	16-APR-2004 13:29:32	Straylight	99.500	16	21Alp Sco	1.0200	3000.0	199	11129	No
269	GOM_NL__2PRFIN20040416_133244_000000842026_00053_11129_1634.N1	16-APR-2004 13:32:44	Twi_and_stray	83.500	80	7Del Sco	2.3160	30000.	167	11129	No
270	GOM_NL__2PRFIN20040416_133615_000000402026_00053_11129_1635.N1	16-APR-2004 13:36:15	Twi_and_stray	40.000	171	2Eps Crv	3.0010	4250.0	80	11129	No
271	GOM_NL__2PRFIN20040416_133736_000000372026_00053_11129_1636.N1	16-APR-2004 13:37:36	Bright	36.500	100	4Gam Crv	2.5800	13100.	73	11129	No
272	GOM_NL__2PRFIN20040416_133858_000000442026_00053_11129_1637.N1	16-APR-2004 13:38:58	Bright	43.500	15	67Alp Vir	0.97600	28000.	87	11129	No
273	GOM_NL__2PRFIN20040416_134201_000000382026_00053_11129_1638.N1	16-APR-2004 13:42:01	Bright	38.000	121	29Gam Vir	2.7400	7200.0	76	11129	No
274	GOM_NL__2PRFIN20040416_134545_000000402026_00053_11129_1639.N1	16-APR-2004 13:45:45	Bright	39.500	138	47Eps Vir	2.8280	4700.0	79	11129	No
275	GOM_NL__2PRFIN20040416_134846_000000372026_00053_11129_1640.N1	16-APR-2004 13:48:46	Bright	36.500	96	68Del Leo	2.5600	9300.0	73	11129	No
276	GOM_NL__2PRFIN20040416_135350_000000372026_00053_11129_1641.N1	16-APR-2004 13:53:50	Bright	37.000	152	12Alp2CVn	2.8900	11000.	74	11129	No
277	GOM_NL__2PRFIN20040416_135521_000000352026_00053_11129_1642.N1	16-APR-2004 13:55:21	Bright	35.000	174	52Psi UMa	3.0040	4400.0	70	11129	No
278	GOM_NL__2PRFIN20040416_135744_000000352026_00053_11129_1643.N1	16-APR-2004 13:57:44	Bright	34.500	87	64Gam UMa	2.4330	11000.	69	11129	No

279	GOM_NL__2PRFIN20040416_135902_00000422026_00053_11129_1644.N1	16-APR-2004 13:59:02	Bright	41.500	55	79Zet UMa	2.0600	10200.	83	11129	No
280	GOM_NL__2PRFIN20040416_140513_00000382026_00053_11129_1645.N1	16-APR-2004 14:05:13	Bright	37.500	60	7Bet UMi	2.0810	3950.0	75	11129	No
281	GOM_NL__2PRFIN20040416_140808_00000342026_00053_11129_1646.N1	16-APR-2004 14:08:08	Bright	34.000	49	1Alp UMi	1.9900	6300.0	68	11129	No
282	GOM_NL__2PRFIN20040416_141047_00000612026_00053_11129_1647.N1	16-APR-2004 14:10:47	Bright	61.000	130	23Bet Dra	2.7990	5800.0	122	11129	No
283	GOM_NL__2PRFIN20040416_141237_00000682026_00053_11129_1648.N1	16-APR-2004 14:12:37	Bright	67.500	69	33Gam Dra	2.2310	3800.0	135	11129	No
284	GOM_NL__2PRFIN20040416_141521_00000392026_00053_11129_1649.N1	16-APR-2004 14:15:21	Bright	39.000	89	5Alp Cep	2.4510	8000.0	78	11129	No
285	GOM_NL__2PRFIN20040416_141656_00000362026_00053_11129_1650.N1	16-APR-2004 14:16:56	Bright	35.500	68	18Alp Cas	2.2250	4500.0	71	11129	No
286	GOM_NL__2PRFIN20040416_142105_000001312026_00053_11129_1651.N1	16-APR-2004 14:21:05	Bright	130.50	5	3Alp Lyr	0.033000	11000.	261	11129	No
287	GOM_NL__2PRFIN20040416_142501_00000582026_00053_11129_1652.N1	16-APR-2004 14:25:01	Bright	58.000	92	53Eps Cyg	2.5000	4500.0	116	11129	No
288	GOM_NL__2PRFIN20040416_143233_00000552026_00053_11129_1653.N1	16-APR-2004 14:32:33	Dark	54.500	61	8Eps Peg	2.1000	3900.0	109	11129	No
289	GOM_NL__2PRFIN20040416_143501_00000442026_00053_11129_1654.N1	16-APR-2004 14:35:01	Dark	44.000	162	34Alp Aqr	2.9440	5350.0	88	11129	No
290	GOM_NL__2PRFIN20040416_143742_00000502026_00053_11129_1655.N1	16-APR-2004 14:37:42	Dark	50.000	154	22Bet Aqr	2.8990	5700.0	100	11129	No
291	GOM_NL__2PRFIN20040416_143951_000001462026_00053_11129_1656.N1	16-APR-2004 14:39:51	Dark	146.00	11	53Alp Aql	0.76500	8000.0	292	11129	No
292	GOM_NL__2PRFIN20040416_144643_00000452026_00053_11129_1657.N1	16-APR-2004 14:46:43	Dark	44.500	63	Bet Gru	2.1500	2800.0	89	11129	No
293	GOM_NL__2PRFIN20040416_145515_00000722026_00054_11130_1625.N1	16-APR-2004 14:55:15	Dark	71.500	57	34Sig Sgr	2.0660	26000.	143	11130	No
294	GOM_NL__2PRFIN20040416_145756_00000732026_00054_11130_1626.N1	16-APR-2004 14:57:56	Dark	73.000	38	20Eps Sgr	1.8360	11000.	146	11130	No
295	GOM_NL__2PRFIN20040416_145957_00000462026_00054_11130_1627.N1	16-APR-2004 14:59:57	Dark	46.000	147	Alp Ara	2.8770	26000.	92	11130	No
296	GOM_NL__2PRFIN20040416_150148_00000702026_00054_11130_1628.N1	16-APR-2004 15:01:48	Straylight	70.000	25	35Lam Sco	1.6200	28000.	140	11130	No
297	GOM_NL__2PRFIN20040416_150410_00000452026_00054_11130_1629.N1	16-APR-2004 15:04:10	Straylight	44.500	4	Alp1Cen	-0.010000	5800.0	89	11130	No
298	GOM_NL__2PRFIN20040416_150535_00000442026_00054_11130_1630.N1	16-APR-2004 15:05:35	Straylight	44.000	12	Alp1Cru	0.77500	30000.	88	11130	No
299	GOM_NL__2PRFIN20040416_150709_00000462026_00054_11130_1631.N1	16-APR-2004 15:07:09	Straylight	45.500	26	Gam Cru	1.6240	2900.0	91	11130	No
300	GOM_NL__2PRFIN20040416_150829_00000412026_00054_11130_1632.N1	16-APR-2004 15:08:29	Straylight	40.500	95	Zet Cen	2.5450	26000.	81	11130	No
301	GOM_NL__2PRFIN20040416_151009_00000952026_00054_11130_1633.N1	16-APR-2004 15:10:09	Straylight	95.000	16	21Alp Sco	1.0200	3000.0	190	11130	No
302	GOM_NL__2PRFIN20040416_151320_00000772026_00054_11130_1634.N1	16-APR-2004 15:13:20	Twi_and_stray	76.500	80	7Del Sco	2.3160	30000.	153	11130	No
303	GOM_NL__2PRFIN20040416_151623_00000442026_00054_11130_1635.N1	16-APR-2004 15:16:23	Twi_and_stray	43.500	106	9Bet Crv	2.6480	5600.0	87	11130	No
304	GOM_NL__2PRFIN20040416_151812_00000382026_00054_11130_1636.N1	16-APR-2004 15:18:12	Bright	37.500	100	4Gam Crv	2.5800	13100.	75	11130	No
305	GOM_NL__2PRFIN20040416_151934_00000452026_00054_11130_1637.N1	16-APR-2004 15:19:34	Bright	44.500	15	67Alp Vir	0.97600	28000.	89	11130	No
306	GOM_NL__2PRFIN20040416_152237_00000382026_00054_11130_1638.N1	16-APR-2004 15:22:37	Bright	38.000	121	29Gam Vir	2.7400	7200.0	76	11130	No
307	GOM_NL__2PRFIN20040416_152621_00000392026_00054_11130_1639.N1	16-APR-2004 15:26:21	Bright	39.000	138	47Eps Vir	2.8280	4700.0	78	11130	No
308	GOM_NL__2PRFIN20040416_152922_00000372026_00054_11130_1640.N1	16-APR-2004 15:29:22	Bright	36.500	96	68Del Leo	2.5600	9300.0	73	11130	No
309	GOM_NL__2PRFIN20040416_153425_00000382026_00054_11130_1641.N1	16-APR-2004 15:34:25	Bright	37.500	152	12Alp2CVn	2.8900	11000.	75	11130	No
310	GOM_NL__2PRFIN20040416_153557_00000372026_00054_11130_1642.N1	16-APR-2004 15:35:57	Bright	37.000	174	52Psi UMa	3.0040	4400.0	74	11130	No
311	GOM_NL__2PRFIN20040416_154549_00000382026_00054_11130_1643.N1	16-APR-2004 15:45:49	Bright	38.000	60	7Bet UMi	2.0810	3950.0	76	11130	No
312	GOM_NL__2PRFIN20040416_154844_00000362026_00054_11130_1644.N1	16-APR-2004 15:48:44	Bright	35.500	49	1Alp UMi	1.9900	6300.0	71	11130	No
313	GOM_NL__2PRFIN20040416_155122_00000622026_00054_11130_1645.N1	16-APR-2004 15:51:22	Bright	62.000	130	23Bet Dra	2.7990	5800.0	124	11130	No
314	GOM_NL__2PRFIN20040416_155312_00000662026_00054_11130_1646.N1	16-APR-2004 15:53:12	Bright	65.500	69	33Gam Dra	2.2310	3800.0	131	11130	No
315	GOM_NL__2PRFIN20040416_155556_00000402026_00054_11130_1647.N1	16-APR-2004 15:55:56	Bright	40.000	89	5Alp Cep	2.4510	8000.0	80	11130	No
316	GOM_NL__2PRFIN20040416_155733_00000362026_00054_11130_1648.N1	16-APR-2004 15:57:33	Bright	36.000	68	18Alp Cas	2.2250	4500.0	72	11130	No
317	GOM_NL__2PRFIN20040416_160141_000001252026_00054_11130_1649.N1	16-APR-2004 16:01:41	Bright	125.00	5	3Alp Lyr	0.033000	11000.	250	11130	No
318	GOM_NL__2PRFIN20040416_160537_00000602026_00054_11130_1650.N1	16-APR-2004 16:05:37	Bright	60.000	92	53Eps Cyg	2.5000	4500.0	120	11130	No
319	GOM_NL__2PRFIN20040416_161309_00000542026_00054_11130_1651.N1	16-APR-2004 16:13:09	Dark	54.000	61	8Eps Peg	2.1000	3900.0	108	11130	No
320	GOM_NL__2PRFIN20040416_161537_00000462026_00054_11130_1652.N1	16-APR-2004 16:15:37	Dark	46.000	162	34Alp Aqr	2.9440	5350.0	92	11130	No
321	GOM_NL__2PRFIN20040416_161819_00000492026_00054_11130_1653.N1	16-APR-2004 16:18:19	Dark	49.000	154	22Bet Aqr	2.8990	5700.0	98	11130	No
322	GOM_NL__2PRFIN20040416_162029_000001332026_00054_11130_1654.N1	16-APR-2004 16:20:29	Dark	132.50	11	53Alp Aql	0.76500	8000.0	265	11130	No
323	GOM_NL__2PRFIN20040416_162719_00000452026_00054_11130_1655.N1	16-APR-2004 16:27:19	Dark	45.000	63	Bet Gru	2.1500	2800.0	90	11130	No
324	GOM_NL__2PRFIN20040416_163108_00000432026_00054_11130_1656.N1	16-APR-2004 16:31:08	Dark	42.500	148	Alp Tuc	2.8780	4100.0	85	11130	No
325	GOM_NL__2PRFIN20040416_163553_00000732026_00055_11131_1625.N1	16-APR-2004 16:35:53	Dark	72.500	57	34Sig Sgr	2.0660	26000.	145	11131	No
326	GOM_NL__2PRFIN20040416_163834_00000642026_00055_11131_1626.N1	16-APR-2004 16:38:34	Dark	64.000	38	20Eps Sgr	1.8360	11000.	128	11131	No
327	GOM_NL__2PRFIN20040416_164034_00000452026_00055_11131_1627.N1	16-APR-2004 16:40:34	Dark	45.000	147	Alp Ara	2.8770	26000.	90	11131	No
328	GOM_NL__2PRFIN20040416_164225_00000612026_00055_11131_1628.N1	16-APR-2004 16:42:25	Straylight	60.500	25	35Lam Sco	1.6200	28000.	121	11131	No
329	GOM_NL__2PRFIN20040416_164446_00000522026_00055_11131_1629.N1	16-APR-2004 16:44:46	Straylight	52.000	4	Alp1Cen	-0.010000	5800.0	104	11131	No
330	GOM_NL__2PRFIN20040416_164611_00000432026_00055_11131_1630.N1	16-APR-2004 16:46:11	Straylight	43.000	12	Alp1Cru	0.77500	30000.	86	11131	No
331	GOM_NL__2PRFIN20040416_164746_00000432026_00055_11131_1631.N1	16-APR-2004 16:47:46	Straylight	43.000	26	Gam Cru	1.6240	2900.0	86	11131	No
332	GOM_NL__2PRFIN20040416_164906_00000432026_00055_11131_1632.N1	16-APR-2004 16:49:06	Straylight	42.500	95	Zet Cen	2.5450	26000.	85	11131	No
333	GOM_NL__2PRFIN20040416_165046_000001002026_00055_11131_1633.N1	16-APR-2004 16:50:46	Straylight	99.500	16	21Alp Sco	1.0200	3000.0	199	11131	No
334	GOM_NL__2PRFIN20040416_165357_00000852026_00055_11131_1634.N1	16-APR-2004 16:53:57	Twi_and_stray	85.000	80	7Del Sco	2.3160	30000.	170	11131	No
335	GOM_NL__2PRFIN20040416_165659_00000452026_00055_11131_1635.N1	16-APR-2004 16:56:59	Twi_and_stray	44.500	106	9Bet Crv	2.6480	5600.0	89	11131	No
336	GOM_NL__2PRFIN20040416_165849_00000382026_00055_11131_1636.N1	16-APR-2004 16:58:49	Bright	37.500	100	4Gam Crv	2.5800	13100.	75	11131	No
337	GOM_NL__2PRFIN20040416_170010_00000452026_00055_11131_1637.N1	16-APR-2004 17:00:10	Bright	44.500	15	67Alp Vir	0.97600	28000.	89	11131	No

338	GOM_NL__2PRFIN20040416_170313_000000392026_00055_11131_1638.N1	16-APR-2004 17:03:13	Bright	38.500	121	29Gam Vir	2.7400	7200.0	77	11131	No
339	GOM_NL__2PRFIN20040416_170657_000000402026_00055_11131_1639.N1	16-APR-2004 17:06:57	Bright	39.500	138	47Eps Vir	2.8280	4700.0	79	11131	No
340	GOM_NL__2PRFIN20040416_170958_000000362026_00055_11131_1640.N1	16-APR-2004 17:09:58	Bright	36.000	96	68Del Leo	2.5600	9300.0	72	11131	No
341	GOM_NL__2PRFIN20040416_171501_000000382026_00055_11131_1641.N1	16-APR-2004 17:15:01	Bright	37.500	152	12Alp2CVn	2.8900	11000.	75	11131	No
342	GOM_NL__2PRFIN20040416_171633_000000382026_00055_11131_1642.N1	16-APR-2004 17:16:33	Bright	37.500	174	52Psi UMa	3.0040	4400.0	75	11131	No
343	GOM_NL__2PRFIN20040416_172624_000000372026_00055_11131_1643.N1	16-APR-2004 17:26:24	Bright	37.000	60	7Bet UMi	2.0810	3950.0	74	11131	No
344	GOM_NL__2PRFIN20040416_172920_000000362026_00055_11131_1644.N1	16-APR-2004 17:29:20	Bright	36.000	49	1Alp UMi	1.9900	6300.0	72	11131	No
345	GOM_NL__2PRFIN20040416_173157_000000642026_00055_11131_1645.N1	16-APR-2004 17:31:57	Bright	63.500	130	23Bet Dra	2.7990	5800.0	127	11131	No
346	GOM_NL__2PRFIN20040416_173347_000000642026_00055_11131_1646.N1	16-APR-2004 17:33:47	Bright	64.000	69	33Gam Dra	2.2310	3800.0	128	11131	No
347	GOM_NL__2PRFIN20040416_173632_000000392026_00055_11131_1647.N1	16-APR-2004 17:36:32	Bright	38.500	89	5Alp Cep	2.4510	8000.0	77	11131	No
348	GOM_NL__2PRFIN20040416_173809_000000332026_00055_11131_1648.N1	16-APR-2004 17:38:09	Bright	33.000	68	18Alp Cas	2.2250	4500.0	66	11131	No
349	GOM_NL__2PRFIN20040416_174216_000001282026_00055_11131_1649.N1	16-APR-2004 17:42:16	Bright	128.00	5	3Alp Lyr	0.033000	11000.	256	11131	No
350	GOM_NL__2PRFIN20040416_174613_000000582026_00055_11131_1650.N1	16-APR-2004 17:46:13	Bright	57.500	92	53Eps Cyg	2.5000	4500.0	115	11131	No
351	GOM_NL__2PRFIN20040416_175346_000000542026_00055_11131_1651.N1	16-APR-2004 17:53:46	Dark	54.000	61	8Eps Peg	2.1000	3900.0	108	11131	No
352	GOM_NL__2PRFIN20040416_175614_000000472026_00055_11131_1652.N1	16-APR-2004 17:56:14	Dark	47.000	162	34Alp Aqr	2.9440	5350.0	94	11131	No
353	GOM_NL__2PRFIN20040416_175855_000000522026_00055_11131_1653.N1	16-APR-2004 17:58:55	Dark	51.500	154	22Bet Aqr	2.8990	5700.0	103	11131	No
354	GOM_NL__2PRFIN20040416_180108_000001272026_00055_11131_1654.N1	16-APR-2004 18:01:08	Dark	126.50	11	53Alp Aql	0.76500	8000.0	253	11131	No
355	GOM_NL__2PRFIN20040416_180755_000000502026_00055_11131_1655.N1	16-APR-2004 18:07:55	Dark	49.500	63	Bet Gru	2.1500	2800.0	99	11131	No
356	GOM_NL__2PRFIN20040416_181145_000000462026_00055_11131_1656.N1	16-APR-2004 18:11:45	Dark	46.000	148	Alp Tuc	2.8780	4100.0	92	11131	No
357	GOM_NL__2PRFIN20040416_181631_000000742026_00056_11132_1625.N1	16-APR-2004 18:16:31	Dark	74.000	57	34Sig Sgr	2.0660	26000.	148	11132	No
358	GOM_NL__2PRFIN20040416_181911_000000672026_00056_11132_1626.N1	16-APR-2004 18:19:11	Dark	66.500	38	20Eps Sgr	1.8360	11000.	133	11132	No
359	GOM_NL__2PRFIN20040416_182111_000000462026_00056_11132_1627.N1	16-APR-2004 18:21:11	Dark	45.500	147	Alp Ara	2.8770	26000.	91	11132	No
360	GOM_NL__2PRFIN20040416_182302_000000612026_00056_11132_1628.N1	16-APR-2004 18:23:02	Straylight	60.500	25	35Lam Sco	1.6200	28000.	121	11132	No
361	GOM_NL__2PRFIN20040416_182523_000000442026_00056_11132_1629.N1	16-APR-2004 18:25:23	Straylight	43.500	4	Alp1Cen	-0.010000	5800.0	87	11132	No
362	GOM_NL__2PRFIN20040416_182647_000000412026_00056_11132_1630.N1	16-APR-2004 18:26:47	Straylight	40.500	12	Alp1Cru	0.77500	30000.	81	11132	No
363	GOM_NL__2PRFIN20040416_182822_000000422026_00056_11132_1631.N1	16-APR-2004 18:28:22	Straylight	42.000	26	Gam Cru	1.6240	2900.0	84	11132	No
364	GOM_NL__2PRFIN20040416_182942_000000422026_00056_11132_1632.N1	16-APR-2004 18:29:42	Straylight	42.000	95	Zet Cen	2.5450	26000.	84	11132	No
365	GOM_NL__2PRFIN20040416_183123_000001032026_00056_11132_1633.N1	16-APR-2004 18:31:23	Straylight	103.00	16	21Alp Sco	1.0200	3000.0	206	11132	No
366	GOM_NL__2PRFIN20040416_183433_000000842026_00056_11132_1634.N1	16-APR-2004 18:34:33	Tw_i_and_stray	83.500	80	7Del Sco	2.3160	30000.	167	11132	No
367	GOM_NL__2PRFIN20040416_183735_000000432026_00056_11132_1635.N1	16-APR-2004 18:37:35	Tw_i_and_stray	42.500	106	9Bet Crv	2.6480	5600.0	85	11132	No
368	GOM_NL__2PRFIN20040416_183925_000000382026_00056_11132_1636.N1	16-APR-2004 18:39:25	Bright	37.500	100	4Gam Crv	2.5800	13100.	75	11132	No
369	GOM_NL__2PRFIN20040416_184046_000000442026_00056_11132_1637.N1	16-APR-2004 18:40:46	Bright	43.500	15	67Alp Vir	0.97600	28000.	87	11132	No
370	GOM_NL__2PRFIN20040416_184349_000000392026_00056_11132_1638.N1	16-APR-2004 18:43:49	Bright	38.500	121	29Gam Vir	2.7400	7200.0	77	11132	No
371	GOM_NL__2PRFIN20040416_184733_000000392026_00056_11132_1639.N1	16-APR-2004 18:47:33	Bright	38.500	138	47Eps Vir	2.8280	4700.0	77	11132	No
372	GOM_NL__2PRFIN20040416_185034_000000362026_00056_11132_1640.N1	16-APR-2004 18:50:34	Bright	35.500	96	68Del Leo	2.5600	9300.0	71	11132	No
373	GOM_NL__2PRFIN20040416_185537_000000392026_00056_11132_1641.N1	16-APR-2004 18:55:37	Bright	38.500	152	12Alp2CVn	2.8900	11000.	77	11132	No
374	GOM_NL__2PRFIN20040416_185710_000000382026_00056_11132_1642.N1	16-APR-2004 18:57:10	Bright	38.000	174	52Psi UMa	3.0040	4400.0	76	11132	No
375	GOM_NL__2PRFIN20040416_190700_000000392026_00056_11132_1643.N1	16-APR-2004 19:07:00	Bright	38.500	60	7Bet UMi	2.0810	3950.0	77	11132	No
376	GOM_NL__2PRFIN20040416_190956_000000372026_00056_11132_1644.N1	16-APR-2004 19:09:56	Bright	36.500	49	1Alp UMi	1.9900	6300.0	73	11132	No
377	GOM_NL__2PRFIN20040416_191232_000000602026_00056_11132_1645.N1	16-APR-2004 19:12:32	Bright	60.000	130	23Bet Dra	2.7990	5800.0	120	11132	No
378	GOM_NL__2PRFIN20040416_191422_000000642026_00056_11132_1646.N1	16-APR-2004 19:14:22	Bright	64.000	69	33Gam Dra	2.2310	3800.0	128	11132	No
379	GOM_NL__2PRFIN20040416_191708_000000382026_00056_11132_1647.N1	16-APR-2004 19:17:08	Bright	38.000	89	5Alp Cep	2.4510	8000.0	76	11132	No
380	GOM_NL__2PRFIN20040416_191845_000000332026_00056_11132_1648.N1	16-APR-2004 19:18:45	Bright	33.000	68	18Alp Cas	2.2250	4500.0	66	11132	No
381	GOM_NL__2PRFIN20040416_192252_000001192026_00056_11132_1649.N1	16-APR-2004 19:22:52	Bright	118.50	5	3Alp Lyr	0.033000	11000.	237	11132	No
382	GOM_NL__2PRFIN20040416_192650_000000572026_00056_11132_1650.N1	16-APR-2004 19:26:50	Bright	57.000	92	53Eps Cyg	2.5000	4500.0	114	11132	No
383	GOM_NL__2PRFIN20040416_193422_000000562026_00056_11132_1651.N1	16-APR-2004 19:34:22	Dark	55.500	61	8Eps Peg	2.1000	3900.0	111	11132	No
384	GOM_NL__2PRFIN20040416_193650_000000452026_00056_11132_1652.N1	16-APR-2004 19:36:50	Dark	45.000	162	34Alp Aqr	2.9440	5350.0	90	11132	No
385	GOM_NL__2PRFIN20040416_193932_000000512026_00056_11132_1653.N1	16-APR-2004 19:39:32	Dark	51.000	154	22Bet Aqr	2.8990	5700.0	102	11132	No
386	GOM_NL__2PRFIN20040416_194146_000001402026_00056_11132_1654.N1	16-APR-2004 19:41:46	Dark	140.00	11	53Alp Aql	0.76500	8000.0	280	11132	No
387	GOM_NL__2PRFIN20040416_194831_000000422026_00056_11132_1655.N1	16-APR-2004 19:48:31	Dark	42.000	63	Bet Gru	2.1500	2800.0	84	11132	No
388	GOM_NL__2PRFIN20040416_195221_000000382026_00056_11132_1656.N1	16-APR-2004 19:52:21	Dark	38.000	148	Alp Tuc	2.8780	4100.0	76	11132	No
389	GOM_NL__2PRFIN20040416_195709_000000772026_00057_11133_1625.N1	16-APR-2004 19:57:09	Dark	77.000	57	34Sig Sgr	2.0660	26000.	154	11133	No
390	GOM_NL__2PRFIN20040416_195949_000000642026_00057_11133_1626.N1	16-APR-2004 19:59:49	Dark	63.500	38	20Eps Sgr	1.8360	11000.	127	11133	No
391	GOM_NL__2PRFIN20040416_200148_000000472026_00057_11133_1627.N1	16-APR-2004 20:01:48	Dark	47.000	147	Alp Ara	2.8770	26000.	94	11133	No
392	GOM_NL__2PRFIN20040416_200339_000000602026_00057_11133_1628.N1	16-APR-2004 20:03:39	Straylight	60.000	25	35Lam Sco	1.6200	28000.	120	11133	No
393	GOM_NL__2PRFIN20040416_200559_000000452026_00057_11133_1629.N1	16-APR-2004 20:05:59	Straylight	45.000	4	Alp1Cen	-0.010000	5800.0	90	11133	No
394	GOM_NL__2PRFIN20040416_200723_000000442026_00057_11133_1630.N1	16-APR-2004 20:07:23	Straylight	44.000	12	Alp1Cru	0.77500	30000.	88	11133	No
395	GOM_NL__2PRFIN20040416_200858_000000442026_00057_11133_1631.N1	16-APR-2004 20:08:58	Straylight	44.000	26	Gam Cru	1.6240	2900.0	88	11133	No
396	GOM_NL__2PRFIN20040416_201018_000000412026_00057_11133_1632.N1	16-APR-2004 20:10:18	Straylight	41.000	95	Zet Cen	2.5450	26000.	82	11133	No

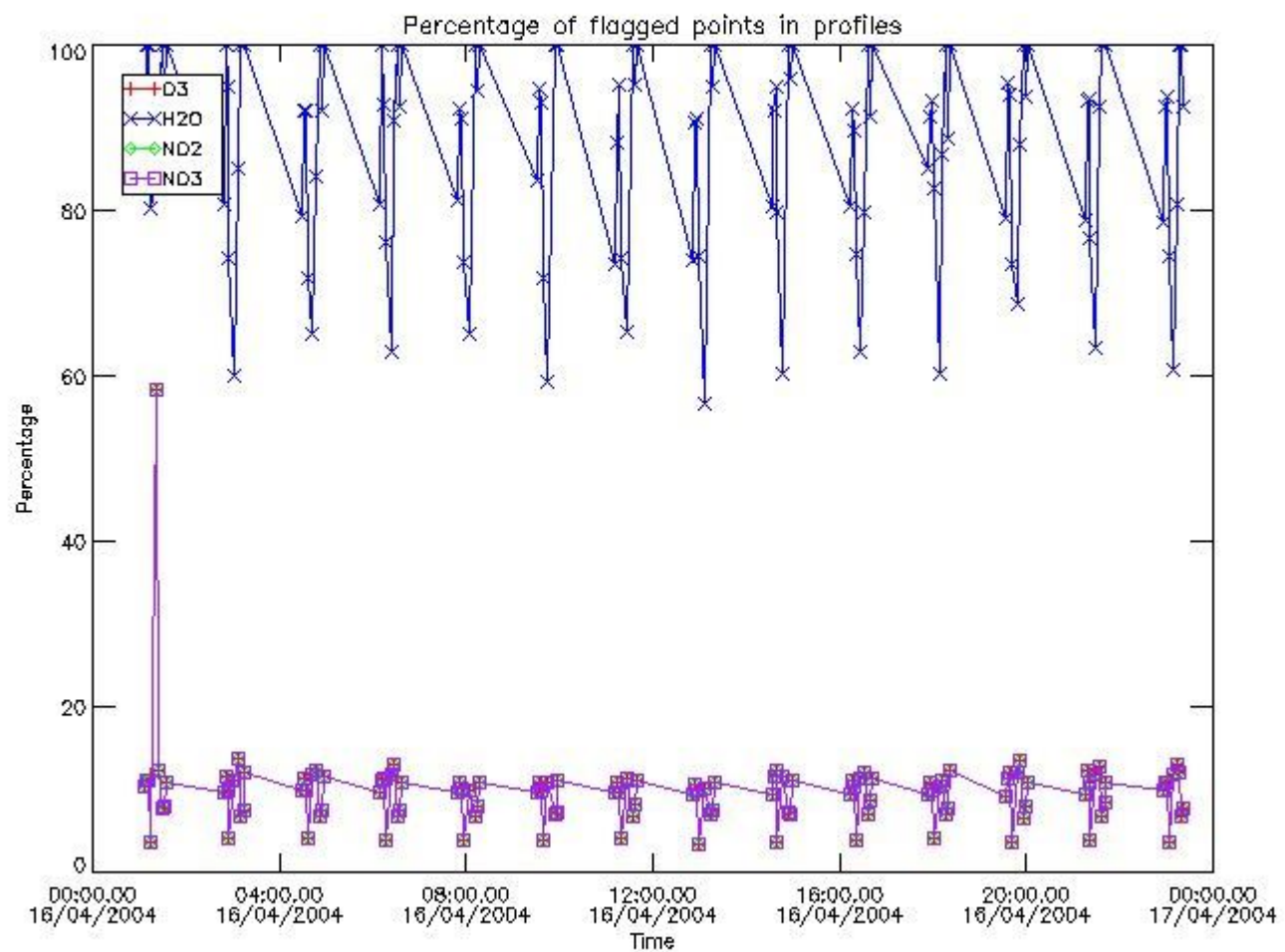
397	GOM_NL__2PRFIN20040416_201200_000001052026_00057_11133_1633.N1	16-APR-2004 20:12:00	Straylight	105.00	16	21Alp Sco	1.0200	3000.0	210	11133	No
398	GOM_NL__2PRFIN20040416_201510_000000832026_00057_11133_1634.N1	16-APR-2004 20:15:10	Tw_i_and_stray	82.500	80	7Del Sco	2.3160	30000.	165	11133	No
399	GOM_NL__2PRFIN20040416_201811_000000422026_00057_11133_1635.N1	16-APR-2004 20:18:11	Tw_i_and_stray	41.500	106	9Bet Crv	2.6480	5600.0	83	11133	No
400	GOM_NL__2PRFIN20040416_202001_000000372026_00057_11133_1636.N1	16-APR-2004 20:20:01	Bright	37.000	100	4Gam Crv	2.5800	13100.	74	11133	No
401	GOM_NL__2PRFIN20040416_202122_000000412026_00057_11133_1637.N1	16-APR-2004 20:21:22	Bright	41.000	15	67Alp Vir	0.97600	28000.	82	11133	No
402	GOM_NL__2PRFIN20040416_202425_000000382026_00057_11133_1638.N1	16-APR-2004 20:24:25	Bright	37.500	121	29Gam Vir	2.7400	7200.0	75	11133	No
403	GOM_NL__2PRFIN20040416_202808_000000392026_00057_11133_1639.N1	16-APR-2004 20:28:08	Bright	39.000	138	47Eps Vir	2.8280	4700.0	78	11133	No
404	GOM_NL__2PRFIN20040416_203110_000000362026_00057_11133_1640.N1	16-APR-2004 20:31:10	Bright	35.500	96	68Del Leo	2.5600	9300.0	71	11133	No
405	GOM_NL__2PRFIN20040416_203613_000000382026_00057_11133_1641.N1	16-APR-2004 20:36:13	Bright	37.500	152	12Alp2CVn	2.8900	11000.	75	11133	No
406	GOM_NL__2PRFIN20040416_203746_000000352026_00057_11133_1642.N1	16-APR-2004 20:37:46	Bright	34.500	174	52Psi UMa	3.0040	4400.0	69	11133	No
407	GOM_NL__2PRFIN20040416_204736_000000412026_00057_11133_1643.N1	16-APR-2004 20:47:36	Bright	40.500	60	7Bet UMi	2.0810	3950.0	81	11133	No
408	GOM_NL__2PRFIN20040416_205032_000000342026_00057_11133_1644.N1	16-APR-2004 20:50:32	Bright	34.000	49	1Alp UMi	1.9900	6300.0	68	11133	No
409	GOM_NL__2PRFIN20040416_205307_000000622026_00057_11133_1645.N1	16-APR-2004 20:53:07	Bright	62.000	130	23Bet Dra	2.7990	5800.0	124	11133	No
410	GOM_NL__2PRFIN20040416_205457_000000672026_00057_11133_1646.N1	16-APR-2004 20:54:57	Bright	67.000	69	33Gam Dra	2.2310	3800.0	134	11133	No
411	GOM_NL__2PRFIN20040416_205744_000000402026_00057_11133_1647.N1	16-APR-2004 20:57:44	Bright	40.000	89	5Alp Cep	2.4510	8000.0	80	11133	No
412	GOM_NL__2PRFIN20040416_205921_000000332026_00057_11133_1648.N1	16-APR-2004 20:59:21	Bright	33.000	68	18Alp Cas	2.2250	4500.0	66	11133	No
413	GOM_NL__2PRFIN20040416_210327_000001172026_00057_11133_1649.N1	16-APR-2004 21:03:27	Bright	117.00	5	3Alp Lyr	0.033000	11000.	234	11133	No
414	GOM_NL__2PRFIN20040416_210726_000000592026_00057_11133_1650.N1	16-APR-2004 21:07:26	Bright	59.000	92	53Eps Cyg	2.5000	4500.0	118	11133	No
415	GOM_NL__2PRFIN20040416_211458_000000552026_00057_11133_1651.N1	16-APR-2004 21:14:58	Dark	54.500	61	8Eps Peg	2.1000	3900.0	109	11133	No
416	GOM_NL__2PRFIN20040416_211726_000000462026_00057_11133_1652.N1	16-APR-2004 21:17:26	Dark	45.500	162	34Alp Aqr	2.9440	5350.0	91	11133	No
417	GOM_NL__2PRFIN20040416_212009_000000472026_00057_11133_1653.N1	16-APR-2004 21:20:09	Dark	47.000	154	22Bet Aqr	2.8990	5700.0	94	11133	No
418	GOM_NL__2PRFIN20040416_212225_000001462026_00057_11133_1654.N1	16-APR-2004 21:22:25	Dark	145.50	11	53Alp Aql	0.76500	8000.0	291	11133	No
419	GOM_NL__2PRFIN20040416_212908_000000472026_00057_11133_1655.N1	16-APR-2004 21:29:08	Dark	47.000	63	Bet Gru	2.1500	2800.0	94	11133	No
420	GOM_NL__2PRFIN20040416_213257_000000402026_00057_11133_1656.N1	16-APR-2004 21:32:57	Dark	40.000	148	Alp Tuc	2.8780	4100.0	80	11133	No
421	GOM_NL__2PRFIN20040416_213747_000000752026_00058_11134_1625.N1	16-APR-2004 21:37:47	Dark	75.000	57	34Sig Sgr	2.0660	26000.	150	11134	No
422	GOM_NL__2PRFIN20040416_214026_000000662026_00058_11134_1626.N1	16-APR-2004 21:40:26	Dark	65.500	38	20Eps Sgr	1.8360	11000.	131	11134	No
423	GOM_NL__2PRFIN20040416_214224_000000472026_00058_11134_1627.N1	16-APR-2004 21:42:24	Dark	46.500	147	Alp Ara	2.8770	26000.	93	11134	No
424	GOM_NL__2PRFIN20040416_214416_000000602026_00058_11134_1628.N1	16-APR-2004 21:44:16	Straylight	59.500	25	35Lam Sco	1.6200	28000.	119	11134	No
425	GOM_NL__2PRFIN20040416_214635_000000472026_00058_11134_1629.N1	16-APR-2004 21:46:35	Straylight	47.000	4	Alp1Cen	-0.010000	5800.0	94	11134	No
426	GOM_NL__2PRFIN20040416_214759_000000382026_00058_11134_1630.N1	16-APR-2004 21:47:59	Straylight	37.500	12	Alp1Cru	0.77500	30000.	75	11134	No
427	GOM_NL__2PRFIN20040416_214934_000000402026_00058_11134_1631.N1	16-APR-2004 21:49:34	Straylight	39.500	26	Gam Cru	1.6240	2900.0	79	11134	No
428	GOM_NL__2PRFIN20040416_215054_000000422026_00058_11134_1632.N1	16-APR-2004 21:50:54	Straylight	41.500	95	Zet Cen	2.5450	26000.	83	11134	No
429	GOM_NL__2PRFIN20040416_215236_000001052026_00058_11134_1633.N1	16-APR-2004 21:52:36	Straylight	105.00	16	21Alp Sco	1.0200	3000.0	210	11134	No
430	GOM_NL__2PRFIN20040416_215546_000000812026_00058_11134_1634.N1	16-APR-2004 21:55:46	Tw_i_and_stray	81.000	80	7Del Sco	2.3160	30000.	162	11134	No
431	GOM_NL__2PRFIN20040416_215847_000000432026_00058_11134_1635.N1	16-APR-2004 21:58:47	Tw_i_and_stray	42.500	106	9Bet Crv	2.6480	5600.0	85	11134	No
432	GOM_NL__2PRFIN20040416_220037_000000382026_00058_11134_1636.N1	16-APR-2004 22:00:37	Bright	37.500	100	4Gam Crv	2.5800	13100.	75	11134	No
433	GOM_NL__2PRFIN20040416_220158_000000572026_00058_11134_1637.N1	16-APR-2004 22:01:58	Bright	57.000	15	67Alp Vir	0.97600	28000.	114	11134	No
434	GOM_NL__2PRFIN20040416_220501_000000382026_00058_11134_1638.N1	16-APR-2004 22:05:01	Bright	37.500	121	29Gam Vir	2.7400	7200.0	75	11134	No
435	GOM_NL__2PRFIN20040416_220844_000000392026_00058_11134_1639.N1	16-APR-2004 22:08:44	Bright	38.500	138	47Eps Vir	2.8280	4700.0	77	11134	No
436	GOM_NL__2PRFIN20040416_221147_000000362026_00058_11134_1640.N1	16-APR-2004 22:11:47	Bright	35.500	96	68Del Leo	2.5600	9300.0	71	11134	No
437	GOM_NL__2PRFIN20040416_221648_000000462026_00058_11134_1641.N1	16-APR-2004 22:16:48	Bright	45.500	152	12Alp2CVn	2.8900	11000.	91	11134	No
438	GOM_NL__2PRFIN20040416_221822_000000362026_00058_11134_1642.N1	16-APR-2004 22:18:22	Bright	35.500	174	52Psi UMa	3.0040	4400.0	71	11134	No
439	GOM_NL__2PRFIN20040416_222811_000000402026_00058_11134_1643.N1	16-APR-2004 22:28:11	Bright	40.000	60	7Bet UMi	2.0810	3950.0	80	11134	No
440	GOM_NL__2PRFIN20040416_223107_000000372026_00058_11134_1644.N1	16-APR-2004 22:31:07	Bright	36.500	49	1Alp UMi	1.9900	6300.0	73	11134	No
441	GOM_NL__2PRFIN20040416_223342_000000592026_00058_11134_1645.N1	16-APR-2004 22:33:42	Bright	58.500	130	23Bet Dra	2.7990	5800.0	117	11134	No
442	GOM_NL__2PRFIN20040416_223532_000000642026_00058_11134_1646.N1	16-APR-2004 22:35:32	Bright	64.000	69	33Gam Dra	2.2310	3800.0	128	11134	No
443	GOM_NL__2PRFIN20040416_223820_000000402026_00058_11134_1647.N1	16-APR-2004 22:38:20	Bright	39.500	89	5Alp Cep	2.4510	8000.0	79	11134	No
444	GOM_NL__2PRFIN20040416_223957_000000522026_00058_11134_1648.N1	16-APR-2004 22:39:57	Bright	52.000	68	18Alp Cas	2.2250	4500.0	104	11134	No
445	GOM_NL__2PRFIN20040416_224402_000001192026_00058_11134_1649.N1	16-APR-2004 22:44:02	Bright	118.50	5	3Alp Lyr	0.033000	11000.	237	11134	No
446	GOM_NL__2PRFIN20040416_224802_000000592026_00058_11134_1650.N1	16-APR-2004 22:48:02	Bright	58.500	92	53Eps Cyg	2.5000	4500.0	117	11134	No
447	GOM_NL__2PRFIN20040416_225535_000000522026_00058_11134_1651.N1	16-APR-2004 22:55:35	Dark	52.000	61	8Eps Peg	2.1000	3900.0	104	11134	No
448	GOM_NL__2PRFIN20040416_225803_000000482026_00058_11134_1652.N1	16-APR-2004 22:58:03	Dark	47.500	162	34Alp Aqr	2.9440	5350.0	95	11134	No
449	GOM_NL__2PRFIN20040416_230045_000000482026_00058_11134_1653.N1	16-APR-2004 23:00:45	Dark	47.500	154	22Bet Aqr	2.8990	5700.0	95	11134	No
450	GOM_NL__2PRFIN20040416_230302_000001392026_00058_11134_1654.N1	16-APR-2004 23:03:02	Dark	139.00	11	53Alp Aql	0.76500	8000.0	278	11134	No
451	GOM_NL__2PRFIN20040416_230944_000000482026_00058_11134_1655.N1	16-APR-2004 23:09:44	Dark	47.500	63	Bet Gru	2.1500	2800.0	95	11134	No
452	GOM_NL__2PRFIN20040416_231333_000000402026_00058_11134_1656.N1	16-APR-2004 23:13:33	Dark	39.500	148	Alp Tuc	2.8780	4100.0	79	11134	No
453	GOM_NL__2PRFIN20040416_231522_000000432026_00059_11135_1625.N1	16-APR-2004 23:15:22	Dark	42.500	45	Alp Pav	1.9400	26000.	85	11135	No
454	GOM_NL__2PRFIN20040416_231823_000000762026_00059_11135_1626.N1	16-APR-2004 23:18:23	Dark	76.000	57	34Sig Sgr	2.0660	26000.	152	11135	No
455	GOM_NL__2PRFIN20040416_232102_000000732026_00059_11135_1627.N1	16-APR-2004 23:21:02	Dark	73.000	38	20Eps Sgr	1.8360	11000.	146	11135	No

456	GOM_NL__2PRFIN20040416_232450_000000662026_00059_11135_1628.N1	16-APR-2004 23:24:50	Straylight	66.000	25	35Lam Sco	1.6200	28000.	132	11135	No
457	GOM_NL__2PRFIN20040416_232711_000000462026_00059_11135_1629.N1	16-APR-2004 23:27:11	Straylight	45.500	4	Alp1Cen	-0.010000	5800.0	91	11135	No
458	GOM_NL__2PRFIN20040416_232834_000000422026_00059_11135_1630.N1	16-APR-2004 23:28:34	Straylight	42.000	12	Alp1Cru	0.77500	30000.	84	11135	No
459	GOM_NL__2PRFIN20040416_233009_000000512026_00059_11135_1631.N1	16-APR-2004 23:30:09	Straylight	50.500	26	Gam Cru	1.6240	2900.0	101	11135	No
460	GOM_NL__2PRFIN20040416_233129_000000432026_00059_11135_1632.N1	16-APR-2004 23:31:29	Straylight	42.500	95	Zet Cen	2.5450	26000.	85	11135	No
461	GOM_NL__2PRFIN20040416_233312_000000952026_00059_11135_1633.N1	16-APR-2004 23:33:12	Straylight	95.000	16	21Alp Sco	1.0200	3000.0	190	11135	No
462	GOM_NL__2PRFIN20040416_233622_000000812026_00059_11135_1634.N1	16-APR-2004 23:36:22	Twilight_stray	80.500	80	7Del Sco	2.3160	30000.	161	11135	No
463	GOM_NL__2PRFIN20040416_233922_000000442026_00059_11135_1635.N1	16-APR-2004 23:39:22	Twilight_stray	44.000	106	9Bet Crv	2.6480	5600.0	88	11135	No
464	GOM_NL__2PRFIN20040416_234121_000000392026_00059_11135_1636.N1	16-APR-2004 23:41:21	Bright	38.500	163	7Del Crv	2.9450	11000.	77	11135	No
465	GOM_NL__2PRFIN20040416_234535_000000392026_00059_11135_1637.N1	16-APR-2004 23:45:35	Bright	39.000	121	29Gam Vir	2.7400	7200.0	78	11135	No
466	GOM_NL__2PRFIN20040416_234919_000000402026_00059_11135_1638.N1	16-APR-2004 23:49:19	Bright	39.500	138	47Eps Vir	2.8280	4700.0	79	11135	No
467	GOM_NL__2PRFIN20040416_235221_000000372026_00059_11135_1639.N1	16-APR-2004 23:52:21	Bright	36.500	96	68Del Leo	2.5600	9300.0	73	11135	No
468	GOM_NL__2PRFIN20040416_235723_000000382026_00059_11135_1640.N1	16-APR-2004 23:57:23	Bright	38.000	152	12Alp2CVn	2.8900	11000.	76	11135	No
469	GOM_NL__2PRFIN20040416_235856_000000382026_00059_11135_1641.N1	16-APR-2004 23:58:56	Bright	38.000	174	52Psi UMa	3.0040	4400.0	76	11135	No

3. Quality information per product

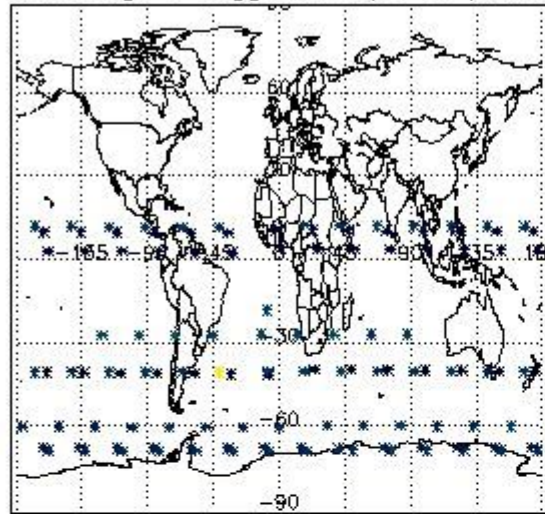
In this section it is plotted some information contained in the Quality Summary data set of the level 2 products. Only products in dark limb conditions and without errors (error flag in the MPH set to "0") are used.

3.1 Plot quality information per product (time dependant)

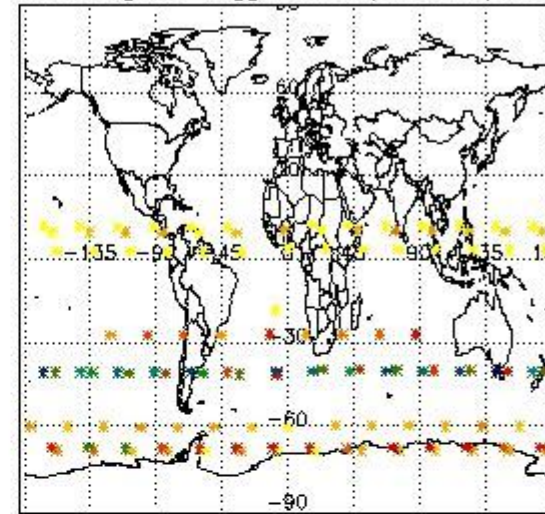


3.2 Plot quality information per product (world map)

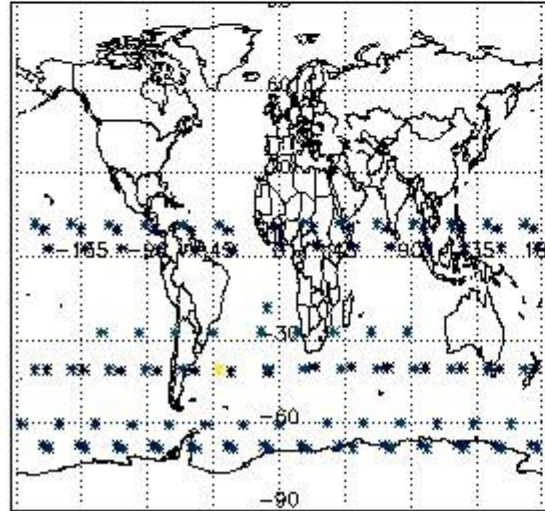
Percentage of flagged data per O3 profile




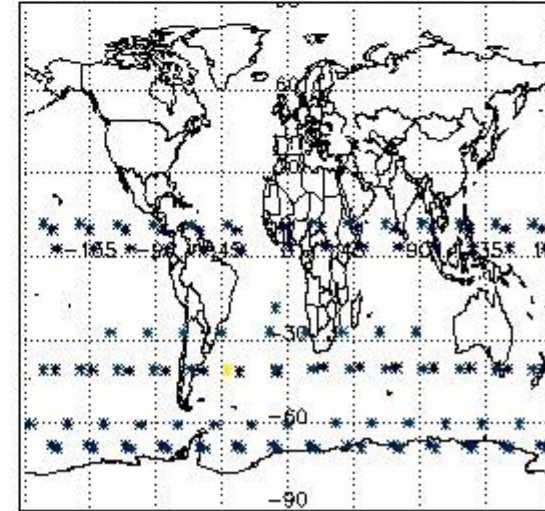
Percentage of flagged data per H2O profile



Percentage of flagged data per NO2 profile



Percentage of flagged data per NO3 profile

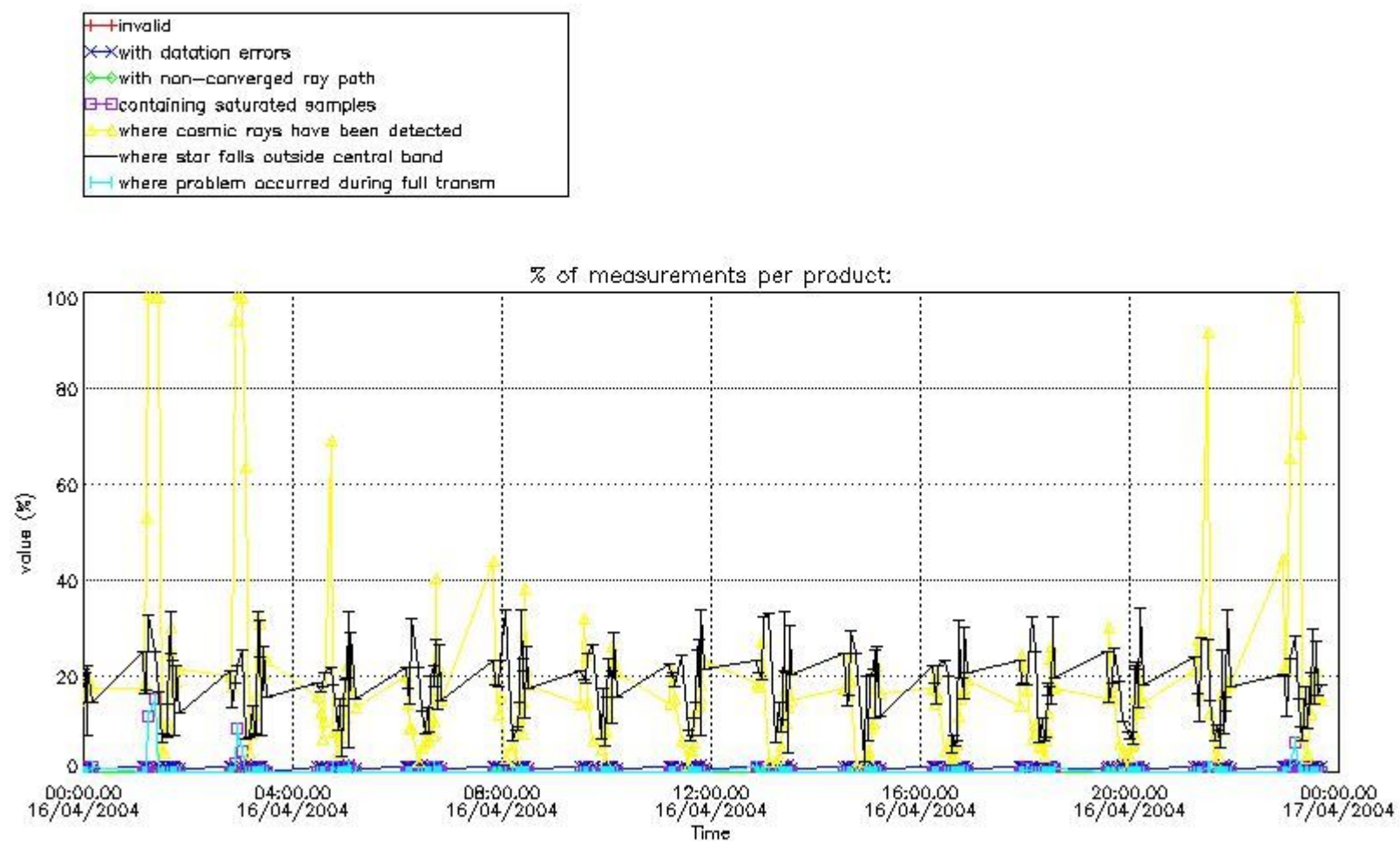


4. Level 1 quality information per product

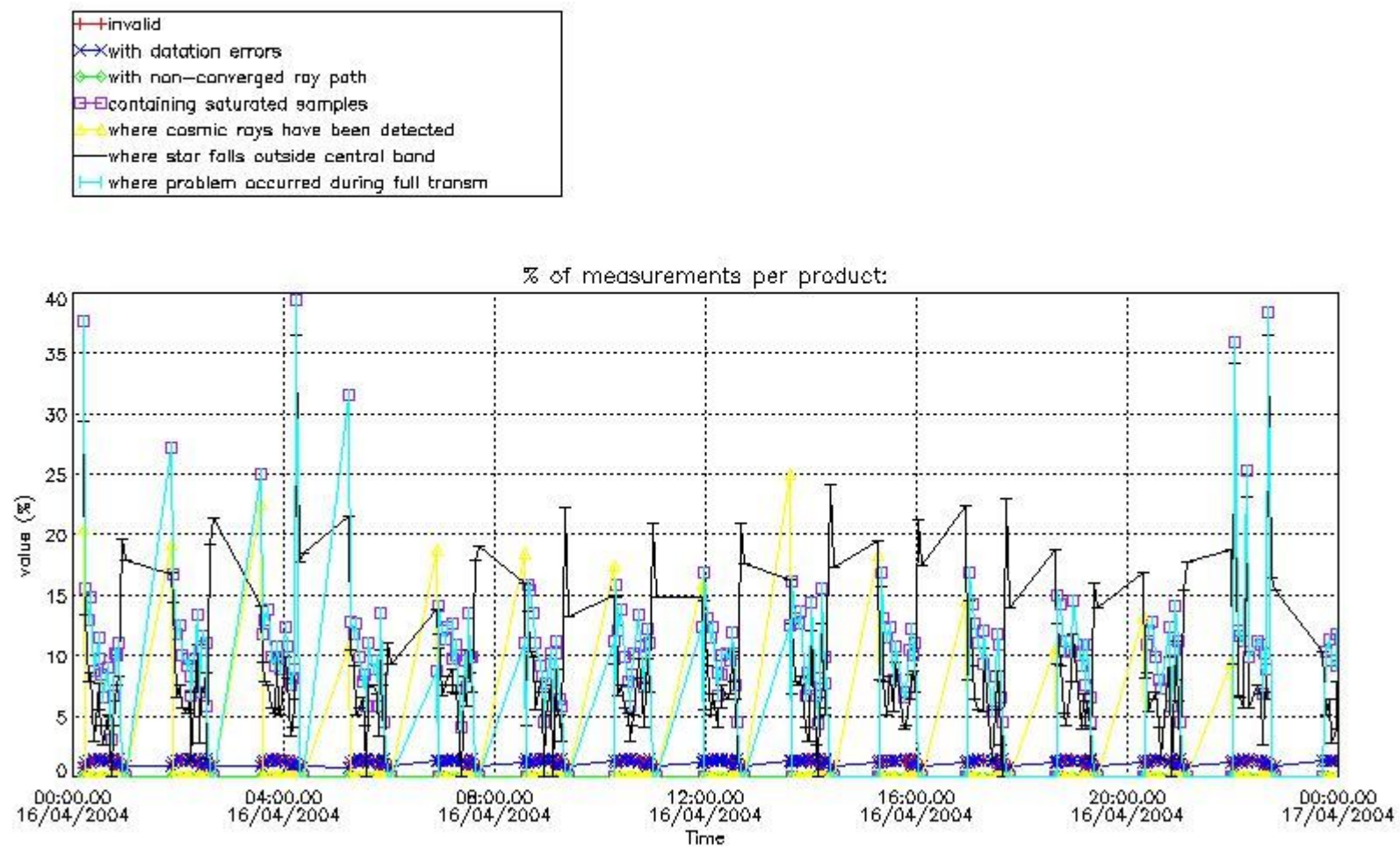
In this section it is plotted some information contained in the Quality Summary data set of the level 2 products that comes from the level 1b processing. Products without errors (error flag in the MPH set to "0") are used.

4.1 Plot quality information per product (time dependant) coming from level 1b processing

4.1.1 Plot level 1 quality information per product (time dependant): ENVISAT ASCENDING passes



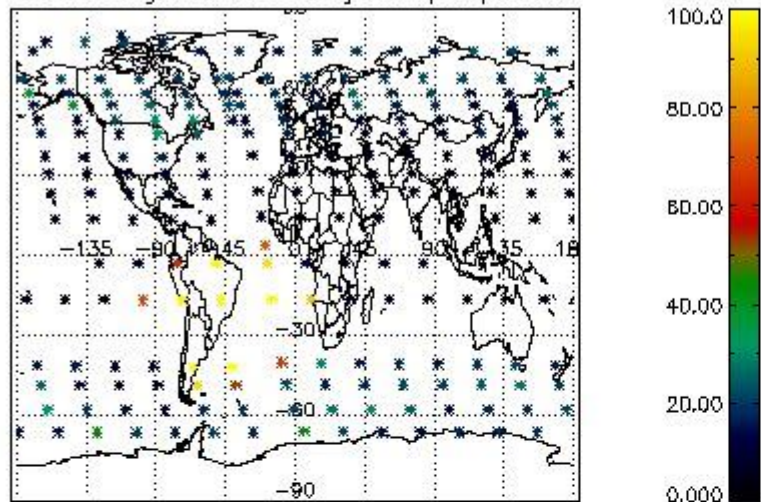
4.1.2 Plot level 1 quality information per product (time dependant): ENVI SAT DESCENDING passes



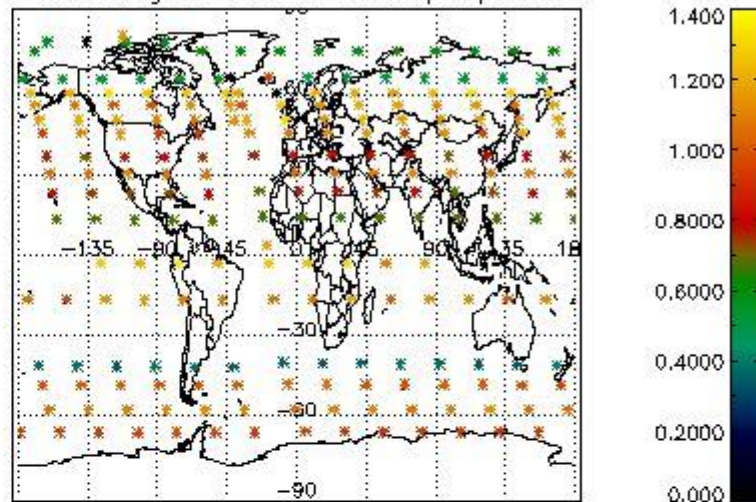
4.2 Plot quality information per product coming from level 1b processing (world map)

4.2.1 Plot level 1 quality information per product (world map): ENVISAT ASCENDING passes

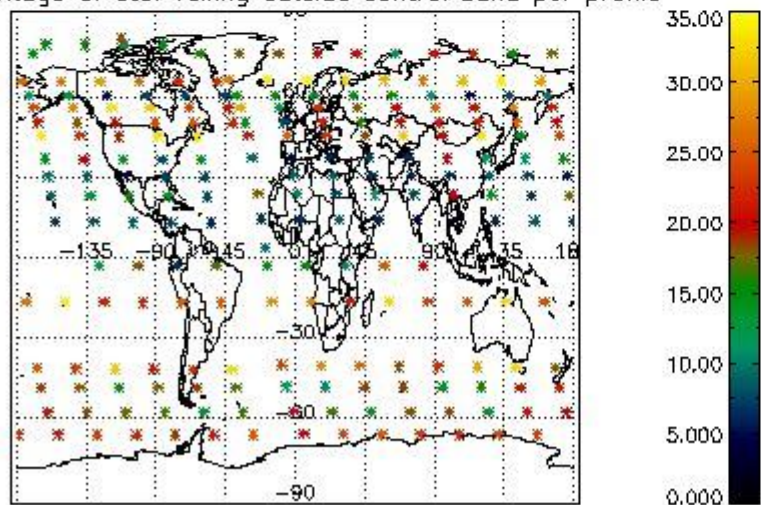
Percentage of cosmic ray hits per profile



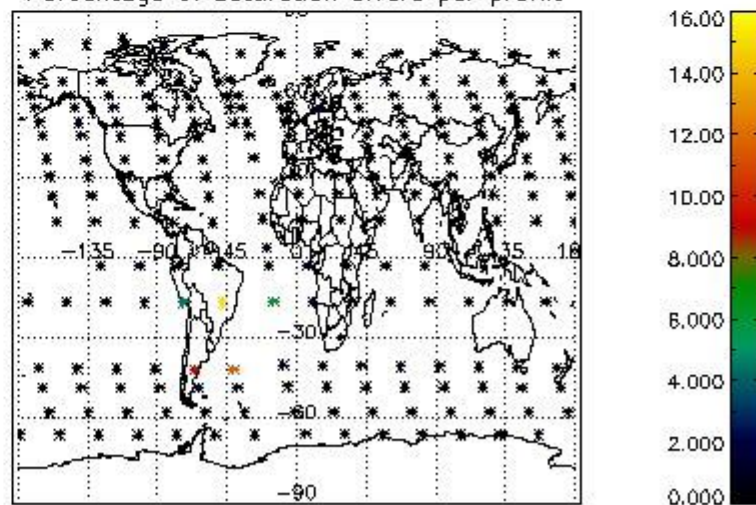
Percentage of datation errors per profile



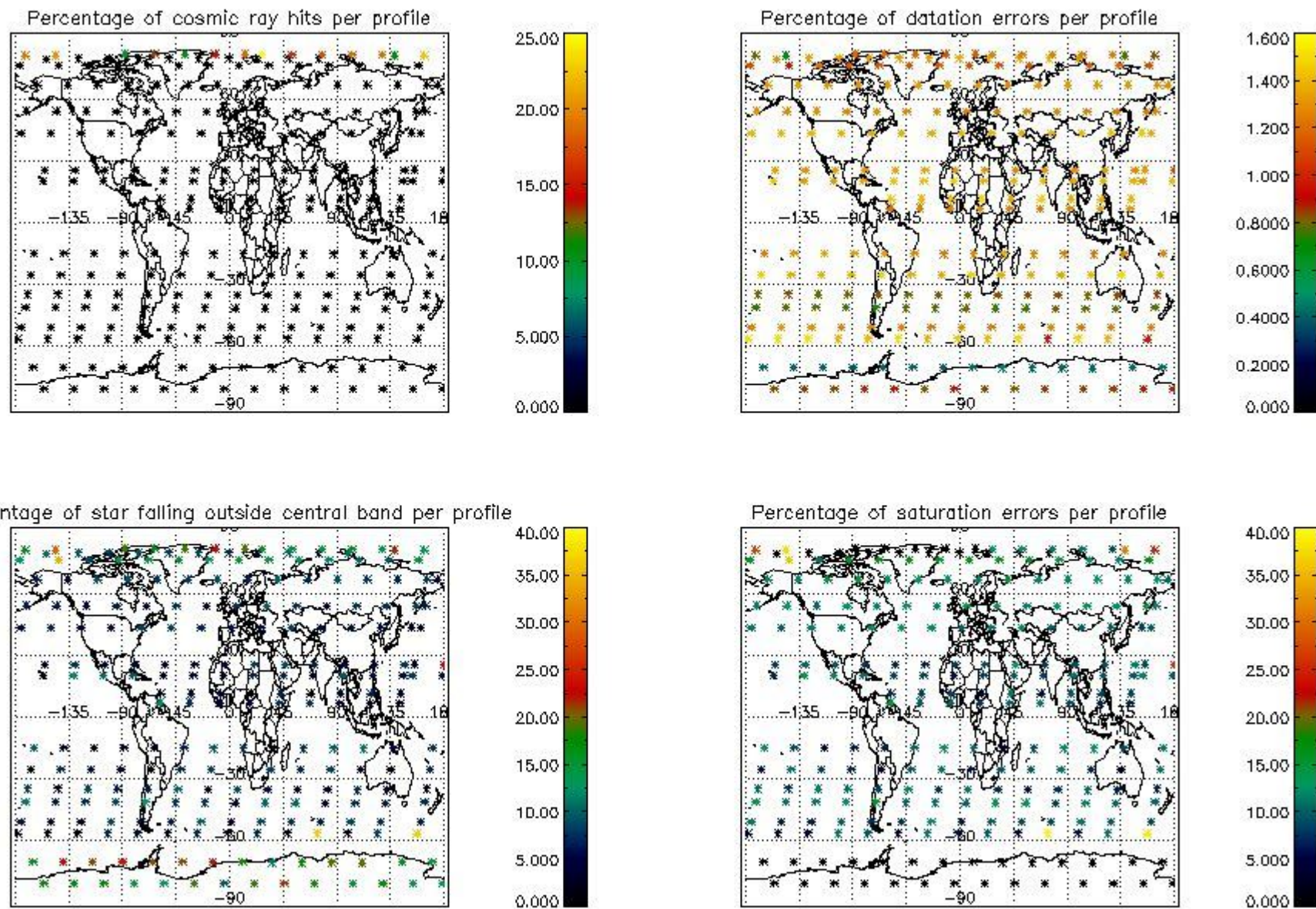
Percentage of star falling outside central band per profile



Percentage of saturation errors per profile



4.2.2 Plot level 1 quality information per product (world map): ENVISAT DESCENDING passes



5. Trace gas profiles

5.1 Ozone statistics based on quality of products

The final quality of the products can be "measured" using the STD (Standard Deviation) attached to every point profile. This information is written to the parameter GOM_NL__2P/NL_LOCAL_SPECIES_DENSITY/o3_std of the level 2 products. The table below shows the statistics for given STD ranges.

The statistics are given with respect to the overall valid production:

- Products without fatal errors: GOM_NL__2P/MPH/PRODUCT_ERR=0
- Valid point profile: GOM_NL__2P/NL_LOCAL_SPECIES_DENSITY/pcd(0)=0

The 'Criteria' is applied to valid points of dark limb products:

- Products in dark limb illumination condition: GOM_NL__2P/NL_SUMMARY_QUALITY/obs_ill_cond=0
- Products without fatal errors: GOM_NL__2P/MPH/PRODUCT_ERR=0
- Valid point profile: GOM_NL__2P/NL_LOCAL_SPECIES_DENSITY/pcd(0)=0

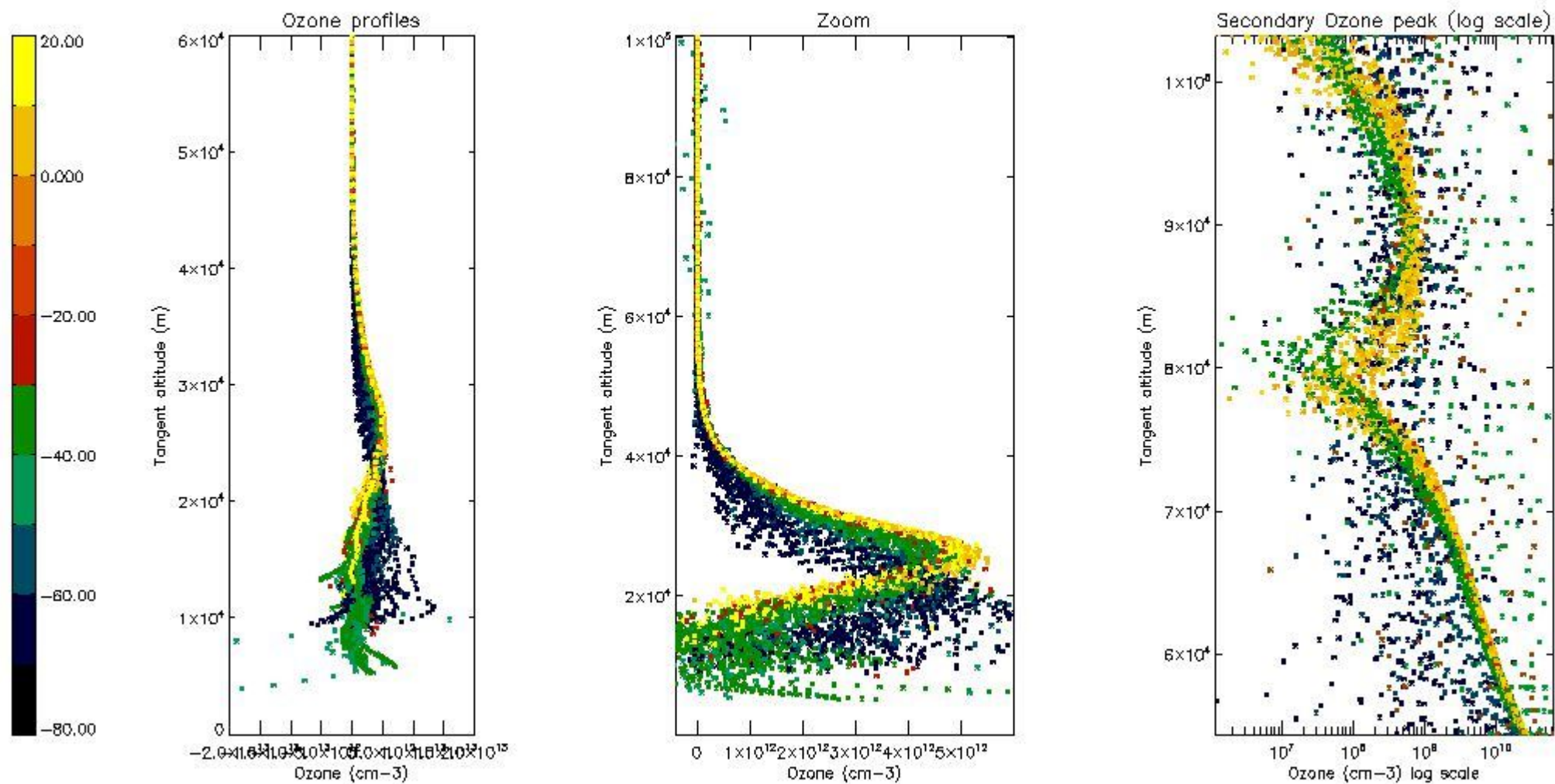
So, the table below shows the percentage of dark limb and valid observations for each criteria with respect to the overall valid daily observations.

Criteria	% of total production
All STD	31
STD < 20	16

STD < 10	13
STD < 5	10

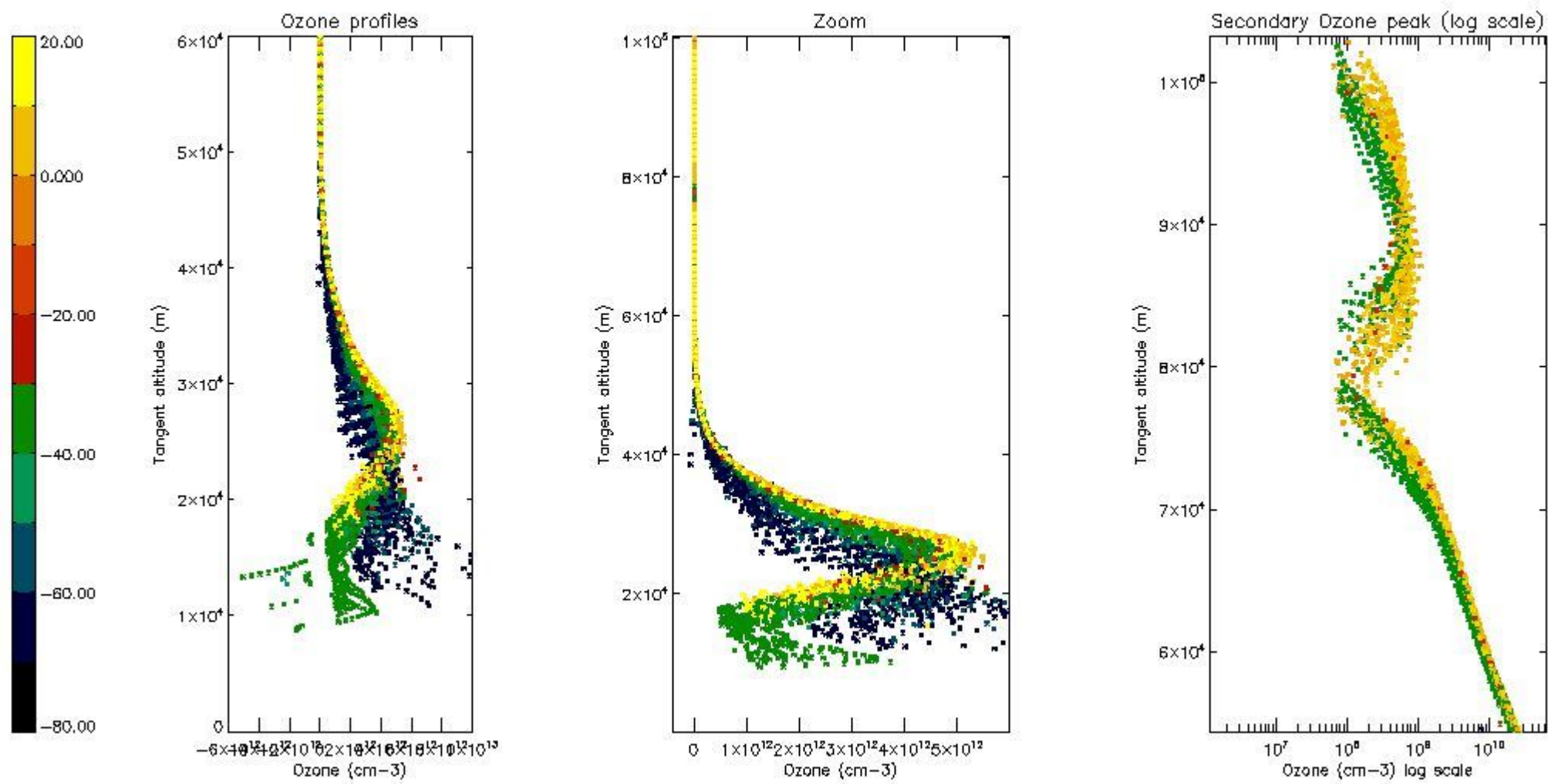
5.2 Plot ozone profiles for all STD (dark without errors)

The colorbar represents the latitude.



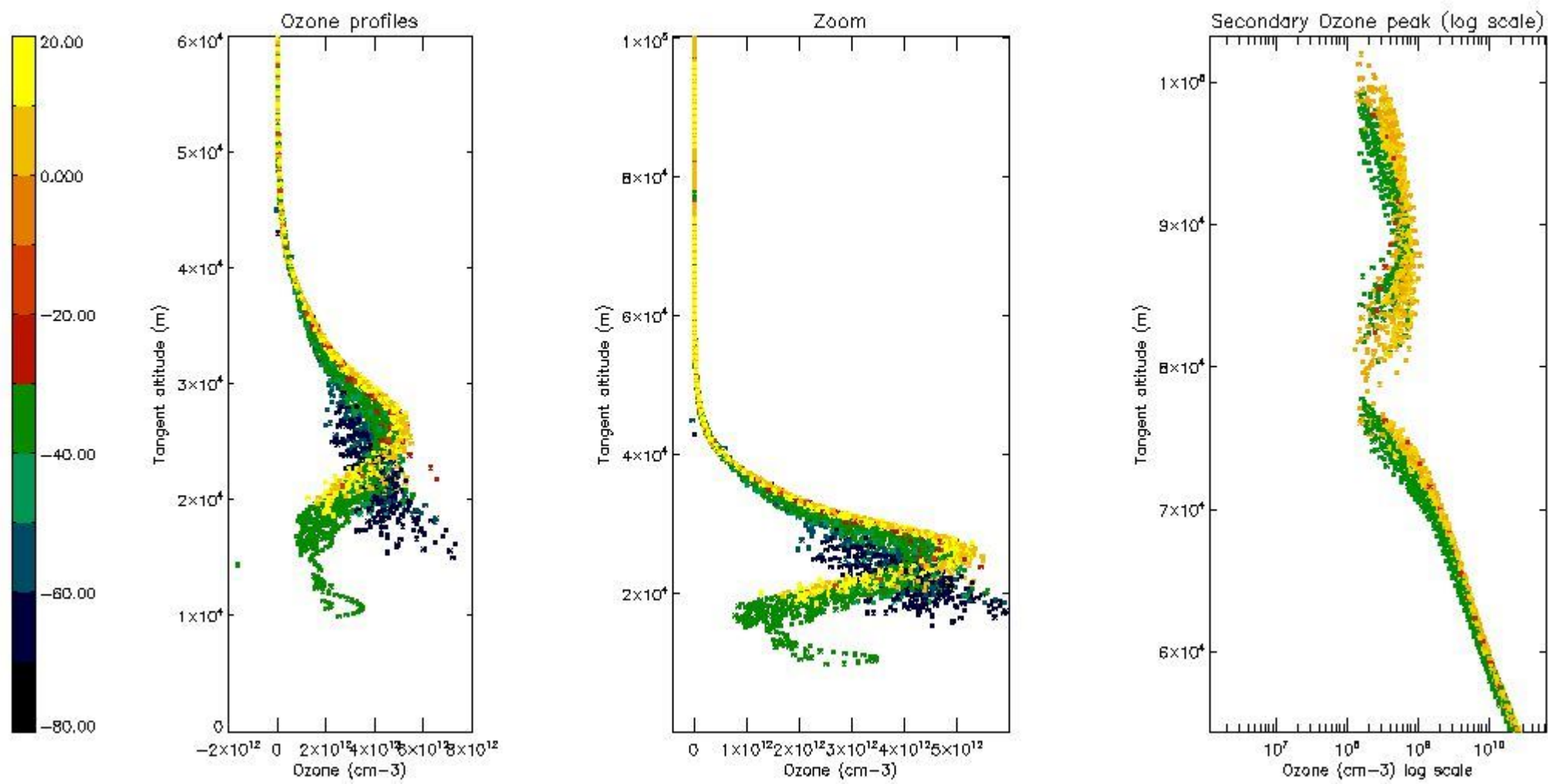
5.3 Plot ozone profiles where STD < 20% (dark without errors)

The colorbar represents the latitude.



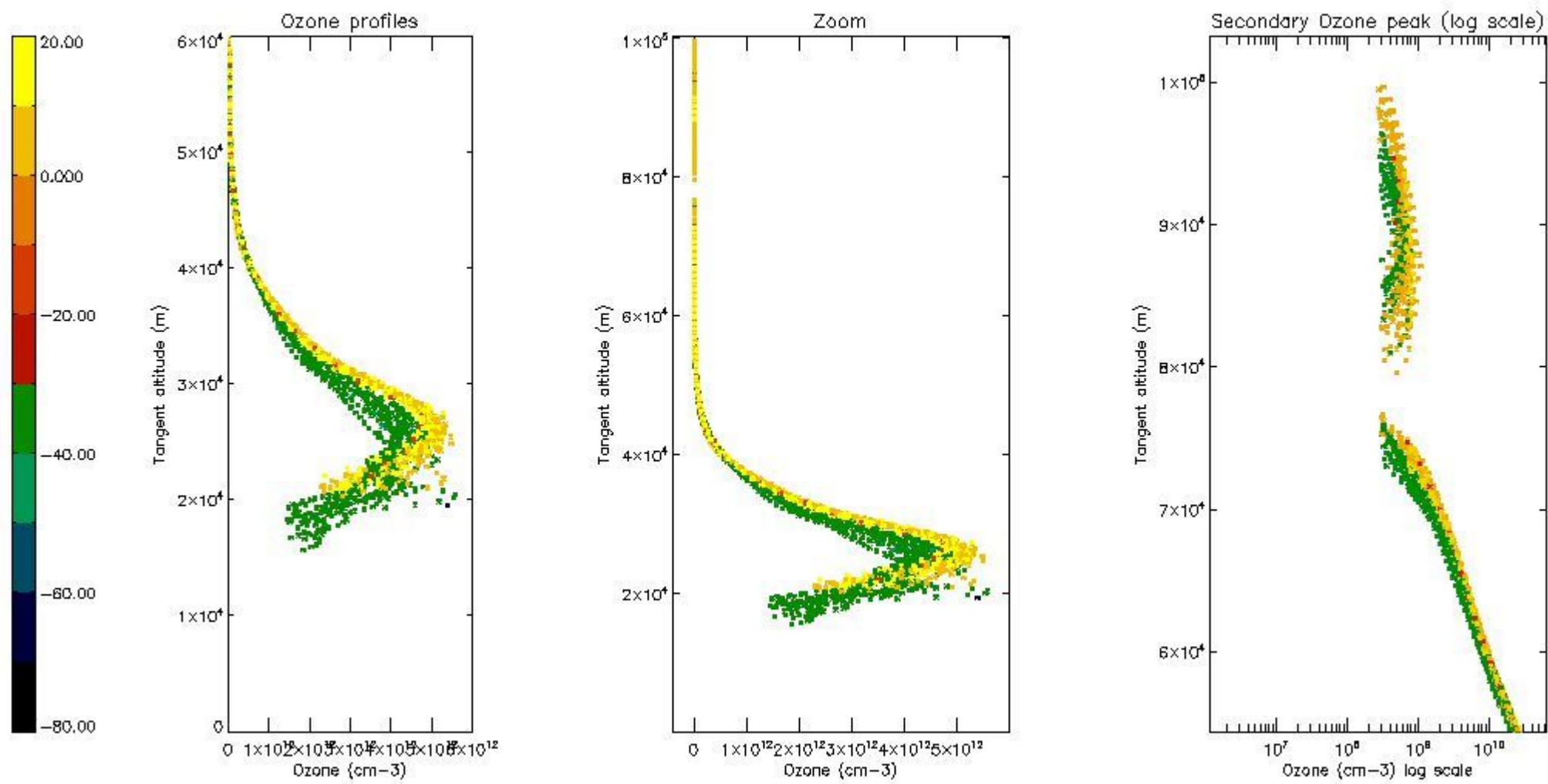
5.4 Plot ozone profiles where STD < 10% (dark without errors)

The colorbar represents the latitude.



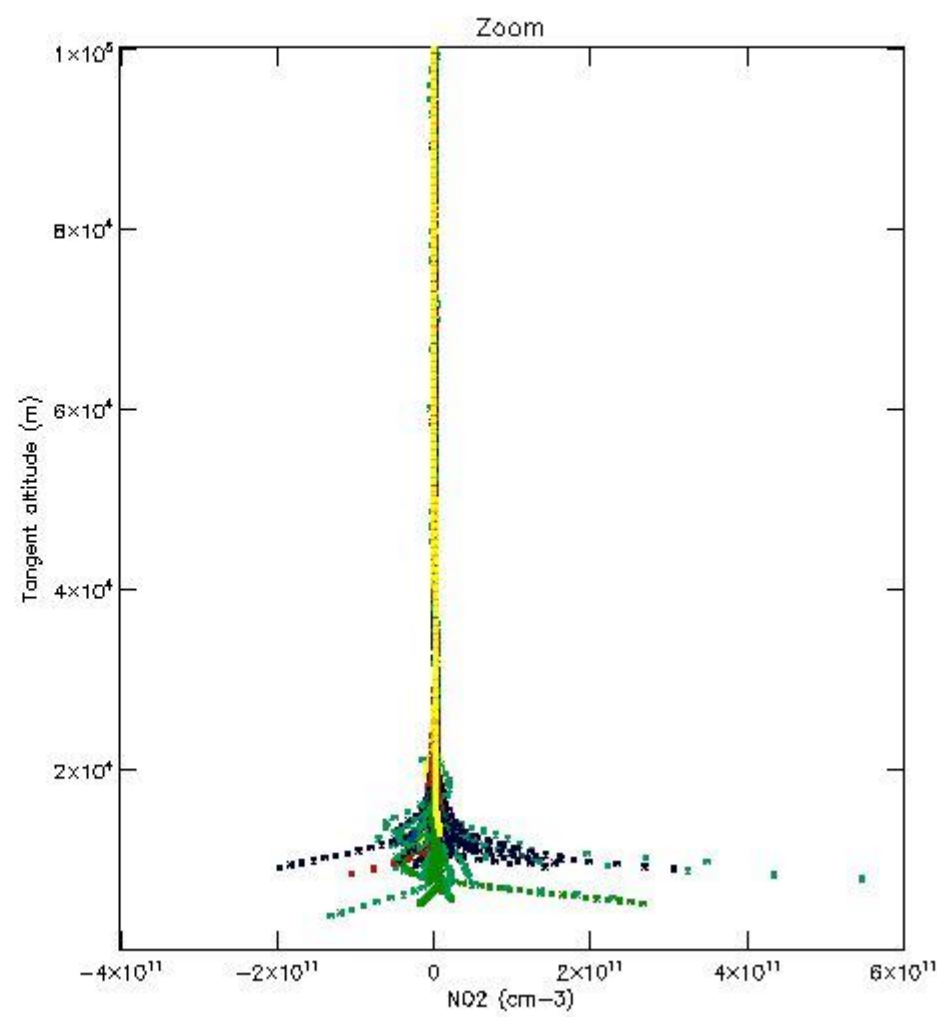
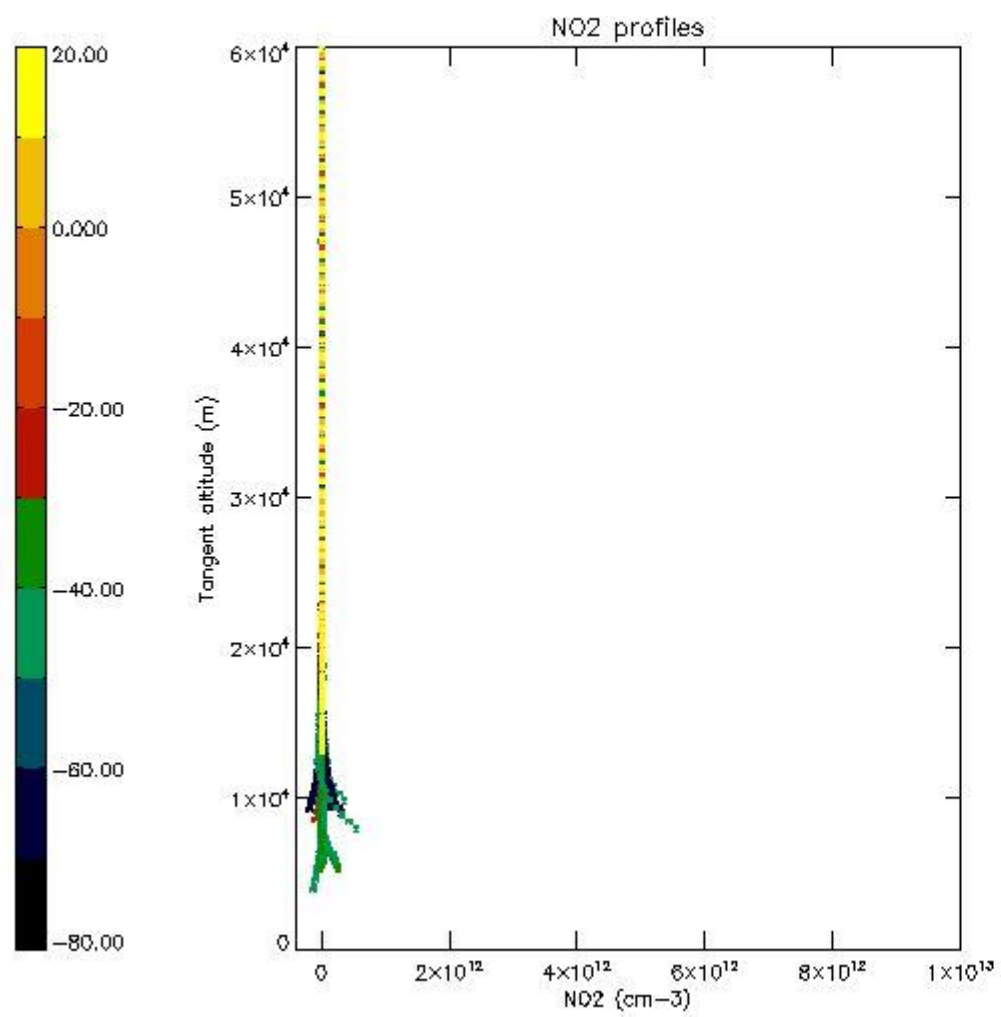
5.5 Plot ozone profiles where $STD < 5\%$ (dark without errors)

The colorbar represents the latitude.



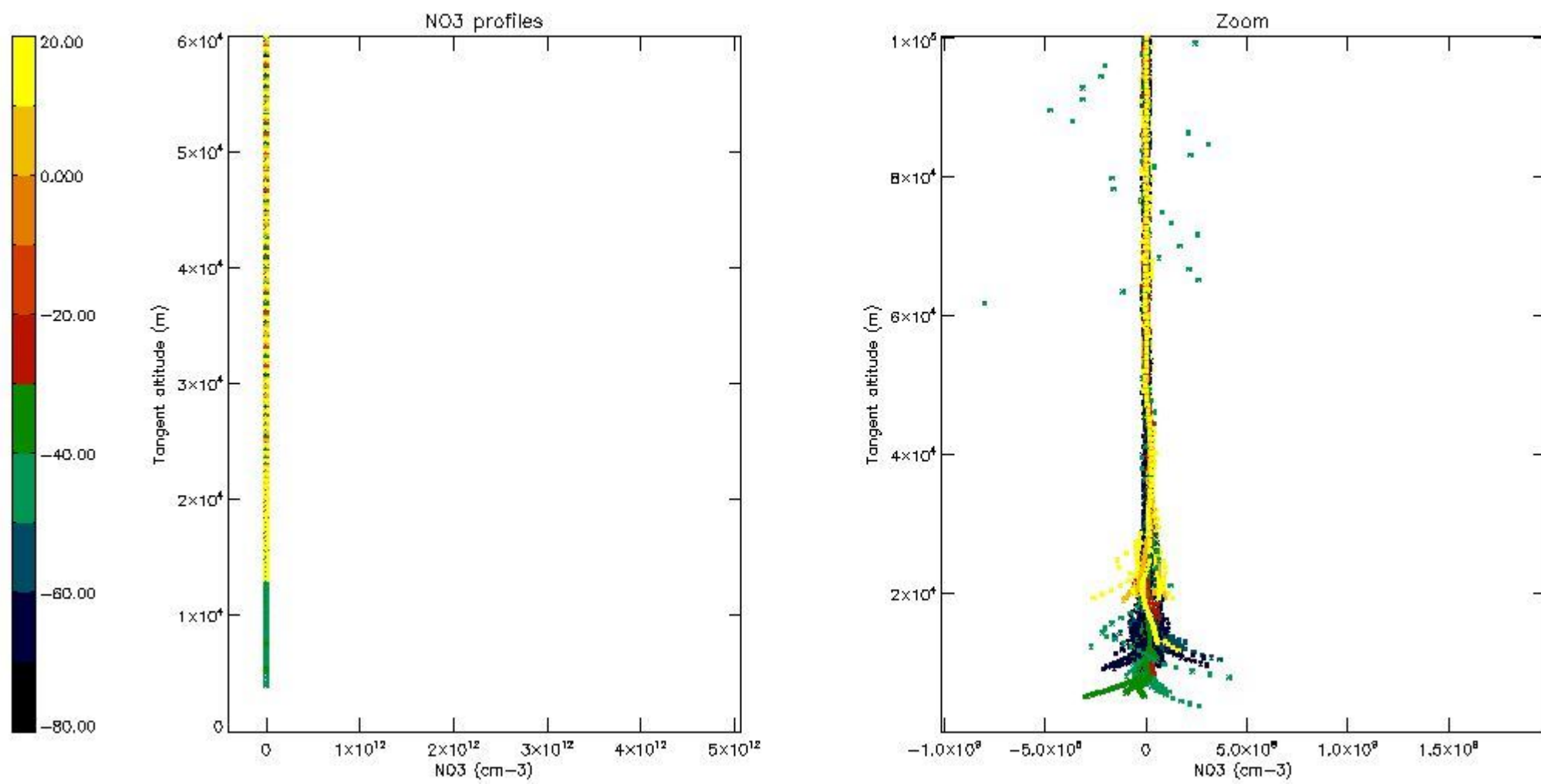
5.6 Plot NO₂ profiles for all STD (dark without errors)

The colorbar represents the latitude.



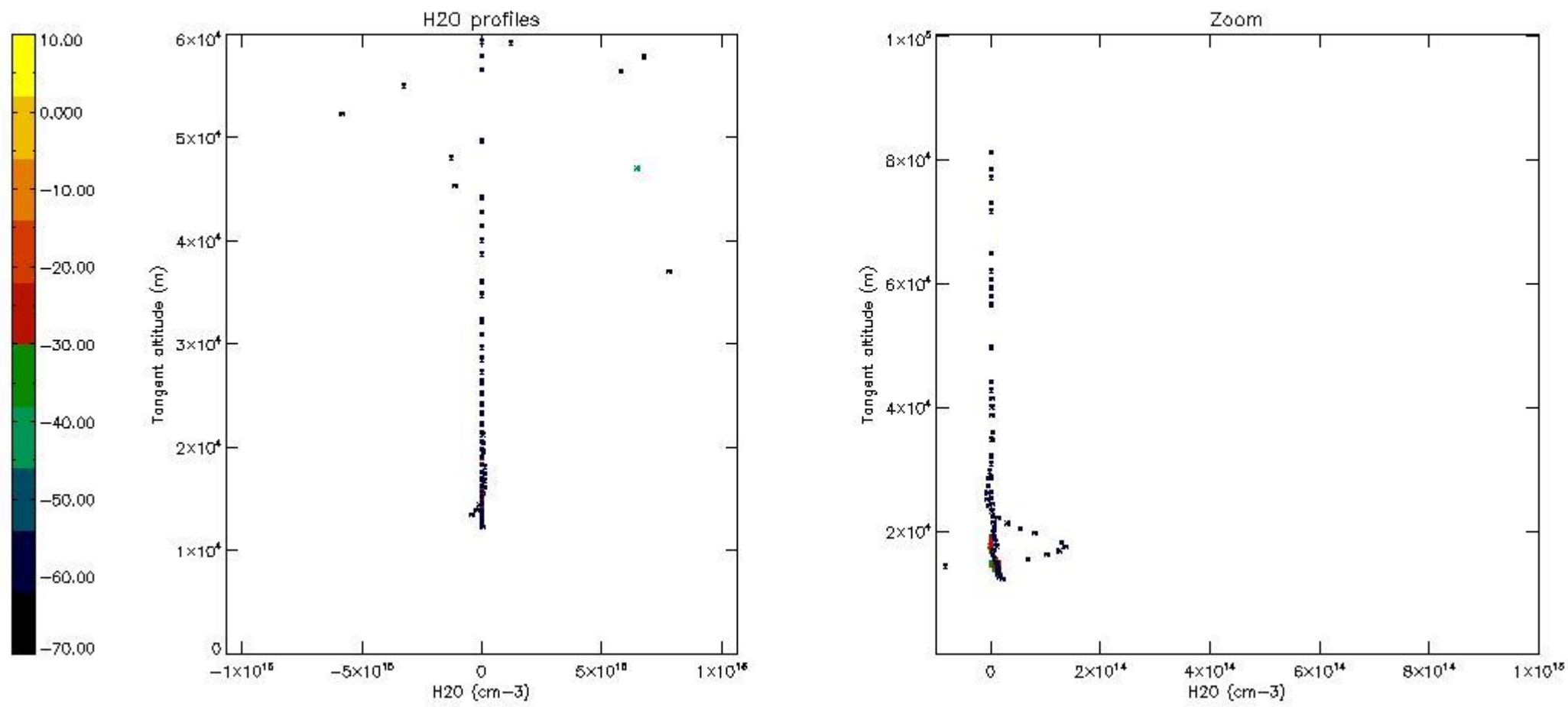
5.7 Plot NO3 profiles for all STD (dark without errors)

The colorbar represents the latitude.



5.8 Plot H2O profiles for all STD (only for occultations of stars 1,2,3,4,13,14,16,26,63 dark without errors)

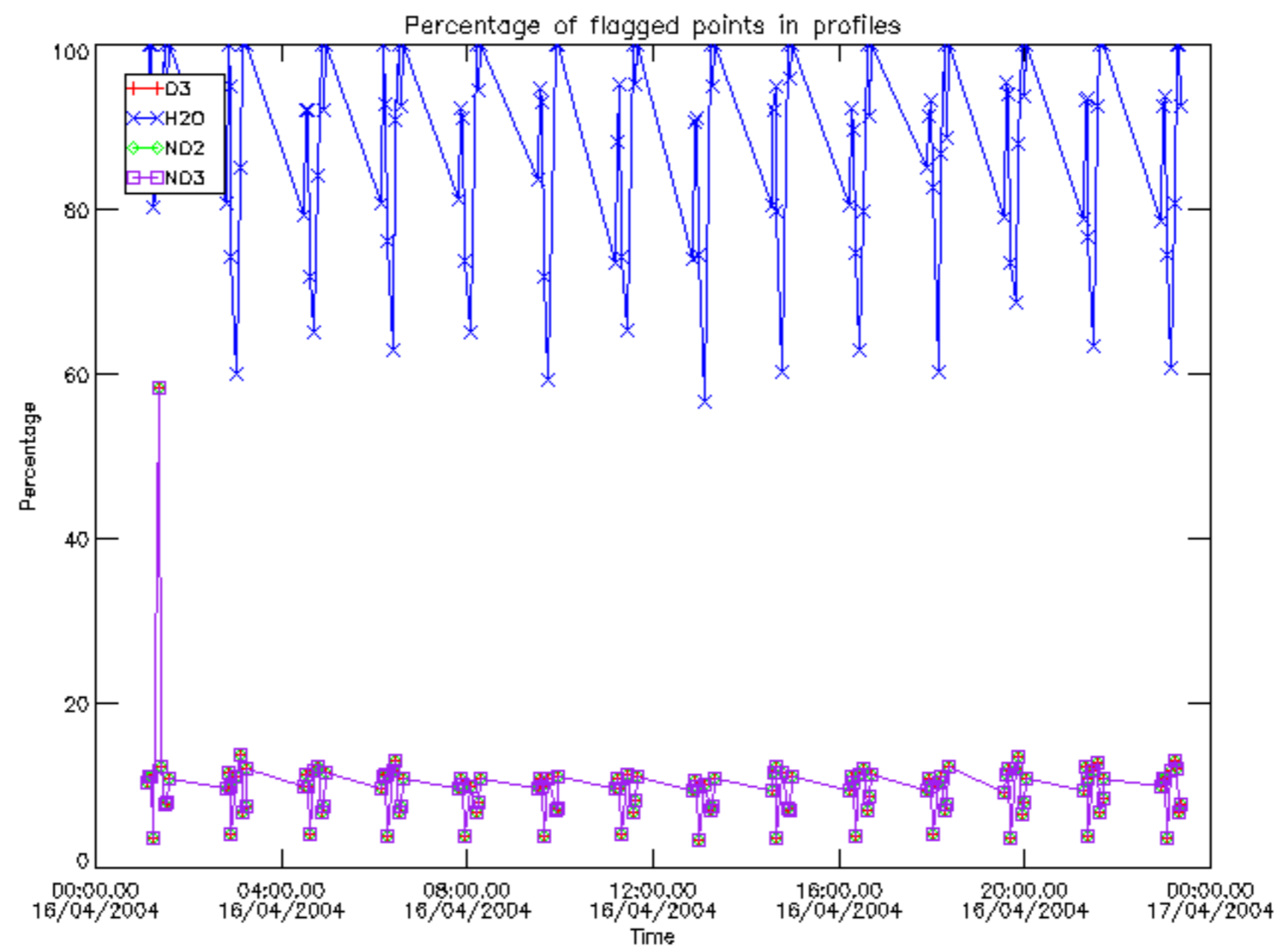
The colorbar represents the latitude.



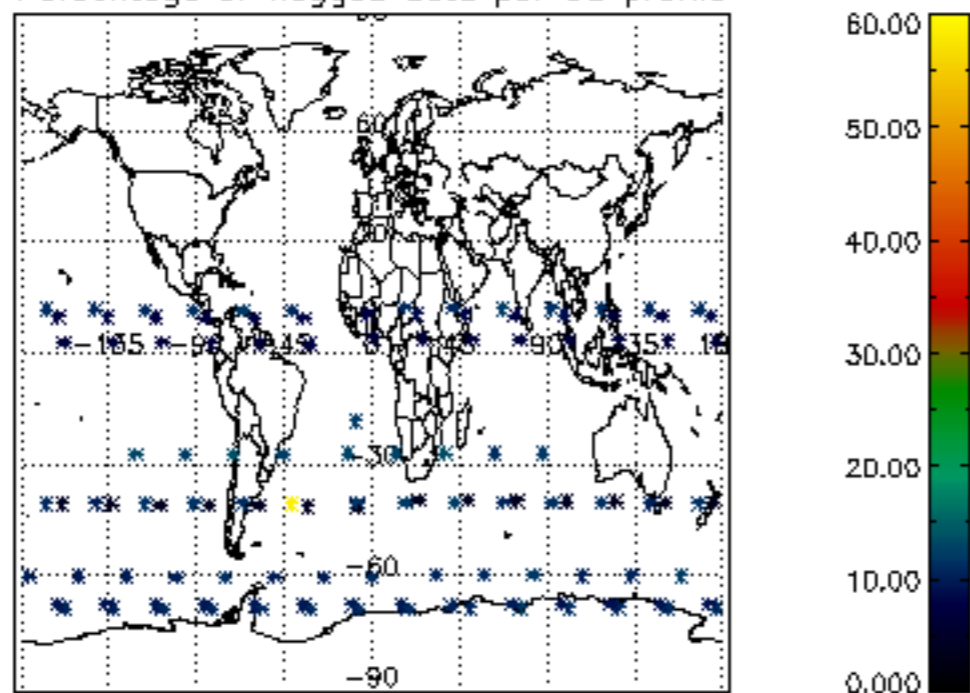
6. Auxiliary Data Files used for the production reported in section 2

The number reported in the third column indicates since which file (see list in section 2) the corresponding auxiliary file has been used. The fourth column is the date of those product files.

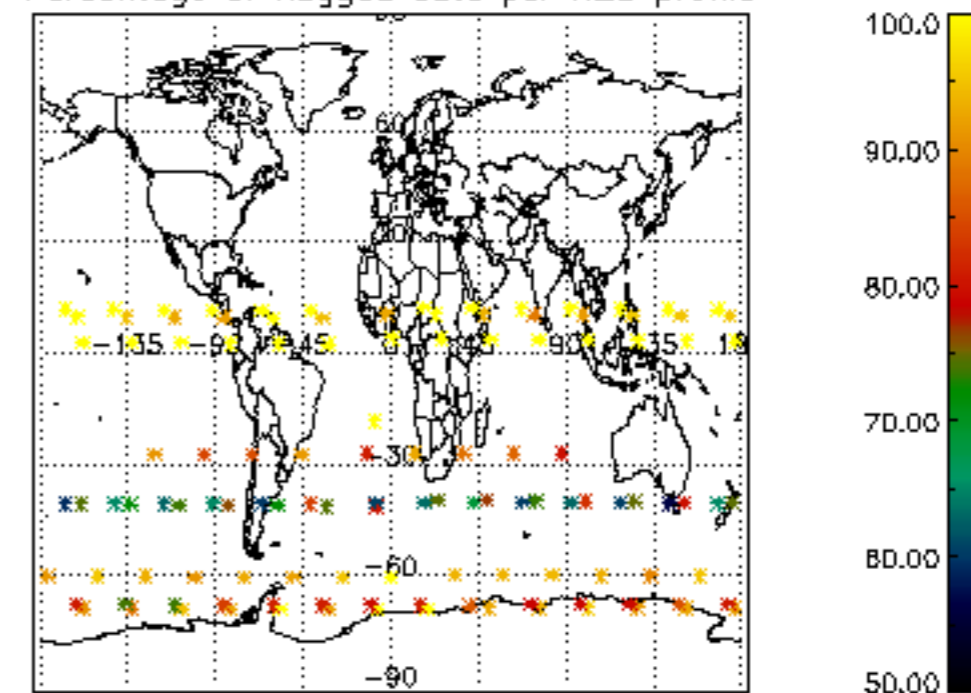
Type	Auxiliary Filename	Used since product	Used since product date
INST_PHYS_CHARACTERISTICS	GOM_INS_AXVIEC20091111_143220_20030716_120000_20500101_000000	1	16-APR-2004 00:00:10
LEVEL-2_PROC_CONFIG	GOM_PR2_AXVIEC20091111_152718_20020301_000000_20500101_000000	1	16-APR-2004 00:00:10
CROSS_SECTIONS_FILE	GOM_CRS_AXVIEC20091111_154832_20020301_000000_20500101_000000	1	16-APR-2004 00:00:10



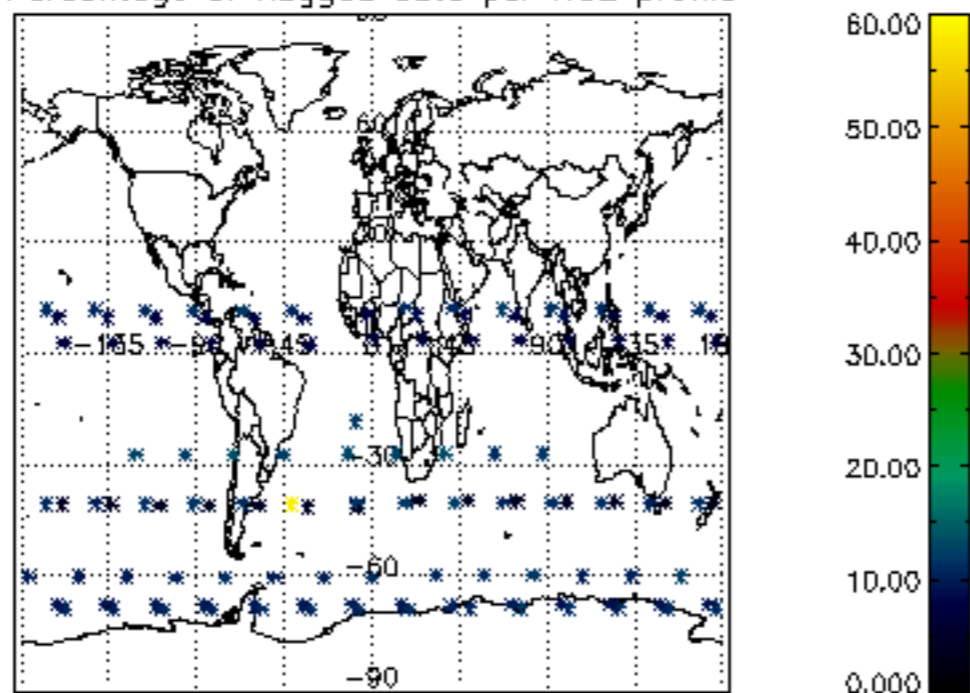
Percentage of flagged data per D3 profile



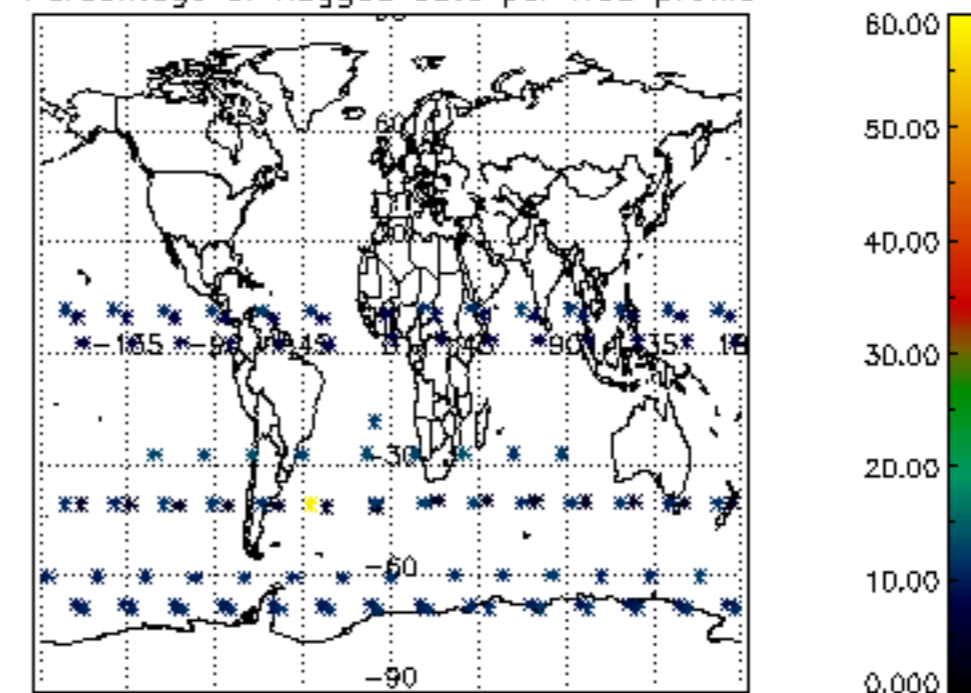
Percentage of flagged data per H2O profile

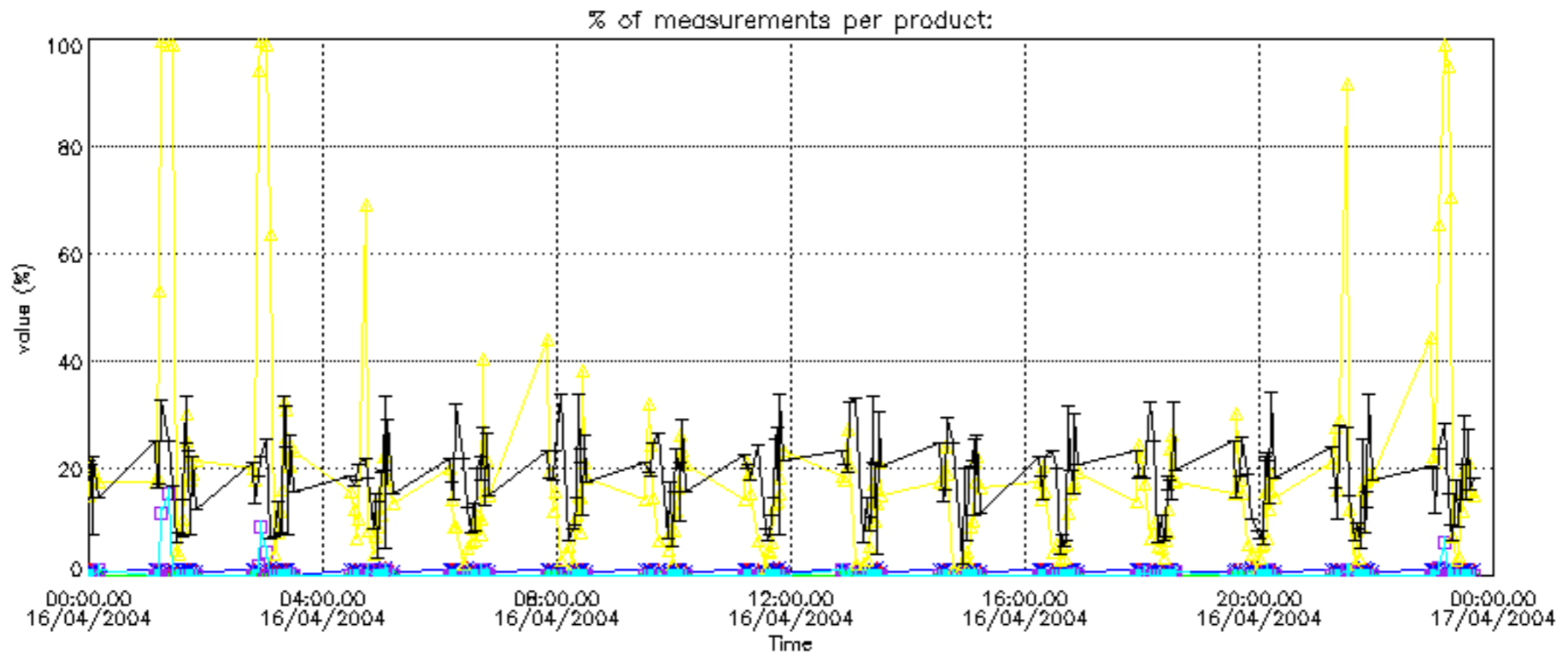


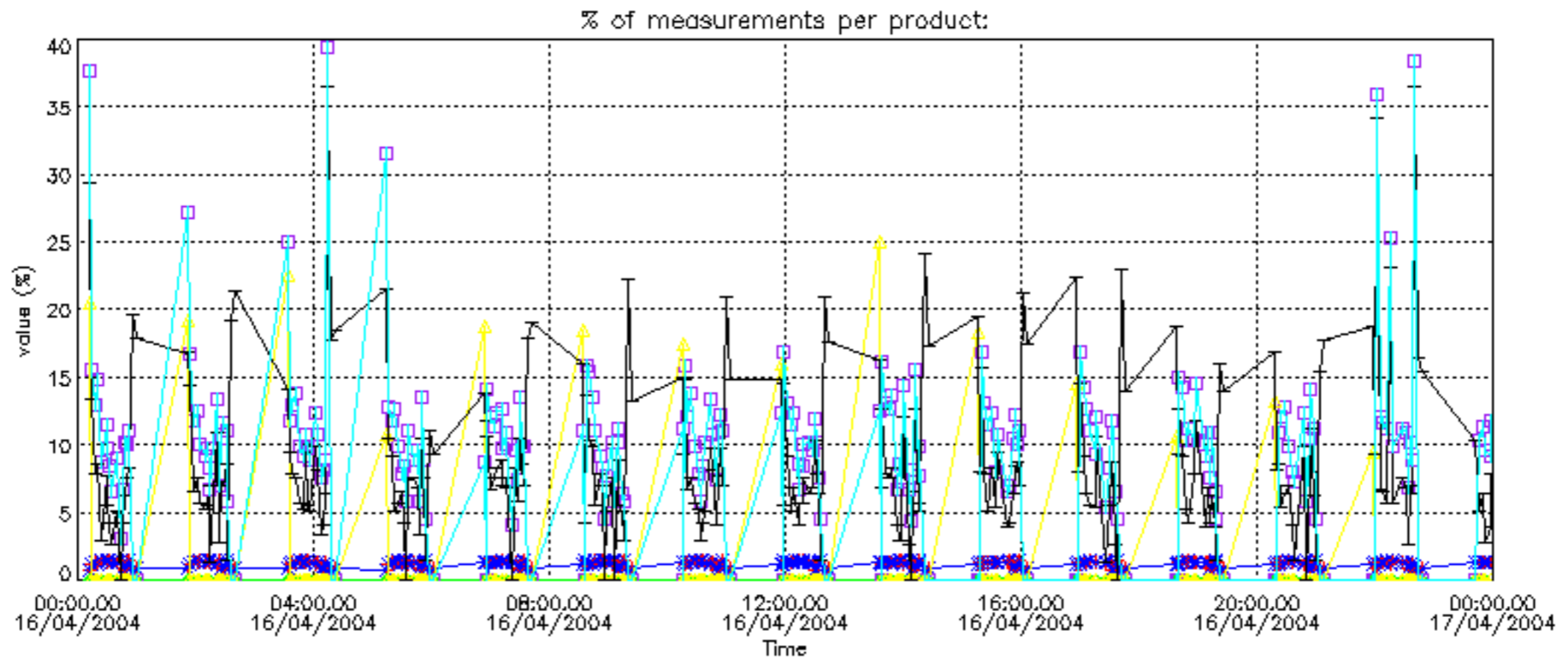
Percentage of flagged data per NO2 profile



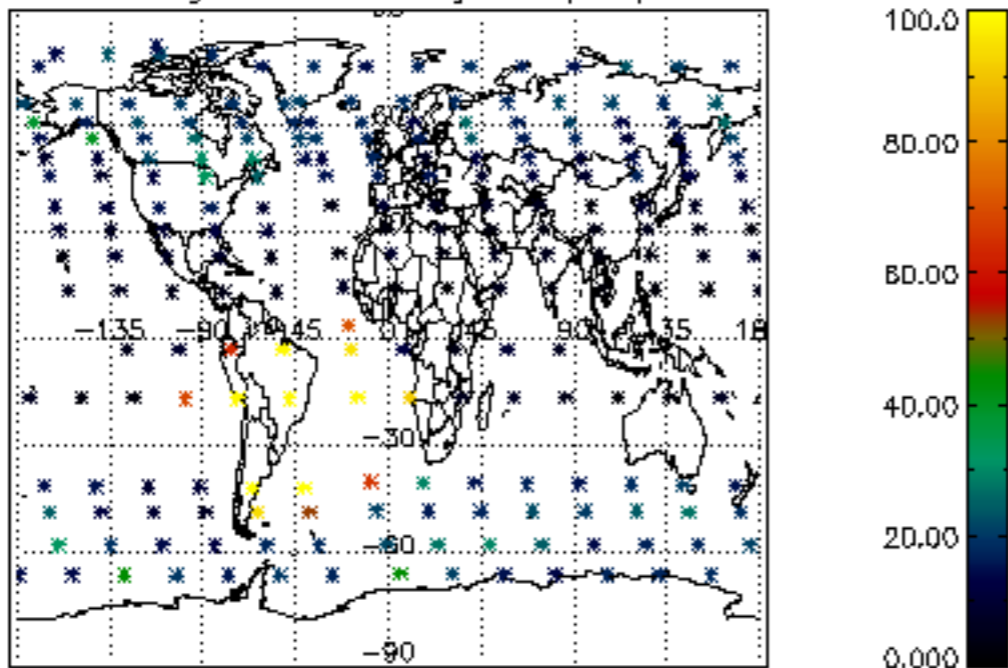
Percentage of flagged data per NO3 profile



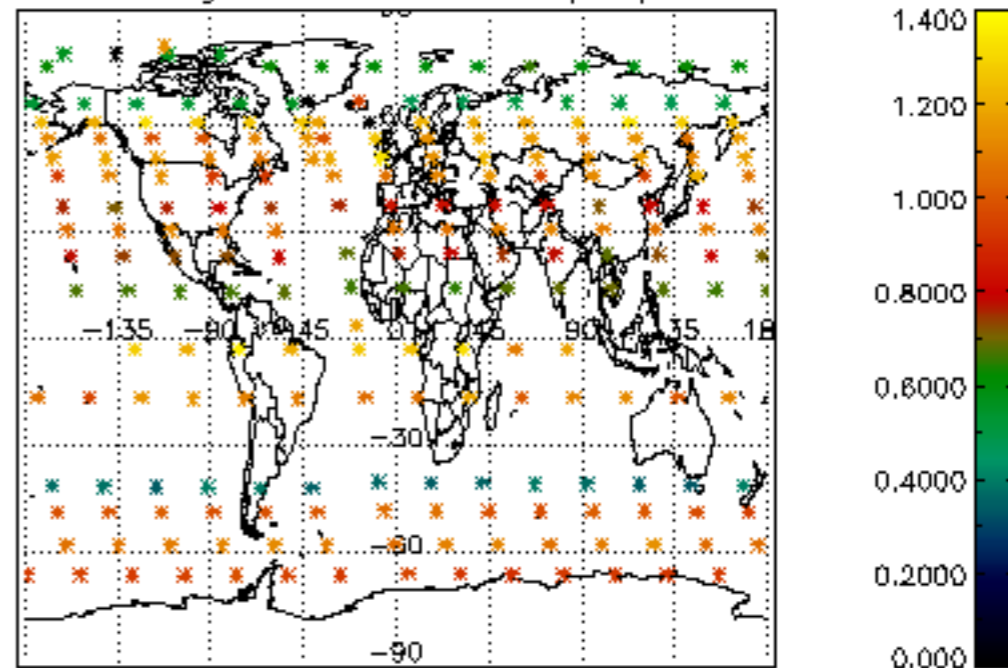




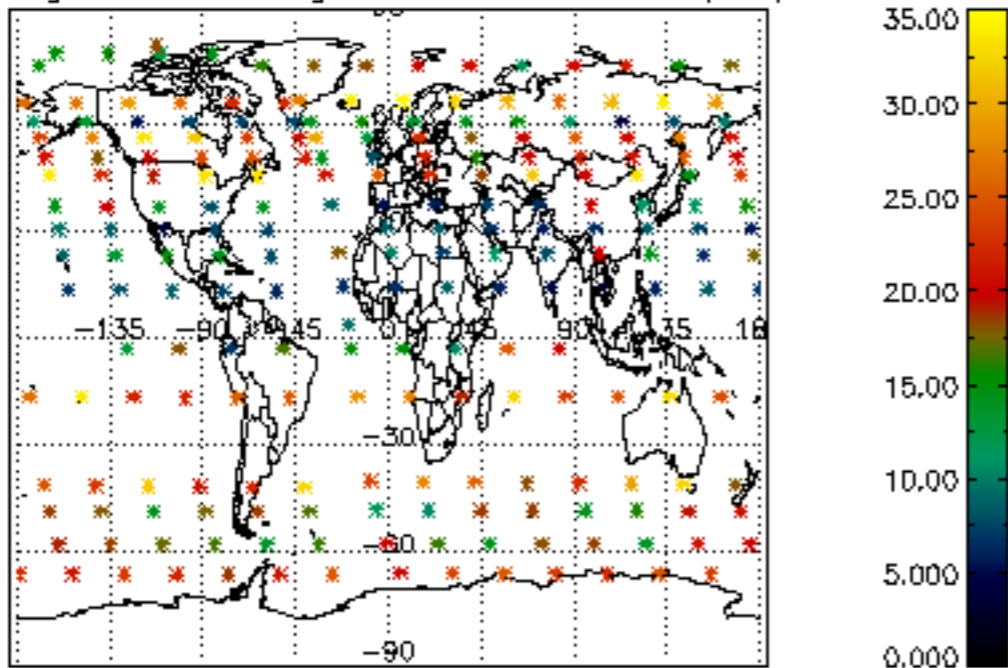
Percentage of cosmic ray hits per profile



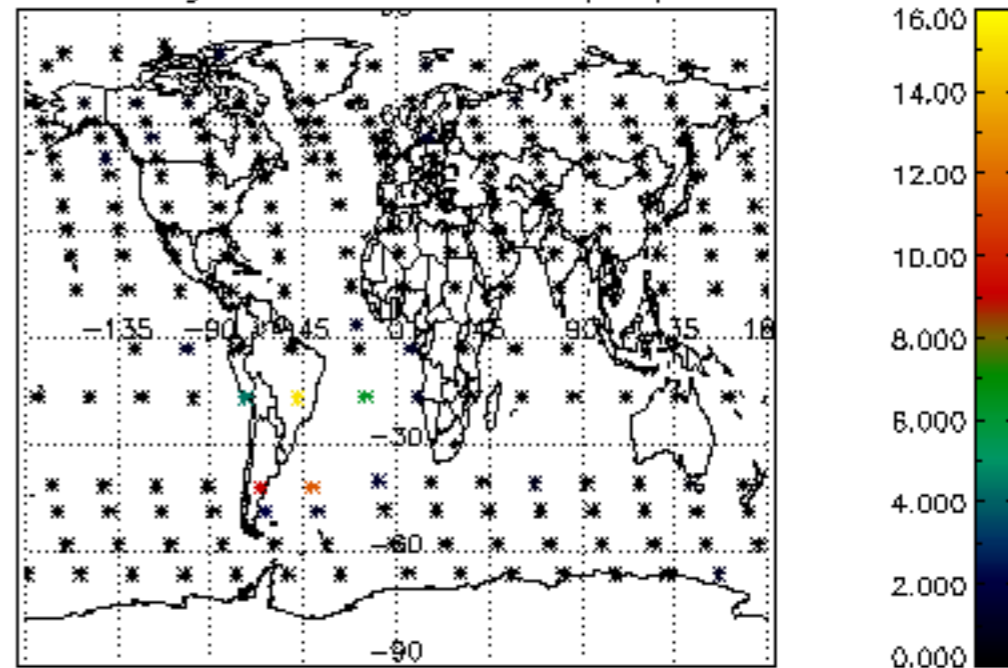
Percentage of datation errors per profile



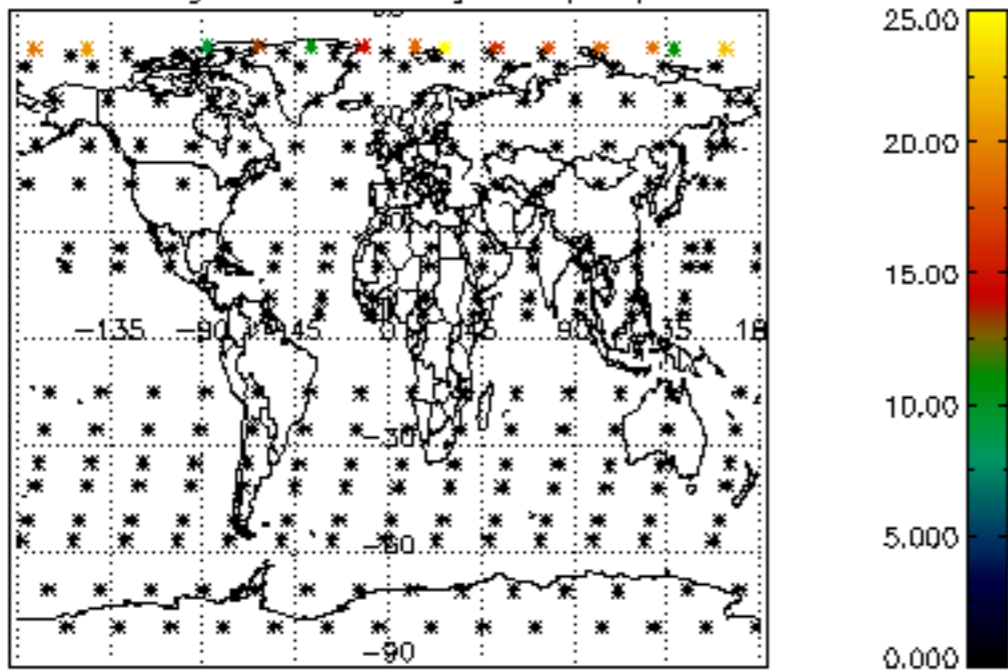
Percentage of star falling outside central band per profile



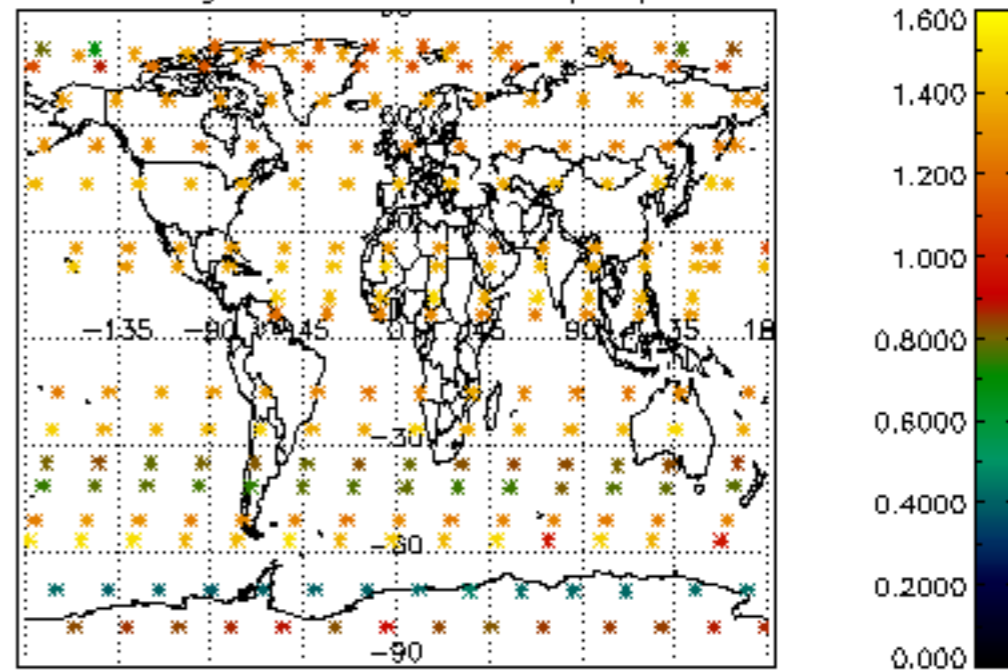
Percentage of saturation errors per profile



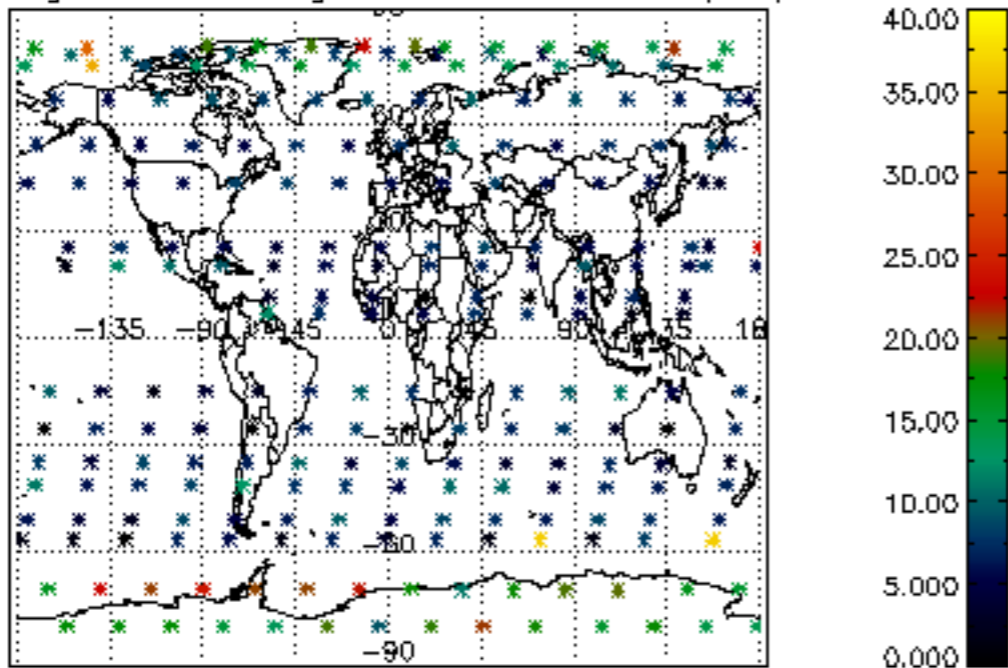
Percentage of cosmic ray hits per profile



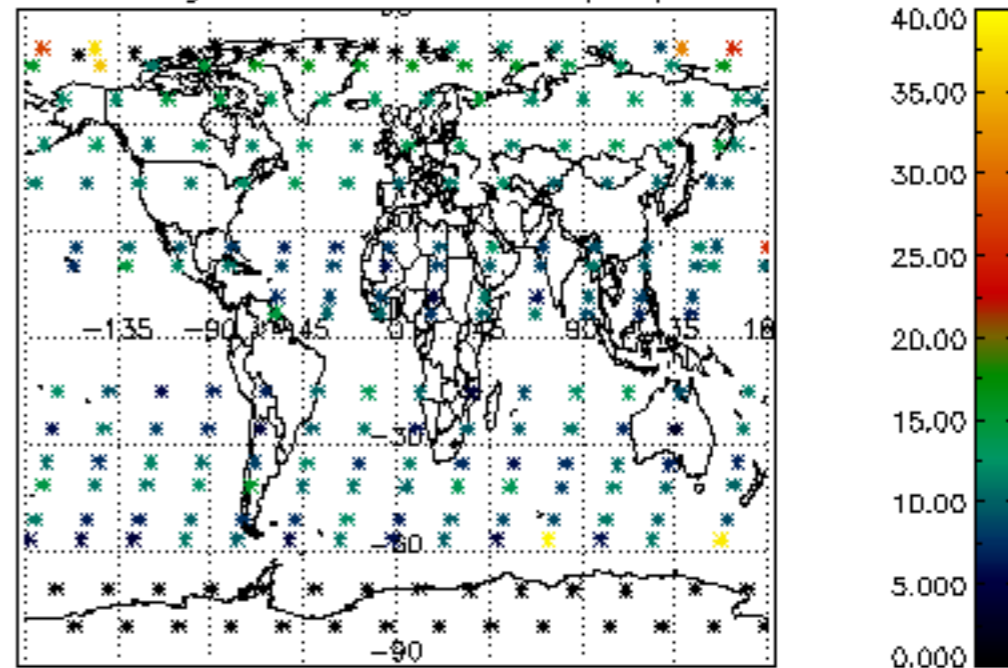
Percentage of datation errors per profile

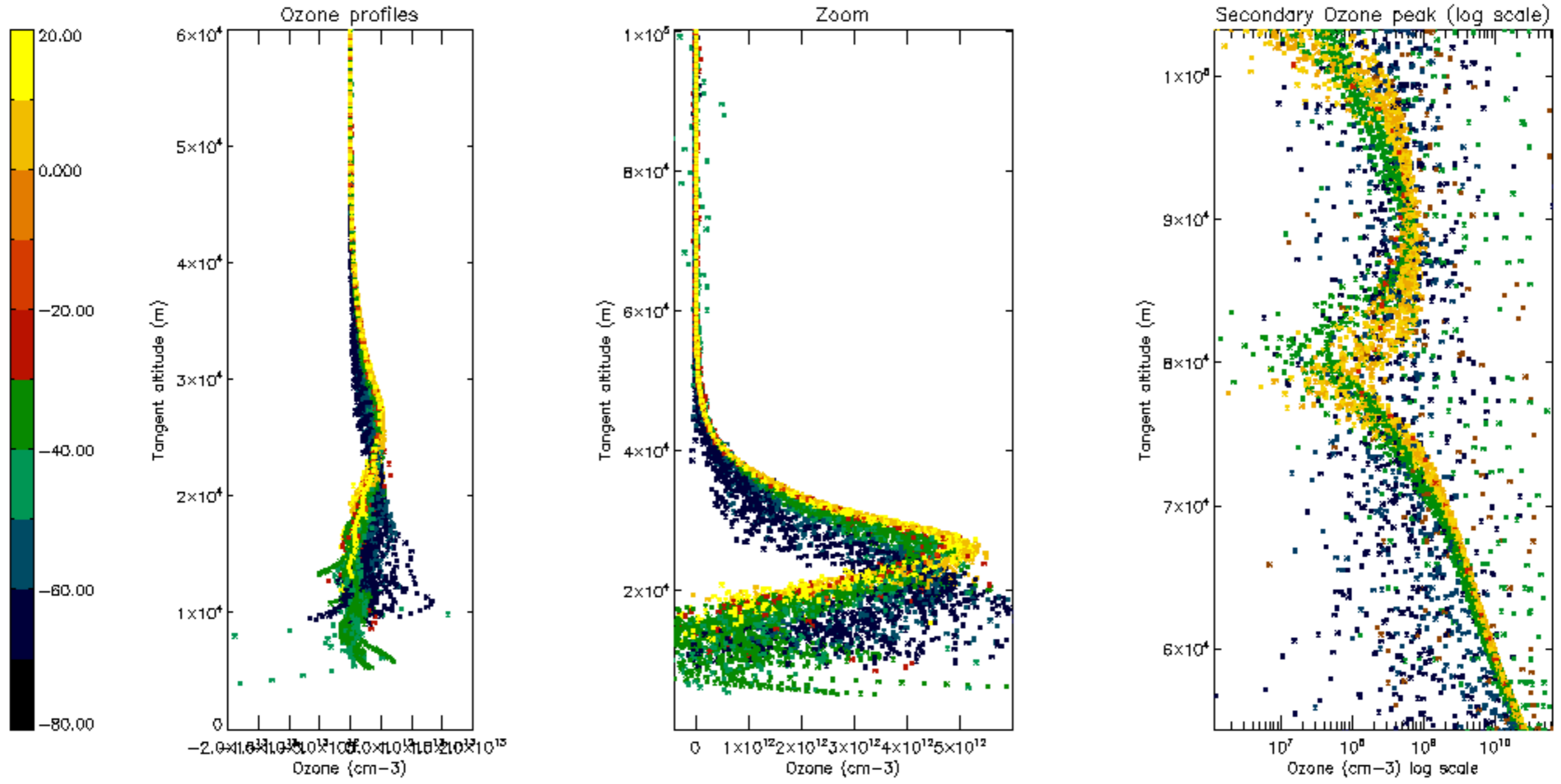


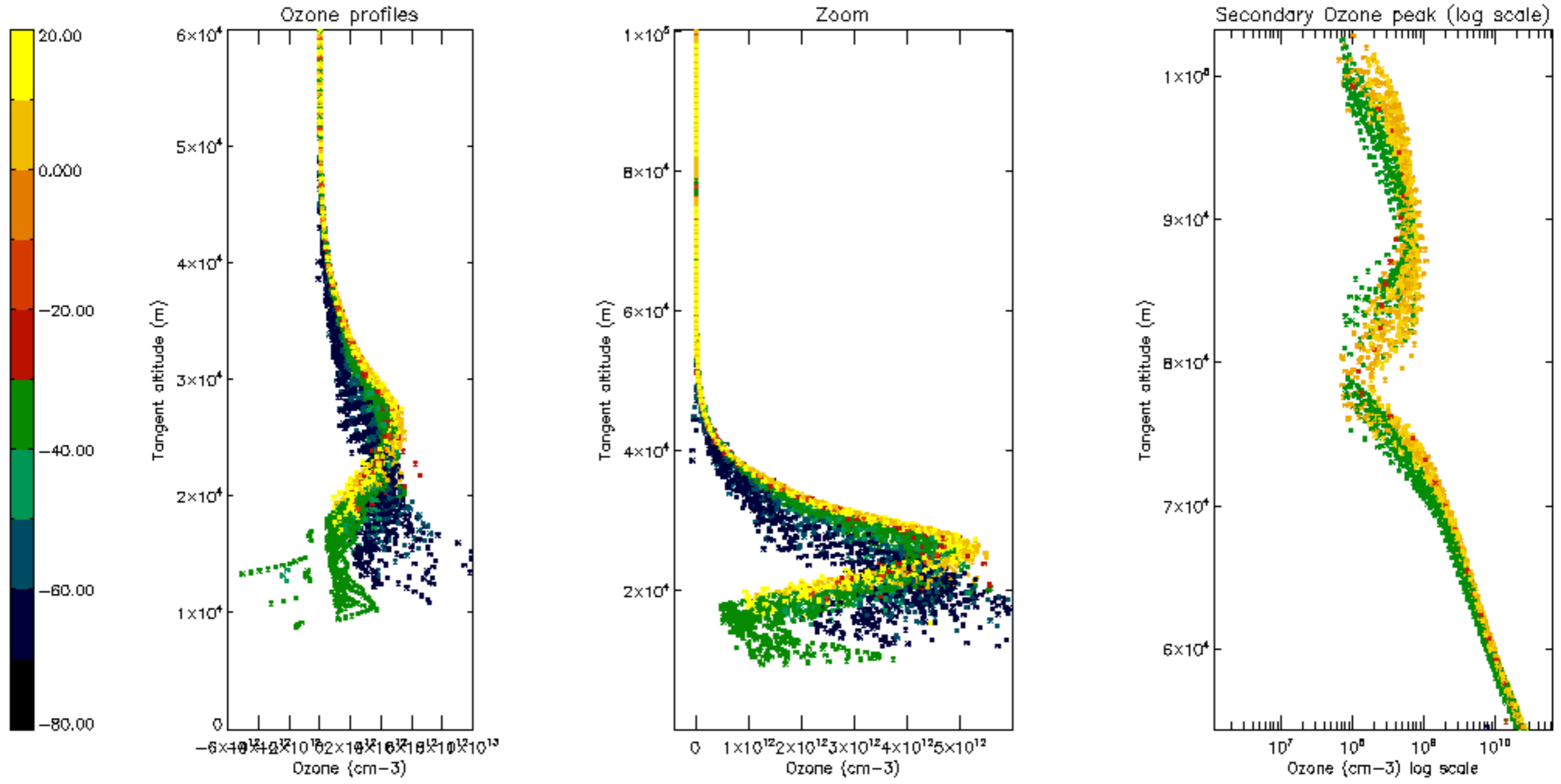
Percentage of star falling outside central band per profile

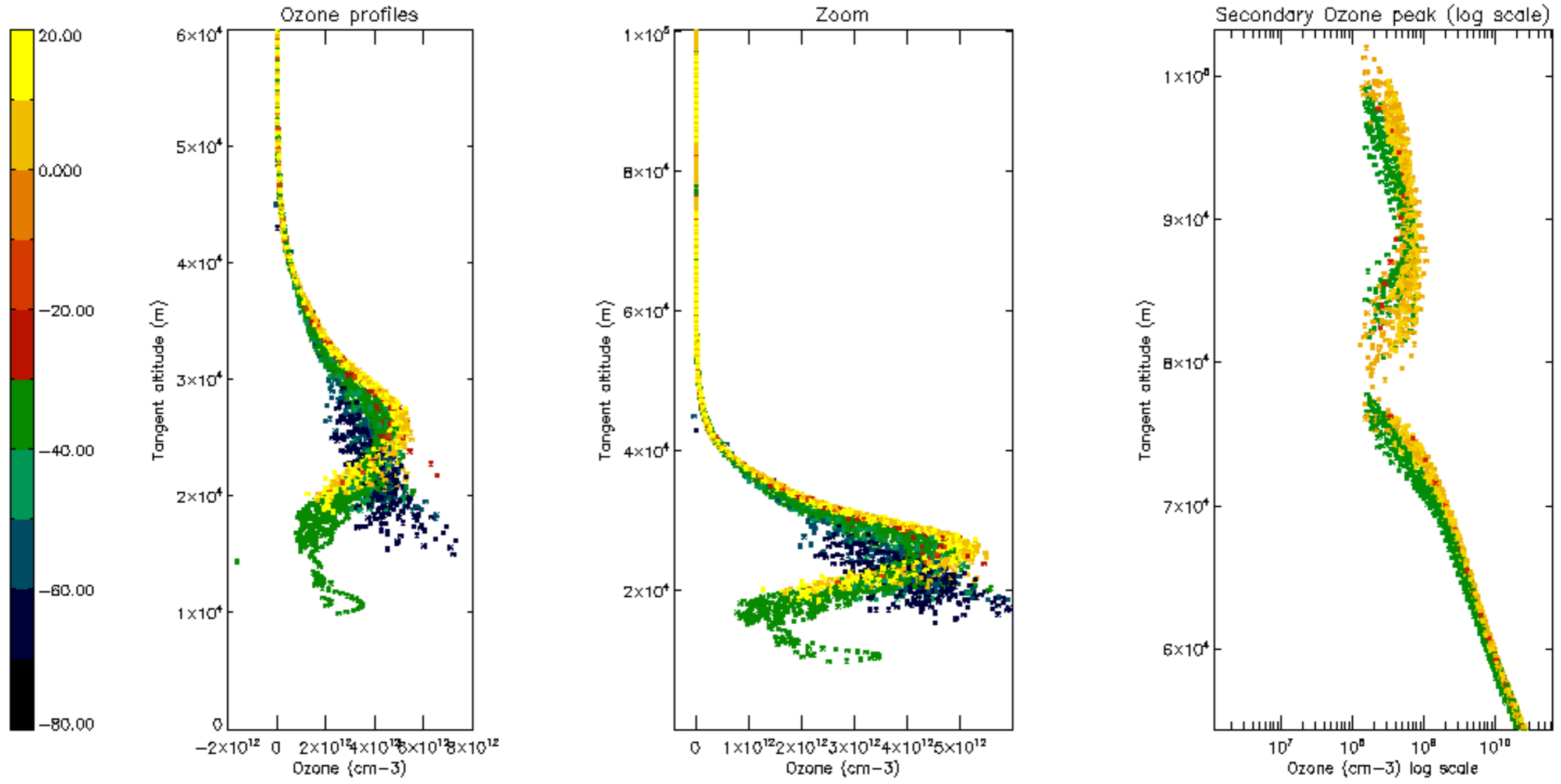


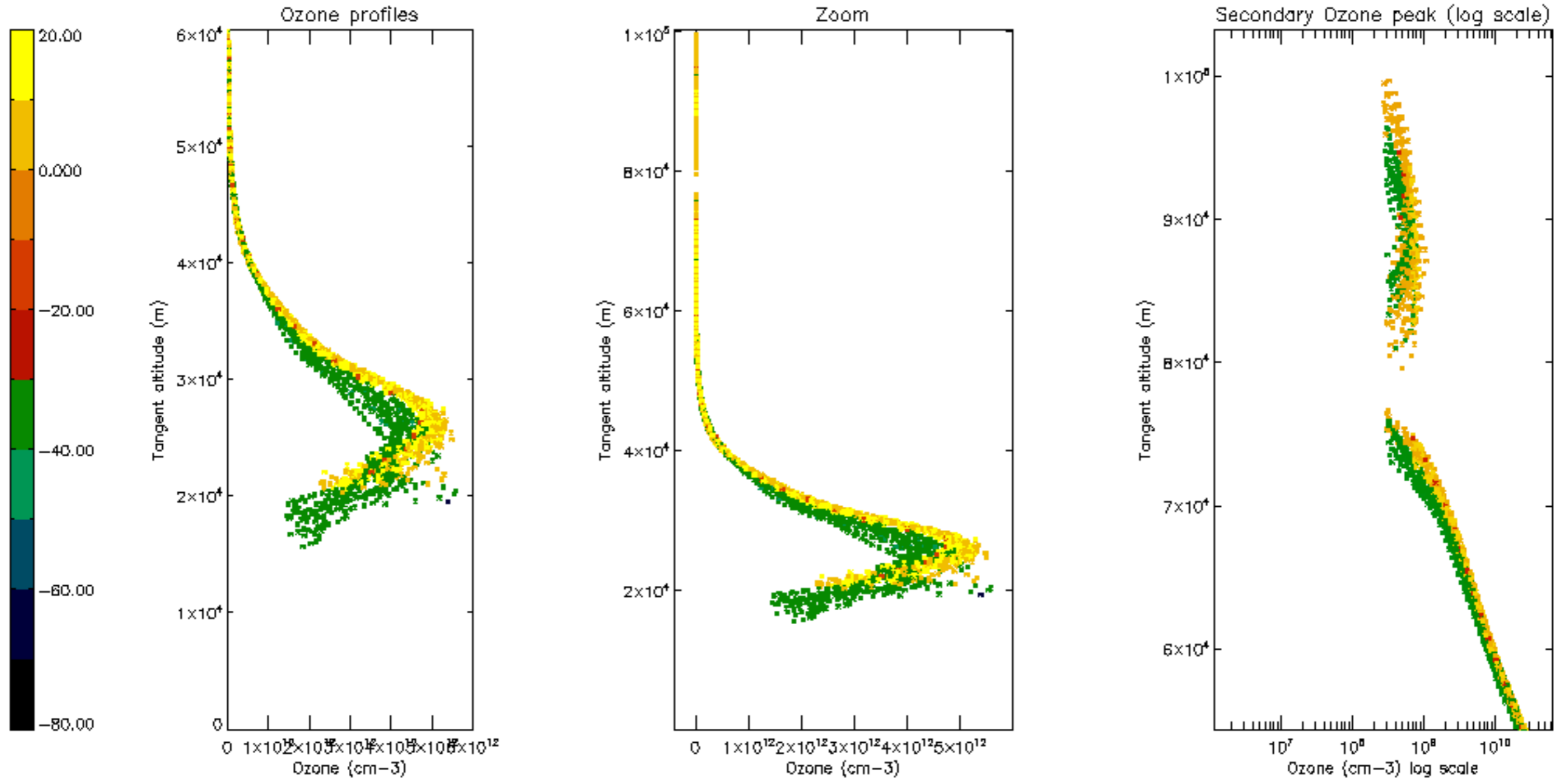
Percentage of saturation errors per profile

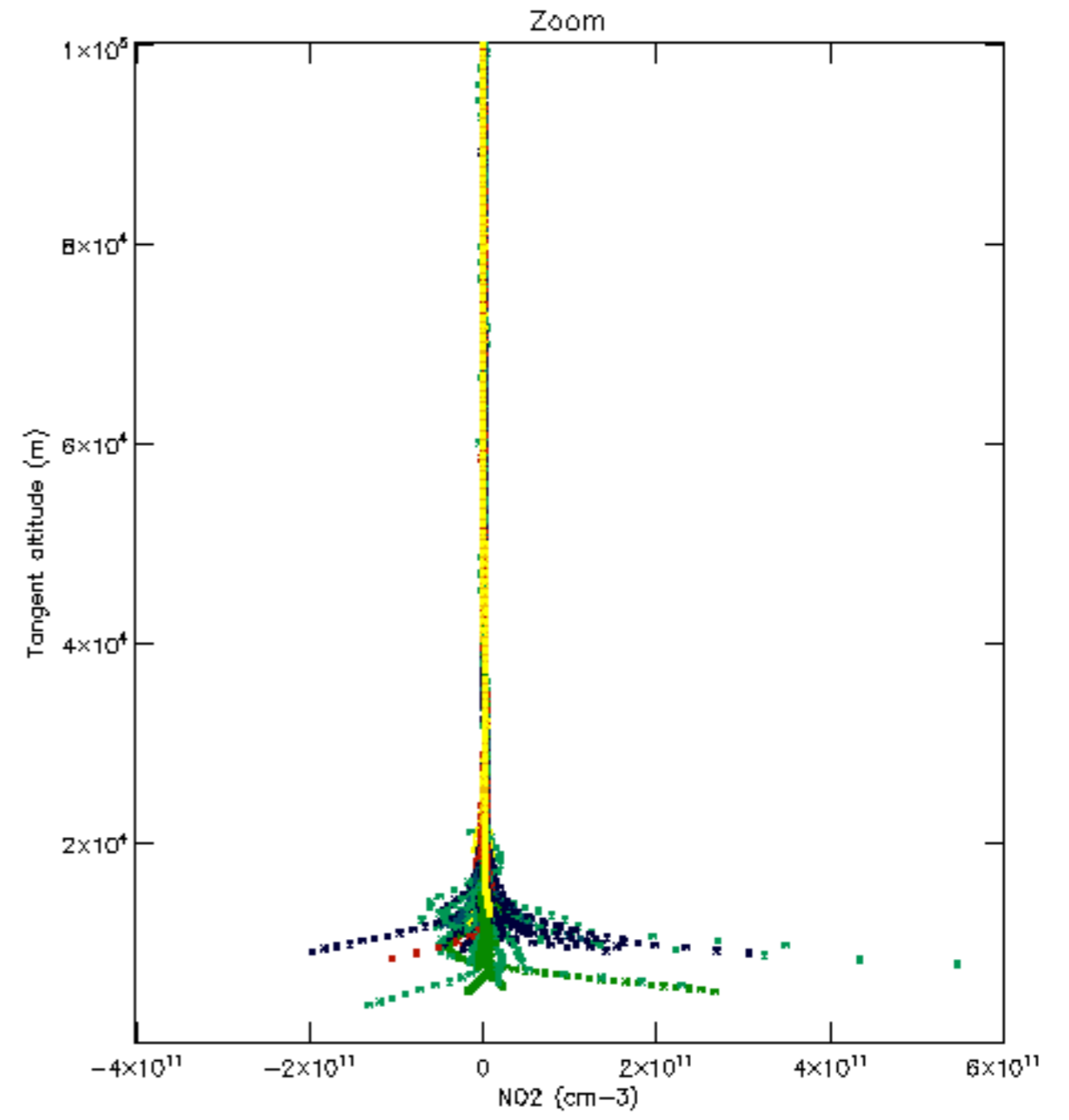
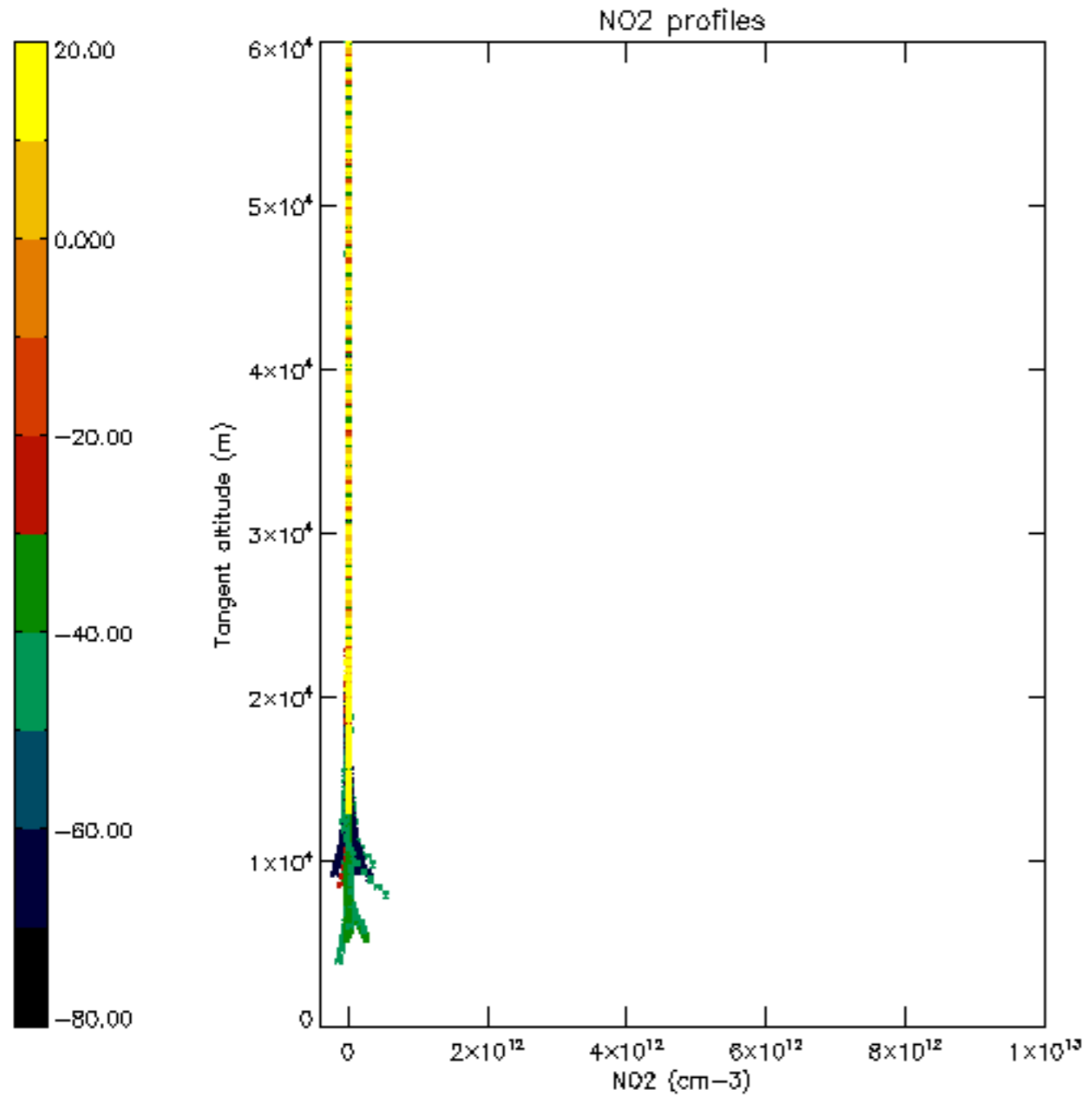


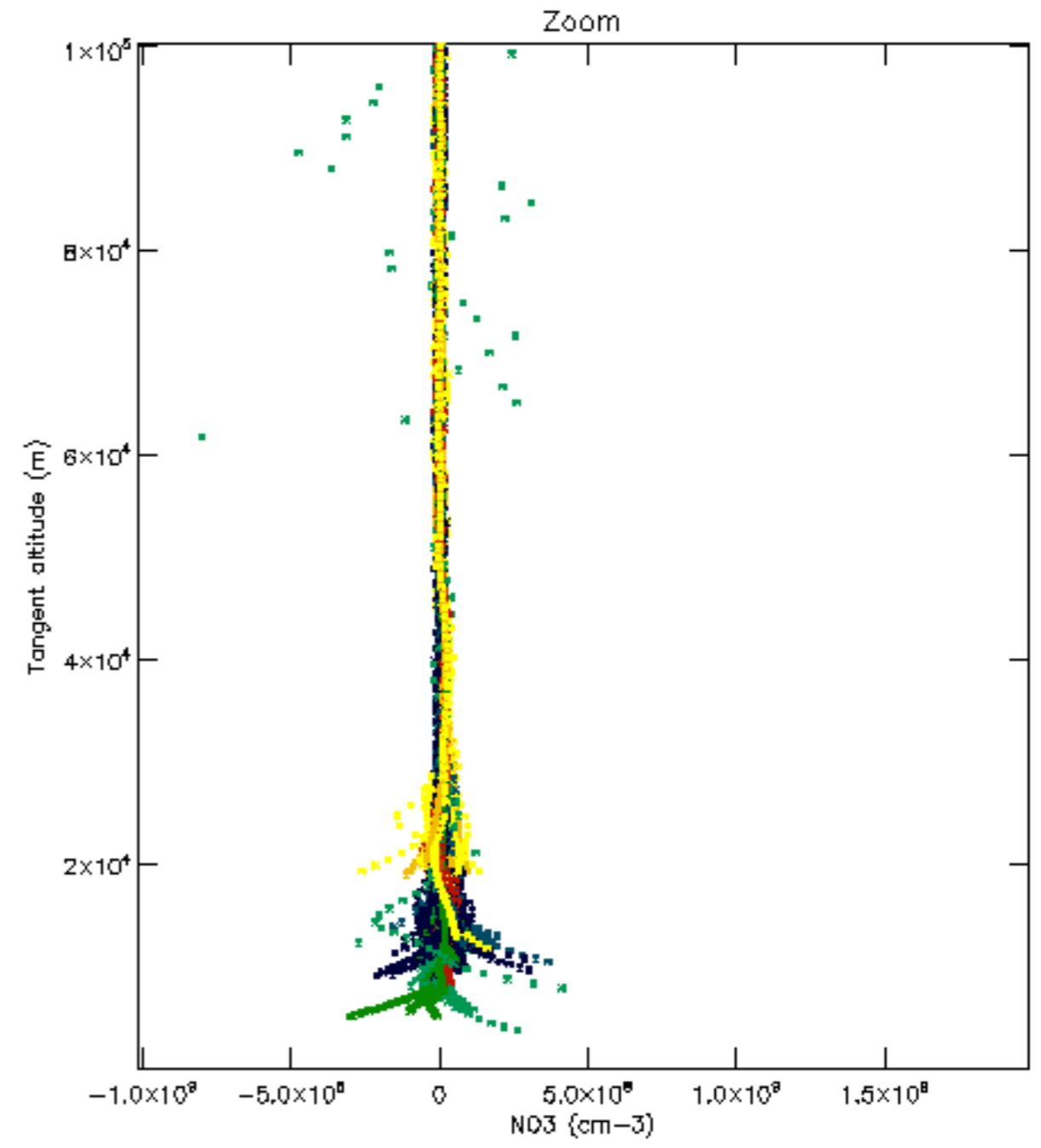
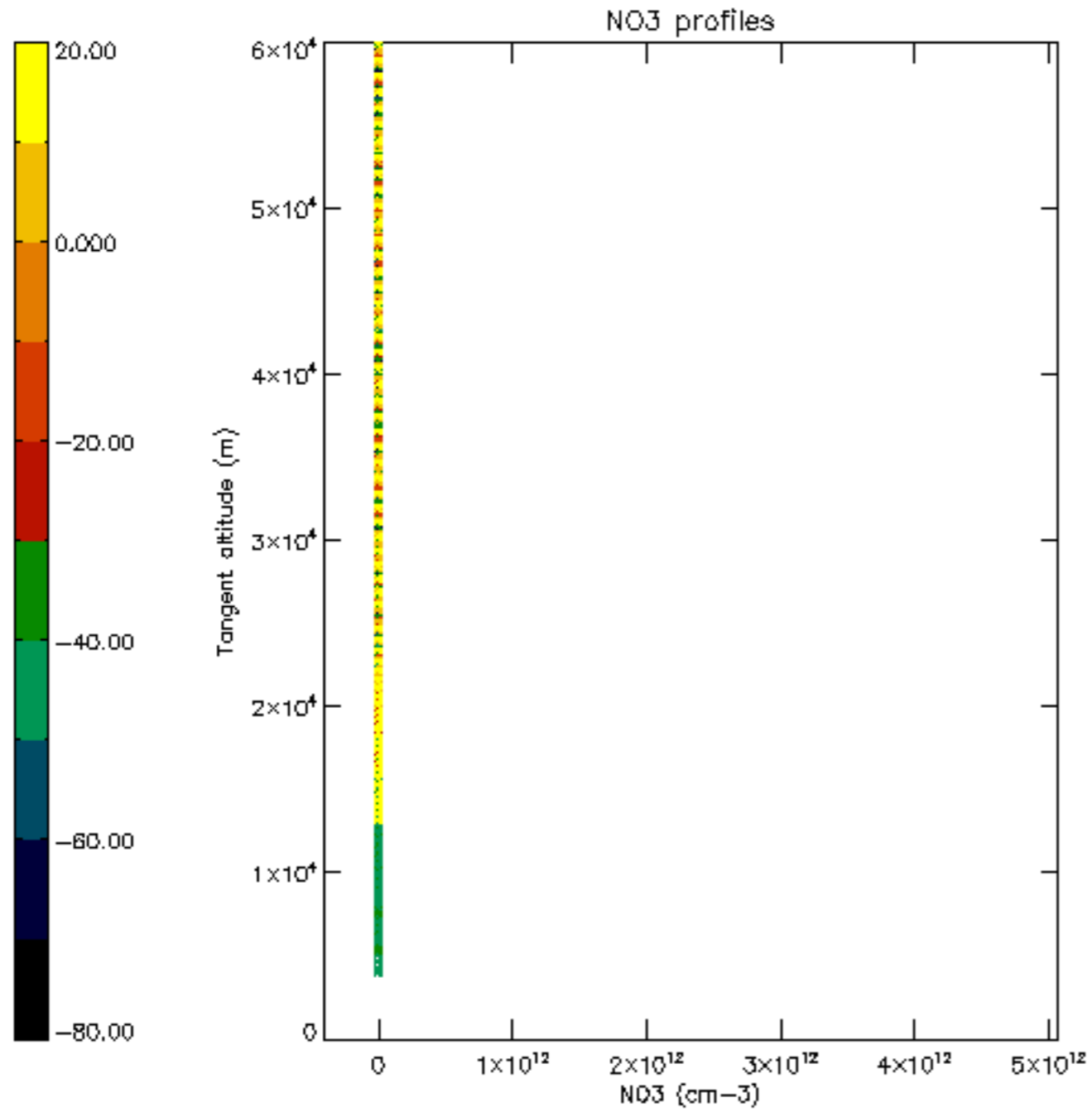


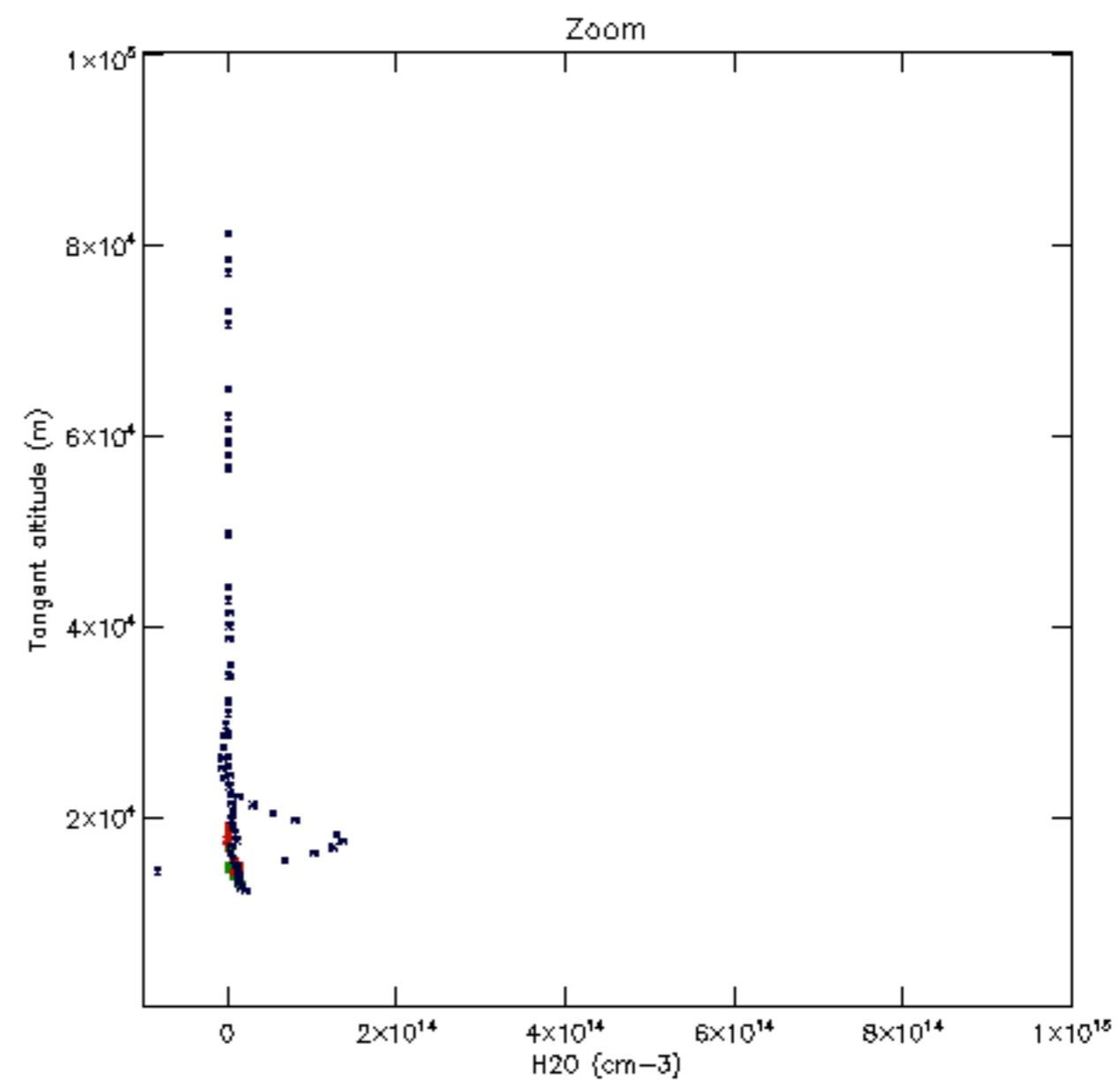
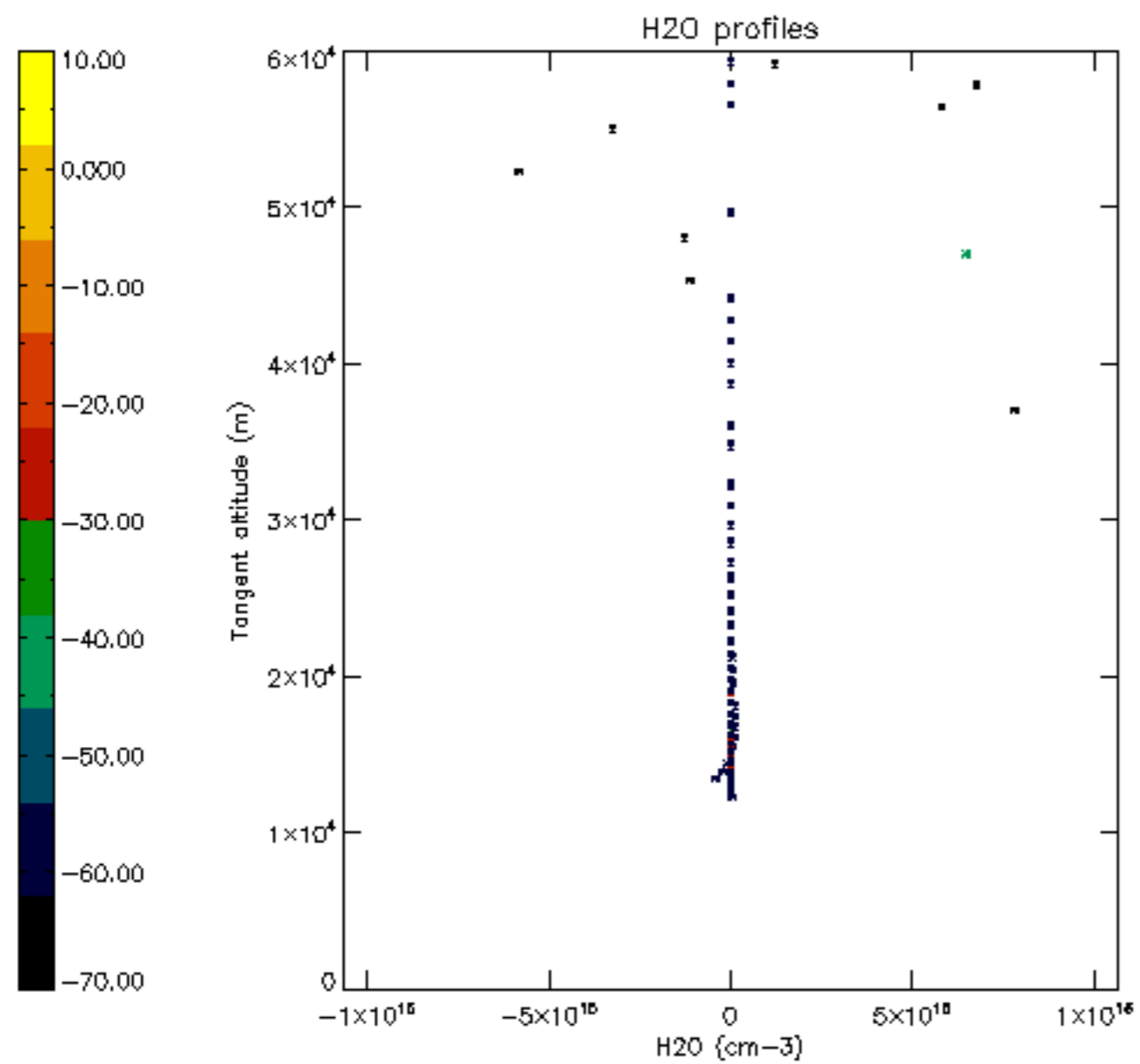


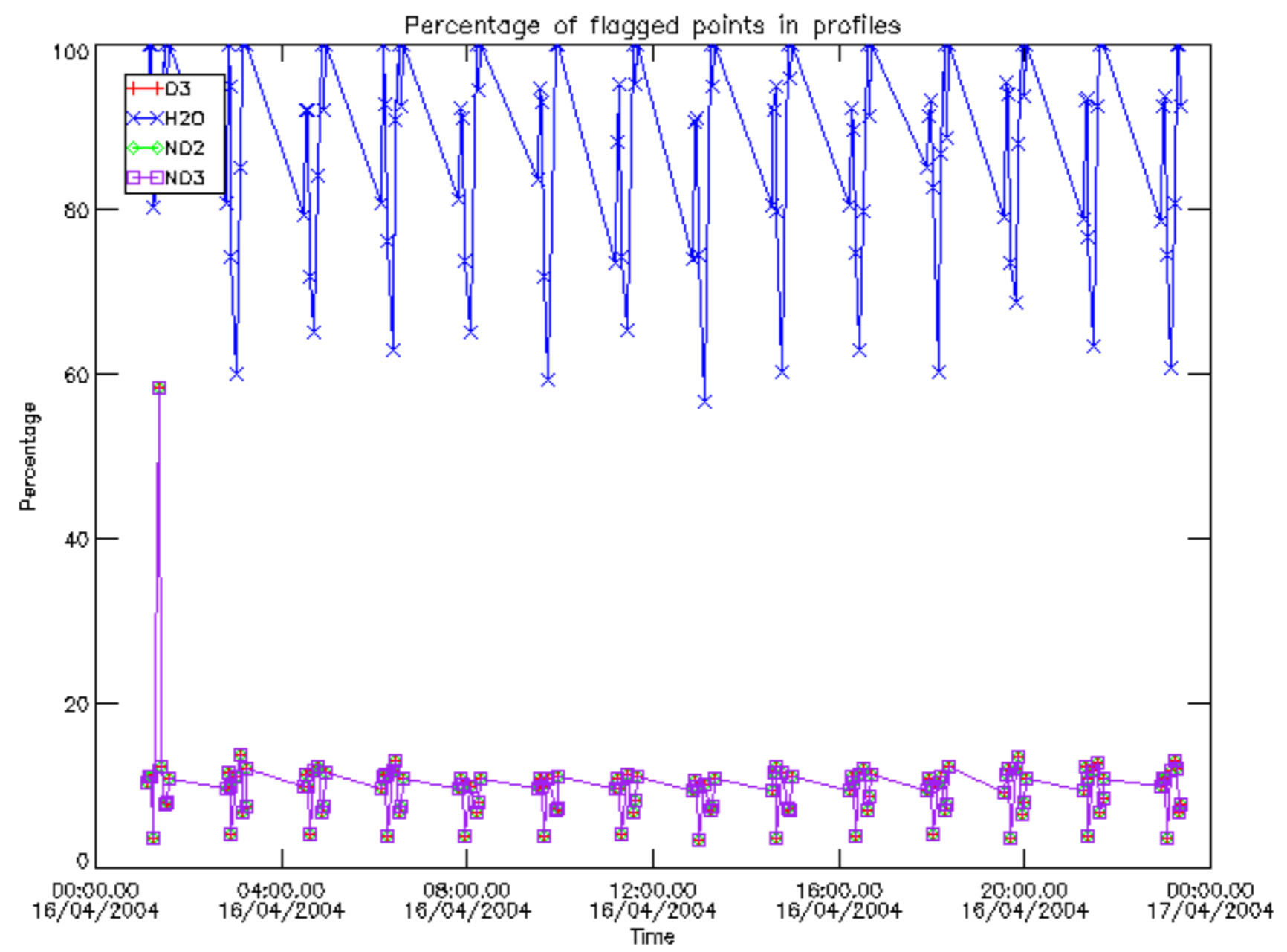




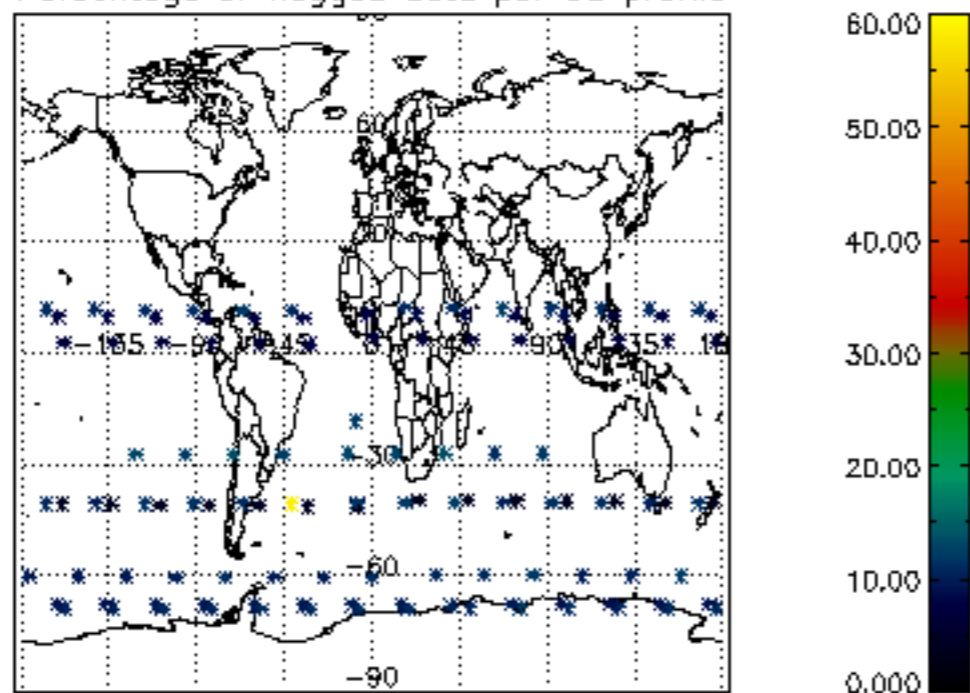




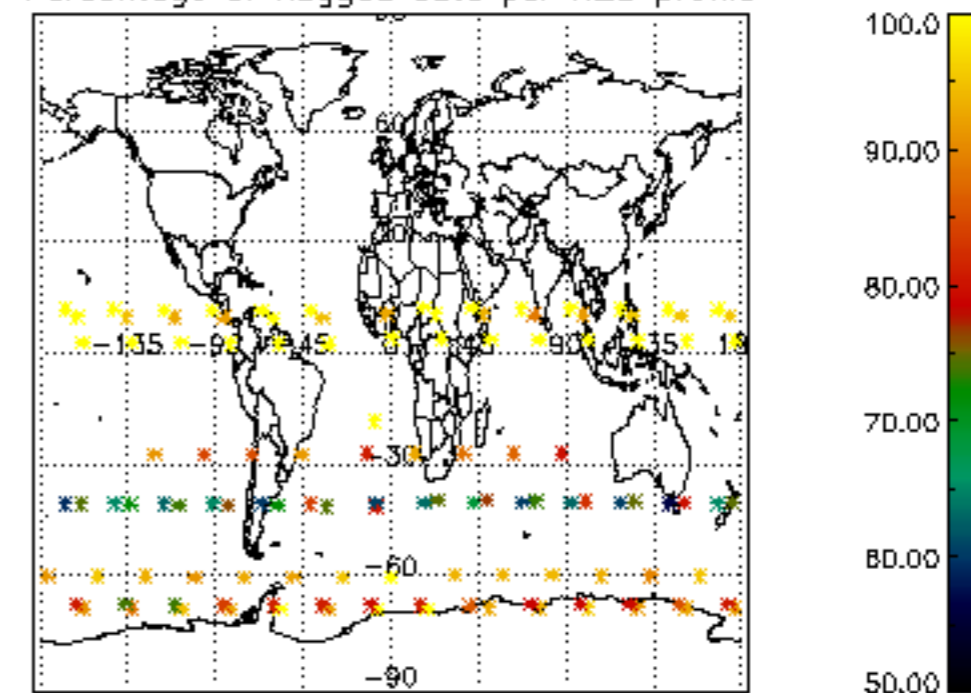




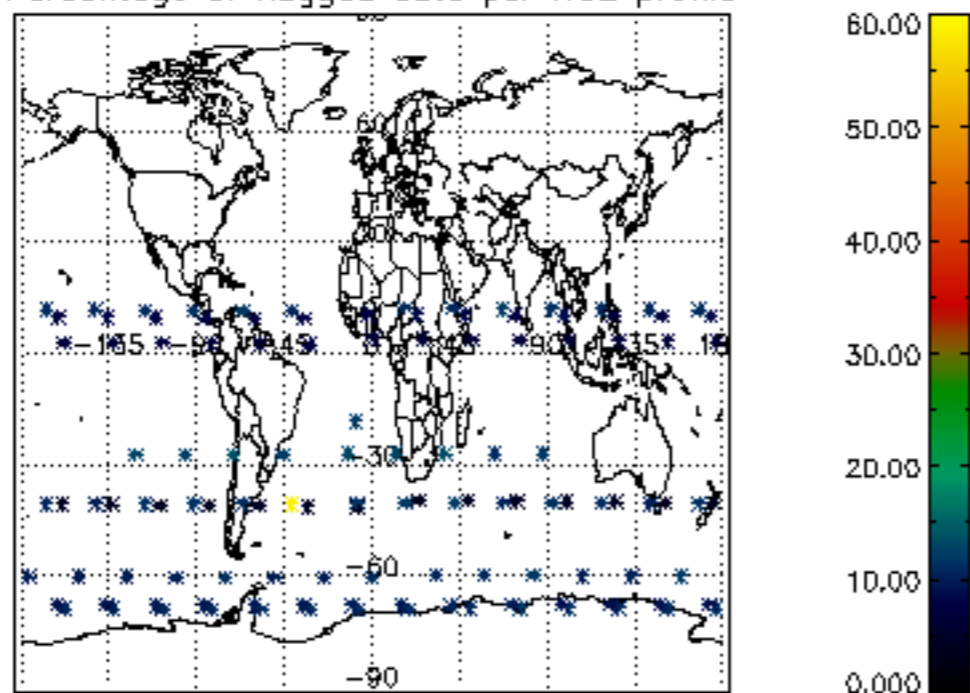
Percentage of flagged data per D3 profile



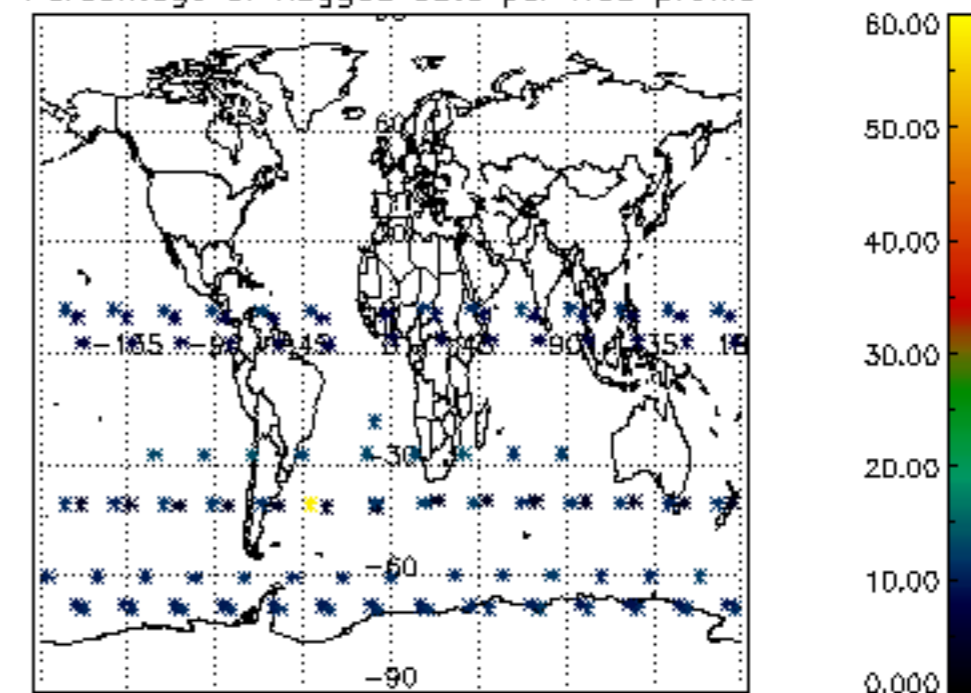
Percentage of flagged data per H2O profile

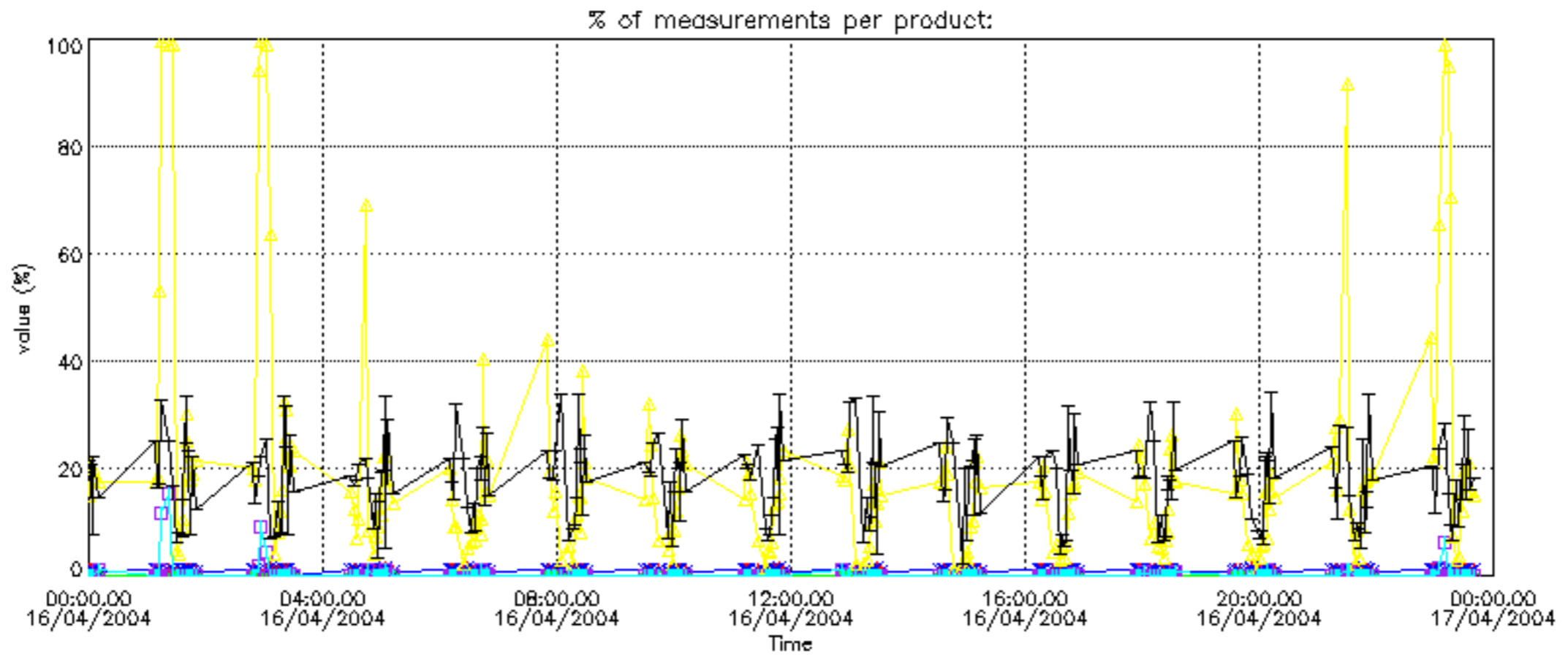


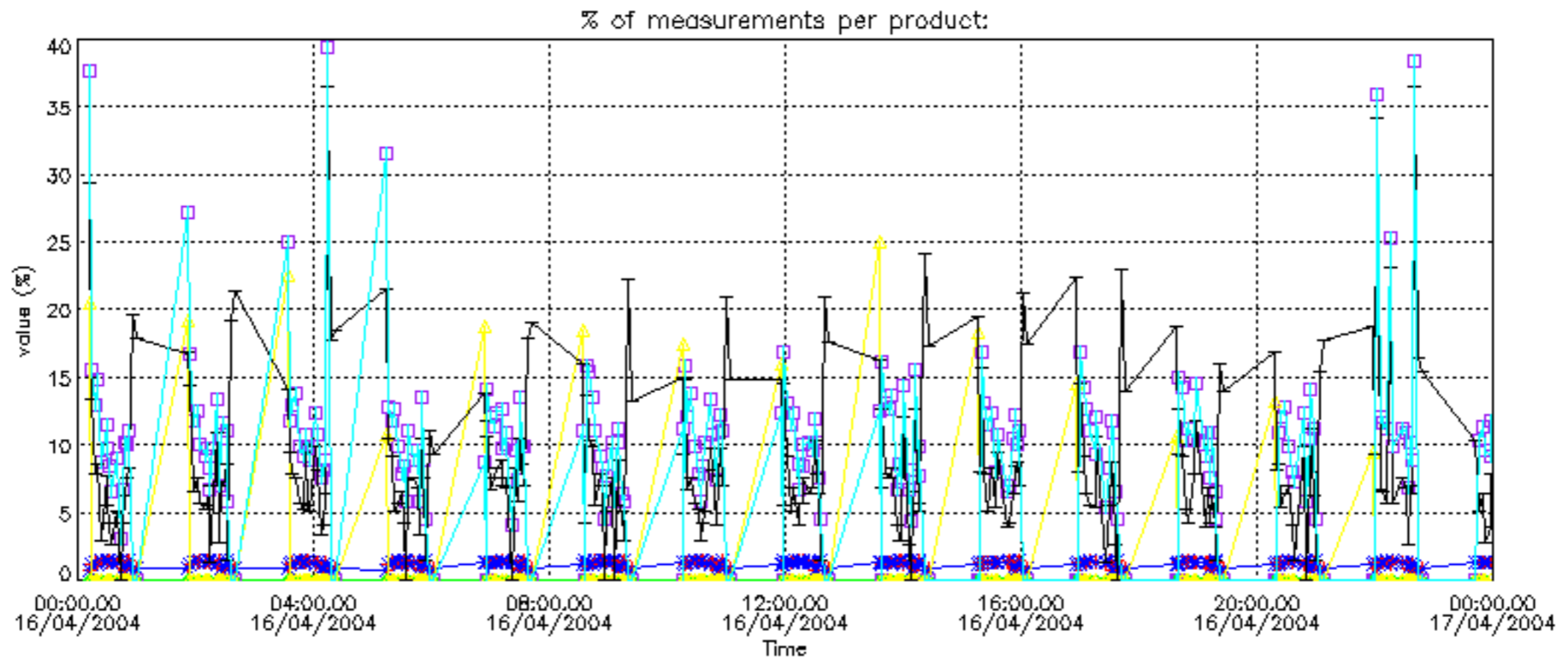
Percentage of flagged data per NO2 profile



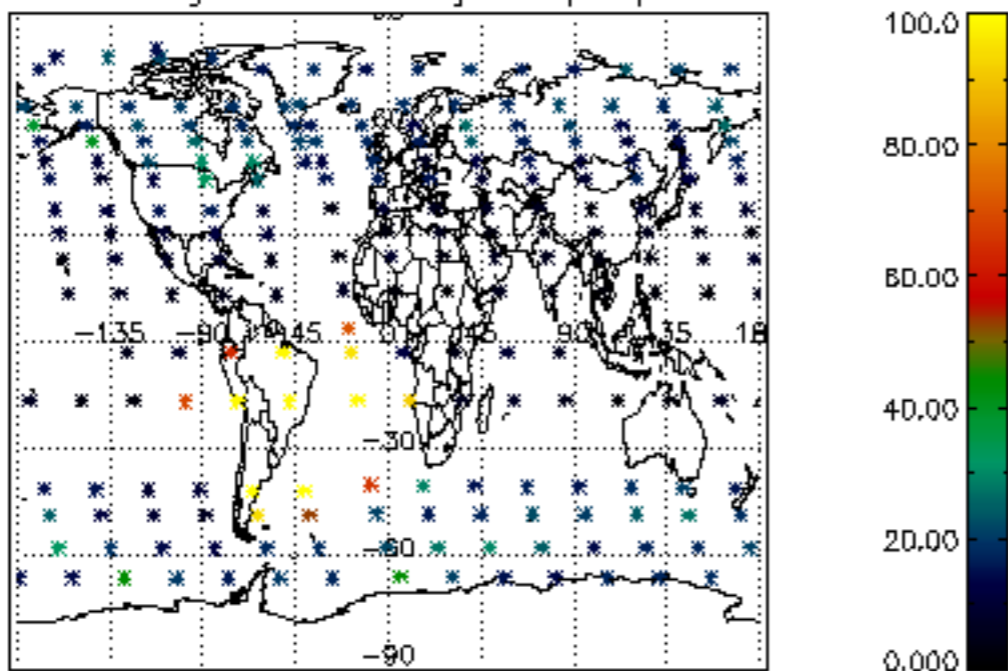
Percentage of flagged data per NO3 profile



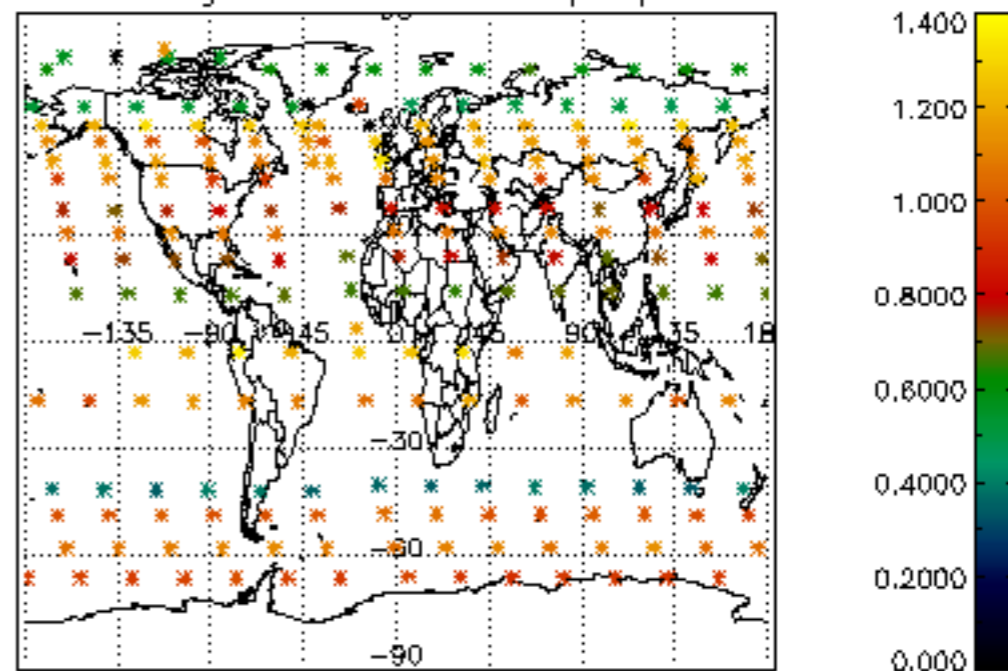




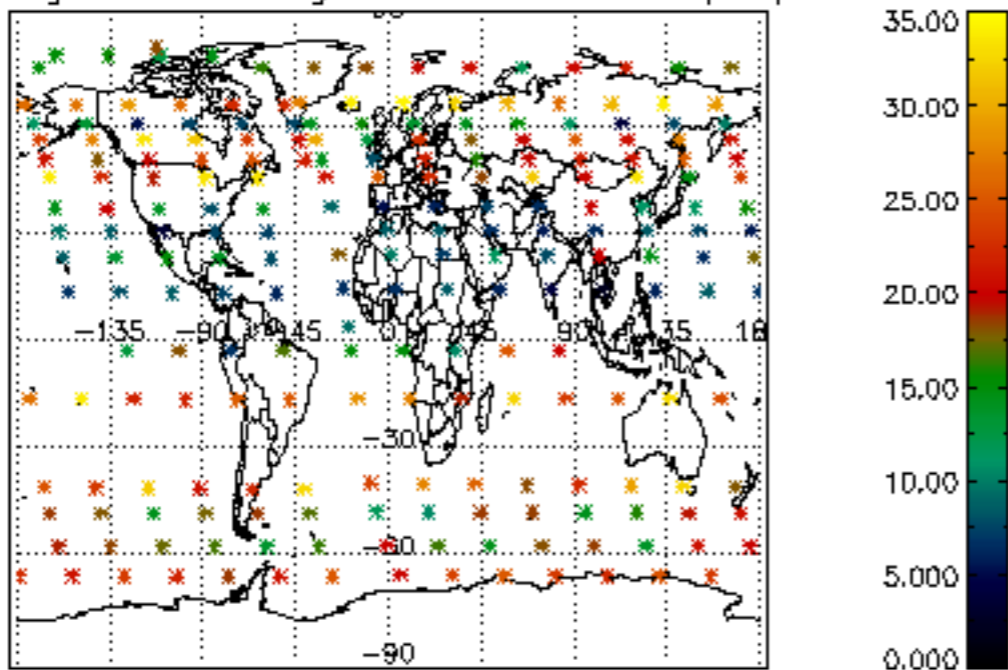
Percentage of cosmic ray hits per profile



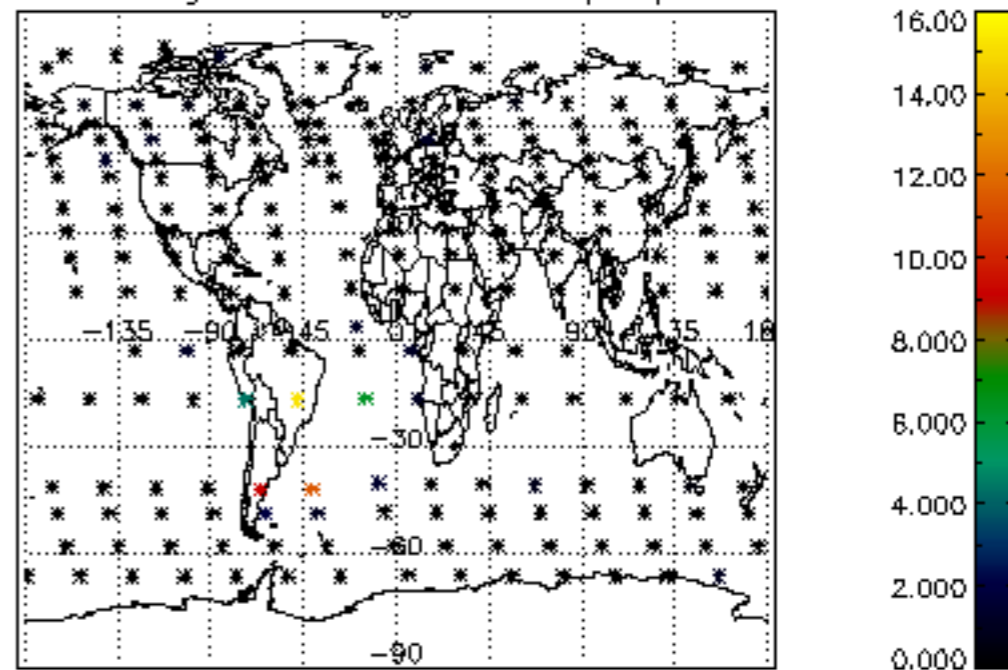
Percentage of datation errors per profile



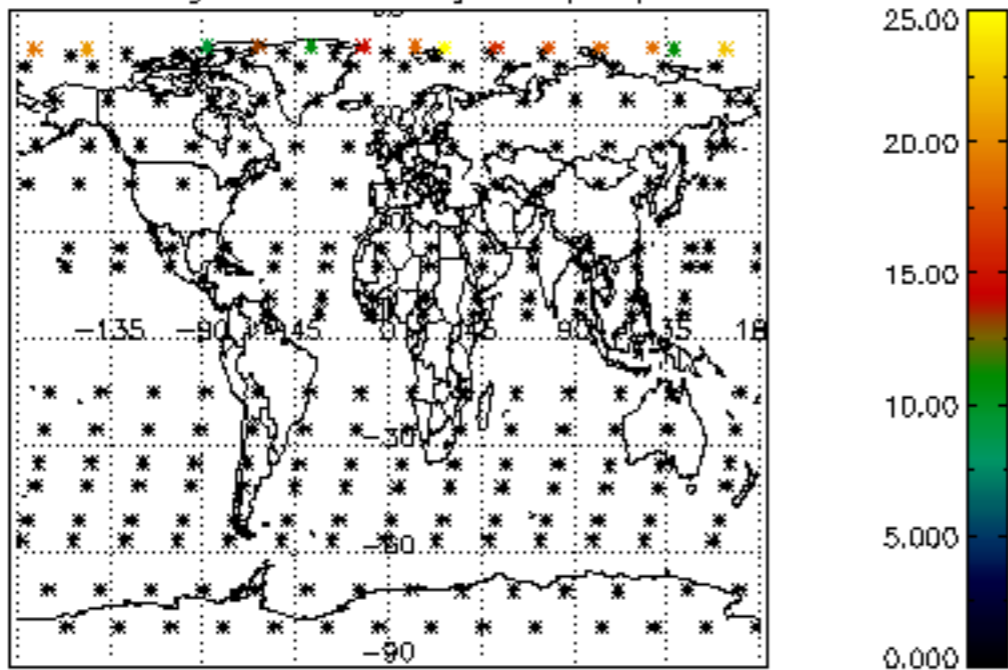
Percentage of star falling outside central band per profile



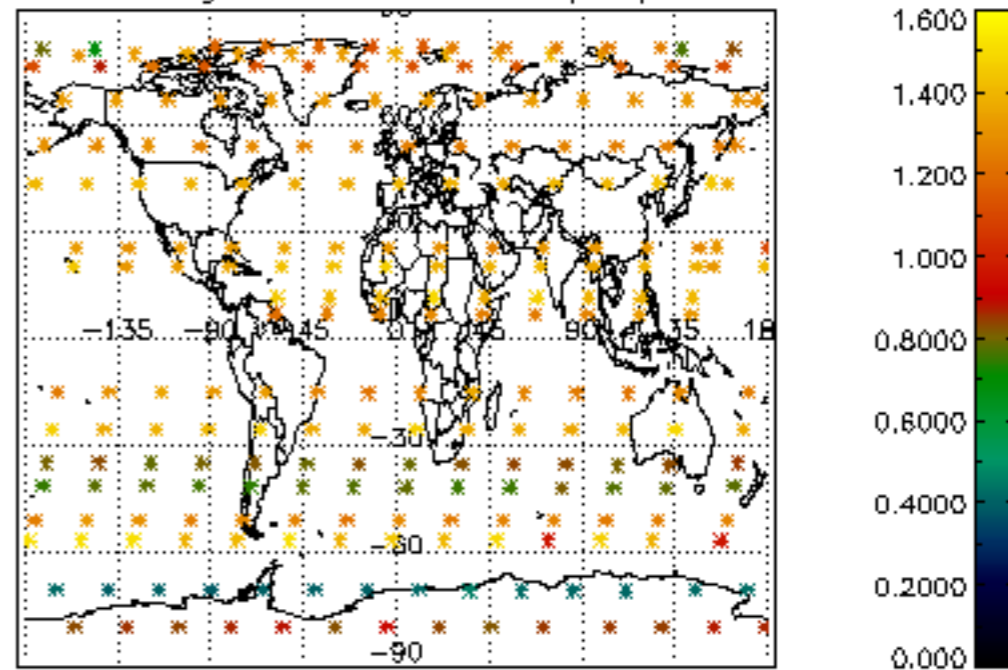
Percentage of saturation errors per profile



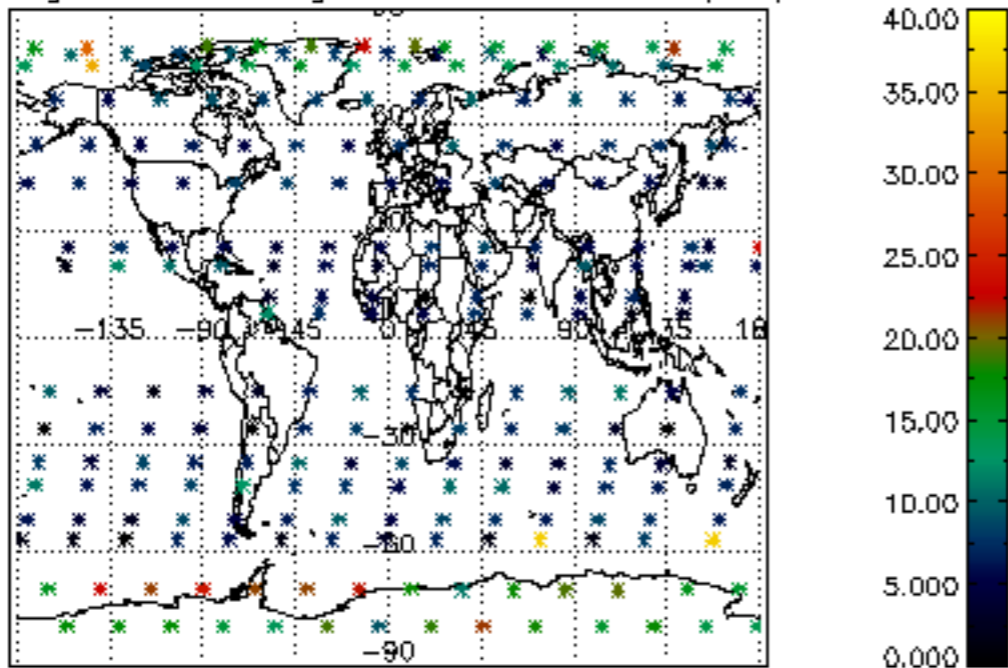
Percentage of cosmic ray hits per profile



Percentage of datation errors per profile



Percentage of star falling outside central band per profile



Percentage of saturation errors per profile

