

GOMOS Level 2 Daily Report

SUMMARY

[1. General Info](#)

[2. Summary of processed GOM_NL_2P products](#)

[3. Level 2 Quality information per product](#)

[3.1 Plot of level 2 quality information per product \(time dependant\)](#)

[3.2 Plot of level 2 quality information per product \(world map\)](#)

[4. Level 1 Quality information per product \(stored on level 2 products\)](#)

[4.1 Plot of level 1 quality information per product \(time dependant\)](#)

[4.1.1 Plot of level 1 quality information per product \(time dependant\): ASCENDING](#)

[4.1.2 Plot of level 1 quality information per product \(time dependant\): DESCENDING](#)

[4.2 Plot of level 1 quality information per product \(world map\)](#)

[4.2.1 Plot of level 1 quality information per product \(world map\): ASCENDING](#)

[4.2.2 Plot of level 1 quality information per product \(world map\): DESCENDING](#)

[5. Ozone profiles based on quality statistics and other trace gas profiles](#)

[5.1 Ozone statistics based on quality of products](#)

[5.2 Plot ozone profiles for all STD \(dark without errors\)](#)

[5.3 Plot ozone profiles where STD < 20% \(dark without errors\)](#)

[5.4. Plot ozone profiles where STD < 10% \(dark without errors\)](#)

[5.5. Plot ozone profiles where STD < 5% \(dark without errors\)](#)

[5.6 Plot NO2 profiles for all STD \(dark without errors\)](#)

[5.7 Plot NO3 profiles for all STD \(dark without errors\)](#)

[5.8 Plot H2O profiles \(only for occultations of stars 1,2,3,4,13,14,16,26,63 dark without errors\) for all STD](#)

[6. Auxiliary Data Files used for the production reported in section 2](#)

This report presents the daily analysis on parameters extracted from GOMOS level 2 data (GOM_NL__2P). It is intended to monitor some important parameters that will impact the quality of these products. A list of level 2 products (and content) that have arrived during the reporting day to the PCF is also given.

Item	Value
Time of report generation	18APR2013 23:54:03
Data source version	GOMOS/6.01
Start time of products	15-04-2004 (15APR2004 00:00:00)
Stop time of products	16-04-2004 (16APR2004 00:00:00)
Store outputs in DB	Yes
Nb of level 2 prods	497
Nb of prods with errors	0

2. Summary of processed GOM_NL__2P products.

Nr	Filename	UTC Start time	Limb	Duration	Star Id	Star Name	Star Mag	Star Temp	Nb Meas	Orbit	Prod. error
1	GOM_NL__2PRFIN20040415_000102_000000462026_00030_11106_1598.N1	15-APR-2004 00:01:02	Dark	45.500	162	34Alp Aqr	2.9440	5350.0	91	11106	No
2	GOM_NL__2PRFIN20040415_000339_000000512026_00030_11106_1599.N1	15-APR-2004 00:03:39	Dark	50.500	154	22Bet Aqr	2.8990	5700.0	101	11106	No
3	GOM_NL__2PRFIN20040415_000603_000000472026_00030_11106_1600.N1	15-APR-2004 00:06:03	Dark	47.000	142	49Del Cap	2.8500	8900.0	94	11106	No
4	GOM_NL__2PRFIN20040415_000759_000000432026_00030_11106_1601.N1	15-APR-2004 00:07:59	Dark	42.500	18	24Alp PsA	1.1660	9700.0	85	11106	No
5	GOM_NL__2PRFIN20040415_001250_000000472026_00030_11106_1602.N1	15-APR-2004 00:12:50	Dark	47.000	63	Bet Gru	2.1500	2800.0	94	11106	No
6	GOM_NL__2PRFIN20040415_001640_000000392026_00030_11106_1603.N1	15-APR-2004 00:16:40	Dark	38.500	148	Alp Tuc	2.8780	4100.0	77	11106	No
7	GOM_NL__2PRFIN20040415_001822_000000462026_00031_11107_1593.N1	15-APR-2004 00:18:22	Dark	46.000	45	Alp Pav	1.9400	26000.	92	11107	No
8	GOM_NL__2PRFIN20040415_002043_000000772026_00031_11107_1594.N1	15-APR-2004 00:20:43	Dark	77.000	57	34Sig Sgr	2.0660	26000.	154	11107	No
9	GOM_NL__2PRFIN20040415_002334_000000652026_00031_11107_1595.N1	15-APR-2004 00:23:34	Dark	65.000	38	20Eps Sgr	1.8360	11000.	130	11107	No
10	GOM_NL__2PRFIN20040415_002545_000000412026_00031_11107_1596.N1	15-APR-2004 00:25:45	Dark	40.500	43	Alp TrA	1.9100	4250.0	81	11107	No
11	GOM_NL__2PRFIN20040415_002731_000000622026_00031_11107_1597.N1	15-APR-2004 00:27:31	Dark	62.000	25	35Lam Sco	1.6200	28000.	124	11107	No
12	GOM_NL__2PRFIN20040415_003014_000000432026_00031_11107_1598.N1	15-APR-2004 00:30:14	Straylight	43.000	4	Alp1Cen	-0.010000	5800.0	86	11107	No
13	GOM_NL__2PRFIN20040415_003145_000000442026_00031_11107_1599.N1	15-APR-2004 00:31:45	Straylight	44.000	12	Alp1Cru	0.77500	30000.	88	11107	No
14	GOM_NL__2PRFIN20040415_003318_000000442026_00031_11107_1600.N1	15-APR-2004 00:33:18	Straylight	43.500	26	Gam Cru	1.6240	2900.0	87	11107	No
15	GOM_NL__2PRFIN20040415_003601_000000962026_00031_11107_1601.N1	15-APR-2004 00:36:01	Straylight	96.000	16	21Alp Sco	1.0200	3000.0	192	11107	No
16	GOM_NL__2PRFIN20040415_003921_000000822026_00031_11107_1602.N1	15-APR-2004 00:39:21	Twilight	82.000	80	7Del Sco	2.3160	30000.	164	11107	No
17	GOM_NL__2PRFIN20040415_004205_000000462026_00031_11107_1603.N1	15-APR-2004 00:42:05	Twilight	46.000	169	46Gam Hya	2.9910	4700.0	92	11107	No
18	GOM_NL__2PRFIN20040415_004342_000000682026_00031_11107_1604.N1	15-APR-2004 00:43:42	Bright	67.500	122	9Alp2Lib	2.7470	9700.0	135	11107	No
19	GOM_NL__2PRFIN20040415_004545_000000472026_00031_11107_1605.N1	15-APR-2004 00:45:45	Bright	47.000	15	67Alp Vir	0.97600	28000.	94	11107	No
20	GOM_NL__2PRFIN20040415_004847_000000402026_00031_11107_1606.N1	15-APR-2004 00:48:47	Bright	39.500	121	29Gam Vir	2.7400	7200.0	79	11107	No
21	GOM_NL__2PRFIN20040415_005236_000000412026_00031_11107_1607.N1	15-APR-2004 00:52:36	Bright	41.000	138	47Eps Vir	2.8280	4700.0	82	11107	No
22	GOM_NL__2PRFIN20040415_005528_000000382026_00031_11107_1608.N1	15-APR-2004 00:55:28	Bright	37.500	96	68Del Leo	2.5600	9300.0	75	11107	No
23	GOM_NL__2PRFIN20040415_005707_000000532026_00031_11107_1609.N1	15-APR-2004 00:57:07	Bright	52.500	3	16Alp Boo	-0.050000	4250.0	105	11107	No
24	GOM_NL__2PRFIN20040415_010044_000000392026_00031_11107_1610.N1	15-APR-2004 01:00:44	Bright	39.000	152	12Alp2CVn	2.8900	11000.	78	11107	No
25	GOM_NL__2PRFIN20040415_010434_000000382026_00031_11107_1611.N1	15-APR-2004 01:04:34	Bright	38.000	87	64Gam UMa	2.4330	11000.	76	11107	No
26	GOM_NL__2PRFIN20040415_010558_000000402026_00031_11107_1612.N1	15-APR-2004 01:05:58	Bright	40.000	55	79Zet UMa	2.0600	10200.	80	11107	No
27	GOM_NL__2PRFIN20040415_011208_000000402026_00031_11107_1613.N1	15-APR-2004 01:12:08	Bright	39.500	60	7Bet UMi	2.0810	3950.0	79	11107	No
28	GOM_NL__2PRFIN20040415_011336_000000482026_00031_11107_1614.N1	15-APR-2004 01:13:36	Bright	47.500	119	14Eta Dra	2.7270	4700.0	95	11107	No
29	GOM_NL__2PRFIN20040415_011800_000000602026_00031_11107_1615.N1	15-APR-2004 01:18:00	Bright	60.000	130	23Bet Dra	2.7990	5800.0	120	11107	No
30	GOM_NL__2PRFIN20040415_011949_000000662026_00031_11107_1616.N1	15-APR-2004 01:19:49	Bright	65.500	69	33Gam Dra	2.2310	3800.0	131	11107	No
31	GOM_NL__2PRFIN20040415_012213_000000402026_00031_11107_1617.N1	15-APR-2004 01:22:13	Bright	39.500	89	5Alp Cep	2.4510	8000.0	79	11107	No
32	GOM_NL__2PRFIN20040415_012811_000001152026_00031_11107_1618.N1	15-APR-2004 01:28:11	Bright	114.50	5	3Alp Lyr	0.033000	11000.	229	11107	No
33	GOM_NL__2PRFIN20040415_013148_000000582026_00031_11107_1619.N1	15-APR-2004 01:31:48	Bright	58.000	92	53Eps Cyg	2.5000	4500.0	116	11107	No
34	GOM_NL__2PRFIN20040415_013910_000000572026_00031_11107_1620.N1	15-APR-2004 01:39:10	Dark	57.000	61	8Eps Peg	2.1000	3900.0	114	11107	No
35	GOM_NL__2PRFIN20040415_014138_000000502026_00031_11107_1621.N1	15-APR-2004 01:41:38	Dark	50.000	162	34Alp Aqr	2.9440	5350.0	100	11107	No
36	GOM_NL__2PRFIN20040415_014415_000000502026_00031_11107_1622.N1	15-APR-2004 01:44:15	Dark	50.000	154	22Bet Aqr	2.8990	5700.0	100	11107	No
37	GOM_NL__2PRFIN20040415_014639_000000462026_00031_11107_1623.N1	15-APR-2004 01:46:39	Dark	46.000	142	49Del Cap	2.8500	8900.0	92	11107	No
38	GOM_NL__2PRFIN20040415_014835_000000462026_00031_11107_1624.N1	15-APR-2004 01:48:35	Dark	45.500	18	24Alp PsA	1.1660	9700.0	91	11107	No
39	GOM_NL__2PRFIN20040415_015326_000000432026_00031_11107_1625.N1	15-APR-2004 01:53:26	Dark	43.000	63	Bet Gru	2.1500	2800.0	86	11107	No
40	GOM_NL__2PRFIN20040415_015716_000000412026_00031_11107_1626.N1	15-APR-2004 01:57:16	Dark	41.000	148	Alp Tuc	2.8780	4100.0	82	11107	No
41	GOM_NL__2PRFIN20040415_015859_000000452026_00032_11108_1593.N1	15-APR-2004 01:58:59	Dark	45.000	45	Alp Pav	1.9400	26000.	90	11108	No
42	GOM_NL__2PRFIN20040415_020120_000000742026_00032_11108_1594.N1	15-APR-2004 02:01:20	Dark	73.500	57	34Sig Sgr	2.0660	26000.	147	11108	No

43	GOM_NL__2PRFIN20040415_020411_000000672026_00032_11108_1595.N1	15-APR-2004 02:04:11	Dark	66.500	38	20Eps Sgr	1.8360	11000.	133	11108	No
44	GOM_NL__2PRFIN20040415_020621_000000412026_00032_11108_1596.N1	15-APR-2004 02:06:21	Dark	41.000	43	Alp TrA	1.9100	4250.0	82	11108	No
45	GOM_NL__2PRFIN20040415_020807_000000752026_00032_11108_1597.N1	15-APR-2004 02:08:07	Straylight	74.500	25	35Lam Sco	1.6200	28000.	149	11108	No
46	GOM_NL__2PRFIN20040415_021051_000000542026_00032_11108_1598.N1	15-APR-2004 02:10:51	Straylight	54.000	4	Alp1Cen	-0.010000	5800.0	108	11108	No
47	GOM_NL__2PRFIN20040415_021221_000000472026_00032_11108_1599.N1	15-APR-2004 02:12:21	Straylight	46.500	12	Alp1Cru	0.77500	30000.	93	11108	No
48	GOM_NL__2PRFIN20040415_021354_000000452026_00032_11108_1600.N1	15-APR-2004 02:13:54	Straylight	45.000	26	Gam Cru	1.6240	2900.0	90	11108	No
49	GOM_NL__2PRFIN20040415_021638_000000922026_00032_11108_1601.N1	15-APR-2004 02:16:38	Straylight	91.500	16	21Alp Sco	1.0200	3000.0	183	11108	No
50	GOM_NL__2PRFIN20040415_021958_000000832026_00032_11108_1602.N1	15-APR-2004 02:19:58	Tw_i_and_stray	83.000	80	7Del Sco	2.3160	30000.	166	11108	No
51	GOM_NL__2PRFIN20040415_022241_000000472026_00032_11108_1603.N1	15-APR-2004 02:22:41	Tw_i_and_stray	47.000	169	46Gam Hya	2.9910	4700.0	94	11108	No
52	GOM_NL__2PRFIN20040415_022417_000000622026_00032_11108_1604.N1	15-APR-2004 02:24:17	Bright	62.000	122	9Alp2Lib	2.7470	9700.0	124	11108	No
53	GOM_NL__2PRFIN20040415_022620_000000482026_00032_11108_1605.N1	15-APR-2004 02:26:20	Bright	48.000	15	67Alp Vir	0.97600	28000.	96	11108	No
54	GOM_NL__2PRFIN20040415_022924_000000392026_00032_11108_1606.N1	15-APR-2004 02:29:24	Bright	38.500	121	29Gam Vir	2.7400	7200.0	77	11108	No
55	GOM_NL__2PRFIN20040415_023312_000000412026_00032_11108_1607.N1	15-APR-2004 02:33:12	Bright	41.000	138	47Eps Vir	2.8280	4700.0	82	11108	No
56	GOM_NL__2PRFIN20040415_023605_000000382026_00032_11108_1608.N1	15-APR-2004 02:36:05	Bright	37.500	96	68Del Leo	2.5600	9300.0	75	11108	No
57	GOM_NL__2PRFIN20040415_023742_000000512026_00032_11108_1609.N1	15-APR-2004 02:37:42	Bright	50.500	3	16Alp Boo	-0.050000	4250.0	101	11108	No
58	GOM_NL__2PRFIN20040415_024120_000000392026_00032_11108_1610.N1	15-APR-2004 02:41:20	Bright	38.500	152	12Alp2CVn	2.8900	11000.	77	11108	No
59	GOM_NL__2PRFIN20040415_024509_000000372026_00032_11108_1611.N1	15-APR-2004 02:45:09	Bright	37.000	87	64Gam UMa	2.4330	11000.	74	11108	No
60	GOM_NL__2PRFIN20040415_024634_000000382026_00032_11108_1612.N1	15-APR-2004 02:46:34	Bright	37.500	55	79Zet UMa	2.0600	10200.	75	11108	No
61	GOM_NL__2PRFIN20040415_025244_000000402026_00032_11108_1613.N1	15-APR-2004 02:52:44	Bright	40.000	60	7Bet UMi	2.0810	3950.0	80	11108	No
62	GOM_NL__2PRFIN20040415_025411_000000472026_00032_11108_1614.N1	15-APR-2004 02:54:11	Bright	46.500	119	14Eta Dra	2.7270	4700.0	93	11108	No
63	GOM_NL__2PRFIN20040415_025835_000000622026_00032_11108_1615.N1	15-APR-2004 02:58:35	Bright	62.000	130	23Bet Dra	2.7990	5800.0	124	11108	No
64	GOM_NL__2PRFIN20040415_030023_000000652026_00032_11108_1616.N1	15-APR-2004 03:00:23	Bright	64.500	69	33Gam Dra	2.2310	3800.0	129	11108	No
65	GOM_NL__2PRFIN20040415_030249_000000422026_00032_11108_1617.N1	15-APR-2004 03:02:49	Bright	42.000	89	5Alp Cep	2.4510	8000.0	84	11108	No
66	GOM_NL__2PRFIN20040415_030846_000001152026_00032_11108_1618.N1	15-APR-2004 03:08:46	Bright	115.00	5	3Alp Lyr	0.033000	11000.	230	11108	No
67	GOM_NL__2PRFIN20040415_031224_000000552026_00032_11108_1619.N1	15-APR-2004 03:12:24	Bright	54.500	92	53Eps Cyg	2.5000	4500.0	109	11108	No
68	GOM_NL__2PRFIN20040415_031947_000000552026_00032_11108_1620.N1	15-APR-2004 03:19:47	Dark	54.500	61	8Eps Peg	2.1000	3900.0	109	11108	No
69	GOM_NL__2PRFIN20040415_032214_000000472026_00032_11108_1621.N1	15-APR-2004 03:22:14	Dark	46.500	162	34Alp Aqr	2.9440	5350.0	93	11108	No
70	GOM_NL__2PRFIN20040415_032452_000000522026_00032_11108_1622.N1	15-APR-2004 03:24:52	Dark	52.000	154	22Bet Aqr	2.8990	5700.0	104	11108	No
71	GOM_NL__2PRFIN20040415_032716_000000482026_00032_11108_1623.N1	15-APR-2004 03:27:16	Dark	48.000	142	49Del Cap	2.8500	8900.0	96	11108	No
72	GOM_NL__2PRFIN20040415_032912_000000452026_00032_11108_1624.N1	15-APR-2004 03:29:12	Dark	45.000	18	24Alp PsA	1.1660	9700.0	90	11108	No
73	GOM_NL__2PRFIN20040415_033234_000000392026_00032_11108_1625.N1	15-APR-2004 03:32:34	Dark	38.500	172	Gam Gru	3.0030	13100.	77	11108	No
74	GOM_NL__2PRFIN20040415_033402_000000522026_00032_11108_1626.N1	15-APR-2004 03:34:02	Dark	51.500	63	Bet Gru	2.1500	2800.0	103	11108	No
75	GOM_NL__2PRFIN20040415_033752_000000392026_00032_11108_1627.N1	15-APR-2004 03:37:52	Dark	39.000	148	Alp Tuc	2.8780	4100.0	78	11108	No
76	GOM_NL__2PRFIN20040415_033935_000000412026_00033_11109_1593.N1	15-APR-2004 03:39:35	Dark	41.000	45	Alp Pav	1.9400	26000.	82	11109	No
77	GOM_NL__2PRFIN20040415_034158_000000742026_00033_11109_1594.N1	15-APR-2004 03:41:58	Dark	74.000	57	34Sig Sgr	2.0660	26000.	148	11109	No
78	GOM_NL__2PRFIN20040415_034449_000000632026_00033_11109_1595.N1	15-APR-2004 03:44:49	Dark	63.000	38	20Eps Sgr	1.8360	11000.	126	11109	No
79	GOM_NL__2PRFIN20040415_034657_000000412026_00033_11109_1596.N1	15-APR-2004 03:46:57	Dark	40.500	43	Alp TrA	1.9100	4250.0	81	11109	No
80	GOM_NL__2PRFIN20040415_034845_000000672026_00033_11109_1597.N1	15-APR-2004 03:48:45	Dark	66.500	25	35Lam Sco	1.6200	28000.	133	11109	No
81	GOM_NL__2PRFIN20040415_035127_000000502026_00033_11109_1598.N1	15-APR-2004 03:51:27	Straylight	50.000	4	Alp1Cen	-0.010000	5800.0	100	11109	No
82	GOM_NL__2PRFIN20040415_035256_000000442026_00033_11109_1599.N1	15-APR-2004 03:52:56	Straylight	44.000	12	Alp1Cru	0.77500	30000.	88	11109	No
83	GOM_NL__2PRFIN20040415_035430_000000522026_00033_11109_1600.N1	15-APR-2004 03:54:30	Straylight	52.000	26	Gam Cru	1.6240	2900.0	104	11109	No
84	GOM_NL__2PRFIN20040415_035714_000000932026_00033_11109_1601.N1	15-APR-2004 03:57:14	Straylight	92.500	16	21Alp Sco	1.0200	3000.0	185	11109	No
85	GOM_NL__2PRFIN20040415_040034_000000912026_00033_11109_1602.N1	15-APR-2004 04:00:34	Tw_i_and_stray	91.000	80	7Del Sco	2.3160	30000.	182	11109	No
86	GOM_NL__2PRFIN20040415_040317_000000462026_00033_11109_1603.N1	15-APR-2004 04:03:17	Tw_i_and_stray	45.500	169	46Gam Hya	2.9910	4700.0	91	11109	No
87	GOM_NL__2PRFIN20040415_040453_000000742026_00033_11109_1604.N1	15-APR-2004 04:04:53	Bright	74.000	122	9Alp2Lib	2.7470	9700.0	148	11109	No
88	GOM_NL__2PRFIN20040415_040656_000000482026_00033_11109_1605.N1	15-APR-2004 04:06:56	Bright	48.000	15	67Alp Vir	0.97600	28000.	96	11109	No
89	GOM_NL__2PRFIN20040415_041000_000000402026_00033_11109_1606.N1	15-APR-2004 04:10:00	Bright	40.000	121	29Gam Vir	2.7400	7200.0	80	11109	No
90	GOM_NL__2PRFIN20040415_041347_000000422026_00033_11109_1607.N1	15-APR-2004 04:13:47	Bright	42.000	138	47Eps Vir	2.8280	4700.0	84	11109	No
91	GOM_NL__2PRFIN20040415_041641_000000372026_00033_11109_1608.N1	15-APR-2004 04:16:41	Bright	36.500	96	68Del Leo	2.5600	9300.0	73	11109	No
92	GOM_NL__2PRFIN20040415_041817_000000542026_00033_11109_1609.N1	15-APR-2004 04:18:17	Bright	53.500	3	16Alp Boo	-0.050000	4250.0	107	11109	No
93	GOM_NL__2PRFIN20040415_042155_000000392026_00033_11109_1610.N1	15-APR-2004 04:21:55	Bright	39.000	152	12Alp2CVn	2.8900	11000.	78	11109	No
94	GOM_NL__2PRFIN20040415_042545_000000382026_00033_11109_1611.N1	15-APR-2004 04:25:45	Bright	37.500	87	64Gam UMa	2.4330	11000.	75	11109	No
95	GOM_NL__2PRFIN20040415_042709_000000412026_00033_11109_1612.N1	15-APR-2004 04:27:09	Bright	41.000	55	79Zet UMa	2.0600	10200.	82	11109	No
96	GOM_NL__2PRFIN20040415_043319_000000422026_00033_11109_1613.N1	15-APR-2004 04:33:19	Bright	42.000	60	7Bet UMi	2.0810	3950.0	84	11109	No
97	GOM_NL__2PRFIN20040415_043446_000000482026_00033_11109_1614.N1	15-APR-2004 04:34:46	Bright	47.500	119	14Eta Dra	2.7270	4700.0	95	11109	No
98	GOM_NL__2PRFIN20040415_043910_000000612026_00033_11109_1615.N1	15-APR-2004 04:39:10	Bright	61.000	130	23Bet Dra	2.7990	5800.0	122	11109	No
99	GOM_NL__2PRFIN20040415_044058_000000602026_00033_11109_1616.N1	15-APR-2004 04:40:58	Bright	59.500	69	33Gam Dra	2.2310	3800.0	119	11109	No
100	GOM_NL__2PRFIN20040415_044325_000000422026_00033_11109_1617.N1	15-APR-2004 04:43:25	Bright	42.000	89	5Alp Cep	2.4510	8000.0	84	11109	No
101	GOM_NL__2PRFIN20040415_044921_000001222026_00033_11109_1618.N1	15-APR-2004 04:49:21	Bright	121.50	5	3Alp Lyr	0.033000	11000.	243	11109	No

102	GOM_NL__2PRFIN20040415_045300_000000572026_00033_11109_1619.N1	15-APR-2004 04:53:00	Bright	57.000	92	53Eps Cyg	2.5000	4500.0	114	11109	No
103	GOM_NL__2PRFIN20040415_050024_000000482026_00033_11109_1620.N1	15-APR-2004 05:00:24	Dark	47.500	61	8Eps Peg	2.1000	3900.0	95	11109	No
104	GOM_NL__2PRFIN20040415_050252_000000462026_00033_11109_1621.N1	15-APR-2004 05:02:52	Dark	46.000	162	34Alp Aqr	2.9440	5350.0	92	11109	No
105	GOM_NL__2PRFIN20040415_050529_000000512026_00033_11109_1622.N1	15-APR-2004 05:05:29	Dark	50.500	154	22Bet Aqr	2.8990	5700.0	101	11109	No
106	GOM_NL__2PRFIN20040415_050753_000000482026_00033_11109_1623.N1	15-APR-2004 05:07:53	Dark	47.500	142	49Del Cap	2.8500	8900.0	95	11109	No
107	GOM_NL__2PRFIN20040415_050948_000000442026_00033_11109_1624.N1	15-APR-2004 05:09:48	Dark	44.000	18	24Alp PsA	1.1660	9700.0	88	11109	No
108	GOM_NL__2PRFIN20040415_051310_000000432026_00033_11109_1625.N1	15-APR-2004 05:13:10	Dark	43.000	172	Gam Gru	3.0030	13100.	86	11109	No
109	GOM_NL__2PRFIN20040415_051438_000000442026_00033_11109_1626.N1	15-APR-2004 05:14:38	Dark	43.500	63	Bet Gru	2.1500	2800.0	87	11109	No
110	GOM_NL__2PRFIN20040415_051828_000000392026_00033_11109_1627.N1	15-APR-2004 05:18:28	Dark	39.000	148	Alp Tuc	2.8780	4100.0	78	11109	No
111	GOM_NL__2PRFIN20040415_052012_000000412026_00034_11110_1593.N1	15-APR-2004 05:20:12	Dark	40.500	45	Alp Pav	1.9400	26000.	81	11110	No
112	GOM_NL__2PRFIN20040415_052236_000000762026_00034_11110_1594.N1	15-APR-2004 05:22:36	Dark	75.500	57	34Sig Sgr	2.0660	26000.	151	11110	No
113	GOM_NL__2PRFIN20040415_052526_000000652026_00034_11110_1595.N1	15-APR-2004 05:25:26	Dark	65.000	38	20Eps Sgr	1.8360	11000.	130	11110	No
114	GOM_NL__2PRFIN20040415_052922_000000642026_00034_11110_1596.N1	15-APR-2004 05:29:22	Dark	64.000	25	35Lam Sco	1.6200	28000.	128	11110	No
115	GOM_NL__2PRFIN20040415_053203_000000452026_00034_11110_1597.N1	15-APR-2004 05:32:03	Straylight	44.500	4	Alp1Cen	-0.010000	5800.0	89	11110	No
116	GOM_NL__2PRFIN20040415_053333_000000432026_00034_11110_1598.N1	15-APR-2004 05:33:33	Straylight	43.000	12	Alp1Cru	0.77500	30000.	86	11110	No
117	GOM_NL__2PRFIN20040415_053506_000000522026_00034_11110_1599.N1	15-APR-2004 05:35:06	Straylight	52.000	26	Gam Cru	1.6240	2900.0	104	11110	No
118	GOM_NL__2PRFIN20040415_053751_000000922026_00034_11110_1600.N1	15-APR-2004 05:37:51	Straylight	91.500	16	21Alp Sco	1.0200	3000.0	183	11110	No
119	GOM_NL__2PRFIN20040415_054110_000000862026_00034_11110_1601.N1	15-APR-2004 05:41:10	Twi_and_stray	86.000	80	7Del Sco	2.3160	30000.	172	11110	No
120	GOM_NL__2PRFIN20040415_054419_000000462026_00034_11110_1602.N1	15-APR-2004 05:44:19	Twi_and_stray	45.500	106	9Bet Crv	2.6480	5600.0	91	11110	No
121	GOM_NL__2PRFIN20040415_054609_000000462026_00034_11110_1603.N1	15-APR-2004 05:46:09	Bright	45.500	100	4Gam Crv	2.5800	13100.	91	11110	No
122	GOM_NL__2PRFIN20040415_054732_000000462026_00034_11110_1604.N1	15-APR-2004 05:47:32	Bright	46.000	15	67Alp Vir	0.97600	28000.	92	11110	No
123	GOM_NL__2PRFIN20040415_055036_000000402026_00034_11110_1605.N1	15-APR-2004 05:50:36	Bright	40.000	121	29Gam Vir	2.7400	7200.0	80	11110	No
124	GOM_NL__2PRFIN20040415_055423_000000422026_00034_11110_1606.N1	15-APR-2004 05:54:23	Bright	42.000	138	47Eps Vir	2.8280	4700.0	84	11110	No
125	GOM_NL__2PRFIN20040415_055717_000000372026_00034_11110_1607.N1	15-APR-2004 05:57:17	Bright	37.000	96	68Del Leo	2.5600	9300.0	74	11110	No
126	GOM_NL__2PRFIN20040415_060231_000000382026_00034_11110_1608.N1	15-APR-2004 06:02:31	Bright	38.000	152	12Alp2CVn	2.8900	11000.	76	11110	No
127	GOM_NL__2PRFIN20040415_060621_000000362026_00034_11110_1609.N1	15-APR-2004 06:06:21	Bright	36.000	87	64Gam UMa	2.4330	11000.	72	11110	No
128	GOM_NL__2PRFIN20040415_060745_000000432026_00034_11110_1610.N1	15-APR-2004 06:07:45	Bright	42.500	55	79Zet UMa	2.0600	10200.	85	11110	No
129	GOM_NL__2PRFIN20040415_061355_000000412026_00034_11110_1611.N1	15-APR-2004 06:13:55	Bright	40.500	60	7Bet UMi	2.0810	3950.0	81	11110	No
130	GOM_NL__2PRFIN20040415_061521_000000482026_00034_11110_1612.N1	15-APR-2004 06:15:21	Bright	47.500	119	14Eta Dra	2.7270	4700.0	95	11110	No
131	GOM_NL__2PRFIN20040415_061945_000000612026_00034_11110_1613.N1	15-APR-2004 06:19:45	Bright	61.000	130	23Bet Dra	2.7990	5800.0	122	11110	No
132	GOM_NL__2PRFIN20040415_062133_000000652026_00034_11110_1614.N1	15-APR-2004 06:21:33	Bright	64.500	69	33Gam Dra	2.2310	3800.0	129	11110	No
133	GOM_NL__2PRFIN20040415_062401_000000382026_00034_11110_1615.N1	15-APR-2004 06:24:01	Bright	38.000	89	5Alp Cep	2.4510	8000.0	76	11110	No
134	GOM_NL__2PRFIN20040415_062529_000000352026_00034_11110_1616.N1	15-APR-2004 06:25:29	Bright	35.000	68	18Alp Cas	2.2250	4500.0	70	11110	No
135	GOM_NL__2PRFIN20040415_062956_000001172026_00034_11110_1617.N1	15-APR-2004 06:29:56	Bright	117.00	5	3Alp Lyr	0.033000	11000.	234	11110	No
136	GOM_NL__2PRFIN20040415_063336_000000582026_00034_11110_1618.N1	15-APR-2004 06:33:36	Bright	58.000	92	53Eps Cyg	2.5000	4500.0	116	11110	No
137	GOM_NL__2PRFIN20040415_064100_000000512026_00034_11110_1619.N1	15-APR-2004 06:41:00	Dark	51.000	61	8Eps Peg	2.1000	3900.0	102	11110	No
138	GOM_NL__2PRFIN20040415_064328_000000452026_00034_11110_1620.N1	15-APR-2004 06:43:28	Dark	44.500	162	34Alp Aqr	2.9440	5350.0	89	11110	No
139	GOM_NL__2PRFIN20040415_064606_000000532026_00034_11110_1621.N1	15-APR-2004 06:46:06	Dark	52.500	154	22Bet Aqr	2.8990	5700.0	105	11110	No
140	GOM_NL__2PRFIN20040415_064829_000000452026_00034_11110_1622.N1	15-APR-2004 06:48:29	Dark	45.000	142	49Del Cap	2.8500	8900.0	90	11110	No
141	GOM_NL__2PRFIN20040415_065024_000000462026_00034_11110_1623.N1	15-APR-2004 06:50:24	Dark	45.500	18	24Alp PsA	1.1660	9700.0	91	11110	No
142	GOM_NL__2PRFIN20040415_065347_000000402026_00034_11110_1624.N1	15-APR-2004 06:53:47	Dark	40.000	172	Gam Gru	3.0030	13100.	80	11110	No
143	GOM_NL__2PRFIN20040415_065515_000000452026_00034_11110_1625.N1	15-APR-2004 06:55:15	Dark	45.000	63	Bet Gru	2.1500	2800.0	90	11110	No
144	GOM_NL__2PRFIN20040415_065904_000000442026_00034_11110_1626.N1	15-APR-2004 06:59:04	Dark	43.500	148	Alp Tuc	2.8780	4100.0	87	11110	No
145	GOM_NL__2PRFIN20040415_070048_000000442026_00035_11111_1593.N1	15-APR-2004 07:00:48	Dark	44.000	45	Alp Pav	1.9400	26000.	88	11111	No
146	GOM_NL__2PRFIN20040415_070315_000000732026_00035_11111_1594.N1	15-APR-2004 07:03:15	Dark	73.000	57	34Sig Sgr	2.0660	26000.	146	11111	No
147	GOM_NL__2PRFIN20040415_070604_000000642026_00035_11111_1595.N1	15-APR-2004 07:06:04	Dark	64.000	38	20Eps Sgr	1.8360	11000.	128	11111	No
148	GOM_NL__2PRFIN20040415_071000_000000622026_00035_11111_1596.N1	15-APR-2004 07:10:00	Dark	61.500	25	35Lam Sco	1.6200	28000.	123	11111	No
149	GOM_NL__2PRFIN20040415_071240_000000542026_00035_11111_1597.N1	15-APR-2004 07:12:40	Straylight	54.000	4	Alp1Cen	-0.010000	5800.0	108	11111	No
150	GOM_NL__2PRFIN20040415_071409_000000422026_00035_11111_1598.N1	15-APR-2004 07:14:09	Straylight	42.000	12	Alp1Cru	0.77500	30000.	84	11111	No
151	GOM_NL__2PRFIN20040415_071543_000000452026_00035_11111_1599.N1	15-APR-2004 07:15:43	Straylight	44.500	26	Gam Cru	1.6240	2900.0	89	11111	No
152	GOM_NL__2PRFIN20040415_071827_000000952026_00035_11111_1600.N1	15-APR-2004 07:18:27	Straylight	95.000	16	21Alp Sco	1.0200	3000.0	190	11111	No
153	GOM_NL__2PRFIN20040415_072147_000000852026_00035_11111_1601.N1	15-APR-2004 07:21:47	Twi_and_stray	85.000	80	7Del Sco	2.3160	30000.	170	11111	No
154	GOM_NL__2PRFIN20040415_072456_000000422026_00035_11111_1602.N1	15-APR-2004 07:24:56	Twi_and_stray	42.000	106	9Bet Crv	2.6480	5600.0	84	11111	No
155	GOM_NL__2PRFIN20040415_072645_000000442026_00035_11111_1603.N1	15-APR-2004 07:26:45	Bright	44.000	100	4Gam Crv	2.5800	13100.	88	11111	No
156	GOM_NL__2PRFIN20040415_072809_000000452026_00035_11111_1604.N1	15-APR-2004 07:28:09	Bright	44.500	15	67Alp Vir	0.97600	28000.	89	11111	No
157	GOM_NL__2PRFIN20040415_073112_000000392026_00035_11111_1605.N1	15-APR-2004 07:31:12	Bright	39.000	121	29Gam Vir	2.7400	7200.0	78	11111	No
158	GOM_NL__2PRFIN20040415_073500_000000412026_00035_11111_1606.N1	15-APR-2004 07:35:00	Bright	41.000	138	47Eps Vir	2.8280	4700.0	82	11111	No
159	GOM_NL__2PRFIN20040415_073754_000000382026_00035_11111_1607.N1	15-APR-2004 07:37:54	Bright	37.500	96	68Del Leo	2.5600	9300.0	75	11111	No
160	GOM_NL__2PRFIN20040415_074307_000000402026_00035_11111_1608.N1	15-APR-2004 07:43:07	Bright	40.000	152	12Alp2CVn	2.8900	11000.	80	11111	No

161	GOM_NL__2PRFIN20040415_074657_000000372026_00035_11111_1609.N1	15-APR-2004 07:46:57	Bright	36.500	87	64Gam UMa	2.4330	11000.	73	11111	No
162	GOM_NL__2PRFIN20040415_074821_000000392026_00035_11111_1610.N1	15-APR-2004 07:48:21	Bright	38.500	55	79Zet UMa	2.0600	10200.	77	11111	No
163	GOM_NL__2PRFIN20040415_075430_000000402026_00035_11111_1611.N1	15-APR-2004 07:54:30	Bright	40.000	60	7Bet UMi	2.0810	3950.0	80	11111	No
164	GOM_NL__2PRFIN20040415_075556_000000492026_00035_11111_1612.N1	15-APR-2004 07:55:56	Bright	48.500	119	14Eta Dra	2.7270	4700.0	97	11111	No
165	GOM_NL__2PRFIN20040415_080020_000000602026_00035_11111_1613.N1	15-APR-2004 08:00:20	Bright	60.000	130	23Bet Dra	2.7990	5800.0	120	11111	No
166	GOM_NL__2PRFIN20040415_080208_000000642026_00035_11111_1614.N1	15-APR-2004 08:02:08	Bright	63.500	69	33Gam Dra	2.2310	3800.0	127	11111	No
167	GOM_NL__2PRFIN20040415_080436_000000412026_00035_11111_1615.N1	15-APR-2004 08:04:36	Bright	40.500	89	5Alp Cep	2.4510	8000.0	81	11111	No
168	GOM_NL__2PRFIN20040415_080605_000000402026_00035_11111_1616.N1	15-APR-2004 08:06:05	Bright	39.500	68	18Alp Cas	2.2250	4500.0	79	11111	No
169	GOM_NL__2PRFIN20040415_081031_000001202026_00035_11111_1617.N1	15-APR-2004 08:10:31	Bright	120.00	5	3Alp Lyr	0.033000	11000.	240	11111	No
170	GOM_NL__2PRFIN20040415_081412_000000592026_00035_11111_1618.N1	15-APR-2004 08:14:12	Bright	59.000	92	53Eps Cyg	2.5000	4500.0	118	11111	No
171	GOM_NL__2PRFIN20040415_082137_000000532026_00035_11111_1619.N1	15-APR-2004 08:21:37	Dark	52.500	61	8Eps Peg	2.1000	3900.0	105	11111	No
172	GOM_NL__2PRFIN20040415_082405_000000472026_00035_11111_1620.N1	15-APR-2004 08:24:05	Dark	46.500	162	34Alp Aqr	2.9440	5350.0	93	11111	No
173	GOM_NL__2PRFIN20040415_082642_000000512026_00035_11111_1621.N1	15-APR-2004 08:26:42	Dark	50.500	154	22Bet Aqr	2.8990	5700.0	101	11111	No
174	GOM_NL__2PRFIN20040415_082906_000000472026_00035_11111_1622.N1	15-APR-2004 08:29:06	Dark	47.000	142	49Del Cap	2.8500	8900.0	94	11111	No
175	GOM_NL__2PRFIN20040415_083100_000000442026_00035_11111_1623.N1	15-APR-2004 08:31:00	Dark	43.500	18	24Alp PsA	1.1660	9700.0	87	11111	No
176	GOM_NL__2PRFIN20040415_083423_000000422026_00035_11111_1624.N1	15-APR-2004 08:34:23	Dark	41.500	172	Gam Gru	3.0030	13100.	83	11111	No
177	GOM_NL__2PRFIN20040415_083551_000000522026_00035_11111_1625.N1	15-APR-2004 08:35:51	Dark	52.000	63	Bet Gru	2.1500	2800.0	104	11111	No
178	GOM_NL__2PRFIN20040415_083941_000000402026_00035_11111_1626.N1	15-APR-2004 08:39:41	Dark	39.500	148	Alp Tuc	2.8780	4100.0	79	11111	No
179	GOM_NL__2PRFIN20040415_084125_000000402026_00036_11112_1593.N1	15-APR-2004 08:41:25	Dark	40.000	45	Alp Pav	1.9400	26000.	80	11112	No
180	GOM_NL__2PRFIN20040415_084352_000000742026_00036_11112_1594.N1	15-APR-2004 08:43:52	Dark	73.500	57	34Sig Sgr	2.0660	26000.	147	11112	No
181	GOM_NL__2PRFIN20040415_084642_000000692026_00036_11112_1595.N1	15-APR-2004 08:46:42	Dark	69.000	38	20Eps Sgr	1.8360	11000.	138	11112	No
182	GOM_NL__2PRFIN20040415_085037_000000672026_00036_11112_1596.N1	15-APR-2004 08:50:37	Straylight	67.000	25	35Lam Sco	1.6200	28000.	134	11112	No
183	GOM_NL__2PRFIN20040415_085316_000000462026_00036_11112_1597.N1	15-APR-2004 08:53:16	Straylight	45.500	4	Alp1Cen	-0.010000	5800.0	91	11112	No
184	GOM_NL__2PRFIN20040415_085445_000000432026_00036_11112_1598.N1	15-APR-2004 08:54:45	Straylight	42.500	12	Alp1Cru	0.77500	30000.	85	11112	No
185	GOM_NL__2PRFIN20040415_085619_000000442026_00036_11112_1599.N1	15-APR-2004 08:56:19	Straylight	44.000	26	Gam Cru	1.6240	2900.0	88	11112	No
186	GOM_NL__2PRFIN20040415_085905_000000982026_00036_11112_1600.N1	15-APR-2004 08:59:05	Straylight	98.000	16	21Alp Sco	1.0200	3000.0	196	11112	No
187	GOM_NL__2PRFIN20040415_090223_000000842026_00036_11112_1601.N1	15-APR-2004 09:02:23	Twi_and_stray	84.000	80	7Del Sco	2.3160	30000.	168	11112	No
188	GOM_NL__2PRFIN20040415_090532_000000452026_00036_11112_1602.N1	15-APR-2004 09:05:32	Twi_and_stray	44.500	106	9Bet Crv	2.6480	5600.0	89	11112	No
189	GOM_NL__2PRFIN20040415_090722_000000412026_00036_11112_1603.N1	15-APR-2004 09:07:22	Bright	40.500	100	4Gam Crv	2.5800	13100.	81	11112	No
190	GOM_NL__2PRFIN20040415_090845_000000462026_00036_11112_1604.N1	15-APR-2004 09:08:45	Bright	46.000	15	67Alp Vir	0.97600	28000.	92	11112	No
191	GOM_NL__2PRFIN20040415_091148_000000392026_00036_11112_1605.N1	15-APR-2004 09:11:48	Bright	39.000	121	29Gam Vir	2.7400	7200.0	78	11112	No
192	GOM_NL__2PRFIN20040415_091535_000000432026_00036_11112_1606.N1	15-APR-2004 09:15:35	Bright	43.000	138	47Eps Vir	2.8280	4700.0	86	11112	No
193	GOM_NL__2PRFIN20040415_091830_000000372026_00036_11112_1607.N1	15-APR-2004 09:18:30	Bright	37.000	96	68Del Leo	2.5600	9300.0	74	11112	No
194	GOM_NL__2PRFIN20040415_092342_000000402026_00036_11112_1608.N1	15-APR-2004 09:23:42	Bright	40.000	152	12Alp2CVn	2.8900	11000.	80	11112	No
195	GOM_NL__2PRFIN20040415_092733_000000362026_00036_11112_1609.N1	15-APR-2004 09:27:33	Bright	35.500	87	64Gam UMa	2.4330	11000.	71	11112	No
196	GOM_NL__2PRFIN20040415_092856_000000382026_00036_11112_1610.N1	15-APR-2004 09:28:56	Bright	37.500	55	79Zet UMa	2.0600	10200.	75	11112	No
197	GOM_NL__2PRFIN20040415_093506_000000382026_00036_11112_1611.N1	15-APR-2004 09:35:06	Bright	38.000	60	7Bet UMi	2.0810	3950.0	76	11112	No
198	GOM_NL__2PRFIN20040415_093631_000000482026_00036_11112_1612.N1	15-APR-2004 09:36:31	Bright	48.000	119	14Eta Dra	2.7270	4700.0	96	11112	No
199	GOM_NL__2PRFIN20040415_094055_000000622026_00036_11112_1613.N1	15-APR-2004 09:40:55	Bright	61.500	130	23Bet Dra	2.7990	5800.0	123	11112	No
200	GOM_NL__2PRFIN20040415_094243_000000632026_00036_11112_1614.N1	15-APR-2004 09:42:43	Bright	62.500	69	33Gam Dra	2.2310	3800.0	125	11112	No
201	GOM_NL__2PRFIN20040415_094512_000000402026_00036_11112_1615.N1	15-APR-2004 09:45:12	Bright	40.000	89	5Alp Cep	2.4510	8000.0	80	11112	No
202	GOM_NL__2PRFIN20040415_094641_000000372026_00036_11112_1616.N1	15-APR-2004 09:46:41	Bright	36.500	68	18Alp Cas	2.2250	4500.0	73	11112	No
203	GOM_NL__2PRFIN20040415_095107_000001202026_00036_11112_1617.N1	15-APR-2004 09:51:07	Bright	119.50	5	3Alp Lyr	0.033000	11000.	239	11112	No
204	GOM_NL__2PRFIN20040415_095448_000000602026_00036_11112_1618.N1	15-APR-2004 09:54:48	Bright	60.000	92	53Eps Cyg	2.5000	4500.0	120	11112	No
205	GOM_NL__2PRFIN20040415_100213_000000582026_00036_11112_1619.N1	15-APR-2004 10:02:13	Dark	58.000	61	8Eps Peg	2.1000	3900.0	116	11112	No
206	GOM_NL__2PRFIN20040415_100441_000000482026_00036_11112_1620.N1	15-APR-2004 10:04:41	Dark	48.000	162	34Alp Aqr	2.9440	5350.0	96	11112	No
207	GOM_NL__2PRFIN20040415_100719_000000522026_00036_11112_1621.N1	15-APR-2004 10:07:19	Dark	51.500	154	22Bet Aqr	2.8990	5700.0	103	11112	No
208	GOM_NL__2PRFIN20040415_100943_000000452026_00036_11112_1622.N1	15-APR-2004 10:09:43	Dark	44.500	142	49Del Cap	2.8500	8900.0	89	11112	No
209	GOM_NL__2PRFIN20040415_101136_000000442026_00036_11112_1623.N1	15-APR-2004 10:11:36	Dark	44.000	18	24Alp PsA	1.1660	9700.0	88	11112	No
210	GOM_NL__2PRFIN20040415_101500_000000402026_00036_11112_1624.N1	15-APR-2004 10:15:00	Dark	40.000	172	Gam Gru	3.0030	13100.	80	11112	No
211	GOM_NL__2PRFIN20040415_101627_000000522026_00036_11112_1625.N1	15-APR-2004 10:16:27	Dark	52.000	63	Bet Gru	2.1500	2800.0	104	11112	No
212	GOM_NL__2PRFIN20040415_102016_000000442026_00036_11112_1626.N1	15-APR-2004 10:20:16	Dark	44.000	148	Alp Tuc	2.8780	4100.0	88	11112	No
213	GOM_NL__2PRFIN20040415_102201_000000412026_00037_11113_1593.N1	15-APR-2004 10:22:01	Dark	40.500	45	Alp Pav	1.9400	26000.	81	11113	No
214	GOM_NL__2PRFIN20040415_102430_000000732026_00037_11113_1594.N1	15-APR-2004 10:24:30	Dark	72.500	57	34Sig Sgr	2.0660	26000.	145	11113	No
215	GOM_NL__2PRFIN20040415_102719_000000682026_00037_11113_1595.N1	15-APR-2004 10:27:19	Dark	68.000	38	20Eps Sgr	1.8360	11000.	136	11113	No
216	GOM_NL__2PRFIN20040415_103114_000000662026_00037_11113_1596.N1	15-APR-2004 10:31:14	Straylight	65.500	25	35Lam Sco	1.6200	28000.	131	11113	No
217	GOM_NL__2PRFIN20040415_103352_000000502026_00037_11113_1597.N1	15-APR-2004 10:33:52	Straylight	50.000	4	Alp1Cen	-0.010000	5800.0	100	11113	No
218	GOM_NL__2PRFIN20040415_103521_000000432026_00037_11113_1598.N1	15-APR-2004 10:35:21	Straylight	42.500	12	Alp1Cru	0.77500	30000.	85	11113	No
219	GOM_NL__2PRFIN20040415_103655_000000442026_00037_11113_1599.N1	15-APR-2004 10:36:55	Straylight	43.500	26	Gam Cru	1.6240	2900.0	87	11113	No

220	GOM_NL__2PRFIN20040415_103941_000000892026_00037_11113_1600.N1	15-APR-2004 10:39:41	Straylight	89.000	16	21Alp Sco	1.0200	3000.0	178	11113	No
221	GOM_NL__2PRFIN20040415_104300_000000832026_00037_11113_1601.N1	15-APR-2004 10:43:00	Tw_i_and_stray	82.500	80	7Del Sco	2.3160	30000.	165	11113	No
222	GOM_NL__2PRFIN20040415_104608_000000462026_00037_11113_1602.N1	15-APR-2004 10:46:08	Tw_i_and_stray	46.000	106	9Bet Crv	2.6480	5600.0	92	11113	No
223	GOM_NL__2PRFIN20040415_104757_000000432026_00037_11113_1603.N1	15-APR-2004 10:47:57	Bright	43.000	100	4Gam Crv	2.5800	13100.	86	11113	No
224	GOM_NL__2PRFIN20040415_104921_000000442026_00037_11113_1604.N1	15-APR-2004 10:49:21	Bright	43.500	15	67Alp Vir	0.97600	28000.	87	11113	No
225	GOM_NL__2PRFIN20040415_105224_000000392026_00037_11113_1605.N1	15-APR-2004 10:52:24	Bright	39.000	121	29Gam Vir	2.7400	7200.0	78	11113	No
226	GOM_NL__2PRFIN20040415_105611_000000412026_00037_11113_1606.N1	15-APR-2004 10:56:11	Bright	41.000	138	47Eps Vir	2.8280	4700.0	82	11113	No
227	GOM_NL__2PRFIN20040415_105906_000000362026_00037_11113_1607.N1	15-APR-2004 10:59:06	Bright	36.000	96	68Del Leo	2.5600	9300.0	72	11113	No
228	GOM_NL__2PRFIN20040415_110418_000000392026_00037_11113_1608.N1	15-APR-2004 11:04:18	Bright	38.500	152	12Alp2CVn	2.8900	11000.	77	11113	No
229	GOM_NL__2PRFIN20040415_110809_000000392026_00037_11113_1609.N1	15-APR-2004 11:08:09	Bright	38.500	87	64Gam UMa	2.4330	11000.	77	11113	No
230	GOM_NL__2PRFIN20040415_110931_000000412026_00037_11113_1610.N1	15-APR-2004 11:09:31	Bright	41.000	55	79Zet UMa	2.0600	10200.	82	11113	No
231	GOM_NL__2PRFIN20040415_111542_000000402026_00037_11113_1611.N1	15-APR-2004 11:15:42	Bright	40.000	60	7Bet UMi	2.0810	3950.0	80	11113	No
232	GOM_NL__2PRFIN20040415_111707_000000482026_00037_11113_1612.N1	15-APR-2004 11:17:07	Bright	48.000	119	14Eta Dra	2.7270	4700.0	96	11113	No
233	GOM_NL__2PRFIN20040415_112318_000000662026_00037_11113_1613.N1	15-APR-2004 11:23:18	Bright	66.000	69	33Gam Dra	2.2310	3800.0	132	11113	No
234	GOM_NL__2PRFIN20040415_112548_000000412026_00037_11113_1614.N1	15-APR-2004 11:25:48	Bright	41.000	89	5Alp Cep	2.4510	8000.0	82	11113	No
235	GOM_NL__2PRFIN20040415_112718_000000382026_00037_11113_1615.N1	15-APR-2004 11:27:18	Bright	37.500	68	18Alp Cas	2.2250	4500.0	75	11113	No
236	GOM_NL__2PRFIN20040415_113142_000001202026_00037_11113_1616.N1	15-APR-2004 11:31:42	Bright	120.00	5	3Alp Lyr	0.033000	11000.	240	11113	No
237	GOM_NL__2PRFIN20040415_113524_000000592026_00037_11113_1617.N1	15-APR-2004 11:35:24	Bright	58.500	92	53Eps Cyg	2.5000	4500.0	117	11113	No
238	GOM_NL__2PRFIN20040415_114249_000000542026_00037_11113_1618.N1	15-APR-2004 11:42:49	Dark	53.500	61	8Eps Peg	2.1000	3900.0	107	11113	No
239	GOM_NL__2PRFIN20040415_114517_000000492026_00037_11113_1619.N1	15-APR-2004 11:45:17	Dark	49.000	162	34Alp Aqr	2.9440	5350.0	98	11113	No
240	GOM_NL__2PRFIN20040415_114755_000000512026_00037_11113_1620.N1	15-APR-2004 11:47:55	Dark	50.500	154	22Bet Aqr	2.8990	5700.0	101	11113	No
241	GOM_NL__2PRFIN20040415_115019_000000462026_00037_11113_1621.N1	15-APR-2004 11:50:19	Dark	46.000	142	49Del Cap	2.8500	8900.0	92	11113	No
242	GOM_NL__2PRFIN20040415_115212_000000442026_00037_11113_1622.N1	15-APR-2004 11:52:12	Dark	44.000	18	24Alp PsA	1.1660	9700.0	88	11113	No
243	GOM_NL__2PRFIN20040415_115536_000000422026_00037_11113_1623.N1	15-APR-2004 11:55:36	Dark	41.500	172	Gam Gru	3.0030	13100.	83	11113	No
244	GOM_NL__2PRFIN20040415_115703_000000442026_00037_11113_1624.N1	15-APR-2004 11:57:03	Dark	44.000	63	Bet Gru	2.1500	2800.0	88	11113	No
245	GOM_NL__2PRFIN20040415_120053_000000392026_00037_11113_1625.N1	15-APR-2004 12:00:53	Dark	39.000	148	Alp Tuc	2.8780	4100.0	78	11113	No
246	GOM_NL__2PRFIN20040415_120237_000000402026_00038_11114_1593.N1	15-APR-2004 12:02:37	Dark	39.500	45	Alp Pav	1.9400	26000.	79	11114	No
247	GOM_NL__2PRFIN20040415_120508_000000742026_00038_11114_1594.N1	15-APR-2004 12:05:08	Dark	73.500	57	34Sig Sgr	2.0660	26000.	147	11114	No
248	GOM_NL__2PRFIN20040415_120756_000000642026_00038_11114_1595.N1	15-APR-2004 12:07:56	Dark	63.500	38	20Eps Sgr	1.8360	11000.	127	11114	No
249	GOM_NL__2PRFIN20040415_121151_000000652026_00038_11114_1596.N1	15-APR-2004 12:11:51	Straylight	64.500	25	35Lam Sco	1.6200	28000.	129	11114	No
250	GOM_NL__2PRFIN20040415_121428_000000432026_00038_11114_1597.N1	15-APR-2004 12:14:28	Straylight	43.000	4	Alp1Cen	-0.010000	5800.0	86	11114	No
251	GOM_NL__2PRFIN20040415_121557_000000462026_00038_11114_1598.N1	15-APR-2004 12:15:57	Straylight	46.000	12	Alp1Cru	0.77500	30000.	92	11114	No
252	GOM_NL__2PRFIN20040415_121731_000000512026_00038_11114_1599.N1	15-APR-2004 12:17:31	Straylight	51.000	26	Gam Cru	1.6240	2900.0	102	11114	No
253	GOM_NL__2PRFIN20040415_122018_000001002026_00038_11114_1600.N1	15-APR-2004 12:20:18	Straylight	100.00	16	21Alp Sco	1.0200	3000.0	200	11114	No
254	GOM_NL__2PRFIN20040415_122336_000000862026_00038_11114_1601.N1	15-APR-2004 12:23:36	Tw_i_and_stray	85.500	80	7Del Sco	2.3160	30000.	171	11114	No
255	GOM_NL__2PRFIN20040415_122643_000000432026_00038_11114_1602.N1	15-APR-2004 12:26:43	Tw_i_and_stray	43.000	106	9Bet Crv	2.6480	5600.0	86	11114	No
256	GOM_NL__2PRFIN20040415_122833_000000472026_00038_11114_1603.N1	15-APR-2004 12:28:33	Bright	46.500	100	4Gam Crv	2.5800	13100.	93	11114	No
257	GOM_NL__2PRFIN20040415_122956_000000472026_00038_11114_1604.N1	15-APR-2004 12:29:56	Bright	47.000	15	67Alp Vir	0.97600	28000.	94	11114	No
258	GOM_NL__2PRFIN20040415_123300_000000392026_00038_11114_1605.N1	15-APR-2004 12:33:00	Bright	39.000	121	29Gam Vir	2.7400	7200.0	78	11114	No
259	GOM_NL__2PRFIN20040415_123646_000000412026_00038_11114_1606.N1	15-APR-2004 12:36:46	Bright	41.000	138	47Eps Vir	2.8280	4700.0	82	11114	No
260	GOM_NL__2PRFIN20040415_123942_000000372026_00038_11114_1607.N1	15-APR-2004 12:39:42	Bright	37.000	96	68Del Leo	2.5600	9300.0	74	11114	No
261	GOM_NL__2PRFIN20040415_124454_000000382026_00038_11114_1608.N1	15-APR-2004 12:44:54	Bright	38.000	152	12Alp2CVn	2.8900	11000.	76	11114	No
262	GOM_NL__2PRFIN20040415_124844_000000372026_00038_11114_1609.N1	15-APR-2004 12:48:44	Bright	37.000	87	64Gam UMa	2.4330	11000.	74	11114	No
263	GOM_NL__2PRFIN20040415_125007_000000422026_00038_11114_1610.N1	15-APR-2004 12:50:07	Bright	42.000	55	79Zet UMa	2.0600	10200.	84	11114	No
264	GOM_NL__2PRFIN20040415_125617_000000362026_00038_11114_1611.N1	15-APR-2004 12:56:17	Bright	36.000	60	7Bet UMi	2.0810	3950.0	72	11114	No
265	GOM_NL__2PRFIN20040415_125742_000000452026_00038_11114_1612.N1	15-APR-2004 12:57:42	Bright	44.500	119	14Eta Dra	2.7270	4700.0	89	11114	No
266	GOM_NL__2PRFIN20040415_130204_000000632026_00038_11114_1613.N1	15-APR-2004 13:02:04	Bright	62.500	130	23Bet Dra	2.7990	5800.0	125	11114	No
267	GOM_NL__2PRFIN20040415_130353_000000662026_00038_11114_1614.N1	15-APR-2004 13:03:53	Bright	65.500	69	33Gam Dra	2.2310	3800.0	131	11114	No
268	GOM_NL__2PRFIN20040415_130623_000000382026_00038_11114_1615.N1	15-APR-2004 13:06:23	Bright	38.000	89	5Alp Cep	2.4510	8000.0	76	11114	No
269	GOM_NL__2PRFIN20040415_130753_000000362026_00038_11114_1616.N1	15-APR-2004 13:07:53	Bright	36.000	68	18Alp Cas	2.2250	4500.0	72	11114	No
270	GOM_NL__2PRFIN20040415_131217_000001272026_00038_11114_1617.N1	15-APR-2004 13:12:17	Bright	127.00	5	3Alp Lyr	0.033000	11000.	254	11114	No
271	GOM_NL__2PRFIN20040415_131600_000000562026_00038_11114_1618.N1	15-APR-2004 13:16:00	Bright	56.000	92	53Eps Cyg	2.5000	4500.0	112	11114	No
272	GOM_NL__2PRFIN20040415_132326_000000532026_00038_11114_1619.N1	15-APR-2004 13:23:26	Dark	52.500	61	8Eps Peg	2.1000	3900.0	105	11114	No
273	GOM_NL__2PRFIN20040415_132554_000000502026_00038_11114_1620.N1	15-APR-2004 13:25:54	Dark	49.500	162	34Alp Aqr	2.9440	5350.0	99	11114	No
274	GOM_NL__2PRFIN20040415_132832_000000462026_00038_11114_1621.N1	15-APR-2004 13:28:32	Dark	46.000	154	22Bet Aqr	2.8990	5700.0	92	11114	No
275	GOM_NL__2PRFIN20040415_133055_000000432026_00038_11114_1622.N1	15-APR-2004 13:30:55	Dark	42.500	142	49Del Cap	2.8500	8900.0	85	11114	No
276	GOM_NL__2PRFIN20040415_133248_000000442026_00038_11114_1623.N1	15-APR-2004 13:32:48	Dark	43.500	18	24Alp PsA	1.1660	9700.0	87	11114	No
277	GOM_NL__2PRFIN20040415_133612_000000402026_00038_11114_1624.N1	15-APR-2004 13:36:12	Dark	40.000	172	Gam Gru	3.0030	13100.	80	11114	No
278	GOM_NL__2PRFIN20040415_133739_000000522026_00038_11114_1625.N1	15-APR-2004 13:37:39	Dark	51.500	63	Bet Gru	2.1500	2800.0	103	11114	No

279	GOM_NL__2PRFIN20040415_134129_000000452026_00038_11114_1626.N1	15-APR-2004 13:41:29	Dark	44.500	148	Alp Tuc	2.8780	4100.0	89	11114	No
280	GOM_NL__2PRFIN20040415_134314_000000412026_00039_11115_1593.N1	15-APR-2004 13:43:14	Dark	41.000	45	Alp Pav	1.9400	26000.	82	11115	No
281	GOM_NL__2PRFIN20040415_134546_000000732026_00039_11115_1594.N1	15-APR-2004 13:45:46	Dark	73.000	57	34Sig Sgr	2.0660	26000.	146	11115	No
282	GOM_NL__2PRFIN20040415_134833_000000672026_00039_11115_1595.N1	15-APR-2004 13:48:33	Dark	67.000	38	20Eps Sgr	1.8360	11000.	134	11115	No
283	GOM_NL__2PRFIN20040415_135044_000000472026_00039_11115_1596.N1	15-APR-2004 13:50:44	Dark	46.500	147	Alp Ara	2.8770	26000.	93	11115	No
284	GOM_NL__2PRFIN20040415_135228_000000612026_00039_11115_1597.N1	15-APR-2004 13:52:28	Straylight	61.000	25	35Lam Sco	1.6200	28000.	122	11115	No
285	GOM_NL__2PRFIN20040415_135505_000000462026_00039_11115_1598.N1	15-APR-2004 13:55:05	Straylight	45.500	4	Alp1Cen	-0.010000	5800.0	91	11115	No
286	GOM_NL__2PRFIN20040415_135633_000000442026_00039_11115_1599.N1	15-APR-2004 13:56:33	Straylight	44.000	12	Alp1Cru	0.77500	30000.	88	11115	No
287	GOM_NL__2PRFIN20040415_135807_000000442026_00039_11115_1600.N1	15-APR-2004 13:58:07	Straylight	44.000	26	Gam Cru	1.6240	2900.0	88	11115	No
288	GOM_NL__2PRFIN20040415_140055_000001072026_00039_11115_1601.N1	15-APR-2004 14:00:55	Straylight	107.00	16	21Alp Sco	1.0200	3000.0	214	11115	No
289	GOM_NL__2PRFIN20040415_140412_000000852026_00039_11115_1602.N1	15-APR-2004 14:04:12	Tw_i_and_stray	84.500	80	7Del Sco	2.3160	30000.	169	11115	No
290	GOM_NL__2PRFIN20040415_140720_000000462026_00039_11115_1603.N1	15-APR-2004 14:07:20	Tw_i_and_stray	46.000	106	9Bet Crv	2.6480	5600.0	92	11115	No
291	GOM_NL__2PRFIN20040415_140909_000000402026_00039_11115_1604.N1	15-APR-2004 14:09:09	Bright	39.500	100	4Gam Crv	2.5800	13100.	79	11115	No
292	GOM_NL__2PRFIN20040415_141030_000000492026_00039_11115_1605.N1	15-APR-2004 14:10:30	Bright	48.500	15	67Alp Vir	0.97600	28000.	97	11115	No
293	GOM_NL__2PRFIN20040415_141335_000000402026_00039_11115_1606.N1	15-APR-2004 14:13:35	Bright	40.000	121	29Gam Vir	2.7400	7200.0	80	11115	No
294	GOM_NL__2PRFIN20040415_141722_000000422026_00039_11115_1607.N1	15-APR-2004 14:17:22	Bright	41.500	138	47Eps Vir	2.8280	4700.0	83	11115	No
295	GOM_NL__2PRFIN20040415_142018_000000362026_00039_11115_1608.N1	15-APR-2004 14:20:18	Bright	36.000	96	68Del Leo	2.5600	9300.0	72	11115	No
296	GOM_NL__2PRFIN20040415_142529_000000402026_00039_11115_1609.N1	15-APR-2004 14:25:29	Bright	39.500	152	12Alp2CVn	2.8900	11000.	79	11115	No
297	GOM_NL__2PRFIN20040415_142655_000000352026_00039_11115_1610.N1	15-APR-2004 14:26:55	Bright	35.000	174	52Psi UMa	3.0040	4400.0	70	11115	No
298	GOM_NL__2PRFIN20040415_142920_000000372026_00039_11115_1611.N1	15-APR-2004 14:29:20	Bright	36.500	87	64Gam UMa	2.4330	11000.	73	11115	No
299	GOM_NL__2PRFIN20040415_143043_000000402026_00039_11115_1612.N1	15-APR-2004 14:30:43	Bright	39.500	55	79Zet UMa	2.0600	10200.	79	11115	No
300	GOM_NL__2PRFIN20040415_143653_000000422026_00039_11115_1613.N1	15-APR-2004 14:36:53	Bright	42.000	60	7Bet UMi	2.0810	3950.0	84	11115	No
301	GOM_NL__2PRFIN20040415_143817_000000482026_00039_11115_1614.N1	15-APR-2004 14:38:17	Bright	47.500	119	14Eta Dra	2.7270	4700.0	95	11115	No
302	GOM_NL__2PRFIN20040415_144239_000000612026_00039_11115_1615.N1	15-APR-2004 14:42:39	Bright	60.500	130	23Bet Dra	2.7990	5800.0	121	11115	No
303	GOM_NL__2PRFIN20040415_144428_000000632026_00039_11115_1616.N1	15-APR-2004 14:44:28	Bright	62.500	69	33Gam Dra	2.2310	3800.0	125	11115	No
304	GOM_NL__2PRFIN20040415_144659_000000402026_00039_11115_1617.N1	15-APR-2004 14:46:59	Bright	40.000	89	5Alp Cep	2.4510	8000.0	80	11115	No
305	GOM_NL__2PRFIN20040415_144830_000000372026_00039_11115_1618.N1	15-APR-2004 14:48:30	Bright	37.000	68	18Alp Cas	2.2250	4500.0	74	11115	No
306	GOM_NL__2PRFIN20040415_145253_000001242026_00039_11115_1619.N1	15-APR-2004 14:52:53	Bright	123.50	5	3Alp Lyr	0.033000	11000.	247	11115	No
307	GOM_NL__2PRFIN20040415_145636_000000562026_00039_11115_1620.N1	15-APR-2004 14:56:36	Bright	56.000	92	53Eps Cyg	2.5000	4500.0	112	11115	No
308	GOM_NL__2PRFIN20040415_150402_000000552026_00039_11115_1621.N1	15-APR-2004 15:04:02	Dark	54.500	61	8Eps Peg	2.1000	3900.0	109	11115	No
309	GOM_NL__2PRFIN20040415_150630_000000462026_00039_11115_1622.N1	15-APR-2004 15:06:30	Dark	46.000	162	34Alp Aqr	2.9440	5350.0	92	11115	No
310	GOM_NL__2PRFIN20040415_150909_000000492026_00039_11115_1623.N1	15-APR-2004 15:09:09	Dark	48.500	154	22Bet Aqr	2.8990	5700.0	97	11115	No
311	GOM_NL__2PRFIN20040415_151132_000000452026_00039_11115_1624.N1	15-APR-2004 15:11:32	Dark	44.500	142	49Del Cap	2.8500	8900.0	89	11115	No
312	GOM_NL__2PRFIN20040415_151324_000000442026_00039_11115_1625.N1	15-APR-2004 15:13:24	Dark	44.000	18	24Alp PsA	1.1660	9700.0	88	11115	No
313	GOM_NL__2PRFIN20040415_151649_000000402026_00039_11115_1626.N1	15-APR-2004 15:16:49	Dark	40.000	172	Gam Gru	3.0030	13100.	80	11115	No
314	GOM_NL__2PRFIN20040415_151815_000000462026_00039_11115_1627.N1	15-APR-2004 15:18:15	Dark	45.500	63	Bet Gru	2.1500	2800.0	91	11115	No
315	GOM_NL__2PRFIN20040415_152206_000000412026_00039_11115_1628.N1	15-APR-2004 15:22:06	Dark	41.000	148	Alp Tuc	2.8780	4100.0	82	11115	No
316	GOM_NL__2PRFIN20040415_152351_000000412026_00040_11116_1593.N1	15-APR-2004 15:23:51	Dark	40.500	45	Alp Pav	1.9400	26000.	81	11116	No
317	GOM_NL__2PRFIN20040415_152624_000000722026_00040_11116_1594.N1	15-APR-2004 15:26:24	Dark	72.000	57	34Sig Sgr	2.0660	26000.	144	11116	No
318	GOM_NL__2PRFIN20040415_152912_000000652026_00040_11116_1595.N1	15-APR-2004 15:29:12	Dark	65.000	38	20Eps Sgr	1.8360	11000.	130	11116	No
319	GOM_NL__2PRFIN20040415_153121_000000482026_00040_11116_1596.N1	15-APR-2004 15:31:21	Dark	47.500	147	Alp Ara	2.8770	26000.	95	11116	No
320	GOM_NL__2PRFIN20040415_153306_000000632026_00040_11116_1597.N1	15-APR-2004 15:33:06	Straylight	63.000	25	35Lam Sco	1.6200	28000.	126	11116	No
321	GOM_NL__2PRFIN20040415_153541_000000412026_00040_11116_1598.N1	15-APR-2004 15:35:41	Straylight	40.500	4	Alp1Cen	-0.010000	5800.0	81	11116	No
322	GOM_NL__2PRFIN20040415_153710_000000442026_00040_11116_1599.N1	15-APR-2004 15:37:10	Straylight	43.500	12	Alp1Cru	0.77500	30000.	87	11116	No
323	GOM_NL__2PRFIN20040415_153844_000000462026_00040_11116_1600.N1	15-APR-2004 15:38:44	Straylight	45.500	26	Gam Cru	1.6240	2900.0	91	11116	No
324	GOM_NL__2PRFIN20040415_154132_000000982026_00040_11116_1601.N1	15-APR-2004 15:41:32	Straylight	97.500	16	21Alp Sco	1.0200	3000.0	195	11116	No
325	GOM_NL__2PRFIN20040415_154449_000000832026_00040_11116_1602.N1	15-APR-2004 15:44:49	Tw_i_and_stray	82.500	80	7Del Sco	2.3160	30000.	165	11116	No
326	GOM_NL__2PRFIN20040415_154757_000000432026_00040_11116_1603.N1	15-APR-2004 15:47:57	Tw_i_and_stray	42.500	106	9Bet Crv	2.6480	5600.0	85	11116	No
327	GOM_NL__2PRFIN20040415_154947_000000382026_00040_11116_1604.N1	15-APR-2004 15:49:47	Bright	38.000	100	4Gam Crv	2.5800	13100.	76	11116	No
328	GOM_NL__2PRFIN20040415_155110_000000452026_00040_11116_1605.N1	15-APR-2004 15:51:10	Bright	44.500	15	67Alp Vir	0.97600	28000.	89	11116	No
329	GOM_NL__2PRFIN20040415_155413_000000382026_00040_11116_1606.N1	15-APR-2004 15:54:13	Bright	37.500	121	29Gam Vir	2.7400	7200.0	75	11116	No
330	GOM_NL__2PRFIN20040415_155759_000000402026_00040_11116_1607.N1	15-APR-2004 15:57:59	Bright	40.000	138	47Eps Vir	2.8280	4700.0	80	11116	No
331	GOM_NL__2PRFIN20040415_160055_000000362026_00040_11116_1608.N1	15-APR-2004 16:00:55	Bright	35.500	96	68Del Leo	2.5600	9300.0	71	11116	No
332	GOM_NL__2PRFIN20040415_160606_000000372026_00040_11116_1609.N1	15-APR-2004 16:06:06	Bright	37.000	152	12Alp2CVn	2.8900	11000.	74	11116	No
333	GOM_NL__2PRFIN20040415_160732_000000372026_00040_11116_1610.N1	15-APR-2004 16:07:32	Bright	37.000	174	52Psi UMa	3.0040	4400.0	74	11116	No
334	GOM_NL__2PRFIN20040415_160957_000000372026_00040_11116_1611.N1	15-APR-2004 16:09:57	Bright	36.500	87	64Gam UMa	2.4330	11000.	73	11116	No
335	GOM_NL__2PRFIN20040415_161119_000000392026_00040_11116_1612.N1	15-APR-2004 16:11:19	Bright	39.000	55	79Zet UMa	2.0600	10200.	78	11116	No
336	GOM_NL__2PRFIN20040415_161729_000000402026_00040_11116_1613.N1	15-APR-2004 16:17:29	Bright	39.500	60	7Bet UMi	2.0810	3950.0	79	11116	No
337	GOM_NL__2PRFIN20040415_161853_000000462026_00040_11116_1614.N1	15-APR-2004 16:18:53	Bright	46.000	119	14Eta Dra	2.7270	4700.0	92	11116	No

338	GOM_NL__2PRFIN20040415_162314_000000622026_00040_11116_1615.N1	15-APR-2004 16:23:14	Bright	62.000	130	23Bet Dra	2.7990	5800.0	124	11116	No
339	GOM_NL__2PRFIN20040415_162503_000000652026_00040_11116_1616.N1	15-APR-2004 16:25:03	Bright	65.000	69	33Gam Dra	2.2310	3800.0	130	11116	No
340	GOM_NL__2PRFIN20040415_162736_000000402026_00040_11116_1617.N1	15-APR-2004 16:27:36	Bright	39.500	89	5Alp Cep	2.4510	8000.0	79	11116	No
341	GOM_NL__2PRFIN20040415_162907_000000372026_00040_11116_1618.N1	15-APR-2004 16:29:07	Bright	36.500	68	18Alp Cas	2.2250	4500.0	73	11116	No
342	GOM_NL__2PRFIN20040415_163328_000001182026_00040_11116_1619.N1	15-APR-2004 16:33:28	Bright	117.50	5	3Alp Lyr	0.033000	11000.	235	11116	No
343	GOM_NL__2PRFIN20040415_163713_000000602026_00040_11116_1620.N1	15-APR-2004 16:37:13	Bright	59.500	92	53Eps Cyg	2.5000	4500.0	119	11116	No
344	GOM_NL__2PRFIN20040415_164440_000000522026_00040_11116_1621.N1	15-APR-2004 16:44:40	Dark	51.500	61	8Eps Peg	2.1000	3900.0	103	11116	No
345	GOM_NL__2PRFIN20040415_164708_000000442026_00040_11116_1622.N1	15-APR-2004 16:47:08	Dark	43.500	162	34Alp Aqr	2.9440	5350.0	87	11116	No
346	GOM_NL__2PRFIN20040415_164946_000000492026_00040_11116_1623.N1	15-APR-2004 16:49:46	Dark	49.000	154	22Bet Aqr	2.8990	5700.0	98	11116	No
347	GOM_NL__2PRFIN20040415_165209_000000452026_00040_11116_1624.N1	15-APR-2004 16:52:09	Dark	44.500	142	49Del Cap	2.8500	8900.0	89	11116	No
348	GOM_NL__2PRFIN20040415_165402_000000442026_00040_11116_1625.N1	15-APR-2004 16:54:02	Dark	44.000	18	24Alp PsA	1.1660	9700.0	88	11116	No
349	GOM_NL__2PRFIN20040415_165726_000000402026_00040_11116_1626.N1	15-APR-2004 16:57:26	Dark	40.000	172	Gam Gru	3.0030	13100.	80	11116	No
350	GOM_NL__2PRFIN20040415_165852_000000442026_00040_11116_1627.N1	15-APR-2004 16:58:52	Dark	43.500	63	Bet Gru	2.1500	2800.0	87	11116	No
351	GOM_NL__2PRFIN20040415_170242_000000422026_00040_11116_1628.N1	15-APR-2004 17:02:42	Dark	42.000	148	Alp Tuc	2.8780	4100.0	84	11116	No
352	GOM_NL__2PRFIN20040415_170428_000000402026_00041_11117_1593.N1	15-APR-2004 17:04:28	Dark	39.500	45	Alp Pav	1.9400	26000.	79	11117	No
353	GOM_NL__2PRFIN20040415_170702_000000742026_00041_11117_1594.N1	15-APR-2004 17:07:02	Dark	74.000	57	34Sig Sgr	2.0660	26000.	148	11117	No
354	GOM_NL__2PRFIN20040415_170949_000000642026_00041_11117_1595.N1	15-APR-2004 17:09:49	Dark	63.500	38	20Eps Sgr	1.8360	11000.	127	11117	No
355	GOM_NL__2PRFIN20040415_171158_000000472026_00041_11117_1596.N1	15-APR-2004 17:11:58	Dark	47.000	147	Alp Ara	2.8770	26000.	94	11117	No
356	GOM_NL__2PRFIN20040415_171343_000000702026_00041_11117_1597.N1	15-APR-2004 17:13:43	Straylight	70.000	25	35Lam Sco	1.6200	28000.	140	11117	No
357	GOM_NL__2PRFIN20040415_171618_000000542026_00041_11117_1598.N1	15-APR-2004 17:16:18	Straylight	54.000	4	Alp1Cen	-0.010000	5800.0	108	11117	No
358	GOM_NL__2PRFIN20040415_171746_000000432026_00041_11117_1599.N1	15-APR-2004 17:17:46	Straylight	42.500	12	Alp1Cru	0.77500	30000.	85	11117	No
359	GOM_NL__2PRFIN20040415_171920_000000452026_00041_11117_1600.N1	15-APR-2004 17:19:20	Straylight	44.500	26	Gam Cru	1.6240	2900.0	89	11117	No
360	GOM_NL__2PRFIN20040415_172210_000000952026_00041_11117_1601.N1	15-APR-2004 17:22:10	Straylight	95.000	16	21Alp Sco	1.0200	3000.0	190	11117	No
361	GOM_NL__2PRFIN20040415_172526_000000912026_00041_11117_1602.N1	15-APR-2004 17:25:26	Tw_i_and_stray	90.500	80	7Del Sco	2.3160	30000.	181	11117	No
362	GOM_NL__2PRFIN20040415_172833_000000432026_00041_11117_1603.N1	15-APR-2004 17:28:33	Tw_i_and_stray	42.500	106	9Bet Crv	2.6480	5600.0	85	11117	No
363	GOM_NL__2PRFIN20040415_173023_000000392026_00041_11117_1604.N1	15-APR-2004 17:30:23	Bright	38.500	100	4Gam Crv	2.5800	13100.	77	11117	No
364	GOM_NL__2PRFIN20040415_173146_000000462026_00041_11117_1605.N1	15-APR-2004 17:31:46	Bright	46.000	15	67Alp Vir	0.97600	28000.	92	11117	No
365	GOM_NL__2PRFIN20040415_173449_000000382026_00041_11117_1606.N1	15-APR-2004 17:34:49	Bright	37.500	121	29Gam Vir	2.7400	7200.0	75	11117	No
366	GOM_NL__2PRFIN20040415_173835_000000402026_00041_11117_1607.N1	15-APR-2004 17:38:35	Bright	40.000	138	47Eps Vir	2.8280	4700.0	80	11117	No
367	GOM_NL__2PRFIN20040415_174132_000000362026_00041_11117_1608.N1	15-APR-2004 17:41:32	Bright	35.500	96	68Del Leo	2.5600	9300.0	71	11117	No
368	GOM_NL__2PRFIN20040415_174641_000000382026_00041_11117_1609.N1	15-APR-2004 17:46:41	Bright	38.000	152	12Alp2CVn	2.8900	11000.	76	11117	No
369	GOM_NL__2PRFIN20040415_174808_000000362026_00041_11117_1610.N1	15-APR-2004 17:48:08	Bright	35.500	174	52Psi UMa	3.0040	4400.0	71	11117	No
370	GOM_NL__2PRFIN20040415_175033_000000372026_00041_11117_1611.N1	15-APR-2004 17:50:33	Bright	37.000	87	64Gam UMa	2.4330	11000.	74	11117	No
371	GOM_NL__2PRFIN20040415_175155_000000392026_00041_11117_1612.N1	15-APR-2004 17:51:55	Bright	39.000	55	79Zet UMa	2.0600	10200.	78	11117	No
372	GOM_NL__2PRFIN20040415_175805_000000402026_00041_11117_1613.N1	15-APR-2004 17:58:05	Bright	40.000	60	7Bet UMi	2.0810	3950.0	80	11117	No
373	GOM_NL__2PRFIN20040415_175928_000000472026_00041_11117_1614.N1	15-APR-2004 17:59:28	Bright	47.000	119	14Eta Dra	2.7270	4700.0	94	11117	No
374	GOM_NL__2PRFIN20040415_180349_000000622026_00041_11117_1615.N1	15-APR-2004 18:03:49	Bright	62.000	130	23Bet Dra	2.7990	5800.0	124	11117	No
375	GOM_NL__2PRFIN20040415_180538_000000672026_00041_11117_1616.N1	15-APR-2004 18:05:38	Bright	66.500	69	33Gam Dra	2.2310	3800.0	133	11117	No
376	GOM_NL__2PRFIN20040415_180812_000000382026_00041_11117_1617.N1	15-APR-2004 18:08:12	Bright	37.500	89	5Alp Cep	2.4510	8000.0	75	11117	No
377	GOM_NL__2PRFIN20040415_180943_000000342026_00041_11117_1618.N1	15-APR-2004 18:09:43	Bright	34.000	68	18Alp Cas	2.2250	4500.0	68	11117	No
378	GOM_NL__2PRFIN20040415_181403_000001222026_00041_11117_1619.N1	15-APR-2004 18:14:03	Bright	121.50	5	3Alp Lyr	0.033000	11000.	243	11117	No
379	GOM_NL__2PRFIN20040415_181749_000000562026_00041_11117_1620.N1	15-APR-2004 18:17:49	Bright	55.500	92	53Eps Cyg	2.5000	4500.0	111	11117	No
380	GOM_NL__2PRFIN20040415_182516_000000552026_00041_11117_1621.N1	15-APR-2004 18:25:16	Dark	54.500	61	8Eps Peg	2.1000	3900.0	109	11117	No
381	GOM_NL__2PRFIN20040415_182744_000000442026_00041_11117_1622.N1	15-APR-2004 18:27:44	Dark	44.000	162	34Alp Aqr	2.9440	5350.0	88	11117	No
382	GOM_NL__2PRFIN20040415_183023_000000522026_00041_11117_1623.N1	15-APR-2004 18:30:23	Dark	51.500	154	22Bet Aqr	2.8990	5700.0	103	11117	No
383	GOM_NL__2PRFIN20040415_183246_000000452026_00041_11117_1624.N1	15-APR-2004 18:32:46	Dark	45.000	142	49Del Cap	2.8500	8900.0	90	11117	No
384	GOM_NL__2PRFIN20040415_183438_000000452026_00041_11117_1625.N1	15-APR-2004 18:34:38	Dark	45.000	18	24Alp PsA	1.1660	9700.0	90	11117	No
385	GOM_NL__2PRFIN20040415_183803_000000382026_00041_11117_1626.N1	15-APR-2004 18:38:03	Dark	38.000	172	Gam Gru	3.0030	13100.	76	11117	No
386	GOM_NL__2PRFIN20040415_183929_000000522026_00041_11117_1627.N1	15-APR-2004 18:39:29	Dark	52.000	63	Bet Gru	2.1500	2800.0	104	11117	No
387	GOM_NL__2PRFIN20040415_184318_000000412026_00041_11117_1628.N1	15-APR-2004 18:43:18	Dark	41.000	148	Alp Tuc	2.8780	4100.0	82	11117	No
388	GOM_NL__2PRFIN20040415_184504_000000412026_00042_11118_1593.N1	15-APR-2004 18:45:04	Dark	41.000	45	Alp Pav	1.9400	26000.	82	11118	No
389	GOM_NL__2PRFIN20040415_184740_000000722026_00042_11118_1594.N1	15-APR-2004 18:47:40	Dark	71.500	57	34Sig Sgr	2.0660	26000.	143	11118	No
390	GOM_NL__2PRFIN20040415_185027_000000752026_00042_11118_1595.N1	15-APR-2004 18:50:27	Dark	74.500	38	20Eps Sgr	1.8360	11000.	149	11118	No
391	GOM_NL__2PRFIN20040415_185235_000000452026_00042_11118_1596.N1	15-APR-2004 18:52:35	Dark	45.000	147	Alp Ara	2.8770	26000.	90	11118	No
392	GOM_NL__2PRFIN20040415_185421_000000622026_00042_11118_1597.N1	15-APR-2004 18:54:21	Straylight	61.500	25	35Lam Sco	1.6200	28000.	123	11118	No
393	GOM_NL__2PRFIN20040415_185654_000000452026_00042_11118_1598.N1	15-APR-2004 18:56:54	Straylight	44.500	4	Alp1Cen	-0.010000	5800.0	89	11118	No
394	GOM_NL__2PRFIN20040415_185822_000000372026_00042_11118_1599.N1	15-APR-2004 18:58:22	Straylight	37.000	12	Alp1Cru	0.77500	30000.	74	11118	No
395	GOM_NL__2PRFIN20040415_185956_000000432026_00042_11118_1600.N1	15-APR-2004 18:59:56	Straylight	43.000	26	Gam Cru	1.6240	2900.0	86	11118	No
396	GOM_NL__2PRFIN20040415_190247_000001072026_00042_11118_1601.N1	15-APR-2004 19:02:47	Straylight	107.00	16	21Alp Sco	1.0200	3000.0	214	11118	No

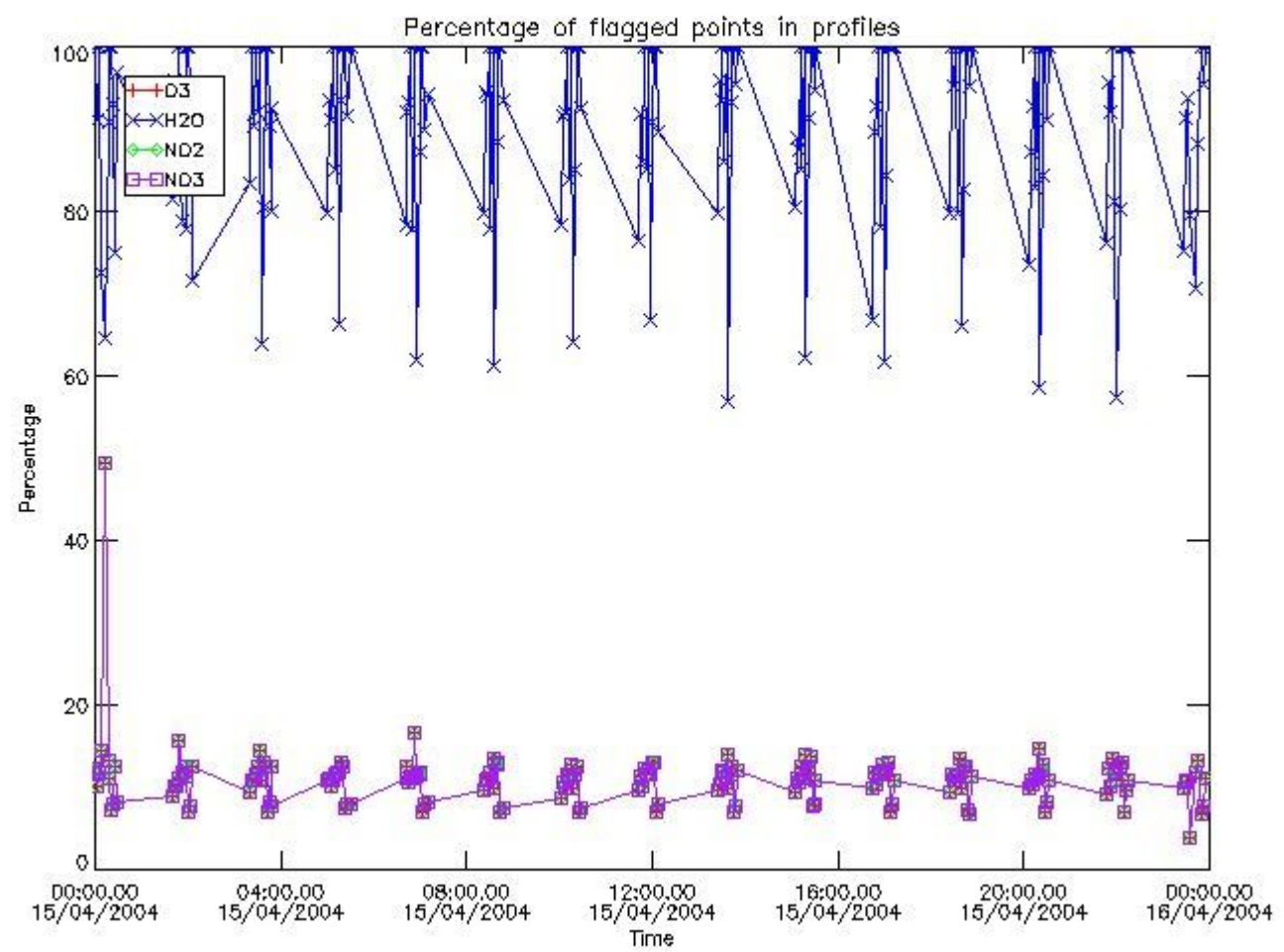
397	GOM_NL__2PRFIN20040415_190602_000000862026_00042_11118_1602.N1	15-APR-2004 19:06:02	Tw_i_and_stray	85.500	80	7Del Sco	2.3160	30000.	171	11118	No
398	GOM_NL__2PRFIN20040415_190910_000000442026_00042_11118_1603.N1	15-APR-2004 19:09:10	Tw_i_and_stray	43.500	106	9Bet Crv	2.6480	5600.0	87	11118	No
399	GOM_NL__2PRFIN20040415_191059_000000382026_00042_11118_1604.N1	15-APR-2004 19:10:59	Bright	38.000	100	4Gam Crv	2.5800	13100.	76	11118	No
400	GOM_NL__2PRFIN20040415_191222_000000442026_00042_11118_1605.N1	15-APR-2004 19:12:22	Bright	43.500	15	67Alp Vir	0.97600	28000.	87	11118	No
401	GOM_NL__2PRFIN20040415_191525_000000382026_00042_11118_1606.N1	15-APR-2004 19:15:25	Bright	38.000	121	29Gam Vir	2.7400	7200.0	76	11118	No
402	GOM_NL__2PRFIN20040415_191911_000000402026_00042_11118_1607.N1	15-APR-2004 19:19:11	Bright	39.500	138	47Eps Vir	2.8280	4700.0	79	11118	No
403	GOM_NL__2PRFIN20040415_192208_000000362026_00042_11118_1608.N1	15-APR-2004 19:22:08	Bright	36.000	96	68Del Leo	2.5600	9300.0	72	11118	No
404	GOM_NL__2PRFIN20040415_192717_000000392026_00042_11118_1609.N1	15-APR-2004 19:27:17	Bright	39.000	152	12Alp2CVn	2.8900	11000.	78	11118	No
405	GOM_NL__2PRFIN20040415_192844_000000372026_00042_11118_1610.N1	15-APR-2004 19:28:44	Bright	37.000	174	52Psi UMa	3.0040	4400.0	74	11118	No
406	GOM_NL__2PRFIN20040415_193109_000000372026_00042_11118_1611.N1	15-APR-2004 19:31:09	Bright	36.500	87	64Gam UMa	2.4330	11000.	73	11118	No
407	GOM_NL__2PRFIN20040415_193230_000000402026_00042_11118_1612.N1	15-APR-2004 19:32:30	Bright	39.500	55	79Zet UMa	2.0600	10200.	79	11118	No
408	GOM_NL__2PRFIN20040415_193841_000000422026_00042_11118_1613.N1	15-APR-2004 19:38:41	Bright	41.500	60	7Bet UMi	2.0810	3950.0	83	11118	No
409	GOM_NL__2PRFIN20040415_194004_000000472026_00042_11118_1614.N1	15-APR-2004 19:40:04	Bright	46.500	119	14Eta Dra	2.7270	4700.0	93	11118	No
410	GOM_NL__2PRFIN20040415_194424_000000622026_00042_11118_1615.N1	15-APR-2004 19:44:24	Bright	61.500	130	23Bet Dra	2.7990	5800.0	123	11118	No
411	GOM_NL__2PRFIN20040415_194613_000000632026_00042_11118_1616.N1	15-APR-2004 19:46:13	Bright	63.000	69	33Gam Dra	2.2310	3800.0	126	11118	No
412	GOM_NL__2PRFIN20040415_194848_000000382026_00042_11118_1617.N1	15-APR-2004 19:48:48	Bright	37.500	89	5Alp Cep	2.4510	8000.0	75	11118	No
413	GOM_NL__2PRFIN20040415_195019_000000342026_00042_11118_1618.N1	15-APR-2004 19:50:19	Bright	33.500	68	18Alp Cas	2.2250	4500.0	67	11118	No
414	GOM_NL__2PRFIN20040415_195439_000001162026_00042_11118_1619.N1	15-APR-2004 19:54:39	Bright	116.00	5	3Alp Lyr	0.033000	11000.	232	11118	No
415	GOM_NL__2PRFIN20040415_195825_000000522026_00042_11118_1620.N1	15-APR-2004 19:58:25	Bright	52.000	92	53Eps Cyg	2.5000	4500.0	104	11118	No
416	GOM_NL__2PRFIN20040415_200553_000000522026_00042_11118_1621.N1	15-APR-2004 20:05:53	Dark	51.500	61	8Eps Peg	2.1000	3900.0	103	11118	No
417	GOM_NL__2PRFIN20040415_200821_000000472026_00042_11118_1622.N1	15-APR-2004 20:08:21	Dark	47.000	162	34Alp Aqr	2.9440	5350.0	94	11118	No
418	GOM_NL__2PRFIN20040415_201100_000000492026_00042_11118_1623.N1	15-APR-2004 20:11:00	Dark	49.000	154	22Bet Aqr	2.8990	5700.0	98	11118	No
419	GOM_NL__2PRFIN20040415_201322_000000462026_00042_11118_1624.N1	15-APR-2004 20:13:22	Dark	45.500	142	49Del Cap	2.8500	8900.0	91	11118	No
420	GOM_NL__2PRFIN20040415_201514_000000442026_00042_11118_1625.N1	15-APR-2004 20:15:14	Dark	44.000	18	24Alp PsA	1.1660	9700.0	88	11118	No
421	GOM_NL__2PRFIN20040415_201839_000000382026_00042_11118_1626.N1	15-APR-2004 20:18:39	Dark	38.000	172	Gam Gru	3.0030	13100.	76	11118	No
422	GOM_NL__2PRFIN20040415_202005_000000452026_00042_11118_1627.N1	15-APR-2004 20:20:05	Dark	45.000	63	Bet Gru	2.1500	2800.0	90	11118	No
423	GOM_NL__2PRFIN20040415_202354_000000422026_00042_11118_1628.N1	15-APR-2004 20:23:54	Dark	42.000	148	Alp Tuc	2.8780	4100.0	84	11118	No
424	GOM_NL__2PRFIN20040415_202541_000000402026_00043_11119_1593.N1	15-APR-2004 20:25:41	Dark	40.000	45	Alp Pav	1.9400	26000.	80	11119	No
425	GOM_NL__2PRFIN20040415_202818_000000732026_00043_11119_1594.N1	15-APR-2004 20:28:18	Dark	72.500	57	34Sig Sgr	2.0660	26000.	145	11119	No
426	GOM_NL__2PRFIN20040415_203104_000000632026_00043_11119_1595.N1	15-APR-2004 20:31:04	Dark	62.500	38	20Eps Sgr	1.8360	11000.	125	11119	No
427	GOM_NL__2PRFIN20040415_203312_000000472026_00043_11119_1596.N1	15-APR-2004 20:33:12	Dark	47.000	147	Alp Ara	2.8770	26000.	94	11119	No
428	GOM_NL__2PRFIN20040415_203458_000000612026_00043_11119_1597.N1	15-APR-2004 20:34:58	Straylight	61.000	25	35Lam Sco	1.6200	28000.	122	11119	No
429	GOM_NL__2PRFIN20040415_203731_000000542026_00043_11119_1598.N1	15-APR-2004 20:37:31	Straylight	53.500	4	Alp1Cen	-0.010000	5800.0	107	11119	No
430	GOM_NL__2PRFIN20040415_203858_000000402026_00043_11119_1599.N1	15-APR-2004 20:38:58	Straylight	39.500	12	Alp1Cru	0.77500	30000.	79	11119	No
431	GOM_NL__2PRFIN20040415_204032_000000442026_00043_11119_1600.N1	15-APR-2004 20:40:32	Straylight	43.500	26	Gam Cru	1.6240	2900.0	87	11119	No
432	GOM_NL__2PRFIN20040415_204323_000000982026_00043_11119_1601.N1	15-APR-2004 20:43:23	Straylight	97.500	16	21Alp Sco	1.0200	3000.0	195	11119	No
433	GOM_NL__2PRFIN20040415_204639_000000892026_00043_11119_1602.N1	15-APR-2004 20:46:39	Tw_i_and_stray	88.500	80	7Del Sco	2.3160	30000.	177	11119	No
434	GOM_NL__2PRFIN20040415_204946_000000422026_00043_11119_1603.N1	15-APR-2004 20:49:46	Tw_i_and_stray	42.000	106	9Bet Crv	2.6480	5600.0	84	11119	No
435	GOM_NL__2PRFIN20040415_205135_000000382026_00043_11119_1604.N1	15-APR-2004 20:51:35	Bright	37.500	100	4Gam Crv	2.5800	13100.	75	11119	No
436	GOM_NL__2PRFIN20040415_205258_000000432026_00043_11119_1605.N1	15-APR-2004 20:52:58	Bright	42.500	15	67Alp Vir	0.97600	28000.	85	11119	No
437	GOM_NL__2PRFIN20040415_205601_000000392026_00043_11119_1606.N1	15-APR-2004 20:56:01	Bright	39.000	121	29Gam Vir	2.7400	7200.0	78	11119	No
438	GOM_NL__2PRFIN20040415_205947_000000402026_00043_11119_1607.N1	15-APR-2004 20:59:47	Bright	39.500	138	47Eps Vir	2.8280	4700.0	79	11119	No
439	GOM_NL__2PRFIN20040415_210244_000000362026_00043_11119_1608.N1	15-APR-2004 21:02:44	Bright	35.500	96	68Del Leo	2.5600	9300.0	71	11119	No
440	GOM_NL__2PRFIN20040415_210753_000000392026_00043_11119_1609.N1	15-APR-2004 21:07:53	Bright	38.500	152	12Alp2CVn	2.8900	11000.	77	11119	No
441	GOM_NL__2PRFIN20040415_210920_000000382026_00043_11119_1610.N1	15-APR-2004 21:09:20	Bright	37.500	174	52Psi UMa	3.0040	4400.0	75	11119	No
442	GOM_NL__2PRFIN20040415_211145_000000382026_00043_11119_1611.N1	15-APR-2004 21:11:45	Bright	38.000	87	64Gam UMa	2.4330	11000.	76	11119	No
443	GOM_NL__2PRFIN20040415_211306_000000392026_00043_11119_1612.N1	15-APR-2004 21:13:06	Bright	38.500	55	79Zet UMa	2.0600	10200.	77	11119	No
444	GOM_NL__2PRFIN20040415_211916_000000422026_00043_11119_1613.N1	15-APR-2004 21:19:16	Bright	41.500	60	7Bet UMi	2.0810	3950.0	83	11119	No
445	GOM_NL__2PRFIN20040415_212039_000000472026_00043_11119_1614.N1	15-APR-2004 21:20:39	Bright	47.000	119	14Eta Dra	2.7270	4700.0	94	11119	No
446	GOM_NL__2PRFIN20040415_212459_000000612026_00043_11119_1615.N1	15-APR-2004 21:24:59	Bright	61.000	130	23Bet Dra	2.7990	5800.0	122	11119	No
447	GOM_NL__2PRFIN20040415_212648_000000642026_00043_11119_1616.N1	15-APR-2004 21:26:48	Bright	63.500	69	33Gam Dra	2.2310	3800.0	127	11119	No
448	GOM_NL__2PRFIN20040415_212923_000000402026_00043_11119_1617.N1	15-APR-2004 21:29:23	Bright	40.000	89	5Alp Cep	2.4510	8000.0	80	11119	No
449	GOM_NL__2PRFIN20040415_213055_000000342026_00043_11119_1618.N1	15-APR-2004 21:30:55	Bright	33.500	68	18Alp Cas	2.2250	4500.0	67	11119	No
450	GOM_NL__2PRFIN20040415_213514_000001152026_00043_11119_1619.N1	15-APR-2004 21:35:14	Bright	114.50	5	3Alp Lyr	0.033000	11000.	229	11119	No
451	GOM_NL__2PRFIN20040415_213901_000000552026_00043_11119_1620.N1	15-APR-2004 21:39:01	Bright	54.500	92	53Eps Cyg	2.5000	4500.0	109	11119	No
452	GOM_NL__2PRFIN20040415_214629_000000552026_00043_11119_1621.N1	15-APR-2004 21:46:29	Dark	55.000	61	8Eps Peg	2.1000	3900.0	110	11119	No
453	GOM_NL__2PRFIN20040415_214857_000000462026_00043_11119_1622.N1	15-APR-2004 21:48:57	Dark	46.000	162	34Alp Aqr	2.9440	5350.0	92	11119	No
454	GOM_NL__2PRFIN20040415_215136_000000512026_00043_11119_1623.N1	15-APR-2004 21:51:36	Dark	50.500	154	22Bet Aqr	2.8990	5700.0	101	11119	No
455	GOM_NL__2PRFIN20040415_215359_000000452026_00043_11119_1624.N1	15-APR-2004 21:53:59	Dark	45.000	142	49Del Cap	2.8500	8900.0	90	11119	No

456	GOM_NL__2PRFIN20040415_215550_000000432026_00043_11119_1625.N1	15-APR-2004 21:55:50	Dark	43.000	18	24Alp PsA	1.1660	9700.0	86	11119	No
457	GOM_NL__2PRFIN20040415_220041_000000522026_00043_11119_1626.N1	15-APR-2004 22:00:41	Dark	52.000	63	Bet Gru	2.1500	2800.0	104	11119	No
458	GOM_NL__2PRFIN20040415_220430_000000412026_00043_11119_1627.N1	15-APR-2004 22:04:30	Dark	41.000	148	Alp Tuc	2.8780	4100.0	82	11119	No
459	GOM_NL__2PRFIN20040415_220617_000000392026_00044_11120_1593.N1	15-APR-2004 22:06:17	Dark	39.000	45	Alp Pav	1.9400	26000.	78	11120	No
460	GOM_NL__2PRFIN20040415_220856_000000732026_00044_11120_1594.N1	15-APR-2004 22:08:56	Dark	73.000	57	34Sig Sgr	2.0660	26000.	146	11120	No
461	GOM_NL__2PRFIN20040415_221141_000000642026_00044_11120_1595.N1	15-APR-2004 22:11:41	Dark	64.000	38	20Eps Sgr	1.8360	11000.	128	11120	No
462	GOM_NL__2PRFIN20040415_221349_000000472026_00044_11120_1596.N1	15-APR-2004 22:13:49	Dark	47.000	147	Alp Ara	2.8770	26000.	94	11120	No
463	GOM_NL__2PRFIN20040415_221535_000000672026_00044_11120_1597.N1	15-APR-2004 22:15:35	Straylight	67.000	25	35Lam Sco	1.6200	28000.	134	11120	No
464	GOM_NL__2PRFIN20040415_221807_000000442026_00044_11120_1598.N1	15-APR-2004 22:18:07	Straylight	43.500	4	Alp1Cen	-0.010000	5800.0	87	11120	No
465	GOM_NL__2PRFIN20040415_221934_000000392026_00044_11120_1599.N1	15-APR-2004 22:19:34	Straylight	38.500	12	Alp1Cru	0.77500	30000.	77	11120	No
466	GOM_NL__2PRFIN20040415_222108_000000452026_00044_11120_1600.N1	15-APR-2004 22:21:08	Straylight	45.000	26	Gam Cru	1.6240	2900.0	90	11120	No
467	GOM_NL__2PRFIN20040415_222226_000000402026_00044_11120_1601.N1	15-APR-2004 22:22:26	Straylight	40.000	95	Zet Cen	2.5450	26000.	80	11120	No
468	GOM_NL__2PRFIN20040415_222400_000001072026_00044_11120_1602.N1	15-APR-2004 22:24:00	Straylight	107.00	16	21Alp Sco	1.0200	3000.0	214	11120	No
469	GOM_NL__2PRFIN20040415_222840_000000942026_00044_11120_1603.N1	15-APR-2004 22:28:40	Tw_i_and_stray	94.000	97	8Bet1Sco	2.5610	30000.	188	11120	No
470	GOM_NL__2PRFIN20040415_223130_000000712026_00044_11120_1604.N1	15-APR-2004 22:31:30	Bright	71.000	122	9Alp2Lib	2.7470	9700.0	142	11120	No
471	GOM_NL__2PRFIN20040415_223334_000000452026_00044_11120_1605.N1	15-APR-2004 22:33:34	Bright	44.500	15	67Alp Vir	0.97600	28000.	89	11120	No
472	GOM_NL__2PRFIN20040415_223637_000000392026_00044_11120_1606.N1	15-APR-2004 22:36:37	Bright	38.500	121	29Gam Vir	2.7400	7200.0	77	11120	No
473	GOM_NL__2PRFIN20040415_224022_000000402026_00044_11120_1607.N1	15-APR-2004 22:40:22	Bright	39.500	138	47Eps Vir	2.8280	4700.0	79	11120	No
474	GOM_NL__2PRFIN20040415_224320_000000342026_00044_11120_1608.N1	15-APR-2004 22:43:20	Bright	34.000	96	68Del Leo	2.5600	9300.0	68	11120	No
475	GOM_NL__2PRFIN20040415_224828_000000382026_00044_11120_1609.N1	15-APR-2004 22:48:28	Bright	38.000	152	12Alp2CVn	2.8900	11000.	76	11120	No
476	GOM_NL__2PRFIN20040415_224956_000000352026_00044_11120_1610.N1	15-APR-2004 22:49:56	Bright	35.000	174	52Psi UMa	3.0040	4400.0	70	11120	No
477	GOM_NL__2PRFIN20040415_225221_000000342026_00044_11120_1611.N1	15-APR-2004 22:52:21	Bright	34.000	87	64Gam UMa	2.4330	11000.	68	11120	No
478	GOM_NL__2PRFIN20040415_225341_000000382026_00044_11120_1612.N1	15-APR-2004 22:53:41	Bright	37.500	55	79Zet UMa	2.0600	10200.	75	11120	No
479	GOM_NL__2PRFIN20040415_225952_000000402026_00044_11120_1613.N1	15-APR-2004 22:59:52	Bright	40.000	60	7Bet UMi	2.0810	3950.0	80	11120	No
480	GOM_NL__2PRFIN20040415_230244_000000372026_00044_11120_1614.N1	15-APR-2004 23:02:44	Bright	36.500	49	1Alp UMi	1.9900	6300.0	73	11120	No
481	GOM_NL__2PRFIN20040415_230534_000000622026_00044_11120_1615.N1	15-APR-2004 23:05:34	Bright	62.000	130	23Bet Dra	2.7990	5800.0	124	11120	No
482	GOM_NL__2PRFIN20040415_230723_000000642026_00044_11120_1616.N1	15-APR-2004 23:07:23	Bright	63.500	69	33Gam Dra	2.2310	3800.0	127	11120	No
483	GOM_NL__2PRFIN20040415_230959_000000402026_00044_11120_1617.N1	15-APR-2004 23:09:59	Bright	39.500	89	5Alp Cep	2.4510	8000.0	79	11120	No
484	GOM_NL__2PRFIN20040415_231131_000000362026_00044_11120_1618.N1	15-APR-2004 23:11:31	Bright	36.000	68	18Alp Cas	2.2250	4500.0	72	11120	No
485	GOM_NL__2PRFIN20040415_231549_000001332026_00044_11120_1619.N1	15-APR-2004 23:15:49	Bright	133.00	5	3Alp Lyr	0.033000	11000.	266	11120	No
486	GOM_NL__2PRFIN20040415_231937_000000582026_00044_11120_1620.N1	15-APR-2004 23:19:37	Bright	58.000	92	53Eps Cyg	2.5000	4500.0	116	11120	No
487	GOM_NL__2PRFIN20040415_232705_000000512026_00044_11120_1621.N1	15-APR-2004 23:27:05	Dark	51.000	61	8Eps Peg	2.1000	3900.0	102	11120	No
488	GOM_NL__2PRFIN20040415_232933_000000472026_00044_11120_1622.N1	15-APR-2004 23:29:33	Dark	46.500	162	34Alp Aqr	2.9440	5350.0	93	11120	No
489	GOM_NL__2PRFIN20040415_233213_000000492026_00044_11120_1623.N1	15-APR-2004 23:32:13	Dark	48.500	154	22Bet Aqr	2.8990	5700.0	97	11120	No
490	GOM_NL__2PRFIN20040415_233408_000001312026_00044_11120_1624.N1	15-APR-2004 23:34:08	Dark	130.50	11	53Alp Aql	0.76500	8000.0	261	11120	No
491	GOM_NL__2PRFIN20040415_234117_000000432026_00044_11120_1625.N1	15-APR-2004 23:41:17	Dark	43.000	63	Bet Gru	2.1500	2800.0	86	11120	No
492	GOM_NL__2PRFIN20040415_234507_000000392026_00044_11120_1626.N1	15-APR-2004 23:45:07	Dark	38.500	148	Alp Tuc	2.8780	4100.0	77	11120	No
493	GOM_NL__2PRFIN20040415_234934_000000752026_00045_11121_1593.N1	15-APR-2004 23:49:34	Dark	75.000	57	34Sig Sgr	2.0660	26000.	150	11121	No
494	GOM_NL__2PRFIN20040415_235219_000000672026_00045_11121_1594.N1	15-APR-2004 23:52:19	Dark	66.500	38	20Eps Sgr	1.8360	11000.	133	11121	No
495	GOM_NL__2PRFIN20040415_235426_000000462026_00045_11121_1595.N1	15-APR-2004 23:54:26	Dark	46.000	147	Alp Ara	2.8770	26000.	92	11121	No
496	GOM_NL__2PRFIN20040415_235612_000000622026_00045_11121_1596.N1	15-APR-2004 23:56:12	Straylight	61.500	25	35Lam Sco	1.6200	28000.	123	11121	No
497	GOM_NL__2PRFIN20040415_235843_000000442026_00045_11121_1597.N1	15-APR-2004 23:58:43	Straylight	43.500	4	Alp1Cen	-0.010000	5800.0	87	11121	No

3. Quality information per product

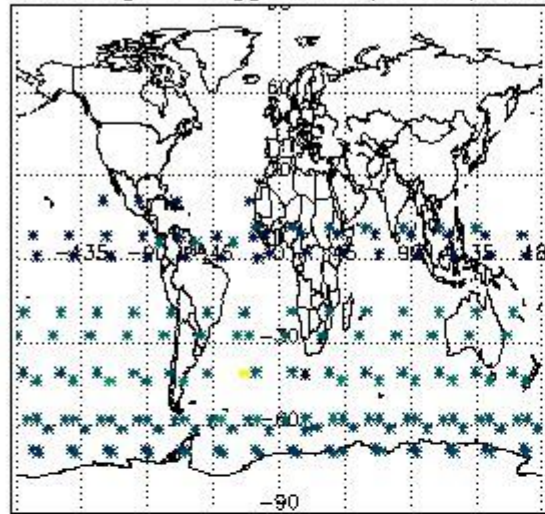
In this section it is plotted some information contained in the Quality Summary data set of the level 2 products. Only products in dark limb conditions and without errors (error flag in the MPH set to "0") are used.

3.1 Plot quality information per product (time dependant)

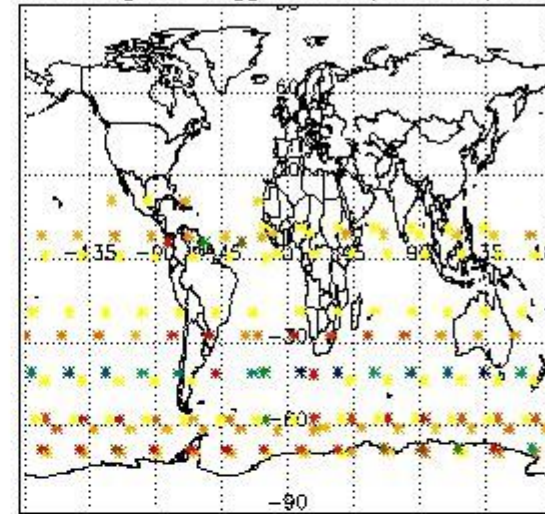


3.2 Plot quality information per product (world map)


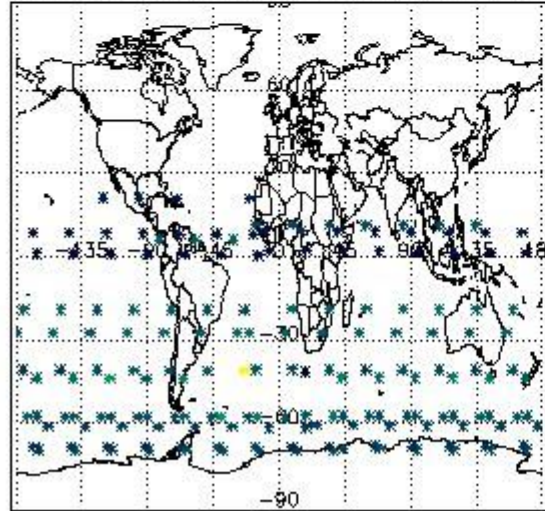
Percentage of flagged data per O3 profile



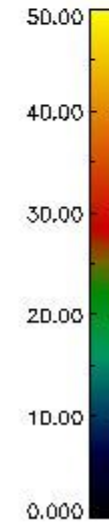
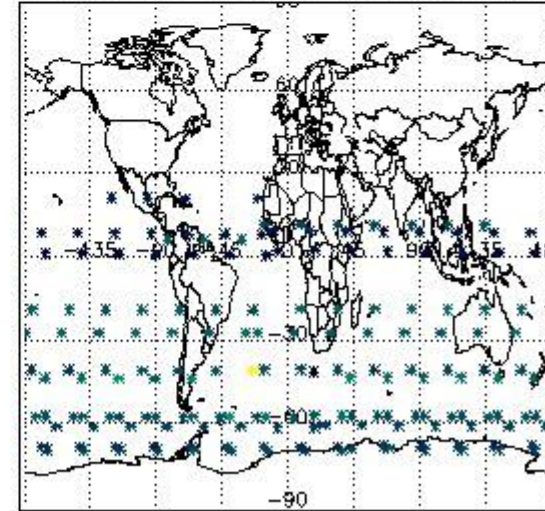
Percentage of flagged data per H2O profile



Percentage of flagged data per NO2 profile



Percentage of flagged data per NO3 profile

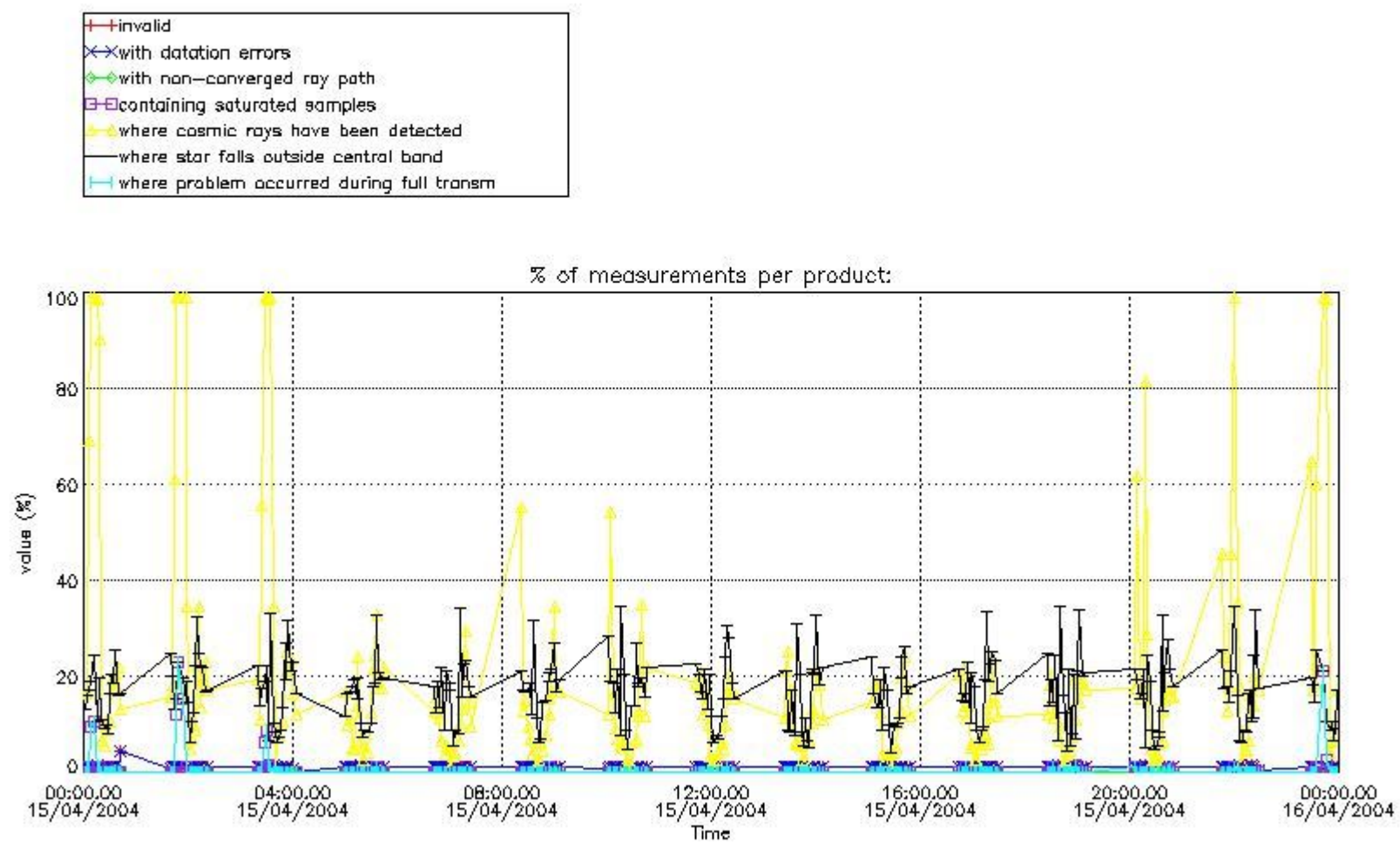


4. Level 1 quality information per product

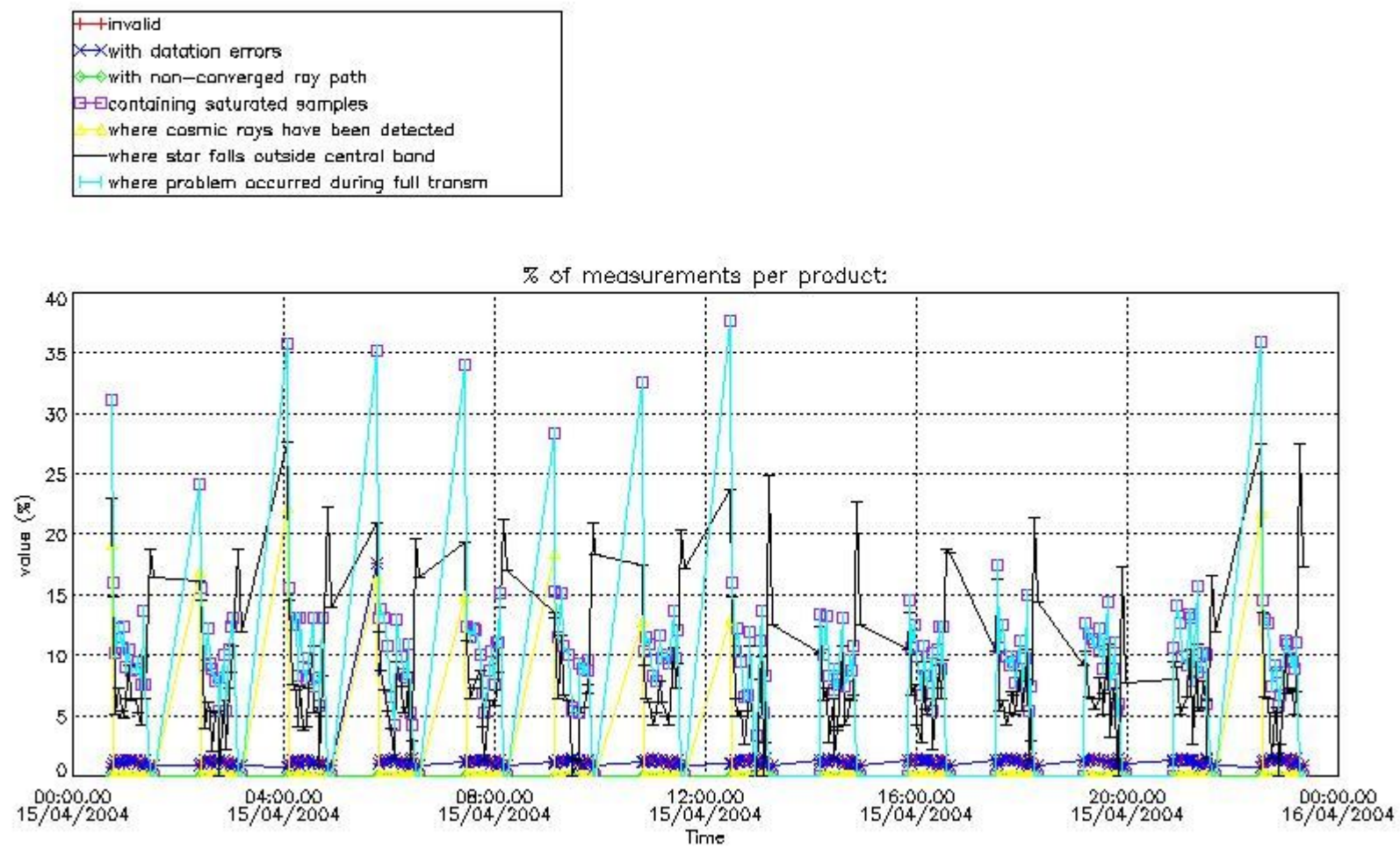
In this section it is plotted some information contained in the Quality Summary data set of the level 2 products that comes from the level 1b processing. Products without errors (error flag in the MPH set to "0") are used.

4.1 Plot quality information per product (time dependant) coming from level 1b processing

4.1.1 Plot level 1 quality information per product (time dependant): ENVISAT ASCENDING passes



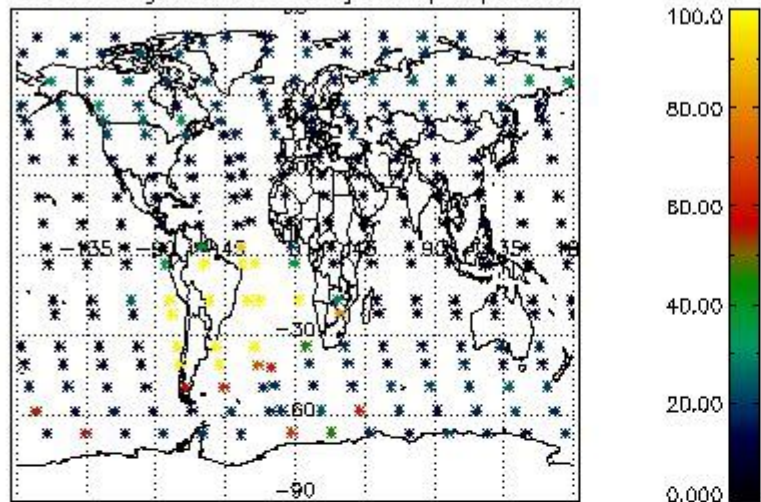
4.1.2 Plot level 1 quality information per product (time dependant): ENVI SAT DESCENDING passes



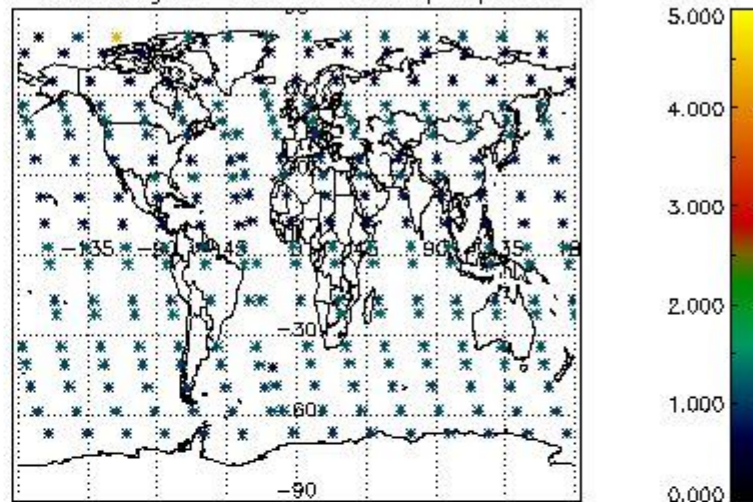
4.2 Plot quality information per product coming from level 1b processing (world map)

4.2.1 Plot level 1 quality information per product (world map): ENVISAT ASCENDING passes

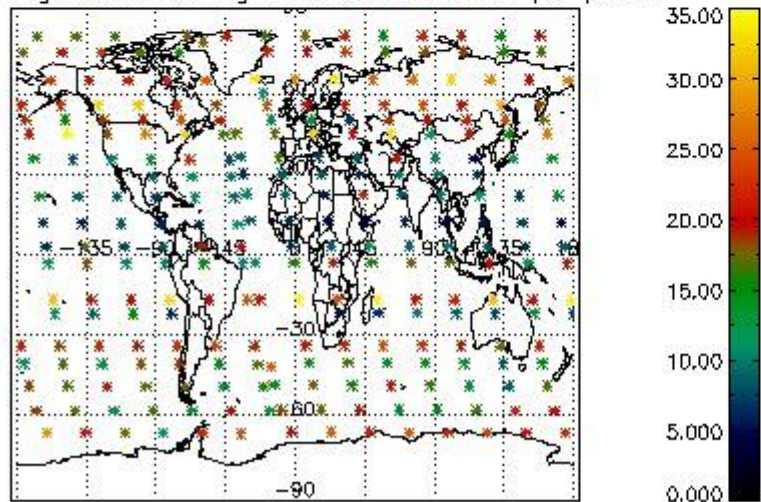
Percentage of cosmic ray hits per profile



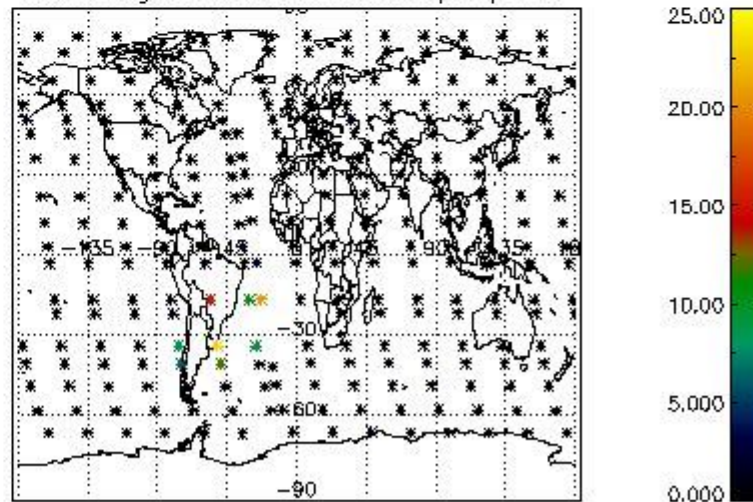
Percentage of datation errors per profile



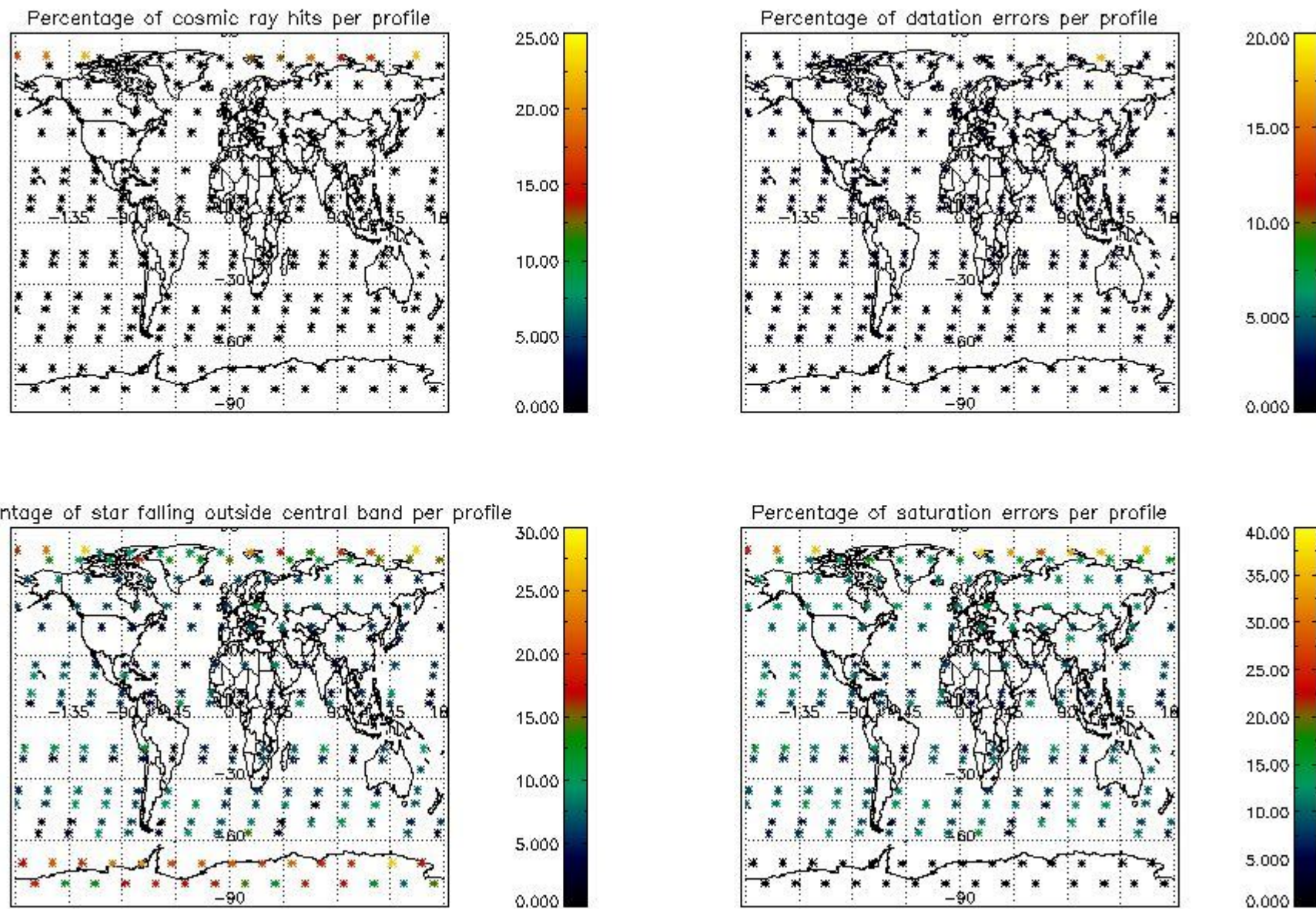
Percentage of star falling outside central band per profile



Percentage of saturation errors per profile



4.2.2 Plot level 1 quality information per product (world map): ENVISAT DESCENDING passes



5. Trace gas profiles

5.1 Ozone statistics based on quality of products

The final quality of the products can be "measured" using the STD (Standard Deviation) attached to every point profile. This information is written to the parameter GOM_NL__2P/NL_LOCAL_SPECIES_DENSITY/o3_std of the level 2 products. The table below shows the statistics for given STD ranges.

The statistics are given with respect to the overall valid production:

- Products without fatal errors: GOM_NL__2P/MPH/PRODUCT_ERR=0
- Valid point profile: GOM_NL__2P/NL_LOCAL_SPECIES_DENSITY/pcd(0)=0

The 'Criteria' is applied to valid points of dark limb products:

- Products in dark limb illumination condition: GOM_NL__2P/NL_SUMMARY_QUALITY/obs_ill_cond=0
- Products without fatal errors: GOM_NL__2P/MPH/PRODUCT_ERR=0
- Valid point profile: GOM_NL__2P/NL_LOCAL_SPECIES_DENSITY/pcd(0)=0

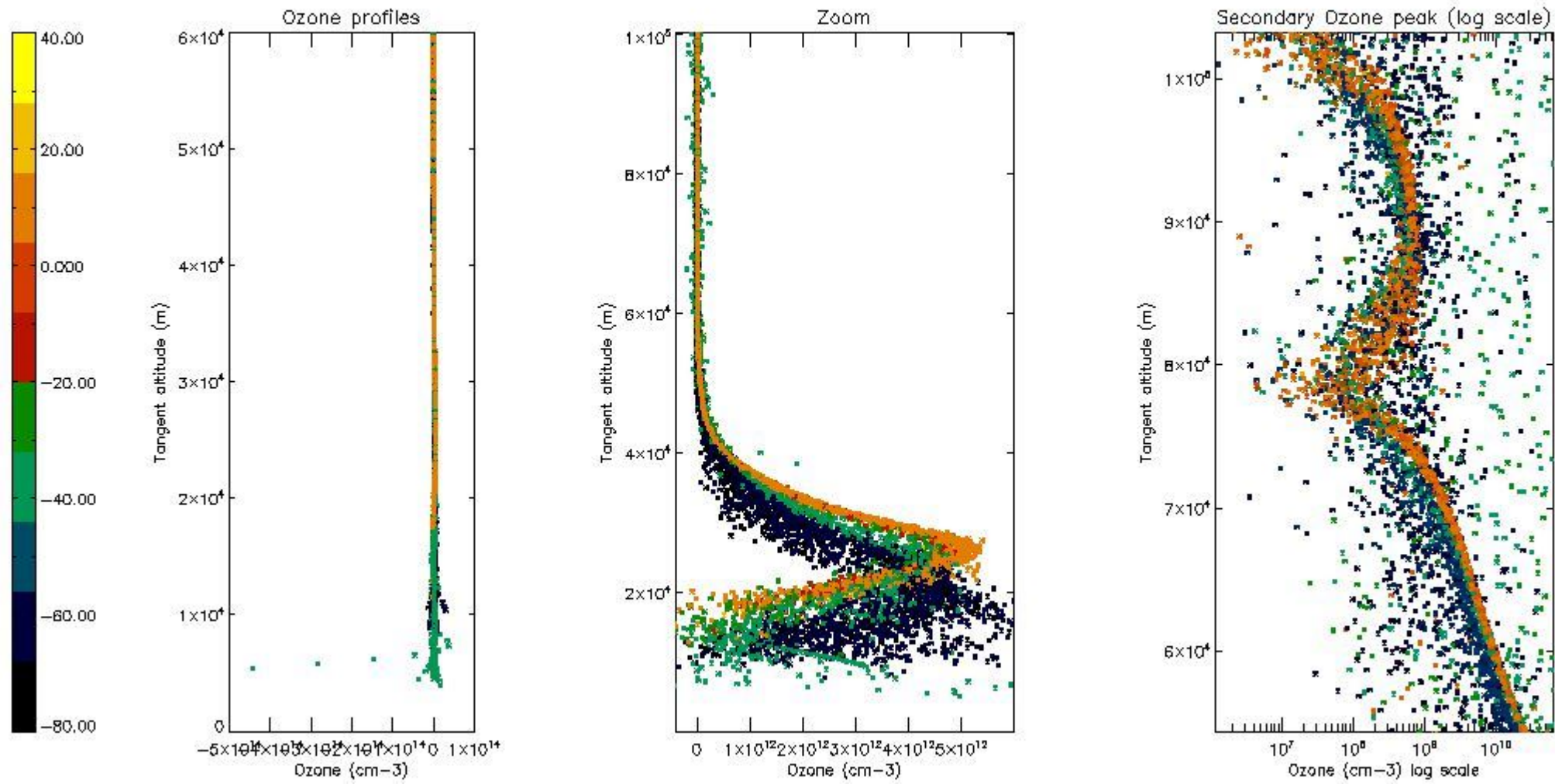
So, the table below shows the percentage of dark limb and valid observations for each criteria with respect to the overall valid daily observations.

Criteria	% of total production
All STD	34
STD < 20	17

STD < 10	14
STD < 5	10

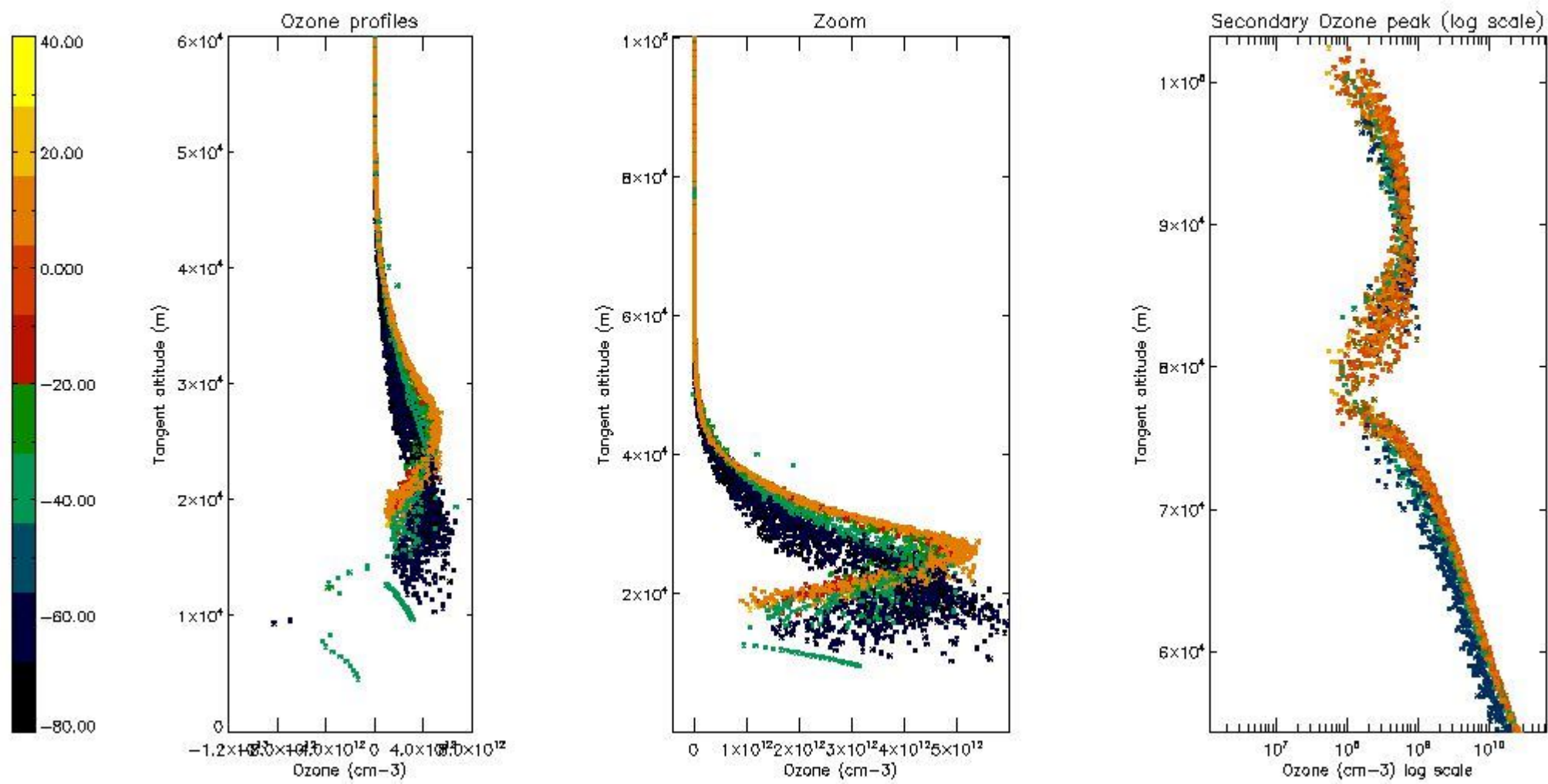
5.2 Plot ozone profiles for all STD (dark without errors)

The colorbar represents the latitude.



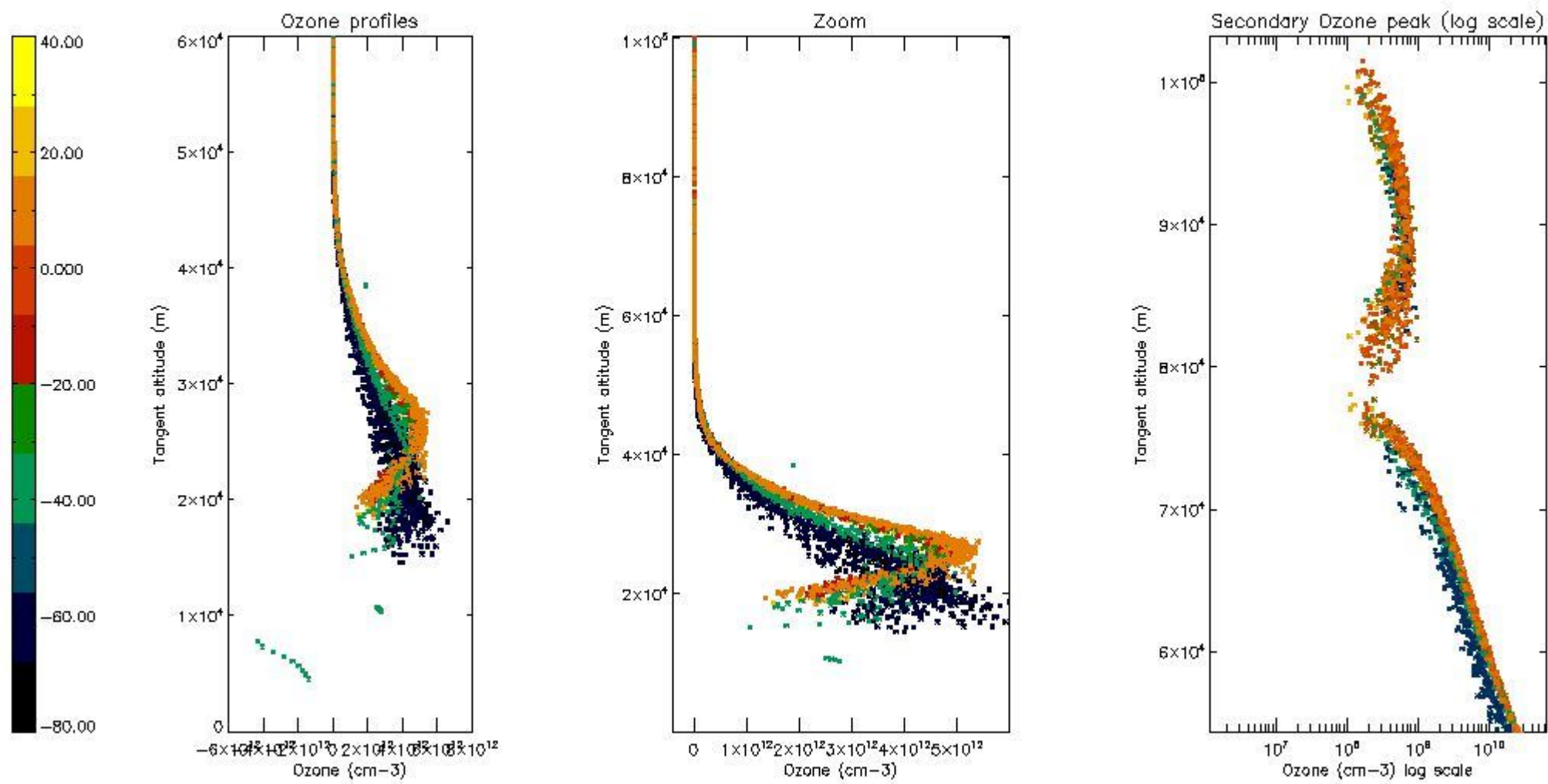
5.3 Plot ozone profiles where STD < 20% (dark without errors)

The colorbar represents the latitude.



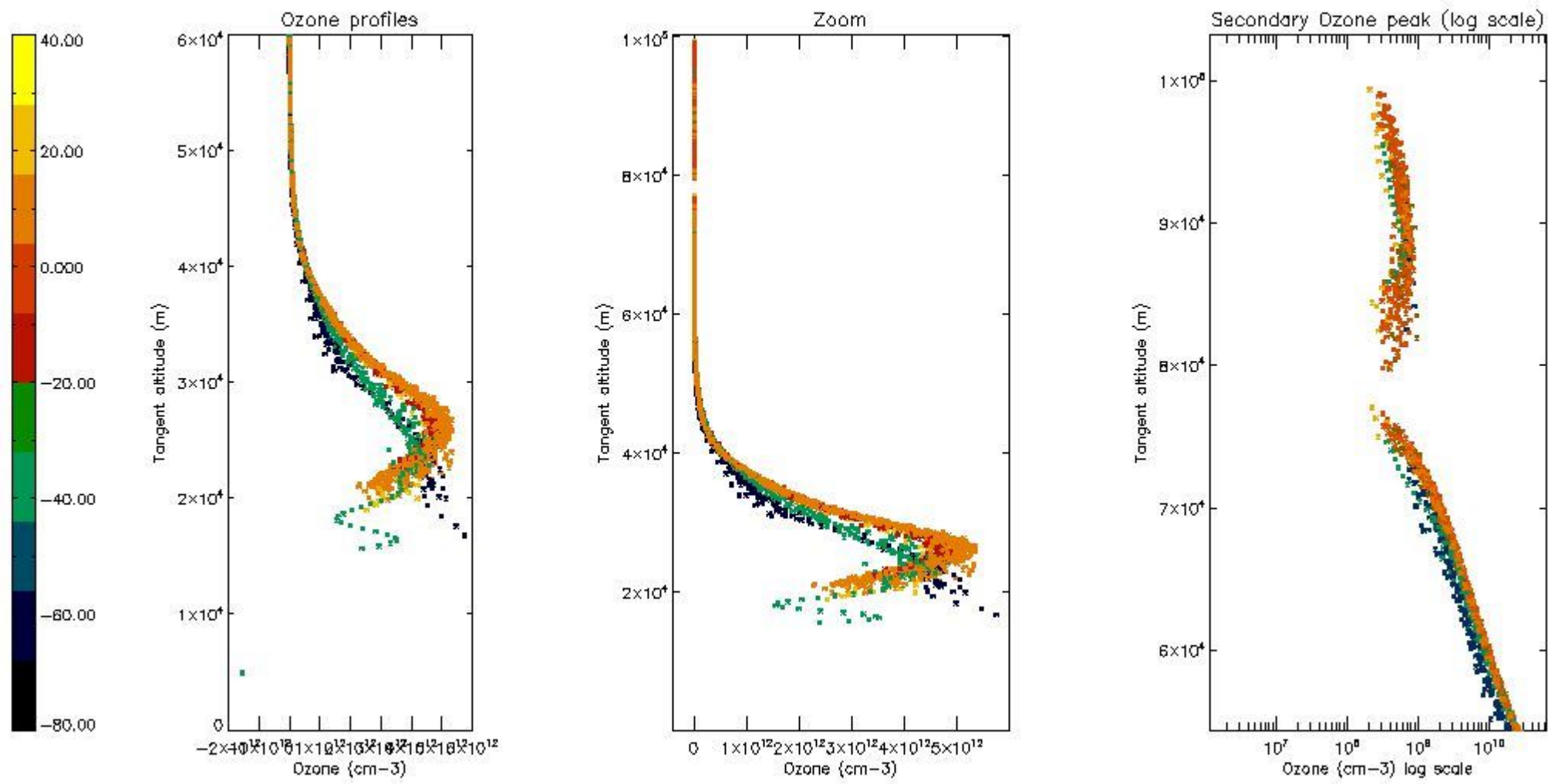
5.4 Plot ozone profiles where STD < 10% (dark without errors)

The colorbar represents the latitude.



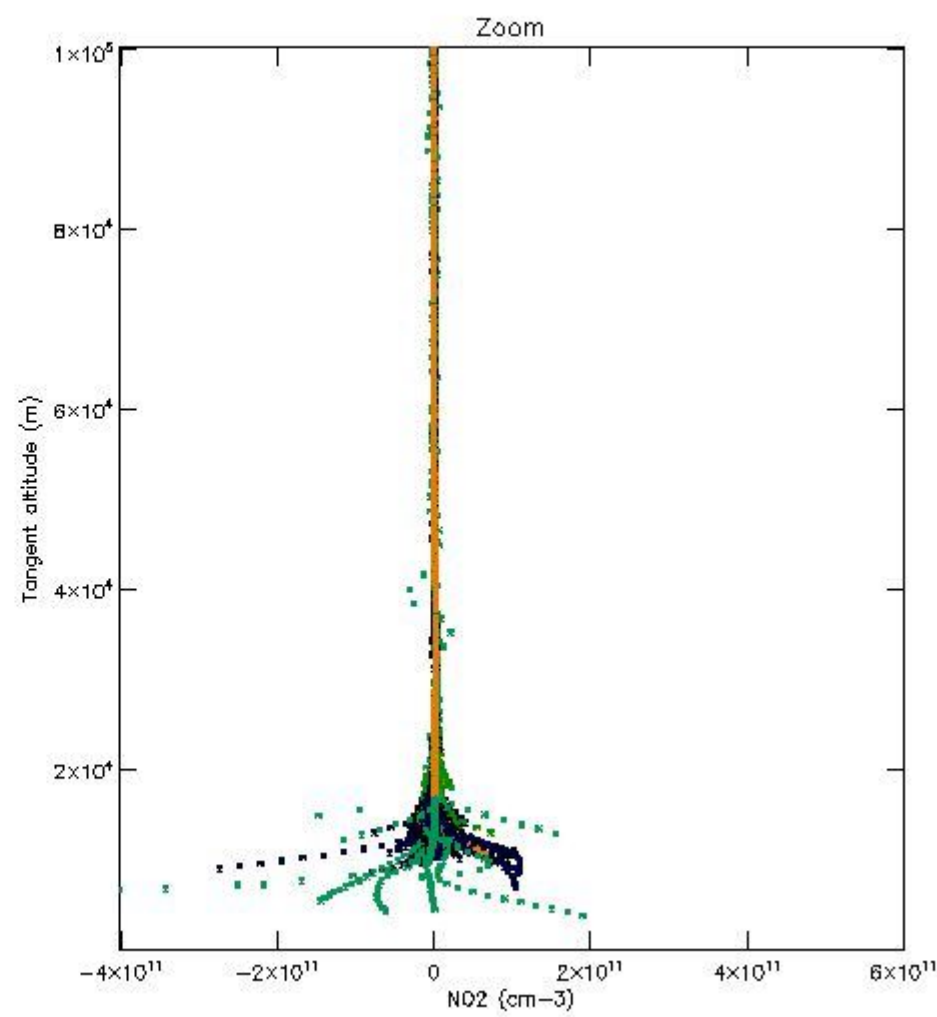
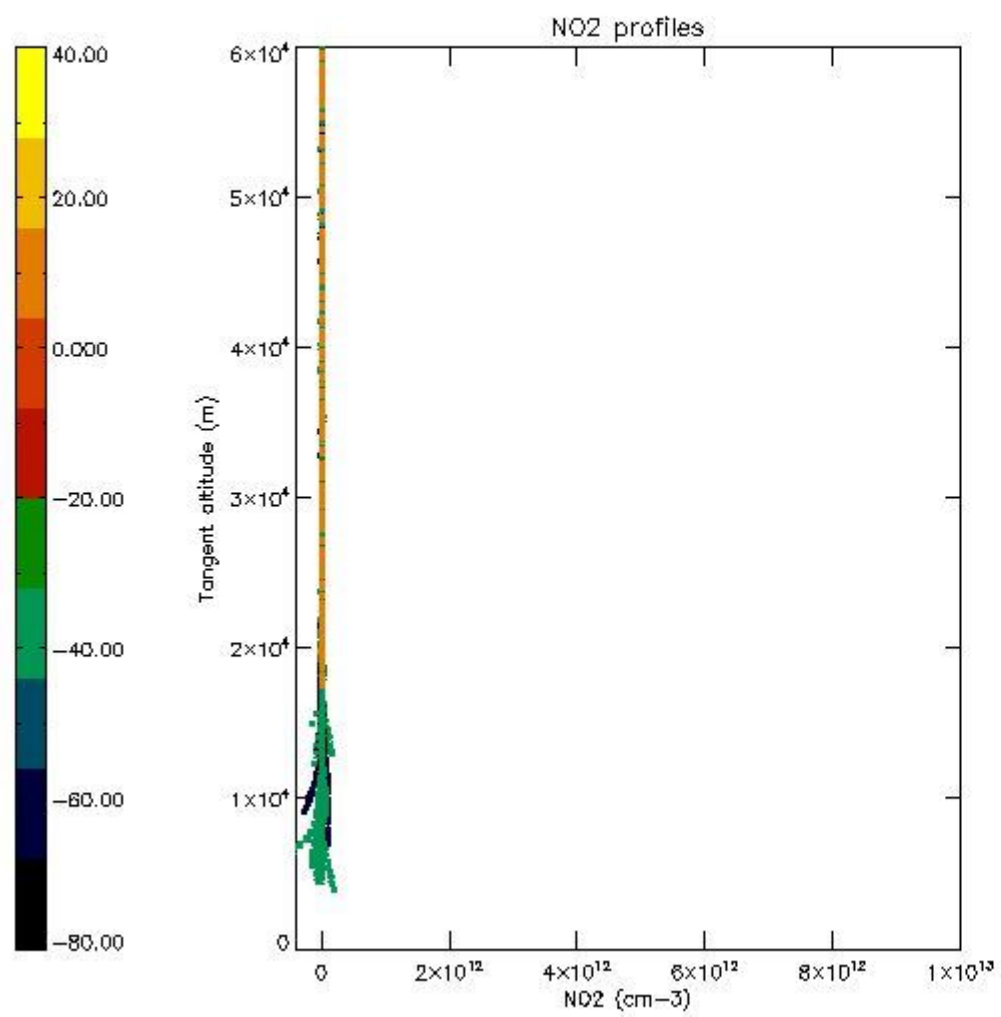
5.5 Plot ozone profiles where STD < 5% (dark without errors)

The colorbar represents the latitude.



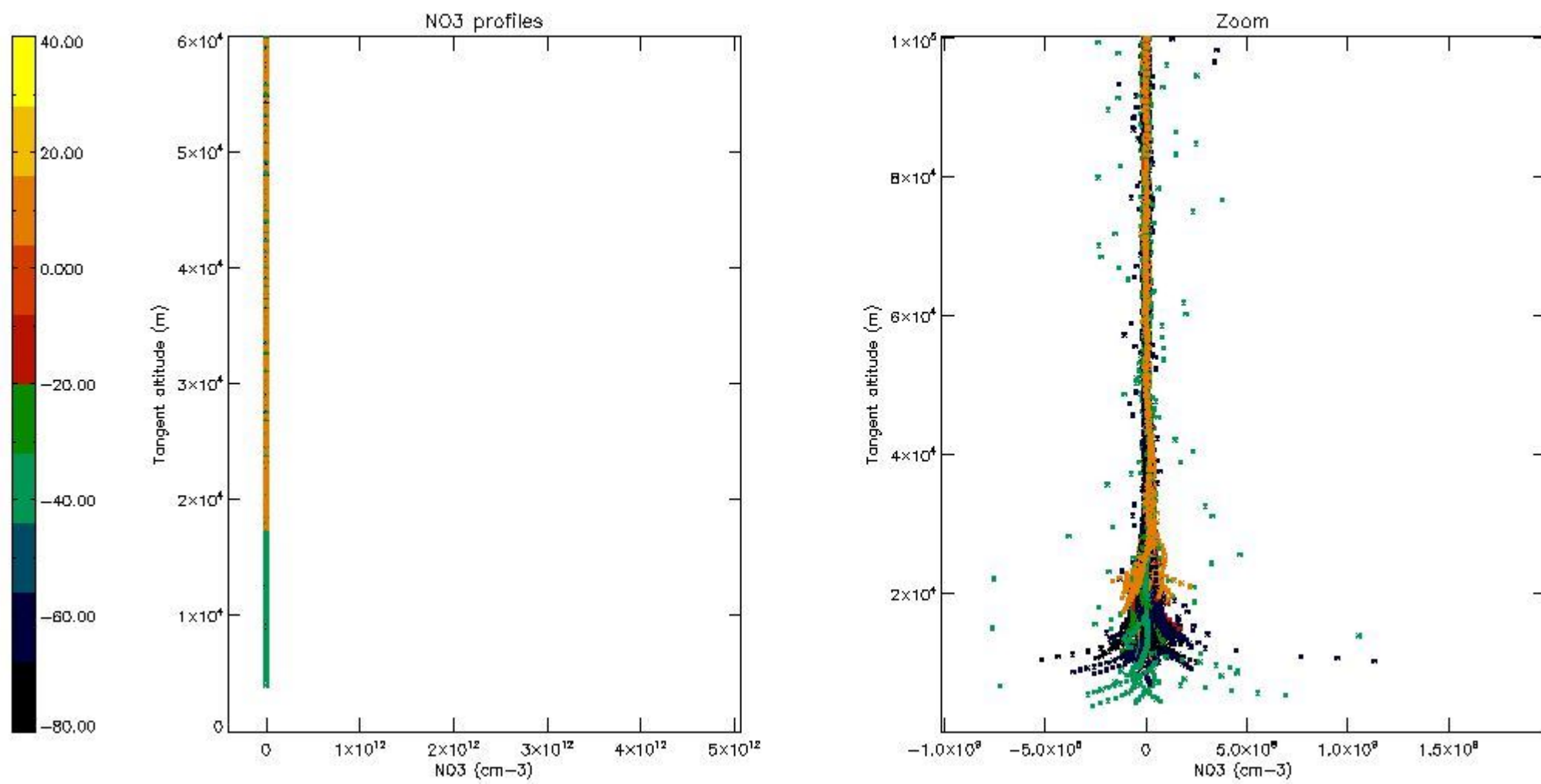
5.6 Plot NO₂ profiles for all STD (dark without errors)

The colorbar represents the latitude.



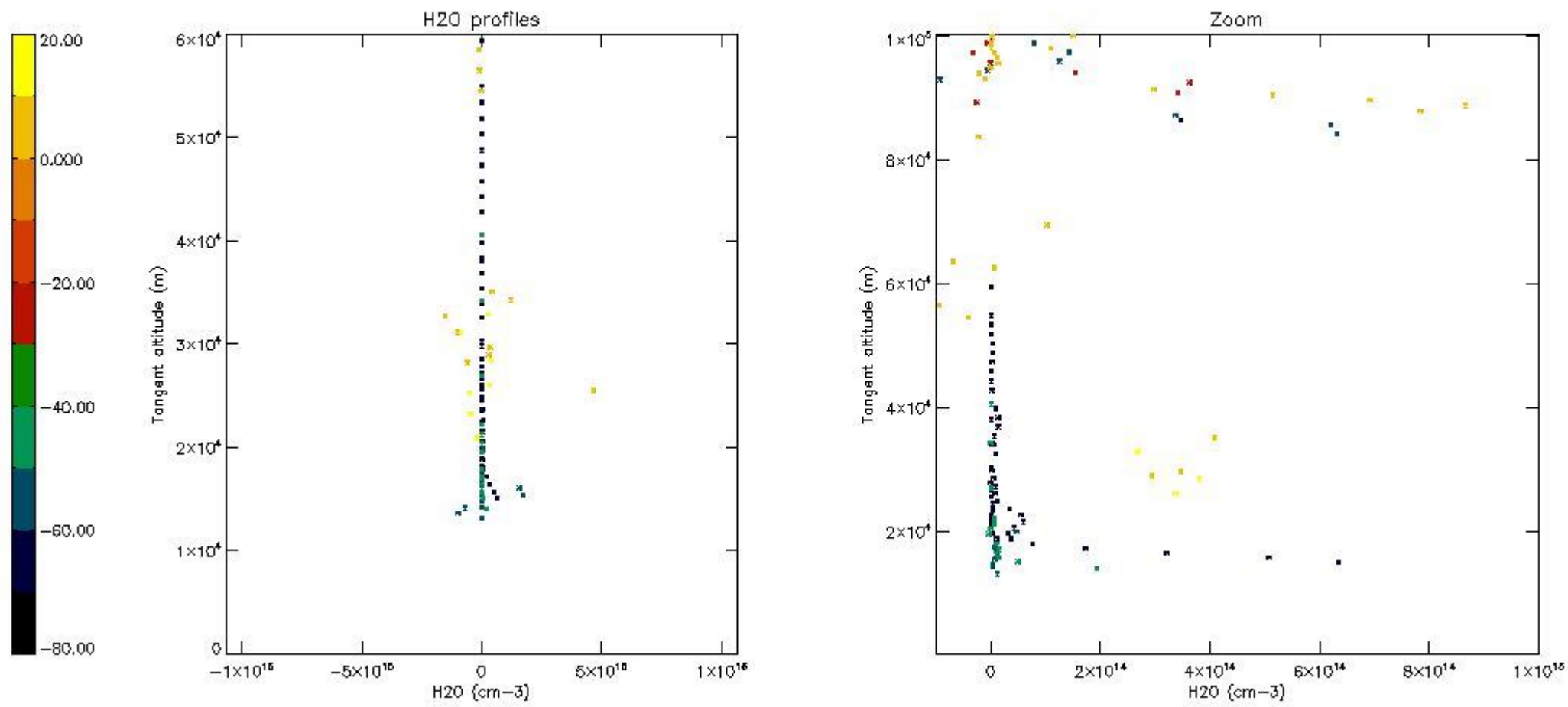
5.7 Plot NO3 profiles for all STD (dark without errors)

The colorbar represents the latitude.



5.8 Plot H2O profiles for all STD (only for occultations of stars 1,2,3,4,13,14,16,26,63 dark without errors)

The colorbar represents the latitude.



6. Auxiliary Data Files used for the production reported in section 2

The number reported in the third column indicates since which file (see list in section 2) the corresponding auxiliary file has been used. The fourth column is the date of those product files.

Type	Auxiliary Filename	Used since product	Used since product date
INST_PHYS_CHARACTERISTICS	GOM_INS_AXVIEC20091111_143220_20030716_120000_20500101_000000	1	15-APR-2004 00:01:02
LEVEL-2_PROC_CONFIG	GOM_PR2_AXVIEC20091111_152718_20020301_000000_20500101_000000	1	15-APR-2004 00:01:02
CROSS_SECTIONS_FILE	GOM_CRS_AXVIEC20091111_154832_20020301_000000_20500101_000000	1	15-APR-2004 00:01:02

GOMOS Level 2 Daily Report

SUMMARY

[1. General Info](#)

[2. Summary of processed GOM_NL_2P products](#)

[3. Level 2 Quality information per product](#)

[3.1 Plot of level 2 quality information per product \(time dependant\)](#)

[3.2 Plot of level 2 quality information per product \(world map\)](#)

[4. Level 1 Quality information per product \(stored on level 2 products\)](#)

[4.1 Plot of level 1 quality information per product \(time dependant\)](#)

[4.1.1 Plot of level 1 quality information per product \(time dependant\): ASCENDING](#)

[4.1.2 Plot of level 1 quality information per product \(time dependant\): DESCENDING](#)

[4.2 Plot of level 1 quality information per product \(world map\)](#)

[4.2.1 Plot of level 1 quality information per product \(world map\): ASCENDING](#)

[4.2.2 Plot of level 1 quality information per product \(world map\): DESCENDING](#)

[5. Ozone profiles based on quality statistics and other trace gas profiles](#)

[5.1 Ozone statistics based on quality of products](#)

[5.2 Plot ozone profiles for all STD \(dark without errors\)](#)

[5.3 Plot ozone profiles where STD < 20% \(dark without errors\)](#)

[5.4. Plot ozone profiles where STD < 10% \(dark without errors\)](#)

[5.5. Plot ozone profiles where STD < 5% \(dark without errors\)](#)

[5.6 Plot NO2 profiles for all STD \(dark without errors\)](#)

[5.7 Plot NO3 profiles for all STD \(dark without errors\)](#)

[5.8 Plot H2O profiles \(only for occultations of stars 1,2,3,4,13,14,16,26,63 dark without errors\) for all STD](#)

[6. Auxiliary Data Files used for the production reported in section 2](#)

This report presents the daily analysis on parameters extracted from GOMOS level 2 data (GOM_NL__2P). It is intended to monitor some important parameters that will impact the quality of these products. A list of level 2 products (and content) that have arrived during the reporting day to the PCF is also given.

Item	Value
Time of report generation	18APR2013 23:54:03
Data source version	GOMOS/6.01
Start time of products	15-04-2004 (15APR2004 00:00:00)
Stop time of products	16-04-2004 (16APR2004 00:00:00)
Store outputs in DB	Yes
Nb of level 2 prods	497
Nb of prods with errors	0

2. Summary of processed GOM_NL__2P products.

Nr	Filename	UTC Start time	Limb	Duration	Star Id	Star Name	Star Mag	Star Temp	Nb Meas	Orbit	Prod. error
1	GOM_NL__2PRFIN20040415_000102_000000462026_00030_11106_1598.N1	15-APR-2004 00:01:02	Dark	45.500	162	34Alp Aqr	2.9440	5350.0	91	11106	No
2	GOM_NL__2PRFIN20040415_000339_000000512026_00030_11106_1599.N1	15-APR-2004 00:03:39	Dark	50.500	154	22Bet Aqr	2.8990	5700.0	101	11106	No
3	GOM_NL__2PRFIN20040415_000603_000000472026_00030_11106_1600.N1	15-APR-2004 00:06:03	Dark	47.000	142	49Del Cap	2.8500	8900.0	94	11106	No
4	GOM_NL__2PRFIN20040415_000759_000000432026_00030_11106_1601.N1	15-APR-2004 00:07:59	Dark	42.500	18	24Alp PsA	1.1660	9700.0	85	11106	No
5	GOM_NL__2PRFIN20040415_001250_000000472026_00030_11106_1602.N1	15-APR-2004 00:12:50	Dark	47.000	63	Bet Gru	2.1500	2800.0	94	11106	No
6	GOM_NL__2PRFIN20040415_001640_000000392026_00030_11106_1603.N1	15-APR-2004 00:16:40	Dark	38.500	148	Alp Tuc	2.8780	4100.0	77	11106	No
7	GOM_NL__2PRFIN20040415_001822_000000462026_00031_11107_1593.N1	15-APR-2004 00:18:22	Dark	46.000	45	Alp Pav	1.9400	26000.	92	11107	No
8	GOM_NL__2PRFIN20040415_002043_000000772026_00031_11107_1594.N1	15-APR-2004 00:20:43	Dark	77.000	57	34Sig Sgr	2.0660	26000.	154	11107	No
9	GOM_NL__2PRFIN20040415_002334_000000652026_00031_11107_1595.N1	15-APR-2004 00:23:34	Dark	65.000	38	20Eps Sgr	1.8360	11000.	130	11107	No
10	GOM_NL__2PRFIN20040415_002545_000000412026_00031_11107_1596.N1	15-APR-2004 00:25:45	Dark	40.500	43	Alp TrA	1.9100	4250.0	81	11107	No
11	GOM_NL__2PRFIN20040415_002731_000000622026_00031_11107_1597.N1	15-APR-2004 00:27:31	Dark	62.000	25	35Lam Sco	1.6200	28000.	124	11107	No
12	GOM_NL__2PRFIN20040415_003014_000000432026_00031_11107_1598.N1	15-APR-2004 00:30:14	Straylight	43.000	4	Alp1Cen	-0.010000	5800.0	86	11107	No
13	GOM_NL__2PRFIN20040415_003145_000000442026_00031_11107_1599.N1	15-APR-2004 00:31:45	Straylight	44.000	12	Alp1Cru	0.77500	30000.	88	11107	No
14	GOM_NL__2PRFIN20040415_003318_000000442026_00031_11107_1600.N1	15-APR-2004 00:33:18	Straylight	43.500	26	Gam Cru	1.6240	2900.0	87	11107	No
15	GOM_NL__2PRFIN20040415_003601_000000962026_00031_11107_1601.N1	15-APR-2004 00:36:01	Straylight	96.000	16	21Alp Sco	1.0200	3000.0	192	11107	No
16	GOM_NL__2PRFIN20040415_003921_000000822026_00031_11107_1602.N1	15-APR-2004 00:39:21	Twilight	82.000	80	7Del Sco	2.3160	30000.	164	11107	No
17	GOM_NL__2PRFIN20040415_004205_000000462026_00031_11107_1603.N1	15-APR-2004 00:42:05	Twilight	46.000	169	46Gam Hya	2.9910	4700.0	92	11107	No
18	GOM_NL__2PRFIN20040415_004342_000000682026_00031_11107_1604.N1	15-APR-2004 00:43:42	Bright	67.500	122	9Alp2Lib	2.7470	9700.0	135	11107	No
19	GOM_NL__2PRFIN20040415_004545_000000472026_00031_11107_1605.N1	15-APR-2004 00:45:45	Bright	47.000	15	67Alp Vir	0.97600	28000.	94	11107	No
20	GOM_NL__2PRFIN20040415_004847_000000402026_00031_11107_1606.N1	15-APR-2004 00:48:47	Bright	39.500	121	29Gam Vir	2.7400	7200.0	79	11107	No
21	GOM_NL__2PRFIN20040415_005236_000000412026_00031_11107_1607.N1	15-APR-2004 00:52:36	Bright	41.000	138	47Eps Vir	2.8280	4700.0	82	11107	No
22	GOM_NL__2PRFIN20040415_005528_000000382026_00031_11107_1608.N1	15-APR-2004 00:55:28	Bright	37.500	96	68Del Leo	2.5600	9300.0	75	11107	No
23	GOM_NL__2PRFIN20040415_005707_000000532026_00031_11107_1609.N1	15-APR-2004 00:57:07	Bright	52.500	3	16Alp Boo	-0.050000	4250.0	105	11107	No
24	GOM_NL__2PRFIN20040415_010044_000000392026_00031_11107_1610.N1	15-APR-2004 01:00:44	Bright	39.000	152	12Alp2CVn	2.8900	11000.	78	11107	No
25	GOM_NL__2PRFIN20040415_010434_000000382026_00031_11107_1611.N1	15-APR-2004 01:04:34	Bright	38.000	87	64Gam UMa	2.4330	11000.	76	11107	No
26	GOM_NL__2PRFIN20040415_010558_000000402026_00031_11107_1612.N1	15-APR-2004 01:05:58	Bright	40.000	55	79Zet UMa	2.0600	10200.	80	11107	No
27	GOM_NL__2PRFIN20040415_011208_000000402026_00031_11107_1613.N1	15-APR-2004 01:12:08	Bright	39.500	60	7Bet UMi	2.0810	3950.0	79	11107	No
28	GOM_NL__2PRFIN20040415_011336_000000482026_00031_11107_1614.N1	15-APR-2004 01:13:36	Bright	47.500	119	14Eta Dra	2.7270	4700.0	95	11107	No
29	GOM_NL__2PRFIN20040415_011800_000000602026_00031_11107_1615.N1	15-APR-2004 01:18:00	Bright	60.000	130	23Bet Dra	2.7990	5800.0	120	11107	No
30	GOM_NL__2PRFIN20040415_011949_000000662026_00031_11107_1616.N1	15-APR-2004 01:19:49	Bright	65.500	69	33Gam Dra	2.2310	3800.0	131	11107	No
31	GOM_NL__2PRFIN20040415_012213_000000402026_00031_11107_1617.N1	15-APR-2004 01:22:13	Bright	39.500	89	5Alp Cep	2.4510	8000.0	79	11107	No
32	GOM_NL__2PRFIN20040415_012811_000001152026_00031_11107_1618.N1	15-APR-2004 01:28:11	Bright	114.50	5	3Alp Lyr	0.033000	11000.	229	11107	No
33	GOM_NL__2PRFIN20040415_013148_000000582026_00031_11107_1619.N1	15-APR-2004 01:31:48	Bright	58.000	92	53Eps Cyg	2.5000	4500.0	116	11107	No
34	GOM_NL__2PRFIN20040415_013910_000000572026_00031_11107_1620.N1	15-APR-2004 01:39:10	Dark	57.000	61	8Eps Peg	2.1000	3900.0	114	11107	No
35	GOM_NL__2PRFIN20040415_014138_000000502026_00031_11107_1621.N1	15-APR-2004 01:41:38	Dark	50.000	162	34Alp Aqr	2.9440	5350.0	100	11107	No
36	GOM_NL__2PRFIN20040415_014415_000000502026_00031_11107_1622.N1	15-APR-2004 01:44:15	Dark	50.000	154	22Bet Aqr	2.8990	5700.0	100	11107	No
37	GOM_NL__2PRFIN20040415_014639_000000462026_00031_11107_1623.N1	15-APR-2004 01:46:39	Dark	46.000	142	49Del Cap	2.8500	8900.0	92	11107	No
38	GOM_NL__2PRFIN20040415_014835_000000462026_00031_11107_1624.N1	15-APR-2004 01:48:35	Dark	45.500	18	24Alp PsA	1.1660	9700.0	91	11107	No
39	GOM_NL__2PRFIN20040415_015326_000000432026_00031_11107_1625.N1	15-APR-2004 01:53:26	Dark	43.000	63	Bet Gru	2.1500	2800.0	86	11107	No
40	GOM_NL__2PRFIN20040415_015716_000000412026_00031_11107_1626.N1	15-APR-2004 01:57:16	Dark	41.000	148	Alp Tuc	2.8780	4100.0	82	11107	No
41	GOM_NL__2PRFIN20040415_015859_000000452026_00032_11108_1593.N1	15-APR-2004 01:58:59	Dark	45.000	45	Alp Pav	1.9400	26000.	90	11108	No
42	GOM_NL__2PRFIN20040415_020120_000000742026_00032_11108_1594.N1	15-APR-2004 02:01:20	Dark	73.500	57	34Sig Sgr	2.0660	26000.	147	11108	No

43	GOM_NL__2PRFIN20040415_020411_000000672026_00032_11108_1595.N1	15-APR-2004 02:04:11	Dark	66.500	38	20Eps Sgr	1.8360	11000.	133	11108	No
44	GOM_NL__2PRFIN20040415_020621_000000412026_00032_11108_1596.N1	15-APR-2004 02:06:21	Dark	41.000	43	Alp TrA	1.9100	4250.0	82	11108	No
45	GOM_NL__2PRFIN20040415_020807_000000752026_00032_11108_1597.N1	15-APR-2004 02:08:07	Straylight	74.500	25	35Lam Sco	1.6200	28000.	149	11108	No
46	GOM_NL__2PRFIN20040415_021051_000000542026_00032_11108_1598.N1	15-APR-2004 02:10:51	Straylight	54.000	4	Alp1Cen	-0.010000	5800.0	108	11108	No
47	GOM_NL__2PRFIN20040415_021221_000000472026_00032_11108_1599.N1	15-APR-2004 02:12:21	Straylight	46.500	12	Alp1Cru	0.77500	30000.	93	11108	No
48	GOM_NL__2PRFIN20040415_021354_000000452026_00032_11108_1600.N1	15-APR-2004 02:13:54	Straylight	45.000	26	Gam Cru	1.6240	2900.0	90	11108	No
49	GOM_NL__2PRFIN20040415_021638_000000922026_00032_11108_1601.N1	15-APR-2004 02:16:38	Straylight	91.500	16	21Alp Sco	1.0200	3000.0	183	11108	No
50	GOM_NL__2PRFIN20040415_021958_000000832026_00032_11108_1602.N1	15-APR-2004 02:19:58	Tw_i_and_stray	83.000	80	7Del Sco	2.3160	30000.	166	11108	No
51	GOM_NL__2PRFIN20040415_022241_000000472026_00032_11108_1603.N1	15-APR-2004 02:22:41	Tw_i_and_stray	47.000	169	46Gam Hya	2.9910	4700.0	94	11108	No
52	GOM_NL__2PRFIN20040415_022417_000000622026_00032_11108_1604.N1	15-APR-2004 02:24:17	Bright	62.000	122	9Alp2Lib	2.7470	9700.0	124	11108	No
53	GOM_NL__2PRFIN20040415_022620_000000482026_00032_11108_1605.N1	15-APR-2004 02:26:20	Bright	48.000	15	67Alp Vir	0.97600	28000.	96	11108	No
54	GOM_NL__2PRFIN20040415_022924_000000392026_00032_11108_1606.N1	15-APR-2004 02:29:24	Bright	38.500	121	29Gam Vir	2.7400	7200.0	77	11108	No
55	GOM_NL__2PRFIN20040415_023312_000000412026_00032_11108_1607.N1	15-APR-2004 02:33:12	Bright	41.000	138	47Eps Vir	2.8280	4700.0	82	11108	No
56	GOM_NL__2PRFIN20040415_023605_000000382026_00032_11108_1608.N1	15-APR-2004 02:36:05	Bright	37.500	96	68Del Leo	2.5600	9300.0	75	11108	No
57	GOM_NL__2PRFIN20040415_023742_000000512026_00032_11108_1609.N1	15-APR-2004 02:37:42	Bright	50.500	3	16Alp Boo	-0.050000	4250.0	101	11108	No
58	GOM_NL__2PRFIN20040415_024120_000000392026_00032_11108_1610.N1	15-APR-2004 02:41:20	Bright	38.500	152	12Alp2CVn	2.8900	11000.	77	11108	No
59	GOM_NL__2PRFIN20040415_024509_000000372026_00032_11108_1611.N1	15-APR-2004 02:45:09	Bright	37.000	87	64Gam UMa	2.4330	11000.	74	11108	No
60	GOM_NL__2PRFIN20040415_024634_000000382026_00032_11108_1612.N1	15-APR-2004 02:46:34	Bright	37.500	55	79Zet UMa	2.0600	10200.	75	11108	No
61	GOM_NL__2PRFIN20040415_025244_000000402026_00032_11108_1613.N1	15-APR-2004 02:52:44	Bright	40.000	60	7Bet UMi	2.0810	3950.0	80	11108	No
62	GOM_NL__2PRFIN20040415_025411_000000472026_00032_11108_1614.N1	15-APR-2004 02:54:11	Bright	46.500	119	14Eta Dra	2.7270	4700.0	93	11108	No
63	GOM_NL__2PRFIN20040415_025835_000000622026_00032_11108_1615.N1	15-APR-2004 02:58:35	Bright	62.000	130	23Bet Dra	2.7990	5800.0	124	11108	No
64	GOM_NL__2PRFIN20040415_030023_000000652026_00032_11108_1616.N1	15-APR-2004 03:00:23	Bright	64.500	69	33Gam Dra	2.2310	3800.0	129	11108	No
65	GOM_NL__2PRFIN20040415_030249_000000422026_00032_11108_1617.N1	15-APR-2004 03:02:49	Bright	42.000	89	5Alp Cep	2.4510	8000.0	84	11108	No
66	GOM_NL__2PRFIN20040415_030846_000001152026_00032_11108_1618.N1	15-APR-2004 03:08:46	Bright	115.00	5	3Alp Lyr	0.033000	11000.	230	11108	No
67	GOM_NL__2PRFIN20040415_031224_000000552026_00032_11108_1619.N1	15-APR-2004 03:12:24	Bright	54.500	92	53Eps Cyg	2.5000	4500.0	109	11108	No
68	GOM_NL__2PRFIN20040415_031947_000000552026_00032_11108_1620.N1	15-APR-2004 03:19:47	Dark	54.500	61	8Eps Peg	2.1000	3900.0	109	11108	No
69	GOM_NL__2PRFIN20040415_032214_000000472026_00032_11108_1621.N1	15-APR-2004 03:22:14	Dark	46.500	162	34Alp Aqr	2.9440	5350.0	93	11108	No
70	GOM_NL__2PRFIN20040415_032452_000000522026_00032_11108_1622.N1	15-APR-2004 03:24:52	Dark	52.000	154	22Bet Aqr	2.8990	5700.0	104	11108	No
71	GOM_NL__2PRFIN20040415_032716_000000482026_00032_11108_1623.N1	15-APR-2004 03:27:16	Dark	48.000	142	49Del Cap	2.8500	8900.0	96	11108	No
72	GOM_NL__2PRFIN20040415_032912_000000452026_00032_11108_1624.N1	15-APR-2004 03:29:12	Dark	45.000	18	24Alp PsA	1.1660	9700.0	90	11108	No
73	GOM_NL__2PRFIN20040415_033234_000000392026_00032_11108_1625.N1	15-APR-2004 03:32:34	Dark	38.500	172	Gam Gru	3.0030	13100.	77	11108	No
74	GOM_NL__2PRFIN20040415_033402_000000522026_00032_11108_1626.N1	15-APR-2004 03:34:02	Dark	51.500	63	Bet Gru	2.1500	2800.0	103	11108	No
75	GOM_NL__2PRFIN20040415_033752_000000392026_00032_11108_1627.N1	15-APR-2004 03:37:52	Dark	39.000	148	Alp Tuc	2.8780	4100.0	78	11108	No
76	GOM_NL__2PRFIN20040415_033935_000000412026_00033_11109_1593.N1	15-APR-2004 03:39:35	Dark	41.000	45	Alp Pav	1.9400	26000.	82	11109	No
77	GOM_NL__2PRFIN20040415_034158_000000742026_00033_11109_1594.N1	15-APR-2004 03:41:58	Dark	74.000	57	34Sig Sgr	2.0660	26000.	148	11109	No
78	GOM_NL__2PRFIN20040415_034449_000000632026_00033_11109_1595.N1	15-APR-2004 03:44:49	Dark	63.000	38	20Eps Sgr	1.8360	11000.	126	11109	No
79	GOM_NL__2PRFIN20040415_034657_000000412026_00033_11109_1596.N1	15-APR-2004 03:46:57	Dark	40.500	43	Alp TrA	1.9100	4250.0	81	11109	No
80	GOM_NL__2PRFIN20040415_034845_000000672026_00033_11109_1597.N1	15-APR-2004 03:48:45	Dark	66.500	25	35Lam Sco	1.6200	28000.	133	11109	No
81	GOM_NL__2PRFIN20040415_035127_000000502026_00033_11109_1598.N1	15-APR-2004 03:51:27	Straylight	50.000	4	Alp1Cen	-0.010000	5800.0	100	11109	No
82	GOM_NL__2PRFIN20040415_035256_000000442026_00033_11109_1599.N1	15-APR-2004 03:52:56	Straylight	44.000	12	Alp1Cru	0.77500	30000.	88	11109	No
83	GOM_NL__2PRFIN20040415_035430_000000522026_00033_11109_1600.N1	15-APR-2004 03:54:30	Straylight	52.000	26	Gam Cru	1.6240	2900.0	104	11109	No
84	GOM_NL__2PRFIN20040415_035714_000000932026_00033_11109_1601.N1	15-APR-2004 03:57:14	Straylight	92.500	16	21Alp Sco	1.0200	3000.0	185	11109	No
85	GOM_NL__2PRFIN20040415_040034_000000912026_00033_11109_1602.N1	15-APR-2004 04:00:34	Tw_i_and_stray	91.000	80	7Del Sco	2.3160	30000.	182	11109	No
86	GOM_NL__2PRFIN20040415_040317_000000462026_00033_11109_1603.N1	15-APR-2004 04:03:17	Tw_i_and_stray	45.500	169	46Gam Hya	2.9910	4700.0	91	11109	No
87	GOM_NL__2PRFIN20040415_040453_000000742026_00033_11109_1604.N1	15-APR-2004 04:04:53	Bright	74.000	122	9Alp2Lib	2.7470	9700.0	148	11109	No
88	GOM_NL__2PRFIN20040415_040656_000000482026_00033_11109_1605.N1	15-APR-2004 04:06:56	Bright	48.000	15	67Alp Vir	0.97600	28000.	96	11109	No
89	GOM_NL__2PRFIN20040415_041000_000000402026_00033_11109_1606.N1	15-APR-2004 04:10:00	Bright	40.000	121	29Gam Vir	2.7400	7200.0	80	11109	No
90	GOM_NL__2PRFIN20040415_041347_000000422026_00033_11109_1607.N1	15-APR-2004 04:13:47	Bright	42.000	138	47Eps Vir	2.8280	4700.0	84	11109	No
91	GOM_NL__2PRFIN20040415_041641_000000372026_00033_11109_1608.N1	15-APR-2004 04:16:41	Bright	36.500	96	68Del Leo	2.5600	9300.0	73	11109	No
92	GOM_NL__2PRFIN20040415_041817_000000542026_00033_11109_1609.N1	15-APR-2004 04:18:17	Bright	53.500	3	16Alp Boo	-0.050000	4250.0	107	11109	No
93	GOM_NL__2PRFIN20040415_042155_000000392026_00033_11109_1610.N1	15-APR-2004 04:21:55	Bright	39.000	152	12Alp2CVn	2.8900	11000.	78	11109	No
94	GOM_NL__2PRFIN20040415_042545_000000382026_00033_11109_1611.N1	15-APR-2004 04:25:45	Bright	37.500	87	64Gam UMa	2.4330	11000.	75	11109	No
95	GOM_NL__2PRFIN20040415_042709_000000412026_00033_11109_1612.N1	15-APR-2004 04:27:09	Bright	41.000	55	79Zet UMa	2.0600	10200.	82	11109	No
96	GOM_NL__2PRFIN20040415_043319_000000422026_00033_11109_1613.N1	15-APR-2004 04:33:19	Bright	42.000	60	7Bet UMi	2.0810	3950.0	84	11109	No
97	GOM_NL__2PRFIN20040415_043446_000000482026_00033_11109_1614.N1	15-APR-2004 04:34:46	Bright	47.500	119	14Eta Dra	2.7270	4700.0	95	11109	No
98	GOM_NL__2PRFIN20040415_043910_000000612026_00033_11109_1615.N1	15-APR-2004 04:39:10	Bright	61.000	130	23Bet Dra	2.7990	5800.0	122	11109	No
99	GOM_NL__2PRFIN20040415_044058_000000602026_00033_11109_1616.N1	15-APR-2004 04:40:58	Bright	59.500	69	33Gam Dra	2.2310	3800.0	119	11109	No
100	GOM_NL__2PRFIN20040415_044325_000000422026_00033_11109_1617.N1	15-APR-2004 04:43:25	Bright	42.000	89	5Alp Cep	2.4510	8000.0	84	11109	No
101	GOM_NL__2PRFIN20040415_044921_000001222026_00033_11109_1618.N1	15-APR-2004 04:49:21	Bright	121.50	5	3Alp Lyr	0.033000	11000.	243	11109	No

102	GOM_NL__2PRFIN20040415_045300_000000572026_00033_11109_1619.N1	15-APR-2004 04:53:00	Bright	57.000	92	53Eps Cyg	2.5000	4500.0	114	11109	No
103	GOM_NL__2PRFIN20040415_050024_000000482026_00033_11109_1620.N1	15-APR-2004 05:00:24	Dark	47.500	61	8Eps Peg	2.1000	3900.0	95	11109	No
104	GOM_NL__2PRFIN20040415_050252_000000462026_00033_11109_1621.N1	15-APR-2004 05:02:52	Dark	46.000	162	34Alp Aqr	2.9440	5350.0	92	11109	No
105	GOM_NL__2PRFIN20040415_050529_000000512026_00033_11109_1622.N1	15-APR-2004 05:05:29	Dark	50.500	154	22Bet Aqr	2.8990	5700.0	101	11109	No
106	GOM_NL__2PRFIN20040415_050753_000000482026_00033_11109_1623.N1	15-APR-2004 05:07:53	Dark	47.500	142	49Del Cap	2.8500	8900.0	95	11109	No
107	GOM_NL__2PRFIN20040415_050948_000000442026_00033_11109_1624.N1	15-APR-2004 05:09:48	Dark	44.000	18	24Alp PsA	1.1660	9700.0	88	11109	No
108	GOM_NL__2PRFIN20040415_051310_000000432026_00033_11109_1625.N1	15-APR-2004 05:13:10	Dark	43.000	172	Gam Gru	3.0030	13100.	86	11109	No
109	GOM_NL__2PRFIN20040415_051438_000000442026_00033_11109_1626.N1	15-APR-2004 05:14:38	Dark	43.500	63	Bet Gru	2.1500	2800.0	87	11109	No
110	GOM_NL__2PRFIN20040415_051828_000000392026_00033_11109_1627.N1	15-APR-2004 05:18:28	Dark	39.000	148	Alp Tuc	2.8780	4100.0	78	11109	No
111	GOM_NL__2PRFIN20040415_052012_000000412026_00034_11110_1593.N1	15-APR-2004 05:20:12	Dark	40.500	45	Alp Pav	1.9400	26000.	81	11110	No
112	GOM_NL__2PRFIN20040415_052236_000000762026_00034_11110_1594.N1	15-APR-2004 05:22:36	Dark	75.500	57	34Sig Sgr	2.0660	26000.	151	11110	No
113	GOM_NL__2PRFIN20040415_052526_000000652026_00034_11110_1595.N1	15-APR-2004 05:25:26	Dark	65.000	38	20Eps Sgr	1.8360	11000.	130	11110	No
114	GOM_NL__2PRFIN20040415_052922_000000642026_00034_11110_1596.N1	15-APR-2004 05:29:22	Dark	64.000	25	35Lam Sco	1.6200	28000.	128	11110	No
115	GOM_NL__2PRFIN20040415_053203_000000452026_00034_11110_1597.N1	15-APR-2004 05:32:03	Straylight	44.500	4	Alp1Cen	-0.010000	5800.0	89	11110	No
116	GOM_NL__2PRFIN20040415_053333_000000432026_00034_11110_1598.N1	15-APR-2004 05:33:33	Straylight	43.000	12	Alp1Cru	0.77500	30000.	86	11110	No
117	GOM_NL__2PRFIN20040415_053506_000000522026_00034_11110_1599.N1	15-APR-2004 05:35:06	Straylight	52.000	26	Gam Cru	1.6240	2900.0	104	11110	No
118	GOM_NL__2PRFIN20040415_053751_000000922026_00034_11110_1600.N1	15-APR-2004 05:37:51	Straylight	91.500	16	21Alp Sco	1.0200	3000.0	183	11110	No
119	GOM_NL__2PRFIN20040415_054110_000000862026_00034_11110_1601.N1	15-APR-2004 05:41:10	Twi_and_stray	86.000	80	7Del Sco	2.3160	30000.	172	11110	No
120	GOM_NL__2PRFIN20040415_054419_000000462026_00034_11110_1602.N1	15-APR-2004 05:44:19	Twi_and_stray	45.500	106	9Bet Crv	2.6480	5600.0	91	11110	No
121	GOM_NL__2PRFIN20040415_054609_000000462026_00034_11110_1603.N1	15-APR-2004 05:46:09	Bright	45.500	100	4Gam Crv	2.5800	13100.	91	11110	No
122	GOM_NL__2PRFIN20040415_054732_000000462026_00034_11110_1604.N1	15-APR-2004 05:47:32	Bright	46.000	15	67Alp Vir	0.97600	28000.	92	11110	No
123	GOM_NL__2PRFIN20040415_055036_000000402026_00034_11110_1605.N1	15-APR-2004 05:50:36	Bright	40.000	121	29Gam Vir	2.7400	7200.0	80	11110	No
124	GOM_NL__2PRFIN20040415_055423_000000422026_00034_11110_1606.N1	15-APR-2004 05:54:23	Bright	42.000	138	47Eps Vir	2.8280	4700.0	84	11110	No
125	GOM_NL__2PRFIN20040415_055717_000000372026_00034_11110_1607.N1	15-APR-2004 05:57:17	Bright	37.000	96	68Del Leo	2.5600	9300.0	74	11110	No
126	GOM_NL__2PRFIN20040415_060231_000000382026_00034_11110_1608.N1	15-APR-2004 06:02:31	Bright	38.000	152	12Alp2CVn	2.8900	11000.	76	11110	No
127	GOM_NL__2PRFIN20040415_060621_000000362026_00034_11110_1609.N1	15-APR-2004 06:06:21	Bright	36.000	87	64Gam UMa	2.4330	11000.	72	11110	No
128	GOM_NL__2PRFIN20040415_060745_000000432026_00034_11110_1610.N1	15-APR-2004 06:07:45	Bright	42.500	55	79Zet UMa	2.0600	10200.	85	11110	No
129	GOM_NL__2PRFIN20040415_061355_000000412026_00034_11110_1611.N1	15-APR-2004 06:13:55	Bright	40.500	60	7Bet UMi	2.0810	3950.0	81	11110	No
130	GOM_NL__2PRFIN20040415_061521_000000482026_00034_11110_1612.N1	15-APR-2004 06:15:21	Bright	47.500	119	14Eta Dra	2.7270	4700.0	95	11110	No
131	GOM_NL__2PRFIN20040415_061945_000000612026_00034_11110_1613.N1	15-APR-2004 06:19:45	Bright	61.000	130	23Bet Dra	2.7990	5800.0	122	11110	No
132	GOM_NL__2PRFIN20040415_062133_000000652026_00034_11110_1614.N1	15-APR-2004 06:21:33	Bright	64.500	69	33Gam Dra	2.2310	3800.0	129	11110	No
133	GOM_NL__2PRFIN20040415_062401_000000382026_00034_11110_1615.N1	15-APR-2004 06:24:01	Bright	38.000	89	5Alp Cep	2.4510	8000.0	76	11110	No
134	GOM_NL__2PRFIN20040415_062529_000000352026_00034_11110_1616.N1	15-APR-2004 06:25:29	Bright	35.000	68	18Alp Cas	2.2250	4500.0	70	11110	No
135	GOM_NL__2PRFIN20040415_062956_000001172026_00034_11110_1617.N1	15-APR-2004 06:29:56	Bright	117.00	5	3Alp Lyr	0.033000	11000.	234	11110	No
136	GOM_NL__2PRFIN20040415_063336_000000582026_00034_11110_1618.N1	15-APR-2004 06:33:36	Bright	58.000	92	53Eps Cyg	2.5000	4500.0	116	11110	No
137	GOM_NL__2PRFIN20040415_064100_000000512026_00034_11110_1619.N1	15-APR-2004 06:41:00	Dark	51.000	61	8Eps Peg	2.1000	3900.0	102	11110	No
138	GOM_NL__2PRFIN20040415_064328_000000452026_00034_11110_1620.N1	15-APR-2004 06:43:28	Dark	44.500	162	34Alp Aqr	2.9440	5350.0	89	11110	No
139	GOM_NL__2PRFIN20040415_064606_000000532026_00034_11110_1621.N1	15-APR-2004 06:46:06	Dark	52.500	154	22Bet Aqr	2.8990	5700.0	105	11110	No
140	GOM_NL__2PRFIN20040415_064829_000000452026_00034_11110_1622.N1	15-APR-2004 06:48:29	Dark	45.000	142	49Del Cap	2.8500	8900.0	90	11110	No
141	GOM_NL__2PRFIN20040415_065024_000000462026_00034_11110_1623.N1	15-APR-2004 06:50:24	Dark	45.500	18	24Alp PsA	1.1660	9700.0	91	11110	No
142	GOM_NL__2PRFIN20040415_065347_000000402026_00034_11110_1624.N1	15-APR-2004 06:53:47	Dark	40.000	172	Gam Gru	3.0030	13100.	80	11110	No
143	GOM_NL__2PRFIN20040415_065515_000000452026_00034_11110_1625.N1	15-APR-2004 06:55:15	Dark	45.000	63	Bet Gru	2.1500	2800.0	90	11110	No
144	GOM_NL__2PRFIN20040415_065904_000000442026_00034_11110_1626.N1	15-APR-2004 06:59:04	Dark	43.500	148	Alp Tuc	2.8780	4100.0	87	11110	No
145	GOM_NL__2PRFIN20040415_070048_000000442026_00035_11111_1593.N1	15-APR-2004 07:00:48	Dark	44.000	45	Alp Pav	1.9400	26000.	88	11111	No
146	GOM_NL__2PRFIN20040415_070315_000000732026_00035_11111_1594.N1	15-APR-2004 07:03:15	Dark	73.000	57	34Sig Sgr	2.0660	26000.	146	11111	No
147	GOM_NL__2PRFIN20040415_070604_000000642026_00035_11111_1595.N1	15-APR-2004 07:06:04	Dark	64.000	38	20Eps Sgr	1.8360	11000.	128	11111	No
148	GOM_NL__2PRFIN20040415_071000_000000622026_00035_11111_1596.N1	15-APR-2004 07:10:00	Dark	61.500	25	35Lam Sco	1.6200	28000.	123	11111	No
149	GOM_NL__2PRFIN20040415_071240_000000542026_00035_11111_1597.N1	15-APR-2004 07:12:40	Straylight	54.000	4	Alp1Cen	-0.010000	5800.0	108	11111	No
150	GOM_NL__2PRFIN20040415_071409_000000422026_00035_11111_1598.N1	15-APR-2004 07:14:09	Straylight	42.000	12	Alp1Cru	0.77500	30000.	84	11111	No
151	GOM_NL__2PRFIN20040415_071543_000000452026_00035_11111_1599.N1	15-APR-2004 07:15:43	Straylight	44.500	26	Gam Cru	1.6240	2900.0	89	11111	No
152	GOM_NL__2PRFIN20040415_071827_000000952026_00035_11111_1600.N1	15-APR-2004 07:18:27	Straylight	95.000	16	21Alp Sco	1.0200	3000.0	190	11111	No
153	GOM_NL__2PRFIN20040415_072147_000000852026_00035_11111_1601.N1	15-APR-2004 07:21:47	Twi_and_stray	85.000	80	7Del Sco	2.3160	30000.	170	11111	No
154	GOM_NL__2PRFIN20040415_072456_000000422026_00035_11111_1602.N1	15-APR-2004 07:24:56	Twi_and_stray	42.000	106	9Bet Crv	2.6480	5600.0	84	11111	No
155	GOM_NL__2PRFIN20040415_072645_000000442026_00035_11111_1603.N1	15-APR-2004 07:26:45	Bright	44.000	100	4Gam Crv	2.5800	13100.	88	11111	No
156	GOM_NL__2PRFIN20040415_072809_000000452026_00035_11111_1604.N1	15-APR-2004 07:28:09	Bright	44.500	15	67Alp Vir	0.97600	28000.	89	11111	No
157	GOM_NL__2PRFIN20040415_073112_000000392026_00035_11111_1605.N1	15-APR-2004 07:31:12	Bright	39.000	121	29Gam Vir	2.7400	7200.0	78	11111	No
158	GOM_NL__2PRFIN20040415_073500_000000412026_00035_11111_1606.N1	15-APR-2004 07:35:00	Bright	41.000	138	47Eps Vir	2.8280	4700.0	82	11111	No
159	GOM_NL__2PRFIN20040415_073754_000000382026_00035_11111_1607.N1	15-APR-2004 07:37:54	Bright	37.500	96	68Del Leo	2.5600	9300.0	75	11111	No
160	GOM_NL__2PRFIN20040415_074307_000000402026_00035_11111_1608.N1	15-APR-2004 07:43:07	Bright	40.000	152	12Alp2CVn	2.8900	11000.	80	11111	No

161	GOM_NL__2PRFIN20040415_074657_000000372026_00035_11111_1609.N1	15-APR-2004 07:46:57	Bright	36.500	87	64Gam UMa	2.4330	11000.	73	11111	No
162	GOM_NL__2PRFIN20040415_074821_000000392026_00035_11111_1610.N1	15-APR-2004 07:48:21	Bright	38.500	55	79Zet UMa	2.0600	10200.	77	11111	No
163	GOM_NL__2PRFIN20040415_075430_000000402026_00035_11111_1611.N1	15-APR-2004 07:54:30	Bright	40.000	60	7Bet UMi	2.0810	3950.0	80	11111	No
164	GOM_NL__2PRFIN20040415_075556_000000492026_00035_11111_1612.N1	15-APR-2004 07:55:56	Bright	48.500	119	14Eta Dra	2.7270	4700.0	97	11111	No
165	GOM_NL__2PRFIN20040415_080020_000000602026_00035_11111_1613.N1	15-APR-2004 08:00:20	Bright	60.000	130	23Bet Dra	2.7990	5800.0	120	11111	No
166	GOM_NL__2PRFIN20040415_080208_000000642026_00035_11111_1614.N1	15-APR-2004 08:02:08	Bright	63.500	69	33Gam Dra	2.2310	3800.0	127	11111	No
167	GOM_NL__2PRFIN20040415_080436_000000412026_00035_11111_1615.N1	15-APR-2004 08:04:36	Bright	40.500	89	5Alp Cep	2.4510	8000.0	81	11111	No
168	GOM_NL__2PRFIN20040415_080605_000000402026_00035_11111_1616.N1	15-APR-2004 08:06:05	Bright	39.500	68	18Alp Cas	2.2250	4500.0	79	11111	No
169	GOM_NL__2PRFIN20040415_081031_000001202026_00035_11111_1617.N1	15-APR-2004 08:10:31	Bright	120.00	5	3Alp Lyr	0.033000	11000.	240	11111	No
170	GOM_NL__2PRFIN20040415_081412_000000592026_00035_11111_1618.N1	15-APR-2004 08:14:12	Bright	59.000	92	53Eps Cyg	2.5000	4500.0	118	11111	No
171	GOM_NL__2PRFIN20040415_082137_000000532026_00035_11111_1619.N1	15-APR-2004 08:21:37	Dark	52.500	61	8Eps Peg	2.1000	3900.0	105	11111	No
172	GOM_NL__2PRFIN20040415_082405_000000472026_00035_11111_1620.N1	15-APR-2004 08:24:05	Dark	46.500	162	34Alp Aqr	2.9440	5350.0	93	11111	No
173	GOM_NL__2PRFIN20040415_082642_000000512026_00035_11111_1621.N1	15-APR-2004 08:26:42	Dark	50.500	154	22Bet Aqr	2.8990	5700.0	101	11111	No
174	GOM_NL__2PRFIN20040415_082906_000000472026_00035_11111_1622.N1	15-APR-2004 08:29:06	Dark	47.000	142	49Del Cap	2.8500	8900.0	94	11111	No
175	GOM_NL__2PRFIN20040415_083100_000000442026_00035_11111_1623.N1	15-APR-2004 08:31:00	Dark	43.500	18	24Alp PsA	1.1660	9700.0	87	11111	No
176	GOM_NL__2PRFIN20040415_083423_000000422026_00035_11111_1624.N1	15-APR-2004 08:34:23	Dark	41.500	172	Gam Gru	3.0030	13100.	83	11111	No
177	GOM_NL__2PRFIN20040415_083551_000000522026_00035_11111_1625.N1	15-APR-2004 08:35:51	Dark	52.000	63	Bet Gru	2.1500	2800.0	104	11111	No
178	GOM_NL__2PRFIN20040415_083941_000000402026_00035_11111_1626.N1	15-APR-2004 08:39:41	Dark	39.500	148	Alp Tuc	2.8780	4100.0	79	11111	No
179	GOM_NL__2PRFIN20040415_084125_000000402026_00036_11112_1593.N1	15-APR-2004 08:41:25	Dark	40.000	45	Alp Pav	1.9400	26000.	80	11112	No
180	GOM_NL__2PRFIN20040415_084352_000000742026_00036_11112_1594.N1	15-APR-2004 08:43:52	Dark	73.500	57	34Sig Sgr	2.0660	26000.	147	11112	No
181	GOM_NL__2PRFIN20040415_084642_000000692026_00036_11112_1595.N1	15-APR-2004 08:46:42	Dark	69.000	38	20Eps Sgr	1.8360	11000.	138	11112	No
182	GOM_NL__2PRFIN20040415_085037_000000672026_00036_11112_1596.N1	15-APR-2004 08:50:37	Straylight	67.000	25	35Lam Sco	1.6200	28000.	134	11112	No
183	GOM_NL__2PRFIN20040415_085316_000000462026_00036_11112_1597.N1	15-APR-2004 08:53:16	Straylight	45.500	4	Alp1Cen	-0.010000	5800.0	91	11112	No
184	GOM_NL__2PRFIN20040415_085445_000000432026_00036_11112_1598.N1	15-APR-2004 08:54:45	Straylight	42.500	12	Alp1Cru	0.77500	30000.	85	11112	No
185	GOM_NL__2PRFIN20040415_085619_000000442026_00036_11112_1599.N1	15-APR-2004 08:56:19	Straylight	44.000	26	Gam Cru	1.6240	2900.0	88	11112	No
186	GOM_NL__2PRFIN20040415_085905_000000982026_00036_11112_1600.N1	15-APR-2004 08:59:05	Straylight	98.000	16	21Alp Sco	1.0200	3000.0	196	11112	No
187	GOM_NL__2PRFIN20040415_090223_000000842026_00036_11112_1601.N1	15-APR-2004 09:02:23	Twi_and_stray	84.000	80	7Del Sco	2.3160	30000.	168	11112	No
188	GOM_NL__2PRFIN20040415_090532_000000452026_00036_11112_1602.N1	15-APR-2004 09:05:32	Twi_and_stray	44.500	106	9Bet Crv	2.6480	5600.0	89	11112	No
189	GOM_NL__2PRFIN20040415_090722_000000412026_00036_11112_1603.N1	15-APR-2004 09:07:22	Bright	40.500	100	4Gam Crv	2.5800	13100.	81	11112	No
190	GOM_NL__2PRFIN20040415_090845_000000462026_00036_11112_1604.N1	15-APR-2004 09:08:45	Bright	46.000	15	67Alp Vir	0.97600	28000.	92	11112	No
191	GOM_NL__2PRFIN20040415_091148_000000392026_00036_11112_1605.N1	15-APR-2004 09:11:48	Bright	39.000	121	29Gam Vir	2.7400	7200.0	78	11112	No
192	GOM_NL__2PRFIN20040415_091535_000000432026_00036_11112_1606.N1	15-APR-2004 09:15:35	Bright	43.000	138	47Eps Vir	2.8280	4700.0	86	11112	No
193	GOM_NL__2PRFIN20040415_091830_000000372026_00036_11112_1607.N1	15-APR-2004 09:18:30	Bright	37.000	96	68Del Leo	2.5600	9300.0	74	11112	No
194	GOM_NL__2PRFIN20040415_092342_000000402026_00036_11112_1608.N1	15-APR-2004 09:23:42	Bright	40.000	152	12Alp2CVn	2.8900	11000.	80	11112	No
195	GOM_NL__2PRFIN20040415_092733_000000362026_00036_11112_1609.N1	15-APR-2004 09:27:33	Bright	35.500	87	64Gam UMa	2.4330	11000.	71	11112	No
196	GOM_NL__2PRFIN20040415_092856_000000382026_00036_11112_1610.N1	15-APR-2004 09:28:56	Bright	37.500	55	79Zet UMa	2.0600	10200.	75	11112	No
197	GOM_NL__2PRFIN20040415_093506_000000382026_00036_11112_1611.N1	15-APR-2004 09:35:06	Bright	38.000	60	7Bet UMi	2.0810	3950.0	76	11112	No
198	GOM_NL__2PRFIN20040415_093631_000000482026_00036_11112_1612.N1	15-APR-2004 09:36:31	Bright	48.000	119	14Eta Dra	2.7270	4700.0	96	11112	No
199	GOM_NL__2PRFIN20040415_094055_000000622026_00036_11112_1613.N1	15-APR-2004 09:40:55	Bright	61.500	130	23Bet Dra	2.7990	5800.0	123	11112	No
200	GOM_NL__2PRFIN20040415_094243_000000632026_00036_11112_1614.N1	15-APR-2004 09:42:43	Bright	62.500	69	33Gam Dra	2.2310	3800.0	125	11112	No
201	GOM_NL__2PRFIN20040415_094512_000000402026_00036_11112_1615.N1	15-APR-2004 09:45:12	Bright	40.000	89	5Alp Cep	2.4510	8000.0	80	11112	No
202	GOM_NL__2PRFIN20040415_094641_000000372026_00036_11112_1616.N1	15-APR-2004 09:46:41	Bright	36.500	68	18Alp Cas	2.2250	4500.0	73	11112	No
203	GOM_NL__2PRFIN20040415_095107_000001202026_00036_11112_1617.N1	15-APR-2004 09:51:07	Bright	119.50	5	3Alp Lyr	0.033000	11000.	239	11112	No
204	GOM_NL__2PRFIN20040415_095448_000000602026_00036_11112_1618.N1	15-APR-2004 09:54:48	Bright	60.000	92	53Eps Cyg	2.5000	4500.0	120	11112	No
205	GOM_NL__2PRFIN20040415_100213_000000582026_00036_11112_1619.N1	15-APR-2004 10:02:13	Dark	58.000	61	8Eps Peg	2.1000	3900.0	116	11112	No
206	GOM_NL__2PRFIN20040415_100441_000000482026_00036_11112_1620.N1	15-APR-2004 10:04:41	Dark	48.000	162	34Alp Aqr	2.9440	5350.0	96	11112	No
207	GOM_NL__2PRFIN20040415_100719_000000522026_00036_11112_1621.N1	15-APR-2004 10:07:19	Dark	51.500	154	22Bet Aqr	2.8990	5700.0	103	11112	No
208	GOM_NL__2PRFIN20040415_100943_000000452026_00036_11112_1622.N1	15-APR-2004 10:09:43	Dark	44.500	142	49Del Cap	2.8500	8900.0	89	11112	No
209	GOM_NL__2PRFIN20040415_101136_000000442026_00036_11112_1623.N1	15-APR-2004 10:11:36	Dark	44.000	18	24Alp PsA	1.1660	9700.0	88	11112	No
210	GOM_NL__2PRFIN20040415_101500_000000402026_00036_11112_1624.N1	15-APR-2004 10:15:00	Dark	40.000	172	Gam Gru	3.0030	13100.	80	11112	No
211	GOM_NL__2PRFIN20040415_101627_000000522026_00036_11112_1625.N1	15-APR-2004 10:16:27	Dark	52.000	63	Bet Gru	2.1500	2800.0	104	11112	No
212	GOM_NL__2PRFIN20040415_102016_000000442026_00036_11112_1626.N1	15-APR-2004 10:20:16	Dark	44.000	148	Alp Tuc	2.8780	4100.0	88	11112	No
213	GOM_NL__2PRFIN20040415_102201_000000412026_00037_11113_1593.N1	15-APR-2004 10:22:01	Dark	40.500	45	Alp Pav	1.9400	26000.	81	11113	No
214	GOM_NL__2PRFIN20040415_102430_000000732026_00037_11113_1594.N1	15-APR-2004 10:24:30	Dark	72.500	57	34Sig Sgr	2.0660	26000.	145	11113	No
215	GOM_NL__2PRFIN20040415_102719_000000682026_00037_11113_1595.N1	15-APR-2004 10:27:19	Dark	68.000	38	20Eps Sgr	1.8360	11000.	136	11113	No
216	GOM_NL__2PRFIN20040415_103114_000000662026_00037_11113_1596.N1	15-APR-2004 10:31:14	Straylight	65.500	25	35Lam Sco	1.6200	28000.	131	11113	No
217	GOM_NL__2PRFIN20040415_103352_000000502026_00037_11113_1597.N1	15-APR-2004 10:33:52	Straylight	50.000	4	Alp1Cen	-0.010000	5800.0	100	11113	No
218	GOM_NL__2PRFIN20040415_103521_000000432026_00037_11113_1598.N1	15-APR-2004 10:35:21	Straylight	42.500	12	Alp1Cru	0.77500	30000.	85	11113	No
219	GOM_NL__2PRFIN20040415_103655_000000442026_00037_11113_1599.N1	15-APR-2004 10:36:55	Straylight	43.500	26	Gam Cru	1.6240	2900.0	87	11113	No

220	GOM_NL__2PRFIN20040415_103941_000000892026_00037_11113_1600.N1	15-APR-2004 10:39:41	Straylight	89.000	16	21Alp Sco	1.0200	3000.0	178	11113	No
221	GOM_NL__2PRFIN20040415_104300_000000832026_00037_11113_1601.N1	15-APR-2004 10:43:00	Tw_i_and_stray	82.500	80	7Del Sco	2.3160	30000.	165	11113	No
222	GOM_NL__2PRFIN20040415_104608_000000462026_00037_11113_1602.N1	15-APR-2004 10:46:08	Tw_i_and_stray	46.000	106	9Bet Crv	2.6480	5600.0	92	11113	No
223	GOM_NL__2PRFIN20040415_104757_000000432026_00037_11113_1603.N1	15-APR-2004 10:47:57	Bright	43.000	100	4Gam Crv	2.5800	13100.	86	11113	No
224	GOM_NL__2PRFIN20040415_104921_000000442026_00037_11113_1604.N1	15-APR-2004 10:49:21	Bright	43.500	15	67Alp Vir	0.97600	28000.	87	11113	No
225	GOM_NL__2PRFIN20040415_105224_000000392026_00037_11113_1605.N1	15-APR-2004 10:52:24	Bright	39.000	121	29Gam Vir	2.7400	7200.0	78	11113	No
226	GOM_NL__2PRFIN20040415_105611_000000412026_00037_11113_1606.N1	15-APR-2004 10:56:11	Bright	41.000	138	47Eps Vir	2.8280	4700.0	82	11113	No
227	GOM_NL__2PRFIN20040415_105906_000000362026_00037_11113_1607.N1	15-APR-2004 10:59:06	Bright	36.000	96	68Del Leo	2.5600	9300.0	72	11113	No
228	GOM_NL__2PRFIN20040415_110418_000000392026_00037_11113_1608.N1	15-APR-2004 11:04:18	Bright	38.500	152	12Alp2CVn	2.8900	11000.	77	11113	No
229	GOM_NL__2PRFIN20040415_110809_000000392026_00037_11113_1609.N1	15-APR-2004 11:08:09	Bright	38.500	87	64Gam UMa	2.4330	11000.	77	11113	No
230	GOM_NL__2PRFIN20040415_110931_000000412026_00037_11113_1610.N1	15-APR-2004 11:09:31	Bright	41.000	55	79Zet UMa	2.0600	10200.	82	11113	No
231	GOM_NL__2PRFIN20040415_111542_000000402026_00037_11113_1611.N1	15-APR-2004 11:15:42	Bright	40.000	60	7Bet UMi	2.0810	3950.0	80	11113	No
232	GOM_NL__2PRFIN20040415_111707_000000482026_00037_11113_1612.N1	15-APR-2004 11:17:07	Bright	48.000	119	14Eta Dra	2.7270	4700.0	96	11113	No
233	GOM_NL__2PRFIN20040415_112318_000000662026_00037_11113_1613.N1	15-APR-2004 11:23:18	Bright	66.000	69	33Gam Dra	2.2310	3800.0	132	11113	No
234	GOM_NL__2PRFIN20040415_112548_000000412026_00037_11113_1614.N1	15-APR-2004 11:25:48	Bright	41.000	89	5Alp Cep	2.4510	8000.0	82	11113	No
235	GOM_NL__2PRFIN20040415_112718_000000382026_00037_11113_1615.N1	15-APR-2004 11:27:18	Bright	37.500	68	18Alp Cas	2.2250	4500.0	75	11113	No
236	GOM_NL__2PRFIN20040415_113142_000001202026_00037_11113_1616.N1	15-APR-2004 11:31:42	Bright	120.00	5	3Alp Lyr	0.033000	11000.	240	11113	No
237	GOM_NL__2PRFIN20040415_113524_000000592026_00037_11113_1617.N1	15-APR-2004 11:35:24	Bright	58.500	92	53Eps Cyg	2.5000	4500.0	117	11113	No
238	GOM_NL__2PRFIN20040415_114249_000000542026_00037_11113_1618.N1	15-APR-2004 11:42:49	Dark	53.500	61	8Eps Peg	2.1000	3900.0	107	11113	No
239	GOM_NL__2PRFIN20040415_114517_000000492026_00037_11113_1619.N1	15-APR-2004 11:45:17	Dark	49.000	162	34Alp Aqr	2.9440	5350.0	98	11113	No
240	GOM_NL__2PRFIN20040415_114755_000000512026_00037_11113_1620.N1	15-APR-2004 11:47:55	Dark	50.500	154	22Bet Aqr	2.8990	5700.0	101	11113	No
241	GOM_NL__2PRFIN20040415_115019_000000462026_00037_11113_1621.N1	15-APR-2004 11:50:19	Dark	46.000	142	49Del Cap	2.8500	8900.0	92	11113	No
242	GOM_NL__2PRFIN20040415_115212_000000442026_00037_11113_1622.N1	15-APR-2004 11:52:12	Dark	44.000	18	24Alp PsA	1.1660	9700.0	88	11113	No
243	GOM_NL__2PRFIN20040415_115536_000000422026_00037_11113_1623.N1	15-APR-2004 11:55:36	Dark	41.500	172	Gam Gru	3.0030	13100.	83	11113	No
244	GOM_NL__2PRFIN20040415_115703_000000442026_00037_11113_1624.N1	15-APR-2004 11:57:03	Dark	44.000	63	Bet Gru	2.1500	2800.0	88	11113	No
245	GOM_NL__2PRFIN20040415_120053_000000392026_00037_11113_1625.N1	15-APR-2004 12:00:53	Dark	39.000	148	Alp Tuc	2.8780	4100.0	78	11113	No
246	GOM_NL__2PRFIN20040415_120237_000000402026_00038_11114_1593.N1	15-APR-2004 12:02:37	Dark	39.500	45	Alp Pav	1.9400	26000.	79	11114	No
247	GOM_NL__2PRFIN20040415_120508_000000742026_00038_11114_1594.N1	15-APR-2004 12:05:08	Dark	73.500	57	34Sig Sgr	2.0660	26000.	147	11114	No
248	GOM_NL__2PRFIN20040415_120756_000000642026_00038_11114_1595.N1	15-APR-2004 12:07:56	Dark	63.500	38	20Eps Sgr	1.8360	11000.	127	11114	No
249	GOM_NL__2PRFIN20040415_121151_000000652026_00038_11114_1596.N1	15-APR-2004 12:11:51	Straylight	64.500	25	35Lam Sco	1.6200	28000.	129	11114	No
250	GOM_NL__2PRFIN20040415_121428_000000432026_00038_11114_1597.N1	15-APR-2004 12:14:28	Straylight	43.000	4	Alp1Cen	-0.010000	5800.0	86	11114	No
251	GOM_NL__2PRFIN20040415_121557_000000462026_00038_11114_1598.N1	15-APR-2004 12:15:57	Straylight	46.000	12	Alp1Cru	0.77500	30000.	92	11114	No
252	GOM_NL__2PRFIN20040415_121731_000000512026_00038_11114_1599.N1	15-APR-2004 12:17:31	Straylight	51.000	26	Gam Cru	1.6240	2900.0	102	11114	No
253	GOM_NL__2PRFIN20040415_122018_000001002026_00038_11114_1600.N1	15-APR-2004 12:20:18	Straylight	100.00	16	21Alp Sco	1.0200	3000.0	200	11114	No
254	GOM_NL__2PRFIN20040415_122336_000000862026_00038_11114_1601.N1	15-APR-2004 12:23:36	Tw_i_and_stray	85.500	80	7Del Sco	2.3160	30000.	171	11114	No
255	GOM_NL__2PRFIN20040415_122643_000000432026_00038_11114_1602.N1	15-APR-2004 12:26:43	Tw_i_and_stray	43.000	106	9Bet Crv	2.6480	5600.0	86	11114	No
256	GOM_NL__2PRFIN20040415_122833_000000472026_00038_11114_1603.N1	15-APR-2004 12:28:33	Bright	46.500	100	4Gam Crv	2.5800	13100.	93	11114	No
257	GOM_NL__2PRFIN20040415_122956_000000472026_00038_11114_1604.N1	15-APR-2004 12:29:56	Bright	47.000	15	67Alp Vir	0.97600	28000.	94	11114	No
258	GOM_NL__2PRFIN20040415_123300_000000392026_00038_11114_1605.N1	15-APR-2004 12:33:00	Bright	39.000	121	29Gam Vir	2.7400	7200.0	78	11114	No
259	GOM_NL__2PRFIN20040415_123646_000000412026_00038_11114_1606.N1	15-APR-2004 12:36:46	Bright	41.000	138	47Eps Vir	2.8280	4700.0	82	11114	No
260	GOM_NL__2PRFIN20040415_123942_000000372026_00038_11114_1607.N1	15-APR-2004 12:39:42	Bright	37.000	96	68Del Leo	2.5600	9300.0	74	11114	No
261	GOM_NL__2PRFIN20040415_124454_000000382026_00038_11114_1608.N1	15-APR-2004 12:44:54	Bright	38.000	152	12Alp2CVn	2.8900	11000.	76	11114	No
262	GOM_NL__2PRFIN20040415_124844_000000372026_00038_11114_1609.N1	15-APR-2004 12:48:44	Bright	37.000	87	64Gam UMa	2.4330	11000.	74	11114	No
263	GOM_NL__2PRFIN20040415_125007_000000422026_00038_11114_1610.N1	15-APR-2004 12:50:07	Bright	42.000	55	79Zet UMa	2.0600	10200.	84	11114	No
264	GOM_NL__2PRFIN20040415_125617_000000362026_00038_11114_1611.N1	15-APR-2004 12:56:17	Bright	36.000	60	7Bet UMi	2.0810	3950.0	72	11114	No
265	GOM_NL__2PRFIN20040415_125742_000000452026_00038_11114_1612.N1	15-APR-2004 12:57:42	Bright	44.500	119	14Eta Dra	2.7270	4700.0	89	11114	No
266	GOM_NL__2PRFIN20040415_130204_000000632026_00038_11114_1613.N1	15-APR-2004 13:02:04	Bright	62.500	130	23Bet Dra	2.7990	5800.0	125	11114	No
267	GOM_NL__2PRFIN20040415_130353_000000662026_00038_11114_1614.N1	15-APR-2004 13:03:53	Bright	65.500	69	33Gam Dra	2.2310	3800.0	131	11114	No
268	GOM_NL__2PRFIN20040415_130623_000000382026_00038_11114_1615.N1	15-APR-2004 13:06:23	Bright	38.000	89	5Alp Cep	2.4510	8000.0	76	11114	No
269	GOM_NL__2PRFIN20040415_130753_000000362026_00038_11114_1616.N1	15-APR-2004 13:07:53	Bright	36.000	68	18Alp Cas	2.2250	4500.0	72	11114	No
270	GOM_NL__2PRFIN20040415_131217_000001272026_00038_11114_1617.N1	15-APR-2004 13:12:17	Bright	127.00	5	3Alp Lyr	0.033000	11000.	254	11114	No
271	GOM_NL__2PRFIN20040415_131600_000000562026_00038_11114_1618.N1	15-APR-2004 13:16:00	Bright	56.000	92	53Eps Cyg	2.5000	4500.0	112	11114	No
272	GOM_NL__2PRFIN20040415_132326_000000532026_00038_11114_1619.N1	15-APR-2004 13:23:26	Dark	52.500	61	8Eps Peg	2.1000	3900.0	105	11114	No
273	GOM_NL__2PRFIN20040415_132554_000000502026_00038_11114_1620.N1	15-APR-2004 13:25:54	Dark	49.500	162	34Alp Aqr	2.9440	5350.0	99	11114	No
274	GOM_NL__2PRFIN20040415_132832_000000462026_00038_11114_1621.N1	15-APR-2004 13:28:32	Dark	46.000	154	22Bet Aqr	2.8990	5700.0	92	11114	No
275	GOM_NL__2PRFIN20040415_133055_000000432026_00038_11114_1622.N1	15-APR-2004 13:30:55	Dark	42.500	142	49Del Cap	2.8500	8900.0	85	11114	No
276	GOM_NL__2PRFIN20040415_133248_000000442026_00038_11114_1623.N1	15-APR-2004 13:32:48	Dark	43.500	18	24Alp PsA	1.1660	9700.0	87	11114	No
277	GOM_NL__2PRFIN20040415_133612_000000402026_00038_11114_1624.N1	15-APR-2004 13:36:12	Dark	40.000	172	Gam Gru	3.0030	13100.	80	11114	No
278	GOM_NL__2PRFIN20040415_133739_000000522026_00038_11114_1625.N1	15-APR-2004 13:37:39	Dark	51.500	63	Bet Gru	2.1500	2800.0	103	11114	No

279	GOM_NL__2PRFIN20040415_134129_000000452026_00038_11114_1626.N1	15-APR-2004 13:41:29	Dark	44.500	148	Alp Tuc	2.8780	4100.0	89	11114	No
280	GOM_NL__2PRFIN20040415_134314_000000412026_00039_11115_1593.N1	15-APR-2004 13:43:14	Dark	41.000	45	Alp Pav	1.9400	26000.	82	11115	No
281	GOM_NL__2PRFIN20040415_134546_000000732026_00039_11115_1594.N1	15-APR-2004 13:45:46	Dark	73.000	57	34Sig Sgr	2.0660	26000.	146	11115	No
282	GOM_NL__2PRFIN20040415_134833_000000672026_00039_11115_1595.N1	15-APR-2004 13:48:33	Dark	67.000	38	20Eps Sgr	1.8360	11000.	134	11115	No
283	GOM_NL__2PRFIN20040415_135044_000000472026_00039_11115_1596.N1	15-APR-2004 13:50:44	Dark	46.500	147	Alp Ara	2.8770	26000.	93	11115	No
284	GOM_NL__2PRFIN20040415_135228_000000612026_00039_11115_1597.N1	15-APR-2004 13:52:28	Straylight	61.000	25	35Lam Sco	1.6200	28000.	122	11115	No
285	GOM_NL__2PRFIN20040415_135505_000000462026_00039_11115_1598.N1	15-APR-2004 13:55:05	Straylight	45.500	4	Alp1Cen	-0.010000	5800.0	91	11115	No
286	GOM_NL__2PRFIN20040415_135633_000000442026_00039_11115_1599.N1	15-APR-2004 13:56:33	Straylight	44.000	12	Alp1Cru	0.77500	30000.	88	11115	No
287	GOM_NL__2PRFIN20040415_135807_000000442026_00039_11115_1600.N1	15-APR-2004 13:58:07	Straylight	44.000	26	Gam Cru	1.6240	2900.0	88	11115	No
288	GOM_NL__2PRFIN20040415_140055_000001072026_00039_11115_1601.N1	15-APR-2004 14:00:55	Straylight	107.00	16	21Alp Sco	1.0200	3000.0	214	11115	No
289	GOM_NL__2PRFIN20040415_140412_000000852026_00039_11115_1602.N1	15-APR-2004 14:04:12	Tw_i_and_stray	84.500	80	7Del Sco	2.3160	30000.	169	11115	No
290	GOM_NL__2PRFIN20040415_140720_000000462026_00039_11115_1603.N1	15-APR-2004 14:07:20	Tw_i_and_stray	46.000	106	9Bet Crv	2.6480	5600.0	92	11115	No
291	GOM_NL__2PRFIN20040415_140909_000000402026_00039_11115_1604.N1	15-APR-2004 14:09:09	Bright	39.500	100	4Gam Crv	2.5800	13100.	79	11115	No
292	GOM_NL__2PRFIN20040415_141030_000000492026_00039_11115_1605.N1	15-APR-2004 14:10:30	Bright	48.500	15	67Alp Vir	0.97600	28000.	97	11115	No
293	GOM_NL__2PRFIN20040415_141335_000000402026_00039_11115_1606.N1	15-APR-2004 14:13:35	Bright	40.000	121	29Gam Vir	2.7400	7200.0	80	11115	No
294	GOM_NL__2PRFIN20040415_141722_000000422026_00039_11115_1607.N1	15-APR-2004 14:17:22	Bright	41.500	138	47Eps Vir	2.8280	4700.0	83	11115	No
295	GOM_NL__2PRFIN20040415_142018_000000362026_00039_11115_1608.N1	15-APR-2004 14:20:18	Bright	36.000	96	68Del Leo	2.5600	9300.0	72	11115	No
296	GOM_NL__2PRFIN20040415_142529_000000402026_00039_11115_1609.N1	15-APR-2004 14:25:29	Bright	39.500	152	12Alp2CVn	2.8900	11000.	79	11115	No
297	GOM_NL__2PRFIN20040415_142655_000000352026_00039_11115_1610.N1	15-APR-2004 14:26:55	Bright	35.000	174	52Psi UMa	3.0040	4400.0	70	11115	No
298	GOM_NL__2PRFIN20040415_142920_000000372026_00039_11115_1611.N1	15-APR-2004 14:29:20	Bright	36.500	87	64Gam UMa	2.4330	11000.	73	11115	No
299	GOM_NL__2PRFIN20040415_143043_000000402026_00039_11115_1612.N1	15-APR-2004 14:30:43	Bright	39.500	55	79Zet UMa	2.0600	10200.	79	11115	No
300	GOM_NL__2PRFIN20040415_143653_000000422026_00039_11115_1613.N1	15-APR-2004 14:36:53	Bright	42.000	60	7Bet UMi	2.0810	3950.0	84	11115	No
301	GOM_NL__2PRFIN20040415_143817_000000482026_00039_11115_1614.N1	15-APR-2004 14:38:17	Bright	47.500	119	14Eta Dra	2.7270	4700.0	95	11115	No
302	GOM_NL__2PRFIN20040415_144239_000000612026_00039_11115_1615.N1	15-APR-2004 14:42:39	Bright	60.500	130	23Bet Dra	2.7990	5800.0	121	11115	No
303	GOM_NL__2PRFIN20040415_144428_000000632026_00039_11115_1616.N1	15-APR-2004 14:44:28	Bright	62.500	69	33Gam Dra	2.2310	3800.0	125	11115	No
304	GOM_NL__2PRFIN20040415_144659_000000402026_00039_11115_1617.N1	15-APR-2004 14:46:59	Bright	40.000	89	5Alp Cep	2.4510	8000.0	80	11115	No
305	GOM_NL__2PRFIN20040415_144830_000000372026_00039_11115_1618.N1	15-APR-2004 14:48:30	Bright	37.000	68	18Alp Cas	2.2250	4500.0	74	11115	No
306	GOM_NL__2PRFIN20040415_145253_000001242026_00039_11115_1619.N1	15-APR-2004 14:52:53	Bright	123.50	5	3Alp Lyr	0.033000	11000.	247	11115	No
307	GOM_NL__2PRFIN20040415_145636_000000562026_00039_11115_1620.N1	15-APR-2004 14:56:36	Bright	56.000	92	53Eps Cyg	2.5000	4500.0	112	11115	No
308	GOM_NL__2PRFIN20040415_150402_000000552026_00039_11115_1621.N1	15-APR-2004 15:04:02	Dark	54.500	61	8Eps Peg	2.1000	3900.0	109	11115	No
309	GOM_NL__2PRFIN20040415_150630_000000462026_00039_11115_1622.N1	15-APR-2004 15:06:30	Dark	46.000	162	34Alp Aqr	2.9440	5350.0	92	11115	No
310	GOM_NL__2PRFIN20040415_150909_000000492026_00039_11115_1623.N1	15-APR-2004 15:09:09	Dark	48.500	154	22Bet Aqr	2.8990	5700.0	97	11115	No
311	GOM_NL__2PRFIN20040415_151132_000000452026_00039_11115_1624.N1	15-APR-2004 15:11:32	Dark	44.500	142	49Del Cap	2.8500	8900.0	89	11115	No
312	GOM_NL__2PRFIN20040415_151324_000000442026_00039_11115_1625.N1	15-APR-2004 15:13:24	Dark	44.000	18	24Alp PsA	1.1660	9700.0	88	11115	No
313	GOM_NL__2PRFIN20040415_151649_000000402026_00039_11115_1626.N1	15-APR-2004 15:16:49	Dark	40.000	172	Gam Gru	3.0030	13100.	80	11115	No
314	GOM_NL__2PRFIN20040415_151815_000000462026_00039_11115_1627.N1	15-APR-2004 15:18:15	Dark	45.500	63	Bet Gru	2.1500	2800.0	91	11115	No
315	GOM_NL__2PRFIN20040415_152206_000000412026_00039_11115_1628.N1	15-APR-2004 15:22:06	Dark	41.000	148	Alp Tuc	2.8780	4100.0	82	11115	No
316	GOM_NL__2PRFIN20040415_152351_000000412026_00040_11116_1593.N1	15-APR-2004 15:23:51	Dark	40.500	45	Alp Pav	1.9400	26000.	81	11116	No
317	GOM_NL__2PRFIN20040415_152624_000000722026_00040_11116_1594.N1	15-APR-2004 15:26:24	Dark	72.000	57	34Sig Sgr	2.0660	26000.	144	11116	No
318	GOM_NL__2PRFIN20040415_152912_000000652026_00040_11116_1595.N1	15-APR-2004 15:29:12	Dark	65.000	38	20Eps Sgr	1.8360	11000.	130	11116	No
319	GOM_NL__2PRFIN20040415_153121_000000482026_00040_11116_1596.N1	15-APR-2004 15:31:21	Dark	47.500	147	Alp Ara	2.8770	26000.	95	11116	No
320	GOM_NL__2PRFIN20040415_153306_000000632026_00040_11116_1597.N1	15-APR-2004 15:33:06	Straylight	63.000	25	35Lam Sco	1.6200	28000.	126	11116	No
321	GOM_NL__2PRFIN20040415_153541_000000412026_00040_11116_1598.N1	15-APR-2004 15:35:41	Straylight	40.500	4	Alp1Cen	-0.010000	5800.0	81	11116	No
322	GOM_NL__2PRFIN20040415_153710_000000442026_00040_11116_1599.N1	15-APR-2004 15:37:10	Straylight	43.500	12	Alp1Cru	0.77500	30000.	87	11116	No
323	GOM_NL__2PRFIN20040415_153844_000000462026_00040_11116_1600.N1	15-APR-2004 15:38:44	Straylight	45.500	26	Gam Cru	1.6240	2900.0	91	11116	No
324	GOM_NL__2PRFIN20040415_154132_000000982026_00040_11116_1601.N1	15-APR-2004 15:41:32	Straylight	97.500	16	21Alp Sco	1.0200	3000.0	195	11116	No
325	GOM_NL__2PRFIN20040415_154449_000000832026_00040_11116_1602.N1	15-APR-2004 15:44:49	Tw_i_and_stray	82.500	80	7Del Sco	2.3160	30000.	165	11116	No
326	GOM_NL__2PRFIN20040415_154757_000000432026_00040_11116_1603.N1	15-APR-2004 15:47:57	Tw_i_and_stray	42.500	106	9Bet Crv	2.6480	5600.0	85	11116	No
327	GOM_NL__2PRFIN20040415_154947_000000382026_00040_11116_1604.N1	15-APR-2004 15:49:47	Bright	38.000	100	4Gam Crv	2.5800	13100.	76	11116	No
328	GOM_NL__2PRFIN20040415_155110_000000452026_00040_11116_1605.N1	15-APR-2004 15:51:10	Bright	44.500	15	67Alp Vir	0.97600	28000.	89	11116	No
329	GOM_NL__2PRFIN20040415_155413_000000382026_00040_11116_1606.N1	15-APR-2004 15:54:13	Bright	37.500	121	29Gam Vir	2.7400	7200.0	75	11116	No
330	GOM_NL__2PRFIN20040415_155759_000000402026_00040_11116_1607.N1	15-APR-2004 15:57:59	Bright	40.000	138	47Eps Vir	2.8280	4700.0	80	11116	No
331	GOM_NL__2PRFIN20040415_160055_000000362026_00040_11116_1608.N1	15-APR-2004 16:00:55	Bright	35.500	96	68Del Leo	2.5600	9300.0	71	11116	No
332	GOM_NL__2PRFIN20040415_160606_000000372026_00040_11116_1609.N1	15-APR-2004 16:06:06	Bright	37.000	152	12Alp2CVn	2.8900	11000.	74	11116	No
333	GOM_NL__2PRFIN20040415_160732_000000372026_00040_11116_1610.N1	15-APR-2004 16:07:32	Bright	37.000	174	52Psi UMa	3.0040	4400.0	74	11116	No
334	GOM_NL__2PRFIN20040415_160957_000000372026_00040_11116_1611.N1	15-APR-2004 16:09:57	Bright	36.500	87	64Gam UMa	2.4330	11000.	73	11116	No
335	GOM_NL__2PRFIN20040415_161119_000000392026_00040_11116_1612.N1	15-APR-2004 16:11:19	Bright	39.000	55	79Zet UMa	2.0600	10200.	78	11116	No
336	GOM_NL__2PRFIN20040415_161729_000000402026_00040_11116_1613.N1	15-APR-2004 16:17:29	Bright	39.500	60	7Bet UMi	2.0810	3950.0	79	11116	No
337	GOM_NL__2PRFIN20040415_161853_000000462026_00040_11116_1614.N1	15-APR-2004 16:18:53	Bright	46.000	119	14Eta Dra	2.7270	4700.0	92	11116	No

338	GOM_NL__2PRFIN20040415_162314_000000622026_00040_11116_1615.N1	15-APR-2004 16:23:14	Bright	62.000	130	23Bet Dra	2.7990	5800.0	124	11116	No
339	GOM_NL__2PRFIN20040415_162503_000000652026_00040_11116_1616.N1	15-APR-2004 16:25:03	Bright	65.000	69	33Gam Dra	2.2310	3800.0	130	11116	No
340	GOM_NL__2PRFIN20040415_162736_000000402026_00040_11116_1617.N1	15-APR-2004 16:27:36	Bright	39.500	89	5Alp Cep	2.4510	8000.0	79	11116	No
341	GOM_NL__2PRFIN20040415_162907_000000372026_00040_11116_1618.N1	15-APR-2004 16:29:07	Bright	36.500	68	18Alp Cas	2.2250	4500.0	73	11116	No
342	GOM_NL__2PRFIN20040415_163328_000001182026_00040_11116_1619.N1	15-APR-2004 16:33:28	Bright	117.50	5	3Alp Lyr	0.033000	11000.	235	11116	No
343	GOM_NL__2PRFIN20040415_163713_000000602026_00040_11116_1620.N1	15-APR-2004 16:37:13	Bright	59.500	92	53Eps Cyg	2.5000	4500.0	119	11116	No
344	GOM_NL__2PRFIN20040415_164440_000000522026_00040_11116_1621.N1	15-APR-2004 16:44:40	Dark	51.500	61	8Eps Peg	2.1000	3900.0	103	11116	No
345	GOM_NL__2PRFIN20040415_164708_000000442026_00040_11116_1622.N1	15-APR-2004 16:47:08	Dark	43.500	162	34Alp Aqr	2.9440	5350.0	87	11116	No
346	GOM_NL__2PRFIN20040415_164946_000000492026_00040_11116_1623.N1	15-APR-2004 16:49:46	Dark	49.000	154	22Bet Aqr	2.8990	5700.0	98	11116	No
347	GOM_NL__2PRFIN20040415_165209_000000452026_00040_11116_1624.N1	15-APR-2004 16:52:09	Dark	44.500	142	49Del Cap	2.8500	8900.0	89	11116	No
348	GOM_NL__2PRFIN20040415_165402_000000442026_00040_11116_1625.N1	15-APR-2004 16:54:02	Dark	44.000	18	24Alp PsA	1.1660	9700.0	88	11116	No
349	GOM_NL__2PRFIN20040415_165726_000000402026_00040_11116_1626.N1	15-APR-2004 16:57:26	Dark	40.000	172	Gam Gru	3.0030	13100.	80	11116	No
350	GOM_NL__2PRFIN20040415_165852_000000442026_00040_11116_1627.N1	15-APR-2004 16:58:52	Dark	43.500	63	Bet Gru	2.1500	2800.0	87	11116	No
351	GOM_NL__2PRFIN20040415_170242_000000422026_00040_11116_1628.N1	15-APR-2004 17:02:42	Dark	42.000	148	Alp Tuc	2.8780	4100.0	84	11116	No
352	GOM_NL__2PRFIN20040415_170428_000000402026_00041_11117_1593.N1	15-APR-2004 17:04:28	Dark	39.500	45	Alp Pav	1.9400	26000.	79	11117	No
353	GOM_NL__2PRFIN20040415_170702_000000742026_00041_11117_1594.N1	15-APR-2004 17:07:02	Dark	74.000	57	34Sig Sgr	2.0660	26000.	148	11117	No
354	GOM_NL__2PRFIN20040415_170949_000000642026_00041_11117_1595.N1	15-APR-2004 17:09:49	Dark	63.500	38	20Eps Sgr	1.8360	11000.	127	11117	No
355	GOM_NL__2PRFIN20040415_171158_000000472026_00041_11117_1596.N1	15-APR-2004 17:11:58	Dark	47.000	147	Alp Ara	2.8770	26000.	94	11117	No
356	GOM_NL__2PRFIN20040415_171343_000000702026_00041_11117_1597.N1	15-APR-2004 17:13:43	Straylight	70.000	25	35Lam Sco	1.6200	28000.	140	11117	No
357	GOM_NL__2PRFIN20040415_171618_000000542026_00041_11117_1598.N1	15-APR-2004 17:16:18	Straylight	54.000	4	Alp1Cen	-0.010000	5800.0	108	11117	No
358	GOM_NL__2PRFIN20040415_171746_000000432026_00041_11117_1599.N1	15-APR-2004 17:17:46	Straylight	42.500	12	Alp1Cru	0.77500	30000.	85	11117	No
359	GOM_NL__2PRFIN20040415_171920_000000452026_00041_11117_1600.N1	15-APR-2004 17:19:20	Straylight	44.500	26	Gam Cru	1.6240	2900.0	89	11117	No
360	GOM_NL__2PRFIN20040415_172210_000000952026_00041_11117_1601.N1	15-APR-2004 17:22:10	Straylight	95.000	16	21Alp Sco	1.0200	3000.0	190	11117	No
361	GOM_NL__2PRFIN20040415_172526_000000912026_00041_11117_1602.N1	15-APR-2004 17:25:26	Tw_i_and_stray	90.500	80	7Del Sco	2.3160	30000.	181	11117	No
362	GOM_NL__2PRFIN20040415_172833_000000432026_00041_11117_1603.N1	15-APR-2004 17:28:33	Tw_i_and_stray	42.500	106	9Bet Crv	2.6480	5600.0	85	11117	No
363	GOM_NL__2PRFIN20040415_173023_000000392026_00041_11117_1604.N1	15-APR-2004 17:30:23	Bright	38.500	100	4Gam Crv	2.5800	13100.	77	11117	No
364	GOM_NL__2PRFIN20040415_173146_000000462026_00041_11117_1605.N1	15-APR-2004 17:31:46	Bright	46.000	15	67Alp Vir	0.97600	28000.	92	11117	No
365	GOM_NL__2PRFIN20040415_173449_000000382026_00041_11117_1606.N1	15-APR-2004 17:34:49	Bright	37.500	121	29Gam Vir	2.7400	7200.0	75	11117	No
366	GOM_NL__2PRFIN20040415_173835_000000402026_00041_11117_1607.N1	15-APR-2004 17:38:35	Bright	40.000	138	47Eps Vir	2.8280	4700.0	80	11117	No
367	GOM_NL__2PRFIN20040415_174132_000000362026_00041_11117_1608.N1	15-APR-2004 17:41:32	Bright	35.500	96	68Del Leo	2.5600	9300.0	71	11117	No
368	GOM_NL__2PRFIN20040415_174641_000000382026_00041_11117_1609.N1	15-APR-2004 17:46:41	Bright	38.000	152	12Alp2CVn	2.8900	11000.	76	11117	No
369	GOM_NL__2PRFIN20040415_174808_000000362026_00041_11117_1610.N1	15-APR-2004 17:48:08	Bright	35.500	174	52Psi UMa	3.0040	4400.0	71	11117	No
370	GOM_NL__2PRFIN20040415_175033_000000372026_00041_11117_1611.N1	15-APR-2004 17:50:33	Bright	37.000	87	64Gam UMa	2.4330	11000.	74	11117	No
371	GOM_NL__2PRFIN20040415_175155_000000392026_00041_11117_1612.N1	15-APR-2004 17:51:55	Bright	39.000	55	79Zet UMa	2.0600	10200.	78	11117	No
372	GOM_NL__2PRFIN20040415_175805_000000402026_00041_11117_1613.N1	15-APR-2004 17:58:05	Bright	40.000	60	7Bet UMi	2.0810	3950.0	80	11117	No
373	GOM_NL__2PRFIN20040415_175928_000000472026_00041_11117_1614.N1	15-APR-2004 17:59:28	Bright	47.000	119	14Eta Dra	2.7270	4700.0	94	11117	No
374	GOM_NL__2PRFIN20040415_180349_000000622026_00041_11117_1615.N1	15-APR-2004 18:03:49	Bright	62.000	130	23Bet Dra	2.7990	5800.0	124	11117	No
375	GOM_NL__2PRFIN20040415_180538_000000672026_00041_11117_1616.N1	15-APR-2004 18:05:38	Bright	66.500	69	33Gam Dra	2.2310	3800.0	133	11117	No
376	GOM_NL__2PRFIN20040415_180812_000000382026_00041_11117_1617.N1	15-APR-2004 18:08:12	Bright	37.500	89	5Alp Cep	2.4510	8000.0	75	11117	No
377	GOM_NL__2PRFIN20040415_180943_000000342026_00041_11117_1618.N1	15-APR-2004 18:09:43	Bright	34.000	68	18Alp Cas	2.2250	4500.0	68	11117	No
378	GOM_NL__2PRFIN20040415_181403_000001222026_00041_11117_1619.N1	15-APR-2004 18:14:03	Bright	121.50	5	3Alp Lyr	0.033000	11000.	243	11117	No
379	GOM_NL__2PRFIN20040415_181749_000000562026_00041_11117_1620.N1	15-APR-2004 18:17:49	Bright	55.500	92	53Eps Cyg	2.5000	4500.0	111	11117	No
380	GOM_NL__2PRFIN20040415_182516_000000552026_00041_11117_1621.N1	15-APR-2004 18:25:16	Dark	54.500	61	8Eps Peg	2.1000	3900.0	109	11117	No
381	GOM_NL__2PRFIN20040415_182744_000000442026_00041_11117_1622.N1	15-APR-2004 18:27:44	Dark	44.000	162	34Alp Aqr	2.9440	5350.0	88	11117	No
382	GOM_NL__2PRFIN20040415_183023_000000522026_00041_11117_1623.N1	15-APR-2004 18:30:23	Dark	51.500	154	22Bet Aqr	2.8990	5700.0	103	11117	No
383	GOM_NL__2PRFIN20040415_183246_000000452026_00041_11117_1624.N1	15-APR-2004 18:32:46	Dark	45.000	142	49Del Cap	2.8500	8900.0	90	11117	No
384	GOM_NL__2PRFIN20040415_183438_000000452026_00041_11117_1625.N1	15-APR-2004 18:34:38	Dark	45.000	18	24Alp PsA	1.1660	9700.0	90	11117	No
385	GOM_NL__2PRFIN20040415_183803_000000382026_00041_11117_1626.N1	15-APR-2004 18:38:03	Dark	38.000	172	Gam Gru	3.0030	13100.	76	11117	No
386	GOM_NL__2PRFIN20040415_183929_000000522026_00041_11117_1627.N1	15-APR-2004 18:39:29	Dark	52.000	63	Bet Gru	2.1500	2800.0	104	11117	No
387	GOM_NL__2PRFIN20040415_184318_000000412026_00041_11117_1628.N1	15-APR-2004 18:43:18	Dark	41.000	148	Alp Tuc	2.8780	4100.0	82	11117	No
388	GOM_NL__2PRFIN20040415_184504_000000412026_00042_11118_1593.N1	15-APR-2004 18:45:04	Dark	41.000	45	Alp Pav	1.9400	26000.	82	11118	No
389	GOM_NL__2PRFIN20040415_184740_000000722026_00042_11118_1594.N1	15-APR-2004 18:47:40	Dark	71.500	57	34Sig Sgr	2.0660	26000.	143	11118	No
390	GOM_NL__2PRFIN20040415_185027_000000752026_00042_11118_1595.N1	15-APR-2004 18:50:27	Dark	74.500	38	20Eps Sgr	1.8360	11000.	149	11118	No
391	GOM_NL__2PRFIN20040415_185235_000000452026_00042_11118_1596.N1	15-APR-2004 18:52:35	Dark	45.000	147	Alp Ara	2.8770	26000.	90	11118	No
392	GOM_NL__2PRFIN20040415_185421_000000622026_00042_11118_1597.N1	15-APR-2004 18:54:21	Straylight	61.500	25	35Lam Sco	1.6200	28000.	123	11118	No
393	GOM_NL__2PRFIN20040415_185654_000000452026_00042_11118_1598.N1	15-APR-2004 18:56:54	Straylight	44.500	4	Alp1Cen	-0.010000	5800.0	89	11118	No
394	GOM_NL__2PRFIN20040415_185822_000000372026_00042_11118_1599.N1	15-APR-2004 18:58:22	Straylight	37.000	12	Alp1Cru	0.77500	30000.	74	11118	No
395	GOM_NL__2PRFIN20040415_185956_000000432026_00042_11118_1600.N1	15-APR-2004 18:59:56	Straylight	43.000	26	Gam Cru	1.6240	2900.0	86	11118	No
396	GOM_NL__2PRFIN20040415_190247_000001072026_00042_11118_1601.N1	15-APR-2004 19:02:47	Straylight	107.00	16	21Alp Sco	1.0200	3000.0	214	11118	No

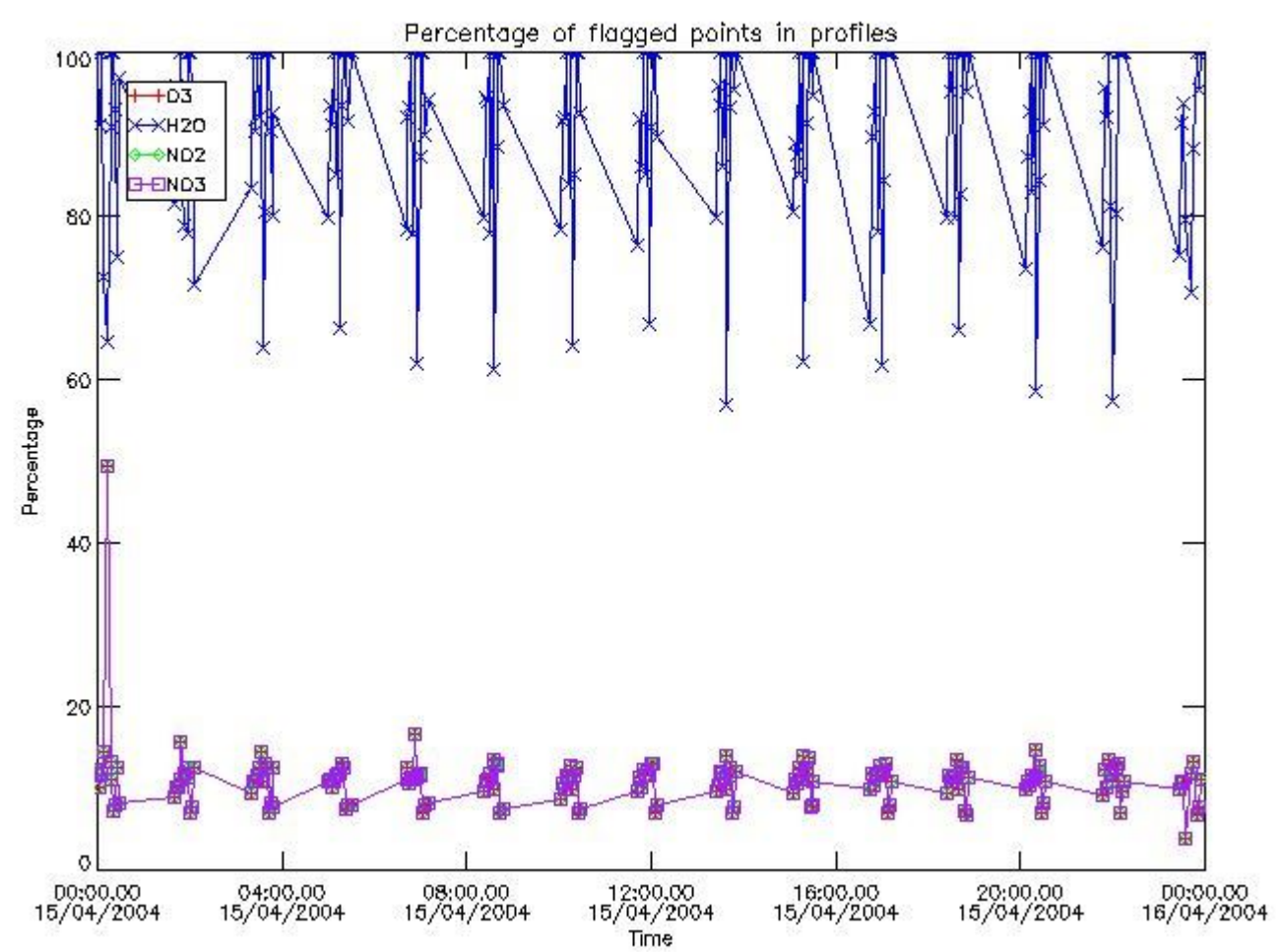
397	GOM_NL__2PRFIN20040415_190602_000000862026_00042_11118_1602.N1	15-APR-2004 19:06:02	Tw_i_and_stray	85.500	80	7Del Sco	2.3160	30000.	171	11118	No
398	GOM_NL__2PRFIN20040415_190910_000000442026_00042_11118_1603.N1	15-APR-2004 19:09:10	Tw_i_and_stray	43.500	106	9Bet Crv	2.6480	5600.0	87	11118	No
399	GOM_NL__2PRFIN20040415_191059_000000382026_00042_11118_1604.N1	15-APR-2004 19:10:59	Bright	38.000	100	4Gam Crv	2.5800	13100.	76	11118	No
400	GOM_NL__2PRFIN20040415_191222_000000442026_00042_11118_1605.N1	15-APR-2004 19:12:22	Bright	43.500	15	67Alp Vir	0.97600	28000.	87	11118	No
401	GOM_NL__2PRFIN20040415_191525_000000382026_00042_11118_1606.N1	15-APR-2004 19:15:25	Bright	38.000	121	29Gam Vir	2.7400	7200.0	76	11118	No
402	GOM_NL__2PRFIN20040415_191911_000000402026_00042_11118_1607.N1	15-APR-2004 19:19:11	Bright	39.500	138	47Eps Vir	2.8280	4700.0	79	11118	No
403	GOM_NL__2PRFIN20040415_192208_000000362026_00042_11118_1608.N1	15-APR-2004 19:22:08	Bright	36.000	96	68Del Leo	2.5600	9300.0	72	11118	No
404	GOM_NL__2PRFIN20040415_192717_000000392026_00042_11118_1609.N1	15-APR-2004 19:27:17	Bright	39.000	152	12Alp2CVn	2.8900	11000.	78	11118	No
405	GOM_NL__2PRFIN20040415_192844_000000372026_00042_11118_1610.N1	15-APR-2004 19:28:44	Bright	37.000	174	52Psi UMa	3.0040	4400.0	74	11118	No
406	GOM_NL__2PRFIN20040415_193109_000000372026_00042_11118_1611.N1	15-APR-2004 19:31:09	Bright	36.500	87	64Gam UMa	2.4330	11000.	73	11118	No
407	GOM_NL__2PRFIN20040415_193230_000000402026_00042_11118_1612.N1	15-APR-2004 19:32:30	Bright	39.500	55	79Zet UMa	2.0600	10200.	79	11118	No
408	GOM_NL__2PRFIN20040415_193841_000000422026_00042_11118_1613.N1	15-APR-2004 19:38:41	Bright	41.500	60	7Bet UMi	2.0810	3950.0	83	11118	No
409	GOM_NL__2PRFIN20040415_194004_000000472026_00042_11118_1614.N1	15-APR-2004 19:40:04	Bright	46.500	119	14Eta Dra	2.7270	4700.0	93	11118	No
410	GOM_NL__2PRFIN20040415_194424_000000622026_00042_11118_1615.N1	15-APR-2004 19:44:24	Bright	61.500	130	23Bet Dra	2.7990	5800.0	123	11118	No
411	GOM_NL__2PRFIN20040415_194613_000000632026_00042_11118_1616.N1	15-APR-2004 19:46:13	Bright	63.000	69	33Gam Dra	2.2310	3800.0	126	11118	No
412	GOM_NL__2PRFIN20040415_194848_000000382026_00042_11118_1617.N1	15-APR-2004 19:48:48	Bright	37.500	89	5Alp Cep	2.4510	8000.0	75	11118	No
413	GOM_NL__2PRFIN20040415_195019_000000342026_00042_11118_1618.N1	15-APR-2004 19:50:19	Bright	33.500	68	18Alp Cas	2.2250	4500.0	67	11118	No
414	GOM_NL__2PRFIN20040415_195439_000001162026_00042_11118_1619.N1	15-APR-2004 19:54:39	Bright	116.00	5	3Alp Lyr	0.033000	11000.	232	11118	No
415	GOM_NL__2PRFIN20040415_195825_000000522026_00042_11118_1620.N1	15-APR-2004 19:58:25	Bright	52.000	92	53Eps Cyg	2.5000	4500.0	104	11118	No
416	GOM_NL__2PRFIN20040415_200553_000000522026_00042_11118_1621.N1	15-APR-2004 20:05:53	Dark	51.500	61	8Eps Peg	2.1000	3900.0	103	11118	No
417	GOM_NL__2PRFIN20040415_200821_000000472026_00042_11118_1622.N1	15-APR-2004 20:08:21	Dark	47.000	162	34Alp Aqr	2.9440	5350.0	94	11118	No
418	GOM_NL__2PRFIN20040415_201100_000000492026_00042_11118_1623.N1	15-APR-2004 20:11:00	Dark	49.000	154	22Bet Aqr	2.8990	5700.0	98	11118	No
419	GOM_NL__2PRFIN20040415_201322_000000462026_00042_11118_1624.N1	15-APR-2004 20:13:22	Dark	45.500	142	49Del Cap	2.8500	8900.0	91	11118	No
420	GOM_NL__2PRFIN20040415_201514_000000442026_00042_11118_1625.N1	15-APR-2004 20:15:14	Dark	44.000	18	24Alp PsA	1.1660	9700.0	88	11118	No
421	GOM_NL__2PRFIN20040415_201839_000000382026_00042_11118_1626.N1	15-APR-2004 20:18:39	Dark	38.000	172	Gam Gru	3.0030	13100.	76	11118	No
422	GOM_NL__2PRFIN20040415_202005_000000452026_00042_11118_1627.N1	15-APR-2004 20:20:05	Dark	45.000	63	Bet Gru	2.1500	2800.0	90	11118	No
423	GOM_NL__2PRFIN20040415_202354_000000422026_00042_11118_1628.N1	15-APR-2004 20:23:54	Dark	42.000	148	Alp Tuc	2.8780	4100.0	84	11118	No
424	GOM_NL__2PRFIN20040415_202541_000000402026_00043_11119_1593.N1	15-APR-2004 20:25:41	Dark	40.000	45	Alp Pav	1.9400	26000.	80	11119	No
425	GOM_NL__2PRFIN20040415_202818_000000732026_00043_11119_1594.N1	15-APR-2004 20:28:18	Dark	72.500	57	34Sig Sgr	2.0660	26000.	145	11119	No
426	GOM_NL__2PRFIN20040415_203104_000000632026_00043_11119_1595.N1	15-APR-2004 20:31:04	Dark	62.500	38	20Eps Sgr	1.8360	11000.	125	11119	No
427	GOM_NL__2PRFIN20040415_203312_000000472026_00043_11119_1596.N1	15-APR-2004 20:33:12	Dark	47.000	147	Alp Ara	2.8770	26000.	94	11119	No
428	GOM_NL__2PRFIN20040415_203458_000000612026_00043_11119_1597.N1	15-APR-2004 20:34:58	Straylight	61.000	25	35Lam Sco	1.6200	28000.	122	11119	No
429	GOM_NL__2PRFIN20040415_203731_000000542026_00043_11119_1598.N1	15-APR-2004 20:37:31	Straylight	53.500	4	Alp1Cen	-0.010000	5800.0	107	11119	No
430	GOM_NL__2PRFIN20040415_203858_000000402026_00043_11119_1599.N1	15-APR-2004 20:38:58	Straylight	39.500	12	Alp1Cru	0.77500	30000.	79	11119	No
431	GOM_NL__2PRFIN20040415_204032_000000442026_00043_11119_1600.N1	15-APR-2004 20:40:32	Straylight	43.500	26	Gam Cru	1.6240	2900.0	87	11119	No
432	GOM_NL__2PRFIN20040415_204323_000000982026_00043_11119_1601.N1	15-APR-2004 20:43:23	Straylight	97.500	16	21Alp Sco	1.0200	3000.0	195	11119	No
433	GOM_NL__2PRFIN20040415_204639_000000892026_00043_11119_1602.N1	15-APR-2004 20:46:39	Tw_i_and_stray	88.500	80	7Del Sco	2.3160	30000.	177	11119	No
434	GOM_NL__2PRFIN20040415_204946_000000422026_00043_11119_1603.N1	15-APR-2004 20:49:46	Tw_i_and_stray	42.000	106	9Bet Crv	2.6480	5600.0	84	11119	No
435	GOM_NL__2PRFIN20040415_205135_000000382026_00043_11119_1604.N1	15-APR-2004 20:51:35	Bright	37.500	100	4Gam Crv	2.5800	13100.	75	11119	No
436	GOM_NL__2PRFIN20040415_205258_000000432026_00043_11119_1605.N1	15-APR-2004 20:52:58	Bright	42.500	15	67Alp Vir	0.97600	28000.	85	11119	No
437	GOM_NL__2PRFIN20040415_205601_000000392026_00043_11119_1606.N1	15-APR-2004 20:56:01	Bright	39.000	121	29Gam Vir	2.7400	7200.0	78	11119	No
438	GOM_NL__2PRFIN20040415_205947_000000402026_00043_11119_1607.N1	15-APR-2004 20:59:47	Bright	39.500	138	47Eps Vir	2.8280	4700.0	79	11119	No
439	GOM_NL__2PRFIN20040415_210244_000000362026_00043_11119_1608.N1	15-APR-2004 21:02:44	Bright	35.500	96	68Del Leo	2.5600	9300.0	71	11119	No
440	GOM_NL__2PRFIN20040415_210753_000000392026_00043_11119_1609.N1	15-APR-2004 21:07:53	Bright	38.500	152	12Alp2CVn	2.8900	11000.	77	11119	No
441	GOM_NL__2PRFIN20040415_210920_000000382026_00043_11119_1610.N1	15-APR-2004 21:09:20	Bright	37.500	174	52Psi UMa	3.0040	4400.0	75	11119	No
442	GOM_NL__2PRFIN20040415_211145_000000382026_00043_11119_1611.N1	15-APR-2004 21:11:45	Bright	38.000	87	64Gam UMa	2.4330	11000.	76	11119	No
443	GOM_NL__2PRFIN20040415_211306_000000392026_00043_11119_1612.N1	15-APR-2004 21:13:06	Bright	38.500	55	79Zet UMa	2.0600	10200.	77	11119	No
444	GOM_NL__2PRFIN20040415_211916_000000422026_00043_11119_1613.N1	15-APR-2004 21:19:16	Bright	41.500	60	7Bet UMi	2.0810	3950.0	83	11119	No
445	GOM_NL__2PRFIN20040415_212039_000000472026_00043_11119_1614.N1	15-APR-2004 21:20:39	Bright	47.000	119	14Eta Dra	2.7270	4700.0	94	11119	No
446	GOM_NL__2PRFIN20040415_212459_000000612026_00043_11119_1615.N1	15-APR-2004 21:24:59	Bright	61.000	130	23Bet Dra	2.7990	5800.0	122	11119	No
447	GOM_NL__2PRFIN20040415_212648_000000642026_00043_11119_1616.N1	15-APR-2004 21:26:48	Bright	63.500	69	33Gam Dra	2.2310	3800.0	127	11119	No
448	GOM_NL__2PRFIN20040415_212923_000000402026_00043_11119_1617.N1	15-APR-2004 21:29:23	Bright	40.000	89	5Alp Cep	2.4510	8000.0	80	11119	No
449	GOM_NL__2PRFIN20040415_213055_000000342026_00043_11119_1618.N1	15-APR-2004 21:30:55	Bright	33.500	68	18Alp Cas	2.2250	4500.0	67	11119	No
450	GOM_NL__2PRFIN20040415_213514_000001152026_00043_11119_1619.N1	15-APR-2004 21:35:14	Bright	114.50	5	3Alp Lyr	0.033000	11000.	229	11119	No
451	GOM_NL__2PRFIN20040415_213901_000000552026_00043_11119_1620.N1	15-APR-2004 21:39:01	Bright	54.500	92	53Eps Cyg	2.5000	4500.0	109	11119	No
452	GOM_NL__2PRFIN20040415_214629_000000552026_00043_11119_1621.N1	15-APR-2004 21:46:29	Dark	55.000	61	8Eps Peg	2.1000	3900.0	110	11119	No
453	GOM_NL__2PRFIN20040415_214857_000000462026_00043_11119_1622.N1	15-APR-2004 21:48:57	Dark	46.000	162	34Alp Aqr	2.9440	5350.0	92	11119	No
454	GOM_NL__2PRFIN20040415_215136_000000512026_00043_11119_1623.N1	15-APR-2004 21:51:36	Dark	50.500	154	22Bet Aqr	2.8990	5700.0	101	11119	No
455	GOM_NL__2PRFIN20040415_215359_000000452026_00043_11119_1624.N1	15-APR-2004 21:53:59	Dark	45.000	142	49Del Cap	2.8500	8900.0	90	11119	No

456	GOM_NL__2PRFIN20040415_215550_000000432026_00043_11119_1625.N1	15-APR-2004 21:55:50	Dark	43.000	18	24Alp PsA	1.1660	9700.0	86	11119	No
457	GOM_NL__2PRFIN20040415_220041_000000522026_00043_11119_1626.N1	15-APR-2004 22:00:41	Dark	52.000	63	Bet Gru	2.1500	2800.0	104	11119	No
458	GOM_NL__2PRFIN20040415_220430_000000412026_00043_11119_1627.N1	15-APR-2004 22:04:30	Dark	41.000	148	Alp Tuc	2.8780	4100.0	82	11119	No
459	GOM_NL__2PRFIN20040415_220617_000000392026_00044_11120_1593.N1	15-APR-2004 22:06:17	Dark	39.000	45	Alp Pav	1.9400	26000.	78	11120	No
460	GOM_NL__2PRFIN20040415_220856_000000732026_00044_11120_1594.N1	15-APR-2004 22:08:56	Dark	73.000	57	34Sig Sgr	2.0660	26000.	146	11120	No
461	GOM_NL__2PRFIN20040415_221141_000000642026_00044_11120_1595.N1	15-APR-2004 22:11:41	Dark	64.000	38	20Eps Sgr	1.8360	11000.	128	11120	No
462	GOM_NL__2PRFIN20040415_221349_000000472026_00044_11120_1596.N1	15-APR-2004 22:13:49	Dark	47.000	147	Alp Ara	2.8770	26000.	94	11120	No
463	GOM_NL__2PRFIN20040415_221535_000000672026_00044_11120_1597.N1	15-APR-2004 22:15:35	Straylight	67.000	25	35Lam Sco	1.6200	28000.	134	11120	No
464	GOM_NL__2PRFIN20040415_221807_000000442026_00044_11120_1598.N1	15-APR-2004 22:18:07	Straylight	43.500	4	Alp1Cen	-0.010000	5800.0	87	11120	No
465	GOM_NL__2PRFIN20040415_221934_000000392026_00044_11120_1599.N1	15-APR-2004 22:19:34	Straylight	38.500	12	Alp1Cru	0.77500	30000.	77	11120	No
466	GOM_NL__2PRFIN20040415_222108_000000452026_00044_11120_1600.N1	15-APR-2004 22:21:08	Straylight	45.000	26	Gam Cru	1.6240	2900.0	90	11120	No
467	GOM_NL__2PRFIN20040415_222226_000000402026_00044_11120_1601.N1	15-APR-2004 22:22:26	Straylight	40.000	95	Zet Cen	2.5450	26000.	80	11120	No
468	GOM_NL__2PRFIN20040415_222400_000001072026_00044_11120_1602.N1	15-APR-2004 22:24:00	Straylight	107.00	16	21Alp Sco	1.0200	3000.0	214	11120	No
469	GOM_NL__2PRFIN20040415_222840_000000942026_00044_11120_1603.N1	15-APR-2004 22:28:40	Tw_i_and_stray	94.000	97	8Bet1Sco	2.5610	30000.	188	11120	No
470	GOM_NL__2PRFIN20040415_223130_000000712026_00044_11120_1604.N1	15-APR-2004 22:31:30	Bright	71.000	122	9Alp2Lib	2.7470	9700.0	142	11120	No
471	GOM_NL__2PRFIN20040415_223334_000000452026_00044_11120_1605.N1	15-APR-2004 22:33:34	Bright	44.500	15	67Alp Vir	0.97600	28000.	89	11120	No
472	GOM_NL__2PRFIN20040415_223637_000000392026_00044_11120_1606.N1	15-APR-2004 22:36:37	Bright	38.500	121	29Gam Vir	2.7400	7200.0	77	11120	No
473	GOM_NL__2PRFIN20040415_224022_000000402026_00044_11120_1607.N1	15-APR-2004 22:40:22	Bright	39.500	138	47Eps Vir	2.8280	4700.0	79	11120	No
474	GOM_NL__2PRFIN20040415_224320_000000342026_00044_11120_1608.N1	15-APR-2004 22:43:20	Bright	34.000	96	68Del Leo	2.5600	9300.0	68	11120	No
475	GOM_NL__2PRFIN20040415_224828_000000382026_00044_11120_1609.N1	15-APR-2004 22:48:28	Bright	38.000	152	12Alp2CVn	2.8900	11000.	76	11120	No
476	GOM_NL__2PRFIN20040415_224956_000000352026_00044_11120_1610.N1	15-APR-2004 22:49:56	Bright	35.000	174	52Psi UMa	3.0040	4400.0	70	11120	No
477	GOM_NL__2PRFIN20040415_225221_000000342026_00044_11120_1611.N1	15-APR-2004 22:52:21	Bright	34.000	87	64Gam UMa	2.4330	11000.	68	11120	No
478	GOM_NL__2PRFIN20040415_225341_000000382026_00044_11120_1612.N1	15-APR-2004 22:53:41	Bright	37.500	55	79Zet UMa	2.0600	10200.	75	11120	No
479	GOM_NL__2PRFIN20040415_225952_000000402026_00044_11120_1613.N1	15-APR-2004 22:59:52	Bright	40.000	60	7Bet UMi	2.0810	3950.0	80	11120	No
480	GOM_NL__2PRFIN20040415_230244_000000372026_00044_11120_1614.N1	15-APR-2004 23:02:44	Bright	36.500	49	1Alp UMi	1.9900	6300.0	73	11120	No
481	GOM_NL__2PRFIN20040415_230534_000000622026_00044_11120_1615.N1	15-APR-2004 23:05:34	Bright	62.000	130	23Bet Dra	2.7990	5800.0	124	11120	No
482	GOM_NL__2PRFIN20040415_230723_000000642026_00044_11120_1616.N1	15-APR-2004 23:07:23	Bright	63.500	69	33Gam Dra	2.2310	3800.0	127	11120	No
483	GOM_NL__2PRFIN20040415_230959_000000402026_00044_11120_1617.N1	15-APR-2004 23:09:59	Bright	39.500	89	5Alp Cep	2.4510	8000.0	79	11120	No
484	GOM_NL__2PRFIN20040415_231131_000000362026_00044_11120_1618.N1	15-APR-2004 23:11:31	Bright	36.000	68	18Alp Cas	2.2250	4500.0	72	11120	No
485	GOM_NL__2PRFIN20040415_231549_000001332026_00044_11120_1619.N1	15-APR-2004 23:15:49	Bright	133.00	5	3Alp Lyr	0.033000	11000.	266	11120	No
486	GOM_NL__2PRFIN20040415_231937_000000582026_00044_11120_1620.N1	15-APR-2004 23:19:37	Bright	58.000	92	53Eps Cyg	2.5000	4500.0	116	11120	No
487	GOM_NL__2PRFIN20040415_232705_000000512026_00044_11120_1621.N1	15-APR-2004 23:27:05	Dark	51.000	61	8Eps Peg	2.1000	3900.0	102	11120	No
488	GOM_NL__2PRFIN20040415_232933_000000472026_00044_11120_1622.N1	15-APR-2004 23:29:33	Dark	46.500	162	34Alp Aqr	2.9440	5350.0	93	11120	No
489	GOM_NL__2PRFIN20040415_233213_000000492026_00044_11120_1623.N1	15-APR-2004 23:32:13	Dark	48.500	154	22Bet Aqr	2.8990	5700.0	97	11120	No
490	GOM_NL__2PRFIN20040415_233408_000001312026_00044_11120_1624.N1	15-APR-2004 23:34:08	Dark	130.50	11	53Alp Aql	0.76500	8000.0	261	11120	No
491	GOM_NL__2PRFIN20040415_234117_000000432026_00044_11120_1625.N1	15-APR-2004 23:41:17	Dark	43.000	63	Bet Gru	2.1500	2800.0	86	11120	No
492	GOM_NL__2PRFIN20040415_234507_000000392026_00044_11120_1626.N1	15-APR-2004 23:45:07	Dark	38.500	148	Alp Tuc	2.8780	4100.0	77	11120	No
493	GOM_NL__2PRFIN20040415_234934_000000752026_00045_11121_1593.N1	15-APR-2004 23:49:34	Dark	75.000	57	34Sig Sgr	2.0660	26000.	150	11121	No
494	GOM_NL__2PRFIN20040415_235219_000000672026_00045_11121_1594.N1	15-APR-2004 23:52:19	Dark	66.500	38	20Eps Sgr	1.8360	11000.	133	11121	No
495	GOM_NL__2PRFIN20040415_235426_000000462026_00045_11121_1595.N1	15-APR-2004 23:54:26	Dark	46.000	147	Alp Ara	2.8770	26000.	92	11121	No
496	GOM_NL__2PRFIN20040415_235612_000000622026_00045_11121_1596.N1	15-APR-2004 23:56:12	Straylight	61.500	25	35Lam Sco	1.6200	28000.	123	11121	No
497	GOM_NL__2PRFIN20040415_235843_000000442026_00045_11121_1597.N1	15-APR-2004 23:58:43	Straylight	43.500	4	Alp1Cen	-0.010000	5800.0	87	11121	No

3. Quality information per product


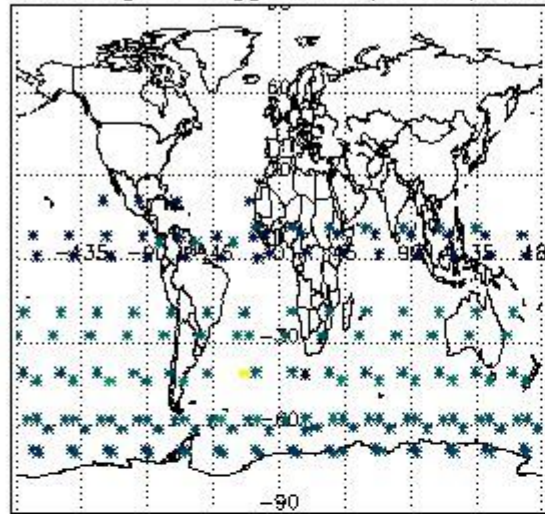
In this section it is plotted some information contained in the Quality Summary data set of the level 2 products. Only products in dark limb conditions and without errors (error flag in the MPH set to "0") are used.

3.1 Plot quality information per product (time dependant)

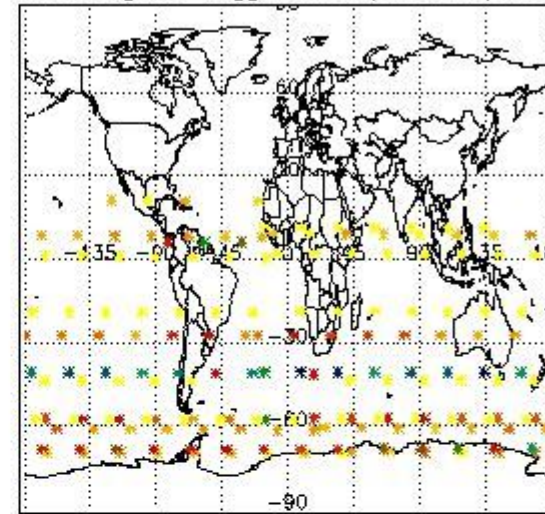


3.2 Plot quality information per product (world map)


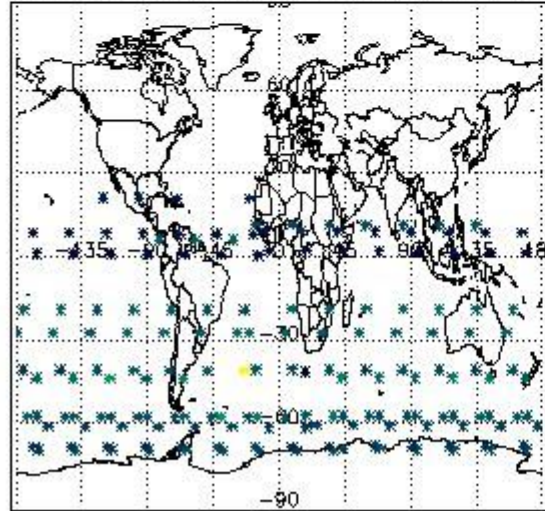
Percentage of flagged data per O3 profile



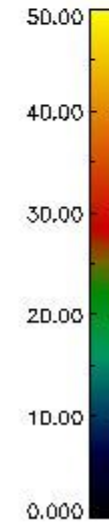
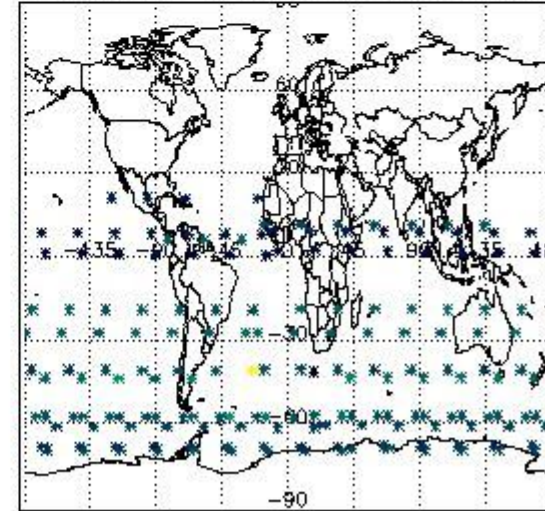
Percentage of flagged data per H2O profile



Percentage of flagged data per NO2 profile



Percentage of flagged data per NO3 profile

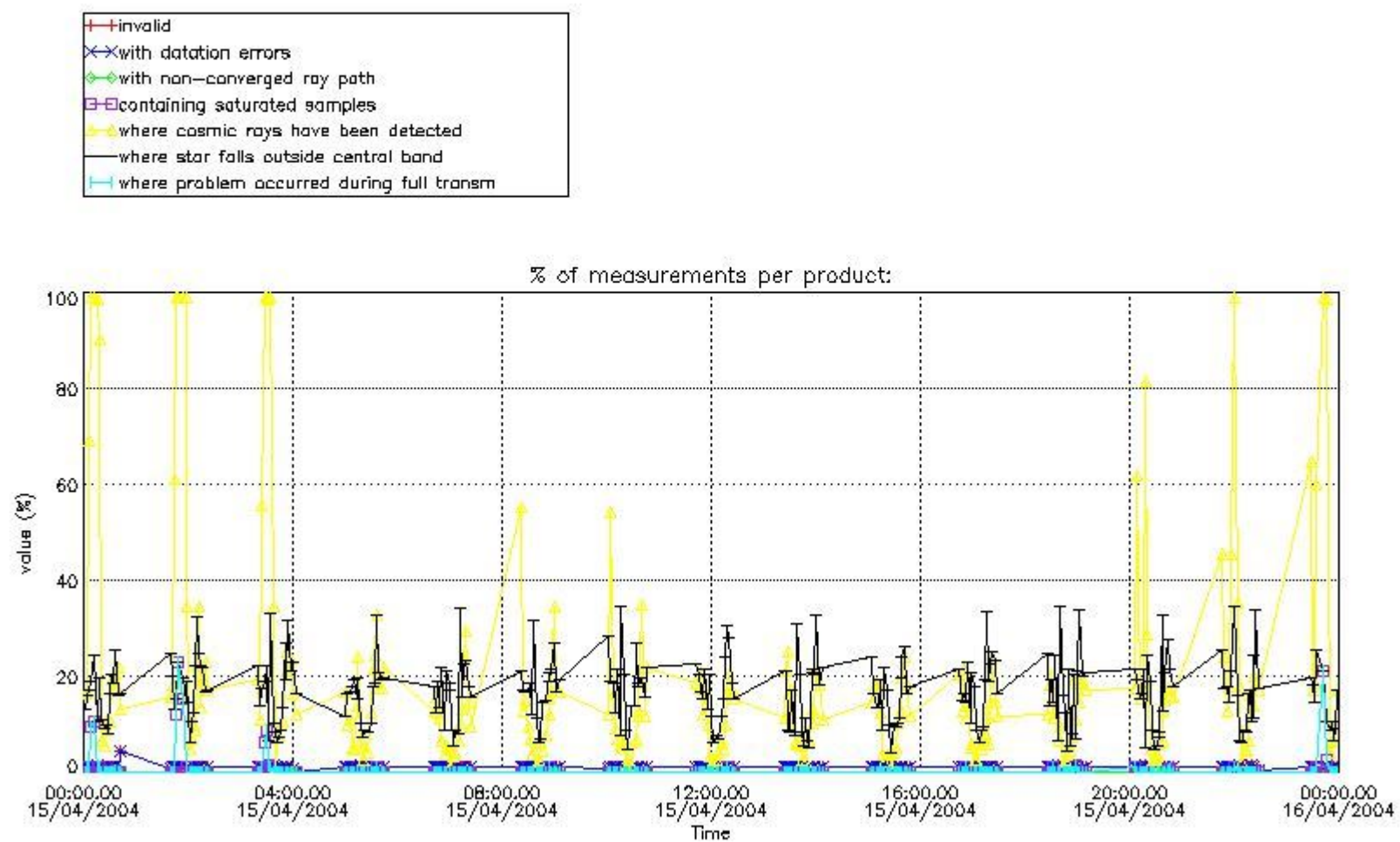


4. Level 1 quality information per product

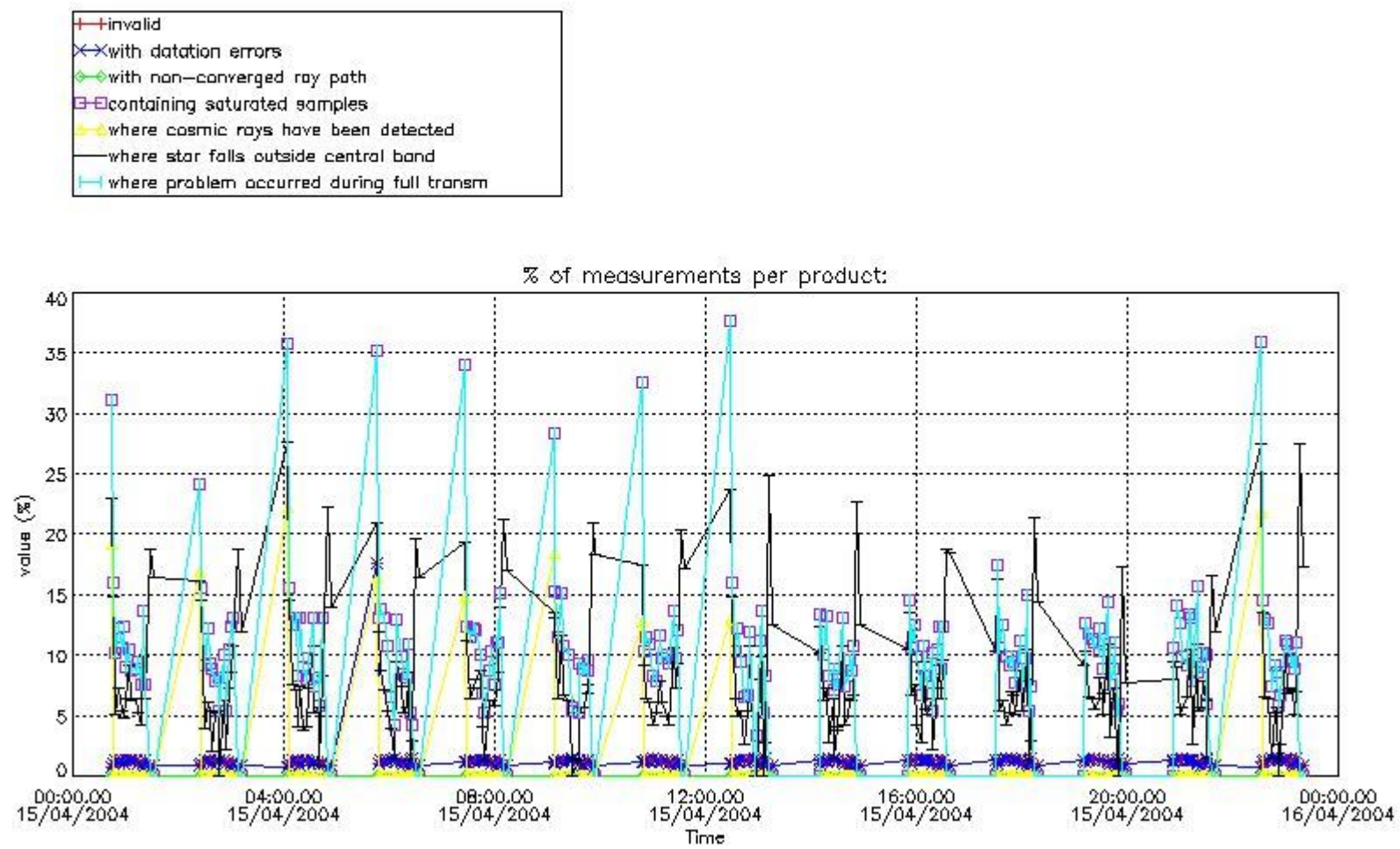
In this section it is plotted some information contained in the Quality Summary data set of the level 2 products that comes from the level 1b processing. Products without errors (error flag in the MPH set to "0") are used.

4.1 Plot quality information per product (time dependant) coming from level 1b processing

4.1.1 Plot level 1 quality information per product (time dependant): ENVISAT ASCENDING passes



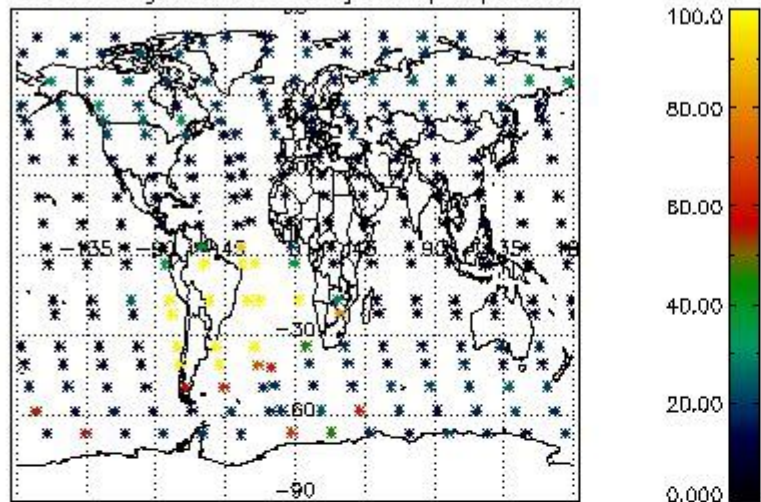
4.1.2 Plot level 1 quality information per product (time dependant): ENVI SAT DESCENDING passes



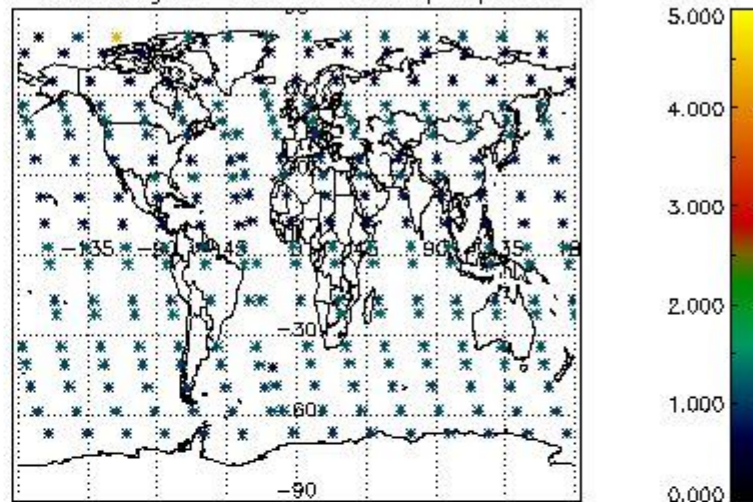
4.2 Plot quality information per product coming from level 1b processing (world map)

4.2.1 Plot level 1 quality information per product (world map): ENVISAT ASCENDING passes

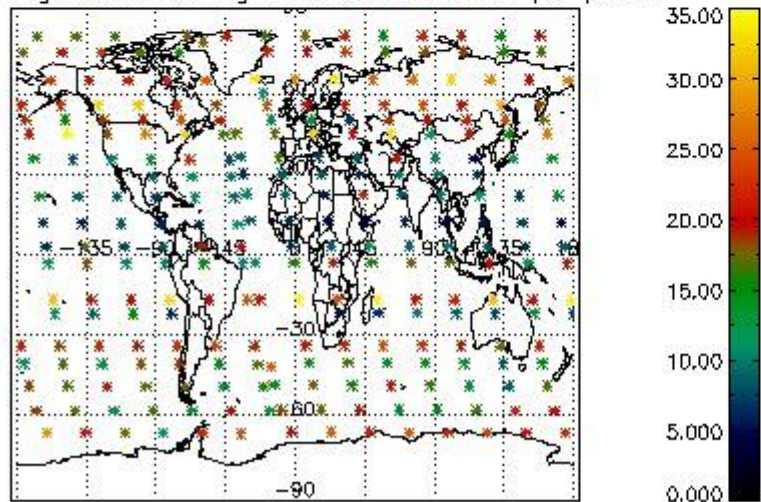
Percentage of cosmic ray hits per profile



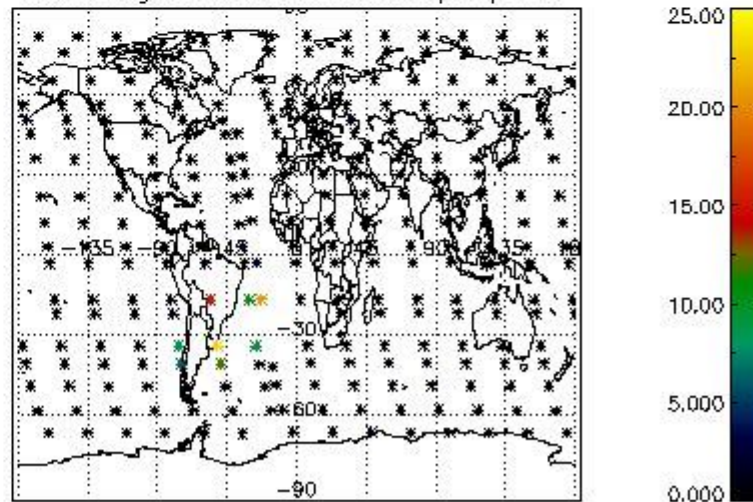
Percentage of datation errors per profile



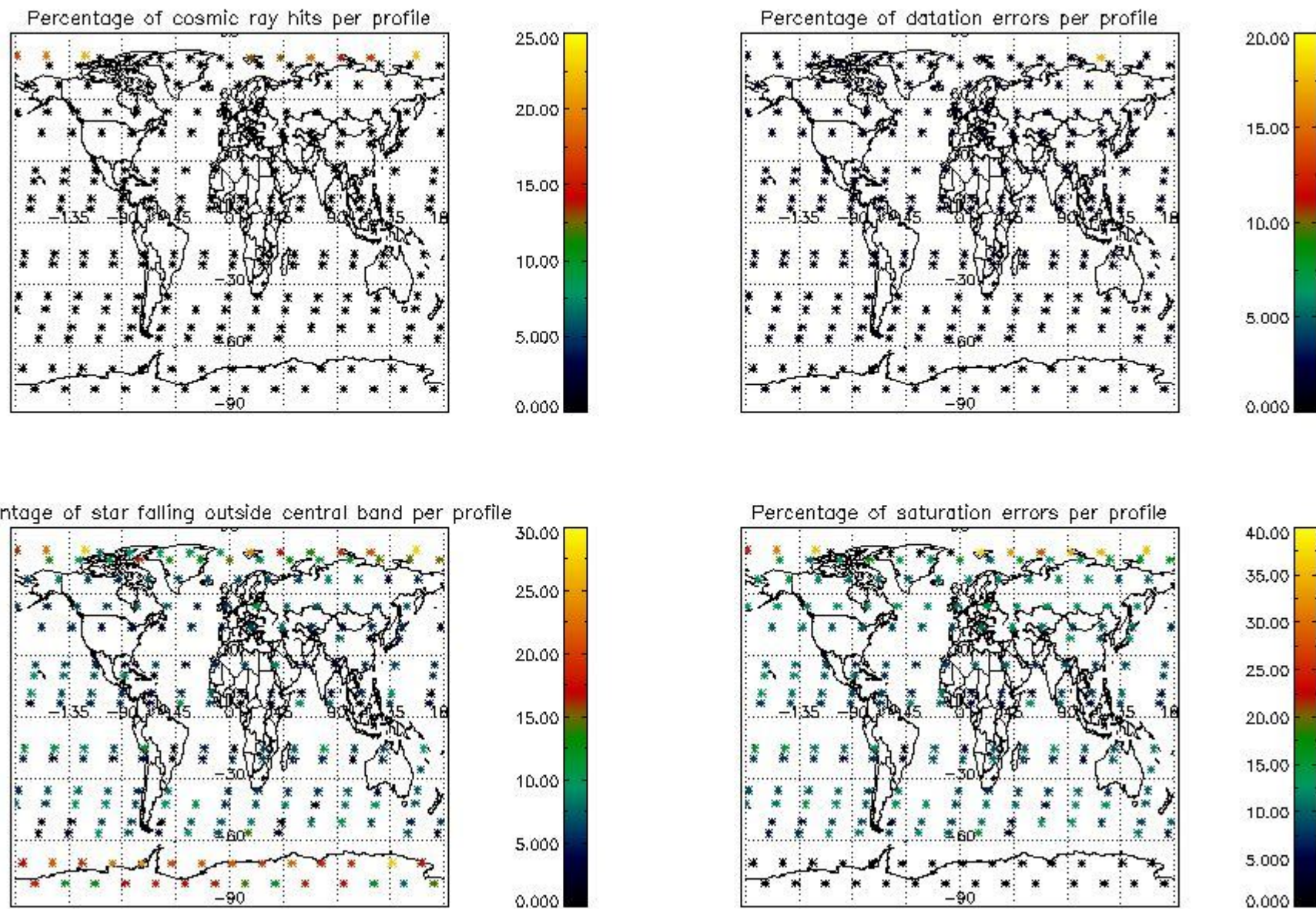
Percentage of star falling outside central band per profile



Percentage of saturation errors per profile



4.2.2 Plot level 1 quality information per product (world map): ENVISAT DESCENDING passes



5. Trace gas profiles

5.1 Ozone statistics based on quality of products

The final quality of the products can be "measured" using the STD (Standard Deviation) attached to every point profile. This information is written to the parameter GOM_NL__2P/NL_LOCAL_SPECIES_DENSITY/o3_std of the level 2 products. The table below shows the statistics for given STD ranges.

The statistics are given with respect to the overall valid production:

- Products without fatal errors: GOM_NL__2P/MPH/PRODUCT_ERR=0
- Valid point profile: GOM_NL__2P/NL_LOCAL_SPECIES_DENSITY/pcd(0)=0

The 'Criteria' is applied to valid points of dark limb products:

- Products in dark limb illumination condition: GOM_NL__2P/NL_SUMMARY_QUALITY/obs_ill_cond=0
- Products without fatal errors: GOM_NL__2P/MPH/PRODUCT_ERR=0
- Valid point profile: GOM_NL__2P/NL_LOCAL_SPECIES_DENSITY/pcd(0)=0

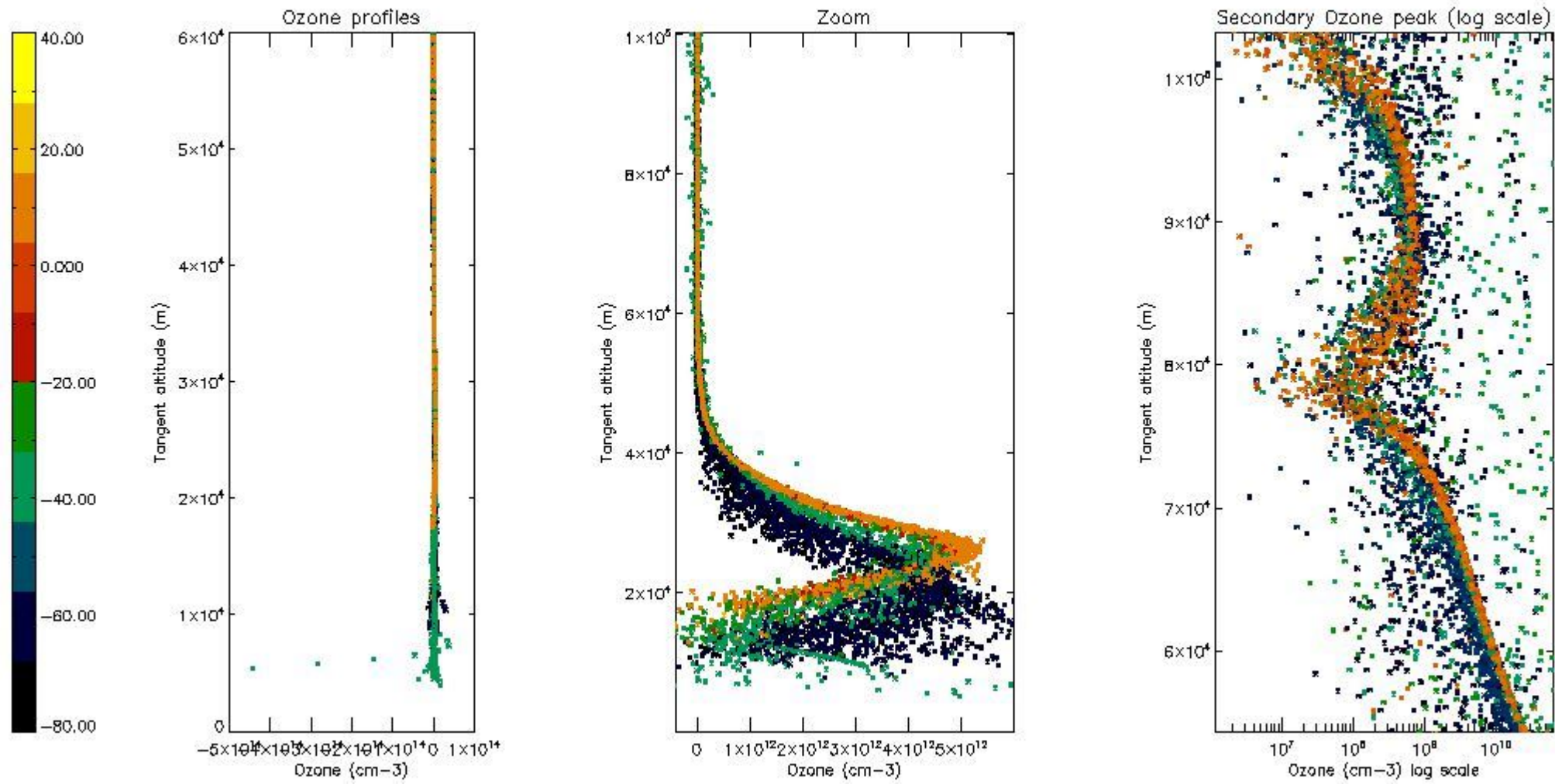
So, the table below shows the percentage of dark limb and valid observations for each criteria with respect to the overall valid daily observations.

Criteria	% of total production
All STD	34
STD < 20	17

STD < 10	14
STD < 5	10

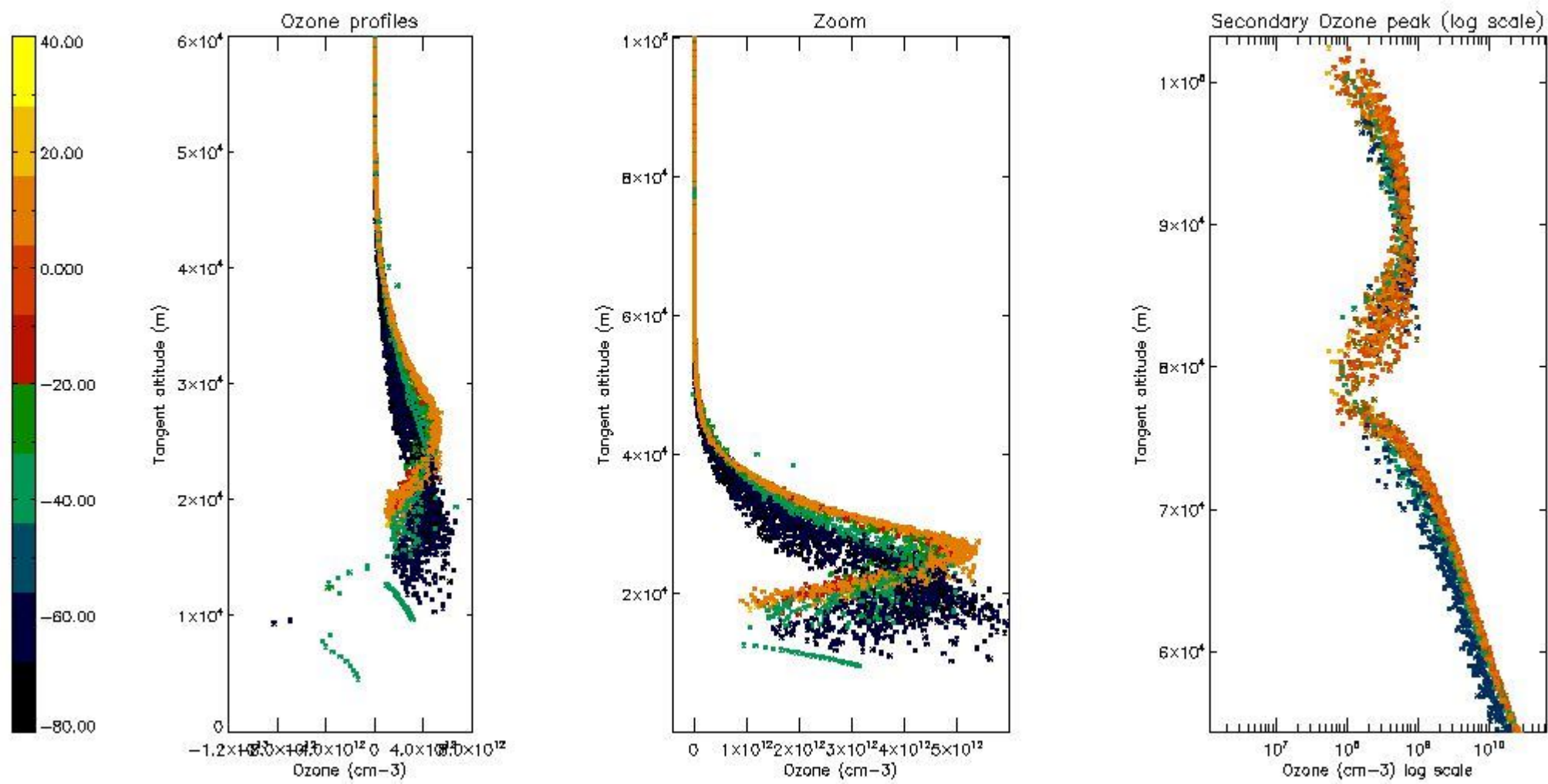
5.2 Plot ozone profiles for all STD (dark without errors)

The colorbar represents the latitude.



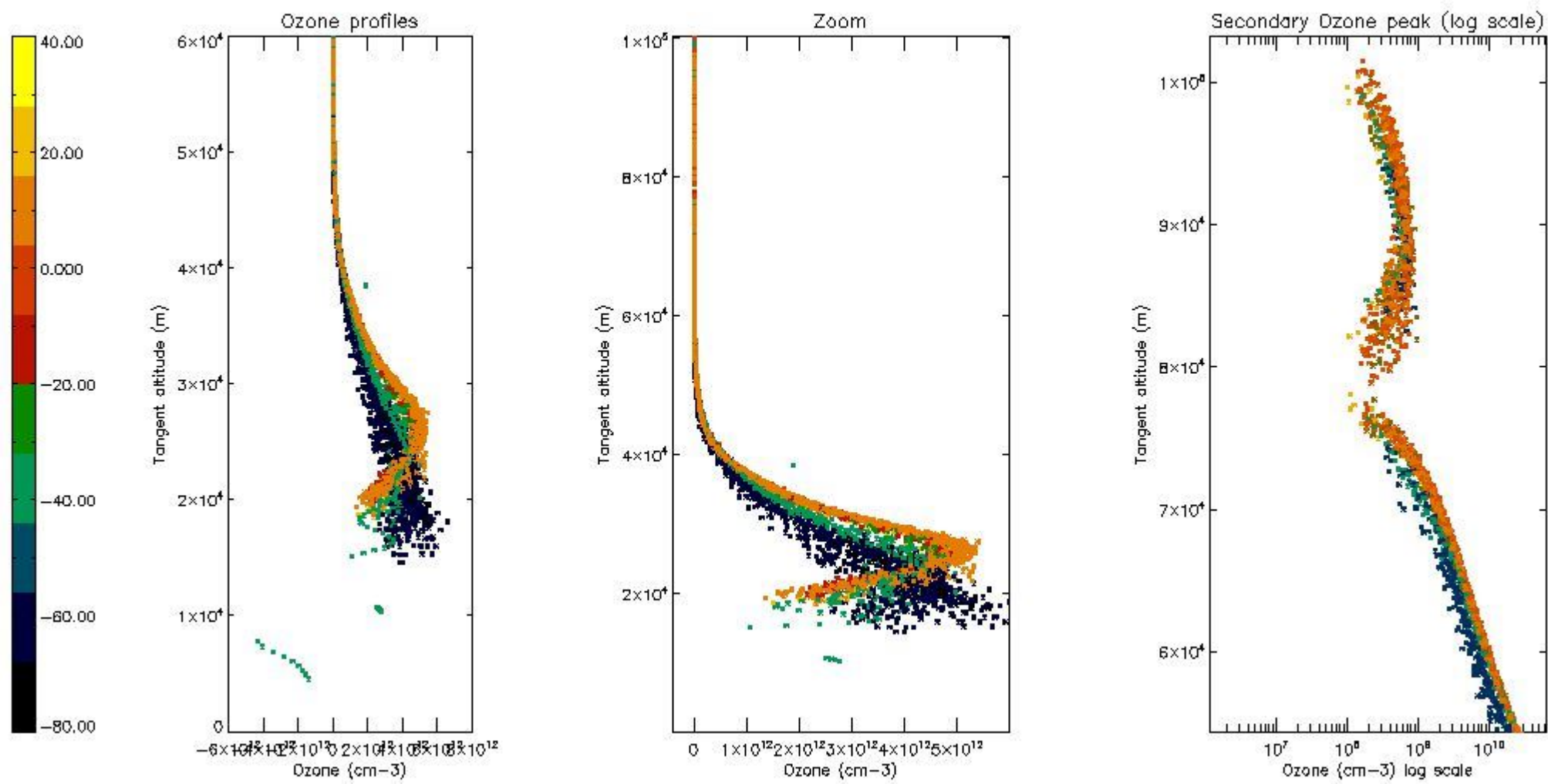
5.3 Plot ozone profiles where STD < 20% (dark without errors)

The colorbar represents the latitude.



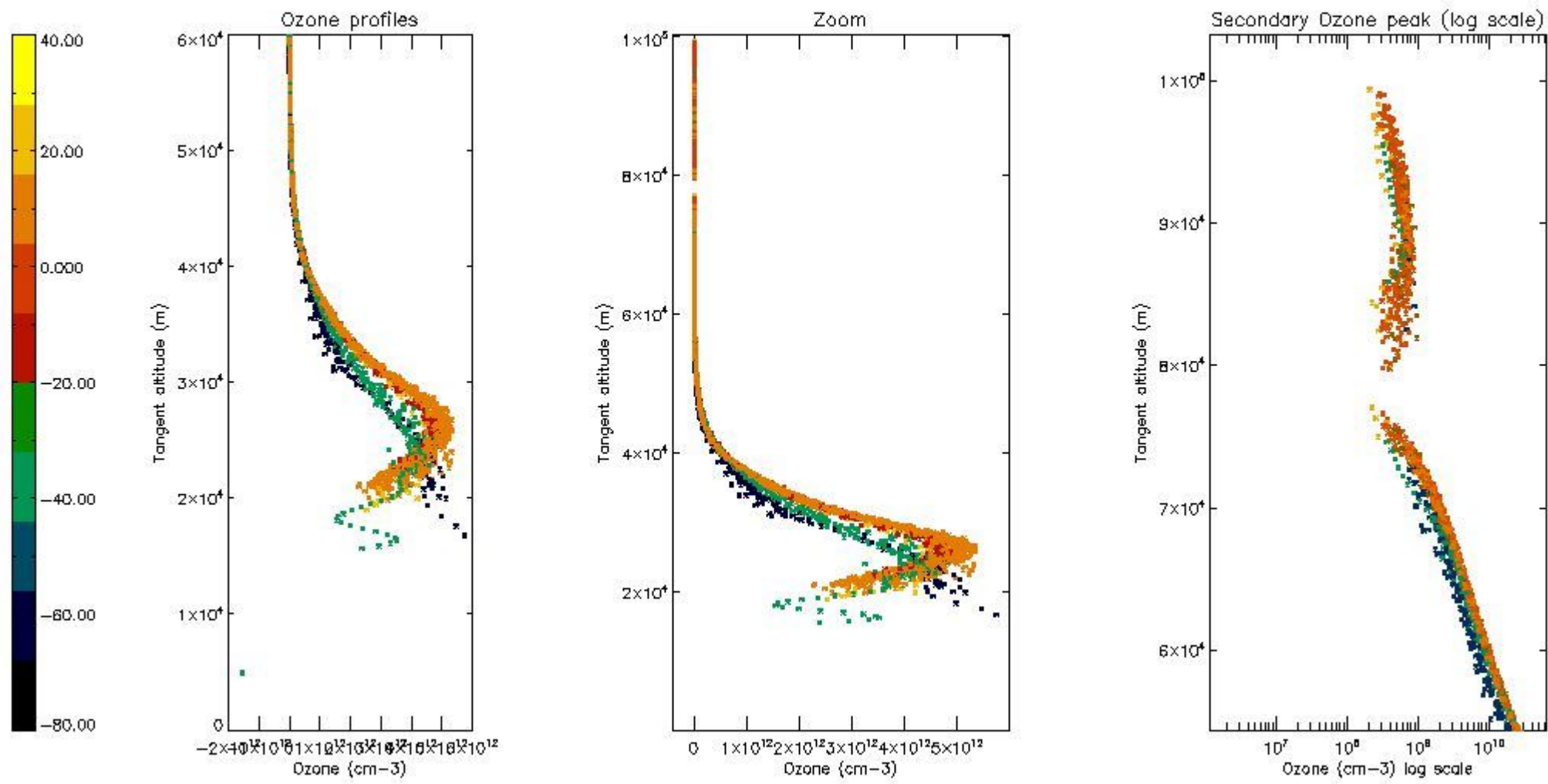
5.4 Plot ozone profiles where STD < 10% (dark without errors)

The colorbar represents the latitude.



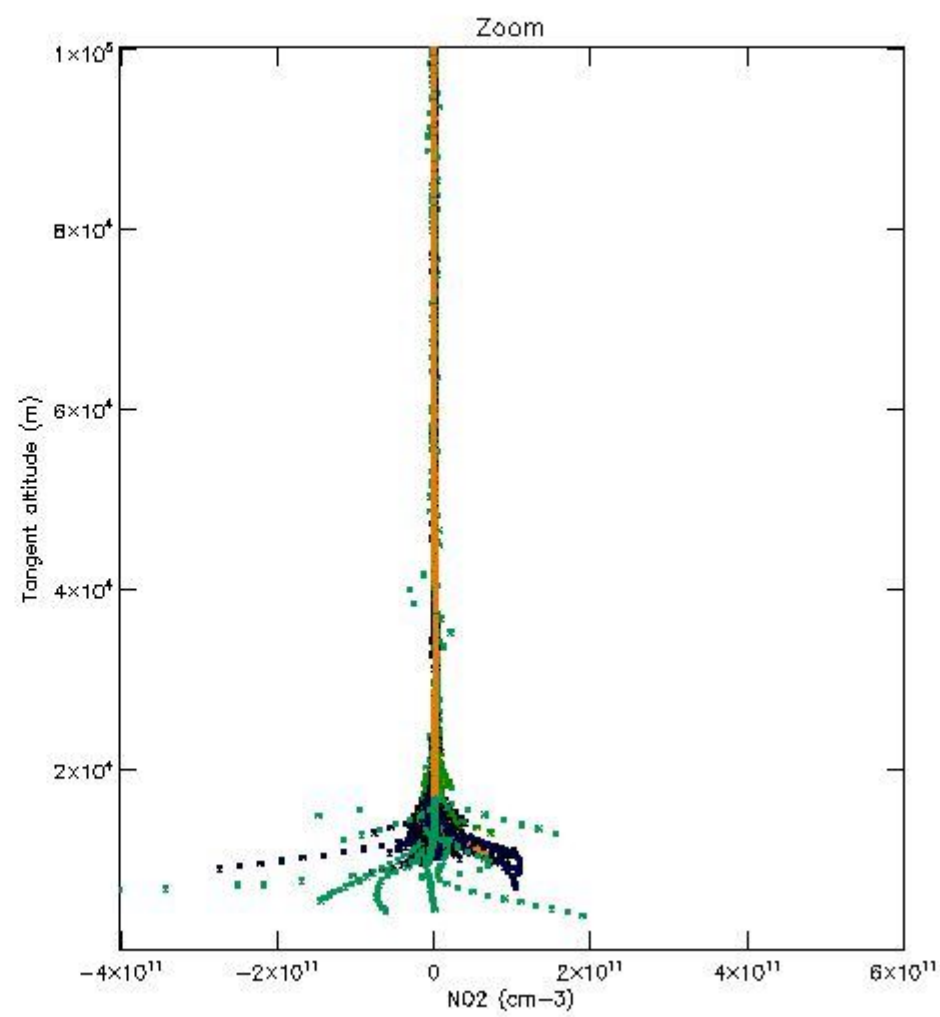
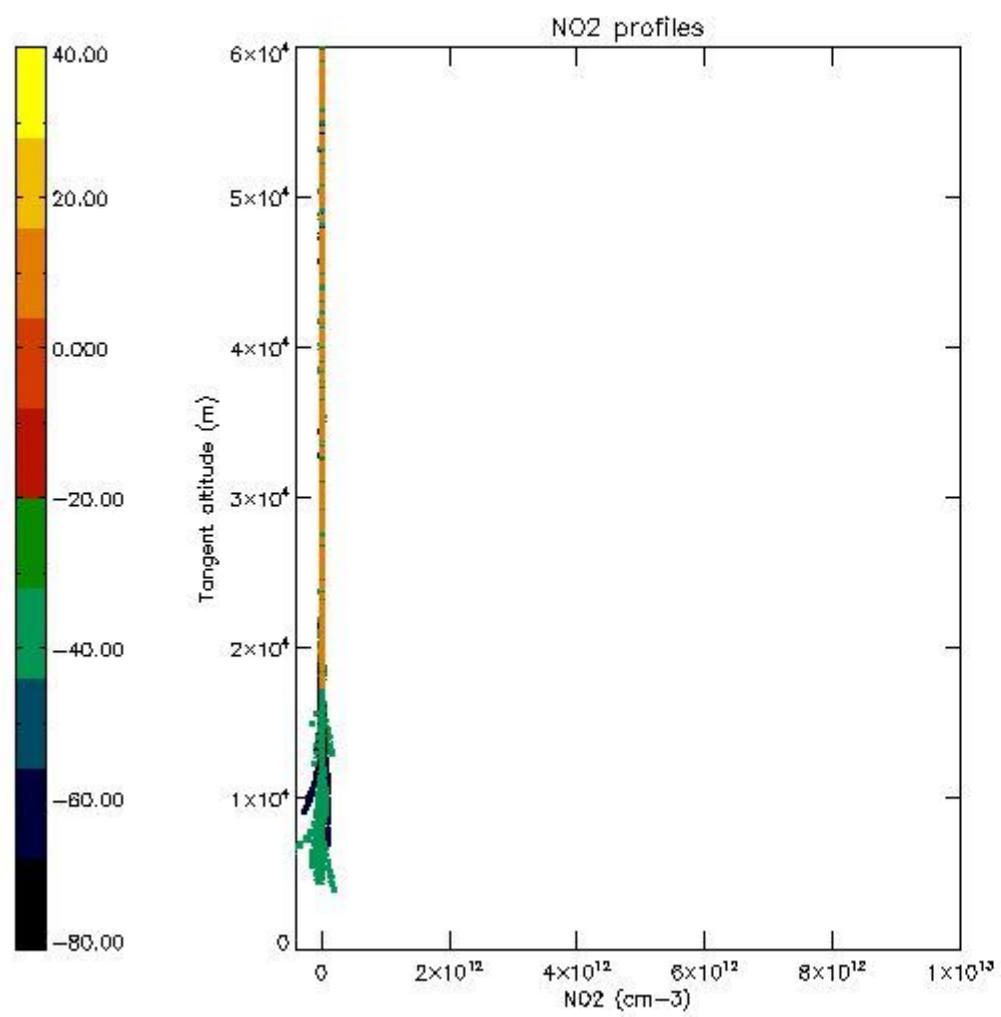
5.5 Plot ozone profiles where $STD < 5\%$ (dark without errors)

The colorbar represents the latitude.



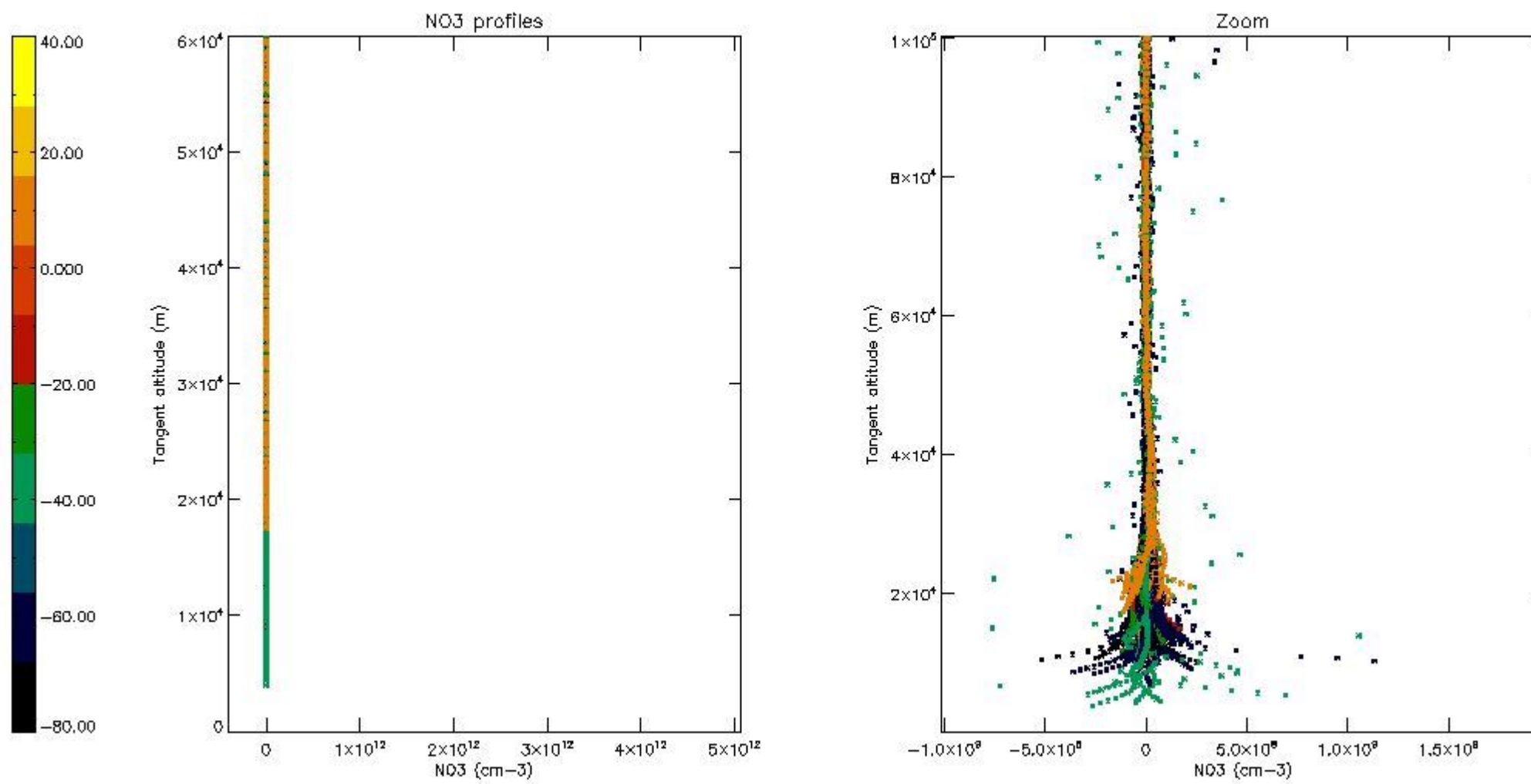
5.6 Plot NO₂ profiles for all STD (dark without errors)

The colorbar represents the latitude.



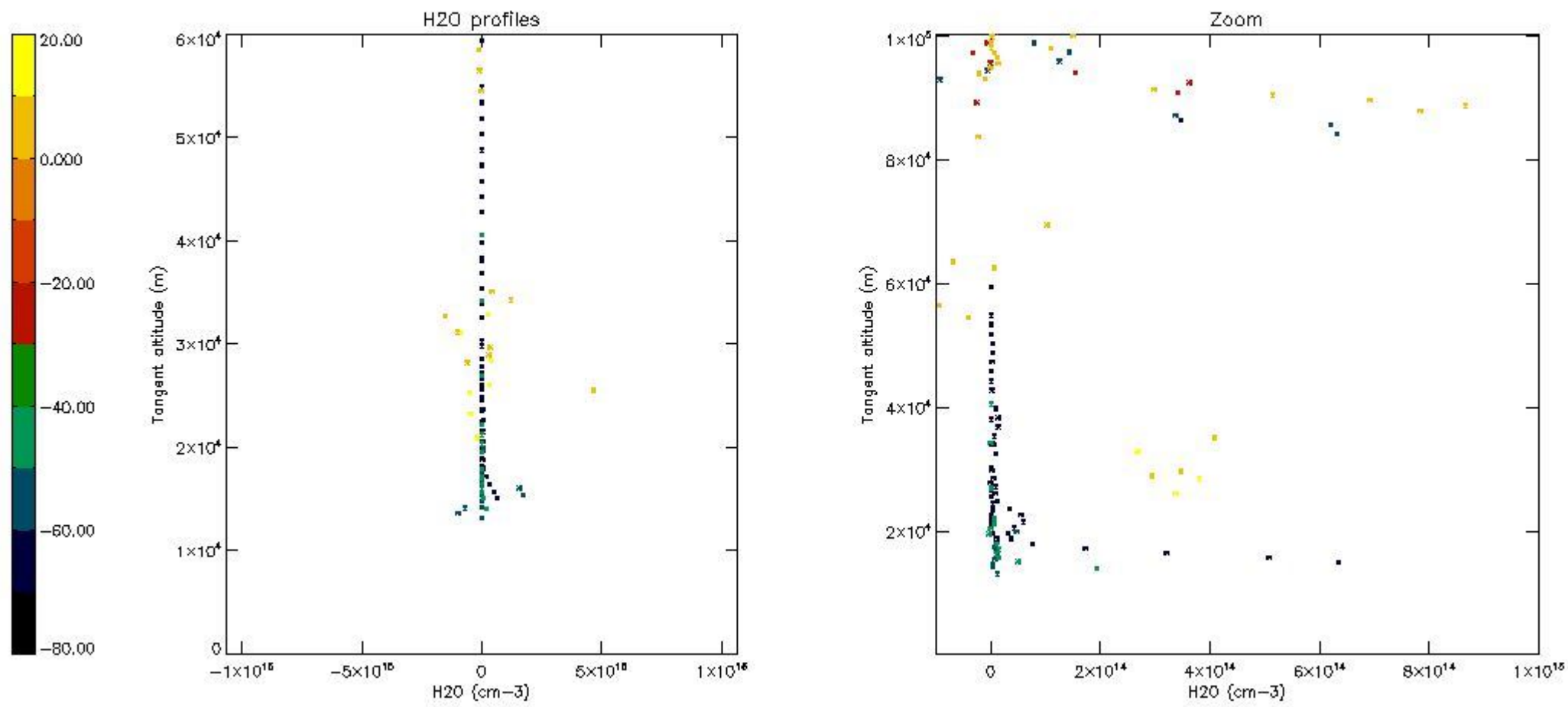
5.7 Plot NO3 profiles for all STD (dark without errors)

The colorbar represents the latitude.



5.8 Plot H2O profiles for all STD (only for occultations of stars 1,2,3,4,13,14,16,26,63 dark without errors)

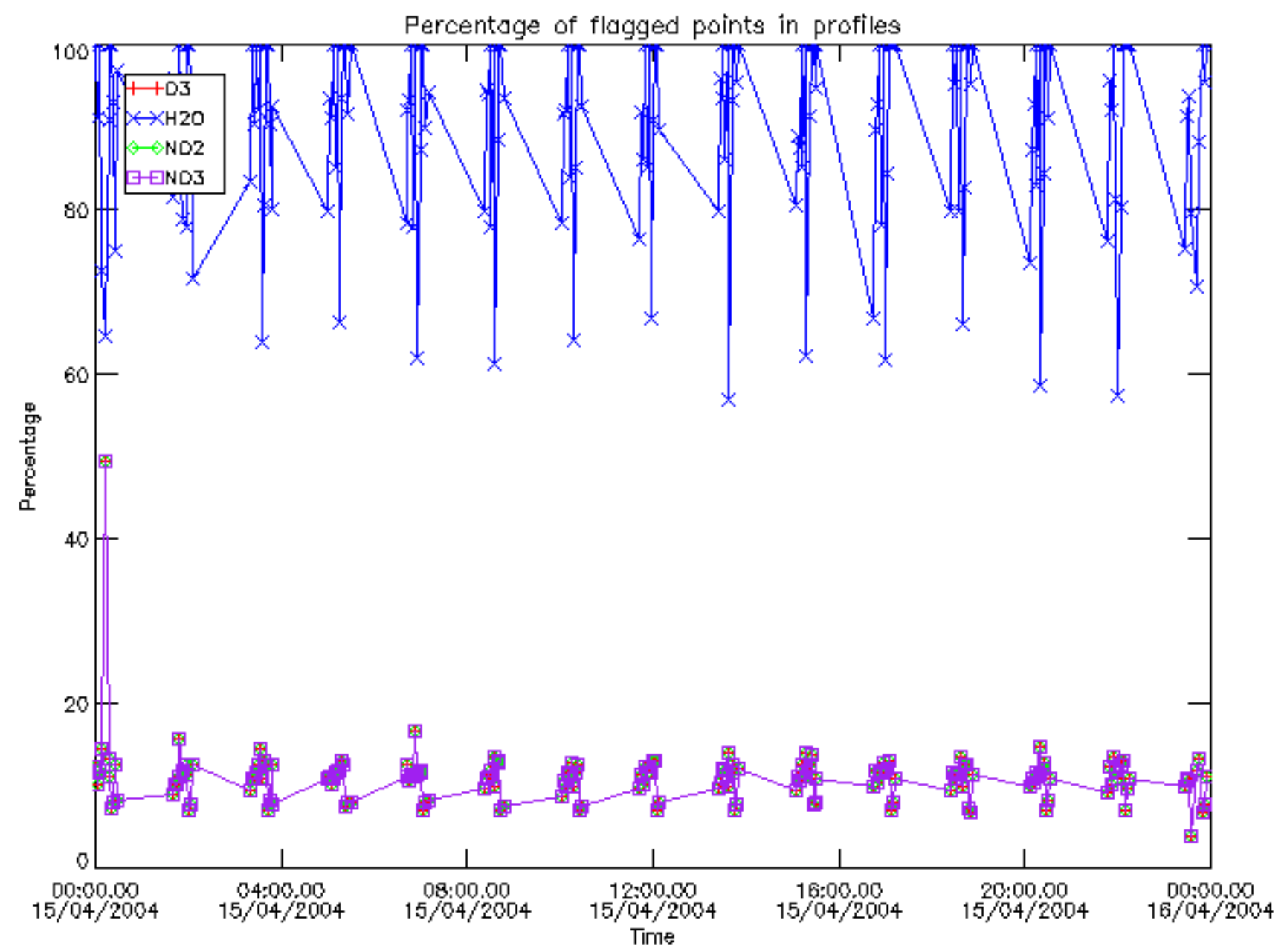
The colorbar represents the latitude.



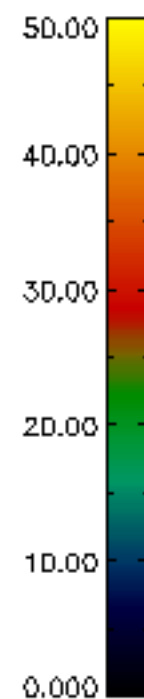
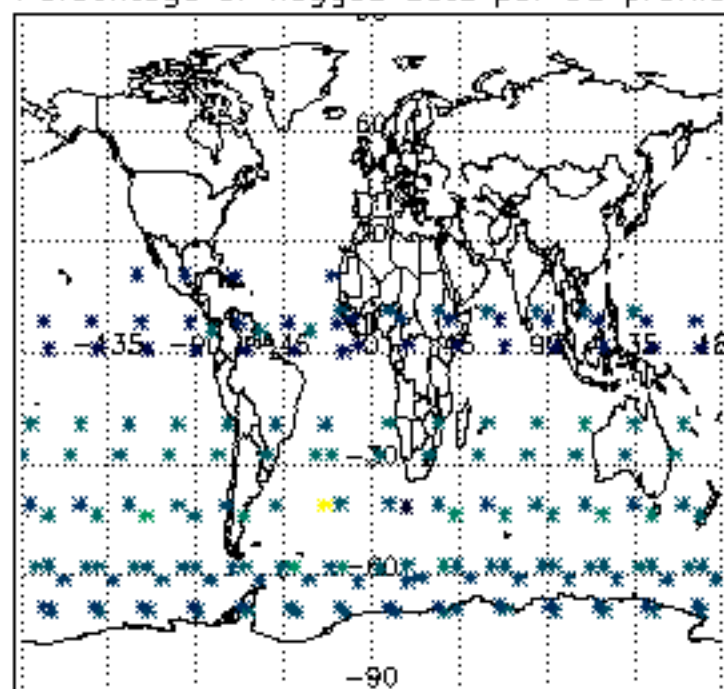
6. Auxiliary Data Files used for the production reported in section 2

The number reported in the third column indicates since which file (see list in section 2) the corresponding auxiliary file has been used. The fourth column is the date of those product files.

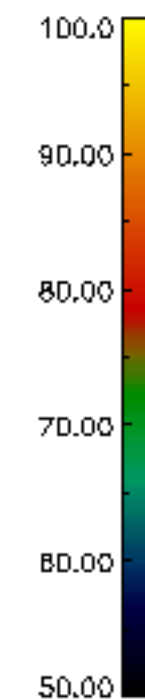
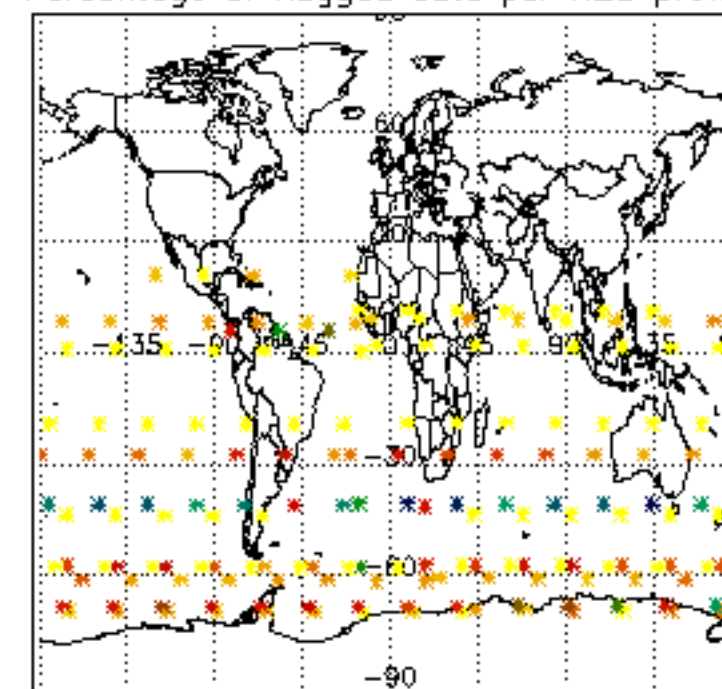
Type	Auxiliary Filename	Used since product	Used since product date
INST_PHYS_CHARACTERISTICS	GOM_INS_AXVIEC20091111_143220_20030716_120000_20500101_000000	1	15-APR-2004 00:01:02
LEVEL-2_PROC_CONFIG	GOM_PR2_AXVIEC20091111_152718_20020301_000000_20500101_000000	1	15-APR-2004 00:01:02
CROSS_SECTIONS_FILE	GOM_CRS_AXVIEC20091111_154832_20020301_000000_20500101_000000	1	15-APR-2004 00:01:02



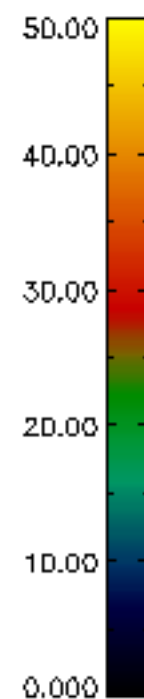
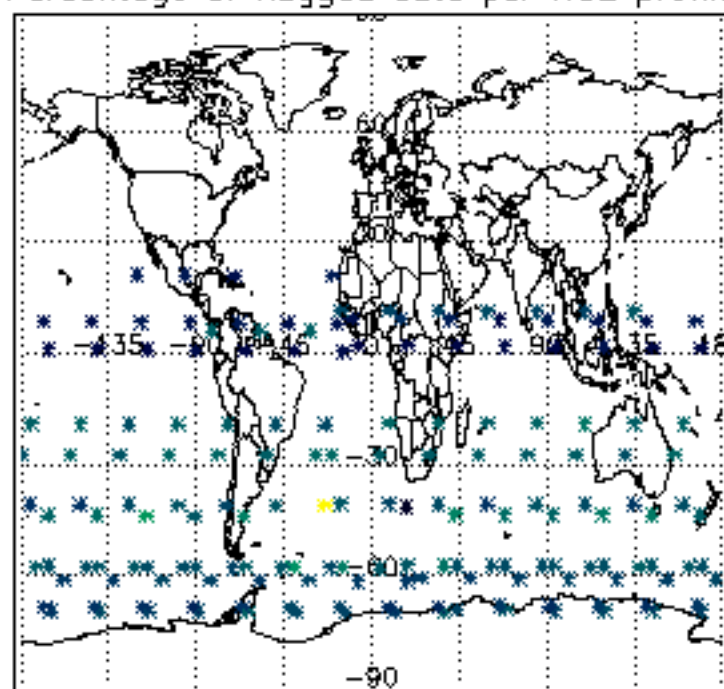
Percentage of flagged data per D3 profile



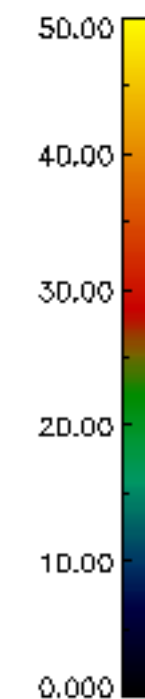
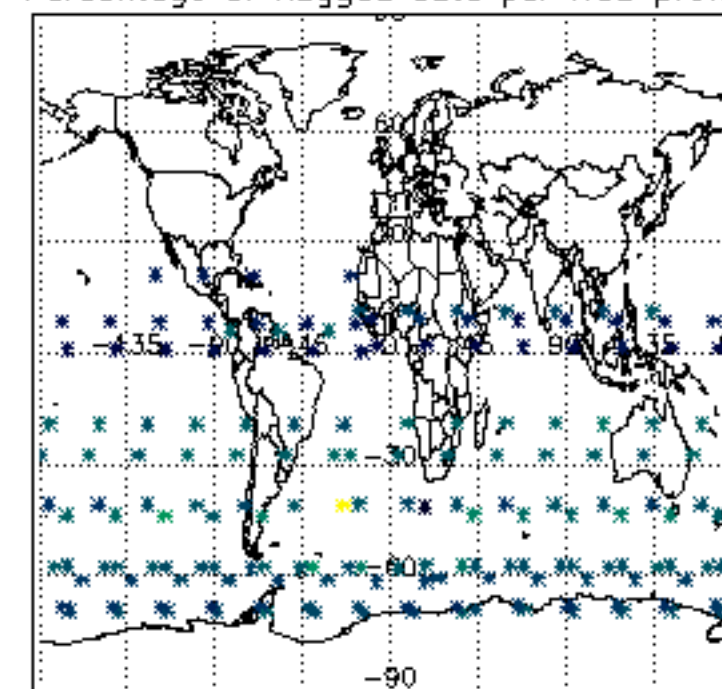
Percentage of flagged data per H2O profile

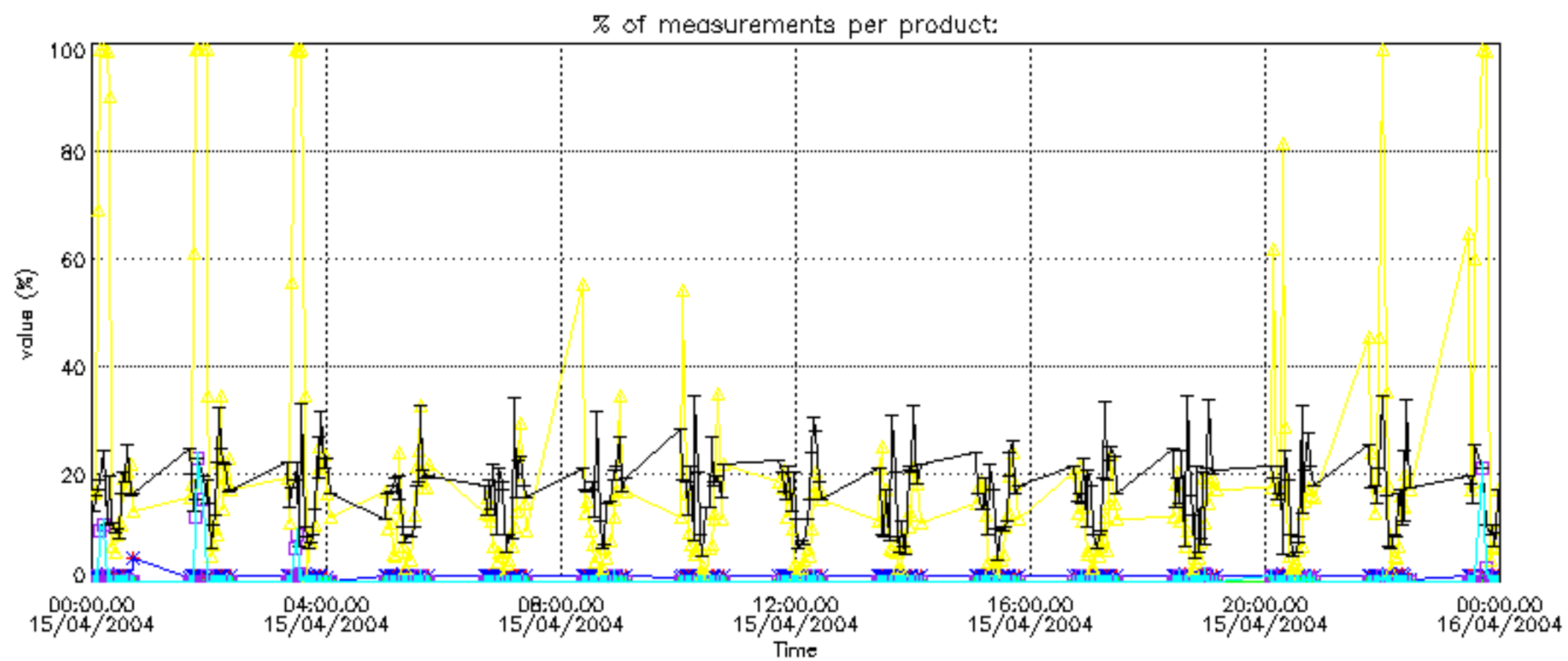
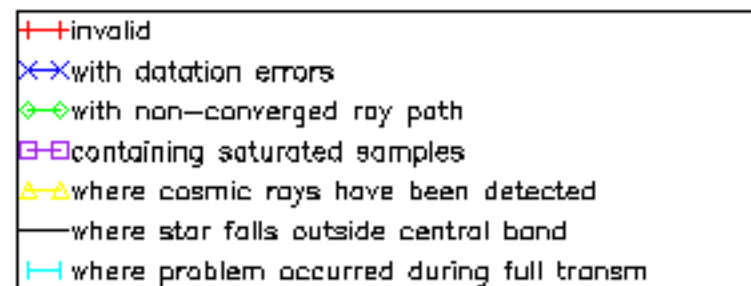


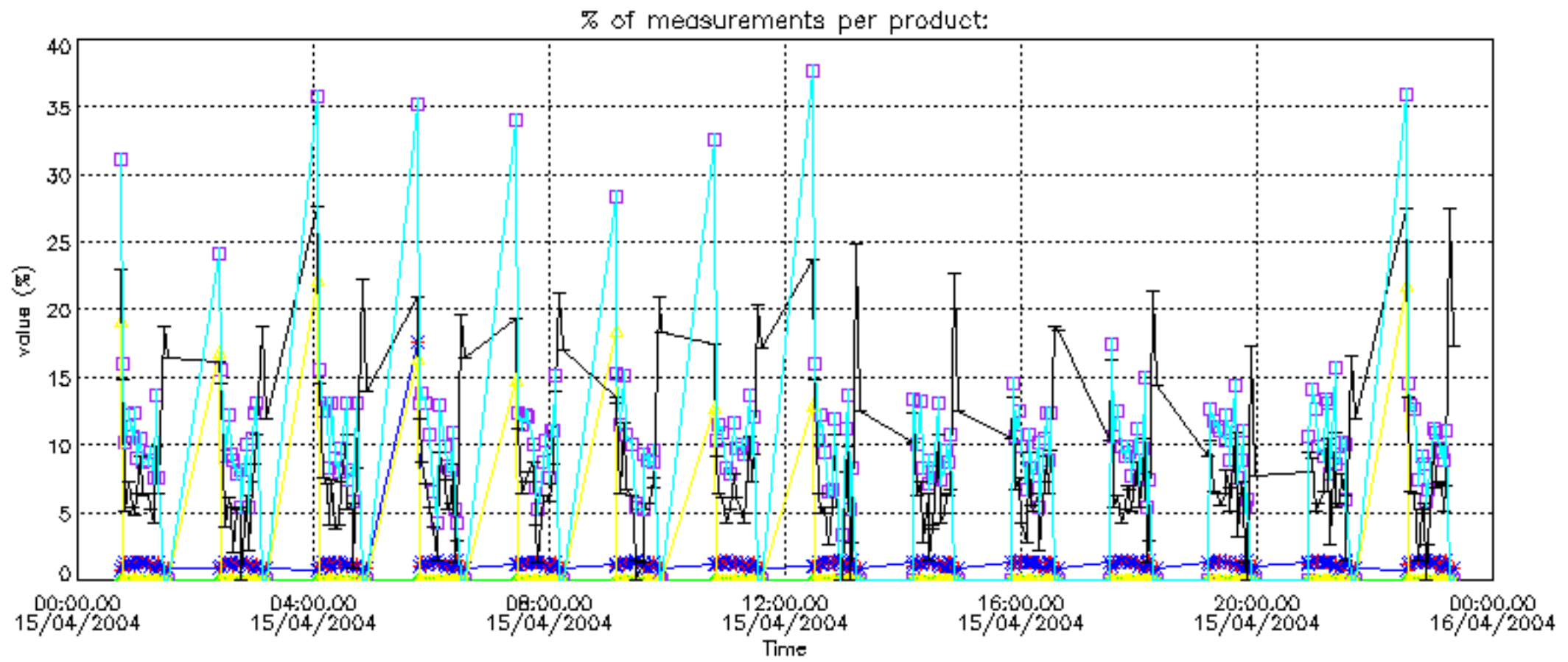
Percentage of flagged data per NO2 profile



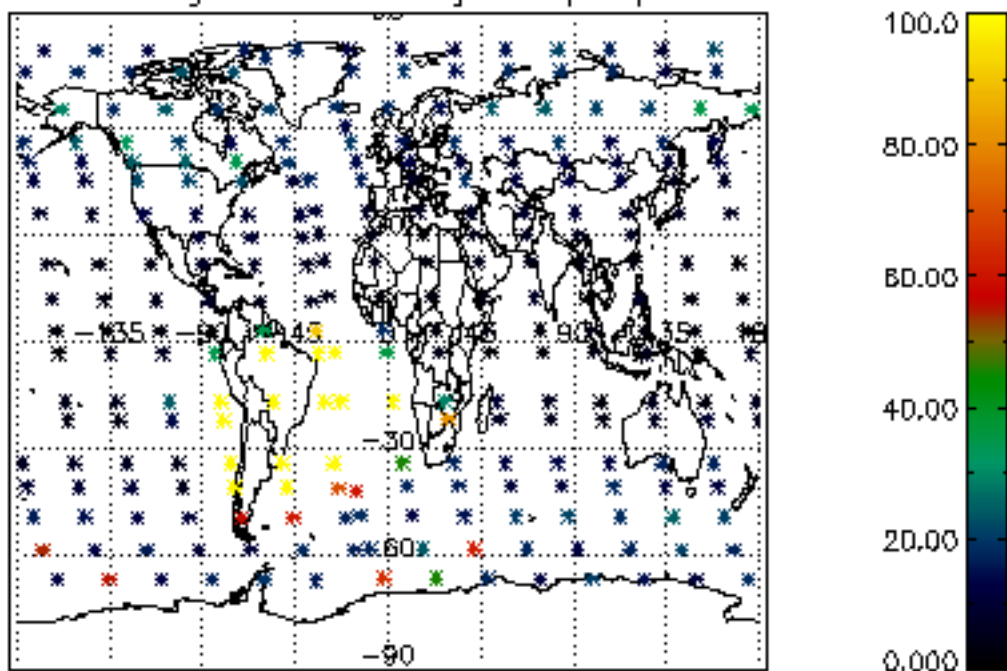
Percentage of flagged data per NO3 profile



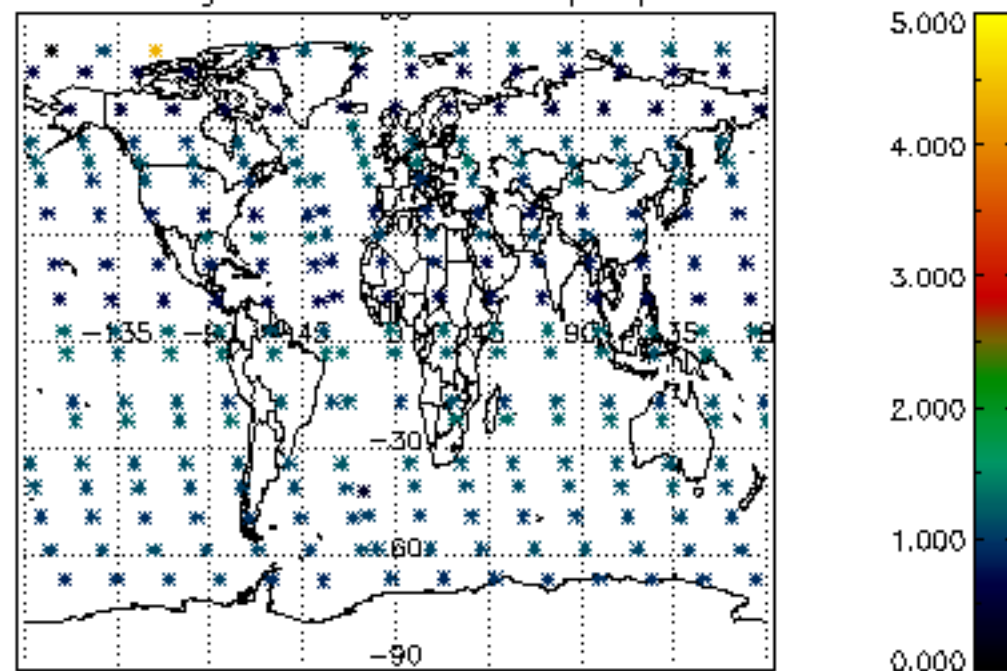




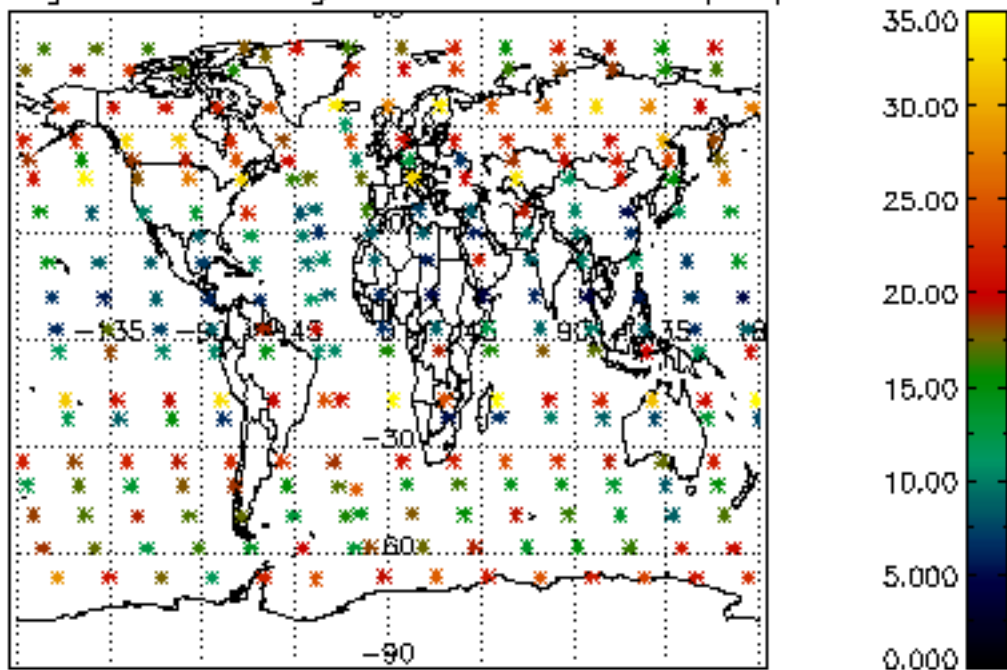
Percentage of cosmic ray hits per profile



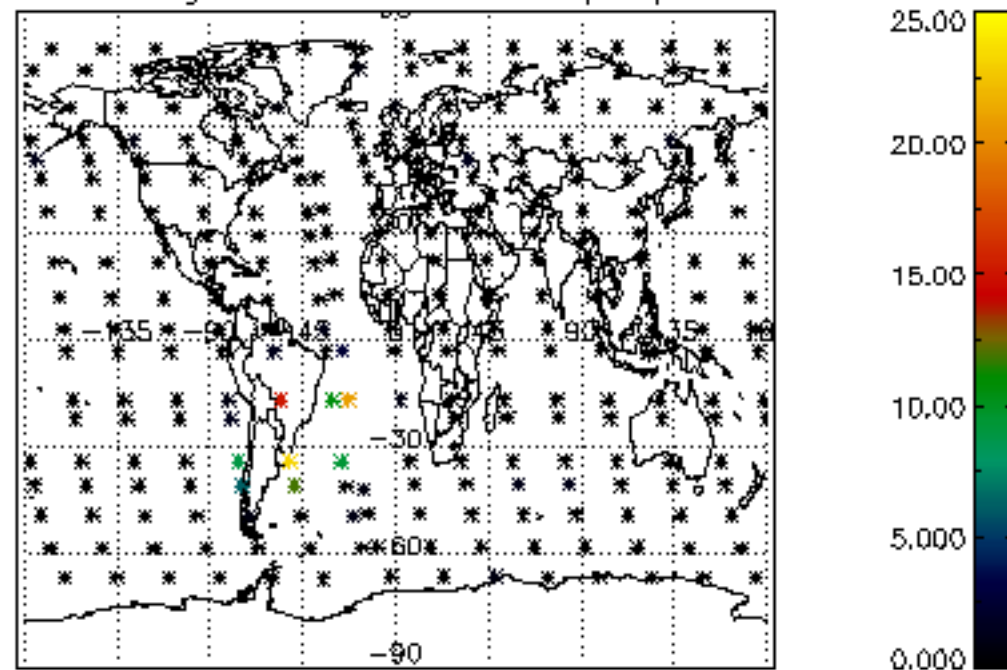
Percentage of datation errors per profile



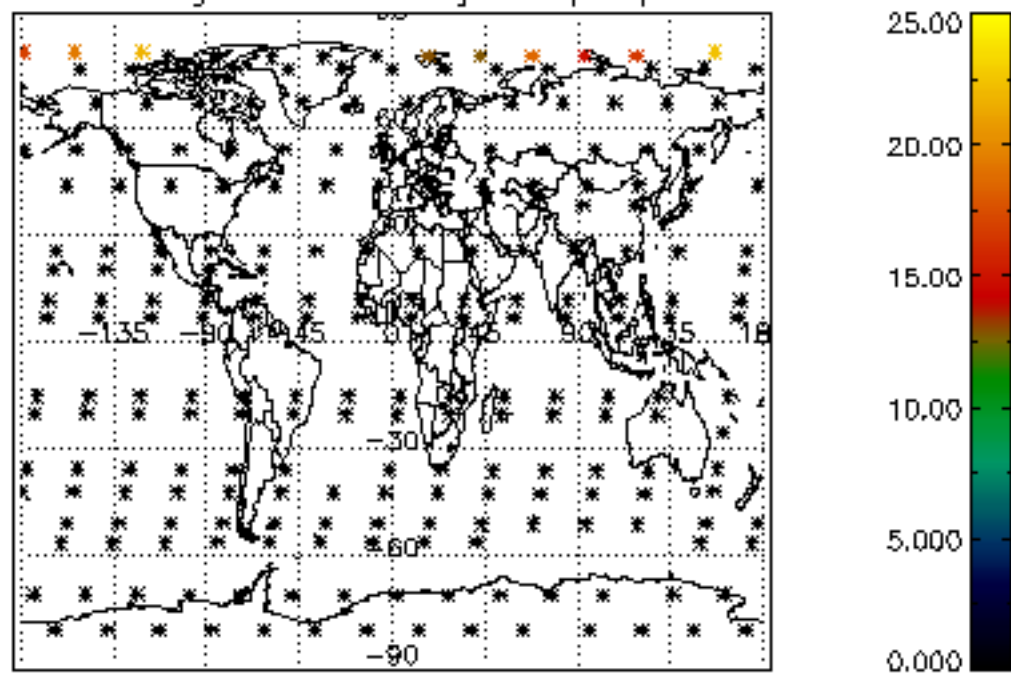
Percentage of star falling outside central band per profile



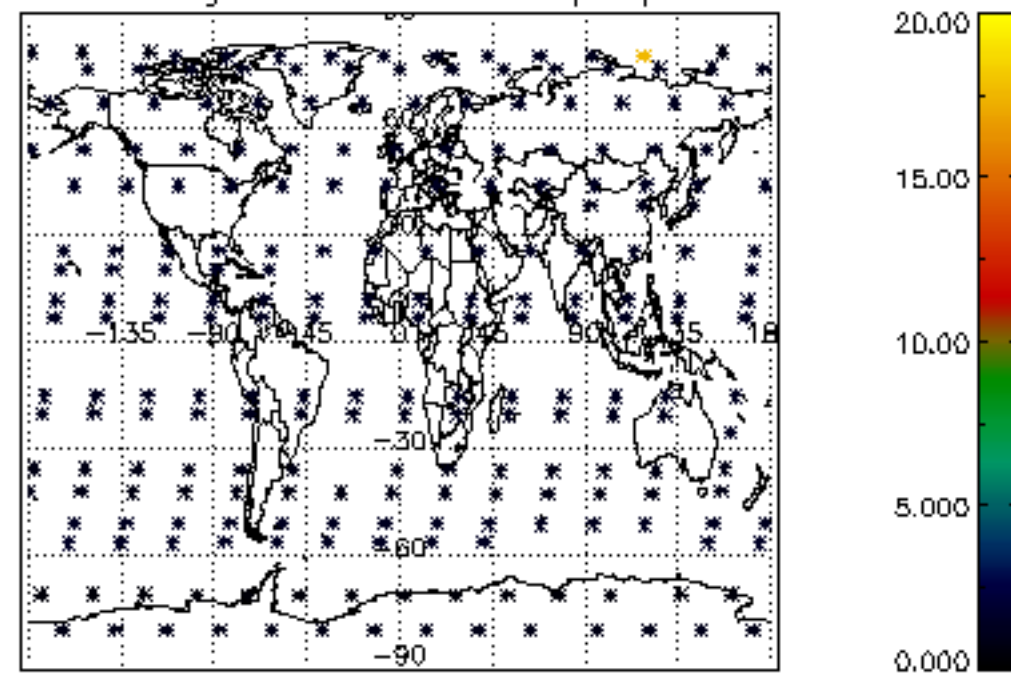
Percentage of saturation errors per profile



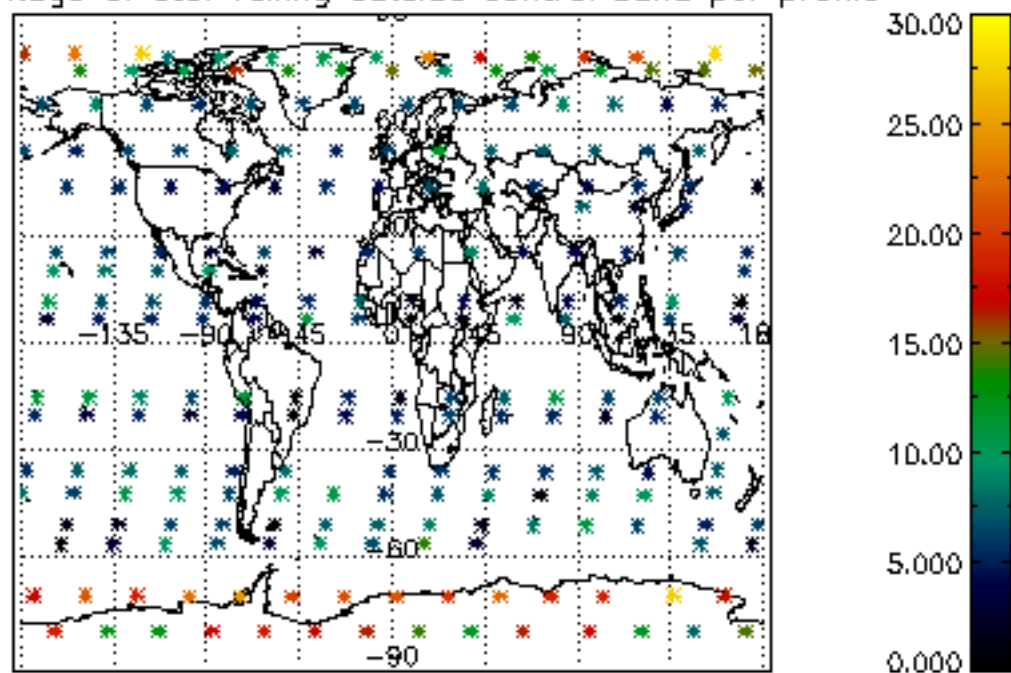
Percentage of cosmic ray hits per profile



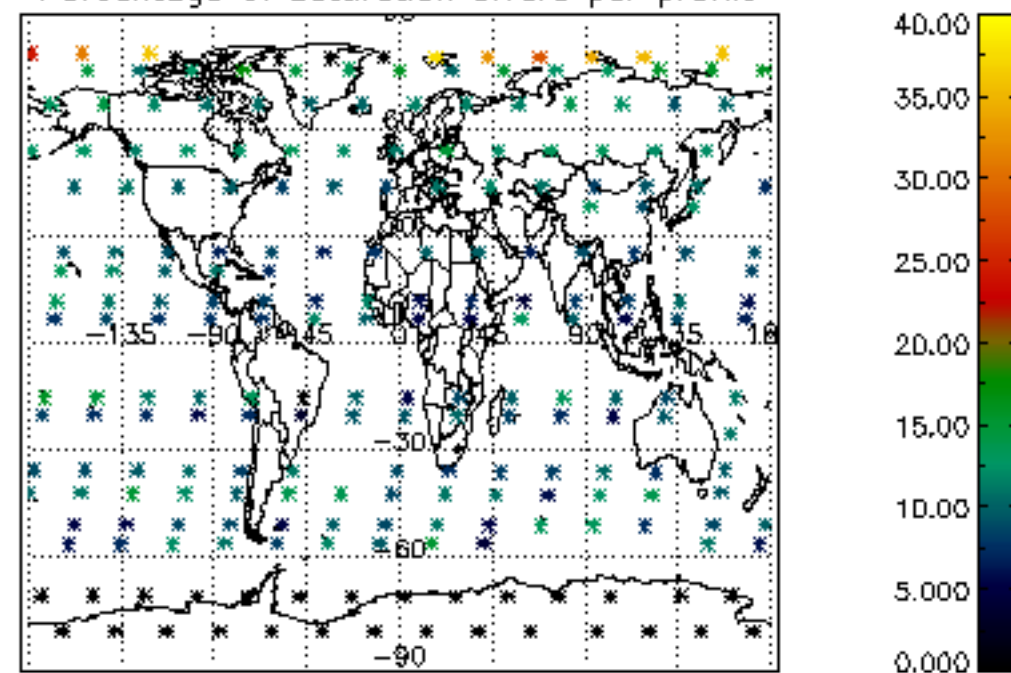
Percentage of datation errors per profile

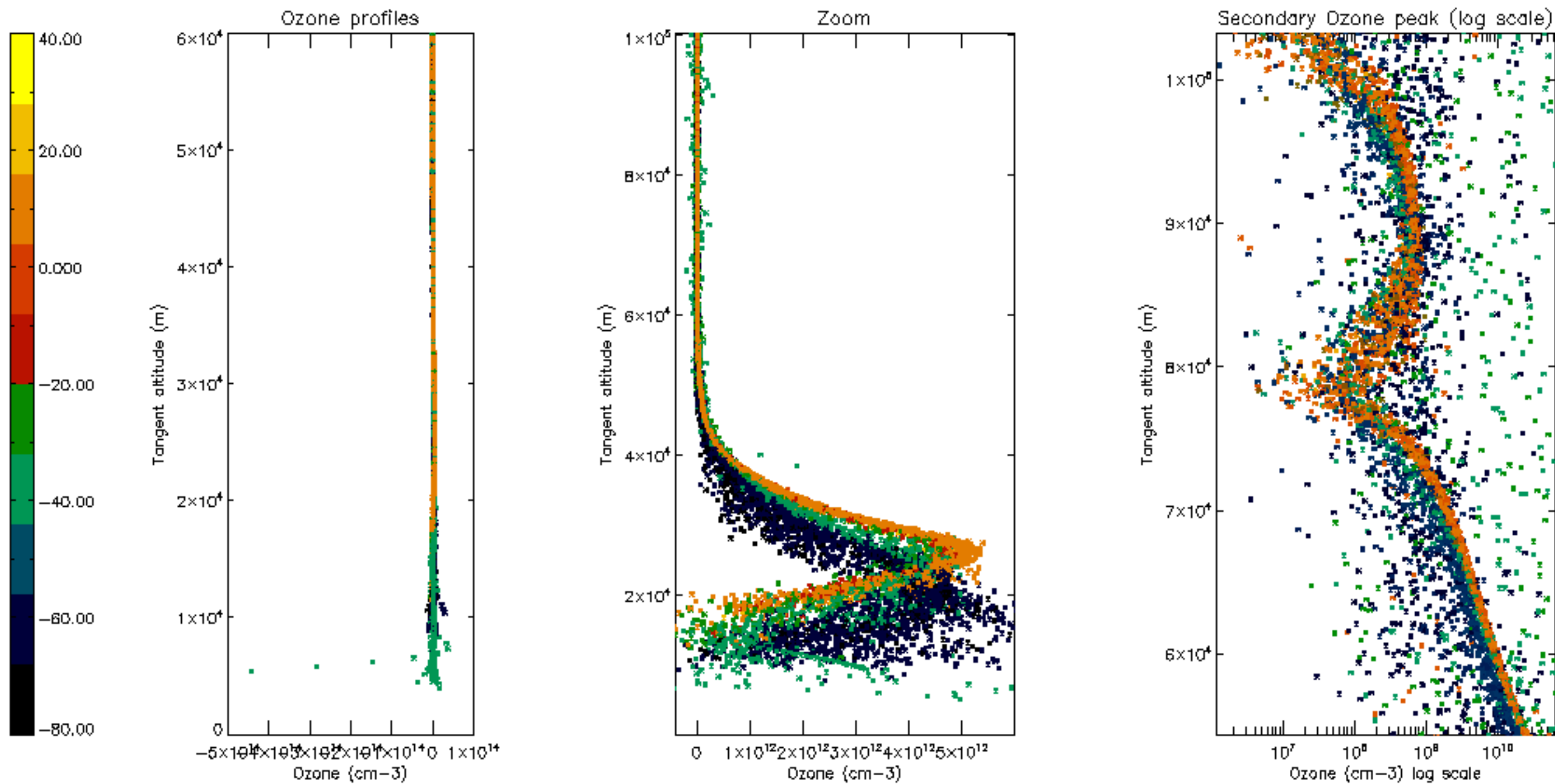


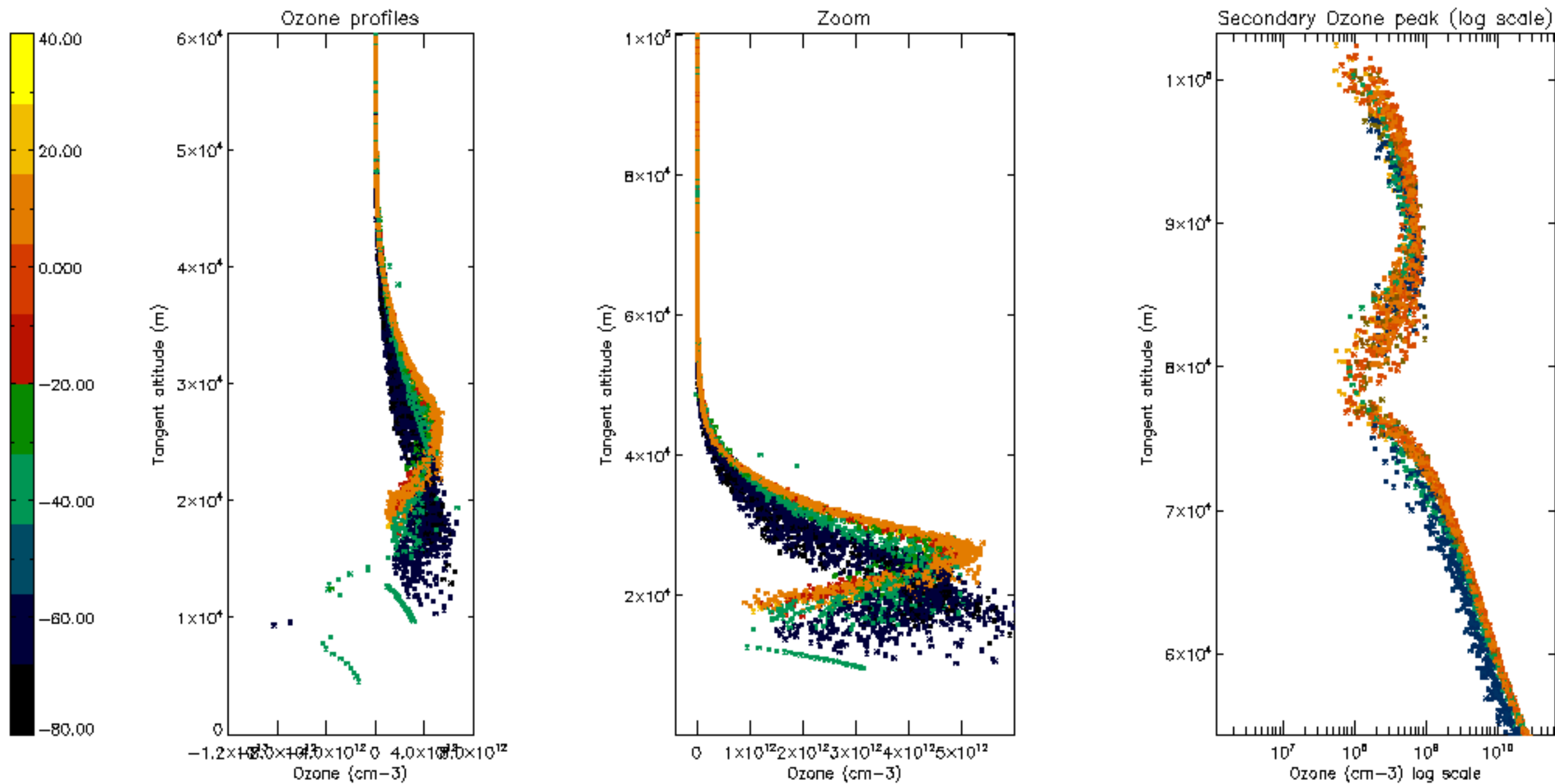
Percentage of star falling outside central band per profile

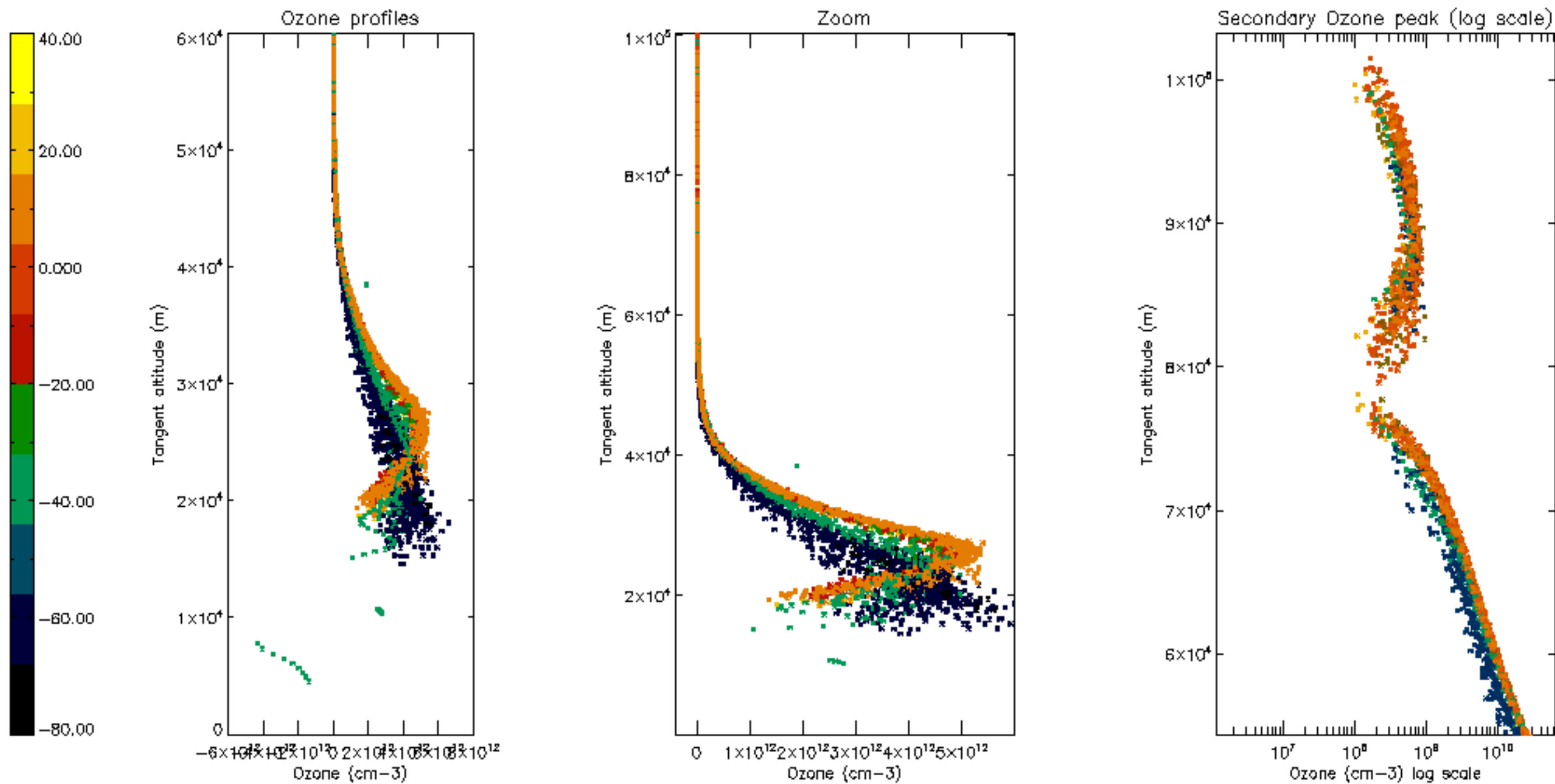


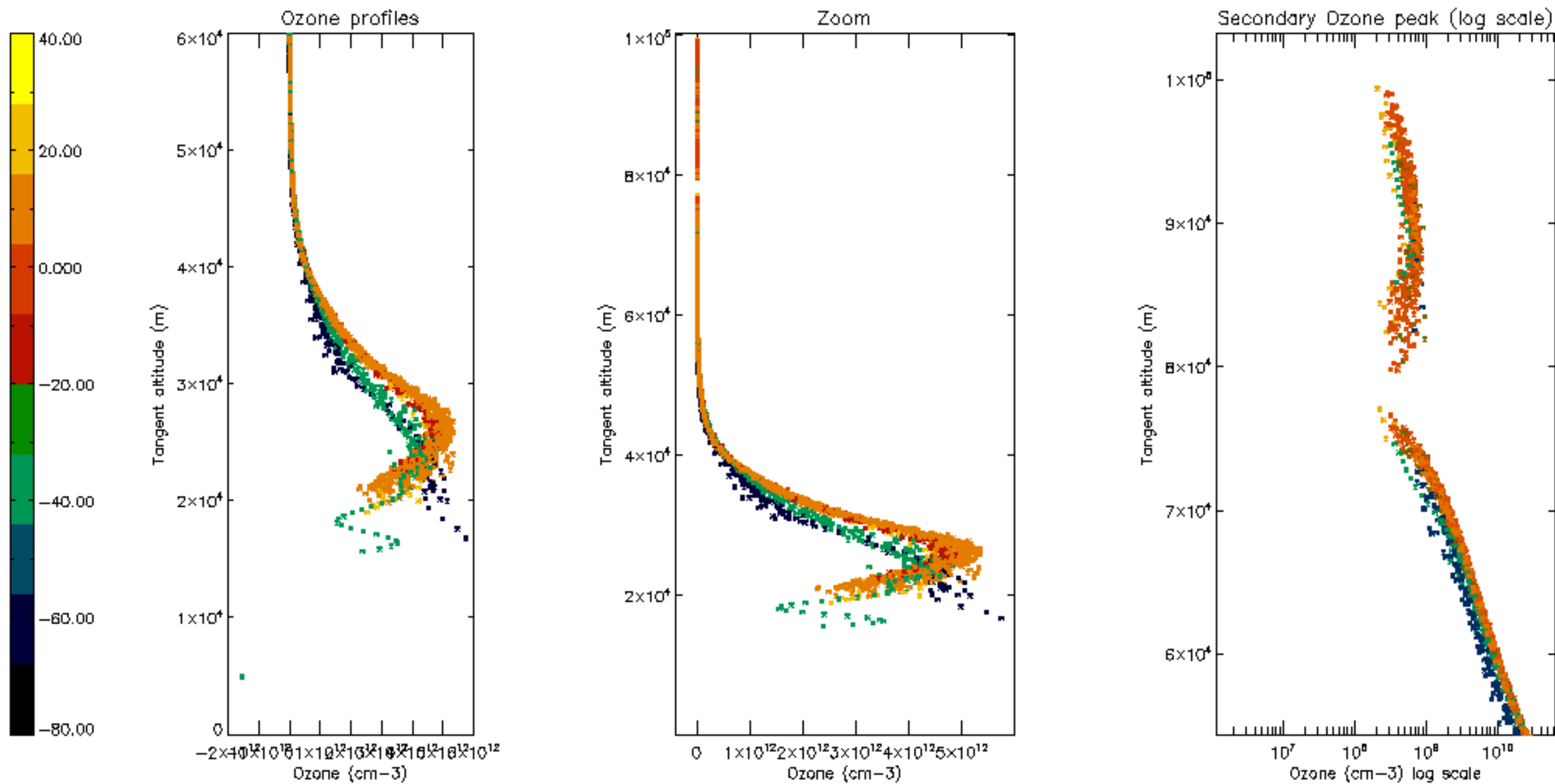
Percentage of saturation errors per profile

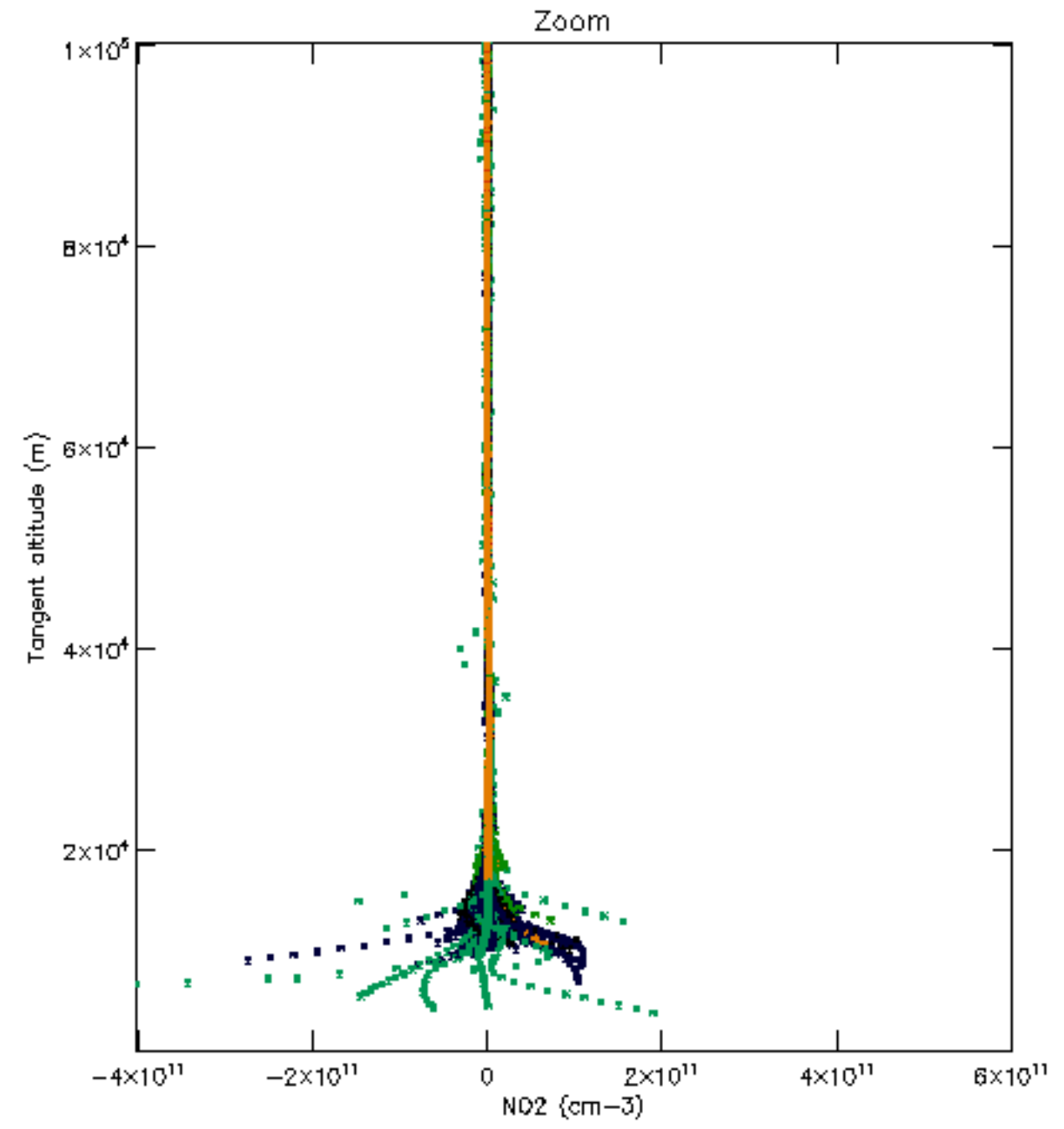
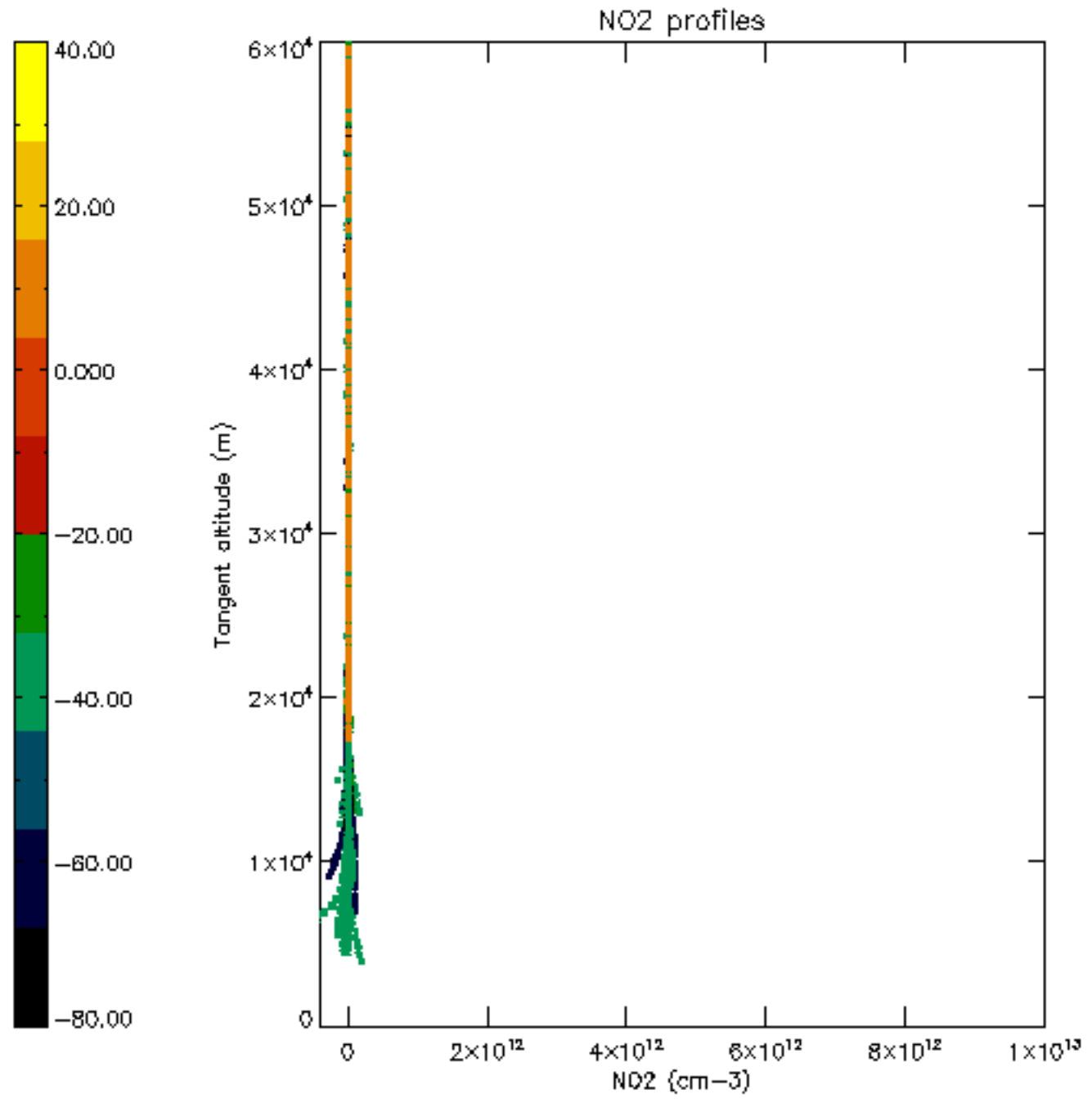


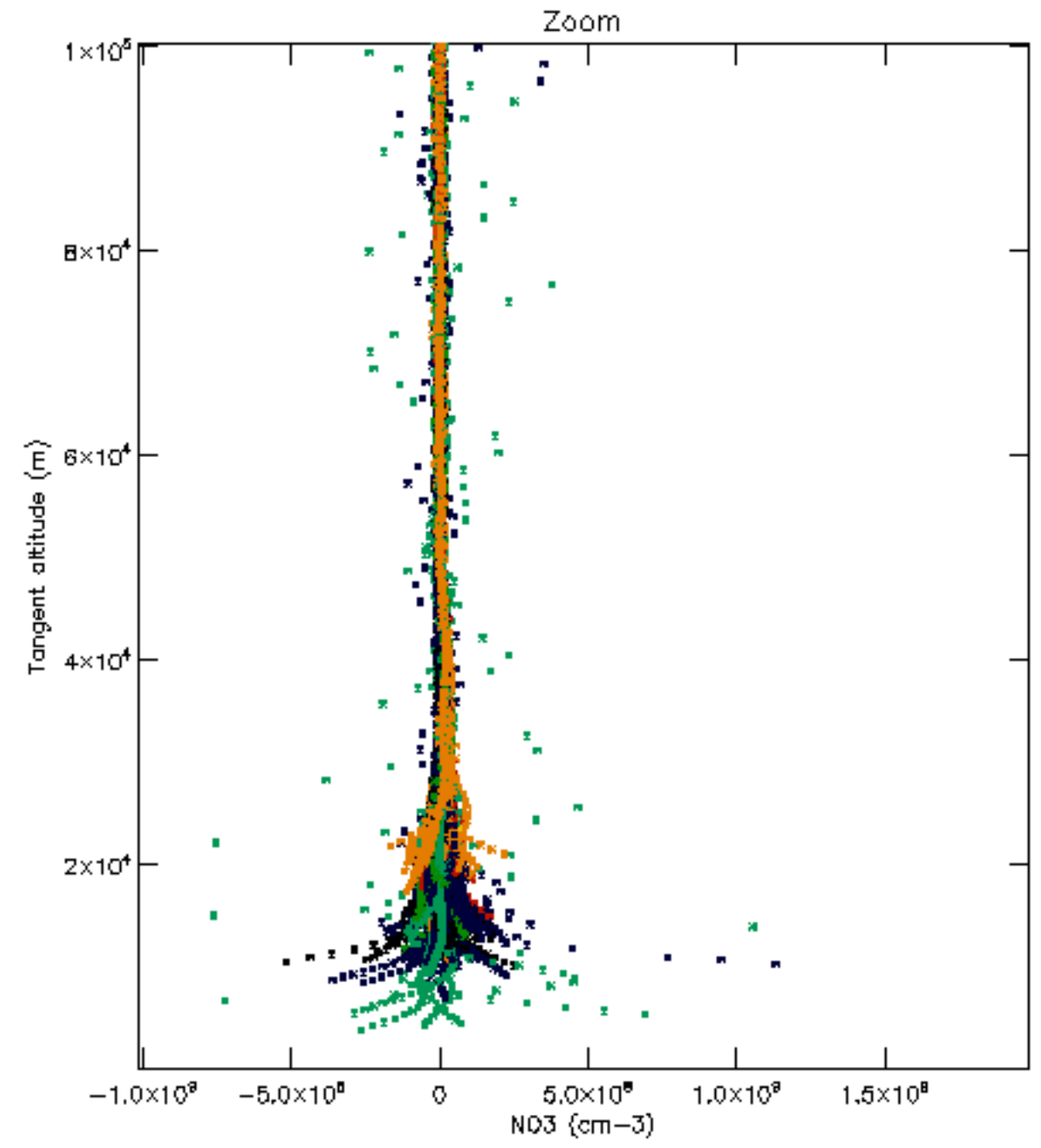
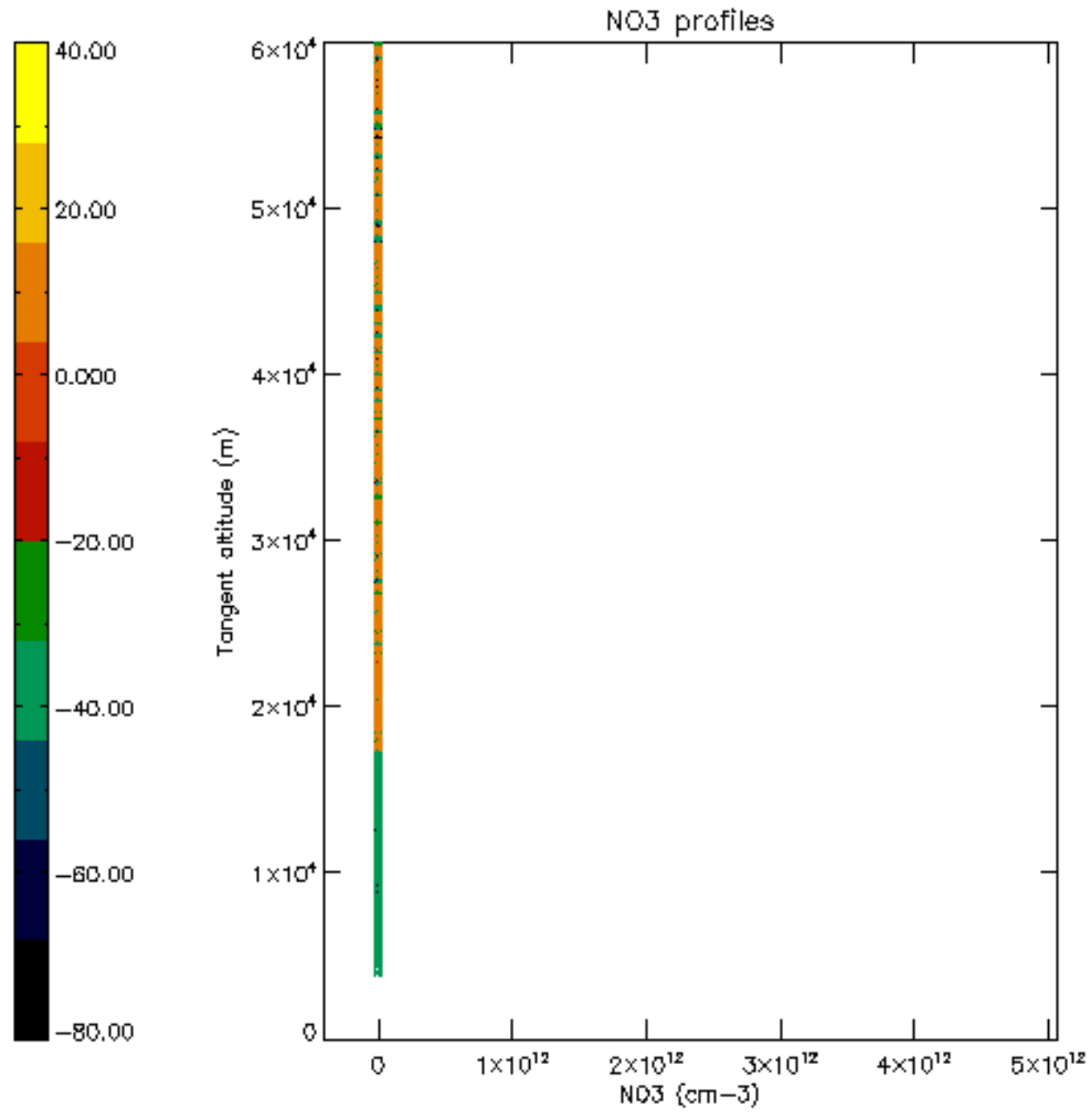


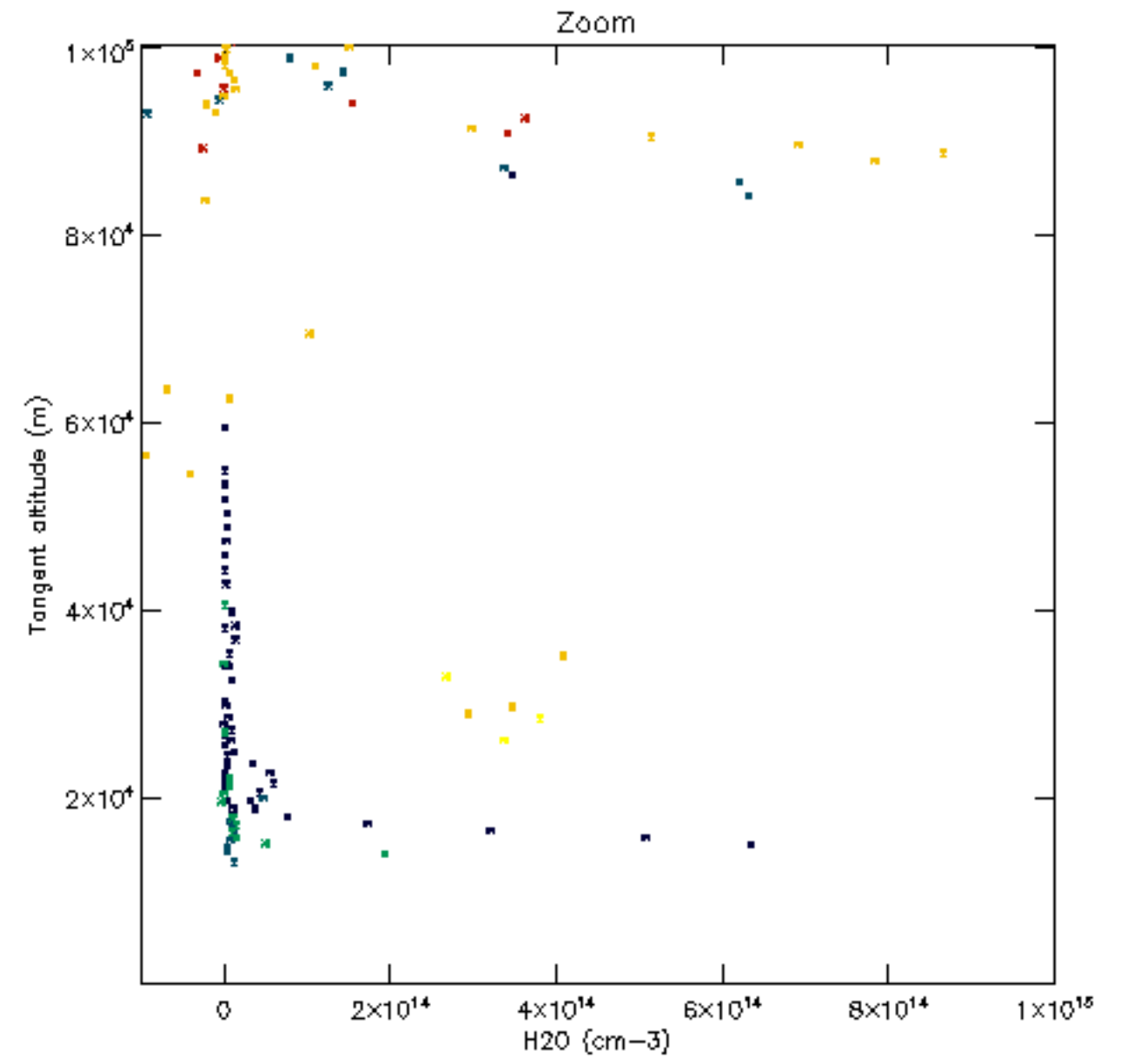
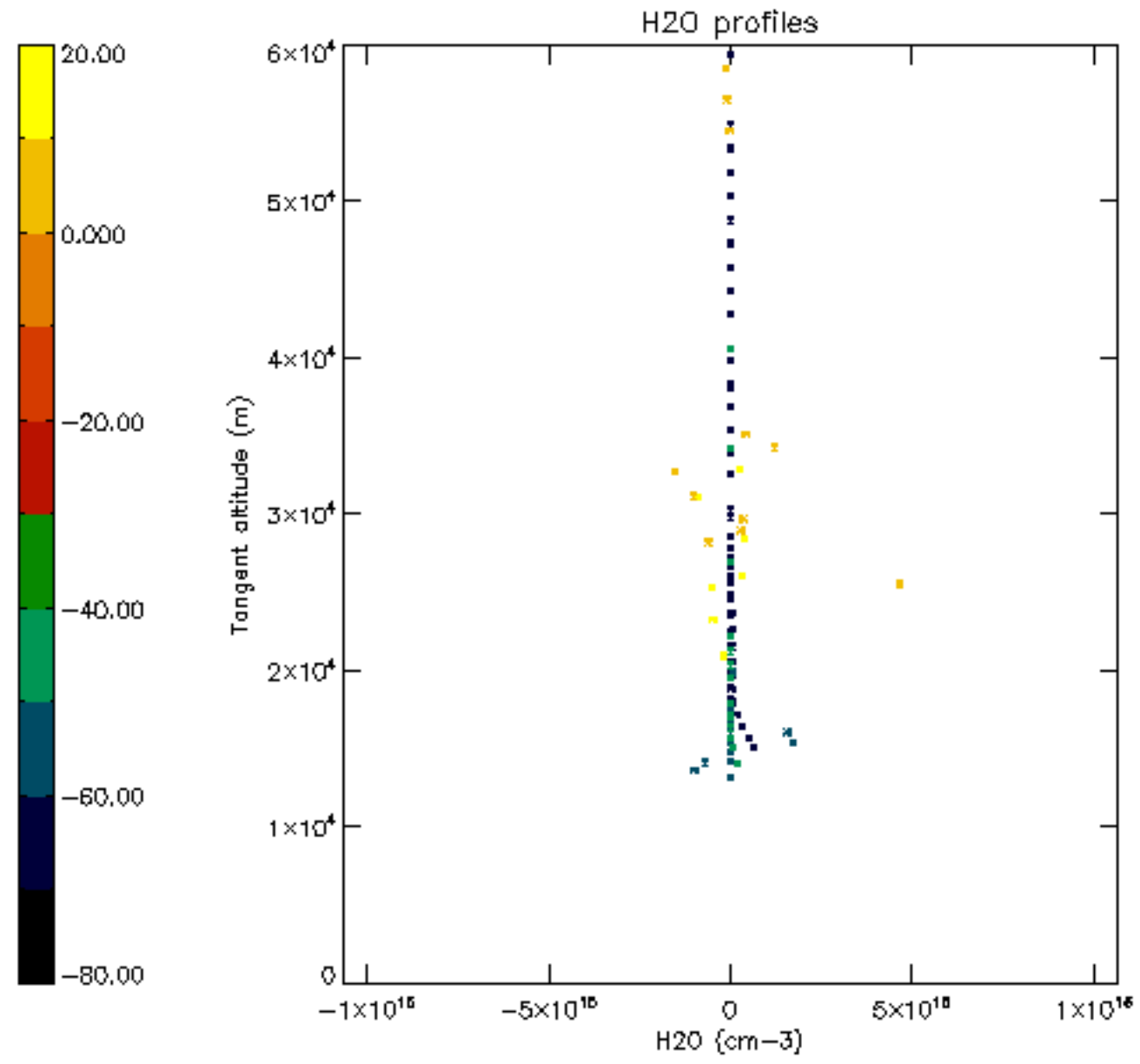


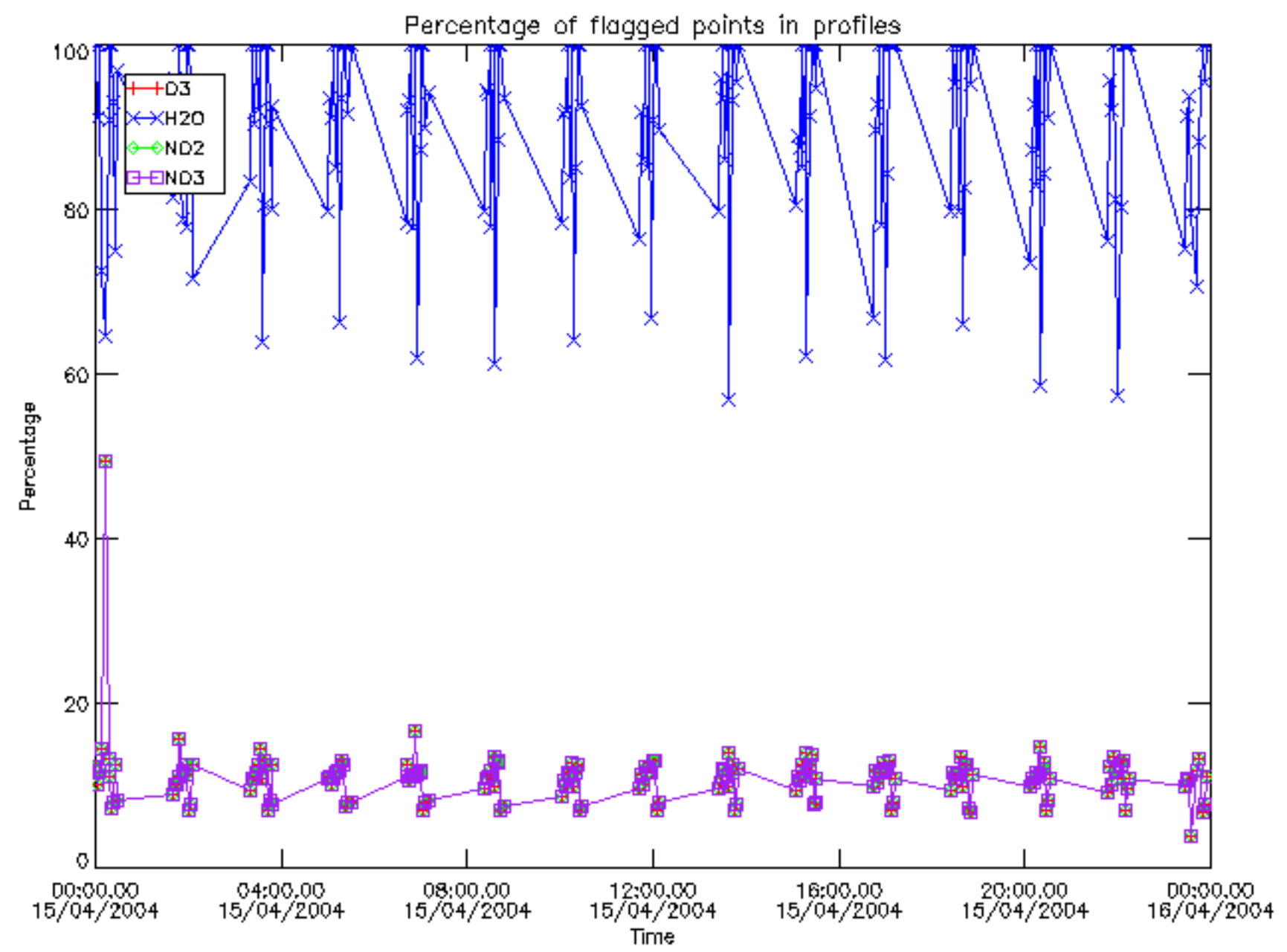




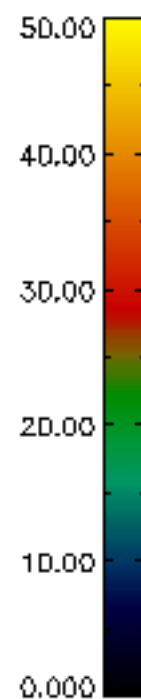
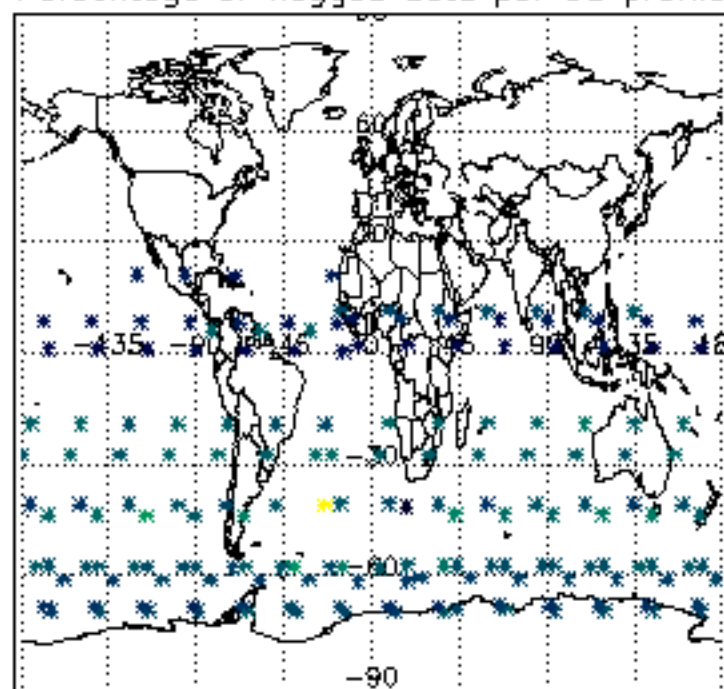




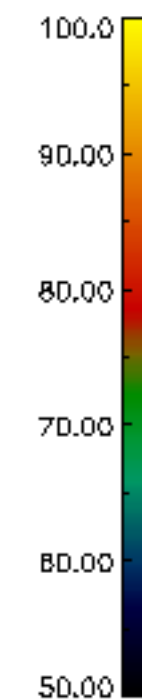
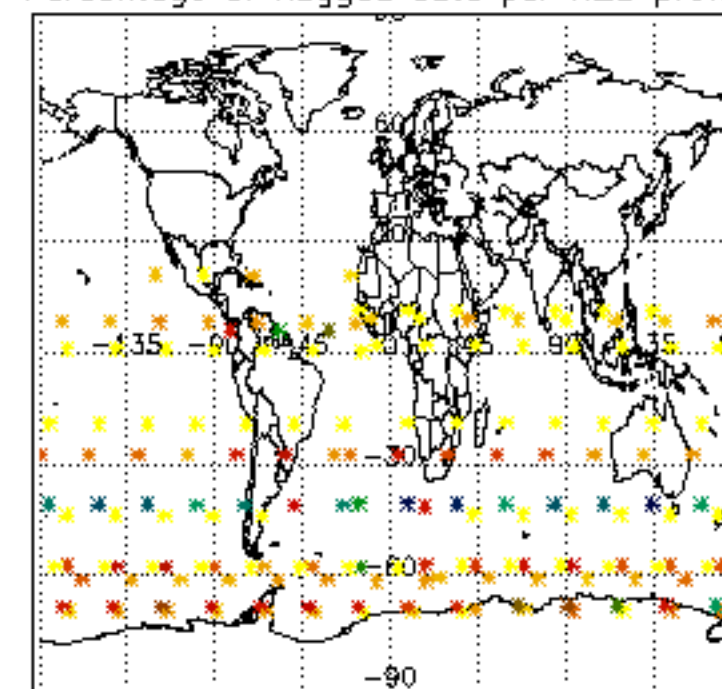




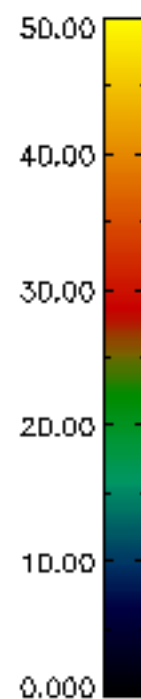
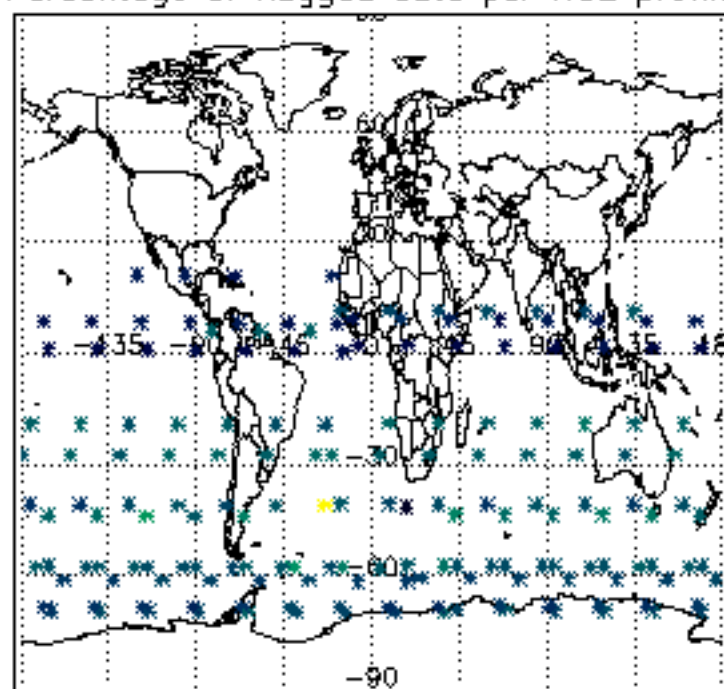
Percentage of flagged data per D3 profile



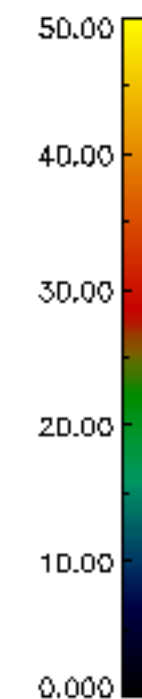
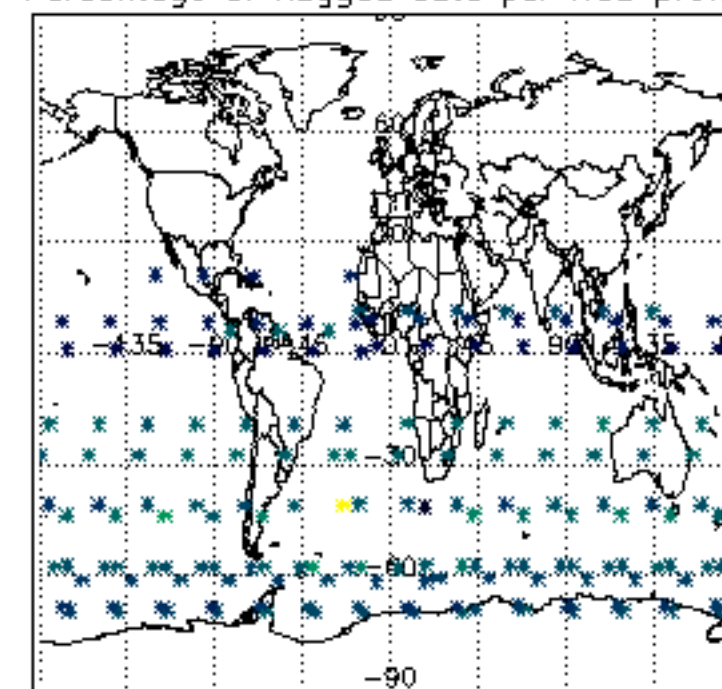
Percentage of flagged data per H2O profile

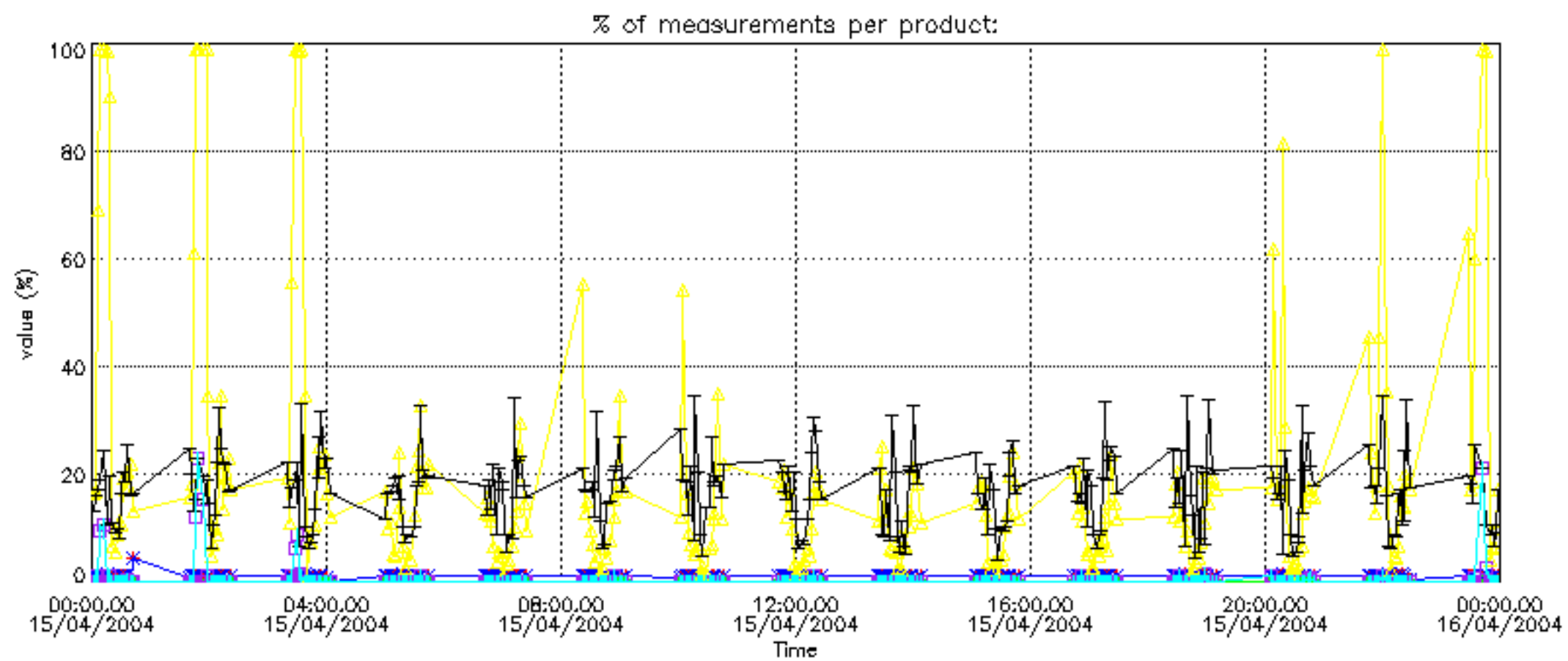


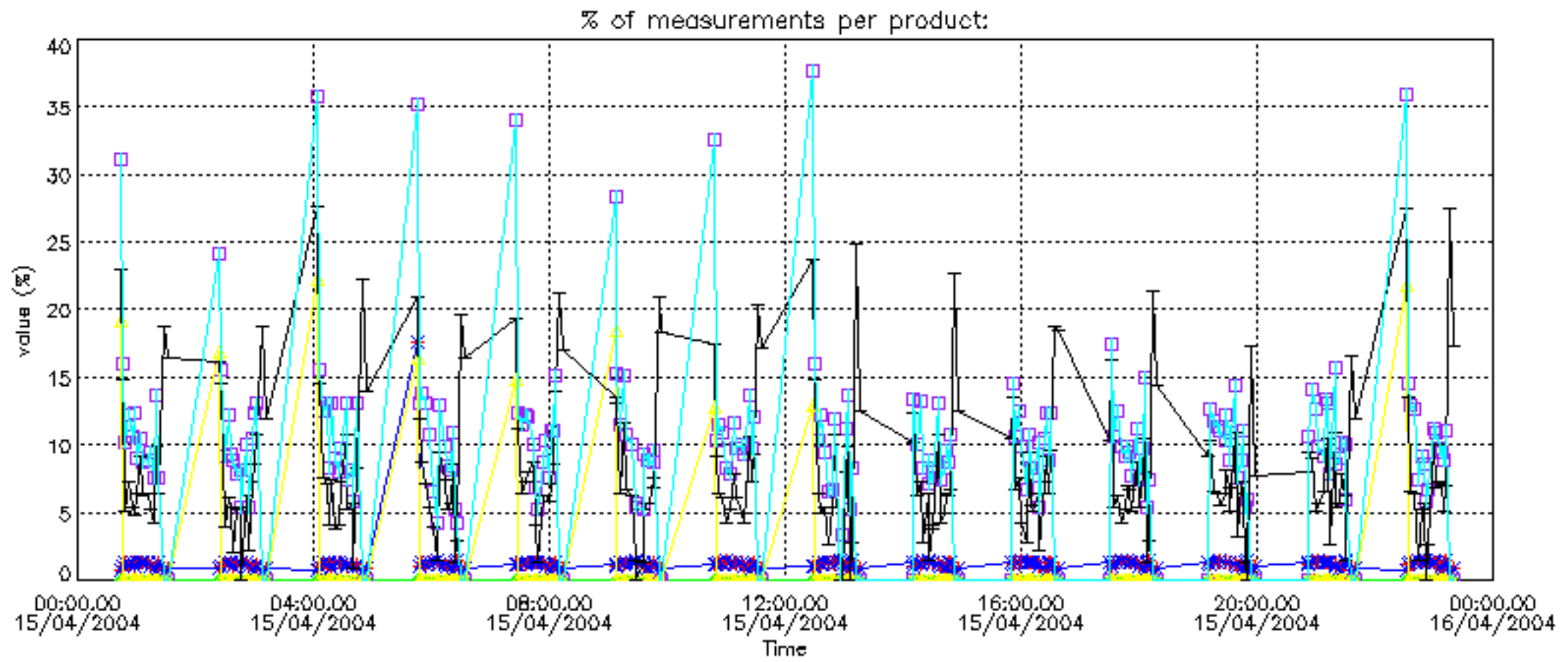
Percentage of flagged data per NO2 profile



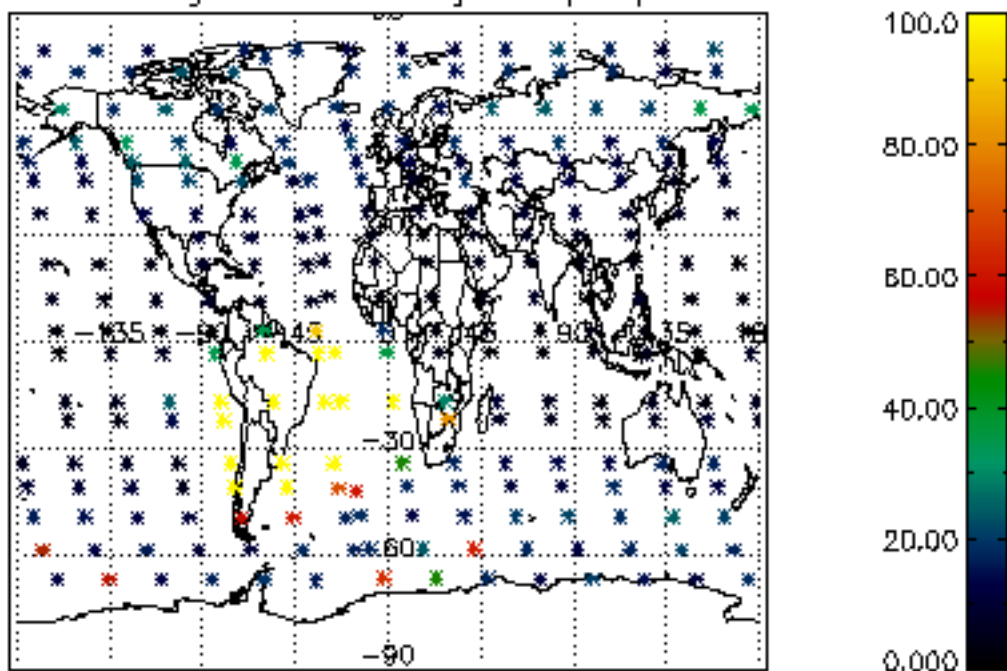
Percentage of flagged data per NO3 profile



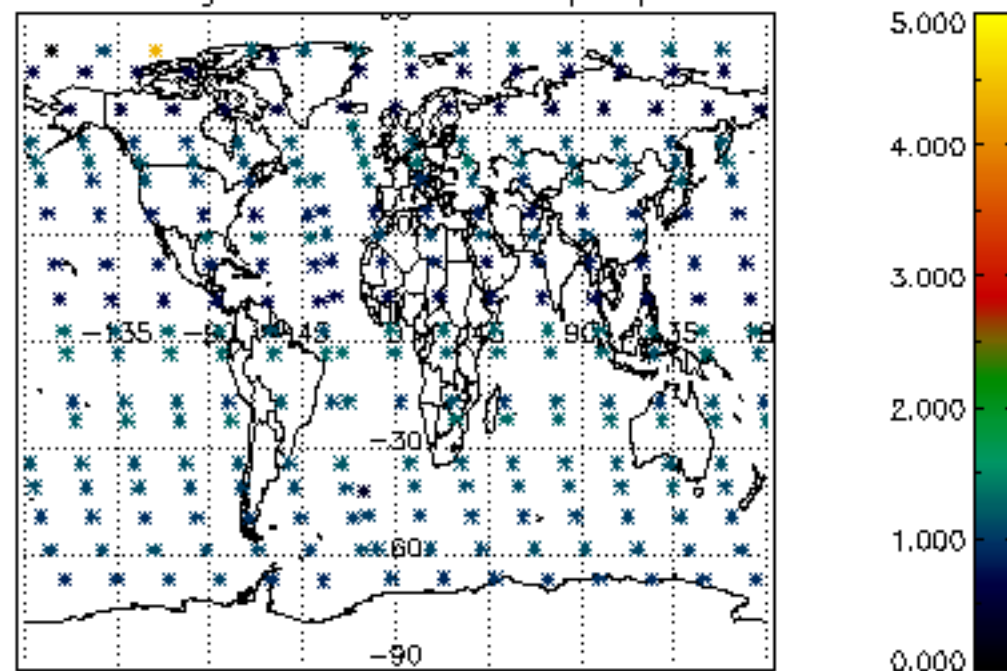




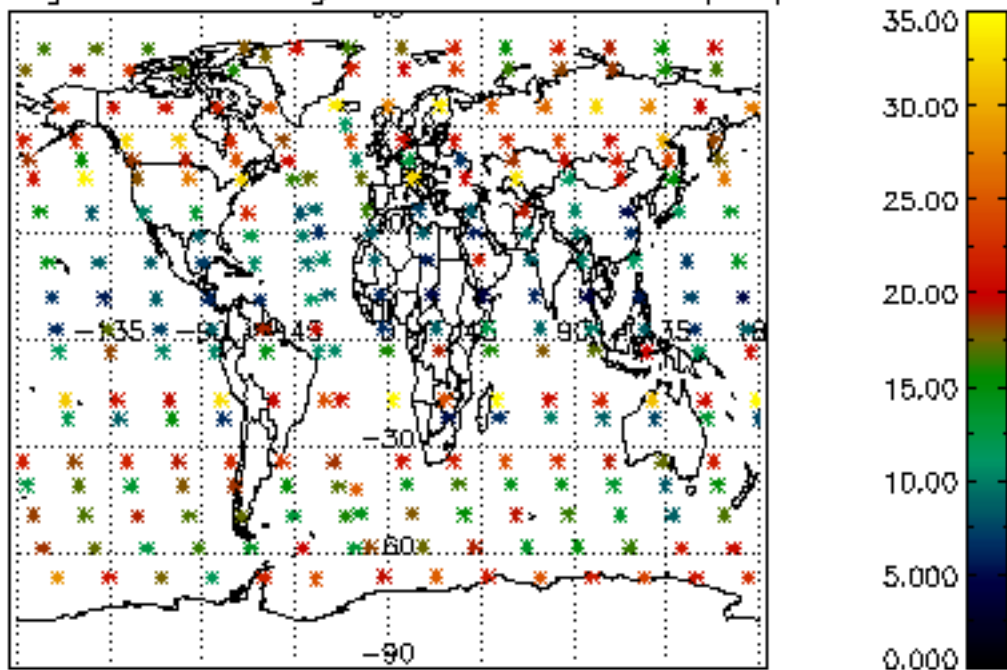
Percentage of cosmic ray hits per profile



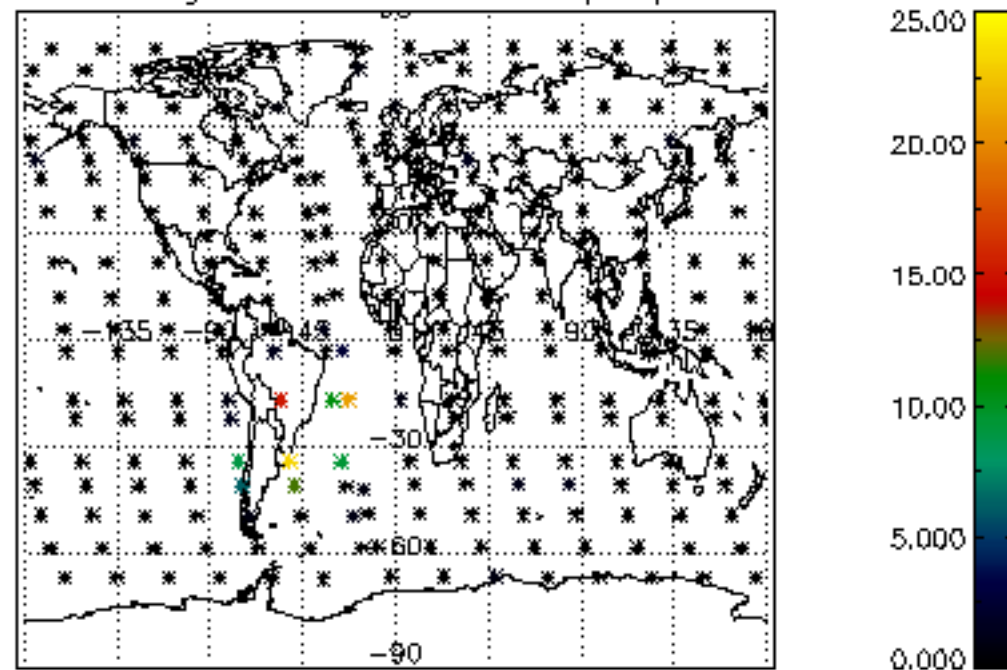
Percentage of datation errors per profile



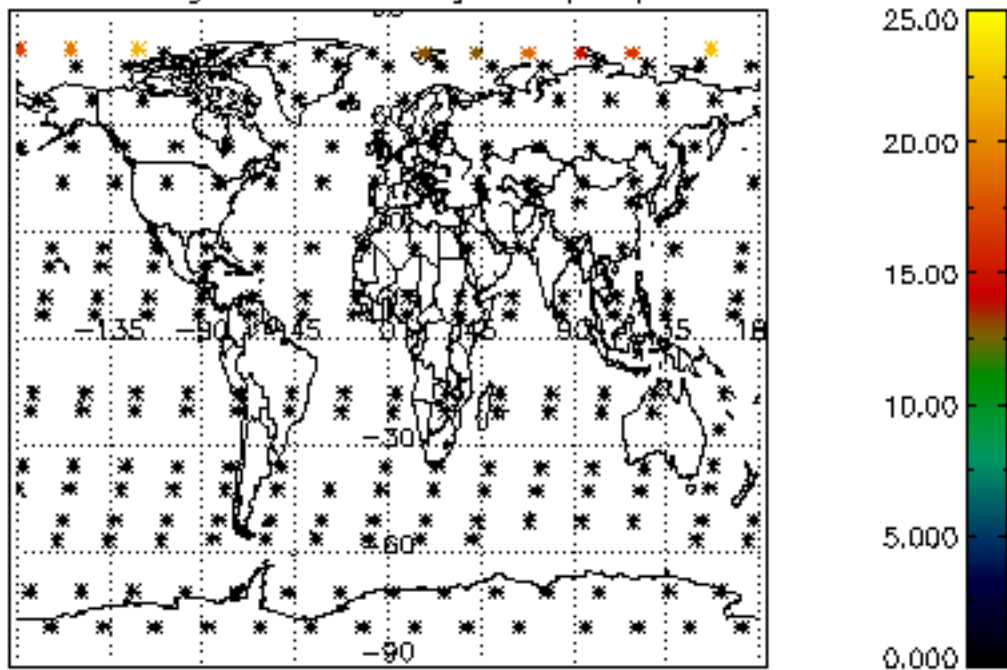
Percentage of star falling outside central band per profile



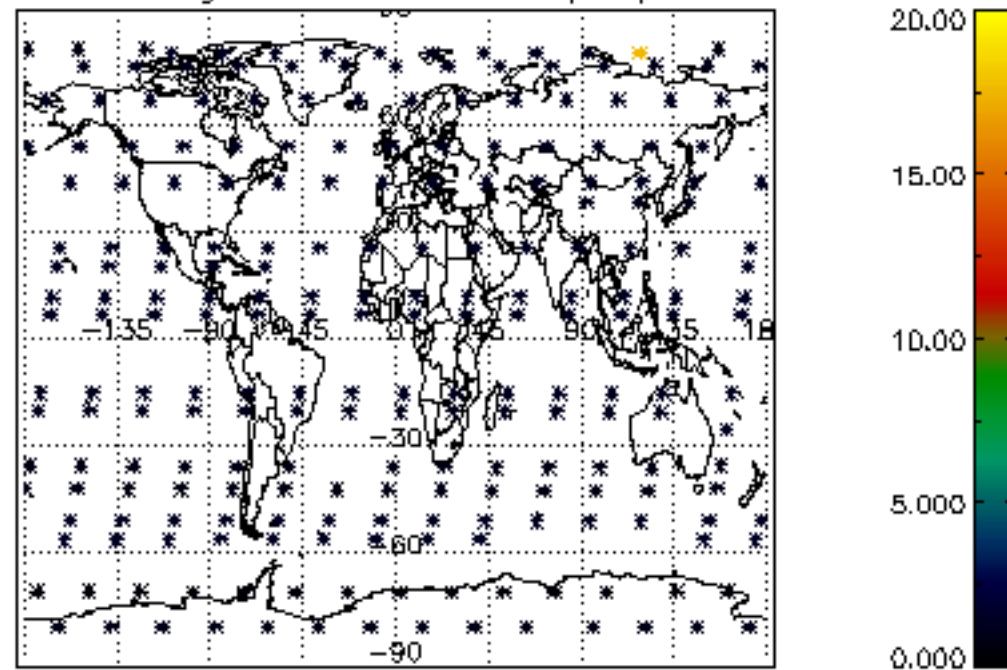
Percentage of saturation errors per profile



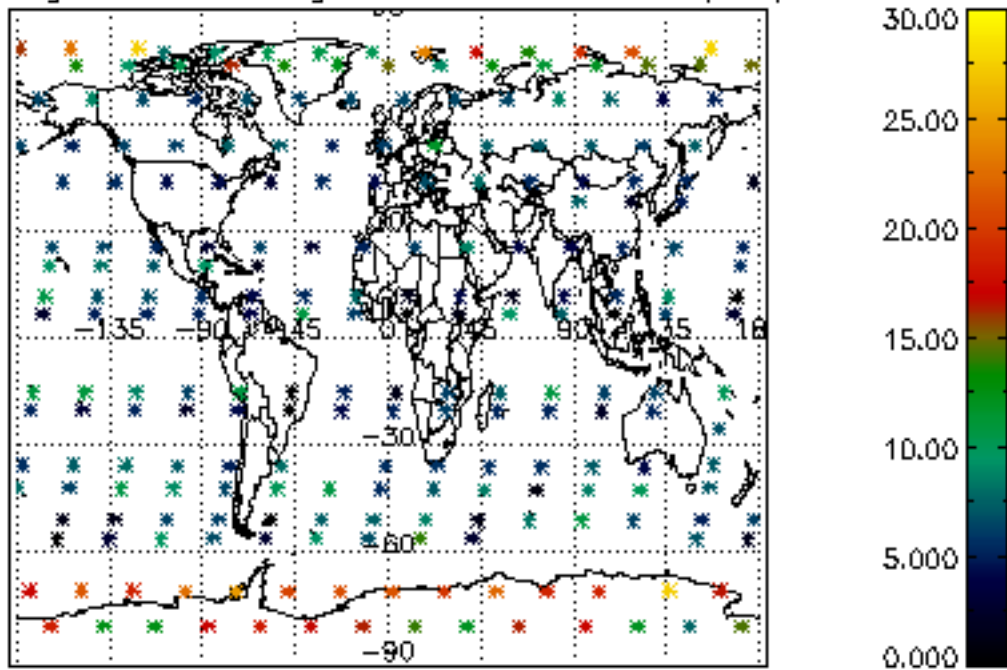
Percentage of cosmic ray hits per profile



Percentage of datation errors per profile



Percentage of star falling outside central band per profile



Percentage of saturation errors per profile

