

GOMOS Level 2 Daily Report

SUMMARY

[1. General Info](#)

[2. Summary of processed GOM_NL_2P products](#)

[3. Level 2 Quality information per product](#)

[3.1 Plot of level 2 quality information per product \(time dependant\)](#)

[3.2 Plot of level 2 quality information per product \(world map\)](#)

[4. Level 1 Quality information per product \(stored on level 2 products\)](#)

[4.1 Plot of level 1 quality information per product \(time dependant\)](#)

[4.1.1 Plot of level 1 quality information per product \(time dependant\): ASCENDING](#)

[4.1.2 Plot of level 1 quality information per product \(time dependant\): DESCENDING](#)

[4.2 Plot of level 1 quality information per product \(world map\)](#)

[4.2.1 Plot of level 1 quality information per product \(world map\): ASCENDING](#)

[4.2.2 Plot of level 1 quality information per product \(world map\): DESCENDING](#)

[5. Ozone profiles based on quality statistics and other trace gas profiles](#)

[5.1 Ozone statistics based on quality of products](#)

[5.2 Plot ozone profiles for all STD \(dark without errors\)](#)

[5.3 Plot ozone profiles where STD < 20% \(dark without errors\)](#)

[5.4. Plot ozone profiles where STD < 10% \(dark without errors\)](#)

[5.5. Plot ozone profiles where STD < 5% \(dark without errors\)](#)

[5.6 Plot NO2 profiles for all STD \(dark without errors\)](#)

[5.7 Plot NO3 profiles for all STD \(dark without errors\)](#)

[5.8 Plot H2O profiles \(only for occultations of stars 1,2,3,4,13,14,16,26,63 dark without errors\) for all STD](#)

[6. Auxiliary Data Files used for the production reported in section 2](#)

This report presents the daily analysis on parameters extracted from GOMOS level 2 data (GOM_NL__2P). It is intended to monitor some important parameters that will impact the quality of these products. A list of level 2 products (and content) that have arrived during the reporting day to the PCF is also given.

Item	Value
Time of report generation	18APR2013 23:49:04
Data source version	GOMOS/6.01
Start time of products	14-04-2004 (14APR2004 00:00:00)
Stop time of products	15-04-2004 (15APR2004 00:00:00)
Store outputs in DB	Yes
Nb of level 2 prods	221
Nb of prods with errors	0

2. Summary of processed GOM_NL__2P products.

Nr	Filename	UTC Start time	Limb	Duration	Star Id	Star Name	Star Mag	Star Temp	Nb Meas	Orbit	Prod. error
1	GOM_NL__2PRFIN20040414_000312_000000412026_00016_11092_1572.N1	14-APR-2004 00:03:12	Bright	41.000	60	7Bet UMi	2.0810	3950.0	82	11092	No
2	GOM_NL__2PRFIN20040414_000446_000000492026_00016_11092_1573.N1	14-APR-2004 00:04:46	Bright	49.000	119	14Eta Dra	2.7270	4700.0	98	11092	No
3	GOM_NL__2PRFIN20040414_000916_000000632026_00016_11092_1574.N1	14-APR-2004 00:09:16	Bright	62.500	130	23Bet Dra	2.7990	5800.0	125	11092	No
4	GOM_NL__2PRFIN20040414_001103_000000632026_00016_11092_1575.N1	14-APR-2004 00:11:03	Bright	63.000	69	33Gam Dra	2.2310	3800.0	126	11092	No
5	GOM_NL__2PRFIN20040414_001316_000000402026_00016_11092_1576.N1	14-APR-2004 00:13:16	Bright	40.000	89	5Alp Cep	2.4510	8000.0	80	11092	No
6	GOM_NL__2PRFIN20040414_001921_000001052026_00016_11092_1577.N1	14-APR-2004 00:19:21	Bright	104.50	5	3Alp Lyr	0.033000	11000.	209	11092	No
7	GOM_NL__2PRFIN20040414_002247_000000532026_00016_11092_1578.N1	14-APR-2004 00:22:47	Bright	53.000	92	53Eps Cyg	2.5000	4500.0	106	11092	No
8	GOM_NL__2PRFIN20040414_003006_000000542026_00016_11092_1579.N1	14-APR-2004 00:30:06	Twilight	53.500	61	8Eps Peg	2.1000	3900.0	107	11092	No
9	GOM_NL__2PRFIN20040414_003234_000000472026_00016_11092_1580.N1	14-APR-2004 00:32:34	Dark	46.500	162	34Alp Aqr	2.9440	5350.0	93	11092	No
10	GOM_NL__2PRFIN20040414_003625_000001102026_00016_11092_1581.N1	14-APR-2004 00:36:25	Dark	110.00	11	53Alp Aql	0.76500	8000.0	220	11092	No
11	GOM_NL__2PRFIN20040414_003932_000000422026_00016_11092_1582.N1	14-APR-2004 00:39:32	Dark	42.000	18	24Alp PsA	1.1660	9700.0	84	11092	No
12	GOM_NL__2PRFIN20040414_004422_000000452026_00016_11092_1583.N1	14-APR-2004 00:44:22	Dark	45.000	63	Bet Gru	2.1500	2800.0	90	11092	No
13	GOM_NL__2PRFIN20040414_004814_000000392026_00016_11092_1584.N1	14-APR-2004 00:48:14	Dark	38.500	148	Alp Tuc	2.8780	4100.0	77	11092	No
14	GOM_NL__2PRFIN20040414_004951_000000412026_00017_11093_1566.N1	14-APR-2004 00:49:51	Dark	41.000	45	Alp Pav	1.9400	26000.	82	11093	No
15	GOM_NL__2PRFIN20040414_005154_000000712026_00017_11093_1567.N1	14-APR-2004 00:51:54	Dark	70.500	57	34Sig Sgr	2.0660	26000.	141	11093	No
16	GOM_NL__2PRFIN20040414_005450_000000652026_00017_11093_1568.N1	14-APR-2004 00:54:50	Dark	64.500	38	20Eps Sgr	1.8360	11000.	129	11093	No
17	GOM_NL__2PRFIN20040414_005715_000000422026_00017_11093_1569.N1	14-APR-2004 00:57:15	Dark	41.500	43	Alp TrA	1.9100	4250.0	83	11093	No
18	GOM_NL__2PRFIN20040414_005849_000000682026_00017_11093_1570.N1	14-APR-2004 00:58:49	Dark	67.500	25	35Lam Sco	1.6200	28000.	135	11093	No
19	GOM_NL__2PRFIN20040414_010145_000000472026_00017_11093_1571.N1	14-APR-2004 01:01:45	Straylight	47.000	4	Alp1Cen	-0.010000	5800.0	94	11093	No
20	GOM_NL__2PRFIN20040414_010359_000000422026_00017_11093_1572.N1	14-APR-2004 01:03:59	Straylight	42.000	20	Bet Cru	1.2530	30000.	84	11093	No
21	GOM_NL__2PRFIN20040414_010532_000000472026_00017_11093_1573.N1	14-APR-2004 01:05:32	Straylight	47.000	109	Bet Lup	2.6770	26000.	94	11093	No
22	GOM_NL__2PRFIN20040414_010723_000000962026_00017_11093_1574.N1	14-APR-2004 01:07:23	Straylight	96.000	16	21Alp Sco	1.0200	3000.0	192	11093	No
23	GOM_NL__2PRFIN20040414_011050_000000872026_00017_11093_1575.N1	14-APR-2004 01:10:50	Twilight	87.000	80	7Del Sco	2.3160	30000.	174	11093	No
24	GOM_NL__2PRFIN20040414_011405_000000442026_00017_11093_1576.N1	14-APR-2004 01:14:05	Twilight	44.000	106	9Bet Crv	2.6480	5600.0	88	11093	No
25	GOM_NL__2PRFIN20040414_011555_000000412026_00017_11093_1577.N1	14-APR-2004 01:15:55	Bright	40.500	100	4Gam Crv	2.5800	13100.	81	11093	No
26	GOM_NL__2PRFIN20040414_011721_000000592026_00017_11093_1578.N1	14-APR-2004 01:17:21	Bright	59.000	15	67Alp Vir	0.97600	28000.	118	11093	No
27	GOM_NL__2PRFIN20040414_012024_000000402026_00017_11093_1579.N1	14-APR-2004 01:20:24	Bright	40.000	121	29Gam Vir	2.7400	7200.0	80	11093	No
28	GOM_NL__2PRFIN20040414_012415_000000412026_00017_11093_1580.N1	14-APR-2004 01:24:15	Bright	41.000	138	47Eps Vir	2.8280	4700.0	82	11093	No
29	GOM_NL__2PRFIN20040414_012703_000000372026_00017_11093_1581.N1	14-APR-2004 01:27:03	Bright	37.000	96	68Del Leo	2.5600	9300.0	74	11093	No
30	GOM_NL__2PRFIN20040414_012851_000000572026_00017_11093_1582.N1	14-APR-2004 01:28:51	Bright	57.000	3	16Alp Boo	-0.050000	4250.0	114	11093	No
31	GOM_NL__2PRFIN20040414_013224_000000402026_00017_11093_1583.N1	14-APR-2004 01:32:24	Bright	39.500	152	12Alp2CVn	2.8900	11000.	79	11093	No
32	GOM_NL__2PRFIN20040414_013611_000000372026_00017_11093_1584.N1	14-APR-2004 01:36:11	Bright	37.000	87	64Gam UMa	2.4330	11000.	74	11093	No
33	GOM_NL__2PRFIN20040414_013740_000000392026_00017_11093_1585.N1	14-APR-2004 01:37:40	Bright	39.000	55	79Zet UMa	2.0600	10200.	78	11093	No
34	GOM_NL__2PRFIN20040414_014348_000000402026_00017_11093_1586.N1	14-APR-2004 01:43:48	Bright	40.000	60	7Bet UMi	2.0810	3950.0	80	11093	No
35	GOM_NL__2PRFIN20040414_014522_000000472026_00017_11093_1587.N1	14-APR-2004 01:45:22	Bright	47.000	119	14Eta Dra	2.7270	4700.0	94	11093	No
36	GOM_NL__2PRFIN20040414_014951_000000622026_00017_11093_1588.N1	14-APR-2004 01:49:51	Bright	61.500	130	23Bet Dra	2.7990	5800.0	123	11093	No
37	GOM_NL__2PRFIN20040414_015138_000000642026_00017_11093_1589.N1	14-APR-2004 01:51:38	Bright	64.000	69	33Gam Dra	2.2310	3800.0	128	11093	No
38	GOM_NL__2PRFIN20040414_015352_000000402026_00017_11093_1590.N1	14-APR-2004 01:53:52	Bright	40.000	89	5Alp Cep	2.4510	8000.0	80	11093	No
39	GOM_NL__2PRFIN20040414_015956_000001112026_00017_11093_1591.N1	14-APR-2004 01:59:56	Bright	110.50	5	3Alp Lyr	0.033000	11000.	221	11093	No
40	GOM_NL__2PRFIN20040414_020323_000000602026_00017_11093_1592.N1	14-APR-2004 02:03:23	Bright	60.000	92	53Eps Cyg	2.5000	4500.0	120	11093	No
41	GOM_NL__2PRFIN20040414_021042_000000532026_00017_11093_1593.N1	14-APR-2004 02:10:42	Twilight	53.000	61	8Eps Peg	2.1000	3900.0	106	11093	No
42	GOM_NL__2PRFIN20040414_021310_000000472026_00017_11093_1594.N1	14-APR-2004 02:13:10	Dark	47.000	162	34Alp Aqr	2.9440	5350.0	94	11093	No

43	GOM_NL__2PRFIN20040414_021703_000001062026_00017_11093_1595.N1	14-APR-2004 02:17:03	Dark	105.50	11	53Alp Aql	0.76500	8000.0	211	11093	No
44	GOM_NL__2PRFIN20040414_022008_000000462026_00017_11093_1596.N1	14-APR-2004 02:20:08	Dark	46.000	18	24Alp PsA	1.1660	9700.0	92	11093	No
45	GOM_NL__2PRFIN20040414_022328_000000392026_00017_11093_1597.N1	14-APR-2004 02:23:28	Dark	39.000	172	Gam Gru	3.0030	13100.	78	11093	No
46	GOM_NL__2PRFIN20040414_022459_000000462026_00017_11093_1598.N1	14-APR-2004 02:24:59	Dark	46.000	63	Bet Gru	2.1500	2800.0	92	11093	No
47	GOM_NL__2PRFIN20040414_022849_000000502026_00017_11093_1599.N1	14-APR-2004 02:28:49	Dark	49.500	148	Alp Tuc	2.8780	4100.0	99	11093	No
48	GOM_NL__2PRFIN20040414_023028_000000432026_00018_11094_1566.N1	14-APR-2004 02:30:28	Dark	43.000	45	Alp Pav	1.9400	26000.	86	11094	No
49	GOM_NL__2PRFIN20040414_023232_000000722026_00018_11094_1567.N1	14-APR-2004 02:32:32	Dark	71.500	57	34Sig Sgr	2.0660	26000.	143	11094	No
50	GOM_NL__2PRFIN20040414_023527_000000692026_00018_11094_1568.N1	14-APR-2004 02:35:27	Dark	68.500	38	20Eps Sgr	1.8360	11000.	137	11094	No
51	GOM_NL__2PRFIN20040414_023752_000000432026_00018_11094_1569.N1	14-APR-2004 02:37:52	Dark	42.500	43	Alp TrA	1.9100	4250.0	85	11094	No
52	GOM_NL__2PRFIN20040414_023926_000000702026_00018_11094_1570.N1	14-APR-2004 02:39:26	Dark	70.000	25	35Lam Sco	1.6200	28000.	140	11094	No
53	GOM_NL__2PRFIN20040414_024222_000000542026_00018_11094_1571.N1	14-APR-2004 02:42:22	Straylight	53.500	4	Alp1Cen	-0.010000	5800.0	107	11094	No
54	GOM_NL__2PRFIN20040414_140422_000000442026_00024_11100_1569.N1	14-APR-2004 14:04:22	Dark	43.500	18	24Alp PsA	1.1660	9700.0	87	11100	No
55	GOM_NL__2PRFIN20040414_140743_000000382026_00024_11100_1570.N1	14-APR-2004 14:07:43	Dark	38.000	172	Gam Gru	3.0030	13100.	76	11100	No
56	GOM_NL__2PRFIN20040414_140913_000000522026_00024_11100_1571.N1	14-APR-2004 14:09:13	Dark	52.000	63	Bet Gru	2.1500	2800.0	104	11100	No
57	GOM_NL__2PRFIN20040414_141303_000000442026_00024_11100_1572.N1	14-APR-2004 14:13:03	Dark	44.000	148	Alp Tuc	2.8780	4100.0	88	11100	No
58	GOM_NL__2PRFIN20040414_155733_000000722026_00026_11102_1570.N1	14-APR-2004 15:57:33	Dark	72.000	57	34Sig Sgr	2.0660	26000.	144	11102	No
59	GOM_NL__2PRFIN20040414_160027_000000642026_00026_11102_1571.N1	14-APR-2004 16:00:27	Dark	64.000	38	20Eps Sgr	1.8360	11000.	128	11102	No
60	GOM_NL__2PRFIN20040414_160242_000000402026_00026_11102_1572.N1	14-APR-2004 16:02:42	Dark	40.000	43	Alp TrA	1.9100	4250.0	80	11102	No
61	GOM_NL__2PRFIN20040414_160425_000000692026_00026_11102_1573.N1	14-APR-2004 16:04:25	Dark	69.000	25	35Lam Sco	1.6200	28000.	138	11102	No
62	GOM_NL__2PRFIN20040414_160713_000000472026_00026_11102_1574.N1	14-APR-2004 16:07:13	Straylight	47.000	4	Alp1Cen	-0.010000	5800.0	94	11102	No
63	GOM_NL__2PRFIN20040414_160844_000000462026_00026_11102_1575.N1	14-APR-2004 16:08:44	Straylight	45.500	12	Alp1Cru	0.77500	30000.	91	11102	No
64	GOM_NL__2PRFIN20040414_161017_000000472026_00026_11102_1576.N1	14-APR-2004 16:10:17	Straylight	46.500	26	Gam Cru	1.6240	2900.0	93	11102	No
65	GOM_NL__2PRFIN20040414_161255_000001032026_00026_11102_1577.N1	14-APR-2004 16:12:55	Straylight	102.50	16	21Alp Sco	1.0200	3000.0	205	11102	No
66	GOM_NL__2PRFIN20040414_161618_000000872026_00026_11102_1578.N1	14-APR-2004 16:16:18	Tw_i_and_stray	86.500	80	7Del Sco	2.3160	30000.	173	11102	No
67	GOM_NL__2PRFIN20040414_161930_000000452026_00026_11102_1579.N1	14-APR-2004 16:19:30	Tw_i_and_stray	45.000	106	9Bet Crv	2.6480	5600.0	90	11102	No
68	GOM_NL__2PRFIN20040414_162121_000000472026_00026_11102_1580.N1	14-APR-2004 16:21:21	Bright	46.500	100	4Gam Crv	2.5800	13100.	93	11102	No
69	GOM_NL__2PRFIN20040414_162244_000000472026_00026_11102_1581.N1	14-APR-2004 16:22:44	Bright	47.000	15	67Alp Vir	0.97600	28000.	94	11102	No
70	GOM_NL__2PRFIN20040414_162548_000000412026_00026_11102_1582.N1	14-APR-2004 16:25:48	Bright	40.500	121	29Gam Vir	2.7400	7200.0	81	11102	No
71	GOM_NL__2PRFIN20040414_162937_000000422026_00026_11102_1583.N1	14-APR-2004 16:29:37	Bright	42.000	138	47Eps Vir	2.8280	4700.0	84	11102	No
72	GOM_NL__2PRFIN20040414_163229_000000372026_00026_11102_1584.N1	14-APR-2004 16:32:29	Bright	37.000	96	68Del Leo	2.5600	9300.0	74	11102	No
73	GOM_NL__2PRFIN20040414_163411_000000532026_00026_11102_1585.N1	14-APR-2004 16:34:11	Bright	52.500	3	16Alp Boo	-0.050000	4250.0	105	11102	No
74	GOM_NL__2PRFIN20040414_163746_000000392026_00026_11102_1586.N1	14-APR-2004 16:37:46	Bright	38.500	152	12Alp2CVn	2.8900	11000.	77	11102	No
75	GOM_NL__2PRFIN20040414_164134_000000372026_00026_11102_1587.N1	14-APR-2004 16:41:34	Bright	37.000	87	64Gam UMa	2.4330	11000.	74	11102	No
76	GOM_NL__2PRFIN20040414_164300_000000402026_00026_11102_1588.N1	14-APR-2004 16:43:00	Bright	40.000	55	79Zet UMa	2.0600	10200.	80	11102	No
77	GOM_NL__2PRFIN20040414_164910_000000382026_00026_11102_1589.N1	14-APR-2004 16:49:10	Bright	38.000	60	7Bet UMi	2.0810	3950.0	76	11102	No
78	GOM_NL__2PRFIN20040414_165040_000000492026_00026_11102_1590.N1	14-APR-2004 16:50:40	Bright	48.500	119	14Eta Dra	2.7270	4700.0	97	11102	No
79	GOM_NL__2PRFIN20040414_165506_000000622026_00026_11102_1591.N1	14-APR-2004 16:55:06	Bright	61.500	130	23Bet Dra	2.7990	5800.0	123	11102	No
80	GOM_NL__2PRFIN20040414_165654_000000652026_00026_11102_1592.N1	14-APR-2004 16:56:54	Bright	64.500	69	33Gam Dra	2.2310	3800.0	129	11102	No
81	GOM_NL__2PRFIN20040414_165914_000000402026_00026_11102_1593.N1	14-APR-2004 16:59:14	Bright	39.500	89	5Alp Cep	2.4510	8000.0	79	11102	No
82	GOM_NL__2PRFIN20040414_170514_000001152026_00026_11102_1594.N1	14-APR-2004 17:05:14	Bright	114.50	5	3Alp Lyr	0.033000	11000.	229	11102	No
83	GOM_NL__2PRFIN20040414_170848_000000552026_00026_11102_1595.N1	14-APR-2004 17:08:48	Bright	55.000	92	53Eps Cyg	2.5000	4500.0	110	11102	No
84	GOM_NL__2PRFIN20040414_171610_000000552026_00026_11102_1596.N1	14-APR-2004 17:16:10	Dark	54.500	61	8Eps Peg	2.1000	3900.0	109	11102	No
85	GOM_NL__2PRFIN20040414_171838_000000492026_00026_11102_1597.N1	14-APR-2004 17:18:38	Dark	48.500	162	34Alp Aqr	2.9440	5350.0	97	11102	No
86	GOM_NL__2PRFIN20040414_172113_000000472026_00026_11102_1598.N1	14-APR-2004 17:21:13	Dark	47.000	154	22Bet Aqr	2.8990	5700.0	94	11102	No
87	GOM_NL__2PRFIN20040414_172337_000000472026_00026_11102_1599.N1	14-APR-2004 17:23:37	Dark	46.500	142	49Del Cap	2.8500	8900.0	93	11102	No
88	GOM_NL__2PRFIN20040414_172535_000000482026_00026_11102_1600.N1	14-APR-2004 17:25:35	Dark	47.500	18	24Alp PsA	1.1660	9700.0	95	11102	No
89	GOM_NL__2PRFIN20040414_172856_000000412026_00026_11102_1601.N1	14-APR-2004 17:28:56	Dark	41.000	172	Gam Gru	3.0030	13100.	82	11102	No
90	GOM_NL__2PRFIN20040414_173025_000000522026_00026_11102_1602.N1	14-APR-2004 17:30:25	Dark	52.000	63	Bet Gru	2.1500	2800.0	104	11102	No
91	GOM_NL__2PRFIN20040414_173415_000000382026_00026_11102_1603.N1	14-APR-2004 17:34:15	Dark	38.000	148	Alp Tuc	2.8780	4100.0	76	11102	No
92	GOM_NL__2PRFIN20040414_173809_000000772026_00027_11103_1570.N1	14-APR-2004 17:38:09	Dark	76.500	57	34Sig Sgr	2.0660	26000.	153	11103	No
93	GOM_NL__2PRFIN20040414_174104_000000652026_00027_11103_1571.N1	14-APR-2004 17:41:04	Dark	65.000	38	20Eps Sgr	1.8360	11000.	130	11103	No
94	GOM_NL__2PRFIN20040414_174319_000000412026_00027_11103_1572.N1	14-APR-2004 17:43:19	Dark	41.000	43	Alp TrA	1.9100	4250.0	82	11103	No
95	GOM_NL__2PRFIN20040414_174501_000000692026_00027_11103_1573.N1	14-APR-2004 17:45:01	Dark	68.500	25	35Lam Sco	1.6200	28000.	137	11103	No
96	GOM_NL__2PRFIN20040414_174749_000000542026_00027_11103_1574.N1	14-APR-2004 17:47:49	Straylight	54.000	4	Alp1Cen	-0.010000	5800.0	108	11103	No
97	GOM_NL__2PRFIN20040414_174920_000000452026_00027_11103_1575.N1	14-APR-2004 17:49:20	Straylight	44.500	12	Alp1Cru	0.77500	30000.	89	11103	No
98	GOM_NL__2PRFIN20040414_175054_000000452026_00027_11103_1576.N1	14-APR-2004 17:50:54	Straylight	44.500	26	Gam Cru	1.6240	2900.0	89	11103	No
99	GOM_NL__2PRFIN20040414_175332_000000972026_00027_11103_1577.N1	14-APR-2004 17:53:32	Straylight	96.500	16	21Alp Sco	1.0200	3000.0	193	11103	No
100	GOM_NL__2PRFIN20040414_175655_000000892026_00027_11103_1578.N1	14-APR-2004 17:56:55	Tw_i_and_stray	89.000	80	7Del Sco	2.3160	30000.	178	11103	No
101	GOM_NL__2PRFIN20040414_180006_000000462026_00027_11103_1579.N1	14-APR-2004 18:00:06	Tw_i_and_stray	45.500	106	9Bet Crv	2.6480	5600.0	91	11103	No

102	GOM_NL__2PRFIN20040414_180156_00000522026_00027_11103_1580.N1	14-APR-2004 18:01:56	Bright	52.000	100	4Gam Crv	2.5800	13100.	104	11103	No
103	GOM_NL__2PRFIN20040414_180318_00000502026_00027_11103_1581.N1	14-APR-2004 18:03:18	Bright	50.000	15	67Alp Vir	0.97600	28000.	100	11103	No
104	GOM_NL__2PRFIN20040414_180624_00000402026_00027_11103_1582.N1	14-APR-2004 18:06:24	Bright	40.000	121	29Gam Vir	2.7400	7200.0	80	11103	No
105	GOM_NL__2PRFIN20040414_181013_00000422026_00027_11103_1583.N1	14-APR-2004 18:10:13	Bright	41.500	138	47Eps Vir	2.8280	4700.0	83	11103	No
106	GOM_NL__2PRFIN20040414_181305_00000372026_00027_11103_1584.N1	14-APR-2004 18:13:05	Bright	37.000	96	68Del Leo	2.5600	9300.0	74	11103	No
107	GOM_NL__2PRFIN20040414_181446_00000582026_00027_11103_1585.N1	14-APR-2004 18:14:46	Bright	57.500	3	16Alp Boo	-0.050000	4250.0	115	11103	No
108	GOM_NL__2PRFIN20040414_181822_00000402026_00027_11103_1586.N1	14-APR-2004 18:18:22	Bright	40.000	152	12Alp2CVn	2.8900	11000.	80	11103	No
109	GOM_NL__2PRFIN20040414_182210_00000402026_00027_11103_1587.N1	14-APR-2004 18:22:10	Bright	39.500	87	64Gam UMa	2.4330	11000.	79	11103	No
110	GOM_NL__2PRFIN20040414_182336_00000422026_00027_11103_1588.N1	14-APR-2004 18:23:36	Bright	42.000	55	79Zet UMa	2.0600	10200.	84	11103	No
111	GOM_NL__2PRFIN20040414_182945_00000392026_00027_11103_1589.N1	14-APR-2004 18:29:45	Bright	38.500	60	7Bet UMi	2.0810	3950.0	77	11103	No
112	GOM_NL__2PRFIN20040414_183115_00000482026_00027_11103_1590.N1	14-APR-2004 18:31:15	Bright	47.500	119	14Eta Dra	2.7270	4700.0	95	11103	No
113	GOM_NL__2PRFIN20040414_183541_00000622026_00027_11103_1591.N1	14-APR-2004 18:35:41	Bright	62.000	130	23Bet Dra	2.7990	5800.0	124	11103	No
114	GOM_NL__2PRFIN20040414_183729_00000622026_00027_11103_1592.N1	14-APR-2004 18:37:29	Bright	62.000	69	33Gam Dra	2.2310	3800.0	124	11103	No
115	GOM_NL__2PRFIN20040414_183950_00000402026_00027_11103_1593.N1	14-APR-2004 18:39:50	Bright	40.000	89	5Alp Cep	2.4510	8000.0	80	11103	No
116	GOM_NL__2PRFIN20040414_184549_000001142026_00027_11103_1594.N1	14-APR-2004 18:45:49	Bright	114.00	5	3Alp Lyr	0.033000	11000.	228	11103	No
117	GOM_NL__2PRFIN20040414_184924_00000572026_00027_11103_1595.N1	14-APR-2004 18:49:24	Bright	56.500	92	53Eps Cyg	2.5000	4500.0	113	11103	No
118	GOM_NL__2PRFIN20040414_185646_00000522026_00027_11103_1596.N1	14-APR-2004 18:56:46	Dark	52.000	61	8Eps Peg	2.1000	3900.0	104	11103	No
119	GOM_NL__2PRFIN20040414_185914_00000442026_00027_11103_1597.N1	14-APR-2004 18:59:14	Dark	44.000	162	34Alp Aqr	2.9440	5350.0	88	11103	No
120	GOM_NL__2PRFIN20040414_190150_00000492026_00027_11103_1598.N1	14-APR-2004 19:01:50	Dark	48.500	154	22Bet Aqr	2.8990	5700.0	97	11103	No
121	GOM_NL__2PRFIN20040414_190414_00000472026_00027_11103_1599.N1	14-APR-2004 19:04:14	Dark	46.500	142	49Del Cap	2.8500	8900.0	93	11103	No
122	GOM_NL__2PRFIN20040414_190611_00000472026_00027_11103_1600.N1	14-APR-2004 19:06:11	Dark	47.000	18	24Alp PsA	1.1660	9700.0	94	11103	No
123	GOM_NL__2PRFIN20040414_190932_00000402026_00027_11103_1601.N1	14-APR-2004 19:09:32	Dark	40.000	172	Gam Gru	3.0030	13100.	80	11103	No
124	GOM_NL__2PRFIN20040414_191102_00000522026_00027_11103_1602.N1	14-APR-2004 19:11:02	Dark	52.000	63	Bet Gru	2.1500	2800.0	104	11103	No
125	GOM_NL__2PRFIN20040414_191452_00000442026_00027_11103_1603.N1	14-APR-2004 19:14:52	Dark	44.000	148	Alp Tuc	2.8780	4100.0	88	11103	No
126	GOM_NL__2PRFIN20040414_191849_00000722026_00028_11104_1570.N1	14-APR-2004 19:18:49	Dark	71.500	57	34Sig Sgr	2.0660	26000.	143	11104	No
127	GOM_NL__2PRFIN20040414_192142_00000642026_00028_11104_1571.N1	14-APR-2004 19:21:42	Dark	64.000	38	20Eps Sgr	1.8360	11000.	128	11104	No
128	GOM_NL__2PRFIN20040414_192356_00000432026_00028_11104_1572.N1	14-APR-2004 19:23:56	Dark	43.000	43	Alp TrA	1.9100	4250.0	86	11104	No
129	GOM_NL__2PRFIN20040414_192539_00000642026_00028_11104_1573.N1	14-APR-2004 19:25:39	Dark	63.500	25	35Lam Sco	1.6200	28000.	127	11104	No
130	GOM_NL__2PRFIN20040414_192826_00000472026_00028_11104_1574.N1	14-APR-2004 19:28:26	Straylight	46.500	4	Alp1Cen	-0.010000	5800.0	93	11104	No
131	GOM_NL__2PRFIN20040414_192957_00000432026_00028_11104_1575.N1	14-APR-2004 19:29:57	Straylight	42.500	12	Alp1Cru	0.77500	30000.	85	11104	No
132	GOM_NL__2PRFIN20040414_193130_00000452026_00028_11104_1576.N1	14-APR-2004 19:31:30	Straylight	44.500	26	Gam Cru	1.6240	2900.0	89	11104	No
133	GOM_NL__2PRFIN20040414_193410_000001072026_00028_11104_1577.N1	14-APR-2004 19:34:10	Straylight	106.50	16	21Alp Sco	1.0200	3000.0	213	11104	No
134	GOM_NL__2PRFIN20040414_193732_00000862026_00028_11104_1578.N1	14-APR-2004 19:37:32	Twi_and_stray	86.000	80	7Del Sco	2.3160	30000.	172	11104	No
135	GOM_NL__2PRFIN20040414_194042_00000432026_00028_11104_1579.N1	14-APR-2004 19:40:42	Twi_and_stray	42.500	106	9Bet Crv	2.6480	5600.0	85	11104	No
136	GOM_NL__2PRFIN20040414_194232_00000442026_00028_11104_1580.N1	14-APR-2004 19:42:32	Bright	44.000	100	4Gam Crv	2.5800	13100.	88	11104	No
137	GOM_NL__2PRFIN20040414_194354_00000502026_00028_11104_1581.N1	14-APR-2004 19:43:54	Bright	50.000	15	67Alp Vir	0.97600	28000.	100	11104	No
138	GOM_NL__2PRFIN20040414_194700_00000412026_00028_11104_1582.N1	14-APR-2004 19:47:00	Bright	40.500	121	29Gam Vir	2.7400	7200.0	81	11104	No
139	GOM_NL__2PRFIN20040414_195049_00000422026_00028_11104_1583.N1	14-APR-2004 19:50:49	Bright	41.500	138	47Eps Vir	2.8280	4700.0	83	11104	No
140	GOM_NL__2PRFIN20040414_195341_00000382026_00028_11104_1584.N1	14-APR-2004 19:53:41	Bright	37.500	96	68Del Leo	2.5600	9300.0	75	11104	No
141	GOM_NL__2PRFIN20040414_195522_00000522026_00028_11104_1585.N1	14-APR-2004 19:55:22	Bright	52.000	3	16Alp Boo	-0.050000	4250.0	104	11104	No
142	GOM_NL__2PRFIN20040414_195857_00000402026_00028_11104_1586.N1	14-APR-2004 19:58:57	Bright	39.500	152	12Alp2CVn	2.8900	11000.	79	11104	No
143	GOM_NL__2PRFIN20040414_200246_00000372026_00028_11104_1587.N1	14-APR-2004 20:02:46	Bright	36.500	87	64Gam UMa	2.4330	11000.	73	11104	No
144	GOM_NL__2PRFIN20040414_200411_00000412026_00028_11104_1588.N1	14-APR-2004 20:04:11	Bright	41.000	55	79Zet UMa	2.0600	10200.	82	11104	No
145	GOM_NL__2PRFIN20040414_201021_00000382026_00028_11104_1589.N1	14-APR-2004 20:10:21	Bright	38.000	60	7Bet UMi	2.0810	3950.0	76	11104	No
146	GOM_NL__2PRFIN20040414_201150_00000482026_00028_11104_1590.N1	14-APR-2004 20:11:50	Bright	47.500	119	14Eta Dra	2.7270	4700.0	95	11104	No
147	GOM_NL__2PRFIN20040414_201616_00000572026_00028_11104_1591.N1	14-APR-2004 20:16:16	Bright	57.000	130	23Bet Dra	2.7990	5800.0	114	11104	No
148	GOM_NL__2PRFIN20040414_201804_00000602026_00028_11104_1592.N1	14-APR-2004 20:18:04	Bright	60.000	69	33Gam Dra	2.2310	3800.0	120	11104	No
149	GOM_NL__2PRFIN20040414_202026_00000392026_00028_11104_1593.N1	14-APR-2004 20:20:26	Bright	38.500	89	5Alp Cep	2.4510	8000.0	77	11104	No
150	GOM_NL__2PRFIN20040414_202625_000001182026_00028_11104_1594.N1	14-APR-2004 20:26:25	Bright	117.50	5	3Alp Lyr	0.033000	11000.	235	11104	No
151	GOM_NL__2PRFIN20040414_203000_00000572026_00028_11104_1595.N1	14-APR-2004 20:30:00	Bright	57.000	92	53Eps Cyg	2.5000	4500.0	114	11104	No
152	GOM_NL__2PRFIN20040414_203722_00000542026_00028_11104_1596.N1	14-APR-2004 20:37:22	Dark	54.000	61	8Eps Peg	2.1000	3900.0	108	11104	No
153	GOM_NL__2PRFIN20040414_203950_00000472026_00028_11104_1597.N1	14-APR-2004 20:39:50	Dark	46.500	162	34Alp Aqr	2.9440	5350.0	93	11104	No
154	GOM_NL__2PRFIN20040414_204226_00000492026_00028_11104_1598.N1	14-APR-2004 20:42:26	Dark	48.500	154	22Bet Aqr	2.8990	5700.0	97	11104	No
155	GOM_NL__2PRFIN20040414_204450_00000442026_00028_11104_1599.N1	14-APR-2004 20:44:50	Dark	43.500	142	49Del Cap	2.8500	8900.0	87	11104	No
156	GOM_NL__2PRFIN20040414_204647_00000452026_00028_11104_1600.N1	14-APR-2004 20:46:47	Dark	45.000	18	24Alp PsA	1.1660	9700.0	90	11104	No
157	GOM_NL__2PRFIN20040414_205009_00000402026_00028_11104_1601.N1	14-APR-2004 20:50:09	Dark	39.500	172	Gam Gru	3.0030	13100.	79	11104	No
158	GOM_NL__2PRFIN20040414_205138_00000472026_00028_11104_1602.N1	14-APR-2004 20:51:38	Dark	47.000	63	Bet Gru	2.1500	2800.0	94	11104	No
159	GOM_NL__2PRFIN20040414_205528_00000392026_00028_11104_1603.N1	14-APR-2004 20:55:28	Dark	38.500	148	Alp Tuc	2.8780	4100.0	77	11104	No
160	GOM_NL__2PRFIN20040414_205927_00000722026_00029_11105_1570.N1	14-APR-2004 20:59:27	Dark	72.000	57	34Sig Sgr	2.0660	26000.	144	11105	No

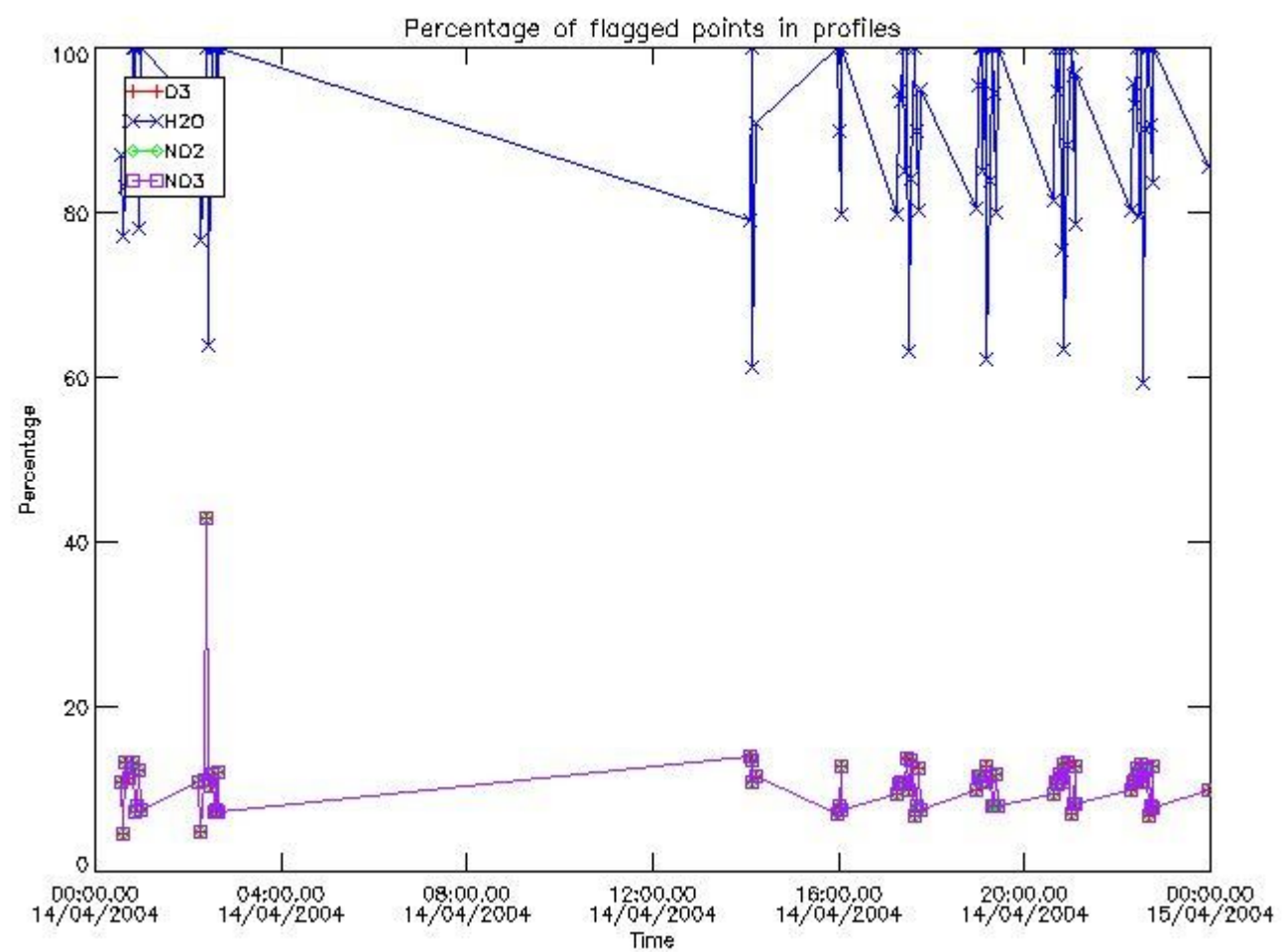
161	GOM_NL__2PRFIN20040414_210219_000000622026_00029_11105_1571.N1	14-APR-2004 21:02:19	Dark	61.500	38	20Eps Sgr	1.8360	11000.	123	11105	No
162	GOM_NL__2PRFIN20040414_210432_000000402026_00029_11105_1572.N1	14-APR-2004 21:04:32	Dark	40.000	43	Alp TrA	1.9100	4250.0	80	11105	No
163	GOM_NL__2PRFIN20040414_210616_000000622026_00029_11105_1573.N1	14-APR-2004 21:06:16	Dark	62.000	25	35Lam Sco	1.6200	28000.	124	11105	No
164	GOM_NL__2PRFIN20040414_210902_000000462026_00029_11105_1574.N1	14-APR-2004 21:09:02	Straylight	45.500	4	Alp1Cen	-0.010000	5800.0	91	11105	No
165	GOM_NL__2PRFIN20040414_211032_000000452026_00029_11105_1575.N1	14-APR-2004 21:10:32	Straylight	44.500	12	Alp1Cru	0.77500	30000.	89	11105	No
166	GOM_NL__2PRFIN20040414_211206_000000442026_00029_11105_1576.N1	14-APR-2004 21:12:06	Straylight	44.000	26	Gam Cru	1.6240	2900.0	88	11105	No
167	GOM_NL__2PRFIN20040414_211447_000000962026_00029_11105_1577.N1	14-APR-2004 21:14:47	Straylight	96.000	16	21Alp Sco	1.0200	3000.0	192	11105	No
168	GOM_NL__2PRFIN20040414_211808_000000852026_00029_11105_1578.N1	14-APR-2004 21:18:08	Twi_and_stray	85.000	80	7Del Sco	2.3160	30000.	170	11105	No
169	GOM_NL__2PRFIN20040414_212051_000000502026_00029_11105_1579.N1	14-APR-2004 21:20:51	Twi_and_stray	50.000	169	46Gam Hya	2.9910	4700.0	100	11105	No
170	GOM_NL__2PRFIN20040414_212229_000000732026_00029_11105_1580.N1	14-APR-2004 21:22:29	Bright	72.500	122	9Alp2Lib	2.7470	9700.0	145	11105	No
171	GOM_NL__2PRFIN20040414_212432_000000482026_00029_11105_1581.N1	14-APR-2004 21:24:32	Bright	47.500	15	67Alp Vir	0.97600	28000.	95	11105	No
172	GOM_NL__2PRFIN20040414_212736_000000412026_00029_11105_1582.N1	14-APR-2004 21:27:36	Bright	40.500	121	29Gam Vir	2.7400	7200.0	81	11105	No
173	GOM_NL__2PRFIN20040414_213125_000000402026_00029_11105_1583.N1	14-APR-2004 21:31:25	Bright	40.000	138	47Eps Vir	2.8280	4700.0	80	11105	No
174	GOM_NL__2PRFIN20040414_213417_000000372026_00029_11105_1584.N1	14-APR-2004 21:34:17	Bright	37.000	96	68Del Leo	2.5600	9300.0	74	11105	No
175	GOM_NL__2PRFIN20040414_213557_000000572026_00029_11105_1585.N1	14-APR-2004 21:35:57	Bright	57.000	3	16Alp Boo	-0.050000	4250.0	114	11105	No
176	GOM_NL__2PRFIN20040414_213933_000000392026_00029_11105_1586.N1	14-APR-2004 21:39:33	Bright	38.500	152	12Alp2CVn	2.8900	11000.	77	11105	No
177	GOM_NL__2PRFIN20040414_214322_000000372026_00029_11105_1587.N1	14-APR-2004 21:43:22	Bright	37.000	87	64Gam UMa	2.4330	11000.	74	11105	No
178	GOM_NL__2PRFIN20040414_214447_000000422026_00029_11105_1588.N1	14-APR-2004 21:44:47	Bright	42.000	55	79Zet UMa	2.0600	10200.	84	11105	No
179	GOM_NL__2PRFIN20040414_215057_000000432026_00029_11105_1589.N1	14-APR-2004 21:50:57	Bright	42.500	60	7Bet UMi	2.0810	3950.0	85	11105	No
180	GOM_NL__2PRFIN20040414_215225_000000482026_00029_11105_1590.N1	14-APR-2004 21:52:25	Bright	47.500	119	14Eta Dra	2.7270	4700.0	95	11105	No
181	GOM_NL__2PRFIN20040414_215650_000000612026_00029_11105_1591.N1	14-APR-2004 21:56:50	Bright	61.000	130	23Bet Dra	2.7990	5800.0	122	11105	No
182	GOM_NL__2PRFIN20040414_215839_000000662026_00029_11105_1592.N1	14-APR-2004 21:58:39	Bright	65.500	69	33Gam Dra	2.2310	3800.0	131	11105	No
183	GOM_NL__2PRFIN20040414_220102_000000402026_00029_11105_1593.N1	14-APR-2004 22:01:02	Bright	39.500	89	5Alp Cep	2.4510	8000.0	79	11105	No
184	GOM_NL__2PRFIN20040414_220700_000001212026_00029_11105_1594.N1	14-APR-2004 22:07:00	Bright	121.00	5	3Alp Lyr	0.033000	11000.	242	11105	No
185	GOM_NL__2PRFIN20040414_221036_000000562026_00029_11105_1595.N1	14-APR-2004 22:10:36	Bright	55.500	92	53Eps Cyg	2.5000	4500.0	111	11105	No
186	GOM_NL__2PRFIN20040414_221758_000000512026_00029_11105_1596.N1	14-APR-2004 22:17:58	Dark	51.000	61	8Eps Peg	2.1000	3900.0	102	11105	No
187	GOM_NL__2PRFIN20040414_222026_000000482026_00029_11105_1597.N1	14-APR-2004 22:20:26	Dark	47.500	162	34Alp Aqr	2.9440	5350.0	95	11105	No
188	GOM_NL__2PRFIN20040414_222303_000000512026_00029_11105_1598.N1	14-APR-2004 22:23:03	Dark	51.000	154	22Bet Aqr	2.8990	5700.0	102	11105	No
189	GOM_NL__2PRFIN20040414_222527_000000452026_00029_11105_1599.N1	14-APR-2004 22:25:27	Dark	44.500	142	49Del Cap	2.8500	8900.0	89	11105	No
190	GOM_NL__2PRFIN20040414_222723_000000452026_00029_11105_1600.N1	14-APR-2004 22:27:23	Dark	44.500	18	24Alp PsA	1.1660	9700.0	89	11105	No
191	GOM_NL__2PRFIN20040414_223045_000000402026_00029_11105_1601.N1	14-APR-2004 22:30:45	Dark	39.500	172	Gam Gru	3.0030	13100.	79	11105	No
192	GOM_NL__2PRFIN20040414_223214_000000522026_00029_11105_1602.N1	14-APR-2004 22:32:14	Dark	52.000	63	Bet Gru	2.1500	2800.0	104	11105	No
193	GOM_NL__2PRFIN20040414_223604_000000412026_00029_11105_1603.N1	14-APR-2004 22:36:04	Dark	40.500	148	Alp Tuc	2.8780	4100.0	81	11105	No
194	GOM_NL__2PRFIN20040414_223746_000000422026_00030_11106_1570.N1	14-APR-2004 22:37:46	Dark	41.500	45	Alp Pav	1.9400	26000.	83	11106	No
195	GOM_NL__2PRFIN20040414_224005_000000752026_00030_11106_1571.N1	14-APR-2004 22:40:05	Dark	75.000	57	34Sig Sgr	2.0660	26000.	150	11106	No
196	GOM_NL__2PRFIN20040414_224256_000000642026_00030_11106_1572.N1	14-APR-2004 22:42:56	Dark	64.000	38	20Eps Sgr	1.8360	11000.	128	11106	No
197	GOM_NL__2PRFIN20040414_224508_000000402026_00030_11106_1573.N1	14-APR-2004 22:45:08	Dark	40.000	43	Alp TrA	1.9100	4250.0	80	11106	No
198	GOM_NL__2PRFIN20040414_224653_000000672026_00030_11106_1574.N1	14-APR-2004 22:46:53	Dark	66.500	25	35Lam Sco	1.6200	28000.	133	11106	No
199	GOM_NL__2PRFIN20040414_224938_000000442026_00030_11106_1575.N1	14-APR-2004 22:49:38	Straylight	44.000	4	Alp1Cen	-0.010000	5800.0	88	11106	No
200	GOM_NL__2PRFIN20040414_225109_000000452026_00030_11106_1576.N1	14-APR-2004 22:51:09	Straylight	44.500	12	Alp1Cru	0.77500	30000.	89	11106	No
201	GOM_NL__2PRFIN20040414_225242_000000522026_00030_11106_1577.N1	14-APR-2004 22:52:42	Straylight	52.000	26	Gam Cru	1.6240	2900.0	104	11106	No
202	GOM_NL__2PRFIN20040414_225524_000001042026_00030_11106_1578.N1	14-APR-2004 22:55:24	Straylight	104.00	16	21Alp Sco	1.0200	3000.0	208	11106	No
203	GOM_NL__2PRFIN20040414_225845_000000902026_00030_11106_1579.N1	14-APR-2004 22:58:45	Twi_and_stray	89.500	80	7Del Sco	2.3160	30000.	179	11106	No
204	GOM_NL__2PRFIN20040414_230129_000000472026_00030_11106_1580.N1	14-APR-2004 23:01:29	Twi_and_stray	46.500	169	46Gam Hya	2.9910	4700.0	93	11106	No
205	GOM_NL__2PRFIN20040414_230305_000000562026_00030_11106_1581.N1	14-APR-2004 23:03:05	Bright	56.000	122	9Alp2Lib	2.7470	9700.0	112	11106	No
206	GOM_NL__2PRFIN20040414_230508_000000482026_00030_11106_1582.N1	14-APR-2004 23:05:08	Bright	48.000	15	67Alp Vir	0.97600	28000.	96	11106	No
207	GOM_NL__2PRFIN20040414_230812_000000412026_00030_11106_1583.N1	14-APR-2004 23:08:12	Bright	40.500	121	29Gam Vir	2.7400	7200.0	81	11106	No
208	GOM_NL__2PRFIN20040414_231200_000000412026_00030_11106_1584.N1	14-APR-2004 23:12:00	Bright	41.000	138	47Eps Vir	2.8280	4700.0	82	11106	No
209	GOM_NL__2PRFIN20040414_231453_000000362026_00030_11106_1585.N1	14-APR-2004 23:14:53	Bright	36.000	96	68Del Leo	2.5600	9300.0	72	11106	No
210	GOM_NL__2PRFIN20040414_231632_000000532026_00030_11106_1586.N1	14-APR-2004 23:16:32	Bright	52.500	3	16Alp Boo	-0.050000	4250.0	105	11106	No
211	GOM_NL__2PRFIN20040414_232009_000000382026_00030_11106_1587.N1	14-APR-2004 23:20:09	Bright	38.000	152	12Alp2CVn	2.8900	11000.	76	11106	No
212	GOM_NL__2PRFIN20040414_232358_000000372026_00030_11106_1588.N1	14-APR-2004 23:23:58	Bright	37.000	87	64Gam UMa	2.4330	11000.	74	11106	No
213	GOM_NL__2PRFIN20040414_232523_000000382026_00030_11106_1589.N1	14-APR-2004 23:25:23	Bright	37.500	55	79Zet UMa	2.0600	10200.	75	11106	No
214	GOM_NL__2PRFIN20040414_233132_000000402026_00030_11106_1590.N1	14-APR-2004 23:31:32	Bright	40.000	60	7Bet UMi	2.0810	3950.0	80	11106	No
215	GOM_NL__2PRFIN20040414_233301_000000472026_00030_11106_1591.N1	14-APR-2004 23:33:01	Bright	47.000	119	14Eta Dra	2.7270	4700.0	94	11106	No
216	GOM_NL__2PRFIN20040414_233726_000000622026_00030_11106_1592.N1	14-APR-2004 23:37:26	Bright	61.500	130	23Bet Dra	2.7990	5800.0	123	11106	No
217	GOM_NL__2PRFIN20040414_233914_000000642026_00030_11106_1593.N1	14-APR-2004 23:39:14	Bright	63.500	69	33Gam Dra	2.2310	3800.0	127	11106	No
218	GOM_NL__2PRFIN20040414_234138_000000402026_00030_11106_1594.N1	14-APR-2004 23:41:38	Bright	40.000	89	5Alp Cep	2.4510	8000.0	80	11106	No
219	GOM_NL__2PRFIN20040414_234735_000001282026_00030_11106_1595.N1	14-APR-2004 23:47:35	Bright	128.00	5	3Alp Lyr	0.033000	11000.	256	11106	No

220	GOM_NL__2PRFIN20040414_235112_00000552026_00030_11106_1596.N1	14-APR-2004 23:51:12	Bright	54.500	92	53Eps Cyg	2.5000	4500.0	109	11106	No
221	GOM_NL__2PRFIN20040414_235834_00000522026_00030_11106_1597.N1	14-APR-2004 23:58:34	Dark	52.000	61	8Eps Peg	2.1000	3900.0	104	11106	No

3. Quality information per product


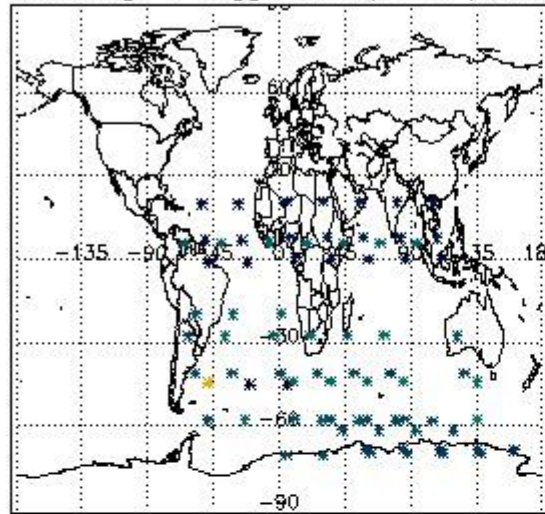
In this section it is plotted some information contained in the Quality Summary data set of the level 2 products. Only products in dark limb conditions and without errors (error flag in the MPH set to "0") are used.

3.1 Plot quality information per product (time dependant)

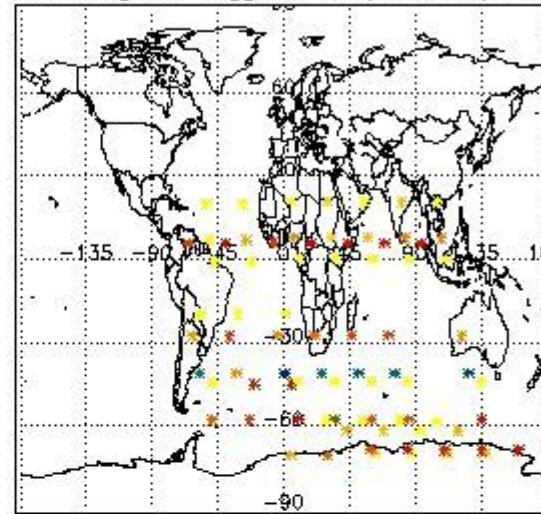


3.2 Plot quality information per product (world map)


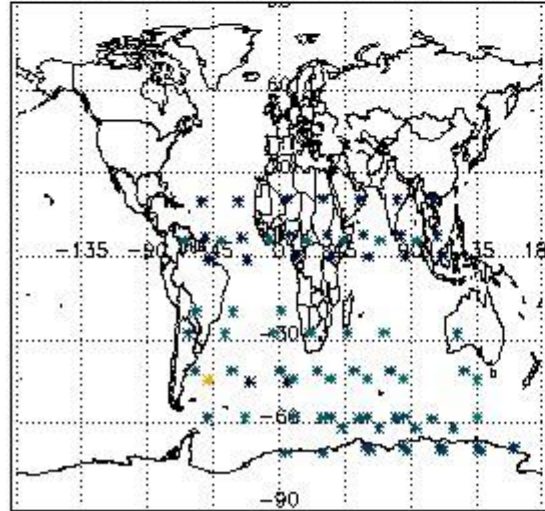
Percentage of flagged data per O3 profile



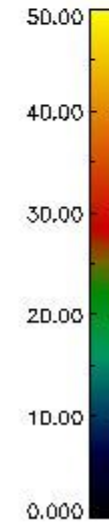
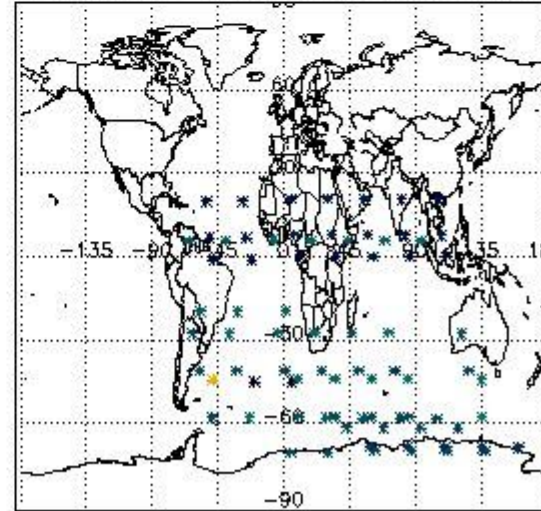
Percentage of flagged data per H2O profile



Percentage of flagged data per NO2 profile



Percentage of flagged data per NO3 profile

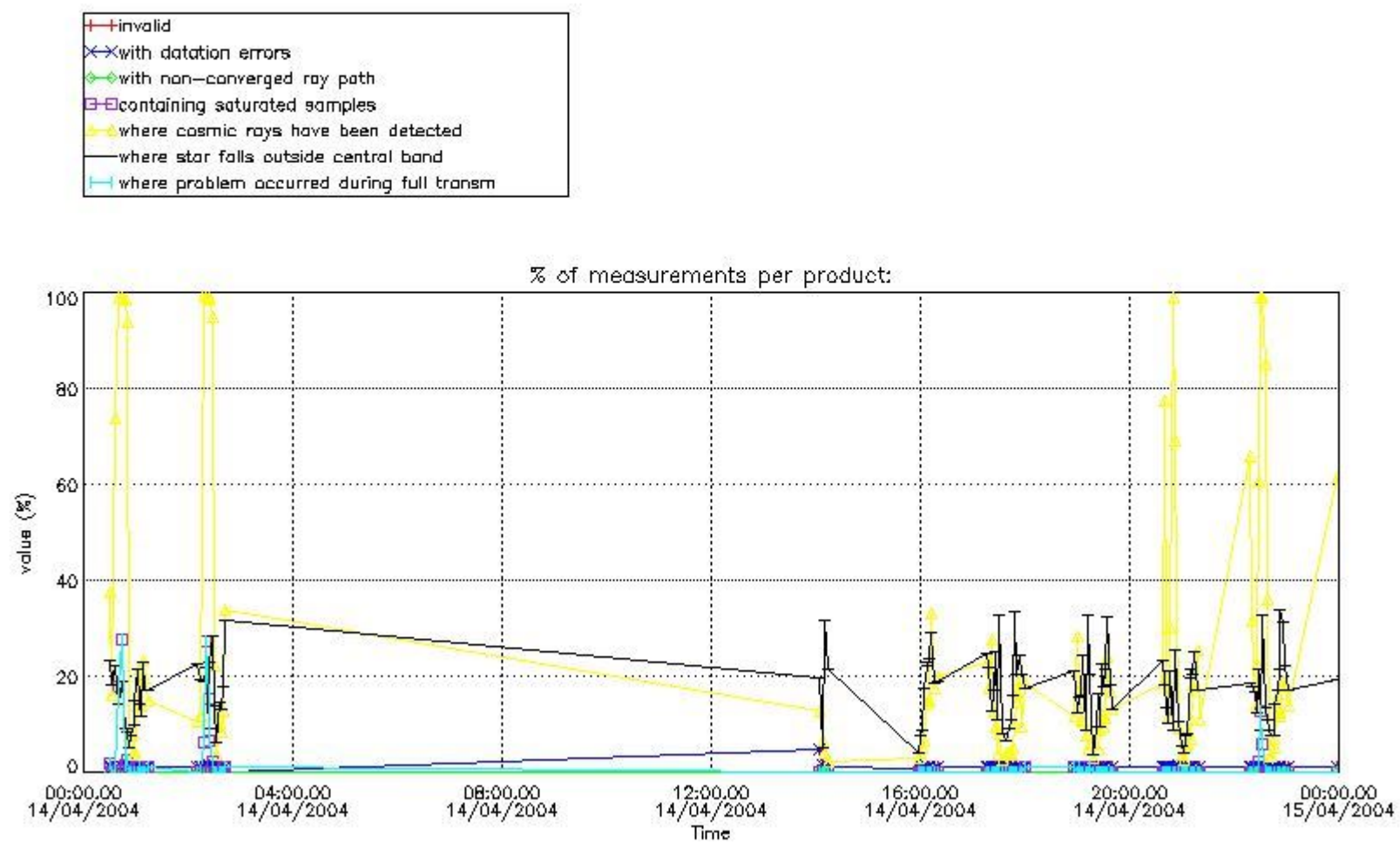


4. Level 1 quality information per product

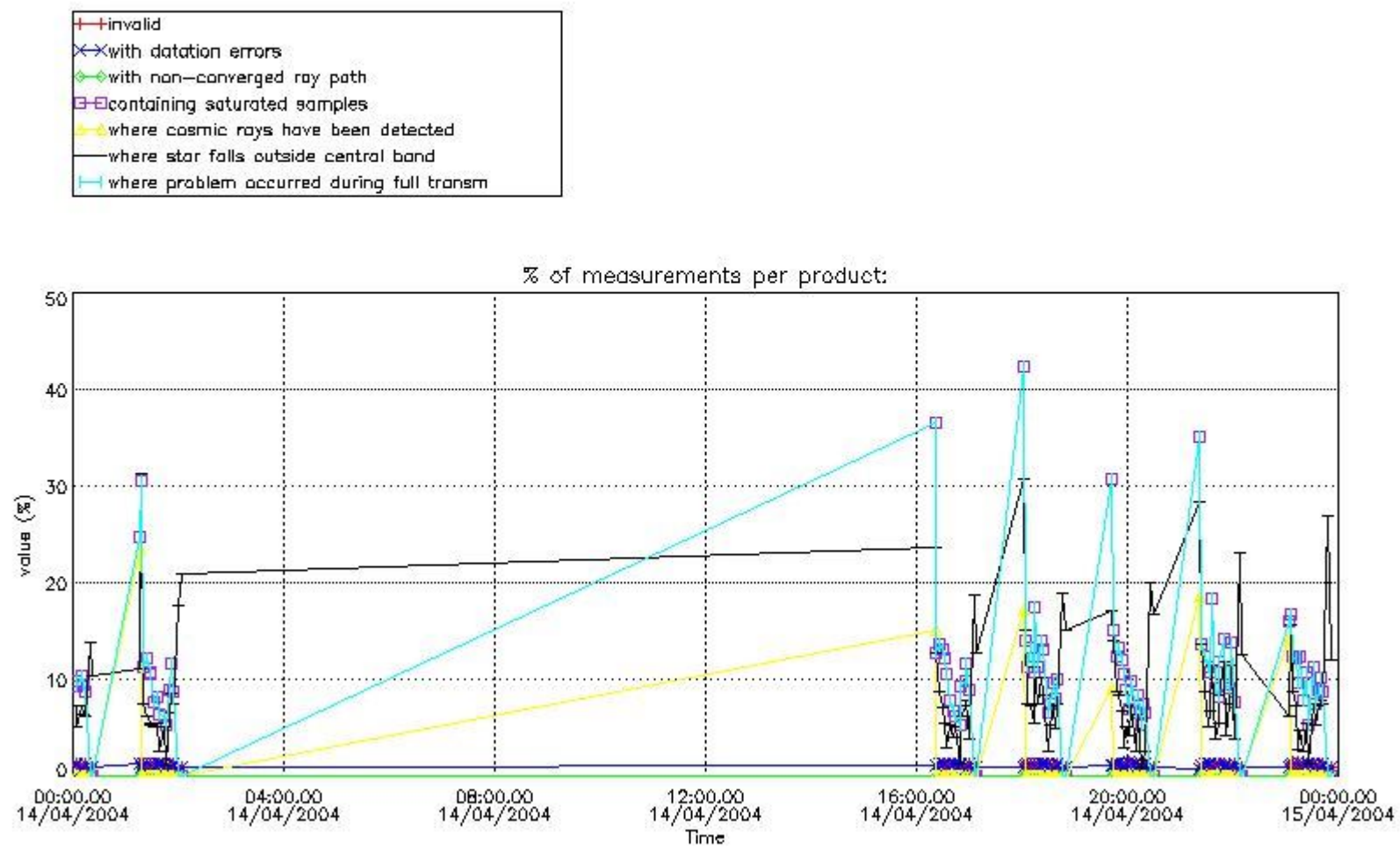
In this section it is plotted some information contained in the Quality Summary data set of the level 2 products that comes from the level 1b processing. Products without errors (error flag in the MPH set to "0") are used.

4.1 Plot quality information per product (time dependant) coming from level 1b processing

4.1.1 Plot level 1 quality information per product (time dependant): ENVISAT ASCENDING passes



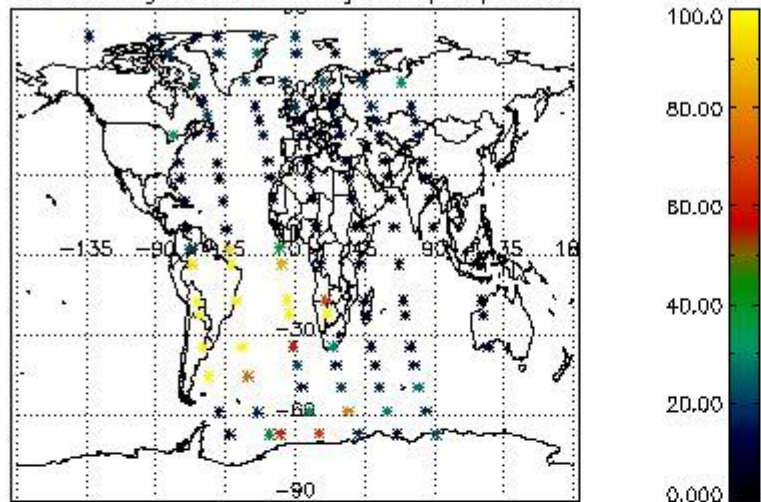
4.1.2 Plot level 1 quality information per product (time dependant): ENVI SAT DESCENDING passes



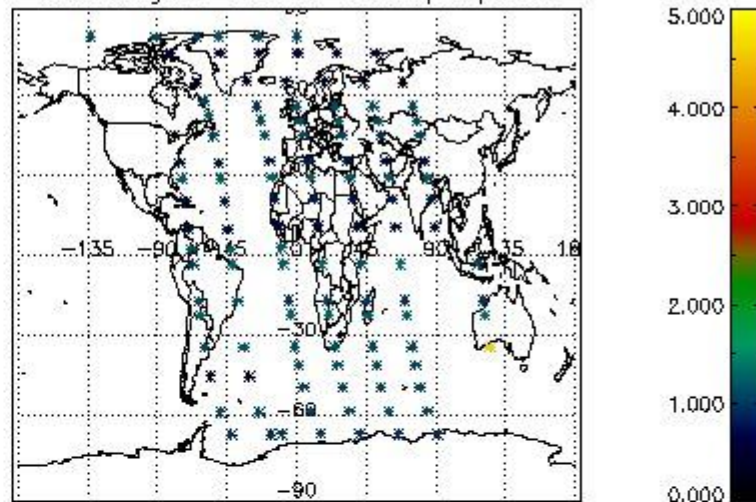
4.2 Plot quality information per product coming from level 1b processing (world map)

4.2.1 Plot level 1 quality information per product (world map): ENVISAT ASCENDING passes

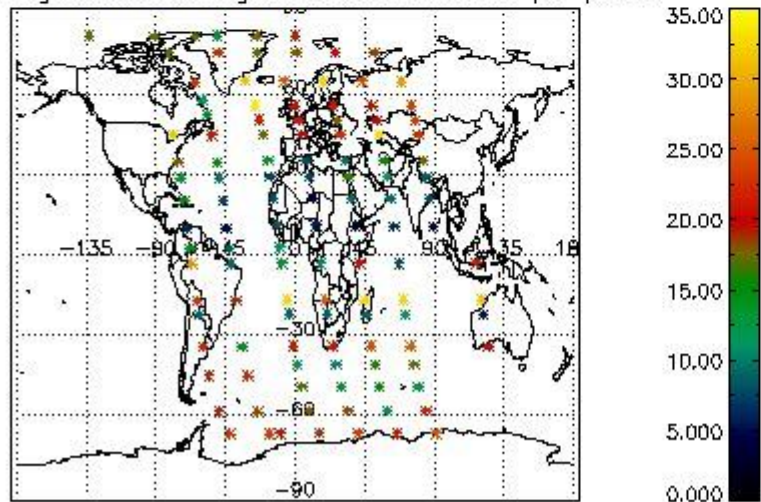
Percentage of cosmic ray hits per profile



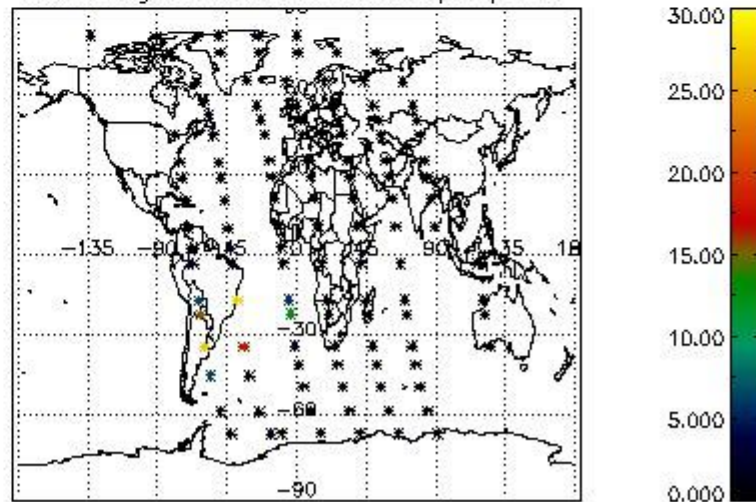
Percentage of datation errors per profile



Percentage of star falling outside central band per profile

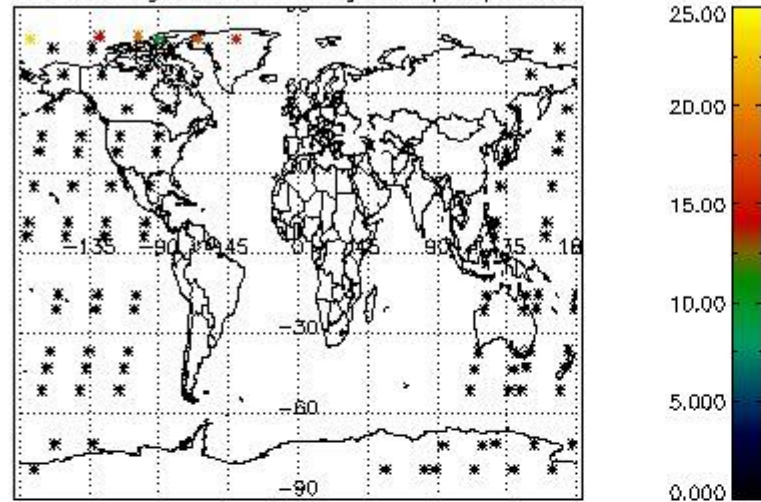


Percentage of saturation errors per profile

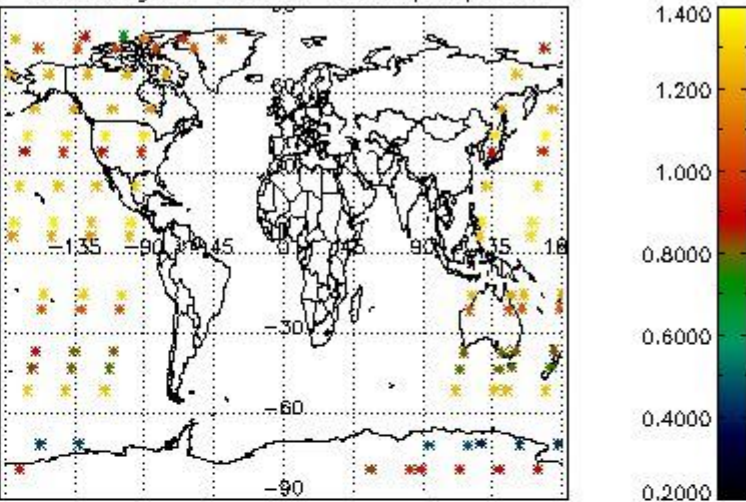


4.2.2 Plot level 1 quality information per product (world map): ENVISAT DESCENDING passes

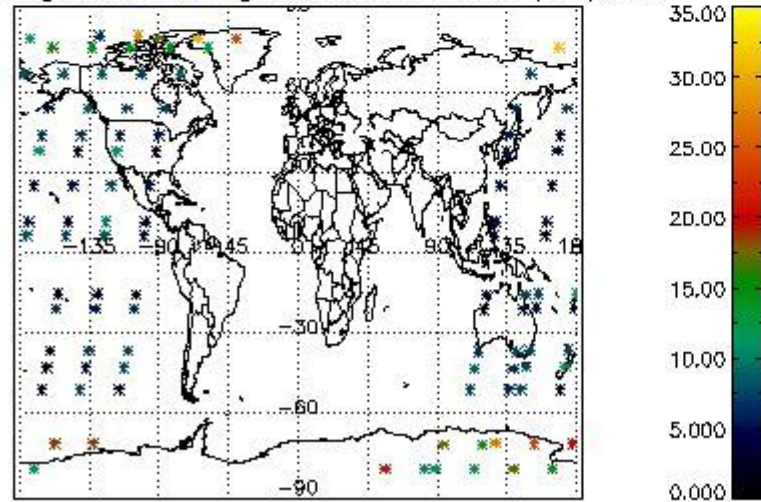
Percentage of cosmic ray hits per profile



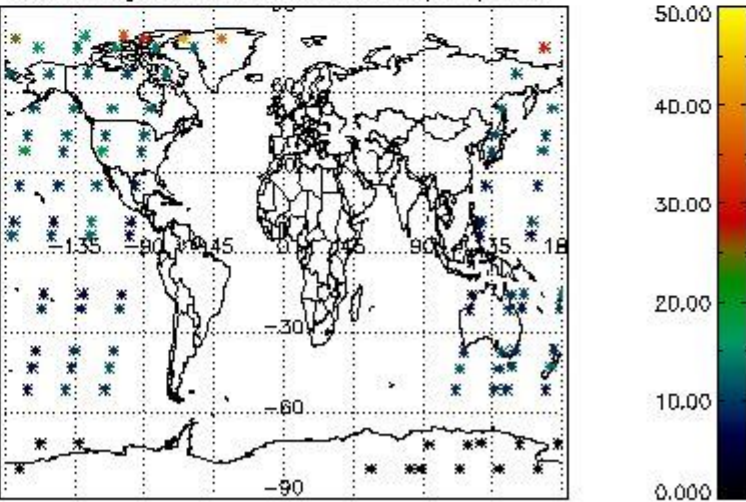
Percentage of datation errors per profile



Percentage of star falling outside central band per profile



Percentage of saturation errors per profile



5. Trace gas profiles

5.1 Ozone statistics based on quality of products

The final quality of the products can be "measured" using the STD (Standard Deviation) attached to every point profile. This information is written to the parameter GOM_NL__2P/NL_LOCAL_SPECIES_DENSITY/o3_std of the level 2 products. The table below shows the statistics for given STD ranges.

The statistics are given with respect to the overall valid production:

- Products without fatal errors: GOM_NL__2P/MPH/PRODUCT_ERR=0
- Valid point profile: GOM_NL__2P/NL_LOCAL_SPECIES_DENSITY/pcd(0)=0

The 'Criteria' is applied to valid points of dark limb products:

- Products in dark limb illumination condition: GOM_NL__2P/NL_SUMMARY_QUALITY/obs_ill_cond=0
- Products without fatal errors: GOM_NL__2P/MPH/PRODUCT_ERR=0
- Valid point profile: GOM_NL__2P/NL_LOCAL_SPECIES_DENSITY/pcd(0)=0

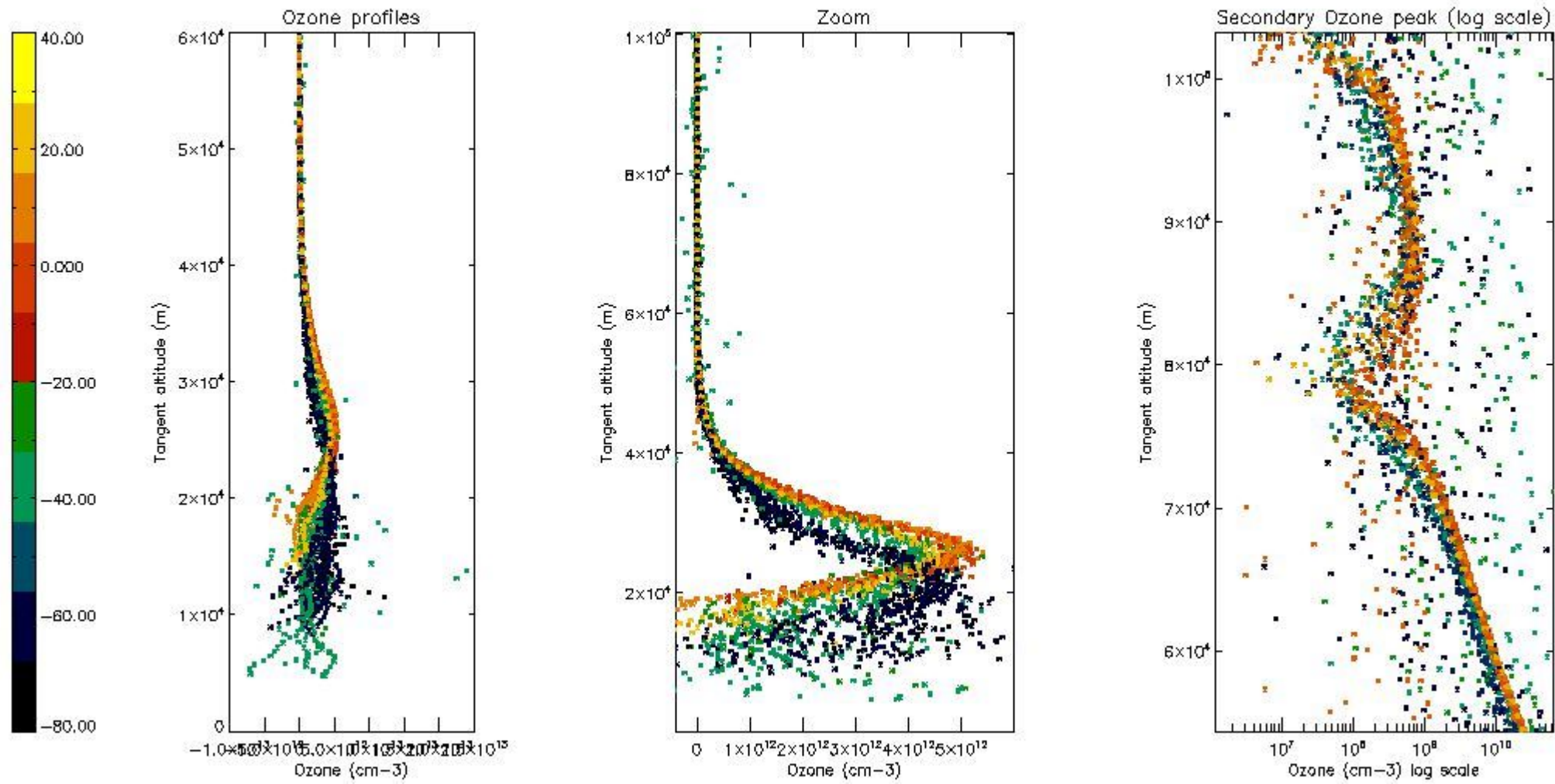
So, the table below shows the percentage of dark limb and valid observations for each criteria with respect to the overall valid daily observations.

Criteria	% of total production
All STD	35
STD < 20	19

STD < 10	15
STD < 5	11

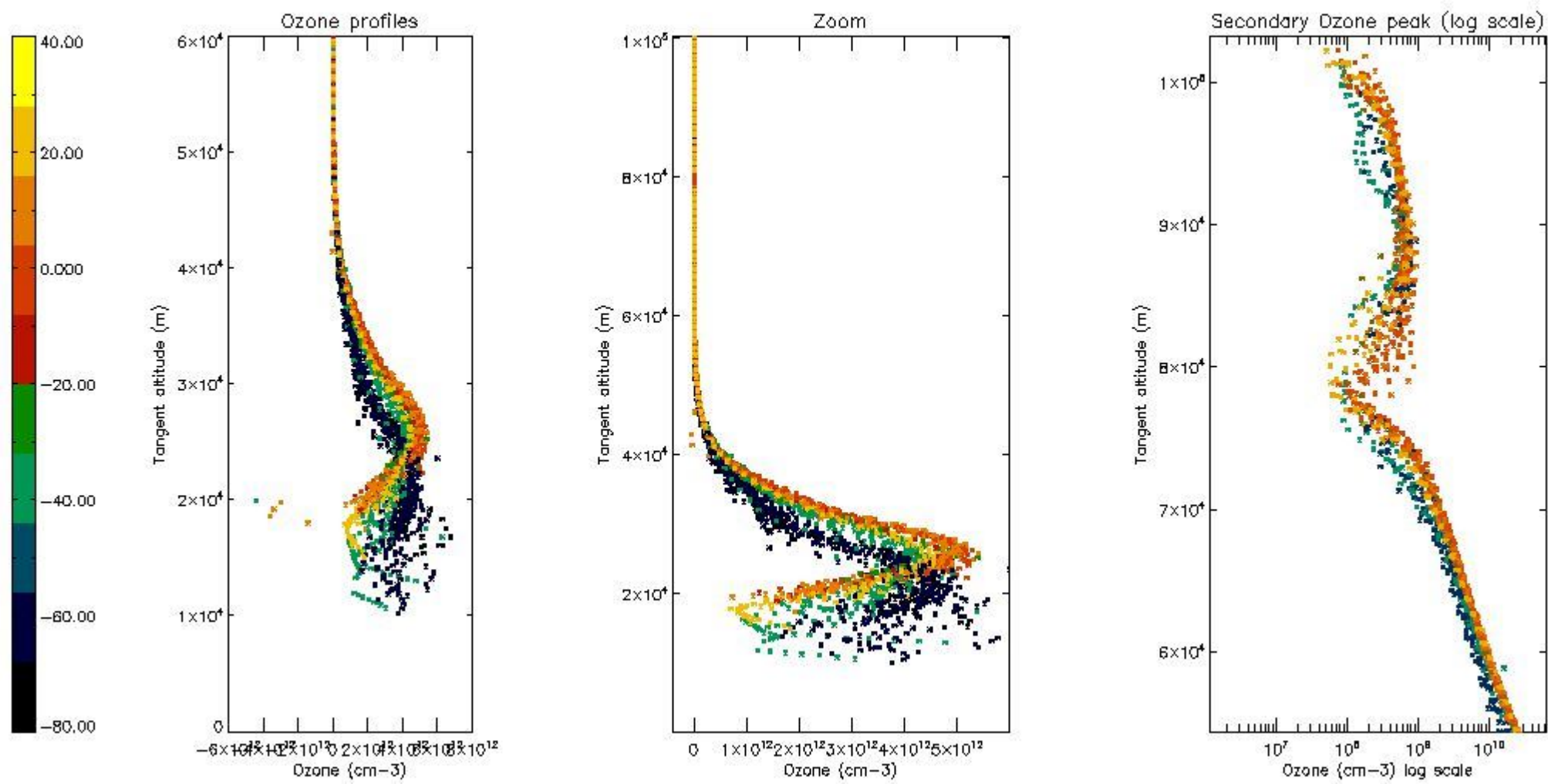
5.2 Plot ozone profiles for all STD (dark without errors)

The colorbar represents the latitude.



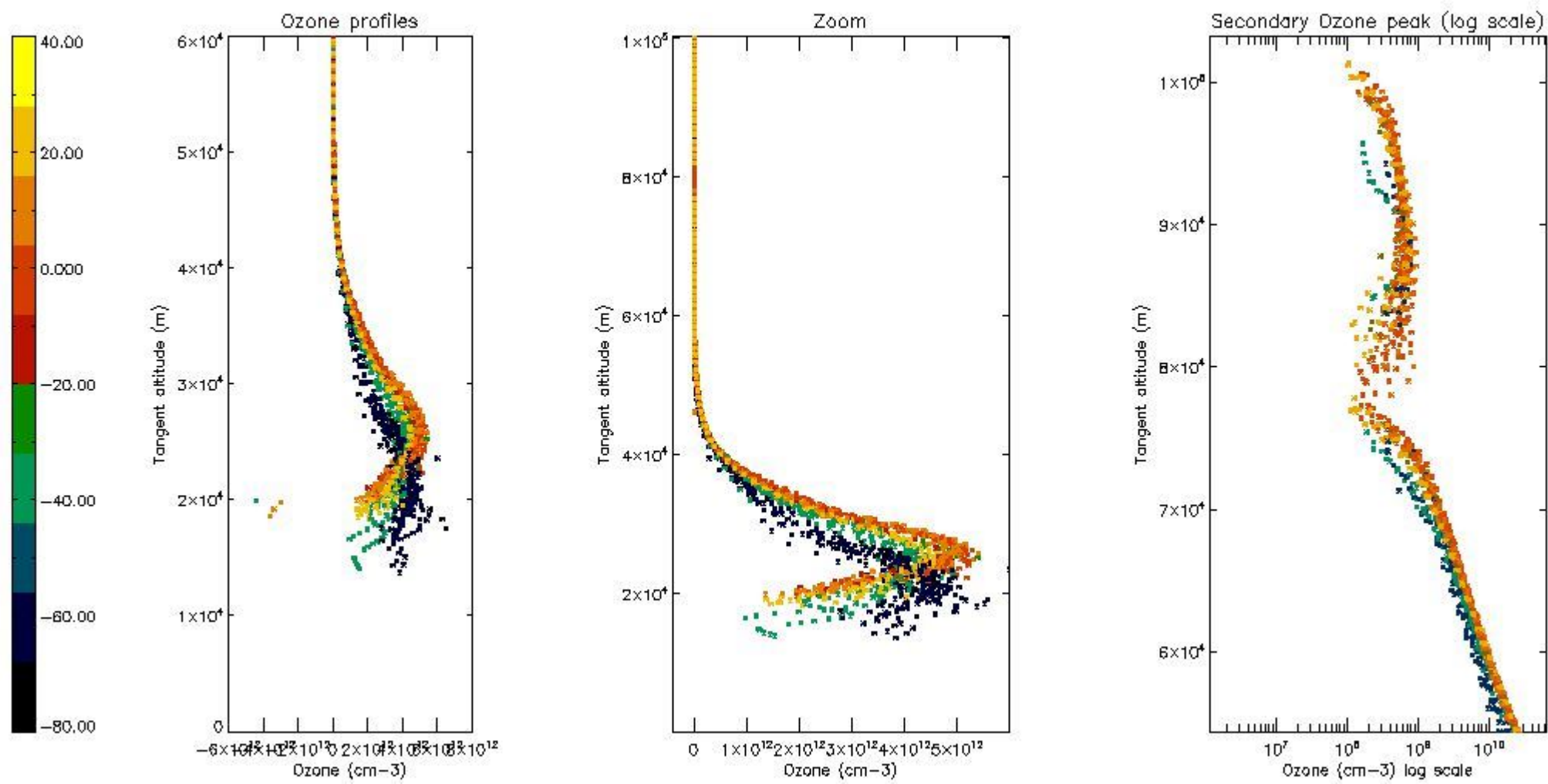
5.3 Plot ozone profiles where STD < 20% (dark without errors)

The colorbar represents the latitude.



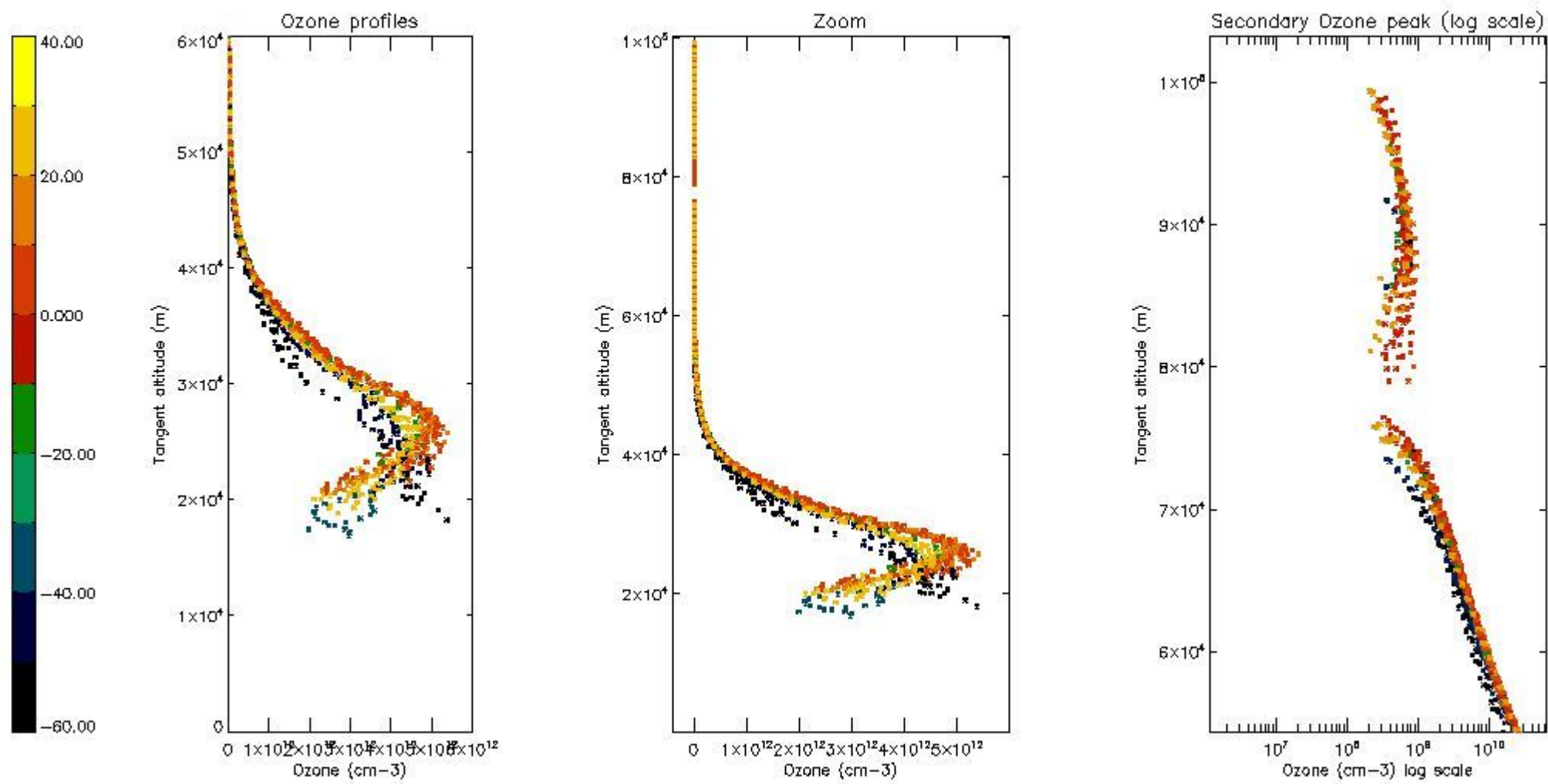
5.4 Plot ozone profiles where STD < 10% (dark without errors)

The colorbar represents the latitude.



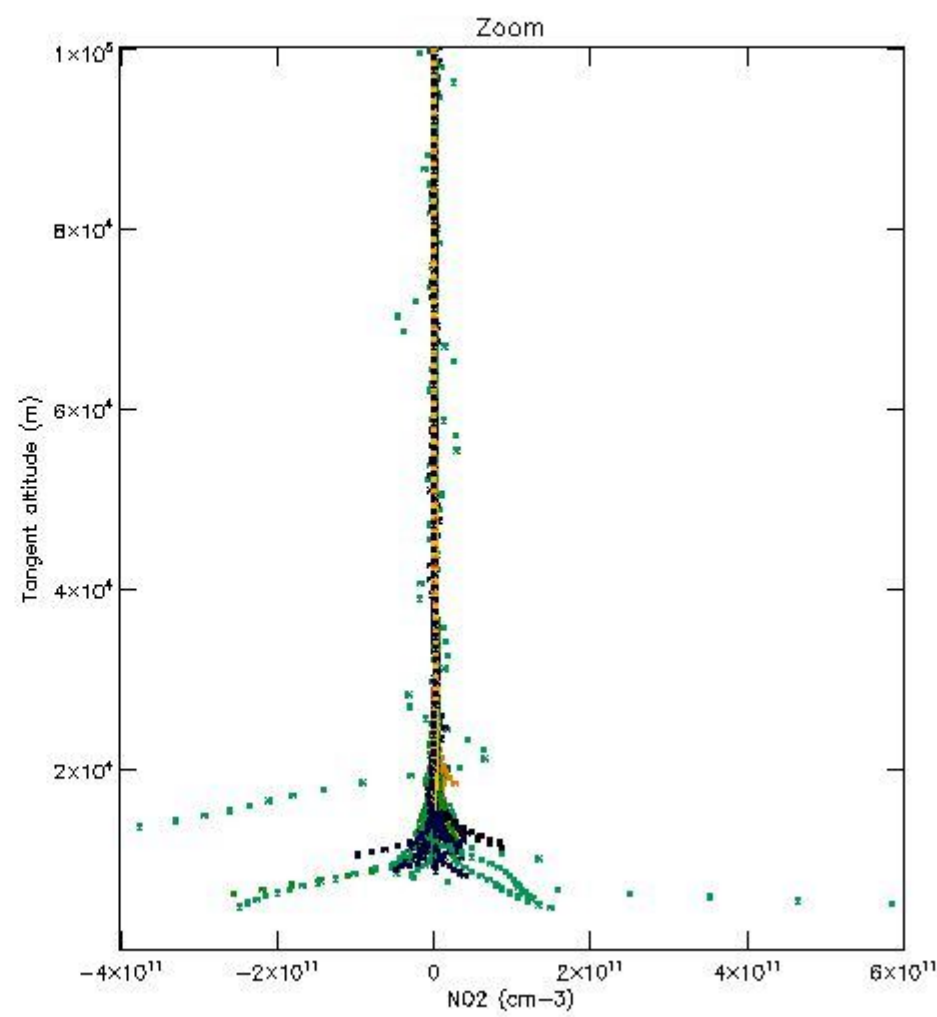
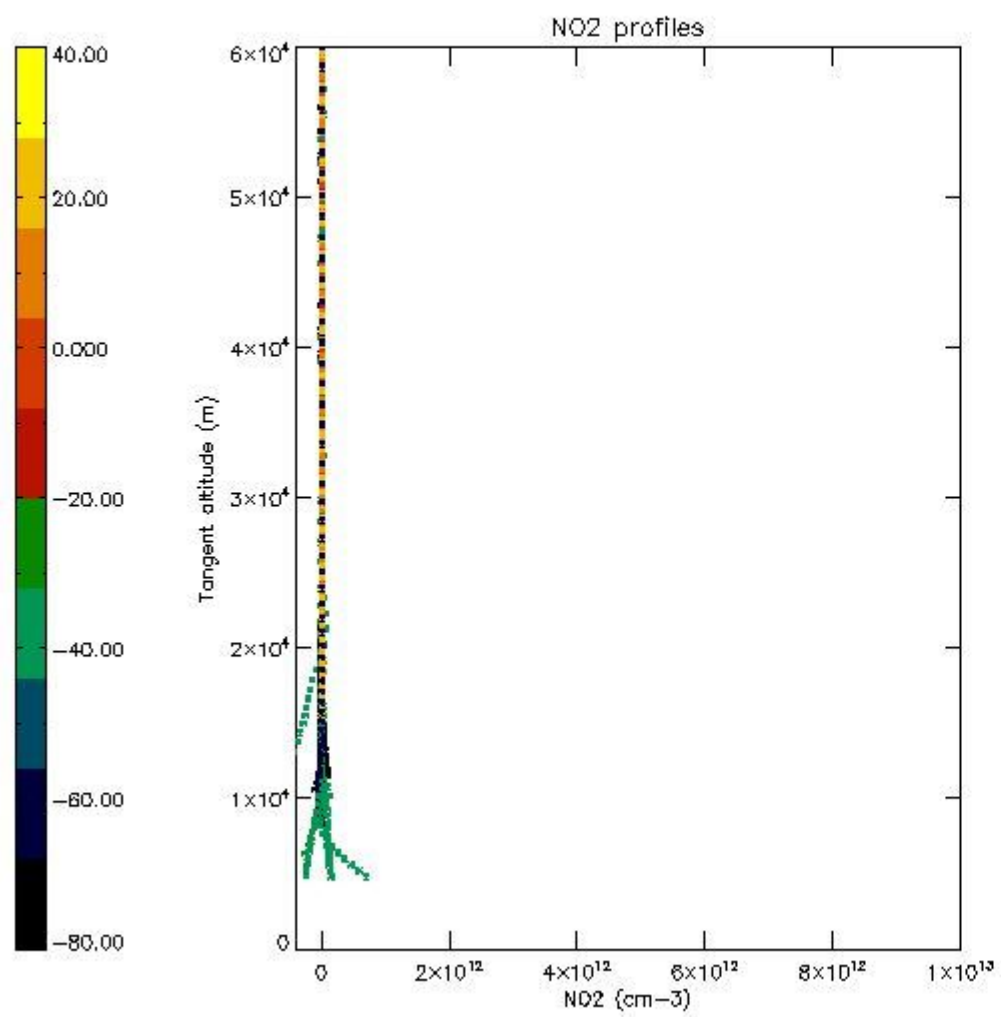
5.5 Plot ozone profiles where STD < 5% (dark without errors)

The colorbar represents the latitude.



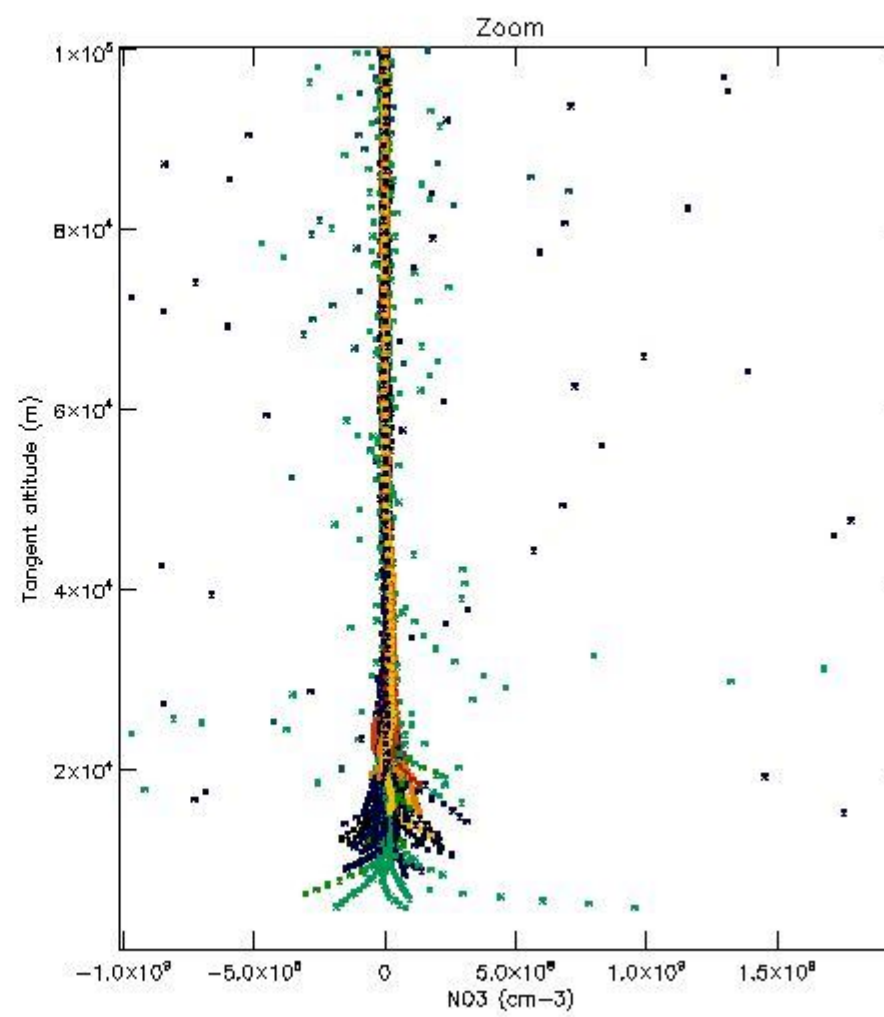
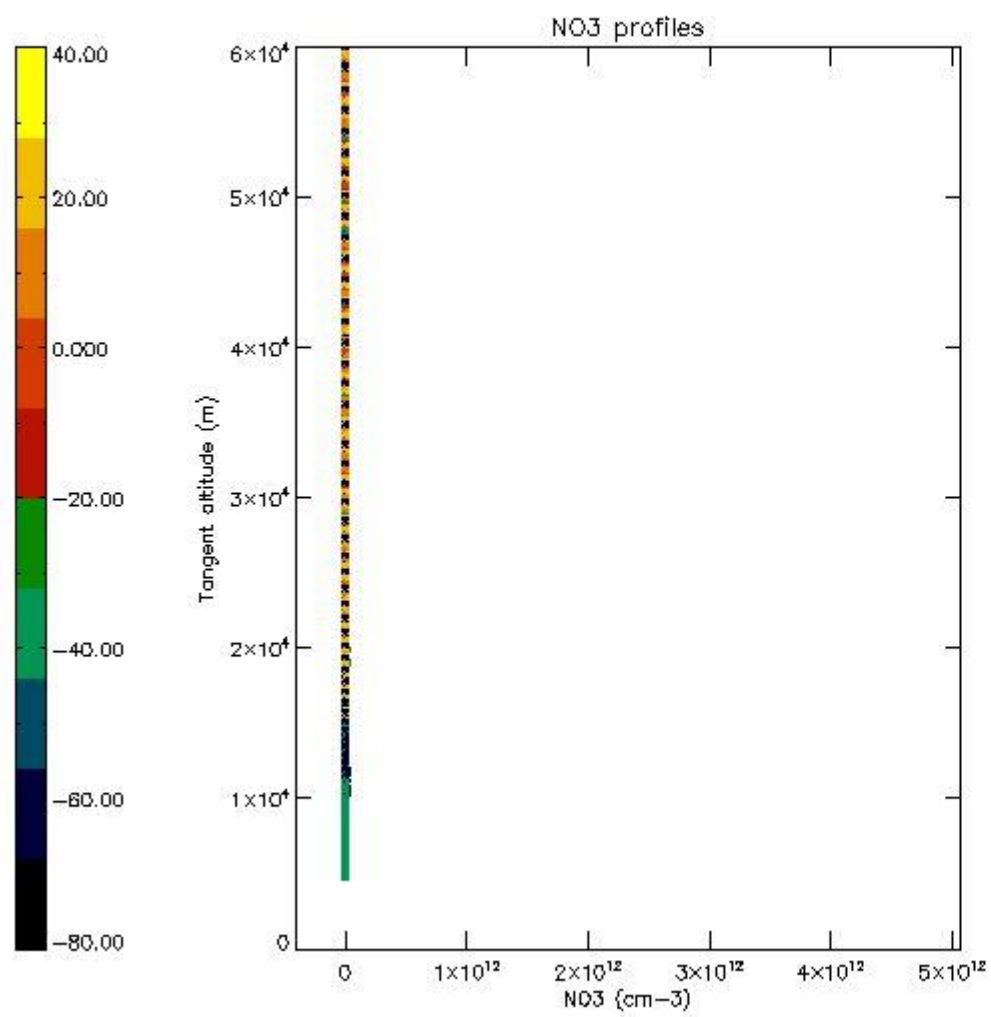
5.6 Plot NO₂ profiles for all STD (dark without errors)

The colorbar represents the latitude.



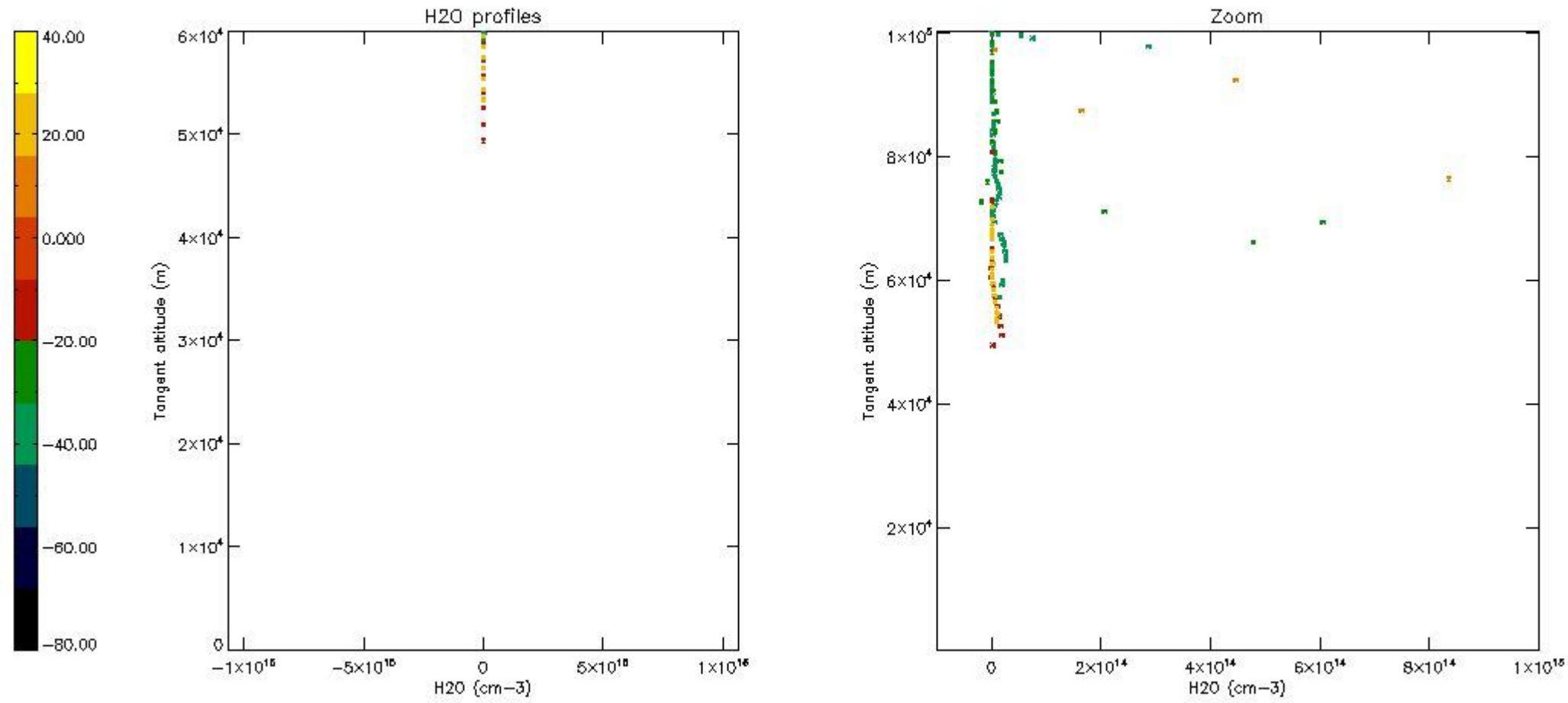
5.7 Plot NO3 profiles for all STD (dark without errors)

The colorbar represents the latitude.



5.8 Plot H₂O profiles for all STD (only for occultations of stars 1,2,3,4,13,14,16,26,63 dark without errors)

The colorbar represents the latitude.



6. Auxiliary Data Files used for the production reported in section 2

The number reported in the third column indicates since which file (see list in section 2) the corresponding auxiliary file has been used. The fourth column is the date of those product files.

Type	Auxiliary Filename	Used since product	Used since product date
INST_PHYS_CHARACTERISTICS	GOM_INS_AXVIEC20091111_143220_20030716_120000_20500101_000000	1	14-APR-2004 00:03:12
LEVEL-2_PROC_CONFIG	GOM_PR2_AXVIEC20091111_152718_20020301_000000_20500101_000000	1	14-APR-2004 00:03:12
CROSS_SECTIONS_FILE	GOM_CRS_AXVIEC20091111_154832_20020301_000000_20500101_000000	1	14-APR-2004 00:03:12

GOMOS Level 2 Daily Report

SUMMARY

[1. General Info](#)

[2. Summary of processed GOM_NL_2P products](#)

[3. Level 2 Quality information per product](#)

[3.1 Plot of level 2 quality information per product \(time dependant\)](#)

[3.2 Plot of level 2 quality information per product \(world map\)](#)

[4. Level 1 Quality information per product \(stored on level 2 products\)](#)

[4.1 Plot of level 1 quality information per product \(time dependant\)](#)

[4.1.1 Plot of level 1 quality information per product \(time dependant\): ASCENDING](#)

[4.1.2 Plot of level 1 quality information per product \(time dependant\): DESCENDING](#)

[4.2 Plot of level 1 quality information per product \(world map\)](#)

[4.2.1 Plot of level 1 quality information per product \(world map\): ASCENDING](#)

[4.2.2 Plot of level 1 quality information per product \(world map\): DESCENDING](#)

[5. Ozone profiles based on quality statistics and other trace gas profiles](#)

[5.1 Ozone statistics based on quality of products](#)

[5.2 Plot ozone profiles for all STD \(dark without errors\)](#)

[5.3 Plot ozone profiles where STD < 20% \(dark without errors\)](#)

[5.4. Plot ozone profiles where STD < 10% \(dark without errors\)](#)

[5.5. Plot ozone profiles where STD < 5% \(dark without errors\)](#)

[5.6 Plot NO2 profiles for all STD \(dark without errors\)](#)

[5.7 Plot NO3 profiles for all STD \(dark without errors\)](#)

[5.8 Plot H2O profiles \(only for occultations of stars 1,2,3,4,13,14,16,26,63 dark without errors\) for all STD](#)

[6. Auxiliary Data Files used for the production reported in section 2](#)

This report presents the daily analysis on parameters extracted from GOMOS level 2 data (GOM_NL__2P). It is intended to monitor some important parameters that will impact the quality of these products. A list of level 2 products (and content) that have arrived during the reporting day to the PCF is also given.

Item	Value
Time of report generation	18APR2013 23:49:04
Data source version	GOMOS/6.01
Start time of products	14-04-2004 (14APR2004 00:00:00)
Stop time of products	15-04-2004 (15APR2004 00:00:00)
Store outputs in DB	Yes
Nb of level 2 prods	221
Nb of prods with errors	0

2. Summary of processed GOM_NL__2P products.

Nr	Filename	UTC Start time	Limb	Duration	Star Id	Star Name	Star Mag	Star Temp	Nb Meas	Orbit	Prod. error
1	GOM_NL__2PRFIN20040414_000312_000000412026_00016_11092_1572.N1	14-APR-2004 00:03:12	Bright	41.000	60	7Bet UMi	2.0810	3950.0	82	11092	No
2	GOM_NL__2PRFIN20040414_000446_000000492026_00016_11092_1573.N1	14-APR-2004 00:04:46	Bright	49.000	119	14Eta Dra	2.7270	4700.0	98	11092	No
3	GOM_NL__2PRFIN20040414_000916_000000632026_00016_11092_1574.N1	14-APR-2004 00:09:16	Bright	62.500	130	23Bet Dra	2.7990	5800.0	125	11092	No
4	GOM_NL__2PRFIN20040414_001103_000000632026_00016_11092_1575.N1	14-APR-2004 00:11:03	Bright	63.000	69	33Gam Dra	2.2310	3800.0	126	11092	No
5	GOM_NL__2PRFIN20040414_001316_000000402026_00016_11092_1576.N1	14-APR-2004 00:13:16	Bright	40.000	89	5Alp Cep	2.4510	8000.0	80	11092	No
6	GOM_NL__2PRFIN20040414_001921_000001052026_00016_11092_1577.N1	14-APR-2004 00:19:21	Bright	104.50	5	3Alp Lyr	0.033000	11000.	209	11092	No
7	GOM_NL__2PRFIN20040414_002247_000000532026_00016_11092_1578.N1	14-APR-2004 00:22:47	Bright	53.000	92	53Eps Cyg	2.5000	4500.0	106	11092	No
8	GOM_NL__2PRFIN20040414_003006_000000542026_00016_11092_1579.N1	14-APR-2004 00:30:06	Twilight	53.500	61	8Eps Peg	2.1000	3900.0	107	11092	No
9	GOM_NL__2PRFIN20040414_003234_000000472026_00016_11092_1580.N1	14-APR-2004 00:32:34	Dark	46.500	162	34Alp Aqr	2.9440	5350.0	93	11092	No
10	GOM_NL__2PRFIN20040414_003625_000001102026_00016_11092_1581.N1	14-APR-2004 00:36:25	Dark	110.00	11	53Alp Aql	0.76500	8000.0	220	11092	No
11	GOM_NL__2PRFIN20040414_003932_000000422026_00016_11092_1582.N1	14-APR-2004 00:39:32	Dark	42.000	18	24Alp PsA	1.1660	9700.0	84	11092	No
12	GOM_NL__2PRFIN20040414_004422_000000452026_00016_11092_1583.N1	14-APR-2004 00:44:22	Dark	45.000	63	Bet Gru	2.1500	2800.0	90	11092	No
13	GOM_NL__2PRFIN20040414_004814_000000392026_00016_11092_1584.N1	14-APR-2004 00:48:14	Dark	38.500	148	Alp Tuc	2.8780	4100.0	77	11092	No
14	GOM_NL__2PRFIN20040414_004951_000000412026_00017_11093_1566.N1	14-APR-2004 00:49:51	Dark	41.000	45	Alp Pav	1.9400	26000.	82	11093	No
15	GOM_NL__2PRFIN20040414_005154_000000712026_00017_11093_1567.N1	14-APR-2004 00:51:54	Dark	70.500	57	34Sig Sgr	2.0660	26000.	141	11093	No
16	GOM_NL__2PRFIN20040414_005450_000000652026_00017_11093_1568.N1	14-APR-2004 00:54:50	Dark	64.500	38	20Eps Sgr	1.8360	11000.	129	11093	No
17	GOM_NL__2PRFIN20040414_005715_000000422026_00017_11093_1569.N1	14-APR-2004 00:57:15	Dark	41.500	43	Alp TrA	1.9100	4250.0	83	11093	No
18	GOM_NL__2PRFIN20040414_005849_000000682026_00017_11093_1570.N1	14-APR-2004 00:58:49	Dark	67.500	25	35Lam Sco	1.6200	28000.	135	11093	No
19	GOM_NL__2PRFIN20040414_010145_000000472026_00017_11093_1571.N1	14-APR-2004 01:01:45	Straylight	47.000	4	Alp1Cen	-0.010000	5800.0	94	11093	No
20	GOM_NL__2PRFIN20040414_010359_000000422026_00017_11093_1572.N1	14-APR-2004 01:03:59	Straylight	42.000	20	Bet Cru	1.2530	30000.	84	11093	No
21	GOM_NL__2PRFIN20040414_010532_000000472026_00017_11093_1573.N1	14-APR-2004 01:05:32	Straylight	47.000	109	Bet Lup	2.6770	26000.	94	11093	No
22	GOM_NL__2PRFIN20040414_010723_000000962026_00017_11093_1574.N1	14-APR-2004 01:07:23	Straylight	96.000	16	21Alp Sco	1.0200	3000.0	192	11093	No
23	GOM_NL__2PRFIN20040414_011050_000000872026_00017_11093_1575.N1	14-APR-2004 01:10:50	Twilight	87.000	80	7Del Sco	2.3160	30000.	174	11093	No
24	GOM_NL__2PRFIN20040414_011405_000000442026_00017_11093_1576.N1	14-APR-2004 01:14:05	Twilight	44.000	106	9Bet Crv	2.6480	5600.0	88	11093	No
25	GOM_NL__2PRFIN20040414_011555_000000412026_00017_11093_1577.N1	14-APR-2004 01:15:55	Bright	40.500	100	4Gam Crv	2.5800	13100.	81	11093	No
26	GOM_NL__2PRFIN20040414_011721_000000592026_00017_11093_1578.N1	14-APR-2004 01:17:21	Bright	59.000	15	67Alp Vir	0.97600	28000.	118	11093	No
27	GOM_NL__2PRFIN20040414_012024_000000402026_00017_11093_1579.N1	14-APR-2004 01:20:24	Bright	40.000	121	29Gam Vir	2.7400	7200.0	80	11093	No
28	GOM_NL__2PRFIN20040414_012415_000000412026_00017_11093_1580.N1	14-APR-2004 01:24:15	Bright	41.000	138	47Eps Vir	2.8280	4700.0	82	11093	No
29	GOM_NL__2PRFIN20040414_012703_000000372026_00017_11093_1581.N1	14-APR-2004 01:27:03	Bright	37.000	96	68Del Leo	2.5600	9300.0	74	11093	No
30	GOM_NL__2PRFIN20040414_012851_000000572026_00017_11093_1582.N1	14-APR-2004 01:28:51	Bright	57.000	3	16Alp Boo	-0.050000	4250.0	114	11093	No
31	GOM_NL__2PRFIN20040414_013224_000000402026_00017_11093_1583.N1	14-APR-2004 01:32:24	Bright	39.500	152	12Alp2CVn	2.8900	11000.	79	11093	No
32	GOM_NL__2PRFIN20040414_013611_000000372026_00017_11093_1584.N1	14-APR-2004 01:36:11	Bright	37.000	87	64Gam UMa	2.4330	11000.	74	11093	No
33	GOM_NL__2PRFIN20040414_013740_000000392026_00017_11093_1585.N1	14-APR-2004 01:37:40	Bright	39.000	55	79Zet UMa	2.0600	10200.	78	11093	No
34	GOM_NL__2PRFIN20040414_014348_000000402026_00017_11093_1586.N1	14-APR-2004 01:43:48	Bright	40.000	60	7Bet UMi	2.0810	3950.0	80	11093	No
35	GOM_NL__2PRFIN20040414_014522_000000472026_00017_11093_1587.N1	14-APR-2004 01:45:22	Bright	47.000	119	14Eta Dra	2.7270	4700.0	94	11093	No
36	GOM_NL__2PRFIN20040414_014951_000000622026_00017_11093_1588.N1	14-APR-2004 01:49:51	Bright	61.500	130	23Bet Dra	2.7990	5800.0	123	11093	No
37	GOM_NL__2PRFIN20040414_015138_000000642026_00017_11093_1589.N1	14-APR-2004 01:51:38	Bright	64.000	69	33Gam Dra	2.2310	3800.0	128	11093	No
38	GOM_NL__2PRFIN20040414_015352_000000402026_00017_11093_1590.N1	14-APR-2004 01:53:52	Bright	40.000	89	5Alp Cep	2.4510	8000.0	80	11093	No
39	GOM_NL__2PRFIN20040414_015956_000001112026_00017_11093_1591.N1	14-APR-2004 01:59:56	Bright	110.50	5	3Alp Lyr	0.033000	11000.	221	11093	No
40	GOM_NL__2PRFIN20040414_020323_000000602026_00017_11093_1592.N1	14-APR-2004 02:03:23	Bright	60.000	92	53Eps Cyg	2.5000	4500.0	120	11093	No
41	GOM_NL__2PRFIN20040414_021042_000000532026_00017_11093_1593.N1	14-APR-2004 02:10:42	Twilight	53.000	61	8Eps Peg	2.1000	3900.0	106	11093	No
42	GOM_NL__2PRFIN20040414_021310_000000472026_00017_11093_1594.N1	14-APR-2004 02:13:10	Dark	47.000	162	34Alp Aqr	2.9440	5350.0	94	11093	No

43	GOM_NL__2PRFIN20040414_021703_000001062026_00017_11093_1595.N1	14-APR-2004 02:17:03	Dark	105.50	11	53Alp Aql	0.76500	8000.0	211	11093	No
44	GOM_NL__2PRFIN20040414_022008_000000462026_00017_11093_1596.N1	14-APR-2004 02:20:08	Dark	46.000	18	24Alp PsA	1.1660	9700.0	92	11093	No
45	GOM_NL__2PRFIN20040414_022328_000000392026_00017_11093_1597.N1	14-APR-2004 02:23:28	Dark	39.000	172	Gam Gru	3.0030	13100.	78	11093	No
46	GOM_NL__2PRFIN20040414_022459_000000462026_00017_11093_1598.N1	14-APR-2004 02:24:59	Dark	46.000	63	Bet Gru	2.1500	2800.0	92	11093	No
47	GOM_NL__2PRFIN20040414_022849_000000502026_00017_11093_1599.N1	14-APR-2004 02:28:49	Dark	49.500	148	Alp Tuc	2.8780	4100.0	99	11093	No
48	GOM_NL__2PRFIN20040414_023028_000000432026_00018_11094_1566.N1	14-APR-2004 02:30:28	Dark	43.000	45	Alp Pav	1.9400	26000.	86	11094	No
49	GOM_NL__2PRFIN20040414_023232_000000722026_00018_11094_1567.N1	14-APR-2004 02:32:32	Dark	71.500	57	34Sig Sgr	2.0660	26000.	143	11094	No
50	GOM_NL__2PRFIN20040414_023527_000000692026_00018_11094_1568.N1	14-APR-2004 02:35:27	Dark	68.500	38	20Eps Sgr	1.8360	11000.	137	11094	No
51	GOM_NL__2PRFIN20040414_023752_000000432026_00018_11094_1569.N1	14-APR-2004 02:37:52	Dark	42.500	43	Alp TrA	1.9100	4250.0	85	11094	No
52	GOM_NL__2PRFIN20040414_023926_000000702026_00018_11094_1570.N1	14-APR-2004 02:39:26	Dark	70.000	25	35Lam Sco	1.6200	28000.	140	11094	No
53	GOM_NL__2PRFIN20040414_024222_000000542026_00018_11094_1571.N1	14-APR-2004 02:42:22	Straylight	53.500	4	Alp1Cen	-0.010000	5800.0	107	11094	No
54	GOM_NL__2PRFIN20040414_140422_000000442026_00024_11100_1569.N1	14-APR-2004 14:04:22	Dark	43.500	18	24Alp PsA	1.1660	9700.0	87	11100	No
55	GOM_NL__2PRFIN20040414_140743_000000382026_00024_11100_1570.N1	14-APR-2004 14:07:43	Dark	38.000	172	Gam Gru	3.0030	13100.	76	11100	No
56	GOM_NL__2PRFIN20040414_140913_000000522026_00024_11100_1571.N1	14-APR-2004 14:09:13	Dark	52.000	63	Bet Gru	2.1500	2800.0	104	11100	No
57	GOM_NL__2PRFIN20040414_141303_000000442026_00024_11100_1572.N1	14-APR-2004 14:13:03	Dark	44.000	148	Alp Tuc	2.8780	4100.0	88	11100	No
58	GOM_NL__2PRFIN20040414_155733_000000722026_00026_11102_1570.N1	14-APR-2004 15:57:33	Dark	72.000	57	34Sig Sgr	2.0660	26000.	144	11102	No
59	GOM_NL__2PRFIN20040414_160027_000000642026_00026_11102_1571.N1	14-APR-2004 16:00:27	Dark	64.000	38	20Eps Sgr	1.8360	11000.	128	11102	No
60	GOM_NL__2PRFIN20040414_160242_000000402026_00026_11102_1572.N1	14-APR-2004 16:02:42	Dark	40.000	43	Alp TrA	1.9100	4250.0	80	11102	No
61	GOM_NL__2PRFIN20040414_160425_000000692026_00026_11102_1573.N1	14-APR-2004 16:04:25	Dark	69.000	25	35Lam Sco	1.6200	28000.	138	11102	No
62	GOM_NL__2PRFIN20040414_160713_000000472026_00026_11102_1574.N1	14-APR-2004 16:07:13	Straylight	47.000	4	Alp1Cen	-0.010000	5800.0	94	11102	No
63	GOM_NL__2PRFIN20040414_160844_000000462026_00026_11102_1575.N1	14-APR-2004 16:08:44	Straylight	45.500	12	Alp1Cru	0.77500	30000.	91	11102	No
64	GOM_NL__2PRFIN20040414_161017_000000472026_00026_11102_1576.N1	14-APR-2004 16:10:17	Straylight	46.500	26	Gam Cru	1.6240	2900.0	93	11102	No
65	GOM_NL__2PRFIN20040414_161255_000001032026_00026_11102_1577.N1	14-APR-2004 16:12:55	Straylight	102.50	16	21Alp Sco	1.0200	3000.0	205	11102	No
66	GOM_NL__2PRFIN20040414_161618_000000872026_00026_11102_1578.N1	14-APR-2004 16:16:18	Tw_i_and_stray	86.500	80	7Del Sco	2.3160	30000.	173	11102	No
67	GOM_NL__2PRFIN20040414_161930_000000452026_00026_11102_1579.N1	14-APR-2004 16:19:30	Tw_i_and_stray	45.000	106	9Bet Crv	2.6480	5600.0	90	11102	No
68	GOM_NL__2PRFIN20040414_162121_000000472026_00026_11102_1580.N1	14-APR-2004 16:21:21	Bright	46.500	100	4Gam Crv	2.5800	13100.	93	11102	No
69	GOM_NL__2PRFIN20040414_162244_000000472026_00026_11102_1581.N1	14-APR-2004 16:22:44	Bright	47.000	15	67Alp Vir	0.97600	28000.	94	11102	No
70	GOM_NL__2PRFIN20040414_162548_000000412026_00026_11102_1582.N1	14-APR-2004 16:25:48	Bright	40.500	121	29Gam Vir	2.7400	7200.0	81	11102	No
71	GOM_NL__2PRFIN20040414_162937_000000422026_00026_11102_1583.N1	14-APR-2004 16:29:37	Bright	42.000	138	47Eps Vir	2.8280	4700.0	84	11102	No
72	GOM_NL__2PRFIN20040414_163229_000000372026_00026_11102_1584.N1	14-APR-2004 16:32:29	Bright	37.000	96	68Del Leo	2.5600	9300.0	74	11102	No
73	GOM_NL__2PRFIN20040414_163411_000000532026_00026_11102_1585.N1	14-APR-2004 16:34:11	Bright	52.500	3	16Alp Boo	-0.050000	4250.0	105	11102	No
74	GOM_NL__2PRFIN20040414_163746_000000392026_00026_11102_1586.N1	14-APR-2004 16:37:46	Bright	38.500	152	12Alp2CVn	2.8900	11000.	77	11102	No
75	GOM_NL__2PRFIN20040414_164134_000000372026_00026_11102_1587.N1	14-APR-2004 16:41:34	Bright	37.000	87	64Gam UMa	2.4330	11000.	74	11102	No
76	GOM_NL__2PRFIN20040414_164300_000000402026_00026_11102_1588.N1	14-APR-2004 16:43:00	Bright	40.000	55	79Zet UMa	2.0600	10200.	80	11102	No
77	GOM_NL__2PRFIN20040414_164910_000000382026_00026_11102_1589.N1	14-APR-2004 16:49:10	Bright	38.000	60	7Bet UMi	2.0810	3950.0	76	11102	No
78	GOM_NL__2PRFIN20040414_165040_000000492026_00026_11102_1590.N1	14-APR-2004 16:50:40	Bright	48.500	119	14Eta Dra	2.7270	4700.0	97	11102	No
79	GOM_NL__2PRFIN20040414_165506_000000622026_00026_11102_1591.N1	14-APR-2004 16:55:06	Bright	61.500	130	23Bet Dra	2.7990	5800.0	123	11102	No
80	GOM_NL__2PRFIN20040414_165654_000000652026_00026_11102_1592.N1	14-APR-2004 16:56:54	Bright	64.500	69	33Gam Dra	2.2310	3800.0	129	11102	No
81	GOM_NL__2PRFIN20040414_165914_000000402026_00026_11102_1593.N1	14-APR-2004 16:59:14	Bright	39.500	89	5Alp Cep	2.4510	8000.0	79	11102	No
82	GOM_NL__2PRFIN20040414_170514_000001152026_00026_11102_1594.N1	14-APR-2004 17:05:14	Bright	114.50	5	3Alp Lyr	0.033000	11000.	229	11102	No
83	GOM_NL__2PRFIN20040414_170848_000000552026_00026_11102_1595.N1	14-APR-2004 17:08:48	Bright	55.000	92	53Eps Cyg	2.5000	4500.0	110	11102	No
84	GOM_NL__2PRFIN20040414_171610_000000552026_00026_11102_1596.N1	14-APR-2004 17:16:10	Dark	54.500	61	8Eps Peg	2.1000	3900.0	109	11102	No
85	GOM_NL__2PRFIN20040414_171838_000000492026_00026_11102_1597.N1	14-APR-2004 17:18:38	Dark	48.500	162	34Alp Aqr	2.9440	5350.0	97	11102	No
86	GOM_NL__2PRFIN20040414_172113_000000472026_00026_11102_1598.N1	14-APR-2004 17:21:13	Dark	47.000	154	22Bet Aqr	2.8990	5700.0	94	11102	No
87	GOM_NL__2PRFIN20040414_172337_000000472026_00026_11102_1599.N1	14-APR-2004 17:23:37	Dark	46.500	142	49Del Cap	2.8500	8900.0	93	11102	No
88	GOM_NL__2PRFIN20040414_172535_000000482026_00026_11102_1600.N1	14-APR-2004 17:25:35	Dark	47.500	18	24Alp PsA	1.1660	9700.0	95	11102	No
89	GOM_NL__2PRFIN20040414_172856_000000412026_00026_11102_1601.N1	14-APR-2004 17:28:56	Dark	41.000	172	Gam Gru	3.0030	13100.	82	11102	No
90	GOM_NL__2PRFIN20040414_173025_000000522026_00026_11102_1602.N1	14-APR-2004 17:30:25	Dark	52.000	63	Bet Gru	2.1500	2800.0	104	11102	No
91	GOM_NL__2PRFIN20040414_173415_000000382026_00026_11102_1603.N1	14-APR-2004 17:34:15	Dark	38.000	148	Alp Tuc	2.8780	4100.0	76	11102	No
92	GOM_NL__2PRFIN20040414_173809_000000772026_00027_11103_1570.N1	14-APR-2004 17:38:09	Dark	76.500	57	34Sig Sgr	2.0660	26000.	153	11103	No
93	GOM_NL__2PRFIN20040414_174104_000000652026_00027_11103_1571.N1	14-APR-2004 17:41:04	Dark	65.000	38	20Eps Sgr	1.8360	11000.	130	11103	No
94	GOM_NL__2PRFIN20040414_174319_000000412026_00027_11103_1572.N1	14-APR-2004 17:43:19	Dark	41.000	43	Alp TrA	1.9100	4250.0	82	11103	No
95	GOM_NL__2PRFIN20040414_174501_000000692026_00027_11103_1573.N1	14-APR-2004 17:45:01	Dark	68.500	25	35Lam Sco	1.6200	28000.	137	11103	No
96	GOM_NL__2PRFIN20040414_174749_000000542026_00027_11103_1574.N1	14-APR-2004 17:47:49	Straylight	54.000	4	Alp1Cen	-0.010000	5800.0	108	11103	No
97	GOM_NL__2PRFIN20040414_174920_000000452026_00027_11103_1575.N1	14-APR-2004 17:49:20	Straylight	44.500	12	Alp1Cru	0.77500	30000.	89	11103	No
98	GOM_NL__2PRFIN20040414_175054_000000452026_00027_11103_1576.N1	14-APR-2004 17:50:54	Straylight	44.500	26	Gam Cru	1.6240	2900.0	89	11103	No
99	GOM_NL__2PRFIN20040414_175332_000000972026_00027_11103_1577.N1	14-APR-2004 17:53:32	Straylight	96.500	16	21Alp Sco	1.0200	3000.0	193	11103	No
100	GOM_NL__2PRFIN20040414_175655_000000892026_00027_11103_1578.N1	14-APR-2004 17:56:55	Tw_i_and_stray	89.000	80	7Del Sco	2.3160	30000.	178	11103	No
101	GOM_NL__2PRFIN20040414_180006_000000462026_00027_11103_1579.N1	14-APR-2004 18:00:06	Tw_i_and_stray	45.500	106	9Bet Crv	2.6480	5600.0	91	11103	No

102	GOM_NL__2PRFIN20040414_180156_00000522026_00027_11103_1580.N1	14-APR-2004 18:01:56	Bright	52.000	100	4Gam Crv	2.5800	13100.	104	11103	No
103	GOM_NL__2PRFIN20040414_180318_00000502026_00027_11103_1581.N1	14-APR-2004 18:03:18	Bright	50.000	15	67Alp Vir	0.97600	28000.	100	11103	No
104	GOM_NL__2PRFIN20040414_180624_00000402026_00027_11103_1582.N1	14-APR-2004 18:06:24	Bright	40.000	121	29Gam Vir	2.7400	7200.0	80	11103	No
105	GOM_NL__2PRFIN20040414_181013_00000422026_00027_11103_1583.N1	14-APR-2004 18:10:13	Bright	41.500	138	47Eps Vir	2.8280	4700.0	83	11103	No
106	GOM_NL__2PRFIN20040414_181305_00000372026_00027_11103_1584.N1	14-APR-2004 18:13:05	Bright	37.000	96	68Del Leo	2.5600	9300.0	74	11103	No
107	GOM_NL__2PRFIN20040414_181446_00000582026_00027_11103_1585.N1	14-APR-2004 18:14:46	Bright	57.500	3	16Alp Boo	-0.050000	4250.0	115	11103	No
108	GOM_NL__2PRFIN20040414_181822_00000402026_00027_11103_1586.N1	14-APR-2004 18:18:22	Bright	40.000	152	12Alp2CVn	2.8900	11000.	80	11103	No
109	GOM_NL__2PRFIN20040414_182210_00000402026_00027_11103_1587.N1	14-APR-2004 18:22:10	Bright	39.500	87	64Gam UMa	2.4330	11000.	79	11103	No
110	GOM_NL__2PRFIN20040414_182336_00000422026_00027_11103_1588.N1	14-APR-2004 18:23:36	Bright	42.000	55	79Zet UMa	2.0600	10200.	84	11103	No
111	GOM_NL__2PRFIN20040414_182945_00000392026_00027_11103_1589.N1	14-APR-2004 18:29:45	Bright	38.500	60	7Bet UMi	2.0810	3950.0	77	11103	No
112	GOM_NL__2PRFIN20040414_183115_00000482026_00027_11103_1590.N1	14-APR-2004 18:31:15	Bright	47.500	119	14Eta Dra	2.7270	4700.0	95	11103	No
113	GOM_NL__2PRFIN20040414_183541_00000622026_00027_11103_1591.N1	14-APR-2004 18:35:41	Bright	62.000	130	23Bet Dra	2.7990	5800.0	124	11103	No
114	GOM_NL__2PRFIN20040414_183729_00000622026_00027_11103_1592.N1	14-APR-2004 18:37:29	Bright	62.000	69	33Gam Dra	2.2310	3800.0	124	11103	No
115	GOM_NL__2PRFIN20040414_183950_00000402026_00027_11103_1593.N1	14-APR-2004 18:39:50	Bright	40.000	89	5Alp Cep	2.4510	8000.0	80	11103	No
116	GOM_NL__2PRFIN20040414_184549_000001142026_00027_11103_1594.N1	14-APR-2004 18:45:49	Bright	114.00	5	3Alp Lyr	0.033000	11000.	228	11103	No
117	GOM_NL__2PRFIN20040414_184924_00000572026_00027_11103_1595.N1	14-APR-2004 18:49:24	Bright	56.500	92	53Eps Cyg	2.5000	4500.0	113	11103	No
118	GOM_NL__2PRFIN20040414_185646_00000522026_00027_11103_1596.N1	14-APR-2004 18:56:46	Dark	52.000	61	8Eps Peg	2.1000	3900.0	104	11103	No
119	GOM_NL__2PRFIN20040414_185914_00000442026_00027_11103_1597.N1	14-APR-2004 18:59:14	Dark	44.000	162	34Alp Aqr	2.9440	5350.0	88	11103	No
120	GOM_NL__2PRFIN20040414_190150_00000492026_00027_11103_1598.N1	14-APR-2004 19:01:50	Dark	48.500	154	22Bet Aqr	2.8990	5700.0	97	11103	No
121	GOM_NL__2PRFIN20040414_190414_00000472026_00027_11103_1599.N1	14-APR-2004 19:04:14	Dark	46.500	142	49Del Cap	2.8500	8900.0	93	11103	No
122	GOM_NL__2PRFIN20040414_190611_00000472026_00027_11103_1600.N1	14-APR-2004 19:06:11	Dark	47.000	18	24Alp PsA	1.1660	9700.0	94	11103	No
123	GOM_NL__2PRFIN20040414_190932_00000402026_00027_11103_1601.N1	14-APR-2004 19:09:32	Dark	40.000	172	Gam Gru	3.0030	13100.	80	11103	No
124	GOM_NL__2PRFIN20040414_191102_00000522026_00027_11103_1602.N1	14-APR-2004 19:11:02	Dark	52.000	63	Bet Gru	2.1500	2800.0	104	11103	No
125	GOM_NL__2PRFIN20040414_191452_00000442026_00027_11103_1603.N1	14-APR-2004 19:14:52	Dark	44.000	148	Alp Tuc	2.8780	4100.0	88	11103	No
126	GOM_NL__2PRFIN20040414_191849_00000722026_00028_11104_1570.N1	14-APR-2004 19:18:49	Dark	71.500	57	34Sig Sgr	2.0660	26000.	143	11104	No
127	GOM_NL__2PRFIN20040414_192142_00000642026_00028_11104_1571.N1	14-APR-2004 19:21:42	Dark	64.000	38	20Eps Sgr	1.8360	11000.	128	11104	No
128	GOM_NL__2PRFIN20040414_192356_00000432026_00028_11104_1572.N1	14-APR-2004 19:23:56	Dark	43.000	43	Alp TrA	1.9100	4250.0	86	11104	No
129	GOM_NL__2PRFIN20040414_192539_00000642026_00028_11104_1573.N1	14-APR-2004 19:25:39	Dark	63.500	25	35Lam Sco	1.6200	28000.	127	11104	No
130	GOM_NL__2PRFIN20040414_192826_00000472026_00028_11104_1574.N1	14-APR-2004 19:28:26	Straylight	46.500	4	Alp1Cen	-0.010000	5800.0	93	11104	No
131	GOM_NL__2PRFIN20040414_192957_00000432026_00028_11104_1575.N1	14-APR-2004 19:29:57	Straylight	42.500	12	Alp1Cru	0.77500	30000.	85	11104	No
132	GOM_NL__2PRFIN20040414_193130_00000452026_00028_11104_1576.N1	14-APR-2004 19:31:30	Straylight	44.500	26	Gam Cru	1.6240	2900.0	89	11104	No
133	GOM_NL__2PRFIN20040414_193410_000001072026_00028_11104_1577.N1	14-APR-2004 19:34:10	Straylight	106.50	16	21Alp Sco	1.0200	3000.0	213	11104	No
134	GOM_NL__2PRFIN20040414_193732_00000862026_00028_11104_1578.N1	14-APR-2004 19:37:32	Twi_and_stray	86.000	80	7Del Sco	2.3160	30000.	172	11104	No
135	GOM_NL__2PRFIN20040414_194042_00000432026_00028_11104_1579.N1	14-APR-2004 19:40:42	Twi_and_stray	42.500	106	9Bet Crv	2.6480	5600.0	85	11104	No
136	GOM_NL__2PRFIN20040414_194232_00000442026_00028_11104_1580.N1	14-APR-2004 19:42:32	Bright	44.000	100	4Gam Crv	2.5800	13100.	88	11104	No
137	GOM_NL__2PRFIN20040414_194354_00000502026_00028_11104_1581.N1	14-APR-2004 19:43:54	Bright	50.000	15	67Alp Vir	0.97600	28000.	100	11104	No
138	GOM_NL__2PRFIN20040414_194700_00000412026_00028_11104_1582.N1	14-APR-2004 19:47:00	Bright	40.500	121	29Gam Vir	2.7400	7200.0	81	11104	No
139	GOM_NL__2PRFIN20040414_195049_00000422026_00028_11104_1583.N1	14-APR-2004 19:50:49	Bright	41.500	138	47Eps Vir	2.8280	4700.0	83	11104	No
140	GOM_NL__2PRFIN20040414_195341_00000382026_00028_11104_1584.N1	14-APR-2004 19:53:41	Bright	37.500	96	68Del Leo	2.5600	9300.0	75	11104	No
141	GOM_NL__2PRFIN20040414_195522_00000522026_00028_11104_1585.N1	14-APR-2004 19:55:22	Bright	52.000	3	16Alp Boo	-0.050000	4250.0	104	11104	No
142	GOM_NL__2PRFIN20040414_195857_00000402026_00028_11104_1586.N1	14-APR-2004 19:58:57	Bright	39.500	152	12Alp2CVn	2.8900	11000.	79	11104	No
143	GOM_NL__2PRFIN20040414_200246_00000372026_00028_11104_1587.N1	14-APR-2004 20:02:46	Bright	36.500	87	64Gam UMa	2.4330	11000.	73	11104	No
144	GOM_NL__2PRFIN20040414_200411_00000412026_00028_11104_1588.N1	14-APR-2004 20:04:11	Bright	41.000	55	79Zet UMa	2.0600	10200.	82	11104	No
145	GOM_NL__2PRFIN20040414_201021_00000382026_00028_11104_1589.N1	14-APR-2004 20:10:21	Bright	38.000	60	7Bet UMi	2.0810	3950.0	76	11104	No
146	GOM_NL__2PRFIN20040414_201150_00000482026_00028_11104_1590.N1	14-APR-2004 20:11:50	Bright	47.500	119	14Eta Dra	2.7270	4700.0	95	11104	No
147	GOM_NL__2PRFIN20040414_201616_00000572026_00028_11104_1591.N1	14-APR-2004 20:16:16	Bright	57.000	130	23Bet Dra	2.7990	5800.0	114	11104	No
148	GOM_NL__2PRFIN20040414_201804_00000602026_00028_11104_1592.N1	14-APR-2004 20:18:04	Bright	60.000	69	33Gam Dra	2.2310	3800.0	120	11104	No
149	GOM_NL__2PRFIN20040414_202026_00000392026_00028_11104_1593.N1	14-APR-2004 20:20:26	Bright	38.500	89	5Alp Cep	2.4510	8000.0	77	11104	No
150	GOM_NL__2PRFIN20040414_202625_000001182026_00028_11104_1594.N1	14-APR-2004 20:26:25	Bright	117.50	5	3Alp Lyr	0.033000	11000.	235	11104	No
151	GOM_NL__2PRFIN20040414_203000_00000572026_00028_11104_1595.N1	14-APR-2004 20:30:00	Bright	57.000	92	53Eps Cyg	2.5000	4500.0	114	11104	No
152	GOM_NL__2PRFIN20040414_203722_00000542026_00028_11104_1596.N1	14-APR-2004 20:37:22	Dark	54.000	61	8Eps Peg	2.1000	3900.0	108	11104	No
153	GOM_NL__2PRFIN20040414_203950_00000472026_00028_11104_1597.N1	14-APR-2004 20:39:50	Dark	46.500	162	34Alp Aqr	2.9440	5350.0	93	11104	No
154	GOM_NL__2PRFIN20040414_204226_00000492026_00028_11104_1598.N1	14-APR-2004 20:42:26	Dark	48.500	154	22Bet Aqr	2.8990	5700.0	97	11104	No
155	GOM_NL__2PRFIN20040414_204450_00000442026_00028_11104_1599.N1	14-APR-2004 20:44:50	Dark	43.500	142	49Del Cap	2.8500	8900.0	87	11104	No
156	GOM_NL__2PRFIN20040414_204647_00000452026_00028_11104_1600.N1	14-APR-2004 20:46:47	Dark	45.000	18	24Alp PsA	1.1660	9700.0	90	11104	No
157	GOM_NL__2PRFIN20040414_205009_00000402026_00028_11104_1601.N1	14-APR-2004 20:50:09	Dark	39.500	172	Gam Gru	3.0030	13100.	79	11104	No
158	GOM_NL__2PRFIN20040414_205138_00000472026_00028_11104_1602.N1	14-APR-2004 20:51:38	Dark	47.000	63	Bet Gru	2.1500	2800.0	94	11104	No
159	GOM_NL__2PRFIN20040414_205528_00000392026_00028_11104_1603.N1	14-APR-2004 20:55:28	Dark	38.500	148	Alp Tuc	2.8780	4100.0	77	11104	No
160	GOM_NL__2PRFIN20040414_205927_00000722026_00029_11105_1570.N1	14-APR-2004 20:59:27	Dark	72.000	57	34Sig Sgr	2.0660	26000.	144	11105	No

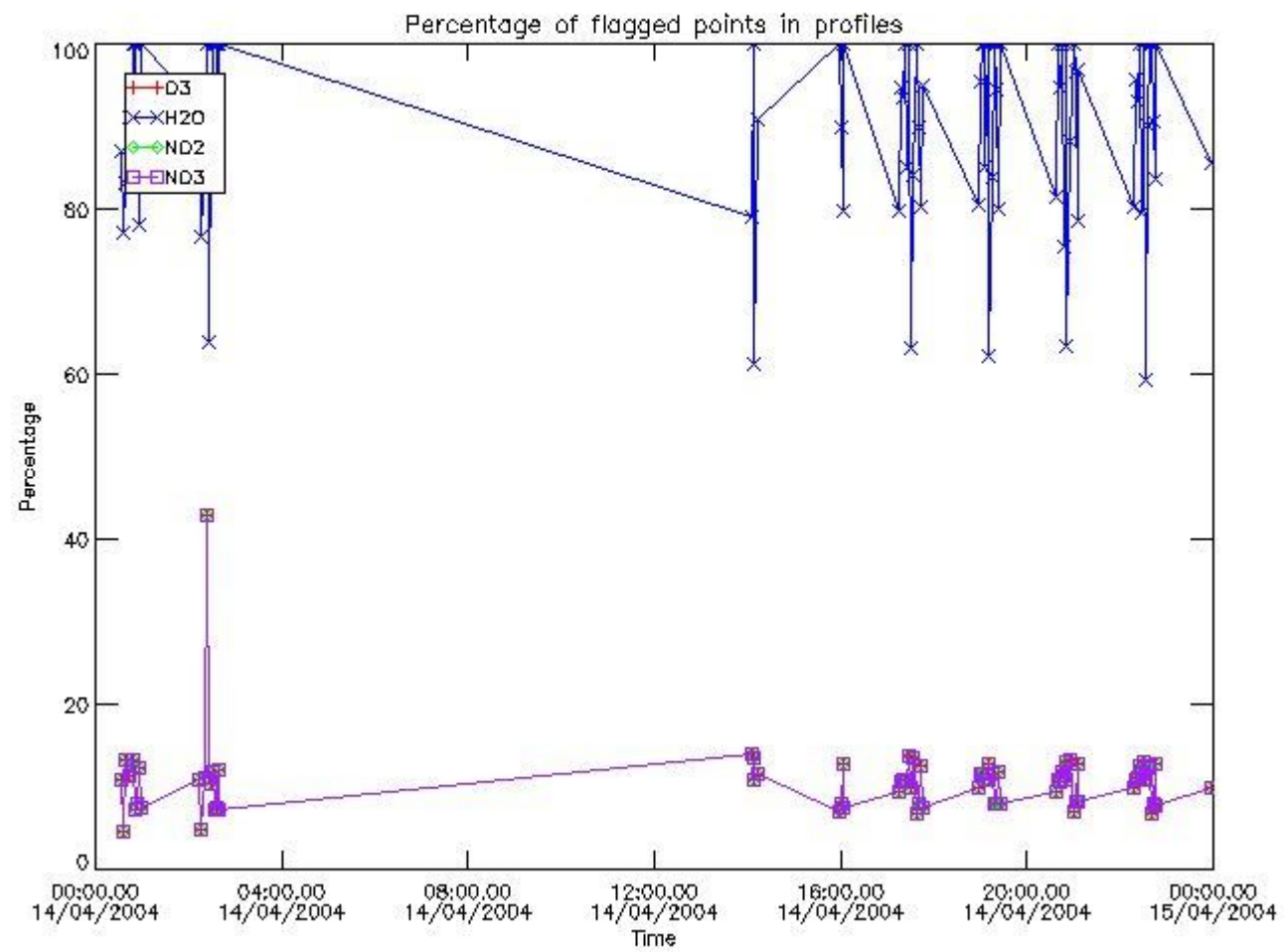
161	GOM_NL__2PRFIN20040414_210219_000000622026_00029_11105_1571.N1	14-APR-2004 21:02:19	Dark	61.500	38	20Eps Sgr	1.8360	11000.	123	11105	No
162	GOM_NL__2PRFIN20040414_210432_000000402026_00029_11105_1572.N1	14-APR-2004 21:04:32	Dark	40.000	43	Alp TrA	1.9100	4250.0	80	11105	No
163	GOM_NL__2PRFIN20040414_210616_000000622026_00029_11105_1573.N1	14-APR-2004 21:06:16	Dark	62.000	25	35Lam Sco	1.6200	28000.	124	11105	No
164	GOM_NL__2PRFIN20040414_210902_000000462026_00029_11105_1574.N1	14-APR-2004 21:09:02	Straylight	45.500	4	Alp1Cen	-0.010000	5800.0	91	11105	No
165	GOM_NL__2PRFIN20040414_211032_000000452026_00029_11105_1575.N1	14-APR-2004 21:10:32	Straylight	44.500	12	Alp1Cru	0.77500	30000.	89	11105	No
166	GOM_NL__2PRFIN20040414_211206_000000442026_00029_11105_1576.N1	14-APR-2004 21:12:06	Straylight	44.000	26	Gam Cru	1.6240	2900.0	88	11105	No
167	GOM_NL__2PRFIN20040414_211447_000000962026_00029_11105_1577.N1	14-APR-2004 21:14:47	Straylight	96.000	16	21Alp Sco	1.0200	3000.0	192	11105	No
168	GOM_NL__2PRFIN20040414_211808_000000852026_00029_11105_1578.N1	14-APR-2004 21:18:08	Twi_and_stray	85.000	80	7Del Sco	2.3160	30000.	170	11105	No
169	GOM_NL__2PRFIN20040414_212051_000000502026_00029_11105_1579.N1	14-APR-2004 21:20:51	Twi_and_stray	50.000	169	46Gam Hya	2.9910	4700.0	100	11105	No
170	GOM_NL__2PRFIN20040414_212229_000000732026_00029_11105_1580.N1	14-APR-2004 21:22:29	Bright	72.500	122	9Alp2Lib	2.7470	9700.0	145	11105	No
171	GOM_NL__2PRFIN20040414_212432_000000482026_00029_11105_1581.N1	14-APR-2004 21:24:32	Bright	47.500	15	67Alp Vir	0.97600	28000.	95	11105	No
172	GOM_NL__2PRFIN20040414_212736_000000412026_00029_11105_1582.N1	14-APR-2004 21:27:36	Bright	40.500	121	29Gam Vir	2.7400	7200.0	81	11105	No
173	GOM_NL__2PRFIN20040414_213125_000000402026_00029_11105_1583.N1	14-APR-2004 21:31:25	Bright	40.000	138	47Eps Vir	2.8280	4700.0	80	11105	No
174	GOM_NL__2PRFIN20040414_213417_000000372026_00029_11105_1584.N1	14-APR-2004 21:34:17	Bright	37.000	96	68Del Leo	2.5600	9300.0	74	11105	No
175	GOM_NL__2PRFIN20040414_213557_000000572026_00029_11105_1585.N1	14-APR-2004 21:35:57	Bright	57.000	3	16Alp Boo	-0.050000	4250.0	114	11105	No
176	GOM_NL__2PRFIN20040414_213933_000000392026_00029_11105_1586.N1	14-APR-2004 21:39:33	Bright	38.500	152	12Alp2CVn	2.8900	11000.	77	11105	No
177	GOM_NL__2PRFIN20040414_214322_000000372026_00029_11105_1587.N1	14-APR-2004 21:43:22	Bright	37.000	87	64Gam UMa	2.4330	11000.	74	11105	No
178	GOM_NL__2PRFIN20040414_214447_000000422026_00029_11105_1588.N1	14-APR-2004 21:44:47	Bright	42.000	55	79Zet UMa	2.0600	10200.	84	11105	No
179	GOM_NL__2PRFIN20040414_215057_000000432026_00029_11105_1589.N1	14-APR-2004 21:50:57	Bright	42.500	60	7Bet UMi	2.0810	3950.0	85	11105	No
180	GOM_NL__2PRFIN20040414_215225_000000482026_00029_11105_1590.N1	14-APR-2004 21:52:25	Bright	47.500	119	14Eta Dra	2.7270	4700.0	95	11105	No
181	GOM_NL__2PRFIN20040414_215650_000000612026_00029_11105_1591.N1	14-APR-2004 21:56:50	Bright	61.000	130	23Bet Dra	2.7990	5800.0	122	11105	No
182	GOM_NL__2PRFIN20040414_215839_000000662026_00029_11105_1592.N1	14-APR-2004 21:58:39	Bright	65.500	69	33Gam Dra	2.2310	3800.0	131	11105	No
183	GOM_NL__2PRFIN20040414_220102_000000402026_00029_11105_1593.N1	14-APR-2004 22:01:02	Bright	39.500	89	5Alp Cep	2.4510	8000.0	79	11105	No
184	GOM_NL__2PRFIN20040414_220700_000001212026_00029_11105_1594.N1	14-APR-2004 22:07:00	Bright	121.00	5	3Alp Lyr	0.033000	11000.	242	11105	No
185	GOM_NL__2PRFIN20040414_221036_000000562026_00029_11105_1595.N1	14-APR-2004 22:10:36	Bright	55.500	92	53Eps Cyg	2.5000	4500.0	111	11105	No
186	GOM_NL__2PRFIN20040414_221758_000000512026_00029_11105_1596.N1	14-APR-2004 22:17:58	Dark	51.000	61	8Eps Peg	2.1000	3900.0	102	11105	No
187	GOM_NL__2PRFIN20040414_222026_000000482026_00029_11105_1597.N1	14-APR-2004 22:20:26	Dark	47.500	162	34Alp Aqr	2.9440	5350.0	95	11105	No
188	GOM_NL__2PRFIN20040414_222303_000000512026_00029_11105_1598.N1	14-APR-2004 22:23:03	Dark	51.000	154	22Bet Aqr	2.8990	5700.0	102	11105	No
189	GOM_NL__2PRFIN20040414_222527_000000452026_00029_11105_1599.N1	14-APR-2004 22:25:27	Dark	44.500	142	49Del Cap	2.8500	8900.0	89	11105	No
190	GOM_NL__2PRFIN20040414_222723_000000452026_00029_11105_1600.N1	14-APR-2004 22:27:23	Dark	44.500	18	24Alp PsA	1.1660	9700.0	89	11105	No
191	GOM_NL__2PRFIN20040414_223045_000000402026_00029_11105_1601.N1	14-APR-2004 22:30:45	Dark	39.500	172	Gam Gru	3.0030	13100.	79	11105	No
192	GOM_NL__2PRFIN20040414_223214_000000522026_00029_11105_1602.N1	14-APR-2004 22:32:14	Dark	52.000	63	Bet Gru	2.1500	2800.0	104	11105	No
193	GOM_NL__2PRFIN20040414_223604_000000412026_00029_11105_1603.N1	14-APR-2004 22:36:04	Dark	40.500	148	Alp Tuc	2.8780	4100.0	81	11105	No
194	GOM_NL__2PRFIN20040414_223746_000000422026_00030_11106_1570.N1	14-APR-2004 22:37:46	Dark	41.500	45	Alp Pav	1.9400	26000.	83	11106	No
195	GOM_NL__2PRFIN20040414_224005_000000752026_00030_11106_1571.N1	14-APR-2004 22:40:05	Dark	75.000	57	34Sig Sgr	2.0660	26000.	150	11106	No
196	GOM_NL__2PRFIN20040414_224256_000000642026_00030_11106_1572.N1	14-APR-2004 22:42:56	Dark	64.000	38	20Eps Sgr	1.8360	11000.	128	11106	No
197	GOM_NL__2PRFIN20040414_224508_000000402026_00030_11106_1573.N1	14-APR-2004 22:45:08	Dark	40.000	43	Alp TrA	1.9100	4250.0	80	11106	No
198	GOM_NL__2PRFIN20040414_224653_000000672026_00030_11106_1574.N1	14-APR-2004 22:46:53	Dark	66.500	25	35Lam Sco	1.6200	28000.	133	11106	No
199	GOM_NL__2PRFIN20040414_224938_000000442026_00030_11106_1575.N1	14-APR-2004 22:49:38	Straylight	44.000	4	Alp1Cen	-0.010000	5800.0	88	11106	No
200	GOM_NL__2PRFIN20040414_225109_000000452026_00030_11106_1576.N1	14-APR-2004 22:51:09	Straylight	44.500	12	Alp1Cru	0.77500	30000.	89	11106	No
201	GOM_NL__2PRFIN20040414_225242_000000522026_00030_11106_1577.N1	14-APR-2004 22:52:42	Straylight	52.000	26	Gam Cru	1.6240	2900.0	104	11106	No
202	GOM_NL__2PRFIN20040414_225524_000001042026_00030_11106_1578.N1	14-APR-2004 22:55:24	Straylight	104.00	16	21Alp Sco	1.0200	3000.0	208	11106	No
203	GOM_NL__2PRFIN20040414_225845_000000902026_00030_11106_1579.N1	14-APR-2004 22:58:45	Twi_and_stray	89.500	80	7Del Sco	2.3160	30000.	179	11106	No
204	GOM_NL__2PRFIN20040414_230129_000000472026_00030_11106_1580.N1	14-APR-2004 23:01:29	Twi_and_stray	46.500	169	46Gam Hya	2.9910	4700.0	93	11106	No
205	GOM_NL__2PRFIN20040414_230305_000000562026_00030_11106_1581.N1	14-APR-2004 23:03:05	Bright	56.000	122	9Alp2Lib	2.7470	9700.0	112	11106	No
206	GOM_NL__2PRFIN20040414_230508_000000482026_00030_11106_1582.N1	14-APR-2004 23:05:08	Bright	48.000	15	67Alp Vir	0.97600	28000.	96	11106	No
207	GOM_NL__2PRFIN20040414_230812_000000412026_00030_11106_1583.N1	14-APR-2004 23:08:12	Bright	40.500	121	29Gam Vir	2.7400	7200.0	81	11106	No
208	GOM_NL__2PRFIN20040414_231200_000000412026_00030_11106_1584.N1	14-APR-2004 23:12:00	Bright	41.000	138	47Eps Vir	2.8280	4700.0	82	11106	No
209	GOM_NL__2PRFIN20040414_231453_000000362026_00030_11106_1585.N1	14-APR-2004 23:14:53	Bright	36.000	96	68Del Leo	2.5600	9300.0	72	11106	No
210	GOM_NL__2PRFIN20040414_231632_000000532026_00030_11106_1586.N1	14-APR-2004 23:16:32	Bright	52.500	3	16Alp Boo	-0.050000	4250.0	105	11106	No
211	GOM_NL__2PRFIN20040414_232009_000000382026_00030_11106_1587.N1	14-APR-2004 23:20:09	Bright	38.000	152	12Alp2CVn	2.8900	11000.	76	11106	No
212	GOM_NL__2PRFIN20040414_232358_000000372026_00030_11106_1588.N1	14-APR-2004 23:23:58	Bright	37.000	87	64Gam UMa	2.4330	11000.	74	11106	No
213	GOM_NL__2PRFIN20040414_232523_000000382026_00030_11106_1589.N1	14-APR-2004 23:25:23	Bright	37.500	55	79Zet UMa	2.0600	10200.	75	11106	No
214	GOM_NL__2PRFIN20040414_233132_000000402026_00030_11106_1590.N1	14-APR-2004 23:31:32	Bright	40.000	60	7Bet UMi	2.0810	3950.0	80	11106	No
215	GOM_NL__2PRFIN20040414_233301_000000472026_00030_11106_1591.N1	14-APR-2004 23:33:01	Bright	47.000	119	14Eta Dra	2.7270	4700.0	94	11106	No
216	GOM_NL__2PRFIN20040414_233726_000000622026_00030_11106_1592.N1	14-APR-2004 23:37:26	Bright	61.500	130	23Bet Dra	2.7990	5800.0	123	11106	No
217	GOM_NL__2PRFIN20040414_233914_000000642026_00030_11106_1593.N1	14-APR-2004 23:39:14	Bright	63.500	69	33Gam Dra	2.2310	3800.0	127	11106	No
218	GOM_NL__2PRFIN20040414_234138_000000402026_00030_11106_1594.N1	14-APR-2004 23:41:38	Bright	40.000	89	5Alp Cep	2.4510	8000.0	80	11106	No
219	GOM_NL__2PRFIN20040414_234735_000001282026_00030_11106_1595.N1	14-APR-2004 23:47:35	Bright	128.00	5	3Alp Lyr	0.033000	11000.	256	11106	No

220	GOM_NL__2PRFIN20040414_235112_00000552026_00030_11106_1596.N1	14-APR-2004 23:51:12	Bright	54.500	92	53Eps Cyg	2.5000	4500.0	109	11106	No
221	GOM_NL__2PRFIN20040414_235834_00000522026_00030_11106_1597.N1	14-APR-2004 23:58:34	Dark	52.000	61	8Eps Peg	2.1000	3900.0	104	11106	No

3. Quality information per product

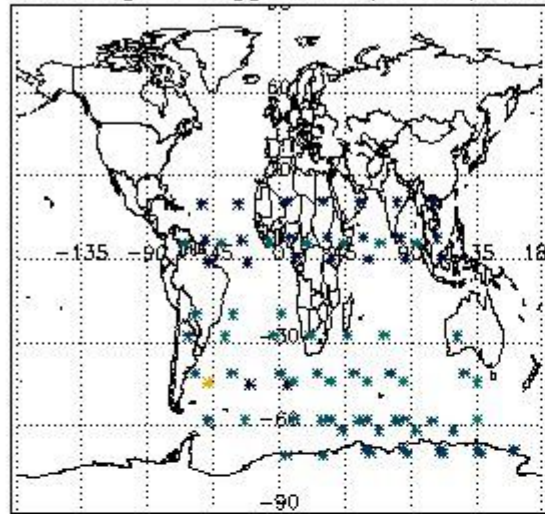
In this section it is plotted some information contained in the Quality Summary data set of the level 2 products. Only products in dark limb conditions and without errors (error flag in the MPH set to "0") are used.

3.1 Plot quality information per product (time dependant)

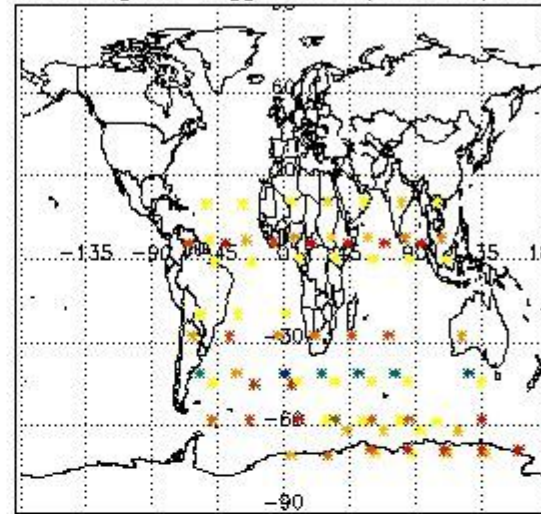


3.2 Plot quality information per product (world map)


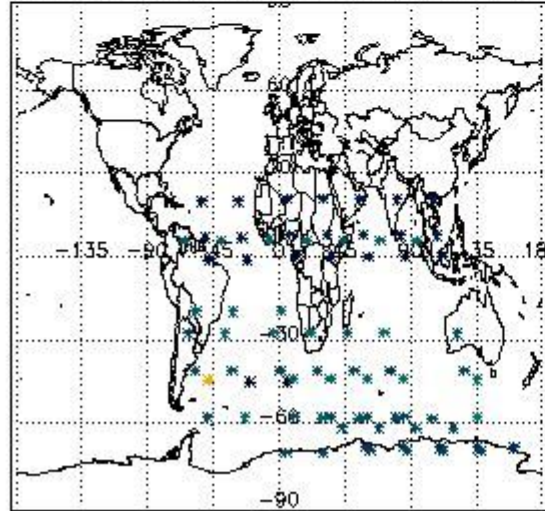
Percentage of flagged data per O3 profile



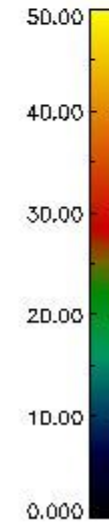
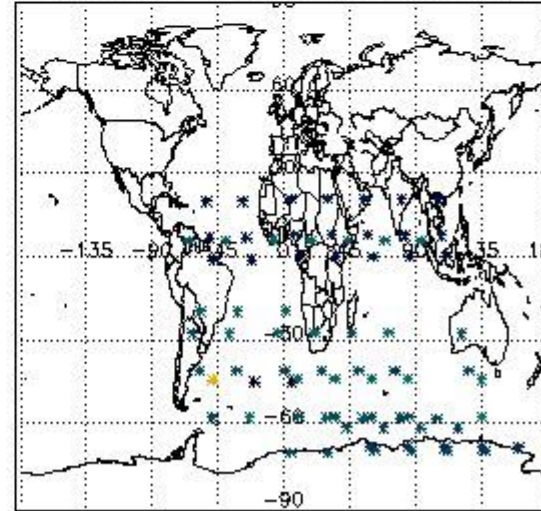
Percentage of flagged data per H2O profile



Percentage of flagged data per NO2 profile



Percentage of flagged data per NO3 profile

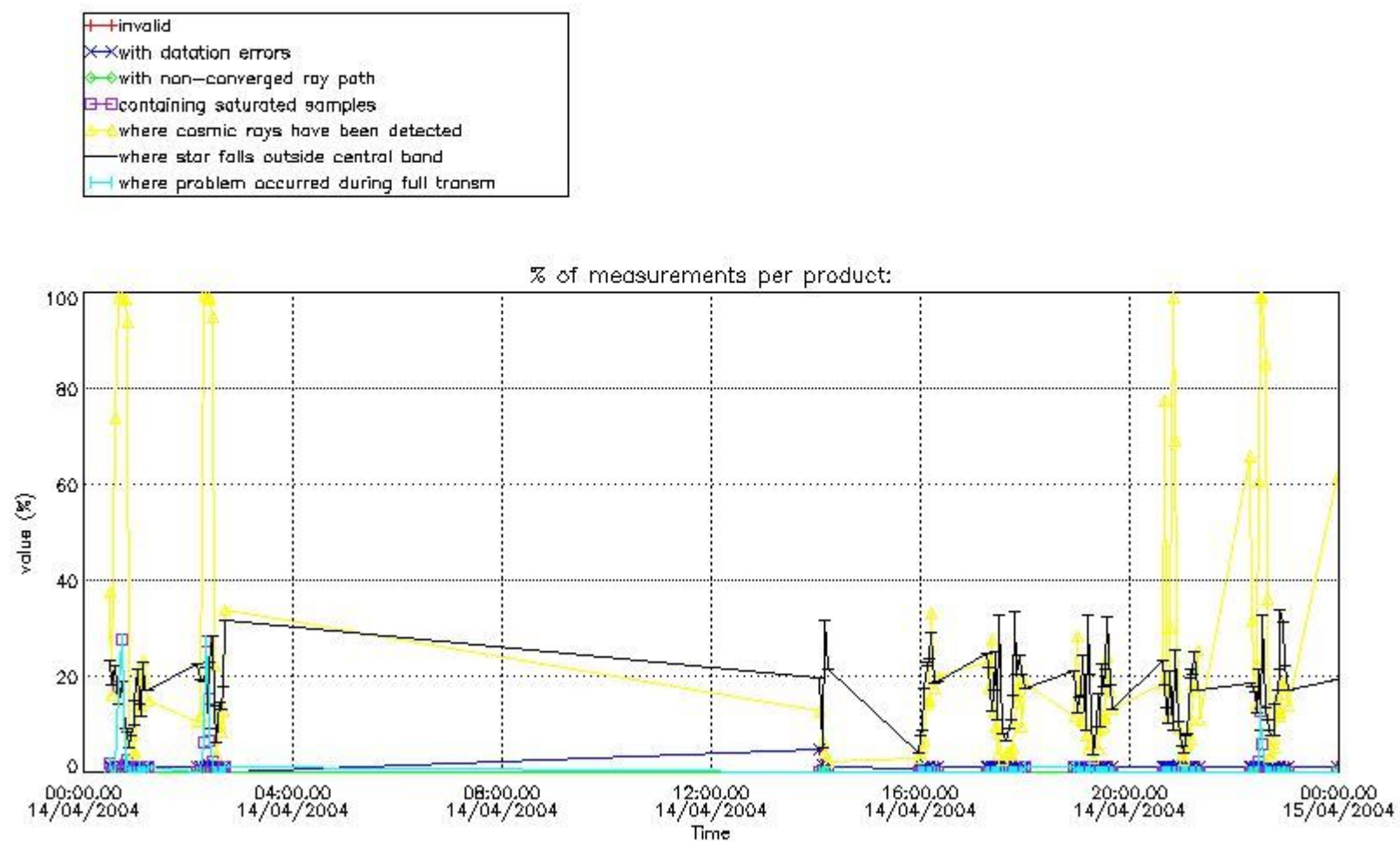


4. Level 1 quality information per product

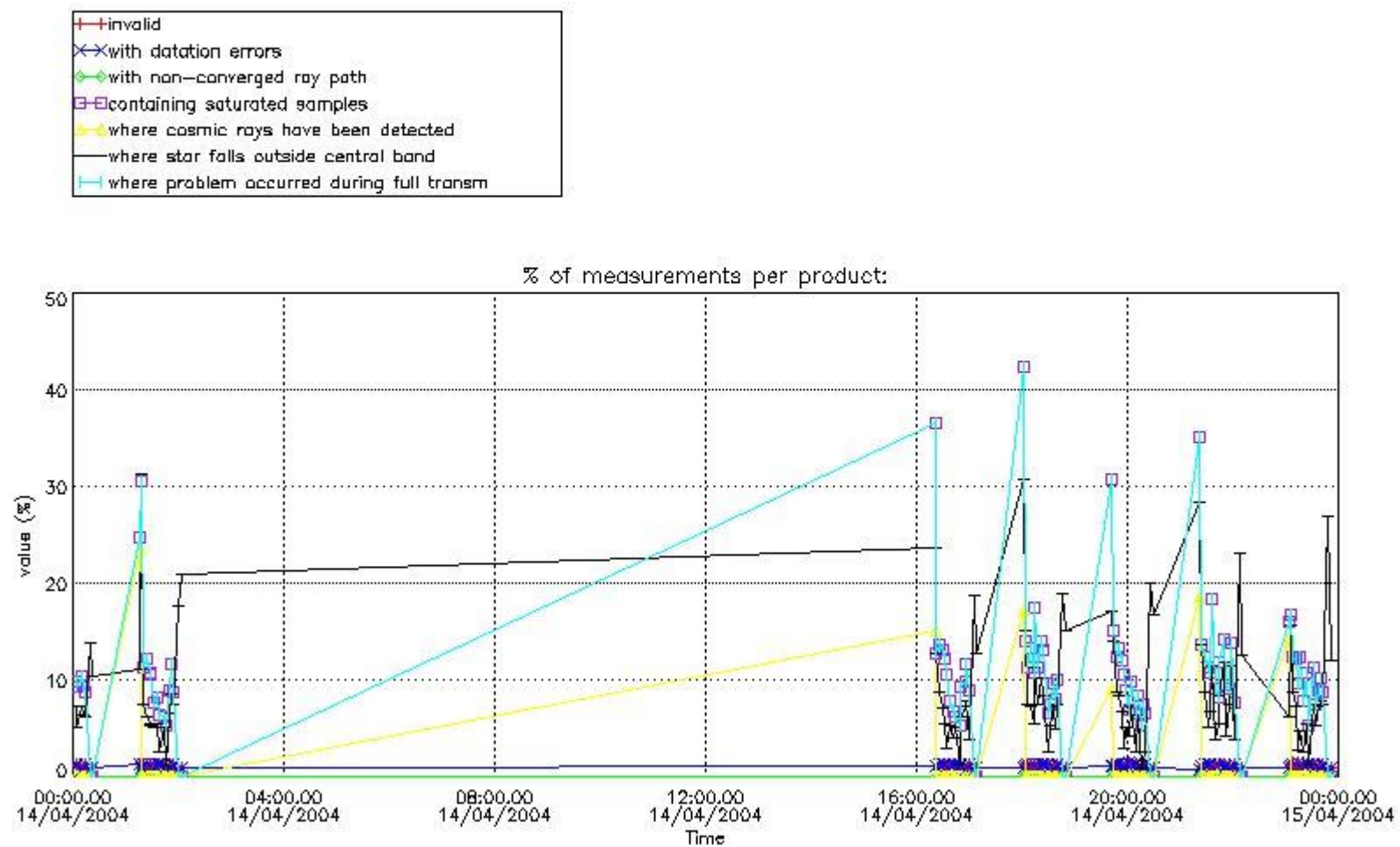
In this section it is plotted some information contained in the Quality Summary data set of the level 2 products that comes from the level 1b processing. Products without errors (error flag in the MPH set to "0") are used.

4.1 Plot quality information per product (time dependant) coming from level 1b processing

4.1.1 Plot level 1 quality information per product (time dependant): ENVISAT ASCENDING passes



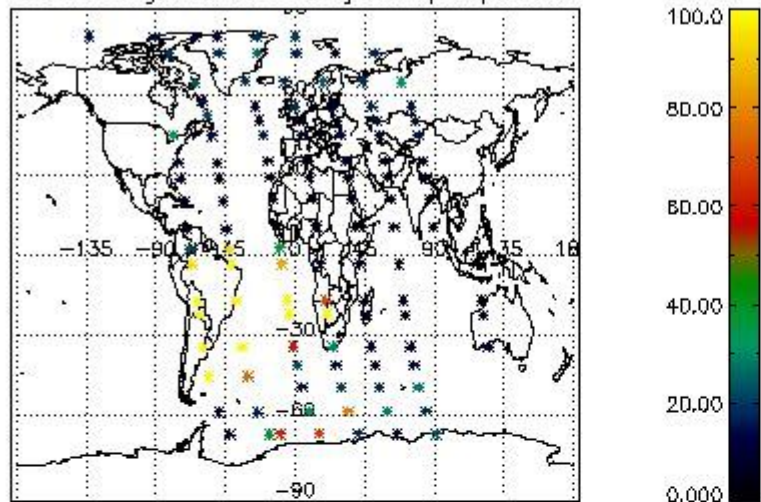
4.1.2 Plot level 1 quality information per product (time dependant): ENVI SAT DESCENDING passes



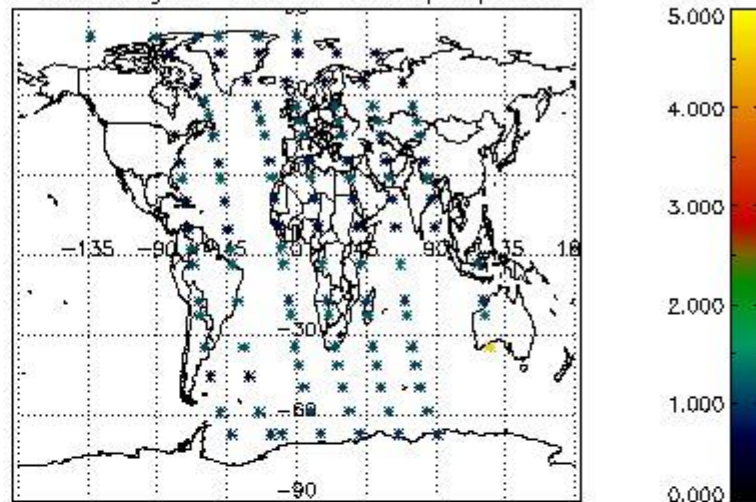
4.2 Plot quality information per product coming from level 1b processing (world map)

4.2.1 Plot level 1 quality information per product (world map): ENVISAT ASCENDING passes

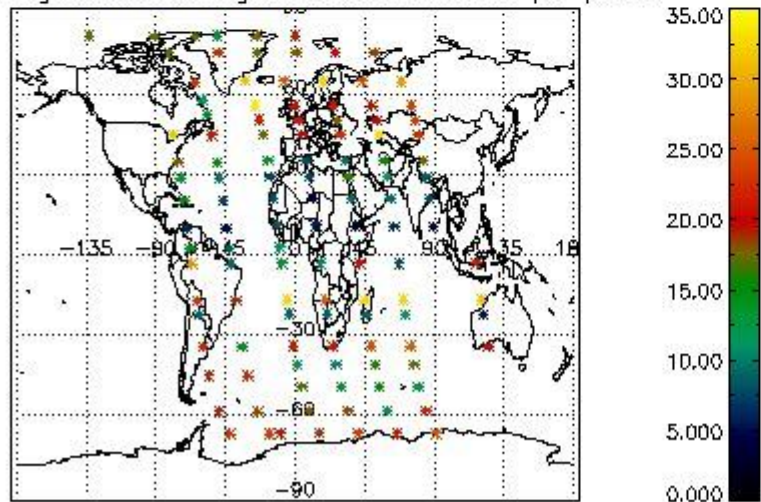
Percentage of cosmic ray hits per profile



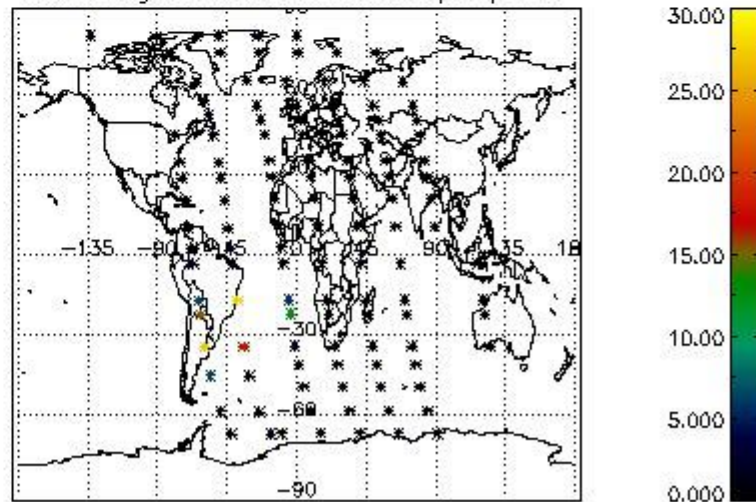
Percentage of datation errors per profile



Percentage of star falling outside central band per profile

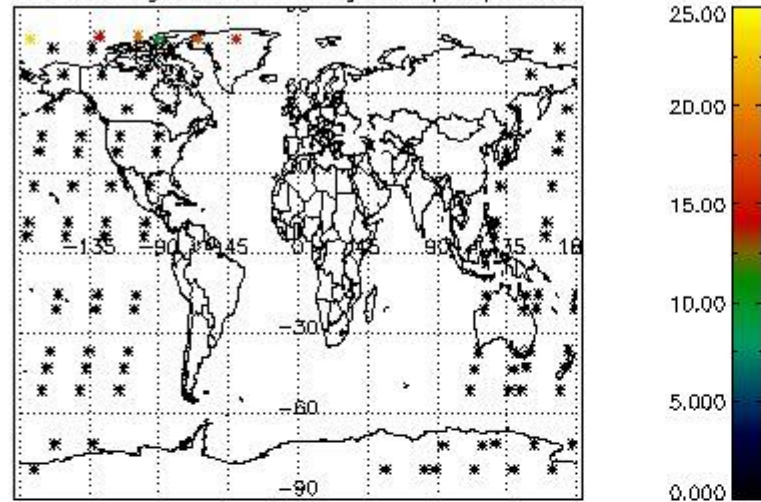


Percentage of saturation errors per profile

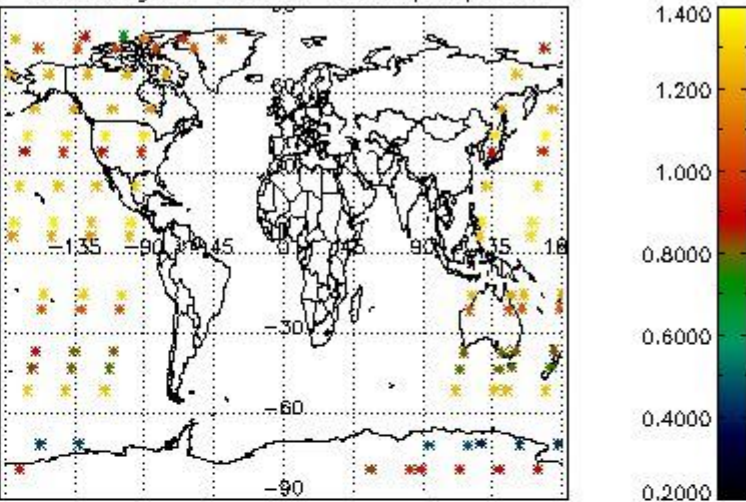


4.2.2 Plot level 1 quality information per product (world map): ENVISAT DESCENDING passes

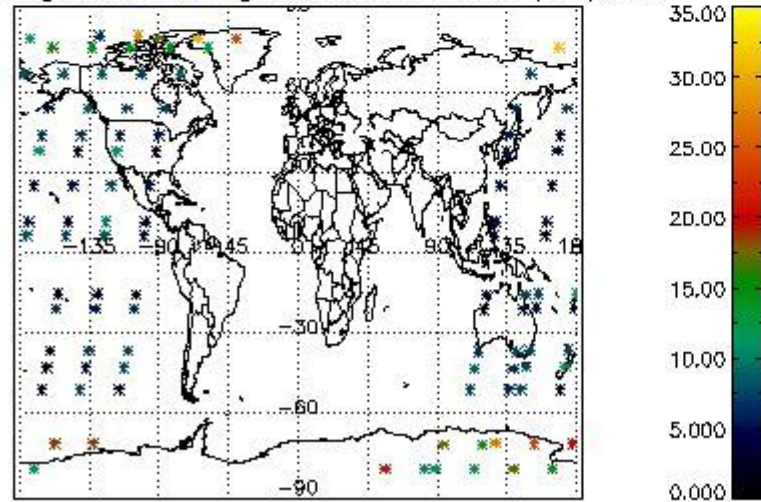
Percentage of cosmic ray hits per profile



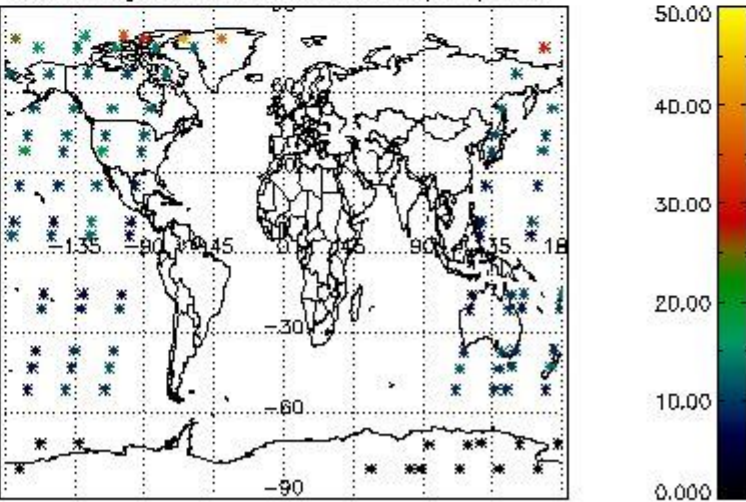
Percentage of datation errors per profile



Percentage of star falling outside central band per profile



Percentage of saturation errors per profile



5. Trace gas profiles

5.1 Ozone statistics based on quality of products

The final quality of the products can be "measured" using the STD (Standard Deviation) attached to every point profile. This information is written to the parameter GOM_NL__2P/NL_LOCAL_SPECIES_DENSITY/o3_std of the level 2 products. The table below shows the statistics for given STD ranges.

The statistics are given with respect to the overall valid production:

- Products without fatal errors: GOM_NL__2P/MPH/PRODUCT_ERR=0
- Valid point profile: GOM_NL__2P/NL_LOCAL_SPECIES_DENSITY/pcd(0)=0

The 'Criteria' is applied to valid points of dark limb products:

- Products in dark limb illumination condition: GOM_NL__2P/NL_SUMMARY_QUALITY/obs_ill_cond=0
- Products without fatal errors: GOM_NL__2P/MPH/PRODUCT_ERR=0
- Valid point profile: GOM_NL__2P/NL_LOCAL_SPECIES_DENSITY/pcd(0)=0

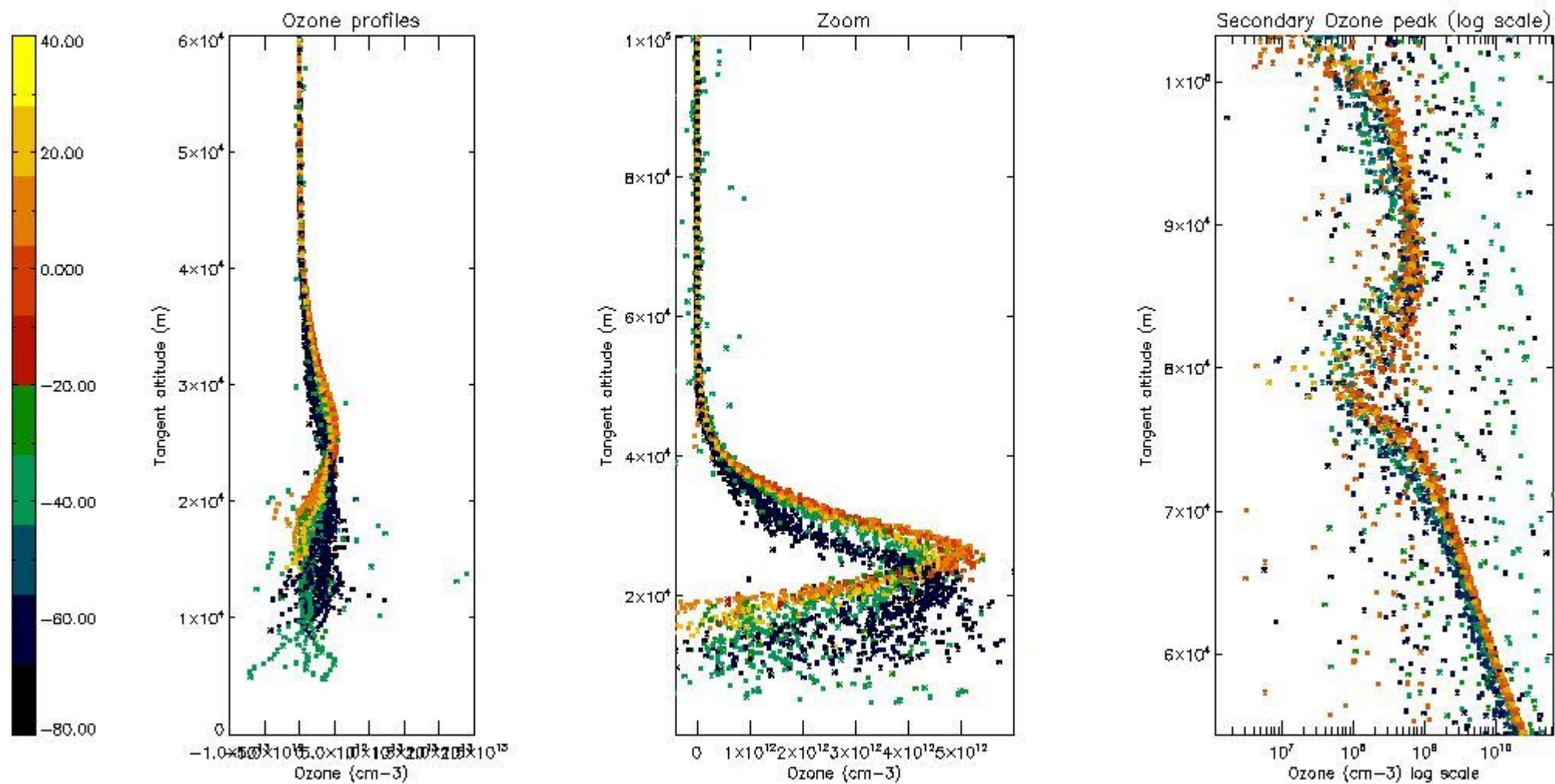
So, the table below shows the percentage of dark limb and valid observations for each criteria with respect to the overall valid daily observations.

Criteria	% of total production
All STD	35
STD < 20	19

STD < 10	15
STD < 5	11

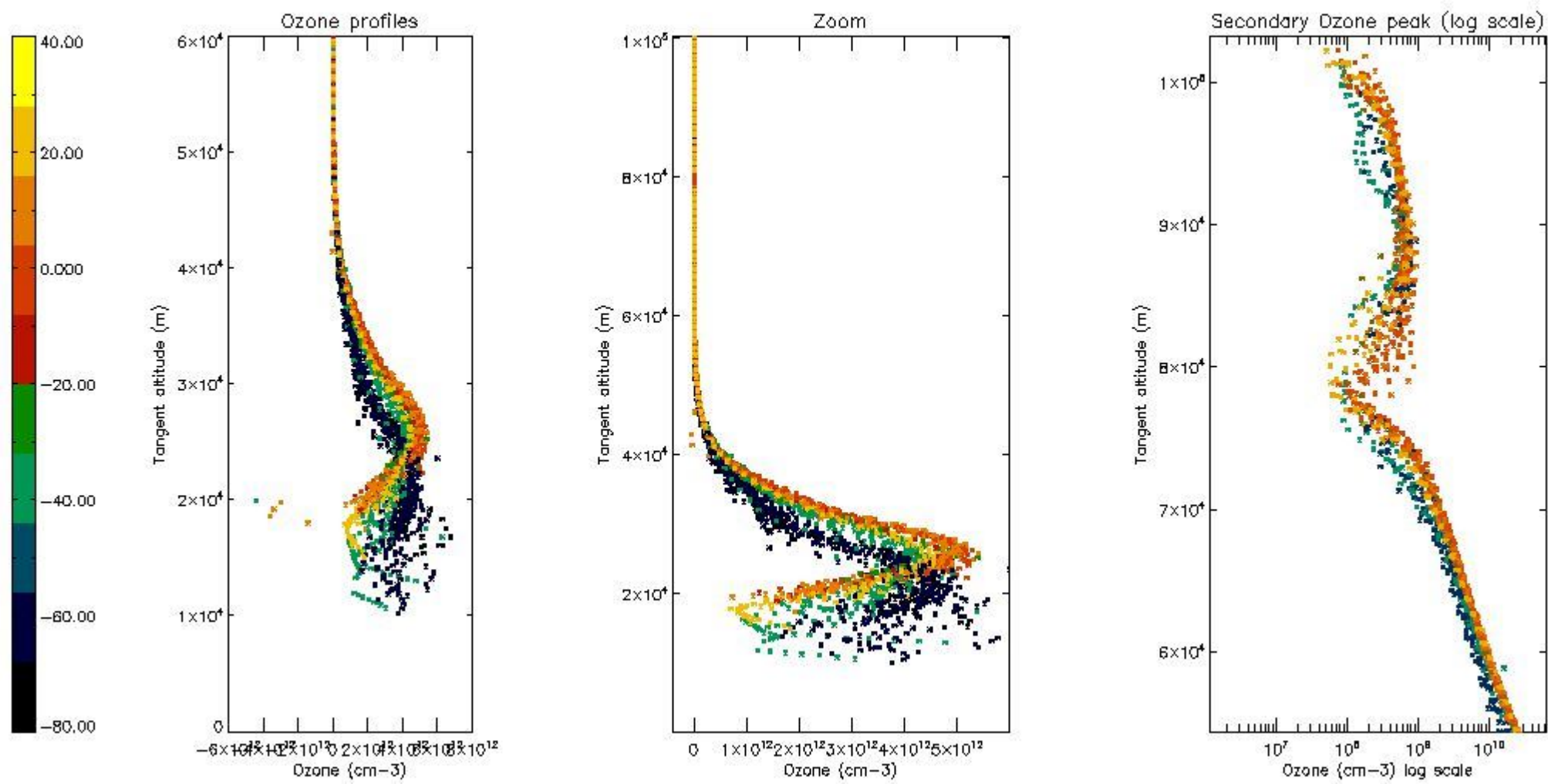
5.2 Plot ozone profiles for all STD (dark without errors)

The colorbar represents the latitude.



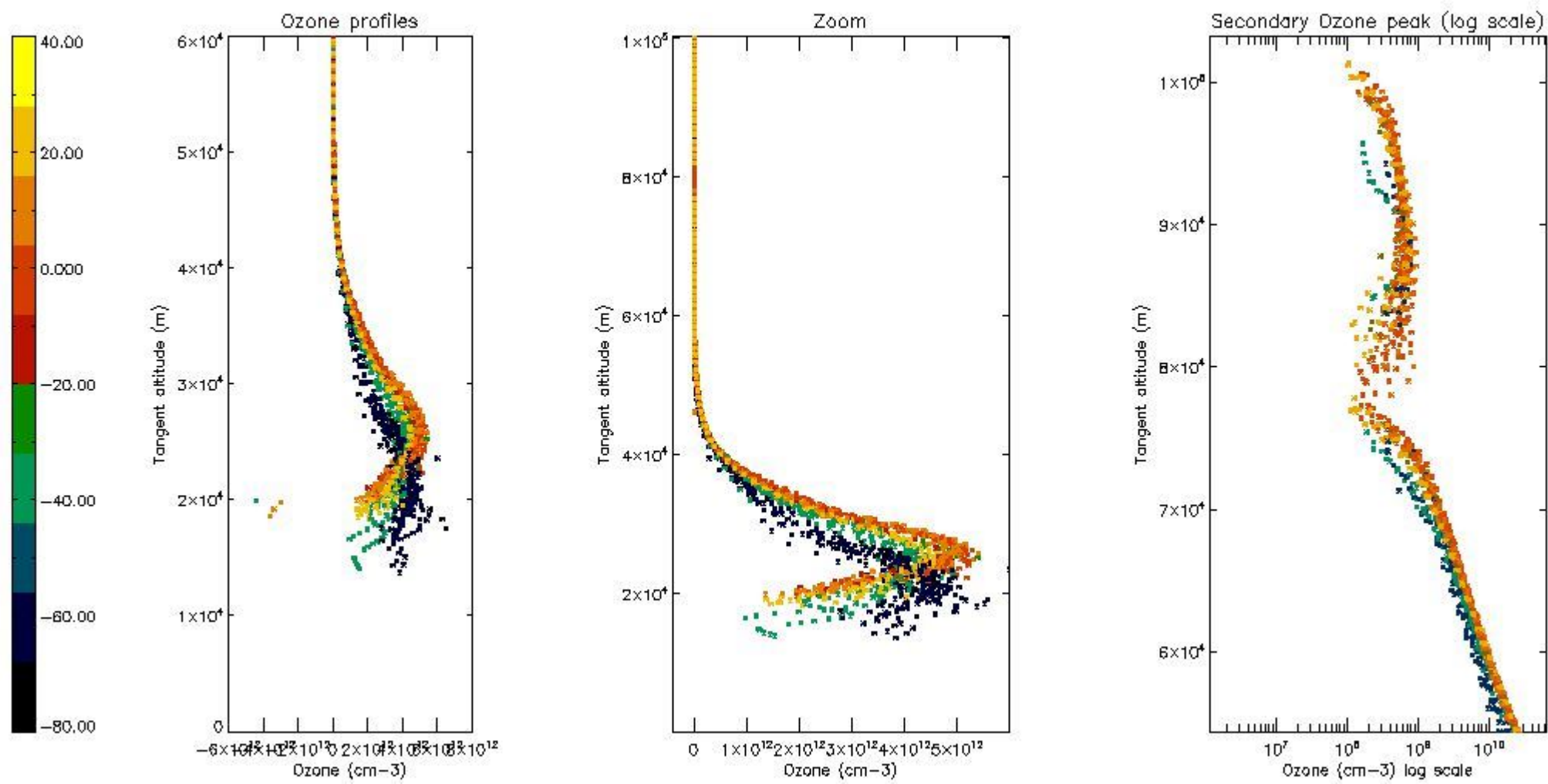
5.3 Plot ozone profiles where STD < 20% (dark without errors)

The colorbar represents the latitude.



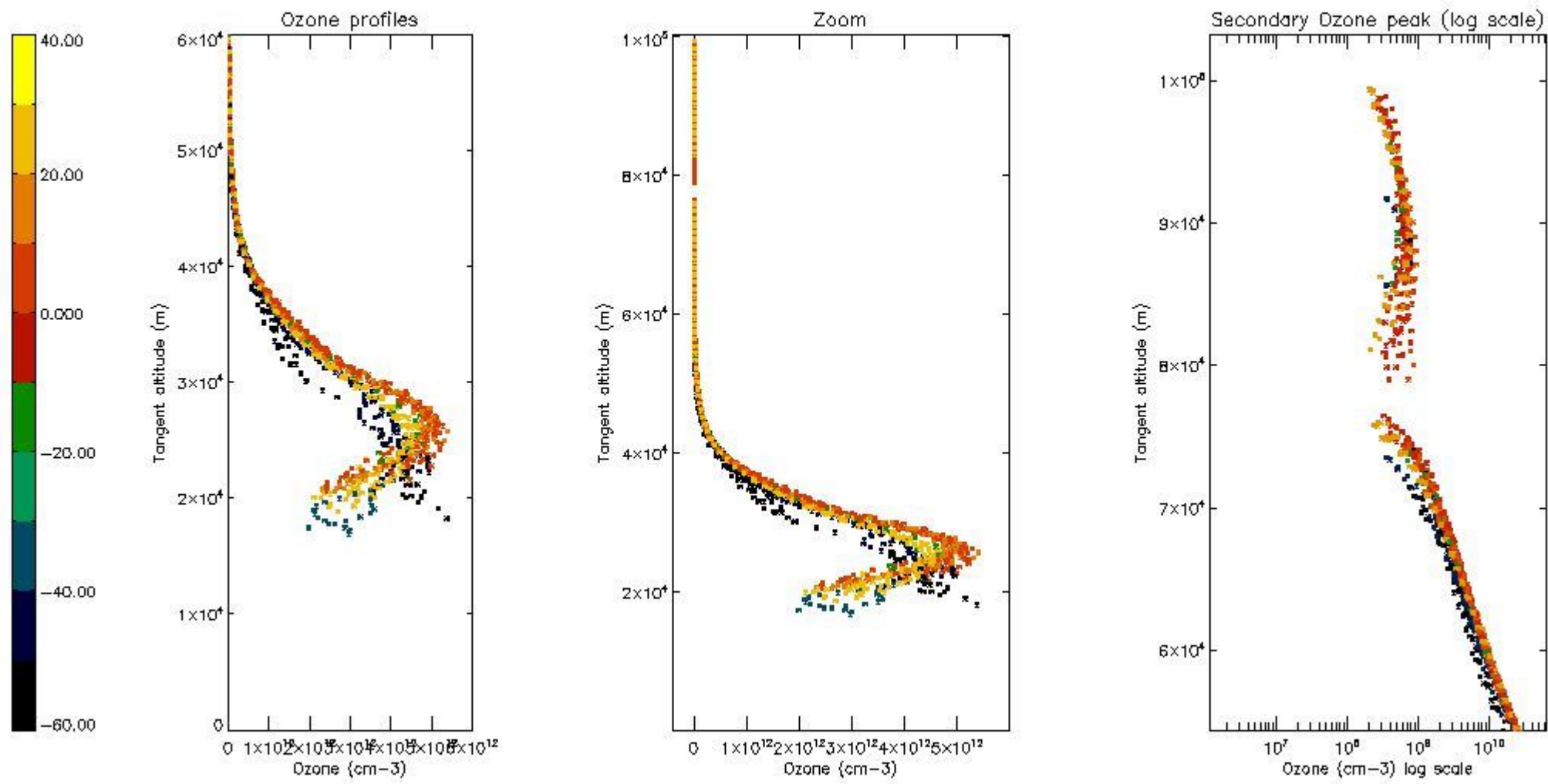
5.4 Plot ozone profiles where STD < 10% (dark without errors)

The colorbar represents the latitude.



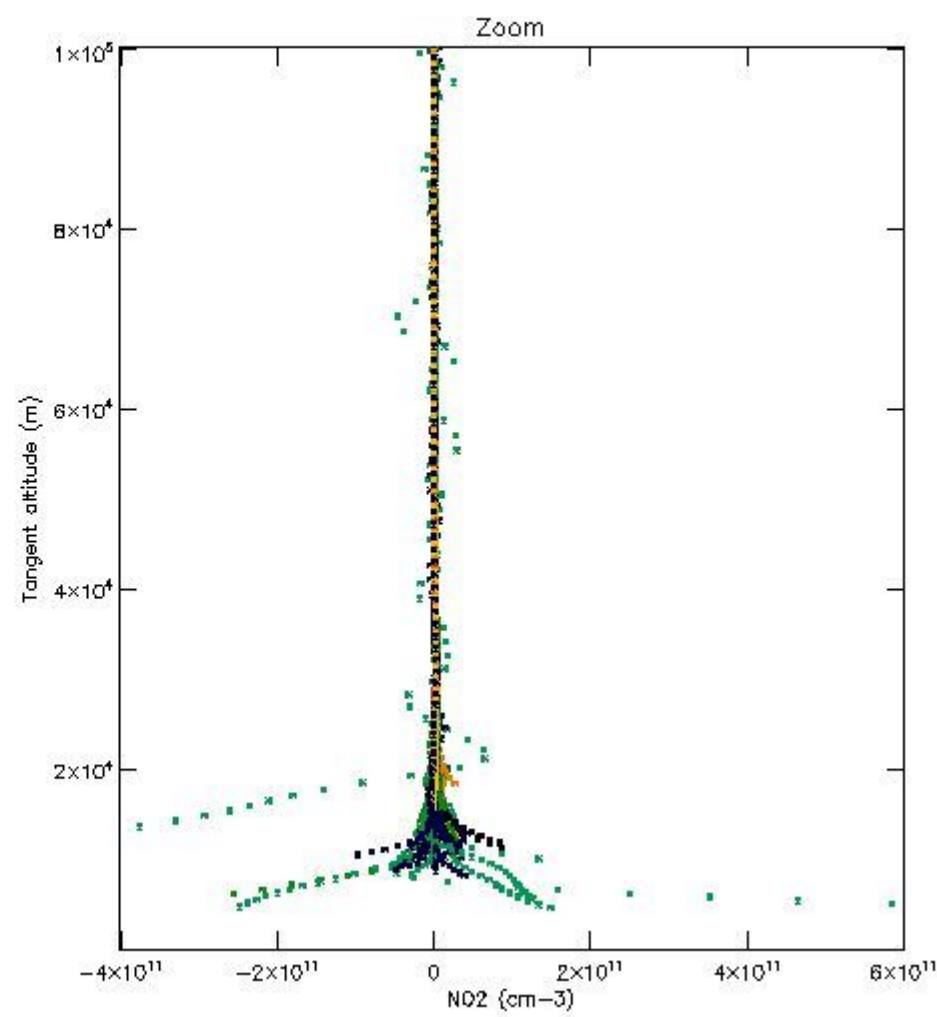
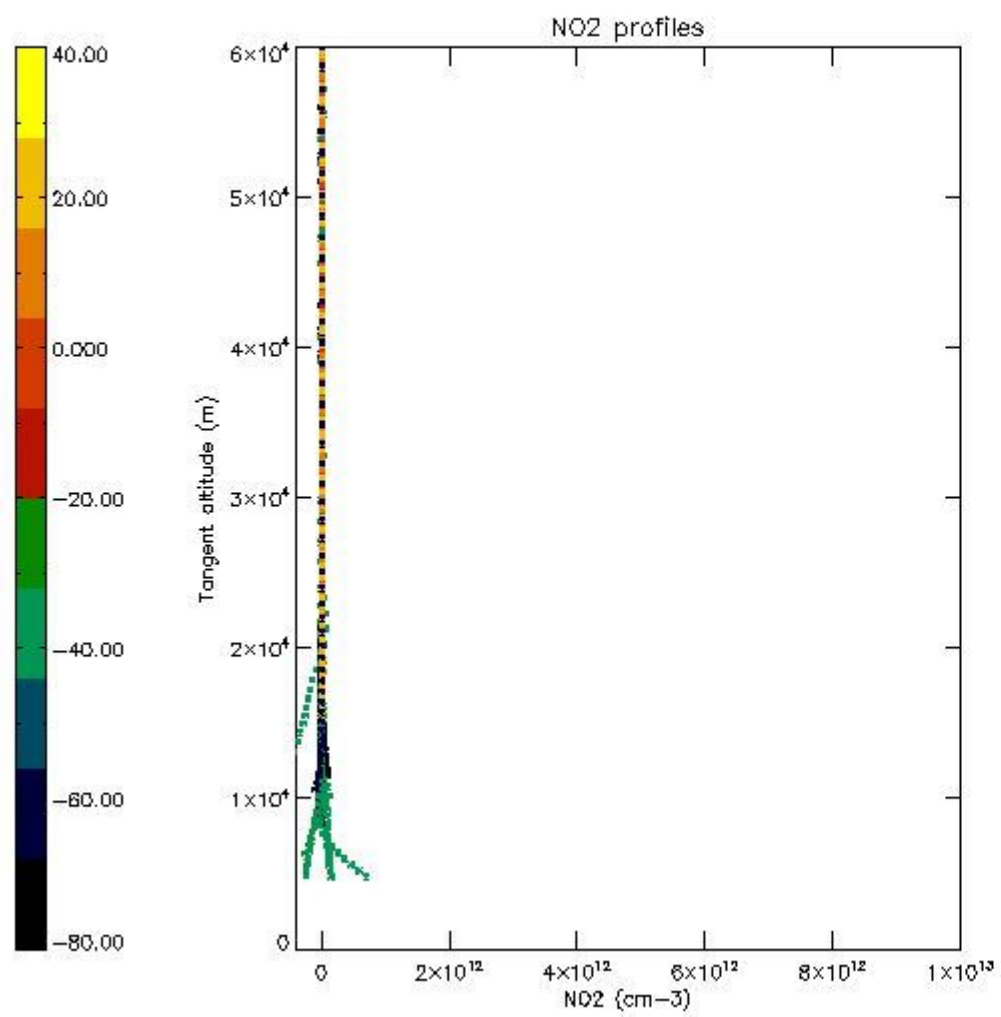
5.5 Plot ozone profiles where STD < 5% (dark without errors)

The colorbar represents the latitude.



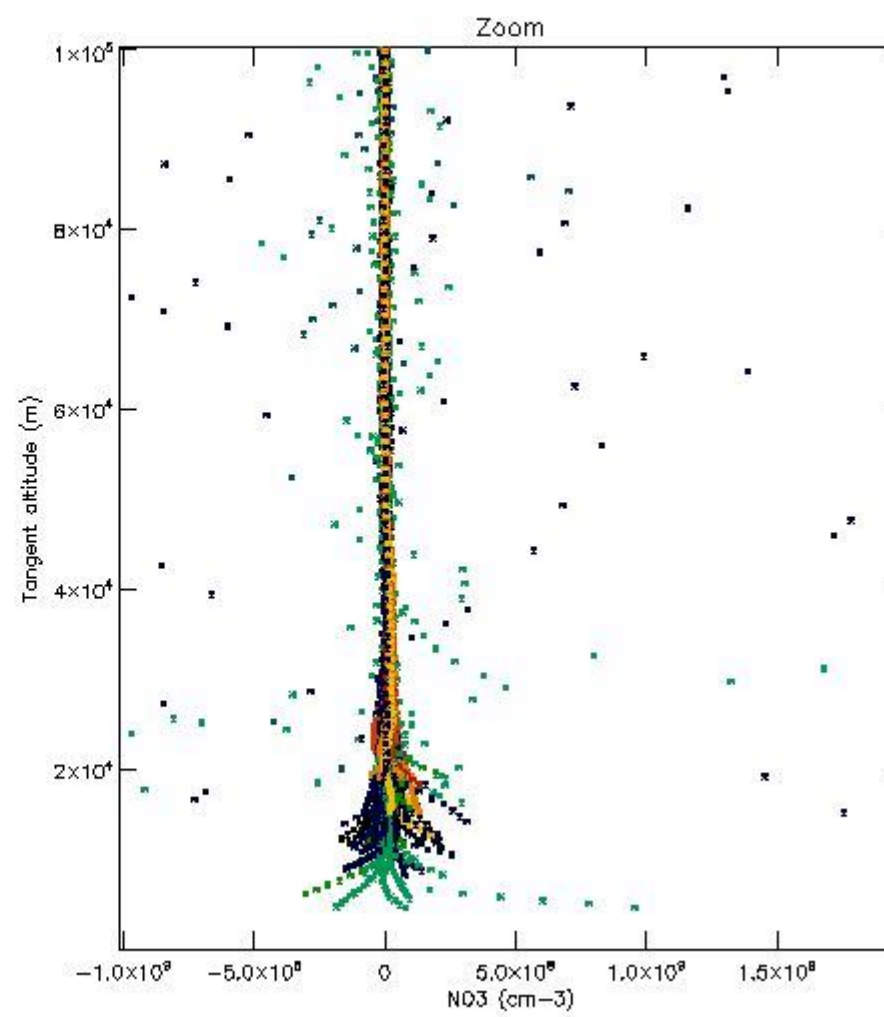
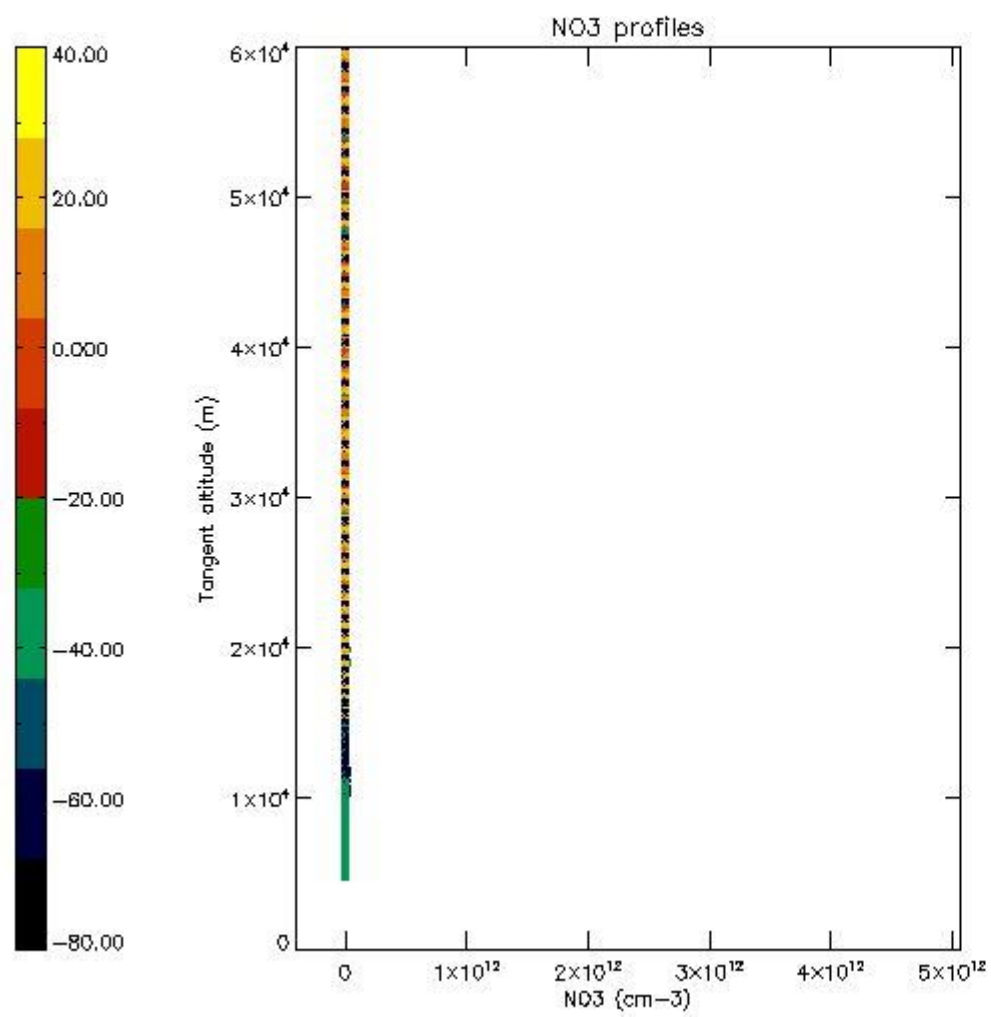
5.6 Plot NO₂ profiles for all STD (dark without errors)

The colorbar represents the latitude.



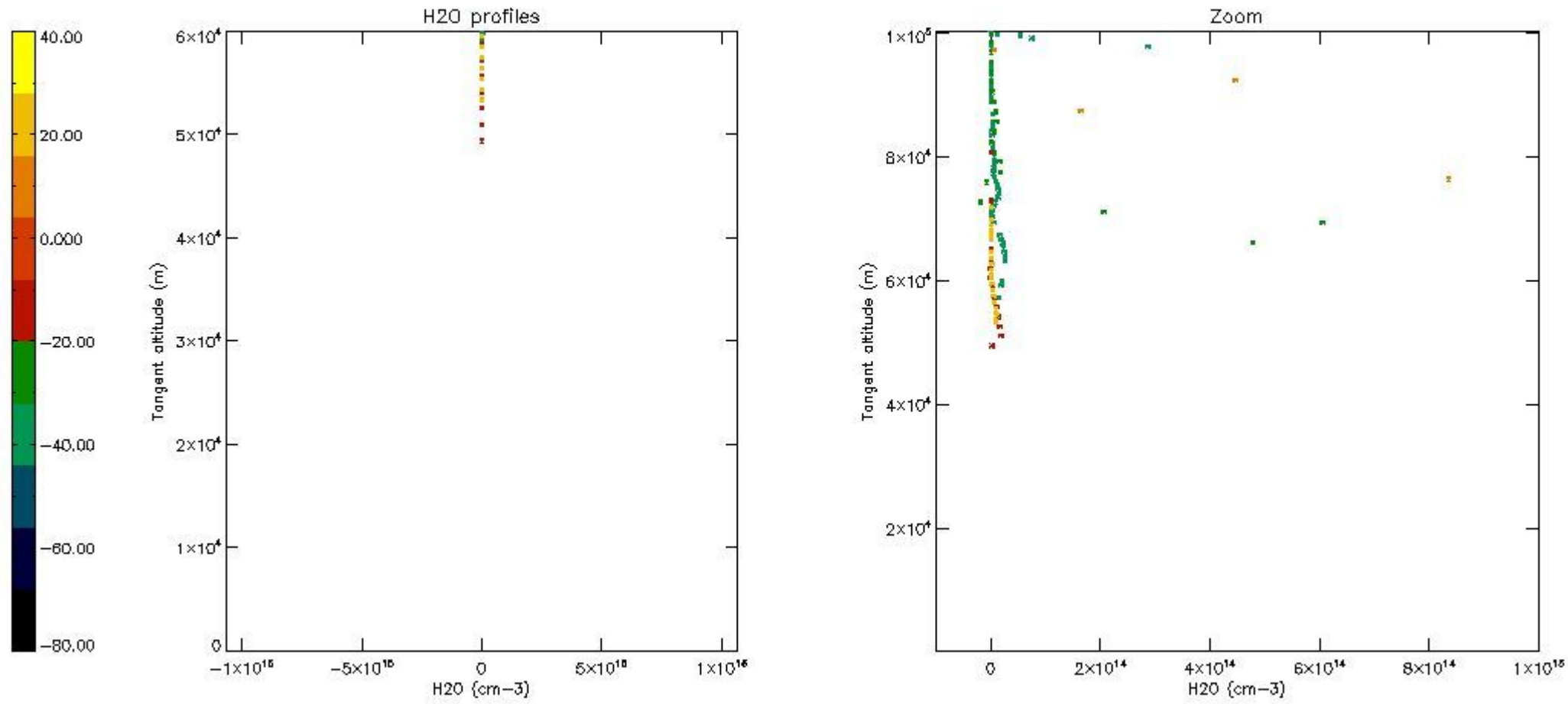
5.7 Plot NO3 profiles for all STD (dark without errors)

The colorbar represents the latitude.



5.8 Plot H₂O profiles for all STD (only for occultations of stars 1,2,3,4,13,14,16,26,63 dark without errors)

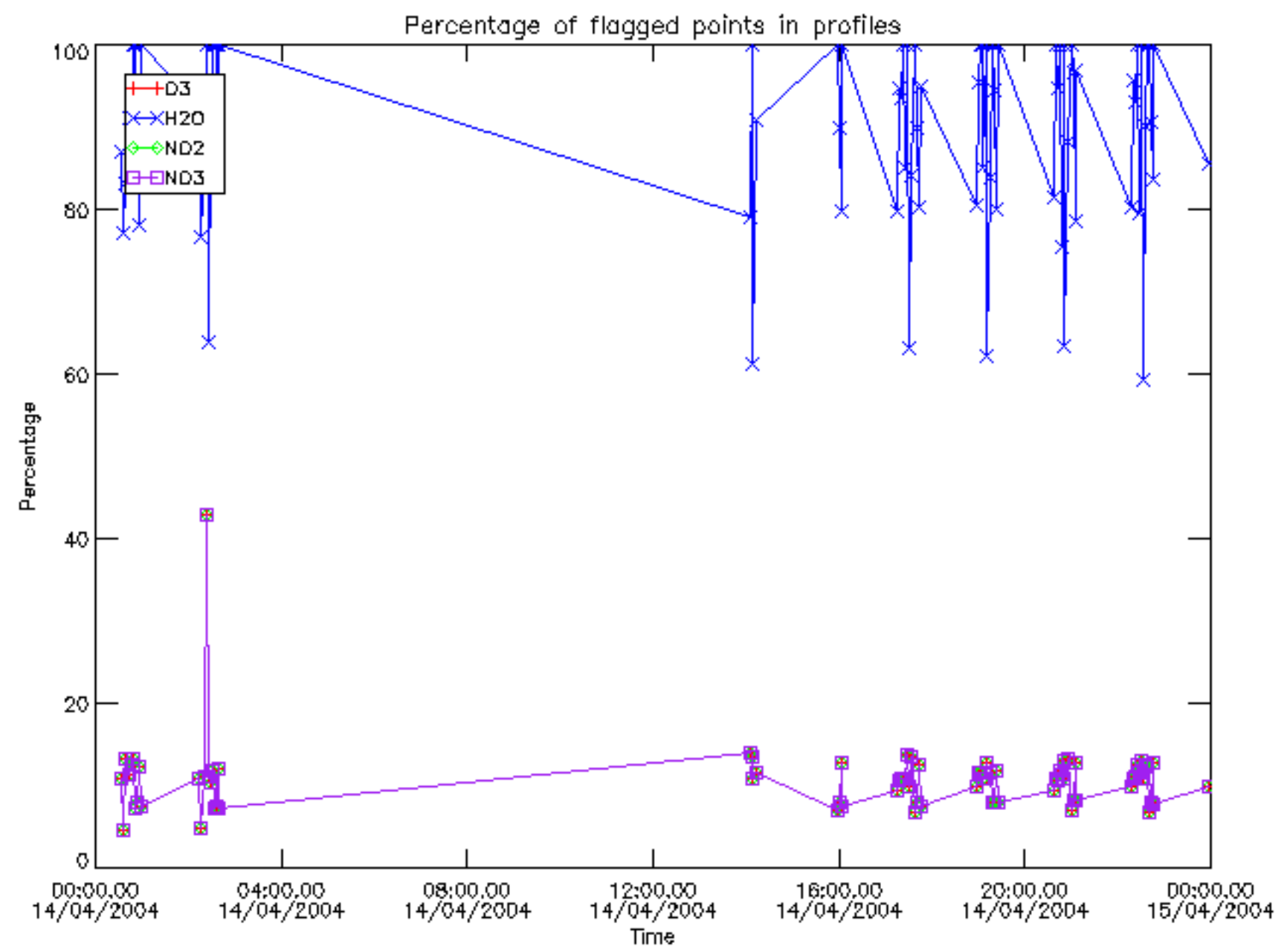
The colorbar represents the latitude.



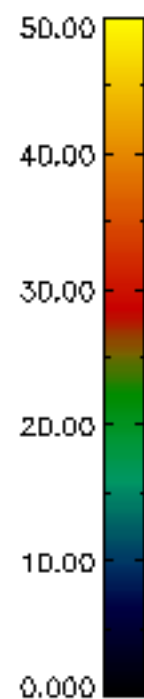
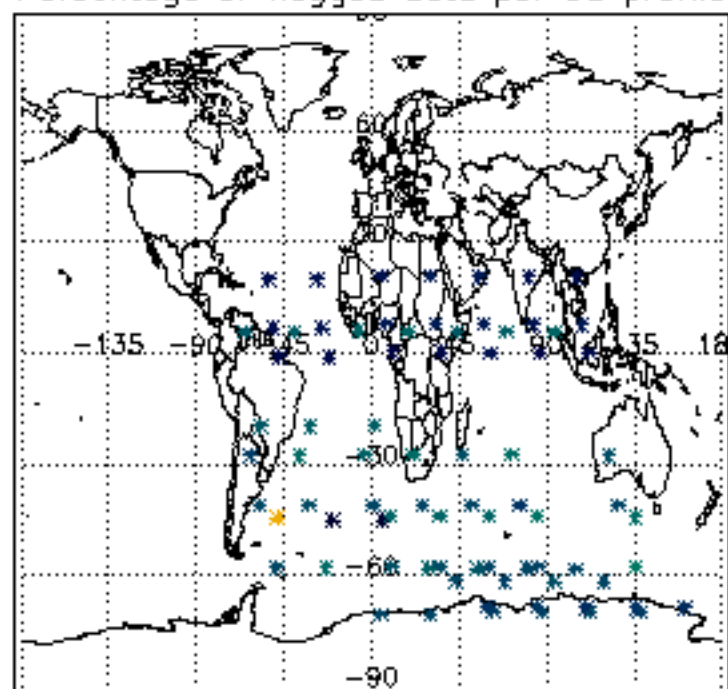
6. Auxiliary Data Files used for the production reported in section 2

The number reported in the third column indicates since which file (see list in section 2) the corresponding auxiliary file has been used. The fourth column is the date of those product files.

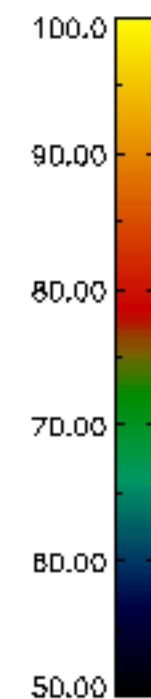
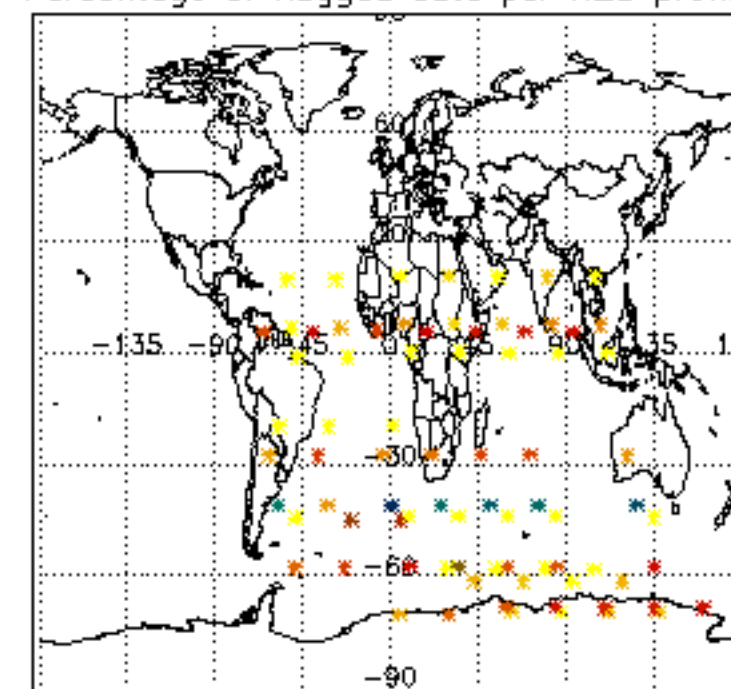
Type	Auxiliary Filename	Used since product	Used since product date
INST_PHYS_CHARACTERISTICS	GOM_INS_AXVIEC20091111_143220_20030716_120000_20500101_000000	1	14-APR-2004 00:03:12
LEVEL-2_PROC_CONFIG	GOM_PR2_AXVIEC20091111_152718_20020301_000000_20500101_000000	1	14-APR-2004 00:03:12
CROSS_SECTIONS_FILE	GOM_CRS_AXVIEC20091111_154832_20020301_000000_20500101_000000	1	14-APR-2004 00:03:12



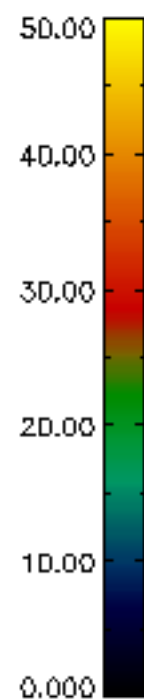
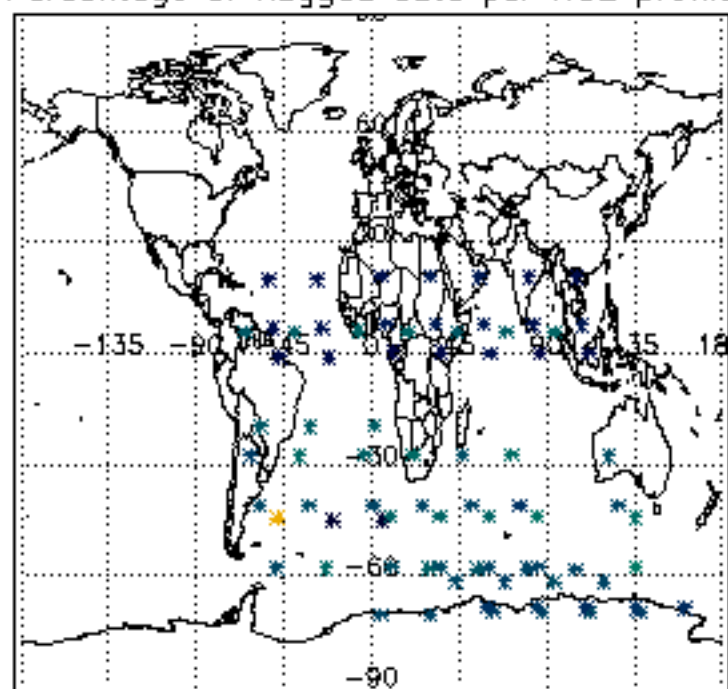
Percentage of flagged data per D3 profile



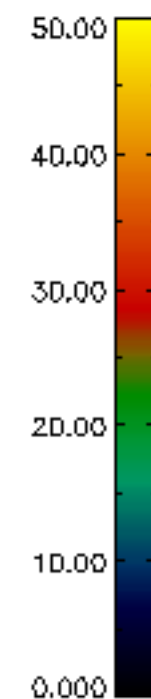
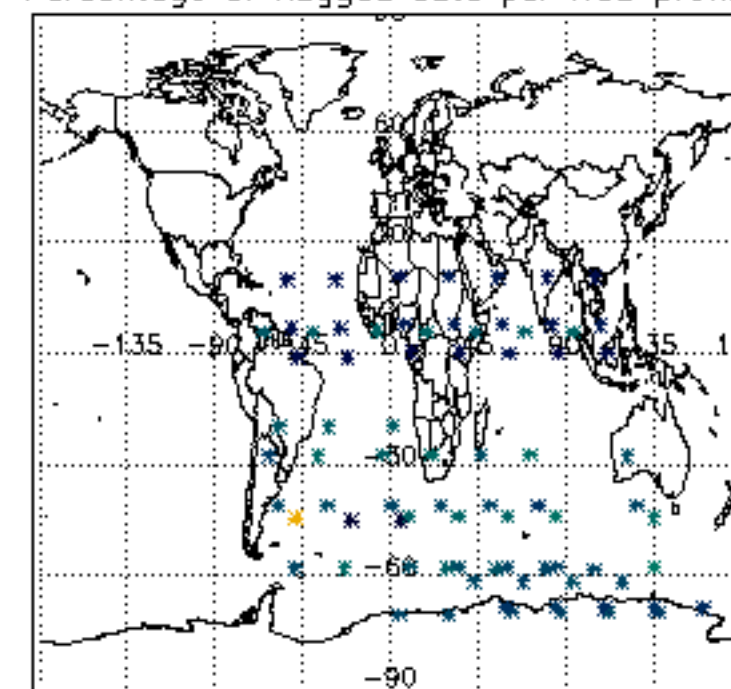
Percentage of flagged data per H2O profile

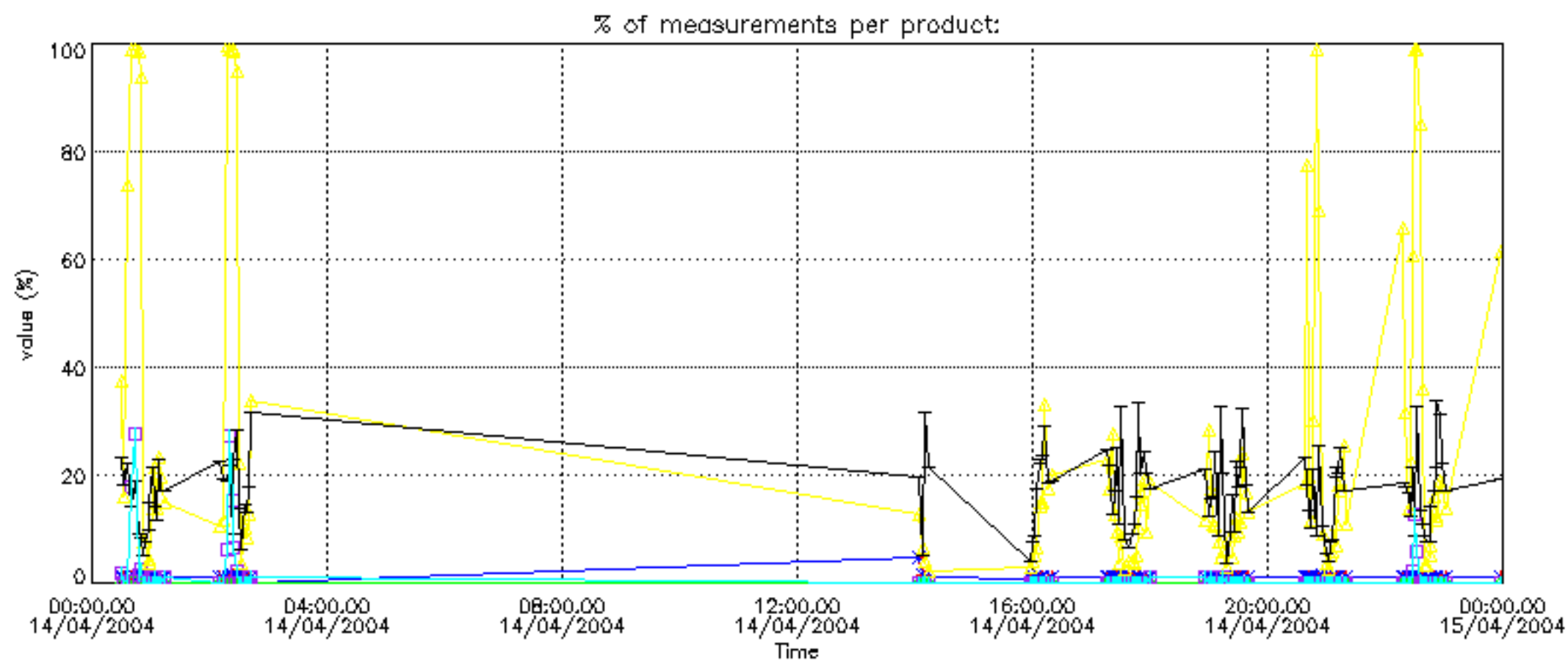
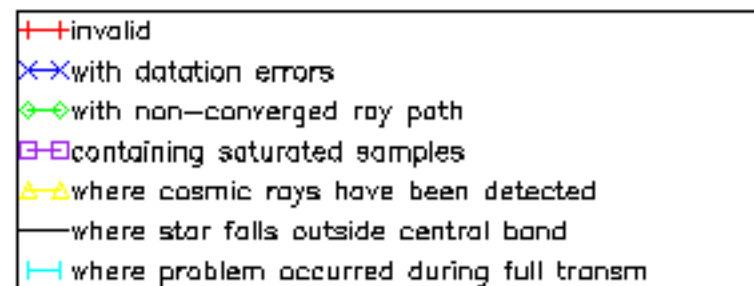


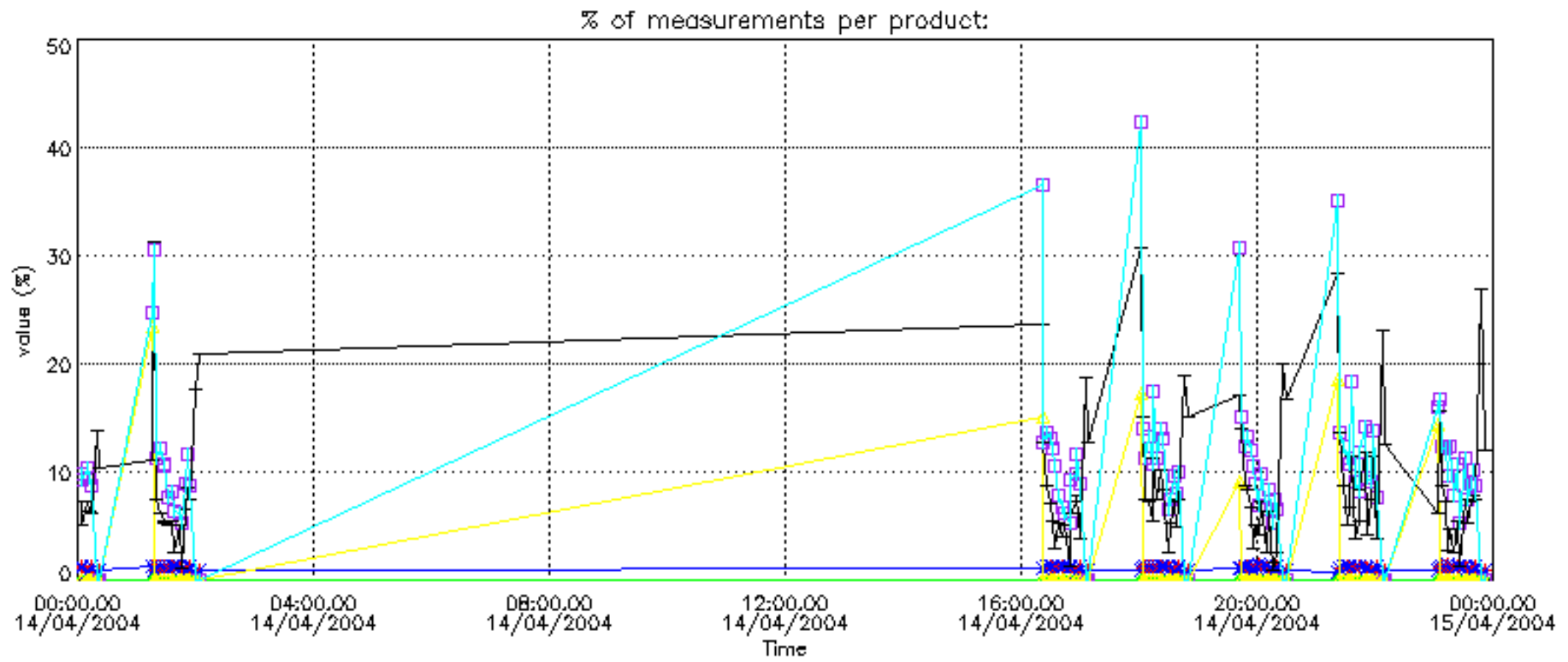
Percentage of flagged data per NO2 profile



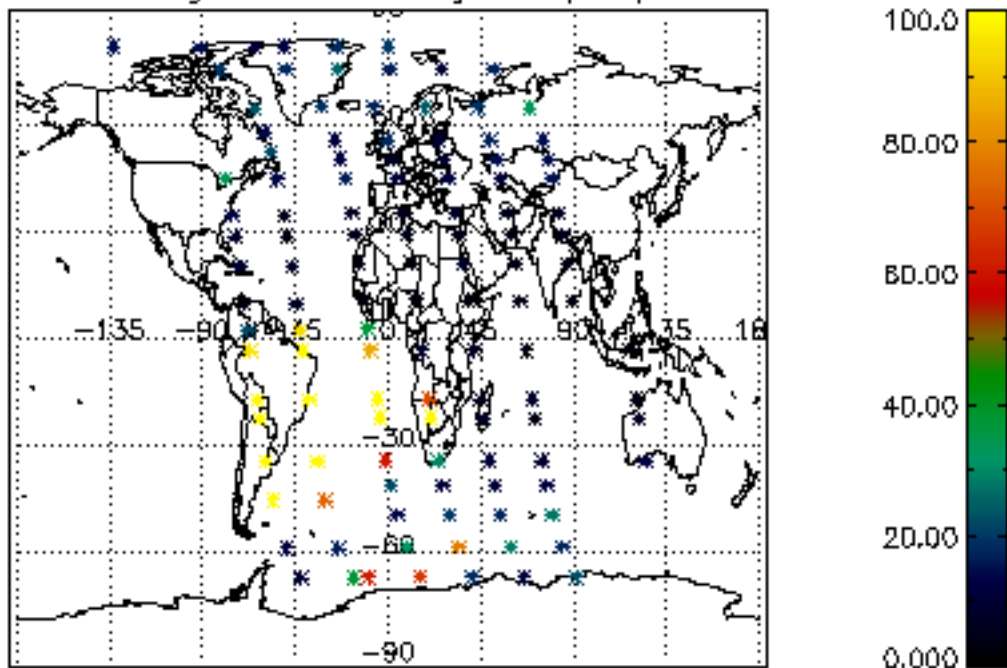
Percentage of flagged data per NO3 profile



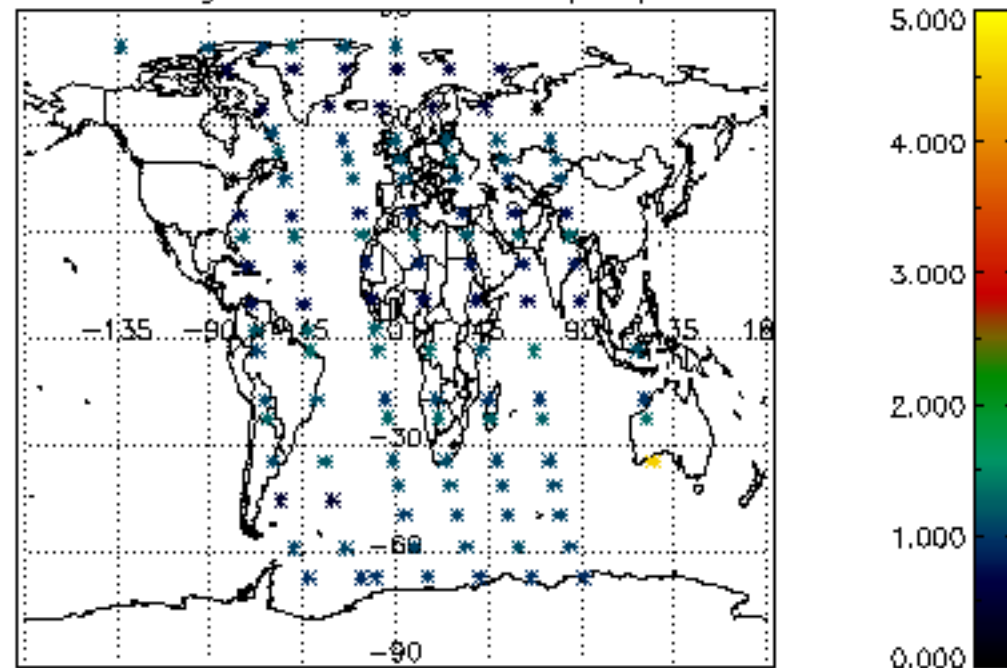




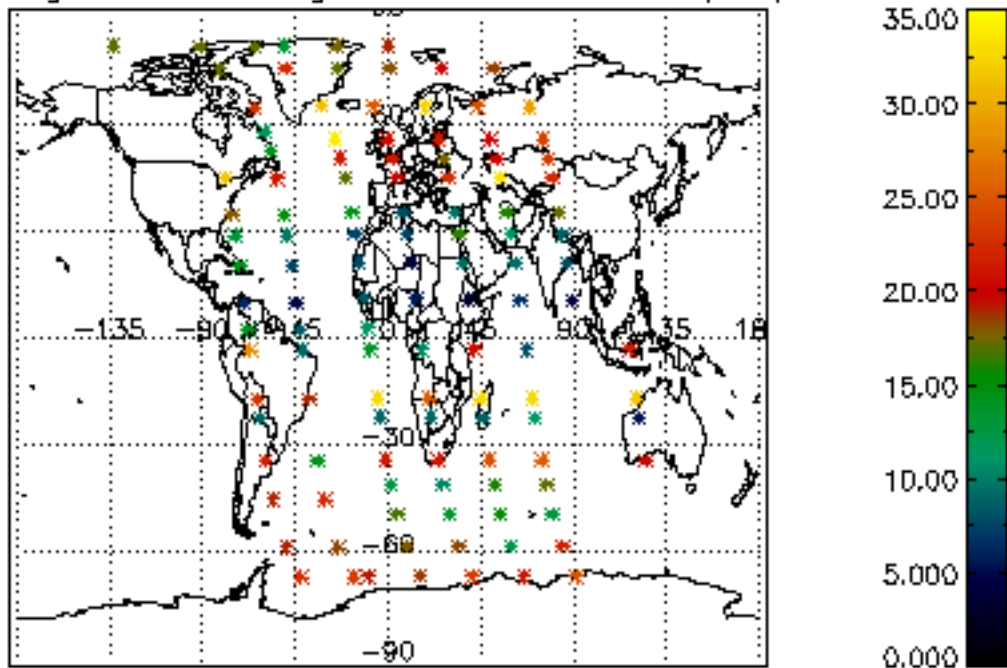
Percentage of cosmic ray hits per profile



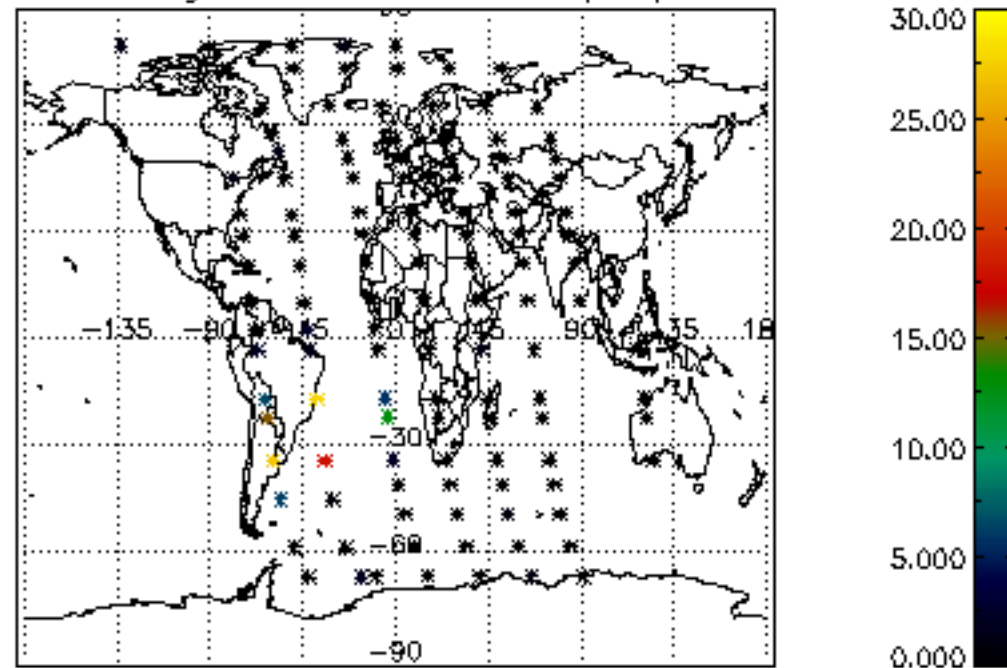
Percentage of datation errors per profile



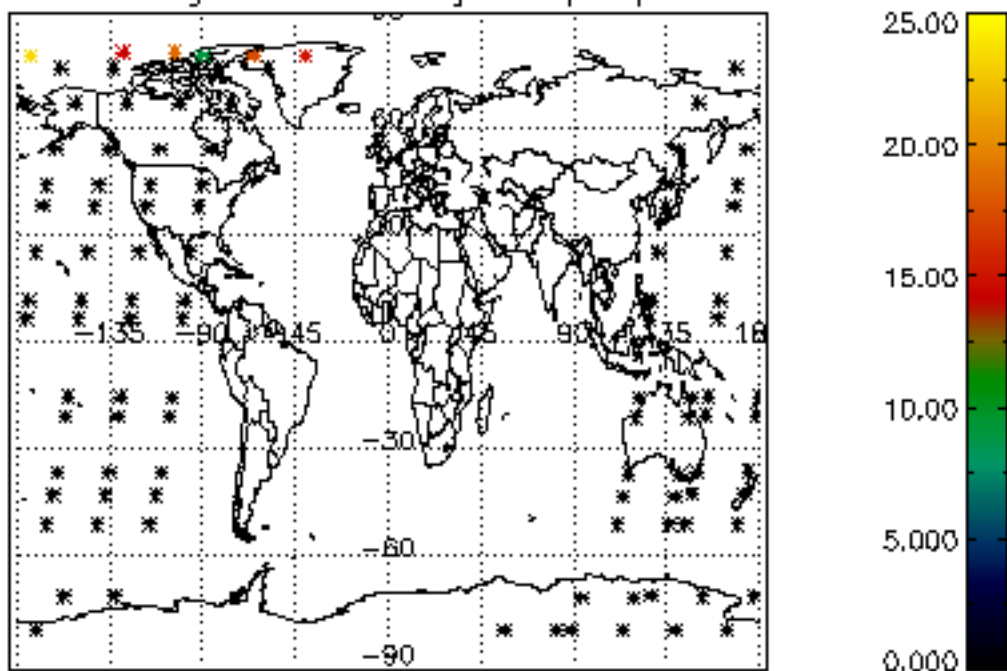
Percentage of star falling outside central band per profile



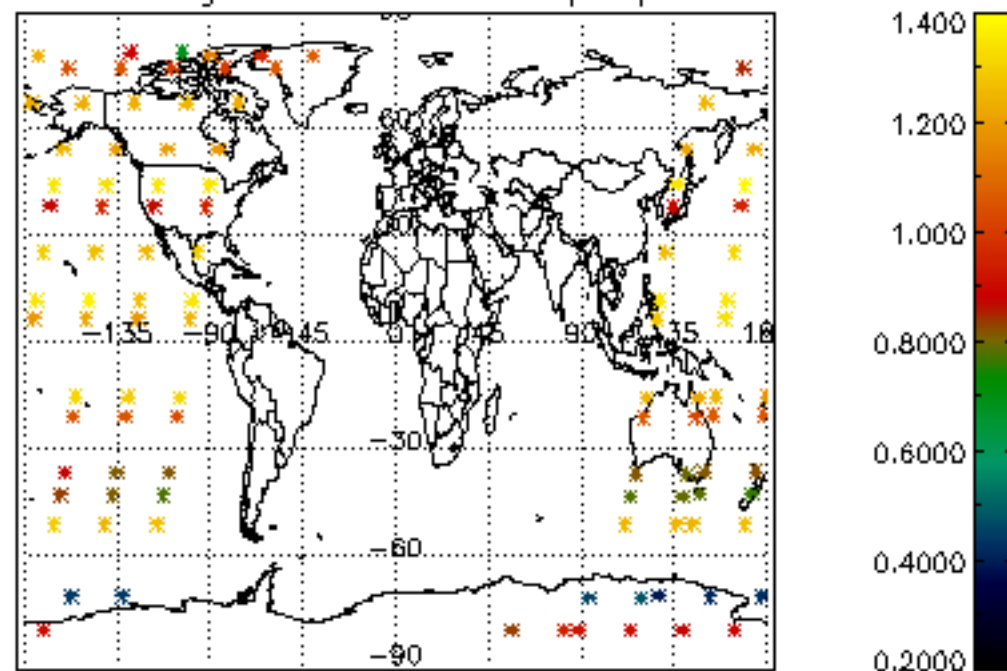
Percentage of saturation errors per profile



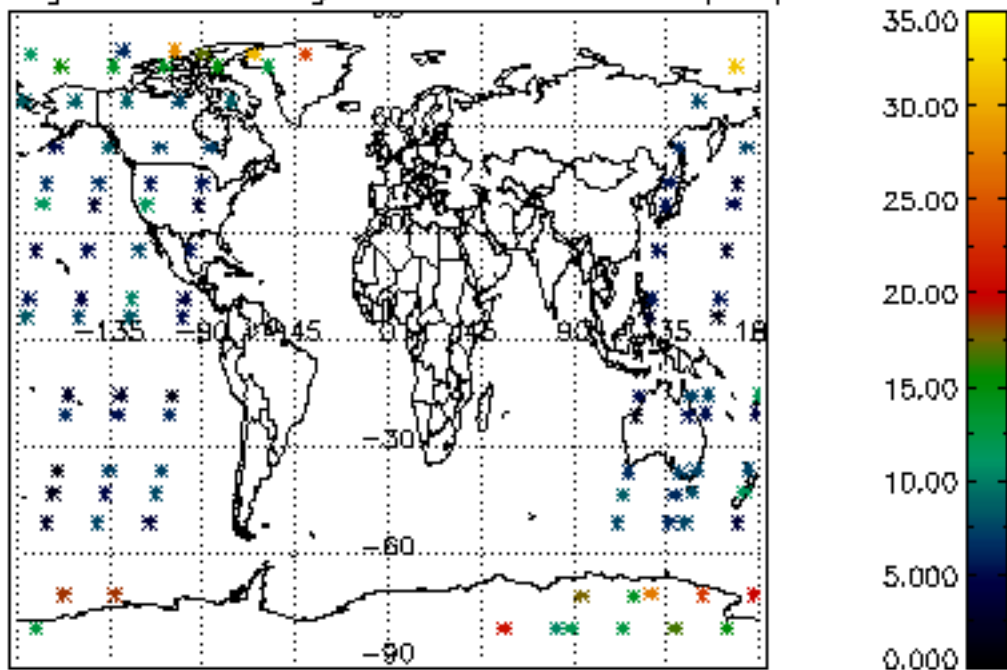
Percentage of cosmic ray hits per profile



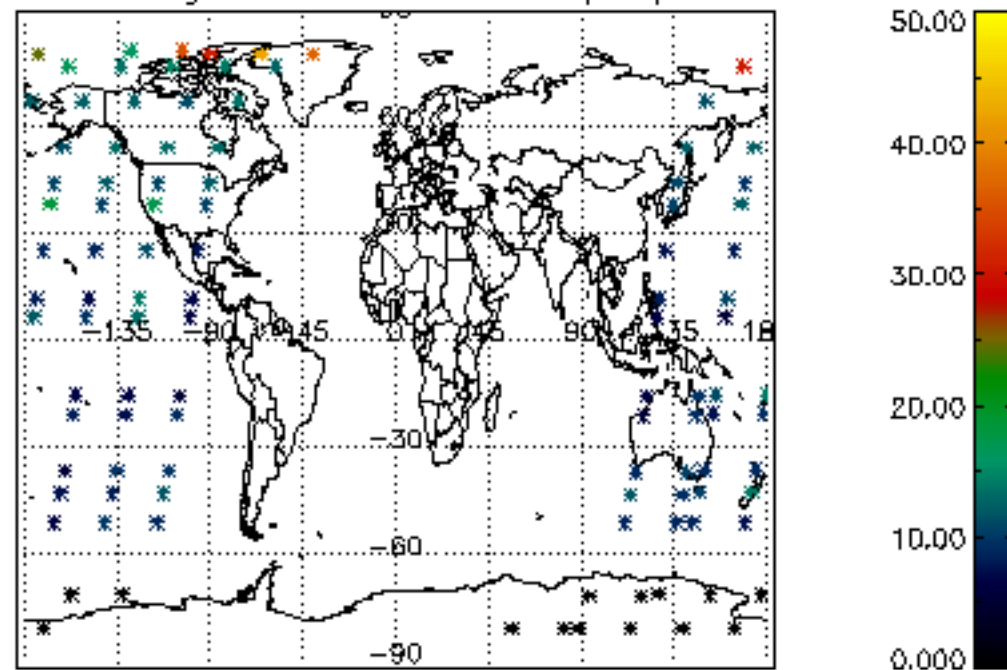
Percentage of datation errors per profile

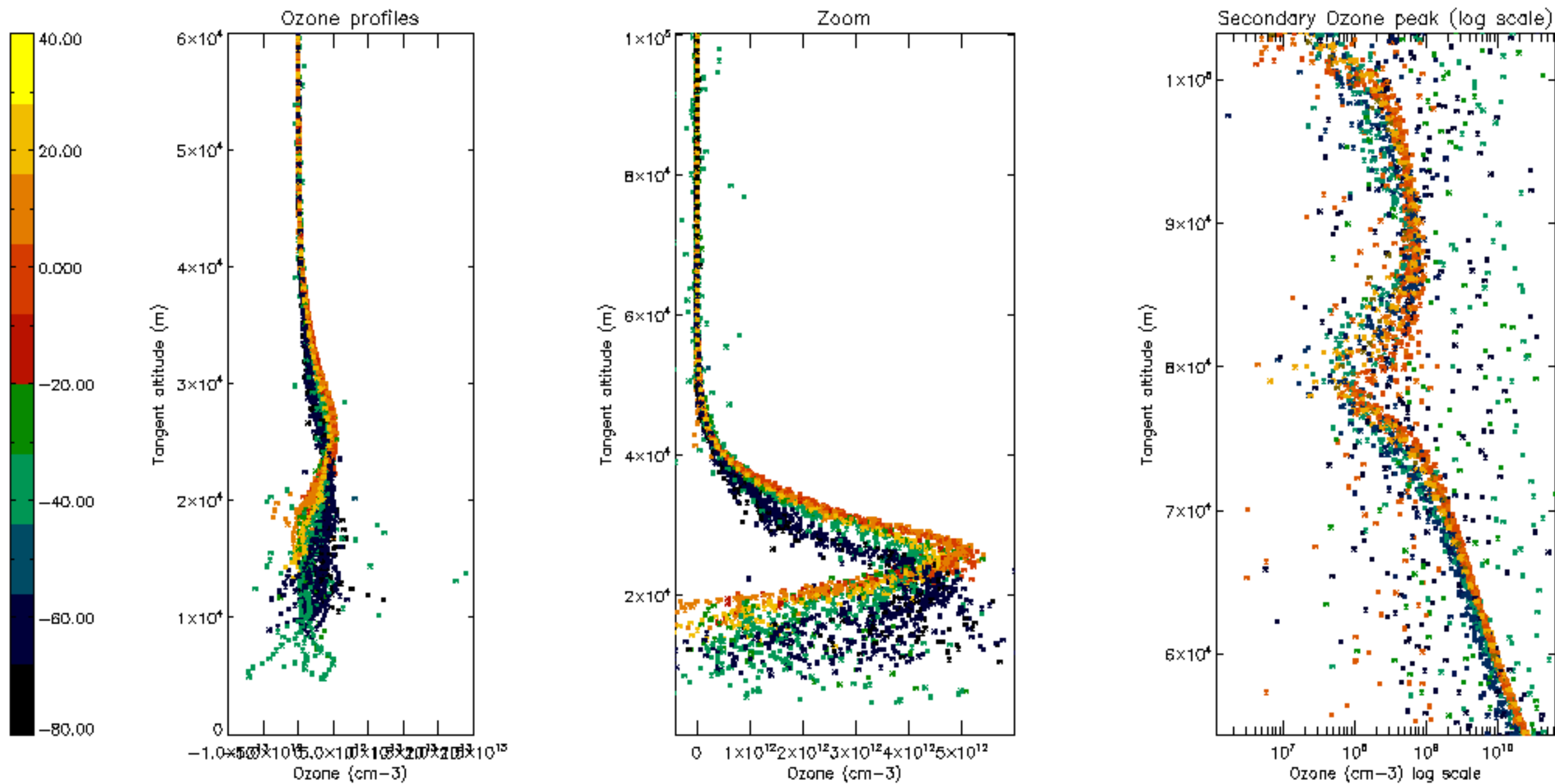


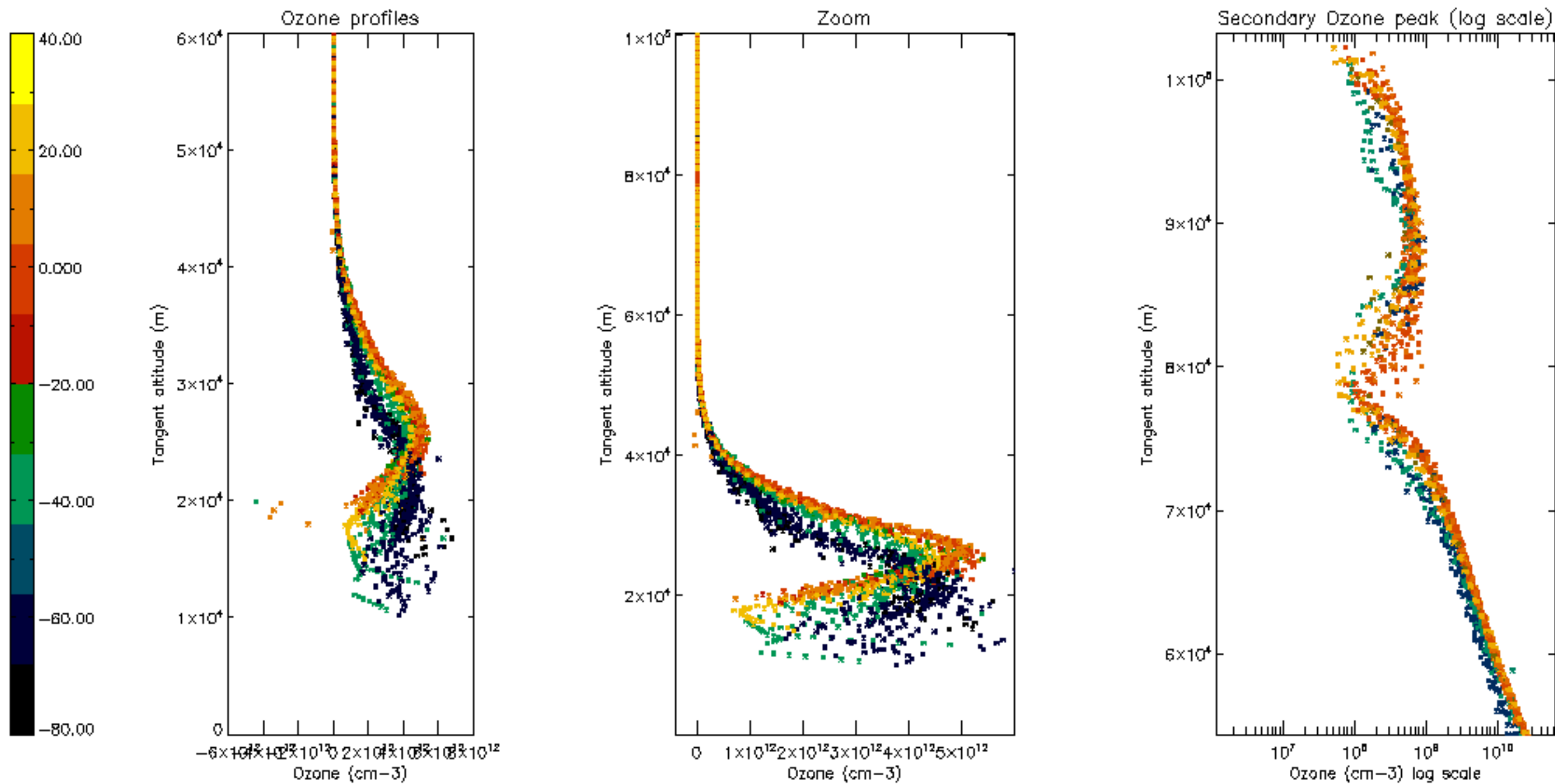
Percentage of star falling outside central band per profile

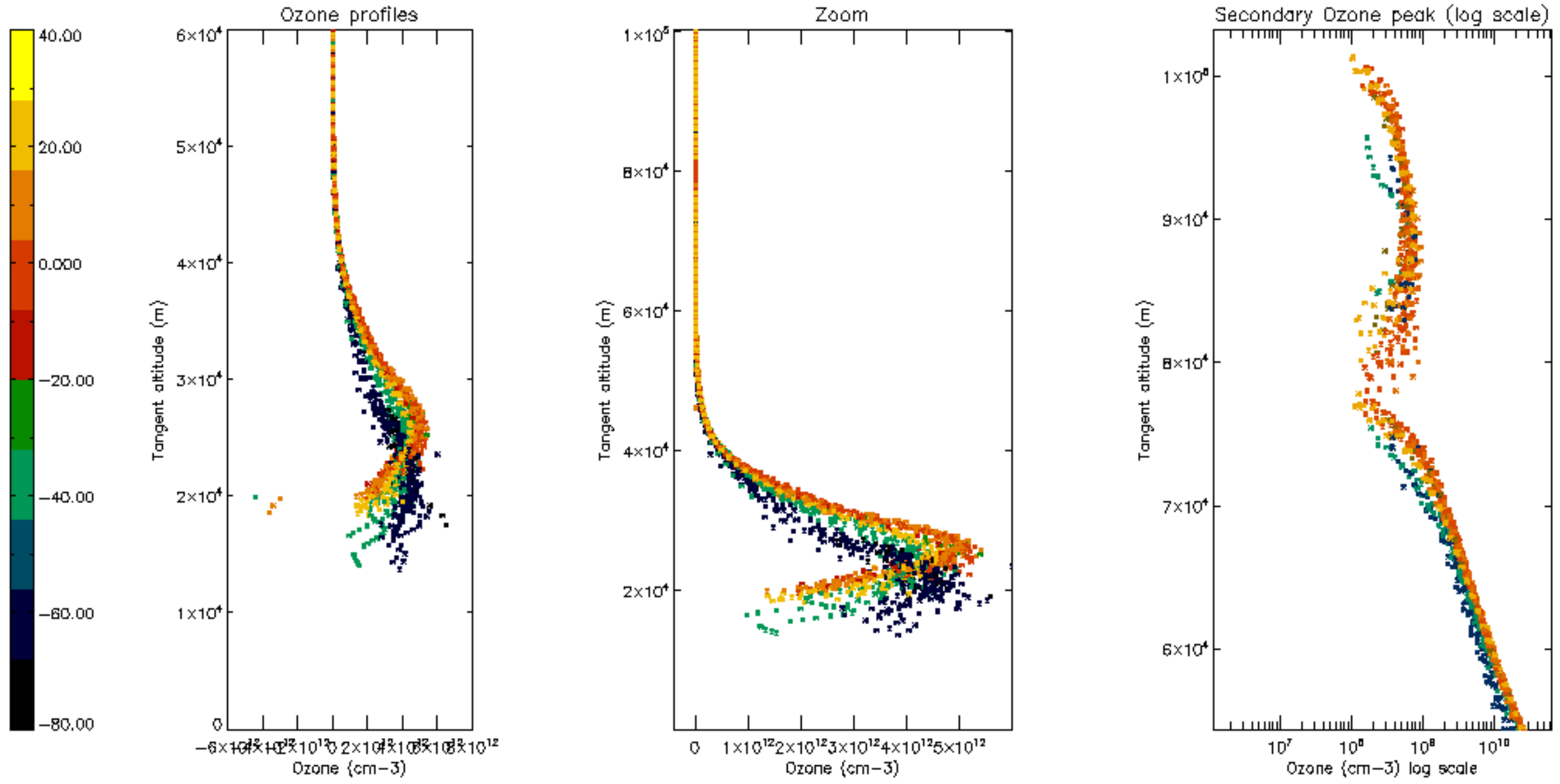


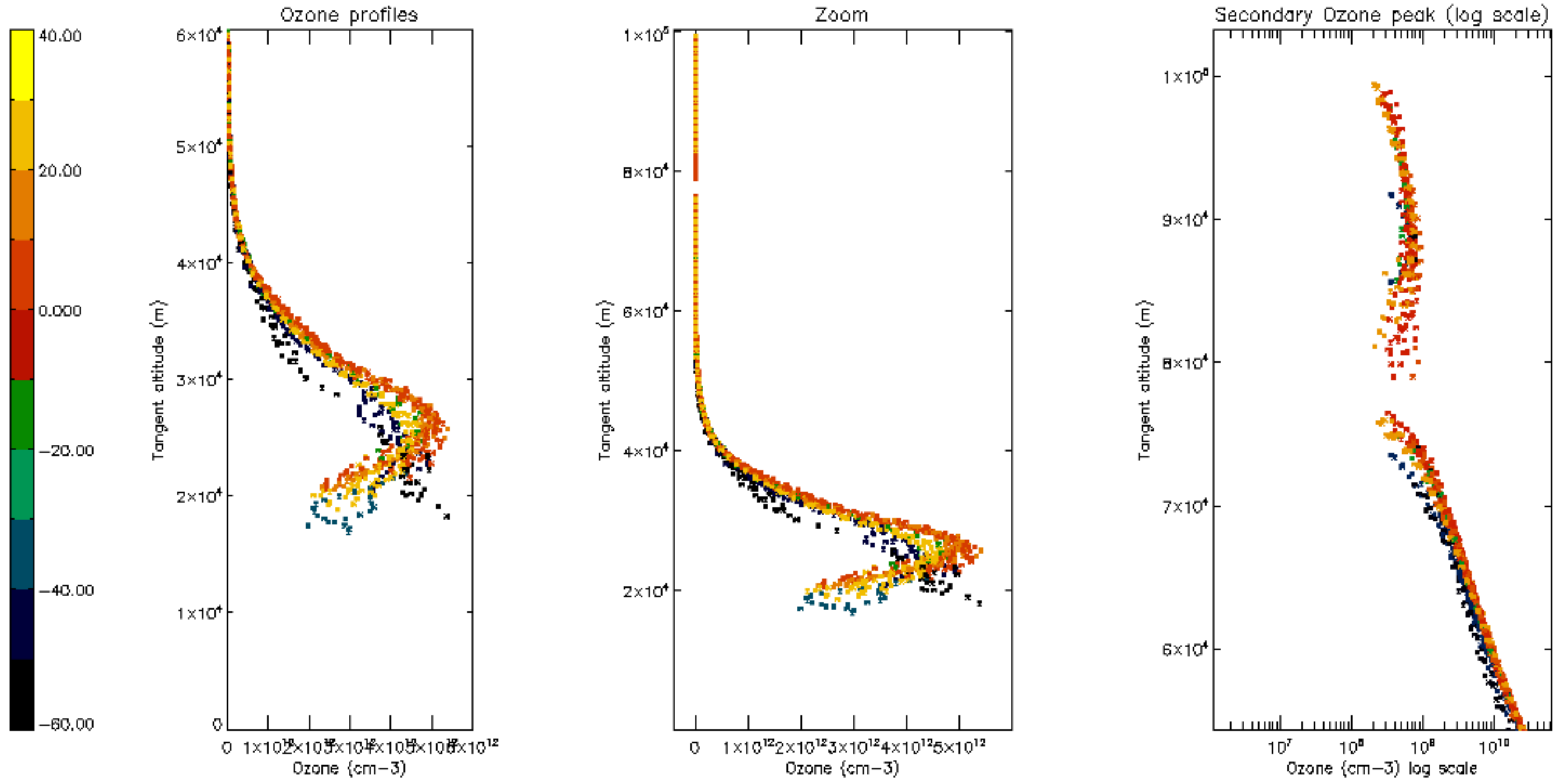
Percentage of saturation errors per profile

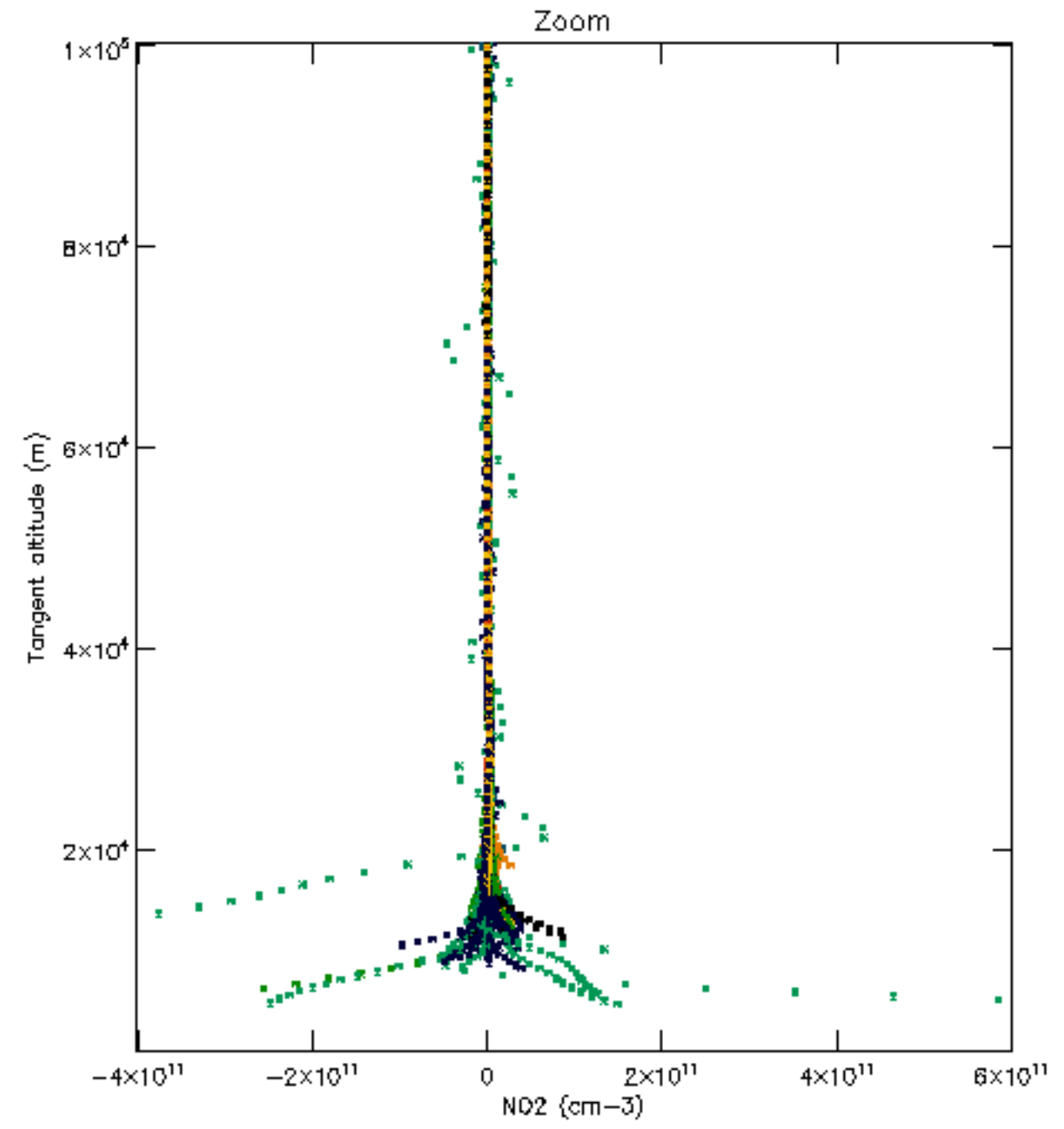
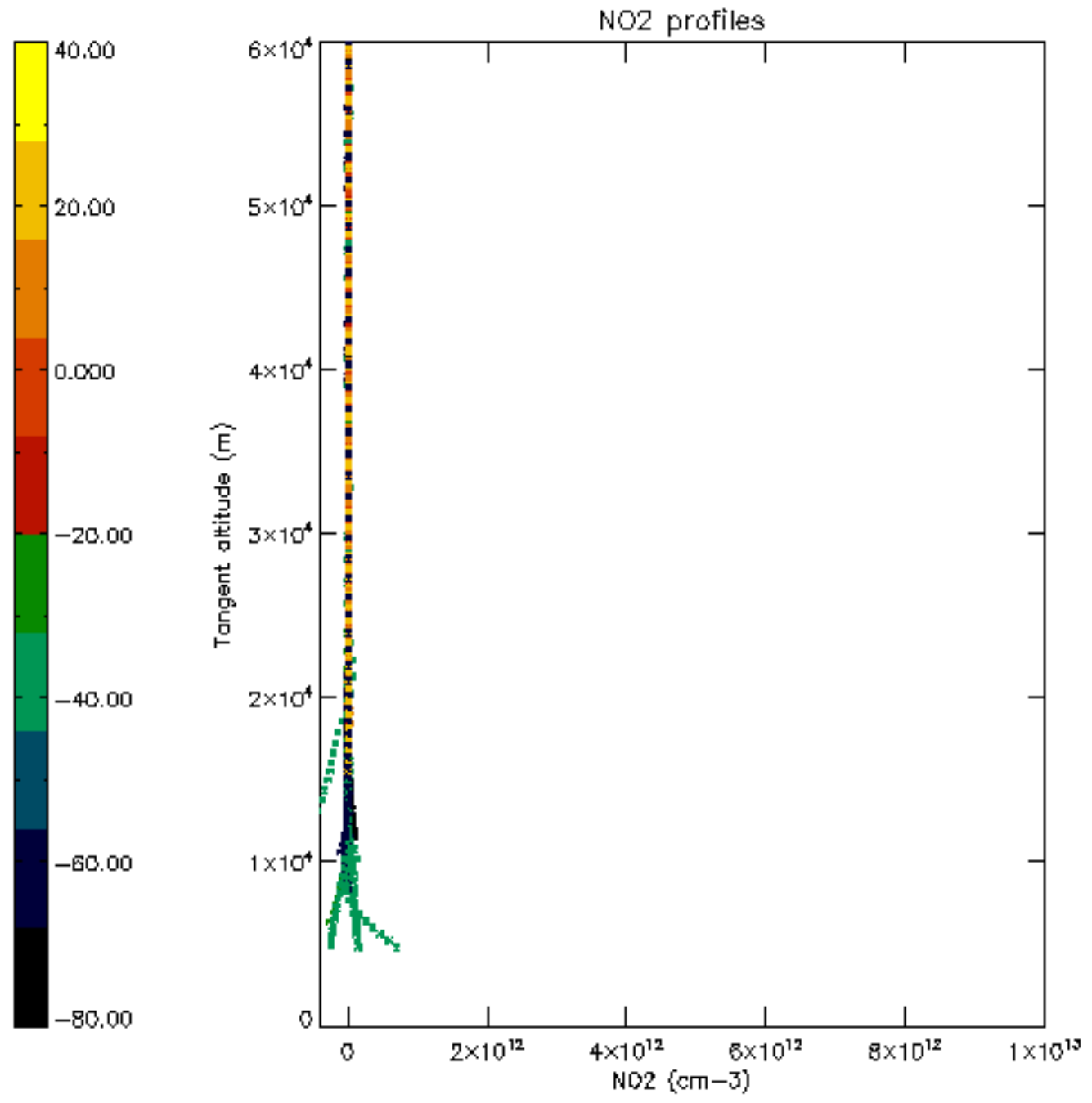


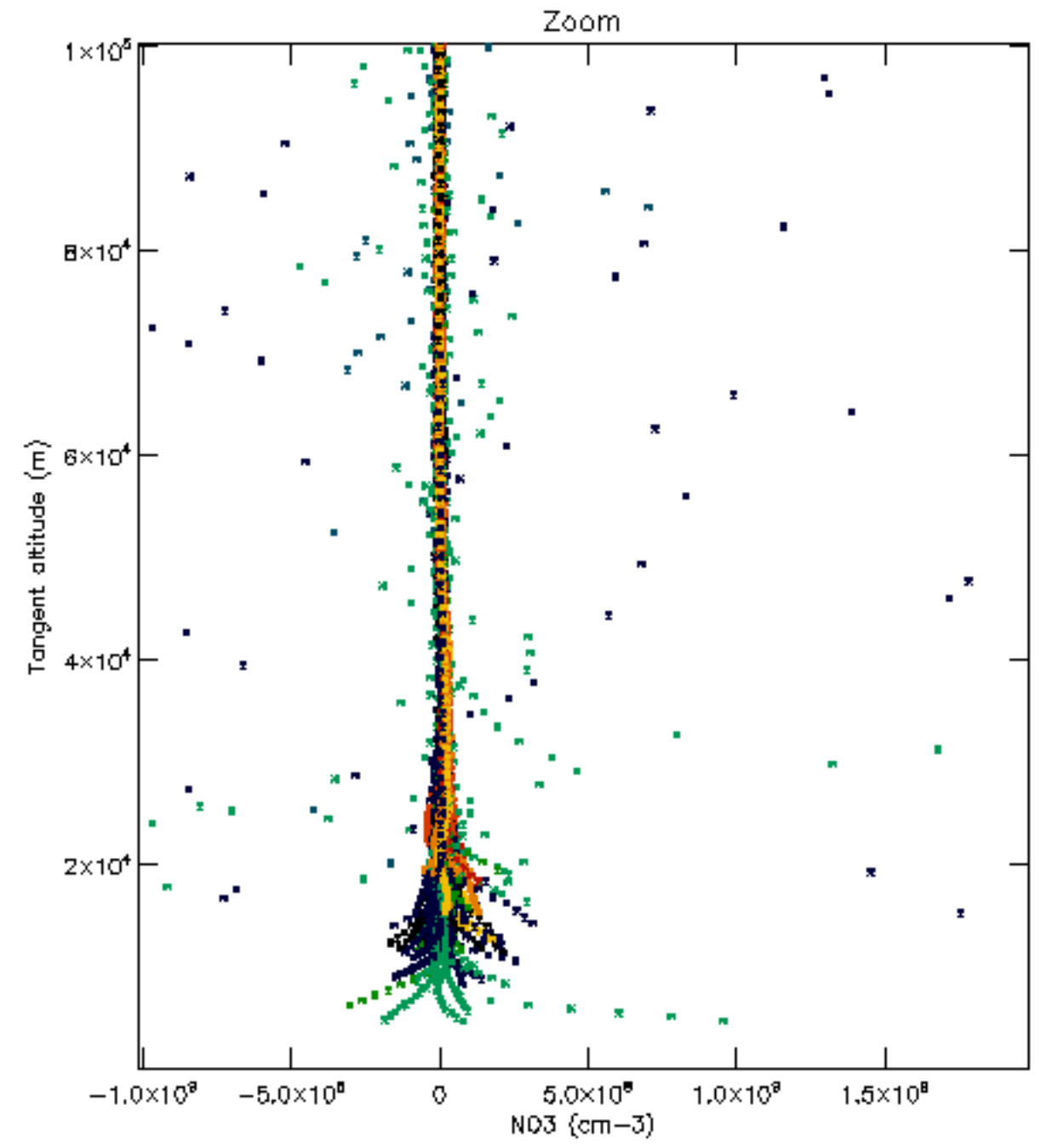
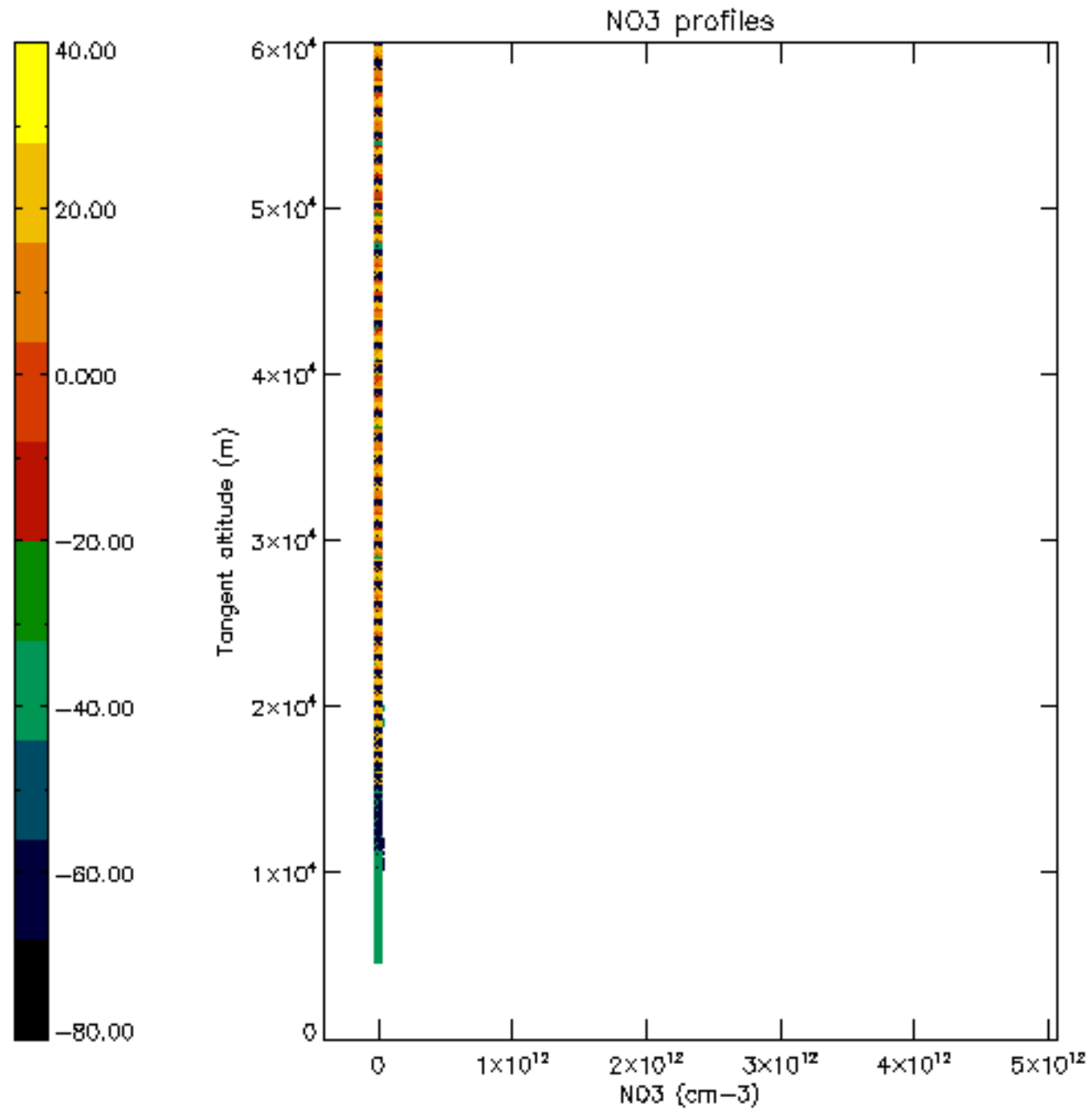


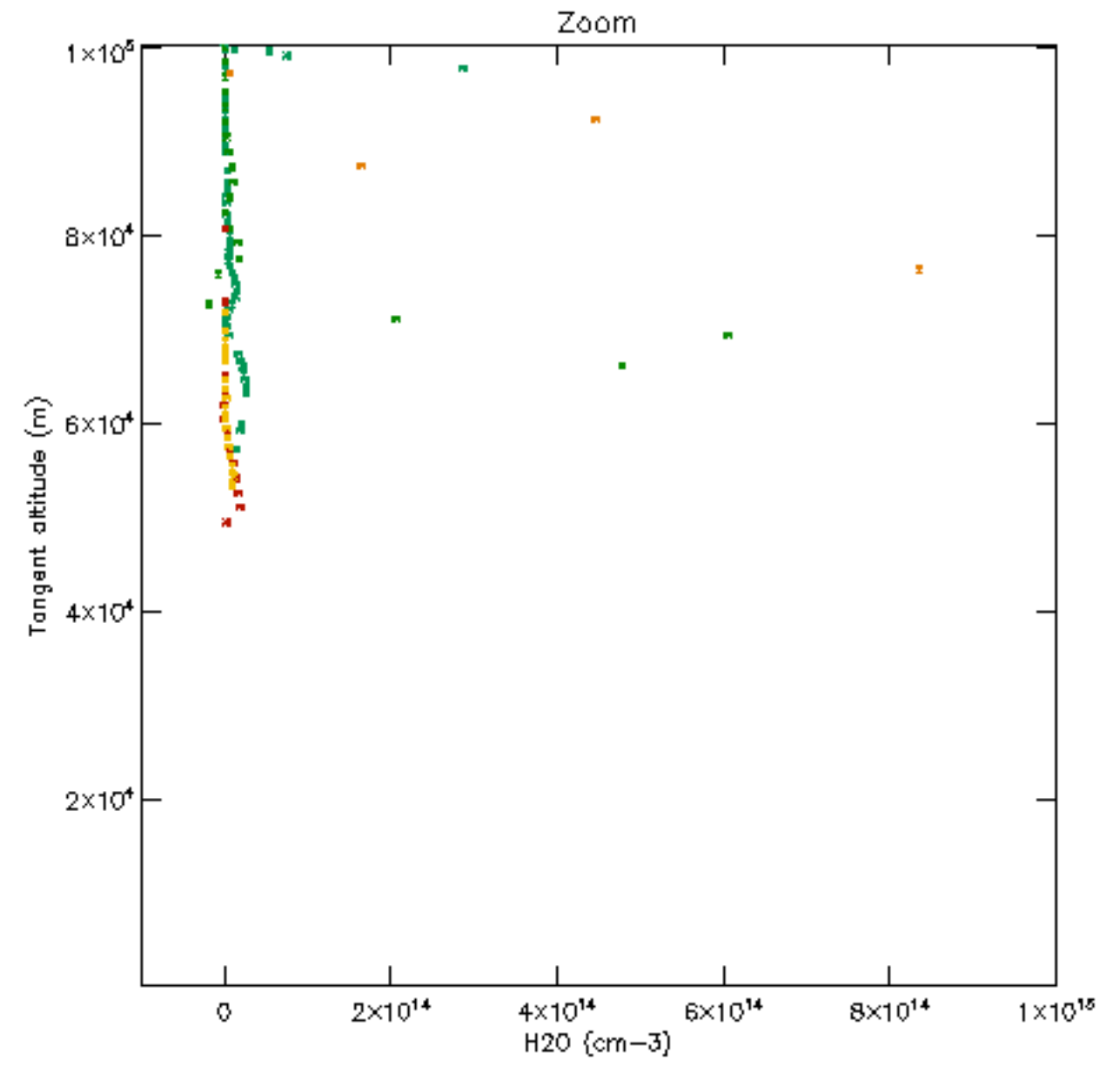
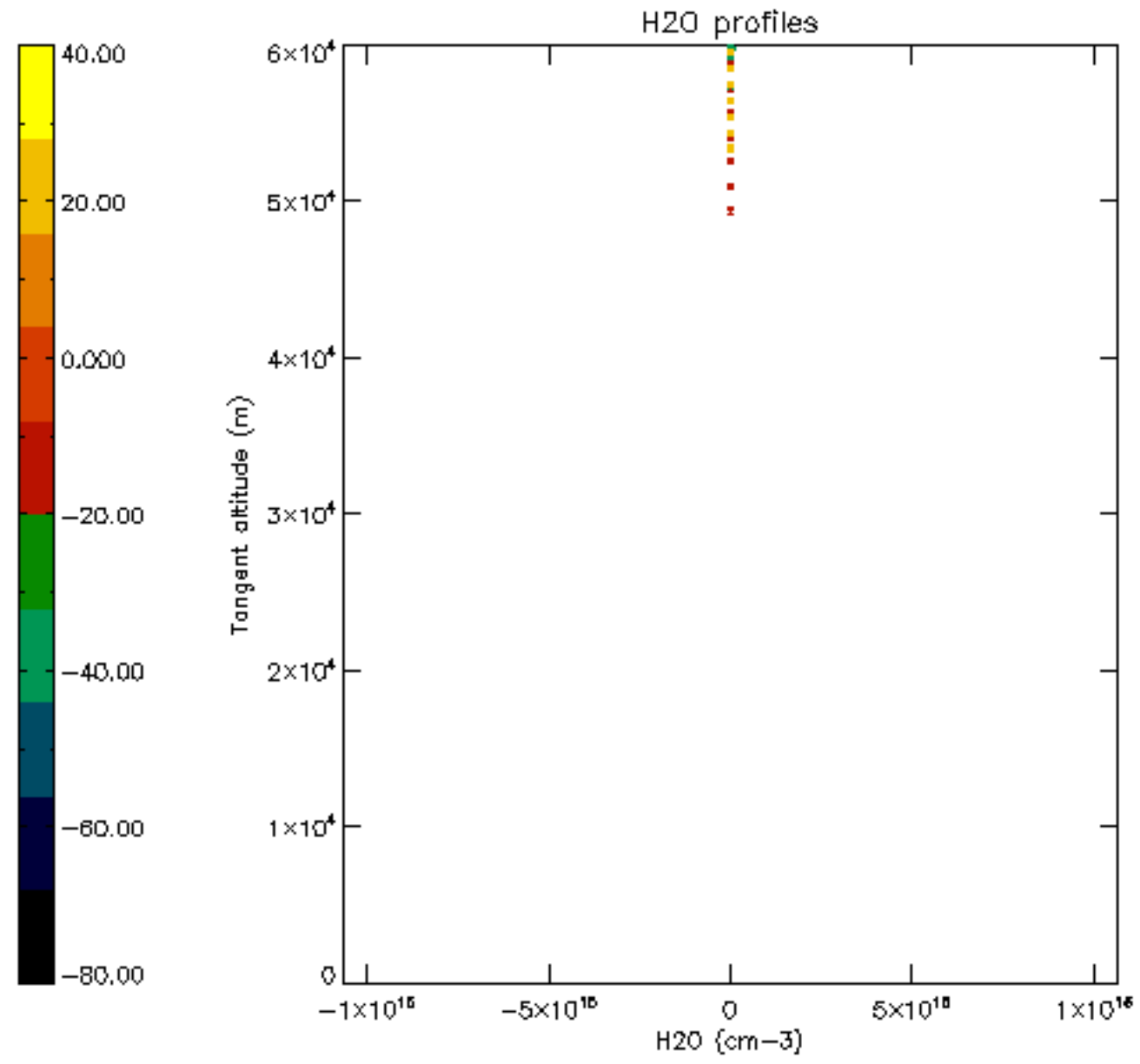


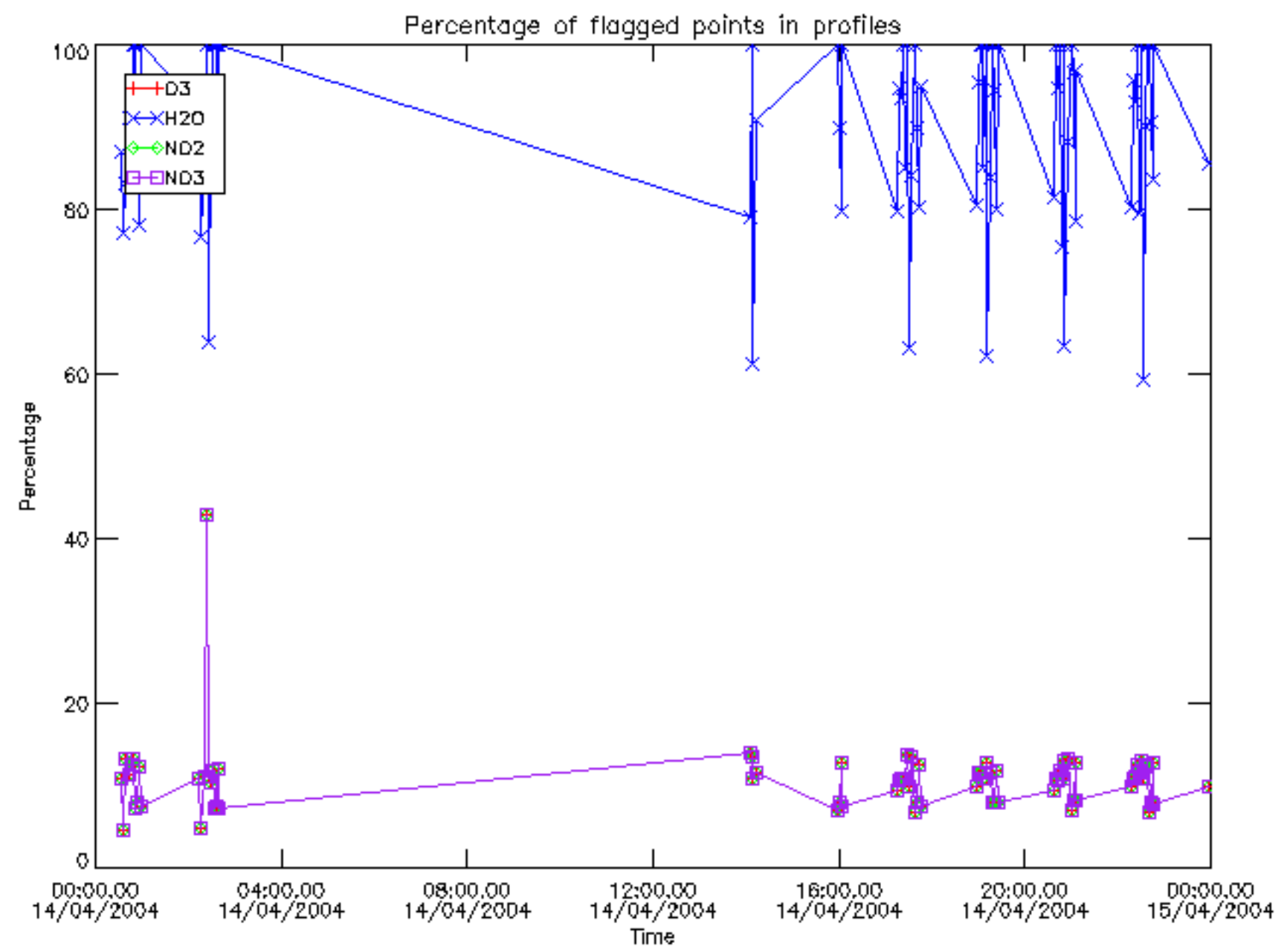




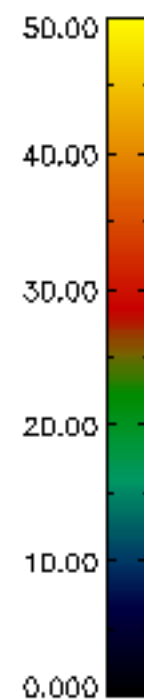
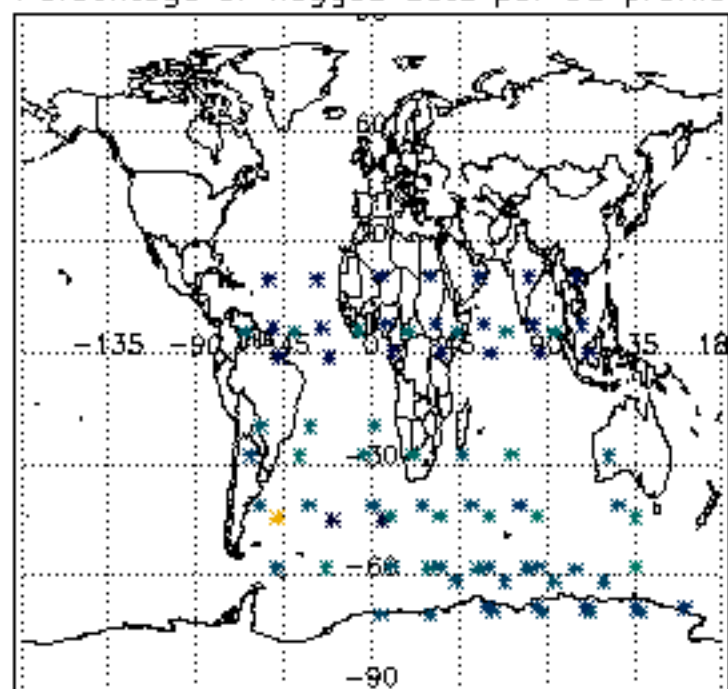




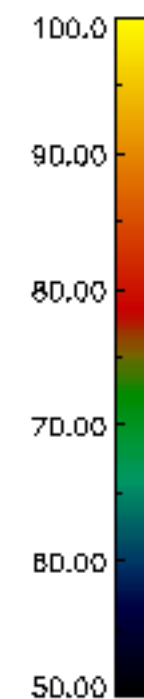
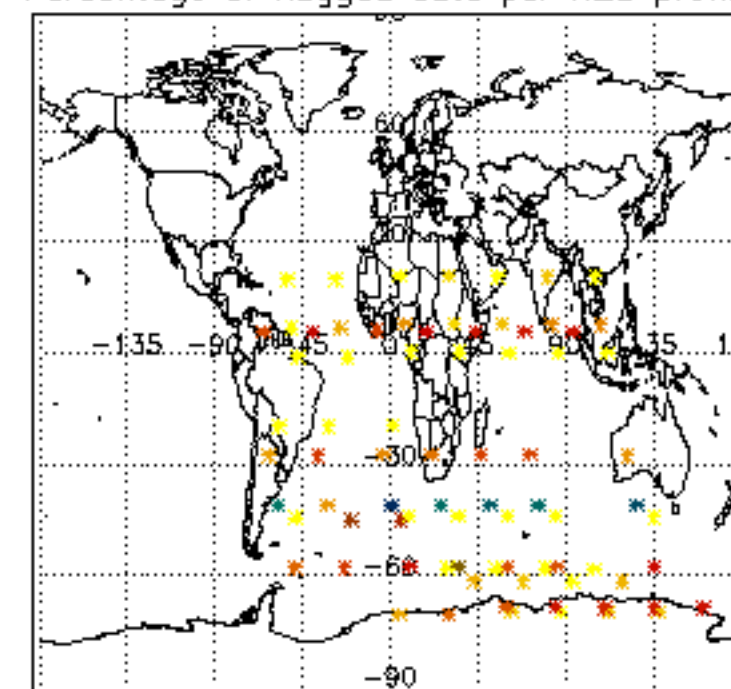




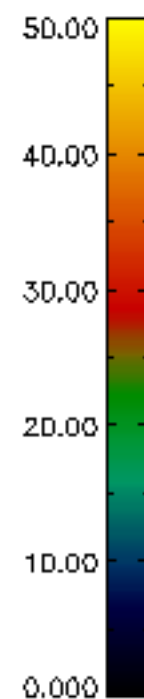
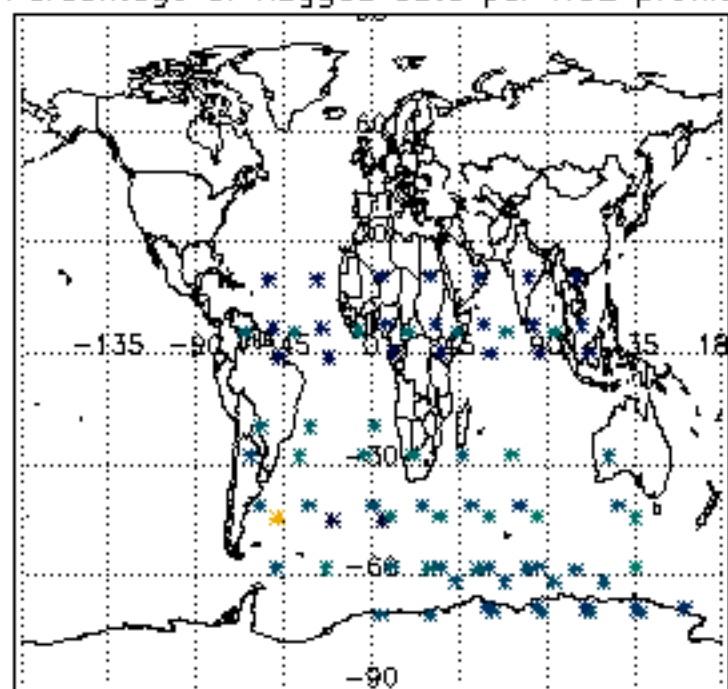
Percentage of flagged data per D3 profile



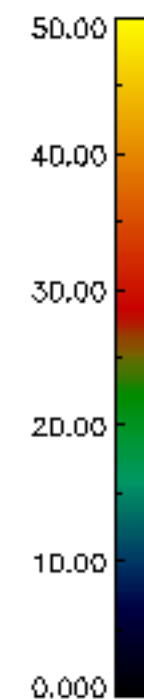
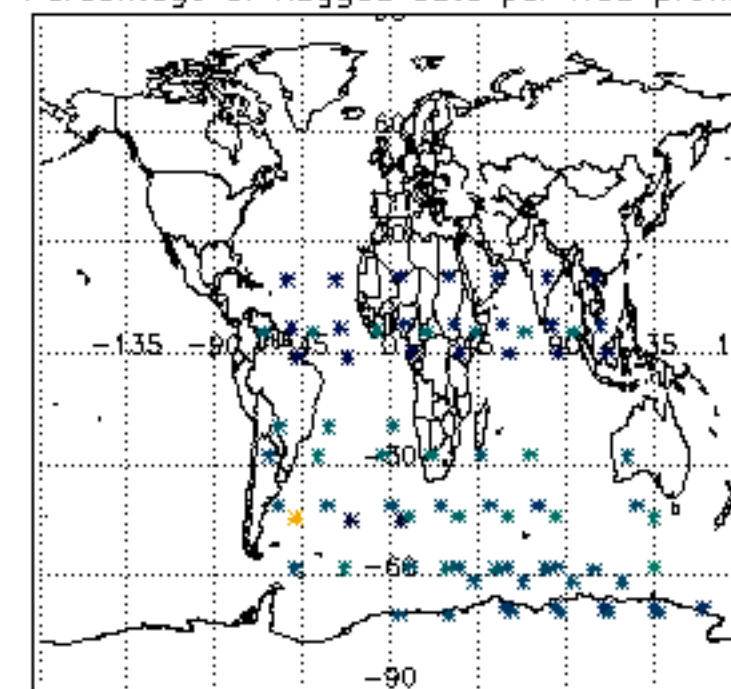
Percentage of flagged data per H2O profile

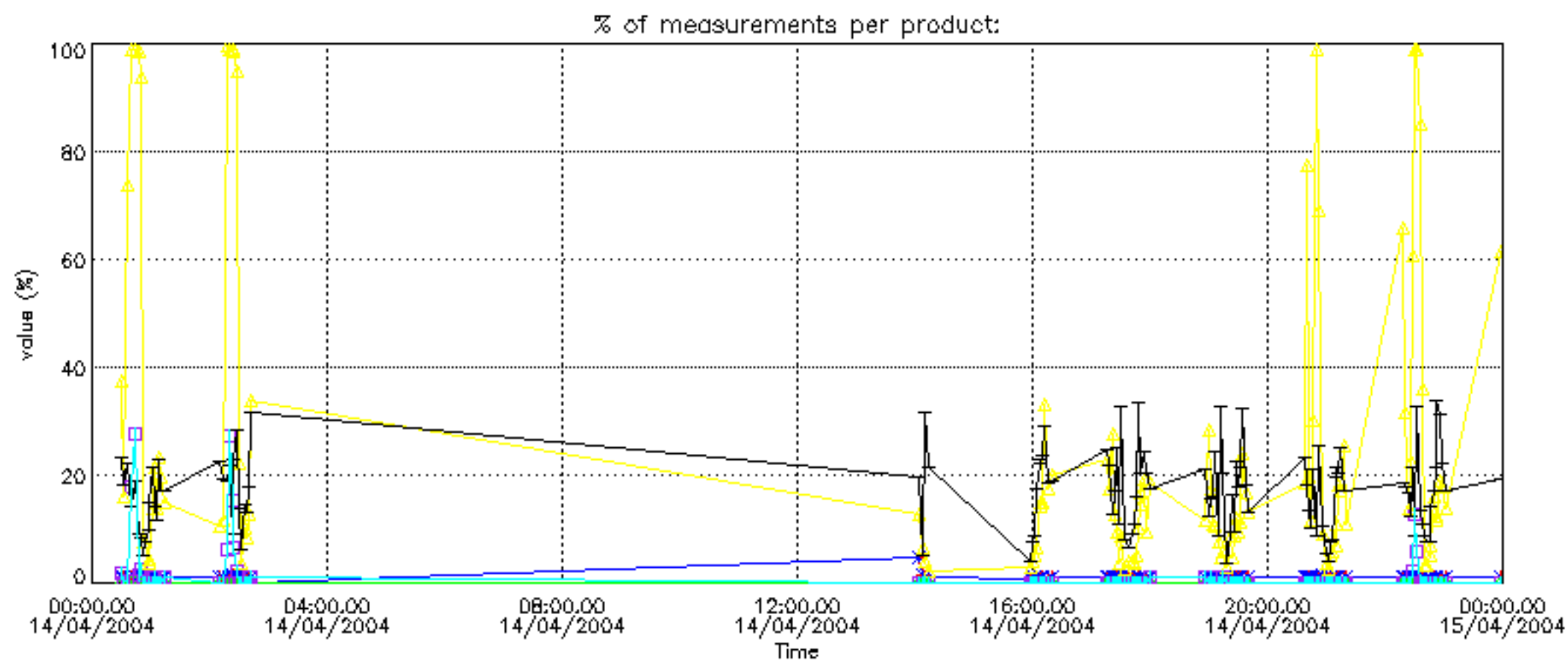
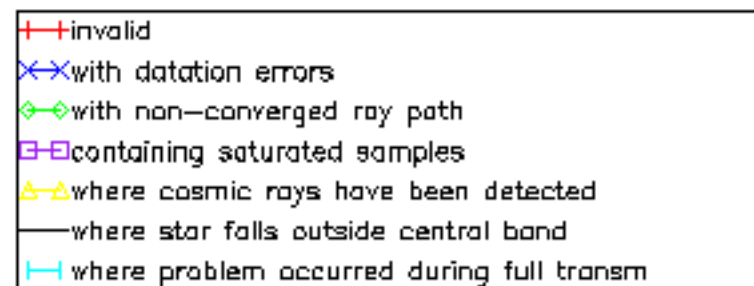


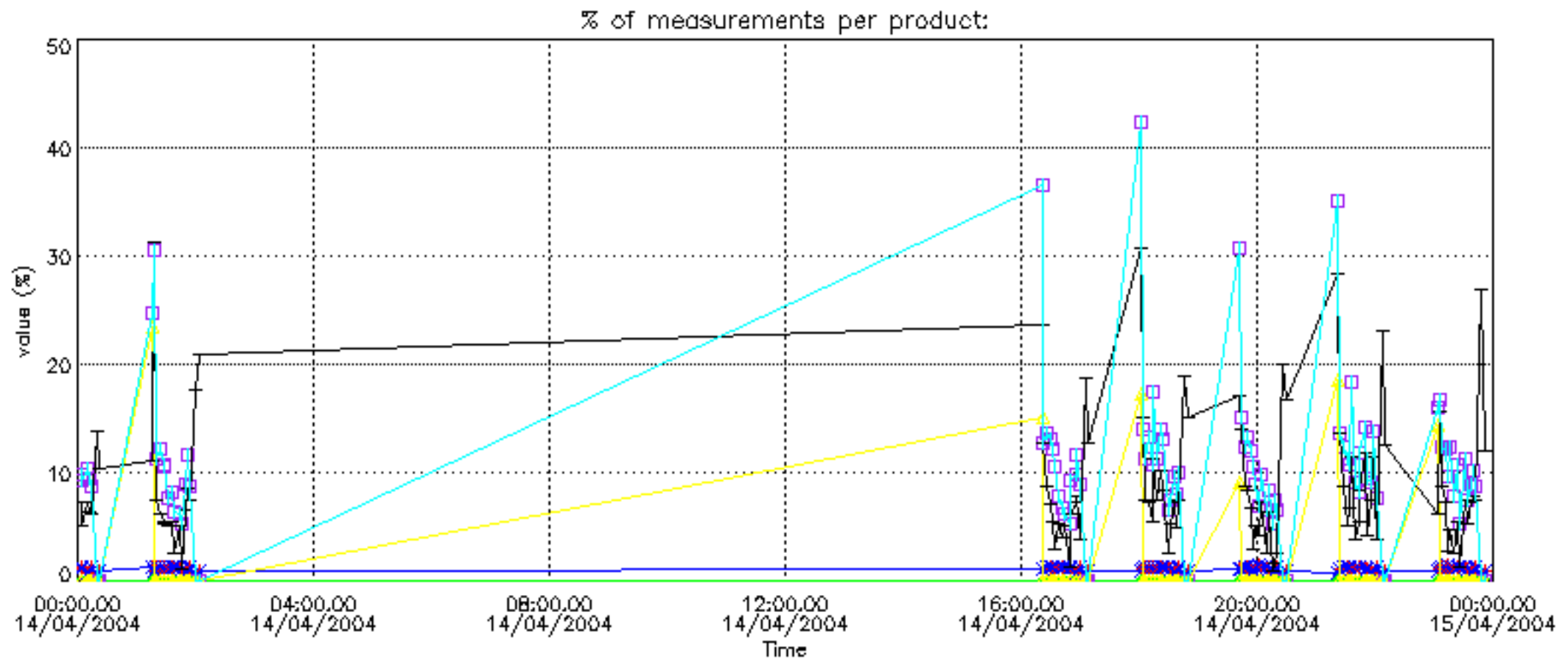
Percentage of flagged data per NO2 profile



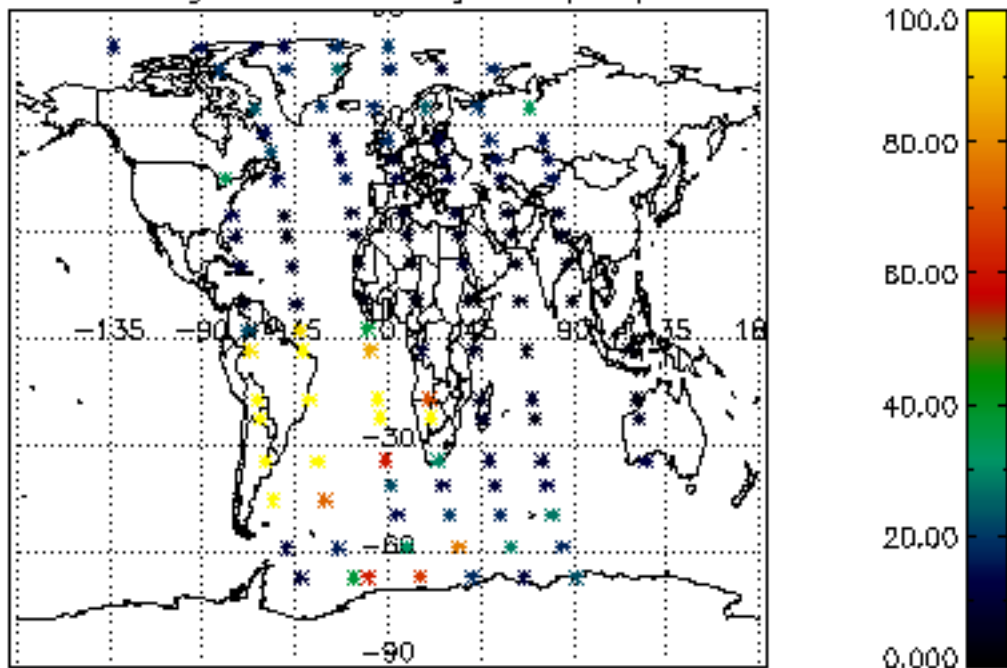
Percentage of flagged data per NO3 profile



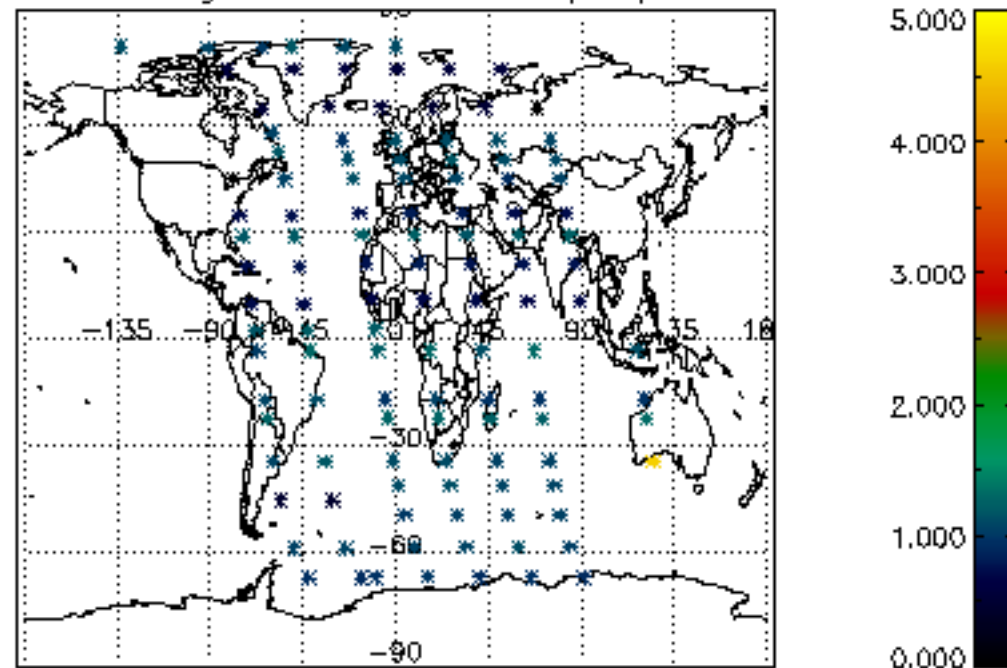




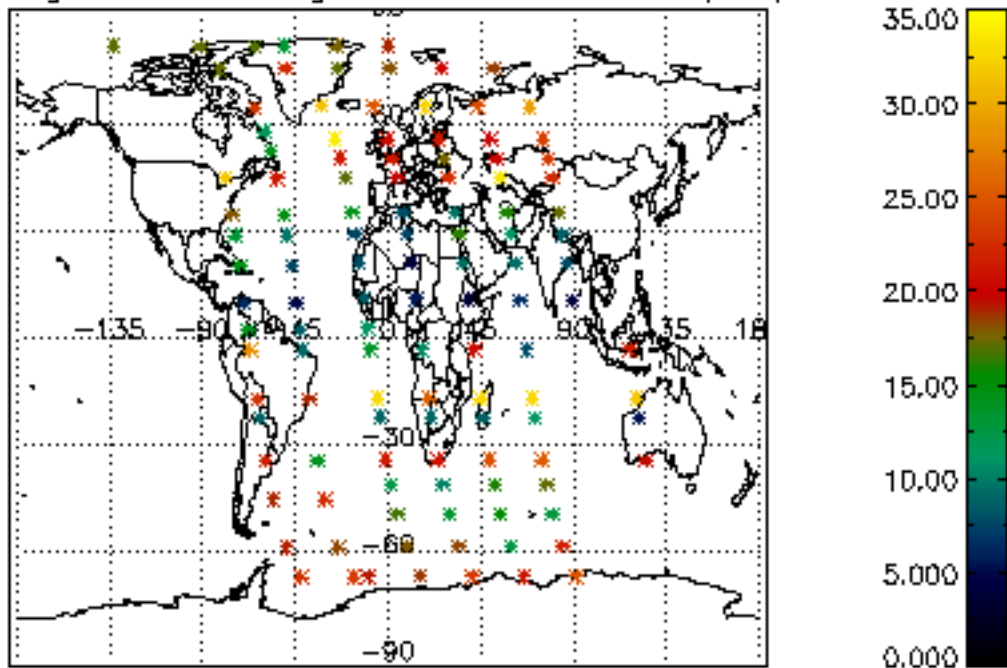
Percentage of cosmic ray hits per profile



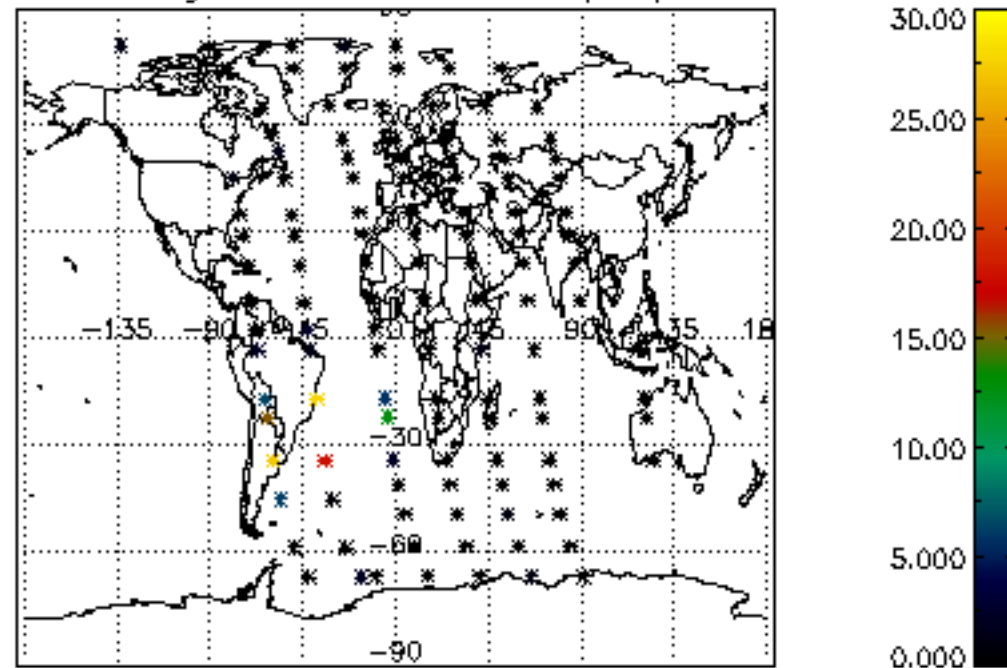
Percentage of datation errors per profile



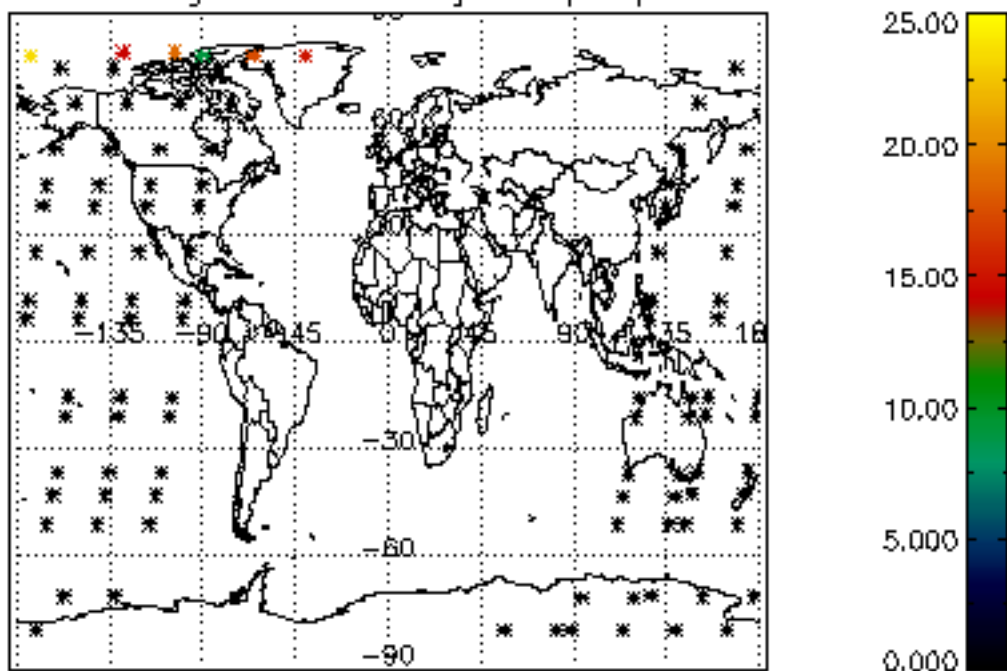
Percentage of star falling outside central band per profile



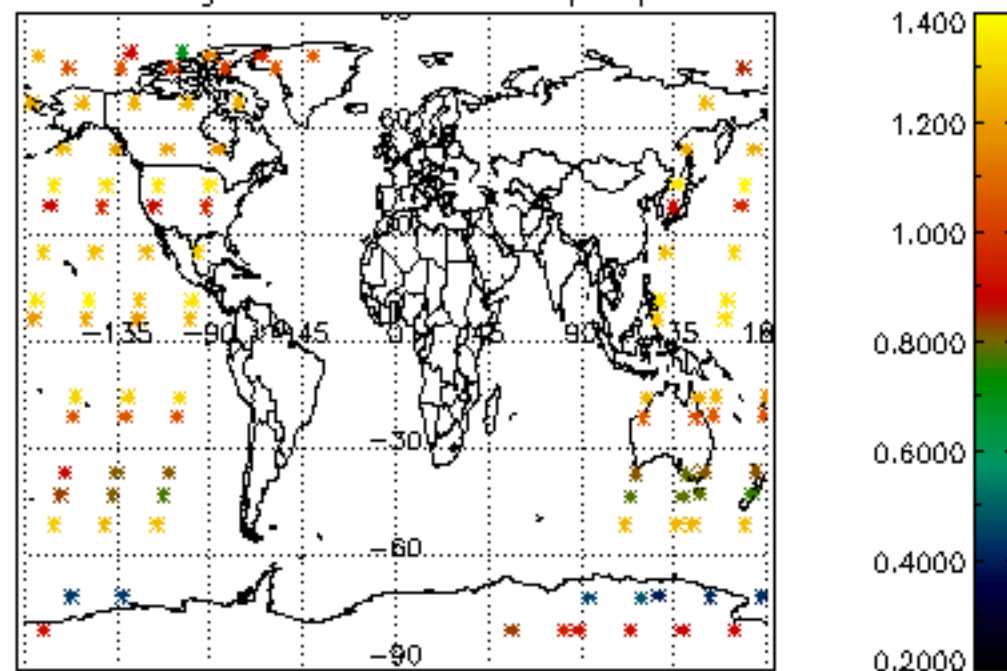
Percentage of saturation errors per profile



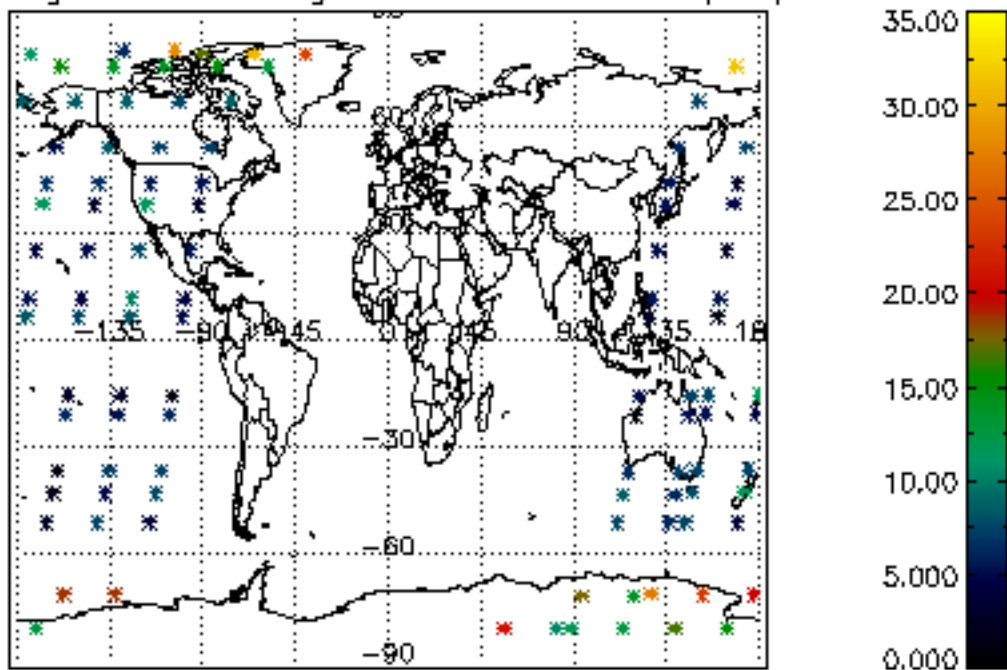
Percentage of cosmic ray hits per profile



Percentage of datation errors per profile



Percentage of star falling outside central band per profile



Percentage of saturation errors per profile

