

GOMOS Level 2 Daily Report

SUMMARY

[1. General Info](#)

[2. Summary of processed GOM_NL_2P products](#)

[3. Level 2 Quality information per product](#)

[3.1 Plot of level 2 quality information per product \(time dependant\)](#)

[3.2 Plot of level 2 quality information per product \(world map\)](#)

[4. Level 1 Quality information per product \(stored on level 2 products\)](#)

[4.1 Plot of level 1 quality information per product \(time dependant\)](#)

[4.1.1 Plot of level 1 quality information per product \(time dependant\): ASCENDING](#)

[4.1.2 Plot of level 1 quality information per product \(time dependant\): DESCENDING](#)

[4.2 Plot of level 1 quality information per product \(world map\)](#)

[4.2.1 Plot of level 1 quality information per product \(world map\): ASCENDING](#)

[4.2.2 Plot of level 1 quality information per product \(world map\): DESCENDING](#)

[5. Ozone profiles based on quality statistics and other trace gas profiles](#)

[5.1 Ozone statistics based on quality of products](#)

[5.2 Plot ozone profiles for all STD \(dark without errors\)](#)

[5.3 Plot ozone profiles where STD < 20% \(dark without errors\)](#)

[5.4. Plot ozone profiles where STD < 10% \(dark without errors\)](#)

[5.5. Plot ozone profiles where STD < 5% \(dark without errors\)](#)

[5.6 Plot NO2 profiles for all STD \(dark without errors\)](#)

[5.7 Plot NO3 profiles for all STD \(dark without errors\)](#)

[5.8 Plot H2O profiles \(only for occultations of stars 1,2,3,4,13,14,16,26,63 dark without errors\) for all STD](#)

[6. Auxiliary Data Files used for the production reported in section 2](#)

This report presents the daily analysis on parameters extracted from GOMOS level 2 data (GOM_NL__2P). It is intended to monitor some important parameters that will impact the quality of these products. A list of level 2 products (and content) that have arrived during the reporting day to the PCF is also given.

Item	Value
Time of report generation	18APR2013 23:46:18
Data source version	GOMOS/6.01
Start time of products	13-04-2004 (13APR2004 00:00:00)
Stop time of products	14-04-2004 (14APR2004 00:00:00)
Store outputs in DB	Yes
Nb of level 2 prods	452
Nb of prods with errors	0

2. Summary of processed GOM_NL__2P products.

Nr	Filename	UTC Start time	Limb	Duration	Star Id	Star Name	Star Mag	Star Temp	Nb Meas	Orbit	Prod. error
1	GOM_NL__2PRFIN20040413_000313_000000992026_00002_11078_1528.N1	13-APR-2004 00:03:13	Twilight	98.500	97	8Bet1Sco	2.5610	30000.	197	11078	No
2	GOM_NL__2PRFIN20040413_000616_000000622026_00002_11078_1529.N1	13-APR-2004 00:06:16	Bright	61.500	122	9Alp2Lib	2.7470	9700.0	123	11078	No
3	GOM_NL__2PRFIN20040413_000821_000000482026_00002_11078_1530.N1	13-APR-2004 00:08:21	Bright	47.500	15	67Alp Vir	0.97600	28000.	95	11078	No
4	GOM_NL__2PRFIN20040413_001125_000000412026_00002_11078_1531.N1	13-APR-2004 00:11:25	Bright	41.000	121	29Gam Vir	2.7400	7200.0	82	11078	No
5	GOM_NL__2PRFIN20040413_001519_000000432026_00002_11078_1532.N1	13-APR-2004 00:15:19	Bright	42.500	138	47Eps Vir	2.8280	4700.0	85	11078	No
6	GOM_NL__2PRFIN20040413_001802_000000372026_00002_11078_1533.N1	13-APR-2004 00:18:02	Bright	36.500	96	68Del Leo	2.5600	9300.0	73	11078	No
7	GOM_NL__2PRFIN20040413_002007_000000562026_00002_11078_1534.N1	13-APR-2004 00:20:07	Bright	55.500	3	16Alp Boo	-0.050000	4250.0	111	11078	No
8	GOM_NL__2PRFIN20040413_002331_000000412026_00002_11078_1535.N1	13-APR-2004 00:23:31	Bright	41.000	152	12Alp2CVn	2.8900	11000.	82	11078	No
9	GOM_NL__2PRFIN20040413_002713_000000372026_00002_11078_1536.N1	13-APR-2004 00:27:13	Bright	37.000	87	64Gam UMa	2.4330	11000.	74	11078	No
10	GOM_NL__2PRFIN20040413_002828_000000412026_00002_11078_1537.N1	13-APR-2004 00:28:28	Bright	41.000	32	77Eps UMa	1.7630	11000.	82	11078	No
11	GOM_NL__2PRFIN20040413_003027_000001042026_00002_11078_1538.N1	13-APR-2004 00:30:27	Bright	104.00	67	5Alp CrB	2.2210	11000.	208	11078	No
12	GOM_NL__2PRFIN20040413_003454_000000402026_00002_11078_1539.N1	13-APR-2004 00:34:54	Bright	39.500	60	7Bet UMi	2.0810	3950.0	79	11078	No
13	GOM_NL__2PRFIN20040413_003733_000000372026_00002_11078_1540.N1	13-APR-2004 00:37:33	Bright	37.000	49	1Alp UMi	1.9900	6300.0	74	11078	No
14	GOM_NL__2PRFIN20040413_004108_000000632026_00002_11078_1541.N1	13-APR-2004 00:41:08	Bright	62.500	130	23Bet Dra	2.7990	5800.0	125	11078	No
15	GOM_NL__2PRFIN20040413_004253_000000652026_00002_11078_1542.N1	13-APR-2004 00:42:53	Bright	64.500	69	33Gam Dra	2.2310	3800.0	129	11078	No
16	GOM_NL__2PRFIN20040413_004551_000000352026_00002_11078_1543.N1	13-APR-2004 00:45:51	Bright	35.000	74	11Bet Cas	2.2680	6600.0	70	11078	No
17	GOM_NL__2PRFIN20040413_005106_000001122026_00002_11078_1544.N1	13-APR-2004 00:51:06	Bright	112.00	5	3Alp Lyr	0.033000	11000.	224	11078	No
18	GOM_NL__2PRFIN20040413_005423_000000542026_00002_11078_1545.N1	13-APR-2004 00:54:23	Bright	54.000	92	53Eps Cyg	2.5000	4500.0	108	11078	No
19	GOM_NL__2PRFIN20040413_010137_000000542026_00002_11078_1546.N1	13-APR-2004 01:01:37	Twilight	53.500	61	8Eps Peg	2.1000	3900.0	107	11078	No
20	GOM_NL__2PRFIN20040413_010405_000000462026_00002_11078_1547.N1	13-APR-2004 01:04:05	Dark	45.500	162	34Alp Aqr	2.9440	5350.0	91	11078	No
21	GOM_NL__2PRFIN20040413_010737_000001122026_00002_11078_1548.N1	13-APR-2004 01:07:37	Dark	112.00	11	53Alp Aql	0.76500	8000.0	224	11078	No
22	GOM_NL__2PRFIN20040413_011107_000000442026_00002_11078_1549.N1	13-APR-2004 01:11:07	Dark	43.500	18	24Alp PsA	1.1660	9700.0	87	11078	No
23	GOM_NL__2PRFIN20040413_011558_000000432026_00002_11078_1550.N1	13-APR-2004 01:15:58	Dark	43.000	63	Bet Gru	2.1500	2800.0	86	11078	No
24	GOM_NL__2PRFIN20040413_011948_000000382026_00002_11078_1551.N1	13-APR-2004 01:19:48	Dark	37.500	148	Alp Tuc	2.8780	4100.0	75	11078	No
25	GOM_NL__2PRFIN20040413_012121_000000422026_00003_11079_1520.N1	13-APR-2004 01:21:21	Dark	42.000	45	Alp Pav	1.9400	26000.	84	11079	No
26	GOM_NL__2PRFIN20040413_030342_000000712026_00004_11080_1532.N1	13-APR-2004 03:03:42	Dark	71.000	57	34Sig Sgr	2.0660	26000.	142	11080	No
27	GOM_NL__2PRFIN20040413_030643_000000642026_00004_11080_1533.N1	13-APR-2004 03:06:43	Dark	63.500	38	20Eps Sgr	1.8360	11000.	127	11080	No
28	GOM_NL__2PRFIN20040413_030908_000000452026_00004_11080_1534.N1	13-APR-2004 03:09:08	Dark	45.000	141	Bet Ara	2.8400	4600.0	90	11080	No
29	GOM_NL__2PRFIN20040413_031045_000000692026_00004_11080_1535.N1	13-APR-2004 03:10:45	Dark	69.000	25	35Lam Sco	1.6200	28000.	138	11080	No
30	GOM_NL__2PRFIN20040413_031353_000000542026_00004_11080_1536.N1	13-APR-2004 03:13:53	Straylight	54.000	4	Alp1Cen	-0.010000	5800.0	108	11080	No
31	GOM_NL__2PRFIN20040413_031610_000000422026_00004_11080_1537.N1	13-APR-2004 03:16:10	Straylight	41.500	20	Bet Cru	1.2530	30000.	83	11080	No
32	GOM_NL__2PRFIN20040413_031737_000000472026_00004_11080_1538.N1	13-APR-2004 03:17:37	Straylight	46.500	109	Bet Lup	2.6770	26000.	93	11080	No
33	GOM_NL__2PRFIN20040413_031923_000001122026_00004_11080_1539.N1	13-APR-2004 03:19:23	Straylight	112.00	16	21Alp Sco	1.0200	3000.0	224	11080	No
34	GOM_NL__2PRFIN20040413_032255_000000932026_00004_11080_1540.N1	13-APR-2004 03:22:55	Twilight	93.000	80	7Del Sco	2.3160	30000.	186	11080	No
35	GOM_NL__2PRFIN20040413_032616_000000452026_00004_11080_1541.N1	13-APR-2004 03:26:16	Twilight	44.500	106	9Bet Crv	2.6480	5600.0	89	11080	No
36	GOM_NL__2PRFIN20040413_032806_000000472026_00004_11080_1542.N1	13-APR-2004 03:28:06	Bright	47.000	100	4Gam Crv	2.5800	13100.	94	11080	No
37	GOM_NL__2PRFIN20040413_032934_000000482026_00004_11080_1543.N1	13-APR-2004 03:29:34	Bright	48.000	15	67Alp Vir	0.97600	28000.	96	11080	No
38	GOM_NL__2PRFIN20040413_033238_000000412026_00004_11080_1544.N1	13-APR-2004 03:32:38	Bright	40.500	121	29Gam Vir	2.7400	7200.0	81	11080	No
39	GOM_NL__2PRFIN20040413_033630_000000422026_00004_11080_1545.N1	13-APR-2004 03:36:30	Bright	41.500	138	47Eps Vir	2.8280	4700.0	83	11080	No
40	GOM_NL__2PRFIN20040413_033914_000000382026_00004_11080_1546.N1	13-APR-2004 03:39:14	Bright	37.500	96	68Del Leo	2.5600	9300.0	75	11080	No
41	GOM_NL__2PRFIN20040413_034117_000000612026_00004_11080_1547.N1	13-APR-2004 03:41:17	Bright	60.500	3	16Alp Boo	-0.050000	4250.0	121	11080	No
42	GOM_NL__2PRFIN20040413_034442_000000392026_00004_11080_1548.N1	13-APR-2004 03:44:42	Bright	39.000	152	12Alp2CVn	2.8900	11000.	78	11080	No

43	GOM_NL__2PRFIN20040413_034825_000000362026_00004_11080_1549.N1	13-APR-2004 03:48:25	Bright	36.000	87	64Gam UMa	2.4330	11000.	72	11080	No
44	GOM_NL__2PRFIN20040413_034958_000000412026_00004_11080_1550.N1	13-APR-2004 03:49:58	Bright	41.000	55	79Zet UMa	2.0600	10200.	82	11080	No
45	GOM_NL__2PRFIN20040413_035605_000000412026_00004_11080_1551.N1	13-APR-2004 03:56:05	Bright	41.000	60	7Bet UMi	2.0810	3950.0	82	11080	No
46	GOM_NL__2PRFIN20040413_035845_000000382026_00004_11080_1552.N1	13-APR-2004 03:58:45	Bright	38.000	49	1Alp UMi	1.9900	6300.0	76	11080	No
47	GOM_NL__2PRFIN20040413_040218_000000622026_00004_11080_1553.N1	13-APR-2004 04:02:18	Bright	61.500	130	23Bet Dra	2.7990	5800.0	123	11080	No
48	GOM_NL__2PRFIN20040413_040403_000000672026_00004_11080_1554.N1	13-APR-2004 04:04:03	Bright	66.500	69	33Gam Dra	2.2310	3800.0	133	11080	No
49	GOM_NL__2PRFIN20040413_040607_000000402026_00004_11080_1555.N1	13-APR-2004 04:06:07	Bright	40.000	89	5Alp Cep	2.4510	8000.0	80	11080	No
50	GOM_NL__2PRFIN20040413_041216_000001062026_00004_11080_1556.N1	13-APR-2004 04:12:16	Bright	105.50	5	3Alp Lyr	0.033000	11000.	211	11080	No
51	GOM_NL__2PRFIN20040413_041534_000000572026_00004_11080_1557.N1	13-APR-2004 04:15:34	Bright	56.500	92	53Eps Cyg	2.5000	4500.0	113	11080	No
52	GOM_NL__2PRFIN20040413_042249_000000492026_00004_11080_1558.N1	13-APR-2004 04:22:49	Twilight	49.000	61	8Eps Peg	2.1000	3900.0	98	11080	No
53	GOM_NL__2PRFIN20040413_042518_000000462026_00004_11080_1559.N1	13-APR-2004 04:25:18	Dark	45.500	162	34Alp Aqr	2.9440	5350.0	91	11080	No
54	GOM_NL__2PRFIN20040413_042852_000000972026_00004_11080_1560.N1	13-APR-2004 04:28:52	Dark	97.000	11	53Alp Aql	0.76500	8000.0	194	11080	No
55	GOM_NL__2PRFIN20040413_043219_000000452026_00004_11080_1561.N1	13-APR-2004 04:32:19	Dark	45.000	18	24Alp PsA	1.1660	9700.0	90	11080	No
56	GOM_NL__2PRFIN20040413_043535_000000422026_00004_11080_1562.N1	13-APR-2004 04:35:35	Dark	42.000	172	Gam Gru	3.0030	13100.	84	11080	No
57	GOM_NL__2PRFIN20040413_043710_000000512026_00004_11080_1563.N1	13-APR-2004 04:37:10	Dark	50.500	63	Bet Gru	2.1500	2800.0	101	11080	No
58	GOM_NL__2PRFIN20040413_044100_000000492026_00004_11080_1564.N1	13-APR-2004 04:41:00	Dark	48.500	148	Alp Tuc	2.8780	4100.0	97	11080	No
59	GOM_NL__2PRFIN20040413_044234_000000412026_00005_11081_1534.N1	13-APR-2004 04:42:34	Dark	40.500	45	Alp Pav	1.9400	26000.	81	11081	No
60	GOM_NL__2PRFIN20040413_044420_000000712026_00005_11081_1535.N1	13-APR-2004 04:44:20	Dark	71.000	57	34Sig Sgr	2.0660	26000.	142	11081	No
61	GOM_NL__2PRFIN20040413_044721_000000642026_00005_11081_1536.N1	13-APR-2004 04:47:21	Dark	63.500	38	20Eps Sgr	1.8360	11000.	127	11081	No
62	GOM_NL__2PRFIN20040413_044945_000000452026_00005_11081_1537.N1	13-APR-2004 04:49:45	Dark	45.000	141	Bet Ara	2.8400	4600.0	90	11081	No
63	GOM_NL__2PRFIN20040413_045122_000000632026_00005_11081_1538.N1	13-APR-2004 04:51:22	Dark	62.500	25	35Lam Sco	1.6200	28000.	125	11081	No
64	GOM_NL__2PRFIN20040413_045430_000000512026_00005_11081_1539.N1	13-APR-2004 04:54:30	Straylight	50.500	4	Alp1Cen	-0.010000	5800.0	101	11081	No
65	GOM_NL__2PRFIN20040413_045646_000000422026_00005_11081_1540.N1	13-APR-2004 04:56:46	Straylight	42.000	20	Bet Cru	1.2530	30000.	84	11081	No
66	GOM_NL__2PRFIN20040413_045815_000000462026_00005_11081_1541.N1	13-APR-2004 04:58:15	Straylight	45.500	109	Bet Lup	2.6770	26000.	91	11081	No
67	GOM_NL__2PRFIN20040413_050000_000001122026_00005_11081_1542.N1	13-APR-2004 05:00:00	Straylight	112.00	16	21Alp Sco	1.0200	3000.0	224	11081	No
68	GOM_NL__2PRFIN20040413_050331_000000912026_00005_11081_1543.N1	13-APR-2004 05:03:31	Twilight	90.500	80	7Del Sco	2.3160	30000.	181	11081	No
69	GOM_NL__2PRFIN20040413_050652_000000442026_00005_11081_1544.N1	13-APR-2004 05:06:52	Twilight	43.500	106	9Bet Crv	2.6480	5600.0	87	11081	No
70	GOM_NL__2PRFIN20040413_050843_000000422026_00005_11081_1545.N1	13-APR-2004 05:08:43	Bright	41.500	100	4Gam Crv	2.5800	13100.	83	11081	No
71	GOM_NL__2PRFIN20040413_051010_000000472026_00005_11081_1546.N1	13-APR-2004 05:10:10	Bright	46.500	15	67Alp Vir	0.97600	28000.	93	11081	No
72	GOM_NL__2PRFIN20040413_051314_000000402026_00005_11081_1547.N1	13-APR-2004 05:13:14	Bright	39.500	121	29Gam Vir	2.7400	7200.0	79	11081	No
73	GOM_NL__2PRFIN20040413_051707_000000422026_00005_11081_1548.N1	13-APR-2004 05:17:07	Bright	42.000	138	47Eps Vir	2.8280	4700.0	84	11081	No
74	GOM_NL__2PRFIN20040413_051951_000000372026_00005_11081_1549.N1	13-APR-2004 05:19:51	Bright	37.000	96	68Del Leo	2.5600	9300.0	74	11081	No
75	GOM_NL__2PRFIN20040413_052150_000000592026_00005_11081_1550.N1	13-APR-2004 05:21:50	Bright	59.000	3	16Alp Boo	-0.050000	4250.0	118	11081	No
76	GOM_NL__2PRFIN20040413_052518_000000392026_00005_11081_1551.N1	13-APR-2004 05:25:18	Bright	39.000	152	12Alp2CVn	2.8900	11000.	78	11081	No
77	GOM_NL__2PRFIN20040413_052901_000000372026_00005_11081_1552.N1	13-APR-2004 05:29:01	Bright	37.000	87	64Gam UMa	2.4330	11000.	74	11081	No
78	GOM_NL__2PRFIN20040413_053034_000000412026_00005_11081_1553.N1	13-APR-2004 05:30:34	Bright	41.000	55	79Zet UMa	2.0600	10200.	82	11081	No
79	GOM_NL__2PRFIN20040413_053641_000000412026_00005_11081_1554.N1	13-APR-2004 05:36:41	Bright	41.000	60	7Bet UMi	2.0810	3950.0	82	11081	No
80	GOM_NL__2PRFIN20040413_053921_000000382026_00005_11081_1555.N1	13-APR-2004 05:39:21	Bright	38.000	49	1Alp UMi	1.9900	6300.0	76	11081	No
81	GOM_NL__2PRFIN20040413_054252_000000612026_00005_11081_1556.N1	13-APR-2004 05:42:52	Bright	60.500	130	23Bet Dra	2.7990	5800.0	121	11081	No
82	GOM_NL__2PRFIN20040413_054438_000000652026_00005_11081_1557.N1	13-APR-2004 05:44:38	Bright	64.500	69	33Gam Dra	2.2310	3800.0	129	11081	No
83	GOM_NL__2PRFIN20040413_054643_000000392026_00005_11081_1558.N1	13-APR-2004 05:46:43	Bright	39.000	89	5Alp Cep	2.4510	8000.0	78	11081	No
84	GOM_NL__2PRFIN20040413_055252_000001052026_00005_11081_1559.N1	13-APR-2004 05:52:52	Bright	105.00	5	3Alp Lyr	0.033000	11000.	210	11081	No
85	GOM_NL__2PRFIN20040413_055611_000000542026_00005_11081_1560.N1	13-APR-2004 05:56:11	Bright	54.000	92	53Eps Cyg	2.5000	4500.0	108	11081	No
86	GOM_NL__2PRFIN20040413_060326_000000482026_00005_11081_1561.N1	13-APR-2004 06:03:26	Twilight	47.500	61	8Eps Peg	2.1000	3900.0	95	11081	No
87	GOM_NL__2PRFIN20040413_060555_000000422026_00005_11081_1562.N1	13-APR-2004 06:05:55	Dark	41.500	162	34Alp Aqr	2.9440	5350.0	83	11081	No
88	GOM_NL__2PRFIN20040413_060930_000001142026_00005_11081_1563.N1	13-APR-2004 06:09:30	Dark	114.00	11	53Alp Aql	0.76500	8000.0	228	11081	No
89	GOM_NL__2PRFIN20040413_061255_000000442026_00005_11081_1564.N1	13-APR-2004 06:12:55	Dark	44.000	18	24Alp PsA	1.1660	9700.0	88	11081	No
90	GOM_NL__2PRFIN20040413_061612_000000392026_00005_11081_1565.N1	13-APR-2004 06:16:12	Dark	39.000	172	Gam Gru	3.0030	13100.	78	11081	No
91	GOM_NL__2PRFIN20040413_061747_000000432026_00005_11081_1566.N1	13-APR-2004 06:17:47	Dark	43.000	63	Bet Gru	2.1500	2800.0	86	11081	No
92	GOM_NL__2PRFIN20040413_062136_000000422026_00005_11081_1567.N1	13-APR-2004 06:21:36	Dark	42.000	148	Alp Tuc	2.8780	4100.0	84	11081	No
93	GOM_NL__2PRFIN20040413_062311_000000402026_00006_11082_1536.N1	13-APR-2004 06:23:11	Dark	40.000	45	Alp Pav	1.9400	26000.	80	11082	No
94	GOM_NL__2PRFIN20040413_062458_000000712026_00006_11082_1537.N1	13-APR-2004 06:24:58	Dark	70.500	57	34Sig Sgr	2.0660	26000.	141	11082	No
95	GOM_NL__2PRFIN20040413_062759_000000612026_00006_11082_1538.N1	13-APR-2004 06:27:59	Dark	61.000	38	20Eps Sgr	1.8360	11000.	122	11082	No
96	GOM_NL__2PRFIN20040413_063022_000000452026_00006_11082_1539.N1	13-APR-2004 06:30:22	Dark	44.500	141	Bet Ara	2.8400	4600.0	89	11082	No
97	GOM_NL__2PRFIN20040413_063200_000000642026_00006_11082_1540.N1	13-APR-2004 06:32:00	Dark	63.500	25	35Lam Sco	1.6200	28000.	127	11082	No
98	GOM_NL__2PRFIN20040413_063507_000000442026_00006_11082_1541.N1	13-APR-2004 06:35:07	Straylight	44.000	4	Alp1Cen	-0.010000	5800.0	88	11082	No
99	GOM_NL__2PRFIN20040413_063723_000000422026_00006_11082_1542.N1	13-APR-2004 06:37:23	Straylight	41.500	20	Bet Cru	1.2530	30000.	83	11082	No
100	GOM_NL__2PRFIN20040413_063852_000000472026_00006_11082_1543.N1	13-APR-2004 06:38:52	Straylight	46.500	109	Bet Lup	2.6770	26000.	93	11082	No
101	GOM_NL__2PRFIN20040413_064037_000001032026_00006_11082_1544.N1	13-APR-2004 06:40:37	Straylight	103.00	16	21Alp Sco	1.0200	3000.0	206	11082	No

102	GOM_NL__2PRFIN20040413_064407_000000892026_00006_11082_1545.N1	13-APR-2004 06:44:07	Twilight	88.500	80	7Del Sco	2.3160	30000.	177	11082	No
103	GOM_NL__2PRFIN20040413_064729_000000432026_00006_11082_1546.N1	13-APR-2004 06:47:29	Twilight	43.000	106	9Bet Crv	2.6480	5600.0	86	11082	No
104	GOM_NL__2PRFIN20040413_064919_000000442026_00006_11082_1547.N1	13-APR-2004 06:49:19	Bright	44.000	100	4Gam Crv	2.5800	13100.	88	11082	No
105	GOM_NL__2PRFIN20040413_065046_000000472026_00006_11082_1548.N1	13-APR-2004 06:50:46	Bright	46.500	15	67Alp Vir	0.97600	28000.	93	11082	No
106	GOM_NL__2PRFIN20040413_065350_000000392026_00006_11082_1549.N1	13-APR-2004 06:53:50	Bright	39.000	121	29Gam Vir	2.7400	7200.0	78	11082	No
107	GOM_NL__2PRFIN20040413_065743_000000422026_00006_11082_1550.N1	13-APR-2004 06:57:43	Bright	42.000	138	47Eps Vir	2.8280	4700.0	84	11082	No
108	GOM_NL__2PRFIN20040413_070027_000000372026_00006_11082_1551.N1	13-APR-2004 07:00:27	Bright	37.000	96	68Del Leo	2.5600	9300.0	74	11082	No
109	GOM_NL__2PRFIN20040413_070225_000000632026_00006_11082_1552.N1	13-APR-2004 07:02:25	Bright	62.500	3	16Alp Boo	-0.050000	4250.0	125	11082	No
110	GOM_NL__2PRFIN20040413_070553_000000402026_00006_11082_1553.N1	13-APR-2004 07:05:53	Bright	40.000	152	12Alp2CVn	2.8900	11000.	80	11082	No
111	GOM_NL__2PRFIN20040413_070937_000000362026_00006_11082_1554.N1	13-APR-2004 07:09:37	Bright	36.000	87	64Gam UMa	2.4330	11000.	72	11082	No
112	GOM_NL__2PRFIN20040413_071109_000000412026_00006_11082_1555.N1	13-APR-2004 07:11:09	Bright	40.500	55	79Zet UMa	2.0600	10200.	81	11082	No
113	GOM_NL__2PRFIN20040413_071717_000000412026_00006_11082_1556.N1	13-APR-2004 07:17:17	Bright	40.500	60	7Bet UMi	2.0810	3950.0	81	11082	No
114	GOM_NL__2PRFIN20040413_071958_000000362026_00006_11082_1557.N1	13-APR-2004 07:19:58	Bright	35.500	49	1Alp UMi	1.9900	6300.0	71	11082	No
115	GOM_NL__2PRFIN20040413_072327_000000612026_00006_11082_1558.N1	13-APR-2004 07:23:27	Bright	61.000	130	23Bet Dra	2.7990	5800.0	122	11082	No
116	GOM_NL__2PRFIN20040413_072513_000000632026_00006_11082_1559.N1	13-APR-2004 07:25:13	Bright	63.000	69	33Gam Dra	2.2310	3800.0	126	11082	No
117	GOM_NL__2PRFIN20040413_072719_000000402026_00006_11082_1560.N1	13-APR-2004 07:27:19	Bright	40.000	89	5Alp Cep	2.4510	8000.0	80	11082	No
118	GOM_NL__2PRFIN20040413_073328_000001112026_00006_11082_1561.N1	13-APR-2004 07:33:28	Bright	110.50	5	3Alp Lyr	0.033000	11000.	221	11082	No
119	GOM_NL__2PRFIN20040413_073646_000000702026_00006_11082_1562.N1	13-APR-2004 07:36:46	Bright	70.000	92	53Eps Cyg	2.5000	4500.0	140	11082	No
120	GOM_NL__2PRFIN20040413_074402_000000492026_00006_11082_1563.N1	13-APR-2004 07:44:02	Twilight	49.000	61	8Eps Peg	2.1000	3900.0	98	11082	No
121	GOM_NL__2PRFIN20040413_074631_000000462026_00006_11082_1564.N1	13-APR-2004 07:46:31	Dark	46.000	162	34Alp Aqr	2.9440	5350.0	92	11082	No
122	GOM_NL__2PRFIN20040413_075007_000001032026_00006_11082_1565.N1	13-APR-2004 07:50:07	Dark	102.50	11	53Alp Aql	0.76500	8000.0	205	11082	No
123	GOM_NL__2PRFIN20040413_075331_000000432026_00006_11082_1566.N1	13-APR-2004 07:53:31	Dark	43.000	18	24Alp PsA	1.1660	9700.0	86	11082	No
124	GOM_NL__2PRFIN20040413_075649_000000402026_00006_11082_1567.N1	13-APR-2004 07:56:49	Dark	40.000	172	Gam Gru	3.0030	13100.	80	11082	No
125	GOM_NL__2PRFIN20040413_075823_000000442026_00006_11082_1568.N1	13-APR-2004 07:58:23	Dark	43.500	63	Bet Gru	2.1500	2800.0	87	11082	No
126	GOM_NL__2PRFIN20040413_080213_000000392026_00006_11082_1569.N1	13-APR-2004 08:02:13	Dark	39.000	148	Alp Tuc	2.8780	4100.0	78	11082	No
127	GOM_NL__2PRFIN20040413_080348_000000432026_00007_11083_1538.N1	13-APR-2004 08:03:48	Dark	43.000	45	Alp Pav	1.9400	26000.	86	11083	No
128	GOM_NL__2PRFIN20040413_080536_000000722026_00007_11083_1539.N1	13-APR-2004 08:05:36	Dark	72.000	57	34Sig Sgr	2.0660	26000.	144	11083	No
129	GOM_NL__2PRFIN20040413_080836_000000642026_00007_11083_1540.N1	13-APR-2004 08:08:36	Dark	64.000	38	20Eps Sgr	1.8360	11000.	128	11083	No
130	GOM_NL__2PRFIN20040413_081058_000000512026_00007_11083_1541.N1	13-APR-2004 08:10:58	Dark	51.000	141	Bet Ara	2.8400	4600.0	102	11083	No
131	GOM_NL__2PRFIN20040413_081237_000000642026_00007_11083_1542.N1	13-APR-2004 08:12:37	Dark	64.000	25	35Lam Sco	1.6200	28000.	128	11083	No
132	GOM_NL__2PRFIN20040413_081543_000000532026_00007_11083_1543.N1	13-APR-2004 08:15:43	Straylight	53.000	4	Alp1Cen	-0.010000	5800.0	106	11083	No
133	GOM_NL__2PRFIN20040413_081759_000000422026_00007_11083_1544.N1	13-APR-2004 08:17:59	Straylight	41.500	20	Bet Cru	1.2530	30000.	83	11083	No
134	GOM_NL__2PRFIN20040413_081928_000000472026_00007_11083_1545.N1	13-APR-2004 08:19:28	Straylight	47.000	109	Bet Lup	2.6770	26000.	94	11083	No
135	GOM_NL__2PRFIN20040413_082114_000000982026_00007_11083_1546.N1	13-APR-2004 08:21:14	Straylight	98.000	16	21Alp Sco	1.0200	3000.0	196	11083	No
136	GOM_NL__2PRFIN20040413_082444_000000902026_00007_11083_1547.N1	13-APR-2004 08:24:44	Twilight	90.000	80	7Del Sco	2.3160	30000.	180	11083	No
137	GOM_NL__2PRFIN20040413_082805_000000442026_00007_11083_1548.N1	13-APR-2004 08:28:05	Twilight	43.500	106	9Bet Crv	2.6480	5600.0	87	11083	No
138	GOM_NL__2PRFIN20040413_082956_000000472026_00007_11083_1549.N1	13-APR-2004 08:29:56	Bright	46.500	100	4Gam Crv	2.5800	13100.	93	11083	No
139	GOM_NL__2PRFIN20040413_083122_000000462026_00007_11083_1550.N1	13-APR-2004 08:31:22	Bright	45.500	15	67Alp Vir	0.97600	28000.	91	11083	No
140	GOM_NL__2PRFIN20040413_083426_000000382026_00007_11083_1551.N1	13-APR-2004 08:34:26	Bright	38.000	121	29Gam Vir	2.7400	7200.0	76	11083	No
141	GOM_NL__2PRFIN20040413_083818_000000432026_00007_11083_1552.N1	13-APR-2004 08:38:18	Bright	43.000	138	47Eps Vir	2.8280	4700.0	86	11083	No
142	GOM_NL__2PRFIN20040413_084103_000000382026_00007_11083_1553.N1	13-APR-2004 08:41:03	Bright	38.000	96	68Del Leo	2.5600	9300.0	76	11083	No
143	GOM_NL__2PRFIN20040413_084303_000000582026_00007_11083_1554.N1	13-APR-2004 08:43:03	Bright	57.500	3	16Alp Boo	-0.050000	4250.0	115	11083	No
144	GOM_NL__2PRFIN20040413_084629_000000392026_00007_11083_1555.N1	13-APR-2004 08:46:29	Bright	39.000	152	12Alp2CVn	2.8900	11000.	78	11083	No
145	GOM_NL__2PRFIN20040413_085013_000000392026_00007_11083_1556.N1	13-APR-2004 08:50:13	Bright	38.500	87	64Gam UMa	2.4330	11000.	77	11083	No
146	GOM_NL__2PRFIN20040413_085145_000000402026_00007_11083_1557.N1	13-APR-2004 08:51:45	Bright	39.500	55	79Zet UMa	2.0600	10200.	79	11083	No
147	GOM_NL__2PRFIN20040413_085752_000000402026_00007_11083_1558.N1	13-APR-2004 08:57:52	Bright	40.000	60	7Bet UMi	2.0810	3950.0	80	11083	No
148	GOM_NL__2PRFIN20040413_090033_000000372026_00007_11083_1559.N1	13-APR-2004 09:00:33	Bright	37.000	49	1Alp UMi	1.9900	6300.0	74	11083	No
149	GOM_NL__2PRFIN20040413_090402_000000602026_00007_11083_1560.N1	13-APR-2004 09:04:02	Bright	60.000	130	23Bet Dra	2.7990	5800.0	120	11083	No
150	GOM_NL__2PRFIN20040413_090548_000000662026_00007_11083_1561.N1	13-APR-2004 09:05:48	Bright	65.500	69	33Gam Dra	2.2310	3800.0	131	11083	No
151	GOM_NL__2PRFIN20040413_090754_000000412026_00007_11083_1562.N1	13-APR-2004 09:07:54	Bright	40.500	89	5Alp Cep	2.4510	8000.0	81	11083	No
152	GOM_NL__2PRFIN20040413_091403_000001142026_00007_11083_1563.N1	13-APR-2004 09:14:03	Bright	114.00	5	3Alp Lyr	0.033000	11000.	228	11083	No
153	GOM_NL__2PRFIN20040413_091723_000000522026_00007_11083_1564.N1	13-APR-2004 09:17:23	Bright	51.500	92	53Eps Cyg	2.5000	4500.0	103	11083	No
154	GOM_NL__2PRFIN20040413_092438_000000502026_00007_11083_1565.N1	13-APR-2004 09:24:38	Twilight	50.000	61	8Eps Peg	2.1000	3900.0	100	11083	No
155	GOM_NL__2PRFIN20040413_092707_000000462026_00007_11083_1566.N1	13-APR-2004 09:27:07	Dark	45.500	162	34Alp Aqr	2.9440	5350.0	91	11083	No
156	GOM_NL__2PRFIN20040413_093045_000001042026_00007_11083_1567.N1	13-APR-2004 09:30:45	Dark	104.00	11	53Alp Aql	0.76500	8000.0	208	11083	No
157	GOM_NL__2PRFIN20040413_093407_000000452026_00007_11083_1568.N1	13-APR-2004 09:34:07	Dark	45.000	18	24Alp PsA	1.1660	9700.0	90	11083	No
158	GOM_NL__2PRFIN20040413_093725_000000402026_00007_11083_1569.N1	13-APR-2004 09:37:25	Dark	40.000	172	Gam Gru	3.0030	13100.	80	11083	No
159	GOM_NL__2PRFIN20040413_093859_000000452026_00007_11083_1570.N1	13-APR-2004 09:38:59	Dark	45.000	63	Bet Gru	2.1500	2800.0	90	11083	No
160	GOM_NL__2PRFIN20040413_094249_000000382026_00007_11083_1571.N1	13-APR-2004 09:42:49	Dark	38.000	148	Alp Tuc	2.8780	4100.0	76	11083	No

161	GOM_NL__2PRFIN20040413_094424_000000412026_00008_11084_1540.N1	13-APR-2004 09:44:24	Dark	40.500	45	Alp Pav	1.9400	26000.	81	11084	No
162	GOM_NL__2PRFIN20040413_094614_000000712026_00008_11084_1541.N1	13-APR-2004 09:46:14	Dark	70.500	57	34Sig Sgr	2.0660	26000.	141	11084	No
163	GOM_NL__2PRFIN20040413_094913_000000642026_00008_11084_1542.N1	13-APR-2004 09:49:13	Dark	63.500	38	20Eps Sgr	1.8360	11000.	127	11084	No
164	GOM_NL__2PRFIN20040413_095135_000000502026_00008_11084_1543.N1	13-APR-2004 09:51:35	Dark	49.500	141	Bet Ara	2.8400	4600.0	99	11084	No
165	GOM_NL__2PRFIN20040413_095314_000000702026_00008_11084_1544.N1	13-APR-2004 09:53:14	Dark	69.500	25	35Lam Sco	1.6200	28000.	139	11084	No
166	GOM_NL__2PRFIN20040413_095619_000000472026_00008_11084_1545.N1	13-APR-2004 09:56:19	Straylight	46.500	4	Alp1Cen	-0.010000	5800.0	93	11084	No
167	GOM_NL__2PRFIN20040413_095835_000000392026_00008_11084_1546.N1	13-APR-2004 09:58:35	Straylight	39.000	20	Bet Cru	1.2530	30000.	78	11084	No
168	GOM_NL__2PRFIN20040413_100005_000000462026_00008_11084_1547.N1	13-APR-2004 10:00:05	Straylight	46.000	109	Bet Lup	2.6770	26000.	92	11084	No
169	GOM_NL__2PRFIN20040413_100151_000001022026_00008_11084_1548.N1	13-APR-2004 10:01:51	Straylight	101.50	16	21Alp Sco	1.0200	3000.0	203	11084	No
170	GOM_NL__2PRFIN20040413_100521_000000902026_00008_11084_1549.N1	13-APR-2004 10:05:21	Tw_i_and_stray	89.500	80	7Del Sco	2.3160	30000.	179	11084	No
171	GOM_NL__2PRFIN20040413_100841_000000442026_00008_11084_1550.N1	13-APR-2004 10:08:41	Tw_i_and_stray	43.500	106	9Bet Crv	2.6480	5600.0	87	11084	No
172	GOM_NL__2PRFIN20040413_101031_000000422026_00008_11084_1551.N1	13-APR-2004 10:10:31	Bright	41.500	100	4Gam Crv	2.5800	13100.	83	11084	No
173	GOM_NL__2PRFIN20040413_101158_000000442026_00008_11084_1552.N1	13-APR-2004 10:11:58	Bright	43.500	15	67Alp Vir	0.97600	28000.	87	11084	No
174	GOM_NL__2PRFIN20040413_101502_000000392026_00008_11084_1553.N1	13-APR-2004 10:15:02	Bright	38.500	121	29Gam Vir	2.7400	7200.0	77	11084	No
175	GOM_NL__2PRFIN20040413_101854_000000422026_00008_11084_1554.N1	13-APR-2004 10:18:54	Bright	42.000	138	47Eps Vir	2.8280	4700.0	84	11084	No
176	GOM_NL__2PRFIN20040413_102139_000000362026_00008_11084_1555.N1	13-APR-2004 10:21:39	Bright	35.500	96	68Del Leo	2.5600	9300.0	71	11084	No
177	GOM_NL__2PRFIN20040413_102336_000000572026_00008_11084_1556.N1	13-APR-2004 10:23:36	Bright	57.000	3	16Alp Boo	-0.050000	4250.0	114	11084	No
178	GOM_NL__2PRFIN20040413_102704_000000402026_00008_11084_1557.N1	13-APR-2004 10:27:04	Bright	40.000	152	12Alp2CVn	2.8900	11000.	80	11084	No
179	GOM_NL__2PRFIN20040413_103048_000000392026_00008_11084_1558.N1	13-APR-2004 10:30:48	Bright	38.500	87	64Gam UMa	2.4330	11000.	77	11084	No
180	GOM_NL__2PRFIN20040413_103220_000000422026_00008_11084_1559.N1	13-APR-2004 10:32:20	Bright	41.500	55	79Zet UMa	2.0600	10200.	83	11084	No
181	GOM_NL__2PRFIN20040413_103828_000000412026_00008_11084_1560.N1	13-APR-2004 10:38:28	Bright	41.000	60	7Bet UMi	2.0810	3950.0	82	11084	No
182	GOM_NL__2PRFIN20040413_104109_000000382026_00008_11084_1561.N1	13-APR-2004 10:41:09	Bright	37.500	49	1Alp UMi	1.9900	6300.0	75	11084	No
183	GOM_NL__2PRFIN20040413_104437_000000622026_00008_11084_1562.N1	13-APR-2004 10:44:37	Bright	61.500	130	23Bet Dra	2.7990	5800.0	123	11084	No
184	GOM_NL__2PRFIN20040413_104624_000000672026_00008_11084_1563.N1	13-APR-2004 10:46:24	Bright	67.000	69	33Gam Dra	2.2310	3800.0	134	11084	No
185	GOM_NL__2PRFIN20040413_104830_000000382026_00008_11084_1564.N1	13-APR-2004 10:48:30	Bright	38.000	89	5Alp Cep	2.4510	8000.0	76	11084	No
186	GOM_NL__2PRFIN20040413_105439_000001192026_00008_11084_1565.N1	13-APR-2004 10:54:39	Bright	119.00	5	3Alp Lyr	0.033000	11000.	238	11084	No
187	GOM_NL__2PRFIN20040413_105759_000000572026_00008_11084_1566.N1	13-APR-2004 10:57:59	Bright	56.500	92	53Eps Cyg	2.5000	4500.0	113	11084	No
188	GOM_NL__2PRFIN20040413_110515_000000522026_00008_11084_1567.N1	13-APR-2004 11:05:15	Twilight	52.000	61	8Eps Peg	2.1000	3900.0	104	11084	No
189	GOM_NL__2PRFIN20040413_110743_000000472026_00008_11084_1568.N1	13-APR-2004 11:07:43	Dark	46.500	162	34Alp Aqr	2.9440	5350.0	93	11084	No
190	GOM_NL__2PRFIN20040413_111124_000001002026_00008_11084_1569.N1	13-APR-2004 11:11:24	Dark	99.500	11	53Alp Aql	0.76500	8000.0	199	11084	No
191	GOM_NL__2PRFIN20040413_111441_000000452026_00008_11084_1570.N1	13-APR-2004 11:14:41	Dark	44.500	18	24Alp PsA	1.1660	9700.0	89	11084	No
192	GOM_NL__2PRFIN20040413_111801_000000422026_00008_11084_1571.N1	13-APR-2004 11:18:01	Dark	41.500	172	Gam Gru	3.0030	13100.	83	11084	No
193	GOM_NL__2PRFIN20040413_111934_000000522026_00008_11084_1572.N1	13-APR-2004 11:19:34	Dark	52.000	63	Bet Gru	2.1500	2800.0	104	11084	No
194	GOM_NL__2PRFIN20040413_112325_000000402026_00008_11084_1573.N1	13-APR-2004 11:23:25	Dark	40.000	148	Alp Tuc	2.8780	4100.0	80	11084	No
195	GOM_NL__2PRFIN20040413_112500_000000422026_00009_11085_1542.N1	13-APR-2004 11:25:00	Dark	42.000	45	Alp Pav	1.9400	26000.	84	11085	No
196	GOM_NL__2PRFIN20040413_112651_000000682026_00009_11085_1543.N1	13-APR-2004 11:26:51	Dark	68.000	57	34Sig Sgr	2.0660	26000.	136	11085	No
197	GOM_NL__2PRFIN20040413_112950_000000642026_00009_11085_1544.N1	13-APR-2004 11:29:50	Dark	64.000	38	20Eps Sgr	1.8360	11000.	128	11085	No
198	GOM_NL__2PRFIN20040413_113211_000000482026_00009_11085_1545.N1	13-APR-2004 11:32:11	Dark	48.000	141	Bet Ara	2.8400	4600.0	96	11085	No
199	GOM_NL__2PRFIN20040413_113352_000000722026_00009_11085_1546.N1	13-APR-2004 11:33:52	Dark	71.500	25	35Lam Sco	1.6200	28000.	143	11085	No
200	GOM_NL__2PRFIN20040413_113655_000000482026_00009_11085_1547.N1	13-APR-2004 11:36:55	Straylight	48.000	4	Alp1Cen	-0.010000	5800.0	96	11085	No
201	GOM_NL__2PRFIN20040413_113910_000000462026_00009_11085_1548.N1	13-APR-2004 11:39:10	Straylight	45.500	20	Bet Cru	1.2530	30000.	91	11085	No
202	GOM_NL__2PRFIN20040413_114041_000000452026_00009_11085_1549.N1	13-APR-2004 11:40:41	Straylight	45.000	109	Bet Lup	2.6770	26000.	90	11085	No
203	GOM_NL__2PRFIN20040413_114228_000001042026_00009_11085_1550.N1	13-APR-2004 11:42:28	Straylight	103.50	16	21Alp Sco	1.0200	3000.0	207	11085	No
204	GOM_NL__2PRFIN20040413_114558_000000882026_00009_11085_1551.N1	13-APR-2004 11:45:58	Tw_i_and_stray	88.000	80	7Del Sco	2.3160	30000.	176	11085	No
205	GOM_NL__2PRFIN20040413_114917_000000422026_00009_11085_1552.N1	13-APR-2004 11:49:17	Tw_i_and_stray	42.000	106	9Bet Crv	2.6480	5600.0	84	11085	No
206	GOM_NL__2PRFIN20040413_115107_000000422026_00009_11085_1553.N1	13-APR-2004 11:51:07	Bright	41.500	100	4Gam Crv	2.5800	13100.	83	11085	No
207	GOM_NL__2PRFIN20040413_115234_000000462026_00009_11085_1554.N1	13-APR-2004 11:52:34	Bright	46.000	15	67Alp Vir	0.97600	28000.	92	11085	No
208	GOM_NL__2PRFIN20040413_115538_000000392026_00009_11085_1555.N1	13-APR-2004 11:55:38	Bright	38.500	121	29Gam Vir	2.7400	7200.0	77	11085	No
209	GOM_NL__2PRFIN20040413_115929_000000432026_00009_11085_1556.N1	13-APR-2004 11:59:29	Bright	42.500	138	47Eps Vir	2.8280	4700.0	85	11085	No
210	GOM_NL__2PRFIN20040413_120215_000000382026_00009_11085_1557.N1	13-APR-2004 12:02:15	Bright	37.500	96	68Del Leo	2.5600	9300.0	75	11085	No
211	GOM_NL__2PRFIN20040413_120411_000000622026_00009_11085_1558.N1	13-APR-2004 12:04:11	Bright	62.000	3	16Alp Boo	-0.050000	4250.0	124	11085	No
212	GOM_NL__2PRFIN20040413_120739_000000392026_00009_11085_1559.N1	13-APR-2004 12:07:39	Bright	39.000	152	12Alp2CVn	2.8900	11000.	78	11085	No
213	GOM_NL__2PRFIN20040413_121124_000000382026_00009_11085_1560.N1	13-APR-2004 12:11:24	Bright	37.500	87	64Gam UMa	2.4330	11000.	75	11085	No
214	GOM_NL__2PRFIN20040413_121255_000000402026_00009_11085_1561.N1	13-APR-2004 12:12:55	Bright	40.000	55	79Zet UMa	2.0600	10200.	80	11085	No
215	GOM_NL__2PRFIN20040413_121903_000000382026_00009_11085_1562.N1	13-APR-2004 12:19:03	Bright	38.000	60	7Bet UMi	2.0810	3950.0	76	11085	No
216	GOM_NL__2PRFIN20040413_122145_000000372026_00009_11085_1563.N1	13-APR-2004 12:21:45	Bright	37.000	49	1Alp UMi	1.9900	6300.0	74	11085	No
217	GOM_NL__2PRFIN20040413_122512_000000632026_00009_11085_1564.N1	13-APR-2004 12:25:12	Bright	62.500	130	23Bet Dra	2.7990	5800.0	125	11085	No
218	GOM_NL__2PRFIN20040413_122659_000000642026_00009_11085_1565.N1	13-APR-2004 12:26:59	Bright	64.000	69	33Gam Dra	2.2310	3800.0	128	11085	No
219	GOM_NL__2PRFIN20040413_122906_000000402026_00009_11085_1566.N1	13-APR-2004 12:29:06	Bright	40.000	89	5Alp Cep	2.4510	8000.0	80	11085	No

220	GOM_NL__2PRFIN20040413_123514_000001132026_00009_11085_1567.N1	13-APR-2004 12:35:14	Bright	113.00	5	3Alp Lyr	0.033000	11000.	226	11085	No
221	GOM_NL__2PRFIN20040413_123835_000000532026_00009_11085_1568.N1	13-APR-2004 12:38:35	Bright	52.500	92	53Eps Cyg	2.5000	4500.0	105	11085	No
222	GOM_NL__2PRFIN20040413_124551_000000522026_00009_11085_1569.N1	13-APR-2004 12:45:51	Twilight	51.500	61	8Eps Peg	2.1000	3900.0	103	11085	No
223	GOM_NL__2PRFIN20040413_124819_000000462026_00009_11085_1570.N1	13-APR-2004 12:48:19	Dark	46.000	162	34Alp Aqr	2.9440	5350.0	92	11085	No
224	GOM_NL__2PRFIN20040413_125201_000001262026_00009_11085_1571.N1	13-APR-2004 12:52:01	Dark	125.50	11	53Alp Aql	0.76500	8000.0	251	11085	No
225	GOM_NL__2PRFIN20040413_125519_000000462026_00009_11085_1572.N1	13-APR-2004 12:55:19	Dark	46.000	18	24Alp PsA	1.1660	9700.0	92	11085	No
226	GOM_NL__2PRFIN20040413_125837_000000402026_00009_11085_1573.N1	13-APR-2004 12:58:37	Dark	39.500	172	Gam Gru	3.0030	13100.	79	11085	No
227	GOM_NL__2PRFIN20040413_130011_000000452026_00009_11085_1574.N1	13-APR-2004 13:00:11	Dark	44.500	63	Bet Gru	2.1500	2800.0	89	11085	No
228	GOM_NL__2PRFIN20040413_130401_000000412026_00009_11085_1575.N1	13-APR-2004 13:04:01	Dark	41.000	148	Alp Tuc	2.8780	4100.0	82	11085	No
229	GOM_NL__2PRFIN20040413_130537_000000402026_00010_11086_1544.N1	13-APR-2004 13:05:37	Dark	39.500	45	Alp Pav	1.9400	26000.	79	11086	No
230	GOM_NL__2PRFIN20040413_130730_000000692026_00010_11086_1545.N1	13-APR-2004 13:07:30	Dark	69.000	57	34Sig Sgr	2.0660	26000.	138	11086	No
231	GOM_NL__2PRFIN20040413_131028_000000642026_00010_11086_1546.N1	13-APR-2004 13:10:28	Dark	64.000	38	20Eps Sgr	1.8360	11000.	128	11086	No
232	GOM_NL__2PRFIN20040413_131247_000000452026_00010_11086_1547.N1	13-APR-2004 13:12:47	Dark	44.500	141	Bet Ara	2.8400	4600.0	89	11086	No
233	GOM_NL__2PRFIN20040413_131429_000000602026_00010_11086_1548.N1	13-APR-2004 13:14:29	Dark	60.000	25	35Lam Sco	1.6200	28000.	120	11086	No
234	GOM_NL__2PRFIN20040413_131730_000000442026_00010_11086_1549.N1	13-APR-2004 13:17:30	Straylight	43.500	4	Alp1Cen	-0.010000	5800.0	87	11086	No
235	GOM_NL__2PRFIN20040413_131946_000000402026_00010_11086_1550.N1	13-APR-2004 13:19:46	Straylight	39.500	20	Bet Cru	1.2530	30000.	79	11086	No
236	GOM_NL__2PRFIN20040413_132117_000000462026_00010_11086_1551.N1	13-APR-2004 13:21:17	Straylight	46.000	109	Bet Lup	2.6770	26000.	92	11086	No
237	GOM_NL__2PRFIN20040413_132305_000001002026_00010_11086_1552.N1	13-APR-2004 13:23:05	Straylight	100.00	16	21Alp Sco	1.0200	3000.0	200	11086	No
238	GOM_NL__2PRFIN20040413_132634_000000842026_00010_11086_1553.N1	13-APR-2004 13:26:34	Twi_and_stray	84.000	80	7Del Sco	2.3160	30000.	168	11086	No
239	GOM_NL__2PRFIN20040413_132952_000000412026_00010_11086_1554.N1	13-APR-2004 13:29:52	Twi_and_stray	40.500	106	9Bet Crv	2.6480	5600.0	81	11086	No
240	GOM_NL__2PRFIN20040413_133143_000000522026_00010_11086_1555.N1	13-APR-2004 13:31:43	Bright	51.500	100	4Gam Crv	2.5800	13100.	103	11086	No
241	GOM_NL__2PRFIN20040413_133309_000000482026_00010_11086_1556.N1	13-APR-2004 13:33:09	Bright	47.500	15	67Alp Vir	0.97600	28000.	95	11086	No
242	GOM_NL__2PRFIN20040413_133613_000000402026_00010_11086_1557.N1	13-APR-2004 13:36:13	Bright	40.000	121	29Gam Vir	2.7400	7200.0	80	11086	No
243	GOM_NL__2PRFIN20040413_134004_000000432026_00010_11086_1558.N1	13-APR-2004 13:40:04	Bright	43.000	138	47Eps Vir	2.8280	4700.0	86	11086	No
244	GOM_NL__2PRFIN20040413_134251_000000372026_00010_11086_1559.N1	13-APR-2004 13:42:51	Bright	37.000	96	68Del Leo	2.5600	9300.0	74	11086	No
245	GOM_NL__2PRFIN20040413_134447_000000582026_00010_11086_1560.N1	13-APR-2004 13:44:47	Bright	57.500	3	16Alp Boo	-0.050000	4250.0	115	11086	No
246	GOM_NL__2PRFIN20040413_134815_000000392026_00010_11086_1561.N1	13-APR-2004 13:48:15	Bright	39.000	152	12Alp2CVn	2.8900	11000.	78	11086	No
247	GOM_NL__2PRFIN20040413_135159_000000372026_00010_11086_1562.N1	13-APR-2004 13:51:59	Bright	37.000	87	64Gam UMa	2.4330	11000.	74	11086	No
248	GOM_NL__2PRFIN20040413_135330_000000422026_00010_11086_1563.N1	13-APR-2004 13:53:30	Bright	41.500	55	79Zet UMa	2.0600	10200.	83	11086	No
249	GOM_NL__2PRFIN20040413_135938_000000412026_00010_11086_1564.N1	13-APR-2004 13:59:38	Bright	41.000	60	7Bet UMi	2.0810	3950.0	82	11086	No
250	GOM_NL__2PRFIN20040413_140220_000000392026_00010_11086_1565.N1	13-APR-2004 14:02:20	Bright	38.500	49	1Alp UMi	1.9900	6300.0	77	11086	No
251	GOM_NL__2PRFIN20040413_140547_000000612026_00010_11086_1566.N1	13-APR-2004 14:05:47	Bright	61.000	130	23Bet Dra	2.7990	5800.0	122	11086	No
252	GOM_NL__2PRFIN20040413_140734_000000642026_00010_11086_1567.N1	13-APR-2004 14:07:34	Bright	63.500	69	33Gam Dra	2.2310	3800.0	127	11086	No
253	GOM_NL__2PRFIN20040413_140940_000000412026_00010_11086_1568.N1	13-APR-2004 14:09:40	Bright	41.000	89	5Alp Cep	2.4510	8000.0	82	11086	No
254	GOM_NL__2PRFIN20040413_141549_000001162026_00010_11086_1569.N1	13-APR-2004 14:15:49	Bright	116.00	5	3Alp Lyr	0.033000	11000.	232	11086	No
255	GOM_NL__2PRFIN20040413_141910_000000542026_00010_11086_1570.N1	13-APR-2004 14:19:10	Bright	53.500	92	53Eps Cyg	2.5000	4500.0	107	11086	No
256	GOM_NL__2PRFIN20040413_142627_000000512026_00010_11086_1571.N1	13-APR-2004 14:26:27	Twilight	51.000	61	8Eps Peg	2.1000	3900.0	102	11086	No
257	GOM_NL__2PRFIN20040413_142855_000000472026_00010_11086_1572.N1	13-APR-2004 14:28:55	Dark	46.500	162	34Alp Aqr	2.9440	5350.0	93	11086	No
258	GOM_NL__2PRFIN20040413_143239_000001032026_00010_11086_1573.N1	13-APR-2004 14:32:39	Dark	103.00	11	53Alp Aql	0.76500	8000.0	206	11086	No
259	GOM_NL__2PRFIN20040413_143553_000000492026_00010_11086_1574.N1	13-APR-2004 14:35:53	Dark	48.500	18	24Alp PsA	1.1660	9700.0	97	11086	No
260	GOM_NL__2PRFIN20040413_143913_000000402026_00010_11086_1575.N1	13-APR-2004 14:39:13	Dark	40.000	172	Gam Gru	3.0030	13100.	80	11086	No
261	GOM_NL__2PRFIN20040413_144046_000000522026_00010_11086_1576.N1	13-APR-2004 14:40:46	Dark	52.000	63	Bet Gru	2.1500	2800.0	104	11086	No
262	GOM_NL__2PRFIN20040413_144436_000000402026_00010_11086_1577.N1	13-APR-2004 14:44:36	Dark	40.000	148	Alp Tuc	2.8780	4100.0	80	11086	No
263	GOM_NL__2PRFIN20040413_144613_000000432026_00011_11087_1551.N1	13-APR-2004 14:46:13	Dark	42.500	45	Alp Pav	1.9400	26000.	85	11087	No
264	GOM_NL__2PRFIN20040413_144807_000000722026_00011_11087_1552.N1	13-APR-2004 14:48:07	Dark	72.000	57	34Sig Sgr	2.0660	26000.	144	11087	No
265	GOM_NL__2PRFIN20040413_145104_000000632026_00011_11087_1553.N1	13-APR-2004 14:51:04	Dark	62.500	38	20Eps Sgr	1.8360	11000.	125	11087	No
266	GOM_NL__2PRFIN20040413_145323_000000462026_00011_11087_1554.N1	13-APR-2004 14:53:23	Dark	46.000	141	Bet Ara	2.8400	4600.0	92	11087	No
267	GOM_NL__2PRFIN20040413_145506_000000652026_00011_11087_1555.N1	13-APR-2004 14:55:06	Dark	64.500	25	35Lam Sco	1.6200	28000.	129	11087	No
268	GOM_NL__2PRFIN20040413_145807_000000512026_00011_11087_1556.N1	13-APR-2004 14:58:07	Straylight	51.000	4	Alp1Cen	-0.010000	5800.0	102	11087	No
269	GOM_NL__2PRFIN20040413_150022_000000422026_00011_11087_1557.N1	13-APR-2004 15:00:22	Straylight	41.500	20	Bet Cru	1.2530	30000.	83	11087	No
270	GOM_NL__2PRFIN20040413_150153_000000442026_00011_11087_1558.N1	13-APR-2004 15:01:53	Straylight	44.000	109	Bet Lup	2.6770	26000.	88	11087	No
271	GOM_NL__2PRFIN20040413_150342_000001012026_00011_11087_1559.N1	13-APR-2004 15:03:42	Straylight	101.00	16	21Alp Sco	1.0200	3000.0	202	11087	No
272	GOM_NL__2PRFIN20040413_150711_000000862026_00011_11087_1560.N1	13-APR-2004 15:07:11	Twi_and_stray	86.000	80	7Del Sco	2.3160	30000.	172	11087	No
273	GOM_NL__2PRFIN20040413_151028_000000442026_00011_11087_1561.N1	13-APR-2004 15:10:28	Twi_and_stray	44.000	106	9Bet Crv	2.6480	5600.0	88	11087	No
274	GOM_NL__2PRFIN20040413_151218_000000412026_00011_11087_1562.N1	13-APR-2004 15:12:18	Bright	41.000	100	4Gam Crv	2.5800	13100.	82	11087	No
275	GOM_NL__2PRFIN20040413_151345_000000472026_00011_11087_1563.N1	13-APR-2004 15:13:45	Bright	47.000	15	67Alp Vir	0.97600	28000.	94	11087	No
276	GOM_NL__2PRFIN20040413_151648_000000402026_00011_11087_1564.N1	13-APR-2004 15:16:48	Bright	40.000	121	29Gam Vir	2.7400	7200.0	80	11087	No
277	GOM_NL__2PRFIN20040413_152040_000000432026_00011_11087_1565.N1	13-APR-2004 15:20:40	Bright	43.000	138	47Eps Vir	2.8280	4700.0	86	11087	No
278	GOM_NL__2PRFIN20040413_152326_000000382026_00011_11087_1566.N1	13-APR-2004 15:23:26	Bright	38.000	96	68Del Leo	2.5600	9300.0	76	11087	No

279	GOM_NL__2PRFIN20040413_152523_000000602026_00011_11087_1567.N1	13-APR-2004 15:25:23	Bright	60.000	3	16Alp Boo	-0.050000	4250.0	120	11087	No
280	GOM_NL__2PRFIN20040413_152850_000000412026_00011_11087_1568.N1	13-APR-2004 15:28:50	Bright	41.000	152	12Alp2CVn	2.8900	11000.	82	11087	No
281	GOM_NL__2PRFIN20040413_153235_000000372026_00011_11087_1569.N1	13-APR-2004 15:32:35	Bright	37.000	87	64Gam UMa	2.4330	11000.	74	11087	No
282	GOM_NL__2PRFIN20040413_153406_000000422026_00011_11087_1570.N1	13-APR-2004 15:34:06	Bright	42.000	55	79Zet UMa	2.0600	10200.	84	11087	No
283	GOM_NL__2PRFIN20040413_154013_000000432026_00011_11087_1571.N1	13-APR-2004 15:40:13	Bright	42.500	60	7Bet UMi	2.0810	3950.0	85	11087	No
284	GOM_NL__2PRFIN20040413_154256_000000402026_00011_11087_1572.N1	13-APR-2004 15:42:56	Bright	39.500	49	1Alp UMi	1.9900	6300.0	79	11087	No
285	GOM_NL__2PRFIN20040413_154622_000000622026_00011_11087_1573.N1	13-APR-2004 15:46:22	Bright	61.500	130	23Bet Dra	2.7990	5800.0	123	11087	No
286	GOM_NL__2PRFIN20040413_154809_000000622026_00011_11087_1574.N1	13-APR-2004 15:48:09	Bright	62.000	69	33Gam Dra	2.2310	3800.0	124	11087	No
287	GOM_NL__2PRFIN20040413_155017_000000402026_00011_11087_1575.N1	13-APR-2004 15:50:17	Bright	39.500	89	5Alp Cep	2.4510	8000.0	79	11087	No
288	GOM_NL__2PRFIN20040413_155625_000001152026_00011_11087_1576.N1	13-APR-2004 15:56:25	Bright	115.00	5	3Alp Lyr	0.033000	11000.	230	11087	No
289	GOM_NL__2PRFIN20040413_155945_000000562026_00011_11087_1577.N1	13-APR-2004 15:59:45	Bright	56.000	92	53Eps Cyg	2.5000	4500.0	112	11087	No
290	GOM_NL__2PRFIN20040413_160704_000000532026_00011_11087_1578.N1	13-APR-2004 16:07:04	Twilight	52.500	61	8Eps Peg	2.1000	3900.0	105	11087	No
291	GOM_NL__2PRFIN20040413_160932_000000462026_00011_11087_1579.N1	13-APR-2004 16:09:32	Dark	46.000	162	34Alp Aqr	2.9440	5350.0	92	11087	No
292	GOM_NL__2PRFIN20040413_161316_000001082026_00011_11087_1580.N1	13-APR-2004 16:13:16	Dark	108.00	11	53Alp Aql	0.76500	8000.0	216	11087	No
293	GOM_NL__2PRFIN20040413_161631_000000462026_00011_11087_1581.N1	13-APR-2004 16:16:31	Dark	45.500	18	24Alp PsA	1.1660	9700.0	91	11087	No
294	GOM_NL__2PRFIN20040413_161950_000000402026_00011_11087_1582.N1	13-APR-2004 16:19:50	Dark	40.000	172	Gam Gru	3.0030	13100.	80	11087	No
295	GOM_NL__2PRFIN20040413_162120_000000452026_00011_11087_1583.N1	13-APR-2004 16:21:20	Dark	45.000	63	Bet Gru	2.1500	2800.0	90	11087	No
296	GOM_NL__2PRFIN20040413_162512_000000422026_00011_11087_1584.N1	13-APR-2004 16:25:12	Dark	42.000	148	Alp Tuc	2.8780	4100.0	84	11087	No
297	GOM_NL__2PRFIN20040413_162649_000000412026_00012_11088_1551.N1	13-APR-2004 16:26:49	Dark	40.500	45	Alp Pav	1.9400	26000.	81	11088	No
298	GOM_NL__2PRFIN20040413_162845_000000722026_00012_11088_1552.N1	13-APR-2004 16:28:45	Dark	71.500	57	34Sig Sgr	2.0660	26000.	143	11088	No
299	GOM_NL__2PRFIN20040413_163142_000000692026_00012_11088_1553.N1	13-APR-2004 16:31:42	Dark	68.500	38	20Eps Sgr	1.8360	11000.	137	11088	No
300	GOM_NL__2PRFIN20040413_163401_000000492026_00012_11088_1554.N1	13-APR-2004 16:34:01	Dark	48.500	141	Bet Ara	2.8400	4600.0	97	11088	No
301	GOM_NL__2PRFIN20040413_163543_000000682026_00012_11088_1555.N1	13-APR-2004 16:35:43	Dark	67.500	25	35Lam Sco	1.6200	28000.	135	11088	No
302	GOM_NL__2PRFIN20040413_163844_000000532026_00012_11088_1556.N1	13-APR-2004 16:38:44	Straylight	53.000	4	Alp1Cen	-0.010000	5800.0	106	11088	No
303	GOM_NL__2PRFIN20040413_164059_000000402026_00012_11088_1557.N1	13-APR-2004 16:40:59	Straylight	39.500	20	Bet Cru	1.2530	30000.	79	11088	No
304	GOM_NL__2PRFIN20040413_164230_000000472026_00012_11088_1558.N1	13-APR-2004 16:42:30	Straylight	47.000	109	Bet Lup	2.6770	26000.	94	11088	No
305	GOM_NL__2PRFIN20040413_164419_000001012026_00012_11088_1559.N1	13-APR-2004 16:44:19	Straylight	101.00	16	21Alp Sco	1.0200	3000.0	202	11088	No
306	GOM_NL__2PRFIN20040413_164747_000000842026_00012_11088_1560.N1	13-APR-2004 16:47:47	Tw_and_stray	83.500	80	7Del Sco	2.3160	30000.	167	11088	No
307	GOM_NL__2PRFIN20040413_165105_000000452026_00012_11088_1561.N1	13-APR-2004 16:51:05	Tw_and_stray	45.000	106	9Bet Crv	2.6480	5600.0	90	11088	No
308	GOM_NL__2PRFIN20040413_165255_000000482026_00012_11088_1562.N1	13-APR-2004 16:52:55	Bright	48.000	100	4Gam Crv	2.5800	13100.	96	11088	No
309	GOM_NL__2PRFIN20040413_165421_000000482026_00012_11088_1563.N1	13-APR-2004 16:54:21	Bright	47.500	15	67Alp Vir	0.97600	28000.	95	11088	No
310	GOM_NL__2PRFIN20040413_165725_000000412026_00012_11088_1564.N1	13-APR-2004 16:57:25	Bright	41.000	121	29Gam Vir	2.7400	7200.0	82	11088	No
311	GOM_NL__2PRFIN20040413_170117_000000422026_00012_11088_1565.N1	13-APR-2004 17:01:17	Bright	42.000	138	47Eps Vir	2.8280	4700.0	84	11088	No
312	GOM_NL__2PRFIN20040413_170402_000000382026_00012_11088_1566.N1	13-APR-2004 17:04:02	Bright	37.500	96	68Del Leo	2.5600	9300.0	75	11088	No
313	GOM_NL__2PRFIN20040413_170558_000000582026_00012_11088_1567.N1	13-APR-2004 17:05:58	Bright	57.500	3	16Alp Boo	-0.050000	4250.0	115	11088	No
314	GOM_NL__2PRFIN20040413_170927_000000392026_00012_11088_1568.N1	13-APR-2004 17:09:27	Bright	39.000	152	12Alp2CVn	2.8900	11000.	78	11088	No
315	GOM_NL__2PRFIN20040413_171312_000000382026_00012_11088_1569.N1	13-APR-2004 17:13:12	Bright	37.500	87	64Gam UMa	2.4330	11000.	75	11088	No
316	GOM_NL__2PRFIN20040413_171441_000000422026_00012_11088_1570.N1	13-APR-2004 17:14:41	Bright	41.500	55	79Zet UMa	2.0600	10200.	83	11088	No
317	GOM_NL__2PRFIN20040413_172050_000000422026_00012_11088_1571.N1	13-APR-2004 17:20:50	Bright	42.000	60	7Bet UMi	2.0810	3950.0	84	11088	No
318	GOM_NL__2PRFIN20040413_172332_000000392026_00012_11088_1572.N1	13-APR-2004 17:23:32	Bright	38.500	49	1Alp UMi	1.9900	6300.0	77	11088	No
319	GOM_NL__2PRFIN20040413_172657_000000622026_00012_11088_1573.N1	13-APR-2004 17:26:57	Bright	61.500	130	23Bet Dra	2.7990	5800.0	123	11088	No
320	GOM_NL__2PRFIN20040413_172844_000000632026_00012_11088_1574.N1	13-APR-2004 17:28:44	Bright	62.500	69	33Gam Dra	2.2310	3800.0	125	11088	No
321	GOM_NL__2PRFIN20040413_173053_000000412026_00012_11088_1575.N1	13-APR-2004 17:30:53	Bright	41.000	89	5Alp Cep	2.4510	8000.0	82	11088	No
322	GOM_NL__2PRFIN20040413_173700_000001142026_00012_11088_1576.N1	13-APR-2004 17:37:00	Bright	113.50	5	3Alp Lyr	0.033000	11000.	227	11088	No
323	GOM_NL__2PRFIN20040413_174023_000000552026_00012_11088_1577.N1	13-APR-2004 17:40:23	Bright	55.000	92	53Eps Cyg	2.5000	4500.0	110	11088	No
324	GOM_NL__2PRFIN20040413_174740_000000592026_00012_11088_1578.N1	13-APR-2004 17:47:40	Twilight	59.000	61	8Eps Peg	2.1000	3900.0	118	11088	No
325	GOM_NL__2PRFIN20040413_175008_000000472026_00012_11088_1579.N1	13-APR-2004 17:50:08	Dark	46.500	162	34Alp Aqr	2.9440	5350.0	93	11088	No
326	GOM_NL__2PRFIN20040413_175355_000001272026_00012_11088_1580.N1	13-APR-2004 17:53:55	Dark	126.50	11	53Alp Aql	0.76500	8000.0	253	11088	No
327	GOM_NL__2PRFIN20040413_175708_000000472026_00012_11088_1581.N1	13-APR-2004 17:57:08	Dark	46.500	18	24Alp PsA	1.1660	9700.0	93	11088	No
328	GOM_NL__2PRFIN20040413_180027_000000392026_00012_11088_1582.N1	13-APR-2004 18:00:27	Dark	38.500	172	Gam Gru	3.0030	13100.	77	11088	No
329	GOM_NL__2PRFIN20040413_180159_000000522026_00012_11088_1583.N1	13-APR-2004 18:01:59	Dark	52.000	63	Bet Gru	2.1500	2800.0	104	11088	No
330	GOM_NL__2PRFIN20040413_180549_000000412026_00012_11088_1584.N1	13-APR-2004 18:05:49	Dark	40.500	148	Alp Tuc	2.8780	4100.0	81	11088	No
331	GOM_NL__2PRFIN20040413_180726_000000392026_00013_11089_1551.N1	13-APR-2004 18:07:26	Dark	39.000	45	Alp Pav	1.9400	26000.	78	11089	No
332	GOM_NL__2PRFIN20040413_180923_000000712026_00013_11089_1552.N1	13-APR-2004 18:09:23	Dark	71.000	57	34Sig Sgr	2.0660	26000.	142	11089	No
333	GOM_NL__2PRFIN20040413_181219_000000652026_00013_11089_1553.N1	13-APR-2004 18:12:19	Dark	65.000	38	20Eps Sgr	1.8360	11000.	130	11089	No
334	GOM_NL__2PRFIN20040413_181438_000000492026_00013_11089_1554.N1	13-APR-2004 18:14:38	Dark	49.000	141	Bet Ara	2.8400	4600.0	98	11089	No
335	GOM_NL__2PRFIN20040413_181621_000000612026_00013_11089_1555.N1	13-APR-2004 18:16:21	Dark	61.000	25	35Lam Sco	1.6200	28000.	122	11089	No
336	GOM_NL__2PRFIN20040413_181921_000000542026_00013_11089_1556.N1	13-APR-2004 18:19:21	Straylight	54.000	4	Alp1Cen	-0.010000	5800.0	108	11089	No
337	GOM_NL__2PRFIN20040413_182135_000000432026_00013_11089_1557.N1	13-APR-2004 18:21:35	Straylight	42.500	20	Bet Cru	1.2530	30000.	85	11089	No

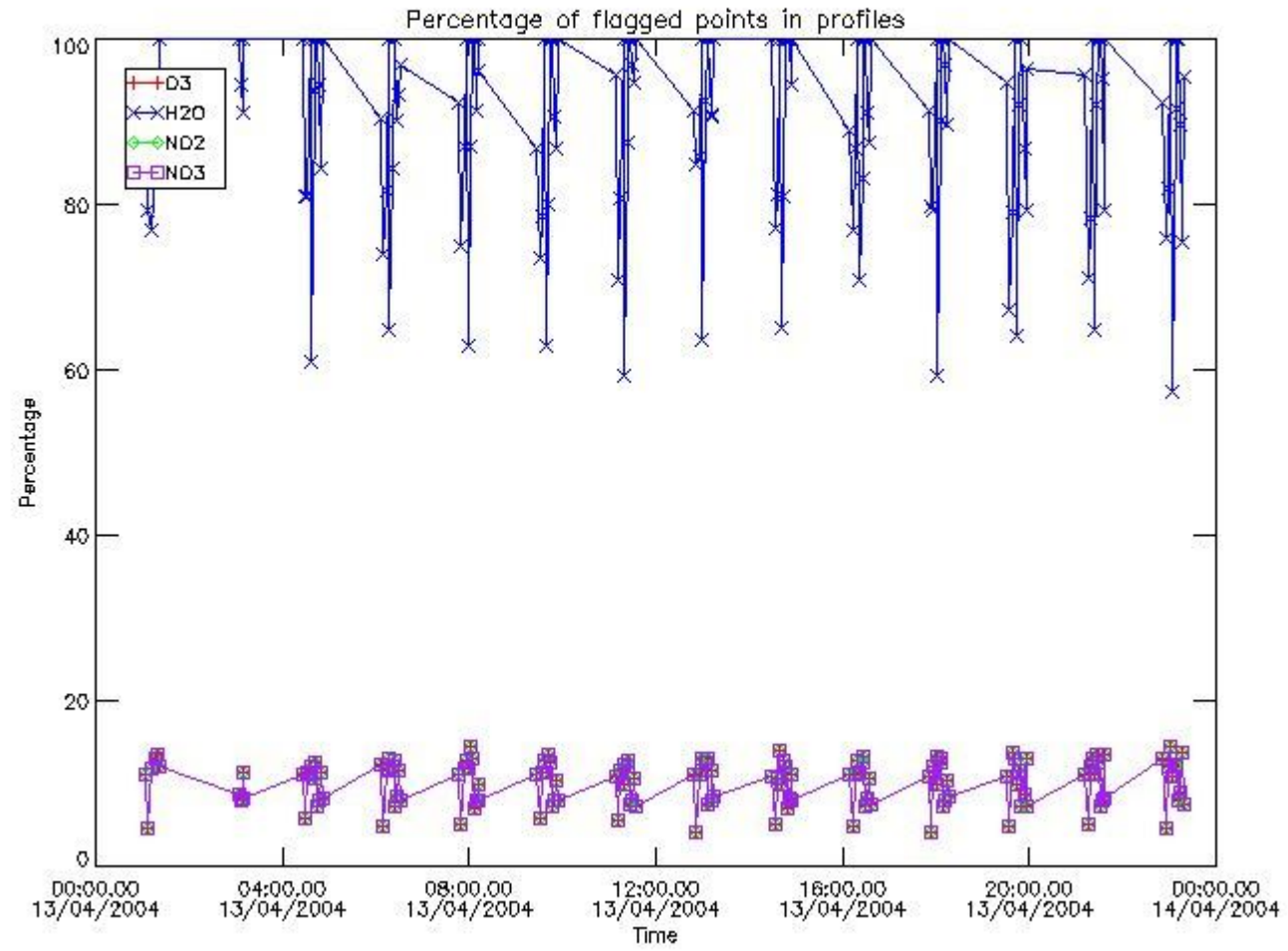
338	GOM_NL__2PRFIN20040413_182307_000000472026_00013_11089_1558.N1	13-APR-2004 18:23:07	Straylight	47.000	109	Bet Lup	2.6770	26000.	94	11089	No
339	GOM_NL__2PRFIN20040413_182456_000001122026_00013_11089_1559.N1	13-APR-2004 18:24:56	Straylight	112.00	16	21Alp Sco	1.0200	3000.0	224	11089	No
340	GOM_NL__2PRFIN20040413_182824_000000892026_00013_11089_1560.N1	13-APR-2004 18:28:24	Tw_i_and_stray	89.000	80	7Del Sco	2.3160	30000.	178	11089	No
341	GOM_NL__2PRFIN20040413_183141_000000442026_00013_11089_1561.N1	13-APR-2004 18:31:41	Tw_i_and_stray	43.500	106	9Bet Crv	2.6480	5600.0	87	11089	No
342	GOM_NL__2PRFIN20040413_183332_000000492026_00013_11089_1562.N1	13-APR-2004 18:33:32	Bright	49.000	100	4Gam Crv	2.5800	13100.	98	11089	No
343	GOM_NL__2PRFIN20040413_183457_000000482026_00013_11089_1563.N1	13-APR-2004 18:34:57	Bright	48.000	15	67Alp Vir	0.97600	28000.	96	11089	No
344	GOM_NL__2PRFIN20040413_183801_000000412026_00013_11089_1564.N1	13-APR-2004 18:38:01	Bright	40.500	121	29Gam Vir	2.7400	7200.0	81	11089	No
345	GOM_NL__2PRFIN20040413_184152_000000422026_00013_11089_1565.N1	13-APR-2004 18:41:52	Bright	41.500	138	47Eps Vir	2.8280	4700.0	83	11089	No
346	GOM_NL__2PRFIN20040413_184439_000000382026_00013_11089_1566.N1	13-APR-2004 18:44:39	Bright	37.500	96	68Del Leo	2.5600	9300.0	75	11089	No
347	GOM_NL__2PRFIN20040413_184633_000000612026_00013_11089_1567.N1	13-APR-2004 18:46:33	Bright	61.000	3	16Alp Boo	-0.050000	4250.0	122	11089	No
348	GOM_NL__2PRFIN20040413_185002_000000402026_00013_11089_1568.N1	13-APR-2004 18:50:02	Bright	39.500	152	12Alp2CVn	2.8900	11000.	79	11089	No
349	GOM_NL__2PRFIN20040413_185348_000000392026_00013_11089_1569.N1	13-APR-2004 18:53:48	Bright	38.500	87	64Gam UMa	2.4330	11000.	77	11089	No
350	GOM_NL__2PRFIN20040413_185518_000000412026_00013_11089_1570.N1	13-APR-2004 18:55:18	Bright	40.500	55	79Zet UMa	2.0600	10200.	81	11089	No
351	GOM_NL__2PRFIN20040413_190126_000000422026_00013_11089_1571.N1	13-APR-2004 19:01:26	Bright	41.500	60	7Bet UMi	2.0810	3950.0	83	11089	No
352	GOM_NL__2PRFIN20040413_190409_000000392026_00013_11089_1572.N1	13-APR-2004 19:04:09	Bright	39.000	49	1Alp UMi	1.9900	6300.0	78	11089	No
353	GOM_NL__2PRFIN20040413_190732_000000602026_00013_11089_1573.N1	13-APR-2004 19:07:32	Bright	59.500	130	23Bet Dra	2.7990	5800.0	119	11089	No
354	GOM_NL__2PRFIN20040413_190919_000000642026_00013_11089_1574.N1	13-APR-2004 19:09:19	Bright	63.500	69	33Gam Dra	2.2310	3800.0	127	11089	No
355	GOM_NL__2PRFIN20040413_191129_000000412026_00013_11089_1575.N1	13-APR-2004 19:11:29	Bright	41.000	89	5Alp Cep	2.4510	8000.0	82	11089	No
356	GOM_NL__2PRFIN20040413_191735_000001132026_00013_11089_1576.N1	13-APR-2004 19:17:35	Bright	112.50	5	3Alp Lyr	0.033000	11000.	225	11089	No
357	GOM_NL__2PRFIN20040413_192059_000000562026_00013_11089_1577.N1	13-APR-2004 19:20:59	Bright	55.500	92	53Eps Cyg	2.5000	4500.0	111	11089	No
358	GOM_NL__2PRFIN20040413_192817_000000552026_00013_11089_1578.N1	13-APR-2004 19:28:17	Twilight	55.000	61	8Eps Peg	2.1000	3900.0	110	11089	No
359	GOM_NL__2PRFIN20040413_193045_000000472026_00013_11089_1579.N1	13-APR-2004 19:30:45	Dark	47.000	162	34Alp Aqr	2.9440	5350.0	94	11089	No
360	GOM_NL__2PRFIN20040413_193432_000001082026_00013_11089_1580.N1	13-APR-2004 19:34:32	Dark	107.50	11	53Alp Aql	0.76500	8000.0	215	11089	No
361	GOM_NL__2PRFIN20040413_193744_000000412026_00013_11089_1581.N1	13-APR-2004 19:37:44	Dark	41.000	18	24Alp PsA	1.1660	9700.0	82	11089	No
362	GOM_NL__2PRFIN20040413_194103_000000402026_00013_11089_1582.N1	13-APR-2004 19:41:03	Dark	39.500	172	Gam Gru	3.0030	13100.	79	11089	No
363	GOM_NL__2PRFIN20040413_194234_000000522026_00013_11089_1583.N1	13-APR-2004 19:42:34	Dark	52.000	63	Bet Gru	2.1500	2800.0	104	11089	No
364	GOM_NL__2PRFIN20040413_194625_000000442026_00013_11089_1584.N1	13-APR-2004 19:46:25	Dark	44.000	148	Alp Tuc	2.8780	4100.0	88	11089	No
365	GOM_NL__2PRFIN20040413_194803_000000422026_00014_11090_1551.N1	13-APR-2004 19:48:03	Dark	41.500	45	Alp Pav	1.9400	26000.	83	11090	No
366	GOM_NL__2PRFIN20040413_195000_000000702026_00014_11090_1552.N1	13-APR-2004 19:50:00	Dark	69.500	57	34Sig Sgr	2.0660	26000.	139	11090	No
367	GOM_NL__2PRFIN20040413_195258_000000642026_00014_11090_1553.N1	13-APR-2004 19:52:58	Dark	64.000	38	20Eps Sgr	1.8360	11000.	128	11090	No
368	GOM_NL__2PRFIN20040413_195527_000000392026_00014_11090_1554.N1	13-APR-2004 19:55:27	Dark	39.000	43	Alp TrA	1.9100	4250.0	78	11090	No
369	GOM_NL__2PRFIN20040413_195658_000000712026_00014_11090_1555.N1	13-APR-2004 19:56:58	Dark	70.500	25	35Lam Sco	1.6200	28000.	141	11090	No
370	GOM_NL__2PRFIN20040413_195957_000000472026_00014_11090_1556.N1	13-APR-2004 19:59:57	Straylight	47.000	4	Alp1Cen	-0.010000	5800.0	94	11090	No
371	GOM_NL__2PRFIN20040413_200212_000000432026_00014_11090_1557.N1	13-APR-2004 20:02:12	Straylight	42.500	20	Bet Cru	1.2530	30000.	85	11090	No
372	GOM_NL__2PRFIN20040413_200343_000000472026_00014_11090_1558.N1	13-APR-2004 20:03:43	Straylight	46.500	109	Bet Lup	2.6770	26000.	93	11090	No
373	GOM_NL__2PRFIN20040413_200533_000001092026_00014_11090_1559.N1	13-APR-2004 20:05:33	Straylight	108.50	16	21Alp Sco	1.0200	3000.0	217	11090	No
374	GOM_NL__2PRFIN20040413_200900_000000912026_00014_11090_1560.N1	13-APR-2004 20:09:00	Tw_i_and_stray	90.500	80	7Del Sco	2.3160	30000.	181	11090	No
375	GOM_NL__2PRFIN20040413_201217_000000432026_00014_11090_1561.N1	13-APR-2004 20:12:17	Tw_i_and_stray	43.000	106	9Bet Crv	2.6480	5600.0	86	11090	No
376	GOM_NL__2PRFIN20040413_201408_000000522026_00014_11090_1562.N1	13-APR-2004 20:14:08	Bright	52.000	100	4Gam Crv	2.5800	13100.	104	11090	No
377	GOM_NL__2PRFIN20040413_201533_000000492026_00014_11090_1563.N1	13-APR-2004 20:15:33	Bright	48.500	15	67Alp Vir	0.97600	28000.	97	11090	No
378	GOM_NL__2PRFIN20040413_201837_000000392026_00014_11090_1564.N1	13-APR-2004 20:18:37	Bright	39.000	121	29Gam Vir	2.7400	7200.0	78	11090	No
379	GOM_NL__2PRFIN20040413_202228_000000412026_00014_11090_1565.N1	13-APR-2004 20:22:28	Bright	41.000	138	47Eps Vir	2.8280	4700.0	82	11090	No
380	GOM_NL__2PRFIN20040413_202515_000000382026_00014_11090_1566.N1	13-APR-2004 20:25:15	Bright	38.000	96	68Del Leo	2.5600	9300.0	76	11090	No
381	GOM_NL__2PRFIN20040413_202706_000000592026_00014_11090_1567.N1	13-APR-2004 20:27:06	Bright	59.000	3	16Alp Boo	-0.050000	4250.0	118	11090	No
382	GOM_NL__2PRFIN20040413_203038_000000392026_00014_11090_1568.N1	13-APR-2004 20:30:38	Bright	39.000	152	12Alp2CVn	2.8900	11000.	78	11090	No
383	GOM_NL__2PRFIN20040413_203424_000000372026_00014_11090_1569.N1	13-APR-2004 20:34:24	Bright	36.500	87	64Gam UMa	2.4330	11000.	73	11090	No
384	GOM_NL__2PRFIN20040413_203553_000000392026_00014_11090_1570.N1	13-APR-2004 20:35:53	Bright	39.000	55	79Zet UMa	2.0600	10200.	78	11090	No
385	GOM_NL__2PRFIN20040413_204201_000000392026_00014_11090_1571.N1	13-APR-2004 20:42:01	Bright	38.500	60	7Bet UMi	2.0810	3950.0	77	11090	No
386	GOM_NL__2PRFIN20040413_204336_000000492026_00014_11090_1572.N1	13-APR-2004 20:43:36	Bright	49.000	119	14Eta Dra	2.7270	4700.0	98	11090	No
387	GOM_NL__2PRFIN20040413_204806_000000572026_00014_11090_1573.N1	13-APR-2004 20:48:06	Bright	56.500	130	23Bet Dra	2.7990	5800.0	113	11090	No
388	GOM_NL__2PRFIN20040413_204954_000000632026_00014_11090_1574.N1	13-APR-2004 20:49:54	Bright	62.500	69	33Gam Dra	2.2310	3800.0	125	11090	No
389	GOM_NL__2PRFIN20040413_205205_000000402026_00014_11090_1575.N1	13-APR-2004 20:52:05	Bright	39.500	89	5Alp Cep	2.4510	8000.0	79	11090	No
390	GOM_NL__2PRFIN20040413_205810_000001172026_00014_11090_1576.N1	13-APR-2004 20:58:10	Bright	117.00	5	3Alp Lyr	0.033000	11000.	234	11090	No
391	GOM_NL__2PRFIN20040413_210135_000000542026_00014_11090_1577.N1	13-APR-2004 21:01:35	Bright	53.500	92	53Eps Cyg	2.5000	4500.0	107	11090	No
392	GOM_NL__2PRFIN20040413_210852_000000512026_00014_11090_1578.N1	13-APR-2004 21:08:52	Twilight	50.500	61	8Eps Peg	2.1000	3900.0	101	11090	No
393	GOM_NL__2PRFIN20040413_211121_000000462026_00014_11090_1579.N1	13-APR-2004 21:11:21	Dark	46.000	162	34Alp Aqr	2.9440	5350.0	92	11090	No
394	GOM_NL__2PRFIN20040413_211510_000001092026_00014_11090_1580.N1	13-APR-2004 21:15:10	Dark	109.00	11	53Alp Aql	0.76500	8000.0	218	11090	No
395	GOM_NL__2PRFIN20040413_211820_000000422026_00014_11090_1581.N1	13-APR-2004 21:18:20	Dark	42.000	18	24Alp PsA	1.1660	9700.0	84	11090	No
396	GOM_NL__2PRFIN20040413_212139_000000392026_00014_11090_1582.N1	13-APR-2004 21:21:39	Dark	39.000	172	Gam Gru	3.0030	13100.	78	11090	No

397	GOM_NL__2PRFIN20040413_212311_000000462026_00014_11090_1583.N1	13-APR-2004 21:23:11	Dark	46.000	63	Bet Gru	2.1500	2800.0	92	11090	No
398	GOM_NL__2PRFIN20040413_212701_000000382026_00014_11090_1584.N1	13-APR-2004 21:27:01	Dark	38.000	148	Alp Tuc	2.8780	4100.0	76	11090	No
399	GOM_NL__2PRFIN20040413_212839_000000412026_00015_11091_1551.N1	13-APR-2004 21:28:39	Dark	41.000	45	Alp Pav	1.9400	26000.	82	11091	No
400	GOM_NL__2PRFIN20040413_213038_000000712026_00015_11091_1552.N1	13-APR-2004 21:30:38	Dark	70.500	57	34Sig Sgr	2.0660	26000.	141	11091	No
401	GOM_NL__2PRFIN20040413_213335_000000642026_00015_11091_1553.N1	13-APR-2004 21:33:35	Dark	63.500	38	20Eps Sgr	1.8360	11000.	127	11091	No
402	GOM_NL__2PRFIN20040413_213603_000000422026_00015_11091_1554.N1	13-APR-2004 21:36:03	Dark	41.500	43	Alp TrA	1.9100	4250.0	83	11091	No
403	GOM_NL__2PRFIN20040413_213735_000000622026_00015_11091_1555.N1	13-APR-2004 21:37:35	Dark	61.500	25	35Lam Sco	1.6200	28000.	123	11091	No
404	GOM_NL__2PRFIN20040413_214033_000000472026_00015_11091_1556.N1	13-APR-2004 21:40:33	Straylight	47.000	4	Alp1Cen	-0.010000	5800.0	94	11091	No
405	GOM_NL__2PRFIN20040413_214248_000000372026_00015_11091_1557.N1	13-APR-2004 21:42:48	Straylight	37.000	20	Bet Cru	1.2530	30000.	74	11091	No
406	GOM_NL__2PRFIN20040413_214420_000000462026_00015_11091_1558.N1	13-APR-2004 21:44:20	Straylight	45.500	109	Bet Lup	2.6770	26000.	91	11091	No
407	GOM_NL__2PRFIN20040413_214609_000001112026_00015_11091_1559.N1	13-APR-2004 21:46:09	Straylight	111.00	16	21Alp Sco	1.0200	3000.0	222	11091	No
408	GOM_NL__2PRFIN20040413_214937_000000882026_00015_11091_1560.N1	13-APR-2004 21:49:37	Twilight	87.500	80	7Del Sco	2.3160	30000.	175	11091	No
409	GOM_NL__2PRFIN20040413_215254_000000452026_00015_11091_1561.N1	13-APR-2004 21:52:54	Twilight	44.500	106	9Bet Crv	2.6480	5600.0	89	11091	No
410	GOM_NL__2PRFIN20040413_215444_000000512026_00015_11091_1562.N1	13-APR-2004 21:54:44	Bright	50.500	100	4Gam Crv	2.5800	13100.	101	11091	No
411	GOM_NL__2PRFIN20040413_215609_000000462026_00015_11091_1563.N1	13-APR-2004 21:56:09	Bright	46.000	15	67Alp Vir	0.97600	28000.	92	11091	No
412	GOM_NL__2PRFIN20040413_215913_000000412026_00015_11091_1564.N1	13-APR-2004 21:59:13	Bright	40.500	121	29Gam Vir	2.7400	7200.0	81	11091	No
413	GOM_NL__2PRFIN20040413_220304_000000412026_00015_11091_1565.N1	13-APR-2004 22:03:04	Bright	41.000	138	47Eps Vir	2.8280	4700.0	82	11091	No
414	GOM_NL__2PRFIN20040413_220551_000000372026_00015_11091_1566.N1	13-APR-2004 22:05:51	Bright	37.000	96	68Del Leo	2.5600	9300.0	74	11091	No
415	GOM_NL__2PRFIN20040413_220741_000000612026_00015_11091_1567.N1	13-APR-2004 22:07:41	Bright	60.500	3	16Alp Boo	-0.050000	4250.0	121	11091	No
416	GOM_NL__2PRFIN20040413_221114_000000392026_00015_11091_1568.N1	13-APR-2004 22:11:14	Bright	39.000	152	12Alp2CVn	2.8900	11000.	78	11091	No
417	GOM_NL__2PRFIN20040413_221500_000000362026_00015_11091_1569.N1	13-APR-2004 22:15:00	Bright	35.500	87	64Gam UMa	2.4330	11000.	71	11091	No
418	GOM_NL__2PRFIN20040413_221629_000000422026_00015_11091_1570.N1	13-APR-2004 22:16:29	Bright	42.000	55	79Zet UMa	2.0600	10200.	84	11091	No
419	GOM_NL__2PRFIN20040413_222237_000000372026_00015_11091_1571.N1	13-APR-2004 22:22:37	Bright	37.000	60	7Bet UMi	2.0810	3950.0	74	11091	No
420	GOM_NL__2PRFIN20040413_222412_000000482026_00015_11091_1572.N1	13-APR-2004 22:24:12	Bright	48.000	119	14Eta Dra	2.7270	4700.0	96	11091	No
421	GOM_NL__2PRFIN20040413_222842_000000612026_00015_11091_1573.N1	13-APR-2004 22:28:42	Bright	60.500	130	23Bet Dra	2.7990	5800.0	121	11091	No
422	GOM_NL__2PRFIN20040413_223029_000000652026_00015_11091_1574.N1	13-APR-2004 22:30:29	Bright	64.500	69	33Gam Dra	2.2310	3800.0	129	11091	No
423	GOM_NL__2PRFIN20040413_223240_000000402026_00015_11091_1575.N1	13-APR-2004 22:32:40	Bright	40.000	89	5Alp Cep	2.4510	8000.0	80	11091	No
424	GOM_NL__2PRFIN20040413_223845_000001152026_00015_11091_1576.N1	13-APR-2004 22:38:45	Bright	114.50	5	3Alp Lyr	0.033000	11000.	229	11091	No
425	GOM_NL__2PRFIN20040413_224210_000000592026_00015_11091_1577.N1	13-APR-2004 22:42:10	Bright	58.500	92	53Eps Cyg	2.5000	4500.0	117	11091	No
426	GOM_NL__2PRFIN20040413_224928_000000522026_00015_11091_1578.N1	13-APR-2004 22:49:28	Twilight	51.500	61	8Eps Peg	2.1000	3900.0	103	11091	No
427	GOM_NL__2PRFIN20040413_225158_000000472026_00015_11091_1579.N1	13-APR-2004 22:51:58	Dark	46.500	162	34Alp Aqr	2.9440	5350.0	93	11091	No
428	GOM_NL__2PRFIN20040413_225548_000001102026_00015_11091_1580.N1	13-APR-2004 22:55:48	Dark	110.00	11	53Alp Aql	0.76500	8000.0	220	11091	No
429	GOM_NL__2PRFIN20040413_225856_000000422026_00015_11091_1581.N1	13-APR-2004 22:58:56	Dark	42.000	18	24Alp PsA	1.1660	9700.0	84	11091	No
430	GOM_NL__2PRFIN20040413_230216_000000392026_00015_11091_1582.N1	13-APR-2004 23:02:16	Dark	38.500	172	Gam Gru	3.0030	13100.	77	11091	No
431	GOM_NL__2PRFIN20040413_230347_000000522026_00015_11091_1583.N1	13-APR-2004 23:03:47	Dark	52.000	63	Bet Gru	2.1500	2800.0	104	11091	No
432	GOM_NL__2PRFIN20040413_230737_000000422026_00015_11091_1584.N1	13-APR-2004 23:07:37	Dark	42.000	148	Alp Tuc	2.8780	4100.0	84	11091	No
433	GOM_NL__2PRFIN20040413_230915_000000422026_00016_11092_1552.N1	13-APR-2004 23:09:15	Dark	41.500	45	Alp Pav	1.9400	26000.	83	11092	No
434	GOM_NL__2PRFIN20040413_231116_000000712026_00016_11092_1553.N1	13-APR-2004 23:11:16	Dark	70.500	57	34Sig Sgr	2.0660	26000.	141	11092	No
435	GOM_NL__2PRFIN20040413_231412_000000632026_00016_11092_1554.N1	13-APR-2004 23:14:12	Dark	63.000	38	20Eps Sgr	1.8360	11000.	126	11092	No
436	GOM_NL__2PRFIN20040413_231639_000000412026_00016_11092_1555.N1	13-APR-2004 23:16:39	Dark	41.000	43	Alp TrA	1.9100	4250.0	82	11092	No
437	GOM_NL__2PRFIN20040413_231811_000000682026_00016_11092_1556.N1	13-APR-2004 23:18:11	Dark	67.500	25	35Lam Sco	1.6200	28000.	135	11092	No
438	GOM_NL__2PRFIN20040413_232109_000000492026_00016_11092_1557.N1	13-APR-2004 23:21:09	Straylight	49.000	4	Alp1Cen	-0.010000	5800.0	98	11092	No
439	GOM_NL__2PRFIN20040413_232323_000000432026_00016_11092_1558.N1	13-APR-2004 23:23:23	Straylight	43.000	20	Bet Cru	1.2530	30000.	86	11092	No
440	GOM_NL__2PRFIN20040413_232456_000000472026_00016_11092_1559.N1	13-APR-2004 23:24:56	Straylight	47.000	109	Bet Lup	2.6770	26000.	94	11092	No
441	GOM_NL__2PRFIN20040413_232646_000001112026_00016_11092_1560.N1	13-APR-2004 23:26:46	Straylight	111.00	16	21Alp Sco	1.0200	3000.0	222	11092	No
442	GOM_NL__2PRFIN20040413_233013_000000872026_00016_11092_1561.N1	13-APR-2004 23:30:13	Twilight	87.000	80	7Del Sco	2.3160	30000.	174	11092	No
443	GOM_NL__2PRFIN20040413_233329_000000462026_00016_11092_1562.N1	13-APR-2004 23:33:29	Twilight	46.000	106	9Bet Crv	2.6480	5600.0	92	11092	No
444	GOM_NL__2PRFIN20040413_233519_000000472026_00016_11092_1563.N1	13-APR-2004 23:35:19	Bright	47.000	100	4Gam Crv	2.5800	13100.	94	11092	No
445	GOM_NL__2PRFIN20040413_233644_000000492026_00016_11092_1564.N1	13-APR-2004 23:36:44	Bright	48.500	15	67Alp Vir	0.97600	28000.	97	11092	No
446	GOM_NL__2PRFIN20040413_233948_000000412026_00016_11092_1565.N1	13-APR-2004 23:39:48	Bright	40.500	121	29Gam Vir	2.7400	7200.0	81	11092	No
447	GOM_NL__2PRFIN20040413_234339_000000412026_00016_11092_1566.N1	13-APR-2004 23:43:39	Bright	41.000	138	47Eps Vir	2.8280	4700.0	82	11092	No
448	GOM_NL__2PRFIN20040413_234627_000000382026_00016_11092_1567.N1	13-APR-2004 23:46:27	Bright	37.500	96	68Del Leo	2.5600	9300.0	75	11092	No
449	GOM_NL__2PRFIN20040413_234816_000000582026_00016_11092_1568.N1	13-APR-2004 23:48:16	Bright	57.500	3	16Alp Boo	-0.050000	4250.0	115	11092	No
450	GOM_NL__2PRFIN20040413_235149_000000402026_00016_11092_1569.N1	13-APR-2004 23:51:49	Bright	39.500	152	12Alp2CVn	2.8900	11000.	79	11092	No
451	GOM_NL__2PRFIN20040413_235535_000000382026_00016_11092_1570.N1	13-APR-2004 23:55:35	Bright	38.000	87	64Gam UMa	2.4330	11000.	76	11092	No
452	GOM_NL__2PRFIN20040413_235704_000000392026_00016_11092_1571.N1	13-APR-2004 23:57:04	Bright	38.500	55	79Zet UMa	2.0600	10200.	77	11092	No

3. Quality information per product

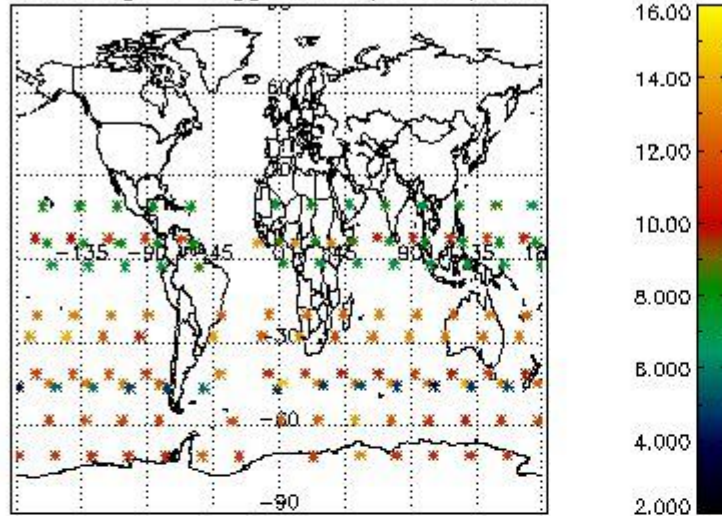
In this section it is plotted some information contained in the Quality Summary data set of the level 2 products. Only products in dark limb conditions and without errors (error flag in the MPH set to "0") are used.

3.1 Plot quality information per product (time dependant)

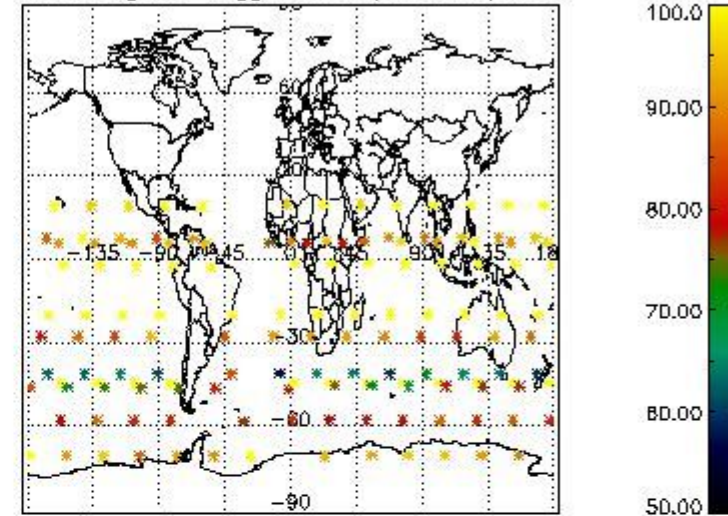


3.2 Plot quality information per product (world map)

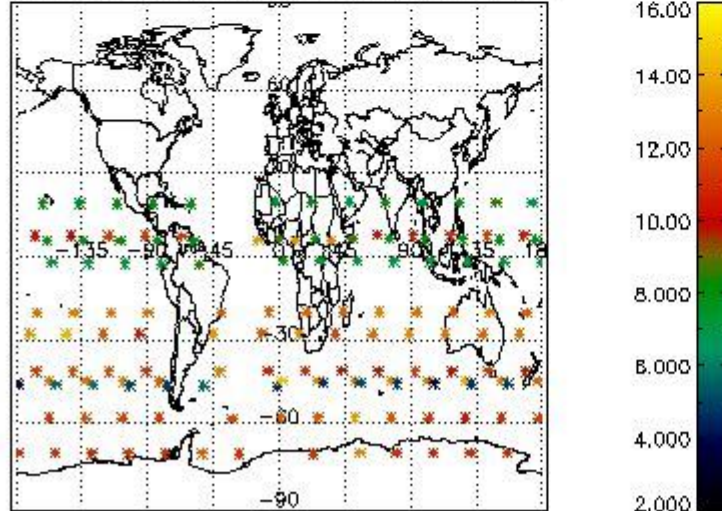
Percentage of flagged data per O3 profile



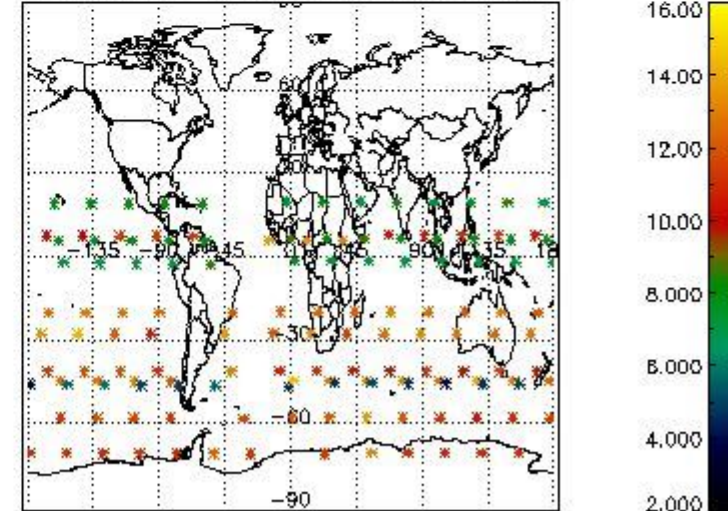
Percentage of flagged data per H2O profile



Percentage of flagged data per NO2 profile



Percentage of flagged data per NO3 profile

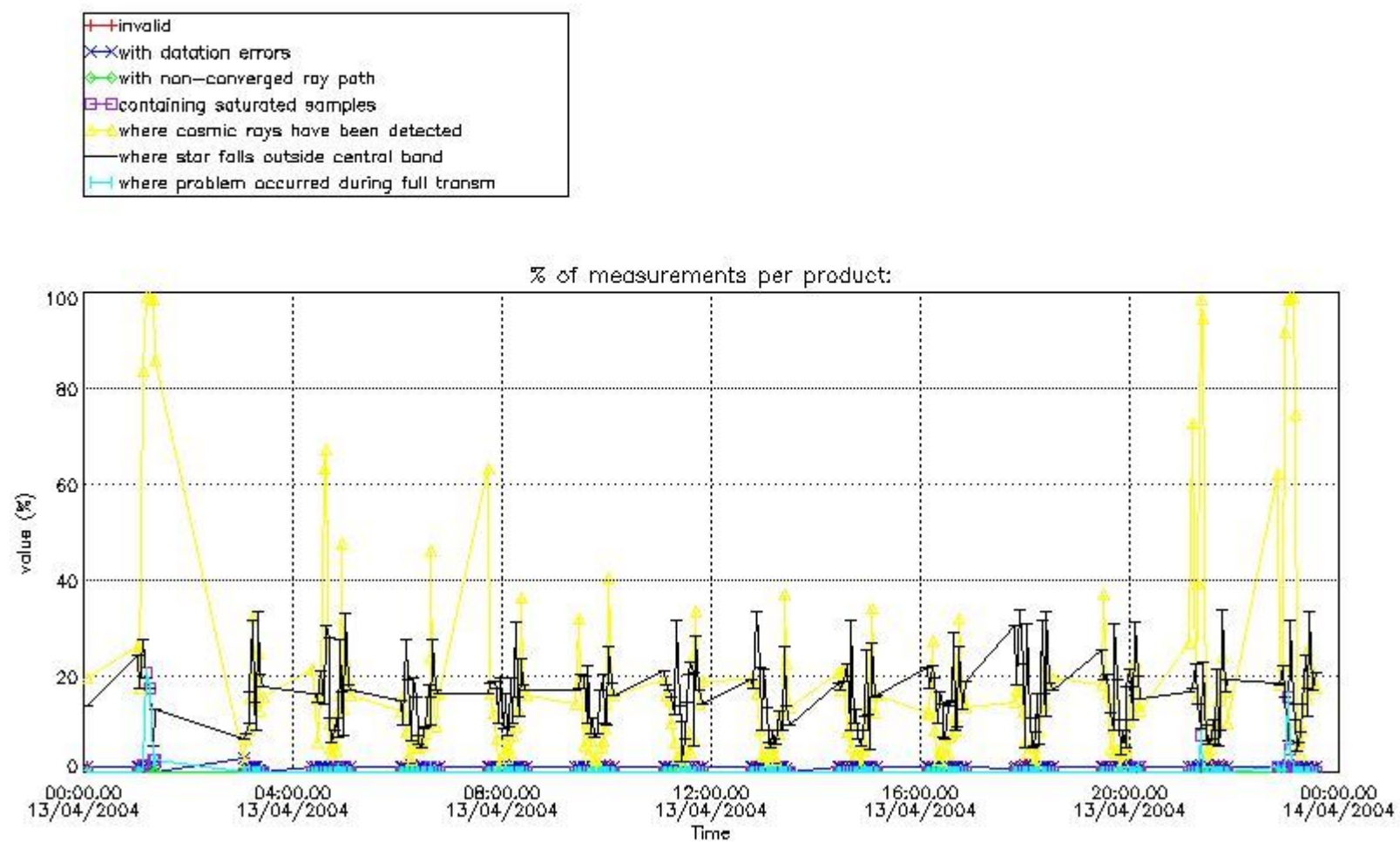


4. Level 1 quality information per product

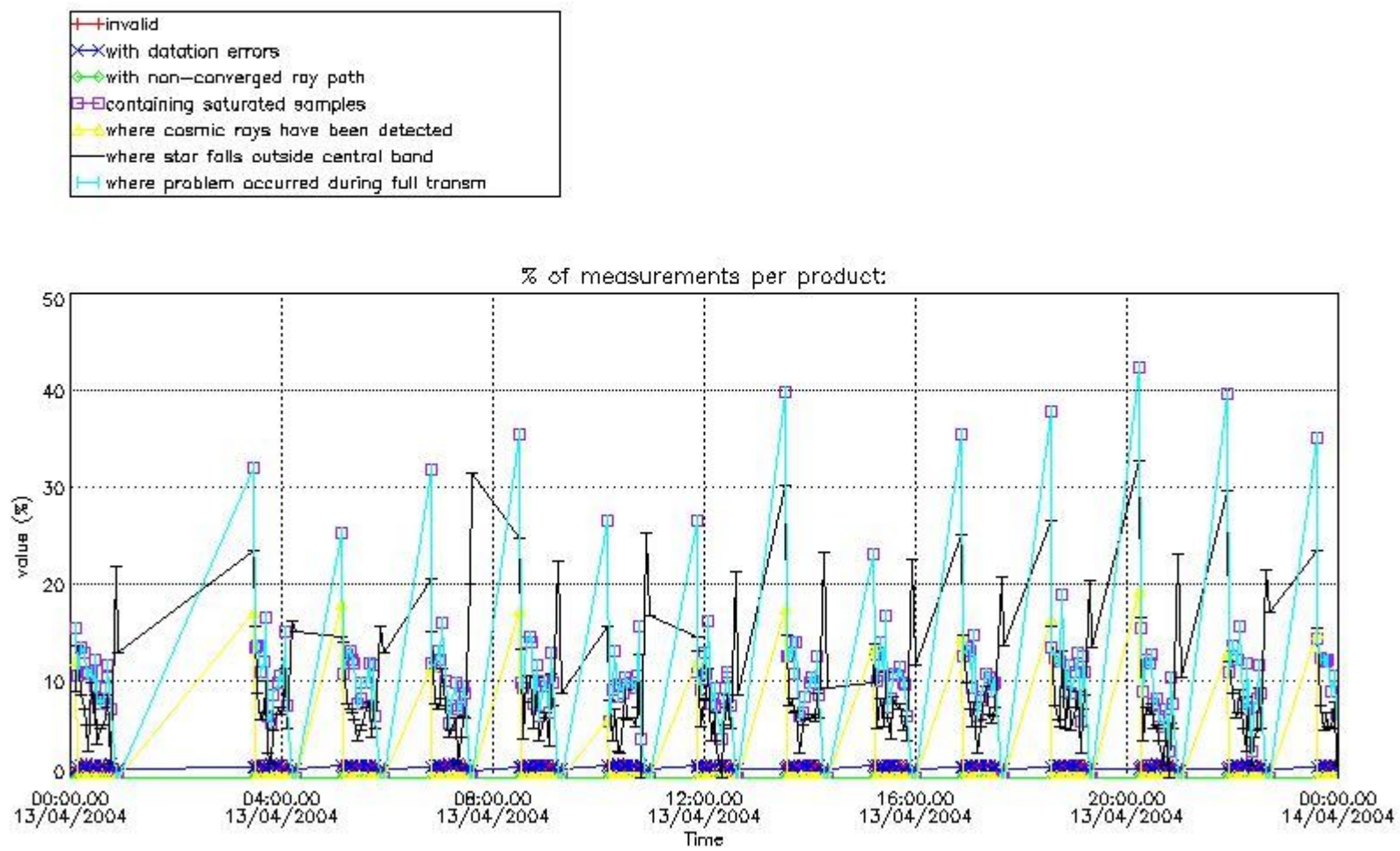
In this section it is plotted some information contained in the Quality Summary data set of the level 2 products that comes from the level 1b processing. Products without errors (error flag in the MPH set to "0") are used.

4.1 Plot quality information per product (time dependant) coming from level 1b processing

4.1.1 Plot level 1 quality information per product (time dependant): ENVISAT ASCENDING passes

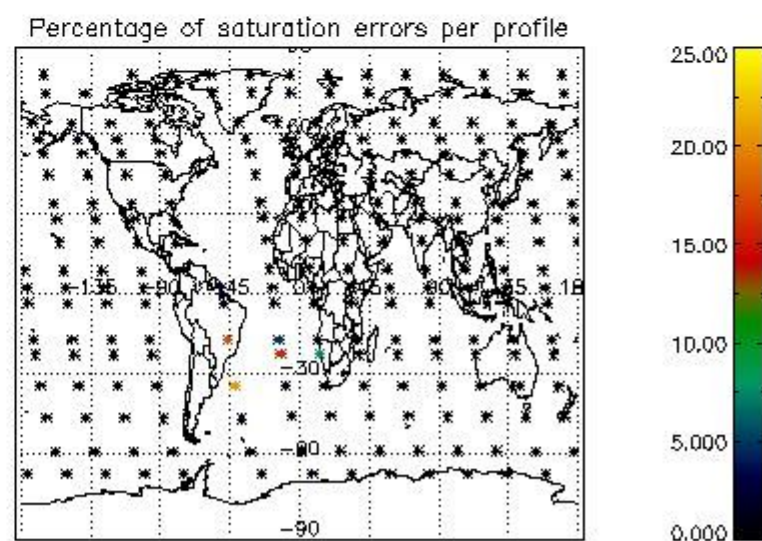
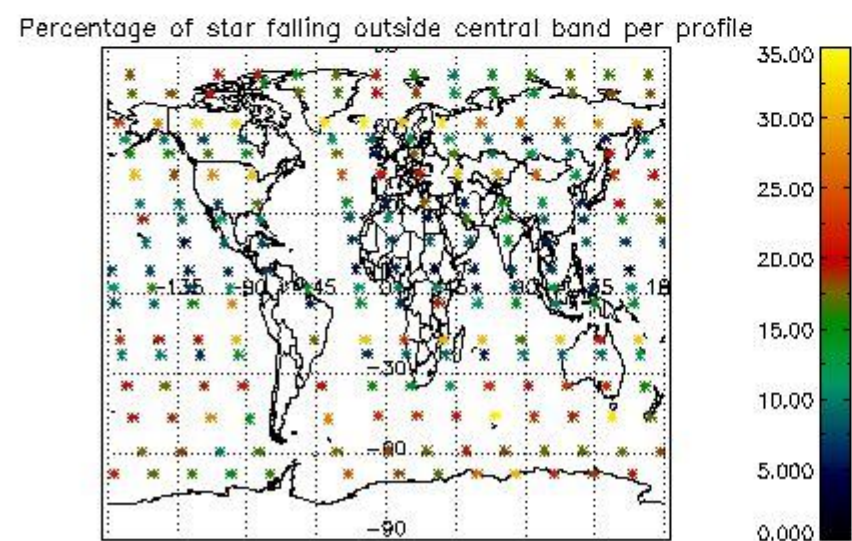
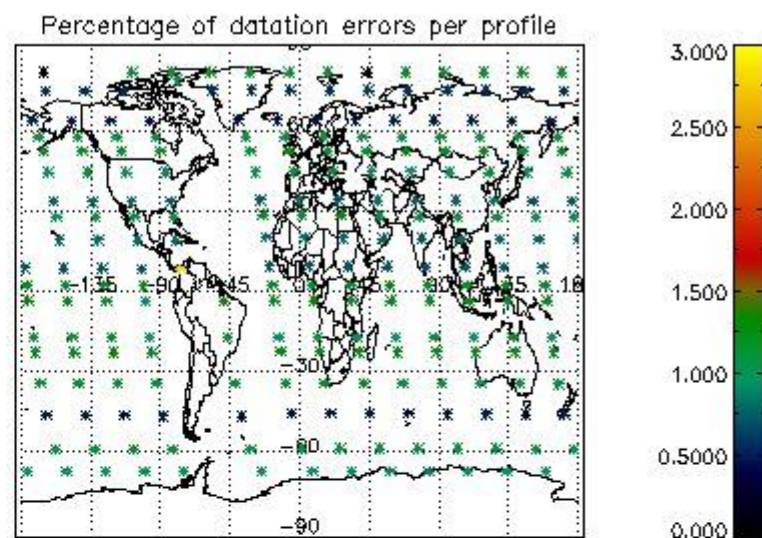
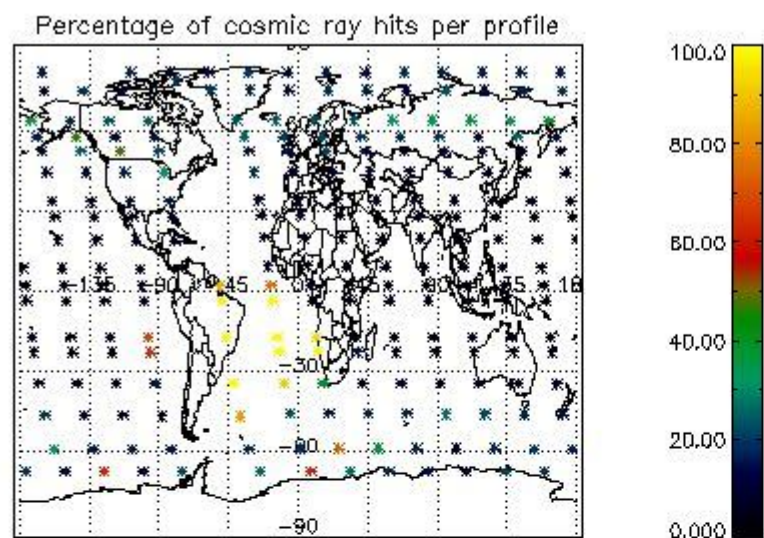


4.1.2 Plot level 1 quality information per product (time dependant): ENVI SAT DESCENDING passes

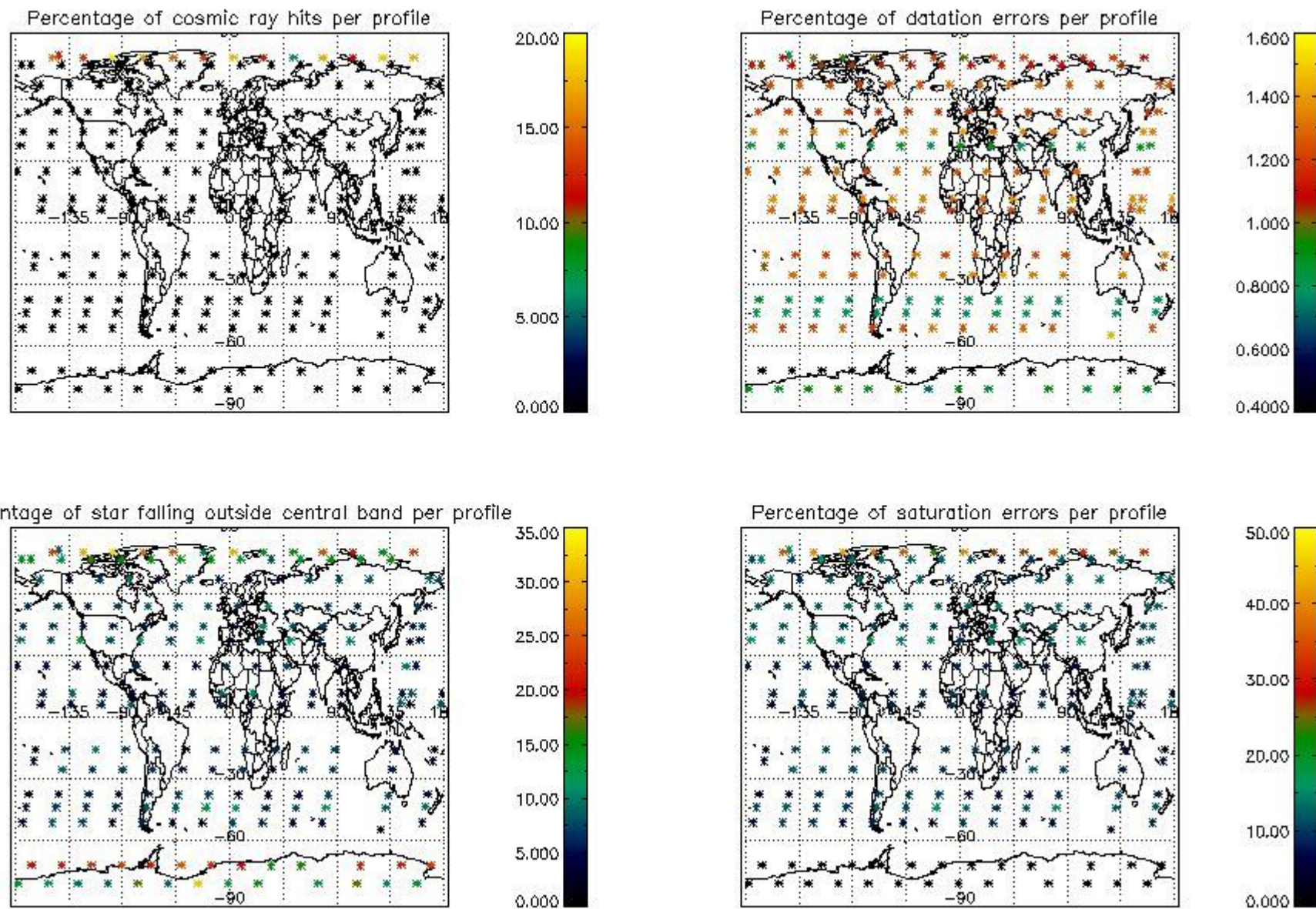


4.2 Plot quality information per product coming from level 1b processing (world map)

4.2.1 Plot level 1 quality information per product (world map): ENVISAT ASCENDING passes



4.2.2 Plot level 1 quality information per product (world map): ENVISAT DESCENDING passes



5. Trace gas profiles

5.1 Ozone statistics based on quality of products

The final quality of the products can be "measured" using the STD (Standard Deviation) attached to every point profile. This information is written to the parameter GOM_NL__2P/NL_LOCAL_SPECIES_DENSITY/o3_std of the level 2 products. The table below shows the statistics for given STD ranges.

The statistics are given with respect to the overall valid production:

- Products without fatal errors: GOM_NL__2P/MPH/PRODUCT_ERR=0
- Valid point profile: GOM_NL__2P/NL_LOCAL_SPECIES_DENSITY/pcd(0)=0

The 'Criteria' is applied to valid points of dark limb products:

- Products in dark limb illumination condition: GOM_NL__2P/NL_SUMMARY_QUALITY/obs_ill_cond=0
- Products without fatal errors: GOM_NL__2P/MPH/PRODUCT_ERR=0
- Valid point profile: GOM_NL__2P/NL_LOCAL_SPECIES_DENSITY/pcd(0)=0

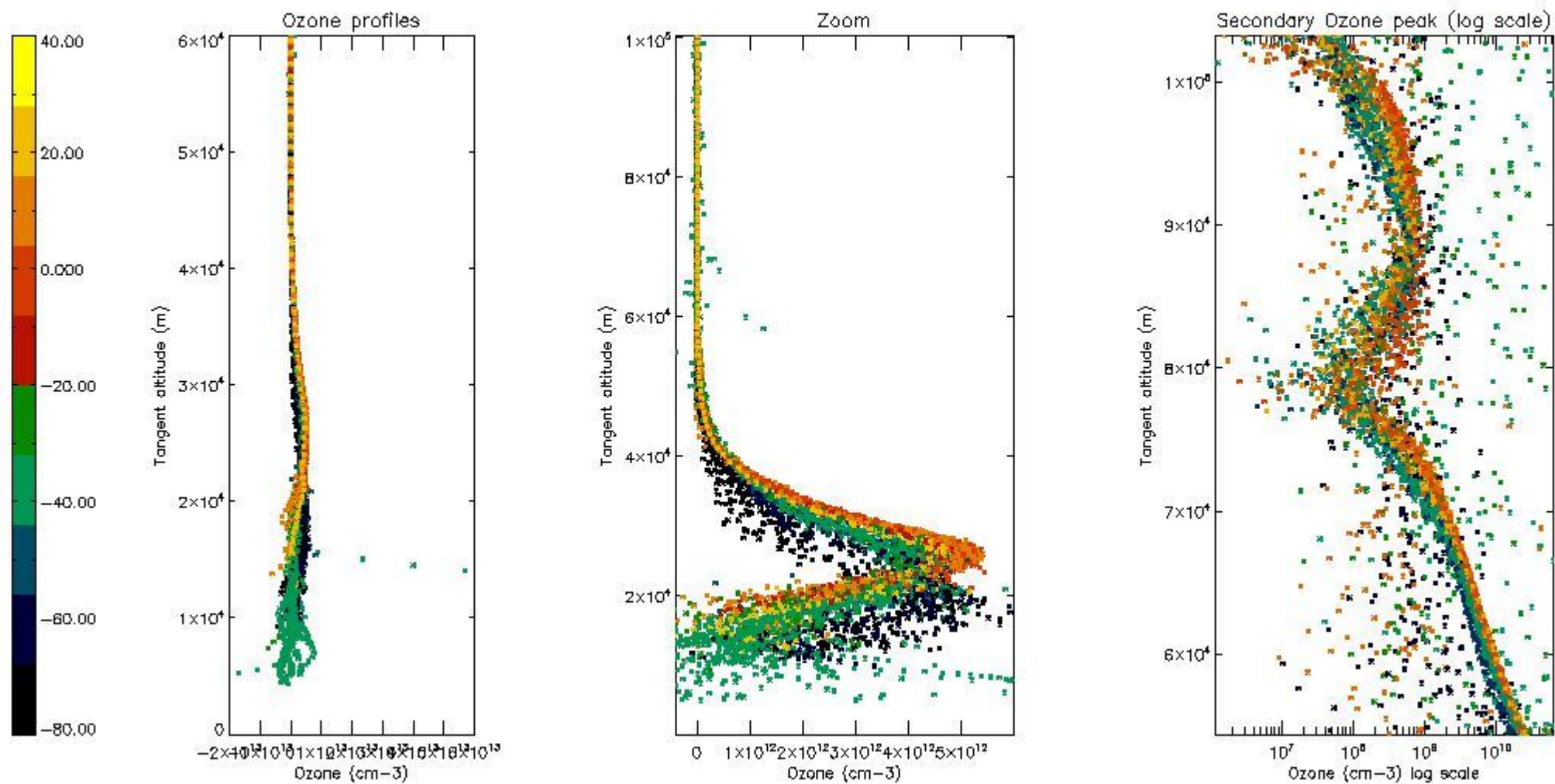
So, the table below shows the percentage of dark limb and valid observations for each criteria with respect to the overall valid daily observations.

Criteria	% of total production
All STD	33
STD < 20	19

STD < 10	16
STD < 5	13

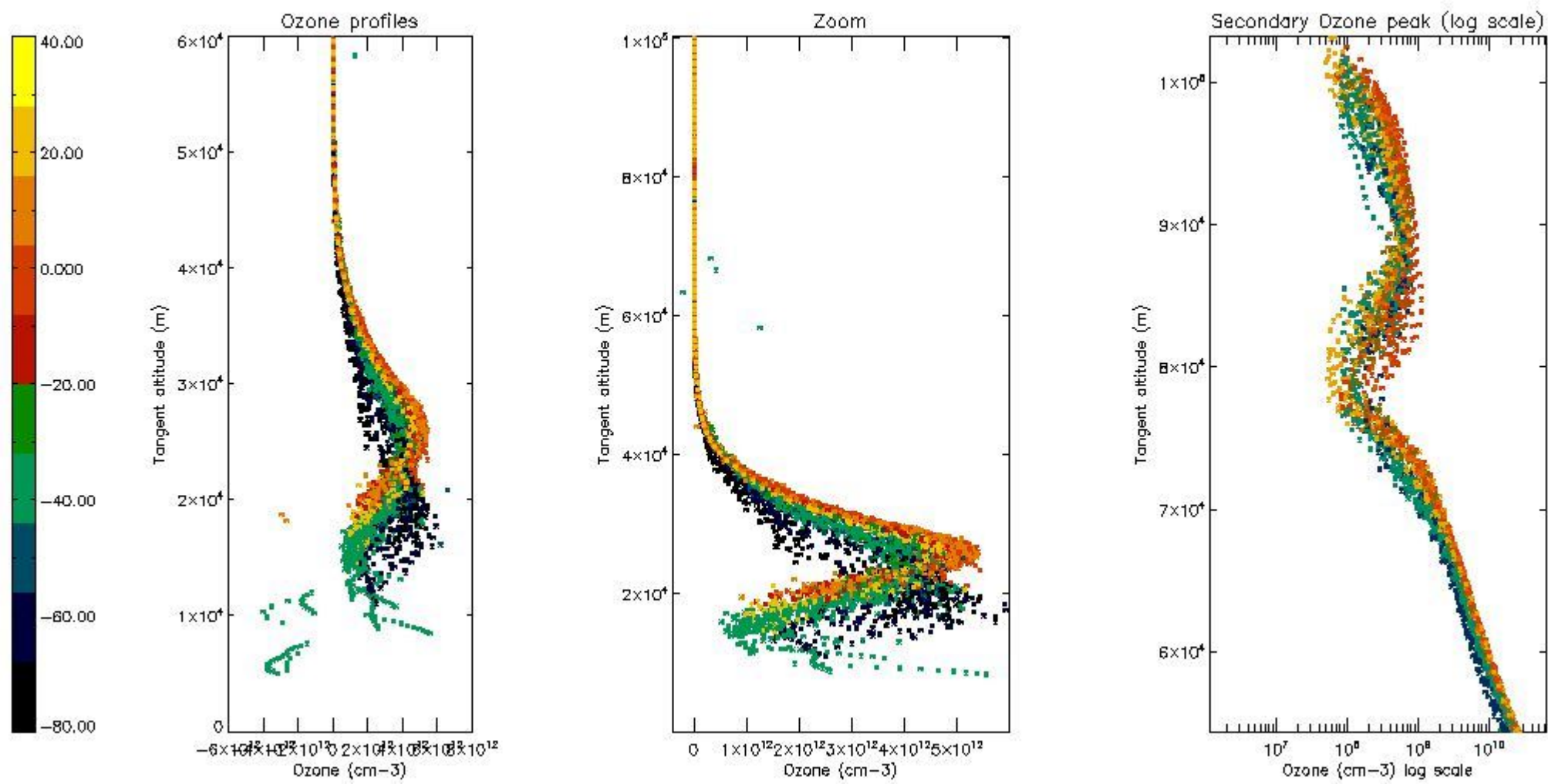
5.2 Plot ozone profiles for all STD (dark without errors)

The colorbar represents the latitude.



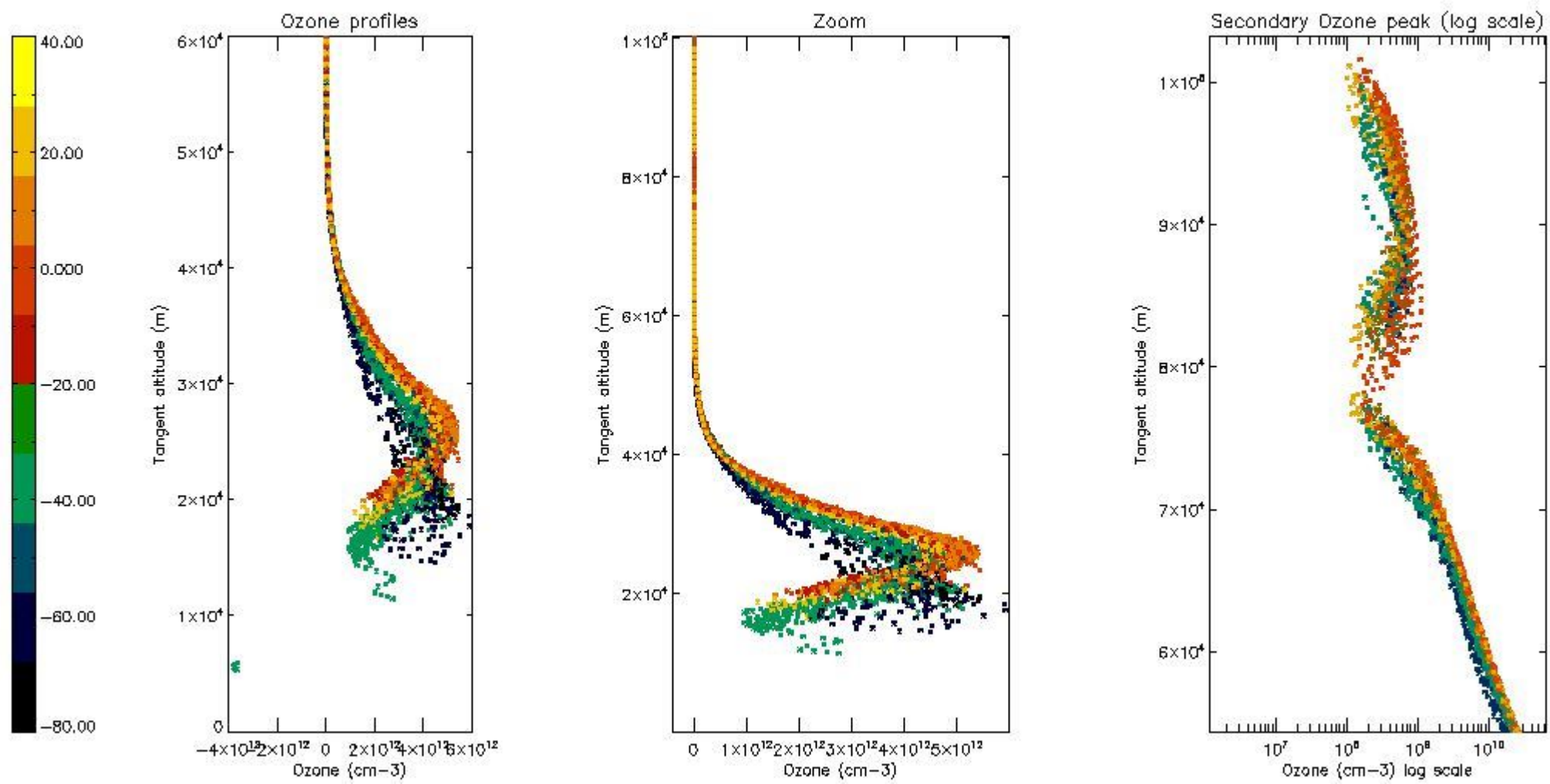
5.3 Plot ozone profiles where STD < 20% (dark without errors)

The colorbar represents the latitude.



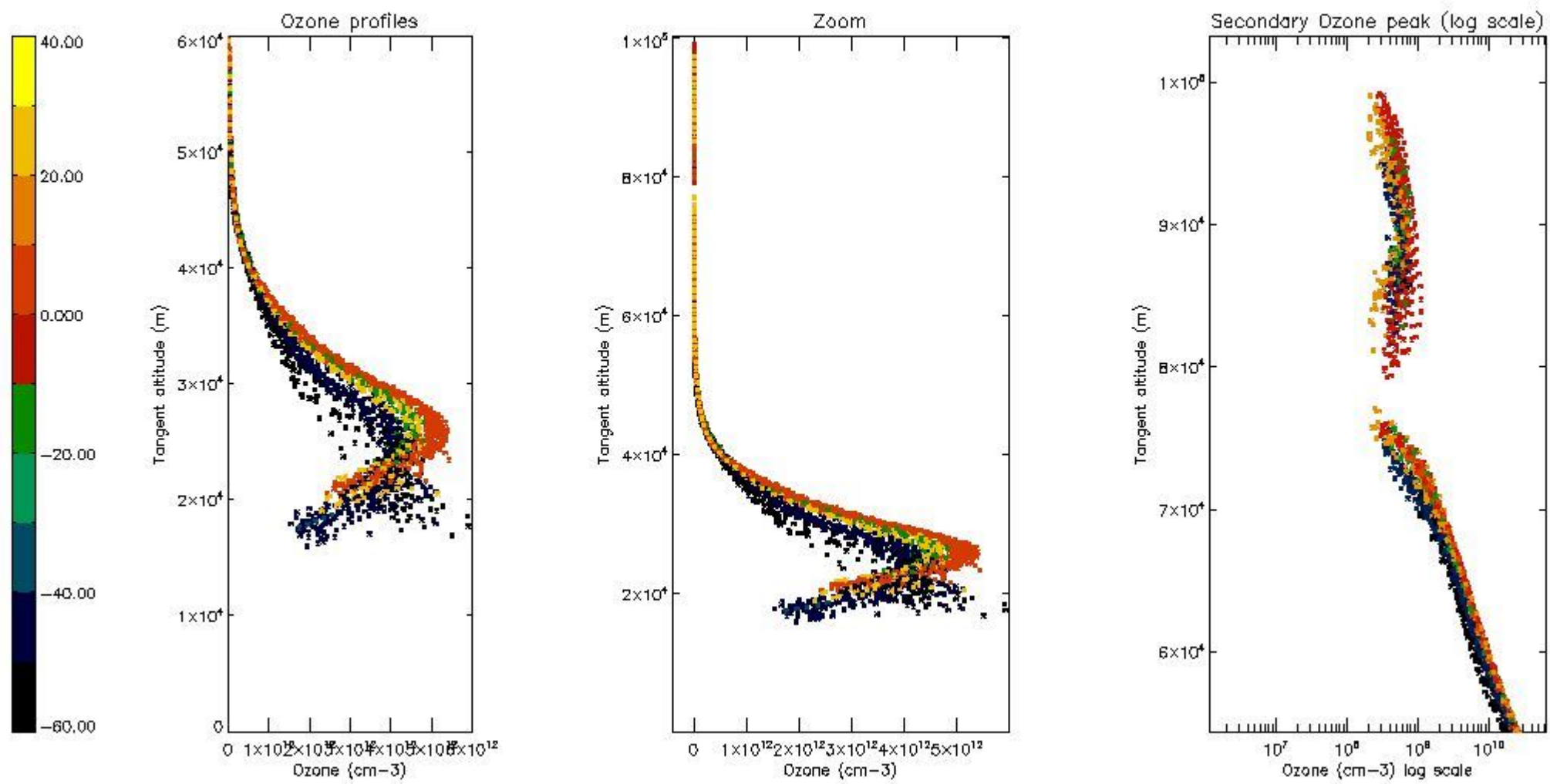
5.4 Plot ozone profiles where $STD < 10\%$ (dark without errors)

The colorbar represents the latitude.



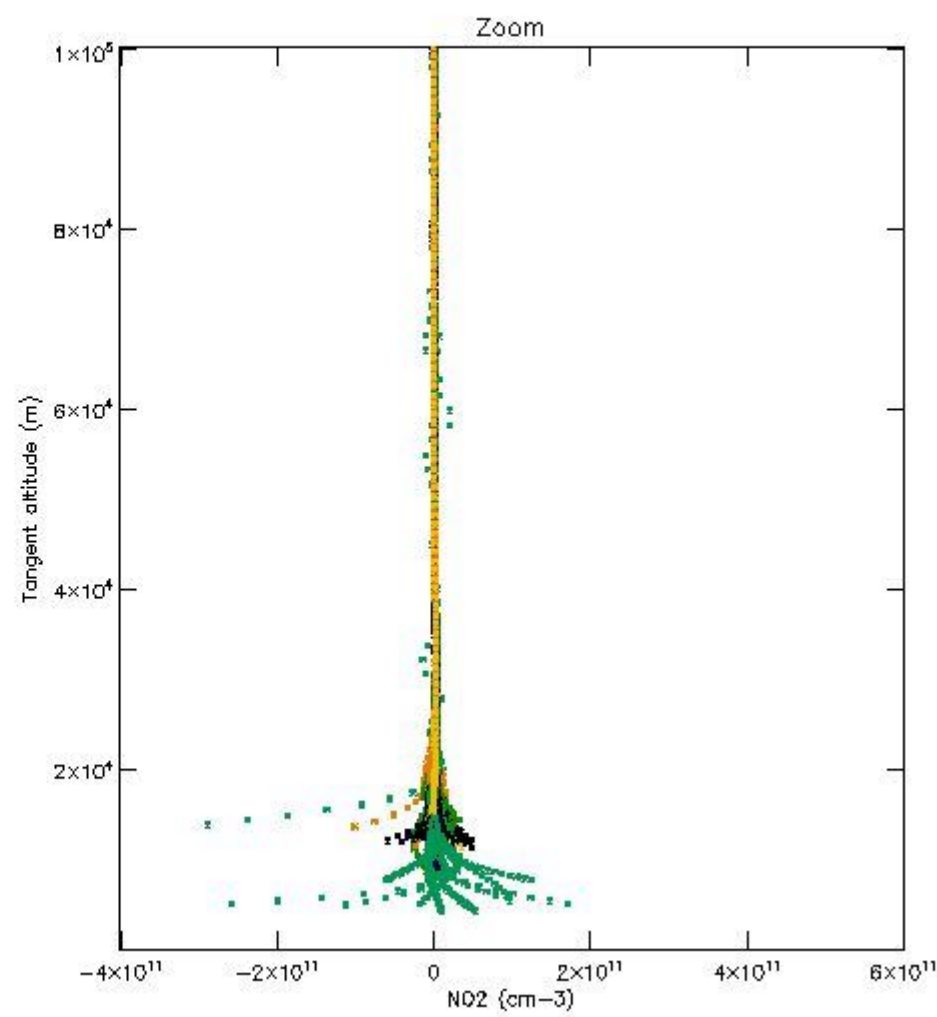
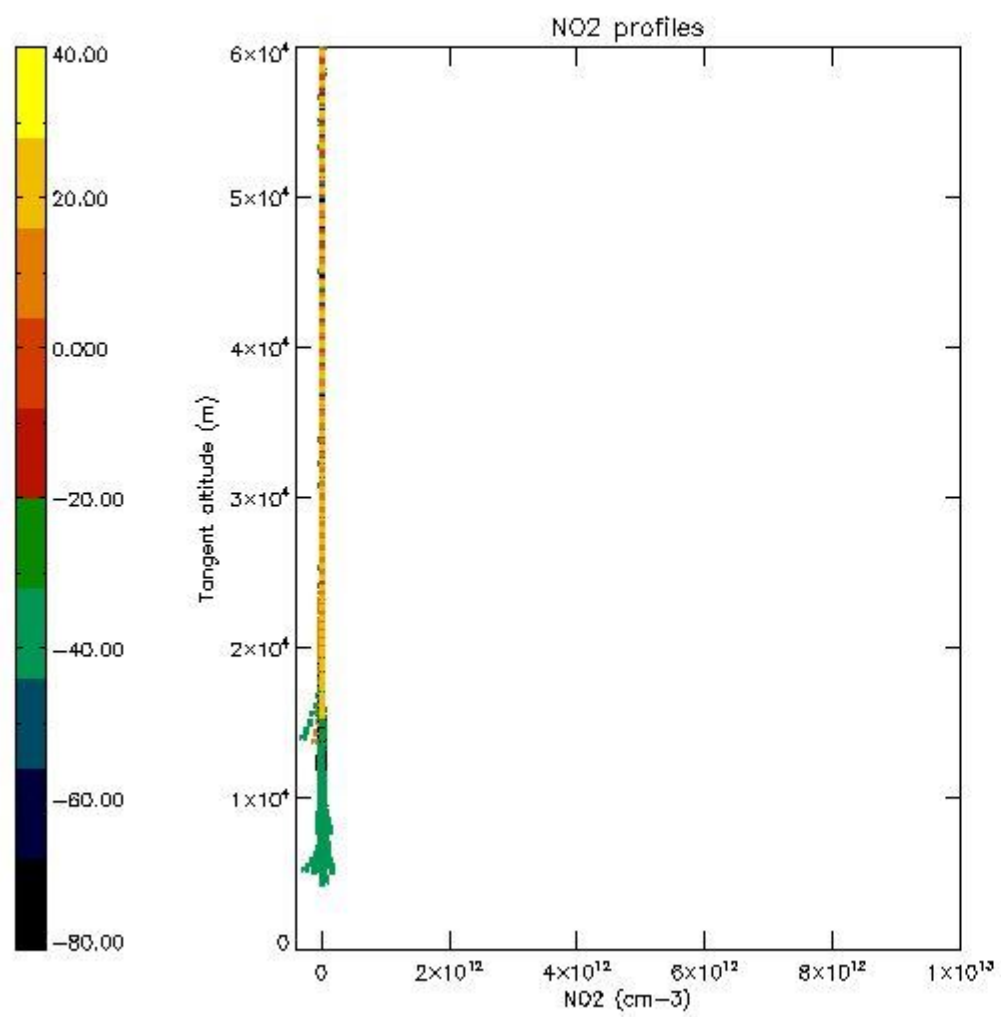
5.5 Plot ozone profiles where STD < 5% (dark without errors)

The colorbar represents the latitude.



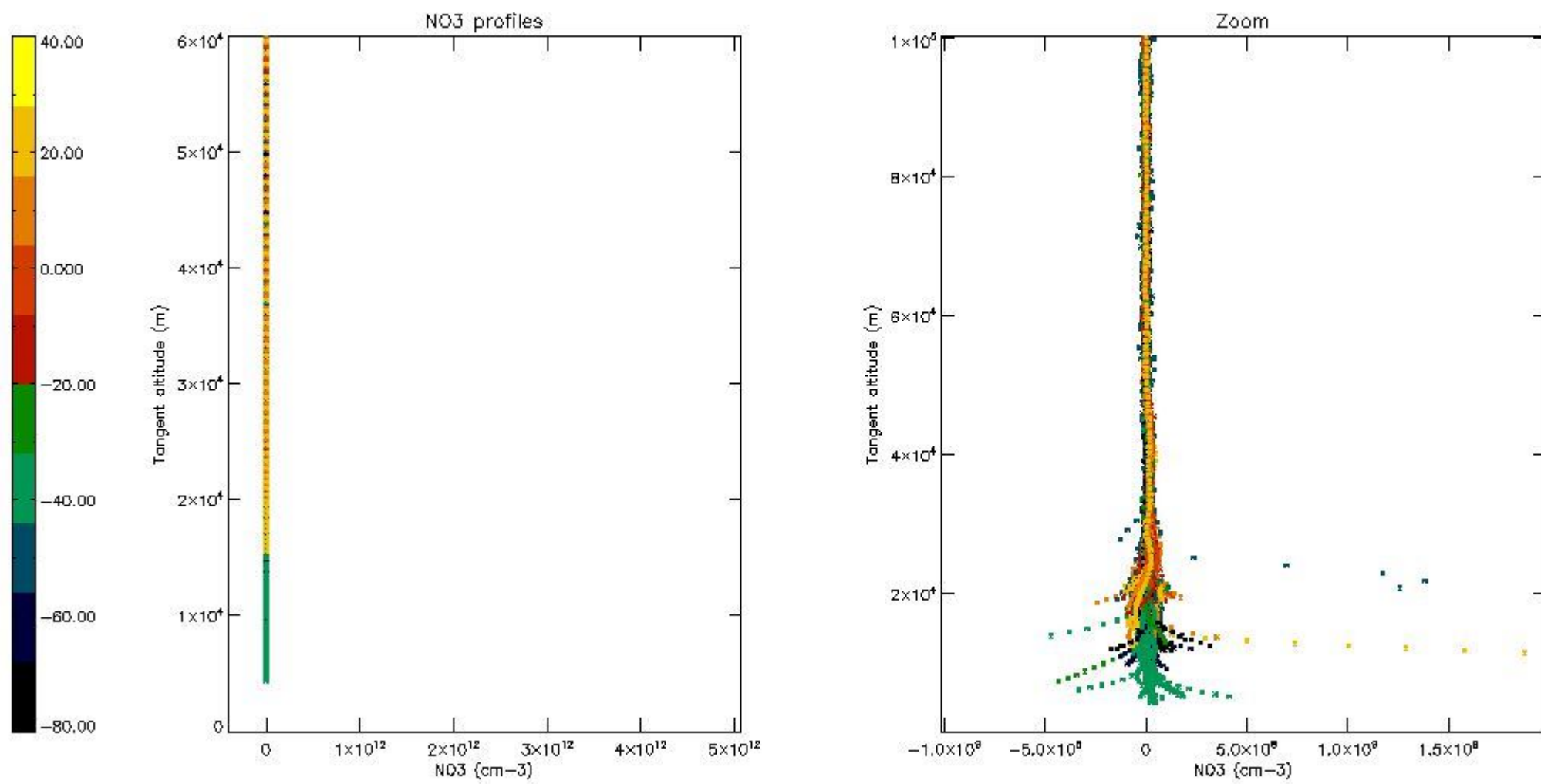
5.6 Plot NO₂ profiles for all STD (dark without errors)

The colorbar represents the latitude.



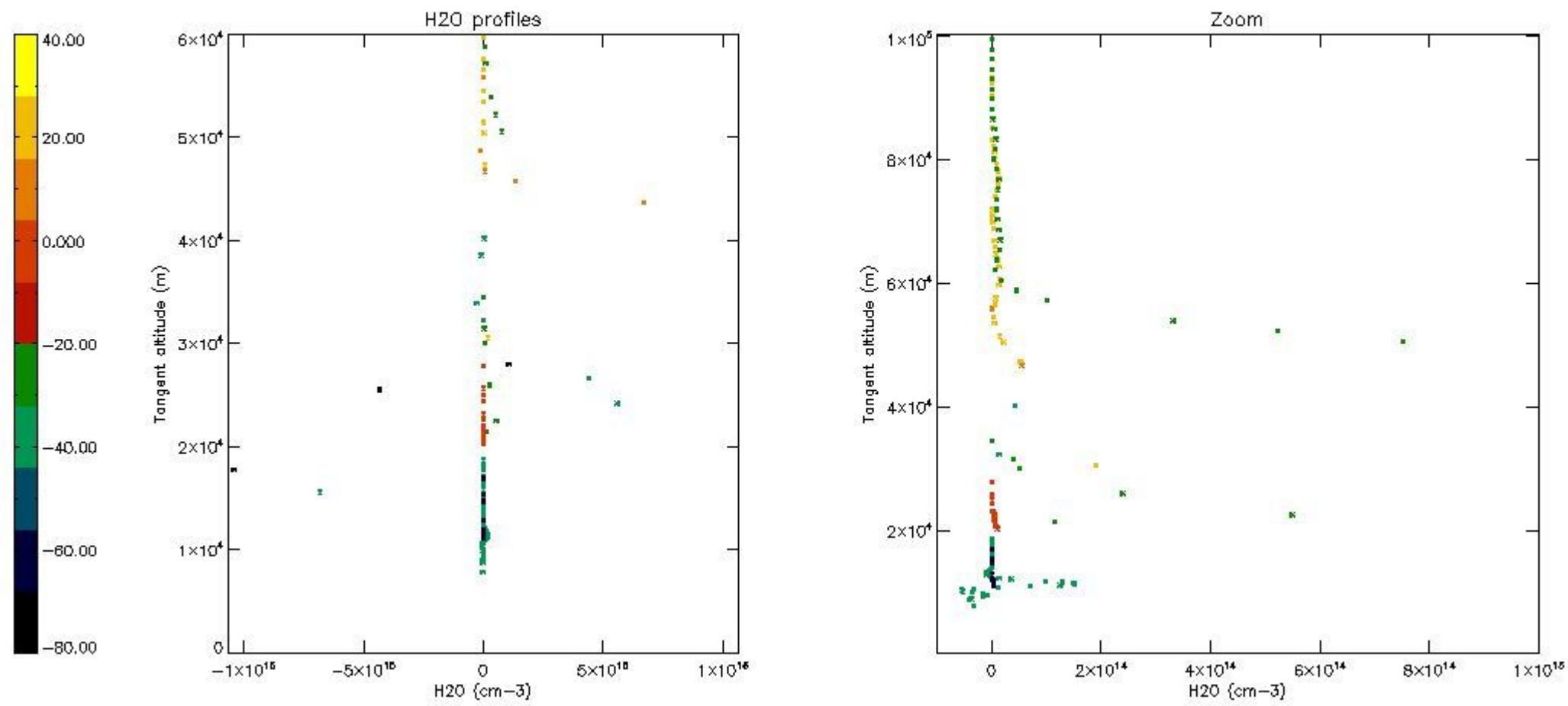
5.7 Plot NO3 profiles for all STD (dark without errors)

The colorbar represents the latitude.



5.8 Plot H₂O profiles for all STD (only for occultations of stars 1,2,3,4,13,14,16,26,63 dark without errors)

The colorbar represents the latitude.



6. Auxiliary Data Files used for the production reported in section 2

The number reported in the third column indicates since which file (see list in section 2) the corresponding auxiliary file has been used. The fourth column is the date of those product files.

Type	Auxiliary Filename	Used since product	Used since product date
INST_PHYS_CHARACTERISTICS	GOM_INS_AXVIEC20091111_143220_20030716_120000_20500101_000000	1	13-APR-2004 00:03:13
LEVEL-2_PROC_CONFIG	GOM_PR2_AXVIEC20091111_152718_20020301_000000_20500101_000000	1	13-APR-2004 00:03:13
CROSS_SECTIONS_FILE	GOM_CRS_AXVIEC20091111_154832_20020301_000000_20500101_000000	1	13-APR-2004 00:03:13

GOMOS Level 2 Daily Report

SUMMARY

[1. General Info](#)

[2. Summary of processed GOM_NL_2P products](#)

[3. Level 2 Quality information per product](#)

[3.1 Plot of level 2 quality information per product \(time dependant\)](#)

[3.2 Plot of level 2 quality information per product \(world map\)](#)

[4. Level 1 Quality information per product \(stored on level 2 products\)](#)

[4.1 Plot of level 1 quality information per product \(time dependant\)](#)

[4.1.1 Plot of level 1 quality information per product \(time dependant\): ASCENDING](#)

[4.1.2 Plot of level 1 quality information per product \(time dependant\): DESCENDING](#)

[4.2 Plot of level 1 quality information per product \(world map\)](#)

[4.2.1 Plot of level 1 quality information per product \(world map\): ASCENDING](#)

[4.2.2 Plot of level 1 quality information per product \(world map\): DESCENDING](#)

[5. Ozone profiles based on quality statistics and other trace gas profiles](#)

[5.1 Ozone statistics based on quality of products](#)

[5.2 Plot ozone profiles for all STD \(dark without errors\)](#)

[5.3 Plot ozone profiles where STD < 20% \(dark without errors\)](#)

[5.4. Plot ozone profiles where STD < 10% \(dark without errors\)](#)

[5.5. Plot ozone profiles where STD < 5% \(dark without errors\)](#)

[5.6 Plot NO2 profiles for all STD \(dark without errors\)](#)

[5.7 Plot NO3 profiles for all STD \(dark without errors\)](#)

[5.8 Plot H2O profiles \(only for occultations of stars 1,2,3,4,13,14,16,26,63 dark without errors\) for all STD](#)

[6. Auxiliary Data Files used for the production reported in section 2](#)

This report presents the daily analysis on parameters extracted from GOMOS level 2 data (GOM_NL__2P). It is intended to monitor some important parameters that will impact the quality of these products. A list of level 2 products (and content) that have arrived during the reporting day to the PCF is also given.

Item	Value
Time of report generation	18APR2013 23:46:18
Data source version	GOMOS/6.01
Start time of products	13-04-2004 (13APR2004 00:00:00)
Stop time of products	14-04-2004 (14APR2004 00:00:00)
Store outputs in DB	Yes
Nb of level 2 prods	452
Nb of prods with errors	0

2. Summary of processed GOM_NL__2P products.

Nr	Filename	UTC Start time	Limb	Duration	Star Id	Star Name	Star Mag	Star Temp	Nb Meas	Orbit	Prod. error
1	GOM_NL__2PRFIN20040413_000313_000000992026_00002_11078_1528.N1	13-APR-2004 00:03:13	Twilight	98.500	97	8Bet1Sco	2.5610	30000.	197	11078	No
2	GOM_NL__2PRFIN20040413_000616_000000622026_00002_11078_1529.N1	13-APR-2004 00:06:16	Bright	61.500	122	9Alp2Lib	2.7470	9700.0	123	11078	No
3	GOM_NL__2PRFIN20040413_000821_000000482026_00002_11078_1530.N1	13-APR-2004 00:08:21	Bright	47.500	15	67Alp Vir	0.97600	28000.	95	11078	No
4	GOM_NL__2PRFIN20040413_001125_000000412026_00002_11078_1531.N1	13-APR-2004 00:11:25	Bright	41.000	121	29Gam Vir	2.7400	7200.0	82	11078	No
5	GOM_NL__2PRFIN20040413_001519_000000432026_00002_11078_1532.N1	13-APR-2004 00:15:19	Bright	42.500	138	47Eps Vir	2.8280	4700.0	85	11078	No
6	GOM_NL__2PRFIN20040413_001802_000000372026_00002_11078_1533.N1	13-APR-2004 00:18:02	Bright	36.500	96	68Del Leo	2.5600	9300.0	73	11078	No
7	GOM_NL__2PRFIN20040413_002007_000000562026_00002_11078_1534.N1	13-APR-2004 00:20:07	Bright	55.500	3	16Alp Boo	-0.050000	4250.0	111	11078	No
8	GOM_NL__2PRFIN20040413_002331_000000412026_00002_11078_1535.N1	13-APR-2004 00:23:31	Bright	41.000	152	12Alp2CVn	2.8900	11000.	82	11078	No
9	GOM_NL__2PRFIN20040413_002713_000000372026_00002_11078_1536.N1	13-APR-2004 00:27:13	Bright	37.000	87	64Gam UMa	2.4330	11000.	74	11078	No
10	GOM_NL__2PRFIN20040413_002828_000000412026_00002_11078_1537.N1	13-APR-2004 00:28:28	Bright	41.000	32	77Eps UMa	1.7630	11000.	82	11078	No
11	GOM_NL__2PRFIN20040413_003027_000001042026_00002_11078_1538.N1	13-APR-2004 00:30:27	Bright	104.00	67	5Alp CrB	2.2210	11000.	208	11078	No
12	GOM_NL__2PRFIN20040413_003454_000000402026_00002_11078_1539.N1	13-APR-2004 00:34:54	Bright	39.500	60	7Bet UMi	2.0810	3950.0	79	11078	No
13	GOM_NL__2PRFIN20040413_003733_000000372026_00002_11078_1540.N1	13-APR-2004 00:37:33	Bright	37.000	49	1Alp UMi	1.9900	6300.0	74	11078	No
14	GOM_NL__2PRFIN20040413_004108_000000632026_00002_11078_1541.N1	13-APR-2004 00:41:08	Bright	62.500	130	23Bet Dra	2.7990	5800.0	125	11078	No
15	GOM_NL__2PRFIN20040413_004253_000000652026_00002_11078_1542.N1	13-APR-2004 00:42:53	Bright	64.500	69	33Gam Dra	2.2310	3800.0	129	11078	No
16	GOM_NL__2PRFIN20040413_004551_000000352026_00002_11078_1543.N1	13-APR-2004 00:45:51	Bright	35.000	74	11Bet Cas	2.2680	6600.0	70	11078	No
17	GOM_NL__2PRFIN20040413_005106_000001122026_00002_11078_1544.N1	13-APR-2004 00:51:06	Bright	112.00	5	3Alp Lyr	0.033000	11000.	224	11078	No
18	GOM_NL__2PRFIN20040413_005423_000000542026_00002_11078_1545.N1	13-APR-2004 00:54:23	Bright	54.000	92	53Eps Cyg	2.5000	4500.0	108	11078	No
19	GOM_NL__2PRFIN20040413_010137_000000542026_00002_11078_1546.N1	13-APR-2004 01:01:37	Twilight	53.500	61	8Eps Peg	2.1000	3900.0	107	11078	No
20	GOM_NL__2PRFIN20040413_010405_000000462026_00002_11078_1547.N1	13-APR-2004 01:04:05	Dark	45.500	162	34Alp Aqr	2.9440	5350.0	91	11078	No
21	GOM_NL__2PRFIN20040413_010737_000001122026_00002_11078_1548.N1	13-APR-2004 01:07:37	Dark	112.00	11	53Alp Aql	0.76500	8000.0	224	11078	No
22	GOM_NL__2PRFIN20040413_011107_000000442026_00002_11078_1549.N1	13-APR-2004 01:11:07	Dark	43.500	18	24Alp PsA	1.1660	9700.0	87	11078	No
23	GOM_NL__2PRFIN20040413_011558_000000432026_00002_11078_1550.N1	13-APR-2004 01:15:58	Dark	43.000	63	Bet Gru	2.1500	2800.0	86	11078	No
24	GOM_NL__2PRFIN20040413_011948_000000382026_00002_11078_1551.N1	13-APR-2004 01:19:48	Dark	37.500	148	Alp Tuc	2.8780	4100.0	75	11078	No
25	GOM_NL__2PRFIN20040413_012121_000000422026_00003_11079_1520.N1	13-APR-2004 01:21:21	Dark	42.000	45	Alp Pav	1.9400	26000.	84	11079	No
26	GOM_NL__2PRFIN20040413_030342_000000712026_00004_11080_1532.N1	13-APR-2004 03:03:42	Dark	71.000	57	34Sig Sgr	2.0660	26000.	142	11080	No
27	GOM_NL__2PRFIN20040413_030643_000000642026_00004_11080_1533.N1	13-APR-2004 03:06:43	Dark	63.500	38	20Eps Sgr	1.8360	11000.	127	11080	No
28	GOM_NL__2PRFIN20040413_030908_000000452026_00004_11080_1534.N1	13-APR-2004 03:09:08	Dark	45.000	141	Bet Ara	2.8400	4600.0	90	11080	No
29	GOM_NL__2PRFIN20040413_031045_000000692026_00004_11080_1535.N1	13-APR-2004 03:10:45	Dark	69.000	25	35Lam Sco	1.6200	28000.	138	11080	No
30	GOM_NL__2PRFIN20040413_031353_000000542026_00004_11080_1536.N1	13-APR-2004 03:13:53	Straylight	54.000	4	Alp1Cen	-0.010000	5800.0	108	11080	No
31	GOM_NL__2PRFIN20040413_031610_000000422026_00004_11080_1537.N1	13-APR-2004 03:16:10	Straylight	41.500	20	Bet Cru	1.2530	30000.	83	11080	No
32	GOM_NL__2PRFIN20040413_031737_000000472026_00004_11080_1538.N1	13-APR-2004 03:17:37	Straylight	46.500	109	Bet Lup	2.6770	26000.	93	11080	No
33	GOM_NL__2PRFIN20040413_031923_000001122026_00004_11080_1539.N1	13-APR-2004 03:19:23	Straylight	112.00	16	21Alp Sco	1.0200	3000.0	224	11080	No
34	GOM_NL__2PRFIN20040413_032255_000000932026_00004_11080_1540.N1	13-APR-2004 03:22:55	Twilight	93.000	80	7Del Sco	2.3160	30000.	186	11080	No
35	GOM_NL__2PRFIN20040413_032616_000000452026_00004_11080_1541.N1	13-APR-2004 03:26:16	Twilight	44.500	106	9Bet Crv	2.6480	5600.0	89	11080	No
36	GOM_NL__2PRFIN20040413_032806_000000472026_00004_11080_1542.N1	13-APR-2004 03:28:06	Bright	47.000	100	4Gam Crv	2.5800	13100.	94	11080	No
37	GOM_NL__2PRFIN20040413_032934_000000482026_00004_11080_1543.N1	13-APR-2004 03:29:34	Bright	48.000	15	67Alp Vir	0.97600	28000.	96	11080	No
38	GOM_NL__2PRFIN20040413_033238_000000412026_00004_11080_1544.N1	13-APR-2004 03:32:38	Bright	40.500	121	29Gam Vir	2.7400	7200.0	81	11080	No
39	GOM_NL__2PRFIN20040413_033630_000000422026_00004_11080_1545.N1	13-APR-2004 03:36:30	Bright	41.500	138	47Eps Vir	2.8280	4700.0	83	11080	No
40	GOM_NL__2PRFIN20040413_033914_000000382026_00004_11080_1546.N1	13-APR-2004 03:39:14	Bright	37.500	96	68Del Leo	2.5600	9300.0	75	11080	No
41	GOM_NL__2PRFIN20040413_034117_000000612026_00004_11080_1547.N1	13-APR-2004 03:41:17	Bright	60.500	3	16Alp Boo	-0.050000	4250.0	121	11080	No
42	GOM_NL__2PRFIN20040413_034442_000000392026_00004_11080_1548.N1	13-APR-2004 03:44:42	Bright	39.000	152	12Alp2CVn	2.8900	11000.	78	11080	No

43	GOM_NL__2PRFIN20040413_034825_000000362026_00004_11080_1549.N1	13-APR-2004 03:48:25	Bright	36.000	87	64Gam UMa	2.4330	11000.	72	11080	No
44	GOM_NL__2PRFIN20040413_034958_000000412026_00004_11080_1550.N1	13-APR-2004 03:49:58	Bright	41.000	55	79Zet UMa	2.0600	10200.	82	11080	No
45	GOM_NL__2PRFIN20040413_035605_000000412026_00004_11080_1551.N1	13-APR-2004 03:56:05	Bright	41.000	60	7Bet UMi	2.0810	3950.0	82	11080	No
46	GOM_NL__2PRFIN20040413_035845_000000382026_00004_11080_1552.N1	13-APR-2004 03:58:45	Bright	38.000	49	1Alp UMi	1.9900	6300.0	76	11080	No
47	GOM_NL__2PRFIN20040413_040218_000000622026_00004_11080_1553.N1	13-APR-2004 04:02:18	Bright	61.500	130	23Bet Dra	2.7990	5800.0	123	11080	No
48	GOM_NL__2PRFIN20040413_040403_000000672026_00004_11080_1554.N1	13-APR-2004 04:04:03	Bright	66.500	69	33Gam Dra	2.2310	3800.0	133	11080	No
49	GOM_NL__2PRFIN20040413_040607_000000402026_00004_11080_1555.N1	13-APR-2004 04:06:07	Bright	40.000	89	5Alp Cep	2.4510	8000.0	80	11080	No
50	GOM_NL__2PRFIN20040413_041216_000001062026_00004_11080_1556.N1	13-APR-2004 04:12:16	Bright	105.50	5	3Alp Lyr	0.033000	11000.	211	11080	No
51	GOM_NL__2PRFIN20040413_041534_000000572026_00004_11080_1557.N1	13-APR-2004 04:15:34	Bright	56.500	92	53Eps Cyg	2.5000	4500.0	113	11080	No
52	GOM_NL__2PRFIN20040413_042249_000000492026_00004_11080_1558.N1	13-APR-2004 04:22:49	Twilight	49.000	61	8Eps Peg	2.1000	3900.0	98	11080	No
53	GOM_NL__2PRFIN20040413_042518_000000462026_00004_11080_1559.N1	13-APR-2004 04:25:18	Dark	45.500	162	34Alp Aqr	2.9440	5350.0	91	11080	No
54	GOM_NL__2PRFIN20040413_042852_000000972026_00004_11080_1560.N1	13-APR-2004 04:28:52	Dark	97.000	11	53Alp Aql	0.76500	8000.0	194	11080	No
55	GOM_NL__2PRFIN20040413_043219_000000452026_00004_11080_1561.N1	13-APR-2004 04:32:19	Dark	45.000	18	24Alp PsA	1.1660	9700.0	90	11080	No
56	GOM_NL__2PRFIN20040413_043535_000000422026_00004_11080_1562.N1	13-APR-2004 04:35:35	Dark	42.000	172	Gam Gru	3.0030	13100.	84	11080	No
57	GOM_NL__2PRFIN20040413_043710_000000512026_00004_11080_1563.N1	13-APR-2004 04:37:10	Dark	50.500	63	Bet Gru	2.1500	2800.0	101	11080	No
58	GOM_NL__2PRFIN20040413_044100_000000492026_00004_11080_1564.N1	13-APR-2004 04:41:00	Dark	48.500	148	Alp Tuc	2.8780	4100.0	97	11080	No
59	GOM_NL__2PRFIN20040413_044234_000000412026_00005_11081_1534.N1	13-APR-2004 04:42:34	Dark	40.500	45	Alp Pav	1.9400	26000.	81	11081	No
60	GOM_NL__2PRFIN20040413_044420_000000712026_00005_11081_1535.N1	13-APR-2004 04:44:20	Dark	71.000	57	34Sig Sgr	2.0660	26000.	142	11081	No
61	GOM_NL__2PRFIN20040413_044721_000000642026_00005_11081_1536.N1	13-APR-2004 04:47:21	Dark	63.500	38	20Eps Sgr	1.8360	11000.	127	11081	No
62	GOM_NL__2PRFIN20040413_044945_000000452026_00005_11081_1537.N1	13-APR-2004 04:49:45	Dark	45.000	141	Bet Ara	2.8400	4600.0	90	11081	No
63	GOM_NL__2PRFIN20040413_045122_000000632026_00005_11081_1538.N1	13-APR-2004 04:51:22	Dark	62.500	25	35Lam Sco	1.6200	28000.	125	11081	No
64	GOM_NL__2PRFIN20040413_045430_000000512026_00005_11081_1539.N1	13-APR-2004 04:54:30	Straylight	50.500	4	Alp1Cen	-0.010000	5800.0	101	11081	No
65	GOM_NL__2PRFIN20040413_045646_000000422026_00005_11081_1540.N1	13-APR-2004 04:56:46	Straylight	42.000	20	Bet Cru	1.2530	30000.	84	11081	No
66	GOM_NL__2PRFIN20040413_045815_000000462026_00005_11081_1541.N1	13-APR-2004 04:58:15	Straylight	45.500	109	Bet Lup	2.6770	26000.	91	11081	No
67	GOM_NL__2PRFIN20040413_050000_000001122026_00005_11081_1542.N1	13-APR-2004 05:00:00	Straylight	112.00	16	21Alp Sco	1.0200	3000.0	224	11081	No
68	GOM_NL__2PRFIN20040413_050331_000000912026_00005_11081_1543.N1	13-APR-2004 05:03:31	Twilight	90.500	80	7Del Sco	2.3160	30000.	181	11081	No
69	GOM_NL__2PRFIN20040413_050652_000000442026_00005_11081_1544.N1	13-APR-2004 05:06:52	Twilight	43.500	106	9Bet Crv	2.6480	5600.0	87	11081	No
70	GOM_NL__2PRFIN20040413_050843_000000422026_00005_11081_1545.N1	13-APR-2004 05:08:43	Bright	41.500	100	4Gam Crv	2.5800	13100.	83	11081	No
71	GOM_NL__2PRFIN20040413_051010_000000472026_00005_11081_1546.N1	13-APR-2004 05:10:10	Bright	46.500	15	67Alp Vir	0.97600	28000.	93	11081	No
72	GOM_NL__2PRFIN20040413_051314_000000402026_00005_11081_1547.N1	13-APR-2004 05:13:14	Bright	39.500	121	29Gam Vir	2.7400	7200.0	79	11081	No
73	GOM_NL__2PRFIN20040413_051707_000000422026_00005_11081_1548.N1	13-APR-2004 05:17:07	Bright	42.000	138	47Eps Vir	2.8280	4700.0	84	11081	No
74	GOM_NL__2PRFIN20040413_051951_000000372026_00005_11081_1549.N1	13-APR-2004 05:19:51	Bright	37.000	96	68Del Leo	2.5600	9300.0	74	11081	No
75	GOM_NL__2PRFIN20040413_052150_000000592026_00005_11081_1550.N1	13-APR-2004 05:21:50	Bright	59.000	3	16Alp Boo	-0.050000	4250.0	118	11081	No
76	GOM_NL__2PRFIN20040413_052518_000000392026_00005_11081_1551.N1	13-APR-2004 05:25:18	Bright	39.000	152	12Alp2CVn	2.8900	11000.	78	11081	No
77	GOM_NL__2PRFIN20040413_052901_000000372026_00005_11081_1552.N1	13-APR-2004 05:29:01	Bright	37.000	87	64Gam UMa	2.4330	11000.	74	11081	No
78	GOM_NL__2PRFIN20040413_053034_000000412026_00005_11081_1553.N1	13-APR-2004 05:30:34	Bright	41.000	55	79Zet UMa	2.0600	10200.	82	11081	No
79	GOM_NL__2PRFIN20040413_053641_000000412026_00005_11081_1554.N1	13-APR-2004 05:36:41	Bright	41.000	60	7Bet UMi	2.0810	3950.0	82	11081	No
80	GOM_NL__2PRFIN20040413_053921_000000382026_00005_11081_1555.N1	13-APR-2004 05:39:21	Bright	38.000	49	1Alp UMi	1.9900	6300.0	76	11081	No
81	GOM_NL__2PRFIN20040413_054252_000000612026_00005_11081_1556.N1	13-APR-2004 05:42:52	Bright	60.500	130	23Bet Dra	2.7990	5800.0	121	11081	No
82	GOM_NL__2PRFIN20040413_054438_000000652026_00005_11081_1557.N1	13-APR-2004 05:44:38	Bright	64.500	69	33Gam Dra	2.2310	3800.0	129	11081	No
83	GOM_NL__2PRFIN20040413_054643_000000392026_00005_11081_1558.N1	13-APR-2004 05:46:43	Bright	39.000	89	5Alp Cep	2.4510	8000.0	78	11081	No
84	GOM_NL__2PRFIN20040413_055252_000001052026_00005_11081_1559.N1	13-APR-2004 05:52:52	Bright	105.00	5	3Alp Lyr	0.033000	11000.	210	11081	No
85	GOM_NL__2PRFIN20040413_055611_000000542026_00005_11081_1560.N1	13-APR-2004 05:56:11	Bright	54.000	92	53Eps Cyg	2.5000	4500.0	108	11081	No
86	GOM_NL__2PRFIN20040413_060326_000000482026_00005_11081_1561.N1	13-APR-2004 06:03:26	Twilight	47.500	61	8Eps Peg	2.1000	3900.0	95	11081	No
87	GOM_NL__2PRFIN20040413_060555_000000422026_00005_11081_1562.N1	13-APR-2004 06:05:55	Dark	41.500	162	34Alp Aqr	2.9440	5350.0	83	11081	No
88	GOM_NL__2PRFIN20040413_060930_000001142026_00005_11081_1563.N1	13-APR-2004 06:09:30	Dark	114.00	11	53Alp Aql	0.76500	8000.0	228	11081	No
89	GOM_NL__2PRFIN20040413_061255_000000442026_00005_11081_1564.N1	13-APR-2004 06:12:55	Dark	44.000	18	24Alp PsA	1.1660	9700.0	88	11081	No
90	GOM_NL__2PRFIN20040413_061612_000000392026_00005_11081_1565.N1	13-APR-2004 06:16:12	Dark	39.000	172	Gam Gru	3.0030	13100.	78	11081	No
91	GOM_NL__2PRFIN20040413_061747_000000432026_00005_11081_1566.N1	13-APR-2004 06:17:47	Dark	43.000	63	Bet Gru	2.1500	2800.0	86	11081	No
92	GOM_NL__2PRFIN20040413_062136_000000422026_00005_11081_1567.N1	13-APR-2004 06:21:36	Dark	42.000	148	Alp Tuc	2.8780	4100.0	84	11081	No
93	GOM_NL__2PRFIN20040413_062311_000000402026_00006_11082_1536.N1	13-APR-2004 06:23:11	Dark	40.000	45	Alp Pav	1.9400	26000.	80	11082	No
94	GOM_NL__2PRFIN20040413_062458_000000712026_00006_11082_1537.N1	13-APR-2004 06:24:58	Dark	70.500	57	34Sig Sgr	2.0660	26000.	141	11082	No
95	GOM_NL__2PRFIN20040413_062759_000000612026_00006_11082_1538.N1	13-APR-2004 06:27:59	Dark	61.000	38	20Eps Sgr	1.8360	11000.	122	11082	No
96	GOM_NL__2PRFIN20040413_063022_000000452026_00006_11082_1539.N1	13-APR-2004 06:30:22	Dark	44.500	141	Bet Ara	2.8400	4600.0	89	11082	No
97	GOM_NL__2PRFIN20040413_063200_000000642026_00006_11082_1540.N1	13-APR-2004 06:32:00	Dark	63.500	25	35Lam Sco	1.6200	28000.	127	11082	No
98	GOM_NL__2PRFIN20040413_063507_000000442026_00006_11082_1541.N1	13-APR-2004 06:35:07	Straylight	44.000	4	Alp1Cen	-0.010000	5800.0	88	11082	No
99	GOM_NL__2PRFIN20040413_063723_000000422026_00006_11082_1542.N1	13-APR-2004 06:37:23	Straylight	41.500	20	Bet Cru	1.2530	30000.	83	11082	No
100	GOM_NL__2PRFIN20040413_063852_000000472026_00006_11082_1543.N1	13-APR-2004 06:38:52	Straylight	46.500	109	Bet Lup	2.6770	26000.	93	11082	No
101	GOM_NL__2PRFIN20040413_064037_000001032026_00006_11082_1544.N1	13-APR-2004 06:40:37	Straylight	103.00	16	21Alp Sco	1.0200	3000.0	206	11082	No

102	GOM_NL__2PRFIN20040413_064407_000000892026_00006_11082_1545.N1	13-APR-2004 06:44:07	Twilight	88.500	80	7Del Sco	2.3160	30000.	177	11082	No
103	GOM_NL__2PRFIN20040413_064729_000000432026_00006_11082_1546.N1	13-APR-2004 06:47:29	Twilight	43.000	106	9Bet Crv	2.6480	5600.0	86	11082	No
104	GOM_NL__2PRFIN20040413_064919_000000442026_00006_11082_1547.N1	13-APR-2004 06:49:19	Bright	44.000	100	4Gam Crv	2.5800	13100.	88	11082	No
105	GOM_NL__2PRFIN20040413_065046_000000472026_00006_11082_1548.N1	13-APR-2004 06:50:46	Bright	46.500	15	67Alp Vir	0.97600	28000.	93	11082	No
106	GOM_NL__2PRFIN20040413_065350_000000392026_00006_11082_1549.N1	13-APR-2004 06:53:50	Bright	39.000	121	29Gam Vir	2.7400	7200.0	78	11082	No
107	GOM_NL__2PRFIN20040413_065743_000000422026_00006_11082_1550.N1	13-APR-2004 06:57:43	Bright	42.000	138	47Eps Vir	2.8280	4700.0	84	11082	No
108	GOM_NL__2PRFIN20040413_070027_000000372026_00006_11082_1551.N1	13-APR-2004 07:00:27	Bright	37.000	96	68Del Leo	2.5600	9300.0	74	11082	No
109	GOM_NL__2PRFIN20040413_070225_000000632026_00006_11082_1552.N1	13-APR-2004 07:02:25	Bright	62.500	3	16Alp Boo	-0.050000	4250.0	125	11082	No
110	GOM_NL__2PRFIN20040413_070553_000000402026_00006_11082_1553.N1	13-APR-2004 07:05:53	Bright	40.000	152	12Alp2CVn	2.8900	11000.	80	11082	No
111	GOM_NL__2PRFIN20040413_070937_000000362026_00006_11082_1554.N1	13-APR-2004 07:09:37	Bright	36.000	87	64Gam UMa	2.4330	11000.	72	11082	No
112	GOM_NL__2PRFIN20040413_071109_000000412026_00006_11082_1555.N1	13-APR-2004 07:11:09	Bright	40.500	55	79Zet UMa	2.0600	10200.	81	11082	No
113	GOM_NL__2PRFIN20040413_071717_000000412026_00006_11082_1556.N1	13-APR-2004 07:17:17	Bright	40.500	60	7Bet UMi	2.0810	3950.0	81	11082	No
114	GOM_NL__2PRFIN20040413_071958_000000362026_00006_11082_1557.N1	13-APR-2004 07:19:58	Bright	35.500	49	1Alp UMi	1.9900	6300.0	71	11082	No
115	GOM_NL__2PRFIN20040413_072327_000000612026_00006_11082_1558.N1	13-APR-2004 07:23:27	Bright	61.000	130	23Bet Dra	2.7990	5800.0	122	11082	No
116	GOM_NL__2PRFIN20040413_072513_000000632026_00006_11082_1559.N1	13-APR-2004 07:25:13	Bright	63.000	69	33Gam Dra	2.2310	3800.0	126	11082	No
117	GOM_NL__2PRFIN20040413_072719_000000402026_00006_11082_1560.N1	13-APR-2004 07:27:19	Bright	40.000	89	5Alp Cep	2.4510	8000.0	80	11082	No
118	GOM_NL__2PRFIN20040413_073328_000001112026_00006_11082_1561.N1	13-APR-2004 07:33:28	Bright	110.50	5	3Alp Lyr	0.033000	11000.	221	11082	No
119	GOM_NL__2PRFIN20040413_073646_000000702026_00006_11082_1562.N1	13-APR-2004 07:36:46	Bright	70.000	92	53Eps Cyg	2.5000	4500.0	140	11082	No
120	GOM_NL__2PRFIN20040413_074402_000000492026_00006_11082_1563.N1	13-APR-2004 07:44:02	Twilight	49.000	61	8Eps Peg	2.1000	3900.0	98	11082	No
121	GOM_NL__2PRFIN20040413_074631_000000462026_00006_11082_1564.N1	13-APR-2004 07:46:31	Dark	46.000	162	34Alp Aqr	2.9440	5350.0	92	11082	No
122	GOM_NL__2PRFIN20040413_075007_000001032026_00006_11082_1565.N1	13-APR-2004 07:50:07	Dark	102.50	11	53Alp Aql	0.76500	8000.0	205	11082	No
123	GOM_NL__2PRFIN20040413_075331_000000432026_00006_11082_1566.N1	13-APR-2004 07:53:31	Dark	43.000	18	24Alp PsA	1.1660	9700.0	86	11082	No
124	GOM_NL__2PRFIN20040413_075649_000000402026_00006_11082_1567.N1	13-APR-2004 07:56:49	Dark	40.000	172	Gam Gru	3.0030	13100.	80	11082	No
125	GOM_NL__2PRFIN20040413_075823_000000442026_00006_11082_1568.N1	13-APR-2004 07:58:23	Dark	43.500	63	Bet Gru	2.1500	2800.0	87	11082	No
126	GOM_NL__2PRFIN20040413_080213_000000392026_00006_11082_1569.N1	13-APR-2004 08:02:13	Dark	39.000	148	Alp Tuc	2.8780	4100.0	78	11082	No
127	GOM_NL__2PRFIN20040413_080348_000000432026_00007_11083_1538.N1	13-APR-2004 08:03:48	Dark	43.000	45	Alp Pav	1.9400	26000.	86	11083	No
128	GOM_NL__2PRFIN20040413_080536_000000722026_00007_11083_1539.N1	13-APR-2004 08:05:36	Dark	72.000	57	34Sig Sgr	2.0660	26000.	144	11083	No
129	GOM_NL__2PRFIN20040413_080836_000000642026_00007_11083_1540.N1	13-APR-2004 08:08:36	Dark	64.000	38	20Eps Sgr	1.8360	11000.	128	11083	No
130	GOM_NL__2PRFIN20040413_081058_000000512026_00007_11083_1541.N1	13-APR-2004 08:10:58	Dark	51.000	141	Bet Ara	2.8400	4600.0	102	11083	No
131	GOM_NL__2PRFIN20040413_081237_000000642026_00007_11083_1542.N1	13-APR-2004 08:12:37	Dark	64.000	25	35Lam Sco	1.6200	28000.	128	11083	No
132	GOM_NL__2PRFIN20040413_081543_000000532026_00007_11083_1543.N1	13-APR-2004 08:15:43	Straylight	53.000	4	Alp1Cen	-0.010000	5800.0	106	11083	No
133	GOM_NL__2PRFIN20040413_081759_000000422026_00007_11083_1544.N1	13-APR-2004 08:17:59	Straylight	41.500	20	Bet Cru	1.2530	30000.	83	11083	No
134	GOM_NL__2PRFIN20040413_081928_000000472026_00007_11083_1545.N1	13-APR-2004 08:19:28	Straylight	47.000	109	Bet Lup	2.6770	26000.	94	11083	No
135	GOM_NL__2PRFIN20040413_082114_000000982026_00007_11083_1546.N1	13-APR-2004 08:21:14	Straylight	98.000	16	21Alp Sco	1.0200	3000.0	196	11083	No
136	GOM_NL__2PRFIN20040413_082444_000000902026_00007_11083_1547.N1	13-APR-2004 08:24:44	Twilight	90.000	80	7Del Sco	2.3160	30000.	180	11083	No
137	GOM_NL__2PRFIN20040413_082805_000000442026_00007_11083_1548.N1	13-APR-2004 08:28:05	Twilight	43.500	106	9Bet Crv	2.6480	5600.0	87	11083	No
138	GOM_NL__2PRFIN20040413_082956_000000472026_00007_11083_1549.N1	13-APR-2004 08:29:56	Bright	46.500	100	4Gam Crv	2.5800	13100.	93	11083	No
139	GOM_NL__2PRFIN20040413_083122_000000462026_00007_11083_1550.N1	13-APR-2004 08:31:22	Bright	45.500	15	67Alp Vir	0.97600	28000.	91	11083	No
140	GOM_NL__2PRFIN20040413_083426_000000382026_00007_11083_1551.N1	13-APR-2004 08:34:26	Bright	38.000	121	29Gam Vir	2.7400	7200.0	76	11083	No
141	GOM_NL__2PRFIN20040413_083818_000000432026_00007_11083_1552.N1	13-APR-2004 08:38:18	Bright	43.000	138	47Eps Vir	2.8280	4700.0	86	11083	No
142	GOM_NL__2PRFIN20040413_084103_000000382026_00007_11083_1553.N1	13-APR-2004 08:41:03	Bright	38.000	96	68Del Leo	2.5600	9300.0	76	11083	No
143	GOM_NL__2PRFIN20040413_084303_000000582026_00007_11083_1554.N1	13-APR-2004 08:43:03	Bright	57.500	3	16Alp Boo	-0.050000	4250.0	115	11083	No
144	GOM_NL__2PRFIN20040413_084629_000000392026_00007_11083_1555.N1	13-APR-2004 08:46:29	Bright	39.000	152	12Alp2CVn	2.8900	11000.	78	11083	No
145	GOM_NL__2PRFIN20040413_085013_000000392026_00007_11083_1556.N1	13-APR-2004 08:50:13	Bright	38.500	87	64Gam UMa	2.4330	11000.	77	11083	No
146	GOM_NL__2PRFIN20040413_085145_000000402026_00007_11083_1557.N1	13-APR-2004 08:51:45	Bright	39.500	55	79Zet UMa	2.0600	10200.	79	11083	No
147	GOM_NL__2PRFIN20040413_085752_000000402026_00007_11083_1558.N1	13-APR-2004 08:57:52	Bright	40.000	60	7Bet UMi	2.0810	3950.0	80	11083	No
148	GOM_NL__2PRFIN20040413_090033_000000372026_00007_11083_1559.N1	13-APR-2004 09:00:33	Bright	37.000	49	1Alp UMi	1.9900	6300.0	74	11083	No
149	GOM_NL__2PRFIN20040413_090402_000000602026_00007_11083_1560.N1	13-APR-2004 09:04:02	Bright	60.000	130	23Bet Dra	2.7990	5800.0	120	11083	No
150	GOM_NL__2PRFIN20040413_090548_000000662026_00007_11083_1561.N1	13-APR-2004 09:05:48	Bright	65.500	69	33Gam Dra	2.2310	3800.0	131	11083	No
151	GOM_NL__2PRFIN20040413_090754_000000412026_00007_11083_1562.N1	13-APR-2004 09:07:54	Bright	40.500	89	5Alp Cep	2.4510	8000.0	81	11083	No
152	GOM_NL__2PRFIN20040413_091403_000001142026_00007_11083_1563.N1	13-APR-2004 09:14:03	Bright	114.00	5	3Alp Lyr	0.033000	11000.	228	11083	No
153	GOM_NL__2PRFIN20040413_091723_000000522026_00007_11083_1564.N1	13-APR-2004 09:17:23	Bright	51.500	92	53Eps Cyg	2.5000	4500.0	103	11083	No
154	GOM_NL__2PRFIN20040413_092438_000000502026_00007_11083_1565.N1	13-APR-2004 09:24:38	Twilight	50.000	61	8Eps Peg	2.1000	3900.0	100	11083	No
155	GOM_NL__2PRFIN20040413_092707_000000462026_00007_11083_1566.N1	13-APR-2004 09:27:07	Dark	45.500	162	34Alp Aqr	2.9440	5350.0	91	11083	No
156	GOM_NL__2PRFIN20040413_093045_000001042026_00007_11083_1567.N1	13-APR-2004 09:30:45	Dark	104.00	11	53Alp Aql	0.76500	8000.0	208	11083	No
157	GOM_NL__2PRFIN20040413_093407_000000452026_00007_11083_1568.N1	13-APR-2004 09:34:07	Dark	45.000	18	24Alp PsA	1.1660	9700.0	90	11083	No
158	GOM_NL__2PRFIN20040413_093725_000000402026_00007_11083_1569.N1	13-APR-2004 09:37:25	Dark	40.000	172	Gam Gru	3.0030	13100.	80	11083	No
159	GOM_NL__2PRFIN20040413_093859_000000452026_00007_11083_1570.N1	13-APR-2004 09:38:59	Dark	45.000	63	Bet Gru	2.1500	2800.0	90	11083	No
160	GOM_NL__2PRFIN20040413_094249_000000382026_00007_11083_1571.N1	13-APR-2004 09:42:49	Dark	38.000	148	Alp Tuc	2.8780	4100.0	76	11083	No

161	GOM_NL__2PRFIN20040413_094424_000000412026_00008_11084_1540.N1	13-APR-2004 09:44:24	Dark	40.500	45	Alp Pav	1.9400	26000.	81	11084	No
162	GOM_NL__2PRFIN20040413_094614_000000712026_00008_11084_1541.N1	13-APR-2004 09:46:14	Dark	70.500	57	34Sig Sgr	2.0660	26000.	141	11084	No
163	GOM_NL__2PRFIN20040413_094913_000000642026_00008_11084_1542.N1	13-APR-2004 09:49:13	Dark	63.500	38	20Eps Sgr	1.8360	11000.	127	11084	No
164	GOM_NL__2PRFIN20040413_095135_000000502026_00008_11084_1543.N1	13-APR-2004 09:51:35	Dark	49.500	141	Bet Ara	2.8400	4600.0	99	11084	No
165	GOM_NL__2PRFIN20040413_095314_000000702026_00008_11084_1544.N1	13-APR-2004 09:53:14	Dark	69.500	25	35Lam Sco	1.6200	28000.	139	11084	No
166	GOM_NL__2PRFIN20040413_095619_000000472026_00008_11084_1545.N1	13-APR-2004 09:56:19	Straylight	46.500	4	Alp1Cen	-0.010000	5800.0	93	11084	No
167	GOM_NL__2PRFIN20040413_095835_000000392026_00008_11084_1546.N1	13-APR-2004 09:58:35	Straylight	39.000	20	Bet Cru	1.2530	30000.	78	11084	No
168	GOM_NL__2PRFIN20040413_100005_000000462026_00008_11084_1547.N1	13-APR-2004 10:00:05	Straylight	46.000	109	Bet Lup	2.6770	26000.	92	11084	No
169	GOM_NL__2PRFIN20040413_100151_000001022026_00008_11084_1548.N1	13-APR-2004 10:01:51	Straylight	101.50	16	21Alp Sco	1.0200	3000.0	203	11084	No
170	GOM_NL__2PRFIN20040413_100521_000000902026_00008_11084_1549.N1	13-APR-2004 10:05:21	Tw_i_and_stray	89.500	80	7Del Sco	2.3160	30000.	179	11084	No
171	GOM_NL__2PRFIN20040413_100841_000000442026_00008_11084_1550.N1	13-APR-2004 10:08:41	Tw_i_and_stray	43.500	106	9Bet Crv	2.6480	5600.0	87	11084	No
172	GOM_NL__2PRFIN20040413_101031_000000422026_00008_11084_1551.N1	13-APR-2004 10:10:31	Bright	41.500	100	4Gam Crv	2.5800	13100.	83	11084	No
173	GOM_NL__2PRFIN20040413_101158_000000442026_00008_11084_1552.N1	13-APR-2004 10:11:58	Bright	43.500	15	67Alp Vir	0.97600	28000.	87	11084	No
174	GOM_NL__2PRFIN20040413_101502_000000392026_00008_11084_1553.N1	13-APR-2004 10:15:02	Bright	38.500	121	29Gam Vir	2.7400	7200.0	77	11084	No
175	GOM_NL__2PRFIN20040413_101854_000000422026_00008_11084_1554.N1	13-APR-2004 10:18:54	Bright	42.000	138	47Eps Vir	2.8280	4700.0	84	11084	No
176	GOM_NL__2PRFIN20040413_102139_000000362026_00008_11084_1555.N1	13-APR-2004 10:21:39	Bright	35.500	96	68Del Leo	2.5600	9300.0	71	11084	No
177	GOM_NL__2PRFIN20040413_102336_000000572026_00008_11084_1556.N1	13-APR-2004 10:23:36	Bright	57.000	3	16Alp Boo	-0.050000	4250.0	114	11084	No
178	GOM_NL__2PRFIN20040413_102704_000000402026_00008_11084_1557.N1	13-APR-2004 10:27:04	Bright	40.000	152	12Alp2CVn	2.8900	11000.	80	11084	No
179	GOM_NL__2PRFIN20040413_103048_000000392026_00008_11084_1558.N1	13-APR-2004 10:30:48	Bright	38.500	87	64Gam UMa	2.4330	11000.	77	11084	No
180	GOM_NL__2PRFIN20040413_103220_000000422026_00008_11084_1559.N1	13-APR-2004 10:32:20	Bright	41.500	55	79Zet UMa	2.0600	10200.	83	11084	No
181	GOM_NL__2PRFIN20040413_103828_000000412026_00008_11084_1560.N1	13-APR-2004 10:38:28	Bright	41.000	60	7Bet UMi	2.0810	3950.0	82	11084	No
182	GOM_NL__2PRFIN20040413_104109_000000382026_00008_11084_1561.N1	13-APR-2004 10:41:09	Bright	37.500	49	1Alp UMi	1.9900	6300.0	75	11084	No
183	GOM_NL__2PRFIN20040413_104437_000000622026_00008_11084_1562.N1	13-APR-2004 10:44:37	Bright	61.500	130	23Bet Dra	2.7990	5800.0	123	11084	No
184	GOM_NL__2PRFIN20040413_104624_000000672026_00008_11084_1563.N1	13-APR-2004 10:46:24	Bright	67.000	69	33Gam Dra	2.2310	3800.0	134	11084	No
185	GOM_NL__2PRFIN20040413_104830_000000382026_00008_11084_1564.N1	13-APR-2004 10:48:30	Bright	38.000	89	5Alp Cep	2.4510	8000.0	76	11084	No
186	GOM_NL__2PRFIN20040413_105439_000001192026_00008_11084_1565.N1	13-APR-2004 10:54:39	Bright	119.00	5	3Alp Lyr	0.033000	11000.	238	11084	No
187	GOM_NL__2PRFIN20040413_105759_000000572026_00008_11084_1566.N1	13-APR-2004 10:57:59	Bright	56.500	92	53Eps Cyg	2.5000	4500.0	113	11084	No
188	GOM_NL__2PRFIN20040413_110515_000000522026_00008_11084_1567.N1	13-APR-2004 11:05:15	Twilight	52.000	61	8Eps Peg	2.1000	3900.0	104	11084	No
189	GOM_NL__2PRFIN20040413_110743_000000472026_00008_11084_1568.N1	13-APR-2004 11:07:43	Dark	46.500	162	34Alp Aqr	2.9440	5350.0	93	11084	No
190	GOM_NL__2PRFIN20040413_111124_000001002026_00008_11084_1569.N1	13-APR-2004 11:11:24	Dark	99.500	11	53Alp Aql	0.76500	8000.0	199	11084	No
191	GOM_NL__2PRFIN20040413_111441_000000452026_00008_11084_1570.N1	13-APR-2004 11:14:41	Dark	44.500	18	24Alp PsA	1.1660	9700.0	89	11084	No
192	GOM_NL__2PRFIN20040413_111801_000000422026_00008_11084_1571.N1	13-APR-2004 11:18:01	Dark	41.500	172	Gam Gru	3.0030	13100.	83	11084	No
193	GOM_NL__2PRFIN20040413_111934_000000522026_00008_11084_1572.N1	13-APR-2004 11:19:34	Dark	52.000	63	Bet Gru	2.1500	2800.0	104	11084	No
194	GOM_NL__2PRFIN20040413_112325_000000402026_00008_11084_1573.N1	13-APR-2004 11:23:25	Dark	40.000	148	Alp Tuc	2.8780	4100.0	80	11084	No
195	GOM_NL__2PRFIN20040413_112500_000000422026_00009_11085_1542.N1	13-APR-2004 11:25:00	Dark	42.000	45	Alp Pav	1.9400	26000.	84	11085	No
196	GOM_NL__2PRFIN20040413_112651_000000682026_00009_11085_1543.N1	13-APR-2004 11:26:51	Dark	68.000	57	34Sig Sgr	2.0660	26000.	136	11085	No
197	GOM_NL__2PRFIN20040413_112950_000000642026_00009_11085_1544.N1	13-APR-2004 11:29:50	Dark	64.000	38	20Eps Sgr	1.8360	11000.	128	11085	No
198	GOM_NL__2PRFIN20040413_113211_000000482026_00009_11085_1545.N1	13-APR-2004 11:32:11	Dark	48.000	141	Bet Ara	2.8400	4600.0	96	11085	No
199	GOM_NL__2PRFIN20040413_113352_000000722026_00009_11085_1546.N1	13-APR-2004 11:33:52	Dark	71.500	25	35Lam Sco	1.6200	28000.	143	11085	No
200	GOM_NL__2PRFIN20040413_113655_000000482026_00009_11085_1547.N1	13-APR-2004 11:36:55	Straylight	48.000	4	Alp1Cen	-0.010000	5800.0	96	11085	No
201	GOM_NL__2PRFIN20040413_113910_000000462026_00009_11085_1548.N1	13-APR-2004 11:39:10	Straylight	45.500	20	Bet Cru	1.2530	30000.	91	11085	No
202	GOM_NL__2PRFIN20040413_114041_000000452026_00009_11085_1549.N1	13-APR-2004 11:40:41	Straylight	45.000	109	Bet Lup	2.6770	26000.	90	11085	No
203	GOM_NL__2PRFIN20040413_114228_000001042026_00009_11085_1550.N1	13-APR-2004 11:42:28	Straylight	103.50	16	21Alp Sco	1.0200	3000.0	207	11085	No
204	GOM_NL__2PRFIN20040413_114558_000000882026_00009_11085_1551.N1	13-APR-2004 11:45:58	Tw_i_and_stray	88.000	80	7Del Sco	2.3160	30000.	176	11085	No
205	GOM_NL__2PRFIN20040413_114917_000000422026_00009_11085_1552.N1	13-APR-2004 11:49:17	Tw_i_and_stray	42.000	106	9Bet Crv	2.6480	5600.0	84	11085	No
206	GOM_NL__2PRFIN20040413_115107_000000422026_00009_11085_1553.N1	13-APR-2004 11:51:07	Bright	41.500	100	4Gam Crv	2.5800	13100.	83	11085	No
207	GOM_NL__2PRFIN20040413_115234_000000462026_00009_11085_1554.N1	13-APR-2004 11:52:34	Bright	46.000	15	67Alp Vir	0.97600	28000.	92	11085	No
208	GOM_NL__2PRFIN20040413_115538_000000392026_00009_11085_1555.N1	13-APR-2004 11:55:38	Bright	38.500	121	29Gam Vir	2.7400	7200.0	77	11085	No
209	GOM_NL__2PRFIN20040413_115929_000000432026_00009_11085_1556.N1	13-APR-2004 11:59:29	Bright	42.500	138	47Eps Vir	2.8280	4700.0	85	11085	No
210	GOM_NL__2PRFIN20040413_120215_000000382026_00009_11085_1557.N1	13-APR-2004 12:02:15	Bright	37.500	96	68Del Leo	2.5600	9300.0	75	11085	No
211	GOM_NL__2PRFIN20040413_120411_000000622026_00009_11085_1558.N1	13-APR-2004 12:04:11	Bright	62.000	3	16Alp Boo	-0.050000	4250.0	124	11085	No
212	GOM_NL__2PRFIN20040413_120739_000000392026_00009_11085_1559.N1	13-APR-2004 12:07:39	Bright	39.000	152	12Alp2CVn	2.8900	11000.	78	11085	No
213	GOM_NL__2PRFIN20040413_121124_000000382026_00009_11085_1560.N1	13-APR-2004 12:11:24	Bright	37.500	87	64Gam UMa	2.4330	11000.	75	11085	No
214	GOM_NL__2PRFIN20040413_121255_000000402026_00009_11085_1561.N1	13-APR-2004 12:12:55	Bright	40.000	55	79Zet UMa	2.0600	10200.	80	11085	No
215	GOM_NL__2PRFIN20040413_121903_000000382026_00009_11085_1562.N1	13-APR-2004 12:19:03	Bright	38.000	60	7Bet UMi	2.0810	3950.0	76	11085	No
216	GOM_NL__2PRFIN20040413_122145_000000372026_00009_11085_1563.N1	13-APR-2004 12:21:45	Bright	37.000	49	1Alp UMi	1.9900	6300.0	74	11085	No
217	GOM_NL__2PRFIN20040413_122512_000000632026_00009_11085_1564.N1	13-APR-2004 12:25:12	Bright	62.500	130	23Bet Dra	2.7990	5800.0	125	11085	No
218	GOM_NL__2PRFIN20040413_122659_000000642026_00009_11085_1565.N1	13-APR-2004 12:26:59	Bright	64.000	69	33Gam Dra	2.2310	3800.0	128	11085	No
219	GOM_NL__2PRFIN20040413_122906_000000402026_00009_11085_1566.N1	13-APR-2004 12:29:06	Bright	40.000	89	5Alp Cep	2.4510	8000.0	80	11085	No

220	GOM_NL__2PRFIN20040413_123514_000001132026_00009_11085_1567.N1	13-APR-2004 12:35:14	Bright	113.00	5	3Alp Lyr	0.033000	11000.	226	11085	No
221	GOM_NL__2PRFIN20040413_123835_000000532026_00009_11085_1568.N1	13-APR-2004 12:38:35	Bright	52.500	92	53Eps Cyg	2.5000	4500.0	105	11085	No
222	GOM_NL__2PRFIN20040413_124551_000000522026_00009_11085_1569.N1	13-APR-2004 12:45:51	Twilight	51.500	61	8Eps Peg	2.1000	3900.0	103	11085	No
223	GOM_NL__2PRFIN20040413_124819_000000462026_00009_11085_1570.N1	13-APR-2004 12:48:19	Dark	46.000	162	34Alp Aqr	2.9440	5350.0	92	11085	No
224	GOM_NL__2PRFIN20040413_125201_000001262026_00009_11085_1571.N1	13-APR-2004 12:52:01	Dark	125.50	11	53Alp Aql	0.76500	8000.0	251	11085	No
225	GOM_NL__2PRFIN20040413_125519_000000462026_00009_11085_1572.N1	13-APR-2004 12:55:19	Dark	46.000	18	24Alp PsA	1.1660	9700.0	92	11085	No
226	GOM_NL__2PRFIN20040413_125837_000000402026_00009_11085_1573.N1	13-APR-2004 12:58:37	Dark	39.500	172	Gam Gru	3.0030	13100.	79	11085	No
227	GOM_NL__2PRFIN20040413_130011_000000452026_00009_11085_1574.N1	13-APR-2004 13:00:11	Dark	44.500	63	Bet Gru	2.1500	2800.0	89	11085	No
228	GOM_NL__2PRFIN20040413_130401_000000412026_00009_11085_1575.N1	13-APR-2004 13:04:01	Dark	41.000	148	Alp Tuc	2.8780	4100.0	82	11085	No
229	GOM_NL__2PRFIN20040413_130537_000000402026_00010_11086_1544.N1	13-APR-2004 13:05:37	Dark	39.500	45	Alp Pav	1.9400	26000.	79	11086	No
230	GOM_NL__2PRFIN20040413_130730_000000692026_00010_11086_1545.N1	13-APR-2004 13:07:30	Dark	69.000	57	34Sig Sgr	2.0660	26000.	138	11086	No
231	GOM_NL__2PRFIN20040413_131028_000000642026_00010_11086_1546.N1	13-APR-2004 13:10:28	Dark	64.000	38	20Eps Sgr	1.8360	11000.	128	11086	No
232	GOM_NL__2PRFIN20040413_131247_000000452026_00010_11086_1547.N1	13-APR-2004 13:12:47	Dark	44.500	141	Bet Ara	2.8400	4600.0	89	11086	No
233	GOM_NL__2PRFIN20040413_131429_000000602026_00010_11086_1548.N1	13-APR-2004 13:14:29	Dark	60.000	25	35Lam Sco	1.6200	28000.	120	11086	No
234	GOM_NL__2PRFIN20040413_131730_000000442026_00010_11086_1549.N1	13-APR-2004 13:17:30	Straylight	43.500	4	Alp1Cen	-0.010000	5800.0	87	11086	No
235	GOM_NL__2PRFIN20040413_131946_000000402026_00010_11086_1550.N1	13-APR-2004 13:19:46	Straylight	39.500	20	Bet Cru	1.2530	30000.	79	11086	No
236	GOM_NL__2PRFIN20040413_132117_000000462026_00010_11086_1551.N1	13-APR-2004 13:21:17	Straylight	46.000	109	Bet Lup	2.6770	26000.	92	11086	No
237	GOM_NL__2PRFIN20040413_132305_000001002026_00010_11086_1552.N1	13-APR-2004 13:23:05	Straylight	100.00	16	21Alp Sco	1.0200	3000.0	200	11086	No
238	GOM_NL__2PRFIN20040413_132634_000000842026_00010_11086_1553.N1	13-APR-2004 13:26:34	Tw_i_and_stray	84.000	80	7Del Sco	2.3160	30000.	168	11086	No
239	GOM_NL__2PRFIN20040413_132952_000000412026_00010_11086_1554.N1	13-APR-2004 13:29:52	Tw_i_and_stray	40.500	106	9Bet Crv	2.6480	5600.0	81	11086	No
240	GOM_NL__2PRFIN20040413_133143_000000522026_00010_11086_1555.N1	13-APR-2004 13:31:43	Bright	51.500	100	4Gam Crv	2.5800	13100.	103	11086	No
241	GOM_NL__2PRFIN20040413_133309_000000482026_00010_11086_1556.N1	13-APR-2004 13:33:09	Bright	47.500	15	67Alp Vir	0.97600	28000.	95	11086	No
242	GOM_NL__2PRFIN20040413_133613_000000402026_00010_11086_1557.N1	13-APR-2004 13:36:13	Bright	40.000	121	29Gam Vir	2.7400	7200.0	80	11086	No
243	GOM_NL__2PRFIN20040413_134004_000000432026_00010_11086_1558.N1	13-APR-2004 13:40:04	Bright	43.000	138	47Eps Vir	2.8280	4700.0	86	11086	No
244	GOM_NL__2PRFIN20040413_134251_000000372026_00010_11086_1559.N1	13-APR-2004 13:42:51	Bright	37.000	96	68Del Leo	2.5600	9300.0	74	11086	No
245	GOM_NL__2PRFIN20040413_134447_000000582026_00010_11086_1560.N1	13-APR-2004 13:44:47	Bright	57.500	3	16Alp Boo	-0.050000	4250.0	115	11086	No
246	GOM_NL__2PRFIN20040413_134815_000000392026_00010_11086_1561.N1	13-APR-2004 13:48:15	Bright	39.000	152	12Alp2CVn	2.8900	11000.	78	11086	No
247	GOM_NL__2PRFIN20040413_135159_000000372026_00010_11086_1562.N1	13-APR-2004 13:51:59	Bright	37.000	87	64Gam UMa	2.4330	11000.	74	11086	No
248	GOM_NL__2PRFIN20040413_135330_000000422026_00010_11086_1563.N1	13-APR-2004 13:53:30	Bright	41.500	55	79Zet UMa	2.0600	10200.	83	11086	No
249	GOM_NL__2PRFIN20040413_135938_000000412026_00010_11086_1564.N1	13-APR-2004 13:59:38	Bright	41.000	60	7Bet UMi	2.0810	3950.0	82	11086	No
250	GOM_NL__2PRFIN20040413_140220_000000392026_00010_11086_1565.N1	13-APR-2004 14:02:20	Bright	38.500	49	1Alp UMi	1.9900	6300.0	77	11086	No
251	GOM_NL__2PRFIN20040413_140547_000000612026_00010_11086_1566.N1	13-APR-2004 14:05:47	Bright	61.000	130	23Bet Dra	2.7990	5800.0	122	11086	No
252	GOM_NL__2PRFIN20040413_140734_000000642026_00010_11086_1567.N1	13-APR-2004 14:07:34	Bright	63.500	69	33Gam Dra	2.2310	3800.0	127	11086	No
253	GOM_NL__2PRFIN20040413_140940_000000412026_00010_11086_1568.N1	13-APR-2004 14:09:40	Bright	41.000	89	5Alp Cep	2.4510	8000.0	82	11086	No
254	GOM_NL__2PRFIN20040413_141549_000001162026_00010_11086_1569.N1	13-APR-2004 14:15:49	Bright	116.00	5	3Alp Lyr	0.033000	11000.	232	11086	No
255	GOM_NL__2PRFIN20040413_141910_000000542026_00010_11086_1570.N1	13-APR-2004 14:19:10	Bright	53.500	92	53Eps Cyg	2.5000	4500.0	107	11086	No
256	GOM_NL__2PRFIN20040413_142627_000000512026_00010_11086_1571.N1	13-APR-2004 14:26:27	Twilight	51.000	61	8Eps Peg	2.1000	3900.0	102	11086	No
257	GOM_NL__2PRFIN20040413_142855_000000472026_00010_11086_1572.N1	13-APR-2004 14:28:55	Dark	46.500	162	34Alp Aqr	2.9440	5350.0	93	11086	No
258	GOM_NL__2PRFIN20040413_143239_000001032026_00010_11086_1573.N1	13-APR-2004 14:32:39	Dark	103.00	11	53Alp Aql	0.76500	8000.0	206	11086	No
259	GOM_NL__2PRFIN20040413_143553_000000492026_00010_11086_1574.N1	13-APR-2004 14:35:53	Dark	48.500	18	24Alp PsA	1.1660	9700.0	97	11086	No
260	GOM_NL__2PRFIN20040413_143913_000000402026_00010_11086_1575.N1	13-APR-2004 14:39:13	Dark	40.000	172	Gam Gru	3.0030	13100.	80	11086	No
261	GOM_NL__2PRFIN20040413_144046_000000522026_00010_11086_1576.N1	13-APR-2004 14:40:46	Dark	52.000	63	Bet Gru	2.1500	2800.0	104	11086	No
262	GOM_NL__2PRFIN20040413_144436_000000402026_00010_11086_1577.N1	13-APR-2004 14:44:36	Dark	40.000	148	Alp Tuc	2.8780	4100.0	80	11086	No
263	GOM_NL__2PRFIN20040413_144613_000000432026_00011_11087_1551.N1	13-APR-2004 14:46:13	Dark	42.500	45	Alp Pav	1.9400	26000.	85	11087	No
264	GOM_NL__2PRFIN20040413_144807_000000722026_00011_11087_1552.N1	13-APR-2004 14:48:07	Dark	72.000	57	34Sig Sgr	2.0660	26000.	144	11087	No
265	GOM_NL__2PRFIN20040413_145104_000000632026_00011_11087_1553.N1	13-APR-2004 14:51:04	Dark	62.500	38	20Eps Sgr	1.8360	11000.	125	11087	No
266	GOM_NL__2PRFIN20040413_145323_000000462026_00011_11087_1554.N1	13-APR-2004 14:53:23	Dark	46.000	141	Bet Ara	2.8400	4600.0	92	11087	No
267	GOM_NL__2PRFIN20040413_145506_000000652026_00011_11087_1555.N1	13-APR-2004 14:55:06	Dark	64.500	25	35Lam Sco	1.6200	28000.	129	11087	No
268	GOM_NL__2PRFIN20040413_145807_000000512026_00011_11087_1556.N1	13-APR-2004 14:58:07	Straylight	51.000	4	Alp1Cen	-0.010000	5800.0	102	11087	No
269	GOM_NL__2PRFIN20040413_150022_000000422026_00011_11087_1557.N1	13-APR-2004 15:00:22	Straylight	41.500	20	Bet Cru	1.2530	30000.	83	11087	No
270	GOM_NL__2PRFIN20040413_150153_000000442026_00011_11087_1558.N1	13-APR-2004 15:01:53	Straylight	44.000	109	Bet Lup	2.6770	26000.	88	11087	No
271	GOM_NL__2PRFIN20040413_150342_000001012026_00011_11087_1559.N1	13-APR-2004 15:03:42	Straylight	101.00	16	21Alp Sco	1.0200	3000.0	202	11087	No
272	GOM_NL__2PRFIN20040413_150711_000000862026_00011_11087_1560.N1	13-APR-2004 15:07:11	Tw_i_and_stray	86.000	80	7Del Sco	2.3160	30000.	172	11087	No
273	GOM_NL__2PRFIN20040413_151028_000000442026_00011_11087_1561.N1	13-APR-2004 15:10:28	Tw_i_and_stray	44.000	106	9Bet Crv	2.6480	5600.0	88	11087	No
274	GOM_NL__2PRFIN20040413_151218_000000412026_00011_11087_1562.N1	13-APR-2004 15:12:18	Bright	41.000	100	4Gam Crv	2.5800	13100.	82	11087	No
275	GOM_NL__2PRFIN20040413_151345_000000472026_00011_11087_1563.N1	13-APR-2004 15:13:45	Bright	47.000	15	67Alp Vir	0.97600	28000.	94	11087	No
276	GOM_NL__2PRFIN20040413_151648_000000402026_00011_11087_1564.N1	13-APR-2004 15:16:48	Bright	40.000	121	29Gam Vir	2.7400	7200.0	80	11087	No
277	GOM_NL__2PRFIN20040413_152040_000000432026_00011_11087_1565.N1	13-APR-2004 15:20:40	Bright	43.000	138	47Eps Vir	2.8280	4700.0	86	11087	No
278	GOM_NL__2PRFIN20040413_152326_000000382026_00011_11087_1566.N1	13-APR-2004 15:23:26	Bright	38.000	96	68Del Leo	2.5600	9300.0	76	11087	No

279	GOM_NL__2PRFIN20040413_152523_000000602026_00011_11087_1567.N1	13-APR-2004 15:25:23	Bright	60.000	3	16Alp Boo	-0.050000	4250.0	120	11087	No
280	GOM_NL__2PRFIN20040413_152850_000000412026_00011_11087_1568.N1	13-APR-2004 15:28:50	Bright	41.000	152	12Alp2CVn	2.8900	11000.	82	11087	No
281	GOM_NL__2PRFIN20040413_153235_000000372026_00011_11087_1569.N1	13-APR-2004 15:32:35	Bright	37.000	87	64Gam UMa	2.4330	11000.	74	11087	No
282	GOM_NL__2PRFIN20040413_153406_000000422026_00011_11087_1570.N1	13-APR-2004 15:34:06	Bright	42.000	55	79Zet UMa	2.0600	10200.	84	11087	No
283	GOM_NL__2PRFIN20040413_154013_000000432026_00011_11087_1571.N1	13-APR-2004 15:40:13	Bright	42.500	60	7Bet UMi	2.0810	3950.0	85	11087	No
284	GOM_NL__2PRFIN20040413_154256_000000402026_00011_11087_1572.N1	13-APR-2004 15:42:56	Bright	39.500	49	1Alp UMi	1.9900	6300.0	79	11087	No
285	GOM_NL__2PRFIN20040413_154622_000000622026_00011_11087_1573.N1	13-APR-2004 15:46:22	Bright	61.500	130	23Bet Dra	2.7990	5800.0	123	11087	No
286	GOM_NL__2PRFIN20040413_154809_000000622026_00011_11087_1574.N1	13-APR-2004 15:48:09	Bright	62.000	69	33Gam Dra	2.2310	3800.0	124	11087	No
287	GOM_NL__2PRFIN20040413_155017_000000402026_00011_11087_1575.N1	13-APR-2004 15:50:17	Bright	39.500	89	5Alp Cep	2.4510	8000.0	79	11087	No
288	GOM_NL__2PRFIN20040413_155625_000001152026_00011_11087_1576.N1	13-APR-2004 15:56:25	Bright	115.00	5	3Alp Lyr	0.033000	11000.	230	11087	No
289	GOM_NL__2PRFIN20040413_155945_000000562026_00011_11087_1577.N1	13-APR-2004 15:59:45	Bright	56.000	92	53Eps Cyg	2.5000	4500.0	112	11087	No
290	GOM_NL__2PRFIN20040413_160704_000000532026_00011_11087_1578.N1	13-APR-2004 16:07:04	Twilight	52.500	61	8Eps Peg	2.1000	3900.0	105	11087	No
291	GOM_NL__2PRFIN20040413_160932_000000462026_00011_11087_1579.N1	13-APR-2004 16:09:32	Dark	46.000	162	34Alp Aqr	2.9440	5350.0	92	11087	No
292	GOM_NL__2PRFIN20040413_161316_000001082026_00011_11087_1580.N1	13-APR-2004 16:13:16	Dark	108.00	11	53Alp Aql	0.76500	8000.0	216	11087	No
293	GOM_NL__2PRFIN20040413_161631_000000462026_00011_11087_1581.N1	13-APR-2004 16:16:31	Dark	45.500	18	24Alp PsA	1.1660	9700.0	91	11087	No
294	GOM_NL__2PRFIN20040413_161950_000000402026_00011_11087_1582.N1	13-APR-2004 16:19:50	Dark	40.000	172	Gam Gru	3.0030	13100.	80	11087	No
295	GOM_NL__2PRFIN20040413_162120_000000452026_00011_11087_1583.N1	13-APR-2004 16:21:20	Dark	45.000	63	Bet Gru	2.1500	2800.0	90	11087	No
296	GOM_NL__2PRFIN20040413_162512_000000422026_00011_11087_1584.N1	13-APR-2004 16:25:12	Dark	42.000	148	Alp Tuc	2.8780	4100.0	84	11087	No
297	GOM_NL__2PRFIN20040413_162649_000000412026_00012_11088_1551.N1	13-APR-2004 16:26:49	Dark	40.500	45	Alp Pav	1.9400	26000.	81	11088	No
298	GOM_NL__2PRFIN20040413_162845_000000722026_00012_11088_1552.N1	13-APR-2004 16:28:45	Dark	71.500	57	34Sig Sgr	2.0660	26000.	143	11088	No
299	GOM_NL__2PRFIN20040413_163142_000000692026_00012_11088_1553.N1	13-APR-2004 16:31:42	Dark	68.500	38	20Eps Sgr	1.8360	11000.	137	11088	No
300	GOM_NL__2PRFIN20040413_163401_000000492026_00012_11088_1554.N1	13-APR-2004 16:34:01	Dark	48.500	141	Bet Ara	2.8400	4600.0	97	11088	No
301	GOM_NL__2PRFIN20040413_163543_000000682026_00012_11088_1555.N1	13-APR-2004 16:35:43	Dark	67.500	25	35Lam Sco	1.6200	28000.	135	11088	No
302	GOM_NL__2PRFIN20040413_163844_000000532026_00012_11088_1556.N1	13-APR-2004 16:38:44	Straylight	53.000	4	Alp1Cen	-0.010000	5800.0	106	11088	No
303	GOM_NL__2PRFIN20040413_164059_000000402026_00012_11088_1557.N1	13-APR-2004 16:40:59	Straylight	39.500	20	Bet Cru	1.2530	30000.	79	11088	No
304	GOM_NL__2PRFIN20040413_164230_000000472026_00012_11088_1558.N1	13-APR-2004 16:42:30	Straylight	47.000	109	Bet Lup	2.6770	26000.	94	11088	No
305	GOM_NL__2PRFIN20040413_164419_000001012026_00012_11088_1559.N1	13-APR-2004 16:44:19	Straylight	101.00	16	21Alp Sco	1.0200	3000.0	202	11088	No
306	GOM_NL__2PRFIN20040413_164747_000000842026_00012_11088_1560.N1	13-APR-2004 16:47:47	Tw_and_stray	83.500	80	7Del Sco	2.3160	30000.	167	11088	No
307	GOM_NL__2PRFIN20040413_165105_000000452026_00012_11088_1561.N1	13-APR-2004 16:51:05	Tw_and_stray	45.000	106	9Bet Crv	2.6480	5600.0	90	11088	No
308	GOM_NL__2PRFIN20040413_165255_000000482026_00012_11088_1562.N1	13-APR-2004 16:52:55	Bright	48.000	100	4Gam Crv	2.5800	13100.	96	11088	No
309	GOM_NL__2PRFIN20040413_165421_000000482026_00012_11088_1563.N1	13-APR-2004 16:54:21	Bright	47.500	15	67Alp Vir	0.97600	28000.	95	11088	No
310	GOM_NL__2PRFIN20040413_165725_000000412026_00012_11088_1564.N1	13-APR-2004 16:57:25	Bright	41.000	121	29Gam Vir	2.7400	7200.0	82	11088	No
311	GOM_NL__2PRFIN20040413_170117_000000422026_00012_11088_1565.N1	13-APR-2004 17:01:17	Bright	42.000	138	47Eps Vir	2.8280	4700.0	84	11088	No
312	GOM_NL__2PRFIN20040413_170402_000000382026_00012_11088_1566.N1	13-APR-2004 17:04:02	Bright	37.500	96	68Del Leo	2.5600	9300.0	75	11088	No
313	GOM_NL__2PRFIN20040413_170558_000000582026_00012_11088_1567.N1	13-APR-2004 17:05:58	Bright	57.500	3	16Alp Boo	-0.050000	4250.0	115	11088	No
314	GOM_NL__2PRFIN20040413_170927_000000392026_00012_11088_1568.N1	13-APR-2004 17:09:27	Bright	39.000	152	12Alp2CVn	2.8900	11000.	78	11088	No
315	GOM_NL__2PRFIN20040413_171312_000000382026_00012_11088_1569.N1	13-APR-2004 17:13:12	Bright	37.500	87	64Gam UMa	2.4330	11000.	75	11088	No
316	GOM_NL__2PRFIN20040413_171441_000000422026_00012_11088_1570.N1	13-APR-2004 17:14:41	Bright	41.500	55	79Zet UMa	2.0600	10200.	83	11088	No
317	GOM_NL__2PRFIN20040413_172050_000000422026_00012_11088_1571.N1	13-APR-2004 17:20:50	Bright	42.000	60	7Bet UMi	2.0810	3950.0	84	11088	No
318	GOM_NL__2PRFIN20040413_172332_000000392026_00012_11088_1572.N1	13-APR-2004 17:23:32	Bright	38.500	49	1Alp UMi	1.9900	6300.0	77	11088	No
319	GOM_NL__2PRFIN20040413_172657_000000622026_00012_11088_1573.N1	13-APR-2004 17:26:57	Bright	61.500	130	23Bet Dra	2.7990	5800.0	123	11088	No
320	GOM_NL__2PRFIN20040413_172844_000000632026_00012_11088_1574.N1	13-APR-2004 17:28:44	Bright	62.500	69	33Gam Dra	2.2310	3800.0	125	11088	No
321	GOM_NL__2PRFIN20040413_173053_000000412026_00012_11088_1575.N1	13-APR-2004 17:30:53	Bright	41.000	89	5Alp Cep	2.4510	8000.0	82	11088	No
322	GOM_NL__2PRFIN20040413_173700_000001142026_00012_11088_1576.N1	13-APR-2004 17:37:00	Bright	113.50	5	3Alp Lyr	0.033000	11000.	227	11088	No
323	GOM_NL__2PRFIN20040413_174023_000000552026_00012_11088_1577.N1	13-APR-2004 17:40:23	Bright	55.000	92	53Eps Cyg	2.5000	4500.0	110	11088	No
324	GOM_NL__2PRFIN20040413_174740_000000592026_00012_11088_1578.N1	13-APR-2004 17:47:40	Twilight	59.000	61	8Eps Peg	2.1000	3900.0	118	11088	No
325	GOM_NL__2PRFIN20040413_175008_000000472026_00012_11088_1579.N1	13-APR-2004 17:50:08	Dark	46.500	162	34Alp Aqr	2.9440	5350.0	93	11088	No
326	GOM_NL__2PRFIN20040413_175355_000001272026_00012_11088_1580.N1	13-APR-2004 17:53:55	Dark	126.50	11	53Alp Aql	0.76500	8000.0	253	11088	No
327	GOM_NL__2PRFIN20040413_175708_000000472026_00012_11088_1581.N1	13-APR-2004 17:57:08	Dark	46.500	18	24Alp PsA	1.1660	9700.0	93	11088	No
328	GOM_NL__2PRFIN20040413_180027_000000392026_00012_11088_1582.N1	13-APR-2004 18:00:27	Dark	38.500	172	Gam Gru	3.0030	13100.	77	11088	No
329	GOM_NL__2PRFIN20040413_180159_000000522026_00012_11088_1583.N1	13-APR-2004 18:01:59	Dark	52.000	63	Bet Gru	2.1500	2800.0	104	11088	No
330	GOM_NL__2PRFIN20040413_180549_000000412026_00012_11088_1584.N1	13-APR-2004 18:05:49	Dark	40.500	148	Alp Tuc	2.8780	4100.0	81	11088	No
331	GOM_NL__2PRFIN20040413_180726_000000392026_00013_11089_1551.N1	13-APR-2004 18:07:26	Dark	39.000	45	Alp Pav	1.9400	26000.	78	11089	No
332	GOM_NL__2PRFIN20040413_180923_000000712026_00013_11089_1552.N1	13-APR-2004 18:09:23	Dark	71.000	57	34Sig Sgr	2.0660	26000.	142	11089	No
333	GOM_NL__2PRFIN20040413_181219_000000652026_00013_11089_1553.N1	13-APR-2004 18:12:19	Dark	65.000	38	20Eps Sgr	1.8360	11000.	130	11089	No
334	GOM_NL__2PRFIN20040413_181438_000000492026_00013_11089_1554.N1	13-APR-2004 18:14:38	Dark	49.000	141	Bet Ara	2.8400	4600.0	98	11089	No
335	GOM_NL__2PRFIN20040413_181621_000000612026_00013_11089_1555.N1	13-APR-2004 18:16:21	Dark	61.000	25	35Lam Sco	1.6200	28000.	122	11089	No
336	GOM_NL__2PRFIN20040413_181921_000000542026_00013_11089_1556.N1	13-APR-2004 18:19:21	Straylight	54.000	4	Alp1Cen	-0.010000	5800.0	108	11089	No
337	GOM_NL__2PRFIN20040413_182135_000000432026_00013_11089_1557.N1	13-APR-2004 18:21:35	Straylight	42.500	20	Bet Cru	1.2530	30000.	85	11089	No

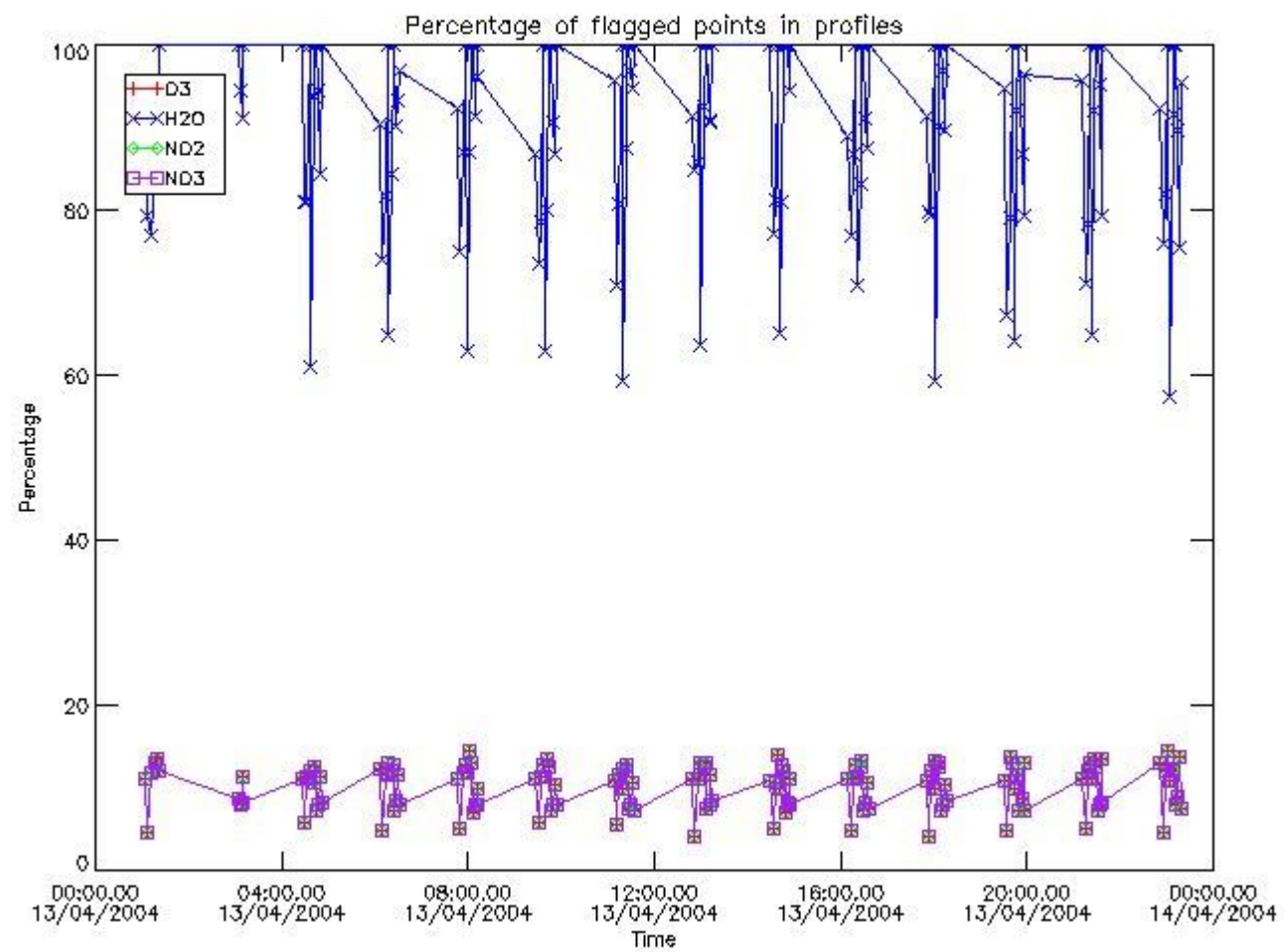
338	GOM_NL__2PRFIN20040413_182307_000000472026_00013_11089_1558.N1	13-APR-2004 18:23:07	Straylight	47.000	109	Bet Lup	2.6770	26000.	94	11089	No
339	GOM_NL__2PRFIN20040413_182456_000001122026_00013_11089_1559.N1	13-APR-2004 18:24:56	Straylight	112.00	16	21Alp Sco	1.0200	3000.0	224	11089	No
340	GOM_NL__2PRFIN20040413_182824_000000892026_00013_11089_1560.N1	13-APR-2004 18:28:24	Tw_i_and_stray	89.000	80	7Del Sco	2.3160	30000.	178	11089	No
341	GOM_NL__2PRFIN20040413_183141_000000442026_00013_11089_1561.N1	13-APR-2004 18:31:41	Tw_i_and_stray	43.500	106	9Bet Crv	2.6480	5600.0	87	11089	No
342	GOM_NL__2PRFIN20040413_183332_000000492026_00013_11089_1562.N1	13-APR-2004 18:33:32	Bright	49.000	100	4Gam Crv	2.5800	13100.	98	11089	No
343	GOM_NL__2PRFIN20040413_183457_000000482026_00013_11089_1563.N1	13-APR-2004 18:34:57	Bright	48.000	15	67Alp Vir	0.97600	28000.	96	11089	No
344	GOM_NL__2PRFIN20040413_183801_000000412026_00013_11089_1564.N1	13-APR-2004 18:38:01	Bright	40.500	121	29Gam Vir	2.7400	7200.0	81	11089	No
345	GOM_NL__2PRFIN20040413_184152_000000422026_00013_11089_1565.N1	13-APR-2004 18:41:52	Bright	41.500	138	47Eps Vir	2.8280	4700.0	83	11089	No
346	GOM_NL__2PRFIN20040413_184439_000000382026_00013_11089_1566.N1	13-APR-2004 18:44:39	Bright	37.500	96	68Del Leo	2.5600	9300.0	75	11089	No
347	GOM_NL__2PRFIN20040413_184633_000000612026_00013_11089_1567.N1	13-APR-2004 18:46:33	Bright	61.000	3	16Alp Boo	-0.050000	4250.0	122	11089	No
348	GOM_NL__2PRFIN20040413_185002_000000402026_00013_11089_1568.N1	13-APR-2004 18:50:02	Bright	39.500	152	12Alp2CVn	2.8900	11000.	79	11089	No
349	GOM_NL__2PRFIN20040413_185348_000000392026_00013_11089_1569.N1	13-APR-2004 18:53:48	Bright	38.500	87	64Gam UMa	2.4330	11000.	77	11089	No
350	GOM_NL__2PRFIN20040413_185518_000000412026_00013_11089_1570.N1	13-APR-2004 18:55:18	Bright	40.500	55	79Zet UMa	2.0600	10200.	81	11089	No
351	GOM_NL__2PRFIN20040413_190126_000000422026_00013_11089_1571.N1	13-APR-2004 19:01:26	Bright	41.500	60	7Bet UMi	2.0810	3950.0	83	11089	No
352	GOM_NL__2PRFIN20040413_190409_000000392026_00013_11089_1572.N1	13-APR-2004 19:04:09	Bright	39.000	49	1Alp UMi	1.9900	6300.0	78	11089	No
353	GOM_NL__2PRFIN20040413_190732_000000602026_00013_11089_1573.N1	13-APR-2004 19:07:32	Bright	59.500	130	23Bet Dra	2.7990	5800.0	119	11089	No
354	GOM_NL__2PRFIN20040413_190919_000000642026_00013_11089_1574.N1	13-APR-2004 19:09:19	Bright	63.500	69	33Gam Dra	2.2310	3800.0	127	11089	No
355	GOM_NL__2PRFIN20040413_191129_000000412026_00013_11089_1575.N1	13-APR-2004 19:11:29	Bright	41.000	89	5Alp Cep	2.4510	8000.0	82	11089	No
356	GOM_NL__2PRFIN20040413_191735_000001132026_00013_11089_1576.N1	13-APR-2004 19:17:35	Bright	112.50	5	3Alp Lyr	0.033000	11000.	225	11089	No
357	GOM_NL__2PRFIN20040413_192059_000000562026_00013_11089_1577.N1	13-APR-2004 19:20:59	Bright	55.500	92	53Eps Cyg	2.5000	4500.0	111	11089	No
358	GOM_NL__2PRFIN20040413_192817_000000552026_00013_11089_1578.N1	13-APR-2004 19:28:17	Twilight	55.000	61	8Eps Peg	2.1000	3900.0	110	11089	No
359	GOM_NL__2PRFIN20040413_193045_000000472026_00013_11089_1579.N1	13-APR-2004 19:30:45	Dark	47.000	162	34Alp Aqr	2.9440	5350.0	94	11089	No
360	GOM_NL__2PRFIN20040413_193432_000001082026_00013_11089_1580.N1	13-APR-2004 19:34:32	Dark	107.50	11	53Alp Aql	0.76500	8000.0	215	11089	No
361	GOM_NL__2PRFIN20040413_193744_000000412026_00013_11089_1581.N1	13-APR-2004 19:37:44	Dark	41.000	18	24Alp PsA	1.1660	9700.0	82	11089	No
362	GOM_NL__2PRFIN20040413_194103_000000402026_00013_11089_1582.N1	13-APR-2004 19:41:03	Dark	39.500	172	Gam Gru	3.0030	13100.	79	11089	No
363	GOM_NL__2PRFIN20040413_194234_000000522026_00013_11089_1583.N1	13-APR-2004 19:42:34	Dark	52.000	63	Bet Gru	2.1500	2800.0	104	11089	No
364	GOM_NL__2PRFIN20040413_194625_000000442026_00013_11089_1584.N1	13-APR-2004 19:46:25	Dark	44.000	148	Alp Tuc	2.8780	4100.0	88	11089	No
365	GOM_NL__2PRFIN20040413_194803_000000422026_00014_11090_1551.N1	13-APR-2004 19:48:03	Dark	41.500	45	Alp Pav	1.9400	26000.	83	11090	No
366	GOM_NL__2PRFIN20040413_195000_000000702026_00014_11090_1552.N1	13-APR-2004 19:50:00	Dark	69.500	57	34Sig Sgr	2.0660	26000.	139	11090	No
367	GOM_NL__2PRFIN20040413_195258_000000642026_00014_11090_1553.N1	13-APR-2004 19:52:58	Dark	64.000	38	20Eps Sgr	1.8360	11000.	128	11090	No
368	GOM_NL__2PRFIN20040413_195527_000000392026_00014_11090_1554.N1	13-APR-2004 19:55:27	Dark	39.000	43	Alp TrA	1.9100	4250.0	78	11090	No
369	GOM_NL__2PRFIN20040413_195658_000000712026_00014_11090_1555.N1	13-APR-2004 19:56:58	Dark	70.500	25	35Lam Sco	1.6200	28000.	141	11090	No
370	GOM_NL__2PRFIN20040413_195957_000000472026_00014_11090_1556.N1	13-APR-2004 19:59:57	Straylight	47.000	4	Alp1Cen	-0.010000	5800.0	94	11090	No
371	GOM_NL__2PRFIN20040413_200212_000000432026_00014_11090_1557.N1	13-APR-2004 20:02:12	Straylight	42.500	20	Bet Cru	1.2530	30000.	85	11090	No
372	GOM_NL__2PRFIN20040413_200343_000000472026_00014_11090_1558.N1	13-APR-2004 20:03:43	Straylight	46.500	109	Bet Lup	2.6770	26000.	93	11090	No
373	GOM_NL__2PRFIN20040413_200533_000001092026_00014_11090_1559.N1	13-APR-2004 20:05:33	Straylight	108.50	16	21Alp Sco	1.0200	3000.0	217	11090	No
374	GOM_NL__2PRFIN20040413_200900_000000912026_00014_11090_1560.N1	13-APR-2004 20:09:00	Tw_i_and_stray	90.500	80	7Del Sco	2.3160	30000.	181	11090	No
375	GOM_NL__2PRFIN20040413_201217_000000432026_00014_11090_1561.N1	13-APR-2004 20:12:17	Tw_i_and_stray	43.000	106	9Bet Crv	2.6480	5600.0	86	11090	No
376	GOM_NL__2PRFIN20040413_201408_000000522026_00014_11090_1562.N1	13-APR-2004 20:14:08	Bright	52.000	100	4Gam Crv	2.5800	13100.	104	11090	No
377	GOM_NL__2PRFIN20040413_201533_000000492026_00014_11090_1563.N1	13-APR-2004 20:15:33	Bright	48.500	15	67Alp Vir	0.97600	28000.	97	11090	No
378	GOM_NL__2PRFIN20040413_201837_000000392026_00014_11090_1564.N1	13-APR-2004 20:18:37	Bright	39.000	121	29Gam Vir	2.7400	7200.0	78	11090	No
379	GOM_NL__2PRFIN20040413_202228_000000412026_00014_11090_1565.N1	13-APR-2004 20:22:28	Bright	41.000	138	47Eps Vir	2.8280	4700.0	82	11090	No
380	GOM_NL__2PRFIN20040413_202515_000000382026_00014_11090_1566.N1	13-APR-2004 20:25:15	Bright	38.000	96	68Del Leo	2.5600	9300.0	76	11090	No
381	GOM_NL__2PRFIN20040413_202706_000000592026_00014_11090_1567.N1	13-APR-2004 20:27:06	Bright	59.000	3	16Alp Boo	-0.050000	4250.0	118	11090	No
382	GOM_NL__2PRFIN20040413_203038_000000392026_00014_11090_1568.N1	13-APR-2004 20:30:38	Bright	39.000	152	12Alp2CVn	2.8900	11000.	78	11090	No
383	GOM_NL__2PRFIN20040413_203424_000000372026_00014_11090_1569.N1	13-APR-2004 20:34:24	Bright	36.500	87	64Gam UMa	2.4330	11000.	73	11090	No
384	GOM_NL__2PRFIN20040413_203553_000000392026_00014_11090_1570.N1	13-APR-2004 20:35:53	Bright	39.000	55	79Zet UMa	2.0600	10200.	78	11090	No
385	GOM_NL__2PRFIN20040413_204201_000000392026_00014_11090_1571.N1	13-APR-2004 20:42:01	Bright	38.500	60	7Bet UMi	2.0810	3950.0	77	11090	No
386	GOM_NL__2PRFIN20040413_204336_000000492026_00014_11090_1572.N1	13-APR-2004 20:43:36	Bright	49.000	119	14Eta Dra	2.7270	4700.0	98	11090	No
387	GOM_NL__2PRFIN20040413_204806_000000572026_00014_11090_1573.N1	13-APR-2004 20:48:06	Bright	56.500	130	23Bet Dra	2.7990	5800.0	113	11090	No
388	GOM_NL__2PRFIN20040413_204954_000000632026_00014_11090_1574.N1	13-APR-2004 20:49:54	Bright	62.500	69	33Gam Dra	2.2310	3800.0	125	11090	No
389	GOM_NL__2PRFIN20040413_205205_000000402026_00014_11090_1575.N1	13-APR-2004 20:52:05	Bright	39.500	89	5Alp Cep	2.4510	8000.0	79	11090	No
390	GOM_NL__2PRFIN20040413_205810_000001172026_00014_11090_1576.N1	13-APR-2004 20:58:10	Bright	117.00	5	3Alp Lyr	0.033000	11000.	234	11090	No
391	GOM_NL__2PRFIN20040413_210135_000000542026_00014_11090_1577.N1	13-APR-2004 21:01:35	Bright	53.500	92	53Eps Cyg	2.5000	4500.0	107	11090	No
392	GOM_NL__2PRFIN20040413_210852_000000512026_00014_11090_1578.N1	13-APR-2004 21:08:52	Twilight	50.500	61	8Eps Peg	2.1000	3900.0	101	11090	No
393	GOM_NL__2PRFIN20040413_211121_000000462026_00014_11090_1579.N1	13-APR-2004 21:11:21	Dark	46.000	162	34Alp Aqr	2.9440	5350.0	92	11090	No
394	GOM_NL__2PRFIN20040413_211510_000001092026_00014_11090_1580.N1	13-APR-2004 21:15:10	Dark	109.00	11	53Alp Aql	0.76500	8000.0	218	11090	No
395	GOM_NL__2PRFIN20040413_211820_000000422026_00014_11090_1581.N1	13-APR-2004 21:18:20	Dark	42.000	18	24Alp PsA	1.1660	9700.0	84	11090	No
396	GOM_NL__2PRFIN20040413_212139_000000392026_00014_11090_1582.N1	13-APR-2004 21:21:39	Dark	39.000	172	Gam Gru	3.0030	13100.	78	11090	No

397	GOM_NL__2PRFIN20040413_212311_000000462026_00014_11090_1583.N1	13-APR-2004 21:23:11	Dark	46.000	63	Bet Gru	2.1500	2800.0	92	11090	No
398	GOM_NL__2PRFIN20040413_212701_000000382026_00014_11090_1584.N1	13-APR-2004 21:27:01	Dark	38.000	148	Alp Tuc	2.8780	4100.0	76	11090	No
399	GOM_NL__2PRFIN20040413_212839_000000412026_00015_11091_1551.N1	13-APR-2004 21:28:39	Dark	41.000	45	Alp Pav	1.9400	26000.	82	11091	No
400	GOM_NL__2PRFIN20040413_213038_000000712026_00015_11091_1552.N1	13-APR-2004 21:30:38	Dark	70.500	57	34Sig Sgr	2.0660	26000.	141	11091	No
401	GOM_NL__2PRFIN20040413_213335_000000642026_00015_11091_1553.N1	13-APR-2004 21:33:35	Dark	63.500	38	20Eps Sgr	1.8360	11000.	127	11091	No
402	GOM_NL__2PRFIN20040413_213603_000000422026_00015_11091_1554.N1	13-APR-2004 21:36:03	Dark	41.500	43	Alp TrA	1.9100	4250.0	83	11091	No
403	GOM_NL__2PRFIN20040413_213735_000000622026_00015_11091_1555.N1	13-APR-2004 21:37:35	Dark	61.500	25	35Lam Sco	1.6200	28000.	123	11091	No
404	GOM_NL__2PRFIN20040413_214033_000000472026_00015_11091_1556.N1	13-APR-2004 21:40:33	Straylight	47.000	4	Alp1Cen	-0.010000	5800.0	94	11091	No
405	GOM_NL__2PRFIN20040413_214248_000000372026_00015_11091_1557.N1	13-APR-2004 21:42:48	Straylight	37.000	20	Bet Cru	1.2530	30000.	74	11091	No
406	GOM_NL__2PRFIN20040413_214420_000000462026_00015_11091_1558.N1	13-APR-2004 21:44:20	Straylight	45.500	109	Bet Lup	2.6770	26000.	91	11091	No
407	GOM_NL__2PRFIN20040413_214609_000001112026_00015_11091_1559.N1	13-APR-2004 21:46:09	Straylight	111.00	16	21Alp Sco	1.0200	3000.0	222	11091	No
408	GOM_NL__2PRFIN20040413_214937_000000882026_00015_11091_1560.N1	13-APR-2004 21:49:37	Twilight	87.500	80	7Del Sco	2.3160	30000.	175	11091	No
409	GOM_NL__2PRFIN20040413_215254_000000452026_00015_11091_1561.N1	13-APR-2004 21:52:54	Twilight	44.500	106	9Bet Crv	2.6480	5600.0	89	11091	No
410	GOM_NL__2PRFIN20040413_215444_000000512026_00015_11091_1562.N1	13-APR-2004 21:54:44	Bright	50.500	100	4Gam Crv	2.5800	13100.	101	11091	No
411	GOM_NL__2PRFIN20040413_215609_000000462026_00015_11091_1563.N1	13-APR-2004 21:56:09	Bright	46.000	15	67Alp Vir	0.97600	28000.	92	11091	No
412	GOM_NL__2PRFIN20040413_215913_000000412026_00015_11091_1564.N1	13-APR-2004 21:59:13	Bright	40.500	121	29Gam Vir	2.7400	7200.0	81	11091	No
413	GOM_NL__2PRFIN20040413_220304_000000412026_00015_11091_1565.N1	13-APR-2004 22:03:04	Bright	41.000	138	47Eps Vir	2.8280	4700.0	82	11091	No
414	GOM_NL__2PRFIN20040413_220551_000000372026_00015_11091_1566.N1	13-APR-2004 22:05:51	Bright	37.000	96	68Del Leo	2.5600	9300.0	74	11091	No
415	GOM_NL__2PRFIN20040413_220741_000000612026_00015_11091_1567.N1	13-APR-2004 22:07:41	Bright	60.500	3	16Alp Boo	-0.050000	4250.0	121	11091	No
416	GOM_NL__2PRFIN20040413_221114_000000392026_00015_11091_1568.N1	13-APR-2004 22:11:14	Bright	39.000	152	12Alp2CVn	2.8900	11000.	78	11091	No
417	GOM_NL__2PRFIN20040413_221500_000000362026_00015_11091_1569.N1	13-APR-2004 22:15:00	Bright	35.500	87	64Gam UMa	2.4330	11000.	71	11091	No
418	GOM_NL__2PRFIN20040413_221629_000000422026_00015_11091_1570.N1	13-APR-2004 22:16:29	Bright	42.000	55	79Zet UMa	2.0600	10200.	84	11091	No
419	GOM_NL__2PRFIN20040413_222237_000000372026_00015_11091_1571.N1	13-APR-2004 22:22:37	Bright	37.000	60	7Bet UMi	2.0810	3950.0	74	11091	No
420	GOM_NL__2PRFIN20040413_222412_000000482026_00015_11091_1572.N1	13-APR-2004 22:24:12	Bright	48.000	119	14Eta Dra	2.7270	4700.0	96	11091	No
421	GOM_NL__2PRFIN20040413_222842_000000612026_00015_11091_1573.N1	13-APR-2004 22:28:42	Bright	60.500	130	23Bet Dra	2.7990	5800.0	121	11091	No
422	GOM_NL__2PRFIN20040413_223029_000000652026_00015_11091_1574.N1	13-APR-2004 22:30:29	Bright	64.500	69	33Gam Dra	2.2310	3800.0	129	11091	No
423	GOM_NL__2PRFIN20040413_223240_000000402026_00015_11091_1575.N1	13-APR-2004 22:32:40	Bright	40.000	89	5Alp Cep	2.4510	8000.0	80	11091	No
424	GOM_NL__2PRFIN20040413_223845_000001152026_00015_11091_1576.N1	13-APR-2004 22:38:45	Bright	114.50	5	3Alp Lyr	0.033000	11000.	229	11091	No
425	GOM_NL__2PRFIN20040413_224210_000000592026_00015_11091_1577.N1	13-APR-2004 22:42:10	Bright	58.500	92	53Eps Cyg	2.5000	4500.0	117	11091	No
426	GOM_NL__2PRFIN20040413_224928_000000522026_00015_11091_1578.N1	13-APR-2004 22:49:28	Twilight	51.500	61	8Eps Peg	2.1000	3900.0	103	11091	No
427	GOM_NL__2PRFIN20040413_225158_000000472026_00015_11091_1579.N1	13-APR-2004 22:51:58	Dark	46.500	162	34Alp Aqr	2.9440	5350.0	93	11091	No
428	GOM_NL__2PRFIN20040413_225548_000001102026_00015_11091_1580.N1	13-APR-2004 22:55:48	Dark	110.00	11	53Alp Aql	0.76500	8000.0	220	11091	No
429	GOM_NL__2PRFIN20040413_225856_000000422026_00015_11091_1581.N1	13-APR-2004 22:58:56	Dark	42.000	18	24Alp PsA	1.1660	9700.0	84	11091	No
430	GOM_NL__2PRFIN20040413_230216_000000392026_00015_11091_1582.N1	13-APR-2004 23:02:16	Dark	38.500	172	Gam Gru	3.0030	13100.	77	11091	No
431	GOM_NL__2PRFIN20040413_230347_000000522026_00015_11091_1583.N1	13-APR-2004 23:03:47	Dark	52.000	63	Bet Gru	2.1500	2800.0	104	11091	No
432	GOM_NL__2PRFIN20040413_230737_000000422026_00015_11091_1584.N1	13-APR-2004 23:07:37	Dark	42.000	148	Alp Tuc	2.8780	4100.0	84	11091	No
433	GOM_NL__2PRFIN20040413_230915_000000422026_00016_11092_1552.N1	13-APR-2004 23:09:15	Dark	41.500	45	Alp Pav	1.9400	26000.	83	11092	No
434	GOM_NL__2PRFIN20040413_231116_000000712026_00016_11092_1553.N1	13-APR-2004 23:11:16	Dark	70.500	57	34Sig Sgr	2.0660	26000.	141	11092	No
435	GOM_NL__2PRFIN20040413_231412_000000632026_00016_11092_1554.N1	13-APR-2004 23:14:12	Dark	63.000	38	20Eps Sgr	1.8360	11000.	126	11092	No
436	GOM_NL__2PRFIN20040413_231639_000000412026_00016_11092_1555.N1	13-APR-2004 23:16:39	Dark	41.000	43	Alp TrA	1.9100	4250.0	82	11092	No
437	GOM_NL__2PRFIN20040413_231811_000000682026_00016_11092_1556.N1	13-APR-2004 23:18:11	Dark	67.500	25	35Lam Sco	1.6200	28000.	135	11092	No
438	GOM_NL__2PRFIN20040413_232109_000000492026_00016_11092_1557.N1	13-APR-2004 23:21:09	Straylight	49.000	4	Alp1Cen	-0.010000	5800.0	98	11092	No
439	GOM_NL__2PRFIN20040413_232323_000000432026_00016_11092_1558.N1	13-APR-2004 23:23:23	Straylight	43.000	20	Bet Cru	1.2530	30000.	86	11092	No
440	GOM_NL__2PRFIN20040413_232456_000000472026_00016_11092_1559.N1	13-APR-2004 23:24:56	Straylight	47.000	109	Bet Lup	2.6770	26000.	94	11092	No
441	GOM_NL__2PRFIN20040413_232646_000001112026_00016_11092_1560.N1	13-APR-2004 23:26:46	Straylight	111.00	16	21Alp Sco	1.0200	3000.0	222	11092	No
442	GOM_NL__2PRFIN20040413_233013_000000872026_00016_11092_1561.N1	13-APR-2004 23:30:13	Twilight	87.000	80	7Del Sco	2.3160	30000.	174	11092	No
443	GOM_NL__2PRFIN20040413_233329_000000462026_00016_11092_1562.N1	13-APR-2004 23:33:29	Twilight	46.000	106	9Bet Crv	2.6480	5600.0	92	11092	No
444	GOM_NL__2PRFIN20040413_233519_000000472026_00016_11092_1563.N1	13-APR-2004 23:35:19	Bright	47.000	100	4Gam Crv	2.5800	13100.	94	11092	No
445	GOM_NL__2PRFIN20040413_233644_000000492026_00016_11092_1564.N1	13-APR-2004 23:36:44	Bright	48.500	15	67Alp Vir	0.97600	28000.	97	11092	No
446	GOM_NL__2PRFIN20040413_233948_000000412026_00016_11092_1565.N1	13-APR-2004 23:39:48	Bright	40.500	121	29Gam Vir	2.7400	7200.0	81	11092	No
447	GOM_NL__2PRFIN20040413_234339_000000412026_00016_11092_1566.N1	13-APR-2004 23:43:39	Bright	41.000	138	47Eps Vir	2.8280	4700.0	82	11092	No
448	GOM_NL__2PRFIN20040413_234627_000000382026_00016_11092_1567.N1	13-APR-2004 23:46:27	Bright	37.500	96	68Del Leo	2.5600	9300.0	75	11092	No
449	GOM_NL__2PRFIN20040413_234816_000000582026_00016_11092_1568.N1	13-APR-2004 23:48:16	Bright	57.500	3	16Alp Boo	-0.050000	4250.0	115	11092	No
450	GOM_NL__2PRFIN20040413_235149_000000402026_00016_11092_1569.N1	13-APR-2004 23:51:49	Bright	39.500	152	12Alp2CVn	2.8900	11000.	79	11092	No
451	GOM_NL__2PRFIN20040413_235535_000000382026_00016_11092_1570.N1	13-APR-2004 23:55:35	Bright	38.000	87	64Gam UMa	2.4330	11000.	76	11092	No
452	GOM_NL__2PRFIN20040413_235704_000000392026_00016_11092_1571.N1	13-APR-2004 23:57:04	Bright	38.500	55	79Zet UMa	2.0600	10200.	77	11092	No

3. Quality information per product

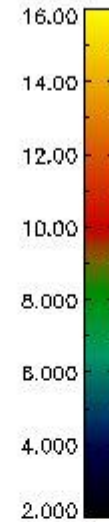
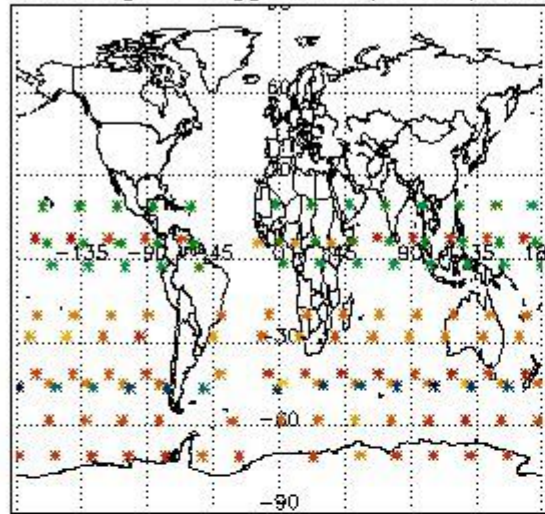
In this section it is plotted some information contained in the Quality Summary data set of the level 2 products. Only products in dark limb conditions and without errors (error flag in the MPH set to "0") are used.

3.1 Plot quality information per product (time dependant)

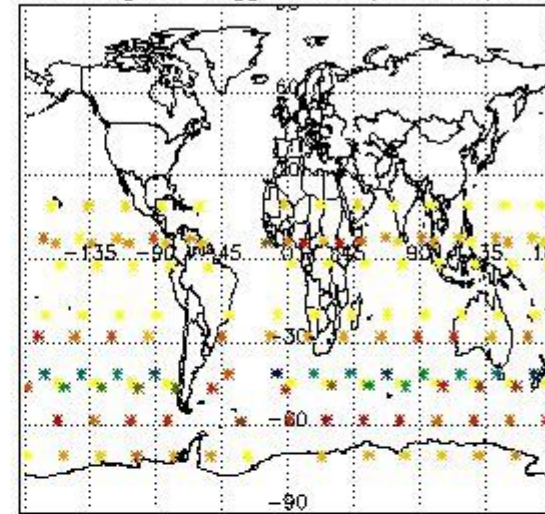


3.2 Plot quality information per product (world map)

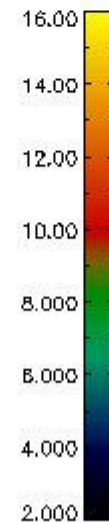
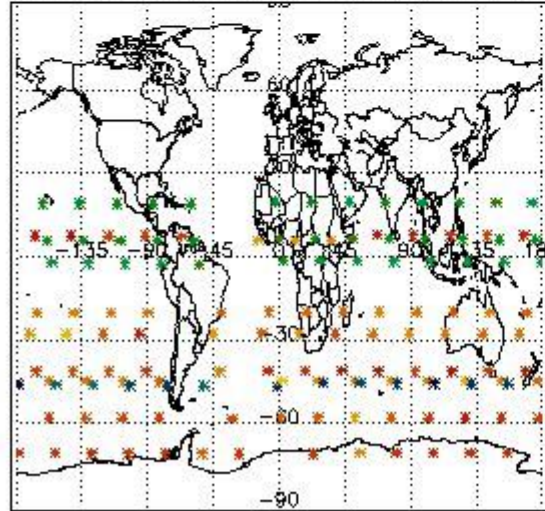
Percentage of flagged data per O3 profile



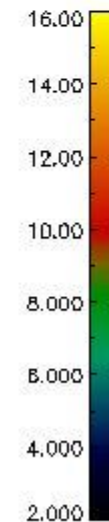
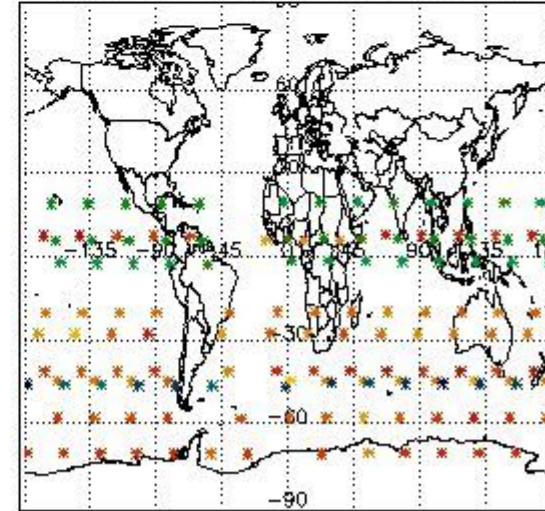
Percentage of flagged data per H2O profile



Percentage of flagged data per NO2 profile



Percentage of flagged data per NO3 profile

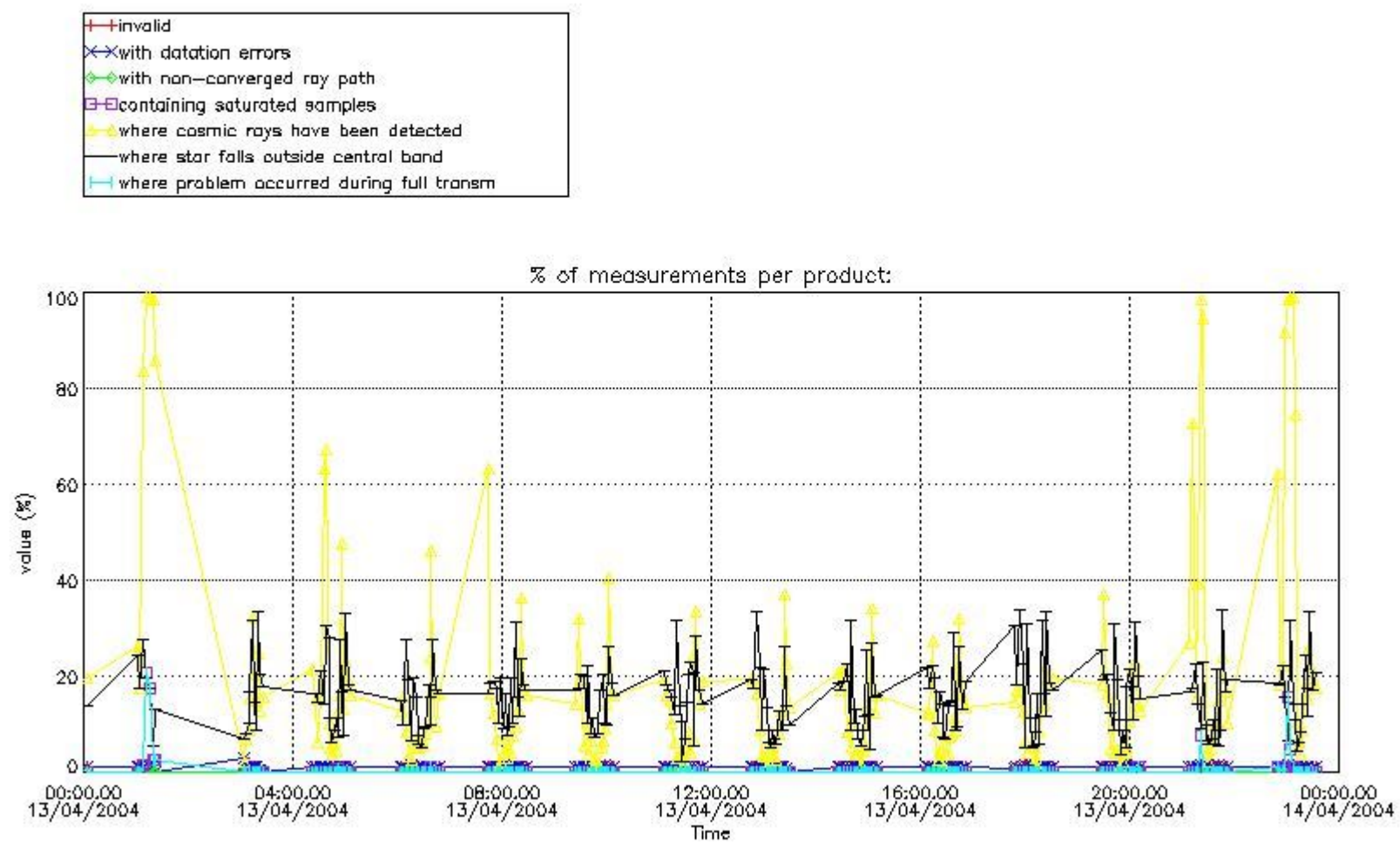


4. Level 1 quality information per product

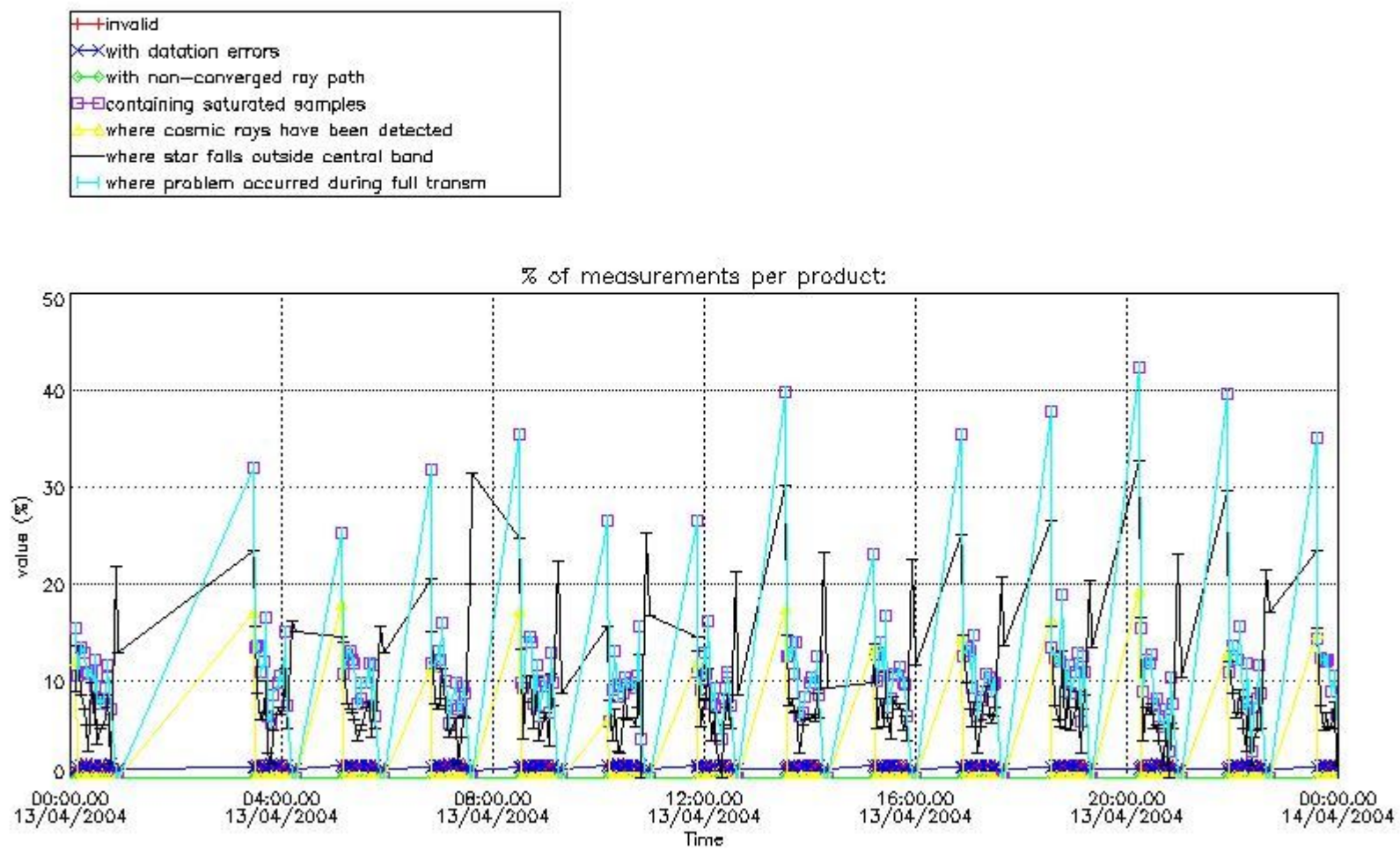
In this section it is plotted some information contained in the Quality Summary data set of the level 2 products that comes from the level 1b processing. Products without errors (error flag in the MPH set to "0") are used.

4.1 Plot quality information per product (time dependant) coming from level 1b processing

4.1.1 Plot level 1 quality information per product (time dependant): ENVISAT ASCENDING passes

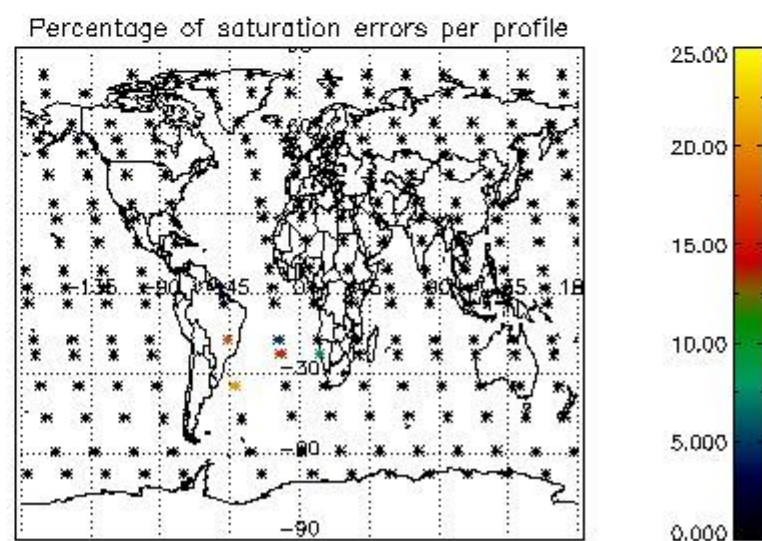
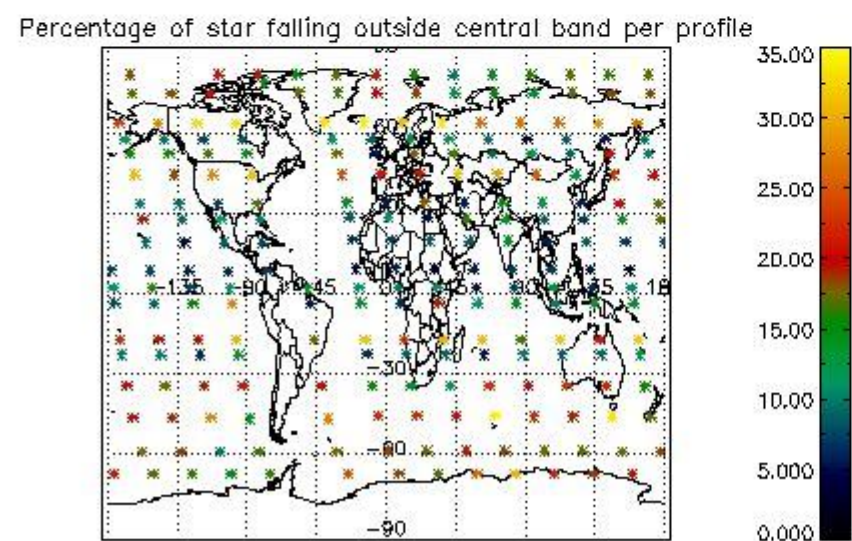
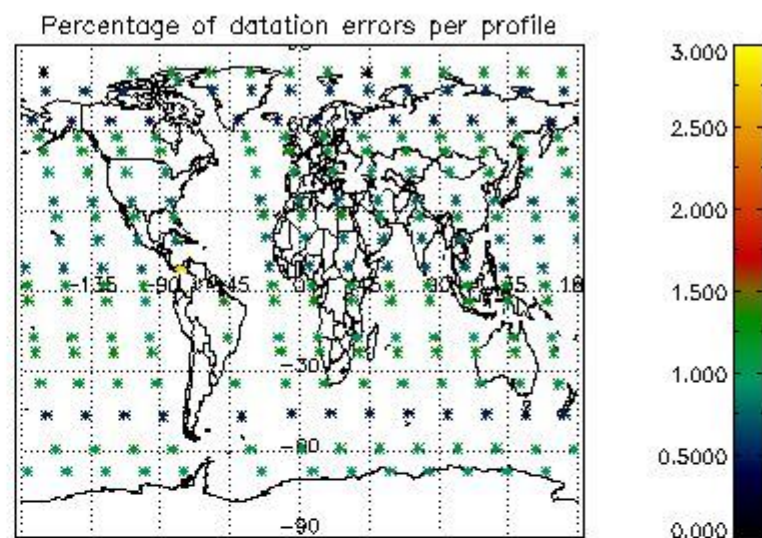
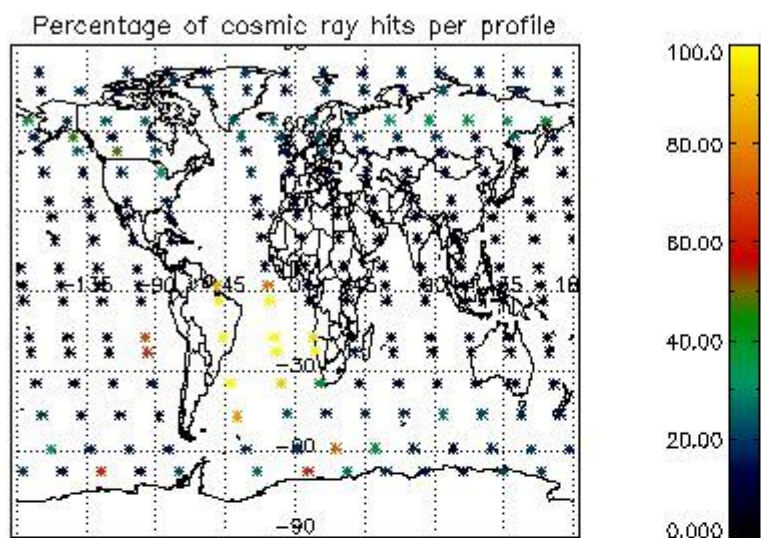


4.1.2 Plot level 1 quality information per product (time dependant): ENVI SAT DESCENDING passes

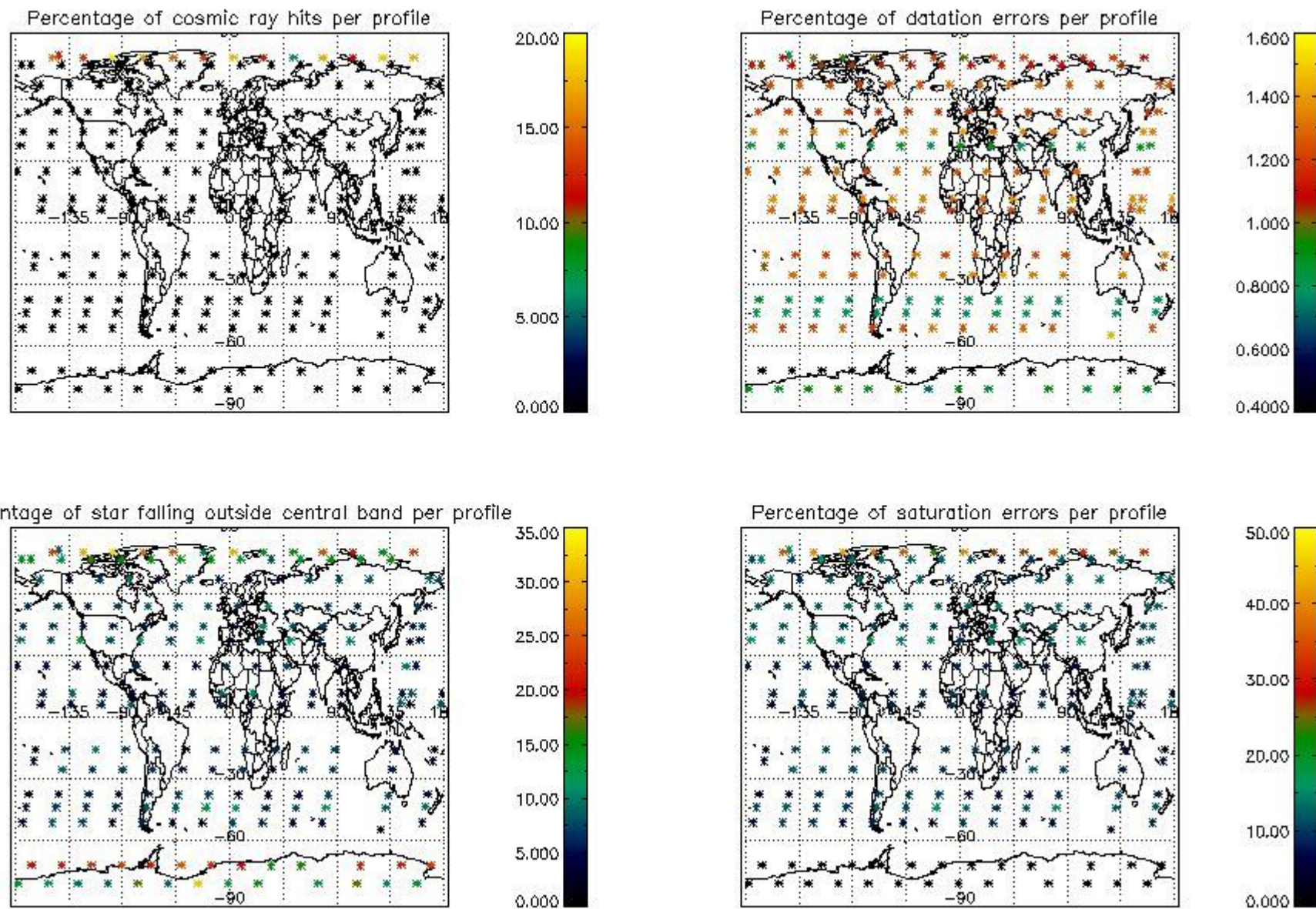


4.2 Plot quality information per product coming from level 1b processing (world map)

4.2.1 Plot level 1 quality information per product (world map): ENVISAT ASCENDING passes



4.2.2 Plot level 1 quality information per product (world map): ENVISAT DESCENDING passes



5. Trace gas profiles

5.1 Ozone statistics based on quality of products

The final quality of the products can be "measured" using the STD (Standard Deviation) attached to every point profile. This information is written to the parameter GOM_NL__2P/NL_LOCAL_SPECIES_DENSITY/o3_std of the level 2 products. The table below shows the statistics for given STD ranges.

The statistics are given with respect to the overall valid production:

- Products without fatal errors: GOM_NL__2P/MPH/PRODUCT_ERR=0
- Valid point profile: GOM_NL__2P/NL_LOCAL_SPECIES_DENSITY/pcd(0)=0

The 'Criteria' is applied to valid points of dark limb products:

- Products in dark limb illumination condition: GOM_NL__2P/NL_SUMMARY_QUALITY/obs_ill_cond=0
- Products without fatal errors: GOM_NL__2P/MPH/PRODUCT_ERR=0
- Valid point profile: GOM_NL__2P/NL_LOCAL_SPECIES_DENSITY/pcd(0)=0

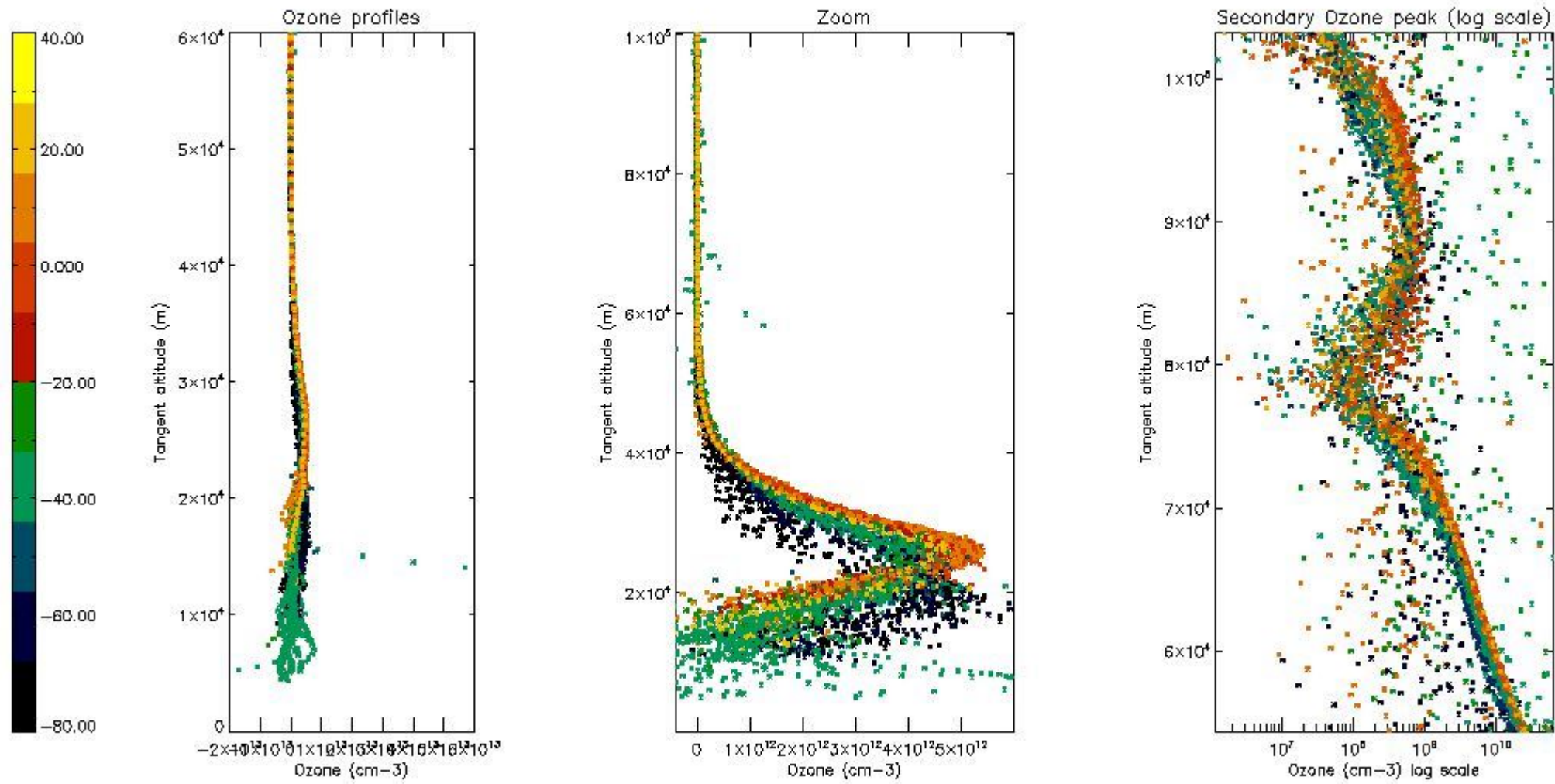
So, the table below shows the percentage of dark limb and valid observations for each criteria with respect to the overall valid daily observations.

Criteria	% of total production
All STD	33
STD < 20	19

STD < 10	16
STD < 5	13

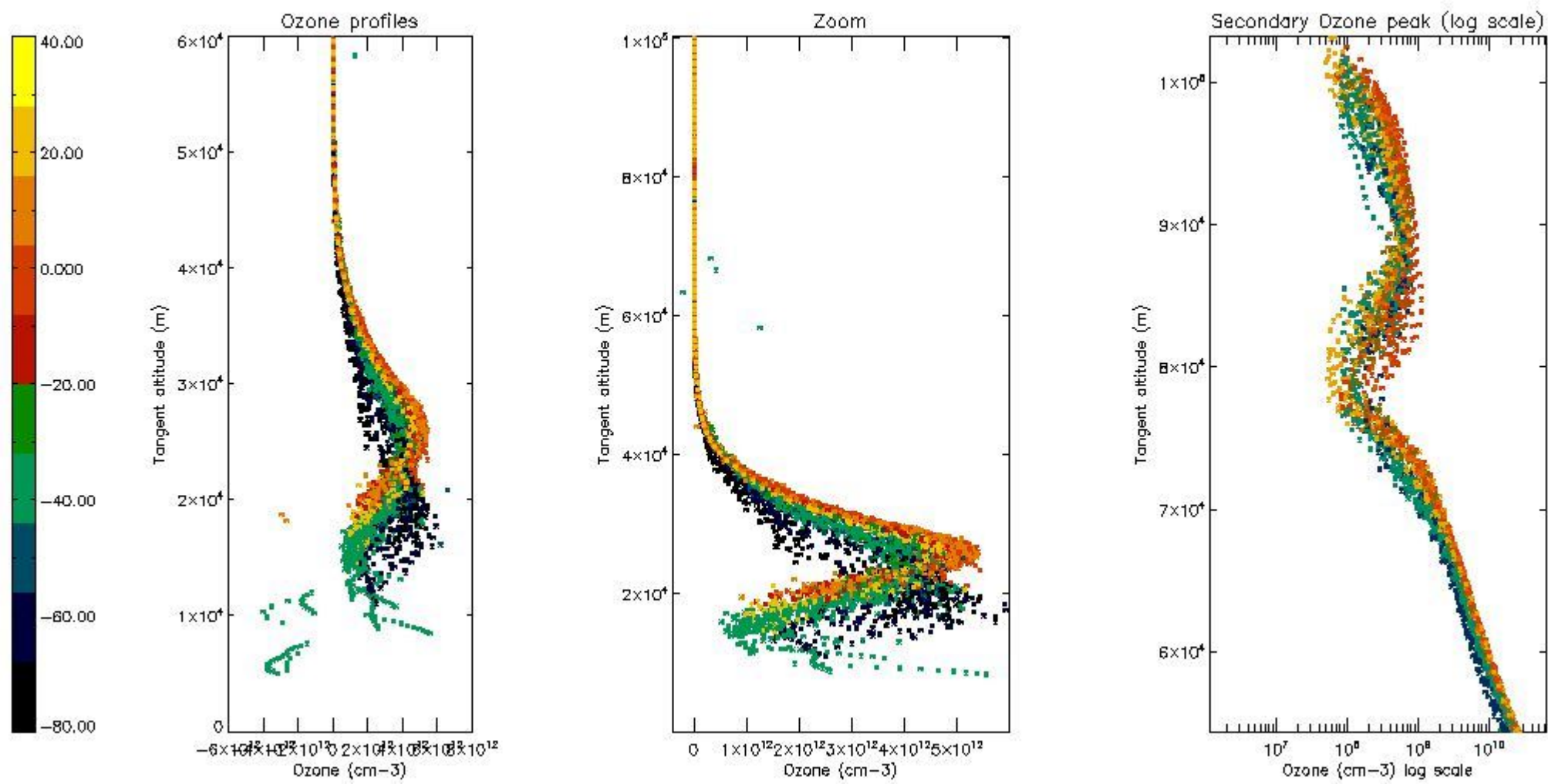
5.2 Plot ozone profiles for all STD (dark without errors)

The colorbar represents the latitude.



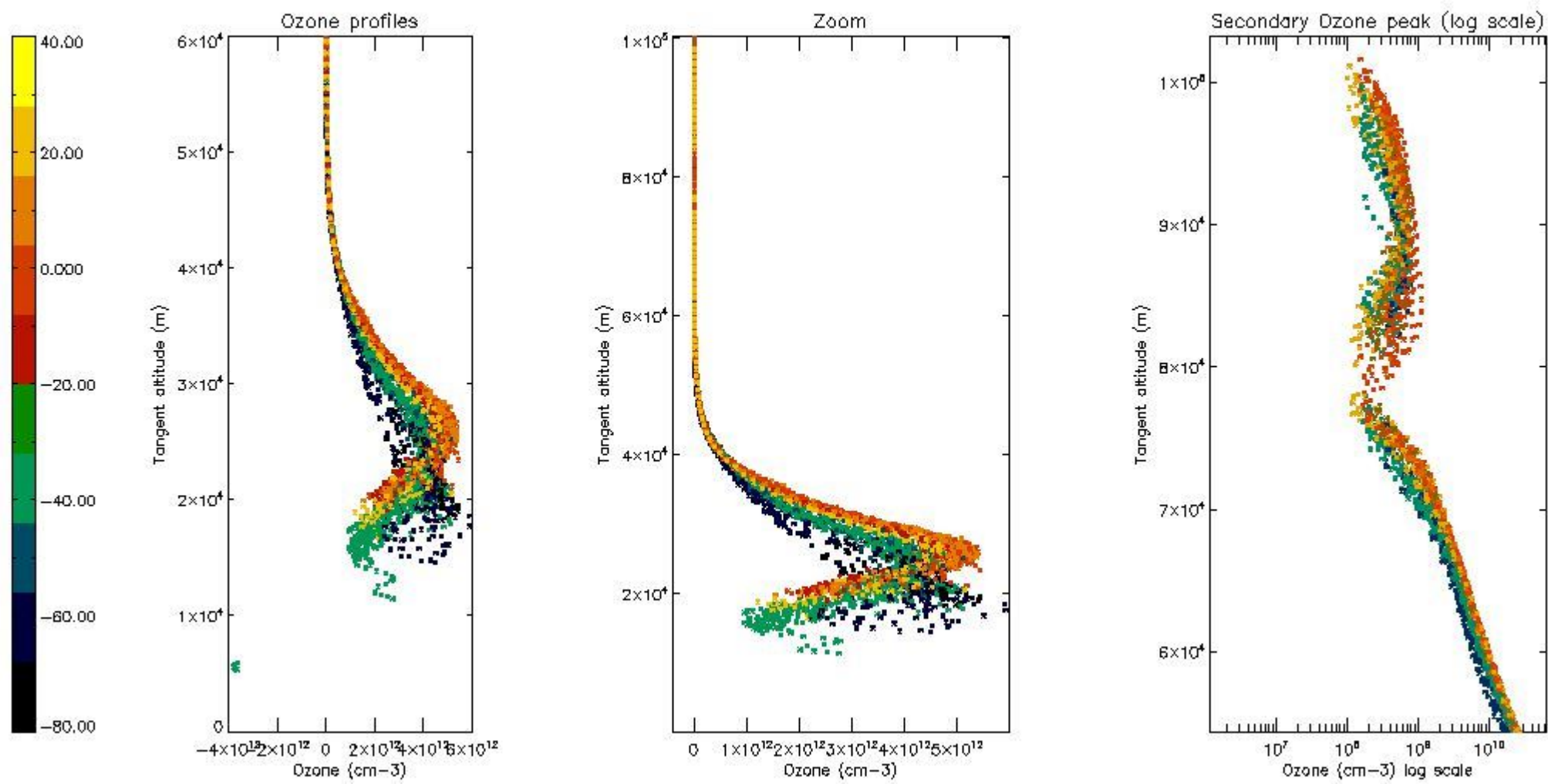
5.3 Plot ozone profiles where STD < 20% (dark without errors)

The colorbar represents the latitude.



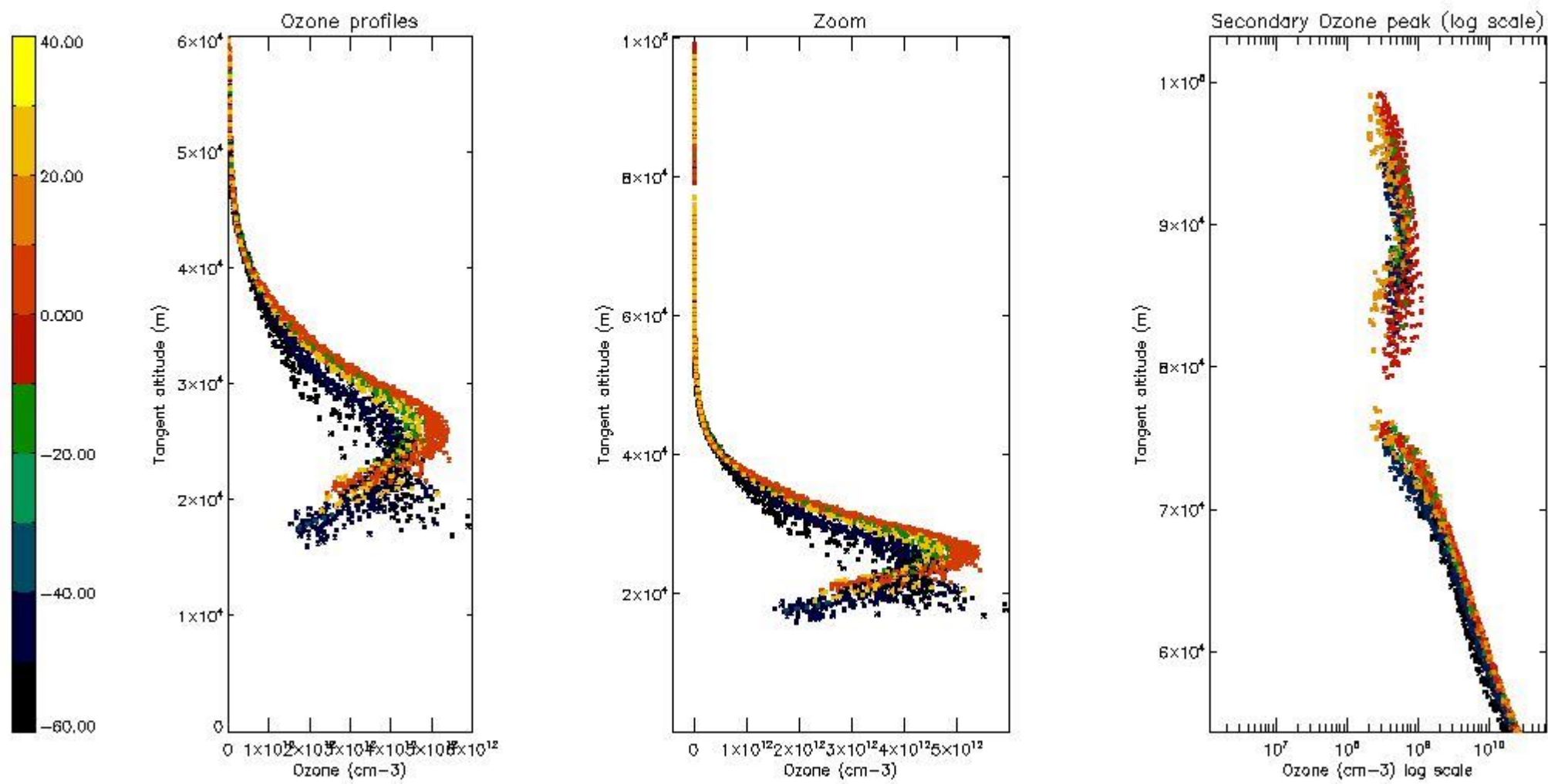
5.4 Plot ozone profiles where STD < 10% (dark without errors)

The colorbar represents the latitude.



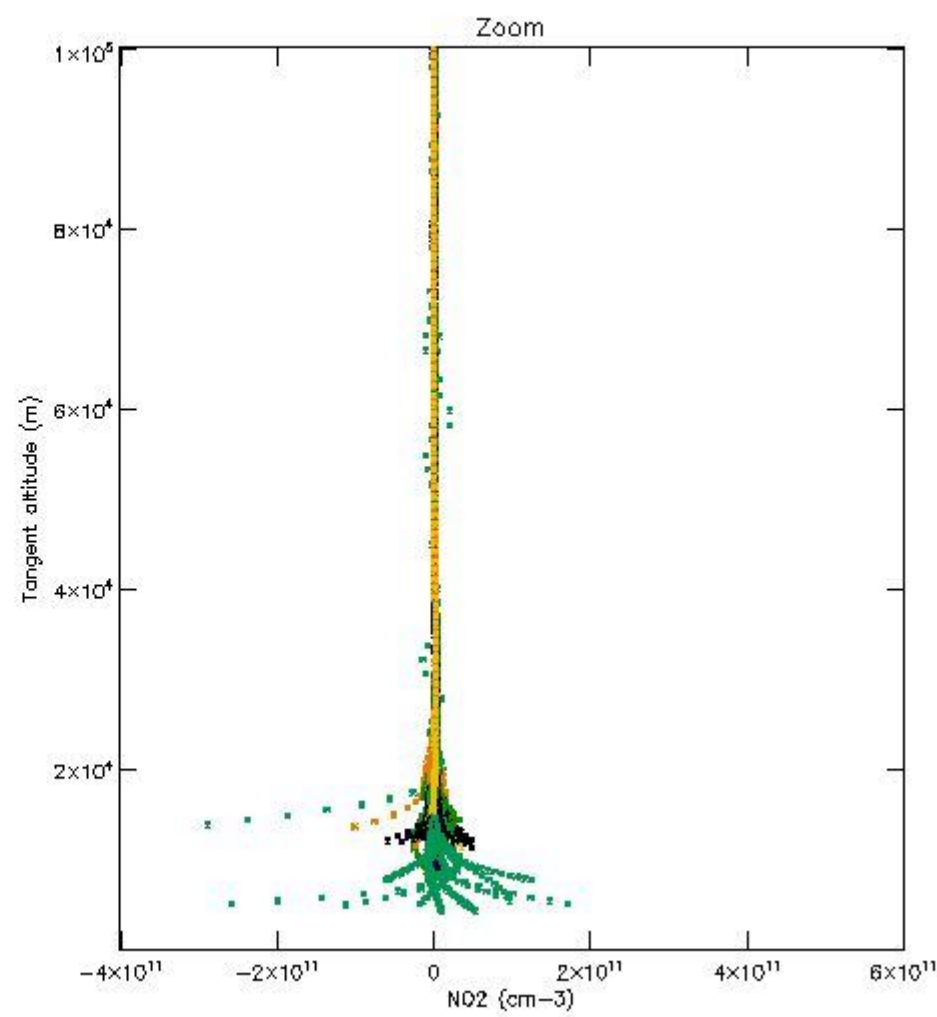
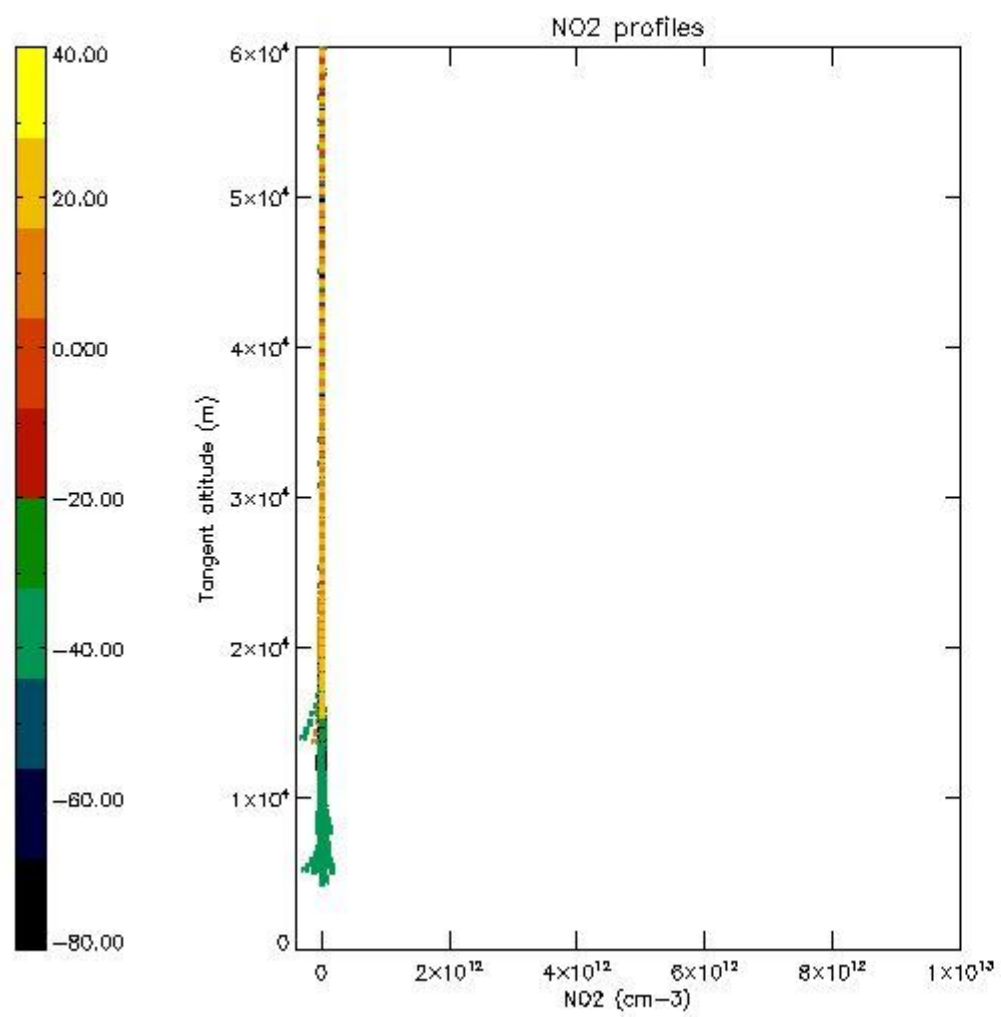
5.5 Plot ozone profiles where STD < 5% (dark without errors)

The colorbar represents the latitude.



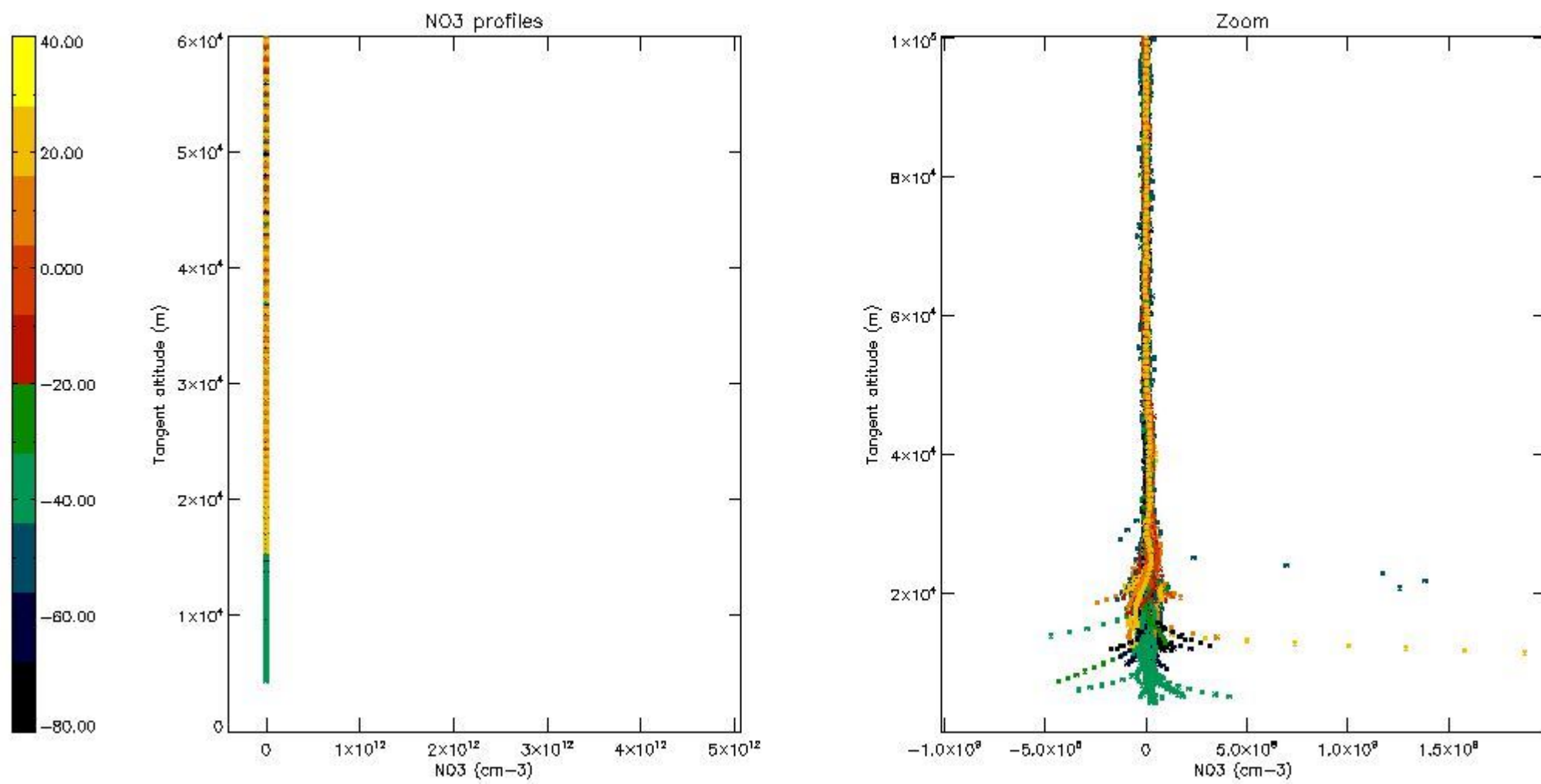
5.6 Plot NO₂ profiles for all STD (dark without errors)

The colorbar represents the latitude.



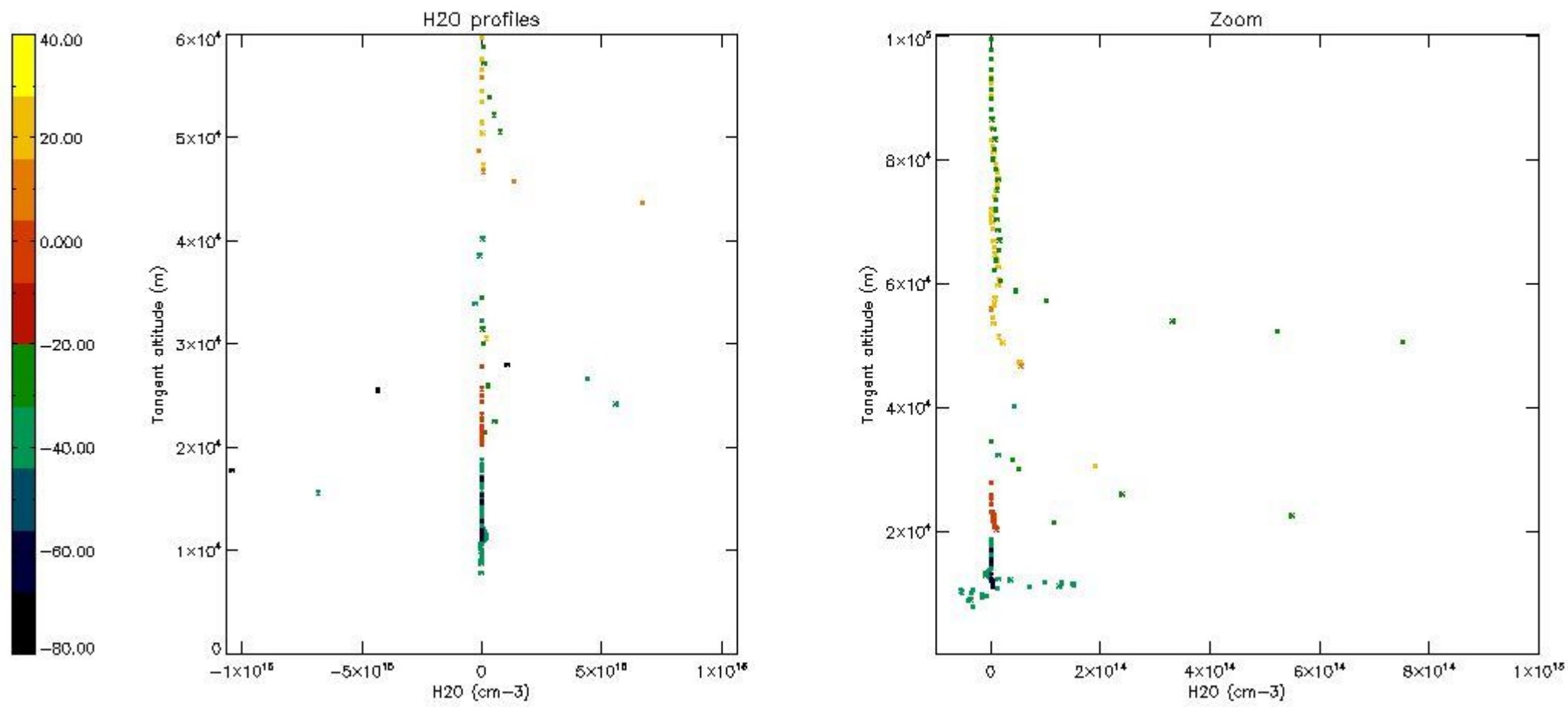
5.7 Plot NO3 profiles for all STD (dark without errors)

The colorbar represents the latitude.



5.8 Plot H₂O profiles for all STD (only for occultations of stars 1,2,3,4,13,14,16,26,63 dark without errors)

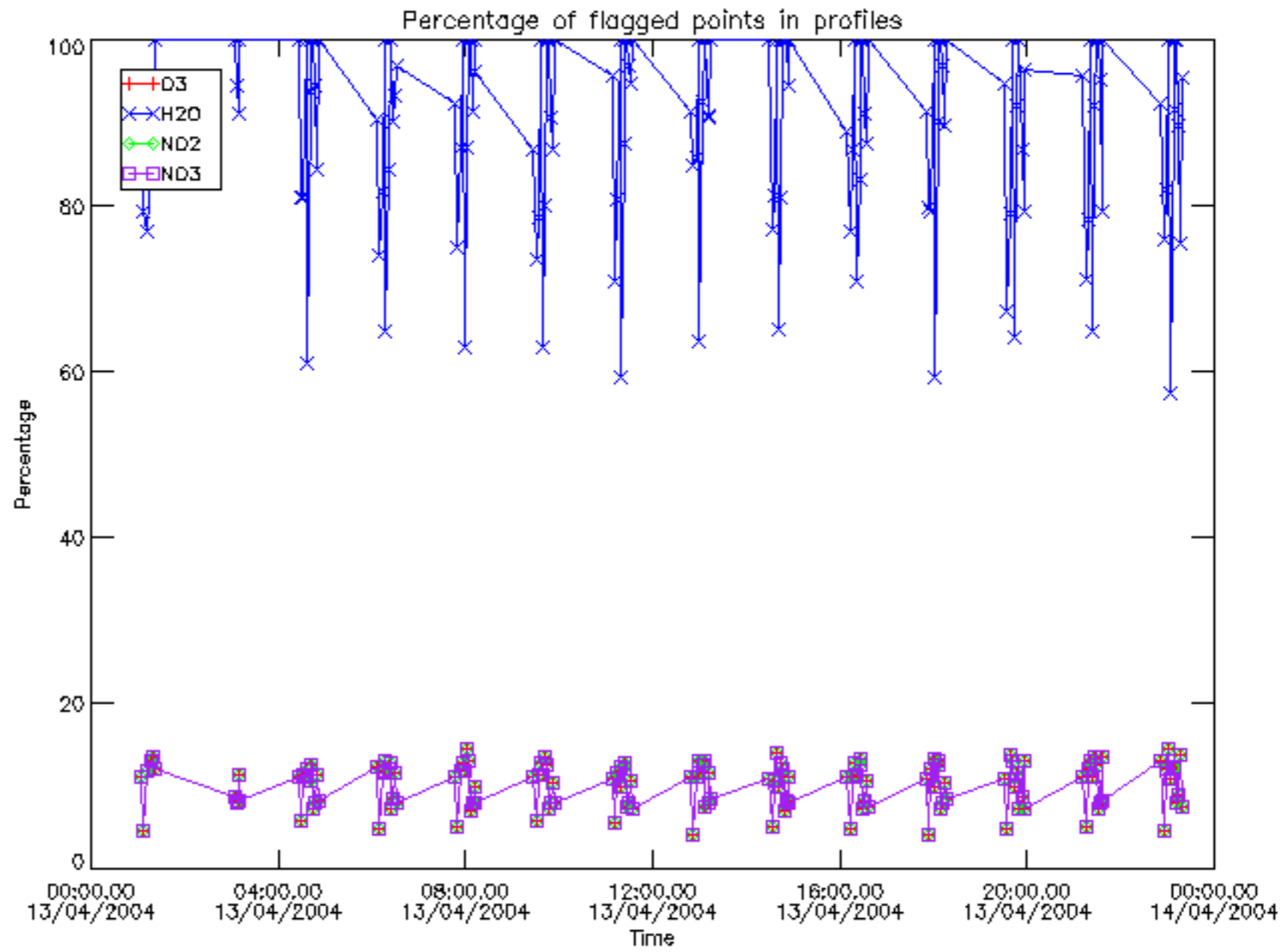
The colorbar represents the latitude.



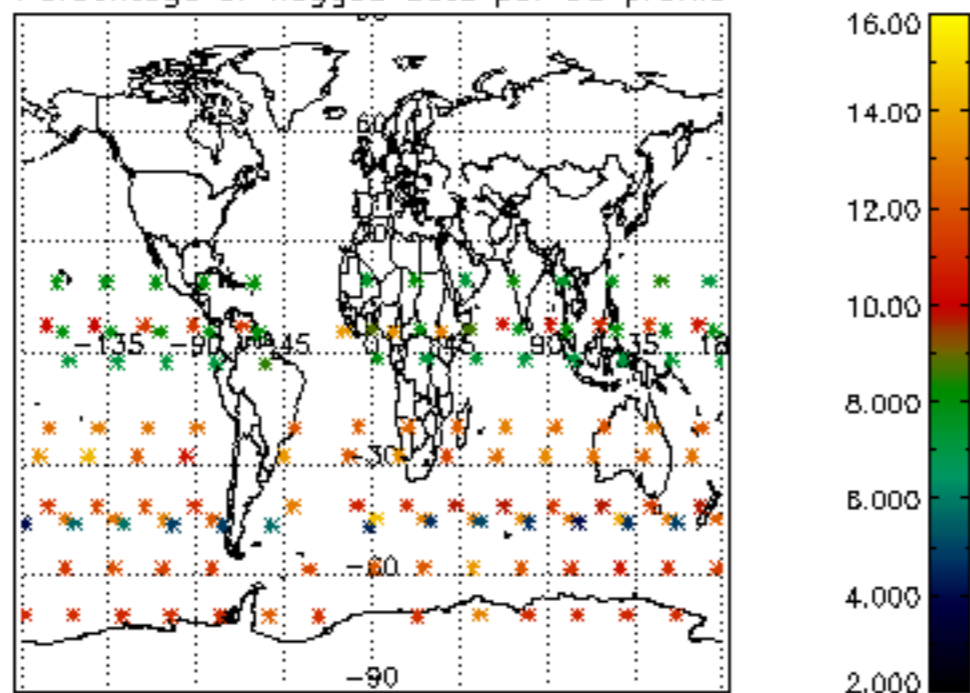
6. Auxiliary Data Files used for the production reported in section 2

The number reported in the third column indicates since which file (see list in section 2) the corresponding auxiliary file has been used. The fourth column is the date of those product files.

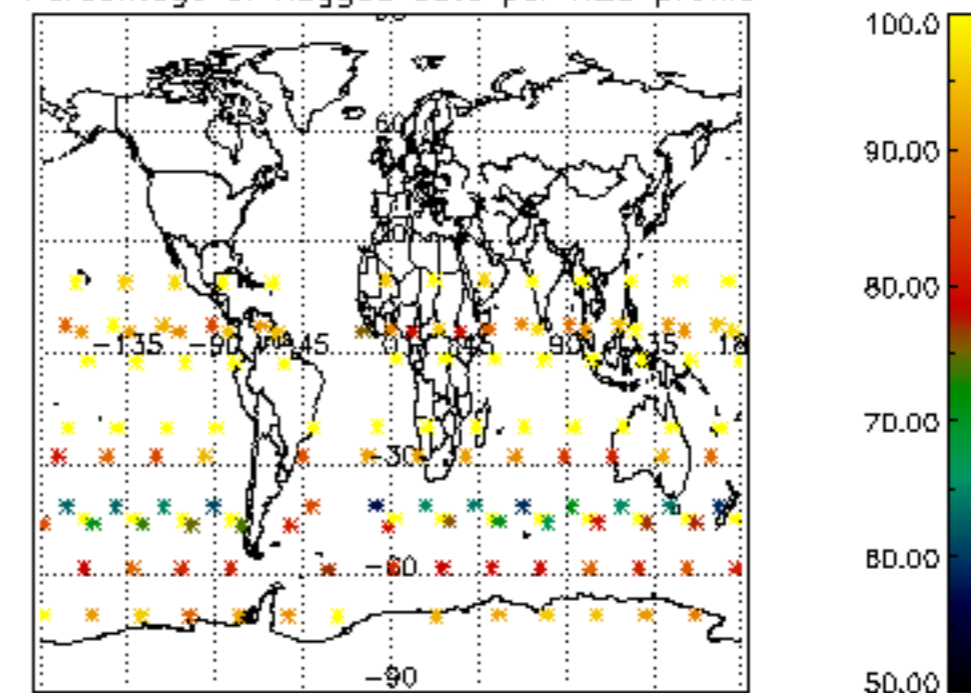
Type	Auxiliary Filename	Used since product	Used since product date
INST_PHYS_CHARACTERISTICS	GOM_INS_AXVIEC20091111_143220_20030716_120000_20500101_000000	1	13-APR-2004 00:03:13
LEVEL-2_PROC_CONFIG	GOM_PR2_AXVIEC20091111_152718_20020301_000000_20500101_000000	1	13-APR-2004 00:03:13
CROSS_SECTIONS_FILE	GOM_CRS_AXVIEC20091111_154832_20020301_000000_20500101_000000	1	13-APR-2004 00:03:13



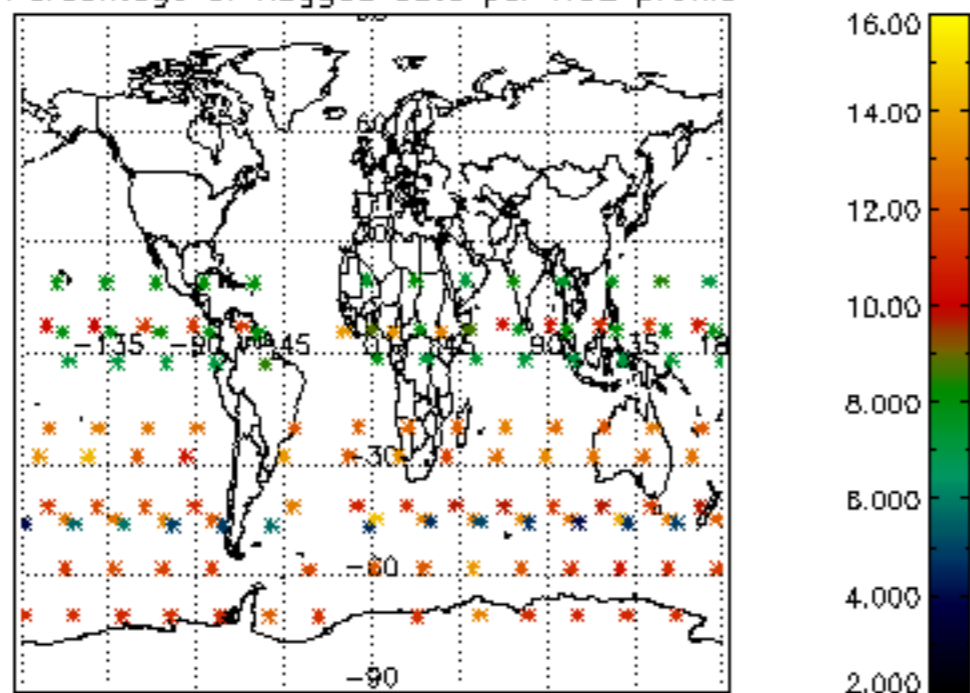
Percentage of flagged data per D3 profile



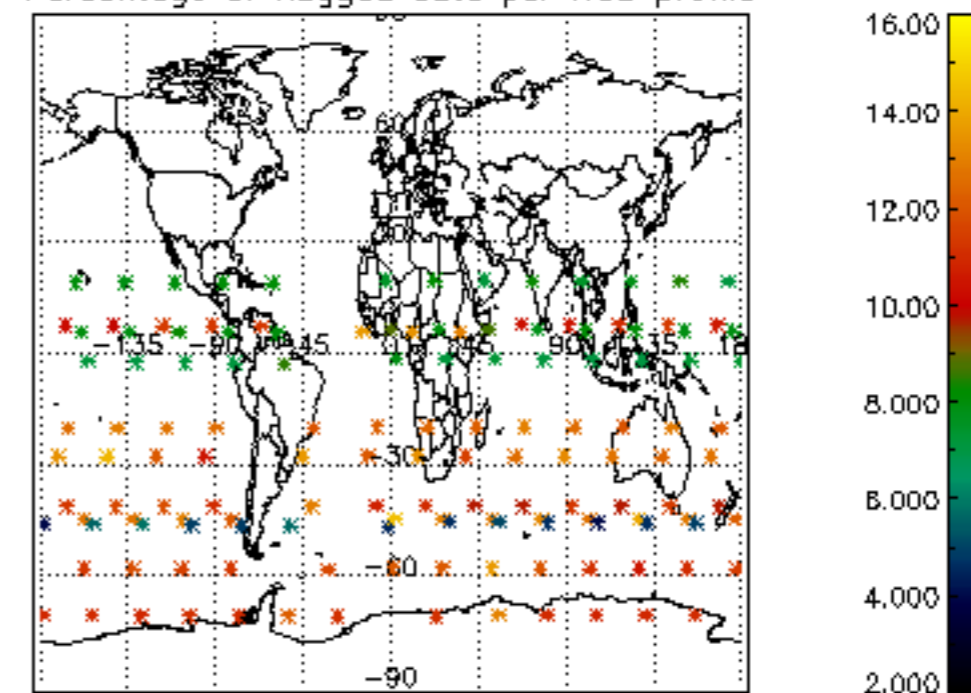
Percentage of flagged data per H2O profile

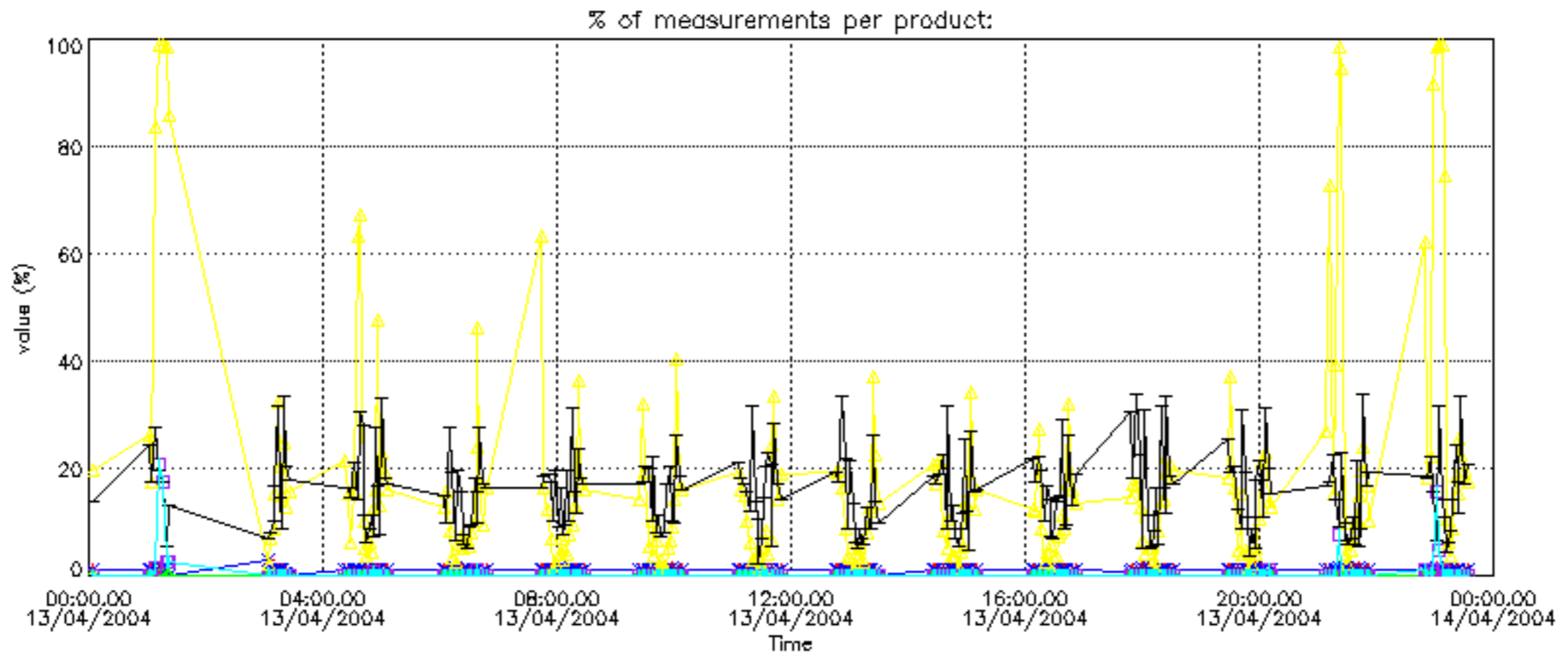


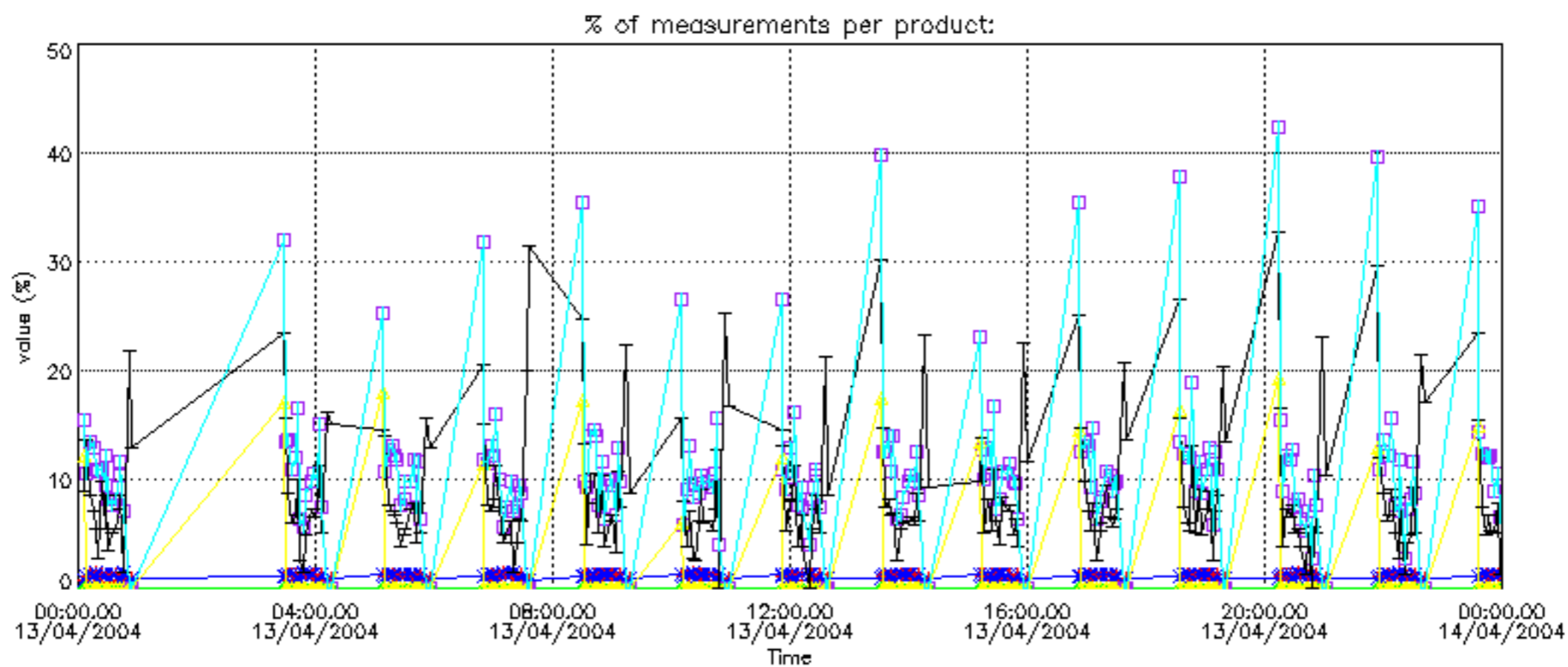
Percentage of flagged data per NO2 profile



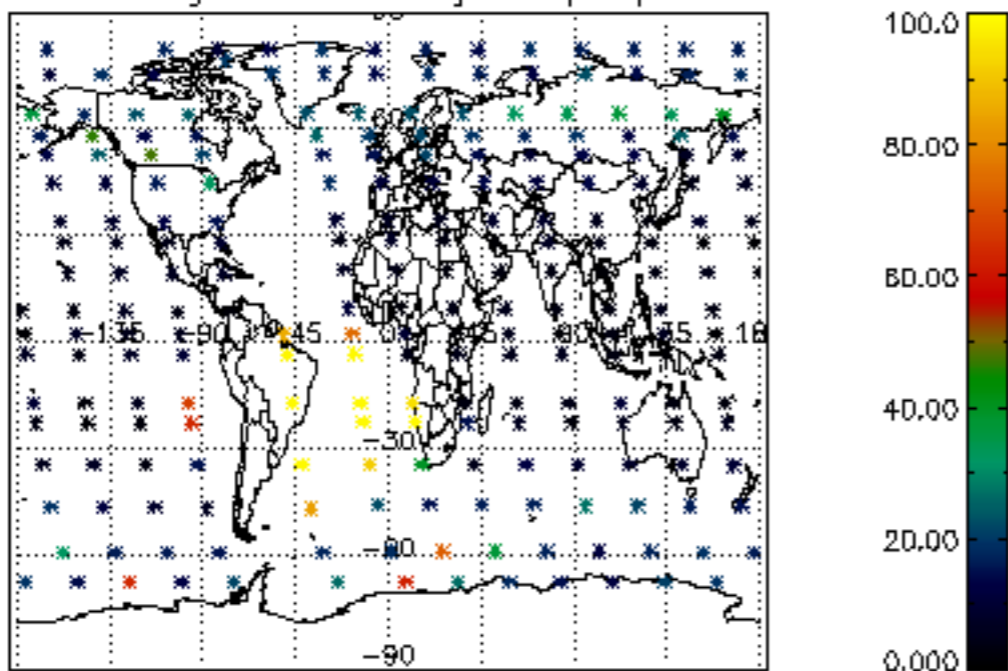
Percentage of flagged data per NO3 profile



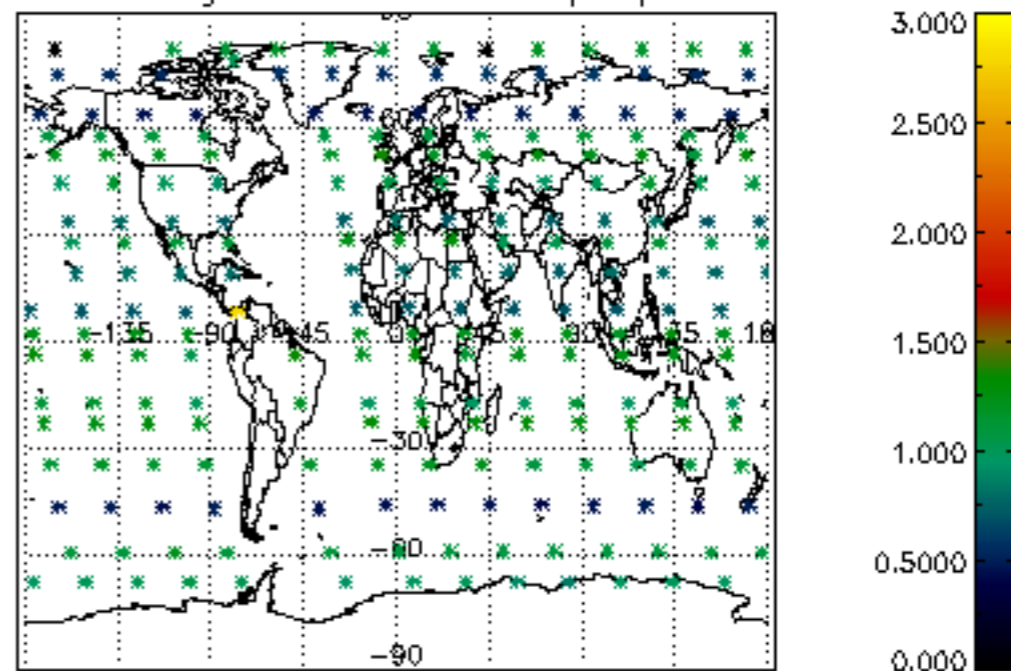




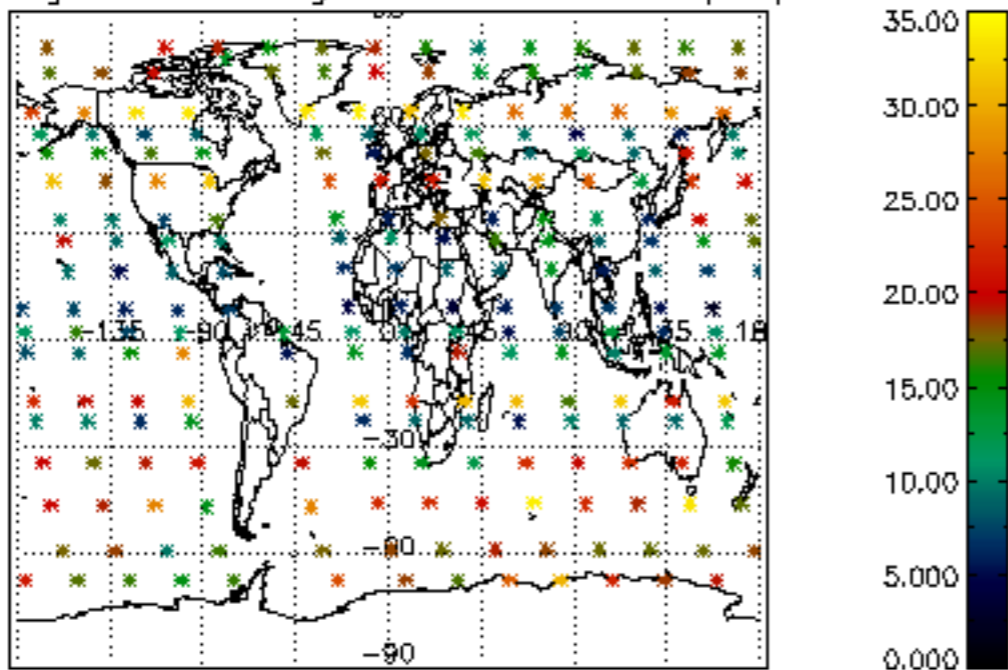
Percentage of cosmic ray hits per profile



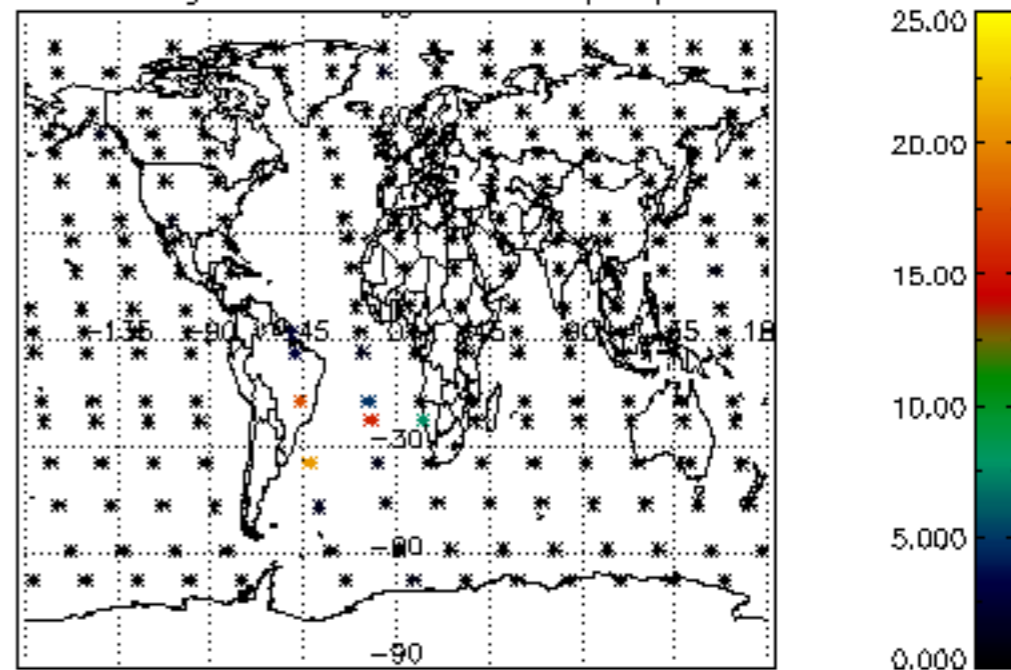
Percentage of datation errors per profile



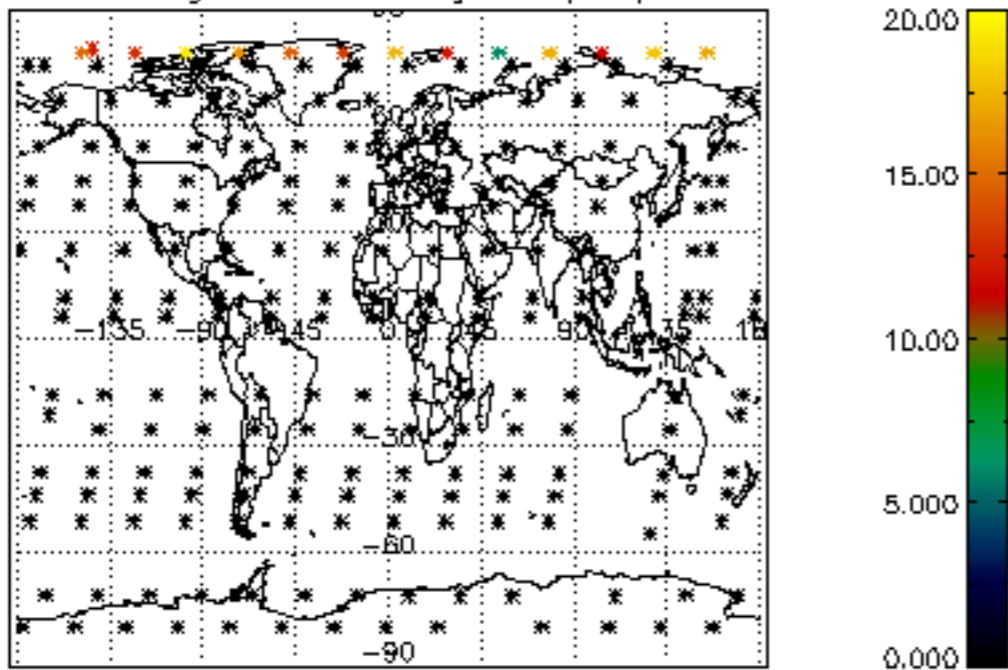
Percentage of star falling outside central band per profile



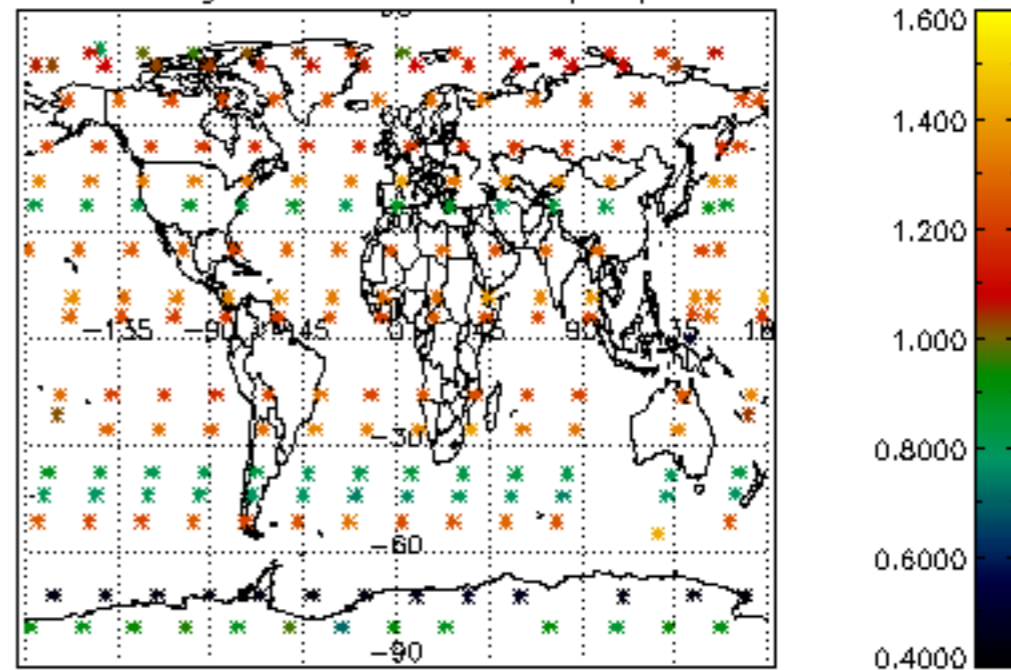
Percentage of saturation errors per profile



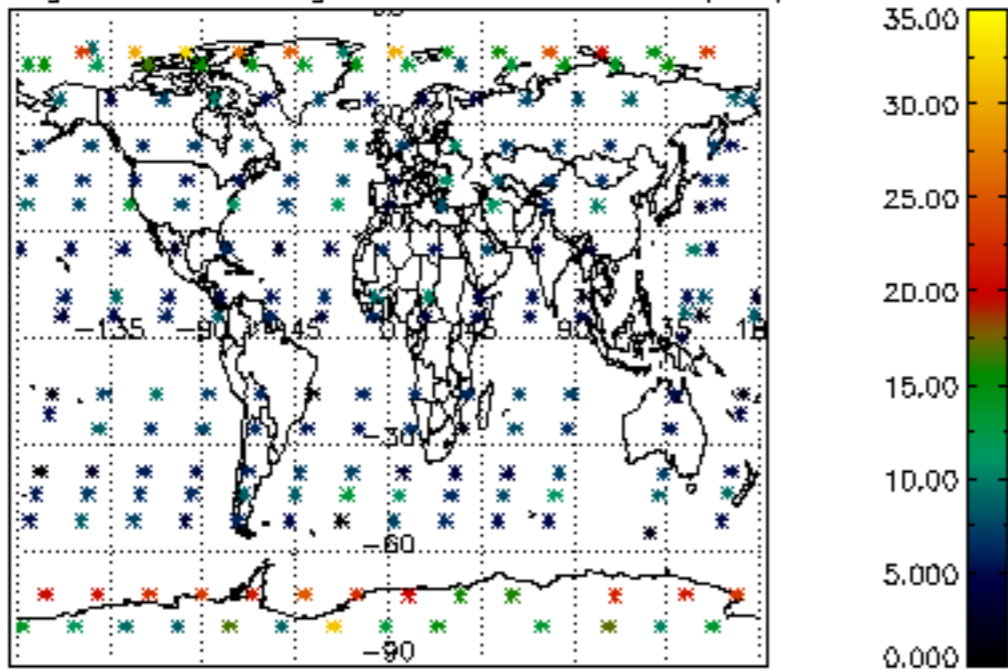
Percentage of cosmic ray hits per profile



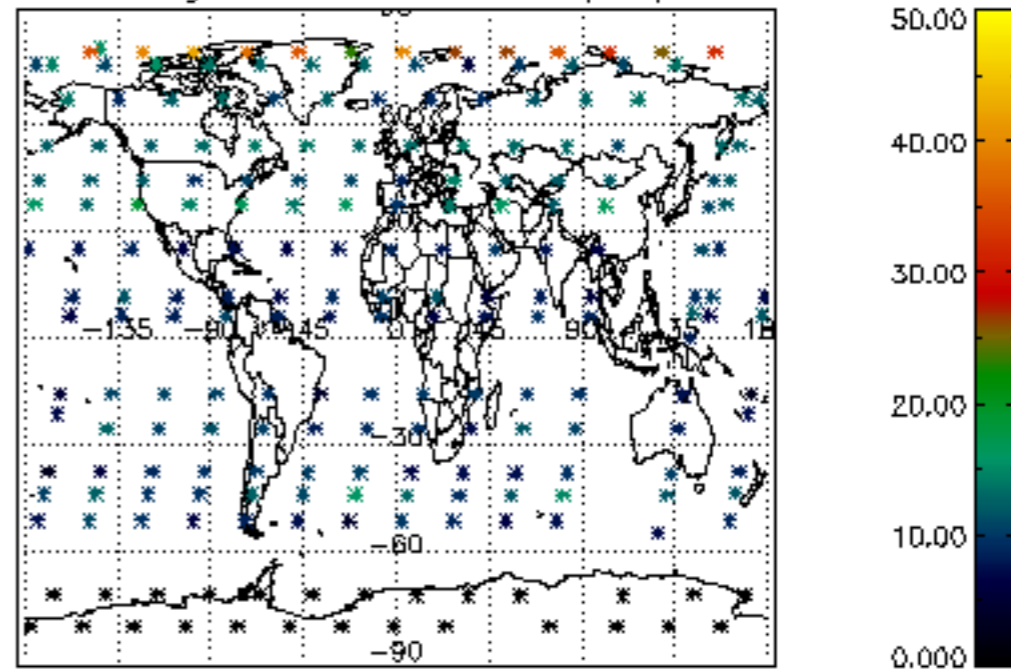
Percentage of datation errors per profile

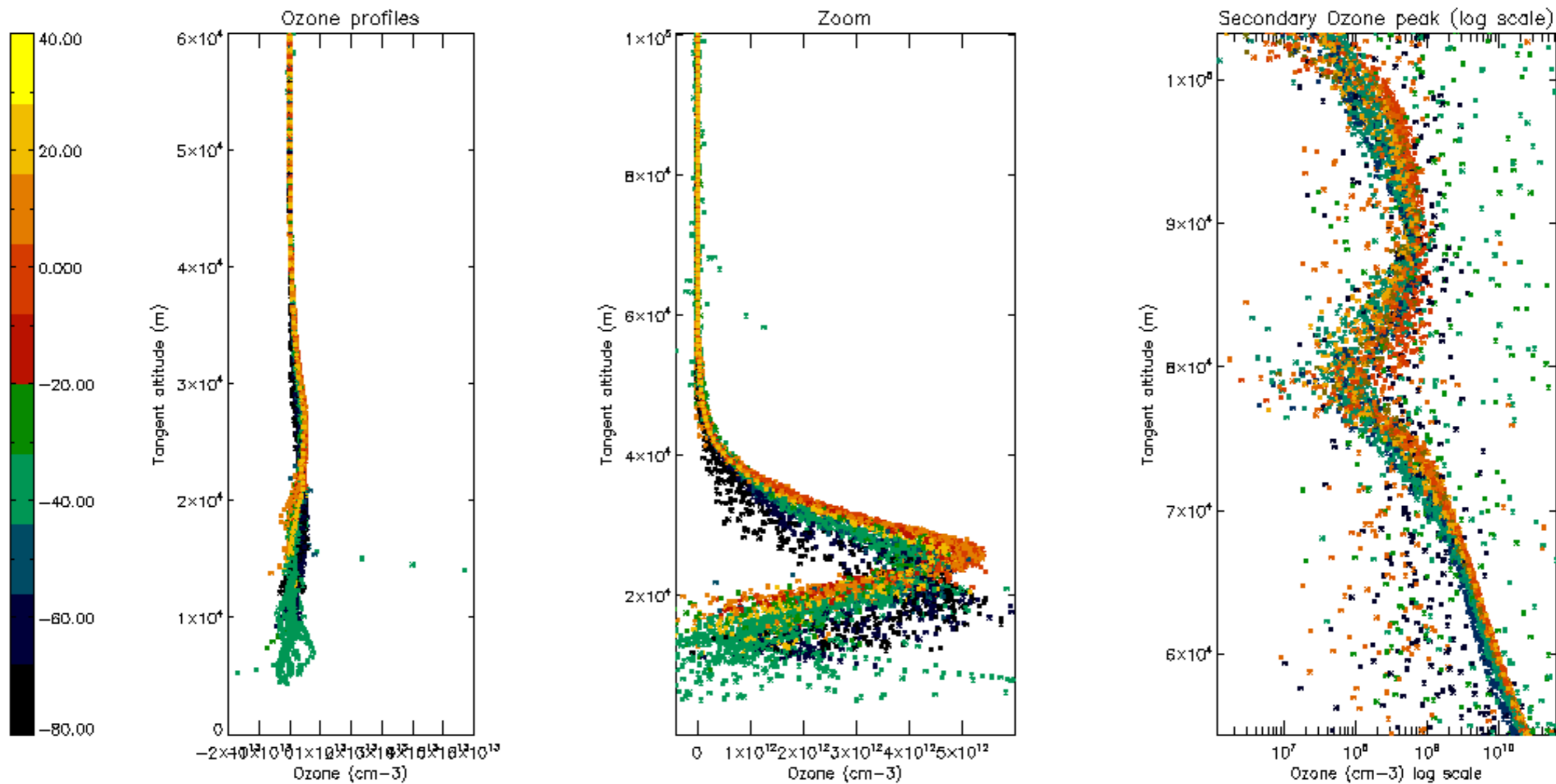


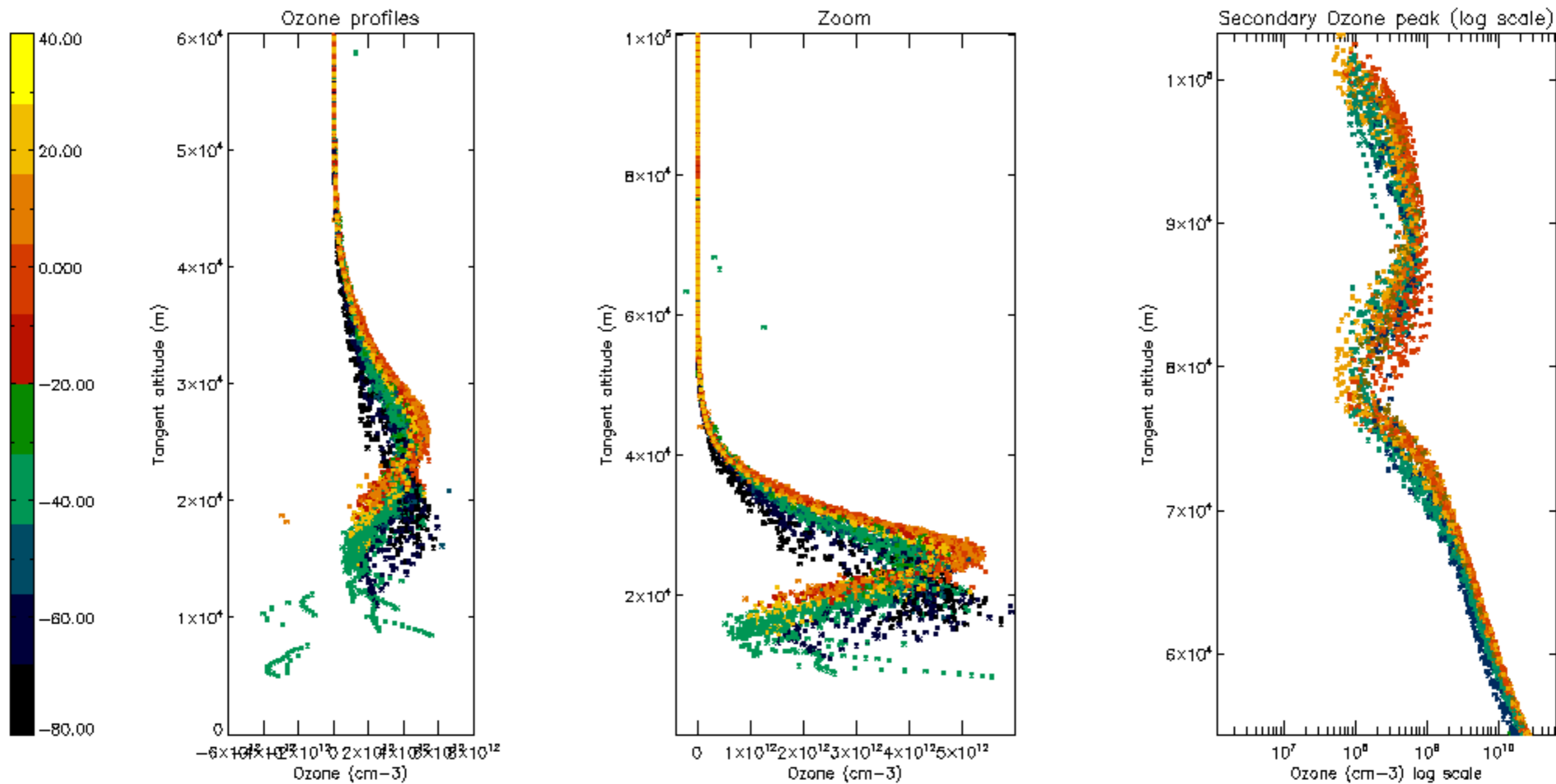
Percentage of star falling outside central band per profile

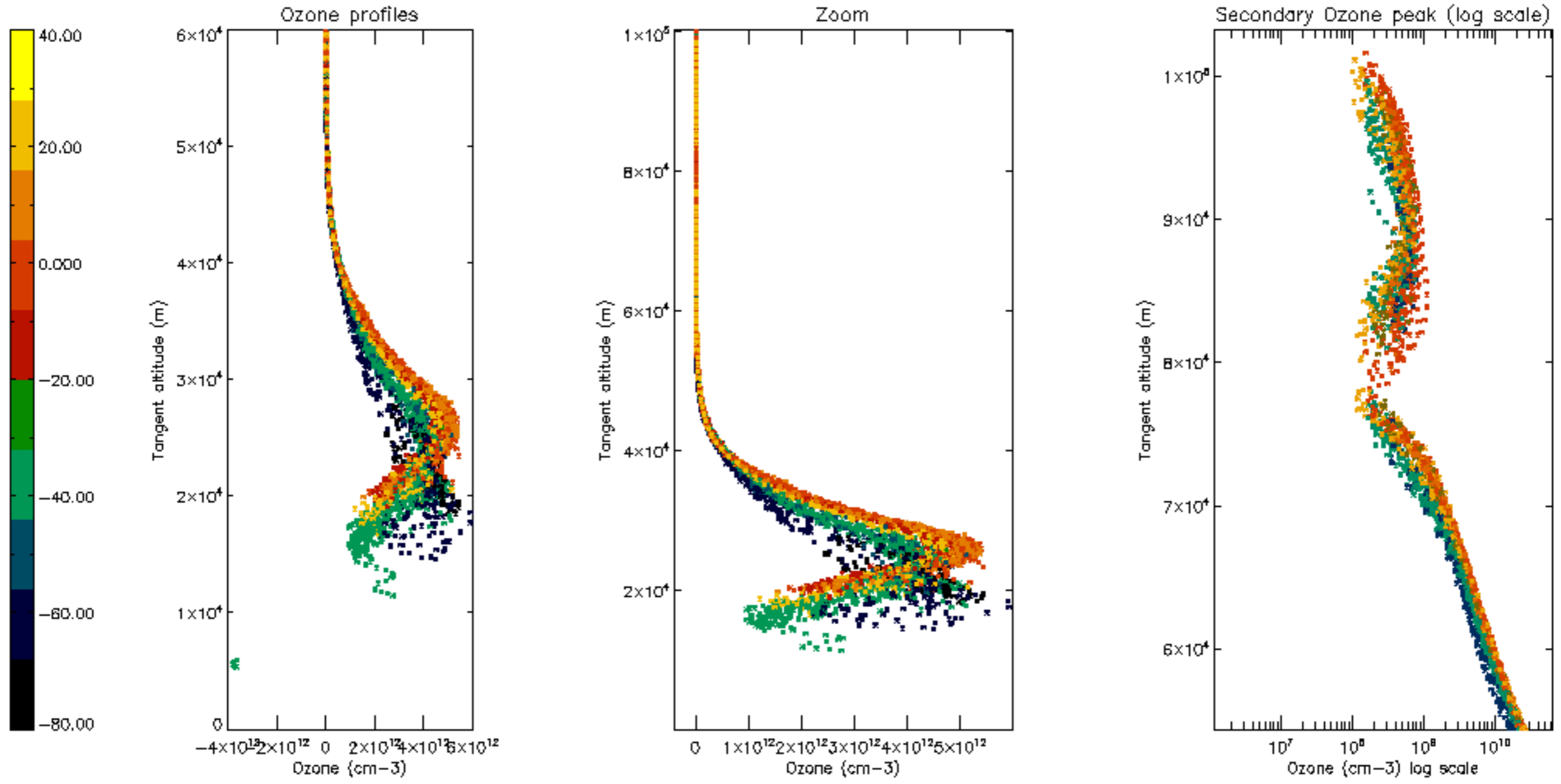


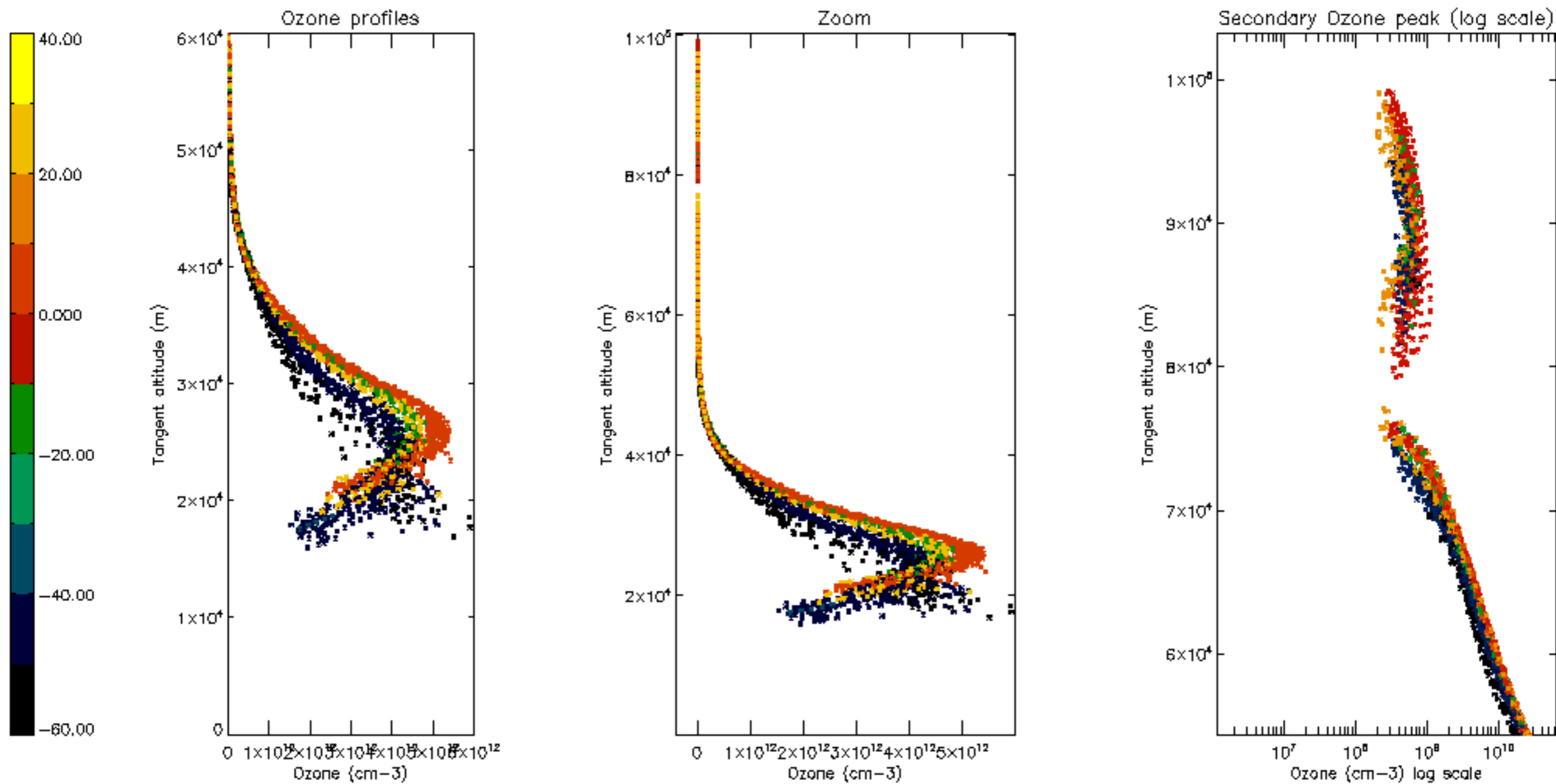
Percentage of saturation errors per profile

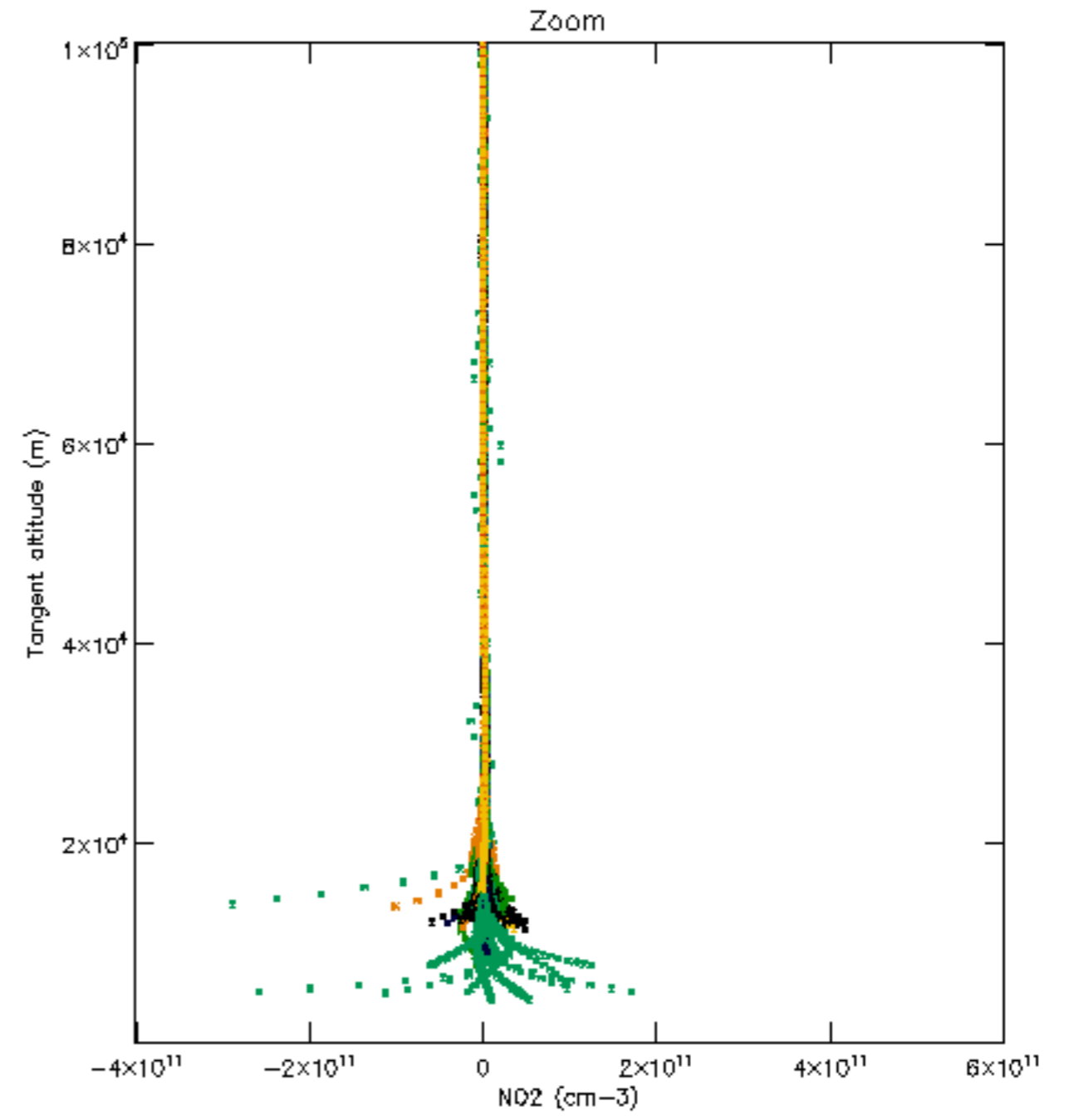
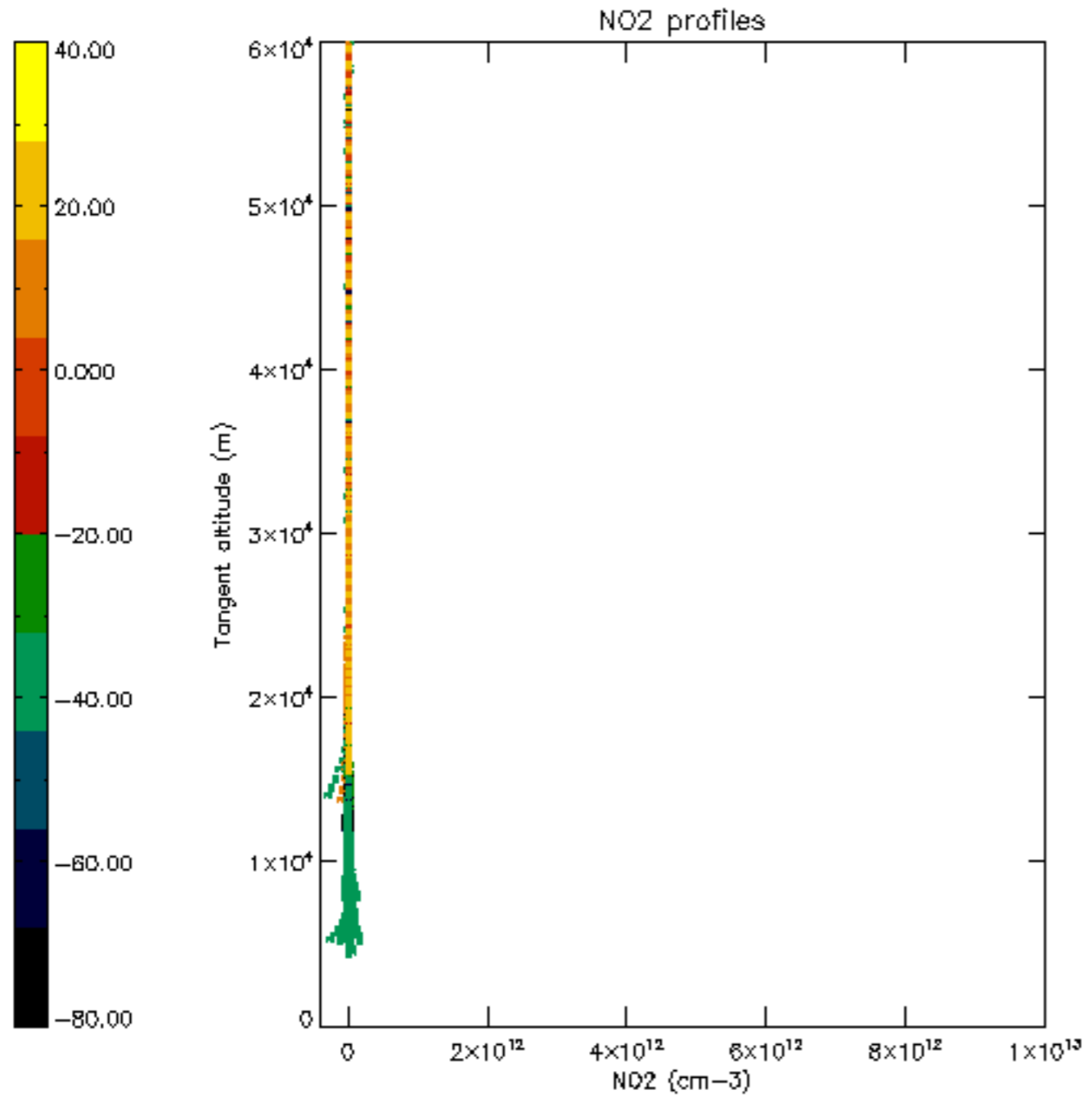


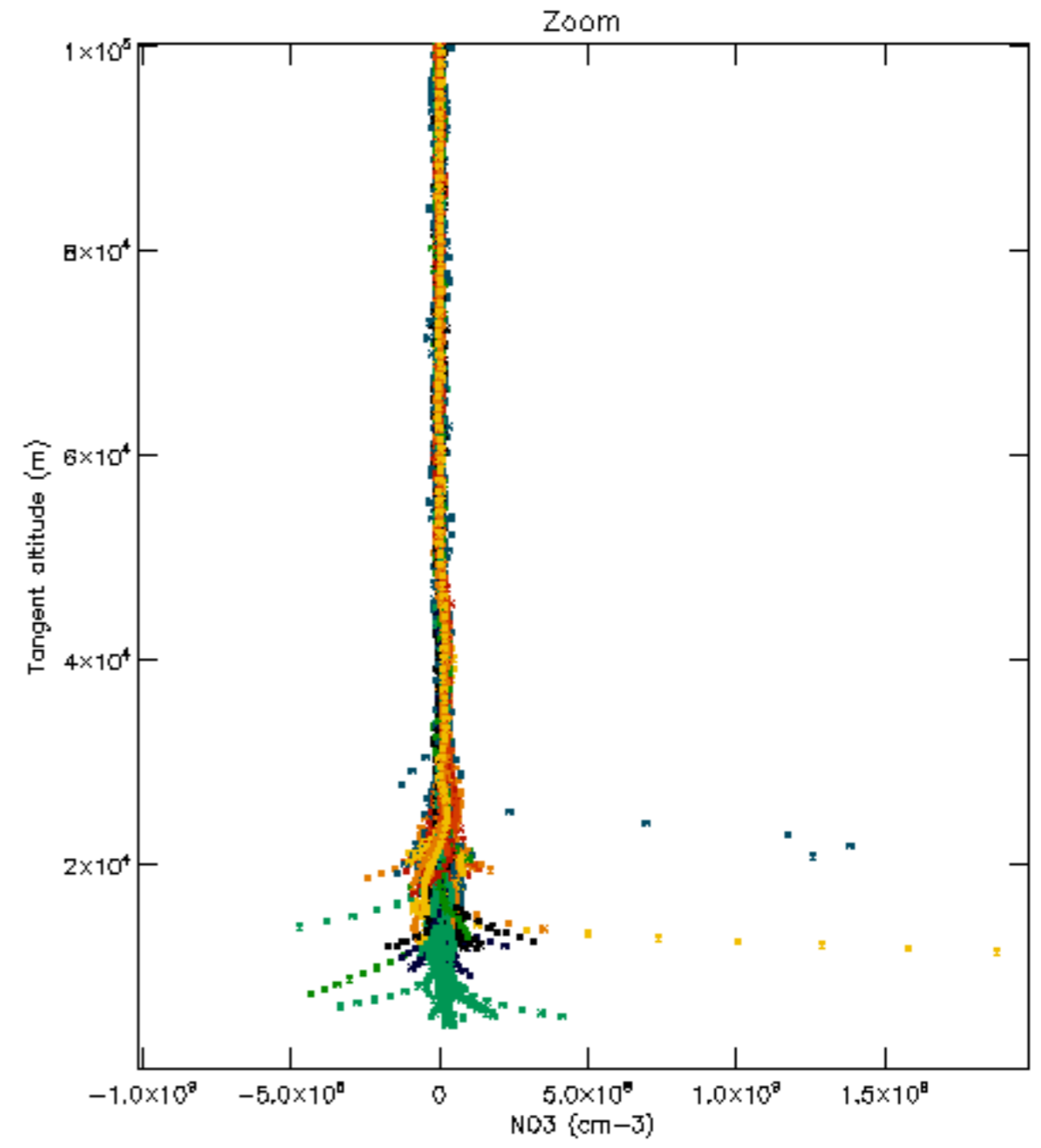
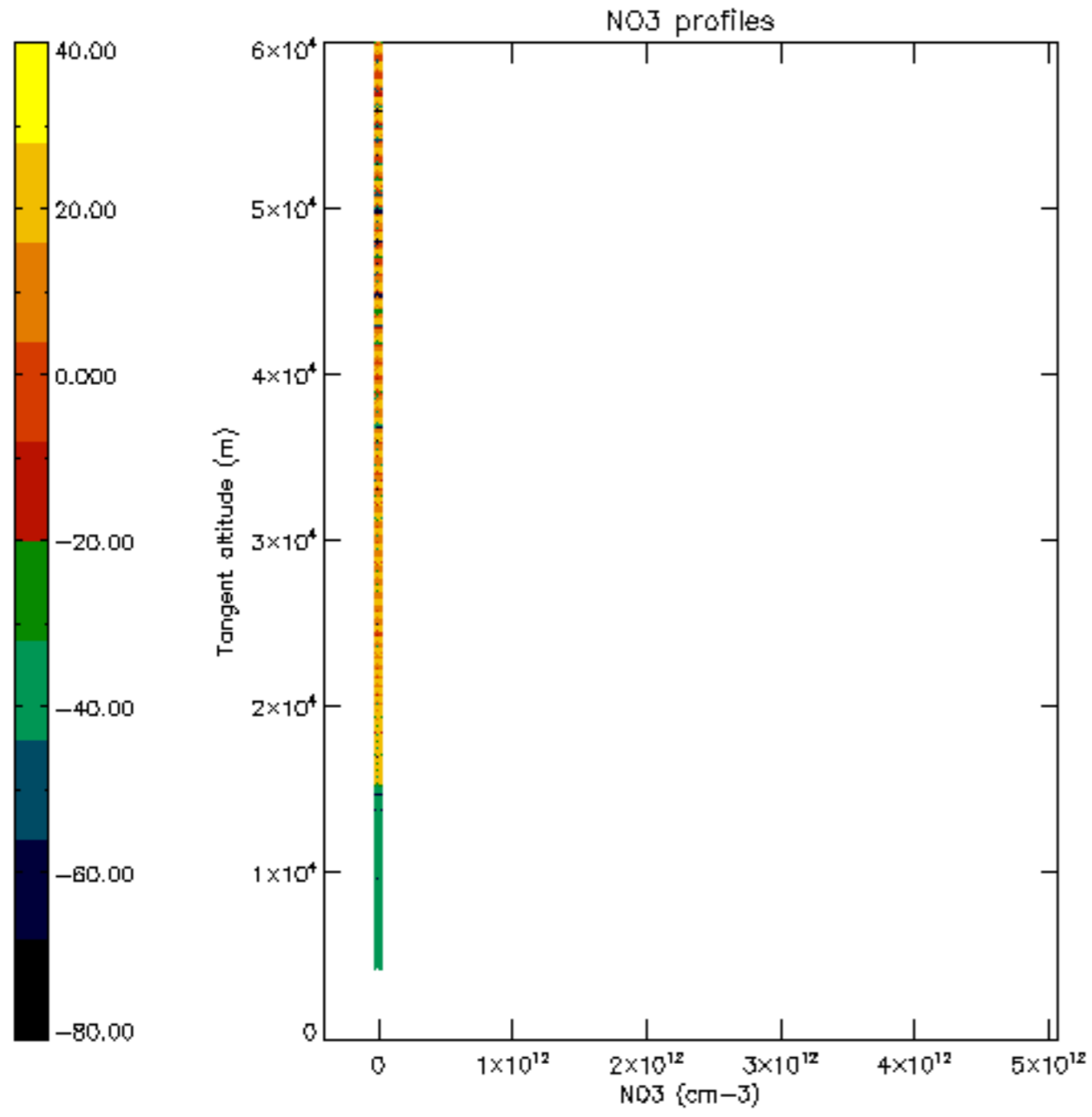


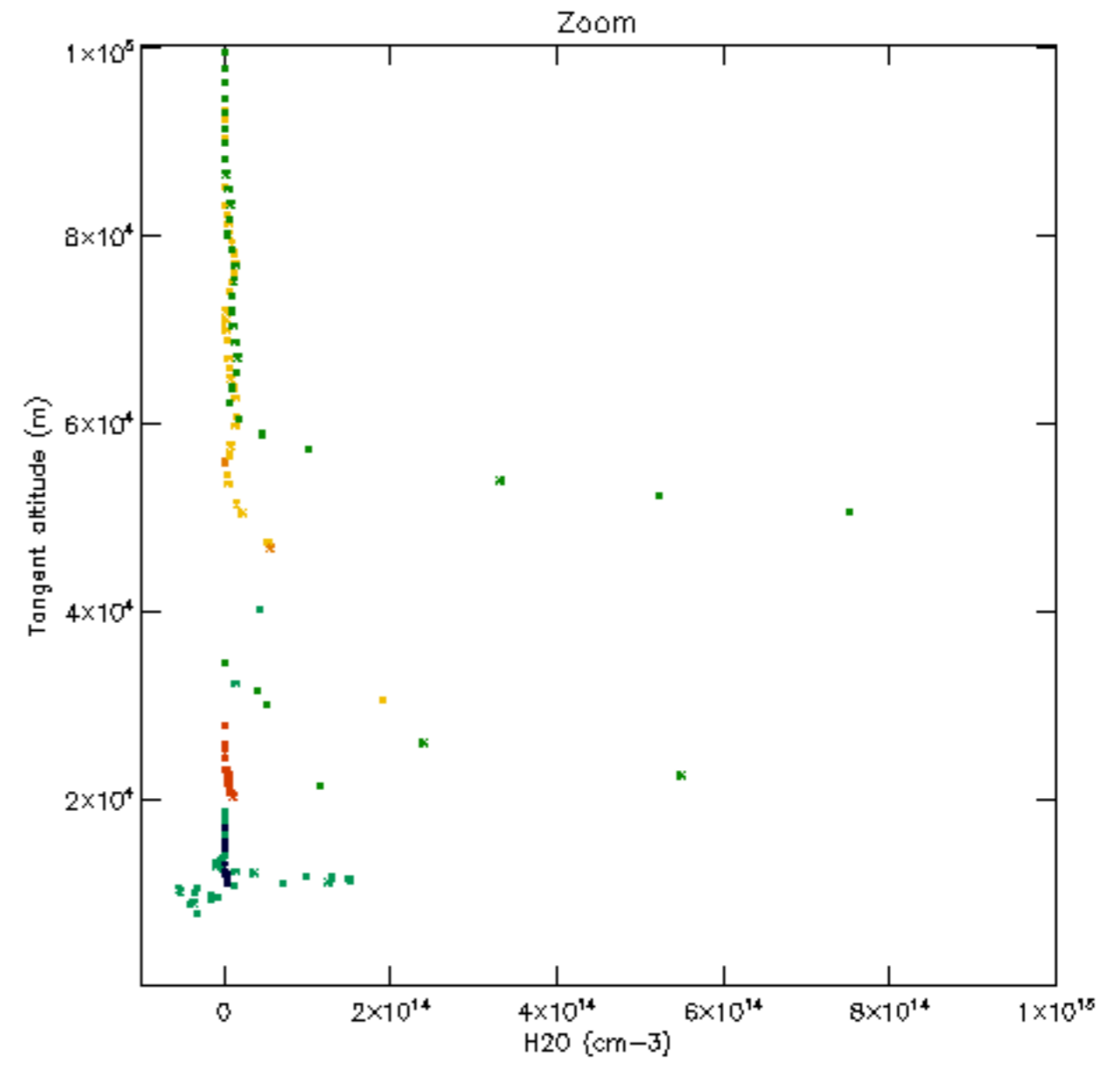
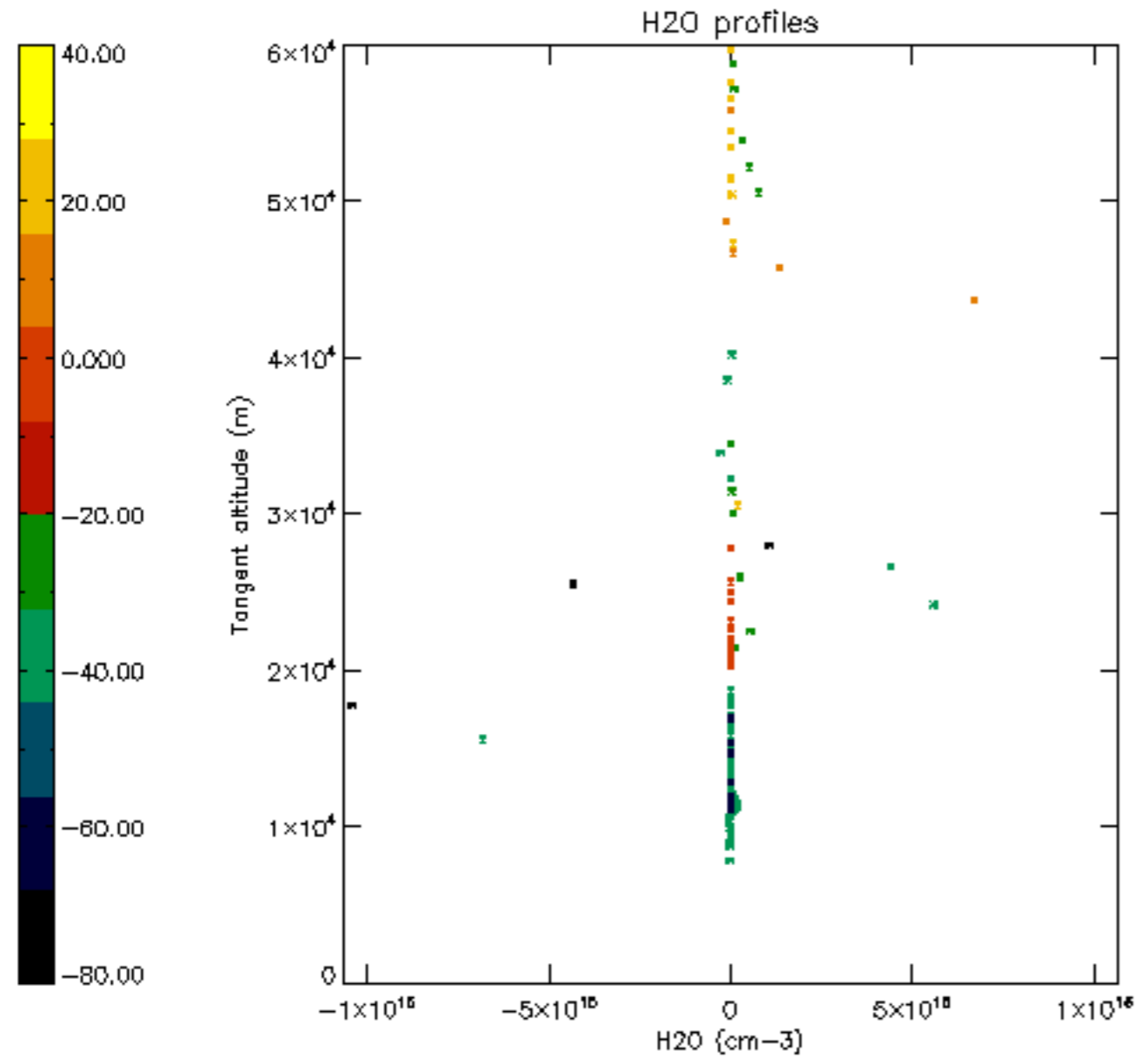


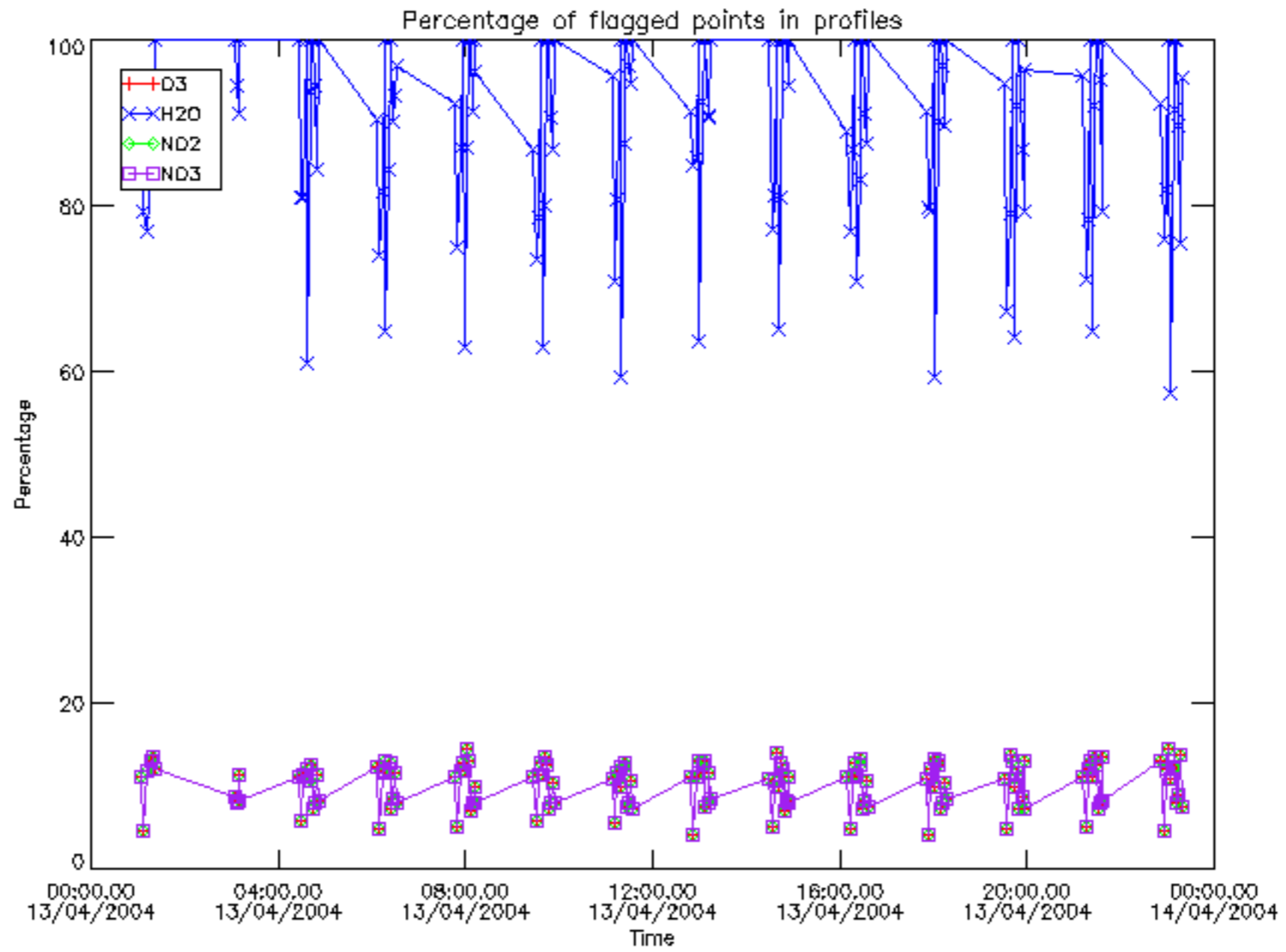




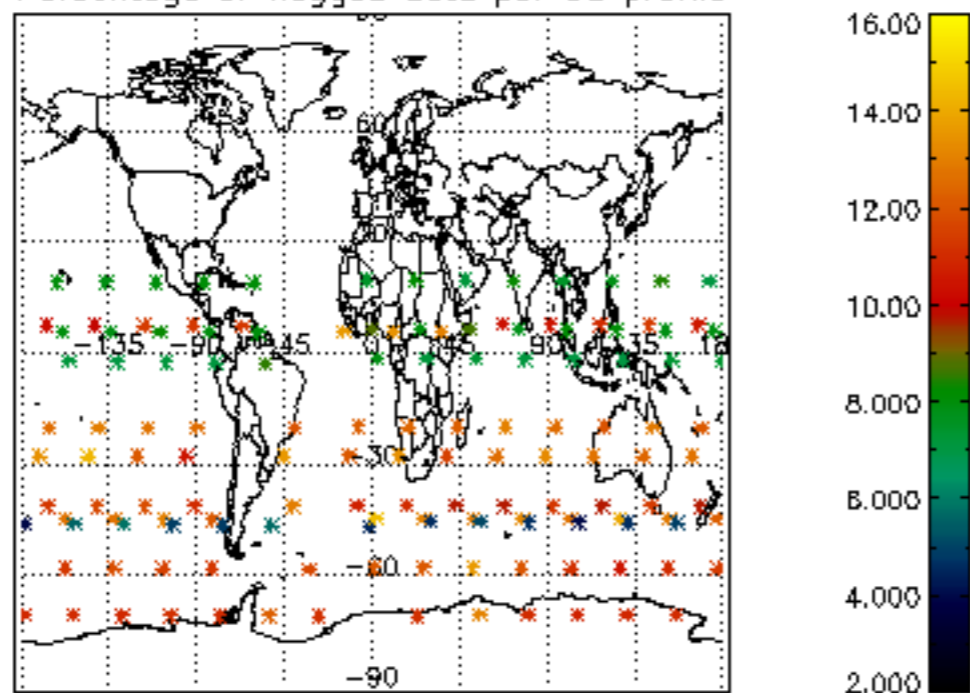




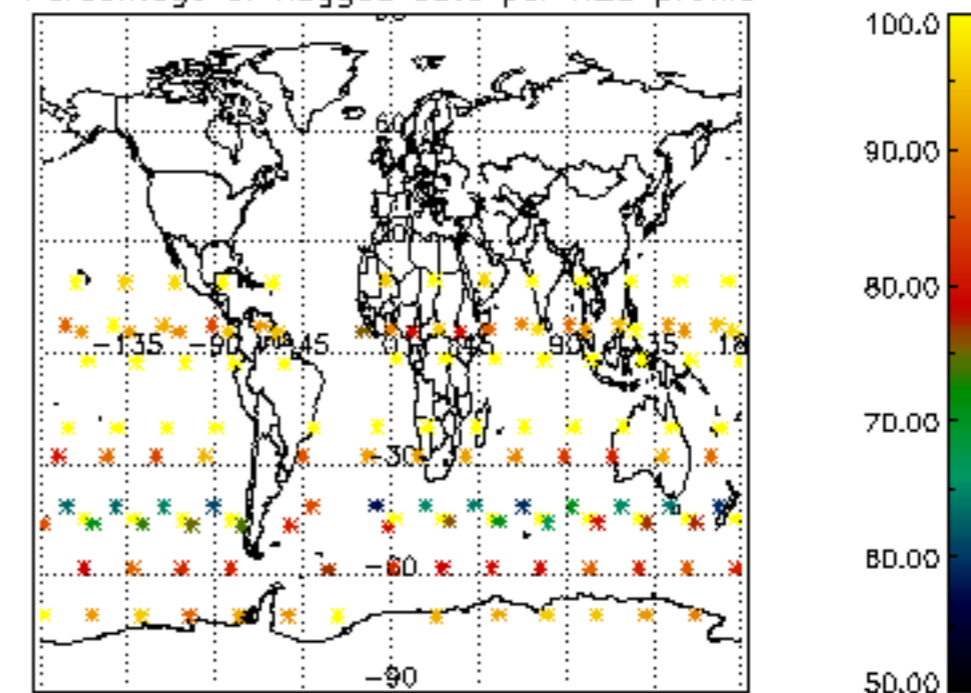




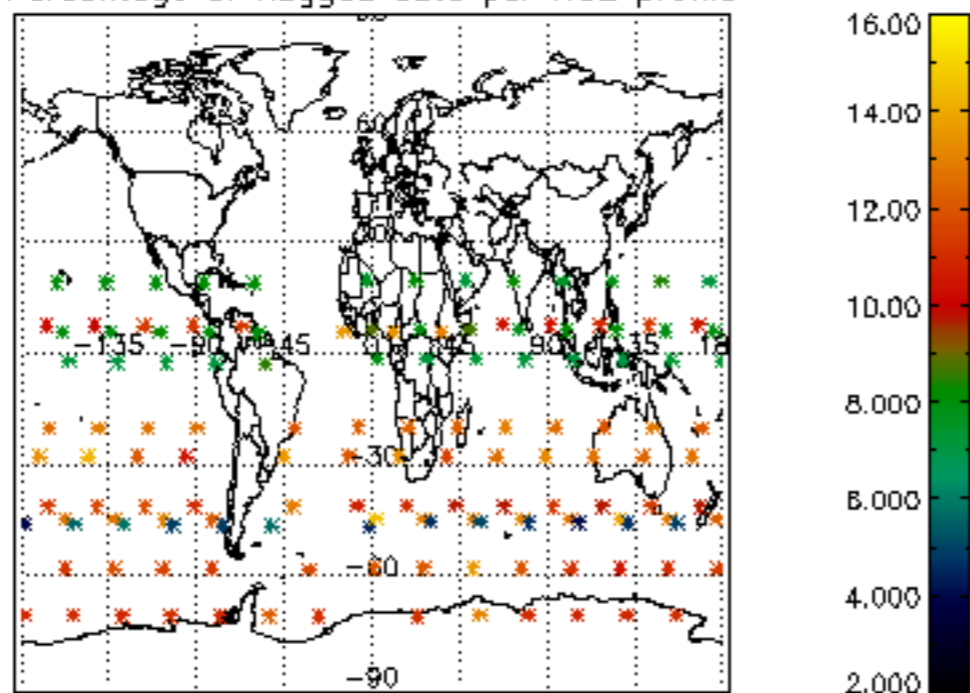
Percentage of flagged data per D3 profile



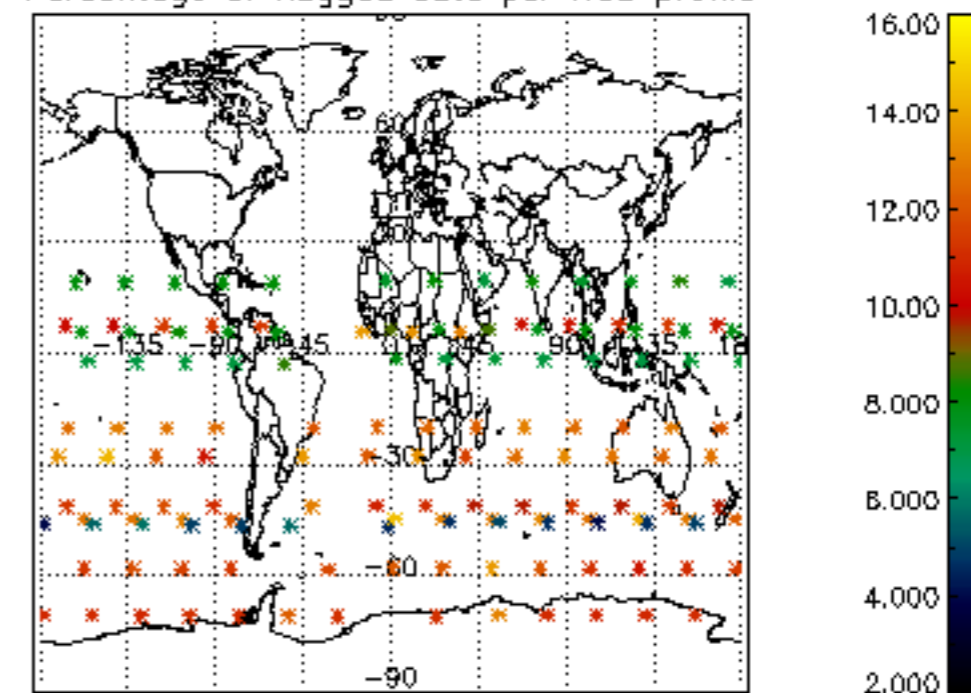
Percentage of flagged data per H2O profile

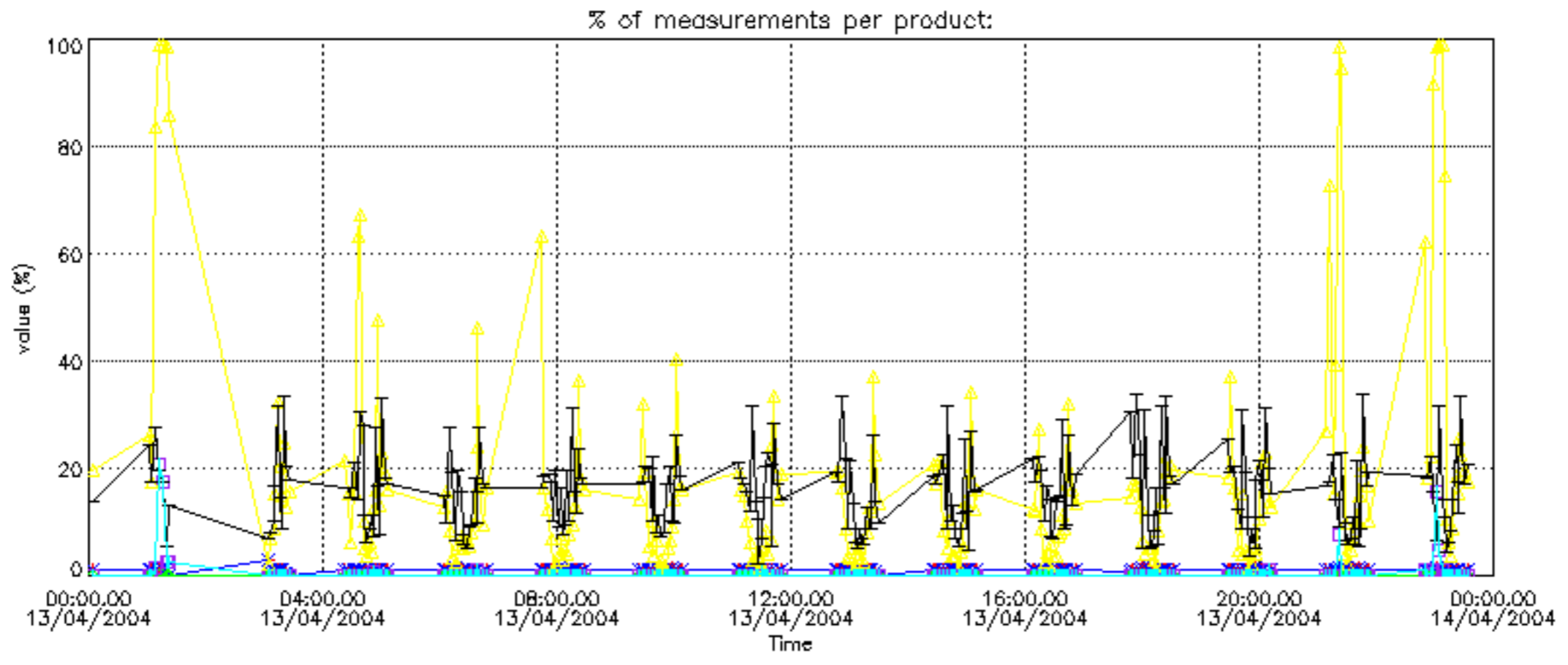


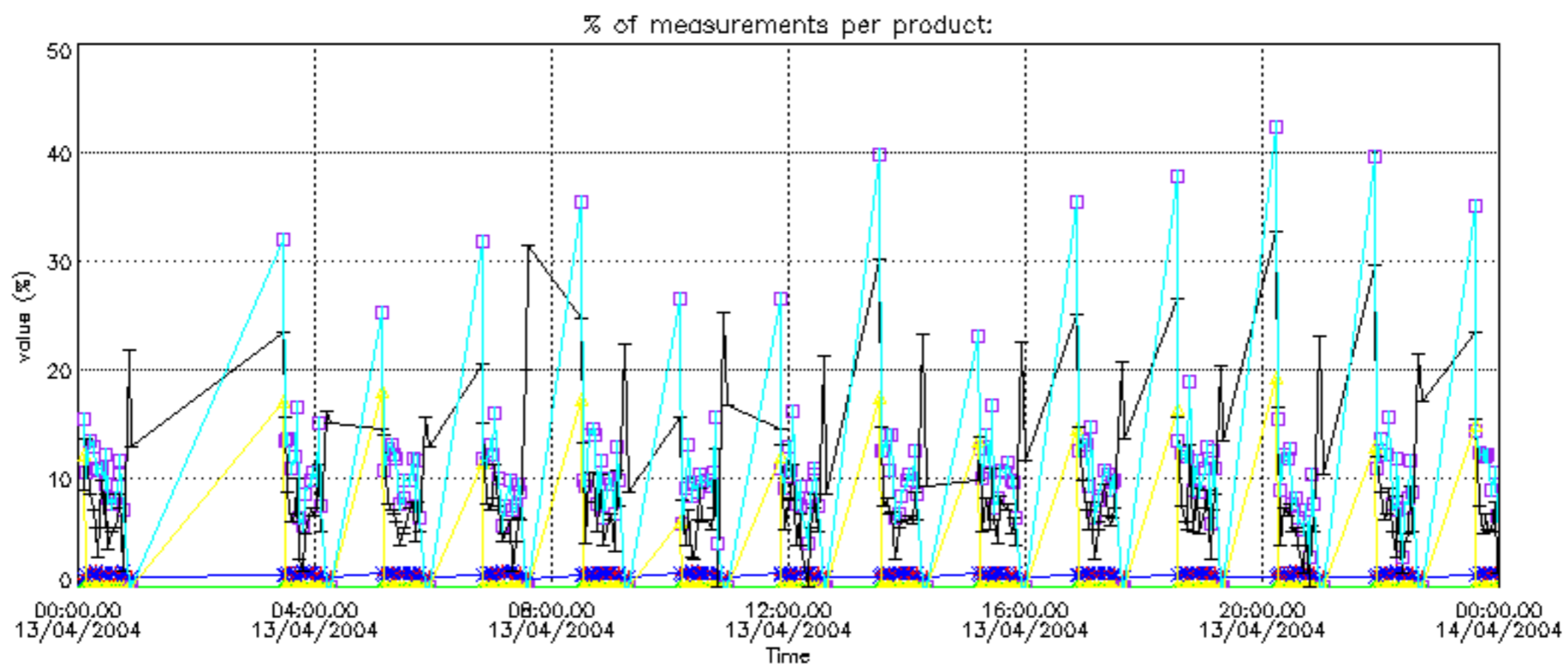
Percentage of flagged data per NO2 profile



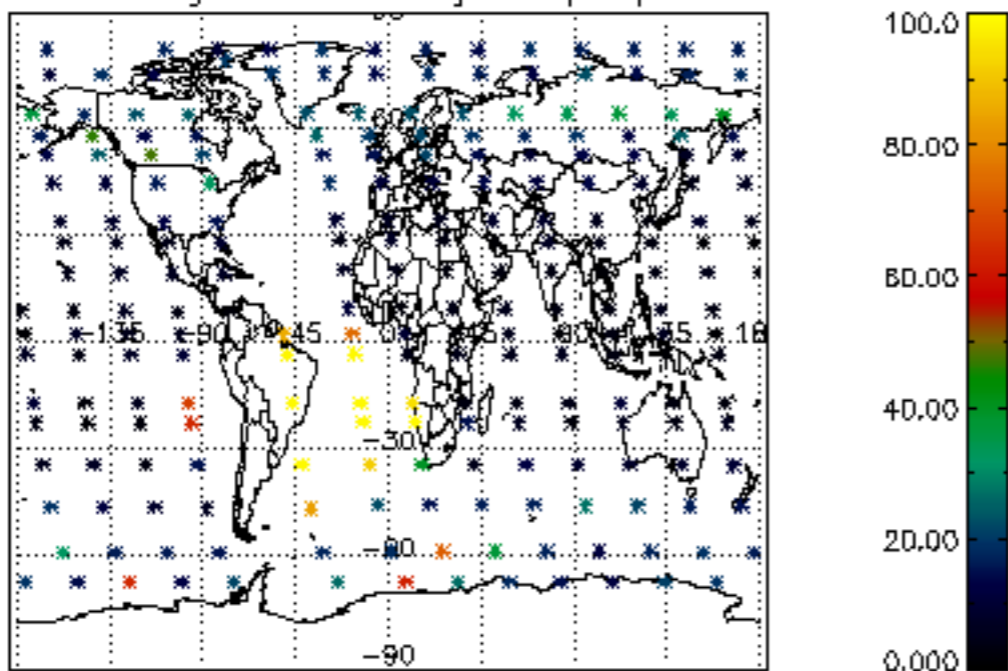
Percentage of flagged data per NO3 profile



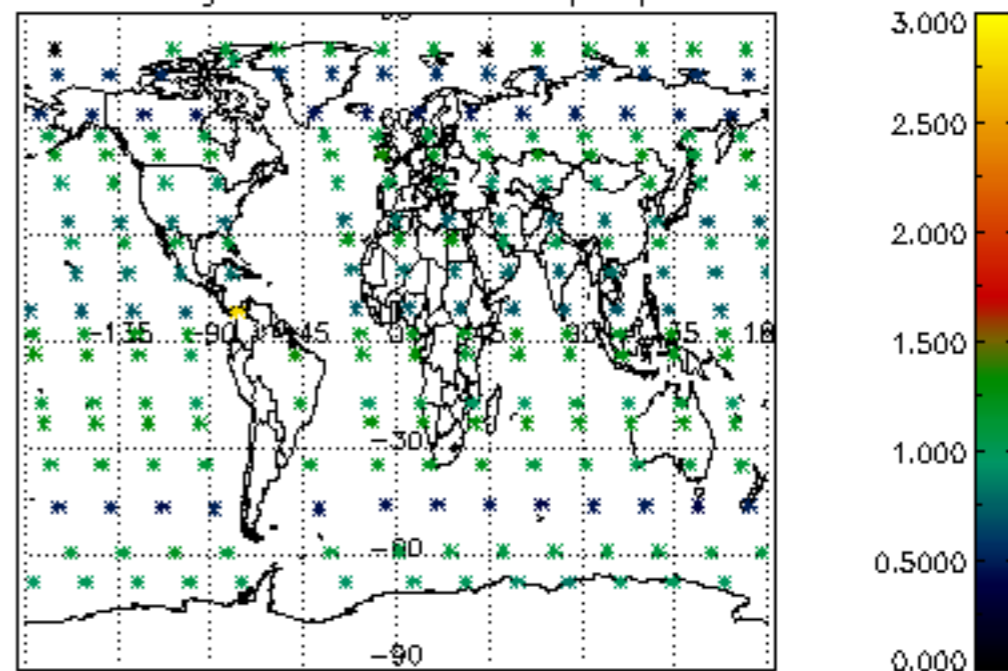




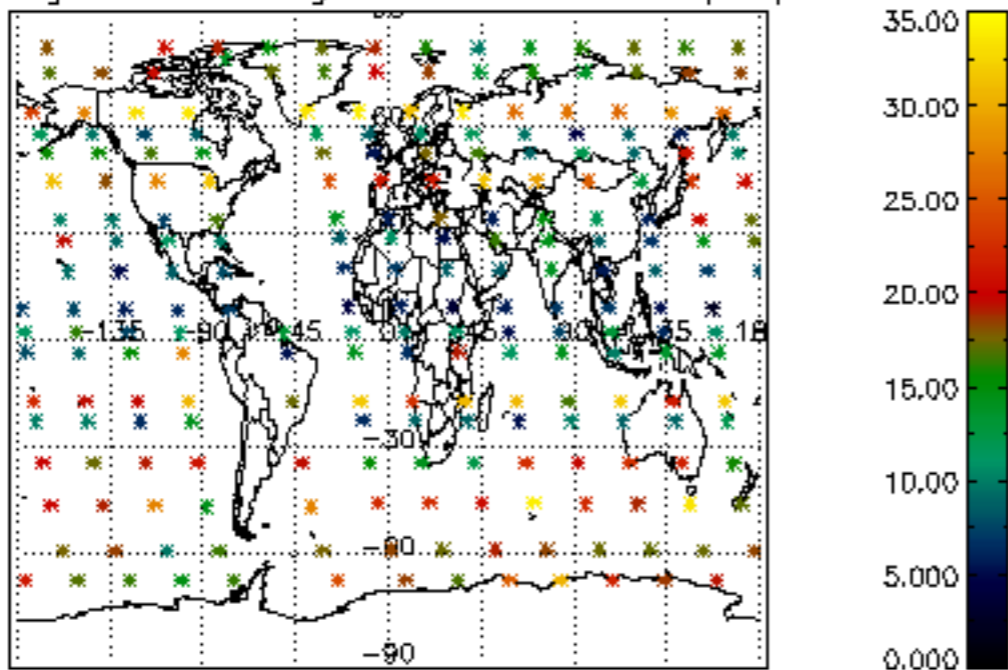
Percentage of cosmic ray hits per profile



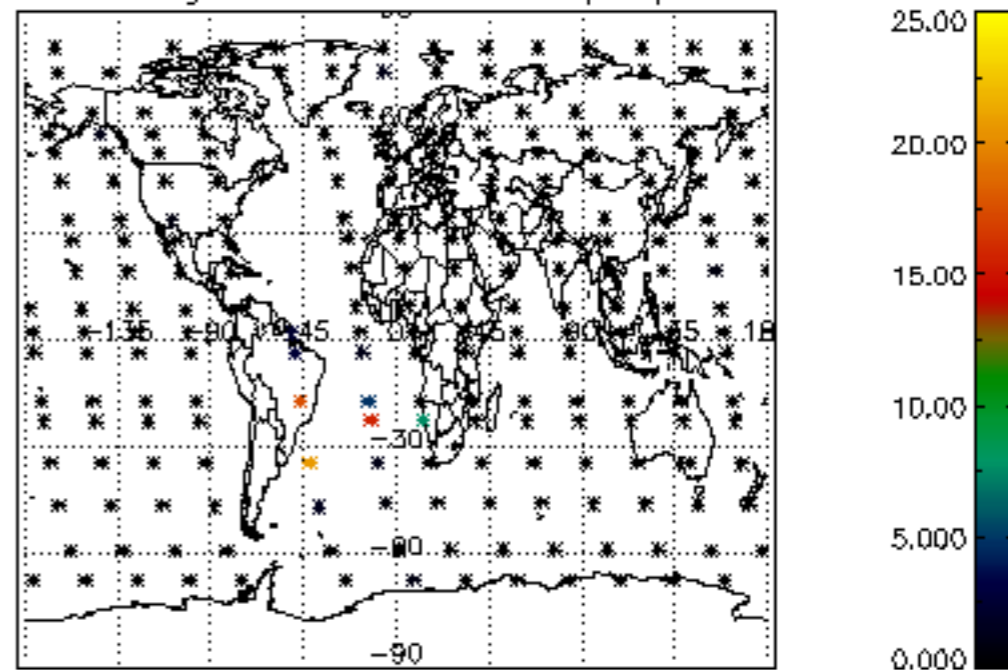
Percentage of datation errors per profile



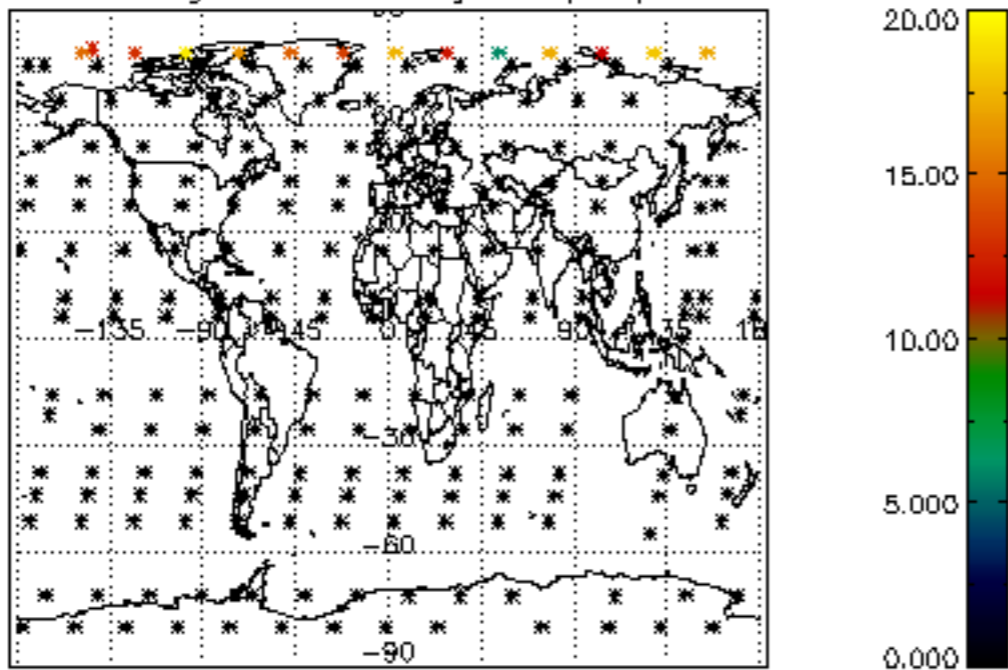
Percentage of star falling outside central band per profile



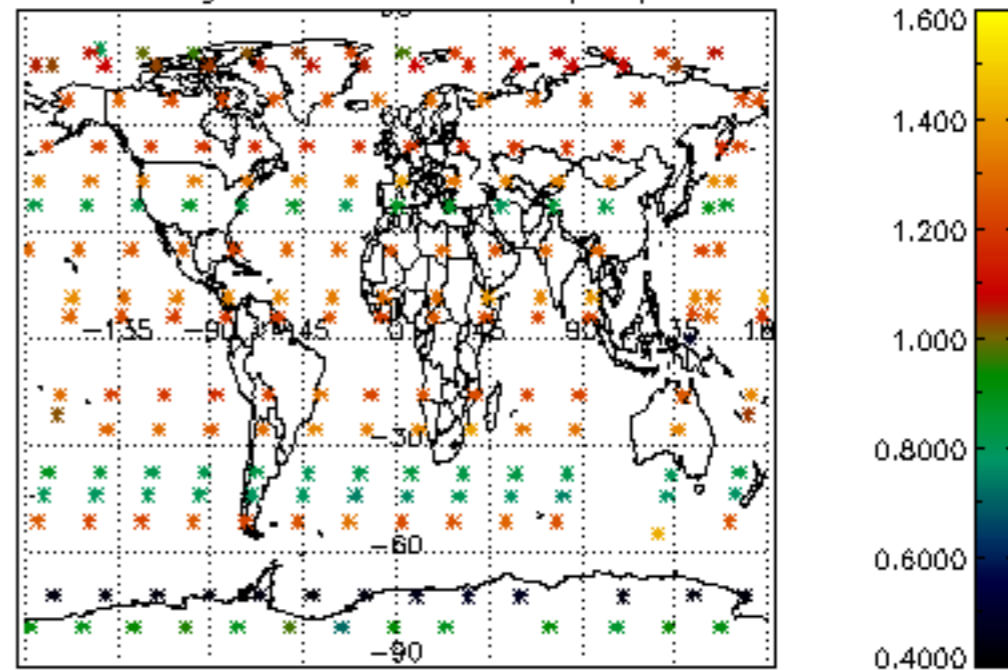
Percentage of saturation errors per profile



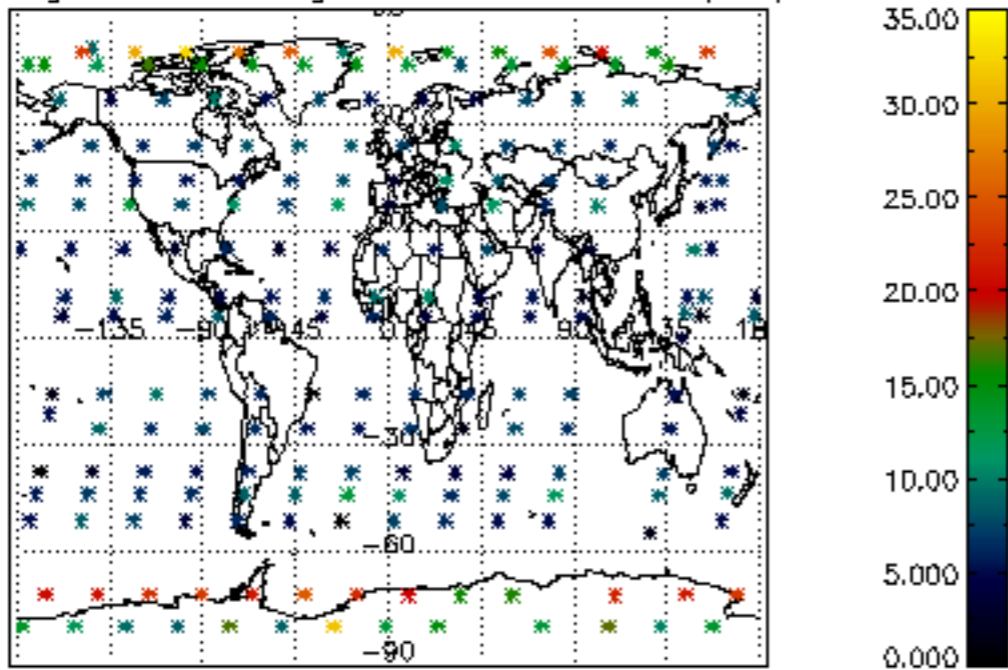
Percentage of cosmic ray hits per profile



Percentage of datation errors per profile



Percentage of star falling outside central band per profile



Percentage of saturation errors per profile

