

# GOMOS Level 2 Daily Report

## SUMMARY

### [1. General Info](#)

### [2. Summary of processed GOM\\_NL\\_2P products](#)

### [3. Level 2 Quality information per product](#)

#### [3.1 Plot of level 2 quality information per product \(time dependant\)](#)

#### [3.2 Plot of level 2 quality information per product \(world map\)](#)

### [4. Level 1 Quality information per product \(stored on level 2 products\)](#)

#### [4.1 Plot of level 1 quality information per product \(time dependant\)](#)

##### [4.1.1 Plot of level 1 quality information per product \(time dependant\): ASCENDING](#)

##### [4.1.2 Plot of level 1 quality information per product \(time dependant\): DESCENDING](#)

#### [4.2 Plot of level 1 quality information per product \(world map\)](#)

##### [4.2.1 Plot of level 1 quality information per product \(world map\): ASCENDING](#)

##### [4.2.2 Plot of level 1 quality information per product \(world map\): DESCENDING](#)

### [5. Ozone profiles based on quality statistics and other trace gas profiles](#)

#### [5.1 Ozone statistics based on quality of products](#)

#### [5.2 Plot ozone profiles for all STD \(dark without errors\)](#)

#### [5.3 Plot ozone profiles where STD < 20% \(dark without errors\)](#)

#### [5.4. Plot ozone profiles where STD < 10% \(dark without errors\)](#)

#### [5.5. Plot ozone profiles where STD < 5% \(dark without errors\)](#)

#### [5.6 Plot NO2 profiles for all STD \(dark without errors\)](#)

#### [5.7 Plot NO3 profiles for all STD \(dark without errors\)](#)

#### [5.8 Plot H2O profiles \(only for occultations of stars 1,2,3,4,13,14,16,26,63 dark without errors\) for all STD](#)

### [6. Auxiliary Data Files used for the production reported in section 2](#)

This report presents the daily analysis on parameters extracted from GOMOS level 2 data (GOM\_NL\_\_2P). It is intended to monitor some important parameters that will impact the quality of these products. A list of level 2 products (and content) that have arrived during the reporting day to the PCF is also given.

Item	Value
Time of report generation	18APR2013 23:36:34
Data source version	GOMOS/6.01
Start time of products	11-04-2004 (11APR2004 00:00:00)
Stop time of products	12-04-2004 (12APR2004 00:00:00)
Store outputs in DB	Yes
Nb of level 2 prods	450
Nb of prods with errors	0

## 2. Summary of processed GOM\_NL\_\_2P products.

Nr	Filename	UTC Start time	Limb	Duration	Star Id	Star Name	Star Mag	Star Temp	Nb Meas	Orbit	Prod. error
1	GOM_NL__2PRFIN20040411_000011_000000342025_00474_11049_1471.N1	11-APR-2004 00:00:11	Bright	33.500	49	1Alp UMi	1.9900	6300.0	67	11049	No
2	GOM_NL__2PRFIN20040411_000415_000000602025_00474_11049_1472.N1	11-APR-2004 00:04:15	Bright	59.500	130	23Bet Dra	2.7990	5800.0	119	11049	No
3	GOM_NL__2PRFIN20040411_000705_000000382025_00474_11049_1473.N1	11-APR-2004 00:07:05	Bright	38.000	110	37Del Cas	2.6780	8900.0	76	11049	No
4	GOM_NL__2PRFIN20040411_000824_000000382025_00474_11049_1474.N1	11-APR-2004 00:08:24	Bright	37.500	74	11Bet Cas	2.2680	6600.0	75	11049	No
5	GOM_NL__2PRFIN20040411_001359_000001022025_00474_11049_1475.N1	11-APR-2004 00:13:59	Bright	101.50	5	3Alp Lyr	0.033000	11000.	203	11049	No
6	GOM_NL__2PRFIN20040411_001658_000000492025_00474_11049_1476.N1	11-APR-2004 00:16:58	Bright	49.000	92	53Eps Cyg	2.5000	4500.0	98	11049	No
7	GOM_NL__2PRFIN20040411_002403_000000482025_00474_11049_1477.N1	11-APR-2004 00:24:03	Twilight	47.500	61	8Eps Peg	2.1000	3900.0	95	11049	No
8	GOM_NL__2PRFIN20040411_002632_000000452025_00474_11049_1478.N1	11-APR-2004 00:26:32	Dark	44.500	162	34Alp Aqr	2.9440	5350.0	89	11049	No
9	GOM_NL__2PRFIN20040411_002930_000000982025_00474_11049_1479.N1	11-APR-2004 00:29:30	Dark	98.000	11	53Alp Aql	0.76500	8000.0	196	11049	No
10	GOM_NL__2PRFIN20040411_003340_000000462025_00474_11049_1480.N1	11-APR-2004 00:33:40	Dark	46.000	18	24Alp PsA	1.1660	9700.0	92	11049	No
11	GOM_NL__2PRFIN20040411_003831_000000512025_00474_11049_1481.N1	11-APR-2004 00:38:31	Dark	50.500	63	Bet Gru	2.1500	2800.0	101	11049	No
12	GOM_NL__2PRFIN20040411_004221_000000462025_00474_11049_1482.N1	11-APR-2004 00:42:21	Dark	45.500	148	Alp Tuc	2.8780	4100.0	91	11049	No
13	GOM_NL__2PRFIN20040411_004344_000000432025_00475_11050_1472.N1	11-APR-2004 00:43:44	Dark	43.000	45	Alp Pav	1.9400	26000.	86	11050	No
14	GOM_NL__2PRFIN20040411_004801_000000632025_00475_11050_1473.N1	11-APR-2004 00:48:01	Dark	63.000	38	20Eps Sgr	1.8360	11000.	126	11050	No
15	GOM_NL__2PRFIN20040411_005104_000000652025_00475_11050_1474.N1	11-APR-2004 00:51:04	Dark	65.000	40	The Sco	1.8590	7100.0	130	11050	No
16	GOM_NL__2PRFIN20040411_005314_000000432025_00475_11050_1475.N1	11-APR-2004 00:53:14	Dark	42.500	134	Bet TrA	2.8100	6600.0	85	11050	No
17	GOM_NL__2PRFIN20040411_005543_000000492025_00475_11050_1476.N1	11-APR-2004 00:55:43	Straylight	48.500	4	Alp1Cen	-0.010000	5800.0	97	11050	No
18	GOM_NL__2PRFIN20040411_005805_000000392025_00475_11050_1477.N1	11-APR-2004 00:58:05	Straylight	39.000	20	Bet Cru	1.2530	30000.	78	11050	No
19	GOM_NL__2PRFIN20040411_010053_000001082025_00475_11050_1478.N1	11-APR-2004 01:00:53	Straylight	108.00	16	21Alp Sco	1.0200	3000.0	216	11050	No
20	GOM_NL__2PRFIN20040411_010342_000000452025_00475_11050_1479.N1	11-APR-2004 01:03:42	Straylight	45.000	123	lot Cen	2.7500	10200.	90	11050	No
21	GOM_NL__2PRFIN20040411_010613_000001102025_00475_11050_1480.N1	11-APR-2004 01:06:13	Twl_and_stray	109.50	97	8Bet1Sco	2.5610	30000.	219	11050	No
22	GOM_NL__2PRFIN20040411_011004_000000422025_00475_11050_1481.N1	11-APR-2004 01:10:04	Bright	41.500	100	4Gam Crv	2.5800	13100.	83	11050	No
23	GOM_NL__2PRFIN20040411_011132_000000522025_00475_11050_1482.N1	11-APR-2004 01:11:32	Bright	51.500	15	67Alp Vir	0.97600	28000.	103	11050	No
24	GOM_NL__2PRFIN20040411_011439_000000412025_00475_11050_1483.N1	11-APR-2004 01:14:39	Bright	41.000	121	29Gam Vir	2.7400	7200.0	82	11050	No
25	GOM_NL__2PRFIN20040411_011920_000000392025_00475_11050_1484.N1	11-APR-2004 01:19:20	Bright	39.000	62	94Bet Leo	2.1360	9700.0	78	11050	No
26	GOM_NL__2PRFIN20040411_012109_000000402025_00475_11050_1485.N1	11-APR-2004 01:21:09	Bright	40.000	96	68Del Leo	2.5600	9300.0	80	11050	No
27	GOM_NL__2PRFIN20040411_012347_000000622025_00475_11050_1486.N1	11-APR-2004 01:23:47	Bright	61.500	3	16Alp Boo	-0.050000	4250.0	123	11050	No
28	GOM_NL__2PRFIN20040411_012653_000000402025_00475_11050_1487.N1	11-APR-2004 01:26:53	Bright	40.000	152	12Alp2CVn	2.8900	11000.	80	11050	No
29	GOM_NL__2PRFIN20040411_013029_000000362025_00475_11050_1488.N1	11-APR-2004 01:30:29	Bright	36.000	87	64Gam UMa	2.4330	11000.	72	11050	No
30	GOM_NL__2PRFIN20040411_013149_000000422025_00475_11050_1489.N1	11-APR-2004 01:31:49	Bright	42.000	32	77Eps UMa	1.7630	11000.	84	11050	No
31	GOM_NL__2PRFIN20040411_013817_000000392025_00475_11050_1490.N1	11-APR-2004 01:38:17	Bright	38.500	60	7Bet UMi	2.0810	3950.0	77	11050	No
32	GOM_NL__2PRFIN20040411_014047_000000362025_00475_11050_1491.N1	11-APR-2004 01:40:47	Bright	36.000	49	1Alp UMi	1.9900	6300.0	72	11050	No
33	GOM_NL__2PRFIN20040411_014450_000000612025_00475_11050_1492.N1	11-APR-2004 01:44:50	Bright	60.500	130	23Bet Dra	2.7990	5800.0	121	11050	No
34	GOM_NL__2PRFIN20040411_014739_000000382025_00475_11050_1493.N1	11-APR-2004 01:47:39	Bright	37.500	110	37Del Cas	2.6780	8900.0	75	11050	No
35	GOM_NL__2PRFIN20040411_014900_000000522025_00475_11050_1494.N1	11-APR-2004 01:49:00	Bright	52.000	74	11Bet Cas	2.2680	6600.0	104	11050	No
36	GOM_NL__2PRFIN20040411_015434_000001122025_00475_11050_1495.N1	11-APR-2004 01:54:34	Bright	111.50	5	3Alp Lyr	0.033000	11000.	223	11050	No
37	GOM_NL__2PRFIN20040411_015734_000000512025_00475_11050_1496.N1	11-APR-2004 01:57:34	Bright	51.000	92	53Eps Cyg	2.5000	4500.0	102	11050	No
38	GOM_NL__2PRFIN20040411_020439_000000532025_00475_11050_1497.N1	11-APR-2004 02:04:39	Twilight	52.500	61	8Eps Peg	2.1000	3900.0	105	11050	No
39	GOM_NL__2PRFIN20040411_020708_000000442025_00475_11050_1498.N1	11-APR-2004 02:07:08	Dark	43.500	162	34Alp Aqr	2.9440	5350.0	87	11050	No
40	GOM_NL__2PRFIN20040411_021007_000000922025_00475_11050_1499.N1	11-APR-2004 02:10:07	Dark	91.500	11	53Alp Aql	0.76500	8000.0	183	11050	No
41	GOM_NL__2PRFIN20040411_021416_000000422025_00475_11050_1500.N1	11-APR-2004 02:14:16	Dark	41.500	18	24Alp PsA	1.1660	9700.0	83	11050	No
42	GOM_NL__2PRFIN20040411_021907_000000442025_00475_11050_1501.N1	11-APR-2004 02:19:07	Dark	43.500	63	Bet Gru	2.1500	2800.0	87	11050	No

43	GOM_NL__2PRFIN20040411_022257_000000392025_00475_11050_1502.N1	11-APR-2004 02:22:57	Dark	38.500	148	Alp Tuc	2.8780	4100.0	77	11050	No
44	GOM_NL__2PRFIN20040411_022838_000000682025_00476_11051_1473.N1	11-APR-2004 02:28:38	Dark	67.500	38	20Eps Sgr	1.8360	11000.	135	11051	No
45	GOM_NL__2PRFIN20040411_023143_000000612025_00476_11051_1474.N1	11-APR-2004 02:31:43	Dark	60.500	40	The Sco	1.8590	7100.0	121	11051	No
46	GOM_NL__2PRFIN20040411_023351_000000432025_00476_11051_1475.N1	11-APR-2004 02:33:51	Dark	42.500	134	Bet TrA	2.8100	6600.0	85	11051	No
47	GOM_NL__2PRFIN20040411_023619_000000542025_00476_11051_1476.N1	11-APR-2004 02:36:19	Straylight	54.000	4	Alp1Cen	-0.010000	5800.0	108	11051	No
48	GOM_NL__2PRFIN20040411_023842_000000442025_00476_11051_1477.N1	11-APR-2004 02:38:42	Straylight	43.500	20	Bet Cru	1.2530	30000.	87	11051	No
49	GOM_NL__2PRFIN20040411_024130_000000982025_00476_11051_1478.N1	11-APR-2004 02:41:30	Straylight	98.000	16	21Alp Sco	1.0200	3000.0	196	11051	No
50	GOM_NL__2PRFIN20040411_024420_000000442025_00476_11051_1479.N1	11-APR-2004 02:44:20	Straylight	43.500	123	lot Cen	2.7500	10200.	87	11051	No
51	GOM_NL__2PRFIN20040411_024650_000001092025_00476_11051_1480.N1	11-APR-2004 02:46:50	Twilight	108.50	97	8Bet1Sco	2.5610	30000.	217	11051	No
52	GOM_NL__2PRFIN20040411_025040_000000432025_00476_11051_1481.N1	11-APR-2004 02:50:40	Bright	43.000	100	4Gam Crv	2.5800	13100.	86	11051	No
53	GOM_NL__2PRFIN20040411_025210_000000512025_00476_11051_1482.N1	11-APR-2004 02:52:10	Bright	51.000	15	67Alp Vir	0.97600	28000.	102	11051	No
54	GOM_NL__2PRFIN20040411_025515_000000422025_00476_11051_1483.N1	11-APR-2004 02:55:15	Bright	41.500	121	29Gam Vir	2.7400	7200.0	83	11051	No
55	GOM_NL__2PRFIN20040411_025957_000000382025_00476_11051_1484.N1	11-APR-2004 02:59:57	Bright	38.000	62	94Bet Leo	2.1360	9700.0	76	11051	No
56	GOM_NL__2PRFIN20040411_030145_000000422025_00476_11051_1485.N1	11-APR-2004 03:01:45	Bright	41.500	96	68Del Leo	2.5600	9300.0	83	11051	No
57	GOM_NL__2PRFIN20040411_030422_000000632025_00476_11051_1486.N1	11-APR-2004 03:04:22	Bright	62.500	3	16Alp Boo	-0.050000	4250.0	125	11051	No
58	GOM_NL__2PRFIN20040411_030729_000000412025_00476_11051_1487.N1	11-APR-2004 03:07:29	Bright	40.500	152	12Alp2CVn	2.8900	11000.	81	11051	No
59	GOM_NL__2PRFIN20040411_031105_000000382025_00476_11051_1488.N1	11-APR-2004 03:11:05	Bright	38.000	87	64Gam UMa	2.4330	11000.	76	11051	No
60	GOM_NL__2PRFIN20040411_031225_000000402025_00476_11051_1489.N1	11-APR-2004 03:12:25	Bright	39.500	32	77Eps UMa	1.7630	11000.	79	11051	No
61	GOM_NL__2PRFIN20040411_031852_000000412025_00476_11051_1490.N1	11-APR-2004 03:18:52	Bright	41.000	60	7Bet UMi	2.0810	3950.0	82	11051	No
62	GOM_NL__2PRFIN20040411_032122_000000392025_00476_11051_1491.N1	11-APR-2004 03:21:22	Bright	38.500	49	1Alp UMi	1.9900	6300.0	77	11051	No
63	GOM_NL__2PRFIN20040411_032525_000000612025_00476_11051_1492.N1	11-APR-2004 03:25:25	Bright	60.500	130	23Bet Dra	2.7990	5800.0	121	11051	No
64	GOM_NL__2PRFIN20040411_032817_000000382025_00476_11051_1493.N1	11-APR-2004 03:28:17	Bright	37.500	110	37Del Cas	2.6780	8900.0	75	11051	No
65	GOM_NL__2PRFIN20040411_032936_000000362025_00476_11051_1494.N1	11-APR-2004 03:29:36	Bright	35.500	74	11Bet Cas	2.2680	6600.0	71	11051	No
66	GOM_NL__2PRFIN20040411_033510_000001132025_00476_11051_1495.N1	11-APR-2004 03:35:10	Bright	112.50	5	3Alp Lyr	0.033000	11000.	225	11051	No
67	GOM_NL__2PRFIN20040411_033810_000000532025_00476_11051_1496.N1	11-APR-2004 03:38:10	Bright	53.000	92	53Eps Cyg	2.5000	4500.0	106	11051	No
68	GOM_NL__2PRFIN20040411_034514_000000562025_00476_11051_1497.N1	11-APR-2004 03:45:14	Twilight	55.500	61	8Eps Peg	2.1000	3900.0	111	11051	No
69	GOM_NL__2PRFIN20040411_034744_000000482025_00476_11051_1498.N1	11-APR-2004 03:47:44	Dark	47.500	162	34Alp Aqr	2.9440	5350.0	95	11051	No
70	GOM_NL__2PRFIN20040411_035044_000000992025_00476_11051_1499.N1	11-APR-2004 03:50:44	Dark	98.500	11	53Alp Aql	0.76500	8000.0	197	11051	No
71	GOM_NL__2PRFIN20040411_035452_000000442025_00476_11051_1500.N1	11-APR-2004 03:54:52	Dark	43.500	18	24Alp PsA	1.1660	9700.0	87	11051	No
72	GOM_NL__2PRFIN20040411_035801_000000412025_00476_11051_1501.N1	11-APR-2004 03:58:01	Dark	40.500	172	Gam Gru	3.0030	13100.	81	11051	No
73	GOM_NL__2PRFIN20040411_035944_000000452025_00476_11051_1502.N1	11-APR-2004 03:59:44	Dark	44.500	63	Bet Gru	2.1500	2800.0	89	11051	No
74	GOM_NL__2PRFIN20040411_040334_000000412025_00476_11051_1503.N1	11-APR-2004 04:03:34	Dark	41.000	148	Alp Tuc	2.8780	4100.0	82	11051	No
75	GOM_NL__2PRFIN20040411_040916_000000632025_00477_11052_1474.N1	11-APR-2004 04:09:16	Dark	62.500	38	20Eps Sgr	1.8360	11000.	125	11052	No
76	GOM_NL__2PRFIN20040411_041221_000000602025_00477_11052_1475.N1	11-APR-2004 04:12:21	Dark	60.000	40	The Sco	1.8590	7100.0	120	11052	No
77	GOM_NL__2PRFIN20040411_041428_000000422025_00477_11052_1476.N1	11-APR-2004 04:14:28	Dark	41.500	134	Bet TrA	2.8100	6600.0	83	11052	No
78	GOM_NL__2PRFIN20040411_041657_000000442025_00477_11052_1477.N1	11-APR-2004 04:16:57	Straylight	43.500	4	Alp1Cen	-0.010000	5800.0	87	11052	No
79	GOM_NL__2PRFIN20040411_041915_000000422025_00477_11052_1478.N1	11-APR-2004 04:19:15	Straylight	42.000	20	Bet Cru	1.2530	30000.	84	11052	No
80	GOM_NL__2PRFIN20040411_042207_000001062025_00477_11052_1479.N1	11-APR-2004 04:22:07	Straylight	105.50	16	21Alp Sco	1.0200	3000.0	211	11052	No
81	GOM_NL__2PRFIN20040411_042456_000000462025_00477_11052_1480.N1	11-APR-2004 04:24:56	Straylight	45.500	123	lot Cen	2.7500	10200.	91	11052	No
82	GOM_NL__2PRFIN20040411_042725_000001062025_00477_11052_1481.N1	11-APR-2004 04:27:25	Twilight	106.00	97	8Bet1Sco	2.5610	30000.	212	11052	No
83	GOM_NL__2PRFIN20040411_043116_000000422025_00477_11052_1482.N1	11-APR-2004 04:31:16	Bright	42.000	100	4Gam Crv	2.5800	13100.	84	11052	No
84	GOM_NL__2PRFIN20040411_043247_000000492025_00477_11052_1483.N1	11-APR-2004 04:32:47	Bright	49.000	15	67Alp Vir	0.97600	28000.	98	11052	No
85	GOM_NL__2PRFIN20040411_043551_000000412025_00477_11052_1484.N1	11-APR-2004 04:35:51	Bright	41.000	121	29Gam Vir	2.7400	7200.0	82	11052	No
86	GOM_NL__2PRFIN20040411_044033_000000372025_00477_11052_1485.N1	11-APR-2004 04:40:33	Bright	37.000	62	94Bet Leo	2.1360	9700.0	74	11052	No
87	GOM_NL__2PRFIN20040411_044224_000000372025_00477_11052_1486.N1	11-APR-2004 04:42:24	Bright	37.000	96	68Del Leo	2.5600	9300.0	74	11052	No
88	GOM_NL__2PRFIN20040411_044456_000000652025_00477_11052_1487.N1	11-APR-2004 04:44:56	Bright	64.500	3	16Alp Boo	-0.050000	4250.0	129	11052	No
89	GOM_NL__2PRFIN20040411_044805_000000412025_00477_11052_1488.N1	11-APR-2004 04:48:05	Bright	40.500	152	12Alp2CVn	2.8900	11000.	81	11052	No
90	GOM_NL__2PRFIN20040411_045141_000000362025_00477_11052_1489.N1	11-APR-2004 04:51:41	Bright	36.000	87	64Gam UMa	2.4330	11000.	72	11052	No
91	GOM_NL__2PRFIN20040411_045301_000000402025_00477_11052_1490.N1	11-APR-2004 04:53:01	Bright	40.000	32	77Eps UMa	1.7630	11000.	80	11052	No
92	GOM_NL__2PRFIN20040411_045927_000000422025_00477_11052_1491.N1	11-APR-2004 04:59:27	Bright	42.000	60	7Bet UMi	2.0810	3950.0	84	11052	No
93	GOM_NL__2PRFIN20040411_050159_000000372025_00477_11052_1492.N1	11-APR-2004 05:01:59	Bright	37.000	49	1Alp UMi	1.9900	6300.0	74	11052	No
94	GOM_NL__2PRFIN20040411_050559_000000642025_00477_11052_1493.N1	11-APR-2004 05:05:59	Bright	64.000	130	23Bet Dra	2.7990	5800.0	128	11052	No
95	GOM_NL__2PRFIN20040411_050854_000000382025_00477_11052_1494.N1	11-APR-2004 05:08:54	Bright	37.500	110	37Del Cas	2.6780	8900.0	75	11052	No
96	GOM_NL__2PRFIN20040411_051013_000000352025_00477_11052_1495.N1	11-APR-2004 05:10:13	Bright	34.500	74	11Bet Cas	2.2680	6600.0	69	11052	No
97	GOM_NL__2PRFIN20040411_051545_000001022025_00477_11052_1496.N1	11-APR-2004 05:15:45	Bright	101.50	5	3Alp Lyr	0.033000	11000.	203	11052	No
98	GOM_NL__2PRFIN20040411_051844_000000532025_00477_11052_1497.N1	11-APR-2004 05:18:44	Bright	53.000	92	53Eps Cyg	2.5000	4500.0	106	11052	No
99	GOM_NL__2PRFIN20040411_052553_000000522025_00477_11052_1498.N1	11-APR-2004 05:25:53	Twilight	52.000	61	8Eps Peg	2.1000	3900.0	104	11052	No
100	GOM_NL__2PRFIN20040411_052821_000000462025_00477_11052_1499.N1	11-APR-2004 05:28:21	Dark	45.500	162	34Alp Aqr	2.9440	5350.0	91	11052	No
101	GOM_NL__2PRFIN20040411_053121_000000912025_00477_11052_1500.N1	11-APR-2004 05:31:21	Dark	91.000	11	53Alp Aql	0.76500	8000.0	182	11052	No

102	GOM_NL__2PRFIN20040411_053528_000000432025_00477_11052_1501.N1	11-APR-2004 05:35:28	Dark	43.000	18	24Alp PsA	1.1660	9700.0	86	11052	No
103	GOM_NL__2PRFIN20040411_053838_000000412025_00477_11052_1502.N1	11-APR-2004 05:38:38	Dark	40.500	172	Gam Gru	3.0030	13100.	81	11052	No
104	GOM_NL__2PRFIN20040411_054020_000000462025_00477_11052_1503.N1	11-APR-2004 05:40:20	Dark	46.000	63	Bet Gru	2.1500	2800.0	92	11052	No
105	GOM_NL__2PRFIN20040411_054410_000000422025_00477_11052_1504.N1	11-APR-2004 05:44:10	Dark	41.500	148	Alp Tuc	2.8780	4100.0	83	11052	No
106	GOM_NL__2PRFIN20040411_054953_000000642025_00478_11053_1475.N1	11-APR-2004 05:49:53	Dark	64.000	38	20Eps Sgr	1.8360	11000.	128	11053	No
107	GOM_NL__2PRFIN20040411_055258_000000672025_00478_11053_1476.N1	11-APR-2004 05:52:58	Dark	66.500	40	The Sco	1.8590	7100.0	133	11053	No
108	GOM_NL__2PRFIN20040411_055505_000000412025_00478_11053_1477.N1	11-APR-2004 05:55:05	Dark	41.000	134	Bet TrA	2.8100	6600.0	82	11053	No
109	GOM_NL__2PRFIN20040411_055734_000000502025_00478_11053_1478.N1	11-APR-2004 05:57:34	Straylight	49.500	4	Alp1Cen	-0.010000	5800.0	99	11053	No
110	GOM_NL__2PRFIN20040411_055954_000000412025_00478_11053_1479.N1	11-APR-2004 05:59:54	Straylight	41.000	20	Bet Cru	1.2530	30000.	82	11053	No
111	GOM_NL__2PRFIN20040411_060244_000001022025_00478_11053_1480.N1	11-APR-2004 06:02:44	Straylight	102.00	16	21Alp Sco	1.0200	3000.0	204	11053	No
112	GOM_NL__2PRFIN20040411_060534_000000422025_00478_11053_1481.N1	11-APR-2004 06:05:34	Straylight	41.500	123	lot Cen	2.7500	10200.	83	11053	No
113	GOM_NL__2PRFIN20040411_060802_000001122025_00478_11053_1482.N1	11-APR-2004 06:08:02	Tw_i_and_stray	111.50	97	8Bet1Sco	2.5610	30000.	223	11053	No
114	GOM_NL__2PRFIN20040411_061153_000000412025_00478_11053_1483.N1	11-APR-2004 06:11:53	Bright	41.000	100	4Gam Crv	2.5800	13100.	82	11053	No
115	GOM_NL__2PRFIN20040411_061323_000000492025_00478_11053_1484.N1	11-APR-2004 06:13:23	Bright	49.000	15	67Alp Vir	0.97600	28000.	98	11053	No
116	GOM_NL__2PRFIN20040411_061628_000000412025_00478_11053_1485.N1	11-APR-2004 06:16:28	Bright	40.500	121	29Gam Vir	2.7400	7200.0	81	11053	No
117	GOM_NL__2PRFIN20040411_062109_000000372025_00478_11053_1486.N1	11-APR-2004 06:21:09	Bright	36.500	62	94Bet Leo	2.1360	9700.0	73	11053	No
118	GOM_NL__2PRFIN20040411_062301_000000372025_00478_11053_1487.N1	11-APR-2004 06:23:01	Bright	36.500	96	68Del Leo	2.5600	9300.0	73	11053	No
119	GOM_NL__2PRFIN20040411_062532_000000572025_00478_11053_1488.N1	11-APR-2004 06:25:32	Bright	56.500	3	16Alp Boo	-0.050000	4250.0	113	11053	No
120	GOM_NL__2PRFIN20040411_062841_000000392025_00478_11053_1489.N1	11-APR-2004 06:28:41	Bright	39.000	152	12Alp2CVn	2.8900	11000.	78	11053	No
121	GOM_NL__2PRFIN20040411_063217_000000392025_00478_11053_1490.N1	11-APR-2004 06:32:17	Bright	38.500	87	64Gam UMa	2.4330	11000.	77	11053	No
122	GOM_NL__2PRFIN20040411_063337_000000402025_00478_11053_1491.N1	11-APR-2004 06:33:37	Bright	39.500	32	77Eps UMa	1.7630	11000.	79	11053	No
123	GOM_NL__2PRFIN20040411_064003_000000382025_00478_11053_1492.N1	11-APR-2004 06:40:03	Bright	38.000	60	7Bet UMi	2.0810	3950.0	76	11053	No
124	GOM_NL__2PRFIN20040411_064235_000000382025_00478_11053_1493.N1	11-APR-2004 06:42:35	Bright	37.500	49	1Alp UMi	1.9900	6300.0	75	11053	No
125	GOM_NL__2PRFIN20040411_064635_000000622025_00478_11053_1494.N1	11-APR-2004 06:46:35	Bright	61.500	130	23Bet Dra	2.7990	5800.0	123	11053	No
126	GOM_NL__2PRFIN20040411_064930_000000352025_00478_11053_1495.N1	11-APR-2004 06:49:30	Bright	34.500	110	37Del Cas	2.6780	8900.0	69	11053	No
127	GOM_NL__2PRFIN20040411_065049_000000382025_00478_11053_1496.N1	11-APR-2004 06:50:49	Bright	37.500	74	11Bet Cas	2.2680	6600.0	75	11053	No
128	GOM_NL__2PRFIN20040411_065621_000001042025_00478_11053_1497.N1	11-APR-2004 06:56:21	Bright	103.50	5	3Alp Lyr	0.033000	11000.	207	11053	No
129	GOM_NL__2PRFIN20040411_065923_000000522025_00478_11053_1498.N1	11-APR-2004 06:59:23	Bright	52.000	92	53Eps Cyg	2.5000	4500.0	104	11053	No
130	GOM_NL__2PRFIN20040411_070629_000000502025_00478_11053_1499.N1	11-APR-2004 07:06:29	Twilight	50.000	61	8Eps Peg	2.1000	3900.0	100	11053	No
131	GOM_NL__2PRFIN20040411_070858_000000452025_00478_11053_1500.N1	11-APR-2004 07:08:58	Dark	44.500	162	34Alp Aqr	2.9440	5350.0	89	11053	No
132	GOM_NL__2PRFIN20040411_071200_000000992025_00478_11053_1501.N1	11-APR-2004 07:12:00	Dark	99.000	11	53Alp Aql	0.76500	8000.0	198	11053	No
133	GOM_NL__2PRFIN20040411_071605_000000442025_00478_11053_1502.N1	11-APR-2004 07:16:05	Dark	43.500	18	24Alp PsA	1.1660	9700.0	87	11053	No
134	GOM_NL__2PRFIN20040411_071915_000000412025_00478_11053_1503.N1	11-APR-2004 07:19:15	Dark	41.000	172	Gam Gru	3.0030	13100.	82	11053	No
135	GOM_NL__2PRFIN20040411_072056_000000492025_00478_11053_1504.N1	11-APR-2004 07:20:56	Dark	48.500	63	Bet Gru	2.1500	2800.0	97	11053	No
136	GOM_NL__2PRFIN20040411_072446_000000382025_00478_11053_1505.N1	11-APR-2004 07:24:46	Dark	38.000	148	Alp Tuc	2.8780	4100.0	76	11053	No
137	GOM_NL__2PRFIN20040411_073030_000000652025_00479_11054_1476.N1	11-APR-2004 07:30:30	Dark	64.500	38	20Eps Sgr	1.8360	11000.	129	11054	No
138	GOM_NL__2PRFIN20040411_073335_000000562025_00479_11054_1477.N1	11-APR-2004 07:33:35	Dark	56.000	40	The Sco	1.8590	7100.0	112	11054	No
139	GOM_NL__2PRFIN20040411_073541_000000422025_00479_11054_1478.N1	11-APR-2004 07:35:41	Dark	42.000	134	Bet TrA	2.8100	6600.0	84	11054	No
140	GOM_NL__2PRFIN20040411_073810_000000452025_00479_11054_1479.N1	11-APR-2004 07:38:10	Straylight	44.500	4	Alp1Cen	-0.010000	5800.0	89	11054	No
141	GOM_NL__2PRFIN20040411_074030_000000392025_00479_11054_1480.N1	11-APR-2004 07:40:30	Straylight	39.000	20	Bet Cru	1.2530	30000.	78	11054	No
142	GOM_NL__2PRFIN20040411_074321_000000982025_00479_11054_1481.N1	11-APR-2004 07:43:21	Straylight	98.000	16	21Alp Sco	1.0200	3000.0	196	11054	No
143	GOM_NL__2PRFIN20040411_074610_000000422025_00479_11054_1482.N1	11-APR-2004 07:46:10	Straylight	42.000	123	lot Cen	2.7500	10200.	84	11054	No
144	GOM_NL__2PRFIN20040411_074838_000001102025_00479_11054_1483.N1	11-APR-2004 07:48:38	Tw_i_and_stray	110.00	97	8Bet1Sco	2.5610	30000.	220	11054	No
145	GOM_NL__2PRFIN20040411_075229_000000392025_00479_11054_1484.N1	11-APR-2004 07:52:29	Bright	39.000	100	4Gam Crv	2.5800	13100.	78	11054	No
146	GOM_NL__2PRFIN20040411_075359_000000492025_00479_11054_1485.N1	11-APR-2004 07:53:59	Bright	49.000	15	67Alp Vir	0.97600	28000.	98	11054	No
147	GOM_NL__2PRFIN20040411_075704_000000412025_00479_11054_1486.N1	11-APR-2004 07:57:04	Bright	40.500	121	29Gam Vir	2.7400	7200.0	81	11054	No
148	GOM_NL__2PRFIN20040411_080146_000000372025_00479_11054_1487.N1	11-APR-2004 08:01:46	Bright	37.000	62	94Bet Leo	2.1360	9700.0	74	11054	No
149	GOM_NL__2PRFIN20040411_080337_000000372025_00479_11054_1488.N1	11-APR-2004 08:03:37	Bright	36.500	96	68Del Leo	2.5600	9300.0	73	11054	No
150	GOM_NL__2PRFIN20040411_080607_000000602025_00479_11054_1489.N1	11-APR-2004 08:06:07	Bright	60.000	3	16Alp Boo	-0.050000	4250.0	120	11054	No
151	GOM_NL__2PRFIN20040411_080917_000000392025_00479_11054_1490.N1	11-APR-2004 08:09:17	Bright	39.000	152	12Alp2CVn	2.8900	11000.	78	11054	No
152	GOM_NL__2PRFIN20040411_081253_000000372025_00479_11054_1491.N1	11-APR-2004 08:12:53	Bright	36.500	87	64Gam UMa	2.4330	11000.	73	11054	No
153	GOM_NL__2PRFIN20040411_081413_000000392025_00479_11054_1492.N1	11-APR-2004 08:14:13	Bright	39.000	32	77Eps UMa	1.7630	11000.	78	11054	No
154	GOM_NL__2PRFIN20040411_082039_000000412025_00479_11054_1493.N1	11-APR-2004 08:20:39	Bright	40.500	60	7Bet UMi	2.0810	3950.0	81	11054	No
155	GOM_NL__2PRFIN20040411_082311_000000372025_00479_11054_1494.N1	11-APR-2004 08:23:11	Bright	36.500	49	1Alp UMi	1.9900	6300.0	73	11054	No
156	GOM_NL__2PRFIN20040411_082710_000000612025_00479_11054_1495.N1	11-APR-2004 08:27:10	Bright	61.000	130	23Bet Dra	2.7990	5800.0	122	11054	No
157	GOM_NL__2PRFIN20040411_083004_000000402025_00479_11054_1496.N1	11-APR-2004 08:30:04	Bright	39.500	110	37Del Cas	2.6780	8900.0	79	11054	No
158	GOM_NL__2PRFIN20040411_083125_000000352025_00479_11054_1497.N1	11-APR-2004 08:31:25	Bright	35.000	74	11Bet Cas	2.2680	6600.0	70	11054	No
159	GOM_NL__2PRFIN20040411_083656_000001072025_00479_11054_1498.N1	11-APR-2004 08:36:56	Bright	106.50	5	3Alp Lyr	0.033000	11000.	213	11054	No
160	GOM_NL__2PRFIN20040411_083959_000000522025_00479_11054_1499.N1	11-APR-2004 08:39:59	Bright	52.000	92	53Eps Cyg	2.5000	4500.0	104	11054	No



161	GOM_NL__2PRFIN20040411_084705_000000512025_00479_11054_1500.N1	11-APR-2004 08:47:05	Twilight	50.500	61	8Eps Peg	2.1000	3900.0	101	11054	No
162	GOM_NL__2PRFIN20040411_084934_000000432025_00479_11054_1501.N1	11-APR-2004 08:49:34	Dark	42.500	162	34Alp Aqr	2.9440	5350.0	85	11054	No
163	GOM_NL__2PRFIN20040411_085237_000000922025_00479_11054_1502.N1	11-APR-2004 08:52:37	Dark	91.500	11	53Alp Aql	0.76500	8000.0	183	11054	No
164	GOM_NL__2PRFIN20040411_085641_000000432025_00479_11054_1503.N1	11-APR-2004 08:56:41	Dark	42.500	18	24Alp PsA	1.1660	9700.0	85	11054	No
165	GOM_NL__2PRFIN20040411_085951_000000402025_00479_11054_1504.N1	11-APR-2004 08:59:51	Dark	39.500	172	Gam Gru	3.0030	13100.	79	11054	No
166	GOM_NL__2PRFIN20040411_090132_000000512025_00479_11054_1505.N1	11-APR-2004 09:01:32	Dark	51.000	63	Bet Gru	2.1500	2800.0	102	11054	No
167	GOM_NL__2PRFIN20040411_090522_000000392025_00479_11054_1506.N1	11-APR-2004 09:05:22	Dark	38.500	148	Alp Tuc	2.8780	4100.0	77	11054	No
168	GOM_NL__2PRFIN20040411_091108_000000622025_00480_11055_1477.N1	11-APR-2004 09:11:08	Dark	61.500	38	20Eps Sgr	1.8360	11000.	123	11055	No
169	GOM_NL__2PRFIN20040411_091412_000000652025_00480_11055_1478.N1	11-APR-2004 09:14:12	Dark	65.000	40	The Sco	1.8590	7100.0	130	11055	No
170	GOM_NL__2PRFIN20040411_091617_000000422025_00480_11055_1479.N1	11-APR-2004 09:16:17	Dark	41.500	134	Bet TrA	2.8100	6600.0	83	11055	No
171	GOM_NL__2PRFIN20040411_091846_000000492025_00480_11055_1480.N1	11-APR-2004 09:18:46	Straylight	48.500	4	Alp1Cen	-0.010000	5800.0	97	11055	No
172	GOM_NL__2PRFIN20040411_092107_000000442025_00480_11055_1481.N1	11-APR-2004 09:21:07	Straylight	43.500	20	Bet Cru	1.2530	30000.	87	11055	No
173	GOM_NL__2PRFIN20040411_092358_000001012025_00480_11055_1482.N1	11-APR-2004 09:23:58	Straylight	101.00	16	21Alp Sco	1.0200	3000.0	202	11055	No
174	GOM_NL__2PRFIN20040411_092739_000000902025_00480_11055_1483.N1	11-APR-2004 09:27:39	Tw_i_and_stray	89.500	80	7Del Sco	2.3160	30000.	179	11055	No
175	GOM_NL__2PRFIN20040411_093114_000000442025_00480_11055_1484.N1	11-APR-2004 09:31:14	Tw_i_and_stray	43.500	106	9Bet Crv	2.6480	5600.0	87	11055	No
176	GOM_NL__2PRFIN20040411_093305_000000422025_00480_11055_1485.N1	11-APR-2004 09:33:05	Bright	41.500	100	4Gam Crv	2.5800	13100.	83	11055	No
177	GOM_NL__2PRFIN20040411_093435_000000482025_00480_11055_1486.N1	11-APR-2004 09:34:35	Bright	48.000	15	67Alp Vir	0.97600	28000.	96	11055	No
178	GOM_NL__2PRFIN20040411_093739_000000412025_00480_11055_1487.N1	11-APR-2004 09:37:39	Bright	41.000	121	29Gam Vir	2.7400	7200.0	82	11055	No
179	GOM_NL__2PRFIN20040411_094221_000000392025_00480_11055_1488.N1	11-APR-2004 09:42:21	Bright	38.500	62	94Bet Leo	2.1360	9700.0	77	11055	No
180	GOM_NL__2PRFIN20040411_094413_000000372025_00480_11055_1489.N1	11-APR-2004 09:44:13	Bright	37.000	96	68Del Leo	2.5600	9300.0	74	11055	No
181	GOM_NL__2PRFIN20040411_094642_000000622025_00480_11055_1490.N1	11-APR-2004 09:46:42	Bright	61.500	3	16Alp Boo	-0.050000	4250.0	123	11055	No
182	GOM_NL__2PRFIN20040411_094952_000000402025_00480_11055_1491.N1	11-APR-2004 09:49:52	Bright	40.000	152	12Alp2CVn	2.8900	11000.	80	11055	No
183	GOM_NL__2PRFIN20040411_095329_000000372025_00480_11055_1492.N1	11-APR-2004 09:53:29	Bright	36.500	87	64Gam UMa	2.4330	11000.	73	11055	No
184	GOM_NL__2PRFIN20040411_095448_000000392025_00480_11055_1493.N1	11-APR-2004 09:54:48	Bright	39.000	32	77Eps UMa	1.7630	11000.	78	11055	No
185	GOM_NL__2PRFIN20040411_100114_000000422025_00480_11055_1494.N1	11-APR-2004 10:01:14	Bright	42.000	60	7Bet UMi	2.0810	3950.0	84	11055	No
186	GOM_NL__2PRFIN20040411_100347_000000372025_00480_11055_1495.N1	11-APR-2004 10:03:47	Bright	36.500	49	1Alp UMi	1.9900	6300.0	73	11055	No
187	GOM_NL__2PRFIN20040411_100745_000000622025_00480_11055_1496.N1	11-APR-2004 10:07:45	Bright	62.000	130	23Bet Dra	2.7990	5800.0	124	11055	No
188	GOM_NL__2PRFIN20040411_101042_000000372025_00480_11055_1497.N1	11-APR-2004 10:10:42	Bright	36.500	110	37Del Cas	2.6780	8900.0	73	11055	No
189	GOM_NL__2PRFIN20040411_101201_000000392025_00480_11055_1498.N1	11-APR-2004 10:12:01	Bright	38.500	74	11Bet Cas	2.2680	6600.0	77	11055	No
190	GOM_NL__2PRFIN20040411_101732_000001062025_00480_11055_1499.N1	11-APR-2004 10:17:32	Bright	105.50	5	3Alp Lyr	0.033000	11000.	211	11055	No
191	GOM_NL__2PRFIN20040411_102035_000000512025_00480_11055_1500.N1	11-APR-2004 10:20:35	Bright	51.000	92	53Eps Cyg	2.5000	4500.0	102	11055	No
192	GOM_NL__2PRFIN20040411_102741_000000522025_00480_11055_1501.N1	11-APR-2004 10:27:41	Twilight	51.500	61	8Eps Peg	2.1000	3900.0	103	11055	No
193	GOM_NL__2PRFIN20040411_103010_000000442025_00480_11055_1502.N1	11-APR-2004 10:30:10	Dark	43.500	162	34Alp Aqr	2.9440	5350.0	87	11055	No
194	GOM_NL__2PRFIN20040411_103314_000000942025_00480_11055_1503.N1	11-APR-2004 10:33:14	Dark	93.500	11	53Alp Aql	0.76500	8000.0	187	11055	No
195	GOM_NL__2PRFIN20040411_103717_000000442025_00480_11055_1504.N1	11-APR-2004 10:37:17	Dark	44.000	18	24Alp PsA	1.1660	9700.0	88	11055	No
196	GOM_NL__2PRFIN20040411_104027_000000402025_00480_11055_1505.N1	11-APR-2004 10:40:27	Dark	39.500	172	Gam Gru	3.0030	13100.	79	11055	No
197	GOM_NL__2PRFIN20040411_104208_000000492025_00480_11055_1506.N1	11-APR-2004 10:42:08	Dark	49.000	63	Bet Gru	2.1500	2800.0	98	11055	No
198	GOM_NL__2PRFIN20040411_104558_000000442025_00480_11055_1507.N1	11-APR-2004 10:45:58	Dark	43.500	148	Alp Tuc	2.8780	4100.0	87	11055	No
199	GOM_NL__2PRFIN20040411_104724_000000412025_00481_11056_1477.N1	11-APR-2004 10:47:24	Dark	41.000	45	Alp Pav	1.9400	26000.	82	11056	No
200	GOM_NL__2PRFIN20040411_105145_000000592025_00481_11056_1478.N1	11-APR-2004 10:51:45	Dark	59.000	38	20Eps Sgr	1.8360	11000.	118	11056	No
201	GOM_NL__2PRFIN20040411_105448_000000662025_00481_11056_1479.N1	11-APR-2004 10:54:48	Dark	66.000	40	The Sco	1.8590	7100.0	132	11056	No
202	GOM_NL__2PRFIN20040411_105653_000000402025_00481_11056_1480.N1	11-APR-2004 10:56:53	Dark	39.500	134	Bet TrA	2.8100	6600.0	79	11056	No
203	GOM_NL__2PRFIN20040411_105922_000000492025_00481_11056_1481.N1	11-APR-2004 10:59:22	Straylight	49.000	4	Alp1Cen	-0.010000	5800.0	98	11056	No
204	GOM_NL__2PRFIN20040411_110142_000000422025_00481_11056_1482.N1	11-APR-2004 11:01:42	Straylight	41.500	20	Bet Cru	1.2530	30000.	83	11056	No
205	GOM_NL__2PRFIN20040411_110435_000001082025_00481_11056_1483.N1	11-APR-2004 11:04:35	Straylight	107.50	16	21Alp Sco	1.0200	3000.0	215	11056	No
206	GOM_NL__2PRFIN20040411_110816_000000962025_00481_11056_1484.N1	11-APR-2004 11:08:16	Tw_i_and_stray	95.500	80	7Del Sco	2.3160	30000.	191	11056	No
207	GOM_NL__2PRFIN20040411_111150_000000422025_00481_11056_1485.N1	11-APR-2004 11:11:50	Tw_i_and_stray	41.500	106	9Bet Crv	2.6480	5600.0	83	11056	No
208	GOM_NL__2PRFIN20040411_111340_000000422025_00481_11056_1486.N1	11-APR-2004 11:13:40	Bright	42.000	100	4Gam Crv	2.5800	13100.	84	11056	No
209	GOM_NL__2PRFIN20040411_111511_000000472025_00481_11056_1487.N1	11-APR-2004 11:15:11	Bright	46.500	15	67Alp Vir	0.97600	28000.	93	11056	No
210	GOM_NL__2PRFIN20040411_111815_000000412025_00481_11056_1488.N1	11-APR-2004 11:18:15	Bright	40.500	121	29Gam Vir	2.7400	7200.0	81	11056	No
211	GOM_NL__2PRFIN20040411_112257_000000392025_00481_11056_1489.N1	11-APR-2004 11:22:57	Bright	38.500	62	94Bet Leo	2.1360	9700.0	77	11056	No
212	GOM_NL__2PRFIN20040411_112448_000000372025_00481_11056_1490.N1	11-APR-2004 11:24:48	Bright	37.000	96	68Del Leo	2.5600	9300.0	74	11056	No
213	GOM_NL__2PRFIN20040411_112717_000000582025_00481_11056_1491.N1	11-APR-2004 11:27:17	Bright	57.500	3	16Alp Boo	-0.050000	4250.0	115	11056	No
214	GOM_NL__2PRFIN20040411_113027_000000422025_00481_11056_1492.N1	11-APR-2004 11:30:27	Bright	41.500	152	12Alp2CVn	2.8900	11000.	83	11056	No
215	GOM_NL__2PRFIN20040411_113405_000000392025_00481_11056_1493.N1	11-APR-2004 11:34:05	Bright	39.000	87	64Gam UMa	2.4330	11000.	78	11056	No
216	GOM_NL__2PRFIN20040411_113523_000000422025_00481_11056_1494.N1	11-APR-2004 11:35:23	Bright	41.500	32	77Eps UMa	1.7630	11000.	83	11056	No
217	GOM_NL__2PRFIN20040411_114150_000000412025_00481_11056_1495.N1	11-APR-2004 11:41:50	Bright	40.500	60	7Bet UMi	2.0810	3950.0	81	11056	No
218	GOM_NL__2PRFIN20040411_114422_000000382025_00481_11056_1496.N1	11-APR-2004 11:44:22	Bright	38.000	49	1Alp UMi	1.9900	6300.0	76	11056	No
219	GOM_NL__2PRFIN20040411_114820_000000612025_00481_11056_1497.N1	11-APR-2004 11:48:20	Bright	61.000	130	23Bet Dra	2.7990	5800.0	122	11056	No

220	GOM_NL__2PRFIN20040411_115117_000000382025_00481_11056_1498.N1	11-APR-2004 11:51:17	Bright	37.500	110	37Del Cas	2.6780	8900.0	75	11056	No
221	GOM_NL__2PRFIN20040411_115234_000000392025_00481_11056_1499.N1	11-APR-2004 11:52:34	Bright	39.000	74	11Bet Cas	2.2680	6600.0	78	11056	No
222	GOM_NL__2PRFIN20040411_115807_000001062025_00481_11056_1500.N1	11-APR-2004 11:58:07	Bright	106.00	5	3Alp Lyr	0.033000	11000.	212	11056	No
223	GOM_NL__2PRFIN20040411_120111_000000512025_00481_11056_1501.N1	11-APR-2004 12:01:11	Bright	50.500	92	53Eps Cyg	2.5000	4500.0	101	11056	No
224	GOM_NL__2PRFIN20040411_120817_000000532025_00481_11056_1502.N1	11-APR-2004 12:08:17	Twilight	53.000	61	8Eps Peg	2.1000	3900.0	106	11056	No
225	GOM_NL__2PRFIN20040411_121045_000000462025_00481_11056_1503.N1	11-APR-2004 12:10:45	Dark	46.000	162	34Alp Aqr	2.9440	5350.0	92	11056	No
226	GOM_NL__2PRFIN20040411_121352_000001112025_00481_11056_1504.N1	11-APR-2004 12:13:52	Dark	110.50	11	53Alp Aql	0.76500	8000.0	221	11056	No
227	GOM_NL__2PRFIN20040411_121753_000000422025_00481_11056_1505.N1	11-APR-2004 12:17:53	Dark	41.500	18	24Alp PsA	1.1660	9700.0	83	11056	No
228	GOM_NL__2PRFIN20040411_122102_000000432025_00481_11056_1506.N1	11-APR-2004 12:21:02	Dark	42.500	172	Gam Gru	3.0030	13100.	85	11056	No
229	GOM_NL__2PRFIN20040411_122244_000000472025_00481_11056_1507.N1	11-APR-2004 12:22:44	Dark	47.000	63	Bet Gru	2.1500	2800.0	94	11056	No
230	GOM_NL__2PRFIN20040411_122634_000000392025_00481_11056_1508.N1	11-APR-2004 12:26:34	Dark	39.000	148	Alp Tuc	2.8780	4100.0	78	11056	No
231	GOM_NL__2PRFIN20040411_122800_000000402025_00482_11057_1477.N1	11-APR-2004 12:28:00	Dark	40.000	45	Alp Pav	1.9400	26000.	80	11057	No
232	GOM_NL__2PRFIN20040411_123222_000000602025_00482_11057_1478.N1	11-APR-2004 12:32:22	Dark	59.500	38	20Eps Sgr	1.8360	11000.	119	11057	No
233	GOM_NL__2PRFIN20040411_123523_000000552025_00482_11057_1479.N1	11-APR-2004 12:35:23	Dark	54.500	40	The Sco	1.8590	7100.0	109	11057	No
234	GOM_NL__2PRFIN20040411_123729_000000412025_00482_11057_1480.N1	11-APR-2004 12:37:29	Dark	40.500	134	Bet TrA	2.8100	6600.0	81	11057	No
235	GOM_NL__2PRFIN20040411_123958_000000452025_00482_11057_1481.N1	11-APR-2004 12:39:58	Straylight	44.500	4	Alp1Cen	-0.010000	5800.0	89	11057	No
236	GOM_NL__2PRFIN20040411_124218_000000412025_00482_11057_1482.N1	11-APR-2004 12:42:18	Straylight	41.000	20	Bet Cru	1.2530	30000.	82	11057	No
237	GOM_NL__2PRFIN20040411_124512_000001132025_00482_11057_1483.N1	11-APR-2004 12:45:12	Straylight	113.00	16	21Alp Sco	1.0200	3000.0	226	11057	No
238	GOM_NL__2PRFIN20040411_124853_000000912025_00482_11057_1484.N1	11-APR-2004 12:48:53	Tw_i_and_stray	91.000	80	7Del Sco	2.3160	30000.	182	11057	No
239	GOM_NL__2PRFIN20040411_125226_000000472025_00482_11057_1485.N1	11-APR-2004 12:52:26	Tw_i_and_stray	46.500	106	9Bet Crv	2.6480	5600.0	93	11057	No
240	GOM_NL__2PRFIN20040411_125416_000000422025_00482_11057_1486.N1	11-APR-2004 12:54:16	Bright	41.500	100	4Gam Crv	2.5800	13100.	83	11057	No
241	GOM_NL__2PRFIN20040411_125544_000000492025_00482_11057_1487.N1	11-APR-2004 12:55:44	Bright	49.000	15	67Alp Vir	0.97600	28000.	98	11057	No
242	GOM_NL__2PRFIN20040411_125851_000000412025_00482_11057_1488.N1	11-APR-2004 12:58:51	Bright	40.500	121	29Gam Vir	2.7400	7200.0	81	11057	No
243	GOM_NL__2PRFIN20040411_130330_000000412025_00482_11057_1489.N1	11-APR-2004 13:03:30	Bright	40.500	62	94Bet Leo	2.1360	9700.0	81	11057	No
244	GOM_NL__2PRFIN20040411_130524_000000382025_00482_11057_1490.N1	11-APR-2004 13:05:24	Bright	37.500	96	68Del Leo	2.5600	9300.0	75	11057	No
245	GOM_NL__2PRFIN20040411_130752_000000582025_00482_11057_1491.N1	11-APR-2004 13:07:52	Bright	58.000	3	16Alp Boo	-0.050000	4250.0	116	11057	No
246	GOM_NL__2PRFIN20040411_131103_000000412025_00482_11057_1492.N1	11-APR-2004 13:11:03	Bright	40.500	152	12Alp2CVn	2.8900	11000.	81	11057	No
247	GOM_NL__2PRFIN20040411_131440_000000362025_00482_11057_1493.N1	11-APR-2004 13:14:40	Bright	35.500	87	64Gam UMa	2.4330	11000.	71	11057	No
248	GOM_NL__2PRFIN20040411_131558_000000432025_00482_11057_1494.N1	11-APR-2004 13:15:58	Bright	43.000	32	77Eps UMa	1.7630	11000.	86	11057	No
249	GOM_NL__2PRFIN20040411_132226_000000392025_00482_11057_1495.N1	11-APR-2004 13:22:26	Bright	38.500	60	7Bet UMi	2.0810	3950.0	77	11057	No
250	GOM_NL__2PRFIN20040411_132456_000000372025_00482_11057_1496.N1	11-APR-2004 13:24:56	Bright	37.000	49	1Alp UMi	1.9900	6300.0	74	11057	No
251	GOM_NL__2PRFIN20040411_132855_000000612025_00482_11057_1497.N1	11-APR-2004 13:28:55	Bright	61.000	130	23Bet Dra	2.7990	5800.0	122	11057	No
252	GOM_NL__2PRFIN20040411_133153_000000402025_00482_11057_1498.N1	11-APR-2004 13:31:53	Bright	39.500	110	37Del Cas	2.6780	8900.0	79	11057	No
253	GOM_NL__2PRFIN20040411_133312_000000382025_00482_11057_1499.N1	11-APR-2004 13:33:12	Bright	38.000	74	11Bet Cas	2.2680	6600.0	76	11057	No
254	GOM_NL__2PRFIN20040411_133843_000001082025_00482_11057_1500.N1	11-APR-2004 13:38:43	Bright	108.00	5	3Alp Lyr	0.033000	11000.	216	11057	No
255	GOM_NL__2PRFIN20040411_134147_000000522025_00482_11057_1501.N1	11-APR-2004 13:41:47	Bright	52.000	92	53Eps Cyg	2.5000	4500.0	104	11057	No
256	GOM_NL__2PRFIN20040411_134853_000000512025_00482_11057_1502.N1	11-APR-2004 13:48:53	Twilight	51.000	61	8Eps Peg	2.1000	3900.0	102	11057	No
257	GOM_NL__2PRFIN20040411_135121_000000472025_00482_11057_1503.N1	11-APR-2004 13:51:21	Dark	46.500	162	34Alp Aqr	2.9440	5350.0	93	11057	No
258	GOM_NL__2PRFIN20040411_135430_000000952025_00482_11057_1504.N1	11-APR-2004 13:54:30	Dark	95.000	11	53Alp Aql	0.76500	8000.0	190	11057	No
259	GOM_NL__2PRFIN20040411_135828_000000422025_00482_11057_1505.N1	11-APR-2004 13:58:28	Dark	42.000	18	24Alp PsA	1.1660	9700.0	84	11057	No
260	GOM_NL__2PRFIN20040411_140137_000000442025_00482_11057_1506.N1	11-APR-2004 14:01:37	Dark	43.500	172	Gam Gru	3.0030	13100.	87	11057	No
261	GOM_NL__2PRFIN20040411_140320_000000482025_00482_11057_1507.N1	11-APR-2004 14:03:20	Dark	48.000	63	Bet Gru	2.1500	2800.0	96	11057	No
262	GOM_NL__2PRFIN20040411_140710_000000412025_00482_11057_1508.N1	11-APR-2004 14:07:10	Dark	40.500	148	Alp Tuc	2.8780	4100.0	81	11057	No
263	GOM_NL__2PRFIN20040411_140836_000000412025_00483_11058_1477.N1	11-APR-2004 14:08:36	Dark	40.500	45	Alp Pav	1.9400	26000.	81	11058	No
264	GOM_NL__2PRFIN20040411_141300_000000642025_00483_11058_1478.N1	11-APR-2004 14:13:00	Dark	63.500	38	20Eps Sgr	1.8360	11000.	127	11058	No
265	GOM_NL__2PRFIN20040411_141603_000000562025_00483_11058_1479.N1	11-APR-2004 14:16:03	Dark	56.000	40	The Sco	1.8590	7100.0	112	11058	No
266	GOM_NL__2PRFIN20040411_141805_000000422025_00483_11058_1480.N1	11-APR-2004 14:18:05	Dark	41.500	134	Bet TrA	2.8100	6600.0	83	11058	No
267	GOM_NL__2PRFIN20040411_142034_000000532025_00483_11058_1481.N1	11-APR-2004 14:20:34	Straylight	53.000	4	Alp1Cen	-0.010000	5800.0	106	11058	No
268	GOM_NL__2PRFIN20040411_142252_000000482025_00483_11058_1482.N1	11-APR-2004 14:22:52	Straylight	48.000	20	Bet Cru	1.2530	30000.	96	11058	No
269	GOM_NL__2PRFIN20040411_142549_000001052025_00483_11058_1483.N1	11-APR-2004 14:25:49	Straylight	104.50	16	21Alp Sco	1.0200	3000.0	209	11058	No
270	GOM_NL__2PRFIN20040411_142930_000000932025_00483_11058_1484.N1	11-APR-2004 14:29:30	Tw_i_and_stray	93.000	80	7Del Sco	2.3160	30000.	186	11058	No
271	GOM_NL__2PRFIN20040411_143301_000000462025_00483_11058_1485.N1	11-APR-2004 14:33:01	Tw_i_and_stray	45.500	106	9Bet Crv	2.6480	5600.0	91	11058	No
272	GOM_NL__2PRFIN20040411_143452_000000422025_00483_11058_1486.N1	11-APR-2004 14:34:52	Bright	42.000	100	4Gam Crv	2.5800	13100.	84	11058	No
273	GOM_NL__2PRFIN20040411_143621_000000502025_00483_11058_1487.N1	11-APR-2004 14:36:21	Bright	49.500	15	67Alp Vir	0.97600	28000.	99	11058	No
274	GOM_NL__2PRFIN20040411_143927_000000422025_00483_11058_1488.N1	11-APR-2004 14:39:27	Bright	41.500	121	29Gam Vir	2.7400	7200.0	83	11058	No
275	GOM_NL__2PRFIN20040411_144408_000000392025_00483_11058_1489.N1	11-APR-2004 14:44:08	Bright	38.500	62	94Bet Leo	2.1360	9700.0	77	11058	No
276	GOM_NL__2PRFIN20040411_144600_000000392025_00483_11058_1490.N1	11-APR-2004 14:46:00	Bright	39.000	96	68Del Leo	2.5600	9300.0	78	11058	No
277	GOM_NL__2PRFIN20040411_144827_000000592025_00483_11058_1491.N1	11-APR-2004 14:48:27	Bright	58.500	3	16Alp Boo	-0.050000	4250.0	117	11058	No
278	GOM_NL__2PRFIN20040411_145139_000000402025_00483_11058_1492.N1	11-APR-2004 14:51:39	Bright	39.500	152	12Alp2CVn	2.8900	11000.	79	11058	No

279	GOM_NL__2PRFIN20040411_145516_000000372025_00483_11058_1493.N1	11-APR-2004 14:55:16	Bright	37.000	87	64Gam UMa	2.4330	11000.	74	11058	No
280	GOM_NL__2PRFIN20040411_145635_000000412025_00483_11058_1494.N1	11-APR-2004 14:56:35	Bright	41.000	32	77Eps UMa	1.7630	11000.	82	11058	No
281	GOM_NL__2PRFIN20040411_150301_000000422025_00483_11058_1495.N1	11-APR-2004 15:03:01	Bright	41.500	60	7Bet UMi	2.0810	3950.0	83	11058	No
282	GOM_NL__2PRFIN20040411_150534_000000382025_00483_11058_1496.N1	11-APR-2004 15:05:34	Bright	38.000	49	1Alp UMi	1.9900	6300.0	76	11058	No
283	GOM_NL__2PRFIN20040411_150930_000000592025_00483_11058_1497.N1	11-APR-2004 15:09:30	Bright	59.000	130	23Bet Dra	2.7990	5800.0	118	11058	No
284	GOM_NL__2PRFIN20040411_151229_000000402025_00483_11058_1498.N1	11-APR-2004 15:12:29	Bright	39.500	110	37Del Cas	2.6780	8900.0	79	11058	No
285	GOM_NL__2PRFIN20040411_151348_000000382025_00483_11058_1499.N1	11-APR-2004 15:13:48	Bright	38.000	74	11Bet Cas	2.2680	6600.0	76	11058	No
286	GOM_NL__2PRFIN20040411_151918_000001102025_00483_11058_1500.N1	11-APR-2004 15:19:18	Bright	109.50	5	3Alp Lyr	0.033000	11000.	219	11058	No
287	GOM_NL__2PRFIN20040411_152223_000000512025_00483_11058_1501.N1	11-APR-2004 15:22:23	Bright	51.000	92	53Eps Cyg	2.5000	4500.0	102	11058	No
288	GOM_NL__2PRFIN20040411_152931_000000502025_00483_11058_1502.N1	11-APR-2004 15:29:31	Twilight	50.000	61	8Eps Peg	2.1000	3900.0	100	11058	No
289	GOM_NL__2PRFIN20040411_153158_000000472025_00483_11058_1503.N1	11-APR-2004 15:31:58	Dark	46.500	162	34Alp Aqr	2.9440	5350.0	93	11058	No
290	GOM_NL__2PRFIN20040411_153507_000001142025_00483_11058_1504.N1	11-APR-2004 15:35:07	Dark	114.00	11	53Alp Aql	0.76500	8000.0	228	11058	No
291	GOM_NL__2PRFIN20040411_153904_000000462025_00483_11058_1505.N1	11-APR-2004 15:39:04	Dark	45.500	18	24Alp PsA	1.1660	9700.0	91	11058	No
292	GOM_NL__2PRFIN20040411_154216_000000402025_00483_11058_1506.N1	11-APR-2004 15:42:16	Dark	39.500	172	Gam Gru	3.0030	13100.	79	11058	No
293	GOM_NL__2PRFIN20040411_154356_000000472025_00483_11058_1507.N1	11-APR-2004 15:43:56	Dark	46.500	63	Bet Gru	2.1500	2800.0	93	11058	No
294	GOM_NL__2PRFIN20040411_154746_000000412025_00483_11058_1508.N1	11-APR-2004 15:47:46	Dark	40.500	148	Alp Tuc	2.8780	4100.0	81	11058	No
295	GOM_NL__2PRFIN20040411_154913_000000412025_00484_11059_1477.N1	11-APR-2004 15:49:13	Dark	41.000	45	Alp Pav	1.9400	26000.	82	11059	No
296	GOM_NL__2PRFIN20040411_155337_000000622025_00484_11059_1478.N1	11-APR-2004 15:53:37	Dark	61.500	38	20Eps Sgr	1.8360	11000.	123	11059	No
297	GOM_NL__2PRFIN20040411_155641_000000602025_00484_11059_1479.N1	11-APR-2004 15:56:41	Dark	59.500	40	The Sco	1.8590	7100.0	119	11059	No
298	GOM_NL__2PRFIN20040411_155842_000000412025_00484_11059_1480.N1	11-APR-2004 15:58:42	Dark	41.000	134	Bet TrA	2.8100	6600.0	82	11059	No
299	GOM_NL__2PRFIN20040411_160111_000000442025_00484_11059_1481.N1	11-APR-2004 16:01:11	Straylight	44.000	4	Alp1Cen	-0.010000	5800.0	88	11059	No
300	GOM_NL__2PRFIN20040411_160330_000000402025_00484_11059_1482.N1	11-APR-2004 16:03:30	Straylight	40.000	20	Bet Cru	1.2530	30000.	80	11059	No
301	GOM_NL__2PRFIN20040411_160626_000001162025_00484_11059_1483.N1	11-APR-2004 16:06:26	Straylight	116.00	16	21Alp Sco	1.0200	3000.0	232	11059	No
302	GOM_NL__2PRFIN20040411_161006_000000962025_00484_11059_1484.N1	11-APR-2004 16:10:06	Twilight	96.000	80	7Del Sco	2.3160	30000.	192	11059	No
303	GOM_NL__2PRFIN20040411_161338_000000462025_00484_11059_1485.N1	11-APR-2004 16:13:38	Twilight	46.000	106	9Bet Crv	2.6480	5600.0	92	11059	No
304	GOM_NL__2PRFIN20040411_161529_000000412025_00484_11059_1486.N1	11-APR-2004 16:15:29	Bright	40.500	100	4Gam Crv	2.5800	13100.	81	11059	No
305	GOM_NL__2PRFIN20040411_161658_000000482025_00484_11059_1487.N1	11-APR-2004 16:16:58	Bright	48.000	15	67Alp Vir	0.97600	28000.	96	11059	No
306	GOM_NL__2PRFIN20040411_162003_000000422025_00484_11059_1488.N1	11-APR-2004 16:20:03	Bright	41.500	121	29Gam Vir	2.7400	7200.0	83	11059	No
307	GOM_NL__2PRFIN20040411_162445_000000382025_00484_11059_1489.N1	11-APR-2004 16:24:45	Bright	38.000	62	94Bet Leo	2.1360	9700.0	76	11059	No
308	GOM_NL__2PRFIN20040411_162636_000000372025_00484_11059_1490.N1	11-APR-2004 16:26:36	Bright	36.500	96	68Del Leo	2.5600	9300.0	73	11059	No
309	GOM_NL__2PRFIN20040411_162902_000000632025_00484_11059_1491.N1	11-APR-2004 16:29:02	Bright	63.000	3	16Alp Boo	-0.050000	4250.0	126	11059	No
310	GOM_NL__2PRFIN20040411_163214_000000412025_00484_11059_1492.N1	11-APR-2004 16:32:14	Bright	40.500	152	12Alp2CVn	2.8900	11000.	81	11059	No
311	GOM_NL__2PRFIN20040411_163552_000000382025_00484_11059_1493.N1	11-APR-2004 16:35:52	Bright	37.500	87	64Gam UMa	2.4330	11000.	75	11059	No
312	GOM_NL__2PRFIN20040411_163711_000000422025_00484_11059_1494.N1	11-APR-2004 16:37:11	Bright	41.500	32	77Eps UMa	1.7630	11000.	83	11059	No
313	GOM_NL__2PRFIN20040411_164337_000000382025_00484_11059_1495.N1	11-APR-2004 16:43:37	Bright	37.500	60	7Bet UMi	2.0810	3950.0	75	11059	No
314	GOM_NL__2PRFIN20040411_164611_000000382025_00484_11059_1496.N1	11-APR-2004 16:46:11	Bright	38.000	49	1Alp UMi	1.9900	6300.0	76	11059	No
315	GOM_NL__2PRFIN20040411_165005_000000622025_00484_11059_1497.N1	11-APR-2004 16:50:05	Bright	62.000	130	23Bet Dra	2.7990	5800.0	124	11059	No
316	GOM_NL__2PRFIN20040411_165307_000000382025_00484_11059_1498.N1	11-APR-2004 16:53:07	Bright	38.000	110	37Del Cas	2.6780	8900.0	76	11059	No
317	GOM_NL__2PRFIN20040411_165424_000000362025_00484_11059_1499.N1	11-APR-2004 16:54:24	Bright	35.500	74	11Bet Cas	2.2680	6600.0	71	11059	No
318	GOM_NL__2PRFIN20040411_165953_000001112025_00484_11059_1500.N1	11-APR-2004 16:59:53	Bright	110.50	5	3Alp Lyr	0.033000	11000.	221	11059	No
319	GOM_NL__2PRFIN20040411_170259_000000512025_00484_11059_1501.N1	11-APR-2004 17:02:59	Bright	51.000	92	53Eps Cyg	2.5000	4500.0	102	11059	No
320	GOM_NL__2PRFIN20040411_171007_000000512025_00484_11059_1502.N1	11-APR-2004 17:10:07	Twilight	51.000	61	8Eps Peg	2.1000	3900.0	102	11059	No
321	GOM_NL__2PRFIN20040411_171235_000000452025_00484_11059_1503.N1	11-APR-2004 17:12:35	Dark	45.000	162	34Alp Aqr	2.9440	5350.0	90	11059	No
322	GOM_NL__2PRFIN20040411_171545_000001042025_00484_11059_1504.N1	11-APR-2004 17:15:45	Dark	104.00	11	53Alp Aql	0.76500	8000.0	208	11059	No
323	GOM_NL__2PRFIN20040411_171941_000000452025_00484_11059_1505.N1	11-APR-2004 17:19:41	Dark	45.000	18	24Alp PsA	1.1660	9700.0	90	11059	No
324	GOM_NL__2PRFIN20040411_172252_000000402025_00484_11059_1506.N1	11-APR-2004 17:22:52	Dark	40.000	172	Gam Gru	3.0030	13100.	80	11059	No
325	GOM_NL__2PRFIN20040411_172432_000000512025_00484_11059_1507.N1	11-APR-2004 17:24:32	Dark	50.500	63	Bet Gru	2.1500	2800.0	101	11059	No
326	GOM_NL__2PRFIN20040411_172822_000000442025_00484_11059_1508.N1	11-APR-2004 17:28:22	Dark	43.500	148	Alp Tuc	2.8780	4100.0	87	11059	No
327	GOM_NL__2PRFIN20040411_172950_000000402025_00485_11060_1497.N1	11-APR-2004 17:29:50	Dark	39.500	45	Alp Pav	1.9400	26000.	79	11060	No
328	GOM_NL__2PRFIN20040411_173415_000000622025_00485_11060_1498.N1	11-APR-2004 17:34:15	Dark	62.000	38	20Eps Sgr	1.8360	11000.	124	11060	No
329	GOM_NL__2PRFIN20040411_173718_000000662025_00485_11060_1499.N1	11-APR-2004 17:37:18	Dark	65.500	40	The Sco	1.8590	7100.0	131	11060	No
330	GOM_NL__2PRFIN20040411_173918_000000402025_00485_11060_1500.N1	11-APR-2004 17:39:18	Dark	39.500	134	Bet TrA	2.8100	6600.0	79	11060	No
331	GOM_NL__2PRFIN20040411_174147_000000452025_00485_11060_1501.N1	11-APR-2004 17:41:47	Straylight	45.000	4	Alp1Cen	-0.010000	5800.0	90	11060	No
332	GOM_NL__2PRFIN20040411_174404_000000442025_00485_11060_1502.N1	11-APR-2004 17:44:04	Straylight	44.000	20	Bet Cru	1.2530	30000.	88	11060	No
333	GOM_NL__2PRFIN20040411_174703_000001152025_00485_11060_1503.N1	11-APR-2004 17:47:03	Straylight	115.00	16	21Alp Sco	1.0200	3000.0	230	11060	No
334	GOM_NL__2PRFIN20040411_174946_000000442025_00485_11060_1504.N1	11-APR-2004 17:49:46	Straylight	43.500	123	lot Cen	2.7500	10200.	87	11060	No
335	GOM_NL__2PRFIN20040411_175217_000001082025_00485_11060_1505.N1	11-APR-2004 17:52:17	Twilight	108.00	97	8Bet1Sco	2.5610	30000.	216	11060	No
336	GOM_NL__2PRFIN20040411_175529_000000682025_00485_11060_1506.N1	11-APR-2004 17:55:29	Bright	68.000	122	9Alp2Lib	2.7470	9700.0	136	11060	No
337	GOM_NL__2PRFIN20040411_175733_000000482025_00485_11060_1507.N1	11-APR-2004 17:57:33	Bright	47.500	15	67Alp Vir	0.97600	28000.	95	11060	No



338	GOM_NL__2PRFIN20040411_180039_000000422025_00485_11060_1508.N1	11-APR-2004 18:00:39	Bright	41.500	121	29Gam Vir	2.7400	7200.0	83	11060	No
339	GOM_NL__2PRFIN20040411_180436_000000432025_00485_11060_1509.N1	11-APR-2004 18:04:36	Bright	42.500	138	47Eps Vir	2.8280	4700.0	85	11060	No
340	GOM_NL__2PRFIN20040411_180712_000000372025_00485_11060_1510.N1	11-APR-2004 18:07:12	Bright	37.000	96	68Del Leo	2.5600	9300.0	74	11060	No
341	GOM_NL__2PRFIN20040411_180938_000000562025_00485_11060_1511.N1	11-APR-2004 18:09:38	Bright	56.000	3	16Alp Boo	-0.050000	4250.0	112	11060	No
342	GOM_NL__2PRFIN20040411_181249_000000422025_00485_11060_1512.N1	11-APR-2004 18:12:49	Bright	41.500	152	12Alp2CVn	2.8900	11000.	83	11060	No
343	GOM_NL__2PRFIN20040411_181628_000000382025_00485_11060_1513.N1	11-APR-2004 18:16:28	Bright	37.500	87	64Gam UMa	2.4330	11000.	75	11060	No
344	GOM_NL__2PRFIN20040411_181746_000000422025_00485_11060_1514.N1	11-APR-2004 18:17:46	Bright	42.000	32	77Eps UMa	1.7630	11000.	84	11060	No
345	GOM_NL__2PRFIN20040411_182412_000000382025_00485_11060_1515.N1	11-APR-2004 18:24:12	Bright	38.000	60	7Bet UMi	2.0810	3950.0	76	11060	No
346	GOM_NL__2PRFIN20040411_182646_000000392025_00485_11060_1516.N1	11-APR-2004 18:26:46	Bright	39.000	49	1Alp UMi	1.9900	6300.0	78	11060	No
347	GOM_NL__2PRFIN20040411_183040_000000622025_00485_11060_1517.N1	11-APR-2004 18:30:40	Bright	62.000	130	23Bet Dra	2.7990	5800.0	124	11060	No
348	GOM_NL__2PRFIN20040411_183343_000000372025_00485_11060_1518.N1	11-APR-2004 18:33:43	Bright	36.500	110	37Del Cas	2.6780	8900.0	73	11060	No
349	GOM_NL__2PRFIN20040411_183500_000000382025_00485_11060_1519.N1	11-APR-2004 18:35:00	Bright	38.000	74	11Bet Cas	2.2680	6600.0	76	11060	No
350	GOM_NL__2PRFIN20040411_184029_000001102025_00485_11060_1520.N1	11-APR-2004 18:40:29	Bright	110.00	5	3Alp Lyr	0.033000	11000.	220	11060	No
351	GOM_NL__2PRFIN20040411_184335_000000522025_00485_11060_1521.N1	11-APR-2004 18:43:35	Bright	52.000	92	53Eps Cyg	2.5000	4500.0	104	11060	No
352	GOM_NL__2PRFIN20040411_185043_000000522025_00485_11060_1522.N1	11-APR-2004 18:50:43	Twilight	52.000	61	8Eps Peg	2.1000	3900.0	104	11060	No
353	GOM_NL__2PRFIN20040411_185311_000000462025_00485_11060_1523.N1	11-APR-2004 18:53:11	Dark	46.000	162	34Alp Aqr	2.9440	5350.0	92	11060	No
354	GOM_NL__2PRFIN20040411_185622_000000952025_00485_11060_1524.N1	11-APR-2004 18:56:22	Dark	94.500	11	53Alp Aql	0.76500	8000.0	189	11060	No
355	GOM_NL__2PRFIN20040411_190017_000000432025_00485_11060_1525.N1	11-APR-2004 19:00:17	Dark	42.500	18	24Alp PsA	1.1660	9700.0	85	11060	No
356	GOM_NL__2PRFIN20040411_190328_000000402025_00485_11060_1526.N1	11-APR-2004 19:03:28	Dark	40.000	172	Gam Gru	3.0030	13100.	80	11060	No
357	GOM_NL__2PRFIN20040411_190508_000000512025_00485_11060_1527.N1	11-APR-2004 19:05:08	Dark	51.000	63	Bet Gru	2.1500	2800.0	102	11060	No
358	GOM_NL__2PRFIN20040411_190858_000000422025_00485_11060_1528.N1	11-APR-2004 19:08:58	Dark	42.000	148	Alp Tuc	2.8780	4100.0	84	11060	No
359	GOM_NL__2PRFIN20040411_191026_000000432025_00486_11061_1497.N1	11-APR-2004 19:10:26	Dark	42.500	45	Alp Pav	1.9400	26000.	85	11061	No
360	GOM_NL__2PRFIN20040411_191452_000000642025_00486_11061_1498.N1	11-APR-2004 19:14:52	Dark	64.000	38	20Eps Sgr	1.8360	11000.	128	11061	No
361	GOM_NL__2PRFIN20040411_191755_000000542025_00486_11061_1499.N1	11-APR-2004 19:17:55	Dark	54.000	40	The Sco	1.8590	7100.0	108	11061	No
362	GOM_NL__2PRFIN20040411_191956_000000422025_00486_11061_1500.N1	11-APR-2004 19:19:56	Dark	42.000	134	Bet TrA	2.8100	6600.0	84	11061	No
363	GOM_NL__2PRFIN20040411_192224_000000482025_00486_11061_1501.N1	11-APR-2004 19:22:24	Straylight	47.500	4	Alp1Cen	-0.010000	5800.0	95	11061	No
364	GOM_NL__2PRFIN20040411_192443_000000382025_00486_11061_1502.N1	11-APR-2004 19:24:43	Straylight	38.000	20	Bet Cru	1.2530	30000.	76	11061	No
365	GOM_NL__2PRFIN20040411_192740_000001022025_00486_11061_1503.N1	11-APR-2004 19:27:40	Straylight	101.50	16	21Alp Sco	1.0200	3000.0	203	11061	No
366	GOM_NL__2PRFIN20040411_193023_000000412025_00486_11061_1504.N1	11-APR-2004 19:30:23	Straylight	40.500	123	lot Cen	2.7500	10200.	81	11061	No
367	GOM_NL__2PRFIN20040411_193254_000001042025_00486_11061_1505.N1	11-APR-2004 19:32:54	Twilight	104.00	97	8Bet1Sco	2.5610	30000.	208	11061	No
368	GOM_NL__2PRFIN20040411_193605_000000662025_00486_11061_1506.N1	11-APR-2004 19:36:05	Bright	65.500	122	9Alp2Lib	2.7470	9700.0	131	11061	No
369	GOM_NL__2PRFIN20040411_193810_000000452025_00486_11061_1507.N1	11-APR-2004 19:38:10	Bright	44.500	15	67Alp Vir	0.97600	28000.	89	11061	No
370	GOM_NL__2PRFIN20040411_194115_000000412025_00486_11061_1508.N1	11-APR-2004 19:41:15	Bright	40.500	121	29Gam Vir	2.7400	7200.0	81	11061	No
371	GOM_NL__2PRFIN20040411_194512_000000432025_00486_11061_1509.N1	11-APR-2004 19:45:12	Bright	42.500	138	47Eps Vir	2.8280	4700.0	85	11061	No
372	GOM_NL__2PRFIN20040411_194749_000000372025_00486_11061_1510.N1	11-APR-2004 19:47:49	Bright	37.000	96	68Del Leo	2.5600	9300.0	74	11061	No
373	GOM_NL__2PRFIN20040411_195012_000000562025_00486_11061_1511.N1	11-APR-2004 19:50:12	Bright	56.000	3	16Alp Boo	-0.050000	4250.0	112	11061	No
374	GOM_NL__2PRFIN20040411_195325_000000422025_00486_11061_1512.N1	11-APR-2004 19:53:25	Bright	41.500	152	12Alp2CVn	2.8900	11000.	83	11061	No
375	GOM_NL__2PRFIN20040411_195704_000000392025_00486_11061_1513.N1	11-APR-2004 19:57:04	Bright	38.500	87	64Gam UMa	2.4330	11000.	77	11061	No
376	GOM_NL__2PRFIN20040411_195822_000000422025_00486_11061_1514.N1	11-APR-2004 19:58:22	Bright	41.500	32	77Eps UMa	1.7630	11000.	83	11061	No
377	GOM_NL__2PRFIN20040411_200448_000000422025_00486_11061_1515.N1	11-APR-2004 20:04:48	Bright	41.500	60	7Bet UMi	2.0810	3950.0	83	11061	No
378	GOM_NL__2PRFIN20040411_200723_000000382025_00486_11061_1516.N1	11-APR-2004 20:07:23	Bright	38.000	49	1Alp UMi	1.9900	6300.0	76	11061	No
379	GOM_NL__2PRFIN20040411_201114_000000592025_00486_11061_1517.N1	11-APR-2004 20:11:14	Bright	58.500	130	23Bet Dra	2.7990	5800.0	117	11061	No
380	GOM_NL__2PRFIN20040411_201420_000000372025_00486_11061_1518.N1	11-APR-2004 20:14:20	Bright	36.500	110	37Del Cas	2.6780	8900.0	73	11061	No
381	GOM_NL__2PRFIN20040411_201537_000000372025_00486_11061_1519.N1	11-APR-2004 20:15:37	Bright	36.500	74	11Bet Cas	2.2680	6600.0	73	11061	No
382	GOM_NL__2PRFIN20040411_202104_000001052025_00486_11061_1520.N1	11-APR-2004 20:21:04	Bright	105.00	5	3Alp Lyr	0.033000	11000.	210	11061	No
383	GOM_NL__2PRFIN20040411_202411_000000532025_00486_11061_1521.N1	11-APR-2004 20:24:11	Bright	53.000	92	53Eps Cyg	2.5000	4500.0	106	11061	No
384	GOM_NL__2PRFIN20040411_203119_000000532025_00486_11061_1522.N1	11-APR-2004 20:31:19	Twilight	53.000	61	8Eps Peg	2.1000	3900.0	106	11061	No
385	GOM_NL__2PRFIN20040411_203348_000000462025_00486_11061_1523.N1	11-APR-2004 20:33:48	Dark	46.000	162	34Alp Aqr	2.9440	5350.0	92	11061	No
386	GOM_NL__2PRFIN20040411_203700_000000942025_00486_11061_1524.N1	11-APR-2004 20:37:00	Dark	93.500	11	53Alp Aql	0.76500	8000.0	187	11061	No
387	GOM_NL__2PRFIN20040411_204053_000000472025_00486_11061_1525.N1	11-APR-2004 20:40:53	Dark	47.000	18	24Alp PsA	1.1660	9700.0	94	11061	No
388	GOM_NL__2PRFIN20040411_204405_000000402025_00486_11061_1526.N1	11-APR-2004 20:44:05	Dark	39.500	172	Gam Gru	3.0030	13100.	79	11061	No
389	GOM_NL__2PRFIN20040411_204545_000000512025_00486_11061_1527.N1	11-APR-2004 20:45:45	Dark	51.000	63	Bet Gru	2.1500	2800.0	102	11061	No
390	GOM_NL__2PRFIN20040411_204934_000000432025_00486_11061_1528.N1	11-APR-2004 20:49:34	Dark	43.000	148	Alp Tuc	2.8780	4100.0	86	11061	No
391	GOM_NL__2PRFIN20040411_205102_000000422025_00487_11062_1497.N1	11-APR-2004 20:51:02	Dark	41.500	45	Alp Pav	1.9400	26000.	83	11062	No
392	GOM_NL__2PRFIN20040411_205530_000000642025_00487_11062_1498.N1	11-APR-2004 20:55:30	Dark	63.500	38	20Eps Sgr	1.8360	11000.	127	11062	No
393	GOM_NL__2PRFIN20040411_205832_000000572025_00487_11062_1499.N1	11-APR-2004 20:58:32	Dark	56.500	40	The Sco	1.8590	7100.0	113	11062	No
394	GOM_NL__2PRFIN20040411_210032_000000412025_00487_11062_1500.N1	11-APR-2004 21:00:32	Dark	40.500	134	Bet TrA	2.8100	6600.0	81	11062	No
395	GOM_NL__2PRFIN20040411_210300_000000422025_00487_11062_1501.N1	11-APR-2004 21:03:00	Straylight	41.500	4	Alp1Cen	-0.010000	5800.0	83	11062	No
396	GOM_NL__2PRFIN20040411_210519_000000432025_00487_11062_1502.N1	11-APR-2004 21:05:19	Straylight	43.000	20	Bet Cru	1.2530	30000.	86	11062	No



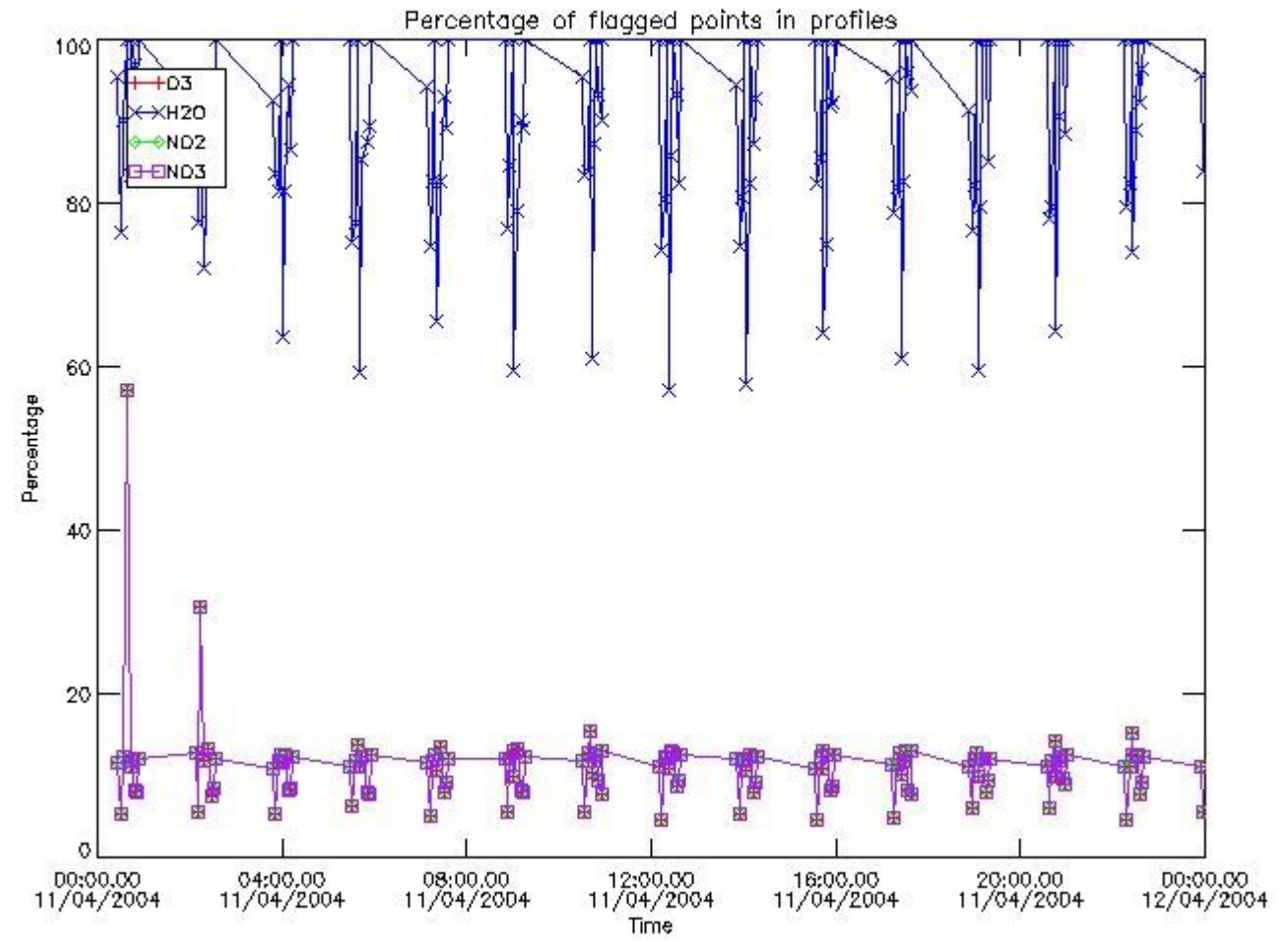
397	GOM_NL__2PRFIN20040411_210817_000001072025_00487_11062_1503.N1	11-APR-2004 21:08:17	Straylight	106.50	16	21Alp Sco	1.0200	3000.0	213	11062	No
398	GOM_NL__2PRFIN20040411_211059_000000442025_00487_11062_1504.N1	11-APR-2004 21:10:59	Straylight	44.000	123	lot Cen	2.7500	10200.	88	11062	No
399	GOM_NL__2PRFIN20040411_211330_000001022025_00487_11062_1505.N1	11-APR-2004 21:13:30	Tw_i_and_stray	101.50	97	8Bet1Sco	2.5610	30000.	203	11062	No
400	GOM_NL__2PRFIN20040411_211641_000000662025_00487_11062_1506.N1	11-APR-2004 21:16:41	Bright	65.500	122	9Alp2Lib	2.7470	9700.0	131	11062	No
401	GOM_NL__2PRFIN20040411_211846_000000472025_00487_11062_1507.N1	11-APR-2004 21:18:46	Bright	46.500	15	67Alp Vir	0.97600	28000.	93	11062	No
402	GOM_NL__2PRFIN20040411_212151_000000412025_00487_11062_1508.N1	11-APR-2004 21:21:51	Bright	40.500	121	29Gam Vir	2.7400	7200.0	81	11062	No
403	GOM_NL__2PRFIN20040411_212547_000000432025_00487_11062_1509.N1	11-APR-2004 21:25:47	Bright	42.500	138	47Eps Vir	2.8280	4700.0	85	11062	No
404	GOM_NL__2PRFIN20040411_212825_000000372025_00487_11062_1510.N1	11-APR-2004 21:28:25	Bright	37.000	96	68Del Leo	2.5600	9300.0	74	11062	No
405	GOM_NL__2PRFIN20040411_213047_000000632025_00487_11062_1511.N1	11-APR-2004 21:30:47	Bright	62.500	3	16Alp Boo	-0.050000	4250.0	125	11062	No
406	GOM_NL__2PRFIN20040411_213401_000000412025_00487_11062_1512.N1	11-APR-2004 21:34:01	Bright	40.500	152	12Alp2CVn	2.8900	11000.	81	11062	No
407	GOM_NL__2PRFIN20040411_213740_000000382025_00487_11062_1513.N1	11-APR-2004 21:37:40	Bright	38.000	87	64Gam UMa	2.4330	11000.	76	11062	No
408	GOM_NL__2PRFIN20040411_213857_000000392025_00487_11062_1514.N1	11-APR-2004 21:38:57	Bright	38.500	32	77Eps UMa	1.7630	11000.	77	11062	No
409	GOM_NL__2PRFIN20040411_214524_000000412025_00487_11062_1515.N1	11-APR-2004 21:45:24	Bright	40.500	60	7Bet UMi	2.0810	3950.0	81	11062	No
410	GOM_NL__2PRFIN20040411_214759_000000382025_00487_11062_1516.N1	11-APR-2004 21:47:59	Bright	37.500	49	1Alp UMi	1.9900	6300.0	75	11062	No
411	GOM_NL__2PRFIN20040411_215149_000000612025_00487_11062_1517.N1	11-APR-2004 21:51:49	Bright	61.000	130	23Bet Dra	2.7990	5800.0	122	11062	No
412	GOM_NL__2PRFIN20040411_215456_000000352025_00487_11062_1518.N1	11-APR-2004 21:54:56	Bright	34.500	110	37Del Cas	2.6780	8900.0	69	11062	No
413	GOM_NL__2PRFIN20040411_215613_000000382025_00487_11062_1519.N1	11-APR-2004 21:56:13	Bright	37.500	74	11Bet Cas	2.2680	6600.0	75	11062	No
414	GOM_NL__2PRFIN20040411_220140_000001122025_00487_11062_1520.N1	11-APR-2004 22:01:40	Bright	111.50	5	3Alp Lyr	0.033000	11000.	223	11062	No
415	GOM_NL__2PRFIN20040411_220447_000000522025_00487_11062_1521.N1	11-APR-2004 22:04:47	Bright	51.500	92	53Eps Cyg	2.5000	4500.0	103	11062	No
416	GOM_NL__2PRFIN20040411_221156_000000502025_00487_11062_1522.N1	11-APR-2004 22:11:56	Twilight	49.500	61	8Eps Peg	2.1000	3900.0	99	11062	No
417	GOM_NL__2PRFIN20040411_221424_000000462025_00487_11062_1523.N1	11-APR-2004 22:14:24	Dark	45.500	162	34Alp Aqr	2.9440	5350.0	91	11062	No
418	GOM_NL__2PRFIN20040411_221737_000001102025_00487_11062_1524.N1	11-APR-2004 22:17:37	Dark	110.00	11	53Alp Aql	0.76500	8000.0	220	11062	No
419	GOM_NL__2PRFIN20040411_222129_000000462025_00487_11062_1525.N1	11-APR-2004 22:21:29	Dark	46.000	18	24Alp PsA	1.1660	9700.0	92	11062	No
420	GOM_NL__2PRFIN20040411_222441_000000412025_00487_11062_1526.N1	11-APR-2004 22:24:41	Dark	40.500	172	Gam Gru	3.0030	13100.	81	11062	No
421	GOM_NL__2PRFIN20040411_222621_000000452025_00487_11062_1527.N1	11-APR-2004 22:26:21	Dark	44.500	63	Bet Gru	2.1500	2800.0	89	11062	No
422	GOM_NL__2PRFIN20040411_223011_000000422025_00487_11062_1528.N1	11-APR-2004 22:30:11	Dark	41.500	148	Alp Tuc	2.8780	4100.0	83	11062	No
423	GOM_NL__2PRFIN20040411_223139_000000412025_00488_11063_1497.N1	11-APR-2004 22:31:39	Dark	40.500	45	Alp Pav	1.9400	26000.	81	11063	No
424	GOM_NL__2PRFIN20040411_223606_000000662025_00488_11063_1498.N1	11-APR-2004 22:36:06	Dark	65.500	38	20Eps Sgr	1.8360	11000.	131	11063	No
425	GOM_NL__2PRFIN20040411_223908_000000552025_00488_11063_1499.N1	11-APR-2004 22:39:08	Dark	55.000	40	The Sco	1.8590	7100.0	110	11063	No
426	GOM_NL__2PRFIN20040411_224108_000000422025_00488_11063_1500.N1	11-APR-2004 22:41:08	Dark	41.500	134	Bet TrA	2.8100	6600.0	83	11063	No
427	GOM_NL__2PRFIN20040411_224336_000000462025_00488_11063_1501.N1	11-APR-2004 22:43:36	Straylight	45.500	4	Alp1Cen	-0.010000	5800.0	91	11063	No
428	GOM_NL__2PRFIN20040411_224555_000000452025_00488_11063_1502.N1	11-APR-2004 22:45:55	Straylight	44.500	20	Bet Cru	1.2530	30000.	89	11063	No
429	GOM_NL__2PRFIN20040411_224854_000001152025_00488_11063_1503.N1	11-APR-2004 22:48:54	Straylight	115.00	16	21Alp Sco	1.0200	3000.0	230	11063	No
430	GOM_NL__2PRFIN20040411_225135_000000442025_00488_11063_1504.N1	11-APR-2004 22:51:35	Straylight	43.500	123	lot Cen	2.7500	10200.	87	11063	No
431	GOM_NL__2PRFIN20040411_225406_000001032025_00488_11063_1505.N1	11-APR-2004 22:54:06	Tw_i_and_stray	102.50	97	8Bet1Sco	2.5610	30000.	205	11063	No
432	GOM_NL__2PRFIN20040411_225717_000000652025_00488_11063_1506.N1	11-APR-2004 22:57:17	Bright	64.500	122	9Alp2Lib	2.7470	9700.0	129	11063	No
433	GOM_NL__2PRFIN20040411_225922_000000482025_00488_11063_1507.N1	11-APR-2004 22:59:22	Bright	47.500	15	67Alp Vir	0.97600	28000.	95	11063	No
434	GOM_NL__2PRFIN20040411_230226_000000422025_00488_11063_1508.N1	11-APR-2004 23:02:26	Bright	41.500	121	29Gam Vir	2.7400	7200.0	83	11063	No
435	GOM_NL__2PRFIN20040411_230623_000000422025_00488_11063_1509.N1	11-APR-2004 23:06:23	Bright	42.000	138	47Eps Vir	2.8280	4700.0	84	11063	No
436	GOM_NL__2PRFIN20040411_230901_000000372025_00488_11063_1510.N1	11-APR-2004 23:09:01	Bright	36.500	96	68Del Leo	2.5600	9300.0	73	11063	No
437	GOM_NL__2PRFIN20040411_231122_000000632025_00488_11063_1511.N1	11-APR-2004 23:11:22	Bright	63.000	3	16Alp Boo	-0.050000	4250.0	126	11063	No
438	GOM_NL__2PRFIN20040411_231436_000000402025_00488_11063_1512.N1	11-APR-2004 23:14:36	Bright	40.000	152	12Alp2CVn	2.8900	11000.	80	11063	No
439	GOM_NL__2PRFIN20040411_231815_000000372025_00488_11063_1513.N1	11-APR-2004 23:18:15	Bright	36.500	87	64Gam UMa	2.4330	11000.	73	11063	No
440	GOM_NL__2PRFIN20040411_231933_000000412025_00488_11063_1514.N1	11-APR-2004 23:19:33	Bright	40.500	32	77Eps UMa	1.7630	11000.	81	11063	No
441	GOM_NL__2PRFIN20040411_232559_000000412025_00488_11063_1515.N1	11-APR-2004 23:25:59	Bright	40.500	60	7Bet UMi	2.0810	3950.0	81	11063	No
442	GOM_NL__2PRFIN20040411_232834_000000342025_00488_11063_1516.N1	11-APR-2004 23:28:34	Bright	33.500	49	1Alp UMi	1.9900	6300.0	67	11063	No
443	GOM_NL__2PRFIN20040411_233224_000000612025_00488_11063_1517.N1	11-APR-2004 23:32:24	Bright	61.000	130	23Bet Dra	2.7990	5800.0	122	11063	No
444	GOM_NL__2PRFIN20040411_233532_000000362025_00488_11063_1518.N1	11-APR-2004 23:35:32	Bright	36.000	110	37Del Cas	2.6780	8900.0	72	11063	No
445	GOM_NL__2PRFIN20040411_233649_000000382025_00488_11063_1519.N1	11-APR-2004 23:36:49	Bright	37.500	74	11Bet Cas	2.2680	6600.0	75	11063	No
446	GOM_NL__2PRFIN20040411_234215_000001152025_00488_11063_1520.N1	11-APR-2004 23:42:15	Bright	114.50	5	3Alp Lyr	0.033000	11000.	229	11063	No
447	GOM_NL__2PRFIN20040411_234523_000000522025_00488_11063_1521.N1	11-APR-2004 23:45:23	Bright	52.000	92	53Eps Cyg	2.5000	4500.0	104	11063	No
448	GOM_NL__2PRFIN20040411_235232_000000502025_00488_11063_1522.N1	11-APR-2004 23:52:32	Twilight	50.000	61	8Eps Peg	2.1000	3900.0	100	11063	No
449	GOM_NL__2PRFIN20040411_235500_000000462025_00488_11063_1523.N1	11-APR-2004 23:55:00	Dark	46.000	162	34Alp Aqr	2.9440	5350.0	92	11063	No
450	GOM_NL__2PRFIN20040411_235815_000000942025_00488_11063_1524.N1	11-APR-2004 23:58:15	Dark	93.500	11	53Alp Aql	0.76500	8000.0	187	11063	No

### 3. Quality information per product

In this section it is plotted some information contained in the Quality Summary data set of

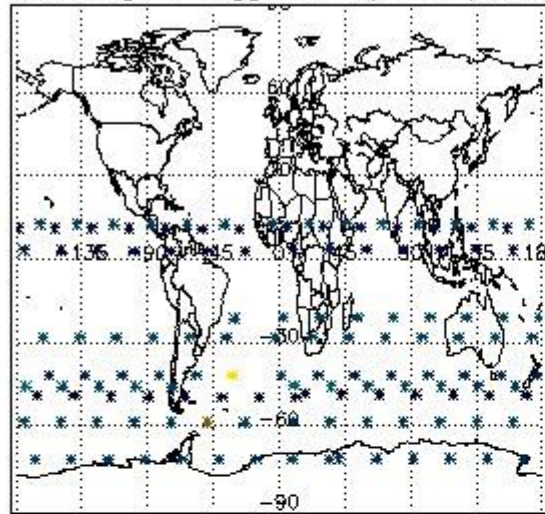
the level 2 products. Only products in dark limb conditions and without errors (error flag in the MPH set to "0") are used.

3.1 Plot quality information per product (time dependant)

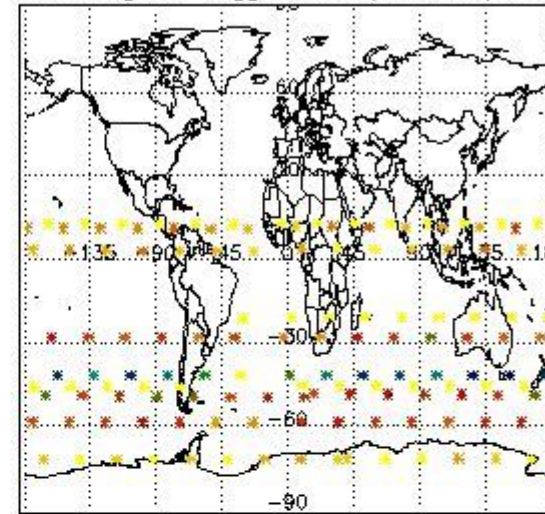


3.2 Plot quality information per product (world map)


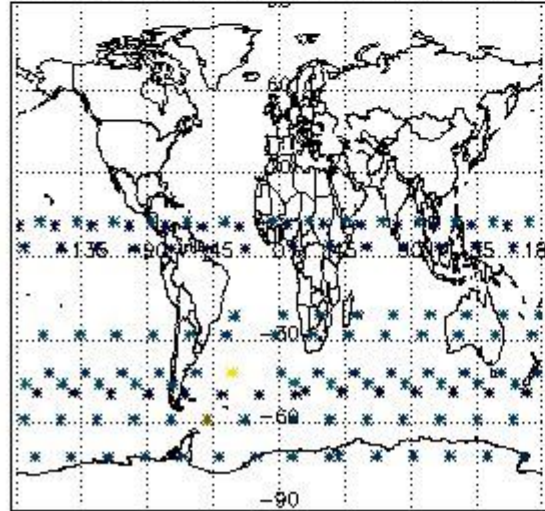
Percentage of flagged data per O3 profile



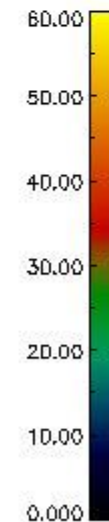
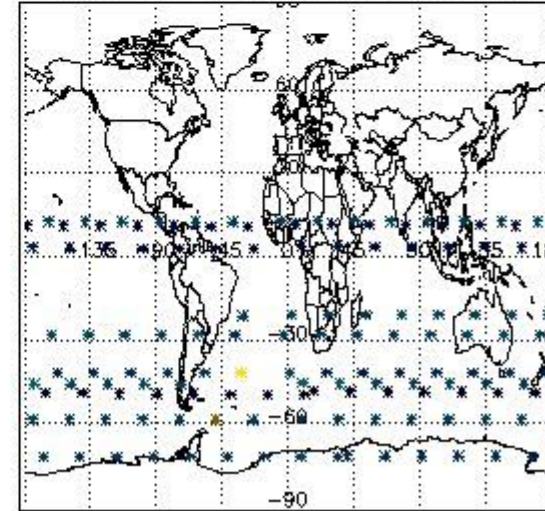
Percentage of flagged data per H2O profile



Percentage of flagged data per NO2 profile



Percentage of flagged data per NO3 profile



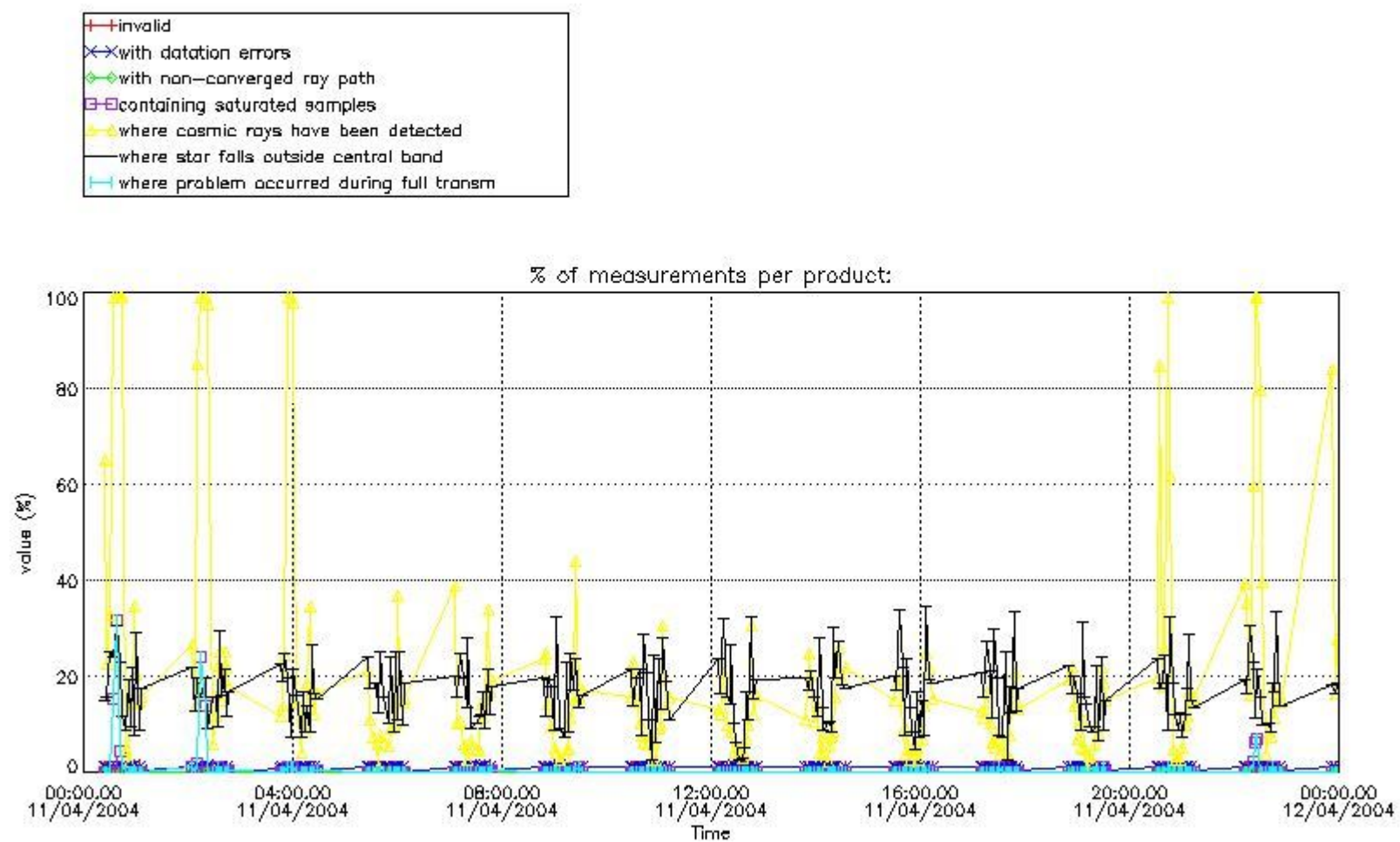
#### 4. Level 1 quality information per product

In this section it is plotted some information contained in the Quality Summary data set of the level 2 products that comes from the level 1b processing. Products without errors (error flag in the MPH set to "0") are used.

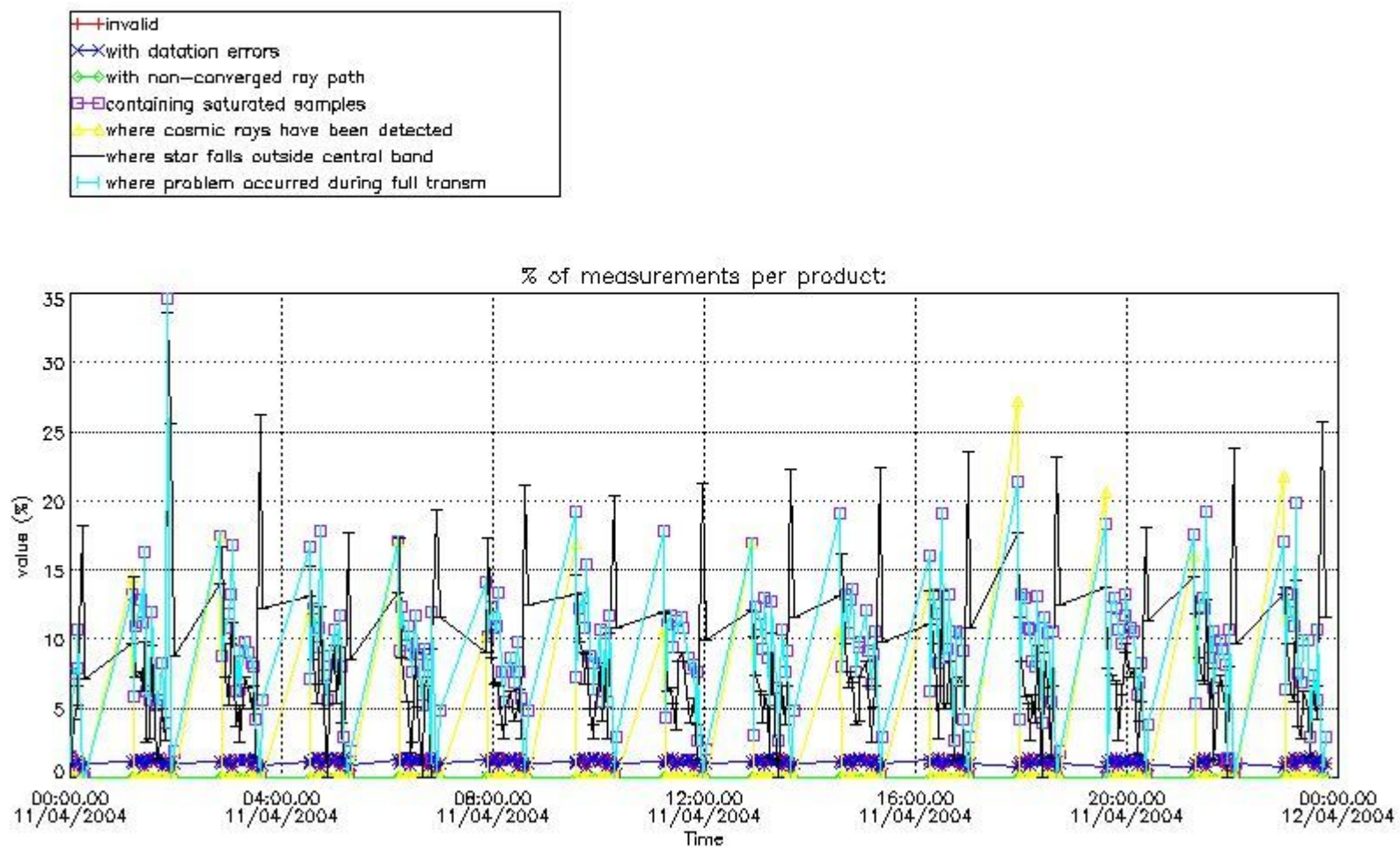
##### 4.1 Plot quality information per product (time dependant) coming from level 1b processing

###### 4.1.1 Plot level 1 quality information per product (time dependant): ENVISAT ASCENDING passes





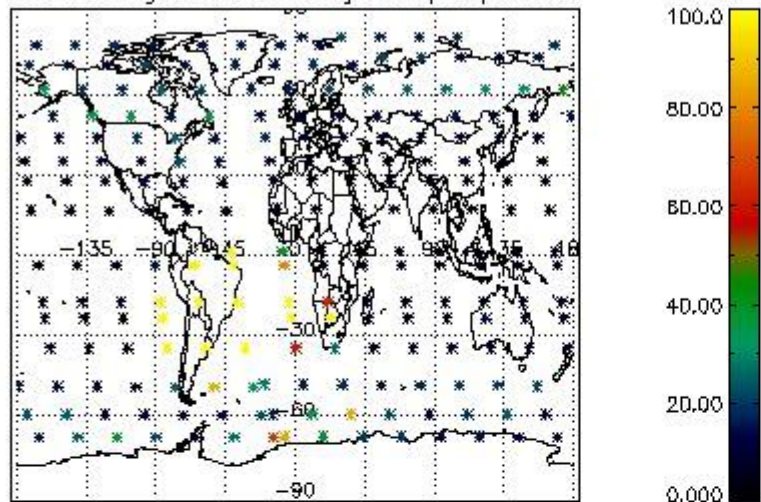
4.1.2 Plot level 1 quality information per product (time dependant): ENVI SAT DESCENDING passes



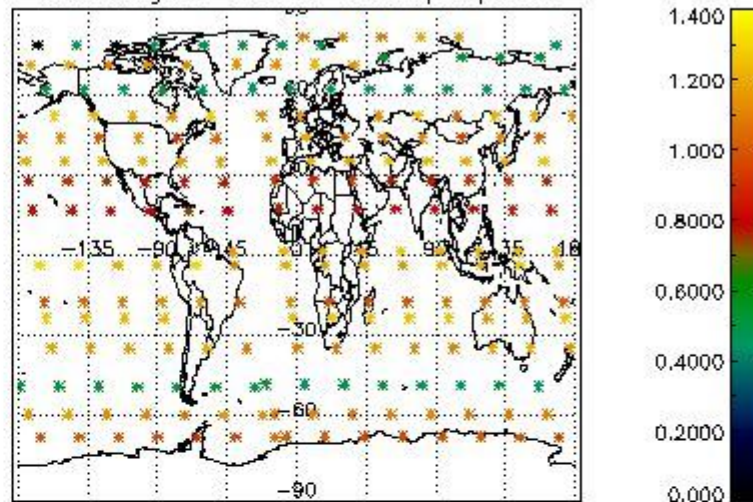
4.2 Plot quality information per product coming from level 1b processing (world map)

4.2.1 Plot level 1 quality information per product (world map): ENVISAT ASCENDING passes

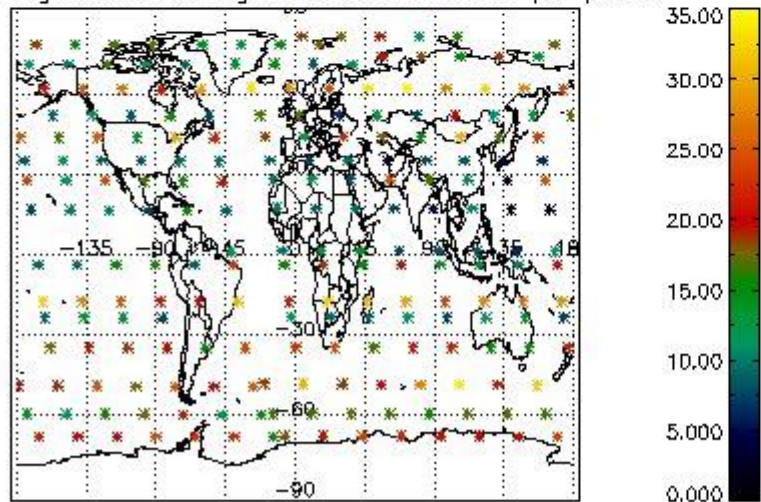
Percentage of cosmic ray hits per profile



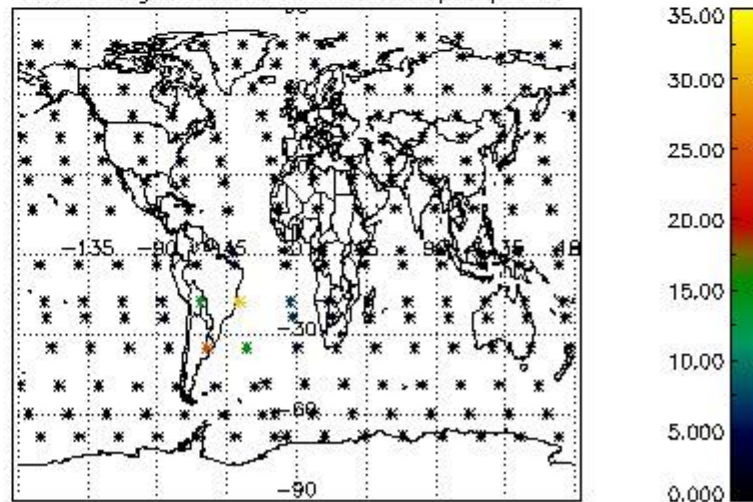
Percentage of datation errors per profile



Percentage of star falling outside central band per profile

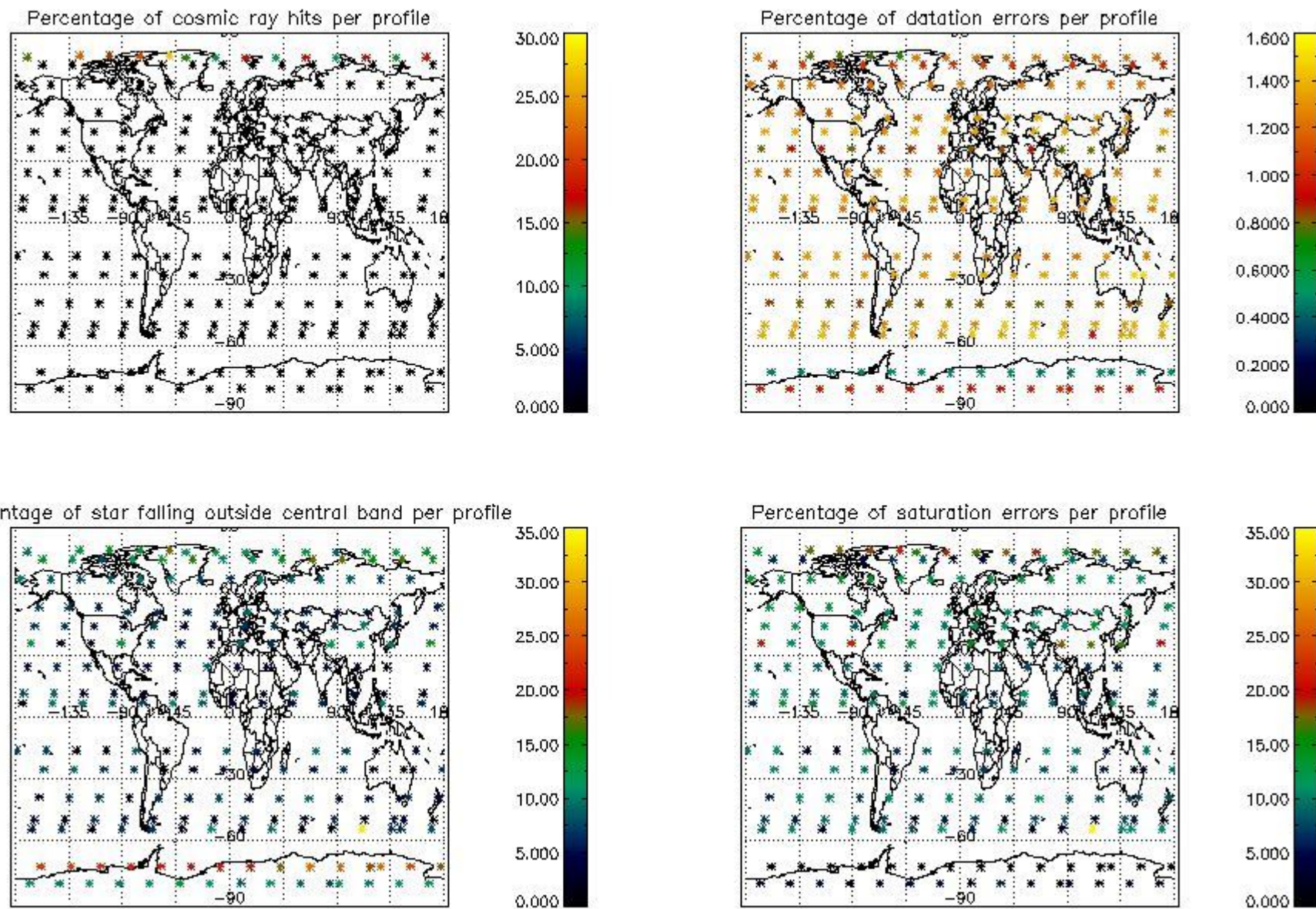


Percentage of saturation errors per profile



4.2.2 Plot level 1 quality information per product (world map): ENVISAT DESCENDING passes





## 5. Trace gas profiles

### 5.1 Ozone statistics based on quality of products

The final quality of the products can be "measured" using the STD (Standard Deviation) attached to every point profile. This information is written to the parameter GOM\_NL\_\_2P/NL\_LOCAL\_SPECIES\_DENSITY/o3\_std of the level 2 products. The table below shows the statistics for given STD ranges.

The statistics are given with respect to the overall valid production:

- Products without fatal errors: GOM\_NL\_\_2P/MPH/PRODUCT\_ERR=0
- Valid point profile: GOM\_NL\_\_2P/NL\_LOCAL\_SPECIES\_DENSITY/pcd(0)=0

The 'Criteria' is applied to valid points of dark limb products:

- Products in dark limb illumination condition: GOM\_NL\_\_2P/NL\_SUMMARY\_QUALITY/obs\_ill\_cond=0
- Products without fatal errors: GOM\_NL\_\_2P/MPH/PRODUCT\_ERR=0
- Valid point profile: GOM\_NL\_\_2P/NL\_LOCAL\_SPECIES\_DENSITY/pcd(0)=0

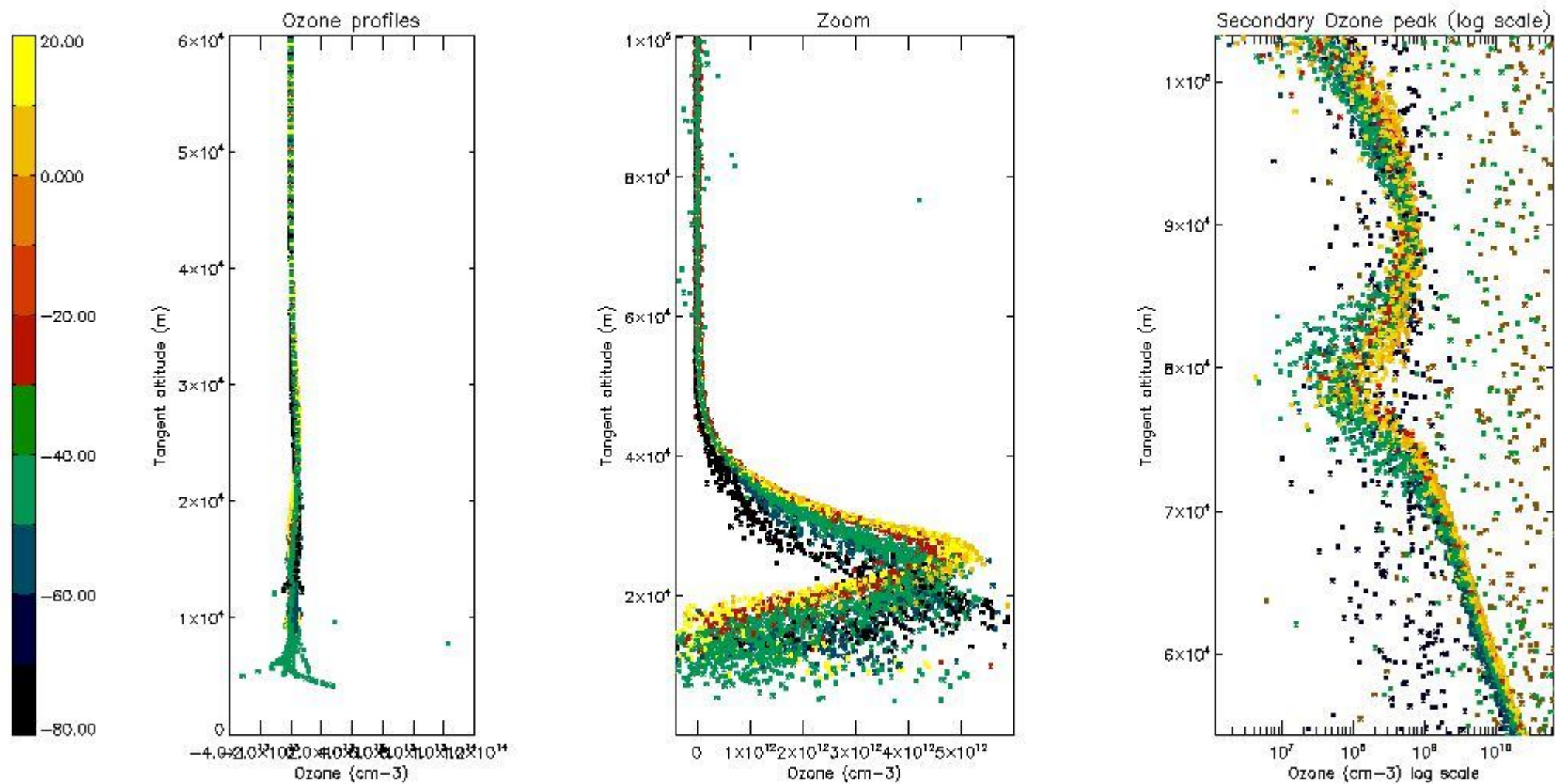
So, the table below shows the percentage of dark limb and valid observations for each criteria with respect to the overall valid daily observations.

Criteria	% of total production
All STD	30
STD < 20	16

STD < 10	13
STD < 5	9

5.2 Plot ozone profiles for all STD (dark without errors)

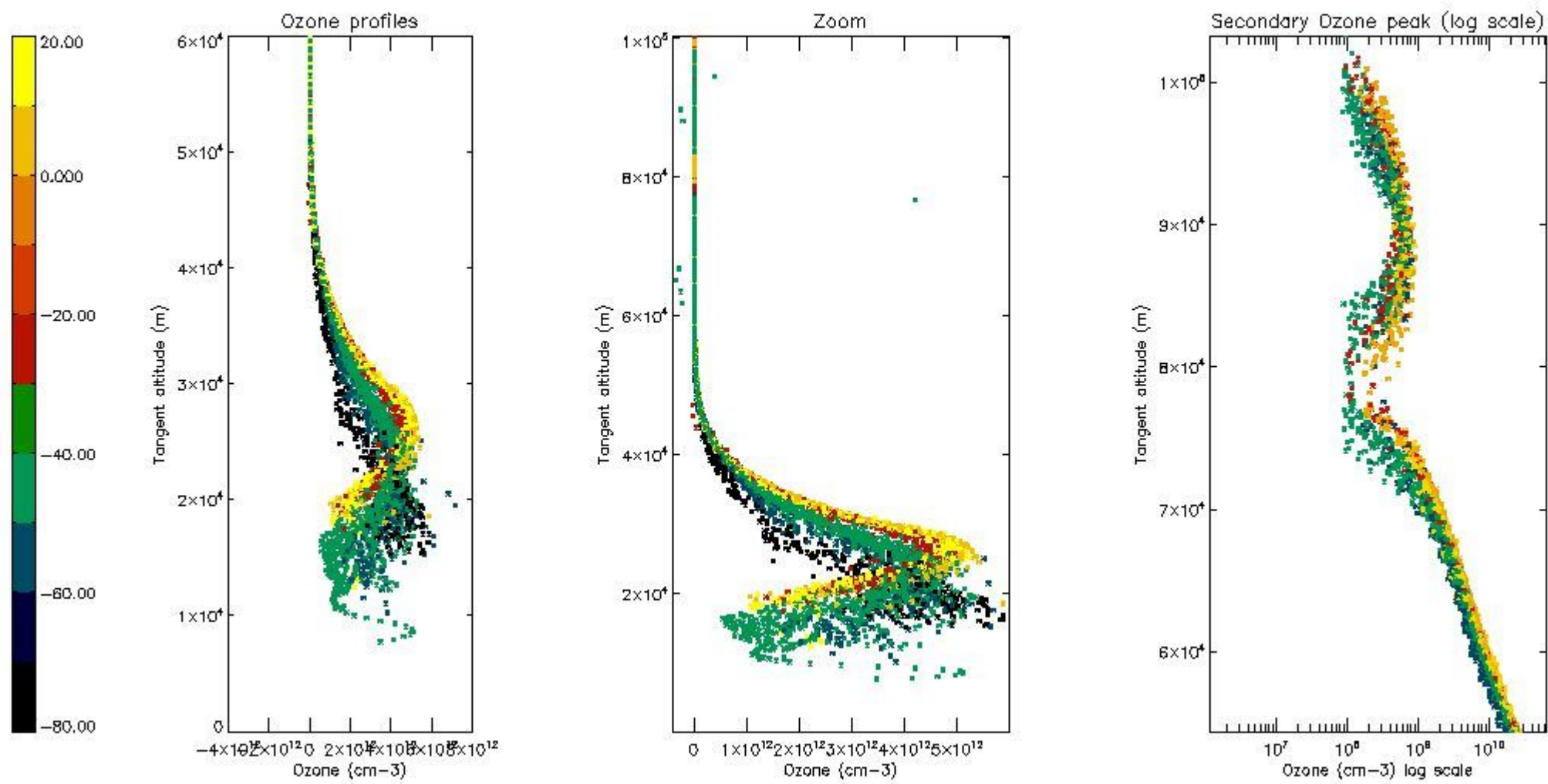
The colorbar represents the latitude.



5.3 Plot ozone profiles where STD < 20% (dark without errors)

The colorbar represents the latitude.

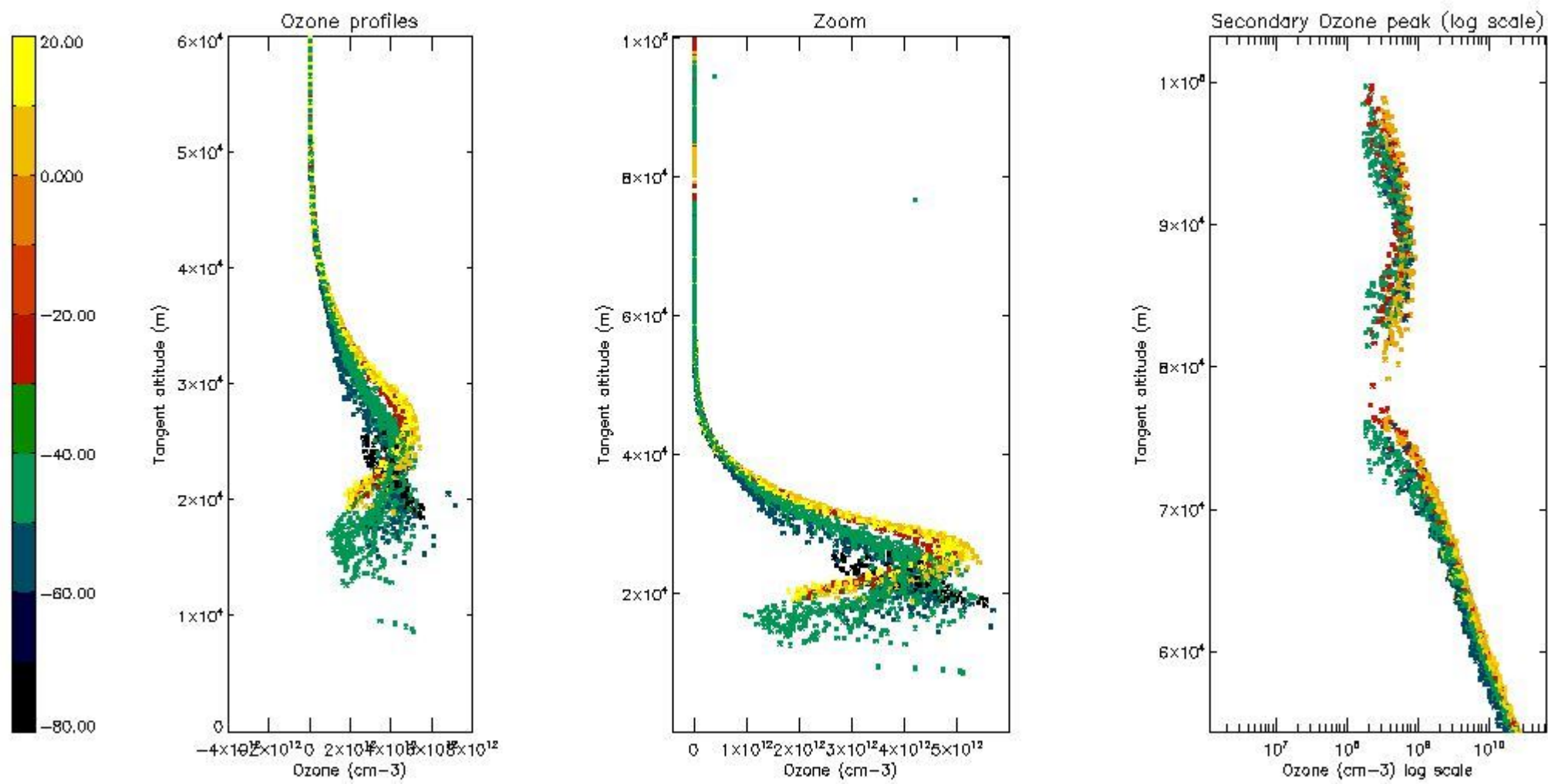




*5.4 Plot ozone profiles where STD < 10% (dark without errors)*

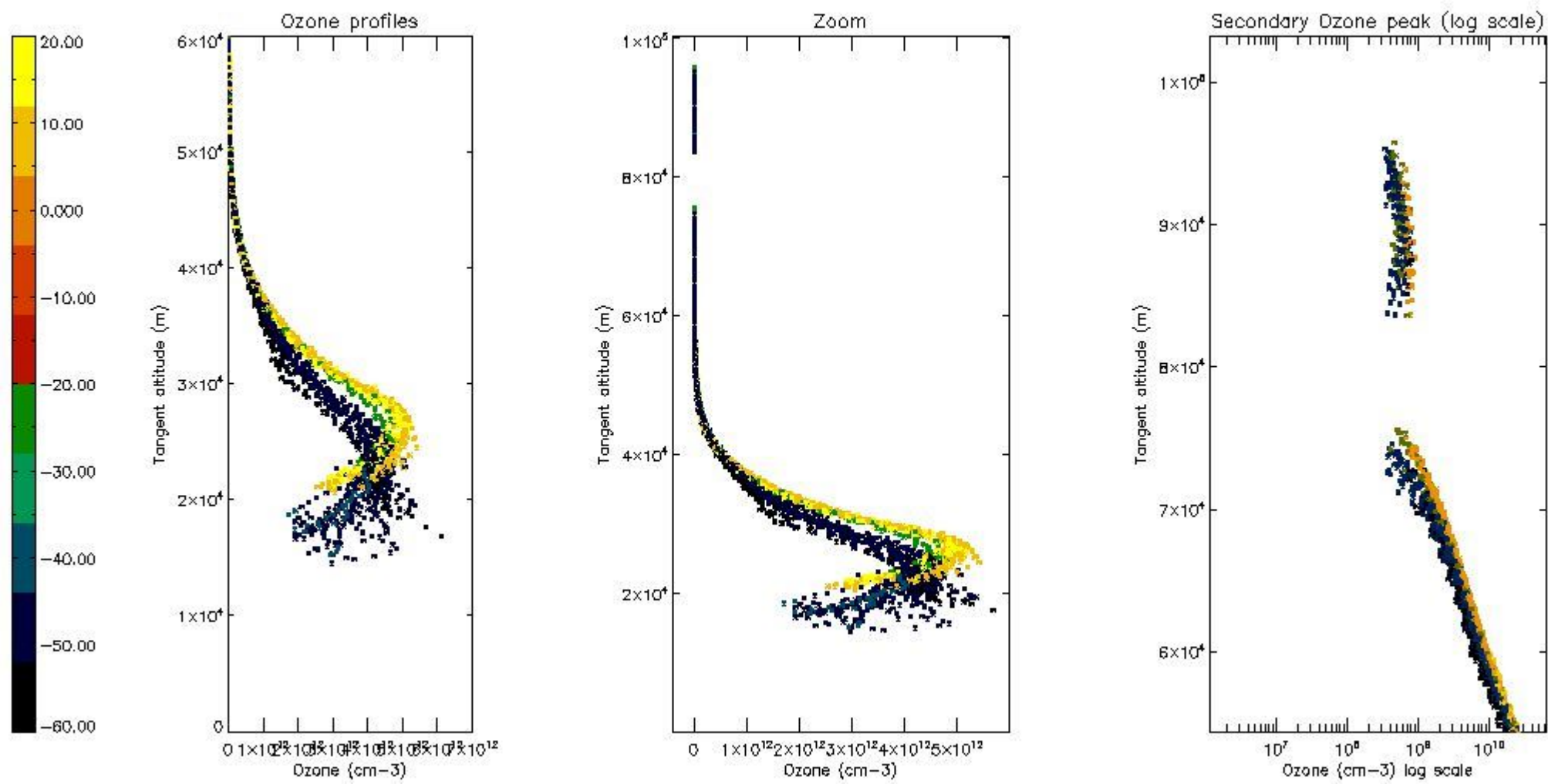
The colorbar represents the latitude.





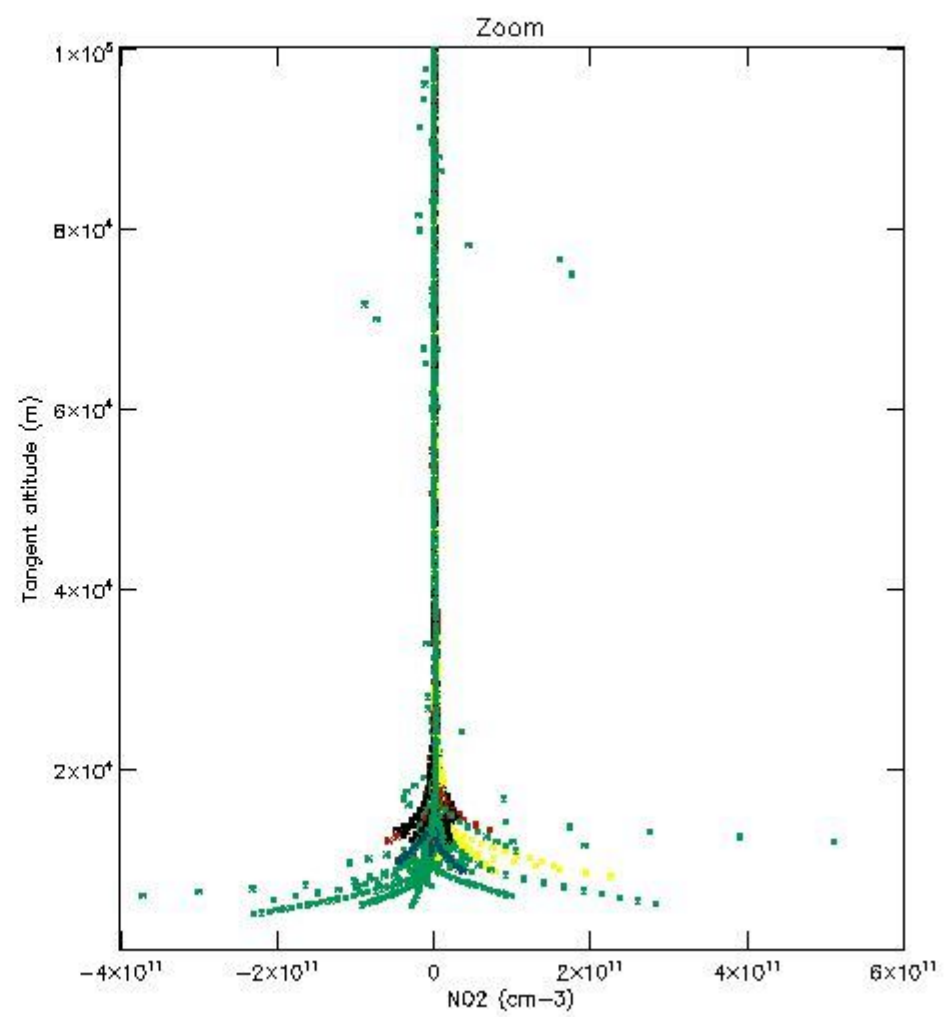
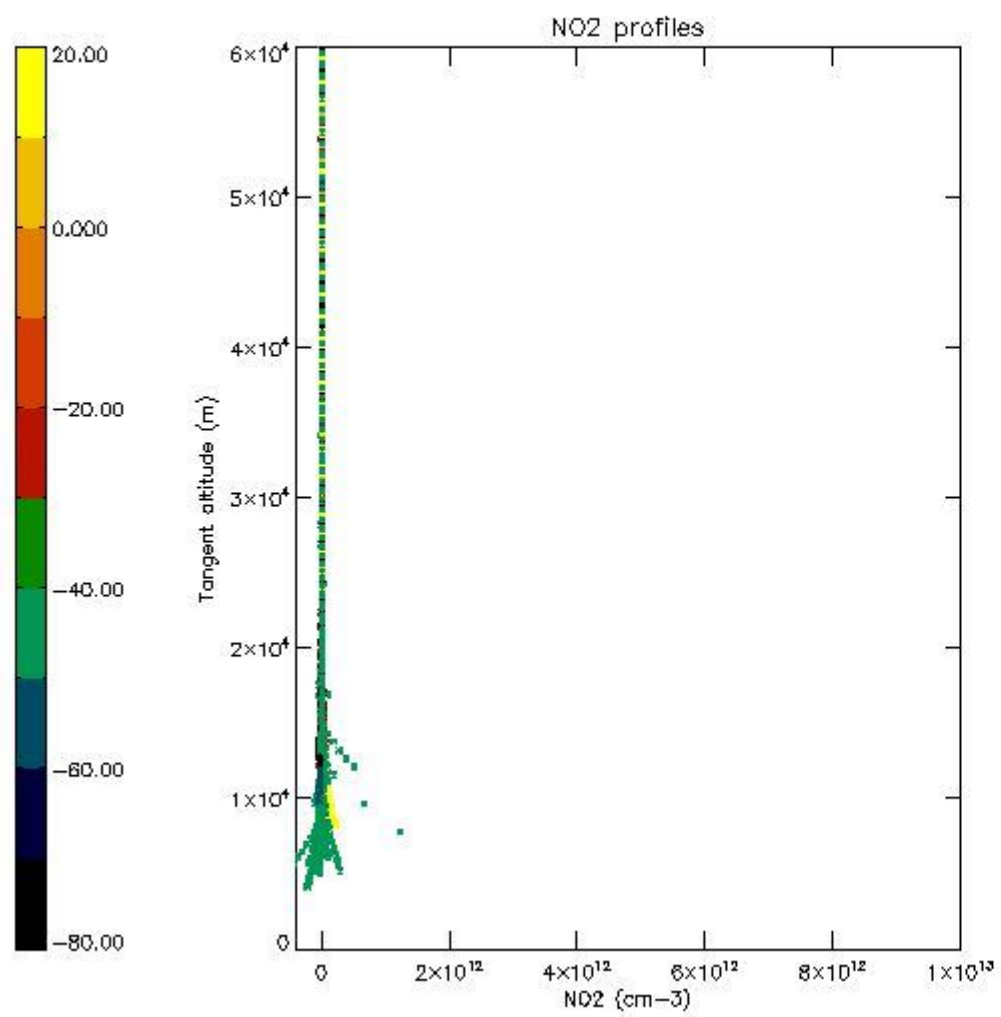
*5.5 Plot ozone profiles where STD < 5% (dark without errors)*

The colorbar represents the latitude.



*5.6 Plot NO<sub>2</sub> profiles for all STD (dark without errors)*

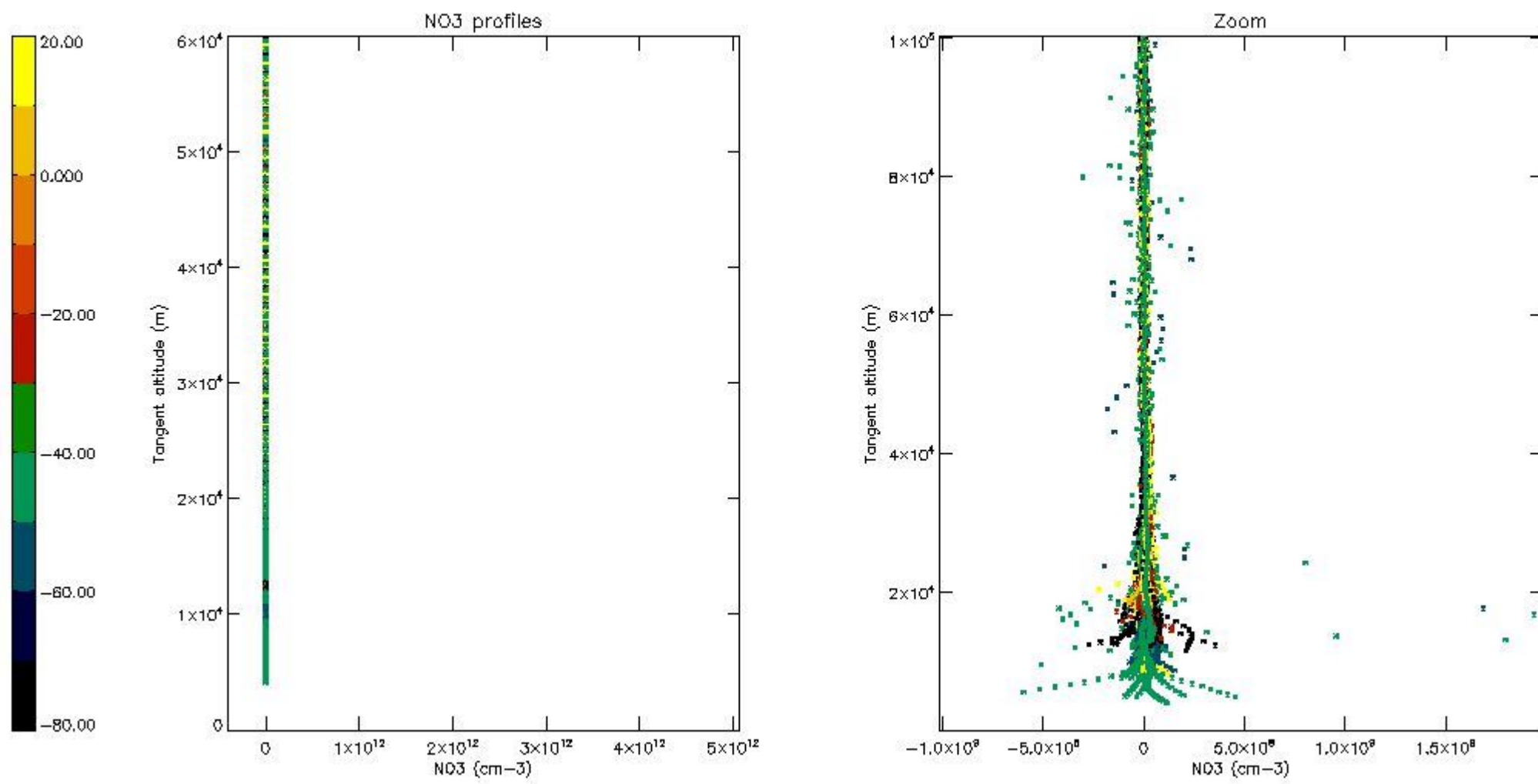
The colorbar represents the latitude.



*5.7 Plot NO3 profiles for all STD (dark without errors)*

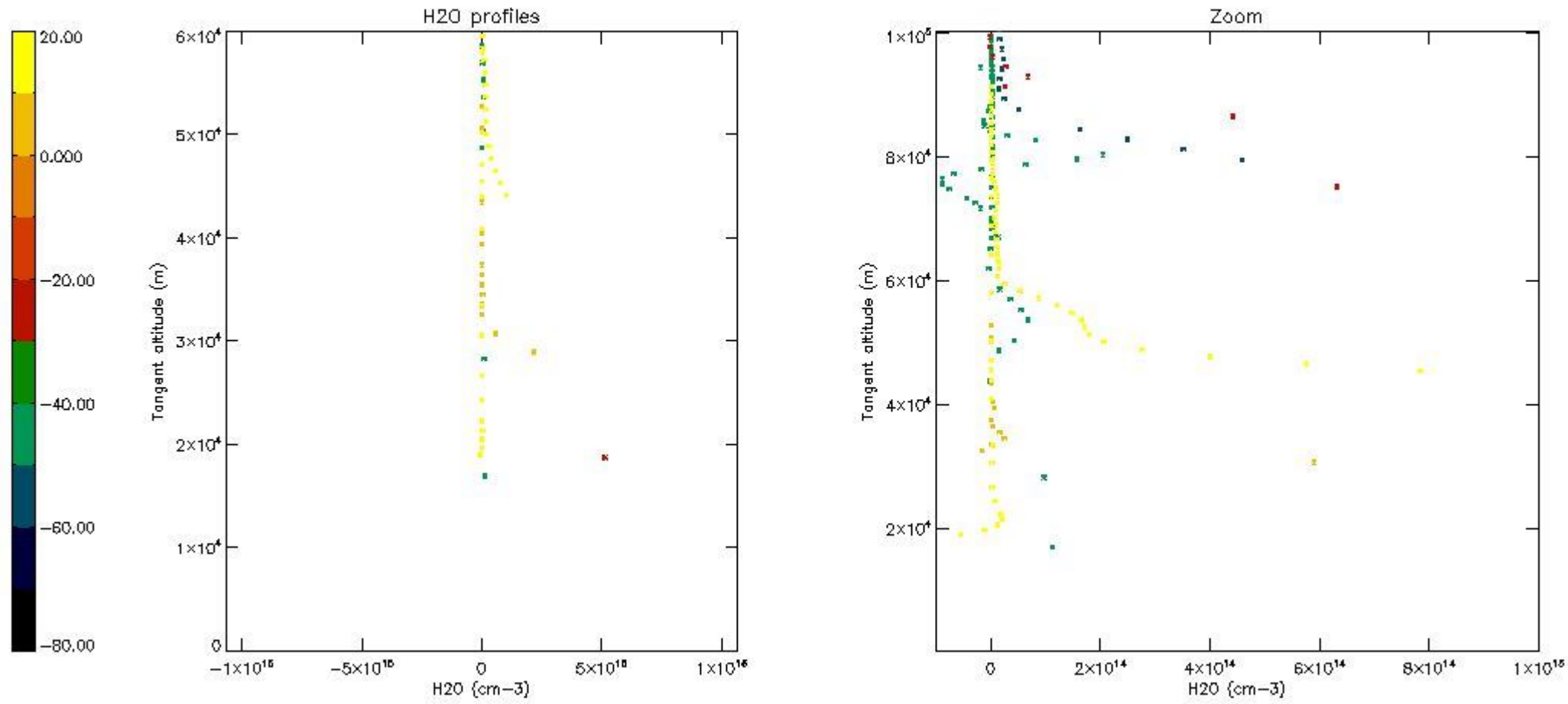
The colorbar represents the latitude.





5.8 Plot H<sub>2</sub>O profiles for all STD (only for occultations of stars 1,2,3,4,13,14,16,26,63 dark without errors)

The colorbar represents the latitude.



## 6. Auxiliary Data Files used for the production reported in section 2

The number reported in the third column indicates since which file (see list in section 2) the corresponding auxiliary file has been used. The fourth column is the date of those product files.

Type	Auxiliary Filename	Used since product	Used since product date
INST_PHYS_CHARACTERISTICS	GOM_INS_AXVIEC20091111_143220_20030716_120000_20500101_000000	1	11-APR-2004 00:00:11
LEVEL-2_PROC_CONFIG	GOM_PR2_AXVIEC20091111_152718_20020301_000000_20500101_000000	1	11-APR-2004 00:00:11
CROSS_SECTIONS_FILE	GOM_CR2_AXVIEC20091111_154832_20020301_000000_20500101_000000	1	11-APR-2004 00:00:11

# GOMOS Level 2 Daily Report

## SUMMARY

### [1. General Info](#)

### [2. Summary of processed GOM\\_NL\\_2P products](#)

### [3. Level 2 Quality information per product](#)

#### [3.1 Plot of level 2 quality information per product \(time dependant\)](#)

#### [3.2 Plot of level 2 quality information per product \(world map\)](#)

### [4. Level 1 Quality information per product \(stored on level 2 products\)](#)

#### [4.1 Plot of level 1 quality information per product \(time dependant\)](#)

##### [4.1.1 Plot of level 1 quality information per product \(time dependant\): ASCENDING](#)

##### [4.1.2 Plot of level 1 quality information per product \(time dependant\): DESCENDING](#)

#### [4.2 Plot of level 1 quality information per product \(world map\)](#)

##### [4.2.1 Plot of level 1 quality information per product \(world map\): ASCENDING](#)

##### [4.2.2 Plot of level 1 quality information per product \(world map\): DESCENDING](#)

### [5. Ozone profiles based on quality statistics and other trace gas profiles](#)

#### [5.1 Ozone statistics based on quality of products](#)

#### [5.2 Plot ozone profiles for all STD \(dark without errors\)](#)

#### [5.3 Plot ozone profiles where STD < 20% \(dark without errors\)](#)

#### [5.4. Plot ozone profiles where STD < 10% \(dark without errors\)](#)

#### [5.5. Plot ozone profiles where STD < 5% \(dark without errors\)](#)

#### [5.6 Plot NO2 profiles for all STD \(dark without errors\)](#)

#### [5.7 Plot NO3 profiles for all STD \(dark without errors\)](#)

#### [5.8 Plot H2O profiles \(only for occultations of stars 1,2,3,4,13,14,16,26,63 dark without errors\) for all STD](#)

### [6. Auxiliary Data Files used for the production reported in section 2](#)



This report presents the daily analysis on parameters extracted from GOMOS level 2 data (GOM\_NL\_\_2P). It is intended to monitor some important parameters that will impact the quality of these products. A list of level 2 products (and content) that have arrived during the reporting day to the PCF is also given.

Item	Value
Time of report generation	18APR2013 23:36:34
Data source version	GOMOS/6.01
Start time of products	11-04-2004 (11APR2004 00:00:00)
Stop time of products	12-04-2004 (12APR2004 00:00:00)
Store outputs in DB	Yes
Nb of level 2 prods	450
Nb of prods with errors	0

## 2. Summary of processed GOM\_NL\_\_2P products.

Nr	Filename	UTC Start time	Limb	Duration	Star Id	Star Name	Star Mag	Star Temp	Nb Meas	Orbit	Prod. error
1	GOM_NL__2PRFIN20040411_000011_000000342025_00474_11049_1471.N1	11-APR-2004 00:00:11	Bright	33.500	49	1Alp UMi	1.9900	6300.0	67	11049	No
2	GOM_NL__2PRFIN20040411_000415_000000602025_00474_11049_1472.N1	11-APR-2004 00:04:15	Bright	59.500	130	23Bet Dra	2.7990	5800.0	119	11049	No
3	GOM_NL__2PRFIN20040411_000705_000000382025_00474_11049_1473.N1	11-APR-2004 00:07:05	Bright	38.000	110	37Del Cas	2.6780	8900.0	76	11049	No
4	GOM_NL__2PRFIN20040411_000824_000000382025_00474_11049_1474.N1	11-APR-2004 00:08:24	Bright	37.500	74	11Bet Cas	2.2680	6600.0	75	11049	No
5	GOM_NL__2PRFIN20040411_001359_000001022025_00474_11049_1475.N1	11-APR-2004 00:13:59	Bright	101.50	5	3Alp Lyr	0.033000	11000.	203	11049	No
6	GOM_NL__2PRFIN20040411_001658_000000492025_00474_11049_1476.N1	11-APR-2004 00:16:58	Bright	49.000	92	53Eps Cyg	2.5000	4500.0	98	11049	No
7	GOM_NL__2PRFIN20040411_002403_000000482025_00474_11049_1477.N1	11-APR-2004 00:24:03	Twilight	47.500	61	8Eps Peg	2.1000	3900.0	95	11049	No
8	GOM_NL__2PRFIN20040411_002632_000000452025_00474_11049_1478.N1	11-APR-2004 00:26:32	Dark	44.500	162	34Alp Aqr	2.9440	5350.0	89	11049	No
9	GOM_NL__2PRFIN20040411_002930_000000982025_00474_11049_1479.N1	11-APR-2004 00:29:30	Dark	98.000	11	53Alp Aql	0.76500	8000.0	196	11049	No
10	GOM_NL__2PRFIN20040411_003340_000000462025_00474_11049_1480.N1	11-APR-2004 00:33:40	Dark	46.000	18	24Alp PsA	1.1660	9700.0	92	11049	No
11	GOM_NL__2PRFIN20040411_003831_000000512025_00474_11049_1481.N1	11-APR-2004 00:38:31	Dark	50.500	63	Bet Gru	2.1500	2800.0	101	11049	No
12	GOM_NL__2PRFIN20040411_004221_000000462025_00474_11049_1482.N1	11-APR-2004 00:42:21	Dark	45.500	148	Alp Tuc	2.8780	4100.0	91	11049	No
13	GOM_NL__2PRFIN20040411_004344_000000432025_00475_11050_1472.N1	11-APR-2004 00:43:44	Dark	43.000	45	Alp Pav	1.9400	26000.	86	11050	No
14	GOM_NL__2PRFIN20040411_004801_000000632025_00475_11050_1473.N1	11-APR-2004 00:48:01	Dark	63.000	38	20Eps Sgr	1.8360	11000.	126	11050	No
15	GOM_NL__2PRFIN20040411_005104_000000652025_00475_11050_1474.N1	11-APR-2004 00:51:04	Dark	65.000	40	The Sco	1.8590	7100.0	130	11050	No
16	GOM_NL__2PRFIN20040411_005314_000000432025_00475_11050_1475.N1	11-APR-2004 00:53:14	Dark	42.500	134	Bet TrA	2.8100	6600.0	85	11050	No
17	GOM_NL__2PRFIN20040411_005543_000000492025_00475_11050_1476.N1	11-APR-2004 00:55:43	Straylight	48.500	4	Alp1Cen	-0.010000	5800.0	97	11050	No
18	GOM_NL__2PRFIN20040411_005805_000000392025_00475_11050_1477.N1	11-APR-2004 00:58:05	Straylight	39.000	20	Bet Cru	1.2530	30000.	78	11050	No
19	GOM_NL__2PRFIN20040411_010053_000001082025_00475_11050_1478.N1	11-APR-2004 01:00:53	Straylight	108.00	16	21Alp Sco	1.0200	3000.0	216	11050	No
20	GOM_NL__2PRFIN20040411_010342_000000452025_00475_11050_1479.N1	11-APR-2004 01:03:42	Straylight	45.000	123	lot Cen	2.7500	10200.	90	11050	No
21	GOM_NL__2PRFIN20040411_010613_000001102025_00475_11050_1480.N1	11-APR-2004 01:06:13	Twl_and_stray	109.50	97	8Bet1Sco	2.5610	30000.	219	11050	No
22	GOM_NL__2PRFIN20040411_011004_000000422025_00475_11050_1481.N1	11-APR-2004 01:10:04	Bright	41.500	100	4Gam Crv	2.5800	13100.	83	11050	No
23	GOM_NL__2PRFIN20040411_011132_000000522025_00475_11050_1482.N1	11-APR-2004 01:11:32	Bright	51.500	15	67Alp Vir	0.97600	28000.	103	11050	No
24	GOM_NL__2PRFIN20040411_011439_000000412025_00475_11050_1483.N1	11-APR-2004 01:14:39	Bright	41.000	121	29Gam Vir	2.7400	7200.0	82	11050	No
25	GOM_NL__2PRFIN20040411_011920_000000392025_00475_11050_1484.N1	11-APR-2004 01:19:20	Bright	39.000	62	94Bet Leo	2.1360	9700.0	78	11050	No
26	GOM_NL__2PRFIN20040411_012109_000000402025_00475_11050_1485.N1	11-APR-2004 01:21:09	Bright	40.000	96	68Del Leo	2.5600	9300.0	80	11050	No
27	GOM_NL__2PRFIN20040411_012347_000000622025_00475_11050_1486.N1	11-APR-2004 01:23:47	Bright	61.500	3	16Alp Boo	-0.050000	4250.0	123	11050	No
28	GOM_NL__2PRFIN20040411_012653_000000402025_00475_11050_1487.N1	11-APR-2004 01:26:53	Bright	40.000	152	12Alp2CVn	2.8900	11000.	80	11050	No
29	GOM_NL__2PRFIN20040411_013029_000000362025_00475_11050_1488.N1	11-APR-2004 01:30:29	Bright	36.000	87	64Gam UMa	2.4330	11000.	72	11050	No
30	GOM_NL__2PRFIN20040411_013149_000000422025_00475_11050_1489.N1	11-APR-2004 01:31:49	Bright	42.000	32	77Eps UMa	1.7630	11000.	84	11050	No
31	GOM_NL__2PRFIN20040411_013817_000000392025_00475_11050_1490.N1	11-APR-2004 01:38:17	Bright	38.500	60	7Bet UMi	2.0810	3950.0	77	11050	No
32	GOM_NL__2PRFIN20040411_014047_000000362025_00475_11050_1491.N1	11-APR-2004 01:40:47	Bright	36.000	49	1Alp UMi	1.9900	6300.0	72	11050	No
33	GOM_NL__2PRFIN20040411_014450_000000612025_00475_11050_1492.N1	11-APR-2004 01:44:50	Bright	60.500	130	23Bet Dra	2.7990	5800.0	121	11050	No
34	GOM_NL__2PRFIN20040411_014739_000000382025_00475_11050_1493.N1	11-APR-2004 01:47:39	Bright	37.500	110	37Del Cas	2.6780	8900.0	75	11050	No
35	GOM_NL__2PRFIN20040411_014900_000000522025_00475_11050_1494.N1	11-APR-2004 01:49:00	Bright	52.000	74	11Bet Cas	2.2680	6600.0	104	11050	No
36	GOM_NL__2PRFIN20040411_015434_000001122025_00475_11050_1495.N1	11-APR-2004 01:54:34	Bright	111.50	5	3Alp Lyr	0.033000	11000.	223	11050	No
37	GOM_NL__2PRFIN20040411_015734_000000512025_00475_11050_1496.N1	11-APR-2004 01:57:34	Bright	51.000	92	53Eps Cyg	2.5000	4500.0	102	11050	No
38	GOM_NL__2PRFIN20040411_020439_000000532025_00475_11050_1497.N1	11-APR-2004 02:04:39	Twilight	52.500	61	8Eps Peg	2.1000	3900.0	105	11050	No
39	GOM_NL__2PRFIN20040411_020708_000000442025_00475_11050_1498.N1	11-APR-2004 02:07:08	Dark	43.500	162	34Alp Aqr	2.9440	5350.0	87	11050	No
40	GOM_NL__2PRFIN20040411_021007_000000922025_00475_11050_1499.N1	11-APR-2004 02:10:07	Dark	91.500	11	53Alp Aql	0.76500	8000.0	183	11050	No
41	GOM_NL__2PRFIN20040411_021416_000000422025_00475_11050_1500.N1	11-APR-2004 02:14:16	Dark	41.500	18	24Alp PsA	1.1660	9700.0	83	11050	No
42	GOM_NL__2PRFIN20040411_021907_000000442025_00475_11050_1501.N1	11-APR-2004 02:19:07	Dark	43.500	63	Bet Gru	2.1500	2800.0	87	11050	No

43	GOM_NL__2PRFIN20040411_022257_000000392025_00475_11050_1502.N1	11-APR-2004 02:22:57	Dark	38.500	148	Alp Tuc	2.8780	4100.0	77	11050	No
44	GOM_NL__2PRFIN20040411_022838_000000682025_00476_11051_1473.N1	11-APR-2004 02:28:38	Dark	67.500	38	20Eps Sgr	1.8360	11000.	135	11051	No
45	GOM_NL__2PRFIN20040411_023143_000000612025_00476_11051_1474.N1	11-APR-2004 02:31:43	Dark	60.500	40	The Sco	1.8590	7100.0	121	11051	No
46	GOM_NL__2PRFIN20040411_023351_000000432025_00476_11051_1475.N1	11-APR-2004 02:33:51	Dark	42.500	134	Bet TrA	2.8100	6600.0	85	11051	No
47	GOM_NL__2PRFIN20040411_023619_000000542025_00476_11051_1476.N1	11-APR-2004 02:36:19	Straylight	54.000	4	Alp1Cen	-0.010000	5800.0	108	11051	No
48	GOM_NL__2PRFIN20040411_023842_000000442025_00476_11051_1477.N1	11-APR-2004 02:38:42	Straylight	43.500	20	Bet Cru	1.2530	30000.	87	11051	No
49	GOM_NL__2PRFIN20040411_024130_000000982025_00476_11051_1478.N1	11-APR-2004 02:41:30	Straylight	98.000	16	21Alp Sco	1.0200	3000.0	196	11051	No
50	GOM_NL__2PRFIN20040411_024420_000000442025_00476_11051_1479.N1	11-APR-2004 02:44:20	Straylight	43.500	123	lot Cen	2.7500	10200.	87	11051	No
51	GOM_NL__2PRFIN20040411_024650_000001092025_00476_11051_1480.N1	11-APR-2004 02:46:50	Twilight	108.50	97	8Bet1Sco	2.5610	30000.	217	11051	No
52	GOM_NL__2PRFIN20040411_025040_000000432025_00476_11051_1481.N1	11-APR-2004 02:50:40	Bright	43.000	100	4Gam Crv	2.5800	13100.	86	11051	No
53	GOM_NL__2PRFIN20040411_025210_000000512025_00476_11051_1482.N1	11-APR-2004 02:52:10	Bright	51.000	15	67Alp Vir	0.97600	28000.	102	11051	No
54	GOM_NL__2PRFIN20040411_025515_000000422025_00476_11051_1483.N1	11-APR-2004 02:55:15	Bright	41.500	121	29Gam Vir	2.7400	7200.0	83	11051	No
55	GOM_NL__2PRFIN20040411_025957_000000382025_00476_11051_1484.N1	11-APR-2004 02:59:57	Bright	38.000	62	94Bet Leo	2.1360	9700.0	76	11051	No
56	GOM_NL__2PRFIN20040411_030145_000000422025_00476_11051_1485.N1	11-APR-2004 03:01:45	Bright	41.500	96	68Del Leo	2.5600	9300.0	83	11051	No
57	GOM_NL__2PRFIN20040411_030422_000000632025_00476_11051_1486.N1	11-APR-2004 03:04:22	Bright	62.500	3	16Alp Boo	-0.050000	4250.0	125	11051	No
58	GOM_NL__2PRFIN20040411_030729_000000412025_00476_11051_1487.N1	11-APR-2004 03:07:29	Bright	40.500	152	12Alp2CVn	2.8900	11000.	81	11051	No
59	GOM_NL__2PRFIN20040411_031105_000000382025_00476_11051_1488.N1	11-APR-2004 03:11:05	Bright	38.000	87	64Gam UMa	2.4330	11000.	76	11051	No
60	GOM_NL__2PRFIN20040411_031225_000000402025_00476_11051_1489.N1	11-APR-2004 03:12:25	Bright	39.500	32	77Eps UMa	1.7630	11000.	79	11051	No
61	GOM_NL__2PRFIN20040411_031852_000000412025_00476_11051_1490.N1	11-APR-2004 03:18:52	Bright	41.000	60	7Bet UMi	2.0810	3950.0	82	11051	No
62	GOM_NL__2PRFIN20040411_032122_000000392025_00476_11051_1491.N1	11-APR-2004 03:21:22	Bright	38.500	49	1Alp UMi	1.9900	6300.0	77	11051	No
63	GOM_NL__2PRFIN20040411_032525_000000612025_00476_11051_1492.N1	11-APR-2004 03:25:25	Bright	60.500	130	23Bet Dra	2.7990	5800.0	121	11051	No
64	GOM_NL__2PRFIN20040411_032817_000000382025_00476_11051_1493.N1	11-APR-2004 03:28:17	Bright	37.500	110	37Del Cas	2.6780	8900.0	75	11051	No
65	GOM_NL__2PRFIN20040411_032936_000000362025_00476_11051_1494.N1	11-APR-2004 03:29:36	Bright	35.500	74	11Bet Cas	2.2680	6600.0	71	11051	No
66	GOM_NL__2PRFIN20040411_033510_000001132025_00476_11051_1495.N1	11-APR-2004 03:35:10	Bright	112.50	5	3Alp Lyr	0.033000	11000.	225	11051	No
67	GOM_NL__2PRFIN20040411_033810_000000532025_00476_11051_1496.N1	11-APR-2004 03:38:10	Bright	53.000	92	53Eps Cyg	2.5000	4500.0	106	11051	No
68	GOM_NL__2PRFIN20040411_034514_000000562025_00476_11051_1497.N1	11-APR-2004 03:45:14	Twilight	55.500	61	8Eps Peg	2.1000	3900.0	111	11051	No
69	GOM_NL__2PRFIN20040411_034744_000000482025_00476_11051_1498.N1	11-APR-2004 03:47:44	Dark	47.500	162	34Alp Aqr	2.9440	5350.0	95	11051	No
70	GOM_NL__2PRFIN20040411_035044_000000992025_00476_11051_1499.N1	11-APR-2004 03:50:44	Dark	98.500	11	53Alp Aql	0.76500	8000.0	197	11051	No
71	GOM_NL__2PRFIN20040411_035452_000000442025_00476_11051_1500.N1	11-APR-2004 03:54:52	Dark	43.500	18	24Alp PsA	1.1660	9700.0	87	11051	No
72	GOM_NL__2PRFIN20040411_035801_000000412025_00476_11051_1501.N1	11-APR-2004 03:58:01	Dark	40.500	172	Gam Gru	3.0030	13100.	81	11051	No
73	GOM_NL__2PRFIN20040411_035944_000000452025_00476_11051_1502.N1	11-APR-2004 03:59:44	Dark	44.500	63	Bet Gru	2.1500	2800.0	89	11051	No
74	GOM_NL__2PRFIN20040411_040334_000000412025_00476_11051_1503.N1	11-APR-2004 04:03:34	Dark	41.000	148	Alp Tuc	2.8780	4100.0	82	11051	No
75	GOM_NL__2PRFIN20040411_040916_000000632025_00477_11052_1474.N1	11-APR-2004 04:09:16	Dark	62.500	38	20Eps Sgr	1.8360	11000.	125	11052	No
76	GOM_NL__2PRFIN20040411_041221_000000602025_00477_11052_1475.N1	11-APR-2004 04:12:21	Dark	60.000	40	The Sco	1.8590	7100.0	120	11052	No
77	GOM_NL__2PRFIN20040411_041428_000000422025_00477_11052_1476.N1	11-APR-2004 04:14:28	Dark	41.500	134	Bet TrA	2.8100	6600.0	83	11052	No
78	GOM_NL__2PRFIN20040411_041657_000000442025_00477_11052_1477.N1	11-APR-2004 04:16:57	Straylight	43.500	4	Alp1Cen	-0.010000	5800.0	87	11052	No
79	GOM_NL__2PRFIN20040411_041915_000000422025_00477_11052_1478.N1	11-APR-2004 04:19:15	Straylight	42.000	20	Bet Cru	1.2530	30000.	84	11052	No
80	GOM_NL__2PRFIN20040411_042207_000001062025_00477_11052_1479.N1	11-APR-2004 04:22:07	Straylight	105.50	16	21Alp Sco	1.0200	3000.0	211	11052	No
81	GOM_NL__2PRFIN20040411_042456_000000462025_00477_11052_1480.N1	11-APR-2004 04:24:56	Straylight	45.500	123	lot Cen	2.7500	10200.	91	11052	No
82	GOM_NL__2PRFIN20040411_042725_000001062025_00477_11052_1481.N1	11-APR-2004 04:27:25	Twilight	106.00	97	8Bet1Sco	2.5610	30000.	212	11052	No
83	GOM_NL__2PRFIN20040411_043116_000000422025_00477_11052_1482.N1	11-APR-2004 04:31:16	Bright	42.000	100	4Gam Crv	2.5800	13100.	84	11052	No
84	GOM_NL__2PRFIN20040411_043247_000000492025_00477_11052_1483.N1	11-APR-2004 04:32:47	Bright	49.000	15	67Alp Vir	0.97600	28000.	98	11052	No
85	GOM_NL__2PRFIN20040411_043551_000000412025_00477_11052_1484.N1	11-APR-2004 04:35:51	Bright	41.000	121	29Gam Vir	2.7400	7200.0	82	11052	No
86	GOM_NL__2PRFIN20040411_044033_000000372025_00477_11052_1485.N1	11-APR-2004 04:40:33	Bright	37.000	62	94Bet Leo	2.1360	9700.0	74	11052	No
87	GOM_NL__2PRFIN20040411_044224_000000372025_00477_11052_1486.N1	11-APR-2004 04:42:24	Bright	37.000	96	68Del Leo	2.5600	9300.0	74	11052	No
88	GOM_NL__2PRFIN20040411_044456_000000652025_00477_11052_1487.N1	11-APR-2004 04:44:56	Bright	64.500	3	16Alp Boo	-0.050000	4250.0	129	11052	No
89	GOM_NL__2PRFIN20040411_044805_000000412025_00477_11052_1488.N1	11-APR-2004 04:48:05	Bright	40.500	152	12Alp2CVn	2.8900	11000.	81	11052	No
90	GOM_NL__2PRFIN20040411_045141_000000362025_00477_11052_1489.N1	11-APR-2004 04:51:41	Bright	36.000	87	64Gam UMa	2.4330	11000.	72	11052	No
91	GOM_NL__2PRFIN20040411_045301_000000402025_00477_11052_1490.N1	11-APR-2004 04:53:01	Bright	40.000	32	77Eps UMa	1.7630	11000.	80	11052	No
92	GOM_NL__2PRFIN20040411_045927_000000422025_00477_11052_1491.N1	11-APR-2004 04:59:27	Bright	42.000	60	7Bet UMi	2.0810	3950.0	84	11052	No
93	GOM_NL__2PRFIN20040411_050159_000000372025_00477_11052_1492.N1	11-APR-2004 05:01:59	Bright	37.000	49	1Alp UMi	1.9900	6300.0	74	11052	No
94	GOM_NL__2PRFIN20040411_050559_000000642025_00477_11052_1493.N1	11-APR-2004 05:05:59	Bright	64.000	130	23Bet Dra	2.7990	5800.0	128	11052	No
95	GOM_NL__2PRFIN20040411_050854_000000382025_00477_11052_1494.N1	11-APR-2004 05:08:54	Bright	37.500	110	37Del Cas	2.6780	8900.0	75	11052	No
96	GOM_NL__2PRFIN20040411_051013_000000352025_00477_11052_1495.N1	11-APR-2004 05:10:13	Bright	34.500	74	11Bet Cas	2.2680	6600.0	69	11052	No
97	GOM_NL__2PRFIN20040411_051545_000001022025_00477_11052_1496.N1	11-APR-2004 05:15:45	Bright	101.50	5	3Alp Lyr	0.033000	11000.	203	11052	No
98	GOM_NL__2PRFIN20040411_051844_000000532025_00477_11052_1497.N1	11-APR-2004 05:18:44	Bright	53.000	92	53Eps Cyg	2.5000	4500.0	106	11052	No
99	GOM_NL__2PRFIN20040411_052553_000000522025_00477_11052_1498.N1	11-APR-2004 05:25:53	Twilight	52.000	61	8Eps Peg	2.1000	3900.0	104	11052	No
100	GOM_NL__2PRFIN20040411_052821_000000462025_00477_11052_1499.N1	11-APR-2004 05:28:21	Dark	45.500	162	34Alp Aqr	2.9440	5350.0	91	11052	No
101	GOM_NL__2PRFIN20040411_053121_000000912025_00477_11052_1500.N1	11-APR-2004 05:31:21	Dark	91.000	11	53Alp Aql	0.76500	8000.0	182	11052	No

102	GOM_NL__2PRFIN20040411_053528_000000432025_00477_11052_1501.N1	11-APR-2004 05:35:28	Dark	43.000	18	24Alp PsA	1.1660	9700.0	86	11052	No
103	GOM_NL__2PRFIN20040411_053838_000000412025_00477_11052_1502.N1	11-APR-2004 05:38:38	Dark	40.500	172	Gam Gru	3.0030	13100.	81	11052	No
104	GOM_NL__2PRFIN20040411_054020_000000462025_00477_11052_1503.N1	11-APR-2004 05:40:20	Dark	46.000	63	Bet Gru	2.1500	2800.0	92	11052	No
105	GOM_NL__2PRFIN20040411_054410_000000422025_00477_11052_1504.N1	11-APR-2004 05:44:10	Dark	41.500	148	Alp Tuc	2.8780	4100.0	83	11052	No
106	GOM_NL__2PRFIN20040411_054953_000000642025_00478_11053_1475.N1	11-APR-2004 05:49:53	Dark	64.000	38	20Eps Sgr	1.8360	11000.	128	11053	No
107	GOM_NL__2PRFIN20040411_055258_000000672025_00478_11053_1476.N1	11-APR-2004 05:52:58	Dark	66.500	40	The Sco	1.8590	7100.0	133	11053	No
108	GOM_NL__2PRFIN20040411_055505_000000412025_00478_11053_1477.N1	11-APR-2004 05:55:05	Dark	41.000	134	Bet TrA	2.8100	6600.0	82	11053	No
109	GOM_NL__2PRFIN20040411_055734_000000502025_00478_11053_1478.N1	11-APR-2004 05:57:34	Straylight	49.500	4	Alp1Cen	-0.010000	5800.0	99	11053	No
110	GOM_NL__2PRFIN20040411_055954_000000412025_00478_11053_1479.N1	11-APR-2004 05:59:54	Straylight	41.000	20	Bet Cru	1.2530	30000.	82	11053	No
111	GOM_NL__2PRFIN20040411_060244_000001022025_00478_11053_1480.N1	11-APR-2004 06:02:44	Straylight	102.00	16	21Alp Sco	1.0200	3000.0	204	11053	No
112	GOM_NL__2PRFIN20040411_060534_000000422025_00478_11053_1481.N1	11-APR-2004 06:05:34	Straylight	41.500	123	lot Cen	2.7500	10200.	83	11053	No
113	GOM_NL__2PRFIN20040411_060802_000001122025_00478_11053_1482.N1	11-APR-2004 06:08:02	Tw_i_and_stray	111.50	97	8Bet1Sco	2.5610	30000.	223	11053	No
114	GOM_NL__2PRFIN20040411_061153_000000412025_00478_11053_1483.N1	11-APR-2004 06:11:53	Bright	41.000	100	4Gam Crv	2.5800	13100.	82	11053	No
115	GOM_NL__2PRFIN20040411_061323_000000492025_00478_11053_1484.N1	11-APR-2004 06:13:23	Bright	49.000	15	67Alp Vir	0.97600	28000.	98	11053	No
116	GOM_NL__2PRFIN20040411_061628_000000412025_00478_11053_1485.N1	11-APR-2004 06:16:28	Bright	40.500	121	29Gam Vir	2.7400	7200.0	81	11053	No
117	GOM_NL__2PRFIN20040411_062109_000000372025_00478_11053_1486.N1	11-APR-2004 06:21:09	Bright	36.500	62	94Bet Leo	2.1360	9700.0	73	11053	No
118	GOM_NL__2PRFIN20040411_062301_000000372025_00478_11053_1487.N1	11-APR-2004 06:23:01	Bright	36.500	96	68Del Leo	2.5600	9300.0	73	11053	No
119	GOM_NL__2PRFIN20040411_062532_000000572025_00478_11053_1488.N1	11-APR-2004 06:25:32	Bright	56.500	3	16Alp Boo	-0.050000	4250.0	113	11053	No
120	GOM_NL__2PRFIN20040411_062841_000000392025_00478_11053_1489.N1	11-APR-2004 06:28:41	Bright	39.000	152	12Alp2CVn	2.8900	11000.	78	11053	No
121	GOM_NL__2PRFIN20040411_063217_000000392025_00478_11053_1490.N1	11-APR-2004 06:32:17	Bright	38.500	87	64Gam UMa	2.4330	11000.	77	11053	No
122	GOM_NL__2PRFIN20040411_063337_000000402025_00478_11053_1491.N1	11-APR-2004 06:33:37	Bright	39.500	32	77Eps UMa	1.7630	11000.	79	11053	No
123	GOM_NL__2PRFIN20040411_064003_000000382025_00478_11053_1492.N1	11-APR-2004 06:40:03	Bright	38.000	60	7Bet UMi	2.0810	3950.0	76	11053	No
124	GOM_NL__2PRFIN20040411_064235_000000382025_00478_11053_1493.N1	11-APR-2004 06:42:35	Bright	37.500	49	1Alp UMi	1.9900	6300.0	75	11053	No
125	GOM_NL__2PRFIN20040411_064635_000000622025_00478_11053_1494.N1	11-APR-2004 06:46:35	Bright	61.500	130	23Bet Dra	2.7990	5800.0	123	11053	No
126	GOM_NL__2PRFIN20040411_064930_000000352025_00478_11053_1495.N1	11-APR-2004 06:49:30	Bright	34.500	110	37Del Cas	2.6780	8900.0	69	11053	No
127	GOM_NL__2PRFIN20040411_065049_000000382025_00478_11053_1496.N1	11-APR-2004 06:50:49	Bright	37.500	74	11Bet Cas	2.2680	6600.0	75	11053	No
128	GOM_NL__2PRFIN20040411_065621_000001042025_00478_11053_1497.N1	11-APR-2004 06:56:21	Bright	103.50	5	3Alp Lyr	0.033000	11000.	207	11053	No
129	GOM_NL__2PRFIN20040411_065923_000000522025_00478_11053_1498.N1	11-APR-2004 06:59:23	Bright	52.000	92	53Eps Cyg	2.5000	4500.0	104	11053	No
130	GOM_NL__2PRFIN20040411_070629_000000502025_00478_11053_1499.N1	11-APR-2004 07:06:29	Twilight	50.000	61	8Eps Peg	2.1000	3900.0	100	11053	No
131	GOM_NL__2PRFIN20040411_070858_000000452025_00478_11053_1500.N1	11-APR-2004 07:08:58	Dark	44.500	162	34Alp Aqr	2.9440	5350.0	89	11053	No
132	GOM_NL__2PRFIN20040411_071200_000000992025_00478_11053_1501.N1	11-APR-2004 07:12:00	Dark	99.000	11	53Alp Aql	0.76500	8000.0	198	11053	No
133	GOM_NL__2PRFIN20040411_071605_000000442025_00478_11053_1502.N1	11-APR-2004 07:16:05	Dark	43.500	18	24Alp PsA	1.1660	9700.0	87	11053	No
134	GOM_NL__2PRFIN20040411_071915_000000412025_00478_11053_1503.N1	11-APR-2004 07:19:15	Dark	41.000	172	Gam Gru	3.0030	13100.	82	11053	No
135	GOM_NL__2PRFIN20040411_072056_000000492025_00478_11053_1504.N1	11-APR-2004 07:20:56	Dark	48.500	63	Bet Gru	2.1500	2800.0	97	11053	No
136	GOM_NL__2PRFIN20040411_072446_000000382025_00478_11053_1505.N1	11-APR-2004 07:24:46	Dark	38.000	148	Alp Tuc	2.8780	4100.0	76	11053	No
137	GOM_NL__2PRFIN20040411_073030_000000652025_00479_11054_1476.N1	11-APR-2004 07:30:30	Dark	64.500	38	20Eps Sgr	1.8360	11000.	129	11054	No
138	GOM_NL__2PRFIN20040411_073335_000000562025_00479_11054_1477.N1	11-APR-2004 07:33:35	Dark	56.000	40	The Sco	1.8590	7100.0	112	11054	No
139	GOM_NL__2PRFIN20040411_073541_000000422025_00479_11054_1478.N1	11-APR-2004 07:35:41	Dark	42.000	134	Bet TrA	2.8100	6600.0	84	11054	No
140	GOM_NL__2PRFIN20040411_073810_000000452025_00479_11054_1479.N1	11-APR-2004 07:38:10	Straylight	44.500	4	Alp1Cen	-0.010000	5800.0	89	11054	No
141	GOM_NL__2PRFIN20040411_074030_000000392025_00479_11054_1480.N1	11-APR-2004 07:40:30	Straylight	39.000	20	Bet Cru	1.2530	30000.	78	11054	No
142	GOM_NL__2PRFIN20040411_074321_000000982025_00479_11054_1481.N1	11-APR-2004 07:43:21	Straylight	98.000	16	21Alp Sco	1.0200	3000.0	196	11054	No
143	GOM_NL__2PRFIN20040411_074610_000000422025_00479_11054_1482.N1	11-APR-2004 07:46:10	Straylight	42.000	123	lot Cen	2.7500	10200.	84	11054	No
144	GOM_NL__2PRFIN20040411_074838_000001102025_00479_11054_1483.N1	11-APR-2004 07:48:38	Tw_i_and_stray	110.00	97	8Bet1Sco	2.5610	30000.	220	11054	No
145	GOM_NL__2PRFIN20040411_075229_000000392025_00479_11054_1484.N1	11-APR-2004 07:52:29	Bright	39.000	100	4Gam Crv	2.5800	13100.	78	11054	No
146	GOM_NL__2PRFIN20040411_075359_000000492025_00479_11054_1485.N1	11-APR-2004 07:53:59	Bright	49.000	15	67Alp Vir	0.97600	28000.	98	11054	No
147	GOM_NL__2PRFIN20040411_075704_000000412025_00479_11054_1486.N1	11-APR-2004 07:57:04	Bright	40.500	121	29Gam Vir	2.7400	7200.0	81	11054	No
148	GOM_NL__2PRFIN20040411_080146_000000372025_00479_11054_1487.N1	11-APR-2004 08:01:46	Bright	37.000	62	94Bet Leo	2.1360	9700.0	74	11054	No
149	GOM_NL__2PRFIN20040411_080337_000000372025_00479_11054_1488.N1	11-APR-2004 08:03:37	Bright	36.500	96	68Del Leo	2.5600	9300.0	73	11054	No
150	GOM_NL__2PRFIN20040411_080607_000000602025_00479_11054_1489.N1	11-APR-2004 08:06:07	Bright	60.000	3	16Alp Boo	-0.050000	4250.0	120	11054	No
151	GOM_NL__2PRFIN20040411_080917_000000392025_00479_11054_1490.N1	11-APR-2004 08:09:17	Bright	39.000	152	12Alp2CVn	2.8900	11000.	78	11054	No
152	GOM_NL__2PRFIN20040411_081253_000000372025_00479_11054_1491.N1	11-APR-2004 08:12:53	Bright	36.500	87	64Gam UMa	2.4330	11000.	73	11054	No
153	GOM_NL__2PRFIN20040411_081413_000000392025_00479_11054_1492.N1	11-APR-2004 08:14:13	Bright	39.000	32	77Eps UMa	1.7630	11000.	78	11054	No
154	GOM_NL__2PRFIN20040411_082039_000000412025_00479_11054_1493.N1	11-APR-2004 08:20:39	Bright	40.500	60	7Bet UMi	2.0810	3950.0	81	11054	No
155	GOM_NL__2PRFIN20040411_082311_000000372025_00479_11054_1494.N1	11-APR-2004 08:23:11	Bright	36.500	49	1Alp UMi	1.9900	6300.0	73	11054	No
156	GOM_NL__2PRFIN20040411_082710_000000612025_00479_11054_1495.N1	11-APR-2004 08:27:10	Bright	61.000	130	23Bet Dra	2.7990	5800.0	122	11054	No
157	GOM_NL__2PRFIN20040411_083004_000000402025_00479_11054_1496.N1	11-APR-2004 08:30:04	Bright	39.500	110	37Del Cas	2.6780	8900.0	79	11054	No
158	GOM_NL__2PRFIN20040411_083125_000000352025_00479_11054_1497.N1	11-APR-2004 08:31:25	Bright	35.000	74	11Bet Cas	2.2680	6600.0	70	11054	No
159	GOM_NL__2PRFIN20040411_083656_000001072025_00479_11054_1498.N1	11-APR-2004 08:36:56	Bright	106.50	5	3Alp Lyr	0.033000	11000.	213	11054	No
160	GOM_NL__2PRFIN20040411_083959_000000522025_00479_11054_1499.N1	11-APR-2004 08:39:59	Bright	52.000	92	53Eps Cyg	2.5000	4500.0	104	11054	No



161	GOM_NL__2PRFIN20040411_084705_000000512025_00479_11054_1500.N1	11-APR-2004 08:47:05	Twilight	50.500	61	8Eps Peg	2.1000	3900.0	101	11054	No
162	GOM_NL__2PRFIN20040411_084934_000000432025_00479_11054_1501.N1	11-APR-2004 08:49:34	Dark	42.500	162	34Alp Aqr	2.9440	5350.0	85	11054	No
163	GOM_NL__2PRFIN20040411_085237_000000922025_00479_11054_1502.N1	11-APR-2004 08:52:37	Dark	91.500	11	53Alp Aql	0.76500	8000.0	183	11054	No
164	GOM_NL__2PRFIN20040411_085641_000000432025_00479_11054_1503.N1	11-APR-2004 08:56:41	Dark	42.500	18	24Alp PsA	1.1660	9700.0	85	11054	No
165	GOM_NL__2PRFIN20040411_085951_000000402025_00479_11054_1504.N1	11-APR-2004 08:59:51	Dark	39.500	172	Gam Gru	3.0030	13100.	79	11054	No
166	GOM_NL__2PRFIN20040411_090132_000000512025_00479_11054_1505.N1	11-APR-2004 09:01:32	Dark	51.000	63	Bet Gru	2.1500	2800.0	102	11054	No
167	GOM_NL__2PRFIN20040411_090522_000000392025_00479_11054_1506.N1	11-APR-2004 09:05:22	Dark	38.500	148	Alp Tuc	2.8780	4100.0	77	11054	No
168	GOM_NL__2PRFIN20040411_091108_000000622025_00480_11055_1477.N1	11-APR-2004 09:11:08	Dark	61.500	38	20Eps Sgr	1.8360	11000.	123	11055	No
169	GOM_NL__2PRFIN20040411_091412_000000652025_00480_11055_1478.N1	11-APR-2004 09:14:12	Dark	65.000	40	The Sco	1.8590	7100.0	130	11055	No
170	GOM_NL__2PRFIN20040411_091617_000000422025_00480_11055_1479.N1	11-APR-2004 09:16:17	Dark	41.500	134	Bet TrA	2.8100	6600.0	83	11055	No
171	GOM_NL__2PRFIN20040411_091846_000000492025_00480_11055_1480.N1	11-APR-2004 09:18:46	Straylight	48.500	4	Alp1Cen	-0.010000	5800.0	97	11055	No
172	GOM_NL__2PRFIN20040411_092107_000000442025_00480_11055_1481.N1	11-APR-2004 09:21:07	Straylight	43.500	20	Bet Cru	1.2530	30000.	87	11055	No
173	GOM_NL__2PRFIN20040411_092358_000001012025_00480_11055_1482.N1	11-APR-2004 09:23:58	Straylight	101.00	16	21Alp Sco	1.0200	3000.0	202	11055	No
174	GOM_NL__2PRFIN20040411_092739_000000902025_00480_11055_1483.N1	11-APR-2004 09:27:39	Tw_i_and_stray	89.500	80	7Del Sco	2.3160	30000.	179	11055	No
175	GOM_NL__2PRFIN20040411_093114_000000442025_00480_11055_1484.N1	11-APR-2004 09:31:14	Tw_i_and_stray	43.500	106	9Bet Crv	2.6480	5600.0	87	11055	No
176	GOM_NL__2PRFIN20040411_093305_000000422025_00480_11055_1485.N1	11-APR-2004 09:33:05	Bright	41.500	100	4Gam Crv	2.5800	13100.	83	11055	No
177	GOM_NL__2PRFIN20040411_093435_000000482025_00480_11055_1486.N1	11-APR-2004 09:34:35	Bright	48.000	15	67Alp Vir	0.97600	28000.	96	11055	No
178	GOM_NL__2PRFIN20040411_093739_000000412025_00480_11055_1487.N1	11-APR-2004 09:37:39	Bright	41.000	121	29Gam Vir	2.7400	7200.0	82	11055	No
179	GOM_NL__2PRFIN20040411_094221_000000392025_00480_11055_1488.N1	11-APR-2004 09:42:21	Bright	38.500	62	94Bet Leo	2.1360	9700.0	77	11055	No
180	GOM_NL__2PRFIN20040411_094413_000000372025_00480_11055_1489.N1	11-APR-2004 09:44:13	Bright	37.000	96	68Del Leo	2.5600	9300.0	74	11055	No
181	GOM_NL__2PRFIN20040411_094642_000000622025_00480_11055_1490.N1	11-APR-2004 09:46:42	Bright	61.500	3	16Alp Boo	-0.050000	4250.0	123	11055	No
182	GOM_NL__2PRFIN20040411_094952_000000402025_00480_11055_1491.N1	11-APR-2004 09:49:52	Bright	40.000	152	12Alp2CVn	2.8900	11000.	80	11055	No
183	GOM_NL__2PRFIN20040411_095329_000000372025_00480_11055_1492.N1	11-APR-2004 09:53:29	Bright	36.500	87	64Gam UMa	2.4330	11000.	73	11055	No
184	GOM_NL__2PRFIN20040411_095448_000000392025_00480_11055_1493.N1	11-APR-2004 09:54:48	Bright	39.000	32	77Eps UMa	1.7630	11000.	78	11055	No
185	GOM_NL__2PRFIN20040411_100114_000000422025_00480_11055_1494.N1	11-APR-2004 10:01:14	Bright	42.000	60	7Bet UMi	2.0810	3950.0	84	11055	No
186	GOM_NL__2PRFIN20040411_100347_000000372025_00480_11055_1495.N1	11-APR-2004 10:03:47	Bright	36.500	49	1Alp UMi	1.9900	6300.0	73	11055	No
187	GOM_NL__2PRFIN20040411_100745_000000622025_00480_11055_1496.N1	11-APR-2004 10:07:45	Bright	62.000	130	23Bet Dra	2.7990	5800.0	124	11055	No
188	GOM_NL__2PRFIN20040411_101042_000000372025_00480_11055_1497.N1	11-APR-2004 10:10:42	Bright	36.500	110	37Del Cas	2.6780	8900.0	73	11055	No
189	GOM_NL__2PRFIN20040411_101201_000000392025_00480_11055_1498.N1	11-APR-2004 10:12:01	Bright	38.500	74	11Bet Cas	2.2680	6600.0	77	11055	No
190	GOM_NL__2PRFIN20040411_101732_000001062025_00480_11055_1499.N1	11-APR-2004 10:17:32	Bright	105.50	5	3Alp Lyr	0.033000	11000.	211	11055	No
191	GOM_NL__2PRFIN20040411_102035_000000512025_00480_11055_1500.N1	11-APR-2004 10:20:35	Bright	51.000	92	53Eps Cyg	2.5000	4500.0	102	11055	No
192	GOM_NL__2PRFIN20040411_102741_000000522025_00480_11055_1501.N1	11-APR-2004 10:27:41	Twilight	51.500	61	8Eps Peg	2.1000	3900.0	103	11055	No
193	GOM_NL__2PRFIN20040411_103010_000000442025_00480_11055_1502.N1	11-APR-2004 10:30:10	Dark	43.500	162	34Alp Aqr	2.9440	5350.0	87	11055	No
194	GOM_NL__2PRFIN20040411_103314_000000942025_00480_11055_1503.N1	11-APR-2004 10:33:14	Dark	93.500	11	53Alp Aql	0.76500	8000.0	187	11055	No
195	GOM_NL__2PRFIN20040411_103717_000000442025_00480_11055_1504.N1	11-APR-2004 10:37:17	Dark	44.000	18	24Alp PsA	1.1660	9700.0	88	11055	No
196	GOM_NL__2PRFIN20040411_104027_000000402025_00480_11055_1505.N1	11-APR-2004 10:40:27	Dark	39.500	172	Gam Gru	3.0030	13100.	79	11055	No
197	GOM_NL__2PRFIN20040411_104208_000000492025_00480_11055_1506.N1	11-APR-2004 10:42:08	Dark	49.000	63	Bet Gru	2.1500	2800.0	98	11055	No
198	GOM_NL__2PRFIN20040411_104558_000000442025_00480_11055_1507.N1	11-APR-2004 10:45:58	Dark	43.500	148	Alp Tuc	2.8780	4100.0	87	11055	No
199	GOM_NL__2PRFIN20040411_104724_000000412025_00481_11056_1477.N1	11-APR-2004 10:47:24	Dark	41.000	45	Alp Pav	1.9400	26000.	82	11056	No
200	GOM_NL__2PRFIN20040411_105145_000000592025_00481_11056_1478.N1	11-APR-2004 10:51:45	Dark	59.000	38	20Eps Sgr	1.8360	11000.	118	11056	No
201	GOM_NL__2PRFIN20040411_105448_000000662025_00481_11056_1479.N1	11-APR-2004 10:54:48	Dark	66.000	40	The Sco	1.8590	7100.0	132	11056	No
202	GOM_NL__2PRFIN20040411_105653_000000402025_00481_11056_1480.N1	11-APR-2004 10:56:53	Dark	39.500	134	Bet TrA	2.8100	6600.0	79	11056	No
203	GOM_NL__2PRFIN20040411_105922_000000492025_00481_11056_1481.N1	11-APR-2004 10:59:22	Straylight	49.000	4	Alp1Cen	-0.010000	5800.0	98	11056	No
204	GOM_NL__2PRFIN20040411_110142_000000422025_00481_11056_1482.N1	11-APR-2004 11:01:42	Straylight	41.500	20	Bet Cru	1.2530	30000.	83	11056	No
205	GOM_NL__2PRFIN20040411_110435_000001082025_00481_11056_1483.N1	11-APR-2004 11:04:35	Straylight	107.50	16	21Alp Sco	1.0200	3000.0	215	11056	No
206	GOM_NL__2PRFIN20040411_110816_000000962025_00481_11056_1484.N1	11-APR-2004 11:08:16	Tw_i_and_stray	95.500	80	7Del Sco	2.3160	30000.	191	11056	No
207	GOM_NL__2PRFIN20040411_111150_000000422025_00481_11056_1485.N1	11-APR-2004 11:11:50	Tw_i_and_stray	41.500	106	9Bet Crv	2.6480	5600.0	83	11056	No
208	GOM_NL__2PRFIN20040411_111340_000000422025_00481_11056_1486.N1	11-APR-2004 11:13:40	Bright	42.000	100	4Gam Crv	2.5800	13100.	84	11056	No
209	GOM_NL__2PRFIN20040411_111511_000000472025_00481_11056_1487.N1	11-APR-2004 11:15:11	Bright	46.500	15	67Alp Vir	0.97600	28000.	93	11056	No
210	GOM_NL__2PRFIN20040411_111815_000000412025_00481_11056_1488.N1	11-APR-2004 11:18:15	Bright	40.500	121	29Gam Vir	2.7400	7200.0	81	11056	No
211	GOM_NL__2PRFIN20040411_112257_000000392025_00481_11056_1489.N1	11-APR-2004 11:22:57	Bright	38.500	62	94Bet Leo	2.1360	9700.0	77	11056	No
212	GOM_NL__2PRFIN20040411_112448_000000372025_00481_11056_1490.N1	11-APR-2004 11:24:48	Bright	37.000	96	68Del Leo	2.5600	9300.0	74	11056	No
213	GOM_NL__2PRFIN20040411_112717_000000582025_00481_11056_1491.N1	11-APR-2004 11:27:17	Bright	57.500	3	16Alp Boo	-0.050000	4250.0	115	11056	No
214	GOM_NL__2PRFIN20040411_113027_000000422025_00481_11056_1492.N1	11-APR-2004 11:30:27	Bright	41.500	152	12Alp2CVn	2.8900	11000.	83	11056	No
215	GOM_NL__2PRFIN20040411_113405_000000392025_00481_11056_1493.N1	11-APR-2004 11:34:05	Bright	39.000	87	64Gam UMa	2.4330	11000.	78	11056	No
216	GOM_NL__2PRFIN20040411_113523_000000422025_00481_11056_1494.N1	11-APR-2004 11:35:23	Bright	41.500	32	77Eps UMa	1.7630	11000.	83	11056	No
217	GOM_NL__2PRFIN20040411_114150_000000412025_00481_11056_1495.N1	11-APR-2004 11:41:50	Bright	40.500	60	7Bet UMi	2.0810	3950.0	81	11056	No
218	GOM_NL__2PRFIN20040411_114422_000000382025_00481_11056_1496.N1	11-APR-2004 11:44:22	Bright	38.000	49	1Alp UMi	1.9900	6300.0	76	11056	No
219	GOM_NL__2PRFIN20040411_114820_000000612025_00481_11056_1497.N1	11-APR-2004 11:48:20	Bright	61.000	130	23Bet Dra	2.7990	5800.0	122	11056	No

220	GOM_NL__2PRFIN20040411_115117_000000382025_00481_11056_1498.N1	11-APR-2004 11:51:17	Bright	37.500	110	37Del Cas	2.6780	8900.0	75	11056	No
221	GOM_NL__2PRFIN20040411_115234_000000392025_00481_11056_1499.N1	11-APR-2004 11:52:34	Bright	39.000	74	11Bet Cas	2.2680	6600.0	78	11056	No
222	GOM_NL__2PRFIN20040411_115807_000001062025_00481_11056_1500.N1	11-APR-2004 11:58:07	Bright	106.00	5	3Alp Lyr	0.033000	11000.	212	11056	No
223	GOM_NL__2PRFIN20040411_120111_000000512025_00481_11056_1501.N1	11-APR-2004 12:01:11	Bright	50.500	92	53Eps Cyg	2.5000	4500.0	101	11056	No
224	GOM_NL__2PRFIN20040411_120817_000000532025_00481_11056_1502.N1	11-APR-2004 12:08:17	Twilight	53.000	61	8Eps Peg	2.1000	3900.0	106	11056	No
225	GOM_NL__2PRFIN20040411_121045_000000462025_00481_11056_1503.N1	11-APR-2004 12:10:45	Dark	46.000	162	34Alp Aqr	2.9440	5350.0	92	11056	No
226	GOM_NL__2PRFIN20040411_121352_000001112025_00481_11056_1504.N1	11-APR-2004 12:13:52	Dark	110.50	11	53Alp Aql	0.76500	8000.0	221	11056	No
227	GOM_NL__2PRFIN20040411_121753_000000422025_00481_11056_1505.N1	11-APR-2004 12:17:53	Dark	41.500	18	24Alp PsA	1.1660	9700.0	83	11056	No
228	GOM_NL__2PRFIN20040411_122102_000000432025_00481_11056_1506.N1	11-APR-2004 12:21:02	Dark	42.500	172	Gam Gru	3.0030	13100.	85	11056	No
229	GOM_NL__2PRFIN20040411_122244_000000472025_00481_11056_1507.N1	11-APR-2004 12:22:44	Dark	47.000	63	Bet Gru	2.1500	2800.0	94	11056	No
230	GOM_NL__2PRFIN20040411_122634_000000392025_00481_11056_1508.N1	11-APR-2004 12:26:34	Dark	39.000	148	Alp Tuc	2.8780	4100.0	78	11056	No
231	GOM_NL__2PRFIN20040411_122800_000000402025_00482_11057_1477.N1	11-APR-2004 12:28:00	Dark	40.000	45	Alp Pav	1.9400	26000.	80	11057	No
232	GOM_NL__2PRFIN20040411_123222_000000602025_00482_11057_1478.N1	11-APR-2004 12:32:22	Dark	59.500	38	20Eps Sgr	1.8360	11000.	119	11057	No
233	GOM_NL__2PRFIN20040411_123523_000000552025_00482_11057_1479.N1	11-APR-2004 12:35:23	Dark	54.500	40	The Sco	1.8590	7100.0	109	11057	No
234	GOM_NL__2PRFIN20040411_123729_000000412025_00482_11057_1480.N1	11-APR-2004 12:37:29	Dark	40.500	134	Bet TrA	2.8100	6600.0	81	11057	No
235	GOM_NL__2PRFIN20040411_123958_000000452025_00482_11057_1481.N1	11-APR-2004 12:39:58	Straylight	44.500	4	Alp1Cen	-0.010000	5800.0	89	11057	No
236	GOM_NL__2PRFIN20040411_124218_000000412025_00482_11057_1482.N1	11-APR-2004 12:42:18	Straylight	41.000	20	Bet Cru	1.2530	30000.	82	11057	No
237	GOM_NL__2PRFIN20040411_124512_000001132025_00482_11057_1483.N1	11-APR-2004 12:45:12	Straylight	113.00	16	21Alp Sco	1.0200	3000.0	226	11057	No
238	GOM_NL__2PRFIN20040411_124853_000000912025_00482_11057_1484.N1	11-APR-2004 12:48:53	Tw_i_and_stray	91.000	80	7Del Sco	2.3160	30000.	182	11057	No
239	GOM_NL__2PRFIN20040411_125226_000000472025_00482_11057_1485.N1	11-APR-2004 12:52:26	Tw_i_and_stray	46.500	106	9Bet Crv	2.6480	5600.0	93	11057	No
240	GOM_NL__2PRFIN20040411_125416_000000422025_00482_11057_1486.N1	11-APR-2004 12:54:16	Bright	41.500	100	4Gam Crv	2.5800	13100.	83	11057	No
241	GOM_NL__2PRFIN20040411_125544_000000492025_00482_11057_1487.N1	11-APR-2004 12:55:44	Bright	49.000	15	67Alp Vir	0.97600	28000.	98	11057	No
242	GOM_NL__2PRFIN20040411_125851_000000412025_00482_11057_1488.N1	11-APR-2004 12:58:51	Bright	40.500	121	29Gam Vir	2.7400	7200.0	81	11057	No
243	GOM_NL__2PRFIN20040411_130330_000000412025_00482_11057_1489.N1	11-APR-2004 13:03:30	Bright	40.500	62	94Bet Leo	2.1360	9700.0	81	11057	No
244	GOM_NL__2PRFIN20040411_130524_000000382025_00482_11057_1490.N1	11-APR-2004 13:05:24	Bright	37.500	96	68Del Leo	2.5600	9300.0	75	11057	No
245	GOM_NL__2PRFIN20040411_130752_000000582025_00482_11057_1491.N1	11-APR-2004 13:07:52	Bright	58.000	3	16Alp Boo	-0.050000	4250.0	116	11057	No
246	GOM_NL__2PRFIN20040411_131103_000000412025_00482_11057_1492.N1	11-APR-2004 13:11:03	Bright	40.500	152	12Alp2CVn	2.8900	11000.	81	11057	No
247	GOM_NL__2PRFIN20040411_131440_000000362025_00482_11057_1493.N1	11-APR-2004 13:14:40	Bright	35.500	87	64Gam UMa	2.4330	11000.	71	11057	No
248	GOM_NL__2PRFIN20040411_131558_000000432025_00482_11057_1494.N1	11-APR-2004 13:15:58	Bright	43.000	32	77Eps UMa	1.7630	11000.	86	11057	No
249	GOM_NL__2PRFIN20040411_132226_000000392025_00482_11057_1495.N1	11-APR-2004 13:22:26	Bright	38.500	60	7Bet UMi	2.0810	3950.0	77	11057	No
250	GOM_NL__2PRFIN20040411_132456_000000372025_00482_11057_1496.N1	11-APR-2004 13:24:56	Bright	37.000	49	1Alp UMi	1.9900	6300.0	74	11057	No
251	GOM_NL__2PRFIN20040411_132855_000000612025_00482_11057_1497.N1	11-APR-2004 13:28:55	Bright	61.000	130	23Bet Dra	2.7990	5800.0	122	11057	No
252	GOM_NL__2PRFIN20040411_133153_000000402025_00482_11057_1498.N1	11-APR-2004 13:31:53	Bright	39.500	110	37Del Cas	2.6780	8900.0	79	11057	No
253	GOM_NL__2PRFIN20040411_133312_000000382025_00482_11057_1499.N1	11-APR-2004 13:33:12	Bright	38.000	74	11Bet Cas	2.2680	6600.0	76	11057	No
254	GOM_NL__2PRFIN20040411_133843_000001082025_00482_11057_1500.N1	11-APR-2004 13:38:43	Bright	108.00	5	3Alp Lyr	0.033000	11000.	216	11057	No
255	GOM_NL__2PRFIN20040411_134147_000000522025_00482_11057_1501.N1	11-APR-2004 13:41:47	Bright	52.000	92	53Eps Cyg	2.5000	4500.0	104	11057	No
256	GOM_NL__2PRFIN20040411_134853_000000512025_00482_11057_1502.N1	11-APR-2004 13:48:53	Twilight	51.000	61	8Eps Peg	2.1000	3900.0	102	11057	No
257	GOM_NL__2PRFIN20040411_135121_000000472025_00482_11057_1503.N1	11-APR-2004 13:51:21	Dark	46.500	162	34Alp Aqr	2.9440	5350.0	93	11057	No
258	GOM_NL__2PRFIN20040411_135430_000000952025_00482_11057_1504.N1	11-APR-2004 13:54:30	Dark	95.000	11	53Alp Aql	0.76500	8000.0	190	11057	No
259	GOM_NL__2PRFIN20040411_135828_000000422025_00482_11057_1505.N1	11-APR-2004 13:58:28	Dark	42.000	18	24Alp PsA	1.1660	9700.0	84	11057	No
260	GOM_NL__2PRFIN20040411_140137_000000442025_00482_11057_1506.N1	11-APR-2004 14:01:37	Dark	43.500	172	Gam Gru	3.0030	13100.	87	11057	No
261	GOM_NL__2PRFIN20040411_140320_000000482025_00482_11057_1507.N1	11-APR-2004 14:03:20	Dark	48.000	63	Bet Gru	2.1500	2800.0	96	11057	No
262	GOM_NL__2PRFIN20040411_140710_000000412025_00482_11057_1508.N1	11-APR-2004 14:07:10	Dark	40.500	148	Alp Tuc	2.8780	4100.0	81	11057	No
263	GOM_NL__2PRFIN20040411_140836_000000412025_00483_11058_1477.N1	11-APR-2004 14:08:36	Dark	40.500	45	Alp Pav	1.9400	26000.	81	11058	No
264	GOM_NL__2PRFIN20040411_141300_000000642025_00483_11058_1478.N1	11-APR-2004 14:13:00	Dark	63.500	38	20Eps Sgr	1.8360	11000.	127	11058	No
265	GOM_NL__2PRFIN20040411_141603_000000562025_00483_11058_1479.N1	11-APR-2004 14:16:03	Dark	56.000	40	The Sco	1.8590	7100.0	112	11058	No
266	GOM_NL__2PRFIN20040411_141805_000000422025_00483_11058_1480.N1	11-APR-2004 14:18:05	Dark	41.500	134	Bet TrA	2.8100	6600.0	83	11058	No
267	GOM_NL__2PRFIN20040411_142034_000000532025_00483_11058_1481.N1	11-APR-2004 14:20:34	Straylight	53.000	4	Alp1Cen	-0.010000	5800.0	106	11058	No
268	GOM_NL__2PRFIN20040411_142252_000000482025_00483_11058_1482.N1	11-APR-2004 14:22:52	Straylight	48.000	20	Bet Cru	1.2530	30000.	96	11058	No
269	GOM_NL__2PRFIN20040411_142549_000001052025_00483_11058_1483.N1	11-APR-2004 14:25:49	Straylight	104.50	16	21Alp Sco	1.0200	3000.0	209	11058	No
270	GOM_NL__2PRFIN20040411_142930_000000932025_00483_11058_1484.N1	11-APR-2004 14:29:30	Tw_i_and_stray	93.000	80	7Del Sco	2.3160	30000.	186	11058	No
271	GOM_NL__2PRFIN20040411_143301_000000462025_00483_11058_1485.N1	11-APR-2004 14:33:01	Tw_i_and_stray	45.500	106	9Bet Crv	2.6480	5600.0	91	11058	No
272	GOM_NL__2PRFIN20040411_143452_000000422025_00483_11058_1486.N1	11-APR-2004 14:34:52	Bright	42.000	100	4Gam Crv	2.5800	13100.	84	11058	No
273	GOM_NL__2PRFIN20040411_143621_000000502025_00483_11058_1487.N1	11-APR-2004 14:36:21	Bright	49.500	15	67Alp Vir	0.97600	28000.	99	11058	No
274	GOM_NL__2PRFIN20040411_143927_000000422025_00483_11058_1488.N1	11-APR-2004 14:39:27	Bright	41.500	121	29Gam Vir	2.7400	7200.0	83	11058	No
275	GOM_NL__2PRFIN20040411_144408_000000392025_00483_11058_1489.N1	11-APR-2004 14:44:08	Bright	38.500	62	94Bet Leo	2.1360	9700.0	77	11058	No
276	GOM_NL__2PRFIN20040411_144600_000000392025_00483_11058_1490.N1	11-APR-2004 14:46:00	Bright	39.000	96	68Del Leo	2.5600	9300.0	78	11058	No
277	GOM_NL__2PRFIN20040411_144827_000000592025_00483_11058_1491.N1	11-APR-2004 14:48:27	Bright	58.500	3	16Alp Boo	-0.050000	4250.0	117	11058	No
278	GOM_NL__2PRFIN20040411_145139_000000402025_00483_11058_1492.N1	11-APR-2004 14:51:39	Bright	39.500	152	12Alp2CVn	2.8900	11000.	79	11058	No

279	GOM_NL__2PRFIN20040411_145516_000000372025_00483_11058_1493.N1	11-APR-2004 14:55:16	Bright	37.000	87	64Gam UMa	2.4330	11000.	74	11058	No
280	GOM_NL__2PRFIN20040411_145635_000000412025_00483_11058_1494.N1	11-APR-2004 14:56:35	Bright	41.000	32	77Eps UMa	1.7630	11000.	82	11058	No
281	GOM_NL__2PRFIN20040411_150301_000000422025_00483_11058_1495.N1	11-APR-2004 15:03:01	Bright	41.500	60	7Bet UMi	2.0810	3950.0	83	11058	No
282	GOM_NL__2PRFIN20040411_150534_000000382025_00483_11058_1496.N1	11-APR-2004 15:05:34	Bright	38.000	49	1Alp UMi	1.9900	6300.0	76	11058	No
283	GOM_NL__2PRFIN20040411_150930_000000592025_00483_11058_1497.N1	11-APR-2004 15:09:30	Bright	59.000	130	23Bet Dra	2.7990	5800.0	118	11058	No
284	GOM_NL__2PRFIN20040411_151229_000000402025_00483_11058_1498.N1	11-APR-2004 15:12:29	Bright	39.500	110	37Del Cas	2.6780	8900.0	79	11058	No
285	GOM_NL__2PRFIN20040411_151348_000000382025_00483_11058_1499.N1	11-APR-2004 15:13:48	Bright	38.000	74	11Bet Cas	2.2680	6600.0	76	11058	No
286	GOM_NL__2PRFIN20040411_151918_000001102025_00483_11058_1500.N1	11-APR-2004 15:19:18	Bright	109.50	5	3Alp Lyr	0.033000	11000.	219	11058	No
287	GOM_NL__2PRFIN20040411_152223_000000512025_00483_11058_1501.N1	11-APR-2004 15:22:23	Bright	51.000	92	53Eps Cyg	2.5000	4500.0	102	11058	No
288	GOM_NL__2PRFIN20040411_152931_000000502025_00483_11058_1502.N1	11-APR-2004 15:29:31	Twilight	50.000	61	8Eps Peg	2.1000	3900.0	100	11058	No
289	GOM_NL__2PRFIN20040411_153158_000000472025_00483_11058_1503.N1	11-APR-2004 15:31:58	Dark	46.500	162	34Alp Aqr	2.9440	5350.0	93	11058	No
290	GOM_NL__2PRFIN20040411_153507_000001142025_00483_11058_1504.N1	11-APR-2004 15:35:07	Dark	114.00	11	53Alp Aql	0.76500	8000.0	228	11058	No
291	GOM_NL__2PRFIN20040411_153904_000000462025_00483_11058_1505.N1	11-APR-2004 15:39:04	Dark	45.500	18	24Alp PsA	1.1660	9700.0	91	11058	No
292	GOM_NL__2PRFIN20040411_154216_000000402025_00483_11058_1506.N1	11-APR-2004 15:42:16	Dark	39.500	172	Gam Gru	3.0030	13100.	79	11058	No
293	GOM_NL__2PRFIN20040411_154356_000000472025_00483_11058_1507.N1	11-APR-2004 15:43:56	Dark	46.500	63	Bet Gru	2.1500	2800.0	93	11058	No
294	GOM_NL__2PRFIN20040411_154746_000000412025_00483_11058_1508.N1	11-APR-2004 15:47:46	Dark	40.500	148	Alp Tuc	2.8780	4100.0	81	11058	No
295	GOM_NL__2PRFIN20040411_154913_000000412025_00484_11059_1477.N1	11-APR-2004 15:49:13	Dark	41.000	45	Alp Pav	1.9400	26000.	82	11059	No
296	GOM_NL__2PRFIN20040411_155337_000000622025_00484_11059_1478.N1	11-APR-2004 15:53:37	Dark	61.500	38	20Eps Sgr	1.8360	11000.	123	11059	No
297	GOM_NL__2PRFIN20040411_155641_000000602025_00484_11059_1479.N1	11-APR-2004 15:56:41	Dark	59.500	40	The Sco	1.8590	7100.0	119	11059	No
298	GOM_NL__2PRFIN20040411_155842_000000412025_00484_11059_1480.N1	11-APR-2004 15:58:42	Dark	41.000	134	Bet TrA	2.8100	6600.0	82	11059	No
299	GOM_NL__2PRFIN20040411_160111_000000442025_00484_11059_1481.N1	11-APR-2004 16:01:11	Straylight	44.000	4	Alp1Cen	-0.010000	5800.0	88	11059	No
300	GOM_NL__2PRFIN20040411_160330_000000402025_00484_11059_1482.N1	11-APR-2004 16:03:30	Straylight	40.000	20	Bet Cru	1.2530	30000.	80	11059	No
301	GOM_NL__2PRFIN20040411_160626_000001162025_00484_11059_1483.N1	11-APR-2004 16:06:26	Straylight	116.00	16	21Alp Sco	1.0200	3000.0	232	11059	No
302	GOM_NL__2PRFIN20040411_161006_000000962025_00484_11059_1484.N1	11-APR-2004 16:10:06	Twilight	96.000	80	7Del Sco	2.3160	30000.	192	11059	No
303	GOM_NL__2PRFIN20040411_161338_000000462025_00484_11059_1485.N1	11-APR-2004 16:13:38	Twilight	46.000	106	9Bet Crv	2.6480	5600.0	92	11059	No
304	GOM_NL__2PRFIN20040411_161529_000000412025_00484_11059_1486.N1	11-APR-2004 16:15:29	Bright	40.500	100	4Gam Crv	2.5800	13100.	81	11059	No
305	GOM_NL__2PRFIN20040411_161658_000000482025_00484_11059_1487.N1	11-APR-2004 16:16:58	Bright	48.000	15	67Alp Vir	0.97600	28000.	96	11059	No
306	GOM_NL__2PRFIN20040411_162003_000000422025_00484_11059_1488.N1	11-APR-2004 16:20:03	Bright	41.500	121	29Gam Vir	2.7400	7200.0	83	11059	No
307	GOM_NL__2PRFIN20040411_162445_000000382025_00484_11059_1489.N1	11-APR-2004 16:24:45	Bright	38.000	62	94Bet Leo	2.1360	9700.0	76	11059	No
308	GOM_NL__2PRFIN20040411_162636_000000372025_00484_11059_1490.N1	11-APR-2004 16:26:36	Bright	36.500	96	68Del Leo	2.5600	9300.0	73	11059	No
309	GOM_NL__2PRFIN20040411_162902_000000632025_00484_11059_1491.N1	11-APR-2004 16:29:02	Bright	63.000	3	16Alp Boo	-0.050000	4250.0	126	11059	No
310	GOM_NL__2PRFIN20040411_163214_000000412025_00484_11059_1492.N1	11-APR-2004 16:32:14	Bright	40.500	152	12Alp2CVn	2.8900	11000.	81	11059	No
311	GOM_NL__2PRFIN20040411_163552_000000382025_00484_11059_1493.N1	11-APR-2004 16:35:52	Bright	37.500	87	64Gam UMa	2.4330	11000.	75	11059	No
312	GOM_NL__2PRFIN20040411_163711_000000422025_00484_11059_1494.N1	11-APR-2004 16:37:11	Bright	41.500	32	77Eps UMa	1.7630	11000.	83	11059	No
313	GOM_NL__2PRFIN20040411_164337_000000382025_00484_11059_1495.N1	11-APR-2004 16:43:37	Bright	37.500	60	7Bet UMi	2.0810	3950.0	75	11059	No
314	GOM_NL__2PRFIN20040411_164611_000000382025_00484_11059_1496.N1	11-APR-2004 16:46:11	Bright	38.000	49	1Alp UMi	1.9900	6300.0	76	11059	No
315	GOM_NL__2PRFIN20040411_165005_000000622025_00484_11059_1497.N1	11-APR-2004 16:50:05	Bright	62.000	130	23Bet Dra	2.7990	5800.0	124	11059	No
316	GOM_NL__2PRFIN20040411_165307_000000382025_00484_11059_1498.N1	11-APR-2004 16:53:07	Bright	38.000	110	37Del Cas	2.6780	8900.0	76	11059	No
317	GOM_NL__2PRFIN20040411_165424_000000362025_00484_11059_1499.N1	11-APR-2004 16:54:24	Bright	35.500	74	11Bet Cas	2.2680	6600.0	71	11059	No
318	GOM_NL__2PRFIN20040411_165953_000001112025_00484_11059_1500.N1	11-APR-2004 16:59:53	Bright	110.50	5	3Alp Lyr	0.033000	11000.	221	11059	No
319	GOM_NL__2PRFIN20040411_170259_000000512025_00484_11059_1501.N1	11-APR-2004 17:02:59	Bright	51.000	92	53Eps Cyg	2.5000	4500.0	102	11059	No
320	GOM_NL__2PRFIN20040411_171007_000000512025_00484_11059_1502.N1	11-APR-2004 17:10:07	Twilight	51.000	61	8Eps Peg	2.1000	3900.0	102	11059	No
321	GOM_NL__2PRFIN20040411_171235_000000452025_00484_11059_1503.N1	11-APR-2004 17:12:35	Dark	45.000	162	34Alp Aqr	2.9440	5350.0	90	11059	No
322	GOM_NL__2PRFIN20040411_171545_000001042025_00484_11059_1504.N1	11-APR-2004 17:15:45	Dark	104.00	11	53Alp Aql	0.76500	8000.0	208	11059	No
323	GOM_NL__2PRFIN20040411_171941_000000452025_00484_11059_1505.N1	11-APR-2004 17:19:41	Dark	45.000	18	24Alp PsA	1.1660	9700.0	90	11059	No
324	GOM_NL__2PRFIN20040411_172252_000000402025_00484_11059_1506.N1	11-APR-2004 17:22:52	Dark	40.000	172	Gam Gru	3.0030	13100.	80	11059	No
325	GOM_NL__2PRFIN20040411_172432_000000512025_00484_11059_1507.N1	11-APR-2004 17:24:32	Dark	50.500	63	Bet Gru	2.1500	2800.0	101	11059	No
326	GOM_NL__2PRFIN20040411_172822_000000442025_00484_11059_1508.N1	11-APR-2004 17:28:22	Dark	43.500	148	Alp Tuc	2.8780	4100.0	87	11059	No
327	GOM_NL__2PRFIN20040411_172950_000000402025_00485_11060_1497.N1	11-APR-2004 17:29:50	Dark	39.500	45	Alp Pav	1.9400	26000.	79	11060	No
328	GOM_NL__2PRFIN20040411_173415_000000622025_00485_11060_1498.N1	11-APR-2004 17:34:15	Dark	62.000	38	20Eps Sgr	1.8360	11000.	124	11060	No
329	GOM_NL__2PRFIN20040411_173718_000000662025_00485_11060_1499.N1	11-APR-2004 17:37:18	Dark	65.500	40	The Sco	1.8590	7100.0	131	11060	No
330	GOM_NL__2PRFIN20040411_173918_000000402025_00485_11060_1500.N1	11-APR-2004 17:39:18	Dark	39.500	134	Bet TrA	2.8100	6600.0	79	11060	No
331	GOM_NL__2PRFIN20040411_174147_000000452025_00485_11060_1501.N1	11-APR-2004 17:41:47	Straylight	45.000	4	Alp1Cen	-0.010000	5800.0	90	11060	No
332	GOM_NL__2PRFIN20040411_174404_000000442025_00485_11060_1502.N1	11-APR-2004 17:44:04	Straylight	44.000	20	Bet Cru	1.2530	30000.	88	11060	No
333	GOM_NL__2PRFIN20040411_174703_000001152025_00485_11060_1503.N1	11-APR-2004 17:47:03	Straylight	115.00	16	21Alp Sco	1.0200	3000.0	230	11060	No
334	GOM_NL__2PRFIN20040411_174946_000000442025_00485_11060_1504.N1	11-APR-2004 17:49:46	Straylight	43.500	123	lot Cen	2.7500	10200.	87	11060	No
335	GOM_NL__2PRFIN20040411_175217_000001082025_00485_11060_1505.N1	11-APR-2004 17:52:17	Twilight	108.00	97	8Bet1Sco	2.5610	30000.	216	11060	No
336	GOM_NL__2PRFIN20040411_175529_000000682025_00485_11060_1506.N1	11-APR-2004 17:55:29	Bright	68.000	122	9Alp2Lib	2.7470	9700.0	136	11060	No
337	GOM_NL__2PRFIN20040411_175733_000000482025_00485_11060_1507.N1	11-APR-2004 17:57:33	Bright	47.500	15	67Alp Vir	0.97600	28000.	95	11060	No



338	GOM_NL__2PRFIN20040411_180039_000000422025_00485_11060_1508.N1	11-APR-2004 18:00:39	Bright	41.500	121	29Gam Vir	2.7400	7200.0	83	11060	No
339	GOM_NL__2PRFIN20040411_180436_000000432025_00485_11060_1509.N1	11-APR-2004 18:04:36	Bright	42.500	138	47Eps Vir	2.8280	4700.0	85	11060	No
340	GOM_NL__2PRFIN20040411_180712_000000372025_00485_11060_1510.N1	11-APR-2004 18:07:12	Bright	37.000	96	68Del Leo	2.5600	9300.0	74	11060	No
341	GOM_NL__2PRFIN20040411_180938_000000562025_00485_11060_1511.N1	11-APR-2004 18:09:38	Bright	56.000	3	16Alp Boo	-0.050000	4250.0	112	11060	No
342	GOM_NL__2PRFIN20040411_181249_000000422025_00485_11060_1512.N1	11-APR-2004 18:12:49	Bright	41.500	152	12Alp2CVn	2.8900	11000.	83	11060	No
343	GOM_NL__2PRFIN20040411_181628_000000382025_00485_11060_1513.N1	11-APR-2004 18:16:28	Bright	37.500	87	64Gam UMa	2.4330	11000.	75	11060	No
344	GOM_NL__2PRFIN20040411_181746_000000422025_00485_11060_1514.N1	11-APR-2004 18:17:46	Bright	42.000	32	77Eps UMa	1.7630	11000.	84	11060	No
345	GOM_NL__2PRFIN20040411_182412_000000382025_00485_11060_1515.N1	11-APR-2004 18:24:12	Bright	38.000	60	7Bet UMi	2.0810	3950.0	76	11060	No
346	GOM_NL__2PRFIN20040411_182646_000000392025_00485_11060_1516.N1	11-APR-2004 18:26:46	Bright	39.000	49	1Alp UMi	1.9900	6300.0	78	11060	No
347	GOM_NL__2PRFIN20040411_183040_000000622025_00485_11060_1517.N1	11-APR-2004 18:30:40	Bright	62.000	130	23Bet Dra	2.7990	5800.0	124	11060	No
348	GOM_NL__2PRFIN20040411_183343_000000372025_00485_11060_1518.N1	11-APR-2004 18:33:43	Bright	36.500	110	37Del Cas	2.6780	8900.0	73	11060	No
349	GOM_NL__2PRFIN20040411_183500_000000382025_00485_11060_1519.N1	11-APR-2004 18:35:00	Bright	38.000	74	11Bet Cas	2.2680	6600.0	76	11060	No
350	GOM_NL__2PRFIN20040411_184029_000001102025_00485_11060_1520.N1	11-APR-2004 18:40:29	Bright	110.00	5	3Alp Lyr	0.033000	11000.	220	11060	No
351	GOM_NL__2PRFIN20040411_184335_000000522025_00485_11060_1521.N1	11-APR-2004 18:43:35	Bright	52.000	92	53Eps Cyg	2.5000	4500.0	104	11060	No
352	GOM_NL__2PRFIN20040411_185043_000000522025_00485_11060_1522.N1	11-APR-2004 18:50:43	Twilight	52.000	61	8Eps Peg	2.1000	3900.0	104	11060	No
353	GOM_NL__2PRFIN20040411_185311_000000462025_00485_11060_1523.N1	11-APR-2004 18:53:11	Dark	46.000	162	34Alp Aqr	2.9440	5350.0	92	11060	No
354	GOM_NL__2PRFIN20040411_185622_000000952025_00485_11060_1524.N1	11-APR-2004 18:56:22	Dark	94.500	11	53Alp Aql	0.76500	8000.0	189	11060	No
355	GOM_NL__2PRFIN20040411_190017_000000432025_00485_11060_1525.N1	11-APR-2004 19:00:17	Dark	42.500	18	24Alp PsA	1.1660	9700.0	85	11060	No
356	GOM_NL__2PRFIN20040411_190328_000000402025_00485_11060_1526.N1	11-APR-2004 19:03:28	Dark	40.000	172	Gam Gru	3.0030	13100.	80	11060	No
357	GOM_NL__2PRFIN20040411_190508_000000512025_00485_11060_1527.N1	11-APR-2004 19:05:08	Dark	51.000	63	Bet Gru	2.1500	2800.0	102	11060	No
358	GOM_NL__2PRFIN20040411_190858_000000422025_00485_11060_1528.N1	11-APR-2004 19:08:58	Dark	42.000	148	Alp Tuc	2.8780	4100.0	84	11060	No
359	GOM_NL__2PRFIN20040411_191026_000000432025_00486_11061_1497.N1	11-APR-2004 19:10:26	Dark	42.500	45	Alp Pav	1.9400	26000.	85	11061	No
360	GOM_NL__2PRFIN20040411_191452_000000642025_00486_11061_1498.N1	11-APR-2004 19:14:52	Dark	64.000	38	20Eps Sgr	1.8360	11000.	128	11061	No
361	GOM_NL__2PRFIN20040411_191755_000000542025_00486_11061_1499.N1	11-APR-2004 19:17:55	Dark	54.000	40	The Sco	1.8590	7100.0	108	11061	No
362	GOM_NL__2PRFIN20040411_191956_000000422025_00486_11061_1500.N1	11-APR-2004 19:19:56	Dark	42.000	134	Bet TrA	2.8100	6600.0	84	11061	No
363	GOM_NL__2PRFIN20040411_192224_000000482025_00486_11061_1501.N1	11-APR-2004 19:22:24	Straylight	47.500	4	Alp1Cen	-0.010000	5800.0	95	11061	No
364	GOM_NL__2PRFIN20040411_192443_000000382025_00486_11061_1502.N1	11-APR-2004 19:24:43	Straylight	38.000	20	Bet Cru	1.2530	30000.	76	11061	No
365	GOM_NL__2PRFIN20040411_192740_000001022025_00486_11061_1503.N1	11-APR-2004 19:27:40	Straylight	101.50	16	21Alp Sco	1.0200	3000.0	203	11061	No
366	GOM_NL__2PRFIN20040411_193023_000000412025_00486_11061_1504.N1	11-APR-2004 19:30:23	Straylight	40.500	123	lot Cen	2.7500	10200.	81	11061	No
367	GOM_NL__2PRFIN20040411_193254_000001042025_00486_11061_1505.N1	11-APR-2004 19:32:54	Twilight	104.00	97	8Bet1Sco	2.5610	30000.	208	11061	No
368	GOM_NL__2PRFIN20040411_193605_000000662025_00486_11061_1506.N1	11-APR-2004 19:36:05	Bright	65.500	122	9Alp2Lib	2.7470	9700.0	131	11061	No
369	GOM_NL__2PRFIN20040411_193810_000000452025_00486_11061_1507.N1	11-APR-2004 19:38:10	Bright	44.500	15	67Alp Vir	0.97600	28000.	89	11061	No
370	GOM_NL__2PRFIN20040411_194115_000000412025_00486_11061_1508.N1	11-APR-2004 19:41:15	Bright	40.500	121	29Gam Vir	2.7400	7200.0	81	11061	No
371	GOM_NL__2PRFIN20040411_194512_000000432025_00486_11061_1509.N1	11-APR-2004 19:45:12	Bright	42.500	138	47Eps Vir	2.8280	4700.0	85	11061	No
372	GOM_NL__2PRFIN20040411_194749_000000372025_00486_11061_1510.N1	11-APR-2004 19:47:49	Bright	37.000	96	68Del Leo	2.5600	9300.0	74	11061	No
373	GOM_NL__2PRFIN20040411_195012_000000562025_00486_11061_1511.N1	11-APR-2004 19:50:12	Bright	56.000	3	16Alp Boo	-0.050000	4250.0	112	11061	No
374	GOM_NL__2PRFIN20040411_195325_000000422025_00486_11061_1512.N1	11-APR-2004 19:53:25	Bright	41.500	152	12Alp2CVn	2.8900	11000.	83	11061	No
375	GOM_NL__2PRFIN20040411_195704_000000392025_00486_11061_1513.N1	11-APR-2004 19:57:04	Bright	38.500	87	64Gam UMa	2.4330	11000.	77	11061	No
376	GOM_NL__2PRFIN20040411_195822_000000422025_00486_11061_1514.N1	11-APR-2004 19:58:22	Bright	41.500	32	77Eps UMa	1.7630	11000.	83	11061	No
377	GOM_NL__2PRFIN20040411_200448_000000422025_00486_11061_1515.N1	11-APR-2004 20:04:48	Bright	41.500	60	7Bet UMi	2.0810	3950.0	83	11061	No
378	GOM_NL__2PRFIN20040411_200723_000000382025_00486_11061_1516.N1	11-APR-2004 20:07:23	Bright	38.000	49	1Alp UMi	1.9900	6300.0	76	11061	No
379	GOM_NL__2PRFIN20040411_201114_000000592025_00486_11061_1517.N1	11-APR-2004 20:11:14	Bright	58.500	130	23Bet Dra	2.7990	5800.0	117	11061	No
380	GOM_NL__2PRFIN20040411_201420_000000372025_00486_11061_1518.N1	11-APR-2004 20:14:20	Bright	36.500	110	37Del Cas	2.6780	8900.0	73	11061	No
381	GOM_NL__2PRFIN20040411_201537_000000372025_00486_11061_1519.N1	11-APR-2004 20:15:37	Bright	36.500	74	11Bet Cas	2.2680	6600.0	73	11061	No
382	GOM_NL__2PRFIN20040411_202104_000001052025_00486_11061_1520.N1	11-APR-2004 20:21:04	Bright	105.00	5	3Alp Lyr	0.033000	11000.	210	11061	No
383	GOM_NL__2PRFIN20040411_202411_000000532025_00486_11061_1521.N1	11-APR-2004 20:24:11	Bright	53.000	92	53Eps Cyg	2.5000	4500.0	106	11061	No
384	GOM_NL__2PRFIN20040411_203119_000000532025_00486_11061_1522.N1	11-APR-2004 20:31:19	Twilight	53.000	61	8Eps Peg	2.1000	3900.0	106	11061	No
385	GOM_NL__2PRFIN20040411_203348_000000462025_00486_11061_1523.N1	11-APR-2004 20:33:48	Dark	46.000	162	34Alp Aqr	2.9440	5350.0	92	11061	No
386	GOM_NL__2PRFIN20040411_203700_000000942025_00486_11061_1524.N1	11-APR-2004 20:37:00	Dark	93.500	11	53Alp Aql	0.76500	8000.0	187	11061	No
387	GOM_NL__2PRFIN20040411_204053_000000472025_00486_11061_1525.N1	11-APR-2004 20:40:53	Dark	47.000	18	24Alp PsA	1.1660	9700.0	94	11061	No
388	GOM_NL__2PRFIN20040411_204405_000000402025_00486_11061_1526.N1	11-APR-2004 20:44:05	Dark	39.500	172	Gam Gru	3.0030	13100.	79	11061	No
389	GOM_NL__2PRFIN20040411_204545_000000512025_00486_11061_1527.N1	11-APR-2004 20:45:45	Dark	51.000	63	Bet Gru	2.1500	2800.0	102	11061	No
390	GOM_NL__2PRFIN20040411_204934_000000432025_00486_11061_1528.N1	11-APR-2004 20:49:34	Dark	43.000	148	Alp Tuc	2.8780	4100.0	86	11061	No
391	GOM_NL__2PRFIN20040411_205102_000000422025_00487_11062_1497.N1	11-APR-2004 20:51:02	Dark	41.500	45	Alp Pav	1.9400	26000.	83	11062	No
392	GOM_NL__2PRFIN20040411_205530_000000642025_00487_11062_1498.N1	11-APR-2004 20:55:30	Dark	63.500	38	20Eps Sgr	1.8360	11000.	127	11062	No
393	GOM_NL__2PRFIN20040411_205832_000000572025_00487_11062_1499.N1	11-APR-2004 20:58:32	Dark	56.500	40	The Sco	1.8590	7100.0	113	11062	No
394	GOM_NL__2PRFIN20040411_210032_000000412025_00487_11062_1500.N1	11-APR-2004 21:00:32	Dark	40.500	134	Bet TrA	2.8100	6600.0	81	11062	No
395	GOM_NL__2PRFIN20040411_210300_000000422025_00487_11062_1501.N1	11-APR-2004 21:03:00	Straylight	41.500	4	Alp1Cen	-0.010000	5800.0	83	11062	No
396	GOM_NL__2PRFIN20040411_210519_000000432025_00487_11062_1502.N1	11-APR-2004 21:05:19	Straylight	43.000	20	Bet Cru	1.2530	30000.	86	11062	No

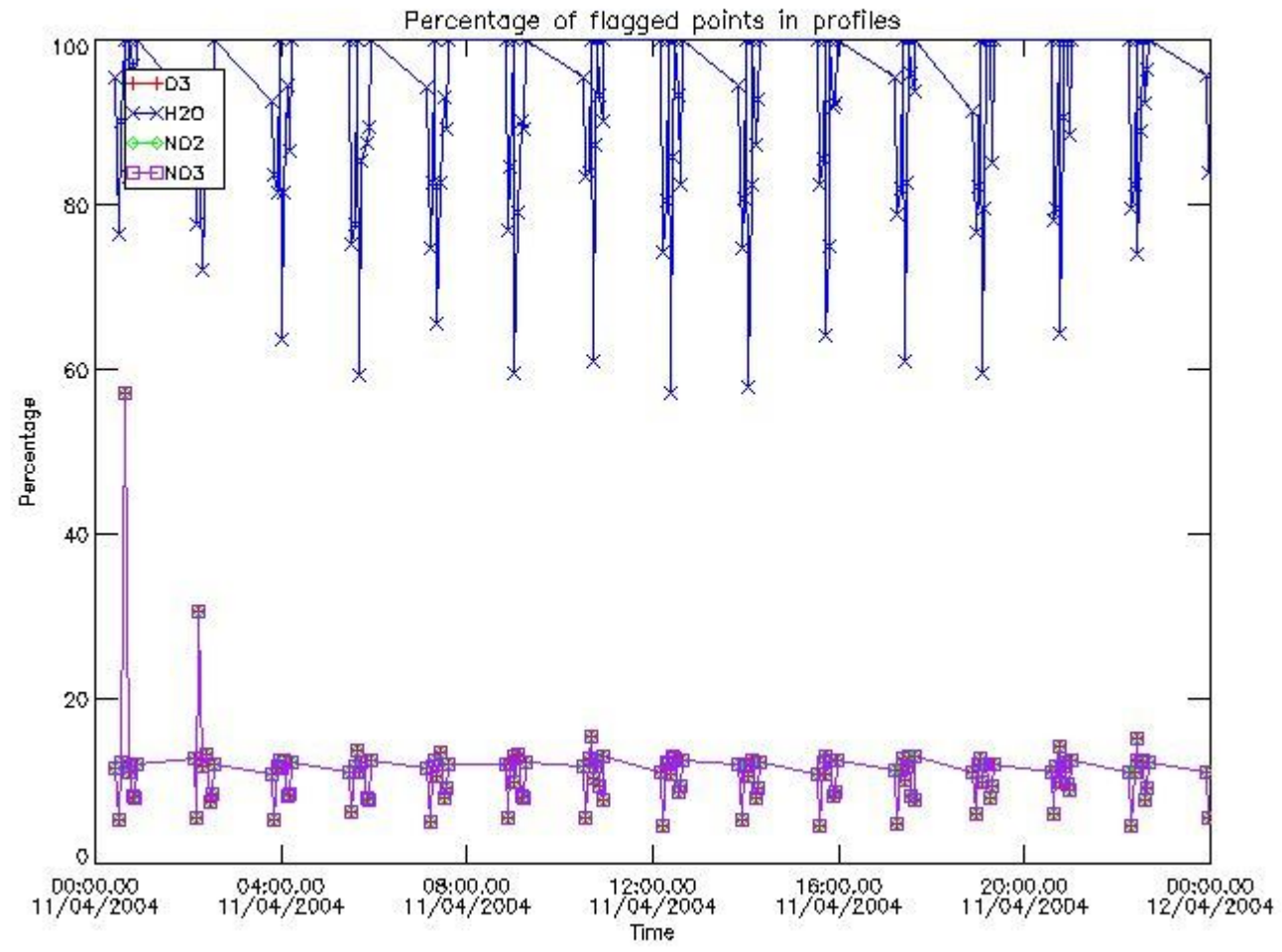
397	GOM_NL__2PRFIN20040411_210817_000001072025_00487_11062_1503.N1	11-APR-2004 21:08:17	Straylight	106.50	16	21Alp Sco	1.0200	3000.0	213	11062	No
398	GOM_NL__2PRFIN20040411_211059_000000442025_00487_11062_1504.N1	11-APR-2004 21:10:59	Straylight	44.000	123	lot Cen	2.7500	10200.	88	11062	No
399	GOM_NL__2PRFIN20040411_211330_000001022025_00487_11062_1505.N1	11-APR-2004 21:13:30	Tw_i_and_stray	101.50	97	8Bet1Sco	2.5610	30000.	203	11062	No
400	GOM_NL__2PRFIN20040411_211641_000000662025_00487_11062_1506.N1	11-APR-2004 21:16:41	Bright	65.500	122	9Alp2Lib	2.7470	9700.0	131	11062	No
401	GOM_NL__2PRFIN20040411_211846_000000472025_00487_11062_1507.N1	11-APR-2004 21:18:46	Bright	46.500	15	67Alp Vir	0.97600	28000.	93	11062	No
402	GOM_NL__2PRFIN20040411_212151_000000412025_00487_11062_1508.N1	11-APR-2004 21:21:51	Bright	40.500	121	29Gam Vir	2.7400	7200.0	81	11062	No
403	GOM_NL__2PRFIN20040411_212547_000000432025_00487_11062_1509.N1	11-APR-2004 21:25:47	Bright	42.500	138	47Eps Vir	2.8280	4700.0	85	11062	No
404	GOM_NL__2PRFIN20040411_212825_000000372025_00487_11062_1510.N1	11-APR-2004 21:28:25	Bright	37.000	96	68Del Leo	2.5600	9300.0	74	11062	No
405	GOM_NL__2PRFIN20040411_213047_000000632025_00487_11062_1511.N1	11-APR-2004 21:30:47	Bright	62.500	3	16Alp Boo	-0.050000	4250.0	125	11062	No
406	GOM_NL__2PRFIN20040411_213401_000000412025_00487_11062_1512.N1	11-APR-2004 21:34:01	Bright	40.500	152	12Alp2CVn	2.8900	11000.	81	11062	No
407	GOM_NL__2PRFIN20040411_213740_000000382025_00487_11062_1513.N1	11-APR-2004 21:37:40	Bright	38.000	87	64Gam UMa	2.4330	11000.	76	11062	No
408	GOM_NL__2PRFIN20040411_213857_000000392025_00487_11062_1514.N1	11-APR-2004 21:38:57	Bright	38.500	32	77Eps UMa	1.7630	11000.	77	11062	No
409	GOM_NL__2PRFIN20040411_214524_000000412025_00487_11062_1515.N1	11-APR-2004 21:45:24	Bright	40.500	60	7Bet UMi	2.0810	3950.0	81	11062	No
410	GOM_NL__2PRFIN20040411_214759_000000382025_00487_11062_1516.N1	11-APR-2004 21:47:59	Bright	37.500	49	1Alp UMi	1.9900	6300.0	75	11062	No
411	GOM_NL__2PRFIN20040411_215149_000000612025_00487_11062_1517.N1	11-APR-2004 21:51:49	Bright	61.000	130	23Bet Dra	2.7990	5800.0	122	11062	No
412	GOM_NL__2PRFIN20040411_215456_000000352025_00487_11062_1518.N1	11-APR-2004 21:54:56	Bright	34.500	110	37Del Cas	2.6780	8900.0	69	11062	No
413	GOM_NL__2PRFIN20040411_215613_000000382025_00487_11062_1519.N1	11-APR-2004 21:56:13	Bright	37.500	74	11Bet Cas	2.2680	6600.0	75	11062	No
414	GOM_NL__2PRFIN20040411_220140_000001122025_00487_11062_1520.N1	11-APR-2004 22:01:40	Bright	111.50	5	3Alp Lyr	0.033000	11000.	223	11062	No
415	GOM_NL__2PRFIN20040411_220447_000000522025_00487_11062_1521.N1	11-APR-2004 22:04:47	Bright	51.500	92	53Eps Cyg	2.5000	4500.0	103	11062	No
416	GOM_NL__2PRFIN20040411_221156_000000502025_00487_11062_1522.N1	11-APR-2004 22:11:56	Twilight	49.500	61	8Eps Peg	2.1000	3900.0	99	11062	No
417	GOM_NL__2PRFIN20040411_221424_000000462025_00487_11062_1523.N1	11-APR-2004 22:14:24	Dark	45.500	162	34Alp Aqr	2.9440	5350.0	91	11062	No
418	GOM_NL__2PRFIN20040411_221737_000001102025_00487_11062_1524.N1	11-APR-2004 22:17:37	Dark	110.00	11	53Alp Aql	0.76500	8000.0	220	11062	No
419	GOM_NL__2PRFIN20040411_222129_000000462025_00487_11062_1525.N1	11-APR-2004 22:21:29	Dark	46.000	18	24Alp PsA	1.1660	9700.0	92	11062	No
420	GOM_NL__2PRFIN20040411_222441_000000412025_00487_11062_1526.N1	11-APR-2004 22:24:41	Dark	40.500	172	Gam Gru	3.0030	13100.	81	11062	No
421	GOM_NL__2PRFIN20040411_222621_000000452025_00487_11062_1527.N1	11-APR-2004 22:26:21	Dark	44.500	63	Bet Gru	2.1500	2800.0	89	11062	No
422	GOM_NL__2PRFIN20040411_223011_000000422025_00487_11062_1528.N1	11-APR-2004 22:30:11	Dark	41.500	148	Alp Tuc	2.8780	4100.0	83	11062	No
423	GOM_NL__2PRFIN20040411_223139_000000412025_00488_11063_1497.N1	11-APR-2004 22:31:39	Dark	40.500	45	Alp Pav	1.9400	26000.	81	11063	No
424	GOM_NL__2PRFIN20040411_223606_000000662025_00488_11063_1498.N1	11-APR-2004 22:36:06	Dark	65.500	38	20Eps Sgr	1.8360	11000.	131	11063	No
425	GOM_NL__2PRFIN20040411_223908_000000552025_00488_11063_1499.N1	11-APR-2004 22:39:08	Dark	55.000	40	The Sco	1.8590	7100.0	110	11063	No
426	GOM_NL__2PRFIN20040411_224108_000000422025_00488_11063_1500.N1	11-APR-2004 22:41:08	Dark	41.500	134	Bet TrA	2.8100	6600.0	83	11063	No
427	GOM_NL__2PRFIN20040411_224336_000000462025_00488_11063_1501.N1	11-APR-2004 22:43:36	Straylight	45.500	4	Alp1Cen	-0.010000	5800.0	91	11063	No
428	GOM_NL__2PRFIN20040411_224555_000000452025_00488_11063_1502.N1	11-APR-2004 22:45:55	Straylight	44.500	20	Bet Cru	1.2530	30000.	89	11063	No
429	GOM_NL__2PRFIN20040411_224854_000001152025_00488_11063_1503.N1	11-APR-2004 22:48:54	Straylight	115.00	16	21Alp Sco	1.0200	3000.0	230	11063	No
430	GOM_NL__2PRFIN20040411_225135_000000442025_00488_11063_1504.N1	11-APR-2004 22:51:35	Straylight	43.500	123	lot Cen	2.7500	10200.	87	11063	No
431	GOM_NL__2PRFIN20040411_225406_000001032025_00488_11063_1505.N1	11-APR-2004 22:54:06	Tw_i_and_stray	102.50	97	8Bet1Sco	2.5610	30000.	205	11063	No
432	GOM_NL__2PRFIN20040411_225717_000000652025_00488_11063_1506.N1	11-APR-2004 22:57:17	Bright	64.500	122	9Alp2Lib	2.7470	9700.0	129	11063	No
433	GOM_NL__2PRFIN20040411_225922_000000482025_00488_11063_1507.N1	11-APR-2004 22:59:22	Bright	47.500	15	67Alp Vir	0.97600	28000.	95	11063	No
434	GOM_NL__2PRFIN20040411_230226_000000422025_00488_11063_1508.N1	11-APR-2004 23:02:26	Bright	41.500	121	29Gam Vir	2.7400	7200.0	83	11063	No
435	GOM_NL__2PRFIN20040411_230623_000000422025_00488_11063_1509.N1	11-APR-2004 23:06:23	Bright	42.000	138	47Eps Vir	2.8280	4700.0	84	11063	No
436	GOM_NL__2PRFIN20040411_230901_000000372025_00488_11063_1510.N1	11-APR-2004 23:09:01	Bright	36.500	96	68Del Leo	2.5600	9300.0	73	11063	No
437	GOM_NL__2PRFIN20040411_231122_000000632025_00488_11063_1511.N1	11-APR-2004 23:11:22	Bright	63.000	3	16Alp Boo	-0.050000	4250.0	126	11063	No
438	GOM_NL__2PRFIN20040411_231436_000000402025_00488_11063_1512.N1	11-APR-2004 23:14:36	Bright	40.000	152	12Alp2CVn	2.8900	11000.	80	11063	No
439	GOM_NL__2PRFIN20040411_231815_000000372025_00488_11063_1513.N1	11-APR-2004 23:18:15	Bright	36.500	87	64Gam UMa	2.4330	11000.	73	11063	No
440	GOM_NL__2PRFIN20040411_231933_000000412025_00488_11063_1514.N1	11-APR-2004 23:19:33	Bright	40.500	32	77Eps UMa	1.7630	11000.	81	11063	No
441	GOM_NL__2PRFIN20040411_232559_000000412025_00488_11063_1515.N1	11-APR-2004 23:25:59	Bright	40.500	60	7Bet UMi	2.0810	3950.0	81	11063	No
442	GOM_NL__2PRFIN20040411_232834_000000342025_00488_11063_1516.N1	11-APR-2004 23:28:34	Bright	33.500	49	1Alp UMi	1.9900	6300.0	67	11063	No
443	GOM_NL__2PRFIN20040411_233224_000000612025_00488_11063_1517.N1	11-APR-2004 23:32:24	Bright	61.000	130	23Bet Dra	2.7990	5800.0	122	11063	No
444	GOM_NL__2PRFIN20040411_233532_000000362025_00488_11063_1518.N1	11-APR-2004 23:35:32	Bright	36.000	110	37Del Cas	2.6780	8900.0	72	11063	No
445	GOM_NL__2PRFIN20040411_233649_000000382025_00488_11063_1519.N1	11-APR-2004 23:36:49	Bright	37.500	74	11Bet Cas	2.2680	6600.0	75	11063	No
446	GOM_NL__2PRFIN20040411_234215_000001152025_00488_11063_1520.N1	11-APR-2004 23:42:15	Bright	114.50	5	3Alp Lyr	0.033000	11000.	229	11063	No
447	GOM_NL__2PRFIN20040411_234523_000000522025_00488_11063_1521.N1	11-APR-2004 23:45:23	Bright	52.000	92	53Eps Cyg	2.5000	4500.0	104	11063	No
448	GOM_NL__2PRFIN20040411_235232_000000502025_00488_11063_1522.N1	11-APR-2004 23:52:32	Twilight	50.000	61	8Eps Peg	2.1000	3900.0	100	11063	No
449	GOM_NL__2PRFIN20040411_235500_000000462025_00488_11063_1523.N1	11-APR-2004 23:55:00	Dark	46.000	162	34Alp Aqr	2.9440	5350.0	92	11063	No
450	GOM_NL__2PRFIN20040411_235815_000000942025_00488_11063_1524.N1	11-APR-2004 23:58:15	Dark	93.500	11	53Alp Aql	0.76500	8000.0	187	11063	No

### 3. Quality information per product

In this section it is plotted some information contained in the Quality Summary data set of

the level 2 products. Only products in dark limb conditions and without errors (error flag in the MPH set to "0") are used.

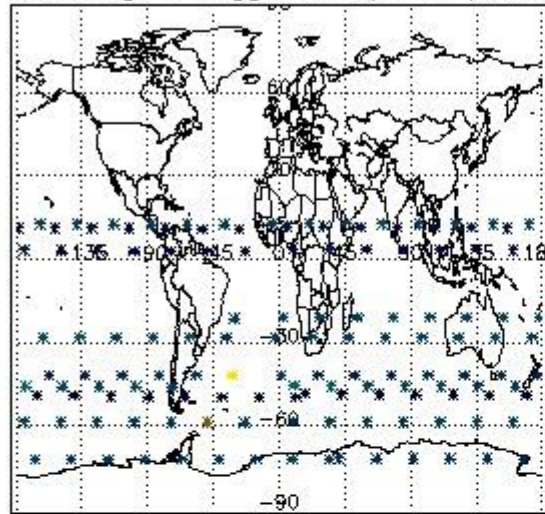
### 3.1 Plot quality information per product (time dependant)



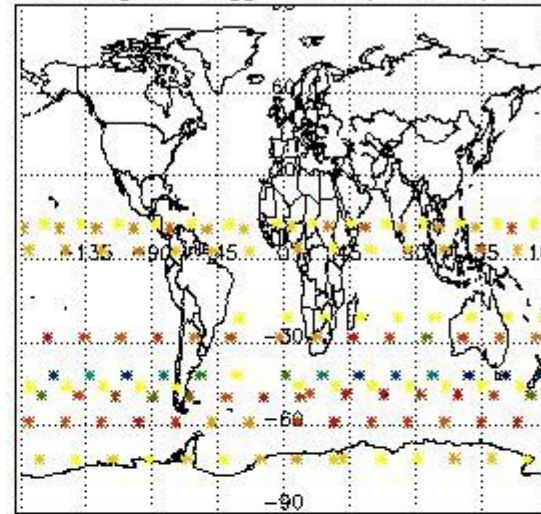
### 3.2 Plot quality information per product (world map)



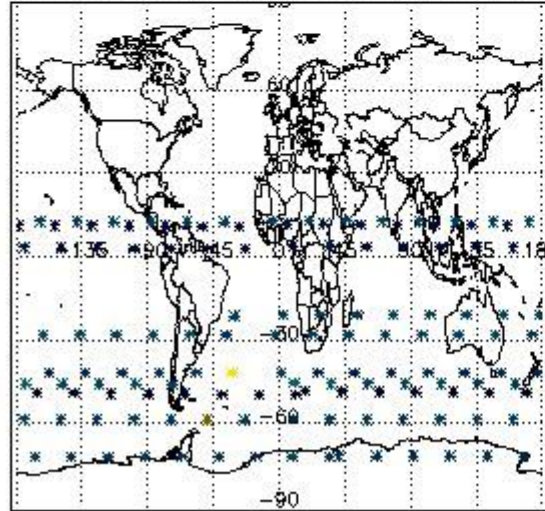
Percentage of flagged data per O3 profile




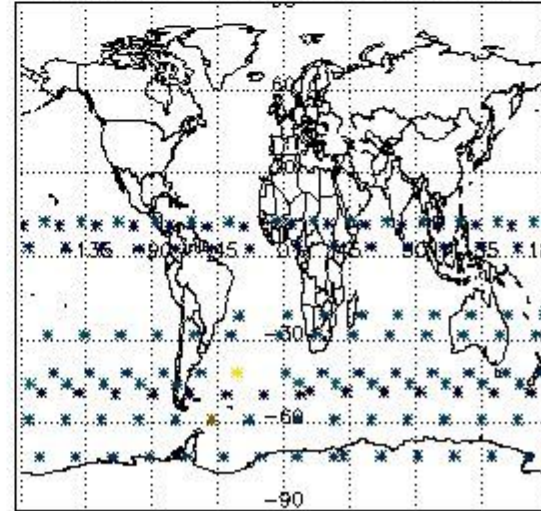
Percentage of flagged data per H2O profile



Percentage of flagged data per NO2 profile



Percentage of flagged data per NO3 profile

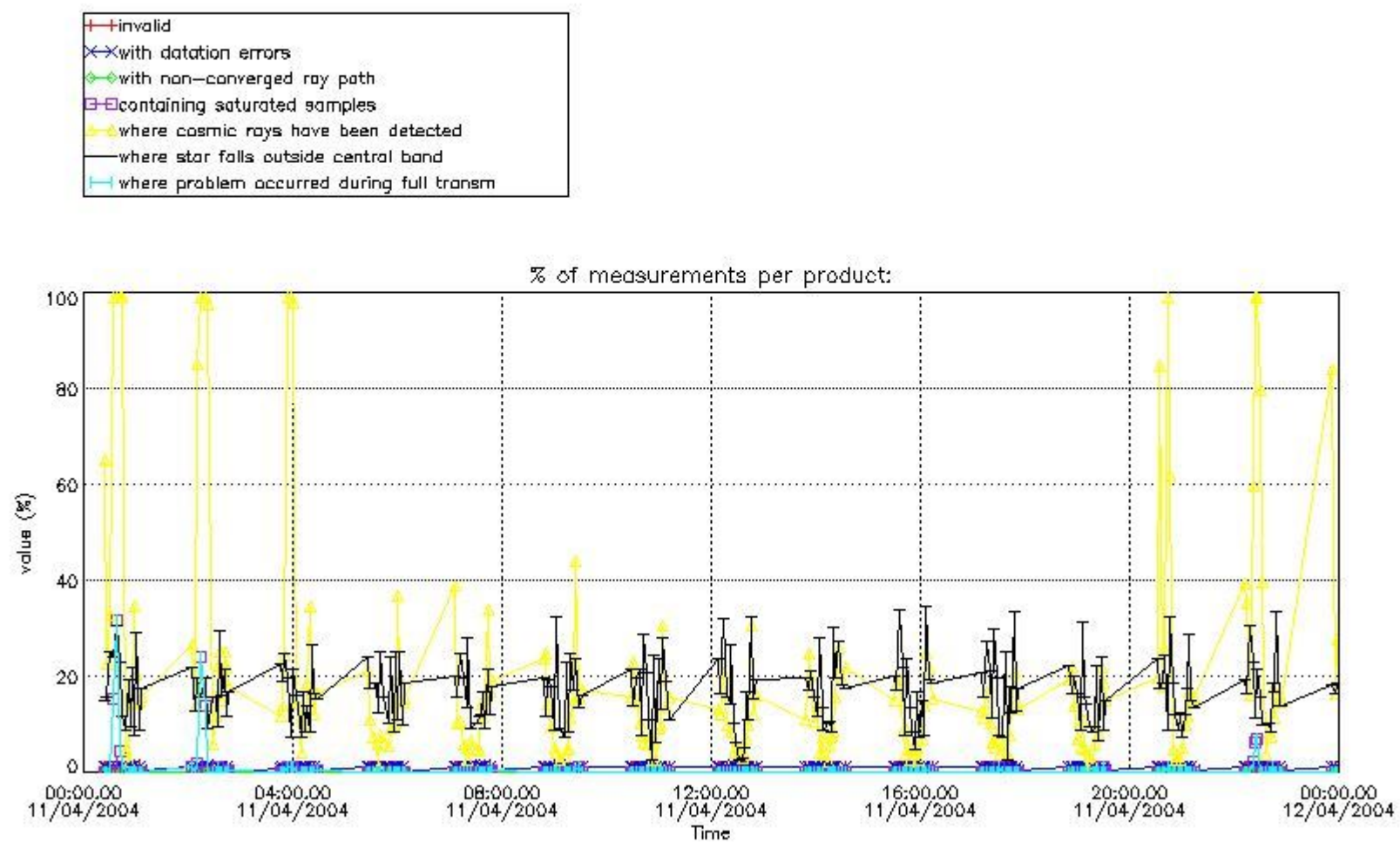


#### 4. Level 1 quality information per product

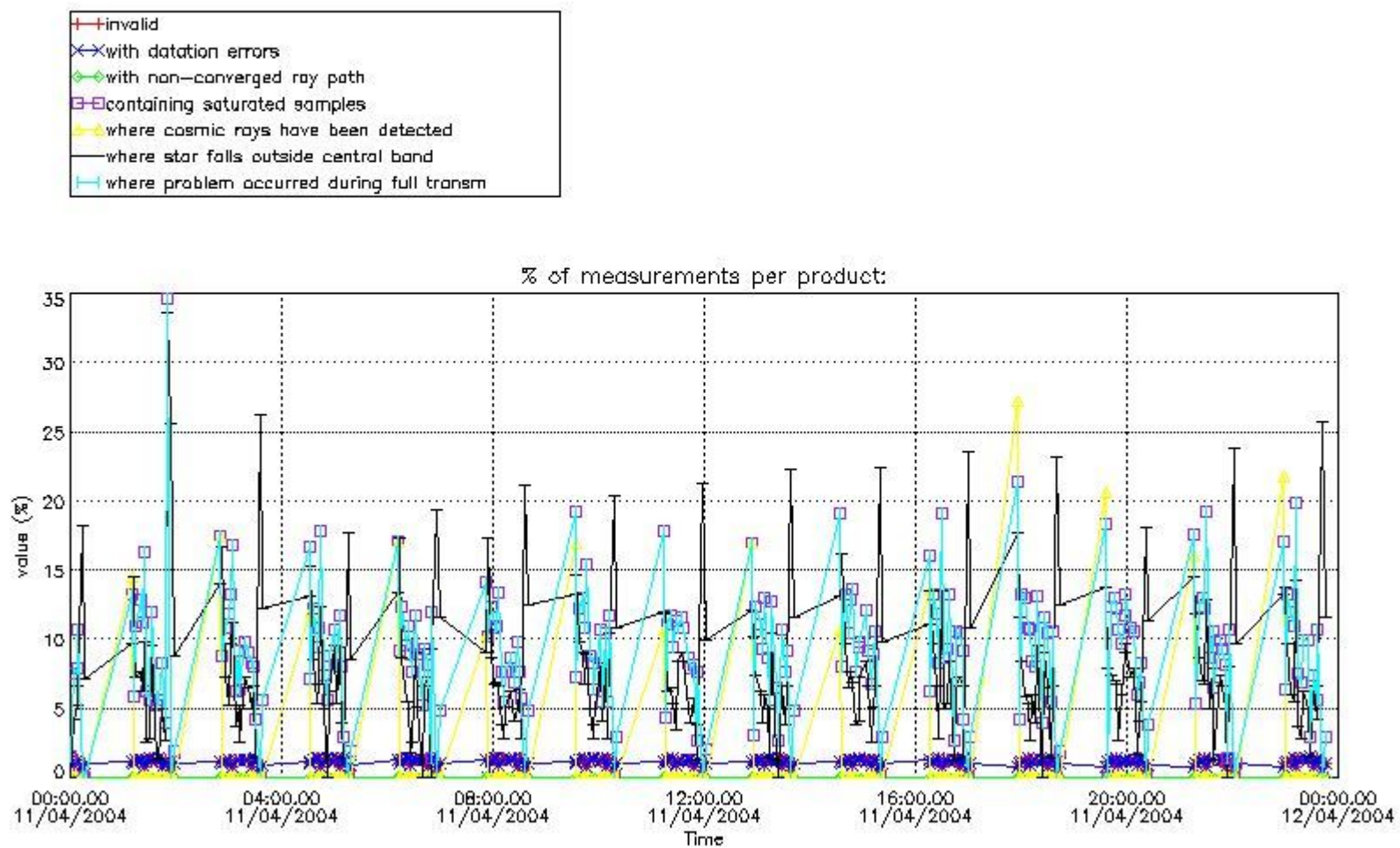
In this section it is plotted some information contained in the Quality Summary data set of the level 2 products that comes from the level 1b processing. Products without errors (error flag in the MPH set to "0") are used.

##### 4.1 Plot quality information per product (time dependant) coming from level 1b processing

###### 4.1.1 Plot level 1 quality information per product (time dependant): ENVISAT ASCENDING passes



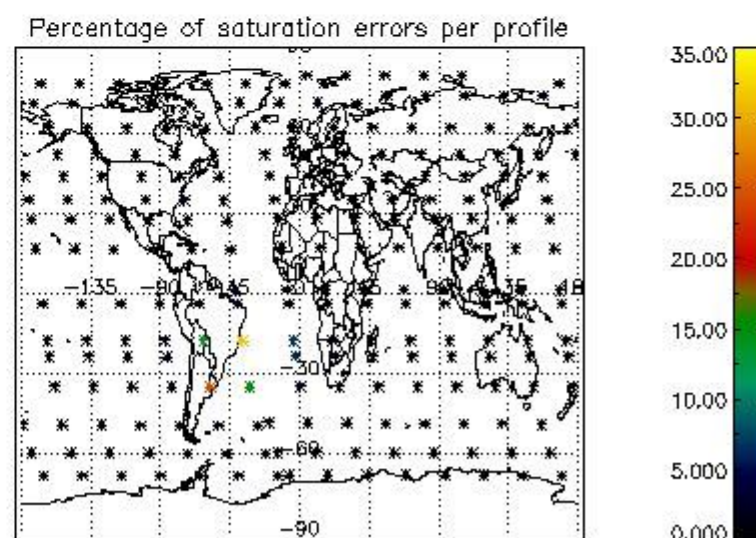
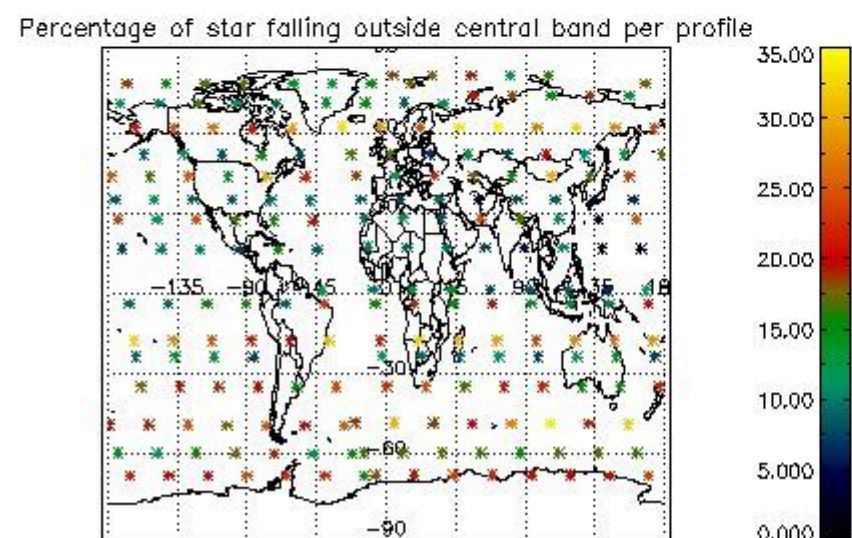
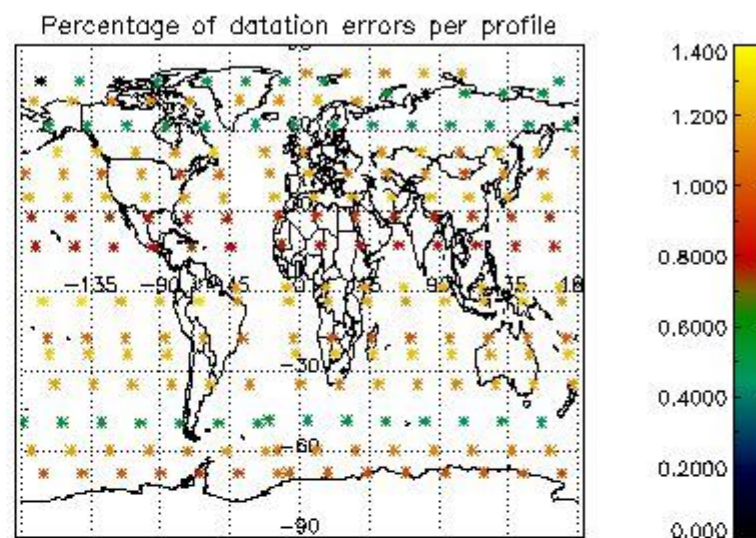
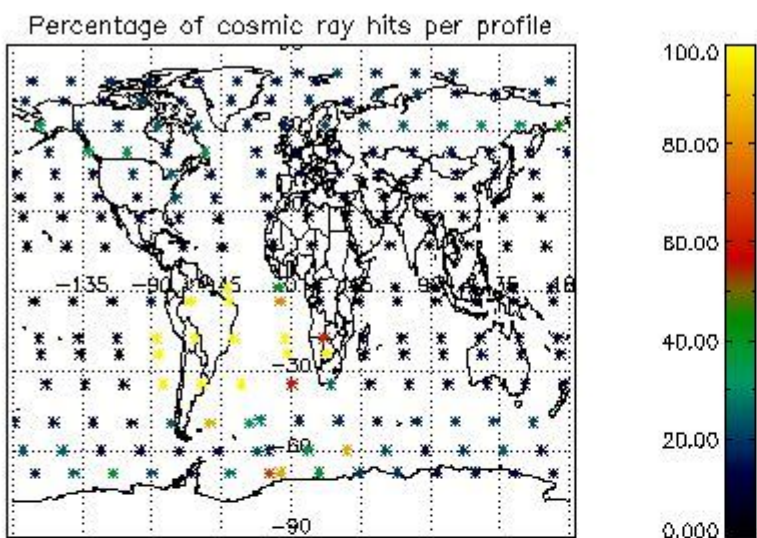
4.1.2 Plot level 1 quality information per product (time dependant): ENVI SAT DESCENDING passes



4.2 Plot quality information per product coming from level 1b processing (world map)

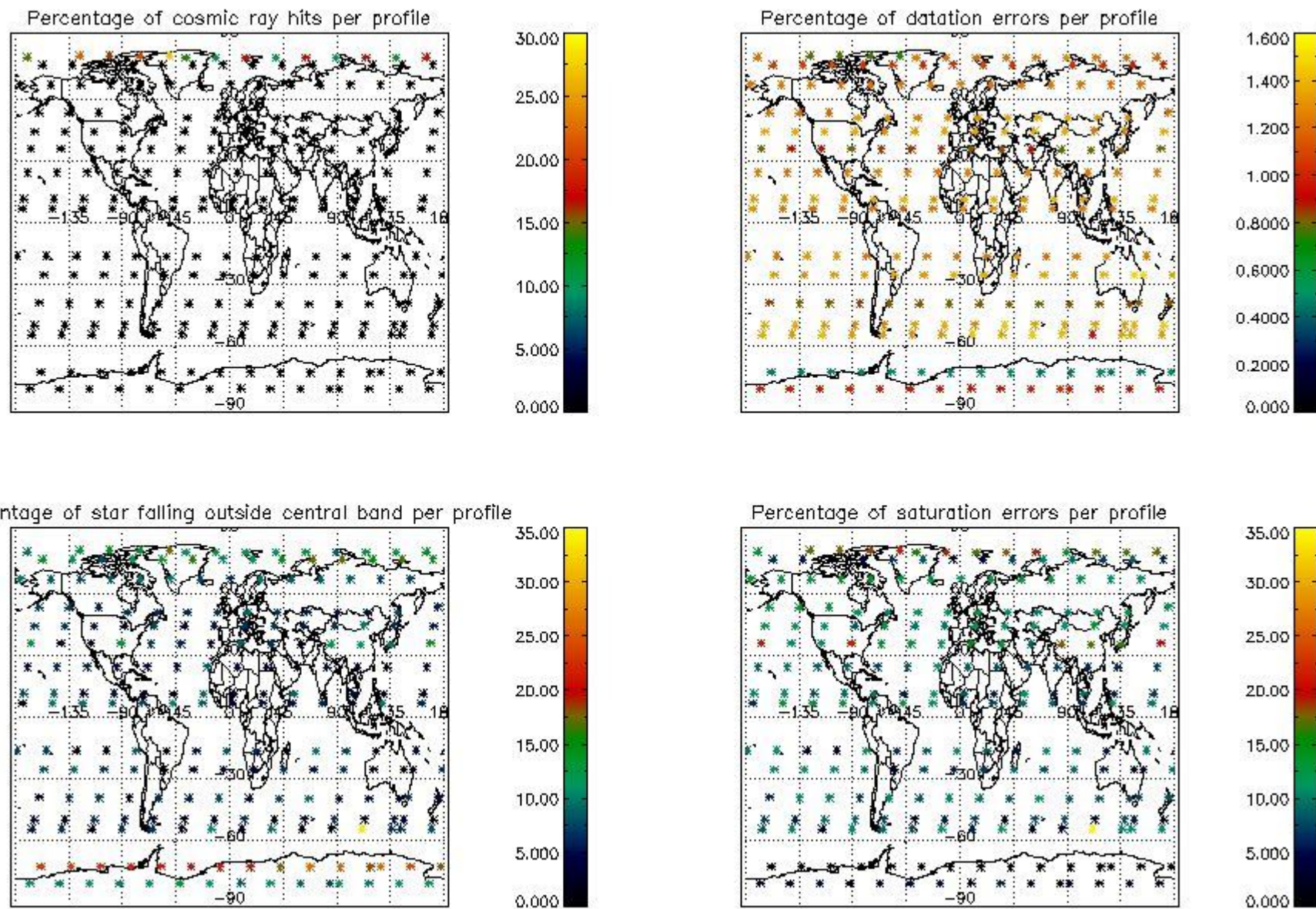
4.2.1 Plot level 1 quality information per product (world map): ENVISAT ASCENDING passes





4.2.2 Plot level 1 quality information per product (world map): ENVISAT DESCENDING passes





## 5. Trace gas profiles

### 5.1 Ozone statistics based on quality of products

The final quality of the products can be "measured" using the STD (Standard Deviation) attached to every point profile. This information is written to the parameter GOM\_NL\_\_2P/NL\_LOCAL\_SPECIES\_DENSITY/o3\_std of the level 2 products. The table below shows the statistics for given STD ranges.

The statistics are given with respect to the overall valid production:

- Products without fatal errors: GOM\_NL\_\_2P/MPH/PRODUCT\_ERR=0
- Valid point profile: GOM\_NL\_\_2P/NL\_LOCAL\_SPECIES\_DENSITY/pcd(0)=0

The 'Criteria' is applied to valid points of dark limb products:

- Products in dark limb illumination condition: GOM\_NL\_\_2P/NL\_SUMMARY\_QUALITY/obs\_ill\_cond=0
- Products without fatal errors: GOM\_NL\_\_2P/MPH/PRODUCT\_ERR=0
- Valid point profile: GOM\_NL\_\_2P/NL\_LOCAL\_SPECIES\_DENSITY/pcd(0)=0

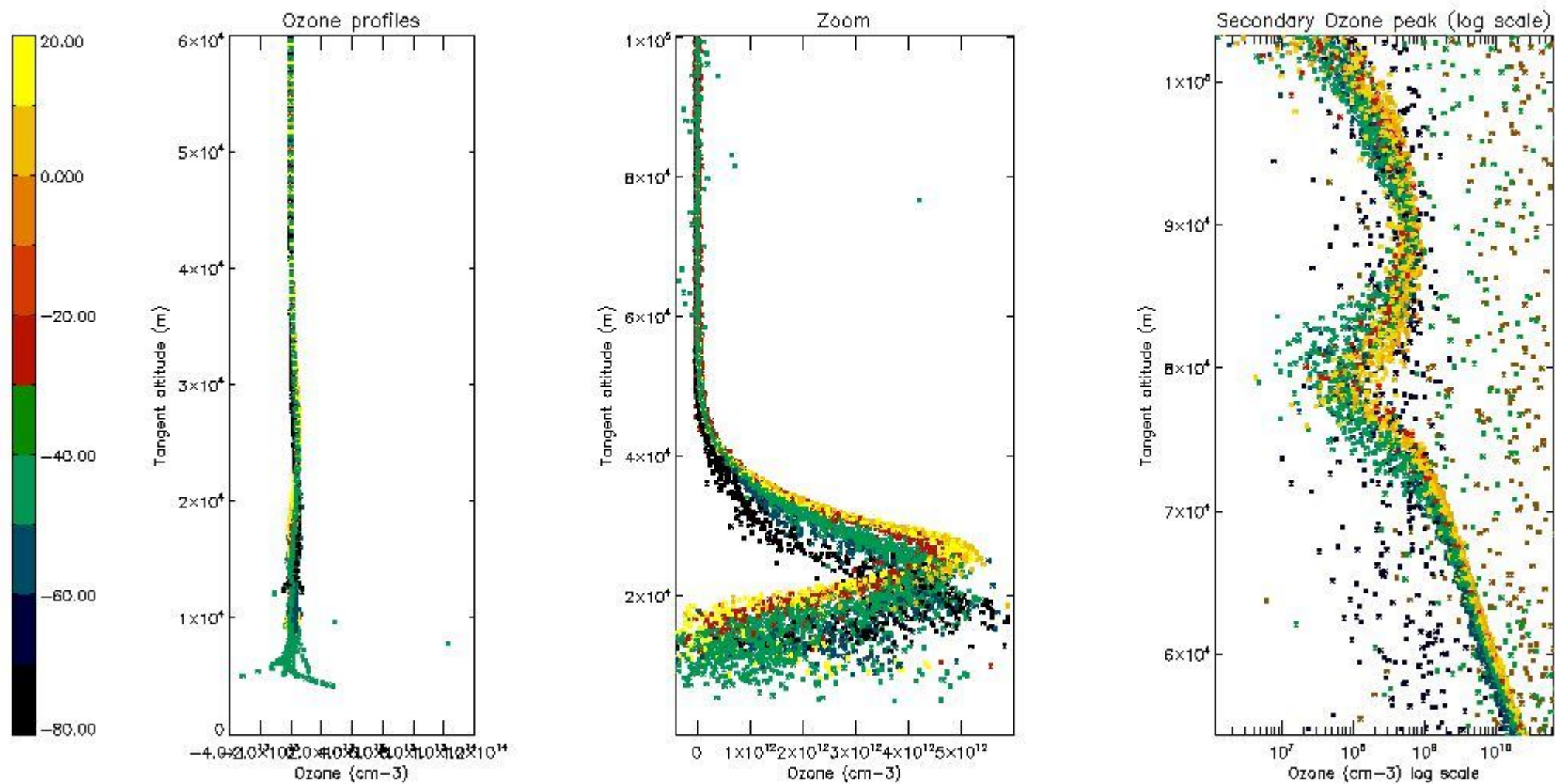
So, the table below shows the percentage of dark limb and valid observations for each criteria with respect to the overall valid daily observations.

Criteria	% of total production
All STD	30
STD < 20	16

STD < 10	13
STD < 5	9

5.2 Plot ozone profiles for all STD (dark without errors)

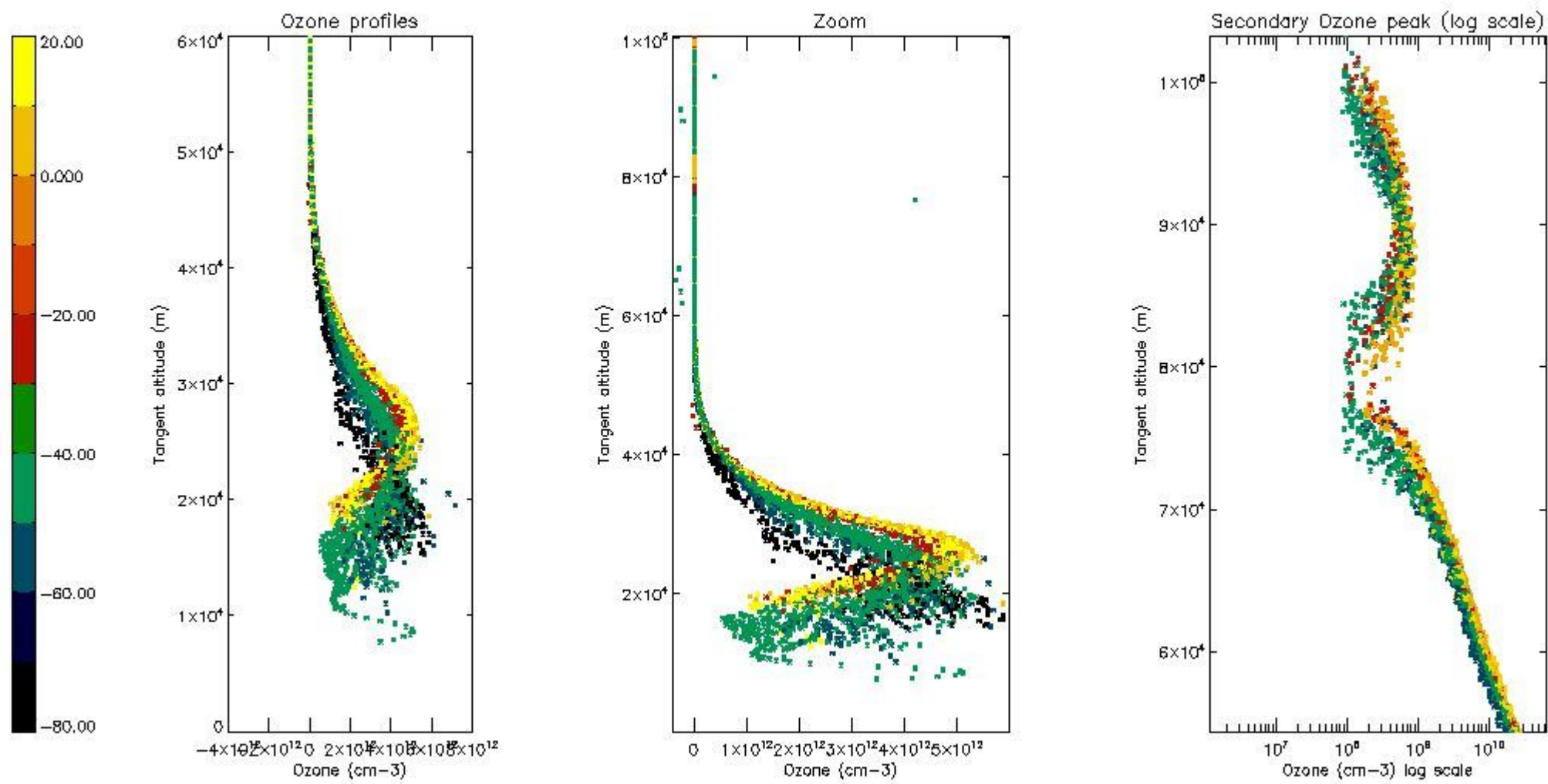
The colorbar represents the latitude.



5.3 Plot ozone profiles where STD < 20% (dark without errors)

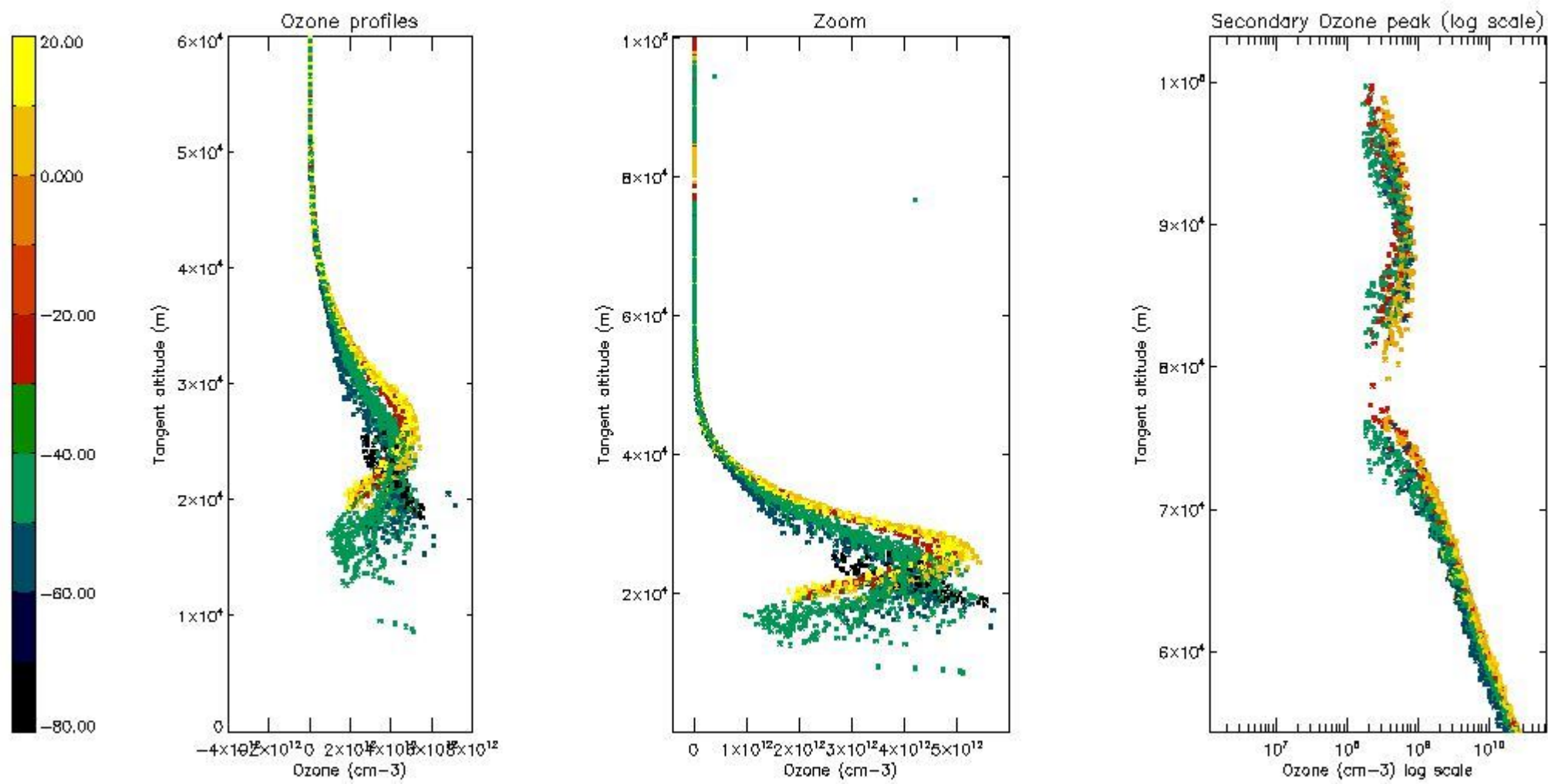
The colorbar represents the latitude.





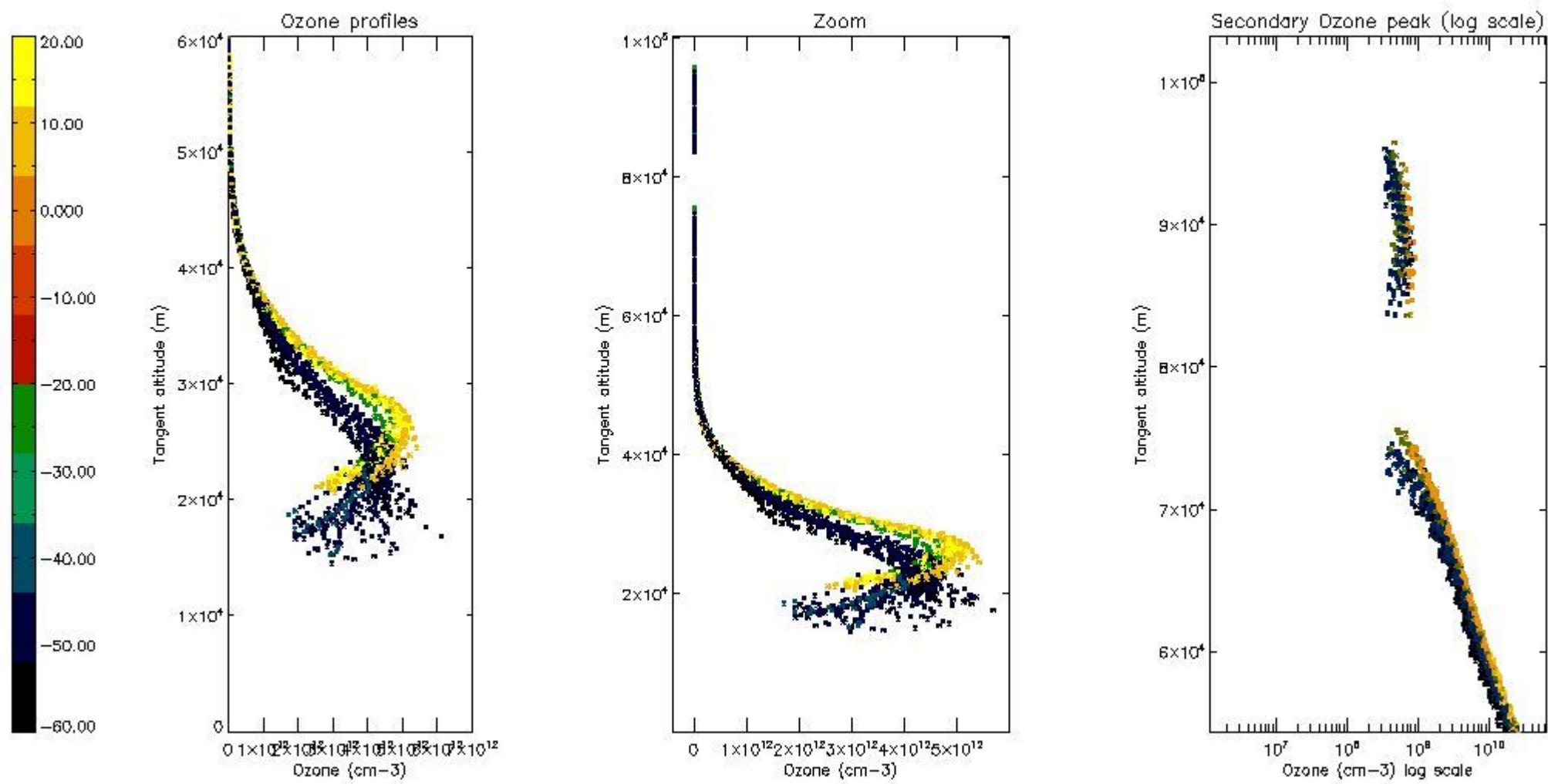
*5.4 Plot ozone profiles where STD < 10% (dark without errors)*

The colorbar represents the latitude.



*5.5 Plot ozone profiles where STD < 5% (dark without errors)*

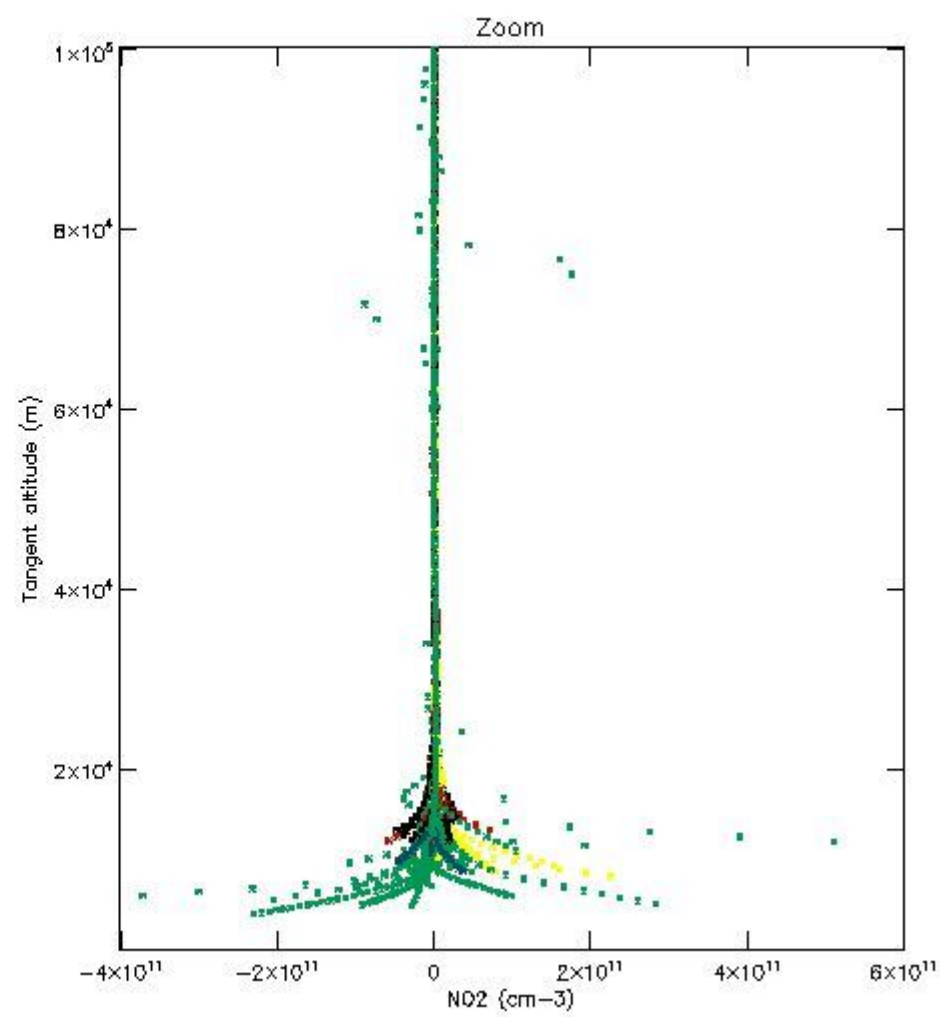
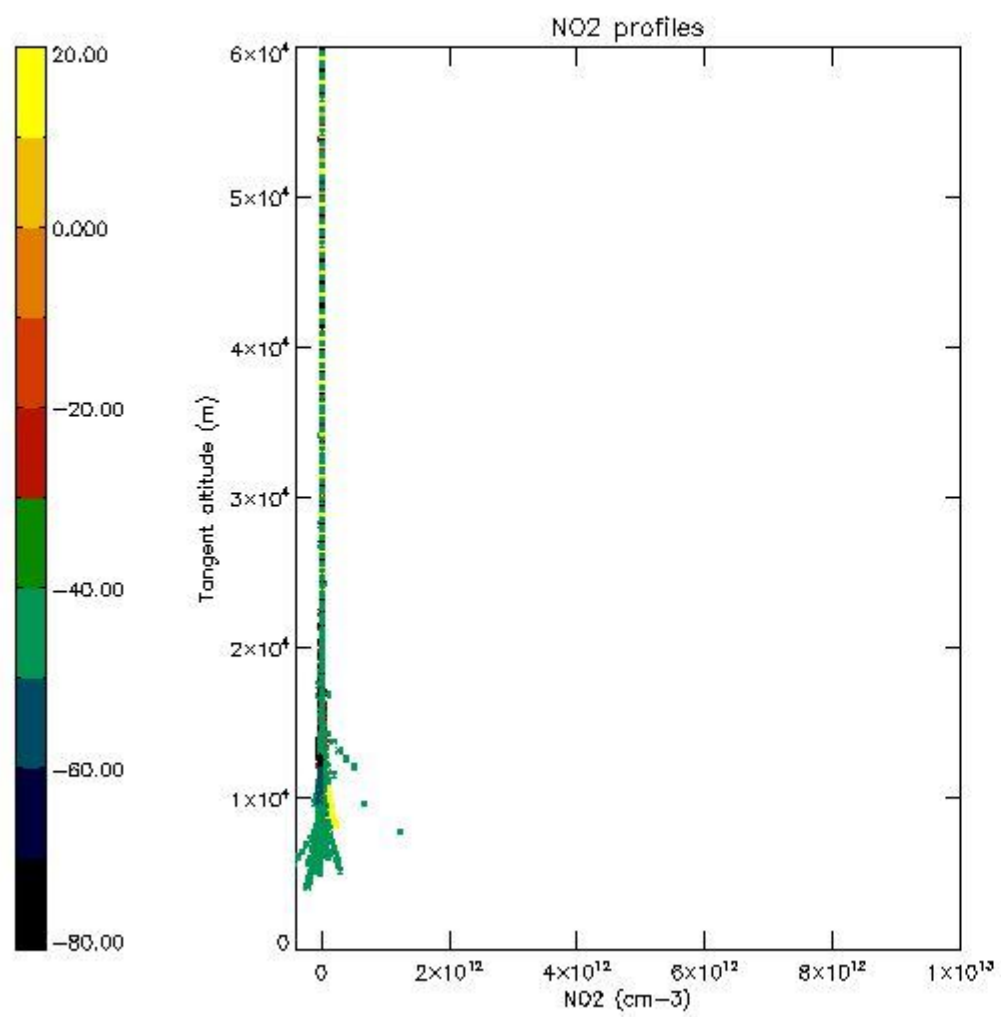
The colorbar represents the latitude.



*5.6 Plot NO<sub>2</sub> profiles for all STD (dark without errors)*

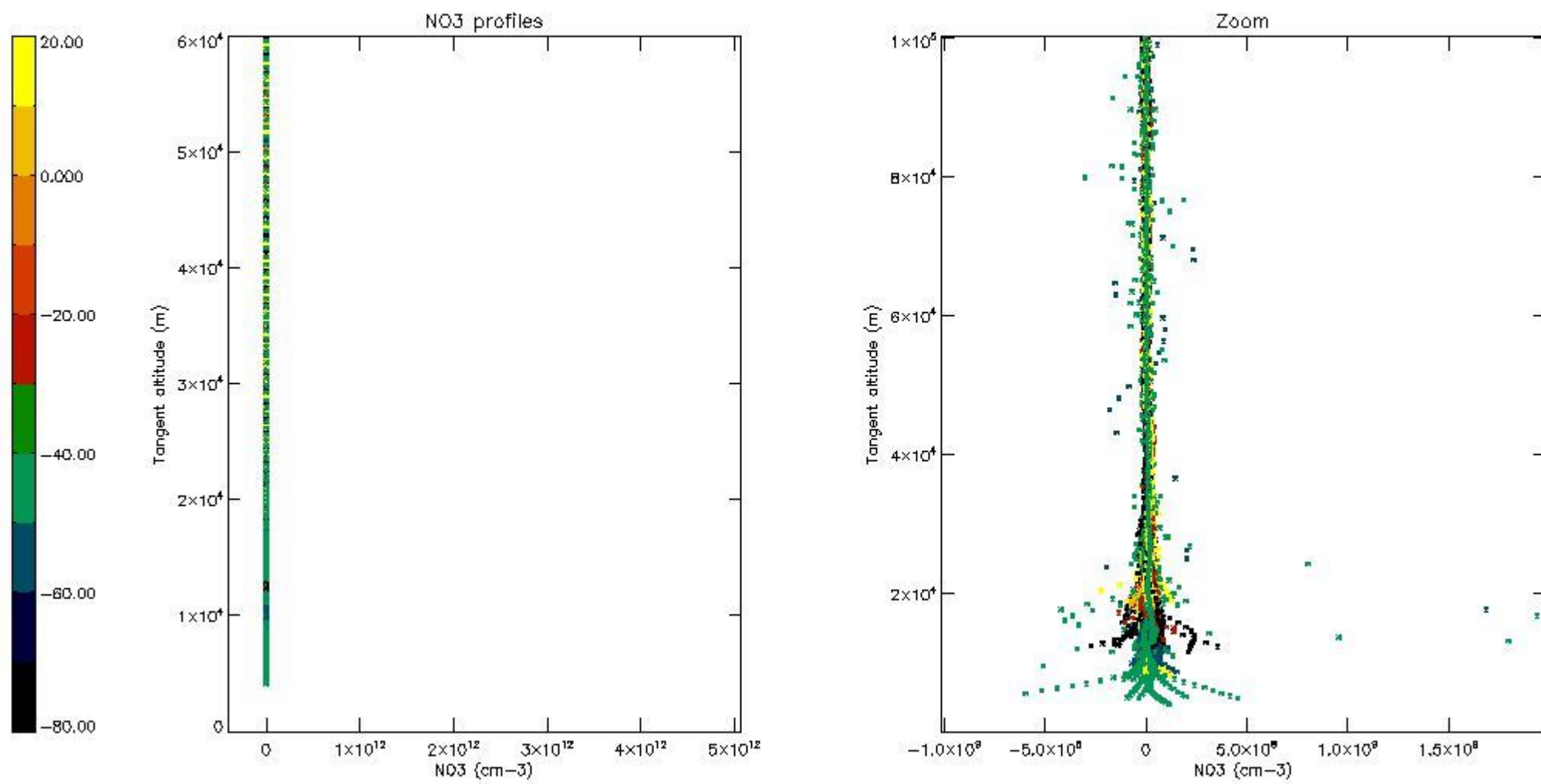
The colorbar represents the latitude.





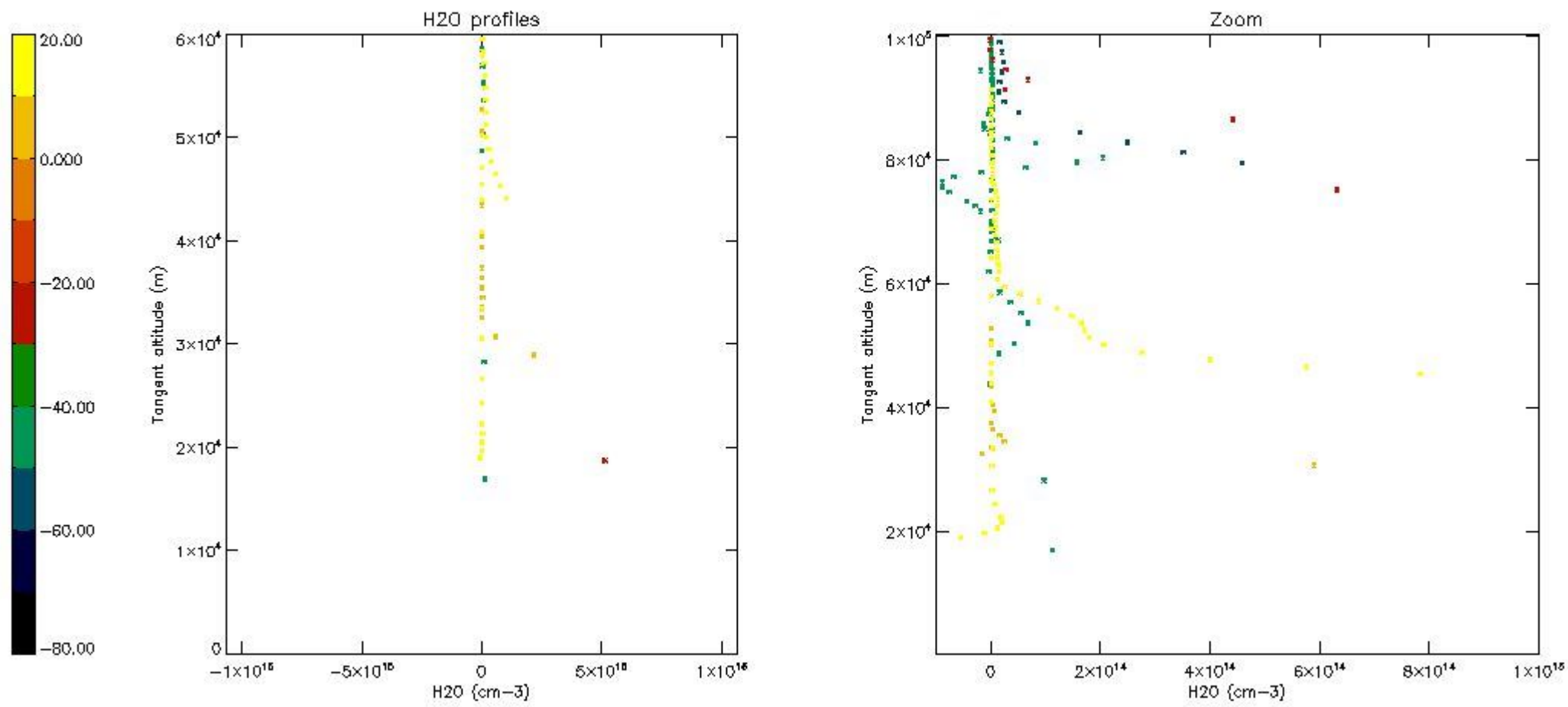
*5.7 Plot NO3 profiles for all STD (dark without errors)*

The colorbar represents the latitude.



5.8 Plot H<sub>2</sub>O profiles for all STD (only for occultations of stars 1,2,3,4,13,14,16,26,63 dark without errors)

The colorbar represents the latitude.

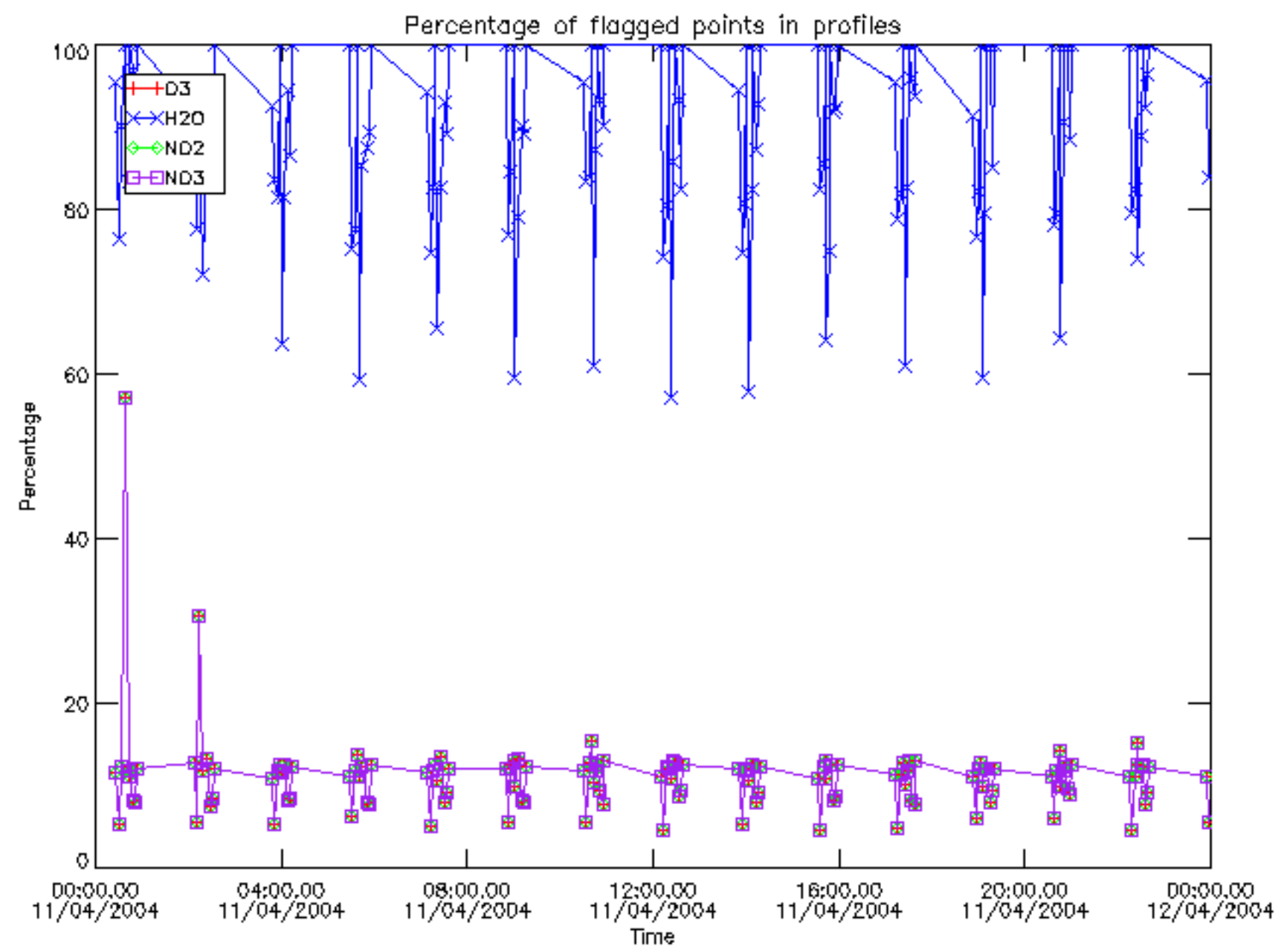


## 6. Auxiliary Data Files used for the production reported in section 2

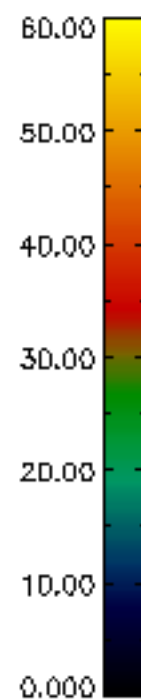
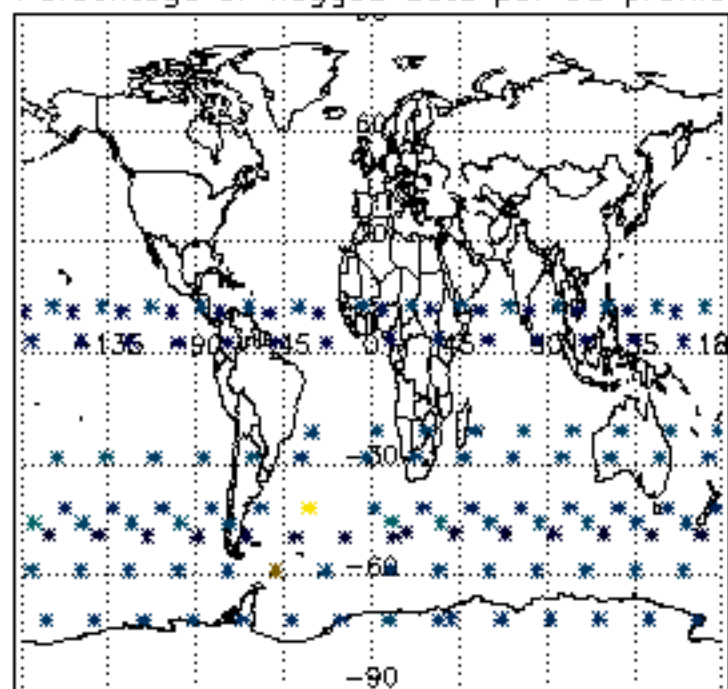
The number reported in the third column indicates since which file (see list in section 2) the corresponding auxiliary file has been used. The fourth column is the date of those product files.

Type	Auxiliary Filename	Used since product	Used since product date
INST_PHYS_CHARACTERISTICS	GOM_INS_AXVIEC20091111_143220_20030716_120000_20500101_000000	1	11-APR-2004 00:00:11
LEVEL-2_PROC_CONFIG	GOM_PR2_AXVIEC20091111_152718_20020301_000000_20500101_000000	1	11-APR-2004 00:00:11
CROSS_SECTIONS_FILE	GOM_CR2_AXVIEC20091111_154832_20020301_000000_20500101_000000	1	11-APR-2004 00:00:11

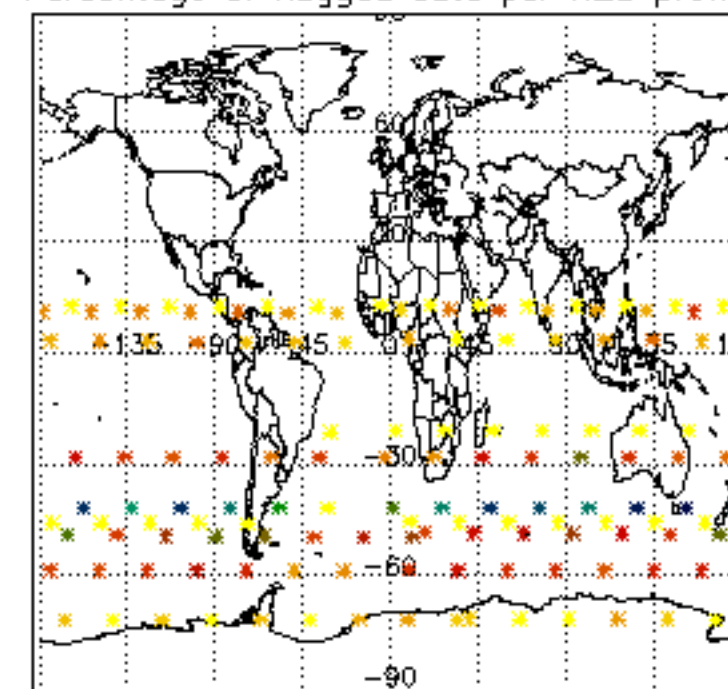




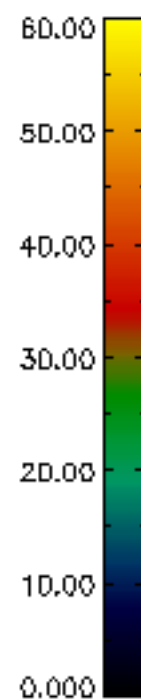
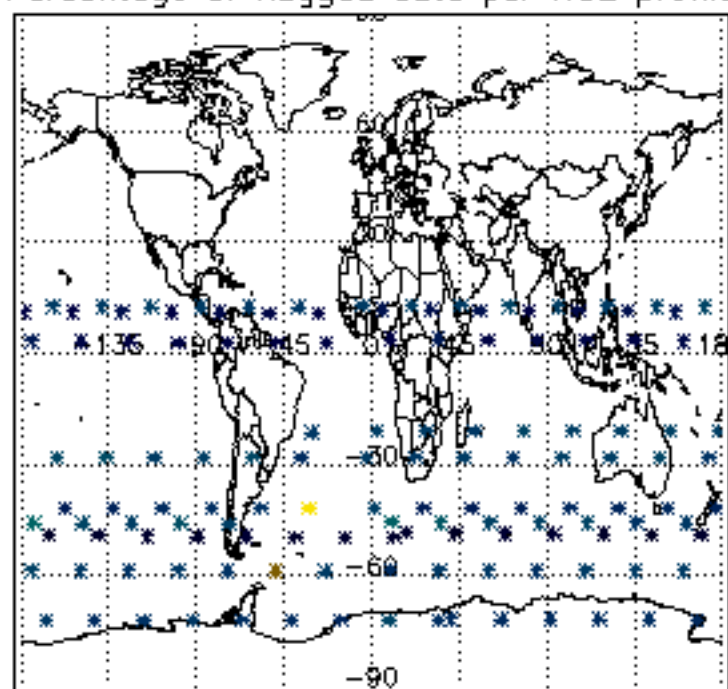
Percentage of flagged data per D3 profile



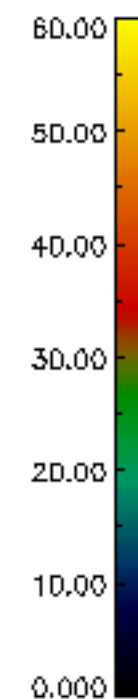
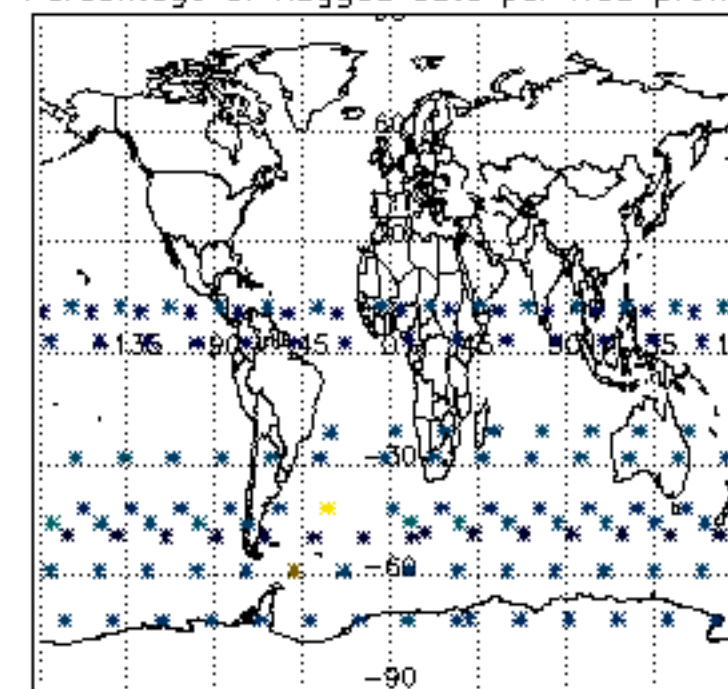
Percentage of flagged data per H2O profile

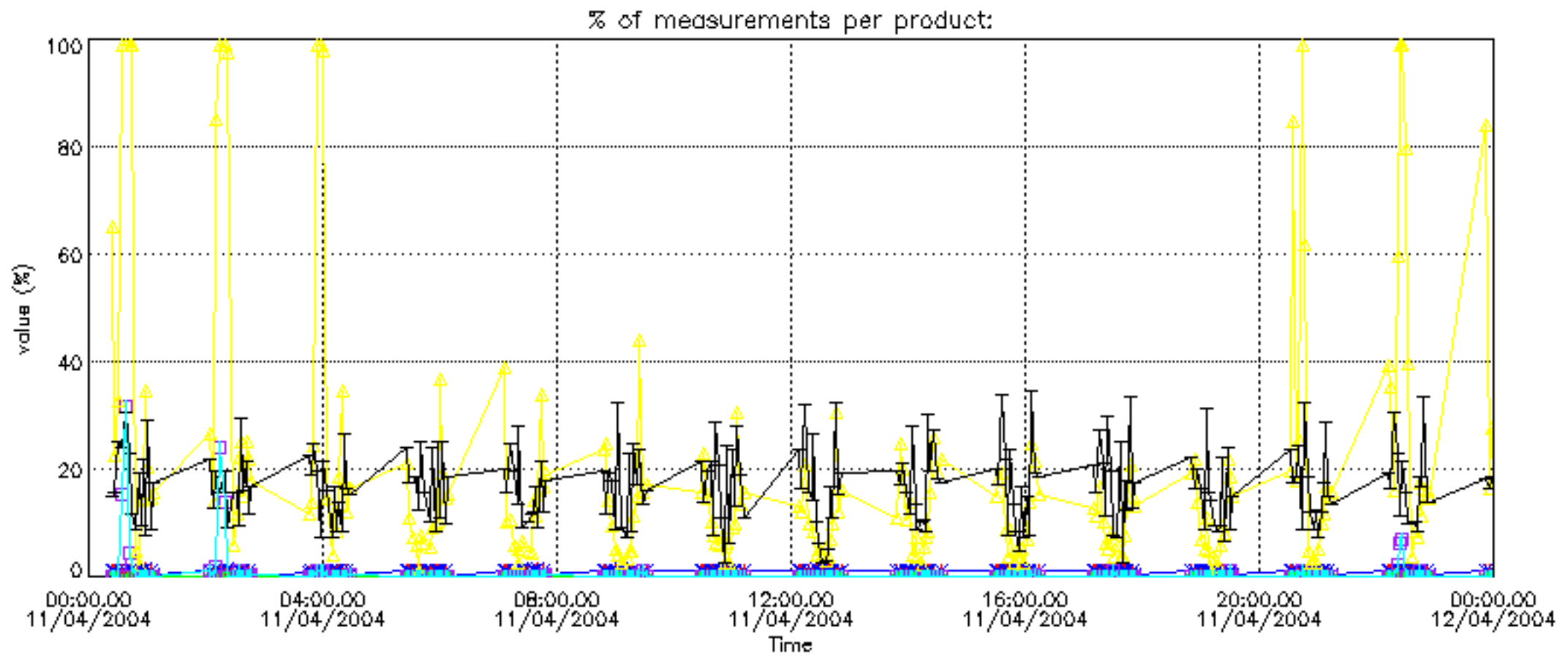


Percentage of flagged data per NO2 profile

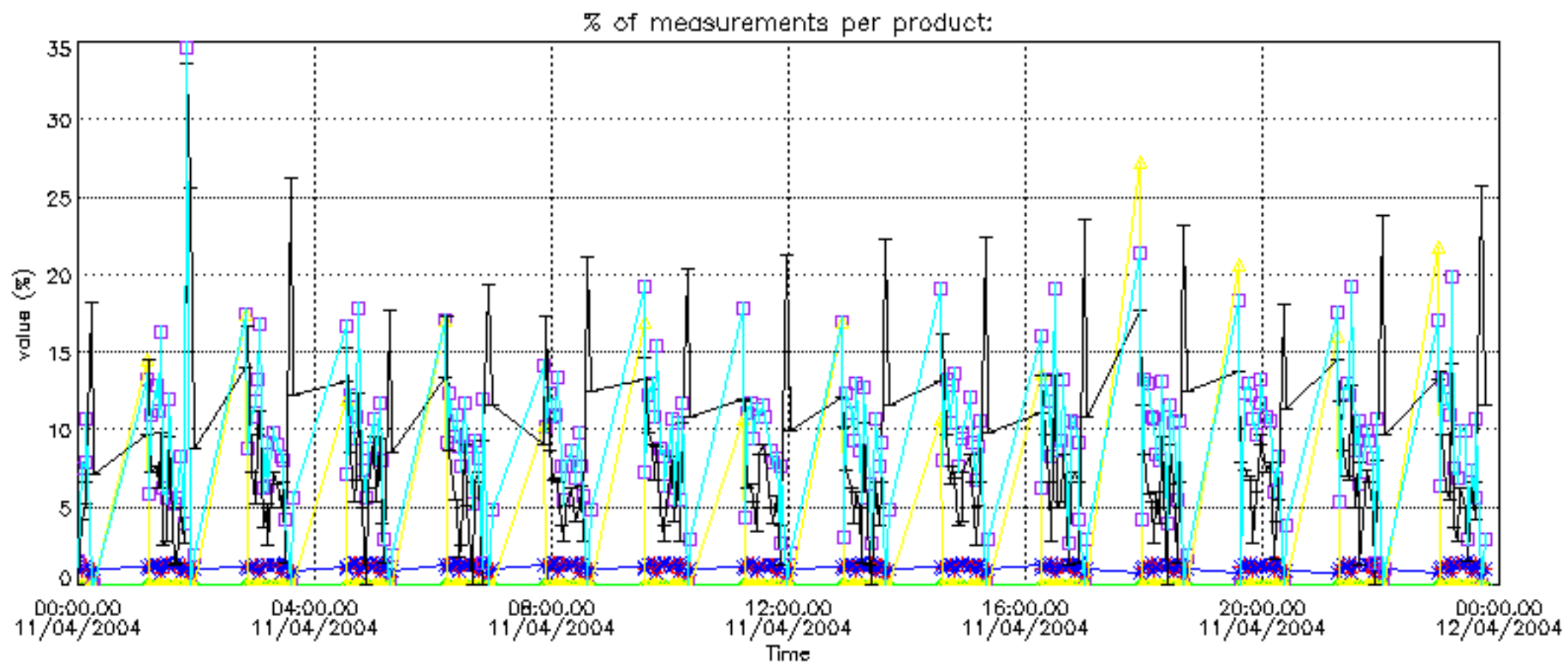


Percentage of flagged data per NO3 profile

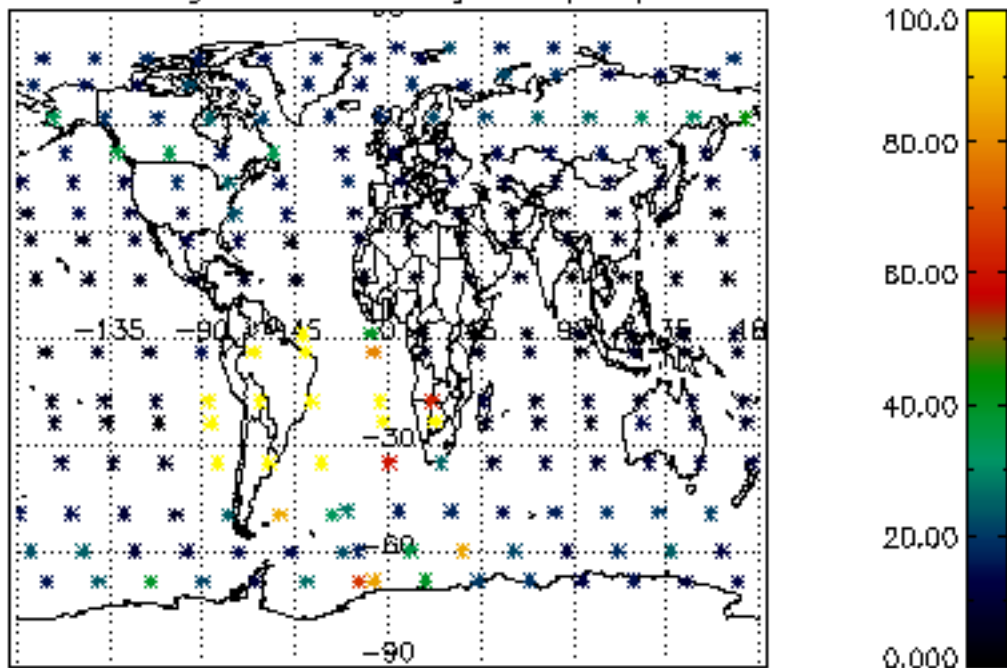




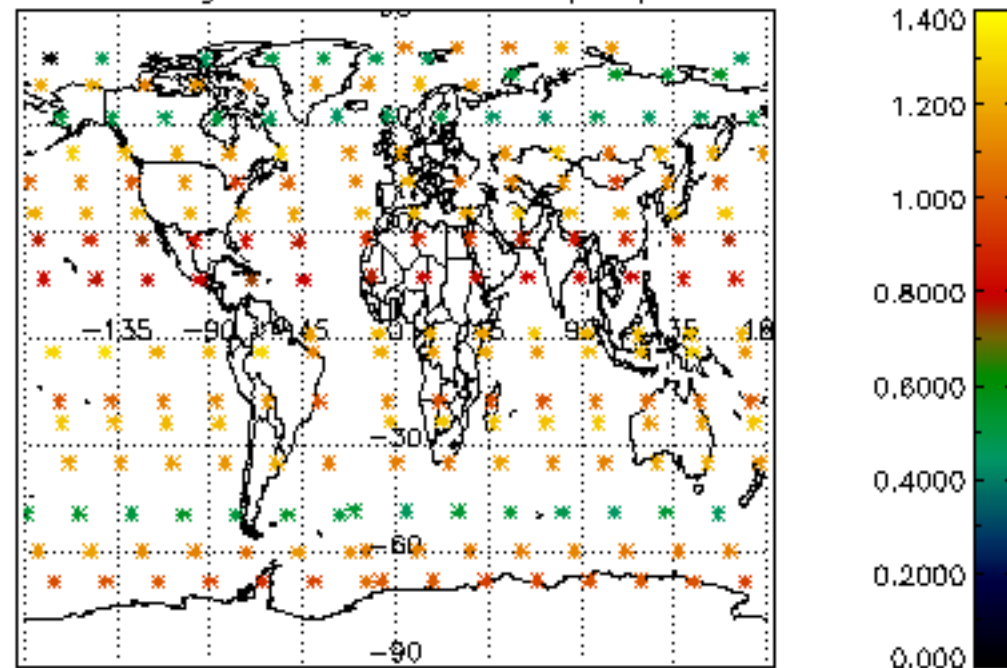




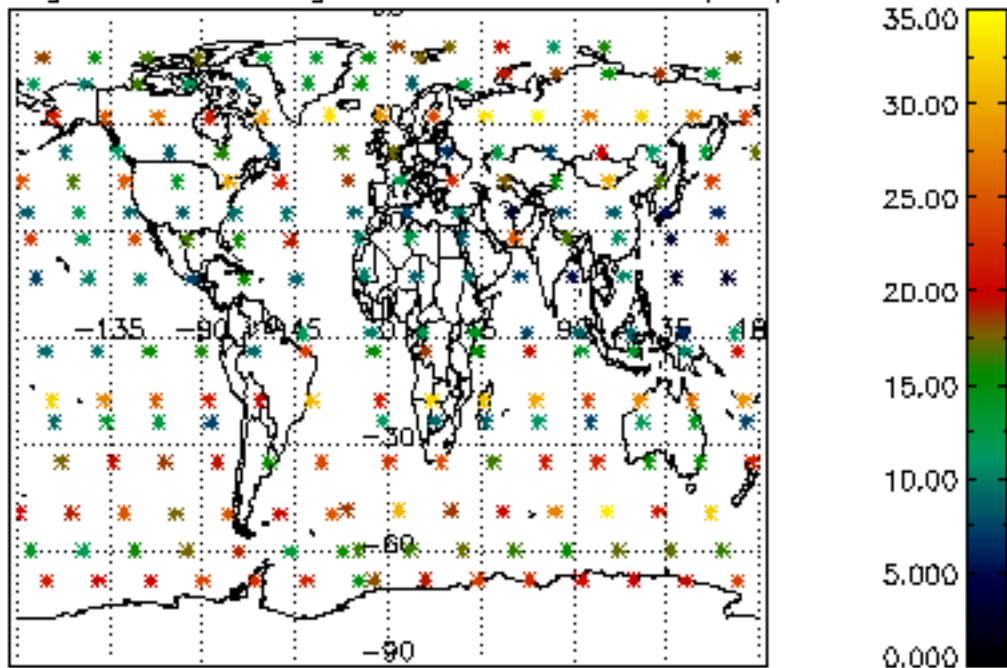
Percentage of cosmic ray hits per profile



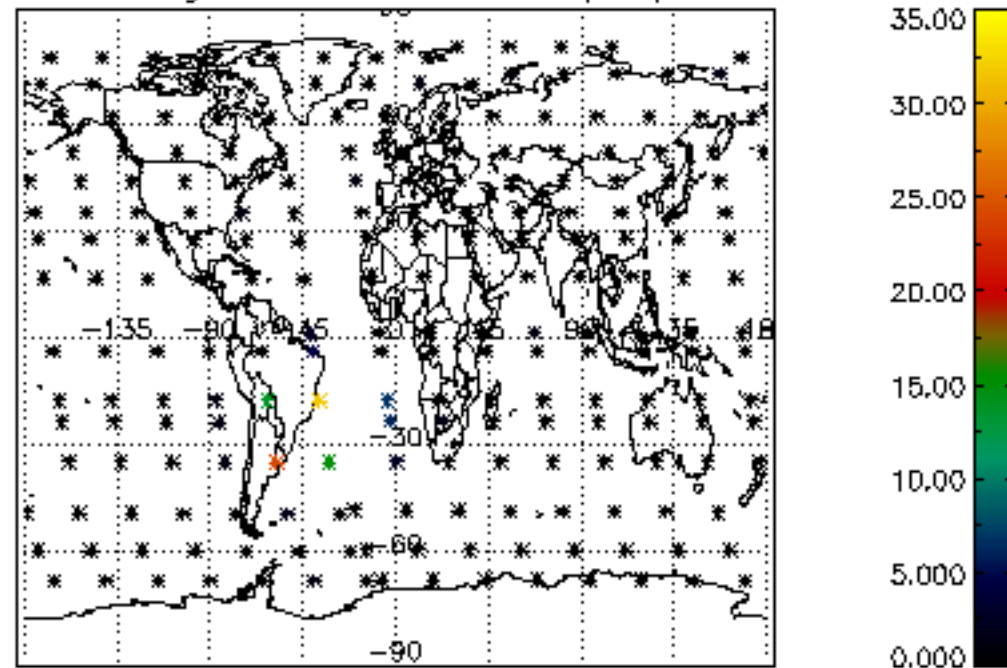
Percentage of datation errors per profile



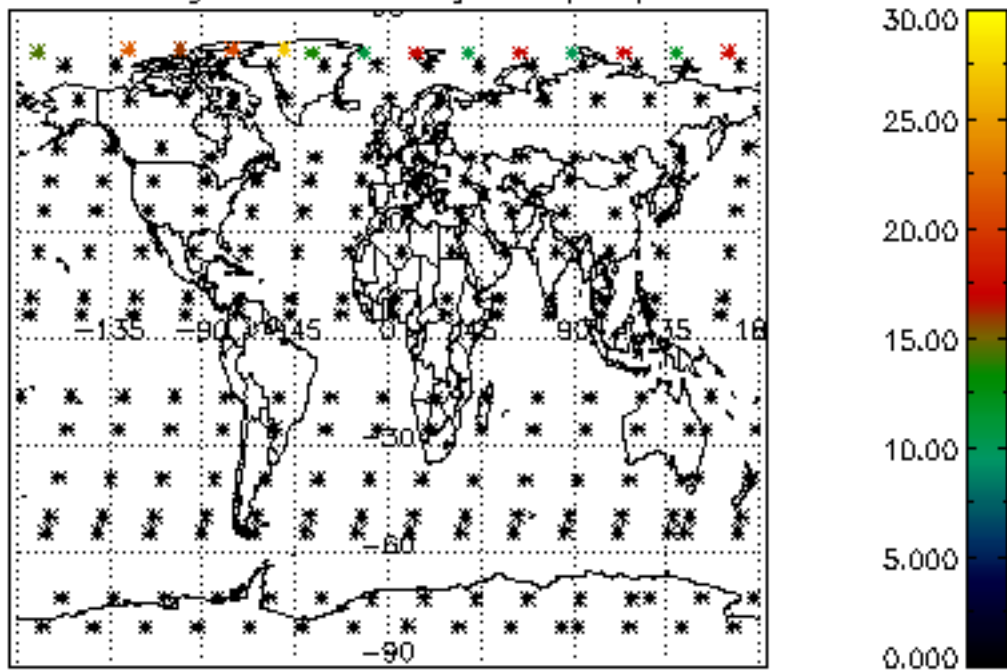
Percentage of star falling outside central band per profile



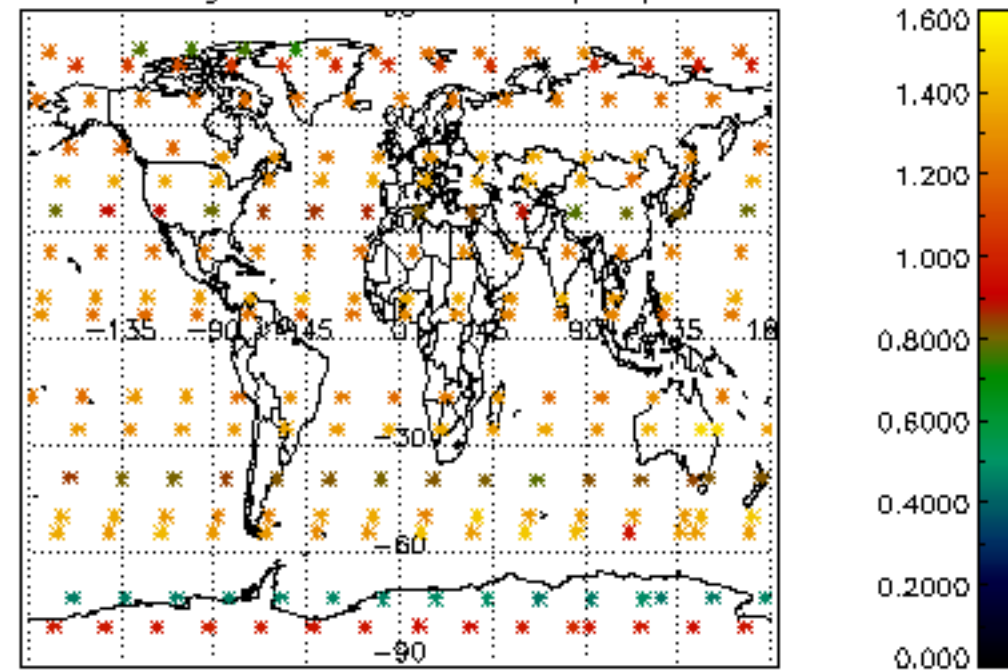
Percentage of saturation errors per profile



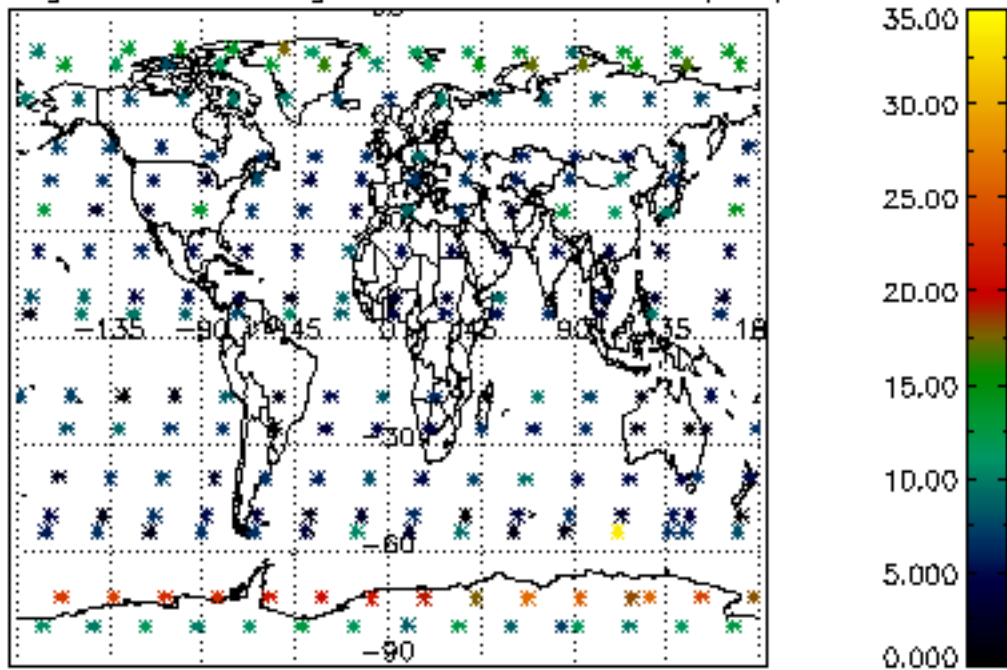
Percentage of cosmic ray hits per profile



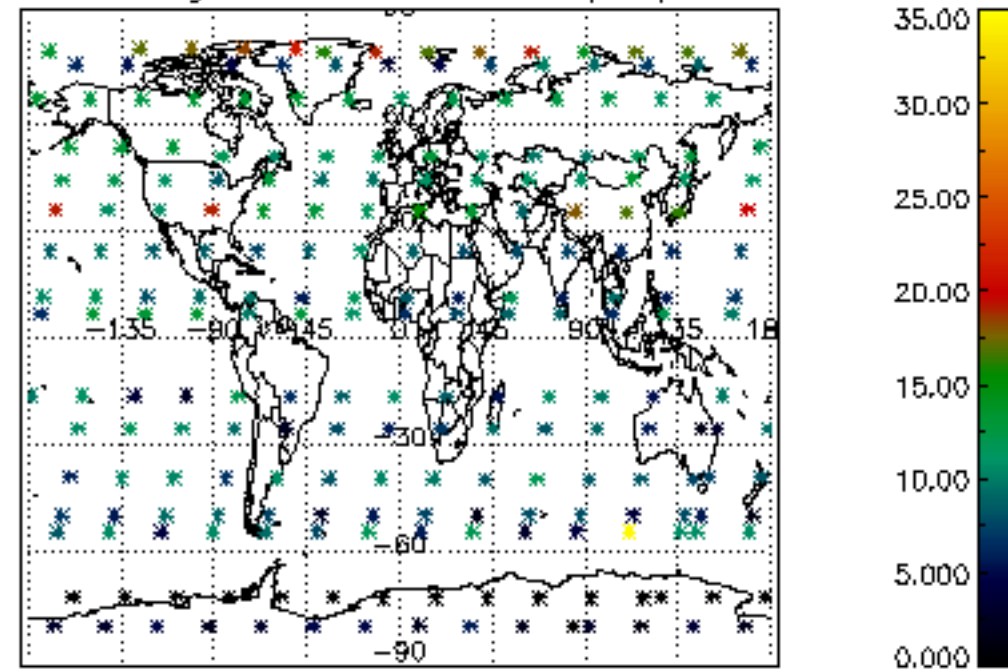
Percentage of datation errors per profile



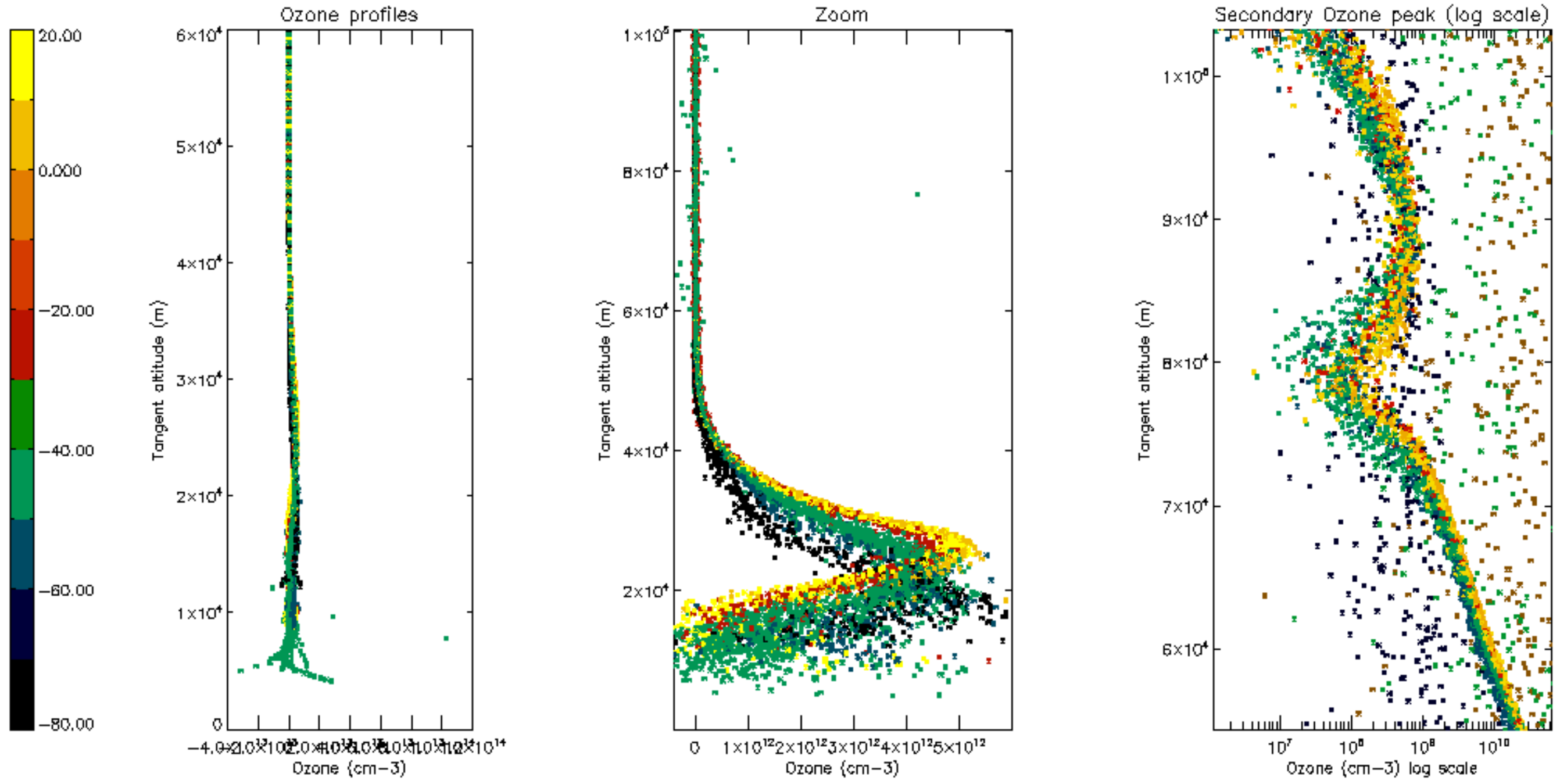
Percentage of star falling outside central band per profile

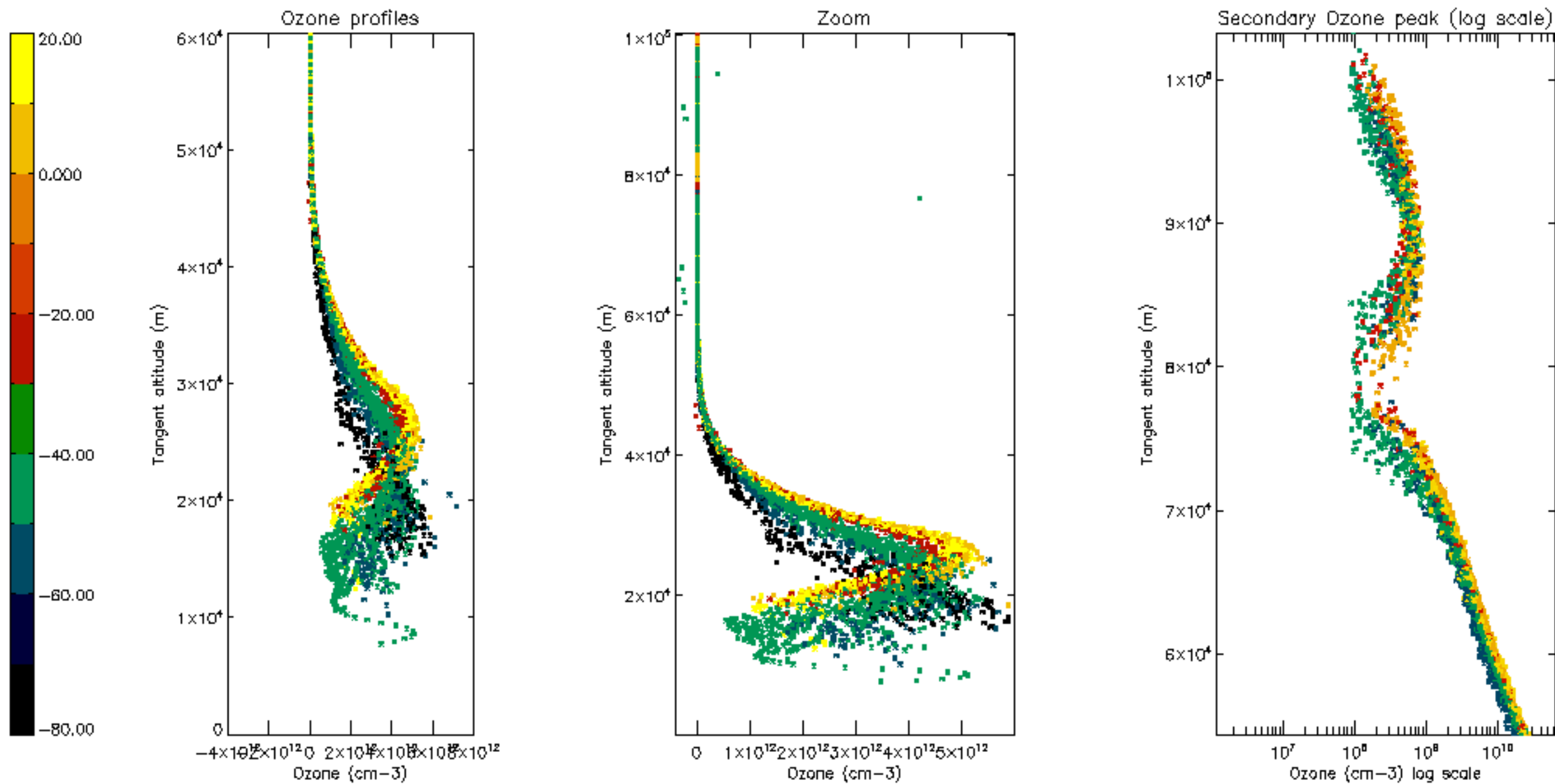


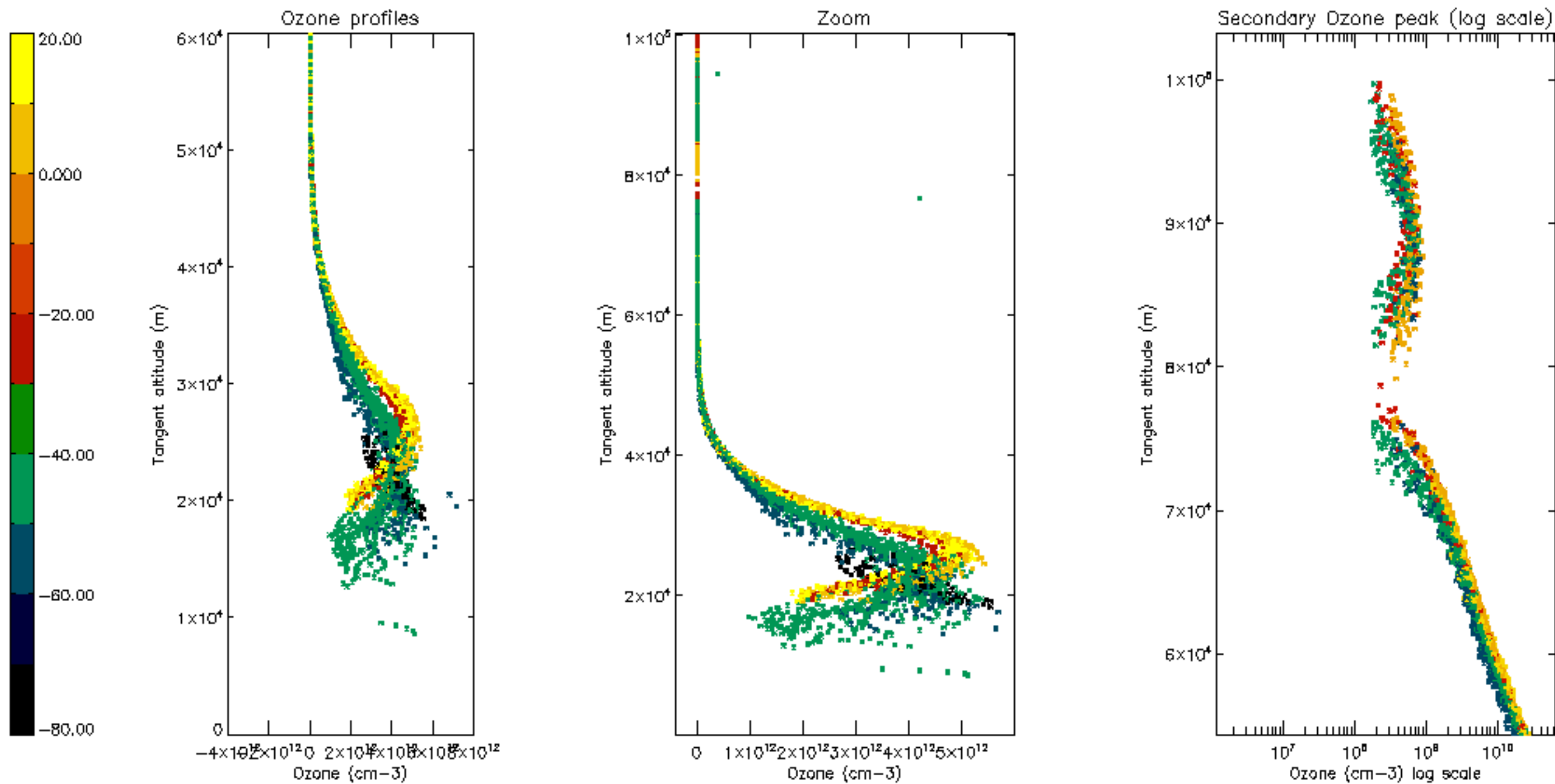
Percentage of saturation errors per profile

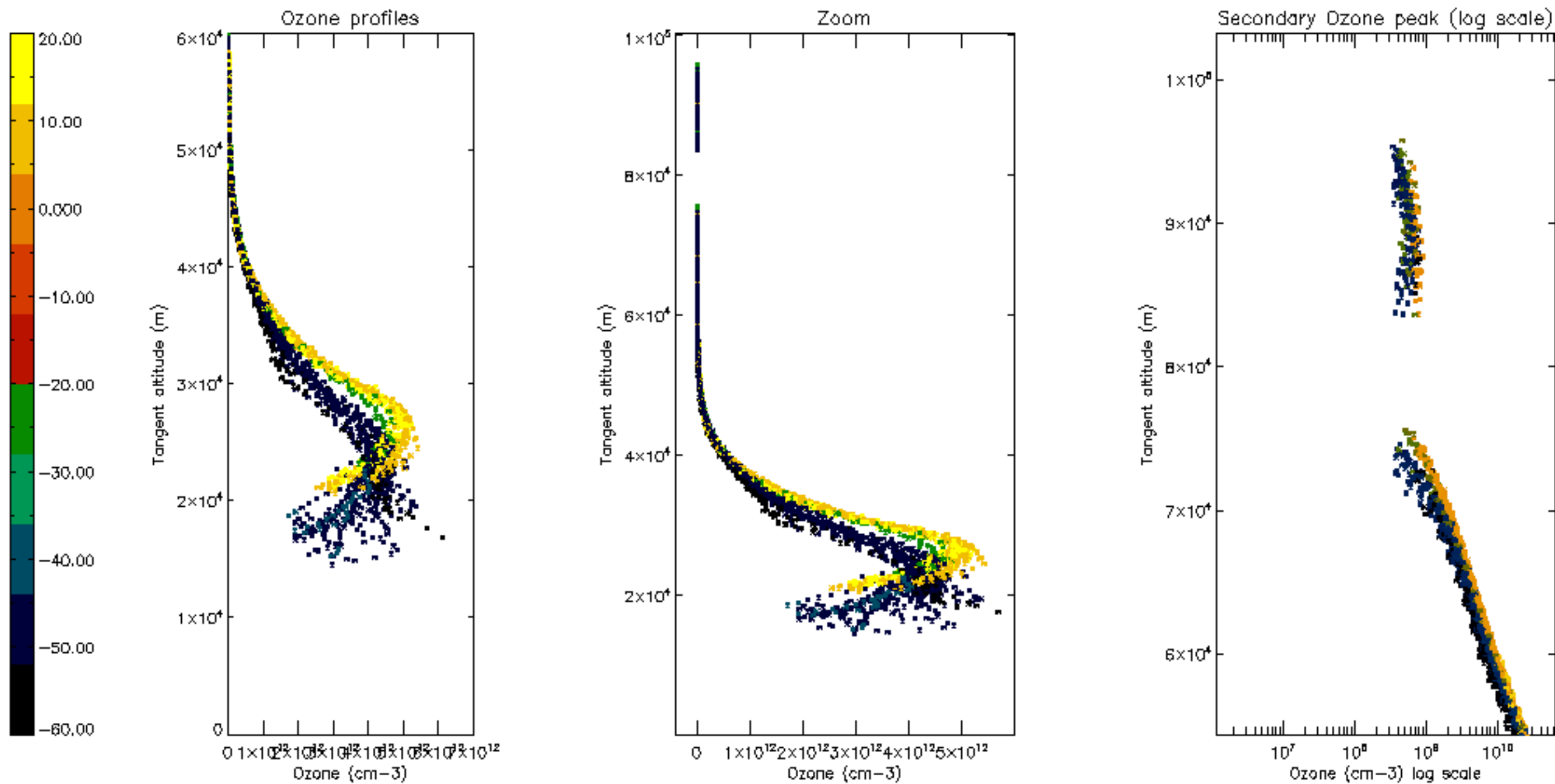




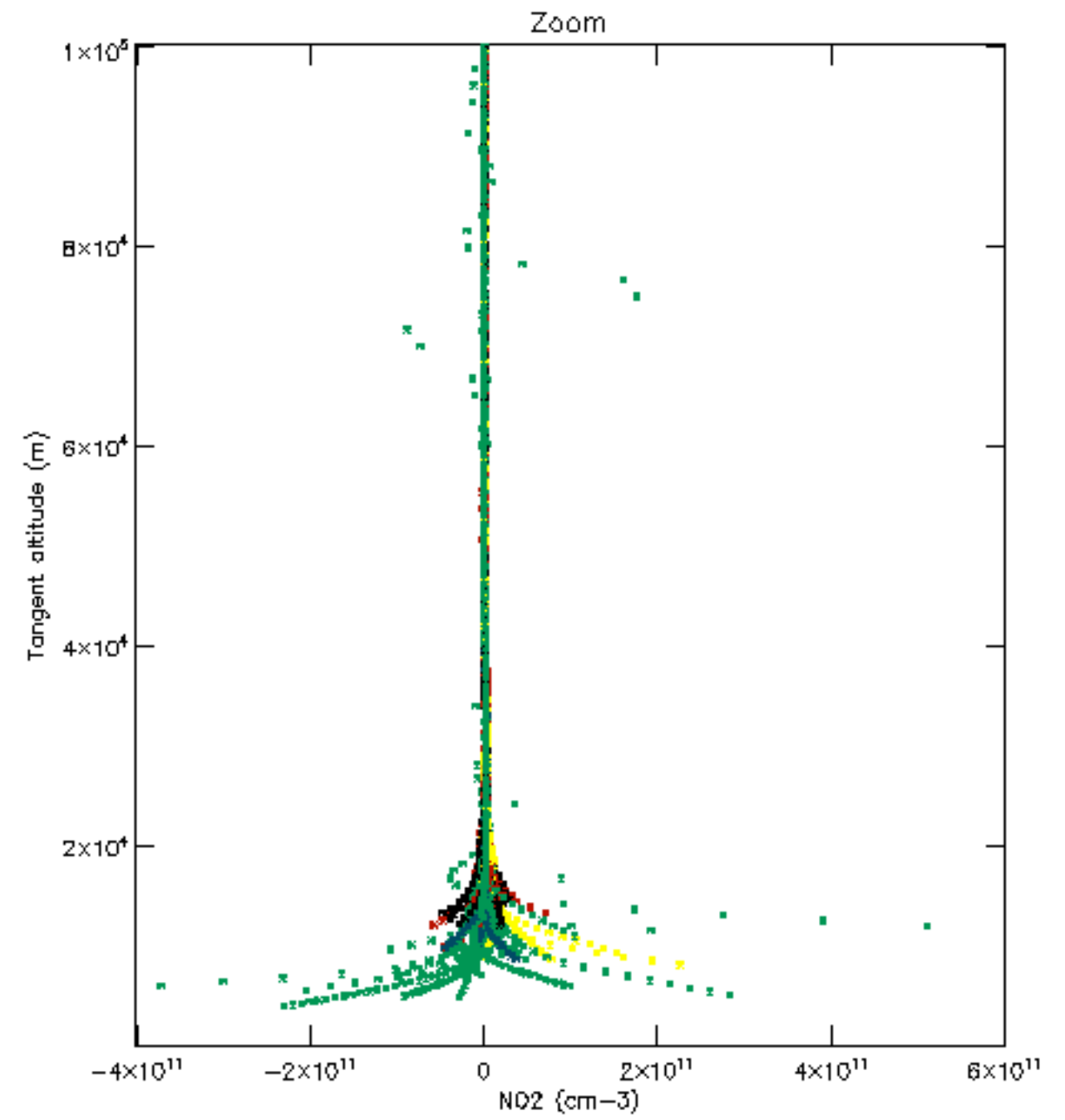
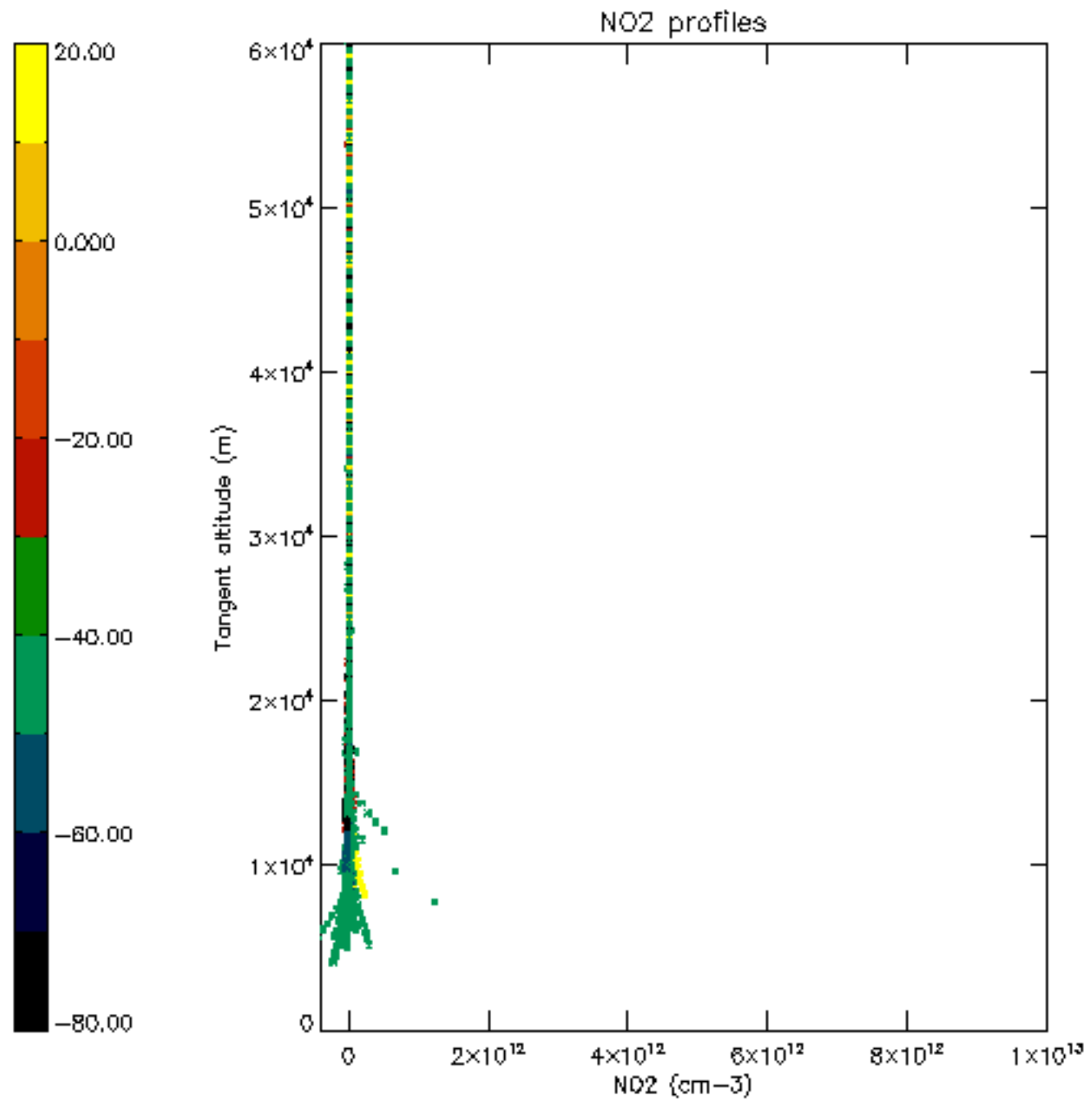


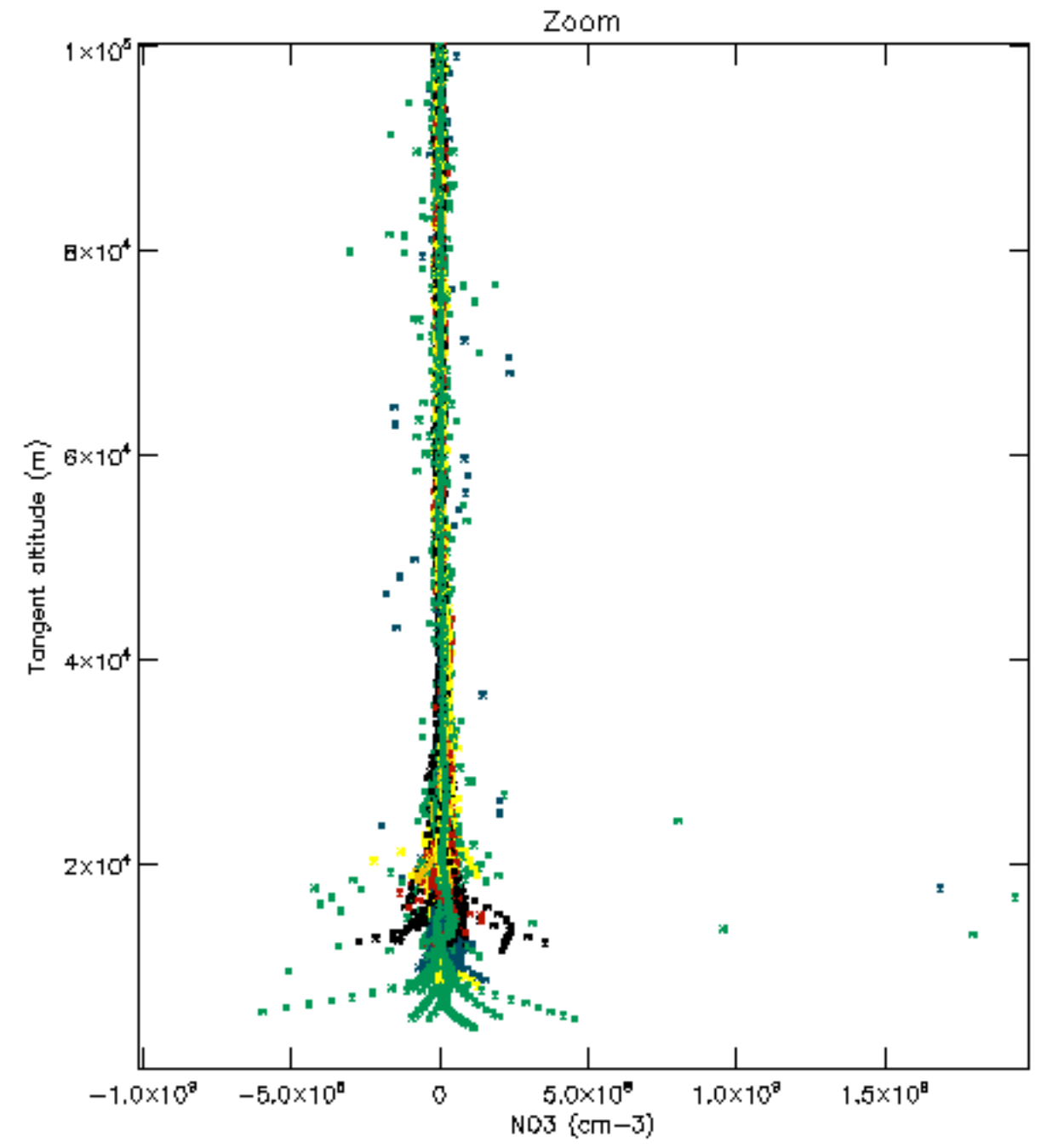
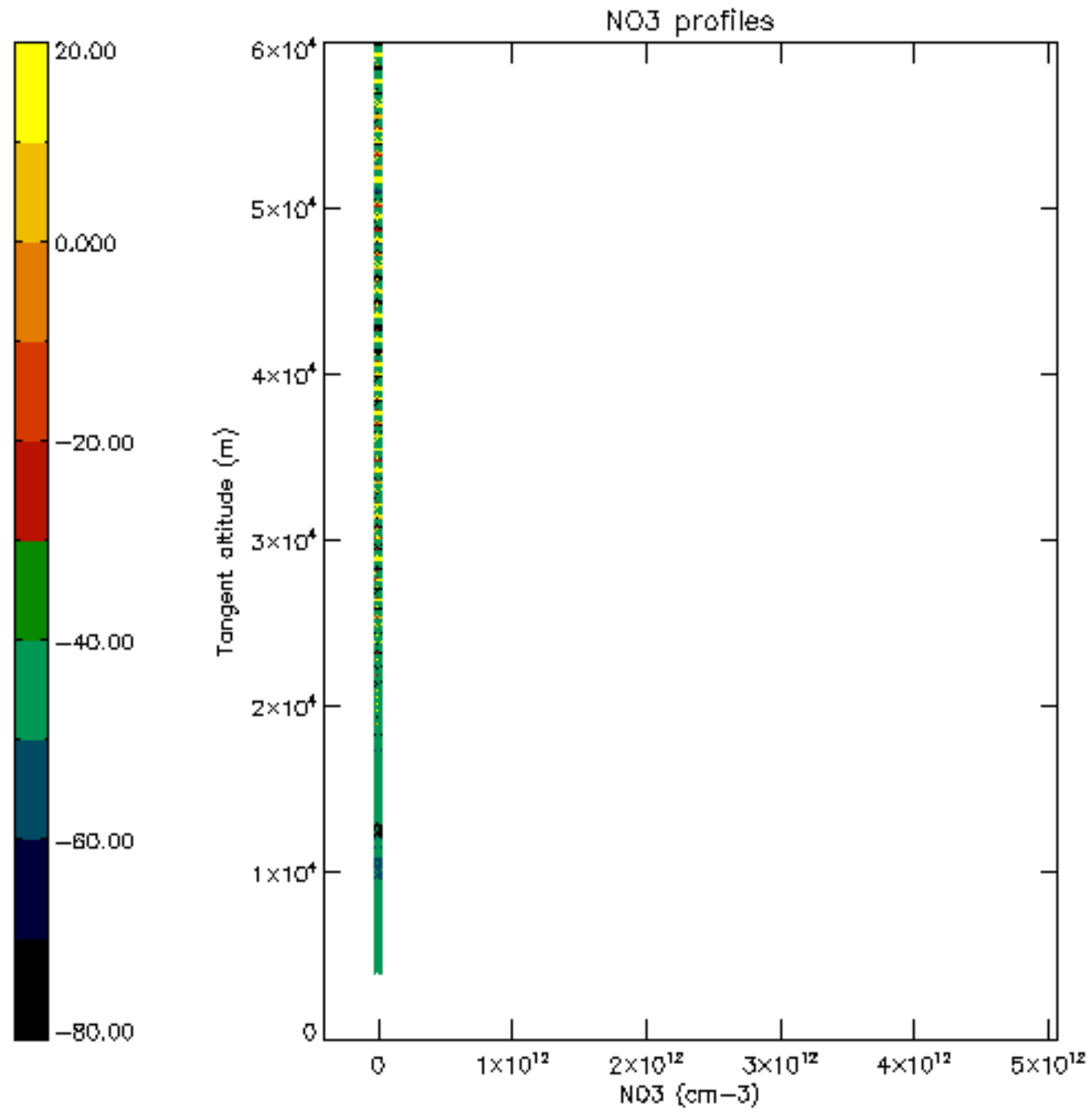


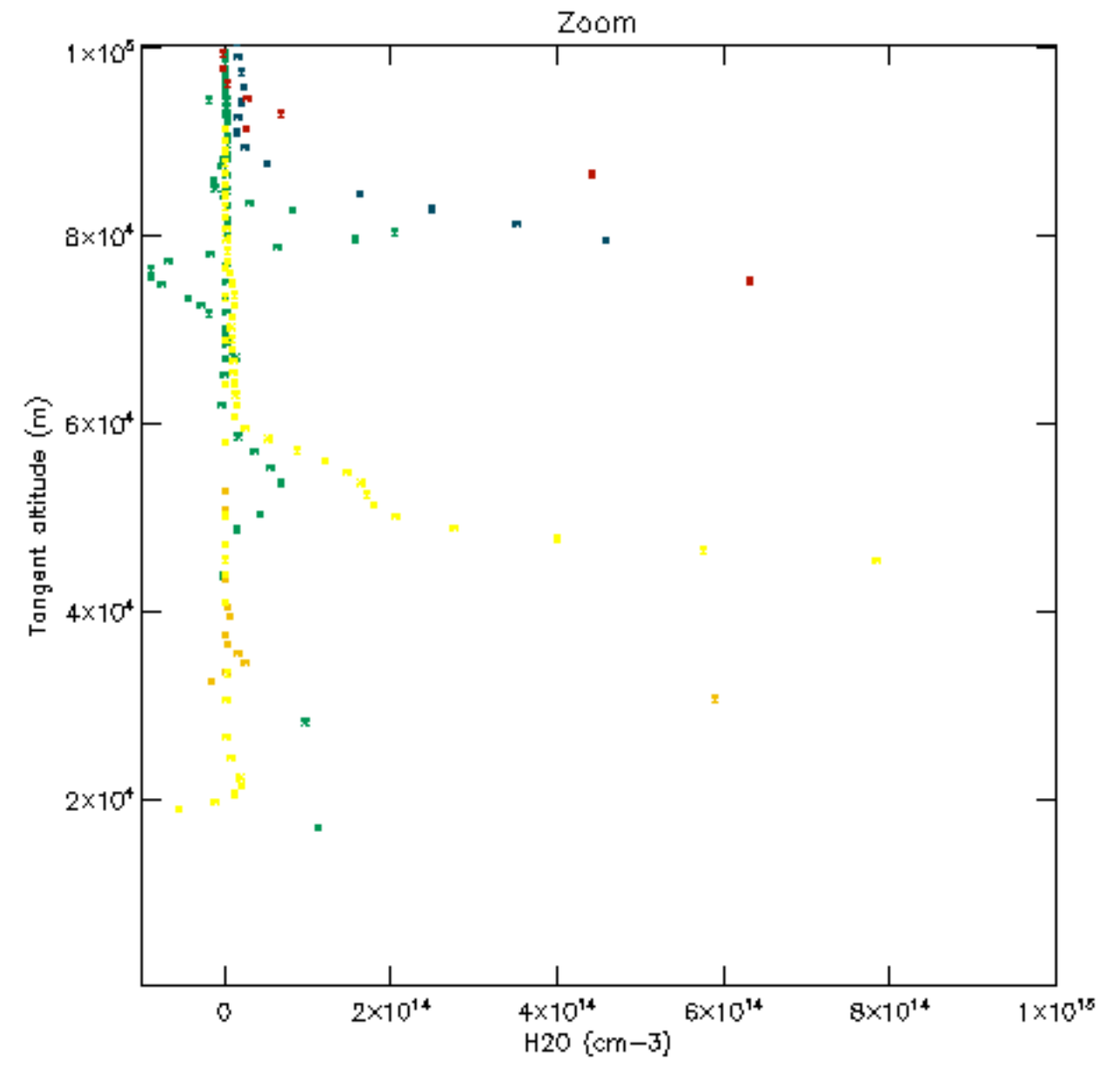
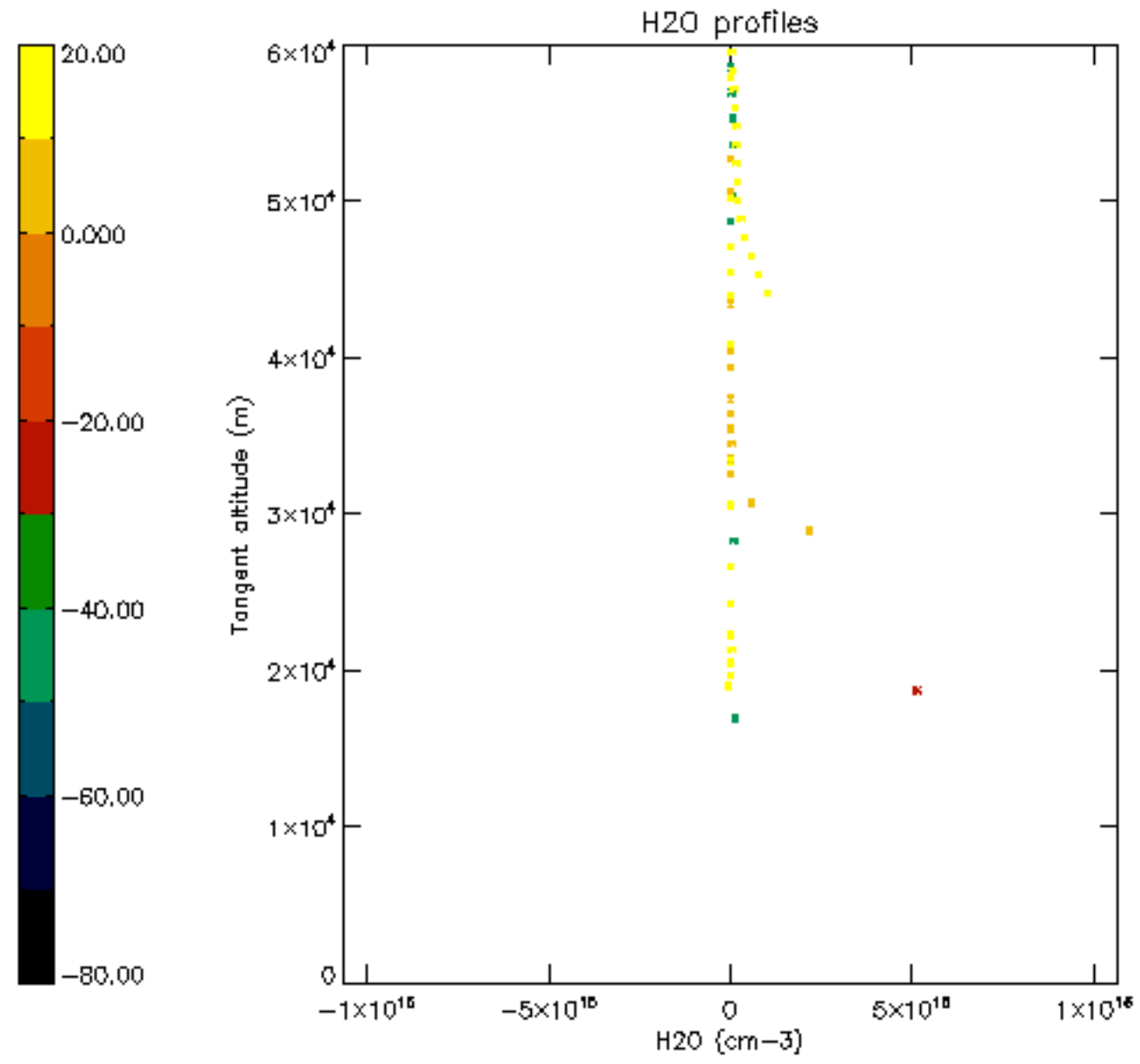




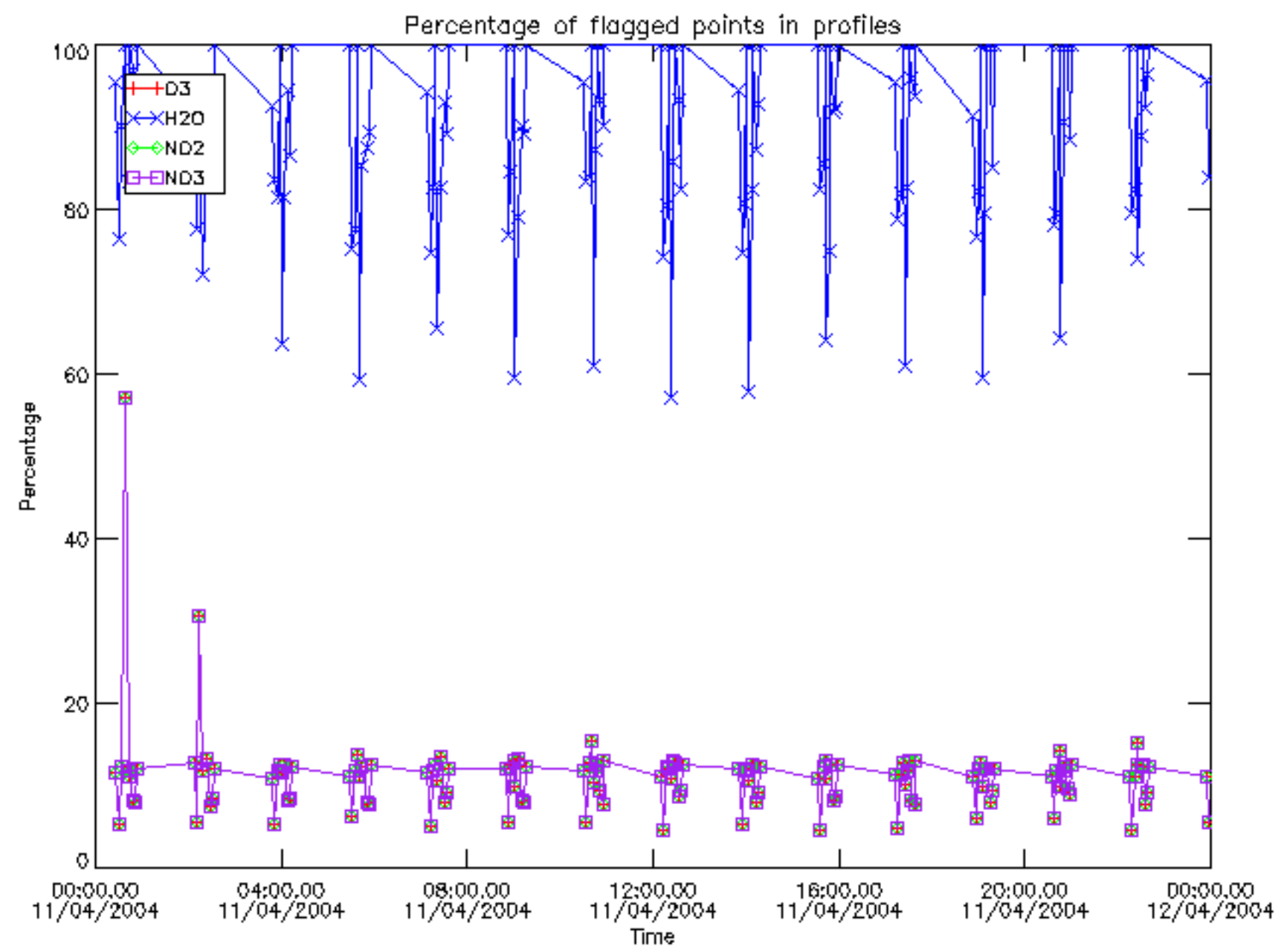




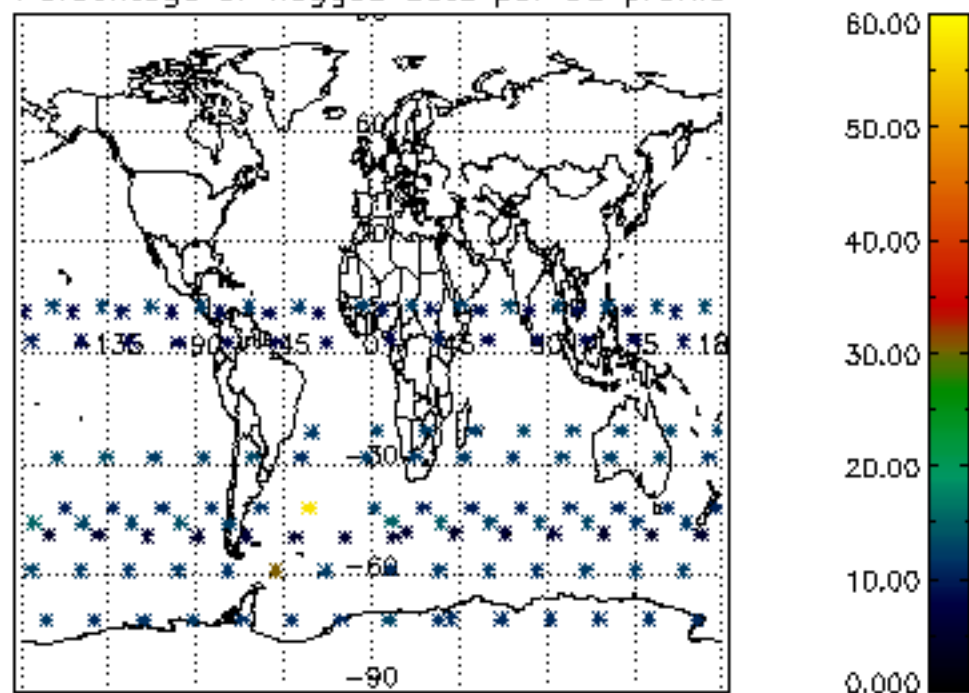




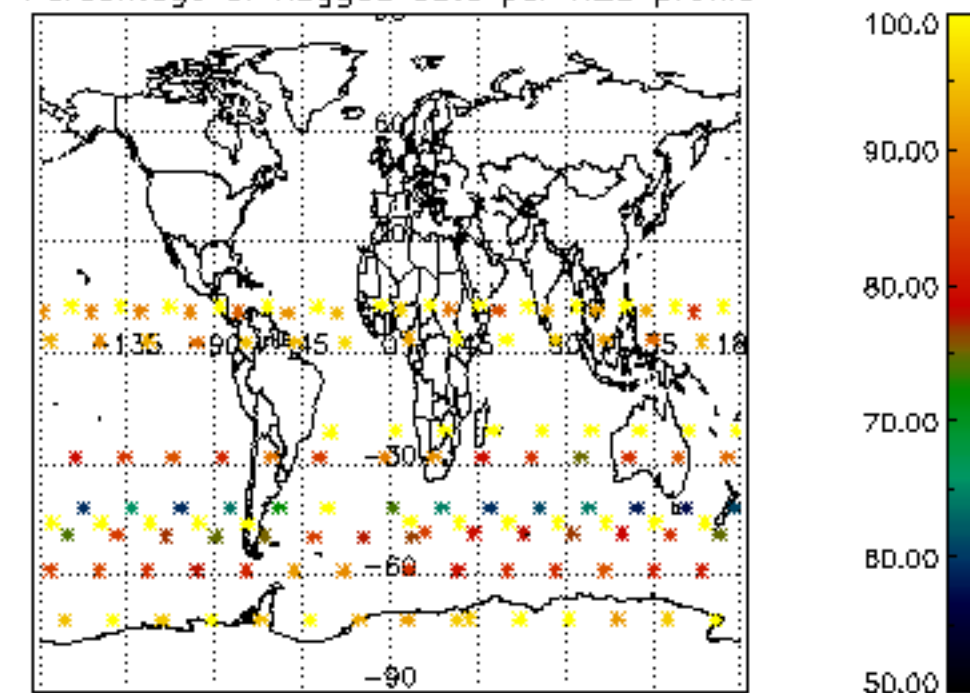




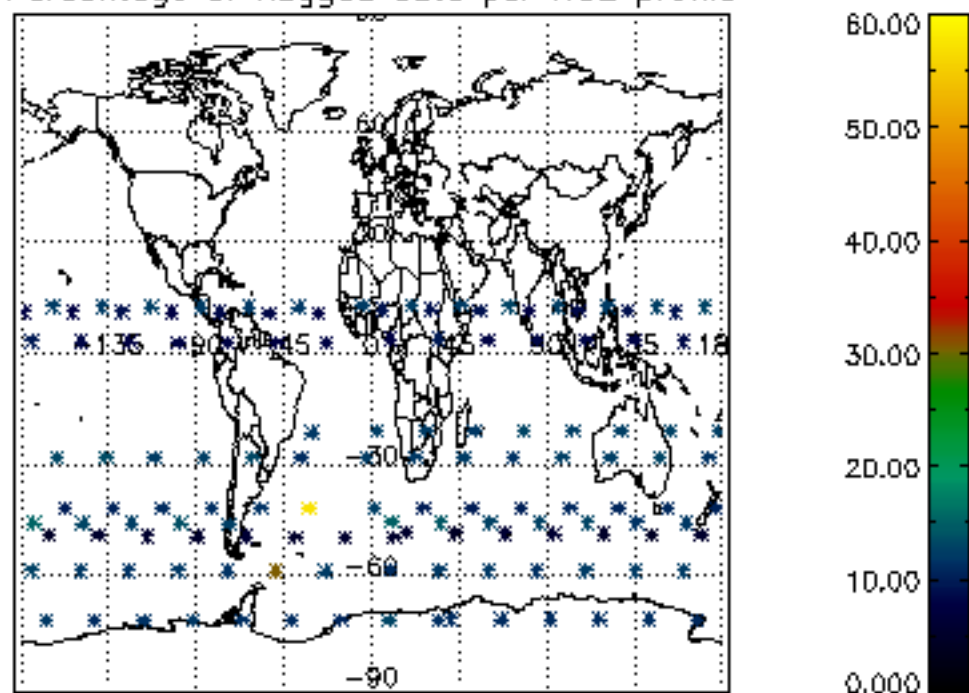
Percentage of flagged data per D3 profile



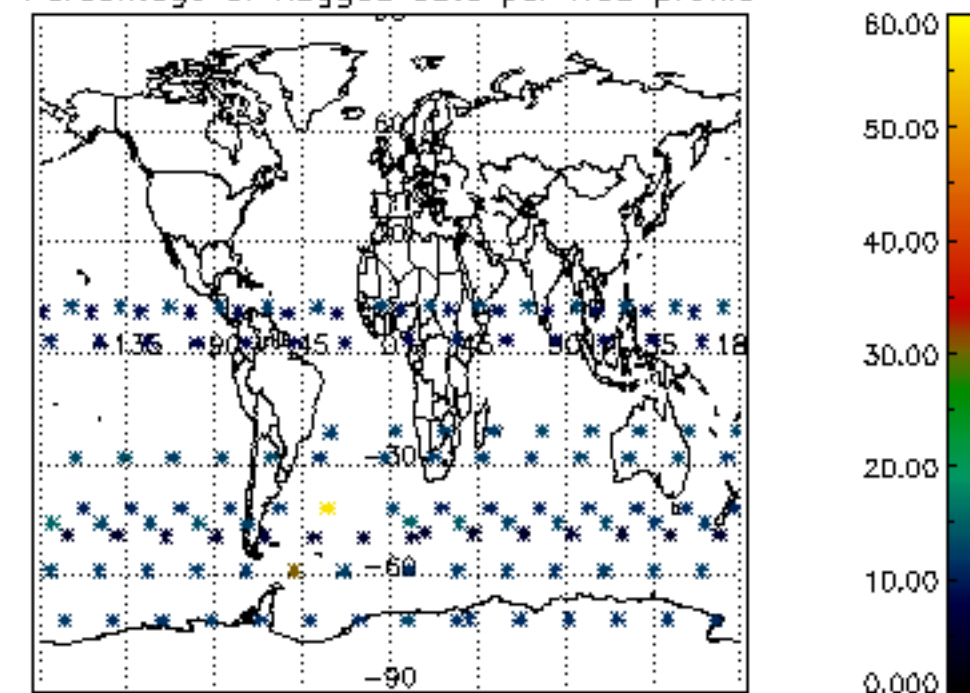
Percentage of flagged data per H2O profile

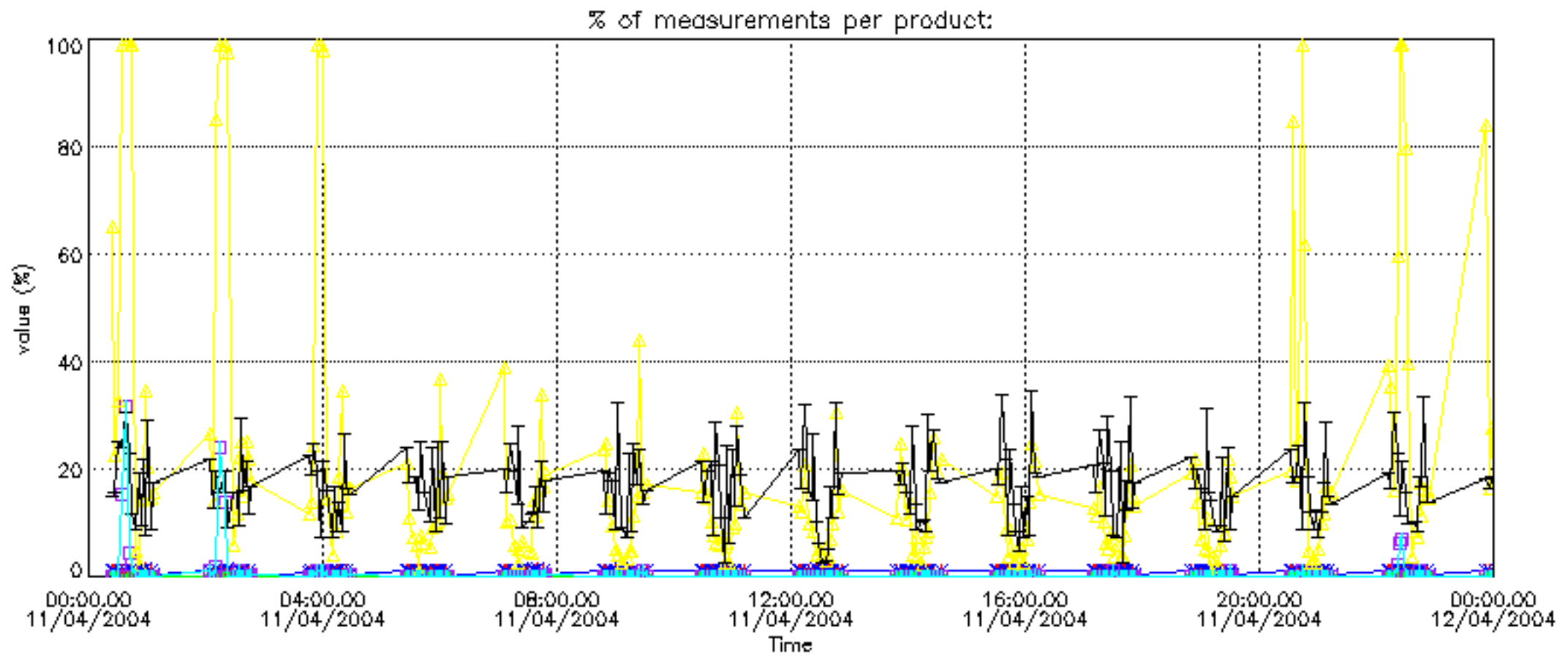


Percentage of flagged data per NO2 profile

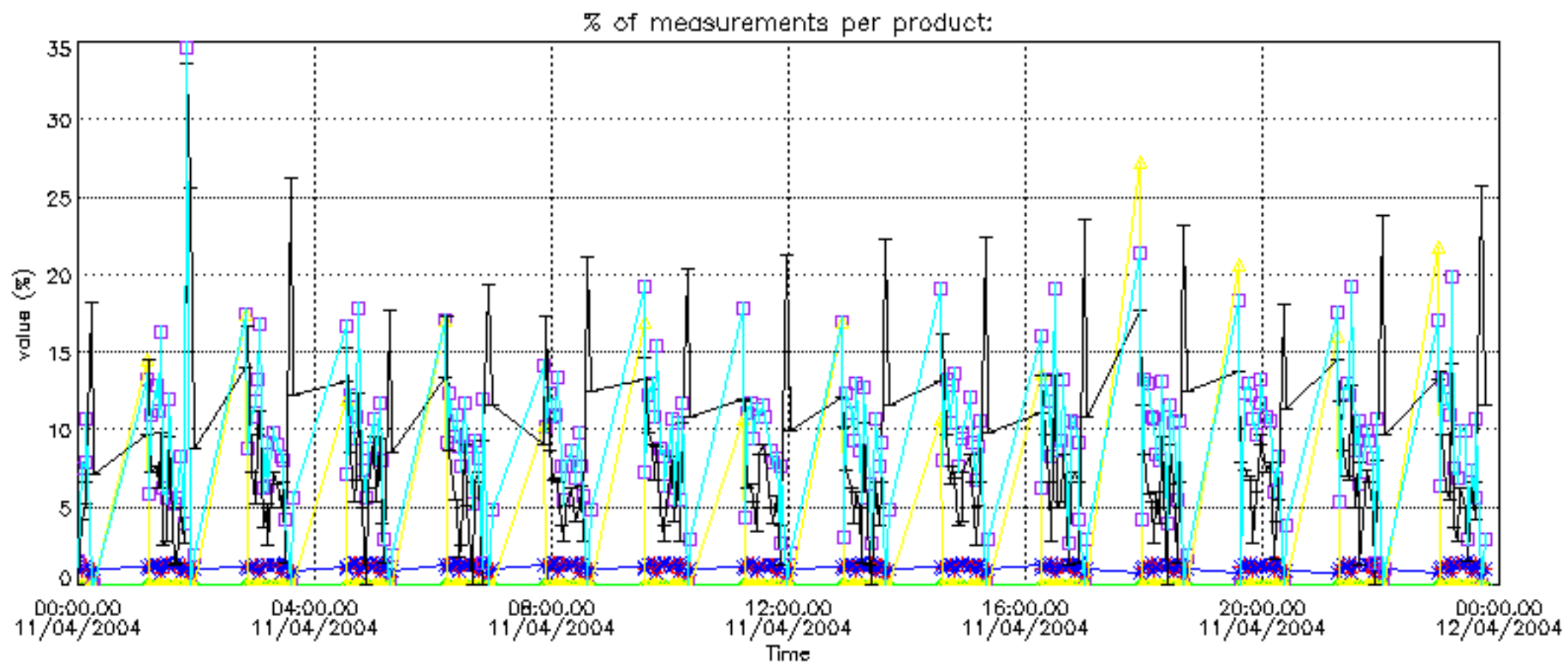


Percentage of flagged data per NO3 profile

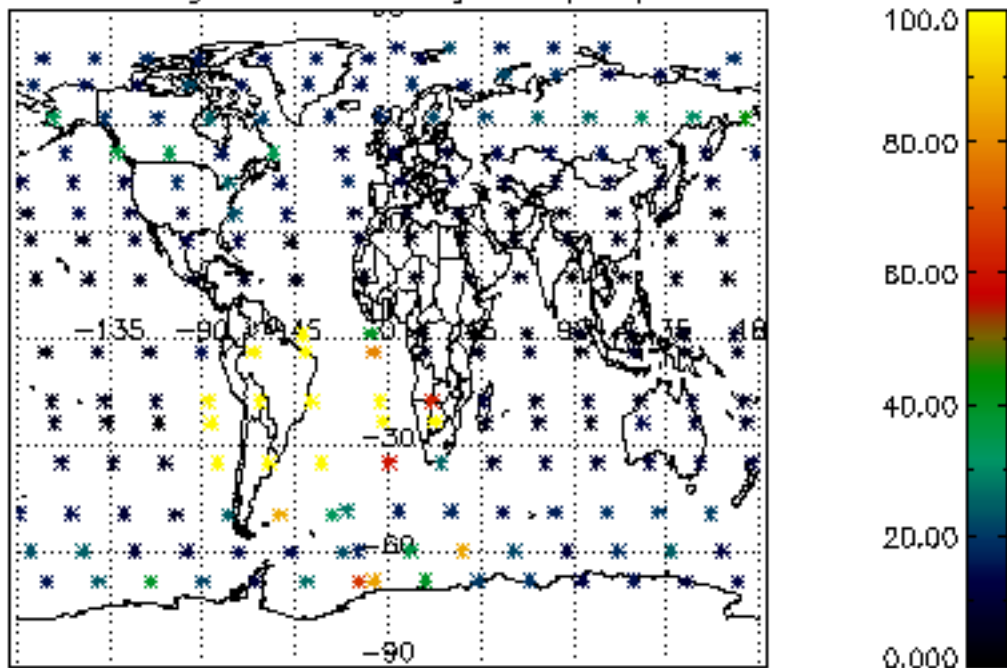




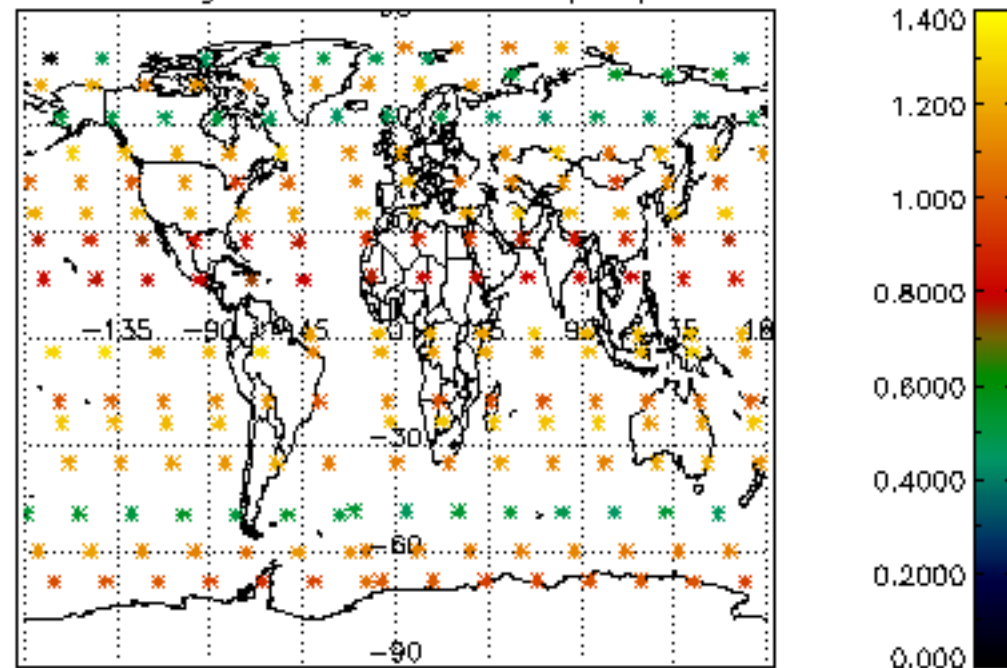




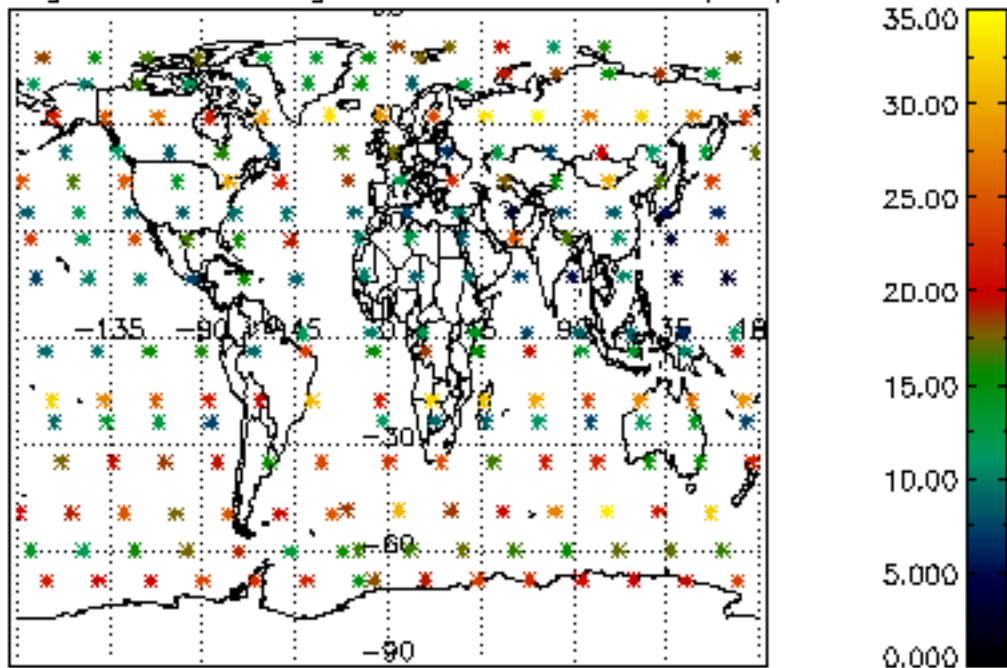
Percentage of cosmic ray hits per profile



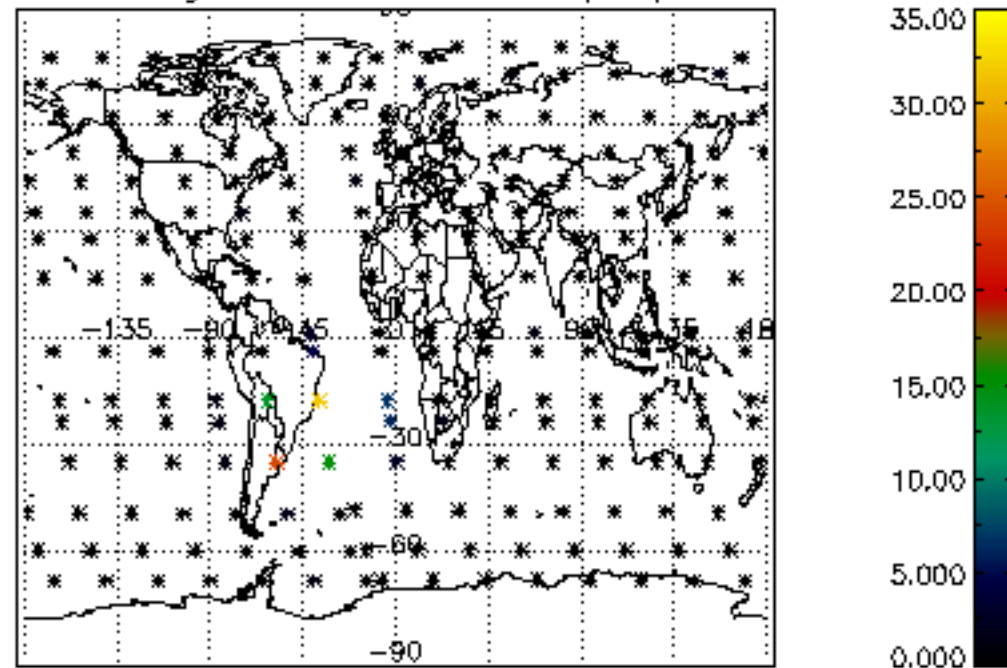
Percentage of datation errors per profile



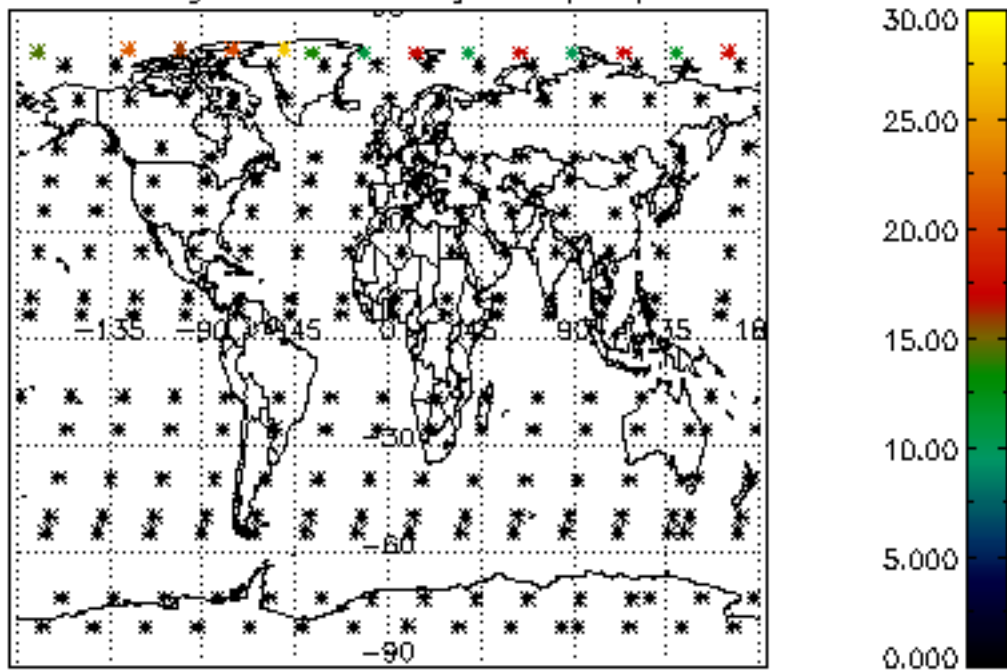
Percentage of star falling outside central band per profile



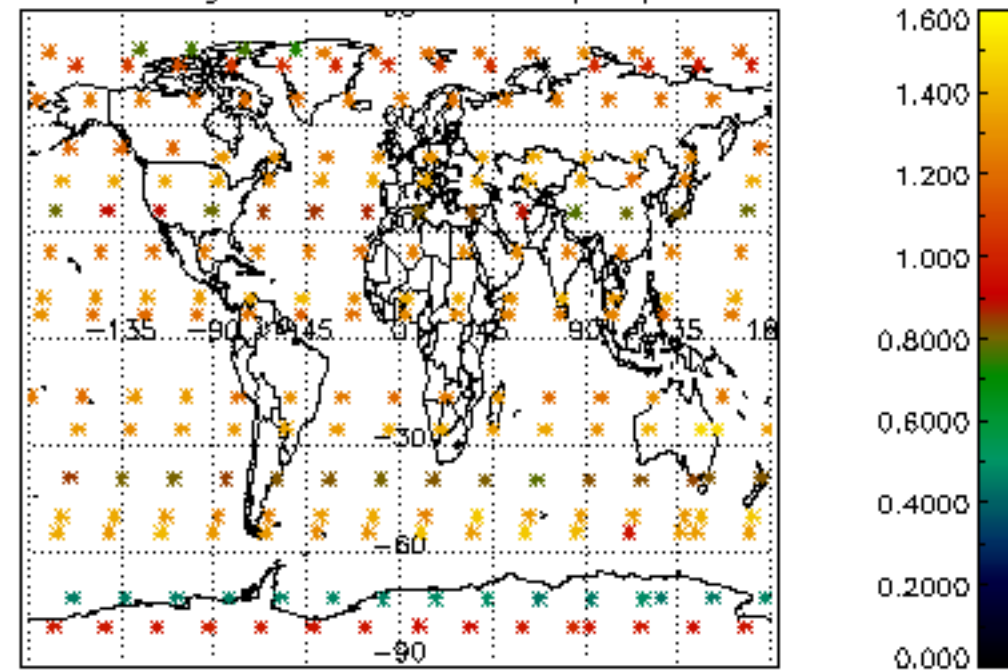
Percentage of saturation errors per profile



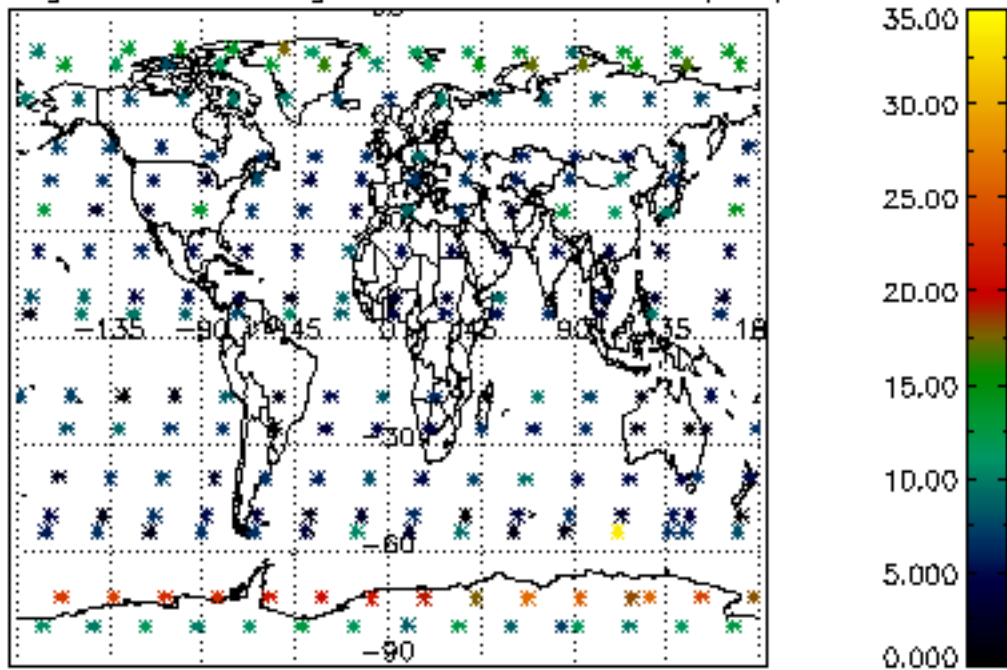
Percentage of cosmic ray hits per profile



Percentage of datation errors per profile



Percentage of star falling outside central band per profile



Percentage of saturation errors per profile

