

GOMOS Level 2 Daily Report

SUMMARY

[1. General Info](#)

[2. Summary of processed GOM_NL_2P products](#)

[3. Level 2 Quality information per product](#)

[3.1 Plot of level 2 quality information per product \(time dependant\)](#)

[3.2 Plot of level 2 quality information per product \(world map\)](#)

[4. Level 1 Quality information per product \(stored on level 2 products\)](#)

[4.1 Plot of level 1 quality information per product \(time dependant\)](#)

[4.1.1 Plot of level 1 quality information per product \(time dependant\): ASCENDING](#)

[4.1.2 Plot of level 1 quality information per product \(time dependant\): DESCENDING](#)

[4.2 Plot of level 1 quality information per product \(world map\)](#)

[4.2.1 Plot of level 1 quality information per product \(world map\): ASCENDING](#)

[4.2.2 Plot of level 1 quality information per product \(world map\): DESCENDING](#)

[5. Ozone profiles based on quality statistics and other trace gas profiles](#)

[5.1 Ozone statistics based on quality of products](#)

[5.2 Plot ozone profiles for all STD \(dark without errors\)](#)

[5.3 Plot ozone profiles where STD < 20% \(dark without errors\)](#)

[5.4. Plot ozone profiles where STD < 10% \(dark without errors\)](#)

[5.5. Plot ozone profiles where STD < 5% \(dark without errors\)](#)

[5.6 Plot NO2 profiles for all STD \(dark without errors\)](#)

[5.7 Plot NO3 profiles for all STD \(dark without errors\)](#)

[5.8 Plot H2O profiles \(only for occultations of stars 1,2,3,4,13,14,16,26,63 dark without errors\) for all STD](#)

[6. Auxiliary Data Files used for the production reported in section 2](#)

This report presents the daily analysis on parameters extracted from GOMOS level 2 data (GOM_NL__2P). It is intended to monitor some important parameters that will impact the quality of these products. A list of level 2 products (and content) that have arrived during the reporting day to the PCF is also given.

Item	Value
Time of report generation	18APR2013 23:31:55
Data source version	GOMOS/6.01
Start time of products	10-04-2004 (10APR2004 00:00:00)
Stop time of products	11-04-2004 (11APR2004 00:00:00)
Store outputs in DB	Yes
Nb of level 2 prods	201
Nb of prods with errors	0

2. Summary of processed GOM_NL__2P products.

Nr	Filename	UTC Start time	Limb	Duration	Star Id	Star Name	Star Mag	Star Temp	Nb Meas	Orbit	Prod. error
1	GOM_NL__2PRFIN20040410_000103_000000432025_00460_11035_1457.N1	10-APR-2004 00:01:03	Twilight	43.000	100	4Gam Crv	2.5800	13100.	86	11035	No
2	GOM_NL__2PRFIN20040410_000235_000000522025_00460_11035_1458.N1	10-APR-2004 00:02:35	Bright	51.500	15	67Alp Vir	0.97600	28000.	103	11035	No
3	GOM_NL__2PRFIN20040410_000540_000000422025_00460_11035_1459.N1	10-APR-2004 00:05:40	Bright	42.000	121	29Gam Vir	2.7400	7200.0	84	11035	No
4	GOM_NL__2PRFIN20040410_001022_000000372025_00460_11035_1460.N1	10-APR-2004 00:10:22	Bright	37.000	62	94Bet Leo	2.1360	9700.0	74	11035	No
5	GOM_NL__2PRFIN20040410_001211_000000372025_00460_11035_1461.N1	10-APR-2004 00:12:11	Bright	37.000	96	68Del Leo	2.5600	9300.0	74	11035	No
6	GOM_NL__2PRFIN20040410_001502_000000652025_00460_11035_1462.N1	10-APR-2004 00:15:02	Bright	64.500	3	16Alp Boo	-0.050000	4250.0	129	11035	No
7	GOM_NL__2PRFIN20040410_001801_000000422025_00460_11035_1463.N1	10-APR-2004 00:18:01	Bright	42.000	152	12Alp2CVn	2.8900	11000.	84	11035	No
8	GOM_NL__2PRFIN20040410_002132_000000382025_00460_11035_1464.N1	10-APR-2004 00:21:32	Bright	38.000	87	64Gam UMa	2.4330	11000.	76	11035	No
9	GOM_NL__2PRFIN20040410_002256_000000412025_00460_11035_1465.N1	10-APR-2004 00:22:56	Bright	41.000	32	77Eps UMa	1.7630	11000.	82	11035	No
10	GOM_NL__2PRFIN20040410_002922_000000382025_00460_11035_1466.N1	10-APR-2004 00:29:22	Bright	37.500	60	7Bet UMi	2.0810	3950.0	75	11035	No
11	GOM_NL__2PRFIN20040410_003148_000000372025_00460_11035_1467.N1	10-APR-2004 00:31:48	Bright	36.500	49	1Alp UMi	1.9900	6300.0	73	11035	No
12	GOM_NL__2PRFIN20040410_003606_000000622025_00460_11035_1468.N1	10-APR-2004 00:36:06	Bright	62.000	130	23Bet Dra	2.7990	5800.0	124	11035	No
13	GOM_NL__2PRFIN20040410_003839_000000372025_00460_11035_1469.N1	10-APR-2004 00:38:39	Bright	36.500	110	37Del Cas	2.6780	8900.0	73	11035	No
14	GOM_NL__2PRFIN20040410_003959_000000352025_00460_11035_1470.N1	10-APR-2004 00:39:59	Bright	34.500	74	11Bet Cas	2.2680	6600.0	69	11035	No
15	GOM_NL__2PRFIN20040410_004359_000000652025_00460_11035_1471.N1	10-APR-2004 00:43:59	Bright	64.500	144	18Del Cyg	2.8600	11000.	129	11035	No
16	GOM_NL__2PRFIN20040410_004542_000001072025_00460_11035_1472.N1	10-APR-2004 00:45:42	Bright	106.50	5	3Alp Lyr	0.033000	11000.	213	11035	No
17	GOM_NL__2PRFIN20040410_004834_000000522025_00460_11035_1473.N1	10-APR-2004 00:48:34	Bright	51.500	92	53Eps Cyg	2.5000	4500.0	103	11035	No
18	GOM_NL__2PRFIN20040410_005536_000000512025_00460_11035_1474.N1	10-APR-2004 00:55:36	Twilight	50.500	61	8Eps Peg	2.1000	3900.0	101	11035	No
19	GOM_NL__2PRFIN20040410_005804_000000472025_00460_11035_1475.N1	10-APR-2004 00:58:04	Dark	47.000	162	34Alp Aqr	2.9440	5350.0	94	11035	No
20	GOM_NL__2PRFIN20040410_010047_000000872025_00460_11035_1476.N1	10-APR-2004 01:00:47	Dark	87.000	11	53Alp Aql	0.76500	8000.0	174	11035	No
21	GOM_NL__2PRFIN20040410_010515_000000452025_00460_11035_1477.N1	10-APR-2004 01:05:15	Dark	45.000	18	24Alp PsA	1.1660	9700.0	90	11035	No
22	GOM_NL__2PRFIN20040410_011033_000000412025_00460_11035_1478.N1	10-APR-2004 01:10:33	Dark	41.000	31	Alp Gru	1.7340	15200.	82	11035	No
23	GOM_NL__2PRFIN20040410_011515_000000422025_00461_11036_1449.N1	10-APR-2004 01:15:15	Dark	42.000	45	Alp Pav	1.9400	26000.	84	11036	No
24	GOM_NL__2PRFIN20040410_011918_000000672025_00461_11036_1450.N1	10-APR-2004 01:19:18	Dark	67.000	38	20Eps Sgr	1.8360	11000.	134	11036	No
25	GOM_NL__2PRFIN20040410_012118_000000782025_00461_11036_1451.N1	10-APR-2004 01:21:18	Dark	77.500	167	10Gam2Sgr	2.9840	4500.0	155	11036	No
26	GOM_NL__2PRFIN20040410_012327_000000672025_00461_11036_1452.N1	10-APR-2004 01:23:27	Dark	66.500	25	35Lam Sco	1.6200	28000.	133	11036	No
27	GOM_NL__2PRFIN20040410_012715_000000482025_00461_11036_1453.N1	10-APR-2004 01:27:15	Straylight	48.000	4	Alp1Cen	-0.010000	5800.0	96	11036	No
28	GOM_NL__2PRFIN20040410_012901_000000452025_00461_11036_1454.N1	10-APR-2004 01:29:01	Straylight	45.000	12	Alp1Cru	0.77500	30000.	90	11036	No
29	GOM_NL__2PRFIN20040410_013032_000000472025_00461_11036_1455.N1	10-APR-2004 01:30:32	Straylight	46.500	26	Gam Cru	1.6240	2900.0	93	11036	No
30	GOM_NL__2PRFIN20040410_013517_000000432025_00461_11036_1456.N1	10-APR-2004 01:35:17	Straylight	42.500	123	lot Cen	2.7500	10200.	85	11036	No
31	GOM_NL__2PRFIN20040410_013742_000001092025_00461_11036_1457.N1	10-APR-2004 01:37:42	Twilight	109.00	97	8Bet1Sco	2.5610	30000.	218	11036	No
32	GOM_NL__2PRFIN20040410_014137_000000442025_00461_11036_1458.N1	10-APR-2004 01:41:37	Twilight	44.000	100	4Gam Crv	2.5800	13100.	88	11036	No
33	GOM_NL__2PRFIN20040410_014311_000000502025_00461_11036_1459.N1	10-APR-2004 01:43:11	Bright	50.000	15	67Alp Vir	0.97600	28000.	100	11036	No
34	GOM_NL__2PRFIN20040410_014616_000000422025_00461_11036_1460.N1	10-APR-2004 01:46:16	Bright	41.500	121	29Gam Vir	2.7400	7200.0	83	11036	No
35	GOM_NL__2PRFIN20040410_015058_000000382025_00461_11036_1461.N1	10-APR-2004 01:50:58	Bright	37.500	62	94Bet Leo	2.1360	9700.0	75	11036	No
36	GOM_NL__2PRFIN20040410_015246_000000382025_00461_11036_1462.N1	10-APR-2004 01:52:46	Bright	38.000	96	68Del Leo	2.5600	9300.0	76	11036	No
37	GOM_NL__2PRFIN20040410_015538_000000642025_00461_11036_1463.N1	10-APR-2004 01:55:38	Bright	64.000	3	16Alp Boo	-0.050000	4250.0	128	11036	No
38	GOM_NL__2PRFIN20040410_015835_000000432025_00461_11036_1464.N1	10-APR-2004 01:58:35	Bright	42.500	152	12Alp2CVn	2.8900	11000.	85	11036	No
39	GOM_NL__2PRFIN20040410_020208_000000382025_00461_11036_1465.N1	10-APR-2004 02:02:08	Bright	37.500	87	64Gam UMa	2.4330	11000.	75	11036	No
40	GOM_NL__2PRFIN20040410_020330_000000422025_00461_11036_1466.N1	10-APR-2004 02:03:30	Bright	42.000	32	77Eps UMa	1.7630	11000.	84	11036	No
41	GOM_NL__2PRFIN20040410_020957_000000432025_00461_11036_1467.N1	10-APR-2004 02:09:57	Bright	42.500	60	7Bet UMi	2.0810	3950.0	85	11036	No
42	GOM_NL__2PRFIN20040410_021224_000000382025_00461_11036_1468.N1	10-APR-2004 02:12:24	Bright	37.500	49	1Alp UMi	1.9900	6300.0	75	11036	No

43	GOM_NL__2PRFIN20040410_021641_000000612025_00461_11036_1469.N1	10-APR-2004 02:16:41	Bright	61.000	130	23Bet Dra	2.7990	5800.0	122	11036	No
44	GOM_NL__2PRFIN20040410_021914_000000402025_00461_11036_1470.N1	10-APR-2004 02:19:14	Bright	39.500	110	37Del Cas	2.6780	8900.0	79	11036	No
45	GOM_NL__2PRFIN20040410_022035_000000392025_00461_11036_1471.N1	10-APR-2004 02:20:35	Bright	38.500	74	11Bet Cas	2.2680	6600.0	77	11036	No
46	GOM_NL__2PRFIN20040410_022434_000000522025_00461_11036_1472.N1	10-APR-2004 02:24:34	Bright	51.500	144	18Del Cyg	2.8600	11000.	103	11036	No
47	GOM_NL__2PRFIN20040410_022618_000000992025_00461_11036_1473.N1	10-APR-2004 02:26:18	Bright	99.000	5	3Alp Lyr	0.033000	11000.	198	11036	No
48	GOM_NL__2PRFIN20040410_022909_000000522025_00461_11036_1474.N1	10-APR-2004 02:29:09	Bright	52.000	92	53Eps Cyg	2.5000	4500.0	104	11036	No
49	GOM_NL__2PRFIN20040410_023611_000000512025_00461_11036_1475.N1	10-APR-2004 02:36:11	Twi_and_stray	50.500	61	8Eps Peg	2.1000	3900.0	101	11036	No
50	GOM_NL__2PRFIN20040410_023840_000000452025_00461_11036_1476.N1	10-APR-2004 02:38:40	Dark	45.000	162	34Alp Aqr	2.9440	5350.0	90	11036	No
51	GOM_NL__2PRFIN20040410_024125_000000912025_00461_11036_1477.N1	10-APR-2004 02:41:25	Dark	90.500	11	53Alp Aql	0.76500	8000.0	181	11036	No
52	GOM_NL__2PRFIN20040410_024551_000000442025_00461_11036_1478.N1	10-APR-2004 02:45:51	Dark	43.500	18	24Alp PsA	1.1660	9700.0	87	11036	No
53	GOM_NL__2PRFIN20040410_024857_000000412025_00461_11036_1479.N1	10-APR-2004 02:48:57	Dark	40.500	172	Gam Gru	3.0030	13100.	81	11036	No
54	GOM_NL__2PRFIN20040410_025109_000000442025_00461_11036_1480.N1	10-APR-2004 02:51:09	Dark	43.500	31	Alp Gru	1.7340	15200.	87	11036	No
55	GOM_NL__2PRFIN20040410_025552_000000422025_00462_11037_1449.N1	10-APR-2004 02:55:52	Dark	41.500	45	Alp Pav	1.9400	26000.	83	11037	No
56	GOM_NL__2PRFIN20040410_025955_000000602025_00462_11037_1450.N1	10-APR-2004 02:59:55	Dark	60.000	38	20Eps Sgr	1.8360	11000.	120	11037	No
57	GOM_NL__2PRFIN20040410_030156_000000722025_00462_11037_1451.N1	10-APR-2004 03:01:56	Dark	72.000	167	10Gam2Sgr	2.9840	4500.0	144	11037	No
58	GOM_NL__2PRFIN20040410_030404_000000682025_00462_11037_1452.N1	10-APR-2004 03:04:04	Dark	67.500	25	35Lam Sco	1.6200	28000.	135	11037	No
59	GOM_NL__2PRFIN20040410_030751_000000542025_00462_11037_1453.N1	10-APR-2004 03:07:51	Straylight	54.000	4	Alp1Cen	-0.010000	5800.0	108	11037	No
60	GOM_NL__2PRFIN20040410_030937_000000452025_00462_11037_1454.N1	10-APR-2004 03:09:37	Straylight	44.500	12	Alp1Cru	0.77500	30000.	89	11037	No
61	GOM_NL__2PRFIN20040410_031107_000000522025_00462_11037_1455.N1	10-APR-2004 03:11:07	Straylight	52.000	26	Gam Cru	1.6240	2900.0	104	11037	No
62	GOM_NL__2PRFIN20040410_031552_000000452025_00462_11037_1456.N1	10-APR-2004 03:15:52	Straylight	44.500	123	lot Cen	2.7500	10200.	89	11037	No
63	GOM_NL__2PRFIN20040410_031819_000001052025_00462_11037_1457.N1	10-APR-2004 03:18:19	Twi_and_stray	105.00	97	8Bet1Sco	2.5610	30000.	210	11037	No
64	GOM_NL__2PRFIN20040410_032215_000000432025_00462_11037_1458.N1	10-APR-2004 03:22:15	Twi_and_stray	43.000	100	4Gam Crv	2.5800	13100.	86	11037	No
65	GOM_NL__2PRFIN20040410_032347_000000502025_00462_11037_1459.N1	10-APR-2004 03:23:47	Bright	49.500	15	67Alp Vir	0.97600	28000.	99	11037	No
66	GOM_NL__2PRFIN20040410_032652_000000422025_00462_11037_1460.N1	10-APR-2004 03:26:52	Bright	42.000	121	29Gam Vir	2.7400	7200.0	84	11037	No
67	GOM_NL__2PRFIN20040410_033133_000000392025_00462_11037_1461.N1	10-APR-2004 03:31:33	Bright	39.000	62	94Bet Leo	2.1360	9700.0	78	11037	No
68	GOM_NL__2PRFIN20040410_033323_000000382025_00462_11037_1462.N1	10-APR-2004 03:33:23	Bright	38.000	96	68Del Leo	2.5600	9300.0	76	11037	No
69	GOM_NL__2PRFIN20040410_033612_000000612025_00462_11037_1463.N1	10-APR-2004 03:36:12	Bright	60.500	3	16Alp Boo	-0.050000	4250.0	121	11037	No
70	GOM_NL__2PRFIN20040410_033911_000000422025_00462_11037_1464.N1	10-APR-2004 03:39:11	Bright	41.500	152	12Alp2CVn	2.8900	11000.	83	11037	No
71	GOM_NL__2PRFIN20040410_034244_000000372025_00462_11037_1465.N1	10-APR-2004 03:42:44	Bright	36.500	87	64Gam UMa	2.4330	11000.	73	11037	No
72	GOM_NL__2PRFIN20040410_034406_000000412025_00462_11037_1466.N1	10-APR-2004 03:44:06	Bright	41.000	32	77Eps UMa	1.7630	11000.	82	11037	No
73	GOM_NL__2PRFIN20040410_035033_000000392025_00462_11037_1467.N1	10-APR-2004 03:50:33	Bright	38.500	60	7Bet UMi	2.0810	3950.0	77	11037	No
74	GOM_NL__2PRFIN20040410_035300_000000392025_00462_11037_1468.N1	10-APR-2004 03:53:00	Bright	38.500	49	1Alp UMi	1.9900	6300.0	77	11037	No
75	GOM_NL__2PRFIN20040410_035716_000000592025_00462_11037_1469.N1	10-APR-2004 03:57:16	Bright	59.000	130	23Bet Dra	2.7990	5800.0	118	11037	No
76	GOM_NL__2PRFIN20040410_035950_000000392025_00462_11037_1470.N1	10-APR-2004 03:59:50	Bright	38.500	110	37Del Cas	2.6780	8900.0	77	11037	No
77	GOM_NL__2PRFIN20040410_040109_000000392025_00462_11037_1471.N1	10-APR-2004 04:01:09	Bright	38.500	74	11Bet Cas	2.2680	6600.0	77	11037	No
78	GOM_NL__2PRFIN20040410_040510_000000532025_00462_11037_1472.N1	10-APR-2004 04:05:10	Bright	53.000	144	18Del Cyg	2.8600	11000.	106	11037	No
79	GOM_NL__2PRFIN20040410_040653_000001082025_00462_11037_1473.N1	10-APR-2004 04:06:53	Bright	108.00	5	3Alp Lyr	0.033000	11000.	216	11037	No
80	GOM_NL__2PRFIN20040410_040946_000000482025_00462_11037_1474.N1	10-APR-2004 04:09:46	Bright	48.000	92	53Eps Cyg	2.5000	4500.0	96	11037	No
81	GOM_NL__2PRFIN20040410_041647_000000502025_00462_11037_1475.N1	10-APR-2004 04:16:47	Twi_and_stray	50.000	61	8Eps Peg	2.1000	3900.0	100	11037	No
82	GOM_NL__2PRFIN20040410_041916_000000442025_00462_11037_1476.N1	10-APR-2004 04:19:16	Dark	44.000	162	34Alp Aqr	2.9440	5350.0	88	11037	No
83	GOM_NL__2PRFIN20040410_042202_000000972025_00462_11037_1477.N1	10-APR-2004 04:22:02	Dark	96.500	11	53Alp Aql	0.76500	8000.0	193	11037	No
84	GOM_NL__2PRFIN20040410_042627_000000422025_00462_11037_1478.N1	10-APR-2004 04:26:27	Dark	42.000	18	24Alp PsA	1.1660	9700.0	84	11037	No
85	GOM_NL__2PRFIN20040410_042932_000000412025_00462_11037_1479.N1	10-APR-2004 04:29:32	Dark	40.500	172	Gam Gru	3.0030	13100.	81	11037	No
86	GOM_NL__2PRFIN20040410_043146_000000402025_00462_11037_1480.N1	10-APR-2004 04:31:46	Dark	39.500	31	Alp Gru	1.7340	15200.	79	11037	No
87	GOM_NL__2PRFIN20040410_043628_000000452025_00463_11038_1450.N1	10-APR-2004 04:36:28	Dark	45.000	45	Alp Pav	1.9400	26000.	90	11038	No
88	GOM_NL__2PRFIN20040410_044033_000000602025_00463_11038_1451.N1	10-APR-2004 04:40:33	Dark	60.000	38	20Eps Sgr	1.8360	11000.	120	11038	No
89	GOM_NL__2PRFIN20040410_044234_000000722025_00463_11038_1452.N1	10-APR-2004 04:42:34	Dark	71.500	167	10Gam2Sgr	2.9840	4500.0	143	11038	No
90	GOM_NL__2PRFIN20040410_044441_000000672025_00463_11038_1453.N1	10-APR-2004 04:44:41	Dark	67.000	25	35Lam Sco	1.6200	28000.	134	11038	No
91	GOM_NL__2PRFIN20040410_044828_000000462025_00463_11038_1454.N1	10-APR-2004 04:48:28	Straylight	45.500	4	Alp1Cen	-0.010000	5800.0	91	11038	No
92	GOM_NL__2PRFIN20040410_045013_000000482025_00463_11038_1455.N1	10-APR-2004 04:50:13	Straylight	47.500	12	Alp1Cru	0.77500	30000.	95	11038	No
93	GOM_NL__2PRFIN20040410_045145_000000492025_00463_11038_1456.N1	10-APR-2004 04:51:45	Straylight	49.000	26	Gam Cru	1.6240	2900.0	98	11038	No
94	GOM_NL__2PRFIN20040410_045629_000000462025_00463_11038_1457.N1	10-APR-2004 04:56:29	Straylight	46.000	123	lot Cen	2.7500	10200.	92	11038	No
95	GOM_NL__2PRFIN20040410_045855_000001102025_00463_11038_1458.N1	10-APR-2004 04:58:55	Twi_and_stray	109.50	97	8Bet1Sco	2.5610	30000.	219	11038	No
96	GOM_NL__2PRFIN20040410_050252_000000412025_00463_11038_1459.N1	10-APR-2004 05:02:52	Twi_and_stray	40.500	100	4Gam Crv	2.5800	13100.	81	11038	No
97	GOM_NL__2PRFIN20040410_050423_000000522025_00463_11038_1460.N1	10-APR-2004 05:04:23	Bright	51.500	15	67Alp Vir	0.97600	28000.	103	11038	No
98	GOM_NL__2PRFIN20040410_050729_000000422025_00463_11038_1461.N1	10-APR-2004 05:07:29	Bright	41.500	121	29Gam Vir	2.7400	7200.0	83	11038	No
99	GOM_NL__2PRFIN20040410_051210_000000382025_00463_11038_1462.N1	10-APR-2004 05:12:10	Bright	38.000	62	94Bet Leo	2.1360	9700.0	76	11038	No
100	GOM_NL__2PRFIN20040410_051359_000000382025_00463_11038_1463.N1	10-APR-2004 05:13:59	Bright	38.000	96	68Del Leo	2.5600	9300.0	76	11038	No
101	GOM_NL__2PRFIN20040410_051647_000000662025_00463_11038_1464.N1	10-APR-2004 05:16:47	Bright	65.500	3	16Alp Boo	-0.050000	4250.0	131	11038	No

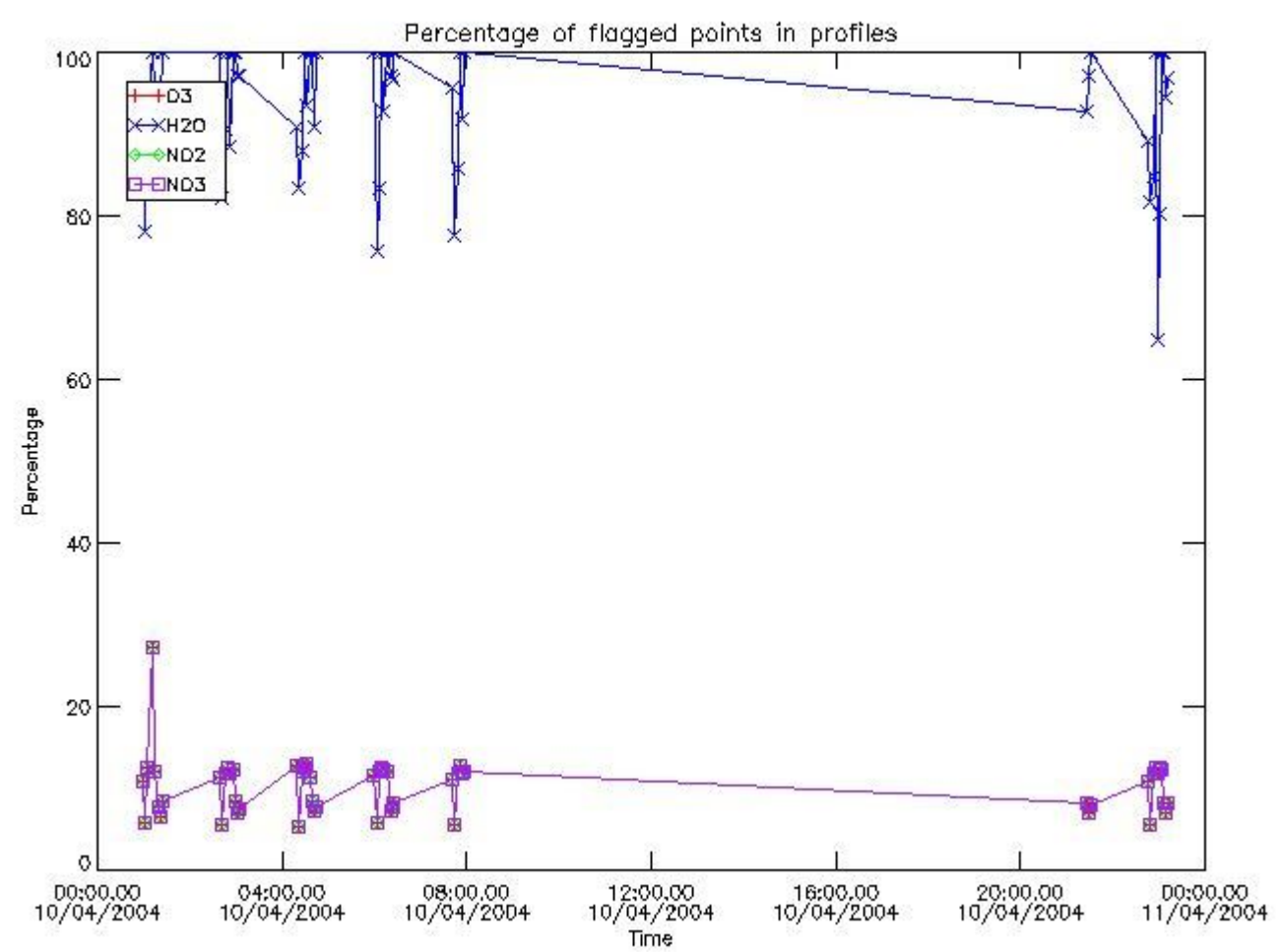
102	GOM_NL__2PRFIN20040410_051947_000000422025_00463_11038_1465.N1	10-APR-2004 05:19:47	Bright	41.500	152	12Alp2CVn	2.8900	11000.	83	11038	No
103	GOM_NL__2PRFIN20040410_052320_000000392025_00463_11038_1466.N1	10-APR-2004 05:23:20	Bright	38.500	87	64Gam UMa	2.4330	11000.	77	11038	No
104	GOM_NL__2PRFIN20040410_052442_000000422025_00463_11038_1467.N1	10-APR-2004 05:24:42	Bright	41.500	32	77Eps UMa	1.7630	11000.	83	11038	No
105	GOM_NL__2PRFIN20040410_053109_000000422025_00463_11038_1468.N1	10-APR-2004 05:31:09	Bright	42.000	60	7Bet UMi	2.0810	3950.0	84	11038	No
106	GOM_NL__2PRFIN20040410_053336_000000382025_00463_11038_1469.N1	10-APR-2004 05:33:36	Bright	38.000	49	1Alp UMi	1.9900	6300.0	76	11038	No
107	GOM_NL__2PRFIN20040410_053751_000000612025_00463_11038_1470.N1	10-APR-2004 05:37:51	Bright	61.000	130	23Bet Dra	2.7990	5800.0	122	11038	No
108	GOM_NL__2PRFIN20040410_054025_000000392025_00463_11038_1471.N1	10-APR-2004 05:40:25	Bright	39.000	110	37Del Cas	2.6780	8900.0	78	11038	No
109	GOM_NL__2PRFIN20040410_054147_000000492025_00463_11038_1472.N1	10-APR-2004 05:41:47	Bright	49.000	74	11Bet Cas	2.2680	6600.0	98	11038	No
110	GOM_NL__2PRFIN20040410_054546_000000702025_00463_11038_1473.N1	10-APR-2004 05:45:46	Bright	69.500	144	18Del Cyg	2.8600	11000.	139	11038	No
111	GOM_NL__2PRFIN20040410_054729_000001092025_00463_11038_1474.N1	10-APR-2004 05:47:29	Bright	109.00	5	3Alp Lyr	0.033000	11000.	218	11038	No
112	GOM_NL__2PRFIN20040410_055022_000000522025_00463_11038_1475.N1	10-APR-2004 05:50:22	Bright	51.500	92	53Eps Cyg	2.5000	4500.0	103	11038	No
113	GOM_NL__2PRFIN20040410_055724_000000502025_00463_11038_1476.N1	10-APR-2004 05:57:24	Tw_i_and_stray	50.000	61	8Eps Peg	2.1000	3900.0	100	11038	No
114	GOM_NL__2PRFIN20040410_055953_000000452025_00463_11038_1477.N1	10-APR-2004 05:59:53	Dark	44.500	162	34Alp Aqr	2.9440	5350.0	89	11038	No
115	GOM_NL__2PRFIN20040410_060239_000000972025_00463_11038_1478.N1	10-APR-2004 06:02:39	Dark	96.500	11	53Alp Aql	0.76500	8000.0	193	11038	No
116	GOM_NL__2PRFIN20040410_060703_000000432025_00463_11038_1479.N1	10-APR-2004 06:07:03	Dark	42.500	18	24Alp PsA	1.1660	9700.0	85	11038	No
117	GOM_NL__2PRFIN20040410_061009_000000412025_00463_11038_1480.N1	10-APR-2004 06:10:09	Dark	40.500	172	Gam Gru	3.0030	13100.	81	11038	No
118	GOM_NL__2PRFIN20040410_061222_000000422025_00463_11038_1481.N1	10-APR-2004 06:12:22	Dark	41.500	31	Alp Gru	1.7340	15200.	83	11038	No
119	GOM_NL__2PRFIN20040410_061705_000000422025_00464_11039_1450.N1	10-APR-2004 06:17:05	Dark	42.000	45	Alp Pav	1.9400	26000.	84	11039	No
120	GOM_NL__2PRFIN20040410_062110_000000712025_00464_11039_1451.N1	10-APR-2004 06:21:10	Dark	71.000	38	20Eps Sgr	1.8360	11000.	142	11039	No
121	GOM_NL__2PRFIN20040410_062311_000000732025_00464_11039_1452.N1	10-APR-2004 06:23:11	Dark	73.000	167	10Gam2Sgr	2.9840	4500.0	146	11039	No
122	GOM_NL__2PRFIN20040410_062518_000000632025_00464_11039_1453.N1	10-APR-2004 06:25:18	Dark	62.500	25	35Lam Sco	1.6200	28000.	125	11039	No
123	GOM_NL__2PRFIN20040410_062905_000000542025_00464_11039_1454.N1	10-APR-2004 06:29:05	Straylight	54.000	4	Alp1Cen	-0.010000	5800.0	108	11039	No
124	GOM_NL__2PRFIN20040410_063050_000000442025_00464_11039_1455.N1	10-APR-2004 06:30:50	Straylight	44.000	12	Alp1Cru	0.77500	30000.	88	11039	No
125	GOM_NL__2PRFIN20040410_063222_000000452025_00464_11039_1456.N1	10-APR-2004 06:32:22	Straylight	45.000	26	Gam Cru	1.6240	2900.0	90	11039	No
126	GOM_NL__2PRFIN20040410_063706_000000422025_00464_11039_1457.N1	10-APR-2004 06:37:06	Straylight	41.500	123	lot Cen	2.7500	10200.	83	11039	No
127	GOM_NL__2PRFIN20040410_063931_000001172025_00464_11039_1458.N1	10-APR-2004 06:39:31	Tw_i_and_stray	117.00	97	8Bet1Sco	2.5610	30000.	234	11039	No
128	GOM_NL__2PRFIN20040410_064328_000000402025_00464_11039_1459.N1	10-APR-2004 06:43:28	Tw_i_and_stray	40.000	100	4Gam Crv	2.5800	13100.	80	11039	No
129	GOM_NL__2PRFIN20040410_064459_000000492025_00464_11039_1460.N1	10-APR-2004 06:44:59	Bright	49.000	15	67Alp Vir	0.97600	28000.	98	11039	No
130	GOM_NL__2PRFIN20040410_064805_000000412025_00464_11039_1461.N1	10-APR-2004 06:48:05	Bright	40.500	121	29Gam Vir	2.7400	7200.0	81	11039	No
131	GOM_NL__2PRFIN20040410_065246_000000372025_00464_11039_1462.N1	10-APR-2004 06:52:46	Bright	36.500	62	94Bet Leo	2.1360	9700.0	73	11039	No
132	GOM_NL__2PRFIN20040410_065436_000000372025_00464_11039_1463.N1	10-APR-2004 06:54:36	Bright	37.000	96	68Del Leo	2.5600	9300.0	74	11039	No
133	GOM_NL__2PRFIN20040410_065722_000000592025_00464_11039_1464.N1	10-APR-2004 06:57:22	Bright	58.500	3	16Alp Boo	-0.050000	4250.0	117	11039	No
134	GOM_NL__2PRFIN20040410_070023_000000422025_00464_11039_1465.N1	10-APR-2004 07:00:23	Bright	41.500	152	12Alp2CVn	2.8900	11000.	83	11039	No
135	GOM_NL__2PRFIN20040410_070356_000000382025_00464_11039_1466.N1	10-APR-2004 07:03:56	Bright	37.500	87	64Gam UMa	2.4330	11000.	75	11039	No
136	GOM_NL__2PRFIN20040410_070518_000000392025_00464_11039_1467.N1	10-APR-2004 07:05:18	Bright	38.500	32	77Eps UMa	1.7630	11000.	77	11039	No
137	GOM_NL__2PRFIN20040410_071145_000000382025_00464_11039_1468.N1	10-APR-2004 07:11:45	Bright	37.500	60	7Bet UMi	2.0810	3950.0	75	11039	No
138	GOM_NL__2PRFIN20040410_071412_000000352025_00464_11039_1469.N1	10-APR-2004 07:14:12	Bright	34.500	49	1Alp UMi	1.9900	6300.0	69	11039	No
139	GOM_NL__2PRFIN20040410_071826_000000602025_00464_11039_1470.N1	10-APR-2004 07:18:26	Bright	60.000	130	23Bet Dra	2.7990	5800.0	120	11039	No
140	GOM_NL__2PRFIN20040410_072101_000000392025_00464_11039_1471.N1	10-APR-2004 07:21:01	Bright	39.000	110	37Del Cas	2.6780	8900.0	78	11039	No
141	GOM_NL__2PRFIN20040410_072223_000000372025_00464_11039_1472.N1	10-APR-2004 07:22:23	Bright	37.000	74	11Bet Cas	2.2680	6600.0	74	11039	No
142	GOM_NL__2PRFIN20040410_072621_000000512025_00464_11039_1473.N1	10-APR-2004 07:26:21	Bright	51.000	144	18Del Cyg	2.8600	11000.	102	11039	No
143	GOM_NL__2PRFIN20040410_072804_000001252025_00464_11039_1474.N1	10-APR-2004 07:28:04	Bright	125.00	5	3Alp Lyr	0.033000	11000.	250	11039	No
144	GOM_NL__2PRFIN20040410_073056_000000532025_00464_11039_1475.N1	10-APR-2004 07:30:56	Bright	52.500	92	53Eps Cyg	2.5000	4500.0	105	11039	No
145	GOM_NL__2PRFIN20040410_073800_000000502025_00464_11039_1476.N1	10-APR-2004 07:38:00	Tw_i_and_stray	50.000	61	8Eps Peg	2.1000	3900.0	100	11039	No
146	GOM_NL__2PRFIN20040410_074029_000000462025_00464_11039_1477.N1	10-APR-2004 07:40:29	Dark	45.500	162	34Alp Aqr	2.9440	5350.0	91	11039	No
147	GOM_NL__2PRFIN20040410_074316_000000922025_00464_11039_1478.N1	10-APR-2004 07:43:16	Dark	91.500	11	53Alp Aql	0.76500	8000.0	183	11039	No
148	GOM_NL__2PRFIN20040410_074740_000000432025_00464_11039_1479.N1	10-APR-2004 07:47:40	Dark	43.000	18	24Alp PsA	1.1660	9700.0	86	11039	No
149	GOM_NL__2PRFIN20040410_075046_000000402025_00464_11039_1480.N1	10-APR-2004 07:50:46	Dark	40.000	172	Gam Gru	3.0030	13100.	80	11039	No
150	GOM_NL__2PRFIN20040410_075258_000000432025_00464_11039_1481.N1	10-APR-2004 07:52:58	Dark	43.000	31	Alp Gru	1.7340	15200.	86	11039	No
151	GOM_NL__2PRFIN20040410_075741_000000432025_00465_11040_1450.N1	10-APR-2004 07:57:41	Dark	42.500	45	Alp Pav	1.9400	26000.	85	11040	No
152	GOM_NL__2PRFIN20040410_212646_000000632025_00473_11048_1450.N1	10-APR-2004 21:26:46	Dark	62.500	38	20Eps Sgr	1.8360	11000.	125	11048	No
153	GOM_NL__2PRFIN20040410_212850_000000722025_00473_11048_1451.N1	10-APR-2004 21:28:50	Dark	72.000	167	10Gam2Sgr	2.9840	4500.0	144	11048	No
154	GOM_NL__2PRFIN20040410_213054_000000642025_00473_11048_1452.N1	10-APR-2004 21:30:54	Dark	64.000	25	35Lam Sco	1.6200	28000.	128	11048	No
155	GOM_NL__2PRFIN20040410_213431_000000502025_00473_11048_1453.N1	10-APR-2004 21:34:31	Straylight	49.500	4	Alp1Cen	-0.010000	5800.0	99	11048	No
156	GOM_NL__2PRFIN20040410_213652_000000452025_00473_11048_1454.N1	10-APR-2004 21:36:52	Straylight	45.000	20	Bet Cru	1.2530	30000.	90	11048	No
157	GOM_NL__2PRFIN20040410_213938_000001172025_00473_11048_1455.N1	10-APR-2004 21:39:38	Straylight	117.00	16	21Alp Sco	1.0200	3000.0	234	11048	No
158	GOM_NL__2PRFIN20040410_214324_000000972025_00473_11048_1456.N1	10-APR-2004 21:43:24	Tw_i_and_stray	96.500	80	7Del Sco	2.3160	30000.	193	11048	No
159	GOM_NL__2PRFIN20040410_214700_000000482025_00473_11048_1457.N1	10-APR-2004 21:47:00	Tw_i_and_stray	48.000	106	9Bet Crv	2.6480	5600.0	96	11048	No
160	GOM_NL__2PRFIN20040410_214852_000000452025_00473_11048_1458.N1	10-APR-2004 21:48:52	Bright	44.500	100	4Gam Crv	2.5800	13100.	89	11048	No

161	GOM_NL__2PRFIN20040410_215022_000000512025_00473_11048_1459.N1	10-APR-2004 21:50:22	Bright	51.000	15	67Alp Vir	0.97600	28000.	102	11048	No
162	GOM_NL__2PRFIN20040410_215328_000000412025_00473_11048_1460.N1	10-APR-2004 21:53:28	Bright	41.000	121	29Gam Vir	2.7400	7200.0	82	11048	No
163	GOM_NL__2PRFIN20040410_215809_000000392025_00473_11048_1461.N1	10-APR-2004 21:58:09	Bright	38.500	62	94Bet Leo	2.1360	9700.0	77	11048	No
164	GOM_NL__2PRFIN20040410_215957_000000402025_00473_11048_1462.N1	10-APR-2004 21:59:57	Bright	40.000	96	68Del Leo	2.5600	9300.0	80	11048	No
165	GOM_NL__2PRFIN20040410_220237_000000602025_00473_11048_1463.N1	10-APR-2004 22:02:37	Bright	59.500	3	16Alp Boo	-0.050000	4250.0	119	11048	No
166	GOM_NL__2PRFIN20040410_220543_000000412025_00473_11048_1464.N1	10-APR-2004 22:05:43	Bright	41.000	152	12Alp2CVn	2.8900	11000.	82	11048	No
167	GOM_NL__2PRFIN20040410_220918_000000362025_00473_11048_1465.N1	10-APR-2004 22:09:18	Bright	36.000	87	64Gam UMa	2.4330	11000.	72	11048	No
168	GOM_NL__2PRFIN20040410_221038_000000382025_00473_11048_1466.N1	10-APR-2004 22:10:38	Bright	38.000	32	77Eps UMa	1.7630	11000.	76	11048	No
169	GOM_NL__2PRFIN20040410_221705_000000372025_00473_11048_1467.N1	10-APR-2004 22:17:05	Bright	36.500	60	7Bet UMi	2.0810	3950.0	73	11048	No
170	GOM_NL__2PRFIN20040410_221935_000000372025_00473_11048_1468.N1	10-APR-2004 22:19:35	Bright	37.000	49	1Alp UMi	1.9900	6300.0	74	11048	No
171	GOM_NL__2PRFIN20040410_222340_000000622025_00473_11048_1469.N1	10-APR-2004 22:23:40	Bright	61.500	130	23Bet Dra	2.7990	5800.0	123	11048	No
172	GOM_NL__2PRFIN20040410_222629_000000372025_00473_11048_1470.N1	10-APR-2004 22:26:29	Bright	36.500	110	37Del Cas	2.6780	8900.0	73	11048	No
173	GOM_NL__2PRFIN20040410_222748_000000372025_00473_11048_1471.N1	10-APR-2004 22:27:48	Bright	37.000	74	11Bet Cas	2.2680	6600.0	74	11048	No
174	GOM_NL__2PRFIN20040410_223324_000001082025_00473_11048_1472.N1	10-APR-2004 22:33:24	Bright	108.00	5	3Alp Lyr	0.033000	11000.	216	11048	No
175	GOM_NL__2PRFIN20040410_223622_000000512025_00473_11048_1473.N1	10-APR-2004 22:36:22	Bright	51.000	92	53Eps Cyg	2.5000	4500.0	102	11048	No
176	GOM_NL__2PRFIN20040410_224327_000000492025_00473_11048_1474.N1	10-APR-2004 22:43:27	Twilight	49.000	61	8Eps Peg	2.1000	3900.0	98	11048	No
177	GOM_NL__2PRFIN20040410_224555_000000472025_00473_11048_1475.N1	10-APR-2004 22:45:55	Dark	46.500	162	34Alp Aqr	2.9440	5350.0	93	11048	No
178	GOM_NL__2PRFIN20040410_224853_000000942025_00473_11048_1476.N1	10-APR-2004 22:48:53	Dark	93.500	11	53Alp Aql	0.76500	8000.0	187	11048	No
179	GOM_NL__2PRFIN20040410_225304_000000442025_00473_11048_1477.N1	10-APR-2004 22:53:04	Dark	43.500	18	24Alp PsA	1.1660	9700.0	87	11048	No
180	GOM_NL__2PRFIN20040410_225612_000000412025_00473_11048_1478.N1	10-APR-2004 22:56:12	Dark	40.500	172	Gam Gru	3.0030	13100.	81	11048	No
181	GOM_NL__2PRFIN20040410_225755_000000432025_00473_11048_1479.N1	10-APR-2004 22:57:55	Dark	43.000	63	Bet Gru	2.1500	2800.0	86	11048	No
182	GOM_NL__2PRFIN20040410_230145_000000412025_00473_11048_1480.N1	10-APR-2004 23:01:45	Dark	41.000	148	Alp Tuc	2.8780	4100.0	82	11048	No
183	GOM_NL__2PRFIN20040410_230308_000000422025_00474_11049_1452.N1	10-APR-2004 23:03:08	Dark	41.500	45	Alp Pav	1.9400	26000.	83	11049	No
184	GOM_NL__2PRFIN20040410_230724_000000622025_00474_11049_1453.N1	10-APR-2004 23:07:24	Dark	61.500	38	20Eps Sgr	1.8360	11000.	123	11049	No
185	GOM_NL__2PRFIN20040410_230928_000000732025_00474_11049_1454.N1	10-APR-2004 23:09:28	Dark	72.500	167	10Gam2Sgr	2.9840	4500.0	145	11049	No
186	GOM_NL__2PRFIN20040410_231131_000000632025_00474_11049_1455.N1	10-APR-2004 23:11:31	Dark	62.500	25	35Lam Sco	1.6200	28000.	125	11049	No
187	GOM_NL__2PRFIN20040410_231505_000000492025_00474_11049_1456.N1	10-APR-2004 23:15:05	Straylight	48.500	4	Alp1Cen	-0.010000	5800.0	97	11049	No
188	GOM_NL__2PRFIN20040410_231729_000000452025_00474_11049_1457.N1	10-APR-2004 23:17:29	Straylight	45.000	20	Bet Cru	1.2530	30000.	90	11049	No
189	GOM_NL__2PRFIN20040410_232016_000001092025_00474_11049_1458.N1	10-APR-2004 23:20:16	Straylight	109.00	16	21Alp Sco	1.0200	3000.0	218	11049	No
190	GOM_NL__2PRFIN20040410_232401_000000992025_00474_11049_1459.N1	10-APR-2004 23:24:01	Tw_i_and_stray	99.000	80	7Del Sco	2.3160	30000.	198	11049	No
191	GOM_NL__2PRFIN20040410_232736_000000442025_00474_11049_1460.N1	10-APR-2004 23:27:36	Tw_i_and_stray	44.000	106	9Bet Crv	2.6480	5600.0	88	11049	No
192	GOM_NL__2PRFIN20040410_232928_000000442025_00474_11049_1461.N1	10-APR-2004 23:29:28	Bright	43.500	100	4Gam Crv	2.5800	13100.	87	11049	No
193	GOM_NL__2PRFIN20040410_233058_000000502025_00474_11049_1462.N1	10-APR-2004 23:30:58	Bright	50.000	15	67Alp Vir	0.97600	28000.	100	11049	No
194	GOM_NL__2PRFIN20040410_233403_000000432025_00474_11049_1463.N1	10-APR-2004 23:34:03	Bright	42.500	121	29Gam Vir	2.7400	7200.0	85	11049	No
195	GOM_NL__2PRFIN20040410_233845_000000392025_00474_11049_1464.N1	10-APR-2004 23:38:45	Bright	38.500	62	94Bet Leo	2.1360	9700.0	77	11049	No
196	GOM_NL__2PRFIN20040410_234033_000000402025_00474_11049_1465.N1	10-APR-2004 23:40:33	Bright	39.500	96	68Del Leo	2.5600	9300.0	79	11049	No
197	GOM_NL__2PRFIN20040410_234312_000000652025_00474_11049_1466.N1	10-APR-2004 23:43:12	Bright	64.500	3	16Alp Boo	-0.050000	4250.0	129	11049	No
198	GOM_NL__2PRFIN20040410_234618_000000412025_00474_11049_1467.N1	10-APR-2004 23:46:18	Bright	41.000	152	12Alp2CVn	2.8900	11000.	82	11049	No
199	GOM_NL__2PRFIN20040410_234954_000000372025_00474_11049_1468.N1	10-APR-2004 23:49:54	Bright	37.000	87	64Gam UMa	2.4330	11000.	74	11049	No
200	GOM_NL__2PRFIN20040410_235114_000000412025_00474_11049_1469.N1	10-APR-2004 23:51:14	Bright	41.000	32	77Eps UMa	1.7630	11000.	82	11049	No
201	GOM_NL__2PRFIN20040410_235740_000000442025_00474_11049_1470.N1	10-APR-2004 23:57:40	Bright	43.500	60	7Bet UMi	2.0810	3950.0	87	11049	No

3. Quality information per product

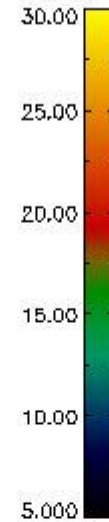
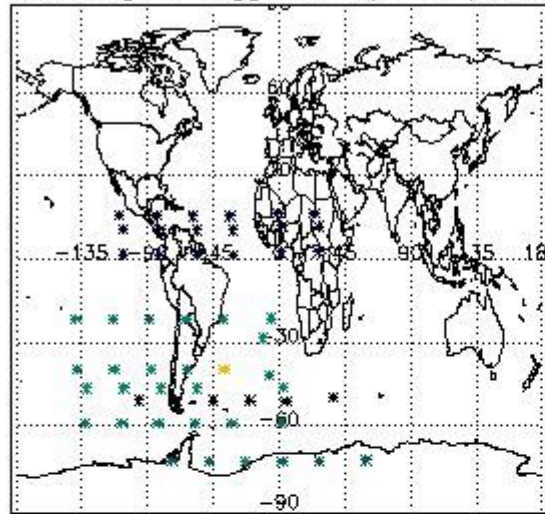
In this section it is plotted some information contained in the Quality Summary data set of the level 2 products. Only products in dark limb conditions and without errors (error flag in the MPH set to "0") are used.

3.1 Plot quality information per product (time dependant)

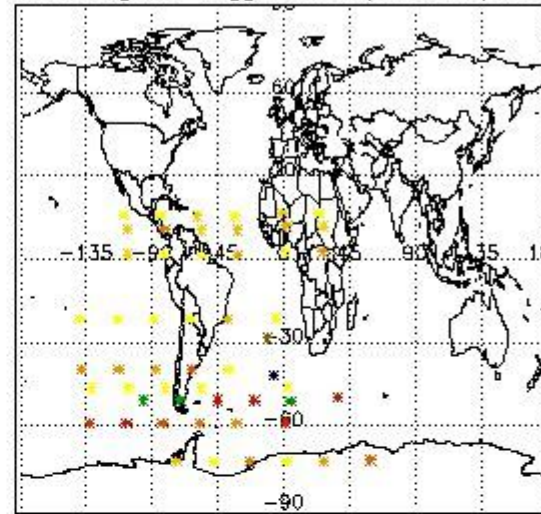


3.2 Plot quality information per product (world map)

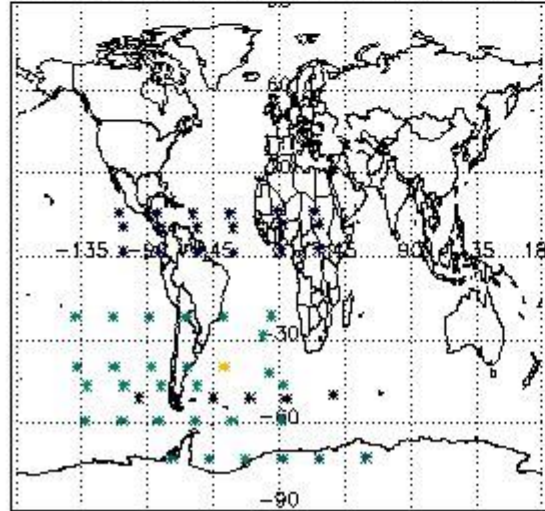
Percentage of flagged data per O3 profile



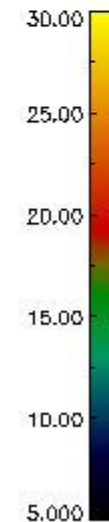
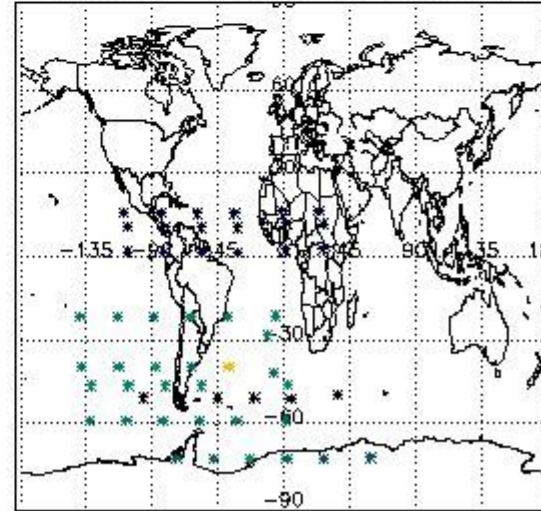
Percentage of flagged data per H2O profile



Percentage of flagged data per NO2 profile



Percentage of flagged data per NO3 profile

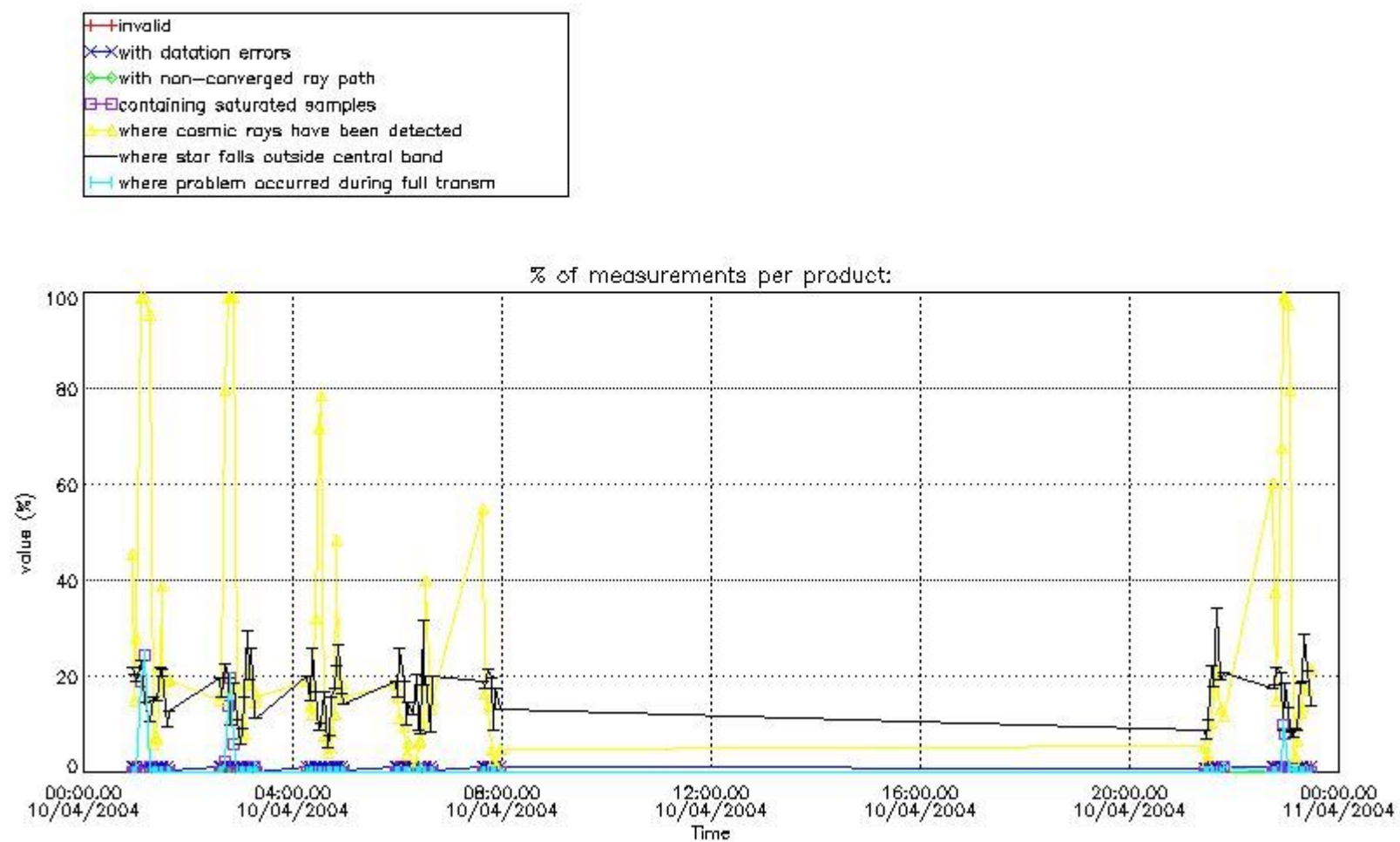


4. Level 1 quality information per product

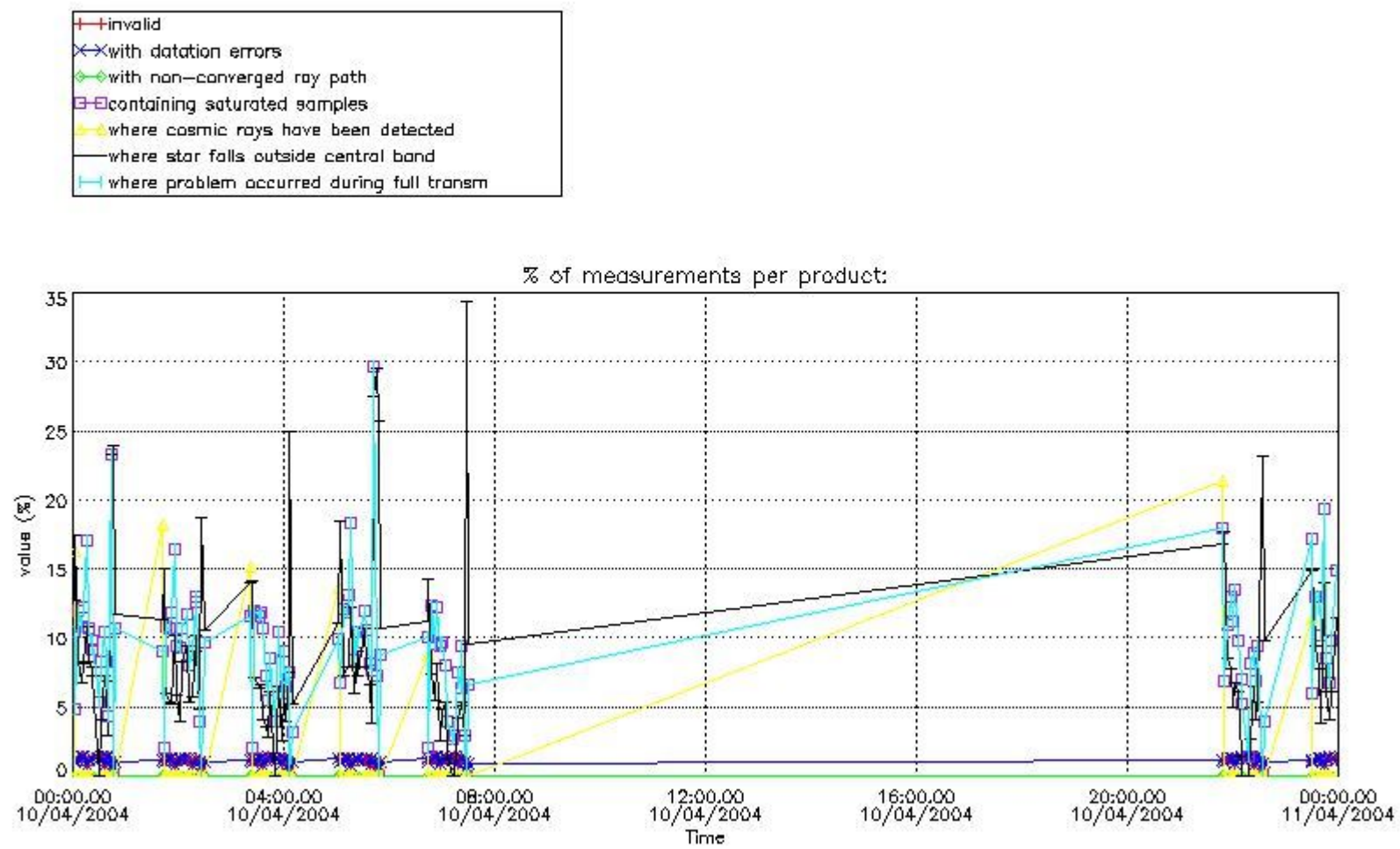
In this section it is plotted some information contained in the Quality Summary data set of the level 2 products that comes from the level 1b processing. Products without errors (error flag in the MPH set to "0") are used.

4.1 Plot quality information per product (time dependant) coming from level 1b processing

4.1.1 Plot level 1 quality information per product (time dependant): ENVISAT ASCENDING passes



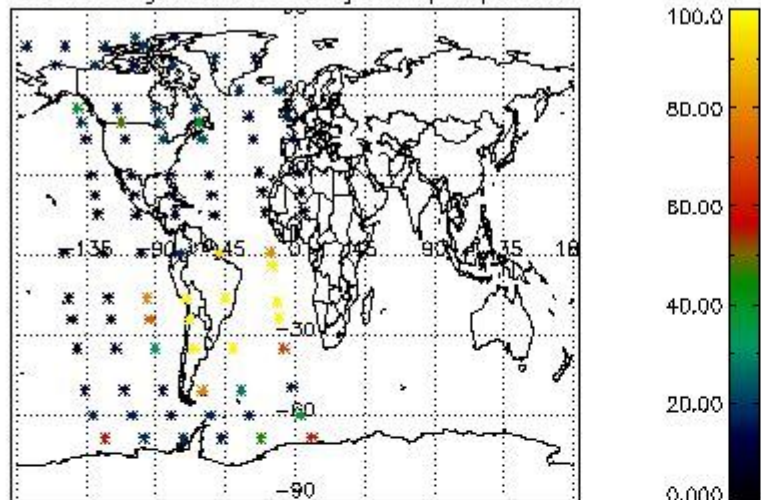
4.1.2 Plot level 1 quality information per product (time dependant): ENVI SAT DESCENDING passes



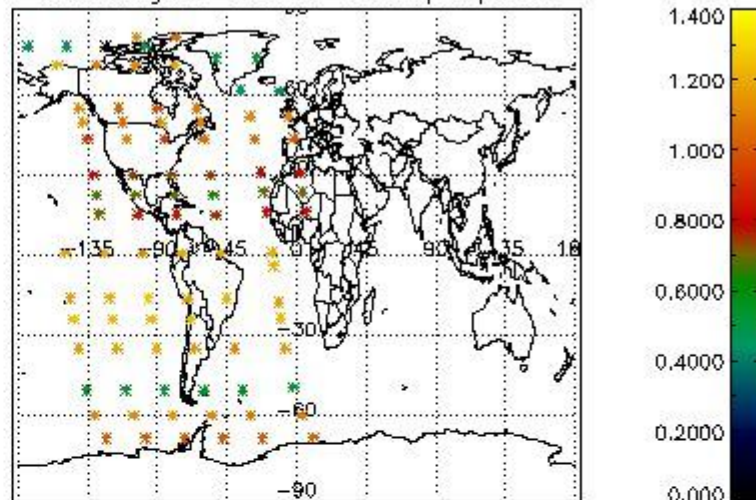
4.2 Plot quality information per product coming from level 1b processing (world map)

4.2.1 Plot level 1 quality information per product (world map): ENVISAT ASCENDING passes

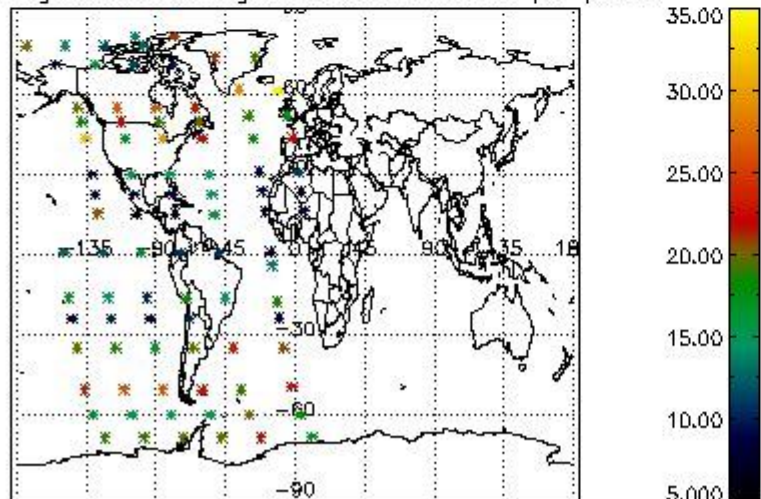
Percentage of cosmic ray hits per profile



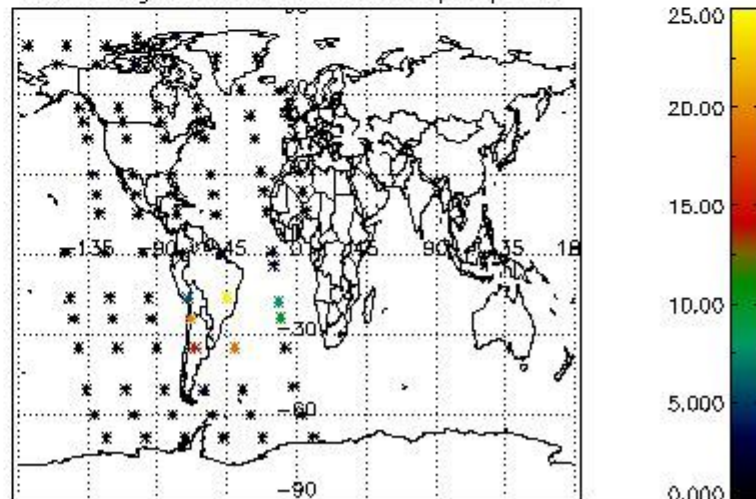
Percentage of datation errors per profile



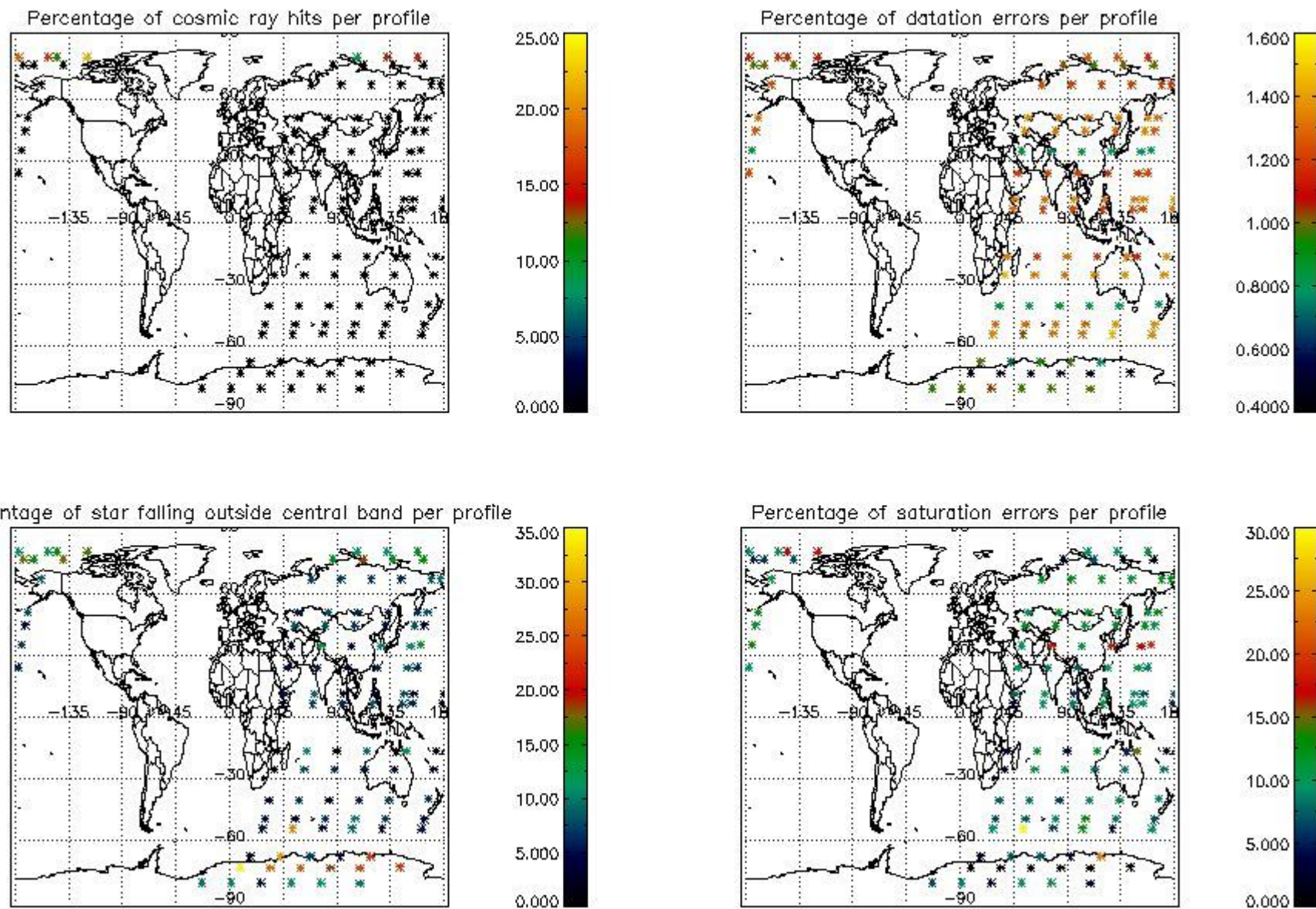
Percentage of star falling outside central band per profile



Percentage of saturation errors per profile



4.2.2 Plot level 1 quality information per product (world map): ENVISAT DESCENDING passes



5. Trace gas profiles

5.1 Ozone statistics based on quality of products

The final quality of the products can be "measured" using the STD (Standard Deviation) attached to every point profile. This information is written to the parameter GOM_NL__2P/NL_LOCAL_SPECIES_DENSITY/o3_std of the level 2 products. The table below shows the statistics for given STD ranges.

The statistics are given with respect to the overall valid production:

- Products without fatal errors: GOM_NL__2P/MPH/PRODUCT_ERR=0
- Valid point profile: GOM_NL__2P/NL_LOCAL_SPECIES_DENSITY/pcd(0)=0

The 'Criteria' is applied to valid points of dark limb products:

- Products in dark limb illumination condition: GOM_NL__2P/NL_SUMMARY_QUALITY/obs_ill_cond=0
- Products without fatal errors: GOM_NL__2P/MPH/PRODUCT_ERR=0
- Valid point profile: GOM_NL__2P/NL_LOCAL_SPECIES_DENSITY/pcd(0)=0

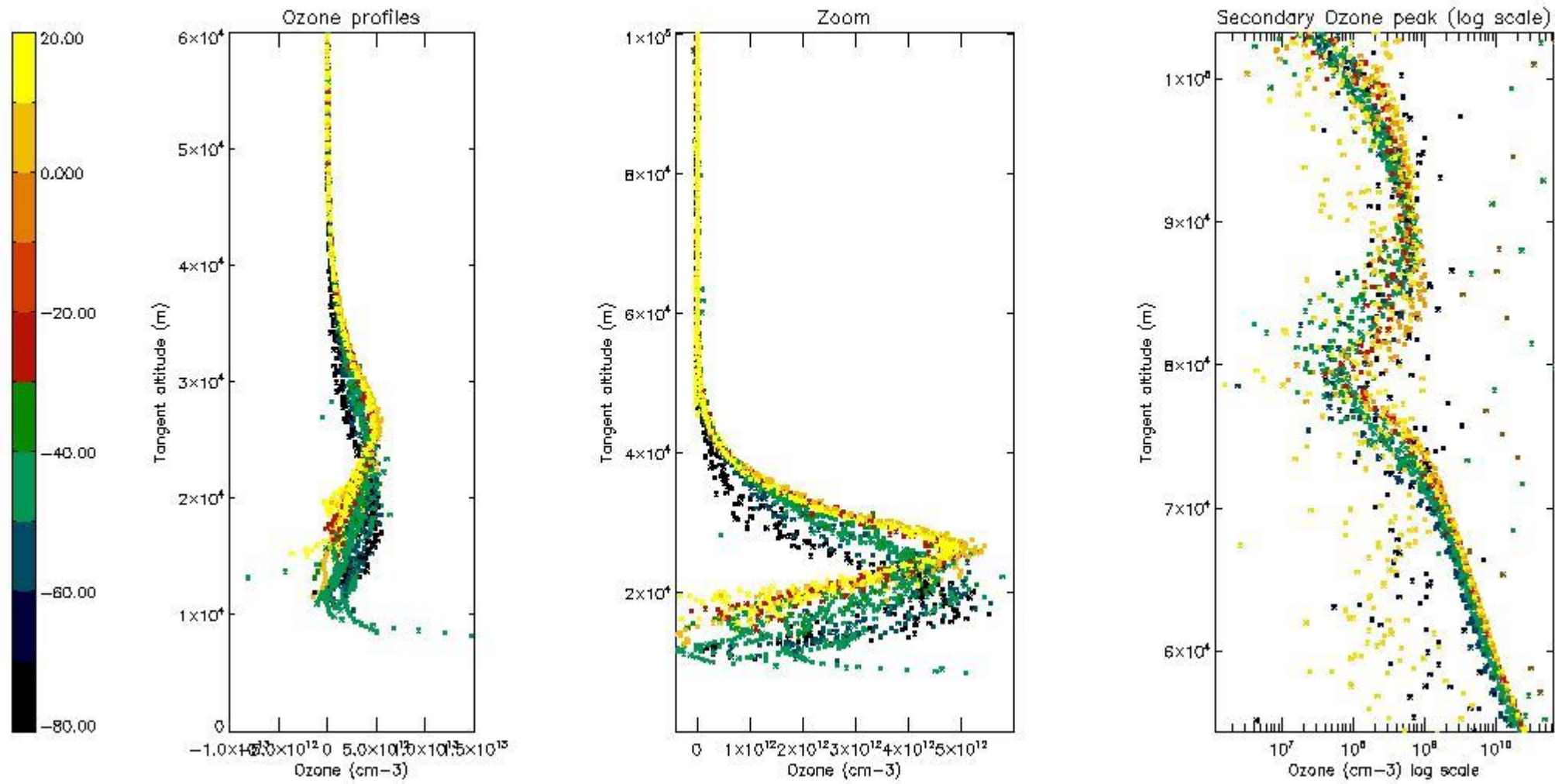
So, the table below shows the percentage of dark limb and valid observations for each criteria with respect to the overall valid daily observations.

Criteria	% of total production
All STD	29
STD < 20	17

STD < 10	14
STD < 5	11

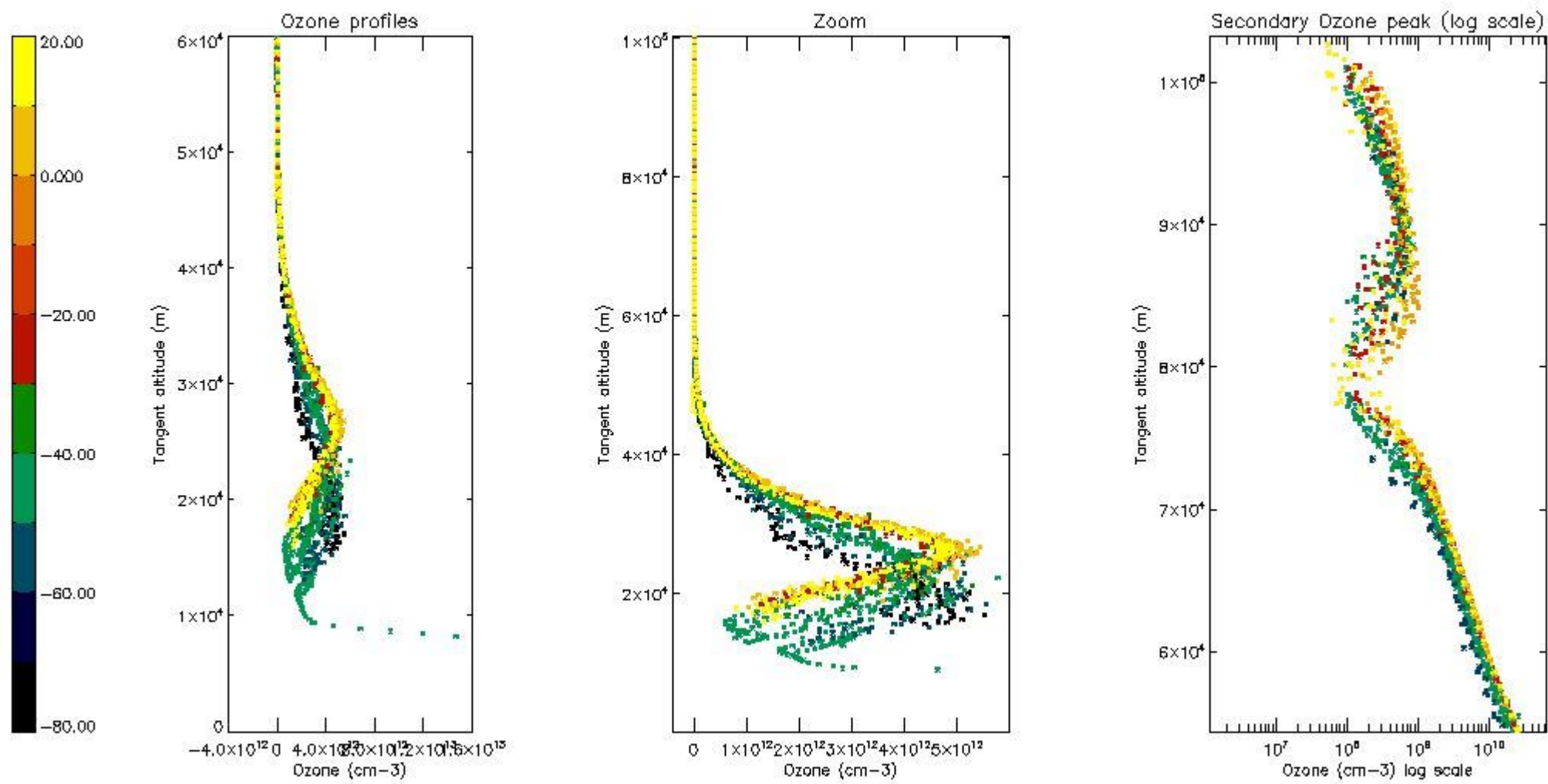
5.2 Plot ozone profiles for all STD (dark without errors)

The colorbar represents the latitude.



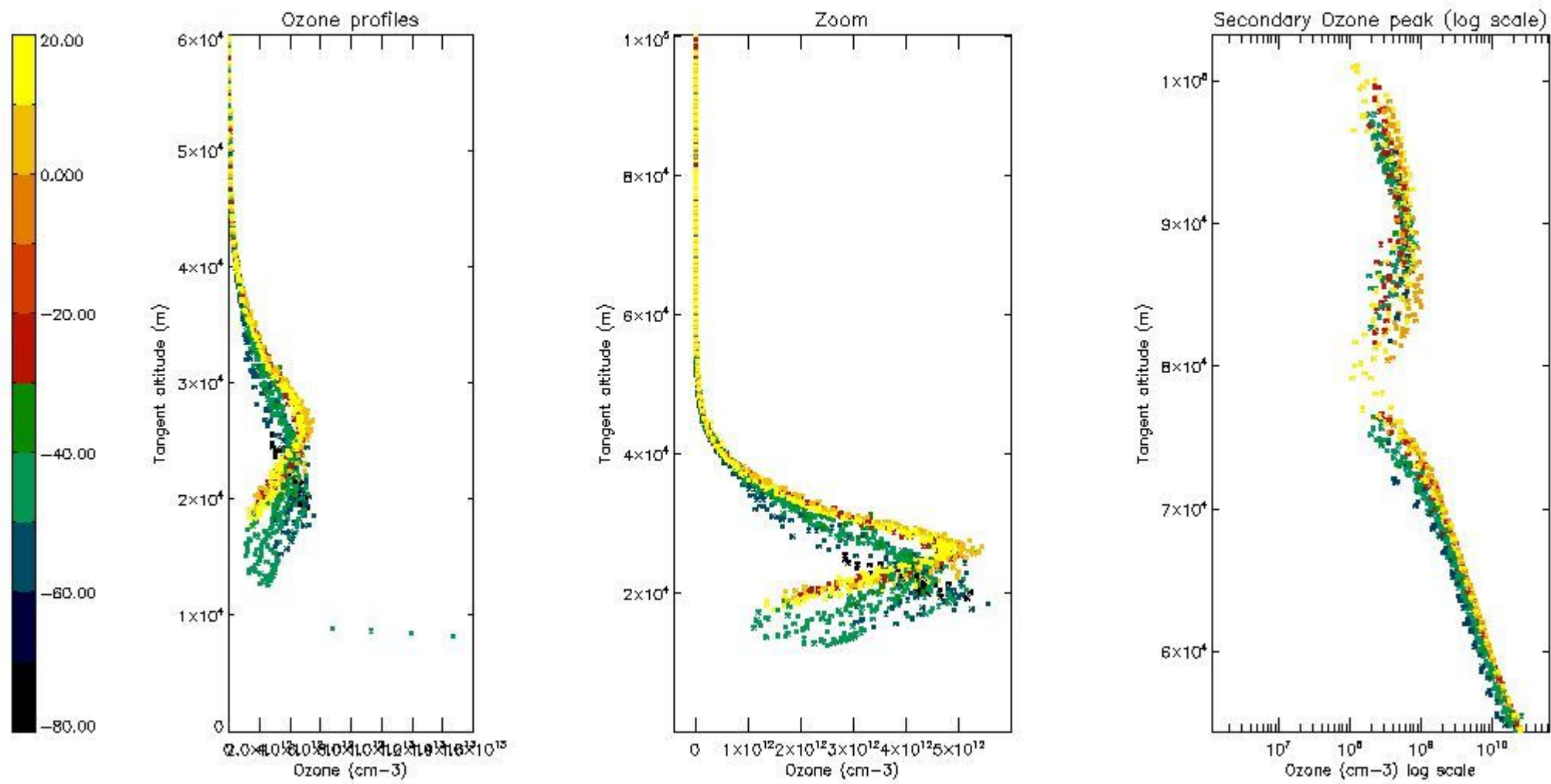
5.3 Plot ozone profiles where STD < 20% (dark without errors)

The colorbar represents the latitude.



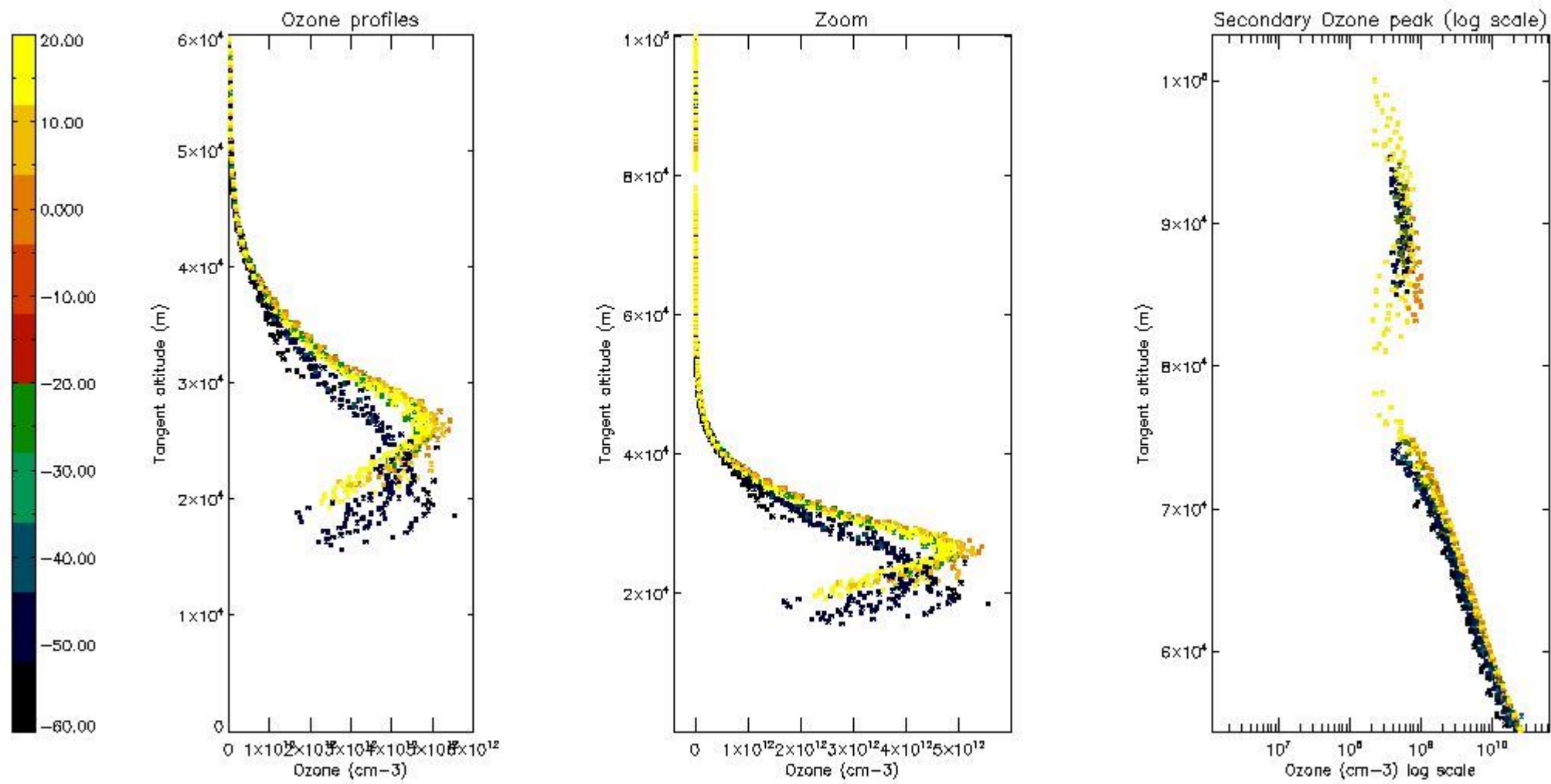
5.4 Plot ozone profiles where $STD < 10\%$ (dark without errors)

The colorbar represents the latitude.



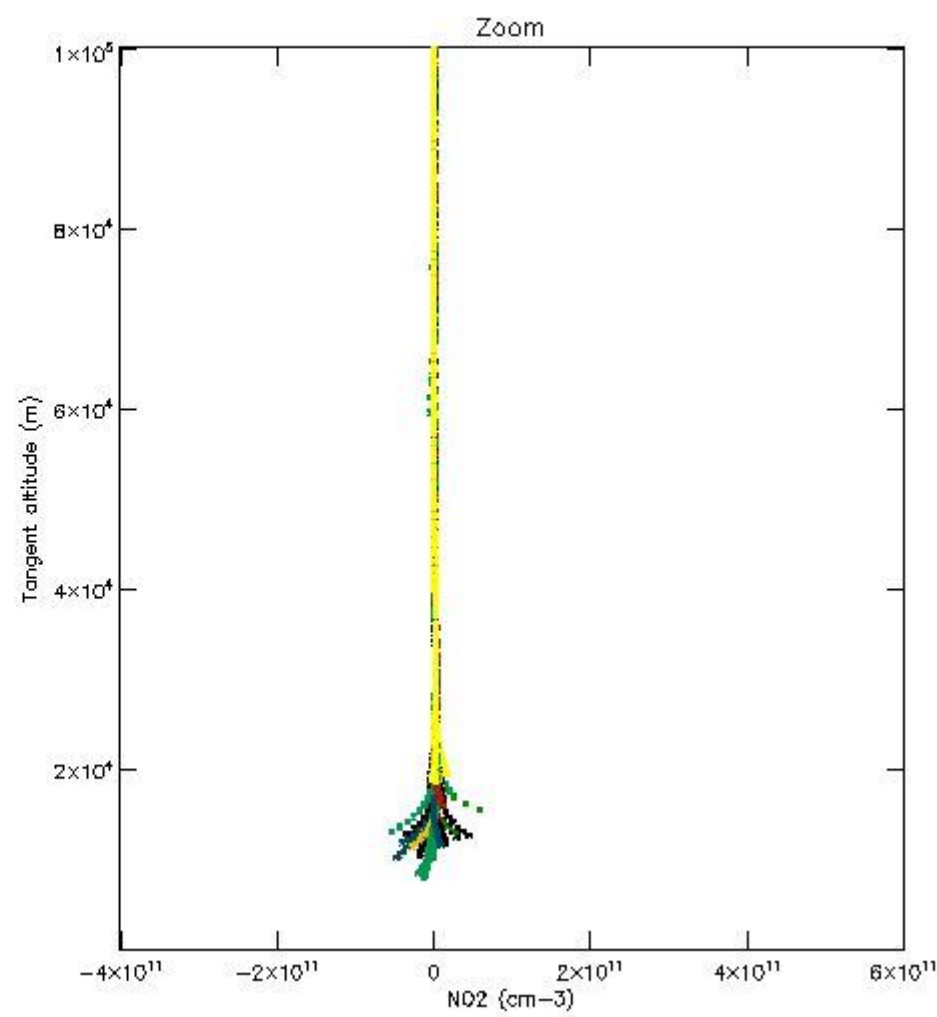
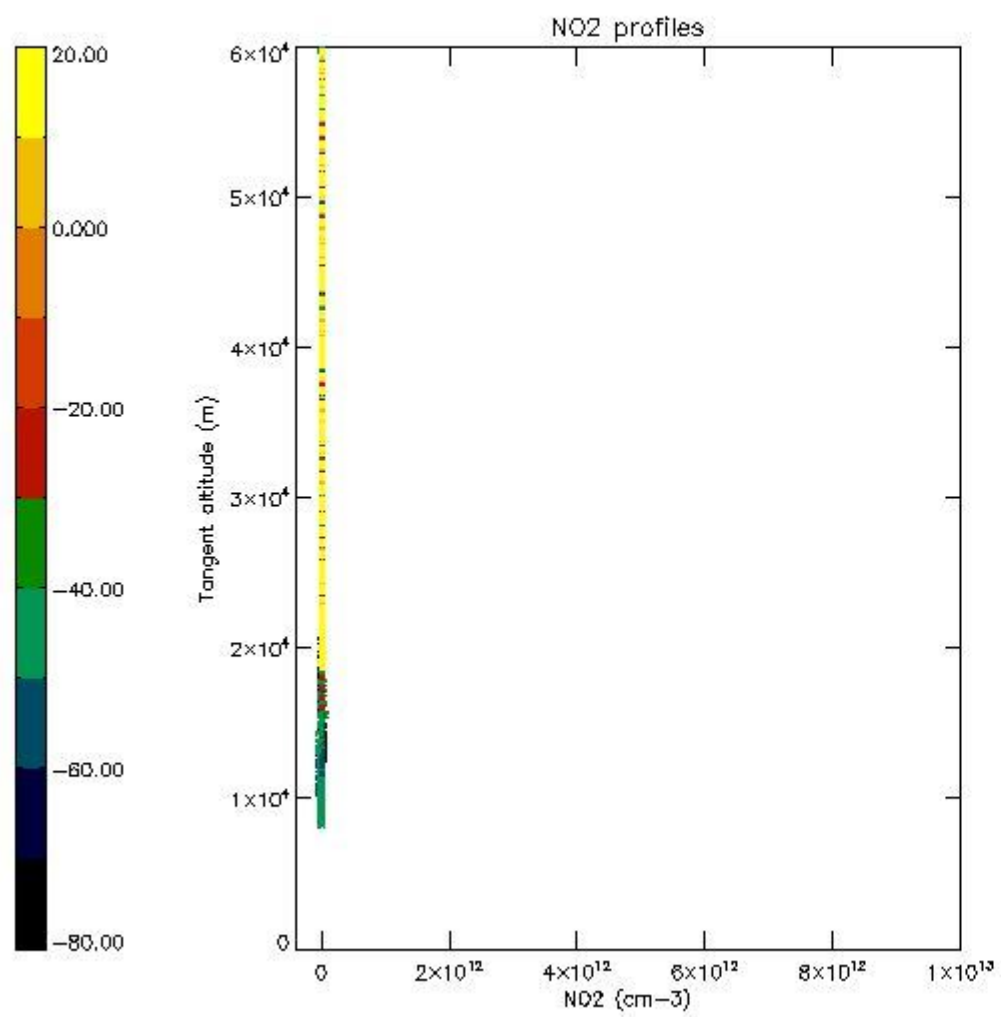
5.5 Plot ozone profiles where STD < 5% (dark without errors)

The colorbar represents the latitude.



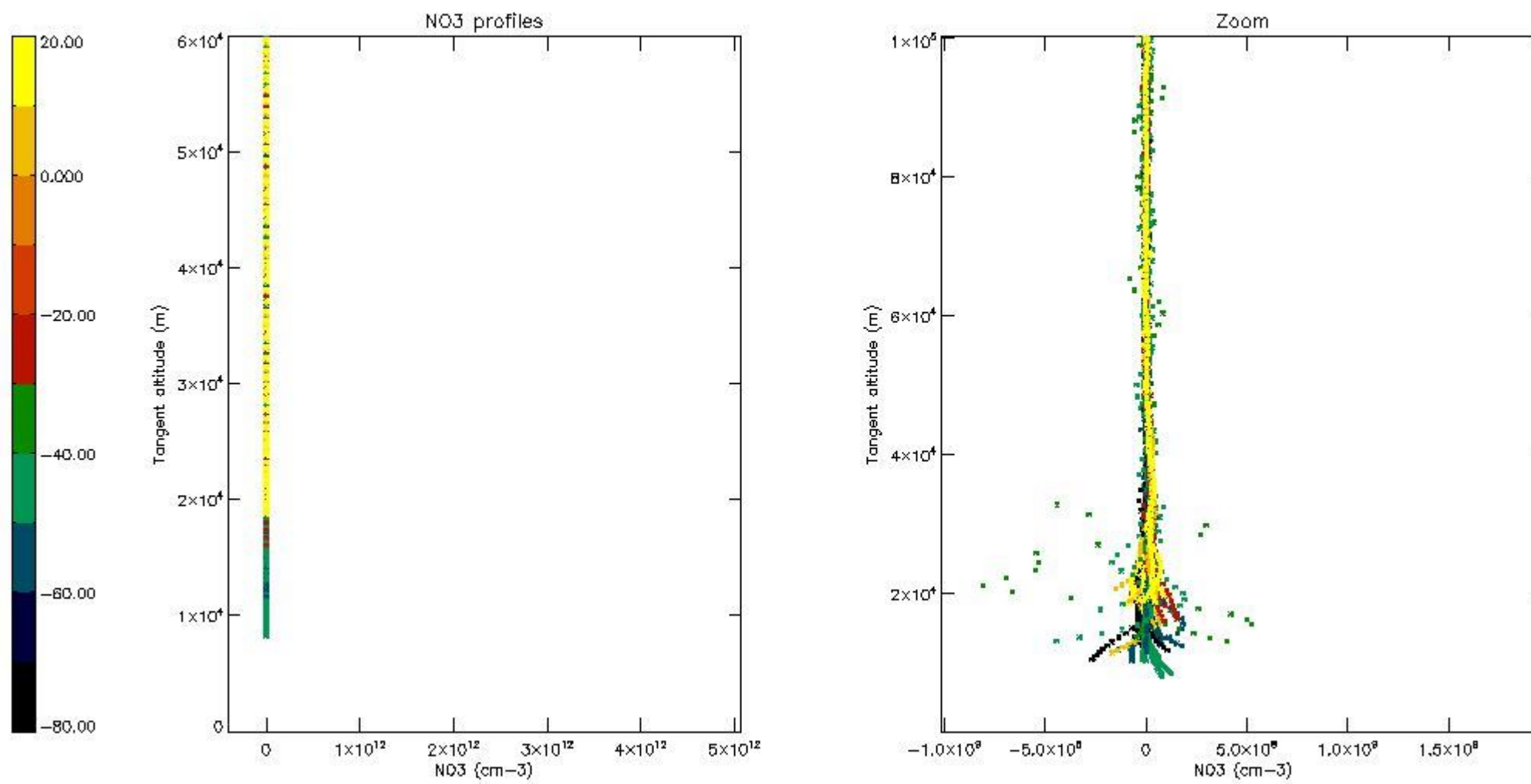
5.6 Plot NO₂ profiles for all STD (dark without errors)

The colorbar represents the latitude.



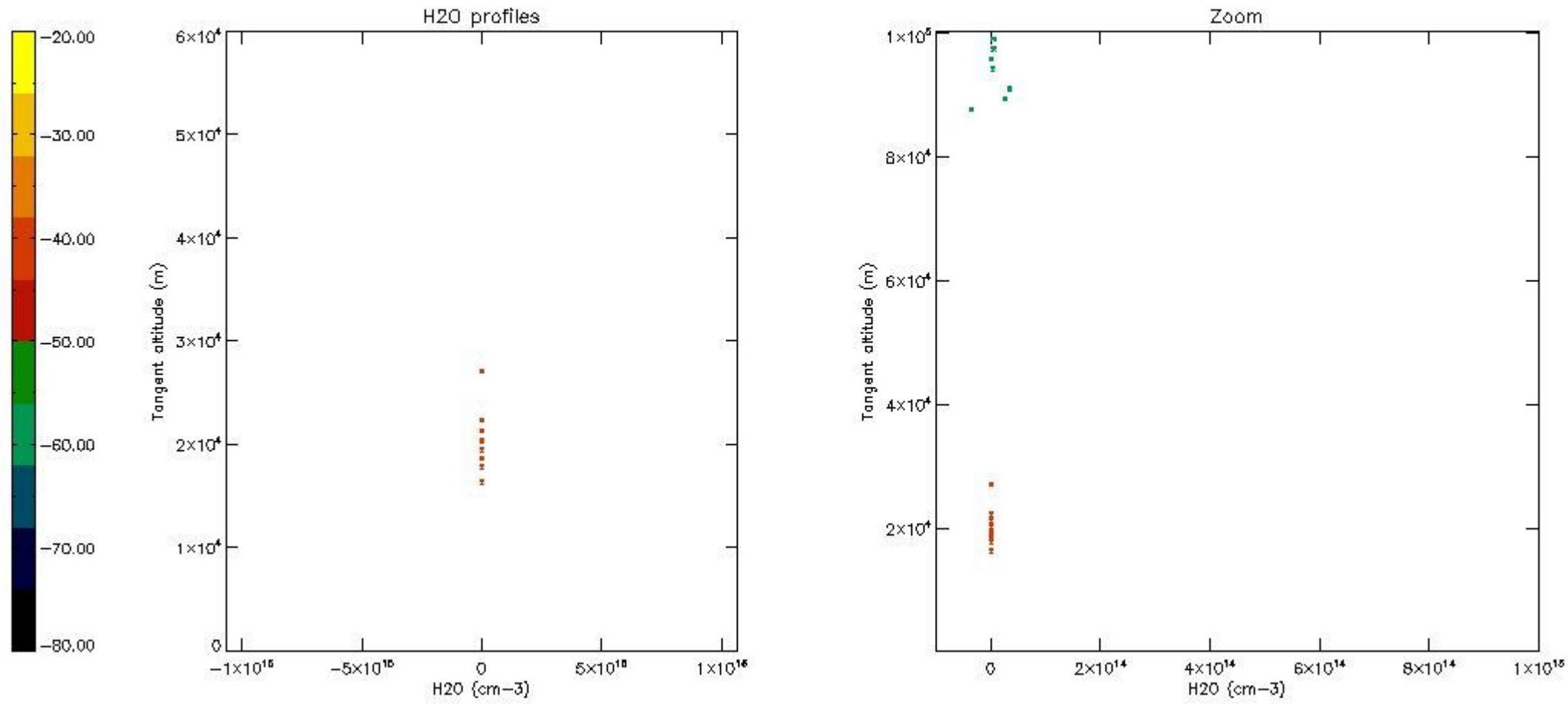
5.7 Plot NO3 profiles for all STD (dark without errors)

The colorbar represents the latitude.



5.8 Plot H2O profiles for all STD (only for occultations of stars 1,2,3,4,13,14,16,26,63 dark without errors)

The colorbar represents the latitude.



6. Auxiliary Data Files used for the production reported in section 2

The number reported in the third column indicates since which file (see list in section 2) the corresponding auxiliary file has been used. The fourth column is the date of those product files.

Type	Auxiliary Filename	Used since product	Used since product date
INST_PHYS_CHARACTERISTICS	GOM_INS_AXVIEC20091111_143220_20030716_120000_20500101_000000	1	10-APR-2004 00:01:03
LEVEL-2_PROC_CONFIG	GOM_PR2_AXVIEC20091111_152718_20020301_000000_20500101_000000	1	10-APR-2004 00:01:03
CROSS_SECTIONS_FILE	GOM_CRS_AXVIEC20091111_154832_20020301_000000_20500101_000000	1	10-APR-2004 00:01:03

GOMOS Level 2 Daily Report

SUMMARY

[1. General Info](#)

[2. Summary of processed GOM_NL_2P products](#)

[3. Level 2 Quality information per product](#)

[3.1 Plot of level 2 quality information per product \(time dependant\)](#)

[3.2 Plot of level 2 quality information per product \(world map\)](#)

[4. Level 1 Quality information per product \(stored on level 2 products\)](#)

[4.1 Plot of level 1 quality information per product \(time dependant\)](#)

[4.1.1 Plot of level 1 quality information per product \(time dependant\): ASCENDING](#)

[4.1.2 Plot of level 1 quality information per product \(time dependant\): DESCENDING](#)

[4.2 Plot of level 1 quality information per product \(world map\)](#)

[4.2.1 Plot of level 1 quality information per product \(world map\): ASCENDING](#)

[4.2.2 Plot of level 1 quality information per product \(world map\): DESCENDING](#)

[5. Ozone profiles based on quality statistics and other trace gas profiles](#)

[5.1 Ozone statistics based on quality of products](#)

[5.2 Plot ozone profiles for all STD \(dark without errors\)](#)

[5.3 Plot ozone profiles where STD < 20% \(dark without errors\)](#)

[5.4. Plot ozone profiles where STD < 10% \(dark without errors\)](#)

[5.5. Plot ozone profiles where STD < 5% \(dark without errors\)](#)

[5.6 Plot NO2 profiles for all STD \(dark without errors\)](#)

[5.7 Plot NO3 profiles for all STD \(dark without errors\)](#)

[5.8 Plot H2O profiles \(only for occultations of stars 1,2,3,4,13,14,16,26,63 dark without errors\) for all STD](#)

[6. Auxiliary Data Files used for the production reported in section 2](#)

This report presents the daily analysis on parameters extracted from GOMOS level 2 data (GOM_NL__2P). It is intended to monitor some important parameters that will impact the quality of these products. A list of level 2 products (and content) that have arrived during the reporting day to the PCF is also given.

Item	Value
Time of report generation	18APR2013 23:31:55
Data source version	GOMOS/6.01
Start time of products	10-04-2004 (10APR2004 00:00:00)
Stop time of products	11-04-2004 (11APR2004 00:00:00)
Store outputs in DB	Yes
Nb of level 2 prods	201
Nb of prods with errors	0

2. Summary of processed GOM_NL__2P products.

Nr	Filename	UTC Start time	Limb	Duration	Star Id	Star Name	Star Mag	Star Temp	Nb Meas	Orbit	Prod. error
1	GOM_NL__2PRFIN20040410_000103_000000432025_00460_11035_1457.N1	10-APR-2004 00:01:03	Twilight	43.000	100	4Gam Crv	2.5800	13100.	86	11035	No
2	GOM_NL__2PRFIN20040410_000235_000000522025_00460_11035_1458.N1	10-APR-2004 00:02:35	Bright	51.500	15	67Alp Vir	0.97600	28000.	103	11035	No
3	GOM_NL__2PRFIN20040410_000540_000000422025_00460_11035_1459.N1	10-APR-2004 00:05:40	Bright	42.000	121	29Gam Vir	2.7400	7200.0	84	11035	No
4	GOM_NL__2PRFIN20040410_001022_000000372025_00460_11035_1460.N1	10-APR-2004 00:10:22	Bright	37.000	62	94Bet Leo	2.1360	9700.0	74	11035	No
5	GOM_NL__2PRFIN20040410_001211_000000372025_00460_11035_1461.N1	10-APR-2004 00:12:11	Bright	37.000	96	68Del Leo	2.5600	9300.0	74	11035	No
6	GOM_NL__2PRFIN20040410_001502_000000652025_00460_11035_1462.N1	10-APR-2004 00:15:02	Bright	64.500	3	16Alp Boo	-0.050000	4250.0	129	11035	No
7	GOM_NL__2PRFIN20040410_001801_000000422025_00460_11035_1463.N1	10-APR-2004 00:18:01	Bright	42.000	152	12Alp2CVn	2.8900	11000.	84	11035	No
8	GOM_NL__2PRFIN20040410_002132_000000382025_00460_11035_1464.N1	10-APR-2004 00:21:32	Bright	38.000	87	64Gam UMa	2.4330	11000.	76	11035	No
9	GOM_NL__2PRFIN20040410_002256_000000412025_00460_11035_1465.N1	10-APR-2004 00:22:56	Bright	41.000	32	77Eps UMa	1.7630	11000.	82	11035	No
10	GOM_NL__2PRFIN20040410_002922_000000382025_00460_11035_1466.N1	10-APR-2004 00:29:22	Bright	37.500	60	7Bet UMi	2.0810	3950.0	75	11035	No
11	GOM_NL__2PRFIN20040410_003148_000000372025_00460_11035_1467.N1	10-APR-2004 00:31:48	Bright	36.500	49	1Alp UMi	1.9900	6300.0	73	11035	No
12	GOM_NL__2PRFIN20040410_003606_000000622025_00460_11035_1468.N1	10-APR-2004 00:36:06	Bright	62.000	130	23Bet Dra	2.7990	5800.0	124	11035	No
13	GOM_NL__2PRFIN20040410_003839_000000372025_00460_11035_1469.N1	10-APR-2004 00:38:39	Bright	36.500	110	37Del Cas	2.6780	8900.0	73	11035	No
14	GOM_NL__2PRFIN20040410_003959_000000352025_00460_11035_1470.N1	10-APR-2004 00:39:59	Bright	34.500	74	11Bet Cas	2.2680	6600.0	69	11035	No
15	GOM_NL__2PRFIN20040410_004359_000000652025_00460_11035_1471.N1	10-APR-2004 00:43:59	Bright	64.500	144	18Del Cyg	2.8600	11000.	129	11035	No
16	GOM_NL__2PRFIN20040410_004542_000001072025_00460_11035_1472.N1	10-APR-2004 00:45:42	Bright	106.50	5	3Alp Lyr	0.033000	11000.	213	11035	No
17	GOM_NL__2PRFIN20040410_004834_000000522025_00460_11035_1473.N1	10-APR-2004 00:48:34	Bright	51.500	92	53Eps Cyg	2.5000	4500.0	103	11035	No
18	GOM_NL__2PRFIN20040410_005536_000000512025_00460_11035_1474.N1	10-APR-2004 00:55:36	Twilight	50.500	61	8Eps Peg	2.1000	3900.0	101	11035	No
19	GOM_NL__2PRFIN20040410_005804_000000472025_00460_11035_1475.N1	10-APR-2004 00:58:04	Dark	47.000	162	34Alp Aqr	2.9440	5350.0	94	11035	No
20	GOM_NL__2PRFIN20040410_010047_000000872025_00460_11035_1476.N1	10-APR-2004 01:00:47	Dark	87.000	11	53Alp Aql	0.76500	8000.0	174	11035	No
21	GOM_NL__2PRFIN20040410_010515_000000452025_00460_11035_1477.N1	10-APR-2004 01:05:15	Dark	45.000	18	24Alp PsA	1.1660	9700.0	90	11035	No
22	GOM_NL__2PRFIN20040410_011033_000000412025_00460_11035_1478.N1	10-APR-2004 01:10:33	Dark	41.000	31	Alp Gru	1.7340	15200.	82	11035	No
23	GOM_NL__2PRFIN20040410_011515_000000422025_00461_11036_1449.N1	10-APR-2004 01:15:15	Dark	42.000	45	Alp Pav	1.9400	26000.	84	11036	No
24	GOM_NL__2PRFIN20040410_011918_000000672025_00461_11036_1450.N1	10-APR-2004 01:19:18	Dark	67.000	38	20Eps Sgr	1.8360	11000.	134	11036	No
25	GOM_NL__2PRFIN20040410_012118_000000782025_00461_11036_1451.N1	10-APR-2004 01:21:18	Dark	77.500	167	10Gam2Sgr	2.9840	4500.0	155	11036	No
26	GOM_NL__2PRFIN20040410_012327_000000672025_00461_11036_1452.N1	10-APR-2004 01:23:27	Dark	66.500	25	35Lam Sco	1.6200	28000.	133	11036	No
27	GOM_NL__2PRFIN20040410_012715_000000482025_00461_11036_1453.N1	10-APR-2004 01:27:15	Straylight	48.000	4	Alp1Cen	-0.010000	5800.0	96	11036	No
28	GOM_NL__2PRFIN20040410_012901_000000452025_00461_11036_1454.N1	10-APR-2004 01:29:01	Straylight	45.000	12	Alp1Cru	0.77500	30000.	90	11036	No
29	GOM_NL__2PRFIN20040410_013032_000000472025_00461_11036_1455.N1	10-APR-2004 01:30:32	Straylight	46.500	26	Gam Cru	1.6240	2900.0	93	11036	No
30	GOM_NL__2PRFIN20040410_013517_000000432025_00461_11036_1456.N1	10-APR-2004 01:35:17	Straylight	42.500	123	lot Cen	2.7500	10200.	85	11036	No
31	GOM_NL__2PRFIN20040410_013742_000001092025_00461_11036_1457.N1	10-APR-2004 01:37:42	Twilight	109.00	97	8Bet1Sco	2.5610	30000.	218	11036	No
32	GOM_NL__2PRFIN20040410_014137_000000442025_00461_11036_1458.N1	10-APR-2004 01:41:37	Twilight	44.000	100	4Gam Crv	2.5800	13100.	88	11036	No
33	GOM_NL__2PRFIN20040410_014311_000000502025_00461_11036_1459.N1	10-APR-2004 01:43:11	Bright	50.000	15	67Alp Vir	0.97600	28000.	100	11036	No
34	GOM_NL__2PRFIN20040410_014616_000000422025_00461_11036_1460.N1	10-APR-2004 01:46:16	Bright	41.500	121	29Gam Vir	2.7400	7200.0	83	11036	No
35	GOM_NL__2PRFIN20040410_015058_000000382025_00461_11036_1461.N1	10-APR-2004 01:50:58	Bright	37.500	62	94Bet Leo	2.1360	9700.0	75	11036	No
36	GOM_NL__2PRFIN20040410_015246_000000382025_00461_11036_1462.N1	10-APR-2004 01:52:46	Bright	38.000	96	68Del Leo	2.5600	9300.0	76	11036	No
37	GOM_NL__2PRFIN20040410_015538_000000642025_00461_11036_1463.N1	10-APR-2004 01:55:38	Bright	64.000	3	16Alp Boo	-0.050000	4250.0	128	11036	No
38	GOM_NL__2PRFIN20040410_015835_000000432025_00461_11036_1464.N1	10-APR-2004 01:58:35	Bright	42.500	152	12Alp2CVn	2.8900	11000.	85	11036	No
39	GOM_NL__2PRFIN20040410_020208_000000382025_00461_11036_1465.N1	10-APR-2004 02:02:08	Bright	37.500	87	64Gam UMa	2.4330	11000.	75	11036	No
40	GOM_NL__2PRFIN20040410_020330_000000422025_00461_11036_1466.N1	10-APR-2004 02:03:30	Bright	42.000	32	77Eps UMa	1.7630	11000.	84	11036	No
41	GOM_NL__2PRFIN20040410_020957_000000432025_00461_11036_1467.N1	10-APR-2004 02:09:57	Bright	42.500	60	7Bet UMi	2.0810	3950.0	85	11036	No
42	GOM_NL__2PRFIN20040410_021224_000000382025_00461_11036_1468.N1	10-APR-2004 02:12:24	Bright	37.500	49	1Alp UMi	1.9900	6300.0	75	11036	No

43	GOM_NL__2PRFIN20040410_021641_000000612025_00461_11036_1469.N1	10-APR-2004 02:16:41	Bright	61.000	130	23Bet Dra	2.7990	5800.0	122	11036	No
44	GOM_NL__2PRFIN20040410_021914_000000402025_00461_11036_1470.N1	10-APR-2004 02:19:14	Bright	39.500	110	37Del Cas	2.6780	8900.0	79	11036	No
45	GOM_NL__2PRFIN20040410_022035_000000392025_00461_11036_1471.N1	10-APR-2004 02:20:35	Bright	38.500	74	11Bet Cas	2.2680	6600.0	77	11036	No
46	GOM_NL__2PRFIN20040410_022434_000000522025_00461_11036_1472.N1	10-APR-2004 02:24:34	Bright	51.500	144	18Del Cyg	2.8600	11000.	103	11036	No
47	GOM_NL__2PRFIN20040410_022618_000000992025_00461_11036_1473.N1	10-APR-2004 02:26:18	Bright	99.000	5	3Alp Lyr	0.033000	11000.	198	11036	No
48	GOM_NL__2PRFIN20040410_022909_000000522025_00461_11036_1474.N1	10-APR-2004 02:29:09	Bright	52.000	92	53Eps Cyg	2.5000	4500.0	104	11036	No
49	GOM_NL__2PRFIN20040410_023611_000000512025_00461_11036_1475.N1	10-APR-2004 02:36:11	Tw_i_and_stray	50.500	61	8Eps Peg	2.1000	3900.0	101	11036	No
50	GOM_NL__2PRFIN20040410_023840_000000452025_00461_11036_1476.N1	10-APR-2004 02:38:40	Dark	45.000	162	34Alp Aqr	2.9440	5350.0	90	11036	No
51	GOM_NL__2PRFIN20040410_024125_000000912025_00461_11036_1477.N1	10-APR-2004 02:41:25	Dark	90.500	11	53Alp Aql	0.76500	8000.0	181	11036	No
52	GOM_NL__2PRFIN20040410_024551_000000442025_00461_11036_1478.N1	10-APR-2004 02:45:51	Dark	43.500	18	24Alp PsA	1.1660	9700.0	87	11036	No
53	GOM_NL__2PRFIN20040410_024857_000000412025_00461_11036_1479.N1	10-APR-2004 02:48:57	Dark	40.500	172	Gam Gru	3.0030	13100.	81	11036	No
54	GOM_NL__2PRFIN20040410_025109_000000442025_00461_11036_1480.N1	10-APR-2004 02:51:09	Dark	43.500	31	Alp Gru	1.7340	15200.	87	11036	No
55	GOM_NL__2PRFIN20040410_025552_000000422025_00462_11037_1449.N1	10-APR-2004 02:55:52	Dark	41.500	45	Alp Pav	1.9400	26000.	83	11037	No
56	GOM_NL__2PRFIN20040410_025955_000000602025_00462_11037_1450.N1	10-APR-2004 02:59:55	Dark	60.000	38	20Eps Sgr	1.8360	11000.	120	11037	No
57	GOM_NL__2PRFIN20040410_030156_000000722025_00462_11037_1451.N1	10-APR-2004 03:01:56	Dark	72.000	167	10Gam2Sgr	2.9840	4500.0	144	11037	No
58	GOM_NL__2PRFIN20040410_030404_000000682025_00462_11037_1452.N1	10-APR-2004 03:04:04	Dark	67.500	25	35Lam Sco	1.6200	28000.	135	11037	No
59	GOM_NL__2PRFIN20040410_030751_000000542025_00462_11037_1453.N1	10-APR-2004 03:07:51	Straylight	54.000	4	Alp1Cen	-0.010000	5800.0	108	11037	No
60	GOM_NL__2PRFIN20040410_030937_000000452025_00462_11037_1454.N1	10-APR-2004 03:09:37	Straylight	44.500	12	Alp1Cru	0.77500	30000.	89	11037	No
61	GOM_NL__2PRFIN20040410_031107_000000522025_00462_11037_1455.N1	10-APR-2004 03:11:07	Straylight	52.000	26	Gam Cru	1.6240	2900.0	104	11037	No
62	GOM_NL__2PRFIN20040410_031552_000000452025_00462_11037_1456.N1	10-APR-2004 03:15:52	Straylight	44.500	123	lot Cen	2.7500	10200.	89	11037	No
63	GOM_NL__2PRFIN20040410_031819_000001052025_00462_11037_1457.N1	10-APR-2004 03:18:19	Tw_i_and_stray	105.00	97	8Bet1Sco	2.5610	30000.	210	11037	No
64	GOM_NL__2PRFIN20040410_032215_000000432025_00462_11037_1458.N1	10-APR-2004 03:22:15	Tw_i_and_stray	43.000	100	4Gam Crv	2.5800	13100.	86	11037	No
65	GOM_NL__2PRFIN20040410_032347_000000502025_00462_11037_1459.N1	10-APR-2004 03:23:47	Bright	49.500	15	67Alp Vir	0.97600	28000.	99	11037	No
66	GOM_NL__2PRFIN20040410_032652_000000422025_00462_11037_1460.N1	10-APR-2004 03:26:52	Bright	42.000	121	29Gam Vir	2.7400	7200.0	84	11037	No
67	GOM_NL__2PRFIN20040410_033133_000000392025_00462_11037_1461.N1	10-APR-2004 03:31:33	Bright	39.000	62	94Bet Leo	2.1360	9700.0	78	11037	No
68	GOM_NL__2PRFIN20040410_033323_000000382025_00462_11037_1462.N1	10-APR-2004 03:33:23	Bright	38.000	96	68Del Leo	2.5600	9300.0	76	11037	No
69	GOM_NL__2PRFIN20040410_033612_000000612025_00462_11037_1463.N1	10-APR-2004 03:36:12	Bright	60.500	3	16Alp Boo	-0.050000	4250.0	121	11037	No
70	GOM_NL__2PRFIN20040410_033911_000000422025_00462_11037_1464.N1	10-APR-2004 03:39:11	Bright	41.500	152	12Alp2CVn	2.8900	11000.	83	11037	No
71	GOM_NL__2PRFIN20040410_034244_000000372025_00462_11037_1465.N1	10-APR-2004 03:42:44	Bright	36.500	87	64Gam UMa	2.4330	11000.	73	11037	No
72	GOM_NL__2PRFIN20040410_034406_000000412025_00462_11037_1466.N1	10-APR-2004 03:44:06	Bright	41.000	32	77Eps UMa	1.7630	11000.	82	11037	No
73	GOM_NL__2PRFIN20040410_035033_000000392025_00462_11037_1467.N1	10-APR-2004 03:50:33	Bright	38.500	60	7Bet UMi	2.0810	3950.0	77	11037	No
74	GOM_NL__2PRFIN20040410_035300_000000392025_00462_11037_1468.N1	10-APR-2004 03:53:00	Bright	38.500	49	1Alp UMi	1.9900	6300.0	77	11037	No
75	GOM_NL__2PRFIN20040410_035716_000000592025_00462_11037_1469.N1	10-APR-2004 03:57:16	Bright	59.000	130	23Bet Dra	2.7990	5800.0	118	11037	No
76	GOM_NL__2PRFIN20040410_035950_000000392025_00462_11037_1470.N1	10-APR-2004 03:59:50	Bright	38.500	110	37Del Cas	2.6780	8900.0	77	11037	No
77	GOM_NL__2PRFIN20040410_040109_000000392025_00462_11037_1471.N1	10-APR-2004 04:01:09	Bright	38.500	74	11Bet Cas	2.2680	6600.0	77	11037	No
78	GOM_NL__2PRFIN20040410_040510_000000532025_00462_11037_1472.N1	10-APR-2004 04:05:10	Bright	53.000	144	18Del Cyg	2.8600	11000.	106	11037	No
79	GOM_NL__2PRFIN20040410_040653_000001082025_00462_11037_1473.N1	10-APR-2004 04:06:53	Bright	108.00	5	3Alp Lyr	0.033000	11000.	216	11037	No
80	GOM_NL__2PRFIN20040410_040946_000000482025_00462_11037_1474.N1	10-APR-2004 04:09:46	Bright	48.000	92	53Eps Cyg	2.5000	4500.0	96	11037	No
81	GOM_NL__2PRFIN20040410_041647_000000502025_00462_11037_1475.N1	10-APR-2004 04:16:47	Tw_i_and_stray	50.000	61	8Eps Peg	2.1000	3900.0	100	11037	No
82	GOM_NL__2PRFIN20040410_041916_000000442025_00462_11037_1476.N1	10-APR-2004 04:19:16	Dark	44.000	162	34Alp Aqr	2.9440	5350.0	88	11037	No
83	GOM_NL__2PRFIN20040410_042202_000000972025_00462_11037_1477.N1	10-APR-2004 04:22:02	Dark	96.500	11	53Alp Aql	0.76500	8000.0	193	11037	No
84	GOM_NL__2PRFIN20040410_042627_000000422025_00462_11037_1478.N1	10-APR-2004 04:26:27	Dark	42.000	18	24Alp PsA	1.1660	9700.0	84	11037	No
85	GOM_NL__2PRFIN20040410_042932_000000412025_00462_11037_1479.N1	10-APR-2004 04:29:32	Dark	40.500	172	Gam Gru	3.0030	13100.	81	11037	No
86	GOM_NL__2PRFIN20040410_043146_000000402025_00462_11037_1480.N1	10-APR-2004 04:31:46	Dark	39.500	31	Alp Gru	1.7340	15200.	79	11037	No
87	GOM_NL__2PRFIN20040410_043628_000000452025_00463_11038_1450.N1	10-APR-2004 04:36:28	Dark	45.000	45	Alp Pav	1.9400	26000.	90	11038	No
88	GOM_NL__2PRFIN20040410_044033_000000602025_00463_11038_1451.N1	10-APR-2004 04:40:33	Dark	60.000	38	20Eps Sgr	1.8360	11000.	120	11038	No
89	GOM_NL__2PRFIN20040410_044234_000000722025_00463_11038_1452.N1	10-APR-2004 04:42:34	Dark	71.500	167	10Gam2Sgr	2.9840	4500.0	143	11038	No
90	GOM_NL__2PRFIN20040410_044441_000000672025_00463_11038_1453.N1	10-APR-2004 04:44:41	Dark	67.000	25	35Lam Sco	1.6200	28000.	134	11038	No
91	GOM_NL__2PRFIN20040410_044828_000000462025_00463_11038_1454.N1	10-APR-2004 04:48:28	Straylight	45.500	4	Alp1Cen	-0.010000	5800.0	91	11038	No
92	GOM_NL__2PRFIN20040410_045013_000000482025_00463_11038_1455.N1	10-APR-2004 04:50:13	Straylight	47.500	12	Alp1Cru	0.77500	30000.	95	11038	No
93	GOM_NL__2PRFIN20040410_045145_000000492025_00463_11038_1456.N1	10-APR-2004 04:51:45	Straylight	49.000	26	Gam Cru	1.6240	2900.0	98	11038	No
94	GOM_NL__2PRFIN20040410_045629_000000462025_00463_11038_1457.N1	10-APR-2004 04:56:29	Straylight	46.000	123	lot Cen	2.7500	10200.	92	11038	No
95	GOM_NL__2PRFIN20040410_045855_000001102025_00463_11038_1458.N1	10-APR-2004 04:58:55	Tw_i_and_stray	109.50	97	8Bet1Sco	2.5610	30000.	219	11038	No
96	GOM_NL__2PRFIN20040410_050252_000000412025_00463_11038_1459.N1	10-APR-2004 05:02:52	Tw_i_and_stray	40.500	100	4Gam Crv	2.5800	13100.	81	11038	No
97	GOM_NL__2PRFIN20040410_050423_000000522025_00463_11038_1460.N1	10-APR-2004 05:04:23	Bright	51.500	15	67Alp Vir	0.97600	28000.	103	11038	No
98	GOM_NL__2PRFIN20040410_050729_000000422025_00463_11038_1461.N1	10-APR-2004 05:07:29	Bright	41.500	121	29Gam Vir	2.7400	7200.0	83	11038	No
99	GOM_NL__2PRFIN20040410_051210_000000382025_00463_11038_1462.N1	10-APR-2004 05:12:10	Bright	38.000	62	94Bet Leo	2.1360	9700.0	76	11038	No
100	GOM_NL__2PRFIN20040410_051359_000000382025_00463_11038_1463.N1	10-APR-2004 05:13:59	Bright	38.000	96	68Del Leo	2.5600	9300.0	76	11038	No
101	GOM_NL__2PRFIN20040410_051647_000000662025_00463_11038_1464.N1	10-APR-2004 05:16:47	Bright	65.500	3	16Alp Boo	-0.050000	4250.0	131	11038	No

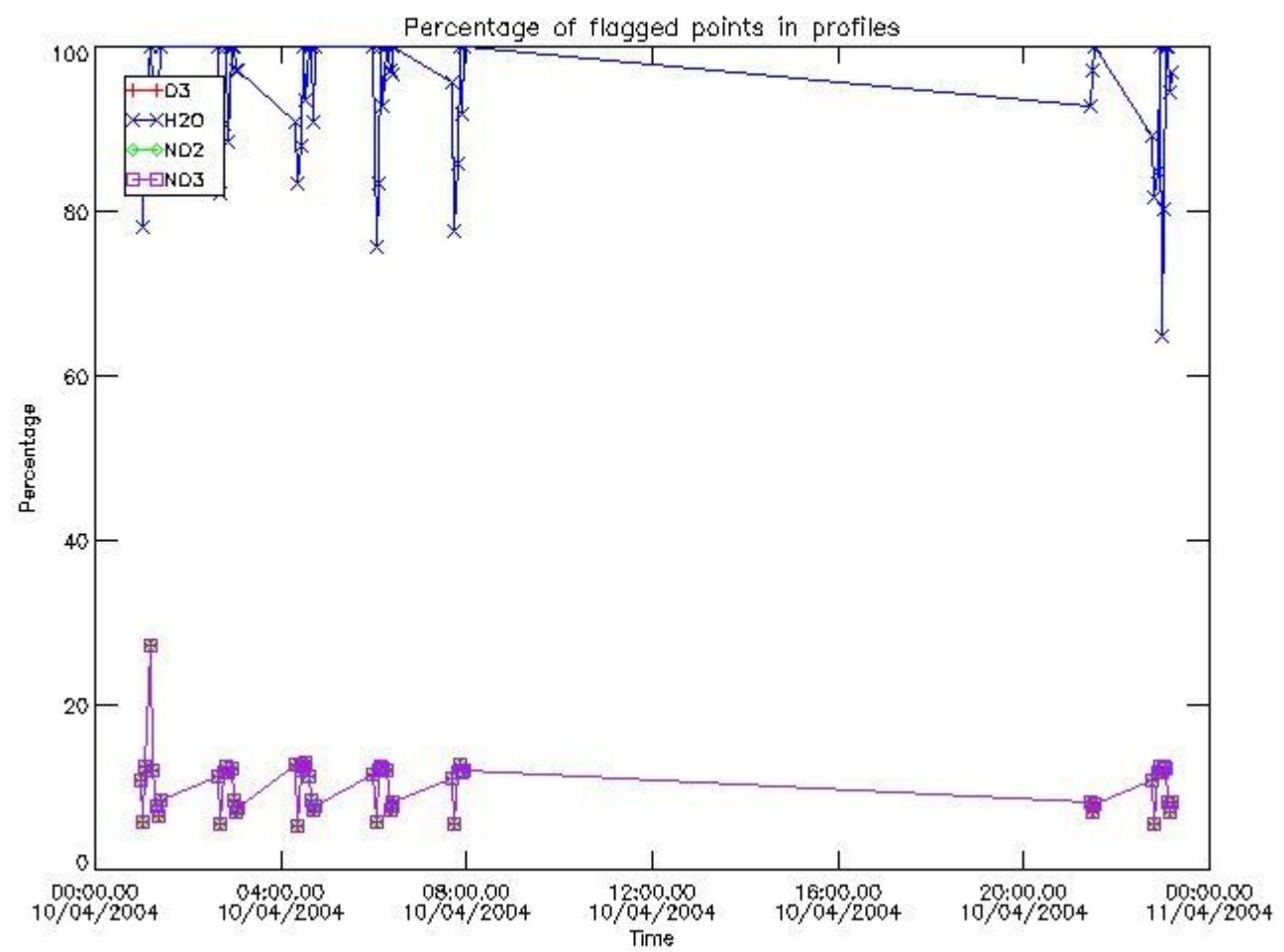
102	GOM_NL__2PRFIN20040410_051947_000000422025_00463_11038_1465.N1	10-APR-2004 05:19:47	Bright	41.500	152	12Alp2CVn	2.8900	11000.	83	11038	No
103	GOM_NL__2PRFIN20040410_052320_000000392025_00463_11038_1466.N1	10-APR-2004 05:23:20	Bright	38.500	87	64Gam UMa	2.4330	11000.	77	11038	No
104	GOM_NL__2PRFIN20040410_052442_000000422025_00463_11038_1467.N1	10-APR-2004 05:24:42	Bright	41.500	32	77Eps UMa	1.7630	11000.	83	11038	No
105	GOM_NL__2PRFIN20040410_053109_000000422025_00463_11038_1468.N1	10-APR-2004 05:31:09	Bright	42.000	60	7Bet UMi	2.0810	3950.0	84	11038	No
106	GOM_NL__2PRFIN20040410_053336_000000382025_00463_11038_1469.N1	10-APR-2004 05:33:36	Bright	38.000	49	1Alp UMi	1.9900	6300.0	76	11038	No
107	GOM_NL__2PRFIN20040410_053751_000000612025_00463_11038_1470.N1	10-APR-2004 05:37:51	Bright	61.000	130	23Bet Dra	2.7990	5800.0	122	11038	No
108	GOM_NL__2PRFIN20040410_054025_000000392025_00463_11038_1471.N1	10-APR-2004 05:40:25	Bright	39.000	110	37Del Cas	2.6780	8900.0	78	11038	No
109	GOM_NL__2PRFIN20040410_054147_000000492025_00463_11038_1472.N1	10-APR-2004 05:41:47	Bright	49.000	74	11Bet Cas	2.2680	6600.0	98	11038	No
110	GOM_NL__2PRFIN20040410_054546_000000702025_00463_11038_1473.N1	10-APR-2004 05:45:46	Bright	69.500	144	18Del Cyg	2.8600	11000.	139	11038	No
111	GOM_NL__2PRFIN20040410_054729_000001092025_00463_11038_1474.N1	10-APR-2004 05:47:29	Bright	109.00	5	3Alp Lyr	0.033000	11000.	218	11038	No
112	GOM_NL__2PRFIN20040410_055022_000000522025_00463_11038_1475.N1	10-APR-2004 05:50:22	Bright	51.500	92	53Eps Cyg	2.5000	4500.0	103	11038	No
113	GOM_NL__2PRFIN20040410_055724_000000502025_00463_11038_1476.N1	10-APR-2004 05:57:24	Tw_i_and_stray	50.000	61	8Eps Peg	2.1000	3900.0	100	11038	No
114	GOM_NL__2PRFIN20040410_055953_000000452025_00463_11038_1477.N1	10-APR-2004 05:59:53	Dark	44.500	162	34Alp Aqr	2.9440	5350.0	89	11038	No
115	GOM_NL__2PRFIN20040410_060239_000000972025_00463_11038_1478.N1	10-APR-2004 06:02:39	Dark	96.500	11	53Alp Aql	0.76500	8000.0	193	11038	No
116	GOM_NL__2PRFIN20040410_060703_000000432025_00463_11038_1479.N1	10-APR-2004 06:07:03	Dark	42.500	18	24Alp PsA	1.1660	9700.0	85	11038	No
117	GOM_NL__2PRFIN20040410_061009_000000412025_00463_11038_1480.N1	10-APR-2004 06:10:09	Dark	40.500	172	Gam Gru	3.0030	13100.	81	11038	No
118	GOM_NL__2PRFIN20040410_061222_000000422025_00463_11038_1481.N1	10-APR-2004 06:12:22	Dark	41.500	31	Alp Gru	1.7340	15200.	83	11038	No
119	GOM_NL__2PRFIN20040410_061705_000000422025_00464_11039_1450.N1	10-APR-2004 06:17:05	Dark	42.000	45	Alp Pav	1.9400	26000.	84	11039	No
120	GOM_NL__2PRFIN20040410_062110_000000712025_00464_11039_1451.N1	10-APR-2004 06:21:10	Dark	71.000	38	20Eps Sgr	1.8360	11000.	142	11039	No
121	GOM_NL__2PRFIN20040410_062311_000000732025_00464_11039_1452.N1	10-APR-2004 06:23:11	Dark	73.000	167	10Gam2Sgr	2.9840	4500.0	146	11039	No
122	GOM_NL__2PRFIN20040410_062518_000000632025_00464_11039_1453.N1	10-APR-2004 06:25:18	Dark	62.500	25	35Lam Sco	1.6200	28000.	125	11039	No
123	GOM_NL__2PRFIN20040410_062905_000000542025_00464_11039_1454.N1	10-APR-2004 06:29:05	Straylight	54.000	4	Alp1Cen	-0.010000	5800.0	108	11039	No
124	GOM_NL__2PRFIN20040410_063050_000000442025_00464_11039_1455.N1	10-APR-2004 06:30:50	Straylight	44.000	12	Alp1Cru	0.77500	30000.	88	11039	No
125	GOM_NL__2PRFIN20040410_063222_000000452025_00464_11039_1456.N1	10-APR-2004 06:32:22	Straylight	45.000	26	Gam Cru	1.6240	2900.0	90	11039	No
126	GOM_NL__2PRFIN20040410_063706_000000422025_00464_11039_1457.N1	10-APR-2004 06:37:06	Straylight	41.500	123	lot Cen	2.7500	10200.	83	11039	No
127	GOM_NL__2PRFIN20040410_063931_000001172025_00464_11039_1458.N1	10-APR-2004 06:39:31	Tw_i_and_stray	117.00	97	8Bet1Sco	2.5610	30000.	234	11039	No
128	GOM_NL__2PRFIN20040410_064328_000000402025_00464_11039_1459.N1	10-APR-2004 06:43:28	Tw_i_and_stray	40.000	100	4Gam Crv	2.5800	13100.	80	11039	No
129	GOM_NL__2PRFIN20040410_064459_000000492025_00464_11039_1460.N1	10-APR-2004 06:44:59	Bright	49.000	15	67Alp Vir	0.97600	28000.	98	11039	No
130	GOM_NL__2PRFIN20040410_064805_000000412025_00464_11039_1461.N1	10-APR-2004 06:48:05	Bright	40.500	121	29Gam Vir	2.7400	7200.0	81	11039	No
131	GOM_NL__2PRFIN20040410_065246_000000372025_00464_11039_1462.N1	10-APR-2004 06:52:46	Bright	36.500	62	94Bet Leo	2.1360	9700.0	73	11039	No
132	GOM_NL__2PRFIN20040410_065436_000000372025_00464_11039_1463.N1	10-APR-2004 06:54:36	Bright	37.000	96	68Del Leo	2.5600	9300.0	74	11039	No
133	GOM_NL__2PRFIN20040410_065722_000000592025_00464_11039_1464.N1	10-APR-2004 06:57:22	Bright	58.500	3	16Alp Boo	-0.050000	4250.0	117	11039	No
134	GOM_NL__2PRFIN20040410_070023_000000422025_00464_11039_1465.N1	10-APR-2004 07:00:23	Bright	41.500	152	12Alp2CVn	2.8900	11000.	83	11039	No
135	GOM_NL__2PRFIN20040410_070356_000000382025_00464_11039_1466.N1	10-APR-2004 07:03:56	Bright	37.500	87	64Gam UMa	2.4330	11000.	75	11039	No
136	GOM_NL__2PRFIN20040410_070518_000000392025_00464_11039_1467.N1	10-APR-2004 07:05:18	Bright	38.500	32	77Eps UMa	1.7630	11000.	77	11039	No
137	GOM_NL__2PRFIN20040410_071145_000000382025_00464_11039_1468.N1	10-APR-2004 07:11:45	Bright	37.500	60	7Bet UMi	2.0810	3950.0	75	11039	No
138	GOM_NL__2PRFIN20040410_071412_000000352025_00464_11039_1469.N1	10-APR-2004 07:14:12	Bright	34.500	49	1Alp UMi	1.9900	6300.0	69	11039	No
139	GOM_NL__2PRFIN20040410_071826_000000602025_00464_11039_1470.N1	10-APR-2004 07:18:26	Bright	60.000	130	23Bet Dra	2.7990	5800.0	120	11039	No
140	GOM_NL__2PRFIN20040410_072101_000000392025_00464_11039_1471.N1	10-APR-2004 07:21:01	Bright	39.000	110	37Del Cas	2.6780	8900.0	78	11039	No
141	GOM_NL__2PRFIN20040410_072223_000000372025_00464_11039_1472.N1	10-APR-2004 07:22:23	Bright	37.000	74	11Bet Cas	2.2680	6600.0	74	11039	No
142	GOM_NL__2PRFIN20040410_072621_000000512025_00464_11039_1473.N1	10-APR-2004 07:26:21	Bright	51.000	144	18Del Cyg	2.8600	11000.	102	11039	No
143	GOM_NL__2PRFIN20040410_072804_000001252025_00464_11039_1474.N1	10-APR-2004 07:28:04	Bright	125.00	5	3Alp Lyr	0.033000	11000.	250	11039	No
144	GOM_NL__2PRFIN20040410_073056_000000532025_00464_11039_1475.N1	10-APR-2004 07:30:56	Bright	52.500	92	53Eps Cyg	2.5000	4500.0	105	11039	No
145	GOM_NL__2PRFIN20040410_073800_000000502025_00464_11039_1476.N1	10-APR-2004 07:38:00	Tw_i_and_stray	50.000	61	8Eps Peg	2.1000	3900.0	100	11039	No
146	GOM_NL__2PRFIN20040410_074029_000000462025_00464_11039_1477.N1	10-APR-2004 07:40:29	Dark	45.500	162	34Alp Aqr	2.9440	5350.0	91	11039	No
147	GOM_NL__2PRFIN20040410_074316_000000922025_00464_11039_1478.N1	10-APR-2004 07:43:16	Dark	91.500	11	53Alp Aql	0.76500	8000.0	183	11039	No
148	GOM_NL__2PRFIN20040410_074740_000000432025_00464_11039_1479.N1	10-APR-2004 07:47:40	Dark	43.000	18	24Alp PsA	1.1660	9700.0	86	11039	No
149	GOM_NL__2PRFIN20040410_075046_000000402025_00464_11039_1480.N1	10-APR-2004 07:50:46	Dark	40.000	172	Gam Gru	3.0030	13100.	80	11039	No
150	GOM_NL__2PRFIN20040410_075258_000000432025_00464_11039_1481.N1	10-APR-2004 07:52:58	Dark	43.000	31	Alp Gru	1.7340	15200.	86	11039	No
151	GOM_NL__2PRFIN20040410_075741_000000432025_00465_11040_1450.N1	10-APR-2004 07:57:41	Dark	42.500	45	Alp Pav	1.9400	26000.	85	11040	No
152	GOM_NL__2PRFIN20040410_212646_000000632025_00473_11048_1450.N1	10-APR-2004 21:26:46	Dark	62.500	38	20Eps Sgr	1.8360	11000.	125	11048	No
153	GOM_NL__2PRFIN20040410_212850_000000722025_00473_11048_1451.N1	10-APR-2004 21:28:50	Dark	72.000	167	10Gam2Sgr	2.9840	4500.0	144	11048	No
154	GOM_NL__2PRFIN20040410_213054_000000642025_00473_11048_1452.N1	10-APR-2004 21:30:54	Dark	64.000	25	35Lam Sco	1.6200	28000.	128	11048	No
155	GOM_NL__2PRFIN20040410_213431_000000502025_00473_11048_1453.N1	10-APR-2004 21:34:31	Straylight	49.500	4	Alp1Cen	-0.010000	5800.0	99	11048	No
156	GOM_NL__2PRFIN20040410_213652_000000452025_00473_11048_1454.N1	10-APR-2004 21:36:52	Straylight	45.000	20	Bet Cru	1.2530	30000.	90	11048	No
157	GOM_NL__2PRFIN20040410_213938_000001172025_00473_11048_1455.N1	10-APR-2004 21:39:38	Straylight	117.00	16	21Alp Sco	1.0200	3000.0	234	11048	No
158	GOM_NL__2PRFIN20040410_214324_000000972025_00473_11048_1456.N1	10-APR-2004 21:43:24	Tw_i_and_stray	96.500	80	7Del Sco	2.3160	30000.	193	11048	No
159	GOM_NL__2PRFIN20040410_214700_000000482025_00473_11048_1457.N1	10-APR-2004 21:47:00	Tw_i_and_stray	48.000	106	9Bet Crv	2.6480	5600.0	96	11048	No
160	GOM_NL__2PRFIN20040410_214852_000000452025_00473_11048_1458.N1	10-APR-2004 21:48:52	Bright	44.500	100	4Gam Crv	2.5800	13100.	89	11048	No

161	GOM_NL__2PRFIN20040410_215022_000000512025_00473_11048_1459.N1	10-APR-2004 21:50:22	Bright	51.000	15	67Alp Vir	0.97600	28000.	102	11048	No
162	GOM_NL__2PRFIN20040410_215328_000000412025_00473_11048_1460.N1	10-APR-2004 21:53:28	Bright	41.000	121	29Gam Vir	2.7400	7200.0	82	11048	No
163	GOM_NL__2PRFIN20040410_215809_000000392025_00473_11048_1461.N1	10-APR-2004 21:58:09	Bright	38.500	62	94Bet Leo	2.1360	9700.0	77	11048	No
164	GOM_NL__2PRFIN20040410_215957_000000402025_00473_11048_1462.N1	10-APR-2004 21:59:57	Bright	40.000	96	68Del Leo	2.5600	9300.0	80	11048	No
165	GOM_NL__2PRFIN20040410_220237_000000602025_00473_11048_1463.N1	10-APR-2004 22:02:37	Bright	59.500	3	16Alp Boo	-0.050000	4250.0	119	11048	No
166	GOM_NL__2PRFIN20040410_220543_000000412025_00473_11048_1464.N1	10-APR-2004 22:05:43	Bright	41.000	152	12Alp2CVn	2.8900	11000.	82	11048	No
167	GOM_NL__2PRFIN20040410_220918_000000362025_00473_11048_1465.N1	10-APR-2004 22:09:18	Bright	36.000	87	64Gam UMa	2.4330	11000.	72	11048	No
168	GOM_NL__2PRFIN20040410_221038_000000382025_00473_11048_1466.N1	10-APR-2004 22:10:38	Bright	38.000	32	77Eps UMa	1.7630	11000.	76	11048	No
169	GOM_NL__2PRFIN20040410_221705_000000372025_00473_11048_1467.N1	10-APR-2004 22:17:05	Bright	36.500	60	7Bet UMi	2.0810	3950.0	73	11048	No
170	GOM_NL__2PRFIN20040410_221935_000000372025_00473_11048_1468.N1	10-APR-2004 22:19:35	Bright	37.000	49	1Alp UMi	1.9900	6300.0	74	11048	No
171	GOM_NL__2PRFIN20040410_222340_000000622025_00473_11048_1469.N1	10-APR-2004 22:23:40	Bright	61.500	130	23Bet Dra	2.7990	5800.0	123	11048	No
172	GOM_NL__2PRFIN20040410_222629_000000372025_00473_11048_1470.N1	10-APR-2004 22:26:29	Bright	36.500	110	37Del Cas	2.6780	8900.0	73	11048	No
173	GOM_NL__2PRFIN20040410_222748_000000372025_00473_11048_1471.N1	10-APR-2004 22:27:48	Bright	37.000	74	11Bet Cas	2.2680	6600.0	74	11048	No
174	GOM_NL__2PRFIN20040410_223324_000001082025_00473_11048_1472.N1	10-APR-2004 22:33:24	Bright	108.00	5	3Alp Lyr	0.033000	11000.	216	11048	No
175	GOM_NL__2PRFIN20040410_223622_000000512025_00473_11048_1473.N1	10-APR-2004 22:36:22	Bright	51.000	92	53Eps Cyg	2.5000	4500.0	102	11048	No
176	GOM_NL__2PRFIN20040410_224327_000000492025_00473_11048_1474.N1	10-APR-2004 22:43:27	Twilight	49.000	61	8Eps Peg	2.1000	3900.0	98	11048	No
177	GOM_NL__2PRFIN20040410_224555_000000472025_00473_11048_1475.N1	10-APR-2004 22:45:55	Dark	46.500	162	34Alp Aqr	2.9440	5350.0	93	11048	No
178	GOM_NL__2PRFIN20040410_224853_000000942025_00473_11048_1476.N1	10-APR-2004 22:48:53	Dark	93.500	11	53Alp Aql	0.76500	8000.0	187	11048	No
179	GOM_NL__2PRFIN20040410_225304_000000442025_00473_11048_1477.N1	10-APR-2004 22:53:04	Dark	43.500	18	24Alp PsA	1.1660	9700.0	87	11048	No
180	GOM_NL__2PRFIN20040410_225612_000000412025_00473_11048_1478.N1	10-APR-2004 22:56:12	Dark	40.500	172	Gam Gru	3.0030	13100.	81	11048	No
181	GOM_NL__2PRFIN20040410_225755_000000432025_00473_11048_1479.N1	10-APR-2004 22:57:55	Dark	43.000	63	Bet Gru	2.1500	2800.0	86	11048	No
182	GOM_NL__2PRFIN20040410_230145_000000412025_00473_11048_1480.N1	10-APR-2004 23:01:45	Dark	41.000	148	Alp Tuc	2.8780	4100.0	82	11048	No
183	GOM_NL__2PRFIN20040410_230308_000000422025_00474_11049_1452.N1	10-APR-2004 23:03:08	Dark	41.500	45	Alp Pav	1.9400	26000.	83	11049	No
184	GOM_NL__2PRFIN20040410_230724_000000622025_00474_11049_1453.N1	10-APR-2004 23:07:24	Dark	61.500	38	20Eps Sgr	1.8360	11000.	123	11049	No
185	GOM_NL__2PRFIN20040410_230928_000000732025_00474_11049_1454.N1	10-APR-2004 23:09:28	Dark	72.500	167	10Gam2Sgr	2.9840	4500.0	145	11049	No
186	GOM_NL__2PRFIN20040410_231131_000000632025_00474_11049_1455.N1	10-APR-2004 23:11:31	Dark	62.500	25	35Lam Sco	1.6200	28000.	125	11049	No
187	GOM_NL__2PRFIN20040410_231505_000000492025_00474_11049_1456.N1	10-APR-2004 23:15:05	Straylight	48.500	4	Alp1Cen	-0.010000	5800.0	97	11049	No
188	GOM_NL__2PRFIN20040410_231729_000000452025_00474_11049_1457.N1	10-APR-2004 23:17:29	Straylight	45.000	20	Bet Cru	1.2530	30000.	90	11049	No
189	GOM_NL__2PRFIN20040410_232016_000001092025_00474_11049_1458.N1	10-APR-2004 23:20:16	Straylight	109.00	16	21Alp Sco	1.0200	3000.0	218	11049	No
190	GOM_NL__2PRFIN20040410_232401_000000992025_00474_11049_1459.N1	10-APR-2004 23:24:01	Tw_i_and_stray	99.000	80	7Del Sco	2.3160	30000.	198	11049	No
191	GOM_NL__2PRFIN20040410_232736_000000442025_00474_11049_1460.N1	10-APR-2004 23:27:36	Tw_i_and_stray	44.000	106	9Bet Crv	2.6480	5600.0	88	11049	No
192	GOM_NL__2PRFIN20040410_232928_000000442025_00474_11049_1461.N1	10-APR-2004 23:29:28	Bright	43.500	100	4Gam Crv	2.5800	13100.	87	11049	No
193	GOM_NL__2PRFIN20040410_233058_000000502025_00474_11049_1462.N1	10-APR-2004 23:30:58	Bright	50.000	15	67Alp Vir	0.97600	28000.	100	11049	No
194	GOM_NL__2PRFIN20040410_233403_000000432025_00474_11049_1463.N1	10-APR-2004 23:34:03	Bright	42.500	121	29Gam Vir	2.7400	7200.0	85	11049	No
195	GOM_NL__2PRFIN20040410_233845_000000392025_00474_11049_1464.N1	10-APR-2004 23:38:45	Bright	38.500	62	94Bet Leo	2.1360	9700.0	77	11049	No
196	GOM_NL__2PRFIN20040410_234033_000000402025_00474_11049_1465.N1	10-APR-2004 23:40:33	Bright	39.500	96	68Del Leo	2.5600	9300.0	79	11049	No
197	GOM_NL__2PRFIN20040410_234312_000000652025_00474_11049_1466.N1	10-APR-2004 23:43:12	Bright	64.500	3	16Alp Boo	-0.050000	4250.0	129	11049	No
198	GOM_NL__2PRFIN20040410_234618_000000412025_00474_11049_1467.N1	10-APR-2004 23:46:18	Bright	41.000	152	12Alp2CVn	2.8900	11000.	82	11049	No
199	GOM_NL__2PRFIN20040410_234954_000000372025_00474_11049_1468.N1	10-APR-2004 23:49:54	Bright	37.000	87	64Gam UMa	2.4330	11000.	74	11049	No
200	GOM_NL__2PRFIN20040410_235114_000000412025_00474_11049_1469.N1	10-APR-2004 23:51:14	Bright	41.000	32	77Eps UMa	1.7630	11000.	82	11049	No
201	GOM_NL__2PRFIN20040410_235740_000000442025_00474_11049_1470.N1	10-APR-2004 23:57:40	Bright	43.500	60	7Bet UMi	2.0810	3950.0	87	11049	No

3. Quality information per product

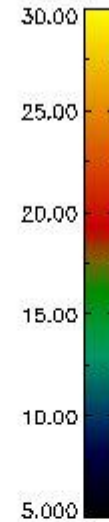
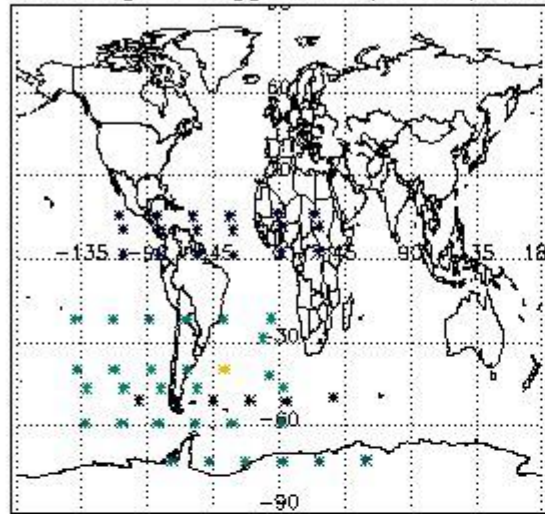
In this section it is plotted some information contained in the Quality Summary data set of the level 2 products. Only products in dark limb conditions and without errors (error flag in the MPH set to "0") are used.

3.1 Plot quality information per product (time dependant)

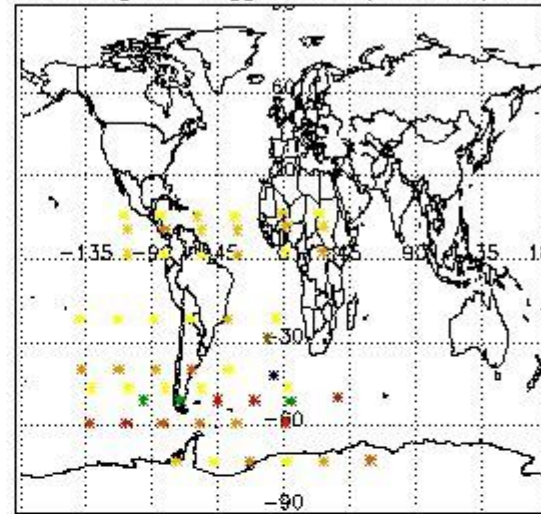


3.2 Plot quality information per product (world map)


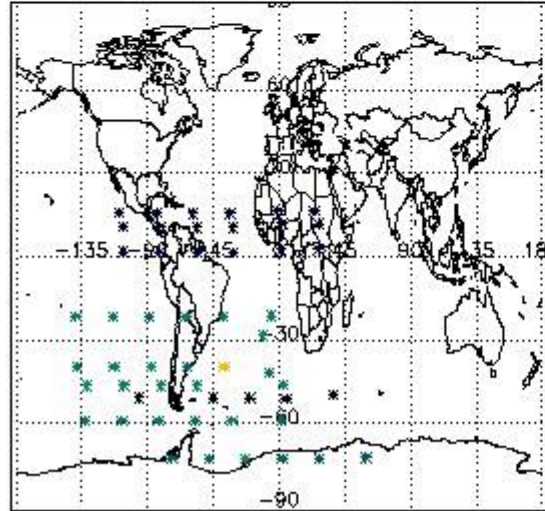
Percentage of flagged data per O3 profile



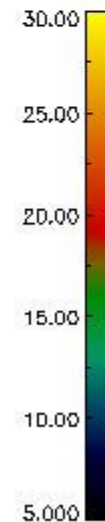
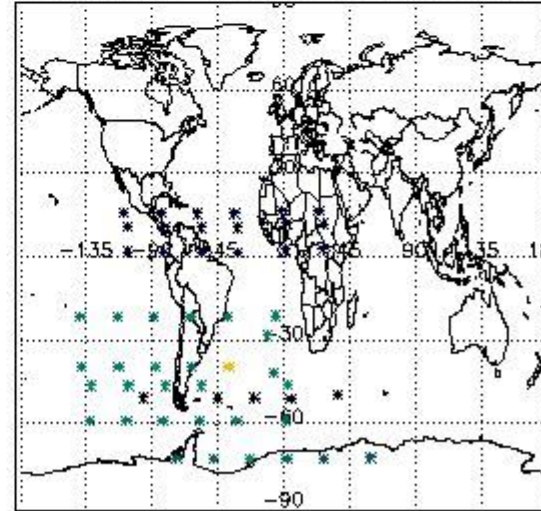
Percentage of flagged data per H2O profile



Percentage of flagged data per NO2 profile



Percentage of flagged data per NO3 profile

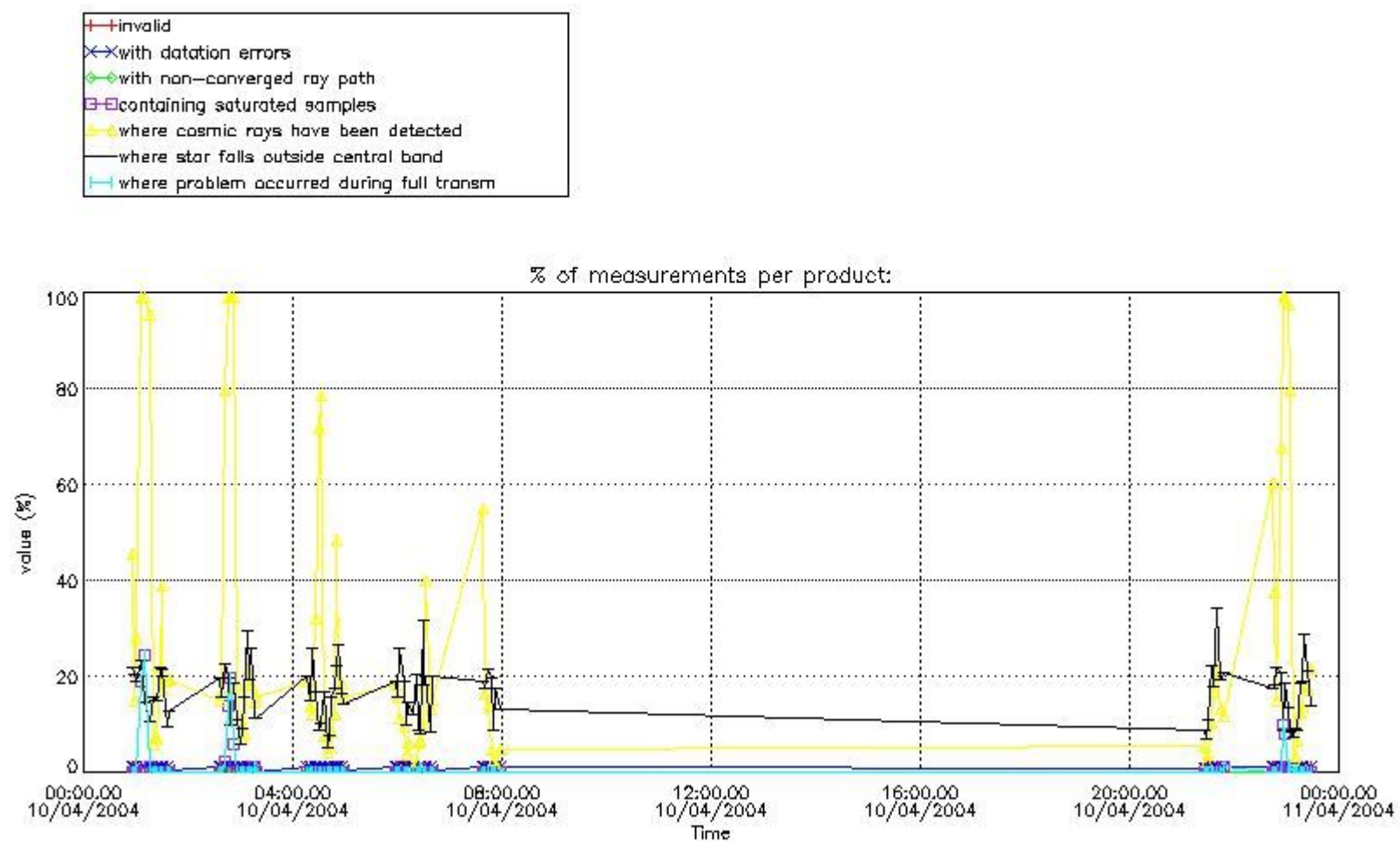


4. Level 1 quality information per product

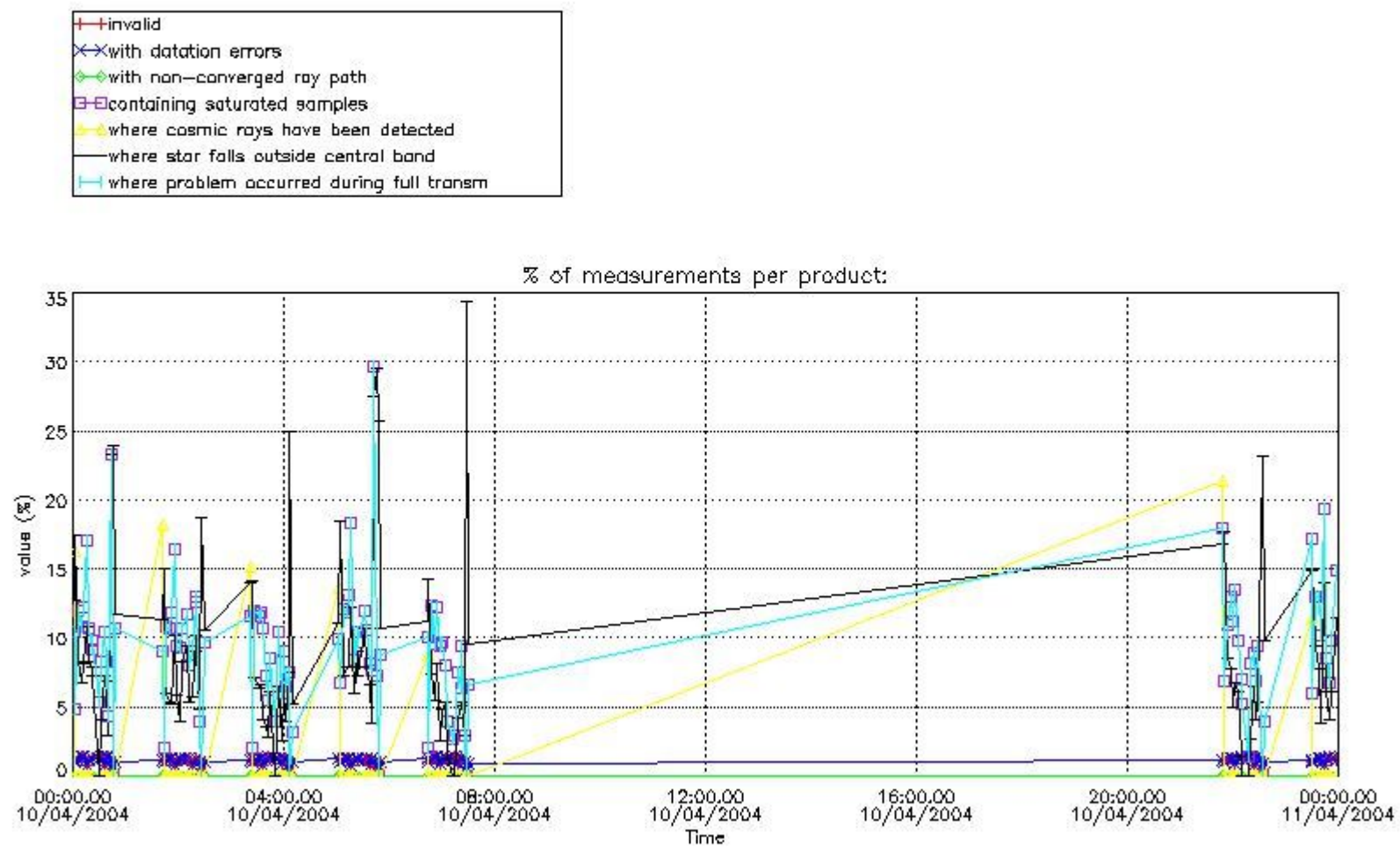
In this section it is plotted some information contained in the Quality Summary data set of the level 2 products that comes from the level 1b processing. Products without errors (error flag in the MPH set to "0") are used.

4.1 Plot quality information per product (time dependant) coming from level 1b processing

4.1.1 Plot level 1 quality information per product (time dependant): ENVISAT ASCENDING passes



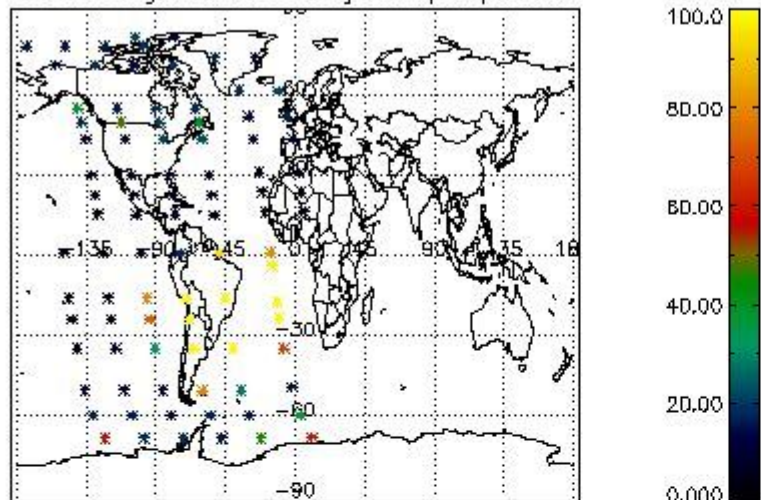
4.1.2 Plot level 1 quality information per product (time dependant): ENVI SAT DESCENDING passes



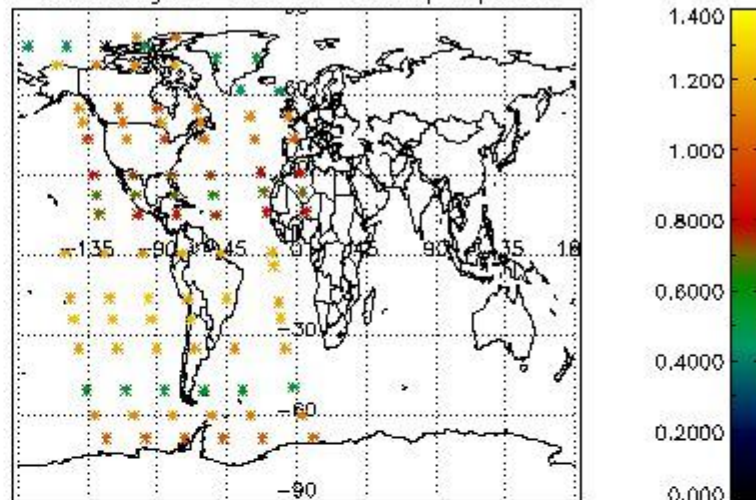
4.2 Plot quality information per product coming from level 1b processing (world map)

4.2.1 Plot level 1 quality information per product (world map): ENVISAT ASCENDING passes

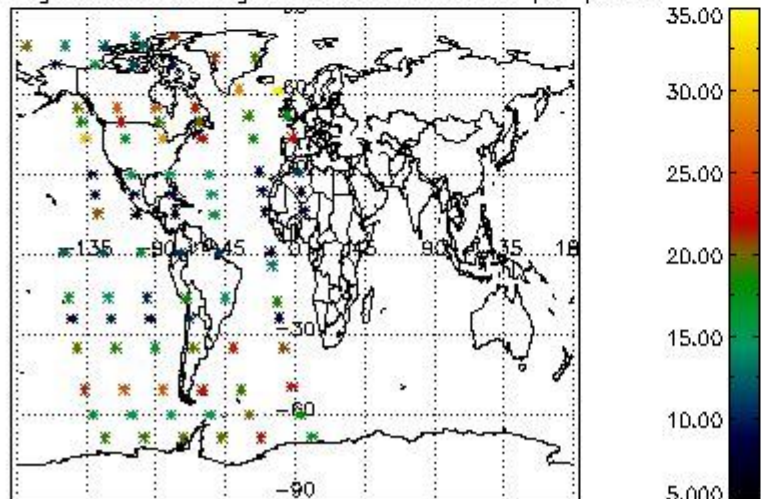
Percentage of cosmic ray hits per profile



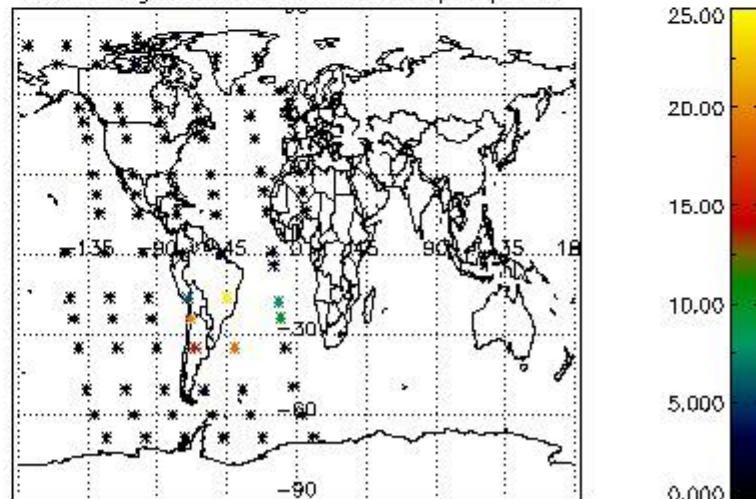
Percentage of datation errors per profile



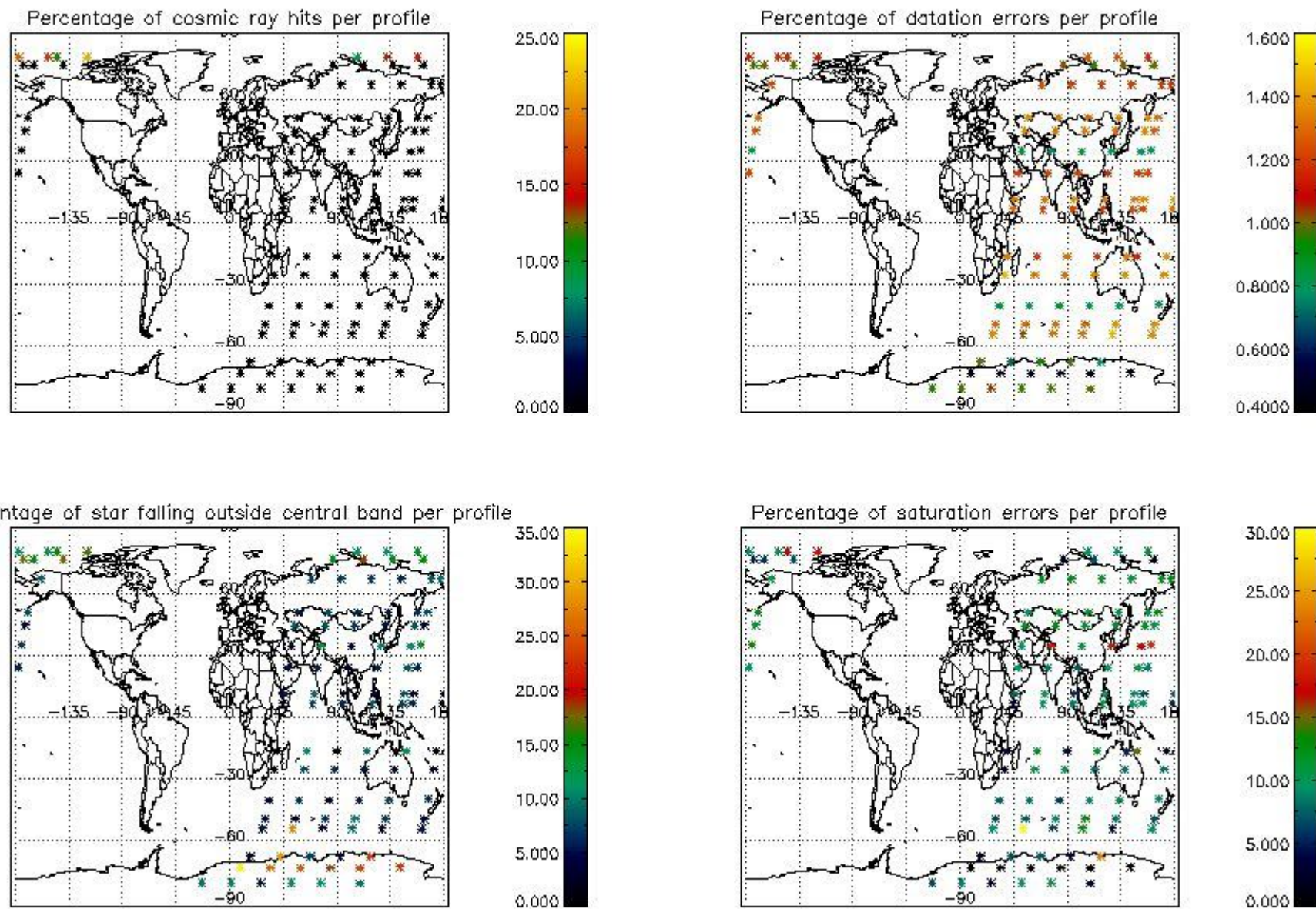
Percentage of star falling outside central band per profile



Percentage of saturation errors per profile



4.2.2 Plot level 1 quality information per product (world map): ENVISAT DESCENDING passes



5. Trace gas profiles

5.1 Ozone statistics based on quality of products

The final quality of the products can be "measured" using the STD (Standard Deviation) attached to every point profile. This information is written to the parameter GOM_NL__2P/NL_LOCAL_SPECIES_DENSITY/o3_std of the level 2 products. The table below shows the statistics for given STD ranges.

The statistics are given with respect to the overall valid production:

- Products without fatal errors: GOM_NL__2P/MPH/PRODUCT_ERR=0
- Valid point profile: GOM_NL__2P/NL_LOCAL_SPECIES_DENSITY/pcd(0)=0

The 'Criteria' is applied to valid points of dark limb products:

- Products in dark limb illumination condition: GOM_NL__2P/NL_SUMMARY_QUALITY/obs_ill_cond=0
- Products without fatal errors: GOM_NL__2P/MPH/PRODUCT_ERR=0
- Valid point profile: GOM_NL__2P/NL_LOCAL_SPECIES_DENSITY/pcd(0)=0

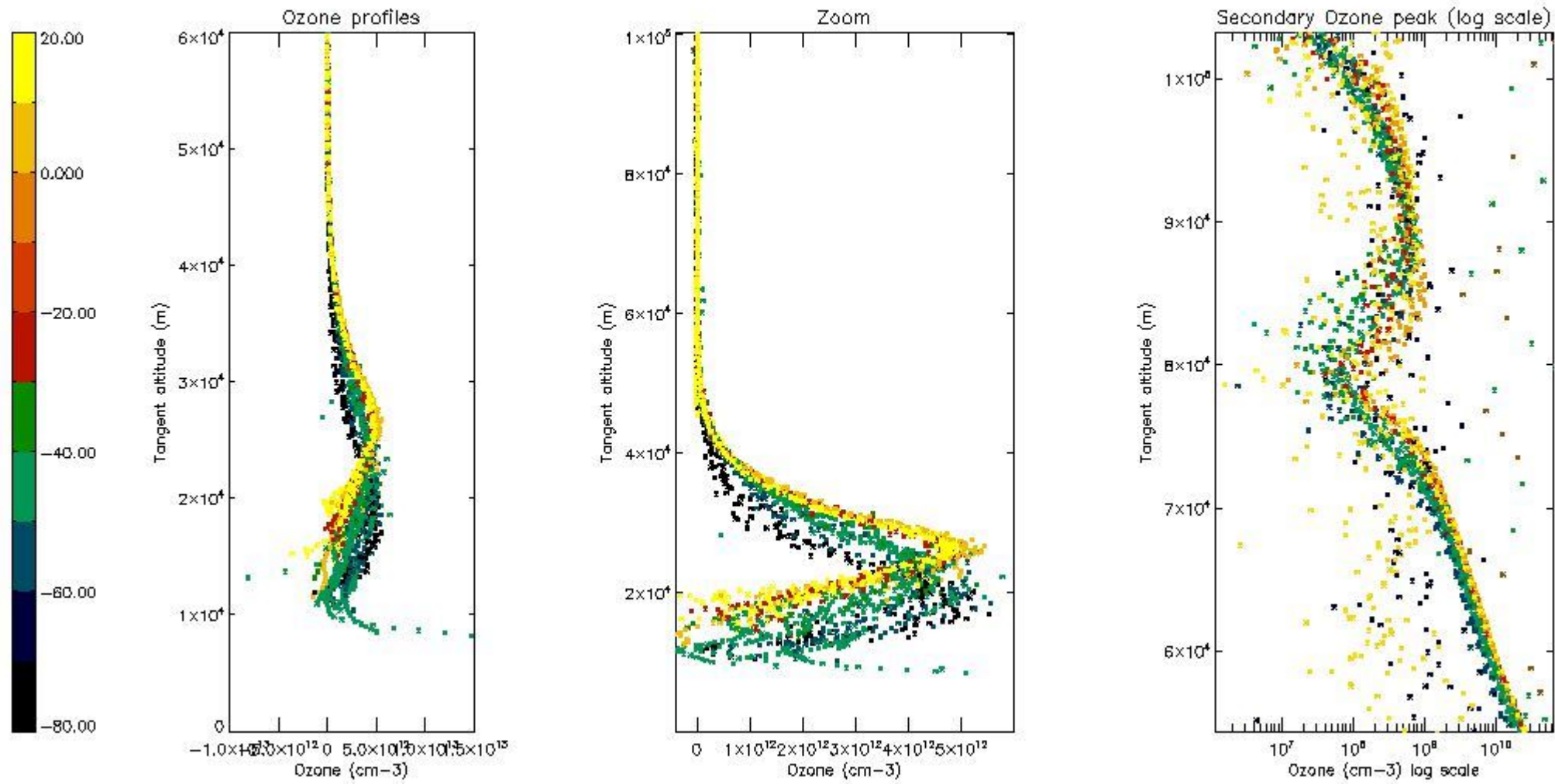
So, the table below shows the percentage of dark limb and valid observations for each criteria with respect to the overall valid daily observations.

Criteria	% of total production
All STD	29
STD < 20	17

STD < 10	14
STD < 5	11

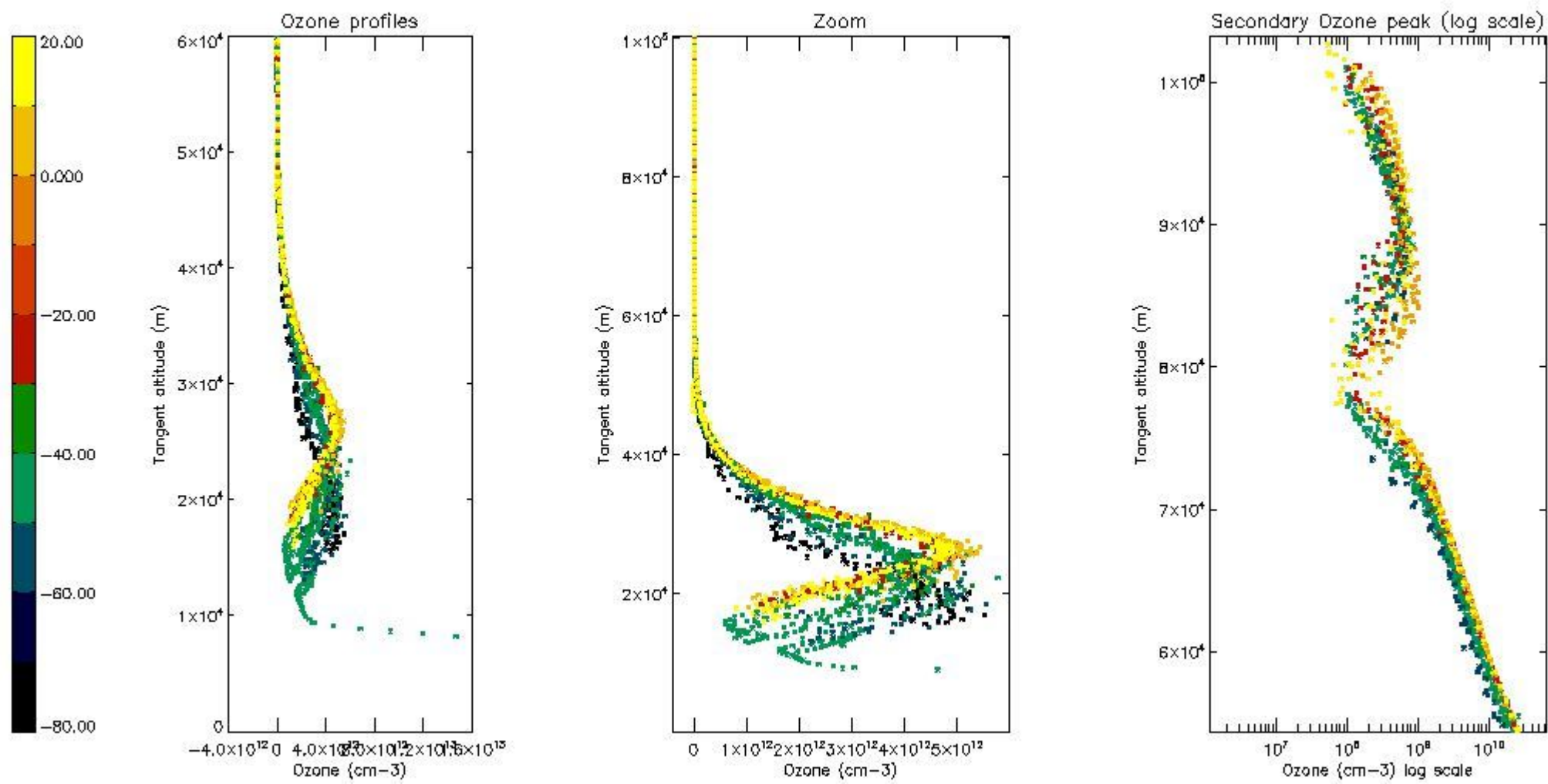
5.2 Plot ozone profiles for all STD (dark without errors)

The colorbar represents the latitude.



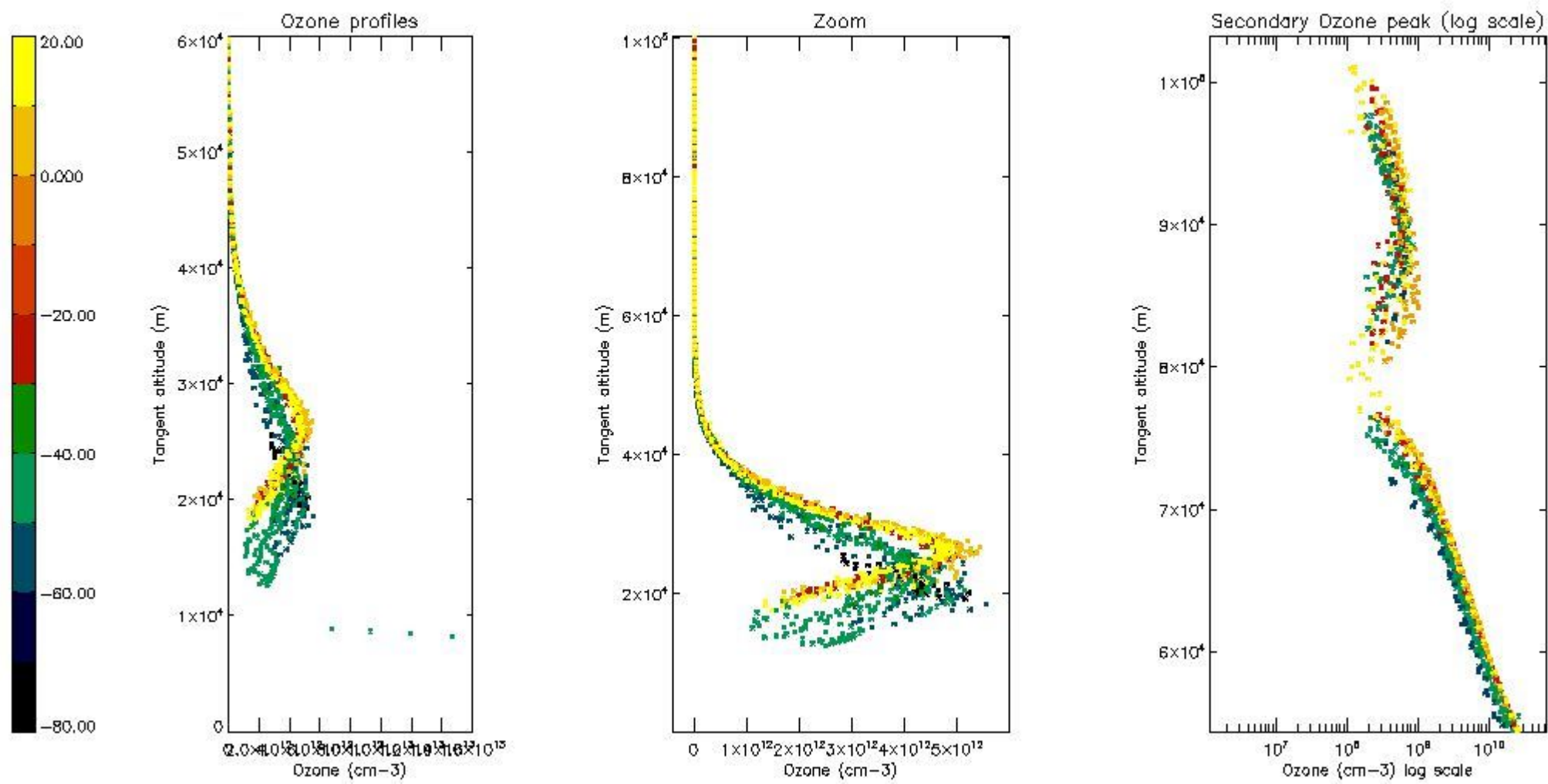
5.3 Plot ozone profiles where STD < 20% (dark without errors)

The colorbar represents the latitude.



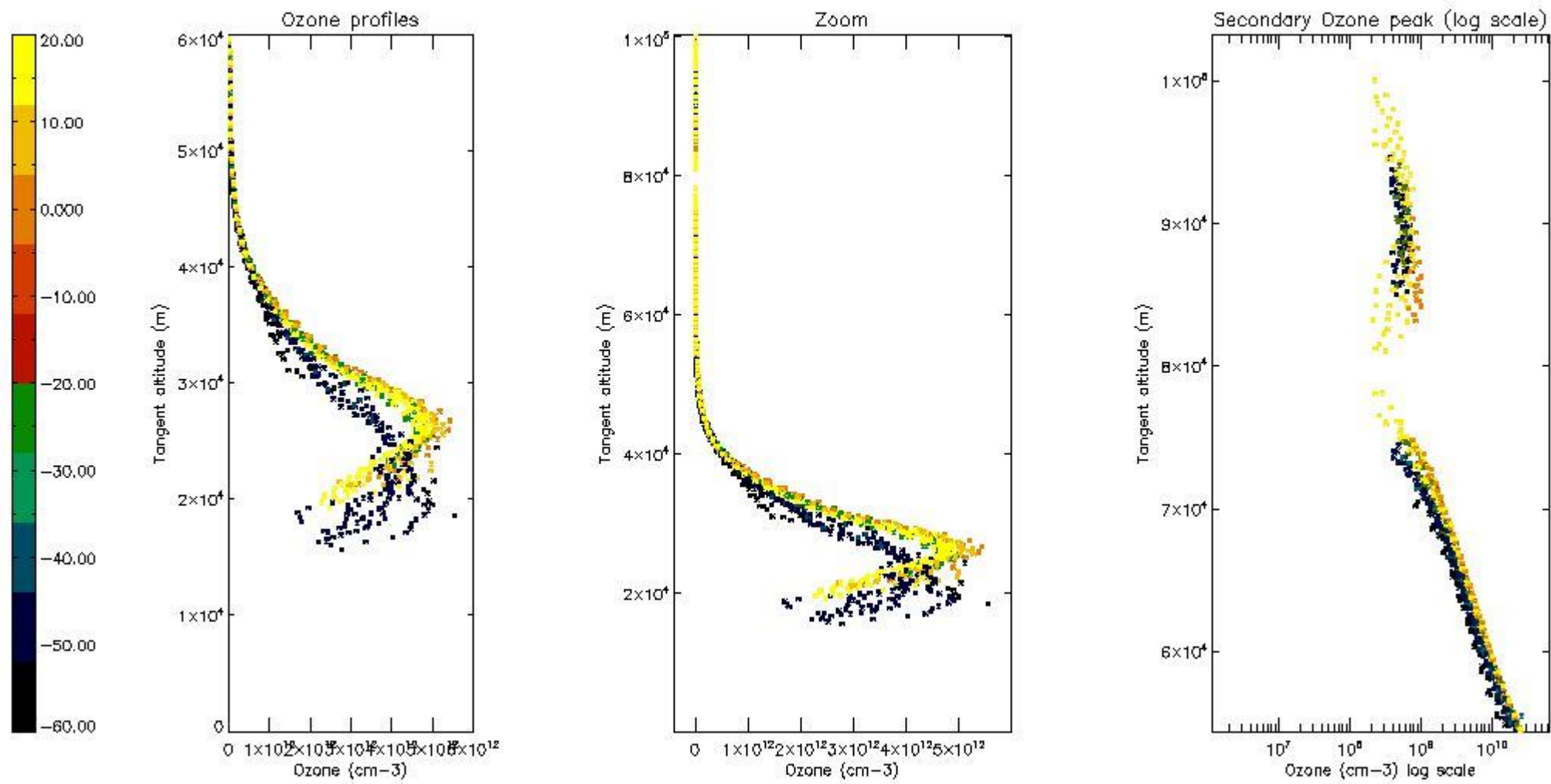
5.4 Plot ozone profiles where $STD < 10\%$ (dark without errors)

The colorbar represents the latitude.



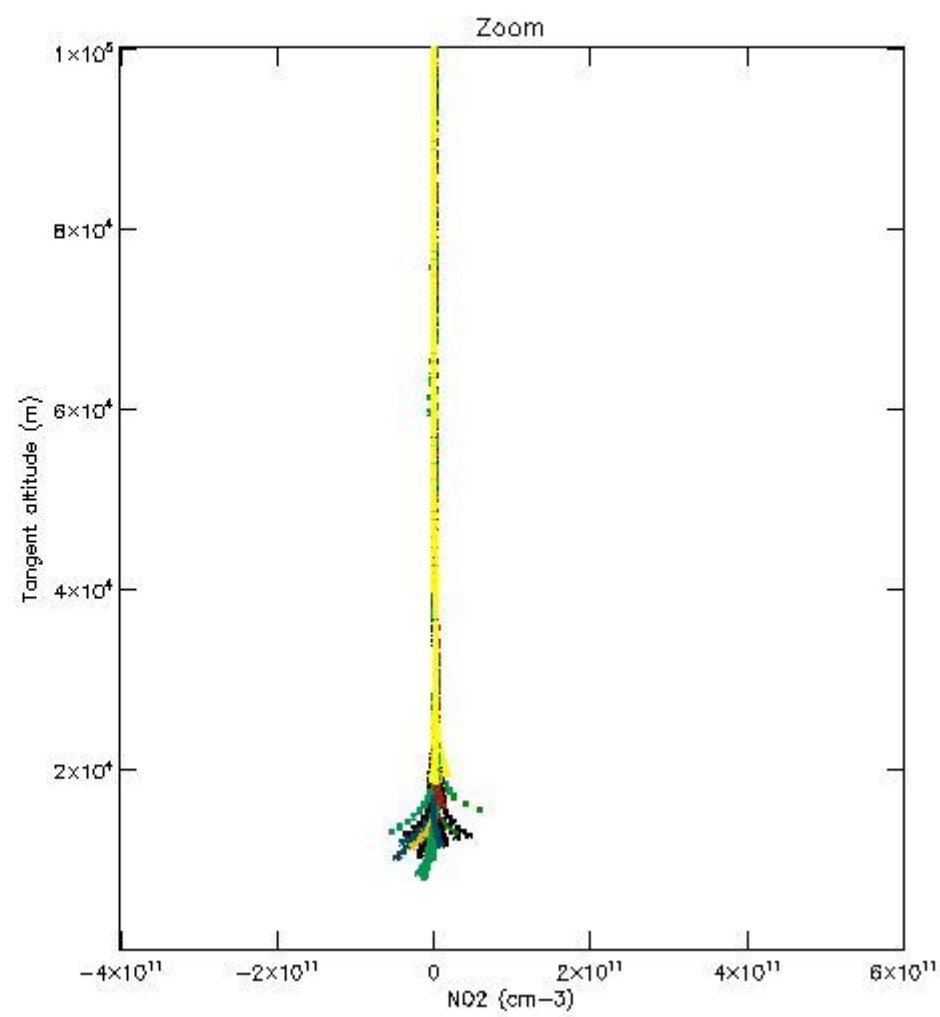
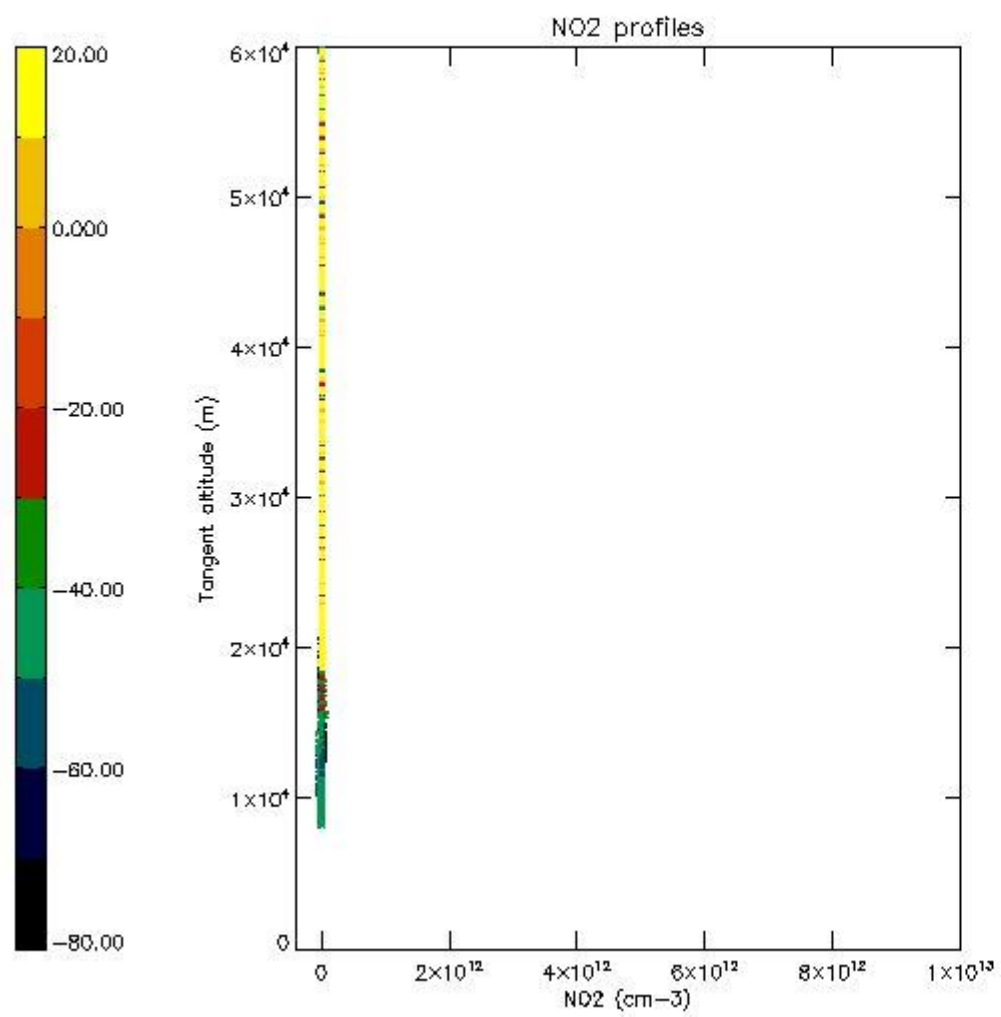
5.5 Plot ozone profiles where STD < 5% (dark without errors)

The colorbar represents the latitude.



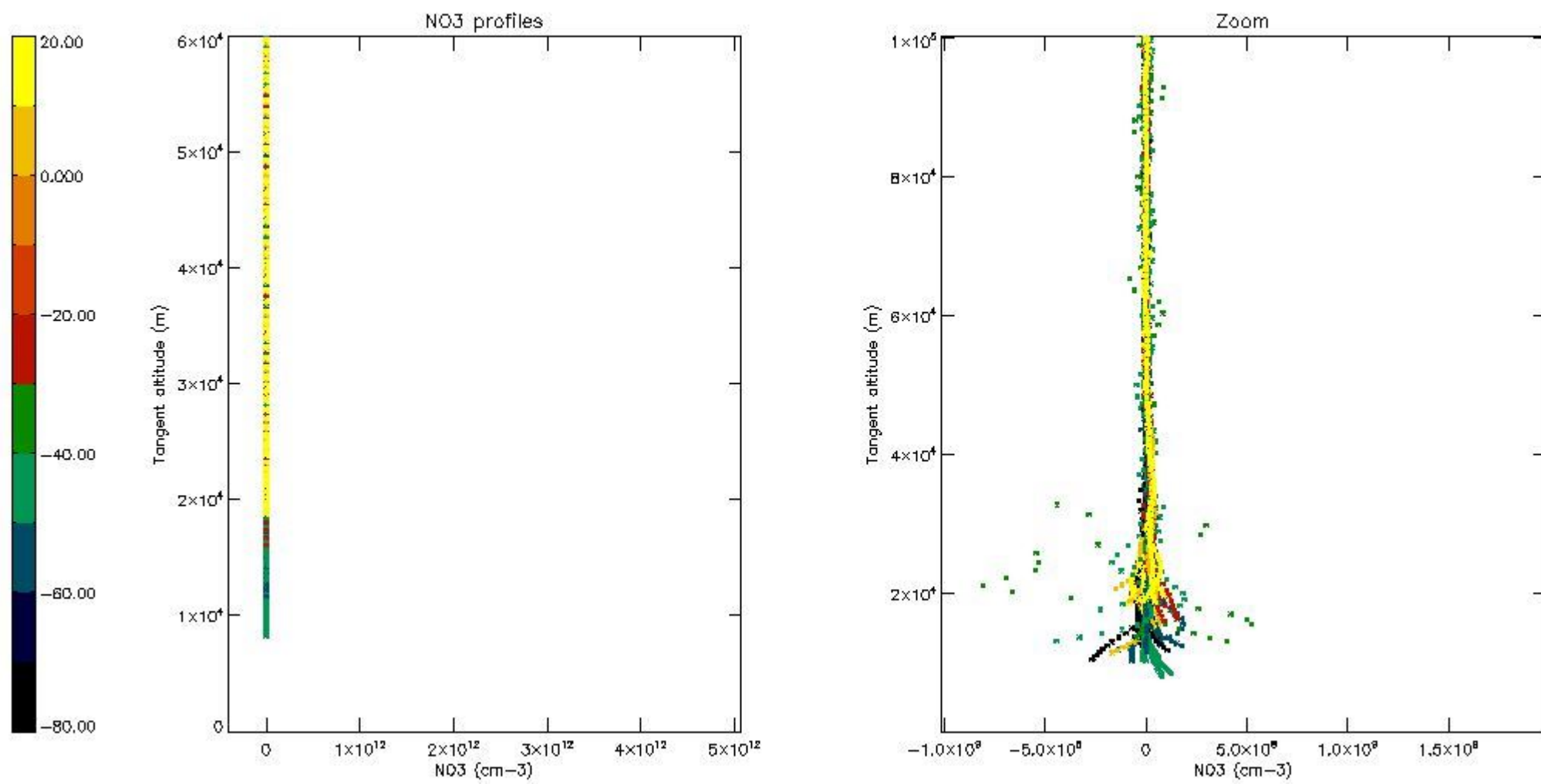
5.6 Plot NO₂ profiles for all STD (dark without errors)

The colorbar represents the latitude.



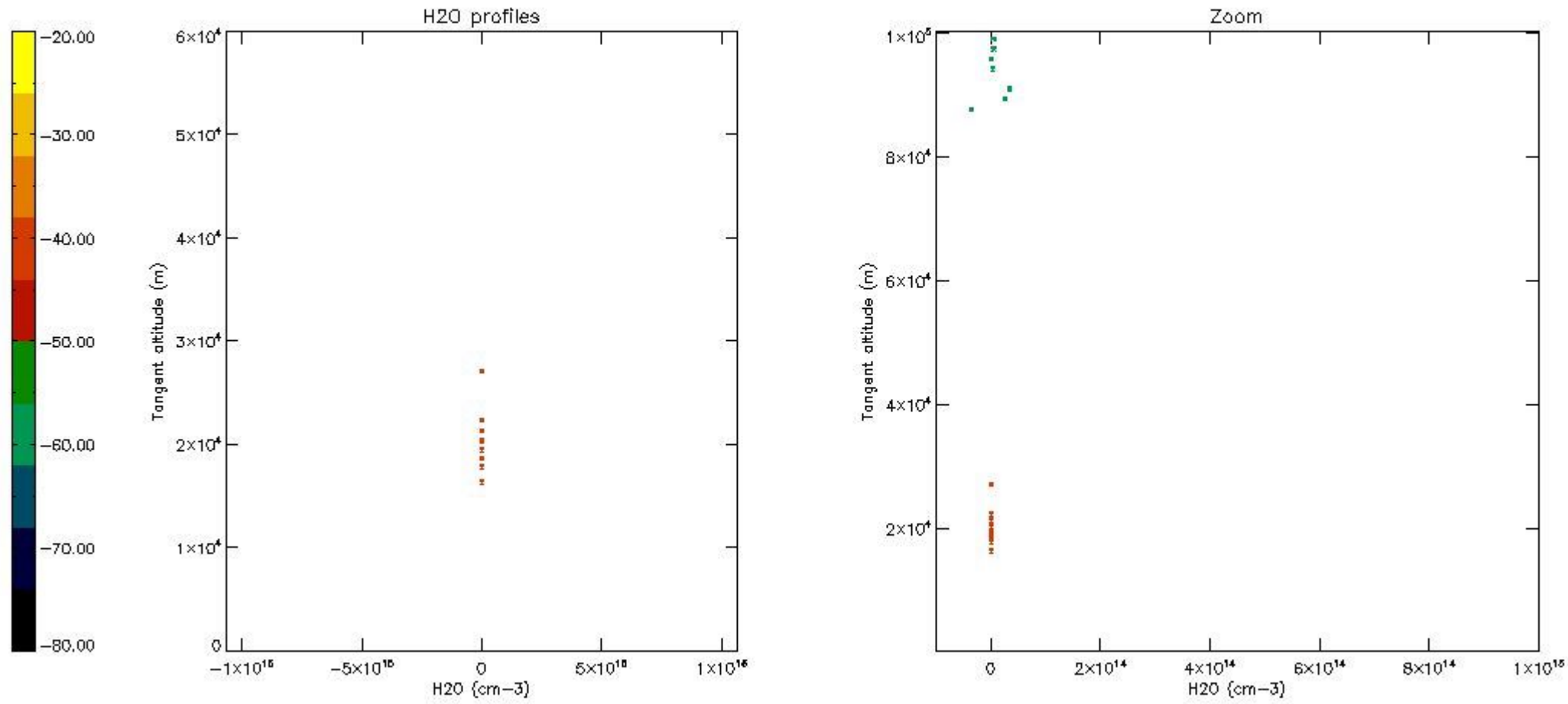
5.7 Plot NO3 profiles for all STD (dark without errors)

The colorbar represents the latitude.



5.8 Plot H2O profiles for all STD (only for occultations of stars 1,2,3,4,13,14,16,26,63 dark without errors)

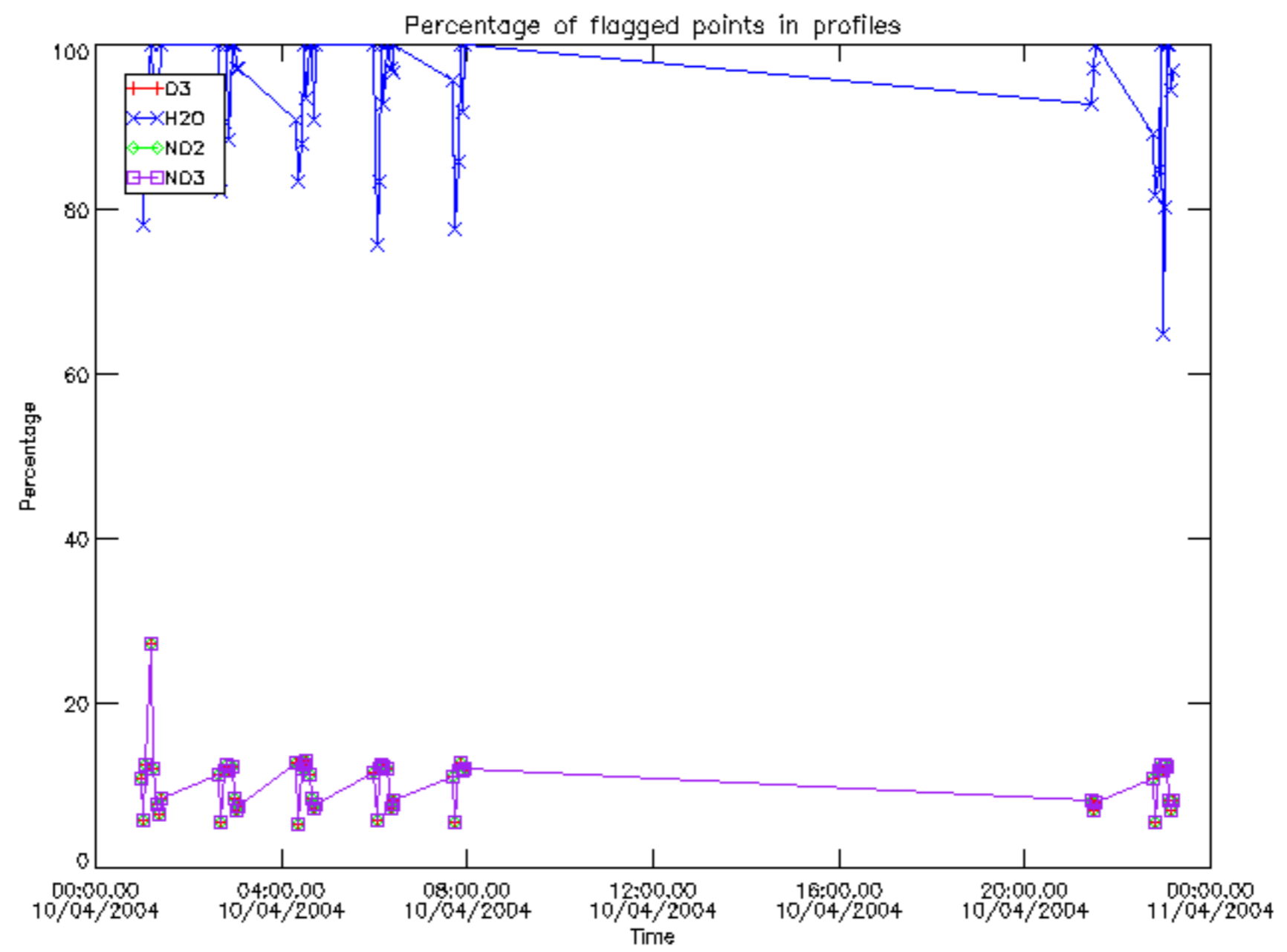
The colorbar represents the latitude.



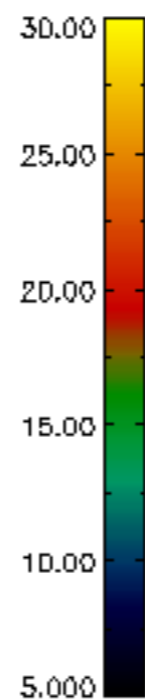
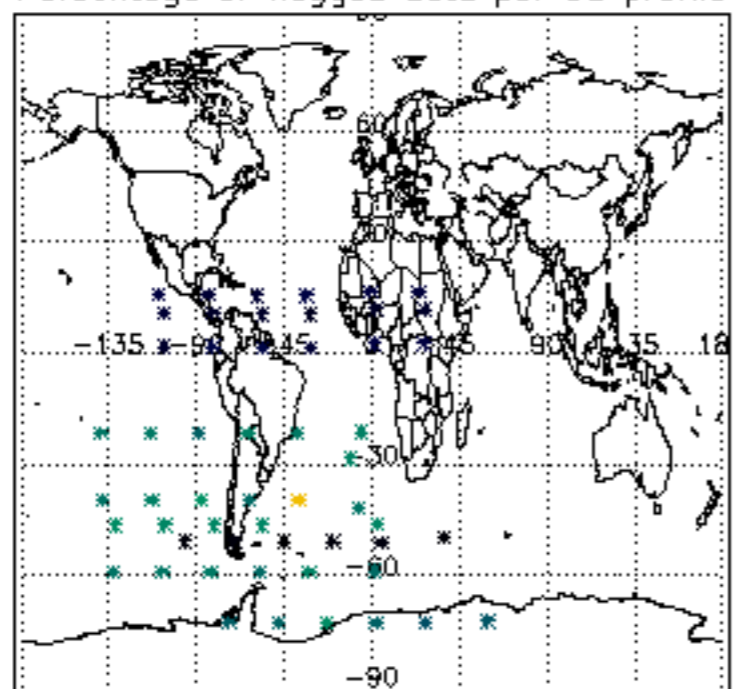
6. Auxiliary Data Files used for the production reported in section 2

The number reported in the third column indicates since which file (see list in section 2) the corresponding auxiliary file has been used. The fourth column is the date of those product files.

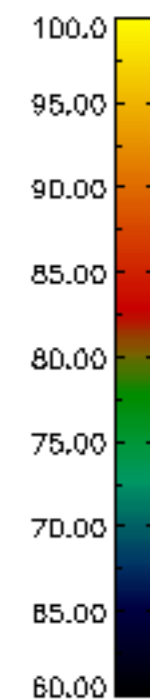
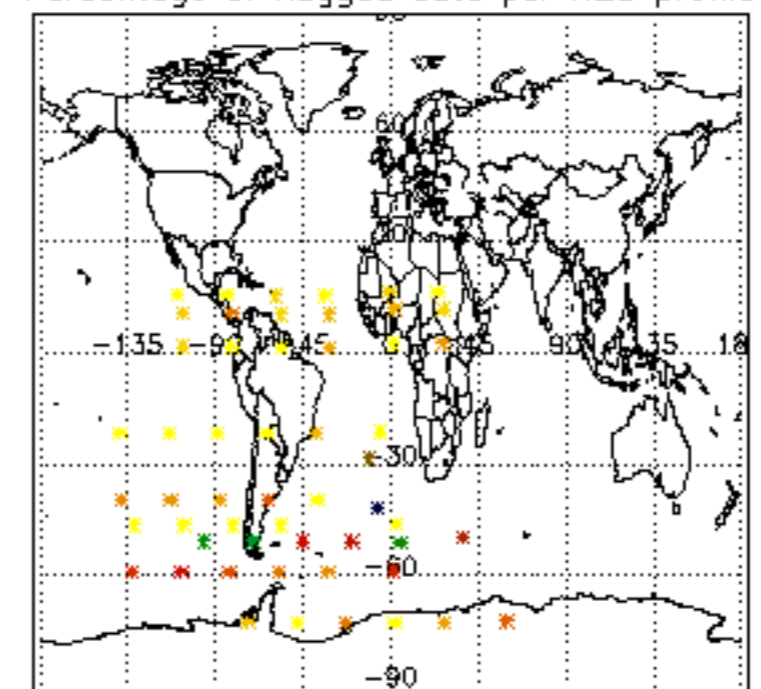
Type	Auxiliary Filename	Used since product	Used since product date
INST_PHYS_CHARACTERISTICS	GOM_INS_AXVIEC20091111_143220_20030716_120000_20500101_000000	1	10-APR-2004 00:01:03
LEVEL-2_PROC_CONFIG	GOM_PR2_AXVIEC20091111_152718_20020301_000000_20500101_000000	1	10-APR-2004 00:01:03
CROSS_SECTIONS_FILE	GOM_CRS_AXVIEC20091111_154832_20020301_000000_20500101_000000	1	10-APR-2004 00:01:03



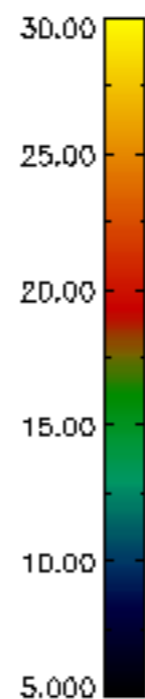
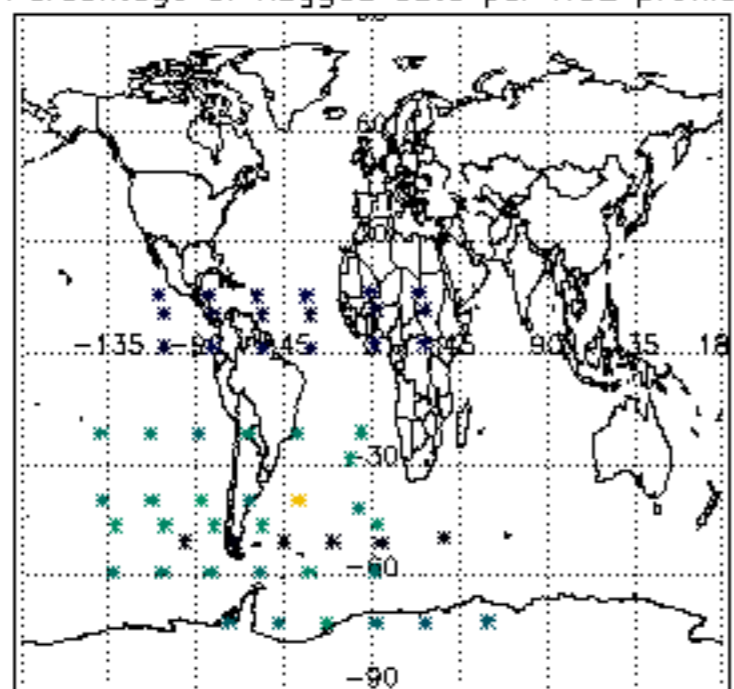
Percentage of flagged data per D3 profile



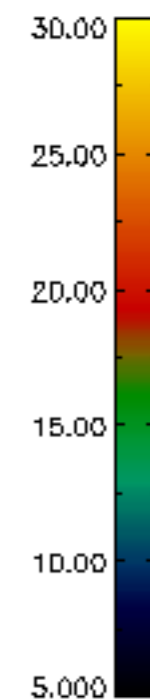
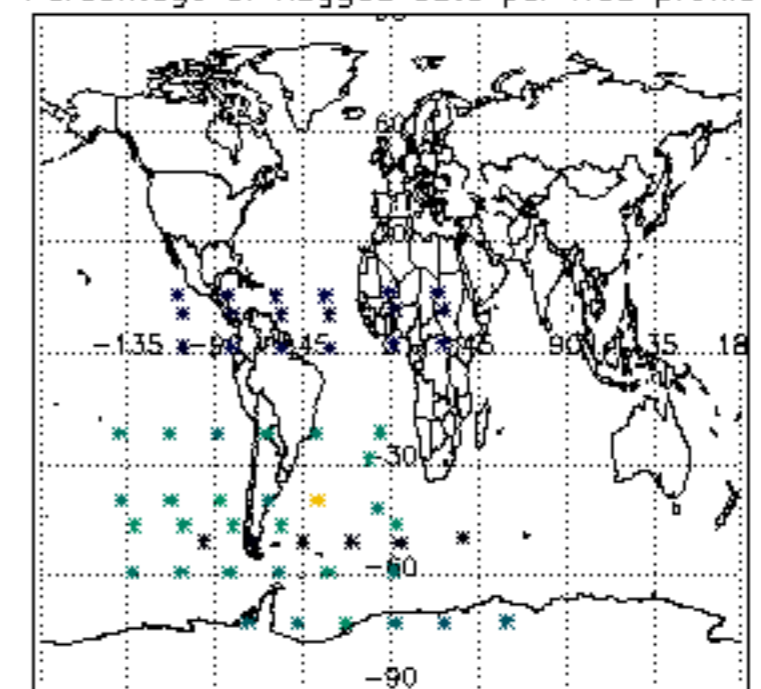
Percentage of flagged data per H2O profile

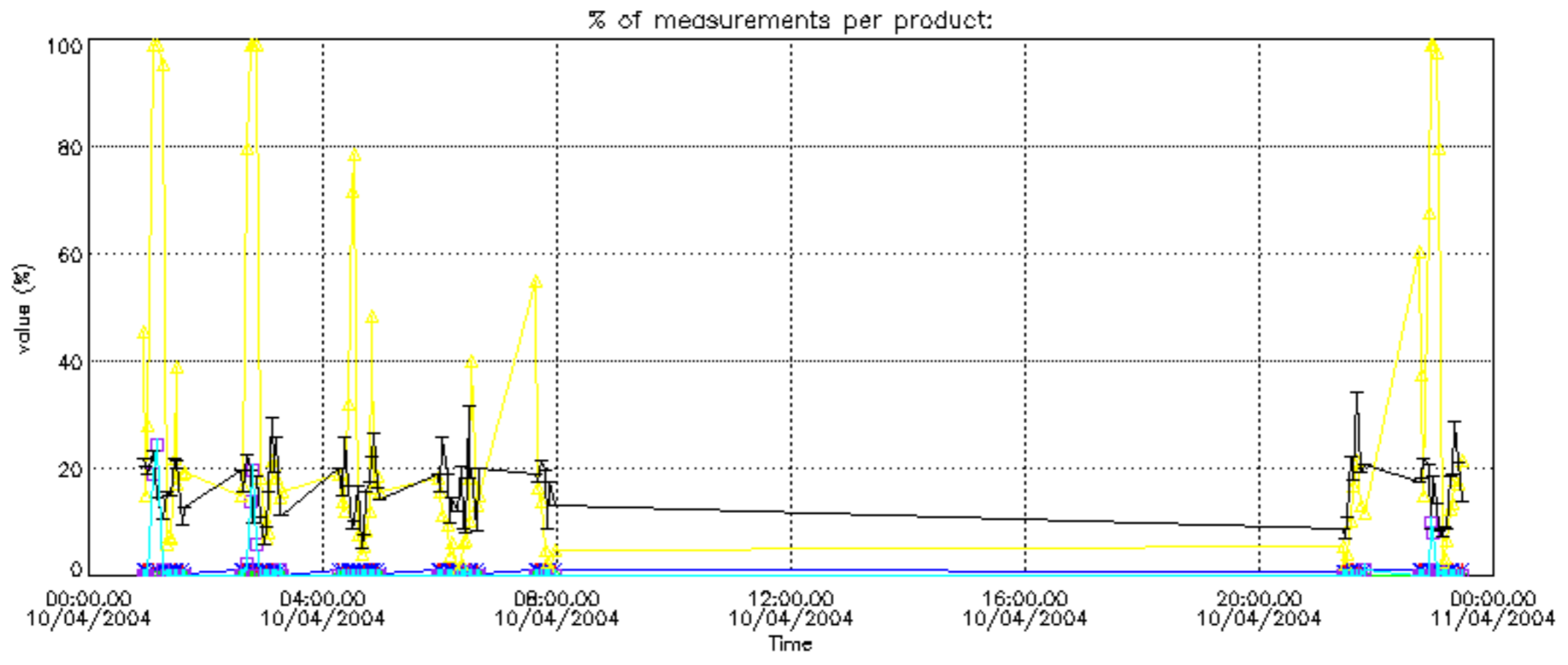


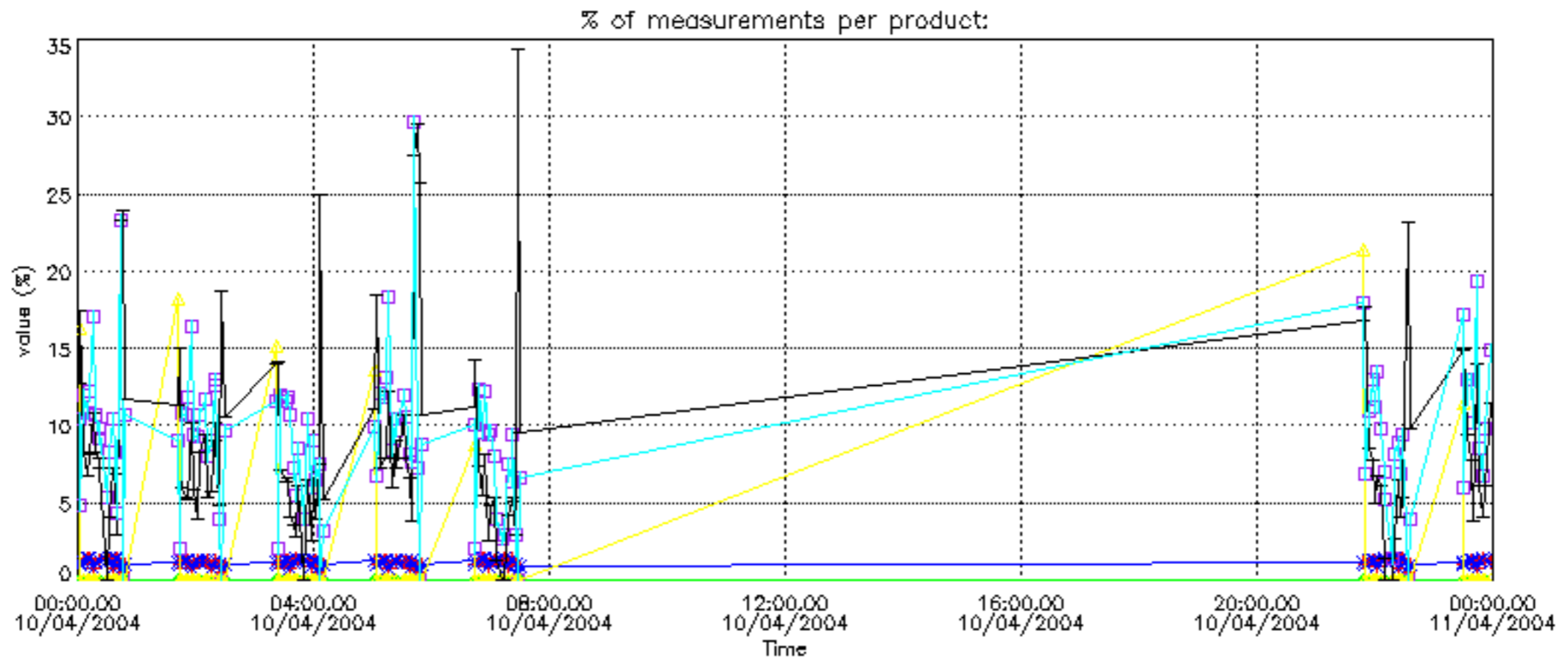
Percentage of flagged data per NO2 profile



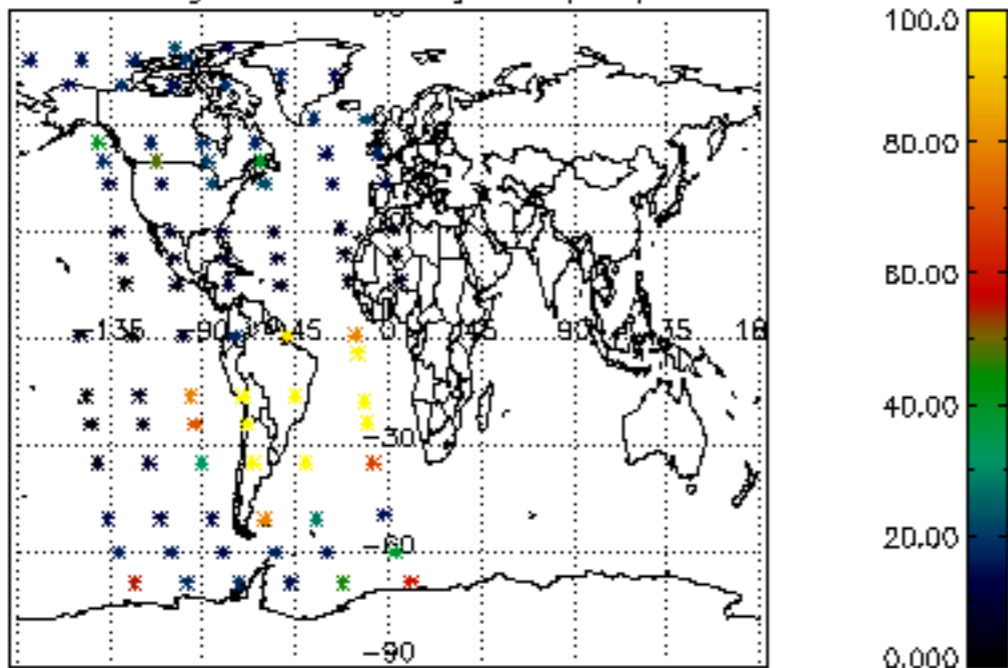
Percentage of flagged data per NO3 profile



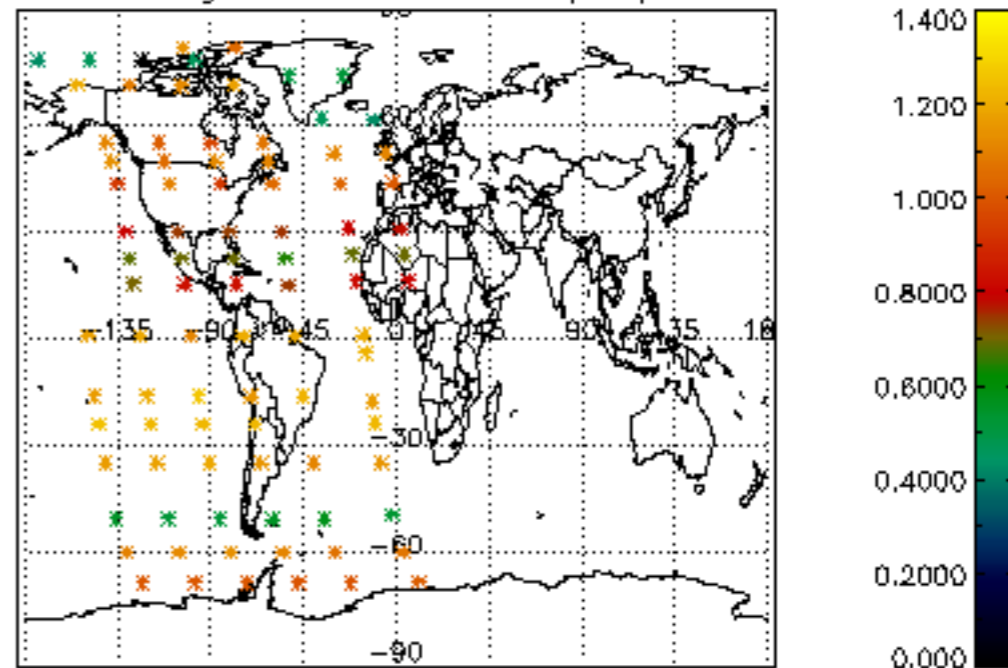




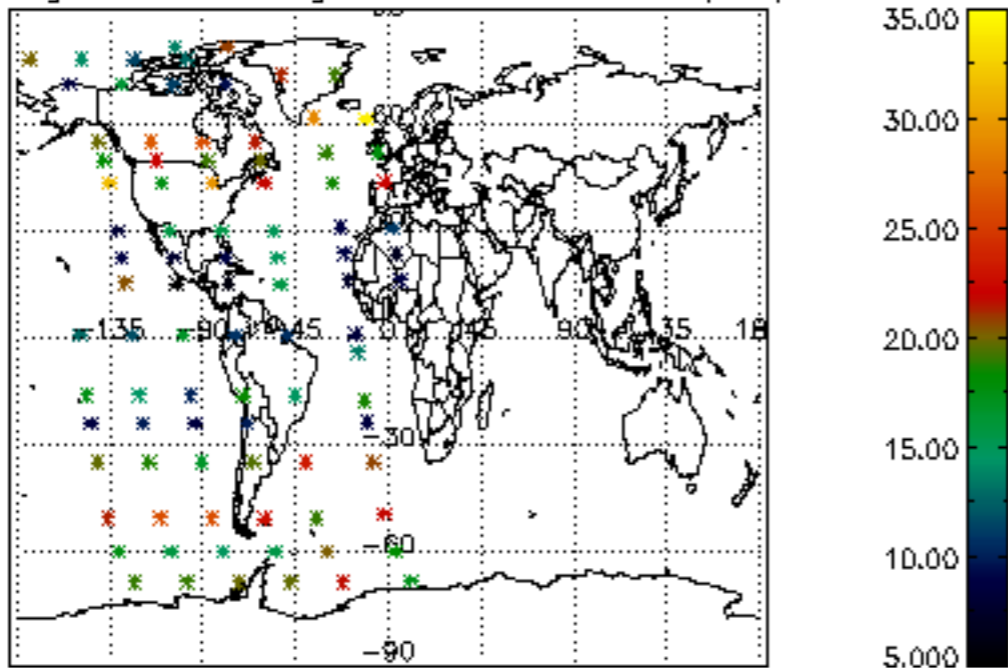
Percentage of cosmic ray hits per profile



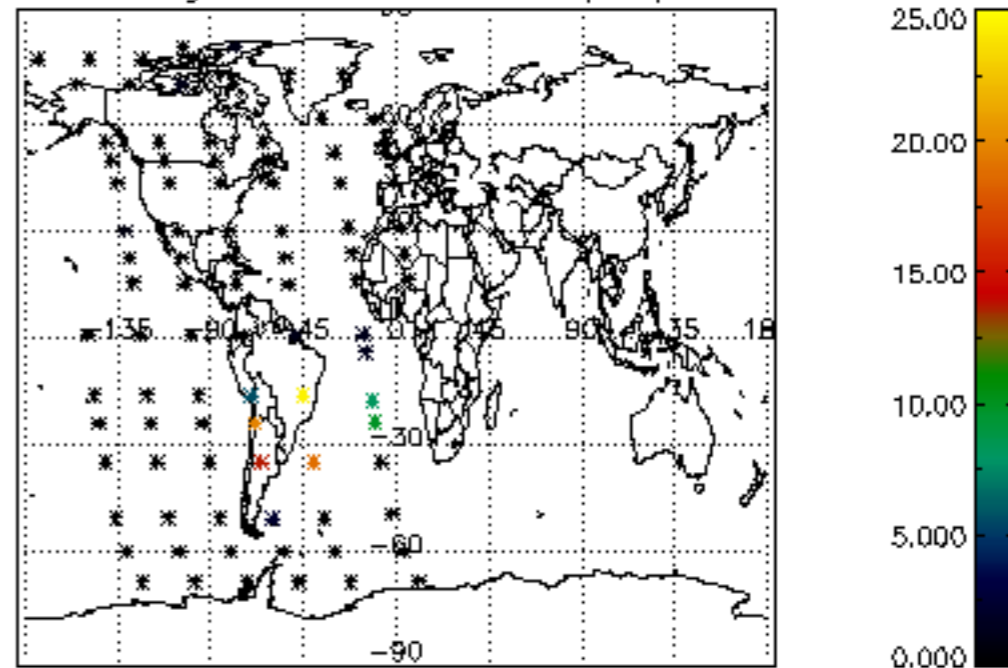
Percentage of datation errors per profile



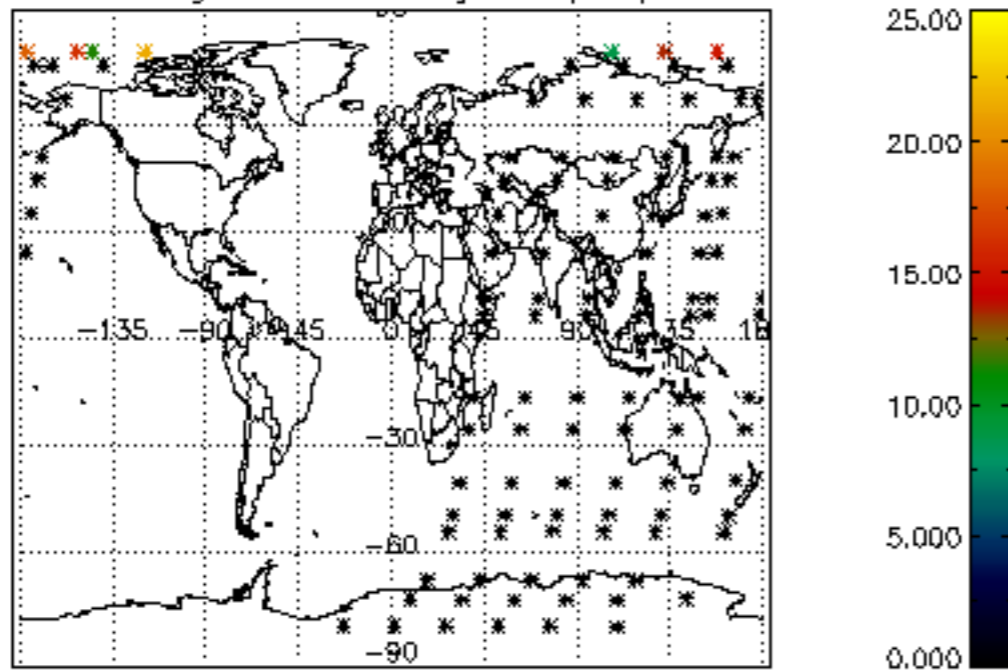
Percentage of star falling outside central band per profile



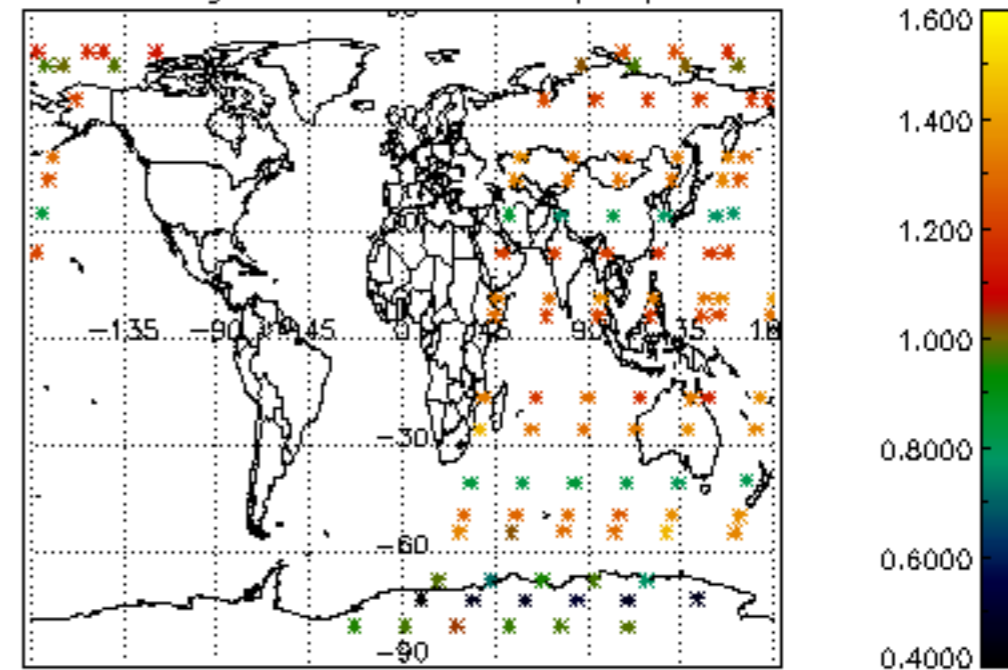
Percentage of saturation errors per profile



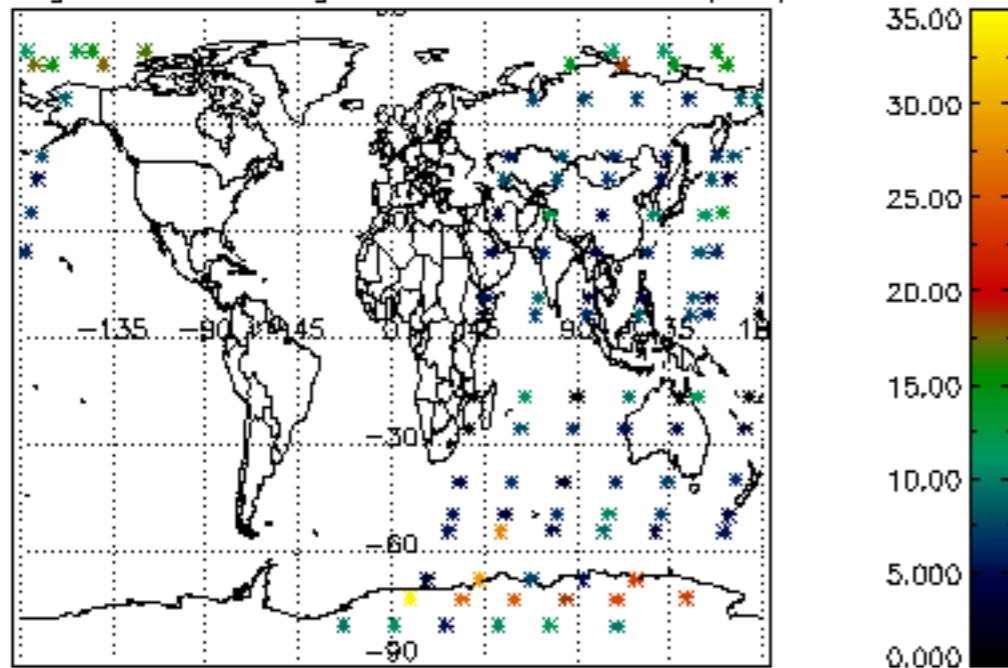
Percentage of cosmic ray hits per profile



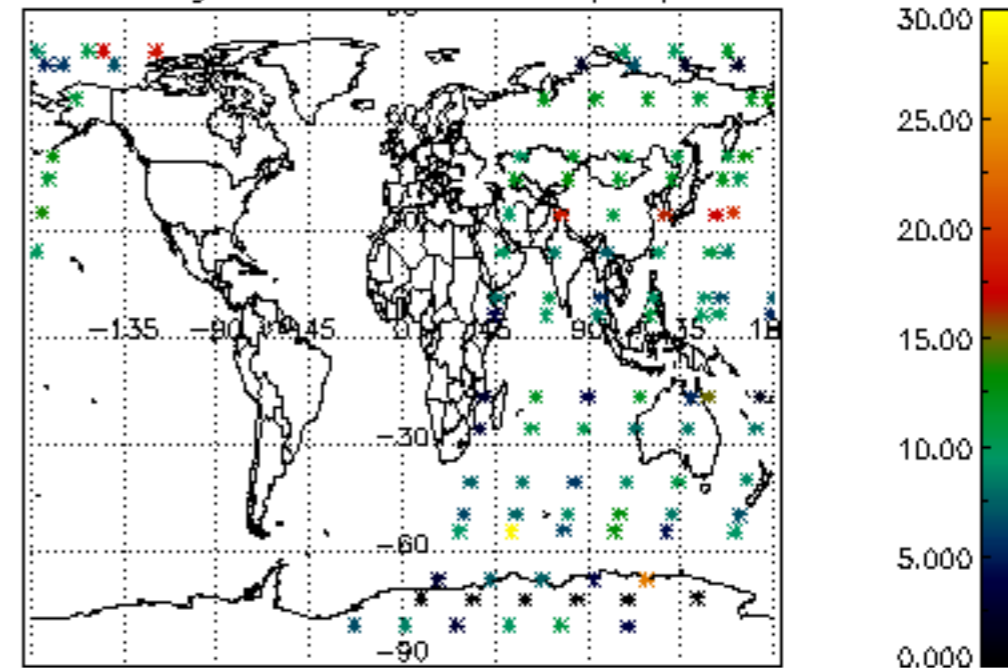
Percentage of datation errors per profile

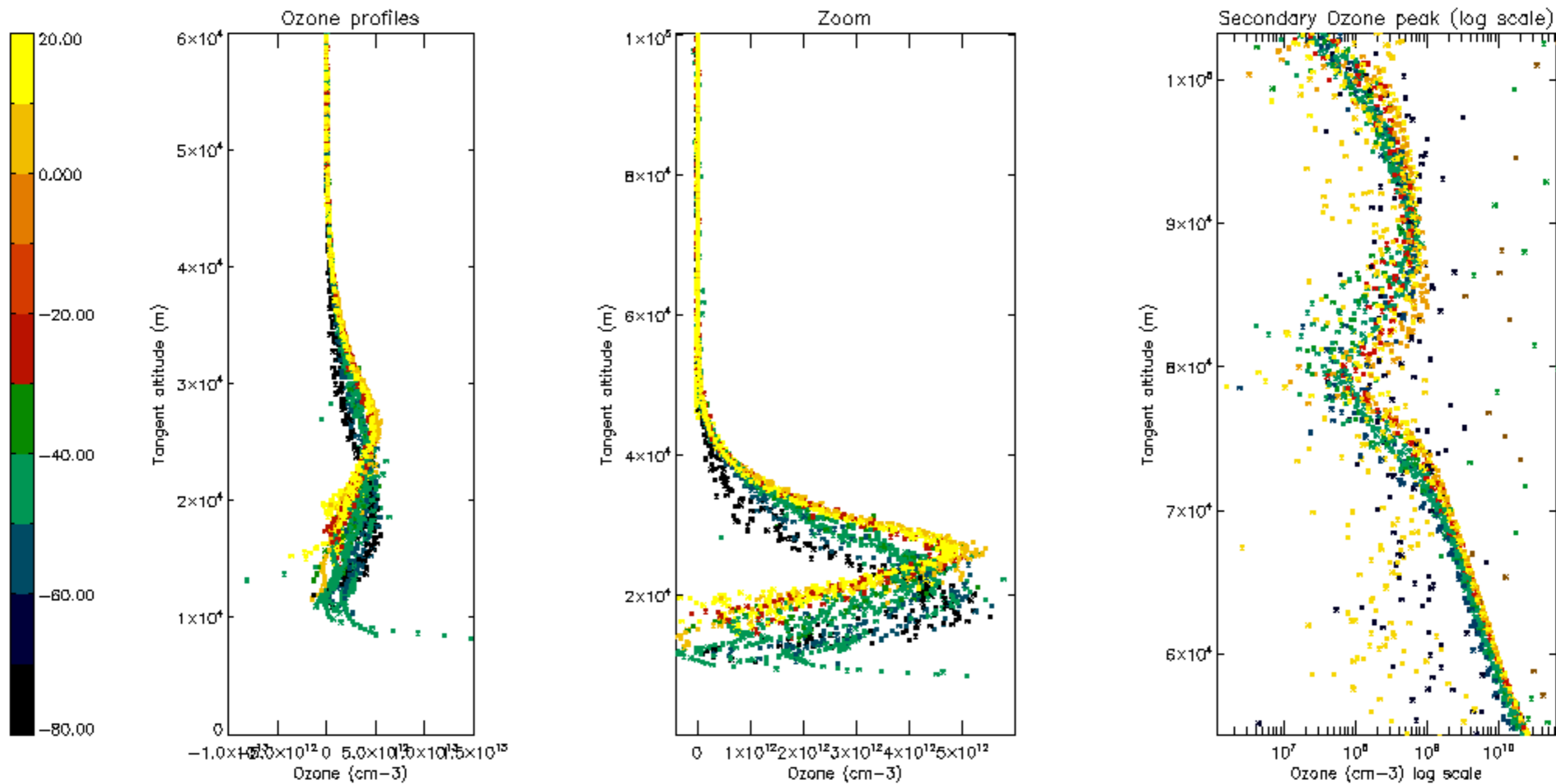


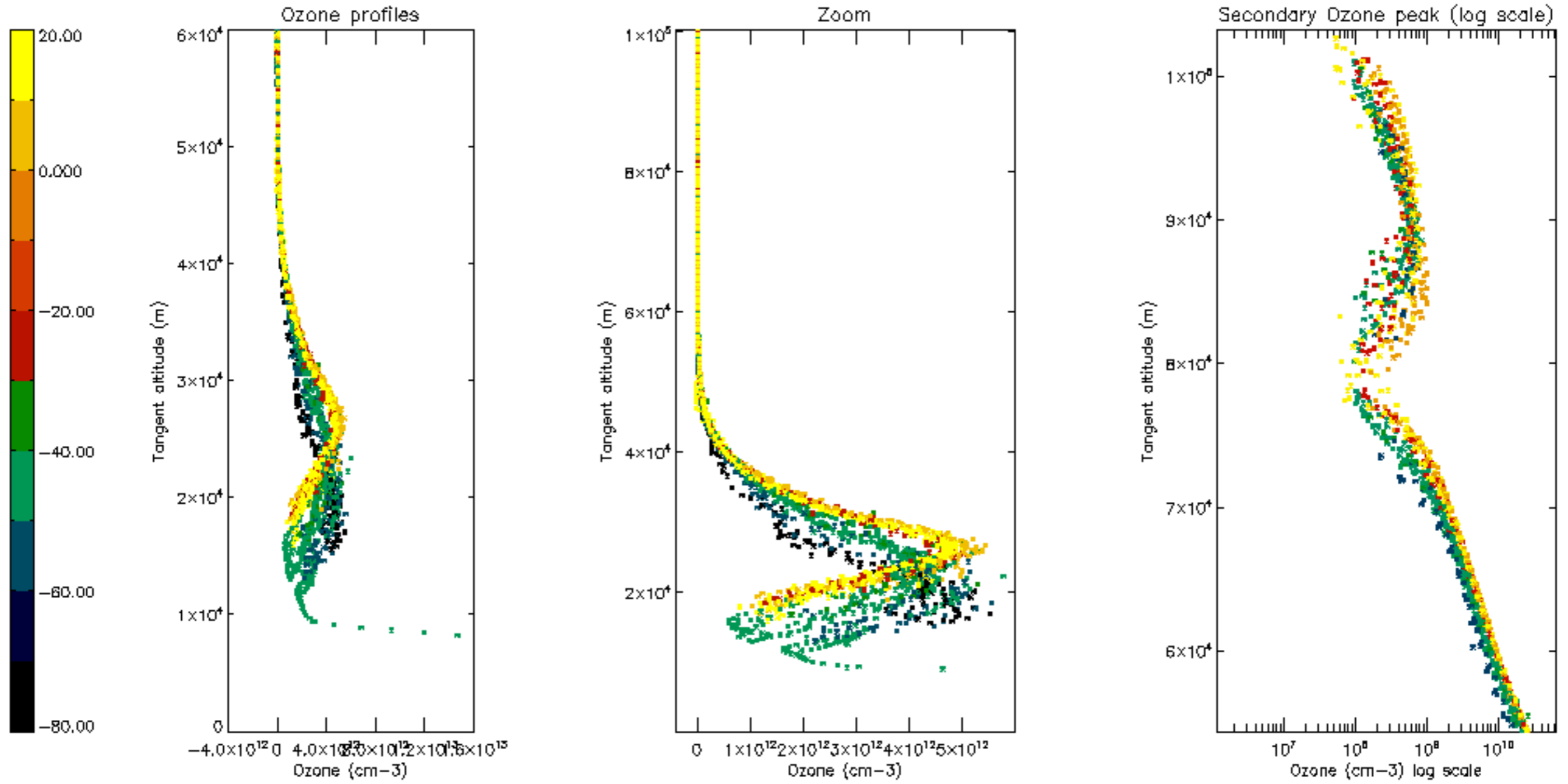
Percentage of star falling outside central band per profile

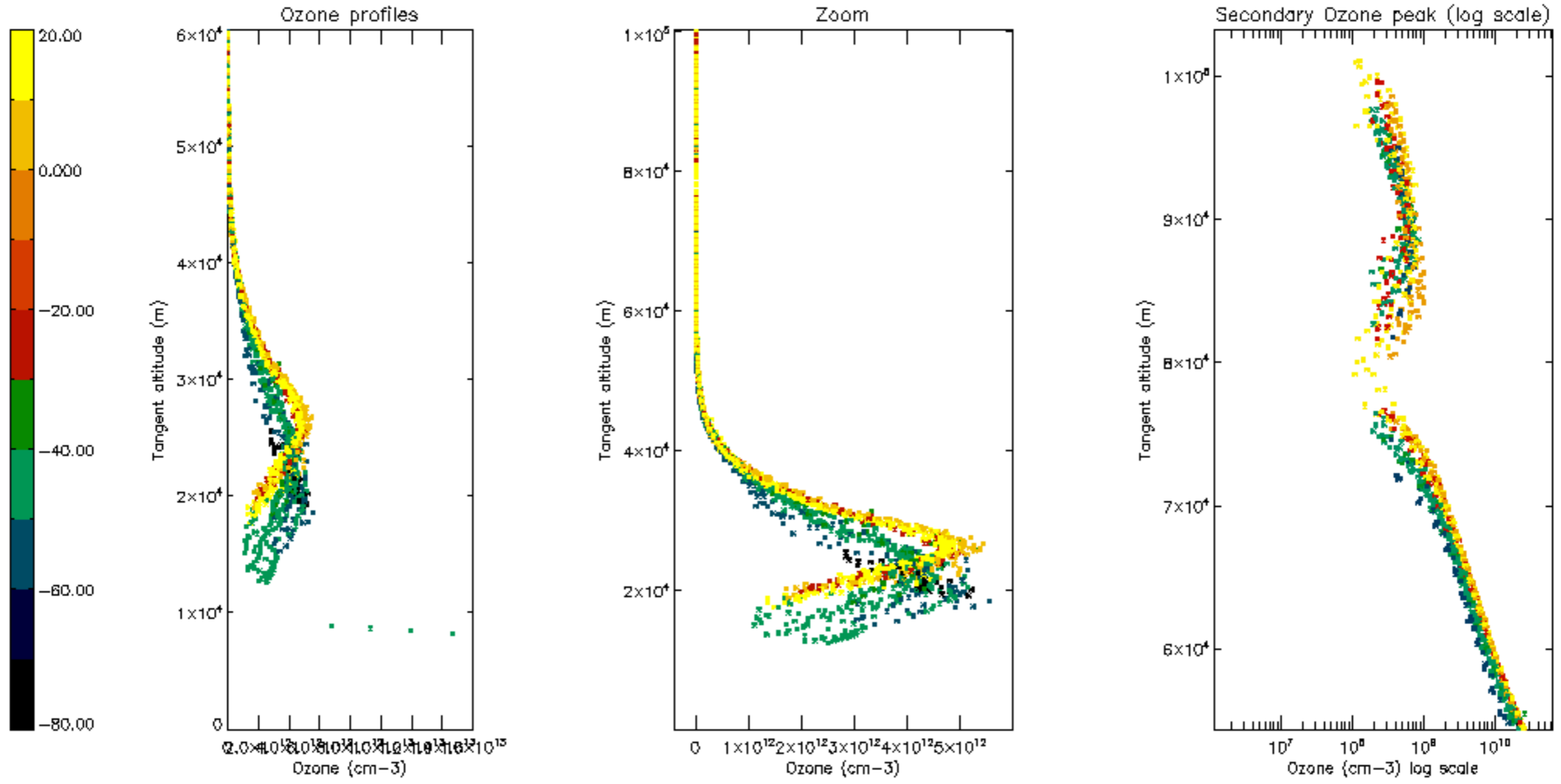


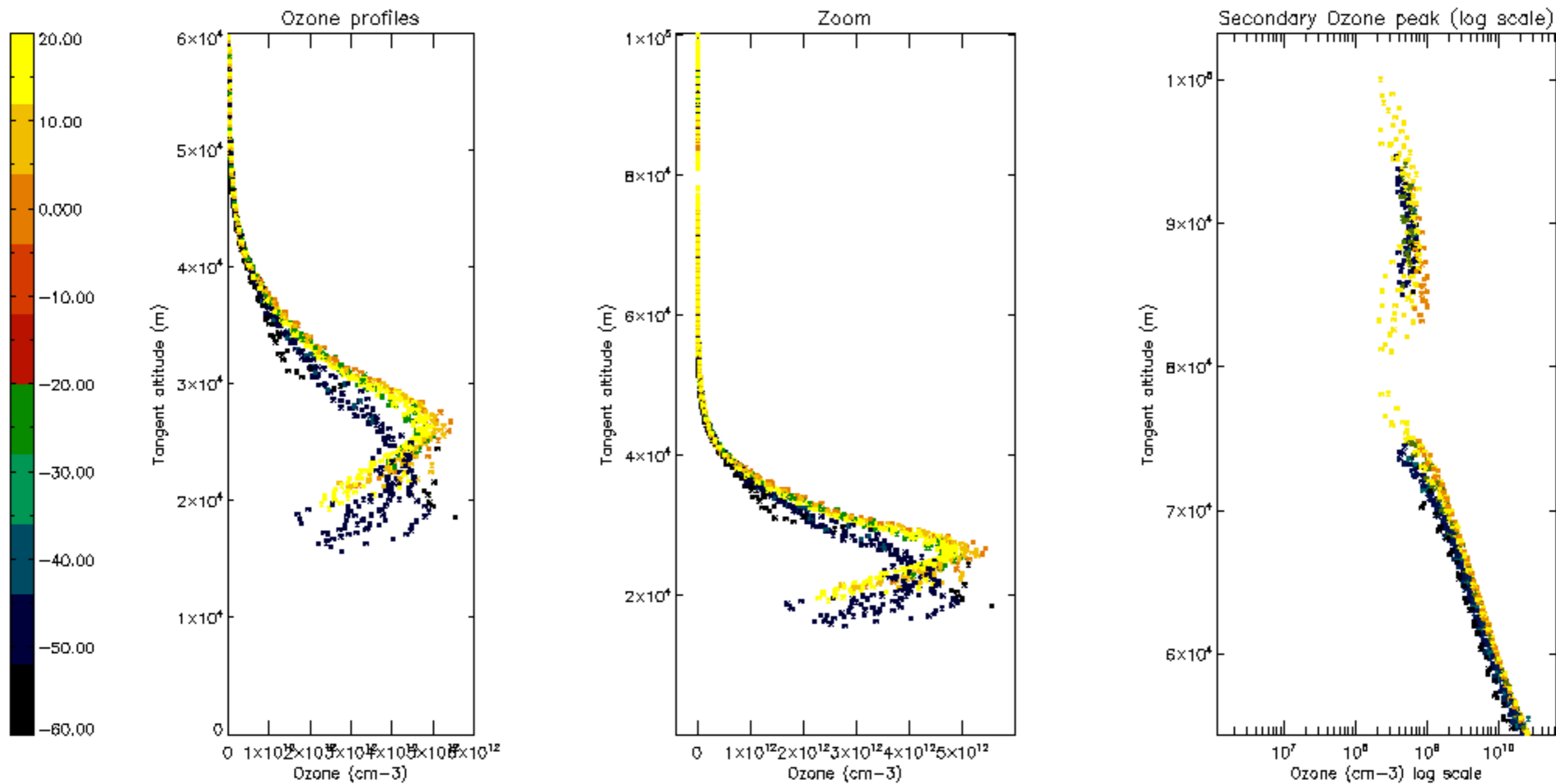
Percentage of saturation errors per profile

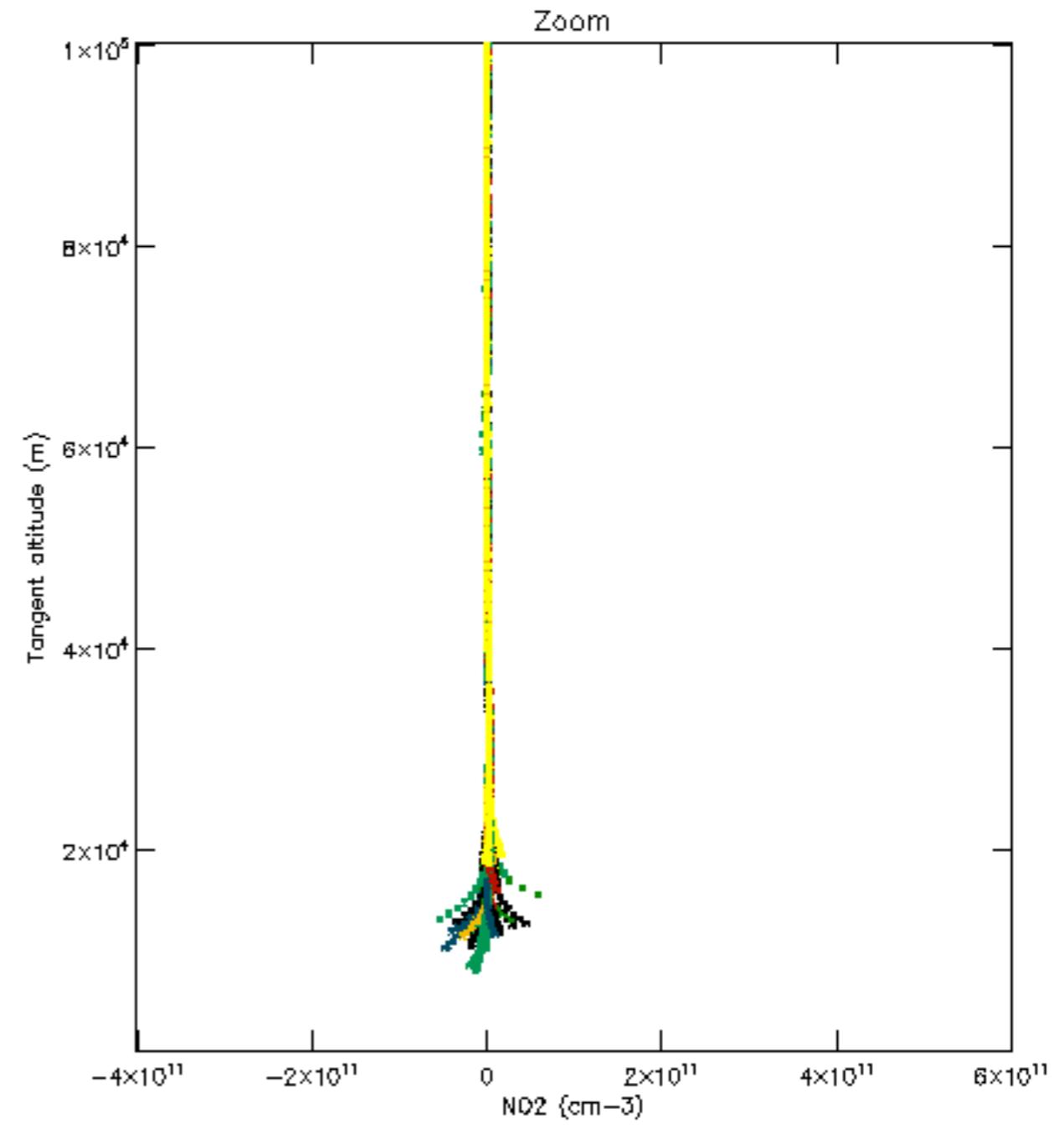
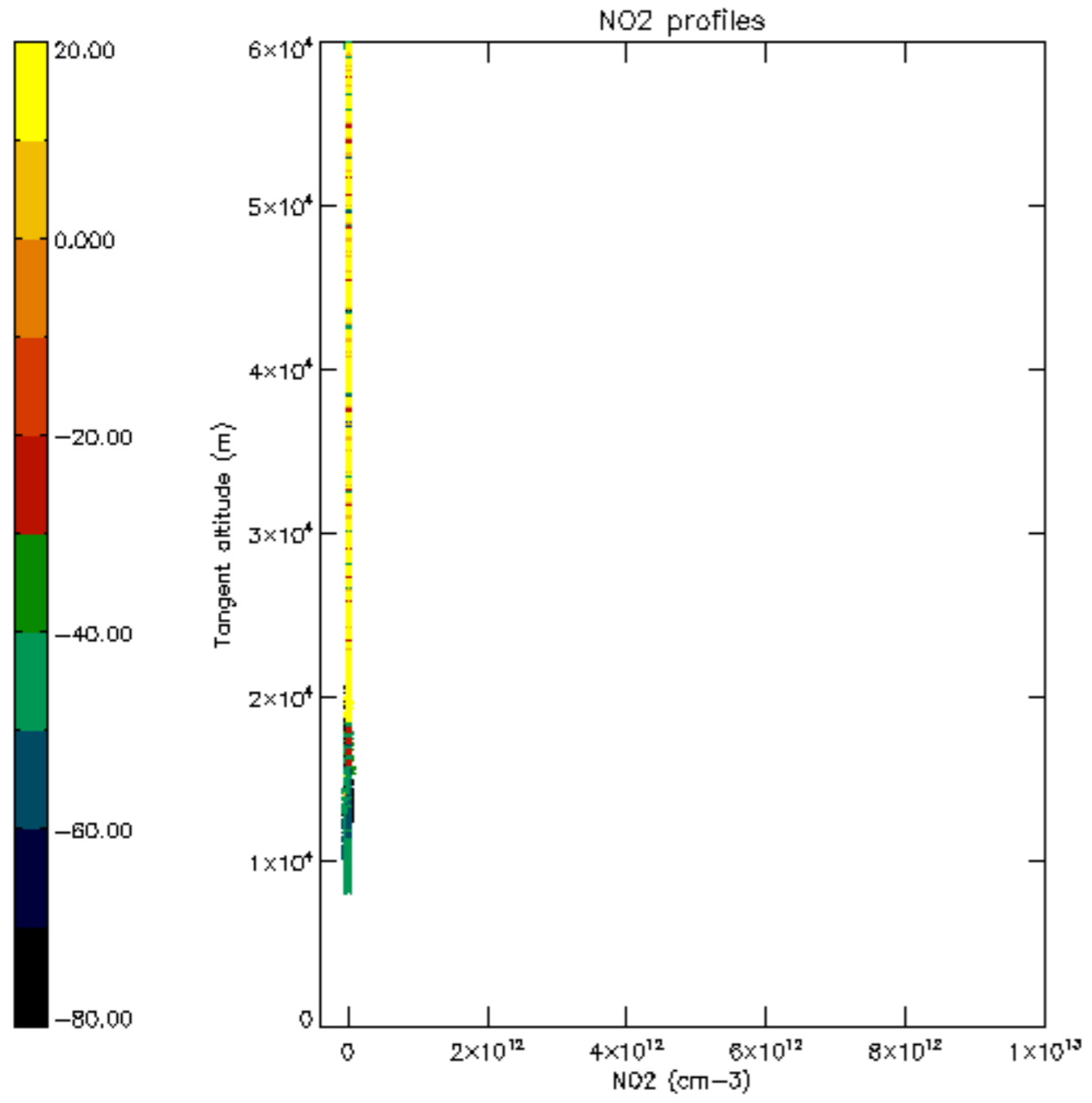


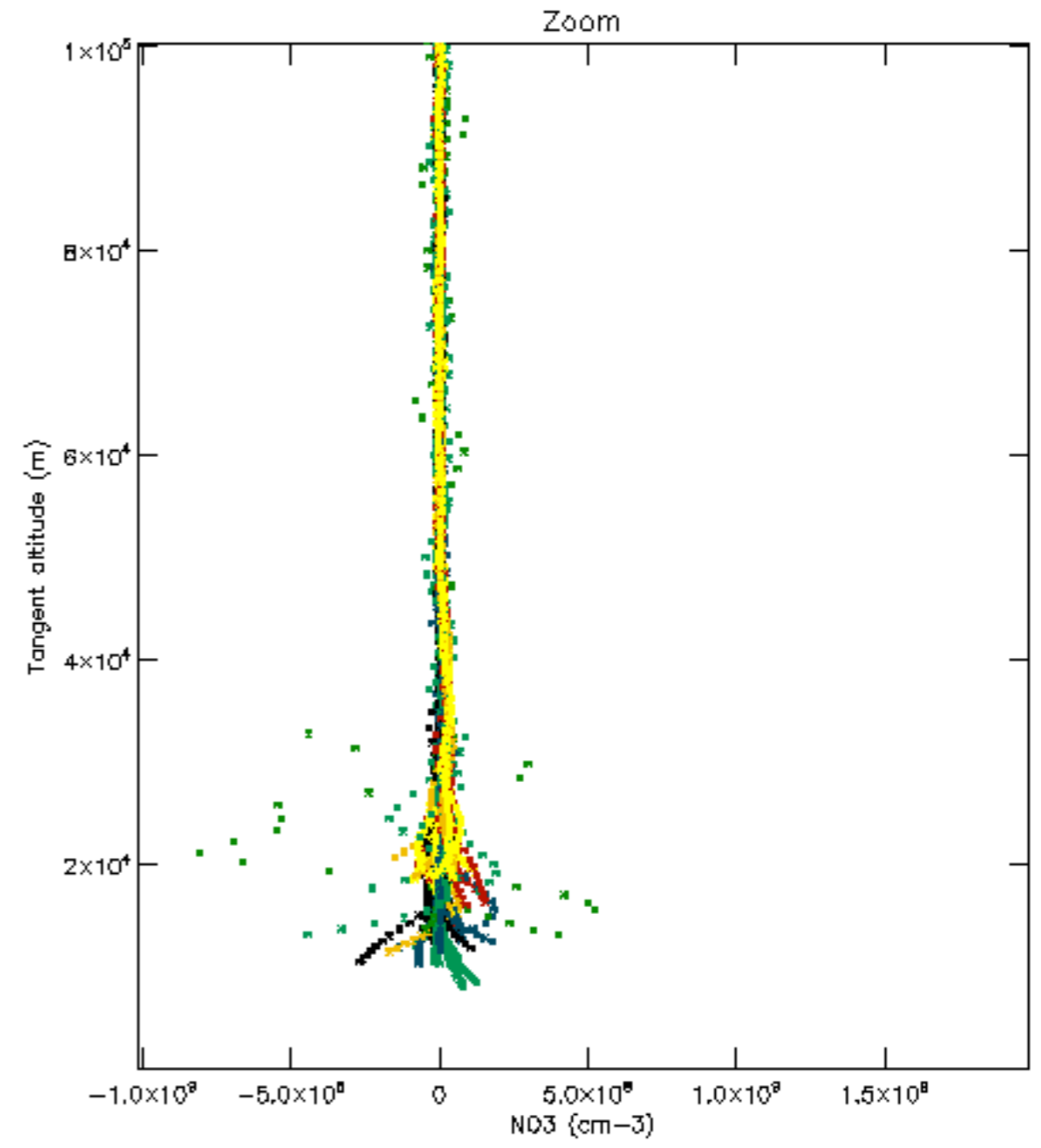
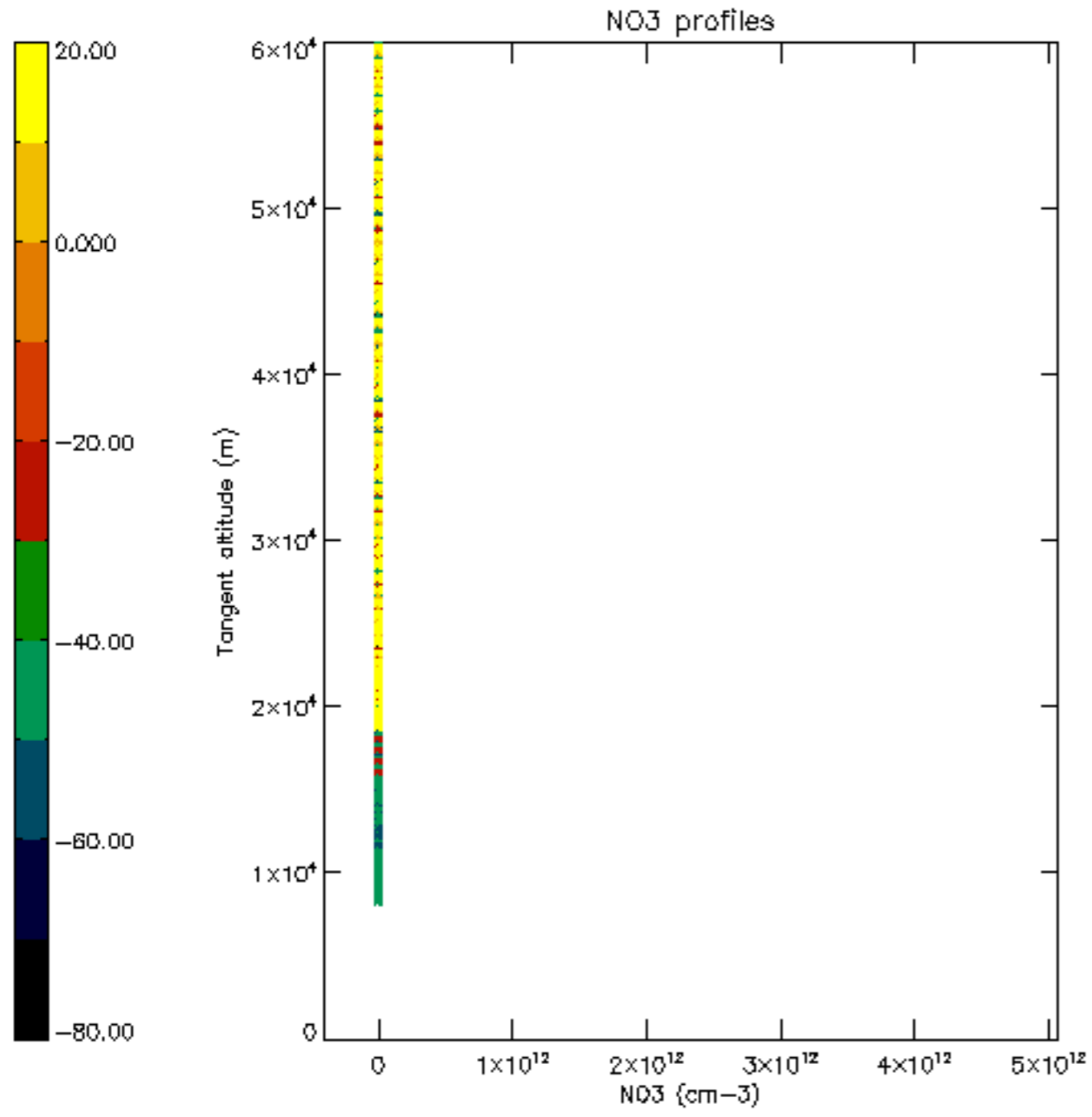


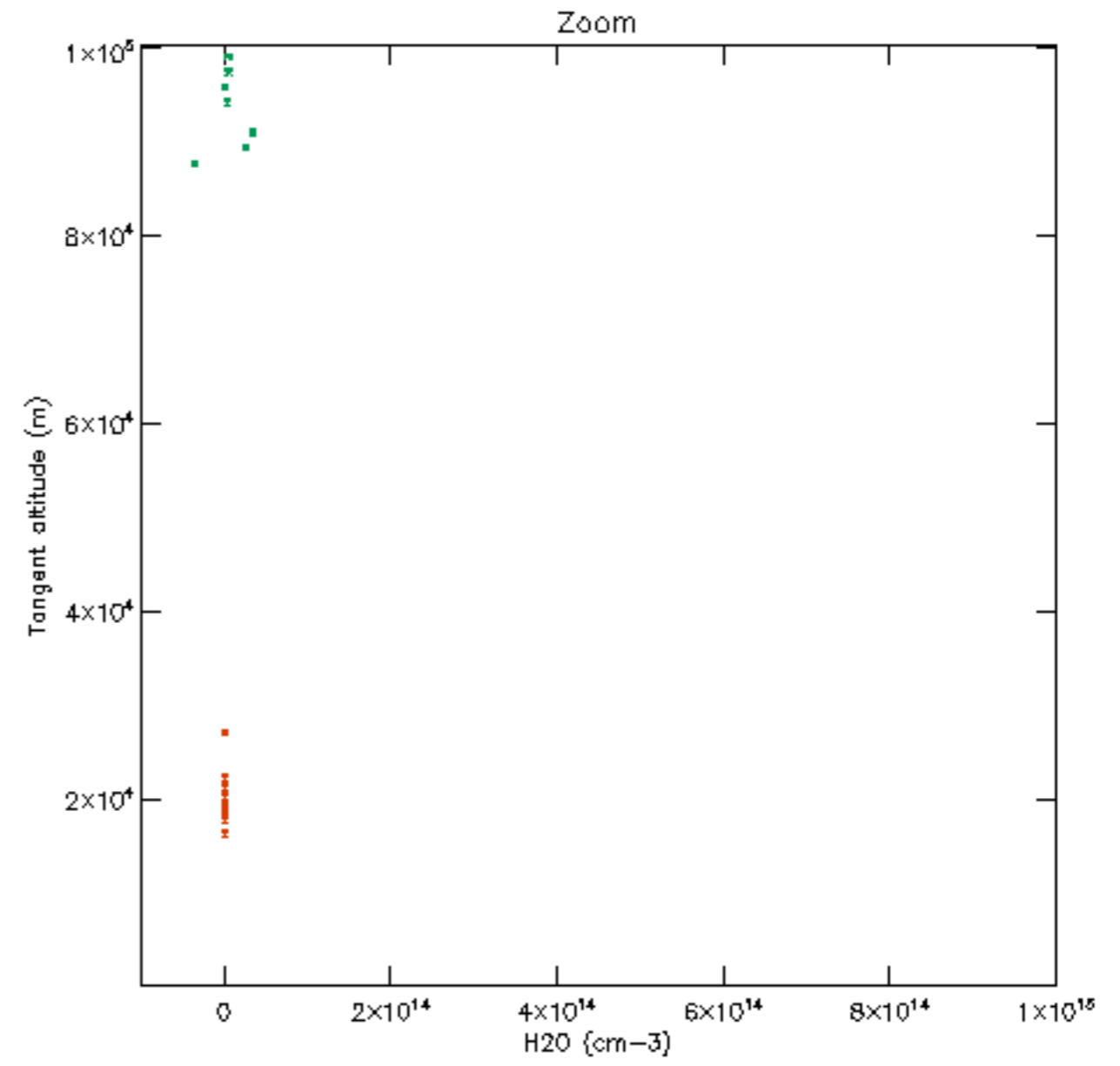
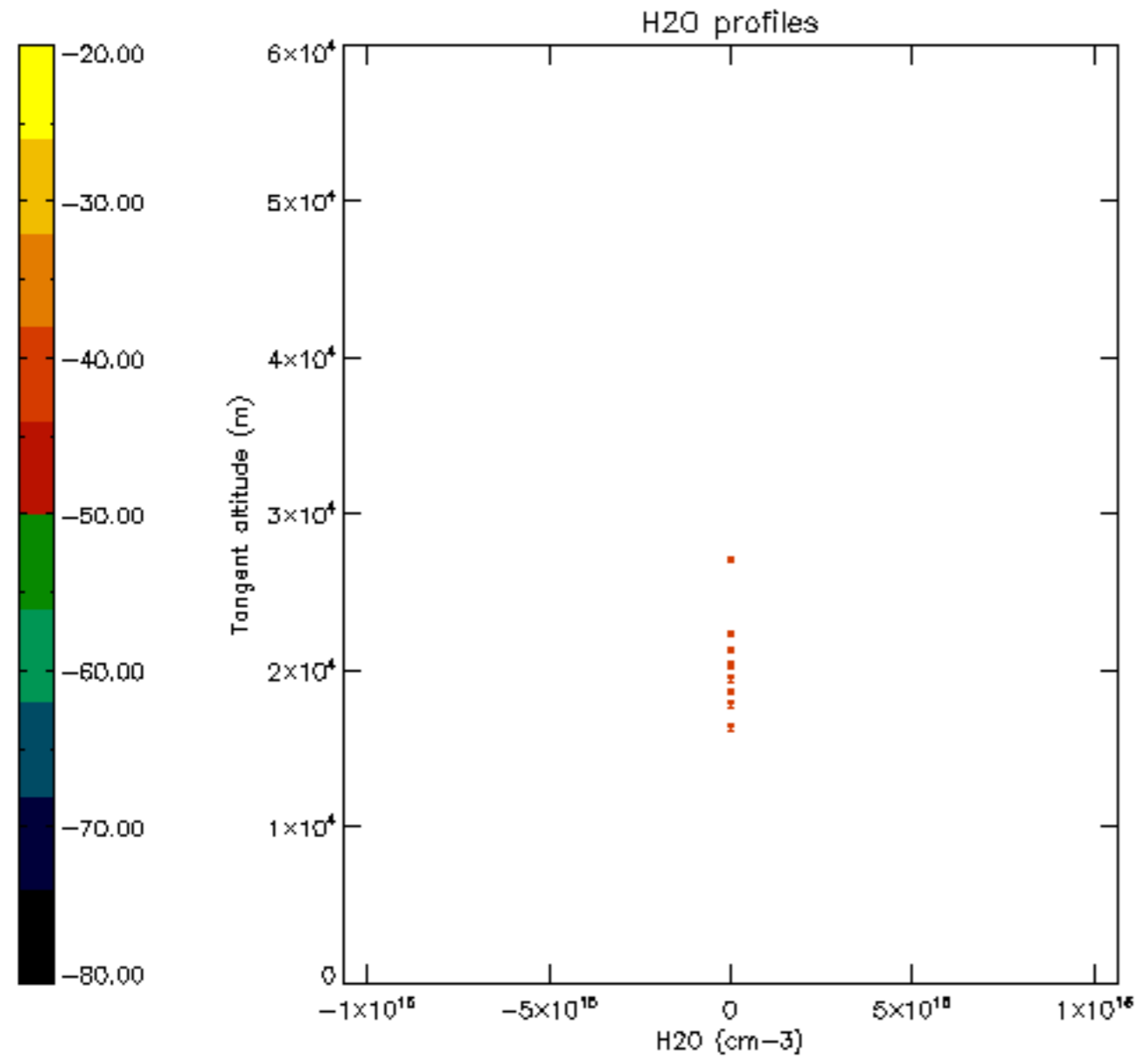


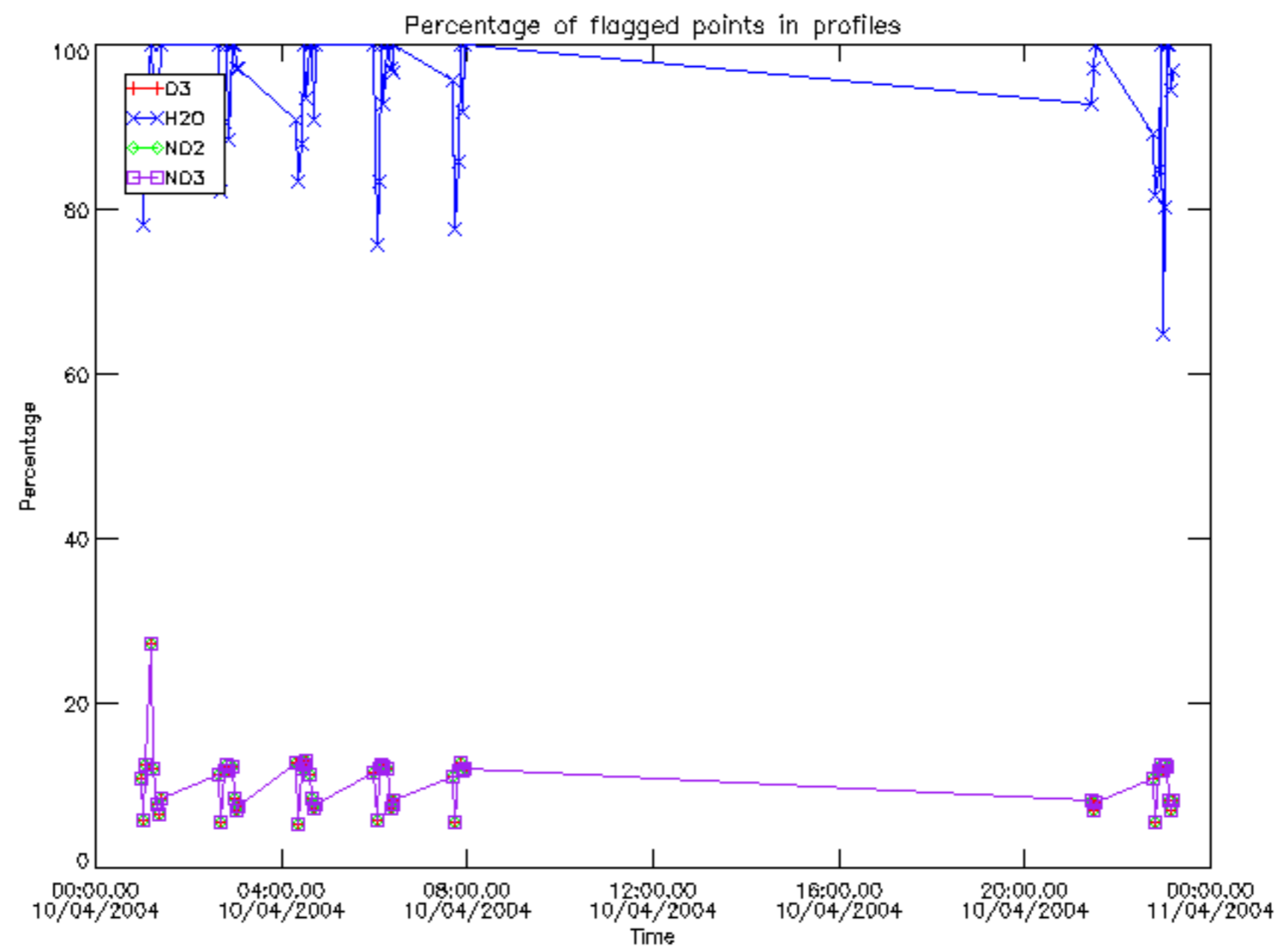




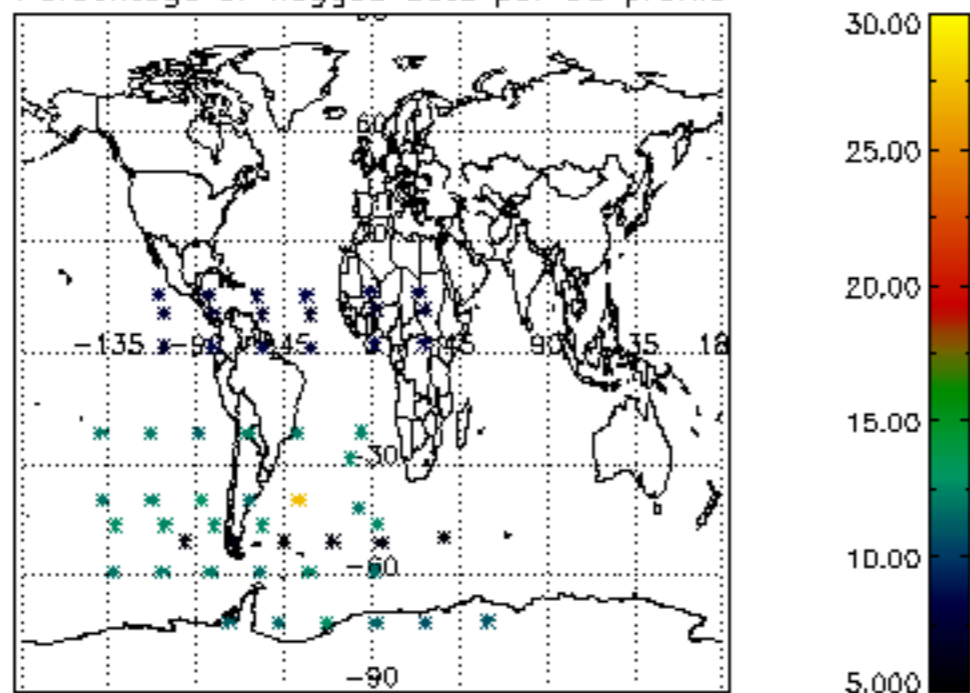




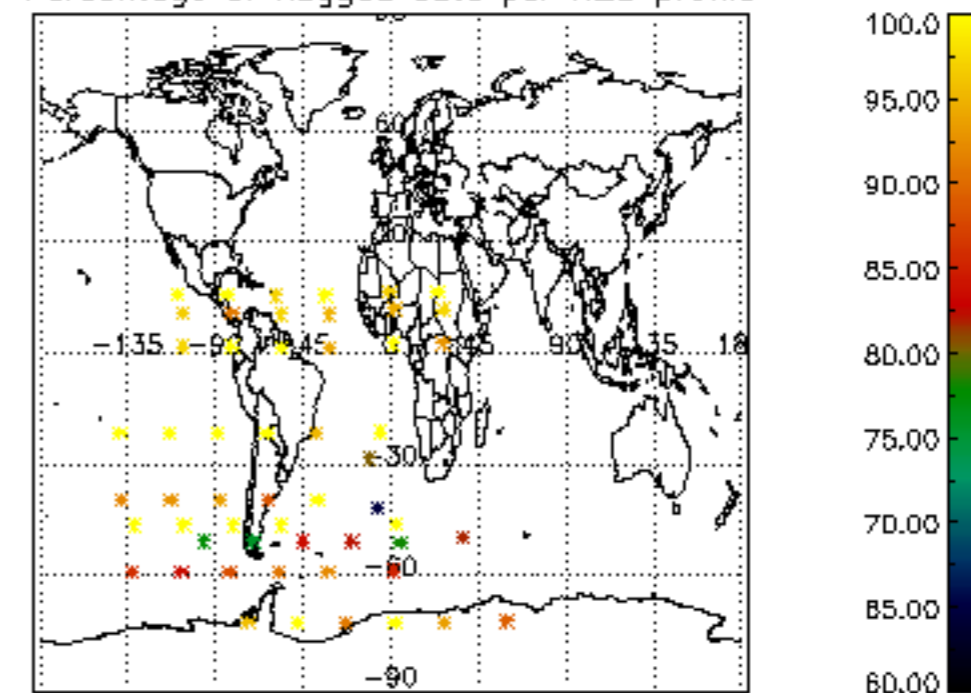




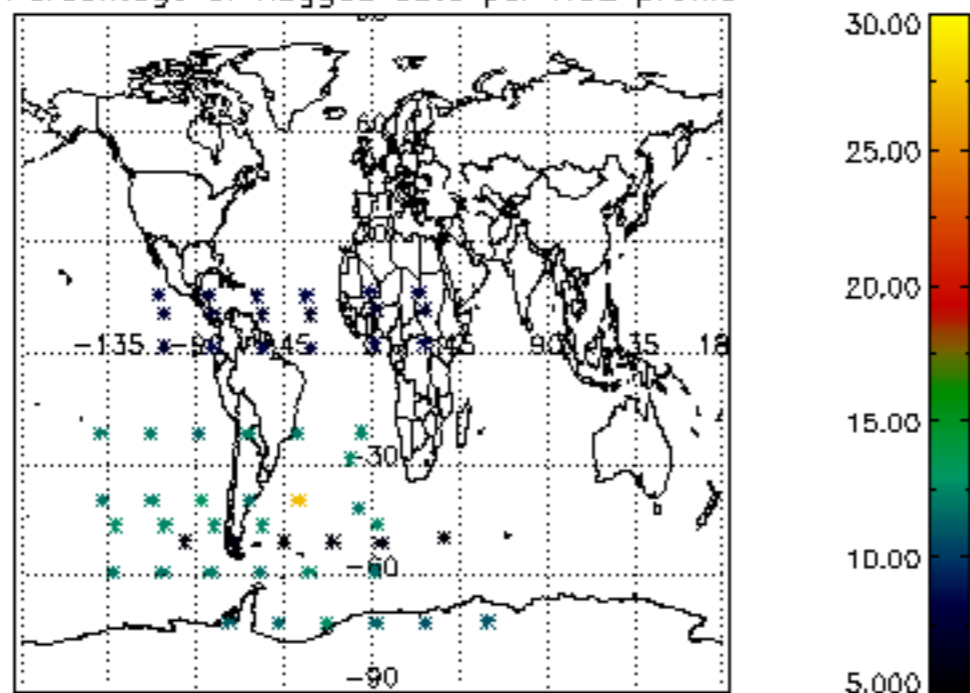
Percentage of flagged data per D3 profile



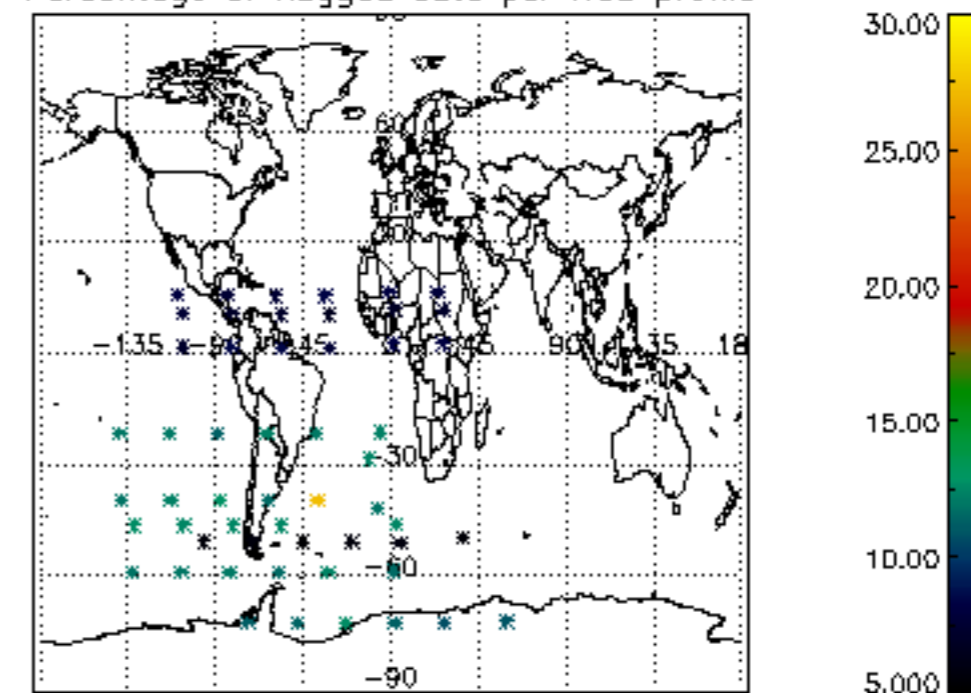
Percentage of flagged data per H2O profile

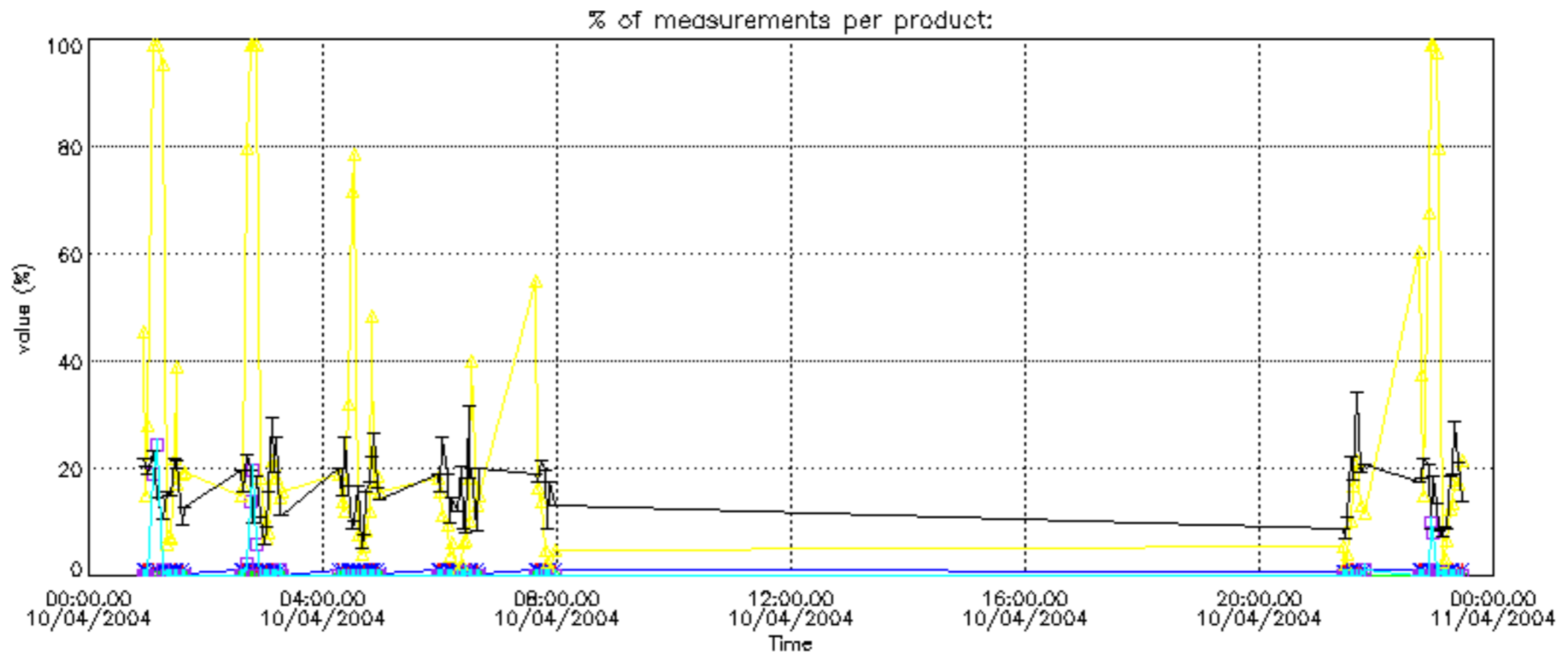


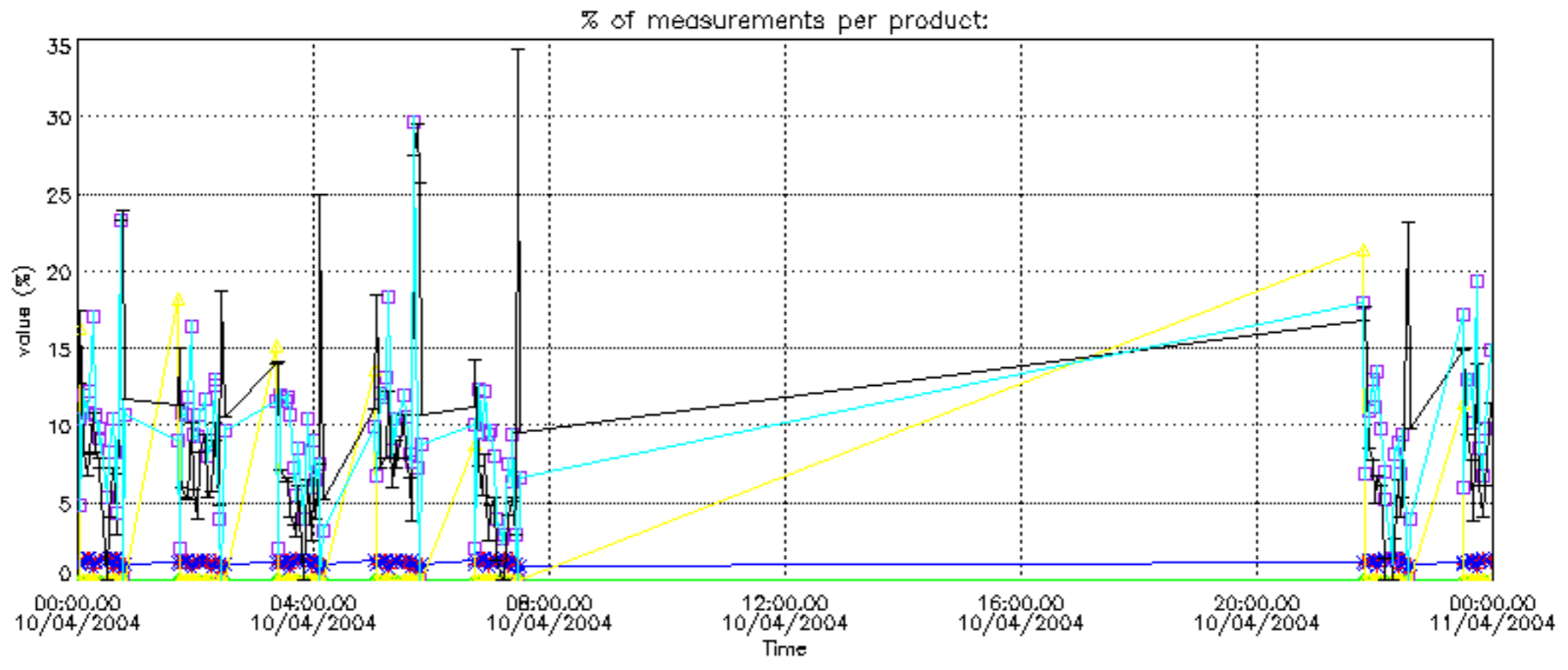
Percentage of flagged data per NO2 profile



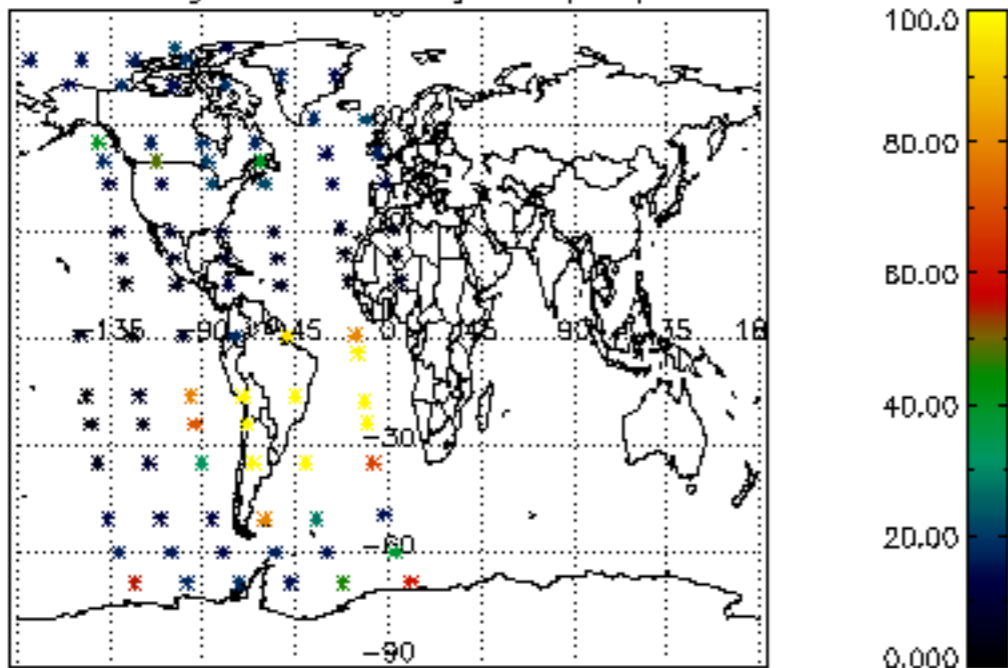
Percentage of flagged data per NO3 profile



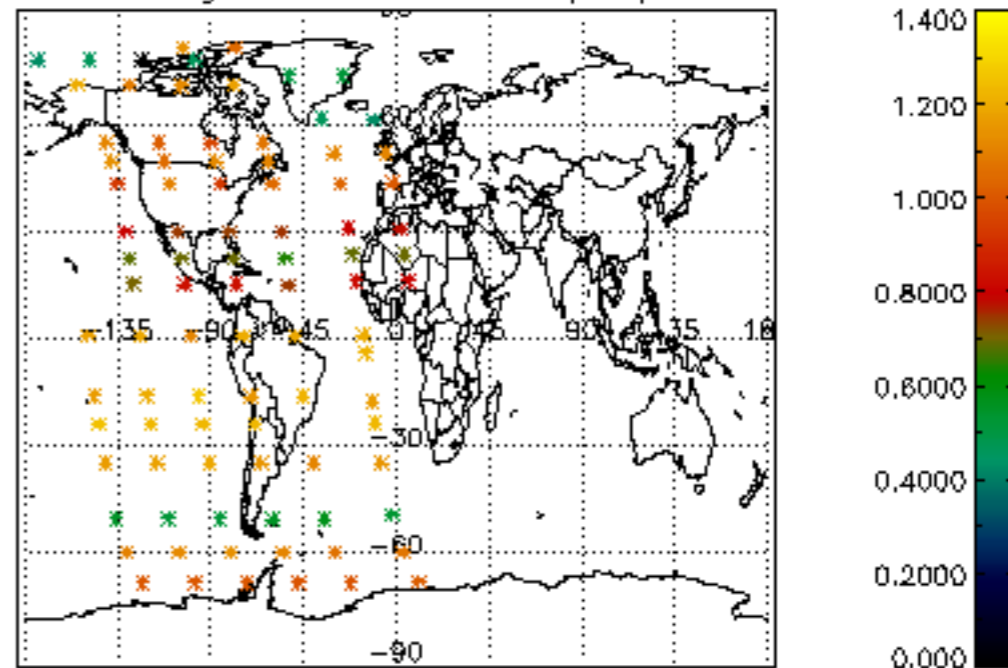




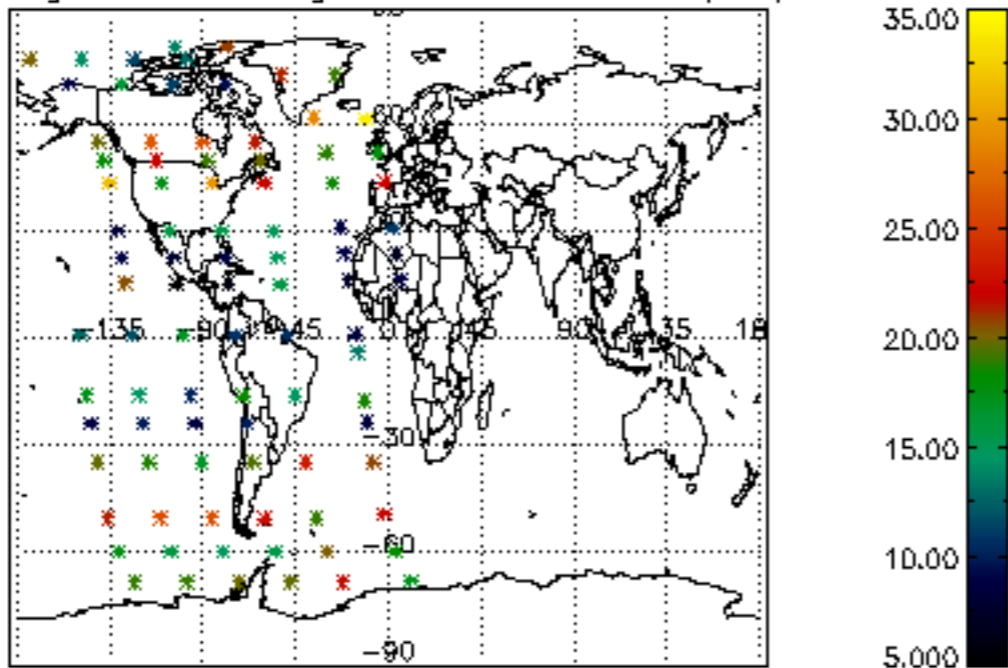
Percentage of cosmic ray hits per profile



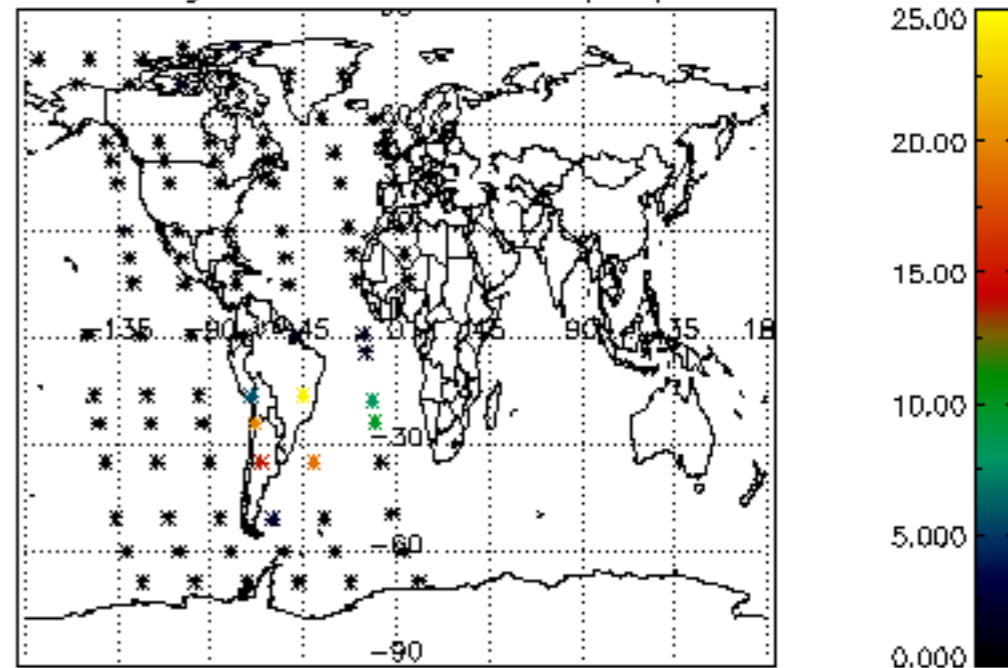
Percentage of datation errors per profile



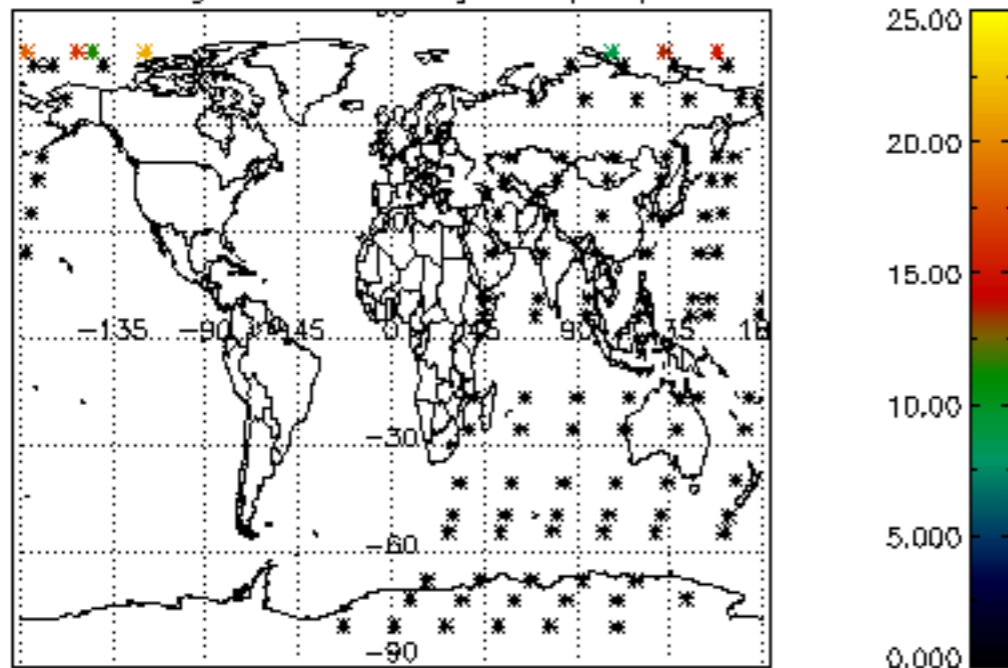
Percentage of star falling outside central band per profile



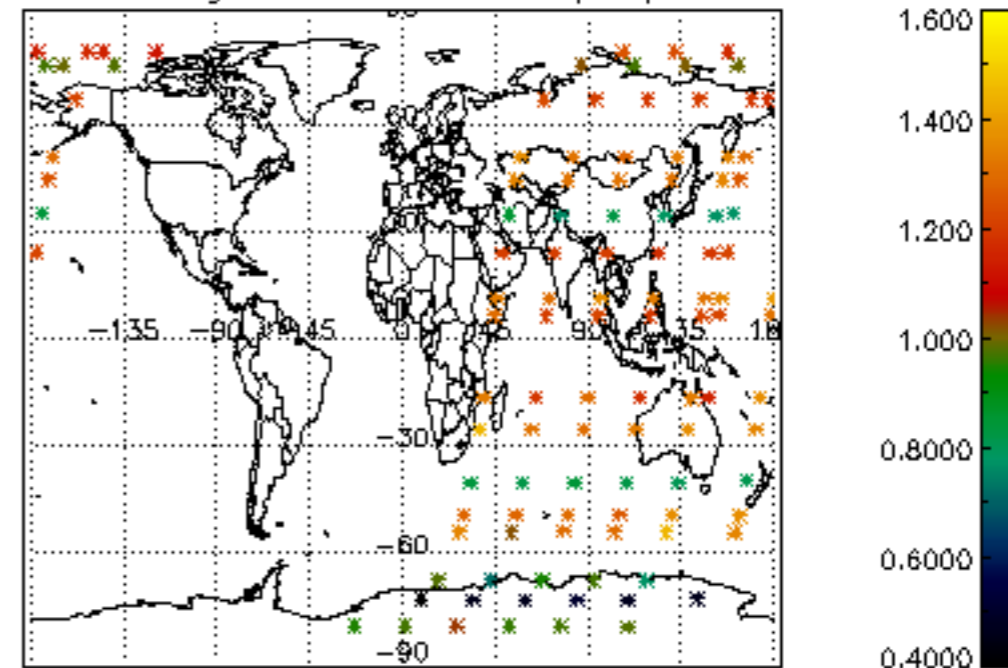
Percentage of saturation errors per profile



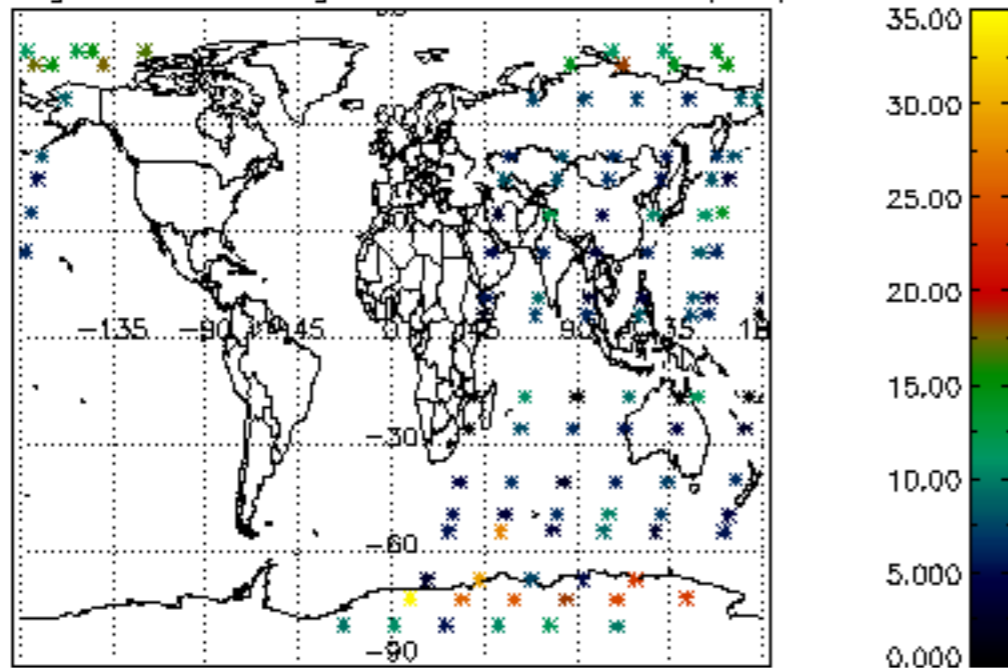
Percentage of cosmic ray hits per profile



Percentage of datation errors per profile



Percentage of star falling outside central band per profile



Percentage of saturation errors per profile

