

# GOMOS Level 2 Daily Report

## SUMMARY

### [1. General Info](#)

### [2. Summary of processed GOM\\_NL\\_2P products](#)

### [3. Level 2 Quality information per product](#)

#### [3.1 Plot of level 2 quality information per product \(time dependant\)](#)

#### [3.2 Plot of level 2 quality information per product \(world map\)](#)

### [4. Level 1 Quality information per product \(stored on level 2 products\)](#)

#### [4.1 Plot of level 1 quality information per product \(time dependant\)](#)

##### [4.1.1 Plot of level 1 quality information per product \(time dependant\): ASCENDING](#)

##### [4.1.2 Plot of level 1 quality information per product \(time dependant\): DESCENDING](#)

#### [4.2 Plot of level 1 quality information per product \(world map\)](#)

##### [4.2.1 Plot of level 1 quality information per product \(world map\): ASCENDING](#)

##### [4.2.2 Plot of level 1 quality information per product \(world map\): DESCENDING](#)

### [5. Ozone profiles based on quality statistics and other trace gas profiles](#)

#### [5.1 Ozone statistics based on quality of products](#)

#### [5.2 Plot ozone profiles for all STD \(dark without errors\)](#)

#### [5.3 Plot ozone profiles where STD < 20% \(dark without errors\)](#)

#### [5.4. Plot ozone profiles where STD < 10% \(dark without errors\)](#)

#### [5.5. Plot ozone profiles where STD < 5% \(dark without errors\)](#)

#### [5.6 Plot NO2 profiles for all STD \(dark without errors\)](#)

#### [5.7 Plot NO3 profiles for all STD \(dark without errors\)](#)

#### [5.8 Plot H2O profiles \(only for occultations of stars 1,2,3,4,13,14,16,26,63 dark without errors\) for all STD](#)

### [6. Auxiliary Data Files used for the production reported in section 2](#)

This report presents the daily analysis on parameters extracted from GOMOS level 2 data (GOM\_NL\_\_2P). It is intended to monitor some important parameters that will impact the quality of these products. A list of level 2 products (and content) that have arrived during the reporting day to the PCF is also given.

Item	Value
Time of report generation	18APR2013 23:28:21
Data source version	GOMOS/6.01
Start time of products	08-04-2004 (08APR2004 00:00:00)
Stop time of products	09-04-2004 (09APR2004 00:00:00)
Store outputs in DB	Yes
Nb of level 2 prods	481
Nb of prods with errors	0

## 2. Summary of processed GOM\_NL\_\_2P products.

Nr	Filename	UTC Start time	Limb	Duration	Star Id	Star Name	Star Mag	Star Temp	Nb Meas	Orbit	Prod. error
1	GOM_NL__2PRFIN20040408_000131_000000372025_00431_11006_1398.N1	08-APR-2004 00:01:31	Bright	36.500	76	27Gam Cas	2.3000	30000.	73	11006	No
2	GOM_NL__2PRFIN20040408_000250_000000382025_00431_11006_1399.N1	08-APR-2004 00:02:50	Bright	38.000	68	18Alp Cas	2.2250	4500.0	76	11006	No
3	GOM_NL__2PRFIN20040408_000644_000000512025_00431_11006_1400.N1	08-APR-2004 00:06:44	Bright	50.500	144	18Del Cyg	2.8600	11000.	101	11006	No
4	GOM_NL__2PRFIN20040408_000832_000000962025_00431_11006_1401.N1	08-APR-2004 00:08:32	Bright	95.500	5	3Alp Lyr	0.033000	11000.	191	11006	No
5	GOM_NL__2PRFIN20040408_001110_000000482025_00431_11006_1402.N1	08-APR-2004 00:11:10	Bright	48.000	92	53Eps Cyg	2.5000	4500.0	96	11006	No
6	GOM_NL__2PRFIN20040408_001804_000000502025_00431_11006_1403.N1	08-APR-2004 00:18:04	Twilight	50.000	61	8Eps Peg	2.1000	3900.0	100	11006	No
7	GOM_NL__2PRFIN20040408_002033_000000432025_00431_11006_1404.N1	08-APR-2004 00:20:33	Twilight	43.000	162	34Alp Aqr	2.9440	5350.0	86	11006	No
8	GOM_NL__2PRFIN20040408_002247_000000832025_00431_11006_1405.N1	08-APR-2004 00:22:47	Dark	82.500	11	53Alp Aql	0.76500	8000.0	165	11006	No
9	GOM_NL__2PRFIN20040408_002521_000000442025_00431_11006_1406.N1	08-APR-2004 00:25:21	Dark	44.000	142	49Del Cap	2.8500	8900.0	88	11006	No
10	GOM_NL__2PRFIN20040408_002749_000000442025_00431_11006_1407.N1	08-APR-2004 00:27:49	Dark	44.000	18	24Alp PsA	1.1660	9700.0	88	11006	No
11	GOM_NL__2PRFIN20040408_003304_000000412025_00431_11006_1408.N1	08-APR-2004 00:33:04	Dark	41.000	31	Alp Gru	1.7340	15200.	82	11006	No
12	GOM_NL__2PRFIN20040408_003740_000000442025_00432_11007_1409.N1	08-APR-2004 00:37:40	Dark	44.000	45	Alp Pav	1.9400	26000.	88	11007	No
13	GOM_NL__2PRFIN20040408_004114_000000592025_00432_11007_1509.N1	08-APR-2004 00:41:14	Dark	58.500	38	20Eps Sgr	1.8360	11000.	117	11007	No
14	GOM_NL__2PRFIN20040408_004306_000000842025_00432_11007_1510.N1	08-APR-2004 00:43:06	Dark	83.500	167	10Gam2Sgr	2.9840	4500.0	167	11007	No
15	GOM_NL__2PRFIN20040408_004525_000000632025_00432_11007_1511.N1	08-APR-2004 00:45:25	Dark	62.500	25	35Lam Sco	1.6200	28000.	125	11007	No
16	GOM_NL__2PRFIN20040408_004941_000000512025_00432_11007_1512.N1	08-APR-2004 00:49:41	Straylight	51.000	4	Alp1Cen	-0.010000	5800.0	102	11007	No
17	GOM_NL__2PRFIN20040408_005134_000000452025_00432_11007_1513.N1	08-APR-2004 00:51:34	Straylight	45.000	12	Alp1Cru	0.77500	30000.	90	11007	No
18	GOM_NL__2PRFIN20040408_005414_000001192025_00432_11007_1514.N1	08-APR-2004 00:54:14	Straylight	118.50	16	21Alp Sco	1.0200	3000.0	237	11007	No
19	GOM_NL__2PRFIN20040408_005820_000000972025_00432_11007_1515.N1	08-APR-2004 00:58:20	Twilight	97.000	80	7Del Sco	2.3160	30000.	194	11007	No
20	GOM_NL__2PRFIN20040408_010153_000000492025_00432_11007_1516.N1	08-APR-2004 01:01:53	Twilight	48.500	169	46Gam Hya	2.9910	4700.0	97	11007	No
21	GOM_NL__2PRFIN20040408_010414_000000432025_00432_11007_1517.N1	08-APR-2004 01:04:14	Twilight	42.500	100	4Gam Crv	2.5800	13100.	85	11007	No
22	GOM_NL__2PRFIN20040408_010549_000000542025_00432_11007_1518.N1	08-APR-2004 01:05:49	Bright	54.000	15	67Alp Vir	0.97600	28000.	108	11007	No
23	GOM_NL__2PRFIN20040408_010856_000000432025_00432_11007_1519.N1	08-APR-2004 01:08:56	Bright	43.000	121	29Gam Vir	2.7400	7200.0	86	11007	No
24	GOM_NL__2PRFIN20040408_011336_000000382025_00432_11007_1520.N1	08-APR-2004 01:13:36	Bright	37.500	62	94Bet Leo	2.1360	9700.0	75	11007	No
25	GOM_NL__2PRFIN20040408_011522_000000382025_00432_11007_1521.N1	08-APR-2004 01:15:22	Bright	37.500	96	68Del Leo	2.5600	9300.0	75	11007	No
26	GOM_NL__2PRFIN20040408_011716_000000572025_00432_11007_1522.N1	08-APR-2004 01:17:16	Bright	56.500	111	8Eta Boo	2.6800	6000.0	113	11007	No
27	GOM_NL__2PRFIN20040408_012205_000000372025_00432_11007_1523.N1	08-APR-2004 01:22:05	Bright	37.000	174	52Psi UMa	3.0040	4400.0	74	11007	No
28	GOM_NL__2PRFIN20040408_012449_000000392025_00432_11007_1524.N1	08-APR-2004 01:24:49	Bright	39.000	87	64Gam UMa	2.4330	11000.	78	11007	No
29	GOM_NL__2PRFIN20040408_012619_000000412025_00432_11007_1525.N1	08-APR-2004 01:26:19	Bright	40.500	32	77Eps UMa	1.7630	11000.	81	11007	No
30	GOM_NL__2PRFIN20040408_013245_000000422025_00432_11007_1526.N1	08-APR-2004 01:32:45	Bright	42.000	60	7Bet UMi	2.0810	3950.0	84	11007	No
31	GOM_NL__2PRFIN20040408_013502_000000362025_00432_11007_1527.N1	08-APR-2004 01:35:02	Bright	36.000	49	1Alp UMi	1.9900	6300.0	72	11007	No
32	GOM_NL__2PRFIN20040408_013946_000000622025_00432_11007_1528.N1	08-APR-2004 01:39:46	Bright	62.000	130	23Bet Dra	2.7990	5800.0	124	11007	No
33	GOM_NL__2PRFIN20040408_014207_000000362025_00432_11007_1529.N1	08-APR-2004 01:42:07	Bright	36.000	76	27Gam Cas	2.3000	30000.	72	11007	No
34	GOM_NL__2PRFIN20040408_014325_000000362025_00432_11007_1530.N1	08-APR-2004 01:43:25	Bright	35.500	68	18Alp Cas	2.2250	4500.0	71	11007	No
35	GOM_NL__2PRFIN20040408_014720_000000512025_00432_11007_1531.N1	08-APR-2004 01:47:20	Bright	51.000	144	18Del Cyg	2.8600	11000.	102	11007	No
36	GOM_NL__2PRFIN20040408_014908_000000962025_00432_11007_1532.N1	08-APR-2004 01:49:08	Bright	95.500	5	3Alp Lyr	0.033000	11000.	191	11007	No
37	GOM_NL__2PRFIN20040408_015146_000000492025_00432_11007_1533.N1	08-APR-2004 01:51:46	Bright	49.000	92	53Eps Cyg	2.5000	4500.0	98	11007	No
38	GOM_NL__2PRFIN20040408_015839_000000502025_00432_11007_1534.N1	08-APR-2004 01:58:39	Twilight	50.000	61	8Eps Peg	2.1000	3900.0	100	11007	No
39	GOM_NL__2PRFIN20040408_020108_000000462025_00432_11007_1535.N1	08-APR-2004 02:01:08	Twilight	45.500	162	34Alp Aqr	2.9440	5350.0	91	11007	No
40	GOM_NL__2PRFIN20040408_020325_000000812025_00432_11007_1536.N1	08-APR-2004 02:03:25	Dark	80.500	11	53Alp Aql	0.76500	8000.0	161	11007	No
41	GOM_NL__2PRFIN20040408_020557_000000422025_00432_11007_1537.N1	08-APR-2004 02:05:57	Dark	42.000	142	49Del Cap	2.8500	8900.0	84	11007	No
42	GOM_NL__2PRFIN20040408_020825_000000462025_00432_11007_1538.N1	08-APR-2004 02:08:25	Dark	45.500	18	24Alp PsA	1.1660	9700.0	91	11007	No

43	GOM_NL__2PRFIN20040408_021124_000000402025_00432_11007_1539.N1	08-APR-2004 02:11:24	Dark	40.000	172	Gam Gru	3.0030	13100.	80	11007	No
44	GOM_NL__2PRFIN20040408_021340_000000382025_00432_11007_1540.N1	08-APR-2004 02:13:40	Dark	38.000	31	Alp Gru	1.7340	15200.	76	11007	No
45	GOM_NL__2PRFIN20040408_021816_000000412025_00433_11008_1541.N1	08-APR-2004 02:18:16	Dark	40.500	45	Alp Pav	1.9400	26000.	81	11008	No
46	GOM_NL__2PRFIN20040408_022151_000000612025_00433_11008_1510.N1	08-APR-2004 02:21:51	Dark	61.000	38	20Eps Sgr	1.8360	11000.	122	11008	No
47	GOM_NL__2PRFIN20040408_022343_000000712025_00433_11008_1511.N1	08-APR-2004 02:23:43	Dark	71.000	167	10Gam2Sgr	2.9840	4500.0	142	11008	No
48	GOM_NL__2PRFIN20040408_022603_000000632025_00433_11008_1512.N1	08-APR-2004 02:26:03	Dark	62.500	25	35Lam Sco	1.6200	28000.	125	11008	No
49	GOM_NL__2PRFIN20040408_023017_000000552025_00433_11008_1513.N1	08-APR-2004 02:30:17	Straylight	55.000	4	Alp1Cen	-0.010000	5800.0	110	11008	No
50	GOM_NL__2PRFIN20040408_023210_000000492025_00433_11008_1514.N1	08-APR-2004 02:32:10	Straylight	49.000	12	Alp1Cru	0.77500	30000.	98	11008	No
51	GOM_NL__2PRFIN20040408_023451_000001072025_00433_11008_1515.N1	08-APR-2004 02:34:51	Straylight	106.50	16	21Alp Sco	1.0200	3000.0	213	11008	No
52	GOM_NL__2PRFIN20040408_023857_000001022025_00433_11008_1516.N1	08-APR-2004 02:38:57	Tw_i_and_stray	101.50	80	7Del Sco	2.3160	30000.	203	11008	No
53	GOM_NL__2PRFIN20040408_024230_000000482025_00433_11008_1517.N1	08-APR-2004 02:42:30	Tw_i_and_stray	48.000	169	46Gam Hya	2.9910	4700.0	96	11008	No
54	GOM_NL__2PRFIN20040408_024449_000000442025_00433_11008_1518.N1	08-APR-2004 02:44:49	Tw_i_and_stray	44.000	100	4Gam Crv	2.5800	13100.	88	11008	No
55	GOM_NL__2PRFIN20040408_024625_000000512025_00433_11008_1519.N1	08-APR-2004 02:46:25	Bright	51.000	15	67Alp Vir	0.97600	28000.	102	11008	No
56	GOM_NL__2PRFIN20040408_024932_000000422025_00433_11008_1520.N1	08-APR-2004 02:49:32	Bright	41.500	121	29Gam Vir	2.7400	7200.0	83	11008	No
57	GOM_NL__2PRFIN20040408_025411_000000392025_00433_11008_1521.N1	08-APR-2004 02:54:11	Bright	39.000	62	94Bet Leo	2.1360	9700.0	78	11008	No
58	GOM_NL__2PRFIN20040408_025557_000000392025_00433_11008_1522.N1	08-APR-2004 02:55:57	Bright	38.500	96	68Del Leo	2.5600	9300.0	77	11008	No
59	GOM_NL__2PRFIN20040408_025751_000000542025_00433_11008_1523.N1	08-APR-2004 02:57:51	Bright	54.000	111	8Eta Boo	2.6800	6000.0	108	11008	No
60	GOM_NL__2PRFIN20040408_030241_000000372025_00433_11008_1524.N1	08-APR-2004 03:02:41	Bright	37.000	174	52Psi UMa	3.0040	4400.0	74	11008	No
61	GOM_NL__2PRFIN20040408_030525_000000372025_00433_11008_1525.N1	08-APR-2004 03:05:25	Bright	37.000	87	64Gam UMa	2.4330	11000.	74	11008	No
62	GOM_NL__2PRFIN20040408_030654_000000392025_00433_11008_1526.N1	08-APR-2004 03:06:54	Bright	38.500	32	77Eps UMa	1.7630	11000.	77	11008	No
63	GOM_NL__2PRFIN20040408_031320_000000432025_00433_11008_1527.N1	08-APR-2004 03:13:20	Bright	42.500	60	7Bet UMi	2.0810	3950.0	85	11008	No
64	GOM_NL__2PRFIN20040408_031538_000000372025_00433_11008_1528.N1	08-APR-2004 03:15:38	Bright	37.000	49	1Alp UMi	1.9900	6300.0	74	11008	No
65	GOM_NL__2PRFIN20040408_032021_000000632025_00433_11008_1529.N1	08-APR-2004 03:20:21	Bright	62.500	130	23Bet Dra	2.7990	5800.0	125	11008	No
66	GOM_NL__2PRFIN20040408_032243_000000372025_00433_11008_1530.N1	08-APR-2004 03:22:43	Bright	37.000	76	27Gam Cas	2.3000	30000.	74	11008	No
67	GOM_NL__2PRFIN20040408_032402_000000372025_00433_11008_1531.N1	08-APR-2004 03:24:02	Bright	37.000	68	18Alp Cas	2.2250	4500.0	74	11008	No
68	GOM_NL__2PRFIN20040408_032756_000000522025_00433_11008_1532.N1	08-APR-2004 03:27:56	Bright	51.500	144	18Del Cyg	2.8600	11000.	103	11008	No
69	GOM_NL__2PRFIN20040408_032943_000000932025_00433_11008_1533.N1	08-APR-2004 03:29:43	Bright	93.000	5	3Alp Lyr	0.033000	11000.	186	11008	No
70	GOM_NL__2PRFIN20040408_033223_000000472025_00433_11008_1534.N1	08-APR-2004 03:32:23	Bright	47.000	92	53Eps Cyg	2.5000	4500.0	94	11008	No
71	GOM_NL__2PRFIN20040408_033916_000000502025_00433_11008_1535.N1	08-APR-2004 03:39:16	Tw_i_and_stray	50.000	61	8Eps Peg	2.1000	3900.0	100	11008	No
72	GOM_NL__2PRFIN20040408_034144_000000482025_00433_11008_1536.N1	08-APR-2004 03:41:44	Twilight	47.500	162	34Alp Aqr	2.9440	5350.0	95	11008	No
73	GOM_NL__2PRFIN20040408_034403_000000872025_00433_11008_1537.N1	08-APR-2004 03:44:03	Dark	87.000	11	53Alp Aql	0.76500	8000.0	174	11008	No
74	GOM_NL__2PRFIN20040408_034633_000000412025_00433_11008_1538.N1	08-APR-2004 03:46:33	Dark	41.000	142	49Del Cap	2.8500	8900.0	82	11008	No
75	GOM_NL__2PRFIN20040408_034901_000000422025_00433_11008_1539.N1	08-APR-2004 03:49:01	Dark	41.500	18	24Alp PsA	1.1660	9700.0	83	11008	No
76	GOM_NL__2PRFIN20040408_035201_000000422025_00433_11008_1540.N1	08-APR-2004 03:52:01	Dark	41.500	172	Gam Gru	3.0030	13100.	83	11008	No
77	GOM_NL__2PRFIN20040408_035416_000000442025_00433_11008_1541.N1	08-APR-2004 03:54:16	Dark	43.500	31	Alp Gru	1.7340	15200.	87	11008	No
78	GOM_NL__2PRFIN20040408_035853_000000452025_00434_11009_1542.N1	08-APR-2004 03:58:53	Dark	44.500	45	Alp Pav	1.9400	26000.	89	11009	No
79	GOM_NL__2PRFIN20040408_040229_000000602025_00434_11009_1511.N1	08-APR-2004 04:02:29	Dark	59.500	38	20Eps Sgr	1.8360	11000.	119	11009	No
80	GOM_NL__2PRFIN20040408_040421_000000772025_00434_11009_1512.N1	08-APR-2004 04:04:21	Dark	76.500	167	10Gam2Sgr	2.9840	4500.0	153	11009	No
81	GOM_NL__2PRFIN20040408_040640_000000622025_00434_11009_1513.N1	08-APR-2004 04:06:40	Dark	62.000	25	35Lam Sco	1.6200	28000.	124	11009	No
82	GOM_NL__2PRFIN20040408_041055_000000452025_00434_11009_1514.N1	08-APR-2004 04:10:55	Straylight	45.000	4	Alp1Cen	-0.010000	5800.0	90	11009	No
83	GOM_NL__2PRFIN20040408_041247_000000432025_00434_11009_1515.N1	08-APR-2004 04:12:47	Straylight	42.500	12	Alp1Cru	0.77500	30000.	85	11009	No
84	GOM_NL__2PRFIN20040408_041528_000001112025_00434_11009_1516.N1	08-APR-2004 04:15:28	Straylight	111.00	16	21Alp Sco	1.0200	3000.0	222	11009	No
85	GOM_NL__2PRFIN20040408_041933_000000992025_00434_11009_1517.N1	08-APR-2004 04:19:33	Tw_i_and_stray	99.000	80	7Del Sco	2.3160	30000.	198	11009	No
86	GOM_NL__2PRFIN20040408_042306_000000472025_00434_11009_1518.N1	08-APR-2004 04:23:06	Tw_i_and_stray	47.000	169	46Gam Hya	2.9910	4700.0	94	11009	No
87	GOM_NL__2PRFIN20040408_042526_000000432025_00434_11009_1519.N1	08-APR-2004 04:25:26	Tw_i_and_stray	43.000	100	4Gam Crv	2.5800	13100.	86	11009	No
88	GOM_NL__2PRFIN20040408_042701_000000532025_00434_11009_1520.N1	08-APR-2004 04:27:01	Bright	52.500	15	67Alp Vir	0.97600	28000.	105	11009	No
89	GOM_NL__2PRFIN20040408_043008_000000422025_00434_11009_1521.N1	08-APR-2004 04:30:08	Bright	42.000	121	29Gam Vir	2.7400	7200.0	84	11009	No
90	GOM_NL__2PRFIN20040408_043448_000000382025_00434_11009_1522.N1	08-APR-2004 04:34:48	Bright	37.500	62	94Bet Leo	2.1360	9700.0	75	11009	No
91	GOM_NL__2PRFIN20040408_043634_000000372025_00434_11009_1523.N1	08-APR-2004 04:36:34	Bright	37.000	96	68Del Leo	2.5600	9300.0	74	11009	No
92	GOM_NL__2PRFIN20040408_043826_000000552025_00434_11009_1524.N1	08-APR-2004 04:38:26	Bright	55.000	111	8Eta Boo	2.6800	6000.0	110	11009	No
93	GOM_NL__2PRFIN20040408_044318_000000362025_00434_11009_1525.N1	08-APR-2004 04:43:18	Bright	36.000	174	52Psi UMa	3.0040	4400.0	72	11009	No
94	GOM_NL__2PRFIN20040408_044601_000000372025_00434_11009_1526.N1	08-APR-2004 04:46:01	Bright	36.500	87	64Gam UMa	2.4330	11000.	73	11009	No
95	GOM_NL__2PRFIN20040408_044730_000000412025_00434_11009_1527.N1	08-APR-2004 04:47:30	Bright	40.500	32	77Eps UMa	1.7630	11000.	81	11009	No
96	GOM_NL__2PRFIN20040408_045356_000000412025_00434_11009_1528.N1	08-APR-2004 04:53:56	Bright	40.500	60	7Bet UMi	2.0810	3950.0	81	11009	No
97	GOM_NL__2PRFIN20040408_045614_000000362025_00434_11009_1529.N1	08-APR-2004 04:56:14	Bright	35.500	49	1Alp UMi	1.9900	6300.0	71	11009	No
98	GOM_NL__2PRFIN20040408_050056_000000602025_00434_11009_1530.N1	08-APR-2004 05:00:56	Bright	60.000	130	23Bet Dra	2.7990	5800.0	120	11009	No
99	GOM_NL__2PRFIN20040408_050318_000000382025_00434_11009_1531.N1	08-APR-2004 05:03:18	Bright	38.000	76	27Gam Cas	2.3000	30000.	76	11009	No
100	GOM_NL__2PRFIN20040408_050438_000000392025_00434_11009_1532.N1	08-APR-2004 05:04:38	Bright	39.000	68	18Alp Cas	2.2250	4500.0	78	11009	No
101	GOM_NL__2PRFIN20040408_050831_000000512025_00434_11009_1533.N1	08-APR-2004 05:08:31	Bright	50.500	144	18Del Cyg	2.8600	11000.	101	11009	No

102	GOM_NL__2PRFIN20040408_051019_000000912025_00434_11009_1534.N1	08-APR-2004 05:10:19	Bright	91.000	5	3Alp Lyr	0.033000	11000.	182	11009	No
103	GOM_NL__2PRFIN20040408_051258_000000482025_00434_11009_1535.N1	08-APR-2004 05:12:58	Bright	47.500	92	53Eps Cyg	2.5000	4500.0	95	11009	No
104	GOM_NL__2PRFIN20040408_051952_000000502025_00434_11009_1536.N1	08-APR-2004 05:19:52	Twilight	49.500	61	8Eps Peg	2.1000	3900.0	99	11009	No
105	GOM_NL__2PRFIN20040408_052221_000000452025_00434_11009_1537.N1	08-APR-2004 05:22:21	Twilight	45.000	162	34Alp Aqr	2.9440	5350.0	90	11009	No
106	GOM_NL__2PRFIN20040408_052440_000000822025_00434_11009_1538.N1	08-APR-2004 05:24:40	Dark	81.500	11	53Alp Aql	0.76500	8000.0	163	11009	No
107	GOM_NL__2PRFIN20040408_052710_000000452025_00434_11009_1539.N1	08-APR-2004 05:27:10	Dark	45.000	142	49Del Cap	2.8500	8900.0	90	11009	No
108	GOM_NL__2PRFIN20040408_052937_000000452025_00434_11009_1540.N1	08-APR-2004 05:29:37	Dark	45.000	18	24Alp PsA	1.1660	9700.0	90	11009	No
109	GOM_NL__2PRFIN20040408_053238_000000392025_00434_11009_1541.N1	08-APR-2004 05:32:38	Dark	38.500	172	Gam Gru	3.0030	13100.	77	11009	No
110	GOM_NL__2PRFIN20040408_053452_000000402025_00434_11009_1542.N1	08-APR-2004 05:34:52	Dark	39.500	31	Alp Gru	1.7340	15200.	79	11009	No
111	GOM_NL__2PRFIN20040408_053929_000000422025_00435_11010_1543.N1	08-APR-2004 05:39:29	Dark	42.000	45	Alp Pav	1.9400	26000.	84	11010	No
112	GOM_NL__2PRFIN20040408_054306_000000622025_00435_11010_1377.N1	08-APR-2004 05:43:06	Dark	61.500	38	20Eps Sgr	1.8360	11000.	123	11010	No
113	GOM_NL__2PRFIN20040408_054458_000000732025_00435_11010_1378.N1	08-APR-2004 05:44:58	Dark	72.500	167	10Gam2Sgr	2.9840	4500.0	145	11010	No
114	GOM_NL__2PRFIN20040408_054717_000000622025_00435_11010_1379.N1	08-APR-2004 05:47:17	Dark	62.000	25	35Lam Sco	1.6200	28000.	124	11010	No
115	GOM_NL__2PRFIN20040408_055131_000000472025_00435_11010_1380.N1	08-APR-2004 05:51:31	Straylight	47.000	4	Alp1Cen	-0.010000	5800.0	94	11010	No
116	GOM_NL__2PRFIN20040408_055323_000000432025_00435_11010_1381.N1	08-APR-2004 05:53:23	Straylight	43.000	12	Alp1Cru	0.77500	30000.	86	11010	No
117	GOM_NL__2PRFIN20040408_055454_000000452025_00435_11010_1382.N1	08-APR-2004 05:54:54	Straylight	44.500	26	Gam Cru	1.6240	2900.0	89	11010	No
118	GOM_NL__2PRFIN20040408_055655_000000412025_00435_11010_1383.N1	08-APR-2004 05:56:55	Straylight	40.500	64	Gam Cen	2.2000	10600.	81	11010	No
119	GOM_NL__2PRFIN20040408_055840_000000552025_00435_11010_1384.N1	08-APR-2004 05:58:40	Straylight	54.500	54	5The Cen	2.0550	4500.0	109	11010	No
120	GOM_NL__2PRFIN20040408_060151_000001202025_00435_11010_1385.N1	08-APR-2004 06:01:51	Twilight	120.00	97	8Bet1Sco	2.5610	30000.	240	11010	No
121	GOM_NL__2PRFIN20040408_060602_000000412025_00435_11010_1386.N1	08-APR-2004 06:06:02	Twilight	41.000	100	4Gam Crv	2.5800	13100.	82	11010	No
122	GOM_NL__2PRFIN20040408_060737_000000512025_00435_11010_1387.N1	08-APR-2004 06:07:37	Bright	51.000	15	67Alp Vir	0.97600	28000.	102	11010	No
123	GOM_NL__2PRFIN20040408_061044_000000412025_00435_11010_1388.N1	08-APR-2004 06:10:44	Bright	41.000	121	29Gam Vir	2.7400	7200.0	82	11010	No
124	GOM_NL__2PRFIN20040408_061524_000000382025_00435_11010_1389.N1	08-APR-2004 06:15:24	Bright	38.000	62	94Bet Leo	2.1360	9700.0	76	11010	No
125	GOM_NL__2PRFIN20040408_061711_000000372025_00435_11010_1390.N1	08-APR-2004 06:17:11	Bright	37.000	96	68Del Leo	2.5600	9300.0	74	11010	No
126	GOM_NL__2PRFIN20040408_061901_000000552025_00435_11010_1391.N1	08-APR-2004 06:19:01	Bright	54.500	111	8Eta Boo	2.6800	6000.0	109	11010	No
127	GOM_NL__2PRFIN20040408_062313_000000412025_00435_11010_1392.N1	08-APR-2004 06:23:13	Bright	41.000	152	12Alp2CVn	2.8900	11000.	82	11010	No
128	GOM_NL__2PRFIN20040408_062637_000000382025_00435_11010_1393.N1	08-APR-2004 06:26:37	Bright	38.000	87	64Gam UMa	2.4330	11000.	76	11010	No
129	GOM_NL__2PRFIN20040408_062806_000000422025_00435_11010_1394.N1	08-APR-2004 06:28:06	Bright	41.500	32	77Eps UMa	1.7630	11000.	83	11010	No
130	GOM_NL__2PRFIN20040408_063432_000000412025_00435_11010_1395.N1	08-APR-2004 06:34:32	Bright	40.500	60	7Bet UMi	2.0810	3950.0	81	11010	No
131	GOM_NL__2PRFIN20040408_063650_000000382025_00435_11010_1396.N1	08-APR-2004 06:36:50	Bright	38.000	49	1Alp UMi	1.9900	6300.0	76	11010	No
132	GOM_NL__2PRFIN20040408_064131_000000612025_00435_11010_1397.N1	08-APR-2004 06:41:31	Bright	60.500	130	23Bet Dra	2.7990	5800.0	121	11010	No
133	GOM_NL__2PRFIN20040408_064355_000000352025_00435_11010_1398.N1	08-APR-2004 06:43:55	Bright	34.500	76	27Gam Cas	2.3000	30000.	69	11010	No
134	GOM_NL__2PRFIN20040408_064514_000000362025_00435_11010_1399.N1	08-APR-2004 06:45:14	Bright	35.500	68	18Alp Cas	2.2250	4500.0	71	11010	No
135	GOM_NL__2PRFIN20040408_064906_000000542025_00435_11010_1400.N1	08-APR-2004 06:49:06	Bright	53.500	144	18Del Cyg	2.8600	11000.	107	11010	No
136	GOM_NL__2PRFIN20040408_065055_000001012025_00435_11010_1401.N1	08-APR-2004 06:50:55	Bright	101.00	5	3Alp Lyr	0.033000	11000.	202	11010	No
137	GOM_NL__2PRFIN20040408_065335_000000502025_00435_11010_1402.N1	08-APR-2004 06:53:35	Bright	49.500	92	53Eps Cyg	2.5000	4500.0	99	11010	No
138	GOM_NL__2PRFIN20040408_070029_000000482025_00435_11010_1403.N1	08-APR-2004 07:00:29	Twilight	48.000	61	8Eps Peg	2.1000	3900.0	96	11010	No
139	GOM_NL__2PRFIN20040408_070257_000000442025_00435_11010_1404.N1	08-APR-2004 07:02:57	Twilight	43.500	162	34Alp Aqr	2.9440	5350.0	87	11010	No
140	GOM_NL__2PRFIN20040408_070517_000000822025_00435_11010_1405.N1	08-APR-2004 07:05:17	Dark	82.000	11	53Alp Aql	0.76500	8000.0	164	11010	No
141	GOM_NL__2PRFIN20040408_070746_000000442025_00435_11010_1406.N1	08-APR-2004 07:07:46	Dark	43.500	142	49Del Cap	2.8500	8900.0	87	11010	No
142	GOM_NL__2PRFIN20040408_071013_000000422025_00435_11010_1407.N1	08-APR-2004 07:10:13	Dark	41.500	18	24Alp PsA	1.1660	9700.0	83	11010	No
143	GOM_NL__2PRFIN20040408_071314_000000412025_00435_11010_1408.N1	08-APR-2004 07:13:14	Dark	40.500	172	Gam Gru	3.0030	13100.	81	11010	No
144	GOM_NL__2PRFIN20040408_071529_000000412025_00435_11010_1409.N1	08-APR-2004 07:15:29	Dark	41.000	31	Alp Gru	1.7340	15200.	82	11010	No
145	GOM_NL__2PRFIN20040408_072006_000000392025_00436_11011_1378.N1	08-APR-2004 07:20:06	Dark	39.000	45	Alp Pav	1.9400	26000.	78	11011	No
146	GOM_NL__2PRFIN20040408_072343_000000592025_00436_11011_1379.N1	08-APR-2004 07:23:43	Dark	59.000	38	20Eps Sgr	1.8360	11000.	118	11011	No
147	GOM_NL__2PRFIN20040408_072536_000000712025_00436_11011_1380.N1	08-APR-2004 07:25:36	Dark	71.000	167	10Gam2Sgr	2.9840	4500.0	142	11011	No
148	GOM_NL__2PRFIN20040408_072754_000000632025_00436_11011_1381.N1	08-APR-2004 07:27:54	Dark	63.000	25	35Lam Sco	1.6200	28000.	126	11011	No
149	GOM_NL__2PRFIN20040408_073208_000000552025_00436_11011_1382.N1	08-APR-2004 07:32:08	Straylight	54.500	4	Alp1Cen	-0.010000	5800.0	109	11011	No
150	GOM_NL__2PRFIN20040408_073400_000000432025_00436_11011_1383.N1	08-APR-2004 07:34:00	Straylight	42.500	12	Alp1Cru	0.77500	30000.	85	11011	No
151	GOM_NL__2PRFIN20040408_073531_000000442025_00436_11011_1384.N1	08-APR-2004 07:35:31	Straylight	44.000	26	Gam Cru	1.6240	2900.0	88	11011	No
152	GOM_NL__2PRFIN20040408_073731_000000412025_00436_11011_1385.N1	08-APR-2004 07:37:31	Straylight	41.000	64	Gam Cen	2.2000	10600.	82	11011	No
153	GOM_NL__2PRFIN20040408_073916_000000512025_00436_11011_1386.N1	08-APR-2004 07:39:16	Straylight	50.500	54	5The Cen	2.0550	4500.0	101	11011	No
154	GOM_NL__2PRFIN20040408_074227_000001162025_00436_11011_1387.N1	08-APR-2004 07:42:27	Twilight	115.50	97	8Bet1Sco	2.5610	30000.	231	11011	No
155	GOM_NL__2PRFIN20040408_074639_000000402025_00436_11011_1388.N1	08-APR-2004 07:46:39	Twilight	39.500	100	4Gam Crv	2.5800	13100.	79	11011	No
156	GOM_NL__2PRFIN20040408_074813_000000502025_00436_11011_1389.N1	08-APR-2004 07:48:13	Bright	50.000	15	67Alp Vir	0.97600	28000.	100	11011	No
157	GOM_NL__2PRFIN20040408_075120_000000422025_00436_11011_1390.N1	08-APR-2004 07:51:20	Bright	41.500	121	29Gam Vir	2.7400	7200.0	83	11011	No
158	GOM_NL__2PRFIN20040408_075600_000000382025_00436_11011_1391.N1	08-APR-2004 07:56:00	Bright	37.500	62	94Bet Leo	2.1360	9700.0	75	11011	No
159	GOM_NL__2PRFIN20040408_075747_000000372025_00436_11011_1392.N1	08-APR-2004 07:57:47	Bright	36.500	96	68Del Leo	2.5600	9300.0	73	11011	No
160	GOM_NL__2PRFIN20040408_075936_000000552025_00436_11011_1393.N1	08-APR-2004 07:59:36	Bright	54.500	111	8Eta Boo	2.6800	6000.0	109	11011	No

161	GOM_NL__2PRFIN20040408_080349_000000412025_00436_11011_1394.N1	08-APR-2004 08:03:49	Bright	40.500	152	12Alp2CVn	2.8900	11000.	81	11011	No
162	GOM_NL__2PRFIN20040408_080713_000000382025_00436_11011_1395.N1	08-APR-2004 08:07:13	Bright	38.000	87	64Gam UMa	2.4330	11000.	76	11011	No
163	GOM_NL__2PRFIN20040408_080842_000000412025_00436_11011_1396.N1	08-APR-2004 08:08:42	Bright	41.000	32	77Eps UMa	1.7630	11000.	82	11011	No
164	GOM_NL__2PRFIN20040408_081508_000000422025_00436_11011_1397.N1	08-APR-2004 08:15:08	Bright	41.500	60	7Bet UMi	2.0810	3950.0	83	11011	No
165	GOM_NL__2PRFIN20040408_081726_000000372025_00436_11011_1398.N1	08-APR-2004 08:17:26	Bright	37.000	49	1Alp UMi	1.9900	6300.0	74	11011	No
166	GOM_NL__2PRFIN20040408_082206_000000632025_00436_11011_1399.N1	08-APR-2004 08:22:06	Bright	62.500	130	23Bet Dra	2.7990	5800.0	125	11011	No
167	GOM_NL__2PRFIN20040408_082431_000000382025_00436_11011_1400.N1	08-APR-2004 08:24:31	Bright	38.000	76	27Gam Cas	2.3000	30000.	76	11011	No
168	GOM_NL__2PRFIN20040408_082551_000000382025_00436_11011_1401.N1	08-APR-2004 08:25:51	Bright	38.000	68	18Alp Cas	2.2250	4500.0	76	11011	No
169	GOM_NL__2PRFIN20040408_082943_000000512025_00436_11011_1402.N1	08-APR-2004 08:29:43	Bright	51.000	144	18Del Cyg	2.8600	11000.	102	11011	No
170	GOM_NL__2PRFIN20040408_083130_000000952025_00436_11011_1403.N1	08-APR-2004 08:31:30	Bright	94.500	5	3Alp Lyr	0.033000	11000.	189	11011	No
171	GOM_NL__2PRFIN20040408_083410_000000452025_00436_11011_1404.N1	08-APR-2004 08:34:10	Bright	45.000	92	53Eps Cyg	2.5000	4500.0	90	11011	No
172	GOM_NL__2PRFIN20040408_084105_000000522025_00436_11011_1405.N1	08-APR-2004 08:41:05	Twilight	51.500	61	8Eps Peg	2.1000	3900.0	103	11011	No
173	GOM_NL__2PRFIN20040408_084334_000000452025_00436_11011_1406.N1	08-APR-2004 08:43:34	Twilight	45.000	162	34Alp Aqr	2.9440	5350.0	90	11011	No
174	GOM_NL__2PRFIN20040408_084554_000000872025_00436_11011_1407.N1	08-APR-2004 08:45:54	Dark	87.000	11	53Alp Aql	0.76500	8000.0	174	11011	No
175	GOM_NL__2PRFIN20040408_084823_000000422025_00436_11011_1408.N1	08-APR-2004 08:48:23	Dark	41.500	142	49Del Cap	2.8500	8900.0	83	11011	No
176	GOM_NL__2PRFIN20040408_085049_000000442025_00436_11011_1409.N1	08-APR-2004 08:50:49	Dark	44.000	18	24Alp PsA	1.1660	9700.0	88	11011	No
177	GOM_NL__2PRFIN20040408_085350_000000392025_00436_11011_1410.N1	08-APR-2004 08:53:50	Dark	38.500	172	Gam Gru	3.0030	13100.	77	11011	No
178	GOM_NL__2PRFIN20040408_085605_000000392025_00436_11011_1411.N1	08-APR-2004 08:56:05	Dark	39.000	31	Alp Gru	1.7340	15200.	78	11011	No
179	GOM_NL__2PRFIN20040408_090043_000000392025_00437_11012_1379.N1	08-APR-2004 09:00:43	Dark	39.000	45	Alp Pav	1.9400	26000.	78	11012	No
180	GOM_NL__2PRFIN20040408_090420_000000602025_00437_11012_1380.N1	08-APR-2004 09:04:20	Dark	60.000	38	20Eps Sgr	1.8360	11000.	120	11012	No
181	GOM_NL__2PRFIN20040408_090614_000000712025_00437_11012_1381.N1	08-APR-2004 09:06:14	Dark	70.500	167	10Gam2Sgr	2.9840	4500.0	141	11012	No
182	GOM_NL__2PRFIN20040408_090832_000000652025_00437_11012_1382.N1	08-APR-2004 09:08:32	Dark	64.500	25	35Lam Sco	1.6200	28000.	129	11012	No
183	GOM_NL__2PRFIN20040408_091244_000000552025_00437_11012_1383.N1	08-APR-2004 09:12:44	Straylight	55.000	4	Alp1Cen	-0.010000	5800.0	110	11012	No
184	GOM_NL__2PRFIN20040408_091436_000000422025_00437_11012_1384.N1	08-APR-2004 09:14:36	Straylight	41.500	12	Alp1Cru	0.77500	30000.	83	11012	No
185	GOM_NL__2PRFIN20040408_091607_000000452025_00437_11012_1385.N1	08-APR-2004 09:16:07	Straylight	44.500	26	Gam Cru	1.6240	2900.0	89	11012	No
186	GOM_NL__2PRFIN20040408_091808_000000422025_00437_11012_1386.N1	08-APR-2004 09:18:08	Straylight	42.000	64	Gam Cen	2.2000	10600.	84	11012	No
187	GOM_NL__2PRFIN20040408_091953_000000532025_00437_11012_1387.N1	08-APR-2004 09:19:53	Straylight	52.500	54	5The Cen	2.0550	4500.0	105	11012	No
188	GOM_NL__2PRFIN20040408_092303_000001152025_00437_11012_1388.N1	08-APR-2004 09:23:03	Twilight	114.50	97	8Bet1Sco	2.5610	30000.	229	11012	No
189	GOM_NL__2PRFIN20040408_092715_000000422025_00437_11012_1389.N1	08-APR-2004 09:27:15	Twilight	41.500	100	4Gam Crv	2.5800	13100.	83	11012	No
190	GOM_NL__2PRFIN20040408_092849_000000482025_00437_11012_1390.N1	08-APR-2004 09:28:49	Bright	48.000	15	67Alp Vir	0.97600	28000.	96	11012	No
191	GOM_NL__2PRFIN20040408_093156_000000412025_00437_11012_1391.N1	08-APR-2004 09:31:56	Bright	40.500	121	29Gam Vir	2.7400	7200.0	81	11012	No
192	GOM_NL__2PRFIN20040408_093636_000000382025_00437_11012_1392.N1	08-APR-2004 09:36:36	Bright	37.500	62	94Bet Leo	2.1360	9700.0	75	11012	No
193	GOM_NL__2PRFIN20040408_093823_000000362025_00437_11012_1393.N1	08-APR-2004 09:38:23	Bright	36.000	96	68Del Leo	2.5600	9300.0	72	11012	No
194	GOM_NL__2PRFIN20040408_094011_000000552025_00437_11012_1394.N1	08-APR-2004 09:40:11	Bright	55.000	111	8Eta Boo	2.6800	6000.0	110	11012	No
195	GOM_NL__2PRFIN20040408_094424_000000412025_00437_11012_1395.N1	08-APR-2004 09:44:24	Bright	41.000	152	12Alp2CVn	2.8900	11000.	82	11012	No
196	GOM_NL__2PRFIN20040408_094749_000000382025_00437_11012_1396.N1	08-APR-2004 09:47:49	Bright	38.000	87	64Gam UMa	2.4330	11000.	76	11012	No
197	GOM_NL__2PRFIN20040408_094917_000000402025_00437_11012_1397.N1	08-APR-2004 09:49:17	Bright	40.000	32	77Eps UMa	1.7630	11000.	80	11012	No
198	GOM_NL__2PRFIN20040408_095543_000000402025_00437_11012_1398.N1	08-APR-2004 09:55:43	Bright	39.500	60	7Bet UMi	2.0810	3950.0	79	11012	No
199	GOM_NL__2PRFIN20040408_095802_000000362025_00437_11012_1399.N1	08-APR-2004 09:58:02	Bright	36.000	49	1Alp UMi	1.9900	6300.0	72	11012	No
200	GOM_NL__2PRFIN20040408_100241_000000612025_00437_11012_1400.N1	08-APR-2004 10:02:41	Bright	61.000	130	23Bet Dra	2.7990	5800.0	122	11012	No
201	GOM_NL__2PRFIN20040408_100508_000000382025_00437_11012_1401.N1	08-APR-2004 10:05:08	Bright	37.500	76	27Gam Cas	2.3000	30000.	75	11012	No
202	GOM_NL__2PRFIN20040408_100627_000000382025_00437_11012_1402.N1	08-APR-2004 10:06:27	Bright	37.500	68	18Alp Cas	2.2250	4500.0	75	11012	No
203	GOM_NL__2PRFIN20040408_101018_000000502025_00437_11012_1403.N1	08-APR-2004 10:10:18	Bright	50.000	144	18Del Cyg	2.8600	11000.	100	11012	No
204	GOM_NL__2PRFIN20040408_101206_000000962025_00437_11012_1404.N1	08-APR-2004 10:12:06	Bright	96.000	5	3Alp Lyr	0.033000	11000.	192	11012	No
205	GOM_NL__2PRFIN20040408_101446_000000502025_00437_11012_1405.N1	08-APR-2004 10:14:46	Bright	49.500	92	53Eps Cyg	2.5000	4500.0	99	11012	No
206	GOM_NL__2PRFIN20040408_102142_000000512025_00437_11012_1406.N1	08-APR-2004 10:21:42	Twilight	50.500	61	8Eps Peg	2.1000	3900.0	101	11012	No
207	GOM_NL__2PRFIN20040408_102410_000000452025_00437_11012_1407.N1	08-APR-2004 10:24:10	Twilight	45.000	162	34Alp Aqr	2.9440	5350.0	90	11012	No
208	GOM_NL__2PRFIN20040408_102631_000000992025_00437_11012_1408.N1	08-APR-2004 10:26:31	Dark	99.000	11	53Alp Aql	0.76500	8000.0	198	11012	No
209	GOM_NL__2PRFIN20040408_102859_000000422025_00437_11012_1409.N1	08-APR-2004 10:28:59	Dark	41.500	142	49Del Cap	2.8500	8900.0	83	11012	No
210	GOM_NL__2PRFIN20040408_103125_000000432025_00437_11012_1410.N1	08-APR-2004 10:31:25	Dark	42.500	18	24Alp PsA	1.1660	9700.0	85	11012	No
211	GOM_NL__2PRFIN20040408_103427_000000392025_00437_11012_1411.N1	08-APR-2004 10:34:27	Dark	38.500	172	Gam Gru	3.0030	13100.	77	11012	No
212	GOM_NL__2PRFIN20040408_103642_000000422025_00437_11012_1412.N1	08-APR-2004 10:36:42	Dark	42.000	31	Alp Gru	1.7340	15200.	84	11012	No
213	GOM_NL__2PRFIN20040408_104119_000000402025_00438_11013_1399.N1	08-APR-2004 10:41:19	Dark	40.000	45	Alp Pav	1.9400	26000.	80	11013	No
214	GOM_NL__2PRFIN20040408_104458_000000622025_00438_11013_1400.N1	08-APR-2004 10:44:58	Dark	62.000	38	20Eps Sgr	1.8360	11000.	124	11013	No
215	GOM_NL__2PRFIN20040408_104651_000000722025_00438_11013_1401.N1	08-APR-2004 10:46:51	Dark	71.500	167	10Gam2Sgr	2.9840	4500.0	143	11013	No
216	GOM_NL__2PRFIN20040408_104909_000000612025_00438_11013_1402.N1	08-APR-2004 10:49:09	Dark	61.000	25	35Lam Sco	1.6200	28000.	122	11013	No
217	GOM_NL__2PRFIN20040408_105321_000000552025_00438_11013_1403.N1	08-APR-2004 10:53:21	Straylight	54.500	4	Alp1Cen	-0.010000	5800.0	109	11013	No
218	GOM_NL__2PRFIN20040408_105512_000000402025_00438_11013_1404.N1	08-APR-2004 10:55:12	Straylight	40.000	12	Alp1Cru	0.77500	30000.	80	11013	No
219	GOM_NL__2PRFIN20040408_105643_000000402025_00438_11013_1405.N1	08-APR-2004 10:56:43	Straylight	39.500	26	Gam Cru	1.6240	2900.0	79	11013	No

220	GOM_NL__2PRFIN20040408_105844_000000382025_00438_11013_1406.N1	08-APR-2004 10:58:44	Straylight	38.000	64	Gam Cen	2.2000	10600.	76	11013	No
221	GOM_NL__2PRFIN20040408_110029_000000492025_00438_11013_1407.N1	08-APR-2004 11:00:29	Straylight	49.000	54	5The Cen	2.0550	4500.0	98	11013	No
222	GOM_NL__2PRFIN20040408_110339_000001142025_00438_11013_1408.N1	08-APR-2004 11:03:39	Tw_i_and_stray	113.50	97	8Bet1Sco	2.5610	30000.	227	11013	No
223	GOM_NL__2PRFIN20040408_110751_000000432025_00438_11013_1409.N1	08-APR-2004 11:07:51	Tw_i_and_stray	42.500	100	4Gam Crv	2.5800	13100.	85	11013	No
224	GOM_NL__2PRFIN20040408_110925_000000512025_00438_11013_1410.N1	08-APR-2004 11:09:25	Bright	51.000	15	67Alp Vir	0.97600	28000.	102	11013	No
225	GOM_NL__2PRFIN20040408_111232_000000412025_00438_11013_1411.N1	08-APR-2004 11:12:32	Bright	40.500	121	29Gam Vir	2.7400	7200.0	81	11013	No
226	GOM_NL__2PRFIN20040408_111712_000000382025_00438_11013_1412.N1	08-APR-2004 11:17:12	Bright	37.500	62	94Bet Leo	2.1360	9700.0	75	11013	No
227	GOM_NL__2PRFIN20040408_111859_000000382025_00438_11013_1413.N1	08-APR-2004 11:18:59	Bright	37.500	96	68Del Leo	2.5600	9300.0	75	11013	No
228	GOM_NL__2PRFIN20040408_112047_000000552025_00438_11013_1414.N1	08-APR-2004 11:20:47	Bright	54.500	111	8Eta Boo	2.6800	6000.0	109	11013	No
229	GOM_NL__2PRFIN20040408_112459_000000422025_00438_11013_1415.N1	08-APR-2004 11:24:59	Bright	41.500	152	12Alp2CVn	2.8900	11000.	83	11013	No
230	GOM_NL__2PRFIN20040408_112825_000000392025_00438_11013_1416.N1	08-APR-2004 11:28:25	Bright	38.500	87	64Gam UMa	2.4330	11000.	77	11013	No
231	GOM_NL__2PRFIN20040408_112953_000000422025_00438_11013_1417.N1	08-APR-2004 11:29:53	Bright	42.000	32	77Eps UMa	1.7630	11000.	84	11013	No
232	GOM_NL__2PRFIN20040408_113618_000000402025_00438_11013_1418.N1	08-APR-2004 11:36:18	Bright	39.500	60	7Bet UMi	2.0810	3950.0	79	11013	No
233	GOM_NL__2PRFIN20040408_113838_000000382025_00438_11013_1419.N1	08-APR-2004 11:38:38	Bright	37.500	49	1Alp UMi	1.9900	6300.0	75	11013	No
234	GOM_NL__2PRFIN20040408_114316_000000622025_00438_11013_1420.N1	08-APR-2004 11:43:16	Bright	61.500	130	23Bet Dra	2.7990	5800.0	123	11013	No
235	GOM_NL__2PRFIN20040408_114544_000000362025_00438_11013_1421.N1	08-APR-2004 11:45:44	Bright	36.000	76	27Gam Cas	2.3000	30000.	72	11013	No
236	GOM_NL__2PRFIN20040408_114703_000000362025_00438_11013_1422.N1	08-APR-2004 11:47:03	Bright	36.000	68	18Alp Cas	2.2250	4500.0	72	11013	No
237	GOM_NL__2PRFIN20040408_115054_000000522025_00438_11013_1423.N1	08-APR-2004 11:50:54	Bright	51.500	144	18Del Cyg	2.8600	11000.	103	11013	No
238	GOM_NL__2PRFIN20040408_115241_000000962025_00438_11013_1424.N1	08-APR-2004 11:52:41	Bright	95.500	5	3Alp Lyr	0.033000	11000.	191	11013	No
239	GOM_NL__2PRFIN20040408_115522_000000502025_00438_11013_1425.N1	08-APR-2004 11:55:22	Bright	49.500	92	53Eps Cyg	2.5000	4500.0	99	11013	No
240	GOM_NL__2PRFIN20040408_120218_000000512025_00438_11013_1426.N1	08-APR-2004 12:02:18	Tw_i_and_stray	51.000	61	8Eps Peg	2.1000	3900.0	102	11013	No
241	GOM_NL__2PRFIN20040408_120446_000000422025_00438_11013_1427.N1	08-APR-2004 12:04:46	Twilight	42.000	162	34Alp Aqr	2.9440	5350.0	84	11013	No
242	GOM_NL__2PRFIN20040408_120708_000000882025_00438_11013_1428.N1	08-APR-2004 12:07:08	Dark	88.000	11	53Alp Aql	0.76500	8000.0	176	11013	No
243	GOM_NL__2PRFIN20040408_120935_000000432025_00438_11013_1429.N1	08-APR-2004 12:09:35	Dark	43.000	142	49Del Cap	2.8500	8900.0	86	11013	No
244	GOM_NL__2PRFIN20040408_121201_000000432025_00438_11013_1430.N1	08-APR-2004 12:12:01	Dark	43.000	18	24Alp PsA	1.1660	9700.0	86	11013	No
245	GOM_NL__2PRFIN20040408_121503_000000402025_00438_11013_1431.N1	08-APR-2004 12:15:03	Dark	39.500	172	Gam Gru	3.0030	13100.	79	11013	No
246	GOM_NL__2PRFIN20040408_121717_000000442025_00438_11013_1432.N1	08-APR-2004 12:17:17	Dark	43.500	31	Alp Gru	1.7340	15200.	87	11013	No
247	GOM_NL__2PRFIN20040408_122155_000000412025_00439_11014_1399.N1	08-APR-2004 12:21:55	Dark	40.500	45	Alp Pav	1.9400	26000.	81	11014	No
248	GOM_NL__2PRFIN20040408_122535_000000602025_00439_11014_1400.N1	08-APR-2004 12:25:35	Dark	59.500	38	20Eps Sgr	1.8360	11000.	119	11014	No
249	GOM_NL__2PRFIN20040408_122729_000000702025_00439_11014_1401.N1	08-APR-2004 12:27:29	Dark	70.000	167	10Gam2Sgr	2.9840	4500.0	140	11014	No
250	GOM_NL__2PRFIN20040408_122946_000000622025_00439_11014_1402.N1	08-APR-2004 12:29:46	Dark	62.000	25	35Lam Sco	1.6200	28000.	124	11014	No
251	GOM_NL__2PRFIN20040408_123357_000000452025_00439_11014_1403.N1	08-APR-2004 12:33:57	Straylight	45.000	4	Alp1Cen	-0.010000	5800.0	90	11014	No
252	GOM_NL__2PRFIN20040408_123547_000000482025_00439_11014_1404.N1	08-APR-2004 12:35:47	Straylight	48.000	12	Alp1Cru	0.77500	30000.	96	11014	No
253	GOM_NL__2PRFIN20040408_123719_000000462025_00439_11014_1405.N1	08-APR-2004 12:37:19	Straylight	45.500	26	Gam Cru	1.6240	2900.0	91	11014	No
254	GOM_NL__2PRFIN20040408_123919_000000392025_00439_11014_1406.N1	08-APR-2004 12:39:19	Straylight	39.000	64	Gam Cen	2.2000	10600.	78	11014	No
255	GOM_NL__2PRFIN20040408_124106_000000532025_00439_11014_1407.N1	08-APR-2004 12:41:06	Straylight	53.000	54	5The Cen	2.0550	4500.0	106	11014	No
256	GOM_NL__2PRFIN20040408_124417_000001072025_00439_11014_1408.N1	08-APR-2004 12:44:17	Tw_i_and_stray	106.50	97	8Bet1Sco	2.5610	30000.	213	11014	No
257	GOM_NL__2PRFIN20040408_124826_000000432025_00439_11014_1409.N1	08-APR-2004 12:48:26	Tw_i_and_stray	43.000	100	4Gam Crv	2.5800	13100.	86	11014	No
258	GOM_NL__2PRFIN20040408_125001_000000482025_00439_11014_1410.N1	08-APR-2004 12:50:01	Bright	47.500	15	67Alp Vir	0.97600	28000.	95	11014	No
259	GOM_NL__2PRFIN20040408_125308_000000422025_00439_11014_1411.N1	08-APR-2004 12:53:08	Bright	41.500	121	29Gam Vir	2.7400	7200.0	83	11014	No
260	GOM_NL__2PRFIN20040408_125748_000000382025_00439_11014_1412.N1	08-APR-2004 12:57:48	Bright	37.500	62	94Bet Leo	2.1360	9700.0	75	11014	No
261	GOM_NL__2PRFIN20040408_125935_000000362025_00439_11014_1413.N1	08-APR-2004 12:59:35	Bright	36.000	96	68Del Leo	2.5600	9300.0	72	11014	No
262	GOM_NL__2PRFIN20040408_130122_000000542025_00439_11014_1414.N1	08-APR-2004 13:01:22	Bright	54.000	111	8Eta Boo	2.6800	6000.0	108	11014	No
263	GOM_NL__2PRFIN20040408_130535_000000412025_00439_11014_1415.N1	08-APR-2004 13:05:35	Bright	40.500	152	12Alp2CVn	2.8900	11000.	81	11014	No
264	GOM_NL__2PRFIN20040408_130900_000000392025_00439_11014_1416.N1	08-APR-2004 13:09:00	Bright	38.500	87	64Gam UMa	2.4330	11000.	77	11014	No
265	GOM_NL__2PRFIN20040408_131028_000000402025_00439_11014_1417.N1	08-APR-2004 13:10:28	Bright	40.000	32	77Eps UMa	1.7630	11000.	80	11014	No
266	GOM_NL__2PRFIN20040408_131654_000000422025_00439_11014_1418.N1	08-APR-2004 13:16:54	Bright	42.000	60	7Bet UMi	2.0810	3950.0	84	11014	No
267	GOM_NL__2PRFIN20040408_131914_000000372025_00439_11014_1419.N1	08-APR-2004 13:19:14	Bright	36.500	49	1Alp UMi	1.9900	6300.0	73	11014	No
268	GOM_NL__2PRFIN20040408_132351_000000622025_00439_11014_1420.N1	08-APR-2004 13:23:51	Bright	61.500	130	23Bet Dra	2.7990	5800.0	123	11014	No
269	GOM_NL__2PRFIN20040408_132620_000000362025_00439_11014_1421.N1	08-APR-2004 13:26:20	Bright	35.500	76	27Gam Cas	2.3000	30000.	71	11014	No
270	GOM_NL__2PRFIN20040408_132739_000000402025_00439_11014_1422.N1	08-APR-2004 13:27:39	Bright	40.000	68	18Alp Cas	2.2250	4500.0	80	11014	No
271	GOM_NL__2PRFIN20040408_133129_000000512025_00439_11014_1423.N1	08-APR-2004 13:31:29	Bright	51.000	144	18Del Cyg	2.8600	11000.	102	11014	No
272	GOM_NL__2PRFIN20040408_133317_000001022025_00439_11014_1424.N1	08-APR-2004 13:33:17	Bright	102.00	5	3Alp Lyr	0.033000	11000.	204	11014	No
273	GOM_NL__2PRFIN20040408_133558_000000492025_00439_11014_1425.N1	08-APR-2004 13:35:58	Bright	49.000	92	53Eps Cyg	2.5000	4500.0	98	11014	No
274	GOM_NL__2PRFIN20040408_134254_000000482025_00439_11014_1426.N1	08-APR-2004 13:42:54	Tw_i_and_stray	47.500	61	8Eps Peg	2.1000	3900.0	95	11014	No
275	GOM_NL__2PRFIN20040408_134523_000000402025_00439_11014_1427.N1	08-APR-2004 13:45:23	Twilight	40.000	162	34Alp Aqr	2.9440	5350.0	80	11014	No
276	GOM_NL__2PRFIN20040408_134745_000000872025_00439_11014_1428.N1	08-APR-2004 13:47:45	Dark	86.500	11	53Alp Aql	0.76500	8000.0	173	11014	No
277	GOM_NL__2PRFIN20040408_135012_000000422025_00439_11014_1429.N1	08-APR-2004 13:50:12	Dark	42.000	142	49Del Cap	2.8500	8900.0	84	11014	No
278	GOM_NL__2PRFIN20040408_135237_000000472025_00439_11014_1430.N1	08-APR-2004 13:52:37	Dark	47.000	18	24Alp PsA	1.1660	9700.0	94	11014	No

279	GOM_NL__2PRFIN20040408_135539_000000382025_00439_11014_1431.N1	08-APR-2004 13:55:39	Dark	37.500	172	Gam Gru	3.0030	13100.	75	11014	No
280	GOM_NL__2PRFIN20040408_135754_000000432025_00439_11014_1432.N1	08-APR-2004 13:57:54	Dark	42.500	31	Alp Gru	1.7340	15200.	85	11014	No
281	GOM_NL__2PRFIN20040408_140231_000000412025_00440_11015_1399.N1	08-APR-2004 14:02:31	Dark	40.500	45	Alp Pav	1.9400	26000.	81	11015	No
282	GOM_NL__2PRFIN20040408_140613_000000602025_00440_11015_1400.N1	08-APR-2004 14:06:13	Dark	60.000	38	20Eps Sgr	1.8360	11000.	120	11015	No
283	GOM_NL__2PRFIN20040408_140807_000000722025_00440_11015_1401.N1	08-APR-2004 14:08:07	Dark	71.500	167	10Gam2Sgr	2.9840	4500.0	143	11015	No
284	GOM_NL__2PRFIN20040408_141024_000000602025_00440_11015_1402.N1	08-APR-2004 14:10:24	Dark	60.000	25	35Lam Sco	1.6200	28000.	120	11015	No
285	GOM_NL__2PRFIN20040408_141432_000000492025_00440_11015_1403.N1	08-APR-2004 14:14:32	Straylight	48.500	4	Alp1Cen	-0.010000	5800.0	97	11015	No
286	GOM_NL__2PRFIN20040408_141624_000000412025_00440_11015_1404.N1	08-APR-2004 14:16:24	Straylight	41.000	12	Alp1Cru	0.77500	30000.	82	11015	No
287	GOM_NL__2PRFIN20040408_141755_000000442025_00440_11015_1405.N1	08-APR-2004 14:17:55	Straylight	44.000	26	Gam Cru	1.6240	2900.0	88	11015	No
288	GOM_NL__2PRFIN20040408_141956_000000402025_00440_11015_1406.N1	08-APR-2004 14:19:56	Straylight	39.500	64	Gam Cen	2.2000	10600.	79	11015	No
289	GOM_NL__2PRFIN20040408_142141_000000522025_00440_11015_1407.N1	08-APR-2004 14:21:41	Straylight	51.500	54	5The Cen	2.0550	4500.0	103	11015	No
290	GOM_NL__2PRFIN20040408_142710_000000472025_00440_11015_1408.N1	08-APR-2004 14:27:10	Twilight	46.500	106	9Bet Crv	2.6480	5600.0	93	11015	No
291	GOM_NL__2PRFIN20040408_142903_000000432025_00440_11015_1409.N1	08-APR-2004 14:29:03	Twilight	42.500	100	4Gam Crv	2.5800	13100.	85	11015	No
292	GOM_NL__2PRFIN20040408_143036_000000492025_00440_11015_1410.N1	08-APR-2004 14:30:36	Bright	49.000	15	67Alp Vir	0.97600	28000.	98	11015	No
293	GOM_NL__2PRFIN20040408_143343_000000412025_00440_11015_1411.N1	08-APR-2004 14:33:43	Bright	41.000	121	29Gam Vir	2.7400	7200.0	82	11015	No
294	GOM_NL__2PRFIN20040408_143824_000000382025_00440_11015_1412.N1	08-APR-2004 14:38:24	Bright	37.500	62	94Bet Leo	2.1360	9700.0	75	11015	No
295	GOM_NL__2PRFIN20040408_144010_000000382025_00440_11015_1413.N1	08-APR-2004 14:40:10	Bright	38.000	96	68Del Leo	2.5600	9300.0	76	11015	No
296	GOM_NL__2PRFIN20040408_144157_000000552025_00440_11015_1414.N1	08-APR-2004 14:41:57	Bright	55.000	111	8Eta Boo	2.6800	6000.0	110	11015	No
297	GOM_NL__2PRFIN20040408_144610_000000422025_00440_11015_1415.N1	08-APR-2004 14:46:10	Bright	41.500	152	12Alp2CVn	2.8900	11000.	83	11015	No
298	GOM_NL__2PRFIN20040408_144936_000000372025_00440_11015_1416.N1	08-APR-2004 14:49:36	Bright	37.000	87	64Gam UMa	2.4330	11000.	74	11015	No
299	GOM_NL__2PRFIN20040408_145104_000000422025_00440_11015_1417.N1	08-APR-2004 14:51:04	Bright	41.500	32	77Eps UMa	1.7630	11000.	83	11015	No
300	GOM_NL__2PRFIN20040408_145730_000000372025_00440_11015_1418.N1	08-APR-2004 14:57:30	Bright	36.500	60	7Bet UMi	2.0810	3950.0	73	11015	No
301	GOM_NL__2PRFIN20040408_145950_000000352025_00440_11015_1419.N1	08-APR-2004 14:59:50	Bright	34.500	49	1Alp UMi	1.9900	6300.0	69	11015	No
302	GOM_NL__2PRFIN20040408_150426_000000632025_00440_11015_1420.N1	08-APR-2004 15:04:26	Bright	62.500	130	23Bet Dra	2.7990	5800.0	125	11015	No
303	GOM_NL__2PRFIN20040408_150656_000000382025_00440_11015_1421.N1	08-APR-2004 15:06:56	Bright	38.000	76	27Gam Cas	2.3000	30000.	76	11015	No
304	GOM_NL__2PRFIN20040408_150815_000000362025_00440_11015_1422.N1	08-APR-2004 15:08:15	Bright	35.500	68	18Alp Cas	2.2250	4500.0	71	11015	No
305	GOM_NL__2PRFIN20040408_151205_000000522025_00440_11015_1423.N1	08-APR-2004 15:12:05	Bright	52.000	144	18Del Cyg	2.8600	11000.	104	11015	No
306	GOM_NL__2PRFIN20040408_151352_000000992025_00440_11015_1424.N1	08-APR-2004 15:13:52	Bright	99.000	5	3Alp Lyr	0.033000	11000.	198	11015	No
307	GOM_NL__2PRFIN20040408_151648_000000362025_00440_11015_1425.N1	08-APR-2004 15:16:48	Bright	36.000	164	44Eta Peg	2.9480	5400.0	72	11015	No
308	GOM_NL__2PRFIN20040408_152330_000000472025_00440_11015_1426.N1	08-APR-2004 15:23:30	Twilight	46.500	61	8Eps Peg	2.1000	3900.0	93	11015	No
309	GOM_NL__2PRFIN20040408_152559_000000452025_00440_11015_1427.N1	08-APR-2004 15:25:59	Twilight	44.500	162	34Alp Aqr	2.9440	5350.0	89	11015	No
310	GOM_NL__2PRFIN20040408_152823_000000822025_00440_11015_1428.N1	08-APR-2004 15:28:23	Dark	82.000	11	53Alp Aql	0.76500	8000.0	164	11015	No
311	GOM_NL__2PRFIN20040408_153048_000000442025_00440_11015_1429.N1	08-APR-2004 15:30:48	Dark	43.500	142	49Del Cap	2.8500	8900.0	87	11015	No
312	GOM_NL__2PRFIN20040408_153313_000000442025_00440_11015_1430.N1	08-APR-2004 15:33:13	Dark	43.500	18	24Alp PsA	1.1660	9700.0	87	11015	No
313	GOM_NL__2PRFIN20040408_153616_000000392025_00440_11015_1431.N1	08-APR-2004 15:36:16	Dark	39.000	172	Gam Gru	3.0030	13100.	78	11015	No
314	GOM_NL__2PRFIN20040408_153830_000000422025_00440_11015_1432.N1	08-APR-2004 15:38:30	Dark	42.000	31	Alp Gru	1.7340	15200.	84	11015	No
315	GOM_NL__2PRFIN20040408_154308_000000422025_00441_11016_1399.N1	08-APR-2004 15:43:08	Dark	42.000	45	Alp Pav	1.9400	26000.	84	11016	No
316	GOM_NL__2PRFIN20040408_154650_000000612025_00441_11016_1400.N1	08-APR-2004 15:46:50	Dark	61.000	38	20Eps Sgr	1.8360	11000.	122	11016	No
317	GOM_NL__2PRFIN20040408_154845_000000702025_00441_11016_1401.N1	08-APR-2004 15:48:45	Dark	70.000	167	10Gam2Sgr	2.9840	4500.0	140	11016	No
318	GOM_NL__2PRFIN20040408_155101_000000662025_00441_11016_1402.N1	08-APR-2004 15:51:01	Dark	66.000	25	35Lam Sco	1.6200	28000.	132	11016	No
319	GOM_NL__2PRFIN20040408_155509_000000512025_00441_11016_1403.N1	08-APR-2004 15:55:09	Straylight	50.500	4	Alp1Cen	-0.010000	5800.0	101	11016	No
320	GOM_NL__2PRFIN20040408_155659_000000462025_00441_11016_1404.N1	08-APR-2004 15:56:59	Straylight	46.000	12	Alp1Cru	0.77500	30000.	92	11016	No
321	GOM_NL__2PRFIN20040408_155831_000000452025_00441_11016_1405.N1	08-APR-2004 15:58:31	Straylight	45.000	26	Gam Cru	1.6240	2900.0	90	11016	No
322	GOM_NL__2PRFIN20040408_160032_000000432025_00441_11016_1406.N1	08-APR-2004 16:00:32	Straylight	42.500	64	Gam Cen	2.2000	10600.	85	11016	No
323	GOM_NL__2PRFIN20040408_160218_000000502025_00441_11016_1407.N1	08-APR-2004 16:02:18	Straylight	49.500	54	5The Cen	2.0550	4500.0	99	11016	No
324	GOM_NL__2PRFIN20040408_160746_000000462025_00441_11016_1408.N1	08-APR-2004 16:07:46	Twilight	46.000	106	9Bet Crv	2.6480	5600.0	92	11016	No
325	GOM_NL__2PRFIN20040408_160939_000000432025_00441_11016_1409.N1	08-APR-2004 16:09:39	Twilight	42.500	100	4Gam Crv	2.5800	13100.	85	11016	No
326	GOM_NL__2PRFIN20040408_161112_000000472025_00441_11016_1410.N1	08-APR-2004 16:11:12	Bright	47.000	15	67Alp Vir	0.97600	28000.	94	11016	No
327	GOM_NL__2PRFIN20040408_161419_000000432025_00441_11016_1411.N1	08-APR-2004 16:14:19	Bright	42.500	121	29Gam Vir	2.7400	7200.0	85	11016	No
328	GOM_NL__2PRFIN20040408_161900_000000382025_00441_11016_1412.N1	08-APR-2004 16:19:00	Bright	37.500	62	94Bet Leo	2.1360	9700.0	75	11016	No
329	GOM_NL__2PRFIN20040408_162047_000000362025_00441_11016_1413.N1	08-APR-2004 16:20:47	Bright	36.000	96	68Del Leo	2.5600	9300.0	72	11016	No
330	GOM_NL__2PRFIN20040408_162232_000000552025_00441_11016_1414.N1	08-APR-2004 16:22:32	Bright	55.000	111	8Eta Boo	2.6800	6000.0	110	11016	No
331	GOM_NL__2PRFIN20040408_162646_000000412025_00441_11016_1415.N1	08-APR-2004 16:26:46	Bright	41.000	152	12Alp2CVn	2.8900	11000.	82	11016	No
332	GOM_NL__2PRFIN20040408_163012_000000392025_00441_11016_1416.N1	08-APR-2004 16:30:12	Bright	39.000	87	64Gam UMa	2.4330	11000.	78	11016	No
333	GOM_NL__2PRFIN20040408_163140_000000412025_00441_11016_1417.N1	08-APR-2004 16:31:40	Bright	40.500	32	77Eps UMa	1.7630	11000.	81	11016	No
334	GOM_NL__2PRFIN20040408_163806_000000382025_00441_11016_1418.N1	08-APR-2004 16:38:06	Bright	37.500	60	7Bet UMi	2.0810	3950.0	75	11016	No
335	GOM_NL__2PRFIN20040408_164026_000000372025_00441_11016_1419.N1	08-APR-2004 16:40:26	Bright	37.000	49	1Alp UMi	1.9900	6300.0	74	11016	No
336	GOM_NL__2PRFIN20040408_164501_000000602025_00441_11016_1420.N1	08-APR-2004 16:45:01	Bright	60.000	130	23Bet Dra	2.7990	5800.0	120	11016	No
337	GOM_NL__2PRFIN20040408_164732_000000382025_00441_11016_1421.N1	08-APR-2004 16:47:32	Bright	37.500	76	27Gam Cas	2.3000	30000.	75	11016	No

338	GOM_NL__2PRFIN20040408_164852_000000372025_00441_11016_1422.N1	08-APR-2004 16:48:52	Bright	36.500	68	18Alp Cas	2.2250	4500.0	73	11016	No
339	GOM_NL__2PRFIN20040408_165240_000000532025_00441_11016_1423.N1	08-APR-2004 16:52:40	Bright	52.500	144	18Del Cyg	2.8600	11000.	105	11016	No
340	GOM_NL__2PRFIN20040408_165427_000000992025_00441_11016_1424.N1	08-APR-2004 16:54:27	Bright	98.500	5	3Alp Lyr	0.033000	11000.	197	11016	No
341	GOM_NL__2PRFIN20040408_165724_000000372025_00441_11016_1425.N1	08-APR-2004 16:57:24	Bright	36.500	164	44Eta Peg	2.9480	5400.0	73	11016	No
342	GOM_NL__2PRFIN20040408_170407_000000502025_00441_11016_1426.N1	08-APR-2004 17:04:07	Twi_and_stray	49.500	61	8Eps Peg	2.1000	3900.0	99	11016	No
343	GOM_NL__2PRFIN20040408_170636_000000462025_00441_11016_1427.N1	08-APR-2004 17:06:36	Twilight	45.500	162	34Alp Aqr	2.9440	5350.0	91	11016	No
344	GOM_NL__2PRFIN20040408_170900_000000982025_00441_11016_1428.N1	08-APR-2004 17:09:00	Dark	98.000	11	53Alp Aql	0.76500	8000.0	196	11016	No
345	GOM_NL__2PRFIN20040408_171125_000000442025_00441_11016_1429.N1	08-APR-2004 17:11:25	Dark	43.500	142	49Del Cap	2.8500	8900.0	87	11016	No
346	GOM_NL__2PRFIN20040408_171349_000000452025_00441_11016_1430.N1	08-APR-2004 17:13:49	Dark	45.000	18	24Alp PsA	1.1660	9700.0	90	11016	No
347	GOM_NL__2PRFIN20040408_171652_000000392025_00441_11016_1431.N1	08-APR-2004 17:16:52	Dark	39.000	172	Gam Gru	3.0030	13100.	78	11016	No
348	GOM_NL__2PRFIN20040408_171906_000000402025_00441_11016_1432.N1	08-APR-2004 17:19:06	Dark	39.500	31	Alp Gru	1.7340	15200.	79	11016	No
349	GOM_NL__2PRFIN20040408_172344_000000412025_00442_11017_1400.N1	08-APR-2004 17:23:44	Dark	40.500	45	Alp Pav	1.9400	26000.	81	11017	No
350	GOM_NL__2PRFIN20040408_172727_000000592025_00442_11017_1401.N1	08-APR-2004 17:27:27	Dark	58.500	38	20Eps Sgr	1.8360	11000.	117	11017	No
351	GOM_NL__2PRFIN20040408_172923_000000682025_00442_11017_1402.N1	08-APR-2004 17:29:23	Dark	68.000	167	10Gam2Sgr	2.9840	4500.0	136	11017	No
352	GOM_NL__2PRFIN20040408_173138_000000672025_00442_11017_1403.N1	08-APR-2004 17:31:38	Dark	67.000	25	35Lam Sco	1.6200	28000.	134	11017	No
353	GOM_NL__2PRFIN20040408_173545_000000552025_00442_11017_1404.N1	08-APR-2004 17:35:45	Straylight	55.000	4	Alp1Cen	-0.010000	5800.0	110	11017	No
354	GOM_NL__2PRFIN20040408_173736_000000442025_00442_11017_1405.N1	08-APR-2004 17:37:36	Straylight	44.000	12	Alp1Cru	0.77500	30000.	88	11017	No
355	GOM_NL__2PRFIN20040408_173907_000000522025_00442_11017_1406.N1	08-APR-2004 17:39:07	Straylight	52.000	26	Gam Cru	1.6240	2900.0	104	11017	No
356	GOM_NL__2PRFIN20040408_174108_000000392025_00442_11017_1407.N1	08-APR-2004 17:41:08	Straylight	38.500	64	Gam Cen	2.2000	10600.	77	11017	No
357	GOM_NL__2PRFIN20040408_174254_000000532025_00442_11017_1408.N1	08-APR-2004 17:42:54	Straylight	53.000	54	5The Cen	2.0550	4500.0	106	11017	No
358	GOM_NL__2PRFIN20040408_174823_000000462025_00442_11017_1409.N1	08-APR-2004 17:48:23	Twi_and_stray	45.500	106	9Bet Crv	2.6480	5600.0	91	11017	No
359	GOM_NL__2PRFIN20040408_175015_000000432025_00442_11017_1410.N1	08-APR-2004 17:50:15	Twi_and_stray	42.500	100	4Gam Crv	2.5800	13100.	85	11017	No
360	GOM_NL__2PRFIN20040408_175149_000000522025_00442_11017_1411.N1	08-APR-2004 17:51:49	Bright	51.500	15	67Alp Vir	0.97600	28000.	103	11017	No
361	GOM_NL__2PRFIN20040408_175455_000000422025_00442_11017_1412.N1	08-APR-2004 17:54:55	Bright	41.500	121	29Gam Vir	2.7400	7200.0	83	11017	No
362	GOM_NL__2PRFIN20040408_175936_000000382025_00442_11017_1413.N1	08-APR-2004 17:59:36	Bright	37.500	62	94Bet Leo	2.1360	9700.0	75	11017	No
363	GOM_NL__2PRFIN20040408_180123_000000362025_00442_11017_1414.N1	08-APR-2004 18:01:23	Bright	36.000	96	68Del Leo	2.5600	9300.0	72	11017	No
364	GOM_NL__2PRFIN20040408_180308_000000542025_00442_11017_1415.N1	08-APR-2004 18:03:08	Bright	53.500	111	8Eta Boo	2.6800	6000.0	107	11017	No
365	GOM_NL__2PRFIN20040408_180722_000000422025_00442_11017_1416.N1	08-APR-2004 18:07:22	Bright	41.500	152	12Alp2CVn	2.8900	11000.	83	11017	No
366	GOM_NL__2PRFIN20040408_181048_000000392025_00442_11017_1417.N1	08-APR-2004 18:10:48	Bright	39.000	87	64Gam UMa	2.4330	11000.	78	11017	No
367	GOM_NL__2PRFIN20040408_181215_000000422025_00442_11017_1418.N1	08-APR-2004 18:12:15	Bright	41.500	32	77Eps UMa	1.7630	11000.	83	11017	No
368	GOM_NL__2PRFIN20040408_181841_000000412025_00442_11017_1419.N1	08-APR-2004 18:18:41	Bright	41.000	60	7Bet UMi	2.0810	3950.0	82	11017	No
369	GOM_NL__2PRFIN20040408_182102_000000382025_00442_11017_1420.N1	08-APR-2004 18:21:02	Bright	38.000	49	1Alp UMi	1.9900	6300.0	76	11017	No
370	GOM_NL__2PRFIN20040408_182536_000000622025_00442_11017_1421.N1	08-APR-2004 18:25:36	Bright	62.000	130	23Bet Dra	2.7990	5800.0	124	11017	No
371	GOM_NL__2PRFIN20040408_182809_000000362025_00442_11017_1422.N1	08-APR-2004 18:28:09	Bright	35.500	76	27Gam Cas	2.3000	30000.	71	11017	No
372	GOM_NL__2PRFIN20040408_182928_000000352025_00442_11017_1423.N1	08-APR-2004 18:29:28	Bright	35.000	68	18Alp Cas	2.2250	4500.0	70	11017	No
373	GOM_NL__2PRFIN20040408_183317_000000512025_00442_11017_1424.N1	08-APR-2004 18:33:17	Bright	51.000	144	18Del Cyg	2.8600	11000.	102	11017	No
374	GOM_NL__2PRFIN20040408_183503_000000962025_00442_11017_1425.N1	08-APR-2004 18:35:03	Bright	96.000	5	3Alp Lyr	0.033000	11000.	192	11017	No
375	GOM_NL__2PRFIN20040408_183800_000000362025_00442_11017_1426.N1	08-APR-2004 18:38:00	Bright	36.000	164	44Eta Peg	2.9480	5400.0	72	11017	No
376	GOM_NL__2PRFIN20040408_184443_000000492025_00442_11017_1427.N1	08-APR-2004 18:44:43	Twi_and_stray	49.000	61	8Eps Peg	2.1000	3900.0	98	11017	No
377	GOM_NL__2PRFIN20040408_184712_000000462025_00442_11017_1428.N1	08-APR-2004 18:47:12	Twilight	46.000	162	34Alp Aqr	2.9440	5350.0	92	11017	No
378	GOM_NL__2PRFIN20040408_184937_000000962025_00442_11017_1429.N1	08-APR-2004 18:49:37	Dark	95.500	11	53Alp Aql	0.76500	8000.0	191	11017	No
379	GOM_NL__2PRFIN20040408_185201_000000452025_00442_11017_1430.N1	08-APR-2004 18:52:01	Dark	44.500	142	49Del Cap	2.8500	8900.0	89	11017	No
380	GOM_NL__2PRFIN20040408_185426_000000452025_00442_11017_1431.N1	08-APR-2004 18:54:26	Dark	45.000	18	24Alp PsA	1.1660	9700.0	90	11017	No
381	GOM_NL__2PRFIN20040408_185728_000000392025_00442_11017_1432.N1	08-APR-2004 18:57:28	Dark	38.500	172	Gam Gru	3.0030	13100.	77	11017	No
382	GOM_NL__2PRFIN20040408_185943_000000402025_00442_11017_1433.N1	08-APR-2004 18:59:43	Dark	40.000	31	Alp Gru	1.7340	15200.	80	11017	No
383	GOM_NL__2PRFIN20040408_190421_000000442025_00443_11018_1400.N1	08-APR-2004 19:04:21	Dark	43.500	45	Alp Pav	1.9400	26000.	87	11018	No
384	GOM_NL__2PRFIN20040408_190805_000000602025_00443_11018_1401.N1	08-APR-2004 19:08:05	Dark	59.500	38	20Eps Sgr	1.8360	11000.	119	11018	No
385	GOM_NL__2PRFIN20040408_191000_000000712025_00443_11018_1402.N1	08-APR-2004 19:10:00	Dark	71.000	167	10Gam2Sgr	2.9840	4500.0	142	11018	No
386	GOM_NL__2PRFIN20040408_191216_000000602025_00443_11018_1403.N1	08-APR-2004 19:12:16	Dark	60.000	25	35Lam Sco	1.6200	28000.	120	11018	No
387	GOM_NL__2PRFIN20040408_191622_000000452025_00443_11018_1404.N1	08-APR-2004 19:16:22	Straylight	45.000	4	Alp1Cen	-0.010000	5800.0	90	11018	No
388	GOM_NL__2PRFIN20040408_191812_000000382025_00443_11018_1405.N1	08-APR-2004 19:18:12	Straylight	37.500	12	Alp1Cru	0.77500	30000.	75	11018	No
389	GOM_NL__2PRFIN20040408_191943_000000522025_00443_11018_1406.N1	08-APR-2004 19:19:43	Straylight	52.000	26	Gam Cru	1.6240	2900.0	104	11018	No
390	GOM_NL__2PRFIN20040408_192144_000000412025_00443_11018_1407.N1	08-APR-2004 19:21:44	Straylight	41.000	64	Gam Cen	2.2000	10600.	82	11018	No
391	GOM_NL__2PRFIN20040408_192330_000000532025_00443_11018_1408.N1	08-APR-2004 19:23:30	Straylight	52.500	54	5The Cen	2.0550	4500.0	105	11018	No
392	GOM_NL__2PRFIN20040408_192859_000000422025_00443_11018_1409.N1	08-APR-2004 19:28:59	Twi_and_stray	41.500	106	9Bet Crv	2.6480	5600.0	83	11018	No
393	GOM_NL__2PRFIN20040408_193051_000000412025_00443_11018_1410.N1	08-APR-2004 19:30:51	Twi_and_stray	41.000	100	4Gam Crv	2.5800	13100.	82	11018	No
394	GOM_NL__2PRFIN20040408_193224_000000512025_00443_11018_1411.N1	08-APR-2004 19:32:24	Bright	51.000	15	67Alp Vir	0.97600	28000.	102	11018	No
395	GOM_NL__2PRFIN20040408_193531_000000422025_00443_11018_1412.N1	08-APR-2004 19:35:31	Bright	42.000	121	29Gam Vir	2.7400	7200.0	84	11018	No
396	GOM_NL__2PRFIN20040408_194012_000000372025_00443_11018_1413.N1	08-APR-2004 19:40:12	Bright	37.000	62	94Bet Leo	2.1360	9700.0	74	11018	No



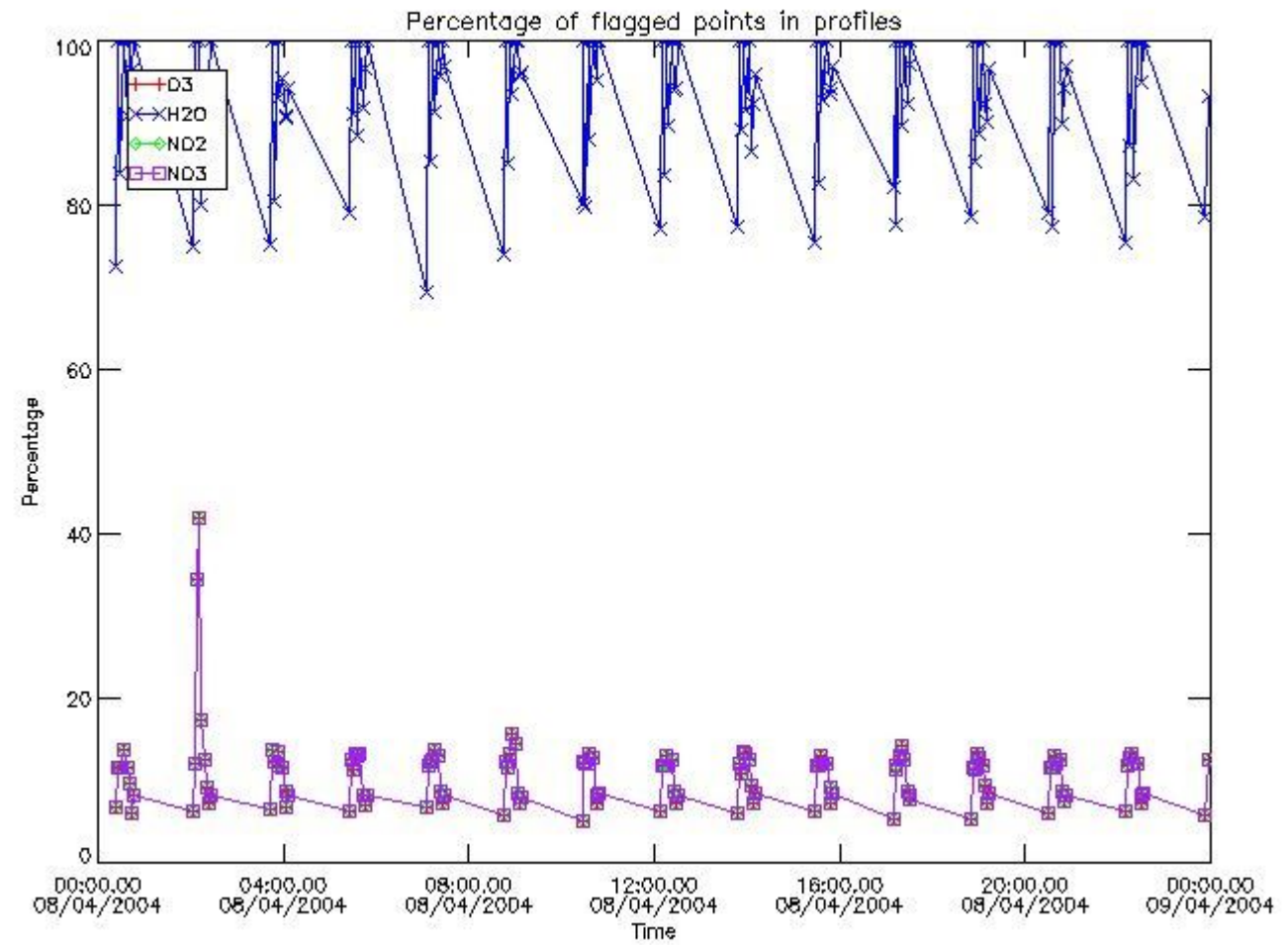
397	GOM_NL__2PRFIN20040408_194159_000000372025_00443_11018_1414.N1	08-APR-2004 19:41:59	Bright	36.500	96	68Del Leo	2.5600	9300.0	73	11018	No
398	GOM_NL__2PRFIN20040408_194343_000000572025_00443_11018_1415.N1	08-APR-2004 19:43:43	Bright	56.500	111	8Eta Boo	2.6800	6000.0	113	11018	No
399	GOM_NL__2PRFIN20040408_194757_000000412025_00443_11018_1416.N1	08-APR-2004 19:47:57	Bright	41.000	152	12Alp2CVn	2.8900	11000.	82	11018	No
400	GOM_NL__2PRFIN20040408_195124_000000392025_00443_11018_1417.N1	08-APR-2004 19:51:24	Bright	39.000	87	64Gam UMa	2.4330	11000.	78	11018	No
401	GOM_NL__2PRFIN20040408_195251_000000402025_00443_11018_1418.N1	08-APR-2004 19:52:51	Bright	39.500	32	77Eps UMa	1.7630	11000.	79	11018	No
402	GOM_NL__2PRFIN20040408_195917_000000412025_00443_11018_1419.N1	08-APR-2004 19:59:17	Bright	40.500	60	7Bet UMi	2.0810	3950.0	81	11018	No
403	GOM_NL__2PRFIN20040408_200138_000000382025_00443_11018_1420.N1	08-APR-2004 20:01:38	Bright	37.500	49	1Alp UMi	1.9900	6300.0	75	11018	No
404	GOM_NL__2PRFIN20040408_200611_000000622025_00443_11018_1421.N1	08-APR-2004 20:06:11	Bright	61.500	130	23Bet Dra	2.7990	5800.0	123	11018	No
405	GOM_NL__2PRFIN20040408_200845_000000362025_00443_11018_1422.N1	08-APR-2004 20:08:45	Bright	35.500	76	27Gam Cas	2.3000	30000.	71	11018	No
406	GOM_NL__2PRFIN20040408_201004_000000362025_00443_11018_1423.N1	08-APR-2004 20:10:04	Bright	35.500	68	18Alp Cas	2.2250	4500.0	71	11018	No
407	GOM_NL__2PRFIN20040408_201352_000000542025_00443_11018_1424.N1	08-APR-2004 20:13:52	Bright	53.500	144	18Del Cyg	2.8600	11000.	107	11018	No
408	GOM_NL__2PRFIN20040408_201538_000001152025_00443_11018_1425.N1	08-APR-2004 20:15:38	Bright	114.50	5	3Alp Lyr	0.033000	11000.	229	11018	No
409	GOM_NL__2PRFIN20040408_201836_000000352025_00443_11018_1426.N1	08-APR-2004 20:18:36	Bright	35.000	164	44Eta Peg	2.9480	5400.0	70	11018	No
410	GOM_NL__2PRFIN20040408_202520_000000502025_00443_11018_1427.N1	08-APR-2004 20:25:20	Tw_i_and_stray	49.500	61	8Eps Peg	2.1000	3900.0	99	11018	No
411	GOM_NL__2PRFIN20040408_202748_000000452025_00443_11018_1428.N1	08-APR-2004 20:27:48	Twilight	45.000	162	34Alp Aqr	2.9440	5350.0	90	11018	No
412	GOM_NL__2PRFIN20040408_203014_000000872025_00443_11018_1429.N1	08-APR-2004 20:30:14	Dark	86.500	11	53Alp Aql	0.76500	8000.0	173	11018	No
413	GOM_NL__2PRFIN20040408_203238_000000452025_00443_11018_1430.N1	08-APR-2004 20:32:38	Dark	44.500	142	49Del Cap	2.8500	8900.0	89	11018	No
414	GOM_NL__2PRFIN20040408_203501_000000452025_00443_11018_1431.N1	08-APR-2004 20:35:01	Dark	44.500	18	24Alp PsA	1.1660	9700.0	89	11018	No
415	GOM_NL__2PRFIN20040408_203804_000000392025_00443_11018_1432.N1	08-APR-2004 20:38:04	Dark	39.000	172	Gam Gru	3.0030	13100.	78	11018	No
416	GOM_NL__2PRFIN20040408_204019_000000422025_00443_11018_1433.N1	08-APR-2004 20:40:19	Dark	42.000	31	Alp Gru	1.7340	15200.	84	11018	No
417	GOM_NL__2PRFIN20040408_204457_000000412025_00444_11019_1400.N1	08-APR-2004 20:44:57	Dark	41.000	45	Alp Pav	1.9400	26000.	82	11019	No
418	GOM_NL__2PRFIN20040408_204842_000000602025_00444_11019_1401.N1	08-APR-2004 20:48:42	Dark	59.500	38	20Eps Sgr	1.8360	11000.	119	11019	No
419	GOM_NL__2PRFIN20040408_205038_000000692025_00444_11019_1402.N1	08-APR-2004 20:50:38	Dark	69.000	167	10Gam2Sgr	2.9840	4500.0	138	11019	No
420	GOM_NL__2PRFIN20040408_205252_000000632025_00444_11019_1403.N1	08-APR-2004 20:52:52	Dark	62.500	25	35Lam Sco	1.6200	28000.	125	11019	No
421	GOM_NL__2PRFIN20040408_205658_000000522025_00444_11019_1404.N1	08-APR-2004 20:56:58	Straylight	51.500	4	Alp1Cen	-0.010000	5800.0	103	11019	No
422	GOM_NL__2PRFIN20040408_205845_000000422025_00444_11019_1405.N1	08-APR-2004 20:58:45	Straylight	42.000	12	Alp1Cru	0.77500	30000.	84	11019	No
423	GOM_NL__2PRFIN20040408_210018_000000492025_00444_11019_1406.N1	08-APR-2004 21:00:18	Straylight	48.500	26	Gam Cru	1.6240	2900.0	97	11019	No
424	GOM_NL__2PRFIN20040408_210220_000000432025_00444_11019_1407.N1	08-APR-2004 21:02:20	Straylight	43.000	64	Gam Cen	2.2000	10600.	86	11019	No
425	GOM_NL__2PRFIN20040408_210406_000000542025_00444_11019_1408.N1	08-APR-2004 21:04:06	Straylight	54.000	54	5The Cen	2.0550	4500.0	108	11019	No
426	GOM_NL__2PRFIN20040408_210934_000000412025_00444_11019_1409.N1	08-APR-2004 21:09:34	Tw_i_and_stray	41.000	106	9Bet Crv	2.6480	5600.0	82	11019	No
427	GOM_NL__2PRFIN20040408_211126_000000422025_00444_11019_1410.N1	08-APR-2004 21:11:26	Tw_i_and_stray	41.500	100	4Gam Crv	2.5800	13100.	83	11019	No
428	GOM_NL__2PRFIN20040408_211300_000000502025_00444_11019_1411.N1	08-APR-2004 21:13:00	Bright	50.000	15	67Alp Vir	0.97600	28000.	100	11019	No
429	GOM_NL__2PRFIN20040408_211606_000000432025_00444_11019_1412.N1	08-APR-2004 21:16:06	Bright	42.500	121	29Gam Vir	2.7400	7200.0	85	11019	No
430	GOM_NL__2PRFIN20040408_212047_000000382025_00444_11019_1413.N1	08-APR-2004 21:20:47	Bright	37.500	62	94Bet Leo	2.1360	9700.0	75	11019	No
431	GOM_NL__2PRFIN20040408_212235_000000372025_00444_11019_1414.N1	08-APR-2004 21:22:35	Bright	37.000	96	68Del Leo	2.5600	9300.0	74	11019	No
432	GOM_NL__2PRFIN20040408_212418_000000532025_00444_11019_1415.N1	08-APR-2004 21:24:18	Bright	52.500	111	8Eta Boo	2.6800	6000.0	105	11019	No
433	GOM_NL__2PRFIN20040408_212832_000000512025_00444_11019_1416.N1	08-APR-2004 21:28:32	Bright	50.500	152	12Alp2CVn	2.8900	11000.	101	11019	No
434	GOM_NL__2PRFIN20040408_213159_000000382025_00444_11019_1417.N1	08-APR-2004 21:31:59	Bright	38.000	87	64Gam UMa	2.4330	11000.	76	11019	No
435	GOM_NL__2PRFIN20040408_213326_000000422025_00444_11019_1418.N1	08-APR-2004 21:33:26	Bright	41.500	32	77Eps UMa	1.7630	11000.	83	11019	No
436	GOM_NL__2PRFIN20040408_213952_000000372025_00444_11019_1419.N1	08-APR-2004 21:39:52	Bright	37.000	60	7Bet UMi	2.0810	3950.0	74	11019	No
437	GOM_NL__2PRFIN20040408_214213_000000382025_00444_11019_1420.N1	08-APR-2004 21:42:13	Bright	37.500	49	1Alp UMi	1.9900	6300.0	75	11019	No
438	GOM_NL__2PRFIN20040408_214646_000000622025_00444_11019_1421.N1	08-APR-2004 21:46:46	Bright	61.500	130	23Bet Dra	2.7990	5800.0	123	11019	No
439	GOM_NL__2PRFIN20040408_214921_000000342025_00444_11019_1422.N1	08-APR-2004 21:49:21	Bright	34.000	76	27Gam Cas	2.3000	30000.	68	11019	No
440	GOM_NL__2PRFIN20040408_215040_000000362025_00444_11019_1423.N1	08-APR-2004 21:50:40	Bright	36.000	68	18Alp Cas	2.2250	4500.0	72	11019	No
441	GOM_NL__2PRFIN20040408_215428_000000522025_00444_11019_1424.N1	08-APR-2004 21:54:28	Bright	52.000	144	18Del Cyg	2.8600	11000.	104	11019	No
442	GOM_NL__2PRFIN20040408_215614_000000992025_00444_11019_1425.N1	08-APR-2004 21:56:14	Bright	99.000	5	3Alp Lyr	0.033000	11000.	198	11019	No
443	GOM_NL__2PRFIN20040408_215911_000000522025_00444_11019_1426.N1	08-APR-2004 21:59:11	Bright	52.000	164	44Eta Peg	2.9480	5400.0	104	11019	No
444	GOM_NL__2PRFIN20040408_220555_000000512025_00444_11019_1427.N1	08-APR-2004 22:05:55	Tw_i_and_stray	50.500	61	8Eps Peg	2.1000	3900.0	101	11019	No
445	GOM_NL__2PRFIN20040408_220823_000000462025_00444_11019_1428.N1	08-APR-2004 22:08:23	Twilight	46.000	162	34Alp Aqr	2.9440	5350.0	92	11019	No
446	GOM_NL__2PRFIN20040408_221052_000000822025_00444_11019_1429.N1	08-APR-2004 22:10:52	Dark	81.500	11	53Alp Aql	0.76500	8000.0	163	11019	No
447	GOM_NL__2PRFIN20040408_221313_000000432025_00444_11019_1430.N1	08-APR-2004 22:13:13	Dark	43.000	142	49Del Cap	2.8500	8900.0	86	11019	No
448	GOM_NL__2PRFIN20040408_221537_000000442025_00444_11019_1431.N1	08-APR-2004 22:15:37	Dark	43.500	18	24Alp PsA	1.1660	9700.0	87	11019	No
449	GOM_NL__2PRFIN20040408_221840_000000392025_00444_11019_1432.N1	08-APR-2004 22:18:40	Dark	38.500	172	Gam Gru	3.0030	13100.	77	11019	No
450	GOM_NL__2PRFIN20040408_222054_000000422025_00444_11019_1433.N1	08-APR-2004 22:20:54	Dark	42.000	31	Alp Gru	1.7340	15200.	84	11019	No
451	GOM_NL__2PRFIN20040408_222533_000000422025_00445_11020_1400.N1	08-APR-2004 22:25:33	Dark	42.000	45	Alp Pav	1.9400	26000.	84	11020	No
452	GOM_NL__2PRFIN20040408_222920_000000632025_00445_11020_1401.N1	08-APR-2004 22:29:20	Dark	62.500	38	20Eps Sgr	1.8360	11000.	125	11020	No
453	GOM_NL__2PRFIN20040408_223116_000000712025_00445_11020_1402.N1	08-APR-2004 22:31:16	Dark	70.500	167	10Gam2Sgr	2.9840	4500.0	141	11020	No
454	GOM_NL__2PRFIN20040408_223330_000000602025_00445_11020_1403.N1	08-APR-2004 22:33:30	Dark	60.000	25	35Lam Sco	1.6200	28000.	120	11020	No
455	GOM_NL__2PRFIN20040408_223734_000000512025_00445_11020_1404.N1	08-APR-2004 22:37:34	Straylight	51.000	4	Alp1Cen	-0.010000	5800.0	102	11020	No

456	GOM_NL__2PRFIN20040408_223921_000000472025_00445_11020_1405.N1	08-APR-2004 22:39:21	Straylight	47.000	12	Alp1Cru	0.77500	30000.	94	11020	No
457	GOM_NL__2PRFIN20040408_224054_000000472025_00445_11020_1406.N1	08-APR-2004 22:40:54	Straylight	46.500	26	Gam Cru	1.6240	2900.0	93	11020	No
458	GOM_NL__2PRFIN20040408_224256_000000432025_00445_11020_1407.N1	08-APR-2004 22:42:56	Straylight	43.000	64	Gam Cen	2.2000	10600.	86	11020	No
459	GOM_NL__2PRFIN20040408_224443_000000532025_00445_11020_1408.N1	08-APR-2004 22:44:43	Straylight	53.000	54	5The Cen	2.0550	4500.0	106	11020	No
460	GOM_NL__2PRFIN20040408_224757_000001152025_00445_11020_1409.N1	08-APR-2004 22:47:57	Twilight	115.00	97	8Bet1Sco	2.5610	30000.	230	11020	No
461	GOM_NL__2PRFIN20040408_225202_000000432025_00445_11020_1410.N1	08-APR-2004 22:52:02	Twilight	42.500	100	4Gam Crv	2.5800	13100.	85	11020	No
462	GOM_NL__2PRFIN20040408_225336_000000502025_00445_11020_1411.N1	08-APR-2004 22:53:36	Bright	49.500	15	67Alp Vir	0.97600	28000.	99	11020	No
463	GOM_NL__2PRFIN20040408_225642_000000432025_00445_11020_1412.N1	08-APR-2004 22:56:42	Bright	43.000	121	29Gam Vir	2.7400	7200.0	86	11020	No
464	GOM_NL__2PRFIN20040408_230123_000000372025_00445_11020_1413.N1	08-APR-2004 23:01:23	Bright	37.000	62	94Bet Leo	2.1360	9700.0	74	11020	No
465	GOM_NL__2PRFIN20040408_230311_000000362025_00445_11020_1414.N1	08-APR-2004 23:03:11	Bright	36.000	96	68Del Leo	2.5600	9300.0	72	11020	No
466	GOM_NL__2PRFIN20040408_230453_000000532025_00445_11020_1415.N1	08-APR-2004 23:04:53	Bright	53.000	111	8Eta Boo	2.6800	6000.0	106	11020	No
467	GOM_NL__2PRFIN20040408_230908_000000402025_00445_11020_1416.N1	08-APR-2004 23:09:08	Bright	39.500	152	12Alp2CVn	2.8900	11000.	79	11020	No
468	GOM_NL__2PRFIN20040408_231235_000000362025_00445_11020_1417.N1	08-APR-2004 23:12:35	Bright	36.000	87	64Gam UMa	2.4330	11000.	72	11020	No
469	GOM_NL__2PRFIN20040408_231402_000000412025_00445_11020_1418.N1	08-APR-2004 23:14:02	Bright	41.000	32	77Eps UMa	1.7630	11000.	82	11020	No
470	GOM_NL__2PRFIN20040408_232028_000000412025_00445_11020_1419.N1	08-APR-2004 23:20:28	Bright	41.000	60	7Bet UMi	2.0810	3950.0	82	11020	No
471	GOM_NL__2PRFIN20040408_232249_000000362025_00445_11020_1420.N1	08-APR-2004 23:22:49	Bright	35.500	49	1Alp UMi	1.9900	6300.0	71	11020	No
472	GOM_NL__2PRFIN20040408_232721_000000622025_00445_11020_1421.N1	08-APR-2004 23:27:21	Bright	61.500	130	23Bet Dra	2.7990	5800.0	123	11020	No
473	GOM_NL__2PRFIN20040408_232957_000000372025_00445_11020_1422.N1	08-APR-2004 23:29:57	Bright	37.000	76	27Gam Cas	2.3000	30000.	74	11020	No
474	GOM_NL__2PRFIN20040408_233115_000000392025_00445_11020_1423.N1	08-APR-2004 23:31:15	Bright	38.500	68	18Alp Cas	2.2250	4500.0	77	11020	No
475	GOM_NL__2PRFIN20040408_233504_000000532025_00445_11020_1424.N1	08-APR-2004 23:35:04	Bright	53.000	144	18Del Cyg	2.8600	11000.	106	11020	No
476	GOM_NL__2PRFIN20040408_233650_000001022025_00445_11020_1425.N1	08-APR-2004 23:36:50	Bright	102.00	5	3Alp Lyr	0.033000	11000.	204	11020	No
477	GOM_NL__2PRFIN20040408_233934_000000502025_00445_11020_1426.N1	08-APR-2004 23:39:34	Bright	49.500	92	53Eps Cyg	2.5000	4500.0	99	11020	No
478	GOM_NL__2PRFIN20040408_234631_000000512025_00445_11020_1427.N1	08-APR-2004 23:46:31	Twilight	50.500	61	8Eps Peg	2.1000	3900.0	101	11020	No
479	GOM_NL__2PRFIN20040408_234900_000000462025_00445_11020_1428.N1	08-APR-2004 23:49:00	Twilight	45.500	162	34Alp Aqr	2.9440	5350.0	91	11020	No
480	GOM_NL__2PRFIN20040408_235129_000000902025_00445_11020_1429.N1	08-APR-2004 23:51:29	Dark	89.500	11	53Alp Aql	0.76500	8000.0	179	11020	No
481	GOM_NL__2PRFIN20040408_235613_000000452025_00445_11020_1430.N1	08-APR-2004 23:56:13	Dark	44.500	18	24Alp PsA	1.1660	9700.0	89	11020	No

### 3. Quality information per product

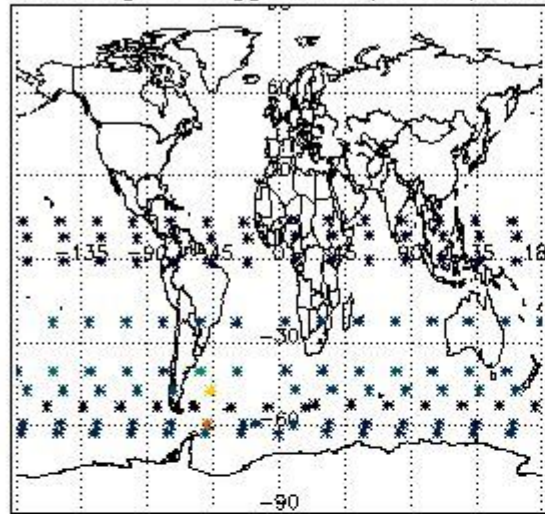
In this section it is plotted some information contained in the Quality Summary data set of the level 2 products. Only products in dark limb conditions and without errors (error flag in the MPH set to "0") are used.

#### 3.1 Plot quality information per product (time dependant)

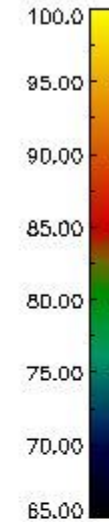
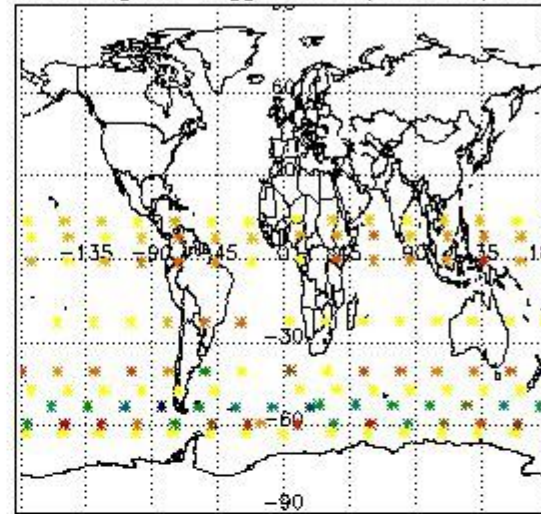


3.2 Plot quality information per product (world map)

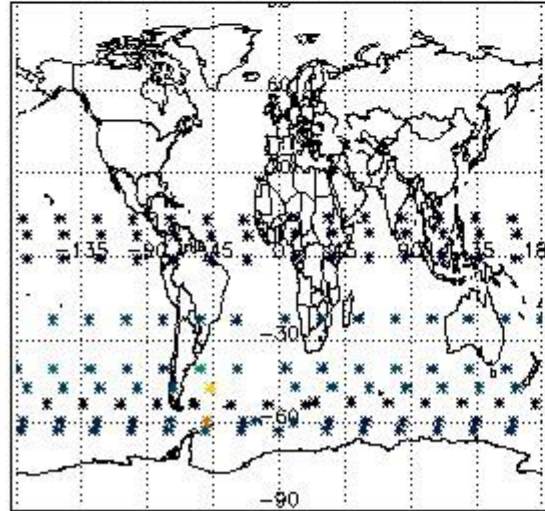
Percentage of flagged data per O3 profile



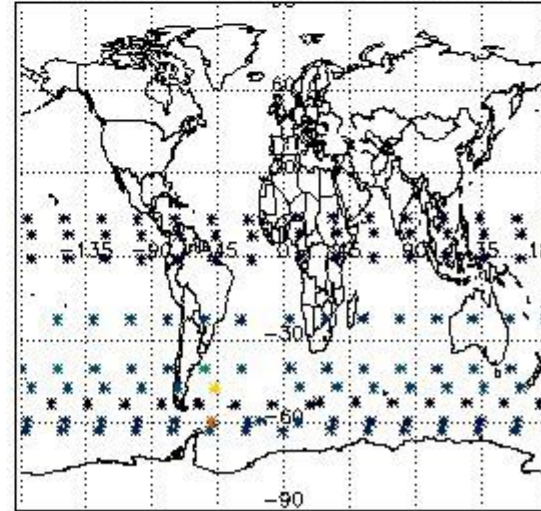
Percentage of flagged data per H2O profile



Percentage of flagged data per NO2 profile



Percentage of flagged data per NO3 profile

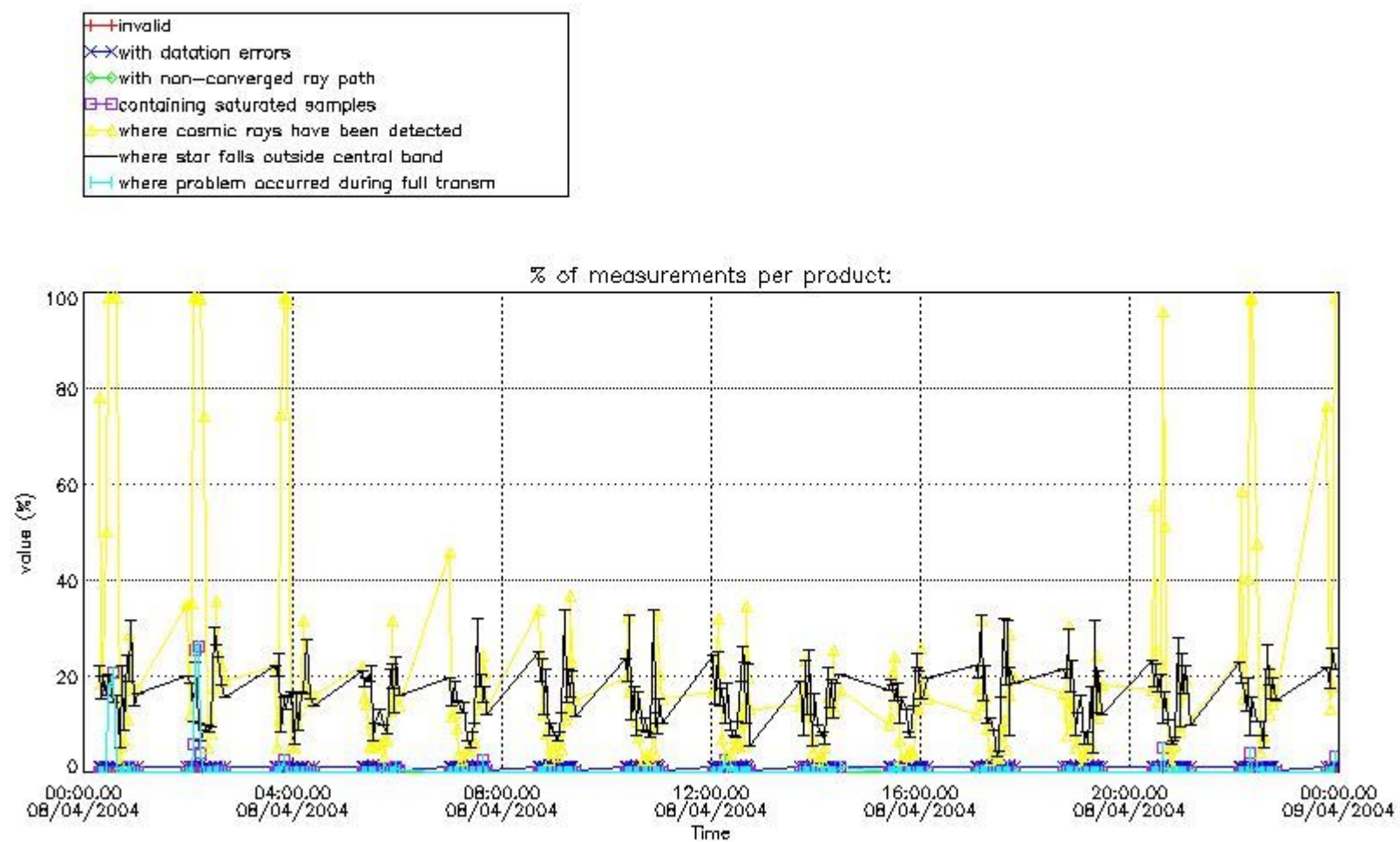


#### 4. Level 1 quality information per product

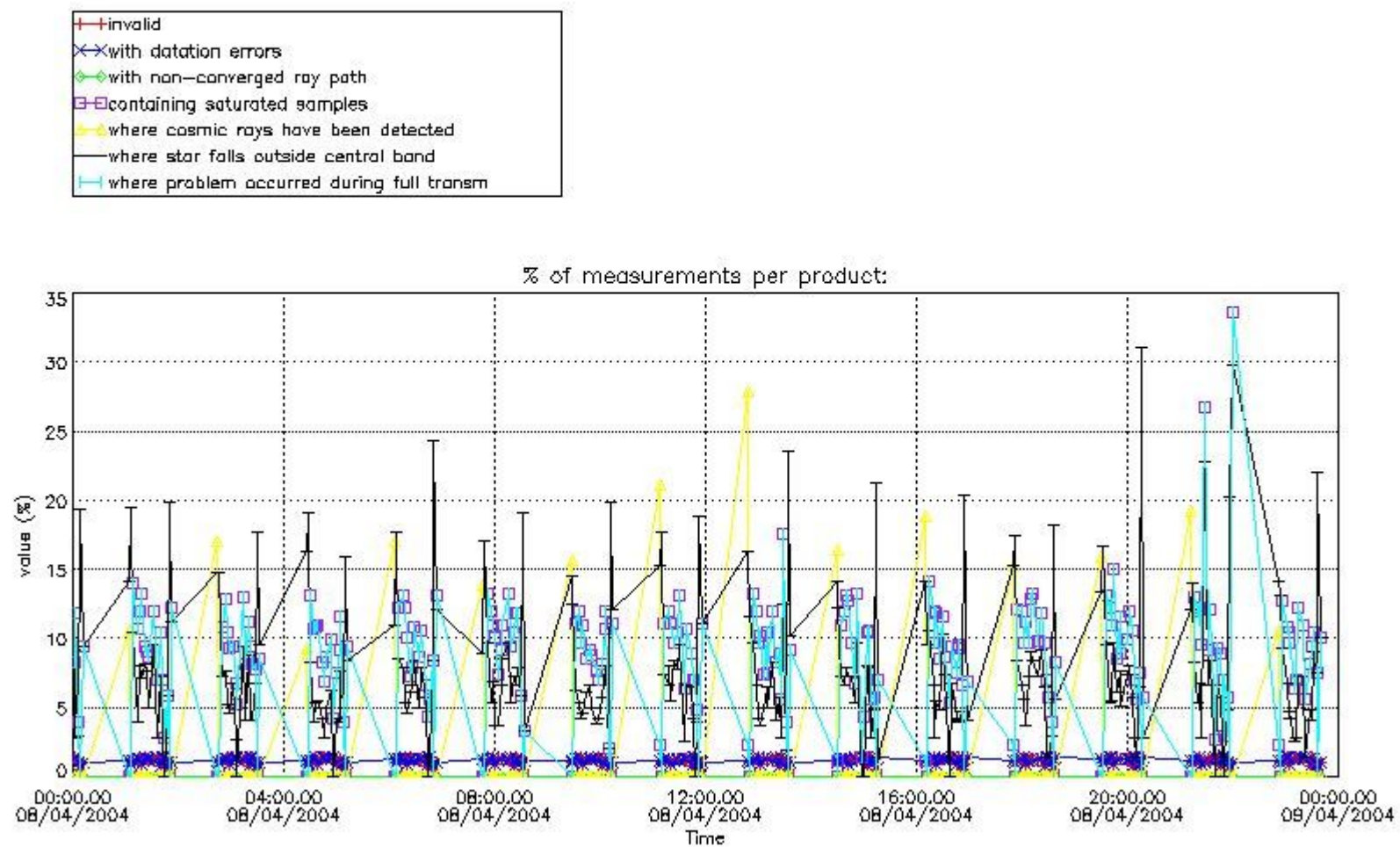
In this section it is plotted some information contained in the Quality Summary data set of the level 2 products that comes from the level 1b processing. Products without errors (error flag in the MPH set to "0") are used.

##### 4.1 Plot quality information per product (time dependant) coming from level 1b processing

##### 4.1.1 Plot level 1 quality information per product (time dependant): ENVISAT ASCENDING passes

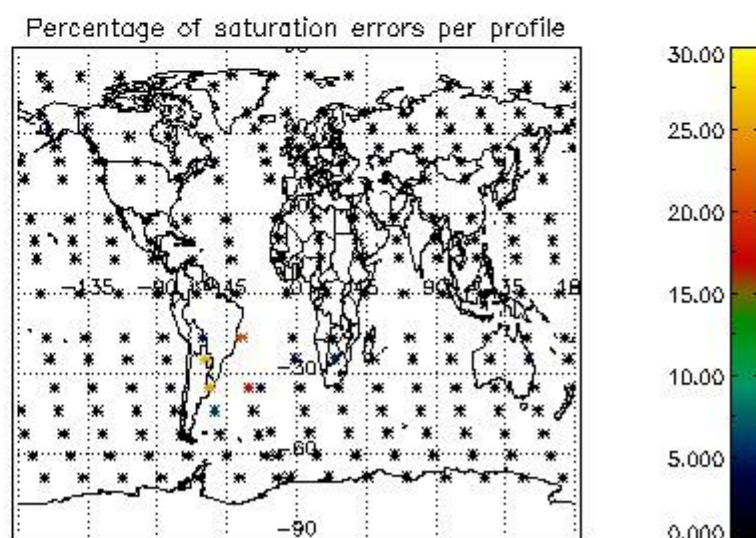
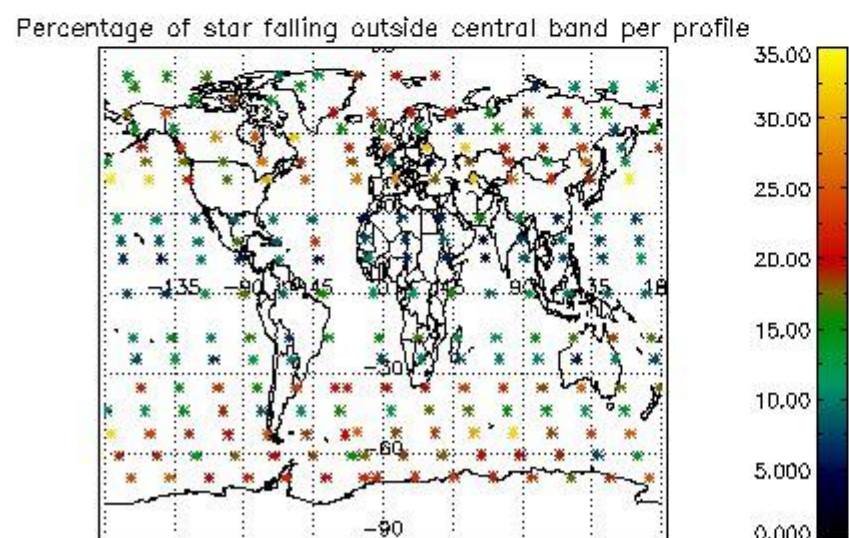
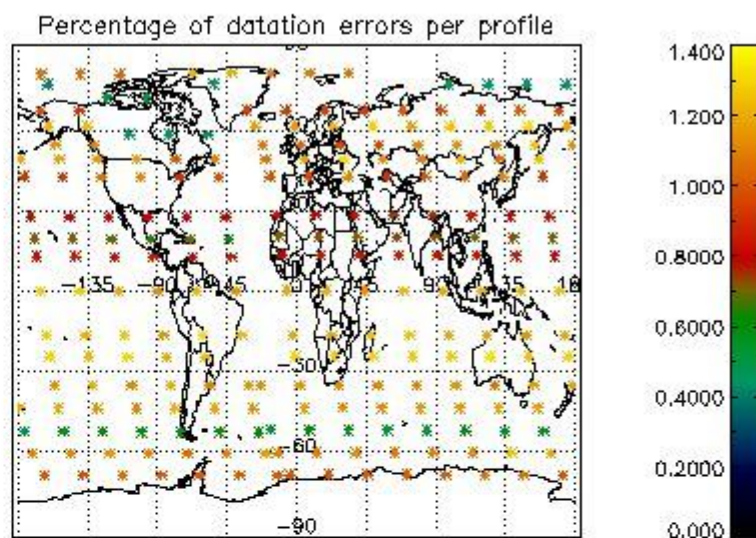
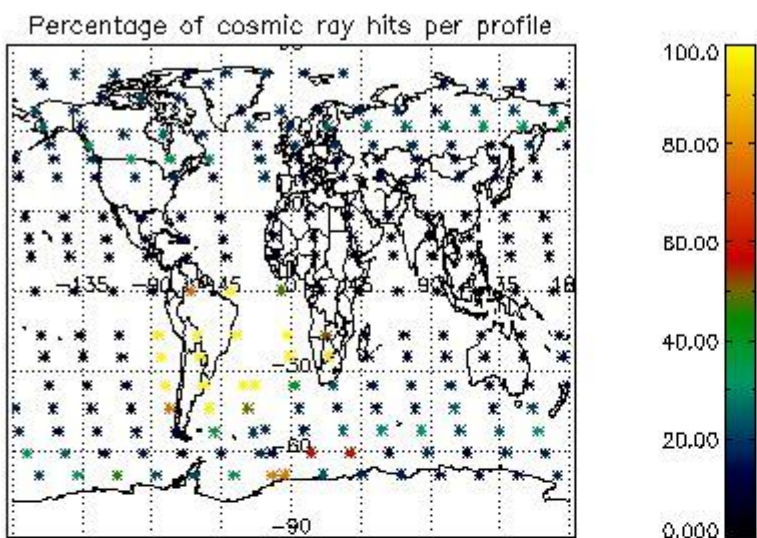


4.1.2 Plot level 1 quality information per product (time dependant): ENVI SAT DESCENDING passes

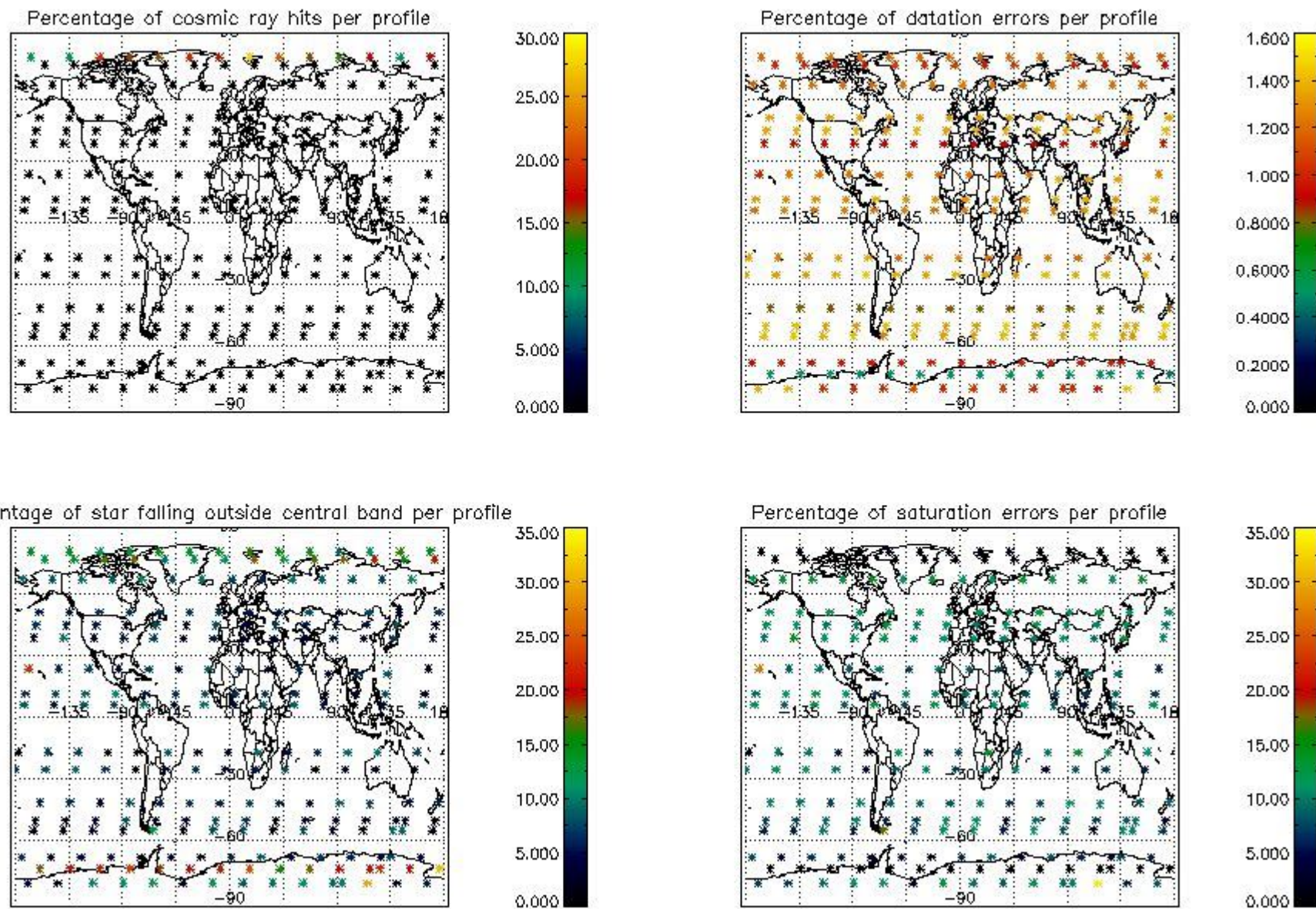


*4.2 Plot quality information per product coming from level 1b processing (world map)*

*4.2.1 Plot level 1 quality information per product (world map): ENVISAT ASCENDING passes*



4.2.2 Plot level 1 quality information per product (world map): ENVISAT DESCENDING passes



## 5. Trace gas profiles

### 5.1 Ozone statistics based on quality of products

The final quality of the products can be "measured" using the STD (Standard Deviation) attached to every point profile. This information is written to the parameter GOM\_NL\_\_2P/NL\_LOCAL\_SPECIES\_DENSITY/o3\_std of the level 2 products. The table below shows the statistics for given STD ranges.

The statistics are given with respect to the overall valid production:

- Products without fatal errors: GOM\_NL\_\_2P/MPH/PRODUCT\_ERR=0
- Valid point profile: GOM\_NL\_\_2P/NL\_LOCAL\_SPECIES\_DENSITY/pcd(0)=0

The 'Criteria' is applied to valid points of dark limb products:

- Products in dark limb illumination condition: GOM\_NL\_\_2P/NL\_SUMMARY\_QUALITY/obs\_ill\_cond=0
- Products without fatal errors: GOM\_NL\_\_2P/MPH/PRODUCT\_ERR=0
- Valid point profile: GOM\_NL\_\_2P/NL\_LOCAL\_SPECIES\_DENSITY/pcd(0)=0

So, the table below shows the percentage of dark limb and valid observations for each criteria with respect to the overall valid daily observations.

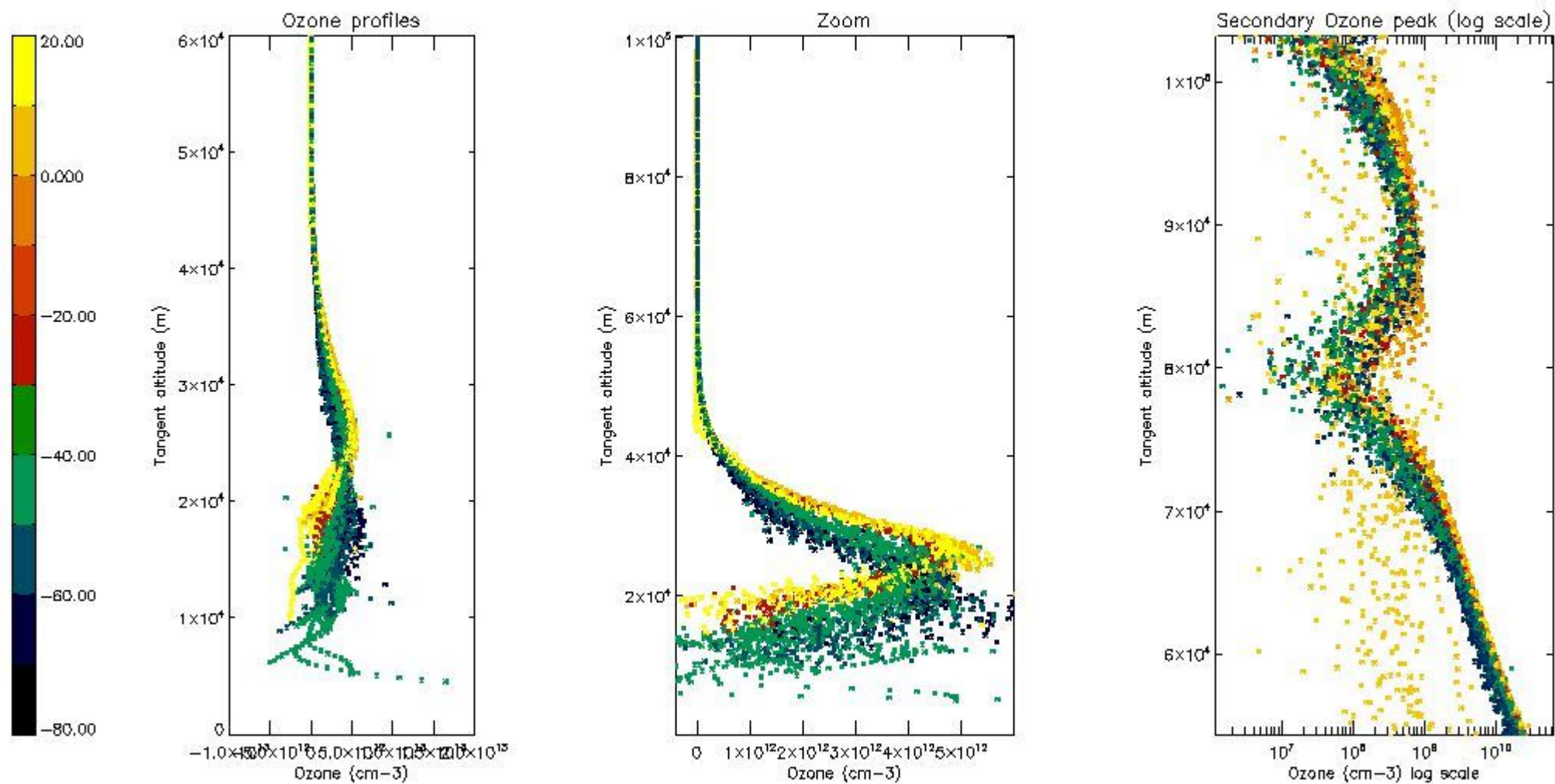
Criteria	% of total production
All STD	29
STD < 20	18



STD < 10	16
STD < 5	12

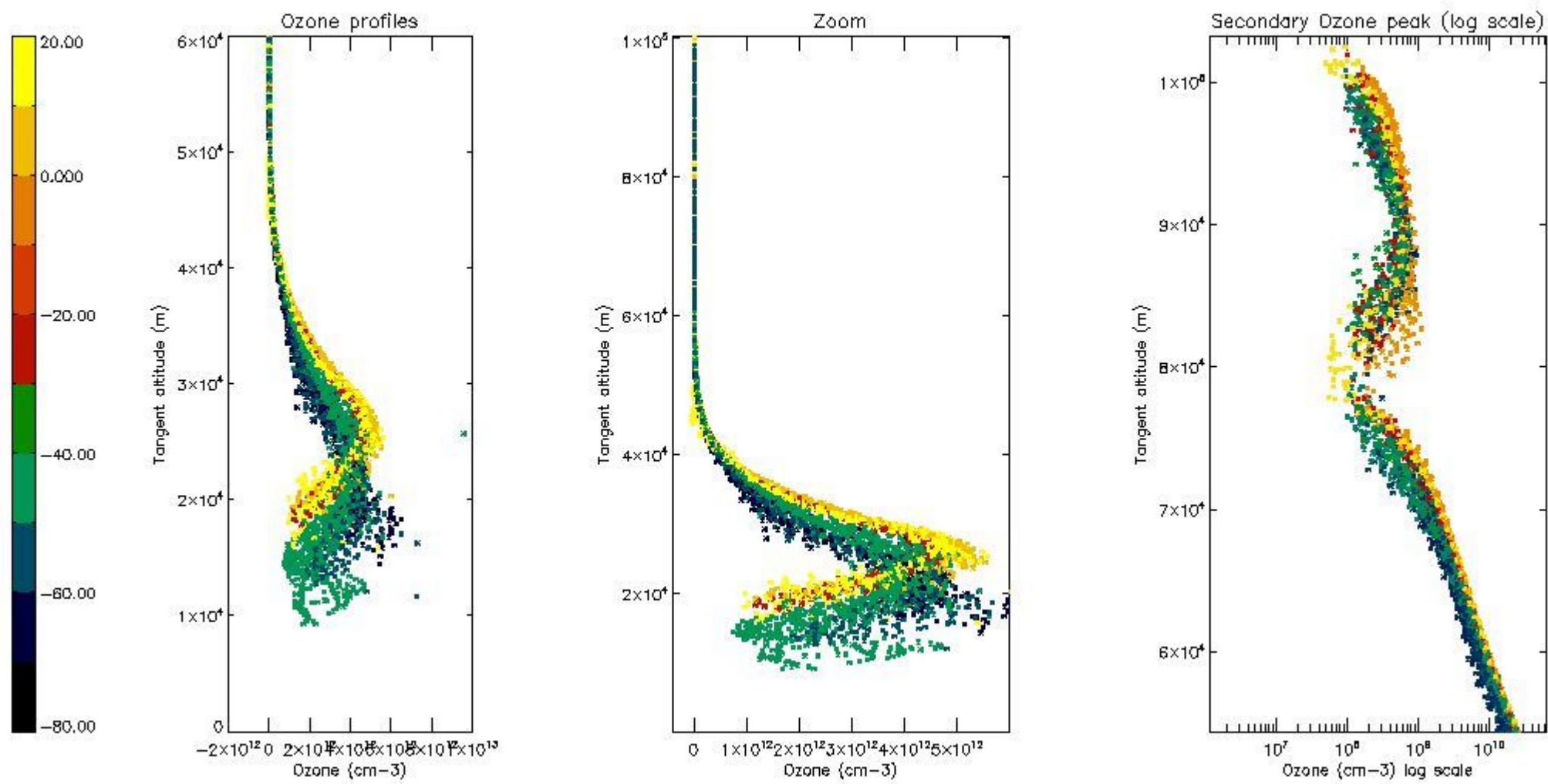
5.2 Plot ozone profiles for all STD (dark without errors)

The colorbar represents the latitude.



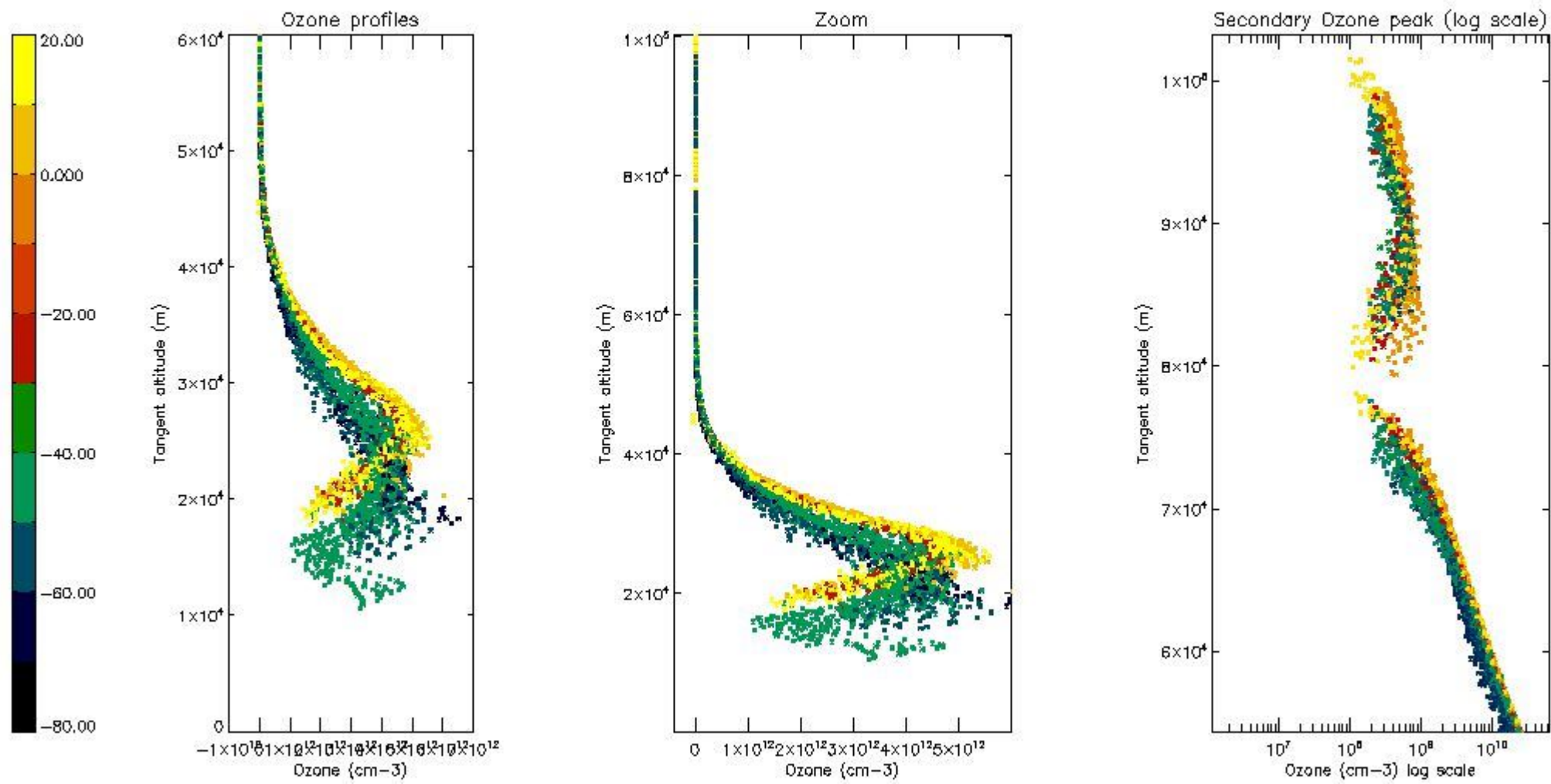
5.3 Plot ozone profiles where STD < 20% (dark without errors)

The colorbar represents the latitude.



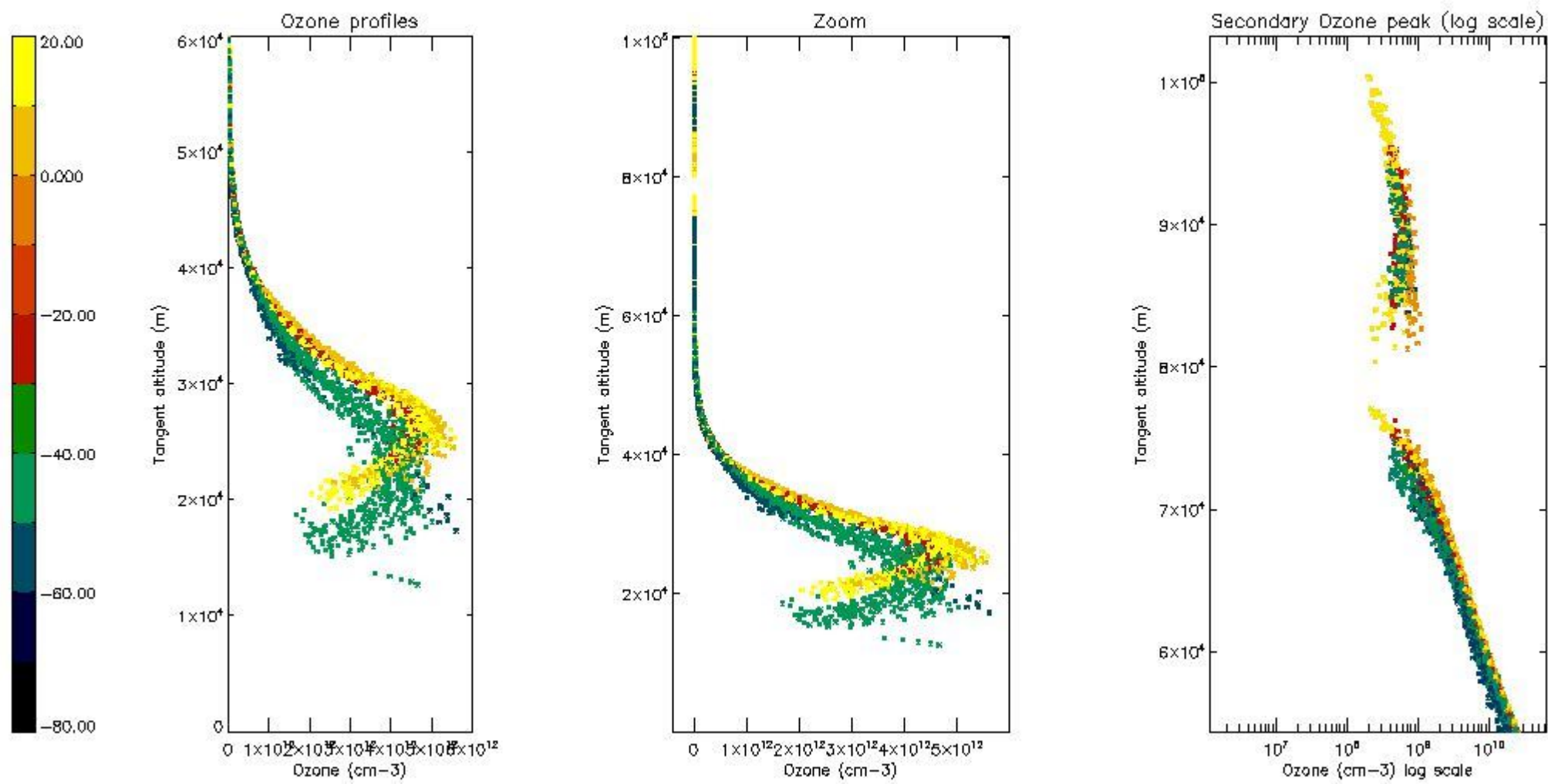
*5.4 Plot ozone profiles where STD < 10% (dark without errors)*

The colorbar represents the latitude.



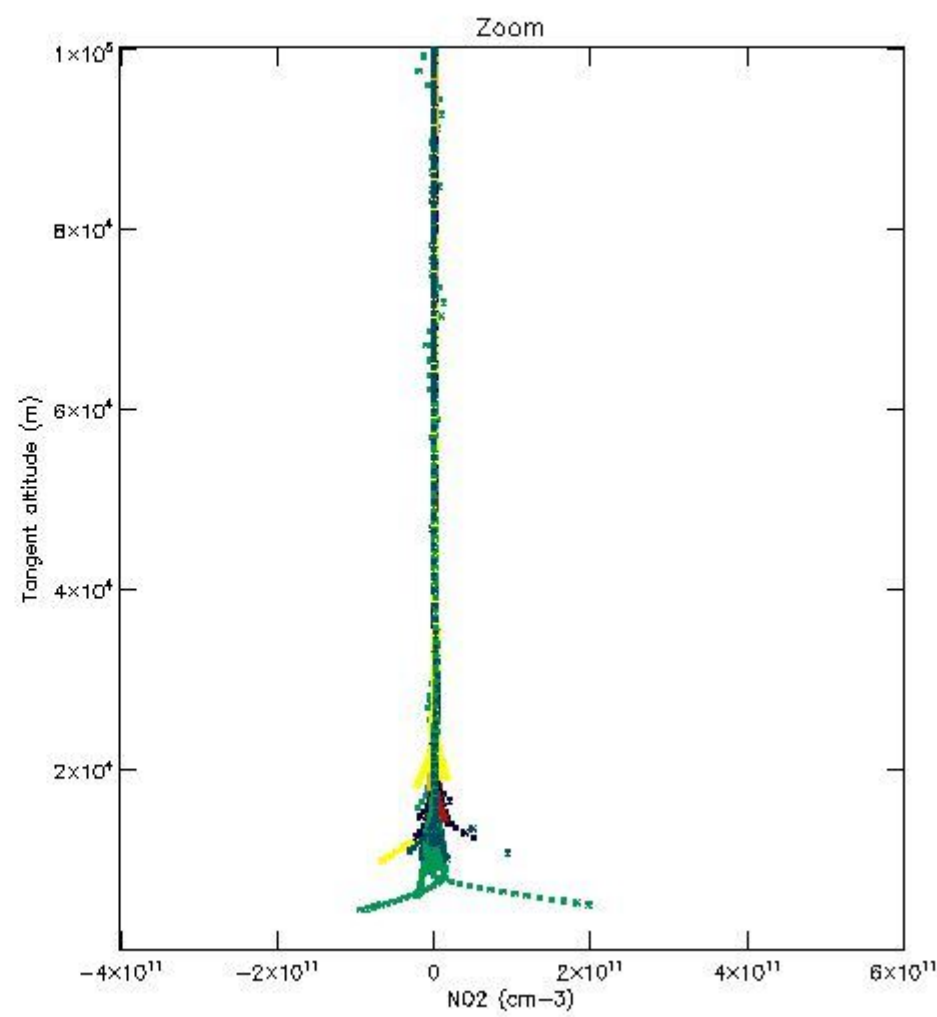
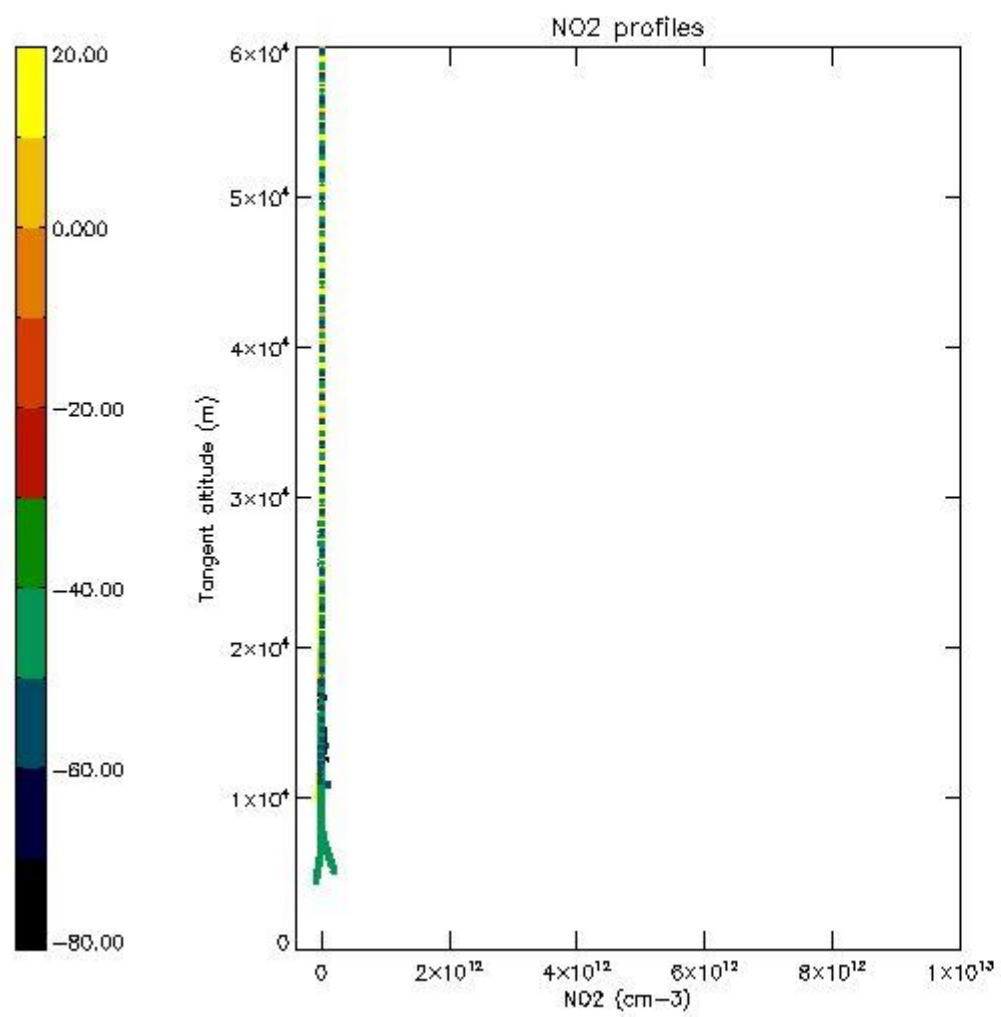
*5.5 Plot ozone profiles where STD < 5% (dark without errors)*

The colorbar represents the latitude.



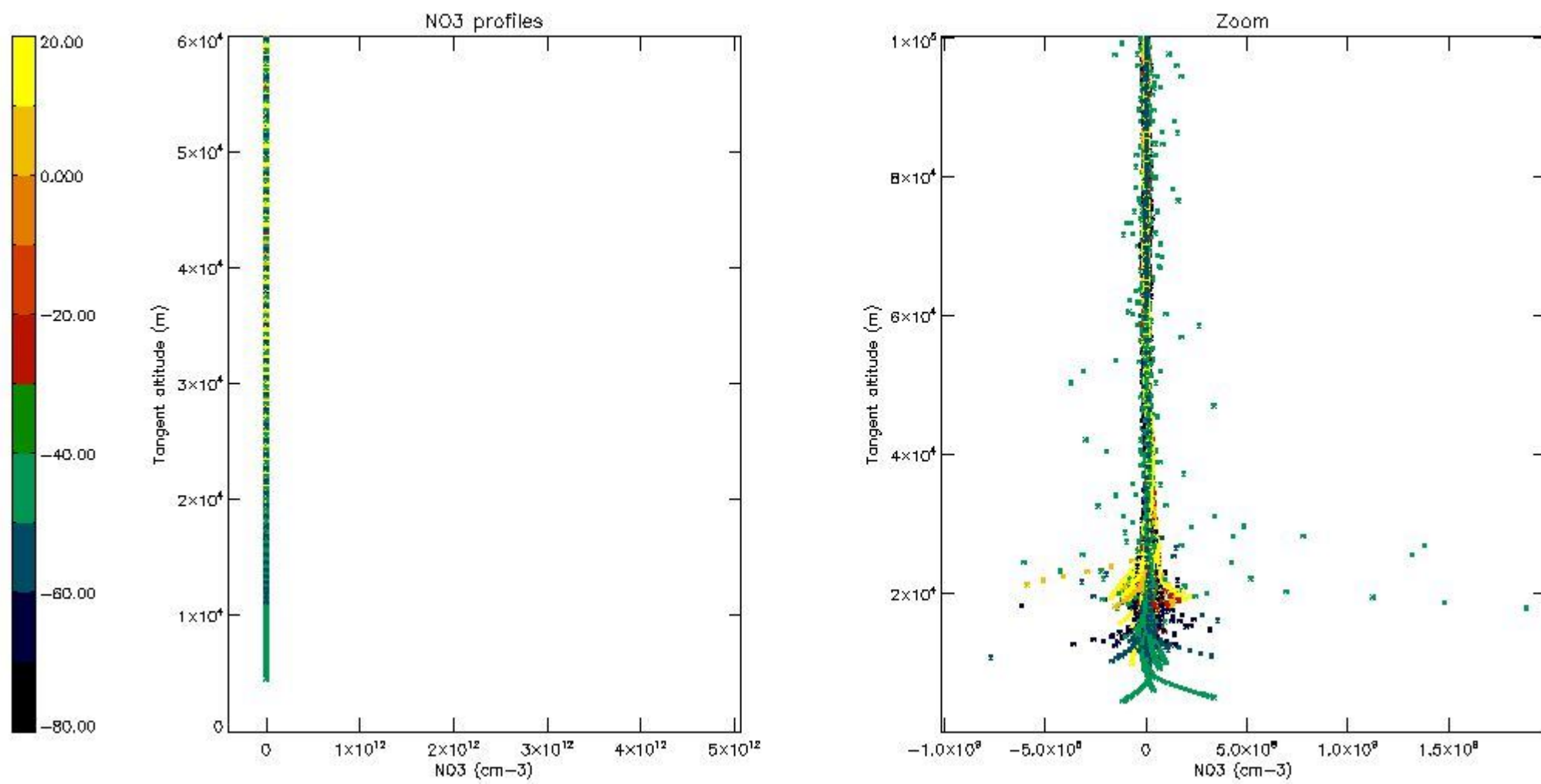
*5.6 Plot NO<sub>2</sub> profiles for all STD (dark without errors)*

The colorbar represents the latitude.



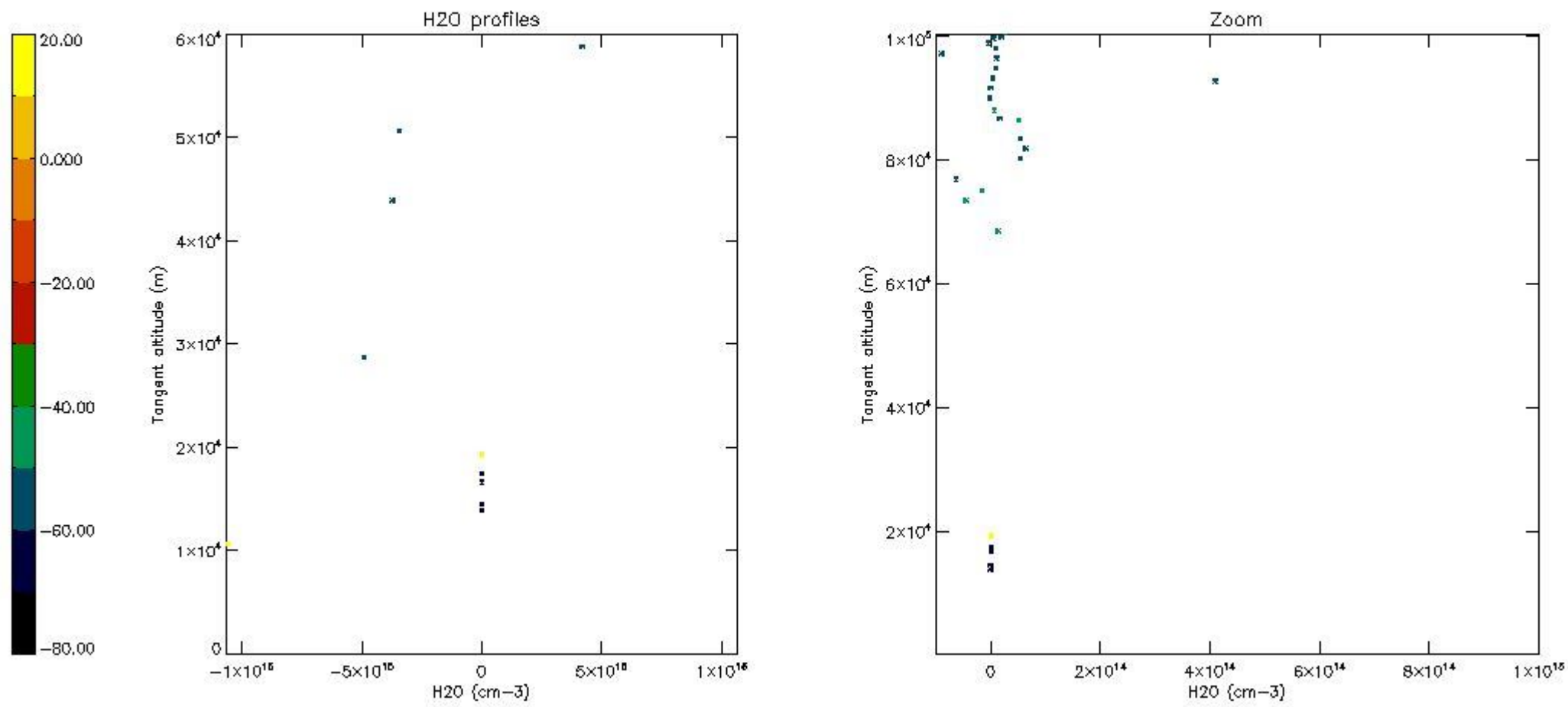
*5.7 Plot NO3 profiles for all STD (dark without errors)*

The colorbar represents the latitude.



5.8 Plot H2O profiles for all STD (only for occultations of stars 1,2,3,4,13,14,16,26,63 dark without errors)

The colorbar represents the latitude.



## 6. Auxiliary Data Files used for the production reported in section 2

The number reported in the third column indicates since which file (see list in section 2) the corresponding auxiliary file has been used. The fourth column is the date of those product files.

Type	Auxiliary Filename	Used since product	Used since product date
INST_PHYS_CHARACTERISTICS	GOM_INS_AXVIEC20091111_143220_20030716_120000_20500101_000000	1	08-APR-2004 00:01:31
LEVEL-2_PROC_CONFIG	GOM_PR2_AXVIEC20091111_152718_20020301_000000_20500101_000000	1	08-APR-2004 00:01:31
CROSS_SECTIONS_FILE	GOM_CRS_AXVIEC20091111_154832_20020301_000000_20500101_000000	1	08-APR-2004 00:01:31

# GOMOS Level 2 Daily Report

## SUMMARY

### [1. General Info](#)

### [2. Summary of processed GOM\\_NL\\_2P products](#)

### [3. Level 2 Quality information per product](#)

#### [3.1 Plot of level 2 quality information per product \(time dependant\)](#)

#### [3.2 Plot of level 2 quality information per product \(world map\)](#)

### [4. Level 1 Quality information per product \(stored on level 2 products\)](#)

#### [4.1 Plot of level 1 quality information per product \(time dependant\)](#)

##### [4.1.1 Plot of level 1 quality information per product \(time dependant\): ASCENDING](#)

##### [4.1.2 Plot of level 1 quality information per product \(time dependant\): DESCENDING](#)

#### [4.2 Plot of level 1 quality information per product \(world map\)](#)

##### [4.2.1 Plot of level 1 quality information per product \(world map\): ASCENDING](#)

##### [4.2.2 Plot of level 1 quality information per product \(world map\): DESCENDING](#)

### [5. Ozone profiles based on quality statistics and other trace gas profiles](#)

#### [5.1 Ozone statistics based on quality of products](#)

#### [5.2 Plot ozone profiles for all STD \(dark without errors\)](#)

#### [5.3 Plot ozone profiles where STD < 20% \(dark without errors\)](#)

#### [5.4. Plot ozone profiles where STD < 10% \(dark without errors\)](#)

#### [5.5. Plot ozone profiles where STD < 5% \(dark without errors\)](#)

#### [5.6 Plot NO2 profiles for all STD \(dark without errors\)](#)

#### [5.7 Plot NO3 profiles for all STD \(dark without errors\)](#)

#### [5.8 Plot H2O profiles \(only for occultations of stars 1,2,3,4,13,14,16,26,63 dark without errors\) for all STD](#)

### [6. Auxiliary Data Files used for the production reported in section 2](#)



This report presents the daily analysis on parameters extracted from GOMOS level 2 data (GOM\_NL\_\_2P). It is intended to monitor some important parameters that will impact the quality of these products. A list of level 2 products (and content) that have arrived during the reporting day to the PCF is also given.

Item	Value
Time of report generation	18APR2013 23:28:21
Data source version	GOMOS/6.01
Start time of products	08-04-2004 (08APR2004 00:00:00)
Stop time of products	09-04-2004 (09APR2004 00:00:00)
Store outputs in DB	Yes
Nb of level 2 prods	481
Nb of prods with errors	0

## 2. Summary of processed GOM\_NL\_\_2P products.

Nr	Filename	UTC Start time	Limb	Duration	Star Id	Star Name	Star Mag	Star Temp	Nb Meas	Orbit	Prod. error
1	GOM_NL__2PRFIN20040408_000131_000000372025_00431_11006_1398.N1	08-APR-2004 00:01:31	Bright	36.500	76	27Gam Cas	2.3000	30000.	73	11006	No
2	GOM_NL__2PRFIN20040408_000250_000000382025_00431_11006_1399.N1	08-APR-2004 00:02:50	Bright	38.000	68	18Alp Cas	2.2250	4500.0	76	11006	No
3	GOM_NL__2PRFIN20040408_000644_000000512025_00431_11006_1400.N1	08-APR-2004 00:06:44	Bright	50.500	144	18Del Cyg	2.8600	11000.	101	11006	No
4	GOM_NL__2PRFIN20040408_000832_000000962025_00431_11006_1401.N1	08-APR-2004 00:08:32	Bright	95.500	5	3Alp Lyr	0.033000	11000.	191	11006	No
5	GOM_NL__2PRFIN20040408_001110_000000482025_00431_11006_1402.N1	08-APR-2004 00:11:10	Bright	48.000	92	53Eps Cyg	2.5000	4500.0	96	11006	No
6	GOM_NL__2PRFIN20040408_001804_000000502025_00431_11006_1403.N1	08-APR-2004 00:18:04	Twilight	50.000	61	8Eps Peg	2.1000	3900.0	100	11006	No
7	GOM_NL__2PRFIN20040408_002033_000000432025_00431_11006_1404.N1	08-APR-2004 00:20:33	Twilight	43.000	162	34Alp Aqr	2.9440	5350.0	86	11006	No
8	GOM_NL__2PRFIN20040408_002247_000000832025_00431_11006_1405.N1	08-APR-2004 00:22:47	Dark	82.500	11	53Alp Aql	0.76500	8000.0	165	11006	No
9	GOM_NL__2PRFIN20040408_002521_000000442025_00431_11006_1406.N1	08-APR-2004 00:25:21	Dark	44.000	142	49Del Cap	2.8500	8900.0	88	11006	No
10	GOM_NL__2PRFIN20040408_002749_000000442025_00431_11006_1407.N1	08-APR-2004 00:27:49	Dark	44.000	18	24Alp PsA	1.1660	9700.0	88	11006	No
11	GOM_NL__2PRFIN20040408_003304_000000412025_00431_11006_1408.N1	08-APR-2004 00:33:04	Dark	41.000	31	Alp Gru	1.7340	15200.	82	11006	No
12	GOM_NL__2PRFIN20040408_003740_000000442025_00432_11007_1409.N1	08-APR-2004 00:37:40	Dark	44.000	45	Alp Pav	1.9400	26000.	88	11007	No
13	GOM_NL__2PRFIN20040408_004114_000000592025_00432_11007_1509.N1	08-APR-2004 00:41:14	Dark	58.500	38	20Eps Sgr	1.8360	11000.	117	11007	No
14	GOM_NL__2PRFIN20040408_004306_000000842025_00432_11007_1510.N1	08-APR-2004 00:43:06	Dark	83.500	167	10Gam2Sgr	2.9840	4500.0	167	11007	No
15	GOM_NL__2PRFIN20040408_004525_000000632025_00432_11007_1511.N1	08-APR-2004 00:45:25	Dark	62.500	25	35Lam Sco	1.6200	28000.	125	11007	No
16	GOM_NL__2PRFIN20040408_004941_000000512025_00432_11007_1512.N1	08-APR-2004 00:49:41	Straylight	51.000	4	Alp1Cen	-0.010000	5800.0	102	11007	No
17	GOM_NL__2PRFIN20040408_005134_000000452025_00432_11007_1513.N1	08-APR-2004 00:51:34	Straylight	45.000	12	Alp1Cru	0.77500	30000.	90	11007	No
18	GOM_NL__2PRFIN20040408_005414_000001192025_00432_11007_1514.N1	08-APR-2004 00:54:14	Straylight	118.50	16	21Alp Sco	1.0200	3000.0	237	11007	No
19	GOM_NL__2PRFIN20040408_005820_000000972025_00432_11007_1515.N1	08-APR-2004 00:58:20	Twilight	97.000	80	7Del Sco	2.3160	30000.	194	11007	No
20	GOM_NL__2PRFIN20040408_010153_000000492025_00432_11007_1516.N1	08-APR-2004 01:01:53	Twilight	48.500	169	46Gam Hya	2.9910	4700.0	97	11007	No
21	GOM_NL__2PRFIN20040408_010414_000000432025_00432_11007_1517.N1	08-APR-2004 01:04:14	Twilight	42.500	100	4Gam Crv	2.5800	13100.	85	11007	No
22	GOM_NL__2PRFIN20040408_010549_000000542025_00432_11007_1518.N1	08-APR-2004 01:05:49	Bright	54.000	15	67Alp Vir	0.97600	28000.	108	11007	No
23	GOM_NL__2PRFIN20040408_010856_000000432025_00432_11007_1519.N1	08-APR-2004 01:08:56	Bright	43.000	121	29Gam Vir	2.7400	7200.0	86	11007	No
24	GOM_NL__2PRFIN20040408_011336_000000382025_00432_11007_1520.N1	08-APR-2004 01:13:36	Bright	37.500	62	94Bet Leo	2.1360	9700.0	75	11007	No
25	GOM_NL__2PRFIN20040408_011522_000000382025_00432_11007_1521.N1	08-APR-2004 01:15:22	Bright	37.500	96	68Del Leo	2.5600	9300.0	75	11007	No
26	GOM_NL__2PRFIN20040408_011716_000000572025_00432_11007_1522.N1	08-APR-2004 01:17:16	Bright	56.500	111	8Eta Boo	2.6800	6000.0	113	11007	No
27	GOM_NL__2PRFIN20040408_012205_000000372025_00432_11007_1523.N1	08-APR-2004 01:22:05	Bright	37.000	174	52Psi UMa	3.0040	4400.0	74	11007	No
28	GOM_NL__2PRFIN20040408_012449_000000392025_00432_11007_1524.N1	08-APR-2004 01:24:49	Bright	39.000	87	64Gam UMa	2.4330	11000.	78	11007	No
29	GOM_NL__2PRFIN20040408_012619_000000412025_00432_11007_1525.N1	08-APR-2004 01:26:19	Bright	40.500	32	77Eps UMa	1.7630	11000.	81	11007	No
30	GOM_NL__2PRFIN20040408_013245_000000422025_00432_11007_1526.N1	08-APR-2004 01:32:45	Bright	42.000	60	7Bet UMi	2.0810	3950.0	84	11007	No
31	GOM_NL__2PRFIN20040408_013502_000000362025_00432_11007_1527.N1	08-APR-2004 01:35:02	Bright	36.000	49	1Alp UMi	1.9900	6300.0	72	11007	No
32	GOM_NL__2PRFIN20040408_013946_000000622025_00432_11007_1528.N1	08-APR-2004 01:39:46	Bright	62.000	130	23Bet Dra	2.7990	5800.0	124	11007	No
33	GOM_NL__2PRFIN20040408_014207_000000362025_00432_11007_1529.N1	08-APR-2004 01:42:07	Bright	36.000	76	27Gam Cas	2.3000	30000.	72	11007	No
34	GOM_NL__2PRFIN20040408_014325_000000362025_00432_11007_1530.N1	08-APR-2004 01:43:25	Bright	35.500	68	18Alp Cas	2.2250	4500.0	71	11007	No
35	GOM_NL__2PRFIN20040408_014720_000000512025_00432_11007_1531.N1	08-APR-2004 01:47:20	Bright	51.000	144	18Del Cyg	2.8600	11000.	102	11007	No
36	GOM_NL__2PRFIN20040408_014908_000000962025_00432_11007_1532.N1	08-APR-2004 01:49:08	Bright	95.500	5	3Alp Lyr	0.033000	11000.	191	11007	No
37	GOM_NL__2PRFIN20040408_015146_000000492025_00432_11007_1533.N1	08-APR-2004 01:51:46	Bright	49.000	92	53Eps Cyg	2.5000	4500.0	98	11007	No
38	GOM_NL__2PRFIN20040408_015839_000000502025_00432_11007_1534.N1	08-APR-2004 01:58:39	Twilight	50.000	61	8Eps Peg	2.1000	3900.0	100	11007	No
39	GOM_NL__2PRFIN20040408_020108_000000462025_00432_11007_1535.N1	08-APR-2004 02:01:08	Twilight	45.500	162	34Alp Aqr	2.9440	5350.0	91	11007	No
40	GOM_NL__2PRFIN20040408_020325_000000812025_00432_11007_1536.N1	08-APR-2004 02:03:25	Dark	80.500	11	53Alp Aql	0.76500	8000.0	161	11007	No
41	GOM_NL__2PRFIN20040408_020557_000000422025_00432_11007_1537.N1	08-APR-2004 02:05:57	Dark	42.000	142	49Del Cap	2.8500	8900.0	84	11007	No
42	GOM_NL__2PRFIN20040408_020825_000000462025_00432_11007_1538.N1	08-APR-2004 02:08:25	Dark	45.500	18	24Alp PsA	1.1660	9700.0	91	11007	No

43	GOM_NL__2PRFIN20040408_021124_000000402025_00432_11007_1539.N1	08-APR-2004 02:11:24	Dark	40.000	172	Gam Gru	3.0030	13100.	80	11007	No
44	GOM_NL__2PRFIN20040408_021340_000000382025_00432_11007_1540.N1	08-APR-2004 02:13:40	Dark	38.000	31	Alp Gru	1.7340	15200.	76	11007	No
45	GOM_NL__2PRFIN20040408_021816_000000412025_00433_11008_1541.N1	08-APR-2004 02:18:16	Dark	40.500	45	Alp Pav	1.9400	26000.	81	11008	No
46	GOM_NL__2PRFIN20040408_022151_000000612025_00433_11008_1510.N1	08-APR-2004 02:21:51	Dark	61.000	38	20Eps Sgr	1.8360	11000.	122	11008	No
47	GOM_NL__2PRFIN20040408_022343_000000712025_00433_11008_1511.N1	08-APR-2004 02:23:43	Dark	71.000	167	10Gam2Sgr	2.9840	4500.0	142	11008	No
48	GOM_NL__2PRFIN20040408_022603_000000632025_00433_11008_1512.N1	08-APR-2004 02:26:03	Dark	62.500	25	35Lam Sco	1.6200	28000.	125	11008	No
49	GOM_NL__2PRFIN20040408_023017_000000552025_00433_11008_1513.N1	08-APR-2004 02:30:17	Straylight	55.000	4	Alp1Cen	-0.010000	5800.0	110	11008	No
50	GOM_NL__2PRFIN20040408_023210_000000492025_00433_11008_1514.N1	08-APR-2004 02:32:10	Straylight	49.000	12	Alp1Cru	0.77500	30000.	98	11008	No
51	GOM_NL__2PRFIN20040408_023451_000001072025_00433_11008_1515.N1	08-APR-2004 02:34:51	Straylight	106.50	16	21Alp Sco	1.0200	3000.0	213	11008	No
52	GOM_NL__2PRFIN20040408_023857_000001022025_00433_11008_1516.N1	08-APR-2004 02:38:57	Tw_i_and_stray	101.50	80	7Del Sco	2.3160	30000.	203	11008	No
53	GOM_NL__2PRFIN20040408_024230_000000482025_00433_11008_1517.N1	08-APR-2004 02:42:30	Tw_i_and_stray	48.000	169	46Gam Hya	2.9910	4700.0	96	11008	No
54	GOM_NL__2PRFIN20040408_024449_000000442025_00433_11008_1518.N1	08-APR-2004 02:44:49	Tw_i_and_stray	44.000	100	4Gam Crv	2.5800	13100.	88	11008	No
55	GOM_NL__2PRFIN20040408_024625_000000512025_00433_11008_1519.N1	08-APR-2004 02:46:25	Bright	51.000	15	67Alp Vir	0.97600	28000.	102	11008	No
56	GOM_NL__2PRFIN20040408_024932_000000422025_00433_11008_1520.N1	08-APR-2004 02:49:32	Bright	41.500	121	29Gam Vir	2.7400	7200.0	83	11008	No
57	GOM_NL__2PRFIN20040408_025411_000000392025_00433_11008_1521.N1	08-APR-2004 02:54:11	Bright	39.000	62	94Bet Leo	2.1360	9700.0	78	11008	No
58	GOM_NL__2PRFIN20040408_025557_000000392025_00433_11008_1522.N1	08-APR-2004 02:55:57	Bright	38.500	96	68Del Leo	2.5600	9300.0	77	11008	No
59	GOM_NL__2PRFIN20040408_025751_000000542025_00433_11008_1523.N1	08-APR-2004 02:57:51	Bright	54.000	111	8Eta Boo	2.6800	6000.0	108	11008	No
60	GOM_NL__2PRFIN20040408_030241_000000372025_00433_11008_1524.N1	08-APR-2004 03:02:41	Bright	37.000	174	52Psi UMa	3.0040	4400.0	74	11008	No
61	GOM_NL__2PRFIN20040408_030525_000000372025_00433_11008_1525.N1	08-APR-2004 03:05:25	Bright	37.000	87	64Gam UMa	2.4330	11000.	74	11008	No
62	GOM_NL__2PRFIN20040408_030654_000000392025_00433_11008_1526.N1	08-APR-2004 03:06:54	Bright	38.500	32	77Eps UMa	1.7630	11000.	77	11008	No
63	GOM_NL__2PRFIN20040408_031320_000000432025_00433_11008_1527.N1	08-APR-2004 03:13:20	Bright	42.500	60	7Bet UMi	2.0810	3950.0	85	11008	No
64	GOM_NL__2PRFIN20040408_031538_000000372025_00433_11008_1528.N1	08-APR-2004 03:15:38	Bright	37.000	49	1Alp UMi	1.9900	6300.0	74	11008	No
65	GOM_NL__2PRFIN20040408_032021_000000632025_00433_11008_1529.N1	08-APR-2004 03:20:21	Bright	62.500	130	23Bet Dra	2.7990	5800.0	125	11008	No
66	GOM_NL__2PRFIN20040408_032243_000000372025_00433_11008_1530.N1	08-APR-2004 03:22:43	Bright	37.000	76	27Gam Cas	2.3000	30000.	74	11008	No
67	GOM_NL__2PRFIN20040408_032402_000000372025_00433_11008_1531.N1	08-APR-2004 03:24:02	Bright	37.000	68	18Alp Cas	2.2250	4500.0	74	11008	No
68	GOM_NL__2PRFIN20040408_032756_000000522025_00433_11008_1532.N1	08-APR-2004 03:27:56	Bright	51.500	144	18Del Cyg	2.8600	11000.	103	11008	No
69	GOM_NL__2PRFIN20040408_032943_000000932025_00433_11008_1533.N1	08-APR-2004 03:29:43	Bright	93.000	5	3Alp Lyr	0.033000	11000.	186	11008	No
70	GOM_NL__2PRFIN20040408_033223_000000472025_00433_11008_1534.N1	08-APR-2004 03:32:23	Bright	47.000	92	53Eps Cyg	2.5000	4500.0	94	11008	No
71	GOM_NL__2PRFIN20040408_033916_000000502025_00433_11008_1535.N1	08-APR-2004 03:39:16	Tw_i_and_stray	50.000	61	8Eps Peg	2.1000	3900.0	100	11008	No
72	GOM_NL__2PRFIN20040408_034144_000000482025_00433_11008_1536.N1	08-APR-2004 03:41:44	Twilight	47.500	162	34Alp Aqr	2.9440	5350.0	95	11008	No
73	GOM_NL__2PRFIN20040408_034403_000000872025_00433_11008_1537.N1	08-APR-2004 03:44:03	Dark	87.000	11	53Alp Aql	0.76500	8000.0	174	11008	No
74	GOM_NL__2PRFIN20040408_034633_000000412025_00433_11008_1538.N1	08-APR-2004 03:46:33	Dark	41.000	142	49Del Cap	2.8500	8900.0	82	11008	No
75	GOM_NL__2PRFIN20040408_034901_000000422025_00433_11008_1539.N1	08-APR-2004 03:49:01	Dark	41.500	18	24Alp PsA	1.1660	9700.0	83	11008	No
76	GOM_NL__2PRFIN20040408_035201_000000422025_00433_11008_1540.N1	08-APR-2004 03:52:01	Dark	41.500	172	Gam Gru	3.0030	13100.	83	11008	No
77	GOM_NL__2PRFIN20040408_035416_000000442025_00433_11008_1541.N1	08-APR-2004 03:54:16	Dark	43.500	31	Alp Gru	1.7340	15200.	87	11008	No
78	GOM_NL__2PRFIN20040408_035853_000000452025_00434_11009_1542.N1	08-APR-2004 03:58:53	Dark	44.500	45	Alp Pav	1.9400	26000.	89	11009	No
79	GOM_NL__2PRFIN20040408_040229_000000602025_00434_11009_1511.N1	08-APR-2004 04:02:29	Dark	59.500	38	20Eps Sgr	1.8360	11000.	119	11009	No
80	GOM_NL__2PRFIN20040408_040421_000000772025_00434_11009_1512.N1	08-APR-2004 04:04:21	Dark	76.500	167	10Gam2Sgr	2.9840	4500.0	153	11009	No
81	GOM_NL__2PRFIN20040408_040640_000000622025_00434_11009_1513.N1	08-APR-2004 04:06:40	Dark	62.000	25	35Lam Sco	1.6200	28000.	124	11009	No
82	GOM_NL__2PRFIN20040408_041055_000000452025_00434_11009_1514.N1	08-APR-2004 04:10:55	Straylight	45.000	4	Alp1Cen	-0.010000	5800.0	90	11009	No
83	GOM_NL__2PRFIN20040408_041247_000000432025_00434_11009_1515.N1	08-APR-2004 04:12:47	Straylight	42.500	12	Alp1Cru	0.77500	30000.	85	11009	No
84	GOM_NL__2PRFIN20040408_041528_000001112025_00434_11009_1516.N1	08-APR-2004 04:15:28	Straylight	111.00	16	21Alp Sco	1.0200	3000.0	222	11009	No
85	GOM_NL__2PRFIN20040408_041933_000000992025_00434_11009_1517.N1	08-APR-2004 04:19:33	Tw_i_and_stray	99.000	80	7Del Sco	2.3160	30000.	198	11009	No
86	GOM_NL__2PRFIN20040408_042306_000000472025_00434_11009_1518.N1	08-APR-2004 04:23:06	Tw_i_and_stray	47.000	169	46Gam Hya	2.9910	4700.0	94	11009	No
87	GOM_NL__2PRFIN20040408_042526_000000432025_00434_11009_1519.N1	08-APR-2004 04:25:26	Tw_i_and_stray	43.000	100	4Gam Crv	2.5800	13100.	86	11009	No
88	GOM_NL__2PRFIN20040408_042701_000000532025_00434_11009_1520.N1	08-APR-2004 04:27:01	Bright	52.500	15	67Alp Vir	0.97600	28000.	105	11009	No
89	GOM_NL__2PRFIN20040408_043008_000000422025_00434_11009_1521.N1	08-APR-2004 04:30:08	Bright	42.000	121	29Gam Vir	2.7400	7200.0	84	11009	No
90	GOM_NL__2PRFIN20040408_043448_000000382025_00434_11009_1522.N1	08-APR-2004 04:34:48	Bright	37.500	62	94Bet Leo	2.1360	9700.0	75	11009	No
91	GOM_NL__2PRFIN20040408_043634_000000372025_00434_11009_1523.N1	08-APR-2004 04:36:34	Bright	37.000	96	68Del Leo	2.5600	9300.0	74	11009	No
92	GOM_NL__2PRFIN20040408_043826_000000552025_00434_11009_1524.N1	08-APR-2004 04:38:26	Bright	55.000	111	8Eta Boo	2.6800	6000.0	110	11009	No
93	GOM_NL__2PRFIN20040408_044318_000000362025_00434_11009_1525.N1	08-APR-2004 04:43:18	Bright	36.000	174	52Psi UMa	3.0040	4400.0	72	11009	No
94	GOM_NL__2PRFIN20040408_044601_000000372025_00434_11009_1526.N1	08-APR-2004 04:46:01	Bright	36.500	87	64Gam UMa	2.4330	11000.	73	11009	No
95	GOM_NL__2PRFIN20040408_044730_000000412025_00434_11009_1527.N1	08-APR-2004 04:47:30	Bright	40.500	32	77Eps UMa	1.7630	11000.	81	11009	No
96	GOM_NL__2PRFIN20040408_045356_000000412025_00434_11009_1528.N1	08-APR-2004 04:53:56	Bright	40.500	60	7Bet UMi	2.0810	3950.0	81	11009	No
97	GOM_NL__2PRFIN20040408_045614_000000362025_00434_11009_1529.N1	08-APR-2004 04:56:14	Bright	35.500	49	1Alp UMi	1.9900	6300.0	71	11009	No
98	GOM_NL__2PRFIN20040408_050056_000000602025_00434_11009_1530.N1	08-APR-2004 05:00:56	Bright	60.000	130	23Bet Dra	2.7990	5800.0	120	11009	No
99	GOM_NL__2PRFIN20040408_050318_000000382025_00434_11009_1531.N1	08-APR-2004 05:03:18	Bright	38.000	76	27Gam Cas	2.3000	30000.	76	11009	No
100	GOM_NL__2PRFIN20040408_050438_000000392025_00434_11009_1532.N1	08-APR-2004 05:04:38	Bright	39.000	68	18Alp Cas	2.2250	4500.0	78	11009	No
101	GOM_NL__2PRFIN20040408_050831_000000512025_00434_11009_1533.N1	08-APR-2004 05:08:31	Bright	50.500	144	18Del Cyg	2.8600	11000.	101	11009	No

102	GOM_NL__2PRFIN20040408_051019_000000912025_00434_11009_1534.N1	08-APR-2004 05:10:19	Bright	91.000	5	3Alp Lyr	0.033000	11000.	182	11009	No
103	GOM_NL__2PRFIN20040408_051258_000000482025_00434_11009_1535.N1	08-APR-2004 05:12:58	Bright	47.500	92	53Eps Cyg	2.5000	4500.0	95	11009	No
104	GOM_NL__2PRFIN20040408_051952_000000502025_00434_11009_1536.N1	08-APR-2004 05:19:52	Twi_and_stray	49.500	61	8Eps Peg	2.1000	3900.0	99	11009	No
105	GOM_NL__2PRFIN20040408_052221_000000452025_00434_11009_1537.N1	08-APR-2004 05:22:21	Twilight	45.000	162	34Alp Aqr	2.9440	5350.0	90	11009	No
106	GOM_NL__2PRFIN20040408_052440_000000822025_00434_11009_1538.N1	08-APR-2004 05:24:40	Dark	81.500	11	53Alp Aql	0.76500	8000.0	163	11009	No
107	GOM_NL__2PRFIN20040408_052710_000000452025_00434_11009_1539.N1	08-APR-2004 05:27:10	Dark	45.000	142	49Del Cap	2.8500	8900.0	90	11009	No
108	GOM_NL__2PRFIN20040408_052937_000000452025_00434_11009_1540.N1	08-APR-2004 05:29:37	Dark	45.000	18	24Alp PsA	1.1660	9700.0	90	11009	No
109	GOM_NL__2PRFIN20040408_053238_000000392025_00434_11009_1541.N1	08-APR-2004 05:32:38	Dark	38.500	172	Gam Gru	3.0030	13100.	77	11009	No
110	GOM_NL__2PRFIN20040408_053452_000000402025_00434_11009_1542.N1	08-APR-2004 05:34:52	Dark	39.500	31	Alp Gru	1.7340	15200.	79	11009	No
111	GOM_NL__2PRFIN20040408_053929_000000422025_00435_11010_1543.N1	08-APR-2004 05:39:29	Dark	42.000	45	Alp Pav	1.9400	26000.	84	11010	No
112	GOM_NL__2PRFIN20040408_054306_000000622025_00435_11010_1377.N1	08-APR-2004 05:43:06	Dark	61.500	38	20Eps Sgr	1.8360	11000.	123	11010	No
113	GOM_NL__2PRFIN20040408_054458_000000732025_00435_11010_1378.N1	08-APR-2004 05:44:58	Dark	72.500	167	10Gam2Sgr	2.9840	4500.0	145	11010	No
114	GOM_NL__2PRFIN20040408_054717_000000622025_00435_11010_1379.N1	08-APR-2004 05:47:17	Dark	62.000	25	35Lam Sco	1.6200	28000.	124	11010	No
115	GOM_NL__2PRFIN20040408_055131_000000472025_00435_11010_1380.N1	08-APR-2004 05:51:31	Straylight	47.000	4	Alp1Cen	-0.010000	5800.0	94	11010	No
116	GOM_NL__2PRFIN20040408_055323_000000432025_00435_11010_1381.N1	08-APR-2004 05:53:23	Straylight	43.000	12	Alp1Cru	0.77500	30000.	86	11010	No
117	GOM_NL__2PRFIN20040408_055454_000000452025_00435_11010_1382.N1	08-APR-2004 05:54:54	Straylight	44.500	26	Gam Cru	1.6240	2900.0	89	11010	No
118	GOM_NL__2PRFIN20040408_055655_000000412025_00435_11010_1383.N1	08-APR-2004 05:56:55	Straylight	40.500	64	Gam Cen	2.2000	10600.	81	11010	No
119	GOM_NL__2PRFIN20040408_055840_000000552025_00435_11010_1384.N1	08-APR-2004 05:58:40	Straylight	54.500	54	5The Cen	2.0550	4500.0	109	11010	No
120	GOM_NL__2PRFIN20040408_060151_000001202025_00435_11010_1385.N1	08-APR-2004 06:01:51	Twi_and_stray	120.00	97	8Bet1Sco	2.5610	30000.	240	11010	No
121	GOM_NL__2PRFIN20040408_060602_000000412025_00435_11010_1386.N1	08-APR-2004 06:06:02	Twi_and_stray	41.000	100	4Gam Crv	2.5800	13100.	82	11010	No
122	GOM_NL__2PRFIN20040408_060737_000000512025_00435_11010_1387.N1	08-APR-2004 06:07:37	Bright	51.000	15	67Alp Vir	0.97600	28000.	102	11010	No
123	GOM_NL__2PRFIN20040408_061044_000000412025_00435_11010_1388.N1	08-APR-2004 06:10:44	Bright	41.000	121	29Gam Vir	2.7400	7200.0	82	11010	No
124	GOM_NL__2PRFIN20040408_061524_000000382025_00435_11010_1389.N1	08-APR-2004 06:15:24	Bright	38.000	62	94Bet Leo	2.1360	9700.0	76	11010	No
125	GOM_NL__2PRFIN20040408_061711_000000372025_00435_11010_1390.N1	08-APR-2004 06:17:11	Bright	37.000	96	68Del Leo	2.5600	9300.0	74	11010	No
126	GOM_NL__2PRFIN20040408_061901_000000552025_00435_11010_1391.N1	08-APR-2004 06:19:01	Bright	54.500	111	8Eta Boo	2.6800	6000.0	109	11010	No
127	GOM_NL__2PRFIN20040408_062313_000000412025_00435_11010_1392.N1	08-APR-2004 06:23:13	Bright	41.000	152	12Alp2CVn	2.8900	11000.	82	11010	No
128	GOM_NL__2PRFIN20040408_062637_000000382025_00435_11010_1393.N1	08-APR-2004 06:26:37	Bright	38.000	87	64Gam UMa	2.4330	11000.	76	11010	No
129	GOM_NL__2PRFIN20040408_062806_000000422025_00435_11010_1394.N1	08-APR-2004 06:28:06	Bright	41.500	32	77Eps UMa	1.7630	11000.	83	11010	No
130	GOM_NL__2PRFIN20040408_063432_000000412025_00435_11010_1395.N1	08-APR-2004 06:34:32	Bright	40.500	60	7Bet UMi	2.0810	3950.0	81	11010	No
131	GOM_NL__2PRFIN20040408_063650_000000382025_00435_11010_1396.N1	08-APR-2004 06:36:50	Bright	38.000	49	1Alp UMi	1.9900	6300.0	76	11010	No
132	GOM_NL__2PRFIN20040408_064131_000000612025_00435_11010_1397.N1	08-APR-2004 06:41:31	Bright	60.500	130	23Bet Dra	2.7990	5800.0	121	11010	No
133	GOM_NL__2PRFIN20040408_064355_000000352025_00435_11010_1398.N1	08-APR-2004 06:43:55	Bright	34.500	76	27Gam Cas	2.3000	30000.	69	11010	No
134	GOM_NL__2PRFIN20040408_064514_000000362025_00435_11010_1399.N1	08-APR-2004 06:45:14	Bright	35.500	68	18Alp Cas	2.2250	4500.0	71	11010	No
135	GOM_NL__2PRFIN20040408_064906_000000542025_00435_11010_1400.N1	08-APR-2004 06:49:06	Bright	53.500	144	18Del Cyg	2.8600	11000.	107	11010	No
136	GOM_NL__2PRFIN20040408_065055_000001012025_00435_11010_1401.N1	08-APR-2004 06:50:55	Bright	101.00	5	3Alp Lyr	0.033000	11000.	202	11010	No
137	GOM_NL__2PRFIN20040408_065335_000000502025_00435_11010_1402.N1	08-APR-2004 06:53:35	Bright	49.500	92	53Eps Cyg	2.5000	4500.0	99	11010	No
138	GOM_NL__2PRFIN20040408_070029_000000482025_00435_11010_1403.N1	08-APR-2004 07:00:29	Twi_and_stray	48.000	61	8Eps Peg	2.1000	3900.0	96	11010	No
139	GOM_NL__2PRFIN20040408_070257_000000442025_00435_11010_1404.N1	08-APR-2004 07:02:57	Twilight	43.500	162	34Alp Aqr	2.9440	5350.0	87	11010	No
140	GOM_NL__2PRFIN20040408_070517_000000822025_00435_11010_1405.N1	08-APR-2004 07:05:17	Dark	82.000	11	53Alp Aql	0.76500	8000.0	164	11010	No
141	GOM_NL__2PRFIN20040408_070746_000000442025_00435_11010_1406.N1	08-APR-2004 07:07:46	Dark	43.500	142	49Del Cap	2.8500	8900.0	87	11010	No
142	GOM_NL__2PRFIN20040408_071013_000000422025_00435_11010_1407.N1	08-APR-2004 07:10:13	Dark	41.500	18	24Alp PsA	1.1660	9700.0	83	11010	No
143	GOM_NL__2PRFIN20040408_071314_000000412025_00435_11010_1408.N1	08-APR-2004 07:13:14	Dark	40.500	172	Gam Gru	3.0030	13100.	81	11010	No
144	GOM_NL__2PRFIN20040408_071529_000000412025_00435_11010_1409.N1	08-APR-2004 07:15:29	Dark	41.000	31	Alp Gru	1.7340	15200.	82	11010	No
145	GOM_NL__2PRFIN20040408_072006_000000392025_00436_11011_1378.N1	08-APR-2004 07:20:06	Dark	39.000	45	Alp Pav	1.9400	26000.	78	11011	No
146	GOM_NL__2PRFIN20040408_072343_000000592025_00436_11011_1379.N1	08-APR-2004 07:23:43	Dark	59.000	38	20Eps Sgr	1.8360	11000.	118	11011	No
147	GOM_NL__2PRFIN20040408_072536_000000712025_00436_11011_1380.N1	08-APR-2004 07:25:36	Dark	71.000	167	10Gam2Sgr	2.9840	4500.0	142	11011	No
148	GOM_NL__2PRFIN20040408_072754_000000632025_00436_11011_1381.N1	08-APR-2004 07:27:54	Dark	63.000	25	35Lam Sco	1.6200	28000.	126	11011	No
149	GOM_NL__2PRFIN20040408_073208_000000552025_00436_11011_1382.N1	08-APR-2004 07:32:08	Straylight	54.500	4	Alp1Cen	-0.010000	5800.0	109	11011	No
150	GOM_NL__2PRFIN20040408_073400_000000432025_00436_11011_1383.N1	08-APR-2004 07:34:00	Straylight	42.500	12	Alp1Cru	0.77500	30000.	85	11011	No
151	GOM_NL__2PRFIN20040408_073531_000000442025_00436_11011_1384.N1	08-APR-2004 07:35:31	Straylight	44.000	26	Gam Cru	1.6240	2900.0	88	11011	No
152	GOM_NL__2PRFIN20040408_073731_000000412025_00436_11011_1385.N1	08-APR-2004 07:37:31	Straylight	41.000	64	Gam Cen	2.2000	10600.	82	11011	No
153	GOM_NL__2PRFIN20040408_073916_000000512025_00436_11011_1386.N1	08-APR-2004 07:39:16	Straylight	50.500	54	5The Cen	2.0550	4500.0	101	11011	No
154	GOM_NL__2PRFIN20040408_074227_000001162025_00436_11011_1387.N1	08-APR-2004 07:42:27	Twi_and_stray	115.50	97	8Bet1Sco	2.5610	30000.	231	11011	No
155	GOM_NL__2PRFIN20040408_074639_000000402025_00436_11011_1388.N1	08-APR-2004 07:46:39	Twi_and_stray	39.500	100	4Gam Crv	2.5800	13100.	79	11011	No
156	GOM_NL__2PRFIN20040408_074813_000000502025_00436_11011_1389.N1	08-APR-2004 07:48:13	Bright	50.000	15	67Alp Vir	0.97600	28000.	100	11011	No
157	GOM_NL__2PRFIN20040408_075120_000000422025_00436_11011_1390.N1	08-APR-2004 07:51:20	Bright	41.500	121	29Gam Vir	2.7400	7200.0	83	11011	No
158	GOM_NL__2PRFIN20040408_075600_000000382025_00436_11011_1391.N1	08-APR-2004 07:56:00	Bright	37.500	62	94Bet Leo	2.1360	9700.0	75	11011	No
159	GOM_NL__2PRFIN20040408_075747_000000372025_00436_11011_1392.N1	08-APR-2004 07:57:47	Bright	36.500	96	68Del Leo	2.5600	9300.0	73	11011	No
160	GOM_NL__2PRFIN20040408_075936_000000552025_00436_11011_1393.N1	08-APR-2004 07:59:36	Bright	54.500	111	8Eta Boo	2.6800	6000.0	109	11011	No

161	GOM_NL__2PRFIN20040408_080349_000000412025_00436_11011_1394.N1	08-APR-2004 08:03:49	Bright	40.500	152	12Alp2CVn	2.8900	11000.	81	11011	No
162	GOM_NL__2PRFIN20040408_080713_000000382025_00436_11011_1395.N1	08-APR-2004 08:07:13	Bright	38.000	87	64Gam UMa	2.4330	11000.	76	11011	No
163	GOM_NL__2PRFIN20040408_080842_000000412025_00436_11011_1396.N1	08-APR-2004 08:08:42	Bright	41.000	32	77Eps UMa	1.7630	11000.	82	11011	No
164	GOM_NL__2PRFIN20040408_081508_000000422025_00436_11011_1397.N1	08-APR-2004 08:15:08	Bright	41.500	60	7Bet UMi	2.0810	3950.0	83	11011	No
165	GOM_NL__2PRFIN20040408_081726_000000372025_00436_11011_1398.N1	08-APR-2004 08:17:26	Bright	37.000	49	1Alp UMi	1.9900	6300.0	74	11011	No
166	GOM_NL__2PRFIN20040408_082206_000000632025_00436_11011_1399.N1	08-APR-2004 08:22:06	Bright	62.500	130	23Bet Dra	2.7990	5800.0	125	11011	No
167	GOM_NL__2PRFIN20040408_082431_000000382025_00436_11011_1400.N1	08-APR-2004 08:24:31	Bright	38.000	76	27Gam Cas	2.3000	30000.	76	11011	No
168	GOM_NL__2PRFIN20040408_082551_000000382025_00436_11011_1401.N1	08-APR-2004 08:25:51	Bright	38.000	68	18Alp Cas	2.2250	4500.0	76	11011	No
169	GOM_NL__2PRFIN20040408_082943_000000512025_00436_11011_1402.N1	08-APR-2004 08:29:43	Bright	51.000	144	18Del Cyg	2.8600	11000.	102	11011	No
170	GOM_NL__2PRFIN20040408_083130_000000952025_00436_11011_1403.N1	08-APR-2004 08:31:30	Bright	94.500	5	3Alp Lyr	0.033000	11000.	189	11011	No
171	GOM_NL__2PRFIN20040408_083410_000000452025_00436_11011_1404.N1	08-APR-2004 08:34:10	Bright	45.000	92	53Eps Cyg	2.5000	4500.0	90	11011	No
172	GOM_NL__2PRFIN20040408_084105_000000522025_00436_11011_1405.N1	08-APR-2004 08:41:05	Twilight	51.500	61	8Eps Peg	2.1000	3900.0	103	11011	No
173	GOM_NL__2PRFIN20040408_084334_000000452025_00436_11011_1406.N1	08-APR-2004 08:43:34	Twilight	45.000	162	34Alp Aqr	2.9440	5350.0	90	11011	No
174	GOM_NL__2PRFIN20040408_084554_000000872025_00436_11011_1407.N1	08-APR-2004 08:45:54	Dark	87.000	11	53Alp Aql	0.76500	8000.0	174	11011	No
175	GOM_NL__2PRFIN20040408_084823_000000422025_00436_11011_1408.N1	08-APR-2004 08:48:23	Dark	41.500	142	49Del Cap	2.8500	8900.0	83	11011	No
176	GOM_NL__2PRFIN20040408_085049_000000442025_00436_11011_1409.N1	08-APR-2004 08:50:49	Dark	44.000	18	24Alp PsA	1.1660	9700.0	88	11011	No
177	GOM_NL__2PRFIN20040408_085350_000000392025_00436_11011_1410.N1	08-APR-2004 08:53:50	Dark	38.500	172	Gam Gru	3.0030	13100.	77	11011	No
178	GOM_NL__2PRFIN20040408_085605_000000392025_00436_11011_1411.N1	08-APR-2004 08:56:05	Dark	39.000	31	Alp Gru	1.7340	15200.	78	11011	No
179	GOM_NL__2PRFIN20040408_090043_000000392025_00437_11012_1379.N1	08-APR-2004 09:00:43	Dark	39.000	45	Alp Pav	1.9400	26000.	78	11012	No
180	GOM_NL__2PRFIN20040408_090420_000000602025_00437_11012_1380.N1	08-APR-2004 09:04:20	Dark	60.000	38	20Eps Sgr	1.8360	11000.	120	11012	No
181	GOM_NL__2PRFIN20040408_090614_000000712025_00437_11012_1381.N1	08-APR-2004 09:06:14	Dark	70.500	167	10Gam2Sgr	2.9840	4500.0	141	11012	No
182	GOM_NL__2PRFIN20040408_090832_000000652025_00437_11012_1382.N1	08-APR-2004 09:08:32	Dark	64.500	25	35Lam Sco	1.6200	28000.	129	11012	No
183	GOM_NL__2PRFIN20040408_091244_000000552025_00437_11012_1383.N1	08-APR-2004 09:12:44	Straylight	55.000	4	Alp1Cen	-0.010000	5800.0	110	11012	No
184	GOM_NL__2PRFIN20040408_091436_000000422025_00437_11012_1384.N1	08-APR-2004 09:14:36	Straylight	41.500	12	Alp1Cru	0.77500	30000.	83	11012	No
185	GOM_NL__2PRFIN20040408_091607_000000452025_00437_11012_1385.N1	08-APR-2004 09:16:07	Straylight	44.500	26	Gam Cru	1.6240	2900.0	89	11012	No
186	GOM_NL__2PRFIN20040408_091808_000000422025_00437_11012_1386.N1	08-APR-2004 09:18:08	Straylight	42.000	64	Gam Cen	2.2000	10600.	84	11012	No
187	GOM_NL__2PRFIN20040408_091953_000000532025_00437_11012_1387.N1	08-APR-2004 09:19:53	Straylight	52.500	54	5The Cen	2.0550	4500.0	105	11012	No
188	GOM_NL__2PRFIN20040408_092303_000001152025_00437_11012_1388.N1	08-APR-2004 09:23:03	Twilight	114.50	97	8Bet1Sco	2.5610	30000.	229	11012	No
189	GOM_NL__2PRFIN20040408_092715_000000422025_00437_11012_1389.N1	08-APR-2004 09:27:15	Twilight	41.500	100	4Gam Crv	2.5800	13100.	83	11012	No
190	GOM_NL__2PRFIN20040408_092849_000000482025_00437_11012_1390.N1	08-APR-2004 09:28:49	Bright	48.000	15	67Alp Vir	0.97600	28000.	96	11012	No
191	GOM_NL__2PRFIN20040408_093156_000000412025_00437_11012_1391.N1	08-APR-2004 09:31:56	Bright	40.500	121	29Gam Vir	2.7400	7200.0	81	11012	No
192	GOM_NL__2PRFIN20040408_093636_000000382025_00437_11012_1392.N1	08-APR-2004 09:36:36	Bright	37.500	62	94Bet Leo	2.1360	9700.0	75	11012	No
193	GOM_NL__2PRFIN20040408_093823_000000362025_00437_11012_1393.N1	08-APR-2004 09:38:23	Bright	36.000	96	68Del Leo	2.5600	9300.0	72	11012	No
194	GOM_NL__2PRFIN20040408_094011_000000552025_00437_11012_1394.N1	08-APR-2004 09:40:11	Bright	55.000	111	8Eta Boo	2.6800	6000.0	110	11012	No
195	GOM_NL__2PRFIN20040408_094424_000000412025_00437_11012_1395.N1	08-APR-2004 09:44:24	Bright	41.000	152	12Alp2CVn	2.8900	11000.	82	11012	No
196	GOM_NL__2PRFIN20040408_094749_000000382025_00437_11012_1396.N1	08-APR-2004 09:47:49	Bright	38.000	87	64Gam UMa	2.4330	11000.	76	11012	No
197	GOM_NL__2PRFIN20040408_094917_000000402025_00437_11012_1397.N1	08-APR-2004 09:49:17	Bright	40.000	32	77Eps UMa	1.7630	11000.	80	11012	No
198	GOM_NL__2PRFIN20040408_095543_000000402025_00437_11012_1398.N1	08-APR-2004 09:55:43	Bright	39.500	60	7Bet UMi	2.0810	3950.0	79	11012	No
199	GOM_NL__2PRFIN20040408_095802_000000362025_00437_11012_1399.N1	08-APR-2004 09:58:02	Bright	36.000	49	1Alp UMi	1.9900	6300.0	72	11012	No
200	GOM_NL__2PRFIN20040408_100241_000000612025_00437_11012_1400.N1	08-APR-2004 10:02:41	Bright	61.000	130	23Bet Dra	2.7990	5800.0	122	11012	No
201	GOM_NL__2PRFIN20040408_100508_000000382025_00437_11012_1401.N1	08-APR-2004 10:05:08	Bright	37.500	76	27Gam Cas	2.3000	30000.	75	11012	No
202	GOM_NL__2PRFIN20040408_100627_000000382025_00437_11012_1402.N1	08-APR-2004 10:06:27	Bright	37.500	68	18Alp Cas	2.2250	4500.0	75	11012	No
203	GOM_NL__2PRFIN20040408_101018_000000502025_00437_11012_1403.N1	08-APR-2004 10:10:18	Bright	50.000	144	18Del Cyg	2.8600	11000.	100	11012	No
204	GOM_NL__2PRFIN20040408_101206_000000962025_00437_11012_1404.N1	08-APR-2004 10:12:06	Bright	96.000	5	3Alp Lyr	0.033000	11000.	192	11012	No
205	GOM_NL__2PRFIN20040408_101446_000000502025_00437_11012_1405.N1	08-APR-2004 10:14:46	Bright	49.500	92	53Eps Cyg	2.5000	4500.0	99	11012	No
206	GOM_NL__2PRFIN20040408_102142_000000512025_00437_11012_1406.N1	08-APR-2004 10:21:42	Twilight	50.500	61	8Eps Peg	2.1000	3900.0	101	11012	No
207	GOM_NL__2PRFIN20040408_102410_000000452025_00437_11012_1407.N1	08-APR-2004 10:24:10	Twilight	45.000	162	34Alp Aqr	2.9440	5350.0	90	11012	No
208	GOM_NL__2PRFIN20040408_102631_000000992025_00437_11012_1408.N1	08-APR-2004 10:26:31	Dark	99.000	11	53Alp Aql	0.76500	8000.0	198	11012	No
209	GOM_NL__2PRFIN20040408_102859_000000422025_00437_11012_1409.N1	08-APR-2004 10:28:59	Dark	41.500	142	49Del Cap	2.8500	8900.0	83	11012	No
210	GOM_NL__2PRFIN20040408_103125_000000432025_00437_11012_1410.N1	08-APR-2004 10:31:25	Dark	42.500	18	24Alp PsA	1.1660	9700.0	85	11012	No
211	GOM_NL__2PRFIN20040408_103427_000000392025_00437_11012_1411.N1	08-APR-2004 10:34:27	Dark	38.500	172	Gam Gru	3.0030	13100.	77	11012	No
212	GOM_NL__2PRFIN20040408_103642_000000422025_00437_11012_1412.N1	08-APR-2004 10:36:42	Dark	42.000	31	Alp Gru	1.7340	15200.	84	11012	No
213	GOM_NL__2PRFIN20040408_104119_000000402025_00438_11013_1399.N1	08-APR-2004 10:41:19	Dark	40.000	45	Alp Pav	1.9400	26000.	80	11013	No
214	GOM_NL__2PRFIN20040408_104458_000000622025_00438_11013_1400.N1	08-APR-2004 10:44:58	Dark	62.000	38	20Eps Sgr	1.8360	11000.	124	11013	No
215	GOM_NL__2PRFIN20040408_104651_000000722025_00438_11013_1401.N1	08-APR-2004 10:46:51	Dark	71.500	167	10Gam2Sgr	2.9840	4500.0	143	11013	No
216	GOM_NL__2PRFIN20040408_104909_000000612025_00438_11013_1402.N1	08-APR-2004 10:49:09	Dark	61.000	25	35Lam Sco	1.6200	28000.	122	11013	No
217	GOM_NL__2PRFIN20040408_105321_000000552025_00438_11013_1403.N1	08-APR-2004 10:53:21	Straylight	54.500	4	Alp1Cen	-0.010000	5800.0	109	11013	No
218	GOM_NL__2PRFIN20040408_105512_000000402025_00438_11013_1404.N1	08-APR-2004 10:55:12	Straylight	40.000	12	Alp1Cru	0.77500	30000.	80	11013	No
219	GOM_NL__2PRFIN20040408_105643_000000402025_00438_11013_1405.N1	08-APR-2004 10:56:43	Straylight	39.500	26	Gam Cru	1.6240	2900.0	79	11013	No

220	GOM_NL__2PRFIN20040408_105844_000000382025_00438_11013_1406.N1	08-APR-2004 10:58:44	Straylight	38.000	64	Gam Cen	2.2000	10600.	76	11013	No
221	GOM_NL__2PRFIN20040408_110029_000000492025_00438_11013_1407.N1	08-APR-2004 11:00:29	Straylight	49.000	54	5The Cen	2.0550	4500.0	98	11013	No
222	GOM_NL__2PRFIN20040408_110339_000001142025_00438_11013_1408.N1	08-APR-2004 11:03:39	Twi_and_stray	113.50	97	8Bet1Sco	2.5610	30000.	227	11013	No
223	GOM_NL__2PRFIN20040408_110751_000000432025_00438_11013_1409.N1	08-APR-2004 11:07:51	Twi_and_stray	42.500	100	4Gam Crv	2.5800	13100.	85	11013	No
224	GOM_NL__2PRFIN20040408_110925_000000512025_00438_11013_1410.N1	08-APR-2004 11:09:25	Bright	51.000	15	67Alp Vir	0.97600	28000.	102	11013	No
225	GOM_NL__2PRFIN20040408_111232_000000412025_00438_11013_1411.N1	08-APR-2004 11:12:32	Bright	40.500	121	29Gam Vir	2.7400	7200.0	81	11013	No
226	GOM_NL__2PRFIN20040408_111712_000000382025_00438_11013_1412.N1	08-APR-2004 11:17:12	Bright	37.500	62	94Bet Leo	2.1360	9700.0	75	11013	No
227	GOM_NL__2PRFIN20040408_111859_000000382025_00438_11013_1413.N1	08-APR-2004 11:18:59	Bright	37.500	96	68Del Leo	2.5600	9300.0	75	11013	No
228	GOM_NL__2PRFIN20040408_112047_000000552025_00438_11013_1414.N1	08-APR-2004 11:20:47	Bright	54.500	111	8Eta Boo	2.6800	6000.0	109	11013	No
229	GOM_NL__2PRFIN20040408_112459_000000422025_00438_11013_1415.N1	08-APR-2004 11:24:59	Bright	41.500	152	12Alp2CVn	2.8900	11000.	83	11013	No
230	GOM_NL__2PRFIN20040408_112825_000000392025_00438_11013_1416.N1	08-APR-2004 11:28:25	Bright	38.500	87	64Gam UMa	2.4330	11000.	77	11013	No
231	GOM_NL__2PRFIN20040408_112953_000000422025_00438_11013_1417.N1	08-APR-2004 11:29:53	Bright	42.000	32	77Eps UMa	1.7630	11000.	84	11013	No
232	GOM_NL__2PRFIN20040408_113618_000000402025_00438_11013_1418.N1	08-APR-2004 11:36:18	Bright	39.500	60	7Bet UMi	2.0810	3950.0	79	11013	No
233	GOM_NL__2PRFIN20040408_113838_000000382025_00438_11013_1419.N1	08-APR-2004 11:38:38	Bright	37.500	49	1Alp UMi	1.9900	6300.0	75	11013	No
234	GOM_NL__2PRFIN20040408_114316_000000622025_00438_11013_1420.N1	08-APR-2004 11:43:16	Bright	61.500	130	23Bet Dra	2.7990	5800.0	123	11013	No
235	GOM_NL__2PRFIN20040408_114544_000000362025_00438_11013_1421.N1	08-APR-2004 11:45:44	Bright	36.000	76	27Gam Cas	2.3000	30000.	72	11013	No
236	GOM_NL__2PRFIN20040408_114703_000000362025_00438_11013_1422.N1	08-APR-2004 11:47:03	Bright	36.000	68	18Alp Cas	2.2250	4500.0	72	11013	No
237	GOM_NL__2PRFIN20040408_115054_000000522025_00438_11013_1423.N1	08-APR-2004 11:50:54	Bright	51.500	144	18Del Cyg	2.8600	11000.	103	11013	No
238	GOM_NL__2PRFIN20040408_115241_000000962025_00438_11013_1424.N1	08-APR-2004 11:52:41	Bright	95.500	5	3Alp Lyr	0.033000	11000.	191	11013	No
239	GOM_NL__2PRFIN20040408_115522_000000502025_00438_11013_1425.N1	08-APR-2004 11:55:22	Bright	49.500	92	53Eps Cyg	2.5000	4500.0	99	11013	No
240	GOM_NL__2PRFIN20040408_120218_000000512025_00438_11013_1426.N1	08-APR-2004 12:02:18	Twi_and_stray	51.000	61	8Eps Peg	2.1000	3900.0	102	11013	No
241	GOM_NL__2PRFIN20040408_120446_000000422025_00438_11013_1427.N1	08-APR-2004 12:04:46	Twilight	42.000	162	34Alp Aqr	2.9440	5350.0	84	11013	No
242	GOM_NL__2PRFIN20040408_120708_000000882025_00438_11013_1428.N1	08-APR-2004 12:07:08	Dark	88.000	11	53Alp Aql	0.76500	8000.0	176	11013	No
243	GOM_NL__2PRFIN20040408_120935_000000432025_00438_11013_1429.N1	08-APR-2004 12:09:35	Dark	43.000	142	49Del Cap	2.8500	8900.0	86	11013	No
244	GOM_NL__2PRFIN20040408_121201_000000432025_00438_11013_1430.N1	08-APR-2004 12:12:01	Dark	43.000	18	24Alp PsA	1.1660	9700.0	86	11013	No
245	GOM_NL__2PRFIN20040408_121503_000000402025_00438_11013_1431.N1	08-APR-2004 12:15:03	Dark	39.500	172	Gam Gru	3.0030	13100.	79	11013	No
246	GOM_NL__2PRFIN20040408_121717_000000442025_00438_11013_1432.N1	08-APR-2004 12:17:17	Dark	43.500	31	Alp Gru	1.7340	15200.	87	11013	No
247	GOM_NL__2PRFIN20040408_122155_000000412025_00439_11014_1399.N1	08-APR-2004 12:21:55	Dark	40.500	45	Alp Pav	1.9400	26000.	81	11014	No
248	GOM_NL__2PRFIN20040408_122535_000000602025_00439_11014_1400.N1	08-APR-2004 12:25:35	Dark	59.500	38	20Eps Sgr	1.8360	11000.	119	11014	No
249	GOM_NL__2PRFIN20040408_122729_000000702025_00439_11014_1401.N1	08-APR-2004 12:27:29	Dark	70.000	167	10Gam2Sgr	2.9840	4500.0	140	11014	No
250	GOM_NL__2PRFIN20040408_122946_000000622025_00439_11014_1402.N1	08-APR-2004 12:29:46	Dark	62.000	25	35Lam Sco	1.6200	28000.	124	11014	No
251	GOM_NL__2PRFIN20040408_123357_000000452025_00439_11014_1403.N1	08-APR-2004 12:33:57	Straylight	45.000	4	Alp1Cen	-0.010000	5800.0	90	11014	No
252	GOM_NL__2PRFIN20040408_123547_000000482025_00439_11014_1404.N1	08-APR-2004 12:35:47	Straylight	48.000	12	Alp1Cru	0.77500	30000.	96	11014	No
253	GOM_NL__2PRFIN20040408_123719_000000462025_00439_11014_1405.N1	08-APR-2004 12:37:19	Straylight	45.500	26	Gam Cru	1.6240	2900.0	91	11014	No
254	GOM_NL__2PRFIN20040408_123919_000000392025_00439_11014_1406.N1	08-APR-2004 12:39:19	Straylight	39.000	64	Gam Cen	2.2000	10600.	78	11014	No
255	GOM_NL__2PRFIN20040408_124106_000000532025_00439_11014_1407.N1	08-APR-2004 12:41:06	Straylight	53.000	54	5The Cen	2.0550	4500.0	106	11014	No
256	GOM_NL__2PRFIN20040408_124417_000001072025_00439_11014_1408.N1	08-APR-2004 12:44:17	Twi_and_stray	106.50	97	8Bet1Sco	2.5610	30000.	213	11014	No
257	GOM_NL__2PRFIN20040408_124826_000000432025_00439_11014_1409.N1	08-APR-2004 12:48:26	Twi_and_stray	43.000	100	4Gam Crv	2.5800	13100.	86	11014	No
258	GOM_NL__2PRFIN20040408_125001_000000482025_00439_11014_1410.N1	08-APR-2004 12:50:01	Bright	47.500	15	67Alp Vir	0.97600	28000.	95	11014	No
259	GOM_NL__2PRFIN20040408_125308_000000422025_00439_11014_1411.N1	08-APR-2004 12:53:08	Bright	41.500	121	29Gam Vir	2.7400	7200.0	83	11014	No
260	GOM_NL__2PRFIN20040408_125748_000000382025_00439_11014_1412.N1	08-APR-2004 12:57:48	Bright	37.500	62	94Bet Leo	2.1360	9700.0	75	11014	No
261	GOM_NL__2PRFIN20040408_125935_000000362025_00439_11014_1413.N1	08-APR-2004 12:59:35	Bright	36.000	96	68Del Leo	2.5600	9300.0	72	11014	No
262	GOM_NL__2PRFIN20040408_130122_000000542025_00439_11014_1414.N1	08-APR-2004 13:01:22	Bright	54.000	111	8Eta Boo	2.6800	6000.0	108	11014	No
263	GOM_NL__2PRFIN20040408_130535_000000412025_00439_11014_1415.N1	08-APR-2004 13:05:35	Bright	40.500	152	12Alp2CVn	2.8900	11000.	81	11014	No
264	GOM_NL__2PRFIN20040408_130900_000000392025_00439_11014_1416.N1	08-APR-2004 13:09:00	Bright	38.500	87	64Gam UMa	2.4330	11000.	77	11014	No
265	GOM_NL__2PRFIN20040408_131028_000000402025_00439_11014_1417.N1	08-APR-2004 13:10:28	Bright	40.000	32	77Eps UMa	1.7630	11000.	80	11014	No
266	GOM_NL__2PRFIN20040408_131654_000000422025_00439_11014_1418.N1	08-APR-2004 13:16:54	Bright	42.000	60	7Bet UMi	2.0810	3950.0	84	11014	No
267	GOM_NL__2PRFIN20040408_131914_000000372025_00439_11014_1419.N1	08-APR-2004 13:19:14	Bright	36.500	49	1Alp UMi	1.9900	6300.0	73	11014	No
268	GOM_NL__2PRFIN20040408_132351_000000622025_00439_11014_1420.N1	08-APR-2004 13:23:51	Bright	61.500	130	23Bet Dra	2.7990	5800.0	123	11014	No
269	GOM_NL__2PRFIN20040408_132620_000000362025_00439_11014_1421.N1	08-APR-2004 13:26:20	Bright	35.500	76	27Gam Cas	2.3000	30000.	71	11014	No
270	GOM_NL__2PRFIN20040408_132739_000000402025_00439_11014_1422.N1	08-APR-2004 13:27:39	Bright	40.000	68	18Alp Cas	2.2250	4500.0	80	11014	No
271	GOM_NL__2PRFIN20040408_133129_000000512025_00439_11014_1423.N1	08-APR-2004 13:31:29	Bright	51.000	144	18Del Cyg	2.8600	11000.	102	11014	No
272	GOM_NL__2PRFIN20040408_133317_000001022025_00439_11014_1424.N1	08-APR-2004 13:33:17	Bright	102.00	5	3Alp Lyr	0.033000	11000.	204	11014	No
273	GOM_NL__2PRFIN20040408_133558_000000492025_00439_11014_1425.N1	08-APR-2004 13:35:58	Bright	49.000	92	53Eps Cyg	2.5000	4500.0	98	11014	No
274	GOM_NL__2PRFIN20040408_134254_000000482025_00439_11014_1426.N1	08-APR-2004 13:42:54	Twi_and_stray	47.500	61	8Eps Peg	2.1000	3900.0	95	11014	No
275	GOM_NL__2PRFIN20040408_134523_000000402025_00439_11014_1427.N1	08-APR-2004 13:45:23	Twilight	40.000	162	34Alp Aqr	2.9440	5350.0	80	11014	No
276	GOM_NL__2PRFIN20040408_134745_000000872025_00439_11014_1428.N1	08-APR-2004 13:47:45	Dark	86.500	11	53Alp Aql	0.76500	8000.0	173	11014	No
277	GOM_NL__2PRFIN20040408_135012_000000422025_00439_11014_1429.N1	08-APR-2004 13:50:12	Dark	42.000	142	49Del Cap	2.8500	8900.0	84	11014	No
278	GOM_NL__2PRFIN20040408_135237_000000472025_00439_11014_1430.N1	08-APR-2004 13:52:37	Dark	47.000	18	24Alp PsA	1.1660	9700.0	94	11014	No

279	GOM_NL__2PRFIN20040408_135539_000000382025_00439_11014_1431.N1	08-APR-2004 13:55:39	Dark	37.500	172	Gam Gru	3.0030	13100.	75	11014	No
280	GOM_NL__2PRFIN20040408_135754_000000432025_00439_11014_1432.N1	08-APR-2004 13:57:54	Dark	42.500	31	Alp Gru	1.7340	15200.	85	11014	No
281	GOM_NL__2PRFIN20040408_140231_000000412025_00440_11015_1399.N1	08-APR-2004 14:02:31	Dark	40.500	45	Alp Pav	1.9400	26000.	81	11015	No
282	GOM_NL__2PRFIN20040408_140613_000000602025_00440_11015_1400.N1	08-APR-2004 14:06:13	Dark	60.000	38	20Eps Sgr	1.8360	11000.	120	11015	No
283	GOM_NL__2PRFIN20040408_140807_000000722025_00440_11015_1401.N1	08-APR-2004 14:08:07	Dark	71.500	167	10Gam2Sgr	2.9840	4500.0	143	11015	No
284	GOM_NL__2PRFIN20040408_141024_000000602025_00440_11015_1402.N1	08-APR-2004 14:10:24	Dark	60.000	25	35Lam Sco	1.6200	28000.	120	11015	No
285	GOM_NL__2PRFIN20040408_141432_000000492025_00440_11015_1403.N1	08-APR-2004 14:14:32	Straylight	48.500	4	Alp1Cen	-0.010000	5800.0	97	11015	No
286	GOM_NL__2PRFIN20040408_141624_000000412025_00440_11015_1404.N1	08-APR-2004 14:16:24	Straylight	41.000	12	Alp1Cru	0.77500	30000.	82	11015	No
287	GOM_NL__2PRFIN20040408_141755_000000442025_00440_11015_1405.N1	08-APR-2004 14:17:55	Straylight	44.000	26	Gam Cru	1.6240	2900.0	88	11015	No
288	GOM_NL__2PRFIN20040408_141956_000000402025_00440_11015_1406.N1	08-APR-2004 14:19:56	Straylight	39.500	64	Gam Cen	2.2000	10600.	79	11015	No
289	GOM_NL__2PRFIN20040408_142141_000000522025_00440_11015_1407.N1	08-APR-2004 14:21:41	Straylight	51.500	54	5The Cen	2.0550	4500.0	103	11015	No
290	GOM_NL__2PRFIN20040408_142710_000000472025_00440_11015_1408.N1	08-APR-2004 14:27:10	Tw_i_and_stray	46.500	106	9Bet Crv	2.6480	5600.0	93	11015	No
291	GOM_NL__2PRFIN20040408_142903_000000432025_00440_11015_1409.N1	08-APR-2004 14:29:03	Tw_i_and_stray	42.500	100	4Gam Crv	2.5800	13100.	85	11015	No
292	GOM_NL__2PRFIN20040408_143036_000000492025_00440_11015_1410.N1	08-APR-2004 14:30:36	Bright	49.000	15	67Alp Vir	0.97600	28000.	98	11015	No
293	GOM_NL__2PRFIN20040408_143343_000000412025_00440_11015_1411.N1	08-APR-2004 14:33:43	Bright	41.000	121	29Gam Vir	2.7400	7200.0	82	11015	No
294	GOM_NL__2PRFIN20040408_143824_000000382025_00440_11015_1412.N1	08-APR-2004 14:38:24	Bright	37.500	62	94Bet Leo	2.1360	9700.0	75	11015	No
295	GOM_NL__2PRFIN20040408_144010_000000382025_00440_11015_1413.N1	08-APR-2004 14:40:10	Bright	38.000	96	68Del Leo	2.5600	9300.0	76	11015	No
296	GOM_NL__2PRFIN20040408_144157_000000552025_00440_11015_1414.N1	08-APR-2004 14:41:57	Bright	55.000	111	8Eta Boo	2.6800	6000.0	110	11015	No
297	GOM_NL__2PRFIN20040408_144610_000000422025_00440_11015_1415.N1	08-APR-2004 14:46:10	Bright	41.500	152	12Alp2CVn	2.8900	11000.	83	11015	No
298	GOM_NL__2PRFIN20040408_144936_000000372025_00440_11015_1416.N1	08-APR-2004 14:49:36	Bright	37.000	87	64Gam UMa	2.4330	11000.	74	11015	No
299	GOM_NL__2PRFIN20040408_145104_000000422025_00440_11015_1417.N1	08-APR-2004 14:51:04	Bright	41.500	32	77Eps UMa	1.7630	11000.	83	11015	No
300	GOM_NL__2PRFIN20040408_145730_000000372025_00440_11015_1418.N1	08-APR-2004 14:57:30	Bright	36.500	60	7Bet UMi	2.0810	3950.0	73	11015	No
301	GOM_NL__2PRFIN20040408_145950_000000352025_00440_11015_1419.N1	08-APR-2004 14:59:50	Bright	34.500	49	1Alp UMi	1.9900	6300.0	69	11015	No
302	GOM_NL__2PRFIN20040408_150426_000000632025_00440_11015_1420.N1	08-APR-2004 15:04:26	Bright	62.500	130	23Bet Dra	2.7990	5800.0	125	11015	No
303	GOM_NL__2PRFIN20040408_150656_000000382025_00440_11015_1421.N1	08-APR-2004 15:06:56	Bright	38.000	76	27Gam Cas	2.3000	30000.	76	11015	No
304	GOM_NL__2PRFIN20040408_150815_000000362025_00440_11015_1422.N1	08-APR-2004 15:08:15	Bright	35.500	68	18Alp Cas	2.2250	4500.0	71	11015	No
305	GOM_NL__2PRFIN20040408_151205_000000522025_00440_11015_1423.N1	08-APR-2004 15:12:05	Bright	52.000	144	18Del Cyg	2.8600	11000.	104	11015	No
306	GOM_NL__2PRFIN20040408_151352_000000992025_00440_11015_1424.N1	08-APR-2004 15:13:52	Bright	99.000	5	3Alp Lyr	0.033000	11000.	198	11015	No
307	GOM_NL__2PRFIN20040408_151648_000000362025_00440_11015_1425.N1	08-APR-2004 15:16:48	Bright	36.000	164	44Eta Peg	2.9480	5400.0	72	11015	No
308	GOM_NL__2PRFIN20040408_152330_000000472025_00440_11015_1426.N1	08-APR-2004 15:23:30	Tw_i_and_stray	46.500	61	8Eps Peg	2.1000	3900.0	93	11015	No
309	GOM_NL__2PRFIN20040408_152559_000000452025_00440_11015_1427.N1	08-APR-2004 15:25:59	Twilight	44.500	162	34Alp Aqr	2.9440	5350.0	89	11015	No
310	GOM_NL__2PRFIN20040408_152823_000000822025_00440_11015_1428.N1	08-APR-2004 15:28:23	Dark	82.000	11	53Alp Aql	0.76500	8000.0	164	11015	No
311	GOM_NL__2PRFIN20040408_153048_000000442025_00440_11015_1429.N1	08-APR-2004 15:30:48	Dark	43.500	142	49Del Cap	2.8500	8900.0	87	11015	No
312	GOM_NL__2PRFIN20040408_153313_000000442025_00440_11015_1430.N1	08-APR-2004 15:33:13	Dark	43.500	18	24Alp PsA	1.1660	9700.0	87	11015	No
313	GOM_NL__2PRFIN20040408_153616_000000392025_00440_11015_1431.N1	08-APR-2004 15:36:16	Dark	39.000	172	Gam Gru	3.0030	13100.	78	11015	No
314	GOM_NL__2PRFIN20040408_153830_000000422025_00440_11015_1432.N1	08-APR-2004 15:38:30	Dark	42.000	31	Alp Gru	1.7340	15200.	84	11015	No
315	GOM_NL__2PRFIN20040408_154308_000000422025_00441_11016_1399.N1	08-APR-2004 15:43:08	Dark	42.000	45	Alp Pav	1.9400	26000.	84	11016	No
316	GOM_NL__2PRFIN20040408_154650_000000612025_00441_11016_1400.N1	08-APR-2004 15:46:50	Dark	61.000	38	20Eps Sgr	1.8360	11000.	122	11016	No
317	GOM_NL__2PRFIN20040408_154845_000000702025_00441_11016_1401.N1	08-APR-2004 15:48:45	Dark	70.000	167	10Gam2Sgr	2.9840	4500.0	140	11016	No
318	GOM_NL__2PRFIN20040408_155101_000000662025_00441_11016_1402.N1	08-APR-2004 15:51:01	Dark	66.000	25	35Lam Sco	1.6200	28000.	132	11016	No
319	GOM_NL__2PRFIN20040408_155509_000000512025_00441_11016_1403.N1	08-APR-2004 15:55:09	Straylight	50.500	4	Alp1Cen	-0.010000	5800.0	101	11016	No
320	GOM_NL__2PRFIN20040408_155659_000000462025_00441_11016_1404.N1	08-APR-2004 15:56:59	Straylight	46.000	12	Alp1Cru	0.77500	30000.	92	11016	No
321	GOM_NL__2PRFIN20040408_155831_000000452025_00441_11016_1405.N1	08-APR-2004 15:58:31	Straylight	45.000	26	Gam Cru	1.6240	2900.0	90	11016	No
322	GOM_NL__2PRFIN20040408_160032_000000432025_00441_11016_1406.N1	08-APR-2004 16:00:32	Straylight	42.500	64	Gam Cen	2.2000	10600.	85	11016	No
323	GOM_NL__2PRFIN20040408_160218_000000502025_00441_11016_1407.N1	08-APR-2004 16:02:18	Straylight	49.500	54	5The Cen	2.0550	4500.0	99	11016	No
324	GOM_NL__2PRFIN20040408_160746_000000462025_00441_11016_1408.N1	08-APR-2004 16:07:46	Tw_i_and_stray	46.000	106	9Bet Crv	2.6480	5600.0	92	11016	No
325	GOM_NL__2PRFIN20040408_160939_000000432025_00441_11016_1409.N1	08-APR-2004 16:09:39	Tw_i_and_stray	42.500	100	4Gam Crv	2.5800	13100.	85	11016	No
326	GOM_NL__2PRFIN20040408_161112_000000472025_00441_11016_1410.N1	08-APR-2004 16:11:12	Bright	47.000	15	67Alp Vir	0.97600	28000.	94	11016	No
327	GOM_NL__2PRFIN20040408_161419_000000432025_00441_11016_1411.N1	08-APR-2004 16:14:19	Bright	42.500	121	29Gam Vir	2.7400	7200.0	85	11016	No
328	GOM_NL__2PRFIN20040408_161900_000000382025_00441_11016_1412.N1	08-APR-2004 16:19:00	Bright	37.500	62	94Bet Leo	2.1360	9700.0	75	11016	No
329	GOM_NL__2PRFIN20040408_162047_000000362025_00441_11016_1413.N1	08-APR-2004 16:20:47	Bright	36.000	96	68Del Leo	2.5600	9300.0	72	11016	No
330	GOM_NL__2PRFIN20040408_162232_000000552025_00441_11016_1414.N1	08-APR-2004 16:22:32	Bright	55.000	111	8Eta Boo	2.6800	6000.0	110	11016	No
331	GOM_NL__2PRFIN20040408_162646_000000412025_00441_11016_1415.N1	08-APR-2004 16:26:46	Bright	41.000	152	12Alp2CVn	2.8900	11000.	82	11016	No
332	GOM_NL__2PRFIN20040408_163012_000000392025_00441_11016_1416.N1	08-APR-2004 16:30:12	Bright	39.000	87	64Gam UMa	2.4330	11000.	78	11016	No
333	GOM_NL__2PRFIN20040408_163140_000000412025_00441_11016_1417.N1	08-APR-2004 16:31:40	Bright	40.500	32	77Eps UMa	1.7630	11000.	81	11016	No
334	GOM_NL__2PRFIN20040408_163806_000000382025_00441_11016_1418.N1	08-APR-2004 16:38:06	Bright	37.500	60	7Bet UMi	2.0810	3950.0	75	11016	No
335	GOM_NL__2PRFIN20040408_164026_000000372025_00441_11016_1419.N1	08-APR-2004 16:40:26	Bright	37.000	49	1Alp UMi	1.9900	6300.0	74	11016	No
336	GOM_NL__2PRFIN20040408_164501_000000602025_00441_11016_1420.N1	08-APR-2004 16:45:01	Bright	60.000	130	23Bet Dra	2.7990	5800.0	120	11016	No
337	GOM_NL__2PRFIN20040408_164732_000000382025_00441_11016_1421.N1	08-APR-2004 16:47:32	Bright	37.500	76	27Gam Cas	2.3000	30000.	75	11016	No

338	GOM_NL__2PRFIN20040408_164852_000000372025_00441_11016_1422.N1	08-APR-2004 16:48:52	Bright	36.500	68	18Alp Cas	2.2250	4500.0	73	11016	No
339	GOM_NL__2PRFIN20040408_165240_000000532025_00441_11016_1423.N1	08-APR-2004 16:52:40	Bright	52.500	144	18Del Cyg	2.8600	11000.	105	11016	No
340	GOM_NL__2PRFIN20040408_165427_000000992025_00441_11016_1424.N1	08-APR-2004 16:54:27	Bright	98.500	5	3Alp Lyr	0.033000	11000.	197	11016	No
341	GOM_NL__2PRFIN20040408_165724_000000372025_00441_11016_1425.N1	08-APR-2004 16:57:24	Bright	36.500	164	44Eta Peg	2.9480	5400.0	73	11016	No
342	GOM_NL__2PRFIN20040408_170407_000000502025_00441_11016_1426.N1	08-APR-2004 17:04:07	Twi_and_stray	49.500	61	8Eps Peg	2.1000	3900.0	99	11016	No
343	GOM_NL__2PRFIN20040408_170636_000000462025_00441_11016_1427.N1	08-APR-2004 17:06:36	Twilight	45.500	162	34Alp Aqr	2.9440	5350.0	91	11016	No
344	GOM_NL__2PRFIN20040408_170900_000000982025_00441_11016_1428.N1	08-APR-2004 17:09:00	Dark	98.000	11	53Alp Aql	0.76500	8000.0	196	11016	No
345	GOM_NL__2PRFIN20040408_171125_000000442025_00441_11016_1429.N1	08-APR-2004 17:11:25	Dark	43.500	142	49Del Cap	2.8500	8900.0	87	11016	No
346	GOM_NL__2PRFIN20040408_171349_000000452025_00441_11016_1430.N1	08-APR-2004 17:13:49	Dark	45.000	18	24Alp PsA	1.1660	9700.0	90	11016	No
347	GOM_NL__2PRFIN20040408_171652_000000392025_00441_11016_1431.N1	08-APR-2004 17:16:52	Dark	39.000	172	Gam Gru	3.0030	13100.	78	11016	No
348	GOM_NL__2PRFIN20040408_171906_000000402025_00441_11016_1432.N1	08-APR-2004 17:19:06	Dark	39.500	31	Alp Gru	1.7340	15200.	79	11016	No
349	GOM_NL__2PRFIN20040408_172344_000000412025_00442_11017_1400.N1	08-APR-2004 17:23:44	Dark	40.500	45	Alp Pav	1.9400	26000.	81	11017	No
350	GOM_NL__2PRFIN20040408_172727_000000592025_00442_11017_1401.N1	08-APR-2004 17:27:27	Dark	58.500	38	20Eps Sgr	1.8360	11000.	117	11017	No
351	GOM_NL__2PRFIN20040408_172923_000000682025_00442_11017_1402.N1	08-APR-2004 17:29:23	Dark	68.000	167	10Gam2Sgr	2.9840	4500.0	136	11017	No
352	GOM_NL__2PRFIN20040408_173138_000000672025_00442_11017_1403.N1	08-APR-2004 17:31:38	Dark	67.000	25	35Lam Sco	1.6200	28000.	134	11017	No
353	GOM_NL__2PRFIN20040408_173545_000000552025_00442_11017_1404.N1	08-APR-2004 17:35:45	Straylight	55.000	4	Alp1Cen	-0.010000	5800.0	110	11017	No
354	GOM_NL__2PRFIN20040408_173736_000000442025_00442_11017_1405.N1	08-APR-2004 17:37:36	Straylight	44.000	12	Alp1Cru	0.77500	30000.	88	11017	No
355	GOM_NL__2PRFIN20040408_173907_000000522025_00442_11017_1406.N1	08-APR-2004 17:39:07	Straylight	52.000	26	Gam Cru	1.6240	2900.0	104	11017	No
356	GOM_NL__2PRFIN20040408_174108_000000392025_00442_11017_1407.N1	08-APR-2004 17:41:08	Straylight	38.500	64	Gam Cen	2.2000	10600.	77	11017	No
357	GOM_NL__2PRFIN20040408_174254_000000532025_00442_11017_1408.N1	08-APR-2004 17:42:54	Straylight	53.000	54	5The Cen	2.0550	4500.0	106	11017	No
358	GOM_NL__2PRFIN20040408_174823_000000462025_00442_11017_1409.N1	08-APR-2004 17:48:23	Twi_and_stray	45.500	106	9Bet Crv	2.6480	5600.0	91	11017	No
359	GOM_NL__2PRFIN20040408_175015_000000432025_00442_11017_1410.N1	08-APR-2004 17:50:15	Twi_and_stray	42.500	100	4Gam Crv	2.5800	13100.	85	11017	No
360	GOM_NL__2PRFIN20040408_175149_000000522025_00442_11017_1411.N1	08-APR-2004 17:51:49	Bright	51.500	15	67Alp Vir	0.97600	28000.	103	11017	No
361	GOM_NL__2PRFIN20040408_175455_000000422025_00442_11017_1412.N1	08-APR-2004 17:54:55	Bright	41.500	121	29Gam Vir	2.7400	7200.0	83	11017	No
362	GOM_NL__2PRFIN20040408_175936_000000382025_00442_11017_1413.N1	08-APR-2004 17:59:36	Bright	37.500	62	94Bet Leo	2.1360	9700.0	75	11017	No
363	GOM_NL__2PRFIN20040408_180123_000000362025_00442_11017_1414.N1	08-APR-2004 18:01:23	Bright	36.000	96	68Del Leo	2.5600	9300.0	72	11017	No
364	GOM_NL__2PRFIN20040408_180308_000000542025_00442_11017_1415.N1	08-APR-2004 18:03:08	Bright	53.500	111	8Eta Boo	2.6800	6000.0	107	11017	No
365	GOM_NL__2PRFIN20040408_180722_000000422025_00442_11017_1416.N1	08-APR-2004 18:07:22	Bright	41.500	152	12Alp2CVn	2.8900	11000.	83	11017	No
366	GOM_NL__2PRFIN20040408_181048_000000392025_00442_11017_1417.N1	08-APR-2004 18:10:48	Bright	39.000	87	64Gam UMa	2.4330	11000.	78	11017	No
367	GOM_NL__2PRFIN20040408_181215_000000422025_00442_11017_1418.N1	08-APR-2004 18:12:15	Bright	41.500	32	77Eps UMa	1.7630	11000.	83	11017	No
368	GOM_NL__2PRFIN20040408_181841_000000412025_00442_11017_1419.N1	08-APR-2004 18:18:41	Bright	41.000	60	7Bet UMi	2.0810	3950.0	82	11017	No
369	GOM_NL__2PRFIN20040408_182102_000000382025_00442_11017_1420.N1	08-APR-2004 18:21:02	Bright	38.000	49	1Alp UMi	1.9900	6300.0	76	11017	No
370	GOM_NL__2PRFIN20040408_182536_000000622025_00442_11017_1421.N1	08-APR-2004 18:25:36	Bright	62.000	130	23Bet Dra	2.7990	5800.0	124	11017	No
371	GOM_NL__2PRFIN20040408_182809_000000362025_00442_11017_1422.N1	08-APR-2004 18:28:09	Bright	35.500	76	27Gam Cas	2.3000	30000.	71	11017	No
372	GOM_NL__2PRFIN20040408_182928_000000352025_00442_11017_1423.N1	08-APR-2004 18:29:28	Bright	35.000	68	18Alp Cas	2.2250	4500.0	70	11017	No
373	GOM_NL__2PRFIN20040408_183317_000000512025_00442_11017_1424.N1	08-APR-2004 18:33:17	Bright	51.000	144	18Del Cyg	2.8600	11000.	102	11017	No
374	GOM_NL__2PRFIN20040408_183503_000000962025_00442_11017_1425.N1	08-APR-2004 18:35:03	Bright	96.000	5	3Alp Lyr	0.033000	11000.	192	11017	No
375	GOM_NL__2PRFIN20040408_183800_000000362025_00442_11017_1426.N1	08-APR-2004 18:38:00	Bright	36.000	164	44Eta Peg	2.9480	5400.0	72	11017	No
376	GOM_NL__2PRFIN20040408_184443_000000492025_00442_11017_1427.N1	08-APR-2004 18:44:43	Twi_and_stray	49.000	61	8Eps Peg	2.1000	3900.0	98	11017	No
377	GOM_NL__2PRFIN20040408_184712_000000462025_00442_11017_1428.N1	08-APR-2004 18:47:12	Twilight	46.000	162	34Alp Aqr	2.9440	5350.0	92	11017	No
378	GOM_NL__2PRFIN20040408_184937_000000962025_00442_11017_1429.N1	08-APR-2004 18:49:37	Dark	95.500	11	53Alp Aql	0.76500	8000.0	191	11017	No
379	GOM_NL__2PRFIN20040408_185201_000000452025_00442_11017_1430.N1	08-APR-2004 18:52:01	Dark	44.500	142	49Del Cap	2.8500	8900.0	89	11017	No
380	GOM_NL__2PRFIN20040408_185426_000000452025_00442_11017_1431.N1	08-APR-2004 18:54:26	Dark	45.000	18	24Alp PsA	1.1660	9700.0	90	11017	No
381	GOM_NL__2PRFIN20040408_185728_000000392025_00442_11017_1432.N1	08-APR-2004 18:57:28	Dark	38.500	172	Gam Gru	3.0030	13100.	77	11017	No
382	GOM_NL__2PRFIN20040408_185943_000000402025_00442_11017_1433.N1	08-APR-2004 18:59:43	Dark	40.000	31	Alp Gru	1.7340	15200.	80	11017	No
383	GOM_NL__2PRFIN20040408_190421_000000442025_00443_11018_1400.N1	08-APR-2004 19:04:21	Dark	43.500	45	Alp Pav	1.9400	26000.	87	11018	No
384	GOM_NL__2PRFIN20040408_190805_000000602025_00443_11018_1401.N1	08-APR-2004 19:08:05	Dark	59.500	38	20Eps Sgr	1.8360	11000.	119	11018	No
385	GOM_NL__2PRFIN20040408_191000_000000712025_00443_11018_1402.N1	08-APR-2004 19:10:00	Dark	71.000	167	10Gam2Sgr	2.9840	4500.0	142	11018	No
386	GOM_NL__2PRFIN20040408_191216_000000602025_00443_11018_1403.N1	08-APR-2004 19:12:16	Dark	60.000	25	35Lam Sco	1.6200	28000.	120	11018	No
387	GOM_NL__2PRFIN20040408_191622_000000452025_00443_11018_1404.N1	08-APR-2004 19:16:22	Straylight	45.000	4	Alp1Cen	-0.010000	5800.0	90	11018	No
388	GOM_NL__2PRFIN20040408_191812_000000382025_00443_11018_1405.N1	08-APR-2004 19:18:12	Straylight	37.500	12	Alp1Cru	0.77500	30000.	75	11018	No
389	GOM_NL__2PRFIN20040408_191943_000000522025_00443_11018_1406.N1	08-APR-2004 19:19:43	Straylight	52.000	26	Gam Cru	1.6240	2900.0	104	11018	No
390	GOM_NL__2PRFIN20040408_192144_000000412025_00443_11018_1407.N1	08-APR-2004 19:21:44	Straylight	41.000	64	Gam Cen	2.2000	10600.	82	11018	No
391	GOM_NL__2PRFIN20040408_192330_000000532025_00443_11018_1408.N1	08-APR-2004 19:23:30	Straylight	52.500	54	5The Cen	2.0550	4500.0	105	11018	No
392	GOM_NL__2PRFIN20040408_192859_000000422025_00443_11018_1409.N1	08-APR-2004 19:28:59	Twi_and_stray	41.500	106	9Bet Crv	2.6480	5600.0	83	11018	No
393	GOM_NL__2PRFIN20040408_193051_000000412025_00443_11018_1410.N1	08-APR-2004 19:30:51	Twi_and_stray	41.000	100	4Gam Crv	2.5800	13100.	82	11018	No
394	GOM_NL__2PRFIN20040408_193224_000000512025_00443_11018_1411.N1	08-APR-2004 19:32:24	Bright	51.000	15	67Alp Vir	0.97600	28000.	102	11018	No
395	GOM_NL__2PRFIN20040408_193531_000000422025_00443_11018_1412.N1	08-APR-2004 19:35:31	Bright	42.000	121	29Gam Vir	2.7400	7200.0	84	11018	No
396	GOM_NL__2PRFIN20040408_194012_000000372025_00443_11018_1413.N1	08-APR-2004 19:40:12	Bright	37.000	62	94Bet Leo	2.1360	9700.0	74	11018	No

397	GOM_NL__2PRFIN20040408_194159_000000372025_00443_11018_1414.N1	08-APR-2004 19:41:59	Bright	36.500	96	68Del Leo	2.5600	9300.0	73	11018	No
398	GOM_NL__2PRFIN20040408_194343_000000572025_00443_11018_1415.N1	08-APR-2004 19:43:43	Bright	56.500	111	8Eta Boo	2.6800	6000.0	113	11018	No
399	GOM_NL__2PRFIN20040408_194757_000000412025_00443_11018_1416.N1	08-APR-2004 19:47:57	Bright	41.000	152	12Alp2CVn	2.8900	11000.	82	11018	No
400	GOM_NL__2PRFIN20040408_195124_000000392025_00443_11018_1417.N1	08-APR-2004 19:51:24	Bright	39.000	87	64Gam UMa	2.4330	11000.	78	11018	No
401	GOM_NL__2PRFIN20040408_195251_000000402025_00443_11018_1418.N1	08-APR-2004 19:52:51	Bright	39.500	32	77Eps UMa	1.7630	11000.	79	11018	No
402	GOM_NL__2PRFIN20040408_195917_000000412025_00443_11018_1419.N1	08-APR-2004 19:59:17	Bright	40.500	60	7Bet UMi	2.0810	3950.0	81	11018	No
403	GOM_NL__2PRFIN20040408_200138_000000382025_00443_11018_1420.N1	08-APR-2004 20:01:38	Bright	37.500	49	1Alp UMi	1.9900	6300.0	75	11018	No
404	GOM_NL__2PRFIN20040408_200611_000000622025_00443_11018_1421.N1	08-APR-2004 20:06:11	Bright	61.500	130	23Bet Dra	2.7990	5800.0	123	11018	No
405	GOM_NL__2PRFIN20040408_200845_000000362025_00443_11018_1422.N1	08-APR-2004 20:08:45	Bright	35.500	76	27Gam Cas	2.3000	30000.	71	11018	No
406	GOM_NL__2PRFIN20040408_201004_000000362025_00443_11018_1423.N1	08-APR-2004 20:10:04	Bright	35.500	68	18Alp Cas	2.2250	4500.0	71	11018	No
407	GOM_NL__2PRFIN20040408_201352_000000542025_00443_11018_1424.N1	08-APR-2004 20:13:52	Bright	53.500	144	18Del Cyg	2.8600	11000.	107	11018	No
408	GOM_NL__2PRFIN20040408_201538_000001152025_00443_11018_1425.N1	08-APR-2004 20:15:38	Bright	114.50	5	3Alp Lyr	0.033000	11000.	229	11018	No
409	GOM_NL__2PRFIN20040408_201836_000000352025_00443_11018_1426.N1	08-APR-2004 20:18:36	Bright	35.000	164	44Eta Peg	2.9480	5400.0	70	11018	No
410	GOM_NL__2PRFIN20040408_202520_000000502025_00443_11018_1427.N1	08-APR-2004 20:25:20	Tw_i_and_stray	49.500	61	8Eps Peg	2.1000	3900.0	99	11018	No
411	GOM_NL__2PRFIN20040408_202748_000000452025_00443_11018_1428.N1	08-APR-2004 20:27:48	Twilight	45.000	162	34Alp Aqr	2.9440	5350.0	90	11018	No
412	GOM_NL__2PRFIN20040408_203014_000000872025_00443_11018_1429.N1	08-APR-2004 20:30:14	Dark	86.500	11	53Alp Aql	0.76500	8000.0	173	11018	No
413	GOM_NL__2PRFIN20040408_203238_000000452025_00443_11018_1430.N1	08-APR-2004 20:32:38	Dark	44.500	142	49Del Cap	2.8500	8900.0	89	11018	No
414	GOM_NL__2PRFIN20040408_203501_000000452025_00443_11018_1431.N1	08-APR-2004 20:35:01	Dark	44.500	18	24Alp PsA	1.1660	9700.0	89	11018	No
415	GOM_NL__2PRFIN20040408_203804_000000392025_00443_11018_1432.N1	08-APR-2004 20:38:04	Dark	39.000	172	Gam Gru	3.0030	13100.	78	11018	No
416	GOM_NL__2PRFIN20040408_204019_000000422025_00443_11018_1433.N1	08-APR-2004 20:40:19	Dark	42.000	31	Alp Gru	1.7340	15200.	84	11018	No
417	GOM_NL__2PRFIN20040408_204457_000000412025_00444_11019_1400.N1	08-APR-2004 20:44:57	Dark	41.000	45	Alp Pav	1.9400	26000.	82	11019	No
418	GOM_NL__2PRFIN20040408_204842_000000602025_00444_11019_1401.N1	08-APR-2004 20:48:42	Dark	59.500	38	20Eps Sgr	1.8360	11000.	119	11019	No
419	GOM_NL__2PRFIN20040408_205038_000000692025_00444_11019_1402.N1	08-APR-2004 20:50:38	Dark	69.000	167	10Gam2Sgr	2.9840	4500.0	138	11019	No
420	GOM_NL__2PRFIN20040408_205252_000000632025_00444_11019_1403.N1	08-APR-2004 20:52:52	Dark	62.500	25	35Lam Sco	1.6200	28000.	125	11019	No
421	GOM_NL__2PRFIN20040408_205658_000000522025_00444_11019_1404.N1	08-APR-2004 20:56:58	Straylight	51.500	4	Alp1Cen	-0.010000	5800.0	103	11019	No
422	GOM_NL__2PRFIN20040408_205845_000000422025_00444_11019_1405.N1	08-APR-2004 20:58:45	Straylight	42.000	12	Alp1Cru	0.77500	30000.	84	11019	No
423	GOM_NL__2PRFIN20040408_210018_000000492025_00444_11019_1406.N1	08-APR-2004 21:00:18	Straylight	48.500	26	Gam Cru	1.6240	2900.0	97	11019	No
424	GOM_NL__2PRFIN20040408_210220_000000432025_00444_11019_1407.N1	08-APR-2004 21:02:20	Straylight	43.000	64	Gam Cen	2.2000	10600.	86	11019	No
425	GOM_NL__2PRFIN20040408_210406_000000542025_00444_11019_1408.N1	08-APR-2004 21:04:06	Straylight	54.000	54	5The Cen	2.0550	4500.0	108	11019	No
426	GOM_NL__2PRFIN20040408_210934_000000412025_00444_11019_1409.N1	08-APR-2004 21:09:34	Tw_i_and_stray	41.000	106	9Bet Crv	2.6480	5600.0	82	11019	No
427	GOM_NL__2PRFIN20040408_211126_000000422025_00444_11019_1410.N1	08-APR-2004 21:11:26	Tw_i_and_stray	41.500	100	4Gam Crv	2.5800	13100.	83	11019	No
428	GOM_NL__2PRFIN20040408_211300_000000502025_00444_11019_1411.N1	08-APR-2004 21:13:00	Bright	50.000	15	67Alp Vir	0.97600	28000.	100	11019	No
429	GOM_NL__2PRFIN20040408_211606_000000432025_00444_11019_1412.N1	08-APR-2004 21:16:06	Bright	42.500	121	29Gam Vir	2.7400	7200.0	85	11019	No
430	GOM_NL__2PRFIN20040408_212047_000000382025_00444_11019_1413.N1	08-APR-2004 21:20:47	Bright	37.500	62	94Bet Leo	2.1360	9700.0	75	11019	No
431	GOM_NL__2PRFIN20040408_212235_000000372025_00444_11019_1414.N1	08-APR-2004 21:22:35	Bright	37.000	96	68Del Leo	2.5600	9300.0	74	11019	No
432	GOM_NL__2PRFIN20040408_212418_000000532025_00444_11019_1415.N1	08-APR-2004 21:24:18	Bright	52.500	111	8Eta Boo	2.6800	6000.0	105	11019	No
433	GOM_NL__2PRFIN20040408_212832_000000512025_00444_11019_1416.N1	08-APR-2004 21:28:32	Bright	50.500	152	12Alp2CVn	2.8900	11000.	101	11019	No
434	GOM_NL__2PRFIN20040408_213159_000000382025_00444_11019_1417.N1	08-APR-2004 21:31:59	Bright	38.000	87	64Gam UMa	2.4330	11000.	76	11019	No
435	GOM_NL__2PRFIN20040408_213326_000000422025_00444_11019_1418.N1	08-APR-2004 21:33:26	Bright	41.500	32	77Eps UMa	1.7630	11000.	83	11019	No
436	GOM_NL__2PRFIN20040408_213952_000000372025_00444_11019_1419.N1	08-APR-2004 21:39:52	Bright	37.000	60	7Bet UMi	2.0810	3950.0	74	11019	No
437	GOM_NL__2PRFIN20040408_214213_000000382025_00444_11019_1420.N1	08-APR-2004 21:42:13	Bright	37.500	49	1Alp UMi	1.9900	6300.0	75	11019	No
438	GOM_NL__2PRFIN20040408_214646_000000622025_00444_11019_1421.N1	08-APR-2004 21:46:46	Bright	61.500	130	23Bet Dra	2.7990	5800.0	123	11019	No
439	GOM_NL__2PRFIN20040408_214921_000000342025_00444_11019_1422.N1	08-APR-2004 21:49:21	Bright	34.000	76	27Gam Cas	2.3000	30000.	68	11019	No
440	GOM_NL__2PRFIN20040408_215040_000000362025_00444_11019_1423.N1	08-APR-2004 21:50:40	Bright	36.000	68	18Alp Cas	2.2250	4500.0	72	11019	No
441	GOM_NL__2PRFIN20040408_215428_000000522025_00444_11019_1424.N1	08-APR-2004 21:54:28	Bright	52.000	144	18Del Cyg	2.8600	11000.	104	11019	No
442	GOM_NL__2PRFIN20040408_215614_000000992025_00444_11019_1425.N1	08-APR-2004 21:56:14	Bright	99.000	5	3Alp Lyr	0.033000	11000.	198	11019	No
443	GOM_NL__2PRFIN20040408_215911_000000522025_00444_11019_1426.N1	08-APR-2004 21:59:11	Bright	52.000	164	44Eta Peg	2.9480	5400.0	104	11019	No
444	GOM_NL__2PRFIN20040408_220555_000000512025_00444_11019_1427.N1	08-APR-2004 22:05:55	Tw_i_and_stray	50.500	61	8Eps Peg	2.1000	3900.0	101	11019	No
445	GOM_NL__2PRFIN20040408_220823_000000462025_00444_11019_1428.N1	08-APR-2004 22:08:23	Twilight	46.000	162	34Alp Aqr	2.9440	5350.0	92	11019	No
446	GOM_NL__2PRFIN20040408_221052_000000822025_00444_11019_1429.N1	08-APR-2004 22:10:52	Dark	81.500	11	53Alp Aql	0.76500	8000.0	163	11019	No
447	GOM_NL__2PRFIN20040408_221313_000000432025_00444_11019_1430.N1	08-APR-2004 22:13:13	Dark	43.000	142	49Del Cap	2.8500	8900.0	86	11019	No
448	GOM_NL__2PRFIN20040408_221537_000000442025_00444_11019_1431.N1	08-APR-2004 22:15:37	Dark	43.500	18	24Alp PsA	1.1660	9700.0	87	11019	No
449	GOM_NL__2PRFIN20040408_221840_000000392025_00444_11019_1432.N1	08-APR-2004 22:18:40	Dark	38.500	172	Gam Gru	3.0030	13100.	77	11019	No
450	GOM_NL__2PRFIN20040408_222054_000000422025_00444_11019_1433.N1	08-APR-2004 22:20:54	Dark	42.000	31	Alp Gru	1.7340	15200.	84	11019	No
451	GOM_NL__2PRFIN20040408_222533_000000422025_00445_11020_1400.N1	08-APR-2004 22:25:33	Dark	42.000	45	Alp Pav	1.9400	26000.	84	11020	No
452	GOM_NL__2PRFIN20040408_222920_000000632025_00445_11020_1401.N1	08-APR-2004 22:29:20	Dark	62.500	38	20Eps Sgr	1.8360	11000.	125	11020	No
453	GOM_NL__2PRFIN20040408_223116_000000712025_00445_11020_1402.N1	08-APR-2004 22:31:16	Dark	70.500	167	10Gam2Sgr	2.9840	4500.0	141	11020	No
454	GOM_NL__2PRFIN20040408_223330_000000602025_00445_11020_1403.N1	08-APR-2004 22:33:30	Dark	60.000	25	35Lam Sco	1.6200	28000.	120	11020	No
455	GOM_NL__2PRFIN20040408_223734_000000512025_00445_11020_1404.N1	08-APR-2004 22:37:34	Straylight	51.000	4	Alp1Cen	-0.010000	5800.0	102	11020	No

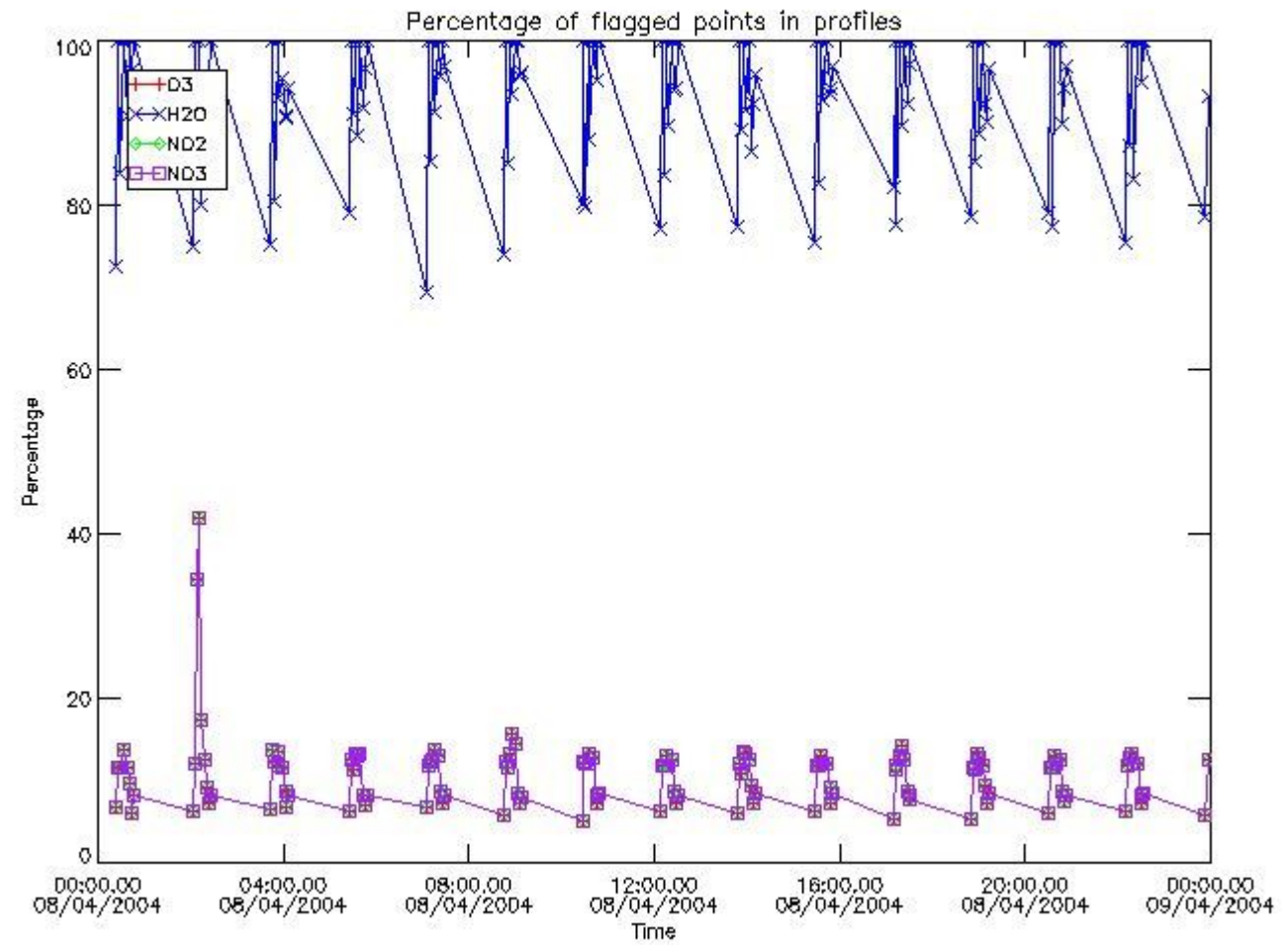


456	GOM_NL__2PRFIN20040408_223921_000000472025_00445_11020_1405.N1	08-APR-2004 22:39:21	Straylight	47.000	12	Alp1Cru	0.77500	30000.	94	11020	No
457	GOM_NL__2PRFIN20040408_224054_000000472025_00445_11020_1406.N1	08-APR-2004 22:40:54	Straylight	46.500	26	Gam Cru	1.6240	2900.0	93	11020	No
458	GOM_NL__2PRFIN20040408_224256_000000432025_00445_11020_1407.N1	08-APR-2004 22:42:56	Straylight	43.000	64	Gam Cen	2.2000	10600.	86	11020	No
459	GOM_NL__2PRFIN20040408_224443_000000532025_00445_11020_1408.N1	08-APR-2004 22:44:43	Straylight	53.000	54	5The Cen	2.0550	4500.0	106	11020	No
460	GOM_NL__2PRFIN20040408_224757_000001152025_00445_11020_1409.N1	08-APR-2004 22:47:57	Twilight	115.00	97	8Bet1Sco	2.5610	30000.	230	11020	No
461	GOM_NL__2PRFIN20040408_225202_000000432025_00445_11020_1410.N1	08-APR-2004 22:52:02	Twilight	42.500	100	4Gam Crv	2.5800	13100.	85	11020	No
462	GOM_NL__2PRFIN20040408_225336_000000502025_00445_11020_1411.N1	08-APR-2004 22:53:36	Bright	49.500	15	67Alp Vir	0.97600	28000.	99	11020	No
463	GOM_NL__2PRFIN20040408_225642_000000432025_00445_11020_1412.N1	08-APR-2004 22:56:42	Bright	43.000	121	29Gam Vir	2.7400	7200.0	86	11020	No
464	GOM_NL__2PRFIN20040408_230123_000000372025_00445_11020_1413.N1	08-APR-2004 23:01:23	Bright	37.000	62	94Bet Leo	2.1360	9700.0	74	11020	No
465	GOM_NL__2PRFIN20040408_230311_000000362025_00445_11020_1414.N1	08-APR-2004 23:03:11	Bright	36.000	96	68Del Leo	2.5600	9300.0	72	11020	No
466	GOM_NL__2PRFIN20040408_230453_000000532025_00445_11020_1415.N1	08-APR-2004 23:04:53	Bright	53.000	111	8Eta Boo	2.6800	6000.0	106	11020	No
467	GOM_NL__2PRFIN20040408_230908_000000402025_00445_11020_1416.N1	08-APR-2004 23:09:08	Bright	39.500	152	12Alp2CVn	2.8900	11000.	79	11020	No
468	GOM_NL__2PRFIN20040408_231235_000000362025_00445_11020_1417.N1	08-APR-2004 23:12:35	Bright	36.000	87	64Gam UMa	2.4330	11000.	72	11020	No
469	GOM_NL__2PRFIN20040408_231402_000000412025_00445_11020_1418.N1	08-APR-2004 23:14:02	Bright	41.000	32	77Eps UMa	1.7630	11000.	82	11020	No
470	GOM_NL__2PRFIN20040408_232028_000000412025_00445_11020_1419.N1	08-APR-2004 23:20:28	Bright	41.000	60	7Bet UMi	2.0810	3950.0	82	11020	No
471	GOM_NL__2PRFIN20040408_232249_000000362025_00445_11020_1420.N1	08-APR-2004 23:22:49	Bright	35.500	49	1Alp UMi	1.9900	6300.0	71	11020	No
472	GOM_NL__2PRFIN20040408_232721_000000622025_00445_11020_1421.N1	08-APR-2004 23:27:21	Bright	61.500	130	23Bet Dra	2.7990	5800.0	123	11020	No
473	GOM_NL__2PRFIN20040408_232957_000000372025_00445_11020_1422.N1	08-APR-2004 23:29:57	Bright	37.000	76	27Gam Cas	2.3000	30000.	74	11020	No
474	GOM_NL__2PRFIN20040408_233115_000000392025_00445_11020_1423.N1	08-APR-2004 23:31:15	Bright	38.500	68	18Alp Cas	2.2250	4500.0	77	11020	No
475	GOM_NL__2PRFIN20040408_233504_000000532025_00445_11020_1424.N1	08-APR-2004 23:35:04	Bright	53.000	144	18Del Cyg	2.8600	11000.	106	11020	No
476	GOM_NL__2PRFIN20040408_233650_000001022025_00445_11020_1425.N1	08-APR-2004 23:36:50	Bright	102.00	5	3Alp Lyr	0.033000	11000.	204	11020	No
477	GOM_NL__2PRFIN20040408_233934_000000502025_00445_11020_1426.N1	08-APR-2004 23:39:34	Bright	49.500	92	53Eps Cyg	2.5000	4500.0	99	11020	No
478	GOM_NL__2PRFIN20040408_234631_000000512025_00445_11020_1427.N1	08-APR-2004 23:46:31	Twilight	50.500	61	8Eps Peg	2.1000	3900.0	101	11020	No
479	GOM_NL__2PRFIN20040408_234900_000000462025_00445_11020_1428.N1	08-APR-2004 23:49:00	Twilight	45.500	162	34Alp Aqr	2.9440	5350.0	91	11020	No
480	GOM_NL__2PRFIN20040408_235129_000000902025_00445_11020_1429.N1	08-APR-2004 23:51:29	Dark	89.500	11	53Alp Aql	0.76500	8000.0	179	11020	No
481	GOM_NL__2PRFIN20040408_235613_000000452025_00445_11020_1430.N1	08-APR-2004 23:56:13	Dark	44.500	18	24Alp PsA	1.1660	9700.0	89	11020	No

### 3. Quality information per product

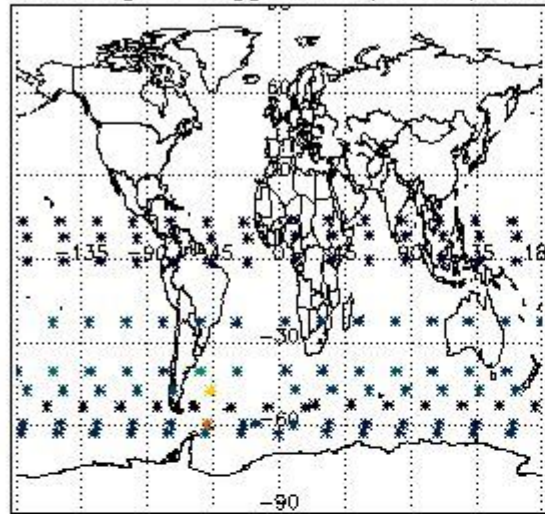
In this section it is plotted some information contained in the Quality Summary data set of the level 2 products. Only products in dark limb conditions and without errors (error flag in the MPH set to "0") are used.

#### 3.1 Plot quality information per product (time dependant)

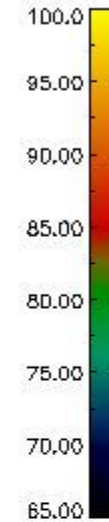
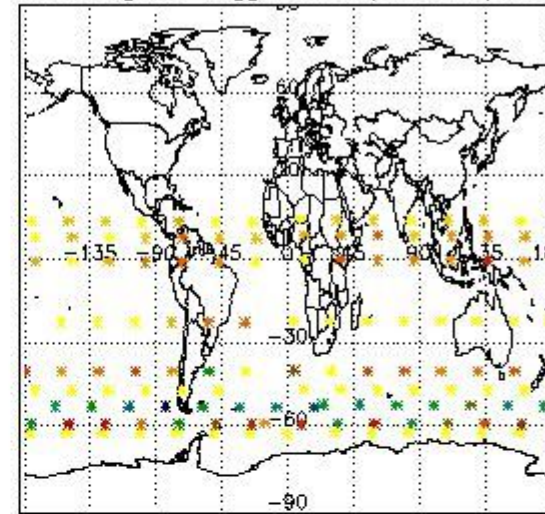


3.2 Plot quality information per product (world map)

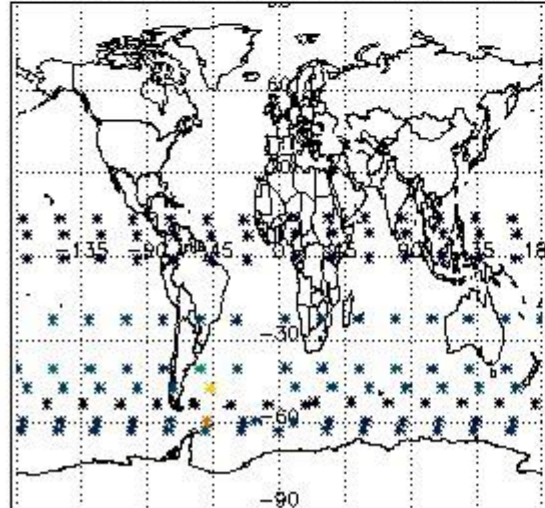
Percentage of flagged data per O3 profile



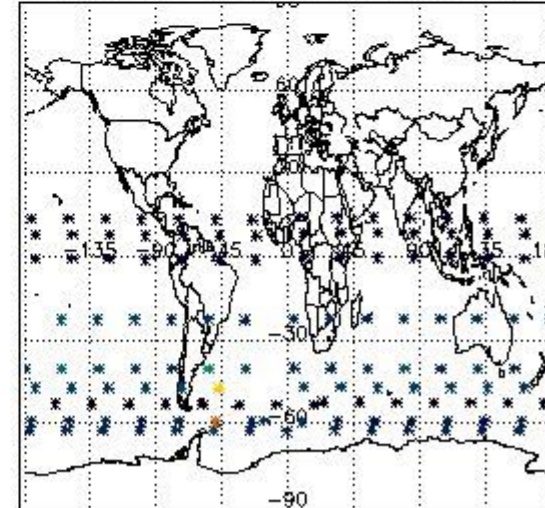
Percentage of flagged data per H2O profile



Percentage of flagged data per NO2 profile



Percentage of flagged data per NO3 profile

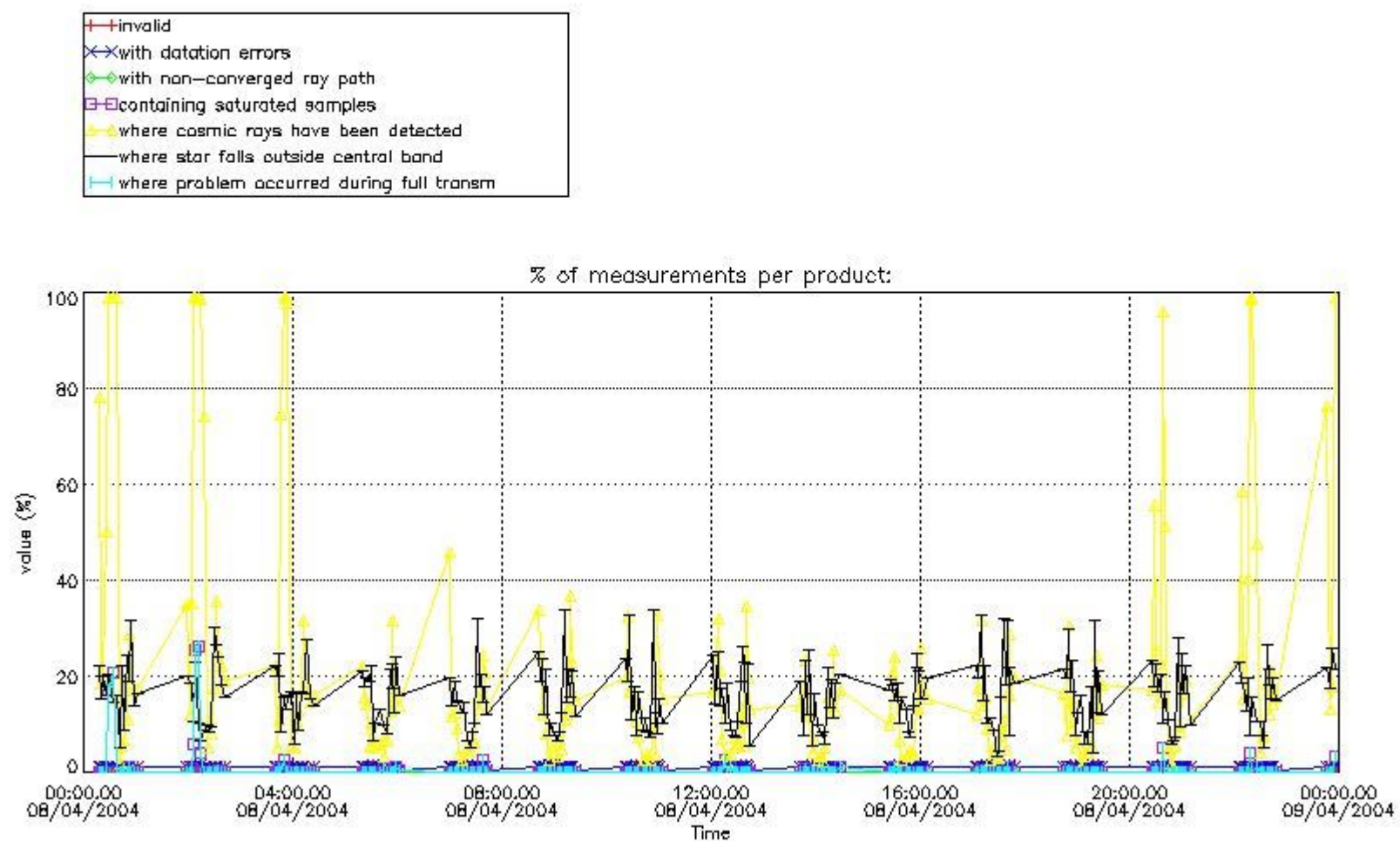


#### 4. Level 1 quality information per product

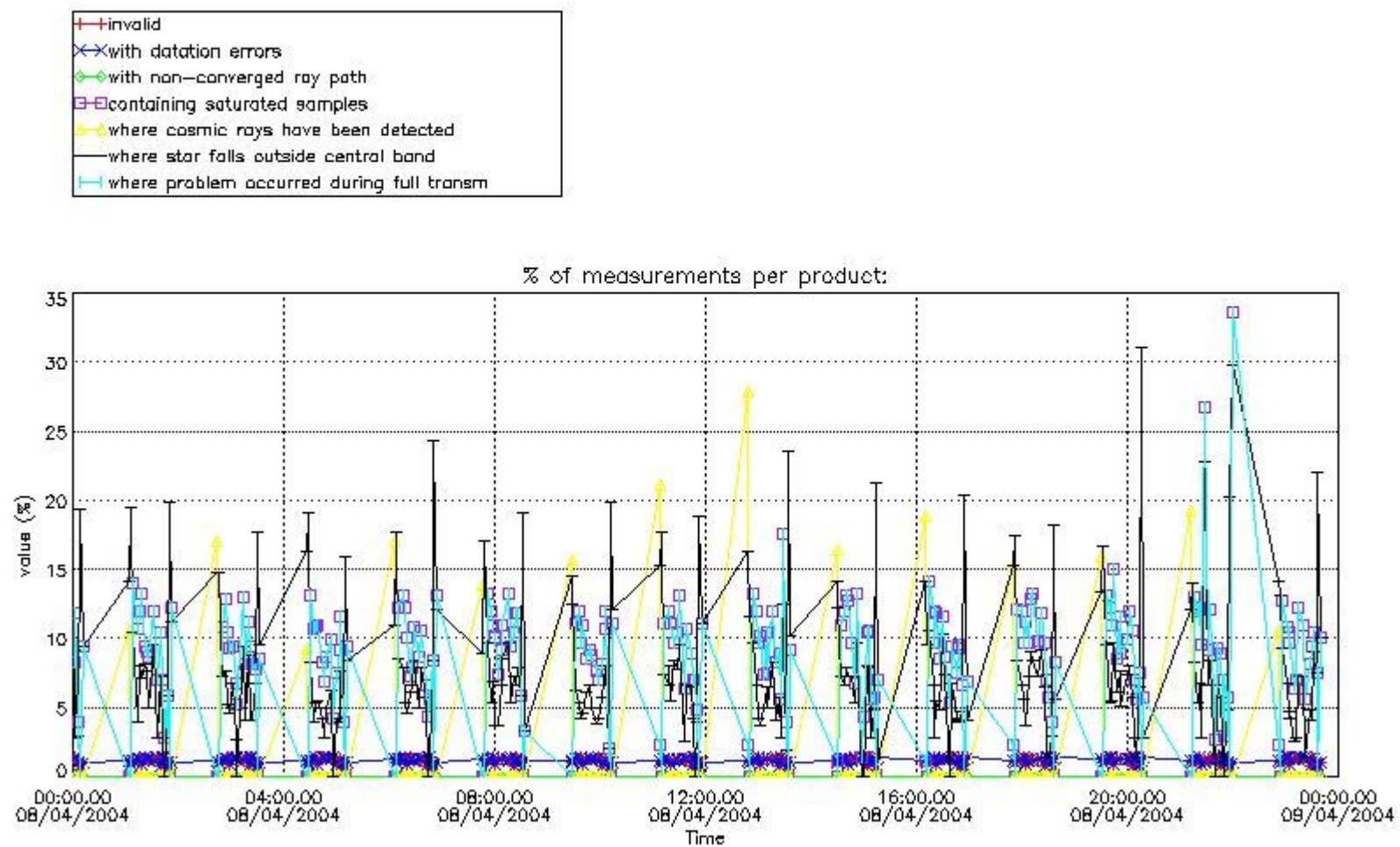
In this section it is plotted some information contained in the Quality Summary data set of the level 2 products that comes from the level 1b processing. Products without errors (error flag in the MPH set to "0") are used.

##### 4.1 Plot quality information per product (time dependant) coming from level 1b processing

###### 4.1.1 Plot level 1 quality information per product (time dependant): ENVISAT ASCENDING passes

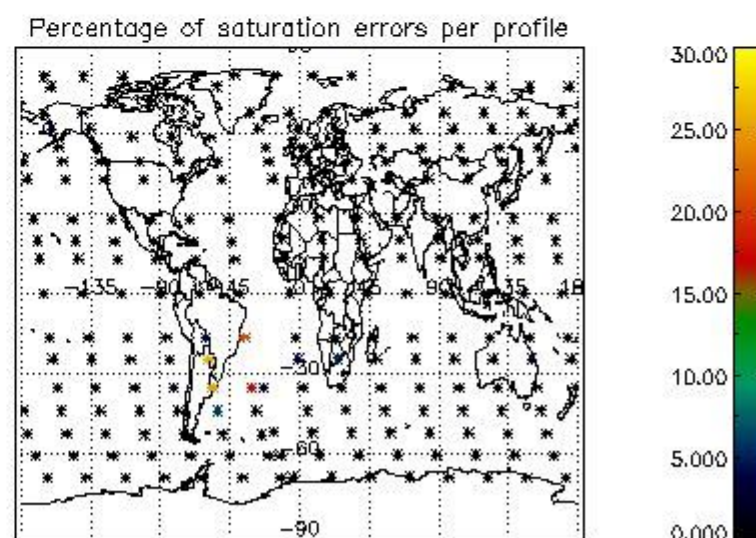
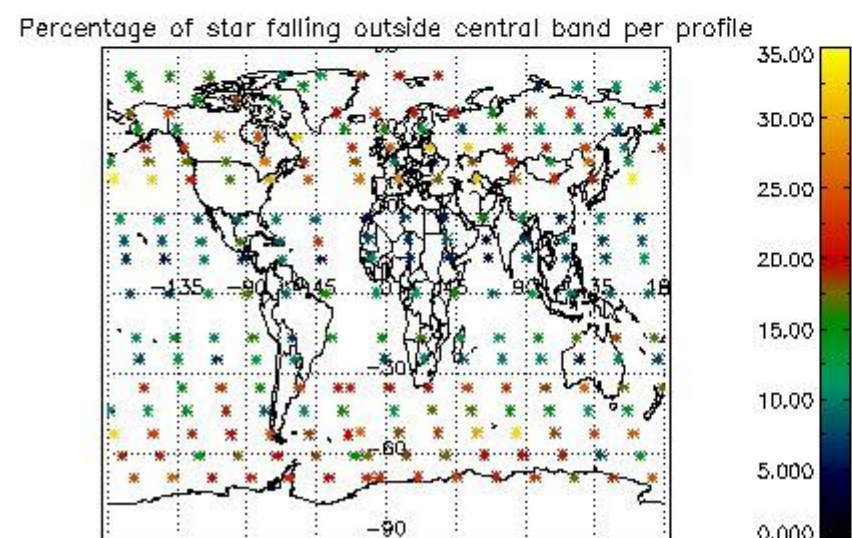
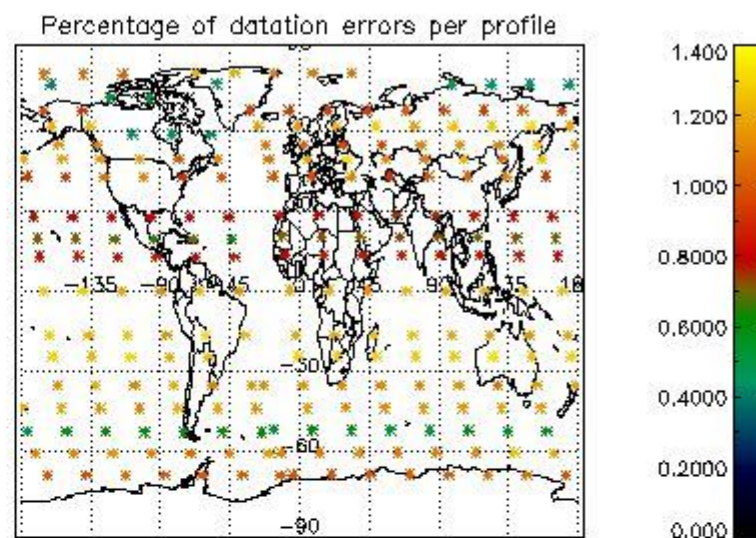
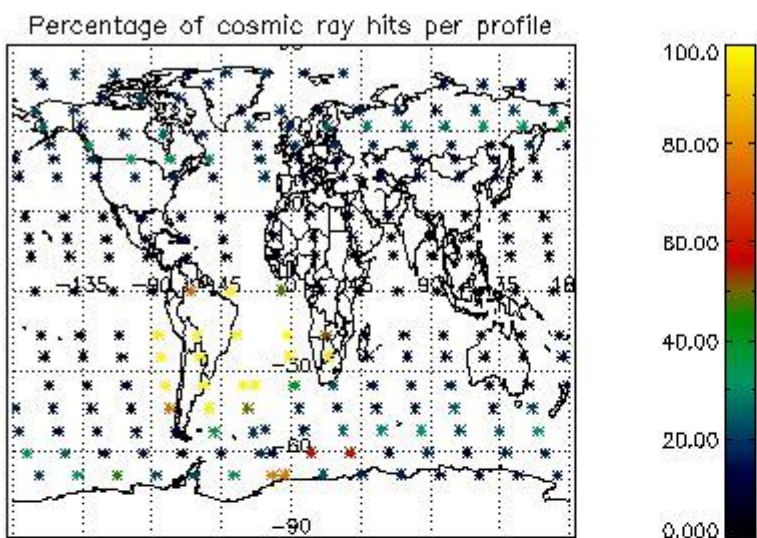


4.1.2 Plot level 1 quality information per product (time dependant): ENVI SAT DESCENDING passes

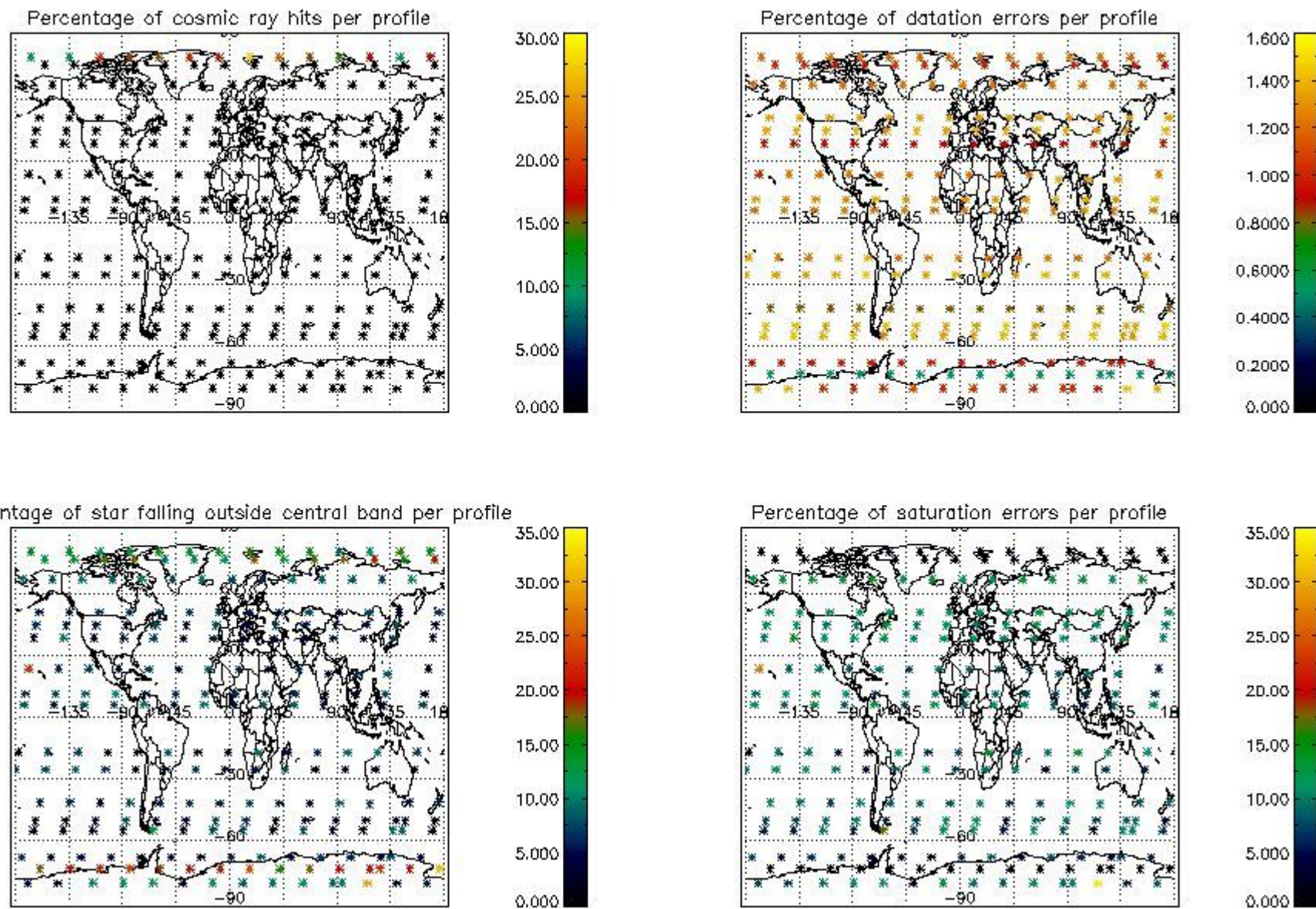


*4.2 Plot quality information per product coming from level 1b processing (world map)*

*4.2.1 Plot level 1 quality information per product (world map): ENVISAT ASCENDING passes*



4.2.2 Plot level 1 quality information per product (world map): ENVISAT DESCENDING passes



## 5. Trace gas profiles

### 5.1 Ozone statistics based on quality of products

The final quality of the products can be "measured" using the STD (Standard Deviation) attached to every point profile. This information is written to the parameter GOM\_NL\_\_2P/NL\_LOCAL\_SPECIES\_DENSITY/o3\_std of the level 2 products. The table below shows the statistics for given STD ranges.

The statistics are given with respect to the overall valid production:

- Products without fatal errors: GOM\_NL\_\_2P/MPH/PRODUCT\_ERR=0
- Valid point profile: GOM\_NL\_\_2P/NL\_LOCAL\_SPECIES\_DENSITY/pcd(0)=0

The 'Criteria' is applied to valid points of dark limb products:

- Products in dark limb illumination condition: GOM\_NL\_\_2P/NL\_SUMMARY\_QUALITY/obs\_ill\_cond=0
- Products without fatal errors: GOM\_NL\_\_2P/MPH/PRODUCT\_ERR=0
- Valid point profile: GOM\_NL\_\_2P/NL\_LOCAL\_SPECIES\_DENSITY/pcd(0)=0

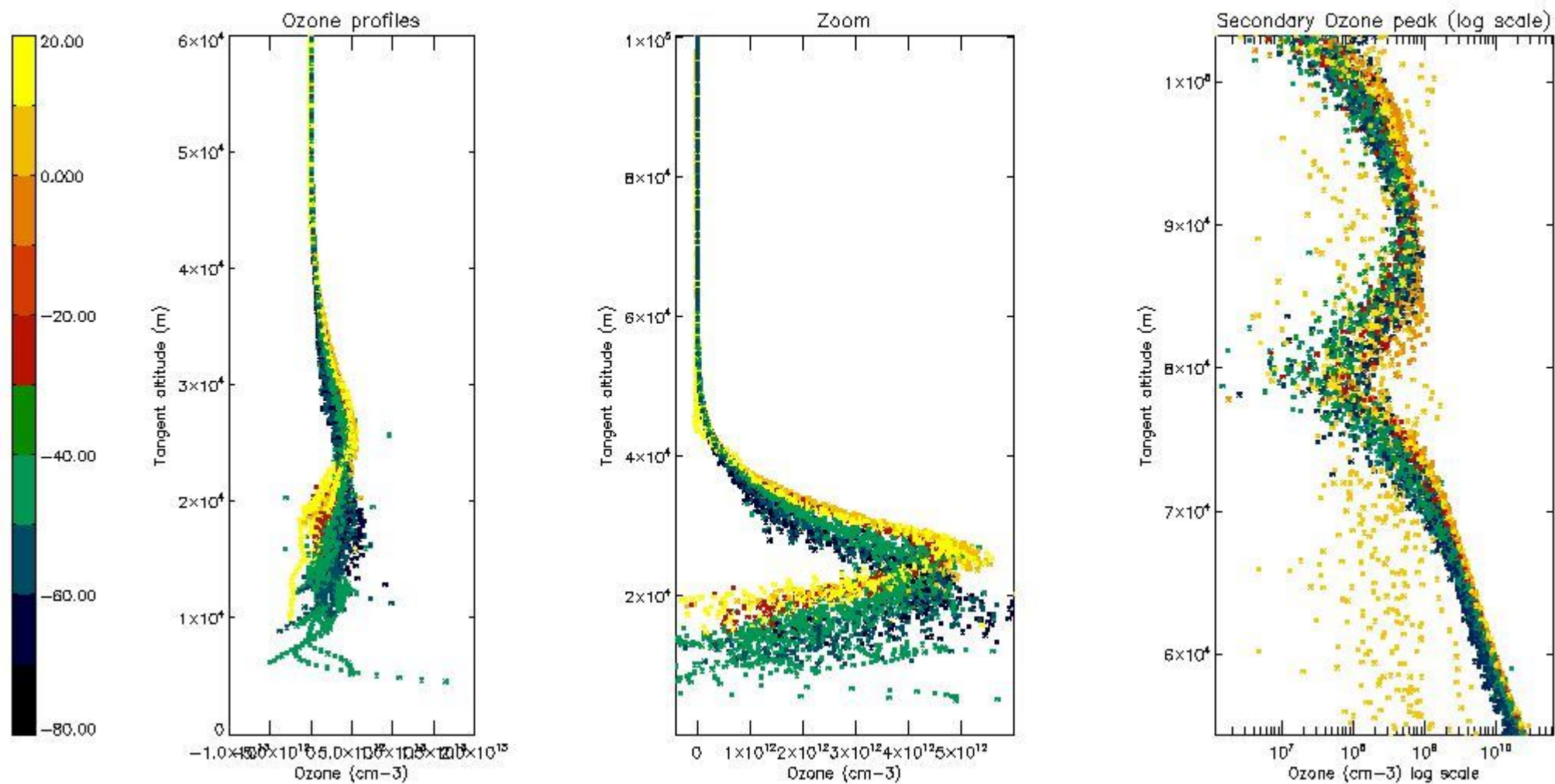
So, the table below shows the percentage of dark limb and valid observations for each criteria with respect to the overall valid daily observations.

Criteria	% of total production
All STD	29
STD < 20	18

STD < 10	16
STD < 5	12

5.2 Plot ozone profiles for all STD (dark without errors)

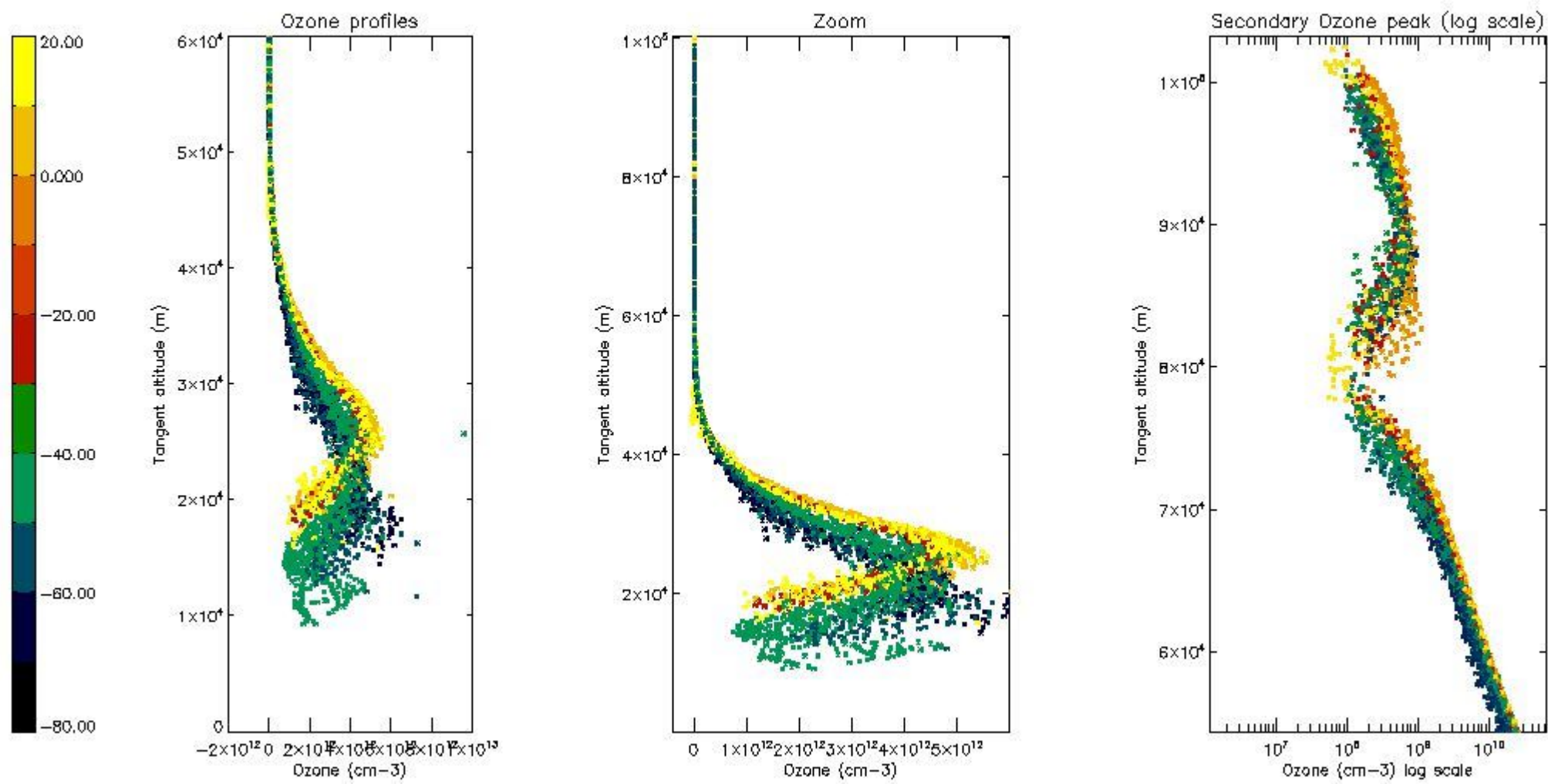
The colorbar represents the latitude.



5.3 Plot ozone profiles where STD < 20% (dark without errors)

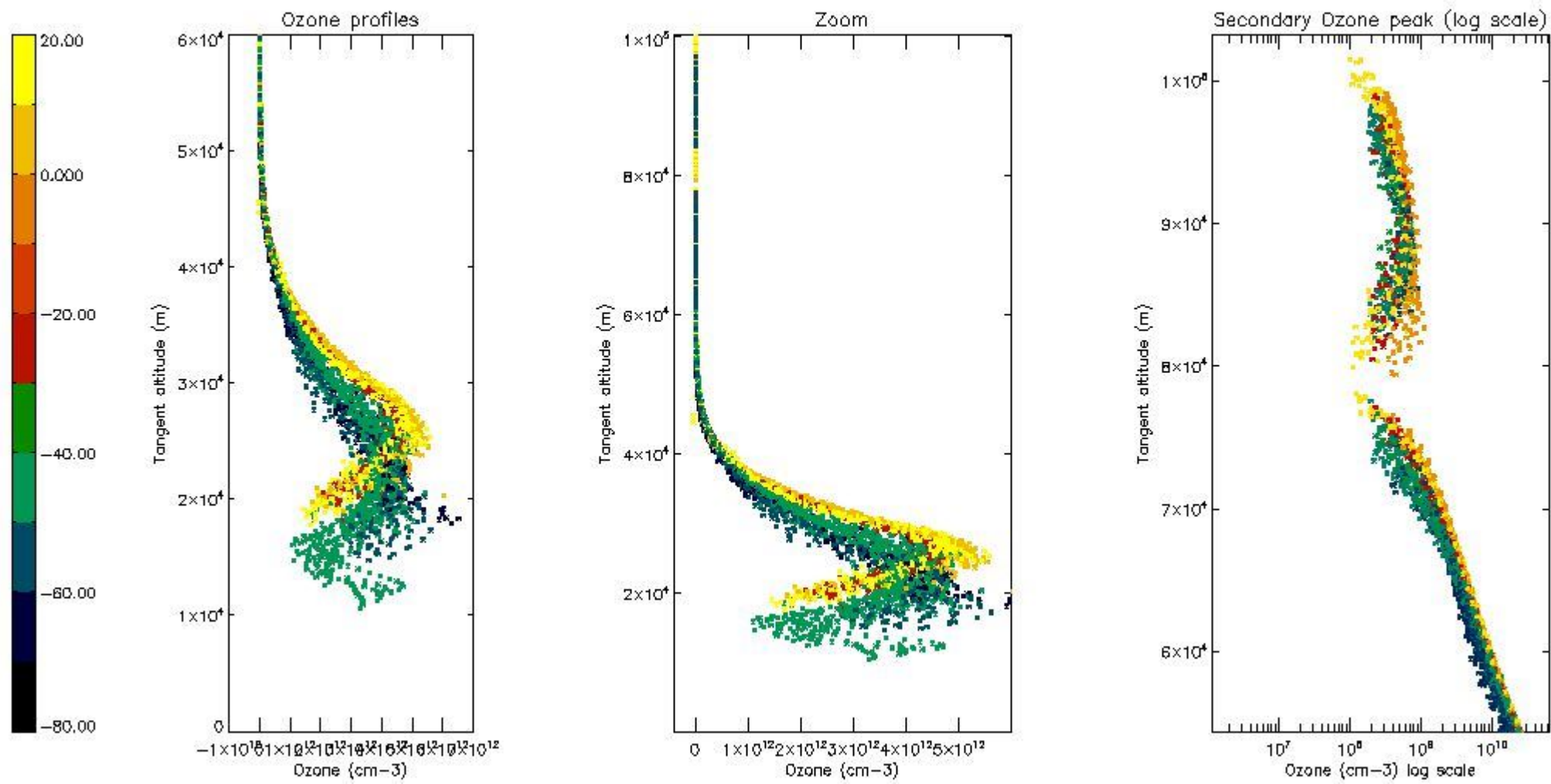
The colorbar represents the latitude.





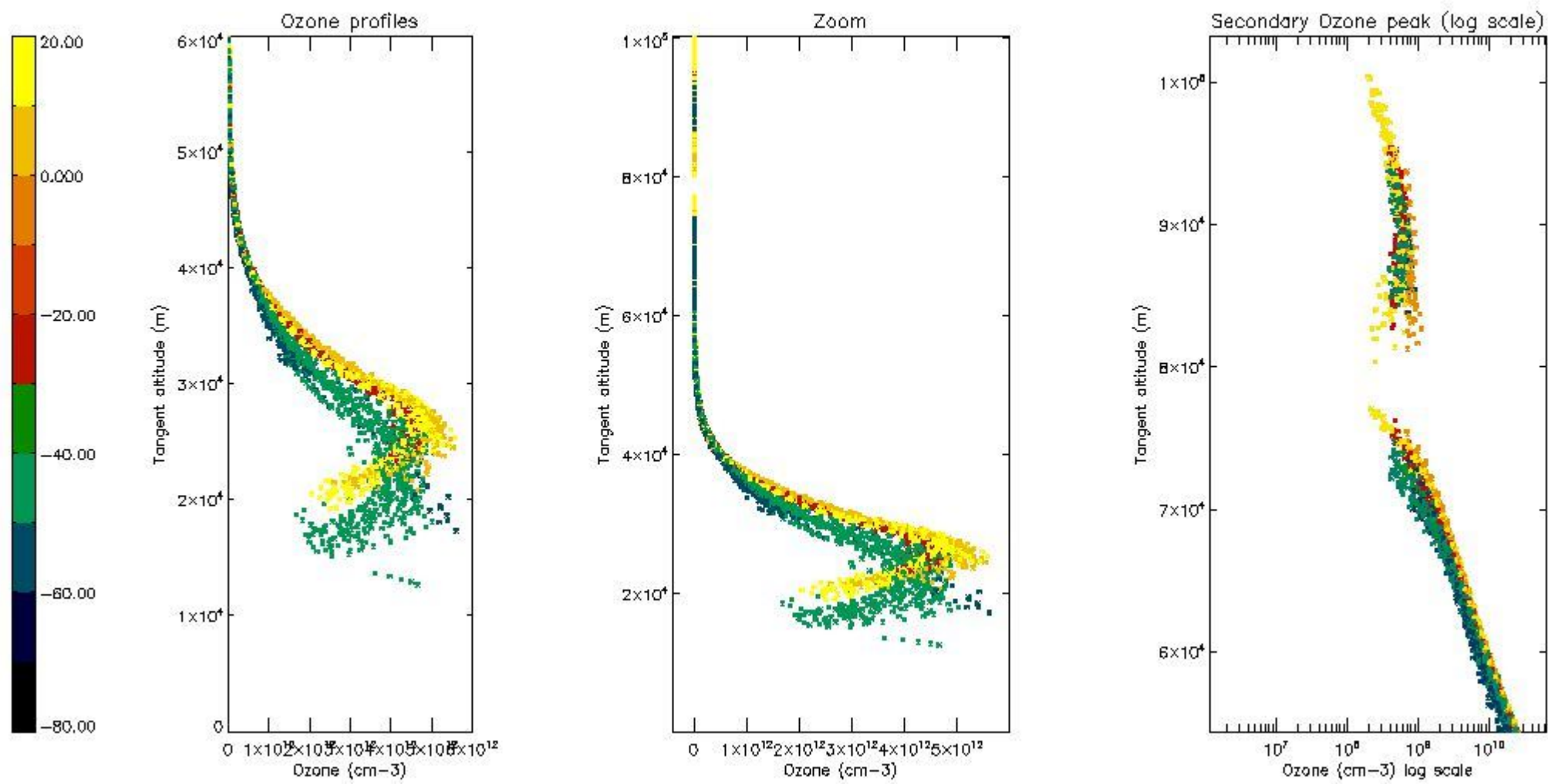
*5.4 Plot ozone profiles where STD < 10% (dark without errors)*

The colorbar represents the latitude.



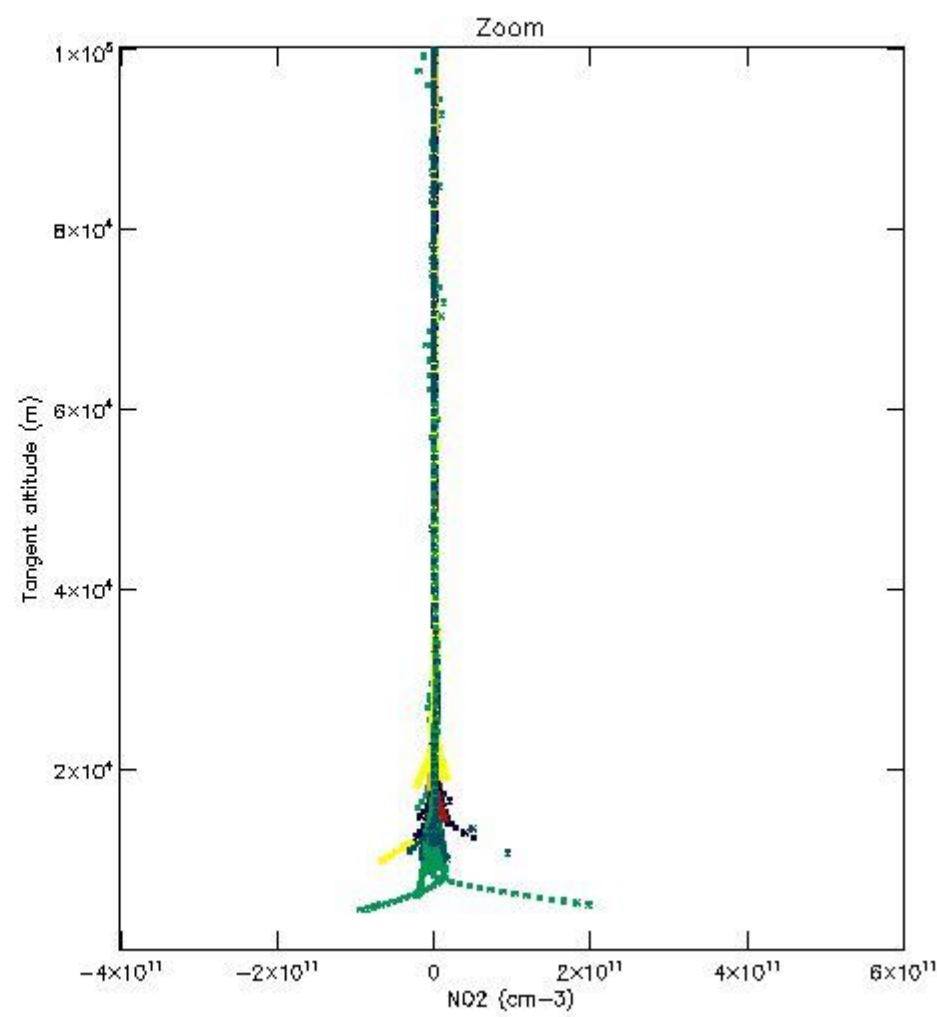
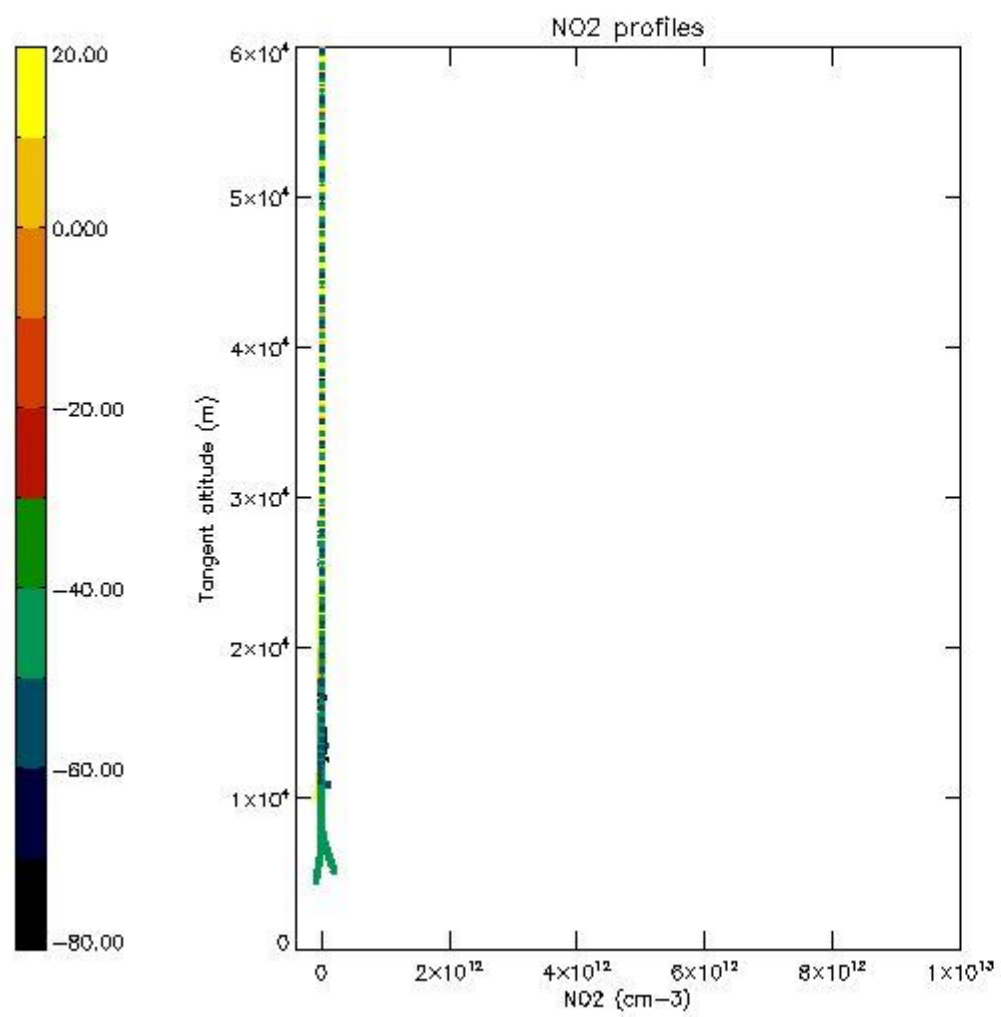
*5.5 Plot ozone profiles where STD < 5% (dark without errors)*

The colorbar represents the latitude.



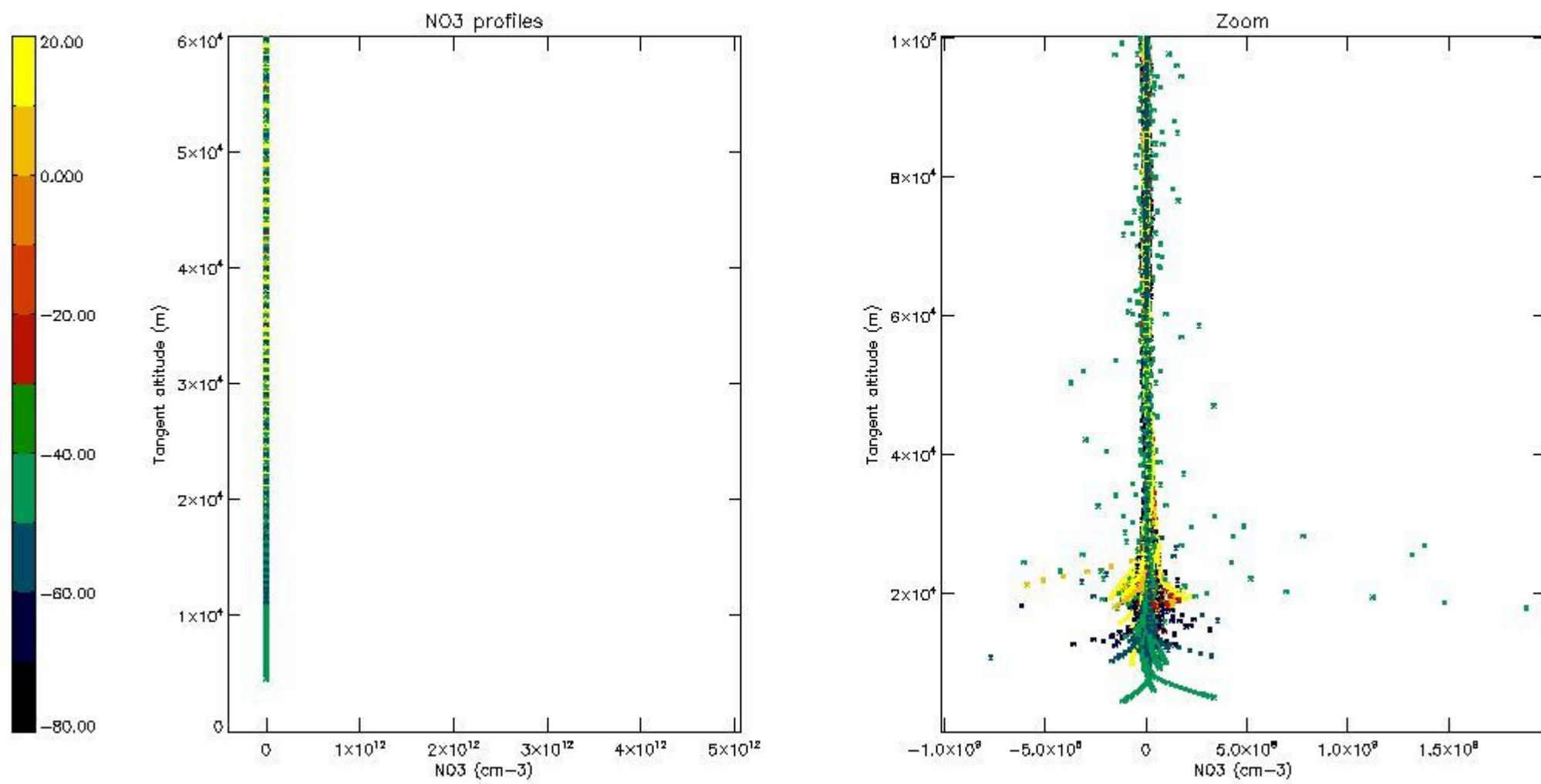
*5.6 Plot NO<sub>2</sub> profiles for all STD (dark without errors)*

The colorbar represents the latitude.



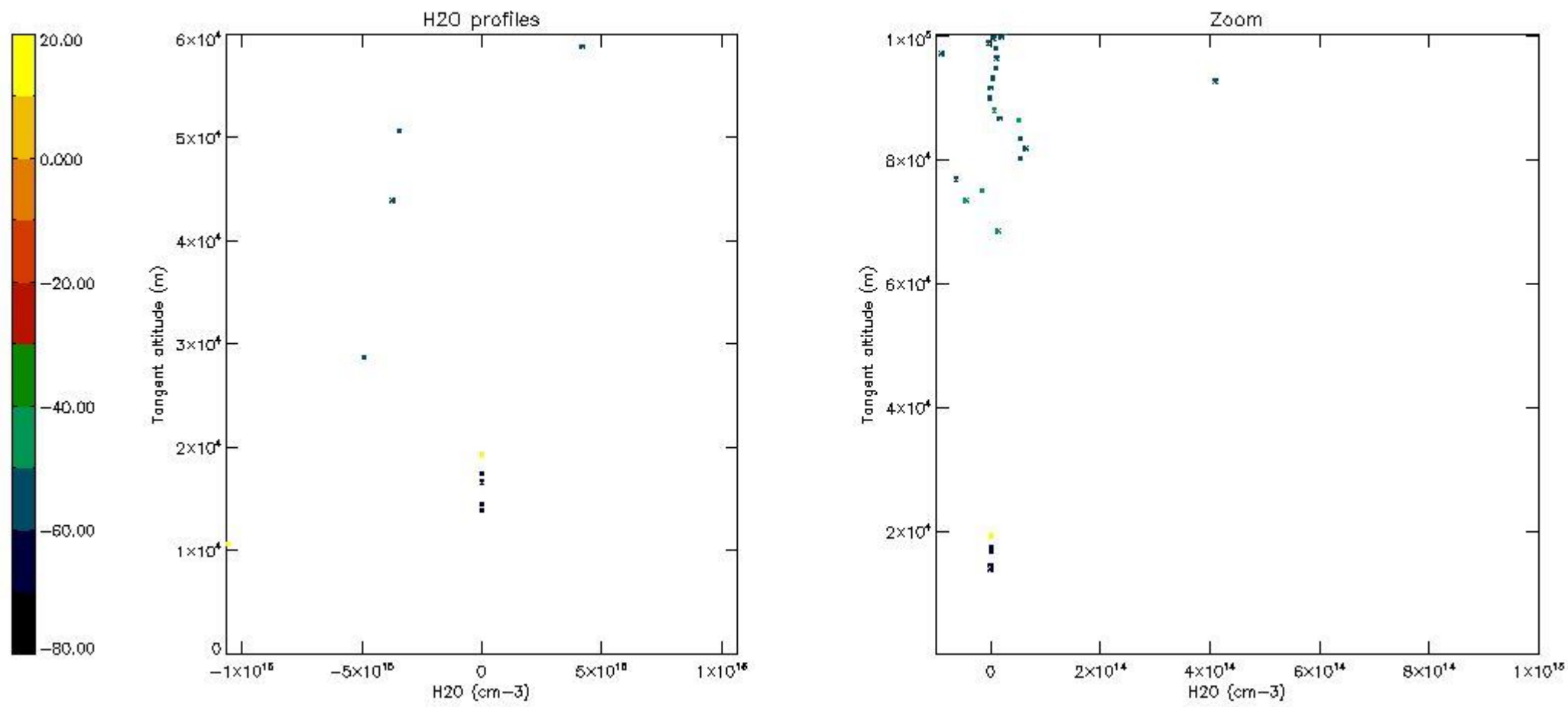
*5.7 Plot NO3 profiles for all STD (dark without errors)*

The colorbar represents the latitude.



5.8 Plot H<sub>2</sub>O profiles for all STD (only for occultations of stars 1,2,3,4,13,14,16,26,63 dark without errors)

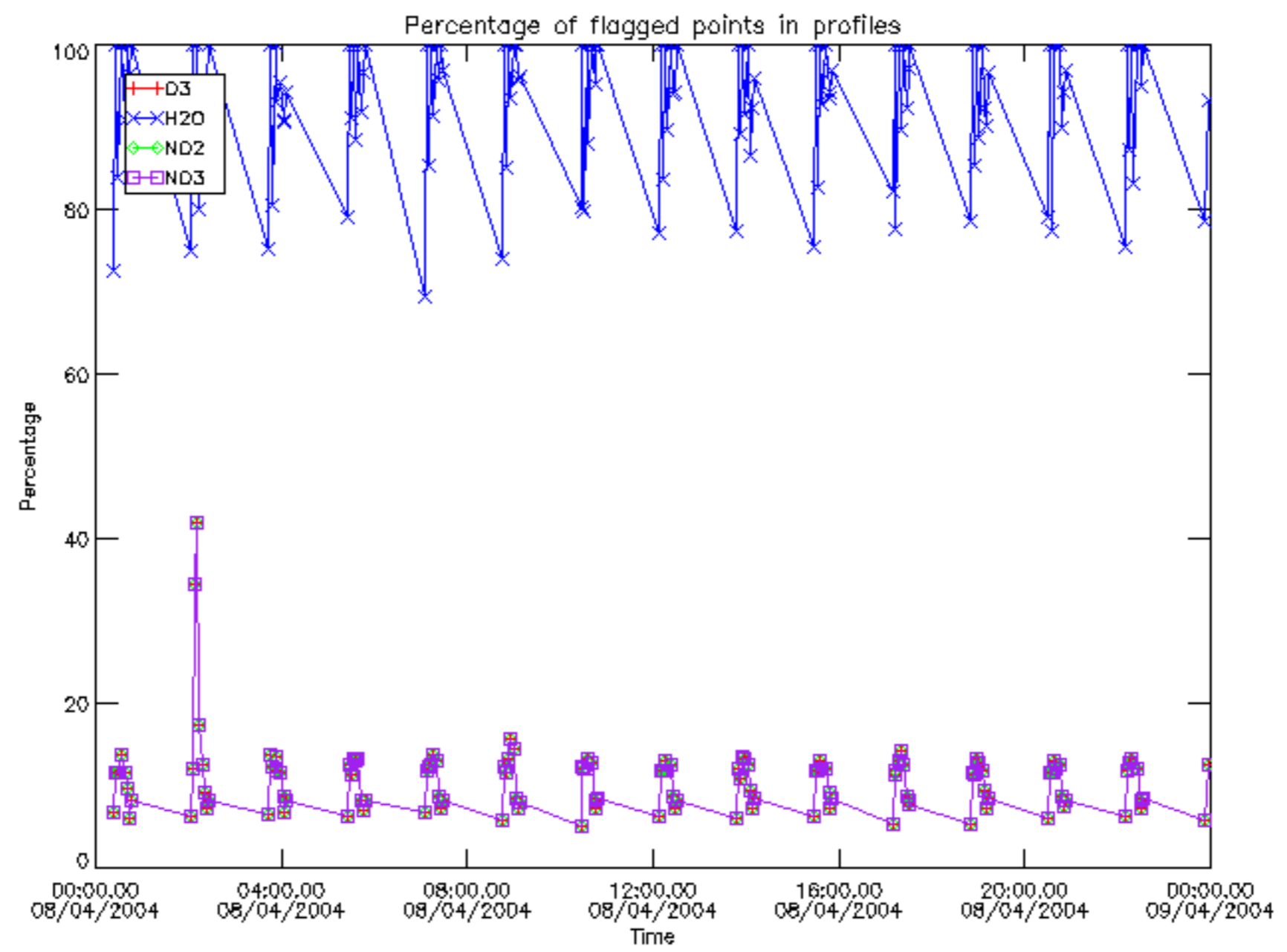
The colorbar represents the latitude.



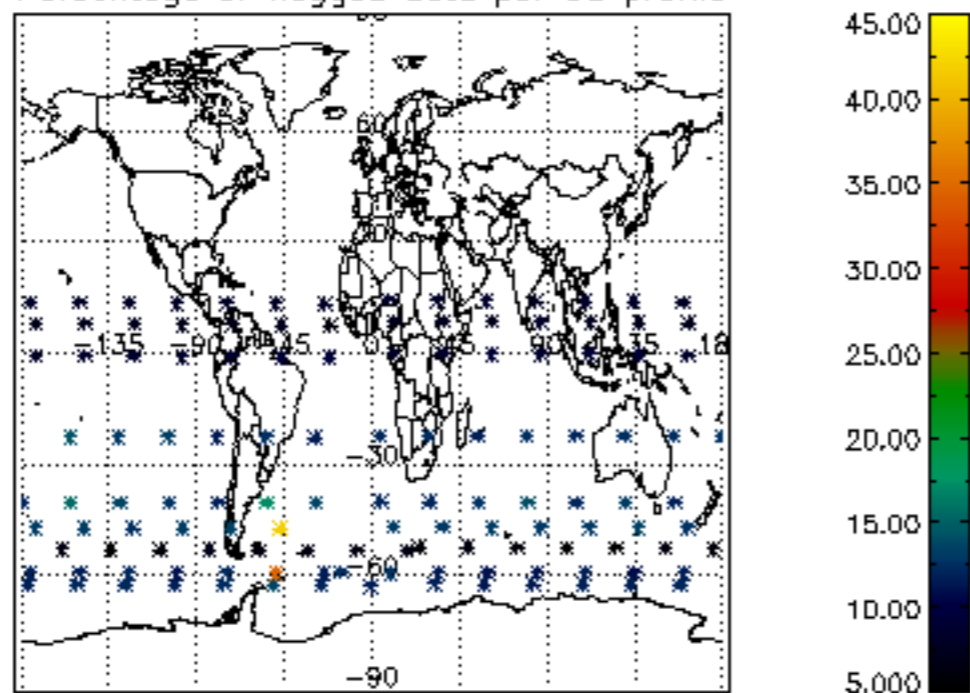
## 6. Auxiliary Data Files used for the production reported in section 2

The number reported in the third column indicates since which file (see list in section 2) the corresponding auxiliary file has been used. The fourth column is the date of those product files.

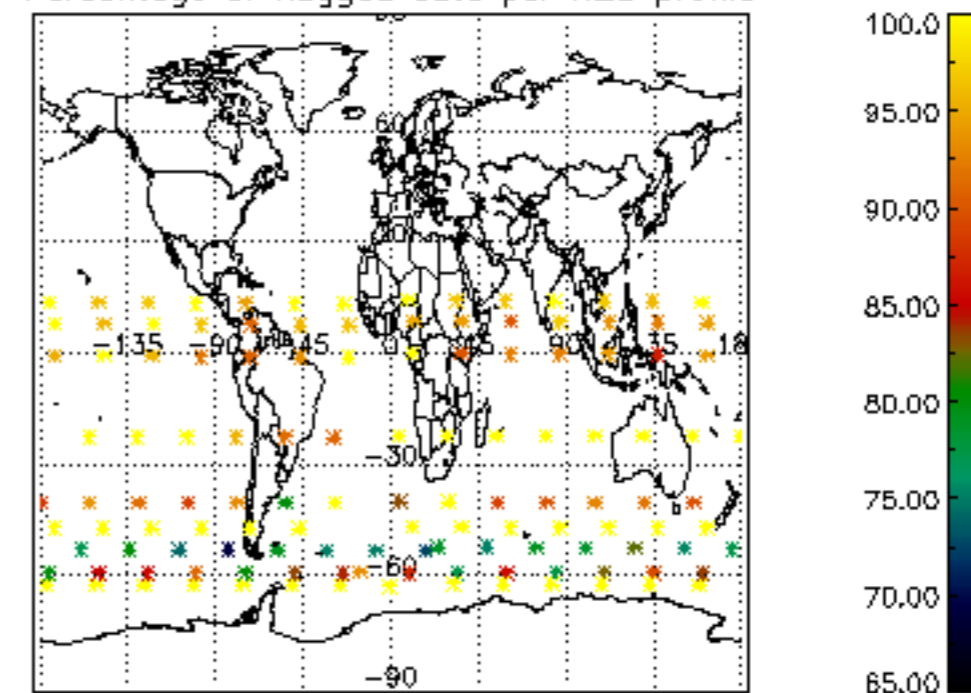
Type	Auxiliary Filename	Used since product	Used since product date
INST_PHYS_CHARACTERISTICS	GOM_INS_AXVIEC20091111_143220_20030716_120000_20500101_000000	1	08-APR-2004 00:01:31
LEVEL-2_PROC_CONFIG	GOM_PR2_AXVIEC20091111_152718_20020301_000000_20500101_000000	1	08-APR-2004 00:01:31
CROSS_SECTIONS_FILE	GOM_CRS_AXVIEC20091111_154832_20020301_000000_20500101_000000	1	08-APR-2004 00:01:31



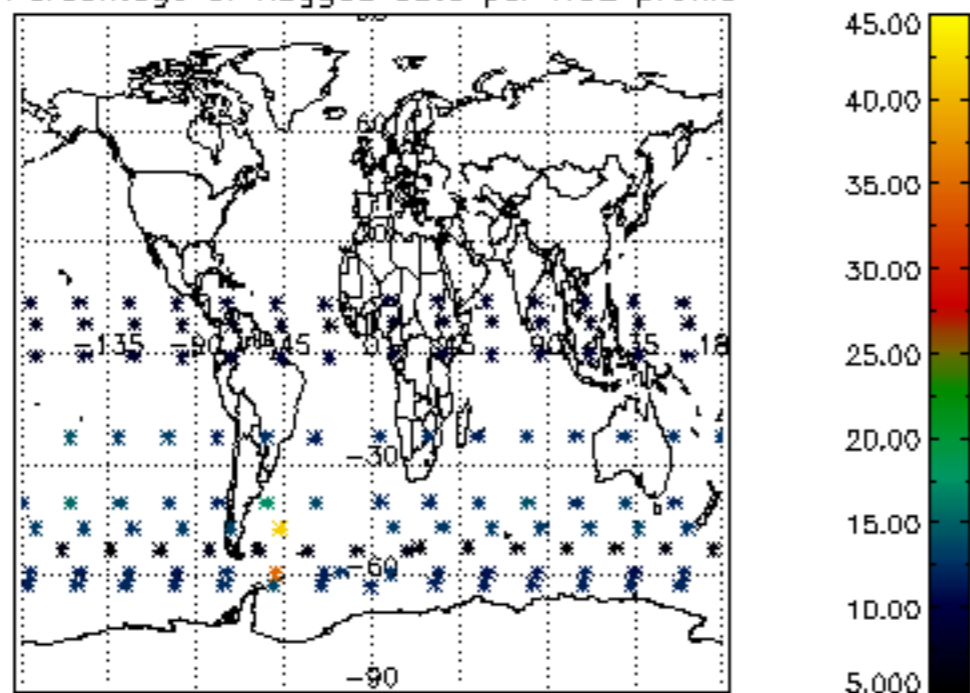
Percentage of flagged data per D3 profile



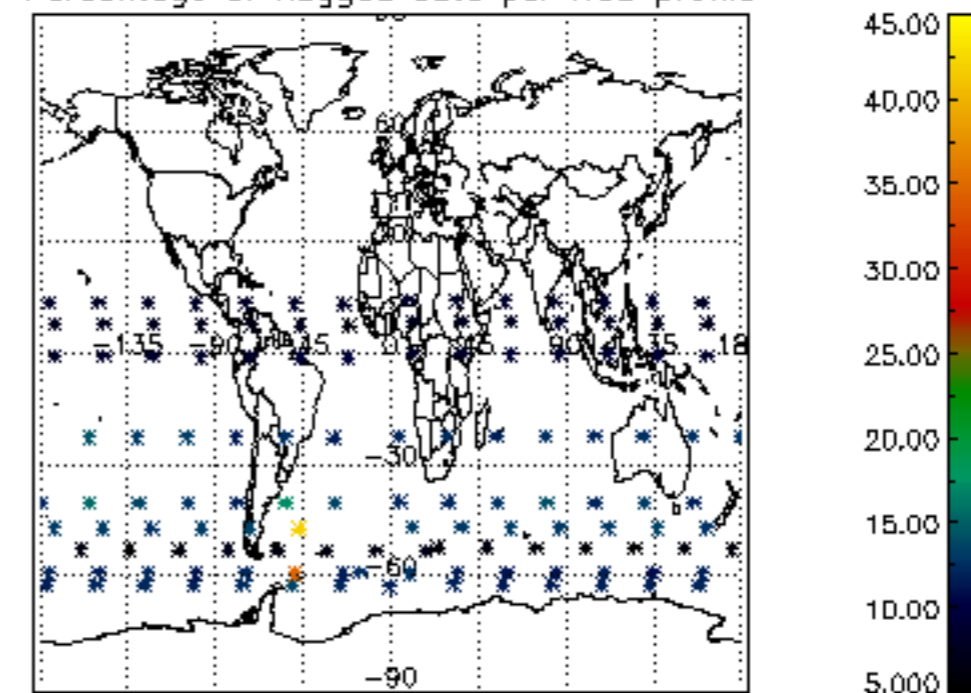
Percentage of flagged data per H2O profile



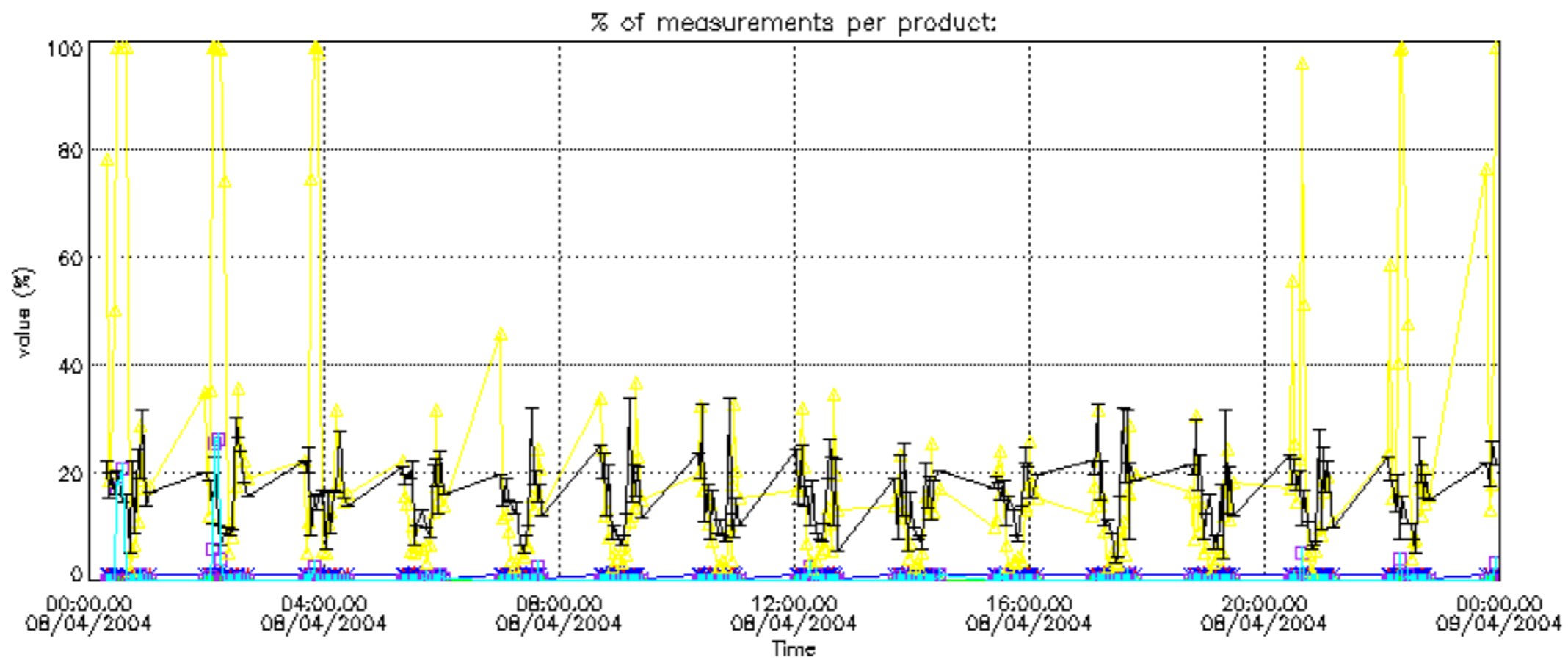
Percentage of flagged data per NO2 profile

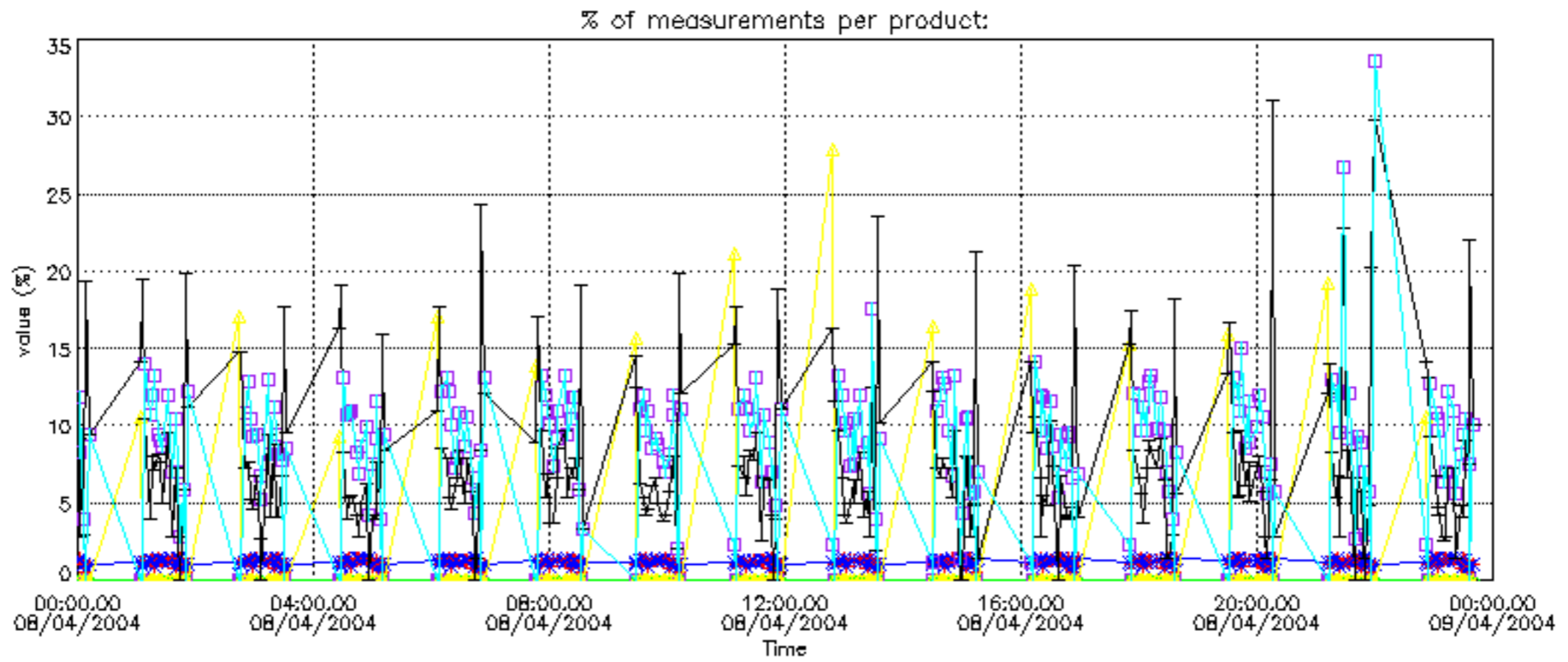


Percentage of flagged data per NO3 profile

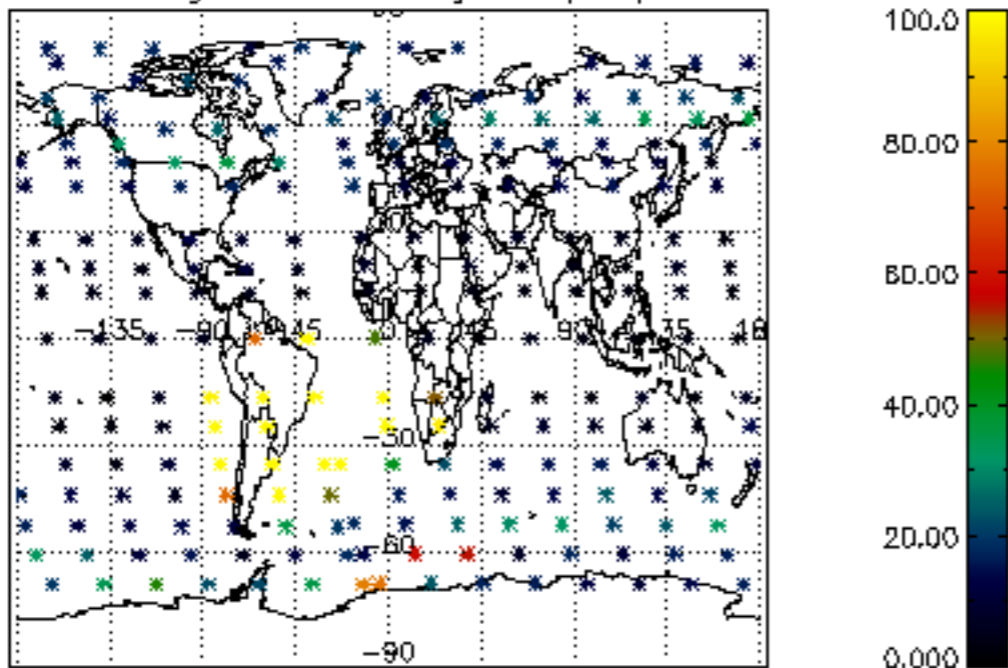




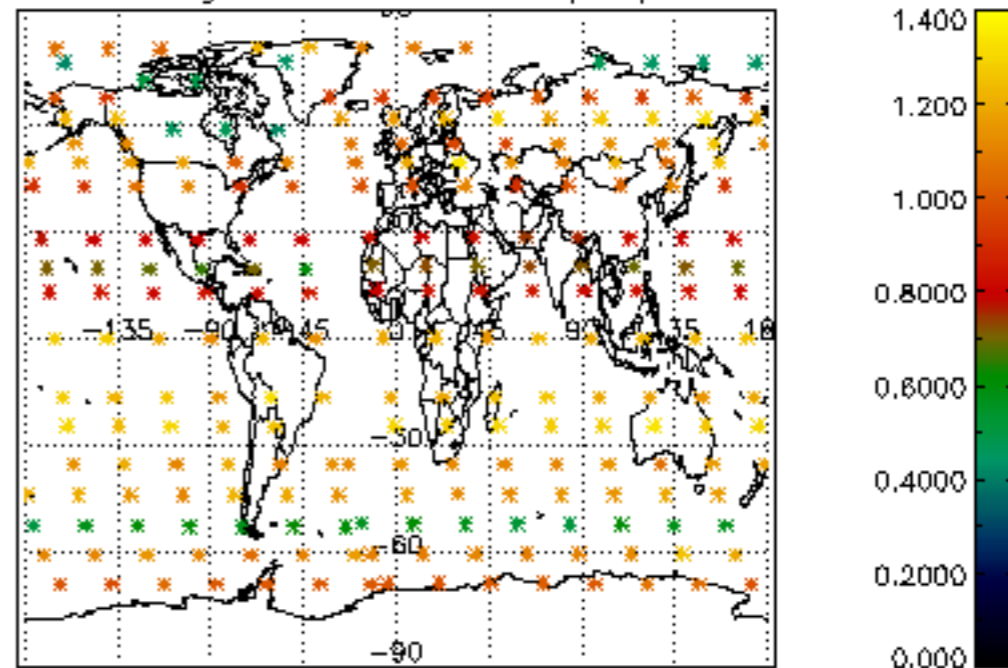




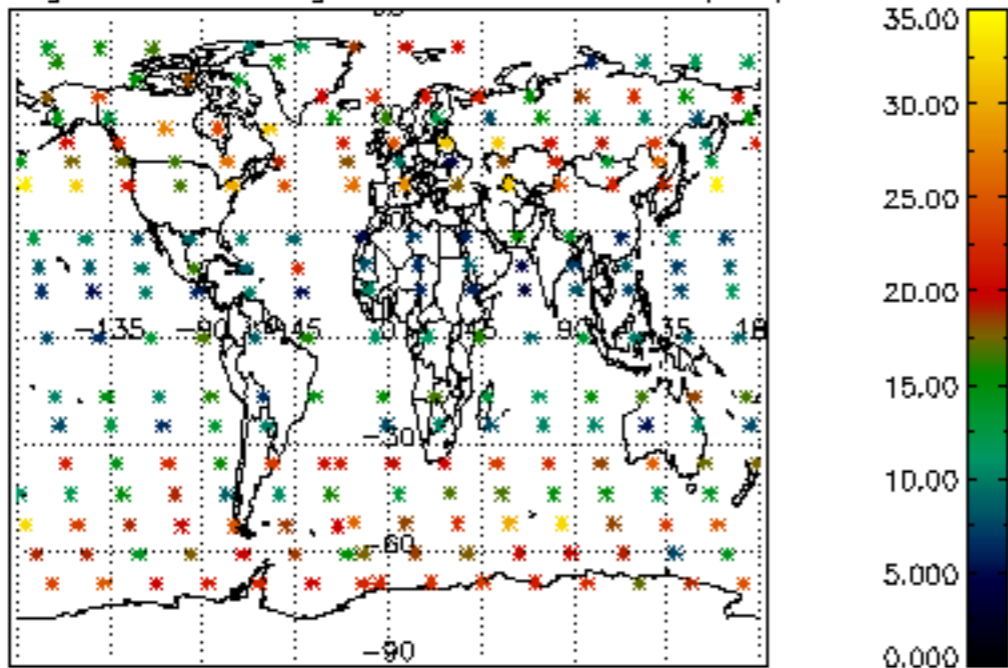
Percentage of cosmic ray hits per profile



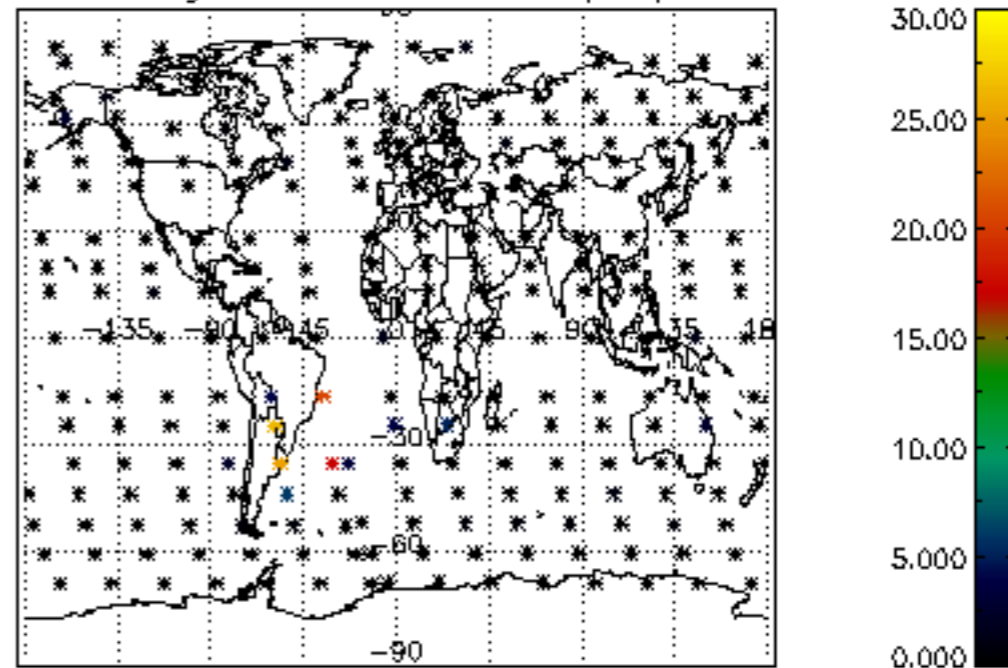
Percentage of datation errors per profile



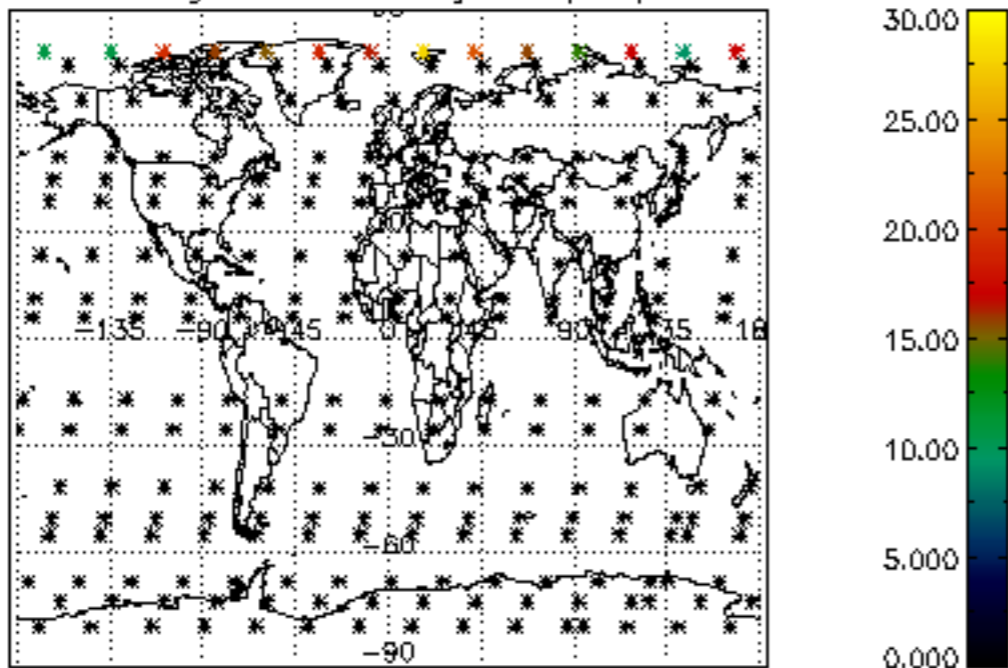
Percentage of star falling outside central band per profile



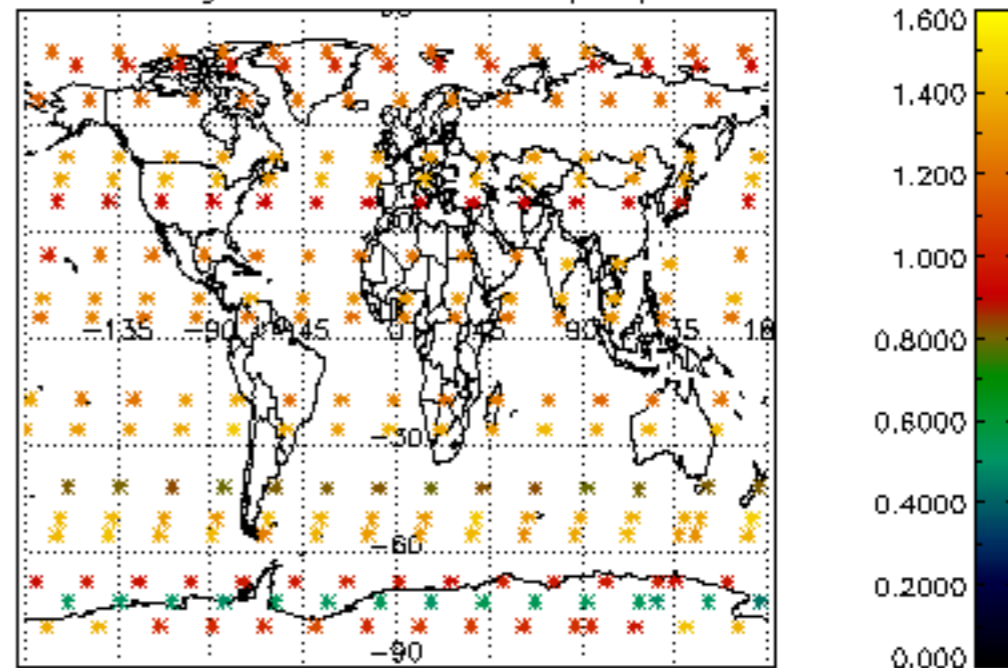
Percentage of saturation errors per profile



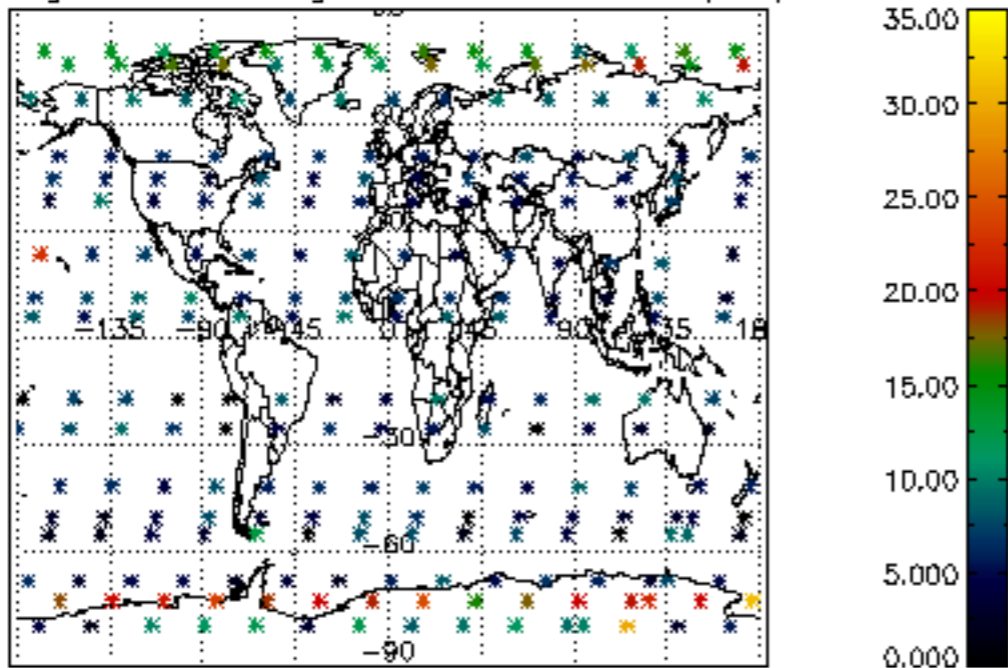
Percentage of cosmic ray hits per profile



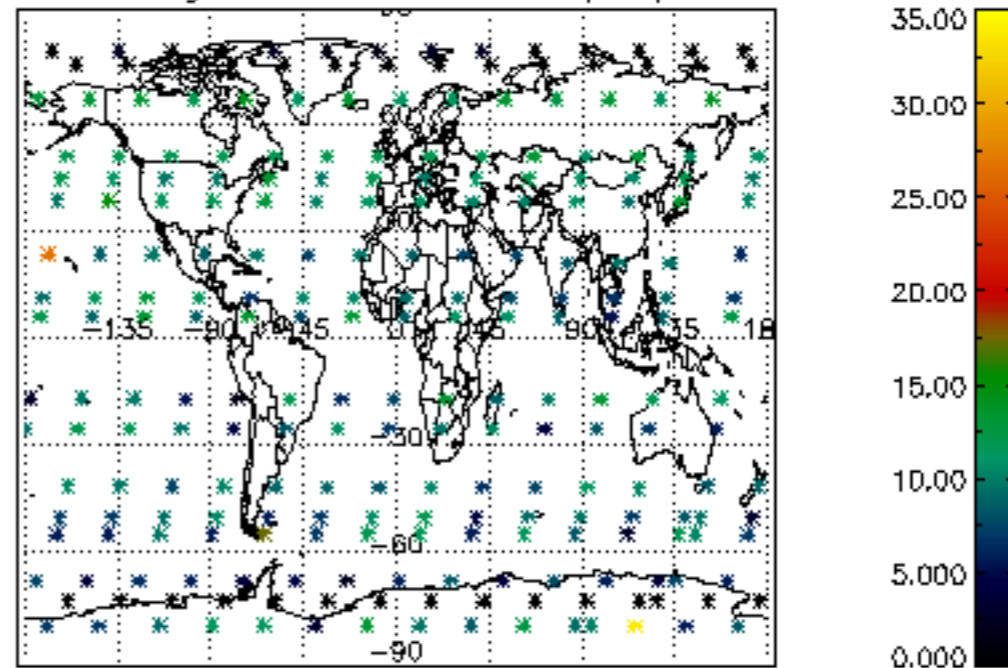
Percentage of datation errors per profile

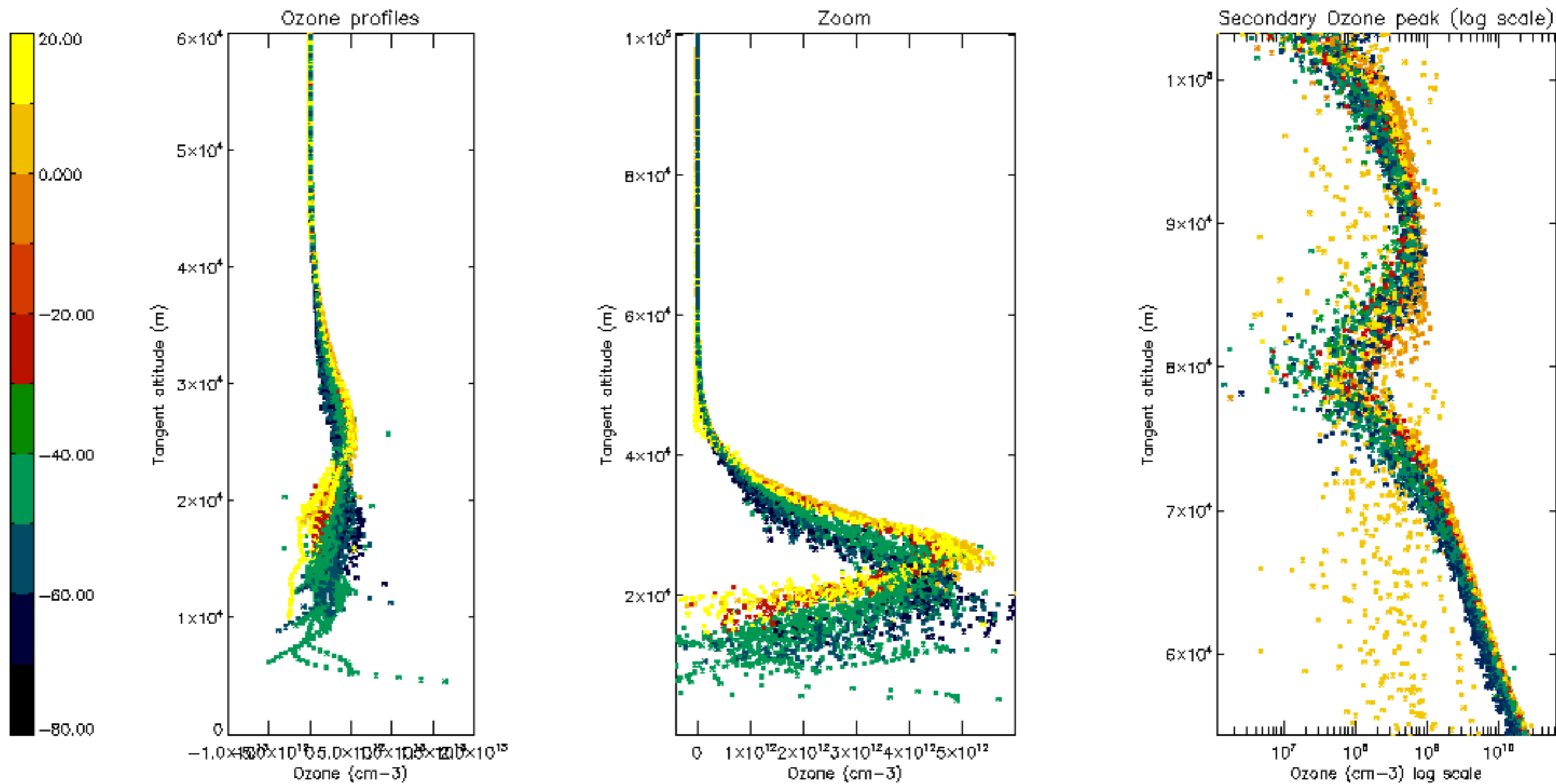


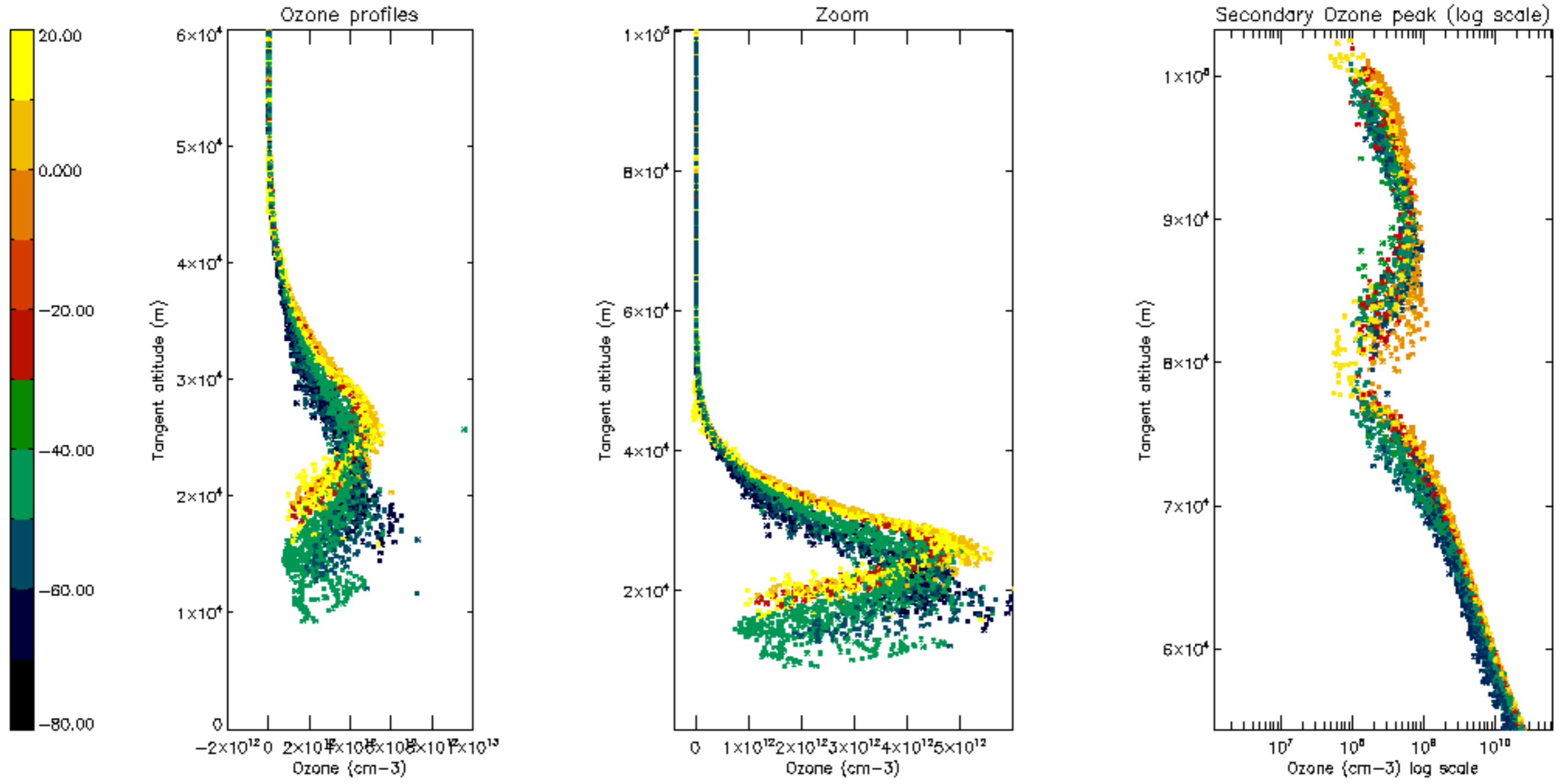
Percentage of star falling outside central band per profile

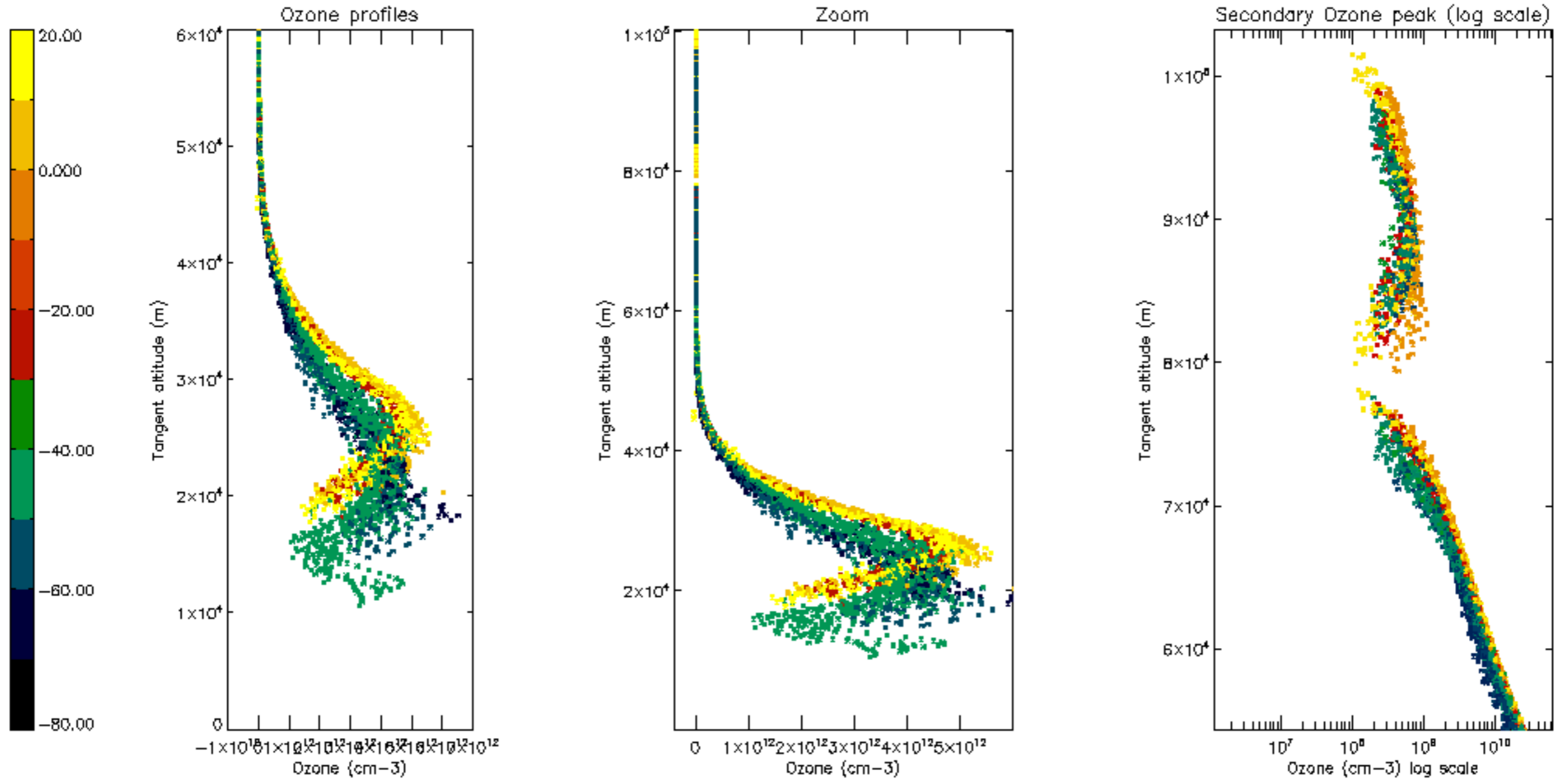


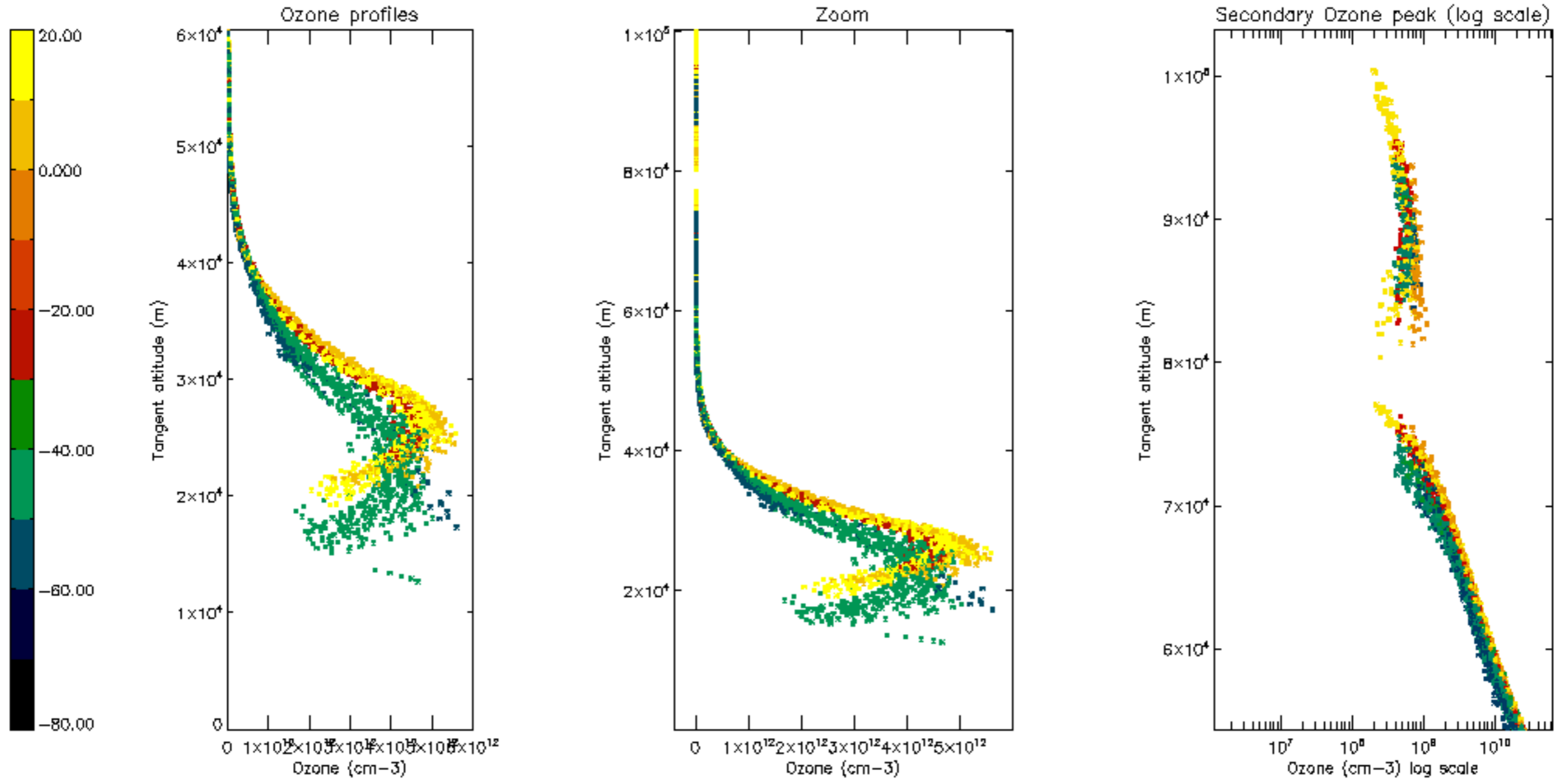
Percentage of saturation errors per profile



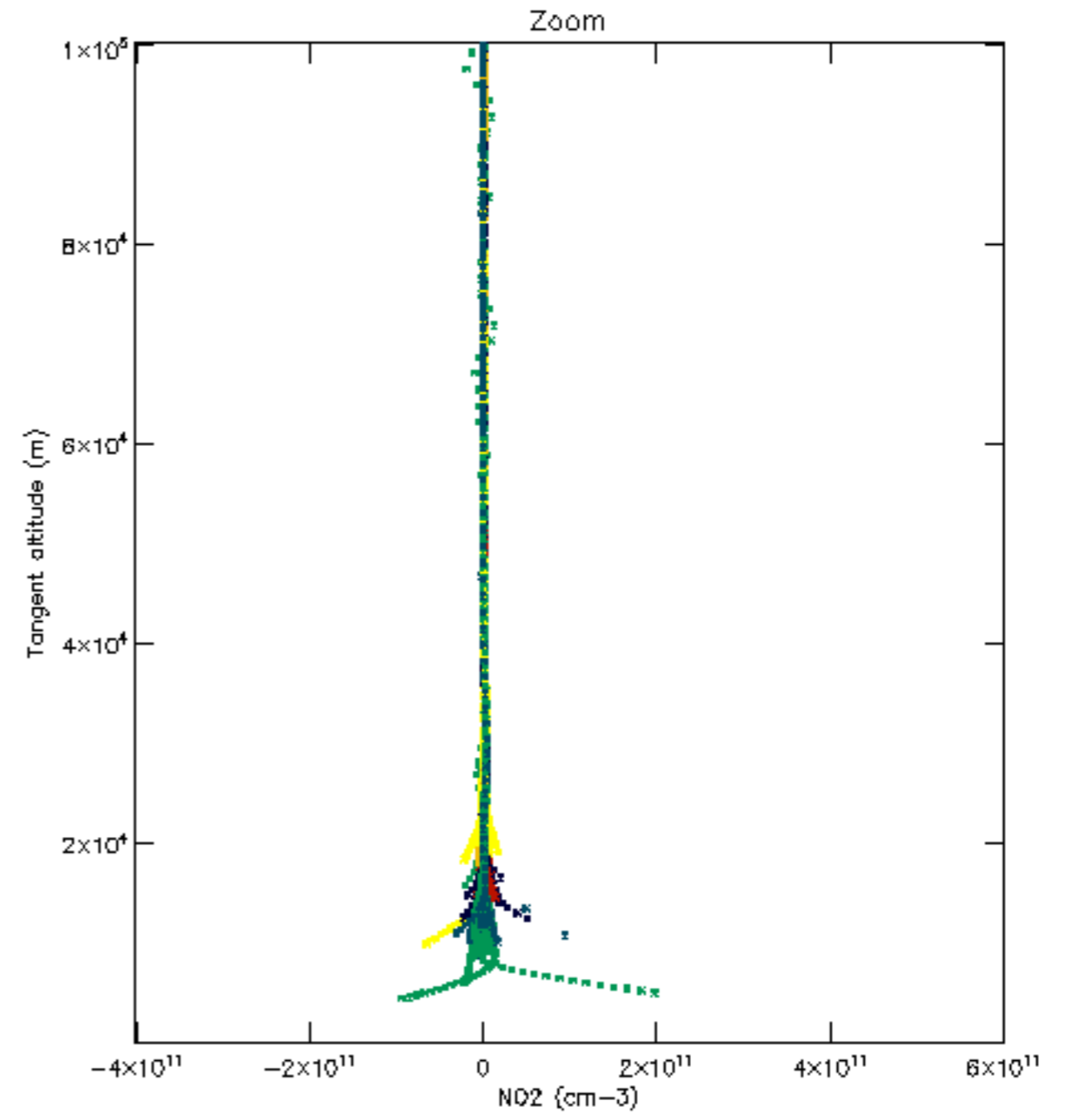
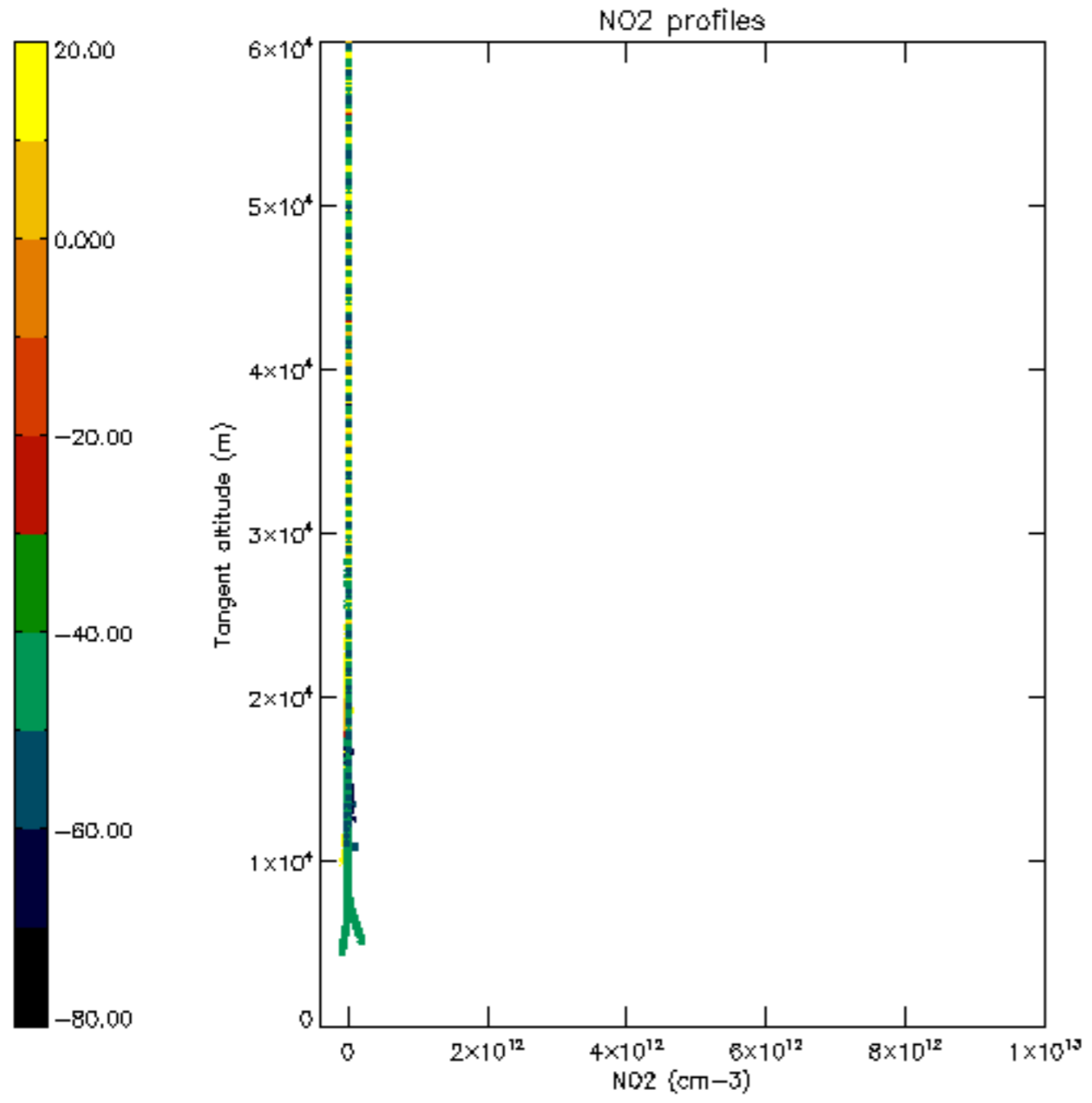


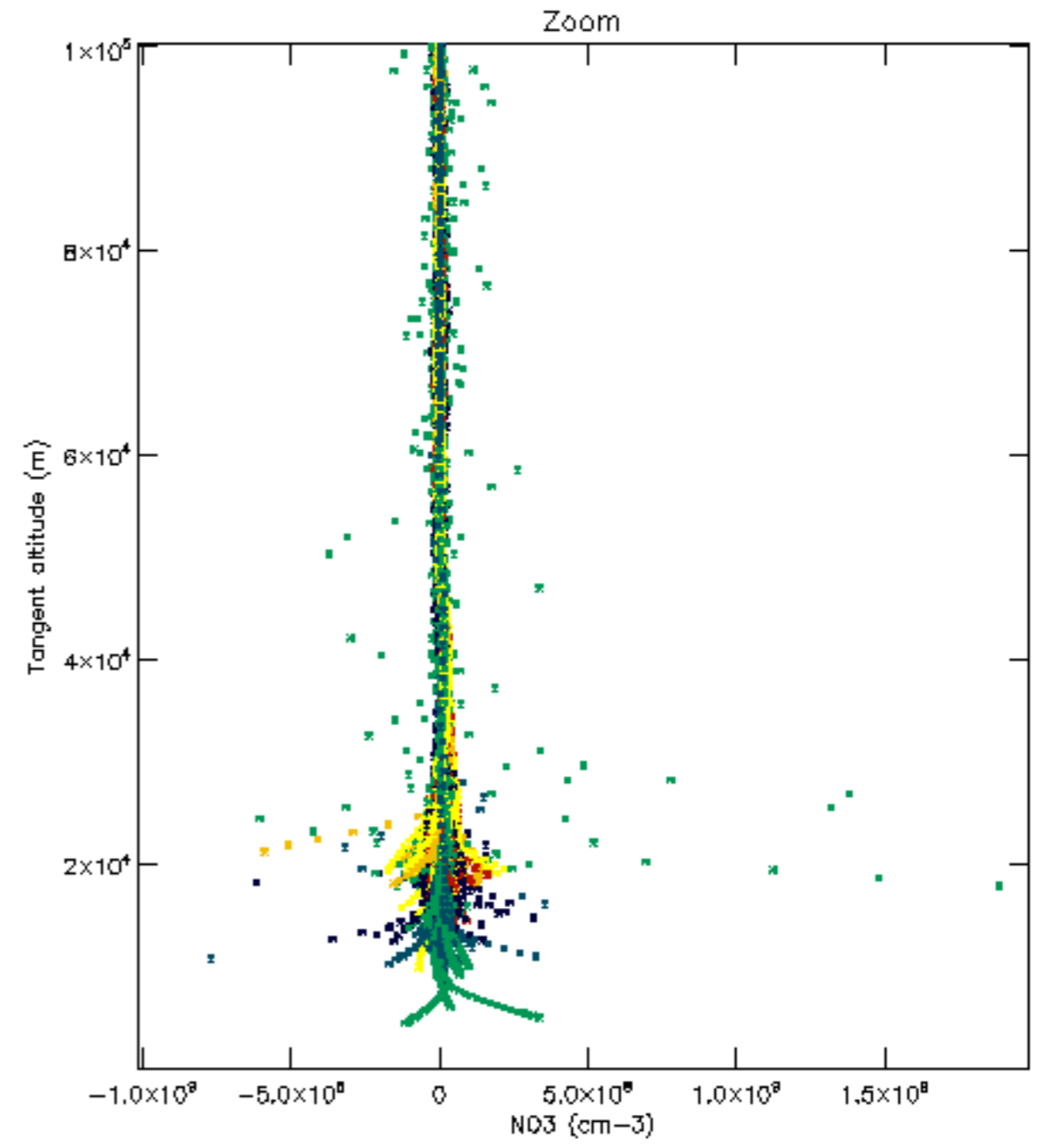
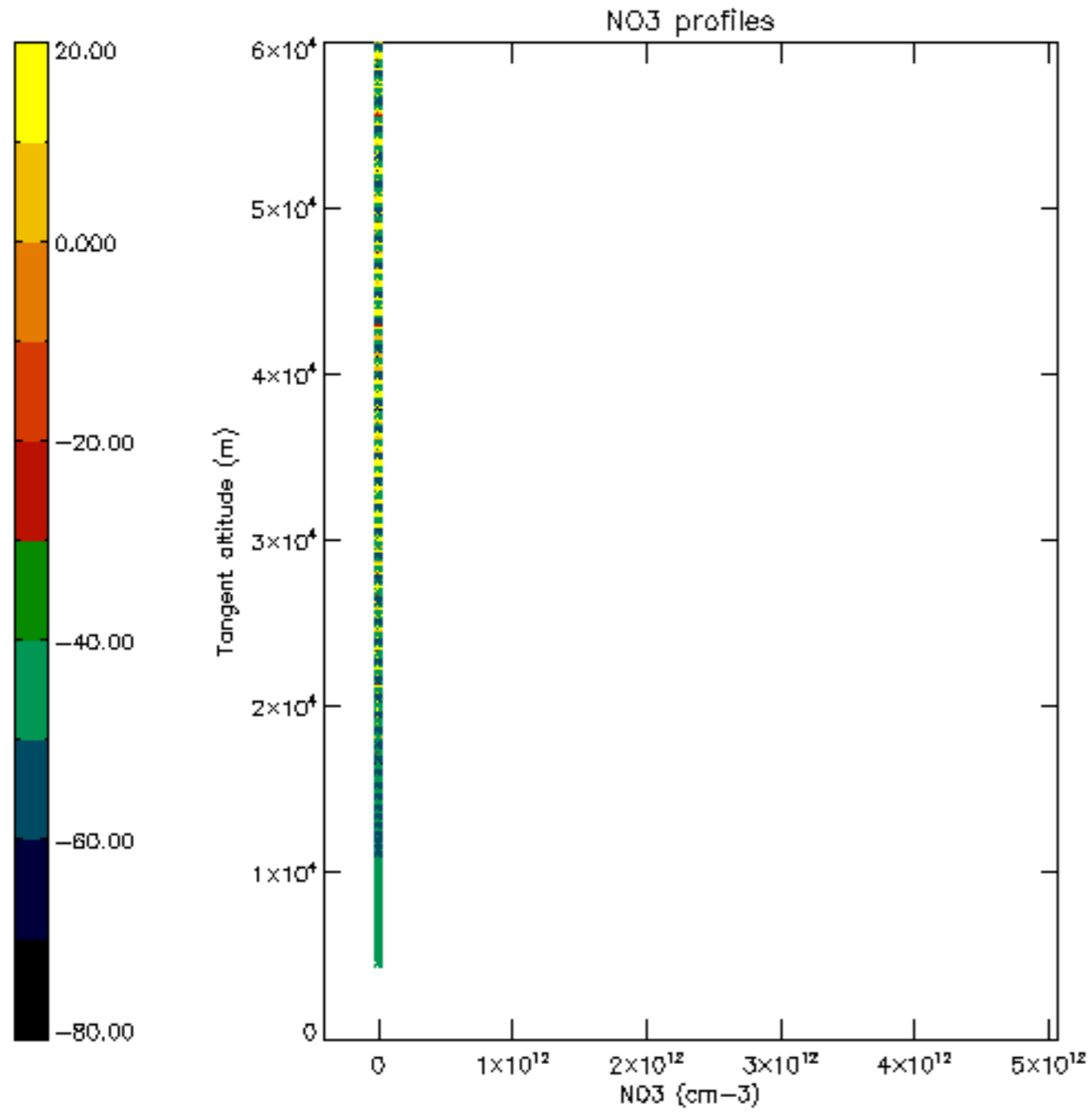


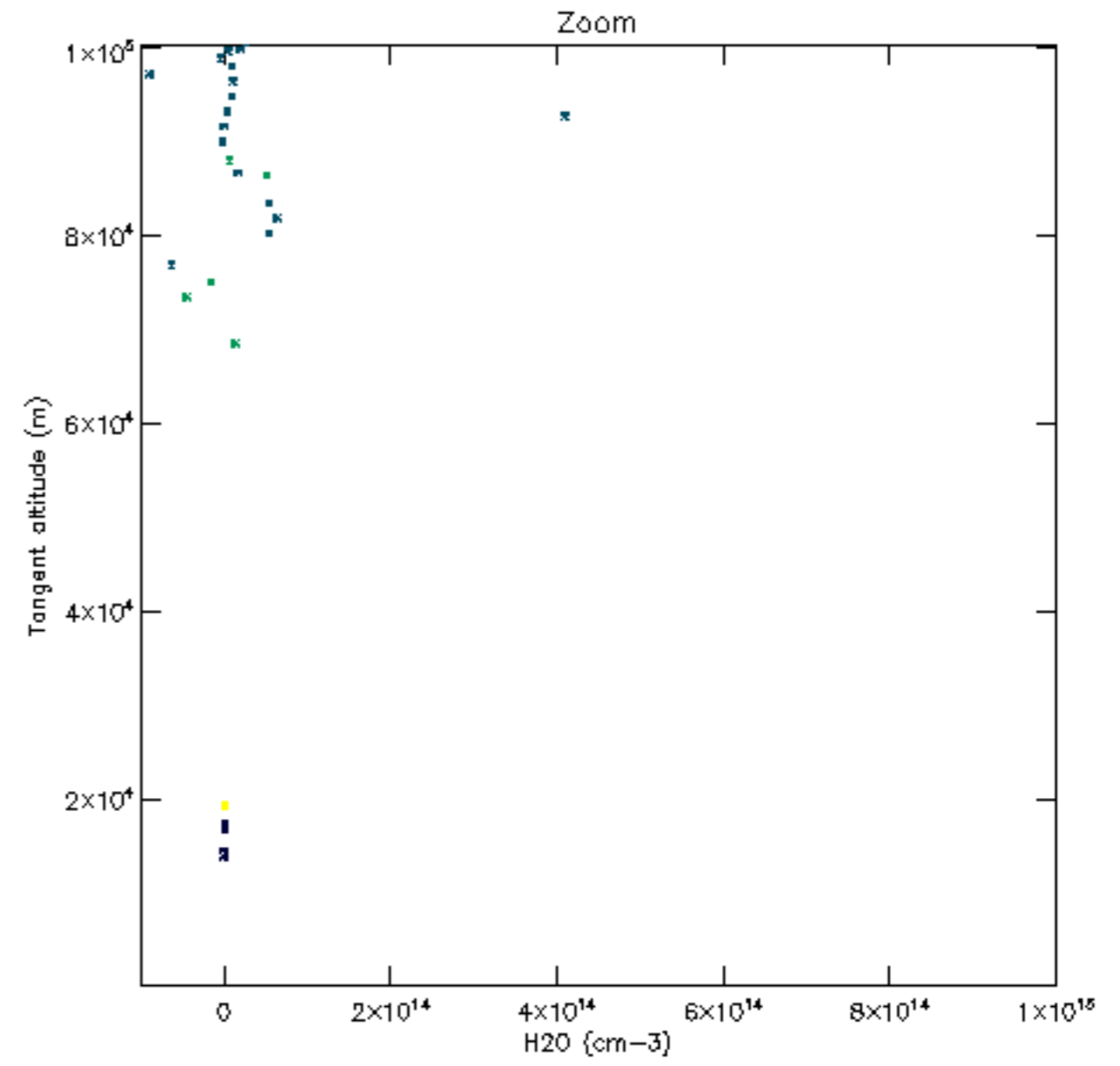
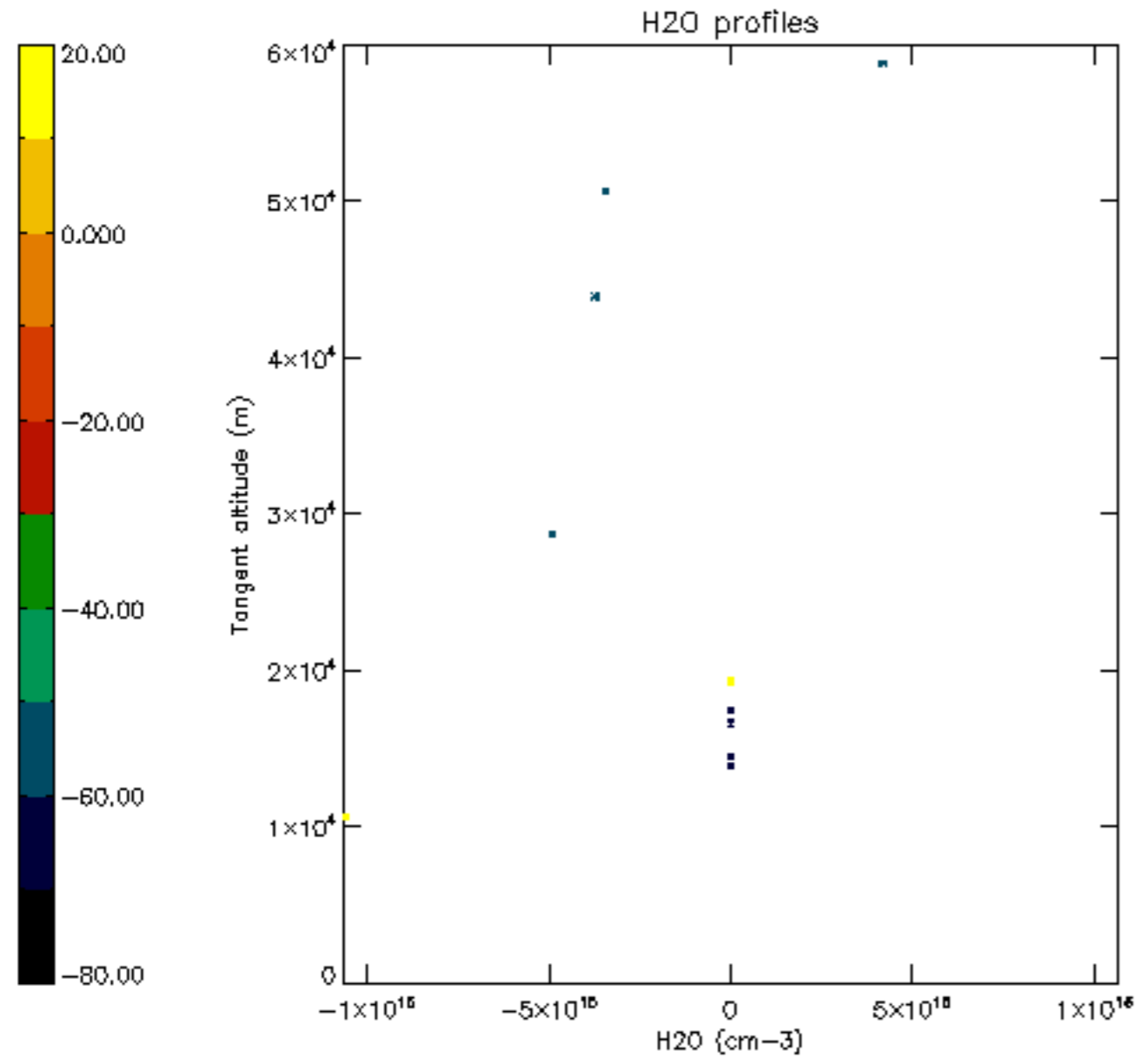


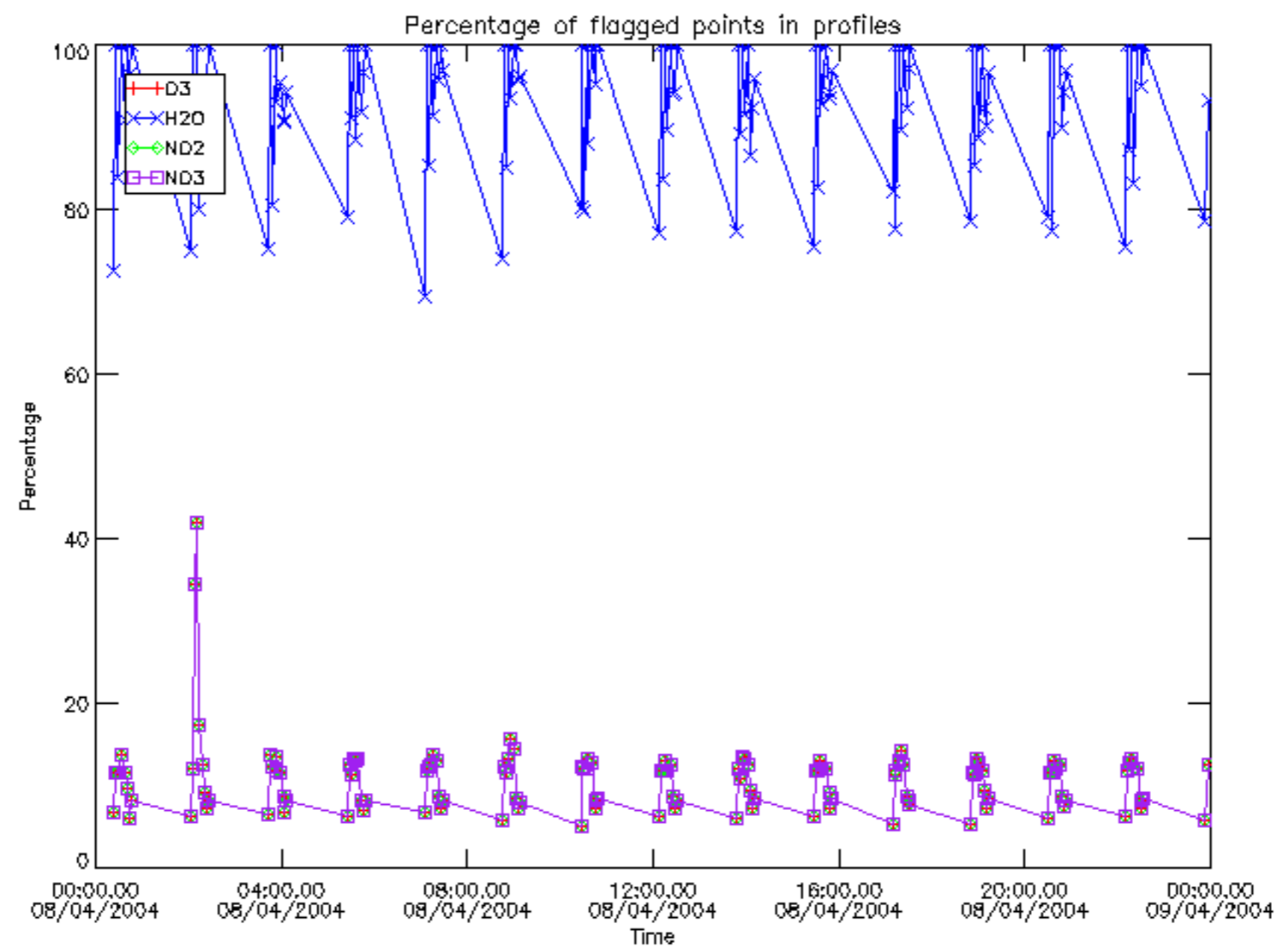




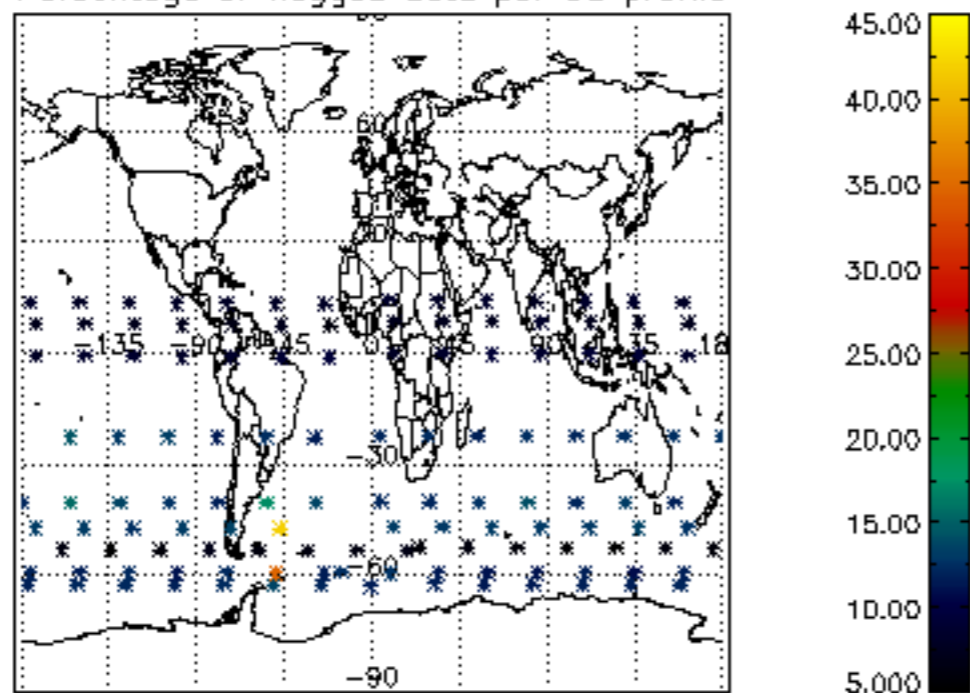




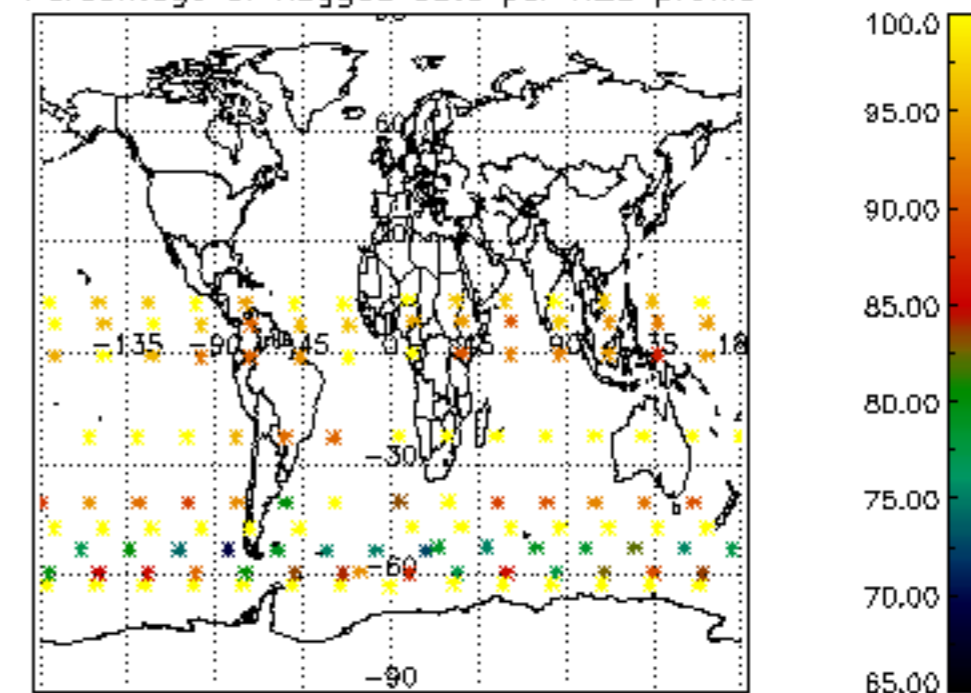




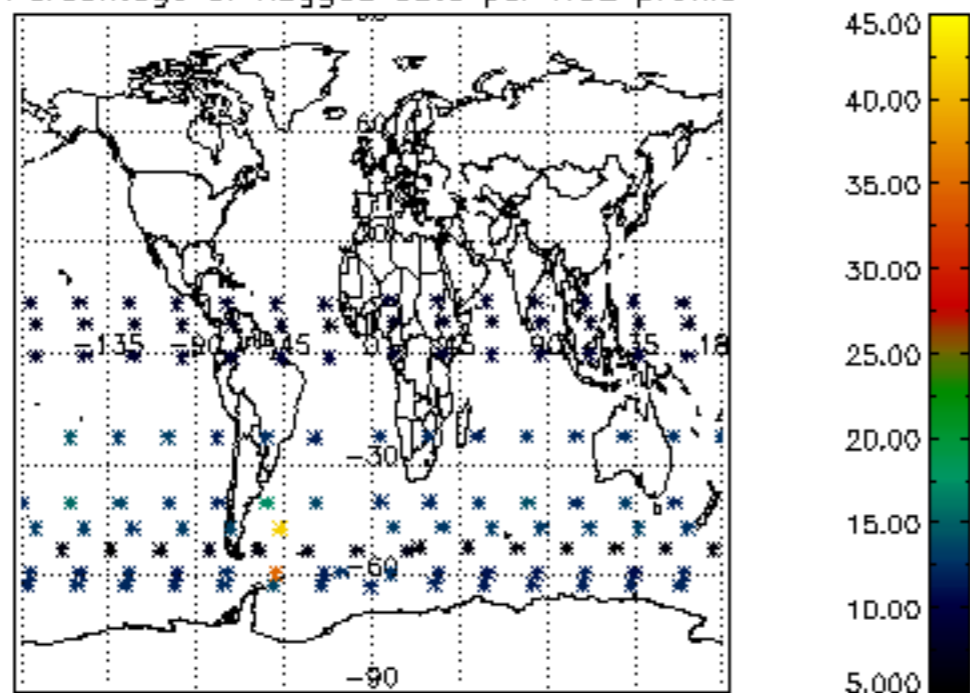
Percentage of flagged data per D3 profile



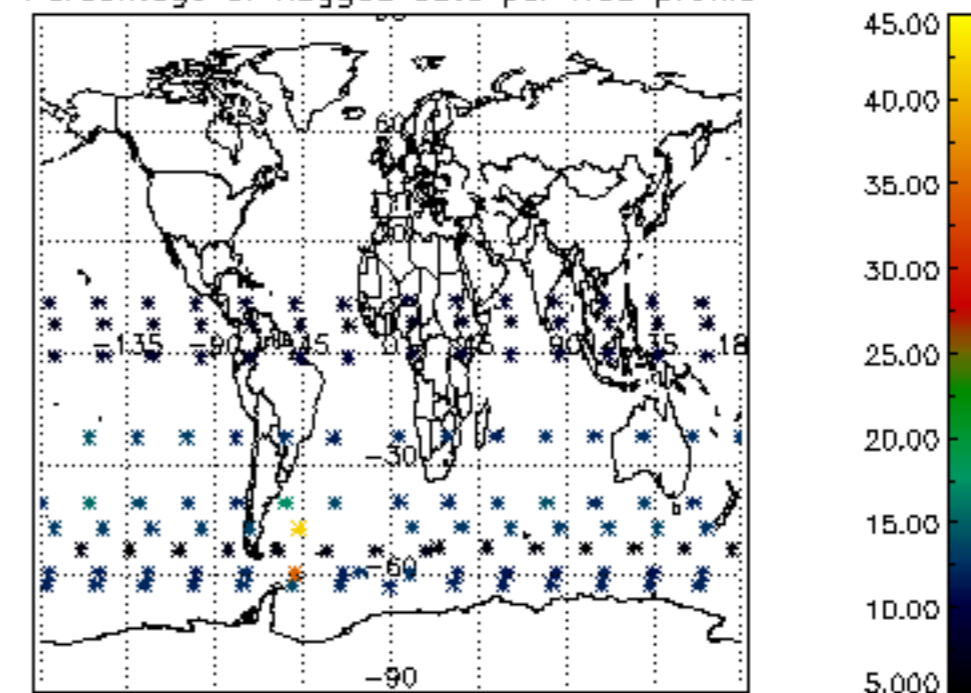
Percentage of flagged data per H2O profile

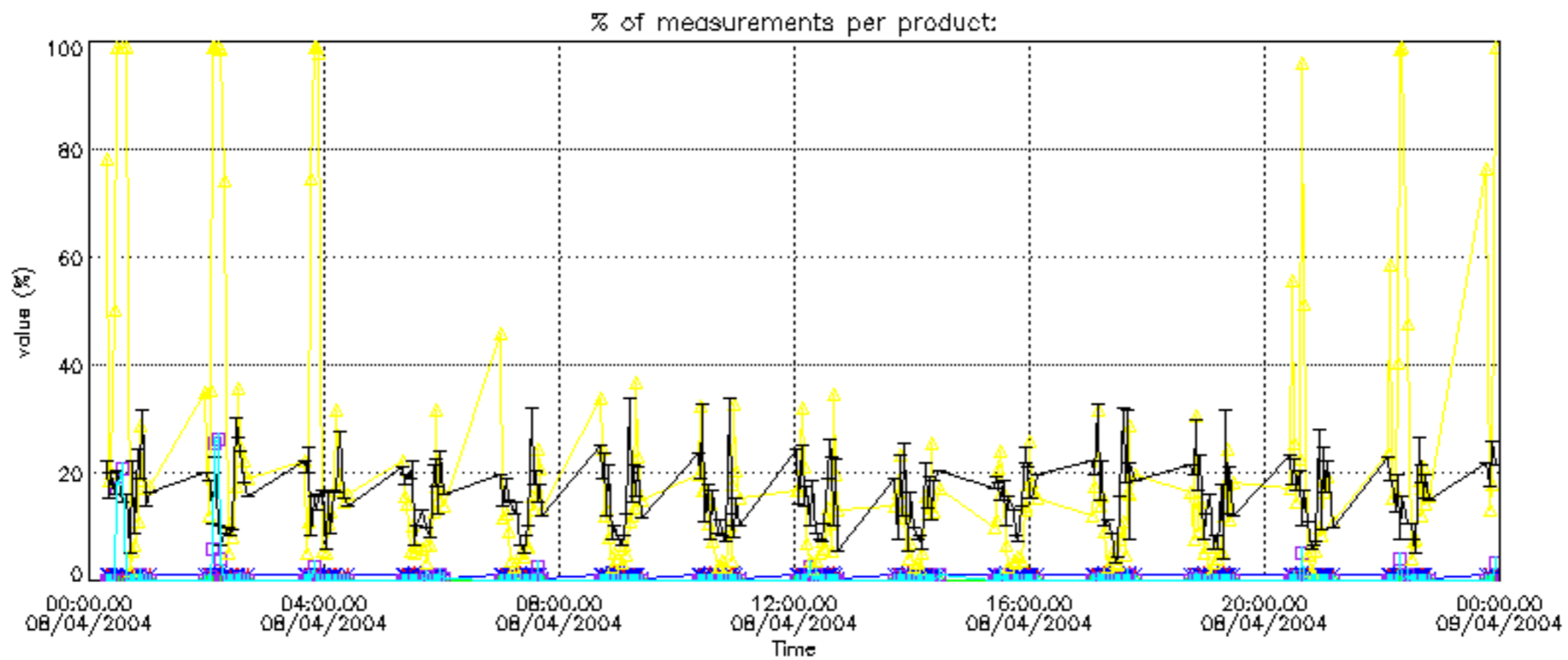


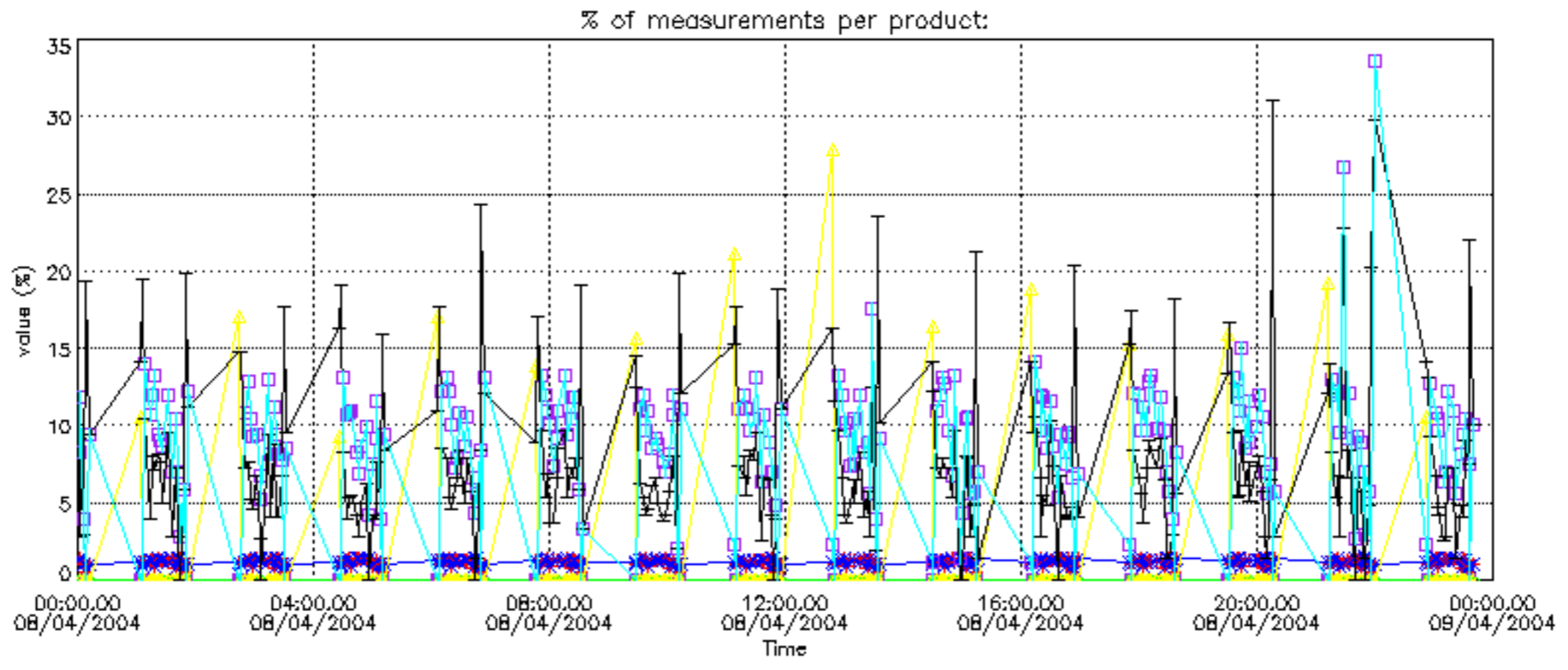
Percentage of flagged data per NO2 profile



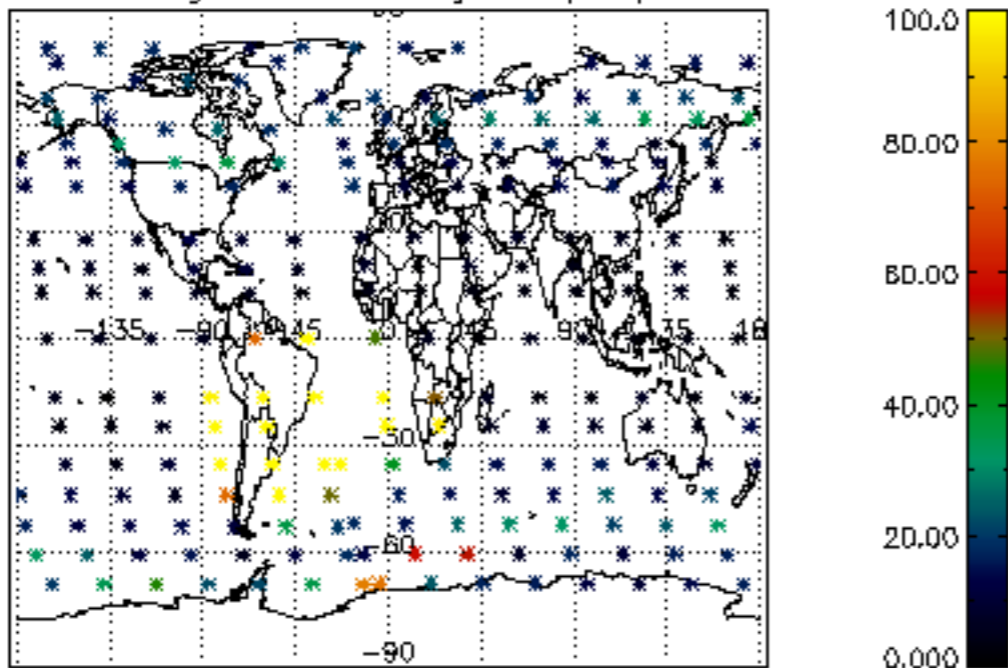
Percentage of flagged data per NO3 profile



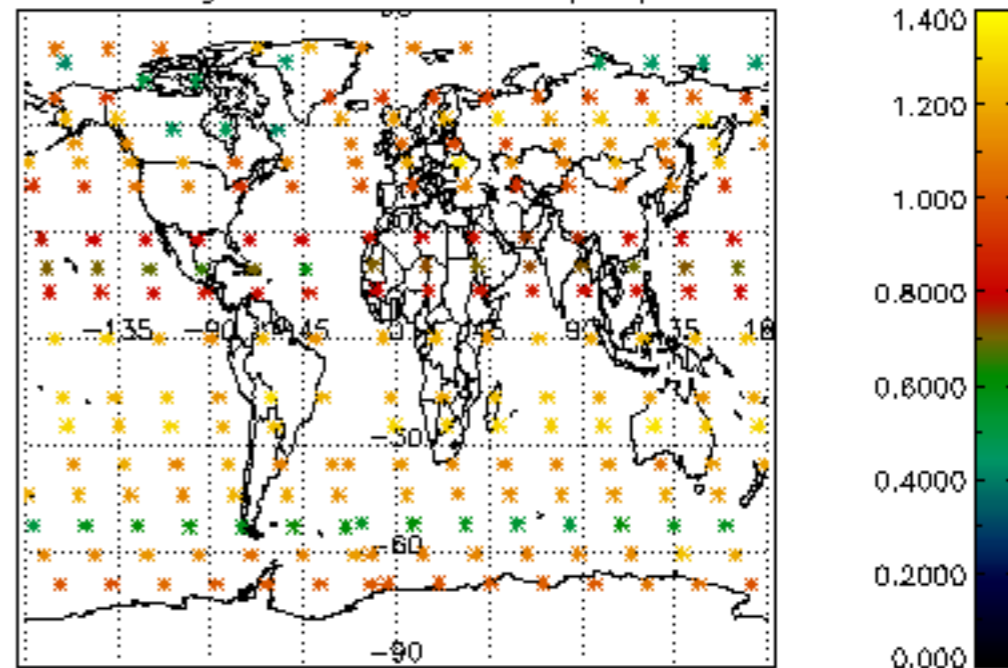




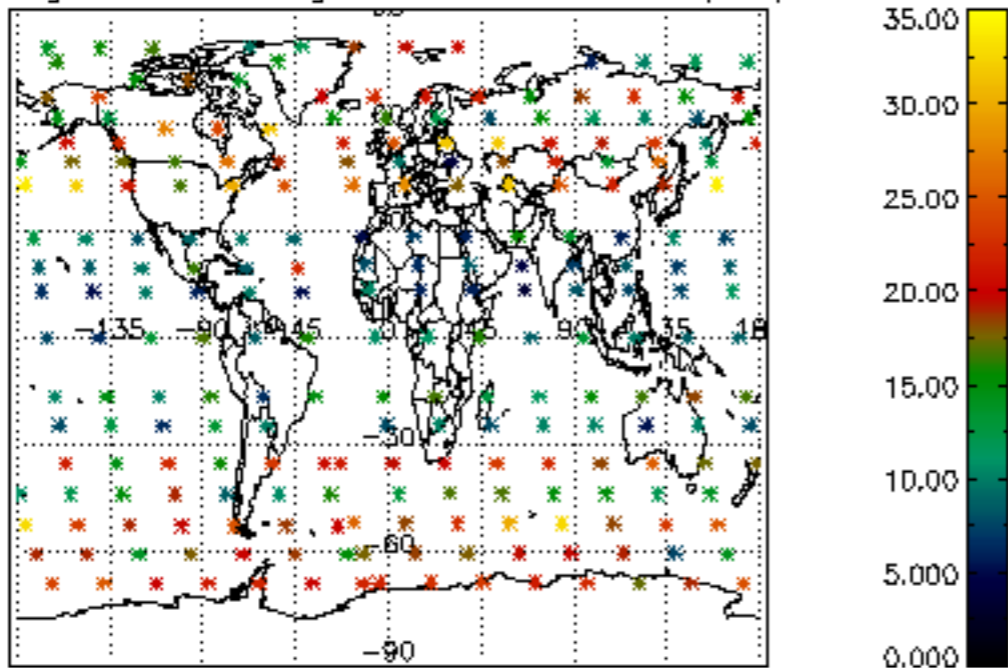
Percentage of cosmic ray hits per profile



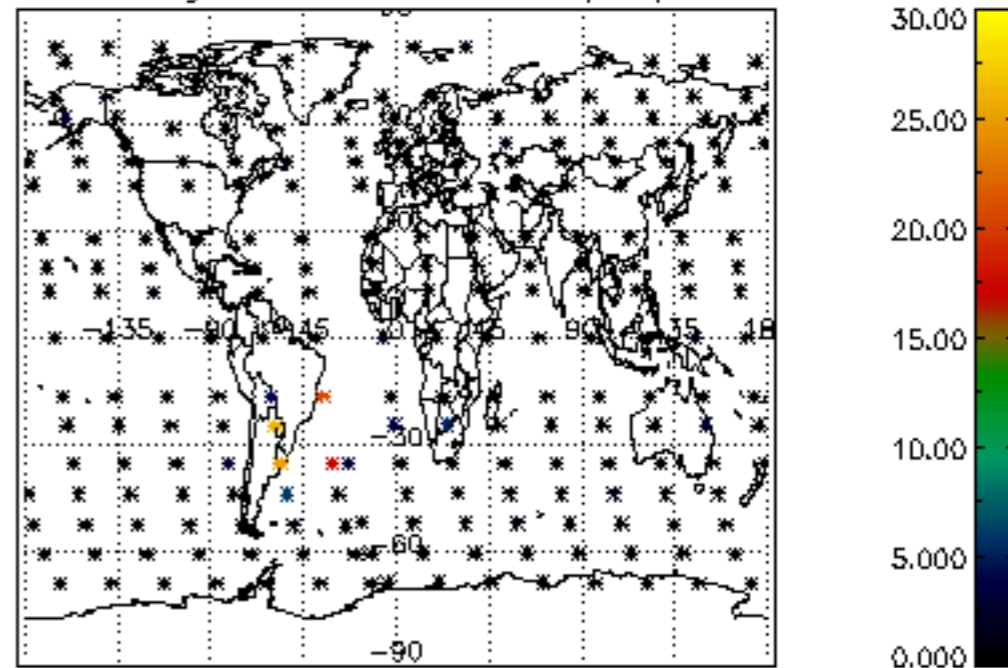
Percentage of datation errors per profile



Percentage of star falling outside central band per profile

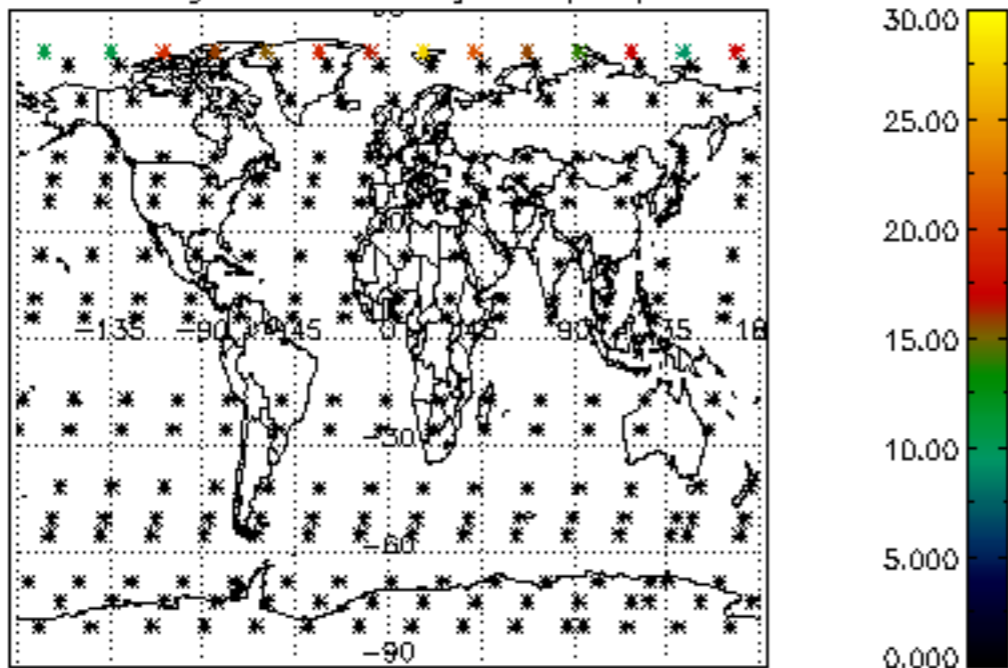


Percentage of saturation errors per profile

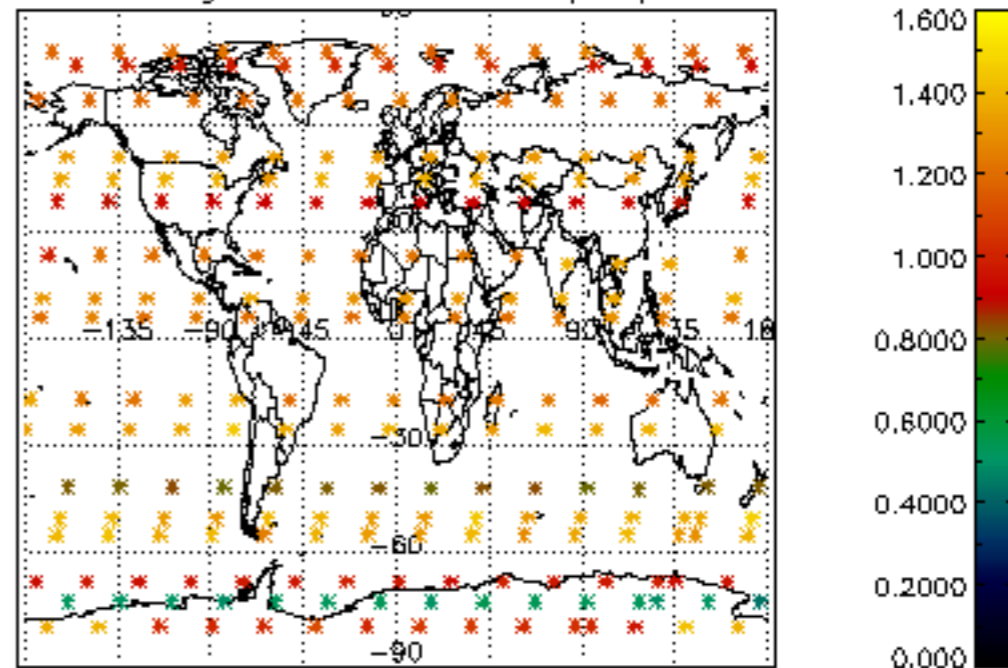




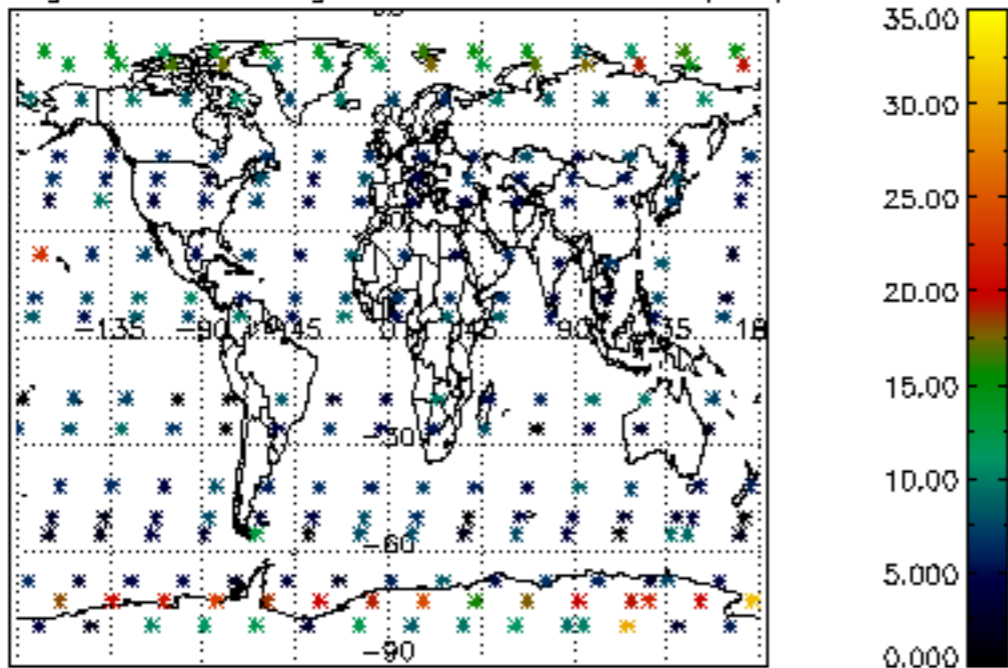
Percentage of cosmic ray hits per profile



Percentage of datation errors per profile



Percentage of star falling outside central band per profile



Percentage of saturation errors per profile

