

# GOMOS Level 2 Daily Report

## SUMMARY

### [1. General Info](#)

### [2. Summary of processed GOM\\_NL\\_2P products](#)

### [3. Level 2 Quality information per product](#)

#### [3.1 Plot of level 2 quality information per product \(time dependant\)](#)

#### [3.2 Plot of level 2 quality information per product \(world map\)](#)

### [4. Level 1 Quality information per product \(stored on level 2 products\)](#)

#### [4.1 Plot of level 1 quality information per product \(time dependant\)](#)

##### [4.1.1 Plot of level 1 quality information per product \(time dependant\): ASCENDING](#)

##### [4.1.2 Plot of level 1 quality information per product \(time dependant\): DESCENDING](#)

#### [4.2 Plot of level 1 quality information per product \(world map\)](#)

##### [4.2.1 Plot of level 1 quality information per product \(world map\): ASCENDING](#)

##### [4.2.2 Plot of level 1 quality information per product \(world map\): DESCENDING](#)

### [5. Ozone profiles based on quality statistics and other trace gas profiles](#)

#### [5.1 Ozone statistics based on quality of products](#)

#### [5.2 Plot ozone profiles for all STD \(dark without errors\)](#)

#### [5.3 Plot ozone profiles where STD < 20% \(dark without errors\)](#)

#### [5.4. Plot ozone profiles where STD < 10% \(dark without errors\)](#)

#### [5.5. Plot ozone profiles where STD < 5% \(dark without errors\)](#)

#### [5.6 Plot NO2 profiles for all STD \(dark without errors\)](#)

#### [5.7 Plot NO3 profiles for all STD \(dark without errors\)](#)

#### [5.8 Plot H2O profiles \(only for occultations of stars 1,2,3,4,13,14,16,26,63 dark without errors\) for all STD](#)

### [6. Auxiliary Data Files used for the production reported in section 2](#)

This report presents the daily analysis on parameters extracted from GOMOS level 2 data (GOM\_NL\_\_2P). It is intended to monitor some important parameters that will impact the quality of these products. A list of level 2 products (and content) that have arrived during the reporting day to the PCF is also given.

Item	Value
Time of report generation	18APR2013 23:23:32
Data source version	GOMOS/6.01
Start time of products	07-04-2004 (07APR2004 00:00:00)
Stop time of products	08-04-2004 (08APR2004 00:00:00)
Store outputs in DB	Yes
Nb of level 2 prods	402
Nb of prods with errors	0

## 2. Summary of processed GOM\_NL\_\_2P products.

Nr	Filename	UTC Start time	Limb	Duration	Star Id	Star Name	Star Mag	Star Temp	Nb Meas	Orbit	Prod. error
1	GOM_NL__2PRFIN20040407_000437_000000382025_00417_10992_1361.N1	07-APR-2004 00:04:37	Bright	38.000	62	94Bet Leo	2.1360	9700.0	76	10992	No
2	GOM_NL__2PRFIN20040407_000621_000000392025_00417_10992_1362.N1	07-APR-2004 00:06:21	Bright	38.500	96	68Del Leo	2.5600	9300.0	77	10992	No
3	GOM_NL__2PRFIN20040407_000831_000000542025_00417_10992_1363.N1	07-APR-2004 00:08:31	Bright	54.000	111	8Eta Boo	2.6800	6000.0	108	10992	No
4	GOM_NL__2PRFIN20040407_001303_000000392025_00417_10992_1364.N1	07-APR-2004 00:13:03	Bright	39.000	174	52Psi UMa	3.0040	4400.0	78	10992	No
5	GOM_NL__2PRFIN20040407_001553_000000382025_00417_10992_1365.N1	07-APR-2004 00:15:53	Bright	37.500	87	64Gam UMa	2.4330	11000.	75	10992	No
6	GOM_NL__2PRFIN20040407_001725_000000422025_00417_10992_1366.N1	07-APR-2004 00:17:25	Bright	42.000	32	77Eps UMa	1.7630	11000.	84	10992	No
7	GOM_NL__2PRFIN20040407_002351_000000422025_00417_10992_1367.N1	07-APR-2004 00:23:51	Bright	42.000	60	7Bet UMi	2.0810	3950.0	84	10992	No
8	GOM_NL__2PRFIN20040407_002602_000000352025_00417_10992_1368.N1	07-APR-2004 00:26:02	Bright	35.000	49	1Alp UMi	1.9900	6300.0	70	10992	No
9	GOM_NL__2PRFIN20040407_003102_000000612025_00417_10992_1369.N1	07-APR-2004 00:31:02	Bright	60.500	130	23Bet Dra	2.7990	5800.0	121	10992	No
10	GOM_NL__2PRFIN20040407_003336_000000412025_00417_10992_1370.N1	07-APR-2004 00:33:36	Bright	40.500	89	5Alp Cep	2.4510	8000.0	81	10992	No
11	GOM_NL__2PRFIN20040407_003825_000000502025_00417_10992_1371.N1	07-APR-2004 00:38:25	Bright	50.000	144	18Del Cyg	2.8600	11000.	100	10992	No
12	GOM_NL__2PRFIN20040407_004015_000000922025_00417_10992_1372.N1	07-APR-2004 00:40:15	Bright	91.500	5	3Alp Lyr	0.033000	11000.	183	10992	No
13	GOM_NL__2PRFIN20040407_004246_000000492025_00417_10992_1373.N1	07-APR-2004 00:42:46	Bright	49.000	92	53Eps Cyg	2.5000	4500.0	98	10992	No
14	GOM_NL__2PRFIN20040407_004935_000000502025_00417_10992_1374.N1	07-APR-2004 00:49:35	Twilight	49.500	61	8Eps Peg	2.1000	3900.0	99	10992	No
15	GOM_NL__2PRFIN20040407_005204_000000462025_00417_10992_1375.N1	07-APR-2004 00:52:04	Twilight	45.500	162	34Alp Aqr	2.9440	5350.0	91	10992	No
16	GOM_NL__2PRFIN20040407_005410_000000772025_00417_10992_1376.N1	07-APR-2004 00:54:10	Dark	76.500	11	53Alp Aql	0.76500	8000.0	153	10992	No
17	GOM_NL__2PRFIN20040407_005651_000000472025_00417_10992_1377.N1	07-APR-2004 00:56:51	Dark	46.500	142	49Del Cap	2.8500	8900.0	93	10992	No
18	GOM_NL__2PRFIN20040407_005925_000000422025_00417_10992_1378.N1	07-APR-2004 00:59:25	Dark	42.000	18	24Alp PsA	1.1660	9700.0	84	10992	No
19	GOM_NL__2PRFIN20040407_010435_000000422025_00417_10992_1379.N1	07-APR-2004 01:04:35	Dark	42.000	31	Alp Gru	1.7340	15200.	84	10992	No
20	GOM_NL__2PRFIN20040407_010910_000000412025_00417_10992_1380.N1	07-APR-2004 01:09:10	Dark	40.500	45	Alp Pav	1.9400	26000.	81	10992	No
21	GOM_NL__2PRFIN20040407_011231_000000652025_00418_10993_1350.N1	07-APR-2004 01:12:31	Dark	65.000	38	20Eps Sgr	1.8360	11000.	130	10993	No
22	GOM_NL__2PRFIN20040407_011418_000000712025_00418_10993_1351.N1	07-APR-2004 01:14:18	Dark	70.500	167	10Gam2Sgr	2.9840	4500.0	141	10993	No
23	GOM_NL__2PRFIN20040407_011643_000000652025_00418_10993_1352.N1	07-APR-2004 01:16:43	Dark	64.500	25	35Lam Sco	1.6200	28000.	129	10993	No
24	GOM_NL__2PRFIN20040407_012113_000000502025_00418_10993_1353.N1	07-APR-2004 01:21:13	Straylight	50.000	4	Alp1Cen	-0.010000	5800.0	100	10993	No
25	GOM_NL__2PRFIN20040407_012306_000000442025_00418_10993_1354.N1	07-APR-2004 01:23:06	Straylight	44.000	12	Alp1Cru	0.77500	30000.	88	10993	No
26	GOM_NL__2PRFIN20040407_012438_000000472025_00418_10993_1355.N1	07-APR-2004 01:24:38	Straylight	47.000	26	Gam Cru	1.6240	2900.0	94	10993	No
27	GOM_NL__2PRFIN20040407_012639_000000402025_00418_10993_1356.N1	07-APR-2004 01:26:39	Straylight	40.000	64	Gam Cen	2.2000	10600.	80	10993	No
28	GOM_NL__2PRFIN20040407_012821_000000492025_00418_10993_1357.N1	07-APR-2004 01:28:21	Straylight	49.000	54	5The Cen	2.0550	4500.0	98	10993	No
29	GOM_NL__2PRFIN20040407_013355_000000472025_00418_10993_1358.N1	07-APR-2004 01:33:55	Twilight	46.500	106	9Bet Crv	2.6480	5600.0	93	10993	No
30	GOM_NL__2PRFIN20040407_013549_000000442025_00418_10993_1359.N1	07-APR-2004 01:35:49	Twilight	44.000	100	4Gam Crv	2.5800	13100.	88	10993	No
31	GOM_NL__2PRFIN20040407_013726_000000522025_00418_10993_1360.N1	07-APR-2004 01:37:26	Bright	52.000	15	67Alp Vir	0.97600	28000.	104	10993	No
32	GOM_NL__2PRFIN20040407_014033_000000442025_00418_10993_1361.N1	07-APR-2004 01:40:33	Bright	43.500	121	29Gam Vir	2.7400	7200.0	87	10993	No
33	GOM_NL__2PRFIN20040407_014513_000000382025_00418_10993_1362.N1	07-APR-2004 01:45:13	Bright	38.000	62	94Bet Leo	2.1360	9700.0	76	10993	No
34	GOM_NL__2PRFIN20040407_014658_000000392025_00418_10993_1363.N1	07-APR-2004 01:46:58	Bright	38.500	96	68Del Leo	2.5600	9300.0	77	10993	No
35	GOM_NL__2PRFIN20040407_014906_000000542025_00418_10993_1364.N1	07-APR-2004 01:49:06	Bright	53.500	111	8Eta Boo	2.6800	6000.0	107	10993	No
36	GOM_NL__2PRFIN20040407_015341_000000382025_00418_10993_1365.N1	07-APR-2004 01:53:41	Bright	38.000	174	52Psi UMa	3.0040	4400.0	76	10993	No
37	GOM_NL__2PRFIN20040407_015629_000000372025_00418_10993_1366.N1	07-APR-2004 01:56:29	Bright	37.000	87	64Gam UMa	2.4330	11000.	74	10993	No
38	GOM_NL__2PRFIN20040407_015801_000000382025_00418_10993_1367.N1	07-APR-2004 01:58:01	Bright	37.500	32	77Eps UMa	1.7630	11000.	75	10993	No
39	GOM_NL__2PRFIN20040407_020426_000000422025_00418_10993_1368.N1	07-APR-2004 02:04:26	Bright	41.500	60	7Bet UMi	2.0810	3950.0	83	10993	No
40	GOM_NL__2PRFIN20040407_020638_000000382025_00418_10993_1369.N1	07-APR-2004 02:06:38	Bright	38.000	49	1Alp UMi	1.9900	6300.0	76	10993	No
41	GOM_NL__2PRFIN20040407_021137_000000632025_00418_10993_1370.N1	07-APR-2004 02:11:37	Bright	62.500	130	23Bet Dra	2.7990	5800.0	125	10993	No
42	GOM_NL__2PRFIN20040407_021412_000000412025_00418_10993_1371.N1	07-APR-2004 02:14:12	Bright	40.500	89	5Alp Cep	2.4510	8000.0	81	10993	No

43	GOM_NL__2PRFIN20040407_021901_000000502025_00418_10993_1372.N1	07-APR-2004 02:19:01	Bright	50.000	144	18Del Cyg	2.8600	11000.	100	10993	No
44	GOM_NL__2PRFIN20040407_022050_000001062025_00418_10993_1373.N1	07-APR-2004 02:20:50	Bright	105.50	5	3Alp Lyr	0.033000	11000.	211	10993	No
45	GOM_NL__2PRFIN20040407_022322_000000472025_00418_10993_1374.N1	07-APR-2004 02:23:22	Bright	47.000	92	53Eps Cyg	2.5000	4500.0	94	10993	No
46	GOM_NL__2PRFIN20040407_023012_000000522025_00418_10993_1375.N1	07-APR-2004 02:30:12	Twi_and_stray	51.500	61	8Eps Peg	2.1000	3900.0	103	10993	No
47	GOM_NL__2PRFIN20040407_023240_000000462025_00418_10993_1376.N1	07-APR-2004 02:32:40	Twilight	45.500	162	34Alp Aqr	2.9440	5350.0	91	10993	No
48	GOM_NL__2PRFIN20040407_023447_000000822025_00418_10993_1377.N1	07-APR-2004 02:34:47	Dark	81.500	11	53Alp Aql	0.76500	8000.0	163	10993	No
49	GOM_NL__2PRFIN20040407_023727_000000432025_00418_10993_1378.N1	07-APR-2004 02:37:27	Dark	42.500	142	49Del Cap	2.8500	8900.0	85	10993	No
50	GOM_NL__2PRFIN20040407_024000_000000462025_00418_10993_1379.N1	07-APR-2004 02:40:00	Dark	45.500	18	24Alp PsA	1.1660	9700.0	91	10993	No
51	GOM_NL__2PRFIN20040407_024512_000000422025_00418_10993_1380.N1	07-APR-2004 02:45:12	Dark	42.000	31	Alp Gru	1.7340	15200.	84	10993	No
52	GOM_NL__2PRFIN20040407_024946_000000422025_00418_10993_1381.N1	07-APR-2004 02:49:46	Dark	41.500	45	Alp Pav	1.9400	26000.	83	10993	No
53	GOM_NL__2PRFIN20040407_025308_000000632025_00419_10994_1351.N1	07-APR-2004 02:53:08	Dark	62.500	38	20Eps Sgr	1.8360	11000.	125	10994	No
54	GOM_NL__2PRFIN20040407_025456_000000692025_00419_10994_1352.N1	07-APR-2004 02:54:56	Dark	68.500	167	10Gam2Sgr	2.9840	4500.0	137	10994	No
55	GOM_NL__2PRFIN20040407_025720_000000612025_00419_10994_1353.N1	07-APR-2004 02:57:20	Dark	61.000	25	35Lam Sco	1.6200	28000.	122	10994	No
56	GOM_NL__2PRFIN20040407_030150_000000552025_00419_10994_1354.N1	07-APR-2004 03:01:50	Straylight	55.000	4	Alp1Cen	-0.010000	5800.0	110	10994	No
57	GOM_NL__2PRFIN20040407_030345_000000412025_00419_10994_1355.N1	07-APR-2004 03:03:45	Straylight	41.000	12	Alp1Cru	0.77500	30000.	82	10994	No
58	GOM_NL__2PRFIN20040407_030516_000000512025_00419_10994_1356.N1	07-APR-2004 03:05:16	Straylight	50.500	26	Gam Cru	1.6240	2900.0	101	10994	No
59	GOM_NL__2PRFIN20040407_030716_000000412025_00419_10994_1357.N1	07-APR-2004 03:07:16	Straylight	40.500	64	Gam Cen	2.2000	10600.	81	10994	No
60	GOM_NL__2PRFIN20040407_030858_000000542025_00419_10994_1358.N1	07-APR-2004 03:08:58	Straylight	53.500	54	5The Cen	2.0550	4500.0	107	10994	No
61	GOM_NL__2PRFIN20040407_031432_000000482025_00419_10994_1359.N1	07-APR-2004 03:14:32	Twi_and_stray	47.500	106	9Bet Crv	2.6480	5600.0	95	10994	No
62	GOM_NL__2PRFIN20040407_031625_000000442025_00419_10994_1360.N1	07-APR-2004 03:16:25	Twi_and_stray	43.500	100	4Gam Crv	2.5800	13100.	87	10994	No
63	GOM_NL__2PRFIN20040407_031801_000000542025_00419_10994_1361.N1	07-APR-2004 03:18:01	Bright	54.000	15	67Alp Vir	0.97600	28000.	108	10994	No
64	GOM_NL__2PRFIN20040407_032109_000000442025_00419_10994_1362.N1	07-APR-2004 03:21:09	Bright	44.000	121	29Gam Vir	2.7400	7200.0	88	10994	No
65	GOM_NL__2PRFIN20040407_032549_000000382025_00419_10994_1363.N1	07-APR-2004 03:25:49	Bright	38.000	62	94Bet Leo	2.1360	9700.0	76	10994	No
66	GOM_NL__2PRFIN20040407_032734_000000382025_00419_10994_1364.N1	07-APR-2004 03:27:34	Bright	37.500	96	68Del Leo	2.5600	9300.0	75	10994	No
67	GOM_NL__2PRFIN20040407_032941_000000562025_00419_10994_1365.N1	07-APR-2004 03:29:41	Bright	56.000	111	8Eta Boo	2.6800	6000.0	112	10994	No
68	GOM_NL__2PRFIN20040407_033418_000000382025_00419_10994_1366.N1	07-APR-2004 03:34:18	Bright	38.000	174	52Psi UMa	3.0040	4400.0	76	10994	No
69	GOM_NL__2PRFIN20040407_033705_000000392025_00419_10994_1367.N1	07-APR-2004 03:37:05	Bright	39.000	87	64Gam UMa	2.4330	11000.	78	10994	No
70	GOM_NL__2PRFIN20040407_033837_000000392025_00419_10994_1368.N1	07-APR-2004 03:38:37	Bright	38.500	32	77Eps UMa	1.7630	11000.	77	10994	No
71	GOM_NL__2PRFIN20040407_034502_000000412025_00419_10994_1369.N1	07-APR-2004 03:45:02	Bright	40.500	60	7Bet UMi	2.0810	3950.0	81	10994	No
72	GOM_NL__2PRFIN20040407_034715_000000382025_00419_10994_1370.N1	07-APR-2004 03:47:15	Bright	38.000	49	1Alp UMi	1.9900	6300.0	76	10994	No
73	GOM_NL__2PRFIN20040407_035211_000000602025_00419_10994_1371.N1	07-APR-2004 03:52:11	Bright	60.000	130	23Bet Dra	2.7990	5800.0	120	10994	No
74	GOM_NL__2PRFIN20040407_035448_000000402025_00419_10994_1372.N1	07-APR-2004 03:54:48	Bright	39.500	89	5Alp Cep	2.4510	8000.0	79	10994	No
75	GOM_NL__2PRFIN20040407_035937_000000492025_00419_10994_1373.N1	07-APR-2004 03:59:37	Bright	48.500	144	18Del Cyg	2.8600	11000.	97	10994	No
76	GOM_NL__2PRFIN20040407_040126_000000922025_00419_10994_1374.N1	07-APR-2004 04:01:26	Bright	92.000	5	3Alp Lyr	0.033000	11000.	184	10994	No
77	GOM_NL__2PRFIN20040407_040358_000000472025_00419_10994_1375.N1	07-APR-2004 04:03:58	Bright	47.000	92	53Eps Cyg	2.5000	4500.0	94	10994	No
78	GOM_NL__2PRFIN20040407_041048_000000492025_00419_10994_1376.N1	07-APR-2004 04:10:48	Twi_and_stray	49.000	61	8Eps Peg	2.1000	3900.0	98	10994	No
79	GOM_NL__2PRFIN20040407_041318_000000432025_00419_10994_1377.N1	07-APR-2004 04:13:18	Twilight	43.000	162	34Alp Aqr	2.9440	5350.0	86	10994	No
80	GOM_NL__2PRFIN20040407_041524_000000802025_00419_10994_1378.N1	07-APR-2004 04:15:24	Dark	79.500	11	53Alp Aql	0.76500	8000.0	159	10994	No
81	GOM_NL__2PRFIN20040407_041805_000000442025_00419_10994_1379.N1	07-APR-2004 04:18:05	Dark	43.500	142	49Del Cap	2.8500	8900.0	87	10994	No
82	GOM_NL__2PRFIN20040407_042036_000000432025_00419_10994_1380.N1	07-APR-2004 04:20:36	Dark	43.000	18	24Alp PsA	1.1660	9700.0	86	10994	No
83	GOM_NL__2PRFIN20040407_042334_000000402025_00419_10994_1381.N1	07-APR-2004 04:23:34	Dark	40.000	172	Gam Gru	3.0030	13100.	80	10994	No
84	GOM_NL__2PRFIN20040407_042550_000000422025_00419_10994_1382.N1	07-APR-2004 04:25:50	Dark	41.500	31	Alp Gru	1.7340	15200.	83	10994	No
85	GOM_NL__2PRFIN20040407_043024_000000392025_00420_10995_1383.N1	07-APR-2004 04:30:24	Dark	39.000	45	Alp Pav	1.9400	26000.	78	10995	No
86	GOM_NL__2PRFIN20040407_043345_000000622025_00420_10995_1351.N1	07-APR-2004 04:33:45	Dark	62.000	38	20Eps Sgr	1.8360	11000.	124	10995	No
87	GOM_NL__2PRFIN20040407_043534_000000722025_00420_10995_1352.N1	07-APR-2004 04:35:34	Dark	71.500	167	10Gam2Sgr	2.9840	4500.0	143	10995	No
88	GOM_NL__2PRFIN20040407_043758_000000642025_00420_10995_1353.N1	07-APR-2004 04:37:58	Dark	63.500	25	35Lam Sco	1.6200	28000.	127	10995	No
89	GOM_NL__2PRFIN20040407_044006_000000392025_00420_10995_1354.N1	07-APR-2004 04:40:06	Dark	39.000	145	Gam TrA	2.8720	10600.	78	10995	No
90	GOM_NL__2PRFIN20040407_044226_000000472025_00420_10995_1355.N1	07-APR-2004 04:42:26	Straylight	46.500	4	Alp1Cen	-0.010000	5800.0	93	10995	No
91	GOM_NL__2PRFIN20040407_044421_000000482025_00420_10995_1356.N1	07-APR-2004 04:44:21	Straylight	47.500	12	Alp1Cru	0.77500	30000.	95	10995	No
92	GOM_NL__2PRFIN20040407_044552_000000522025_00420_10995_1357.N1	07-APR-2004 04:45:52	Straylight	52.000	26	Gam Cru	1.6240	2900.0	104	10995	No
93	GOM_NL__2PRFIN20040407_044752_000000442025_00420_10995_1358.N1	07-APR-2004 04:47:52	Straylight	43.500	64	Gam Cen	2.2000	10600.	87	10995	No
94	GOM_NL__2PRFIN20040407_044934_000000552025_00420_10995_1359.N1	07-APR-2004 04:49:34	Straylight	54.500	54	5The Cen	2.0550	4500.0	109	10995	No
95	GOM_NL__2PRFIN20040407_045241_000001252025_00420_10995_1360.N1	07-APR-2004 04:52:41	Twi_and_stray	125.00	97	8Bet1Sco	2.5610	30000.	250	10995	No
96	GOM_NL__2PRFIN20040407_045701_000000432025_00420_10995_1361.N1	07-APR-2004 04:57:01	Twi_and_stray	42.500	100	4Gam Crv	2.5800	13100.	85	10995	No
97	GOM_NL__2PRFIN20040407_045838_000000542025_00420_10995_1362.N1	07-APR-2004 04:58:38	Bright	54.000	15	67Alp Vir	0.97600	28000.	108	10995	No
98	GOM_NL__2PRFIN20040407_050146_000000432025_00420_10995_1363.N1	07-APR-2004 05:01:46	Bright	42.500	121	29Gam Vir	2.7400	7200.0	85	10995	No
99	GOM_NL__2PRFIN20040407_050626_000000382025_00420_10995_1364.N1	07-APR-2004 05:06:26	Bright	38.000	62	94Bet Leo	2.1360	9700.0	76	10995	No
100	GOM_NL__2PRFIN20040407_050811_000000372025_00420_10995_1365.N1	07-APR-2004 05:08:11	Bright	36.500	96	68Del Leo	2.5600	9300.0	73	10995	No
101	GOM_NL__2PRFIN20040407_051016_000000572025_00420_10995_1366.N1	07-APR-2004 05:10:16	Bright	56.500	111	8Eta Boo	2.6800	6000.0	113	10995	No

102	GOM_NL__2PRFIN20040407_051454_000000362025_00420_10995_1367.N1	07-APR-2004 05:14:54	Bright	35.500	174	52Psi UMa	3.0040	4400.0	71	10995	No
103	GOM_NL__2PRFIN20040407_051741_000000382025_00420_10995_1368.N1	07-APR-2004 05:17:41	Bright	37.500	87	64Gam UMa	2.4330	11000.	75	10995	No
104	GOM_NL__2PRFIN20040407_051913_000000412025_00420_10995_1369.N1	07-APR-2004 05:19:13	Bright	41.000	32	77Eps UMa	1.7630	11000.	82	10995	No
105	GOM_NL__2PRFIN20040407_052537_000000412025_00420_10995_1370.N1	07-APR-2004 05:25:37	Bright	41.000	60	7Bet UMi	2.0810	3950.0	82	10995	No
106	GOM_NL__2PRFIN20040407_052751_000000382025_00420_10995_1371.N1	07-APR-2004 05:27:51	Bright	37.500	49	1Alp UMi	1.9900	6300.0	75	10995	No
107	GOM_NL__2PRFIN20040407_053247_000000622025_00420_10995_1372.N1	07-APR-2004 05:32:47	Bright	61.500	130	23Bet Dra	2.7990	5800.0	123	10995	No
108	GOM_NL__2PRFIN20040407_053524_000000402025_00420_10995_1373.N1	07-APR-2004 05:35:24	Bright	39.500	89	5Alp Cep	2.4510	8000.0	79	10995	No
109	GOM_NL__2PRFIN20040407_054013_000000512025_00420_10995_1374.N1	07-APR-2004 05:40:13	Bright	50.500	144	18Del Cyg	2.8600	11000.	101	10995	No
110	GOM_NL__2PRFIN20040407_054201_000000962025_00420_10995_1375.N1	07-APR-2004 05:42:01	Bright	96.000	5	3Alp Lyr	0.033000	11000.	192	10995	No
111	GOM_NL__2PRFIN20040407_054434_000000472025_00420_10995_1376.N1	07-APR-2004 05:44:34	Bright	47.000	92	53Eps Cyg	2.5000	4500.0	94	10995	No
112	GOM_NL__2PRFIN20040407_055124_000000512025_00420_10995_1377.N1	07-APR-2004 05:51:24	Twilight	51.000	61	8Eps Peg	2.1000	3900.0	102	10995	No
113	GOM_NL__2PRFIN20040407_055353_000000452025_00420_10995_1378.N1	07-APR-2004 05:53:53	Twilight	45.000	162	34Alp Aqr	2.9440	5350.0	90	10995	No
114	GOM_NL__2PRFIN20040407_055601_000000832025_00420_10995_1379.N1	07-APR-2004 05:56:01	Dark	82.500	11	53Alp Aql	0.76500	8000.0	165	10995	No
115	GOM_NL__2PRFIN20040407_055841_000000442025_00420_10995_1380.N1	07-APR-2004 05:58:41	Dark	43.500	142	49Del Cap	2.8500	8900.0	87	10995	No
116	GOM_NL__2PRFIN20040407_060113_000000452025_00420_10995_1381.N1	07-APR-2004 06:01:13	Dark	45.000	18	24Alp PsA	1.1660	9700.0	90	10995	No
117	GOM_NL__2PRFIN20040407_060410_000000402025_00420_10995_1382.N1	07-APR-2004 06:04:10	Dark	40.000	172	Gam Gru	3.0030	13100.	80	10995	No
118	GOM_NL__2PRFIN20040407_060604_000000512025_00420_10995_1383.N1	07-APR-2004 06:06:04	Dark	51.000	63	Bet Gru	2.1500	2800.0	102	10995	No
119	GOM_NL__2PRFIN20040407_061100_000000442025_00421_10996_1384.N1	07-APR-2004 06:11:00	Dark	43.500	45	Alp Pav	1.9400	26000.	87	10996	No
120	GOM_NL__2PRFIN20040407_061423_000000612025_00421_10996_1351.N1	07-APR-2004 06:14:23	Dark	60.500	38	20Eps Sgr	1.8360	11000.	121	10996	No
121	GOM_NL__2PRFIN20040407_061611_000000722025_00421_10996_1352.N1	07-APR-2004 06:16:11	Dark	71.500	167	10Gam2Sgr	2.9840	4500.0	143	10996	No
122	GOM_NL__2PRFIN20040407_061835_000000632025_00421_10996_1353.N1	07-APR-2004 06:18:35	Dark	62.500	25	35Lam Sco	1.6200	28000.	125	10996	No
123	GOM_NL__2PRFIN20040407_062043_000000382025_00421_10996_1354.N1	07-APR-2004 06:20:43	Dark	38.000	145	Gam TrA	2.8720	10600.	76	10996	No
124	GOM_NL__2PRFIN20040407_062303_000000522025_00421_10996_1355.N1	07-APR-2004 06:23:03	Straylight	51.500	4	Alp1Cen	-0.010000	5800.0	103	10996	No
125	GOM_NL__2PRFIN20040407_062458_000000432025_00421_10996_1356.N1	07-APR-2004 06:24:58	Straylight	42.500	12	Alp1Cru	0.77500	30000.	85	10996	No
126	GOM_NL__2PRFIN20040407_062628_000000452025_00421_10996_1357.N1	07-APR-2004 06:26:28	Straylight	44.500	26	Gam Cru	1.6240	2900.0	89	10996	No
127	GOM_NL__2PRFIN20040407_062828_000000402025_00421_10996_1358.N1	07-APR-2004 06:28:28	Straylight	39.500	64	Gam Cen	2.2000	10600.	79	10996	No
128	GOM_NL__2PRFIN20040407_063011_000000522025_00421_10996_1359.N1	07-APR-2004 06:30:11	Straylight	51.500	54	5The Cen	2.0550	4500.0	103	10996	No
129	GOM_NL__2PRFIN20040407_063318_000001282025_00421_10996_1360.N1	07-APR-2004 06:33:18	Twilight	127.50	97	8Bet1Sco	2.5610	30000.	255	10996	No
130	GOM_NL__2PRFIN20040407_063738_000000412025_00421_10996_1361.N1	07-APR-2004 06:37:38	Twilight	41.000	100	4Gam Crv	2.5800	13100.	82	10996	No
131	GOM_NL__2PRFIN20040407_063914_000000532025_00421_10996_1362.N1	07-APR-2004 06:39:14	Bright	52.500	15	67Alp Vir	0.97600	28000.	105	10996	No
132	GOM_NL__2PRFIN20040407_064222_000000422025_00421_10996_1363.N1	07-APR-2004 06:42:22	Bright	41.500	121	29Gam Vir	2.7400	7200.0	83	10996	No
133	GOM_NL__2PRFIN20040407_064702_000000382025_00421_10996_1364.N1	07-APR-2004 06:47:02	Bright	37.500	62	94Bet Leo	2.1360	9700.0	75	10996	No
134	GOM_NL__2PRFIN20040407_064847_000000372025_00421_10996_1365.N1	07-APR-2004 06:48:47	Bright	37.000	96	68Del Leo	2.5600	9300.0	74	10996	No
135	GOM_NL__2PRFIN20040407_065051_000000572025_00421_10996_1366.N1	07-APR-2004 06:50:51	Bright	57.000	111	8Eta Boo	2.6800	6000.0	114	10996	No
136	GOM_NL__2PRFIN20040407_065530_000000392025_00421_10996_1367.N1	07-APR-2004 06:55:30	Bright	39.000	174	52Psi UMa	3.0040	4400.0	78	10996	No
137	GOM_NL__2PRFIN20040407_065817_000000382025_00421_10996_1368.N1	07-APR-2004 06:58:17	Bright	37.500	87	64Gam UMa	2.4330	11000.	75	10996	No
138	GOM_NL__2PRFIN20040407_065949_000000412025_00421_10996_1369.N1	07-APR-2004 06:59:49	Bright	40.500	32	77Eps UMa	1.7630	11000.	81	10996	No
139	GOM_NL__2PRFIN20040407_070614_000000422025_00421_10996_1370.N1	07-APR-2004 07:06:14	Bright	41.500	60	7Bet UMi	2.0810	3950.0	83	10996	No
140	GOM_NL__2PRFIN20040407_070827_000000372025_00421_10996_1371.N1	07-APR-2004 07:08:27	Bright	37.000	49	1Alp UMi	1.9900	6300.0	74	10996	No
141	GOM_NL__2PRFIN20040407_071321_000000612025_00421_10996_1372.N1	07-APR-2004 07:13:21	Bright	61.000	130	23Bet Dra	2.7990	5800.0	122	10996	No
142	GOM_NL__2PRFIN20040407_071600_000000402025_00421_10996_1373.N1	07-APR-2004 07:16:00	Bright	39.500	89	5Alp Cep	2.4510	8000.0	79	10996	No
143	GOM_NL__2PRFIN20040407_072048_000000522025_00421_10996_1374.N1	07-APR-2004 07:20:48	Bright	51.500	144	18Del Cyg	2.8600	11000.	103	10996	No
144	GOM_NL__2PRFIN20040407_072237_000000922025_00421_10996_1375.N1	07-APR-2004 07:22:37	Bright	92.000	5	3Alp Lyr	0.033000	11000.	184	10996	No
145	GOM_NL__2PRFIN20040407_072510_000000472025_00421_10996_1376.N1	07-APR-2004 07:25:10	Bright	47.000	92	53Eps Cyg	2.5000	4500.0	94	10996	No
146	GOM_NL__2PRFIN20040407_073201_000000472025_00421_10996_1377.N1	07-APR-2004 07:32:01	Twilight	47.000	61	8Eps Peg	2.1000	3900.0	94	10996	No
147	GOM_NL__2PRFIN20040407_073430_000000442025_00421_10996_1378.N1	07-APR-2004 07:34:30	Twilight	43.500	162	34Alp Aqr	2.9440	5350.0	87	10996	No
148	GOM_NL__2PRFIN20040407_073637_000000812025_00421_10996_1379.N1	07-APR-2004 07:36:37	Dark	80.500	11	53Alp Aql	0.76500	8000.0	161	10996	No
149	GOM_NL__2PRFIN20040407_073918_000000412025_00421_10996_1380.N1	07-APR-2004 07:39:18	Dark	40.500	142	49Del Cap	2.8500	8900.0	81	10996	No
150	GOM_NL__2PRFIN20040407_074149_000000442025_00421_10996_1381.N1	07-APR-2004 07:41:49	Dark	44.000	18	24Alp PsA	1.1660	9700.0	88	10996	No
151	GOM_NL__2PRFIN20040407_074446_000000392025_00421_10996_1382.N1	07-APR-2004 07:44:46	Dark	39.000	172	Gam Gru	3.0030	13100.	78	10996	No
152	GOM_NL__2PRFIN20040407_074640_000000512025_00421_10996_1383.N1	07-APR-2004 07:46:40	Dark	50.500	63	Bet Gru	2.1500	2800.0	101	10996	No
153	GOM_NL__2PRFIN20040407_075137_000000432025_00422_10997_1384.N1	07-APR-2004 07:51:37	Dark	42.500	45	Alp Pav	1.9400	26000.	85	10997	No
154	GOM_NL__2PRFIN20040407_075500_000000582025_00422_10997_1351.N1	07-APR-2004 07:55:00	Dark	57.500	38	20Eps Sgr	1.8360	11000.	115	10997	No
155	GOM_NL__2PRFIN20040407_075649_000000692025_00422_10997_1352.N1	07-APR-2004 07:56:49	Dark	69.000	167	10Gam2Sgr	2.9840	4500.0	138	10997	No
156	GOM_NL__2PRFIN20040407_075913_000000662025_00422_10997_1353.N1	07-APR-2004 07:59:13	Dark	65.500	25	35Lam Sco	1.6200	28000.	131	10997	No
157	GOM_NL__2PRFIN20040407_080120_000000382025_00422_10997_1354.N1	07-APR-2004 08:01:20	Dark	38.000	145	Gam TrA	2.8720	10600.	76	10997	No
158	GOM_NL__2PRFIN20040407_080339_000000542025_00422_10997_1355.N1	07-APR-2004 08:03:39	Straylight	54.000	4	Alp1Cen	-0.010000	5800.0	108	10997	No
159	GOM_NL__2PRFIN20040407_080534_000000442025_00422_10997_1356.N1	07-APR-2004 08:05:34	Straylight	44.000	12	Alp1Cru	0.77500	30000.	88	10997	No
160	GOM_NL__2PRFIN20040407_080705_000000452025_00422_10997_1357.N1	07-APR-2004 08:07:05	Straylight	44.500	26	Gam Cru	1.6240	2900.0	89	10997	No



161	GOM_NL__2PRFIN20040407_080905_000000412025_00422_10997_1358.N1	07-APR-2004 08:09:05	Straylight	40.500	64	Gam Cen	2.2000	10600.	81	10997	No
162	GOM_NL__2PRFIN20040407_081047_000000522025_00422_10997_1359.N1	07-APR-2004 08:10:47	Straylight	51.500	54	5The Cen	2.0550	4500.0	103	10997	No
163	GOM_NL__2PRFIN20040407_081354_000001282025_00422_10997_1360.N1	07-APR-2004 08:13:54	Twi_and_stray	128.00	97	8Bet1Sco	2.5610	30000.	256	10997	No
164	GOM_NL__2PRFIN20040407_081814_000000402025_00422_10997_1361.N1	07-APR-2004 08:18:14	Twi_and_stray	40.000	100	4Gam Crv	2.5800	13100.	80	10997	No
165	GOM_NL__2PRFIN20040407_081950_000000522025_00422_10997_1362.N1	07-APR-2004 08:19:50	Bright	52.000	15	67Alp Vir	0.97600	28000.	104	10997	No
166	GOM_NL__2PRFIN20040407_082258_000000432025_00422_10997_1363.N1	07-APR-2004 08:22:58	Bright	42.500	121	29Gam Vir	2.7400	7200.0	85	10997	No
167	GOM_NL__2PRFIN20040407_082738_000000372025_00422_10997_1364.N1	07-APR-2004 08:27:38	Bright	37.000	62	94Bet Leo	2.1360	9700.0	74	10997	No
168	GOM_NL__2PRFIN20040407_082923_000000372025_00422_10997_1365.N1	07-APR-2004 08:29:23	Bright	37.000	96	68Del Leo	2.5600	9300.0	74	10997	No
169	GOM_NL__2PRFIN20040407_083125_000000572025_00422_10997_1366.N1	07-APR-2004 08:31:25	Bright	56.500	111	8Eta Boo	2.6800	6000.0	113	10997	No
170	GOM_NL__2PRFIN20040407_083606_000000362025_00422_10997_1367.N1	07-APR-2004 08:36:06	Bright	36.000	174	52Psi UMa	3.0040	4400.0	72	10997	No
171	GOM_NL__2PRFIN20040407_083852_000000382025_00422_10997_1368.N1	07-APR-2004 08:38:52	Bright	37.500	87	64Gam UMa	2.4330	11000.	75	10997	No
172	GOM_NL__2PRFIN20040407_084024_000000422025_00422_10997_1369.N1	07-APR-2004 08:40:24	Bright	41.500	32	77Eps UMa	1.7630	11000.	83	10997	No
173	GOM_NL__2PRFIN20040407_084649_000000412025_00422_10997_1370.N1	07-APR-2004 08:46:49	Bright	40.500	60	7Bet UMi	2.0810	3950.0	81	10997	No
174	GOM_NL__2PRFIN20040407_084903_000000362025_00422_10997_1371.N1	07-APR-2004 08:49:03	Bright	35.500	49	1Alp UMi	1.9900	6300.0	71	10997	No
175	GOM_NL__2PRFIN20040407_085356_000000622025_00422_10997_1372.N1	07-APR-2004 08:53:56	Bright	62.000	130	23Bet Dra	2.7990	5800.0	124	10997	No
176	GOM_NL__2PRFIN20040407_085636_000000392025_00422_10997_1373.N1	07-APR-2004 08:56:36	Bright	38.500	89	5Alp Cep	2.4510	8000.0	77	10997	No
177	GOM_NL__2PRFIN20040407_090124_000000522025_00422_10997_1374.N1	07-APR-2004 09:01:24	Bright	51.500	144	18Del Cyg	2.8600	11000.	103	10997	No
178	GOM_NL__2PRFIN20040407_090312_000001122025_00422_10997_1375.N1	07-APR-2004 09:03:12	Bright	111.50	5	3Alp Lyr	0.033000	11000.	223	10997	No
179	GOM_NL__2PRFIN20040407_090546_000000482025_00422_10997_1376.N1	07-APR-2004 09:05:46	Bright	48.000	92	53Eps Cyg	2.5000	4500.0	96	10997	No
180	GOM_NL__2PRFIN20040407_091238_000000512025_00422_10997_1377.N1	07-APR-2004 09:12:38	Twi_and_stray	50.500	61	8Eps Peg	2.1000	3900.0	101	10997	No
181	GOM_NL__2PRFIN20040407_091507_000000442025_00422_10997_1378.N1	07-APR-2004 09:15:07	Twilight	44.000	162	34Alp Aqr	2.9440	5350.0	88	10997	No
182	GOM_NL__2PRFIN20040407_091715_000000822025_00422_10997_1379.N1	07-APR-2004 09:17:15	Dark	82.000	11	53Alp Aql	0.76500	8000.0	164	10997	No
183	GOM_NL__2PRFIN20040407_091954_000000422025_00422_10997_1380.N1	07-APR-2004 09:19:54	Dark	42.000	142	49Del Cap	2.8500	8900.0	84	10997	No
184	GOM_NL__2PRFIN20040407_092225_000000422025_00422_10997_1381.N1	07-APR-2004 09:22:25	Dark	42.000	18	24Alp PsA	1.1660	9700.0	84	10997	No
185	GOM_NL__2PRFIN20040407_092523_000000382025_00422_10997_1382.N1	07-APR-2004 09:25:23	Dark	38.000	172	Gam Gru	3.0030	13100.	76	10997	No
186	GOM_NL__2PRFIN20040407_092716_000000492025_00422_10997_1383.N1	07-APR-2004 09:27:16	Dark	48.500	63	Bet Gru	2.1500	2800.0	97	10997	No
187	GOM_NL__2PRFIN20040407_093213_000000402025_00423_10998_1384.N1	07-APR-2004 09:32:13	Dark	39.500	45	Alp Pav	1.9400	26000.	79	10998	No
188	GOM_NL__2PRFIN20040407_093537_000000622025_00423_10998_1351.N1	07-APR-2004 09:35:37	Dark	61.500	38	20Eps Sgr	1.8360	11000.	123	10998	No
189	GOM_NL__2PRFIN20040407_093726_000000702025_00423_10998_1352.N1	07-APR-2004 09:37:26	Dark	70.000	167	10Gam2Sgr	2.9840	4500.0	140	10998	No
190	GOM_NL__2PRFIN20040407_093950_000000622025_00423_10998_1353.N1	07-APR-2004 09:39:50	Dark	61.500	25	35Lam Sco	1.6200	28000.	123	10998	No
191	GOM_NL__2PRFIN20040407_094156_000000392025_00423_10998_1354.N1	07-APR-2004 09:41:56	Dark	38.500	145	Gam TrA	2.8720	10600.	77	10998	No
192	GOM_NL__2PRFIN20040407_094415_000000442025_00423_10998_1355.N1	07-APR-2004 09:44:15	Straylight	44.000	4	Alp1Cen	-0.010000	5800.0	88	10998	No
193	GOM_NL__2PRFIN20040407_094610_000000402025_00423_10998_1356.N1	07-APR-2004 09:46:10	Straylight	39.500	12	Alp1Cru	0.77500	30000.	79	10998	No
194	GOM_NL__2PRFIN20040407_094741_000000502025_00423_10998_1357.N1	07-APR-2004 09:47:41	Straylight	49.500	26	Gam Cru	1.6240	2900.0	99	10998	No
195	GOM_NL__2PRFIN20040407_094941_000000422025_00423_10998_1358.N1	07-APR-2004 09:49:41	Straylight	41.500	64	Gam Cen	2.2000	10600.	83	10998	No
196	GOM_NL__2PRFIN20040407_095124_000000542025_00423_10998_1359.N1	07-APR-2004 09:51:24	Straylight	54.000	54	5The Cen	2.0550	4500.0	108	10998	No
197	GOM_NL__2PRFIN20040407_095430_000001282025_00423_10998_1360.N1	07-APR-2004 09:54:30	Twi_and_stray	128.00	97	8Bet1Sco	2.5610	30000.	256	10998	No
198	GOM_NL__2PRFIN20040407_095850_000000422025_00423_10998_1361.N1	07-APR-2004 09:58:50	Twi_and_stray	41.500	100	4Gam Crv	2.5800	13100.	83	10998	No
199	GOM_NL__2PRFIN20040407_100026_000000512025_00423_10998_1362.N1	07-APR-2004 10:00:26	Bright	50.500	15	67Alp Vir	0.97600	28000.	101	10998	No
200	GOM_NL__2PRFIN20040407_100333_000000432025_00423_10998_1363.N1	07-APR-2004 10:03:33	Bright	42.500	121	29Gam Vir	2.7400	7200.0	85	10998	No
201	GOM_NL__2PRFIN20040407_100813_000000382025_00423_10998_1364.N1	07-APR-2004 10:08:13	Bright	38.000	62	94Bet Leo	2.1360	9700.0	76	10998	No
202	GOM_NL__2PRFIN20040407_100959_000000372025_00423_10998_1365.N1	07-APR-2004 10:09:59	Bright	36.500	96	68Del Leo	2.5600	9300.0	73	10998	No
203	GOM_NL__2PRFIN20040407_101200_000000582025_00423_10998_1366.N1	07-APR-2004 10:12:00	Bright	58.000	111	8Eta Boo	2.6800	6000.0	116	10998	No
204	GOM_NL__2PRFIN20040407_101642_000000382025_00423_10998_1367.N1	07-APR-2004 10:16:42	Bright	37.500	174	52Psi UMa	3.0040	4400.0	75	10998	No
205	GOM_NL__2PRFIN20040407_101928_000000392025_00423_10998_1368.N1	07-APR-2004 10:19:28	Bright	38.500	87	64Gam UMa	2.4330	11000.	77	10998	No
206	GOM_NL__2PRFIN20040407_102059_000000412025_00423_10998_1369.N1	07-APR-2004 10:20:59	Bright	40.500	32	77Eps UMa	1.7630	11000.	81	10998	No
207	GOM_NL__2PRFIN20040407_102725_000000412025_00423_10998_1370.N1	07-APR-2004 10:27:25	Bright	41.000	60	7Bet UMi	2.0810	3950.0	82	10998	No
208	GOM_NL__2PRFIN20040407_102939_000000372025_00423_10998_1371.N1	07-APR-2004 10:29:39	Bright	36.500	49	1Alp UMi	1.9900	6300.0	73	10998	No
209	GOM_NL__2PRFIN20040407_103431_000000612025_00423_10998_1372.N1	07-APR-2004 10:34:31	Bright	61.000	130	23Bet Dra	2.7990	5800.0	122	10998	No
210	GOM_NL__2PRFIN20040407_103712_000000392025_00423_10998_1373.N1	07-APR-2004 10:37:12	Bright	39.000	89	5Alp Cep	2.4510	8000.0	78	10998	No
211	GOM_NL__2PRFIN20040407_104159_000000512025_00423_10998_1374.N1	07-APR-2004 10:41:59	Bright	51.000	144	18Del Cyg	2.8600	11000.	102	10998	No
212	GOM_NL__2PRFIN20040407_104348_000000992025_00423_10998_1375.N1	07-APR-2004 10:43:48	Bright	98.500	5	3Alp Lyr	0.033000	11000.	197	10998	No
213	GOM_NL__2PRFIN20040407_104622_000000622025_00423_10998_1376.N1	07-APR-2004 10:46:22	Bright	62.000	92	53Eps Cyg	2.5000	4500.0	124	10998	No
214	GOM_NL__2PRFIN20040407_105314_000000512025_00423_10998_1377.N1	07-APR-2004 10:53:14	Twi_and_stray	50.500	61	8Eps Peg	2.1000	3900.0	101	10998	No
215	GOM_NL__2PRFIN20040407_105542_000000442025_00423_10998_1378.N1	07-APR-2004 10:55:42	Twilight	44.000	162	34Alp Aqr	2.9440	5350.0	88	10998	No
216	GOM_NL__2PRFIN20040407_105752_000000792025_00423_10998_1379.N1	07-APR-2004 10:57:52	Dark	79.000	11	53Alp Aql	0.76500	8000.0	158	10998	No
217	GOM_NL__2PRFIN20040407_110030_000000412025_00423_10998_1380.N1	07-APR-2004 11:00:30	Dark	40.500	142	49Del Cap	2.8500	8900.0	81	10998	No
218	GOM_NL__2PRFIN20040407_110301_000000422025_00423_10998_1381.N1	07-APR-2004 11:03:01	Dark	42.000	18	24Alp PsA	1.1660	9700.0	84	10998	No
219	GOM_NL__2PRFIN20040407_110559_000000402025_00423_10998_1382.N1	07-APR-2004 11:05:59	Dark	39.500	172	Gam Gru	3.0030	13100.	79	10998	No

220	GOM_NL__2PRFIN20040407_110752_000000462025_00423_10998_1383.N1	07-APR-2004 11:07:52	Dark	45.500	63	Bet Gru	2.1500	2800.0	91	10998	No
221	GOM_NL__2PRFIN20040407_111249_000000412025_00424_10999_1384.N1	07-APR-2004 11:12:49	Dark	40.500	45	Alp Pav	1.9400	26000.	81	10999	No
222	GOM_NL__2PRFIN20040407_111615_000000612025_00424_10999_1351.N1	07-APR-2004 11:16:15	Dark	60.500	38	20Eps Sgr	1.8360	11000.	121	10999	No
223	GOM_NL__2PRFIN20040407_111804_000000702025_00424_10999_1352.N1	07-APR-2004 11:18:04	Dark	69.500	167	10Gam2Sgr	2.9840	4500.0	139	10999	No
224	GOM_NL__2PRFIN20040407_112027_000000612025_00424_10999_1353.N1	07-APR-2004 11:20:27	Dark	61.000	25	35Lam Sco	1.6200	28000.	122	10999	No
225	GOM_NL__2PRFIN20040407_112231_000000392025_00424_10999_1354.N1	07-APR-2004 11:22:31	Dark	39.000	145	Gam TrA	2.8720	10600.	78	10999	No
226	GOM_NL__2PRFIN20040407_112451_000000532025_00424_10999_1355.N1	07-APR-2004 11:24:51	Straylight	52.500	4	Alp1Cen	-0.010000	5800.0	105	10999	No
227	GOM_NL__2PRFIN20040407_112646_000000452025_00424_10999_1356.N1	07-APR-2004 11:26:46	Straylight	44.500	12	Alp1Cru	0.77500	30000.	89	10999	No
228	GOM_NL__2PRFIN20040407_112816_000000462025_00424_10999_1357.N1	07-APR-2004 11:28:16	Straylight	45.500	26	Gam Cru	1.6240	2900.0	91	10999	No
229	GOM_NL__2PRFIN20040407_113017_000000412025_00424_10999_1358.N1	07-APR-2004 11:30:17	Straylight	41.000	64	Gam Cen	2.2000	10600.	82	10999	No
230	GOM_NL__2PRFIN20040407_113200_000000522025_00424_10999_1359.N1	07-APR-2004 11:32:00	Straylight	51.500	54	5The Cen	2.0550	4500.0	103	10999	No
231	GOM_NL__2PRFIN20040407_113508_000001192025_00424_10999_1360.N1	07-APR-2004 11:35:08	Twilight	119.00	97	8Bet1Sco	2.5610	30000.	238	10999	No
232	GOM_NL__2PRFIN20040407_113925_000000422025_00424_10999_1361.N1	07-APR-2004 11:39:25	Twilight	41.500	100	4Gam Crv	2.5800	13100.	83	10999	No
233	GOM_NL__2PRFIN20040407_114101_000000532025_00424_10999_1362.N1	07-APR-2004 11:41:01	Bright	53.000	15	67Alp Vir	0.97600	28000.	106	10999	No
234	GOM_NL__2PRFIN20040407_114409_000000422025_00424_10999_1363.N1	07-APR-2004 11:44:09	Bright	42.000	121	29Gam Vir	2.7400	7200.0	84	10999	No
235	GOM_NL__2PRFIN20040407_114849_000000382025_00424_10999_1364.N1	07-APR-2004 11:48:49	Bright	37.500	62	94Bet Leo	2.1360	9700.0	75	10999	No
236	GOM_NL__2PRFIN20040407_115034_000000372025_00424_10999_1365.N1	07-APR-2004 11:50:34	Bright	36.500	96	68Del Leo	2.5600	9300.0	73	10999	No
237	GOM_NL__2PRFIN20040407_115235_000000562025_00424_10999_1366.N1	07-APR-2004 11:52:35	Bright	55.500	111	8Eta Boo	2.6800	6000.0	111	10999	No
238	GOM_NL__2PRFIN20040407_115718_000000392025_00424_10999_1367.N1	07-APR-2004 11:57:18	Bright	38.500	174	52Psi UMa	3.0040	4400.0	77	10999	No
239	GOM_NL__2PRFIN20040407_120004_000000382025_00424_10999_1368.N1	07-APR-2004 12:00:04	Bright	37.500	87	64Gam UMa	2.4330	11000.	75	10999	No
240	GOM_NL__2PRFIN20040407_120134_000000422025_00424_10999_1369.N1	07-APR-2004 12:01:34	Bright	41.500	32	77Eps UMa	1.7630	11000.	83	10999	No
241	GOM_NL__2PRFIN20040407_120759_000000422025_00424_10999_1370.N1	07-APR-2004 12:07:59	Bright	41.500	60	7Bet UMi	2.0810	3950.0	83	10999	No
242	GOM_NL__2PRFIN20040407_121014_000000362025_00424_10999_1371.N1	07-APR-2004 12:10:14	Bright	36.000	49	1Alp UMi	1.9900	6300.0	72	10999	No
243	GOM_NL__2PRFIN20040407_121506_000000622025_00424_10999_1372.N1	07-APR-2004 12:15:06	Bright	62.000	130	23Bet Dra	2.7990	5800.0	124	10999	No
244	GOM_NL__2PRFIN20040407_121747_000000402025_00424_10999_1373.N1	07-APR-2004 12:17:47	Bright	39.500	89	5Alp Cep	2.4510	8000.0	79	10999	No
245	GOM_NL__2PRFIN20040407_122235_000000512025_00424_10999_1374.N1	07-APR-2004 12:22:35	Bright	50.500	144	18Del Cyg	2.8600	11000.	101	10999	No
246	GOM_NL__2PRFIN20040407_122424_000000912025_00424_10999_1375.N1	07-APR-2004 12:24:24	Bright	91.000	5	3Alp Lyr	0.033000	11000.	182	10999	No
247	GOM_NL__2PRFIN20040407_122658_000000472025_00424_10999_1376.N1	07-APR-2004 12:26:58	Bright	47.000	92	53Eps Cyg	2.5000	4500.0	94	10999	No
248	GOM_NL__2PRFIN20040407_123349_000000492025_00424_10999_1377.N1	07-APR-2004 12:33:49	Twilight	48.500	61	8Eps Peg	2.1000	3900.0	97	10999	No
249	GOM_NL__2PRFIN20040407_123618_000000432025_00424_10999_1378.N1	07-APR-2004 12:36:18	Twilight	42.500	162	34Alp Aqr	2.9440	5350.0	85	10999	No
250	GOM_NL__2PRFIN20040407_123829_000000822025_00424_10999_1379.N1	07-APR-2004 12:38:29	Dark	81.500	11	53Alp Aql	0.76500	8000.0	163	10999	No
251	GOM_NL__2PRFIN20040407_124106_000000402025_00424_10999_1380.N1	07-APR-2004 12:41:06	Dark	40.000	142	49Del Cap	2.8500	8900.0	80	10999	No
252	GOM_NL__2PRFIN20040407_124337_000000422025_00424_10999_1381.N1	07-APR-2004 12:43:37	Dark	42.000	18	24Alp PsA	1.1660	9700.0	84	10999	No
253	GOM_NL__2PRFIN20040407_124635_000000402025_00424_10999_1382.N1	07-APR-2004 12:46:35	Dark	39.500	172	Gam Gru	3.0030	13100.	79	10999	No
254	GOM_NL__2PRFIN20040407_124827_000000512025_00424_10999_1383.N1	07-APR-2004 12:48:27	Dark	51.000	63	Bet Gru	2.1500	2800.0	102	10999	No
255	GOM_NL__2PRFIN20040407_125326_000000422025_00425_11000_1384.N1	07-APR-2004 12:53:26	Dark	42.000	45	Alp Pav	1.9400	26000.	84	11000	No
256	GOM_NL__2PRFIN20040407_125652_000000602025_00425_11000_1351.N1	07-APR-2004 12:56:52	Dark	60.000	38	20Eps Sgr	1.8360	11000.	120	11000	No
257	GOM_NL__2PRFIN20040407_125842_000000702025_00425_11000_1352.N1	07-APR-2004 12:58:42	Dark	69.500	167	10Gam2Sgr	2.9840	4500.0	139	11000	No
258	GOM_NL__2PRFIN20040407_130104_000000612025_00425_11000_1353.N1	07-APR-2004 13:01:04	Dark	61.000	25	35Lam Sco	1.6200	28000.	122	11000	No
259	GOM_NL__2PRFIN20040407_130527_000000452025_00425_11000_1354.N1	07-APR-2004 13:05:27	Straylight	44.500	4	Alp1Cen	-0.010000	5800.0	89	11000	No
260	GOM_NL__2PRFIN20040407_130722_000000482025_00425_11000_1355.N1	07-APR-2004 13:07:22	Straylight	47.500	12	Alp1Cru	0.77500	30000.	95	11000	No
261	GOM_NL__2PRFIN20040407_130852_000000442025_00425_11000_1356.N1	07-APR-2004 13:08:52	Straylight	44.000	26	Gam Cru	1.6240	2900.0	88	11000	No
262	GOM_NL__2PRFIN20040407_131053_000000392025_00425_11000_1357.N1	07-APR-2004 13:10:53	Straylight	39.000	64	Gam Cen	2.2000	10600.	78	11000	No
263	GOM_NL__2PRFIN20040407_131236_000000522025_00425_11000_1358.N1	07-APR-2004 13:12:36	Straylight	51.500	54	5The Cen	2.0550	4500.0	103	11000	No
264	GOM_NL__2PRFIN20040407_131837_000000432025_00425_11000_1359.N1	07-APR-2004 13:18:37	Twilight	42.500	171	2Eps Crv	3.0010	4250.0	85	11000	No
265	GOM_NL__2PRFIN20040407_132001_000000432025_00425_11000_1360.N1	07-APR-2004 13:20:01	Twilight	43.000	100	4Gam Crv	2.5800	13100.	86	11000	No
266	GOM_NL__2PRFIN20040407_132137_000000532025_00425_11000_1361.N1	07-APR-2004 13:21:37	Bright	52.500	15	67Alp Vir	0.97600	28000.	105	11000	No
267	GOM_NL__2PRFIN20040407_132445_000000422025_00425_11000_1362.N1	07-APR-2004 13:24:45	Bright	41.500	121	29Gam Vir	2.7400	7200.0	83	11000	No
268	GOM_NL__2PRFIN20040407_132924_000000382025_00425_11000_1363.N1	07-APR-2004 13:29:24	Bright	38.000	62	94Bet Leo	2.1360	9700.0	76	11000	No
269	GOM_NL__2PRFIN20040407_133111_000000362025_00425_11000_1364.N1	07-APR-2004 13:31:11	Bright	36.000	96	68Del Leo	2.5600	9300.0	72	11000	No
270	GOM_NL__2PRFIN20040407_133311_000000572025_00425_11000_1365.N1	07-APR-2004 13:33:11	Bright	56.500	111	8Eta Boo	2.6800	6000.0	113	11000	No
271	GOM_NL__2PRFIN20040407_133754_000000362025_00425_11000_1366.N1	07-APR-2004 13:37:54	Bright	35.500	174	52Psi UMa	3.0040	4400.0	71	11000	No
272	GOM_NL__2PRFIN20040407_134039_000000392025_00425_11000_1367.N1	07-APR-2004 13:40:39	Bright	39.000	87	64Gam UMa	2.4330	11000.	78	11000	No
273	GOM_NL__2PRFIN20040407_134210_000000432025_00425_11000_1368.N1	07-APR-2004 13:42:10	Bright	42.500	32	77Eps UMa	1.7630	11000.	85	11000	No
274	GOM_NL__2PRFIN20040407_134836_000000422025_00425_11000_1369.N1	07-APR-2004 13:48:36	Bright	42.000	60	7Bet UMi	2.0810	3950.0	84	11000	No
275	GOM_NL__2PRFIN20040407_135051_000000352025_00425_11000_1370.N1	07-APR-2004 13:50:51	Bright	34.500	49	1Alp UMi	1.9900	6300.0	69	11000	No
276	GOM_NL__2PRFIN20040407_135541_000000612025_00425_11000_1371.N1	07-APR-2004 13:55:41	Bright	60.500	130	23Bet Dra	2.7990	5800.0	121	11000	No
277	GOM_NL__2PRFIN20040407_135823_000000392025_00425_11000_1372.N1	07-APR-2004 13:58:23	Bright	39.000	89	5Alp Cep	2.4510	8000.0	78	11000	No
278	GOM_NL__2PRFIN20040407_140311_000000522025_00425_11000_1373.N1	07-APR-2004 14:03:11	Bright	52.000	144	18Del Cyg	2.8600	11000.	104	11000	No

279	GOM_NL__2PRFIN20040407_140459_000001062025_00425_11000_1374.N1	07-APR-2004 14:04:59	Bright	106.00	5	3Alp Lyr	0.033000	11000.	212	11000	No
280	GOM_NL__2PRFIN20040407_140734_000000482025_00425_11000_1375.N1	07-APR-2004 14:07:34	Bright	48.000	92	53Eps Cyg	2.5000	4500.0	96	11000	No
281	GOM_NL__2PRFIN20040407_141426_000000512025_00425_11000_1376.N1	07-APR-2004 14:14:26	Twi_and_stray	51.000	61	8Eps Peg	2.1000	3900.0	102	11000	No
282	GOM_NL__2PRFIN20040407_141655_000000412025_00425_11000_1377.N1	07-APR-2004 14:16:55	Twilight	41.000	162	34Alp Aqr	2.9440	5350.0	82	11000	No
283	GOM_NL__2PRFIN20040407_141906_000000782025_00425_11000_1378.N1	07-APR-2004 14:19:06	Dark	78.000	11	53Alp Aql	0.76500	8000.0	156	11000	No
284	GOM_NL__2PRFIN20040407_142143_000000422025_00425_11000_1379.N1	07-APR-2004 14:21:43	Dark	42.000	142	49Del Cap	2.8500	8900.0	84	11000	No
285	GOM_NL__2PRFIN20040407_142413_000000452025_00425_11000_1380.N1	07-APR-2004 14:24:13	Dark	44.500	18	24Alp PsA	1.1660	9700.0	89	11000	No
286	GOM_NL__2PRFIN20040407_142711_000000402025_00425_11000_1381.N1	07-APR-2004 14:27:11	Dark	39.500	172	Gam Gru	3.0030	13100.	79	11000	No
287	GOM_NL__2PRFIN20040407_142927_000000432025_00425_11000_1382.N1	07-APR-2004 14:29:27	Dark	43.000	31	Alp Gru	1.7340	15200.	86	11000	No
288	GOM_NL__2PRFIN20040407_143729_000000592025_00426_11001_1371.N1	07-APR-2004 14:37:29	Dark	59.000	38	20Eps Sgr	1.8360	11000.	118	11001	No
289	GOM_NL__2PRFIN20040407_143919_000000682025_00426_11001_1372.N1	07-APR-2004 14:39:19	Dark	67.500	167	10Gam2Sgr	2.9840	4500.0	135	11001	No
290	GOM_NL__2PRFIN20040407_144142_000000622025_00426_11001_1373.N1	07-APR-2004 14:41:42	Dark	61.500	25	35Lam Sco	1.6200	28000.	123	11001	No
291	GOM_NL__2PRFIN20040407_144604_000000432025_00426_11001_1374.N1	07-APR-2004 14:46:04	Straylight	43.000	4	Alp1Cen	-0.010000	5800.0	86	11001	No
292	GOM_NL__2PRFIN20040407_144757_000000442025_00426_11001_1375.N1	07-APR-2004 14:47:57	Straylight	44.000	12	Alp1Cru	0.77500	30000.	88	11001	No
293	GOM_NL__2PRFIN20040407_144928_000000452025_00426_11001_1376.N1	07-APR-2004 14:49:28	Straylight	44.500	26	Gam Cru	1.6240	2900.0	89	11001	No
294	GOM_NL__2PRFIN20040407_145129_000000392025_00426_11001_1377.N1	07-APR-2004 14:51:29	Straylight	38.500	64	Gam Cen	2.2000	10600.	77	11001	No
295	GOM_NL__2PRFIN20040407_145312_000000512025_00426_11001_1378.N1	07-APR-2004 14:53:12	Straylight	51.000	54	5The Cen	2.0550	4500.0	102	11001	No
296	GOM_NL__2PRFIN20040407_145912_000000442025_00426_11001_1379.N1	07-APR-2004 14:59:12	Twi_and_stray	44.000	171	2Eps Crv	3.0010	4250.0	88	11001	No
297	GOM_NL__2PRFIN20040407_150037_000000432025_00426_11001_1380.N1	07-APR-2004 15:00:37	Twi_and_stray	43.000	100	4Gam Crv	2.5800	13100.	86	11001	No
298	GOM_NL__2PRFIN20040407_150213_000000532025_00426_11001_1381.N1	07-APR-2004 15:02:13	Bright	52.500	15	67Alp Vir	0.97600	28000.	105	11001	No
299	GOM_NL__2PRFIN20040407_150520_000000422025_00426_11001_1382.N1	07-APR-2004 15:05:20	Bright	42.000	121	29Gam Vir	2.7400	7200.0	84	11001	No
300	GOM_NL__2PRFIN20040407_151000_000000392025_00426_11001_1383.N1	07-APR-2004 15:10:00	Bright	38.500	62	94Bet Leo	2.1360	9700.0	77	11001	No
301	GOM_NL__2PRFIN20040407_151146_000000372025_00426_11001_1384.N1	07-APR-2004 15:11:46	Bright	37.000	96	68Del Leo	2.5600	9300.0	74	11001	No
302	GOM_NL__2PRFIN20040407_151346_000000562025_00426_11001_1385.N1	07-APR-2004 15:13:46	Bright	56.000	111	8Eta Boo	2.6800	6000.0	112	11001	No
303	GOM_NL__2PRFIN20040407_151829_000000392025_00426_11001_1386.N1	07-APR-2004 15:18:29	Bright	38.500	174	52Psi UMa	3.0040	4400.0	77	11001	No
304	GOM_NL__2PRFIN20040407_152115_000000382025_00426_11001_1387.N1	07-APR-2004 15:21:15	Bright	38.000	87	64Gam UMa	2.4330	11000.	76	11001	No
305	GOM_NL__2PRFIN20040407_152245_000000392025_00426_11001_1388.N1	07-APR-2004 15:22:45	Bright	39.000	32	77Eps UMa	1.7630	11000.	78	11001	No
306	GOM_NL__2PRFIN20040407_152911_000000382025_00426_11001_1389.N1	07-APR-2004 15:29:11	Bright	37.500	60	7Bet UMi	2.0810	3950.0	75	11001	No
307	GOM_NL__2PRFIN20040407_153126_000000382025_00426_11001_1390.N1	07-APR-2004 15:31:26	Bright	37.500	49	1Alp UMi	1.9900	6300.0	75	11001	No
308	GOM_NL__2PRFIN20040407_153617_000000622025_00426_11001_1391.N1	07-APR-2004 15:36:17	Bright	61.500	130	23Bet Dra	2.7990	5800.0	123	11001	No
309	GOM_NL__2PRFIN20040407_153859_000000382025_00426_11001_1392.N1	07-APR-2004 15:38:59	Bright	37.500	89	5Alp Cep	2.4510	8000.0	75	11001	No
310	GOM_NL__2PRFIN20040407_154346_000000492025_00426_11001_1393.N1	07-APR-2004 15:43:46	Bright	49.000	144	18Del Cyg	2.8600	11000.	98	11001	No
311	GOM_NL__2PRFIN20040407_154535_000000892025_00426_11001_1394.N1	07-APR-2004 15:45:35	Bright	89.000	5	3Alp Lyr	0.033000	11000.	178	11001	No
312	GOM_NL__2PRFIN20040407_154810_000000492025_00426_11001_1395.N1	07-APR-2004 15:48:10	Bright	49.000	92	53Eps Cyg	2.5000	4500.0	98	11001	No
313	GOM_NL__2PRFIN20040407_155501_000000512025_00426_11001_1396.N1	07-APR-2004 15:55:01	Twi_and_stray	50.500	61	8Eps Peg	2.1000	3900.0	101	11001	No
314	GOM_NL__2PRFIN20040407_155731_000000472025_00426_11001_1397.N1	07-APR-2004 15:57:31	Twilight	46.500	162	34Alp Aqr	2.9440	5350.0	93	11001	No
315	GOM_NL__2PRFIN20040407_155943_000000842025_00426_11001_1398.N1	07-APR-2004 15:59:43	Dark	84.000	11	53Alp Aql	0.76500	8000.0	168	11001	No
316	GOM_NL__2PRFIN20040407_160219_000000412025_00426_11001_1399.N1	07-APR-2004 16:02:19	Dark	41.000	142	49Del Cap	2.8500	8900.0	82	11001	No
317	GOM_NL__2PRFIN20040407_160449_000000452025_00426_11001_1400.N1	07-APR-2004 16:04:49	Dark	44.500	18	24Alp PsA	1.1660	9700.0	89	11001	No
318	GOM_NL__2PRFIN20040407_160748_000000392025_00426_11001_1401.N1	07-APR-2004 16:07:48	Dark	38.500	172	Gam Gru	3.0030	13100.	77	11001	No
319	GOM_NL__2PRFIN20040407_161003_000000432025_00426_11001_1402.N1	07-APR-2004 16:10:03	Dark	43.000	31	Alp Gru	1.7340	15200.	86	11001	No
320	GOM_NL__2PRFIN20040407_161807_000000622025_00427_11002_1371.N1	07-APR-2004 16:18:07	Dark	62.000	38	20Eps Sgr	1.8360	11000.	124	11002	No
321	GOM_NL__2PRFIN20040407_161958_000000692025_00427_11002_1372.N1	07-APR-2004 16:19:58	Dark	69.000	167	10Gam2Sgr	2.9840	4500.0	138	11002	No
322	GOM_NL__2PRFIN20040407_162219_000000622025_00427_11002_1373.N1	07-APR-2004 16:22:19	Dark	61.500	25	35Lam Sco	1.6200	28000.	123	11002	No
323	GOM_NL__2PRFIN20040407_162640_000000462025_00427_11002_1374.N1	07-APR-2004 16:26:40	Straylight	46.000	4	Alp1Cen	-0.010000	5800.0	92	11002	No
324	GOM_NL__2PRFIN20040407_162833_000000472025_00427_11002_1375.N1	07-APR-2004 16:28:33	Straylight	47.000	12	Alp1Cru	0.77500	30000.	94	11002	No
325	GOM_NL__2PRFIN20040407_163005_000000462025_00427_11002_1376.N1	07-APR-2004 16:30:05	Straylight	46.000	26	Gam Cru	1.6240	2900.0	92	11002	No
326	GOM_NL__2PRFIN20040407_163205_000000392025_00427_11002_1377.N1	07-APR-2004 16:32:05	Straylight	38.500	64	Gam Cen	2.2000	10600.	77	11002	No
327	GOM_NL__2PRFIN20040407_163349_000000522025_00427_11002_1378.N1	07-APR-2004 16:33:49	Straylight	52.000	54	5The Cen	2.0550	4500.0	104	11002	No
328	GOM_NL__2PRFIN20040407_163948_000000472025_00427_11002_1379.N1	07-APR-2004 16:39:48	Twi_and_stray	47.000	171	2Eps Crv	3.0010	4250.0	94	11002	No
329	GOM_NL__2PRFIN20040407_164114_000000432025_00427_11002_1380.N1	07-APR-2004 16:41:14	Twi_and_stray	42.500	100	4Gam Crv	2.5800	13100.	85	11002	No
330	GOM_NL__2PRFIN20040407_164249_000000532025_00427_11002_1381.N1	07-APR-2004 16:42:49	Bright	53.000	15	67Alp Vir	0.97600	28000.	106	11002	No
331	GOM_NL__2PRFIN20040407_164557_000000422025_00427_11002_1382.N1	07-APR-2004 16:45:57	Bright	41.500	121	29Gam Vir	2.7400	7200.0	83	11002	No
332	GOM_NL__2PRFIN20040407_165036_000000392025_00427_11002_1383.N1	07-APR-2004 16:50:36	Bright	38.500	62	94Bet Leo	2.1360	9700.0	77	11002	No
333	GOM_NL__2PRFIN20040407_165222_000000372025_00427_11002_1384.N1	07-APR-2004 16:52:22	Bright	37.000	96	68Del Leo	2.5600	9300.0	74	11002	No
334	GOM_NL__2PRFIN20040407_165421_000000572025_00427_11002_1385.N1	07-APR-2004 16:54:21	Bright	57.000	111	8Eta Boo	2.6800	6000.0	114	11002	No
335	GOM_NL__2PRFIN20040407_165905_000000392025_00427_11002_1386.N1	07-APR-2004 16:59:05	Bright	39.000	174	52Psi UMa	3.0040	4400.0	78	11002	No
336	GOM_NL__2PRFIN20040407_170150_000000392025_00427_11002_1387.N1	07-APR-2004 17:01:50	Bright	38.500	87	64Gam UMa	2.4330	11000.	77	11002	No
337	GOM_NL__2PRFIN20040407_170321_000000412025_00427_11002_1388.N1	07-APR-2004 17:03:21	Bright	41.000	32	77Eps UMa	1.7630	11000.	82	11002	No



338	GOM_NL__2PRFIN20040407_170946_000000432025_00427_11002_1389.N1	07-APR-2004 17:09:46	Bright	42.500	60	7Bet UMi	2.0810	3950.0	85	11002	No
339	GOM_NL__2PRFIN20040407_171201_000000392025_00427_11002_1390.N1	07-APR-2004 17:12:01	Bright	38.500	49	1Alp UMi	1.9900	6300.0	77	11002	No
340	GOM_NL__2PRFIN20040407_171652_000000632025_00427_11002_1391.N1	07-APR-2004 17:16:52	Bright	63.000	130	23Bet Dra	2.7990	5800.0	126	11002	No
341	GOM_NL__2PRFIN20040407_171934_000000382025_00427_11002_1392.N1	07-APR-2004 17:19:34	Bright	37.500	89	5Alp Cep	2.4510	8000.0	75	11002	No
342	GOM_NL__2PRFIN20040407_172422_000000502025_00427_11002_1393.N1	07-APR-2004 17:24:22	Bright	49.500	144	18Del Cyg	2.8600	11000.	99	11002	No
343	GOM_NL__2PRFIN20040407_172610_000000962025_00427_11002_1394.N1	07-APR-2004 17:26:10	Bright	96.000	5	3Alp Lyr	0.033000	11000.	192	11002	No
344	GOM_NL__2PRFIN20040407_172846_000000492025_00427_11002_1395.N1	07-APR-2004 17:28:46	Bright	48.500	92	53Eps Cyg	2.5000	4500.0	97	11002	No
345	GOM_NL__2PRFIN20040407_173538_000000512025_00427_11002_1396.N1	07-APR-2004 17:35:38	Twilight	50.500	61	8Eps Peg	2.1000	3900.0	101	11002	No
346	GOM_NL__2PRFIN20040407_173807_000000472025_00427_11002_1397.N1	07-APR-2004 17:38:07	Twilight	46.500	162	34Alp Aqr	2.9440	5350.0	93	11002	No
347	GOM_NL__2PRFIN20040407_174020_000000822025_00427_11002_1398.N1	07-APR-2004 17:40:20	Dark	81.500	11	53Alp Aql	0.76500	8000.0	163	11002	No
348	GOM_NL__2PRFIN20040407_174255_000000422025_00427_11002_1399.N1	07-APR-2004 17:42:55	Dark	42.000	142	49Del Cap	2.8500	8900.0	84	11002	No
349	GOM_NL__2PRFIN20040407_174524_000000462025_00427_11002_1400.N1	07-APR-2004 17:45:24	Dark	45.500	18	24Alp PsA	1.1660	9700.0	91	11002	No
350	GOM_NL__2PRFIN20040407_174824_000000402025_00427_11002_1401.N1	07-APR-2004 17:48:24	Dark	39.500	172	Gam Gru	3.0030	13100.	79	11002	No
351	GOM_NL__2PRFIN20040407_175039_000000432025_00427_11002_1402.N1	07-APR-2004 17:50:39	Dark	42.500	31	Alp Gru	1.7340	15200.	85	11002	No
352	GOM_NL__2PRFIN20040407_212411_000000622025_00430_11005_1377.N1	07-APR-2004 21:24:11	Dark	62.000	25	35Lam Sco	1.6200	28000.	124	11005	No
353	GOM_NL__2PRFIN20040407_212829_000000552025_00430_11005_1378.N1	07-APR-2004 21:28:29	Straylight	55.000	4	Alp1Cen	-0.010000	5800.0	110	11005	No
354	GOM_NL__2PRFIN20040407_213022_000000442025_00430_11005_1379.N1	07-APR-2004 21:30:22	Straylight	43.500	12	Alp1Cru	0.77500	30000.	87	11005	No
355	GOM_NL__2PRFIN20040407_213300_000001062025_00430_11005_1380.N1	07-APR-2004 21:33:00	Straylight	105.50	16	21Alp Sco	1.0200	3000.0	211	11005	No
356	GOM_NL__2PRFIN20040407_213706_000001032025_00430_11005_1381.N1	07-APR-2004 21:37:06	Twilight	103.00	80	7Del Sco	2.3160	30000.	206	11005	No
357	GOM_NL__2PRFIN20040407_214042_000000482025_00430_11005_1382.N1	07-APR-2004 21:40:42	Twilight	48.000	169	46Gam Hya	2.9910	4700.0	96	11005	No
358	GOM_NL__2PRFIN20040407_214302_000000412025_00430_11005_1383.N1	07-APR-2004 21:43:02	Twilight	41.000	100	4Gam Crv	2.5800	13100.	82	11005	No
359	GOM_NL__2PRFIN20040407_214437_000000522025_00430_11005_1384.N1	07-APR-2004 21:44:37	Bright	52.000	15	67Alp Vir	0.97600	28000.	104	11005	No
360	GOM_NL__2PRFIN20040407_214744_000000432025_00430_11005_1385.N1	07-APR-2004 21:47:44	Bright	42.500	121	29Gam Vir	2.7400	7200.0	85	11005	No
361	GOM_NL__2PRFIN20040407_215224_000000382025_00430_11005_1386.N1	07-APR-2004 21:52:24	Bright	38.000	62	94Bet Leo	2.1360	9700.0	76	11005	No
362	GOM_NL__2PRFIN20040407_215411_000000362025_00430_11005_1387.N1	07-APR-2004 21:54:11	Bright	36.000	96	68Del Leo	2.5600	9300.0	72	11005	No
363	GOM_NL__2PRFIN20040407_215606_000000552025_00430_11005_1388.N1	07-APR-2004 21:56:06	Bright	55.000	111	8Eta Boo	2.6800	6000.0	110	11005	No
364	GOM_NL__2PRFIN20040407_220054_000000382025_00430_11005_1389.N1	07-APR-2004 22:00:54	Bright	38.000	174	52Psi UMa	3.0040	4400.0	76	11005	No
365	GOM_NL__2PRFIN20040407_220338_000000392025_00430_11005_1390.N1	07-APR-2004 22:03:38	Bright	38.500	87	64Gam UMa	2.4330	11000.	77	11005	No
366	GOM_NL__2PRFIN20040407_220508_000000422025_00430_11005_1391.N1	07-APR-2004 22:05:08	Bright	41.500	32	77Eps UMa	1.7630	11000.	83	11005	No
367	GOM_NL__2PRFIN20040407_221134_000000372025_00430_11005_1392.N1	07-APR-2004 22:11:34	Bright	37.000	60	7Bet UMi	2.0810	3950.0	74	11005	No
368	GOM_NL__2PRFIN20040407_221351_000000332025_00430_11005_1393.N1	07-APR-2004 22:13:51	Bright	33.000	49	1Alp UMi	1.9900	6300.0	66	11005	No
369	GOM_NL__2PRFIN20040407_221836_000000612025_00430_11005_1394.N1	07-APR-2004 22:18:36	Bright	61.000	130	23Bet Dra	2.7990	5800.0	122	11005	No
370	GOM_NL__2PRFIN20040407_222054_000000492025_00430_11005_1395.N1	07-APR-2004 22:20:54	Bright	48.500	76	27Gam Cas	2.3000	30000.	97	11005	No
371	GOM_NL__2PRFIN20040407_222214_000000372025_00430_11005_1396.N1	07-APR-2004 22:22:14	Bright	36.500	68	18Alp Cas	2.2250	4500.0	73	11005	No
372	GOM_NL__2PRFIN20040407_222608_000000522025_00430_11005_1397.N1	07-APR-2004 22:26:08	Bright	52.000	144	18Del Cyg	2.8600	11000.	104	11005	No
373	GOM_NL__2PRFIN20040407_222757_000000942025_00430_11005_1398.N1	07-APR-2004 22:27:57	Bright	94.000	5	3Alp Lyr	0.033000	11000.	188	11005	No
374	GOM_NL__2PRFIN20040407_223034_000000492025_00430_11005_1399.N1	07-APR-2004 22:30:34	Bright	48.500	92	53Eps Cyg	2.5000	4500.0	97	11005	No
375	GOM_NL__2PRFIN20040407_223727_000000492025_00430_11005_1400.N1	07-APR-2004 22:37:27	Twilight	49.000	61	8Eps Peg	2.1000	3900.0	98	11005	No
376	GOM_NL__2PRFIN20040407_223956_000000442025_00430_11005_1401.N1	07-APR-2004 22:39:56	Twilight	44.000	162	34Alp Aqr	2.9440	5350.0	88	11005	No
377	GOM_NL__2PRFIN20040407_224211_000000792025_00430_11005_1402.N1	07-APR-2004 22:42:11	Dark	79.000	11	53Alp Aql	0.76500	8000.0	158	11005	No
378	GOM_NL__2PRFIN20040407_224445_000000462025_00430_11005_1403.N1	07-APR-2004 22:44:45	Dark	45.500	142	49Del Cap	2.8500	8900.0	91	11005	No
379	GOM_NL__2PRFIN20040407_224713_000000442025_00430_11005_1404.N1	07-APR-2004 22:47:13	Dark	44.000	18	24Alp PsA	1.1660	9700.0	88	11005	No
380	GOM_NL__2PRFIN20040407_225013_000000392025_00430_11005_1405.N1	07-APR-2004 22:50:13	Dark	39.000	172	Gam Gru	3.0030	13100.	78	11005	No
381	GOM_NL__2PRFIN20040407_225228_000000402025_00430_11005_1406.N1	07-APR-2004 22:52:28	Dark	40.000	31	Alp Gru	1.7340	15200.	80	11005	No
382	GOM_NL__2PRFIN20040407_225704_000000432025_00431_11006_1407.N1	07-APR-2004 22:57:04	Dark	42.500	45	Alp Pav	1.9400	26000.	85	11006	No
383	GOM_NL__2PRFIN20040407_230037_000000622025_00431_11006_1378.N1	07-APR-2004 23:00:37	Dark	61.500	38	20Eps Sgr	1.8360	11000.	123	11006	No
384	GOM_NL__2PRFIN20040407_230228_000000712025_00431_11006_1379.N1	07-APR-2004 23:02:28	Dark	71.000	167	10Gam2Sgr	2.9840	4500.0	142	11006	No
385	GOM_NL__2PRFIN20040407_230448_000000622025_00431_11006_1380.N1	07-APR-2004 23:04:48	Dark	62.000	25	35Lam Sco	1.6200	28000.	124	11006	No
386	GOM_NL__2PRFIN20040407_230905_000000532025_00431_11006_1381.N1	07-APR-2004 23:09:05	Straylight	52.500	4	Alp1Cen	-0.010000	5800.0	105	11006	No
387	GOM_NL__2PRFIN20040407_231058_000000442025_00431_11006_1382.N1	07-APR-2004 23:10:58	Straylight	44.000	12	Alp1Cru	0.77500	30000.	88	11006	No
388	GOM_NL__2PRFIN20040407_231337_000001192025_00431_11006_1383.N1	07-APR-2004 23:13:37	Straylight	119.00	16	21Alp Sco	1.0200	3000.0	238	11006	No
389	GOM_NL__2PRFIN20040407_231743_000001012025_00431_11006_1384.N1	07-APR-2004 23:17:43	Twilight	100.50	80	7Del Sco	2.3160	30000.	201	11006	No
390	GOM_NL__2PRFIN20040407_232118_000000492025_00431_11006_1385.N1	07-APR-2004 23:21:18	Twilight	48.500	169	46Gam Hya	2.9910	4700.0	97	11006	No
391	GOM_NL__2PRFIN20040407_232338_000000442025_00431_11006_1386.N1	07-APR-2004 23:23:38	Twilight	44.000	100	4Gam Crv	2.5800	13100.	88	11006	No
392	GOM_NL__2PRFIN20040407_232513_000000502025_00431_11006_1387.N1	07-APR-2004 23:25:13	Bright	50.000	15	67Alp Vir	0.97600	28000.	100	11006	No
393	GOM_NL__2PRFIN20040407_232820_000000422025_00431_11006_1388.N1	07-APR-2004 23:28:20	Bright	42.000	121	29Gam Vir	2.7400	7200.0	84	11006	No
394	GOM_NL__2PRFIN20040407_233300_000000382025_00431_11006_1389.N1	07-APR-2004 23:33:00	Bright	37.500	62	94Bet Leo	2.1360	9700.0	75	11006	No
395	GOM_NL__2PRFIN20040407_233447_000000362025_00431_11006_1390.N1	07-APR-2004 23:34:47	Bright	36.000	96	68Del Leo	2.5600	9300.0	72	11006	No
396	GOM_NL__2PRFIN20040407_233641_000000562025_00431_11006_1391.N1	07-APR-2004 23:36:41	Bright	55.500	111	8Eta Boo	2.6800	6000.0	111	11006	No

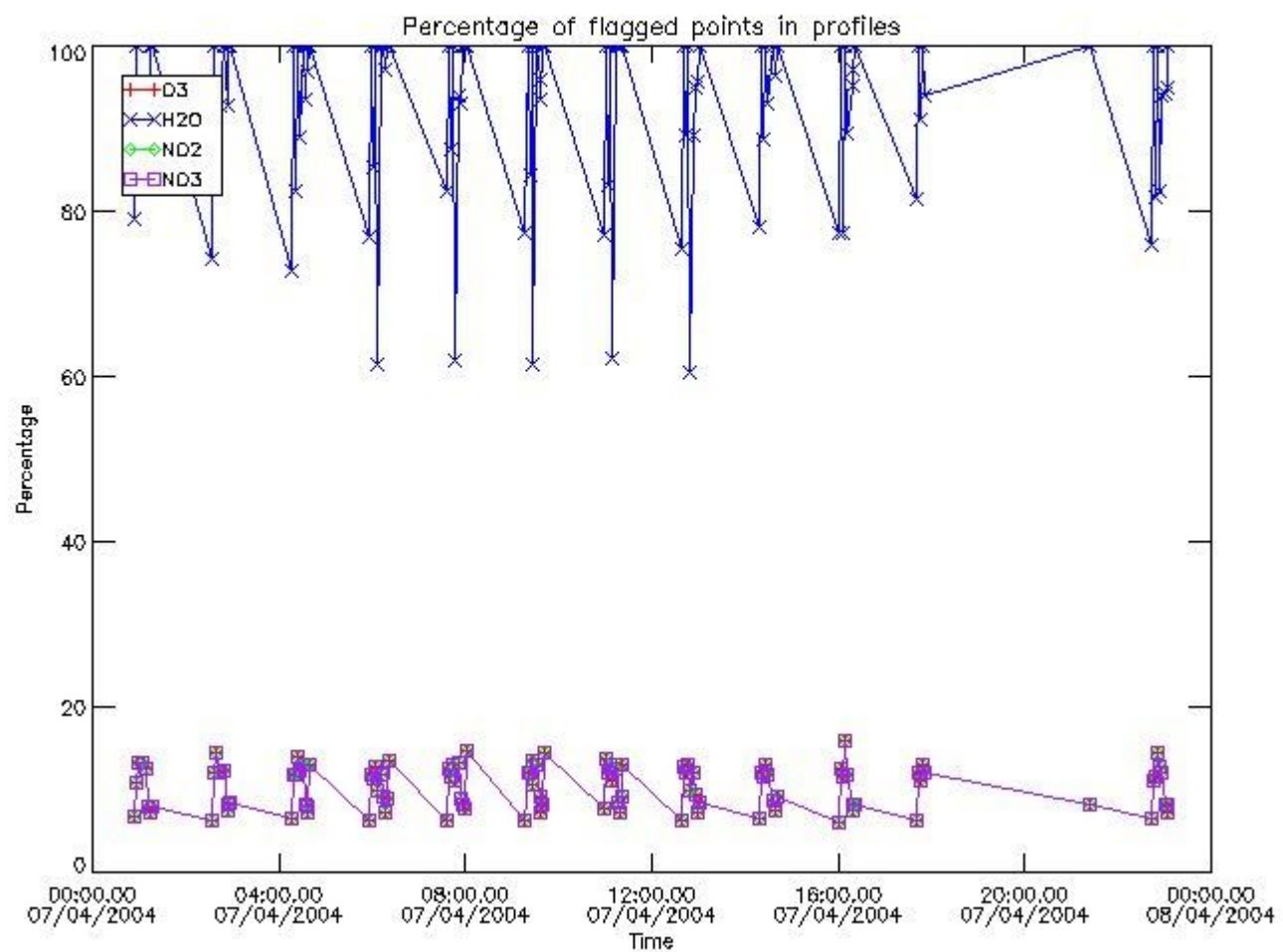


397	GOM_NL__2PRFIN20040407_234130_000000352025_00431_11006_1392.N1	07-APR-2004 23:41:30	Bright	35.000	174	52Psi UMa	3.0040	4400.0	70	11006	No
398	GOM_NL__2PRFIN20040407_234414_000000372025_00431_11006_1393.N1	07-APR-2004 23:44:14	Bright	37.000	87	64Gam UMa	2.4330	11000.	74	11006	No
399	GOM_NL__2PRFIN20040407_234544_000000412025_00431_11006_1394.N1	07-APR-2004 23:45:44	Bright	40.500	32	77Eps UMa	1.7630	11000.	81	11006	No
400	GOM_NL__2PRFIN20040407_235210_000000402025_00431_11006_1395.N1	07-APR-2004 23:52:10	Bright	40.000	60	7Bet UMi	2.0810	3950.0	80	11006	No
401	GOM_NL__2PRFIN20040407_235426_000000332025_00431_11006_1396.N1	07-APR-2004 23:54:26	Bright	33.000	49	1Alp UMi	1.9900	6300.0	66	11006	No
402	GOM_NL__2PRFIN20040407_235911_000000602025_00431_11006_1397.N1	07-APR-2004 23:59:11	Bright	60.000	130	23Bet Dra	2.7990	5800.0	120	11006	No

### 3. Quality information per product

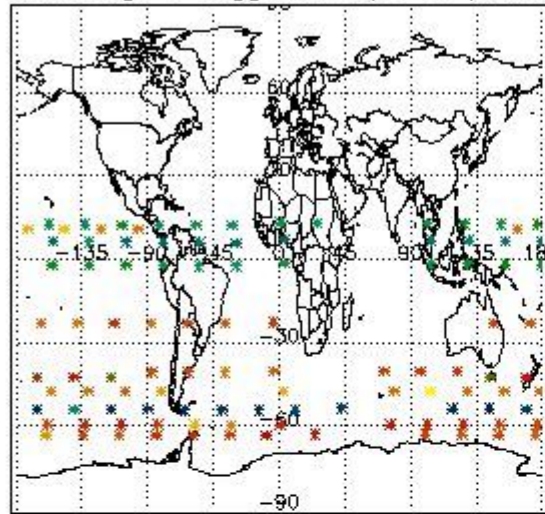
In this section it is plotted some information contained in the Quality Summary data set of the level 2 products. Only products in dark limb conditions and without errors (error flag in the MPH set to "0") are used.

#### 3.1 Plot quality information per product (time dependant)

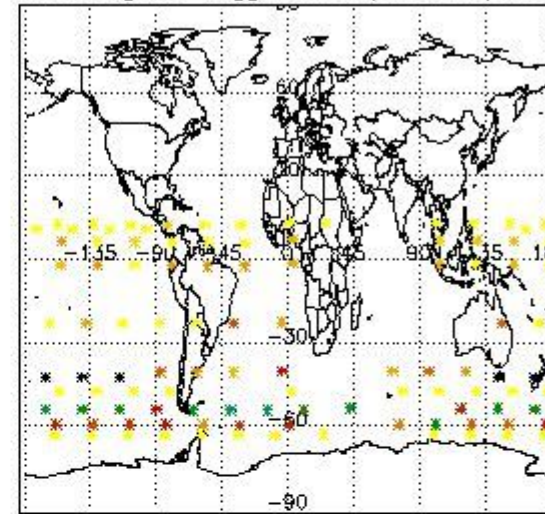


#### 3.2 Plot quality information per product (world map)

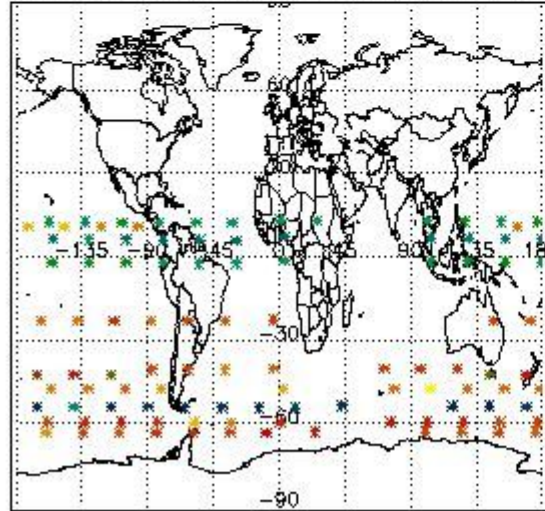
Percentage of flagged data per O3 profile



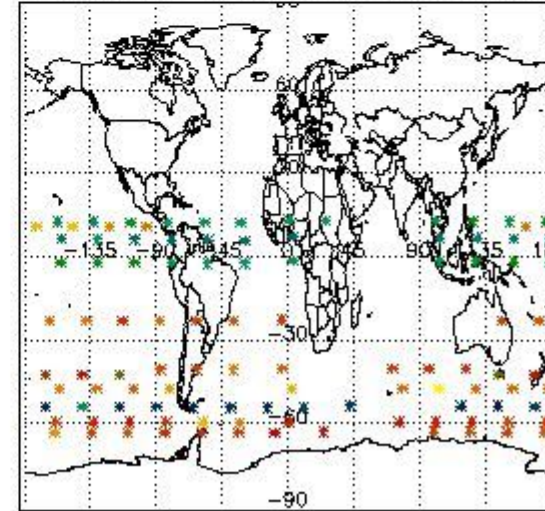
Percentage of flagged data per H2O profile



Percentage of flagged data per NO2 profile



Percentage of flagged data per NO3 profile

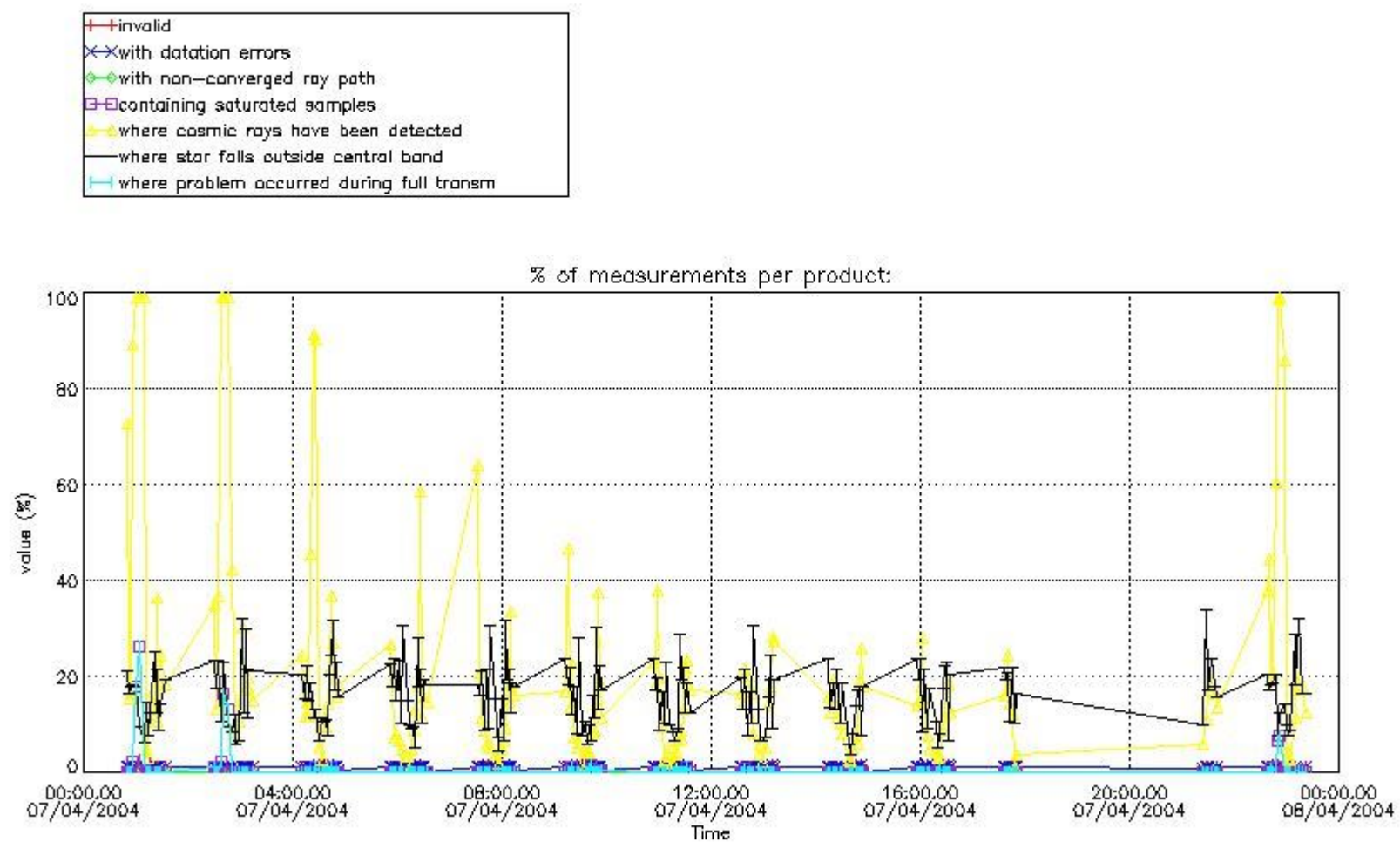


#### 4. Level 1 quality information per product

In this section it is plotted some information contained in the Quality Summary data set of the level 2 products that comes from the level 1b processing. Products without errors (error flag in the MPH set to "0") are used.

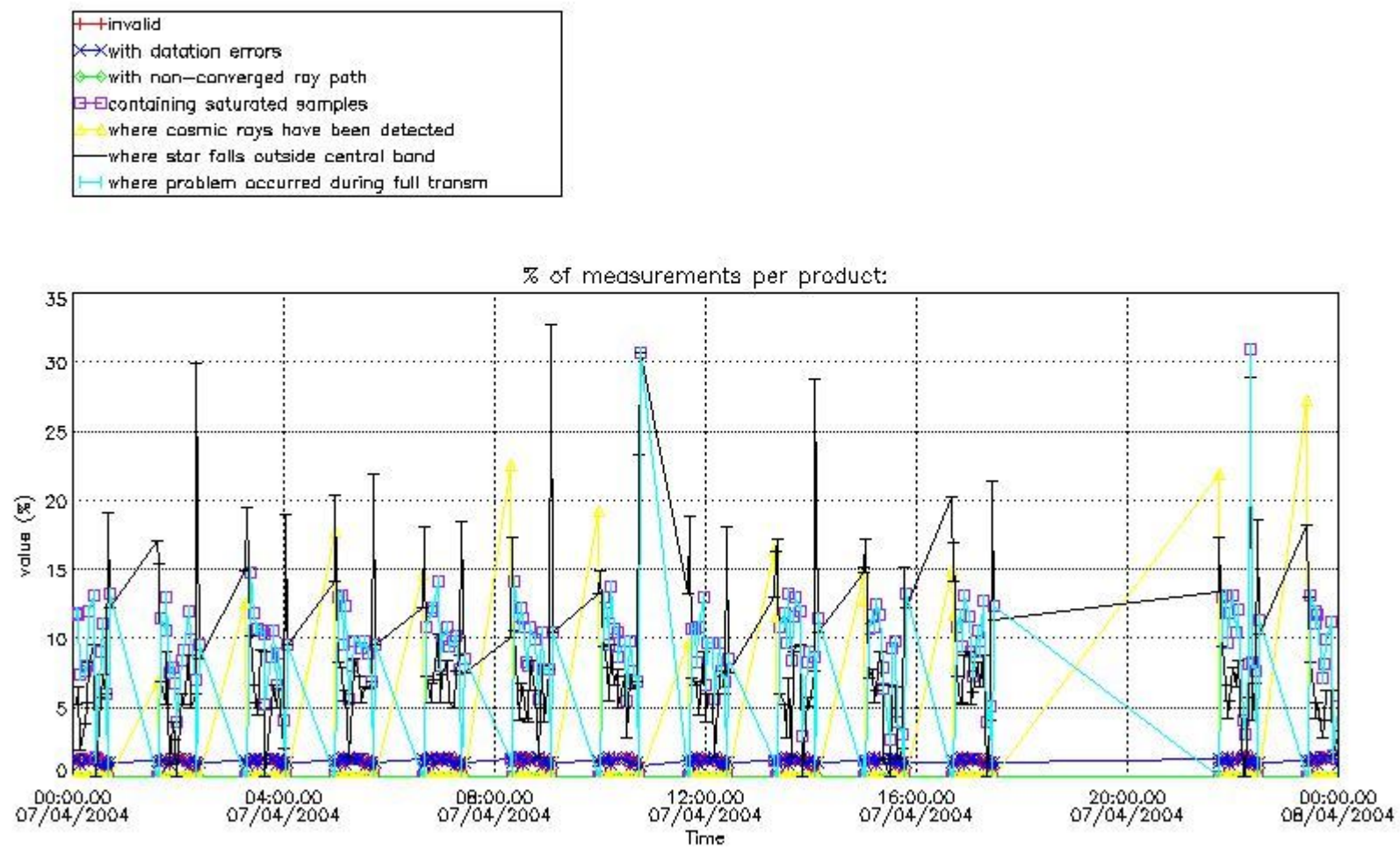
##### 4.1 Plot quality information per product (time dependant) coming from level 1b processing

###### 4.1.1 Plot level 1 quality information per product (time dependant): ENVISAT ASCENDING passes



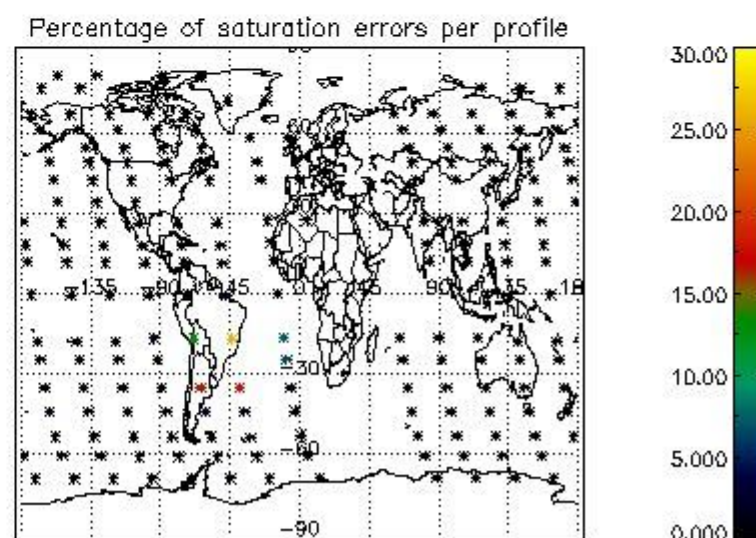
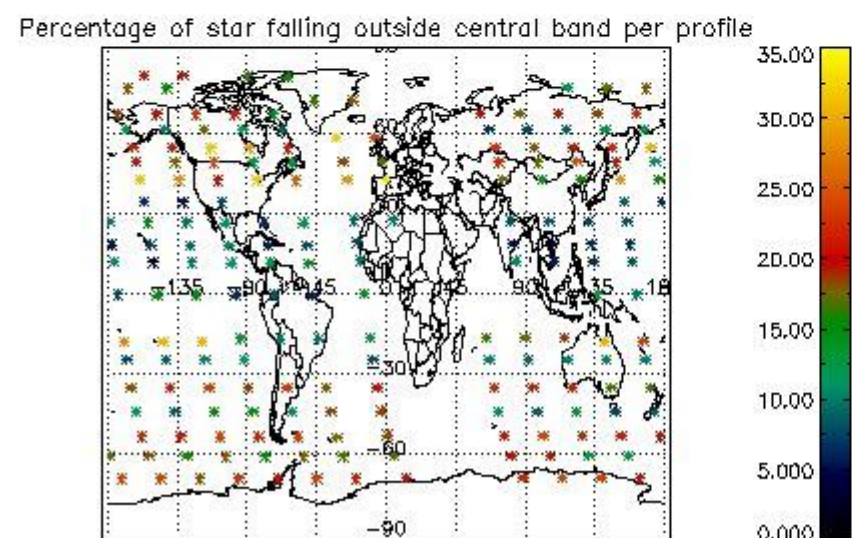
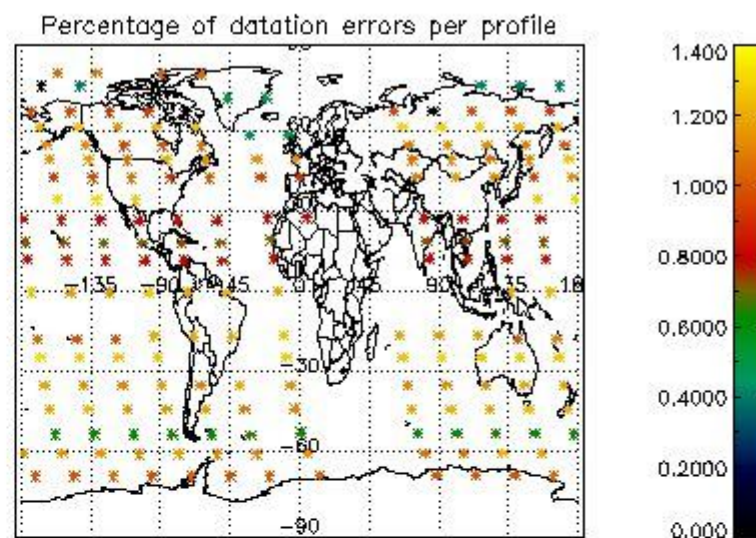
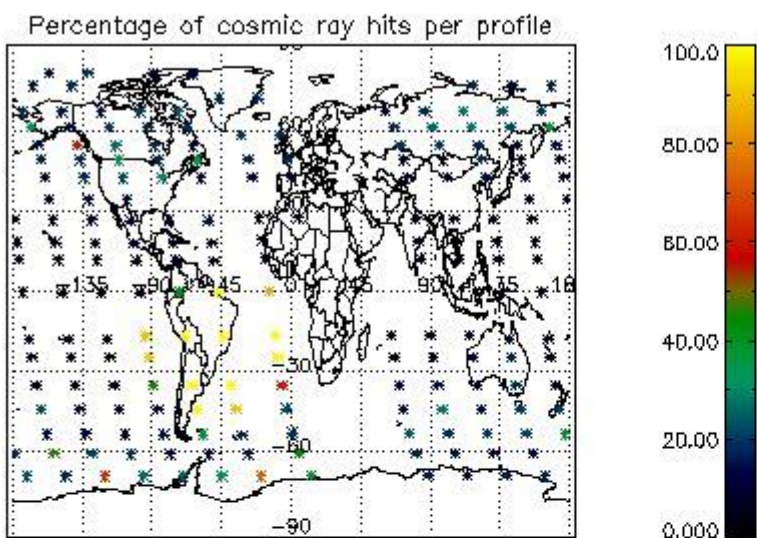
4.1.2 Plot level 1 quality information per product (time dependant): ENVI SAT DESCENDING passes





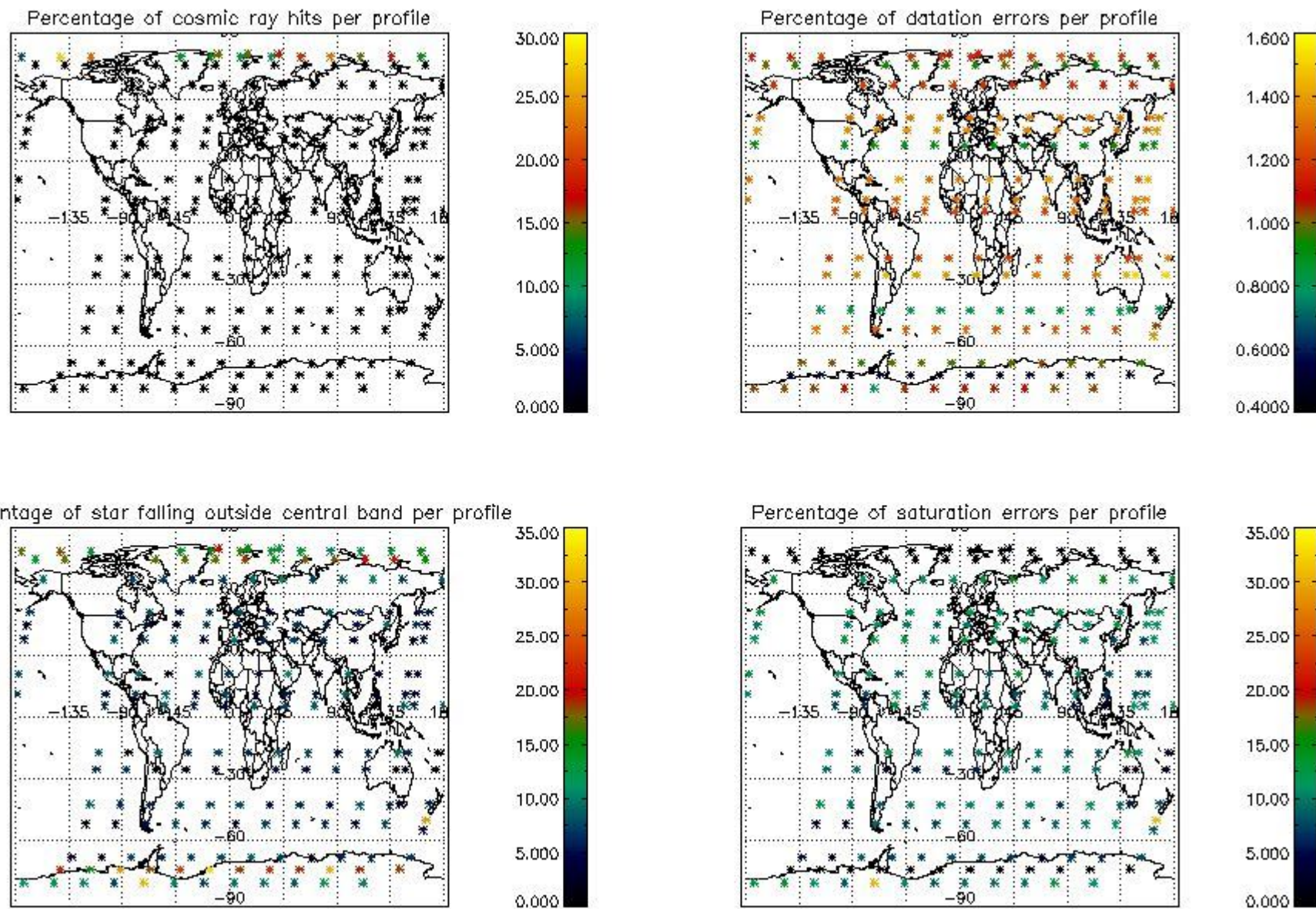
*4.2 Plot quality information per product coming from level 1b processing (world map)*

*4.2.1 Plot level 1 quality information per product (world map): ENVISAT ASCENDING passes*



4.2.2 Plot level 1 quality information per product (world map): ENVISAT DESCENDING passes





## 5. Trace gas profiles

### 5.1 Ozone statistics based on quality of products

The final quality of the products can be "measured" using the STD (Standard Deviation) attached to every point profile. This information is written to the parameter GOM\_NL\_\_2P/NL\_LOCAL\_SPECIES\_DENSITY/o3\_std of the level 2 products. The table below shows the statistics for given STD ranges.

The statistics are given with respect to the overall valid production:

- Products without fatal errors: GOM\_NL\_\_2P/MPH/PRODUCT\_ERR=0
- Valid point profile: GOM\_NL\_\_2P/NL\_LOCAL\_SPECIES\_DENSITY/pcd(0)=0

The 'Criteria' is applied to valid points of dark limb products:

- Products in dark limb illumination condition: GOM\_NL\_\_2P/NL\_SUMMARY\_QUALITY/obs\_ill\_cond=0
- Products without fatal errors: GOM\_NL\_\_2P/MPH/PRODUCT\_ERR=0
- Valid point profile: GOM\_NL\_\_2P/NL\_LOCAL\_SPECIES\_DENSITY/pcd(0)=0

So, the table below shows the percentage of dark limb and valid observations for each criteria with respect to the overall valid daily observations.

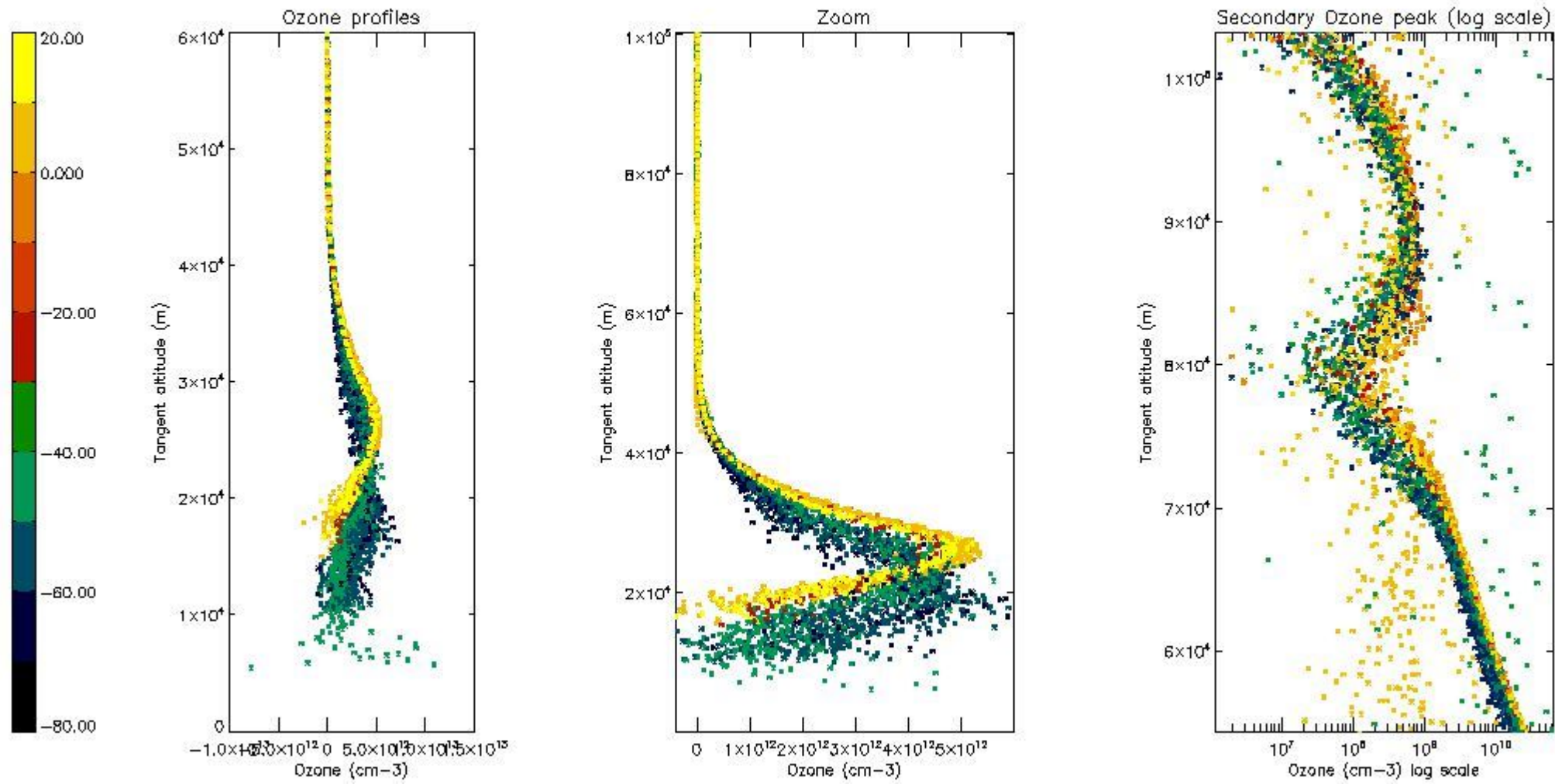
Criteria	% of total production
All STD	29
STD < 20	17



STD < 10	15
STD < 5	11

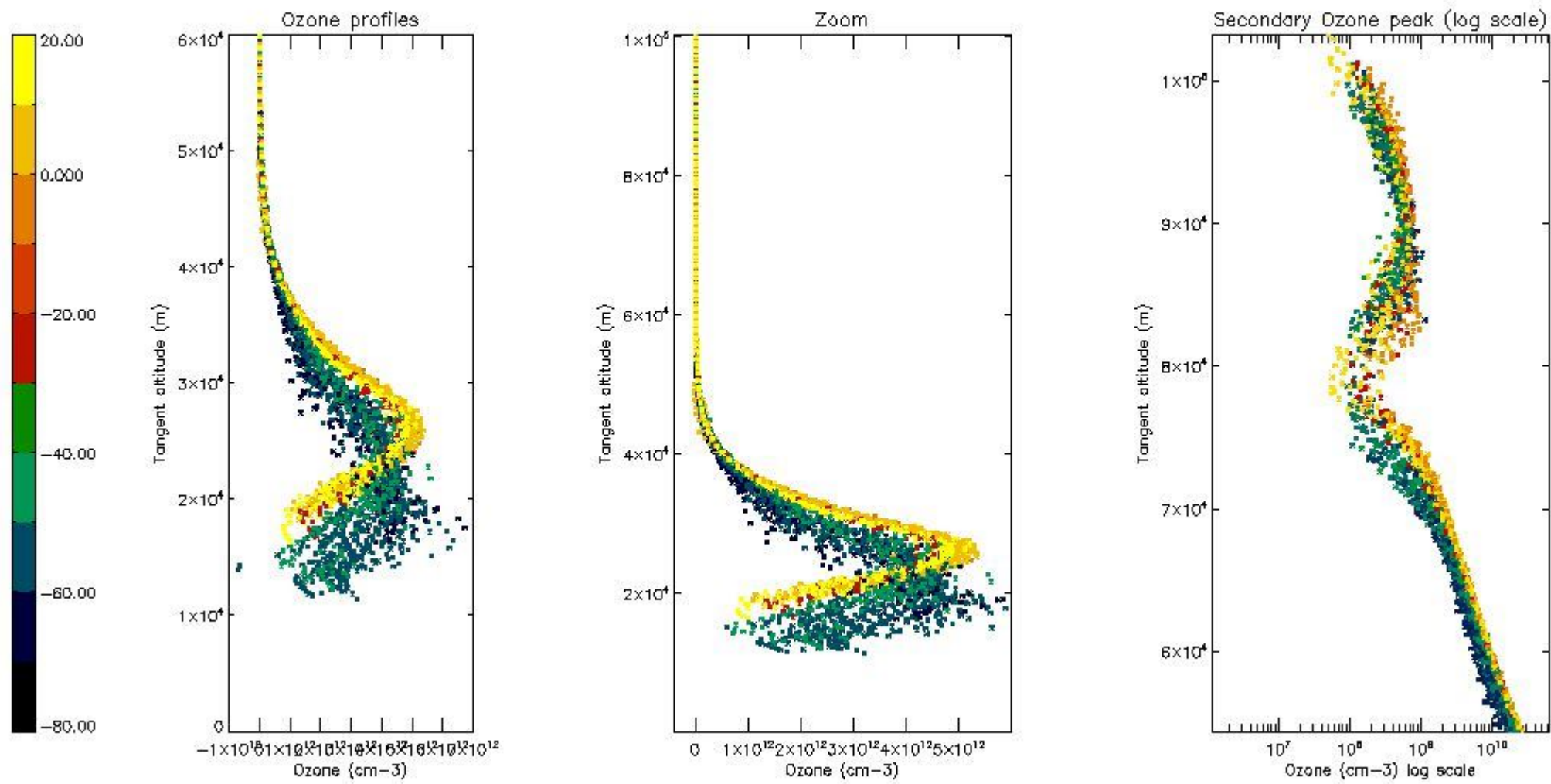
5.2 Plot ozone profiles for all STD (dark without errors)

The colorbar represents the latitude.



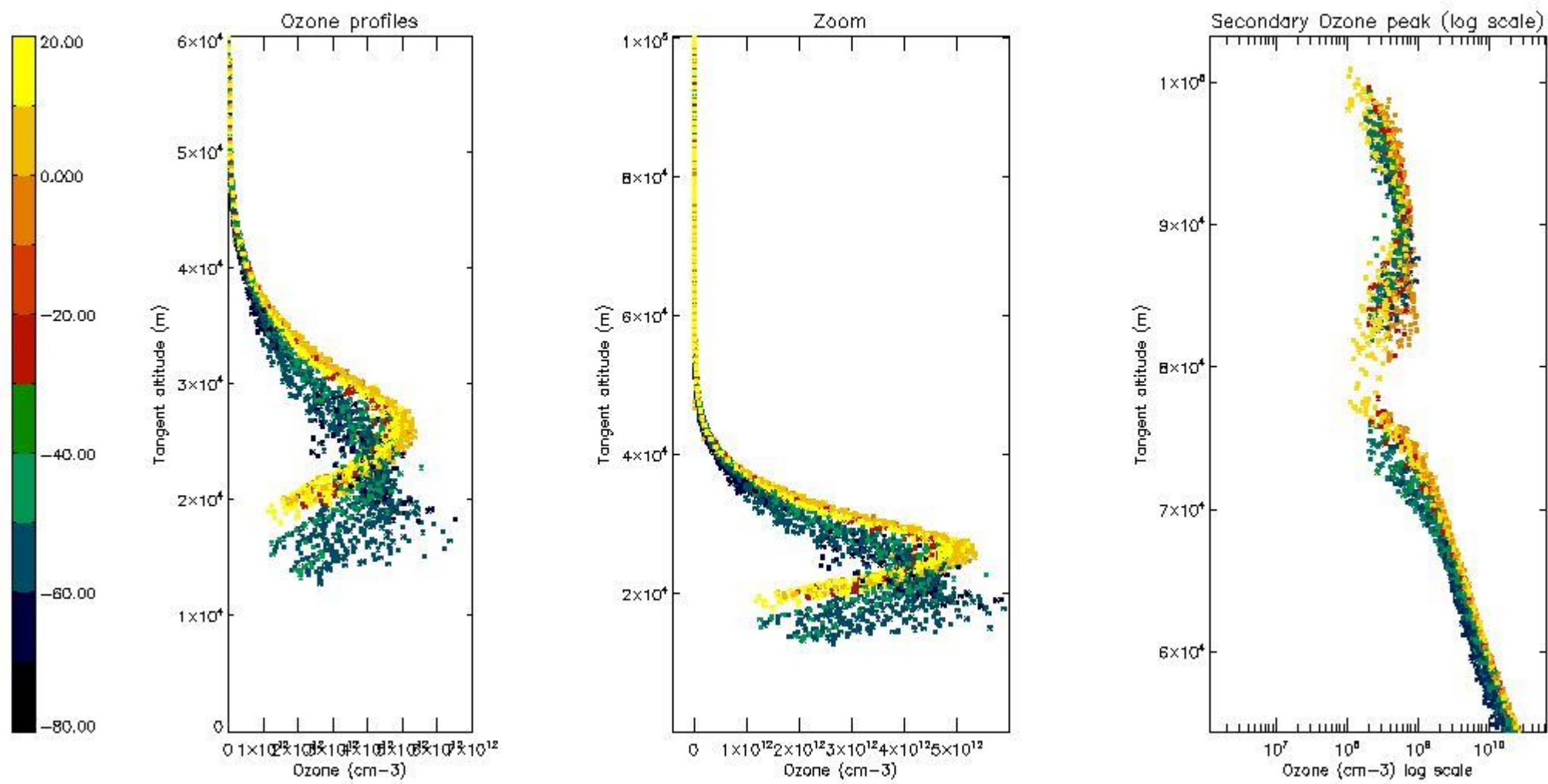
5.3 Plot ozone profiles where STD < 20% (dark without errors)

The colorbar represents the latitude.



*5.4 Plot ozone profiles where STD < 10% (dark without errors)*

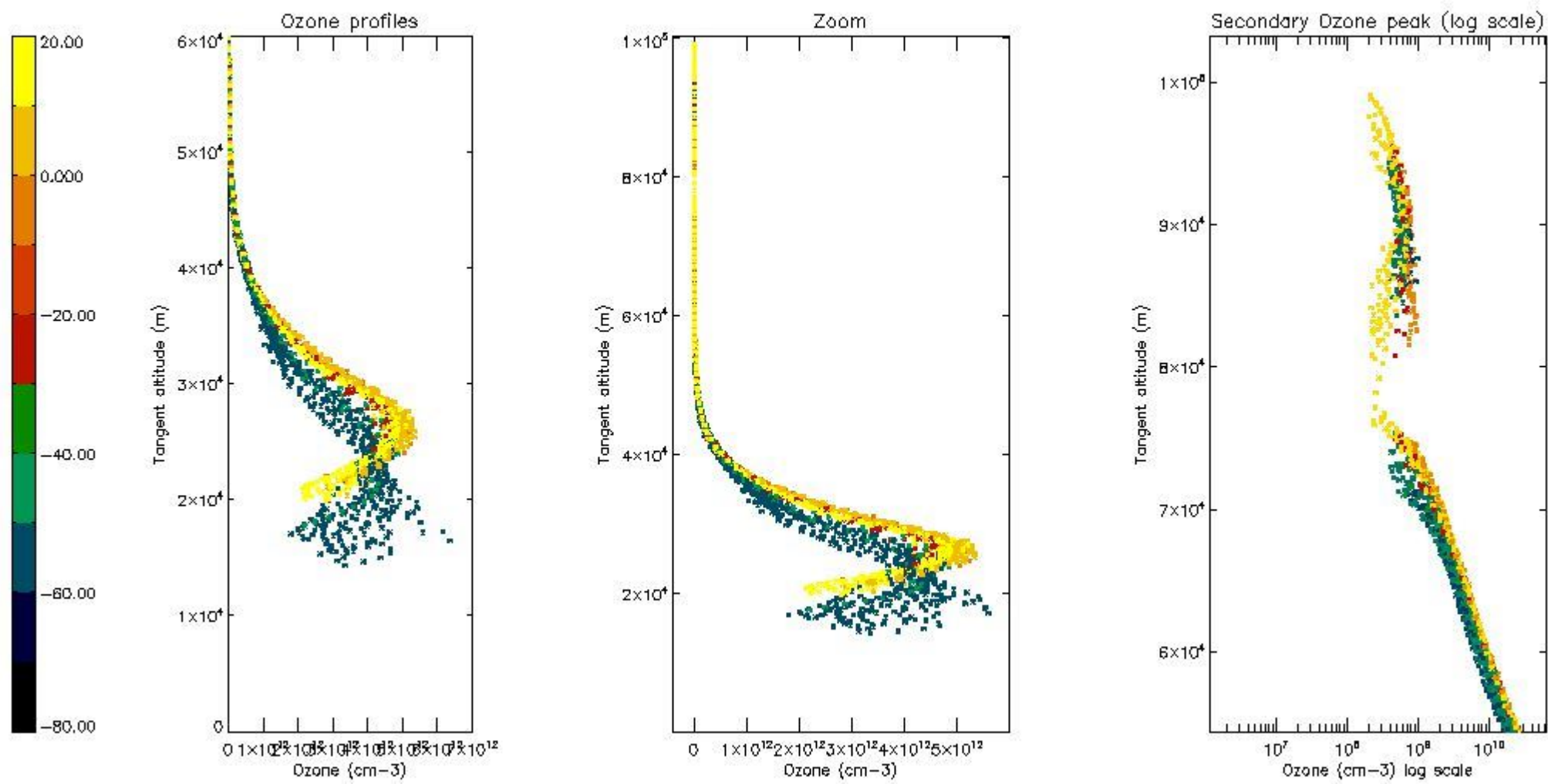
The colorbar represents the latitude.



*5.5 Plot ozone profiles where STD < 5% (dark without errors)*

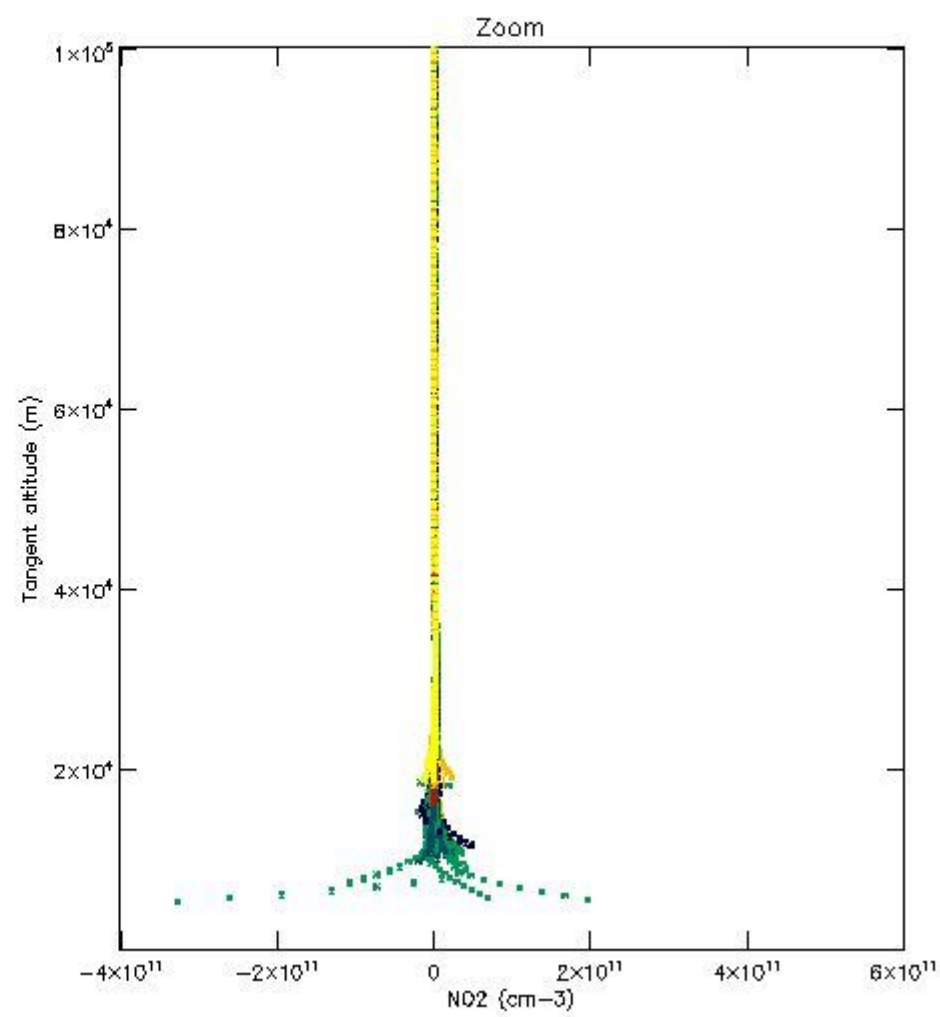
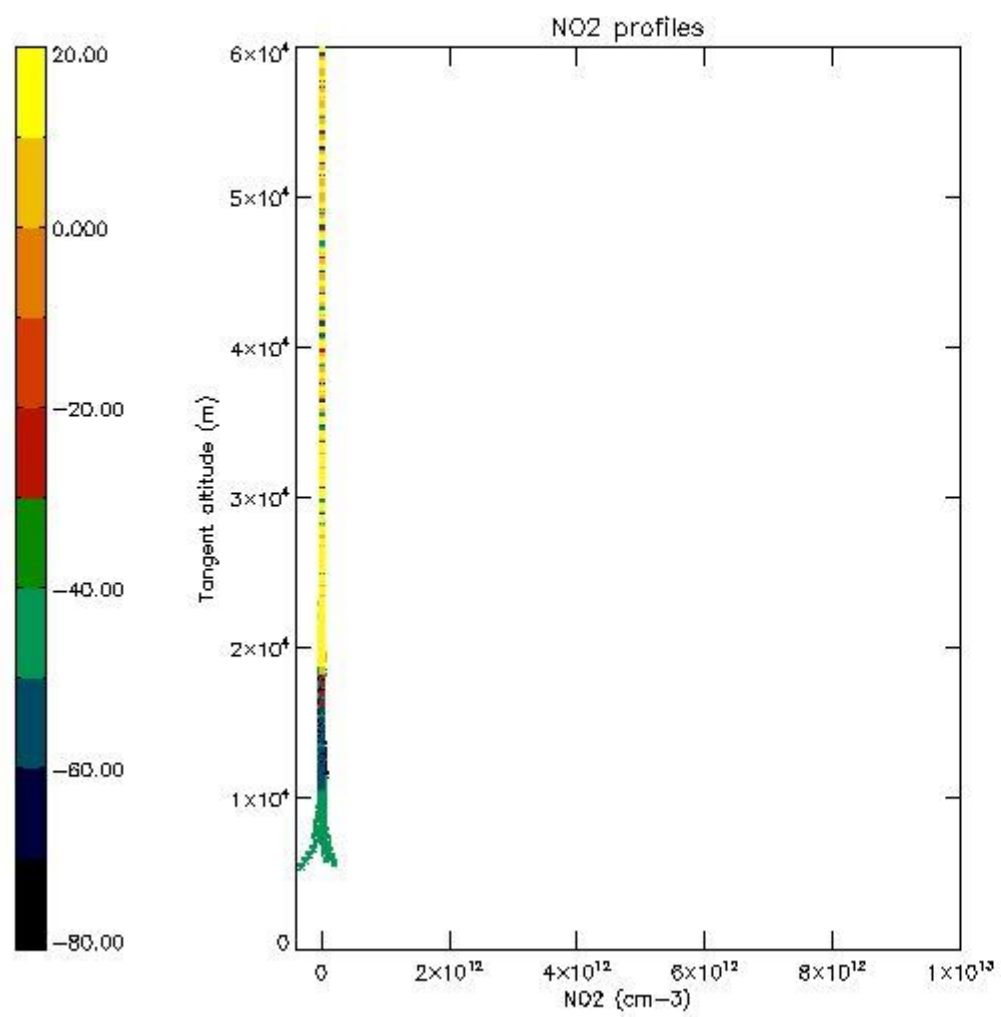
The colorbar represents the latitude.





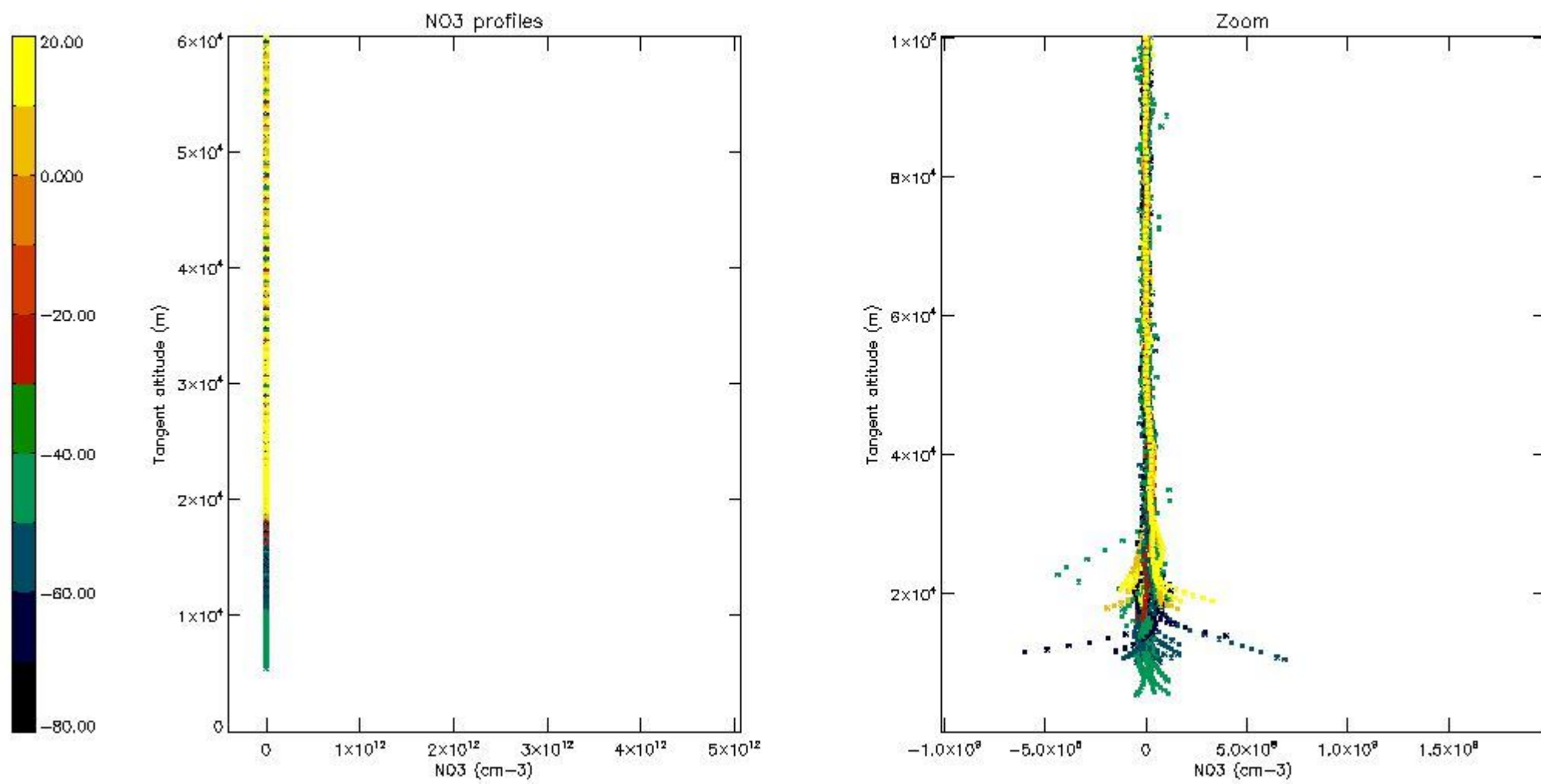
*5.6 Plot NO<sub>2</sub> profiles for all STD (dark without errors)*

The colorbar represents the latitude.



*5.7 Plot NO3 profiles for all STD (dark without errors)*

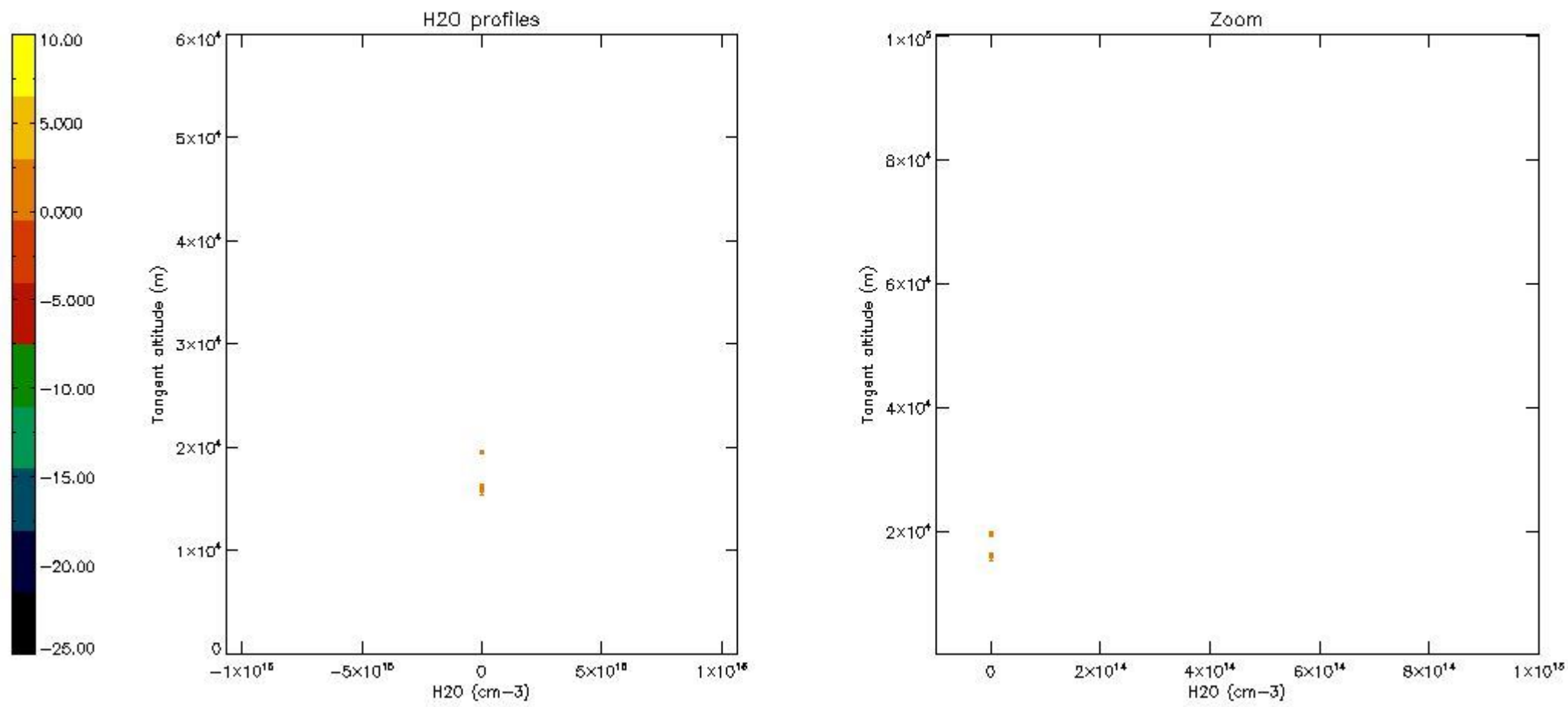
The colorbar represents the latitude.



5.8 Plot H<sub>2</sub>O profiles for all STD (only for occultations of stars 1,2,3,4,13,14,16,26,63 dark without errors)

The colorbar represents the latitude.





## 6. Auxiliary Data Files used for the production reported in section 2

The number reported in the third column indicates since which file (see list in section 2) the corresponding auxiliary file has been used. The fourth column is the date of those product files.

Type	Auxiliary Filename	Used since product	Used since product date
INST_PHYS_CHARACTERISTICS	GOM_INS_AXVIEC20091111_143220_20030716_120000_20500101_000000	1	07-APR-2004 00:04:37
LEVEL-2_PROC_CONFIG	GOM_PR2_AXVIEC20091111_152718_20020301_000000_20500101_000000	1	07-APR-2004 00:04:37
CROSS_SECTIONS_FILE	GOM_CRS_AXVIEC20091111_154832_20020301_000000_20500101_000000	1	07-APR-2004 00:04:37

# GOMOS Level 2 Daily Report

## SUMMARY

### [1. General Info](#)

### [2. Summary of processed GOM\\_NL\\_2P products](#)

### [3. Level 2 Quality information per product](#)

#### [3.1 Plot of level 2 quality information per product \(time dependant\)](#)

#### [3.2 Plot of level 2 quality information per product \(world map\)](#)

### [4. Level 1 Quality information per product \(stored on level 2 products\)](#)

#### [4.1 Plot of level 1 quality information per product \(time dependant\)](#)

##### [4.1.1 Plot of level 1 quality information per product \(time dependant\): ASCENDING](#)

##### [4.1.2 Plot of level 1 quality information per product \(time dependant\): DESCENDING](#)

#### [4.2 Plot of level 1 quality information per product \(world map\)](#)

##### [4.2.1 Plot of level 1 quality information per product \(world map\): ASCENDING](#)

##### [4.2.2 Plot of level 1 quality information per product \(world map\): DESCENDING](#)

### [5. Ozone profiles based on quality statistics and other trace gas profiles](#)

#### [5.1 Ozone statistics based on quality of products](#)

#### [5.2 Plot ozone profiles for all STD \(dark without errors\)](#)

#### [5.3 Plot ozone profiles where STD < 20% \(dark without errors\)](#)

#### [5.4. Plot ozone profiles where STD < 10% \(dark without errors\)](#)

#### [5.5. Plot ozone profiles where STD < 5% \(dark without errors\)](#)

#### [5.6 Plot NO2 profiles for all STD \(dark without errors\)](#)

#### [5.7 Plot NO3 profiles for all STD \(dark without errors\)](#)

#### [5.8 Plot H2O profiles \(only for occultations of stars 1,2,3,4,13,14,16,26,63 dark without errors\) for all STD](#)

### [6. Auxiliary Data Files used for the production reported in section 2](#)

This report presents the daily analysis on parameters extracted from GOMOS level 2 data (GOM\_NL\_\_2P). It is intended to monitor some important parameters that will impact the quality of these products. A list of level 2 products (and content) that have arrived during the reporting day to the PCF is also given.

Item	Value
Time of report generation	18APR2013 23:23:32
Data source version	GOMOS/6.01
Start time of products	07-04-2004 (07APR2004 00:00:00)
Stop time of products	08-04-2004 (08APR2004 00:00:00)
Store outputs in DB	Yes
Nb of level 2 prods	402
Nb of prods with errors	0

## 2. Summary of processed GOM\_NL\_\_2P products.

Nr	Filename	UTC Start time	Limb	Duration	Star Id	Star Name	Star Mag	Star Temp	Nb Meas	Orbit	Prod. error
1	GOM_NL__2PRFIN20040407_000437_000000382025_00417_10992_1361.N1	07-APR-2004 00:04:37	Bright	38.000	62	94Bet Leo	2.1360	9700.0	76	10992	No
2	GOM_NL__2PRFIN20040407_000621_000000392025_00417_10992_1362.N1	07-APR-2004 00:06:21	Bright	38.500	96	68Del Leo	2.5600	9300.0	77	10992	No
3	GOM_NL__2PRFIN20040407_000831_000000542025_00417_10992_1363.N1	07-APR-2004 00:08:31	Bright	54.000	111	8Eta Boo	2.6800	6000.0	108	10992	No
4	GOM_NL__2PRFIN20040407_001303_000000392025_00417_10992_1364.N1	07-APR-2004 00:13:03	Bright	39.000	174	52Psi UMa	3.0040	4400.0	78	10992	No
5	GOM_NL__2PRFIN20040407_001553_000000382025_00417_10992_1365.N1	07-APR-2004 00:15:53	Bright	37.500	87	64Gam UMa	2.4330	11000.	75	10992	No
6	GOM_NL__2PRFIN20040407_001725_000000422025_00417_10992_1366.N1	07-APR-2004 00:17:25	Bright	42.000	32	77Eps UMa	1.7630	11000.	84	10992	No
7	GOM_NL__2PRFIN20040407_002351_000000422025_00417_10992_1367.N1	07-APR-2004 00:23:51	Bright	42.000	60	7Bet UMi	2.0810	3950.0	84	10992	No
8	GOM_NL__2PRFIN20040407_002602_000000352025_00417_10992_1368.N1	07-APR-2004 00:26:02	Bright	35.000	49	1Alp UMi	1.9900	6300.0	70	10992	No
9	GOM_NL__2PRFIN20040407_003102_000000612025_00417_10992_1369.N1	07-APR-2004 00:31:02	Bright	60.500	130	23Bet Dra	2.7990	5800.0	121	10992	No
10	GOM_NL__2PRFIN20040407_003336_000000412025_00417_10992_1370.N1	07-APR-2004 00:33:36	Bright	40.500	89	5Alp Cep	2.4510	8000.0	81	10992	No
11	GOM_NL__2PRFIN20040407_003825_000000502025_00417_10992_1371.N1	07-APR-2004 00:38:25	Bright	50.000	144	18Del Cyg	2.8600	11000.	100	10992	No
12	GOM_NL__2PRFIN20040407_004015_000000922025_00417_10992_1372.N1	07-APR-2004 00:40:15	Bright	91.500	5	3Alp Lyr	0.033000	11000.	183	10992	No
13	GOM_NL__2PRFIN20040407_004246_000000492025_00417_10992_1373.N1	07-APR-2004 00:42:46	Bright	49.000	92	53Eps Cyg	2.5000	4500.0	98	10992	No
14	GOM_NL__2PRFIN20040407_004935_000000502025_00417_10992_1374.N1	07-APR-2004 00:49:35	Twilight	49.500	61	8Eps Peg	2.1000	3900.0	99	10992	No
15	GOM_NL__2PRFIN20040407_005204_000000462025_00417_10992_1375.N1	07-APR-2004 00:52:04	Twilight	45.500	162	34Alp Aqr	2.9440	5350.0	91	10992	No
16	GOM_NL__2PRFIN20040407_005410_000000772025_00417_10992_1376.N1	07-APR-2004 00:54:10	Dark	76.500	11	53Alp Aql	0.76500	8000.0	153	10992	No
17	GOM_NL__2PRFIN20040407_005651_000000472025_00417_10992_1377.N1	07-APR-2004 00:56:51	Dark	46.500	142	49Del Cap	2.8500	8900.0	93	10992	No
18	GOM_NL__2PRFIN20040407_005925_000000422025_00417_10992_1378.N1	07-APR-2004 00:59:25	Dark	42.000	18	24Alp PsA	1.1660	9700.0	84	10992	No
19	GOM_NL__2PRFIN20040407_010435_000000422025_00417_10992_1379.N1	07-APR-2004 01:04:35	Dark	42.000	31	Alp Gru	1.7340	15200.	84	10992	No
20	GOM_NL__2PRFIN20040407_010910_000000412025_00417_10992_1380.N1	07-APR-2004 01:09:10	Dark	40.500	45	Alp Pav	1.9400	26000.	81	10992	No
21	GOM_NL__2PRFIN20040407_011231_000000652025_00418_10993_1350.N1	07-APR-2004 01:12:31	Dark	65.000	38	20Eps Sgr	1.8360	11000.	130	10993	No
22	GOM_NL__2PRFIN20040407_011418_000000712025_00418_10993_1351.N1	07-APR-2004 01:14:18	Dark	70.500	167	10Gam2Sgr	2.9840	4500.0	141	10993	No
23	GOM_NL__2PRFIN20040407_011643_000000652025_00418_10993_1352.N1	07-APR-2004 01:16:43	Dark	64.500	25	35Lam Sco	1.6200	28000.	129	10993	No
24	GOM_NL__2PRFIN20040407_012113_000000502025_00418_10993_1353.N1	07-APR-2004 01:21:13	Straylight	50.000	4	Alp1Cen	-0.010000	5800.0	100	10993	No
25	GOM_NL__2PRFIN20040407_012306_000000442025_00418_10993_1354.N1	07-APR-2004 01:23:06	Straylight	44.000	12	Alp1Cru	0.77500	30000.	88	10993	No
26	GOM_NL__2PRFIN20040407_012438_000000472025_00418_10993_1355.N1	07-APR-2004 01:24:38	Straylight	47.000	26	Gam Cru	1.6240	2900.0	94	10993	No
27	GOM_NL__2PRFIN20040407_012639_000000402025_00418_10993_1356.N1	07-APR-2004 01:26:39	Straylight	40.000	64	Gam Cen	2.2000	10600.	80	10993	No
28	GOM_NL__2PRFIN20040407_012821_000000492025_00418_10993_1357.N1	07-APR-2004 01:28:21	Straylight	49.000	54	5The Cen	2.0550	4500.0	98	10993	No
29	GOM_NL__2PRFIN20040407_013355_000000472025_00418_10993_1358.N1	07-APR-2004 01:33:55	Twilight	46.500	106	9Bet Crv	2.6480	5600.0	93	10993	No
30	GOM_NL__2PRFIN20040407_013549_000000442025_00418_10993_1359.N1	07-APR-2004 01:35:49	Twilight	44.000	100	4Gam Crv	2.5800	13100.	88	10993	No
31	GOM_NL__2PRFIN20040407_013726_000000522025_00418_10993_1360.N1	07-APR-2004 01:37:26	Bright	52.000	15	67Alp Vir	0.97600	28000.	104	10993	No
32	GOM_NL__2PRFIN20040407_014033_000000442025_00418_10993_1361.N1	07-APR-2004 01:40:33	Bright	43.500	121	29Gam Vir	2.7400	7200.0	87	10993	No
33	GOM_NL__2PRFIN20040407_014513_000000382025_00418_10993_1362.N1	07-APR-2004 01:45:13	Bright	38.000	62	94Bet Leo	2.1360	9700.0	76	10993	No
34	GOM_NL__2PRFIN20040407_014658_000000392025_00418_10993_1363.N1	07-APR-2004 01:46:58	Bright	38.500	96	68Del Leo	2.5600	9300.0	77	10993	No
35	GOM_NL__2PRFIN20040407_014906_000000542025_00418_10993_1364.N1	07-APR-2004 01:49:06	Bright	53.500	111	8Eta Boo	2.6800	6000.0	107	10993	No
36	GOM_NL__2PRFIN20040407_015341_000000382025_00418_10993_1365.N1	07-APR-2004 01:53:41	Bright	38.000	174	52Psi UMa	3.0040	4400.0	76	10993	No
37	GOM_NL__2PRFIN20040407_015629_000000372025_00418_10993_1366.N1	07-APR-2004 01:56:29	Bright	37.000	87	64Gam UMa	2.4330	11000.	74	10993	No
38	GOM_NL__2PRFIN20040407_015801_000000382025_00418_10993_1367.N1	07-APR-2004 01:58:01	Bright	37.500	32	77Eps UMa	1.7630	11000.	75	10993	No
39	GOM_NL__2PRFIN20040407_020426_000000422025_00418_10993_1368.N1	07-APR-2004 02:04:26	Bright	41.500	60	7Bet UMi	2.0810	3950.0	83	10993	No
40	GOM_NL__2PRFIN20040407_020638_000000382025_00418_10993_1369.N1	07-APR-2004 02:06:38	Bright	38.000	49	1Alp UMi	1.9900	6300.0	76	10993	No
41	GOM_NL__2PRFIN20040407_021137_000000632025_00418_10993_1370.N1	07-APR-2004 02:11:37	Bright	62.500	130	23Bet Dra	2.7990	5800.0	125	10993	No
42	GOM_NL__2PRFIN20040407_021412_000000412025_00418_10993_1371.N1	07-APR-2004 02:14:12	Bright	40.500	89	5Alp Cep	2.4510	8000.0	81	10993	No



43	GOM_NL__2PRFIN20040407_021901_000000502025_00418_10993_1372.N1	07-APR-2004 02:19:01	Bright	50.000	144	18Del Cyg	2.8600	11000.	100	10993	No
44	GOM_NL__2PRFIN20040407_022050_000001062025_00418_10993_1373.N1	07-APR-2004 02:20:50	Bright	105.50	5	3Alp Lyr	0.033000	11000.	211	10993	No
45	GOM_NL__2PRFIN20040407_022322_000000472025_00418_10993_1374.N1	07-APR-2004 02:23:22	Bright	47.000	92	53Eps Cyg	2.5000	4500.0	94	10993	No
46	GOM_NL__2PRFIN20040407_023012_000000522025_00418_10993_1375.N1	07-APR-2004 02:30:12	Twi_and_stray	51.500	61	8Eps Peg	2.1000	3900.0	103	10993	No
47	GOM_NL__2PRFIN20040407_023240_000000462025_00418_10993_1376.N1	07-APR-2004 02:32:40	Twilight	45.500	162	34Alp Aqr	2.9440	5350.0	91	10993	No
48	GOM_NL__2PRFIN20040407_023447_000000822025_00418_10993_1377.N1	07-APR-2004 02:34:47	Dark	81.500	11	53Alp Aql	0.76500	8000.0	163	10993	No
49	GOM_NL__2PRFIN20040407_023727_000000432025_00418_10993_1378.N1	07-APR-2004 02:37:27	Dark	42.500	142	49Del Cap	2.8500	8900.0	85	10993	No
50	GOM_NL__2PRFIN20040407_024000_000000462025_00418_10993_1379.N1	07-APR-2004 02:40:00	Dark	45.500	18	24Alp PsA	1.1660	9700.0	91	10993	No
51	GOM_NL__2PRFIN20040407_024512_000000422025_00418_10993_1380.N1	07-APR-2004 02:45:12	Dark	42.000	31	Alp Gru	1.7340	15200.	84	10993	No
52	GOM_NL__2PRFIN20040407_024946_000000422025_00418_10993_1381.N1	07-APR-2004 02:49:46	Dark	41.500	45	Alp Pav	1.9400	26000.	83	10993	No
53	GOM_NL__2PRFIN20040407_025308_000000632025_00419_10994_1351.N1	07-APR-2004 02:53:08	Dark	62.500	38	20Eps Sgr	1.8360	11000.	125	10994	No
54	GOM_NL__2PRFIN20040407_025456_000000692025_00419_10994_1352.N1	07-APR-2004 02:54:56	Dark	68.500	167	10Gam2Sgr	2.9840	4500.0	137	10994	No
55	GOM_NL__2PRFIN20040407_025720_000000612025_00419_10994_1353.N1	07-APR-2004 02:57:20	Dark	61.000	25	35Lam Sco	1.6200	28000.	122	10994	No
56	GOM_NL__2PRFIN20040407_030150_000000552025_00419_10994_1354.N1	07-APR-2004 03:01:50	Straylight	55.000	4	Alp1Cen	-0.010000	5800.0	110	10994	No
57	GOM_NL__2PRFIN20040407_030345_000000412025_00419_10994_1355.N1	07-APR-2004 03:03:45	Straylight	41.000	12	Alp1Cru	0.77500	30000.	82	10994	No
58	GOM_NL__2PRFIN20040407_030516_000000512025_00419_10994_1356.N1	07-APR-2004 03:05:16	Straylight	50.500	26	Gam Cru	1.6240	2900.0	101	10994	No
59	GOM_NL__2PRFIN20040407_030716_000000412025_00419_10994_1357.N1	07-APR-2004 03:07:16	Straylight	40.500	64	Gam Cen	2.2000	10600.	81	10994	No
60	GOM_NL__2PRFIN20040407_030858_000000542025_00419_10994_1358.N1	07-APR-2004 03:08:58	Straylight	53.500	54	5The Cen	2.0550	4500.0	107	10994	No
61	GOM_NL__2PRFIN20040407_031432_000000482025_00419_10994_1359.N1	07-APR-2004 03:14:32	Twi_and_stray	47.500	106	9Bet Crv	2.6480	5600.0	95	10994	No
62	GOM_NL__2PRFIN20040407_031625_000000442025_00419_10994_1360.N1	07-APR-2004 03:16:25	Twi_and_stray	43.500	100	4Gam Crv	2.5800	13100.	87	10994	No
63	GOM_NL__2PRFIN20040407_031801_000000542025_00419_10994_1361.N1	07-APR-2004 03:18:01	Bright	54.000	15	67Alp Vir	0.97600	28000.	108	10994	No
64	GOM_NL__2PRFIN20040407_032109_000000442025_00419_10994_1362.N1	07-APR-2004 03:21:09	Bright	44.000	121	29Gam Vir	2.7400	7200.0	88	10994	No
65	GOM_NL__2PRFIN20040407_032549_000000382025_00419_10994_1363.N1	07-APR-2004 03:25:49	Bright	38.000	62	94Bet Leo	2.1360	9700.0	76	10994	No
66	GOM_NL__2PRFIN20040407_032734_000000382025_00419_10994_1364.N1	07-APR-2004 03:27:34	Bright	37.500	96	68Del Leo	2.5600	9300.0	75	10994	No
67	GOM_NL__2PRFIN20040407_032941_000000562025_00419_10994_1365.N1	07-APR-2004 03:29:41	Bright	56.000	111	8Eta Boo	2.6800	6000.0	112	10994	No
68	GOM_NL__2PRFIN20040407_033418_000000382025_00419_10994_1366.N1	07-APR-2004 03:34:18	Bright	38.000	174	52Psi UMa	3.0040	4400.0	76	10994	No
69	GOM_NL__2PRFIN20040407_033705_000000392025_00419_10994_1367.N1	07-APR-2004 03:37:05	Bright	39.000	87	64Gam UMa	2.4330	11000.	78	10994	No
70	GOM_NL__2PRFIN20040407_033837_000000392025_00419_10994_1368.N1	07-APR-2004 03:38:37	Bright	38.500	32	77Eps UMa	1.7630	11000.	77	10994	No
71	GOM_NL__2PRFIN20040407_034502_000000412025_00419_10994_1369.N1	07-APR-2004 03:45:02	Bright	40.500	60	7Bet UMi	2.0810	3950.0	81	10994	No
72	GOM_NL__2PRFIN20040407_034715_000000382025_00419_10994_1370.N1	07-APR-2004 03:47:15	Bright	38.000	49	1Alp UMi	1.9900	6300.0	76	10994	No
73	GOM_NL__2PRFIN20040407_035211_000000602025_00419_10994_1371.N1	07-APR-2004 03:52:11	Bright	60.000	130	23Bet Dra	2.7990	5800.0	120	10994	No
74	GOM_NL__2PRFIN20040407_035448_000000402025_00419_10994_1372.N1	07-APR-2004 03:54:48	Bright	39.500	89	5Alp Cep	2.4510	8000.0	79	10994	No
75	GOM_NL__2PRFIN20040407_035937_000000492025_00419_10994_1373.N1	07-APR-2004 03:59:37	Bright	48.500	144	18Del Cyg	2.8600	11000.	97	10994	No
76	GOM_NL__2PRFIN20040407_040126_000000922025_00419_10994_1374.N1	07-APR-2004 04:01:26	Bright	92.000	5	3Alp Lyr	0.033000	11000.	184	10994	No
77	GOM_NL__2PRFIN20040407_040358_000000472025_00419_10994_1375.N1	07-APR-2004 04:03:58	Bright	47.000	92	53Eps Cyg	2.5000	4500.0	94	10994	No
78	GOM_NL__2PRFIN20040407_041048_000000492025_00419_10994_1376.N1	07-APR-2004 04:10:48	Twi_and_stray	49.000	61	8Eps Peg	2.1000	3900.0	98	10994	No
79	GOM_NL__2PRFIN20040407_041318_000000432025_00419_10994_1377.N1	07-APR-2004 04:13:18	Twilight	43.000	162	34Alp Aqr	2.9440	5350.0	86	10994	No
80	GOM_NL__2PRFIN20040407_041524_000000802025_00419_10994_1378.N1	07-APR-2004 04:15:24	Dark	79.500	11	53Alp Aql	0.76500	8000.0	159	10994	No
81	GOM_NL__2PRFIN20040407_041805_000000442025_00419_10994_1379.N1	07-APR-2004 04:18:05	Dark	43.500	142	49Del Cap	2.8500	8900.0	87	10994	No
82	GOM_NL__2PRFIN20040407_042036_000000432025_00419_10994_1380.N1	07-APR-2004 04:20:36	Dark	43.000	18	24Alp PsA	1.1660	9700.0	86	10994	No
83	GOM_NL__2PRFIN20040407_042334_000000402025_00419_10994_1381.N1	07-APR-2004 04:23:34	Dark	40.000	172	Gam Gru	3.0030	13100.	80	10994	No
84	GOM_NL__2PRFIN20040407_042550_000000422025_00419_10994_1382.N1	07-APR-2004 04:25:50	Dark	41.500	31	Alp Gru	1.7340	15200.	83	10994	No
85	GOM_NL__2PRFIN20040407_043024_000000392025_00420_10995_1383.N1	07-APR-2004 04:30:24	Dark	39.000	45	Alp Pav	1.9400	26000.	78	10995	No
86	GOM_NL__2PRFIN20040407_043345_000000622025_00420_10995_1351.N1	07-APR-2004 04:33:45	Dark	62.000	38	20Eps Sgr	1.8360	11000.	124	10995	No
87	GOM_NL__2PRFIN20040407_043534_000000722025_00420_10995_1352.N1	07-APR-2004 04:35:34	Dark	71.500	167	10Gam2Sgr	2.9840	4500.0	143	10995	No
88	GOM_NL__2PRFIN20040407_043758_000000642025_00420_10995_1353.N1	07-APR-2004 04:37:58	Dark	63.500	25	35Lam Sco	1.6200	28000.	127	10995	No
89	GOM_NL__2PRFIN20040407_044006_000000392025_00420_10995_1354.N1	07-APR-2004 04:40:06	Dark	39.000	145	Gam TrA	2.8720	10600.	78	10995	No
90	GOM_NL__2PRFIN20040407_044226_000000472025_00420_10995_1355.N1	07-APR-2004 04:42:26	Straylight	46.500	4	Alp1Cen	-0.010000	5800.0	93	10995	No
91	GOM_NL__2PRFIN20040407_044421_000000482025_00420_10995_1356.N1	07-APR-2004 04:44:21	Straylight	47.500	12	Alp1Cru	0.77500	30000.	95	10995	No
92	GOM_NL__2PRFIN20040407_044552_000000522025_00420_10995_1357.N1	07-APR-2004 04:45:52	Straylight	52.000	26	Gam Cru	1.6240	2900.0	104	10995	No
93	GOM_NL__2PRFIN20040407_044752_000000442025_00420_10995_1358.N1	07-APR-2004 04:47:52	Straylight	43.500	64	Gam Cen	2.2000	10600.	87	10995	No
94	GOM_NL__2PRFIN20040407_044934_000000552025_00420_10995_1359.N1	07-APR-2004 04:49:34	Straylight	54.500	54	5The Cen	2.0550	4500.0	109	10995	No
95	GOM_NL__2PRFIN20040407_045241_000001252025_00420_10995_1360.N1	07-APR-2004 04:52:41	Twi_and_stray	125.00	97	8Bet1Sco	2.5610	30000.	250	10995	No
96	GOM_NL__2PRFIN20040407_045701_000000432025_00420_10995_1361.N1	07-APR-2004 04:57:01	Twi_and_stray	42.500	100	4Gam Crv	2.5800	13100.	85	10995	No
97	GOM_NL__2PRFIN20040407_045838_000000542025_00420_10995_1362.N1	07-APR-2004 04:58:38	Bright	54.000	15	67Alp Vir	0.97600	28000.	108	10995	No
98	GOM_NL__2PRFIN20040407_050146_000000432025_00420_10995_1363.N1	07-APR-2004 05:01:46	Bright	42.500	121	29Gam Vir	2.7400	7200.0	85	10995	No
99	GOM_NL__2PRFIN20040407_050626_000000382025_00420_10995_1364.N1	07-APR-2004 05:06:26	Bright	38.000	62	94Bet Leo	2.1360	9700.0	76	10995	No
100	GOM_NL__2PRFIN20040407_050811_000000372025_00420_10995_1365.N1	07-APR-2004 05:08:11	Bright	36.500	96	68Del Leo	2.5600	9300.0	73	10995	No
101	GOM_NL__2PRFIN20040407_051016_000000572025_00420_10995_1366.N1	07-APR-2004 05:10:16	Bright	56.500	111	8Eta Boo	2.6800	6000.0	113	10995	No

102	GOM_NL__2PRFIN20040407_051454_000000362025_00420_10995_1367.N1	07-APR-2004 05:14:54	Bright	35.500	174	52Psi UMa	3.0040	4400.0	71	10995	No
103	GOM_NL__2PRFIN20040407_051741_000000382025_00420_10995_1368.N1	07-APR-2004 05:17:41	Bright	37.500	87	64Gam UMa	2.4330	11000.	75	10995	No
104	GOM_NL__2PRFIN20040407_051913_000000412025_00420_10995_1369.N1	07-APR-2004 05:19:13	Bright	41.000	32	77Eps UMa	1.7630	11000.	82	10995	No
105	GOM_NL__2PRFIN20040407_052537_000000412025_00420_10995_1370.N1	07-APR-2004 05:25:37	Bright	41.000	60	7Bet UMi	2.0810	3950.0	82	10995	No
106	GOM_NL__2PRFIN20040407_052751_000000382025_00420_10995_1371.N1	07-APR-2004 05:27:51	Bright	37.500	49	1Alp UMi	1.9900	6300.0	75	10995	No
107	GOM_NL__2PRFIN20040407_053247_000000622025_00420_10995_1372.N1	07-APR-2004 05:32:47	Bright	61.500	130	23Bet Dra	2.7990	5800.0	123	10995	No
108	GOM_NL__2PRFIN20040407_053524_000000402025_00420_10995_1373.N1	07-APR-2004 05:35:24	Bright	39.500	89	5Alp Cep	2.4510	8000.0	79	10995	No
109	GOM_NL__2PRFIN20040407_054013_000000512025_00420_10995_1374.N1	07-APR-2004 05:40:13	Bright	50.500	144	18Del Cyg	2.8600	11000.	101	10995	No
110	GOM_NL__2PRFIN20040407_054201_000000962025_00420_10995_1375.N1	07-APR-2004 05:42:01	Bright	96.000	5	3Alp Lyr	0.033000	11000.	192	10995	No
111	GOM_NL__2PRFIN20040407_054434_000000472025_00420_10995_1376.N1	07-APR-2004 05:44:34	Bright	47.000	92	53Eps Cyg	2.5000	4500.0	94	10995	No
112	GOM_NL__2PRFIN20040407_055124_000000512025_00420_10995_1377.N1	07-APR-2004 05:51:24	Twilight	51.000	61	8Eps Peg	2.1000	3900.0	102	10995	No
113	GOM_NL__2PRFIN20040407_055353_000000452025_00420_10995_1378.N1	07-APR-2004 05:53:53	Twilight	45.000	162	34Alp Aqr	2.9440	5350.0	90	10995	No
114	GOM_NL__2PRFIN20040407_055601_000000832025_00420_10995_1379.N1	07-APR-2004 05:56:01	Dark	82.500	11	53Alp Aql	0.76500	8000.0	165	10995	No
115	GOM_NL__2PRFIN20040407_055841_000000442025_00420_10995_1380.N1	07-APR-2004 05:58:41	Dark	43.500	142	49Del Cap	2.8500	8900.0	87	10995	No
116	GOM_NL__2PRFIN20040407_060113_000000452025_00420_10995_1381.N1	07-APR-2004 06:01:13	Dark	45.000	18	24Alp PsA	1.1660	9700.0	90	10995	No
117	GOM_NL__2PRFIN20040407_060410_000000402025_00420_10995_1382.N1	07-APR-2004 06:04:10	Dark	40.000	172	Gam Gru	3.0030	13100.	80	10995	No
118	GOM_NL__2PRFIN20040407_060604_000000512025_00420_10995_1383.N1	07-APR-2004 06:06:04	Dark	51.000	63	Bet Gru	2.1500	2800.0	102	10995	No
119	GOM_NL__2PRFIN20040407_061100_000000442025_00421_10996_1384.N1	07-APR-2004 06:11:00	Dark	43.500	45	Alp Pav	1.9400	26000.	87	10996	No
120	GOM_NL__2PRFIN20040407_061423_000000612025_00421_10996_1351.N1	07-APR-2004 06:14:23	Dark	60.500	38	20Eps Sgr	1.8360	11000.	121	10996	No
121	GOM_NL__2PRFIN20040407_061611_000000722025_00421_10996_1352.N1	07-APR-2004 06:16:11	Dark	71.500	167	10Gam2Sgr	2.9840	4500.0	143	10996	No
122	GOM_NL__2PRFIN20040407_061835_000000632025_00421_10996_1353.N1	07-APR-2004 06:18:35	Dark	62.500	25	35Lam Sco	1.6200	28000.	125	10996	No
123	GOM_NL__2PRFIN20040407_062043_000000382025_00421_10996_1354.N1	07-APR-2004 06:20:43	Dark	38.000	145	Gam TrA	2.8720	10600.	76	10996	No
124	GOM_NL__2PRFIN20040407_062303_000000522025_00421_10996_1355.N1	07-APR-2004 06:23:03	Straylight	51.500	4	Alp1Cen	-0.010000	5800.0	103	10996	No
125	GOM_NL__2PRFIN20040407_062458_000000432025_00421_10996_1356.N1	07-APR-2004 06:24:58	Straylight	42.500	12	Alp1Cru	0.77500	30000.	85	10996	No
126	GOM_NL__2PRFIN20040407_062628_000000452025_00421_10996_1357.N1	07-APR-2004 06:26:28	Straylight	44.500	26	Gam Cru	1.6240	2900.0	89	10996	No
127	GOM_NL__2PRFIN20040407_062828_000000402025_00421_10996_1358.N1	07-APR-2004 06:28:28	Straylight	39.500	64	Gam Cen	2.2000	10600.	79	10996	No
128	GOM_NL__2PRFIN20040407_063011_000000522025_00421_10996_1359.N1	07-APR-2004 06:30:11	Straylight	51.500	54	5The Cen	2.0550	4500.0	103	10996	No
129	GOM_NL__2PRFIN20040407_063318_000001282025_00421_10996_1360.N1	07-APR-2004 06:33:18	Twilight	127.50	97	8Bet1Sco	2.5610	30000.	255	10996	No
130	GOM_NL__2PRFIN20040407_063738_000000412025_00421_10996_1361.N1	07-APR-2004 06:37:38	Twilight	41.000	100	4Gam Crv	2.5800	13100.	82	10996	No
131	GOM_NL__2PRFIN20040407_063914_000000532025_00421_10996_1362.N1	07-APR-2004 06:39:14	Bright	52.500	15	67Alp Vir	0.97600	28000.	105	10996	No
132	GOM_NL__2PRFIN20040407_064222_000000422025_00421_10996_1363.N1	07-APR-2004 06:42:22	Bright	41.500	121	29Gam Vir	2.7400	7200.0	83	10996	No
133	GOM_NL__2PRFIN20040407_064702_000000382025_00421_10996_1364.N1	07-APR-2004 06:47:02	Bright	37.500	62	94Bet Leo	2.1360	9700.0	75	10996	No
134	GOM_NL__2PRFIN20040407_064847_000000372025_00421_10996_1365.N1	07-APR-2004 06:48:47	Bright	37.000	96	68Del Leo	2.5600	9300.0	74	10996	No
135	GOM_NL__2PRFIN20040407_065051_000000572025_00421_10996_1366.N1	07-APR-2004 06:50:51	Bright	57.000	111	8Eta Boo	2.6800	6000.0	114	10996	No
136	GOM_NL__2PRFIN20040407_065530_000000392025_00421_10996_1367.N1	07-APR-2004 06:55:30	Bright	39.000	174	52Psi UMa	3.0040	4400.0	78	10996	No
137	GOM_NL__2PRFIN20040407_065817_000000382025_00421_10996_1368.N1	07-APR-2004 06:58:17	Bright	37.500	87	64Gam UMa	2.4330	11000.	75	10996	No
138	GOM_NL__2PRFIN20040407_065949_000000412025_00421_10996_1369.N1	07-APR-2004 06:59:49	Bright	40.500	32	77Eps UMa	1.7630	11000.	81	10996	No
139	GOM_NL__2PRFIN20040407_070614_000000422025_00421_10996_1370.N1	07-APR-2004 07:06:14	Bright	41.500	60	7Bet UMi	2.0810	3950.0	83	10996	No
140	GOM_NL__2PRFIN20040407_070827_000000372025_00421_10996_1371.N1	07-APR-2004 07:08:27	Bright	37.000	49	1Alp UMi	1.9900	6300.0	74	10996	No
141	GOM_NL__2PRFIN20040407_071321_000000612025_00421_10996_1372.N1	07-APR-2004 07:13:21	Bright	61.000	130	23Bet Dra	2.7990	5800.0	122	10996	No
142	GOM_NL__2PRFIN20040407_071600_000000402025_00421_10996_1373.N1	07-APR-2004 07:16:00	Bright	39.500	89	5Alp Cep	2.4510	8000.0	79	10996	No
143	GOM_NL__2PRFIN20040407_072048_000000522025_00421_10996_1374.N1	07-APR-2004 07:20:48	Bright	51.500	144	18Del Cyg	2.8600	11000.	103	10996	No
144	GOM_NL__2PRFIN20040407_072237_000000922025_00421_10996_1375.N1	07-APR-2004 07:22:37	Bright	92.000	5	3Alp Lyr	0.033000	11000.	184	10996	No
145	GOM_NL__2PRFIN20040407_072510_000000472025_00421_10996_1376.N1	07-APR-2004 07:25:10	Bright	47.000	92	53Eps Cyg	2.5000	4500.0	94	10996	No
146	GOM_NL__2PRFIN20040407_073201_000000472025_00421_10996_1377.N1	07-APR-2004 07:32:01	Twilight	47.000	61	8Eps Peg	2.1000	3900.0	94	10996	No
147	GOM_NL__2PRFIN20040407_073430_000000442025_00421_10996_1378.N1	07-APR-2004 07:34:30	Twilight	43.500	162	34Alp Aqr	2.9440	5350.0	87	10996	No
148	GOM_NL__2PRFIN20040407_073637_000000812025_00421_10996_1379.N1	07-APR-2004 07:36:37	Dark	80.500	11	53Alp Aql	0.76500	8000.0	161	10996	No
149	GOM_NL__2PRFIN20040407_073918_000000412025_00421_10996_1380.N1	07-APR-2004 07:39:18	Dark	40.500	142	49Del Cap	2.8500	8900.0	81	10996	No
150	GOM_NL__2PRFIN20040407_074149_000000442025_00421_10996_1381.N1	07-APR-2004 07:41:49	Dark	44.000	18	24Alp PsA	1.1660	9700.0	88	10996	No
151	GOM_NL__2PRFIN20040407_074446_000000392025_00421_10996_1382.N1	07-APR-2004 07:44:46	Dark	39.000	172	Gam Gru	3.0030	13100.	78	10996	No
152	GOM_NL__2PRFIN20040407_074640_000000512025_00421_10996_1383.N1	07-APR-2004 07:46:40	Dark	50.500	63	Bet Gru	2.1500	2800.0	101	10996	No
153	GOM_NL__2PRFIN20040407_075137_000000432025_00422_10997_1384.N1	07-APR-2004 07:51:37	Dark	42.500	45	Alp Pav	1.9400	26000.	85	10997	No
154	GOM_NL__2PRFIN20040407_075500_000000582025_00422_10997_1351.N1	07-APR-2004 07:55:00	Dark	57.500	38	20Eps Sgr	1.8360	11000.	115	10997	No
155	GOM_NL__2PRFIN20040407_075649_000000692025_00422_10997_1352.N1	07-APR-2004 07:56:49	Dark	69.000	167	10Gam2Sgr	2.9840	4500.0	138	10997	No
156	GOM_NL__2PRFIN20040407_075913_000000662025_00422_10997_1353.N1	07-APR-2004 07:59:13	Dark	65.500	25	35Lam Sco	1.6200	28000.	131	10997	No
157	GOM_NL__2PRFIN20040407_080120_000000382025_00422_10997_1354.N1	07-APR-2004 08:01:20	Dark	38.000	145	Gam TrA	2.8720	10600.	76	10997	No
158	GOM_NL__2PRFIN20040407_080339_000000542025_00422_10997_1355.N1	07-APR-2004 08:03:39	Straylight	54.000	4	Alp1Cen	-0.010000	5800.0	108	10997	No
159	GOM_NL__2PRFIN20040407_080534_000000442025_00422_10997_1356.N1	07-APR-2004 08:05:34	Straylight	44.000	12	Alp1Cru	0.77500	30000.	88	10997	No
160	GOM_NL__2PRFIN20040407_080705_000000452025_00422_10997_1357.N1	07-APR-2004 08:07:05	Straylight	44.500	26	Gam Cru	1.6240	2900.0	89	10997	No

161	GOM_NL__2PRFIN20040407_080905_000000412025_00422_10997_1358.N1	07-APR-2004 08:09:05	Straylight	40.500	64	Gam Cen	2.2000	10600.	81	10997	No
162	GOM_NL__2PRFIN20040407_081047_000000522025_00422_10997_1359.N1	07-APR-2004 08:10:47	Straylight	51.500	54	5The Cen	2.0550	4500.0	103	10997	No
163	GOM_NL__2PRFIN20040407_081354_000001282025_00422_10997_1360.N1	07-APR-2004 08:13:54	Tw_i_and_stray	128.00	97	8Bet1Sco	2.5610	30000.	256	10997	No
164	GOM_NL__2PRFIN20040407_081814_000000402025_00422_10997_1361.N1	07-APR-2004 08:18:14	Tw_i_and_stray	40.000	100	4Gam Crv	2.5800	13100.	80	10997	No
165	GOM_NL__2PRFIN20040407_081950_000000522025_00422_10997_1362.N1	07-APR-2004 08:19:50	Bright	52.000	15	67Alp Vir	0.97600	28000.	104	10997	No
166	GOM_NL__2PRFIN20040407_082258_000000432025_00422_10997_1363.N1	07-APR-2004 08:22:58	Bright	42.500	121	29Gam Vir	2.7400	7200.0	85	10997	No
167	GOM_NL__2PRFIN20040407_082738_000000372025_00422_10997_1364.N1	07-APR-2004 08:27:38	Bright	37.000	62	94Bet Leo	2.1360	9700.0	74	10997	No
168	GOM_NL__2PRFIN20040407_082923_000000372025_00422_10997_1365.N1	07-APR-2004 08:29:23	Bright	37.000	96	68Del Leo	2.5600	9300.0	74	10997	No
169	GOM_NL__2PRFIN20040407_083125_000000572025_00422_10997_1366.N1	07-APR-2004 08:31:25	Bright	56.500	111	8Eta Boo	2.6800	6000.0	113	10997	No
170	GOM_NL__2PRFIN20040407_083606_000000362025_00422_10997_1367.N1	07-APR-2004 08:36:06	Bright	36.000	174	52Psi UMa	3.0040	4400.0	72	10997	No
171	GOM_NL__2PRFIN20040407_083852_000000382025_00422_10997_1368.N1	07-APR-2004 08:38:52	Bright	37.500	87	64Gam UMa	2.4330	11000.	75	10997	No
172	GOM_NL__2PRFIN20040407_084024_000000422025_00422_10997_1369.N1	07-APR-2004 08:40:24	Bright	41.500	32	77Eps UMa	1.7630	11000.	83	10997	No
173	GOM_NL__2PRFIN20040407_084649_000000412025_00422_10997_1370.N1	07-APR-2004 08:46:49	Bright	40.500	60	7Bet UMi	2.0810	3950.0	81	10997	No
174	GOM_NL__2PRFIN20040407_084903_000000362025_00422_10997_1371.N1	07-APR-2004 08:49:03	Bright	35.500	49	1Alp UMi	1.9900	6300.0	71	10997	No
175	GOM_NL__2PRFIN20040407_085356_000000622025_00422_10997_1372.N1	07-APR-2004 08:53:56	Bright	62.000	130	23Bet Dra	2.7990	5800.0	124	10997	No
176	GOM_NL__2PRFIN20040407_085636_000000392025_00422_10997_1373.N1	07-APR-2004 08:56:36	Bright	38.500	89	5Alp Cep	2.4510	8000.0	77	10997	No
177	GOM_NL__2PRFIN20040407_090124_000000522025_00422_10997_1374.N1	07-APR-2004 09:01:24	Bright	51.500	144	18Del Cyg	2.8600	11000.	103	10997	No
178	GOM_NL__2PRFIN20040407_090312_000001122025_00422_10997_1375.N1	07-APR-2004 09:03:12	Bright	111.50	5	3Alp Lyr	0.033000	11000.	223	10997	No
179	GOM_NL__2PRFIN20040407_090546_000000482025_00422_10997_1376.N1	07-APR-2004 09:05:46	Bright	48.000	92	53Eps Cyg	2.5000	4500.0	96	10997	No
180	GOM_NL__2PRFIN20040407_091238_000000512025_00422_10997_1377.N1	07-APR-2004 09:12:38	Tw_i_and_stray	50.500	61	8Eps Peg	2.1000	3900.0	101	10997	No
181	GOM_NL__2PRFIN20040407_091507_000000442025_00422_10997_1378.N1	07-APR-2004 09:15:07	Twilight	44.000	162	34Alp Aqr	2.9440	5350.0	88	10997	No
182	GOM_NL__2PRFIN20040407_091715_000000822025_00422_10997_1379.N1	07-APR-2004 09:17:15	Dark	82.000	11	53Alp Aql	0.76500	8000.0	164	10997	No
183	GOM_NL__2PRFIN20040407_091954_000000422025_00422_10997_1380.N1	07-APR-2004 09:19:54	Dark	42.000	142	49Del Cap	2.8500	8900.0	84	10997	No
184	GOM_NL__2PRFIN20040407_092225_000000422025_00422_10997_1381.N1	07-APR-2004 09:22:25	Dark	42.000	18	24Alp PsA	1.1660	9700.0	84	10997	No
185	GOM_NL__2PRFIN20040407_092523_000000382025_00422_10997_1382.N1	07-APR-2004 09:25:23	Dark	38.000	172	Gam Gru	3.0030	13100.	76	10997	No
186	GOM_NL__2PRFIN20040407_092716_000000492025_00422_10997_1383.N1	07-APR-2004 09:27:16	Dark	48.500	63	Bet Gru	2.1500	2800.0	97	10997	No
187	GOM_NL__2PRFIN20040407_093213_000000402025_00423_10998_1384.N1	07-APR-2004 09:32:13	Dark	39.500	45	Alp Pav	1.9400	26000.	79	10998	No
188	GOM_NL__2PRFIN20040407_093537_000000622025_00423_10998_1351.N1	07-APR-2004 09:35:37	Dark	61.500	38	20Eps Sgr	1.8360	11000.	123	10998	No
189	GOM_NL__2PRFIN20040407_093726_000000702025_00423_10998_1352.N1	07-APR-2004 09:37:26	Dark	70.000	167	10Gam2Sgr	2.9840	4500.0	140	10998	No
190	GOM_NL__2PRFIN20040407_093950_000000622025_00423_10998_1353.N1	07-APR-2004 09:39:50	Dark	61.500	25	35Lam Sco	1.6200	28000.	123	10998	No
191	GOM_NL__2PRFIN20040407_094156_000000392025_00423_10998_1354.N1	07-APR-2004 09:41:56	Dark	38.500	145	Gam TrA	2.8720	10600.	77	10998	No
192	GOM_NL__2PRFIN20040407_094415_000000442025_00423_10998_1355.N1	07-APR-2004 09:44:15	Straylight	44.000	4	Alp1Cen	-0.010000	5800.0	88	10998	No
193	GOM_NL__2PRFIN20040407_094610_000000402025_00423_10998_1356.N1	07-APR-2004 09:46:10	Straylight	39.500	12	Alp1Cru	0.77500	30000.	79	10998	No
194	GOM_NL__2PRFIN20040407_094741_000000502025_00423_10998_1357.N1	07-APR-2004 09:47:41	Straylight	49.500	26	Gam Cru	1.6240	2900.0	99	10998	No
195	GOM_NL__2PRFIN20040407_094941_000000422025_00423_10998_1358.N1	07-APR-2004 09:49:41	Straylight	41.500	64	Gam Cen	2.2000	10600.	83	10998	No
196	GOM_NL__2PRFIN20040407_095124_000000542025_00423_10998_1359.N1	07-APR-2004 09:51:24	Straylight	54.000	54	5The Cen	2.0550	4500.0	108	10998	No
197	GOM_NL__2PRFIN20040407_095430_000001282025_00423_10998_1360.N1	07-APR-2004 09:54:30	Tw_i_and_stray	128.00	97	8Bet1Sco	2.5610	30000.	256	10998	No
198	GOM_NL__2PRFIN20040407_095850_000000422025_00423_10998_1361.N1	07-APR-2004 09:58:50	Tw_i_and_stray	41.500	100	4Gam Crv	2.5800	13100.	83	10998	No
199	GOM_NL__2PRFIN20040407_100026_000000512025_00423_10998_1362.N1	07-APR-2004 10:00:26	Bright	50.500	15	67Alp Vir	0.97600	28000.	101	10998	No
200	GOM_NL__2PRFIN20040407_100333_000000432025_00423_10998_1363.N1	07-APR-2004 10:03:33	Bright	42.500	121	29Gam Vir	2.7400	7200.0	85	10998	No
201	GOM_NL__2PRFIN20040407_100813_000000382025_00423_10998_1364.N1	07-APR-2004 10:08:13	Bright	38.000	62	94Bet Leo	2.1360	9700.0	76	10998	No
202	GOM_NL__2PRFIN20040407_100959_000000372025_00423_10998_1365.N1	07-APR-2004 10:09:59	Bright	36.500	96	68Del Leo	2.5600	9300.0	73	10998	No
203	GOM_NL__2PRFIN20040407_101200_000000582025_00423_10998_1366.N1	07-APR-2004 10:12:00	Bright	58.000	111	8Eta Boo	2.6800	6000.0	116	10998	No
204	GOM_NL__2PRFIN20040407_101642_000000382025_00423_10998_1367.N1	07-APR-2004 10:16:42	Bright	37.500	174	52Psi UMa	3.0040	4400.0	75	10998	No
205	GOM_NL__2PRFIN20040407_101928_000000392025_00423_10998_1368.N1	07-APR-2004 10:19:28	Bright	38.500	87	64Gam UMa	2.4330	11000.	77	10998	No
206	GOM_NL__2PRFIN20040407_102059_000000412025_00423_10998_1369.N1	07-APR-2004 10:20:59	Bright	40.500	32	77Eps UMa	1.7630	11000.	81	10998	No
207	GOM_NL__2PRFIN20040407_102725_000000412025_00423_10998_1370.N1	07-APR-2004 10:27:25	Bright	41.000	60	7Bet UMi	2.0810	3950.0	82	10998	No
208	GOM_NL__2PRFIN20040407_102939_000000372025_00423_10998_1371.N1	07-APR-2004 10:29:39	Bright	36.500	49	1Alp UMi	1.9900	6300.0	73	10998	No
209	GOM_NL__2PRFIN20040407_103431_000000612025_00423_10998_1372.N1	07-APR-2004 10:34:31	Bright	61.000	130	23Bet Dra	2.7990	5800.0	122	10998	No
210	GOM_NL__2PRFIN20040407_103712_000000392025_00423_10998_1373.N1	07-APR-2004 10:37:12	Bright	39.000	89	5Alp Cep	2.4510	8000.0	78	10998	No
211	GOM_NL__2PRFIN20040407_104159_000000512025_00423_10998_1374.N1	07-APR-2004 10:41:59	Bright	51.000	144	18Del Cyg	2.8600	11000.	102	10998	No
212	GOM_NL__2PRFIN20040407_104348_000000992025_00423_10998_1375.N1	07-APR-2004 10:43:48	Bright	98.500	5	3Alp Lyr	0.033000	11000.	197	10998	No
213	GOM_NL__2PRFIN20040407_104622_000000622025_00423_10998_1376.N1	07-APR-2004 10:46:22	Bright	62.000	92	53Eps Cyg	2.5000	4500.0	124	10998	No
214	GOM_NL__2PRFIN20040407_105314_000000512025_00423_10998_1377.N1	07-APR-2004 10:53:14	Tw_i_and_stray	50.500	61	8Eps Peg	2.1000	3900.0	101	10998	No
215	GOM_NL__2PRFIN20040407_105542_000000442025_00423_10998_1378.N1	07-APR-2004 10:55:42	Twilight	44.000	162	34Alp Aqr	2.9440	5350.0	88	10998	No
216	GOM_NL__2PRFIN20040407_105752_000000792025_00423_10998_1379.N1	07-APR-2004 10:57:52	Dark	79.000	11	53Alp Aql	0.76500	8000.0	158	10998	No
217	GOM_NL__2PRFIN20040407_110030_000000412025_00423_10998_1380.N1	07-APR-2004 11:00:30	Dark	40.500	142	49Del Cap	2.8500	8900.0	81	10998	No
218	GOM_NL__2PRFIN20040407_110301_000000422025_00423_10998_1381.N1	07-APR-2004 11:03:01	Dark	42.000	18	24Alp PsA	1.1660	9700.0	84	10998	No
219	GOM_NL__2PRFIN20040407_110559_000000402025_00423_10998_1382.N1	07-APR-2004 11:05:59	Dark	39.500	172	Gam Gru	3.0030	13100.	79	10998	No



220	GOM_NL__2PRFIN20040407_110752_000000462025_00423_10998_1383.N1	07-APR-2004 11:07:52	Dark	45.500	63	Bet Gru	2.1500	2800.0	91	10998	No
221	GOM_NL__2PRFIN20040407_111249_000000412025_00424_10999_1384.N1	07-APR-2004 11:12:49	Dark	40.500	45	Alp Pav	1.9400	26000.	81	10999	No
222	GOM_NL__2PRFIN20040407_111615_000000612025_00424_10999_1351.N1	07-APR-2004 11:16:15	Dark	60.500	38	20Eps Sgr	1.8360	11000.	121	10999	No
223	GOM_NL__2PRFIN20040407_111804_000000702025_00424_10999_1352.N1	07-APR-2004 11:18:04	Dark	69.500	167	10Gam2Sgr	2.9840	4500.0	139	10999	No
224	GOM_NL__2PRFIN20040407_112027_000000612025_00424_10999_1353.N1	07-APR-2004 11:20:27	Dark	61.000	25	35Lam Sco	1.6200	28000.	122	10999	No
225	GOM_NL__2PRFIN20040407_112231_000000392025_00424_10999_1354.N1	07-APR-2004 11:22:31	Dark	39.000	145	Gam TrA	2.8720	10600.	78	10999	No
226	GOM_NL__2PRFIN20040407_112451_000000532025_00424_10999_1355.N1	07-APR-2004 11:24:51	Straylight	52.500	4	Alp1Cen	-0.010000	5800.0	105	10999	No
227	GOM_NL__2PRFIN20040407_112646_000000452025_00424_10999_1356.N1	07-APR-2004 11:26:46	Straylight	44.500	12	Alp1Cru	0.77500	30000.	89	10999	No
228	GOM_NL__2PRFIN20040407_112816_000000462025_00424_10999_1357.N1	07-APR-2004 11:28:16	Straylight	45.500	26	Gam Cru	1.6240	2900.0	91	10999	No
229	GOM_NL__2PRFIN20040407_113017_000000412025_00424_10999_1358.N1	07-APR-2004 11:30:17	Straylight	41.000	64	Gam Cen	2.2000	10600.	82	10999	No
230	GOM_NL__2PRFIN20040407_113200_000000522025_00424_10999_1359.N1	07-APR-2004 11:32:00	Straylight	51.500	54	5The Cen	2.0550	4500.0	103	10999	No
231	GOM_NL__2PRFIN20040407_113508_000001192025_00424_10999_1360.N1	07-APR-2004 11:35:08	Twilight	119.00	97	8Bet1Sco	2.5610	30000.	238	10999	No
232	GOM_NL__2PRFIN20040407_113925_000000422025_00424_10999_1361.N1	07-APR-2004 11:39:25	Twilight	41.500	100	4Gam Crv	2.5800	13100.	83	10999	No
233	GOM_NL__2PRFIN20040407_114101_000000532025_00424_10999_1362.N1	07-APR-2004 11:41:01	Bright	53.000	15	67Alp Vir	0.97600	28000.	106	10999	No
234	GOM_NL__2PRFIN20040407_114409_000000422025_00424_10999_1363.N1	07-APR-2004 11:44:09	Bright	42.000	121	29Gam Vir	2.7400	7200.0	84	10999	No
235	GOM_NL__2PRFIN20040407_114849_000000382025_00424_10999_1364.N1	07-APR-2004 11:48:49	Bright	37.500	62	94Bet Leo	2.1360	9700.0	75	10999	No
236	GOM_NL__2PRFIN20040407_115034_000000372025_00424_10999_1365.N1	07-APR-2004 11:50:34	Bright	36.500	96	68Del Leo	2.5600	9300.0	73	10999	No
237	GOM_NL__2PRFIN20040407_115235_000000562025_00424_10999_1366.N1	07-APR-2004 11:52:35	Bright	55.500	111	8Eta Boo	2.6800	6000.0	111	10999	No
238	GOM_NL__2PRFIN20040407_115718_000000392025_00424_10999_1367.N1	07-APR-2004 11:57:18	Bright	38.500	174	52Psi UMa	3.0040	4400.0	77	10999	No
239	GOM_NL__2PRFIN20040407_120004_000000382025_00424_10999_1368.N1	07-APR-2004 12:00:04	Bright	37.500	87	64Gam UMa	2.4330	11000.	75	10999	No
240	GOM_NL__2PRFIN20040407_120134_000000422025_00424_10999_1369.N1	07-APR-2004 12:01:34	Bright	41.500	32	77Eps UMa	1.7630	11000.	83	10999	No
241	GOM_NL__2PRFIN20040407_120759_000000422025_00424_10999_1370.N1	07-APR-2004 12:07:59	Bright	41.500	60	7Bet UMi	2.0810	3950.0	83	10999	No
242	GOM_NL__2PRFIN20040407_121014_000000362025_00424_10999_1371.N1	07-APR-2004 12:10:14	Bright	36.000	49	1Alp UMi	1.9900	6300.0	72	10999	No
243	GOM_NL__2PRFIN20040407_121506_000000622025_00424_10999_1372.N1	07-APR-2004 12:15:06	Bright	62.000	130	23Bet Dra	2.7990	5800.0	124	10999	No
244	GOM_NL__2PRFIN20040407_121747_000000402025_00424_10999_1373.N1	07-APR-2004 12:17:47	Bright	39.500	89	5Alp Cep	2.4510	8000.0	79	10999	No
245	GOM_NL__2PRFIN20040407_122235_000000512025_00424_10999_1374.N1	07-APR-2004 12:22:35	Bright	50.500	144	18Del Cyg	2.8600	11000.	101	10999	No
246	GOM_NL__2PRFIN20040407_122424_000000912025_00424_10999_1375.N1	07-APR-2004 12:24:24	Bright	91.000	5	3Alp Lyr	0.033000	11000.	182	10999	No
247	GOM_NL__2PRFIN20040407_122658_000000472025_00424_10999_1376.N1	07-APR-2004 12:26:58	Bright	47.000	92	53Eps Cyg	2.5000	4500.0	94	10999	No
248	GOM_NL__2PRFIN20040407_123349_000000492025_00424_10999_1377.N1	07-APR-2004 12:33:49	Twilight	48.500	61	8Eps Peg	2.1000	3900.0	97	10999	No
249	GOM_NL__2PRFIN20040407_123618_000000432025_00424_10999_1378.N1	07-APR-2004 12:36:18	Twilight	42.500	162	34Alp Aqr	2.9440	5350.0	85	10999	No
250	GOM_NL__2PRFIN20040407_123829_000000822025_00424_10999_1379.N1	07-APR-2004 12:38:29	Dark	81.500	11	53Alp Aql	0.76500	8000.0	163	10999	No
251	GOM_NL__2PRFIN20040407_124106_000000402025_00424_10999_1380.N1	07-APR-2004 12:41:06	Dark	40.000	142	49Del Cap	2.8500	8900.0	80	10999	No
252	GOM_NL__2PRFIN20040407_124337_000000422025_00424_10999_1381.N1	07-APR-2004 12:43:37	Dark	42.000	18	24Alp PsA	1.1660	9700.0	84	10999	No
253	GOM_NL__2PRFIN20040407_124635_000000402025_00424_10999_1382.N1	07-APR-2004 12:46:35	Dark	39.500	172	Gam Gru	3.0030	13100.	79	10999	No
254	GOM_NL__2PRFIN20040407_124827_000000512025_00424_10999_1383.N1	07-APR-2004 12:48:27	Dark	51.000	63	Bet Gru	2.1500	2800.0	102	10999	No
255	GOM_NL__2PRFIN20040407_125326_000000422025_00425_11000_1384.N1	07-APR-2004 12:53:26	Dark	42.000	45	Alp Pav	1.9400	26000.	84	11000	No
256	GOM_NL__2PRFIN20040407_125652_000000602025_00425_11000_1351.N1	07-APR-2004 12:56:52	Dark	60.000	38	20Eps Sgr	1.8360	11000.	120	11000	No
257	GOM_NL__2PRFIN20040407_125842_000000702025_00425_11000_1352.N1	07-APR-2004 12:58:42	Dark	69.500	167	10Gam2Sgr	2.9840	4500.0	139	11000	No
258	GOM_NL__2PRFIN20040407_130104_000000612025_00425_11000_1353.N1	07-APR-2004 13:01:04	Dark	61.000	25	35Lam Sco	1.6200	28000.	122	11000	No
259	GOM_NL__2PRFIN20040407_130527_000000452025_00425_11000_1354.N1	07-APR-2004 13:05:27	Straylight	44.500	4	Alp1Cen	-0.010000	5800.0	89	11000	No
260	GOM_NL__2PRFIN20040407_130722_000000482025_00425_11000_1355.N1	07-APR-2004 13:07:22	Straylight	47.500	12	Alp1Cru	0.77500	30000.	95	11000	No
261	GOM_NL__2PRFIN20040407_130852_000000442025_00425_11000_1356.N1	07-APR-2004 13:08:52	Straylight	44.000	26	Gam Cru	1.6240	2900.0	88	11000	No
262	GOM_NL__2PRFIN20040407_131053_000000392025_00425_11000_1357.N1	07-APR-2004 13:10:53	Straylight	39.000	64	Gam Cen	2.2000	10600.	78	11000	No
263	GOM_NL__2PRFIN20040407_131236_000000522025_00425_11000_1358.N1	07-APR-2004 13:12:36	Straylight	51.500	54	5The Cen	2.0550	4500.0	103	11000	No
264	GOM_NL__2PRFIN20040407_131837_000000432025_00425_11000_1359.N1	07-APR-2004 13:18:37	Twilight	42.500	171	2Eps Crv	3.0010	4250.0	85	11000	No
265	GOM_NL__2PRFIN20040407_132001_000000432025_00425_11000_1360.N1	07-APR-2004 13:20:01	Twilight	43.000	100	4Gam Crv	2.5800	13100.	86	11000	No
266	GOM_NL__2PRFIN20040407_132137_000000532025_00425_11000_1361.N1	07-APR-2004 13:21:37	Bright	52.500	15	67Alp Vir	0.97600	28000.	105	11000	No
267	GOM_NL__2PRFIN20040407_132445_000000422025_00425_11000_1362.N1	07-APR-2004 13:24:45	Bright	41.500	121	29Gam Vir	2.7400	7200.0	83	11000	No
268	GOM_NL__2PRFIN20040407_132924_000000382025_00425_11000_1363.N1	07-APR-2004 13:29:24	Bright	38.000	62	94Bet Leo	2.1360	9700.0	76	11000	No
269	GOM_NL__2PRFIN20040407_133111_000000362025_00425_11000_1364.N1	07-APR-2004 13:31:11	Bright	36.000	96	68Del Leo	2.5600	9300.0	72	11000	No
270	GOM_NL__2PRFIN20040407_133311_000000572025_00425_11000_1365.N1	07-APR-2004 13:33:11	Bright	56.500	111	8Eta Boo	2.6800	6000.0	113	11000	No
271	GOM_NL__2PRFIN20040407_133754_000000362025_00425_11000_1366.N1	07-APR-2004 13:37:54	Bright	35.500	174	52Psi UMa	3.0040	4400.0	71	11000	No
272	GOM_NL__2PRFIN20040407_134039_000000392025_00425_11000_1367.N1	07-APR-2004 13:40:39	Bright	39.000	87	64Gam UMa	2.4330	11000.	78	11000	No
273	GOM_NL__2PRFIN20040407_134210_000000432025_00425_11000_1368.N1	07-APR-2004 13:42:10	Bright	42.500	32	77Eps UMa	1.7630	11000.	85	11000	No
274	GOM_NL__2PRFIN20040407_134836_000000422025_00425_11000_1369.N1	07-APR-2004 13:48:36	Bright	42.000	60	7Bet UMi	2.0810	3950.0	84	11000	No
275	GOM_NL__2PRFIN20040407_135051_000000352025_00425_11000_1370.N1	07-APR-2004 13:50:51	Bright	34.500	49	1Alp UMi	1.9900	6300.0	69	11000	No
276	GOM_NL__2PRFIN20040407_135541_000000612025_00425_11000_1371.N1	07-APR-2004 13:55:41	Bright	60.500	130	23Bet Dra	2.7990	5800.0	121	11000	No
277	GOM_NL__2PRFIN20040407_135823_000000392025_00425_11000_1372.N1	07-APR-2004 13:58:23	Bright	39.000	89	5Alp Cep	2.4510	8000.0	78	11000	No
278	GOM_NL__2PRFIN20040407_140311_000000522025_00425_11000_1373.N1	07-APR-2004 14:03:11	Bright	52.000	144	18Del Cyg	2.8600	11000.	104	11000	No

279	GOM_NL__2PRFIN20040407_140459_000001062025_00425_11000_1374.N1	07-APR-2004 14:04:59	Bright	106.00	5	3Alp Lyr	0.033000	11000.	212	11000	No
280	GOM_NL__2PRFIN20040407_140734_000000482025_00425_11000_1375.N1	07-APR-2004 14:07:34	Bright	48.000	92	53Eps Cyg	2.5000	4500.0	96	11000	No
281	GOM_NL__2PRFIN20040407_141426_000000512025_00425_11000_1376.N1	07-APR-2004 14:14:26	Twi_and_stray	51.000	61	8Eps Peg	2.1000	3900.0	102	11000	No
282	GOM_NL__2PRFIN20040407_141655_000000412025_00425_11000_1377.N1	07-APR-2004 14:16:55	Twilight	41.000	162	34Alp Aqr	2.9440	5350.0	82	11000	No
283	GOM_NL__2PRFIN20040407_141906_000000782025_00425_11000_1378.N1	07-APR-2004 14:19:06	Dark	78.000	11	53Alp Aql	0.76500	8000.0	156	11000	No
284	GOM_NL__2PRFIN20040407_142143_000000422025_00425_11000_1379.N1	07-APR-2004 14:21:43	Dark	42.000	142	49Del Cap	2.8500	8900.0	84	11000	No
285	GOM_NL__2PRFIN20040407_142413_000000452025_00425_11000_1380.N1	07-APR-2004 14:24:13	Dark	44.500	18	24Alp PsA	1.1660	9700.0	89	11000	No
286	GOM_NL__2PRFIN20040407_142711_000000402025_00425_11000_1381.N1	07-APR-2004 14:27:11	Dark	39.500	172	Gam Gru	3.0030	13100.	79	11000	No
287	GOM_NL__2PRFIN20040407_142927_000000432025_00425_11000_1382.N1	07-APR-2004 14:29:27	Dark	43.000	31	Alp Gru	1.7340	15200.	86	11000	No
288	GOM_NL__2PRFIN20040407_143729_000000592025_00426_11001_1371.N1	07-APR-2004 14:37:29	Dark	59.000	38	20Eps Sgr	1.8360	11000.	118	11001	No
289	GOM_NL__2PRFIN20040407_143919_000000682025_00426_11001_1372.N1	07-APR-2004 14:39:19	Dark	67.500	167	10Gam2Sgr	2.9840	4500.0	135	11001	No
290	GOM_NL__2PRFIN20040407_144142_000000622025_00426_11001_1373.N1	07-APR-2004 14:41:42	Dark	61.500	25	35Lam Sco	1.6200	28000.	123	11001	No
291	GOM_NL__2PRFIN20040407_144604_000000432025_00426_11001_1374.N1	07-APR-2004 14:46:04	Straylight	43.000	4	Alp1Cen	-0.010000	5800.0	86	11001	No
292	GOM_NL__2PRFIN20040407_144757_000000442025_00426_11001_1375.N1	07-APR-2004 14:47:57	Straylight	44.000	12	Alp1Cru	0.77500	30000.	88	11001	No
293	GOM_NL__2PRFIN20040407_144928_000000452025_00426_11001_1376.N1	07-APR-2004 14:49:28	Straylight	44.500	26	Gam Cru	1.6240	2900.0	89	11001	No
294	GOM_NL__2PRFIN20040407_145129_000000392025_00426_11001_1377.N1	07-APR-2004 14:51:29	Straylight	38.500	64	Gam Cen	2.2000	10600.	77	11001	No
295	GOM_NL__2PRFIN20040407_145312_000000512025_00426_11001_1378.N1	07-APR-2004 14:53:12	Straylight	51.000	54	5The Cen	2.0550	4500.0	102	11001	No
296	GOM_NL__2PRFIN20040407_145912_000000442025_00426_11001_1379.N1	07-APR-2004 14:59:12	Twi_and_stray	44.000	171	2Eps Crv	3.0010	4250.0	88	11001	No
297	GOM_NL__2PRFIN20040407_150037_000000432025_00426_11001_1380.N1	07-APR-2004 15:00:37	Twi_and_stray	43.000	100	4Gam Crv	2.5800	13100.	86	11001	No
298	GOM_NL__2PRFIN20040407_150213_000000532025_00426_11001_1381.N1	07-APR-2004 15:02:13	Bright	52.500	15	67Alp Vir	0.97600	28000.	105	11001	No
299	GOM_NL__2PRFIN20040407_150520_000000422025_00426_11001_1382.N1	07-APR-2004 15:05:20	Bright	42.000	121	29Gam Vir	2.7400	7200.0	84	11001	No
300	GOM_NL__2PRFIN20040407_151000_000000392025_00426_11001_1383.N1	07-APR-2004 15:10:00	Bright	38.500	62	94Bet Leo	2.1360	9700.0	77	11001	No
301	GOM_NL__2PRFIN20040407_151146_000000372025_00426_11001_1384.N1	07-APR-2004 15:11:46	Bright	37.000	96	68Del Leo	2.5600	9300.0	74	11001	No
302	GOM_NL__2PRFIN20040407_151346_000000562025_00426_11001_1385.N1	07-APR-2004 15:13:46	Bright	56.000	111	8Eta Boo	2.6800	6000.0	112	11001	No
303	GOM_NL__2PRFIN20040407_151829_000000392025_00426_11001_1386.N1	07-APR-2004 15:18:29	Bright	38.500	174	52Psi UMa	3.0040	4400.0	77	11001	No
304	GOM_NL__2PRFIN20040407_152115_000000382025_00426_11001_1387.N1	07-APR-2004 15:21:15	Bright	38.000	87	64Gam UMa	2.4330	11000.	76	11001	No
305	GOM_NL__2PRFIN20040407_152245_000000392025_00426_11001_1388.N1	07-APR-2004 15:22:45	Bright	39.000	32	77Eps UMa	1.7630	11000.	78	11001	No
306	GOM_NL__2PRFIN20040407_152911_000000382025_00426_11001_1389.N1	07-APR-2004 15:29:11	Bright	37.500	60	7Bet UMi	2.0810	3950.0	75	11001	No
307	GOM_NL__2PRFIN20040407_153126_000000382025_00426_11001_1390.N1	07-APR-2004 15:31:26	Bright	37.500	49	1Alp UMi	1.9900	6300.0	75	11001	No
308	GOM_NL__2PRFIN20040407_153617_000000622025_00426_11001_1391.N1	07-APR-2004 15:36:17	Bright	61.500	130	23Bet Dra	2.7990	5800.0	123	11001	No
309	GOM_NL__2PRFIN20040407_153859_000000382025_00426_11001_1392.N1	07-APR-2004 15:38:59	Bright	37.500	89	5Alp Cep	2.4510	8000.0	75	11001	No
310	GOM_NL__2PRFIN20040407_154346_000000492025_00426_11001_1393.N1	07-APR-2004 15:43:46	Bright	49.000	144	18Del Cyg	2.8600	11000.	98	11001	No
311	GOM_NL__2PRFIN20040407_154535_000000892025_00426_11001_1394.N1	07-APR-2004 15:45:35	Bright	89.000	5	3Alp Lyr	0.033000	11000.	178	11001	No
312	GOM_NL__2PRFIN20040407_154810_000000492025_00426_11001_1395.N1	07-APR-2004 15:48:10	Bright	49.000	92	53Eps Cyg	2.5000	4500.0	98	11001	No
313	GOM_NL__2PRFIN20040407_155501_000000512025_00426_11001_1396.N1	07-APR-2004 15:55:01	Twi_and_stray	50.500	61	8Eps Peg	2.1000	3900.0	101	11001	No
314	GOM_NL__2PRFIN20040407_155731_000000472025_00426_11001_1397.N1	07-APR-2004 15:57:31	Twilight	46.500	162	34Alp Aqr	2.9440	5350.0	93	11001	No
315	GOM_NL__2PRFIN20040407_155943_000000842025_00426_11001_1398.N1	07-APR-2004 15:59:43	Dark	84.000	11	53Alp Aql	0.76500	8000.0	168	11001	No
316	GOM_NL__2PRFIN20040407_160219_000000412025_00426_11001_1399.N1	07-APR-2004 16:02:19	Dark	41.000	142	49Del Cap	2.8500	8900.0	82	11001	No
317	GOM_NL__2PRFIN20040407_160449_000000452025_00426_11001_1400.N1	07-APR-2004 16:04:49	Dark	44.500	18	24Alp PsA	1.1660	9700.0	89	11001	No
318	GOM_NL__2PRFIN20040407_160748_000000392025_00426_11001_1401.N1	07-APR-2004 16:07:48	Dark	38.500	172	Gam Gru	3.0030	13100.	77	11001	No
319	GOM_NL__2PRFIN20040407_161003_000000432025_00426_11001_1402.N1	07-APR-2004 16:10:03	Dark	43.000	31	Alp Gru	1.7340	15200.	86	11001	No
320	GOM_NL__2PRFIN20040407_161807_000000622025_00427_11002_1371.N1	07-APR-2004 16:18:07	Dark	62.000	38	20Eps Sgr	1.8360	11000.	124	11002	No
321	GOM_NL__2PRFIN20040407_161958_000000692025_00427_11002_1372.N1	07-APR-2004 16:19:58	Dark	69.000	167	10Gam2Sgr	2.9840	4500.0	138	11002	No
322	GOM_NL__2PRFIN20040407_162219_000000622025_00427_11002_1373.N1	07-APR-2004 16:22:19	Dark	61.500	25	35Lam Sco	1.6200	28000.	123	11002	No
323	GOM_NL__2PRFIN20040407_162640_000000462025_00427_11002_1374.N1	07-APR-2004 16:26:40	Straylight	46.000	4	Alp1Cen	-0.010000	5800.0	92	11002	No
324	GOM_NL__2PRFIN20040407_162833_000000472025_00427_11002_1375.N1	07-APR-2004 16:28:33	Straylight	47.000	12	Alp1Cru	0.77500	30000.	94	11002	No
325	GOM_NL__2PRFIN20040407_163005_000000462025_00427_11002_1376.N1	07-APR-2004 16:30:05	Straylight	46.000	26	Gam Cru	1.6240	2900.0	92	11002	No
326	GOM_NL__2PRFIN20040407_163205_000000392025_00427_11002_1377.N1	07-APR-2004 16:32:05	Straylight	38.500	64	Gam Cen	2.2000	10600.	77	11002	No
327	GOM_NL__2PRFIN20040407_163349_000000522025_00427_11002_1378.N1	07-APR-2004 16:33:49	Straylight	52.000	54	5The Cen	2.0550	4500.0	104	11002	No
328	GOM_NL__2PRFIN20040407_163948_000000472025_00427_11002_1379.N1	07-APR-2004 16:39:48	Twi_and_stray	47.000	171	2Eps Crv	3.0010	4250.0	94	11002	No
329	GOM_NL__2PRFIN20040407_164114_000000432025_00427_11002_1380.N1	07-APR-2004 16:41:14	Twi_and_stray	42.500	100	4Gam Crv	2.5800	13100.	85	11002	No
330	GOM_NL__2PRFIN20040407_164249_000000532025_00427_11002_1381.N1	07-APR-2004 16:42:49	Bright	53.000	15	67Alp Vir	0.97600	28000.	106	11002	No
331	GOM_NL__2PRFIN20040407_164557_000000422025_00427_11002_1382.N1	07-APR-2004 16:45:57	Bright	41.500	121	29Gam Vir	2.7400	7200.0	83	11002	No
332	GOM_NL__2PRFIN20040407_165036_000000392025_00427_11002_1383.N1	07-APR-2004 16:50:36	Bright	38.500	62	94Bet Leo	2.1360	9700.0	77	11002	No
333	GOM_NL__2PRFIN20040407_165222_000000372025_00427_11002_1384.N1	07-APR-2004 16:52:22	Bright	37.000	96	68Del Leo	2.5600	9300.0	74	11002	No
334	GOM_NL__2PRFIN20040407_165421_000000572025_00427_11002_1385.N1	07-APR-2004 16:54:21	Bright	57.000	111	8Eta Boo	2.6800	6000.0	114	11002	No
335	GOM_NL__2PRFIN20040407_165905_000000392025_00427_11002_1386.N1	07-APR-2004 16:59:05	Bright	39.000	174	52Psi UMa	3.0040	4400.0	78	11002	No
336	GOM_NL__2PRFIN20040407_170150_000000392025_00427_11002_1387.N1	07-APR-2004 17:01:50	Bright	38.500	87	64Gam UMa	2.4330	11000.	77	11002	No
337	GOM_NL__2PRFIN20040407_170321_000000412025_00427_11002_1388.N1	07-APR-2004 17:03:21	Bright	41.000	32	77Eps UMa	1.7630	11000.	82	11002	No

338	GOM_NL__2PRFIN20040407_170946_000000432025_00427_11002_1389.N1	07-APR-2004 17:09:46	Bright	42.500	60	7Bet UMi	2.0810	3950.0	85	11002	No
339	GOM_NL__2PRFIN20040407_171201_000000392025_00427_11002_1390.N1	07-APR-2004 17:12:01	Bright	38.500	49	1Alp UMi	1.9900	6300.0	77	11002	No
340	GOM_NL__2PRFIN20040407_171652_000000632025_00427_11002_1391.N1	07-APR-2004 17:16:52	Bright	63.000	130	23Bet Dra	2.7990	5800.0	126	11002	No
341	GOM_NL__2PRFIN20040407_171934_000000382025_00427_11002_1392.N1	07-APR-2004 17:19:34	Bright	37.500	89	5Alp Cep	2.4510	8000.0	75	11002	No
342	GOM_NL__2PRFIN20040407_172422_000000502025_00427_11002_1393.N1	07-APR-2004 17:24:22	Bright	49.500	144	18Del Cyg	2.8600	11000.	99	11002	No
343	GOM_NL__2PRFIN20040407_172610_000000962025_00427_11002_1394.N1	07-APR-2004 17:26:10	Bright	96.000	5	3Alp Lyr	0.033000	11000.	192	11002	No
344	GOM_NL__2PRFIN20040407_172846_000000492025_00427_11002_1395.N1	07-APR-2004 17:28:46	Bright	48.500	92	53Eps Cyg	2.5000	4500.0	97	11002	No
345	GOM_NL__2PRFIN20040407_173538_000000512025_00427_11002_1396.N1	07-APR-2004 17:35:38	Twilight	50.500	61	8Eps Peg	2.1000	3900.0	101	11002	No
346	GOM_NL__2PRFIN20040407_173807_000000472025_00427_11002_1397.N1	07-APR-2004 17:38:07	Twilight	46.500	162	34Alp Aqr	2.9440	5350.0	93	11002	No
347	GOM_NL__2PRFIN20040407_174020_000000822025_00427_11002_1398.N1	07-APR-2004 17:40:20	Dark	81.500	11	53Alp Aql	0.76500	8000.0	163	11002	No
348	GOM_NL__2PRFIN20040407_174255_000000422025_00427_11002_1399.N1	07-APR-2004 17:42:55	Dark	42.000	142	49Del Cap	2.8500	8900.0	84	11002	No
349	GOM_NL__2PRFIN20040407_174524_000000462025_00427_11002_1400.N1	07-APR-2004 17:45:24	Dark	45.500	18	24Alp PsA	1.1660	9700.0	91	11002	No
350	GOM_NL__2PRFIN20040407_174824_000000402025_00427_11002_1401.N1	07-APR-2004 17:48:24	Dark	39.500	172	Gam Gru	3.0030	13100.	79	11002	No
351	GOM_NL__2PRFIN20040407_175039_000000432025_00427_11002_1402.N1	07-APR-2004 17:50:39	Dark	42.500	31	Alp Gru	1.7340	15200.	85	11002	No
352	GOM_NL__2PRFIN20040407_212411_000000622025_00430_11005_1377.N1	07-APR-2004 21:24:11	Dark	62.000	25	35Lam Sco	1.6200	28000.	124	11005	No
353	GOM_NL__2PRFIN20040407_212829_000000552025_00430_11005_1378.N1	07-APR-2004 21:28:29	Straylight	55.000	4	Alp1Cen	-0.010000	5800.0	110	11005	No
354	GOM_NL__2PRFIN20040407_213022_000000442025_00430_11005_1379.N1	07-APR-2004 21:30:22	Straylight	43.500	12	Alp1Cru	0.77500	30000.	87	11005	No
355	GOM_NL__2PRFIN20040407_213300_000001062025_00430_11005_1380.N1	07-APR-2004 21:33:00	Straylight	105.50	16	21Alp Sco	1.0200	3000.0	211	11005	No
356	GOM_NL__2PRFIN20040407_213706_000001032025_00430_11005_1381.N1	07-APR-2004 21:37:06	Twilight	103.00	80	7Del Sco	2.3160	30000.	206	11005	No
357	GOM_NL__2PRFIN20040407_214042_000000482025_00430_11005_1382.N1	07-APR-2004 21:40:42	Twilight	48.000	169	46Gam Hya	2.9910	4700.0	96	11005	No
358	GOM_NL__2PRFIN20040407_214302_000000412025_00430_11005_1383.N1	07-APR-2004 21:43:02	Twilight	41.000	100	4Gam Crv	2.5800	13100.	82	11005	No
359	GOM_NL__2PRFIN20040407_214437_000000522025_00430_11005_1384.N1	07-APR-2004 21:44:37	Bright	52.000	15	67Alp Vir	0.97600	28000.	104	11005	No
360	GOM_NL__2PRFIN20040407_214744_000000432025_00430_11005_1385.N1	07-APR-2004 21:47:44	Bright	42.500	121	29Gam Vir	2.7400	7200.0	85	11005	No
361	GOM_NL__2PRFIN20040407_215224_000000382025_00430_11005_1386.N1	07-APR-2004 21:52:24	Bright	38.000	62	94Bet Leo	2.1360	9700.0	76	11005	No
362	GOM_NL__2PRFIN20040407_215411_000000362025_00430_11005_1387.N1	07-APR-2004 21:54:11	Bright	36.000	96	68Del Leo	2.5600	9300.0	72	11005	No
363	GOM_NL__2PRFIN20040407_215606_000000552025_00430_11005_1388.N1	07-APR-2004 21:56:06	Bright	55.000	111	8Eta Boo	2.6800	6000.0	110	11005	No
364	GOM_NL__2PRFIN20040407_220054_000000382025_00430_11005_1389.N1	07-APR-2004 22:00:54	Bright	38.000	174	52Psi UMa	3.0040	4400.0	76	11005	No
365	GOM_NL__2PRFIN20040407_220338_000000392025_00430_11005_1390.N1	07-APR-2004 22:03:38	Bright	38.500	87	64Gam UMa	2.4330	11000.	77	11005	No
366	GOM_NL__2PRFIN20040407_220508_000000422025_00430_11005_1391.N1	07-APR-2004 22:05:08	Bright	41.500	32	77Eps UMa	1.7630	11000.	83	11005	No
367	GOM_NL__2PRFIN20040407_221134_000000372025_00430_11005_1392.N1	07-APR-2004 22:11:34	Bright	37.000	60	7Bet UMi	2.0810	3950.0	74	11005	No
368	GOM_NL__2PRFIN20040407_221351_000000332025_00430_11005_1393.N1	07-APR-2004 22:13:51	Bright	33.000	49	1Alp UMi	1.9900	6300.0	66	11005	No
369	GOM_NL__2PRFIN20040407_221836_000000612025_00430_11005_1394.N1	07-APR-2004 22:18:36	Bright	61.000	130	23Bet Dra	2.7990	5800.0	122	11005	No
370	GOM_NL__2PRFIN20040407_222054_000000492025_00430_11005_1395.N1	07-APR-2004 22:20:54	Bright	48.500	76	27Gam Cas	2.3000	30000.	97	11005	No
371	GOM_NL__2PRFIN20040407_222214_000000372025_00430_11005_1396.N1	07-APR-2004 22:22:14	Bright	36.500	68	18Alp Cas	2.2250	4500.0	73	11005	No
372	GOM_NL__2PRFIN20040407_222608_000000522025_00430_11005_1397.N1	07-APR-2004 22:26:08	Bright	52.000	144	18Del Cyg	2.8600	11000.	104	11005	No
373	GOM_NL__2PRFIN20040407_222757_000000942025_00430_11005_1398.N1	07-APR-2004 22:27:57	Bright	94.000	5	3Alp Lyr	0.033000	11000.	188	11005	No
374	GOM_NL__2PRFIN20040407_223034_000000492025_00430_11005_1399.N1	07-APR-2004 22:30:34	Bright	48.500	92	53Eps Cyg	2.5000	4500.0	97	11005	No
375	GOM_NL__2PRFIN20040407_223727_000000492025_00430_11005_1400.N1	07-APR-2004 22:37:27	Twilight	49.000	61	8Eps Peg	2.1000	3900.0	98	11005	No
376	GOM_NL__2PRFIN20040407_223956_000000442025_00430_11005_1401.N1	07-APR-2004 22:39:56	Twilight	44.000	162	34Alp Aqr	2.9440	5350.0	88	11005	No
377	GOM_NL__2PRFIN20040407_224211_000000792025_00430_11005_1402.N1	07-APR-2004 22:42:11	Dark	79.000	11	53Alp Aql	0.76500	8000.0	158	11005	No
378	GOM_NL__2PRFIN20040407_224445_000000462025_00430_11005_1403.N1	07-APR-2004 22:44:45	Dark	45.500	142	49Del Cap	2.8500	8900.0	91	11005	No
379	GOM_NL__2PRFIN20040407_224713_000000442025_00430_11005_1404.N1	07-APR-2004 22:47:13	Dark	44.000	18	24Alp PsA	1.1660	9700.0	88	11005	No
380	GOM_NL__2PRFIN20040407_225013_000000392025_00430_11005_1405.N1	07-APR-2004 22:50:13	Dark	39.000	172	Gam Gru	3.0030	13100.	78	11005	No
381	GOM_NL__2PRFIN20040407_225228_000000402025_00430_11005_1406.N1	07-APR-2004 22:52:28	Dark	40.000	31	Alp Gru	1.7340	15200.	80	11005	No
382	GOM_NL__2PRFIN20040407_225704_000000432025_00431_11006_1407.N1	07-APR-2004 22:57:04	Dark	42.500	45	Alp Pav	1.9400	26000.	85	11006	No
383	GOM_NL__2PRFIN20040407_230037_000000622025_00431_11006_1378.N1	07-APR-2004 23:00:37	Dark	61.500	38	20Eps Sgr	1.8360	11000.	123	11006	No
384	GOM_NL__2PRFIN20040407_230228_000000712025_00431_11006_1379.N1	07-APR-2004 23:02:28	Dark	71.000	167	10Gam2Sgr	2.9840	4500.0	142	11006	No
385	GOM_NL__2PRFIN20040407_230448_000000622025_00431_11006_1380.N1	07-APR-2004 23:04:48	Dark	62.000	25	35Lam Sco	1.6200	28000.	124	11006	No
386	GOM_NL__2PRFIN20040407_230905_000000532025_00431_11006_1381.N1	07-APR-2004 23:09:05	Straylight	52.500	4	Alp1Cen	-0.010000	5800.0	105	11006	No
387	GOM_NL__2PRFIN20040407_231058_000000442025_00431_11006_1382.N1	07-APR-2004 23:10:58	Straylight	44.000	12	Alp1Cru	0.77500	30000.	88	11006	No
388	GOM_NL__2PRFIN20040407_231337_000001192025_00431_11006_1383.N1	07-APR-2004 23:13:37	Straylight	119.00	16	21Alp Sco	1.0200	3000.0	238	11006	No
389	GOM_NL__2PRFIN20040407_231743_000001012025_00431_11006_1384.N1	07-APR-2004 23:17:43	Twilight	100.50	80	7Del Sco	2.3160	30000.	201	11006	No
390	GOM_NL__2PRFIN20040407_232118_000000492025_00431_11006_1385.N1	07-APR-2004 23:21:18	Twilight	48.500	169	46Gam Hya	2.9910	4700.0	97	11006	No
391	GOM_NL__2PRFIN20040407_232338_000000442025_00431_11006_1386.N1	07-APR-2004 23:23:38	Twilight	44.000	100	4Gam Crv	2.5800	13100.	88	11006	No
392	GOM_NL__2PRFIN20040407_232513_000000502025_00431_11006_1387.N1	07-APR-2004 23:25:13	Bright	50.000	15	67Alp Vir	0.97600	28000.	100	11006	No
393	GOM_NL__2PRFIN20040407_232820_000000422025_00431_11006_1388.N1	07-APR-2004 23:28:20	Bright	42.000	121	29Gam Vir	2.7400	7200.0	84	11006	No
394	GOM_NL__2PRFIN20040407_233300_000000382025_00431_11006_1389.N1	07-APR-2004 23:33:00	Bright	37.500	62	94Bet Leo	2.1360	9700.0	75	11006	No
395	GOM_NL__2PRFIN20040407_233447_000000362025_00431_11006_1390.N1	07-APR-2004 23:34:47	Bright	36.000	96	68Del Leo	2.5600	9300.0	72	11006	No
396	GOM_NL__2PRFIN20040407_233641_000000562025_00431_11006_1391.N1	07-APR-2004 23:36:41	Bright	55.500	111	8Eta Boo	2.6800	6000.0	111	11006	No

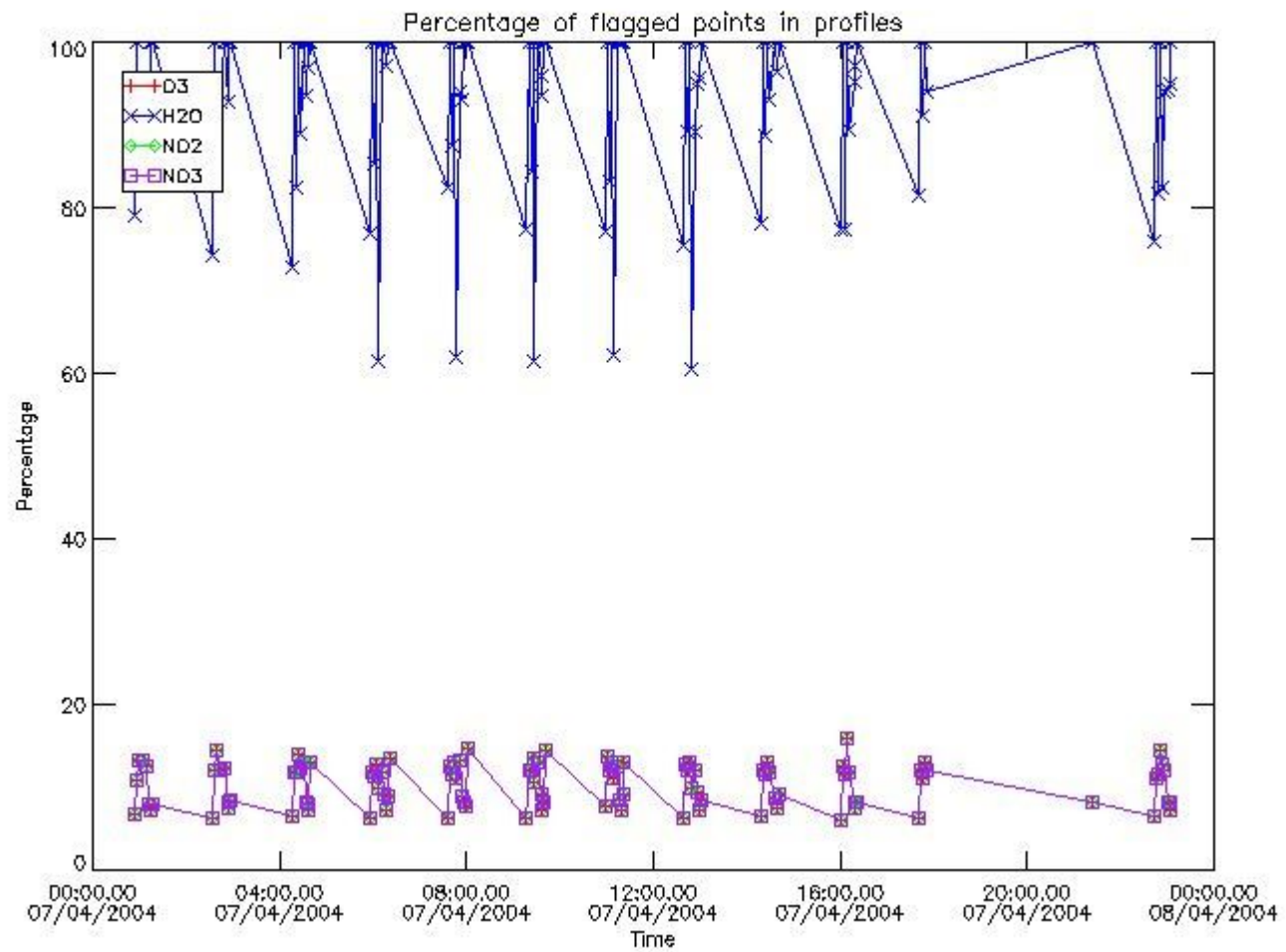


397	GOM_NL__2PRFIN20040407_234130_000000352025_00431_11006_1392.N1	07-APR-2004 23:41:30	Bright	35.000	174	52Psi UMa	3.0040	4400.0	70	11006	No
398	GOM_NL__2PRFIN20040407_234414_000000372025_00431_11006_1393.N1	07-APR-2004 23:44:14	Bright	37.000	87	64Gam UMa	2.4330	11000.	74	11006	No
399	GOM_NL__2PRFIN20040407_234544_000000412025_00431_11006_1394.N1	07-APR-2004 23:45:44	Bright	40.500	32	77Eps UMa	1.7630	11000.	81	11006	No
400	GOM_NL__2PRFIN20040407_235210_000000402025_00431_11006_1395.N1	07-APR-2004 23:52:10	Bright	40.000	60	7Bet UMi	2.0810	3950.0	80	11006	No
401	GOM_NL__2PRFIN20040407_235426_000000332025_00431_11006_1396.N1	07-APR-2004 23:54:26	Bright	33.000	49	1Alp UMi	1.9900	6300.0	66	11006	No
402	GOM_NL__2PRFIN20040407_235911_000000602025_00431_11006_1397.N1	07-APR-2004 23:59:11	Bright	60.000	130	23Bet Dra	2.7990	5800.0	120	11006	No

### 3. Quality information per product

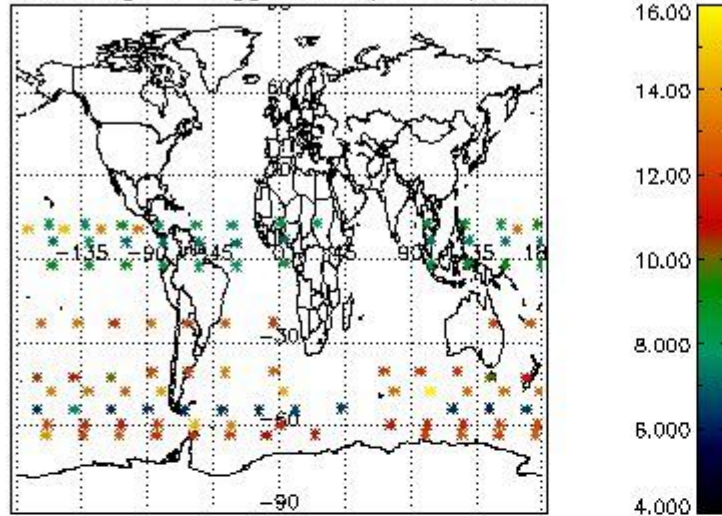
In this section it is plotted some information contained in the Quality Summary data set of the level 2 products. Only products in dark limb conditions and without errors (error flag in the MPH set to "0") are used.

#### 3.1 Plot quality information per product (time dependant)

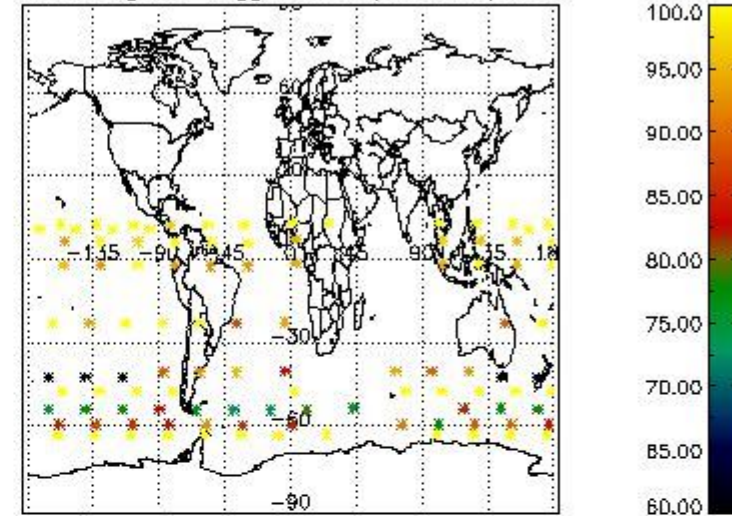


#### 3.2 Plot quality information per product (world map)

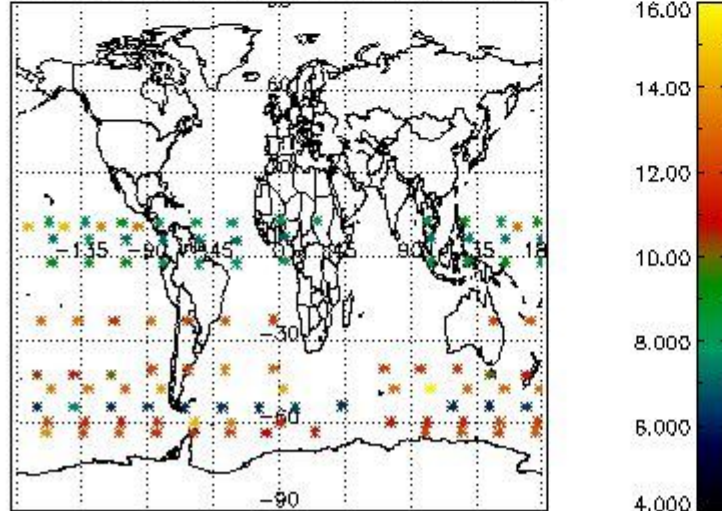
Percentage of flagged data per O3 profile



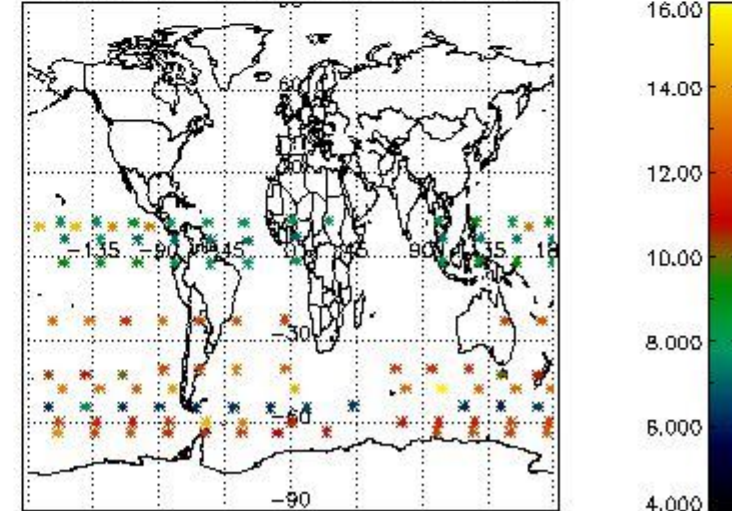
Percentage of flagged data per H2O profile



Percentage of flagged data per NO2 profile



Percentage of flagged data per NO3 profile

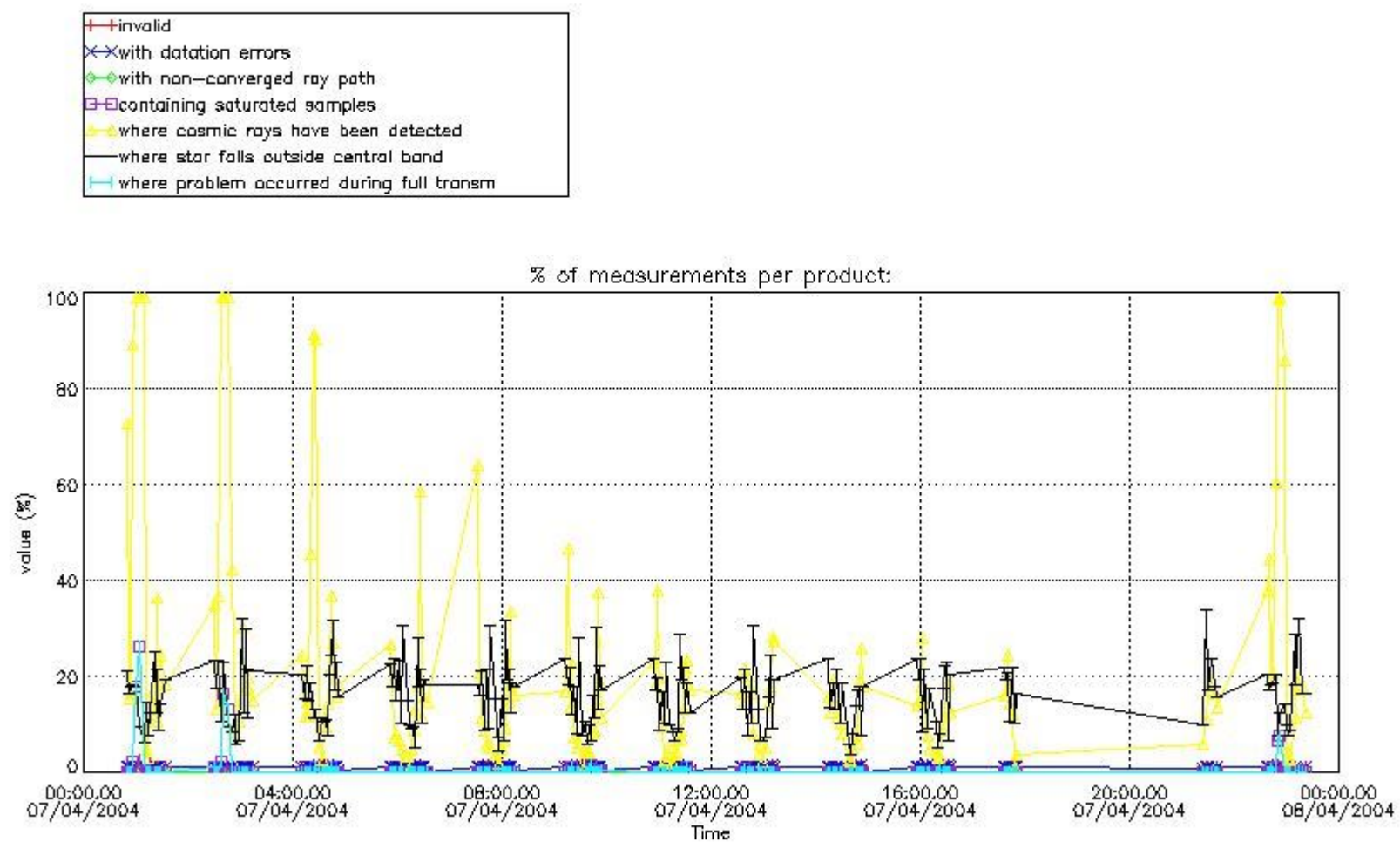


#### 4. Level 1 quality information per product

In this section it is plotted some information contained in the Quality Summary data set of the level 2 products that comes from the level 1b processing. Products without errors (error flag in the MPH set to "0") are used.

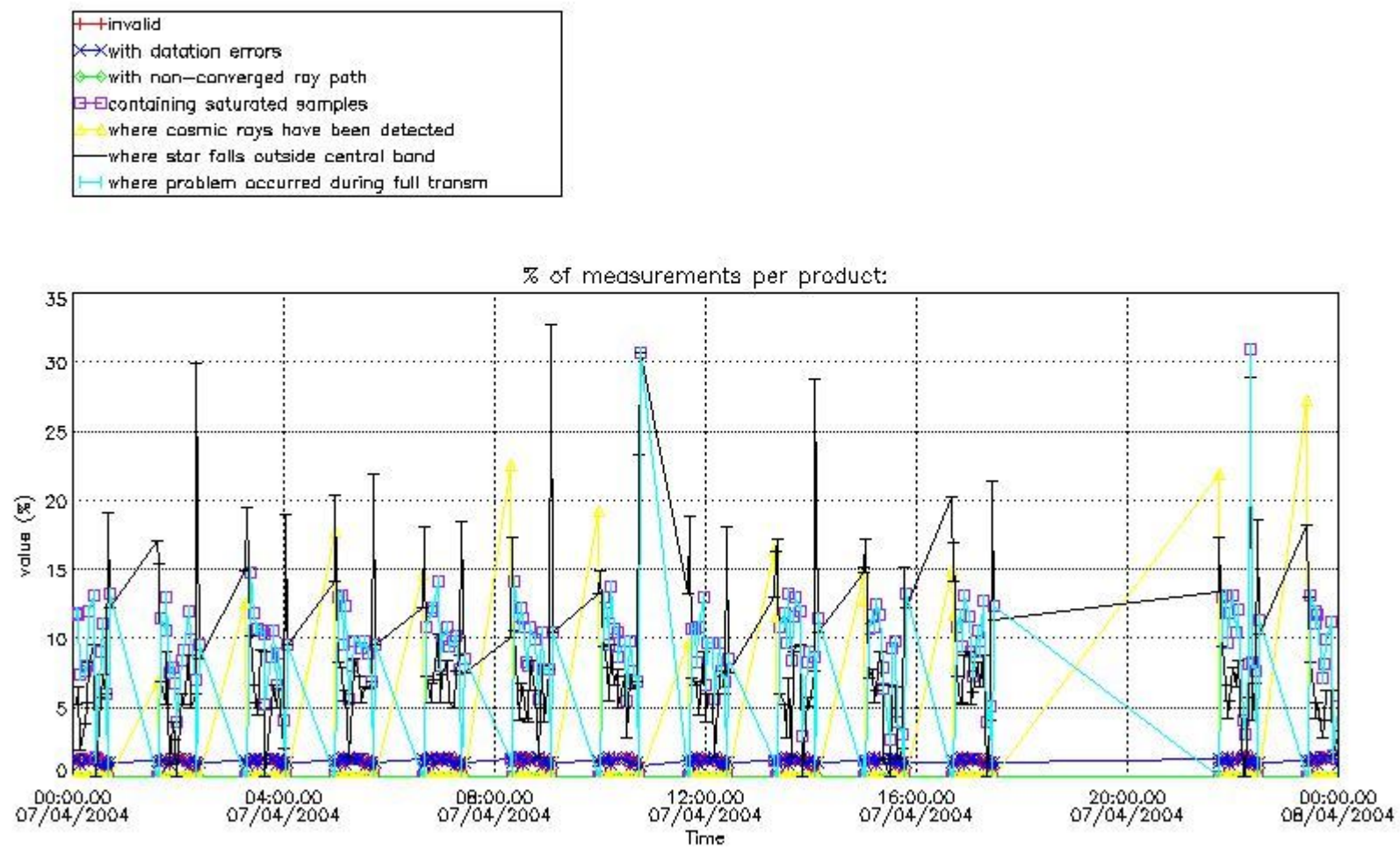
##### 4.1 Plot quality information per product (time dependant) coming from level 1b processing

###### 4.1.1 Plot level 1 quality information per product (time dependant): ENVISAT ASCENDING passes



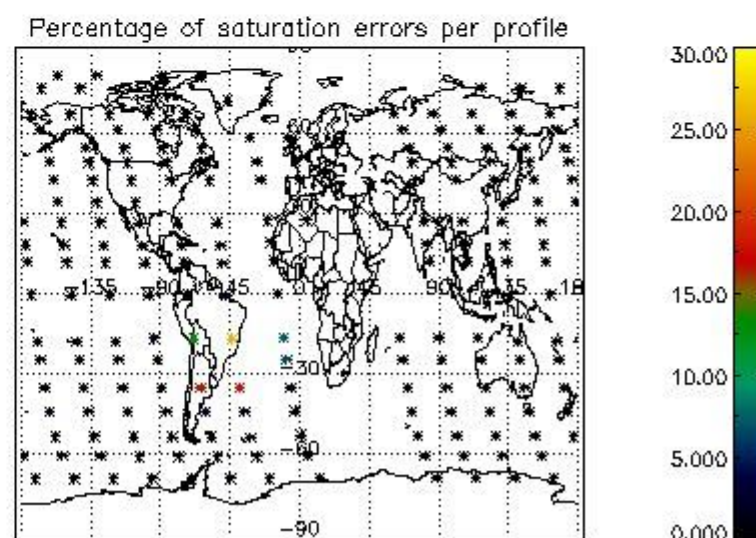
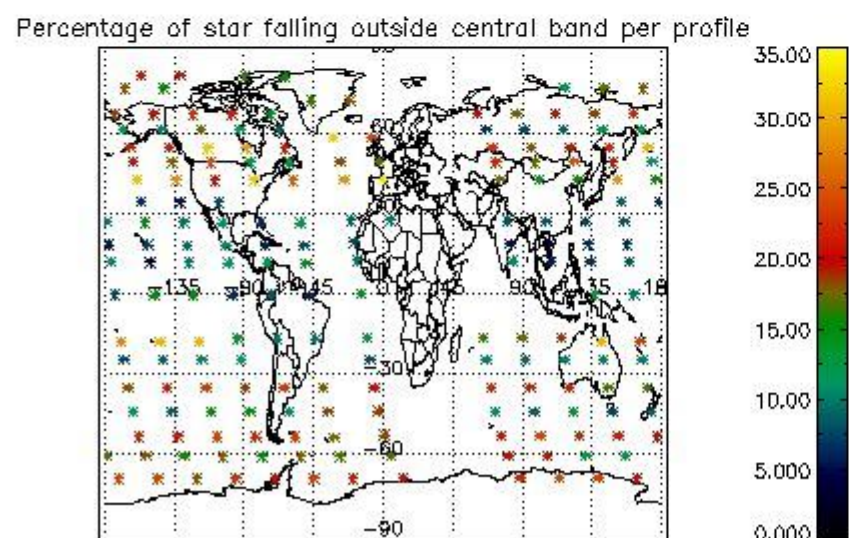
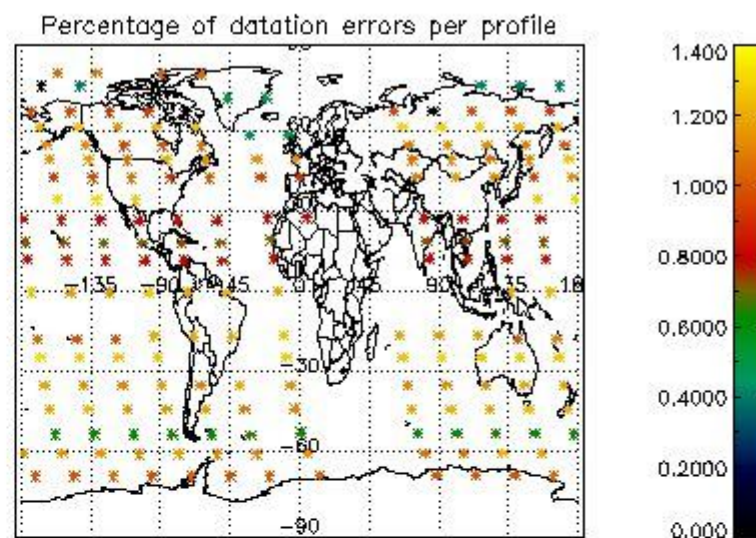
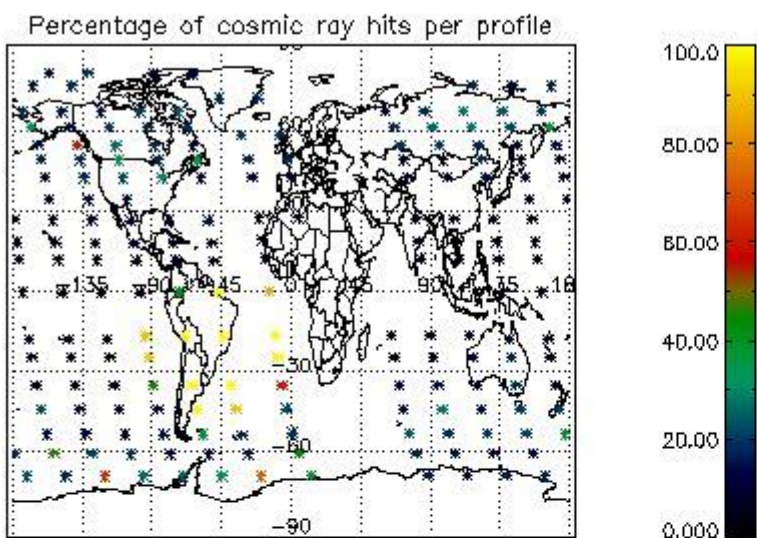
4.1.2 Plot level 1 quality information per product (time dependant): ENVI SAT DESCENDING passes





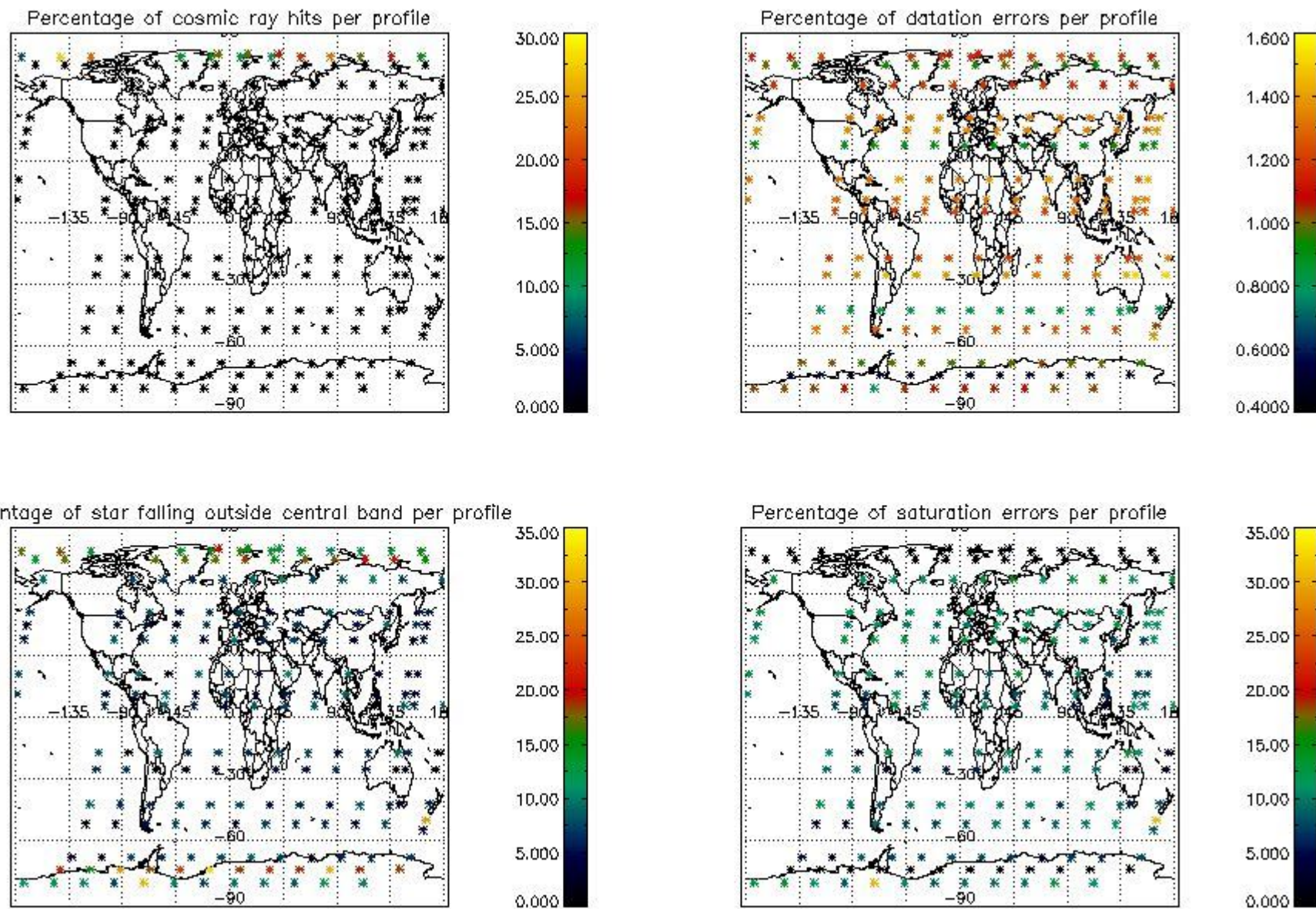
4.2 Plot quality information per product coming from level 1b processing (world map)

4.2.1 Plot level 1 quality information per product (world map): ENVISAT ASCENDING passes



4.2.2 Plot level 1 quality information per product (world map): ENVISAT DESCENDING passes





## 5. Trace gas profiles

### 5.1 Ozone statistics based on quality of products

The final quality of the products can be "measured" using the STD (Standard Deviation) attached to every point profile. This information is written to the parameter GOM\_NL\_\_2P/NL\_LOCAL\_SPECIES\_DENSITY/o3\_std of the level 2 products. The table below shows the statistics for given STD ranges.

The statistics are given with respect to the overall valid production:

- Products without fatal errors: GOM\_NL\_\_2P/MPH/PRODUCT\_ERR=0
- Valid point profile: GOM\_NL\_\_2P/NL\_LOCAL\_SPECIES\_DENSITY/pcd(0)=0

The 'Criteria' is applied to valid points of dark limb products:

- Products in dark limb illumination condition: GOM\_NL\_\_2P/NL\_SUMMARY\_QUALITY/obs\_ill\_cond=0
- Products without fatal errors: GOM\_NL\_\_2P/MPH/PRODUCT\_ERR=0
- Valid point profile: GOM\_NL\_\_2P/NL\_LOCAL\_SPECIES\_DENSITY/pcd(0)=0

So, the table below shows the percentage of dark limb and valid observations for each criteria with respect to the overall valid daily observations.

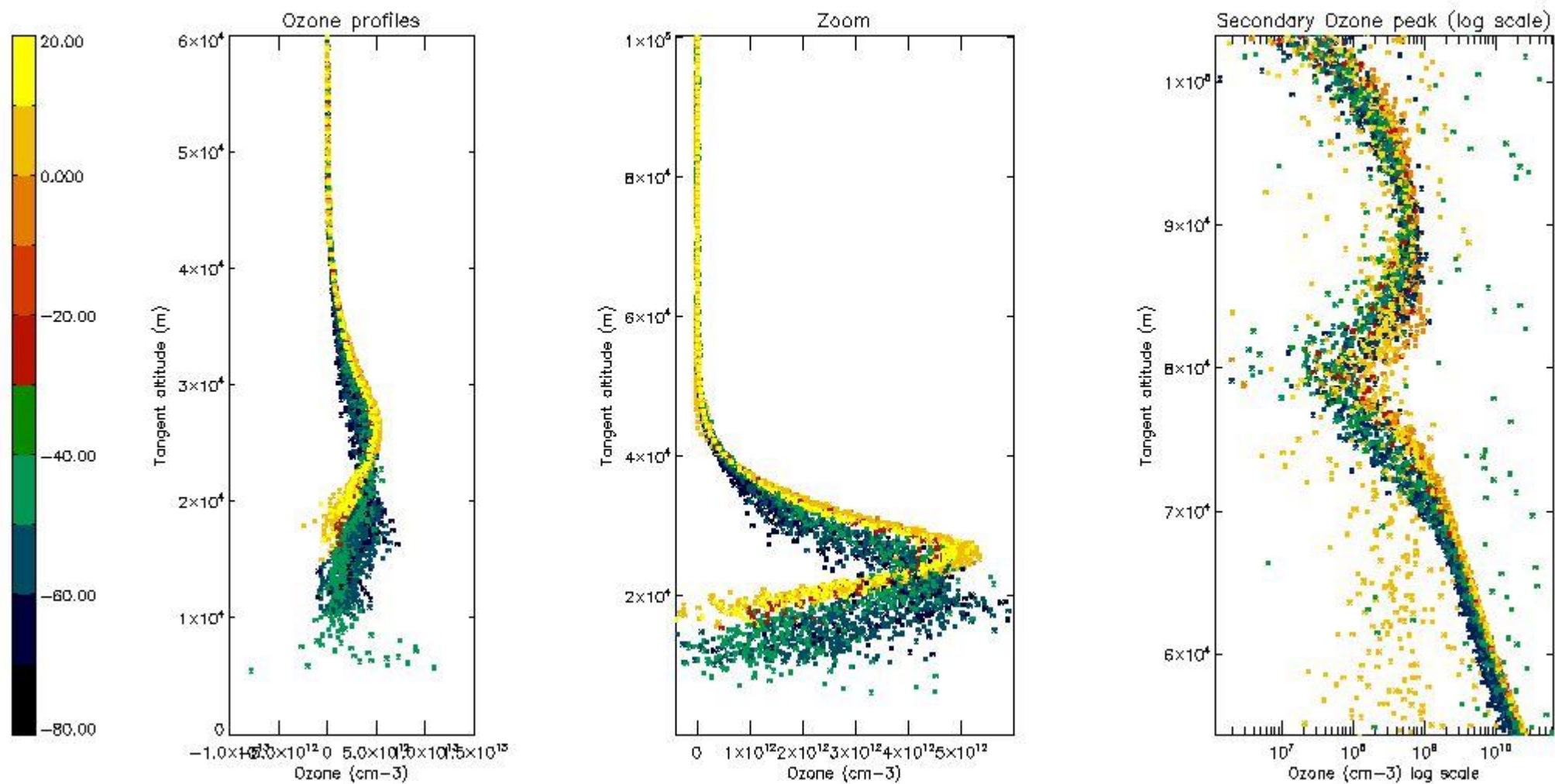
Criteria	% of total production
All STD	29
STD < 20	17



STD < 10	15
STD < 5	11

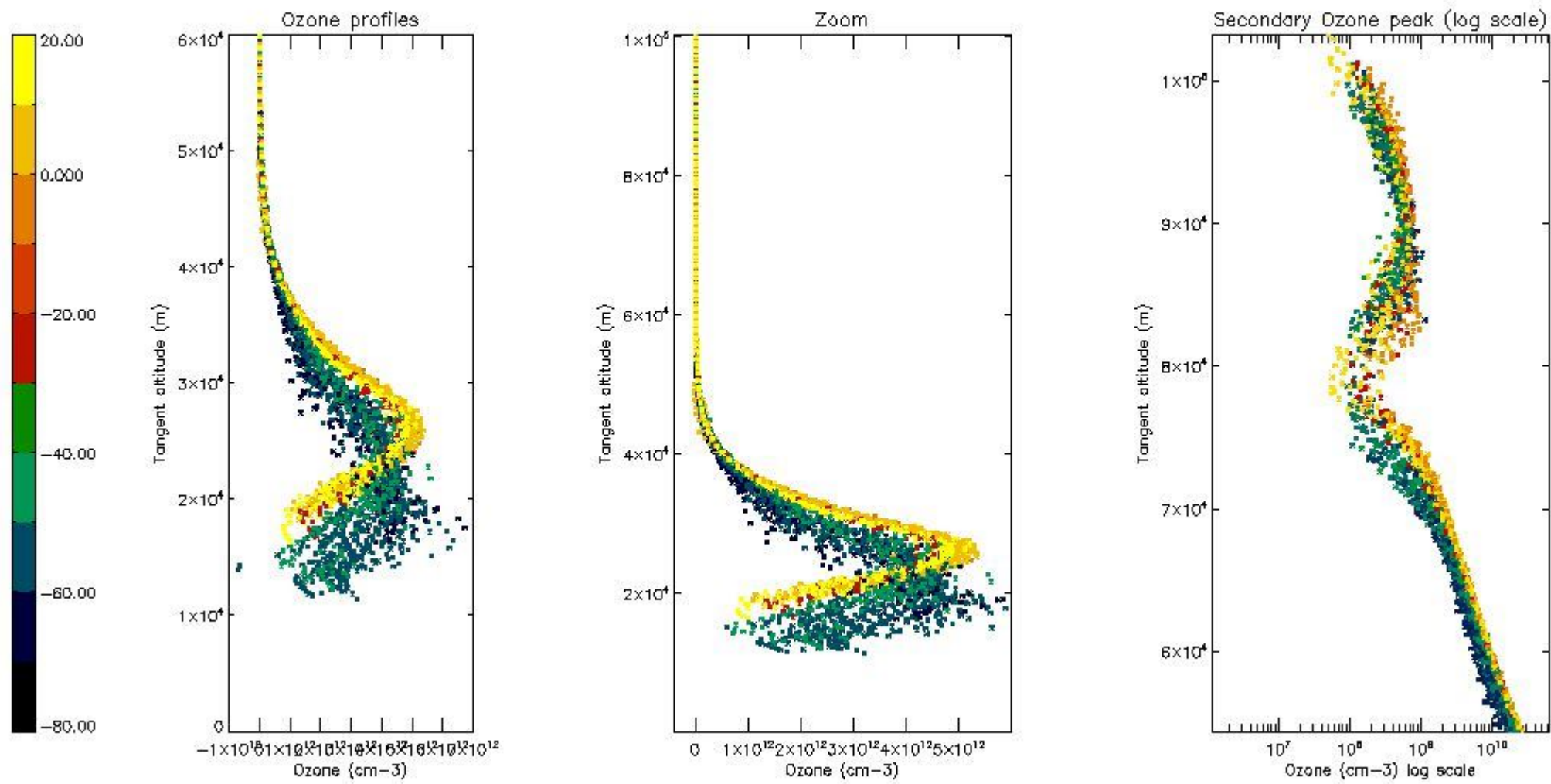
5.2 Plot ozone profiles for all STD (dark without errors)

The colorbar represents the latitude.



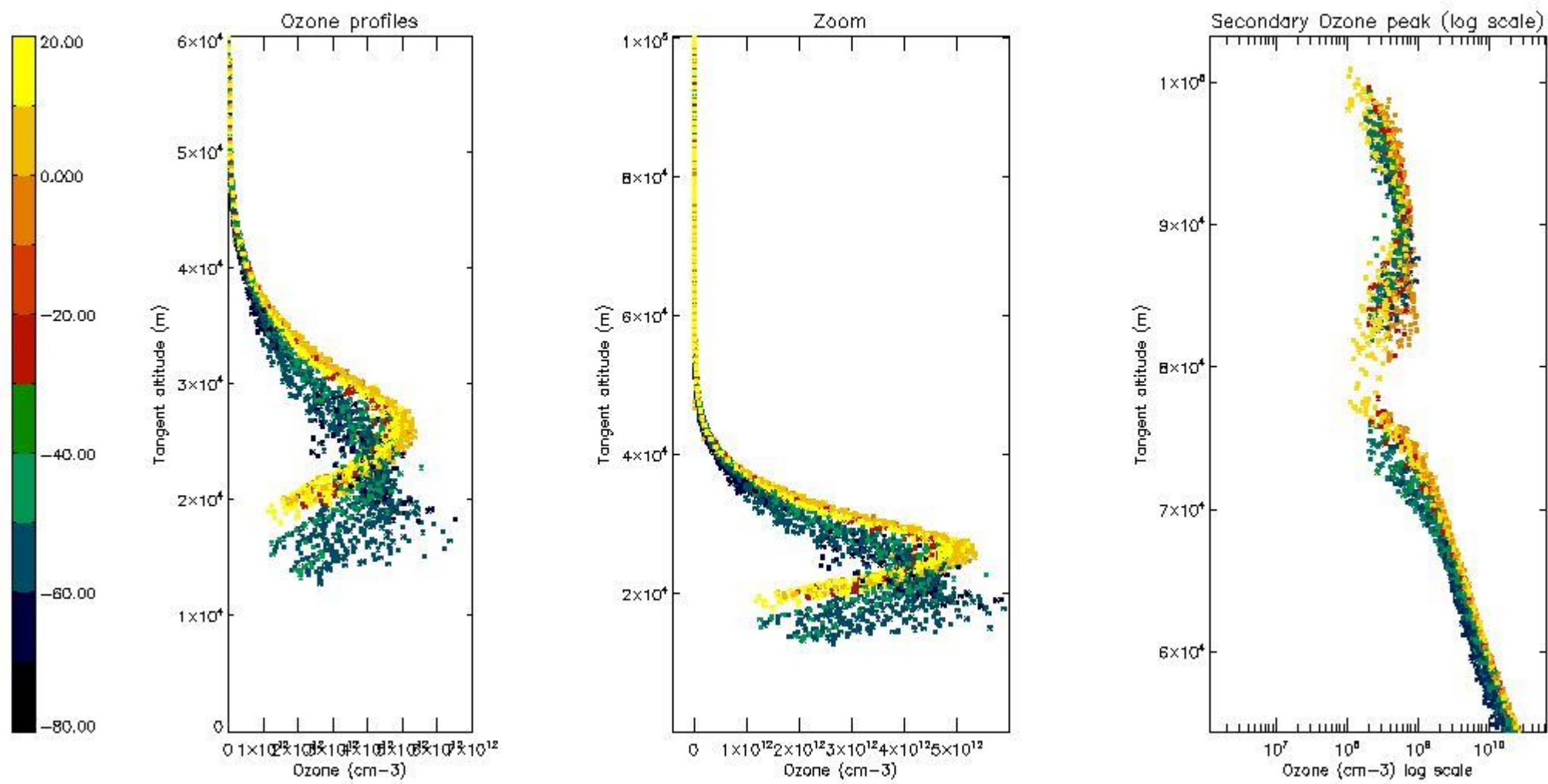
5.3 Plot ozone profiles where STD < 20% (dark without errors)

The colorbar represents the latitude.



*5.4 Plot ozone profiles where STD < 10% (dark without errors)*

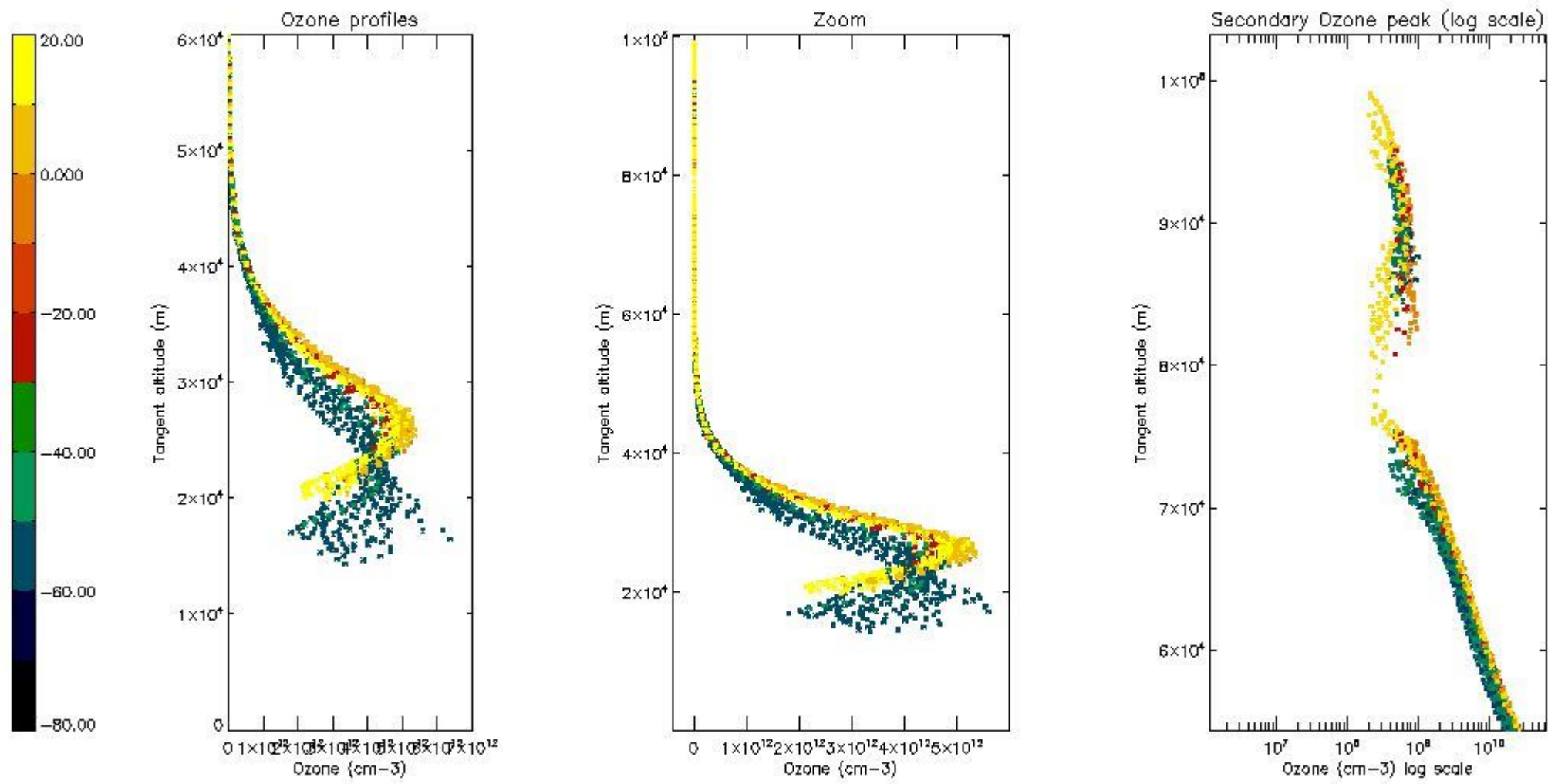
The colorbar represents the latitude.



*5.5 Plot ozone profiles where STD < 5% (dark without errors)*

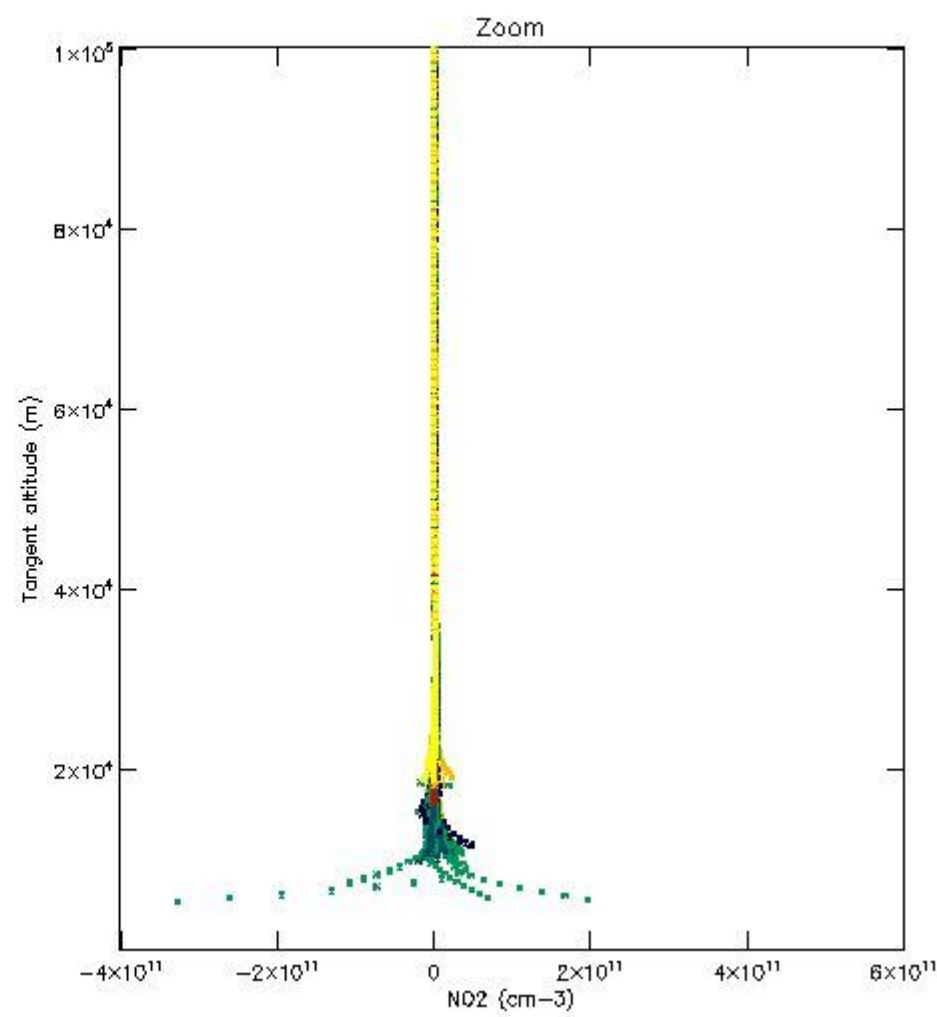
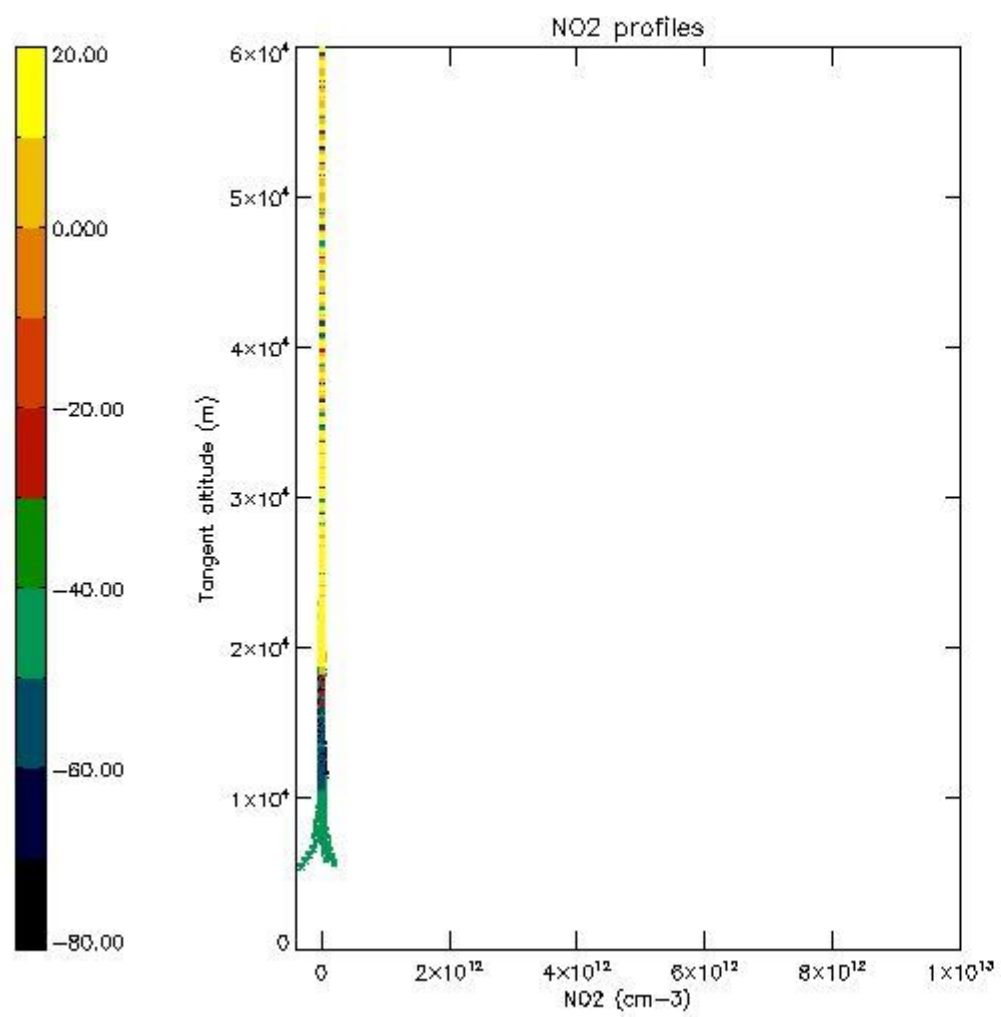
The colorbar represents the latitude.





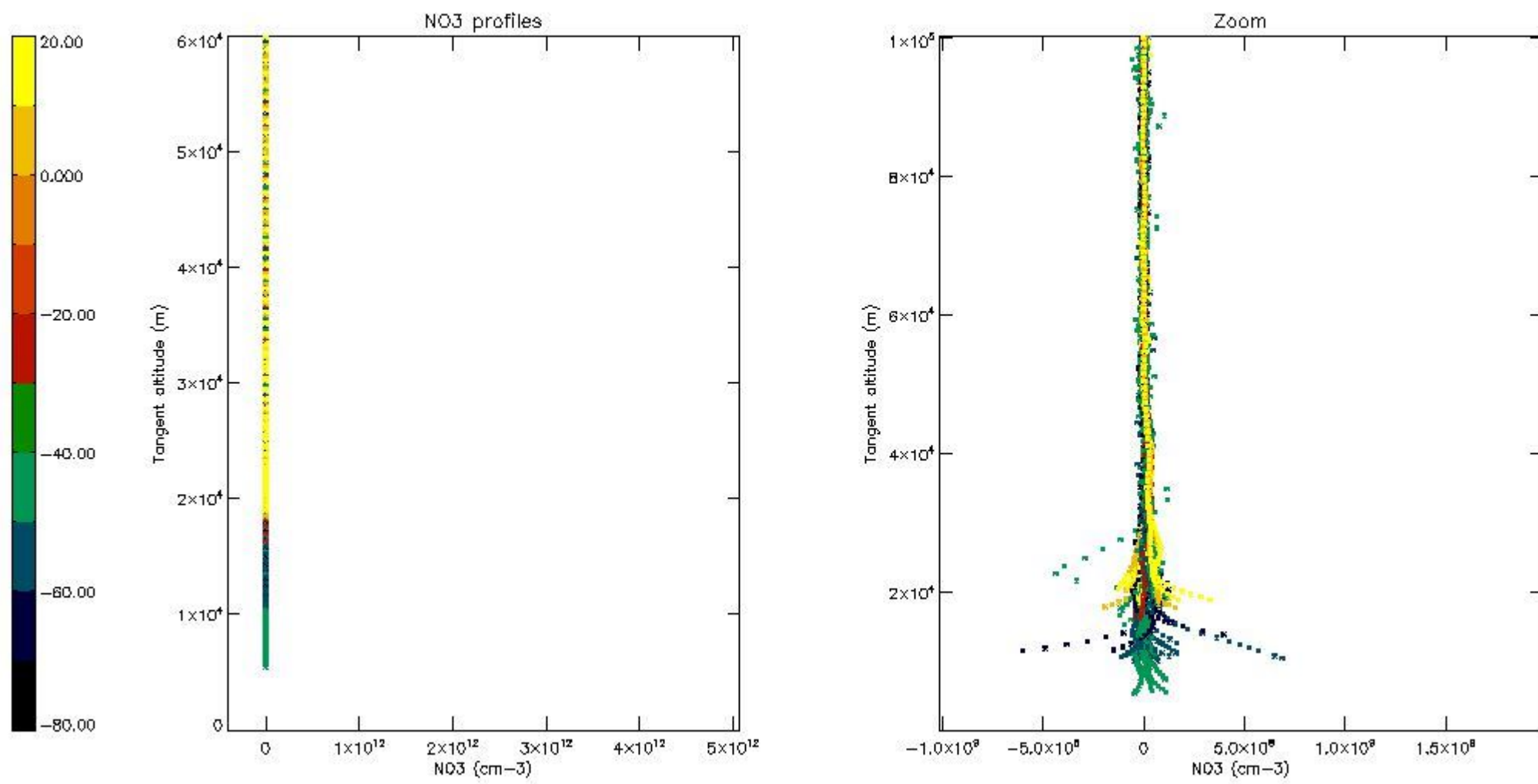
*5.6 Plot NO<sub>2</sub> profiles for all STD (dark without errors)*

The colorbar represents the latitude.



*5.7 Plot NO3 profiles for all STD (dark without errors)*

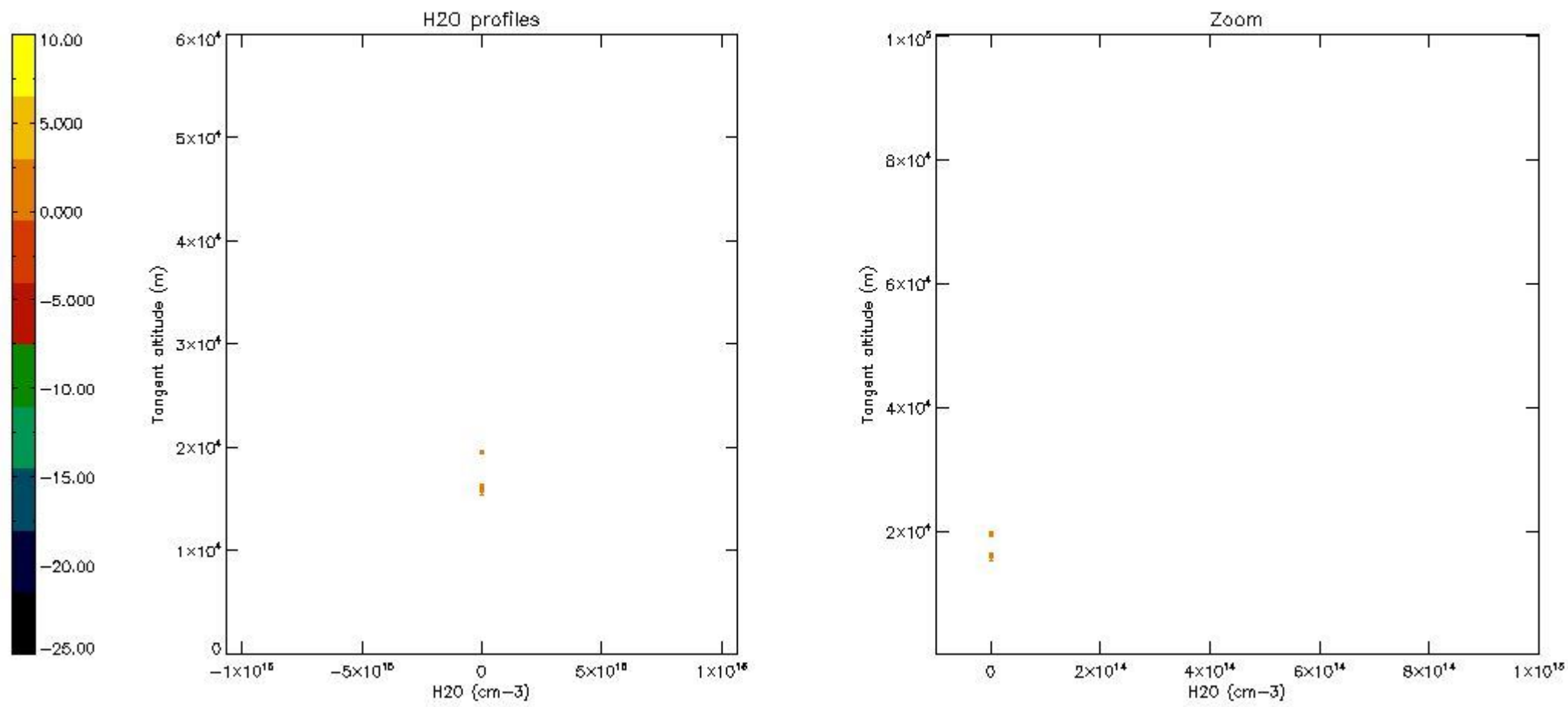
The colorbar represents the latitude.



5.8 Plot H<sub>2</sub>O profiles for all STD (only for occultations of stars 1,2,3,4,13,14,16,26,63 dark without errors)

The colorbar represents the latitude.

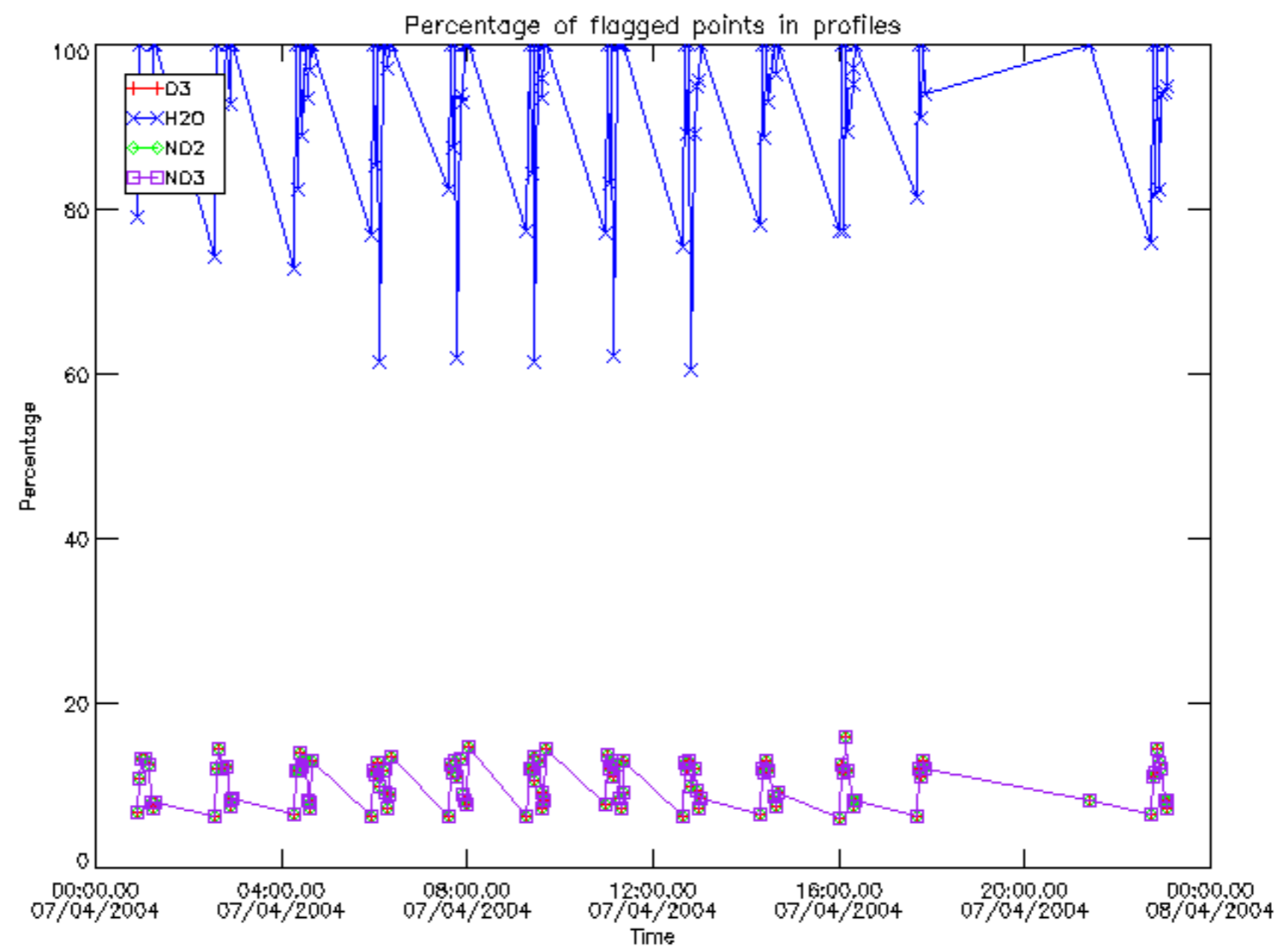




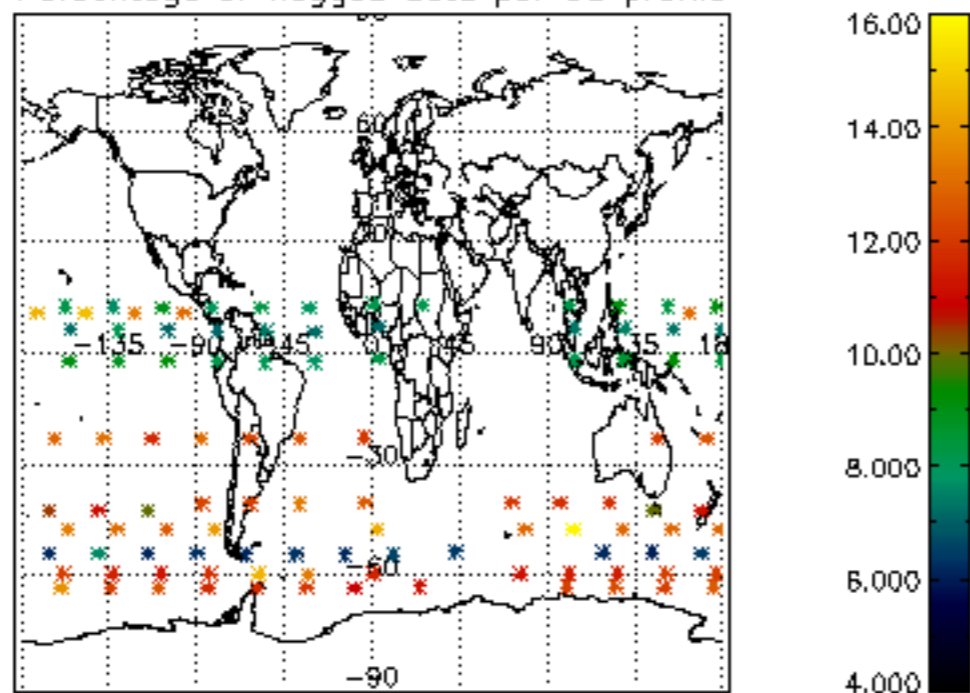
## 6. Auxiliary Data Files used for the production reported in section 2

The number reported in the third column indicates since which file (see list in section 2) the corresponding auxiliary file has been used. The fourth column is the date of those product files.

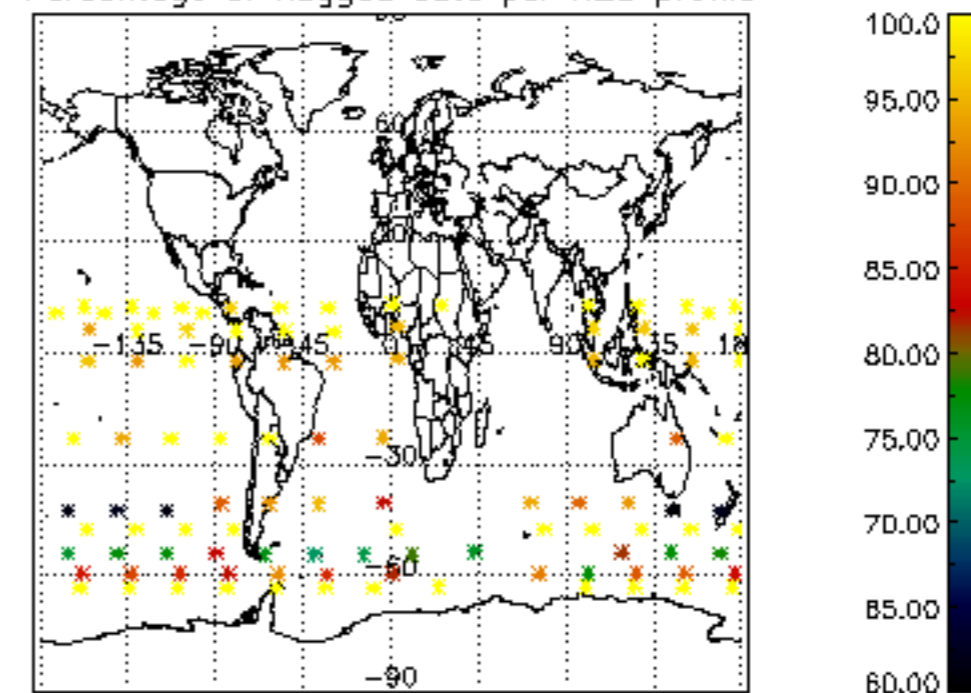
Type	Auxiliary Filename	Used since product	Used since product date
INST_PHYS_CHARACTERISTICS	GOM_INS_AXVIEC20091111_143220_20030716_120000_20500101_000000	1	07-APR-2004 00:04:37
LEVEL-2_PROC_CONFIG	GOM_PR2_AXVIEC20091111_152718_20020301_000000_20500101_000000	1	07-APR-2004 00:04:37
CROSS_SECTIONS_FILE	GOM_CRS_AXVIEC20091111_154832_20020301_000000_20500101_000000	1	07-APR-2004 00:04:37



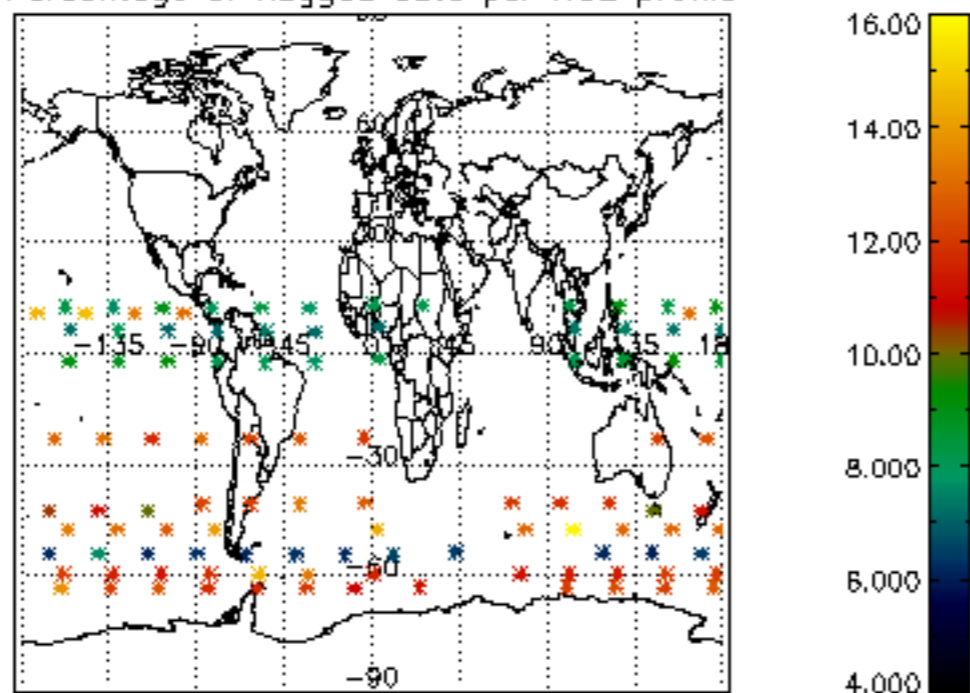
Percentage of flagged data per D3 profile



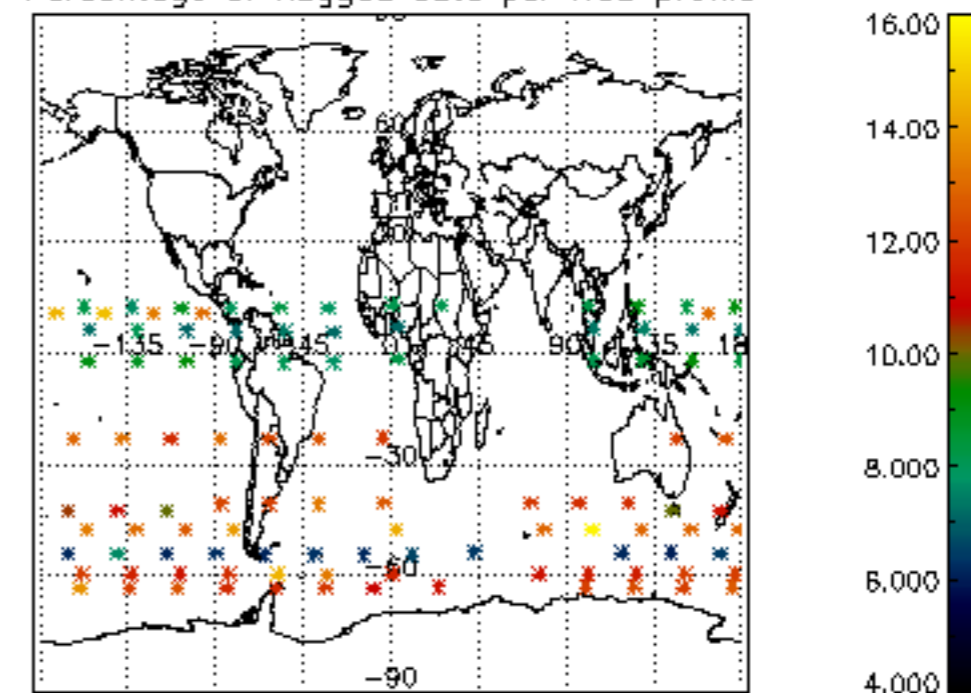
Percentage of flagged data per H2O profile



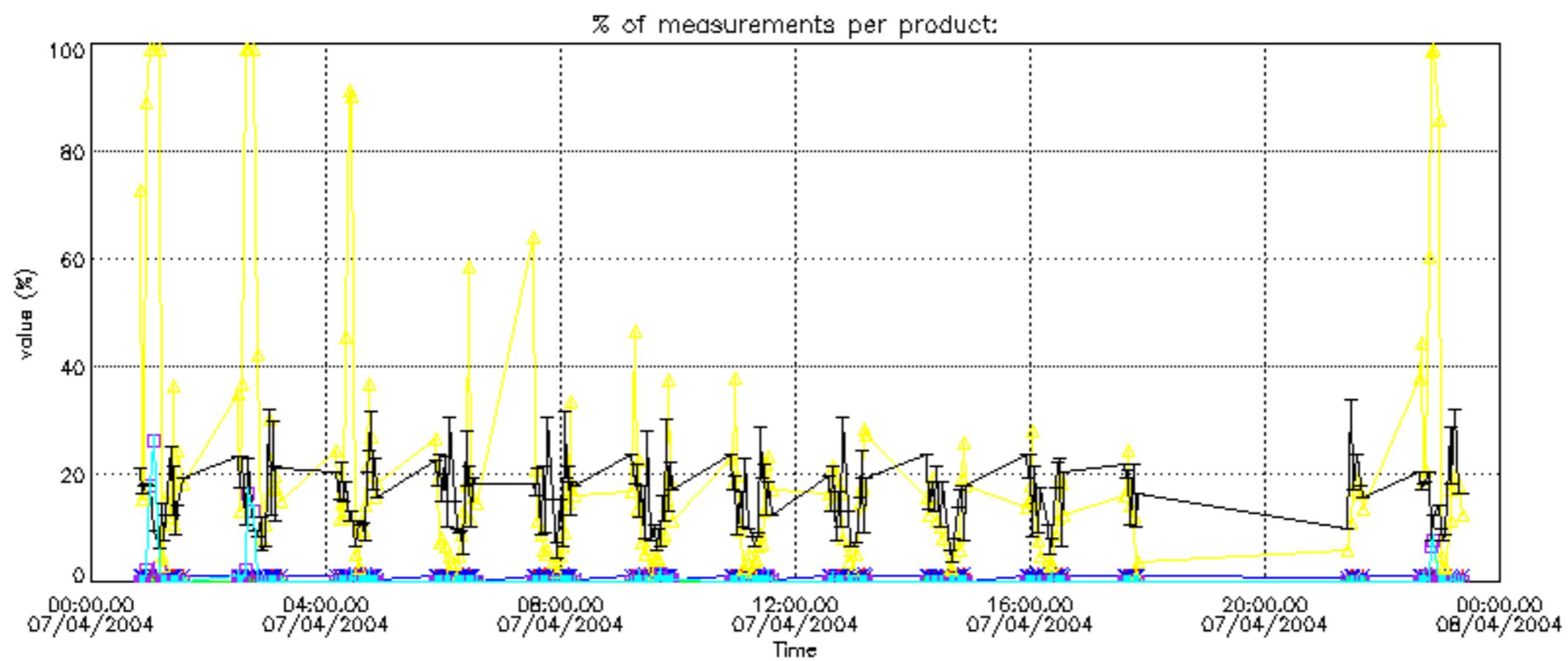
Percentage of flagged data per NO2 profile

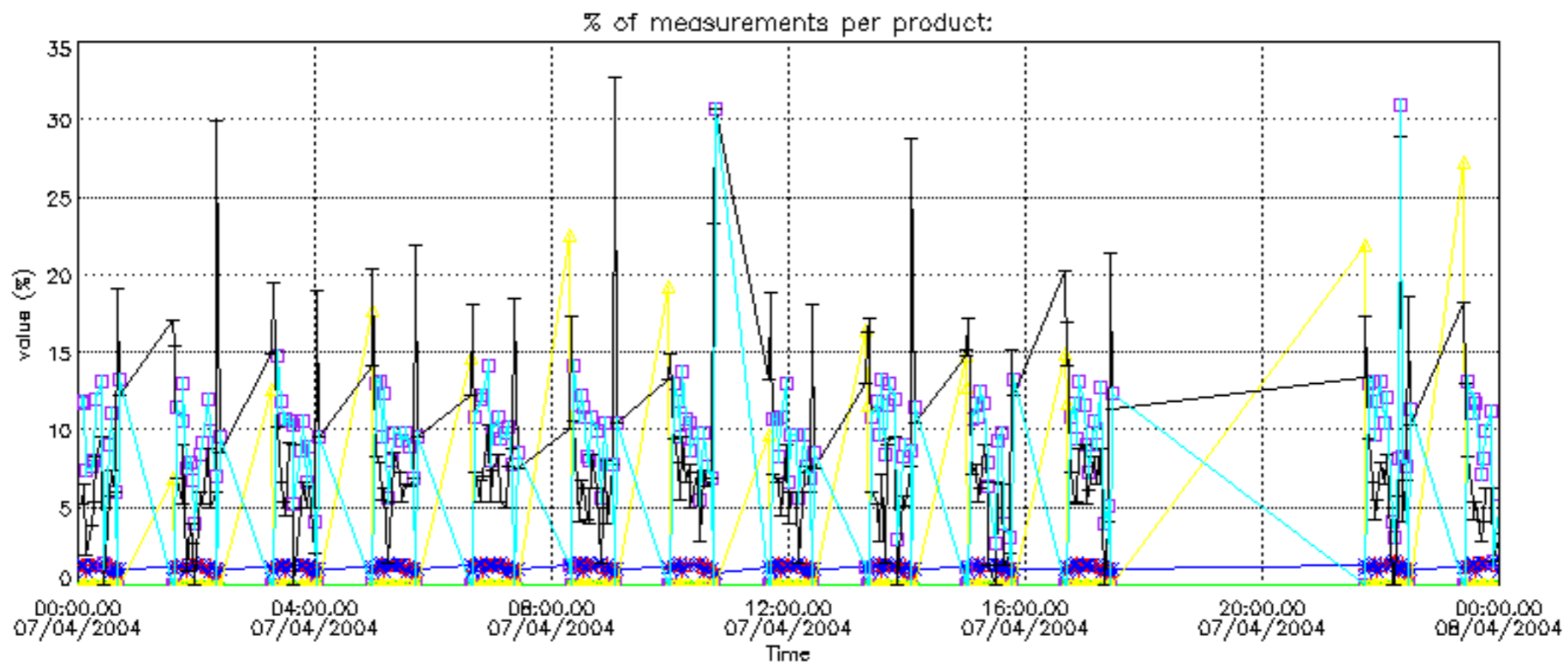


Percentage of flagged data per NO3 profile

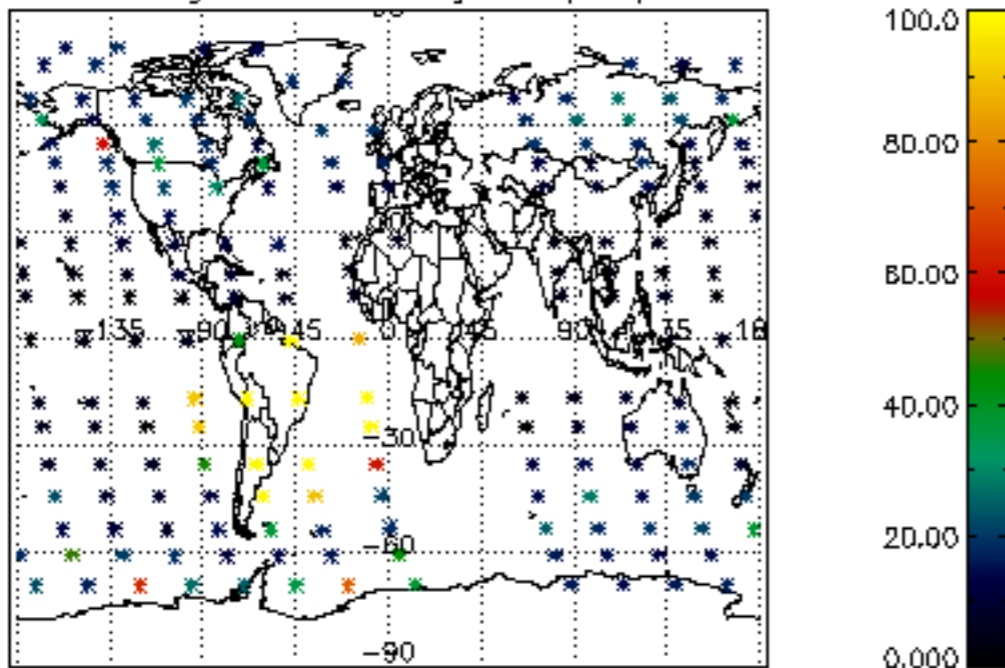




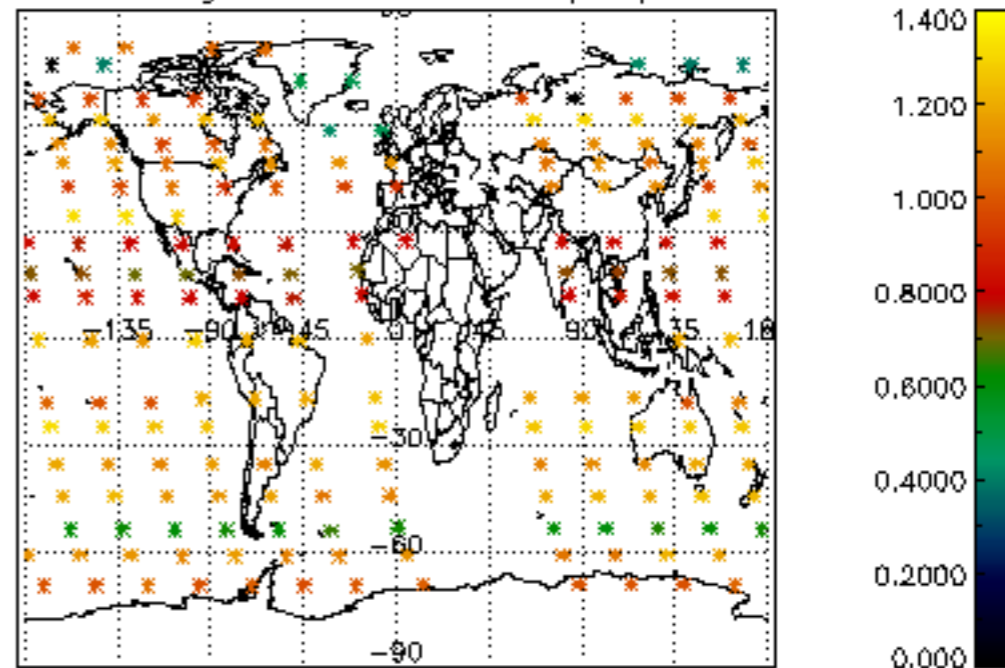




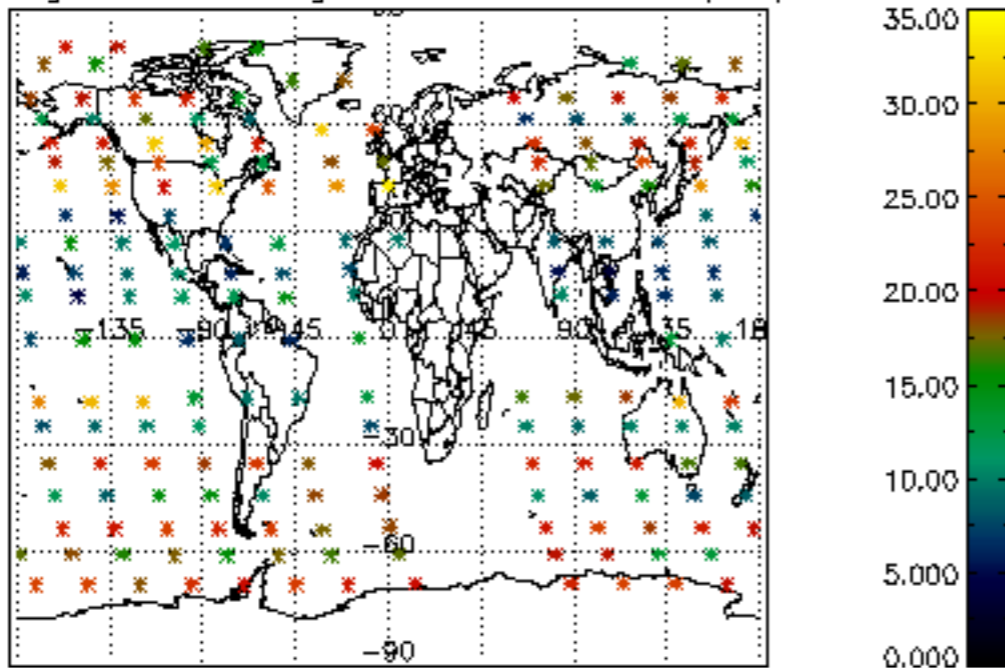
Percentage of cosmic ray hits per profile



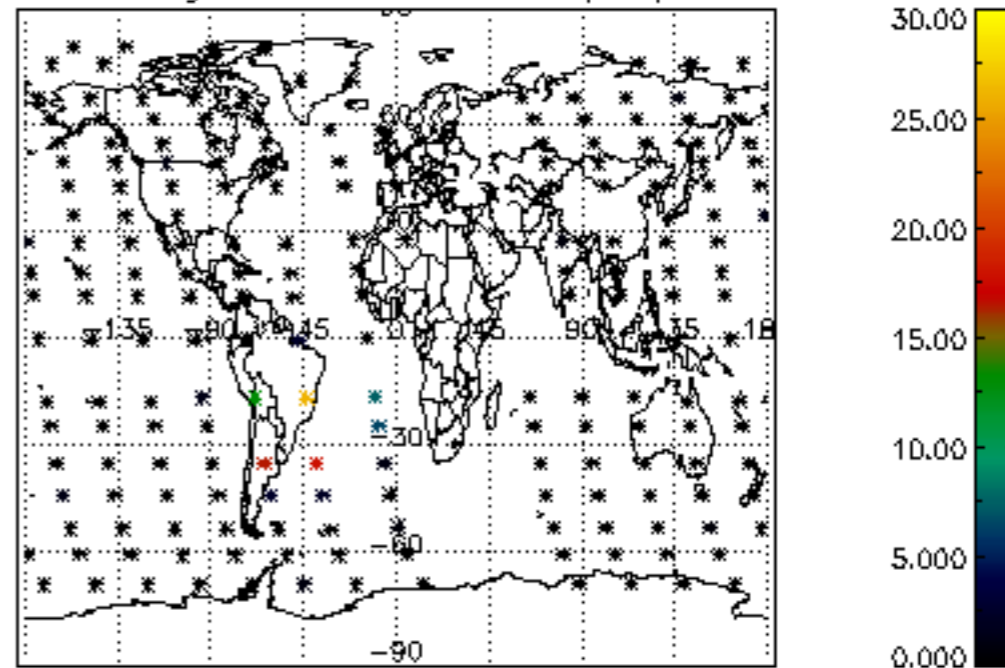
Percentage of datation errors per profile



Percentage of star falling outside central band per profile

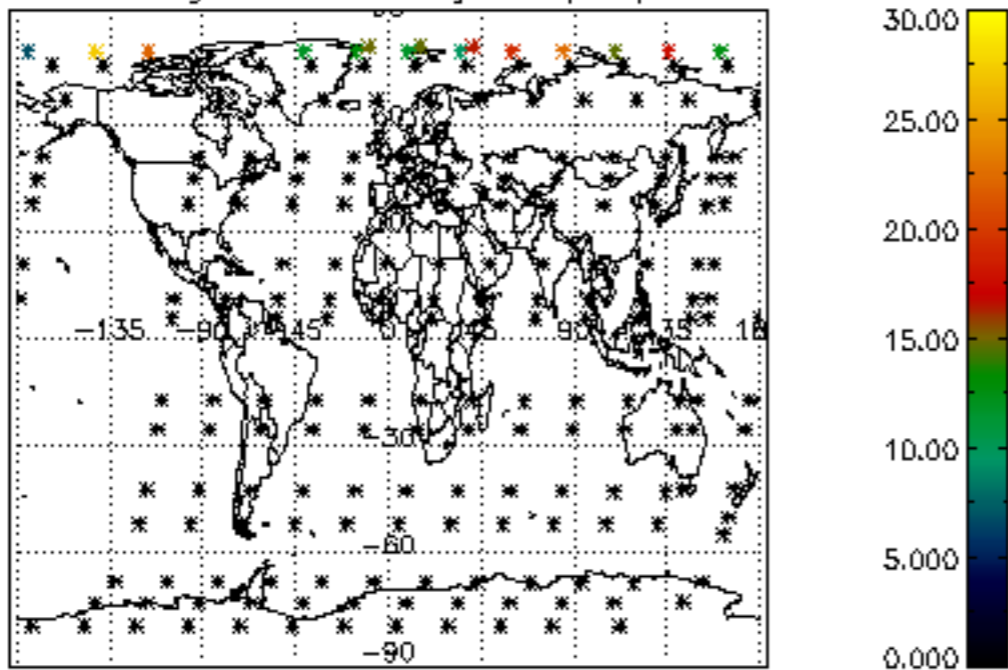


Percentage of saturation errors per profile

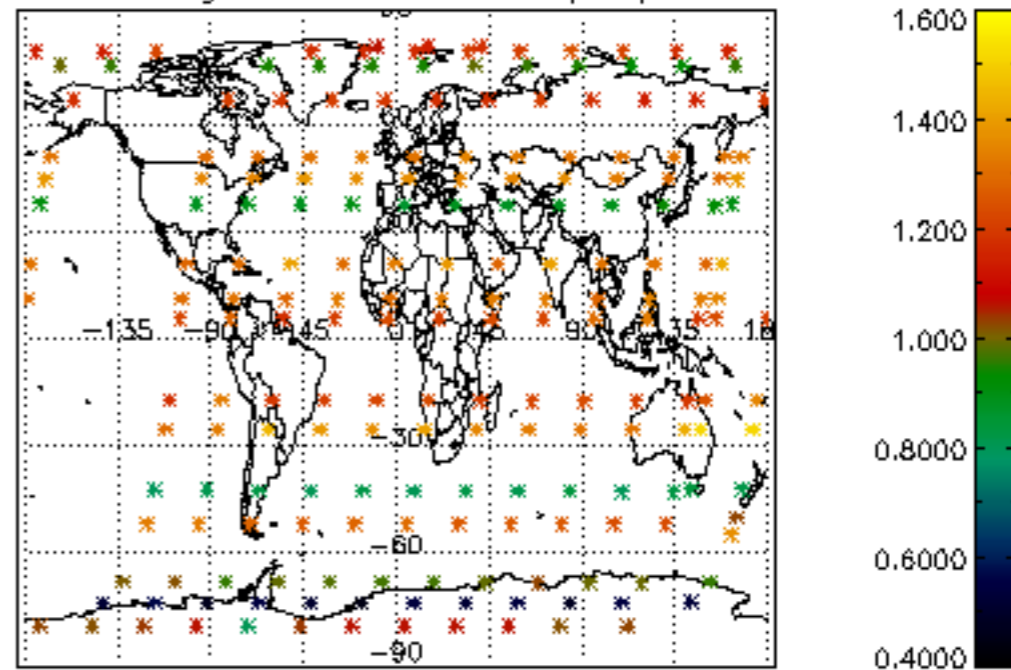




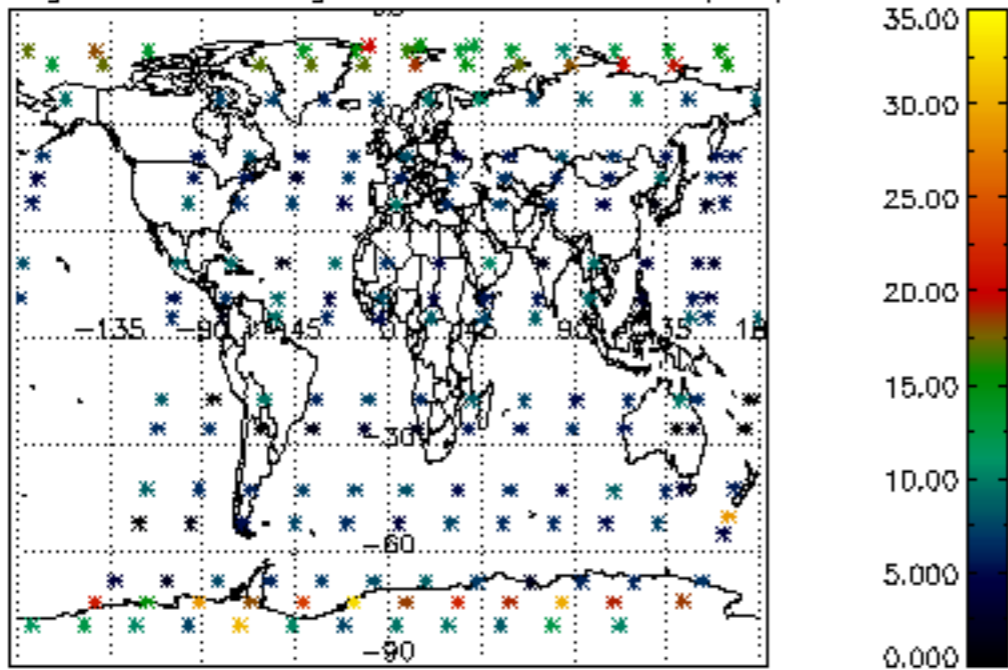
Percentage of cosmic ray hits per profile



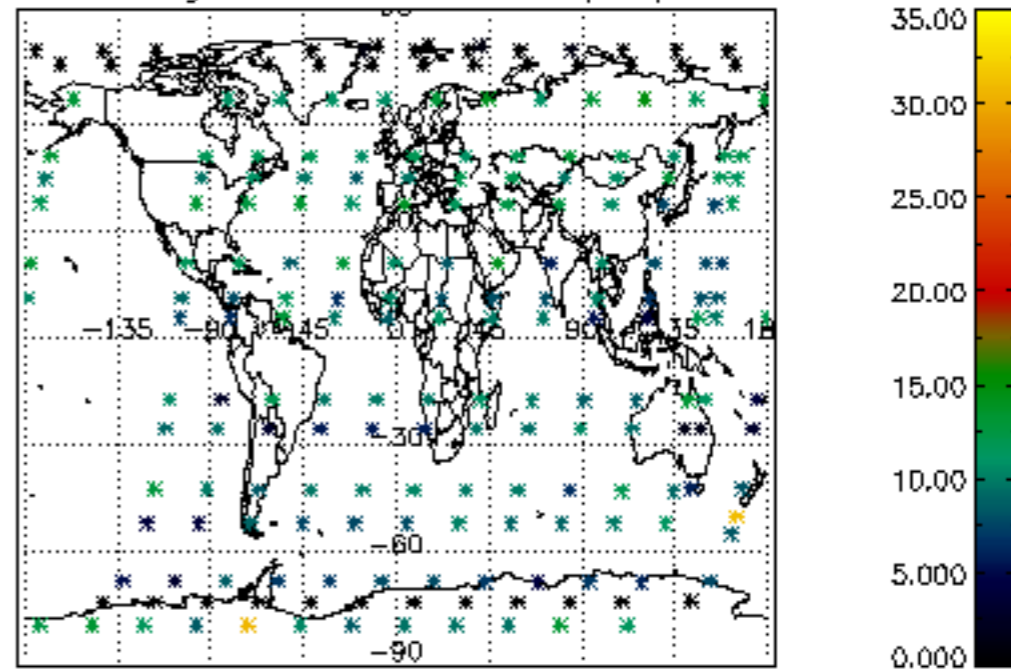
Percentage of datation errors per profile

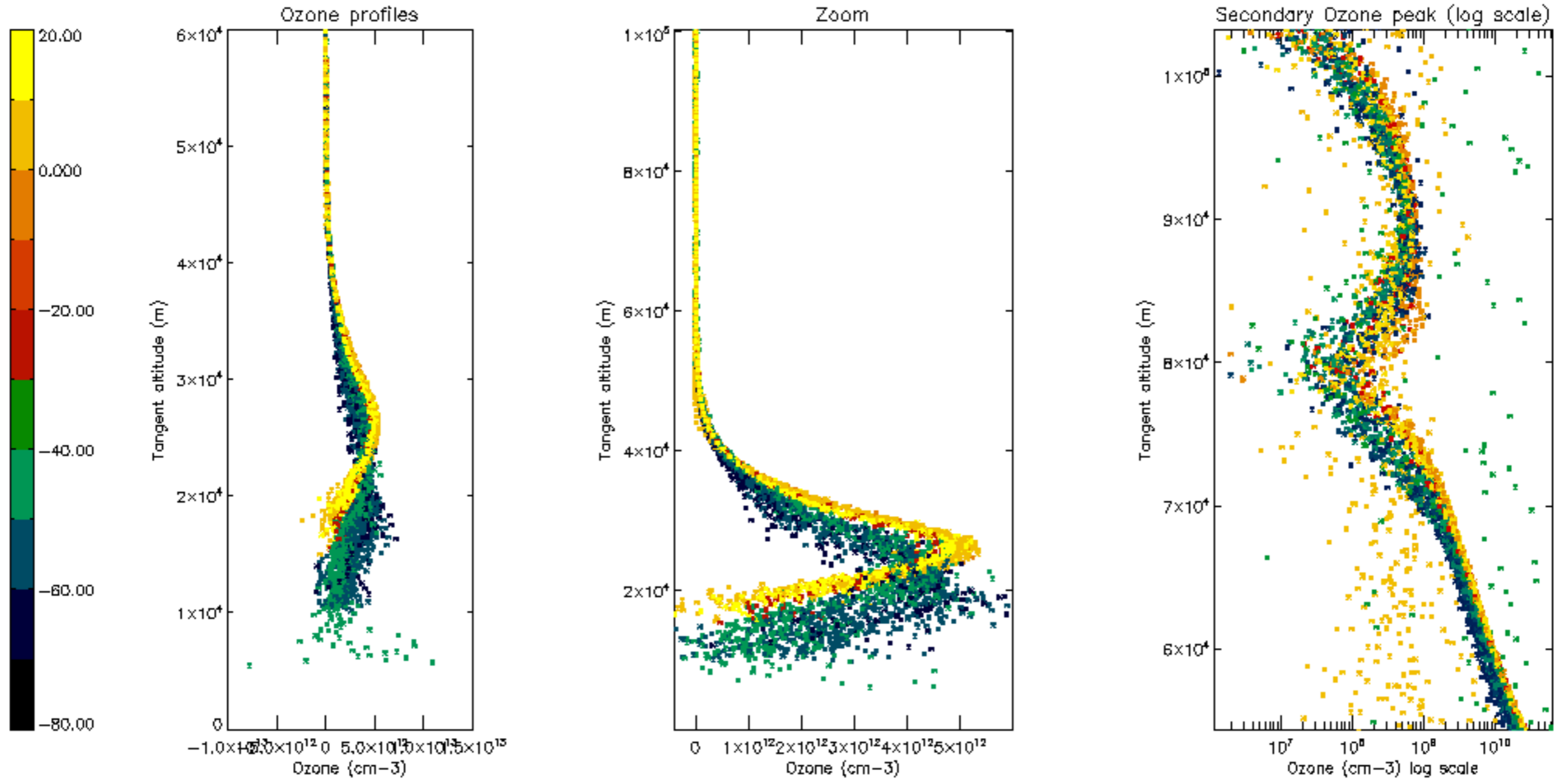


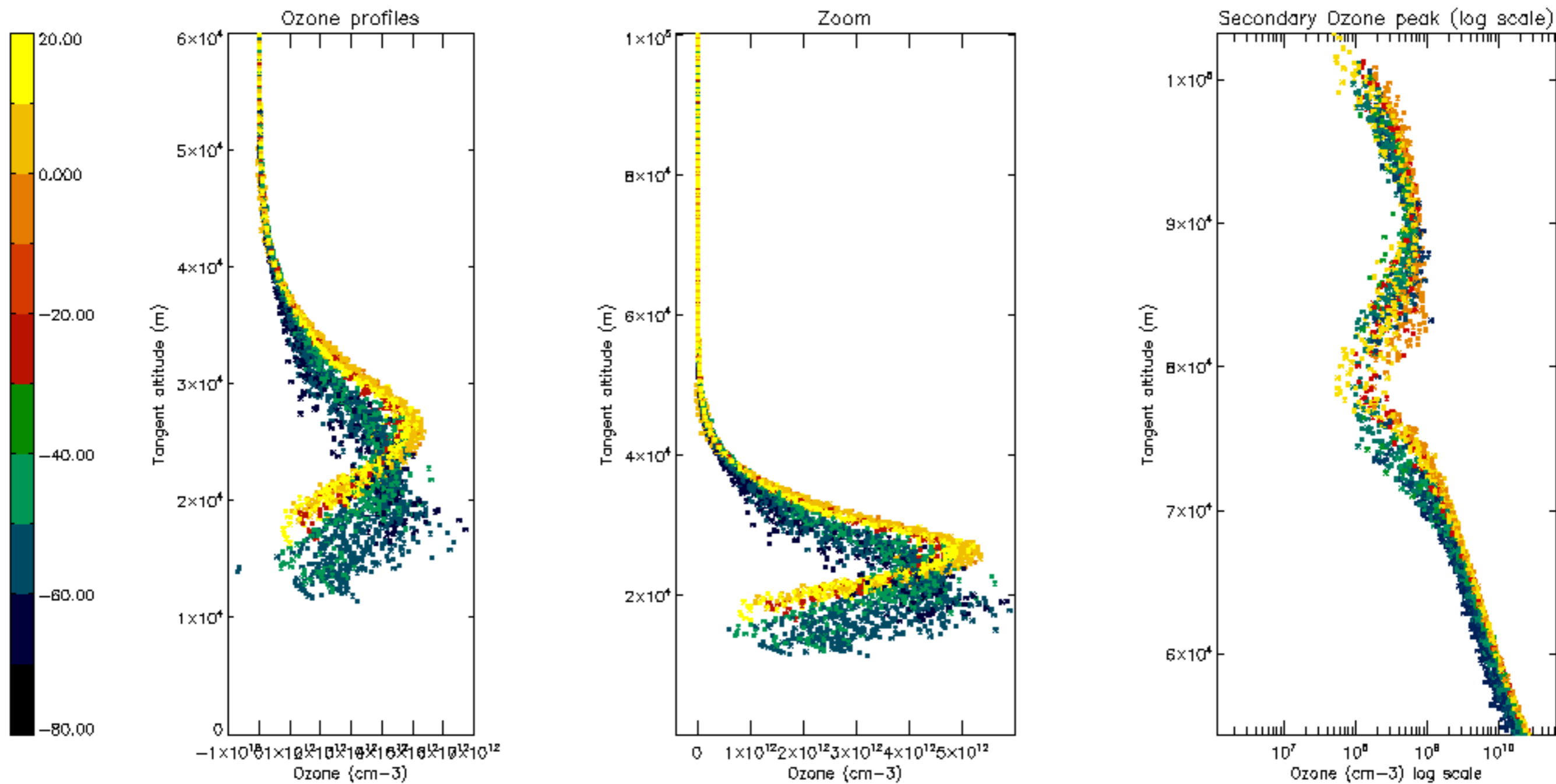
Percentage of star falling outside central band per profile



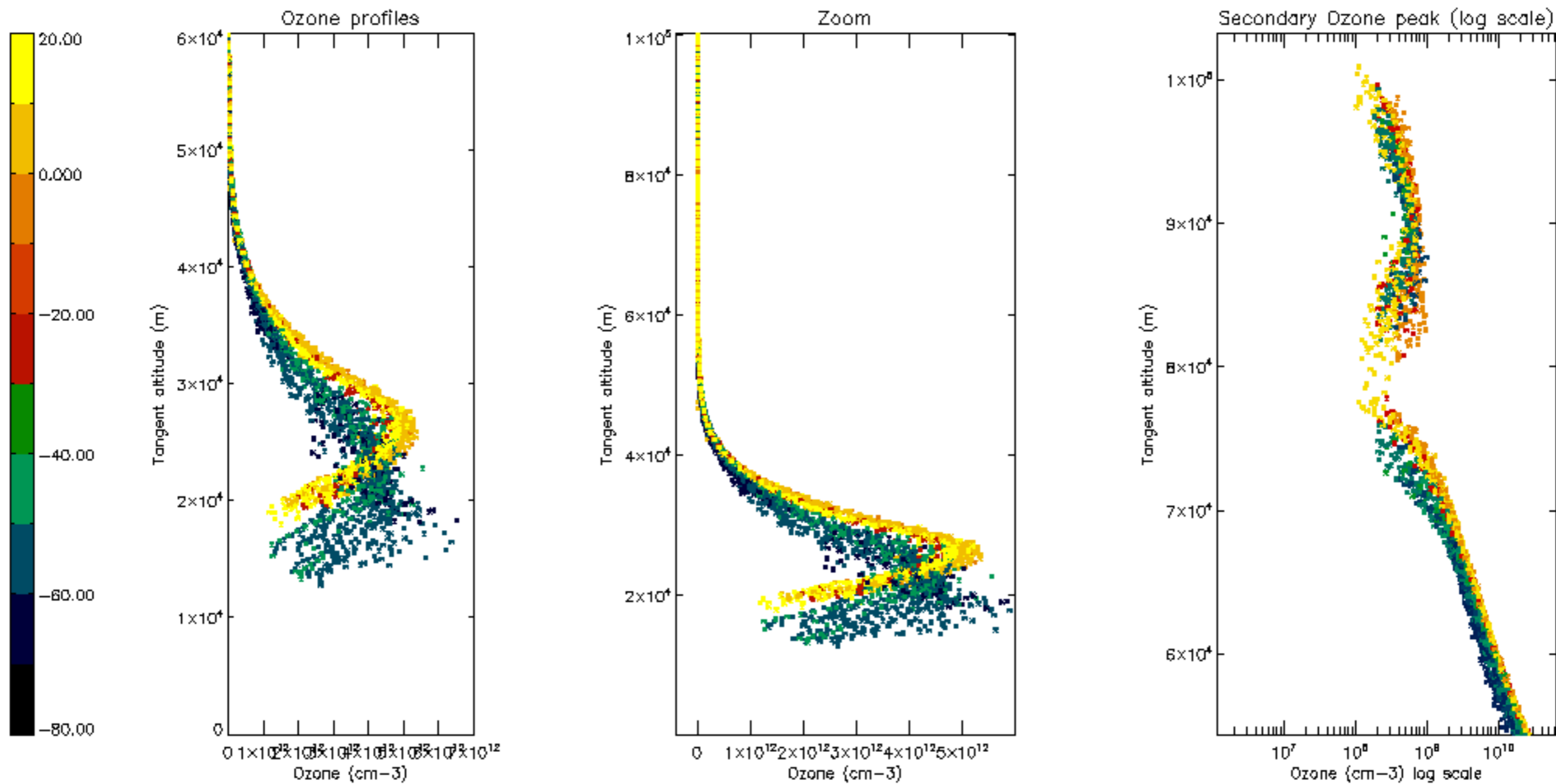
Percentage of saturation errors per profile

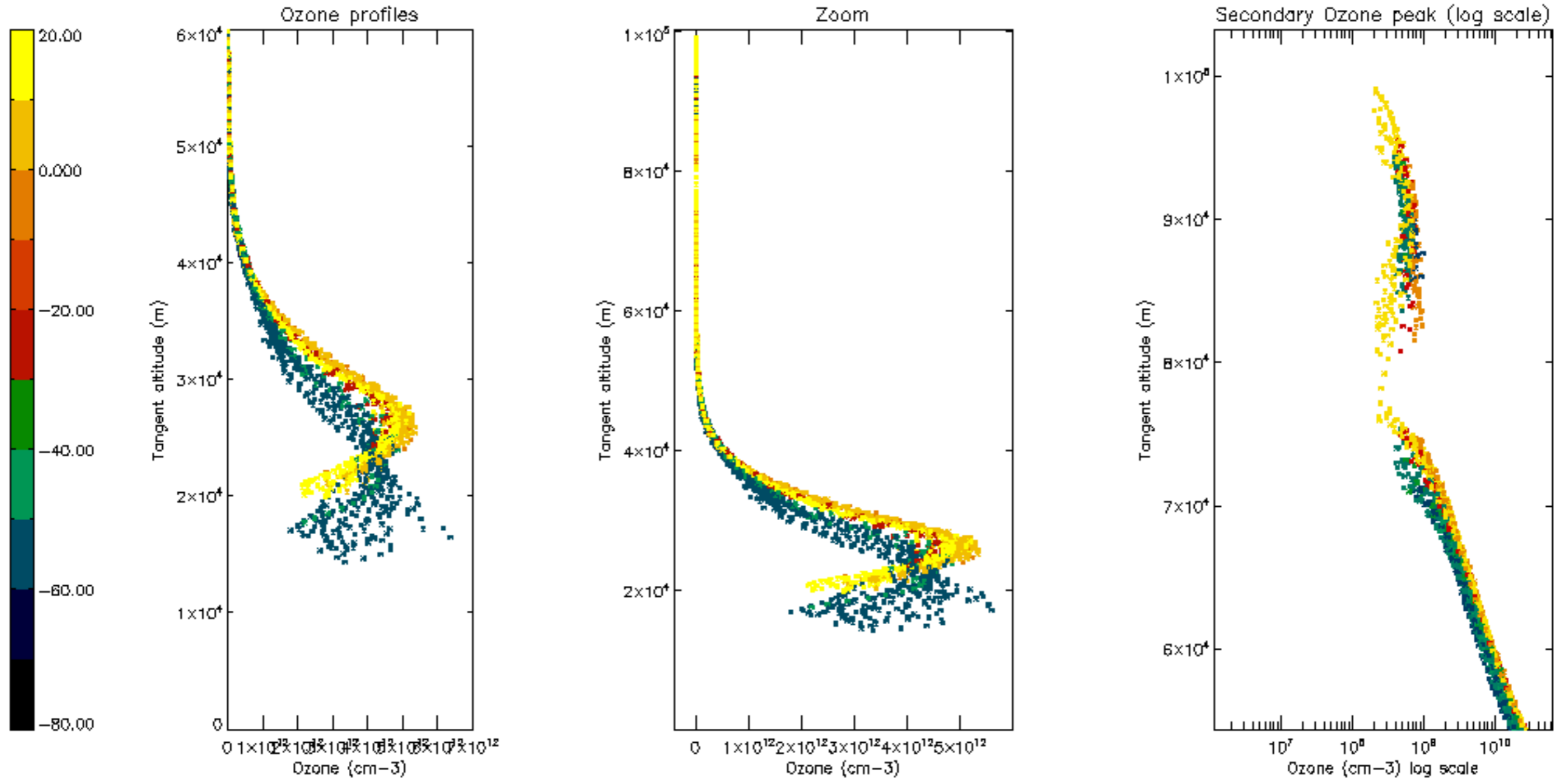


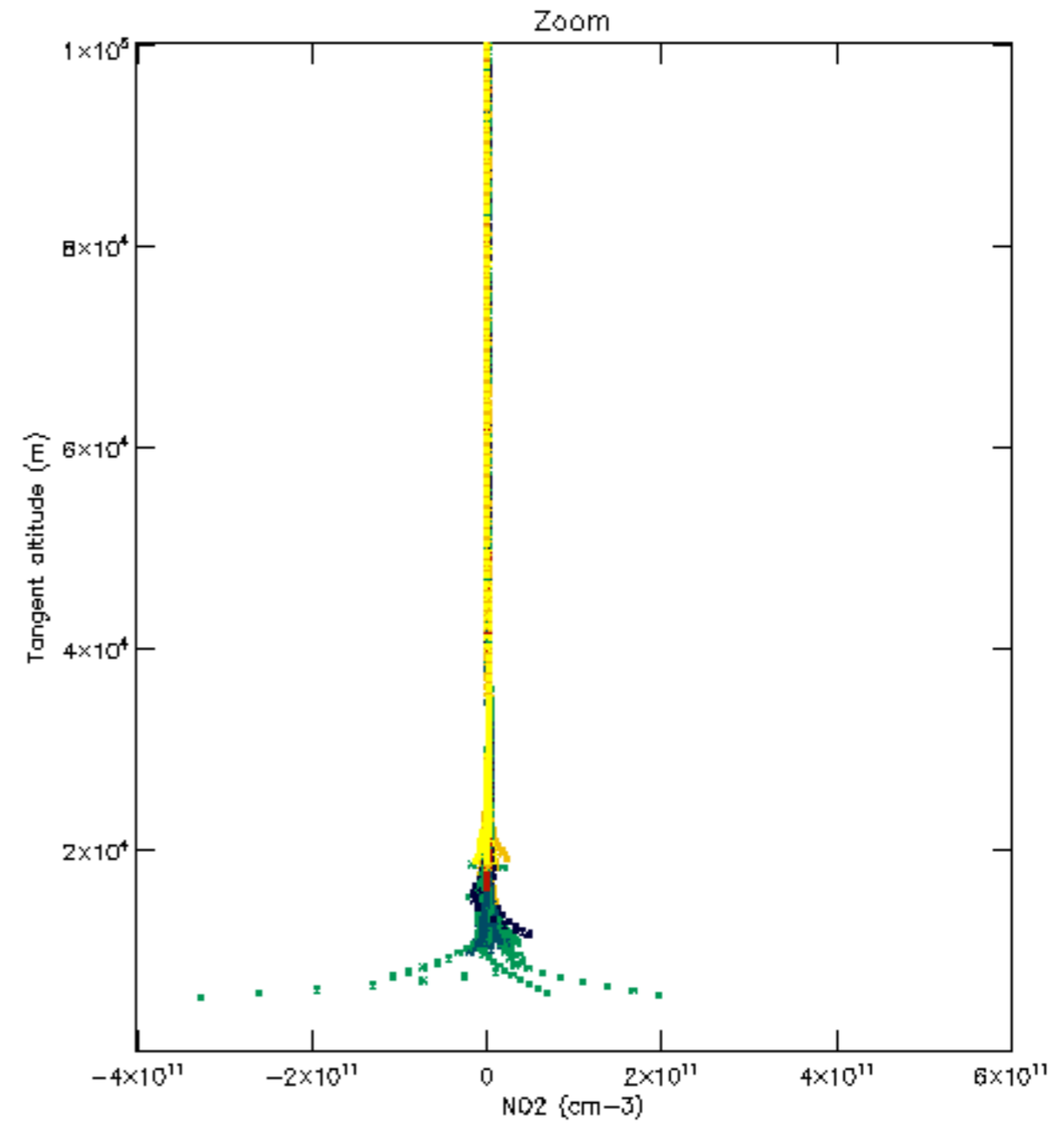
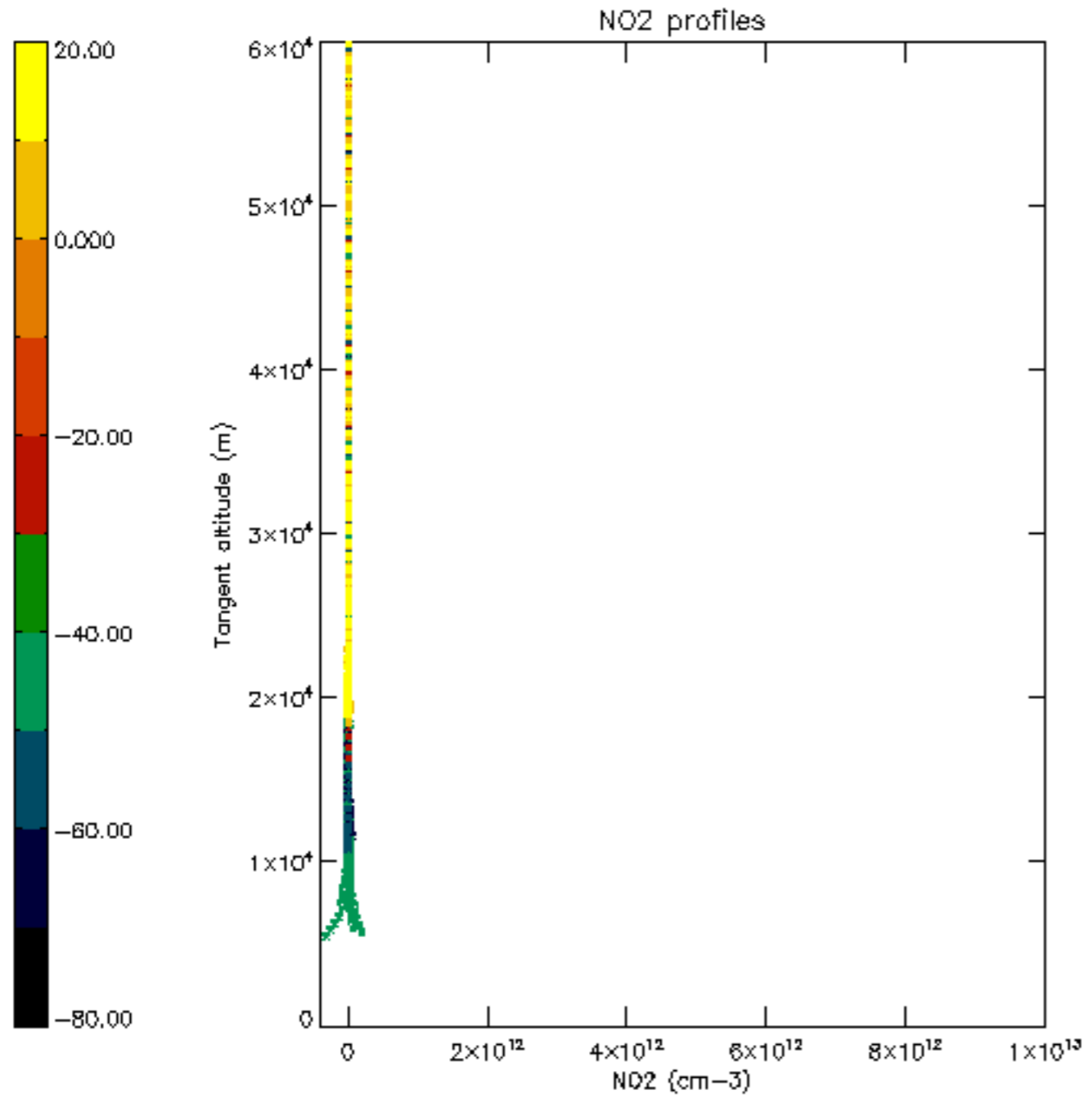




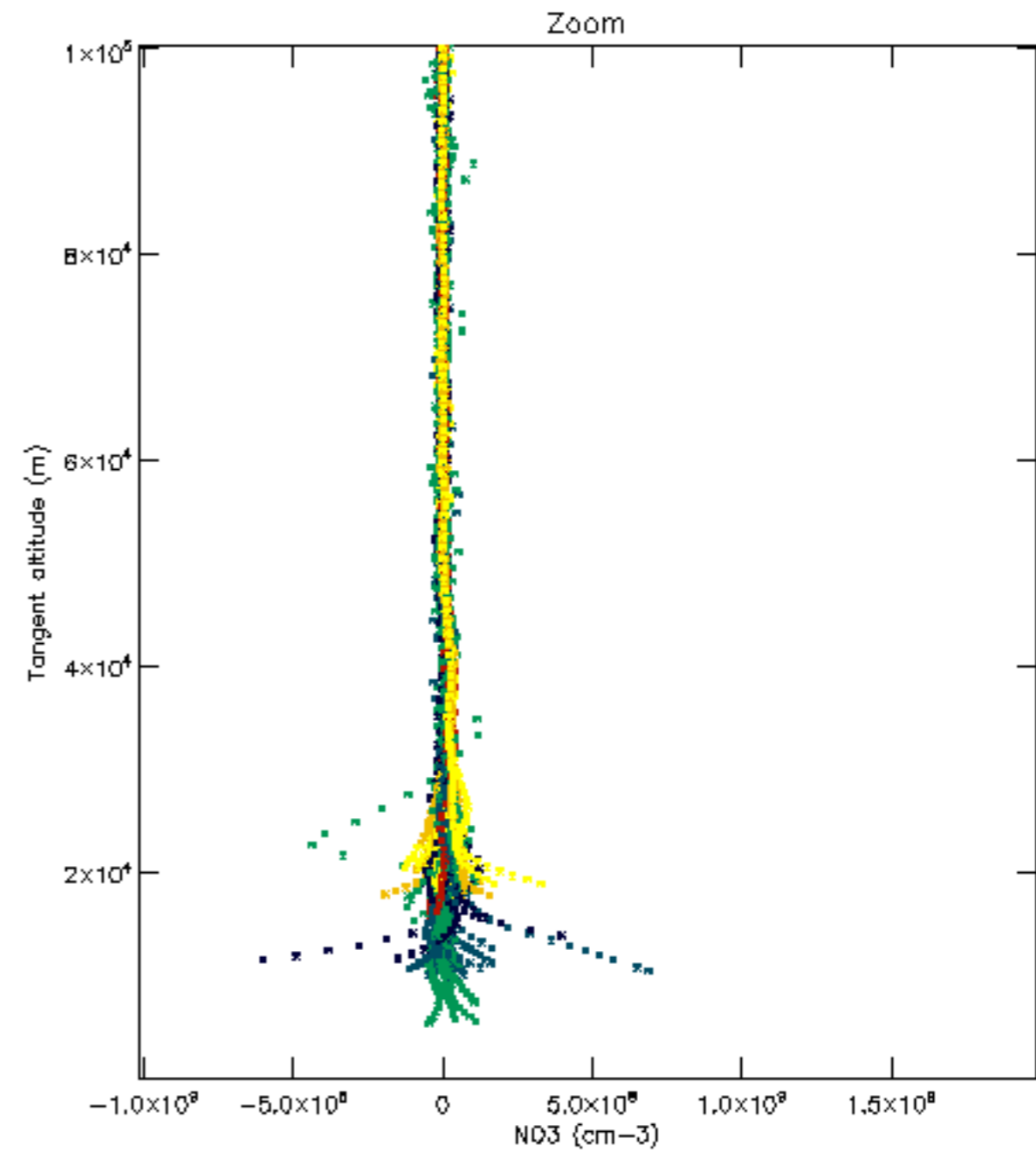
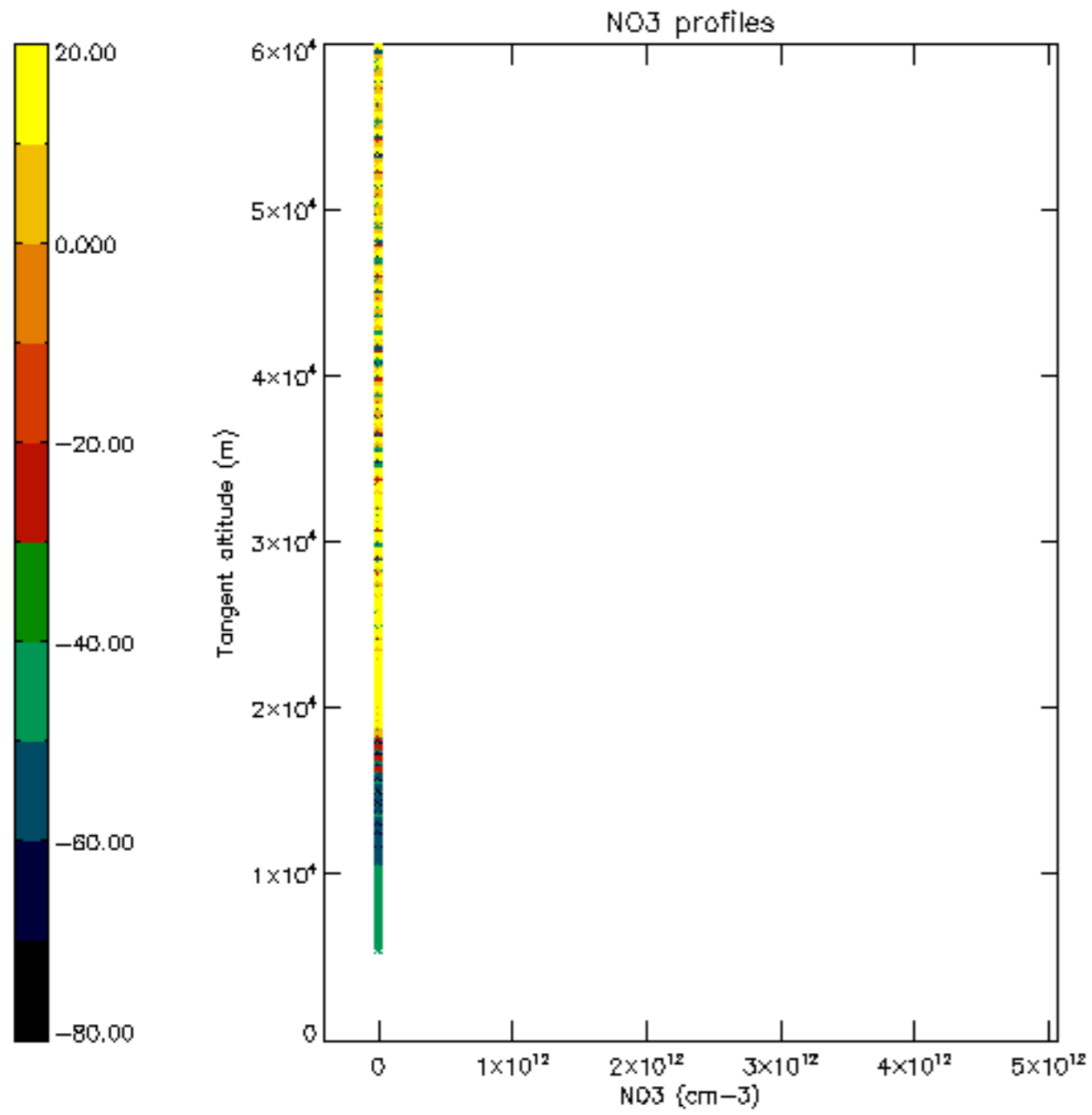


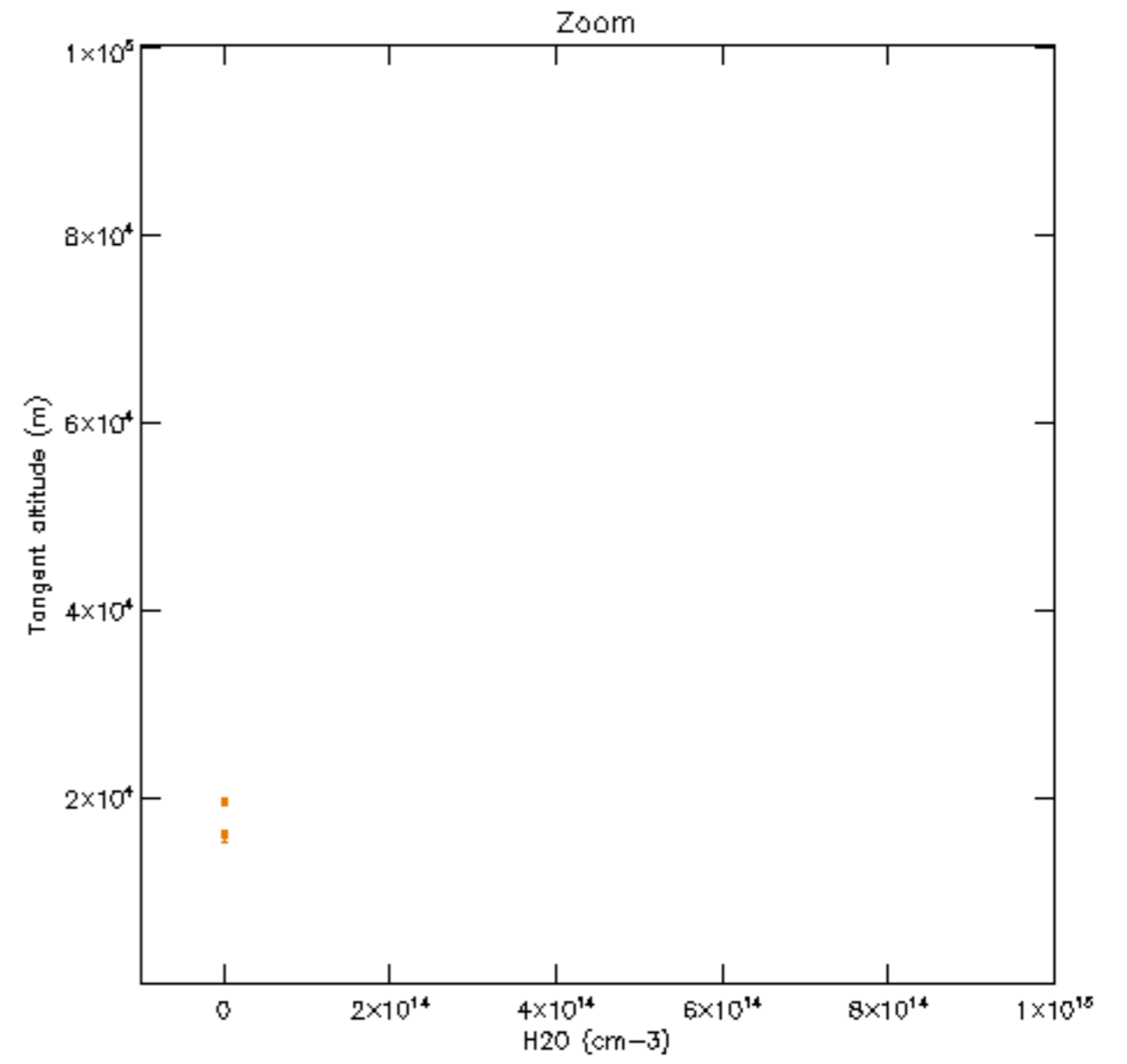
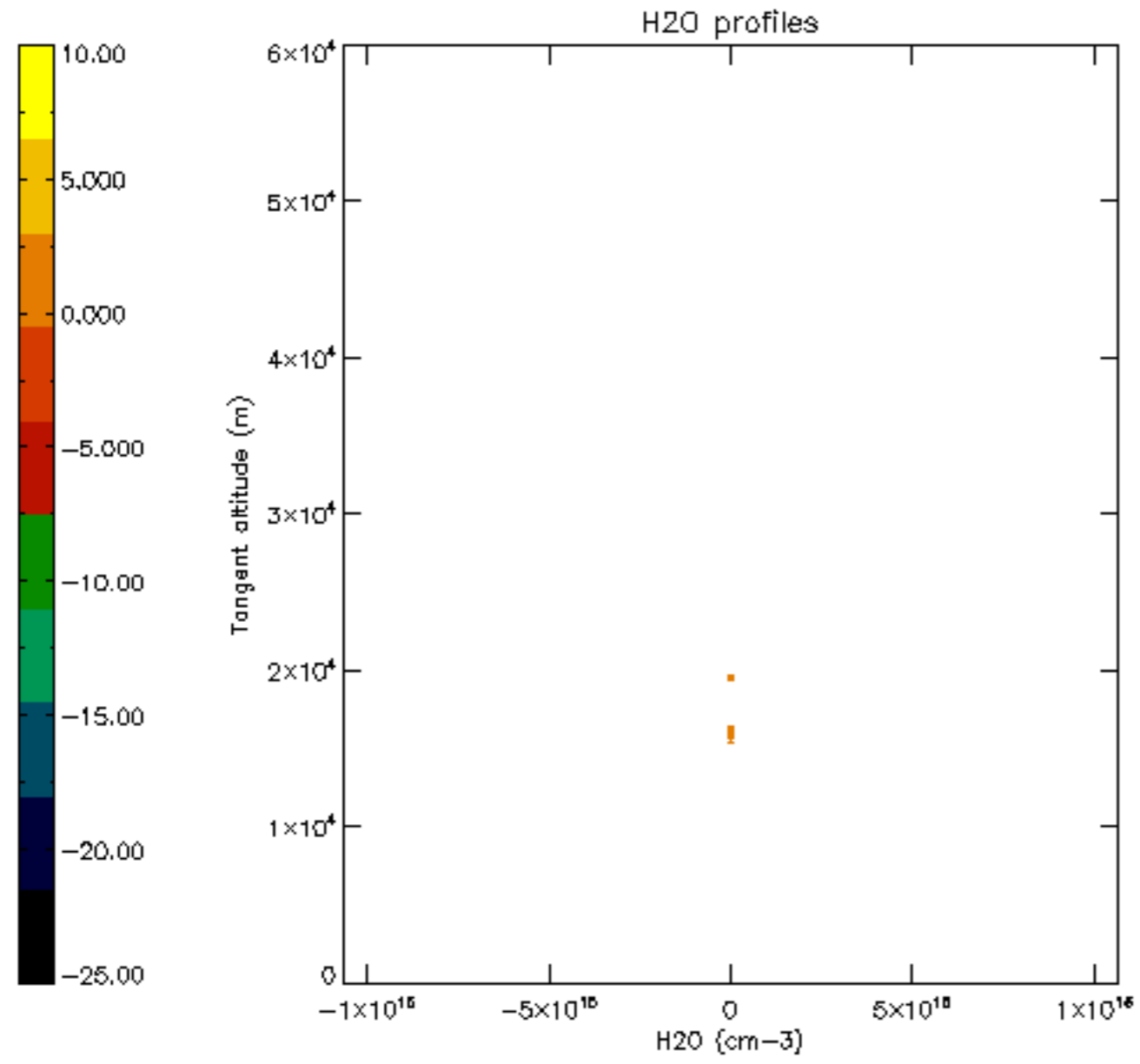


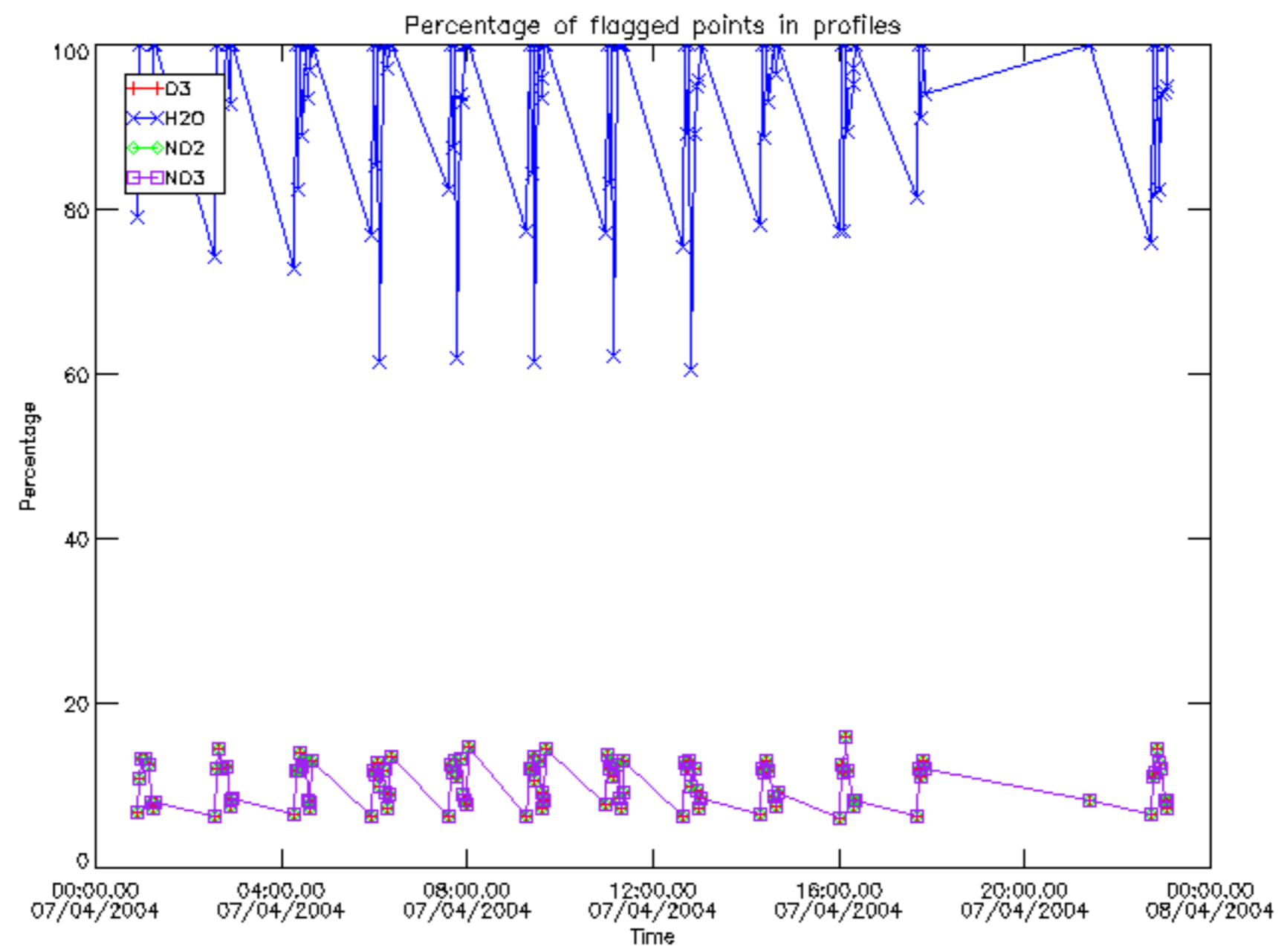






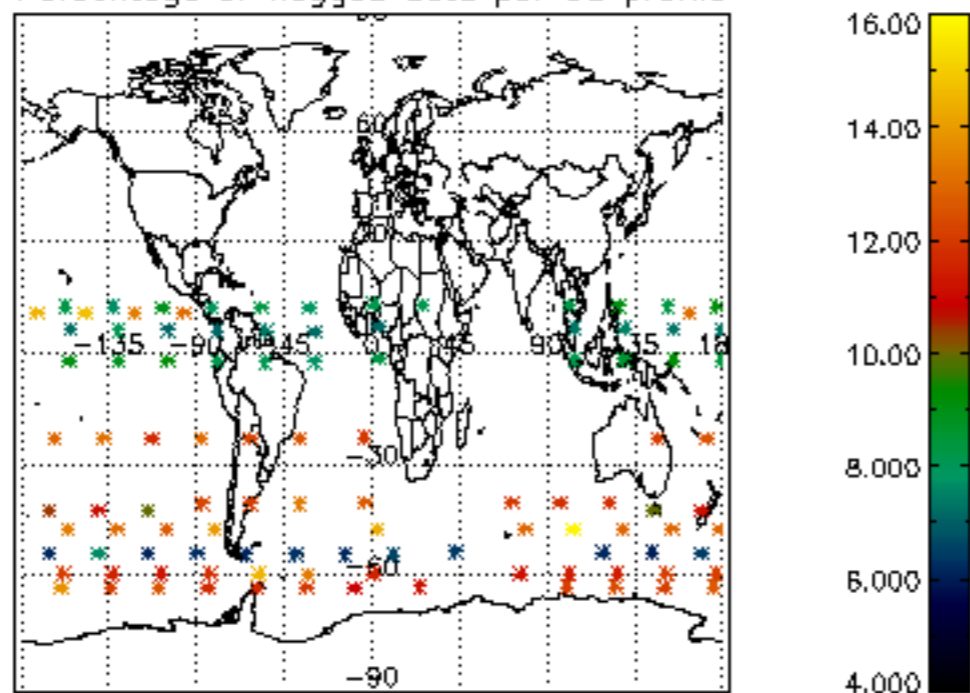




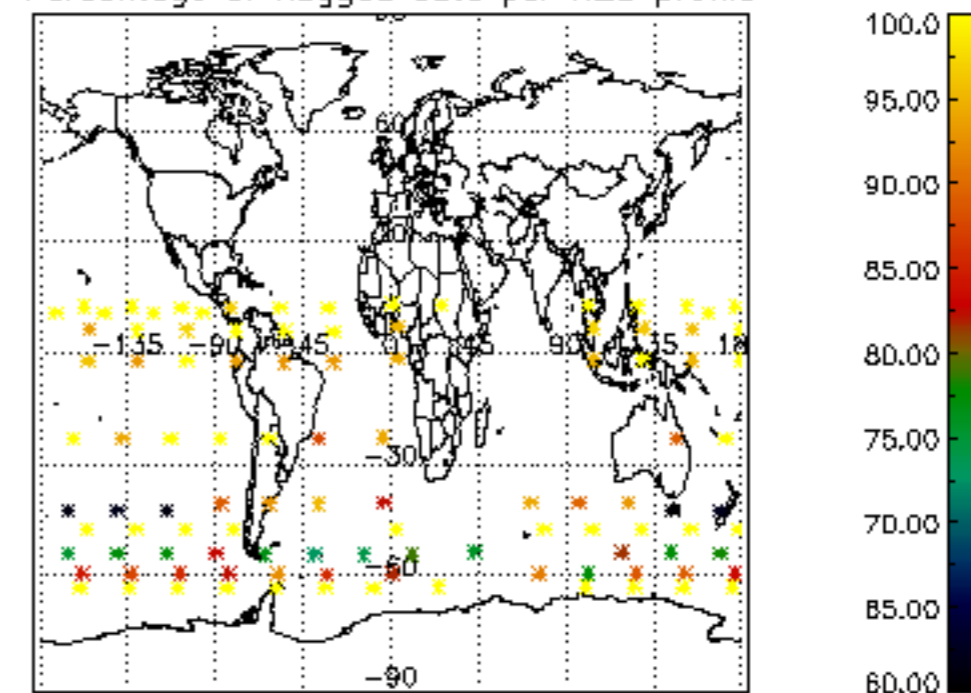




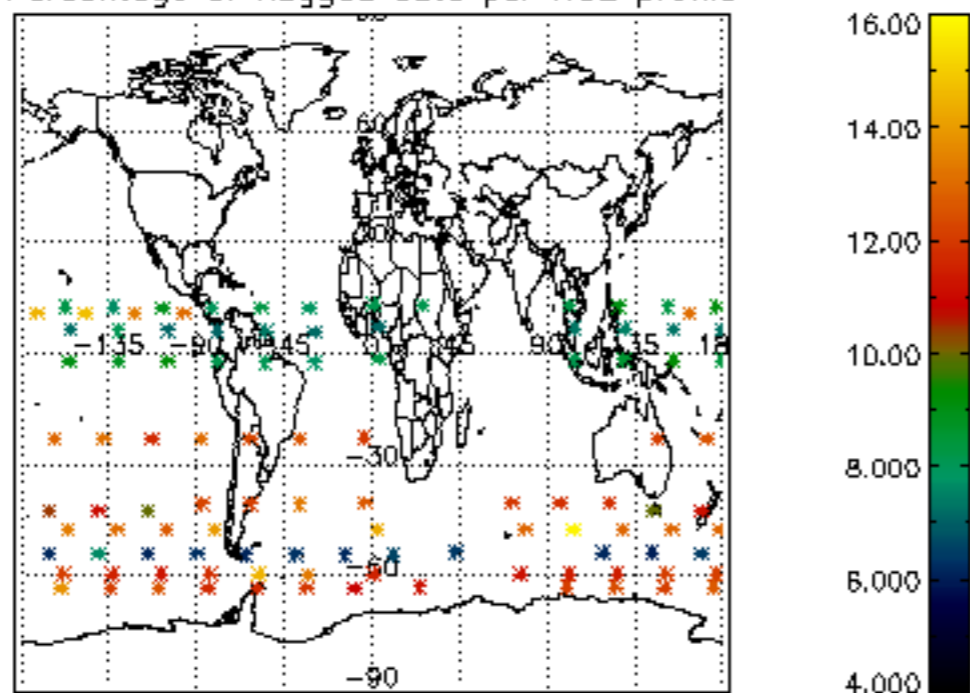
Percentage of flagged data per D3 profile



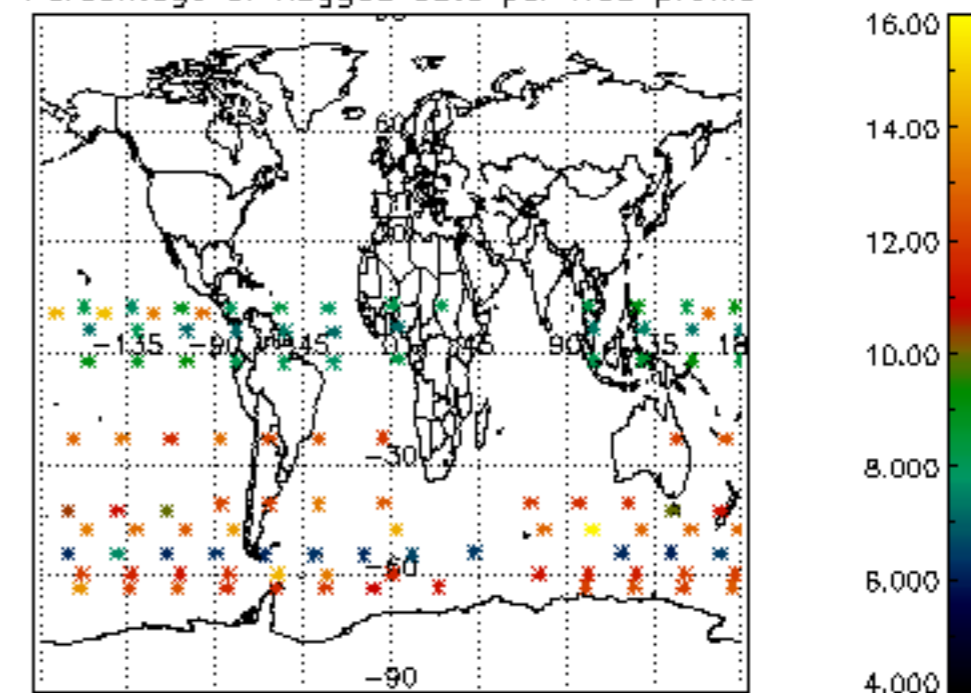
Percentage of flagged data per H2O profile

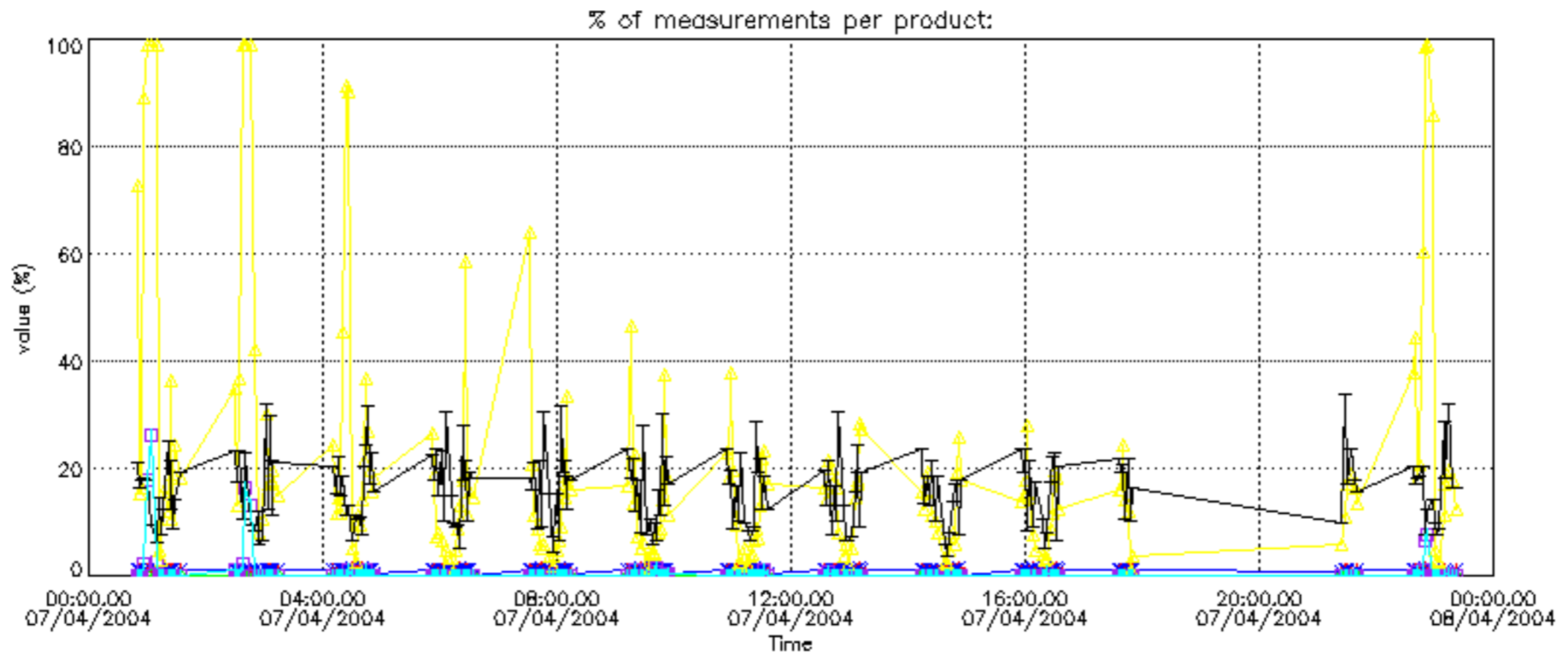


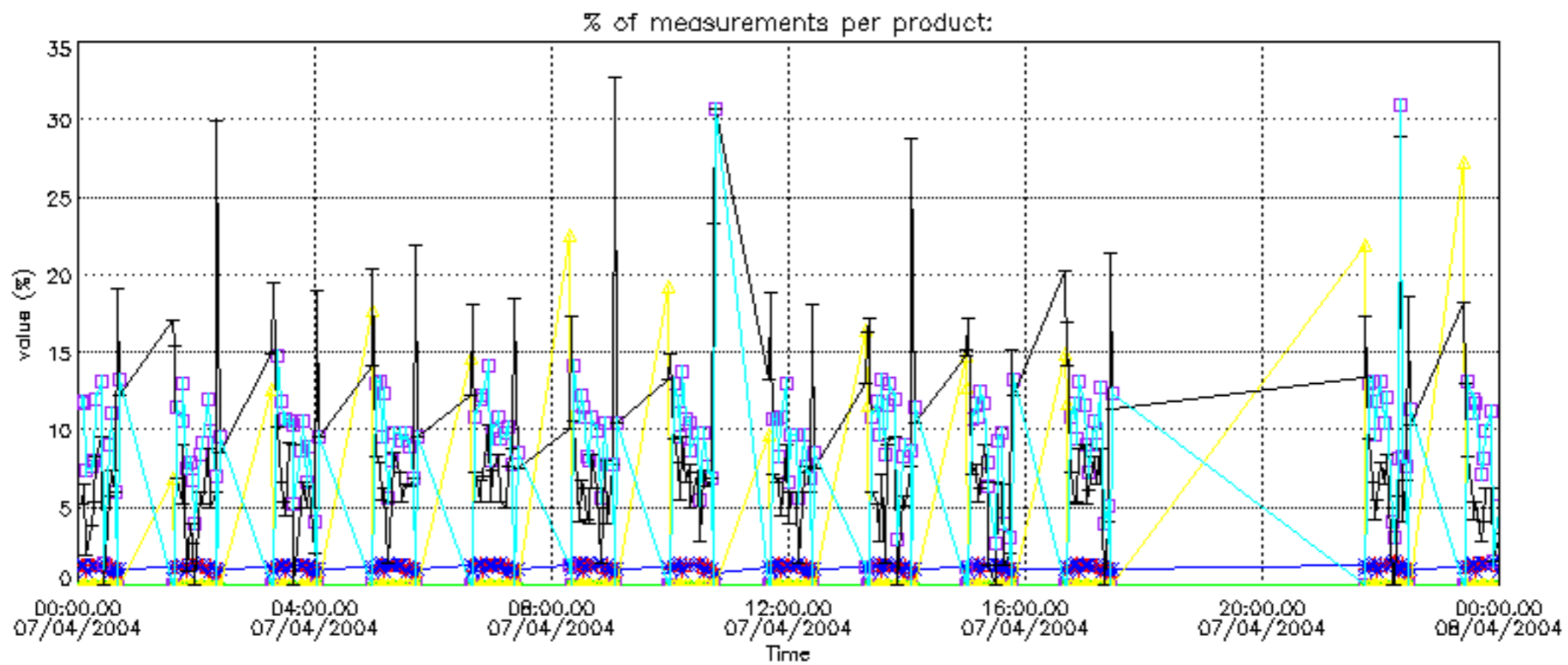
Percentage of flagged data per NO2 profile



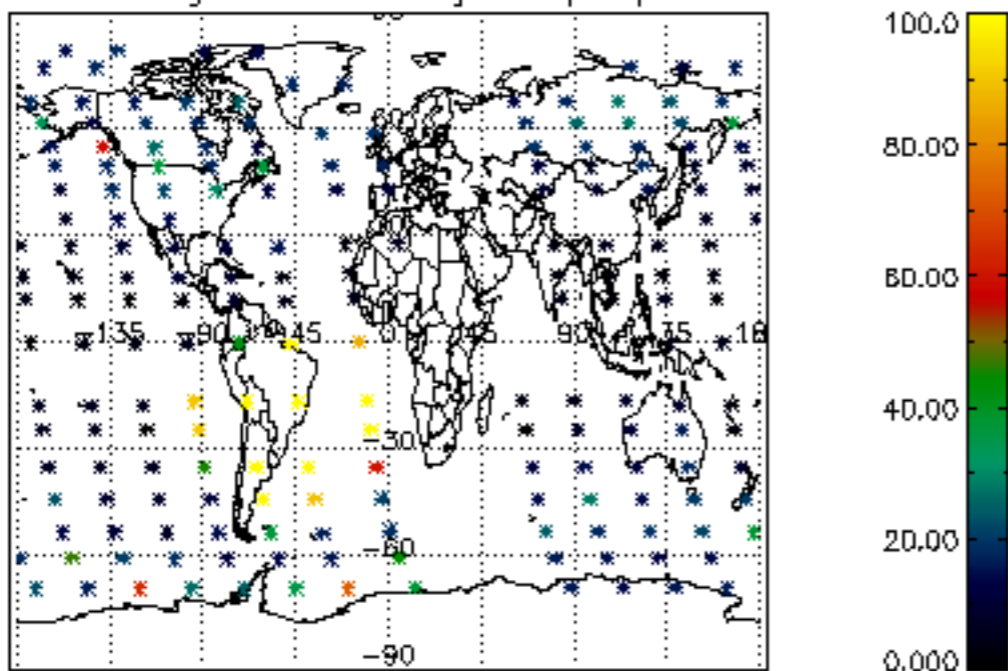
Percentage of flagged data per NO3 profile



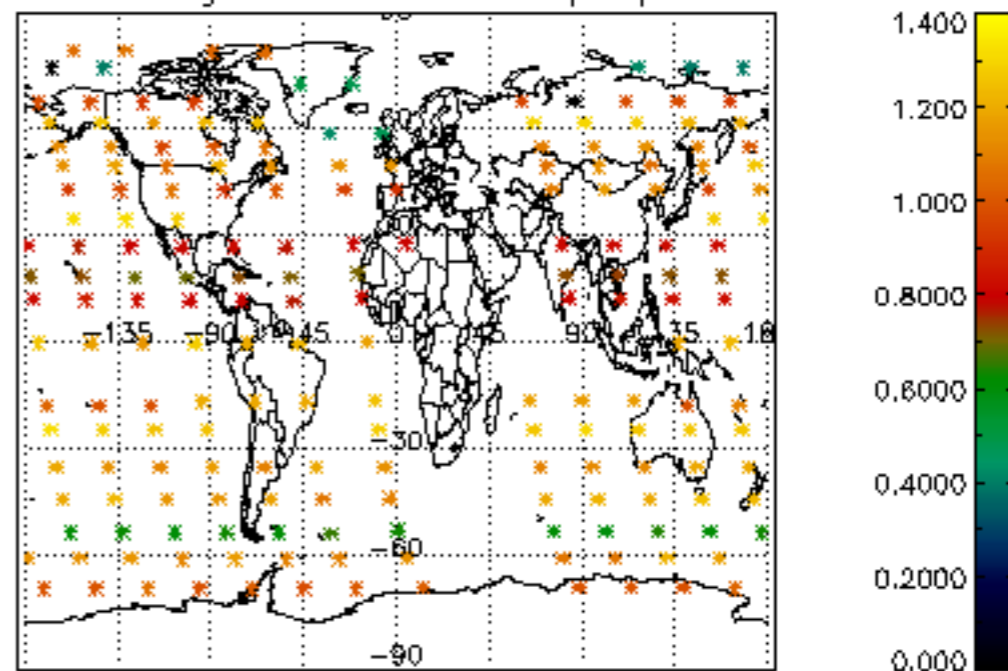




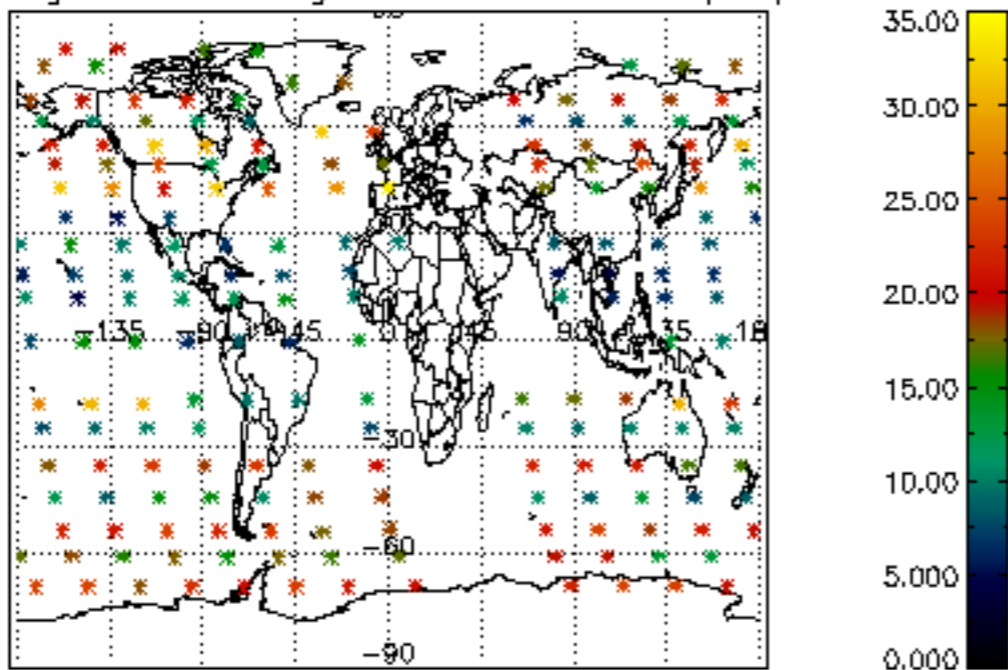
Percentage of cosmic ray hits per profile



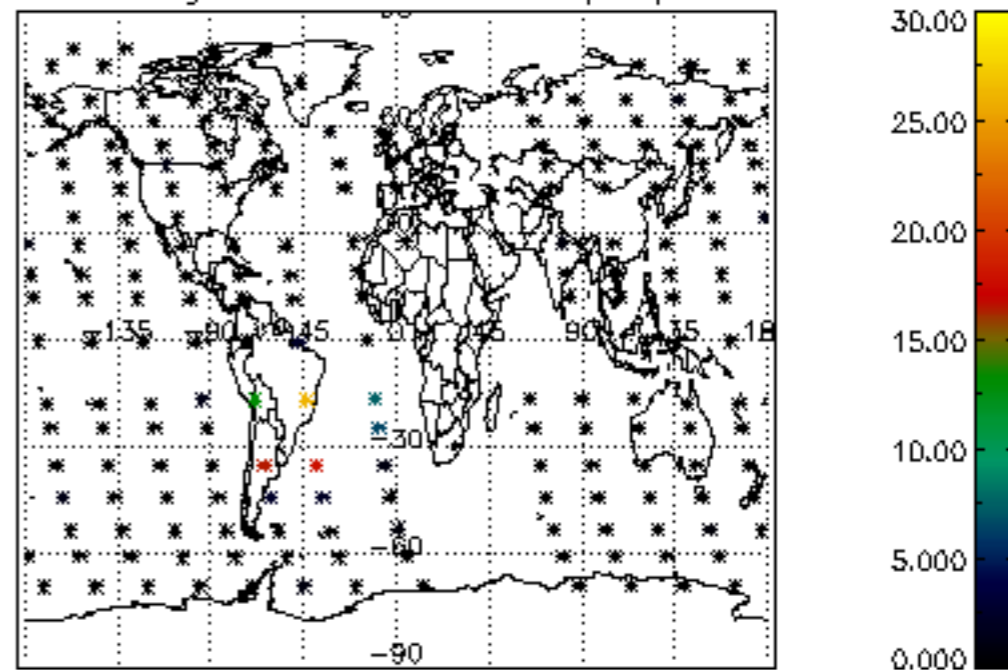
Percentage of datation errors per profile



Percentage of star falling outside central band per profile

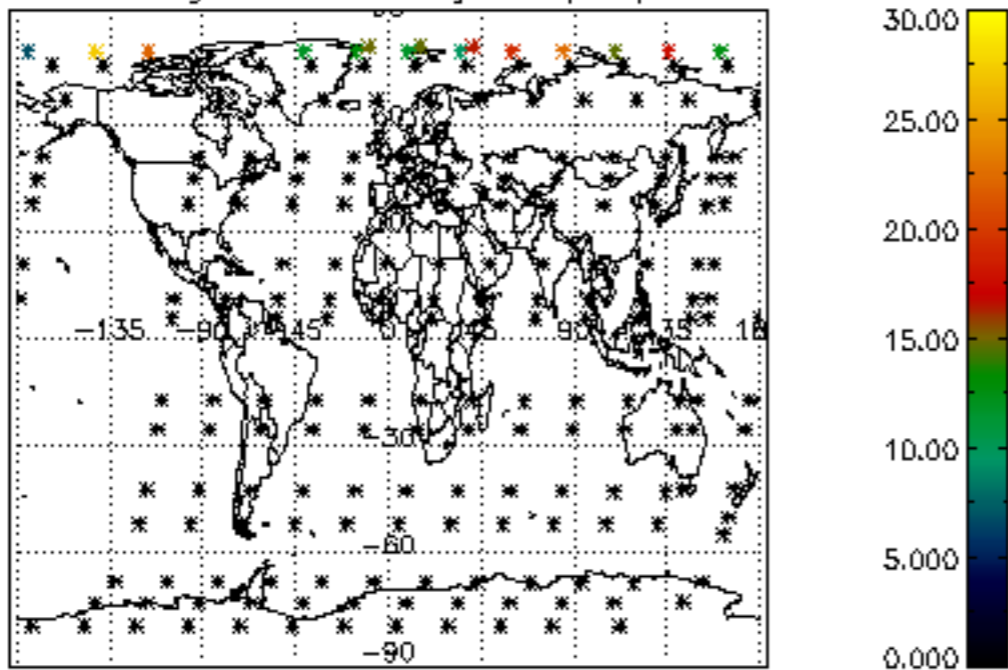


Percentage of saturation errors per profile

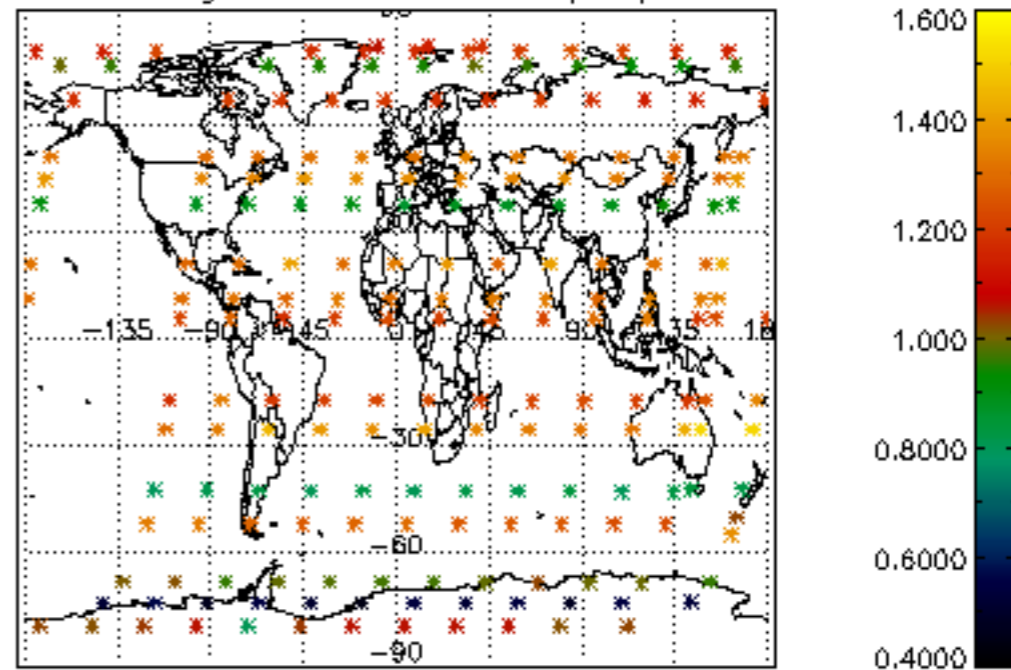




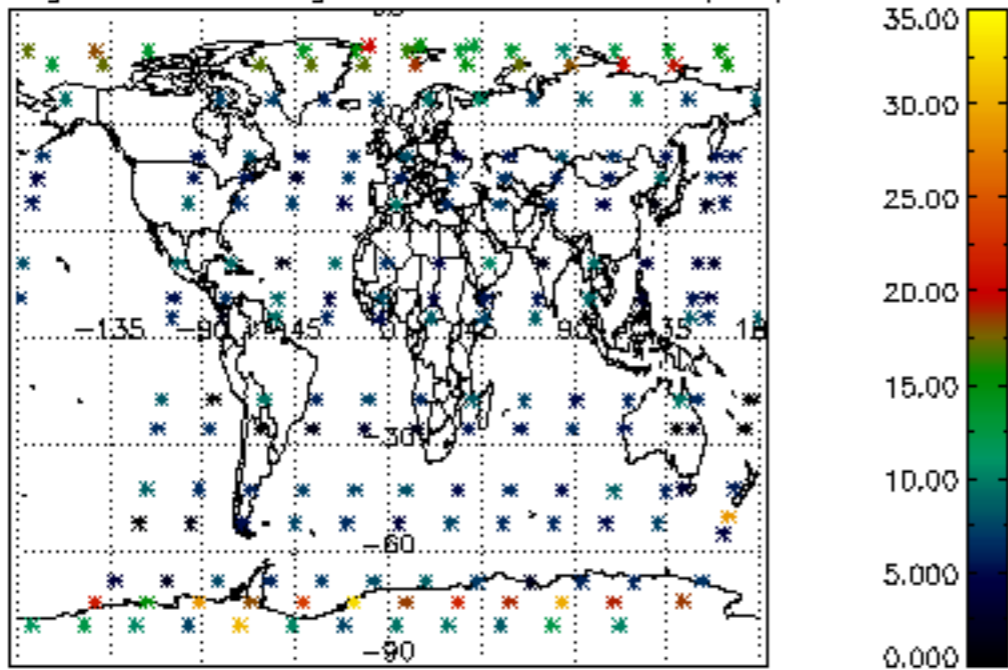
Percentage of cosmic ray hits per profile



Percentage of datation errors per profile



Percentage of star falling outside central band per profile



Percentage of saturation errors per profile

