

GOMOS Level 2 Daily Report

SUMMARY

[1. General Info](#)

[2. Summary of processed GOM_NL_2P products](#)

[3. Level 2 Quality information per product](#)

[3.1 Plot of level 2 quality information per product \(time dependant\)](#)

[3.2 Plot of level 2 quality information per product \(world map\)](#)

[4. Level 1 Quality information per product \(stored on level 2 products\)](#)

[4.1 Plot of level 1 quality information per product \(time dependant\)](#)

[4.1.1 Plot of level 1 quality information per product \(time dependant\): ASCENDING](#)

[4.1.2 Plot of level 1 quality information per product \(time dependant\): DESCENDING](#)

[4.2 Plot of level 1 quality information per product \(world map\)](#)

[4.2.1 Plot of level 1 quality information per product \(world map\): ASCENDING](#)

[4.2.2 Plot of level 1 quality information per product \(world map\): DESCENDING](#)

[5. Ozone profiles based on quality statistics and other trace gas profiles](#)

[5.1 Ozone statistics based on quality of products](#)

[5.2 Plot ozone profiles for all STD \(dark without errors\)](#)

[5.3 Plot ozone profiles where STD < 20% \(dark without errors\)](#)

[5.4. Plot ozone profiles where STD < 10% \(dark without errors\)](#)

[5.5. Plot ozone profiles where STD < 5% \(dark without errors\)](#)

[5.6 Plot NO2 profiles for all STD \(dark without errors\)](#)

[5.7 Plot NO3 profiles for all STD \(dark without errors\)](#)

[5.8 Plot H2O profiles \(only for occultations of stars 1,2,3,4,13,14,16,26,63 dark without errors\) for all STD](#)

[6. Auxiliary Data Files used for the production reported in section 2](#)

This report presents the daily analysis on parameters extracted from GOMOS level 2 data (GOM_NL__2P). It is intended to monitor some important parameters that will impact the quality of these products. A list of level 2 products (and content) that have arrived during the reporting day to the PCF is also given.

Item	Value
Time of report generation	18APR2013 23:10:01
Data source version	GOMOS/6.01
Start time of products	04-04-2004 (04APR2004 00:00:00)
Stop time of products	05-04-2004 (05APR2004 00:00:00)
Store outputs in DB	Yes
Nb of level 2 prods	389
Nb of prods with errors	1

2. Summary of processed GOM_NL__2P products.

Nr	Filename	UTC Start time	Limb	Duration	Star Id	Star Name	Star Mag	Star Temp	Nb Meas	Orbit	Prod. error
1	GOM_NL__2PRFIN20040404_000036_000000372025_00374_10949_1474.N1	04-APR-2004 00:00:36	Bright	37.000	96	68Del Leo	2.5600	9300.0	74	10949	No
2	GOM_NL__2PRFIN20040404_000231_000000392025_00374_10949_1475.N1	04-APR-2004 00:02:31	Bright	39.000	166	17Eps Leo	2.9800	6000.0	78	10949	No
3	GOM_NL__2PRFIN20040404_000722_000000392025_00374_10949_1476.N1	04-APR-2004 00:07:22	Bright	38.500	174	52Psi UMa	3.0040	4400.0	77	10949	No
4	GOM_NL__2PRFIN20040404_001016_000000552025_00374_10949_1477.N1	04-APR-2004 00:10:16	Bright	55.000	87	64Gam UMa	2.4330	11000.	110	10949	No
5	GOM_NL__2PRFIN20040404_001214_000000372025_00374_10949_1478.N1	04-APR-2004 00:12:14	Bright	36.500	36	50Alp UMa	1.8000	6300.0	73	10949	No
6	GOM_NL__2PRFIN20040404_001820_000000392025_00374_10949_1479.N1	04-APR-2004 00:18:20	Bright	39.000	60	7Bet UMi	2.0810	3950.0	78	10949	No
7	GOM_NL__2PRFIN20040404_002019_000000362025_00374_10949_1480.N1	04-APR-2004 00:20:19	Bright	35.500	49	1Alp UMi	1.9900	6300.0	71	10949	No
8	GOM_NL__2PRFIN20040404_002644_000000372025_00374_10949_1481.N1	04-APR-2004 00:26:44	Bright	37.000	110	37Del Cas	2.6780	8900.0	74	10949	No
9	GOM_NL__2PRFIN20040404_002815_000000382025_00374_10949_1482.N1	04-APR-2004 00:28:15	Bright	37.500	74	11Bet Cas	2.2680	6600.0	75	10949	No
10	GOM_NL__2PRFIN20040404_003249_000000502025_00374_10949_1483.N1	04-APR-2004 00:32:49	Bright	49.500	144	18Del Cyg	2.8600	11000.	99	10949	No
11	GOM_NL__2PRFIN20040404_003451_000000472025_00374_10949_1484.N1	04-APR-2004 00:34:51	Bright	46.500	66	37Gam Cyg	2.2080	5900.0	93	10949	No
12	GOM_NL__2PRFIN20040404_003657_000000472025_00374_10949_1485.N1	04-APR-2004 00:36:57	Bright	46.500	92	53Eps Cyg	2.5000	4500.0	93	10949	No
13	GOM_NL__2PRFIN20040404_004339_000000482025_00374_10949_1486.N1	04-APR-2004 00:43:39	Twilight	48.000	61	8Eps Peg	2.1000	3900.0	96	10949	No
14	GOM_NL__2PRFIN20040404_004608_000000422025_00374_10949_1487.N1	04-APR-2004 00:46:08	Twilight	41.500	162	34Alp Aqr	2.9440	5350.0	83	10949	No
15	GOM_NL__2PRFIN20040404_004740_000000742025_00374_10949_1488.N1	04-APR-2004 00:47:40	Dark	74.000	11	53Alp Aql	0.76500	8000.0	148	10949	No
16	GOM_NL__2PRFIN20040404_005051_000000442025_00374_10949_1489.N1	04-APR-2004 00:50:51	Dark	44.000	142	49Del Cap	2.8500	8900.0	88	10949	No
17	GOM_NL__2PRFIN20040404_005336_000000492025_00374_10949_1490.N1	04-APR-2004 00:53:36	Dark	48.500	18	24Alp PsA	1.1660	9700.0	97	10949	No
18	GOM_NL__2PRFIN20040404_005623_000000402025_00374_10949_1491.N1	04-APR-2004 00:56:23	Dark	39.500	172	Gam Gru	3.0030	13100.	79	10949	No
19	GOM_NL__2PRFIN20040404_005845_000000402025_00374_10949_1492.N1	04-APR-2004 00:58:45	Dark	39.500	31	Alp Gru	1.7340	15200.	79	10949	No
20	GOM_NL__2PRFIN20040404_010308_000000412025_00374_10949_1493.N1	04-APR-2004 01:03:08	Dark	40.500	45	Alp Pav	1.9400	26000.	81	10949	No
21	GOM_NL__2PRFIN20040404_010545_000000572025_00375_10950_1360.N1	04-APR-2004 01:05:45	Dark	56.500	38	20Eps Sgr	1.8360	11000.	113	10950	No
22	GOM_NL__2PRFIN20040404_010845_000000582025_00375_10950_1361.N1	04-APR-2004 01:08:45	Dark	57.500	178	lot1Sco	3.0220	6550.0	115	10950	No
23	GOM_NL__2PRFIN20040404_011039_000000412025_00375_10950_1362.N1	04-APR-2004 01:10:39	Dark	41.000	43	Alp TrA	1.9100	4250.0	82	10950	No
24	GOM_NL__2PRFIN20040404_011234_000000412025_00375_10950_1363.N1	04-APR-2004 01:12:34	Dark	41.000	134	Bet TrA	2.8100	6600.0	82	10950	No
25	GOM_NL__2PRFIN20040404_011510_000000552025_00375_10950_1364.N1	04-APR-2004 01:15:10	Straylight	55.000	4	Alp1Cen	-0.010000	5800.0	110	10950	No
26	GOM_NL__2PRFIN20040404_011716_000000462025_00375_10950_1365.N1	04-APR-2004 01:17:16	Straylight	45.500	12	Alp1Cru	0.77500	30000.	91	10950	No
27	GOM_NL__2PRFIN20040404_011845_000000432025_00375_10950_1366.N1	04-APR-2004 01:18:45	Straylight	43.000	26	Gam Cru	1.6240	2900.0	86	10950	No
28	GOM_NL__2PRFIN20040404_012042_000000432025_00375_10950_1367.N1	04-APR-2004 01:20:42	Straylight	43.000	64	Gam Cen	2.2000	10600.	86	10950	No
29	GOM_NL__2PRFIN20040404_012218_000000542025_00375_10950_1368.N1	04-APR-2004 01:22:18	Straylight	54.000	54	5The Cen	2.0550	4500.0	108	10950	No
30	GOM_NL__2PRFIN20040404_012509_000001402025_00375_10950_1369.N1	04-APR-2004 01:25:09	Twilight	139.50	97	8Bet1Sco	2.5610	30000.	279	10950	No
31	GOM_NL__2PRFIN20040404_012958_000000442025_00375_10950_1370.N1	04-APR-2004 01:29:58	Twilight	43.500	100	4Gam Crv	2.5800	13100.	87	10950	No
32	GOM_NL__2PRFIN20040404_013139_000000642025_00375_10950_1371.N1	04-APR-2004 01:31:39	Bright	63.500	15	67Alp Vir	0.97600	28000.	127	10950	No
33	GOM_NL__2PRFIN20040404_013452_000000442025_00375_10950_1372.N1	04-APR-2004 01:34:52	Bright	43.500	121	29Gam Vir	2.7400	7200.0	87	10950	No
34	GOM_NL__2PRFIN20040404_013930_000000392025_00375_10950_1373.N1	04-APR-2004 01:39:30	Bright	39.000	62	94Bet Leo	2.1360	9700.0	78	10950	No
35	GOM_NL__2PRFIN20040404_014112_000000372025_00375_10950_1374.N1	04-APR-2004 01:41:12	Bright	37.000	96	68Del Leo	2.5600	9300.0	74	10950	No
36	GOM_NL__2PRFIN20040404_014305_000000412025_00375_10950_1375.N1	04-APR-2004 01:43:05	Bright	40.500	166	17Eps Leo	2.9800	6000.0	81	10950	No
37	GOM_NL__2PRFIN20040404_014758_000000382025_00375_10950_1376.N1	04-APR-2004 01:47:58	Bright	38.000	174	52Psi UMa	3.0040	4400.0	76	10950	No
38	GOM_NL__2PRFIN20040404_015051_000000392025_00375_10950_1377.N1	04-APR-2004 01:50:51	Bright	38.500	87	64Gam UMa	2.4330	11000.	77	10950	No
39	GOM_NL__2PRFIN20040404_015250_000000392025_00375_10950_1378.N1	04-APR-2004 01:52:50	Bright	39.000	36	50Alp UMa	1.8000	6300.0	78	10950	No
40	GOM_NL__2PRFIN20040404_015855_000000422025_00375_10950_1379.N1	04-APR-2004 01:58:55	Bright	42.000	60	7Bet UMi	2.0810	3950.0	84	10950	No
41	GOM_NL__2PRFIN20040404_020055_000000382025_00375_10950_1380.N1	04-APR-2004 02:00:55	Bright	37.500	49	1Alp UMi	1.9900	6300.0	75	10950	No
42	GOM_NL__2PRFIN20040404_020318_000001362025_00375_10950_1381.N1	04-APR-2004 02:03:18	Straylight	136.00	67	5Alp CrB	2.2210	11000.	272	10950	No

43	GOM_NL__2PRFIN20040404_020720_000000392025_00375_10950_1382.N1	04-APR-2004 02:07:20	Bright	38.500	110	37Del Cas	2.6780	8900.0	77	10950	No
44	GOM_NL__2PRFIN20040404_020850_000000352025_00375_10950_1383.N1	04-APR-2004 02:08:50	Bright	35.000	74	11Bet Cas	2.2680	6600.0	70	10950	No
45	GOM_NL__2PRFIN20040404_021325_000000492025_00375_10950_1384.N1	04-APR-2004 02:13:25	Bright	48.500	144	18Del Cyg	2.8600	11000.	97	10950	No
46	GOM_NL__2PRFIN20040404_021519_000000852025_00375_10950_1385.N1	04-APR-2004 02:15:19	Bright	85.000	5	3Alp Lyr	0.033000	11000.	170	10950	No
47	GOM_NL__2PRFIN20040404_022414_000000482025_00375_10950_1386.N1	04-APR-2004 02:24:14	Twi_and_stray	47.500	61	8Eps Peg	2.1000	3900.0	95	10950	No
48	GOM_NL__2PRFIN20040404_022644_000000432025_00375_10950_1387.N1	04-APR-2004 02:26:44	Twilight	42.500	162	34Alp Aqr	2.9440	5350.0	85	10950	No
49	GOM_NL__2PRFIN20040404_022817_000000822025_00375_10950_1388.N1	04-APR-2004 02:28:17	Dark	81.500	11	53Alp Aql	0.76500	8000.0	163	10950	No
50	GOM_NL__2PRFIN20040404_023128_000000422025_00375_10950_1389.N1	04-APR-2004 02:31:28	Dark	41.500	142	49Del Cap	2.8500	8900.0	83	10950	No
51	GOM_NL__2PRFIN20040404_023411_000000472025_00375_10950_1390.N1	04-APR-2004 02:34:11	Dark	46.500	18	24Alp PsA	1.1660	9700.0	93	10950	No
52	GOM_NL__2PRFIN20040404_063147_000000442025_00378_10953_1246.N1	04-APR-2004 06:31:47	Dark	43.500	100	4Gam Crv	2.5800	13100.	87	10953	Yes
53	GOM_NL__2PRFIN20040404_063329_000000562025_00378_10953_1247.N1	04-APR-2004 06:33:29	Bright	56.000	15	67Alp Vir	0.97600	28000.	112	10953	No
54	GOM_NL__2PRFIN20040404_063640_000000422025_00378_10953_1248.N1	04-APR-2004 06:36:40	Bright	42.000	121	29Gam Vir	2.7400	7200.0	84	10953	No
55	GOM_NL__2PRFIN20040404_064119_000000402025_00378_10953_1249.N1	04-APR-2004 06:41:19	Bright	39.500	62	94Bet Leo	2.1360	9700.0	79	10953	No
56	GOM_NL__2PRFIN20040404_064300_000000372025_00378_10953_1250.N1	04-APR-2004 06:43:00	Bright	36.500	96	68Del Leo	2.5600	9300.0	73	10953	No
57	GOM_NL__2PRFIN20040404_064456_000000392025_00378_10953_1251.N1	04-APR-2004 06:44:56	Bright	39.000	166	17Eps Leo	2.9800	6000.0	78	10953	No
58	GOM_NL__2PRFIN20040404_064946_000000372025_00378_10953_1252.N1	04-APR-2004 06:49:46	Bright	37.000	174	52Psi UMa	3.0040	4400.0	74	10953	No
59	GOM_NL__2PRFIN20040404_065240_000000392025_00378_10953_1253.N1	04-APR-2004 06:52:40	Bright	38.500	87	64Gam UMa	2.4330	11000.	77	10953	No
60	GOM_NL__2PRFIN20040404_065438_000000362025_00378_10953_1254.N1	04-APR-2004 06:54:38	Bright	36.000	36	50Alp UMa	1.8000	6300.0	72	10953	No
61	GOM_NL__2PRFIN20040404_070043_000000382025_00378_10953_1255.N1	04-APR-2004 07:00:43	Bright	38.000	60	7Bet UMi	2.0810	3950.0	76	10953	No
62	GOM_NL__2PRFIN20040404_070243_000000362025_00378_10953_1256.N1	04-APR-2004 07:02:43	Bright	36.000	49	1Alp UMi	1.9900	6300.0	72	10953	No
63	GOM_NL__2PRFIN20040404_070441_000001362025_00378_10953_1257.N1	04-APR-2004 07:04:41	Twi_and_stray	136.00	67	5Alp CrB	2.2210	11000.	272	10953	No
64	GOM_NL__2PRFIN20040404_070909_000000372025_00378_10953_1258.N1	04-APR-2004 07:09:09	Bright	36.500	110	37Del Cas	2.6780	8900.0	73	10953	No
65	GOM_NL__2PRFIN20040404_071039_000000362025_00378_10953_1259.N1	04-APR-2004 07:10:39	Bright	36.000	74	11Bet Cas	2.2680	6600.0	72	10953	No
66	GOM_NL__2PRFIN20040404_071512_000000512025_00378_10953_1260.N1	04-APR-2004 07:15:12	Bright	50.500	144	18Del Cyg	2.8600	11000.	101	10953	No
67	GOM_NL__2PRFIN20040404_071706_000000892025_00378_10953_1261.N1	04-APR-2004 07:17:06	Bright	89.000	5	3Alp Lyr	0.033000	11000.	178	10953	No
68	GOM_NL__2PRFIN20040404_072603_000000552025_00378_10953_1262.N1	04-APR-2004 07:26:03	Twi_and_stray	55.000	61	8Eps Peg	2.1000	3900.0	110	10953	No
69	GOM_NL__2PRFIN20040404_072833_000000462025_00378_10953_1263.N1	04-APR-2004 07:28:33	Twilight	45.500	162	34Alp Aqr	2.9440	5350.0	91	10953	No
70	GOM_NL__2PRFIN20040404_073007_000000752025_00378_10953_1264.N1	04-APR-2004 07:30:07	Dark	75.000	11	53Alp Aql	0.76500	8000.0	150	10953	No
71	GOM_NL__2PRFIN20040404_073317_000000442025_00378_10953_1265.N1	04-APR-2004 07:33:17	Dark	44.000	142	49Del Cap	2.8500	8900.0	88	10953	No
72	GOM_NL__2PRFIN20040404_073559_000000462025_00378_10953_1266.N1	04-APR-2004 07:35:59	Dark	45.500	18	24Alp PsA	1.1660	9700.0	91	10953	No
73	GOM_NL__2PRFIN20040404_073849_000000402025_00378_10953_1267.N1	04-APR-2004 07:38:49	Dark	39.500	172	Gam Gru	3.0030	13100.	79	10953	No
74	GOM_NL__2PRFIN20040404_074110_000000412025_00378_10953_1268.N1	04-APR-2004 07:41:10	Dark	40.500	31	Alp Gru	1.7340	15200.	81	10953	No
75	GOM_NL__2PRFIN20040404_074815_000000592025_00379_10954_1246.N1	04-APR-2004 07:48:15	Dark	58.500	38	20Eps Sgr	1.8360	11000.	117	10954	No
76	GOM_NL__2PRFIN20040404_075113_000000562025_00379_10954_1247.N1	04-APR-2004 07:51:13	Dark	56.000	178	lot1Sco	3.0220	6550.0	112	10954	No
77	GOM_NL__2PRFIN20040404_075305_000000422025_00379_10954_1248.N1	04-APR-2004 07:53:05	Dark	41.500	43	Alp TrA	1.9100	4250.0	83	10954	No
78	GOM_NL__2PRFIN20040404_075501_000000412025_00379_10954_1249.N1	04-APR-2004 07:55:01	Dark	40.500	134	Bet TrA	2.8100	6600.0	81	10954	No
79	GOM_NL__2PRFIN20040404_075736_000000542025_00379_10954_1250.N1	04-APR-2004 07:57:36	Straylight	53.500	4	Alp1Cen	-0.010000	5800.0	107	10954	No
80	GOM_NL__2PRFIN20040404_075941_000000442025_00379_10954_1251.N1	04-APR-2004 07:59:41	Straylight	43.500	12	Alp1Cru	0.77500	30000.	87	10954	No
81	GOM_NL__2PRFIN20040404_080109_000000492025_00379_10954_1252.N1	04-APR-2004 08:01:09	Straylight	49.000	26	Gam Cru	1.6240	2900.0	98	10954	No
82	GOM_NL__2PRFIN20040404_080308_000000412025_00379_10954_1253.N1	04-APR-2004 08:03:08	Straylight	41.000	64	Gam Cen	2.2000	10600.	82	10954	No
83	GOM_NL__2PRFIN20040404_080443_000000542025_00379_10954_1254.N1	04-APR-2004 08:04:43	Straylight	53.500	54	5The Cen	2.0550	4500.0	107	10954	No
84	GOM_NL__2PRFIN20040404_080736_000001452025_00379_10954_1255.N1	04-APR-2004 08:07:36	Twi_and_stray	145.00	97	8Bet1Sco	2.5610	30000.	290	10954	No
85	GOM_NL__2PRFIN20040404_081223_000000412025_00379_10954_1256.N1	04-APR-2004 08:12:23	Twi_and_stray	41.000	100	4Gam Crv	2.5800	13100.	82	10954	No
86	GOM_NL__2PRFIN20040404_081405_000000622025_00379_10954_1257.N1	04-APR-2004 08:14:05	Bright	61.500	15	67Alp Vir	0.97600	28000.	123	10954	No
87	GOM_NL__2PRFIN20040404_081716_000000432025_00379_10954_1258.N1	04-APR-2004 08:17:16	Bright	43.000	121	29Gam Vir	2.7400	7200.0	86	10954	No
88	GOM_NL__2PRFIN20040404_082155_000000412025_00379_10954_1259.N1	04-APR-2004 08:21:55	Bright	40.500	62	94Bet Leo	2.1360	9700.0	81	10954	No
89	GOM_NL__2PRFIN20040404_082336_000000372025_00379_10954_1260.N1	04-APR-2004 08:23:36	Bright	37.000	96	68Del Leo	2.5600	9300.0	74	10954	No
90	GOM_NL__2PRFIN20040404_082533_000000382025_00379_10954_1261.N1	04-APR-2004 08:25:33	Bright	38.000	166	17Eps Leo	2.9800	6000.0	76	10954	No
91	GOM_NL__2PRFIN20040404_083022_000000382025_00379_10954_1262.N1	04-APR-2004 08:30:22	Bright	37.500	174	52Psi UMa	3.0040	4400.0	75	10954	No
92	GOM_NL__2PRFIN20040404_083315_000000382025_00379_10954_1263.N1	04-APR-2004 08:33:15	Bright	37.500	87	64Gam UMa	2.4330	11000.	75	10954	No
93	GOM_NL__2PRFIN20040404_083514_000000382025_00379_10954_1264.N1	04-APR-2004 08:35:14	Bright	37.500	36	50Alp UMa	1.8000	6300.0	75	10954	No
94	GOM_NL__2PRFIN20040404_084118_000000392025_00379_10954_1265.N1	04-APR-2004 08:41:18	Bright	39.000	60	7Bet UMi	2.0810	3950.0	78	10954	No
95	GOM_NL__2PRFIN20040404_084318_000000352025_00379_10954_1266.N1	04-APR-2004 08:43:18	Bright	35.000	49	1Alp UMi	1.9900	6300.0	70	10954	No
96	GOM_NL__2PRFIN20040404_084508_000001362025_00379_10954_1267.N1	04-APR-2004 08:45:08	Twi_and_stray	136.00	67	5Alp CrB	2.2210	11000.	272	10954	No
97	GOM_NL__2PRFIN20040404_084944_000000382025_00379_10954_1268.N1	04-APR-2004 08:49:44	Bright	37.500	110	37Del Cas	2.6780	8900.0	75	10954	No
98	GOM_NL__2PRFIN20040404_085112_000000412025_00379_10954_1269.N1	04-APR-2004 08:51:12	Bright	40.500	74	11Bet Cas	2.2680	6600.0	81	10954	No
99	GOM_NL__2PRFIN20040404_085548_000000492025_00379_10954_1270.N1	04-APR-2004 08:55:48	Bright	48.500	144	18Del Cyg	2.8600	11000.	97	10954	No
100	GOM_NL__2PRFIN20040404_085742_000000932025_00379_10954_1271.N1	04-APR-2004 08:57:42	Bright	93.000	5	3Alp Lyr	0.033000	11000.	186	10954	No
101	GOM_NL__2PRFIN20040404_090639_000000492025_00379_10954_1272.N1	04-APR-2004 09:06:39	Twi_and_stray	48.500	61	8Eps Peg	2.1000	3900.0	97	10954	No

102	GOM_NL__2PRFIN20040404_090908_000000462025_00379_10954_1273.N1	04-APR-2004 09:09:08	Twilight	46.000	162	34Alp Aqr	2.9440	5350.0	92	10954	No
103	GOM_NL__2PRFIN20040404_091044_000000852025_00379_10954_1274.N1	04-APR-2004 09:10:44	Dark	84.500	11	53Alp Aql	0.76500	8000.0	169	10954	No
104	GOM_NL__2PRFIN20040404_091352_000000422025_00379_10954_1275.N1	04-APR-2004 09:13:52	Dark	41.500	142	49Del Cap	2.8500	8900.0	83	10954	No
105	GOM_NL__2PRFIN20040404_091635_000000462025_00379_10954_1276.N1	04-APR-2004 09:16:35	Dark	46.000	18	24Alp PsA	1.1660	9700.0	92	10954	No
106	GOM_NL__2PRFIN20040404_091924_000000412025_00379_10954_1277.N1	04-APR-2004 09:19:24	Dark	41.000	172	Gam Gru	3.0030	13100.	82	10954	No
107	GOM_NL__2PRFIN20040404_092146_000000402025_00379_10954_1278.N1	04-APR-2004 09:21:46	Dark	40.000	31	Alp Gru	1.7340	15200.	80	10954	No
108	GOM_NL__2PRFIN20040404_092852_000000582025_00380_10955_1246.N1	04-APR-2004 09:28:52	Dark	58.000	38	20Eps Sgr	1.8360	11000.	116	10955	No
109	GOM_NL__2PRFIN20040404_093307_000000602025_00380_10955_1247.N1	04-APR-2004 09:33:07	Dark	60.000	25	35Lam Sco	1.6200	28000.	120	10955	No
110	GOM_NL__2PRFIN20040404_093537_000000412025_00380_10955_1248.N1	04-APR-2004 09:35:37	Dark	41.000	134	Bet TrA	2.8100	6600.0	82	10955	No
111	GOM_NL__2PRFIN20040404_093813_000000532025_00380_10955_1249.N1	04-APR-2004 09:38:13	Straylight	52.500	4	Alp1Cen	-0.010000	5800.0	105	10955	No
112	GOM_NL__2PRFIN20040404_094017_000000442025_00380_10955_1250.N1	04-APR-2004 09:40:17	Straylight	44.000	12	Alp1Cru	0.77500	30000.	88	10955	No
113	GOM_NL__2PRFIN20040404_094145_000000462025_00380_10955_1251.N1	04-APR-2004 09:41:45	Straylight	46.000	26	Gam Cru	1.6240	2900.0	92	10955	No
114	GOM_NL__2PRFIN20040404_094344_000000412025_00380_10955_1252.N1	04-APR-2004 09:43:44	Straylight	40.500	64	Gam Cen	2.2000	10600.	81	10955	No
115	GOM_NL__2PRFIN20040404_094520_000000542025_00380_10955_1253.N1	04-APR-2004 09:45:20	Straylight	53.500	54	5The Cen	2.0550	4500.0	107	10955	No
116	GOM_NL__2PRFIN20040404_094813_000001412025_00380_10955_1254.N1	04-APR-2004 09:48:13	Twilight_and_stray	141.00	97	8Bet1Sco	2.5610	30000.	282	10955	No
117	GOM_NL__2PRFIN20040404_095259_000000412025_00380_10955_1255.N1	04-APR-2004 09:52:59	Twilight_and_stray	40.500	100	4Gam Crv	2.5800	13100.	81	10955	No
118	GOM_NL__2PRFIN20040404_095441_000000622025_00380_10955_1256.N1	04-APR-2004 09:54:41	Bright	61.500	15	67Alp Vir	0.97600	28000.	123	10955	No
119	GOM_NL__2PRFIN20040404_095752_000000432025_00380_10955_1257.N1	04-APR-2004 09:57:52	Bright	42.500	121	29Gam Vir	2.7400	7200.0	85	10955	No
120	GOM_NL__2PRFIN20040404_100230_000000402025_00380_10955_1258.N1	04-APR-2004 10:02:30	Bright	39.500	62	94Bet Leo	2.1360	9700.0	79	10955	No
121	GOM_NL__2PRFIN20040404_100411_000000392025_00380_10955_1259.N1	04-APR-2004 10:04:11	Bright	39.000	96	68Del Leo	2.5600	9300.0	78	10955	No
122	GOM_NL__2PRFIN20040404_100609_000000402025_00380_10955_1260.N1	04-APR-2004 10:06:09	Bright	40.000	166	17Eps Leo	2.9800	6000.0	80	10955	No
123	GOM_NL__2PRFIN20040404_101058_000000392025_00380_10955_1261.N1	04-APR-2004 10:10:58	Bright	39.000	174	52Psi UMa	3.0040	4400.0	78	10955	No
124	GOM_NL__2PRFIN20040404_101350_000000392025_00380_10955_1262.N1	04-APR-2004 10:13:50	Bright	39.000	87	64Gam UMa	2.4330	11000.	78	10955	No
125	GOM_NL__2PRFIN20040404_101549_000000392025_00380_10955_1263.N1	04-APR-2004 10:15:49	Bright	38.500	36	50Alp UMa	1.8000	6300.0	77	10955	No
126	GOM_NL__2PRFIN20040404_102154_000000412025_00380_10955_1264.N1	04-APR-2004 10:21:54	Bright	40.500	60	7Bet UMi	2.0810	3950.0	81	10955	No
127	GOM_NL__2PRFIN20040404_102354_000000382025_00380_10955_1265.N1	04-APR-2004 10:23:54	Bright	37.500	49	1Alp UMi	1.9900	6300.0	75	10955	No
128	GOM_NL__2PRFIN20040404_103021_000000392025_00380_10955_1266.N1	04-APR-2004 10:30:21	Bright	39.000	110	37Del Cas	2.6780	8900.0	78	10955	No
129	GOM_NL__2PRFIN20040404_103148_000000522025_00380_10955_1267.N1	04-APR-2004 10:31:48	Bright	52.000	74	11Bet Cas	2.2680	6600.0	104	10955	No
130	GOM_NL__2PRFIN20040404_103624_000000482025_00380_10955_1268.N1	04-APR-2004 10:36:24	Bright	48.000	144	18Del Cyg	2.8600	11000.	96	10955	No
131	GOM_NL__2PRFIN20040404_103818_000000892025_00380_10955_1269.N1	04-APR-2004 10:38:18	Bright	89.000	5	3Alp Lyr	0.033000	11000.	178	10955	No
132	GOM_NL__2PRFIN20040404_104034_000000452025_00380_10955_1270.N1	04-APR-2004 10:40:34	Bright	45.000	92	53Eps Cyg	2.5000	4500.0	90	10955	No
133	GOM_NL__2PRFIN20040404_104715_000000502025_00380_10955_1271.N1	04-APR-2004 10:47:15	Twilight_and_stray	50.000	61	8Eps Peg	2.1000	3900.0	100	10955	No
134	GOM_NL__2PRFIN20040404_104944_000000462025_00380_10955_1272.N1	04-APR-2004 10:49:44	Twilight	45.500	162	34Alp Aqr	2.9440	5350.0	91	10955	No
135	GOM_NL__2PRFIN20040404_105122_000000742025_00380_10955_1273.N1	04-APR-2004 10:51:22	Dark	74.000	11	53Alp Aql	0.76500	8000.0	148	10955	No
136	GOM_NL__2PRFIN20040404_105428_000000432025_00380_10955_1274.N1	04-APR-2004 10:54:28	Dark	43.000	142	49Del Cap	2.8500	8900.0	86	10955	No
137	GOM_NL__2PRFIN20040404_105712_000000452025_00380_10955_1275.N1	04-APR-2004 10:57:12	Dark	45.000	18	24Alp PsA	1.1660	9700.0	90	10955	No
138	GOM_NL__2PRFIN20040404_110001_000000392025_00380_10955_1276.N1	04-APR-2004 11:00:01	Dark	38.500	172	Gam Gru	3.0030	13100.	77	10955	No
139	GOM_NL__2PRFIN20040404_110222_000000432025_00380_10955_1277.N1	04-APR-2004 11:02:22	Dark	42.500	31	Alp Gru	1.7340	15200.	85	10955	No
140	GOM_NL__2PRFIN20040404_110646_000000422025_00380_10955_1278.N1	04-APR-2004 11:06:46	Dark	41.500	45	Alp Pav	1.9400	26000.	83	10955	No
141	GOM_NL__2PRFIN20040404_110929_000000592025_00381_10956_1246.N1	04-APR-2004 11:09:29	Dark	58.500	38	20Eps Sgr	1.8360	11000.	117	10956	No
142	GOM_NL__2PRFIN20040404_111344_000000612025_00381_10956_1247.N1	04-APR-2004 11:13:44	Dark	60.500	25	35Lam Sco	1.6200	28000.	121	10956	No
143	GOM_NL__2PRFIN20040404_111612_000000402025_00381_10956_1248.N1	04-APR-2004 11:16:12	Dark	40.000	134	Bet TrA	2.8100	6600.0	80	10956	No
144	GOM_NL__2PRFIN20040404_111848_000000552025_00381_10956_1249.N1	04-APR-2004 11:18:48	Straylight	55.000	4	Alp1Cen	-0.010000	5800.0	110	10956	No
145	GOM_NL__2PRFIN20040404_112052_000000402025_00381_10956_1250.N1	04-APR-2004 11:20:52	Straylight	40.000	12	Alp1Cru	0.77500	30000.	80	10956	No
146	GOM_NL__2PRFIN20040404_112221_000000412025_00381_10956_1251.N1	04-APR-2004 11:22:21	Straylight	40.500	26	Gam Cru	1.6240	2900.0	81	10956	No
147	GOM_NL__2PRFIN20040404_112419_000000412025_00381_10956_1252.N1	04-APR-2004 11:24:19	Straylight	40.500	64	Gam Cen	2.2000	10600.	81	10956	No
148	GOM_NL__2PRFIN20040404_112556_000000502025_00381_10956_1253.N1	04-APR-2004 11:25:56	Straylight	50.000	54	5The Cen	2.0550	4500.0	100	10956	No
149	GOM_NL__2PRFIN20040404_112850_000001372025_00381_10956_1254.N1	04-APR-2004 11:28:50	Twilight_and_stray	136.50	97	8Bet1Sco	2.5610	30000.	273	10956	No
150	GOM_NL__2PRFIN20040404_113335_000000452025_00381_10956_1255.N1	04-APR-2004 11:33:35	Twilight_and_stray	44.500	100	4Gam Crv	2.5800	13100.	89	10956	No
151	GOM_NL__2PRFIN20040404_113516_000000662025_00381_10956_1256.N1	04-APR-2004 11:35:16	Bright	66.000	15	67Alp Vir	0.97600	28000.	132	10956	No
152	GOM_NL__2PRFIN20040404_113826_000000462025_00381_10956_1257.N1	04-APR-2004 11:38:26	Bright	45.500	121	29Gam Vir	2.7400	7200.0	91	10956	No
153	GOM_NL__2PRFIN20040404_114306_000000392025_00381_10956_1258.N1	04-APR-2004 11:43:06	Bright	39.000	62	94Bet Leo	2.1360	9700.0	78	10956	No
154	GOM_NL__2PRFIN20040404_114446_000000392025_00381_10956_1259.N1	04-APR-2004 11:44:46	Bright	38.500	96	68Del Leo	2.5600	9300.0	77	10956	No
155	GOM_NL__2PRFIN20040404_114646_000000402025_00381_10956_1260.N1	04-APR-2004 11:46:46	Bright	39.500	166	17Eps Leo	2.9800	6000.0	79	10956	No
156	GOM_NL__2PRFIN20040404_115133_000000372025_00381_10956_1261.N1	04-APR-2004 11:51:33	Bright	36.500	174	52Psi UMa	3.0040	4400.0	73	10956	No
157	GOM_NL__2PRFIN20040404_115426_000000382025_00381_10956_1262.N1	04-APR-2004 11:54:26	Bright	38.000	87	64Gam UMa	2.4330	11000.	76	10956	No
158	GOM_NL__2PRFIN20040404_115624_000000412025_00381_10956_1263.N1	04-APR-2004 11:56:24	Bright	40.500	36	50Alp UMa	1.8000	6300.0	81	10956	No
159	GOM_NL__2PRFIN20040404_120229_000000422025_00381_10956_1264.N1	04-APR-2004 12:02:29	Bright	41.500	60	7Bet UMi	2.0810	3950.0	83	10956	No
160	GOM_NL__2PRFIN20040404_120427_000000412025_00381_10956_1265.N1	04-APR-2004 12:04:27	Bright	40.500	49	1Alp UMi	1.9900	6300.0	81	10956	No

161	GOM_NL__2PRFIN20040404_121057_000000372025_00381_10956_1266.N1	04-APR-2004 12:10:57	Bright	37.000	110	37Del Cas	2.6780	8900.0	74	10956	No
162	GOM_NL__2PRFIN20040404_121227_000000362025_00381_10956_1267.N1	04-APR-2004 12:12:27	Bright	36.000	74	11Bet Cas	2.2680	6600.0	72	10956	No
163	GOM_NL__2PRFIN20040404_121700_000000472025_00381_10956_1268.N1	04-APR-2004 12:17:00	Bright	47.000	144	18Del Cyg	2.8600	11000.	94	10956	No
164	GOM_NL__2PRFIN20040404_121853_000000922025_00381_10956_1269.N1	04-APR-2004 12:18:53	Bright	92.000	5	3Alp Lyr	0.033000	11000.	184	10956	No
165	GOM_NL__2PRFIN20040404_122110_000000452025_00381_10956_1270.N1	04-APR-2004 12:21:10	Bright	45.000	92	53Eps Cyg	2.5000	4500.0	90	10956	No
166	GOM_NL__2PRFIN20040404_122752_000000492025_00381_10956_1271.N1	04-APR-2004 12:27:52	Twi_and_stray	48.500	61	8Eps Peg	2.1000	3900.0	97	10956	No
167	GOM_NL__2PRFIN20040404_123020_000000462025_00381_10956_1272.N1	04-APR-2004 12:30:20	Twilight	45.500	162	34Alp Aqr	2.9440	5350.0	91	10956	No
168	GOM_NL__2PRFIN20040404_123159_000000732025_00381_10956_1273.N1	04-APR-2004 12:31:59	Dark	72.500	11	53Alp Aql	0.76500	8000.0	145	10956	No
169	GOM_NL__2PRFIN20040404_123502_000000472025_00381_10956_1274.N1	04-APR-2004 12:35:02	Dark	47.000	142	49Del Cap	2.8500	8900.0	94	10956	No
170	GOM_NL__2PRFIN20040404_123748_000000432025_00381_10956_1275.N1	04-APR-2004 12:37:48	Dark	43.000	18	24Alp PsA	1.1660	9700.0	86	10956	No
171	GOM_NL__2PRFIN20040404_124037_000000402025_00381_10956_1276.N1	04-APR-2004 12:40:37	Dark	40.000	172	Gam Gru	3.0030	13100.	80	10956	No
172	GOM_NL__2PRFIN20040404_124257_000000412025_00381_10956_1277.N1	04-APR-2004 12:42:57	Dark	41.000	31	Alp Gru	1.7340	15200.	82	10956	No
173	GOM_NL__2PRFIN20040404_124720_000000442025_00381_10956_1278.N1	04-APR-2004 12:47:20	Dark	43.500	45	Alp Pav	1.9400	26000.	87	10956	No
174	GOM_NL__2PRFIN20040404_125007_000000582025_00382_10957_1246.N1	04-APR-2004 12:50:07	Dark	58.000	38	20Eps Sgr	1.8360	11000.	116	10957	No
175	GOM_NL__2PRFIN20040404_125422_000000582025_00382_10957_1247.N1	04-APR-2004 12:54:22	Dark	58.000	25	35Lam Sco	1.6200	28000.	116	10957	No
176	GOM_NL__2PRFIN20040404_125649_000000422025_00382_10957_1248.N1	04-APR-2004 12:56:49	Dark	42.000	134	Bet TrA	2.8100	6600.0	84	10957	No
177	GOM_NL__2PRFIN20040404_125925_000000452025_00382_10957_1249.N1	04-APR-2004 12:59:25	Straylight	44.500	4	Alp1Cen	-0.010000	5800.0	89	10957	No
178	GOM_NL__2PRFIN20040404_130126_000000472025_00382_10957_1250.N1	04-APR-2004 13:01:26	Straylight	46.500	12	Alp1Cru	0.77500	30000.	93	10957	No
179	GOM_NL__2PRFIN20040404_130258_000000522025_00382_10957_1251.N1	04-APR-2004 13:02:58	Straylight	52.000	26	Gam Cru	1.6240	2900.0	104	10957	No
180	GOM_NL__2PRFIN20040404_130456_000000452025_00382_10957_1252.N1	04-APR-2004 13:04:56	Straylight	44.500	64	Gam Cen	2.2000	10600.	89	10957	No
181	GOM_NL__2PRFIN20040404_130631_000000562025_00382_10957_1253.N1	04-APR-2004 13:06:31	Straylight	56.000	54	5The Cen	2.0550	4500.0	112	10957	No
182	GOM_NL__2PRFIN20040404_130927_000001242025_00382_10957_1254.N1	04-APR-2004 13:09:27	Twi_and_stray	124.00	97	8Bet1Sco	2.5610	30000.	248	10957	No
183	GOM_NL__2PRFIN20040404_131408_000000452025_00382_10957_1255.N1	04-APR-2004 13:14:08	Twi_and_stray	45.000	100	4Gam Crv	2.5800	13100.	90	10957	No
184	GOM_NL__2PRFIN20040404_131552_000000622025_00382_10957_1256.N1	04-APR-2004 13:15:52	Bright	61.500	15	67Alp Vir	0.97600	28000.	123	10957	No
185	GOM_NL__2PRFIN20040404_131903_000000432025_00382_10957_1257.N1	04-APR-2004 13:19:03	Bright	43.000	121	29Gam Vir	2.7400	7200.0	86	10957	No
186	GOM_NL__2PRFIN20040404_132341_000000402025_00382_10957_1258.N1	04-APR-2004 13:23:41	Bright	39.500	62	94Bet Leo	2.1360	9700.0	79	10957	No
187	GOM_NL__2PRFIN20040404_132522_000000382025_00382_10957_1259.N1	04-APR-2004 13:25:22	Bright	38.000	96	68Del Leo	2.5600	9300.0	76	10957	No
188	GOM_NL__2PRFIN20040404_132722_000000392025_00382_10957_1260.N1	04-APR-2004 13:27:22	Bright	38.500	166	17Eps Leo	2.9800	6000.0	77	10957	No
189	GOM_NL__2PRFIN20040404_133209_000000392025_00382_10957_1261.N1	04-APR-2004 13:32:09	Bright	38.500	174	52Psi UMa	3.0040	4400.0	77	10957	No
190	GOM_NL__2PRFIN20040404_133502_000000392025_00382_10957_1262.N1	04-APR-2004 13:35:02	Bright	38.500	87	64Gam UMa	2.4330	11000.	77	10957	No
191	GOM_NL__2PRFIN20040404_133700_000000402025_00382_10957_1263.N1	04-APR-2004 13:37:00	Bright	40.000	36	50Alp UMa	1.8000	6300.0	80	10957	No
192	GOM_NL__2PRFIN20040404_134305_000000422025_00382_10957_1264.N1	04-APR-2004 13:43:05	Bright	42.000	60	7Bet UMi	2.0810	3950.0	84	10957	No
193	GOM_NL__2PRFIN20040404_134503_000000372025_00382_10957_1265.N1	04-APR-2004 13:45:03	Bright	36.500	49	1Alp UMi	1.9900	6300.0	73	10957	No
194	GOM_NL__2PRFIN20040404_135134_000000362025_00382_10957_1266.N1	04-APR-2004 13:51:34	Bright	36.000	110	37Del Cas	2.6780	8900.0	72	10957	No
195	GOM_NL__2PRFIN20040404_135303_000000372025_00382_10957_1267.N1	04-APR-2004 13:53:03	Bright	37.000	74	11Bet Cas	2.2680	6600.0	74	10957	No
196	GOM_NL__2PRFIN20040404_135736_000000472025_00382_10957_1268.N1	04-APR-2004 13:57:36	Bright	47.000	144	18Del Cyg	2.8600	11000.	94	10957	No
197	GOM_NL__2PRFIN20040404_135929_000000822025_00382_10957_1269.N1	04-APR-2004 13:59:29	Bright	82.000	5	3Alp Lyr	0.033000	11000.	164	10957	No
198	GOM_NL__2PRFIN20040404_140145_000000472025_00382_10957_1270.N1	04-APR-2004 14:01:45	Bright	47.000	92	53Eps Cyg	2.5000	4500.0	94	10957	No
199	GOM_NL__2PRFIN20040404_140828_000000502025_00382_10957_1271.N1	04-APR-2004 14:08:28	Twi_and_stray	49.500	61	8Eps Peg	2.1000	3900.0	99	10957	No
200	GOM_NL__2PRFIN20040404_141057_000000452025_00382_10957_1272.N1	04-APR-2004 14:10:57	Twilight	44.500	162	34Alp Aqr	2.9440	5350.0	89	10957	No
201	GOM_NL__2PRFIN20040404_141236_000000862025_00382_10957_1273.N1	04-APR-2004 14:12:36	Dark	86.000	11	53Alp Aql	0.76500	8000.0	172	10957	No
202	GOM_NL__2PRFIN20040404_141541_000000412025_00382_10957_1274.N1	04-APR-2004 14:15:41	Dark	41.000	142	49Del Cap	2.8500	8900.0	82	10957	No
203	GOM_NL__2PRFIN20040404_141824_000000442025_00382_10957_1275.N1	04-APR-2004 14:18:24	Dark	44.000	18	24Alp PsA	1.1660	9700.0	88	10957	No
204	GOM_NL__2PRFIN20040404_142112_000000402025_00382_10957_1276.N1	04-APR-2004 14:21:12	Dark	40.000	172	Gam Gru	3.0030	13100.	80	10957	No
205	GOM_NL__2PRFIN20040404_142334_000000412025_00382_10957_1277.N1	04-APR-2004 14:23:34	Dark	40.500	31	Alp Gru	1.7340	15200.	81	10957	No
206	GOM_NL__2PRFIN20040404_142756_000000432025_00382_10957_1278.N1	04-APR-2004 14:27:56	Dark	43.000	45	Alp Pav	1.9400	26000.	86	10957	No
207	GOM_NL__2PRFIN20040404_143044_000000592025_00383_10958_1246.N1	04-APR-2004 14:30:44	Dark	59.000	38	20Eps Sgr	1.8360	11000.	118	10958	No
208	GOM_NL__2PRFIN20040404_143459_000000582025_00383_10958_1247.N1	04-APR-2004 14:34:59	Dark	57.500	25	35Lam Sco	1.6200	28000.	115	10958	No
209	GOM_NL__2PRFIN20040404_143726_000000402025_00383_10958_1248.N1	04-APR-2004 14:37:26	Dark	40.000	134	Bet TrA	2.8100	6600.0	80	10958	No
210	GOM_NL__2PRFIN20040404_144001_000000462025_00383_10958_1249.N1	04-APR-2004 14:40:01	Straylight	45.500	4	Alp1Cen	-0.010000	5800.0	91	10958	No
211	GOM_NL__2PRFIN20040404_144203_000000492025_00383_10958_1250.N1	04-APR-2004 14:42:03	Straylight	48.500	12	Alp1Cru	0.77500	30000.	97	10958	No
212	GOM_NL__2PRFIN20040404_144333_000000462025_00383_10958_1251.N1	04-APR-2004 14:43:33	Straylight	46.000	26	Gam Cru	1.6240	2900.0	92	10958	No
213	GOM_NL__2PRFIN20040404_144530_000000472025_00383_10958_1252.N1	04-APR-2004 14:45:30	Straylight	47.000	64	Gam Cen	2.2000	10600.	94	10958	No
214	GOM_NL__2PRFIN20040404_144708_000000562025_00383_10958_1253.N1	04-APR-2004 14:47:08	Straylight	55.500	54	5The Cen	2.0550	4500.0	111	10958	No
215	GOM_NL__2PRFIN20040404_145004_000001362025_00383_10958_1254.N1	04-APR-2004 14:50:04	Twi_and_stray	136.00	97	8Bet1Sco	2.5610	30000.	272	10958	No
216	GOM_NL__2PRFIN20040404_145446_000000452025_00383_10958_1255.N1	04-APR-2004 14:54:46	Twi_and_stray	44.500	100	4Gam Crv	2.5800	13100.	89	10958	No
217	GOM_NL__2PRFIN20040404_145628_000000602025_00383_10958_1256.N1	04-APR-2004 14:56:28	Bright	60.000	15	67Alp Vir	0.97600	28000.	120	10958	No
218	GOM_NL__2PRFIN20040404_145939_000000452025_00383_10958_1257.N1	04-APR-2004 14:59:39	Bright	44.500	121	29Gam Vir	2.7400	7200.0	89	10958	No
219	GOM_NL__2PRFIN20040404_150417_000000402025_00383_10958_1258.N1	04-APR-2004 15:04:17	Bright	39.500	62	94Bet Leo	2.1360	9700.0	79	10958	No

220	GOM_NL__2PRFIN20040404_150557_000000402025_00383_10958_1259.N1	04-APR-2004 15:05:57	Bright	39.500	96	68Del Leo	2.5600	9300.0	79	10958	No
221	GOM_NL__2PRFIN20040404_150758_000000392025_00383_10958_1260.N1	04-APR-2004 15:07:58	Bright	39.000	166	17Eps Leo	2.9800	6000.0	78	10958	No
222	GOM_NL__2PRFIN20040404_151244_000000382025_00383_10958_1261.N1	04-APR-2004 15:12:44	Bright	37.500	174	52Psi UMa	3.0040	4400.0	75	10958	No
223	GOM_NL__2PRFIN20040404_151537_000000392025_00383_10958_1262.N1	04-APR-2004 15:15:37	Bright	39.000	87	64Gam UMa	2.4330	11000.	78	10958	No
224	GOM_NL__2PRFIN20040404_151736_000000402025_00383_10958_1263.N1	04-APR-2004 15:17:36	Bright	40.000	36	50Alp UMa	1.8000	6300.0	80	10958	No
225	GOM_NL__2PRFIN20040404_152341_000000422025_00383_10958_1264.N1	04-APR-2004 15:23:41	Bright	41.500	60	7Bet UMi	2.0810	3950.0	83	10958	No
226	GOM_NL__2PRFIN20040404_152539_000000402025_00383_10958_1265.N1	04-APR-2004 15:25:39	Bright	39.500	49	1Alp UMi	1.9900	6300.0	79	10958	No
227	GOM_NL__2PRFIN20040404_153210_000000382025_00383_10958_1266.N1	04-APR-2004 15:32:10	Bright	37.500	110	37Del Cas	2.6780	8900.0	75	10958	No
228	GOM_NL__2PRFIN20040404_153339_000000352025_00383_10958_1267.N1	04-APR-2004 15:33:39	Bright	35.000	74	11Bet Cas	2.2680	6600.0	70	10958	No
229	GOM_NL__2PRFIN20040404_153811_000000522025_00383_10958_1268.N1	04-APR-2004 15:38:11	Bright	51.500	144	18Del Cyg	2.8600	11000.	103	10958	No
230	GOM_NL__2PRFIN20040404_154004_000000882025_00383_10958_1269.N1	04-APR-2004 15:40:04	Bright	88.000	5	3Alp Lyr	0.033000	11000.	176	10958	No
231	GOM_NL__2PRFIN20040404_154222_000000462025_00383_10958_1270.N1	04-APR-2004 15:42:22	Bright	46.000	92	53Eps Cyg	2.5000	4500.0	92	10958	No
232	GOM_NL__2PRFIN20040404_154904_000000502025_00383_10958_1271.N1	04-APR-2004 15:49:04	Twilight	49.500	61	8Eps Peg	2.1000	3900.0	99	10958	No
233	GOM_NL__2PRFIN20040404_155131_000000462025_00383_10958_1272.N1	04-APR-2004 15:51:31	Twilight	45.500	162	34Alp Aqr	2.9440	5350.0	91	10958	No
234	GOM_NL__2PRFIN20040404_155311_000000732025_00383_10958_1273.N1	04-APR-2004 15:53:11	Dark	73.000	11	53Alp Aql	0.76500	8000.0	146	10958	No
235	GOM_NL__2PRFIN20040404_155617_000000432025_00383_10958_1274.N1	04-APR-2004 15:56:17	Dark	42.500	142	49Del Cap	2.8500	8900.0	85	10958	No
236	GOM_NL__2PRFIN20040404_155900_000000462025_00383_10958_1275.N1	04-APR-2004 15:59:00	Dark	46.000	18	24Alp PsA	1.1660	9700.0	92	10958	No
237	GOM_NL__2PRFIN20040404_160149_000000372025_00383_10958_1276.N1	04-APR-2004 16:01:49	Dark	37.000	172	Gam Gru	3.0030	13100.	74	10958	No
238	GOM_NL__2PRFIN20040404_160409_000000442025_00383_10958_1277.N1	04-APR-2004 16:04:09	Dark	43.500	31	Alp Gru	1.7340	15200.	87	10958	No
239	GOM_NL__2PRFIN20040404_160835_000000422025_00383_10958_1278.N1	04-APR-2004 16:08:35	Dark	42.000	45	Alp Pav	1.9400	26000.	84	10958	No
240	GOM_NL__2PRFIN20040404_161122_000000592025_00384_10959_1246.N1	04-APR-2004 16:11:22	Dark	59.000	38	20Eps Sgr	1.8360	11000.	118	10959	No
241	GOM_NL__2PRFIN20040404_161536_000000622025_00384_10959_1247.N1	04-APR-2004 16:15:36	Dark	62.000	25	35Lam Sco	1.6200	28000.	124	10959	No
242	GOM_NL__2PRFIN20040404_161803_000000422025_00384_10959_1248.N1	04-APR-2004 16:18:03	Dark	41.500	134	Bet TrA	2.8100	6600.0	83	10959	No
243	GOM_NL__2PRFIN20040404_162038_000000452025_00384_10959_1249.N1	04-APR-2004 16:20:38	Straylight	45.000	4	Alp1Cen	-0.010000	5800.0	90	10959	No
244	GOM_NL__2PRFIN20040404_162241_000000472025_00384_10959_1250.N1	04-APR-2004 16:22:41	Straylight	46.500	12	Alp1Cru	0.77500	30000.	93	10959	No
245	GOM_NL__2PRFIN20040404_162410_000000472025_00384_10959_1251.N1	04-APR-2004 16:24:10	Straylight	47.000	26	Gam Cru	1.6240	2900.0	94	10959	No
246	GOM_NL__2PRFIN20040404_162609_000000402025_00384_10959_1252.N1	04-APR-2004 16:26:09	Straylight	39.500	64	Gam Cen	2.2000	10600.	79	10959	No
247	GOM_NL__2PRFIN20040404_162745_000000552025_00384_10959_1253.N1	04-APR-2004 16:27:45	Straylight	55.000	54	5The Cen	2.0550	4500.0	110	10959	No
248	GOM_NL__2PRFIN20040404_163040_000001372025_00384_10959_1254.N1	04-APR-2004 16:30:40	Twilight	137.00	97	8Bet1Sco	2.5610	30000.	274	10959	No
249	GOM_NL__2PRFIN20040404_163524_000000412025_00384_10959_1255.N1	04-APR-2004 16:35:24	Twilight	41.000	100	4Gam Crv	2.5800	13100.	82	10959	No
250	GOM_NL__2PRFIN20040404_163704_000000602025_00384_10959_1256.N1	04-APR-2004 16:37:04	Bright	60.000	15	67Alp Vir	0.97600	28000.	120	10959	No
251	GOM_NL__2PRFIN20040404_164015_000000442025_00384_10959_1257.N1	04-APR-2004 16:40:15	Bright	43.500	121	29Gam Vir	2.7400	7200.0	87	10959	No
252	GOM_NL__2PRFIN20040404_164453_000000392025_00384_10959_1258.N1	04-APR-2004 16:44:53	Bright	39.000	62	94Bet Leo	2.1360	9700.0	78	10959	No
253	GOM_NL__2PRFIN20040404_164634_000000392025_00384_10959_1259.N1	04-APR-2004 16:46:34	Bright	38.500	96	68Del Leo	2.5600	9300.0	77	10959	No
254	GOM_NL__2PRFIN20040404_164834_000000392025_00384_10959_1260.N1	04-APR-2004 16:48:34	Bright	38.500	166	17Eps Leo	2.9800	6000.0	77	10959	No
255	GOM_NL__2PRFIN20040404_165320_000000402025_00384_10959_1261.N1	04-APR-2004 16:53:20	Bright	39.500	174	52Psi UMa	3.0040	4400.0	79	10959	No
256	GOM_NL__2PRFIN20040404_165613_000000392025_00384_10959_1262.N1	04-APR-2004 16:56:13	Bright	38.500	87	64Gam UMa	2.4330	11000.	77	10959	No
257	GOM_NL__2PRFIN20040404_165812_000000392025_00384_10959_1263.N1	04-APR-2004 16:58:12	Bright	39.000	36	50Alp UMa	1.8000	6300.0	78	10959	No
258	GOM_NL__2PRFIN20040404_170416_000000432025_00384_10959_1264.N1	04-APR-2004 17:04:16	Bright	42.500	60	7Bet UMi	2.0810	3950.0	85	10959	No
259	GOM_NL__2PRFIN20040404_170617_000000382025_00384_10959_1265.N1	04-APR-2004 17:06:17	Bright	37.500	49	1Alp UMi	1.9900	6300.0	75	10959	No
260	GOM_NL__2PRFIN20040404_171245_000000382025_00384_10959_1266.N1	04-APR-2004 17:12:45	Bright	38.000	110	37Del Cas	2.6780	8900.0	76	10959	No
261	GOM_NL__2PRFIN20040404_171413_000000402025_00384_10959_1267.N1	04-APR-2004 17:14:13	Bright	39.500	74	11Bet Cas	2.2680	6600.0	79	10959	No
262	GOM_NL__2PRFIN20040404_171846_000000512025_00384_10959_1268.N1	04-APR-2004 17:18:46	Bright	50.500	144	18Del Cyg	2.8600	11000.	101	10959	No
263	GOM_NL__2PRFIN20040404_172040_000000892025_00384_10959_1269.N1	04-APR-2004 17:20:40	Bright	88.500	5	3Alp Lyr	0.033000	11000.	177	10959	No
264	GOM_NL__2PRFIN20040404_172258_000000462025_00384_10959_1270.N1	04-APR-2004 17:22:58	Bright	46.000	92	53Eps Cyg	2.5000	4500.0	92	10959	No
265	GOM_NL__2PRFIN20040404_172940_000000492025_00384_10959_1271.N1	04-APR-2004 17:29:40	Twilight	48.500	61	8Eps Peg	2.1000	3900.0	97	10959	No
266	GOM_NL__2PRFIN20040404_173210_000000432025_00384_10959_1272.N1	04-APR-2004 17:32:10	Twilight	43.000	162	34Alp Aqr	2.9440	5350.0	86	10959	No
267	GOM_NL__2PRFIN20040404_173349_000000742025_00384_10959_1273.N1	04-APR-2004 17:33:49	Dark	73.500	11	53Alp Aql	0.76500	8000.0	147	10959	No
268	GOM_NL__2PRFIN20040404_173654_000000432025_00384_10959_1274.N1	04-APR-2004 17:36:54	Dark	42.500	142	49Del Cap	2.8500	8900.0	85	10959	No
269	GOM_NL__2PRFIN20040404_173935_000000512025_00384_10959_1275.N1	04-APR-2004 17:39:35	Dark	51.000	18	24Alp PsA	1.1660	9700.0	102	10959	No
270	GOM_NL__2PRFIN20040404_174226_000000392025_00384_10959_1276.N1	04-APR-2004 17:42:26	Dark	38.500	172	Gam Gru	3.0030	13100.	77	10959	No
271	GOM_NL__2PRFIN20040404_174446_000000432025_00384_10959_1277.N1	04-APR-2004 17:44:46	Dark	42.500	31	Alp Gru	1.7340	15200.	85	10959	No
272	GOM_NL__2PRFIN20040404_174912_000000412025_00384_10959_1278.N1	04-APR-2004 17:49:12	Dark	41.000	45	Alp Pav	1.9400	26000.	82	10959	No
273	GOM_NL__2PRFIN20040404_175159_000000582025_00385_10960_1246.N1	04-APR-2004 17:51:59	Dark	57.500	38	20Eps Sgr	1.8360	11000.	115	10960	No
274	GOM_NL__2PRFIN20040404_175613_000000622025_00385_10960_1247.N1	04-APR-2004 17:56:13	Dark	62.000	25	35Lam Sco	1.6200	28000.	124	10960	No
275	GOM_NL__2PRFIN20040404_175839_000000422025_00385_10960_1248.N1	04-APR-2004 17:58:39	Dark	41.500	134	Bet TrA	2.8100	6600.0	83	10960	No
276	GOM_NL__2PRFIN20040404_180114_000000522025_00385_10960_1249.N1	04-APR-2004 18:01:14	Straylight	51.500	4	Alp1Cen	-0.010000	5800.0	103	10960	No
277	GOM_NL__2PRFIN20040404_180317_000000452025_00385_10960_1250.N1	04-APR-2004 18:03:17	Straylight	44.500	12	Alp1Cru	0.77500	30000.	89	10960	No
278	GOM_NL__2PRFIN20040404_180500_000001132025_00385_10960_1251.N1	04-APR-2004 18:05:00	Straylight	112.50	16	21Alp Sco	1.0200	3000.0	225	10960	No

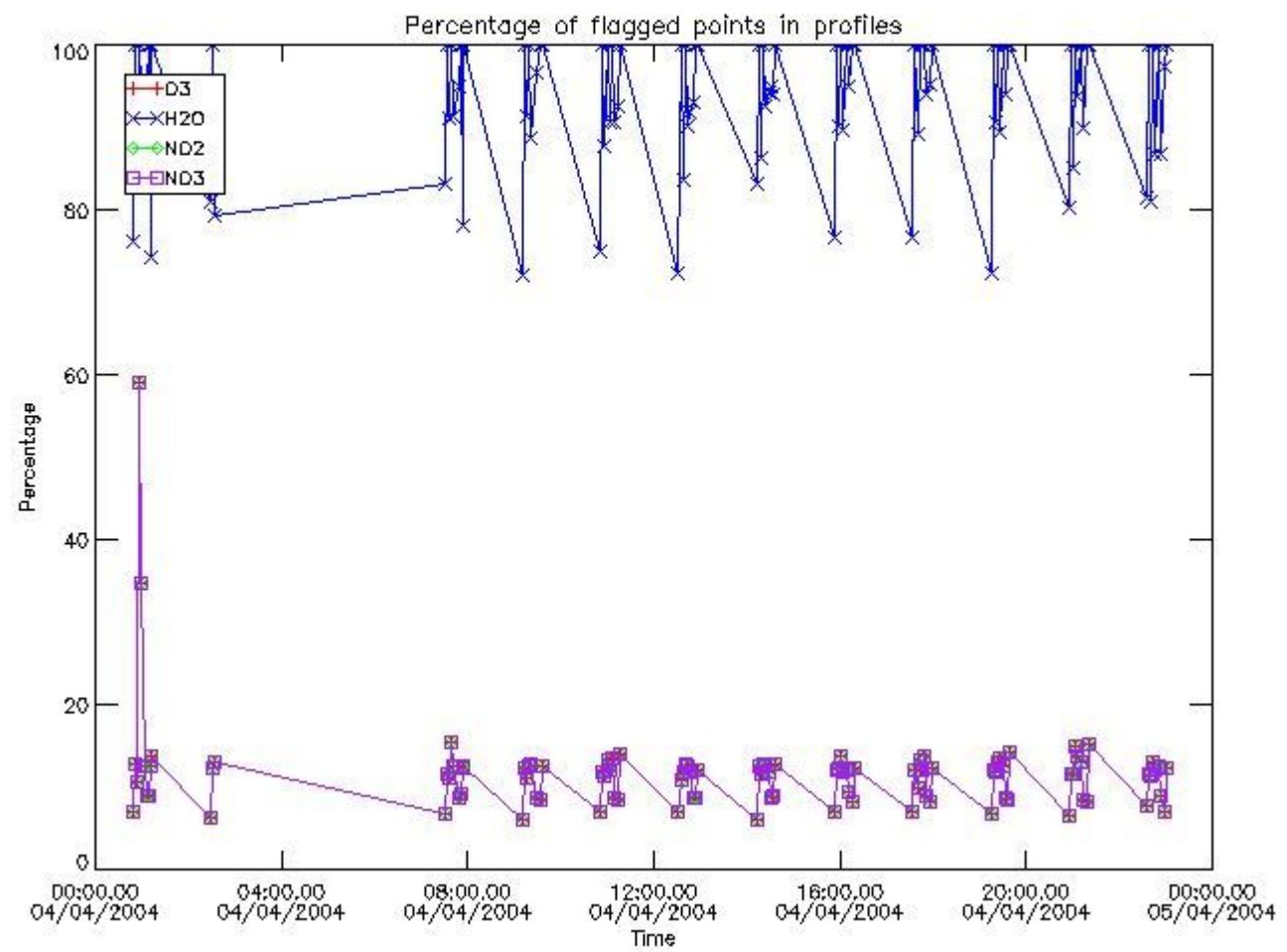
279	GOM_NL__2PRFIN20040404_180822_000000542025_00385_10960_1252.N1	04-APR-2004 18:08:22	Straylight	54.000	54	5The Cen	2.0550	4500.0	108	10960	No
280	GOM_NL__2PRFIN20040404_181404_000000442025_00385_10960_1253.N1	04-APR-2004 18:14:04	Twilight	44.000	106	9Bet Crv	2.6480	5600.0	88	10960	No
281	GOM_NL__2PRFIN20040404_181600_000000412025_00385_10960_1254.N1	04-APR-2004 18:16:00	Twilight	41.000	100	4Gam Crv	2.5800	13100.	82	10960	No
282	GOM_NL__2PRFIN20040404_181741_000000662025_00385_10960_1255.N1	04-APR-2004 18:17:41	Bright	66.000	15	67Alp Vir	0.97600	28000.	132	10960	No
283	GOM_NL__2PRFIN20040404_182035_000001272025_00385_10960_1256.N1	04-APR-2004 18:20:35	Bright	126.50	104	27Bet Lib	2.6140	13100.	253	10960	No
284	GOM_NL__2PRFIN20040404_182529_000000392025_00385_10960_1257.N1	04-APR-2004 18:25:29	Bright	39.000	62	94Bet Leo	2.1360	9700.0	78	10960	No
285	GOM_NL__2PRFIN20040404_182710_000000382025_00385_10960_1258.N1	04-APR-2004 18:27:10	Bright	37.500	96	68Del Leo	2.5600	9300.0	75	10960	No
286	GOM_NL__2PRFIN20040404_182951_000000612025_00385_10960_1259.N1	04-APR-2004 18:29:51	Bright	60.500	111	8Eta Boo	2.6800	6000.0	121	10960	No
287	GOM_NL__2PRFIN20040404_183356_000000392025_00385_10960_1260.N1	04-APR-2004 18:33:56	Bright	39.000	174	52Psi UMa	3.0040	4400.0	78	10960	No
288	GOM_NL__2PRFIN20040404_183649_000000402025_00385_10960_1261.N1	04-APR-2004 18:36:49	Bright	40.000	87	64Gam UMa	2.4330	11000.	80	10960	No
289	GOM_NL__2PRFIN20040404_183847_000000402025_00385_10960_1262.N1	04-APR-2004 18:38:47	Bright	40.000	36	50Alp UMa	1.8000	6300.0	80	10960	No
290	GOM_NL__2PRFIN20040404_184452_000000422025_00385_10960_1263.N1	04-APR-2004 18:44:52	Bright	41.500	60	7Bet UMi	2.0810	3950.0	83	10960	No
291	GOM_NL__2PRFIN20040404_184653_000000382025_00385_10960_1264.N1	04-APR-2004 18:46:53	Bright	38.000	49	1Alp UMi	1.9900	6300.0	76	10960	No
292	GOM_NL__2PRFIN20040404_185322_000000372025_00385_10960_1265.N1	04-APR-2004 18:53:22	Bright	36.500	110	37Del Cas	2.6780	8900.0	73	10960	No
293	GOM_NL__2PRFIN20040404_185449_000000522025_00385_10960_1266.N1	04-APR-2004 18:54:49	Bright	52.000	74	11Bet Cas	2.2680	6600.0	104	10960	No
294	GOM_NL__2PRFIN20040404_185923_000000512025_00385_10960_1267.N1	04-APR-2004 18:59:23	Bright	50.500	144	18Del Cyg	2.8600	11000.	101	10960	No
295	GOM_NL__2PRFIN20040404_190125_000000482025_00385_10960_1268.N1	04-APR-2004 19:01:25	Bright	48.000	66	37Gam Cyg	2.2080	5900.0	96	10960	No
296	GOM_NL__2PRFIN20040404_190334_000000472025_00385_10960_1269.N1	04-APR-2004 19:03:34	Bright	46.500	92	53Eps Cyg	2.5000	4500.0	93	10960	No
297	GOM_NL__2PRFIN20040404_191017_000000512025_00385_10960_1270.N1	04-APR-2004 19:10:17	Twilight	51.000	61	8Eps Peg	2.1000	3900.0	102	10960	No
298	GOM_NL__2PRFIN20040404_191246_000000442025_00385_10960_1271.N1	04-APR-2004 19:12:46	Twilight	43.500	162	34Alp Aqr	2.9440	5350.0	87	10960	No
299	GOM_NL__2PRFIN20040404_191426_000000752025_00385_10960_1272.N1	04-APR-2004 19:14:26	Dark	74.500	11	53Alp Aql	0.76500	8000.0	149	10960	No
300	GOM_NL__2PRFIN20040404_191730_000000422025_00385_10960_1273.N1	04-APR-2004 19:17:30	Dark	42.000	142	49Del Cap	2.8500	8900.0	84	10960	No
301	GOM_NL__2PRFIN20040404_192012_000000442025_00385_10960_1274.N1	04-APR-2004 19:20:12	Dark	43.500	18	24Alp PsA	1.1660	9700.0	87	10960	No
302	GOM_NL__2PRFIN20040404_192302_000000392025_00385_10960_1275.N1	04-APR-2004 19:23:02	Dark	39.000	172	Gam Gru	3.0030	13100.	78	10960	No
303	GOM_NL__2PRFIN20040404_192522_000000382025_00385_10960_1276.N1	04-APR-2004 19:25:22	Dark	38.000	31	Alp Gru	1.7340	15200.	76	10960	No
304	GOM_NL__2PRFIN20040404_192948_000000412025_00385_10960_1277.N1	04-APR-2004 19:29:48	Dark	40.500	45	Alp Pav	1.9400	26000.	81	10960	No
305	GOM_NL__2PRFIN20040404_193237_000000592025_00386_10961_1266.N1	04-APR-2004 19:32:37	Dark	58.500	38	20Eps Sgr	1.8360	11000.	117	10961	No
306	GOM_NL__2PRFIN20040404_193650_000000612025_00386_10961_1267.N1	04-APR-2004 19:36:50	Dark	60.500	25	35Lam Sco	1.6200	28000.	121	10961	No
307	GOM_NL__2PRFIN20040404_193916_000000402025_00386_10961_1268.N1	04-APR-2004 19:39:16	Dark	39.500	134	Bet TrA	2.8100	6600.0	79	10961	No
308	GOM_NL__2PRFIN20040404_194151_000000452025_00386_10961_1269.N1	04-APR-2004 19:41:51	Straylight	45.000	4	Alp1Cen	-0.010000	5800.0	90	10961	No
309	GOM_NL__2PRFIN20040404_194354_000000442025_00386_10961_1270.N1	04-APR-2004 19:43:54	Straylight	44.000	12	Alp1Cru	0.77500	30000.	88	10961	No
310	GOM_NL__2PRFIN20040404_194537_000001112025_00386_10961_1271.N1	04-APR-2004 19:45:37	Straylight	110.50	16	21Alp Sco	1.0200	3000.0	221	10961	No
311	GOM_NL__2PRFIN20040404_194858_000000562025_00386_10961_1272.N1	04-APR-2004 19:48:58	Straylight	55.500	54	5The Cen	2.0550	4500.0	111	10961	No
312	GOM_NL__2PRFIN20040404_195441_000000452025_00386_10961_1273.N1	04-APR-2004 19:54:41	Twilight	44.500	106	9Bet Crv	2.6480	5600.0	89	10961	No
313	GOM_NL__2PRFIN20040404_195636_000000432025_00386_10961_1274.N1	04-APR-2004 19:56:36	Twilight	42.500	100	4Gam Crv	2.5800	13100.	85	10961	No
314	GOM_NL__2PRFIN20040404_195817_000000592025_00386_10961_1275.N1	04-APR-2004 19:58:17	Bright	58.500	15	67Alp Vir	0.97600	28000.	117	10961	No
315	GOM_NL__2PRFIN20040404_200110_000001202025_00386_10961_1276.N1	04-APR-2004 20:01:10	Bright	119.50	104	27Bet Lib	2.6140	13100.	239	10961	No
316	GOM_NL__2PRFIN20040404_200605_000000392025_00386_10961_1277.N1	04-APR-2004 20:06:05	Bright	39.000	62	94Bet Leo	2.1360	9700.0	78	10961	No
317	GOM_NL__2PRFIN20040404_200747_000000372025_00386_10961_1278.N1	04-APR-2004 20:07:47	Bright	37.000	96	68Del Leo	2.5600	9300.0	74	10961	No
318	GOM_NL__2PRFIN20040404_201025_000000612025_00386_10961_1279.N1	04-APR-2004 20:10:25	Bright	60.500	111	8Eta Boo	2.6800	6000.0	121	10961	No
319	GOM_NL__2PRFIN20040404_201432_000000372025_00386_10961_1280.N1	04-APR-2004 20:14:32	Bright	37.000	174	52Psi UMa	3.0040	4400.0	74	10961	No
320	GOM_NL__2PRFIN20040404_201725_000000372025_00386_10961_1281.N1	04-APR-2004 20:17:25	Bright	37.000	87	64Gam UMa	2.4330	11000.	74	10961	No
321	GOM_NL__2PRFIN20040404_201924_000000402025_00386_10961_1282.N1	04-APR-2004 20:19:24	Bright	39.500	36	50Alp UMa	1.8000	6300.0	79	10961	No
322	GOM_NL__2PRFIN20040404_202527_000000392025_00386_10961_1283.N1	04-APR-2004 20:25:27	Bright	38.500	60	7Bet UMi	2.0810	3950.0	77	10961	No
323	GOM_NL__2PRFIN20040404_202730_000000382025_00386_10961_1284.N1	04-APR-2004 20:27:30	Bright	38.000	49	1Alp UMi	1.9900	6300.0	76	10961	No
324	GOM_NL__2PRFIN20040404_203358_000000382025_00386_10961_1285.N1	04-APR-2004 20:33:58	Bright	37.500	110	37Del Cas	2.6780	8900.0	75	10961	No
325	GOM_NL__2PRFIN20040404_203525_000000392025_00386_10961_1286.N1	04-APR-2004 20:35:25	Bright	39.000	74	11Bet Cas	2.2680	6600.0	78	10961	No
326	GOM_NL__2PRFIN20040404_203959_000000502025_00386_10961_1287.N1	04-APR-2004 20:39:59	Bright	49.500	144	18Del Cyg	2.8600	11000.	99	10961	No
327	GOM_NL__2PRFIN20040404_204200_000000472025_00386_10961_1288.N1	04-APR-2004 20:42:00	Bright	46.500	66	37Gam Cyg	2.2080	5900.0	93	10961	No
328	GOM_NL__2PRFIN20040404_204409_000000482025_00386_10961_1289.N1	04-APR-2004 20:44:09	Bright	47.500	92	53Eps Cyg	2.5000	4500.0	95	10961	No
329	GOM_NL__2PRFIN20040404_205053_000000502025_00386_10961_1290.N1	04-APR-2004 20:50:53	Twilight	50.000	61	8Eps Peg	2.1000	3900.0	100	10961	No
330	GOM_NL__2PRFIN20040404_205322_000000462025_00386_10961_1291.N1	04-APR-2004 20:53:22	Twilight	46.000	162	34Alp Aqr	2.9440	5350.0	92	10961	No
331	GOM_NL__2PRFIN20040404_205500_000000792025_00386_10961_1292.N1	04-APR-2004 20:55:00	Dark	78.500	11	53Alp Aql	0.76500	8000.0	157	10961	No
332	GOM_NL__2PRFIN20040404_205807_000000452025_00386_10961_1293.N1	04-APR-2004 20:58:07	Dark	44.500	142	49Del Cap	2.8500	8900.0	89	10961	No
333	GOM_NL__2PRFIN20040404_210048_000000442025_00386_10961_1294.N1	04-APR-2004 21:00:48	Dark	44.000	18	24Alp PsA	1.1660	9700.0	88	10961	No
334	GOM_NL__2PRFIN20040404_210338_000000382025_00386_10961_1295.N1	04-APR-2004 21:03:38	Dark	37.500	172	Gam Gru	3.0030	13100.	75	10961	No
335	GOM_NL__2PRFIN20040404_210558_000000412025_00386_10961_1296.N1	04-APR-2004 21:05:58	Dark	40.500	31	Alp Gru	1.7340	15200.	81	10961	No
336	GOM_NL__2PRFIN20040404_211024_000000432025_00386_10961_1297.N1	04-APR-2004 21:10:24	Dark	43.000	45	Alp Pav	1.9400	26000.	86	10961	No
337	GOM_NL__2PRFIN20040404_211314_000000602025_00387_10962_1376.N1	04-APR-2004 21:13:14	Dark	60.000	38	20Eps Sgr	1.8360	11000.	120	10962	No

338	GOM_NL__2PRFIN20040404_211727_000000622025_00387_10962_1377.N1	04-APR-2004 21:17:27	Dark	62.000	25	35Lam Sco	1.6200	28000.	124	10962	No
339	GOM_NL__2PRFIN20040404_211952_000000412025_00387_10962_1378.N1	04-APR-2004 21:19:52	Dark	40.500	134	Bet TrA	2.8100	6600.0	81	10962	No
340	GOM_NL__2PRFIN20040404_212227_000000522025_00387_10962_1379.N1	04-APR-2004 21:22:27	Straylight	52.000	4	Alp1Cen	-0.010000	5800.0	104	10962	No
341	GOM_NL__2PRFIN20040404_212430_000000452025_00387_10962_1380.N1	04-APR-2004 21:24:30	Straylight	45.000	12	Alp1Cru	0.77500	30000.	90	10962	No
342	GOM_NL__2PRFIN20040404_212614_000001152025_00387_10962_1381.N1	04-APR-2004 21:26:14	Straylight	114.50	16	21Alp Sco	1.0200	3000.0	229	10962	No
343	GOM_NL__2PRFIN20040404_212934_000000542025_00387_10962_1382.N1	04-APR-2004 21:29:34	Straylight	54.000	54	5The Cen	2.0550	4500.0	108	10962	No
344	GOM_NL__2PRFIN20040404_213516_000000462025_00387_10962_1383.N1	04-APR-2004 21:35:16	Tw_i_and_stray	46.000	106	9Bet Crv	2.6480	5600.0	92	10962	No
345	GOM_NL__2PRFIN20040404_213712_000000442025_00387_10962_1384.N1	04-APR-2004 21:37:12	Tw_i_and_stray	44.000	100	4Gam Crv	2.5800	13100.	88	10962	No
346	GOM_NL__2PRFIN20040404_213852_000000612025_00387_10962_1385.N1	04-APR-2004 21:38:52	Bright	60.500	15	67Alp Vir	0.97600	28000.	121	10962	No
347	GOM_NL__2PRFIN20040404_214144_000001232025_00387_10962_1386.N1	04-APR-2004 21:41:44	Bright	123.00	104	27Bet Lib	2.6140	13100.	246	10962	No
348	GOM_NL__2PRFIN20040404_214641_000000392025_00387_10962_1387.N1	04-APR-2004 21:46:41	Bright	39.000	62	94Bet Leo	2.1360	9700.0	78	10962	No
349	GOM_NL__2PRFIN20040404_214823_000000382025_00387_10962_1388.N1	04-APR-2004 21:48:23	Bright	38.000	96	68Del Leo	2.5600	9300.0	76	10962	No
350	GOM_NL__2PRFIN20040404_215101_000000602025_00387_10962_1389.N1	04-APR-2004 21:51:01	Bright	59.500	111	8Eta Boo	2.6800	6000.0	119	10962	No
351	GOM_NL__2PRFIN20040404_215508_000000392025_00387_10962_1390.N1	04-APR-2004 21:55:08	Bright	38.500	174	52Psi UMa	3.0040	4400.0	77	10962	No
352	GOM_NL__2PRFIN20040404_215800_000000392025_00387_10962_1391.N1	04-APR-2004 21:58:00	Bright	38.500	87	64Gam UMa	2.4330	11000.	77	10962	No
353	GOM_NL__2PRFIN20040404_220000_000000382025_00387_10962_1392.N1	04-APR-2004 22:00:00	Bright	38.000	36	50Alp UMa	1.8000	6300.0	76	10962	No
354	GOM_NL__2PRFIN20040404_220603_000000412025_00387_10962_1393.N1	04-APR-2004 22:06:03	Bright	40.500	60	7Bet UMi	2.0810	3950.0	81	10962	No
355	GOM_NL__2PRFIN20040404_220806_000000382025_00387_10962_1394.N1	04-APR-2004 22:08:06	Bright	38.000	49	1Alp UMi	1.9900	6300.0	76	10962	No
356	GOM_NL__2PRFIN20040404_221434_000000392025_00387_10962_1395.N1	04-APR-2004 22:14:34	Bright	38.500	110	37Del Cas	2.6780	8900.0	77	10962	No
357	GOM_NL__2PRFIN20040404_221603_000000382025_00387_10962_1396.N1	04-APR-2004 22:16:03	Bright	37.500	74	11Bet Cas	2.2680	6600.0	75	10962	No
358	GOM_NL__2PRFIN20040404_222034_000000492025_00387_10962_1397.N1	04-APR-2004 22:20:34	Bright	49.000	144	18Del Cyg	2.8600	11000.	98	10962	No
359	GOM_NL__2PRFIN20040404_222237_000000482025_00387_10962_1398.N1	04-APR-2004 22:22:37	Bright	48.000	66	37Gam Cyg	2.2080	5900.0	96	10962	No
360	GOM_NL__2PRFIN20040404_222445_000000472025_00387_10962_1399.N1	04-APR-2004 22:24:45	Bright	47.000	92	53Eps Cyg	2.5000	4500.0	94	10962	No
361	GOM_NL__2PRFIN20040404_223129_000000492025_00387_10962_1400.N1	04-APR-2004 22:31:29	Tw_i_and_stray	49.000	61	8Eps Peg	2.1000	3900.0	98	10962	No
362	GOM_NL__2PRFIN20040404_223358_000000452025_00387_10962_1401.N1	04-APR-2004 22:33:58	Twilight	45.000	162	34Alp Aqr	2.9440	5350.0	90	10962	No
363	GOM_NL__2PRFIN20040404_223539_000000792025_00387_10962_1402.N1	04-APR-2004 22:35:39	Dark	79.000	11	53Alp Aql	0.76500	8000.0	158	10962	No
364	GOM_NL__2PRFIN20040404_223842_000000442025_00387_10962_1403.N1	04-APR-2004 22:38:42	Dark	44.000	142	49Del Cap	2.8500	8900.0	88	10962	No
365	GOM_NL__2PRFIN20040404_224124_000000452025_00387_10962_1404.N1	04-APR-2004 22:41:24	Dark	45.000	18	24Alp PsA	1.1660	9700.0	90	10962	No
366	GOM_NL__2PRFIN20040404_224415_000000392025_00387_10962_1405.N1	04-APR-2004 22:44:15	Dark	39.000	172	Gam Gru	3.0030	13100.	78	10962	No
367	GOM_NL__2PRFIN20040404_224634_000000422025_00387_10962_1406.N1	04-APR-2004 22:46:34	Dark	42.000	31	Alp Gru	1.7340	15200.	84	10962	No
368	GOM_NL__2PRFIN20040404_225100_000000412025_00387_10962_1407.N1	04-APR-2004 22:51:00	Dark	41.000	45	Alp Pav	1.9400	26000.	82	10962	No
369	GOM_NL__2PRFIN20040404_225351_000000582025_00388_10963_1377.N1	04-APR-2004 22:53:51	Dark	57.500	38	20Eps Sgr	1.8360	11000.	115	10963	No
370	GOM_NL__2PRFIN20040404_225805_000000742025_00388_10963_1378.N1	04-APR-2004 22:58:05	Dark	73.500	25	35Lam Sco	1.6200	28000.	147	10963	No
371	GOM_NL__2PRFIN20040404_230028_000000422025_00388_10963_1379.N1	04-APR-2004 23:00:28	Dark	41.500	134	Bet TrA	2.8100	6600.0	83	10963	No
372	GOM_NL__2PRFIN20040404_230303_000000542025_00388_10963_1380.N1	04-APR-2004 23:03:03	Straylight	54.000	4	Alp1Cen	-0.010000	5800.0	108	10963	No
373	GOM_NL__2PRFIN20040404_230505_000000462025_00388_10963_1381.N1	04-APR-2004 23:05:05	Straylight	46.000	12	Alp1Cru	0.77500	30000.	92	10963	No
374	GOM_NL__2PRFIN20040404_230652_000001112025_00388_10963_1382.N1	04-APR-2004 23:06:52	Straylight	110.50	16	21Alp Sco	1.0200	3000.0	221	10963	No
375	GOM_NL__2PRFIN20040404_231011_000000552025_00388_10963_1383.N1	04-APR-2004 23:10:11	Straylight	55.000	54	5The Cen	2.0550	4500.0	110	10963	No
376	GOM_NL__2PRFIN20040404_231553_000000432025_00388_10963_1384.N1	04-APR-2004 23:15:53	Tw_i_and_stray	43.000	106	9Bet Crv	2.6480	5600.0	86	10963	No
377	GOM_NL__2PRFIN20040404_231748_000000422025_00388_10963_1385.N1	04-APR-2004 23:17:48	Tw_i_and_stray	41.500	100	4Gam Crv	2.5800	13100.	83	10963	No
378	GOM_NL__2PRFIN20040404_231927_000000662025_00388_10963_1386.N1	04-APR-2004 23:19:27	Bright	66.000	15	67Alp Vir	0.97600	28000.	132	10963	No
379	GOM_NL__2PRFIN20040404_232219_000001232025_00388_10963_1387.N1	04-APR-2004 23:22:19	Bright	122.50	104	27Bet Lib	2.6140	13100.	245	10963	No
380	GOM_NL__2PRFIN20040404_232717_000000402025_00388_10963_1388.N1	04-APR-2004 23:27:17	Bright	39.500	62	94Bet Leo	2.1360	9700.0	79	10963	No
381	GOM_NL__2PRFIN20040404_232859_000000382025_00388_10963_1389.N1	04-APR-2004 23:28:59	Bright	37.500	96	68Del Leo	2.5600	9300.0	75	10963	No
382	GOM_NL__2PRFIN20040404_233135_000000592025_00388_10963_1390.N1	04-APR-2004 23:31:35	Bright	59.000	111	8Eta Boo	2.6800	6000.0	118	10963	No
383	GOM_NL__2PRFIN20040404_233544_000000382025_00388_10963_1391.N1	04-APR-2004 23:35:44	Bright	37.500	174	52Psi UMa	3.0040	4400.0	75	10963	No
384	GOM_NL__2PRFIN20040404_233836_000000362025_00388_10963_1392.N1	04-APR-2004 23:38:36	Bright	36.000	87	64Gam UMa	2.4330	11000.	72	10963	No
385	GOM_NL__2PRFIN20040404_234036_000000402025_00388_10963_1393.N1	04-APR-2004 23:40:36	Bright	39.500	36	50Alp UMa	1.8000	6300.0	79	10963	No
386	GOM_NL__2PRFIN20040404_234638_000000412025_00388_10963_1394.N1	04-APR-2004 23:46:38	Bright	41.000	60	7Bet UMi	2.0810	3950.0	82	10963	No
387	GOM_NL__2PRFIN20040404_234841_000000382025_00388_10963_1395.N1	04-APR-2004 23:48:41	Bright	38.000	49	1Alp UMi	1.9900	6300.0	76	10963	No
388	GOM_NL__2PRFIN20040404_235508_000000412025_00388_10963_1396.N1	04-APR-2004 23:55:08	Bright	41.000	110	37Del Cas	2.6780	8900.0	82	10963	No
389	GOM_NL__2PRFIN20040404_235640_000000382025_00388_10963_1397.N1	04-APR-2004 23:56:40	Bright	38.000	74	11Bet Cas	2.2680	6600.0	76	10963	No

3. Quality information per product

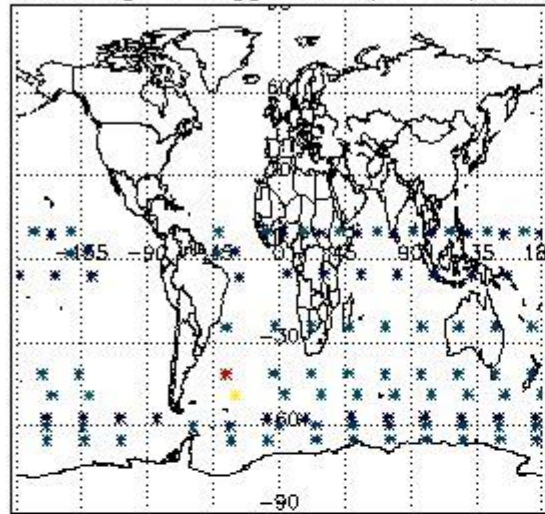
In this section it is plotted some information contained in the Quality Summary data set of the level 2 products. Only products in dark limb conditions and without errors (error flag in the MPH set to "0") are used.

3.1 Plot quality information per product (time dependant)

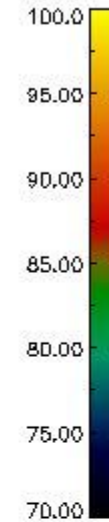
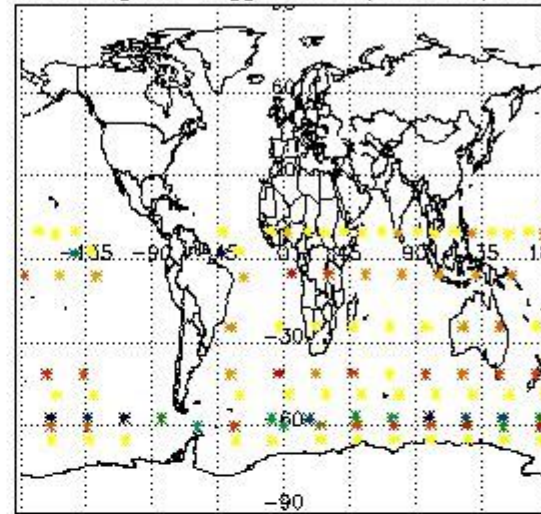


3.2 Plot quality information per product (world map)


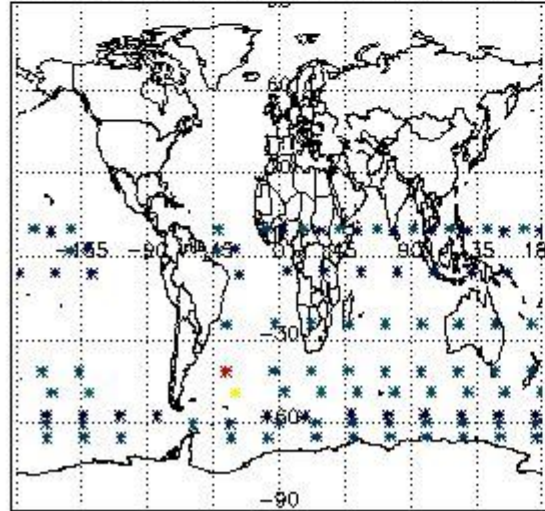
Percentage of flagged data per O3 profile



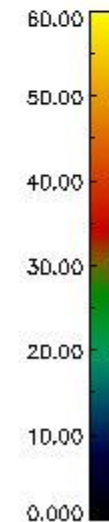
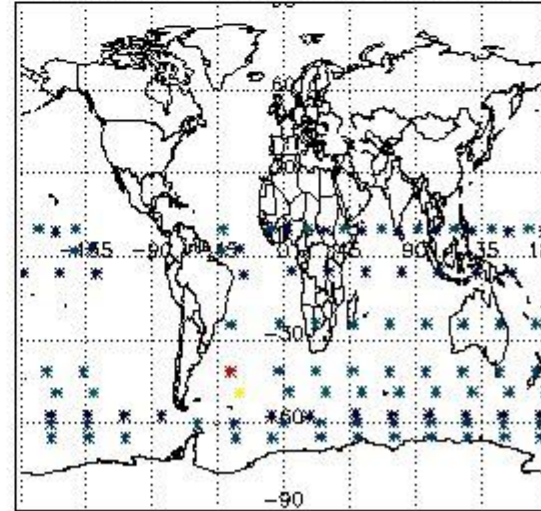
Percentage of flagged data per H2O profile



Percentage of flagged data per NO2 profile



Percentage of flagged data per NO3 profile

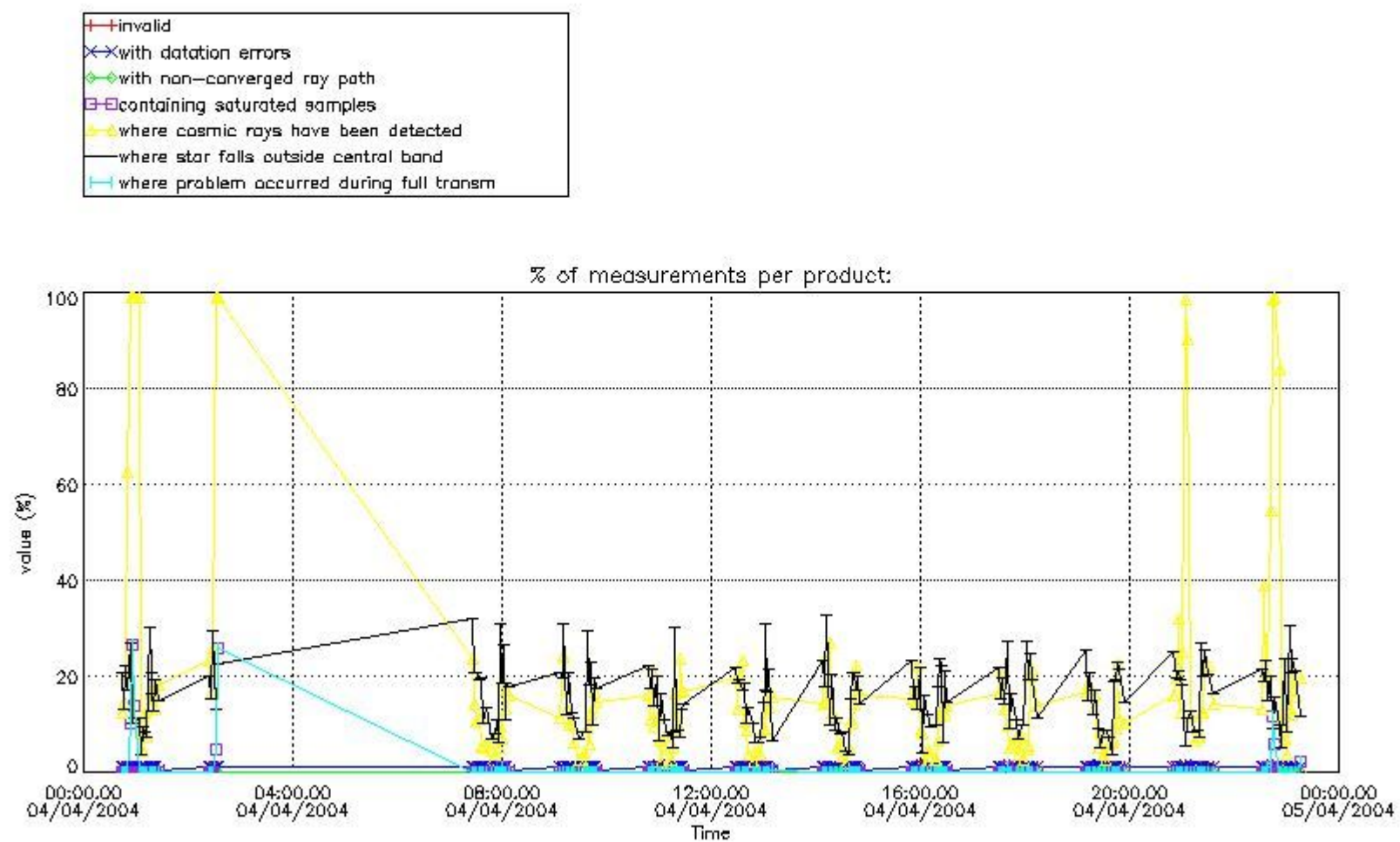


4. Level 1 quality information per product

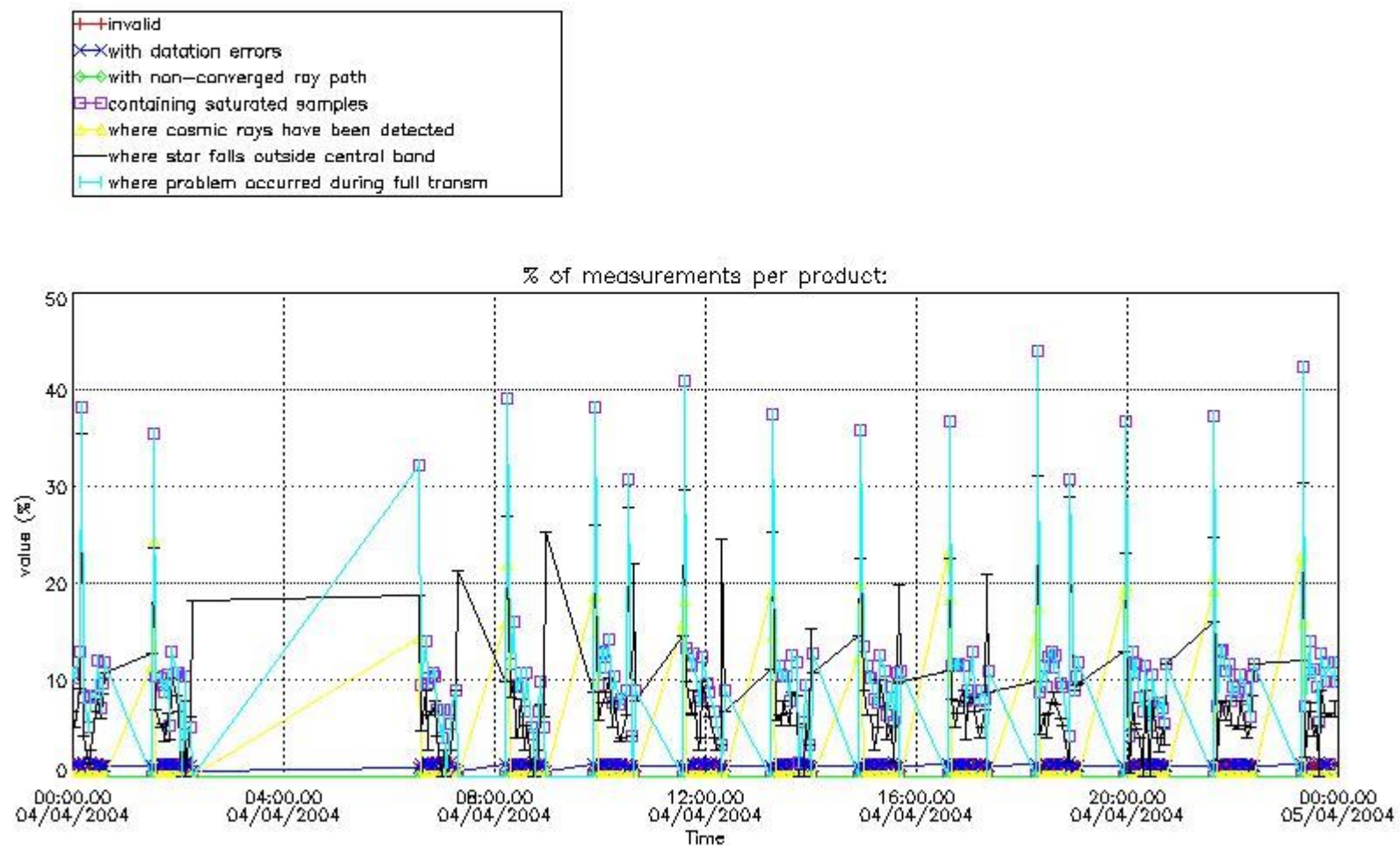
In this section it is plotted some information contained in the Quality Summary data set of the level 2 products that comes from the level 1b processing. Products without errors (error flag in the MPH set to "0") are used.

4.1 Plot quality information per product (time dependant) coming from level 1b processing

4.1.1 Plot level 1 quality information per product (time dependant): ENVISAT ASCENDING passes

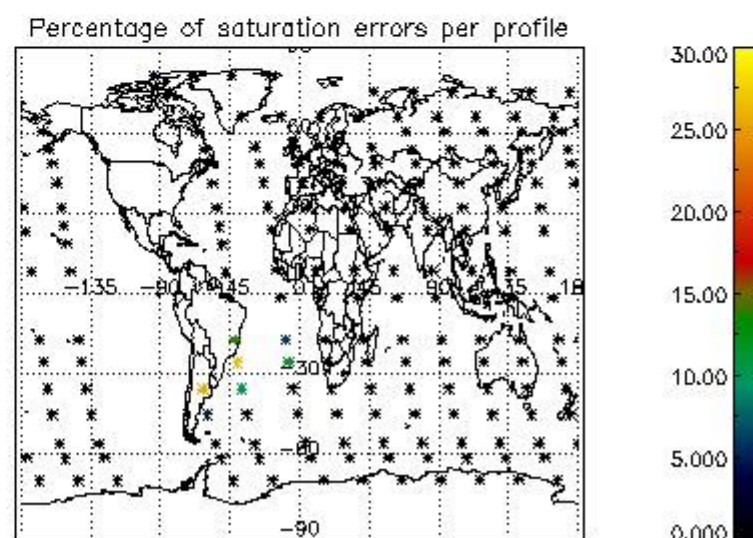
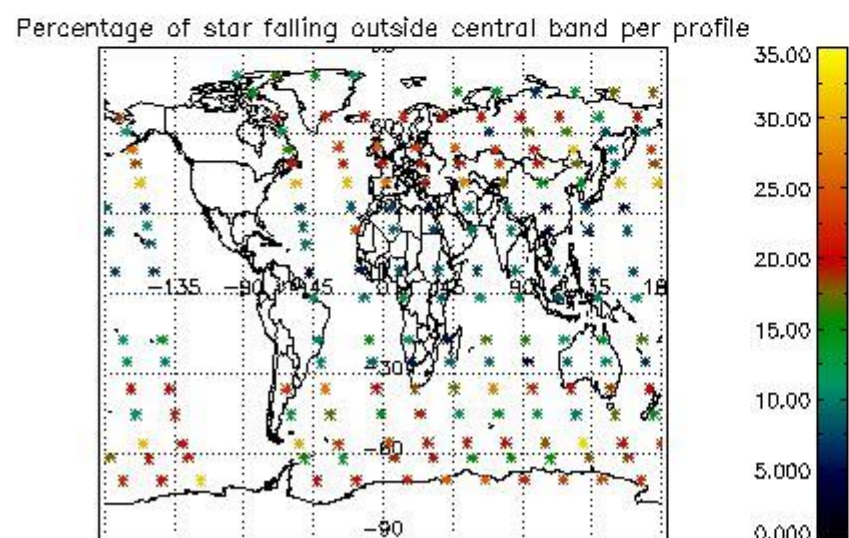
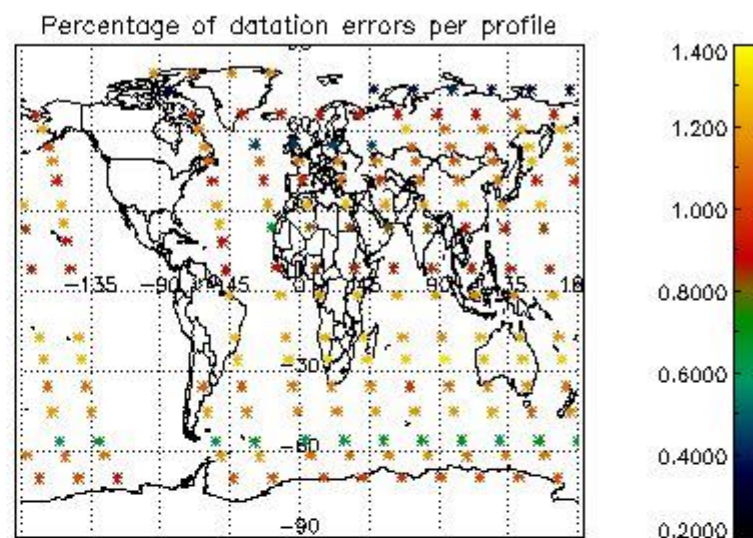
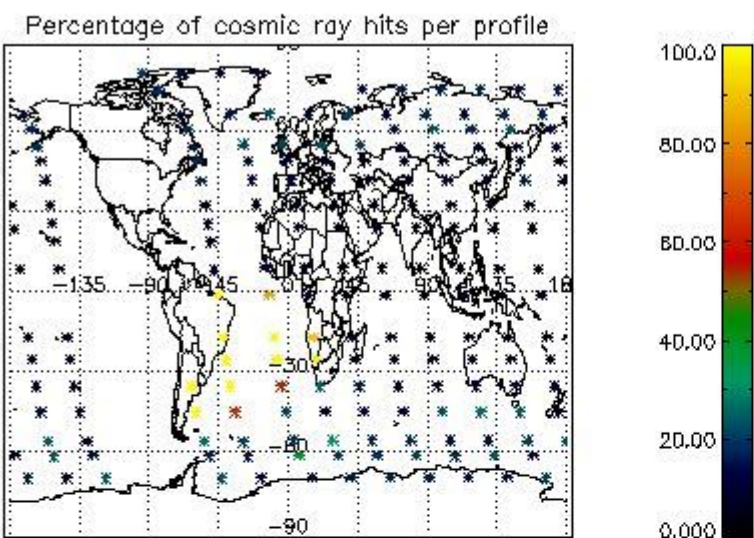


4.1.2 Plot level 1 quality information per product (time dependant): ENVI SAT DESCENDING passes



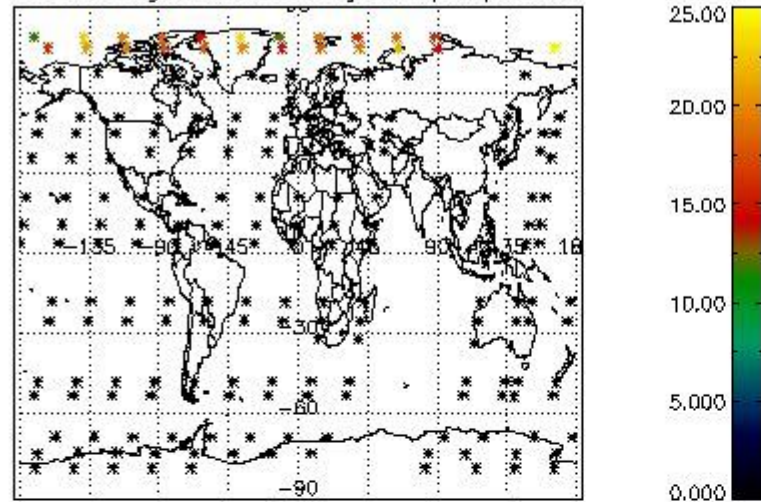
4.2 Plot quality information per product coming from level 1b processing (world map)

4.2.1 Plot level 1 quality information per product (world map): ENVISAT ASCENDING passes

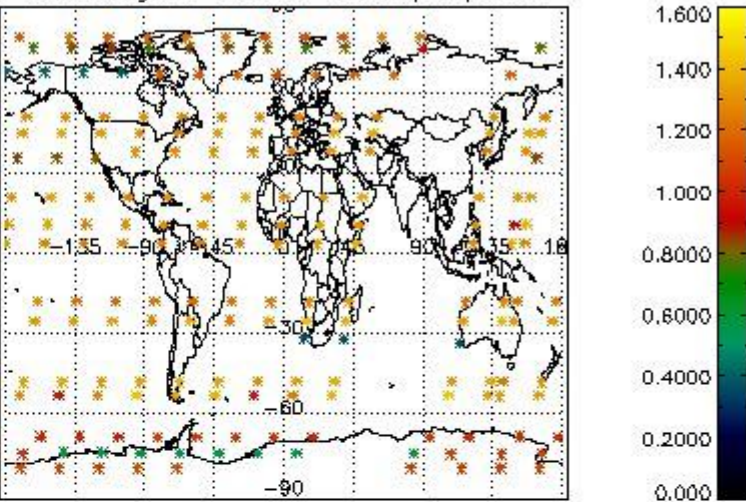


4.2.2 Plot level 1 quality information per product (world map): ENVISAT DESCENDING passes

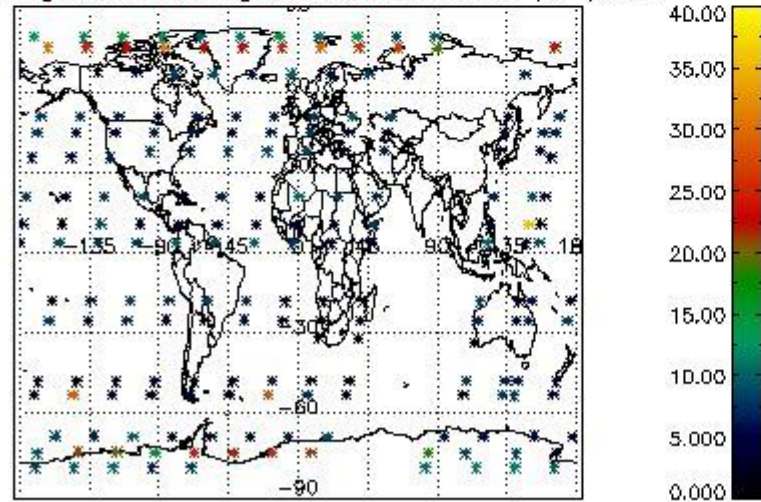
Percentage of cosmic ray hits per profile



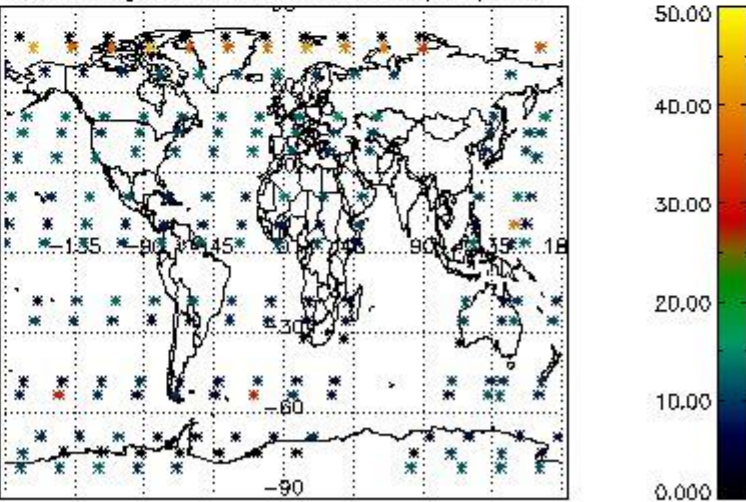
Percentage of datation errors per profile



Percentage of star falling outside central band per profile



Percentage of saturation errors per profile



5. Trace gas profiles

5.1 Ozone statistics based on quality of products

The final quality of the products can be "measured" using the STD (Standard Deviation) attached to every point profile. This information is written to the parameter GOM_NL__2P/NL_LOCAL_SPECIES_DENSITY/o3_std of the level 2 products. The table below shows the statistics for given STD ranges.

The statistics are given with respect to the overall valid production:

- Products without fatal errors: GOM_NL__2P/MPH/PRODUCT_ERR=0
- Valid point profile: GOM_NL__2P/NL_LOCAL_SPECIES_DENSITY/pcd(0)=0

The 'Criteria' is applied to valid points of dark limb products:

- Products in dark limb illumination condition: GOM_NL__2P/NL_SUMMARY_QUALITY/obs_ill_cond=0
- Products without fatal errors: GOM_NL__2P/MPH/PRODUCT_ERR=0
- Valid point profile: GOM_NL__2P/NL_LOCAL_SPECIES_DENSITY/pcd(0)=0

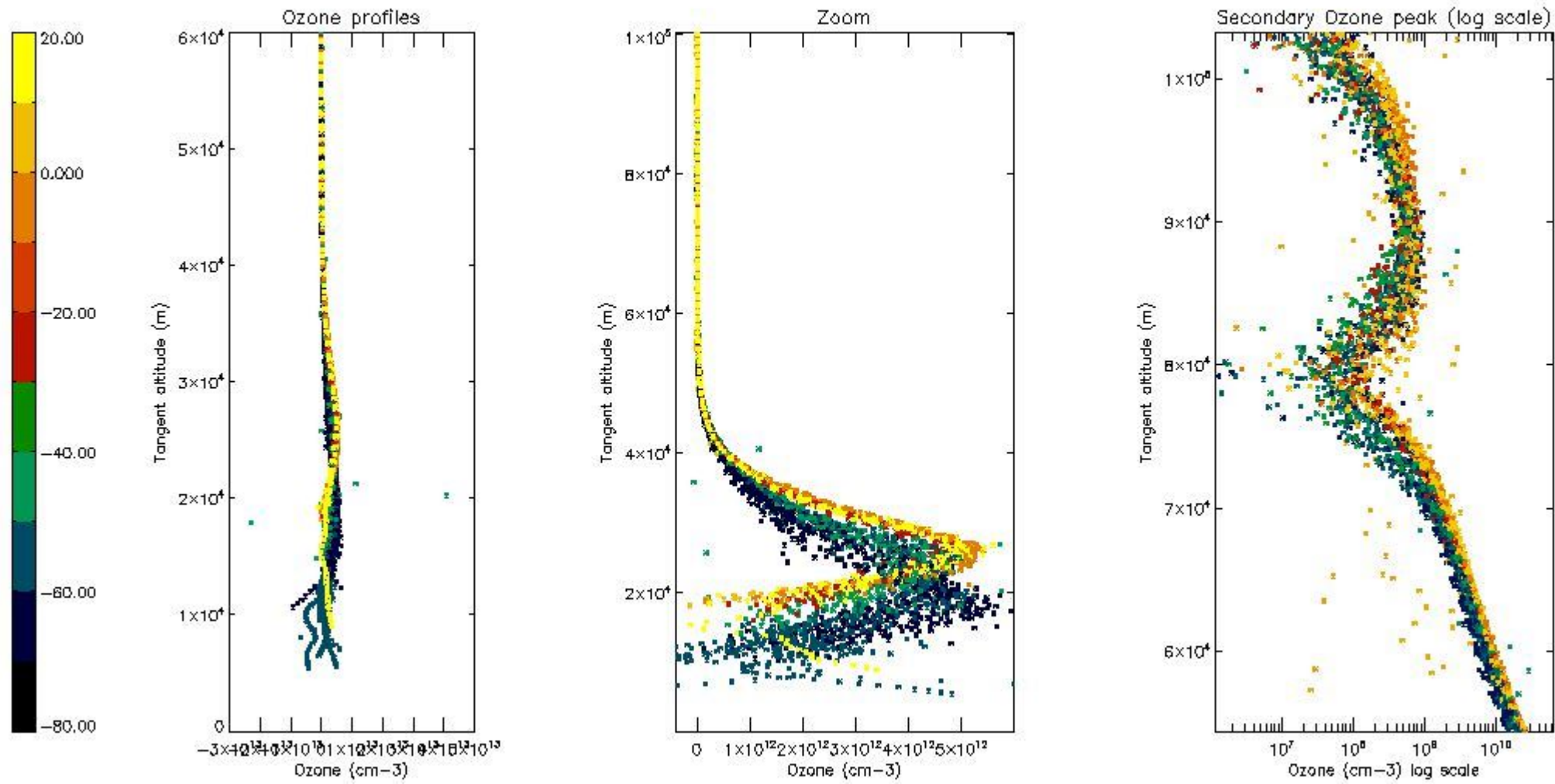
So, the table below shows the percentage of dark limb and valid observations for each criteria with respect to the overall valid daily observations.

Criteria	% of total production
All STD	26
STD < 20	17

STD < 10	15
STD < 5	10

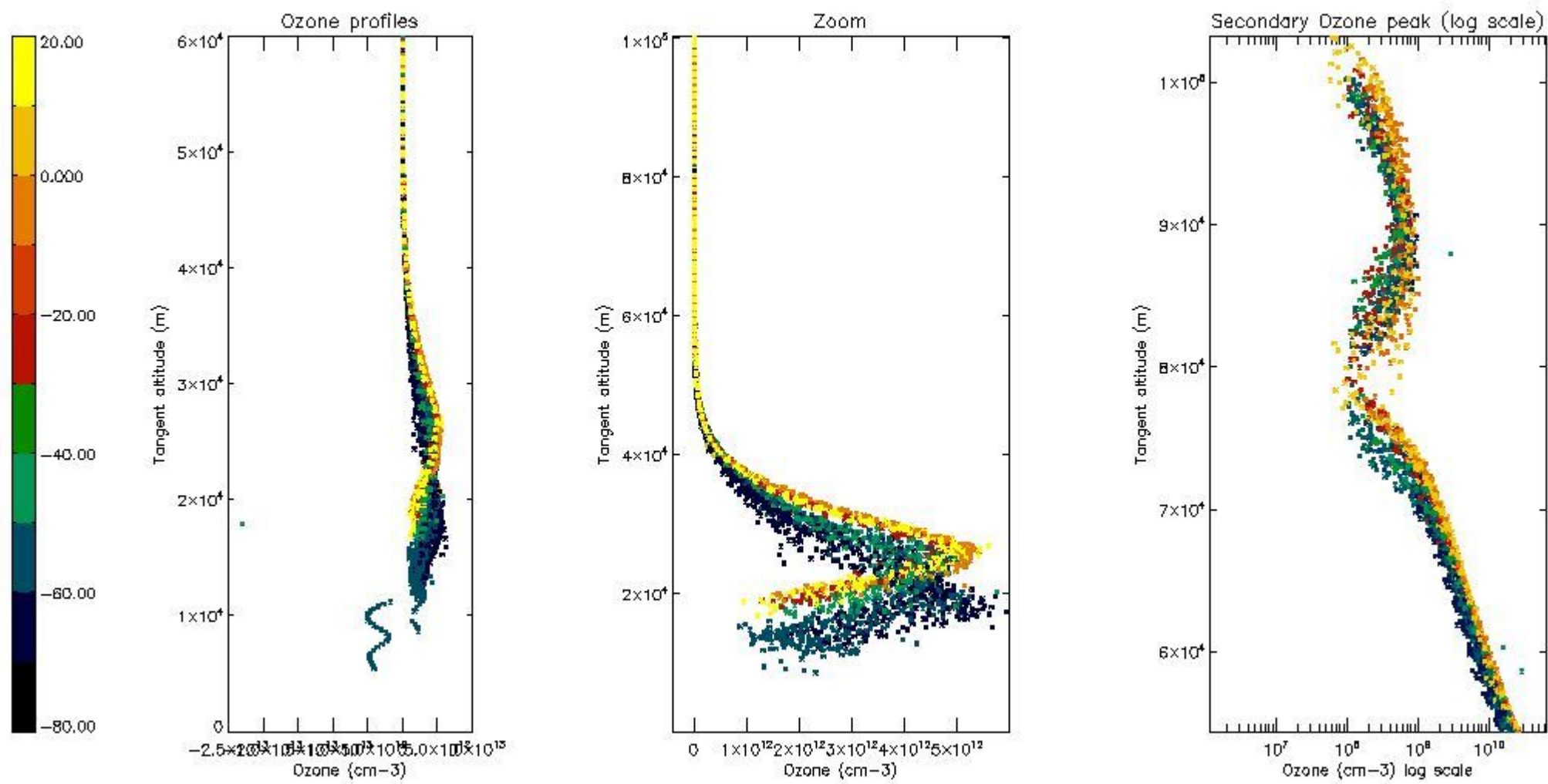
5.2 Plot ozone profiles for all STD (dark without errors)

The colorbar represents the latitude.



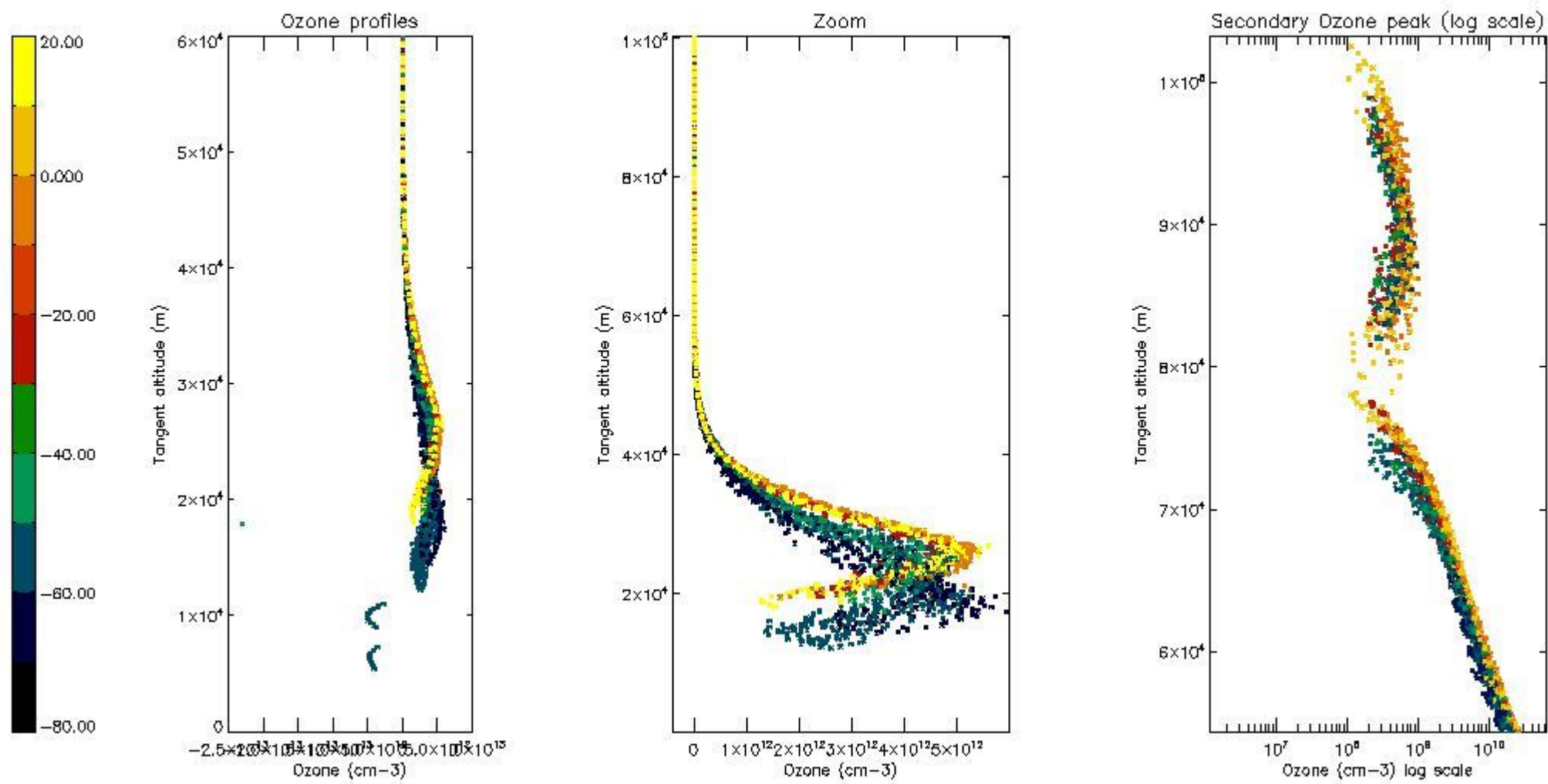
5.3 Plot ozone profiles where STD < 20% (dark without errors)

The colorbar represents the latitude.



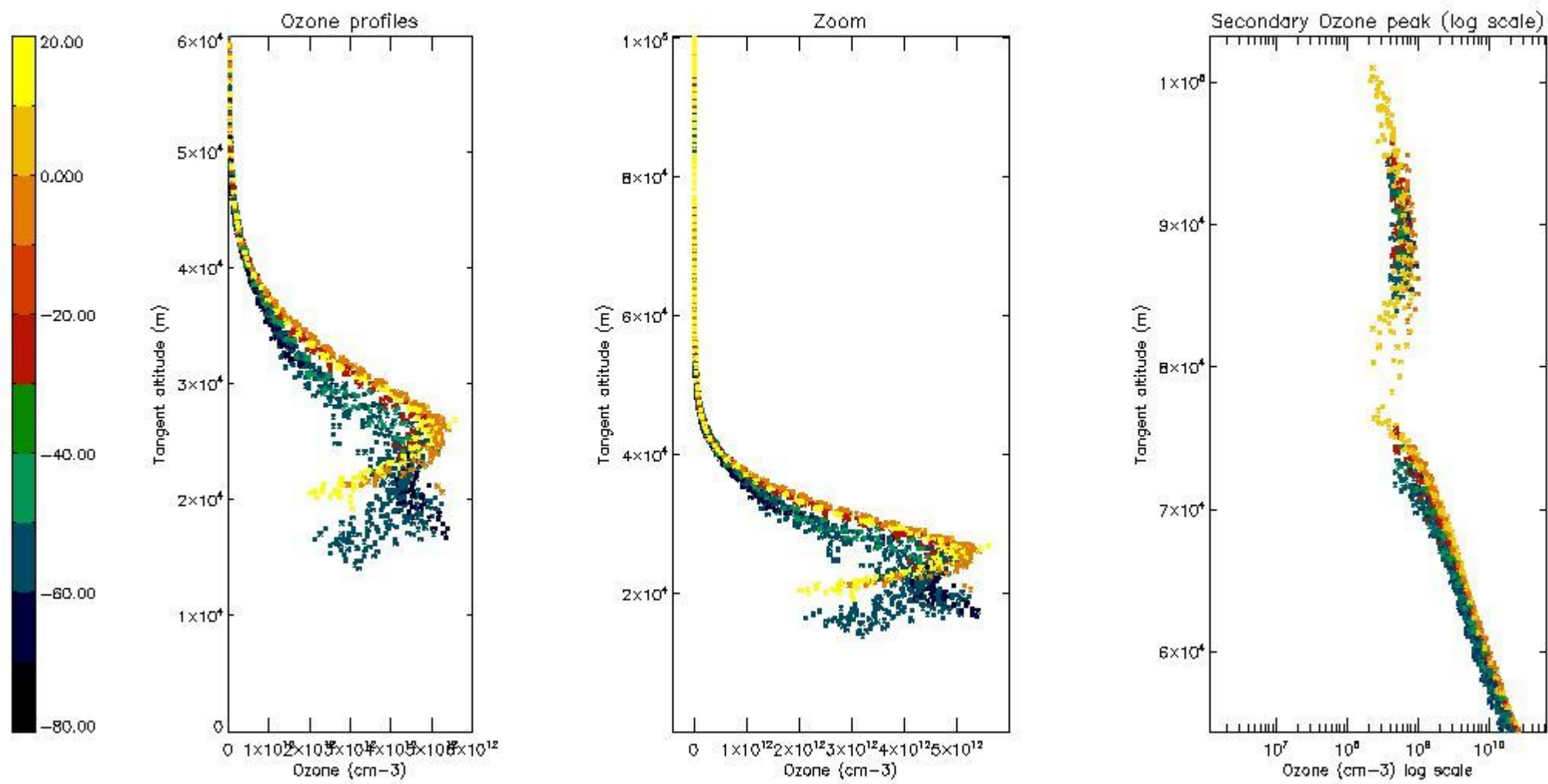
5.4 Plot ozone profiles where STD < 10% (dark without errors)

The colorbar represents the latitude.



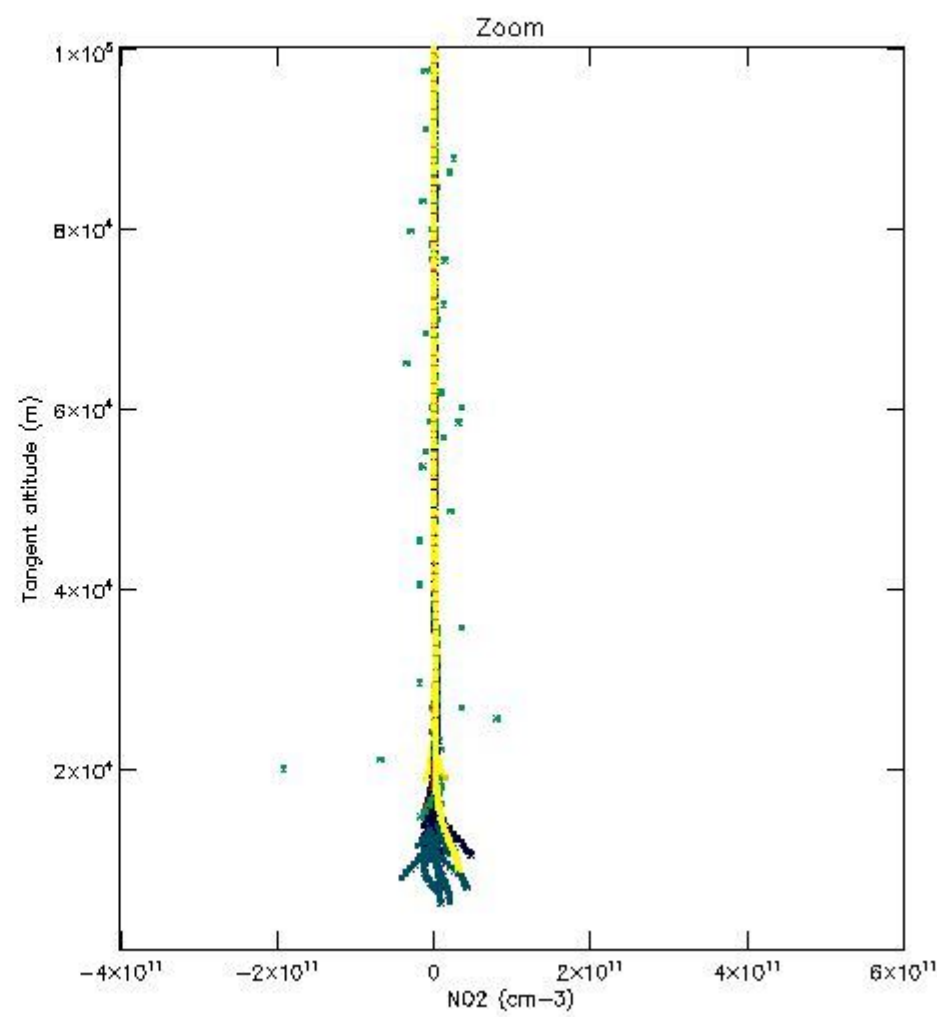
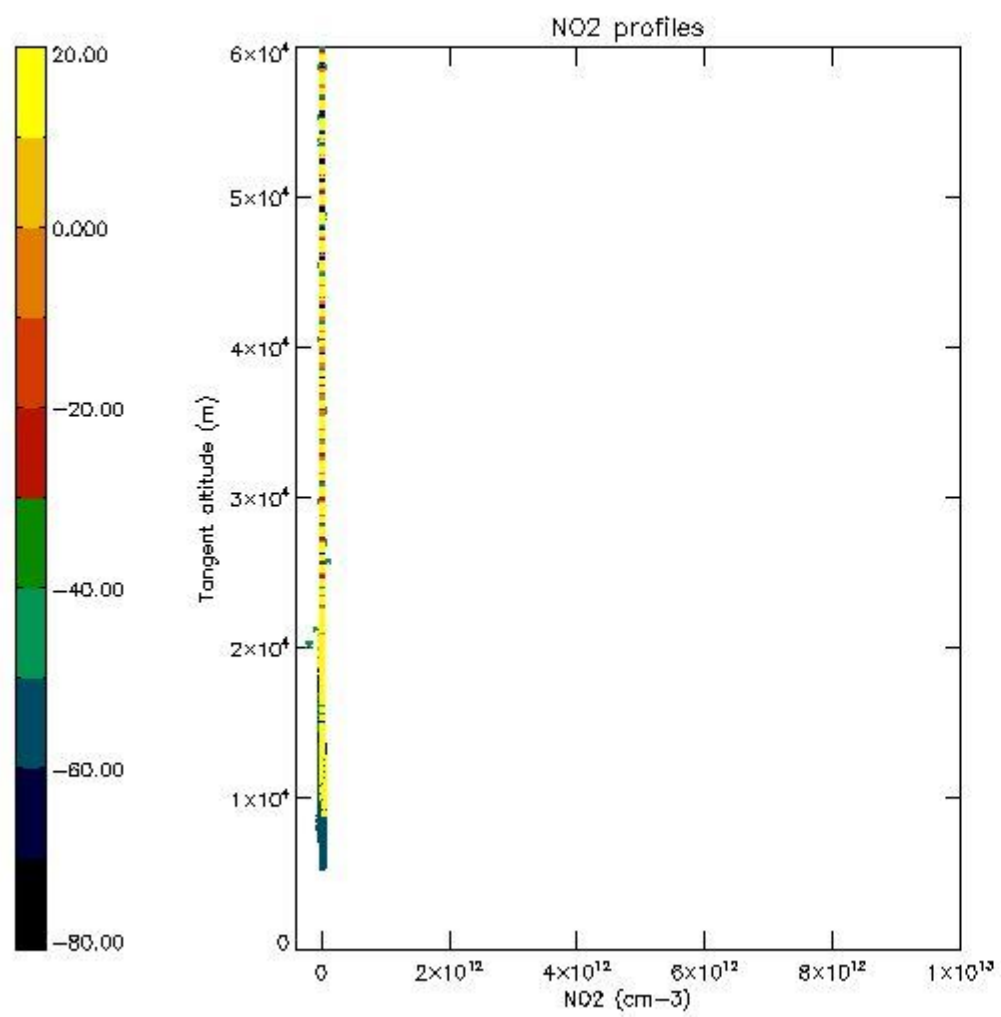
5.5 Plot ozone profiles where STD < 5% (dark without errors)

The colorbar represents the latitude.



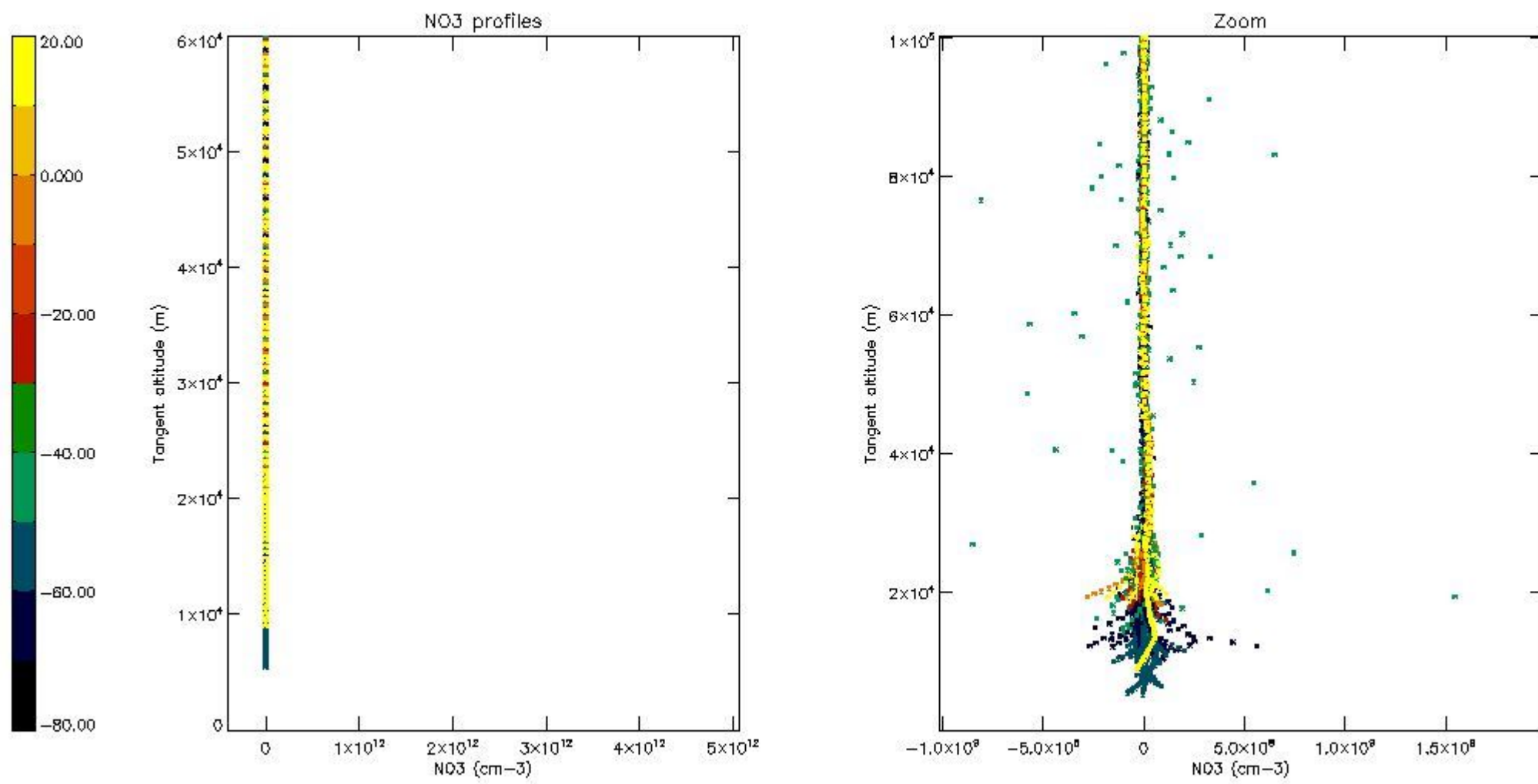
5.6 Plot NO₂ profiles for all STD (dark without errors)

The colorbar represents the latitude.



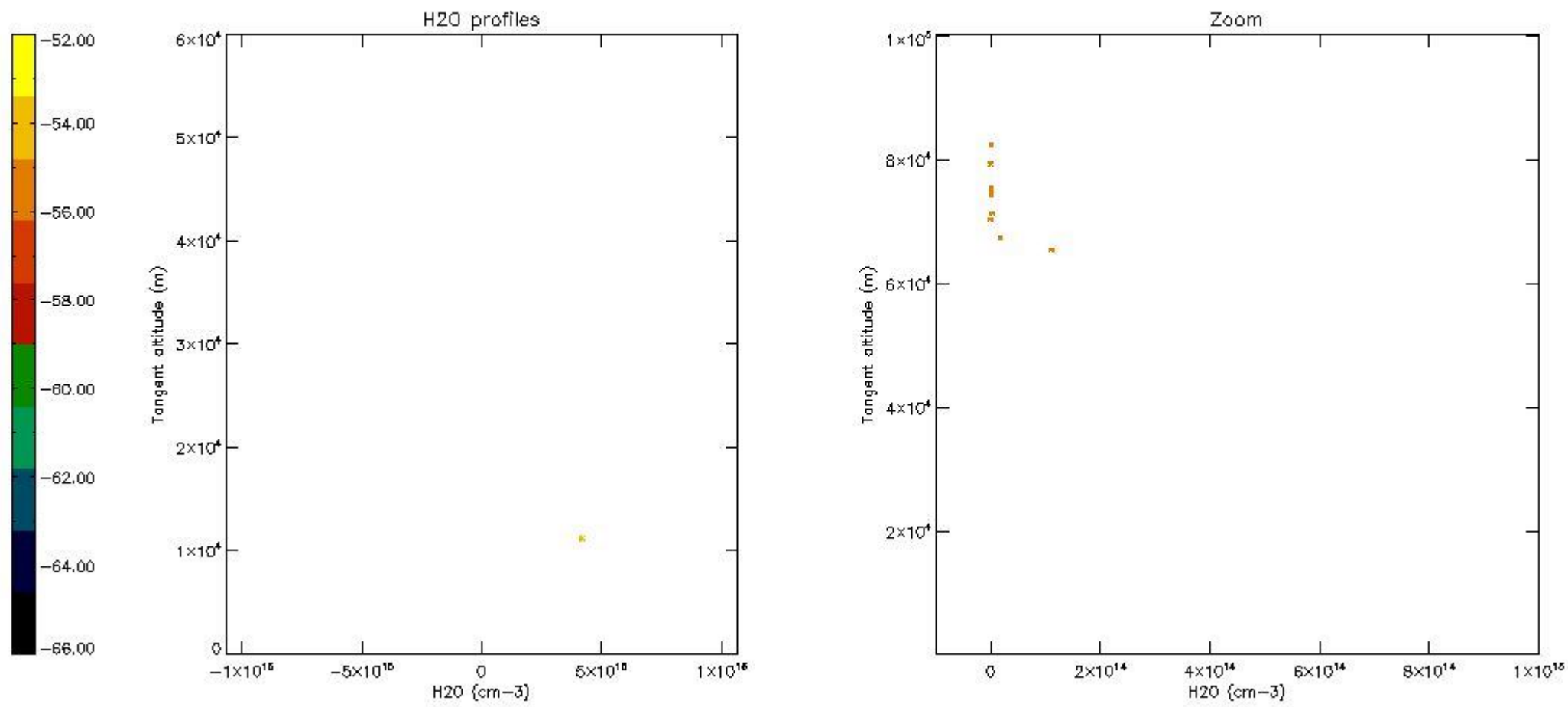
5.7 Plot NO3 profiles for all STD (dark without errors)

The colorbar represents the latitude.



5.8 Plot H2O profiles for all STD (only for occultations of stars 1,2,3,4,13,14,16,26,63 dark without errors)

The colorbar represents the latitude.



6. Auxiliary Data Files used for the production reported in section 2

The number reported in the third column indicates since which file (see list in section 2) the corresponding auxiliary file has been used. The fourth column is the date of those product files.

Type	Auxiliary Filename	Used since product	Used since product date
INST_PHYS_CHARACTERISTICS	GOM_INS_AXVIEC20091111_143220_20030716_120000_20500101_000000	1	04-APR-2004 00:00:36
LEVEL-2_PROC_CONFIG	GOM_PR2_AXVIEC20091111_152718_20020301_000000_20500101_000000	1	04-APR-2004 00:00:36
CROSS_SECTIONS_FILE	GOM_CRS_AXVIEC20091111_154832_20020301_000000_20500101_000000	1	04-APR-2004 00:00:36

GOMOS Level 2 Daily Report

SUMMARY

[1. General Info](#)

[2. Summary of processed GOM_NL_2P products](#)

[3. Level 2 Quality information per product](#)

[3.1 Plot of level 2 quality information per product \(time dependant\)](#)

[3.2 Plot of level 2 quality information per product \(world map\)](#)

[4. Level 1 Quality information per product \(stored on level 2 products\)](#)

[4.1 Plot of level 1 quality information per product \(time dependant\)](#)

[4.1.1 Plot of level 1 quality information per product \(time dependant\): ASCENDING](#)

[4.1.2 Plot of level 1 quality information per product \(time dependant\): DESCENDING](#)

[4.2 Plot of level 1 quality information per product \(world map\)](#)

[4.2.1 Plot of level 1 quality information per product \(world map\): ASCENDING](#)

[4.2.2 Plot of level 1 quality information per product \(world map\): DESCENDING](#)

[5. Ozone profiles based on quality statistics and other trace gas profiles](#)

[5.1 Ozone statistics based on quality of products](#)

[5.2 Plot ozone profiles for all STD \(dark without errors\)](#)

[5.3 Plot ozone profiles where STD < 20% \(dark without errors\)](#)

[5.4. Plot ozone profiles where STD < 10% \(dark without errors\)](#)

[5.5. Plot ozone profiles where STD < 5% \(dark without errors\)](#)

[5.6 Plot NO2 profiles for all STD \(dark without errors\)](#)

[5.7 Plot NO3 profiles for all STD \(dark without errors\)](#)

[5.8 Plot H2O profiles \(only for occultations of stars 1,2,3,4,13,14,16,26,63 dark without errors\) for all STD](#)

[6. Auxiliary Data Files used for the production reported in section 2](#)

This report presents the daily analysis on parameters extracted from GOMOS level 2 data (GOM_NL__2P). It is intended to monitor some important parameters that will impact the quality of these products. A list of level 2 products (and content) that have arrived during the reporting day to the PCF is also given.

Item	Value
Time of report generation	18APR2013 23:10:01
Data source version	GOMOS/6.01
Start time of products	04-04-2004 (04APR2004 00:00:00)
Stop time of products	05-04-2004 (05APR2004 00:00:00)
Store outputs in DB	Yes
Nb of level 2 prods	389
Nb of prods with errors	1

2. Summary of processed GOM_NL__2P products.

Nr	Filename	UTC Start time	Limb	Duration	Star Id	Star Name	Star Mag	Star Temp	Nb Meas	Orbit	Prod. error
1	GOM_NL__2PRFIN20040404_000036_000000372025_00374_10949_1474.N1	04-APR-2004 00:00:36	Bright	37.000	96	68Del Leo	2.5600	9300.0	74	10949	No
2	GOM_NL__2PRFIN20040404_000231_000000392025_00374_10949_1475.N1	04-APR-2004 00:02:31	Bright	39.000	166	17Eps Leo	2.9800	6000.0	78	10949	No
3	GOM_NL__2PRFIN20040404_000722_000000392025_00374_10949_1476.N1	04-APR-2004 00:07:22	Bright	38.500	174	52Psi UMa	3.0040	4400.0	77	10949	No
4	GOM_NL__2PRFIN20040404_001016_000000552025_00374_10949_1477.N1	04-APR-2004 00:10:16	Bright	55.000	87	64Gam UMa	2.4330	11000.	110	10949	No
5	GOM_NL__2PRFIN20040404_001214_000000372025_00374_10949_1478.N1	04-APR-2004 00:12:14	Bright	36.500	36	50Alp UMa	1.8000	6300.0	73	10949	No
6	GOM_NL__2PRFIN20040404_001820_000000392025_00374_10949_1479.N1	04-APR-2004 00:18:20	Bright	39.000	60	7Bet UMi	2.0810	3950.0	78	10949	No
7	GOM_NL__2PRFIN20040404_002019_000000362025_00374_10949_1480.N1	04-APR-2004 00:20:19	Bright	35.500	49	1Alp UMi	1.9900	6300.0	71	10949	No
8	GOM_NL__2PRFIN20040404_002644_000000372025_00374_10949_1481.N1	04-APR-2004 00:26:44	Bright	37.000	110	37Del Cas	2.6780	8900.0	74	10949	No
9	GOM_NL__2PRFIN20040404_002815_000000382025_00374_10949_1482.N1	04-APR-2004 00:28:15	Bright	37.500	74	11Bet Cas	2.2680	6600.0	75	10949	No
10	GOM_NL__2PRFIN20040404_003249_000000502025_00374_10949_1483.N1	04-APR-2004 00:32:49	Bright	49.500	144	18Del Cyg	2.8600	11000.	99	10949	No
11	GOM_NL__2PRFIN20040404_003451_000000472025_00374_10949_1484.N1	04-APR-2004 00:34:51	Bright	46.500	66	37Gam Cyg	2.2080	5900.0	93	10949	No
12	GOM_NL__2PRFIN20040404_003657_000000472025_00374_10949_1485.N1	04-APR-2004 00:36:57	Bright	46.500	92	53Eps Cyg	2.5000	4500.0	93	10949	No
13	GOM_NL__2PRFIN20040404_004339_000000482025_00374_10949_1486.N1	04-APR-2004 00:43:39	Twilight	48.000	61	8Eps Peg	2.1000	3900.0	96	10949	No
14	GOM_NL__2PRFIN20040404_004608_000000422025_00374_10949_1487.N1	04-APR-2004 00:46:08	Twilight	41.500	162	34Alp Aqr	2.9440	5350.0	83	10949	No
15	GOM_NL__2PRFIN20040404_004740_000000742025_00374_10949_1488.N1	04-APR-2004 00:47:40	Dark	74.000	11	53Alp Aql	0.76500	8000.0	148	10949	No
16	GOM_NL__2PRFIN20040404_005051_000000442025_00374_10949_1489.N1	04-APR-2004 00:50:51	Dark	44.000	142	49Del Cap	2.8500	8900.0	88	10949	No
17	GOM_NL__2PRFIN20040404_005336_000000492025_00374_10949_1490.N1	04-APR-2004 00:53:36	Dark	48.500	18	24Alp PsA	1.1660	9700.0	97	10949	No
18	GOM_NL__2PRFIN20040404_005623_000000402025_00374_10949_1491.N1	04-APR-2004 00:56:23	Dark	39.500	172	Gam Gru	3.0030	13100.	79	10949	No
19	GOM_NL__2PRFIN20040404_005845_000000402025_00374_10949_1492.N1	04-APR-2004 00:58:45	Dark	39.500	31	Alp Gru	1.7340	15200.	79	10949	No
20	GOM_NL__2PRFIN20040404_010308_000000412025_00374_10949_1493.N1	04-APR-2004 01:03:08	Dark	40.500	45	Alp Pav	1.9400	26000.	81	10949	No
21	GOM_NL__2PRFIN20040404_010545_000000572025_00375_10950_1360.N1	04-APR-2004 01:05:45	Dark	56.500	38	20Eps Sgr	1.8360	11000.	113	10950	No
22	GOM_NL__2PRFIN20040404_010845_000000582025_00375_10950_1361.N1	04-APR-2004 01:08:45	Dark	57.500	178	lot1Sco	3.0220	6550.0	115	10950	No
23	GOM_NL__2PRFIN20040404_011039_000000412025_00375_10950_1362.N1	04-APR-2004 01:10:39	Dark	41.000	43	Alp TrA	1.9100	4250.0	82	10950	No
24	GOM_NL__2PRFIN20040404_011234_000000412025_00375_10950_1363.N1	04-APR-2004 01:12:34	Dark	41.000	134	Bet TrA	2.8100	6600.0	82	10950	No
25	GOM_NL__2PRFIN20040404_011510_000000552025_00375_10950_1364.N1	04-APR-2004 01:15:10	Straylight	55.000	4	Alp1Cen	-0.010000	5800.0	110	10950	No
26	GOM_NL__2PRFIN20040404_011716_000000462025_00375_10950_1365.N1	04-APR-2004 01:17:16	Straylight	45.500	12	Alp1Cru	0.77500	30000.	91	10950	No
27	GOM_NL__2PRFIN20040404_011845_000000432025_00375_10950_1366.N1	04-APR-2004 01:18:45	Straylight	43.000	26	Gam Cru	1.6240	2900.0	86	10950	No
28	GOM_NL__2PRFIN20040404_012042_000000432025_00375_10950_1367.N1	04-APR-2004 01:20:42	Straylight	43.000	64	Gam Cen	2.2000	10600.	86	10950	No
29	GOM_NL__2PRFIN20040404_012218_000000542025_00375_10950_1368.N1	04-APR-2004 01:22:18	Straylight	54.000	54	5The Cen	2.0550	4500.0	108	10950	No
30	GOM_NL__2PRFIN20040404_012509_000001402025_00375_10950_1369.N1	04-APR-2004 01:25:09	Twilight	139.50	97	8Bet1Sco	2.5610	30000.	279	10950	No
31	GOM_NL__2PRFIN20040404_012958_000000442025_00375_10950_1370.N1	04-APR-2004 01:29:58	Twilight	43.500	100	4Gam Crv	2.5800	13100.	87	10950	No
32	GOM_NL__2PRFIN20040404_013139_000000642025_00375_10950_1371.N1	04-APR-2004 01:31:39	Bright	63.500	15	67Alp Vir	0.97600	28000.	127	10950	No
33	GOM_NL__2PRFIN20040404_013452_000000442025_00375_10950_1372.N1	04-APR-2004 01:34:52	Bright	43.500	121	29Gam Vir	2.7400	7200.0	87	10950	No
34	GOM_NL__2PRFIN20040404_013930_000000392025_00375_10950_1373.N1	04-APR-2004 01:39:30	Bright	39.000	62	94Bet Leo	2.1360	9700.0	78	10950	No
35	GOM_NL__2PRFIN20040404_014112_000000372025_00375_10950_1374.N1	04-APR-2004 01:41:12	Bright	37.000	96	68Del Leo	2.5600	9300.0	74	10950	No
36	GOM_NL__2PRFIN20040404_014305_000000412025_00375_10950_1375.N1	04-APR-2004 01:43:05	Bright	40.500	166	17Eps Leo	2.9800	6000.0	81	10950	No
37	GOM_NL__2PRFIN20040404_014758_000000382025_00375_10950_1376.N1	04-APR-2004 01:47:58	Bright	38.000	174	52Psi UMa	3.0040	4400.0	76	10950	No
38	GOM_NL__2PRFIN20040404_015051_000000392025_00375_10950_1377.N1	04-APR-2004 01:50:51	Bright	38.500	87	64Gam UMa	2.4330	11000.	77	10950	No
39	GOM_NL__2PRFIN20040404_015250_000000392025_00375_10950_1378.N1	04-APR-2004 01:52:50	Bright	39.000	36	50Alp UMa	1.8000	6300.0	78	10950	No
40	GOM_NL__2PRFIN20040404_015855_000000422025_00375_10950_1379.N1	04-APR-2004 01:58:55	Bright	42.000	60	7Bet UMi	2.0810	3950.0	84	10950	No
41	GOM_NL__2PRFIN20040404_020055_000000382025_00375_10950_1380.N1	04-APR-2004 02:00:55	Bright	37.500	49	1Alp UMi	1.9900	6300.0	75	10950	No
42	GOM_NL__2PRFIN20040404_020318_000001362025_00375_10950_1381.N1	04-APR-2004 02:03:18	Straylight	136.00	67	5Alp CrB	2.2210	11000.	272	10950	No

43	GOM_NL__2PRFIN20040404_020720_000000392025_00375_10950_1382.N1	04-APR-2004 02:07:20	Bright	38.500	110	37Del Cas	2.6780	8900.0	77	10950	No
44	GOM_NL__2PRFIN20040404_020850_000000352025_00375_10950_1383.N1	04-APR-2004 02:08:50	Bright	35.000	74	11Bet Cas	2.2680	6600.0	70	10950	No
45	GOM_NL__2PRFIN20040404_021325_000000492025_00375_10950_1384.N1	04-APR-2004 02:13:25	Bright	48.500	144	18Del Cyg	2.8600	11000.	97	10950	No
46	GOM_NL__2PRFIN20040404_021519_000000852025_00375_10950_1385.N1	04-APR-2004 02:15:19	Bright	85.000	5	3Alp Lyr	0.033000	11000.	170	10950	No
47	GOM_NL__2PRFIN20040404_022414_000000482025_00375_10950_1386.N1	04-APR-2004 02:24:14	Twi_and_stray	47.500	61	8Eps Peg	2.1000	3900.0	95	10950	No
48	GOM_NL__2PRFIN20040404_022644_000000432025_00375_10950_1387.N1	04-APR-2004 02:26:44	Twilight	42.500	162	34Alp Aqr	2.9440	5350.0	85	10950	No
49	GOM_NL__2PRFIN20040404_022817_000000822025_00375_10950_1388.N1	04-APR-2004 02:28:17	Dark	81.500	11	53Alp Aql	0.76500	8000.0	163	10950	No
50	GOM_NL__2PRFIN20040404_023128_000000422025_00375_10950_1389.N1	04-APR-2004 02:31:28	Dark	41.500	142	49Del Cap	2.8500	8900.0	83	10950	No
51	GOM_NL__2PRFIN20040404_023411_000000472025_00375_10950_1390.N1	04-APR-2004 02:34:11	Dark	46.500	18	24Alp PsA	1.1660	9700.0	93	10950	No
52	GOM_NL__2PRFIN20040404_063147_000000442025_00378_10953_1246.N1	04-APR-2004 06:31:47	Dark	43.500	100	4Gam Crv	2.5800	13100.	87	10953	Yes
53	GOM_NL__2PRFIN20040404_063329_000000562025_00378_10953_1247.N1	04-APR-2004 06:33:29	Bright	56.000	15	67Alp Vir	0.97600	28000.	112	10953	No
54	GOM_NL__2PRFIN20040404_063640_000000422025_00378_10953_1248.N1	04-APR-2004 06:36:40	Bright	42.000	121	29Gam Vir	2.7400	7200.0	84	10953	No
55	GOM_NL__2PRFIN20040404_064119_000000402025_00378_10953_1249.N1	04-APR-2004 06:41:19	Bright	39.500	62	94Bet Leo	2.1360	9700.0	79	10953	No
56	GOM_NL__2PRFIN20040404_064300_000000372025_00378_10953_1250.N1	04-APR-2004 06:43:00	Bright	36.500	96	68Del Leo	2.5600	9300.0	73	10953	No
57	GOM_NL__2PRFIN20040404_064456_000000392025_00378_10953_1251.N1	04-APR-2004 06:44:56	Bright	39.000	166	17Eps Leo	2.9800	6000.0	78	10953	No
58	GOM_NL__2PRFIN20040404_064946_000000372025_00378_10953_1252.N1	04-APR-2004 06:49:46	Bright	37.000	174	52Psi UMa	3.0040	4400.0	74	10953	No
59	GOM_NL__2PRFIN20040404_065240_000000392025_00378_10953_1253.N1	04-APR-2004 06:52:40	Bright	38.500	87	64Gam UMa	2.4330	11000.	77	10953	No
60	GOM_NL__2PRFIN20040404_065438_000000362025_00378_10953_1254.N1	04-APR-2004 06:54:38	Bright	36.000	36	50Alp UMa	1.8000	6300.0	72	10953	No
61	GOM_NL__2PRFIN20040404_070043_000000382025_00378_10953_1255.N1	04-APR-2004 07:00:43	Bright	38.000	60	7Bet UMi	2.0810	3950.0	76	10953	No
62	GOM_NL__2PRFIN20040404_070243_000000362025_00378_10953_1256.N1	04-APR-2004 07:02:43	Bright	36.000	49	1Alp UMi	1.9900	6300.0	72	10953	No
63	GOM_NL__2PRFIN20040404_070441_000001362025_00378_10953_1257.N1	04-APR-2004 07:04:41	Twi_and_stray	136.00	67	5Alp CrB	2.2210	11000.	272	10953	No
64	GOM_NL__2PRFIN20040404_070909_000000372025_00378_10953_1258.N1	04-APR-2004 07:09:09	Bright	36.500	110	37Del Cas	2.6780	8900.0	73	10953	No
65	GOM_NL__2PRFIN20040404_071039_000000362025_00378_10953_1259.N1	04-APR-2004 07:10:39	Bright	36.000	74	11Bet Cas	2.2680	6600.0	72	10953	No
66	GOM_NL__2PRFIN20040404_071512_000000512025_00378_10953_1260.N1	04-APR-2004 07:15:12	Bright	50.500	144	18Del Cyg	2.8600	11000.	101	10953	No
67	GOM_NL__2PRFIN20040404_071706_000000892025_00378_10953_1261.N1	04-APR-2004 07:17:06	Bright	89.000	5	3Alp Lyr	0.033000	11000.	178	10953	No
68	GOM_NL__2PRFIN20040404_072603_000000552025_00378_10953_1262.N1	04-APR-2004 07:26:03	Twi_and_stray	55.000	61	8Eps Peg	2.1000	3900.0	110	10953	No
69	GOM_NL__2PRFIN20040404_072833_000000462025_00378_10953_1263.N1	04-APR-2004 07:28:33	Twilight	45.500	162	34Alp Aqr	2.9440	5350.0	91	10953	No
70	GOM_NL__2PRFIN20040404_073007_000000752025_00378_10953_1264.N1	04-APR-2004 07:30:07	Dark	75.000	11	53Alp Aql	0.76500	8000.0	150	10953	No
71	GOM_NL__2PRFIN20040404_073317_000000442025_00378_10953_1265.N1	04-APR-2004 07:33:17	Dark	44.000	142	49Del Cap	2.8500	8900.0	88	10953	No
72	GOM_NL__2PRFIN20040404_073559_000000462025_00378_10953_1266.N1	04-APR-2004 07:35:59	Dark	45.500	18	24Alp PsA	1.1660	9700.0	91	10953	No
73	GOM_NL__2PRFIN20040404_073849_000000402025_00378_10953_1267.N1	04-APR-2004 07:38:49	Dark	39.500	172	Gam Gru	3.0030	13100.	79	10953	No
74	GOM_NL__2PRFIN20040404_074110_000000412025_00378_10953_1268.N1	04-APR-2004 07:41:10	Dark	40.500	31	Alp Gru	1.7340	15200.	81	10953	No
75	GOM_NL__2PRFIN20040404_074815_000000592025_00379_10954_1246.N1	04-APR-2004 07:48:15	Dark	58.500	38	20Eps Sgr	1.8360	11000.	117	10954	No
76	GOM_NL__2PRFIN20040404_075113_000000562025_00379_10954_1247.N1	04-APR-2004 07:51:13	Dark	56.000	178	lot1Sco	3.0220	6550.0	112	10954	No
77	GOM_NL__2PRFIN20040404_075305_000000422025_00379_10954_1248.N1	04-APR-2004 07:53:05	Dark	41.500	43	Alp TrA	1.9100	4250.0	83	10954	No
78	GOM_NL__2PRFIN20040404_075501_000000412025_00379_10954_1249.N1	04-APR-2004 07:55:01	Dark	40.500	134	Bet TrA	2.8100	6600.0	81	10954	No
79	GOM_NL__2PRFIN20040404_075736_000000542025_00379_10954_1250.N1	04-APR-2004 07:57:36	Straylight	53.500	4	Alp1Cen	-0.010000	5800.0	107	10954	No
80	GOM_NL__2PRFIN20040404_075941_000000442025_00379_10954_1251.N1	04-APR-2004 07:59:41	Straylight	43.500	12	Alp1Cru	0.77500	30000.	87	10954	No
81	GOM_NL__2PRFIN20040404_080109_000000492025_00379_10954_1252.N1	04-APR-2004 08:01:09	Straylight	49.000	26	Gam Cru	1.6240	2900.0	98	10954	No
82	GOM_NL__2PRFIN20040404_080308_000000412025_00379_10954_1253.N1	04-APR-2004 08:03:08	Straylight	41.000	64	Gam Cen	2.2000	10600.	82	10954	No
83	GOM_NL__2PRFIN20040404_080443_000000542025_00379_10954_1254.N1	04-APR-2004 08:04:43	Straylight	53.500	54	5The Cen	2.0550	4500.0	107	10954	No
84	GOM_NL__2PRFIN20040404_080736_000001452025_00379_10954_1255.N1	04-APR-2004 08:07:36	Twi_and_stray	145.00	97	8Bet1Sco	2.5610	30000.	290	10954	No
85	GOM_NL__2PRFIN20040404_081223_000000412025_00379_10954_1256.N1	04-APR-2004 08:12:23	Twi_and_stray	41.000	100	4Gam Crv	2.5800	13100.	82	10954	No
86	GOM_NL__2PRFIN20040404_081405_000000622025_00379_10954_1257.N1	04-APR-2004 08:14:05	Bright	61.500	15	67Alp Vir	0.97600	28000.	123	10954	No
87	GOM_NL__2PRFIN20040404_081716_000000432025_00379_10954_1258.N1	04-APR-2004 08:17:16	Bright	43.000	121	29Gam Vir	2.7400	7200.0	86	10954	No
88	GOM_NL__2PRFIN20040404_082155_000000412025_00379_10954_1259.N1	04-APR-2004 08:21:55	Bright	40.500	62	94Bet Leo	2.1360	9700.0	81	10954	No
89	GOM_NL__2PRFIN20040404_082336_000000372025_00379_10954_1260.N1	04-APR-2004 08:23:36	Bright	37.000	96	68Del Leo	2.5600	9300.0	74	10954	No
90	GOM_NL__2PRFIN20040404_082533_000000382025_00379_10954_1261.N1	04-APR-2004 08:25:33	Bright	38.000	166	17Eps Leo	2.9800	6000.0	76	10954	No
91	GOM_NL__2PRFIN20040404_083022_000000382025_00379_10954_1262.N1	04-APR-2004 08:30:22	Bright	37.500	174	52Psi UMa	3.0040	4400.0	75	10954	No
92	GOM_NL__2PRFIN20040404_083315_000000382025_00379_10954_1263.N1	04-APR-2004 08:33:15	Bright	37.500	87	64Gam UMa	2.4330	11000.	75	10954	No
93	GOM_NL__2PRFIN20040404_083514_000000382025_00379_10954_1264.N1	04-APR-2004 08:35:14	Bright	37.500	36	50Alp UMa	1.8000	6300.0	75	10954	No
94	GOM_NL__2PRFIN20040404_084118_000000392025_00379_10954_1265.N1	04-APR-2004 08:41:18	Bright	39.000	60	7Bet UMi	2.0810	3950.0	78	10954	No
95	GOM_NL__2PRFIN20040404_084318_000000352025_00379_10954_1266.N1	04-APR-2004 08:43:18	Bright	35.000	49	1Alp UMi	1.9900	6300.0	70	10954	No
96	GOM_NL__2PRFIN20040404_084508_000001362025_00379_10954_1267.N1	04-APR-2004 08:45:08	Twi_and_stray	136.00	67	5Alp CrB	2.2210	11000.	272	10954	No
97	GOM_NL__2PRFIN20040404_084944_000000382025_00379_10954_1268.N1	04-APR-2004 08:49:44	Bright	37.500	110	37Del Cas	2.6780	8900.0	75	10954	No
98	GOM_NL__2PRFIN20040404_085112_000000412025_00379_10954_1269.N1	04-APR-2004 08:51:12	Bright	40.500	74	11Bet Cas	2.2680	6600.0	81	10954	No
99	GOM_NL__2PRFIN20040404_085548_000000492025_00379_10954_1270.N1	04-APR-2004 08:55:48	Bright	48.500	144	18Del Cyg	2.8600	11000.	97	10954	No
100	GOM_NL__2PRFIN20040404_085742_000000932025_00379_10954_1271.N1	04-APR-2004 08:57:42	Bright	93.000	5	3Alp Lyr	0.033000	11000.	186	10954	No
101	GOM_NL__2PRFIN20040404_090639_000000492025_00379_10954_1272.N1	04-APR-2004 09:06:39	Twi_and_stray	48.500	61	8Eps Peg	2.1000	3900.0	97	10954	No

102	GOM_NL__2PRFIN20040404_090908_000000462025_00379_10954_1273.N1	04-APR-2004 09:09:08	Twilight	46.000	162	34Alp Aqr	2.9440	5350.0	92	10954	No
103	GOM_NL__2PRFIN20040404_091044_000000852025_00379_10954_1274.N1	04-APR-2004 09:10:44	Dark	84.500	11	53Alp Aql	0.76500	8000.0	169	10954	No
104	GOM_NL__2PRFIN20040404_091352_000000422025_00379_10954_1275.N1	04-APR-2004 09:13:52	Dark	41.500	142	49Del Cap	2.8500	8900.0	83	10954	No
105	GOM_NL__2PRFIN20040404_091635_000000462025_00379_10954_1276.N1	04-APR-2004 09:16:35	Dark	46.000	18	24Alp PsA	1.1660	9700.0	92	10954	No
106	GOM_NL__2PRFIN20040404_091924_000000412025_00379_10954_1277.N1	04-APR-2004 09:19:24	Dark	41.000	172	Gam Gru	3.0030	13100.	82	10954	No
107	GOM_NL__2PRFIN20040404_092146_000000402025_00379_10954_1278.N1	04-APR-2004 09:21:46	Dark	40.000	31	Alp Gru	1.7340	15200.	80	10954	No
108	GOM_NL__2PRFIN20040404_092852_000000582025_00380_10955_1246.N1	04-APR-2004 09:28:52	Dark	58.000	38	20Eps Sgr	1.8360	11000.	116	10955	No
109	GOM_NL__2PRFIN20040404_093307_000000602025_00380_10955_1247.N1	04-APR-2004 09:33:07	Dark	60.000	25	35Lam Sco	1.6200	28000.	120	10955	No
110	GOM_NL__2PRFIN20040404_093537_000000412025_00380_10955_1248.N1	04-APR-2004 09:35:37	Dark	41.000	134	Bet TrA	2.8100	6600.0	82	10955	No
111	GOM_NL__2PRFIN20040404_093813_000000532025_00380_10955_1249.N1	04-APR-2004 09:38:13	Straylight	52.500	4	Alp1Cen	-0.010000	5800.0	105	10955	No
112	GOM_NL__2PRFIN20040404_094017_000000442025_00380_10955_1250.N1	04-APR-2004 09:40:17	Straylight	44.000	12	Alp1Cru	0.77500	30000.	88	10955	No
113	GOM_NL__2PRFIN20040404_094145_000000462025_00380_10955_1251.N1	04-APR-2004 09:41:45	Straylight	46.000	26	Gam Cru	1.6240	2900.0	92	10955	No
114	GOM_NL__2PRFIN20040404_094344_000000412025_00380_10955_1252.N1	04-APR-2004 09:43:44	Straylight	40.500	64	Gam Cen	2.2000	10600.	81	10955	No
115	GOM_NL__2PRFIN20040404_094520_000000542025_00380_10955_1253.N1	04-APR-2004 09:45:20	Straylight	53.500	54	5The Cen	2.0550	4500.0	107	10955	No
116	GOM_NL__2PRFIN20040404_094813_000001412025_00380_10955_1254.N1	04-APR-2004 09:48:13	Twilight	141.00	97	8Bet1Sco	2.5610	30000.	282	10955	No
117	GOM_NL__2PRFIN20040404_095259_000000412025_00380_10955_1255.N1	04-APR-2004 09:52:59	Twilight	40.500	100	4Gam Crv	2.5800	13100.	81	10955	No
118	GOM_NL__2PRFIN20040404_095441_000000622025_00380_10955_1256.N1	04-APR-2004 09:54:41	Bright	61.500	15	67Alp Vir	0.97600	28000.	123	10955	No
119	GOM_NL__2PRFIN20040404_095752_000000432025_00380_10955_1257.N1	04-APR-2004 09:57:52	Bright	42.500	121	29Gam Vir	2.7400	7200.0	85	10955	No
120	GOM_NL__2PRFIN20040404_100230_000000402025_00380_10955_1258.N1	04-APR-2004 10:02:30	Bright	39.500	62	94Bet Leo	2.1360	9700.0	79	10955	No
121	GOM_NL__2PRFIN20040404_100411_000000392025_00380_10955_1259.N1	04-APR-2004 10:04:11	Bright	39.000	96	68Del Leo	2.5600	9300.0	78	10955	No
122	GOM_NL__2PRFIN20040404_100609_000000402025_00380_10955_1260.N1	04-APR-2004 10:06:09	Bright	40.000	166	17Eps Leo	2.9800	6000.0	80	10955	No
123	GOM_NL__2PRFIN20040404_101058_000000392025_00380_10955_1261.N1	04-APR-2004 10:10:58	Bright	39.000	174	52Psi UMa	3.0040	4400.0	78	10955	No
124	GOM_NL__2PRFIN20040404_101350_000000392025_00380_10955_1262.N1	04-APR-2004 10:13:50	Bright	39.000	87	64Gam UMa	2.4330	11000.	78	10955	No
125	GOM_NL__2PRFIN20040404_101549_000000392025_00380_10955_1263.N1	04-APR-2004 10:15:49	Bright	38.500	36	50Alp UMa	1.8000	6300.0	77	10955	No
126	GOM_NL__2PRFIN20040404_102154_000000412025_00380_10955_1264.N1	04-APR-2004 10:21:54	Bright	40.500	60	7Bet UMi	2.0810	3950.0	81	10955	No
127	GOM_NL__2PRFIN20040404_102354_000000382025_00380_10955_1265.N1	04-APR-2004 10:23:54	Bright	37.500	49	1Alp UMi	1.9900	6300.0	75	10955	No
128	GOM_NL__2PRFIN20040404_103021_000000392025_00380_10955_1266.N1	04-APR-2004 10:30:21	Bright	39.000	110	37Del Cas	2.6780	8900.0	78	10955	No
129	GOM_NL__2PRFIN20040404_103148_000000522025_00380_10955_1267.N1	04-APR-2004 10:31:48	Bright	52.000	74	11Bet Cas	2.2680	6600.0	104	10955	No
130	GOM_NL__2PRFIN20040404_103624_000000482025_00380_10955_1268.N1	04-APR-2004 10:36:24	Bright	48.000	144	18Del Cyg	2.8600	11000.	96	10955	No
131	GOM_NL__2PRFIN20040404_103818_000000892025_00380_10955_1269.N1	04-APR-2004 10:38:18	Bright	89.000	5	3Alp Lyr	0.033000	11000.	178	10955	No
132	GOM_NL__2PRFIN20040404_104034_000000452025_00380_10955_1270.N1	04-APR-2004 10:40:34	Bright	45.000	92	53Eps Cyg	2.5000	4500.0	90	10955	No
133	GOM_NL__2PRFIN20040404_104715_000000502025_00380_10955_1271.N1	04-APR-2004 10:47:15	Twilight	50.000	61	8Eps Peg	2.1000	3900.0	100	10955	No
134	GOM_NL__2PRFIN20040404_104944_000000462025_00380_10955_1272.N1	04-APR-2004 10:49:44	Twilight	45.500	162	34Alp Aqr	2.9440	5350.0	91	10955	No
135	GOM_NL__2PRFIN20040404_105122_000000742025_00380_10955_1273.N1	04-APR-2004 10:51:22	Dark	74.000	11	53Alp Aql	0.76500	8000.0	148	10955	No
136	GOM_NL__2PRFIN20040404_105428_000000432025_00380_10955_1274.N1	04-APR-2004 10:54:28	Dark	43.000	142	49Del Cap	2.8500	8900.0	86	10955	No
137	GOM_NL__2PRFIN20040404_105712_000000452025_00380_10955_1275.N1	04-APR-2004 10:57:12	Dark	45.000	18	24Alp PsA	1.1660	9700.0	90	10955	No
138	GOM_NL__2PRFIN20040404_110001_000000392025_00380_10955_1276.N1	04-APR-2004 11:00:01	Dark	38.500	172	Gam Gru	3.0030	13100.	77	10955	No
139	GOM_NL__2PRFIN20040404_110222_000000432025_00380_10955_1277.N1	04-APR-2004 11:02:22	Dark	42.500	31	Alp Gru	1.7340	15200.	85	10955	No
140	GOM_NL__2PRFIN20040404_110646_000000422025_00380_10955_1278.N1	04-APR-2004 11:06:46	Dark	41.500	45	Alp Pav	1.9400	26000.	83	10955	No
141	GOM_NL__2PRFIN20040404_110929_000000592025_00381_10956_1246.N1	04-APR-2004 11:09:29	Dark	58.500	38	20Eps Sgr	1.8360	11000.	117	10956	No
142	GOM_NL__2PRFIN20040404_111344_000000612025_00381_10956_1247.N1	04-APR-2004 11:13:44	Dark	60.500	25	35Lam Sco	1.6200	28000.	121	10956	No
143	GOM_NL__2PRFIN20040404_111612_000000402025_00381_10956_1248.N1	04-APR-2004 11:16:12	Dark	40.000	134	Bet TrA	2.8100	6600.0	80	10956	No
144	GOM_NL__2PRFIN20040404_111848_000000552025_00381_10956_1249.N1	04-APR-2004 11:18:48	Straylight	55.000	4	Alp1Cen	-0.010000	5800.0	110	10956	No
145	GOM_NL__2PRFIN20040404_112052_000000402025_00381_10956_1250.N1	04-APR-2004 11:20:52	Straylight	40.000	12	Alp1Cru	0.77500	30000.	80	10956	No
146	GOM_NL__2PRFIN20040404_112221_000000412025_00381_10956_1251.N1	04-APR-2004 11:22:21	Straylight	40.500	26	Gam Cru	1.6240	2900.0	81	10956	No
147	GOM_NL__2PRFIN20040404_112419_000000412025_00381_10956_1252.N1	04-APR-2004 11:24:19	Straylight	40.500	64	Gam Cen	2.2000	10600.	81	10956	No
148	GOM_NL__2PRFIN20040404_112556_000000502025_00381_10956_1253.N1	04-APR-2004 11:25:56	Straylight	50.000	54	5The Cen	2.0550	4500.0	100	10956	No
149	GOM_NL__2PRFIN20040404_112850_000001372025_00381_10956_1254.N1	04-APR-2004 11:28:50	Twilight	136.50	97	8Bet1Sco	2.5610	30000.	273	10956	No
150	GOM_NL__2PRFIN20040404_113335_000000452025_00381_10956_1255.N1	04-APR-2004 11:33:35	Twilight	44.500	100	4Gam Crv	2.5800	13100.	89	10956	No
151	GOM_NL__2PRFIN20040404_113516_000000662025_00381_10956_1256.N1	04-APR-2004 11:35:16	Bright	66.000	15	67Alp Vir	0.97600	28000.	132	10956	No
152	GOM_NL__2PRFIN20040404_113826_000000462025_00381_10956_1257.N1	04-APR-2004 11:38:26	Bright	45.500	121	29Gam Vir	2.7400	7200.0	91	10956	No
153	GOM_NL__2PRFIN20040404_114306_000000392025_00381_10956_1258.N1	04-APR-2004 11:43:06	Bright	39.000	62	94Bet Leo	2.1360	9700.0	78	10956	No
154	GOM_NL__2PRFIN20040404_114446_000000392025_00381_10956_1259.N1	04-APR-2004 11:44:46	Bright	38.500	96	68Del Leo	2.5600	9300.0	77	10956	No
155	GOM_NL__2PRFIN20040404_114646_000000402025_00381_10956_1260.N1	04-APR-2004 11:46:46	Bright	39.500	166	17Eps Leo	2.9800	6000.0	79	10956	No
156	GOM_NL__2PRFIN20040404_115133_000000372025_00381_10956_1261.N1	04-APR-2004 11:51:33	Bright	36.500	174	52Psi UMa	3.0040	4400.0	73	10956	No
157	GOM_NL__2PRFIN20040404_115426_000000382025_00381_10956_1262.N1	04-APR-2004 11:54:26	Bright	38.000	87	64Gam UMa	2.4330	11000.	76	10956	No
158	GOM_NL__2PRFIN20040404_115624_000000412025_00381_10956_1263.N1	04-APR-2004 11:56:24	Bright	40.500	36	50Alp UMa	1.8000	6300.0	81	10956	No
159	GOM_NL__2PRFIN20040404_120229_000000422025_00381_10956_1264.N1	04-APR-2004 12:02:29	Bright	41.500	60	7Bet UMi	2.0810	3950.0	83	10956	No
160	GOM_NL__2PRFIN20040404_120427_000000412025_00381_10956_1265.N1	04-APR-2004 12:04:27	Bright	40.500	49	1Alp UMi	1.9900	6300.0	81	10956	No

161	GOM_NL__2PRFIN20040404_121057_000000372025_00381_10956_1266.N1	04-APR-2004 12:10:57	Bright	37.000	110	37Del Cas	2.6780	8900.0	74	10956	No
162	GOM_NL__2PRFIN20040404_121227_000000362025_00381_10956_1267.N1	04-APR-2004 12:12:27	Bright	36.000	74	11Bet Cas	2.2680	6600.0	72	10956	No
163	GOM_NL__2PRFIN20040404_121700_000000472025_00381_10956_1268.N1	04-APR-2004 12:17:00	Bright	47.000	144	18Del Cyg	2.8600	11000.	94	10956	No
164	GOM_NL__2PRFIN20040404_121853_000000922025_00381_10956_1269.N1	04-APR-2004 12:18:53	Bright	92.000	5	3Alp Lyr	0.033000	11000.	184	10956	No
165	GOM_NL__2PRFIN20040404_122110_000000452025_00381_10956_1270.N1	04-APR-2004 12:21:10	Bright	45.000	92	53Eps Cyg	2.5000	4500.0	90	10956	No
166	GOM_NL__2PRFIN20040404_122752_000000492025_00381_10956_1271.N1	04-APR-2004 12:27:52	Twilight	48.500	61	8Eps Peg	2.1000	3900.0	97	10956	No
167	GOM_NL__2PRFIN20040404_123020_000000462025_00381_10956_1272.N1	04-APR-2004 12:30:20	Twilight	45.500	162	34Alp Aqr	2.9440	5350.0	91	10956	No
168	GOM_NL__2PRFIN20040404_123159_000000732025_00381_10956_1273.N1	04-APR-2004 12:31:59	Dark	72.500	11	53Alp Aql	0.76500	8000.0	145	10956	No
169	GOM_NL__2PRFIN20040404_123502_000000472025_00381_10956_1274.N1	04-APR-2004 12:35:02	Dark	47.000	142	49Del Cap	2.8500	8900.0	94	10956	No
170	GOM_NL__2PRFIN20040404_123748_000000432025_00381_10956_1275.N1	04-APR-2004 12:37:48	Dark	43.000	18	24Alp PsA	1.1660	9700.0	86	10956	No
171	GOM_NL__2PRFIN20040404_124037_000000402025_00381_10956_1276.N1	04-APR-2004 12:40:37	Dark	40.000	172	Gam Gru	3.0030	13100.	80	10956	No
172	GOM_NL__2PRFIN20040404_124257_000000412025_00381_10956_1277.N1	04-APR-2004 12:42:57	Dark	41.000	31	Alp Gru	1.7340	15200.	82	10956	No
173	GOM_NL__2PRFIN20040404_124720_000000442025_00381_10956_1278.N1	04-APR-2004 12:47:20	Dark	43.500	45	Alp Pav	1.9400	26000.	87	10956	No
174	GOM_NL__2PRFIN20040404_125007_000000582025_00382_10957_1246.N1	04-APR-2004 12:50:07	Dark	58.000	38	20Eps Sgr	1.8360	11000.	116	10957	No
175	GOM_NL__2PRFIN20040404_125422_000000582025_00382_10957_1247.N1	04-APR-2004 12:54:22	Dark	58.000	25	35Lam Sco	1.6200	28000.	116	10957	No
176	GOM_NL__2PRFIN20040404_125649_000000422025_00382_10957_1248.N1	04-APR-2004 12:56:49	Dark	42.000	134	Bet TrA	2.8100	6600.0	84	10957	No
177	GOM_NL__2PRFIN20040404_125925_000000452025_00382_10957_1249.N1	04-APR-2004 12:59:25	Straylight	44.500	4	Alp1Cen	-0.010000	5800.0	89	10957	No
178	GOM_NL__2PRFIN20040404_130126_000000472025_00382_10957_1250.N1	04-APR-2004 13:01:26	Straylight	46.500	12	Alp1Cru	0.77500	30000.	93	10957	No
179	GOM_NL__2PRFIN20040404_130258_000000522025_00382_10957_1251.N1	04-APR-2004 13:02:58	Straylight	52.000	26	Gam Cru	1.6240	2900.0	104	10957	No
180	GOM_NL__2PRFIN20040404_130456_000000452025_00382_10957_1252.N1	04-APR-2004 13:04:56	Straylight	44.500	64	Gam Cen	2.2000	10600.	89	10957	No
181	GOM_NL__2PRFIN20040404_130631_000000562025_00382_10957_1253.N1	04-APR-2004 13:06:31	Straylight	56.000	54	5The Cen	2.0550	4500.0	112	10957	No
182	GOM_NL__2PRFIN20040404_130927_000001242025_00382_10957_1254.N1	04-APR-2004 13:09:27	Twilight	124.00	97	8Bet1Sco	2.5610	30000.	248	10957	No
183	GOM_NL__2PRFIN20040404_131408_000000452025_00382_10957_1255.N1	04-APR-2004 13:14:08	Twilight	45.000	100	4Gam Crv	2.5800	13100.	90	10957	No
184	GOM_NL__2PRFIN20040404_131552_000000622025_00382_10957_1256.N1	04-APR-2004 13:15:52	Bright	61.500	15	67Alp Vir	0.97600	28000.	123	10957	No
185	GOM_NL__2PRFIN20040404_131903_000000432025_00382_10957_1257.N1	04-APR-2004 13:19:03	Bright	43.000	121	29Gam Vir	2.7400	7200.0	86	10957	No
186	GOM_NL__2PRFIN20040404_132341_000000402025_00382_10957_1258.N1	04-APR-2004 13:23:41	Bright	39.500	62	94Bet Leo	2.1360	9700.0	79	10957	No
187	GOM_NL__2PRFIN20040404_132522_000000382025_00382_10957_1259.N1	04-APR-2004 13:25:22	Bright	38.000	96	68Del Leo	2.5600	9300.0	76	10957	No
188	GOM_NL__2PRFIN20040404_132722_000000392025_00382_10957_1260.N1	04-APR-2004 13:27:22	Bright	38.500	166	17Eps Leo	2.9800	6000.0	77	10957	No
189	GOM_NL__2PRFIN20040404_133209_000000392025_00382_10957_1261.N1	04-APR-2004 13:32:09	Bright	38.500	174	52Psi UMa	3.0040	4400.0	77	10957	No
190	GOM_NL__2PRFIN20040404_133502_000000392025_00382_10957_1262.N1	04-APR-2004 13:35:02	Bright	38.500	87	64Gam UMa	2.4330	11000.	77	10957	No
191	GOM_NL__2PRFIN20040404_133700_000000402025_00382_10957_1263.N1	04-APR-2004 13:37:00	Bright	40.000	36	50Alp UMa	1.8000	6300.0	80	10957	No
192	GOM_NL__2PRFIN20040404_134305_000000422025_00382_10957_1264.N1	04-APR-2004 13:43:05	Bright	42.000	60	7Bet UMi	2.0810	3950.0	84	10957	No
193	GOM_NL__2PRFIN20040404_134503_000000372025_00382_10957_1265.N1	04-APR-2004 13:45:03	Bright	36.500	49	1Alp UMi	1.9900	6300.0	73	10957	No
194	GOM_NL__2PRFIN20040404_135134_000000362025_00382_10957_1266.N1	04-APR-2004 13:51:34	Bright	36.000	110	37Del Cas	2.6780	8900.0	72	10957	No
195	GOM_NL__2PRFIN20040404_135303_000000372025_00382_10957_1267.N1	04-APR-2004 13:53:03	Bright	37.000	74	11Bet Cas	2.2680	6600.0	74	10957	No
196	GOM_NL__2PRFIN20040404_135736_000000472025_00382_10957_1268.N1	04-APR-2004 13:57:36	Bright	47.000	144	18Del Cyg	2.8600	11000.	94	10957	No
197	GOM_NL__2PRFIN20040404_135929_000000822025_00382_10957_1269.N1	04-APR-2004 13:59:29	Bright	82.000	5	3Alp Lyr	0.033000	11000.	164	10957	No
198	GOM_NL__2PRFIN20040404_140145_000000472025_00382_10957_1270.N1	04-APR-2004 14:01:45	Bright	47.000	92	53Eps Cyg	2.5000	4500.0	94	10957	No
199	GOM_NL__2PRFIN20040404_140828_000000502025_00382_10957_1271.N1	04-APR-2004 14:08:28	Twilight	49.500	61	8Eps Peg	2.1000	3900.0	99	10957	No
200	GOM_NL__2PRFIN20040404_141057_000000452025_00382_10957_1272.N1	04-APR-2004 14:10:57	Twilight	44.500	162	34Alp Aqr	2.9440	5350.0	89	10957	No
201	GOM_NL__2PRFIN20040404_141236_000000862025_00382_10957_1273.N1	04-APR-2004 14:12:36	Dark	86.000	11	53Alp Aql	0.76500	8000.0	172	10957	No
202	GOM_NL__2PRFIN20040404_141541_000000412025_00382_10957_1274.N1	04-APR-2004 14:15:41	Dark	41.000	142	49Del Cap	2.8500	8900.0	82	10957	No
203	GOM_NL__2PRFIN20040404_141824_000000442025_00382_10957_1275.N1	04-APR-2004 14:18:24	Dark	44.000	18	24Alp PsA	1.1660	9700.0	88	10957	No
204	GOM_NL__2PRFIN20040404_142112_000000402025_00382_10957_1276.N1	04-APR-2004 14:21:12	Dark	40.000	172	Gam Gru	3.0030	13100.	80	10957	No
205	GOM_NL__2PRFIN20040404_142334_000000412025_00382_10957_1277.N1	04-APR-2004 14:23:34	Dark	40.500	31	Alp Gru	1.7340	15200.	81	10957	No
206	GOM_NL__2PRFIN20040404_142756_000000432025_00382_10957_1278.N1	04-APR-2004 14:27:56	Dark	43.000	45	Alp Pav	1.9400	26000.	86	10957	No
207	GOM_NL__2PRFIN20040404_143044_000000592025_00383_10958_1246.N1	04-APR-2004 14:30:44	Dark	59.000	38	20Eps Sgr	1.8360	11000.	118	10958	No
208	GOM_NL__2PRFIN20040404_143459_000000582025_00383_10958_1247.N1	04-APR-2004 14:34:59	Dark	57.500	25	35Lam Sco	1.6200	28000.	115	10958	No
209	GOM_NL__2PRFIN20040404_143726_000000402025_00383_10958_1248.N1	04-APR-2004 14:37:26	Dark	40.000	134	Bet TrA	2.8100	6600.0	80	10958	No
210	GOM_NL__2PRFIN20040404_144001_000000462025_00383_10958_1249.N1	04-APR-2004 14:40:01	Straylight	45.500	4	Alp1Cen	-0.010000	5800.0	91	10958	No
211	GOM_NL__2PRFIN20040404_144203_000000492025_00383_10958_1250.N1	04-APR-2004 14:42:03	Straylight	48.500	12	Alp1Cru	0.77500	30000.	97	10958	No
212	GOM_NL__2PRFIN20040404_144333_000000462025_00383_10958_1251.N1	04-APR-2004 14:43:33	Straylight	46.000	26	Gam Cru	1.6240	2900.0	92	10958	No
213	GOM_NL__2PRFIN20040404_144530_000000472025_00383_10958_1252.N1	04-APR-2004 14:45:30	Straylight	47.000	64	Gam Cen	2.2000	10600.	94	10958	No
214	GOM_NL__2PRFIN20040404_144708_000000562025_00383_10958_1253.N1	04-APR-2004 14:47:08	Straylight	55.500	54	5The Cen	2.0550	4500.0	111	10958	No
215	GOM_NL__2PRFIN20040404_145004_000001362025_00383_10958_1254.N1	04-APR-2004 14:50:04	Twilight	136.00	97	8Bet1Sco	2.5610	30000.	272	10958	No
216	GOM_NL__2PRFIN20040404_145446_000000452025_00383_10958_1255.N1	04-APR-2004 14:54:46	Twilight	44.500	100	4Gam Crv	2.5800	13100.	89	10958	No
217	GOM_NL__2PRFIN20040404_145628_000000602025_00383_10958_1256.N1	04-APR-2004 14:56:28	Bright	60.000	15	67Alp Vir	0.97600	28000.	120	10958	No
218	GOM_NL__2PRFIN20040404_145939_000000452025_00383_10958_1257.N1	04-APR-2004 14:59:39	Bright	44.500	121	29Gam Vir	2.7400	7200.0	89	10958	No
219	GOM_NL__2PRFIN20040404_150417_000000402025_00383_10958_1258.N1	04-APR-2004 15:04:17	Bright	39.500	62	94Bet Leo	2.1360	9700.0	79	10958	No

220	GOM_NL__2PRFIN20040404_150557_000000402025_00383_10958_1259.N1	04-APR-2004 15:05:57	Bright	39.500	96	68Del Leo	2.5600	9300.0	79	10958	No
221	GOM_NL__2PRFIN20040404_150758_000000392025_00383_10958_1260.N1	04-APR-2004 15:07:58	Bright	39.000	166	17Eps Leo	2.9800	6000.0	78	10958	No
222	GOM_NL__2PRFIN20040404_151244_000000382025_00383_10958_1261.N1	04-APR-2004 15:12:44	Bright	37.500	174	52Psi UMa	3.0040	4400.0	75	10958	No
223	GOM_NL__2PRFIN20040404_151537_000000392025_00383_10958_1262.N1	04-APR-2004 15:15:37	Bright	39.000	87	64Gam UMa	2.4330	11000.	78	10958	No
224	GOM_NL__2PRFIN20040404_151736_000000402025_00383_10958_1263.N1	04-APR-2004 15:17:36	Bright	40.000	36	50Alp UMa	1.8000	6300.0	80	10958	No
225	GOM_NL__2PRFIN20040404_152341_000000422025_00383_10958_1264.N1	04-APR-2004 15:23:41	Bright	41.500	60	7Bet UMi	2.0810	3950.0	83	10958	No
226	GOM_NL__2PRFIN20040404_152539_000000402025_00383_10958_1265.N1	04-APR-2004 15:25:39	Bright	39.500	49	1Alp UMi	1.9900	6300.0	79	10958	No
227	GOM_NL__2PRFIN20040404_153210_000000382025_00383_10958_1266.N1	04-APR-2004 15:32:10	Bright	37.500	110	37Del Cas	2.6780	8900.0	75	10958	No
228	GOM_NL__2PRFIN20040404_153339_000000352025_00383_10958_1267.N1	04-APR-2004 15:33:39	Bright	35.000	74	11Bet Cas	2.2680	6600.0	70	10958	No
229	GOM_NL__2PRFIN20040404_153811_000000522025_00383_10958_1268.N1	04-APR-2004 15:38:11	Bright	51.500	144	18Del Cyg	2.8600	11000.	103	10958	No
230	GOM_NL__2PRFIN20040404_154004_000000882025_00383_10958_1269.N1	04-APR-2004 15:40:04	Bright	88.000	5	3Alp Lyr	0.033000	11000.	176	10958	No
231	GOM_NL__2PRFIN20040404_154222_000000462025_00383_10958_1270.N1	04-APR-2004 15:42:22	Bright	46.000	92	53Eps Cyg	2.5000	4500.0	92	10958	No
232	GOM_NL__2PRFIN20040404_154904_000000502025_00383_10958_1271.N1	04-APR-2004 15:49:04	Twilight	49.500	61	8Eps Peg	2.1000	3900.0	99	10958	No
233	GOM_NL__2PRFIN20040404_155131_000000462025_00383_10958_1272.N1	04-APR-2004 15:51:31	Twilight	45.500	162	34Alp Aqr	2.9440	5350.0	91	10958	No
234	GOM_NL__2PRFIN20040404_155311_000000732025_00383_10958_1273.N1	04-APR-2004 15:53:11	Dark	73.000	11	53Alp Aql	0.76500	8000.0	146	10958	No
235	GOM_NL__2PRFIN20040404_155617_000000432025_00383_10958_1274.N1	04-APR-2004 15:56:17	Dark	42.500	142	49Del Cap	2.8500	8900.0	85	10958	No
236	GOM_NL__2PRFIN20040404_155900_000000462025_00383_10958_1275.N1	04-APR-2004 15:59:00	Dark	46.000	18	24Alp PsA	1.1660	9700.0	92	10958	No
237	GOM_NL__2PRFIN20040404_160149_000000372025_00383_10958_1276.N1	04-APR-2004 16:01:49	Dark	37.000	172	Gam Gru	3.0030	13100.	74	10958	No
238	GOM_NL__2PRFIN20040404_160409_000000442025_00383_10958_1277.N1	04-APR-2004 16:04:09	Dark	43.500	31	Alp Gru	1.7340	15200.	87	10958	No
239	GOM_NL__2PRFIN20040404_160835_000000422025_00383_10958_1278.N1	04-APR-2004 16:08:35	Dark	42.000	45	Alp Pav	1.9400	26000.	84	10958	No
240	GOM_NL__2PRFIN20040404_161122_000000592025_00384_10959_1246.N1	04-APR-2004 16:11:22	Dark	59.000	38	20Eps Sgr	1.8360	11000.	118	10959	No
241	GOM_NL__2PRFIN20040404_161536_000000622025_00384_10959_1247.N1	04-APR-2004 16:15:36	Dark	62.000	25	35Lam Sco	1.6200	28000.	124	10959	No
242	GOM_NL__2PRFIN20040404_161803_000000422025_00384_10959_1248.N1	04-APR-2004 16:18:03	Dark	41.500	134	Bet TrA	2.8100	6600.0	83	10959	No
243	GOM_NL__2PRFIN20040404_162038_000000452025_00384_10959_1249.N1	04-APR-2004 16:20:38	Straylight	45.000	4	Alp1Cen	-0.010000	5800.0	90	10959	No
244	GOM_NL__2PRFIN20040404_162241_000000472025_00384_10959_1250.N1	04-APR-2004 16:22:41	Straylight	46.500	12	Alp1Cru	0.77500	30000.	93	10959	No
245	GOM_NL__2PRFIN20040404_162410_000000472025_00384_10959_1251.N1	04-APR-2004 16:24:10	Straylight	47.000	26	Gam Cru	1.6240	2900.0	94	10959	No
246	GOM_NL__2PRFIN20040404_162609_000000402025_00384_10959_1252.N1	04-APR-2004 16:26:09	Straylight	39.500	64	Gam Cen	2.2000	10600.	79	10959	No
247	GOM_NL__2PRFIN20040404_162745_000000552025_00384_10959_1253.N1	04-APR-2004 16:27:45	Straylight	55.000	54	5The Cen	2.0550	4500.0	110	10959	No
248	GOM_NL__2PRFIN20040404_163040_000001372025_00384_10959_1254.N1	04-APR-2004 16:30:40	Twilight	137.00	97	8Bet1Sco	2.5610	30000.	274	10959	No
249	GOM_NL__2PRFIN20040404_163524_000000412025_00384_10959_1255.N1	04-APR-2004 16:35:24	Twilight	41.000	100	4Gam Crv	2.5800	13100.	82	10959	No
250	GOM_NL__2PRFIN20040404_163704_000000602025_00384_10959_1256.N1	04-APR-2004 16:37:04	Bright	60.000	15	67Alp Vir	0.97600	28000.	120	10959	No
251	GOM_NL__2PRFIN20040404_164015_000000442025_00384_10959_1257.N1	04-APR-2004 16:40:15	Bright	43.500	121	29Gam Vir	2.7400	7200.0	87	10959	No
252	GOM_NL__2PRFIN20040404_164453_000000392025_00384_10959_1258.N1	04-APR-2004 16:44:53	Bright	39.000	62	94Bet Leo	2.1360	9700.0	78	10959	No
253	GOM_NL__2PRFIN20040404_164634_000000392025_00384_10959_1259.N1	04-APR-2004 16:46:34	Bright	38.500	96	68Del Leo	2.5600	9300.0	77	10959	No
254	GOM_NL__2PRFIN20040404_164834_000000392025_00384_10959_1260.N1	04-APR-2004 16:48:34	Bright	38.500	166	17Eps Leo	2.9800	6000.0	77	10959	No
255	GOM_NL__2PRFIN20040404_165320_000000402025_00384_10959_1261.N1	04-APR-2004 16:53:20	Bright	39.500	174	52Psi UMa	3.0040	4400.0	79	10959	No
256	GOM_NL__2PRFIN20040404_165613_000000392025_00384_10959_1262.N1	04-APR-2004 16:56:13	Bright	38.500	87	64Gam UMa	2.4330	11000.	77	10959	No
257	GOM_NL__2PRFIN20040404_165812_000000392025_00384_10959_1263.N1	04-APR-2004 16:58:12	Bright	39.000	36	50Alp UMa	1.8000	6300.0	78	10959	No
258	GOM_NL__2PRFIN20040404_170416_000000432025_00384_10959_1264.N1	04-APR-2004 17:04:16	Bright	42.500	60	7Bet UMi	2.0810	3950.0	85	10959	No
259	GOM_NL__2PRFIN20040404_170617_000000382025_00384_10959_1265.N1	04-APR-2004 17:06:17	Bright	37.500	49	1Alp UMi	1.9900	6300.0	75	10959	No
260	GOM_NL__2PRFIN20040404_171245_000000382025_00384_10959_1266.N1	04-APR-2004 17:12:45	Bright	38.000	110	37Del Cas	2.6780	8900.0	76	10959	No
261	GOM_NL__2PRFIN20040404_171413_000000402025_00384_10959_1267.N1	04-APR-2004 17:14:13	Bright	39.500	74	11Bet Cas	2.2680	6600.0	79	10959	No
262	GOM_NL__2PRFIN20040404_171846_000000512025_00384_10959_1268.N1	04-APR-2004 17:18:46	Bright	50.500	144	18Del Cyg	2.8600	11000.	101	10959	No
263	GOM_NL__2PRFIN20040404_172040_000000892025_00384_10959_1269.N1	04-APR-2004 17:20:40	Bright	88.500	5	3Alp Lyr	0.033000	11000.	177	10959	No
264	GOM_NL__2PRFIN20040404_172258_000000462025_00384_10959_1270.N1	04-APR-2004 17:22:58	Bright	46.000	92	53Eps Cyg	2.5000	4500.0	92	10959	No
265	GOM_NL__2PRFIN20040404_172940_000000492025_00384_10959_1271.N1	04-APR-2004 17:29:40	Twilight	48.500	61	8Eps Peg	2.1000	3900.0	97	10959	No
266	GOM_NL__2PRFIN20040404_173210_000000432025_00384_10959_1272.N1	04-APR-2004 17:32:10	Twilight	43.000	162	34Alp Aqr	2.9440	5350.0	86	10959	No
267	GOM_NL__2PRFIN20040404_173349_000000742025_00384_10959_1273.N1	04-APR-2004 17:33:49	Dark	73.500	11	53Alp Aql	0.76500	8000.0	147	10959	No
268	GOM_NL__2PRFIN20040404_173654_000000432025_00384_10959_1274.N1	04-APR-2004 17:36:54	Dark	42.500	142	49Del Cap	2.8500	8900.0	85	10959	No
269	GOM_NL__2PRFIN20040404_173935_000000512025_00384_10959_1275.N1	04-APR-2004 17:39:35	Dark	51.000	18	24Alp PsA	1.1660	9700.0	102	10959	No
270	GOM_NL__2PRFIN20040404_174226_000000392025_00384_10959_1276.N1	04-APR-2004 17:42:26	Dark	38.500	172	Gam Gru	3.0030	13100.	77	10959	No
271	GOM_NL__2PRFIN20040404_174446_000000432025_00384_10959_1277.N1	04-APR-2004 17:44:46	Dark	42.500	31	Alp Gru	1.7340	15200.	85	10959	No
272	GOM_NL__2PRFIN20040404_174912_000000412025_00384_10959_1278.N1	04-APR-2004 17:49:12	Dark	41.000	45	Alp Pav	1.9400	26000.	82	10959	No
273	GOM_NL__2PRFIN20040404_175159_000000582025_00385_10960_1246.N1	04-APR-2004 17:51:59	Dark	57.500	38	20Eps Sgr	1.8360	11000.	115	10960	No
274	GOM_NL__2PRFIN20040404_175613_000000622025_00385_10960_1247.N1	04-APR-2004 17:56:13	Dark	62.000	25	35Lam Sco	1.6200	28000.	124	10960	No
275	GOM_NL__2PRFIN20040404_175839_000000422025_00385_10960_1248.N1	04-APR-2004 17:58:39	Dark	41.500	134	Bet TrA	2.8100	6600.0	83	10960	No
276	GOM_NL__2PRFIN20040404_180114_000000522025_00385_10960_1249.N1	04-APR-2004 18:01:14	Straylight	51.500	4	Alp1Cen	-0.010000	5800.0	103	10960	No
277	GOM_NL__2PRFIN20040404_180317_000000452025_00385_10960_1250.N1	04-APR-2004 18:03:17	Straylight	44.500	12	Alp1Cru	0.77500	30000.	89	10960	No
278	GOM_NL__2PRFIN20040404_180500_000001132025_00385_10960_1251.N1	04-APR-2004 18:05:00	Straylight	112.50	16	21Alp Sco	1.0200	3000.0	225	10960	No

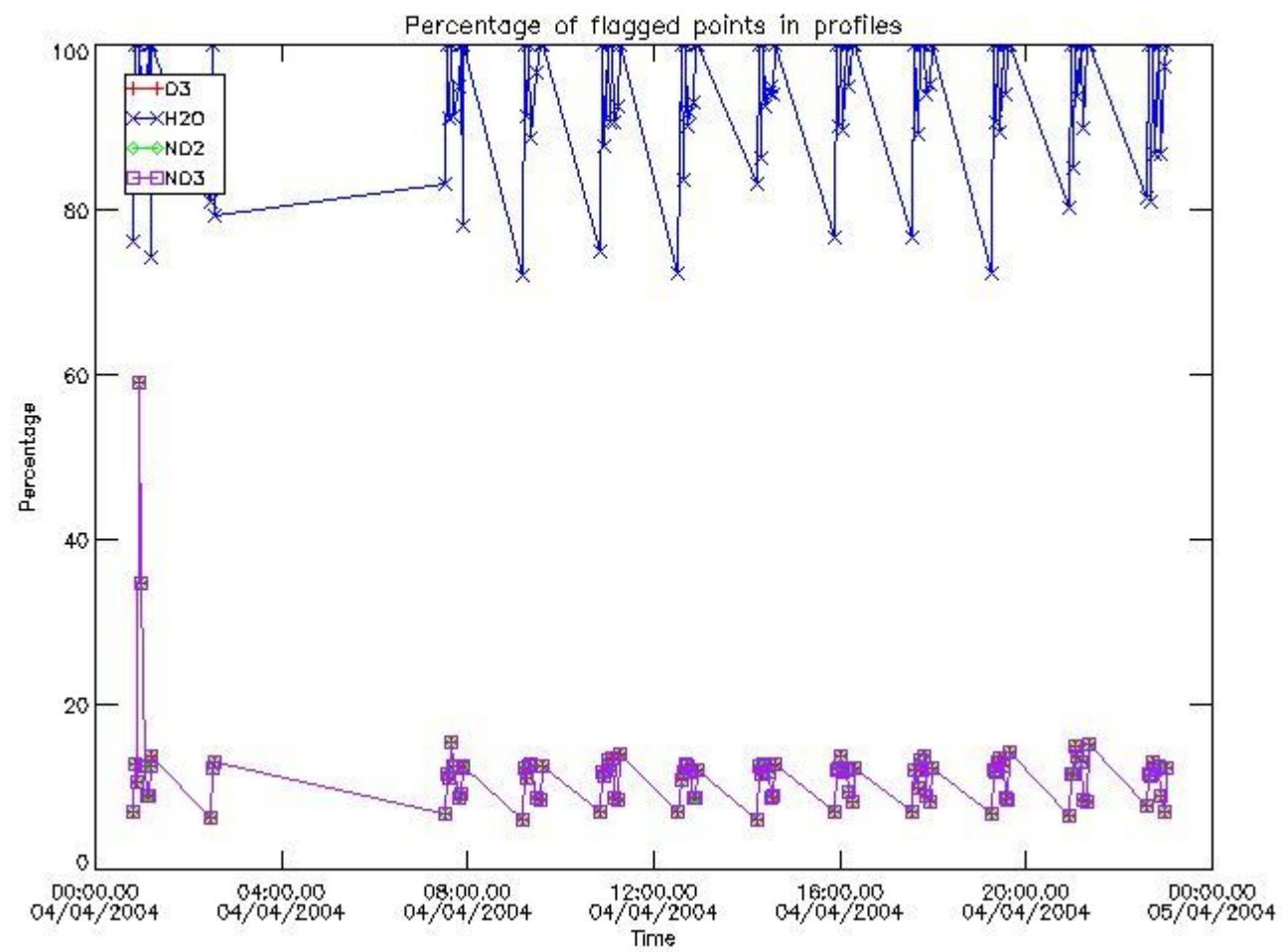
279	GOM_NL__2PRFIN20040404_180822_000000542025_00385_10960_1252.N1	04-APR-2004 18:08:22	Straylight	54.000	54	5The Cen	2.0550	4500.0	108	10960	No
280	GOM_NL__2PRFIN20040404_181404_000000442025_00385_10960_1253.N1	04-APR-2004 18:14:04	Twilight	44.000	106	9Bet Crv	2.6480	5600.0	88	10960	No
281	GOM_NL__2PRFIN20040404_181600_000000412025_00385_10960_1254.N1	04-APR-2004 18:16:00	Twilight	41.000	100	4Gam Crv	2.5800	13100.	82	10960	No
282	GOM_NL__2PRFIN20040404_181741_000000662025_00385_10960_1255.N1	04-APR-2004 18:17:41	Bright	66.000	15	67Alp Vir	0.97600	28000.	132	10960	No
283	GOM_NL__2PRFIN20040404_182035_000001272025_00385_10960_1256.N1	04-APR-2004 18:20:35	Bright	126.50	104	27Bet Lib	2.6140	13100.	253	10960	No
284	GOM_NL__2PRFIN20040404_182529_000000392025_00385_10960_1257.N1	04-APR-2004 18:25:29	Bright	39.000	62	94Bet Leo	2.1360	9700.0	78	10960	No
285	GOM_NL__2PRFIN20040404_182710_000000382025_00385_10960_1258.N1	04-APR-2004 18:27:10	Bright	37.500	96	68Del Leo	2.5600	9300.0	75	10960	No
286	GOM_NL__2PRFIN20040404_182951_000000612025_00385_10960_1259.N1	04-APR-2004 18:29:51	Bright	60.500	111	8Eta Boo	2.6800	6000.0	121	10960	No
287	GOM_NL__2PRFIN20040404_183356_000000392025_00385_10960_1260.N1	04-APR-2004 18:33:56	Bright	39.000	174	52Psi UMa	3.0040	4400.0	78	10960	No
288	GOM_NL__2PRFIN20040404_183649_000000402025_00385_10960_1261.N1	04-APR-2004 18:36:49	Bright	40.000	87	64Gam UMa	2.4330	11000.	80	10960	No
289	GOM_NL__2PRFIN20040404_183847_000000402025_00385_10960_1262.N1	04-APR-2004 18:38:47	Bright	40.000	36	50Alp UMa	1.8000	6300.0	80	10960	No
290	GOM_NL__2PRFIN20040404_184452_000000422025_00385_10960_1263.N1	04-APR-2004 18:44:52	Bright	41.500	60	7Bet UMi	2.0810	3950.0	83	10960	No
291	GOM_NL__2PRFIN20040404_184653_000000382025_00385_10960_1264.N1	04-APR-2004 18:46:53	Bright	38.000	49	1Alp UMi	1.9900	6300.0	76	10960	No
292	GOM_NL__2PRFIN20040404_185322_000000372025_00385_10960_1265.N1	04-APR-2004 18:53:22	Bright	36.500	110	37Del Cas	2.6780	8900.0	73	10960	No
293	GOM_NL__2PRFIN20040404_185449_000000522025_00385_10960_1266.N1	04-APR-2004 18:54:49	Bright	52.000	74	11Bet Cas	2.2680	6600.0	104	10960	No
294	GOM_NL__2PRFIN20040404_185923_000000512025_00385_10960_1267.N1	04-APR-2004 18:59:23	Bright	50.500	144	18Del Cyg	2.8600	11000.	101	10960	No
295	GOM_NL__2PRFIN20040404_190125_000000482025_00385_10960_1268.N1	04-APR-2004 19:01:25	Bright	48.000	66	37Gam Cyg	2.2080	5900.0	96	10960	No
296	GOM_NL__2PRFIN20040404_190334_000000472025_00385_10960_1269.N1	04-APR-2004 19:03:34	Bright	46.500	92	53Eps Cyg	2.5000	4500.0	93	10960	No
297	GOM_NL__2PRFIN20040404_191017_000000512025_00385_10960_1270.N1	04-APR-2004 19:10:17	Twilight	51.000	61	8Eps Peg	2.1000	3900.0	102	10960	No
298	GOM_NL__2PRFIN20040404_191246_000000442025_00385_10960_1271.N1	04-APR-2004 19:12:46	Twilight	43.500	162	34Alp Aqr	2.9440	5350.0	87	10960	No
299	GOM_NL__2PRFIN20040404_191426_000000752025_00385_10960_1272.N1	04-APR-2004 19:14:26	Dark	74.500	11	53Alp Aql	0.76500	8000.0	149	10960	No
300	GOM_NL__2PRFIN20040404_191730_000000422025_00385_10960_1273.N1	04-APR-2004 19:17:30	Dark	42.000	142	49Del Cap	2.8500	8900.0	84	10960	No
301	GOM_NL__2PRFIN20040404_192012_000000442025_00385_10960_1274.N1	04-APR-2004 19:20:12	Dark	43.500	18	24Alp PsA	1.1660	9700.0	87	10960	No
302	GOM_NL__2PRFIN20040404_192302_000000392025_00385_10960_1275.N1	04-APR-2004 19:23:02	Dark	39.000	172	Gam Gru	3.0030	13100.	78	10960	No
303	GOM_NL__2PRFIN20040404_192522_000000382025_00385_10960_1276.N1	04-APR-2004 19:25:22	Dark	38.000	31	Alp Gru	1.7340	15200.	76	10960	No
304	GOM_NL__2PRFIN20040404_192948_000000412025_00385_10960_1277.N1	04-APR-2004 19:29:48	Dark	40.500	45	Alp Pav	1.9400	26000.	81	10960	No
305	GOM_NL__2PRFIN20040404_193237_000000592025_00386_10961_1266.N1	04-APR-2004 19:32:37	Dark	58.500	38	20Eps Sgr	1.8360	11000.	117	10961	No
306	GOM_NL__2PRFIN20040404_193650_000000612025_00386_10961_1267.N1	04-APR-2004 19:36:50	Dark	60.500	25	35Lam Sco	1.6200	28000.	121	10961	No
307	GOM_NL__2PRFIN20040404_193916_000000402025_00386_10961_1268.N1	04-APR-2004 19:39:16	Dark	39.500	134	Bet TrA	2.8100	6600.0	79	10961	No
308	GOM_NL__2PRFIN20040404_194151_000000452025_00386_10961_1269.N1	04-APR-2004 19:41:51	Straylight	45.000	4	Alp1Cen	-0.010000	5800.0	90	10961	No
309	GOM_NL__2PRFIN20040404_194354_000000442025_00386_10961_1270.N1	04-APR-2004 19:43:54	Straylight	44.000	12	Alp1Cru	0.77500	30000.	88	10961	No
310	GOM_NL__2PRFIN20040404_194537_000001112025_00386_10961_1271.N1	04-APR-2004 19:45:37	Straylight	110.50	16	21Alp Sco	1.0200	3000.0	221	10961	No
311	GOM_NL__2PRFIN20040404_194858_000000562025_00386_10961_1272.N1	04-APR-2004 19:48:58	Straylight	55.500	54	5The Cen	2.0550	4500.0	111	10961	No
312	GOM_NL__2PRFIN20040404_195441_000000452025_00386_10961_1273.N1	04-APR-2004 19:54:41	Twilight	44.500	106	9Bet Crv	2.6480	5600.0	89	10961	No
313	GOM_NL__2PRFIN20040404_195636_000000432025_00386_10961_1274.N1	04-APR-2004 19:56:36	Twilight	42.500	100	4Gam Crv	2.5800	13100.	85	10961	No
314	GOM_NL__2PRFIN20040404_195817_000000592025_00386_10961_1275.N1	04-APR-2004 19:58:17	Bright	58.500	15	67Alp Vir	0.97600	28000.	117	10961	No
315	GOM_NL__2PRFIN20040404_200110_000001202025_00386_10961_1276.N1	04-APR-2004 20:01:10	Bright	119.50	104	27Bet Lib	2.6140	13100.	239	10961	No
316	GOM_NL__2PRFIN20040404_200605_000000392025_00386_10961_1277.N1	04-APR-2004 20:06:05	Bright	39.000	62	94Bet Leo	2.1360	9700.0	78	10961	No
317	GOM_NL__2PRFIN20040404_200747_000000372025_00386_10961_1278.N1	04-APR-2004 20:07:47	Bright	37.000	96	68Del Leo	2.5600	9300.0	74	10961	No
318	GOM_NL__2PRFIN20040404_201025_000000612025_00386_10961_1279.N1	04-APR-2004 20:10:25	Bright	60.500	111	8Eta Boo	2.6800	6000.0	121	10961	No
319	GOM_NL__2PRFIN20040404_201432_000000372025_00386_10961_1280.N1	04-APR-2004 20:14:32	Bright	37.000	174	52Psi UMa	3.0040	4400.0	74	10961	No
320	GOM_NL__2PRFIN20040404_201725_000000372025_00386_10961_1281.N1	04-APR-2004 20:17:25	Bright	37.000	87	64Gam UMa	2.4330	11000.	74	10961	No
321	GOM_NL__2PRFIN20040404_201924_000000402025_00386_10961_1282.N1	04-APR-2004 20:19:24	Bright	39.500	36	50Alp UMa	1.8000	6300.0	79	10961	No
322	GOM_NL__2PRFIN20040404_202527_000000392025_00386_10961_1283.N1	04-APR-2004 20:25:27	Bright	38.500	60	7Bet UMi	2.0810	3950.0	77	10961	No
323	GOM_NL__2PRFIN20040404_202730_000000382025_00386_10961_1284.N1	04-APR-2004 20:27:30	Bright	38.000	49	1Alp UMi	1.9900	6300.0	76	10961	No
324	GOM_NL__2PRFIN20040404_203358_000000382025_00386_10961_1285.N1	04-APR-2004 20:33:58	Bright	37.500	110	37Del Cas	2.6780	8900.0	75	10961	No
325	GOM_NL__2PRFIN20040404_203525_000000392025_00386_10961_1286.N1	04-APR-2004 20:35:25	Bright	39.000	74	11Bet Cas	2.2680	6600.0	78	10961	No
326	GOM_NL__2PRFIN20040404_203959_000000502025_00386_10961_1287.N1	04-APR-2004 20:39:59	Bright	49.500	144	18Del Cyg	2.8600	11000.	99	10961	No
327	GOM_NL__2PRFIN20040404_204200_000000472025_00386_10961_1288.N1	04-APR-2004 20:42:00	Bright	46.500	66	37Gam Cyg	2.2080	5900.0	93	10961	No
328	GOM_NL__2PRFIN20040404_204409_000000482025_00386_10961_1289.N1	04-APR-2004 20:44:09	Bright	47.500	92	53Eps Cyg	2.5000	4500.0	95	10961	No
329	GOM_NL__2PRFIN20040404_205053_000000502025_00386_10961_1290.N1	04-APR-2004 20:50:53	Twilight	50.000	61	8Eps Peg	2.1000	3900.0	100	10961	No
330	GOM_NL__2PRFIN20040404_205322_000000462025_00386_10961_1291.N1	04-APR-2004 20:53:22	Twilight	46.000	162	34Alp Aqr	2.9440	5350.0	92	10961	No
331	GOM_NL__2PRFIN20040404_205500_000000792025_00386_10961_1292.N1	04-APR-2004 20:55:00	Dark	78.500	11	53Alp Aql	0.76500	8000.0	157	10961	No
332	GOM_NL__2PRFIN20040404_205807_000000452025_00386_10961_1293.N1	04-APR-2004 20:58:07	Dark	44.500	142	49Del Cap	2.8500	8900.0	89	10961	No
333	GOM_NL__2PRFIN20040404_210048_000000442025_00386_10961_1294.N1	04-APR-2004 21:00:48	Dark	44.000	18	24Alp PsA	1.1660	9700.0	88	10961	No
334	GOM_NL__2PRFIN20040404_210338_000000382025_00386_10961_1295.N1	04-APR-2004 21:03:38	Dark	37.500	172	Gam Gru	3.0030	13100.	75	10961	No
335	GOM_NL__2PRFIN20040404_210558_000000412025_00386_10961_1296.N1	04-APR-2004 21:05:58	Dark	40.500	31	Alp Gru	1.7340	15200.	81	10961	No
336	GOM_NL__2PRFIN20040404_211024_000000432025_00386_10961_1297.N1	04-APR-2004 21:10:24	Dark	43.000	45	Alp Pav	1.9400	26000.	86	10961	No
337	GOM_NL__2PRFIN20040404_211314_000000602025_00387_10962_1376.N1	04-APR-2004 21:13:14	Dark	60.000	38	20Eps Sgr	1.8360	11000.	120	10962	No

338	GOM_NL__2PRFIN20040404_211727_000000622025_00387_10962_1377.N1	04-APR-2004 21:17:27	Dark	62.000	25	35Lam Sco	1.6200	28000.	124	10962	No
339	GOM_NL__2PRFIN20040404_211952_000000412025_00387_10962_1378.N1	04-APR-2004 21:19:52	Dark	40.500	134	Bet TrA	2.8100	6600.0	81	10962	No
340	GOM_NL__2PRFIN20040404_212227_000000522025_00387_10962_1379.N1	04-APR-2004 21:22:27	Straylight	52.000	4	Alp1Cen	-0.010000	5800.0	104	10962	No
341	GOM_NL__2PRFIN20040404_212430_000000452025_00387_10962_1380.N1	04-APR-2004 21:24:30	Straylight	45.000	12	Alp1Cru	0.77500	30000.	90	10962	No
342	GOM_NL__2PRFIN20040404_212614_000001152025_00387_10962_1381.N1	04-APR-2004 21:26:14	Straylight	114.50	16	21Alp Sco	1.0200	3000.0	229	10962	No
343	GOM_NL__2PRFIN20040404_212934_000000542025_00387_10962_1382.N1	04-APR-2004 21:29:34	Straylight	54.000	54	5The Cen	2.0550	4500.0	108	10962	No
344	GOM_NL__2PRFIN20040404_213516_000000462025_00387_10962_1383.N1	04-APR-2004 21:35:16	Tw_i_and_stray	46.000	106	9Bet Crv	2.6480	5600.0	92	10962	No
345	GOM_NL__2PRFIN20040404_213712_000000442025_00387_10962_1384.N1	04-APR-2004 21:37:12	Tw_i_and_stray	44.000	100	4Gam Crv	2.5800	13100.	88	10962	No
346	GOM_NL__2PRFIN20040404_213852_000000612025_00387_10962_1385.N1	04-APR-2004 21:38:52	Bright	60.500	15	67Alp Vir	0.97600	28000.	121	10962	No
347	GOM_NL__2PRFIN20040404_214144_000001232025_00387_10962_1386.N1	04-APR-2004 21:41:44	Bright	123.00	104	27Bet Lib	2.6140	13100.	246	10962	No
348	GOM_NL__2PRFIN20040404_214641_000000392025_00387_10962_1387.N1	04-APR-2004 21:46:41	Bright	39.000	62	94Bet Leo	2.1360	9700.0	78	10962	No
349	GOM_NL__2PRFIN20040404_214823_000000382025_00387_10962_1388.N1	04-APR-2004 21:48:23	Bright	38.000	96	68Del Leo	2.5600	9300.0	76	10962	No
350	GOM_NL__2PRFIN20040404_215101_000000602025_00387_10962_1389.N1	04-APR-2004 21:51:01	Bright	59.500	111	8Eta Boo	2.6800	6000.0	119	10962	No
351	GOM_NL__2PRFIN20040404_215508_000000392025_00387_10962_1390.N1	04-APR-2004 21:55:08	Bright	38.500	174	52Psi UMa	3.0040	4400.0	77	10962	No
352	GOM_NL__2PRFIN20040404_215800_000000392025_00387_10962_1391.N1	04-APR-2004 21:58:00	Bright	38.500	87	64Gam UMa	2.4330	11000.	77	10962	No
353	GOM_NL__2PRFIN20040404_220000_000000382025_00387_10962_1392.N1	04-APR-2004 22:00:00	Bright	38.000	36	50Alp UMa	1.8000	6300.0	76	10962	No
354	GOM_NL__2PRFIN20040404_220603_000000412025_00387_10962_1393.N1	04-APR-2004 22:06:03	Bright	40.500	60	7Bet UMi	2.0810	3950.0	81	10962	No
355	GOM_NL__2PRFIN20040404_220806_000000382025_00387_10962_1394.N1	04-APR-2004 22:08:06	Bright	38.000	49	1Alp UMi	1.9900	6300.0	76	10962	No
356	GOM_NL__2PRFIN20040404_221434_000000392025_00387_10962_1395.N1	04-APR-2004 22:14:34	Bright	38.500	110	37Del Cas	2.6780	8900.0	77	10962	No
357	GOM_NL__2PRFIN20040404_221603_000000382025_00387_10962_1396.N1	04-APR-2004 22:16:03	Bright	37.500	74	11Bet Cas	2.2680	6600.0	75	10962	No
358	GOM_NL__2PRFIN20040404_222034_000000492025_00387_10962_1397.N1	04-APR-2004 22:20:34	Bright	49.000	144	18Del Cyg	2.8600	11000.	98	10962	No
359	GOM_NL__2PRFIN20040404_222237_000000482025_00387_10962_1398.N1	04-APR-2004 22:22:37	Bright	48.000	66	37Gam Cyg	2.2080	5900.0	96	10962	No
360	GOM_NL__2PRFIN20040404_222445_000000472025_00387_10962_1399.N1	04-APR-2004 22:24:45	Bright	47.000	92	53Eps Cyg	2.5000	4500.0	94	10962	No
361	GOM_NL__2PRFIN20040404_223129_000000492025_00387_10962_1400.N1	04-APR-2004 22:31:29	Tw_i_and_stray	49.000	61	8Eps Peg	2.1000	3900.0	98	10962	No
362	GOM_NL__2PRFIN20040404_223358_000000452025_00387_10962_1401.N1	04-APR-2004 22:33:58	Twilight	45.000	162	34Alp Aqr	2.9440	5350.0	90	10962	No
363	GOM_NL__2PRFIN20040404_223539_000000792025_00387_10962_1402.N1	04-APR-2004 22:35:39	Dark	79.000	11	53Alp Aql	0.76500	8000.0	158	10962	No
364	GOM_NL__2PRFIN20040404_223842_000000442025_00387_10962_1403.N1	04-APR-2004 22:38:42	Dark	44.000	142	49Del Cap	2.8500	8900.0	88	10962	No
365	GOM_NL__2PRFIN20040404_224124_000000452025_00387_10962_1404.N1	04-APR-2004 22:41:24	Dark	45.000	18	24Alp PsA	1.1660	9700.0	90	10962	No
366	GOM_NL__2PRFIN20040404_224415_000000392025_00387_10962_1405.N1	04-APR-2004 22:44:15	Dark	39.000	172	Gam Gru	3.0030	13100.	78	10962	No
367	GOM_NL__2PRFIN20040404_224634_000000422025_00387_10962_1406.N1	04-APR-2004 22:46:34	Dark	42.000	31	Alp Gru	1.7340	15200.	84	10962	No
368	GOM_NL__2PRFIN20040404_225100_000000412025_00387_10962_1407.N1	04-APR-2004 22:51:00	Dark	41.000	45	Alp Pav	1.9400	26000.	82	10962	No
369	GOM_NL__2PRFIN20040404_225351_000000582025_00388_10963_1377.N1	04-APR-2004 22:53:51	Dark	57.500	38	20Eps Sgr	1.8360	11000.	115	10963	No
370	GOM_NL__2PRFIN20040404_225805_000000742025_00388_10963_1378.N1	04-APR-2004 22:58:05	Dark	73.500	25	35Lam Sco	1.6200	28000.	147	10963	No
371	GOM_NL__2PRFIN20040404_230028_000000422025_00388_10963_1379.N1	04-APR-2004 23:00:28	Dark	41.500	134	Bet TrA	2.8100	6600.0	83	10963	No
372	GOM_NL__2PRFIN20040404_230303_000000542025_00388_10963_1380.N1	04-APR-2004 23:03:03	Straylight	54.000	4	Alp1Cen	-0.010000	5800.0	108	10963	No
373	GOM_NL__2PRFIN20040404_230505_000000462025_00388_10963_1381.N1	04-APR-2004 23:05:05	Straylight	46.000	12	Alp1Cru	0.77500	30000.	92	10963	No
374	GOM_NL__2PRFIN20040404_230652_000001112025_00388_10963_1382.N1	04-APR-2004 23:06:52	Straylight	110.50	16	21Alp Sco	1.0200	3000.0	221	10963	No
375	GOM_NL__2PRFIN20040404_231011_000000552025_00388_10963_1383.N1	04-APR-2004 23:10:11	Straylight	55.000	54	5The Cen	2.0550	4500.0	110	10963	No
376	GOM_NL__2PRFIN20040404_231553_000000432025_00388_10963_1384.N1	04-APR-2004 23:15:53	Tw_i_and_stray	43.000	106	9Bet Crv	2.6480	5600.0	86	10963	No
377	GOM_NL__2PRFIN20040404_231748_000000422025_00388_10963_1385.N1	04-APR-2004 23:17:48	Tw_i_and_stray	41.500	100	4Gam Crv	2.5800	13100.	83	10963	No
378	GOM_NL__2PRFIN20040404_231927_000000662025_00388_10963_1386.N1	04-APR-2004 23:19:27	Bright	66.000	15	67Alp Vir	0.97600	28000.	132	10963	No
379	GOM_NL__2PRFIN20040404_232219_000001232025_00388_10963_1387.N1	04-APR-2004 23:22:19	Bright	122.50	104	27Bet Lib	2.6140	13100.	245	10963	No
380	GOM_NL__2PRFIN20040404_232717_000000402025_00388_10963_1388.N1	04-APR-2004 23:27:17	Bright	39.500	62	94Bet Leo	2.1360	9700.0	79	10963	No
381	GOM_NL__2PRFIN20040404_232859_000000382025_00388_10963_1389.N1	04-APR-2004 23:28:59	Bright	37.500	96	68Del Leo	2.5600	9300.0	75	10963	No
382	GOM_NL__2PRFIN20040404_233135_000000592025_00388_10963_1390.N1	04-APR-2004 23:31:35	Bright	59.000	111	8Eta Boo	2.6800	6000.0	118	10963	No
383	GOM_NL__2PRFIN20040404_233544_000000382025_00388_10963_1391.N1	04-APR-2004 23:35:44	Bright	37.500	174	52Psi UMa	3.0040	4400.0	75	10963	No
384	GOM_NL__2PRFIN20040404_233836_000000362025_00388_10963_1392.N1	04-APR-2004 23:38:36	Bright	36.000	87	64Gam UMa	2.4330	11000.	72	10963	No
385	GOM_NL__2PRFIN20040404_234036_000000402025_00388_10963_1393.N1	04-APR-2004 23:40:36	Bright	39.500	36	50Alp UMa	1.8000	6300.0	79	10963	No
386	GOM_NL__2PRFIN20040404_234638_000000412025_00388_10963_1394.N1	04-APR-2004 23:46:38	Bright	41.000	60	7Bet UMi	2.0810	3950.0	82	10963	No
387	GOM_NL__2PRFIN20040404_234841_000000382025_00388_10963_1395.N1	04-APR-2004 23:48:41	Bright	38.000	49	1Alp UMi	1.9900	6300.0	76	10963	No
388	GOM_NL__2PRFIN20040404_235508_000000412025_00388_10963_1396.N1	04-APR-2004 23:55:08	Bright	41.000	110	37Del Cas	2.6780	8900.0	82	10963	No
389	GOM_NL__2PRFIN20040404_235640_000000382025_00388_10963_1397.N1	04-APR-2004 23:56:40	Bright	38.000	74	11Bet Cas	2.2680	6600.0	76	10963	No

3. Quality information per product

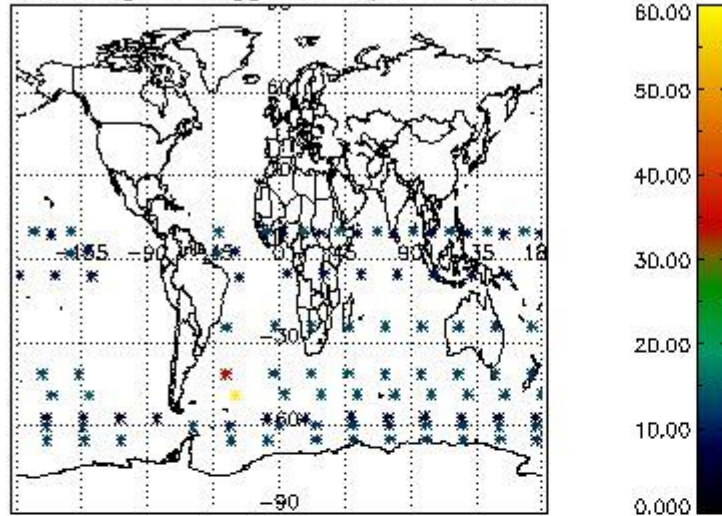
In this section it is plotted some information contained in the Quality Summary data set of the level 2 products. Only products in dark limb conditions and without errors (error flag in the MPH set to "0") are used.

3.1 Plot quality information per product (time dependant)

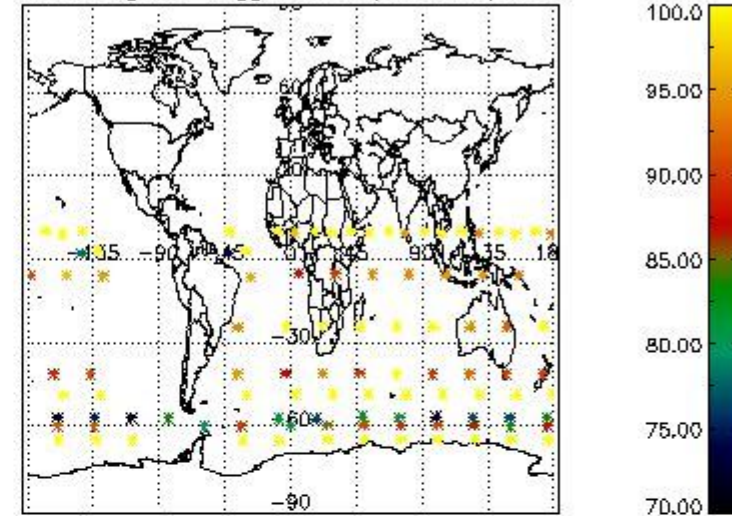


3.2 Plot quality information per product (world map)

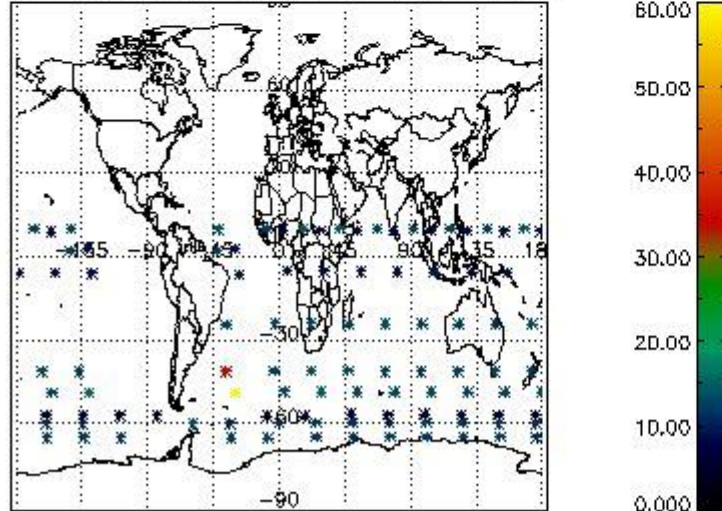
Percentage of flagged data per O3 profile



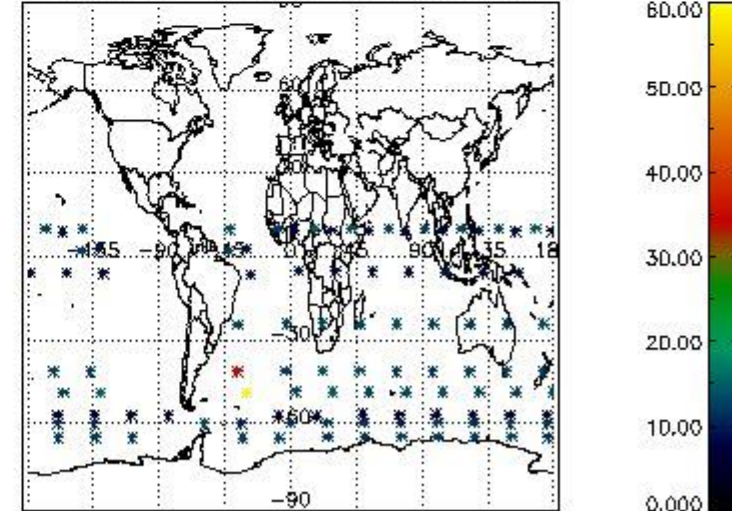
Percentage of flagged data per H2O profile



Percentage of flagged data per NO2 profile



Percentage of flagged data per NO3 profile

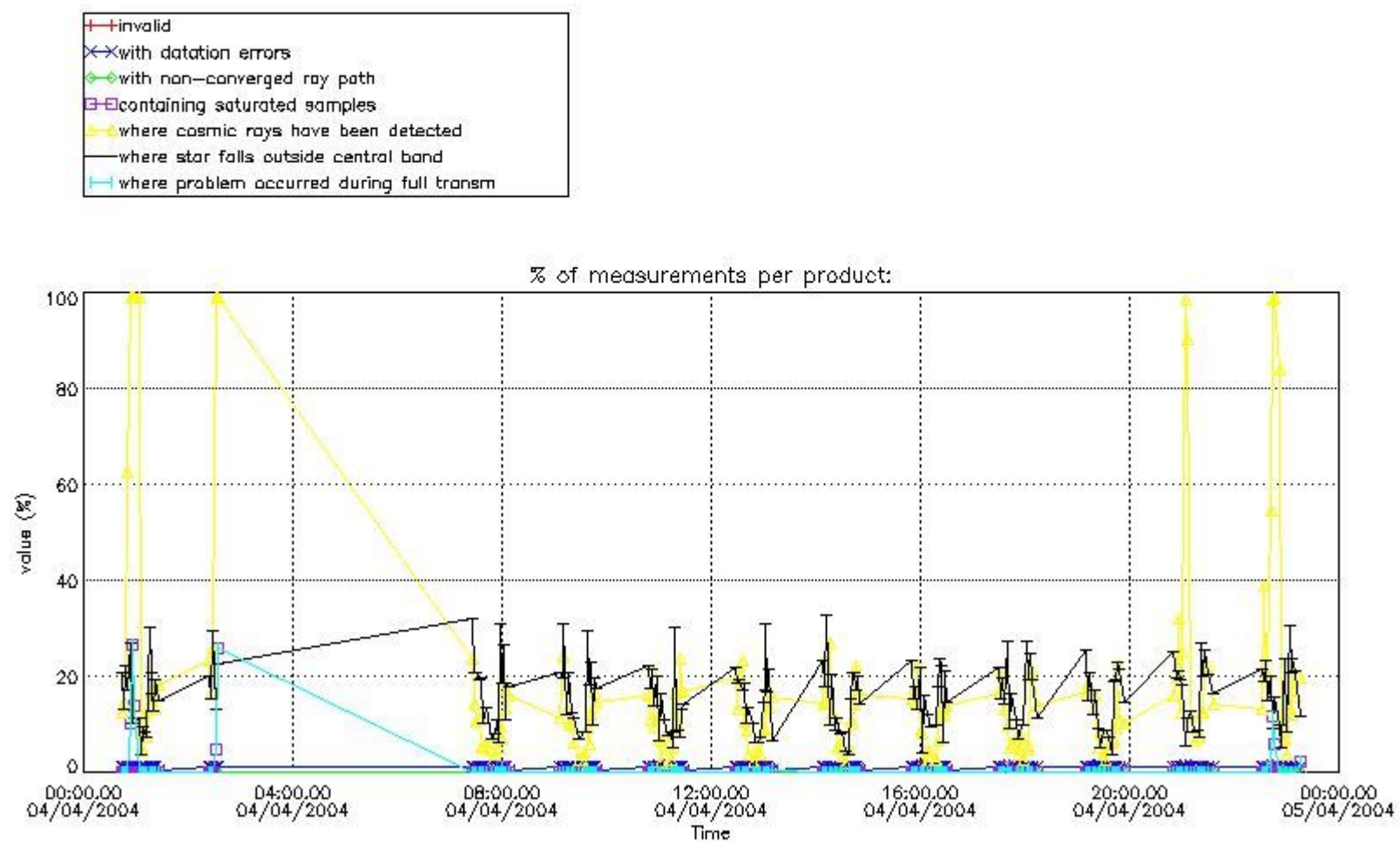


4. Level 1 quality information per product

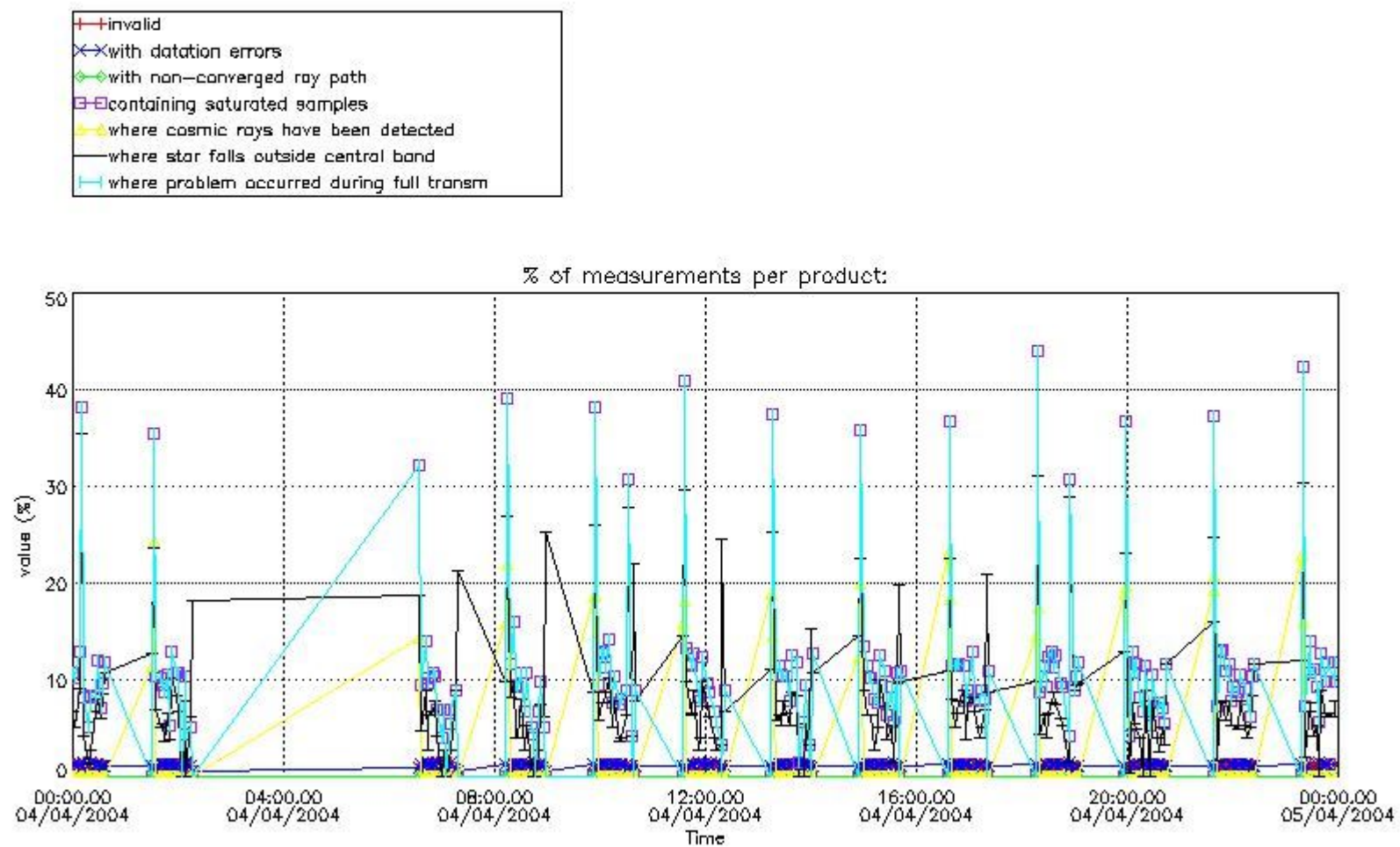
In this section it is plotted some information contained in the Quality Summary data set of the level 2 products that comes from the level 1b processing. Products without errors (error flag in the MPH set to "0") are used.

4.1 Plot quality information per product (time dependant) coming from level 1b processing

4.1.1 Plot level 1 quality information per product (time dependant): ENVISAT ASCENDING passes



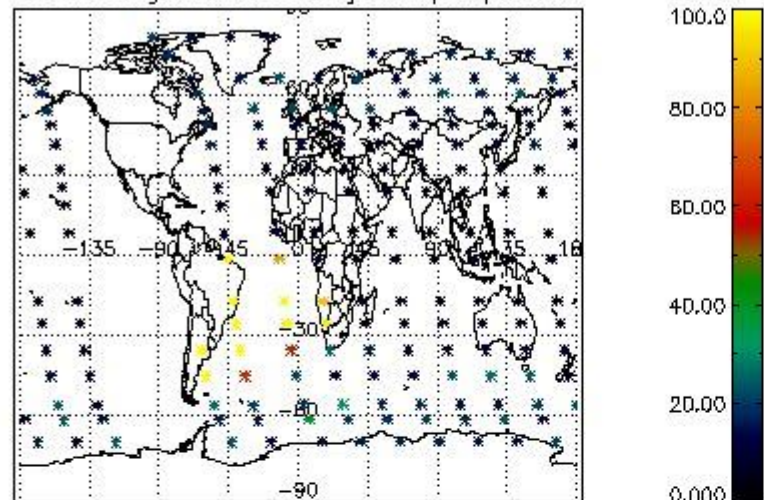
4.1.2 Plot level 1 quality information per product (time dependant): ENVI SAT DESCENDING passes



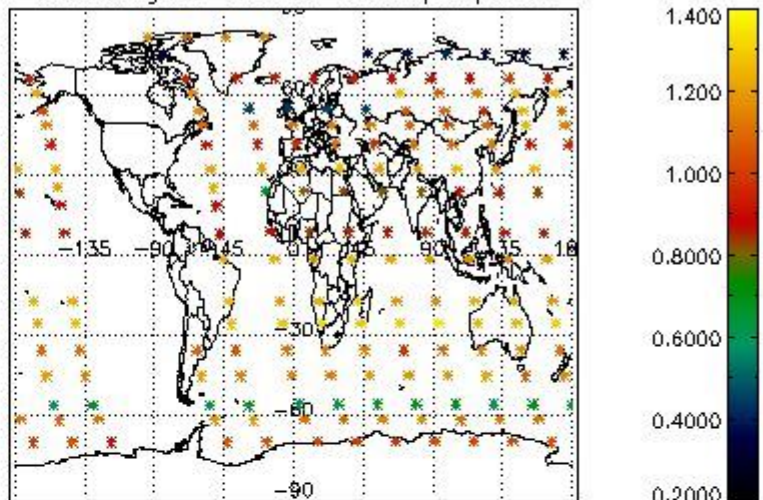
4.2 Plot quality information per product coming from level 1b processing (world map)

4.2.1 Plot level 1 quality information per product (world map): ENVISAT ASCENDING passes

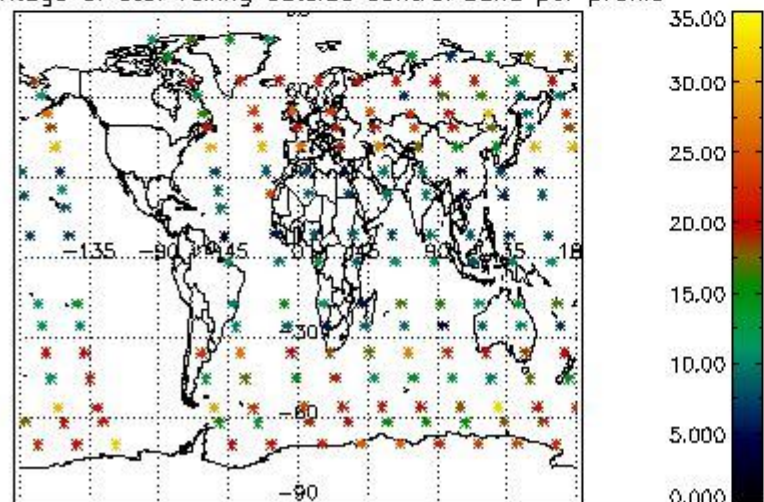
Percentage of cosmic ray hits per profile



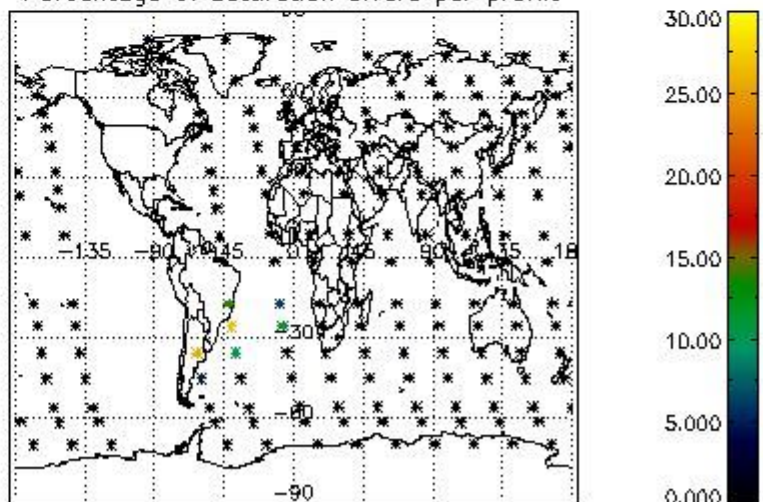
Percentage of datation errors per profile



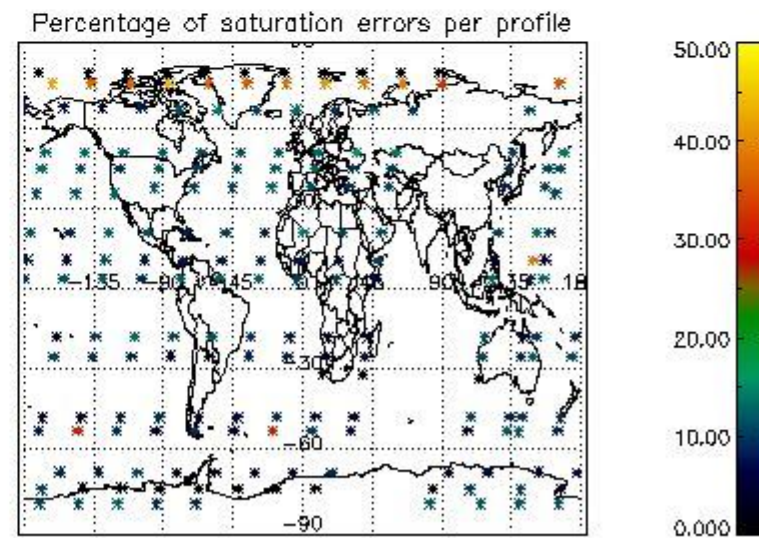
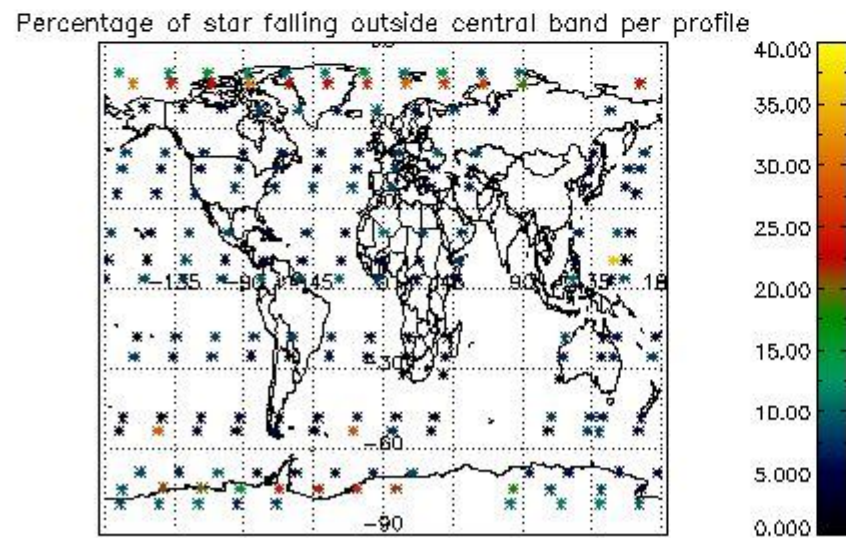
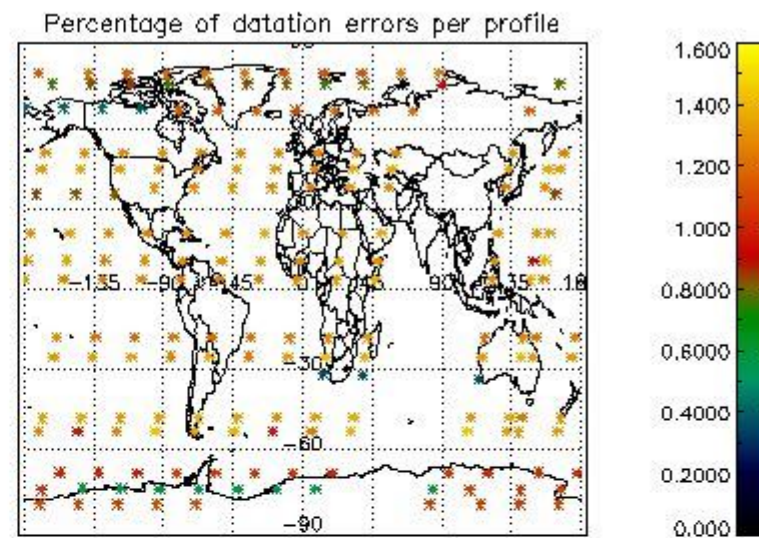
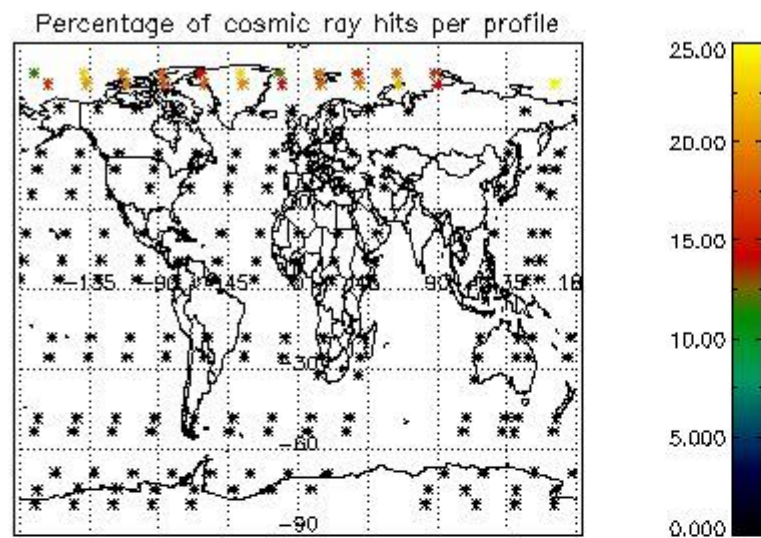
Percentage of star falling outside central band per profile



Percentage of saturation errors per profile



4.2.2 Plot level 1 quality information per product (world map): ENVISAT DESCENDING passes



5. Trace gas profiles

5.1 Ozone statistics based on quality of products

The final quality of the products can be "measured" using the STD (Standard Deviation) attached to every point profile. This information is written to the parameter GOM_NL__2P/NL_LOCAL_SPECIES_DENSITY/o3_std of the level 2 products. The table below shows the statistics for given STD ranges.

The statistics are given with respect to the overall valid production:

- Products without fatal errors: GOM_NL__2P/MPH/PRODUCT_ERR=0
- Valid point profile: GOM_NL__2P/NL_LOCAL_SPECIES_DENSITY/pcd(0)=0

The 'Criteria' is applied to valid points of dark limb products:

- Products in dark limb illumination condition: GOM_NL__2P/NL_SUMMARY_QUALITY/obs_ill_cond=0
- Products without fatal errors: GOM_NL__2P/MPH/PRODUCT_ERR=0
- Valid point profile: GOM_NL__2P/NL_LOCAL_SPECIES_DENSITY/pcd(0)=0

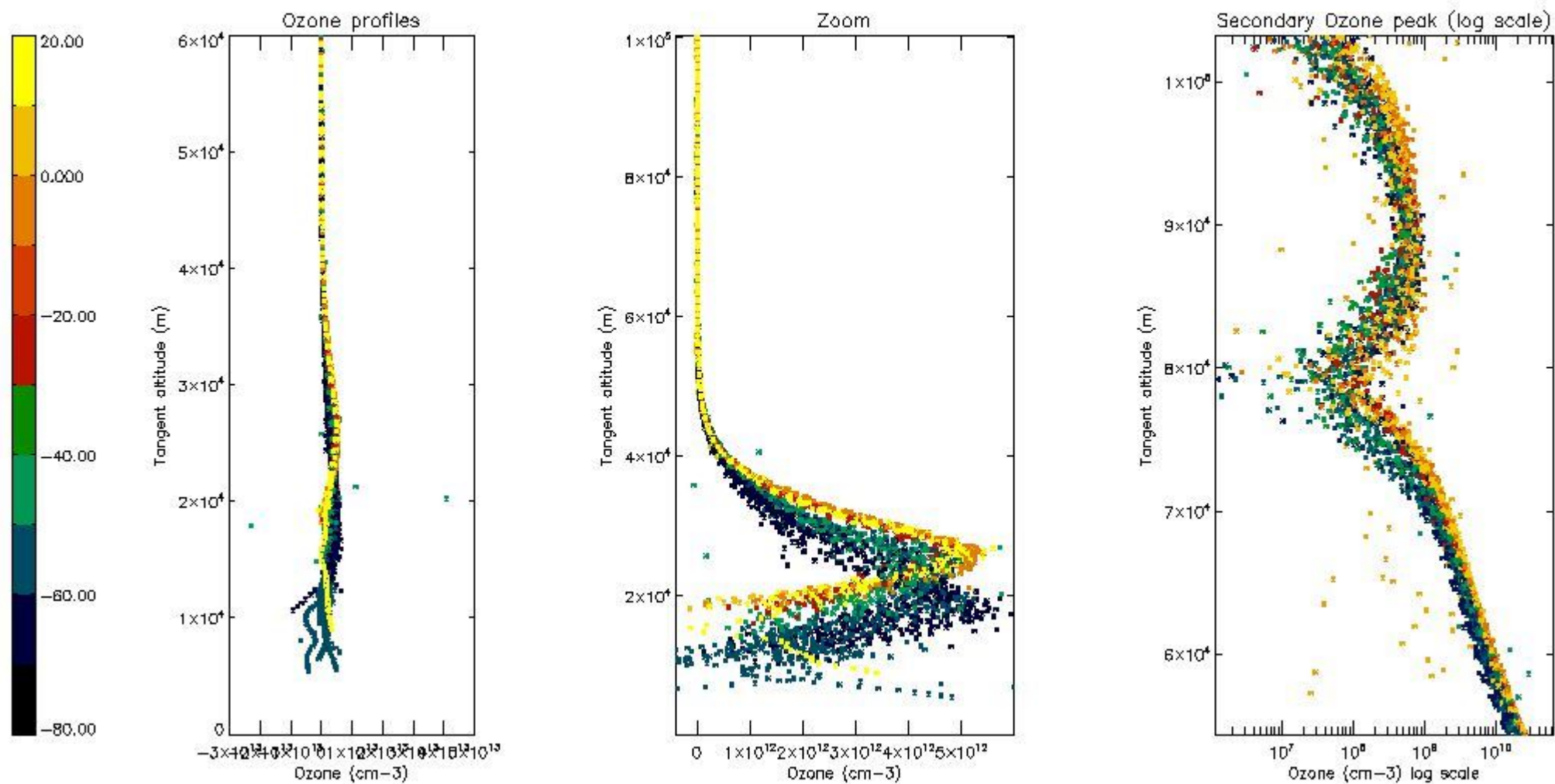
So, the table below shows the percentage of dark limb and valid observations for each criteria with respect to the overall valid daily observations.

Criteria	% of total production
All STD	26
STD < 20	17

STD < 10	15
STD < 5	10

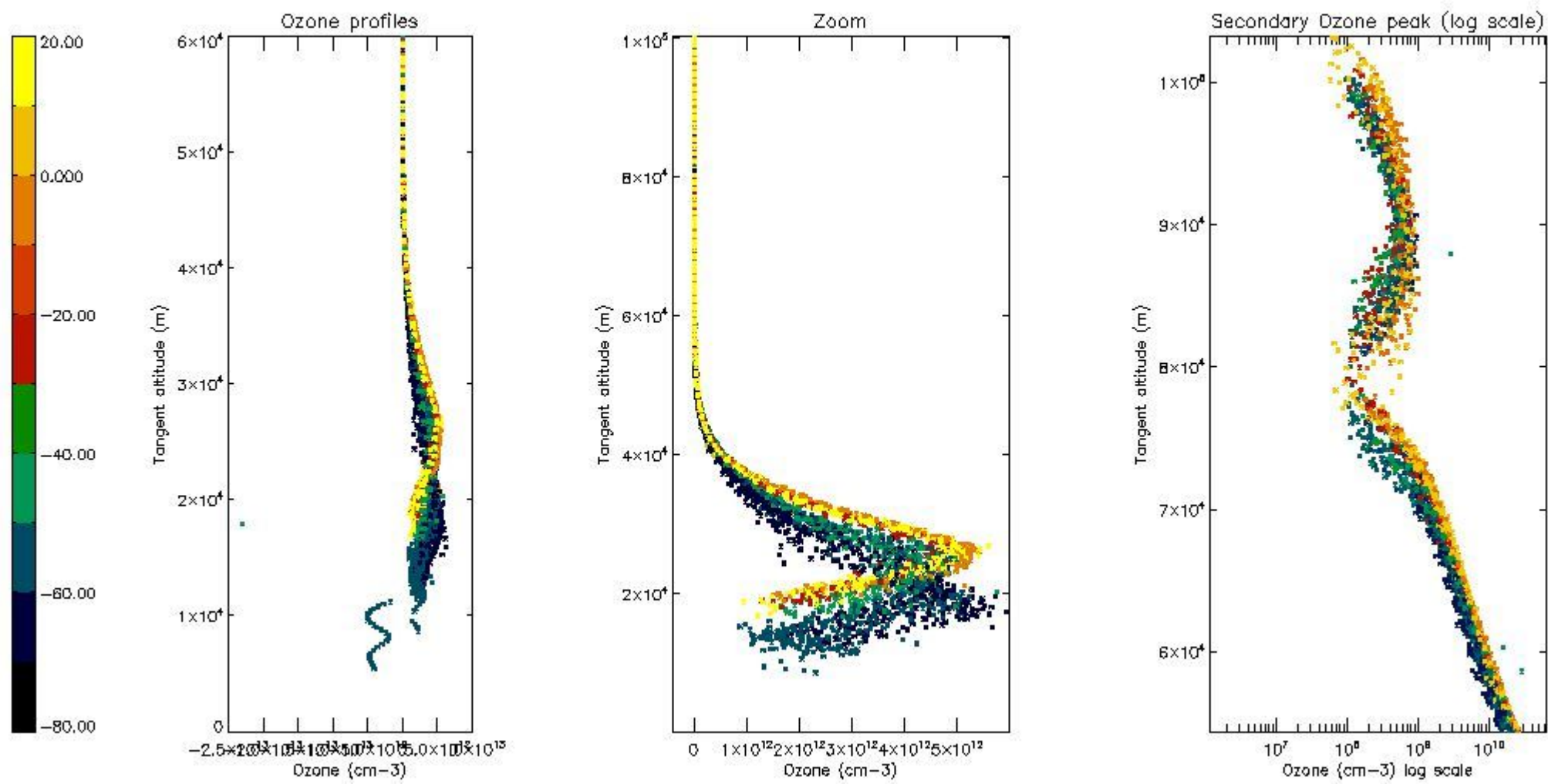
5.2 Plot ozone profiles for all STD (dark without errors)

The colorbar represents the latitude.



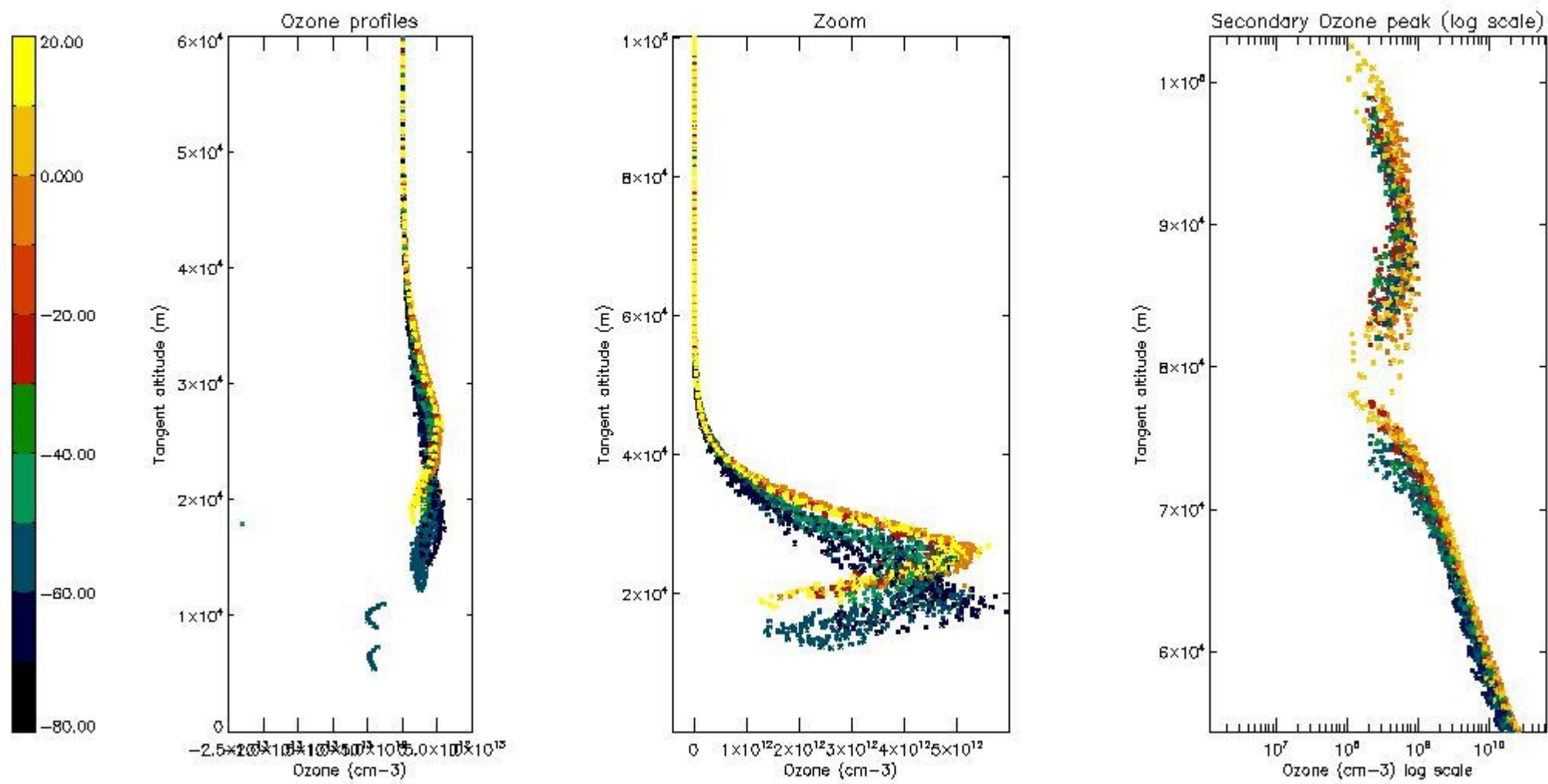
5.3 Plot ozone profiles where STD < 20% (dark without errors)

The colorbar represents the latitude.



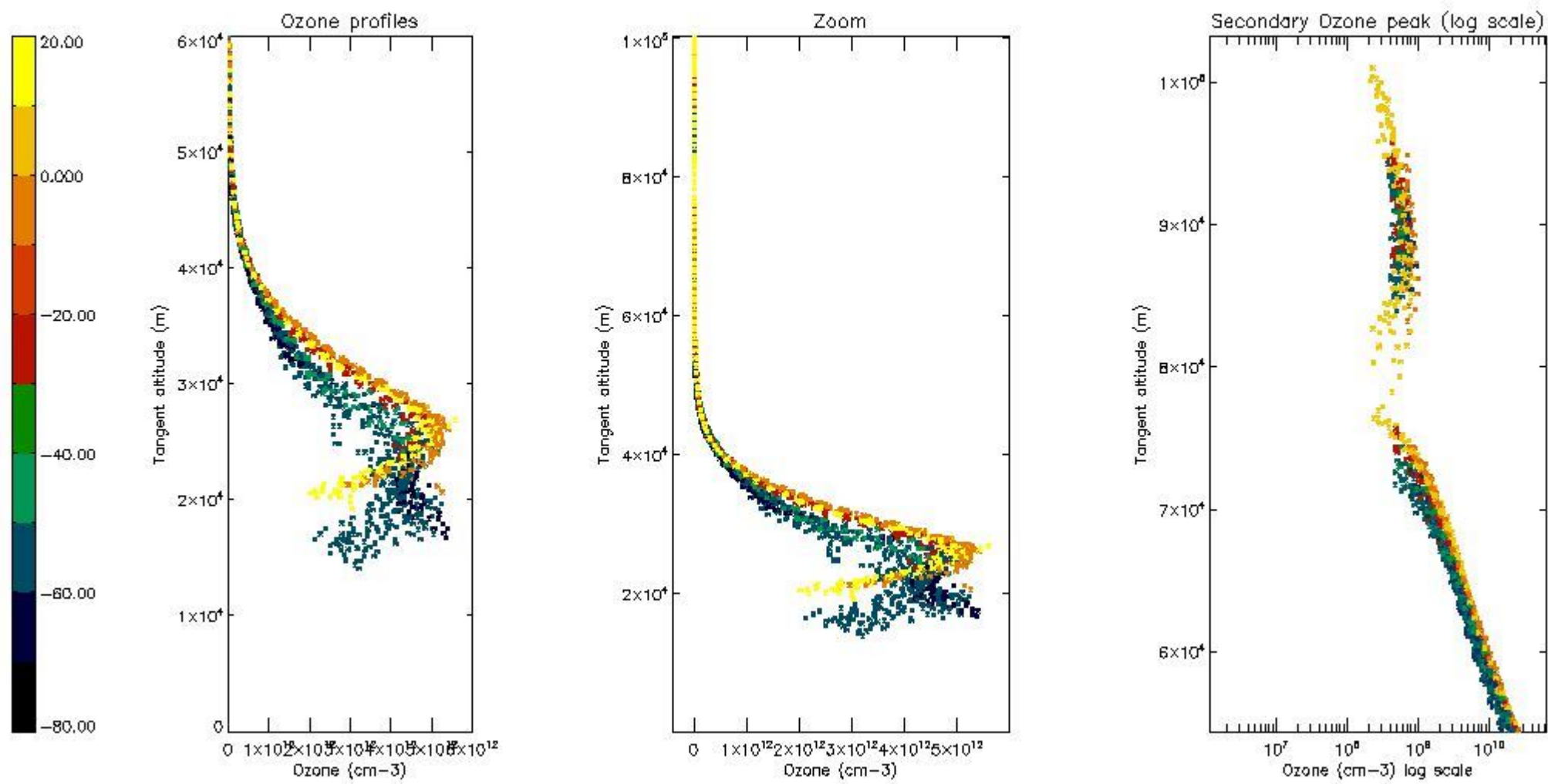
5.4 Plot ozone profiles where STD < 10% (dark without errors)

The colorbar represents the latitude.



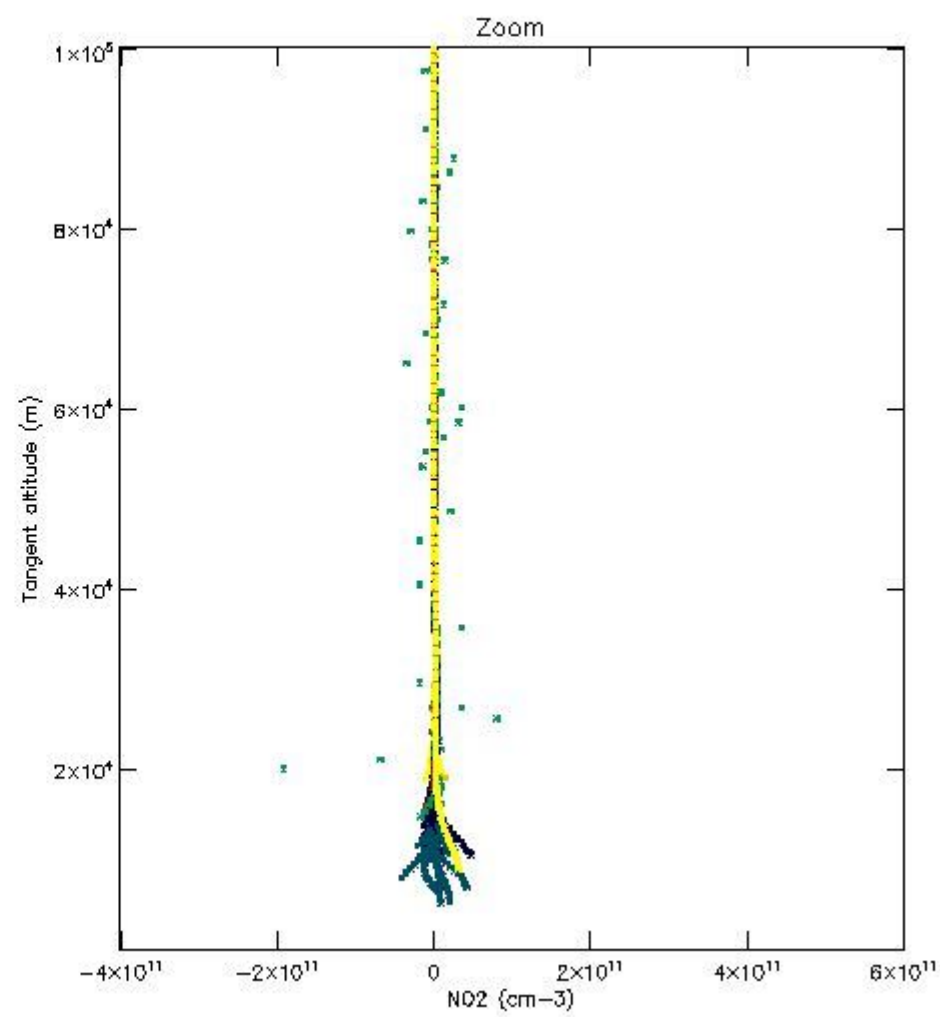
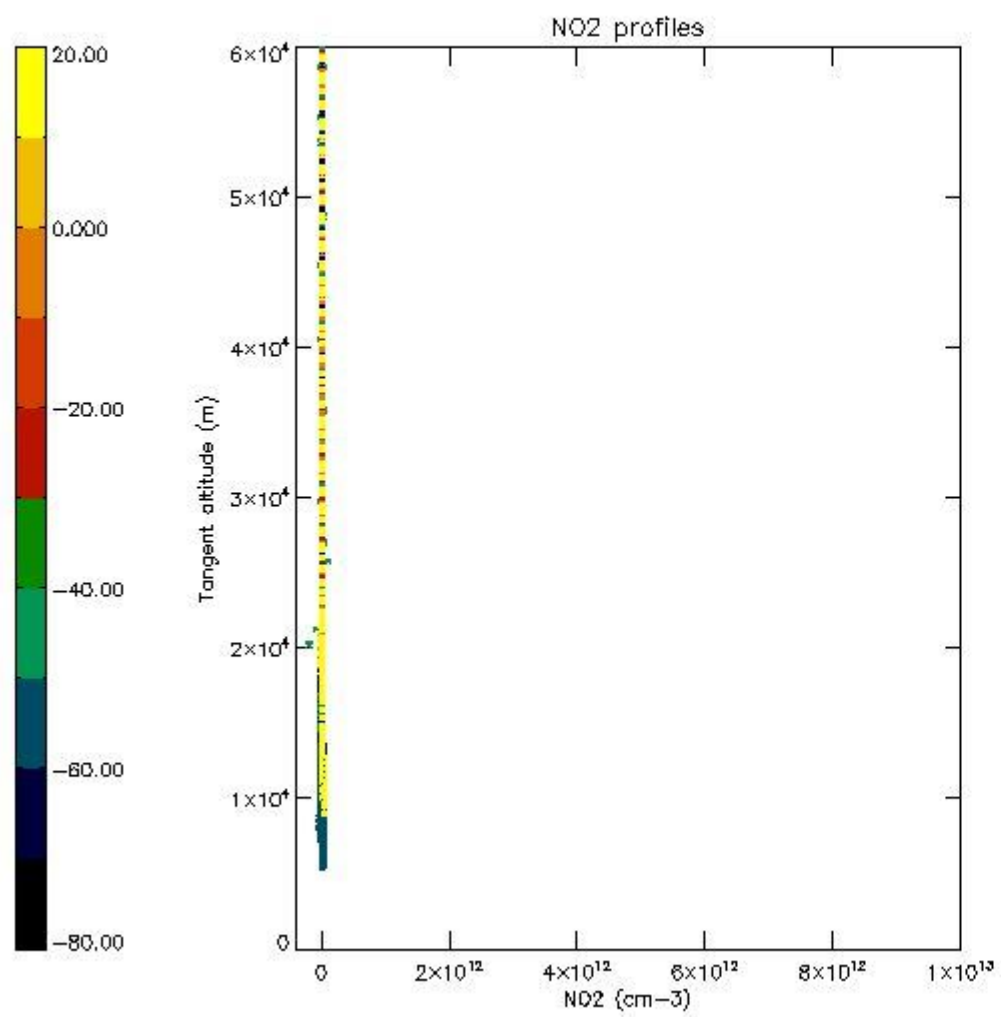
5.5 Plot ozone profiles where STD < 5% (dark without errors)

The colorbar represents the latitude.



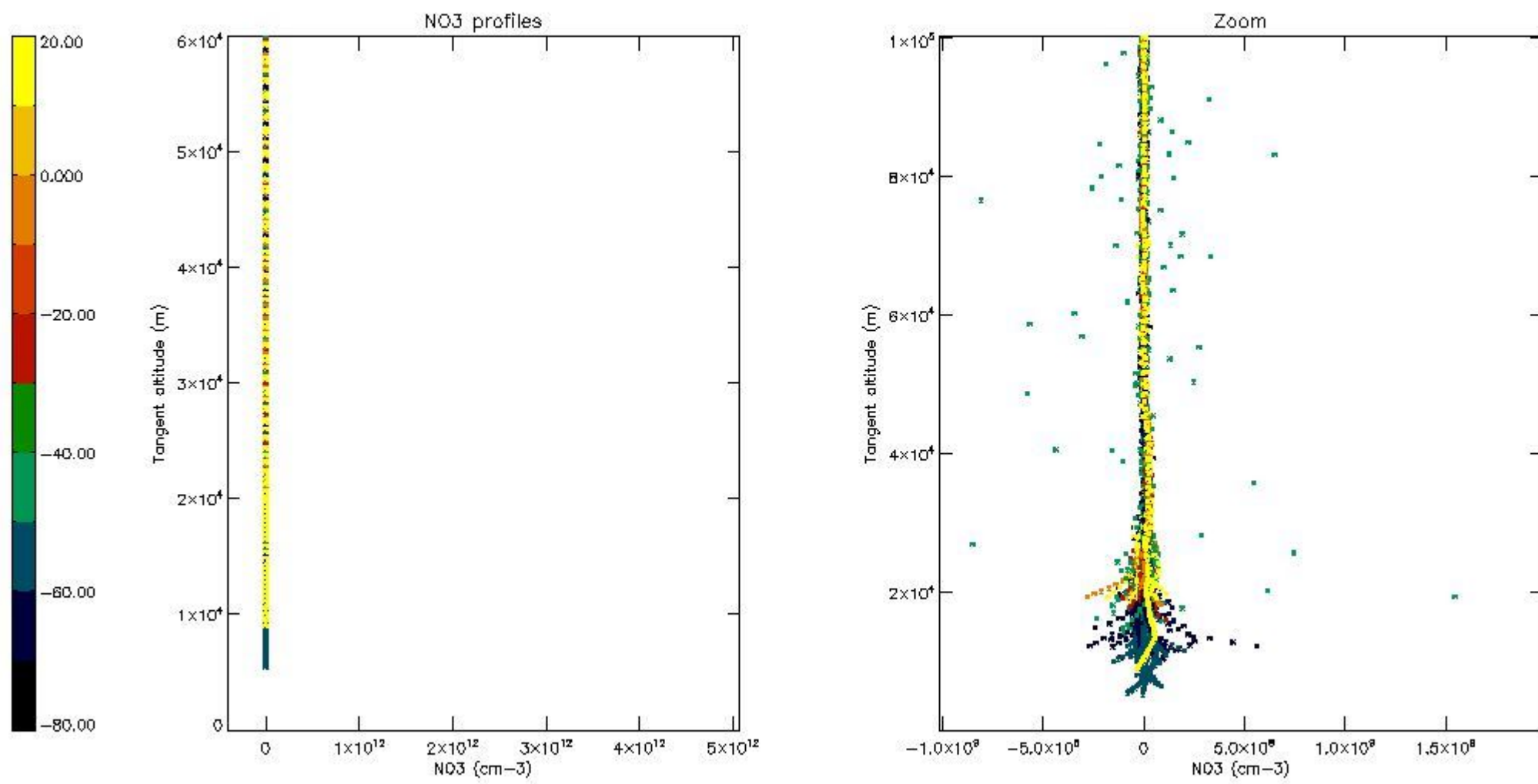
5.6 Plot NO₂ profiles for all STD (dark without errors)

The colorbar represents the latitude.



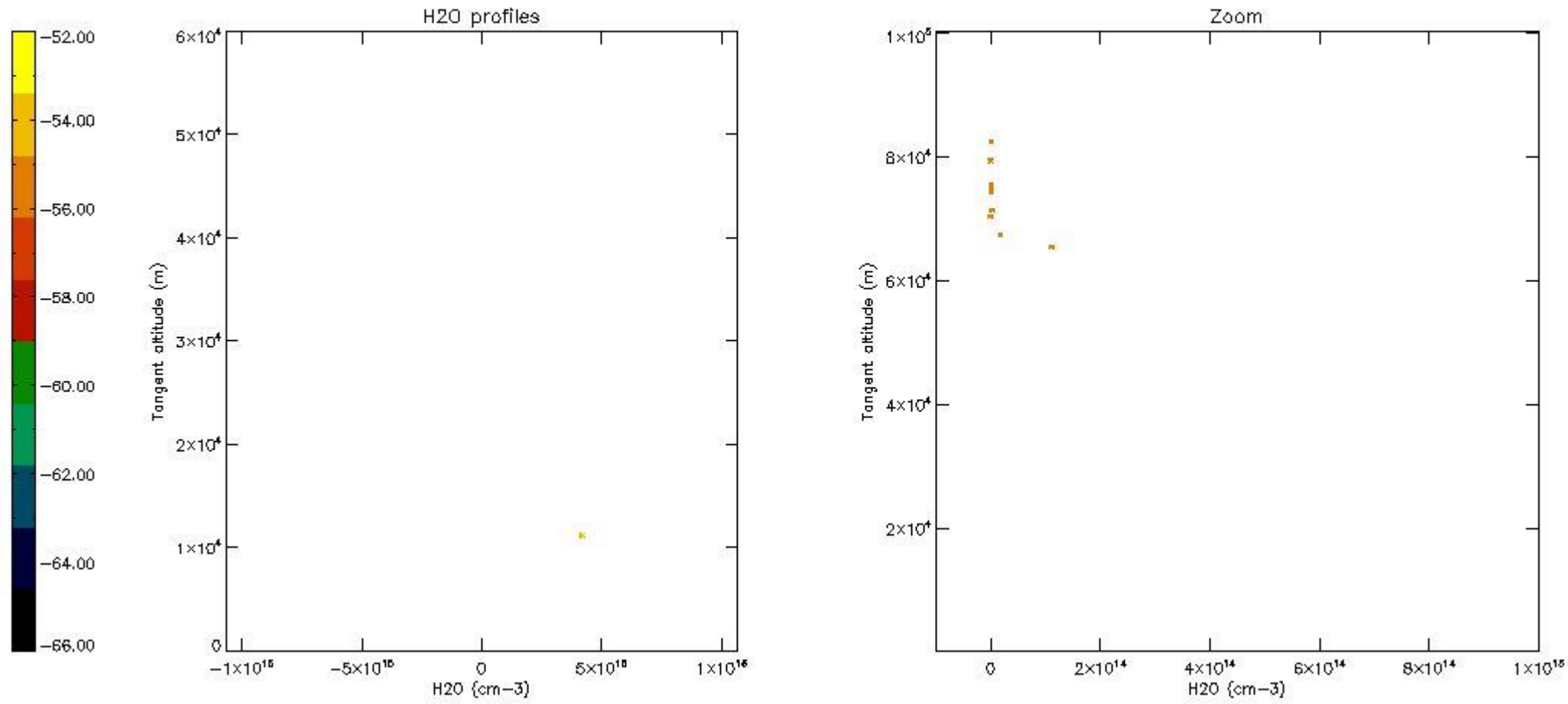
5.7 Plot NO3 profiles for all STD (dark without errors)

The colorbar represents the latitude.



5.8 Plot H₂O profiles for all STD (only for occultations of stars 1,2,3,4,13,14,16,26,63 dark without errors)

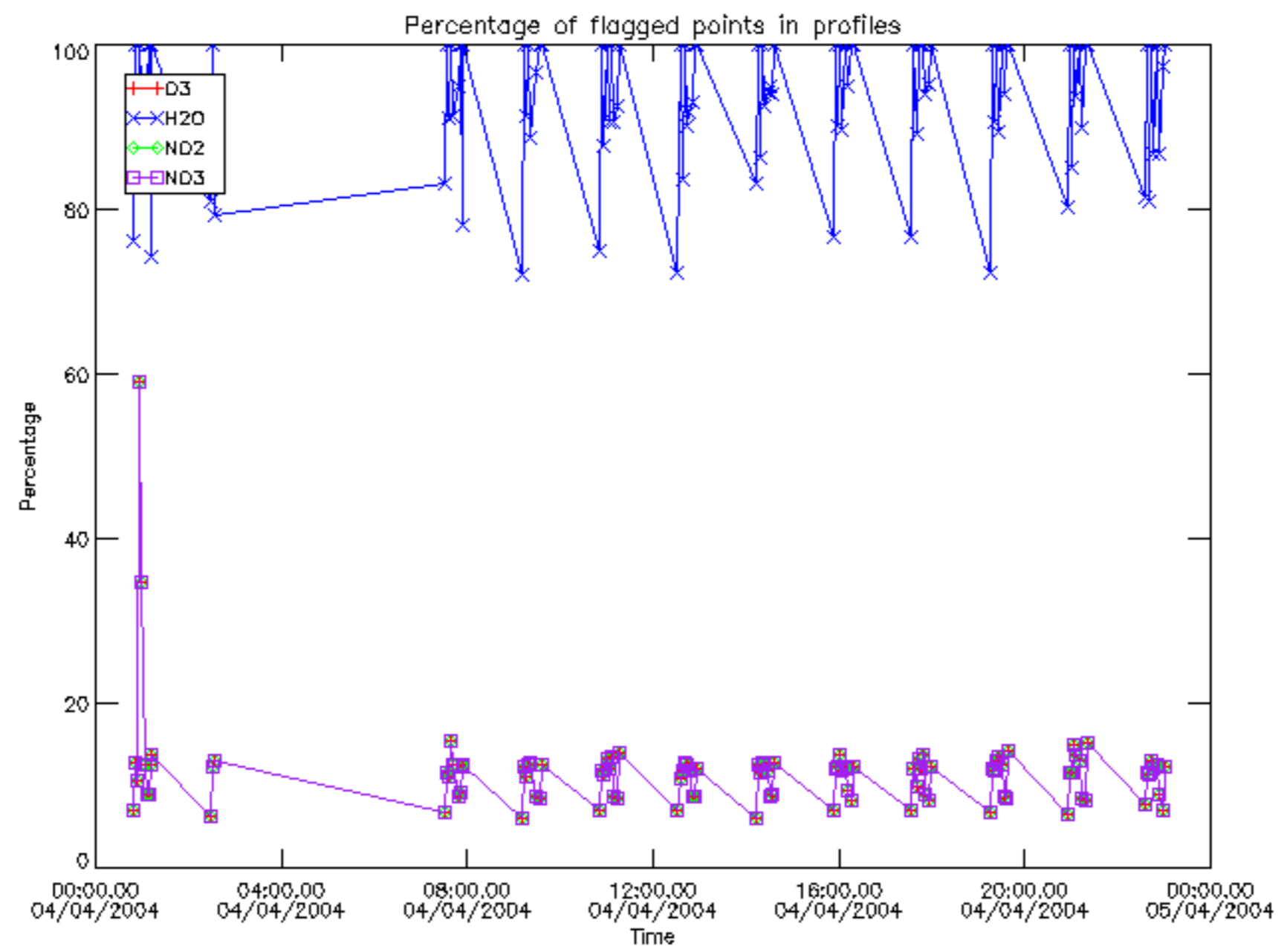
The colorbar represents the latitude.



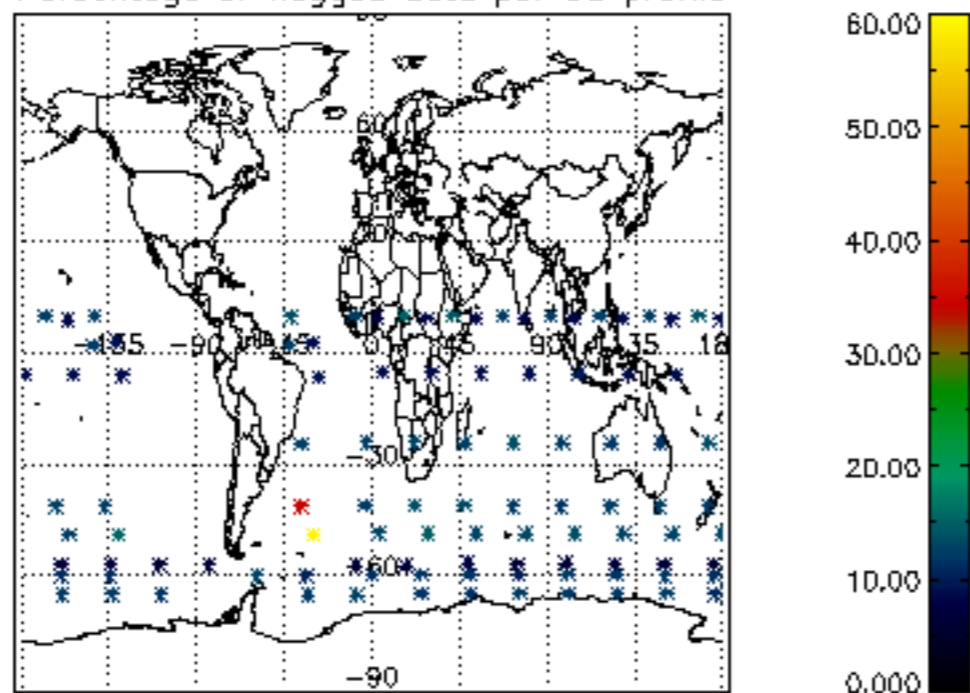
6. Auxiliary Data Files used for the production reported in section 2

The number reported in the third column indicates since which file (see list in section 2) the corresponding auxiliary file has been used. The fourth column is the date of those product files.

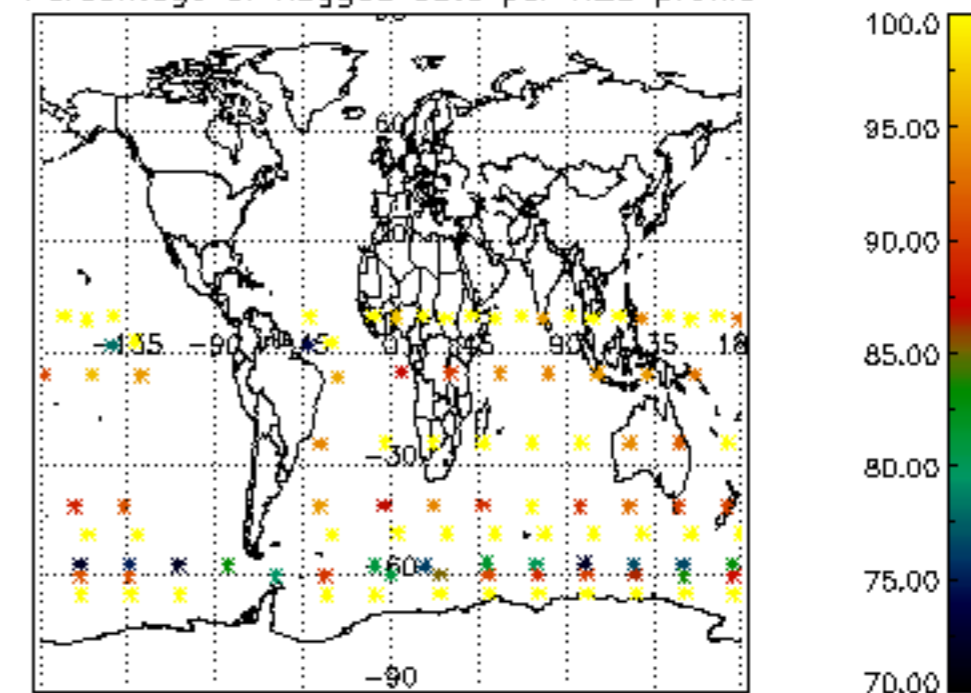
Type	Auxiliary Filename	Used since product	Used since product date
INST_PHYS_CHARACTERISTICS	GOM_INS_AXVIEC20091111_143220_20030716_120000_20500101_000000	1	04-APR-2004 00:00:36
LEVEL-2_PROC_CONFIG	GOM_PR2_AXVIEC20091111_152718_20020301_000000_20500101_000000	1	04-APR-2004 00:00:36
CROSS_SECTIONS_FILE	GOM_CRS_AXVIEC20091111_154832_20020301_000000_20500101_000000	1	04-APR-2004 00:00:36



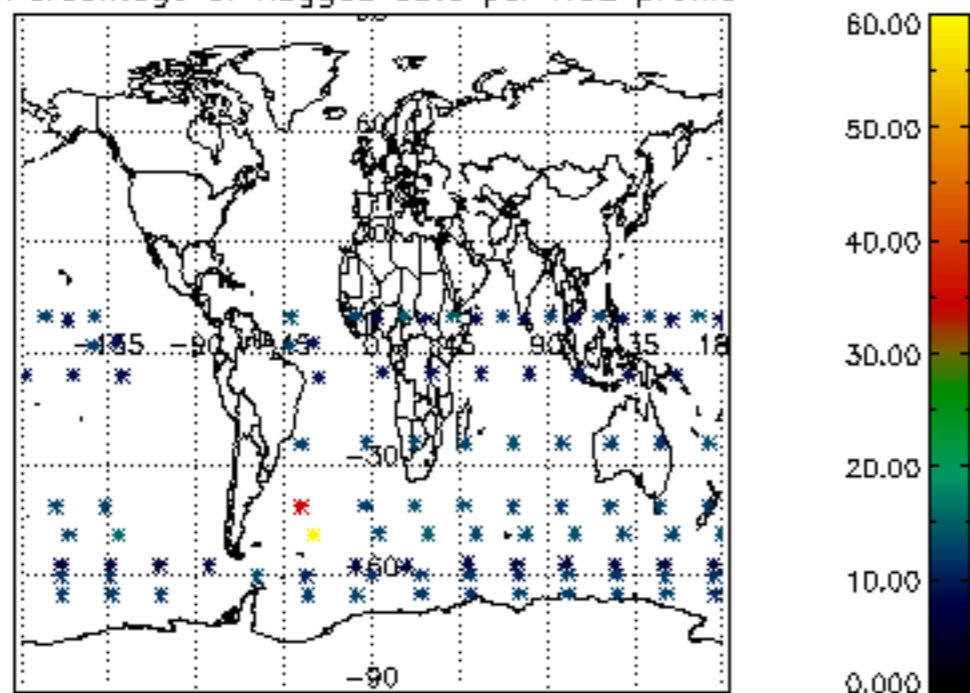
Percentage of flagged data per D3 profile



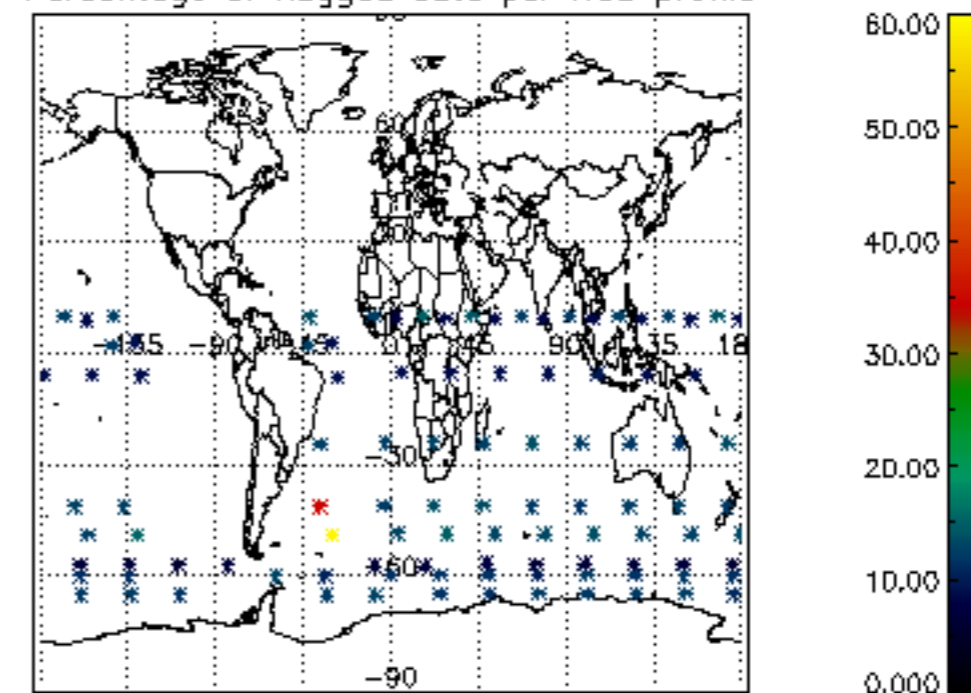
Percentage of flagged data per H2O profile

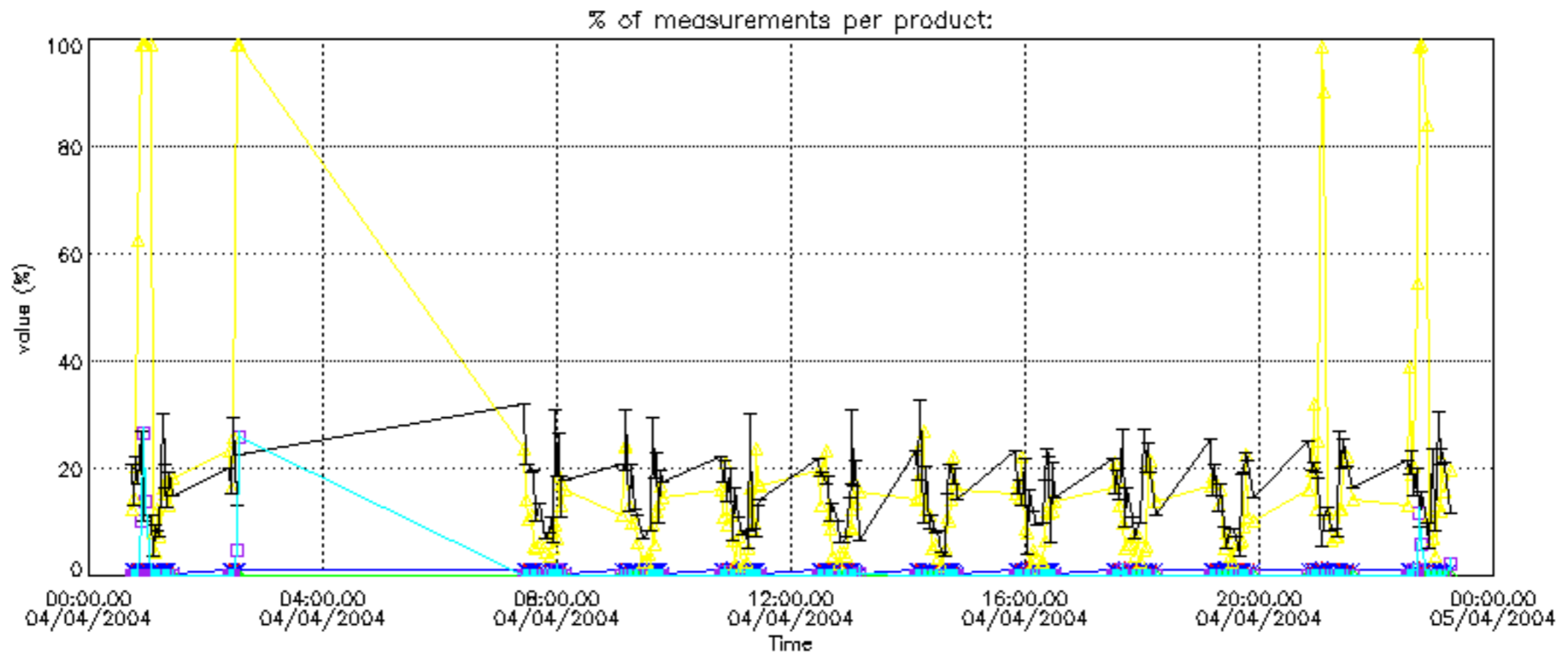


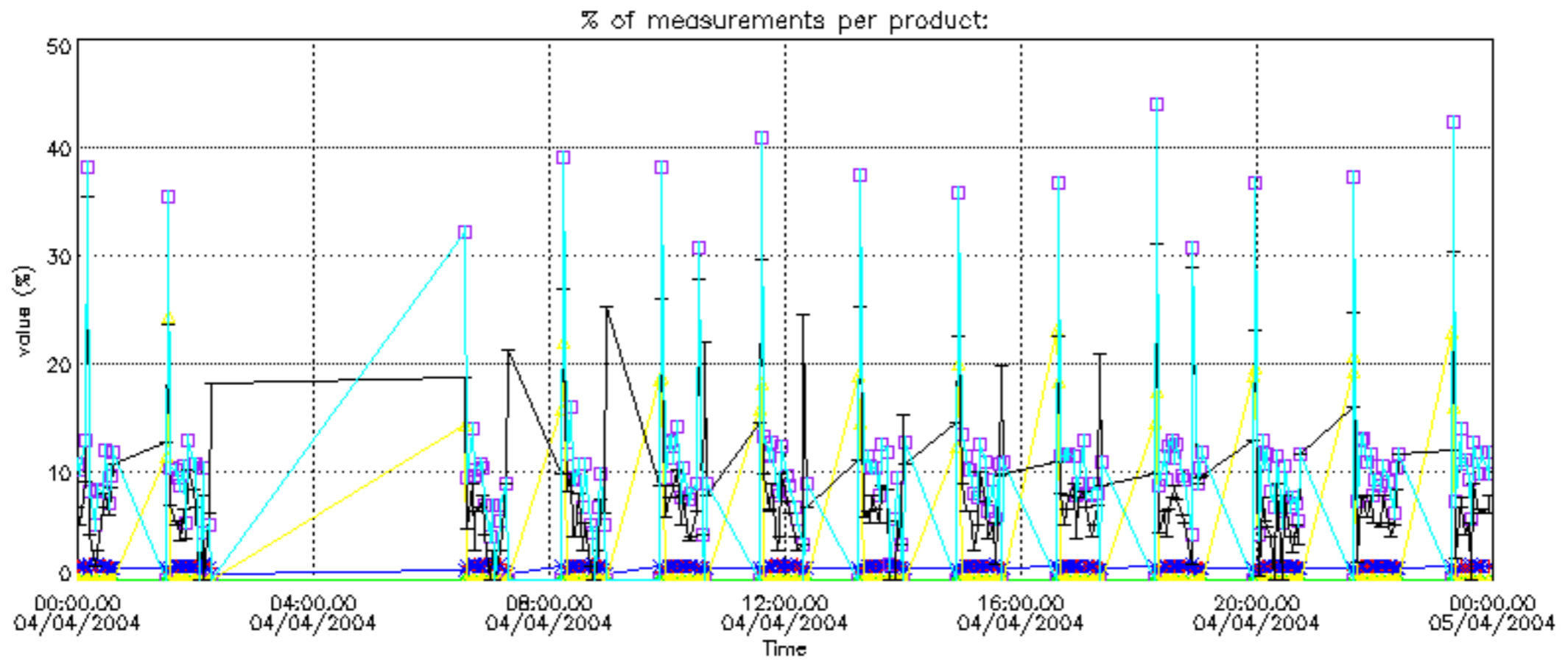
Percentage of flagged data per NO2 profile



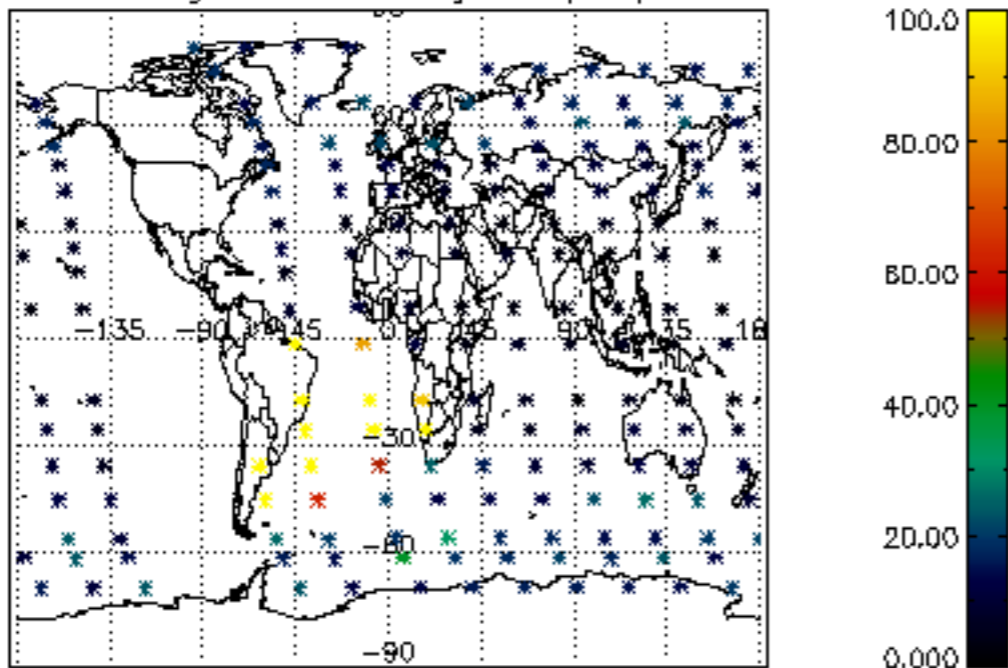
Percentage of flagged data per NO3 profile



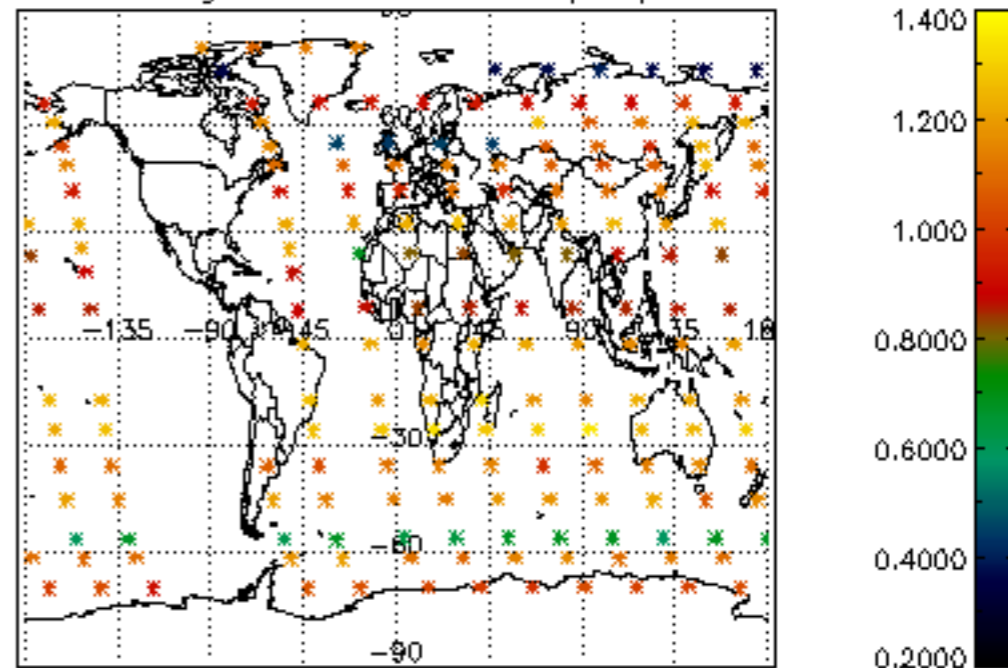




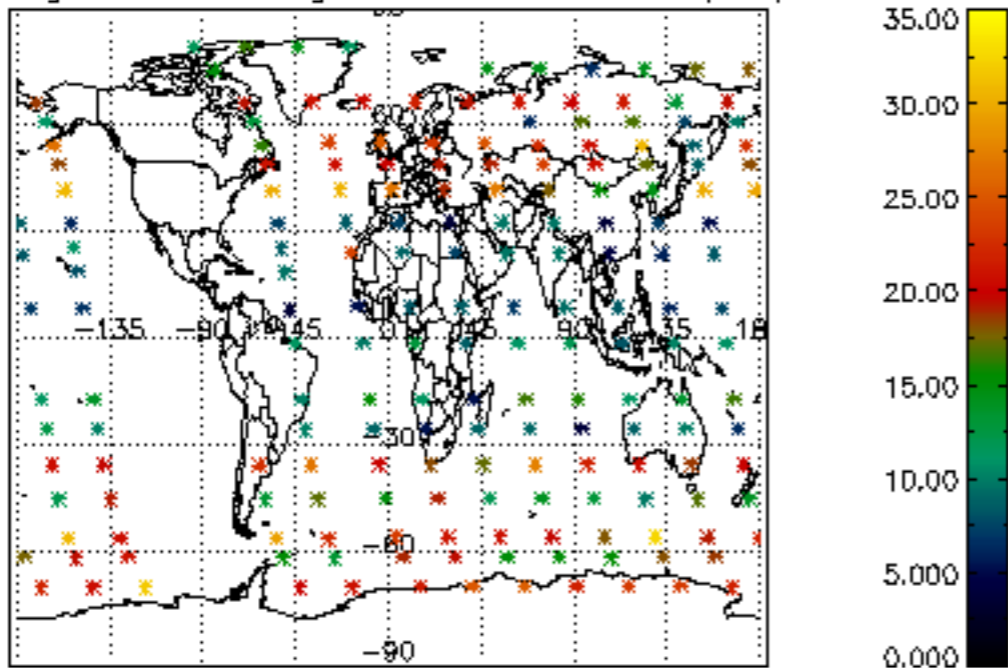
Percentage of cosmic ray hits per profile



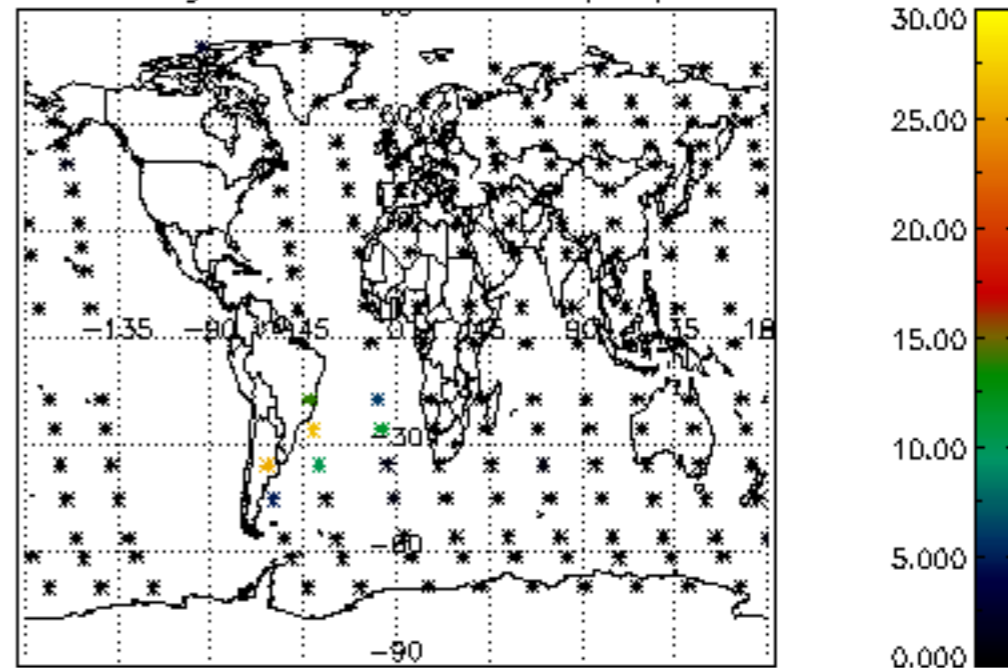
Percentage of datation errors per profile



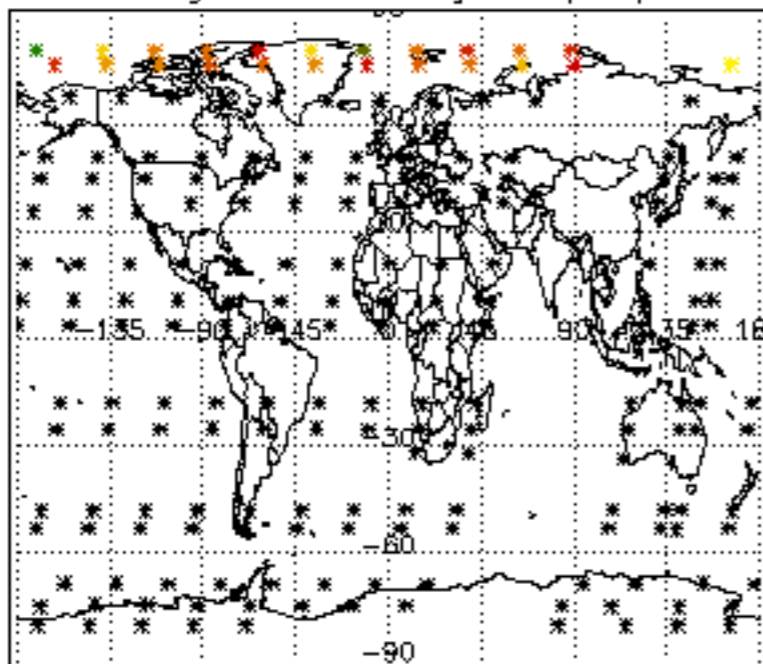
Percentage of star falling outside central band per profile



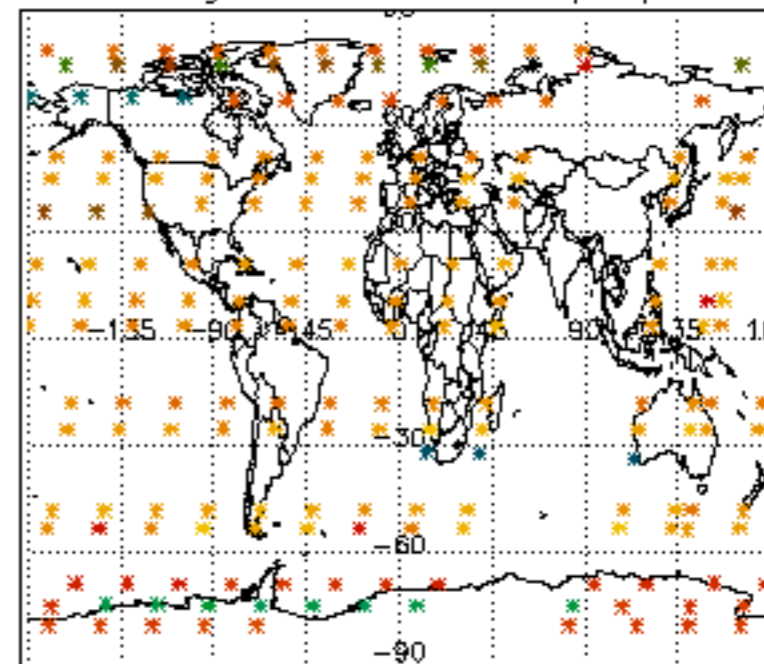
Percentage of saturation errors per profile



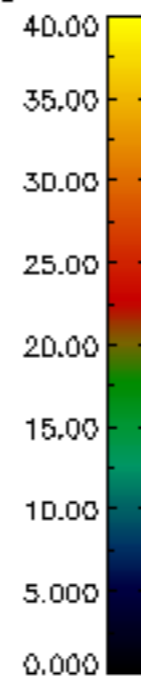
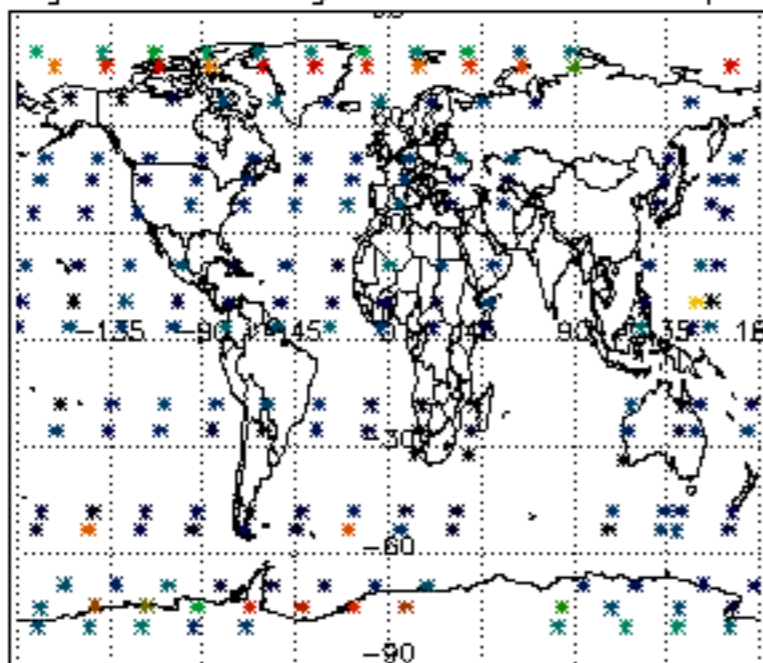
Percentage of cosmic ray hits per profile




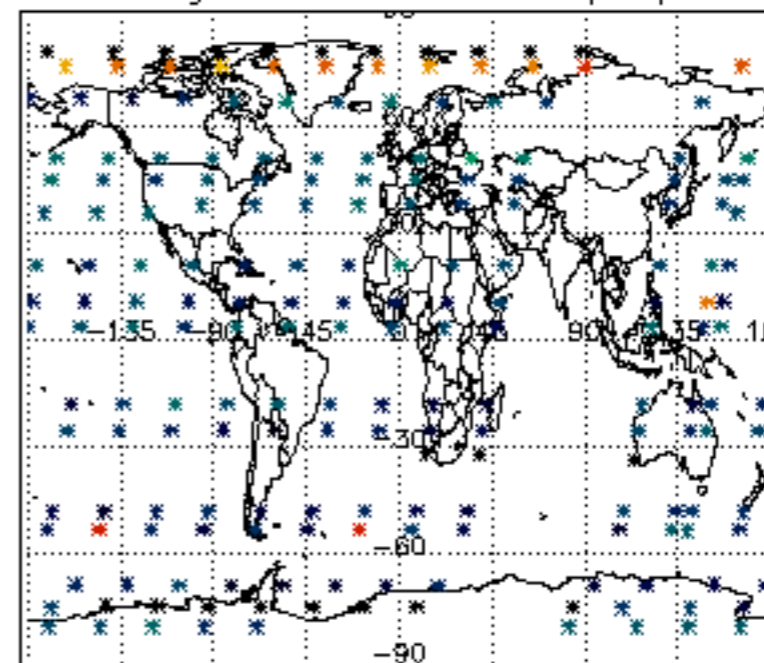
Percentage of datation errors per profile

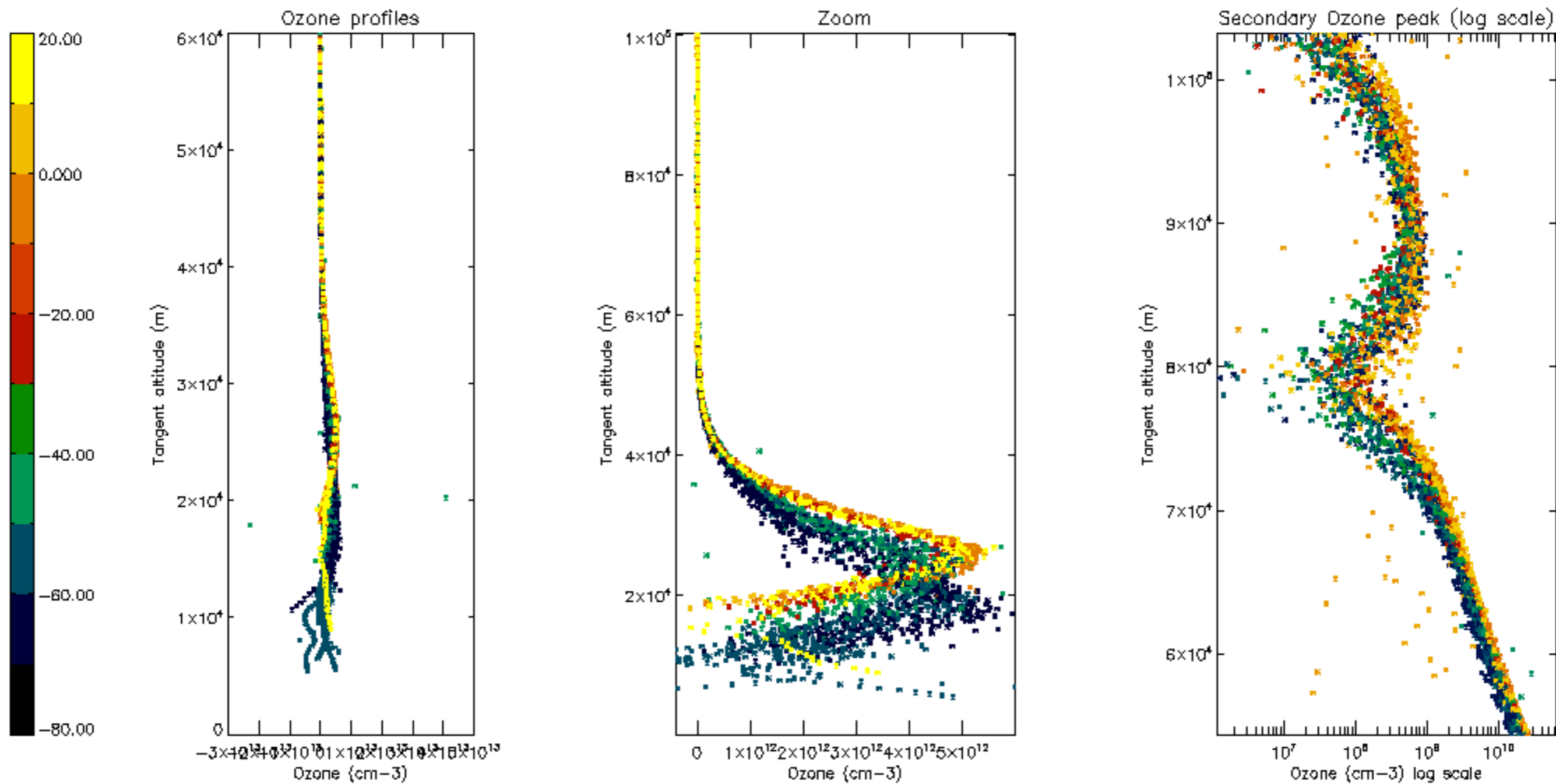


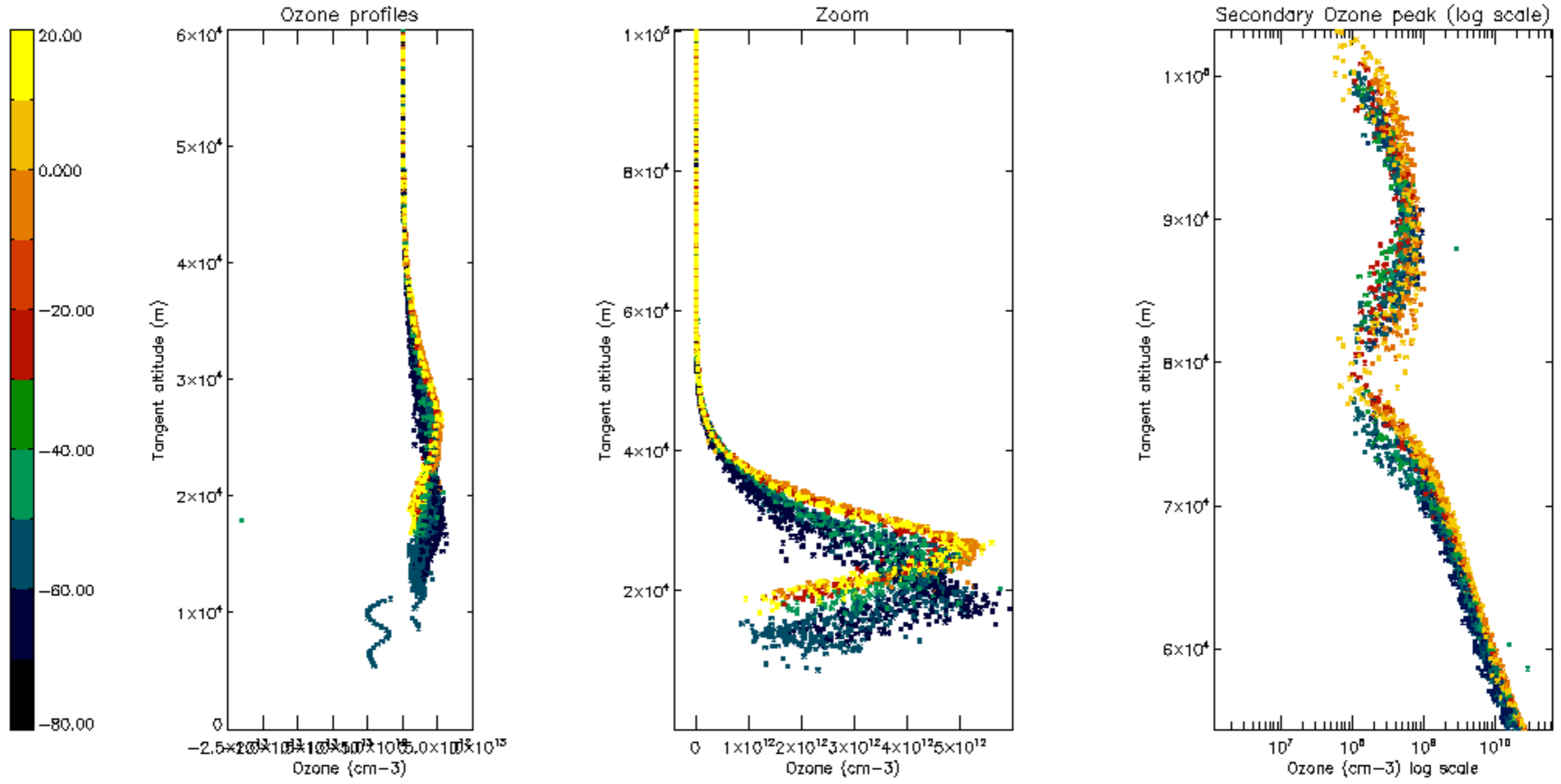
Percentage of star falling outside central band per profile

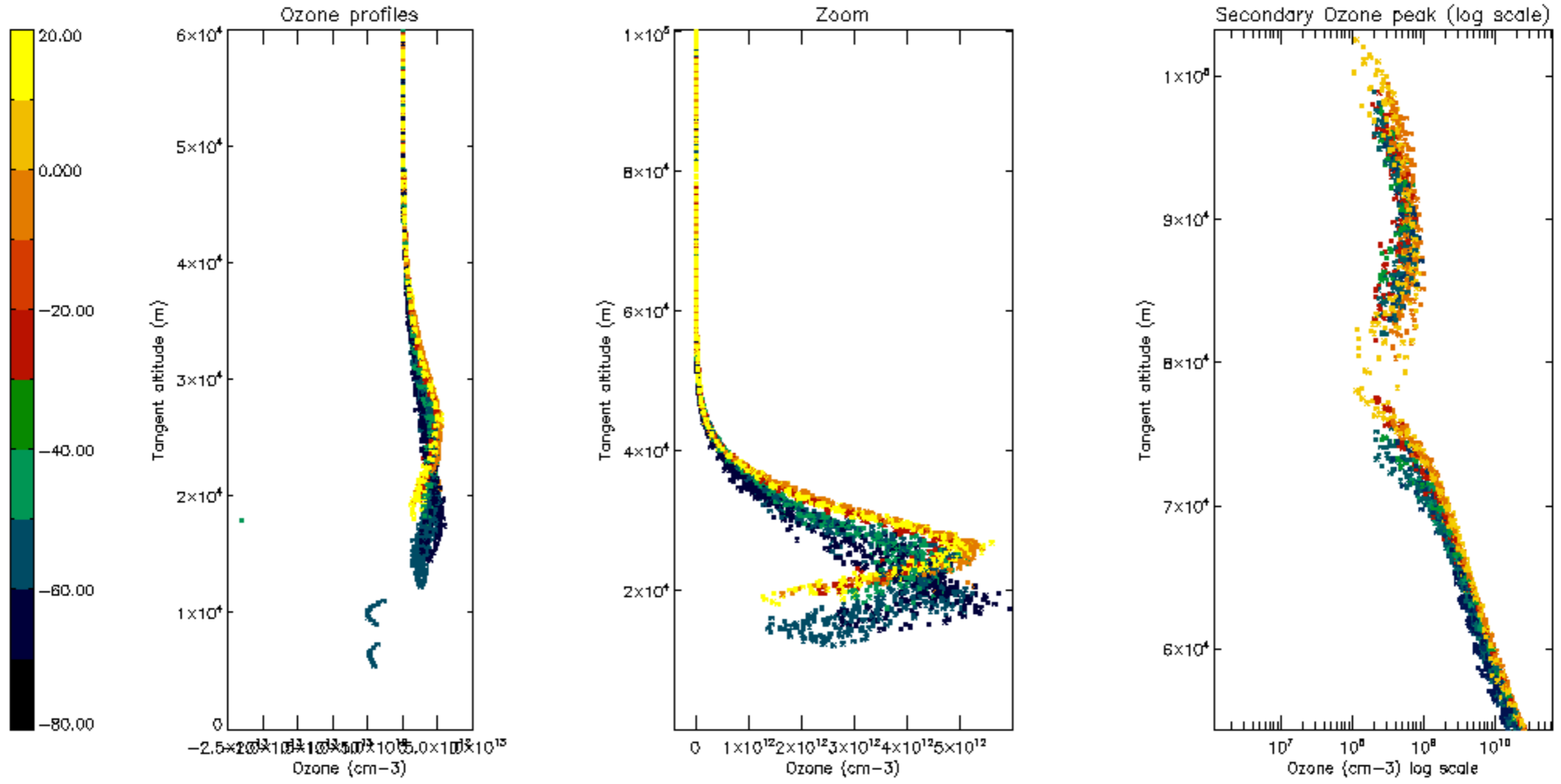


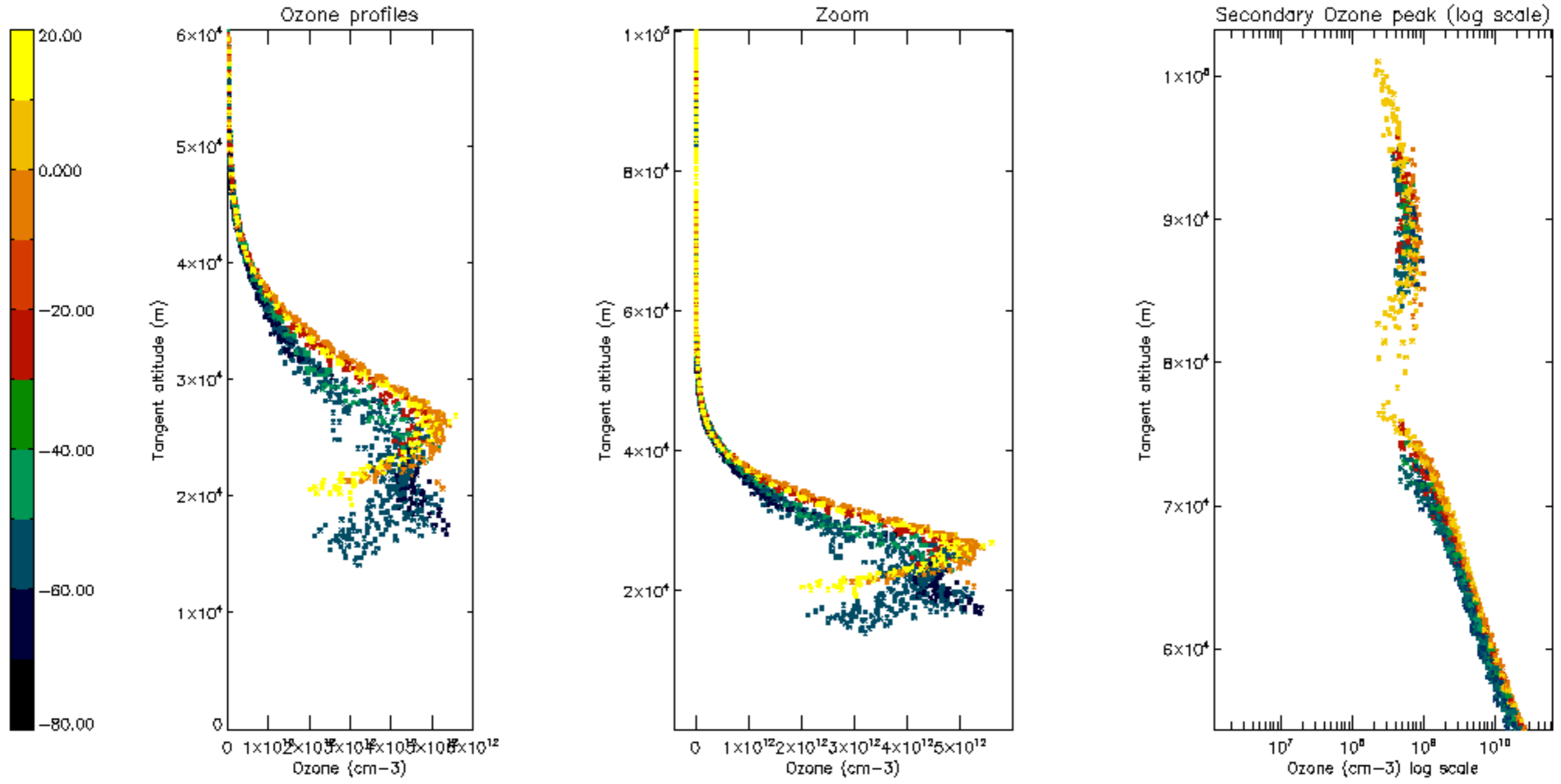
Percentage of saturation errors per profile

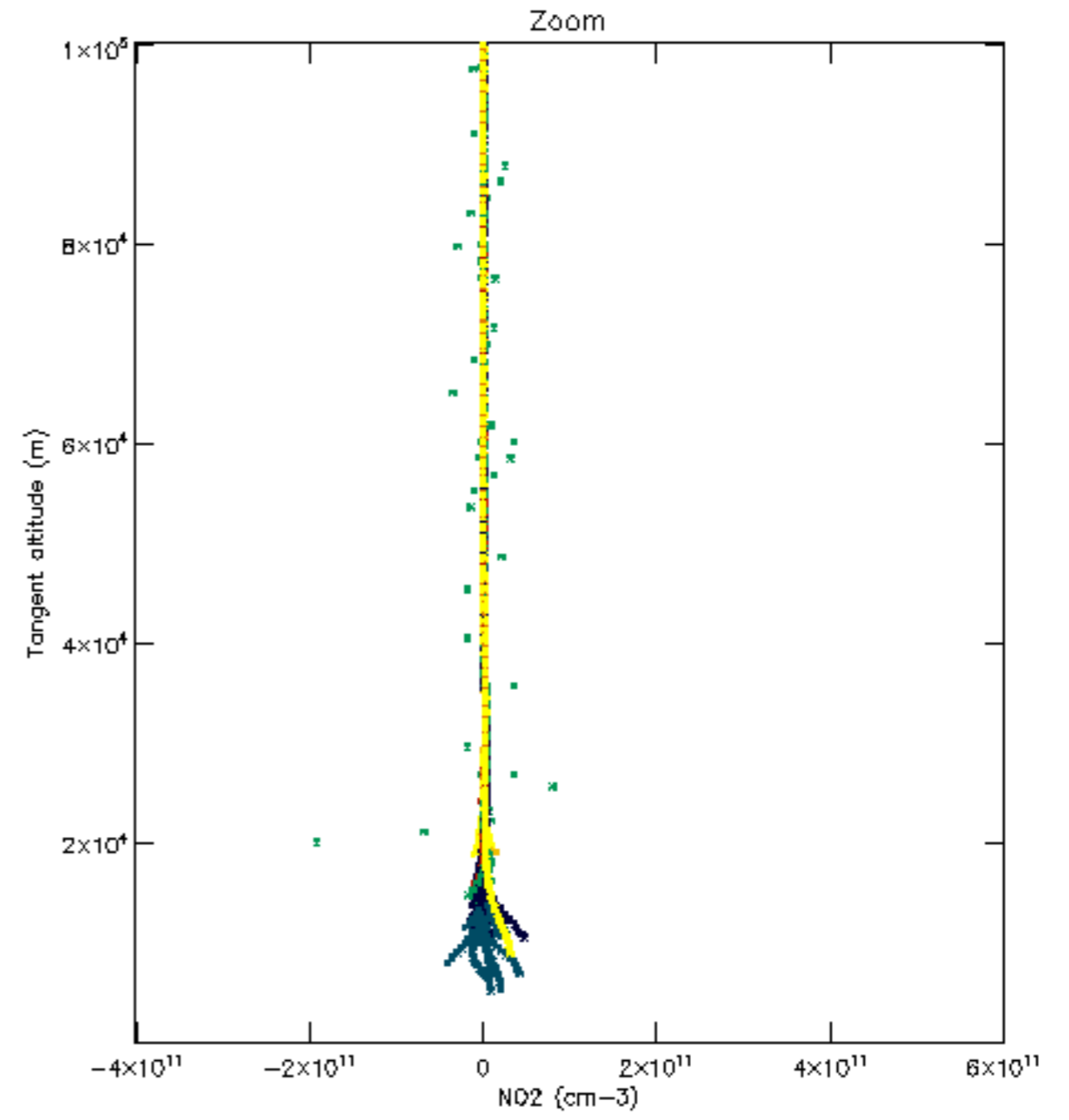
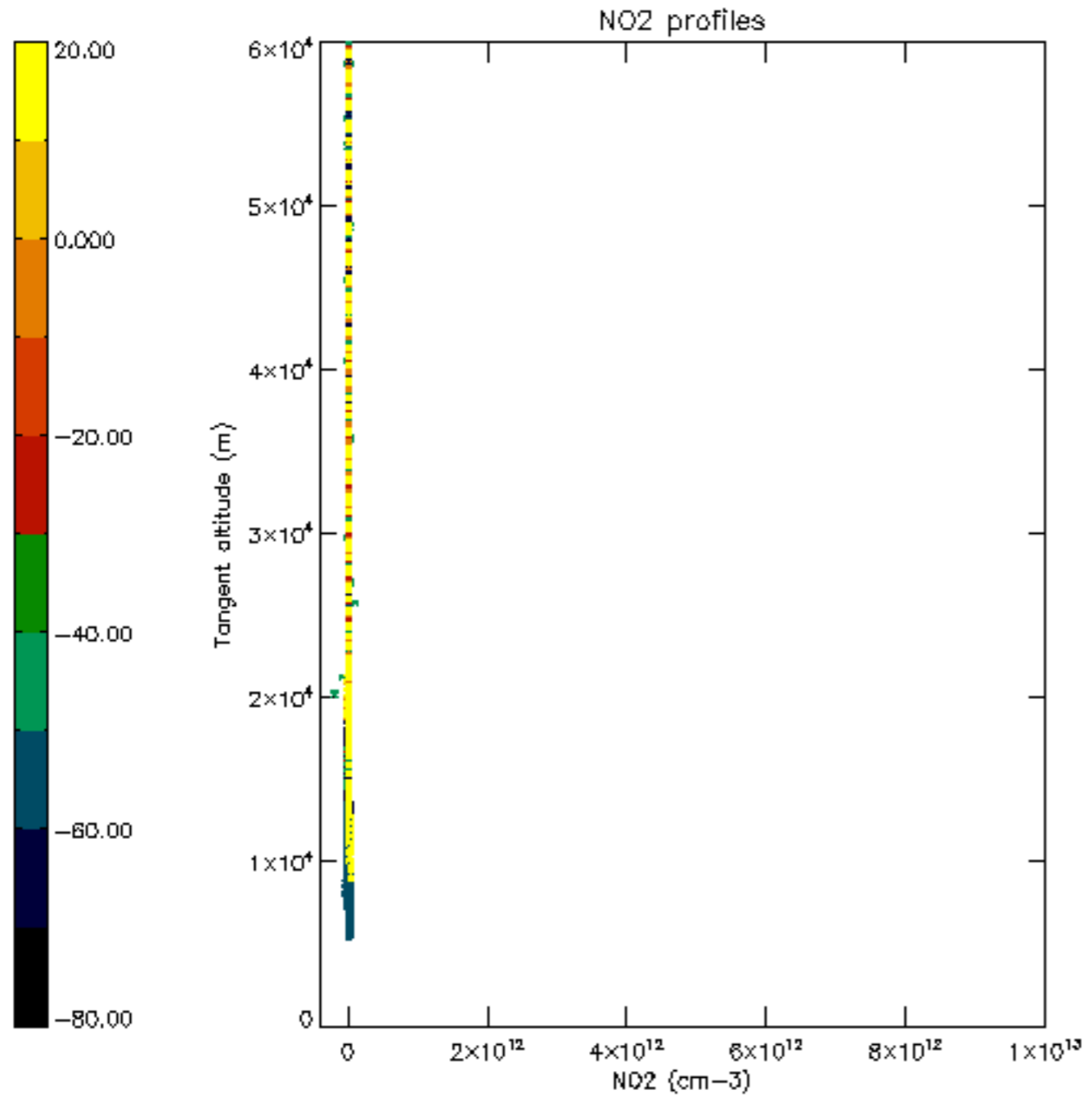


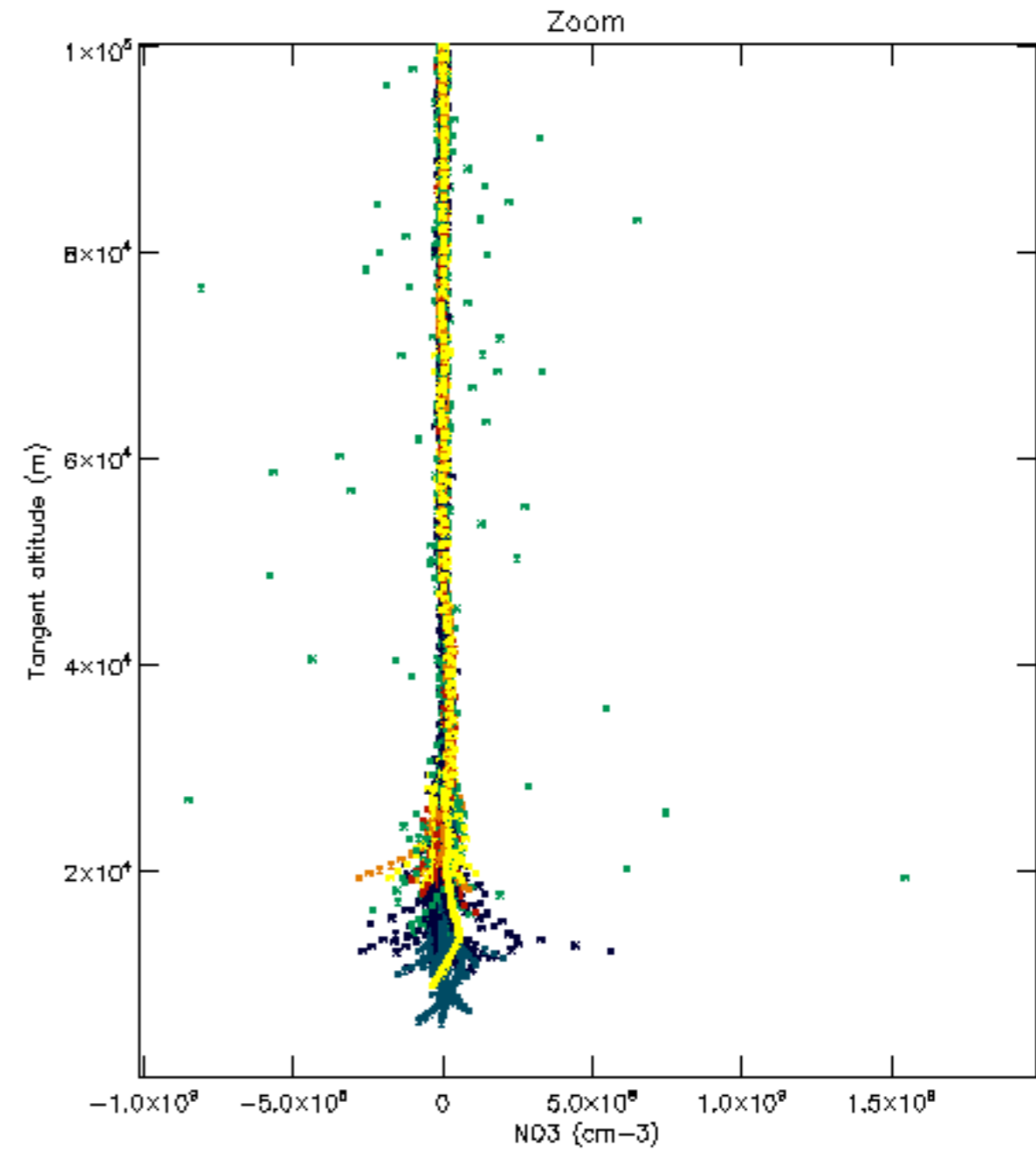
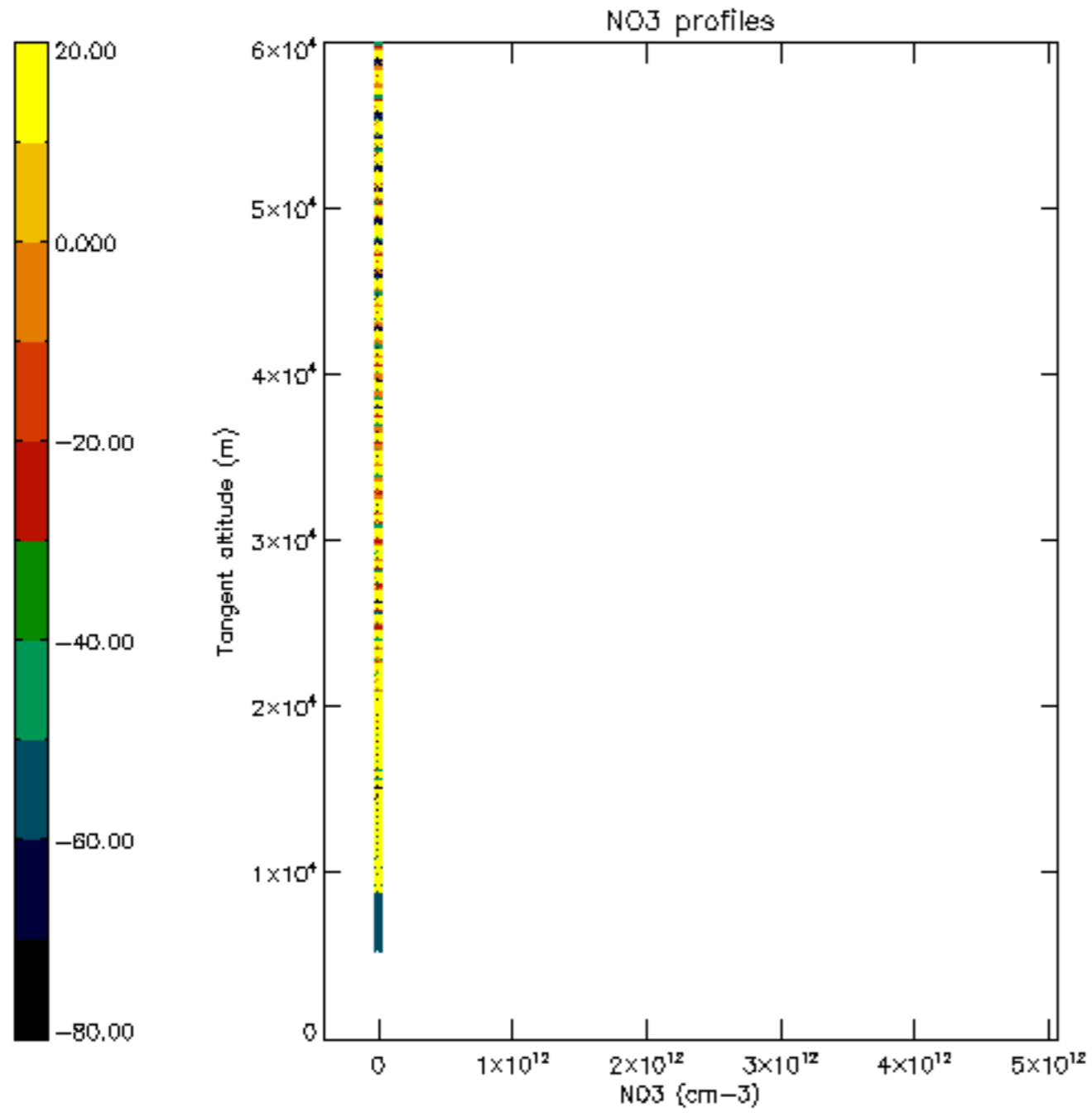


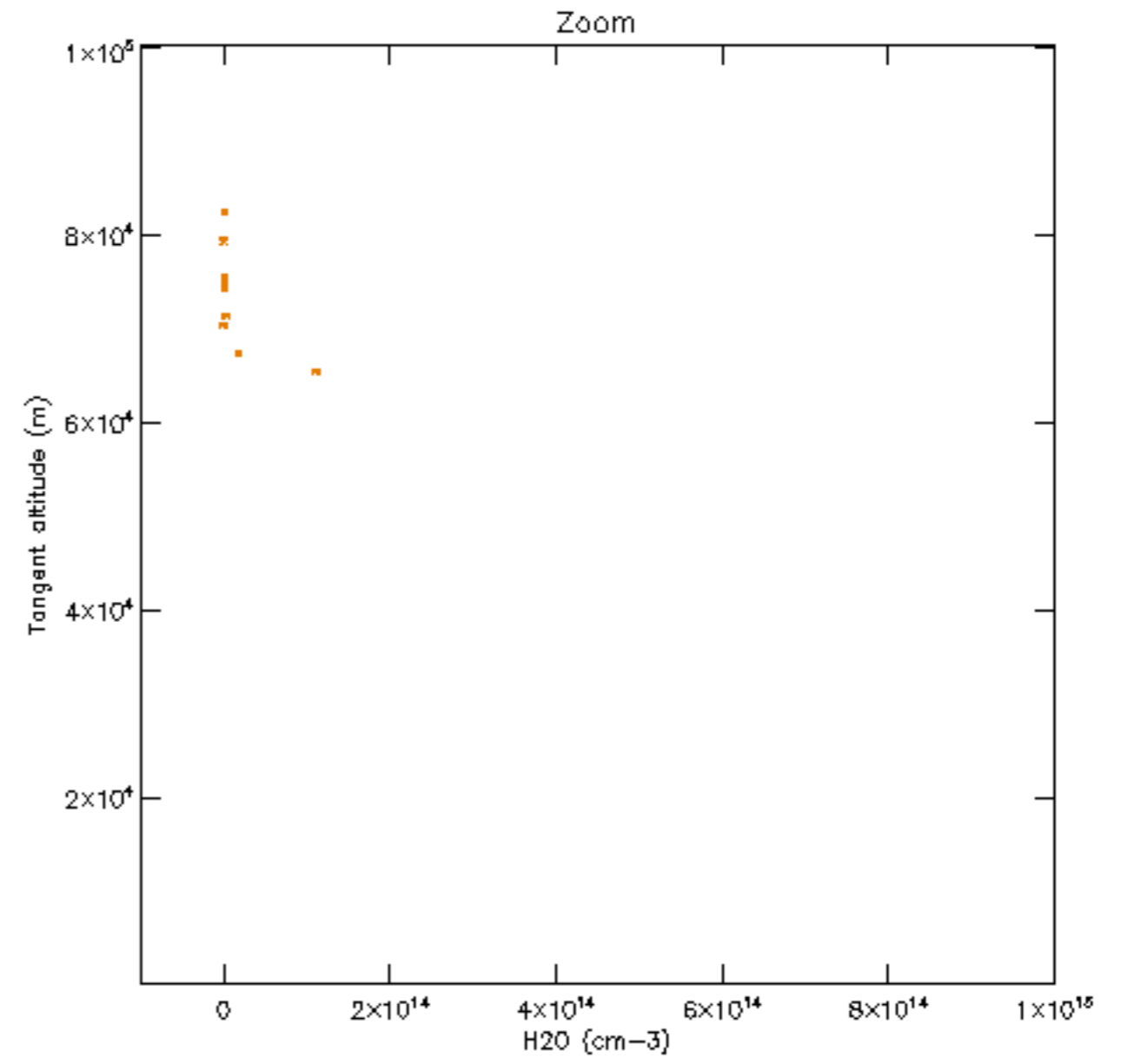
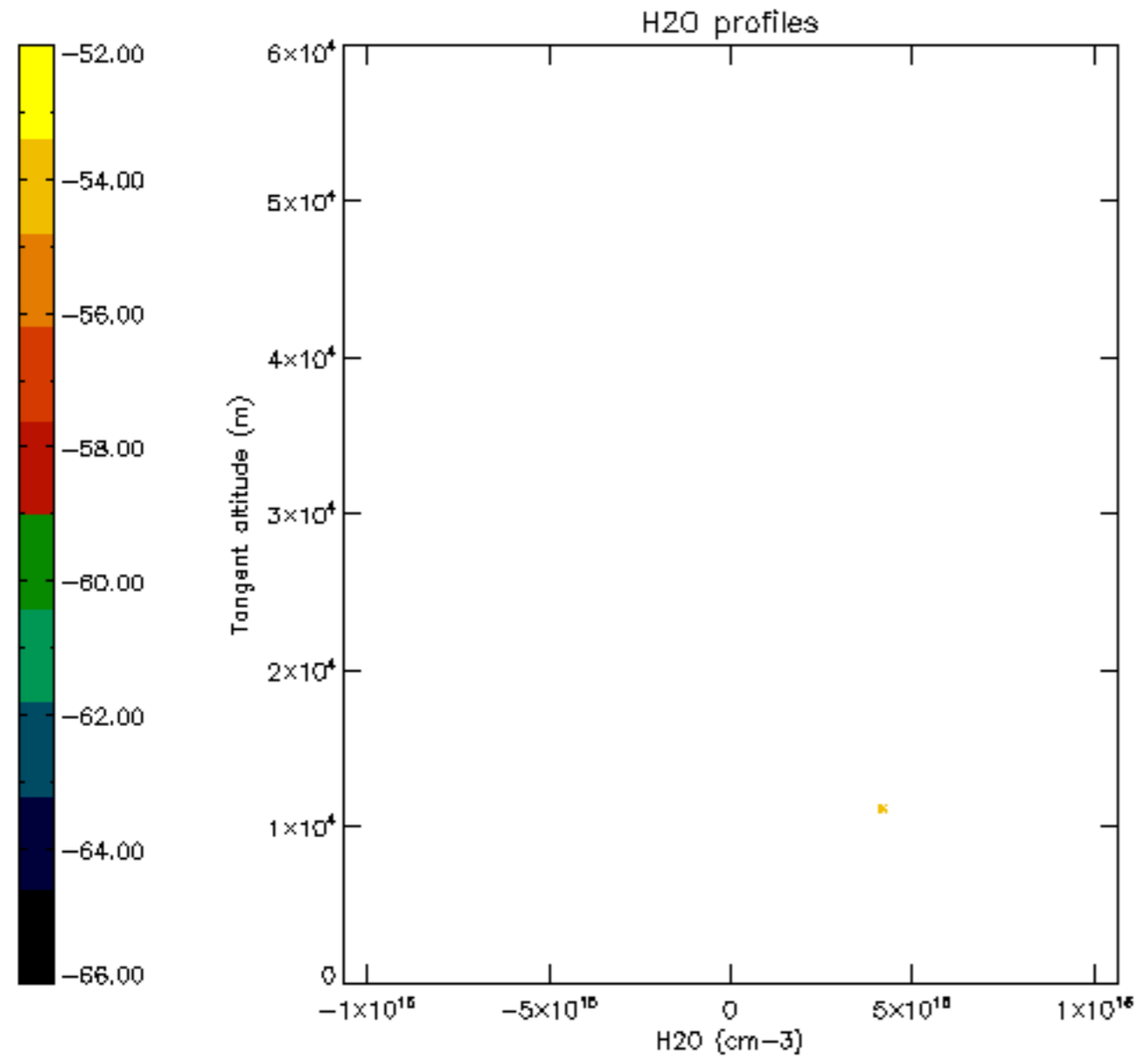


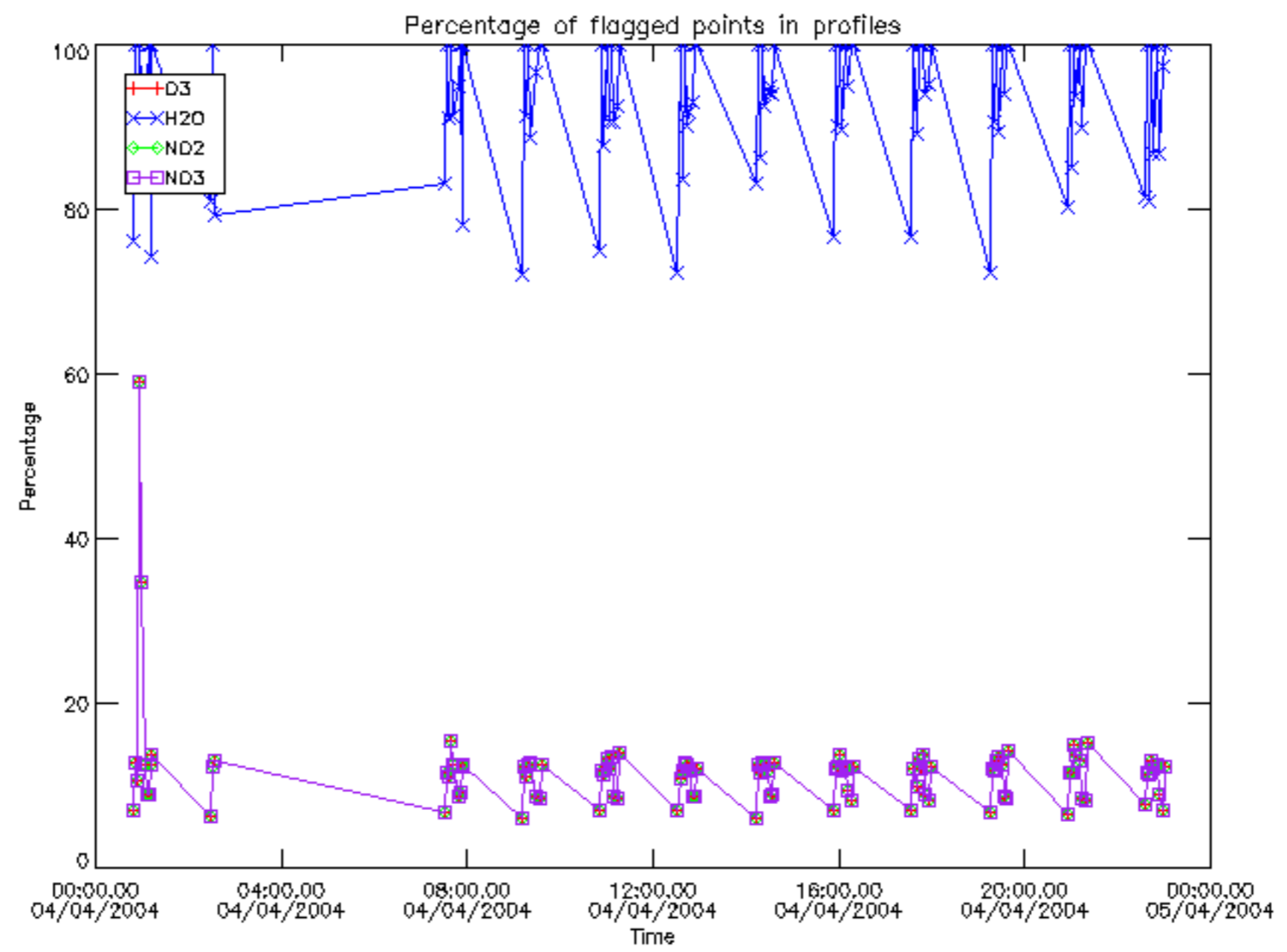




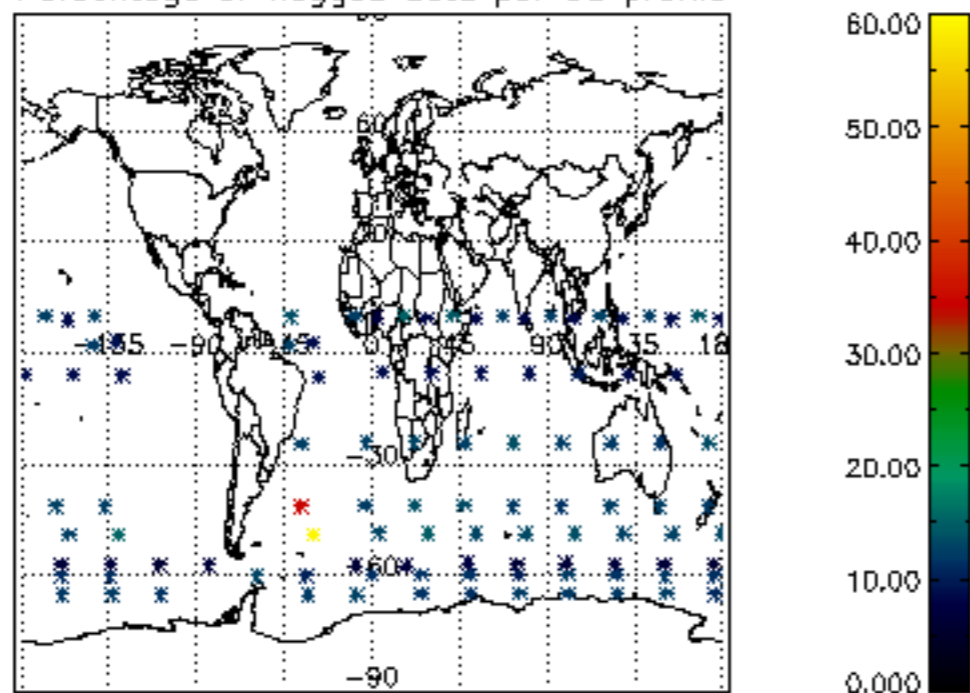




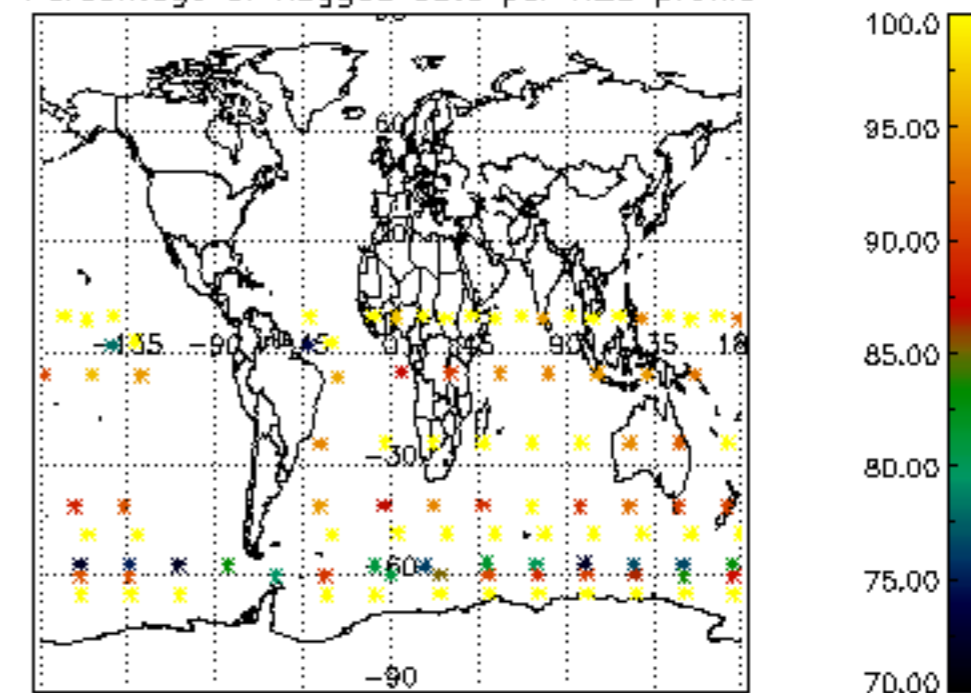




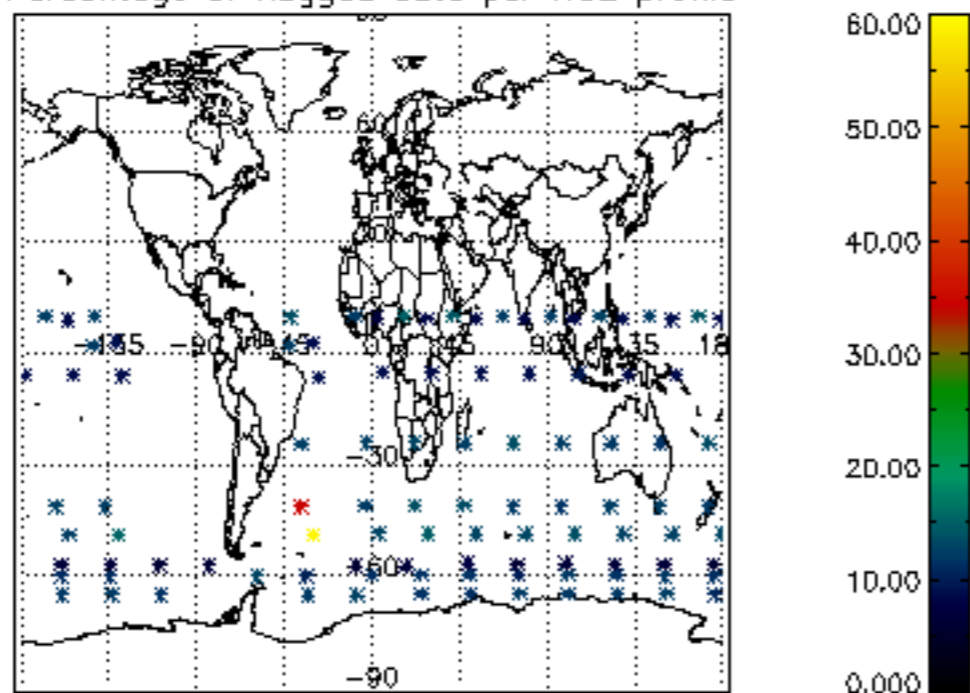
Percentage of flagged data per D3 profile



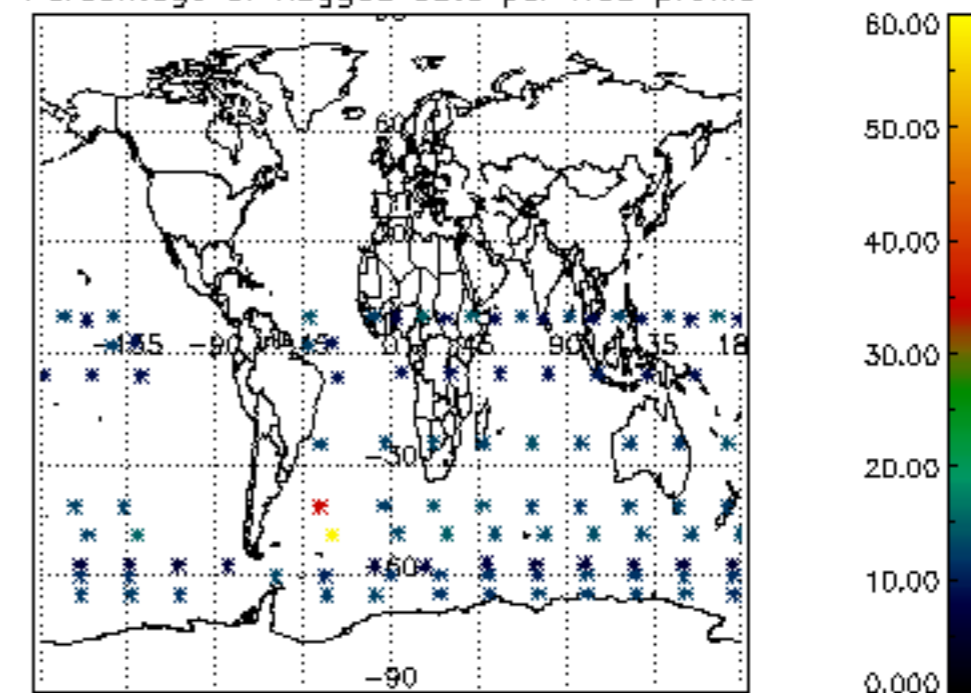
Percentage of flagged data per H2O profile

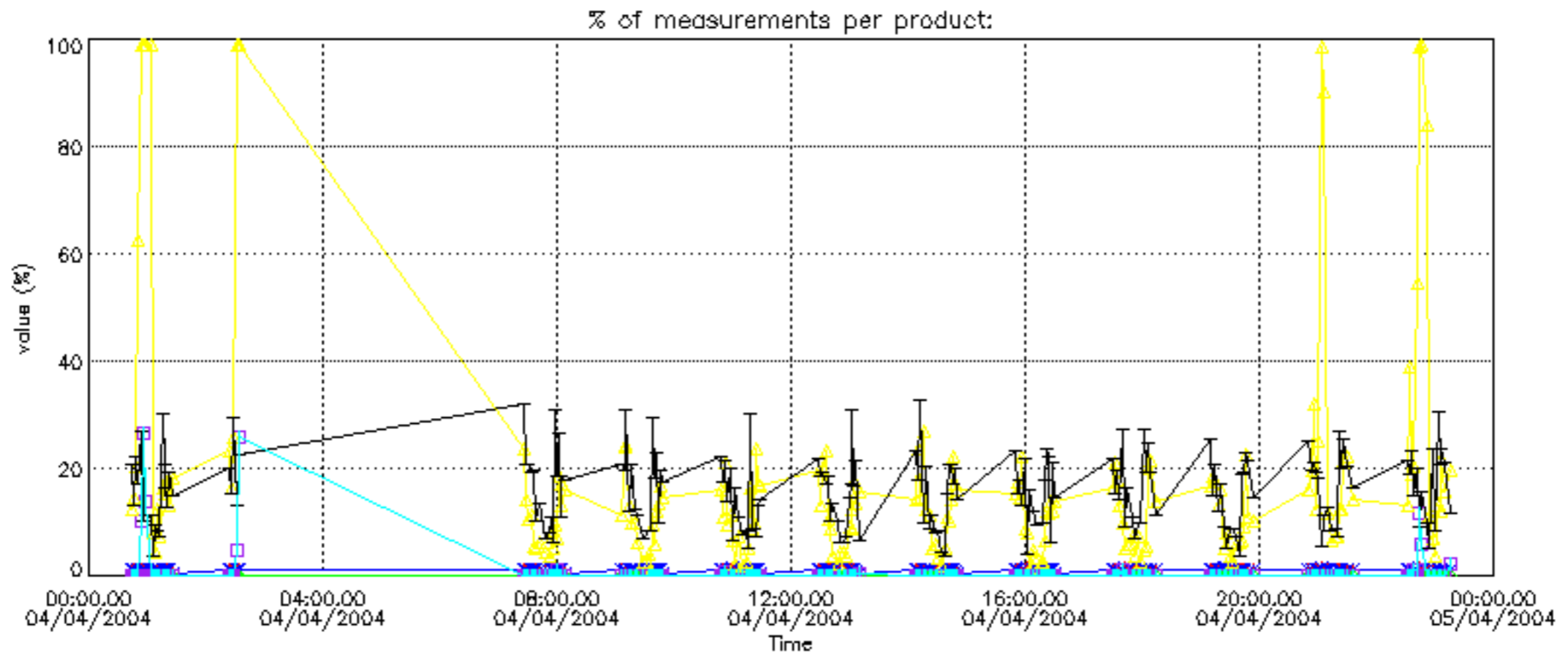


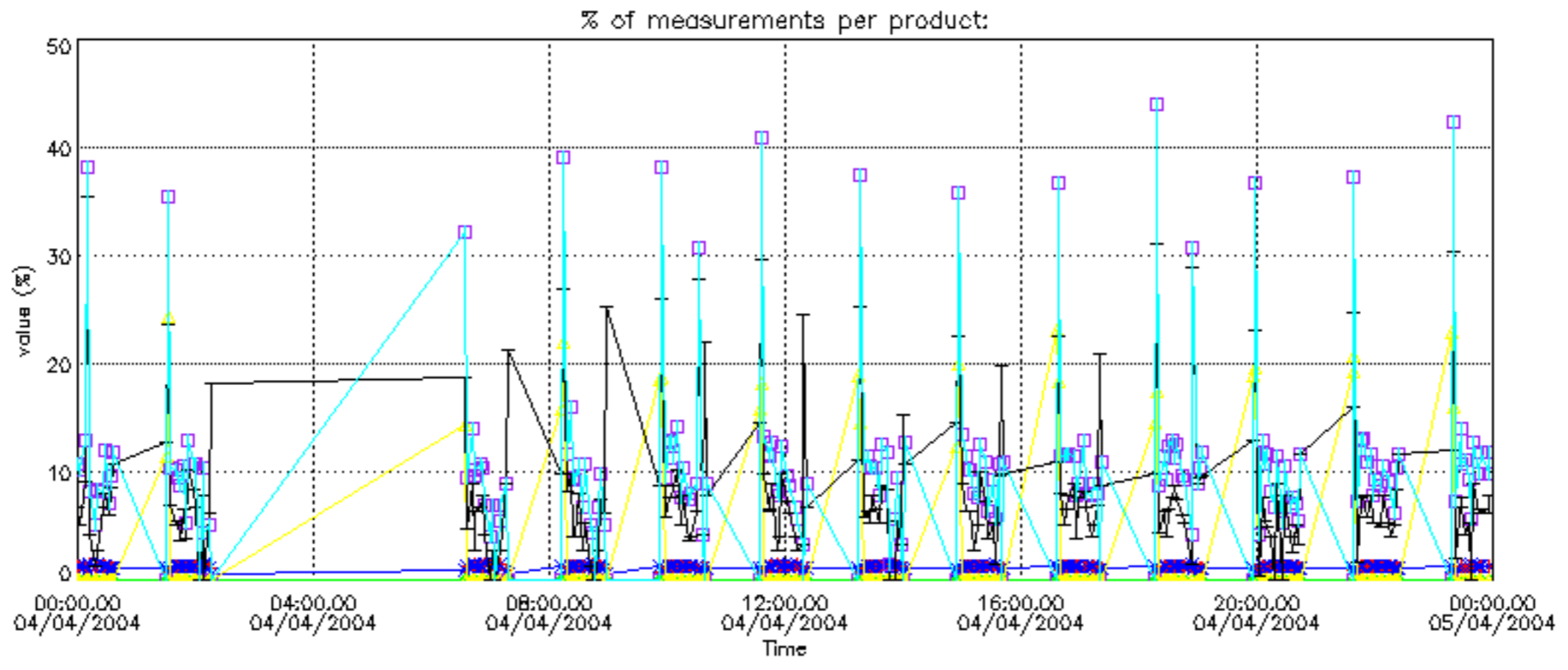
Percentage of flagged data per NO2 profile



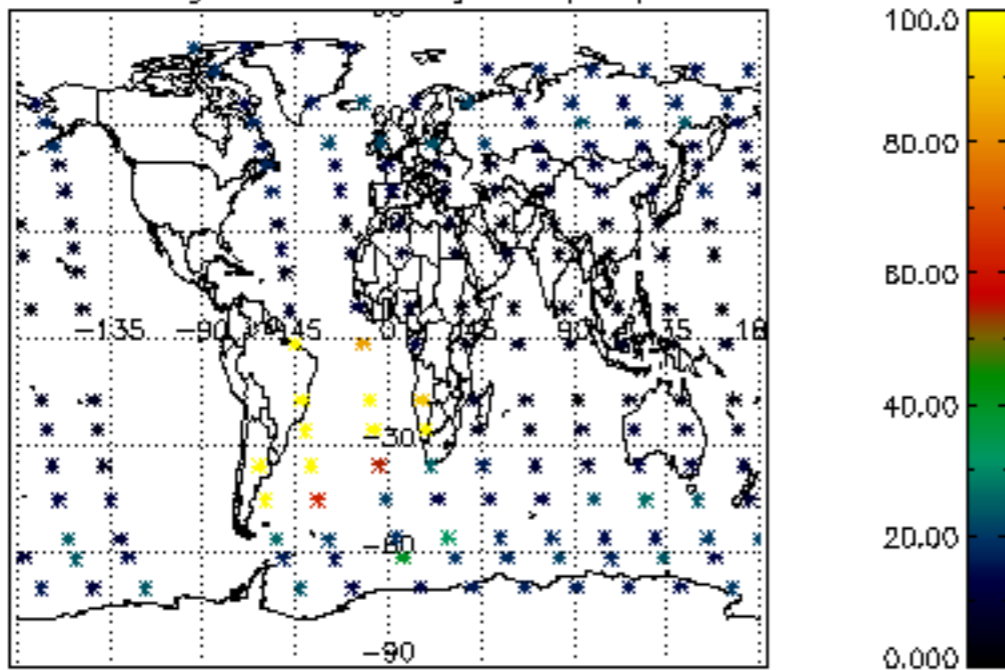
Percentage of flagged data per NO3 profile



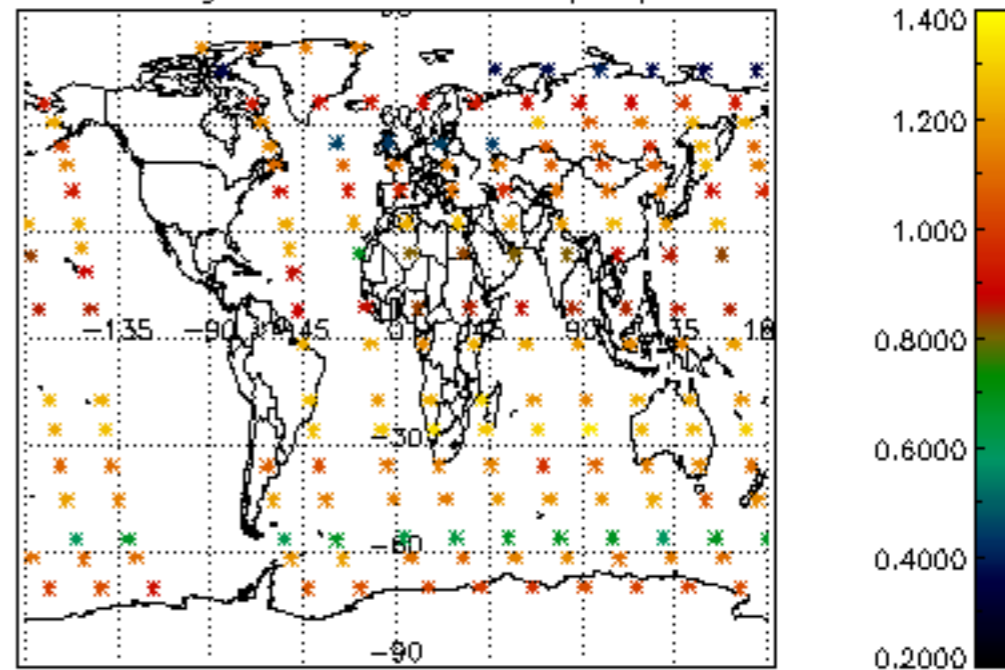




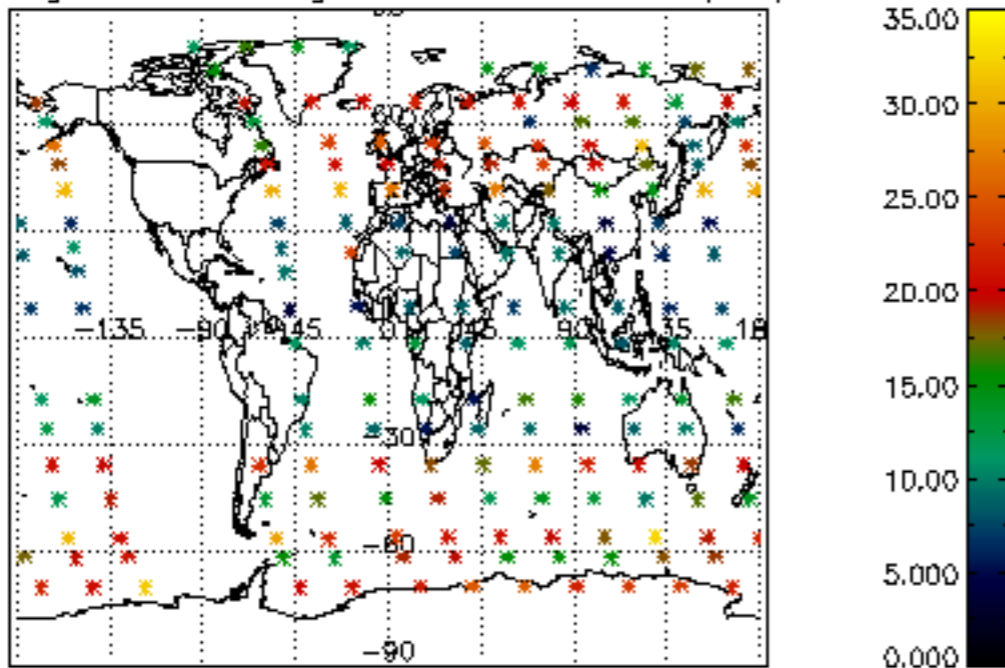
Percentage of cosmic ray hits per profile



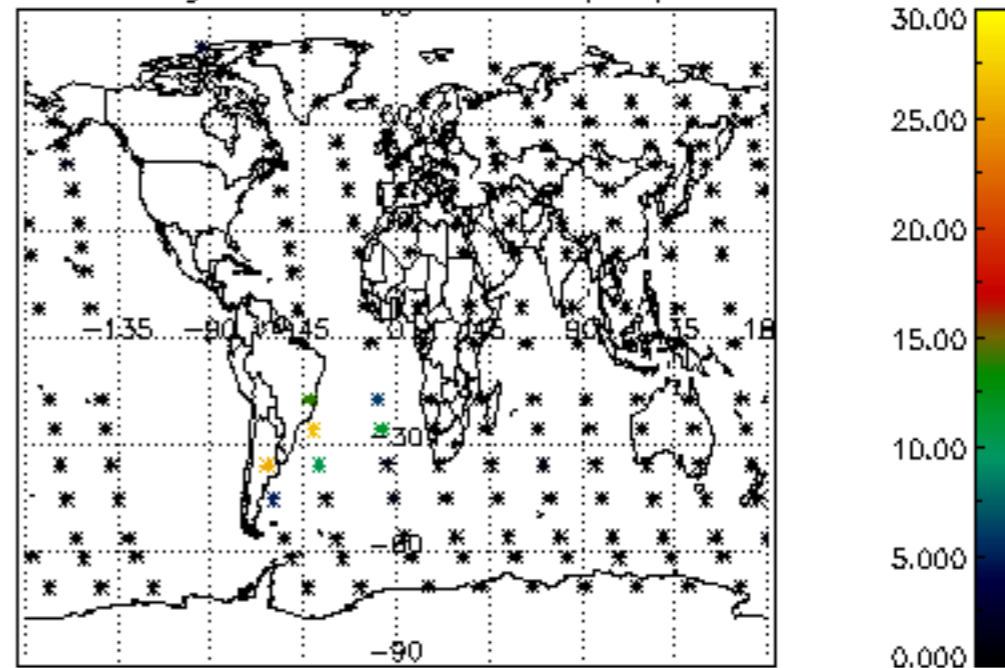
Percentage of datation errors per profile



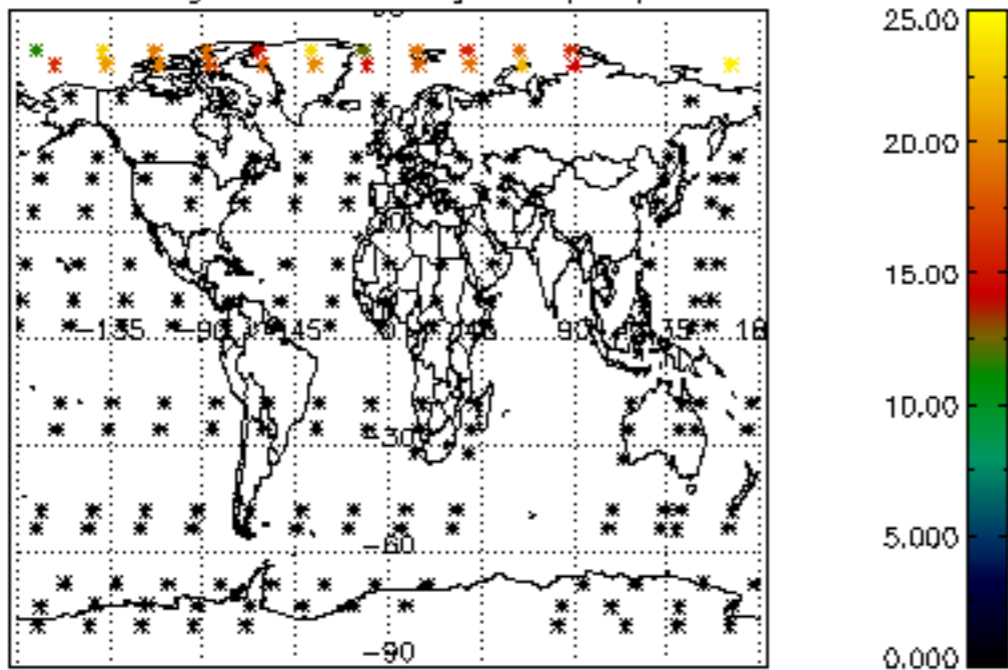
Percentage of star falling outside central band per profile



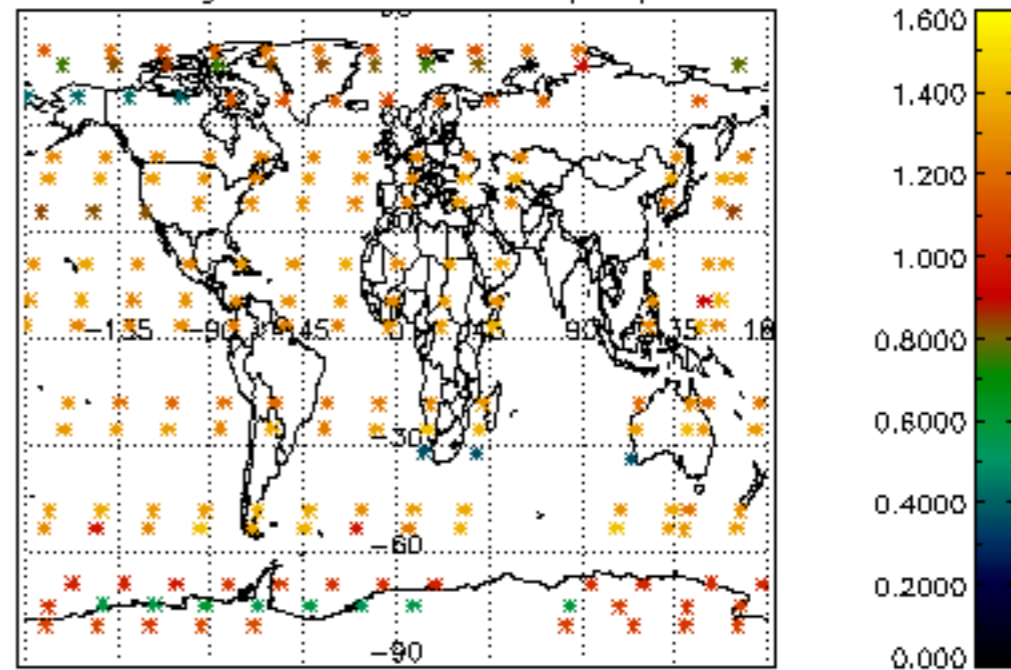
Percentage of saturation errors per profile



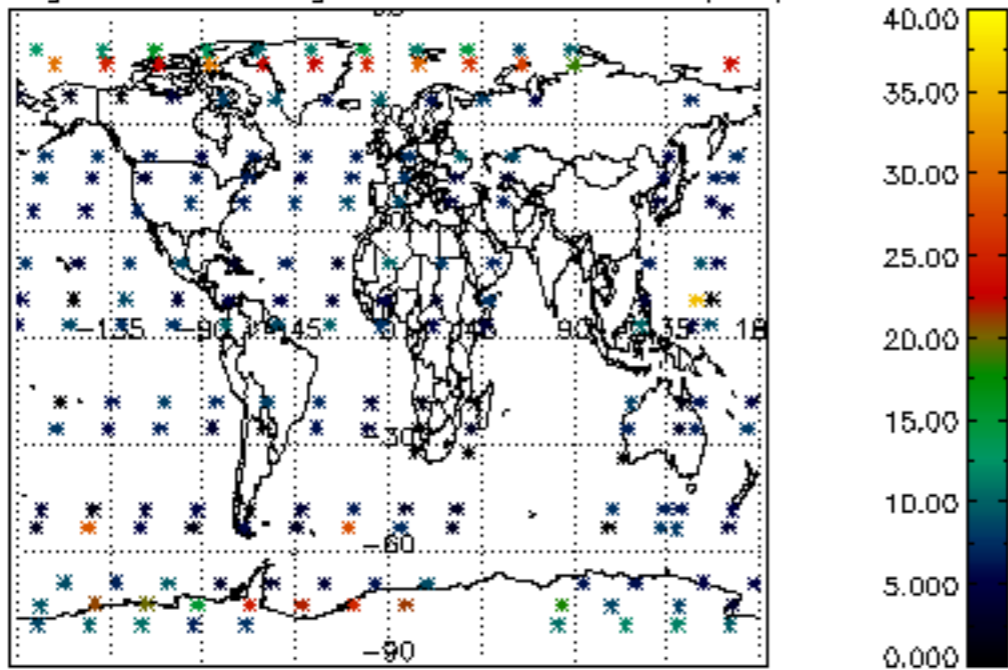
Percentage of cosmic ray hits per profile



Percentage of datation errors per profile



Percentage of star falling outside central band per profile



Percentage of saturation errors per profile

