

GOMOS Level 2 Daily Report

SUMMARY

[1. General Info](#)

[2. Summary of processed GOM_NL_2P products](#)

[3. Level 2 Quality information per product](#)

[3.1 Plot of level 2 quality information per product \(time dependant\)](#)

[3.2 Plot of level 2 quality information per product \(world map\)](#)

[4. Level 1 Quality information per product \(stored on level 2 products\)](#)

[4.1 Plot of level 1 quality information per product \(time dependant\)](#)

[4.1.1 Plot of level 1 quality information per product \(time dependant\): ASCENDING](#)

[4.1.2 Plot of level 1 quality information per product \(time dependant\): DESCENDING](#)

[4.2 Plot of level 1 quality information per product \(world map\)](#)

[4.2.1 Plot of level 1 quality information per product \(world map\): ASCENDING](#)

[4.2.2 Plot of level 1 quality information per product \(world map\): DESCENDING](#)

[5. Ozone profiles based on quality statistics and other trace gas profiles](#)

[5.1 Ozone statistics based on quality of products](#)

[5.2 Plot ozone profiles for all STD \(dark without errors\)](#)

[5.3 Plot ozone profiles where STD < 20% \(dark without errors\)](#)

[5.4. Plot ozone profiles where STD < 10% \(dark without errors\)](#)

[5.5. Plot ozone profiles where STD < 5% \(dark without errors\)](#)

[5.6 Plot NO2 profiles for all STD \(dark without errors\)](#)

[5.7 Plot NO3 profiles for all STD \(dark without errors\)](#)

[5.8 Plot H2O profiles \(only for occultations of stars 1,2,3,4,13,14,16,26,63 dark without errors\) for all STD](#)

[6. Auxiliary Data Files used for the production reported in section 2](#)

This report presents the daily analysis on parameters extracted from GOMOS level 2 data (GOM_NL__2P). It is intended to monitor some important parameters that will impact the quality of these products. A list of level 2 products (and content) that have arrived during the reporting day to the PCF is also given.

Item	Value
Time of report generation	18APR2013 23:01:28
Data source version	GOMOS/6.01
Start time of products	02-04-2004 (02APR2004 00:00:00)
Stop time of products	03-04-2004 (03APR2004 00:00:00)
Store outputs in DB	Yes
Nb of level 2 prods	411
Nb of prods with errors	0

2. Summary of processed GOM_NL__2P products.

Nr	Filename	UTC Start time	Limb	Duration	Star Id	Star Name	Star Mag	Star Temp	Nb Meas	Orbit	Prod. error
1	GOM_NL__2PRFIN20040402_000608_000000482025_00345_10920_1194.N1	02-APR-2004 00:06:08	Twilight	47.500	61	8Eps Peg	2.1000	3900.0	95	10920	No
2	GOM_NL__2PRFIN20040402_000951_000000722025_00345_10920_1195.N1	02-APR-2004 00:09:51	Dark	71.500	11	53Alp Aql	0.76500	8000.0	143	10920	No
3	GOM_NL__2PRFIN20040402_001319_000000452025_00345_10920_1196.N1	02-APR-2004 00:13:19	Dark	44.500	142	49Del Cap	2.8500	8900.0	89	10920	No
4	GOM_NL__2PRFIN20040402_001852_000000432025_00345_10920_1197.N1	02-APR-2004 00:18:52	Dark	42.500	172	Gam Gru	3.0030	13100.	85	10920	No
5	GOM_NL__2PRFIN20040402_002119_000000422025_00345_10920_1198.N1	02-APR-2004 00:21:19	Dark	42.000	31	Alp Gru	1.7340	15200.	84	10920	No
6	GOM_NL__2PRFIN20040402_002534_000000432025_00345_10920_1199.N1	02-APR-2004 00:25:34	Dark	43.000	45	Alp Pav	1.9400	26000.	86	10920	No
7	GOM_NL__2PRFIN20040402_002745_000000582025_00346_10921_1171.N1	02-APR-2004 00:27:45	Dark	57.500	38	20Eps Sgr	1.8360	11000.	115	10921	No
8	GOM_NL__2PRFIN20040402_003112_000000582025_00346_10921_1172.N1	02-APR-2004 00:31:12	Dark	58.000	85	Kap Sco	2.4070	28000.	116	10921	No
9	GOM_NL__2PRFIN20040402_003303_000000492025_00346_10921_1173.N1	02-APR-2004 00:33:03	Dark	48.500	43	Alp TrA	1.9100	4250.0	97	10921	No
10	GOM_NL__2PRFIN20040402_003459_000000422025_00346_10921_1174.N1	02-APR-2004 00:34:59	Dark	41.500	134	Bet TrA	2.8100	6600.0	83	10921	No
11	GOM_NL__2PRFIN20040402_003735_000000532025_00346_10921_1175.N1	02-APR-2004 00:37:35	Dark	52.500	4	Alp1Cen	-0.010000	5800.0	105	10921	No
12	GOM_NL__2PRFIN20040402_004038_000001222025_00346_10921_1176.N1	02-APR-2004 00:40:38	Straylight	122.00	16	21Alp Sco	1.0200	3000.0	244	10921	No
13	GOM_NL__2PRFIN20040402_004443_000000522025_00346_10921_1177.N1	02-APR-2004 00:44:43	Straylight	52.000	54	5The Cen	2.0550	4500.0	104	10921	No
14	GOM_NL__2PRFIN20040402_004717_000001472025_00346_10921_1178.N1	02-APR-2004 00:47:17	Twilight	146.50	97	8Bet1Sco	2.5610	30000.	293	10921	No
15	GOM_NL__2PRFIN20040402_005232_000000442025_00346_10921_1179.N1	02-APR-2004 00:52:32	Twilight	43.500	100	4Gam Crv	2.5800	13100.	87	10921	No
16	GOM_NL__2PRFIN20040402_005419_000000602025_00346_10921_1180.N1	02-APR-2004 00:54:19	Bright	60.000	15	67Alp Vir	0.97600	28000.	120	10921	No
17	GOM_NL__2PRFIN20040402_005733_000000462025_00346_10921_1181.N1	02-APR-2004 00:57:33	Bright	45.500	121	29Gam Vir	2.7400	7200.0	91	10921	No
18	GOM_NL__2PRFIN20040402_010208_000000432025_00346_10921_1182.N1	02-APR-2004 01:02:08	Bright	42.500	62	94Bet Leo	2.1360	9700.0	85	10921	No
19	GOM_NL__2PRFIN20040402_010348_000000392025_00346_10921_1183.N1	02-APR-2004 01:03:48	Bright	39.000	96	68Del Leo	2.5600	9300.0	78	10921	No
20	GOM_NL__2PRFIN20040402_010536_000000382025_00346_10921_1184.N1	02-APR-2004 01:05:36	Bright	37.500	166	17Eps Leo	2.9800	6000.0	75	10921	No
21	GOM_NL__2PRFIN20040402_011036_000000392025_00346_10921_1185.N1	02-APR-2004 01:10:36	Bright	39.000	174	52Psi UMa	3.0040	4400.0	78	10921	No
22	GOM_NL__2PRFIN20040402_011336_000000382025_00346_10921_1186.N1	02-APR-2004 01:13:36	Bright	38.000	87	64Gam UMa	2.4330	11000.	76	10921	No
23	GOM_NL__2PRFIN20040402_011528_000000382025_00346_10921_1187.N1	02-APR-2004 01:15:28	Bright	38.000	36	50Alp UMa	1.8000	6300.0	76	10921	No
24	GOM_NL__2PRFIN20040402_012143_000000412025_00346_10921_1188.N1	02-APR-2004 01:21:43	Bright	41.000	60	7Bet UMi	2.0810	3950.0	82	10921	No
25	GOM_NL__2PRFIN20040402_012332_000000362025_00346_10921_1189.N1	02-APR-2004 01:23:32	Bright	36.000	49	1Alp UMi	1.9900	6300.0	72	10921	No
26	GOM_NL__2PRFIN20040402_012949_000000372025_00346_10921_1190.N1	02-APR-2004 01:29:49	Bright	36.500	110	37Del Cas	2.6780	8900.0	73	10921	No
27	GOM_NL__2PRFIN20040402_013120_000000402025_00346_10921_1191.N1	02-APR-2004 01:31:20	Bright	39.500	74	11Bet Cas	2.2680	6600.0	79	10921	No
28	GOM_NL__2PRFIN20040402_013609_000000482025_00346_10921_1192.N1	02-APR-2004 01:36:09	Bright	48.000	144	18Del Cyg	2.8600	11000.	96	10921	No
29	GOM_NL__2PRFIN20040402_013805_000000452025_00346_10921_1193.N1	02-APR-2004 01:38:05	Bright	45.000	66	37Gam Cyg	2.2080	5900.0	90	10921	No
30	GOM_NL__2PRFIN20040402_014008_000000462025_00346_10921_1194.N1	02-APR-2004 01:40:08	Bright	46.000	92	53Eps Cyg	2.5000	4500.0	92	10921	No
31	GOM_NL__2PRFIN20040402_014644_000000492025_00346_10921_1195.N1	02-APR-2004 01:46:44	Twilight	49.000	61	8Eps Peg	2.1000	3900.0	98	10921	No
32	GOM_NL__2PRFIN20040402_015029_000000712025_00346_10921_1196.N1	02-APR-2004 01:50:29	Dark	71.000	11	53Alp Aql	0.76500	8000.0	142	10921	No
33	GOM_NL__2PRFIN20040402_015354_000000432025_00346_10921_1197.N1	02-APR-2004 01:53:54	Dark	43.000	142	49Del Cap	2.8500	8900.0	86	10921	No
34	GOM_NL__2PRFIN20040402_015929_000000402025_00346_10921_1198.N1	02-APR-2004 01:59:29	Dark	39.500	172	Gam Gru	3.0030	13100.	79	10921	No
35	GOM_NL__2PRFIN20040402_020155_000000402025_00346_10921_1199.N1	02-APR-2004 02:01:55	Dark	39.500	31	Alp Gru	1.7340	15200.	79	10921	No
36	GOM_NL__2PRFIN20040402_020610_000000412025_00346_10921_1200.N1	02-APR-2004 02:06:10	Dark	41.000	45	Alp Pav	1.9400	26000.	82	10921	No
37	GOM_NL__2PRFIN20040402_020822_000000562025_00347_10922_1172.N1	02-APR-2004 02:08:22	Dark	55.500	38	20Eps Sgr	1.8360	11000.	111	10922	No
38	GOM_NL__2PRFIN20040402_021149_000000572025_00347_10922_1173.N1	02-APR-2004 02:11:49	Dark	57.000	85	Kap Sco	2.4070	28000.	114	10922	No
39	GOM_NL__2PRFIN20040402_021341_000000442025_00347_10922_1174.N1	02-APR-2004 02:13:41	Dark	44.000	43	Alp TrA	1.9100	4250.0	88	10922	No
40	GOM_NL__2PRFIN20040402_021535_000000412025_00347_10922_1175.N1	02-APR-2004 02:15:35	Dark	41.000	134	Bet TrA	2.8100	6600.0	82	10922	No
41	GOM_NL__2PRFIN20040402_021811_000000552025_00347_10922_1176.N1	02-APR-2004 02:18:11	Dark	55.000	4	Alp1Cen	-0.010000	5800.0	110	10922	No
42	GOM_NL__2PRFIN20040402_022116_000001232025_00347_10922_1177.N1	02-APR-2004 02:21:16	Straylight	123.00	16	21Alp Sco	1.0200	3000.0	246	10922	No

43	GOM_NL__2PRFIN20040402_022519_000000542025_00347_10922_1178.N1	02-APR-2004 02:25:19	Straylight	54.000	54	5The Cen	2.0550	4500.0	108	10922	No
44	GOM_NL__2PRFIN20040402_022754_000001522025_00347_10922_1179.N1	02-APR-2004 02:27:54	Tw_i_and_stray	151.50	97	8Bet1Sco	2.5610	30000.	303	10922	No
45	GOM_NL__2PRFIN20040402_023308_000000462025_00347_10922_1180.N1	02-APR-2004 02:33:08	Tw_i_and_stray	45.500	100	4Gam Crv	2.5800	13100.	91	10922	No
46	GOM_NL__2PRFIN20040402_023455_000000692025_00347_10922_1181.N1	02-APR-2004 02:34:55	Bright	69.000	15	67Alp Vir	0.97600	28000.	138	10922	No
47	GOM_NL__2PRFIN20040402_023809_000000452025_00347_10922_1182.N1	02-APR-2004 02:38:09	Bright	44.500	121	29Gam Vir	2.7400	7200.0	89	10922	No
48	GOM_NL__2PRFIN20040402_024244_000000432025_00347_10922_1183.N1	02-APR-2004 02:42:44	Bright	42.500	62	94Bet Leo	2.1360	9700.0	85	10922	No
49	GOM_NL__2PRFIN20040402_024423_000000402025_00347_10922_1184.N1	02-APR-2004 02:44:23	Bright	40.000	96	68Del Leo	2.5600	9300.0	80	10922	No
50	GOM_NL__2PRFIN20040402_024611_000000412025_00347_10922_1185.N1	02-APR-2004 02:46:11	Bright	40.500	166	17Eps Leo	2.9800	6000.0	81	10922	No
51	GOM_NL__2PRFIN20040402_025112_000000392025_00347_10922_1186.N1	02-APR-2004 02:51:12	Bright	38.500	174	52Psi UMa	3.0040	4400.0	77	10922	No
52	GOM_NL__2PRFIN20040402_025411_000000392025_00347_10922_1187.N1	02-APR-2004 02:54:11	Bright	39.000	87	64Gam UMa	2.4330	11000.	78	10922	No
53	GOM_NL__2PRFIN20040402_025604_000000372025_00347_10922_1188.N1	02-APR-2004 02:56:04	Bright	37.000	36	50Alp UMa	1.8000	6300.0	74	10922	No
54	GOM_NL__2PRFIN20040402_030219_000000382025_00347_10922_1189.N1	02-APR-2004 03:02:19	Bright	38.000	60	7Bet UMi	2.0810	3950.0	76	10922	No
55	GOM_NL__2PRFIN20040402_030407_000000372025_00347_10922_1190.N1	02-APR-2004 03:04:07	Bright	37.000	49	1Alp UMi	1.9900	6300.0	74	10922	No
56	GOM_NL__2PRFIN20040402_031025_000000382025_00347_10922_1191.N1	02-APR-2004 03:10:25	Bright	38.000	110	37Del Cas	2.6780	8900.0	76	10922	No
57	GOM_NL__2PRFIN20040402_031158_000000362025_00347_10922_1192.N1	02-APR-2004 03:11:58	Bright	35.500	74	11Bet Cas	2.2680	6600.0	71	10922	No
58	GOM_NL__2PRFIN20040402_031645_000000472025_00347_10922_1193.N1	02-APR-2004 03:16:45	Bright	47.000	144	18Del Cyg	2.8600	11000.	94	10922	No
59	GOM_NL__2PRFIN20040402_031841_000000462025_00347_10922_1194.N1	02-APR-2004 03:18:41	Bright	46.000	66	37Gam Cyg	2.2080	5900.0	92	10922	No
60	GOM_NL__2PRFIN20040402_032045_000000462025_00347_10922_1195.N1	02-APR-2004 03:20:45	Bright	46.000	92	53Eps Cyg	2.5000	4500.0	92	10922	No
61	GOM_NL__2PRFIN20040402_032721_000000502025_00347_10922_1196.N1	02-APR-2004 03:27:21	Tw_i_and_stray	50.000	61	8Eps Peg	2.1000	3900.0	100	10922	No
62	GOM_NL__2PRFIN20040402_033106_000000702025_00347_10922_1197.N1	02-APR-2004 03:31:06	Dark	69.500	11	53Alp Aql	0.76500	8000.0	139	10922	No
63	GOM_NL__2PRFIN20040402_033429_000000452025_00347_10922_1198.N1	02-APR-2004 03:34:29	Dark	44.500	142	49Del Cap	2.8500	8900.0	89	10922	No
64	GOM_NL__2PRFIN20040402_034006_000000392025_00347_10922_1199.N1	02-APR-2004 03:40:06	Dark	38.500	172	Gam Gru	3.0030	13100.	77	10922	No
65	GOM_NL__2PRFIN20040402_034231_000000392025_00347_10922_1200.N1	02-APR-2004 03:42:31	Dark	39.000	31	Alp Gru	1.7340	15200.	78	10922	No
66	GOM_NL__2PRFIN20040402_034647_000000412025_00347_10922_1201.N1	02-APR-2004 03:46:47	Dark	40.500	45	Alp Pav	1.9400	26000.	81	10922	No
67	GOM_NL__2PRFIN20040402_034900_000000602025_00348_10923_1172.N1	02-APR-2004 03:49:00	Dark	59.500	38	20Eps Sgr	1.8360	11000.	119	10923	No
68	GOM_NL__2PRFIN20040402_035226_000000562025_00348_10923_1173.N1	02-APR-2004 03:52:26	Dark	56.000	85	Kap Sco	2.4070	28000.	112	10923	No
69	GOM_NL__2PRFIN20040402_035418_000000412025_00348_10923_1174.N1	02-APR-2004 03:54:18	Dark	40.500	43	Alp TrA	1.9100	4250.0	81	10923	No
70	GOM_NL__2PRFIN20040402_035612_000000412025_00348_10923_1175.N1	02-APR-2004 03:56:12	Dark	41.000	134	Bet TrA	2.8100	6600.0	82	10923	No
71	GOM_NL__2PRFIN20040402_035848_000000492025_00348_10923_1176.N1	02-APR-2004 03:58:48	Dark	49.000	4	Alp1Cen	-0.010000	5800.0	98	10923	No
72	GOM_NL__2PRFIN20040402_040153_000001232025_00348_10923_1177.N1	02-APR-2004 04:01:53	Straylight	123.00	16	21Alp Sco	1.0200	3000.0	246	10923	No
73	GOM_NL__2PRFIN20040402_040555_000000522025_00348_10923_1178.N1	02-APR-2004 04:05:55	Straylight	52.000	54	5The Cen	2.0550	4500.0	104	10923	No
74	GOM_NL__2PRFIN20040402_040831_000001512025_00348_10923_1179.N1	02-APR-2004 04:08:31	Tw_i_and_stray	150.50	97	8Bet1Sco	2.5610	30000.	301	10923	No
75	GOM_NL__2PRFIN20040402_041344_000000452025_00348_10923_1180.N1	02-APR-2004 04:13:44	Tw_i_and_stray	45.000	100	4Gam Crv	2.5800	13100.	90	10923	No
76	GOM_NL__2PRFIN20040402_041532_000000592025_00348_10923_1181.N1	02-APR-2004 04:15:32	Bright	58.500	15	67Alp Vir	0.97600	28000.	117	10923	No
77	GOM_NL__2PRFIN20040402_041845_000000462025_00348_10923_1182.N1	02-APR-2004 04:18:45	Bright	46.000	121	29Gam Vir	2.7400	7200.0	92	10923	No
78	GOM_NL__2PRFIN20040402_042323_000000412025_00348_10923_1183.N1	02-APR-2004 04:23:23	Bright	40.500	62	94Bet Leo	2.1360	9700.0	81	10923	No
79	GOM_NL__2PRFIN20040402_042502_000000372025_00348_10923_1184.N1	02-APR-2004 04:25:02	Bright	37.000	96	68Del Leo	2.5600	9300.0	74	10923	No
80	GOM_NL__2PRFIN20040402_042649_000000402025_00348_10923_1185.N1	02-APR-2004 04:26:49	Bright	39.500	166	17Eps Leo	2.9800	6000.0	79	10923	No
81	GOM_NL__2PRFIN20040402_043149_000000402025_00348_10923_1186.N1	02-APR-2004 04:31:49	Bright	39.500	174	52Psi UMa	3.0040	4400.0	79	10923	No
82	GOM_NL__2PRFIN20040402_043448_000000392025_00348_10923_1187.N1	02-APR-2004 04:34:48	Bright	38.500	87	64Gam UMa	2.4330	11000.	77	10923	No
83	GOM_NL__2PRFIN20040402_043641_000000382025_00348_10923_1188.N1	02-APR-2004 04:36:41	Bright	38.000	36	50Alp UMa	1.8000	6300.0	76	10923	No
84	GOM_NL__2PRFIN20040402_044255_000000432025_00348_10923_1189.N1	02-APR-2004 04:42:55	Bright	43.000	60	7Bet UMi	2.0810	3950.0	86	10923	No
85	GOM_NL__2PRFIN20040402_044444_000000392025_00348_10923_1190.N1	02-APR-2004 04:44:44	Bright	39.000	49	1Alp UMi	1.9900	6300.0	78	10923	No
86	GOM_NL__2PRFIN20040402_045102_000000372025_00348_10923_1191.N1	02-APR-2004 04:51:02	Bright	37.000	110	37Del Cas	2.6780	8900.0	74	10923	No
87	GOM_NL__2PRFIN20040402_045234_000000392025_00348_10923_1192.N1	02-APR-2004 04:52:34	Bright	38.500	74	11Bet Cas	2.2680	6600.0	77	10923	No
88	GOM_NL__2PRFIN20040402_045720_000000492025_00348_10923_1193.N1	02-APR-2004 04:57:20	Bright	48.500	144	18Del Cyg	2.8600	11000.	97	10923	No
89	GOM_NL__2PRFIN20040402_045917_000000452025_00348_10923_1194.N1	02-APR-2004 04:59:17	Bright	45.000	66	37Gam Cyg	2.2080	5900.0	90	10923	No
90	GOM_NL__2PRFIN20040402_050120_000000462025_00348_10923_1195.N1	02-APR-2004 05:01:20	Bright	45.500	92	53Eps Cyg	2.5000	4500.0	91	10923	No
91	GOM_NL__2PRFIN20040402_050757_000000492025_00348_10923_1196.N1	02-APR-2004 05:07:57	Tw_i_and_stray	49.000	61	8Eps Peg	2.1000	3900.0	98	10923	No
92	GOM_NL__2PRFIN20040402_051142_000000692025_00348_10923_1197.N1	02-APR-2004 05:11:42	Dark	69.000	11	53Alp Aql	0.76500	8000.0	138	10923	No
93	GOM_NL__2PRFIN20040402_051508_000000402025_00348_10923_1198.N1	02-APR-2004 05:15:08	Dark	40.000	142	49Del Cap	2.8500	8900.0	80	10923	No
94	GOM_NL__2PRFIN20040402_052042_000000412025_00348_10923_1199.N1	02-APR-2004 05:20:42	Dark	40.500	172	Gam Gru	3.0030	13100.	81	10923	No
95	GOM_NL__2PRFIN20040402_052307_000000422025_00348_10923_1200.N1	02-APR-2004 05:23:07	Dark	42.000	31	Alp Gru	1.7340	15200.	84	10923	No
96	GOM_NL__2PRFIN20040402_052724_000000422025_00348_10923_1201.N1	02-APR-2004 05:27:24	Dark	41.500	45	Alp Pav	1.9400	26000.	83	10923	No
97	GOM_NL__2PRFIN20040402_052937_000000572025_00349_10924_1172.N1	02-APR-2004 05:29:37	Dark	57.000	38	20Eps Sgr	1.8360	11000.	114	10924	No
98	GOM_NL__2PRFIN20040402_053303_000000572025_00349_10924_1173.N1	02-APR-2004 05:33:03	Dark	56.500	85	Kap Sco	2.4070	28000.	113	10924	No
99	GOM_NL__2PRFIN20040402_053456_000000402025_00349_10924_1174.N1	02-APR-2004 05:34:56	Dark	40.000	43	Alp TrA	1.9100	4250.0	80	10924	No
100	GOM_NL__2PRFIN20040402_053648_000000402025_00349_10924_1175.N1	02-APR-2004 05:36:48	Dark	39.500	134	Bet TrA	2.8100	6600.0	79	10924	No
101	GOM_NL__2PRFIN20040402_053925_000000532025_00349_10924_1176.N1	02-APR-2004 05:39:25	Dark	53.000	4	Alp1Cen	-0.010000	5800.0	106	10924	No

102	GOM_NL__2PRFIN20040402_054230_000001102025_00349_10924_1177.N1	02-APR-2004 05:42:30	Straylight	109.50	16	21Alp Sco	1.0200	3000.0	219	10924	No
103	GOM_NL__2PRFIN20040402_054631_000000552025_00349_10924_1178.N1	02-APR-2004 05:46:31	Straylight	55.000	54	5The Cen	2.0550	4500.0	110	10924	No
104	GOM_NL__2PRFIN20040402_054908_000001422025_00349_10924_1179.N1	02-APR-2004 05:49:08	Twi_and_stray	141.50	97	8Bet1Sco	2.5610	30000.	283	10924	No
105	GOM_NL__2PRFIN20040402_055422_000000472025_00349_10924_1180.N1	02-APR-2004 05:54:22	Twi_and_stray	46.500	100	4Gam Crv	2.5800	13100.	93	10924	No
106	GOM_NL__2PRFIN20040402_055608_000000692025_00349_10924_1181.N1	02-APR-2004 05:56:08	Bright	69.000	15	67Alp Vir	0.97600	28000.	138	10924	No
107	GOM_NL__2PRFIN20040402_055921_000000442025_00349_10924_1182.N1	02-APR-2004 05:59:21	Bright	44.000	121	29Gam Vir	2.7400	7200.0	88	10924	No
108	GOM_NL__2PRFIN20040402_060359_000000392025_00349_10924_1183.N1	02-APR-2004 06:03:59	Bright	39.000	62	94Bet Leo	2.1360	9700.0	78	10924	No
109	GOM_NL__2PRFIN20040402_060538_000000382025_00349_10924_1184.N1	02-APR-2004 06:05:38	Bright	37.500	96	68Del Leo	2.5600	9300.0	75	10924	No
110	GOM_NL__2PRFIN20040402_060725_000000382025_00349_10924_1185.N1	02-APR-2004 06:07:25	Bright	38.000	166	17Eps Leo	2.9800	6000.0	76	10924	No
111	GOM_NL__2PRFIN20040402_061225_000000392025_00349_10924_1186.N1	02-APR-2004 06:12:25	Bright	38.500	174	52Psi UMa	3.0040	4400.0	77	10924	No
112	GOM_NL__2PRFIN20040402_061524_000000392025_00349_10924_1187.N1	02-APR-2004 06:15:24	Bright	38.500	87	64Gam UMa	2.4330	11000.	77	10924	No
113	GOM_NL__2PRFIN20040402_061717_000000382025_00349_10924_1188.N1	02-APR-2004 06:17:17	Bright	38.000	36	50Alp UMa	1.8000	6300.0	76	10924	No
114	GOM_NL__2PRFIN20040402_062331_000000412025_00349_10924_1189.N1	02-APR-2004 06:23:31	Bright	40.500	60	7Bet UMi	2.0810	3950.0	81	10924	No
115	GOM_NL__2PRFIN20040402_062521_000000372025_00349_10924_1190.N1	02-APR-2004 06:25:21	Bright	36.500	49	1Alp UMi	1.9900	6300.0	73	10924	No
116	GOM_NL__2PRFIN20040402_063138_000000372025_00349_10924_1191.N1	02-APR-2004 06:31:38	Bright	37.000	110	37Del Cas	2.6780	8900.0	74	10924	No
117	GOM_NL__2PRFIN20040402_063311_000000372025_00349_10924_1192.N1	02-APR-2004 06:33:11	Bright	37.000	74	11Bet Cas	2.2680	6600.0	74	10924	No
118	GOM_NL__2PRFIN20040402_063756_000000462025_00349_10924_1193.N1	02-APR-2004 06:37:56	Bright	45.500	144	18Del Cyg	2.8600	11000.	91	10924	No
119	GOM_NL__2PRFIN20040402_063953_000000472025_00349_10924_1194.N1	02-APR-2004 06:39:53	Bright	47.000	66	37Gam Cyg	2.2080	5900.0	94	10924	No
120	GOM_NL__2PRFIN20040402_064156_000000472025_00349_10924_1195.N1	02-APR-2004 06:41:56	Bright	47.000	92	53Eps Cyg	2.5000	4500.0	94	10924	No
121	GOM_NL__2PRFIN20040402_064833_000000472025_00349_10924_1196.N1	02-APR-2004 06:48:33	Twi_and_stray	46.500	61	8Eps Peg	2.1000	3900.0	93	10924	No
122	GOM_NL__2PRFIN20040402_065219_000000742025_00349_10924_1197.N1	02-APR-2004 06:52:19	Dark	73.500	11	53Alp Aql	0.76500	8000.0	147	10924	No
123	GOM_NL__2PRFIN20040402_065545_000000432025_00349_10924_1198.N1	02-APR-2004 06:55:45	Dark	43.000	142	49Del Cap	2.8500	8900.0	86	10924	No
124	GOM_NL__2PRFIN20040402_070119_000000402025_00349_10924_1199.N1	02-APR-2004 07:01:19	Dark	39.500	172	Gam Gru	3.0030	13100.	79	10924	No
125	GOM_NL__2PRFIN20040402_070343_000000422025_00349_10924_1200.N1	02-APR-2004 07:03:43	Dark	42.000	31	Alp Gru	1.7340	15200.	84	10924	No
126	GOM_NL__2PRFIN20040402_070800_000000422025_00349_10924_1201.N1	02-APR-2004 07:08:00	Dark	42.000	45	Alp Pav	1.9400	26000.	84	10924	No
127	GOM_NL__2PRFIN20040402_071014_000000582025_00350_10925_1172.N1	02-APR-2004 07:10:14	Dark	58.000	38	20Eps Sgr	1.8360	11000.	116	10925	No
128	GOM_NL__2PRFIN20040402_071317_000000552025_00350_10925_1173.N1	02-APR-2004 07:13:17	Dark	54.500	178	lot1Sco	3.0220	6550.0	109	10925	No
129	GOM_NL__2PRFIN20040402_071532_000000432025_00350_10925_1174.N1	02-APR-2004 07:15:32	Dark	42.500	43	Alp TrA	1.9100	4250.0	85	10925	No
130	GOM_NL__2PRFIN20040402_071725_000000402025_00350_10925_1175.N1	02-APR-2004 07:17:25	Dark	40.000	134	Bet TrA	2.8100	6600.0	80	10925	No
131	GOM_NL__2PRFIN20040402_072002_000000502025_00350_10925_1176.N1	02-APR-2004 07:20:02	Dark	49.500	4	Alp1Cen	-0.010000	5800.0	99	10925	No
132	GOM_NL__2PRFIN20040402_072214_000000442025_00350_10925_1177.N1	02-APR-2004 07:22:14	Straylight	44.000	12	Alp1Cru	0.77500	30000.	88	10925	No
133	GOM_NL__2PRFIN20040402_072341_000000452025_00350_10925_1178.N1	02-APR-2004 07:23:41	Straylight	45.000	26	Gam Cru	1.6240	2900.0	90	10925	No
134	GOM_NL__2PRFIN20040402_072543_000000392025_00350_10925_1179.N1	02-APR-2004 07:25:43	Straylight	38.500	99	Del Cen	2.5750	26000.	77	10925	No
135	GOM_NL__2PRFIN20040402_072708_000000522025_00350_10925_1180.N1	02-APR-2004 07:27:08	Straylight	51.500	54	5The Cen	2.0550	4500.0	103	10925	No
136	GOM_NL__2PRFIN20040402_072945_000001522025_00350_10925_1181.N1	02-APR-2004 07:29:45	Twi_and_stray	151.50	97	8Bet1Sco	2.5610	30000.	303	10925	No
137	GOM_NL__2PRFIN20040402_073458_000000422025_00350_10925_1182.N1	02-APR-2004 07:34:58	Twi_and_stray	42.000	100	4Gam Crv	2.5800	13100.	84	10925	No
138	GOM_NL__2PRFIN20040402_073644_000000632025_00350_10925_1183.N1	02-APR-2004 07:36:44	Bright	62.500	15	67Alp Vir	0.97600	28000.	125	10925	No
139	GOM_NL__2PRFIN20040402_073957_000000442025_00350_10925_1184.N1	02-APR-2004 07:39:57	Bright	43.500	121	29Gam Vir	2.7400	7200.0	87	10925	No
140	GOM_NL__2PRFIN20040402_074435_000000392025_00350_10925_1185.N1	02-APR-2004 07:44:35	Bright	39.000	62	94Bet Leo	2.1360	9700.0	78	10925	No
141	GOM_NL__2PRFIN20040402_074614_000000372025_00350_10925_1186.N1	02-APR-2004 07:46:14	Bright	37.000	96	68Del Leo	2.5600	9300.0	74	10925	No
142	GOM_NL__2PRFIN20040402_074802_000000382025_00350_10925_1187.N1	02-APR-2004 07:48:02	Bright	37.500	166	17Eps Leo	2.9800	6000.0	75	10925	No
143	GOM_NL__2PRFIN20040402_075302_000000392025_00350_10925_1188.N1	02-APR-2004 07:53:02	Bright	38.500	174	52Psi UMa	3.0040	4400.0	77	10925	No
144	GOM_NL__2PRFIN20040402_075559_000000392025_00350_10925_1189.N1	02-APR-2004 07:55:59	Bright	39.000	87	64Gam UMa	2.4330	11000.	78	10925	No
145	GOM_NL__2PRFIN20040402_075753_000000372025_00350_10925_1190.N1	02-APR-2004 07:57:53	Bright	37.000	36	50Alp UMa	1.8000	6300.0	74	10925	No
146	GOM_NL__2PRFIN20040402_080407_000000402025_00350_10925_1191.N1	02-APR-2004 08:04:07	Bright	40.000	60	7Bet UMi	2.0810	3950.0	80	10925	No
147	GOM_NL__2PRFIN20040402_080557_000000382025_00350_10925_1192.N1	02-APR-2004 08:05:57	Bright	37.500	49	1Alp UMi	1.9900	6300.0	75	10925	No
148	GOM_NL__2PRFIN20040402_081214_000000522025_00350_10925_1193.N1	02-APR-2004 08:12:14	Bright	52.000	110	37Del Cas	2.6780	8900.0	104	10925	No
149	GOM_NL__2PRFIN20040402_081347_000000352025_00350_10925_1194.N1	02-APR-2004 08:13:47	Bright	34.500	74	11Bet Cas	2.2680	6600.0	69	10925	No
150	GOM_NL__2PRFIN20040402_081832_000000472025_00350_10925_1195.N1	02-APR-2004 08:18:32	Bright	46.500	144	18Del Cyg	2.8600	11000.	93	10925	No
151	GOM_NL__2PRFIN20040402_082029_000000482025_00350_10925_1196.N1	02-APR-2004 08:20:29	Bright	47.500	66	37Gam Cyg	2.2080	5900.0	95	10925	No
152	GOM_NL__2PRFIN20040402_082232_000000452025_00350_10925_1197.N1	02-APR-2004 08:22:32	Bright	45.000	92	53Eps Cyg	2.5000	4500.0	90	10925	No
153	GOM_NL__2PRFIN20040402_082909_000000502025_00350_10925_1198.N1	02-APR-2004 08:29:09	Twi_and_stray	49.500	61	8Eps Peg	2.1000	3900.0	99	10925	No
154	GOM_NL__2PRFIN20040402_083256_000000742025_00350_10925_1199.N1	02-APR-2004 08:32:56	Dark	74.000	11	53Alp Aql	0.76500	8000.0	148	10925	No
155	GOM_NL__2PRFIN20040402_083621_000000442025_00350_10925_1200.N1	02-APR-2004 08:36:21	Dark	43.500	142	49Del Cap	2.8500	8900.0	87	10925	No
156	GOM_NL__2PRFIN20040402_084155_000000412025_00350_10925_1201.N1	02-APR-2004 08:41:55	Dark	40.500	172	Gam Gru	3.0030	13100.	81	10925	No
157	GOM_NL__2PRFIN20040402_084420_000000422025_00350_10925_1202.N1	02-APR-2004 08:44:20	Dark	42.000	31	Alp Gru	1.7340	15200.	84	10925	No
158	GOM_NL__2PRFIN20040402_085052_000000622025_00351_10926_1173.N1	02-APR-2004 08:50:52	Dark	61.500	38	20Eps Sgr	1.8360	11000.	123	10926	No
159	GOM_NL__2PRFIN20040402_085354_000000532025_00351_10926_1174.N1	02-APR-2004 08:53:54	Dark	52.500	178	lot1Sco	3.0220	6550.0	105	10926	No
160	GOM_NL__2PRFIN20040402_085609_000000492025_00351_10926_1175.N1	02-APR-2004 08:56:09	Dark	48.500	43	Alp TrA	1.9100	4250.0	97	10926	No

161	GOM_NL__2PRFIN20040402_085801_000000402025_00351_10926_1176.N1	02-APR-2004 08:58:01	Dark	40.000	134	Bet TrA	2.8100	6600.0	80	10926	No
162	GOM_NL__2PRFIN20040402_090039_000000542025_00351_10926_1177.N1	02-APR-2004 09:00:39	Dark	54.000	4	Alp1Cen	-0.010000	5800.0	108	10926	No
163	GOM_NL__2PRFIN20040402_090250_000000432025_00351_10926_1178.N1	02-APR-2004 09:02:50	Straylight	43.000	12	Alp1Cru	0.77500	30000.	86	10926	No
164	GOM_NL__2PRFIN20040402_090417_000000462025_00351_10926_1179.N1	02-APR-2004 09:04:17	Straylight	45.500	26	Gam Cru	1.6240	2900.0	91	10926	No
165	GOM_NL__2PRFIN20040402_090619_000000392025_00351_10926_1180.N1	02-APR-2004 09:06:19	Straylight	39.000	99	Del Cen	2.5750	26000.	78	10926	No
166	GOM_NL__2PRFIN20040402_090744_000000572025_00351_10926_1181.N1	02-APR-2004 09:07:44	Straylight	57.000	54	5The Cen	2.0550	4500.0	114	10926	No
167	GOM_NL__2PRFIN20040402_091022_000001532025_00351_10926_1182.N1	02-APR-2004 09:10:22	Tw_i_and_stray	152.50	97	8Bet1Sco	2.5610	30000.	305	10926	No
168	GOM_NL__2PRFIN20040402_091534_000000452025_00351_10926_1183.N1	02-APR-2004 09:15:34	Tw_i_and_stray	45.000	100	4Gam Crv	2.5800	13100.	90	10926	No
169	GOM_NL__2PRFIN20040402_091720_000000612025_00351_10926_1184.N1	02-APR-2004 09:17:20	Bright	60.500	15	67Alp Vir	0.97600	28000.	121	10926	No
170	GOM_NL__2PRFIN20040402_092033_000000442025_00351_10926_1185.N1	02-APR-2004 09:20:33	Bright	44.000	121	29Gam Vir	2.7400	7200.0	88	10926	No
171	GOM_NL__2PRFIN20040402_092511_000000402025_00351_10926_1186.N1	02-APR-2004 09:25:11	Bright	39.500	62	94Bet Leo	2.1360	9700.0	79	10926	No
172	GOM_NL__2PRFIN20040402_092650_000000382025_00351_10926_1187.N1	02-APR-2004 09:26:50	Bright	37.500	96	68Del Leo	2.5600	9300.0	75	10926	No
173	GOM_NL__2PRFIN20040402_092838_000000382025_00351_10926_1188.N1	02-APR-2004 09:28:38	Bright	38.000	166	17Eps Leo	2.9800	6000.0	76	10926	No
174	GOM_NL__2PRFIN20040402_093337_000000362025_00351_10926_1189.N1	02-APR-2004 09:33:37	Bright	36.000	174	52Psi UMa	3.0040	4400.0	72	10926	No
175	GOM_NL__2PRFIN20040402_093635_000000382025_00351_10926_1190.N1	02-APR-2004 09:36:35	Bright	38.000	87	64Gam UMa	2.4330	11000.	76	10926	No
176	GOM_NL__2PRFIN20040402_093829_000000392025_00351_10926_1191.N1	02-APR-2004 09:38:29	Bright	39.000	36	50Alp UMa	1.8000	6300.0	78	10926	No
177	GOM_NL__2PRFIN20040402_094442_000000402025_00351_10926_1192.N1	02-APR-2004 09:44:42	Bright	39.500	60	7Bet UMi	2.0810	3950.0	79	10926	No
178	GOM_NL__2PRFIN20040402_094632_000000372025_00351_10926_1193.N1	02-APR-2004 09:46:32	Bright	36.500	49	1Alp UMi	1.9900	6300.0	73	10926	No
179	GOM_NL__2PRFIN20040402_095250_000000372025_00351_10926_1194.N1	02-APR-2004 09:52:50	Bright	37.000	110	37Del Cas	2.6780	8900.0	74	10926	No
180	GOM_NL__2PRFIN20040402_095423_000000372025_00351_10926_1195.N1	02-APR-2004 09:54:23	Bright	36.500	74	11Bet Cas	2.2680	6600.0	73	10926	No
181	GOM_NL__2PRFIN20040402_095907_000000472025_00351_10926_1196.N1	02-APR-2004 09:59:07	Bright	47.000	144	18Del Cyg	2.8600	11000.	94	10926	No
182	GOM_NL__2PRFIN20040402_100105_000000472025_00351_10926_1197.N1	02-APR-2004 10:01:05	Bright	47.000	66	37Gam Cyg	2.2080	5900.0	94	10926	No
183	GOM_NL__2PRFIN20040402_100309_000000462025_00351_10926_1198.N1	02-APR-2004 10:03:09	Bright	45.500	92	53Eps Cyg	2.5000	4500.0	91	10926	No
184	GOM_NL__2PRFIN20040402_100945_000000492025_00351_10926_1199.N1	02-APR-2004 10:09:45	Tw_i_and_stray	48.500	61	8Eps Peg	2.1000	3900.0	97	10926	No
185	GOM_NL__2PRFIN20040402_101333_000000712025_00351_10926_1200.N1	02-APR-2004 10:13:33	Dark	70.500	11	53Alp Aql	0.76500	8000.0	141	10926	No
186	GOM_NL__2PRFIN20040402_101657_000000422025_00351_10926_1201.N1	02-APR-2004 10:16:57	Dark	42.000	142	49Del Cap	2.8500	8900.0	84	10926	No
187	GOM_NL__2PRFIN20040402_102231_000000402025_00351_10926_1202.N1	02-APR-2004 10:22:31	Dark	40.000	172	Gam Gru	3.0030	13100.	80	10926	No
188	GOM_NL__2PRFIN20040402_102456_000000402025_00351_10926_1203.N1	02-APR-2004 10:24:56	Dark	39.500	31	Alp Gru	1.7340	15200.	79	10926	No
189	GOM_NL__2PRFIN20040402_103129_000000582025_00352_10927_1173.N1	02-APR-2004 10:31:29	Dark	58.000	38	20Eps Sgr	1.8360	11000.	116	10927	No
190	GOM_NL__2PRFIN20040402_103430_000000552025_00352_10927_1174.N1	02-APR-2004 10:34:30	Dark	55.000	178	lot1Sco	3.0220	6550.0	110	10927	No
191	GOM_NL__2PRFIN20040402_103645_000000412025_00352_10927_1175.N1	02-APR-2004 10:36:45	Dark	40.500	43	Alp TrA	1.9100	4250.0	81	10927	No
192	GOM_NL__2PRFIN20040402_103838_000000402025_00352_10927_1176.N1	02-APR-2004 10:38:38	Dark	40.000	134	Bet TrA	2.8100	6600.0	80	10927	No
193	GOM_NL__2PRFIN20040402_104115_000000532025_00352_10927_1177.N1	02-APR-2004 10:41:15	Dark	52.500	4	Alp1Cen	-0.010000	5800.0	105	10927	No
194	GOM_NL__2PRFIN20040402_104326_000000392025_00352_10927_1178.N1	02-APR-2004 10:43:26	Straylight	38.500	12	Alp1Cru	0.77500	30000.	77	10927	No
195	GOM_NL__2PRFIN20040402_104453_000000502025_00352_10927_1179.N1	02-APR-2004 10:44:53	Straylight	50.000	26	Gam Cru	1.6240	2900.0	100	10927	No
196	GOM_NL__2PRFIN20040402_104655_000000402025_00352_10927_1180.N1	02-APR-2004 10:46:55	Straylight	40.000	99	Del Cen	2.5750	26000.	80	10927	No
197	GOM_NL__2PRFIN20040402_104821_000000522025_00352_10927_1181.N1	02-APR-2004 10:48:21	Straylight	51.500	54	5The Cen	2.0550	4500.0	103	10927	No
198	GOM_NL__2PRFIN20040402_105059_000001512025_00352_10927_1182.N1	02-APR-2004 10:50:59	Tw_i_and_stray	151.00	97	8Bet1Sco	2.5610	30000.	302	10927	No
199	GOM_NL__2PRFIN20040402_105610_000000452025_00352_10927_1183.N1	02-APR-2004 10:56:10	Tw_i_and_stray	45.000	100	4Gam Crv	2.5800	13100.	90	10927	No
200	GOM_NL__2PRFIN20040402_105756_000000592025_00352_10927_1184.N1	02-APR-2004 10:57:56	Bright	59.000	15	67Alp Vir	0.97600	28000.	118	10927	No
201	GOM_NL__2PRFIN20040402_110108_000000462025_00352_10927_1185.N1	02-APR-2004 11:01:08	Bright	45.500	121	29Gam Vir	2.7400	7200.0	91	10927	No
202	GOM_NL__2PRFIN20040402_110547_000000402025_00352_10927_1186.N1	02-APR-2004 11:05:47	Bright	40.000	62	94Bet Leo	2.1360	9700.0	80	10927	No
203	GOM_NL__2PRFIN20040402_110725_000000372025_00352_10927_1187.N1	02-APR-2004 11:07:25	Bright	37.000	96	68Del Leo	2.5600	9300.0	74	10927	No
204	GOM_NL__2PRFIN20040402_110913_000000392025_00352_10927_1188.N1	02-APR-2004 11:09:13	Bright	39.000	166	17Eps Leo	2.9800	6000.0	78	10927	No
205	GOM_NL__2PRFIN20040402_111413_000000392025_00352_10927_1189.N1	02-APR-2004 11:14:13	Bright	38.500	174	52Psi UMa	3.0040	4400.0	77	10927	No
206	GOM_NL__2PRFIN20040402_111711_000000382025_00352_10927_1190.N1	02-APR-2004 11:17:11	Bright	37.500	87	64Gam UMa	2.4330	11000.	75	10927	No
207	GOM_NL__2PRFIN20040402_111904_000000412025_00352_10927_1191.N1	02-APR-2004 11:19:04	Bright	40.500	36	50Alp UMa	1.8000	6300.0	81	10927	No
208	GOM_NL__2PRFIN20040402_112517_000000392025_00352_10927_1192.N1	02-APR-2004 11:25:17	Bright	38.500	60	7Bet UMi	2.0810	3950.0	77	10927	No
209	GOM_NL__2PRFIN20040402_112708_000000372025_00352_10927_1193.N1	02-APR-2004 11:27:08	Bright	37.000	49	1Alp UMi	1.9900	6300.0	74	10927	No
210	GOM_NL__2PRFIN20040402_113326_000000372025_00352_10927_1194.N1	02-APR-2004 11:33:26	Bright	37.000	110	37Del Cas	2.6780	8900.0	74	10927	No
211	GOM_NL__2PRFIN20040402_113459_000000362025_00352_10927_1195.N1	02-APR-2004 11:34:59	Bright	35.500	74	11Bet Cas	2.2680	6600.0	71	10927	No
212	GOM_NL__2PRFIN20040402_113943_000000492025_00352_10927_1196.N1	02-APR-2004 11:39:43	Bright	49.000	144	18Del Cyg	2.8600	11000.	98	10927	No
213	GOM_NL__2PRFIN20040402_114141_000000472025_00352_10927_1197.N1	02-APR-2004 11:41:41	Bright	47.000	66	37Gam Cyg	2.2080	5900.0	94	10927	No
214	GOM_NL__2PRFIN20040402_114344_000000472025_00352_10927_1198.N1	02-APR-2004 11:43:44	Bright	46.500	92	53Eps Cyg	2.5000	4500.0	93	10927	No
215	GOM_NL__2PRFIN20040402_115022_000000492025_00352_10927_1199.N1	02-APR-2004 11:50:22	Tw_i_and_stray	48.500	61	8Eps Peg	2.1000	3900.0	97	10927	No
216	GOM_NL__2PRFIN20040402_115410_000000792025_00352_10927_1200.N1	02-APR-2004 11:54:10	Dark	78.500	11	53Alp Aql	0.76500	8000.0	157	10927	No
217	GOM_NL__2PRFIN20040402_115733_000000422025_00352_10927_1201.N1	02-APR-2004 11:57:33	Dark	41.500	142	49Del Cap	2.8500	8900.0	83	10927	No
218	GOM_NL__2PRFIN20040402_120305_000000432025_00352_10927_1202.N1	02-APR-2004 12:03:05	Dark	42.500	172	Gam Gru	3.0030	13100.	85	10927	No
219	GOM_NL__2PRFIN20040402_120532_000000382025_00352_10927_1203.N1	02-APR-2004 12:05:32	Dark	38.000	31	Alp Gru	1.7340	15200.	76	10927	No

220	GOM_NL__2PRFIN20040402_121206_000000582025_00353_10928_1173.N1	02-APR-2004 12:12:06	Dark	58.000	38	20Eps Sgr	1.8360	11000.	116	10928	No
221	GOM_NL__2PRFIN20040402_121508_000000542025_00353_10928_1174.N1	02-APR-2004 12:15:08	Dark	53.500	178	lot1Sco	3.0220	6550.0	107	10928	No
222	GOM_NL__2PRFIN20040402_121721_000000452025_00353_10928_1175.N1	02-APR-2004 12:17:21	Dark	44.500	43	Alp TrA	1.9100	4250.0	89	10928	No
223	GOM_NL__2PRFIN20040402_121914_000000422025_00353_10928_1176.N1	02-APR-2004 12:19:14	Dark	41.500	134	Bet TrA	2.8100	6600.0	83	10928	No
224	GOM_NL__2PRFIN20040402_122151_000000502025_00353_10928_1177.N1	02-APR-2004 12:21:51	Dark	49.500	4	Alp1Cen	-0.010000	5800.0	99	10928	No
225	GOM_NL__2PRFIN20040402_122402_000000462025_00353_10928_1178.N1	02-APR-2004 12:24:02	Straylight	45.500	12	Alp1Cru	0.77500	30000.	91	10928	No
226	GOM_NL__2PRFIN20040402_122528_000000422025_00353_10928_1179.N1	02-APR-2004 12:25:28	Straylight	41.500	26	Gam Cru	1.6240	2900.0	83	10928	No
227	GOM_NL__2PRFIN20040402_122730_000000402025_00353_10928_1180.N1	02-APR-2004 12:27:30	Straylight	40.000	99	Del Cen	2.5750	26000.	80	10928	No
228	GOM_NL__2PRFIN20040402_122857_000000532025_00353_10928_1181.N1	02-APR-2004 12:28:57	Straylight	52.500	54	5The Cen	2.0550	4500.0	105	10928	No
229	GOM_NL__2PRFIN20040402_123136_000001452025_00353_10928_1182.N1	02-APR-2004 12:31:36	Twi_and_stray	144.50	97	8Bet1Sco	2.5610	30000.	289	10928	No
230	GOM_NL__2PRFIN20040402_123645_000000442025_00353_10928_1183.N1	02-APR-2004 12:36:45	Twi_and_stray	43.500	100	4Gam Crv	2.5800	13100.	87	10928	No
231	GOM_NL__2PRFIN20040402_123831_000000662025_00353_10928_1184.N1	02-APR-2004 12:38:31	Bright	65.500	15	67Alp Vir	0.97600	28000.	131	10928	No
232	GOM_NL__2PRFIN20040402_124144_000000452025_00353_10928_1185.N1	02-APR-2004 12:41:44	Bright	44.500	121	29Gam Vir	2.7400	7200.0	89	10928	No
233	GOM_NL__2PRFIN20040402_124622_000000392025_00353_10928_1186.N1	02-APR-2004 12:46:22	Bright	39.000	62	94Bet Leo	2.1360	9700.0	78	10928	No
234	GOM_NL__2PRFIN20040402_124801_000000422025_00353_10928_1187.N1	02-APR-2004 12:48:01	Bright	41.500	96	68Del Leo	2.5600	9300.0	83	10928	No
235	GOM_NL__2PRFIN20040402_124950_000000392025_00353_10928_1188.N1	02-APR-2004 12:49:50	Bright	39.000	166	17Eps Leo	2.9800	6000.0	78	10928	No
236	GOM_NL__2PRFIN20040402_125448_000000392025_00353_10928_1189.N1	02-APR-2004 12:54:48	Bright	38.500	174	52Psi UMa	3.0040	4400.0	77	10928	No
237	GOM_NL__2PRFIN20040402_125746_000000392025_00353_10928_1190.N1	02-APR-2004 12:57:46	Bright	38.500	87	64Gam UMa	2.4330	11000.	77	10928	No
238	GOM_NL__2PRFIN20040402_125940_000000392025_00353_10928_1191.N1	02-APR-2004 12:59:40	Bright	38.500	36	50Alp UMa	1.8000	6300.0	77	10928	No
239	GOM_NL__2PRFIN20040402_130553_000000432025_00353_10928_1192.N1	02-APR-2004 13:05:53	Bright	43.000	60	7Bet UMi	2.0810	3950.0	86	10928	No
240	GOM_NL__2PRFIN20040402_130744_000000352025_00353_10928_1193.N1	02-APR-2004 13:07:44	Bright	34.500	49	1Alp UMi	1.9900	6300.0	69	10928	No
241	GOM_NL__2PRFIN20040402_131403_000000382025_00353_10928_1194.N1	02-APR-2004 13:14:03	Bright	37.500	110	37Del Cas	2.6780	8900.0	75	10928	No
242	GOM_NL__2PRFIN20040402_131535_000000352025_00353_10928_1195.N1	02-APR-2004 13:15:35	Bright	35.000	74	11Bet Cas	2.2680	6600.0	70	10928	No
243	GOM_NL__2PRFIN20040402_132019_000000482025_00353_10928_1196.N1	02-APR-2004 13:20:19	Bright	48.000	144	18Del Cyg	2.8600	11000.	96	10928	No
244	GOM_NL__2PRFIN20040402_132217_000000472025_00353_10928_1197.N1	02-APR-2004 13:22:17	Bright	46.500	66	37Gam Cyg	2.2080	5900.0	93	10928	No
245	GOM_NL__2PRFIN20040402_132420_000000462025_00353_10928_1198.N1	02-APR-2004 13:24:20	Bright	46.000	92	53Eps Cyg	2.5000	4500.0	92	10928	No
246	GOM_NL__2PRFIN20040402_133058_000000492025_00353_10928_1199.N1	02-APR-2004 13:30:58	Twi_and_stray	49.000	61	8Eps Peg	2.1000	3900.0	98	10928	No
247	GOM_NL__2PRFIN20040402_133447_000000662025_00353_10928_1200.N1	02-APR-2004 13:34:47	Dark	66.000	11	53Alp Aql	0.76500	8000.0	132	10928	No
248	GOM_NL__2PRFIN20040402_133809_000000422025_00353_10928_1201.N1	02-APR-2004 13:38:09	Dark	41.500	142	49Del Cap	2.8500	8900.0	83	10928	No
249	GOM_NL__2PRFIN20040402_134343_000000412025_00353_10928_1202.N1	02-APR-2004 13:43:43	Dark	40.500	172	Gam Gru	3.0030	13100.	81	10928	No
250	GOM_NL__2PRFIN20040402_134607_000000412025_00353_10928_1203.N1	02-APR-2004 13:46:07	Dark	41.000	31	Alp Gru	1.7340	15200.	82	10928	No
251	GOM_NL__2PRFIN20040402_135243_000000652025_00354_10929_1194.N1	02-APR-2004 13:52:43	Dark	64.500	38	20Eps Sgr	1.8360	11000.	129	10929	No
252	GOM_NL__2PRFIN20040402_135545_000000532025_00354_10929_1195.N1	02-APR-2004 13:55:45	Dark	52.500	178	lot1Sco	3.0220	6550.0	105	10929	No
253	GOM_NL__2PRFIN20040402_135757_000000412025_00354_10929_1196.N1	02-APR-2004 13:57:57	Dark	40.500	43	Alp TrA	1.9100	4250.0	81	10929	No
254	GOM_NL__2PRFIN20040402_135950_000000402025_00354_10929_1197.N1	02-APR-2004 13:59:50	Dark	39.500	134	Bet TrA	2.8100	6600.0	79	10929	No
255	GOM_NL__2PRFIN20040402_140227_000000492025_00354_10929_1198.N1	02-APR-2004 14:02:27	Dark	49.000	4	Alp1Cen	-0.010000	5800.0	98	10929	No
256	GOM_NL__2PRFIN20040402_140438_000000442025_00354_10929_1199.N1	02-APR-2004 14:04:38	Straylight	43.500	12	Alp1Cru	0.77500	30000.	87	10929	No
257	GOM_NL__2PRFIN20040402_140605_000000462025_00354_10929_1200.N1	02-APR-2004 14:06:05	Straylight	46.000	26	Gam Cru	1.6240	2900.0	92	10929	No
258	GOM_NL__2PRFIN20040402_140807_000000392025_00354_10929_1201.N1	02-APR-2004 14:08:07	Straylight	39.000	99	Del Cen	2.5750	26000.	78	10929	No
259	GOM_NL__2PRFIN20040402_140933_000000552025_00354_10929_1202.N1	02-APR-2004 14:09:33	Straylight	54.500	54	5The Cen	2.0550	4500.0	109	10929	No
260	GOM_NL__2PRFIN20040402_141213_000001522025_00354_10929_1203.N1	02-APR-2004 14:12:13	Twi_and_stray	152.00	97	8Bet1Sco	2.5610	30000.	304	10929	No
261	GOM_NL__2PRFIN20040402_141722_000000432025_00354_10929_1204.N1	02-APR-2004 14:17:22	Twi_and_stray	43.000	100	4Gam Crv	2.5800	13100.	86	10929	No
262	GOM_NL__2PRFIN20040402_141908_000000622025_00354_10929_1205.N1	02-APR-2004 14:19:08	Bright	61.500	15	67Alp Vir	0.97600	28000.	123	10929	No
263	GOM_NL__2PRFIN20040402_142220_000000442025_00354_10929_1206.N1	02-APR-2004 14:22:20	Bright	44.000	121	29Gam Vir	2.7400	7200.0	88	10929	No
264	GOM_NL__2PRFIN20040402_142658_000000392025_00354_10929_1207.N1	02-APR-2004 14:26:58	Bright	39.000	62	94Bet Leo	2.1360	9700.0	78	10929	No
265	GOM_NL__2PRFIN20040402_142837_000000362025_00354_10929_1208.N1	02-APR-2004 14:28:37	Bright	36.000	96	68Del Leo	2.5600	9300.0	72	10929	No
266	GOM_NL__2PRFIN20040402_143026_000000382025_00354_10929_1209.N1	02-APR-2004 14:30:26	Bright	37.500	166	17Eps Leo	2.9800	6000.0	75	10929	No
267	GOM_NL__2PRFIN20040402_143525_000000362025_00354_10929_1210.N1	02-APR-2004 14:35:25	Bright	36.000	174	52Psi UMa	3.0040	4400.0	72	10929	No
268	GOM_NL__2PRFIN20040402_143822_000000372025_00354_10929_1211.N1	02-APR-2004 14:38:22	Bright	37.000	87	64Gam UMa	2.4330	11000.	74	10929	No
269	GOM_NL__2PRFIN20040402_144017_000000372025_00354_10929_1212.N1	02-APR-2004 14:40:17	Bright	37.000	36	50Alp UMa	1.8000	6300.0	74	10929	No
270	GOM_NL__2PRFIN20040402_144629_000000412025_00354_10929_1213.N1	02-APR-2004 14:46:29	Bright	41.000	60	7Bet UMi	2.0810	3950.0	82	10929	No
271	GOM_NL__2PRFIN20040402_144820_000000342025_00354_10929_1214.N1	02-APR-2004 14:48:20	Bright	33.500	49	1Alp UMi	1.9900	6300.0	67	10929	No
272	GOM_NL__2PRFIN20040402_145439_000000382025_00354_10929_1215.N1	02-APR-2004 14:54:39	Bright	38.000	110	37Del Cas	2.6780	8900.0	76	10929	No
273	GOM_NL__2PRFIN20040402_145612_000000372025_00354_10929_1216.N1	02-APR-2004 14:56:12	Bright	37.000	74	11Bet Cas	2.2680	6600.0	74	10929	No
274	GOM_NL__2PRFIN20040402_150054_000000492025_00354_10929_1217.N1	02-APR-2004 15:00:54	Bright	48.500	144	18Del Cyg	2.8600	11000.	97	10929	No
275	GOM_NL__2PRFIN20040402_150253_000000462025_00354_10929_1218.N1	02-APR-2004 15:02:53	Bright	45.500	66	37Gam Cyg	2.2080	5900.0	91	10929	No
276	GOM_NL__2PRFIN20040402_150457_000000462025_00354_10929_1219.N1	02-APR-2004 15:04:57	Bright	46.000	92	53Eps Cyg	2.5000	4500.0	92	10929	No
277	GOM_NL__2PRFIN20040402_151135_000000482025_00354_10929_1220.N1	02-APR-2004 15:11:35	Twi_and_stray	47.500	61	8Eps Peg	2.1000	3900.0	95	10929	No
278	GOM_NL__2PRFIN20040402_151524_000000772025_00354_10929_1221.N1	02-APR-2004 15:15:24	Dark	76.500	11	53Alp Aql	0.76500	8000.0	153	10929	No

279	GOM_NL__2PRFIN20040402_151846_000000432025_00354_10929_1222.N1	02-APR-2004 15:18:46	Dark	43.000	142	49Del Cap	2.8500	8900.0	86	10929	No
280	GOM_NL__2PRFIN20040402_152420_000000392025_00354_10929_1223.N1	02-APR-2004 15:24:20	Dark	39.000	172	Gam Gru	3.0030	13100.	78	10929	No
281	GOM_NL__2PRFIN20040402_152644_000000392025_00354_10929_1224.N1	02-APR-2004 15:26:44	Dark	38.500	31	Alp Gru	1.7340	15200.	77	10929	No
282	GOM_NL__2PRFIN20040402_153320_000000572025_00355_10930_1195.N1	02-APR-2004 15:33:20	Dark	57.000	38	20Eps Sgr	1.8360	11000.	114	10930	No
283	GOM_NL__2PRFIN20040402_153622_000000552025_00355_10930_1196.N1	02-APR-2004 15:36:22	Dark	54.500	178	lot1Sco	3.0220	6550.0	109	10930	No
284	GOM_NL__2PRFIN20040402_153833_000000402025_00355_10930_1197.N1	02-APR-2004 15:38:33	Dark	40.000	43	Alp TrA	1.9100	4250.0	80	10930	No
285	GOM_NL__2PRFIN20040402_154027_000000412025_00355_10930_1198.N1	02-APR-2004 15:40:27	Dark	40.500	134	Bet TrA	2.8100	6600.0	81	10930	No
286	GOM_NL__2PRFIN20040402_154304_000000442025_00355_10930_1199.N1	02-APR-2004 15:43:04	Dark	44.000	4	Alp1Cen	-0.010000	5800.0	88	10930	No
287	GOM_NL__2PRFIN20040402_154514_000000392025_00355_10930_1200.N1	02-APR-2004 15:45:14	Straylight	38.500	12	Alp1Cru	0.77500	30000.	77	10930	No
288	GOM_NL__2PRFIN20040402_154641_000000472025_00355_10930_1201.N1	02-APR-2004 15:46:41	Straylight	46.500	26	Gam Cru	1.6240	2900.0	93	10930	No
289	GOM_NL__2PRFIN20040402_154839_000000442025_00355_10930_1202.N1	02-APR-2004 15:48:39	Straylight	44.000	64	Gam Cen	2.2000	10600.	88	10930	No
290	GOM_NL__2PRFIN20040402_155010_000000532025_00355_10930_1203.N1	02-APR-2004 15:50:10	Straylight	53.000	54	5The Cen	2.0550	4500.0	106	10930	No
291	GOM_NL__2PRFIN20040402_155602_000000472025_00355_10930_1204.N1	02-APR-2004 15:56:02	Tw_i_and_stray	47.000	106	9Bet Crv	2.6480	5600.0	94	10930	No
292	GOM_NL__2PRFIN20040402_155758_000000452025_00355_10930_1205.N1	02-APR-2004 15:57:58	Tw_i_and_stray	44.500	100	4Gam Crv	2.5800	13100.	89	10930	No
293	GOM_NL__2PRFIN20040402_155942_000000662025_00355_10930_1206.N1	02-APR-2004 15:59:42	Bright	66.000	15	67Alp Vir	0.97600	28000.	132	10930	No
294	GOM_NL__2PRFIN20040402_160256_000000442025_00355_10930_1207.N1	02-APR-2004 16:02:56	Bright	44.000	121	29Gam Vir	2.7400	7200.0	88	10930	No
295	GOM_NL__2PRFIN20040402_160734_000000402025_00355_10930_1208.N1	02-APR-2004 16:07:34	Bright	40.000	62	94Bet Leo	2.1360	9700.0	80	10930	No
296	GOM_NL__2PRFIN20040402_160913_000000372025_00355_10930_1209.N1	02-APR-2004 16:09:13	Bright	37.000	96	68Del Leo	2.5600	9300.0	74	10930	No
297	GOM_NL__2PRFIN20040402_161102_000000392025_00355_10930_1210.N1	02-APR-2004 16:11:02	Bright	38.500	166	17Eps Leo	2.9800	6000.0	77	10930	No
298	GOM_NL__2PRFIN20040402_161600_000000382025_00355_10930_1211.N1	02-APR-2004 16:16:00	Bright	38.000	174	52Psi UMa	3.0040	4400.0	76	10930	No
299	GOM_NL__2PRFIN20040402_161858_000000382025_00355_10930_1212.N1	02-APR-2004 16:18:58	Bright	38.000	87	64Gam UMa	2.4330	11000.	76	10930	No
300	GOM_NL__2PRFIN20040402_162052_000000412025_00355_10930_1213.N1	02-APR-2004 16:20:52	Bright	41.000	36	50Alp UMa	1.8000	6300.0	82	10930	No
301	GOM_NL__2PRFIN20040402_162704_000000432025_00355_10930_1214.N1	02-APR-2004 16:27:04	Bright	43.000	60	7Bet UMi	2.0810	3950.0	86	10930	No
302	GOM_NL__2PRFIN20040402_162856_000000382025_00355_10930_1215.N1	02-APR-2004 16:28:56	Bright	38.000	49	1Alp UMi	1.9900	6300.0	76	10930	No
303	GOM_NL__2PRFIN20040402_163514_000000392025_00355_10930_1216.N1	02-APR-2004 16:35:14	Bright	38.500	110	37Del Cas	2.6780	8900.0	77	10930	No
304	GOM_NL__2PRFIN20040402_163645_000000402025_00355_10930_1217.N1	02-APR-2004 16:36:45	Bright	39.500	74	11Bet Cas	2.2680	6600.0	79	10930	No
305	GOM_NL__2PRFIN20040402_164130_000000472025_00355_10930_1218.N1	02-APR-2004 16:41:30	Bright	47.000	144	18Del Cyg	2.8600	11000.	94	10930	No
306	GOM_NL__2PRFIN20040402_164328_000000482025_00355_10930_1219.N1	02-APR-2004 16:43:28	Bright	47.500	66	37Gam Cyg	2.2080	5900.0	95	10930	No
307	GOM_NL__2PRFIN20040402_164532_000000462025_00355_10930_1220.N1	02-APR-2004 16:45:32	Bright	45.500	92	53Eps Cyg	2.5000	4500.0	91	10930	No
308	GOM_NL__2PRFIN20040402_165211_000000472025_00355_10930_1221.N1	02-APR-2004 16:52:11	Tw_i_and_stray	46.500	61	8Eps Peg	2.1000	3900.0	93	10930	No
309	GOM_NL__2PRFIN20040402_165600_000000742025_00355_10930_1222.N1	02-APR-2004 16:56:00	Dark	73.500	11	53Alp Aql	0.76500	8000.0	147	10930	No
310	GOM_NL__2PRFIN20040402_165922_000000432025_00355_10930_1223.N1	02-APR-2004 16:59:22	Dark	42.500	142	49Del Cap	2.8500	8900.0	85	10930	No
311	GOM_NL__2PRFIN20040402_170455_000000402025_00355_10930_1224.N1	02-APR-2004 17:04:55	Dark	40.000	172	Gam Gru	3.0030	13100.	80	10930	No
312	GOM_NL__2PRFIN20040402_170720_000000402025_00355_10930_1225.N1	02-APR-2004 17:07:20	Dark	40.000	31	Alp Gru	1.7340	15200.	80	10930	No
313	GOM_NL__2PRFIN20040402_171138_000000432025_00355_10930_1226.N1	02-APR-2004 17:11:38	Dark	42.500	45	Alp Pav	1.9400	26000.	85	10930	No
314	GOM_NL__2PRFIN20040402_171358_000000582025_00356_10931_1196.N1	02-APR-2004 17:13:58	Dark	58.000	38	20Eps Sgr	1.8360	11000.	116	10931	No
315	GOM_NL__2PRFIN20040402_171659_000000542025_00356_10931_1197.N1	02-APR-2004 17:16:59	Dark	54.000	178	lot1Sco	3.0220	6550.0	108	10931	No
316	GOM_NL__2PRFIN20040402_171910_000000412025_00356_10931_1198.N1	02-APR-2004 17:19:10	Dark	40.500	43	Alp TrA	1.9100	4250.0	81	10931	No
317	GOM_NL__2PRFIN20040402_172103_000000412025_00356_10931_1199.N1	02-APR-2004 17:21:03	Dark	41.000	134	Bet TrA	2.8100	6600.0	82	10931	No
318	GOM_NL__2PRFIN20040402_172340_000000462025_00356_10931_1200.N1	02-APR-2004 17:23:40	Dark	45.500	4	Alp1Cen	-0.010000	5800.0	91	10931	No
319	GOM_NL__2PRFIN20040402_172550_000000402025_00356_10931_1201.N1	02-APR-2004 17:25:50	Straylight	39.500	12	Alp1Cru	0.77500	30000.	79	10931	No
320	GOM_NL__2PRFIN20040402_172718_000000492025_00356_10931_1202.N1	02-APR-2004 17:27:18	Straylight	48.500	26	Gam Cru	1.6240	2900.0	97	10931	No
321	GOM_NL__2PRFIN20040402_172916_000000442025_00356_10931_1203.N1	02-APR-2004 17:29:16	Straylight	43.500	64	Gam Cen	2.2000	10600.	87	10931	No
322	GOM_NL__2PRFIN20040402_173047_000000532025_00356_10931_1204.N1	02-APR-2004 17:30:47	Straylight	53.000	54	5The Cen	2.0550	4500.0	106	10931	No
323	GOM_NL__2PRFIN20040402_173638_000000492025_00356_10931_1205.N1	02-APR-2004 17:36:38	Tw_i_and_stray	48.500	106	9Bet Crv	2.6480	5600.0	97	10931	No
324	GOM_NL__2PRFIN20040402_173834_000000442025_00356_10931_1206.N1	02-APR-2004 17:38:34	Tw_i_and_stray	44.000	100	4Gam Crv	2.5800	13100.	88	10931	No
325	GOM_NL__2PRFIN20040402_174019_000000642025_00356_10931_1207.N1	02-APR-2004 17:40:19	Bright	63.500	15	67Alp Vir	0.97600	28000.	127	10931	No
326	GOM_NL__2PRFIN20040402_174332_000000442025_00356_10931_1208.N1	02-APR-2004 17:43:32	Bright	44.000	121	29Gam Vir	2.7400	7200.0	88	10931	No
327	GOM_NL__2PRFIN20040402_174810_000000392025_00356_10931_1209.N1	02-APR-2004 17:48:10	Bright	39.000	62	94Bet Leo	2.1360	9700.0	78	10931	No
328	GOM_NL__2PRFIN20040402_174949_000000372025_00356_10931_1210.N1	02-APR-2004 17:49:49	Bright	36.500	96	68Del Leo	2.5600	9300.0	73	10931	No
329	GOM_NL__2PRFIN20040402_175139_000000392025_00356_10931_1211.N1	02-APR-2004 17:51:39	Bright	38.500	166	17Eps Leo	2.9800	6000.0	77	10931	No
330	GOM_NL__2PRFIN20040402_175637_000000382025_00356_10931_1212.N1	02-APR-2004 17:56:37	Bright	38.000	174	52Psi UMa	3.0040	4400.0	76	10931	No
331	GOM_NL__2PRFIN20040402_175934_000000402025_00356_10931_1213.N1	02-APR-2004 17:59:34	Bright	40.000	87	64Gam UMa	2.4330	11000.	80	10931	No
332	GOM_NL__2PRFIN20040402_180128_000000392025_00356_10931_1214.N1	02-APR-2004 18:01:28	Bright	39.000	36	50Alp UMa	1.8000	6300.0	78	10931	No
333	GOM_NL__2PRFIN20040402_180740_000000422025_00356_10931_1215.N1	02-APR-2004 18:07:40	Bright	42.000	60	7Bet UMi	2.0810	3950.0	84	10931	No
334	GOM_NL__2PRFIN20040402_180932_000000382025_00356_10931_1216.N1	02-APR-2004 18:09:32	Bright	37.500	49	1Alp UMi	1.9900	6300.0	75	10931	No
335	GOM_NL__2PRFIN20040402_181551_000000362025_00356_10931_1217.N1	02-APR-2004 18:15:51	Bright	36.000	110	37Del Cas	2.6780	8900.0	72	10931	No
336	GOM_NL__2PRFIN20040402_181724_000000382025_00356_10931_1218.N1	02-APR-2004 18:17:24	Bright	38.000	74	11Bet Cas	2.2680	6600.0	76	10931	No
337	GOM_NL__2PRFIN20040402_182206_000000482025_00356_10931_1219.N1	02-APR-2004 18:22:06	Bright	47.500	144	18Del Cyg	2.8600	11000.	95	10931	No

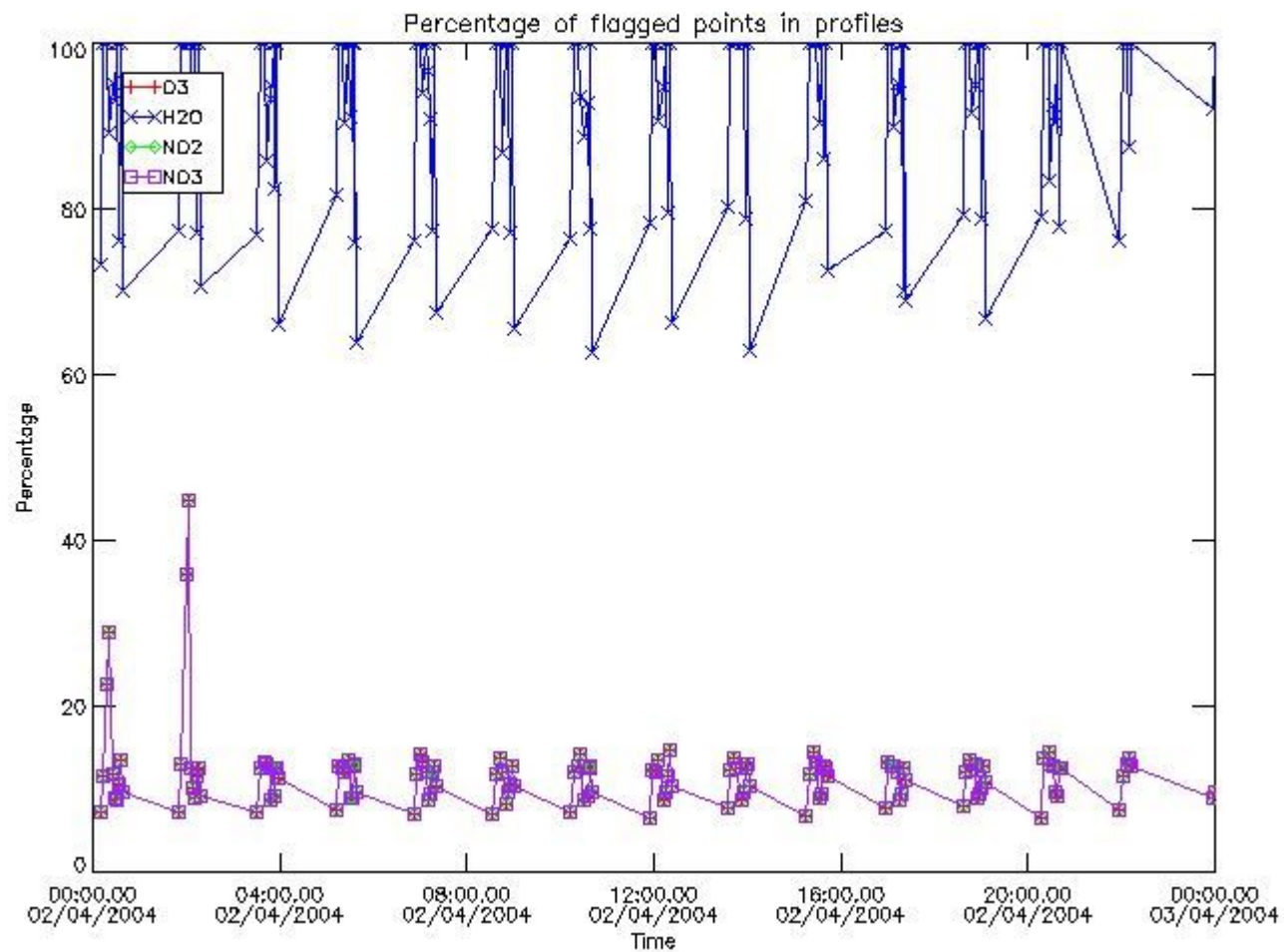
338	GOM_NL__2PRFIN20040402_182404_000000462025_00356_10931_1220.N1	02-APR-2004 18:24:04	Bright	45.500	66	37Gam Cyg	2.2080	5900.0	91	10931	No
339	GOM_NL__2PRFIN20040402_182609_000000462025_00356_10931_1221.N1	02-APR-2004 18:26:09	Bright	46.000	92	53Eps Cyg	2.5000	4500.0	92	10931	No
340	GOM_NL__2PRFIN20040402_183247_000000492025_00356_10931_1222.N1	02-APR-2004 18:32:47	Twi_and_stray	48.500	61	8Eps Peg	2.1000	3900.0	97	10931	No
341	GOM_NL__2PRFIN20040402_183637_000000712025_00356_10931_1223.N1	02-APR-2004 18:36:37	Dark	70.500	11	53Alp Aql	0.76500	8000.0	141	10931	No
342	GOM_NL__2PRFIN20040402_183959_000000432025_00356_10931_1224.N1	02-APR-2004 18:39:59	Dark	42.500	142	49Del Cap	2.8500	8900.0	85	10931	No
343	GOM_NL__2PRFIN20040402_184533_000000382025_00356_10931_1225.N1	02-APR-2004 18:45:33	Dark	37.500	172	Gam Gru	3.0030	13100.	75	10931	No
344	GOM_NL__2PRFIN20040402_184756_000000422025_00356_10931_1226.N1	02-APR-2004 18:47:56	Dark	41.500	31	Alp Gru	1.7340	15200.	83	10931	No
345	GOM_NL__2PRFIN20040402_185215_000000402025_00356_10931_1227.N1	02-APR-2004 18:52:15	Dark	39.500	45	Alp Pav	1.9400	26000.	79	10931	No
346	GOM_NL__2PRFIN20040402_185435_000000582025_00357_10932_1204.N1	02-APR-2004 18:54:35	Dark	57.500	38	20Eps Sgr	1.8360	11000.	115	10932	No
347	GOM_NL__2PRFIN20040402_185737_000000552025_00357_10932_1205.N1	02-APR-2004 18:57:37	Dark	54.500	178	lot1Sco	3.0220	6550.0	109	10932	No
348	GOM_NL__2PRFIN20040402_185946_000000502025_00357_10932_1206.N1	02-APR-2004 18:59:46	Dark	50.000	43	Alp TrA	1.9100	4250.0	100	10932	No
349	GOM_NL__2PRFIN20040402_190140_000000402025_00357_10932_1207.N1	02-APR-2004 19:01:40	Dark	40.000	134	Bet TrA	2.8100	6600.0	80	10932	No
350	GOM_NL__2PRFIN20040402_190417_000000472025_00357_10932_1208.N1	02-APR-2004 19:04:17	Dark	47.000	4	Alp1Cen	-0.010000	5800.0	94	10932	No
351	GOM_NL__2PRFIN20040402_190626_000000462025_00357_10932_1209.N1	02-APR-2004 19:06:26	Straylight	46.000	12	Alp1Cru	0.77500	30000.	92	10932	No
352	GOM_NL__2PRFIN20040402_190754_000000472025_00357_10932_1210.N1	02-APR-2004 19:07:54	Straylight	46.500	26	Gam Cru	1.6240	2900.0	93	10932	No
353	GOM_NL__2PRFIN20040402_190952_000000452025_00357_10932_1211.N1	02-APR-2004 19:09:52	Straylight	44.500	64	Gam Cen	2.2000	10600.	89	10932	No
354	GOM_NL__2PRFIN20040402_191123_000000552025_00357_10932_1212.N1	02-APR-2004 19:11:23	Straylight	54.500	54	5The Cen	2.0550	4500.0	109	10932	No
355	GOM_NL__2PRFIN20040402_191715_000000452025_00357_10932_1213.N1	02-APR-2004 19:17:15	Twi_and_stray	44.500	106	9Bet Crv	2.6480	5600.0	89	10932	No
356	GOM_NL__2PRFIN20040402_191910_000000422025_00357_10932_1214.N1	02-APR-2004 19:19:10	Twi_and_stray	41.500	100	4Gam Crv	2.5800	13100.	83	10932	No
357	GOM_NL__2PRFIN20040402_192056_000000612025_00357_10932_1215.N1	02-APR-2004 19:20:56	Bright	61.000	15	67Alp Vir	0.97600	28000.	122	10932	No
358	GOM_NL__2PRFIN20040402_192408_000000442025_00357_10932_1216.N1	02-APR-2004 19:24:08	Bright	44.000	121	29Gam Vir	2.7400	7200.0	88	10932	No
359	GOM_NL__2PRFIN20040402_192846_000000392025_00357_10932_1217.N1	02-APR-2004 19:28:46	Bright	39.000	62	94Bet Leo	2.1360	9700.0	78	10932	No
360	GOM_NL__2PRFIN20040402_193025_000000382025_00357_10932_1218.N1	02-APR-2004 19:30:25	Bright	37.500	96	68Del Leo	2.5600	9300.0	75	10932	No
361	GOM_NL__2PRFIN20040402_193215_000000382025_00357_10932_1219.N1	02-APR-2004 19:32:15	Bright	38.000	166	17Eps Leo	2.9800	6000.0	76	10932	No
362	GOM_NL__2PRFIN20040402_193713_000000382025_00357_10932_1220.N1	02-APR-2004 19:37:13	Bright	38.000	174	52Psi UMa	3.0040	4400.0	76	10932	No
363	GOM_NL__2PRFIN20040402_194009_000000402025_00357_10932_1221.N1	02-APR-2004 19:40:09	Bright	39.500	87	64Gam UMa	2.4330	11000.	79	10932	No
364	GOM_NL__2PRFIN20040402_194204_000000402025_00357_10932_1222.N1	02-APR-2004 19:42:04	Bright	39.500	36	50Alp UMa	1.8000	6300.0	79	10932	No
365	GOM_NL__2PRFIN20040402_194815_000000422025_00357_10932_1223.N1	02-APR-2004 19:48:15	Bright	41.500	60	7Bet UMi	2.0810	3950.0	83	10932	No
366	GOM_NL__2PRFIN20040402_195008_000000382025_00357_10932_1224.N1	02-APR-2004 19:50:08	Bright	37.500	49	1Alp UMi	1.9900	6300.0	75	10932	No
367	GOM_NL__2PRFIN20040402_195628_000000362025_00357_10932_1225.N1	02-APR-2004 19:56:28	Bright	36.000	110	37Del Cas	2.6780	8900.0	72	10932	No
368	GOM_NL__2PRFIN20040402_195801_000000362025_00357_10932_1226.N1	02-APR-2004 19:58:01	Bright	36.000	74	11Bet Cas	2.2680	6600.0	72	10932	No
369	GOM_NL__2PRFIN20040402_200242_000000492025_00357_10932_1227.N1	02-APR-2004 20:02:42	Bright	48.500	144	18Del Cyg	2.8600	11000.	97	10932	No
370	GOM_NL__2PRFIN20040402_200440_000000472025_00357_10932_1228.N1	02-APR-2004 20:04:40	Bright	47.000	66	37Gam Cyg	2.2080	5900.0	94	10932	No
371	GOM_NL__2PRFIN20040402_200645_000000462025_00357_10932_1229.N1	02-APR-2004 20:06:45	Bright	46.000	92	53Eps Cyg	2.5000	4500.0	92	10932	No
372	GOM_NL__2PRFIN20040402_201323_000000492025_00357_10932_1230.N1	02-APR-2004 20:13:23	Twi_and_stray	48.500	61	8Eps Peg	2.1000	3900.0	97	10932	No
373	GOM_NL__2PRFIN20040402_201714_000000802025_00357_10932_1231.N1	02-APR-2004 20:17:14	Dark	79.500	11	53Alp Aql	0.76500	8000.0	159	10932	No
374	GOM_NL__2PRFIN20040402_202035_000000412025_00357_10932_1232.N1	02-APR-2004 20:20:35	Dark	41.000	142	49Del Cap	2.8500	8900.0	82	10932	No
375	GOM_NL__2PRFIN20040402_202609_000000392025_00357_10932_1233.N1	02-APR-2004 20:26:09	Dark	39.000	172	Gam Gru	3.0030	13100.	78	10932	No
376	GOM_NL__2PRFIN20040402_202832_000000402025_00357_10932_1234.N1	02-APR-2004 20:28:32	Dark	39.500	31	Alp Gru	1.7340	15200.	79	10932	No
377	GOM_NL__2PRFIN20040402_203251_000000402025_00357_10932_1235.N1	02-APR-2004 20:32:51	Dark	40.000	45	Alp Pav	1.9400	26000.	80	10932	No
378	GOM_NL__2PRFIN20040402_203512_000000582025_00358_10933_1201.N1	02-APR-2004 20:35:12	Dark	57.500	38	20Eps Sgr	1.8360	11000.	115	10933	No
379	GOM_NL__2PRFIN20040402_203814_000000552025_00358_10933_1202.N1	02-APR-2004 20:38:14	Dark	55.000	178	lot1Sco	3.0220	6550.0	110	10933	No
380	GOM_NL__2PRFIN20040402_204022_000000412025_00358_10933_1203.N1	02-APR-2004 20:40:22	Dark	41.000	43	Alp TrA	1.9100	4250.0	82	10933	No
381	GOM_NL__2PRFIN20040402_204216_000000412025_00358_10933_1204.N1	02-APR-2004 20:42:16	Dark	41.000	134	Bet TrA	2.8100	6600.0	82	10933	No
382	GOM_NL__2PRFIN20040402_204453_000000552025_00358_10933_1205.N1	02-APR-2004 20:44:53	Straylight	55.000	4	Alp1Cen	-0.010000	5800.0	110	10933	No
383	GOM_NL__2PRFIN20040402_204702_000000462025_00358_10933_1206.N1	02-APR-2004 20:47:02	Straylight	45.500	12	Alp1Cru	0.77500	30000.	91	10933	No
384	GOM_NL__2PRFIN20040402_204829_000000502025_00358_10933_1207.N1	02-APR-2004 20:48:29	Straylight	49.500	26	Gam Cru	1.6240	2900.0	99	10933	No
385	GOM_NL__2PRFIN20040402_205028_000000452025_00358_10933_1208.N1	02-APR-2004 20:50:28	Straylight	45.000	64	Gam Cen	2.2000	10600.	90	10933	No
386	GOM_NL__2PRFIN20040402_205159_000000532025_00358_10933_1209.N1	02-APR-2004 20:51:59	Straylight	53.000	54	5The Cen	2.0550	4500.0	106	10933	No
387	GOM_NL__2PRFIN20040402_205750_000000472025_00358_10933_1210.N1	02-APR-2004 20:57:50	Twi_and_stray	47.000	106	9Bet Crv	2.6480	5600.0	94	10933	No
388	GOM_NL__2PRFIN20040402_205946_000000442025_00358_10933_1211.N1	02-APR-2004 20:59:46	Twi_and_stray	44.000	100	4Gam Crv	2.5800	13100.	88	10933	No
389	GOM_NL__2PRFIN20040402_210131_000000652025_00358_10933_1212.N1	02-APR-2004 21:01:31	Bright	65.000	15	67Alp Vir	0.97600	28000.	130	10933	No
390	GOM_NL__2PRFIN20040402_210443_000000462025_00358_10933_1213.N1	02-APR-2004 21:04:43	Bright	45.500	121	29Gam Vir	2.7400	7200.0	91	10933	No
391	GOM_NL__2PRFIN20040402_210922_000000402025_00358_10933_1214.N1	02-APR-2004 21:09:22	Bright	39.500	62	94Bet Leo	2.1360	9700.0	79	10933	No
392	GOM_NL__2PRFIN20040402_211101_000000382025_00358_10933_1215.N1	02-APR-2004 21:11:01	Bright	37.500	96	68Del Leo	2.5600	9300.0	75	10933	No
393	GOM_NL__2PRFIN20040402_211251_000000392025_00358_10933_1216.N1	02-APR-2004 21:12:51	Bright	38.500	166	17Eps Leo	2.9800	6000.0	77	10933	No
394	GOM_NL__2PRFIN20040402_211748_000000372025_00358_10933_1217.N1	02-APR-2004 21:17:48	Bright	37.000	174	52Psi UMa	3.0040	4400.0	74	10933	No
395	GOM_NL__2PRFIN20040402_212045_000000372025_00358_10933_1218.N1	02-APR-2004 21:20:45	Bright	37.000	87	64Gam UMa	2.4330	11000.	74	10933	No
396	GOM_NL__2PRFIN20040402_212240_000000412025_00358_10933_1219.N1	02-APR-2004 21:22:40	Bright	40.500	36	50Alp UMa	1.8000	6300.0	81	10933	No

397	GOM_NL__2PRFIN20040402_212851_000000432025_00358_10933_1220.N1	02-APR-2004 21:28:51	Bright	42.500	60	7Bet UMi	2.0810	3950.0	85	10933	No
398	GOM_NL__2PRFIN20040402_213044_000000372025_00358_10933_1221.N1	02-APR-2004 21:30:44	Bright	36.500	49	1Alp UMi	1.9900	6300.0	73	10933	No
399	GOM_NL__2PRFIN20040402_213703_000000382025_00358_10933_1222.N1	02-APR-2004 21:37:03	Bright	37.500	110	37Del Cas	2.6780	8900.0	75	10933	No
400	GOM_NL__2PRFIN20040402_213836_000000382025_00358_10933_1223.N1	02-APR-2004 21:38:36	Bright	37.500	74	11Bet Cas	2.2680	6600.0	75	10933	No
401	GOM_NL__2PRFIN20040402_214318_000000482025_00358_10933_1224.N1	02-APR-2004 21:43:18	Bright	48.000	144	18Del Cyg	2.8600	11000.	96	10933	No
402	GOM_NL__2PRFIN20040402_214516_000000462025_00358_10933_1225.N1	02-APR-2004 21:45:16	Bright	46.000	66	37Gam Cyg	2.2080	5900.0	92	10933	No
403	GOM_NL__2PRFIN20040402_214720_000000472025_00358_10933_1226.N1	02-APR-2004 21:47:20	Bright	46.500	92	53Eps Cyg	2.5000	4500.0	93	10933	No
404	GOM_NL__2PRFIN20040402_215359_000000472025_00358_10933_1227.N1	02-APR-2004 21:53:59	Twilight_stray	47.000	61	8Eps Peg	2.1000	3900.0	94	10933	No
405	GOM_NL__2PRFIN20040402_215751_000000682025_00358_10933_1228.N1	02-APR-2004 21:57:51	Dark	67.500	11	53Alp Aql	0.76500	8000.0	135	10933	No
406	GOM_NL__2PRFIN20040402_220111_000000442025_00358_10933_1229.N1	02-APR-2004 22:01:11	Dark	44.000	142	49Del Cap	2.8500	8900.0	88	10933	No
407	GOM_NL__2PRFIN20040402_220644_000000392025_00358_10933_1230.N1	02-APR-2004 22:06:44	Dark	39.000	172	Gam Gru	3.0030	13100.	78	10933	No
408	GOM_NL__2PRFIN20040402_220908_000000412025_00358_10933_1231.N1	02-APR-2004 22:09:08	Dark	40.500	31	Alp Gru	1.7340	15200.	81	10933	No
409	GOM_NL__2PRFIN20040402_221327_000000402025_00358_10933_1232.N1	02-APR-2004 22:13:27	Dark	40.000	45	Alp Pav	1.9400	26000.	80	10933	No
410	GOM_NL__2PRFIN20040402_235627_000000582025_00360_10935_1196.N1	02-APR-2004 23:56:27	Dark	57.500	38	20Eps Sgr	1.8360	11000.	115	10935	No
411	GOM_NL__2PRFIN20040402_235928_000000532025_00360_10935_1197.N1	02-APR-2004 23:59:28	Dark	53.000	178	lot1Sco	3.0220	6550.0	106	10935	No

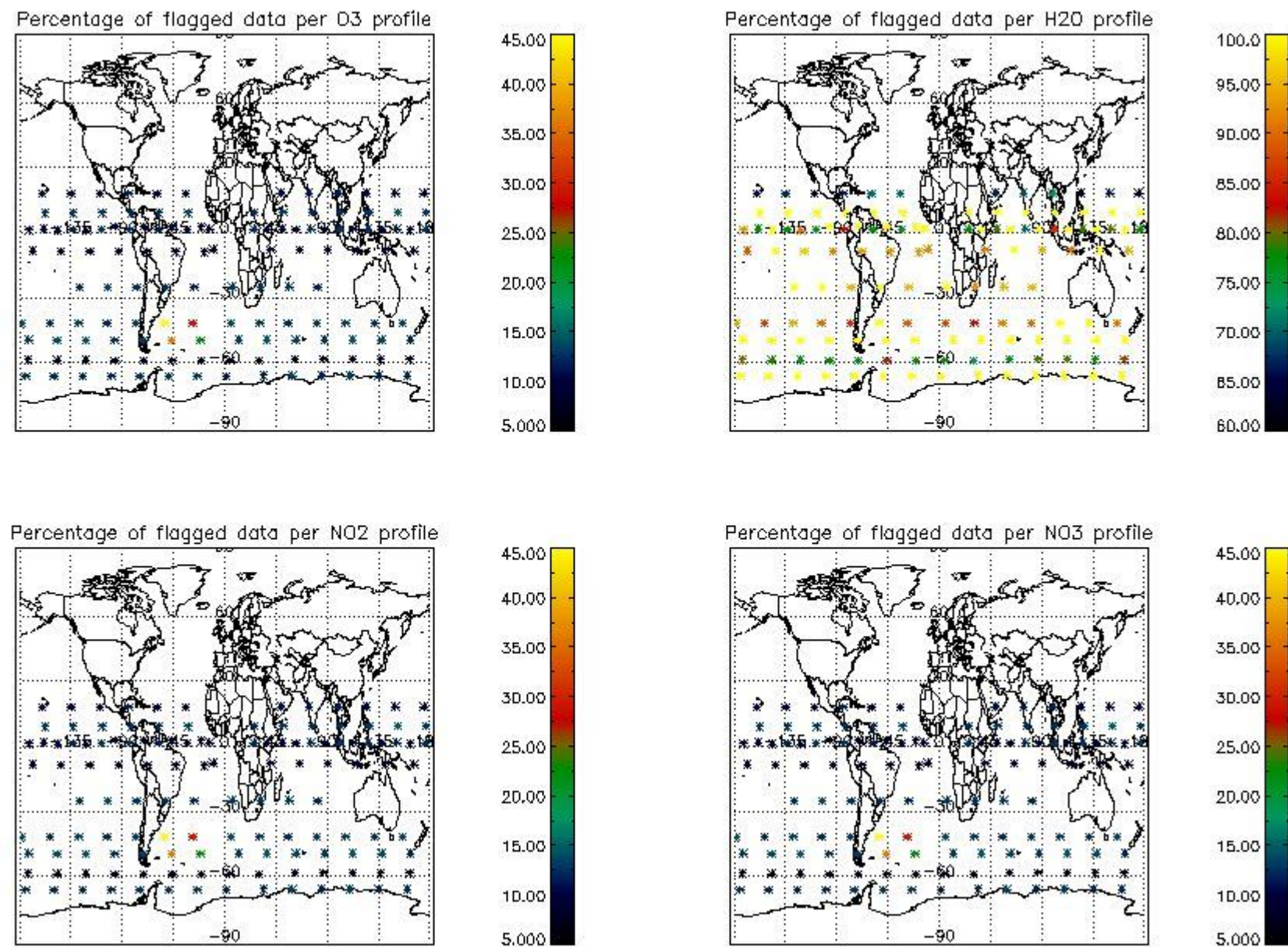
3. Quality information per product

In this section it is plotted some information contained in the Quality Summary data set of the level 2 products. Only products in dark limb conditions and without errors (error flag in the MPH set to "0") are used.

3.1 Plot quality information per product (time dependant)



3.2 Plot quality information per product (world map)

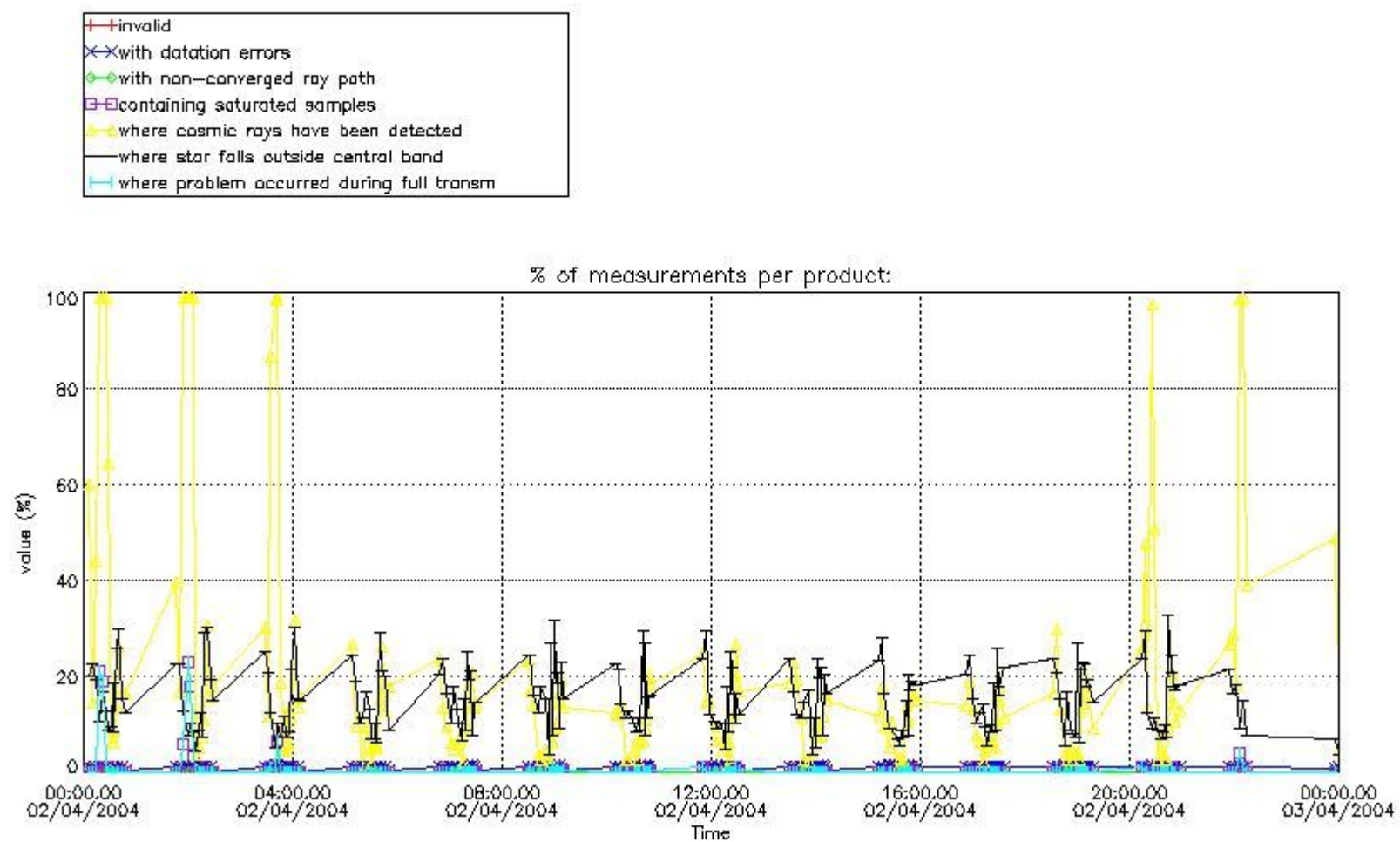


4. Level 1 quality information per product

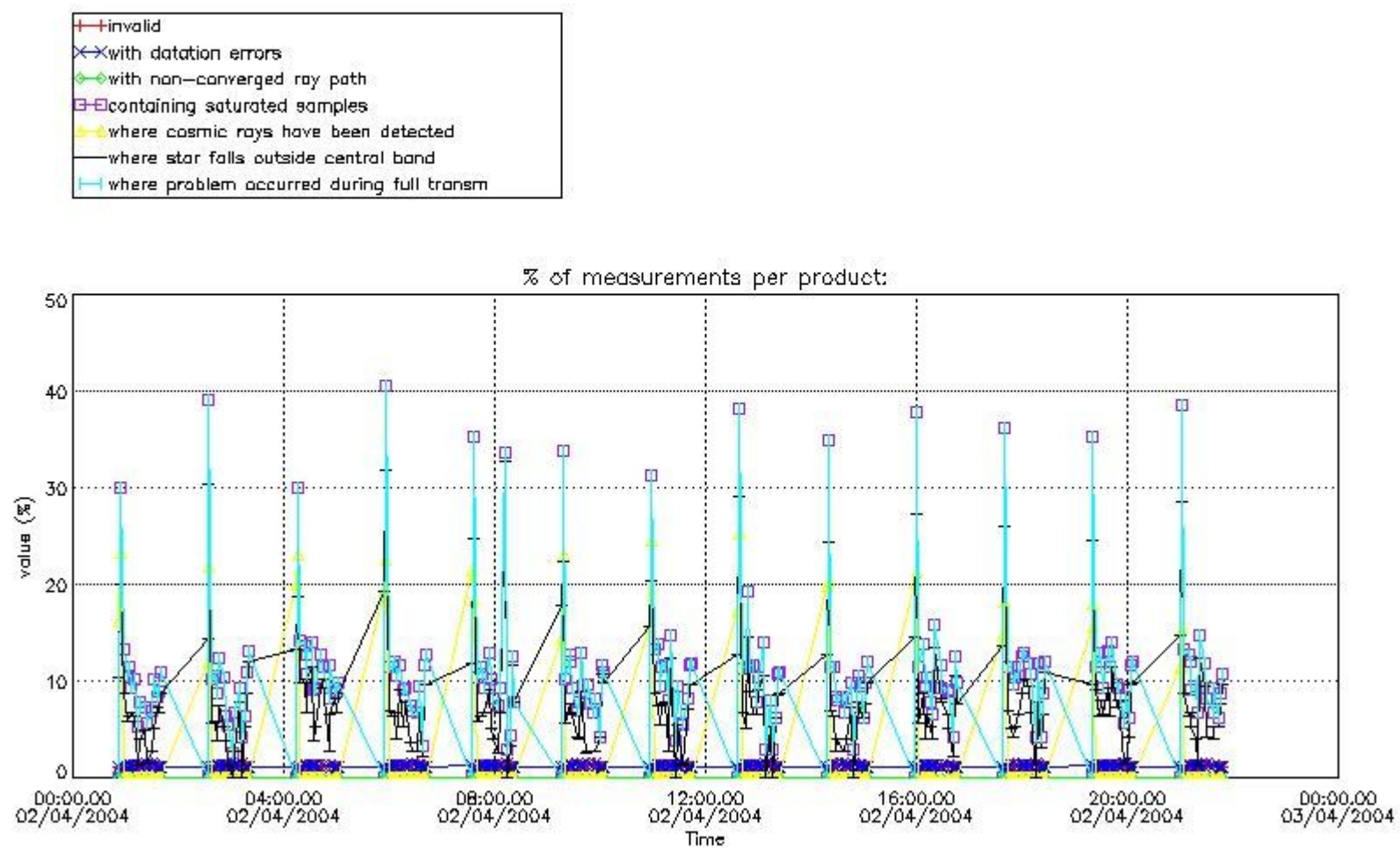
In this section it is plotted some information contained in the Quality Summary data set of the level 2 products that comes from the level 1b processing. Products without errors (error flag in the MPH set to "0") are used.

4.1 Plot quality information per product (time dependant) coming from level 1b processing

4.1.1 Plot level 1 quality information per product (time dependant): ENVISAT ASCENDING passes



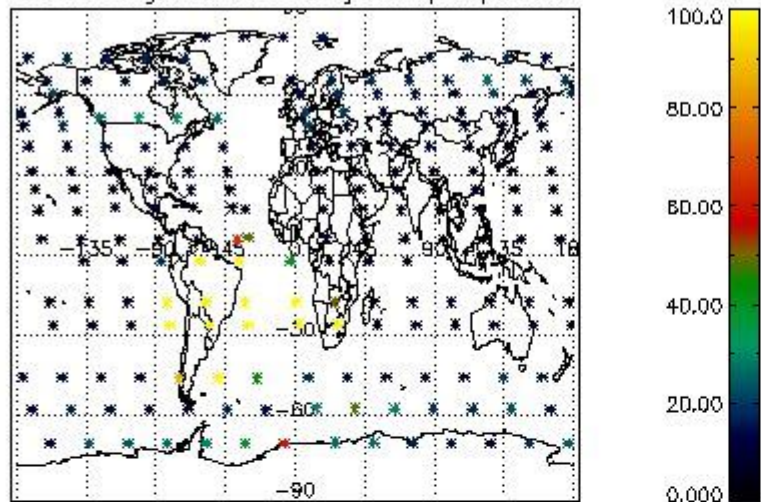
4.1.2 Plot level 1 quality information per product (time dependant): ENVI SAT DESCENDING passes



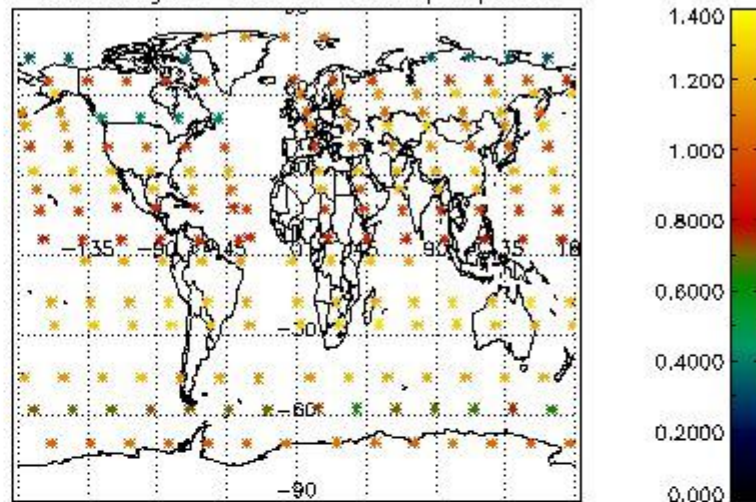
4.2 Plot quality information per product coming from level 1b processing (world map)

4.2.1 Plot level 1 quality information per product (world map): ENVISAT ASCENDING passes

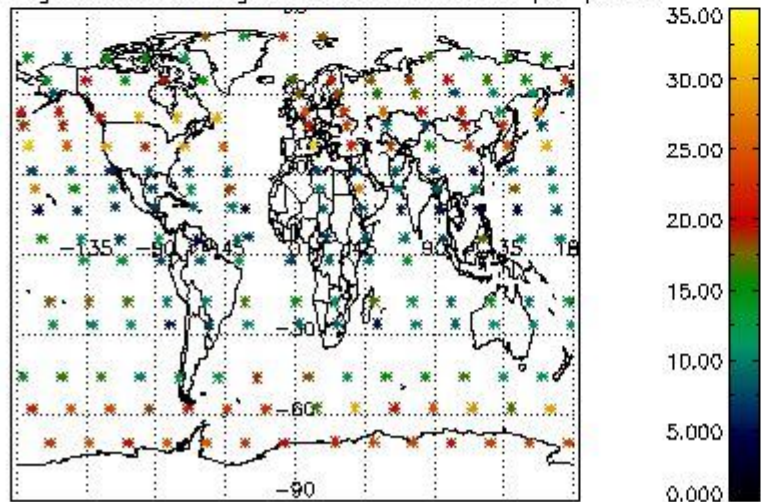
Percentage of cosmic ray hits per profile



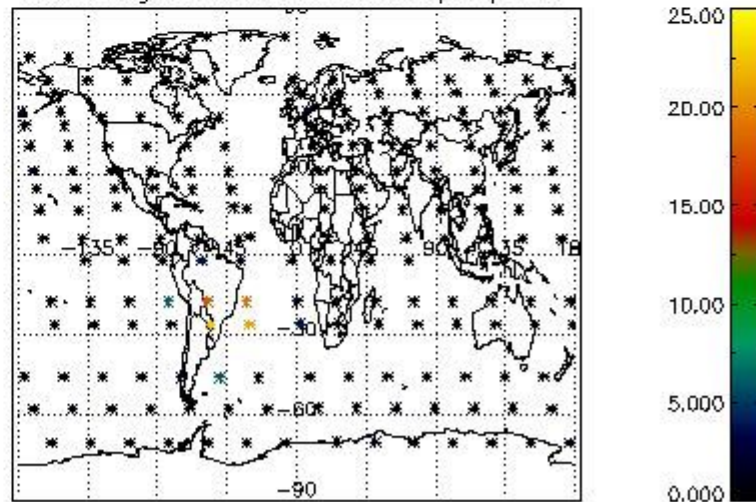
Percentage of datation errors per profile



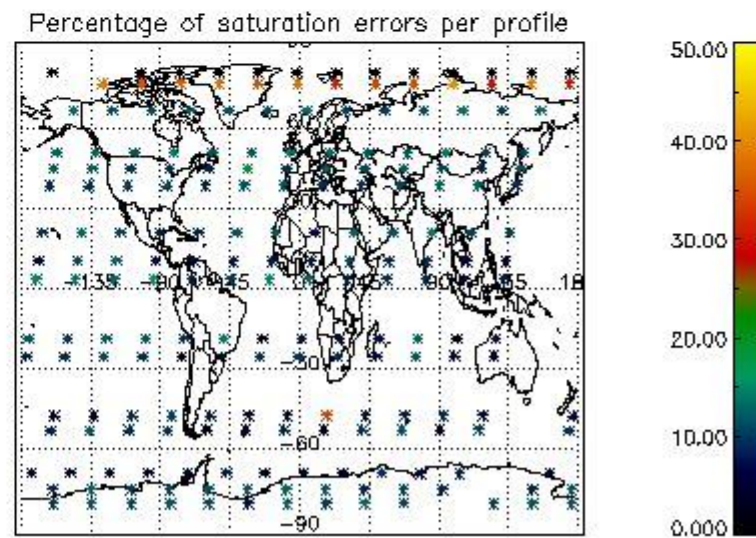
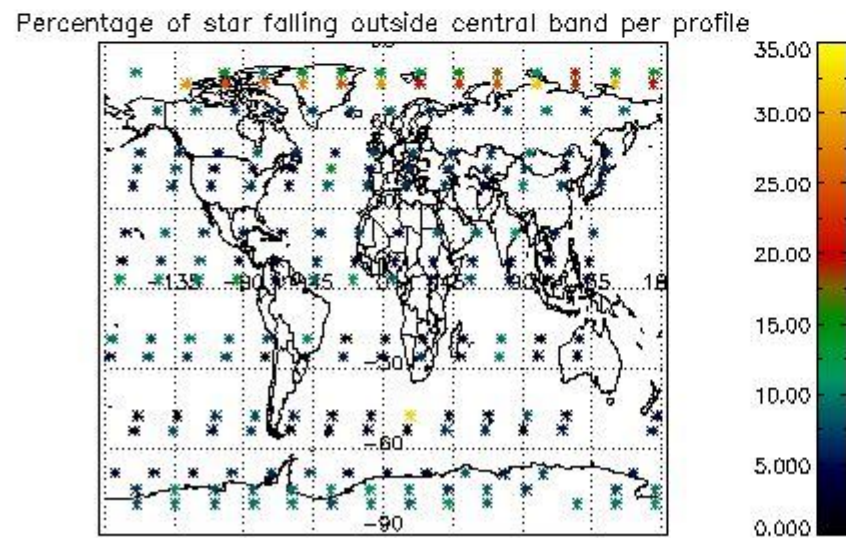
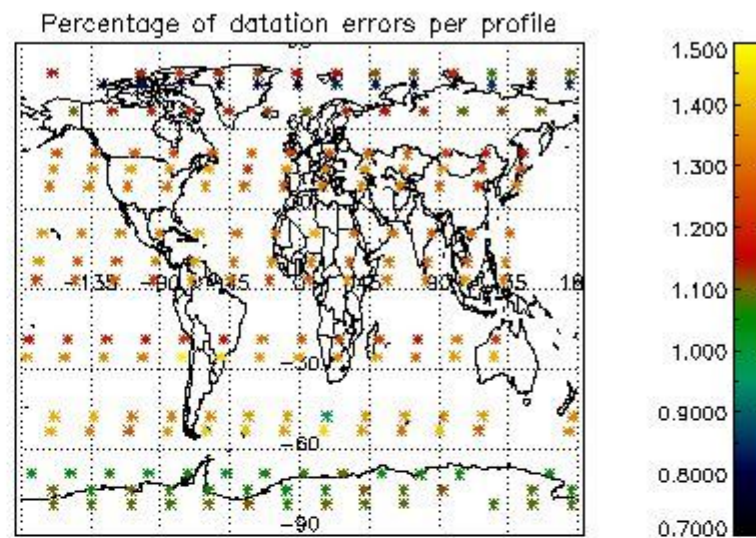
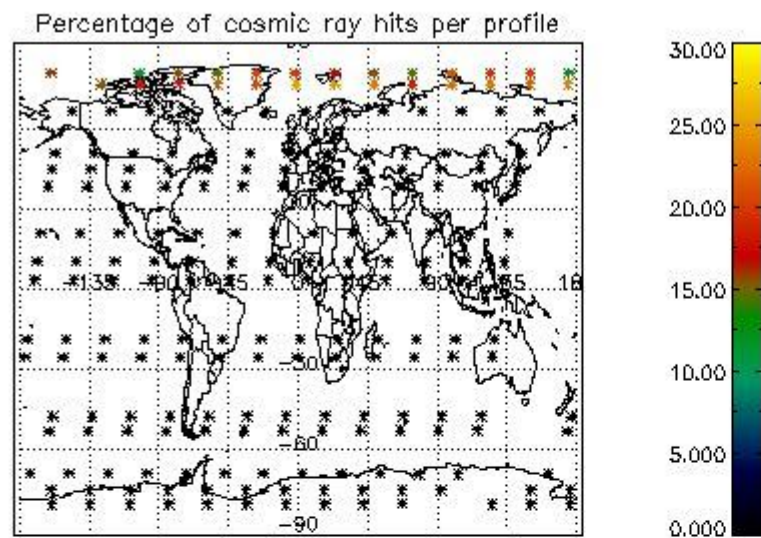
Percentage of star falling outside central band per profile



Percentage of saturation errors per profile



4.2.2 Plot level 1 quality information per product (world map): ENVISAT DESCENDING passes



5. Trace gas profiles

5.1 Ozone statistics based on quality of products

The final quality of the products can be "measured" using the STD (Standard Deviation) attached to every point profile. This information is written to the parameter GOM_NL__2P/NL_LOCAL_SPECIES_DENSITY/o3_std of the level 2 products. The table below shows the statistics for given STD ranges.

The statistics are given with respect to the overall valid production:

- Products without fatal errors: GOM_NL__2P/MPH/PRODUCT_ERR=0
- Valid point profile: GOM_NL__2P/NL_LOCAL_SPECIES_DENSITY/pcd(0)=0

The 'Criteria' is applied to valid points of dark limb products:

- Products in dark limb illumination condition: GOM_NL__2P/NL_SUMMARY_QUALITY/obs_ill_cond=0
- Products without fatal errors: GOM_NL__2P/MPH/PRODUCT_ERR=0
- Valid point profile: GOM_NL__2P/NL_LOCAL_SPECIES_DENSITY/pcd(0)=0

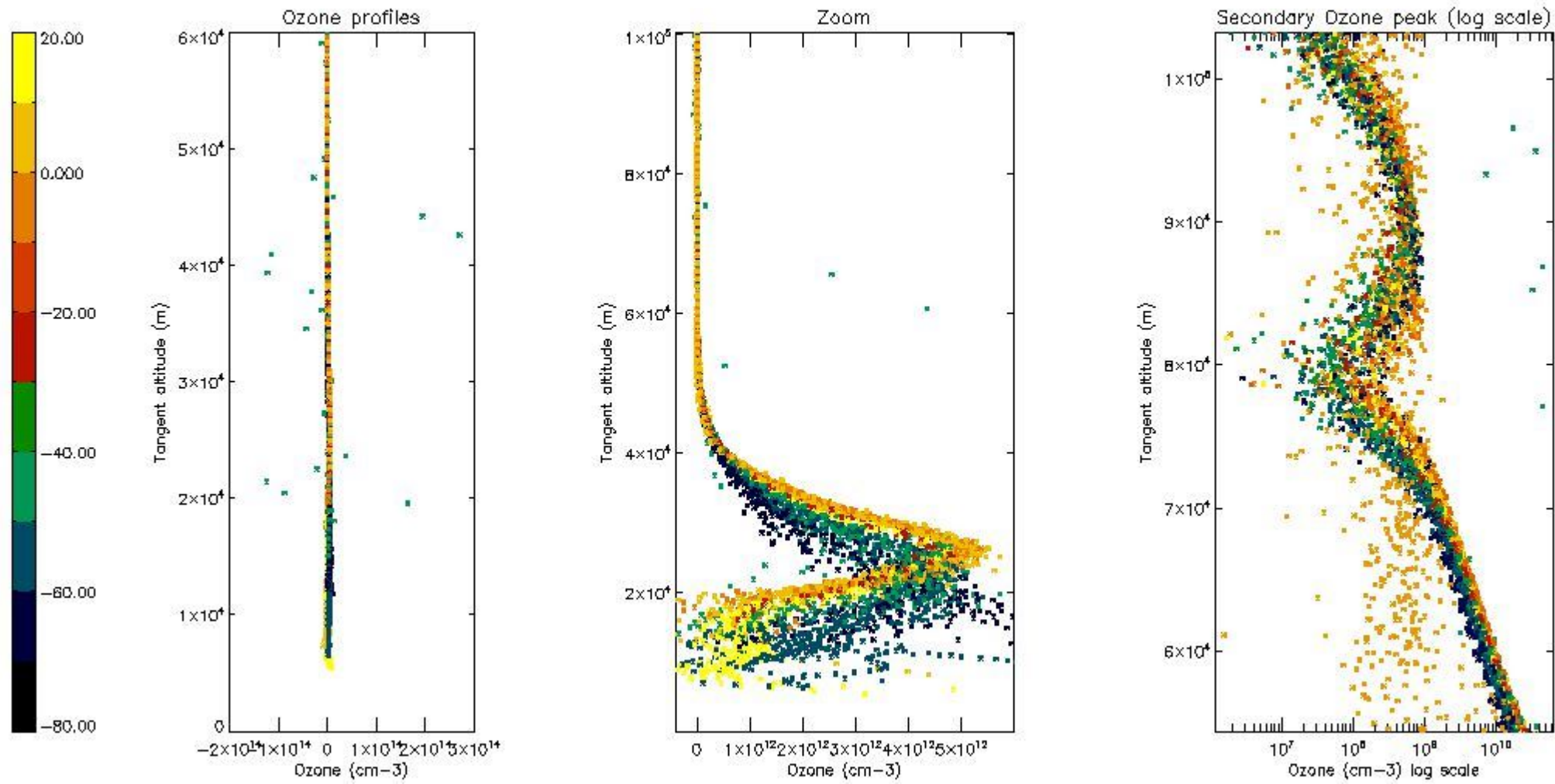
So, the table below shows the percentage of dark limb and valid observations for each criteria with respect to the overall valid daily observations.

Criteria	% of total production
All STD	33
STD < 20	19

STD < 10	16
STD < 5	10

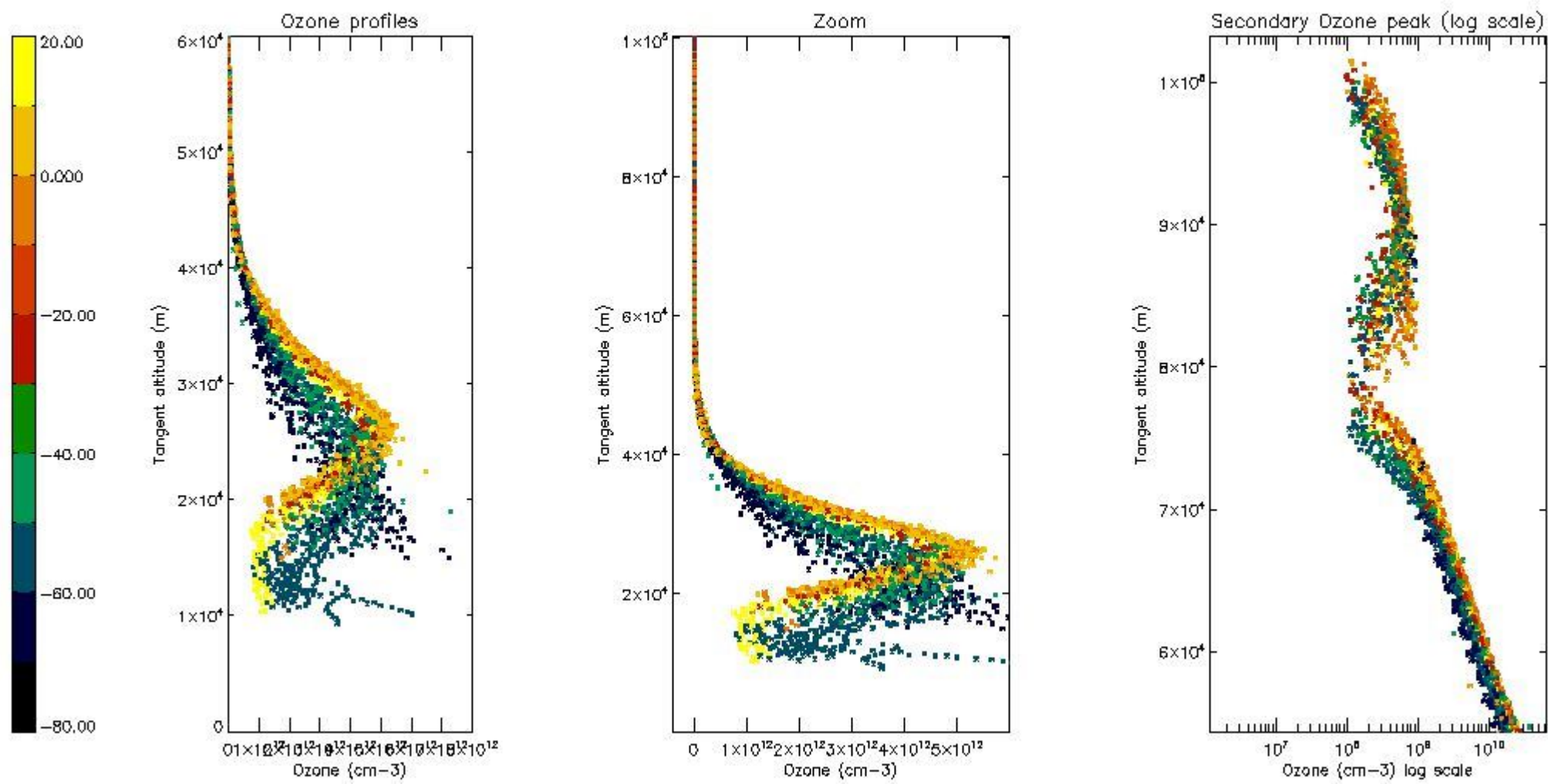
5.2 Plot ozone profiles for all STD (dark without errors)

The colorbar represents the latitude.



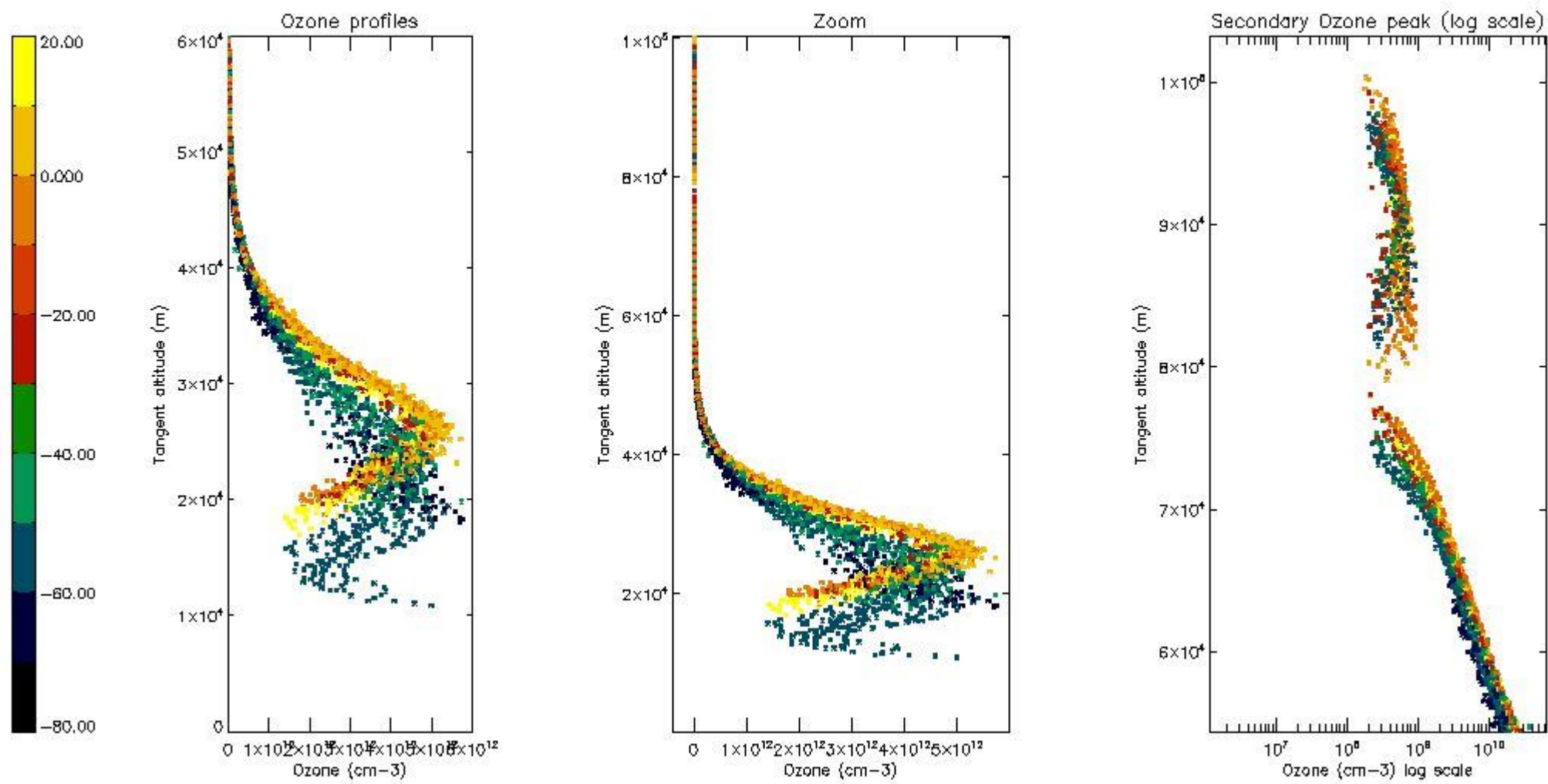
5.3 Plot ozone profiles where STD < 20% (dark without errors)

The colorbar represents the latitude.



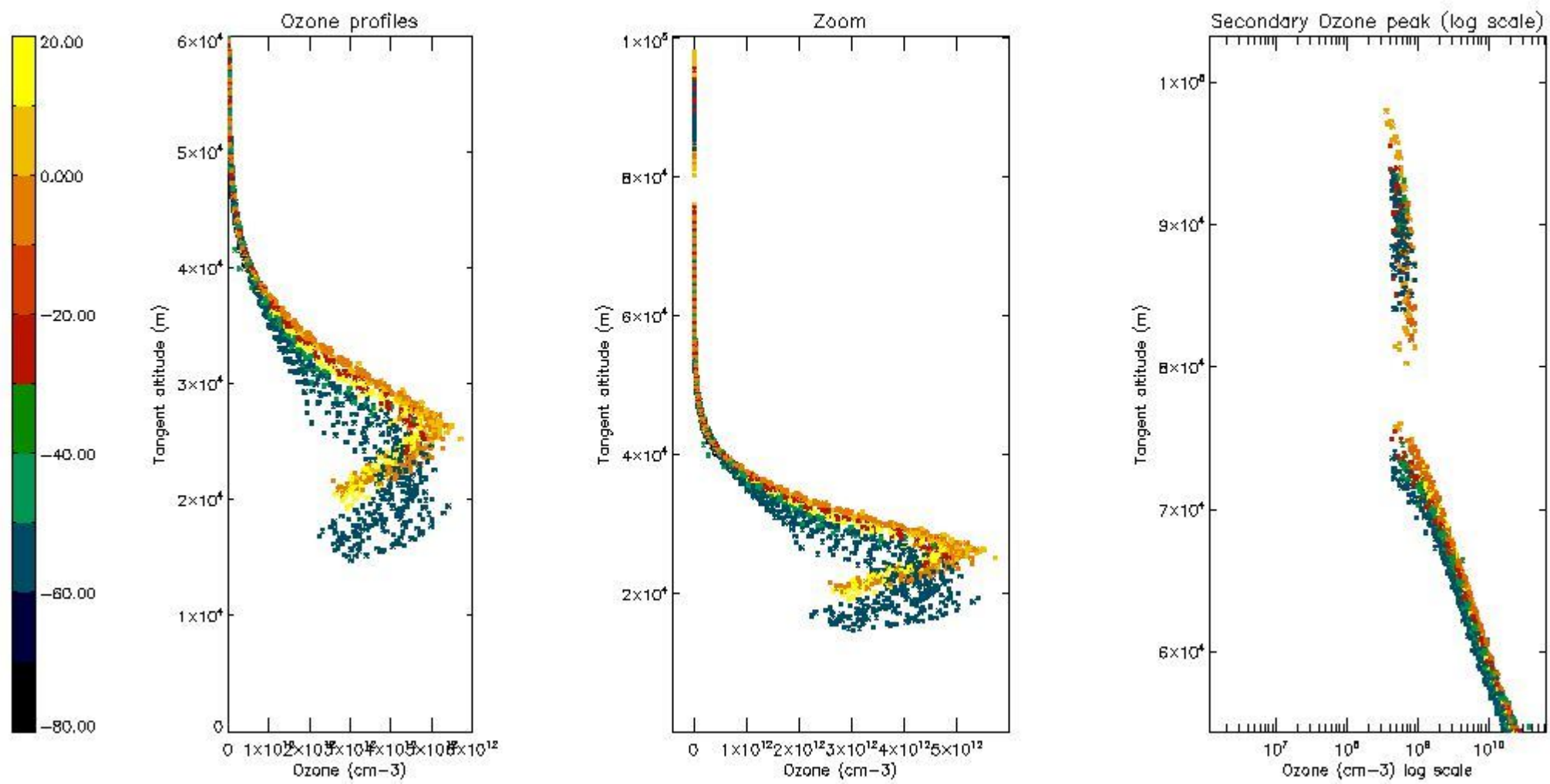
5.4 Plot ozone profiles where STD < 10% (dark without errors)

The colorbar represents the latitude.



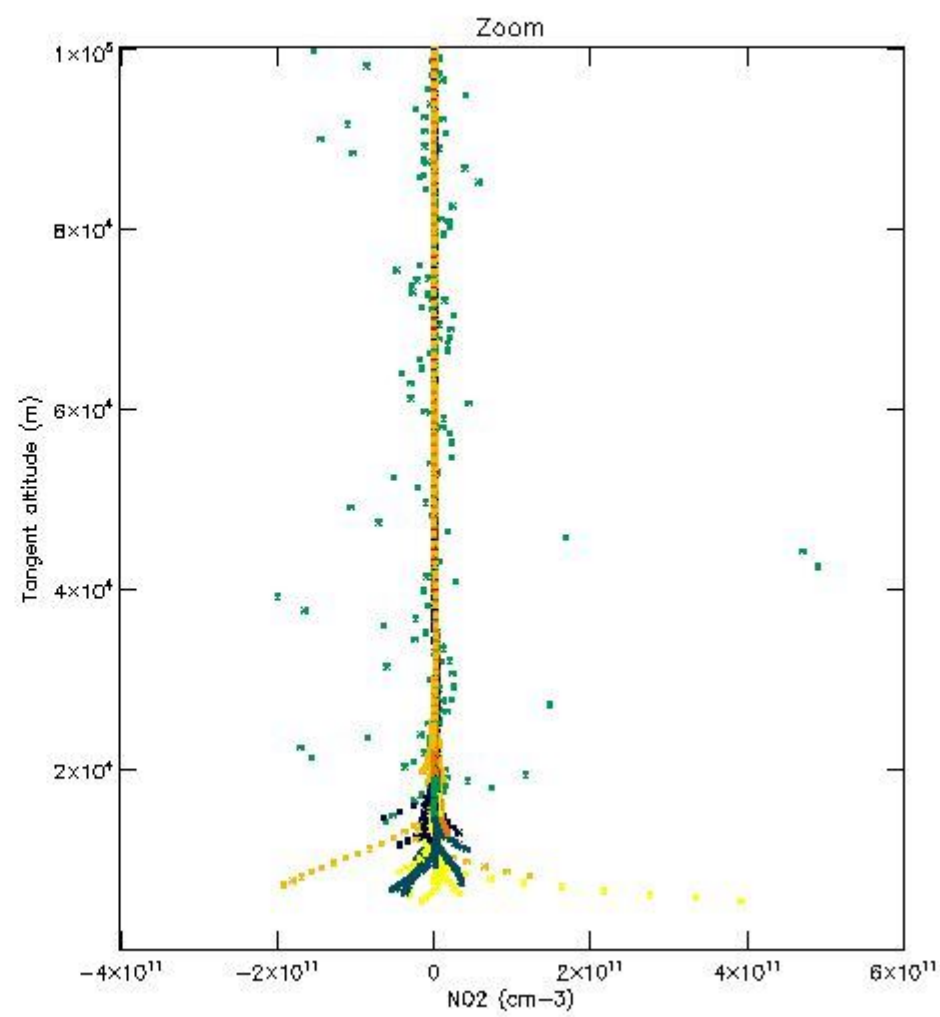
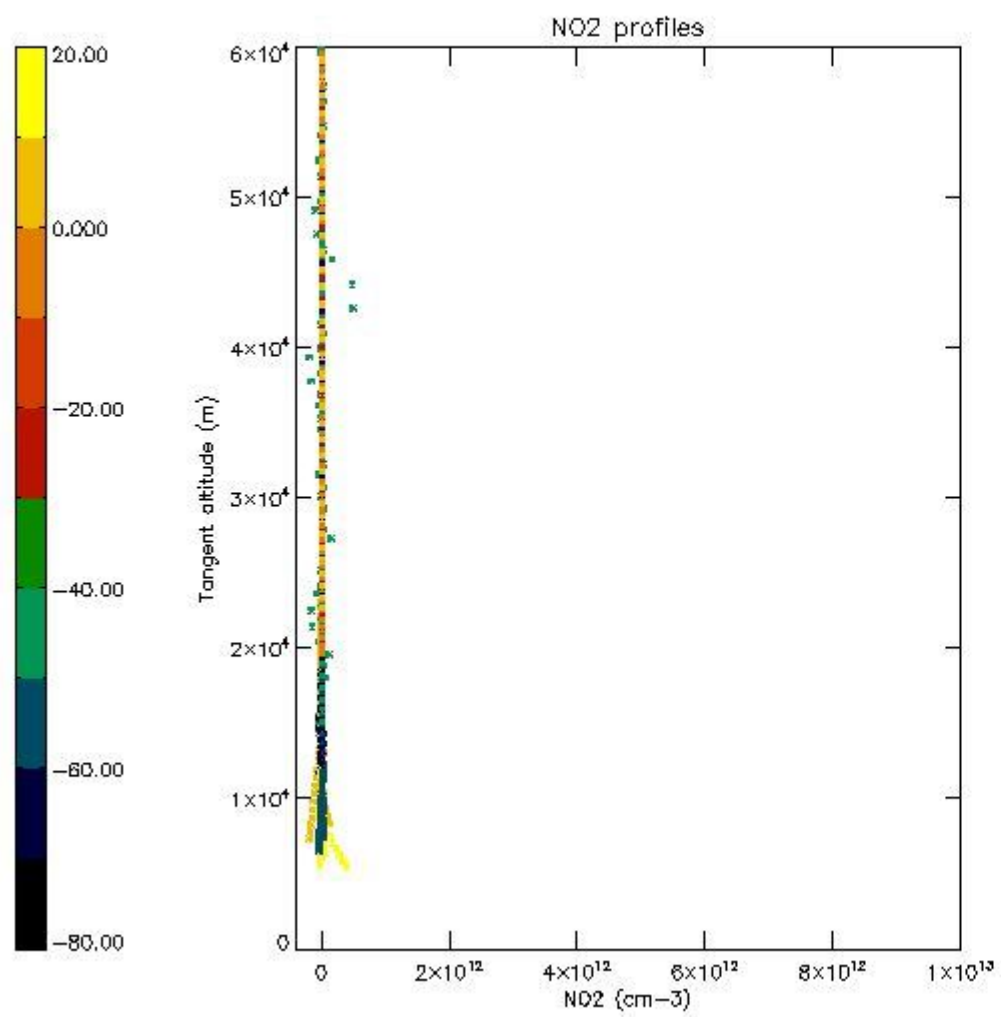
5.5 Plot ozone profiles where STD < 5% (dark without errors)

The colorbar represents the latitude.



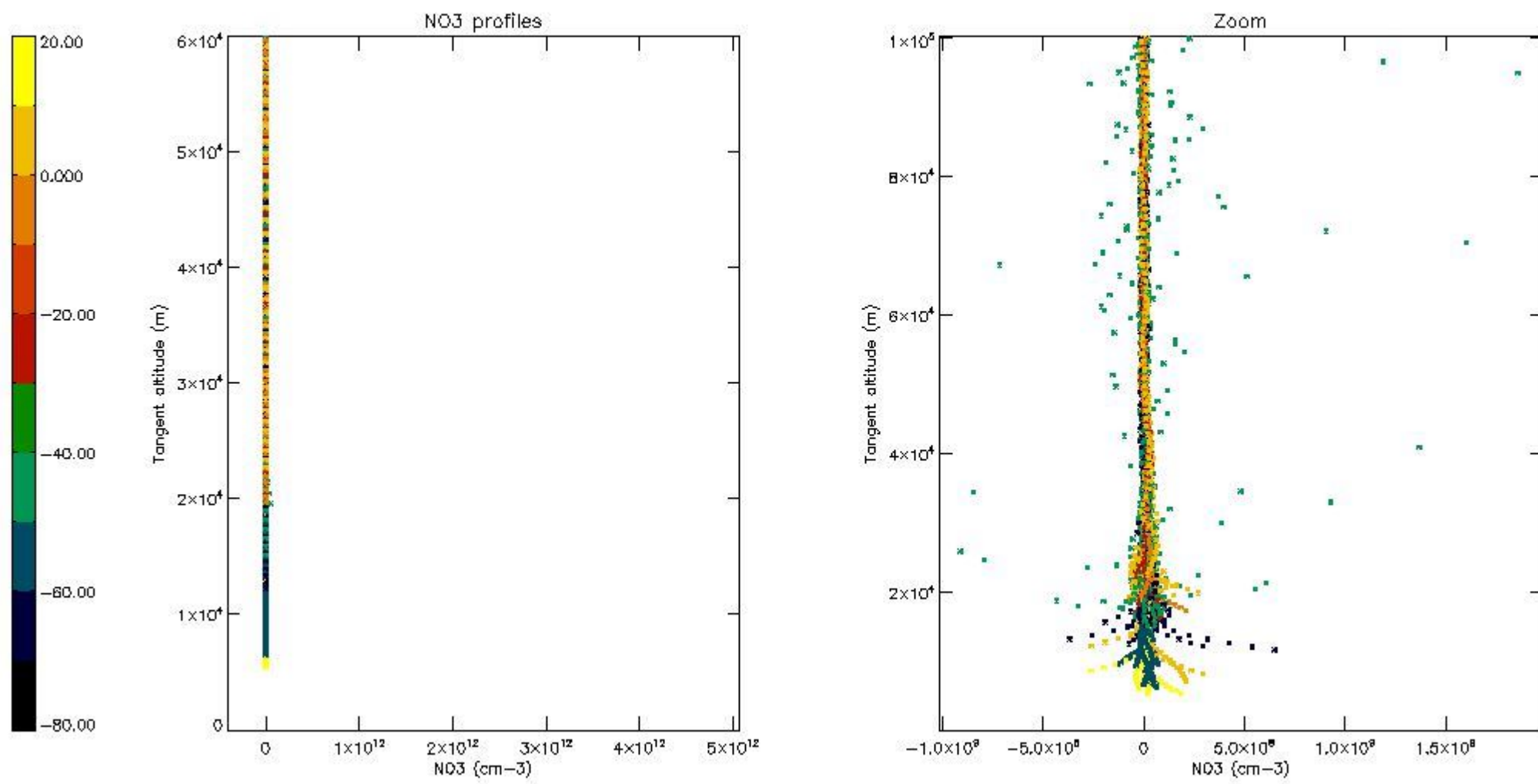
5.6 Plot NO₂ profiles for all STD (dark without errors)

The colorbar represents the latitude.



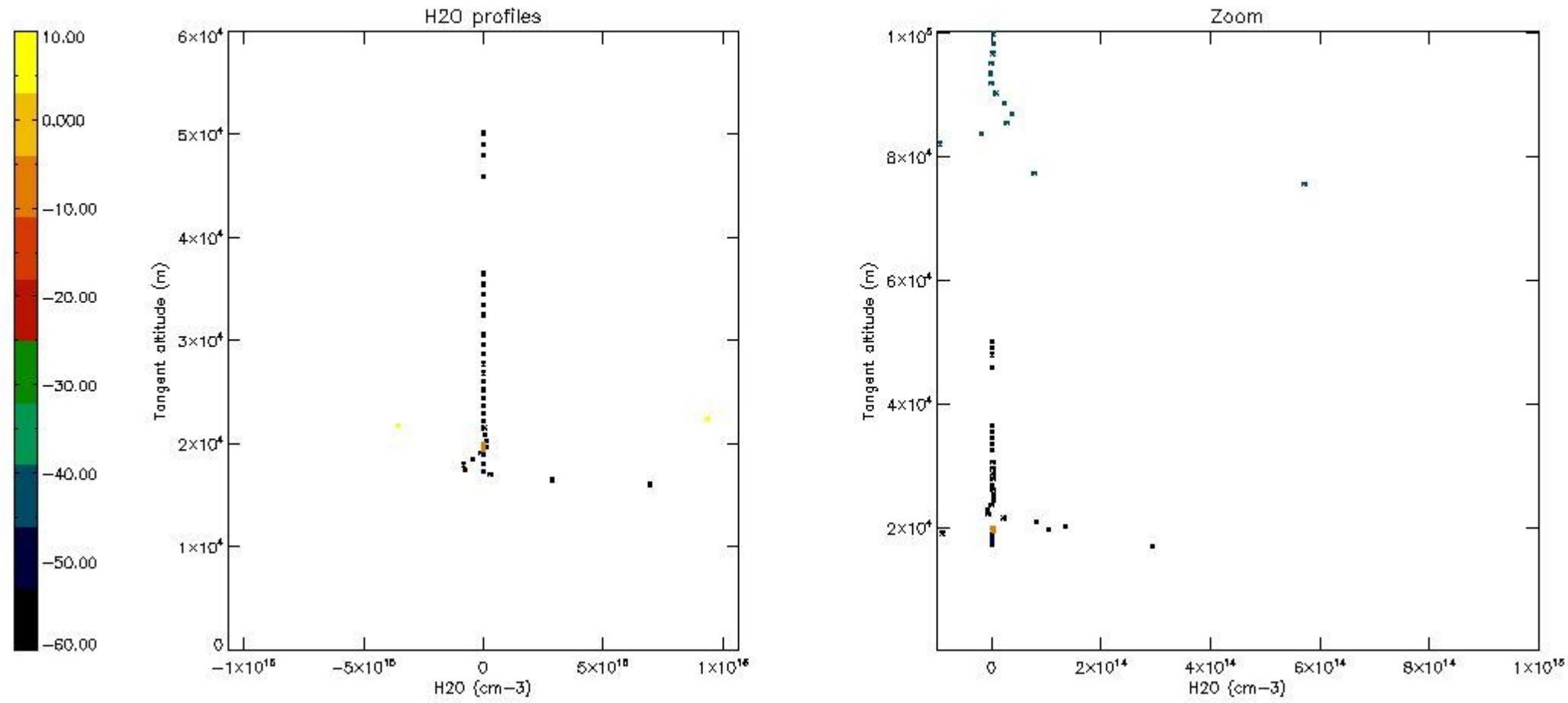
5.7 Plot NO3 profiles for all STD (dark without errors)

The colorbar represents the latitude.



5.8 Plot H₂O profiles for all STD (only for occultations of stars 1,2,3,4,13,14,16,26,63 dark without errors)

The colorbar represents the latitude.



6. Auxiliary Data Files used for the production reported in section 2

The number reported in the third column indicates since which file (see list in section 2) the corresponding auxiliary file has been used. The fourth column is the date of those product files.

Type	Auxiliary Filename	Used since product	Used since product date
INST_PHYS_CHARACTERISTICS	GOM_INS_AXVIEC20091111_143220_20030716_120000_20500101_000000	1	02-APR-2004 00:06:08
LEVEL-2_PROC_CONFIG	GOM_PR2_AXVIEC20091111_152718_20020301_000000_20500101_000000	1	02-APR-2004 00:06:08
CROSS_SECTIONS_FILE	GOM_CRS_AXVIEC20091111_154832_20020301_000000_20500101_000000	1	02-APR-2004 00:06:08

GOMOS Level 2 Daily Report

SUMMARY

[1. General Info](#)

[2. Summary of processed GOM_NL_2P products](#)

[3. Level 2 Quality information per product](#)

[3.1 Plot of level 2 quality information per product \(time dependant\)](#)

[3.2 Plot of level 2 quality information per product \(world map\)](#)

[4. Level 1 Quality information per product \(stored on level 2 products\)](#)

[4.1 Plot of level 1 quality information per product \(time dependant\)](#)

[4.1.1 Plot of level 1 quality information per product \(time dependant\): ASCENDING](#)

[4.1.2 Plot of level 1 quality information per product \(time dependant\): DESCENDING](#)

[4.2 Plot of level 1 quality information per product \(world map\)](#)

[4.2.1 Plot of level 1 quality information per product \(world map\): ASCENDING](#)

[4.2.2 Plot of level 1 quality information per product \(world map\): DESCENDING](#)

[5. Ozone profiles based on quality statistics and other trace gas profiles](#)

[5.1 Ozone statistics based on quality of products](#)

[5.2 Plot ozone profiles for all STD \(dark without errors\)](#)

[5.3 Plot ozone profiles where STD < 20% \(dark without errors\)](#)

[5.4. Plot ozone profiles where STD < 10% \(dark without errors\)](#)

[5.5. Plot ozone profiles where STD < 5% \(dark without errors\)](#)

[5.6 Plot NO2 profiles for all STD \(dark without errors\)](#)

[5.7 Plot NO3 profiles for all STD \(dark without errors\)](#)

[5.8 Plot H2O profiles \(only for occultations of stars 1,2,3,4,13,14,16,26,63 dark without errors\) for all STD](#)

[6. Auxiliary Data Files used for the production reported in section 2](#)

This report presents the daily analysis on parameters extracted from GOMOS level 2 data (GOM_NL__2P).
 It is intended to monitor some important parameters that will impact the quality of these products.
 A list of level 2 products (and content) that have arrived during the reporting day to the PCF is also given.

Item	Value
Time of report generation	18APR2013 23:01:28
Data source version	GOMOS/6.01
Start time of products	02-04-2004 (02APR2004 00:00:00)
Stop time of products	03-04-2004 (03APR2004 00:00:00)
Store outputs in DB	Yes
Nb of level 2 prods	411
Nb of prods with errors	0

2. Summary of processed GOM_NL__2P products.

Nr	Filename	UTC Start time	Limb	Duration	Star Id	Star Name	Star Mag	Star Temp	Nb Meas	Orbit	Prod. error
1	GOM_NL__2PRFIN20040402_000608_000000482025_00345_10920_1194.N1	02-APR-2004 00:06:08	Twi_and_stray	47.500	61	8Eps Peg	2.1000	3900.0	95	10920	No
2	GOM_NL__2PRFIN20040402_000951_000000722025_00345_10920_1195.N1	02-APR-2004 00:09:51	Dark	71.500	11	53Alp Aql	0.76500	8000.0	143	10920	No
3	GOM_NL__2PRFIN20040402_001319_000000452025_00345_10920_1196.N1	02-APR-2004 00:13:19	Dark	44.500	142	49Del Cap	2.8500	8900.0	89	10920	No
4	GOM_NL__2PRFIN20040402_001852_000000432025_00345_10920_1197.N1	02-APR-2004 00:18:52	Dark	42.500	172	Gam Gru	3.0030	13100.	85	10920	No
5	GOM_NL__2PRFIN20040402_002119_000000422025_00345_10920_1198.N1	02-APR-2004 00:21:19	Dark	42.000	31	Alp Gru	1.7340	15200.	84	10920	No
6	GOM_NL__2PRFIN20040402_002534_000000432025_00345_10920_1199.N1	02-APR-2004 00:25:34	Dark	43.000	45	Alp Pav	1.9400	26000.	86	10920	No
7	GOM_NL__2PRFIN20040402_002745_000000582025_00346_10921_1171.N1	02-APR-2004 00:27:45	Dark	57.500	38	20Eps Sgr	1.8360	11000.	115	10921	No
8	GOM_NL__2PRFIN20040402_003112_000000582025_00346_10921_1172.N1	02-APR-2004 00:31:12	Dark	58.000	85	Kap Sco	2.4070	28000.	116	10921	No
9	GOM_NL__2PRFIN20040402_003303_000000492025_00346_10921_1173.N1	02-APR-2004 00:33:03	Dark	48.500	43	Alp TrA	1.9100	4250.0	97	10921	No
10	GOM_NL__2PRFIN20040402_003459_000000422025_00346_10921_1174.N1	02-APR-2004 00:34:59	Dark	41.500	134	Bet TrA	2.8100	6600.0	83	10921	No
11	GOM_NL__2PRFIN20040402_003735_000000532025_00346_10921_1175.N1	02-APR-2004 00:37:35	Dark	52.500	4	Alp1Cen	-0.010000	5800.0	105	10921	No
12	GOM_NL__2PRFIN20040402_004038_000001222025_00346_10921_1176.N1	02-APR-2004 00:40:38	Straylight	122.00	16	21Alp Sco	1.0200	3000.0	244	10921	No
13	GOM_NL__2PRFIN20040402_004443_000000522025_00346_10921_1177.N1	02-APR-2004 00:44:43	Straylight	52.000	54	5The Cen	2.0550	4500.0	104	10921	No
14	GOM_NL__2PRFIN20040402_004717_000001472025_00346_10921_1178.N1	02-APR-2004 00:47:17	Twi_and_stray	146.50	97	8Bet1Sco	2.5610	30000.	293	10921	No
15	GOM_NL__2PRFIN20040402_005232_000000442025_00346_10921_1179.N1	02-APR-2004 00:52:32	Twi_and_stray	43.500	100	4Gam Crv	2.5800	13100.	87	10921	No
16	GOM_NL__2PRFIN20040402_005419_000000602025_00346_10921_1180.N1	02-APR-2004 00:54:19	Bright	60.000	15	67Alp Vir	0.97600	28000.	120	10921	No
17	GOM_NL__2PRFIN20040402_005733_000000462025_00346_10921_1181.N1	02-APR-2004 00:57:33	Bright	45.500	121	29Gam Vir	2.7400	7200.0	91	10921	No
18	GOM_NL__2PRFIN20040402_010208_000000432025_00346_10921_1182.N1	02-APR-2004 01:02:08	Bright	42.500	62	94Bet Leo	2.1360	9700.0	85	10921	No
19	GOM_NL__2PRFIN20040402_010348_000000392025_00346_10921_1183.N1	02-APR-2004 01:03:48	Bright	39.000	96	68Del Leo	2.5600	9300.0	78	10921	No
20	GOM_NL__2PRFIN20040402_010536_000000382025_00346_10921_1184.N1	02-APR-2004 01:05:36	Bright	37.500	166	17Eps Leo	2.9800	6000.0	75	10921	No
21	GOM_NL__2PRFIN20040402_011036_000000392025_00346_10921_1185.N1	02-APR-2004 01:10:36	Bright	39.000	174	52Psi UMa	3.0040	4400.0	78	10921	No
22	GOM_NL__2PRFIN20040402_011336_000000382025_00346_10921_1186.N1	02-APR-2004 01:13:36	Bright	38.000	87	64Gam UMa	2.4330	11000.	76	10921	No
23	GOM_NL__2PRFIN20040402_011528_000000382025_00346_10921_1187.N1	02-APR-2004 01:15:28	Bright	38.000	36	50Alp UMa	1.8000	6300.0	76	10921	No
24	GOM_NL__2PRFIN20040402_012143_000000412025_00346_10921_1188.N1	02-APR-2004 01:21:43	Bright	41.000	60	7Bet UMi	2.0810	3950.0	82	10921	No
25	GOM_NL__2PRFIN20040402_012332_000000362025_00346_10921_1189.N1	02-APR-2004 01:23:32	Bright	36.000	49	1Alp UMi	1.9900	6300.0	72	10921	No
26	GOM_NL__2PRFIN20040402_012949_000000372025_00346_10921_1190.N1	02-APR-2004 01:29:49	Bright	36.500	110	37Del Cas	2.6780	8900.0	73	10921	No
27	GOM_NL__2PRFIN20040402_013120_000000402025_00346_10921_1191.N1	02-APR-2004 01:31:20	Bright	39.500	74	11Bet Cas	2.2680	6600.0	79	10921	No
28	GOM_NL__2PRFIN20040402_013609_000000482025_00346_10921_1192.N1	02-APR-2004 01:36:09	Bright	48.000	144	18Del Cyg	2.8600	11000.	96	10921	No
29	GOM_NL__2PRFIN20040402_013805_000000452025_00346_10921_1193.N1	02-APR-2004 01:38:05	Bright	45.000	66	37Gam Cyg	2.2080	5900.0	90	10921	No
30	GOM_NL__2PRFIN20040402_014008_000000462025_00346_10921_1194.N1	02-APR-2004 01:40:08	Bright	46.000	92	53Eps Cyg	2.5000	4500.0	92	10921	No
31	GOM_NL__2PRFIN20040402_014644_000000492025_00346_10921_1195.N1	02-APR-2004 01:46:44	Twi_and_stray	49.000	61	8Eps Peg	2.1000	3900.0	98	10921	No
32	GOM_NL__2PRFIN20040402_015029_000000712025_00346_10921_1196.N1	02-APR-2004 01:50:29	Dark	71.000	11	53Alp Aql	0.76500	8000.0	142	10921	No
33	GOM_NL__2PRFIN20040402_015354_000000432025_00346_10921_1197.N1	02-APR-2004 01:53:54	Dark	43.000	142	49Del Cap	2.8500	8900.0	86	10921	No
34	GOM_NL__2PRFIN20040402_015929_000000402025_00346_10921_1198.N1	02-APR-2004 01:59:29	Dark	39.500	172	Gam Gru	3.0030	13100.	79	10921	No
35	GOM_NL__2PRFIN20040402_020155_000000402025_00346_10921_1199.N1	02-APR-2004 02:01:55	Dark	39.500	31	Alp Gru	1.7340	15200.	79	10921	No
36	GOM_NL__2PRFIN20040402_020610_000000412025_00346_10921_1200.N1	02-APR-2004 02:06:10	Dark	41.000	45	Alp Pav	1.9400	26000.	82	10921	No
37	GOM_NL__2PRFIN20040402_020822_000000562025_00347_10922_1172.N1	02-APR-2004 02:08:22	Dark	55.500	38	20Eps Sgr	1.8360	11000.	111	10922	No
38	GOM_NL__2PRFIN20040402_021149_000000572025_00347_10922_1173.N1	02-APR-2004 02:11:49	Dark	57.000	85	Kap Sco	2.4070	28000.	114	10922	No
39	GOM_NL__2PRFIN20040402_021341_000000442025_00347_10922_1174.N1	02-APR-2004 02:13:41	Dark	44.000	43	Alp TrA	1.9100	4250.0	88	10922	No
40	GOM_NL__2PRFIN20040402_021535_000000412025_00347_10922_1175.N1	02-APR-2004 02:15:35	Dark	41.000	134	Bet TrA	2.8100	6600.0	82	10922	No
41	GOM_NL__2PRFIN20040402_021811_000000552025_00347_10922_1176.N1	02-APR-2004 02:18:11	Dark	55.000	4	Alp1Cen	-0.010000	5800.0	110	10922	No
42	GOM_NL__2PRFIN20040402_022116_000001232025_00347_10922_1177.N1	02-APR-2004 02:21:16	Straylight	123.00	16	21Alp Sco	1.0200	3000.0	246	10922	No

43	GOM_NL__2PRFIN20040402_022519_000000542025_00347_10922_1178.N1	02-APR-2004 02:25:19	Straylight	54.000	54	5The Cen	2.0550	4500.0	108	10922	No
44	GOM_NL__2PRFIN20040402_022754_000001522025_00347_10922_1179.N1	02-APR-2004 02:27:54	TwI_and_stray	151.50	97	8Bet1Sco	2.5610	30000.	303	10922	No
45	GOM_NL__2PRFIN20040402_023308_000000462025_00347_10922_1180.N1	02-APR-2004 02:33:08	TwI_and_stray	45.500	100	4Gam Crv	2.5800	13100.	91	10922	No
46	GOM_NL__2PRFIN20040402_023455_000000692025_00347_10922_1181.N1	02-APR-2004 02:34:55	Bright	69.000	15	67Alp Vir	0.97600	28000.	138	10922	No
47	GOM_NL__2PRFIN20040402_023809_000000452025_00347_10922_1182.N1	02-APR-2004 02:38:09	Bright	44.500	121	29Gam Vir	2.7400	7200.0	89	10922	No
48	GOM_NL__2PRFIN20040402_024244_000000432025_00347_10922_1183.N1	02-APR-2004 02:42:44	Bright	42.500	62	94Bet Leo	2.1360	9700.0	85	10922	No
49	GOM_NL__2PRFIN20040402_024423_000000402025_00347_10922_1184.N1	02-APR-2004 02:44:23	Bright	40.000	96	68Del Leo	2.5600	9300.0	80	10922	No
50	GOM_NL__2PRFIN20040402_024611_000000412025_00347_10922_1185.N1	02-APR-2004 02:46:11	Bright	40.500	166	17Eps Leo	2.9800	6000.0	81	10922	No
51	GOM_NL__2PRFIN20040402_025112_000000392025_00347_10922_1186.N1	02-APR-2004 02:51:12	Bright	38.500	174	52Psi UMa	3.0040	4400.0	77	10922	No
52	GOM_NL__2PRFIN20040402_025411_000000392025_00347_10922_1187.N1	02-APR-2004 02:54:11	Bright	39.000	87	64Gam UMa	2.4330	11000.	78	10922	No
53	GOM_NL__2PRFIN20040402_025604_000000372025_00347_10922_1188.N1	02-APR-2004 02:56:04	Bright	37.000	36	50Alp UMa	1.8000	6300.0	74	10922	No
54	GOM_NL__2PRFIN20040402_030219_000000382025_00347_10922_1189.N1	02-APR-2004 03:02:19	Bright	38.000	60	7Bet UMi	2.0810	3950.0	76	10922	No
55	GOM_NL__2PRFIN20040402_030407_000000372025_00347_10922_1190.N1	02-APR-2004 03:04:07	Bright	37.000	49	1Alp UMi	1.9900	6300.0	74	10922	No
56	GOM_NL__2PRFIN20040402_031025_000000382025_00347_10922_1191.N1	02-APR-2004 03:10:25	Bright	38.000	110	37Del Cas	2.6780	8900.0	76	10922	No
57	GOM_NL__2PRFIN20040402_031158_000000362025_00347_10922_1192.N1	02-APR-2004 03:11:58	Bright	35.500	74	11Bet Cas	2.2680	6600.0	71	10922	No
58	GOM_NL__2PRFIN20040402_031645_000000472025_00347_10922_1193.N1	02-APR-2004 03:16:45	Bright	47.000	144	18Del Cyg	2.8600	11000.	94	10922	No
59	GOM_NL__2PRFIN20040402_031841_000000462025_00347_10922_1194.N1	02-APR-2004 03:18:41	Bright	46.000	66	37Gam Cyg	2.2080	5900.0	92	10922	No
60	GOM_NL__2PRFIN20040402_032045_000000462025_00347_10922_1195.N1	02-APR-2004 03:20:45	Bright	46.000	92	53Eps Cyg	2.5000	4500.0	92	10922	No
61	GOM_NL__2PRFIN20040402_032721_000000502025_00347_10922_1196.N1	02-APR-2004 03:27:21	TwI_and_stray	50.000	61	8Eps Peg	2.1000	3900.0	100	10922	No
62	GOM_NL__2PRFIN20040402_033106_000000702025_00347_10922_1197.N1	02-APR-2004 03:31:06	Dark	69.500	11	53Alp Aql	0.76500	8000.0	139	10922	No
63	GOM_NL__2PRFIN20040402_033429_000000452025_00347_10922_1198.N1	02-APR-2004 03:34:29	Dark	44.500	142	49Del Cap	2.8500	8900.0	89	10922	No
64	GOM_NL__2PRFIN20040402_034006_000000392025_00347_10922_1199.N1	02-APR-2004 03:40:06	Dark	38.500	172	Gam Gru	3.0030	13100.	77	10922	No
65	GOM_NL__2PRFIN20040402_034231_000000392025_00347_10922_1200.N1	02-APR-2004 03:42:31	Dark	39.000	31	Alp Gru	1.7340	15200.	78	10922	No
66	GOM_NL__2PRFIN20040402_034647_000000412025_00347_10922_1201.N1	02-APR-2004 03:46:47	Dark	40.500	45	Alp Pav	1.9400	26000.	81	10922	No
67	GOM_NL__2PRFIN20040402_034900_000000602025_00348_10923_1172.N1	02-APR-2004 03:49:00	Dark	59.500	38	20Eps Sgr	1.8360	11000.	119	10923	No
68	GOM_NL__2PRFIN20040402_035226_000000562025_00348_10923_1173.N1	02-APR-2004 03:52:26	Dark	56.000	85	Kap Sco	2.4070	28000.	112	10923	No
69	GOM_NL__2PRFIN20040402_035418_000000412025_00348_10923_1174.N1	02-APR-2004 03:54:18	Dark	40.500	43	Alp TrA	1.9100	4250.0	81	10923	No
70	GOM_NL__2PRFIN20040402_035612_000000412025_00348_10923_1175.N1	02-APR-2004 03:56:12	Dark	41.000	134	Bet TrA	2.8100	6600.0	82	10923	No
71	GOM_NL__2PRFIN20040402_035848_000000492025_00348_10923_1176.N1	02-APR-2004 03:58:48	Dark	49.000	4	Alp1Cen	-0.010000	5800.0	98	10923	No
72	GOM_NL__2PRFIN20040402_040153_000001232025_00348_10923_1177.N1	02-APR-2004 04:01:53	Straylight	123.00	16	21Alp Sco	1.0200	3000.0	246	10923	No
73	GOM_NL__2PRFIN20040402_040555_000000522025_00348_10923_1178.N1	02-APR-2004 04:05:55	Straylight	52.000	54	5The Cen	2.0550	4500.0	104	10923	No
74	GOM_NL__2PRFIN20040402_040831_000001512025_00348_10923_1179.N1	02-APR-2004 04:08:31	TwI_and_stray	150.50	97	8Bet1Sco	2.5610	30000.	301	10923	No
75	GOM_NL__2PRFIN20040402_041344_000000452025_00348_10923_1180.N1	02-APR-2004 04:13:44	TwI_and_stray	45.000	100	4Gam Crv	2.5800	13100.	90	10923	No
76	GOM_NL__2PRFIN20040402_041532_000000592025_00348_10923_1181.N1	02-APR-2004 04:15:32	Bright	58.500	15	67Alp Vir	0.97600	28000.	117	10923	No
77	GOM_NL__2PRFIN20040402_041845_000000462025_00348_10923_1182.N1	02-APR-2004 04:18:45	Bright	46.000	121	29Gam Vir	2.7400	7200.0	92	10923	No
78	GOM_NL__2PRFIN20040402_042323_000000412025_00348_10923_1183.N1	02-APR-2004 04:23:23	Bright	40.500	62	94Bet Leo	2.1360	9700.0	81	10923	No
79	GOM_NL__2PRFIN20040402_042502_000000372025_00348_10923_1184.N1	02-APR-2004 04:25:02	Bright	37.000	96	68Del Leo	2.5600	9300.0	74	10923	No
80	GOM_NL__2PRFIN20040402_042649_000000402025_00348_10923_1185.N1	02-APR-2004 04:26:49	Bright	39.500	166	17Eps Leo	2.9800	6000.0	79	10923	No
81	GOM_NL__2PRFIN20040402_043149_000000402025_00348_10923_1186.N1	02-APR-2004 04:31:49	Bright	39.500	174	52Psi UMa	3.0040	4400.0	79	10923	No
82	GOM_NL__2PRFIN20040402_043448_000000392025_00348_10923_1187.N1	02-APR-2004 04:34:48	Bright	38.500	87	64Gam UMa	2.4330	11000.	77	10923	No
83	GOM_NL__2PRFIN20040402_043641_000000382025_00348_10923_1188.N1	02-APR-2004 04:36:41	Bright	38.000	36	50Alp UMa	1.8000	6300.0	76	10923	No
84	GOM_NL__2PRFIN20040402_044255_000000432025_00348_10923_1189.N1	02-APR-2004 04:42:55	Bright	43.000	60	7Bet UMi	2.0810	3950.0	86	10923	No
85	GOM_NL__2PRFIN20040402_044444_000000392025_00348_10923_1190.N1	02-APR-2004 04:44:44	Bright	39.000	49	1Alp UMi	1.9900	6300.0	78	10923	No
86	GOM_NL__2PRFIN20040402_045102_000000372025_00348_10923_1191.N1	02-APR-2004 04:51:02	Bright	37.000	110	37Del Cas	2.6780	8900.0	74	10923	No
87	GOM_NL__2PRFIN20040402_045234_000000392025_00348_10923_1192.N1	02-APR-2004 04:52:34	Bright	38.500	74	11Bet Cas	2.2680	6600.0	77	10923	No
88	GOM_NL__2PRFIN20040402_045720_000000492025_00348_10923_1193.N1	02-APR-2004 04:57:20	Bright	48.500	144	18Del Cyg	2.8600	11000.	97	10923	No
89	GOM_NL__2PRFIN20040402_045917_000000452025_00348_10923_1194.N1	02-APR-2004 04:59:17	Bright	45.000	66	37Gam Cyg	2.2080	5900.0	90	10923	No
90	GOM_NL__2PRFIN20040402_050120_000000462025_00348_10923_1195.N1	02-APR-2004 05:01:20	Bright	45.500	92	53Eps Cyg	2.5000	4500.0	91	10923	No
91	GOM_NL__2PRFIN20040402_050757_000000492025_00348_10923_1196.N1	02-APR-2004 05:07:57	TwI_and_stray	49.000	61	8Eps Peg	2.1000	3900.0	98	10923	No
92	GOM_NL__2PRFIN20040402_051142_000000692025_00348_10923_1197.N1	02-APR-2004 05:11:42	Dark	69.000	11	53Alp Aql	0.76500	8000.0	138	10923	No
93	GOM_NL__2PRFIN20040402_051508_000000402025_00348_10923_1198.N1	02-APR-2004 05:15:08	Dark	40.000	142	49Del Cap	2.8500	8900.0	80	10923	No
94	GOM_NL__2PRFIN20040402_052042_000000412025_00348_10923_1199.N1	02-APR-2004 05:20:42	Dark	40.500	172	Gam Gru	3.0030	13100.	81	10923	No
95	GOM_NL__2PRFIN20040402_052307_000000422025_00348_10923_1200.N1	02-APR-2004 05:23:07	Dark	42.000	31	Alp Gru	1.7340	15200.	84	10923	No
96	GOM_NL__2PRFIN20040402_052724_000000422025_00348_10923_1201.N1	02-APR-2004 05:27:24	Dark	41.500	45	Alp Pav	1.9400	26000.	83	10923	No
97	GOM_NL__2PRFIN20040402_052937_000000572025_00349_10924_1172.N1	02-APR-2004 05:29:37	Dark	57.000	38	20Eps Sgr	1.8360	11000.	114	10924	No
98	GOM_NL__2PRFIN20040402_053303_000000572025_00349_10924_1173.N1	02-APR-2004 05:33:03	Dark	56.500	85	Kap Sco	2.4070	28000.	113	10924	No
99	GOM_NL__2PRFIN20040402_053456_000000402025_00349_10924_1174.N1	02-APR-2004 05:34:56	Dark	40.000	43	Alp TrA	1.9100	4250.0	80	10924	No
100	GOM_NL__2PRFIN20040402_053648_000000402025_00349_10924_1175.N1	02-APR-2004 05:36:48	Dark	39.500	134	Bet TrA	2.8100	6600.0	79	10924	No
101	GOM_NL__2PRFIN20040402_053925_000000532025_00349_10924_1176.N1	02-APR-2004 05:39:25	Dark	53.000	4	Alp1Cen	-0.010000	5800.0	106	10924	No

102	GOM_NL__2PRFIN20040402_054230_000001102025_00349_10924_1177.N1	02-APR-2004 05:42:30	Straylight	109.50	16	21Alp Sco	1.0200	3000.0	219	10924	No
103	GOM_NL__2PRFIN20040402_054631_000000552025_00349_10924_1178.N1	02-APR-2004 05:46:31	Straylight	55.000	54	5The Cen	2.0550	4500.0	110	10924	No
104	GOM_NL__2PRFIN20040402_054908_000001422025_00349_10924_1179.N1	02-APR-2004 05:49:08	Twi_and_stray	141.50	97	8Bet1Sco	2.5610	30000.	283	10924	No
105	GOM_NL__2PRFIN20040402_055422_000000472025_00349_10924_1180.N1	02-APR-2004 05:54:22	Twi_and_stray	46.500	100	4Gam Crv	2.5800	13100.	93	10924	No
106	GOM_NL__2PRFIN20040402_055608_000000692025_00349_10924_1181.N1	02-APR-2004 05:56:08	Bright	69.000	15	67Alp Vir	0.97600	28000.	138	10924	No
107	GOM_NL__2PRFIN20040402_055921_000000442025_00349_10924_1182.N1	02-APR-2004 05:59:21	Bright	44.000	121	29Gam Vir	2.7400	7200.0	88	10924	No
108	GOM_NL__2PRFIN20040402_060359_000000392025_00349_10924_1183.N1	02-APR-2004 06:03:59	Bright	39.000	62	94Bet Leo	2.1360	9700.0	78	10924	No
109	GOM_NL__2PRFIN20040402_060538_000000382025_00349_10924_1184.N1	02-APR-2004 06:05:38	Bright	37.500	96	68Del Leo	2.5600	9300.0	75	10924	No
110	GOM_NL__2PRFIN20040402_060725_000000382025_00349_10924_1185.N1	02-APR-2004 06:07:25	Bright	38.000	166	17Eps Leo	2.9800	6000.0	76	10924	No
111	GOM_NL__2PRFIN20040402_061225_000000392025_00349_10924_1186.N1	02-APR-2004 06:12:25	Bright	38.500	174	52Psi UMa	3.0040	4400.0	77	10924	No
112	GOM_NL__2PRFIN20040402_061524_000000392025_00349_10924_1187.N1	02-APR-2004 06:15:24	Bright	38.500	87	64Gam UMa	2.4330	11000.	77	10924	No
113	GOM_NL__2PRFIN20040402_061717_000000382025_00349_10924_1188.N1	02-APR-2004 06:17:17	Bright	38.000	36	50Alp UMa	1.8000	6300.0	76	10924	No
114	GOM_NL__2PRFIN20040402_062331_000000412025_00349_10924_1189.N1	02-APR-2004 06:23:31	Bright	40.500	60	7Bet UMi	2.0810	3950.0	81	10924	No
115	GOM_NL__2PRFIN20040402_062521_000000372025_00349_10924_1190.N1	02-APR-2004 06:25:21	Bright	36.500	49	1Alp UMi	1.9900	6300.0	73	10924	No
116	GOM_NL__2PRFIN20040402_063138_000000372025_00349_10924_1191.N1	02-APR-2004 06:31:38	Bright	37.000	110	37Del Cas	2.6780	8900.0	74	10924	No
117	GOM_NL__2PRFIN20040402_063311_000000372025_00349_10924_1192.N1	02-APR-2004 06:33:11	Bright	37.000	74	11Bet Cas	2.2680	6600.0	74	10924	No
118	GOM_NL__2PRFIN20040402_063756_000000462025_00349_10924_1193.N1	02-APR-2004 06:37:56	Bright	45.500	144	18Del Cyg	2.8600	11000.	91	10924	No
119	GOM_NL__2PRFIN20040402_063953_000000472025_00349_10924_1194.N1	02-APR-2004 06:39:53	Bright	47.000	66	37Gam Cyg	2.2080	5900.0	94	10924	No
120	GOM_NL__2PRFIN20040402_064156_000000472025_00349_10924_1195.N1	02-APR-2004 06:41:56	Bright	47.000	92	53Eps Cyg	2.5000	4500.0	94	10924	No
121	GOM_NL__2PRFIN20040402_064833_000000472025_00349_10924_1196.N1	02-APR-2004 06:48:33	Twi_and_stray	46.500	61	8Eps Peg	2.1000	3900.0	93	10924	No
122	GOM_NL__2PRFIN20040402_065219_000000742025_00349_10924_1197.N1	02-APR-2004 06:52:19	Dark	73.500	11	53Alp Aql	0.76500	8000.0	147	10924	No
123	GOM_NL__2PRFIN20040402_065545_000000432025_00349_10924_1198.N1	02-APR-2004 06:55:45	Dark	43.000	142	49Del Cap	2.8500	8900.0	86	10924	No
124	GOM_NL__2PRFIN20040402_070119_000000402025_00349_10924_1199.N1	02-APR-2004 07:01:19	Dark	39.500	172	Gam Gru	3.0030	13100.	79	10924	No
125	GOM_NL__2PRFIN20040402_070343_000000422025_00349_10924_1200.N1	02-APR-2004 07:03:43	Dark	42.000	31	Alp Gru	1.7340	15200.	84	10924	No
126	GOM_NL__2PRFIN20040402_070800_000000422025_00349_10924_1201.N1	02-APR-2004 07:08:00	Dark	42.000	45	Alp Pav	1.9400	26000.	84	10924	No
127	GOM_NL__2PRFIN20040402_071014_000000582025_00350_10925_1172.N1	02-APR-2004 07:10:14	Dark	58.000	38	20Eps Sgr	1.8360	11000.	116	10925	No
128	GOM_NL__2PRFIN20040402_071317_000000552025_00350_10925_1173.N1	02-APR-2004 07:13:17	Dark	54.500	178	lot1Sco	3.0220	6550.0	109	10925	No
129	GOM_NL__2PRFIN20040402_071532_000000432025_00350_10925_1174.N1	02-APR-2004 07:15:32	Dark	42.500	43	Alp TrA	1.9100	4250.0	85	10925	No
130	GOM_NL__2PRFIN20040402_071725_000000402025_00350_10925_1175.N1	02-APR-2004 07:17:25	Dark	40.000	134	Bet TrA	2.8100	6600.0	80	10925	No
131	GOM_NL__2PRFIN20040402_072002_000000502025_00350_10925_1176.N1	02-APR-2004 07:20:02	Dark	49.500	4	Alp1Cen	-0.010000	5800.0	99	10925	No
132	GOM_NL__2PRFIN20040402_072214_000000442025_00350_10925_1177.N1	02-APR-2004 07:22:14	Straylight	44.000	12	Alp1Cru	0.77500	30000.	88	10925	No
133	GOM_NL__2PRFIN20040402_072341_000000452025_00350_10925_1178.N1	02-APR-2004 07:23:41	Straylight	45.000	26	Gam Cru	1.6240	2900.0	90	10925	No
134	GOM_NL__2PRFIN20040402_072543_000000392025_00350_10925_1179.N1	02-APR-2004 07:25:43	Straylight	38.500	99	Del Cen	2.5750	26000.	77	10925	No
135	GOM_NL__2PRFIN20040402_072708_000000522025_00350_10925_1180.N1	02-APR-2004 07:27:08	Straylight	51.500	54	5The Cen	2.0550	4500.0	103	10925	No
136	GOM_NL__2PRFIN20040402_072945_000001522025_00350_10925_1181.N1	02-APR-2004 07:29:45	Twi_and_stray	151.50	97	8Bet1Sco	2.5610	30000.	303	10925	No
137	GOM_NL__2PRFIN20040402_073458_000000422025_00350_10925_1182.N1	02-APR-2004 07:34:58	Twi_and_stray	42.000	100	4Gam Crv	2.5800	13100.	84	10925	No
138	GOM_NL__2PRFIN20040402_073644_000000632025_00350_10925_1183.N1	02-APR-2004 07:36:44	Bright	62.500	15	67Alp Vir	0.97600	28000.	125	10925	No
139	GOM_NL__2PRFIN20040402_073957_000000442025_00350_10925_1184.N1	02-APR-2004 07:39:57	Bright	43.500	121	29Gam Vir	2.7400	7200.0	87	10925	No
140	GOM_NL__2PRFIN20040402_074435_000000392025_00350_10925_1185.N1	02-APR-2004 07:44:35	Bright	39.000	62	94Bet Leo	2.1360	9700.0	78	10925	No
141	GOM_NL__2PRFIN20040402_074614_000000372025_00350_10925_1186.N1	02-APR-2004 07:46:14	Bright	37.000	96	68Del Leo	2.5600	9300.0	74	10925	No
142	GOM_NL__2PRFIN20040402_074802_000000382025_00350_10925_1187.N1	02-APR-2004 07:48:02	Bright	37.500	166	17Eps Leo	2.9800	6000.0	75	10925	No
143	GOM_NL__2PRFIN20040402_075302_000000392025_00350_10925_1188.N1	02-APR-2004 07:53:02	Bright	38.500	174	52Psi UMa	3.0040	4400.0	77	10925	No
144	GOM_NL__2PRFIN20040402_075559_000000392025_00350_10925_1189.N1	02-APR-2004 07:55:59	Bright	39.000	87	64Gam UMa	2.4330	11000.	78	10925	No
145	GOM_NL__2PRFIN20040402_075753_000000372025_00350_10925_1190.N1	02-APR-2004 07:57:53	Bright	37.000	36	50Alp UMa	1.8000	6300.0	74	10925	No
146	GOM_NL__2PRFIN20040402_080407_000000402025_00350_10925_1191.N1	02-APR-2004 08:04:07	Bright	40.000	60	7Bet UMi	2.0810	3950.0	80	10925	No
147	GOM_NL__2PRFIN20040402_080557_000000382025_00350_10925_1192.N1	02-APR-2004 08:05:57	Bright	37.500	49	1Alp UMi	1.9900	6300.0	75	10925	No
148	GOM_NL__2PRFIN20040402_081214_000000522025_00350_10925_1193.N1	02-APR-2004 08:12:14	Bright	52.000	110	37Del Cas	2.6780	8900.0	104	10925	No
149	GOM_NL__2PRFIN20040402_081347_000000352025_00350_10925_1194.N1	02-APR-2004 08:13:47	Bright	34.500	74	11Bet Cas	2.2680	6600.0	69	10925	No
150	GOM_NL__2PRFIN20040402_081832_000000472025_00350_10925_1195.N1	02-APR-2004 08:18:32	Bright	46.500	144	18Del Cyg	2.8600	11000.	93	10925	No
151	GOM_NL__2PRFIN20040402_082029_000000482025_00350_10925_1196.N1	02-APR-2004 08:20:29	Bright	47.500	66	37Gam Cyg	2.2080	5900.0	95	10925	No
152	GOM_NL__2PRFIN20040402_082232_000000452025_00350_10925_1197.N1	02-APR-2004 08:22:32	Bright	45.000	92	53Eps Cyg	2.5000	4500.0	90	10925	No
153	GOM_NL__2PRFIN20040402_082909_000000502025_00350_10925_1198.N1	02-APR-2004 08:29:09	Twi_and_stray	49.500	61	8Eps Peg	2.1000	3900.0	99	10925	No
154	GOM_NL__2PRFIN20040402_083256_000000742025_00350_10925_1199.N1	02-APR-2004 08:32:56	Dark	74.000	11	53Alp Aql	0.76500	8000.0	148	10925	No
155	GOM_NL__2PRFIN20040402_083621_000000442025_00350_10925_1200.N1	02-APR-2004 08:36:21	Dark	43.500	142	49Del Cap	2.8500	8900.0	87	10925	No
156	GOM_NL__2PRFIN20040402_084155_000000412025_00350_10925_1201.N1	02-APR-2004 08:41:55	Dark	40.500	172	Gam Gru	3.0030	13100.	81	10925	No
157	GOM_NL__2PRFIN20040402_084420_000000422025_00350_10925_1202.N1	02-APR-2004 08:44:20	Dark	42.000	31	Alp Gru	1.7340	15200.	84	10925	No
158	GOM_NL__2PRFIN20040402_085052_000000622025_00351_10926_1173.N1	02-APR-2004 08:50:52	Dark	61.500	38	20Eps Sgr	1.8360	11000.	123	10926	No
159	GOM_NL__2PRFIN20040402_085354_000000532025_00351_10926_1174.N1	02-APR-2004 08:53:54	Dark	52.500	178	lot1Sco	3.0220	6550.0	105	10926	No
160	GOM_NL__2PRFIN20040402_085609_000000492025_00351_10926_1175.N1	02-APR-2004 08:56:09	Dark	48.500	43	Alp TrA	1.9100	4250.0	97	10926	No

161	GOM_NL__2PRFIN20040402_085801_000000402025_00351_10926_1176.N1	02-APR-2004 08:58:01	Dark	40.000	134	Bet TrA	2.8100	6600.0	80	10926	No
162	GOM_NL__2PRFIN20040402_090039_000000542025_00351_10926_1177.N1	02-APR-2004 09:00:39	Dark	54.000	4	Alp1Cen	-0.010000	5800.0	108	10926	No
163	GOM_NL__2PRFIN20040402_090250_000000432025_00351_10926_1178.N1	02-APR-2004 09:02:50	Straylight	43.000	12	Alp1Cru	0.77500	30000.	86	10926	No
164	GOM_NL__2PRFIN20040402_090417_000000462025_00351_10926_1179.N1	02-APR-2004 09:04:17	Straylight	45.500	26	Gam Cru	1.6240	2900.0	91	10926	No
165	GOM_NL__2PRFIN20040402_090619_000000392025_00351_10926_1180.N1	02-APR-2004 09:06:19	Straylight	39.000	99	Del Cen	2.5750	26000.	78	10926	No
166	GOM_NL__2PRFIN20040402_090744_000000572025_00351_10926_1181.N1	02-APR-2004 09:07:44	Straylight	57.000	54	5The Cen	2.0550	4500.0	114	10926	No
167	GOM_NL__2PRFIN20040402_091022_000001532025_00351_10926_1182.N1	02-APR-2004 09:10:22	Tw_i_and_stray	152.50	97	8Bet1Sco	2.5610	30000.	305	10926	No
168	GOM_NL__2PRFIN20040402_091534_000000452025_00351_10926_1183.N1	02-APR-2004 09:15:34	Tw_i_and_stray	45.000	100	4Gam Crv	2.5800	13100.	90	10926	No
169	GOM_NL__2PRFIN20040402_091720_000000612025_00351_10926_1184.N1	02-APR-2004 09:17:20	Bright	60.500	15	67Alp Vir	0.97600	28000.	121	10926	No
170	GOM_NL__2PRFIN20040402_092033_000000442025_00351_10926_1185.N1	02-APR-2004 09:20:33	Bright	44.000	121	29Gam Vir	2.7400	7200.0	88	10926	No
171	GOM_NL__2PRFIN20040402_092511_000000402025_00351_10926_1186.N1	02-APR-2004 09:25:11	Bright	39.500	62	94Bet Leo	2.1360	9700.0	79	10926	No
172	GOM_NL__2PRFIN20040402_092650_000000382025_00351_10926_1187.N1	02-APR-2004 09:26:50	Bright	37.500	96	68Del Leo	2.5600	9300.0	75	10926	No
173	GOM_NL__2PRFIN20040402_092838_000000382025_00351_10926_1188.N1	02-APR-2004 09:28:38	Bright	38.000	166	17Eps Leo	2.9800	6000.0	76	10926	No
174	GOM_NL__2PRFIN20040402_093337_000000362025_00351_10926_1189.N1	02-APR-2004 09:33:37	Bright	36.000	174	52Psi UMa	3.0040	4400.0	72	10926	No
175	GOM_NL__2PRFIN20040402_093635_000000382025_00351_10926_1190.N1	02-APR-2004 09:36:35	Bright	38.000	87	64Gam UMa	2.4330	11000.	76	10926	No
176	GOM_NL__2PRFIN20040402_093829_000000392025_00351_10926_1191.N1	02-APR-2004 09:38:29	Bright	39.000	36	50Alp UMa	1.8000	6300.0	78	10926	No
177	GOM_NL__2PRFIN20040402_094442_000000402025_00351_10926_1192.N1	02-APR-2004 09:44:42	Bright	39.500	60	7Bet UMi	2.0810	3950.0	79	10926	No
178	GOM_NL__2PRFIN20040402_094632_000000372025_00351_10926_1193.N1	02-APR-2004 09:46:32	Bright	36.500	49	1Alp UMi	1.9900	6300.0	73	10926	No
179	GOM_NL__2PRFIN20040402_095250_000000372025_00351_10926_1194.N1	02-APR-2004 09:52:50	Bright	37.000	110	37Del Cas	2.6780	8900.0	74	10926	No
180	GOM_NL__2PRFIN20040402_095423_000000372025_00351_10926_1195.N1	02-APR-2004 09:54:23	Bright	36.500	74	11Bet Cas	2.2680	6600.0	73	10926	No
181	GOM_NL__2PRFIN20040402_095907_000000472025_00351_10926_1196.N1	02-APR-2004 09:59:07	Bright	47.000	144	18Del Cyg	2.8600	11000.	94	10926	No
182	GOM_NL__2PRFIN20040402_100105_000000472025_00351_10926_1197.N1	02-APR-2004 10:01:05	Bright	47.000	66	37Gam Cyg	2.2080	5900.0	94	10926	No
183	GOM_NL__2PRFIN20040402_100309_000000462025_00351_10926_1198.N1	02-APR-2004 10:03:09	Bright	45.500	92	53Eps Cyg	2.5000	4500.0	91	10926	No
184	GOM_NL__2PRFIN20040402_100945_000000492025_00351_10926_1199.N1	02-APR-2004 10:09:45	Tw_i_and_stray	48.500	61	8Eps Peg	2.1000	3900.0	97	10926	No
185	GOM_NL__2PRFIN20040402_101333_000000712025_00351_10926_1200.N1	02-APR-2004 10:13:33	Dark	70.500	11	53Alp Aql	0.76500	8000.0	141	10926	No
186	GOM_NL__2PRFIN20040402_101657_000000422025_00351_10926_1201.N1	02-APR-2004 10:16:57	Dark	42.000	142	49Del Cap	2.8500	8900.0	84	10926	No
187	GOM_NL__2PRFIN20040402_102231_000000402025_00351_10926_1202.N1	02-APR-2004 10:22:31	Dark	40.000	172	Gam Gru	3.0030	13100.	80	10926	No
188	GOM_NL__2PRFIN20040402_102456_000000402025_00351_10926_1203.N1	02-APR-2004 10:24:56	Dark	39.500	31	Alp Gru	1.7340	15200.	79	10926	No
189	GOM_NL__2PRFIN20040402_103129_000000582025_00352_10927_1173.N1	02-APR-2004 10:31:29	Dark	58.000	38	20Eps Sgr	1.8360	11000.	116	10927	No
190	GOM_NL__2PRFIN20040402_103430_000000552025_00352_10927_1174.N1	02-APR-2004 10:34:30	Dark	55.000	178	lot1Sco	3.0220	6550.0	110	10927	No
191	GOM_NL__2PRFIN20040402_103645_000000412025_00352_10927_1175.N1	02-APR-2004 10:36:45	Dark	40.500	43	Alp TrA	1.9100	4250.0	81	10927	No
192	GOM_NL__2PRFIN20040402_103838_000000402025_00352_10927_1176.N1	02-APR-2004 10:38:38	Dark	40.000	134	Bet TrA	2.8100	6600.0	80	10927	No
193	GOM_NL__2PRFIN20040402_104115_000000532025_00352_10927_1177.N1	02-APR-2004 10:41:15	Dark	52.500	4	Alp1Cen	-0.010000	5800.0	105	10927	No
194	GOM_NL__2PRFIN20040402_104326_000000392025_00352_10927_1178.N1	02-APR-2004 10:43:26	Straylight	38.500	12	Alp1Cru	0.77500	30000.	77	10927	No
195	GOM_NL__2PRFIN20040402_104453_000000502025_00352_10927_1179.N1	02-APR-2004 10:44:53	Straylight	50.000	26	Gam Cru	1.6240	2900.0	100	10927	No
196	GOM_NL__2PRFIN20040402_104655_000000402025_00352_10927_1180.N1	02-APR-2004 10:46:55	Straylight	40.000	99	Del Cen	2.5750	26000.	80	10927	No
197	GOM_NL__2PRFIN20040402_104821_000000522025_00352_10927_1181.N1	02-APR-2004 10:48:21	Straylight	51.500	54	5The Cen	2.0550	4500.0	103	10927	No
198	GOM_NL__2PRFIN20040402_105059_000001512025_00352_10927_1182.N1	02-APR-2004 10:50:59	Tw_i_and_stray	151.00	97	8Bet1Sco	2.5610	30000.	302	10927	No
199	GOM_NL__2PRFIN20040402_105610_000000452025_00352_10927_1183.N1	02-APR-2004 10:56:10	Tw_i_and_stray	45.000	100	4Gam Crv	2.5800	13100.	90	10927	No
200	GOM_NL__2PRFIN20040402_105756_000000592025_00352_10927_1184.N1	02-APR-2004 10:57:56	Bright	59.000	15	67Alp Vir	0.97600	28000.	118	10927	No
201	GOM_NL__2PRFIN20040402_110108_000000462025_00352_10927_1185.N1	02-APR-2004 11:01:08	Bright	45.500	121	29Gam Vir	2.7400	7200.0	91	10927	No
202	GOM_NL__2PRFIN20040402_110547_000000402025_00352_10927_1186.N1	02-APR-2004 11:05:47	Bright	40.000	62	94Bet Leo	2.1360	9700.0	80	10927	No
203	GOM_NL__2PRFIN20040402_110725_000000372025_00352_10927_1187.N1	02-APR-2004 11:07:25	Bright	37.000	96	68Del Leo	2.5600	9300.0	74	10927	No
204	GOM_NL__2PRFIN20040402_110913_000000392025_00352_10927_1188.N1	02-APR-2004 11:09:13	Bright	39.000	166	17Eps Leo	2.9800	6000.0	78	10927	No
205	GOM_NL__2PRFIN20040402_111413_000000392025_00352_10927_1189.N1	02-APR-2004 11:14:13	Bright	38.500	174	52Psi UMa	3.0040	4400.0	77	10927	No
206	GOM_NL__2PRFIN20040402_111711_000000382025_00352_10927_1190.N1	02-APR-2004 11:17:11	Bright	37.500	87	64Gam UMa	2.4330	11000.	75	10927	No
207	GOM_NL__2PRFIN20040402_111904_000000412025_00352_10927_1191.N1	02-APR-2004 11:19:04	Bright	40.500	36	50Alp UMa	1.8000	6300.0	81	10927	No
208	GOM_NL__2PRFIN20040402_112517_000000392025_00352_10927_1192.N1	02-APR-2004 11:25:17	Bright	38.500	60	7Bet UMi	2.0810	3950.0	77	10927	No
209	GOM_NL__2PRFIN20040402_112708_000000372025_00352_10927_1193.N1	02-APR-2004 11:27:08	Bright	37.000	49	1Alp UMi	1.9900	6300.0	74	10927	No
210	GOM_NL__2PRFIN20040402_113326_000000372025_00352_10927_1194.N1	02-APR-2004 11:33:26	Bright	37.000	110	37Del Cas	2.6780	8900.0	74	10927	No
211	GOM_NL__2PRFIN20040402_113459_000000362025_00352_10927_1195.N1	02-APR-2004 11:34:59	Bright	35.500	74	11Bet Cas	2.2680	6600.0	71	10927	No
212	GOM_NL__2PRFIN20040402_113943_000000492025_00352_10927_1196.N1	02-APR-2004 11:39:43	Bright	49.000	144	18Del Cyg	2.8600	11000.	98	10927	No
213	GOM_NL__2PRFIN20040402_114141_000000472025_00352_10927_1197.N1	02-APR-2004 11:41:41	Bright	47.000	66	37Gam Cyg	2.2080	5900.0	94	10927	No
214	GOM_NL__2PRFIN20040402_114344_000000472025_00352_10927_1198.N1	02-APR-2004 11:43:44	Bright	46.500	92	53Eps Cyg	2.5000	4500.0	93	10927	No
215	GOM_NL__2PRFIN20040402_115022_000000492025_00352_10927_1199.N1	02-APR-2004 11:50:22	Tw_i_and_stray	48.500	61	8Eps Peg	2.1000	3900.0	97	10927	No
216	GOM_NL__2PRFIN20040402_115410_000000792025_00352_10927_1200.N1	02-APR-2004 11:54:10	Dark	78.500	11	53Alp Aql	0.76500	8000.0	157	10927	No
217	GOM_NL__2PRFIN20040402_115733_000000422025_00352_10927_1201.N1	02-APR-2004 11:57:33	Dark	41.500	142	49Del Cap	2.8500	8900.0	83	10927	No
218	GOM_NL__2PRFIN20040402_120305_000000432025_00352_10927_1202.N1	02-APR-2004 12:03:05	Dark	42.500	172	Gam Gru	3.0030	13100.	85	10927	No
219	GOM_NL__2PRFIN20040402_120532_000000382025_00352_10927_1203.N1	02-APR-2004 12:05:32	Dark	38.000	31	Alp Gru	1.7340	15200.	76	10927	No

220	GOM_NL__2PRFIN20040402_121206_000000582025_00353_10928_1173.N1	02-APR-2004 12:12:06	Dark	58.000	38	20Eps Sgr	1.8360	11000.	116	10928	No
221	GOM_NL__2PRFIN20040402_121508_000000542025_00353_10928_1174.N1	02-APR-2004 12:15:08	Dark	53.500	178	lot1Sco	3.0220	6550.0	107	10928	No
222	GOM_NL__2PRFIN20040402_121721_000000452025_00353_10928_1175.N1	02-APR-2004 12:17:21	Dark	44.500	43	Alp TrA	1.9100	4250.0	89	10928	No
223	GOM_NL__2PRFIN20040402_121914_000000422025_00353_10928_1176.N1	02-APR-2004 12:19:14	Dark	41.500	134	Bet TrA	2.8100	6600.0	83	10928	No
224	GOM_NL__2PRFIN20040402_122151_000000502025_00353_10928_1177.N1	02-APR-2004 12:21:51	Dark	49.500	4	Alp1Cen	-0.010000	5800.0	99	10928	No
225	GOM_NL__2PRFIN20040402_122402_000000462025_00353_10928_1178.N1	02-APR-2004 12:24:02	Straylight	45.500	12	Alp1Cru	0.77500	30000.	91	10928	No
226	GOM_NL__2PRFIN20040402_122528_000000422025_00353_10928_1179.N1	02-APR-2004 12:25:28	Straylight	41.500	26	Gam Cru	1.6240	2900.0	83	10928	No
227	GOM_NL__2PRFIN20040402_122730_000000402025_00353_10928_1180.N1	02-APR-2004 12:27:30	Straylight	40.000	99	Del Cen	2.5750	26000.	80	10928	No
228	GOM_NL__2PRFIN20040402_122857_000000532025_00353_10928_1181.N1	02-APR-2004 12:28:57	Straylight	52.500	54	5The Cen	2.0550	4500.0	105	10928	No
229	GOM_NL__2PRFIN20040402_123136_000001452025_00353_10928_1182.N1	02-APR-2004 12:31:36	Tw_i_and_stray	144.50	97	8Bet1Sco	2.5610	30000.	289	10928	No
230	GOM_NL__2PRFIN20040402_123645_000000442025_00353_10928_1183.N1	02-APR-2004 12:36:45	Tw_i_and_stray	43.500	100	4Gam Crv	2.5800	13100.	87	10928	No
231	GOM_NL__2PRFIN20040402_123831_000000662025_00353_10928_1184.N1	02-APR-2004 12:38:31	Bright	65.500	15	67Alp Vir	0.97600	28000.	131	10928	No
232	GOM_NL__2PRFIN20040402_124144_000000452025_00353_10928_1185.N1	02-APR-2004 12:41:44	Bright	44.500	121	29Gam Vir	2.7400	7200.0	89	10928	No
233	GOM_NL__2PRFIN20040402_124622_000000392025_00353_10928_1186.N1	02-APR-2004 12:46:22	Bright	39.000	62	94Bet Leo	2.1360	9700.0	78	10928	No
234	GOM_NL__2PRFIN20040402_124801_000000422025_00353_10928_1187.N1	02-APR-2004 12:48:01	Bright	41.500	96	68Del Leo	2.5600	9300.0	83	10928	No
235	GOM_NL__2PRFIN20040402_124950_000000392025_00353_10928_1188.N1	02-APR-2004 12:49:50	Bright	39.000	166	17Eps Leo	2.9800	6000.0	78	10928	No
236	GOM_NL__2PRFIN20040402_125448_000000392025_00353_10928_1189.N1	02-APR-2004 12:54:48	Bright	38.500	174	52Psi UMa	3.0040	4400.0	77	10928	No
237	GOM_NL__2PRFIN20040402_125746_000000392025_00353_10928_1190.N1	02-APR-2004 12:57:46	Bright	38.500	87	64Gam UMa	2.4330	11000.	77	10928	No
238	GOM_NL__2PRFIN20040402_125940_000000392025_00353_10928_1191.N1	02-APR-2004 12:59:40	Bright	38.500	36	50Alp UMa	1.8000	6300.0	77	10928	No
239	GOM_NL__2PRFIN20040402_130553_000000432025_00353_10928_1192.N1	02-APR-2004 13:05:53	Bright	43.000	60	7Bet UMi	2.0810	3950.0	86	10928	No
240	GOM_NL__2PRFIN20040402_130744_000000352025_00353_10928_1193.N1	02-APR-2004 13:07:44	Bright	34.500	49	1Alp UMi	1.9900	6300.0	69	10928	No
241	GOM_NL__2PRFIN20040402_131403_000000382025_00353_10928_1194.N1	02-APR-2004 13:14:03	Bright	37.500	110	37Del Cas	2.6780	8900.0	75	10928	No
242	GOM_NL__2PRFIN20040402_131535_000000352025_00353_10928_1195.N1	02-APR-2004 13:15:35	Bright	35.000	74	11Bet Cas	2.2680	6600.0	70	10928	No
243	GOM_NL__2PRFIN20040402_132019_000000482025_00353_10928_1196.N1	02-APR-2004 13:20:19	Bright	48.000	144	18Del Cyg	2.8600	11000.	96	10928	No
244	GOM_NL__2PRFIN20040402_132217_000000472025_00353_10928_1197.N1	02-APR-2004 13:22:17	Bright	46.500	66	37Gam Cyg	2.2080	5900.0	93	10928	No
245	GOM_NL__2PRFIN20040402_132420_000000462025_00353_10928_1198.N1	02-APR-2004 13:24:20	Bright	46.000	92	53Eps Cyg	2.5000	4500.0	92	10928	No
246	GOM_NL__2PRFIN20040402_133058_000000492025_00353_10928_1199.N1	02-APR-2004 13:30:58	Tw_i_and_stray	49.000	61	8Eps Peg	2.1000	3900.0	98	10928	No
247	GOM_NL__2PRFIN20040402_133447_000000662025_00353_10928_1200.N1	02-APR-2004 13:34:47	Dark	66.000	11	53Alp Aql	0.76500	8000.0	132	10928	No
248	GOM_NL__2PRFIN20040402_133809_000000422025_00353_10928_1201.N1	02-APR-2004 13:38:09	Dark	41.500	142	49Del Cap	2.8500	8900.0	83	10928	No
249	GOM_NL__2PRFIN20040402_134343_000000412025_00353_10928_1202.N1	02-APR-2004 13:43:43	Dark	40.500	172	Gam Gru	3.0030	13100.	81	10928	No
250	GOM_NL__2PRFIN20040402_134607_000000412025_00353_10928_1203.N1	02-APR-2004 13:46:07	Dark	41.000	31	Alp Gru	1.7340	15200.	82	10928	No
251	GOM_NL__2PRFIN20040402_135243_000000652025_00354_10929_1194.N1	02-APR-2004 13:52:43	Dark	64.500	38	20Eps Sgr	1.8360	11000.	129	10929	No
252	GOM_NL__2PRFIN20040402_135545_000000532025_00354_10929_1195.N1	02-APR-2004 13:55:45	Dark	52.500	178	lot1Sco	3.0220	6550.0	105	10929	No
253	GOM_NL__2PRFIN20040402_135757_000000412025_00354_10929_1196.N1	02-APR-2004 13:57:57	Dark	40.500	43	Alp TrA	1.9100	4250.0	81	10929	No
254	GOM_NL__2PRFIN20040402_135950_000000402025_00354_10929_1197.N1	02-APR-2004 13:59:50	Dark	39.500	134	Bet TrA	2.8100	6600.0	79	10929	No
255	GOM_NL__2PRFIN20040402_140227_000000492025_00354_10929_1198.N1	02-APR-2004 14:02:27	Dark	49.000	4	Alp1Cen	-0.010000	5800.0	98	10929	No
256	GOM_NL__2PRFIN20040402_140438_000000442025_00354_10929_1199.N1	02-APR-2004 14:04:38	Straylight	43.500	12	Alp1Cru	0.77500	30000.	87	10929	No
257	GOM_NL__2PRFIN20040402_140605_000000462025_00354_10929_1200.N1	02-APR-2004 14:06:05	Straylight	46.000	26	Gam Cru	1.6240	2900.0	92	10929	No
258	GOM_NL__2PRFIN20040402_140807_000000392025_00354_10929_1201.N1	02-APR-2004 14:08:07	Straylight	39.000	99	Del Cen	2.5750	26000.	78	10929	No
259	GOM_NL__2PRFIN20040402_140933_000000552025_00354_10929_1202.N1	02-APR-2004 14:09:33	Straylight	54.500	54	5The Cen	2.0550	4500.0	109	10929	No
260	GOM_NL__2PRFIN20040402_141213_000001522025_00354_10929_1203.N1	02-APR-2004 14:12:13	Tw_i_and_stray	152.00	97	8Bet1Sco	2.5610	30000.	304	10929	No
261	GOM_NL__2PRFIN20040402_141722_000000432025_00354_10929_1204.N1	02-APR-2004 14:17:22	Tw_i_and_stray	43.000	100	4Gam Crv	2.5800	13100.	86	10929	No
262	GOM_NL__2PRFIN20040402_141908_000000622025_00354_10929_1205.N1	02-APR-2004 14:19:08	Bright	61.500	15	67Alp Vir	0.97600	28000.	123	10929	No
263	GOM_NL__2PRFIN20040402_142220_000000442025_00354_10929_1206.N1	02-APR-2004 14:22:20	Bright	44.000	121	29Gam Vir	2.7400	7200.0	88	10929	No
264	GOM_NL__2PRFIN20040402_142658_000000392025_00354_10929_1207.N1	02-APR-2004 14:26:58	Bright	39.000	62	94Bet Leo	2.1360	9700.0	78	10929	No
265	GOM_NL__2PRFIN20040402_142837_000000362025_00354_10929_1208.N1	02-APR-2004 14:28:37	Bright	36.000	96	68Del Leo	2.5600	9300.0	72	10929	No
266	GOM_NL__2PRFIN20040402_143026_000000382025_00354_10929_1209.N1	02-APR-2004 14:30:26	Bright	37.500	166	17Eps Leo	2.9800	6000.0	75	10929	No
267	GOM_NL__2PRFIN20040402_143525_000000362025_00354_10929_1210.N1	02-APR-2004 14:35:25	Bright	36.000	174	52Psi UMa	3.0040	4400.0	72	10929	No
268	GOM_NL__2PRFIN20040402_143822_000000372025_00354_10929_1211.N1	02-APR-2004 14:38:22	Bright	37.000	87	64Gam UMa	2.4330	11000.	74	10929	No
269	GOM_NL__2PRFIN20040402_144017_000000372025_00354_10929_1212.N1	02-APR-2004 14:40:17	Bright	37.000	36	50Alp UMa	1.8000	6300.0	74	10929	No
270	GOM_NL__2PRFIN20040402_144629_000000412025_00354_10929_1213.N1	02-APR-2004 14:46:29	Bright	41.000	60	7Bet UMi	2.0810	3950.0	82	10929	No
271	GOM_NL__2PRFIN20040402_144820_000000342025_00354_10929_1214.N1	02-APR-2004 14:48:20	Bright	33.500	49	1Alp UMi	1.9900	6300.0	67	10929	No
272	GOM_NL__2PRFIN20040402_145439_000000382025_00354_10929_1215.N1	02-APR-2004 14:54:39	Bright	38.000	110	37Del Cas	2.6780	8900.0	76	10929	No
273	GOM_NL__2PRFIN20040402_145612_000000372025_00354_10929_1216.N1	02-APR-2004 14:56:12	Bright	37.000	74	11Bet Cas	2.2680	6600.0	74	10929	No
274	GOM_NL__2PRFIN20040402_150054_000000492025_00354_10929_1217.N1	02-APR-2004 15:00:54	Bright	48.500	144	18Del Cyg	2.8600	11000.	97	10929	No
275	GOM_NL__2PRFIN20040402_150253_000000462025_00354_10929_1218.N1	02-APR-2004 15:02:53	Bright	45.500	66	37Gam Cyg	2.2080	5900.0	91	10929	No
276	GOM_NL__2PRFIN20040402_150457_000000462025_00354_10929_1219.N1	02-APR-2004 15:04:57	Bright	46.000	92	53Eps Cyg	2.5000	4500.0	92	10929	No
277	GOM_NL__2PRFIN20040402_151135_000000482025_00354_10929_1220.N1	02-APR-2004 15:11:35	Tw_i_and_stray	47.500	61	8Eps Peg	2.1000	3900.0	95	10929	No
278	GOM_NL__2PRFIN20040402_151524_000000772025_00354_10929_1221.N1	02-APR-2004 15:15:24	Dark	76.500	11	53Alp Aql	0.76500	8000.0	153	10929	No

279	GOM_NL__2PRFIN20040402_151846_000000432025_00354_10929_1222.N1	02-APR-2004 15:18:46	Dark	43.000	142	49Del Cap	2.8500	8900.0	86	10929	No
280	GOM_NL__2PRFIN20040402_152420_000000392025_00354_10929_1223.N1	02-APR-2004 15:24:20	Dark	39.000	172	Gam Gru	3.0030	13100.	78	10929	No
281	GOM_NL__2PRFIN20040402_152644_000000392025_00354_10929_1224.N1	02-APR-2004 15:26:44	Dark	38.500	31	Alp Gru	1.7340	15200.	77	10929	No
282	GOM_NL__2PRFIN20040402_153320_000000572025_00355_10930_1195.N1	02-APR-2004 15:33:20	Dark	57.000	38	20Eps Sgr	1.8360	11000.	114	10930	No
283	GOM_NL__2PRFIN20040402_153622_000000552025_00355_10930_1196.N1	02-APR-2004 15:36:22	Dark	54.500	178	lot1Sco	3.0220	6550.0	109	10930	No
284	GOM_NL__2PRFIN20040402_153833_000000402025_00355_10930_1197.N1	02-APR-2004 15:38:33	Dark	40.000	43	Alp TrA	1.9100	4250.0	80	10930	No
285	GOM_NL__2PRFIN20040402_154027_000000412025_00355_10930_1198.N1	02-APR-2004 15:40:27	Dark	40.500	134	Bet TrA	2.8100	6600.0	81	10930	No
286	GOM_NL__2PRFIN20040402_154304_000000442025_00355_10930_1199.N1	02-APR-2004 15:43:04	Dark	44.000	4	Alp1Cen	-0.010000	5800.0	88	10930	No
287	GOM_NL__2PRFIN20040402_154514_000000392025_00355_10930_1200.N1	02-APR-2004 15:45:14	Straylight	38.500	12	Alp1Cru	0.77500	30000.	77	10930	No
288	GOM_NL__2PRFIN20040402_154641_000000472025_00355_10930_1201.N1	02-APR-2004 15:46:41	Straylight	46.500	26	Gam Cru	1.6240	2900.0	93	10930	No
289	GOM_NL__2PRFIN20040402_154839_000000442025_00355_10930_1202.N1	02-APR-2004 15:48:39	Straylight	44.000	64	Gam Cen	2.2000	10600.	88	10930	No
290	GOM_NL__2PRFIN20040402_155010_000000532025_00355_10930_1203.N1	02-APR-2004 15:50:10	Straylight	53.000	54	5The Cen	2.0550	4500.0	106	10930	No
291	GOM_NL__2PRFIN20040402_155602_000000472025_00355_10930_1204.N1	02-APR-2004 15:56:02	Tw_i_and_stray	47.000	106	9Bet Crv	2.6480	5600.0	94	10930	No
292	GOM_NL__2PRFIN20040402_155758_000000452025_00355_10930_1205.N1	02-APR-2004 15:57:58	Tw_i_and_stray	44.500	100	4Gam Crv	2.5800	13100.	89	10930	No
293	GOM_NL__2PRFIN20040402_155942_000000662025_00355_10930_1206.N1	02-APR-2004 15:59:42	Bright	66.000	15	67Alp Vir	0.97600	28000.	132	10930	No
294	GOM_NL__2PRFIN20040402_160256_000000442025_00355_10930_1207.N1	02-APR-2004 16:02:56	Bright	44.000	121	29Gam Vir	2.7400	7200.0	88	10930	No
295	GOM_NL__2PRFIN20040402_160734_000000402025_00355_10930_1208.N1	02-APR-2004 16:07:34	Bright	40.000	62	94Bet Leo	2.1360	9700.0	80	10930	No
296	GOM_NL__2PRFIN20040402_160913_000000372025_00355_10930_1209.N1	02-APR-2004 16:09:13	Bright	37.000	96	68Del Leo	2.5600	9300.0	74	10930	No
297	GOM_NL__2PRFIN20040402_161102_000000392025_00355_10930_1210.N1	02-APR-2004 16:11:02	Bright	38.500	166	17Eps Leo	2.9800	6000.0	77	10930	No
298	GOM_NL__2PRFIN20040402_161600_000000382025_00355_10930_1211.N1	02-APR-2004 16:16:00	Bright	38.000	174	52Psi UMa	3.0040	4400.0	76	10930	No
299	GOM_NL__2PRFIN20040402_161858_000000382025_00355_10930_1212.N1	02-APR-2004 16:18:58	Bright	38.000	87	64Gam UMa	2.4330	11000.	76	10930	No
300	GOM_NL__2PRFIN20040402_162052_000000412025_00355_10930_1213.N1	02-APR-2004 16:20:52	Bright	41.000	36	50Alp UMa	1.8000	6300.0	82	10930	No
301	GOM_NL__2PRFIN20040402_162704_000000432025_00355_10930_1214.N1	02-APR-2004 16:27:04	Bright	43.000	60	7Bet UMi	2.0810	3950.0	86	10930	No
302	GOM_NL__2PRFIN20040402_162856_000000382025_00355_10930_1215.N1	02-APR-2004 16:28:56	Bright	38.000	49	1Alp UMi	1.9900	6300.0	76	10930	No
303	GOM_NL__2PRFIN20040402_163514_000000392025_00355_10930_1216.N1	02-APR-2004 16:35:14	Bright	38.500	110	37Del Cas	2.6780	8900.0	77	10930	No
304	GOM_NL__2PRFIN20040402_163645_000000402025_00355_10930_1217.N1	02-APR-2004 16:36:45	Bright	39.500	74	11Bet Cas	2.2680	6600.0	79	10930	No
305	GOM_NL__2PRFIN20040402_164130_000000472025_00355_10930_1218.N1	02-APR-2004 16:41:30	Bright	47.000	144	18Del Cyg	2.8600	11000.	94	10930	No
306	GOM_NL__2PRFIN20040402_164328_000000482025_00355_10930_1219.N1	02-APR-2004 16:43:28	Bright	47.500	66	37Gam Cyg	2.2080	5900.0	95	10930	No
307	GOM_NL__2PRFIN20040402_164532_000000462025_00355_10930_1220.N1	02-APR-2004 16:45:32	Bright	45.500	92	53Eps Cyg	2.5000	4500.0	91	10930	No
308	GOM_NL__2PRFIN20040402_165211_000000472025_00355_10930_1221.N1	02-APR-2004 16:52:11	Tw_i_and_stray	46.500	61	8Eps Peg	2.1000	3900.0	93	10930	No
309	GOM_NL__2PRFIN20040402_165600_000000742025_00355_10930_1222.N1	02-APR-2004 16:56:00	Dark	73.500	11	53Alp Aql	0.76500	8000.0	147	10930	No
310	GOM_NL__2PRFIN20040402_165922_000000432025_00355_10930_1223.N1	02-APR-2004 16:59:22	Dark	42.500	142	49Del Cap	2.8500	8900.0	85	10930	No
311	GOM_NL__2PRFIN20040402_170455_000000402025_00355_10930_1224.N1	02-APR-2004 17:04:55	Dark	40.000	172	Gam Gru	3.0030	13100.	80	10930	No
312	GOM_NL__2PRFIN20040402_170720_000000402025_00355_10930_1225.N1	02-APR-2004 17:07:20	Dark	40.000	31	Alp Gru	1.7340	15200.	80	10930	No
313	GOM_NL__2PRFIN20040402_171138_000000432025_00355_10930_1226.N1	02-APR-2004 17:11:38	Dark	42.500	45	Alp Pav	1.9400	26000.	85	10930	No
314	GOM_NL__2PRFIN20040402_171358_000000582025_00356_10931_1196.N1	02-APR-2004 17:13:58	Dark	58.000	38	20Eps Sgr	1.8360	11000.	116	10931	No
315	GOM_NL__2PRFIN20040402_171659_000000542025_00356_10931_1197.N1	02-APR-2004 17:16:59	Dark	54.000	178	lot1Sco	3.0220	6550.0	108	10931	No
316	GOM_NL__2PRFIN20040402_171910_000000412025_00356_10931_1198.N1	02-APR-2004 17:19:10	Dark	40.500	43	Alp TrA	1.9100	4250.0	81	10931	No
317	GOM_NL__2PRFIN20040402_172103_000000412025_00356_10931_1199.N1	02-APR-2004 17:21:03	Dark	41.000	134	Bet TrA	2.8100	6600.0	82	10931	No
318	GOM_NL__2PRFIN20040402_172340_000000462025_00356_10931_1200.N1	02-APR-2004 17:23:40	Dark	45.500	4	Alp1Cen	-0.010000	5800.0	91	10931	No
319	GOM_NL__2PRFIN20040402_172550_000000402025_00356_10931_1201.N1	02-APR-2004 17:25:50	Straylight	39.500	12	Alp1Cru	0.77500	30000.	79	10931	No
320	GOM_NL__2PRFIN20040402_172718_000000492025_00356_10931_1202.N1	02-APR-2004 17:27:18	Straylight	48.500	26	Gam Cru	1.6240	2900.0	97	10931	No
321	GOM_NL__2PRFIN20040402_172916_000000442025_00356_10931_1203.N1	02-APR-2004 17:29:16	Straylight	43.500	64	Gam Cen	2.2000	10600.	87	10931	No
322	GOM_NL__2PRFIN20040402_173047_000000532025_00356_10931_1204.N1	02-APR-2004 17:30:47	Straylight	53.000	54	5The Cen	2.0550	4500.0	106	10931	No
323	GOM_NL__2PRFIN20040402_173638_000000492025_00356_10931_1205.N1	02-APR-2004 17:36:38	Tw_i_and_stray	48.500	106	9Bet Crv	2.6480	5600.0	97	10931	No
324	GOM_NL__2PRFIN20040402_173834_000000442025_00356_10931_1206.N1	02-APR-2004 17:38:34	Tw_i_and_stray	44.000	100	4Gam Crv	2.5800	13100.	88	10931	No
325	GOM_NL__2PRFIN20040402_174019_000000642025_00356_10931_1207.N1	02-APR-2004 17:40:19	Bright	63.500	15	67Alp Vir	0.97600	28000.	127	10931	No
326	GOM_NL__2PRFIN20040402_174332_000000442025_00356_10931_1208.N1	02-APR-2004 17:43:32	Bright	44.000	121	29Gam Vir	2.7400	7200.0	88	10931	No
327	GOM_NL__2PRFIN20040402_174810_000000392025_00356_10931_1209.N1	02-APR-2004 17:48:10	Bright	39.000	62	94Bet Leo	2.1360	9700.0	78	10931	No
328	GOM_NL__2PRFIN20040402_174949_000000372025_00356_10931_1210.N1	02-APR-2004 17:49:49	Bright	36.500	96	68Del Leo	2.5600	9300.0	73	10931	No
329	GOM_NL__2PRFIN20040402_175139_000000392025_00356_10931_1211.N1	02-APR-2004 17:51:39	Bright	38.500	166	17Eps Leo	2.9800	6000.0	77	10931	No
330	GOM_NL__2PRFIN20040402_175637_000000382025_00356_10931_1212.N1	02-APR-2004 17:56:37	Bright	38.000	174	52Psi UMa	3.0040	4400.0	76	10931	No
331	GOM_NL__2PRFIN20040402_175934_000000402025_00356_10931_1213.N1	02-APR-2004 17:59:34	Bright	40.000	87	64Gam UMa	2.4330	11000.	80	10931	No
332	GOM_NL__2PRFIN20040402_180128_000000392025_00356_10931_1214.N1	02-APR-2004 18:01:28	Bright	39.000	36	50Alp UMa	1.8000	6300.0	78	10931	No
333	GOM_NL__2PRFIN20040402_180740_000000422025_00356_10931_1215.N1	02-APR-2004 18:07:40	Bright	42.000	60	7Bet UMi	2.0810	3950.0	84	10931	No
334	GOM_NL__2PRFIN20040402_180932_000000382025_00356_10931_1216.N1	02-APR-2004 18:09:32	Bright	37.500	49	1Alp UMi	1.9900	6300.0	75	10931	No
335	GOM_NL__2PRFIN20040402_181551_000000362025_00356_10931_1217.N1	02-APR-2004 18:15:51	Bright	36.000	110	37Del Cas	2.6780	8900.0	72	10931	No
336	GOM_NL__2PRFIN20040402_181724_000000382025_00356_10931_1218.N1	02-APR-2004 18:17:24	Bright	38.000	74	11Bet Cas	2.2680	6600.0	76	10931	No
337	GOM_NL__2PRFIN20040402_182206_000000482025_00356_10931_1219.N1	02-APR-2004 18:22:06	Bright	47.500	144	18Del Cyg	2.8600	11000.	95	10931	No

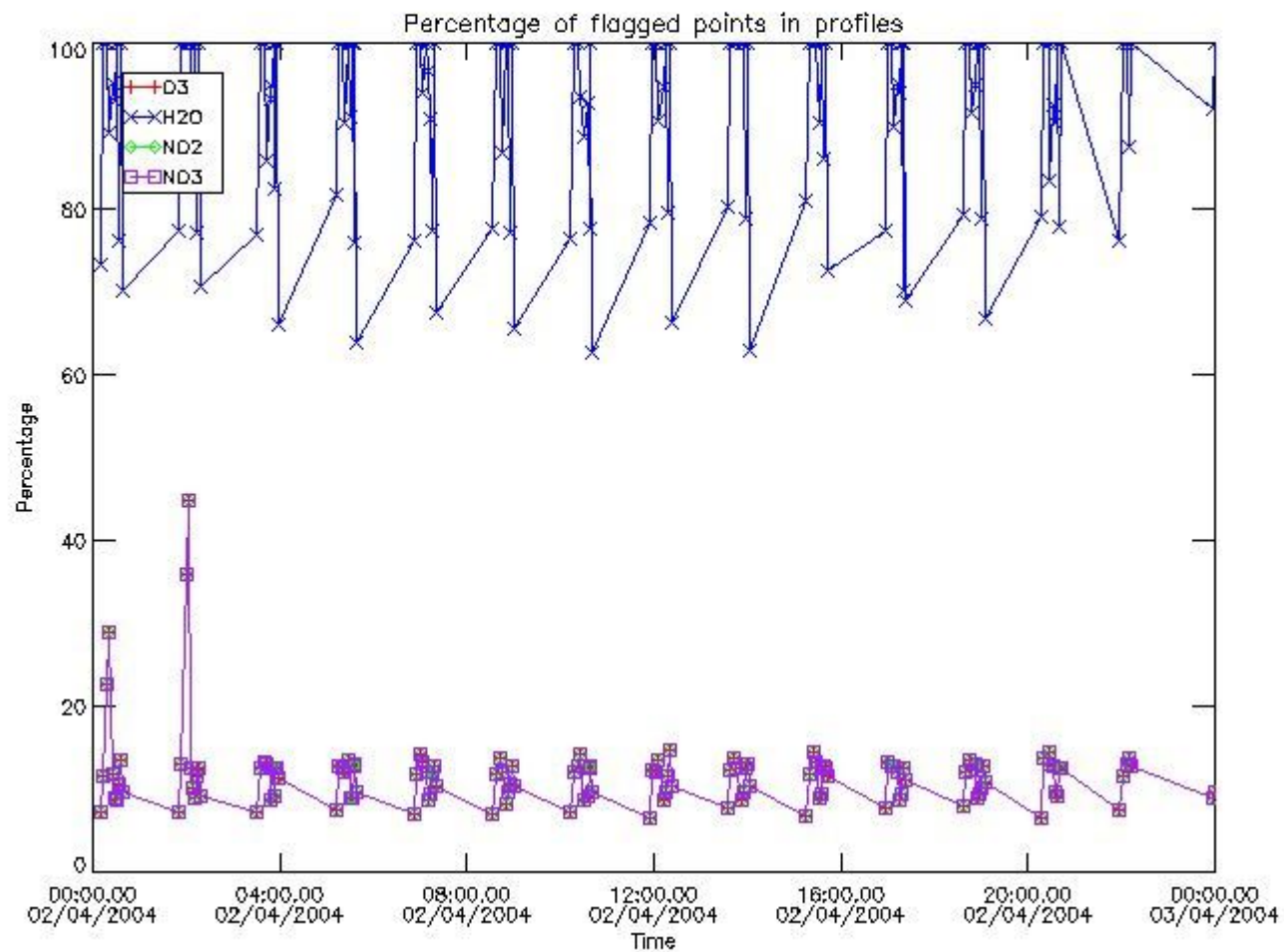
338	GOM_NL__2PRFIN20040402_182404_000000462025_00356_10931_1220.N1	02-APR-2004 18:24:04	Bright	45.500	66	37Gam Cyg	2.2080	5900.0	91	10931	No
339	GOM_NL__2PRFIN20040402_182609_000000462025_00356_10931_1221.N1	02-APR-2004 18:26:09	Bright	46.000	92	53Eps Cyg	2.5000	4500.0	92	10931	No
340	GOM_NL__2PRFIN20040402_183247_000000492025_00356_10931_1222.N1	02-APR-2004 18:32:47	Twi_and_stray	48.500	61	8Eps Peg	2.1000	3900.0	97	10931	No
341	GOM_NL__2PRFIN20040402_183637_000000712025_00356_10931_1223.N1	02-APR-2004 18:36:37	Dark	70.500	11	53Alp Aql	0.76500	8000.0	141	10931	No
342	GOM_NL__2PRFIN20040402_183959_000000432025_00356_10931_1224.N1	02-APR-2004 18:39:59	Dark	42.500	142	49Del Cap	2.8500	8900.0	85	10931	No
343	GOM_NL__2PRFIN20040402_184533_000000382025_00356_10931_1225.N1	02-APR-2004 18:45:33	Dark	37.500	172	Gam Gru	3.0030	13100.	75	10931	No
344	GOM_NL__2PRFIN20040402_184756_000000422025_00356_10931_1226.N1	02-APR-2004 18:47:56	Dark	41.500	31	Alp Gru	1.7340	15200.	83	10931	No
345	GOM_NL__2PRFIN20040402_185215_000000402025_00356_10931_1227.N1	02-APR-2004 18:52:15	Dark	39.500	45	Alp Pav	1.9400	26000.	79	10931	No
346	GOM_NL__2PRFIN20040402_185435_000000582025_00357_10932_1204.N1	02-APR-2004 18:54:35	Dark	57.500	38	20Eps Sgr	1.8360	11000.	115	10932	No
347	GOM_NL__2PRFIN20040402_185737_000000552025_00357_10932_1205.N1	02-APR-2004 18:57:37	Dark	54.500	178	lot1Sco	3.0220	6550.0	109	10932	No
348	GOM_NL__2PRFIN20040402_185946_000000502025_00357_10932_1206.N1	02-APR-2004 18:59:46	Dark	50.000	43	Alp TrA	1.9100	4250.0	100	10932	No
349	GOM_NL__2PRFIN20040402_190140_000000402025_00357_10932_1207.N1	02-APR-2004 19:01:40	Dark	40.000	134	Bet TrA	2.8100	6600.0	80	10932	No
350	GOM_NL__2PRFIN20040402_190417_000000472025_00357_10932_1208.N1	02-APR-2004 19:04:17	Dark	47.000	4	Alp1Cen	-0.010000	5800.0	94	10932	No
351	GOM_NL__2PRFIN20040402_190626_000000462025_00357_10932_1209.N1	02-APR-2004 19:06:26	Straylight	46.000	12	Alp1Cru	0.77500	30000.	92	10932	No
352	GOM_NL__2PRFIN20040402_190754_000000472025_00357_10932_1210.N1	02-APR-2004 19:07:54	Straylight	46.500	26	Gam Cru	1.6240	2900.0	93	10932	No
353	GOM_NL__2PRFIN20040402_190952_000000452025_00357_10932_1211.N1	02-APR-2004 19:09:52	Straylight	44.500	64	Gam Cen	2.2000	10600.	89	10932	No
354	GOM_NL__2PRFIN20040402_191123_000000552025_00357_10932_1212.N1	02-APR-2004 19:11:23	Straylight	54.500	54	5The Cen	2.0550	4500.0	109	10932	No
355	GOM_NL__2PRFIN20040402_191715_000000452025_00357_10932_1213.N1	02-APR-2004 19:17:15	Twi_and_stray	44.500	106	9Bet Crv	2.6480	5600.0	89	10932	No
356	GOM_NL__2PRFIN20040402_191910_000000422025_00357_10932_1214.N1	02-APR-2004 19:19:10	Twi_and_stray	41.500	100	4Gam Crv	2.5800	13100.	83	10932	No
357	GOM_NL__2PRFIN20040402_192056_000000612025_00357_10932_1215.N1	02-APR-2004 19:20:56	Bright	61.000	15	67Alp Vir	0.97600	28000.	122	10932	No
358	GOM_NL__2PRFIN20040402_192408_000000442025_00357_10932_1216.N1	02-APR-2004 19:24:08	Bright	44.000	121	29Gam Vir	2.7400	7200.0	88	10932	No
359	GOM_NL__2PRFIN20040402_192846_000000392025_00357_10932_1217.N1	02-APR-2004 19:28:46	Bright	39.000	62	94Bet Leo	2.1360	9700.0	78	10932	No
360	GOM_NL__2PRFIN20040402_193025_000000382025_00357_10932_1218.N1	02-APR-2004 19:30:25	Bright	37.500	96	68Del Leo	2.5600	9300.0	75	10932	No
361	GOM_NL__2PRFIN20040402_193215_000000382025_00357_10932_1219.N1	02-APR-2004 19:32:15	Bright	38.000	166	17Eps Leo	2.9800	6000.0	76	10932	No
362	GOM_NL__2PRFIN20040402_193713_000000382025_00357_10932_1220.N1	02-APR-2004 19:37:13	Bright	38.000	174	52Psi UMa	3.0040	4400.0	76	10932	No
363	GOM_NL__2PRFIN20040402_194009_000000402025_00357_10932_1221.N1	02-APR-2004 19:40:09	Bright	39.500	87	64Gam UMa	2.4330	11000.	79	10932	No
364	GOM_NL__2PRFIN20040402_194204_000000402025_00357_10932_1222.N1	02-APR-2004 19:42:04	Bright	39.500	36	50Alp UMa	1.8000	6300.0	79	10932	No
365	GOM_NL__2PRFIN20040402_194815_000000422025_00357_10932_1223.N1	02-APR-2004 19:48:15	Bright	41.500	60	7Bet UMi	2.0810	3950.0	83	10932	No
366	GOM_NL__2PRFIN20040402_195008_000000382025_00357_10932_1224.N1	02-APR-2004 19:50:08	Bright	37.500	49	1Alp UMi	1.9900	6300.0	75	10932	No
367	GOM_NL__2PRFIN20040402_195628_000000362025_00357_10932_1225.N1	02-APR-2004 19:56:28	Bright	36.000	110	37Del Cas	2.6780	8900.0	72	10932	No
368	GOM_NL__2PRFIN20040402_195801_000000362025_00357_10932_1226.N1	02-APR-2004 19:58:01	Bright	36.000	74	11Bet Cas	2.2680	6600.0	72	10932	No
369	GOM_NL__2PRFIN20040402_200242_000000492025_00357_10932_1227.N1	02-APR-2004 20:02:42	Bright	48.500	144	18Del Cyg	2.8600	11000.	97	10932	No
370	GOM_NL__2PRFIN20040402_200440_000000472025_00357_10932_1228.N1	02-APR-2004 20:04:40	Bright	47.000	66	37Gam Cyg	2.2080	5900.0	94	10932	No
371	GOM_NL__2PRFIN20040402_200645_000000462025_00357_10932_1229.N1	02-APR-2004 20:06:45	Bright	46.000	92	53Eps Cyg	2.5000	4500.0	92	10932	No
372	GOM_NL__2PRFIN20040402_201323_000000492025_00357_10932_1230.N1	02-APR-2004 20:13:23	Twi_and_stray	48.500	61	8Eps Peg	2.1000	3900.0	97	10932	No
373	GOM_NL__2PRFIN20040402_201714_000000802025_00357_10932_1231.N1	02-APR-2004 20:17:14	Dark	79.500	11	53Alp Aql	0.76500	8000.0	159	10932	No
374	GOM_NL__2PRFIN20040402_202035_000000412025_00357_10932_1232.N1	02-APR-2004 20:20:35	Dark	41.000	142	49Del Cap	2.8500	8900.0	82	10932	No
375	GOM_NL__2PRFIN20040402_202609_000000392025_00357_10932_1233.N1	02-APR-2004 20:26:09	Dark	39.000	172	Gam Gru	3.0030	13100.	78	10932	No
376	GOM_NL__2PRFIN20040402_202832_000000402025_00357_10932_1234.N1	02-APR-2004 20:28:32	Dark	39.500	31	Alp Gru	1.7340	15200.	79	10932	No
377	GOM_NL__2PRFIN20040402_203251_000000402025_00357_10932_1235.N1	02-APR-2004 20:32:51	Dark	40.000	45	Alp Pav	1.9400	26000.	80	10932	No
378	GOM_NL__2PRFIN20040402_203512_000000582025_00358_10933_1201.N1	02-APR-2004 20:35:12	Dark	57.500	38	20Eps Sgr	1.8360	11000.	115	10933	No
379	GOM_NL__2PRFIN20040402_203814_000000552025_00358_10933_1202.N1	02-APR-2004 20:38:14	Dark	55.000	178	lot1Sco	3.0220	6550.0	110	10933	No
380	GOM_NL__2PRFIN20040402_204022_000000412025_00358_10933_1203.N1	02-APR-2004 20:40:22	Dark	41.000	43	Alp TrA	1.9100	4250.0	82	10933	No
381	GOM_NL__2PRFIN20040402_204216_000000412025_00358_10933_1204.N1	02-APR-2004 20:42:16	Dark	41.000	134	Bet TrA	2.8100	6600.0	82	10933	No
382	GOM_NL__2PRFIN20040402_204453_000000552025_00358_10933_1205.N1	02-APR-2004 20:44:53	Straylight	55.000	4	Alp1Cen	-0.010000	5800.0	110	10933	No
383	GOM_NL__2PRFIN20040402_204702_000000462025_00358_10933_1206.N1	02-APR-2004 20:47:02	Straylight	45.500	12	Alp1Cru	0.77500	30000.	91	10933	No
384	GOM_NL__2PRFIN20040402_204829_000000502025_00358_10933_1207.N1	02-APR-2004 20:48:29	Straylight	49.500	26	Gam Cru	1.6240	2900.0	99	10933	No
385	GOM_NL__2PRFIN20040402_205028_000000452025_00358_10933_1208.N1	02-APR-2004 20:50:28	Straylight	45.000	64	Gam Cen	2.2000	10600.	90	10933	No
386	GOM_NL__2PRFIN20040402_205159_000000532025_00358_10933_1209.N1	02-APR-2004 20:51:59	Straylight	53.000	54	5The Cen	2.0550	4500.0	106	10933	No
387	GOM_NL__2PRFIN20040402_205750_000000472025_00358_10933_1210.N1	02-APR-2004 20:57:50	Twi_and_stray	47.000	106	9Bet Crv	2.6480	5600.0	94	10933	No
388	GOM_NL__2PRFIN20040402_205946_000000442025_00358_10933_1211.N1	02-APR-2004 20:59:46	Twi_and_stray	44.000	100	4Gam Crv	2.5800	13100.	88	10933	No
389	GOM_NL__2PRFIN20040402_210131_000000652025_00358_10933_1212.N1	02-APR-2004 21:01:31	Bright	65.000	15	67Alp Vir	0.97600	28000.	130	10933	No
390	GOM_NL__2PRFIN20040402_210443_000000462025_00358_10933_1213.N1	02-APR-2004 21:04:43	Bright	45.500	121	29Gam Vir	2.7400	7200.0	91	10933	No
391	GOM_NL__2PRFIN20040402_210922_000000402025_00358_10933_1214.N1	02-APR-2004 21:09:22	Bright	39.500	62	94Bet Leo	2.1360	9700.0	79	10933	No
392	GOM_NL__2PRFIN20040402_211101_000000382025_00358_10933_1215.N1	02-APR-2004 21:11:01	Bright	37.500	96	68Del Leo	2.5600	9300.0	75	10933	No
393	GOM_NL__2PRFIN20040402_211251_000000392025_00358_10933_1216.N1	02-APR-2004 21:12:51	Bright	38.500	166	17Eps Leo	2.9800	6000.0	77	10933	No
394	GOM_NL__2PRFIN20040402_211748_000000372025_00358_10933_1217.N1	02-APR-2004 21:17:48	Bright	37.000	174	52Psi UMa	3.0040	4400.0	74	10933	No
395	GOM_NL__2PRFIN20040402_212045_000000372025_00358_10933_1218.N1	02-APR-2004 21:20:45	Bright	37.000	87	64Gam UMa	2.4330	11000.	74	10933	No
396	GOM_NL__2PRFIN20040402_212240_000000412025_00358_10933_1219.N1	02-APR-2004 21:22:40	Bright	40.500	36	50Alp UMa	1.8000	6300.0	81	10933	No

397	GOM_NL__2PRFIN20040402_212851_000000432025_00358_10933_1220.N1	02-APR-2004 21:28:51	Bright	42.500	60	7Bet UMi	2.0810	3950.0	85	10933	No
398	GOM_NL__2PRFIN20040402_213044_000000372025_00358_10933_1221.N1	02-APR-2004 21:30:44	Bright	36.500	49	1Alp UMi	1.9900	6300.0	73	10933	No
399	GOM_NL__2PRFIN20040402_213703_000000382025_00358_10933_1222.N1	02-APR-2004 21:37:03	Bright	37.500	110	37Del Cas	2.6780	8900.0	75	10933	No
400	GOM_NL__2PRFIN20040402_213836_000000382025_00358_10933_1223.N1	02-APR-2004 21:38:36	Bright	37.500	74	11Bet Cas	2.2680	6600.0	75	10933	No
401	GOM_NL__2PRFIN20040402_214318_000000482025_00358_10933_1224.N1	02-APR-2004 21:43:18	Bright	48.000	144	18Del Cyg	2.8600	11000.	96	10933	No
402	GOM_NL__2PRFIN20040402_214516_000000462025_00358_10933_1225.N1	02-APR-2004 21:45:16	Bright	46.000	66	37Gam Cyg	2.2080	5900.0	92	10933	No
403	GOM_NL__2PRFIN20040402_214720_000000472025_00358_10933_1226.N1	02-APR-2004 21:47:20	Bright	46.500	92	53Eps Cyg	2.5000	4500.0	93	10933	No
404	GOM_NL__2PRFIN20040402_215359_000000472025_00358_10933_1227.N1	02-APR-2004 21:53:59	Twilight	47.000	61	8Eps Peg	2.1000	3900.0	94	10933	No
405	GOM_NL__2PRFIN20040402_215751_000000682025_00358_10933_1228.N1	02-APR-2004 21:57:51	Dark	67.500	11	53Alp Aql	0.76500	8000.0	135	10933	No
406	GOM_NL__2PRFIN20040402_220111_000000442025_00358_10933_1229.N1	02-APR-2004 22:01:11	Dark	44.000	142	49Del Cap	2.8500	8900.0	88	10933	No
407	GOM_NL__2PRFIN20040402_220644_000000392025_00358_10933_1230.N1	02-APR-2004 22:06:44	Dark	39.000	172	Gam Gru	3.0030	13100.	78	10933	No
408	GOM_NL__2PRFIN20040402_220908_000000412025_00358_10933_1231.N1	02-APR-2004 22:09:08	Dark	40.500	31	Alp Gru	1.7340	15200.	81	10933	No
409	GOM_NL__2PRFIN20040402_221327_000000402025_00358_10933_1232.N1	02-APR-2004 22:13:27	Dark	40.000	45	Alp Pav	1.9400	26000.	80	10933	No
410	GOM_NL__2PRFIN20040402_235627_000000582025_00360_10935_1196.N1	02-APR-2004 23:56:27	Dark	57.500	38	20Eps Sgr	1.8360	11000.	115	10935	No
411	GOM_NL__2PRFIN20040402_235928_000000532025_00360_10935_1197.N1	02-APR-2004 23:59:28	Dark	53.000	178	lot1Sco	3.0220	6550.0	106	10935	No

3. Quality information per product

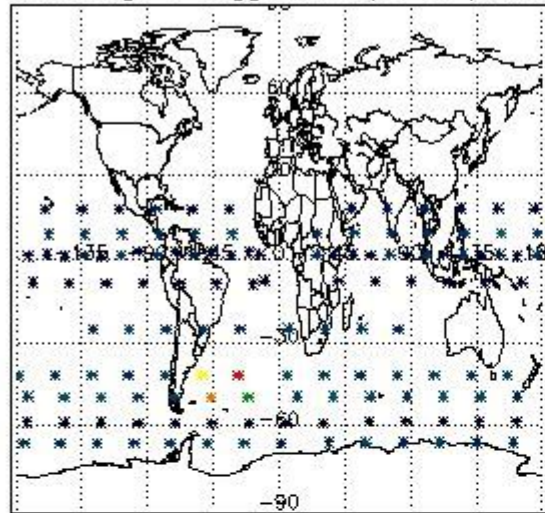
In this section it is plotted some information contained in the Quality Summary data set of the level 2 products. Only products in dark limb conditions and without errors (error flag in the MPH set to "0") are used.

3.1 Plot quality information per product (time dependant)

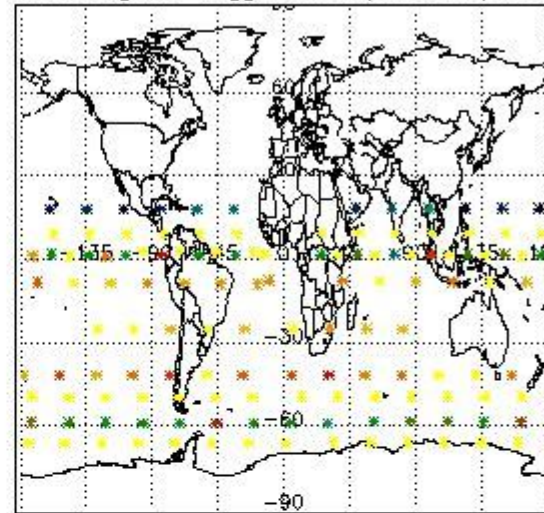


3.2 Plot quality information per product (world map)

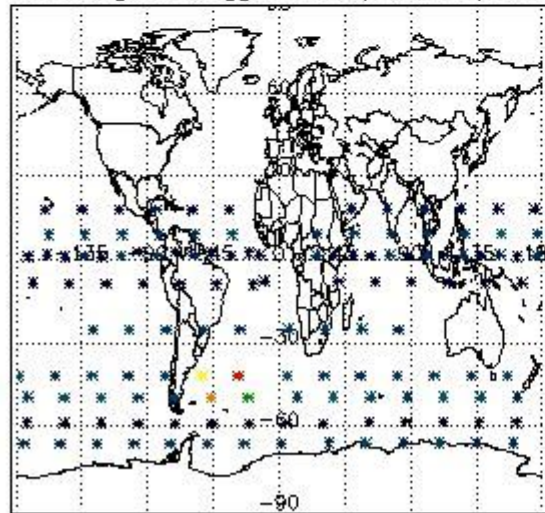
Percentage of flagged data per O3 profile



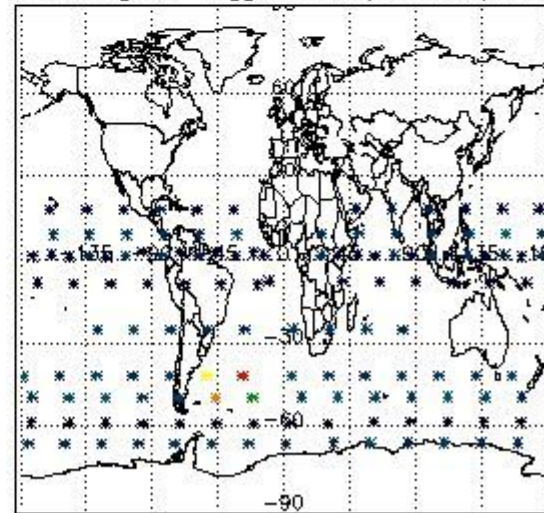
Percentage of flagged data per H2O profile



Percentage of flagged data per NO2 profile



Percentage of flagged data per NO3 profile

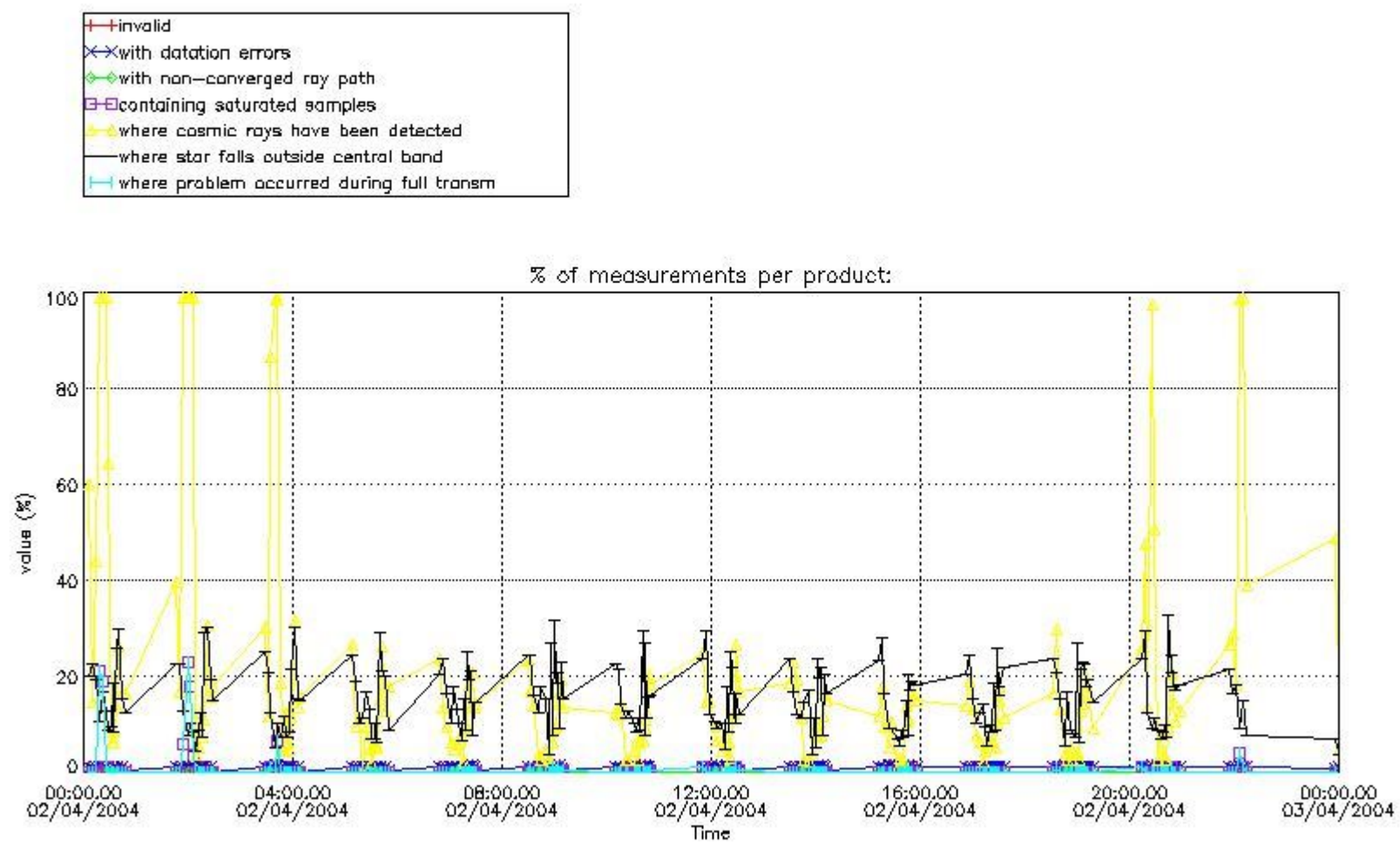


4. Level 1 quality information per product

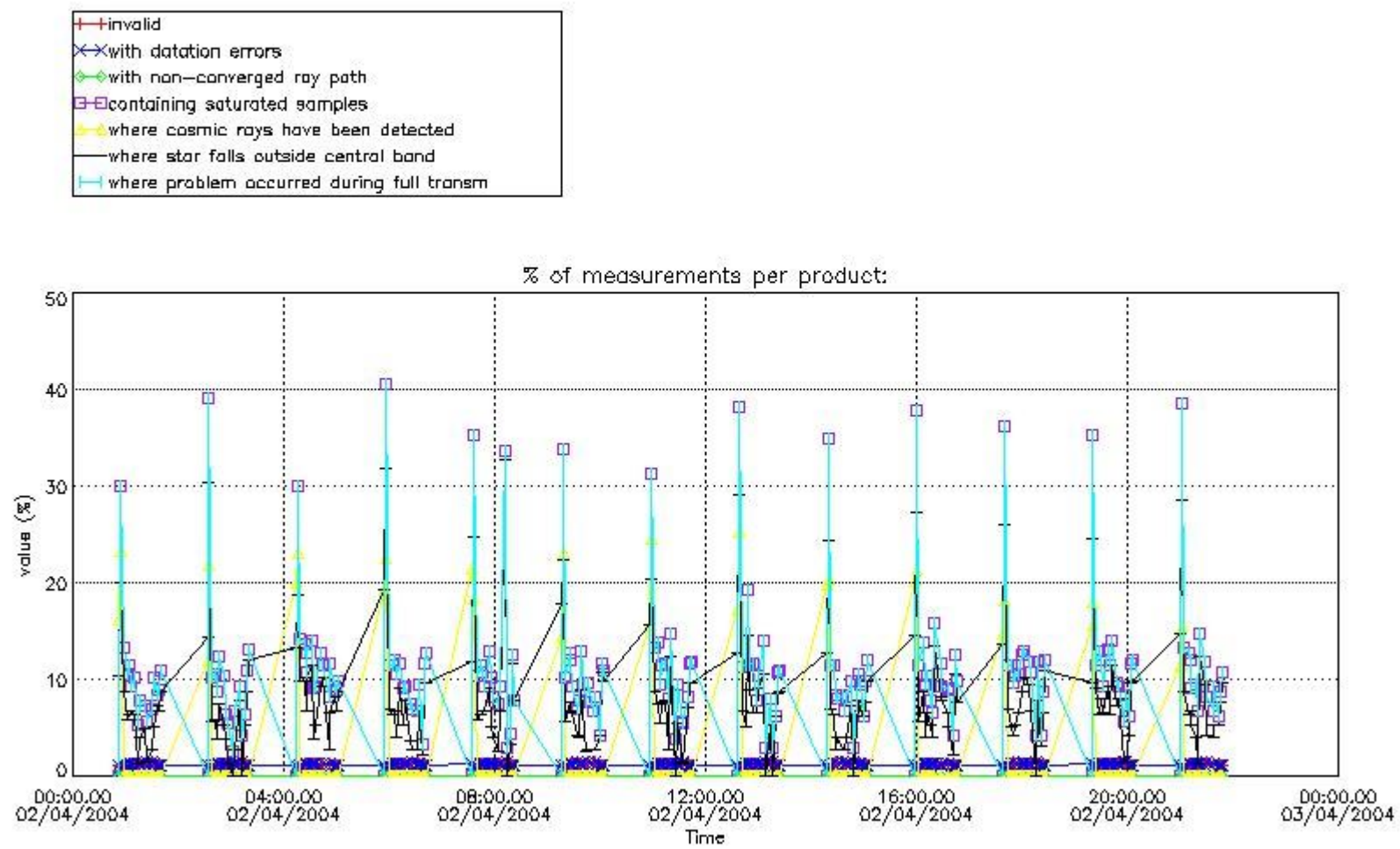
In this section it is plotted some information contained in the Quality Summary data set of the level 2 products that comes from the level 1b processing. Products without errors (error flag in the MPH set to "0") are used.

4.1 Plot quality information per product (time dependant) coming from level 1b processing

4.1.1 Plot level 1 quality information per product (time dependant): ENVISAT ASCENDING passes



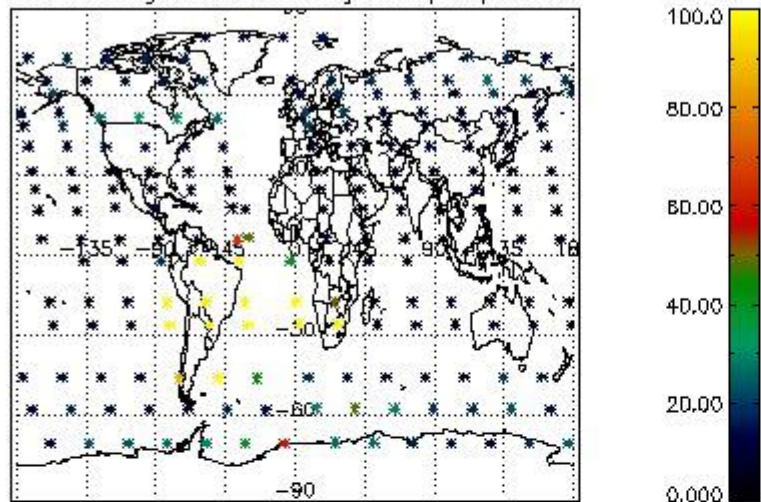
4.1.2 Plot level 1 quality information per product (time dependant): ENVI SAT DESCENDING passes



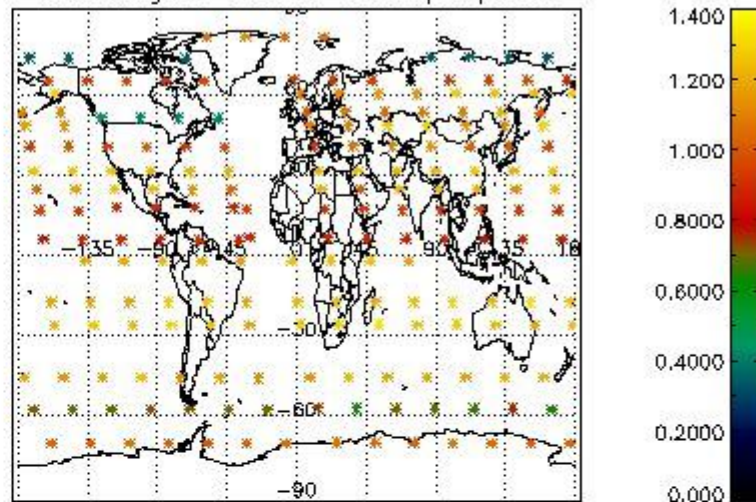
4.2 Plot quality information per product coming from level 1b processing (world map)

4.2.1 Plot level 1 quality information per product (world map): ENVISAT ASCENDING passes

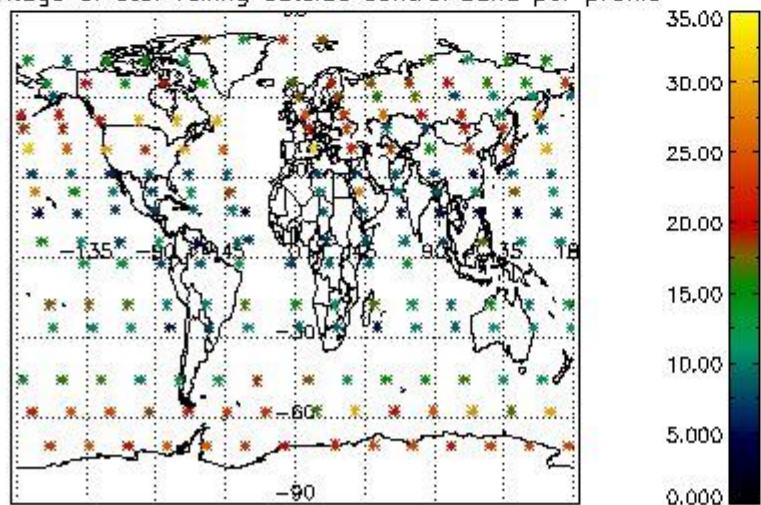
Percentage of cosmic ray hits per profile



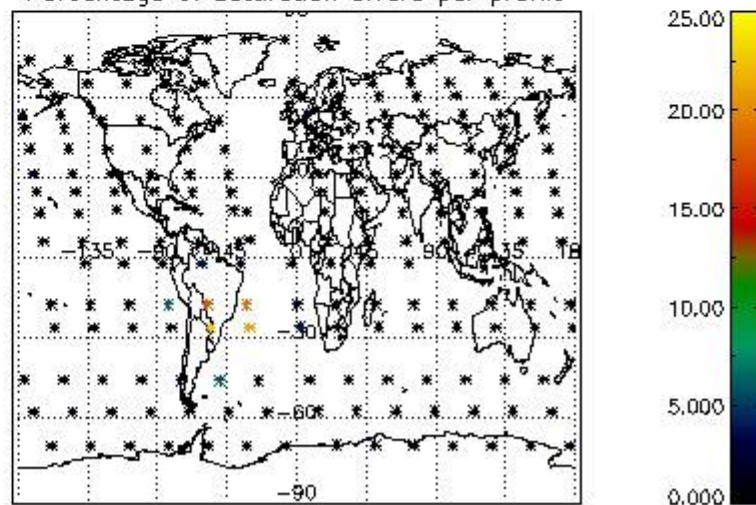
Percentage of datation errors per profile



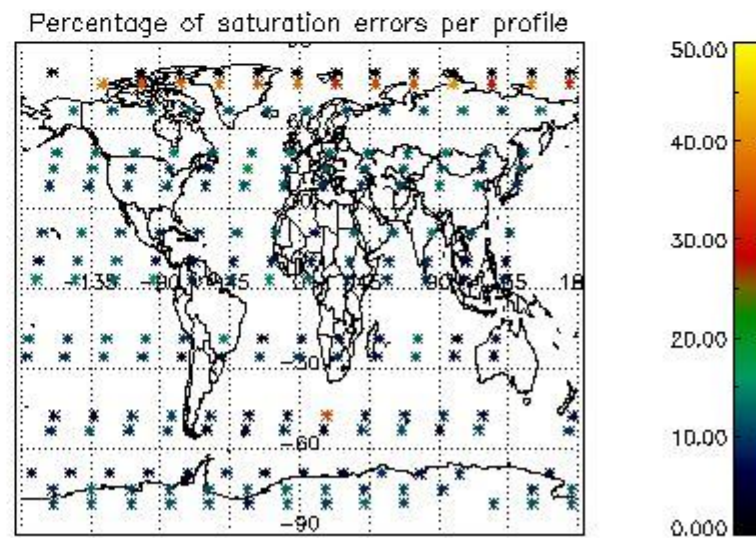
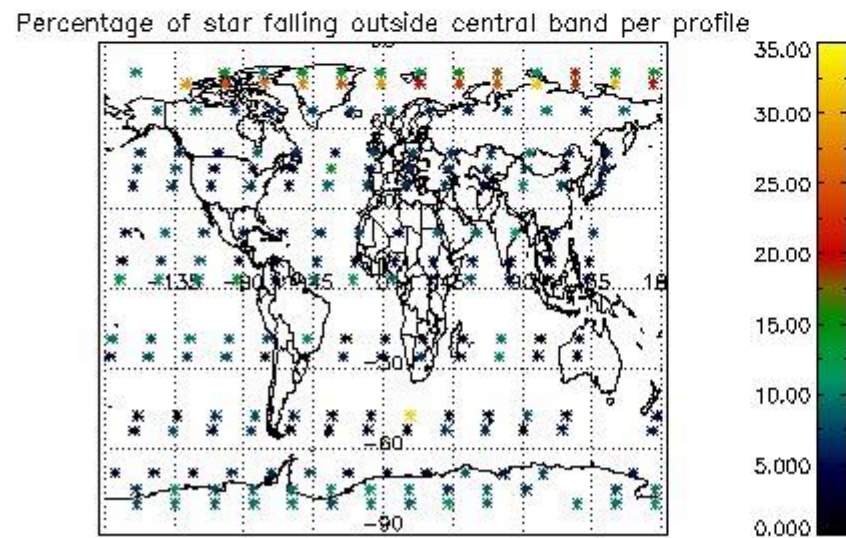
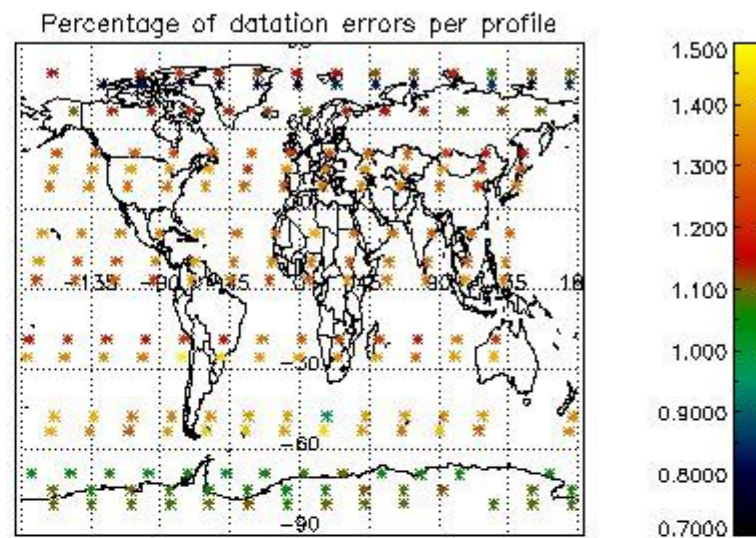
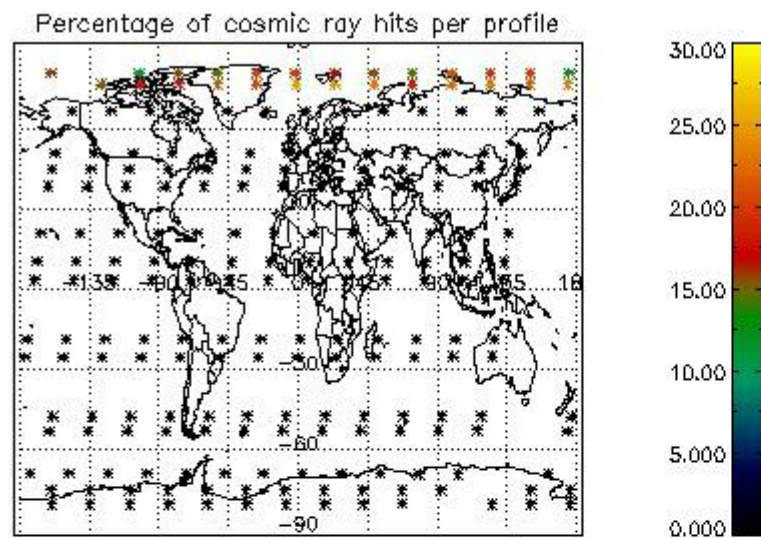
Percentage of star falling outside central band per profile



Percentage of saturation errors per profile



4.2.2 Plot level 1 quality information per product (world map): ENVISAT DESCENDING passes



5. Trace gas profiles

5.1 Ozone statistics based on quality of products

The final quality of the products can be "measured" using the STD (Standard Deviation) attached to every point profile. This information is written to the parameter GOM_NL__2P/NL_LOCAL_SPECIES_DENSITY/o3_std of the level 2 products. The table below shows the statistics for given STD ranges.

The statistics are given with respect to the overall valid production:

- Products without fatal errors: GOM_NL__2P/MPH/PRODUCT_ERR=0
- Valid point profile: GOM_NL__2P/NL_LOCAL_SPECIES_DENSITY/pcd(0)=0

The 'Criteria' is applied to valid points of dark limb products:

- Products in dark limb illumination condition: GOM_NL__2P/NL_SUMMARY_QUALITY/obs_ill_cond=0
- Products without fatal errors: GOM_NL__2P/MPH/PRODUCT_ERR=0
- Valid point profile: GOM_NL__2P/NL_LOCAL_SPECIES_DENSITY/pcd(0)=0

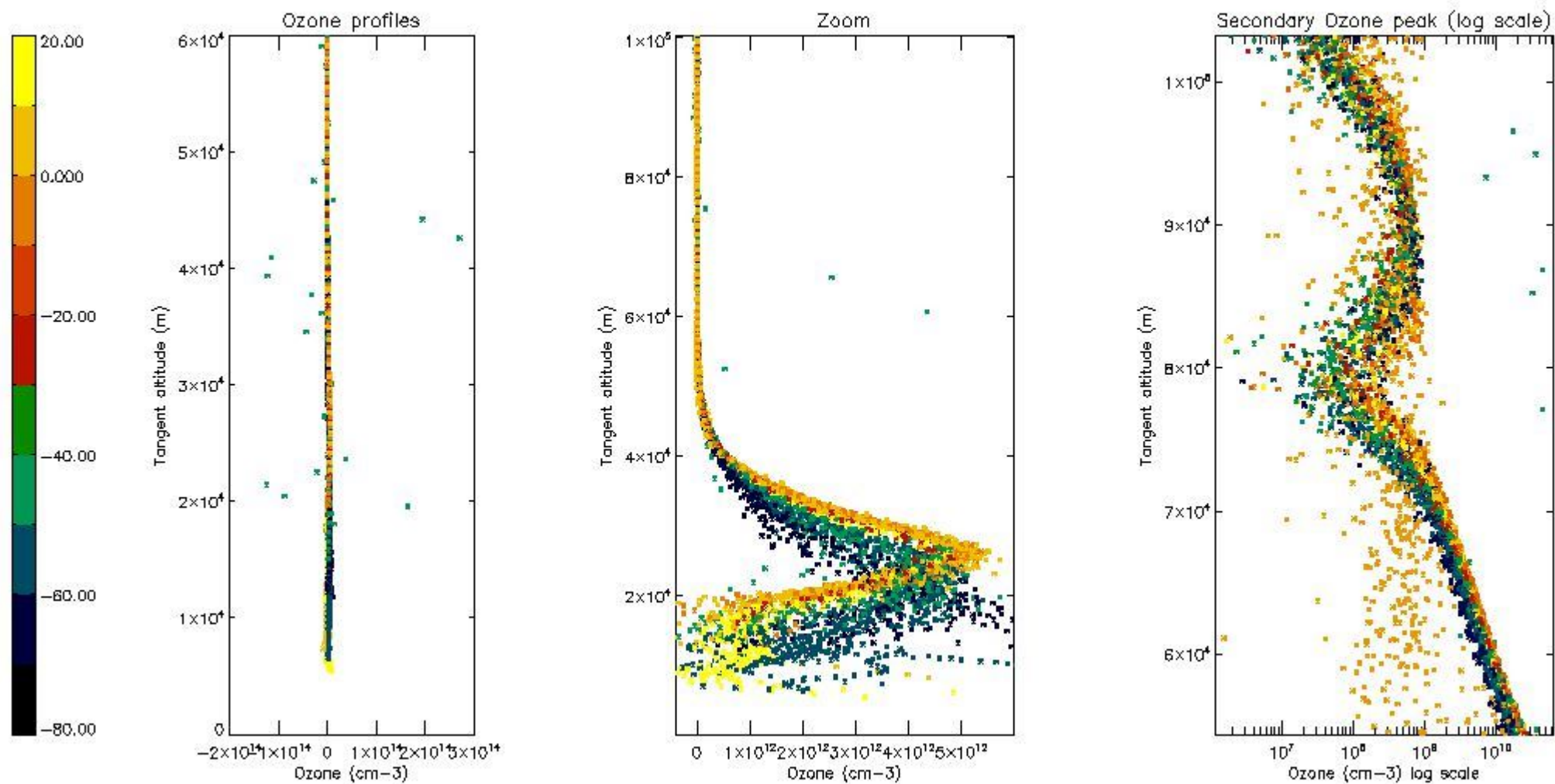
So, the table below shows the percentage of dark limb and valid observations for each criteria with respect to the overall valid daily observations.

Criteria	% of total production
All STD	33
STD < 20	19

STD < 10	16
STD < 5	10

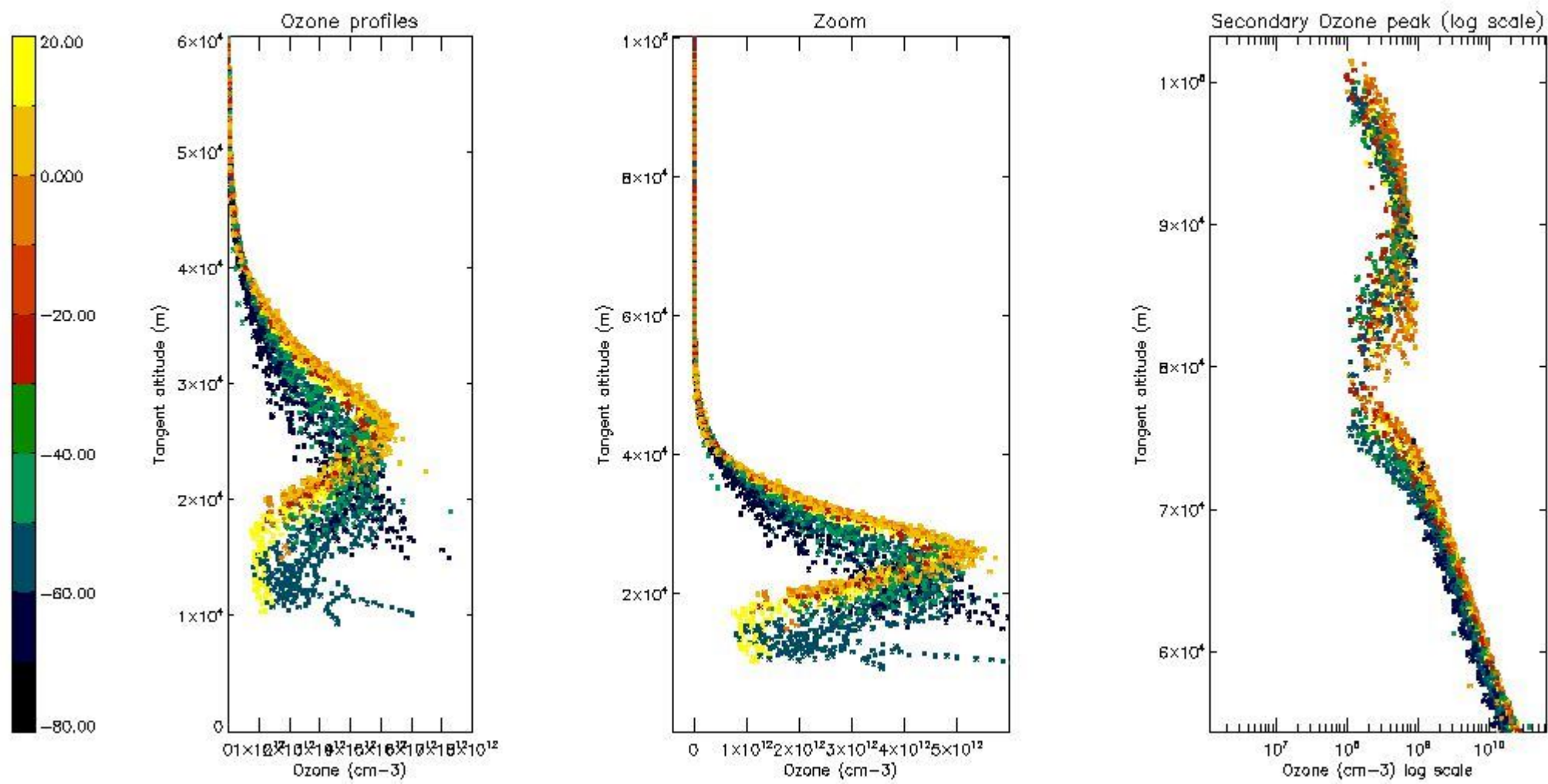
5.2 Plot ozone profiles for all STD (dark without errors)

The colorbar represents the latitude.



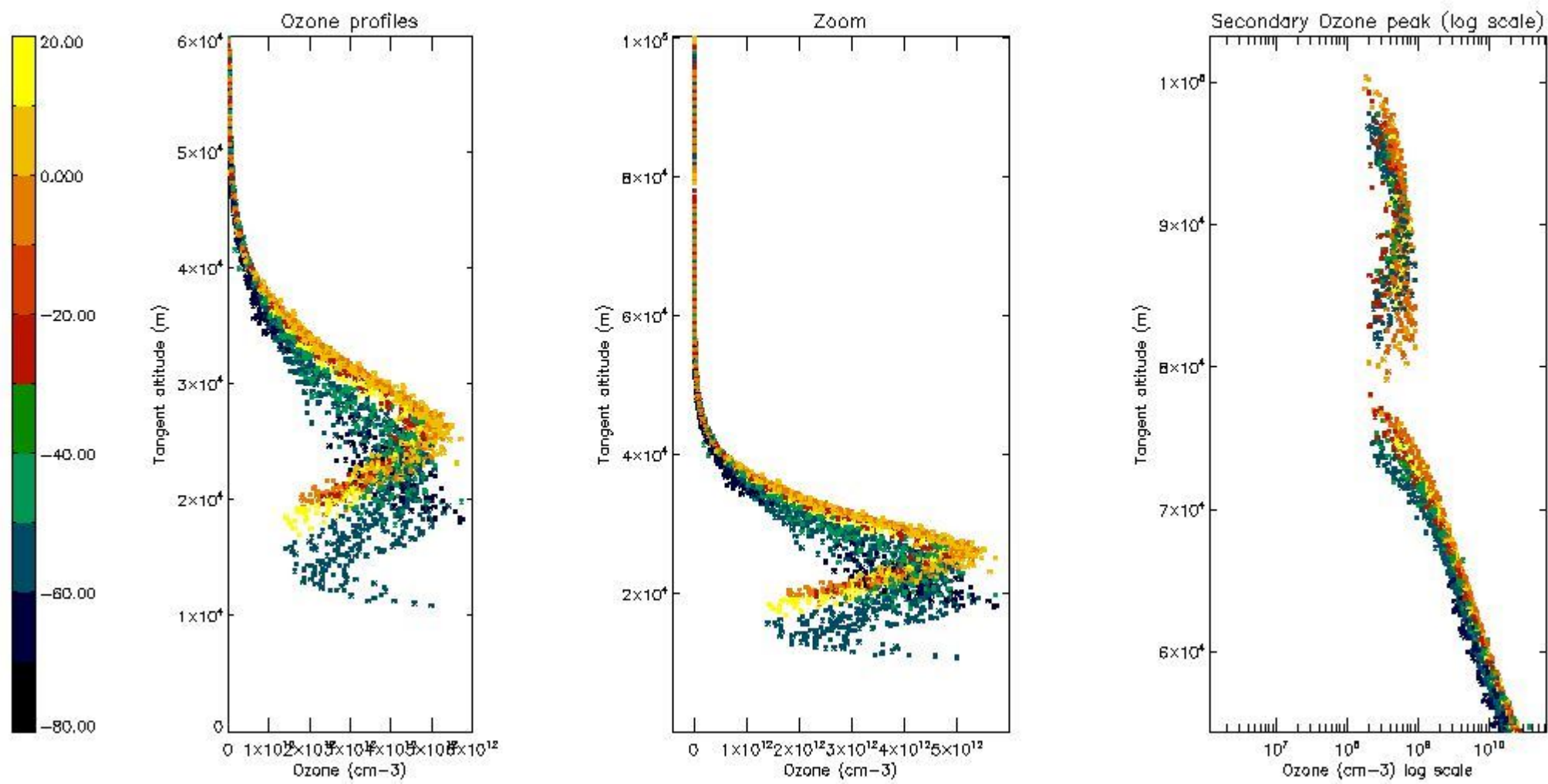
5.3 Plot ozone profiles where STD < 20% (dark without errors)

The colorbar represents the latitude.



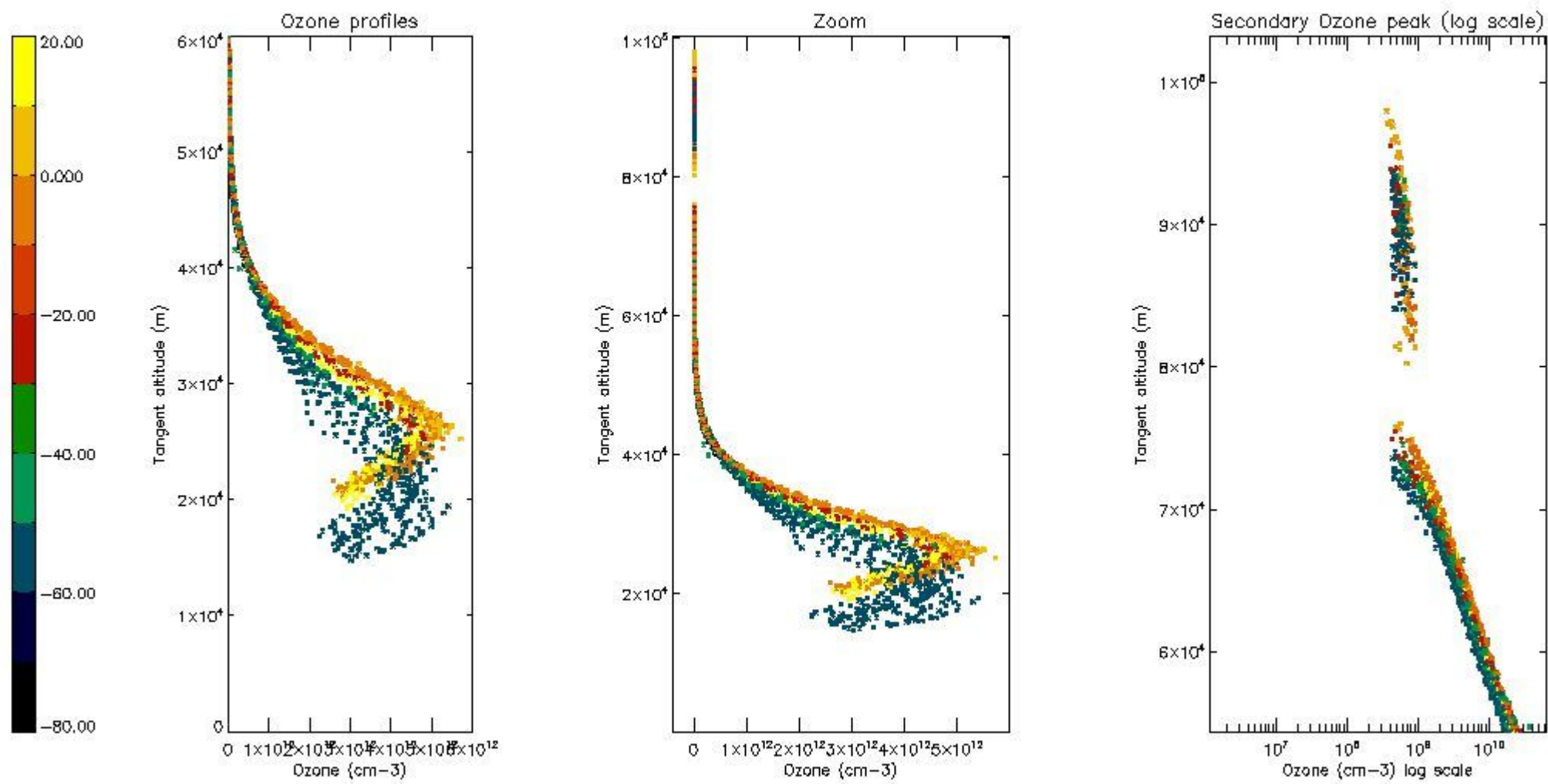
5.4 Plot ozone profiles where STD < 10% (dark without errors)

The colorbar represents the latitude.



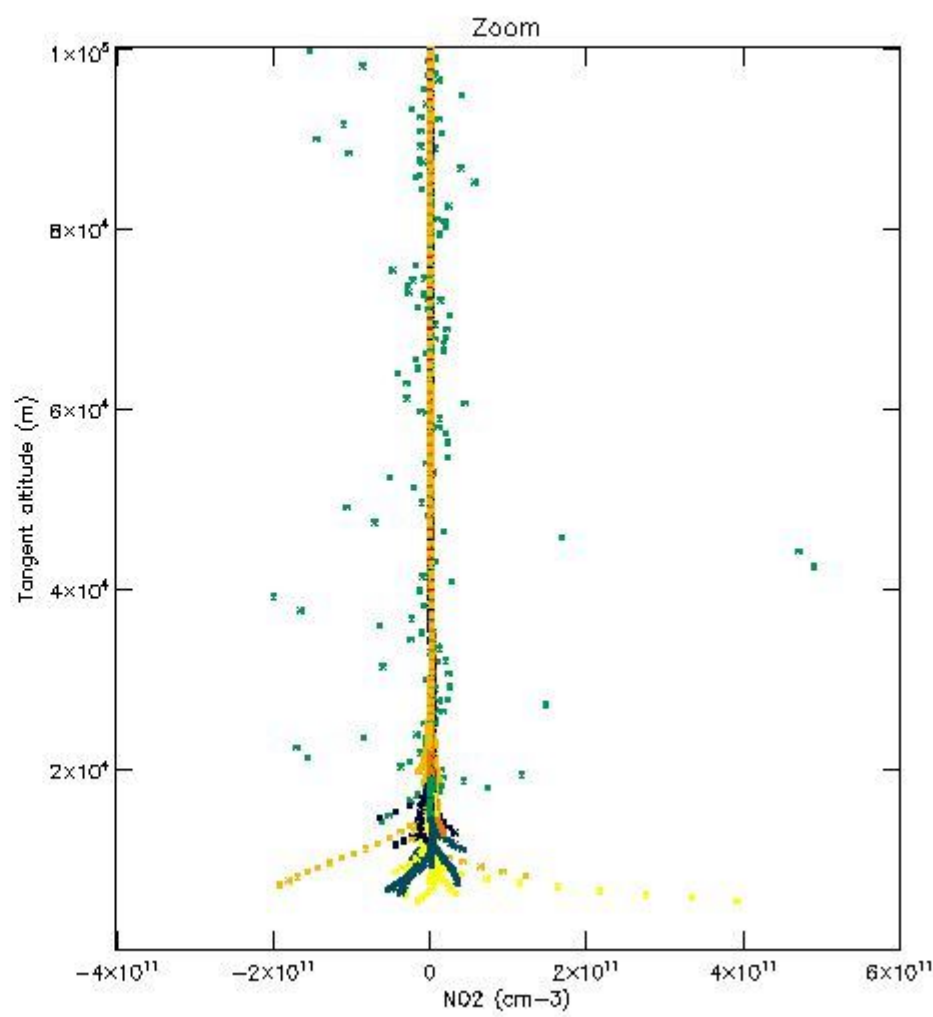
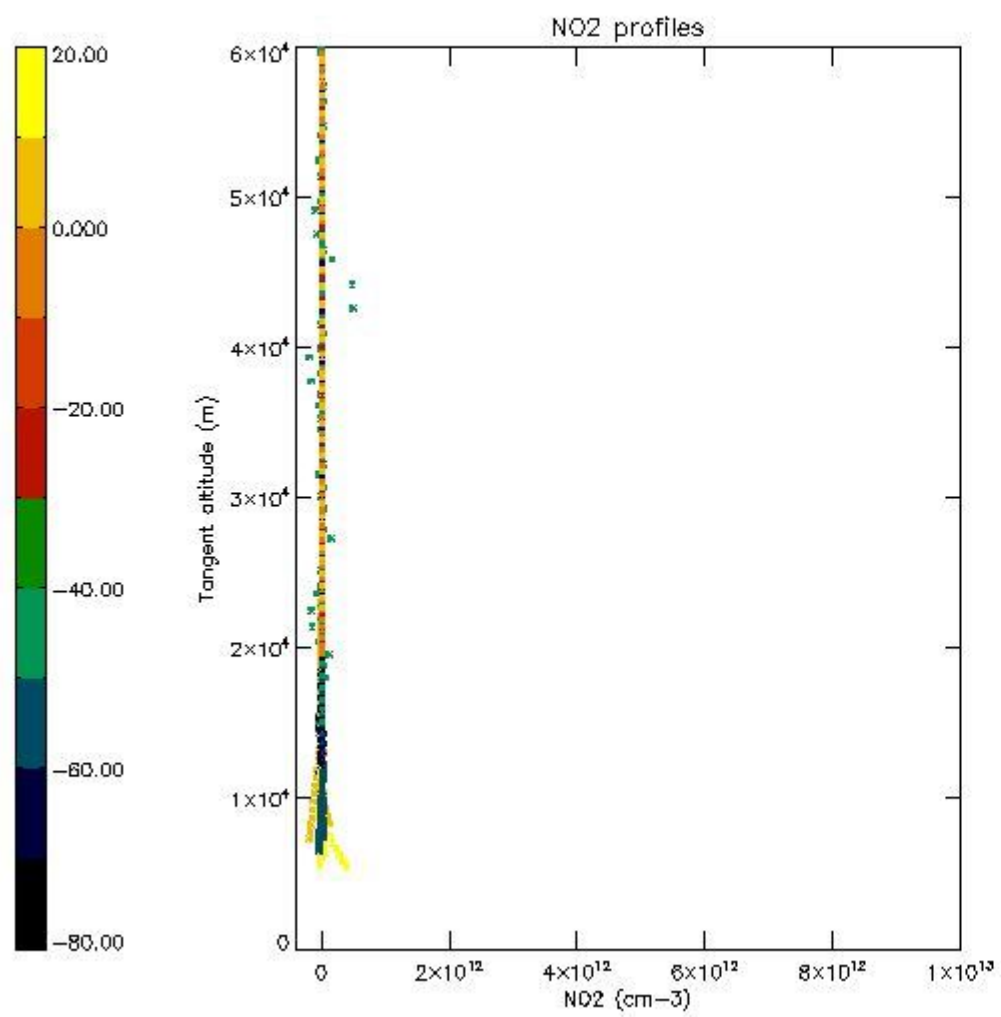
5.5 Plot ozone profiles where STD < 5% (dark without errors)

The colorbar represents the latitude.



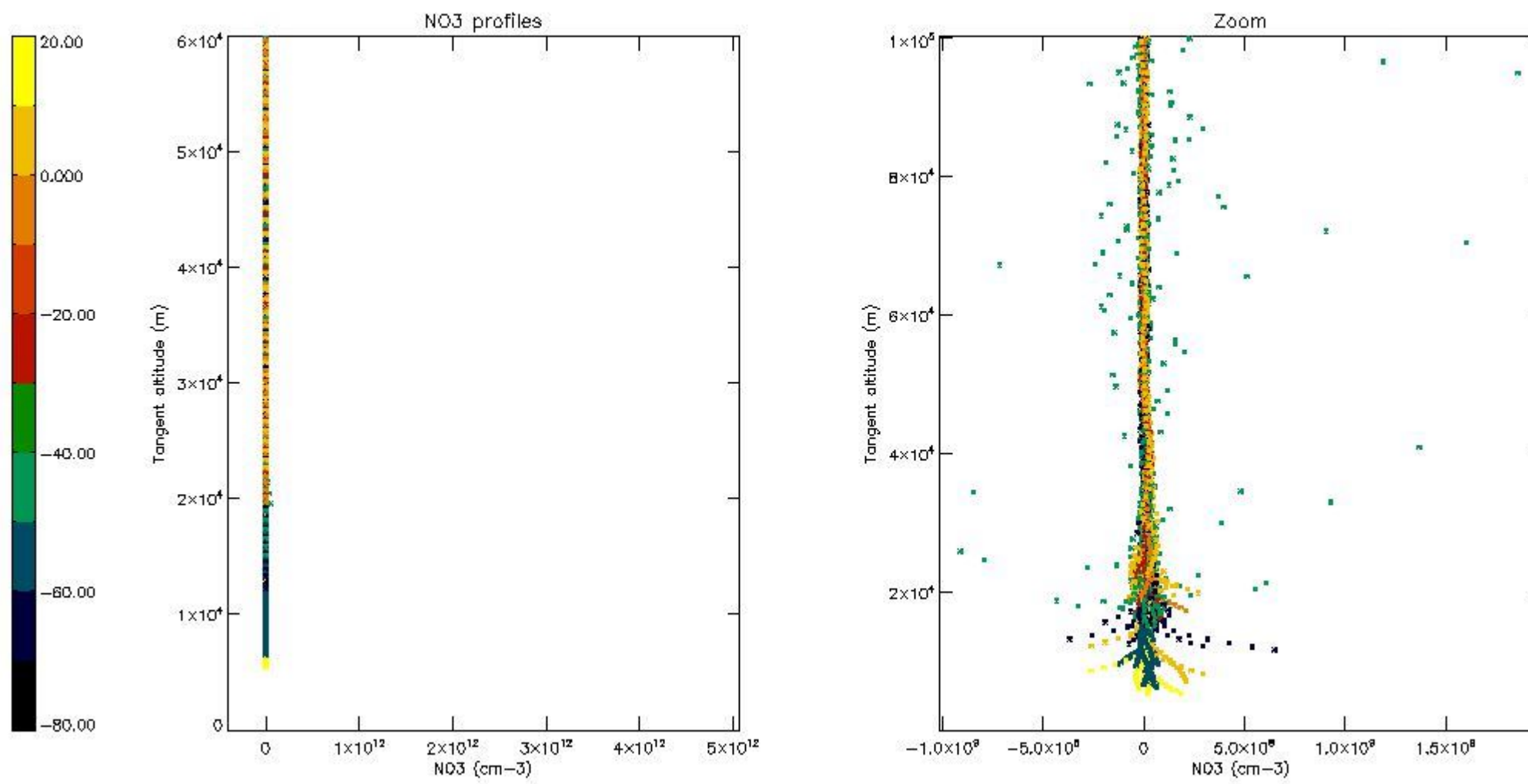
5.6 Plot NO₂ profiles for all STD (dark without errors)

The colorbar represents the latitude.



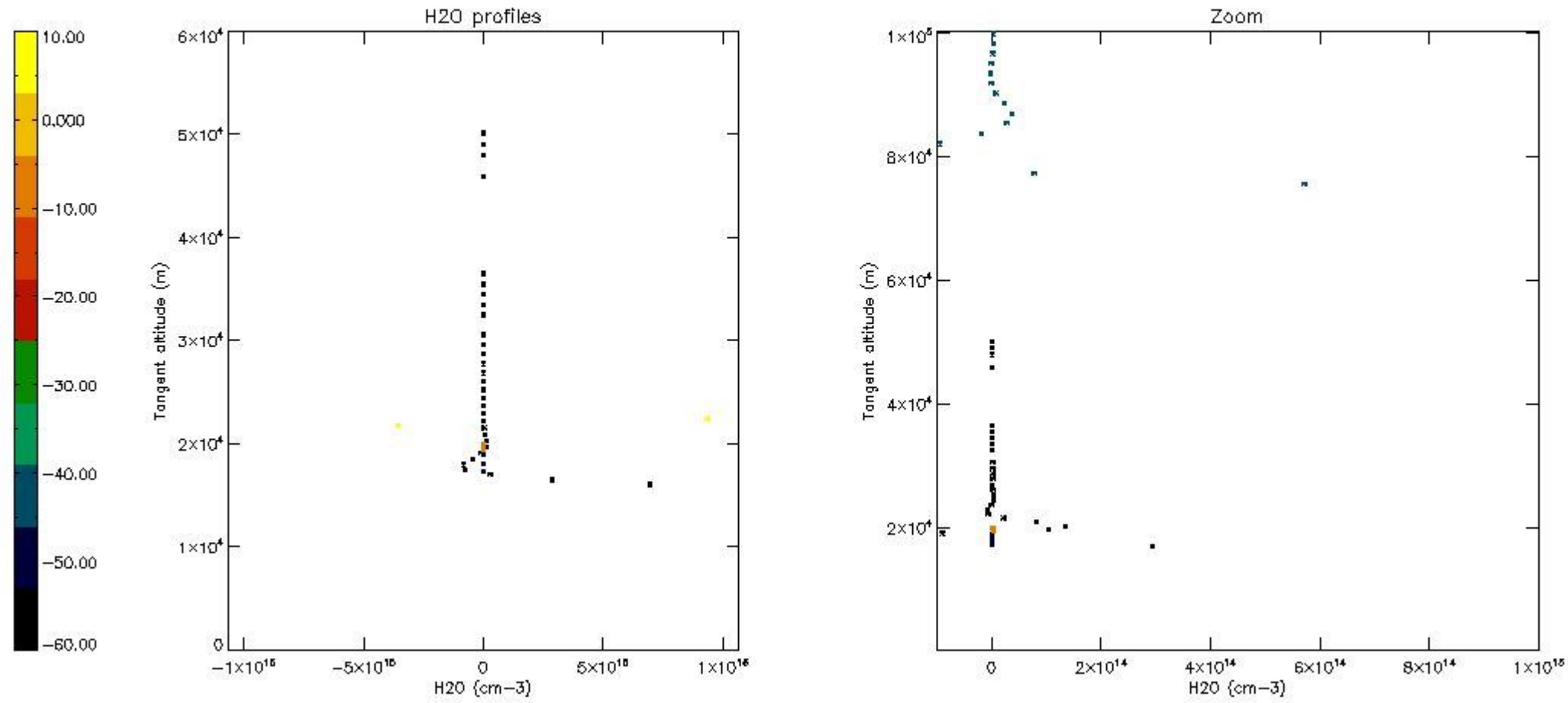
5.7 Plot NO3 profiles for all STD (dark without errors)

The colorbar represents the latitude.



5.8 Plot H₂O profiles for all STD (only for occultations of stars 1,2,3,4,13,14,16,26,63 dark without errors)

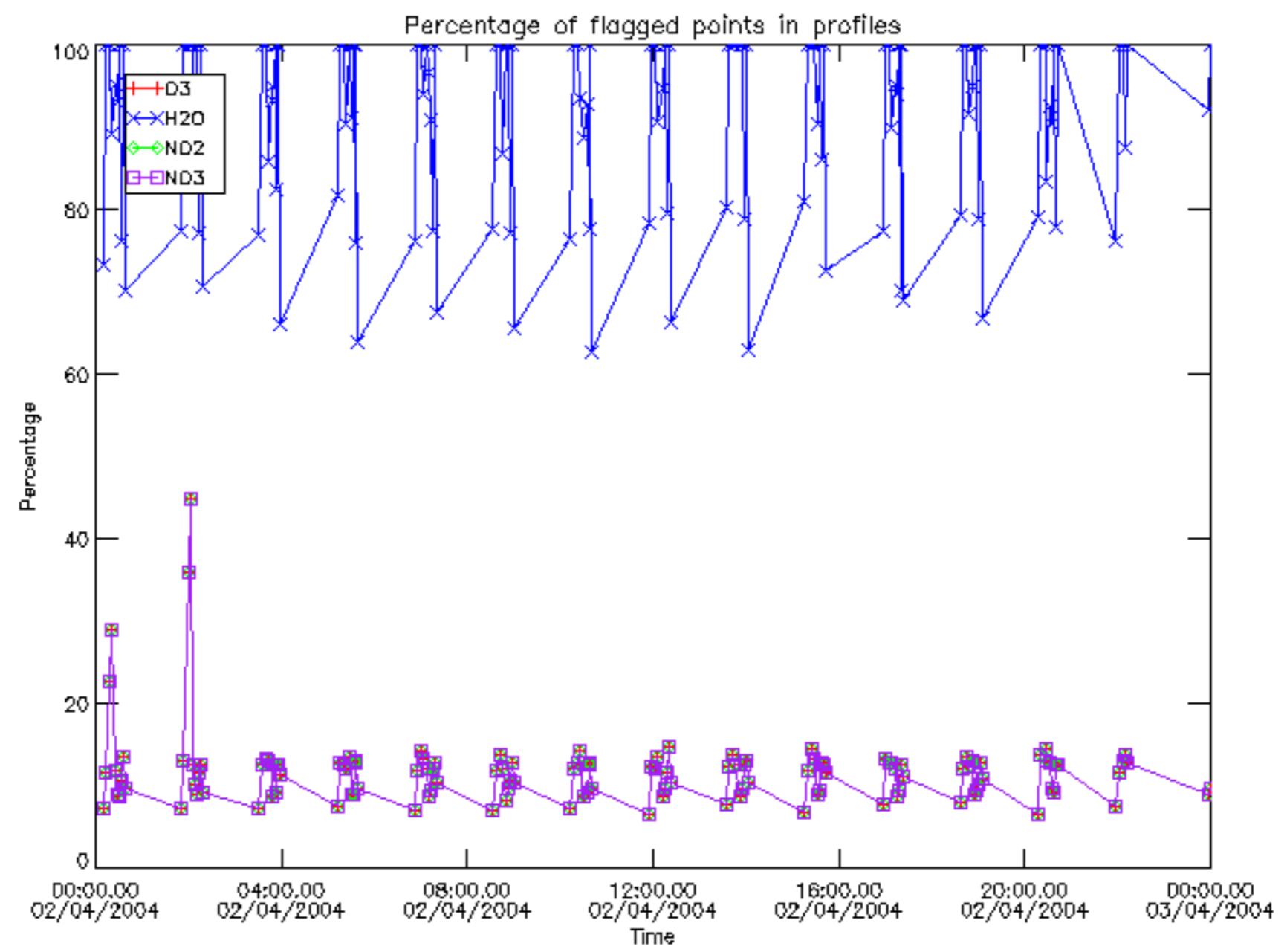
The colorbar represents the latitude.



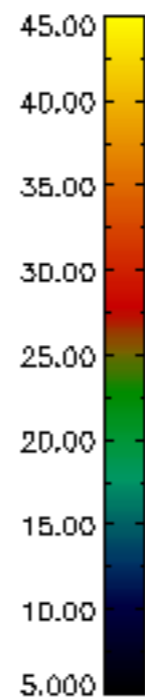
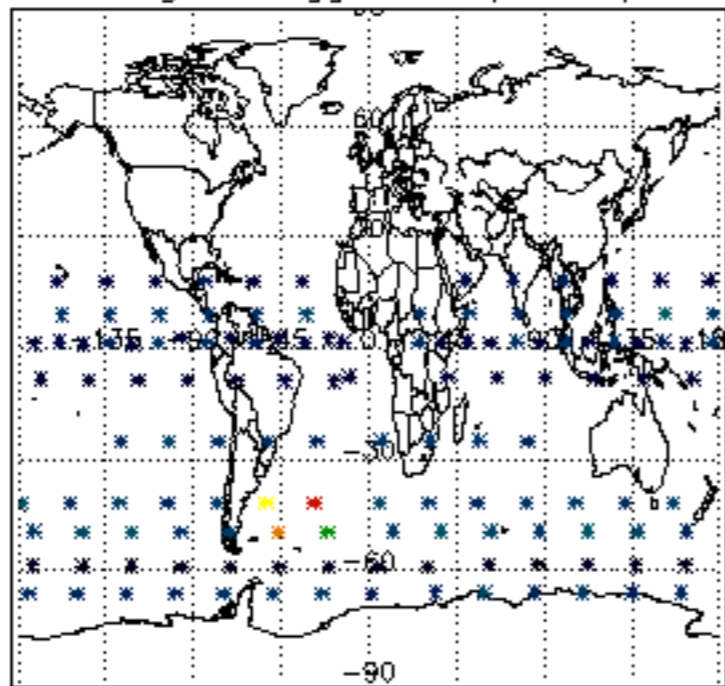
6. Auxiliary Data Files used for the production reported in section 2

The number reported in the third column indicates since which file (see list in section 2) the corresponding auxiliary file has been used. The fourth column is the date of those product files.

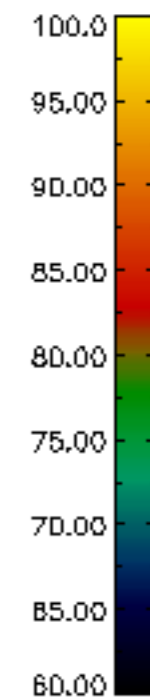
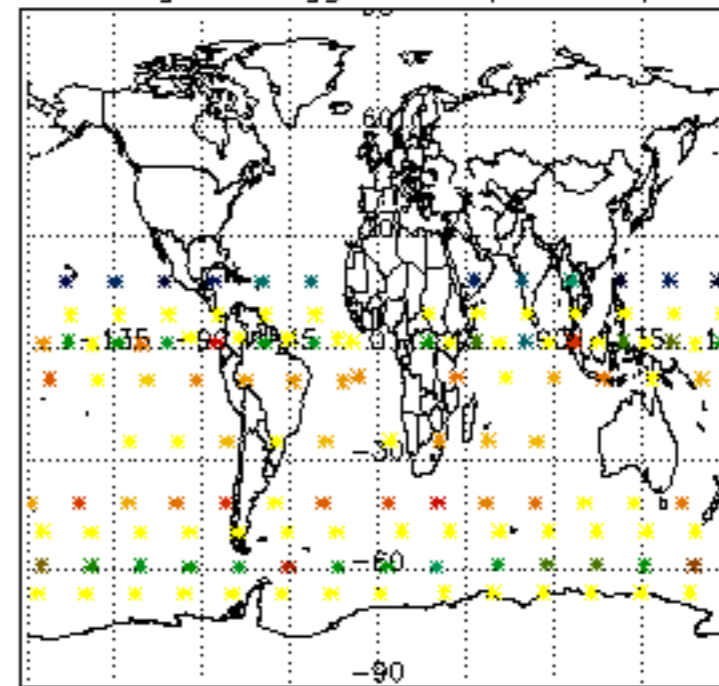
Type	Auxiliary Filename	Used since product	Used since product date
INST_PHYS_CHARACTERISTICS	GOM_INS_AXVIEC20091111_143220_20030716_120000_20500101_000000	1	02-APR-2004 00:06:08
LEVEL-2_PROC_CONFIG	GOM_PR2_AXVIEC20091111_152718_20020301_000000_20500101_000000	1	02-APR-2004 00:06:08
CROSS_SECTIONS_FILE	GOM_CRS_AXVIEC20091111_154832_20020301_000000_20500101_000000	1	02-APR-2004 00:06:08



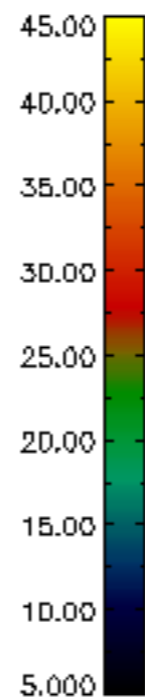
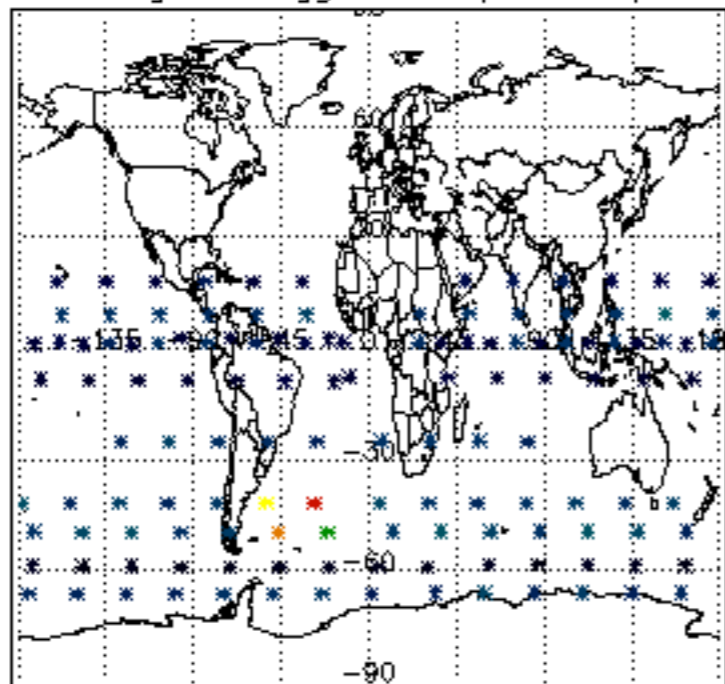
Percentage of flagged data per D3 profile



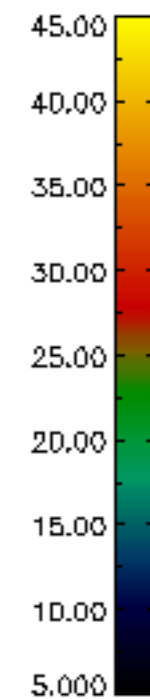
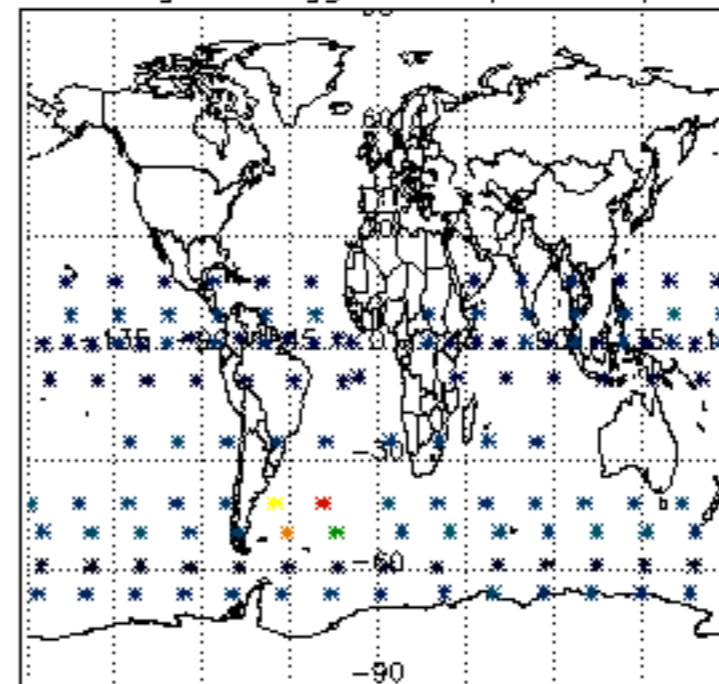
Percentage of flagged data per H2O profile

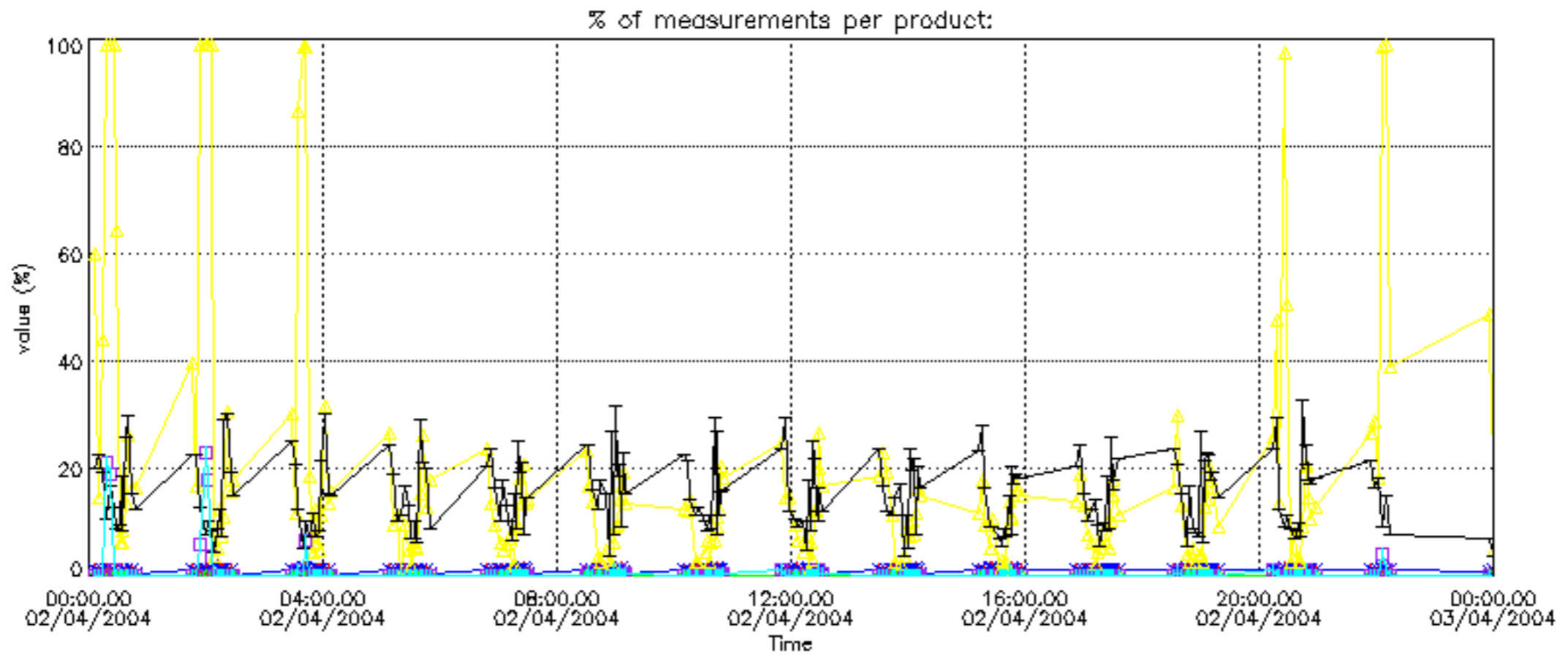


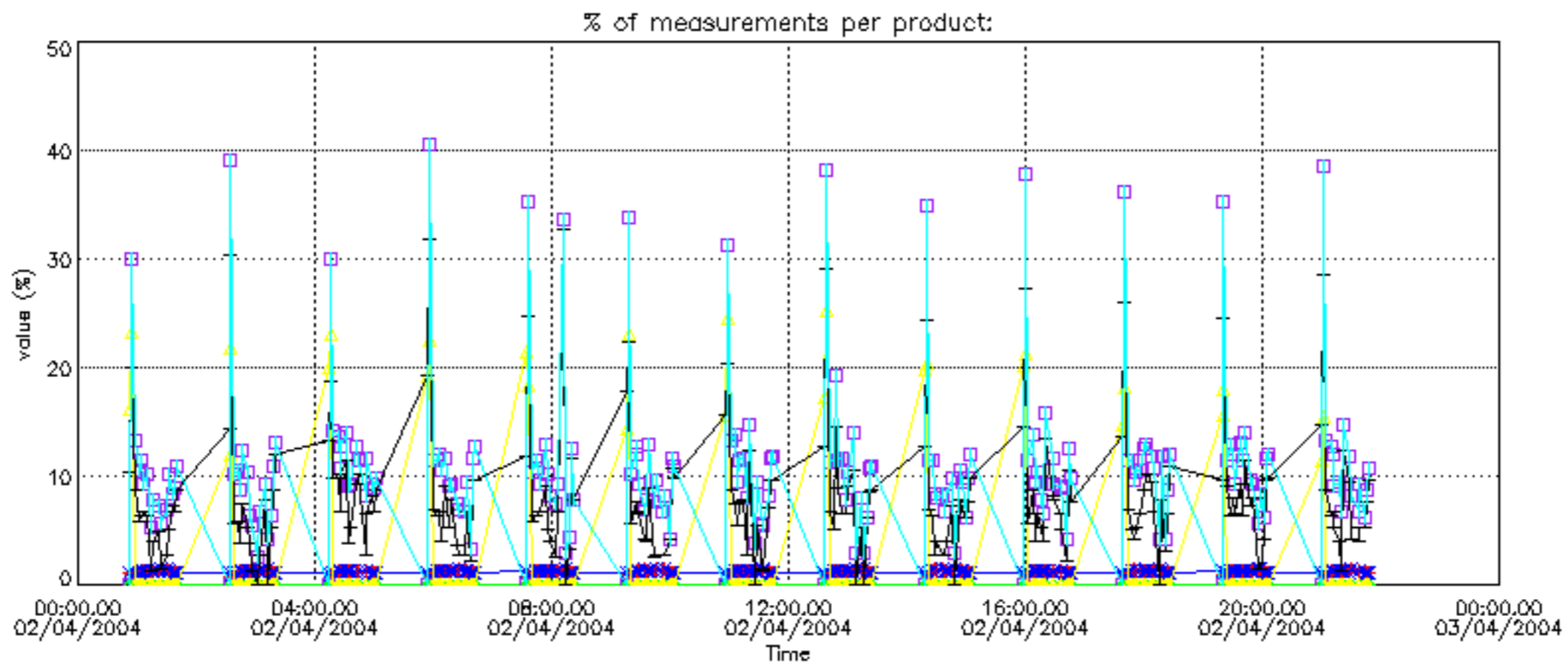
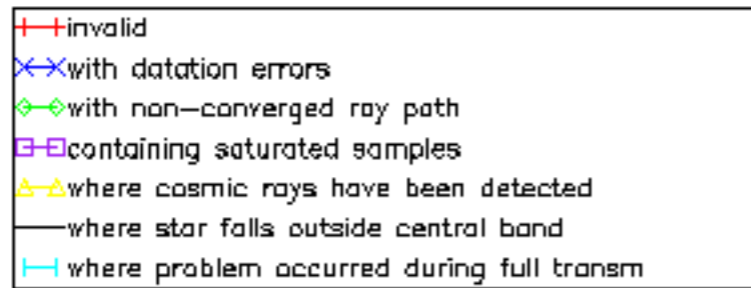
Percentage of flagged data per NO2 profile



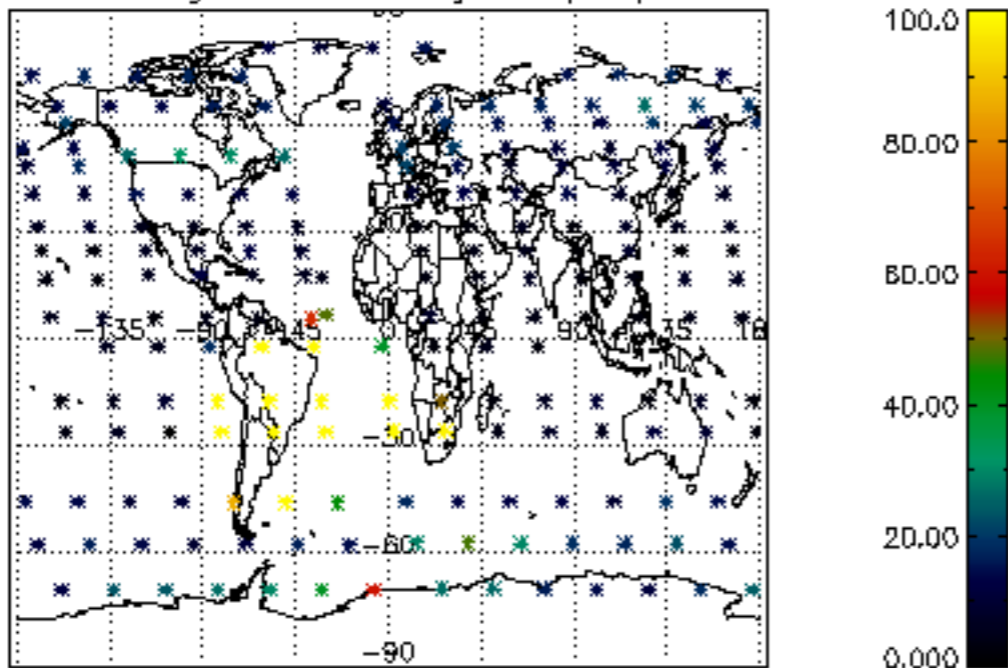
Percentage of flagged data per NO3 profile



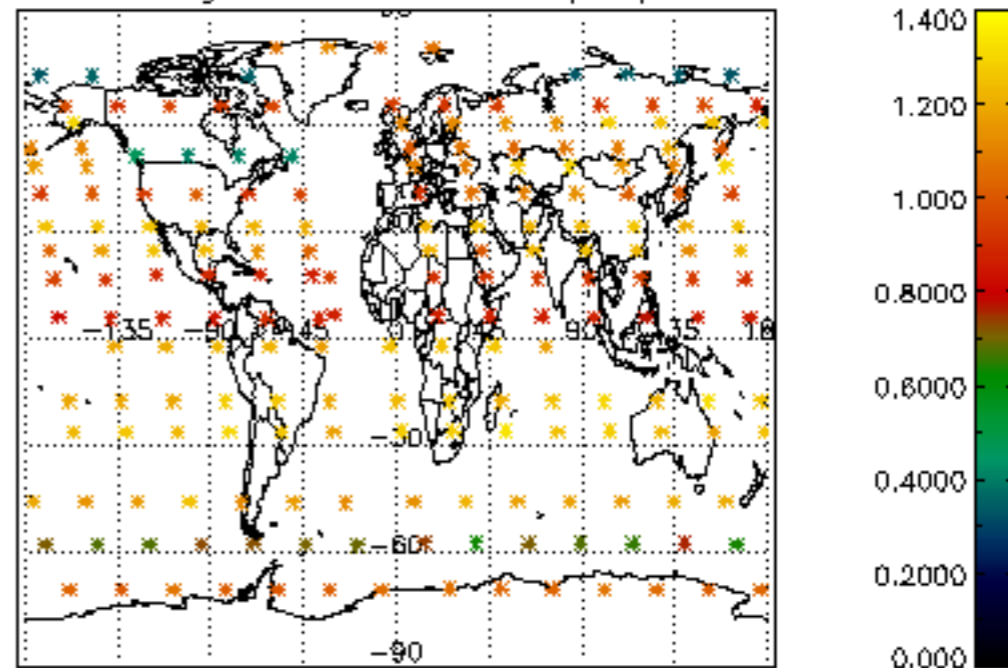




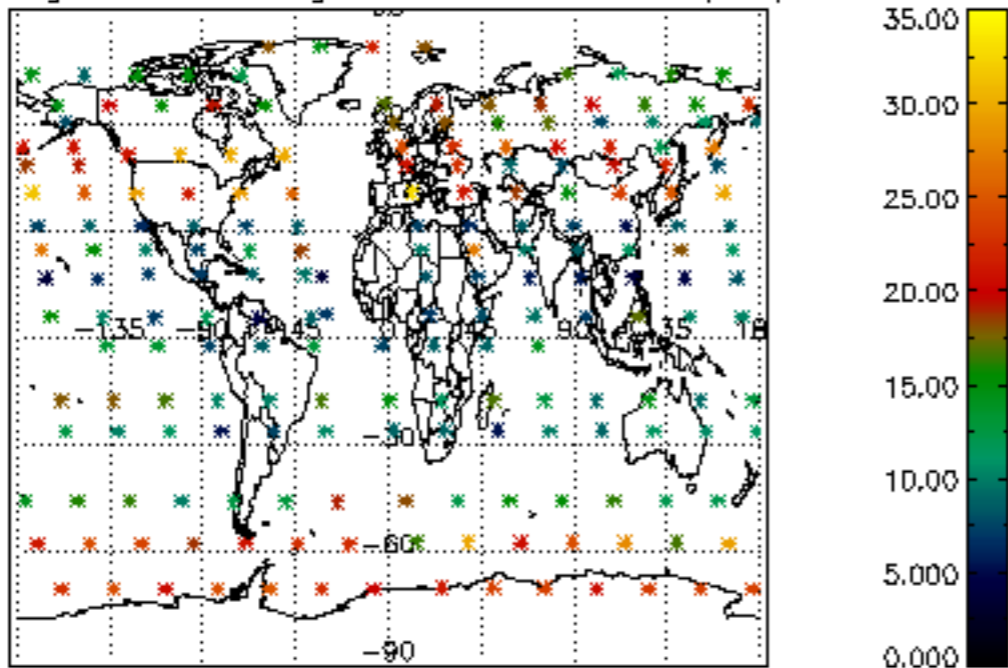
Percentage of cosmic ray hits per profile



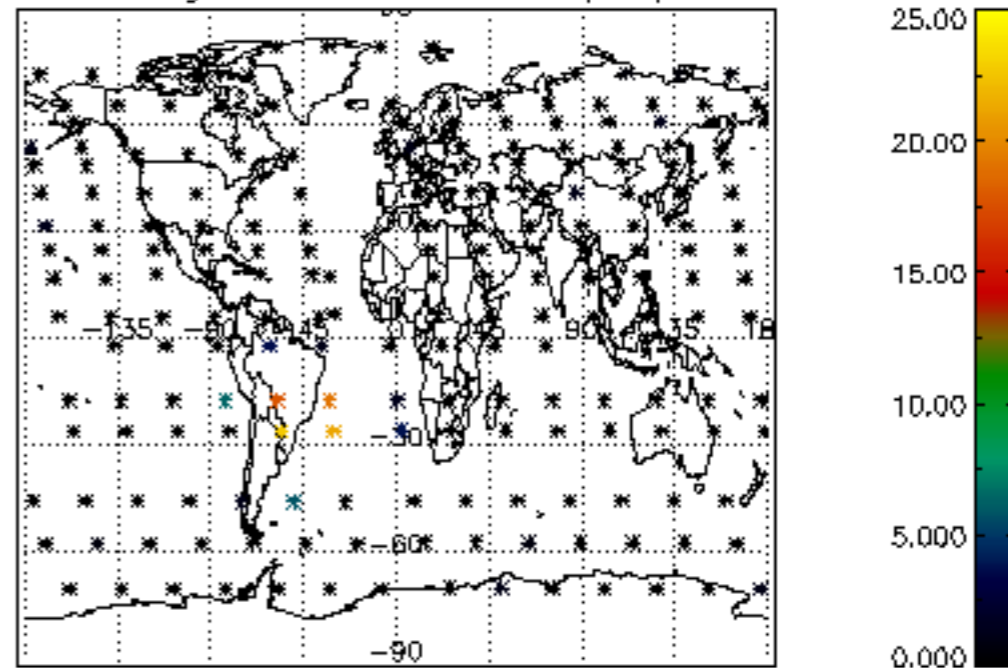
Percentage of datation errors per profile



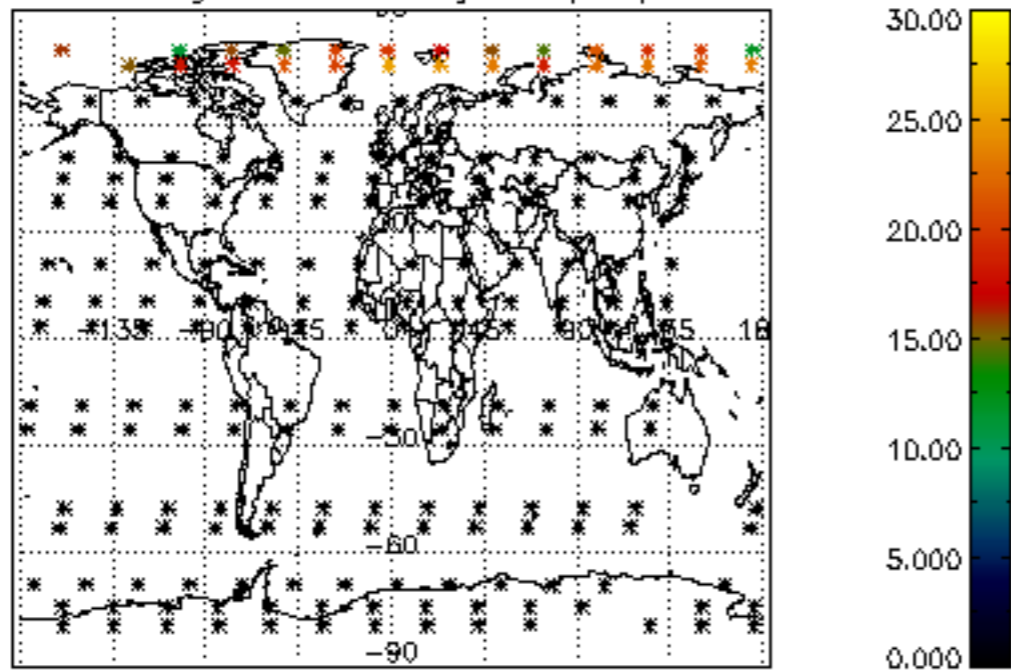
Percentage of star falling outside central band per profile



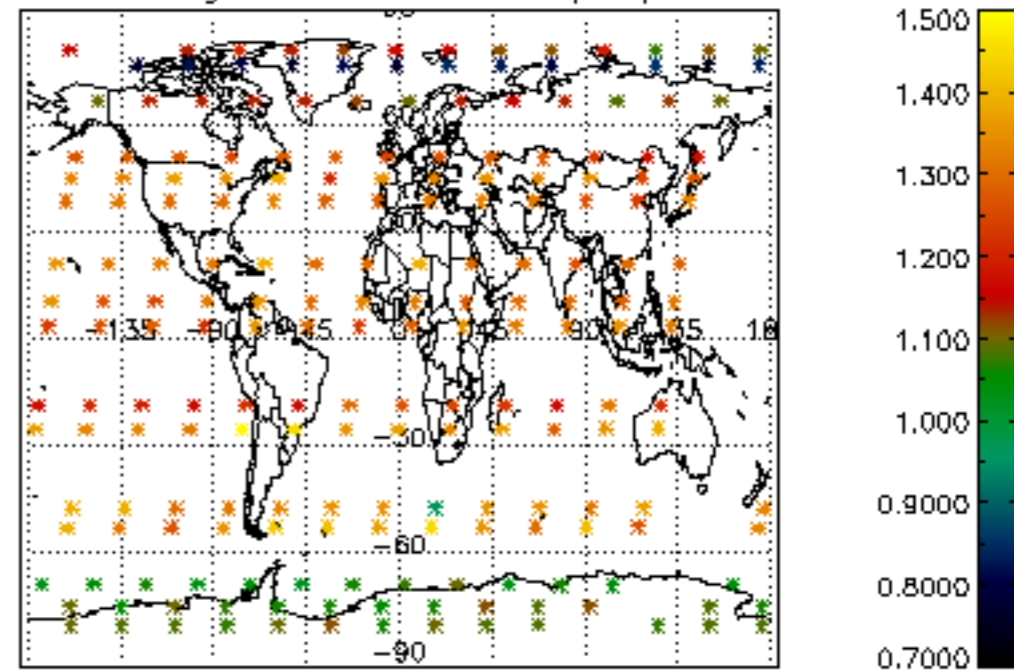
Percentage of saturation errors per profile



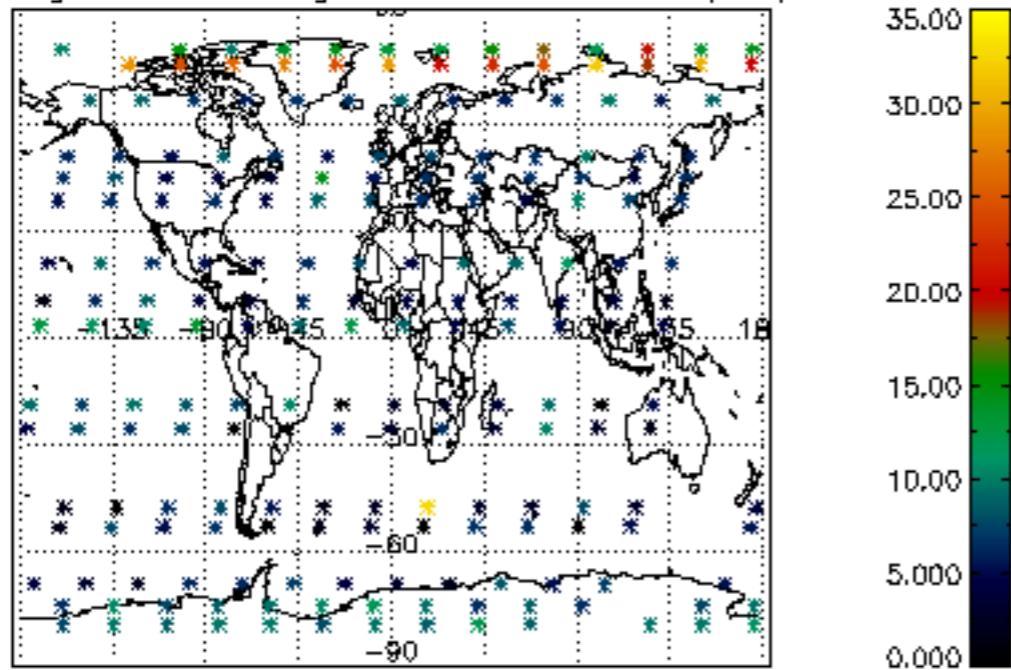
Percentage of cosmic ray hits per profile



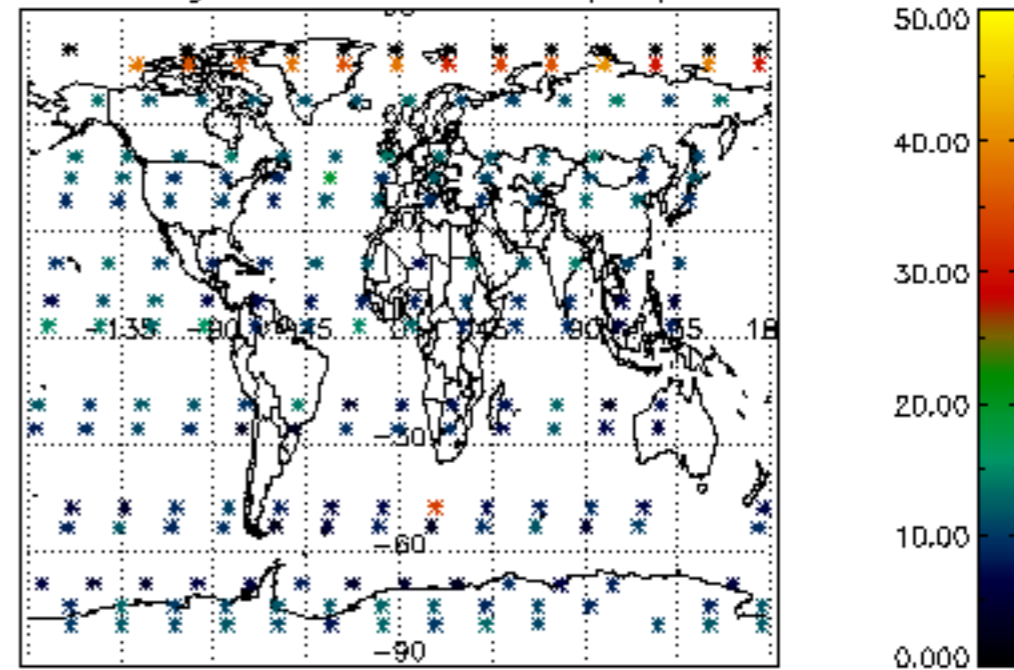
Percentage of datation errors per profile

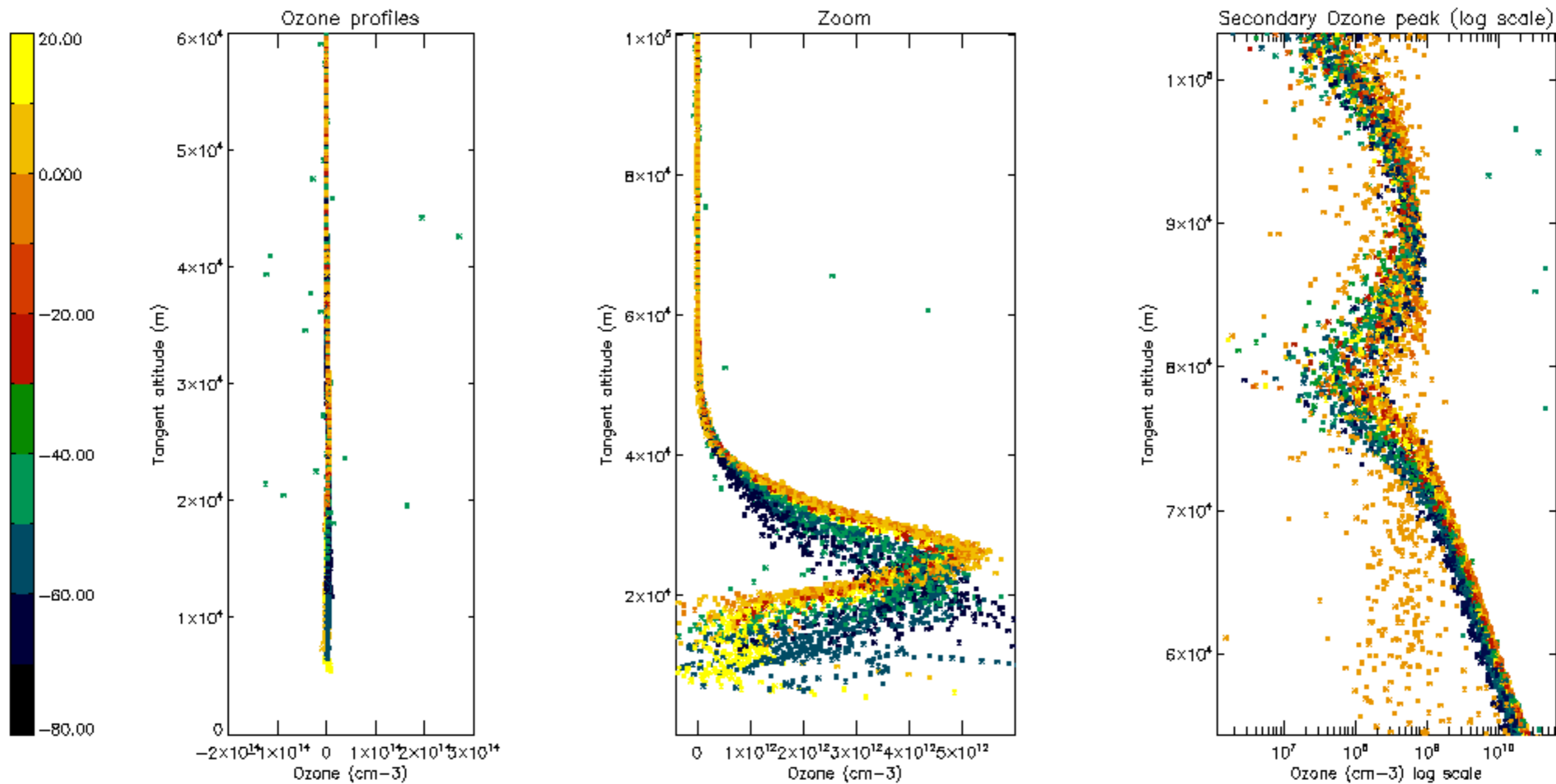


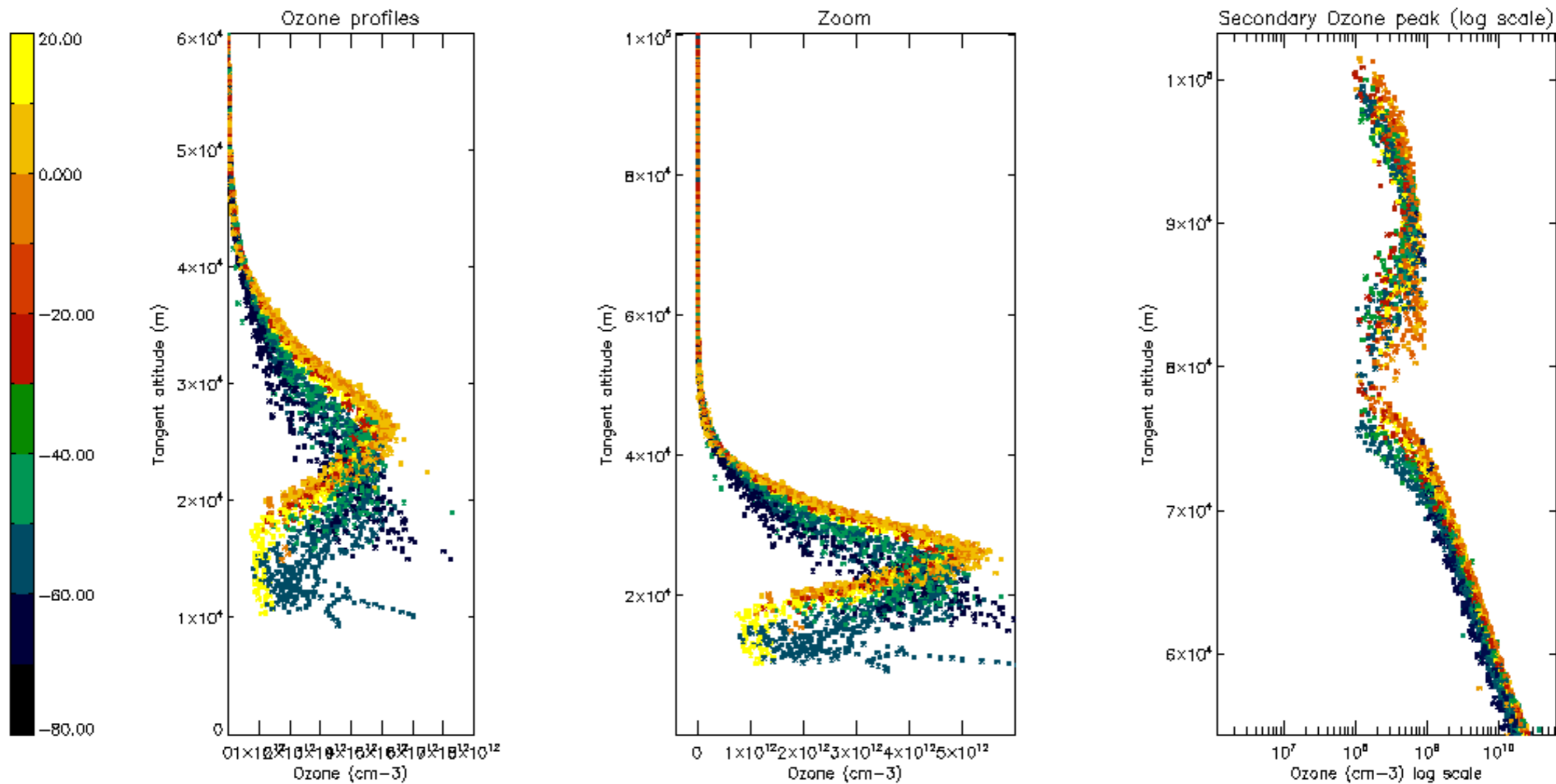
Percentage of star falling outside central band per profile

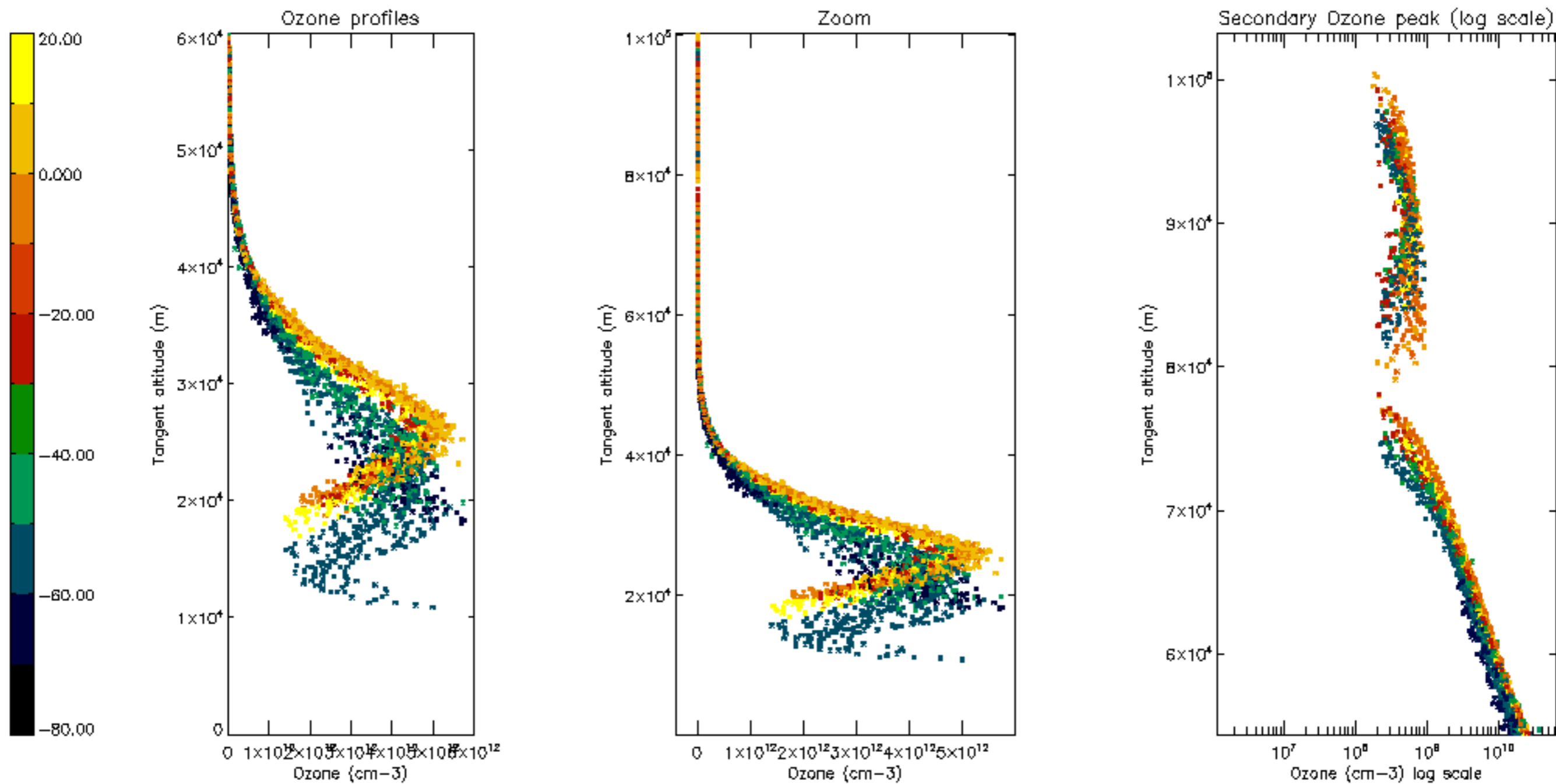


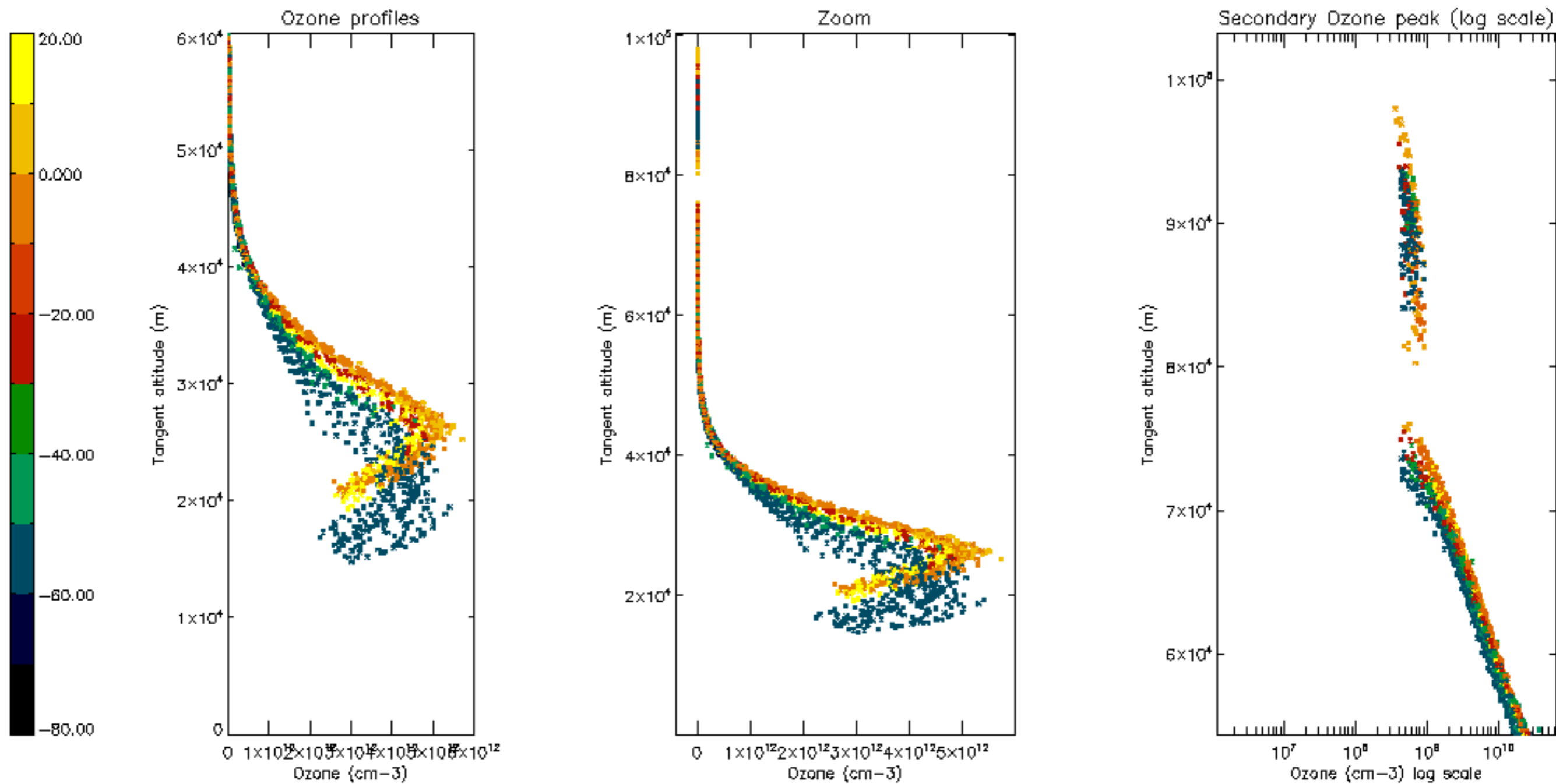
Percentage of saturation errors per profile

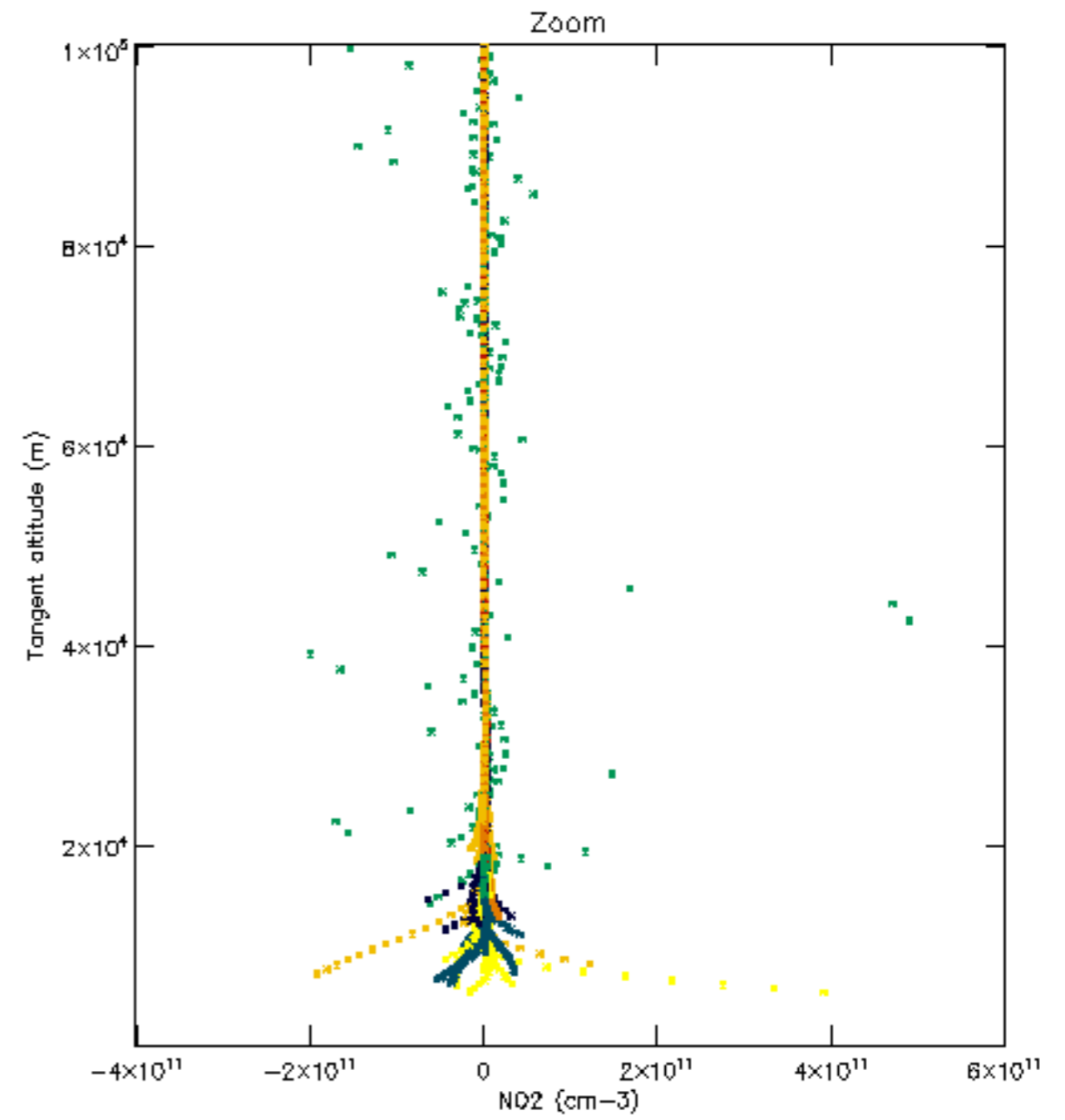
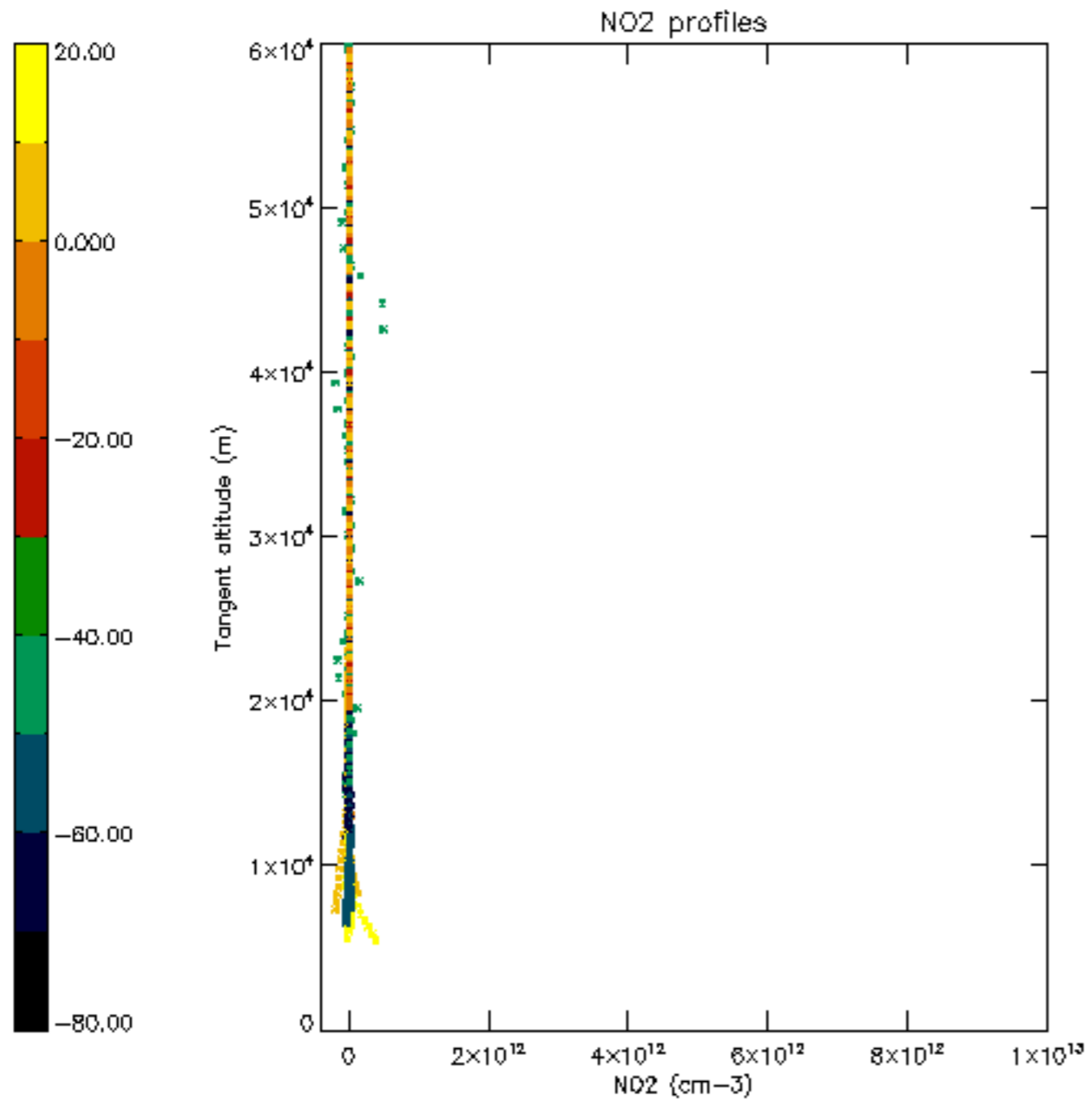


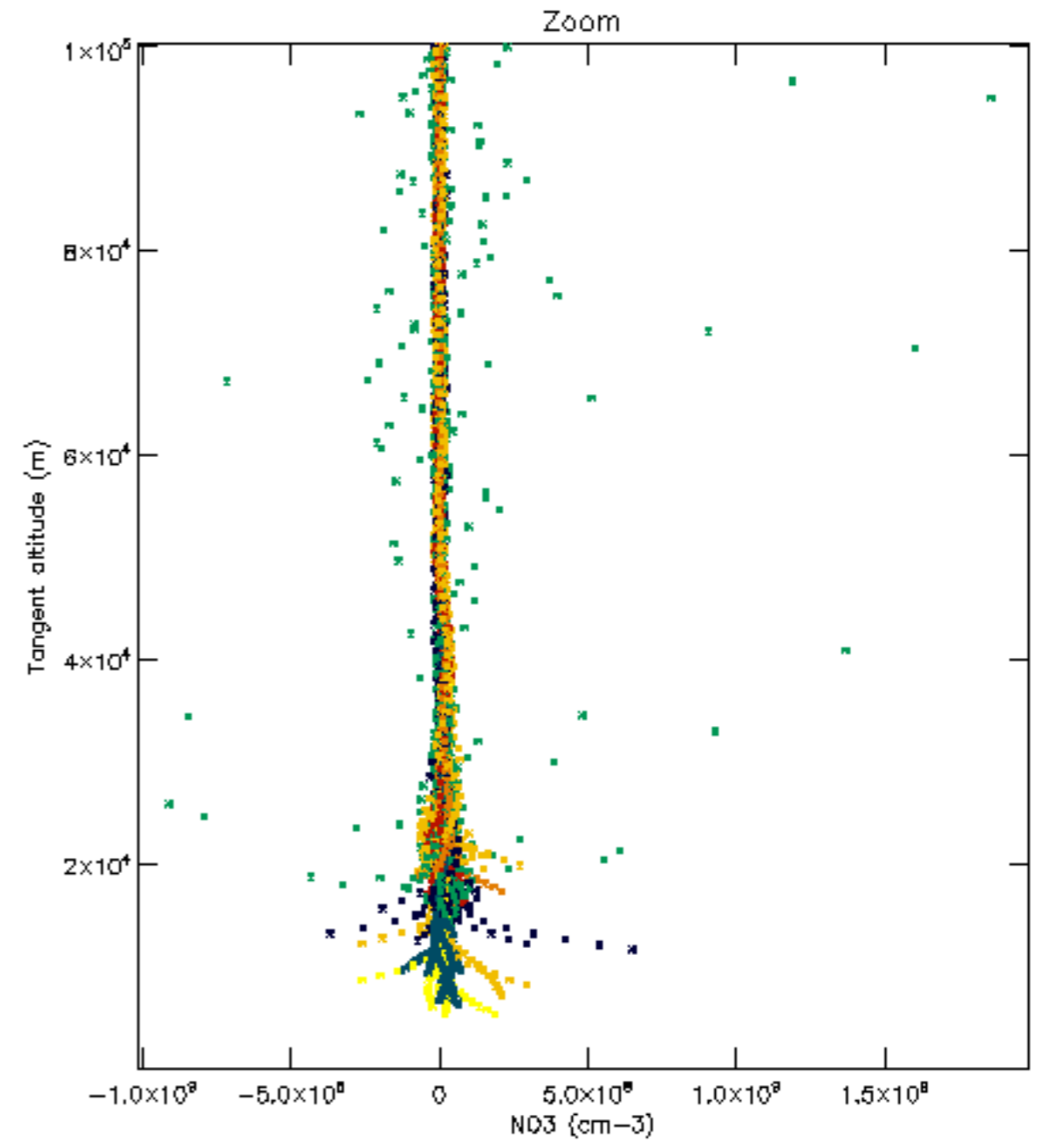
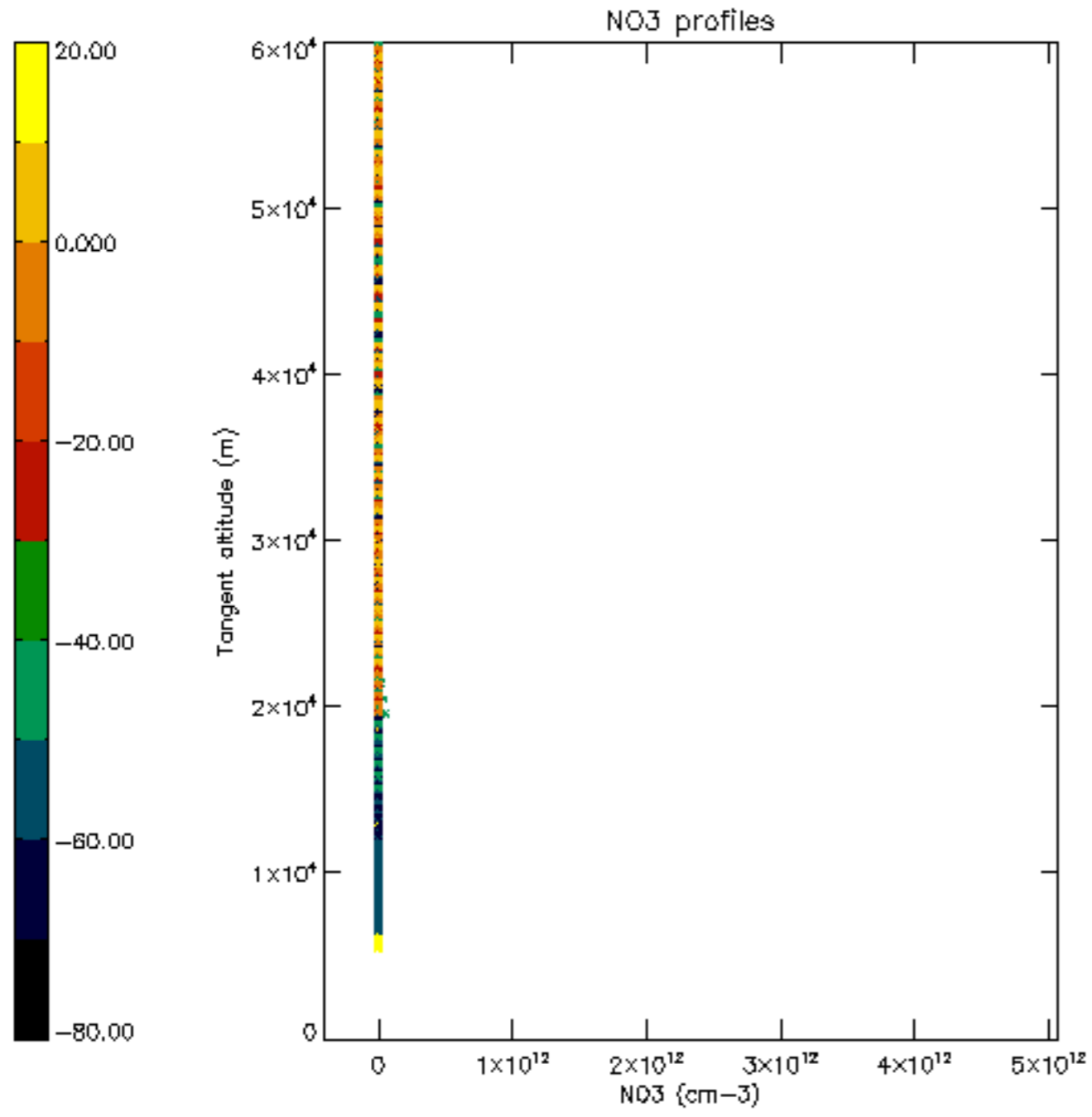


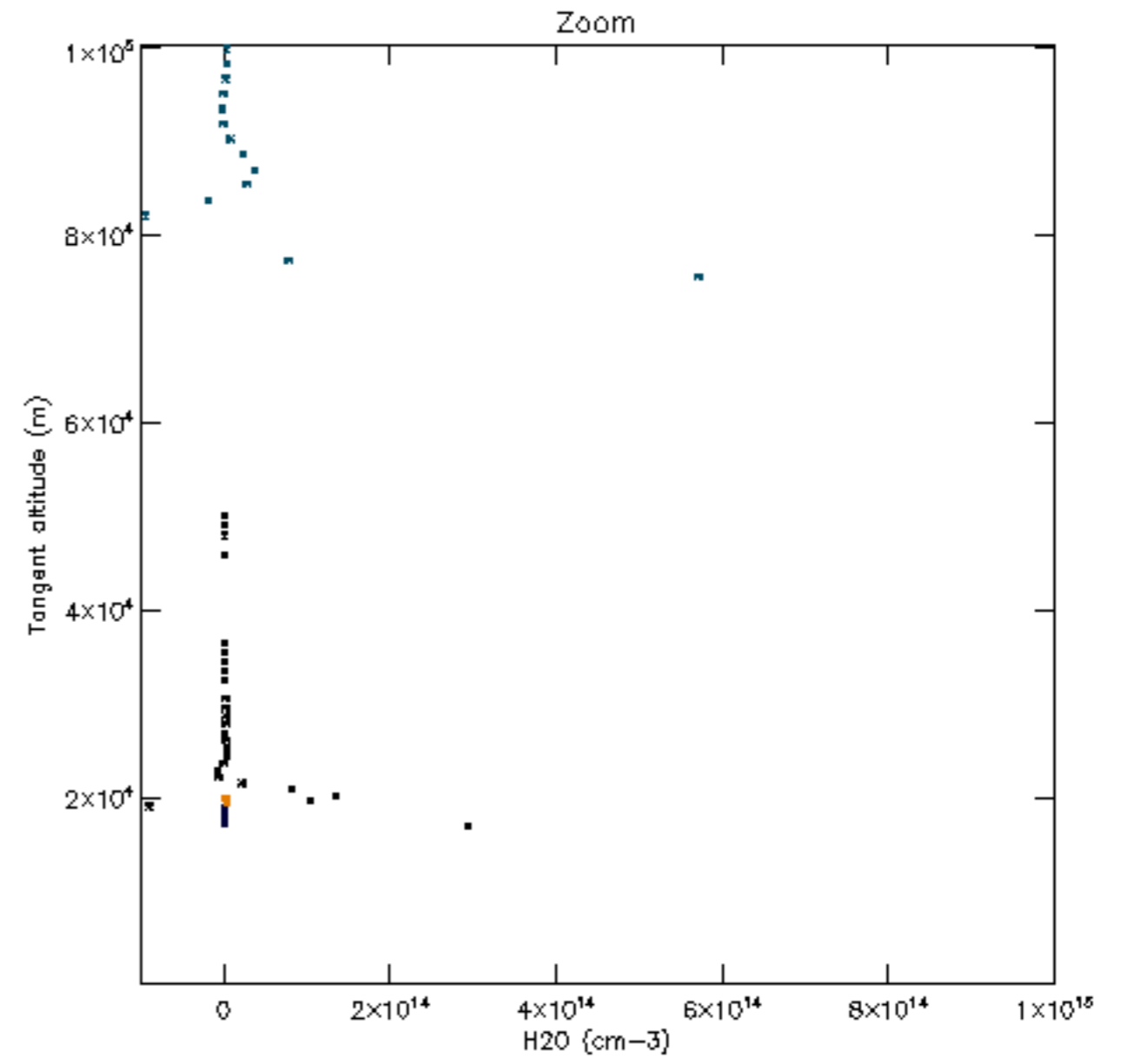
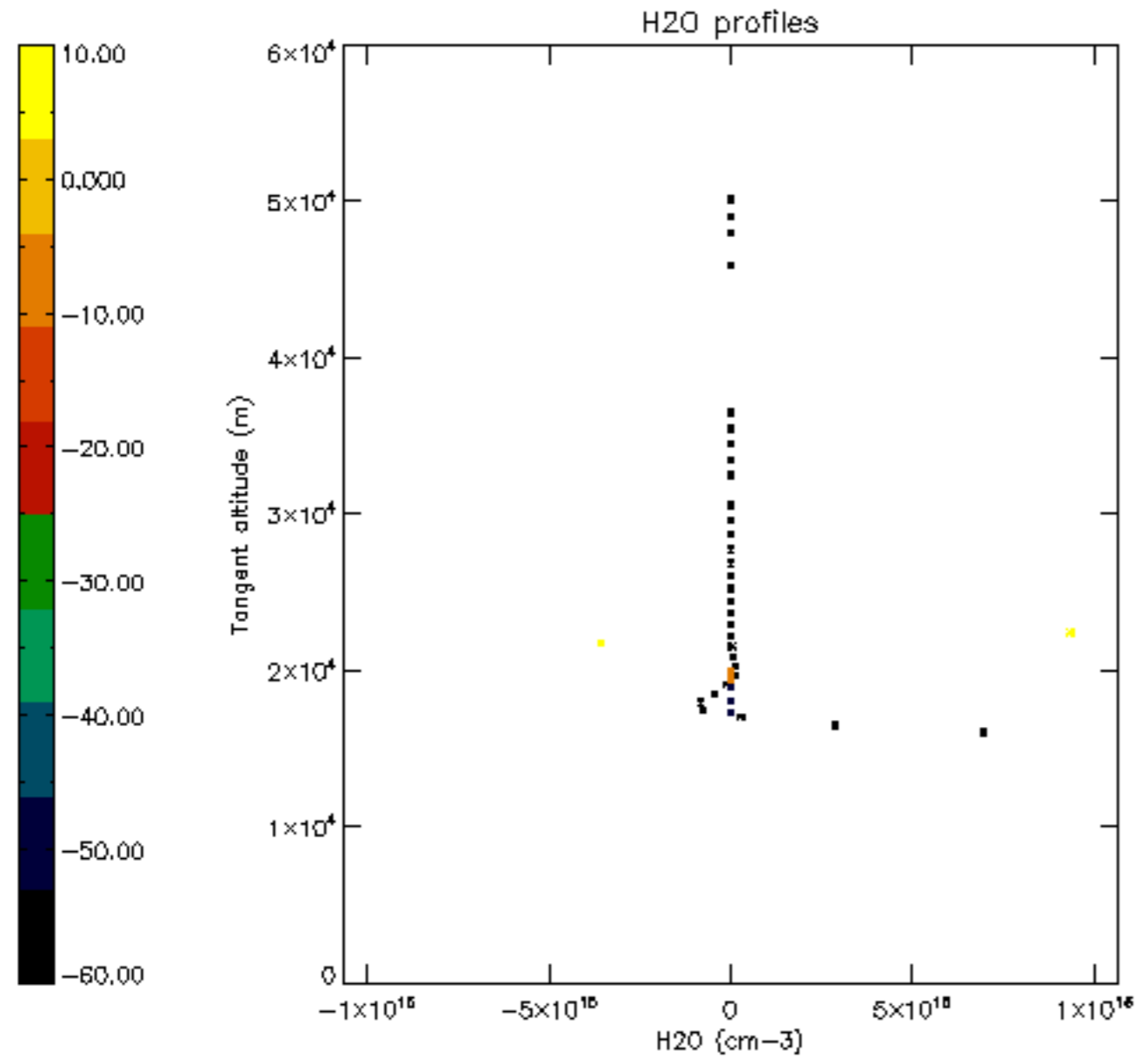


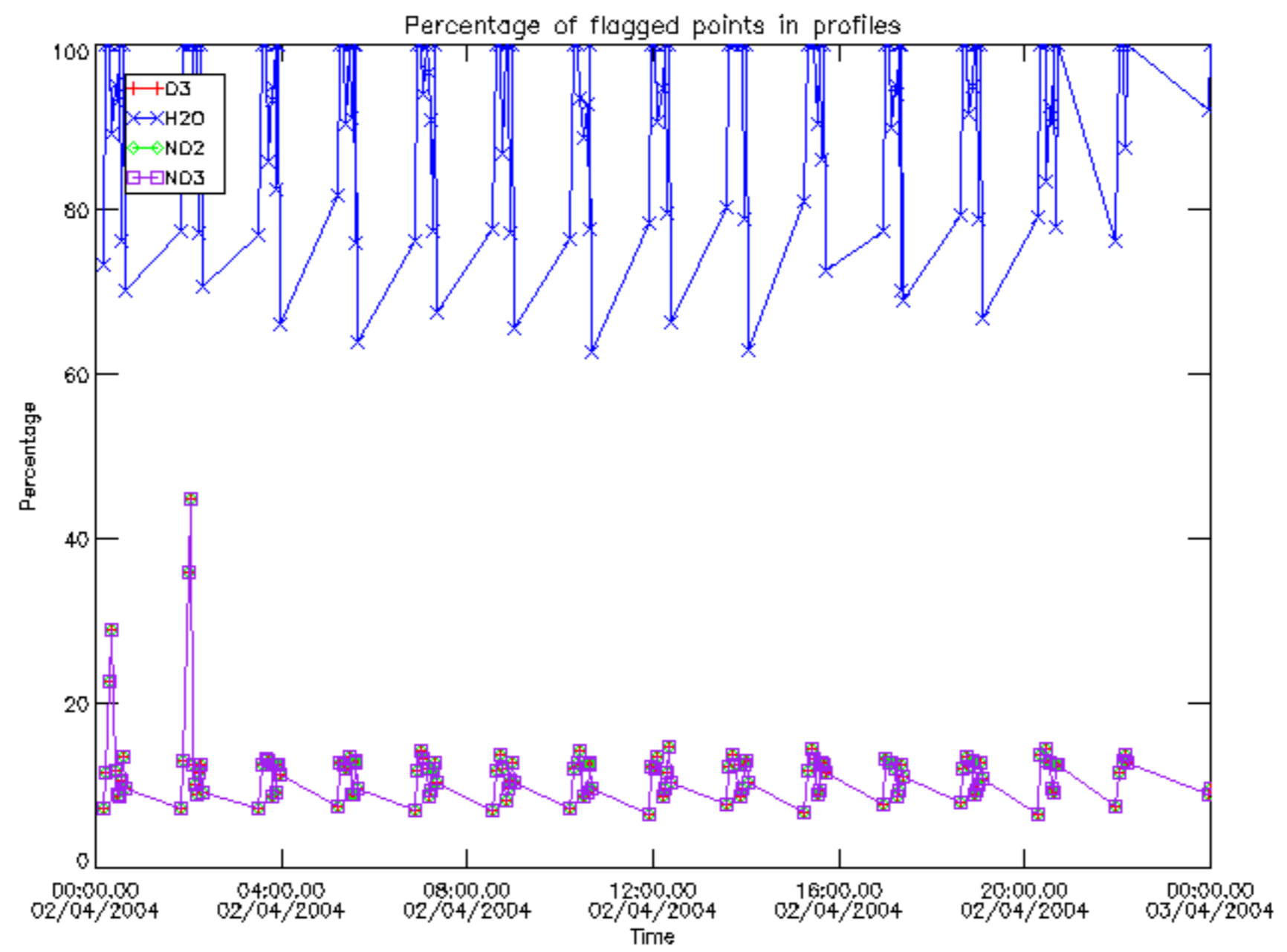




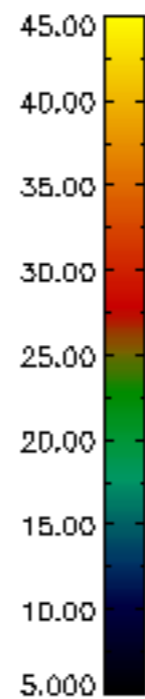
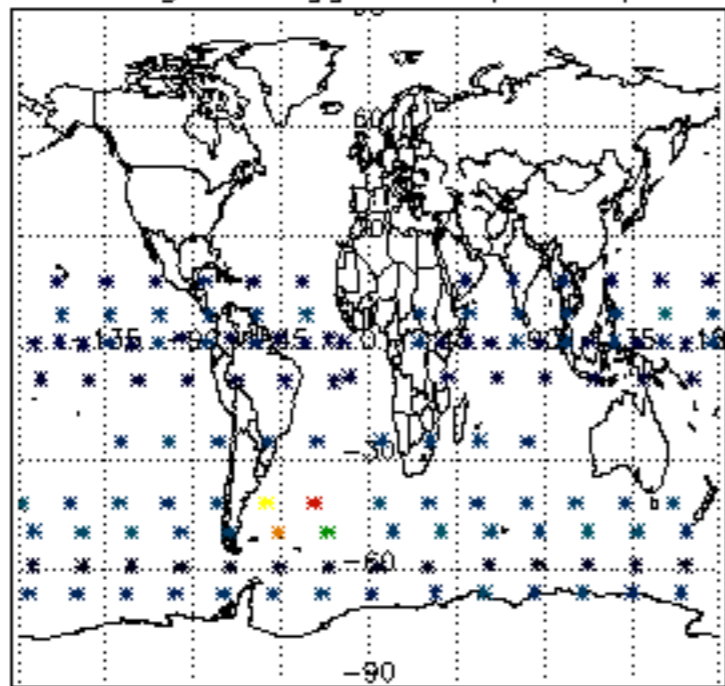




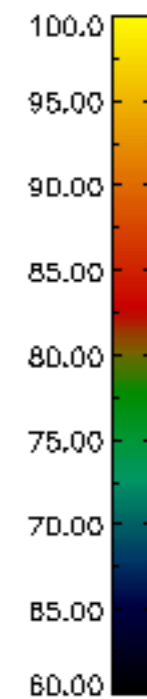
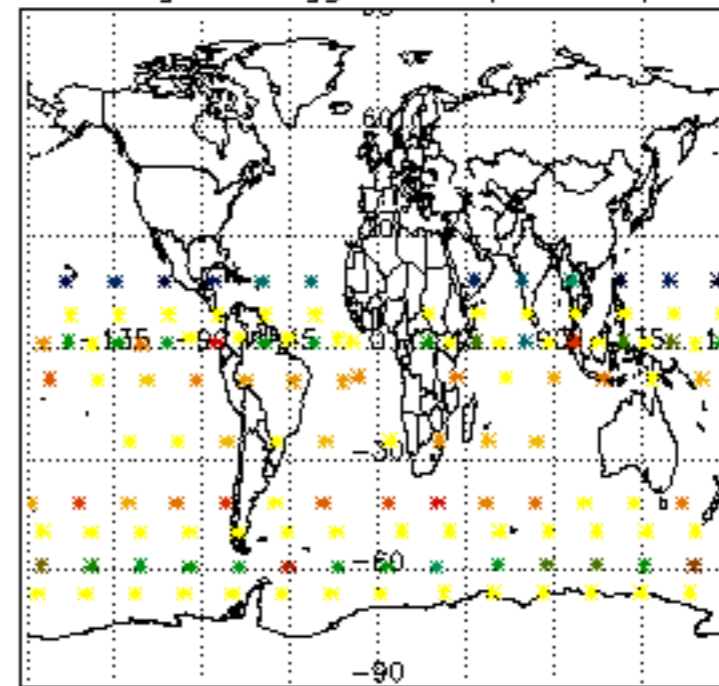




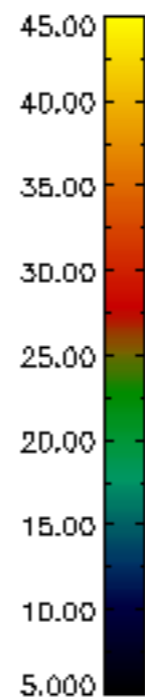
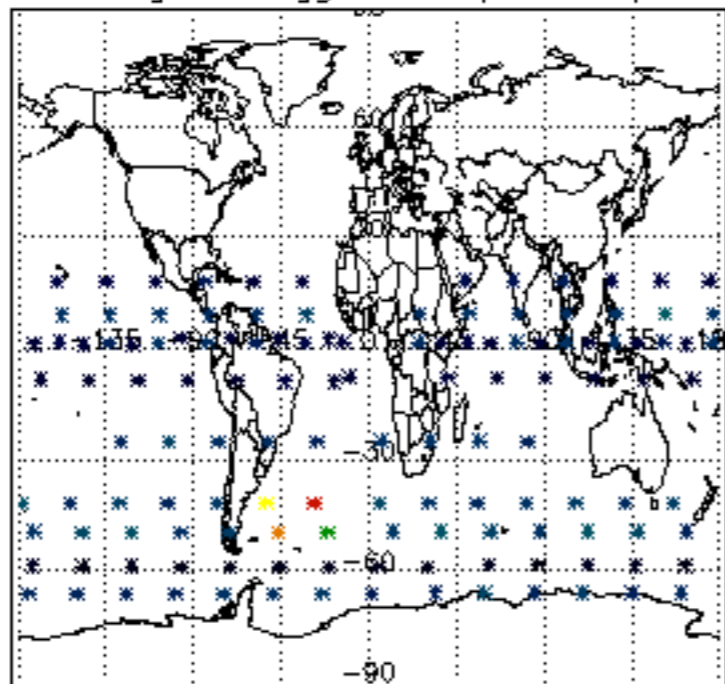
Percentage of flagged data per D3 profile



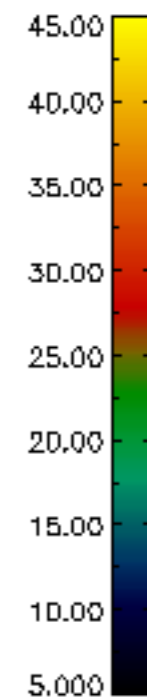
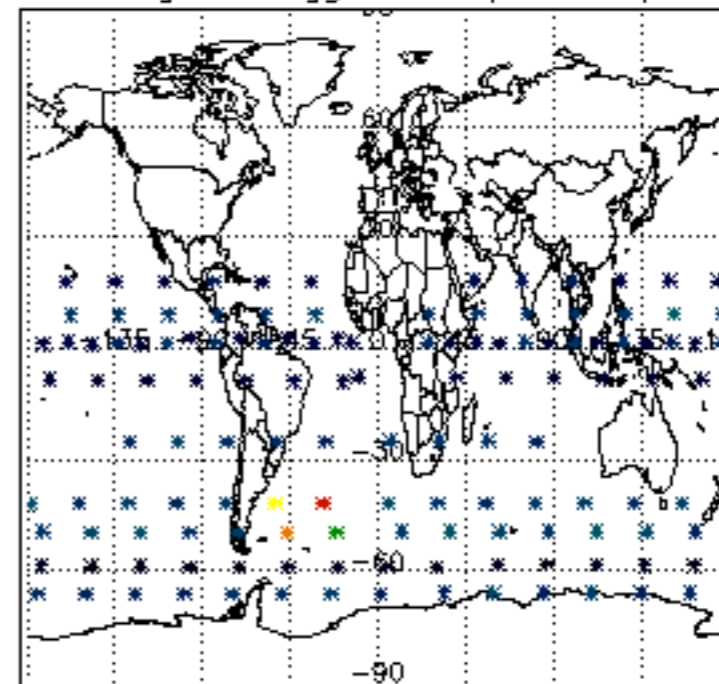
Percentage of flagged data per H2O profile

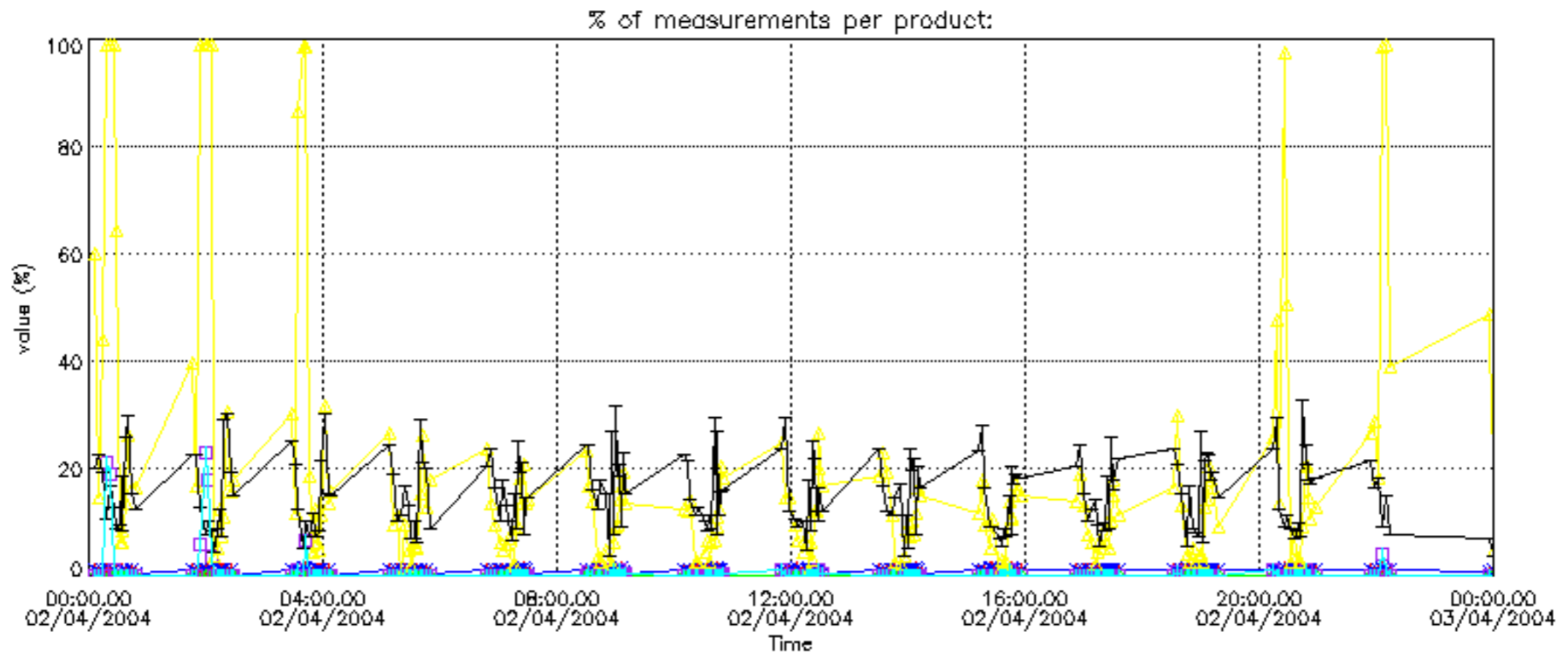


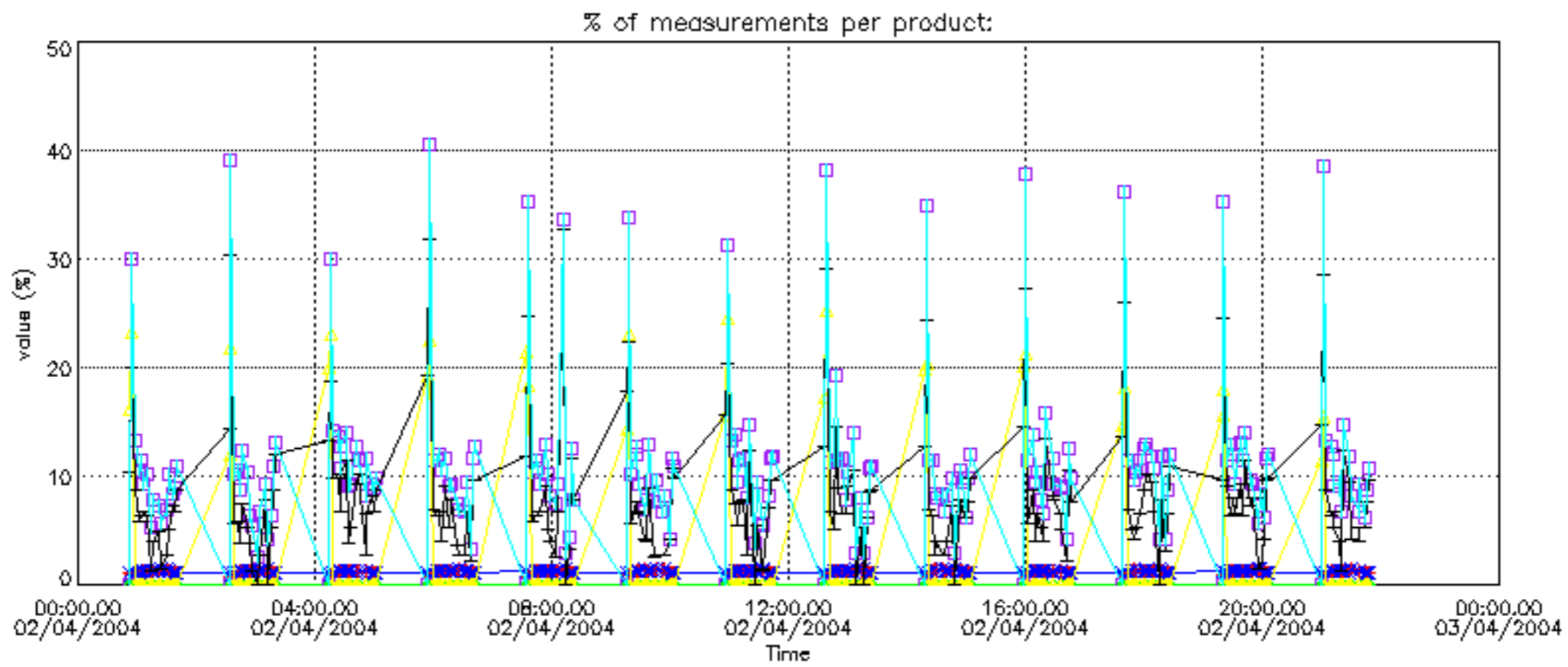
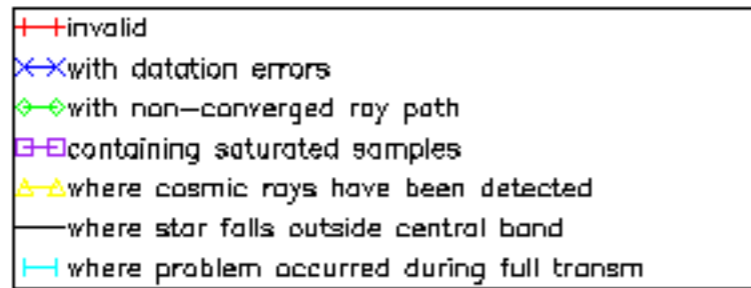
Percentage of flagged data per NO2 profile



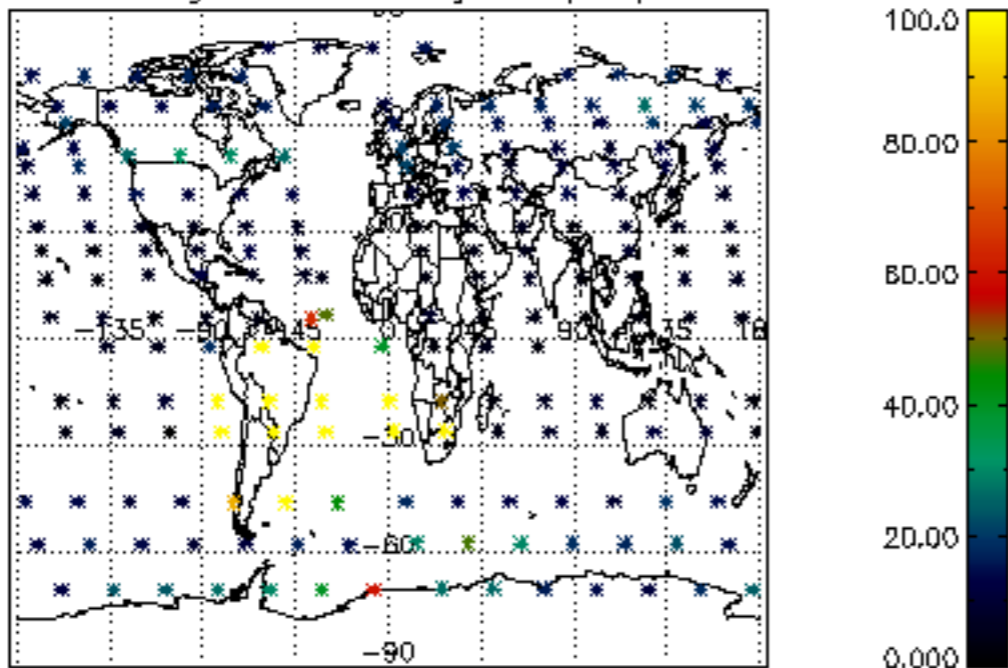
Percentage of flagged data per NO3 profile



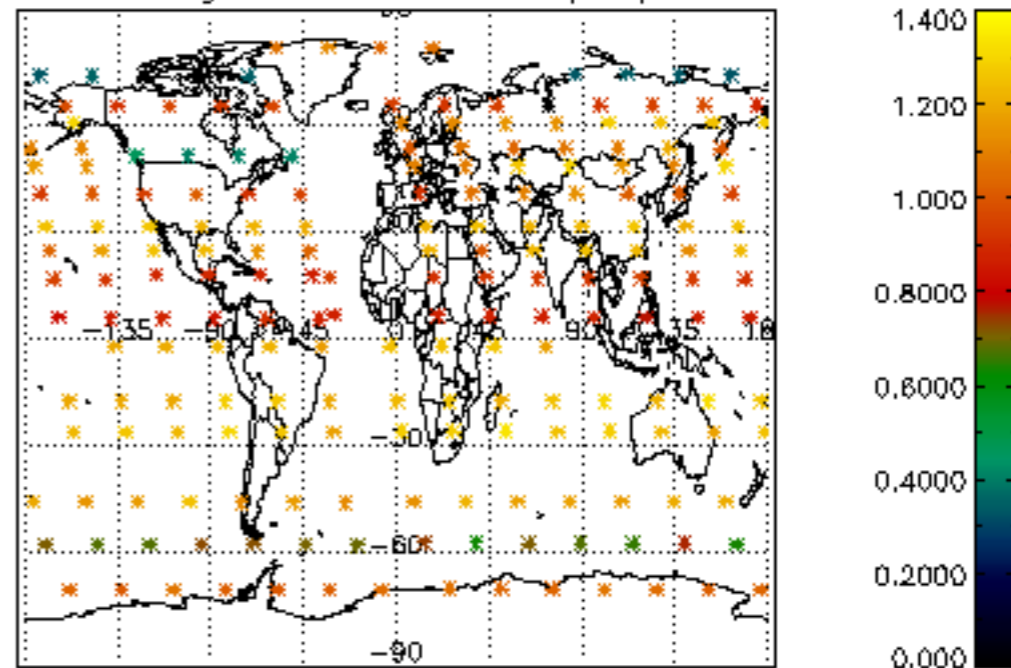




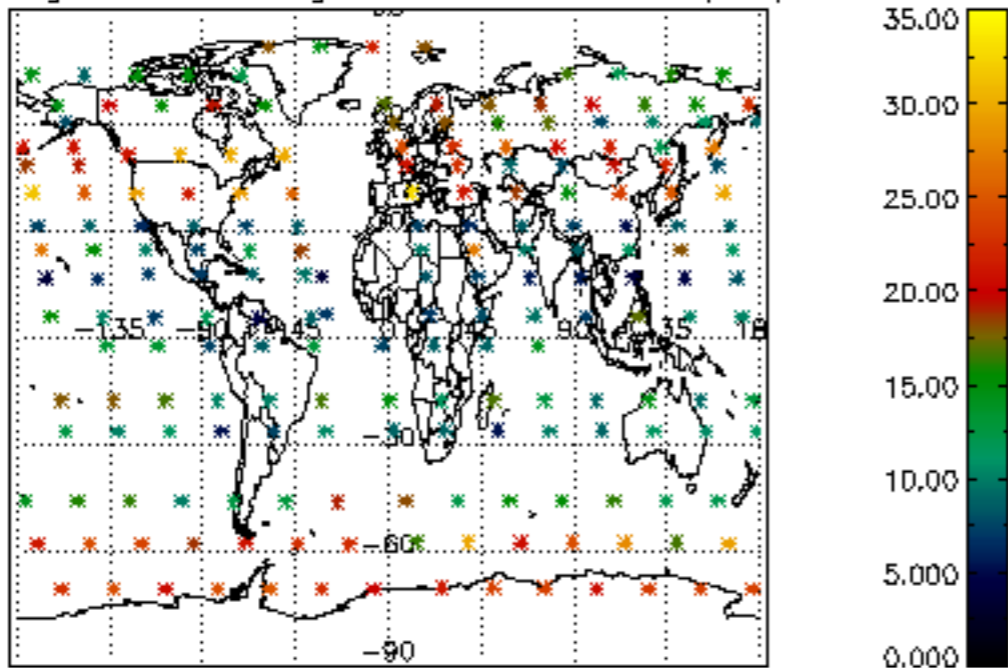
Percentage of cosmic ray hits per profile



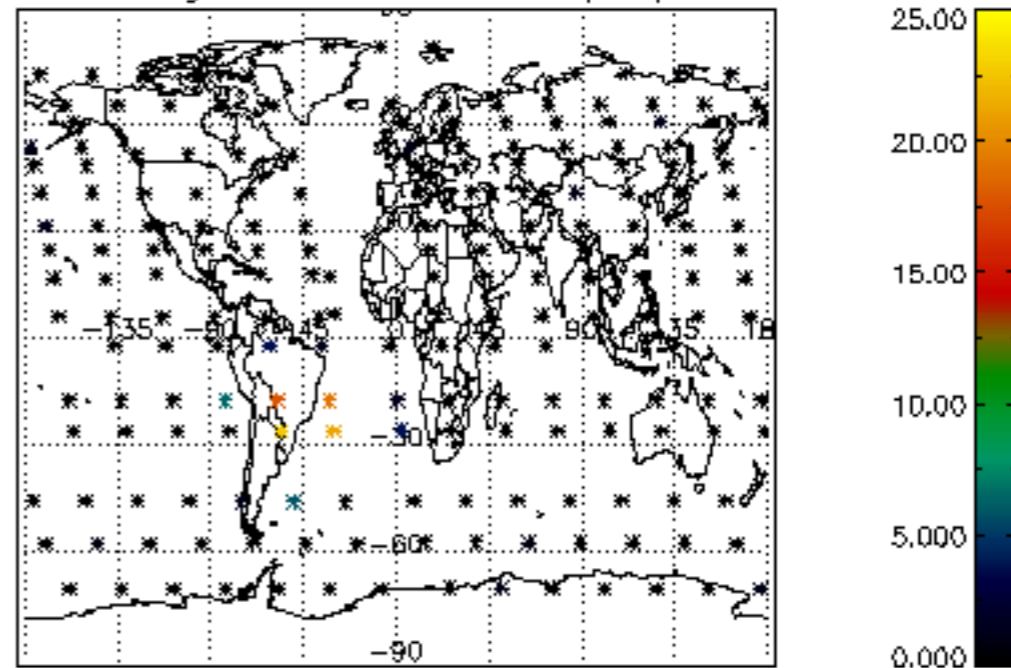
Percentage of datation errors per profile



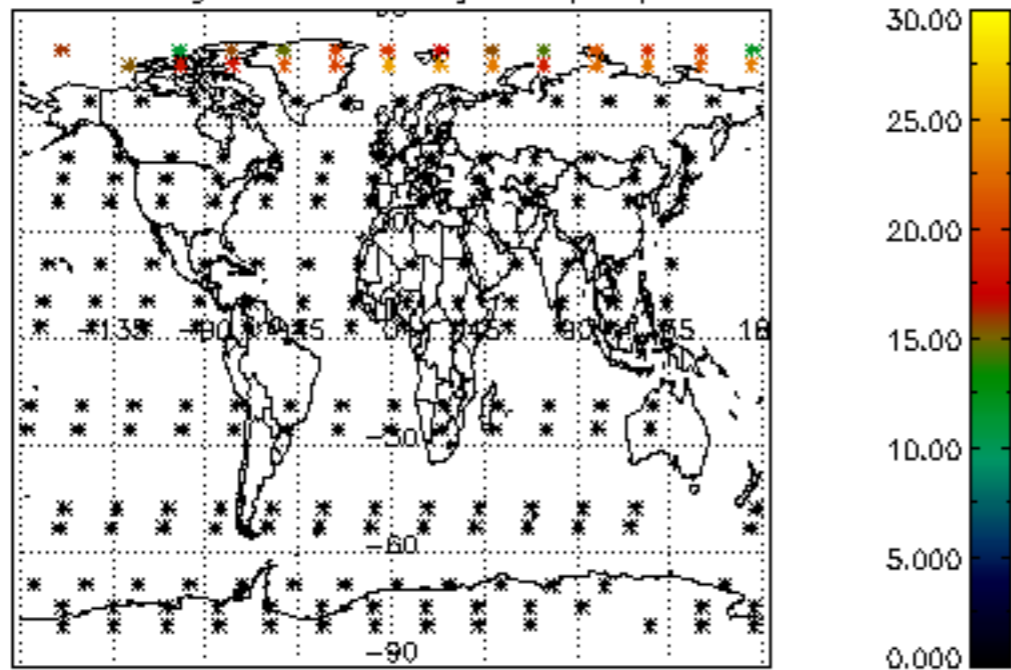
Percentage of star falling outside central band per profile



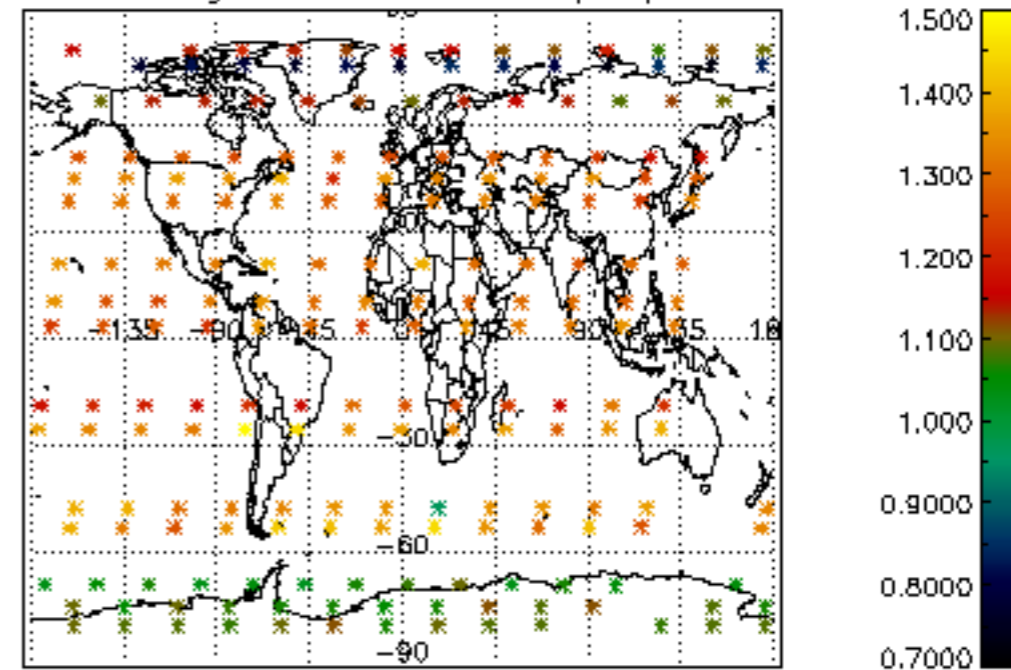
Percentage of saturation errors per profile



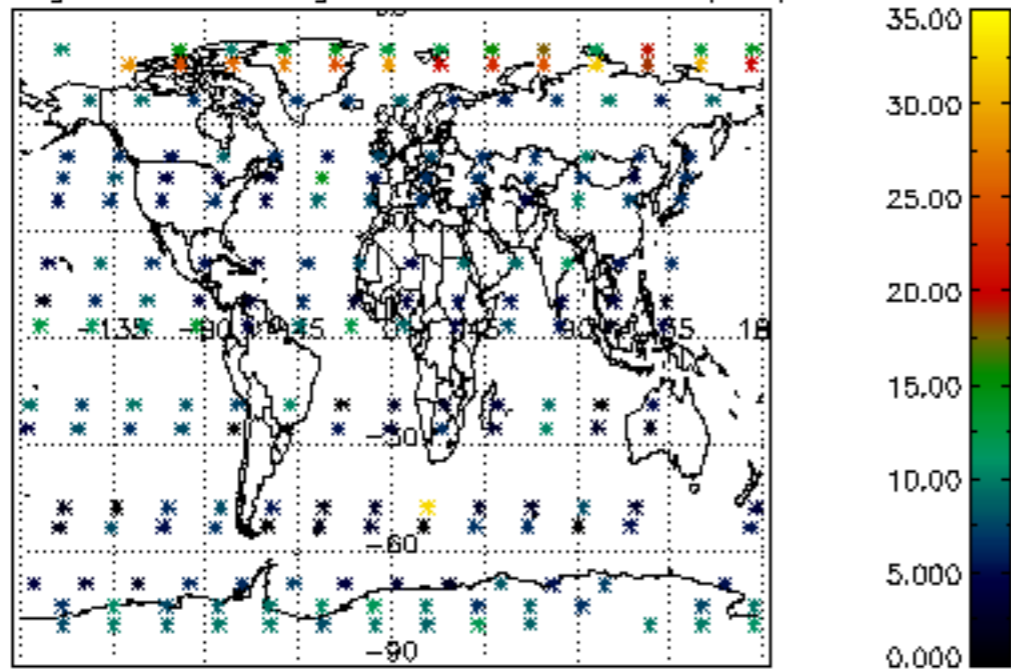
Percentage of cosmic ray hits per profile



Percentage of datation errors per profile



Percentage of star falling outside central band per profile



Percentage of saturation errors per profile

