

# GOMOS Level 2 Daily Report

## SUMMARY

### [1. General Info](#)

### [2. Summary of processed GOM\\_NL\\_2P products](#)

### [3. Level 2 Quality information per product](#)

#### [3.1 Plot of level 2 quality information per product \(time dependant\)](#)

#### [3.2 Plot of level 2 quality information per product \(world map\)](#)

### [4. Level 1 Quality information per product \(stored on level 2 products\)](#)

#### [4.1 Plot of level 1 quality information per product \(time dependant\)](#)

##### [4.1.1 Plot of level 1 quality information per product \(time dependant\): ASCENDING](#)

##### [4.1.2 Plot of level 1 quality information per product \(time dependant\): DESCENDING](#)

#### [4.2 Plot of level 1 quality information per product \(world map\)](#)

##### [4.2.1 Plot of level 1 quality information per product \(world map\): ASCENDING](#)

##### [4.2.2 Plot of level 1 quality information per product \(world map\): DESCENDING](#)

### [5. Ozone profiles based on quality statistics and other trace gas profiles](#)

#### [5.1 Ozone statistics based on quality of products](#)

#### [5.2 Plot ozone profiles for all STD \(dark without errors\)](#)

#### [5.3 Plot ozone profiles where STD < 20% \(dark without errors\)](#)

#### [5.4. Plot ozone profiles where STD < 10% \(dark without errors\)](#)

#### [5.5. Plot ozone profiles where STD < 5% \(dark without errors\)](#)

#### [5.6 Plot NO2 profiles for all STD \(dark without errors\)](#)

#### [5.7 Plot NO3 profiles for all STD \(dark without errors\)](#)

#### [5.8 Plot H2O profiles \(only for occultations of stars 1,2,3,4,13,14,16,26,63 dark without errors\) for all STD](#)

### [6. Auxiliary Data Files used for the production reported in section 2](#)

This report presents the daily analysis on parameters extracted from GOMOS level 2 data (GOM\_NL\_\_2P). It is intended to monitor some important parameters that will impact the quality of these products. A list of level 2 products (and content) that have arrived during the reporting day to the PCF is also given.

Item	Value
Time of report generation	18APR2013 22:57:18
Data source version	GOMOS/6.01
Start time of products	01-04-2004 (01APR2004 00:00:00)
Stop time of products	02-04-2004 (02APR2004 00:00:00)
Store outputs in DB	Yes
Nb of level 2 prods	449
Nb of prods with errors	0

## 2. Summary of processed GOM\_NL\_\_2P products.

Nr	Filename	UTC Start time	Limb	Duration	Star Id	Star Name	Star Mag	Star Temp	Nb Meas	Orbit	Prod. error
1	GOM_NL__2PRFIN20040401_000140_000000382025_00331_10906_1138.N1	01-APR-2004 00:01:40	Bright	38.000	174	52Psi UMa	3.0040	4400.0	76	10906	No
2	GOM_NL__2PRFIN20040401_000441_000000392025_00331_10906_1139.N1	01-APR-2004 00:04:41	Bright	38.500	87	64Gam UMa	2.4330	11000.	77	10906	No
3	GOM_NL__2PRFIN20040401_000630_000000392025_00331_10906_1140.N1	01-APR-2004 00:06:30	Bright	38.500	36	50Alp UMa	1.8000	6300.0	77	10906	No
4	GOM_NL__2PRFIN20040401_001249_000000442025_00331_10906_1141.N1	01-APR-2004 00:12:49	Bright	43.500	60	7Bet UMi	2.0810	3950.0	87	10906	No
5	GOM_NL__2PRFIN20040401_001431_000000402025_00331_10906_1142.N1	01-APR-2004 00:14:31	Bright	40.000	49	1Alp UMi	1.9900	6300.0	80	10906	No
6	GOM_NL__2PRFIN20040401_002112_000000382025_00331_10906_1143.N1	01-APR-2004 00:21:12	Bright	38.000	76	27Gam Cas	2.3000	30000.	76	10906	No
7	GOM_NL__2PRFIN20040401_002231_000000392025_00331_10906_1144.N1	01-APR-2004 00:22:31	Bright	38.500	68	18Alp Cas	2.2250	4500.0	77	10906	No
8	GOM_NL__2PRFIN20040401_002712_000000562025_00331_10906_1145.N1	01-APR-2004 00:27:12	Bright	55.500	144	18Del Cyg	2.8600	11000.	111	10906	No
9	GOM_NL__2PRFIN20040401_002906_000000472025_00331_10906_1146.N1	01-APR-2004 00:29:06	Bright	46.500	66	37Gam Cyg	2.2080	5900.0	93	10906	No
10	GOM_NL__2PRFIN20040401_003107_000000462025_00331_10906_1147.N1	01-APR-2004 00:31:07	Bright	45.500	92	53Eps Cyg	2.5000	4500.0	91	10906	No
11	GOM_NL__2PRFIN20040401_003741_000000492025_00331_10906_1148.N1	01-APR-2004 00:37:41	Twi_and_stray	48.500	61	8Eps Peg	2.1000	3900.0	97	10906	No
12	GOM_NL__2PRFIN20040401_004118_000000762025_00331_10906_1149.N1	01-APR-2004 00:41:18	Dark	75.500	11	53Alp Aql	0.76500	8000.0	151	10906	No
13	GOM_NL__2PRFIN20040401_004451_000000432025_00331_10906_1150.N1	01-APR-2004 00:44:51	Dark	43.000	142	49Del Cap	2.8500	8900.0	86	10906	No
14	GOM_NL__2PRFIN20040401_005706_000000412025_00331_10906_1151.N1	01-APR-2004 00:57:06	Dark	41.000	45	Alp Pav	1.9400	26000.	82	10906	No
15	GOM_NL__2PRFIN20040401_005859_000000682025_00332_10907_1121.N1	01-APR-2004 00:58:59	Dark	68.000	116	19Del Sgr	2.7000	4100.0	136	10907	No
16	GOM_NL__2PRFIN20040401_010251_000000532025_00332_10907_1122.N1	01-APR-2004 01:02:51	Dark	53.000	40	The Sco	1.8590	7100.0	106	10907	No
17	GOM_NL__2PRFIN20040401_010435_000000542025_00332_10907_1123.N1	01-APR-2004 01:04:35	Dark	54.000	43	Alp TrA	1.9100	4250.0	108	10907	No
18	GOM_NL__2PRFIN20040401_010628_000000412025_00332_10907_1124.N1	01-APR-2004 01:06:28	Dark	41.000	134	Bet TrA	2.8100	6600.0	82	10907	No
19	GOM_NL__2PRFIN20040401_010904_000000492025_00332_10907_1125.N1	01-APR-2004 01:09:04	Dark	48.500	4	Alp1Cen	-0.010000	5800.0	97	10907	No
20	GOM_NL__2PRFIN20040401_011152_000001262025_00332_10907_1126.N1	01-APR-2004 01:11:52	Straylight	126.00	16	21Alp Sco	1.0200	3000.0	252	10907	No
21	GOM_NL__2PRFIN20040401_011612_000000522025_00332_10907_1127.N1	01-APR-2004 01:16:12	Straylight	52.000	54	5The Cen	2.0550	4500.0	104	10907	No
22	GOM_NL__2PRFIN20040401_012141_000000512025_00332_10907_1128.N1	01-APR-2004 01:21:41	Twi_and_stray	50.500	169	46Gam Hya	2.9910	4700.0	101	10907	No
23	GOM_NL__2PRFIN20040401_012418_000000482025_00332_10907_1129.N1	01-APR-2004 01:24:18	Twi_and_stray	48.000	163	7Del Crv	2.9450	11000.	96	10907	No
24	GOM_NL__2PRFIN20040401_012557_000000642025_00332_10907_1130.N1	01-APR-2004 01:25:57	Bright	63.500	15	67Alp Vir	0.97600	28000.	127	10907	No
25	GOM_NL__2PRFIN20040401_012912_000000462025_00332_10907_1131.N1	01-APR-2004 01:29:12	Bright	45.500	121	29Gam Vir	2.7400	7200.0	91	10907	No
26	GOM_NL__2PRFIN20040401_013349_000000412025_00332_10907_1132.N1	01-APR-2004 01:33:49	Bright	40.500	62	94Bet Leo	2.1360	9700.0	81	10907	No
27	GOM_NL__2PRFIN20040401_013526_000000392025_00332_10907_1133.N1	01-APR-2004 01:35:26	Bright	38.500	96	68Del Leo	2.5600	9300.0	77	10907	No
28	GOM_NL__2PRFIN20040401_013709_000000382025_00332_10907_1134.N1	01-APR-2004 01:37:09	Bright	38.000	166	17Eps Leo	2.9800	6000.0	76	10907	No
29	GOM_NL__2PRFIN20040401_013908_000000682025_00332_10907_1135.N1	01-APR-2004 01:39:08	Bright	67.500	111	8Eta Boo	2.6800	6000.0	135	10907	No
30	GOM_NL__2PRFIN20040401_014215_000000372025_00332_10907_1136.N1	01-APR-2004 01:42:15	Bright	37.000	174	52Psi UMa	3.0040	4400.0	74	10907	No
31	GOM_NL__2PRFIN20040401_014517_000000382025_00332_10907_1137.N1	01-APR-2004 01:45:17	Bright	37.500	87	64Gam UMa	2.4330	11000.	75	10907	No
32	GOM_NL__2PRFIN20040401_014707_000000362025_00332_10907_1138.N1	01-APR-2004 01:47:07	Bright	36.000	36	50Alp UMa	1.8000	6300.0	72	10907	No
33	GOM_NL__2PRFIN20040401_015323_000000452025_00332_10907_1139.N1	01-APR-2004 01:53:23	Bright	45.000	60	7Bet UMi	2.0810	3950.0	90	10907	No
34	GOM_NL__2PRFIN20040401_015508_000000372025_00332_10907_1140.N1	01-APR-2004 01:55:08	Bright	36.500	49	1Alp UMi	1.9900	6300.0	73	10907	No
35	GOM_NL__2PRFIN20040401_020148_000000372025_00332_10907_1141.N1	01-APR-2004 02:01:48	Bright	36.500	76	27Gam Cas	2.3000	30000.	73	10907	No
36	GOM_NL__2PRFIN20040401_020308_000000402025_00332_10907_1142.N1	01-APR-2004 02:03:08	Bright	39.500	68	18Alp Cas	2.2250	4500.0	79	10907	No
37	GOM_NL__2PRFIN20040401_020749_000000472025_00332_10907_1143.N1	01-APR-2004 02:07:49	Bright	46.500	144	18Del Cyg	2.8600	11000.	93	10907	No
38	GOM_NL__2PRFIN20040401_020943_000000452025_00332_10907_1144.N1	01-APR-2004 02:09:43	Bright	45.000	66	37Gam Cyg	2.2080	5900.0	90	10907	No
39	GOM_NL__2PRFIN20040401_021144_000000442025_00332_10907_1145.N1	01-APR-2004 02:11:44	Bright	43.500	92	53Eps Cyg	2.5000	4500.0	87	10907	No
40	GOM_NL__2PRFIN20040401_021815_000000502025_00332_10907_1146.N1	01-APR-2004 02:18:15	Twi_and_stray	49.500	61	8Eps Peg	2.1000	3900.0	99	10907	No
41	GOM_NL__2PRFIN20040401_022154_000000722025_00332_10907_1147.N1	01-APR-2004 02:21:54	Dark	72.000	11	53Alp Aql	0.76500	8000.0	144	10907	No
42	GOM_NL__2PRFIN20040401_022528_000000432025_00332_10907_1148.N1	01-APR-2004 02:25:28	Dark	43.000	142	49Del Cap	2.8500	8900.0	86	10907	No

43	GOM_NL__2PRFIN20040401_023104_000000392025_00332_10907_1149.N1	01-APR-2004 02:31:04	Dark	38.500	172	Gam Gru	3.0030	13100.	77	10907	No
44	GOM_NL__2PRFIN20040401_023740_000000422025_00332_10907_1150.N1	01-APR-2004 02:37:40	Dark	41.500	45	Alp Pav	1.9400	26000.	83	10907	No
45	GOM_NL__2PRFIN20040401_023936_000000642025_00333_10908_1123.N1	01-APR-2004 02:39:36	Dark	63.500	116	19Del Sgr	2.7000	4100.0	127	10908	No
46	GOM_NL__2PRFIN20040401_024328_000000582025_00333_10908_1124.N1	01-APR-2004 02:43:28	Dark	58.000	40	The Sco	1.8590	7100.0	116	10908	No
47	GOM_NL__2PRFIN20040401_024511_000000472025_00333_10908_1125.N1	01-APR-2004 02:45:11	Dark	47.000	43	Alp TrA	1.9100	4250.0	94	10908	No
48	GOM_NL__2PRFIN20040401_024705_000000422025_00333_10908_1126.N1	01-APR-2004 02:47:05	Dark	41.500	134	Bet TrA	2.8100	6600.0	83	10908	No
49	GOM_NL__2PRFIN20040401_024942_000000552025_00333_10908_1127.N1	01-APR-2004 02:49:42	Dark	54.500	4	Alp1Cen	-0.010000	5800.0	109	10908	No
50	GOM_NL__2PRFIN20040401_025230_000001212025_00333_10908_1128.N1	01-APR-2004 02:52:30	Straylight	121.00	16	21Alp Sco	1.0200	3000.0	242	10908	No
51	GOM_NL__2PRFIN20040401_025649_000000542025_00333_10908_1129.N1	01-APR-2004 02:56:49	Straylight	53.500	54	5The Cen	2.0550	4500.0	107	10908	No
52	GOM_NL__2PRFIN20040401_030217_000000522025_00333_10908_1130.N1	01-APR-2004 03:02:17	Twi_and_stray	52.000	169	46Gam Hya	2.9910	4700.0	104	10908	No
53	GOM_NL__2PRFIN20040401_030456_000000452025_00333_10908_1131.N1	01-APR-2004 03:04:56	Twi_and_stray	45.000	163	7Del Crv	2.9450	11000.	90	10908	No
54	GOM_NL__2PRFIN20040401_030633_000000672025_00333_10908_1132.N1	01-APR-2004 03:06:33	Bright	66.500	15	67Alp Vir	0.97600	28000.	133	10908	No
55	GOM_NL__2PRFIN20040401_030948_000000462025_00333_10908_1133.N1	01-APR-2004 03:09:48	Bright	45.500	121	29Gam Vir	2.7400	7200.0	91	10908	No
56	GOM_NL__2PRFIN20040401_031425_000000412025_00333_10908_1134.N1	01-APR-2004 03:14:25	Bright	40.500	62	94Bet Leo	2.1360	9700.0	81	10908	No
57	GOM_NL__2PRFIN20040401_031602_000000392025_00333_10908_1135.N1	01-APR-2004 03:16:02	Bright	39.000	96	68Del Leo	2.5600	9300.0	78	10908	No
58	GOM_NL__2PRFIN20040401_031745_000000382025_00333_10908_1136.N1	01-APR-2004 03:17:45	Bright	37.500	166	17Eps Leo	2.9800	6000.0	75	10908	No
59	GOM_NL__2PRFIN20040401_031942_000000682025_00333_10908_1137.N1	01-APR-2004 03:19:42	Bright	67.500	111	8Eta Boo	2.6800	6000.0	135	10908	No
60	GOM_NL__2PRFIN20040401_032252_000000372025_00333_10908_1138.N1	01-APR-2004 03:22:52	Bright	37.000	174	52Psi UMa	3.0040	4400.0	74	10908	No
61	GOM_NL__2PRFIN20040401_032552_000000402025_00333_10908_1139.N1	01-APR-2004 03:25:52	Bright	39.500	87	64Gam UMa	2.4330	11000.	79	10908	No
62	GOM_NL__2PRFIN20040401_032742_000000382025_00333_10908_1140.N1	01-APR-2004 03:27:42	Bright	37.500	36	50Alp UMa	1.8000	6300.0	75	10908	No
63	GOM_NL__2PRFIN20040401_033401_000000422025_00333_10908_1141.N1	01-APR-2004 03:34:01	Bright	41.500	60	7Bet UMi	2.0810	3950.0	83	10908	No
64	GOM_NL__2PRFIN20040401_033545_000000392025_00333_10908_1142.N1	01-APR-2004 03:35:45	Bright	38.500	49	1Alp UMi	1.9900	6300.0	77	10908	No
65	GOM_NL__2PRFIN20040401_034224_000000362025_00333_10908_1143.N1	01-APR-2004 03:42:24	Bright	36.000	76	27Gam Cas	2.3000	30000.	72	10908	No
66	GOM_NL__2PRFIN20040401_034344_000000362025_00333_10908_1144.N1	01-APR-2004 03:43:44	Bright	36.000	68	18Alp Cas	2.2250	4500.0	72	10908	No
67	GOM_NL__2PRFIN20040401_034824_000000472025_00333_10908_1145.N1	01-APR-2004 03:48:24	Bright	47.000	144	18Del Cyg	2.8600	11000.	94	10908	No
68	GOM_NL__2PRFIN20040401_035018_000000462025_00333_10908_1146.N1	01-APR-2004 03:50:18	Bright	46.000	66	37Gam Cyg	2.2080	5900.0	92	10908	No
69	GOM_NL__2PRFIN20040401_035220_000000422025_00333_10908_1147.N1	01-APR-2004 03:52:20	Bright	41.500	92	53Eps Cyg	2.5000	4500.0	83	10908	No
70	GOM_NL__2PRFIN20040401_035854_000000492025_00333_10908_1148.N1	01-APR-2004 03:58:54	Twi_and_stray	49.000	61	8Eps Peg	2.1000	3900.0	98	10908	No
71	GOM_NL__2PRFIN20040401_040231_000000682025_00333_10908_1149.N1	01-APR-2004 04:02:31	Dark	67.500	11	53Alp Aql	0.76500	8000.0	135	10908	No
72	GOM_NL__2PRFIN20040401_040604_000000422025_00333_10908_1150.N1	01-APR-2004 04:06:04	Dark	42.000	142	49Del Cap	2.8500	8900.0	84	10908	No
73	GOM_NL__2PRFIN20040401_041140_000000412025_00333_10908_1151.N1	01-APR-2004 04:11:40	Dark	41.000	172	Gam Gru	3.0030	13100.	82	10908	No
74	GOM_NL__2PRFIN20040401_041816_000000432025_00333_10908_1152.N1	01-APR-2004 04:18:16	Dark	42.500	45	Alp Pav	1.9400	26000.	85	10908	No
75	GOM_NL__2PRFIN20040401_042013_000000652025_00334_10909_1143.N1	01-APR-2004 04:20:13	Dark	65.000	116	19Del Sgr	2.7000	4100.0	130	10909	No
76	GOM_NL__2PRFIN20040401_042405_000000542025_00334_10909_1144.N1	01-APR-2004 04:24:05	Dark	53.500	40	The Sco	1.8590	7100.0	107	10909	No
77	GOM_NL__2PRFIN20040401_042550_000000452025_00334_10909_1145.N1	01-APR-2004 04:25:50	Dark	45.000	43	Alp TrA	1.9100	4250.0	90	10909	No
78	GOM_NL__2PRFIN20040401_042741_000000422025_00334_10909_1146.N1	01-APR-2004 04:27:41	Dark	42.000	134	Bet TrA	2.8100	6600.0	84	10909	No
79	GOM_NL__2PRFIN20040401_043020_000000472025_00334_10909_1147.N1	01-APR-2004 04:30:20	Dark	46.500	4	Alp1Cen	-0.010000	5800.0	93	10909	No
80	GOM_NL__2PRFIN20040401_043307_000001092025_00334_10909_1148.N1	01-APR-2004 04:33:07	Straylight	108.50	16	21Alp Sco	1.0200	3000.0	217	10909	No
81	GOM_NL__2PRFIN20040401_043725_000000552025_00334_10909_1149.N1	01-APR-2004 04:37:25	Straylight	54.500	54	5The Cen	2.0550	4500.0	109	10909	No
82	GOM_NL__2PRFIN20040401_044253_000000512025_00334_10909_1150.N1	01-APR-2004 04:42:53	Twi_and_stray	50.500	169	46Gam Hya	2.9910	4700.0	101	10909	No
83	GOM_NL__2PRFIN20040401_044532_000000462025_00334_10909_1151.N1	01-APR-2004 04:45:32	Twi_and_stray	45.500	163	7Del Crv	2.9450	11000.	91	10909	No
84	GOM_NL__2PRFIN20040401_044709_000000672025_00334_10909_1152.N1	01-APR-2004 04:47:09	Bright	66.500	15	67Alp Vir	0.97600	28000.	133	10909	No
85	GOM_NL__2PRFIN20040401_045023_000000452025_00334_10909_1153.N1	01-APR-2004 04:50:23	Bright	45.000	121	29Gam Vir	2.7400	7200.0	90	10909	No
86	GOM_NL__2PRFIN20040401_045502_000000392025_00334_10909_1154.N1	01-APR-2004 04:55:02	Bright	38.500	62	94Bet Leo	2.1360	9700.0	77	10909	No
87	GOM_NL__2PRFIN20040401_045639_000000382025_00334_10909_1155.N1	01-APR-2004 04:56:39	Bright	37.500	96	68Del Leo	2.5600	9300.0	75	10909	No
88	GOM_NL__2PRFIN20040401_045821_000000392025_00334_10909_1156.N1	01-APR-2004 04:58:21	Bright	38.500	166	17Eps Leo	2.9800	6000.0	77	10909	No
89	GOM_NL__2PRFIN20040401_050016_000000682025_00334_10909_1157.N1	01-APR-2004 05:00:16	Bright	67.500	111	8Eta Boo	2.6800	6000.0	135	10909	No
90	GOM_NL__2PRFIN20040401_050327_000000382025_00334_10909_1158.N1	01-APR-2004 05:03:27	Bright	38.000	174	52Psi UMa	3.0040	4400.0	76	10909	No
91	GOM_NL__2PRFIN20040401_050628_000000382025_00334_10909_1159.N1	01-APR-2004 05:06:28	Bright	37.500	87	64Gam UMa	2.4330	11000.	75	10909	No
92	GOM_NL__2PRFIN20040401_050819_000000372025_00334_10909_1160.N1	01-APR-2004 05:08:19	Bright	37.000	36	50Alp UMa	1.8000	6300.0	74	10909	No
93	GOM_NL__2PRFIN20040401_051436_000000432025_00334_10909_1161.N1	01-APR-2004 05:14:36	Bright	43.000	60	7Bet UMi	2.0810	3950.0	86	10909	No
94	GOM_NL__2PRFIN20040401_051621_000000382025_00334_10909_1162.N1	01-APR-2004 05:16:21	Bright	38.000	49	1Alp UMi	1.9900	6300.0	76	10909	No
95	GOM_NL__2PRFIN20040401_052301_000000382025_00334_10909_1163.N1	01-APR-2004 05:23:01	Bright	38.000	76	27Gam Cas	2.3000	30000.	76	10909	No
96	GOM_NL__2PRFIN20040401_052421_000000392025_00334_10909_1164.N1	01-APR-2004 05:24:21	Bright	38.500	68	18Alp Cas	2.2250	4500.0	77	10909	No
97	GOM_NL__2PRFIN20040401_052900_000000462025_00334_10909_1165.N1	01-APR-2004 05:29:00	Bright	45.500	144	18Del Cyg	2.8600	11000.	91	10909	No
98	GOM_NL__2PRFIN20040401_053054_000000462025_00334_10909_1166.N1	01-APR-2004 05:30:54	Bright	46.000	66	37Gam Cyg	2.2080	5900.0	92	10909	No
99	GOM_NL__2PRFIN20040401_053255_000000462025_00334_10909_1167.N1	01-APR-2004 05:32:55	Bright	46.000	92	53Eps Cyg	2.5000	4500.0	92	10909	No
100	GOM_NL__2PRFIN20040401_053930_000000502025_00334_10909_1168.N1	01-APR-2004 05:39:30	Twi_and_stray	50.000	61	8Eps Peg	2.1000	3900.0	100	10909	No
101	GOM_NL__2PRFIN20040401_054307_000000712025_00334_10909_1169.N1	01-APR-2004 05:43:07	Dark	70.500	11	53Alp Aql	0.76500	8000.0	141	10909	No

102	GOM_NL__2PRFIN20040401_054640_000000442025_00334_10909_1170.N1	01-APR-2004 05:46:40	Dark	43.500	142	49Del Cap	2.8500	8900.0	87	10909	No
103	GOM_NL__2PRFIN20040401_055217_000000392025_00334_10909_1171.N1	01-APR-2004 05:52:17	Dark	39.000	172	Gam Gru	3.0030	13100.	78	10909	No
104	GOM_NL__2PRFIN20040401_055855_000000402025_00334_10909_1172.N1	01-APR-2004 05:58:55	Dark	39.500	45	Alp Pav	1.9400	26000.	79	10909	No
105	GOM_NL__2PRFIN20040401_060050_000000642025_00335_10910_1144.N1	01-APR-2004 06:00:50	Dark	64.000	116	19Del Sgr	2.7000	4100.0	128	10910	No
106	GOM_NL__2PRFIN20040401_060423_000000542025_00335_10910_1145.N1	01-APR-2004 06:04:23	Dark	53.500	85	Kap Sco	2.4070	28000.	107	10910	No
107	GOM_NL__2PRFIN20040401_060626_000000492025_00335_10910_1146.N1	01-APR-2004 06:06:26	Dark	48.500	43	Alp TrA	1.9100	4250.0	97	10910	No
108	GOM_NL__2PRFIN20040401_060818_000000412025_00335_10910_1147.N1	01-APR-2004 06:08:18	Dark	40.500	134	Bet TrA	2.8100	6600.0	81	10910	No
109	GOM_NL__2PRFIN20040401_061056_000000472025_00335_10910_1148.N1	01-APR-2004 06:10:56	Dark	47.000	4	Alp1Cen	-0.010000	5800.0	94	10910	No
110	GOM_NL__2PRFIN20040401_061311_000000412025_00335_10910_1149.N1	01-APR-2004 06:13:11	Straylight	41.000	12	Alp1Cru	0.77500	30000.	82	10910	No
111	GOM_NL__2PRFIN20040401_061438_000000512025_00335_10910_1150.N1	01-APR-2004 06:14:38	Straylight	51.000	26	Gam Cru	1.6240	2900.0	102	10910	No
112	GOM_NL__2PRFIN20040401_061635_000000412025_00335_10910_1151.N1	01-APR-2004 06:16:35	Straylight	41.000	64	Gam Cen	2.2000	10600.	82	10910	No
113	GOM_NL__2PRFIN20040401_061802_000000532025_00335_10910_1152.N1	01-APR-2004 06:18:02	Straylight	53.000	54	5The Cen	2.0550	4500.0	106	10910	No
114	GOM_NL__2PRFIN20040401_062029_000001592025_00335_10910_1153.N1	01-APR-2004 06:20:29	Tw_i_and_stray	159.00	97	8Bet1Sco	2.5610	30000.	318	10910	No
115	GOM_NL__2PRFIN20040401_062557_000000452025_00335_10910_1154.N1	01-APR-2004 06:25:57	Tw_i_and_stray	44.500	100	4Gam Crv	2.5800	13100.	89	10910	No
116	GOM_NL__2PRFIN20040401_062745_000000702025_00335_10910_1155.N1	01-APR-2004 06:27:45	Bright	70.000	15	67Alp Vir	0.97600	28000.	140	10910	No
117	GOM_NL__2PRFIN20040401_063100_000000462025_00335_10910_1156.N1	01-APR-2004 06:31:00	Bright	45.500	121	29Gam Vir	2.7400	7200.0	91	10910	No
118	GOM_NL__2PRFIN20040401_063538_000000402025_00335_10910_1157.N1	01-APR-2004 06:35:38	Bright	39.500	62	94Bet Leo	2.1360	9700.0	79	10910	No
119	GOM_NL__2PRFIN20040401_063715_000000382025_00335_10910_1158.N1	01-APR-2004 06:37:15	Bright	37.500	96	68Del Leo	2.5600	9300.0	75	10910	No
120	GOM_NL__2PRFIN20040401_063858_000000372025_00335_10910_1159.N1	01-APR-2004 06:38:58	Bright	36.500	166	17Eps Leo	2.9800	6000.0	73	10910	No
121	GOM_NL__2PRFIN20040401_064051_000000672025_00335_10910_1160.N1	01-APR-2004 06:40:51	Bright	67.000	111	8Eta Boo	2.6800	6000.0	134	10910	No
122	GOM_NL__2PRFIN20040401_064403_000000392025_00335_10910_1161.N1	01-APR-2004 06:44:03	Bright	39.000	174	52Psi UMa	3.0040	4400.0	78	10910	No
123	GOM_NL__2PRFIN20040401_064704_000000392025_00335_10910_1162.N1	01-APR-2004 06:47:04	Bright	39.000	87	64Gam UMa	2.4330	11000.	78	10910	No
124	GOM_NL__2PRFIN20040401_064855_000000382025_00335_10910_1163.N1	01-APR-2004 06:48:55	Bright	37.500	36	50Alp UMa	1.8000	6300.0	75	10910	No
125	GOM_NL__2PRFIN20040401_065512_000000392025_00335_10910_1164.N1	01-APR-2004 06:55:12	Bright	38.500	60	7Bet UMi	2.0810	3950.0	77	10910	No
126	GOM_NL__2PRFIN20040401_065657_000000382025_00335_10910_1165.N1	01-APR-2004 06:56:57	Bright	38.000	49	1Alp UMi	1.9900	6300.0	76	10910	No
127	GOM_NL__2PRFIN20040401_070337_000000452025_00335_10910_1166.N1	01-APR-2004 07:03:37	Bright	45.000	76	27Gam Cas	2.3000	30000.	90	10910	No
128	GOM_NL__2PRFIN20040401_070456_000000382025_00335_10910_1167.N1	01-APR-2004 07:04:56	Bright	38.000	68	18Alp Cas	2.2250	4500.0	76	10910	No
129	GOM_NL__2PRFIN20040401_070935_000000462025_00335_10910_1168.N1	01-APR-2004 07:09:35	Bright	46.000	144	18Del Cyg	2.8600	11000.	92	10910	No
130	GOM_NL__2PRFIN20040401_071130_000000472025_00335_10910_1169.N1	01-APR-2004 07:11:30	Bright	46.500	66	37Gam Cyg	2.2080	5900.0	93	10910	No
131	GOM_NL__2PRFIN20040401_071330_000000482025_00335_10910_1170.N1	01-APR-2004 07:13:30	Bright	48.000	92	53Eps Cyg	2.5000	4500.0	96	10910	No
132	GOM_NL__2PRFIN20040401_072006_000000472025_00335_10910_1171.N1	01-APR-2004 07:20:06	Tw_i_and_stray	46.500	61	8Eps Peg	2.1000	3900.0	93	10910	No
133	GOM_NL__2PRFIN20040401_072345_000000692025_00335_10910_1172.N1	01-APR-2004 07:23:45	Dark	69.000	11	53Alp Aql	0.76500	8000.0	138	10910	No
134	GOM_NL__2PRFIN20040401_072717_000000432025_00335_10910_1173.N1	01-APR-2004 07:27:17	Dark	43.000	142	49Del Cap	2.8500	8900.0	86	10910	No
135	GOM_NL__2PRFIN20040401_073253_000000412025_00335_10910_1174.N1	01-APR-2004 07:32:53	Dark	40.500	172	Gam Gru	3.0030	13100.	81	10910	No
136	GOM_NL__2PRFIN20040401_073518_000000412025_00335_10910_1175.N1	01-APR-2004 07:35:18	Dark	40.500	31	Alp Gru	1.7340	15200.	81	10910	No
137	GOM_NL__2PRFIN20040401_073932_000000442025_00335_10910_1176.N1	01-APR-2004 07:39:32	Dark	43.500	45	Alp Pav	1.9400	26000.	87	10910	No
138	GOM_NL__2PRFIN20040401_074128_000000632025_00336_10911_1144.N1	01-APR-2004 07:41:28	Dark	63.000	116	19Del Sgr	2.7000	4100.0	126	10911	No
139	GOM_NL__2PRFIN20040401_074501_000000552025_00336_10911_1145.N1	01-APR-2004 07:45:01	Dark	55.000	85	Kap Sco	2.4070	28000.	110	10911	No
140	GOM_NL__2PRFIN20040401_074703_000000442025_00336_10911_1146.N1	01-APR-2004 07:47:03	Dark	44.000	43	Alp TrA	1.9100	4250.0	88	10911	No
141	GOM_NL__2PRFIN20040401_074855_000000422025_00336_10911_1147.N1	01-APR-2004 07:48:55	Dark	42.000	134	Bet TrA	2.8100	6600.0	84	10911	No
142	GOM_NL__2PRFIN20040401_075133_000000492025_00336_10911_1148.N1	01-APR-2004 07:51:33	Dark	48.500	4	Alp1Cen	-0.010000	5800.0	97	10911	No
143	GOM_NL__2PRFIN20040401_075347_000000462025_00336_10911_1149.N1	01-APR-2004 07:53:47	Straylight	46.000	12	Alp1Cru	0.77500	30000.	92	10911	No
144	GOM_NL__2PRFIN20040401_075514_000000462025_00336_10911_1150.N1	01-APR-2004 07:55:14	Straylight	45.500	26	Gam Cru	1.6240	2900.0	91	10911	No
145	GOM_NL__2PRFIN20040401_075712_000000422025_00336_10911_1151.N1	01-APR-2004 07:57:12	Straylight	41.500	64	Gam Cen	2.2000	10600.	83	10911	No
146	GOM_NL__2PRFIN20040401_075838_000000542025_00336_10911_1152.N1	01-APR-2004 07:58:38	Straylight	54.000	54	5The Cen	2.0550	4500.0	108	10911	No
147	GOM_NL__2PRFIN20040401_080106_000001542025_00336_10911_1153.N1	01-APR-2004 08:01:06	Tw_i_and_stray	154.00	97	8Bet1Sco	2.5610	30000.	308	10911	No
148	GOM_NL__2PRFIN20040401_080633_000000442025_00336_10911_1154.N1	01-APR-2004 08:06:33	Tw_i_and_stray	44.000	100	4Gam Crv	2.5800	13100.	88	10911	No
149	GOM_NL__2PRFIN20040401_080821_000000702025_00336_10911_1155.N1	01-APR-2004 08:08:21	Bright	70.000	15	67Alp Vir	0.97600	28000.	140	10911	No
150	GOM_NL__2PRFIN20040401_081135_000000462025_00336_10911_1156.N1	01-APR-2004 08:11:35	Bright	45.500	121	29Gam Vir	2.7400	7200.0	91	10911	No
151	GOM_NL__2PRFIN20040401_081614_000000392025_00336_10911_1157.N1	01-APR-2004 08:16:14	Bright	39.000	62	94Bet Leo	2.1360	9700.0	78	10911	No
152	GOM_NL__2PRFIN20040401_081751_000000382025_00336_10911_1158.N1	01-APR-2004 08:17:51	Bright	37.500	96	68Del Leo	2.5600	9300.0	75	10911	No
153	GOM_NL__2PRFIN20040401_081934_000000382025_00336_10911_1159.N1	01-APR-2004 08:19:34	Bright	37.500	166	17Eps Leo	2.9800	6000.0	75	10911	No
154	GOM_NL__2PRFIN20040401_082126_000000672025_00336_10911_1160.N1	01-APR-2004 08:21:26	Bright	67.000	111	8Eta Boo	2.6800	6000.0	134	10911	No
155	GOM_NL__2PRFIN20040401_082439_000000392025_00336_10911_1161.N1	01-APR-2004 08:24:39	Bright	38.500	174	52Psi UMa	3.0040	4400.0	77	10911	No
156	GOM_NL__2PRFIN20040401_082740_000000382025_00336_10911_1162.N1	01-APR-2004 08:27:40	Bright	37.500	87	64Gam UMa	2.4330	11000.	75	10911	No
157	GOM_NL__2PRFIN20040401_082931_000000382025_00336_10911_1163.N1	01-APR-2004 08:29:31	Bright	38.000	36	50Alp UMa	1.8000	6300.0	76	10911	No
158	GOM_NL__2PRFIN20040401_083548_000000412025_00336_10911_1164.N1	01-APR-2004 08:35:48	Bright	41.000	60	7Bet UMi	2.0810	3950.0	82	10911	No
159	GOM_NL__2PRFIN20040401_083734_000000392025_00336_10911_1165.N1	01-APR-2004 08:37:34	Bright	38.500	49	1Alp UMi	1.9900	6300.0	77	10911	No
160	GOM_NL__2PRFIN20040401_084412_000000372025_00336_10911_1166.N1	01-APR-2004 08:44:12	Bright	36.500	76	27Gam Cas	2.3000	30000.	73	10911	No



161	GOM_NL__2PRFIN20040401_084532_000000372025_00336_10911_1167.N1	01-APR-2004 08:45:32	Bright	37.000	68	18Alp Cas	2.2250	4500.0	74	10911	No
162	GOM_NL__2PRFIN20040401_085011_000000462025_00336_10911_1168.N1	01-APR-2004 08:50:11	Bright	46.000	144	18Del Cyg	2.8600	11000.	92	10911	No
163	GOM_NL__2PRFIN20040401_085206_000000462025_00336_10911_1169.N1	01-APR-2004 08:52:06	Bright	45.500	66	37Gam Cyg	2.2080	5900.0	91	10911	No
164	GOM_NL__2PRFIN20040401_085408_000000462025_00336_10911_1170.N1	01-APR-2004 08:54:08	Bright	45.500	92	53Eps Cyg	2.5000	4500.0	91	10911	No
165	GOM_NL__2PRFIN20040401_090043_000000462025_00336_10911_1171.N1	01-APR-2004 09:00:43	Twi_and_stray	46.000	61	8Eps Peg	2.1000	3900.0	92	10911	No
166	GOM_NL__2PRFIN20040401_090422_000000802025_00336_10911_1172.N1	01-APR-2004 09:04:22	Dark	79.500	11	53Alp Aql	0.76500	8000.0	159	10911	No
167	GOM_NL__2PRFIN20040401_090753_000000402025_00336_10911_1173.N1	01-APR-2004 09:07:53	Dark	40.000	142	49Del Cap	2.8500	8900.0	80	10911	No
168	GOM_NL__2PRFIN20040401_091329_000000402025_00336_10911_1174.N1	01-APR-2004 09:13:29	Dark	39.500	172	Gam Gru	3.0030	13100.	79	10911	No
169	GOM_NL__2PRFIN20040401_091554_000000412025_00336_10911_1175.N1	01-APR-2004 09:15:54	Dark	41.000	31	Alp Gru	1.7340	15200.	82	10911	No
170	GOM_NL__2PRFIN20040401_092008_000000412025_00336_10911_1176.N1	01-APR-2004 09:20:08	Dark	40.500	45	Alp Pav	1.9400	26000.	81	10911	No
171	GOM_NL__2PRFIN20040401_092205_000000652025_00337_10912_1145.N1	01-APR-2004 09:22:05	Dark	64.500	116	19Del Sgr	2.7000	4100.0	129	10912	No
172	GOM_NL__2PRFIN20040401_092538_000000552025_00337_10912_1146.N1	01-APR-2004 09:25:38	Dark	55.000	85	Kap Sco	2.4070	28000.	110	10912	No
173	GOM_NL__2PRFIN20040401_092739_000000402025_00337_10912_1147.N1	01-APR-2004 09:27:39	Dark	40.000	43	Alp TrA	1.9100	4250.0	80	10912	No
174	GOM_NL__2PRFIN20040401_092931_000000402025_00337_10912_1148.N1	01-APR-2004 09:29:31	Dark	40.000	134	Bet TrA	2.8100	6600.0	80	10912	No
175	GOM_NL__2PRFIN20040401_093209_000000552025_00337_10912_1149.N1	01-APR-2004 09:32:09	Dark	54.500	4	Alp1Cen	-0.010000	5800.0	109	10912	No
176	GOM_NL__2PRFIN20040401_093423_000000452025_00337_10912_1150.N1	01-APR-2004 09:34:23	Straylight	45.000	12	Alp1Cru	0.77500	30000.	90	10912	No
177	GOM_NL__2PRFIN20040401_093551_000000512025_00337_10912_1151.N1	01-APR-2004 09:35:51	Straylight	50.500	26	Gam Cru	1.6240	2900.0	101	10912	No
178	GOM_NL__2PRFIN20040401_093748_000000432025_00337_10912_1152.N1	01-APR-2004 09:37:48	Straylight	43.000	64	Gam Cen	2.2000	10600.	86	10912	No
179	GOM_NL__2PRFIN20040401_093914_000000582025_00337_10912_1153.N1	01-APR-2004 09:39:14	Straylight	57.500	54	5The Cen	2.0550	4500.0	115	10912	No
180	GOM_NL__2PRFIN20040401_094143_000001592025_00337_10912_1154.N1	01-APR-2004 09:41:43	Twi_and_stray	159.00	97	8Bet1Sco	2.5610	30000.	318	10912	No
181	GOM_NL__2PRFIN20040401_094709_000000442025_00337_10912_1155.N1	01-APR-2004 09:47:09	Twi_and_stray	44.000	100	4Gam Crv	2.5800	13100.	88	10912	No
182	GOM_NL__2PRFIN20040401_094857_000000702025_00337_10912_1156.N1	01-APR-2004 09:48:57	Bright	69.500	15	67Alp Vir	0.97600	28000.	139	10912	No
183	GOM_NL__2PRFIN20040401_095211_000000452025_00337_10912_1157.N1	01-APR-2004 09:52:11	Bright	45.000	121	29Gam Vir	2.7400	7200.0	90	10912	No
184	GOM_NL__2PRFIN20040401_095649_000000382025_00337_10912_1158.N1	01-APR-2004 09:56:49	Bright	38.000	62	94Bet Leo	2.1360	9700.0	76	10912	No
185	GOM_NL__2PRFIN20040401_095827_000000392025_00337_10912_1159.N1	01-APR-2004 09:58:27	Bright	38.500	96	68Del Leo	2.5600	9300.0	77	10912	No
186	GOM_NL__2PRFIN20040401_100010_000000382025_00337_10912_1160.N1	01-APR-2004 10:00:10	Bright	37.500	166	17Eps Leo	2.9800	6000.0	75	10912	No
187	GOM_NL__2PRFIN20040401_100200_000000682025_00337_10912_1161.N1	01-APR-2004 10:02:00	Bright	67.500	111	8Eta Boo	2.6800	6000.0	135	10912	No
188	GOM_NL__2PRFIN20040401_100515_000000372025_00337_10912_1162.N1	01-APR-2004 10:05:15	Bright	37.000	174	52Psi UMa	3.0040	4400.0	74	10912	No
189	GOM_NL__2PRFIN20040401_100815_000000382025_00337_10912_1163.N1	01-APR-2004 10:08:15	Bright	38.000	87	64Gam UMa	2.4330	11000.	76	10912	No
190	GOM_NL__2PRFIN20040401_101007_000000382025_00337_10912_1164.N1	01-APR-2004 10:10:07	Bright	37.500	36	50Alp UMa	1.8000	6300.0	75	10912	No
191	GOM_NL__2PRFIN20040401_101624_000000382025_00337_10912_1165.N1	01-APR-2004 10:16:24	Bright	38.000	60	7Bet UMi	2.0810	3950.0	76	10912	No
192	GOM_NL__2PRFIN20040401_101810_000000382025_00337_10912_1166.N1	01-APR-2004 10:18:10	Bright	37.500	49	1Alp UMi	1.9900	6300.0	75	10912	No
193	GOM_NL__2PRFIN20040401_102448_000000382025_00337_10912_1167.N1	01-APR-2004 10:24:48	Bright	38.000	76	27Gam Cas	2.3000	30000.	76	10912	No
194	GOM_NL__2PRFIN20040401_102610_000000382025_00337_10912_1168.N1	01-APR-2004 10:26:10	Bright	37.500	68	18Alp Cas	2.2250	4500.0	75	10912	No
195	GOM_NL__2PRFIN20040401_103047_000000482025_00337_10912_1169.N1	01-APR-2004 10:30:47	Bright	48.000	144	18Del Cyg	2.8600	11000.	96	10912	No
196	GOM_NL__2PRFIN20040401_103242_000000452025_00337_10912_1170.N1	01-APR-2004 10:32:42	Bright	44.500	66	37Gam Cyg	2.2080	5900.0	89	10912	No
197	GOM_NL__2PRFIN20040401_103444_000000462025_00337_10912_1171.N1	01-APR-2004 10:34:44	Bright	46.000	92	53Eps Cyg	2.5000	4500.0	92	10912	No
198	GOM_NL__2PRFIN20040401_104118_000000472025_00337_10912_1172.N1	01-APR-2004 10:41:18	Twi_and_stray	47.000	61	8Eps Peg	2.1000	3900.0	94	10912	No
199	GOM_NL__2PRFIN20040401_104458_000000702025_00337_10912_1173.N1	01-APR-2004 10:44:58	Dark	70.000	11	53Alp Aql	0.76500	8000.0	140	10912	No
200	GOM_NL__2PRFIN20040401_104829_000000432025_00337_10912_1174.N1	01-APR-2004 10:48:29	Dark	43.000	142	49Del Cap	2.8500	8900.0	86	10912	No
201	GOM_NL__2PRFIN20040401_105405_000000392025_00337_10912_1175.N1	01-APR-2004 10:54:05	Dark	38.500	172	Gam Gru	3.0030	13100.	77	10912	No
202	GOM_NL__2PRFIN20040401_105630_000000422025_00337_10912_1176.N1	01-APR-2004 10:56:30	Dark	42.000	31	Alp Gru	1.7340	15200.	84	10912	No
203	GOM_NL__2PRFIN20040401_110044_000000402025_00337_10912_1177.N1	01-APR-2004 11:00:44	Dark	40.000	45	Alp Pav	1.9400	26000.	80	10912	No
204	GOM_NL__2PRFIN20040401_110242_000000672025_00338_10913_1147.N1	01-APR-2004 11:02:42	Dark	66.500	116	19Del Sgr	2.7000	4100.0	133	10913	No
205	GOM_NL__2PRFIN20040401_110615_000000552025_00338_10913_1148.N1	01-APR-2004 11:06:15	Dark	54.500	85	Kap Sco	2.4070	28000.	109	10913	No
206	GOM_NL__2PRFIN20040401_110816_000000432025_00338_10913_1149.N1	01-APR-2004 11:08:16	Dark	42.500	43	Alp TrA	1.9100	4250.0	85	10913	No
207	GOM_NL__2PRFIN20040401_111008_000000402025_00338_10913_1150.N1	01-APR-2004 11:10:08	Dark	40.000	134	Bet TrA	2.8100	6600.0	80	10913	No
208	GOM_NL__2PRFIN20040401_111246_000000522025_00338_10913_1151.N1	01-APR-2004 11:12:46	Dark	52.000	4	Alp1Cen	-0.010000	5800.0	104	10913	No
209	GOM_NL__2PRFIN20040401_111500_000000482025_00338_10913_1152.N1	01-APR-2004 11:15:00	Straylight	47.500	12	Alp1Cru	0.77500	30000.	95	10913	No
210	GOM_NL__2PRFIN20040401_111626_000000422025_00338_10913_1153.N1	01-APR-2004 11:16:26	Straylight	41.500	26	Gam Cru	1.6240	2900.0	83	10913	No
211	GOM_NL__2PRFIN20040401_111823_000000432025_00338_10913_1154.N1	01-APR-2004 11:18:23	Straylight	42.500	64	Gam Cen	2.2000	10600.	85	10913	No
212	GOM_NL__2PRFIN20040401_111950_000000512025_00338_10913_1155.N1	01-APR-2004 11:19:50	Straylight	50.500	54	5The Cen	2.0550	4500.0	101	10913	No
213	GOM_NL__2PRFIN20040401_112220_000001582025_00338_10913_1156.N1	01-APR-2004 11:22:20	Twi_and_stray	158.00	97	8Bet1Sco	2.5610	30000.	316	10913	No
214	GOM_NL__2PRFIN20040401_112745_000000462025_00338_10913_1157.N1	01-APR-2004 11:27:45	Twi_and_stray	45.500	100	4Gam Crv	2.5800	13100.	91	10913	No
215	GOM_NL__2PRFIN20040401_112932_000000592025_00338_10913_1158.N1	01-APR-2004 11:29:32	Bright	59.000	15	67Alp Vir	0.97600	28000.	118	10913	No
216	GOM_NL__2PRFIN20040401_113247_000000462025_00338_10913_1159.N1	01-APR-2004 11:32:47	Bright	45.500	121	29Gam Vir	2.7400	7200.0	91	10913	No
217	GOM_NL__2PRFIN20040401_113725_000000392025_00338_10913_1160.N1	01-APR-2004 11:37:25	Bright	39.000	62	94Bet Leo	2.1360	9700.0	78	10913	No
218	GOM_NL__2PRFIN20040401_113902_000000382025_00338_10913_1161.N1	01-APR-2004 11:39:02	Bright	38.000	96	68Del Leo	2.5600	9300.0	76	10913	No
219	GOM_NL__2PRFIN20040401_114047_000000392025_00338_10913_1162.N1	01-APR-2004 11:40:47	Bright	38.500	166	17Eps Leo	2.9800	6000.0	77	10913	No

220	GOM_NL__2PRFIN20040401_114235_000000682025_00338_10913_1163.N1	01-APR-2004 11:42:35	Bright	67.500	111	8Eta Boo	2.6800	6000.0	135	10913	No
221	GOM_NL__2PRFIN20040401_114551_000000382025_00338_10913_1164.N1	01-APR-2004 11:45:51	Bright	37.500	174	52Psi UMa	3.0040	4400.0	75	10913	No
222	GOM_NL__2PRFIN20040401_114851_000000392025_00338_10913_1165.N1	01-APR-2004 11:48:51	Bright	38.500	87	64Gam UMa	2.4330	11000.	77	10913	No
223	GOM_NL__2PRFIN20040401_115042_000000402025_00338_10913_1166.N1	01-APR-2004 11:50:42	Bright	39.500	36	50Alp UMa	1.8000	6300.0	79	10913	No
224	GOM_NL__2PRFIN20040401_115659_000000422025_00338_10913_1167.N1	01-APR-2004 11:56:59	Bright	42.000	60	7Bet UMi	2.0810	3950.0	84	10913	No
225	GOM_NL__2PRFIN20040401_115845_000000362025_00338_10913_1168.N1	01-APR-2004 11:58:45	Bright	36.000	49	1Alp UMi	1.9900	6300.0	72	10913	No
226	GOM_NL__2PRFIN20040401_120525_000000362025_00338_10913_1169.N1	01-APR-2004 12:05:25	Bright	36.000	76	27Gam Cas	2.3000	30000.	72	10913	No
227	GOM_NL__2PRFIN20040401_120645_000000352025_00338_10913_1170.N1	01-APR-2004 12:06:45	Bright	35.000	68	18Alp Cas	2.2250	4500.0	70	10913	No
228	GOM_NL__2PRFIN20040401_121123_000000482025_00338_10913_1171.N1	01-APR-2004 12:11:23	Bright	47.500	144	18Del Cyg	2.8600	11000.	95	10913	No
229	GOM_NL__2PRFIN20040401_121318_000000472025_00338_10913_1172.N1	01-APR-2004 12:13:18	Bright	46.500	66	37Gam Cyg	2.2080	5900.0	93	10913	No
230	GOM_NL__2PRFIN20040401_121520_000000452025_00338_10913_1173.N1	01-APR-2004 12:15:20	Bright	44.500	92	53Eps Cyg	2.5000	4500.0	89	10913	No
231	GOM_NL__2PRFIN20040401_122155_000000502025_00338_10913_1174.N1	01-APR-2004 12:21:55	Twilight	49.500	61	8Eps Peg	2.1000	3900.0	99	10913	No
232	GOM_NL__2PRFIN20040401_122535_000000662025_00338_10913_1175.N1	01-APR-2004 12:25:35	Dark	65.500	11	53Alp Aql	0.76500	8000.0	131	10913	No
233	GOM_NL__2PRFIN20040401_122905_000000422025_00338_10913_1176.N1	01-APR-2004 12:29:05	Dark	41.500	142	49Del Cap	2.8500	8900.0	83	10913	No
234	GOM_NL__2PRFIN20040401_123441_000000392025_00338_10913_1177.N1	01-APR-2004 12:34:41	Dark	39.000	172	Gam Gru	3.0030	13100.	78	10913	No
235	GOM_NL__2PRFIN20040401_123706_000000442025_00338_10913_1178.N1	01-APR-2004 12:37:06	Dark	43.500	31	Alp Gru	1.7340	15200.	87	10913	No
236	GOM_NL__2PRFIN20040401_124120_000000452025_00338_10913_1179.N1	01-APR-2004 12:41:20	Dark	45.000	45	Alp Pav	1.9400	26000.	90	10913	No
237	GOM_NL__2PRFIN20040401_124320_000000622025_00339_10914_1148.N1	01-APR-2004 12:43:20	Dark	61.500	116	19Del Sgr	2.7000	4100.0	123	10914	No
238	GOM_NL__2PRFIN20040401_124651_000000562025_00339_10914_1149.N1	01-APR-2004 12:46:51	Dark	56.000	85	Kap Sco	2.4070	28000.	112	10914	No
239	GOM_NL__2PRFIN20040401_124852_000000392025_00339_10914_1150.N1	01-APR-2004 12:48:52	Dark	39.000	43	Alp TrA	1.9100	4250.0	78	10914	No
240	GOM_NL__2PRFIN20040401_125044_000000402025_00339_10914_1151.N1	01-APR-2004 12:50:44	Dark	40.000	134	Bet TrA	2.8100	6600.0	80	10914	No
241	GOM_NL__2PRFIN20040401_125322_000000552025_00339_10914_1152.N1	01-APR-2004 12:53:22	Dark	55.000	4	Alp1Cen	-0.010000	5800.0	110	10914	No
242	GOM_NL__2PRFIN20040401_125536_000000462025_00339_10914_1153.N1	01-APR-2004 12:55:36	Straylight	46.000	12	Alp1Cru	0.77500	30000.	92	10914	No
243	GOM_NL__2PRFIN20040401_125702_000000462025_00339_10914_1154.N1	01-APR-2004 12:57:02	Straylight	46.000	26	Gam Cru	1.6240	2900.0	92	10914	No
244	GOM_NL__2PRFIN20040401_125900_000000422025_00339_10914_1155.N1	01-APR-2004 12:59:00	Straylight	42.000	64	Gam Cen	2.2000	10600.	84	10914	No
245	GOM_NL__2PRFIN20040401_130027_000000562025_00339_10914_1156.N1	01-APR-2004 13:00:27	Straylight	56.000	54	5The Cen	2.0550	4500.0	112	10914	No
246	GOM_NL__2PRFIN20040401_130258_000001502025_00339_10914_1157.N1	01-APR-2004 13:02:58	Twilight	149.50	97	8Bet1Sco	2.5610	30000.	299	10914	No
247	GOM_NL__2PRFIN20040401_130821_000000442025_00339_10914_1158.N1	01-APR-2004 13:08:21	Twilight	43.500	100	4Gam Crv	2.5800	13100.	87	10914	No
248	GOM_NL__2PRFIN20040401_131008_000000682025_00339_10914_1159.N1	01-APR-2004 13:10:08	Bright	68.000	15	67Alp Vir	0.97600	28000.	136	10914	No
249	GOM_NL__2PRFIN20040401_131323_000000462025_00339_10914_1160.N1	01-APR-2004 13:13:23	Bright	45.500	121	29Gam Vir	2.7400	7200.0	91	10914	No
250	GOM_NL__2PRFIN20040401_131801_000000402025_00339_10914_1161.N1	01-APR-2004 13:18:01	Bright	39.500	62	94Bet Leo	2.1360	9700.0	79	10914	No
251	GOM_NL__2PRFIN20040401_131938_000000382025_00339_10914_1162.N1	01-APR-2004 13:19:38	Bright	38.000	96	68Del Leo	2.5600	9300.0	76	10914	No
252	GOM_NL__2PRFIN20040401_132123_000000392025_00339_10914_1163.N1	01-APR-2004 13:21:23	Bright	39.000	166	17Eps Leo	2.9800	6000.0	78	10914	No
253	GOM_NL__2PRFIN20040401_132310_000000642025_00339_10914_1164.N1	01-APR-2004 13:23:10	Bright	63.500	111	8Eta Boo	2.6800	6000.0	127	10914	No
254	GOM_NL__2PRFIN20040401_132626_000000392025_00339_10914_1165.N1	01-APR-2004 13:26:26	Bright	38.500	174	52Psi UMa	3.0040	4400.0	77	10914	No
255	GOM_NL__2PRFIN20040401_132926_000000402025_00339_10914_1166.N1	01-APR-2004 13:29:26	Bright	40.000	87	64Gam UMa	2.4330	11000.	80	10914	No
256	GOM_NL__2PRFIN20040401_133118_000000392025_00339_10914_1167.N1	01-APR-2004 13:31:18	Bright	39.000	36	50Alp UMa	1.8000	6300.0	78	10914	No
257	GOM_NL__2PRFIN20040401_133734_000000422025_00339_10914_1168.N1	01-APR-2004 13:37:34	Bright	41.500	60	7Bet UMi	2.0810	3950.0	83	10914	No
258	GOM_NL__2PRFIN20040401_133921_000000382025_00339_10914_1169.N1	01-APR-2004 13:39:21	Bright	37.500	49	1Alp UMi	1.9900	6300.0	75	10914	No
259	GOM_NL__2PRFIN20040401_134602_000000352025_00339_10914_1170.N1	01-APR-2004 13:46:02	Bright	35.000	76	27Gam Cas	2.3000	30000.	70	10914	No
260	GOM_NL__2PRFIN20040401_134722_000000352025_00339_10914_1171.N1	01-APR-2004 13:47:22	Bright	35.000	68	18Alp Cas	2.2250	4500.0	70	10914	No
261	GOM_NL__2PRFIN20040401_135158_000000482025_00339_10914_1172.N1	01-APR-2004 13:51:58	Bright	47.500	144	18Del Cyg	2.8600	11000.	95	10914	No
262	GOM_NL__2PRFIN20040401_135354_000000462025_00339_10914_1173.N1	01-APR-2004 13:53:54	Bright	46.000	66	37Gam Cyg	2.2080	5900.0	92	10914	No
263	GOM_NL__2PRFIN20040401_135556_000000472025_00339_10914_1174.N1	01-APR-2004 13:55:56	Bright	47.000	92	53Eps Cyg	2.5000	4500.0	94	10914	No
264	GOM_NL__2PRFIN20040401_140231_000000492025_00339_10914_1175.N1	01-APR-2004 14:02:31	Twilight	48.500	61	8Eps Peg	2.1000	3900.0	97	10914	No
265	GOM_NL__2PRFIN20040401_140611_000000632025_00339_10914_1176.N1	01-APR-2004 14:06:11	Dark	63.000	11	53Alp Aql	0.76500	8000.0	126	10914	No
266	GOM_NL__2PRFIN20040401_140942_000000442025_00339_10914_1177.N1	01-APR-2004 14:09:42	Dark	43.500	142	49Del Cap	2.8500	8900.0	87	10914	No
267	GOM_NL__2PRFIN20040401_141518_000000402025_00339_10914_1178.N1	01-APR-2004 14:15:18	Dark	40.000	172	Gam Gru	3.0030	13100.	80	10914	No
268	GOM_NL__2PRFIN20040401_141742_000000422025_00339_10914_1179.N1	01-APR-2004 14:17:42	Dark	42.000	31	Alp Gru	1.7340	15200.	84	10914	No
269	GOM_NL__2PRFIN20040401_142157_000000402025_00339_10914_1180.N1	01-APR-2004 14:21:57	Dark	39.500	45	Alp Pav	1.9400	26000.	79	10914	No
270	GOM_NL__2PRFIN20040401_142357_000000682025_00340_10915_1148.N1	01-APR-2004 14:23:57	Dark	67.500	116	19Del Sgr	2.7000	4100.0	135	10915	No
271	GOM_NL__2PRFIN20040401_142728_000000542025_00340_10915_1149.N1	01-APR-2004 14:27:28	Dark	53.500	85	Kap Sco	2.4070	28000.	107	10915	No
272	GOM_NL__2PRFIN20040401_142928_000000412025_00340_10915_1150.N1	01-APR-2004 14:29:28	Dark	41.000	43	Alp TrA	1.9100	4250.0	82	10915	No
273	GOM_NL__2PRFIN20040401_143120_000000402025_00340_10915_1151.N1	01-APR-2004 14:31:20	Dark	40.000	134	Bet TrA	2.8100	6600.0	80	10915	No
274	GOM_NL__2PRFIN20040401_143357_000000502025_00340_10915_1152.N1	01-APR-2004 14:33:57	Dark	49.500	4	Alp1Cen	-0.010000	5800.0	99	10915	No
275	GOM_NL__2PRFIN20040401_143612_000000392025_00340_10915_1153.N1	01-APR-2004 14:36:12	Straylight	39.000	12	Alp1Cru	0.77500	30000.	78	10915	No
276	GOM_NL__2PRFIN20040401_143738_000000462025_00340_10915_1154.N1	01-APR-2004 14:37:38	Straylight	46.000	26	Gam Cru	1.6240	2900.0	92	10915	No
277	GOM_NL__2PRFIN20040401_143936_000000452025_00340_10915_1155.N1	01-APR-2004 14:39:36	Straylight	44.500	64	Gam Cen	2.2000	10600.	89	10915	No
278	GOM_NL__2PRFIN20040401_144104_000000542025_00340_10915_1156.N1	01-APR-2004 14:41:04	Straylight	54.000	54	5The Cen	2.0550	4500.0	108	10915	No

279	GOM_NL__2PRFIN20040401_144700_000000462025_00340_10915_1157.N1	01-APR-2004 14:47:00	Twilight	45.500	106	9Bet Crv	2.6480	5600.0	91	10915	No
280	GOM_NL__2PRFIN20040401_144857_000000462025_00340_10915_1158.N1	01-APR-2004 14:48:57	Twilight	45.500	100	4Gam Crv	2.5800	13100.	91	10915	No
281	GOM_NL__2PRFIN20040401_145042_000000692025_00340_10915_1159.N1	01-APR-2004 14:50:42	Bright	69.000	15	67Alp Vir	0.97600	28000.	138	10915	No
282	GOM_NL__2PRFIN20040401_145359_000000442025_00340_10915_1160.N1	01-APR-2004 14:53:59	Bright	44.000	121	29Gam Vir	2.7400	7200.0	88	10915	No
283	GOM_NL__2PRFIN20040401_145836_000000412025_00340_10915_1161.N1	01-APR-2004 14:58:36	Bright	40.500	62	94Bet Leo	2.1360	9700.0	81	10915	No
284	GOM_NL__2PRFIN20040401_150014_000000372025_00340_10915_1162.N1	01-APR-2004 15:00:14	Bright	37.000	96	68Del Leo	2.5600	9300.0	74	10915	No
285	GOM_NL__2PRFIN20040401_150159_000000382025_00340_10915_1163.N1	01-APR-2004 15:01:59	Bright	38.000	166	17Eps Leo	2.9800	6000.0	76	10915	No
286	GOM_NL__2PRFIN20040401_150702_000000372025_00340_10915_1164.N1	01-APR-2004 15:07:02	Bright	36.500	174	52Psi UMa	3.0040	4400.0	73	10915	No
287	GOM_NL__2PRFIN20040401_151002_000000392025_00340_10915_1165.N1	01-APR-2004 15:10:02	Bright	38.500	87	64Gam UMa	2.4330	11000.	77	10915	No
288	GOM_NL__2PRFIN20040401_151154_000000402025_00340_10915_1166.N1	01-APR-2004 15:11:54	Bright	40.000	36	50Alp UMa	1.8000	6300.0	80	10915	No
289	GOM_NL__2PRFIN20040401_151810_000000442025_00340_10915_1167.N1	01-APR-2004 15:18:10	Bright	44.000	60	7Bet UMi	2.0810	3950.0	88	10915	No
290	GOM_NL__2PRFIN20040401_151957_000000382025_00340_10915_1168.N1	01-APR-2004 15:19:57	Bright	37.500	49	1Alp UMi	1.9900	6300.0	75	10915	No
291	GOM_NL__2PRFIN20040401_152611_000000392025_00340_10915_1169.N1	01-APR-2004 15:26:11	Bright	38.500	110	37Del Cas	2.6780	8900.0	77	10915	No
292	GOM_NL__2PRFIN20040401_152746_000000362025_00340_10915_1170.N1	01-APR-2004 15:27:46	Bright	35.500	74	11Bet Cas	2.2680	6600.0	71	10915	No
293	GOM_NL__2PRFIN20040401_153234_000000482025_00340_10915_1171.N1	01-APR-2004 15:32:34	Bright	47.500	144	18Del Cyg	2.8600	11000.	95	10915	No
294	GOM_NL__2PRFIN20040401_153430_000000472025_00340_10915_1172.N1	01-APR-2004 15:34:30	Bright	47.000	66	37Gam Cyg	2.2080	5900.0	94	10915	No
295	GOM_NL__2PRFIN20040401_153632_000000462025_00340_10915_1173.N1	01-APR-2004 15:36:32	Bright	46.000	92	53Eps Cyg	2.5000	4500.0	92	10915	No
296	GOM_NL__2PRFIN20040401_154307_000000492025_00340_10915_1174.N1	01-APR-2004 15:43:07	Twilight	48.500	61	8Eps Peg	2.1000	3900.0	97	10915	No
297	GOM_NL__2PRFIN20040401_154648_000000712025_00340_10915_1175.N1	01-APR-2004 15:46:48	Dark	71.000	11	53Alp Aql	0.76500	8000.0	142	10915	No
298	GOM_NL__2PRFIN20040401_155019_000000422025_00340_10915_1176.N1	01-APR-2004 15:50:19	Dark	42.000	142	49Del Cap	2.8500	8900.0	84	10915	No
299	GOM_NL__2PRFIN20040401_155554_000000392025_00340_10915_1177.N1	01-APR-2004 15:55:54	Dark	39.000	172	Gam Gru	3.0030	13100.	78	10915	No
300	GOM_NL__2PRFIN20040401_155818_000000402025_00340_10915_1178.N1	01-APR-2004 15:58:18	Dark	40.000	31	Alp Gru	1.7340	15200.	80	10915	No
301	GOM_NL__2PRFIN20040401_160233_000000412025_00340_10915_1179.N1	01-APR-2004 16:02:33	Dark	40.500	45	Alp Pav	1.9400	26000.	81	10915	No
302	GOM_NL__2PRFIN20040401_160806_000000552025_00341_10916_1148.N1	01-APR-2004 16:08:06	Dark	54.500	85	Kap Sco	2.4070	28000.	109	10916	No
303	GOM_NL__2PRFIN20040401_161005_000000422025_00341_10916_1149.N1	01-APR-2004 16:10:05	Dark	41.500	43	Alp TrA	1.9100	4250.0	83	10916	No
304	GOM_NL__2PRFIN20040401_161157_000000412025_00341_10916_1150.N1	01-APR-2004 16:11:57	Dark	41.000	134	Bet TrA	2.8100	6600.0	82	10916	No
305	GOM_NL__2PRFIN20040401_161434_000000462025_00341_10916_1151.N1	01-APR-2004 16:14:34	Dark	46.000	4	Alp1Cen	-0.010000	5800.0	92	10916	No
306	GOM_NL__2PRFIN20040401_161648_000000442025_00341_10916_1152.N1	01-APR-2004 16:16:48	Straylight	44.000	12	Alp1Cru	0.77500	30000.	88	10916	No
307	GOM_NL__2PRFIN20040401_161815_000000472025_00341_10916_1153.N1	01-APR-2004 16:18:15	Straylight	46.500	26	Gam Cru	1.6240	2900.0	93	10916	No
308	GOM_NL__2PRFIN20040401_162012_000000442025_00341_10916_1154.N1	01-APR-2004 16:20:12	Straylight	44.000	64	Gam Cen	2.2000	10600.	88	10916	No
309	GOM_NL__2PRFIN20040401_162140_000000552025_00341_10916_1155.N1	01-APR-2004 16:21:40	Straylight	54.500	54	5The Cen	2.0550	4500.0	109	10916	No
310	GOM_NL__2PRFIN20040401_162736_000000472025_00341_10916_1156.N1	01-APR-2004 16:27:36	Twilight	46.500	106	9Bet Crv	2.6480	5600.0	93	10916	No
311	GOM_NL__2PRFIN20040401_162933_000000452025_00341_10916_1157.N1	01-APR-2004 16:29:33	Twilight	44.500	100	4Gam Crv	2.5800	13100.	89	10916	No
312	GOM_NL__2PRFIN20040401_163120_000000692025_00341_10916_1158.N1	01-APR-2004 16:31:20	Bright	69.000	15	67Alp Vir	0.97600	28000.	138	10916	No
313	GOM_NL__2PRFIN20040401_163435_000000452025_00341_10916_1159.N1	01-APR-2004 16:34:35	Bright	44.500	121	29Gam Vir	2.7400	7200.0	89	10916	No
314	GOM_NL__2PRFIN20040401_163912_000000402025_00341_10916_1160.N1	01-APR-2004 16:39:12	Bright	40.000	62	94Bet Leo	2.1360	9700.0	80	10916	No
315	GOM_NL__2PRFIN20040401_164051_000000372025_00341_10916_1161.N1	01-APR-2004 16:40:51	Bright	36.500	96	68Del Leo	2.5600	9300.0	73	10916	No
316	GOM_NL__2PRFIN20040401_164236_000000372025_00341_10916_1162.N1	01-APR-2004 16:42:36	Bright	36.500	166	17Eps Leo	2.9800	6000.0	73	10916	No
317	GOM_NL__2PRFIN20040401_164738_000000402025_00341_10916_1163.N1	01-APR-2004 16:47:38	Bright	39.500	174	52Psi UMa	3.0040	4400.0	79	10916	No
318	GOM_NL__2PRFIN20040401_165038_000000392025_00341_10916_1164.N1	01-APR-2004 16:50:38	Bright	38.500	87	64Gam UMa	2.4330	11000.	77	10916	No
319	GOM_NL__2PRFIN20040401_165230_000000382025_00341_10916_1165.N1	01-APR-2004 16:52:30	Bright	37.500	36	50Alp UMa	1.8000	6300.0	75	10916	No
320	GOM_NL__2PRFIN20040401_165846_000000422025_00341_10916_1166.N1	01-APR-2004 16:58:46	Bright	42.000	60	7Bet UMi	2.0810	3950.0	84	10916	No
321	GOM_NL__2PRFIN20040401_170034_000000372025_00341_10916_1167.N1	01-APR-2004 17:00:34	Bright	37.000	49	1Alp UMi	1.9900	6300.0	74	10916	No
322	GOM_NL__2PRFIN20040401_170648_000000382025_00341_10916_1168.N1	01-APR-2004 17:06:48	Bright	38.000	110	37Del Cas	2.6780	8900.0	76	10916	No
323	GOM_NL__2PRFIN20040401_170823_000000382025_00341_10916_1169.N1	01-APR-2004 17:08:23	Bright	37.500	74	11Bet Cas	2.2680	6600.0	75	10916	No
324	GOM_NL__2PRFIN20040401_171310_000000492025_00341_10916_1170.N1	01-APR-2004 17:13:10	Bright	49.000	144	18Del Cyg	2.8600	11000.	98	10916	No
325	GOM_NL__2PRFIN20040401_171505_000000472025_00341_10916_1171.N1	01-APR-2004 17:15:05	Bright	47.000	66	37Gam Cyg	2.2080	5900.0	94	10916	No
326	GOM_NL__2PRFIN20040401_171708_000000452025_00341_10916_1172.N1	01-APR-2004 17:17:08	Bright	44.500	92	53Eps Cyg	2.5000	4500.0	89	10916	No
327	GOM_NL__2PRFIN20040401_172344_000000482025_00341_10916_1173.N1	01-APR-2004 17:23:44	Twilight	48.000	61	8Eps Peg	2.1000	3900.0	96	10916	No
328	GOM_NL__2PRFIN20040401_172725_000000742025_00341_10916_1174.N1	01-APR-2004 17:27:25	Dark	74.000	11	53Alp Aql	0.76500	8000.0	148	10916	No
329	GOM_NL__2PRFIN20040401_173055_000000422025_00341_10916_1175.N1	01-APR-2004 17:30:55	Dark	42.000	142	49Del Cap	2.8500	8900.0	84	10916	No
330	GOM_NL__2PRFIN20040401_173631_000000372025_00341_10916_1176.N1	01-APR-2004 17:36:31	Dark	37.000	172	Gam Gru	3.0030	13100.	74	10916	No
331	GOM_NL__2PRFIN20040401_173855_000000382025_00341_10916_1177.N1	01-APR-2004 17:38:55	Dark	37.500	31	Alp Gru	1.7340	15200.	75	10916	No
332	GOM_NL__2PRFIN20040401_174310_000000432025_00341_10916_1178.N1	01-APR-2004 17:43:10	Dark	43.000	45	Alp Pav	1.9400	26000.	86	10916	No
333	GOM_NL__2PRFIN20040401_174843_000000572025_00342_10917_1148.N1	01-APR-2004 17:48:43	Dark	57.000	85	Kap Sco	2.4070	28000.	114	10917	No
334	GOM_NL__2PRFIN20040401_175041_000000402025_00342_10917_1149.N1	01-APR-2004 17:50:41	Dark	40.000	43	Alp TrA	1.9100	4250.0	80	10917	No
335	GOM_NL__2PRFIN20040401_175234_000000412025_00342_10917_1150.N1	01-APR-2004 17:52:34	Dark	40.500	134	Bet TrA	2.8100	6600.0	81	10917	No
336	GOM_NL__2PRFIN20040401_175511_000000472025_00342_10917_1151.N1	01-APR-2004 17:55:11	Dark	47.000	4	Alp1Cen	-0.010000	5800.0	94	10917	No
337	GOM_NL__2PRFIN20040401_175724_000000442025_00342_10917_1152.N1	01-APR-2004 17:57:24	Straylight	44.000	12	Alp1Cru	0.77500	30000.	88	10917	No



338	GOM_NL__2PRFIN20040401_175852_000000462025_00342_10917_1153.N1	01-APR-2004 17:58:52	Straylight	45.500	26	Gam Cru	1.6240	2900.0	91	10917	No
339	GOM_NL__2PRFIN20040401_180049_000000402025_00342_10917_1154.N1	01-APR-2004 18:00:49	Straylight	40.000	64	Gam Cen	2.2000	10600.	80	10917	No
340	GOM_NL__2PRFIN20040401_180217_000000542025_00342_10917_1155.N1	01-APR-2004 18:02:17	Straylight	54.000	54	5The Cen	2.0550	4500.0	108	10917	No
341	GOM_NL__2PRFIN20040401_180812_000000462025_00342_10917_1156.N1	01-APR-2004 18:08:12	Tw_i_and_stray	45.500	106	9Bet Crv	2.6480	5600.0	91	10917	No
342	GOM_NL__2PRFIN20040401_181009_000000422025_00342_10917_1157.N1	01-APR-2004 18:10:09	Tw_i_and_stray	42.000	100	4Gam Crv	2.5800	13100.	84	10917	No
343	GOM_NL__2PRFIN20040401_181156_000000662025_00342_10917_1158.N1	01-APR-2004 18:11:56	Bright	66.000	15	67Alp Vir	0.97600	28000.	132	10917	No
344	GOM_NL__2PRFIN20040401_181511_000000452025_00342_10917_1159.N1	01-APR-2004 18:15:11	Bright	45.000	121	29Gam Vir	2.7400	7200.0	90	10917	No
345	GOM_NL__2PRFIN20040401_181948_000000402025_00342_10917_1160.N1	01-APR-2004 18:19:48	Bright	40.000	62	94Bet Leo	2.1360	9700.0	80	10917	No
346	GOM_NL__2PRFIN20040401_182126_000000382025_00342_10917_1161.N1	01-APR-2004 18:21:26	Bright	37.500	96	68Del Leo	2.5600	9300.0	75	10917	No
347	GOM_NL__2PRFIN20040401_182311_000000372025_00342_10917_1162.N1	01-APR-2004 18:23:11	Bright	36.500	166	17Eps Leo	2.9800	6000.0	73	10917	No
348	GOM_NL__2PRFIN20040401_182815_000000392025_00342_10917_1163.N1	01-APR-2004 18:28:15	Bright	38.500	174	52Psi UMa	3.0040	4400.0	77	10917	No
349	GOM_NL__2PRFIN20040401_183114_000000402025_00342_10917_1164.N1	01-APR-2004 18:31:14	Bright	40.000	87	64Gam UMa	2.4330	11000.	80	10917	No
350	GOM_NL__2PRFIN20040401_183306_000000392025_00342_10917_1165.N1	01-APR-2004 18:33:06	Bright	39.000	36	50Alp UMa	1.8000	6300.0	78	10917	No
351	GOM_NL__2PRFIN20040401_183922_000000422025_00342_10917_1166.N1	01-APR-2004 18:39:22	Bright	42.000	60	7Bet UMi	2.0810	3950.0	84	10917	No
352	GOM_NL__2PRFIN20040401_184109_000000382025_00342_10917_1167.N1	01-APR-2004 18:41:09	Bright	37.500	49	1Alp UMi	1.9900	6300.0	75	10917	No
353	GOM_NL__2PRFIN20040401_184724_000000382025_00342_10917_1168.N1	01-APR-2004 18:47:24	Bright	37.500	110	37Del Cas	2.6780	8900.0	75	10917	No
354	GOM_NL__2PRFIN20040401_184859_000000372025_00342_10917_1169.N1	01-APR-2004 18:48:59	Bright	36.500	74	11Bet Cas	2.2680	6600.0	73	10917	No
355	GOM_NL__2PRFIN20040401_185345_000000482025_00342_10917_1170.N1	01-APR-2004 18:53:45	Bright	48.000	144	18Del Cyg	2.8600	11000.	96	10917	No
356	GOM_NL__2PRFIN20040401_185541_000000472025_00342_10917_1171.N1	01-APR-2004 18:55:41	Bright	46.500	66	37Gam Cyg	2.2080	5900.0	93	10917	No
357	GOM_NL__2PRFIN20040401_185745_000000452025_00342_10917_1172.N1	01-APR-2004 18:57:45	Bright	45.000	92	53Eps Cyg	2.5000	4500.0	90	10917	No
358	GOM_NL__2PRFIN20040401_190420_000000492025_00342_10917_1173.N1	01-APR-2004 19:04:20	Tw_i_and_stray	48.500	61	8Eps Peg	2.1000	3900.0	97	10917	No
359	GOM_NL__2PRFIN20040401_190801_000000772025_00342_10917_1174.N1	01-APR-2004 19:08:01	Dark	77.000	11	53Alp Aql	0.76500	8000.0	154	10917	No
360	GOM_NL__2PRFIN20040401_191131_000000402025_00342_10917_1175.N1	01-APR-2004 19:11:31	Dark	40.000	142	49Del Cap	2.8500	8900.0	80	10917	No
361	GOM_NL__2PRFIN20040401_191706_000000382025_00342_10917_1176.N1	01-APR-2004 19:17:06	Dark	37.500	172	Gam Gru	3.0030	13100.	75	10917	No
362	GOM_NL__2PRFIN20040401_191931_000000412025_00342_10917_1177.N1	01-APR-2004 19:19:31	Dark	41.000	31	Alp Gru	1.7340	15200.	82	10917	No
363	GOM_NL__2PRFIN20040401_192347_000000422025_00342_10917_1178.N1	01-APR-2004 19:23:47	Dark	42.000	45	Alp Pav	1.9400	26000.	84	10917	No
364	GOM_NL__2PRFIN20040401_192920_000000562025_00343_10918_1148.N1	01-APR-2004 19:29:20	Dark	55.500	85	Kap Sco	2.4070	28000.	111	10918	No
365	GOM_NL__2PRFIN20040401_193118_000000412025_00343_10918_1149.N1	01-APR-2004 19:31:18	Dark	40.500	43	Alp TrA	1.9100	4250.0	81	10918	No
366	GOM_NL__2PRFIN20040401_193310_000000422025_00343_10918_1150.N1	01-APR-2004 19:33:10	Dark	41.500	134	Bet TrA	2.8100	6600.0	83	10918	No
367	GOM_NL__2PRFIN20040401_193548_000000532025_00343_10918_1151.N1	01-APR-2004 19:35:48	Dark	53.000	4	Alp1Cen	-0.010000	5800.0	106	10918	No
368	GOM_NL__2PRFIN20040401_193801_000000442025_00343_10918_1152.N1	01-APR-2004 19:38:01	Straylight	44.000	12	Alp1Cru	0.77500	30000.	88	10918	No
369	GOM_NL__2PRFIN20040401_193928_000000482025_00343_10918_1153.N1	01-APR-2004 19:39:28	Straylight	47.500	26	Gam Cru	1.6240	2900.0	95	10918	No
370	GOM_NL__2PRFIN20040401_194125_000000442025_00343_10918_1154.N1	01-APR-2004 19:41:25	Straylight	44.000	64	Gam Cen	2.2000	10600.	88	10918	No
371	GOM_NL__2PRFIN20040401_194253_000000542025_00343_10918_1155.N1	01-APR-2004 19:42:53	Straylight	53.500	54	5The Cen	2.0550	4500.0	107	10918	No
372	GOM_NL__2PRFIN20040401_194848_000000472025_00343_10918_1156.N1	01-APR-2004 19:48:48	Tw_i_and_stray	47.000	106	9Bet Crv	2.6480	5600.0	94	10918	No
373	GOM_NL__2PRFIN20040401_195046_000000442025_00343_10918_1157.N1	01-APR-2004 19:50:46	Tw_i_and_stray	44.000	100	4Gam Crv	2.5800	13100.	88	10918	No
374	GOM_NL__2PRFIN20040401_195233_000000642025_00343_10918_1158.N1	01-APR-2004 19:52:33	Bright	63.500	15	67Alp Vir	0.97600	28000.	127	10918	No
375	GOM_NL__2PRFIN20040401_195546_000000452025_00343_10918_1159.N1	01-APR-2004 19:55:46	Bright	44.500	121	29Gam Vir	2.7400	7200.0	89	10918	No
376	GOM_NL__2PRFIN20040401_200024_000000402025_00343_10918_1160.N1	01-APR-2004 20:00:24	Bright	39.500	62	94Bet Leo	2.1360	9700.0	79	10918	No
377	GOM_NL__2PRFIN20040401_200202_000000372025_00343_10918_1161.N1	01-APR-2004 20:02:02	Bright	37.000	96	68Del Leo	2.5600	9300.0	74	10918	No
378	GOM_NL__2PRFIN20040401_200348_000000392025_00343_10918_1162.N1	01-APR-2004 20:03:48	Bright	38.500	166	17Eps Leo	2.9800	6000.0	77	10918	No
379	GOM_NL__2PRFIN20040401_200851_000000382025_00343_10918_1163.N1	01-APR-2004 20:08:51	Bright	38.000	174	52Psi UMa	3.0040	4400.0	76	10918	No
380	GOM_NL__2PRFIN20040401_201150_000000402025_00343_10918_1164.N1	01-APR-2004 20:11:50	Bright	39.500	87	64Gam UMa	2.4330	11000.	79	10918	No
381	GOM_NL__2PRFIN20040401_201342_000000392025_00343_10918_1165.N1	01-APR-2004 20:13:42	Bright	38.500	36	50Alp UMa	1.8000	6300.0	77	10918	No
382	GOM_NL__2PRFIN20040401_201958_000000422025_00343_10918_1166.N1	01-APR-2004 20:19:58	Bright	41.500	60	7Bet UMi	2.0810	3950.0	83	10918	No
383	GOM_NL__2PRFIN20040401_202145_000000382025_00343_10918_1167.N1	01-APR-2004 20:21:45	Bright	37.500	49	1Alp UMi	1.9900	6300.0	75	10918	No
384	GOM_NL__2PRFIN20040401_202800_000000392025_00343_10918_1168.N1	01-APR-2004 20:28:00	Bright	38.500	110	37Del Cas	2.6780	8900.0	77	10918	No
385	GOM_NL__2PRFIN20040401_202935_000000352025_00343_10918_1169.N1	01-APR-2004 20:29:35	Bright	34.500	74	11Bet Cas	2.2680	6600.0	69	10918	No
386	GOM_NL__2PRFIN20040401_203421_000000482025_00343_10918_1170.N1	01-APR-2004 20:34:21	Bright	47.500	144	18Del Cyg	2.8600	11000.	95	10918	No
387	GOM_NL__2PRFIN20040401_203617_000000482025_00343_10918_1171.N1	01-APR-2004 20:36:17	Bright	47.500	66	37Gam Cyg	2.2080	5900.0	95	10918	No
388	GOM_NL__2PRFIN20040401_203821_000000452025_00343_10918_1172.N1	01-APR-2004 20:38:21	Bright	45.000	92	53Eps Cyg	2.5000	4500.0	90	10918	No
389	GOM_NL__2PRFIN20040401_204456_000000492025_00343_10918_1173.N1	01-APR-2004 20:44:56	Tw_i_and_stray	48.500	61	8Eps Peg	2.1000	3900.0	97	10918	No
390	GOM_NL__2PRFIN20040401_204838_000000712025_00343_10918_1174.N1	01-APR-2004 20:48:38	Dark	70.500	11	53Alp Aql	0.76500	8000.0	141	10918	No
391	GOM_NL__2PRFIN20040401_205208_000000442025_00343_10918_1175.N1	01-APR-2004 20:52:08	Dark	44.000	142	49Del Cap	2.8500	8900.0	88	10918	No
392	GOM_NL__2PRFIN20040401_205742_000000392025_00343_10918_1176.N1	01-APR-2004 20:57:42	Dark	38.500	172	Gam Gru	3.0030	13100.	77	10918	No
393	GOM_NL__2PRFIN20040401_210007_000000412025_00343_10918_1177.N1	01-APR-2004 21:00:07	Dark	41.000	31	Alp Gru	1.7340	15200.	82	10918	No
394	GOM_NL__2PRFIN20040401_210422_000000402025_00343_10918_1178.N1	01-APR-2004 21:04:22	Dark	39.500	45	Alp Pav	1.9400	26000.	79	10918	No
395	GOM_NL__2PRFIN20040401_210958_000000542025_00344_10919_1169.N1	01-APR-2004 21:09:58	Dark	53.500	85	Kap Sco	2.4070	28000.	107	10919	No
396	GOM_NL__2PRFIN20040401_211153_000000432025_00344_10919_1170.N1	01-APR-2004 21:11:53	Dark	42.500	43	Alp TrA	1.9100	4250.0	85	10919	No



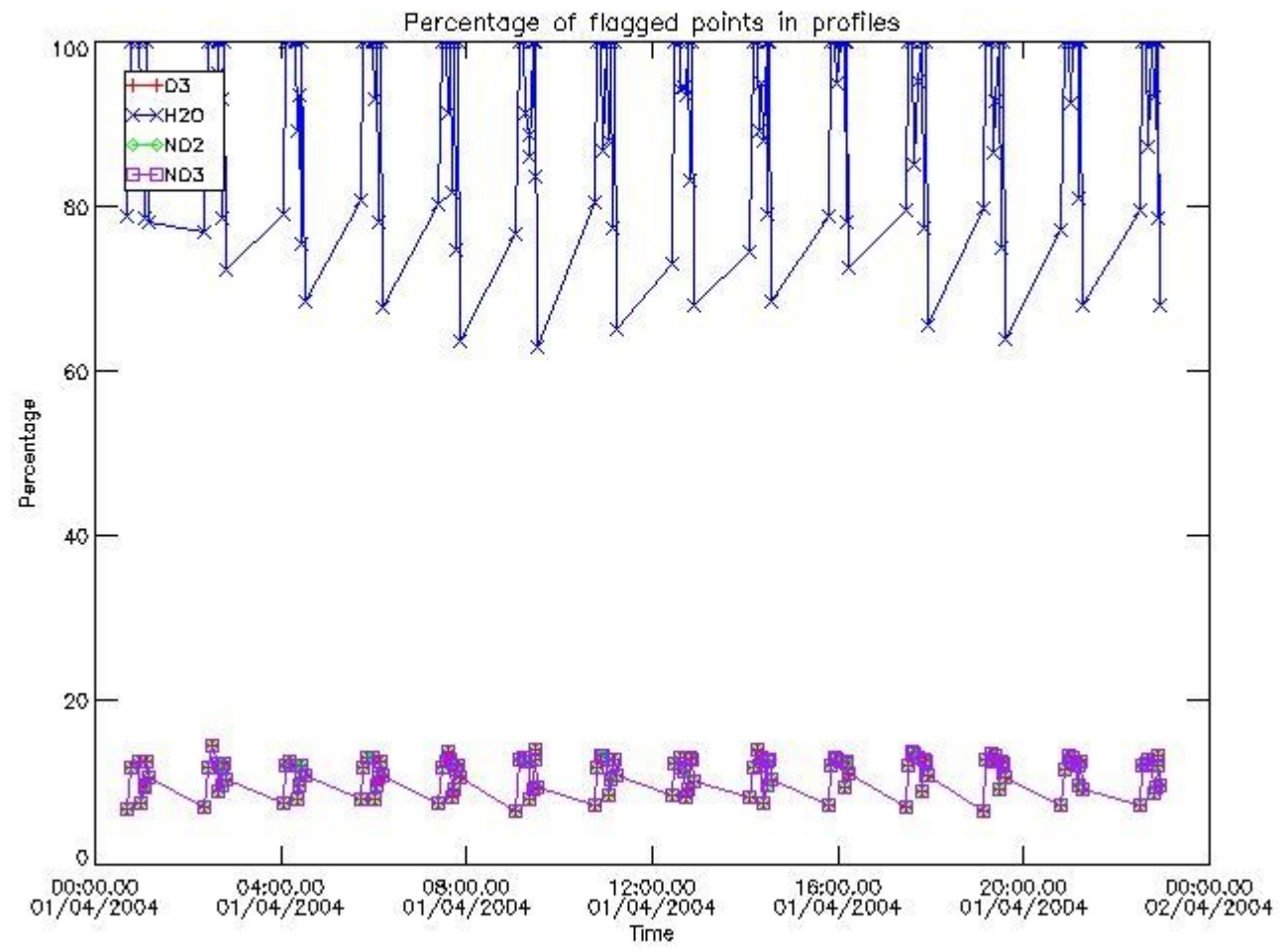
397	GOM_NL__2PRFIN20040401_211346_000000412025_00344_10919_1171.N1	01-APR-2004 21:13:46	Dark	40.500	134	Bet TrA	2.8100	6600.0	81	10919	No
398	GOM_NL__2PRFIN20040401_211623_000000552025_00344_10919_1172.N1	01-APR-2004 21:16:23	Dark	55.000	4	Alp1Cen	-0.010000	5800.0	110	10919	No
399	GOM_NL__2PRFIN20040401_211835_000000422025_00344_10919_1173.N1	01-APR-2004 21:18:35	Straylight	42.000	12	Alp1Cru	0.77500	30000.	84	10919	No
400	GOM_NL__2PRFIN20040401_212003_000000492025_00344_10919_1174.N1	01-APR-2004 21:20:03	Straylight	49.000	26	Gam Cru	1.6240	2900.0	98	10919	No
401	GOM_NL__2PRFIN20040401_212200_000000452025_00344_10919_1175.N1	01-APR-2004 21:22:00	Straylight	45.000	64	Gam Cen	2.2000	10600.	90	10919	No
402	GOM_NL__2PRFIN20040401_212330_000000552025_00344_10919_1176.N1	01-APR-2004 21:23:30	Straylight	55.000	54	5The Cen	2.0550	4500.0	110	10919	No
403	GOM_NL__2PRFIN20040401_212923_000000442025_00344_10919_1177.N1	01-APR-2004 21:29:23	Tw_i_and_stray	43.500	106	9Bet Crv	2.6480	5600.0	87	10919	No
404	GOM_NL__2PRFIN20040401_213120_000000452025_00344_10919_1178.N1	01-APR-2004 21:31:20	Tw_i_and_stray	44.500	100	4Gam Crv	2.5800	13100.	89	10919	No
405	GOM_NL__2PRFIN20040401_213308_000000672025_00344_10919_1179.N1	01-APR-2004 21:33:08	Bright	67.000	15	67Alp Vir	0.97600	28000.	134	10919	No
406	GOM_NL__2PRFIN20040401_213622_000000452025_00344_10919_1180.N1	01-APR-2004 21:36:22	Bright	44.500	121	29Gam Vir	2.7400	7200.0	89	10919	No
407	GOM_NL__2PRFIN20040401_214059_000000402025_00344_10919_1181.N1	01-APR-2004 21:40:59	Bright	40.000	62	94Bet Leo	2.1360	9700.0	80	10919	No
408	GOM_NL__2PRFIN20040401_214237_000000392025_00344_10919_1182.N1	01-APR-2004 21:42:37	Bright	38.500	96	68Del Leo	2.5600	9300.0	77	10919	No
409	GOM_NL__2PRFIN20040401_214424_000000392025_00344_10919_1183.N1	01-APR-2004 21:44:24	Bright	38.500	166	17Eps Leo	2.9800	6000.0	77	10919	No
410	GOM_NL__2PRFIN20040401_214926_000000372025_00344_10919_1184.N1	01-APR-2004 21:49:26	Bright	36.500	174	52Psi UMa	3.0040	4400.0	73	10919	No
411	GOM_NL__2PRFIN20040401_215225_000000392025_00344_10919_1185.N1	01-APR-2004 21:52:25	Bright	39.000	87	64Gam UMa	2.4330	11000.	78	10919	No
412	GOM_NL__2PRFIN20040401_215418_000000392025_00344_10919_1186.N1	01-APR-2004 21:54:18	Bright	39.000	36	50Alp UMa	1.8000	6300.0	78	10919	No
413	GOM_NL__2PRFIN20040401_220033_000000392025_00344_10919_1187.N1	01-APR-2004 22:00:33	Bright	39.000	60	7Bet UMi	2.0810	3950.0	78	10919	No
414	GOM_NL__2PRFIN20040401_220220_000000362025_00344_10919_1188.N1	01-APR-2004 22:02:20	Bright	35.500	49	1Alp UMi	1.9900	6300.0	71	10919	No
415	GOM_NL__2PRFIN20040401_220837_000000382025_00344_10919_1189.N1	01-APR-2004 22:08:37	Bright	37.500	110	37Del Cas	2.6780	8900.0	75	10919	No
416	GOM_NL__2PRFIN20040401_221010_000000382025_00344_10919_1190.N1	01-APR-2004 22:10:10	Bright	37.500	74	11Bet Cas	2.2680	6600.0	75	10919	No
417	GOM_NL__2PRFIN20040401_221457_000000482025_00344_10919_1191.N1	01-APR-2004 22:14:57	Bright	47.500	144	18Del Cyg	2.8600	11000.	95	10919	No
418	GOM_NL__2PRFIN20040401_221653_000000472025_00344_10919_1192.N1	01-APR-2004 22:16:53	Bright	47.000	66	37Gam Cyg	2.2080	5900.0	94	10919	No
419	GOM_NL__2PRFIN20040401_221856_000000462025_00344_10919_1193.N1	01-APR-2004 22:18:56	Bright	46.000	92	53Eps Cyg	2.5000	4500.0	92	10919	No
420	GOM_NL__2PRFIN20040401_222532_000000482025_00344_10919_1194.N1	01-APR-2004 22:25:32	Tw_i_and_stray	47.500	61	8Eps Peg	2.1000	3900.0	95	10919	No
421	GOM_NL__2PRFIN20040401_222915_000000722025_00344_10919_1195.N1	01-APR-2004 22:29:15	Dark	71.500	11	53Alp Aql	0.76500	8000.0	143	10919	No
422	GOM_NL__2PRFIN20040401_223243_000000422025_00344_10919_1196.N1	01-APR-2004 22:32:43	Dark	42.000	142	49Del Cap	2.8500	8900.0	84	10919	No
423	GOM_NL__2PRFIN20040401_223817_000000422025_00344_10919_1197.N1	01-APR-2004 22:38:17	Dark	41.500	172	Gam Gru	3.0030	13100.	83	10919	No
424	GOM_NL__2PRFIN20040401_224043_000000442025_00344_10919_1198.N1	01-APR-2004 22:40:43	Dark	43.500	31	Alp Gru	1.7340	15200.	87	10919	No
425	GOM_NL__2PRFIN20040401_224458_000000432025_00344_10919_1199.N1	01-APR-2004 22:44:58	Dark	42.500	45	Alp Pav	1.9400	26000.	85	10919	No
426	GOM_NL__2PRFIN20040401_224707_000000602025_00345_10920_1170.N1	01-APR-2004 22:47:07	Dark	59.500	38	20Eps Sgr	1.8360	11000.	119	10920	No
427	GOM_NL__2PRFIN20040401_225034_000000552025_00345_10920_1171.N1	01-APR-2004 22:50:34	Dark	54.500	85	Kap Sco	2.4070	28000.	109	10920	No
428	GOM_NL__2PRFIN20040401_225229_000000432025_00345_10920_1172.N1	01-APR-2004 22:52:29	Dark	42.500	43	Alp TrA	1.9100	4250.0	85	10920	No
429	GOM_NL__2PRFIN20040401_225422_000000422025_00345_10920_1173.N1	01-APR-2004 22:54:22	Dark	42.000	134	Bet TrA	2.8100	6600.0	84	10920	No
430	GOM_NL__2PRFIN20040401_225700_000000542025_00345_10920_1174.N1	01-APR-2004 22:57:00	Dark	53.500	4	Alp1Cen	-0.010000	5800.0	107	10920	No
431	GOM_NL__2PRFIN20040401_230001_000001292025_00345_10920_1175.N1	01-APR-2004 23:00:01	Straylight	128.50	16	21Alp Sco	1.0200	3000.0	257	10920	No
432	GOM_NL__2PRFIN20040401_230406_000000542025_00345_10920_1176.N1	01-APR-2004 23:04:06	Straylight	53.500	54	5The Cen	2.0550	4500.0	107	10920	No
433	GOM_NL__2PRFIN20040401_230640_000001512025_00345_10920_1177.N1	01-APR-2004 23:06:40	Tw_i_and_stray	150.50	97	8Bet1Sco	2.5610	30000.	301	10920	No
434	GOM_NL__2PRFIN20040401_231156_000000452025_00345_10920_1178.N1	01-APR-2004 23:11:56	Tw_i_and_stray	45.000	100	4Gam Crv	2.5800	13100.	90	10920	No
435	GOM_NL__2PRFIN20040401_231344_000000632025_00345_10920_1179.N1	01-APR-2004 23:13:44	Bright	62.500	15	67Alp Vir	0.97600	28000.	125	10920	No
436	GOM_NL__2PRFIN20040401_231657_000000462025_00345_10920_1180.N1	01-APR-2004 23:16:57	Bright	46.000	121	29Gam Vir	2.7400	7200.0	92	10920	No
437	GOM_NL__2PRFIN20040401_232135_000000402025_00345_10920_1181.N1	01-APR-2004 23:21:35	Bright	40.000	62	94Bet Leo	2.1360	9700.0	80	10920	No
438	GOM_NL__2PRFIN20040401_232313_000000382025_00345_10920_1182.N1	01-APR-2004 23:23:13	Bright	38.000	96	68Del Leo	2.5600	9300.0	76	10920	No
439	GOM_NL__2PRFIN20040401_232500_000000392025_00345_10920_1183.N1	01-APR-2004 23:25:00	Bright	38.500	166	17Eps Leo	2.9800	6000.0	77	10920	No
440	GOM_NL__2PRFIN20040401_233001_000000382025_00345_10920_1184.N1	01-APR-2004 23:30:01	Bright	38.000	174	52Psi UMa	3.0040	4400.0	76	10920	No
441	GOM_NL__2PRFIN20040401_233300_000000382025_00345_10920_1185.N1	01-APR-2004 23:33:00	Bright	37.500	87	64Gam UMa	2.4330	11000.	75	10920	No
442	GOM_NL__2PRFIN20040401_233453_000000382025_00345_10920_1186.N1	01-APR-2004 23:34:53	Bright	38.000	36	50Alp UMa	1.8000	6300.0	76	10920	No
443	GOM_NL__2PRFIN20040401_234108_000000412025_00345_10920_1187.N1	01-APR-2004 23:41:08	Bright	41.000	60	7Bet UMi	2.0810	3950.0	82	10920	No
444	GOM_NL__2PRFIN20040401_234257_000000362025_00345_10920_1188.N1	01-APR-2004 23:42:57	Bright	36.000	49	1Alp UMi	1.9900	6300.0	72	10920	No
445	GOM_NL__2PRFIN20040401_234912_000000392025_00345_10920_1189.N1	01-APR-2004 23:49:12	Bright	39.000	110	37Del Cas	2.6780	8900.0	78	10920	No
446	GOM_NL__2PRFIN20040401_235047_000000382025_00345_10920_1190.N1	01-APR-2004 23:50:47	Bright	37.500	74	11Bet Cas	2.2680	6600.0	75	10920	No
447	GOM_NL__2PRFIN20040401_235533_000000472025_00345_10920_1191.N1	01-APR-2004 23:55:33	Bright	47.000	144	18Del Cyg	2.8600	11000.	94	10920	No
448	GOM_NL__2PRFIN20040401_235729_000000462025_00345_10920_1192.N1	01-APR-2004 23:57:29	Bright	45.500	66	37Gam Cyg	2.2080	5900.0	91	10920	No
449	GOM_NL__2PRFIN20040401_235930_000000482025_00345_10920_1193.N1	01-APR-2004 23:59:30	Bright	48.000	92	53Eps Cyg	2.5000	4500.0	96	10920	No

### 3. Quality information per product

In this section it is plotted some information contained in the Quality Summary data set of the level 2 products. Only products in dark limb conditions and without errors (error flag in

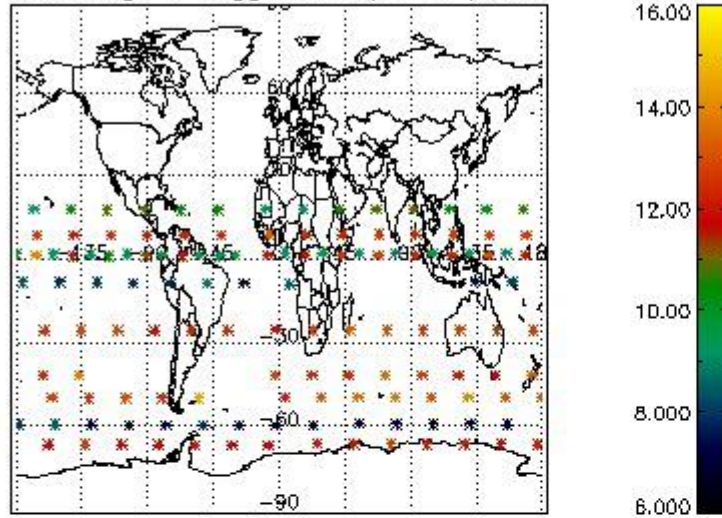
the MPH set to "0") are used.

### 3.1 Plot quality information per product (time dependant)

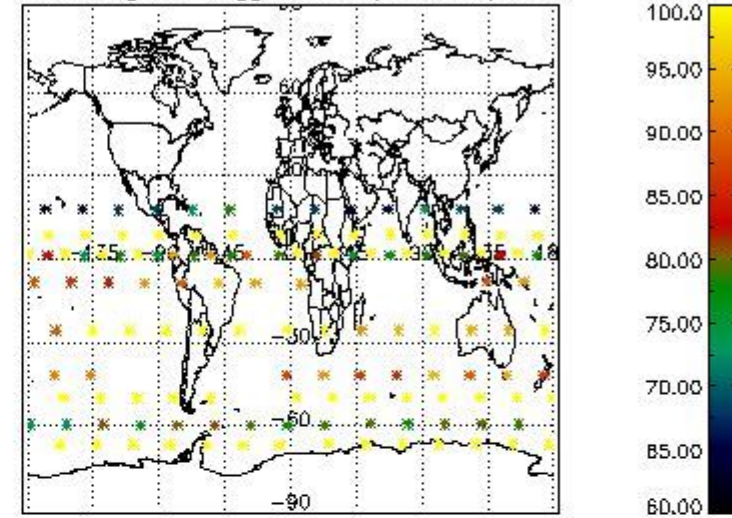


### 3.2 Plot quality information per product (world map)

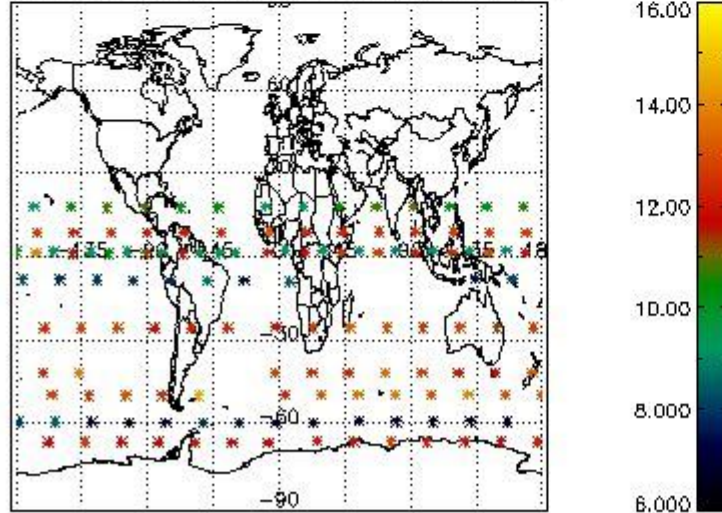
Percentage of flagged data per O3 profile



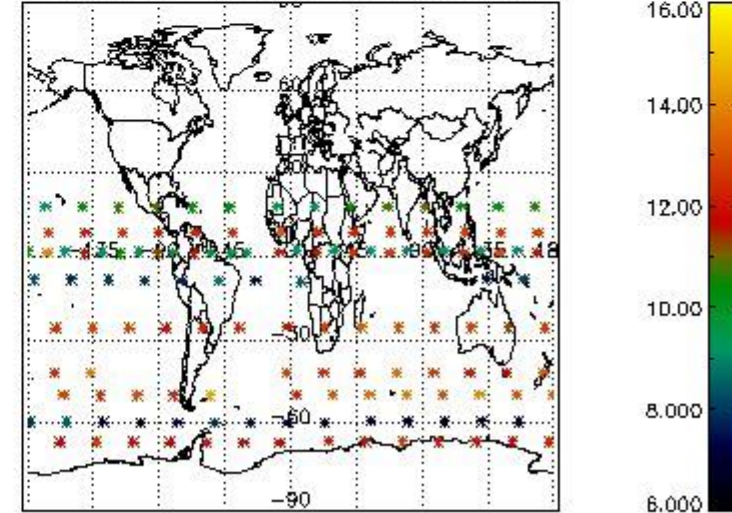
Percentage of flagged data per H2O profile



Percentage of flagged data per NO2 profile



Percentage of flagged data per NO3 profile



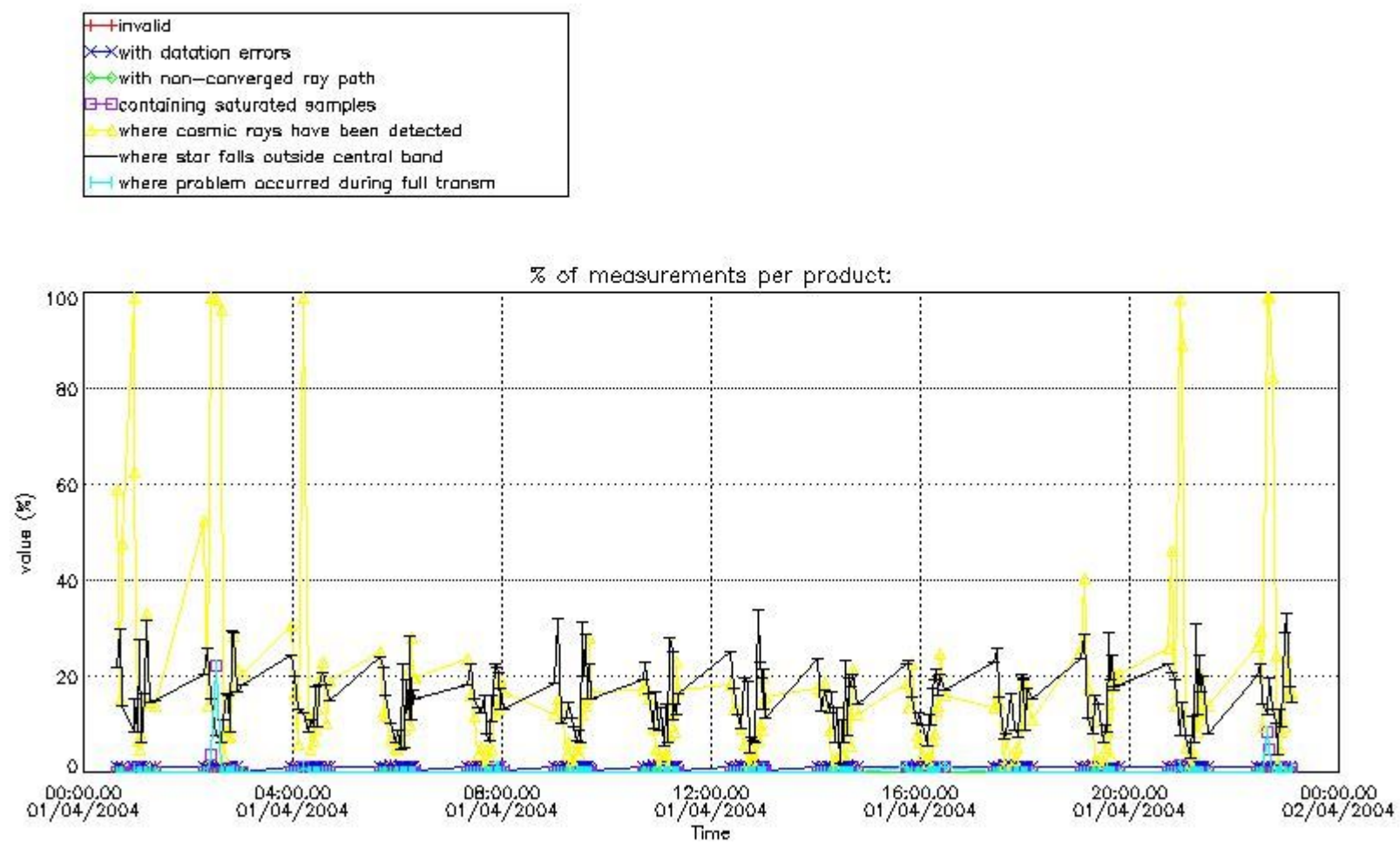
#### 4. Level 1 quality information per product

In this section it is plotted some information contained in the Quality Summary data set of the level 2 products that comes from the level 1b processing. Products without errors (error flag in the MPH set to "0") are used.

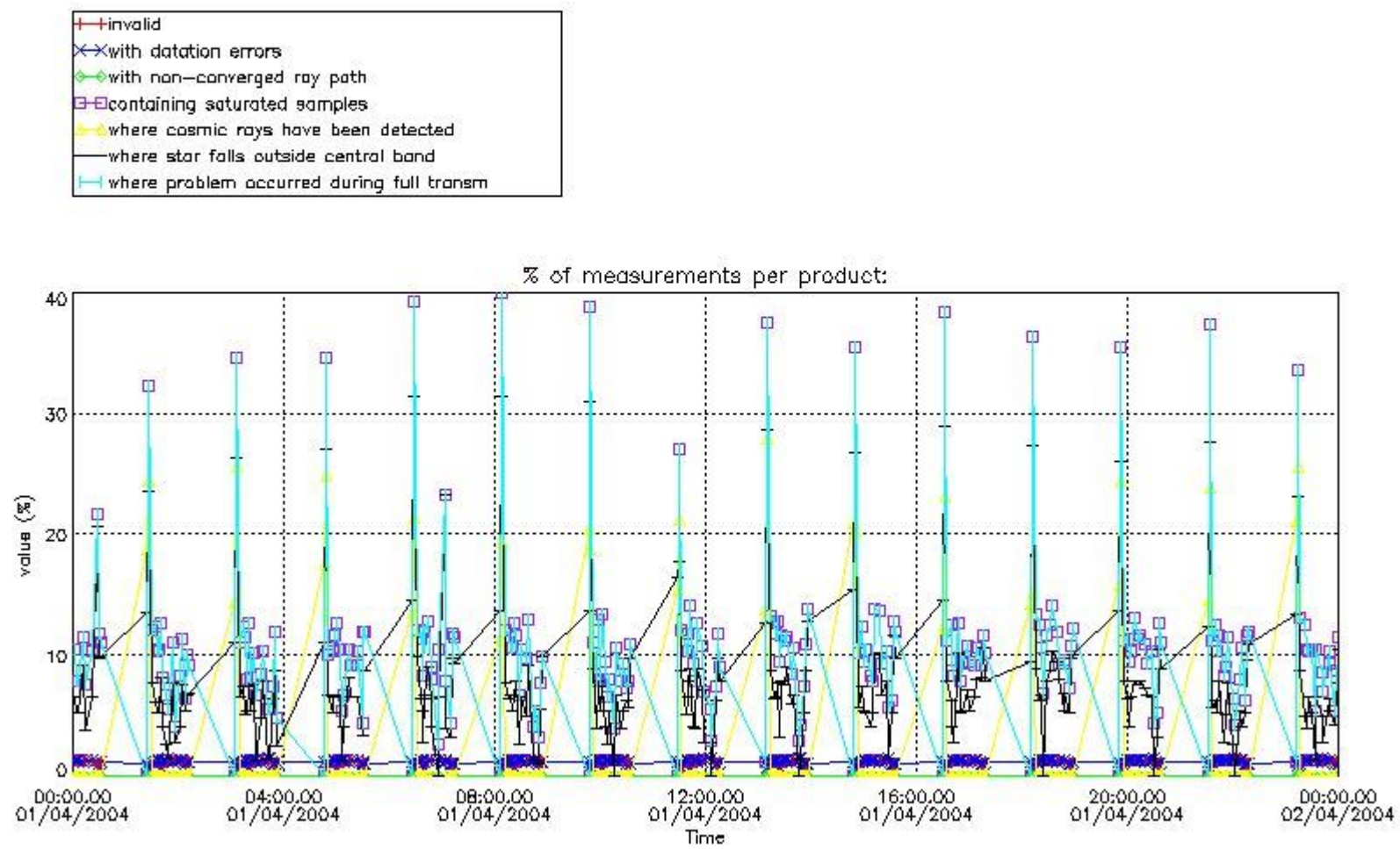
##### 4.1 Plot quality information per product (time dependant) coming from level 1b processing

##### 4.1.1 Plot level 1 quality information per product (time dependant): ENVISAT ASCENDING passes



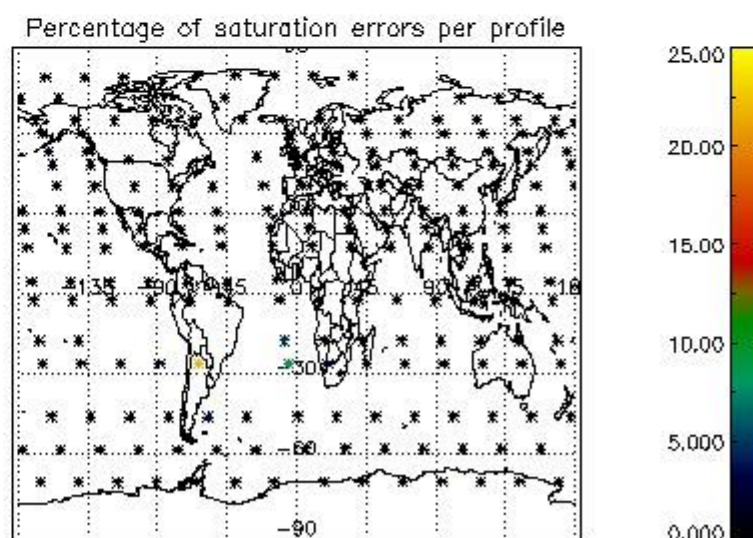
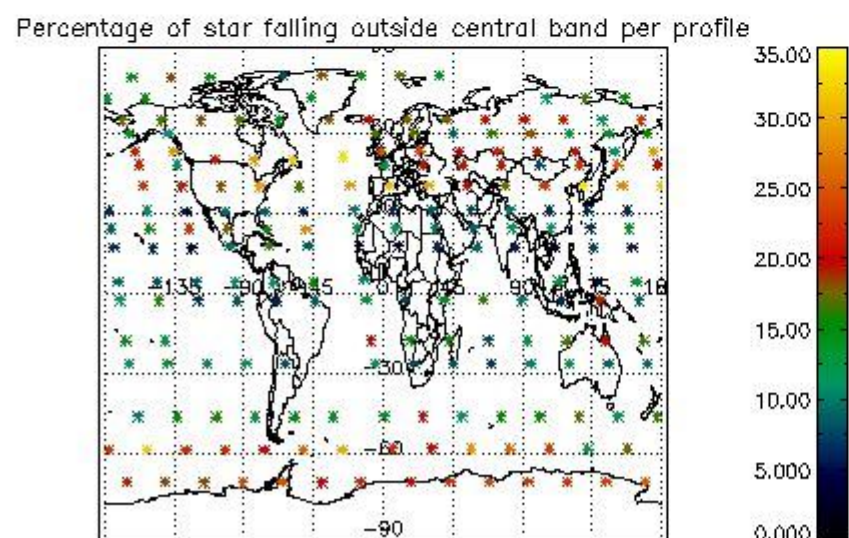
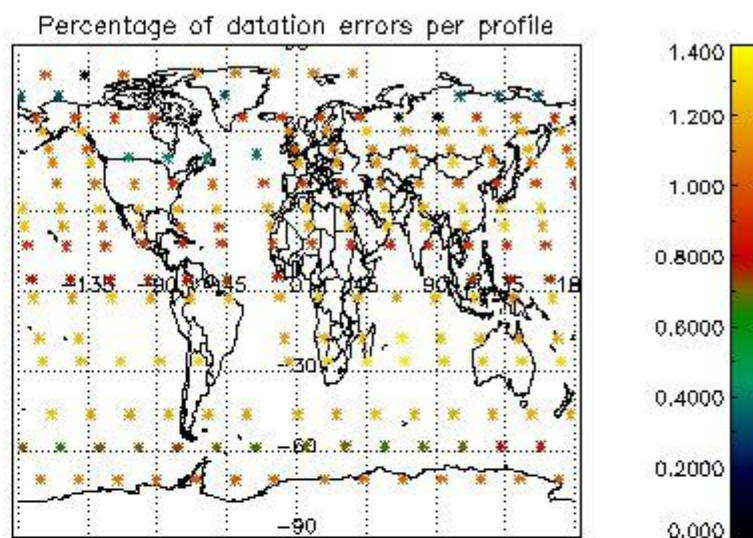
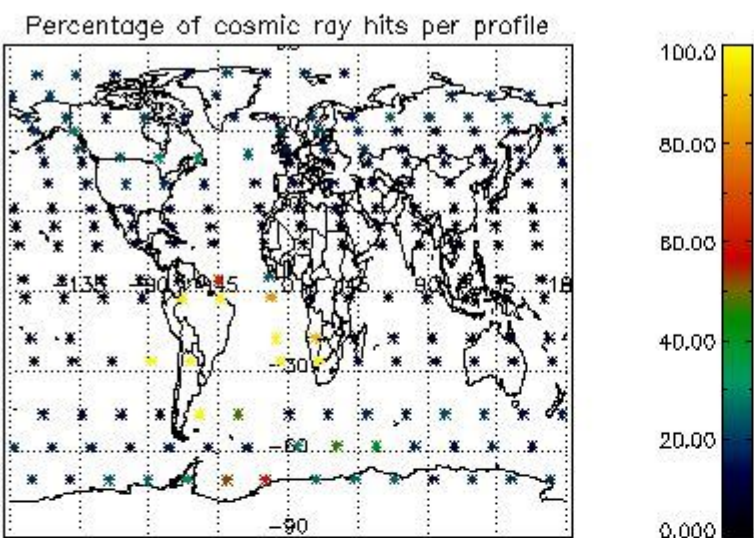


4.1.2 Plot level 1 quality information per product (time dependant): ENVISAT DESCENDING passes



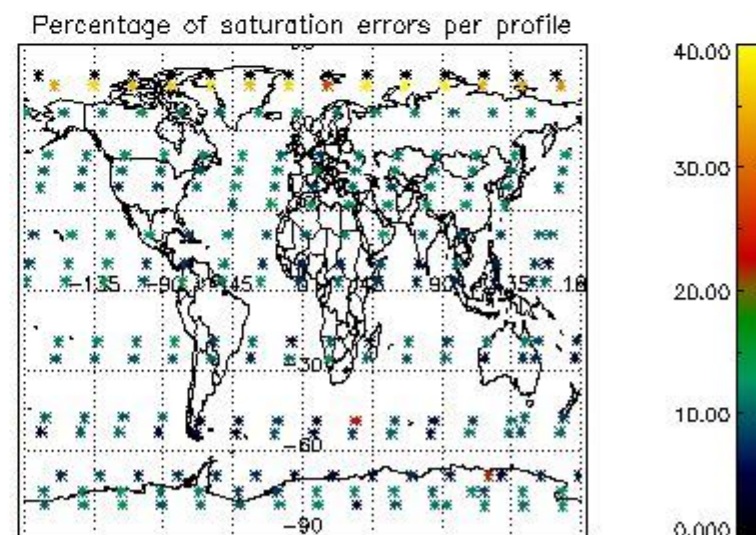
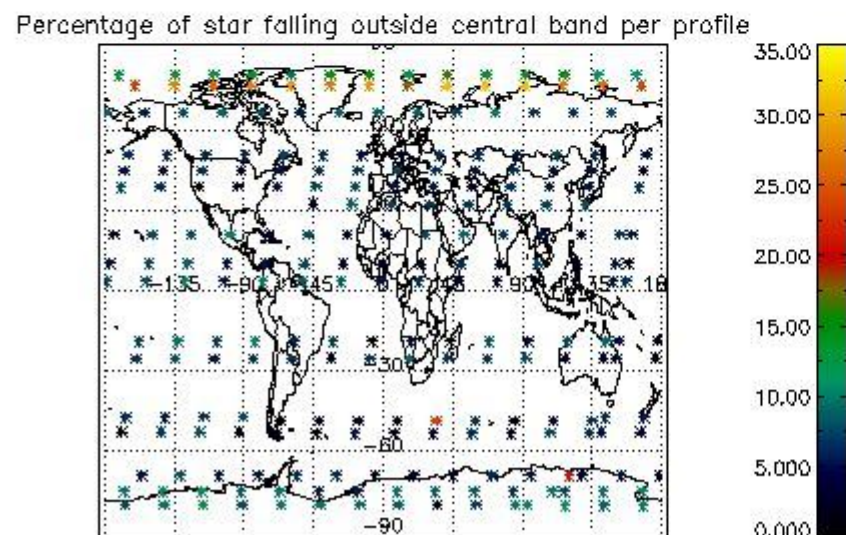
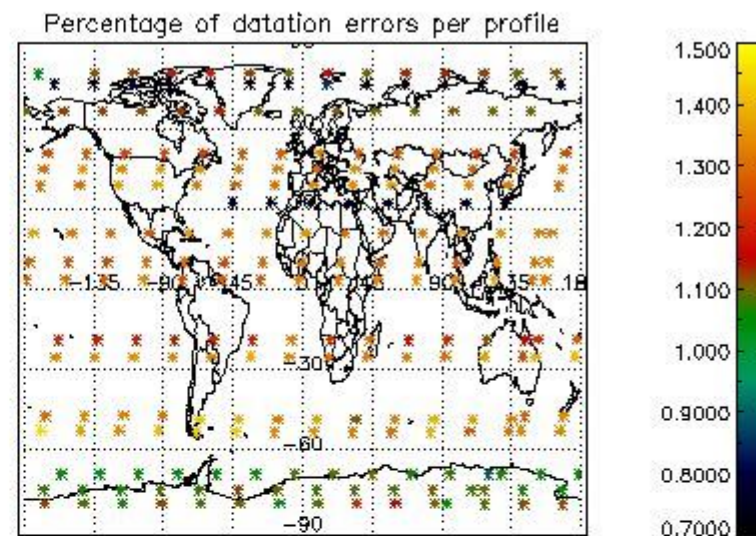
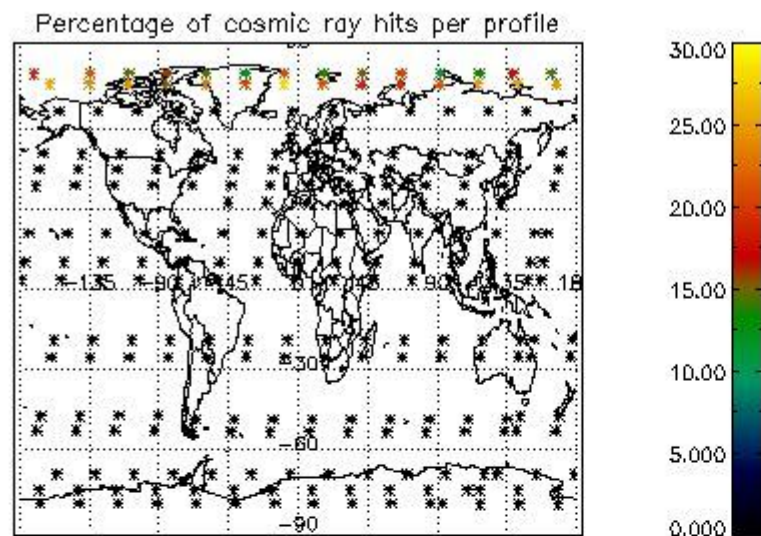
*4.2 Plot quality information per product coming from level 1b processing (world map)*

*4.2.1 Plot level 1 quality information per product (world map): ENVISAT ASCENDING passes*



4.2.2 Plot level 1 quality information per product (world map): ENVISAT DESCENDING passes





## 5. Trace gas profiles

### 5.1 Ozone statistics based on quality of products

The final quality of the products can be "measured" using the STD (Standard Deviation) attached to every point profile. This information is written to the parameter GOM\_NL\_\_2P/NL\_LOCAL\_SPECIES\_DENSITY/o3\_std of the level 2 products. The table below shows the statistics for given STD ranges.

The statistics are given with respect to the overall valid production:

- Products without fatal errors: GOM\_NL\_\_2P/MPH/PRODUCT\_ERR=0
- Valid point profile: GOM\_NL\_\_2P/NL\_LOCAL\_SPECIES\_DENSITY/pcd(0)=0

The 'Criteria' is applied to valid points of dark limb products:

- Products in dark limb illumination condition: GOM\_NL\_\_2P/NL\_SUMMARY\_QUALITY/obs\_ill\_cond=0
- Products without fatal errors: GOM\_NL\_\_2P/MPH/PRODUCT\_ERR=0
- Valid point profile: GOM\_NL\_\_2P/NL\_LOCAL\_SPECIES\_DENSITY/pcd(0)=0

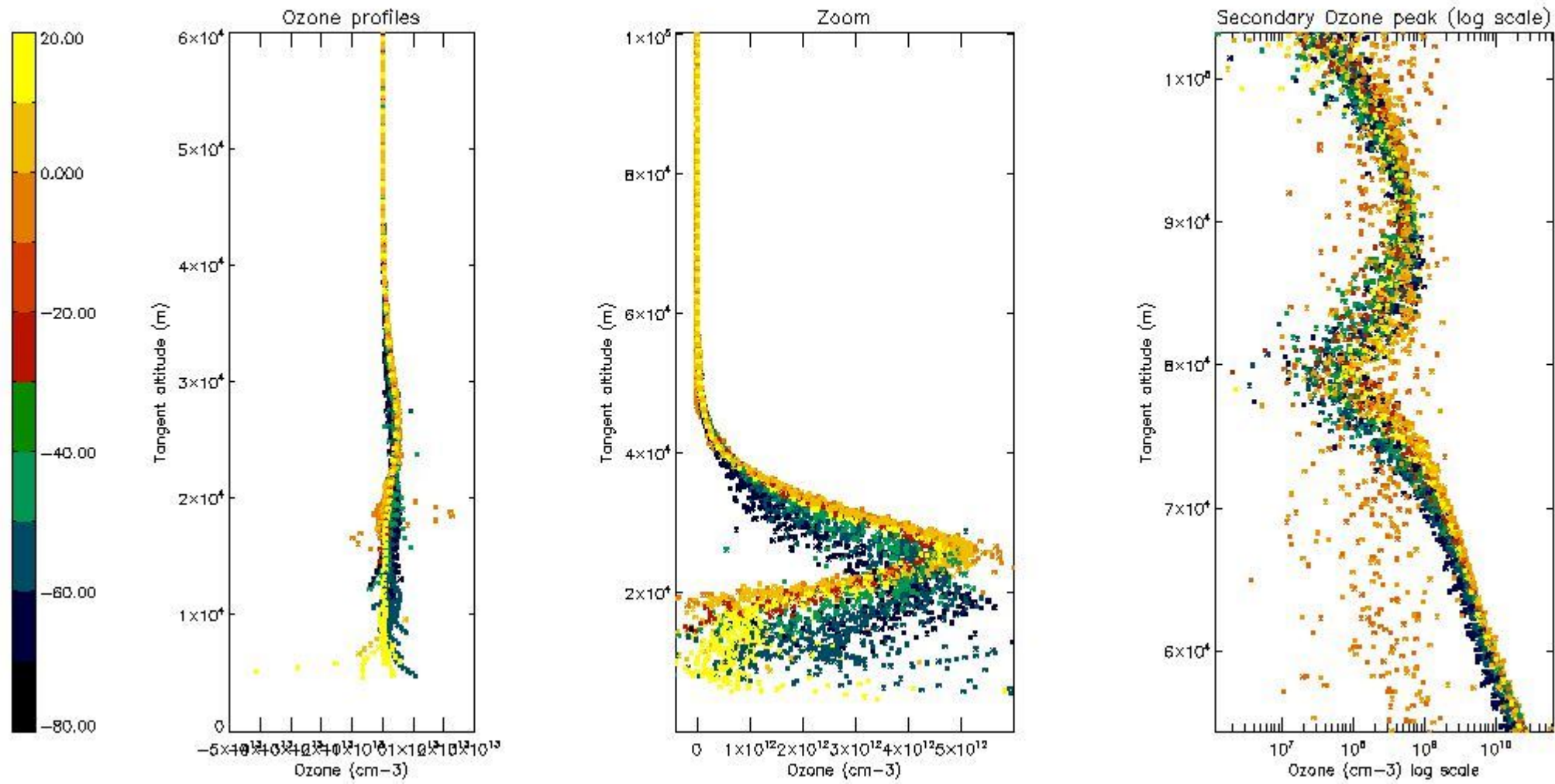
So, the table below shows the percentage of dark limb and valid observations for each criteria with respect to the overall valid daily observations.

Criteria	% of total production
All STD	31
STD < 20	18

STD < 10	15
STD < 5	9

5.2 Plot ozone profiles for all STD (dark without errors)

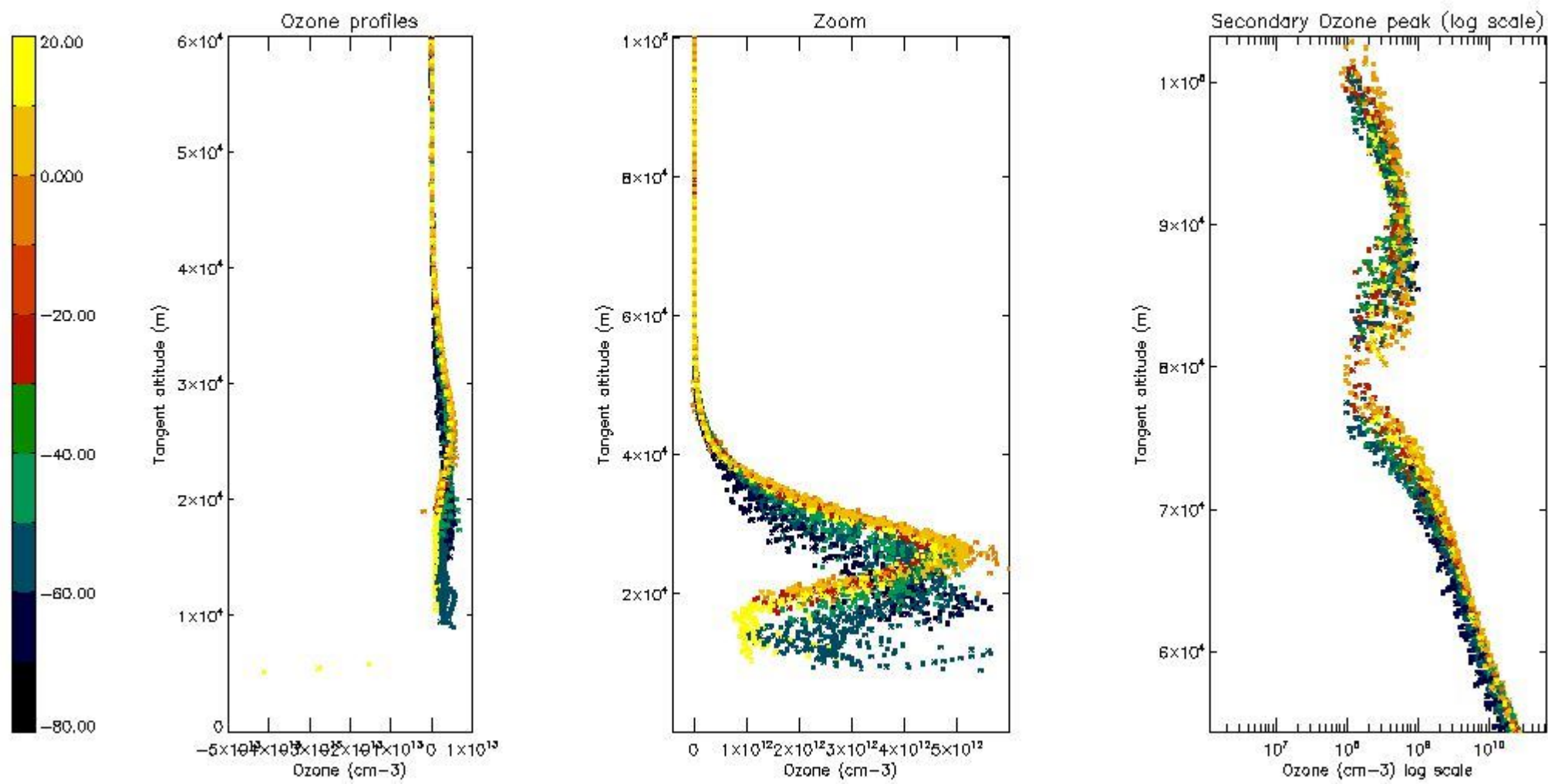
The colorbar represents the latitude.



5.3 Plot ozone profiles where STD < 20% (dark without errors)

The colorbar represents the latitude.

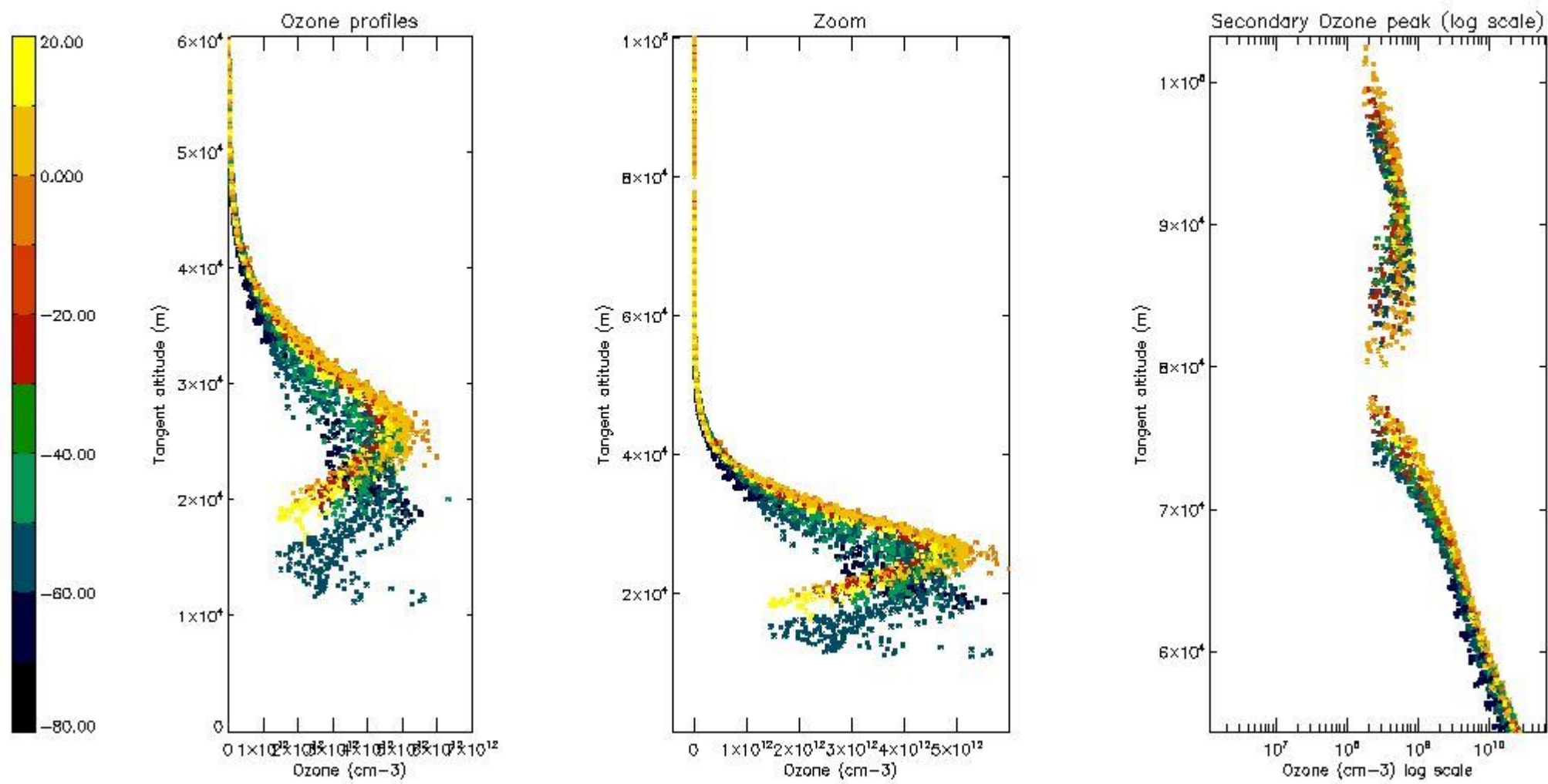




*5.4 Plot ozone profiles where STD < 10% (dark without errors)*

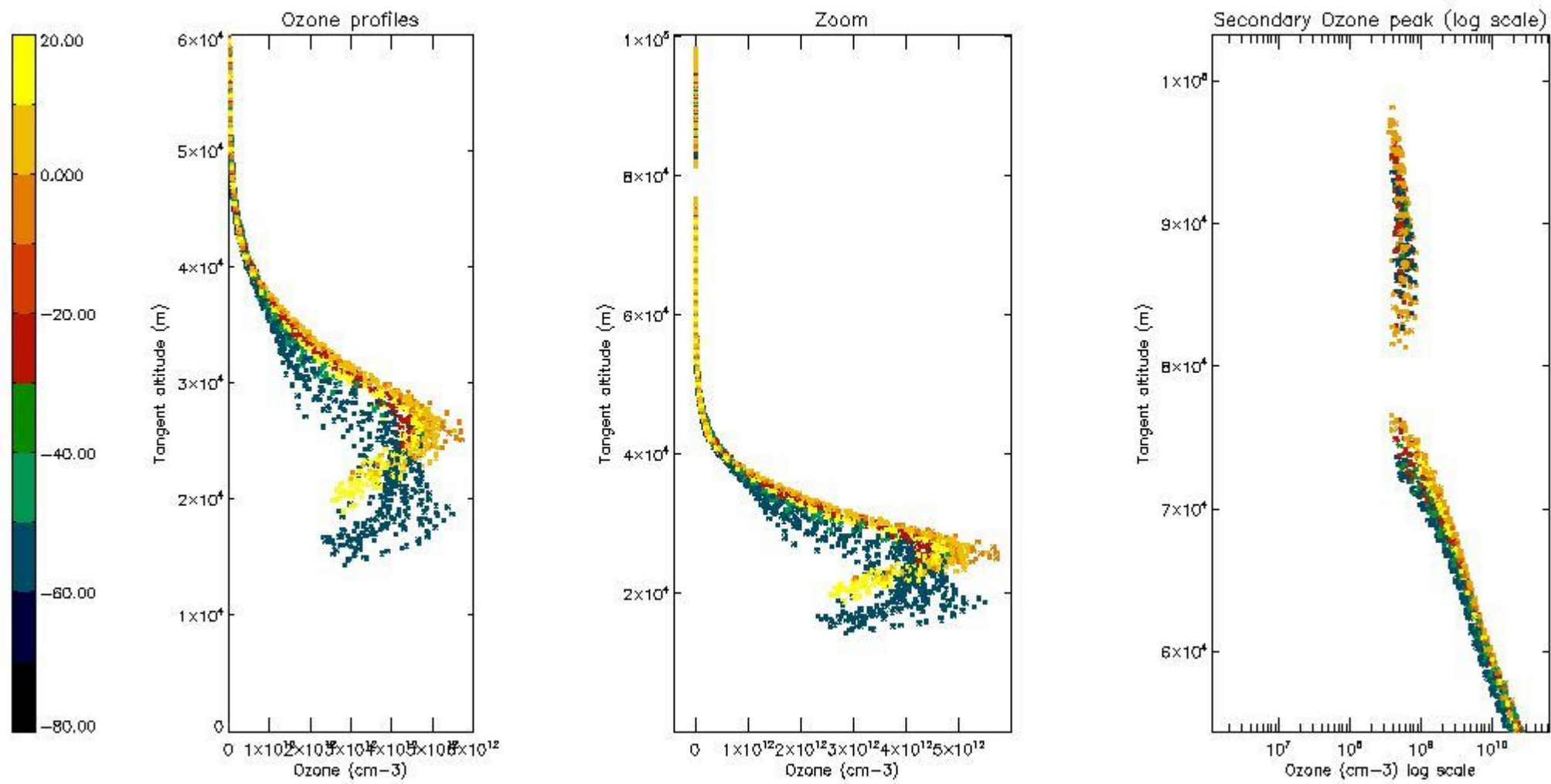
The colorbar represents the latitude.





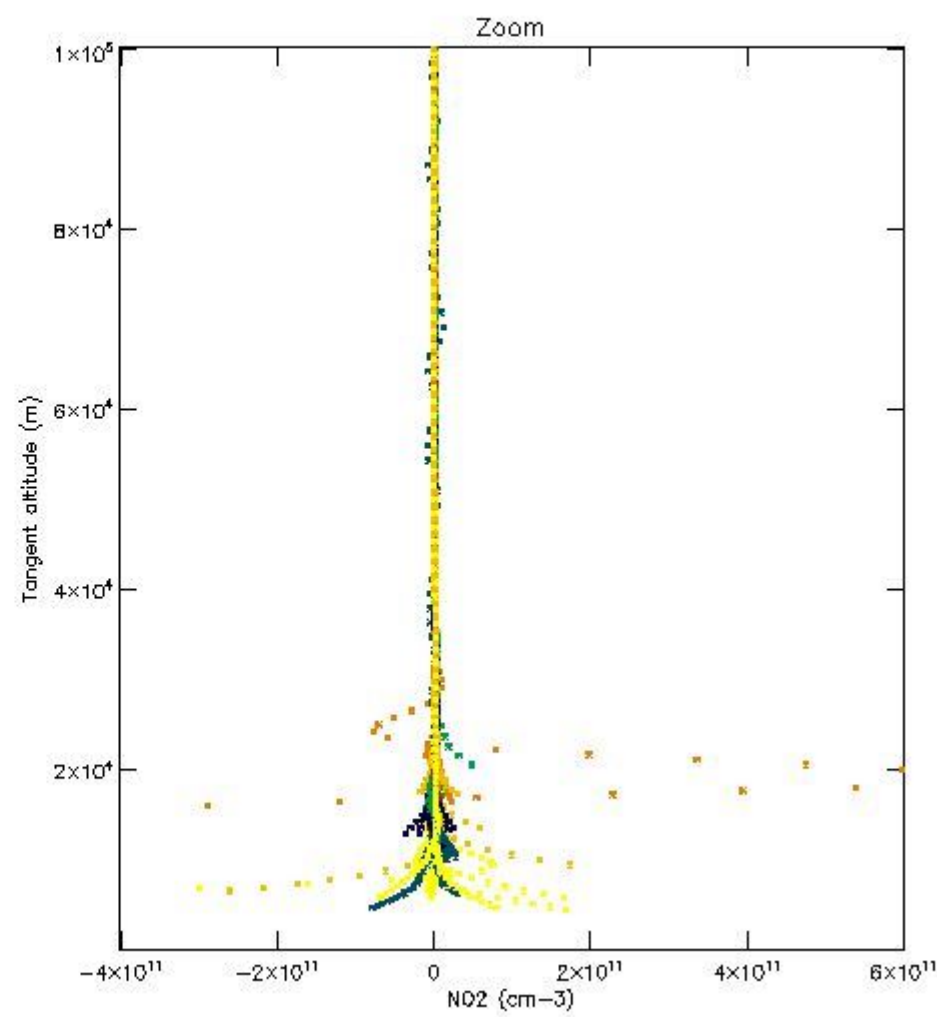
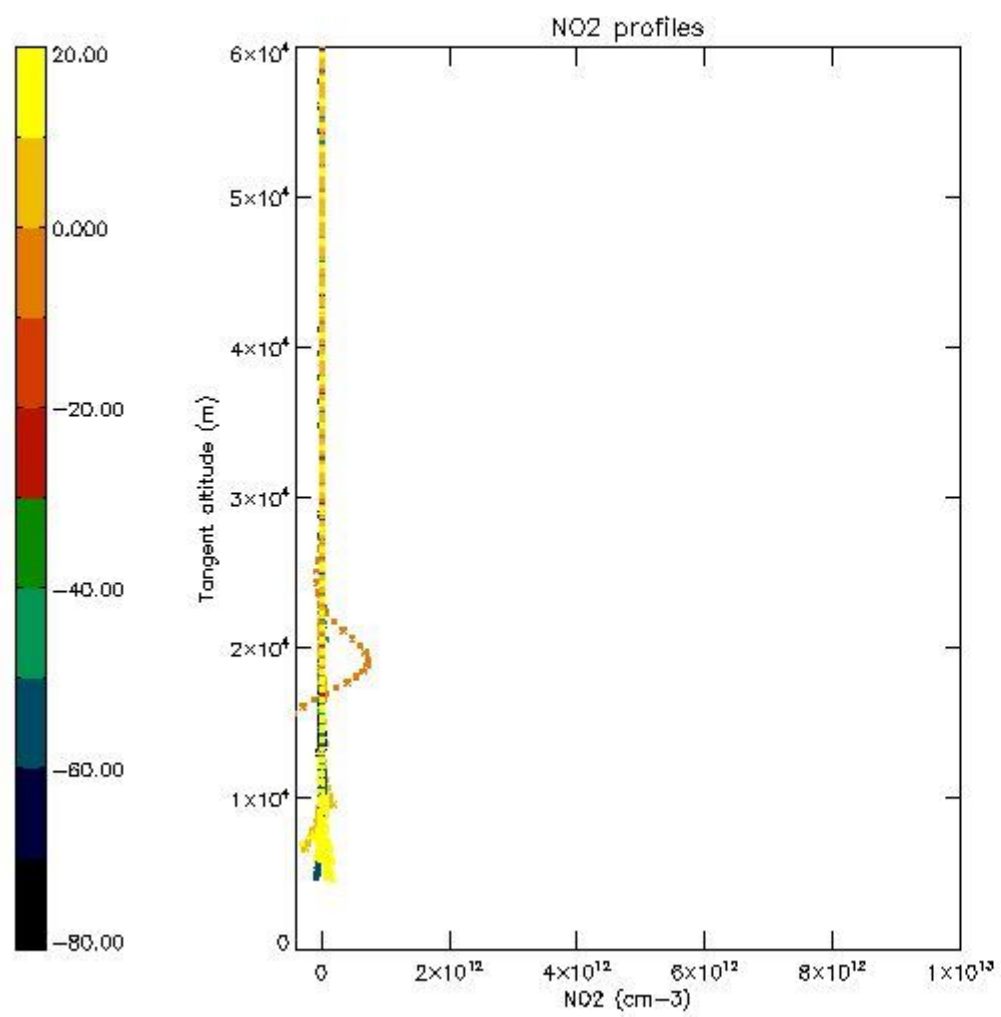
*5.5 Plot ozone profiles where STD < 5% (dark without errors)*

The colorbar represents the latitude.



*5.6 Plot NO<sub>2</sub> profiles for all STD (dark without errors)*

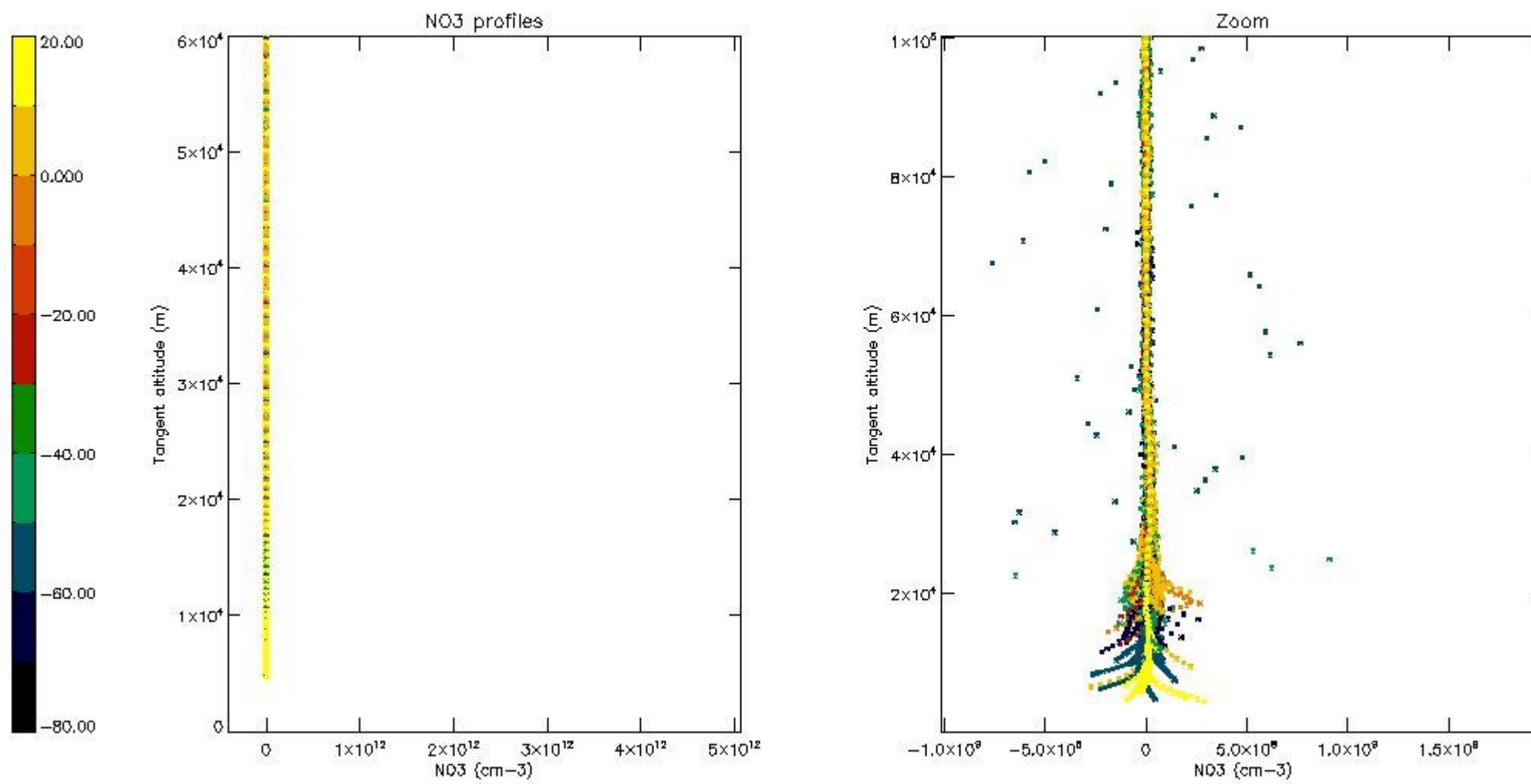
The colorbar represents the latitude.



*5.7 Plot NO3 profiles for all STD (dark without errors)*

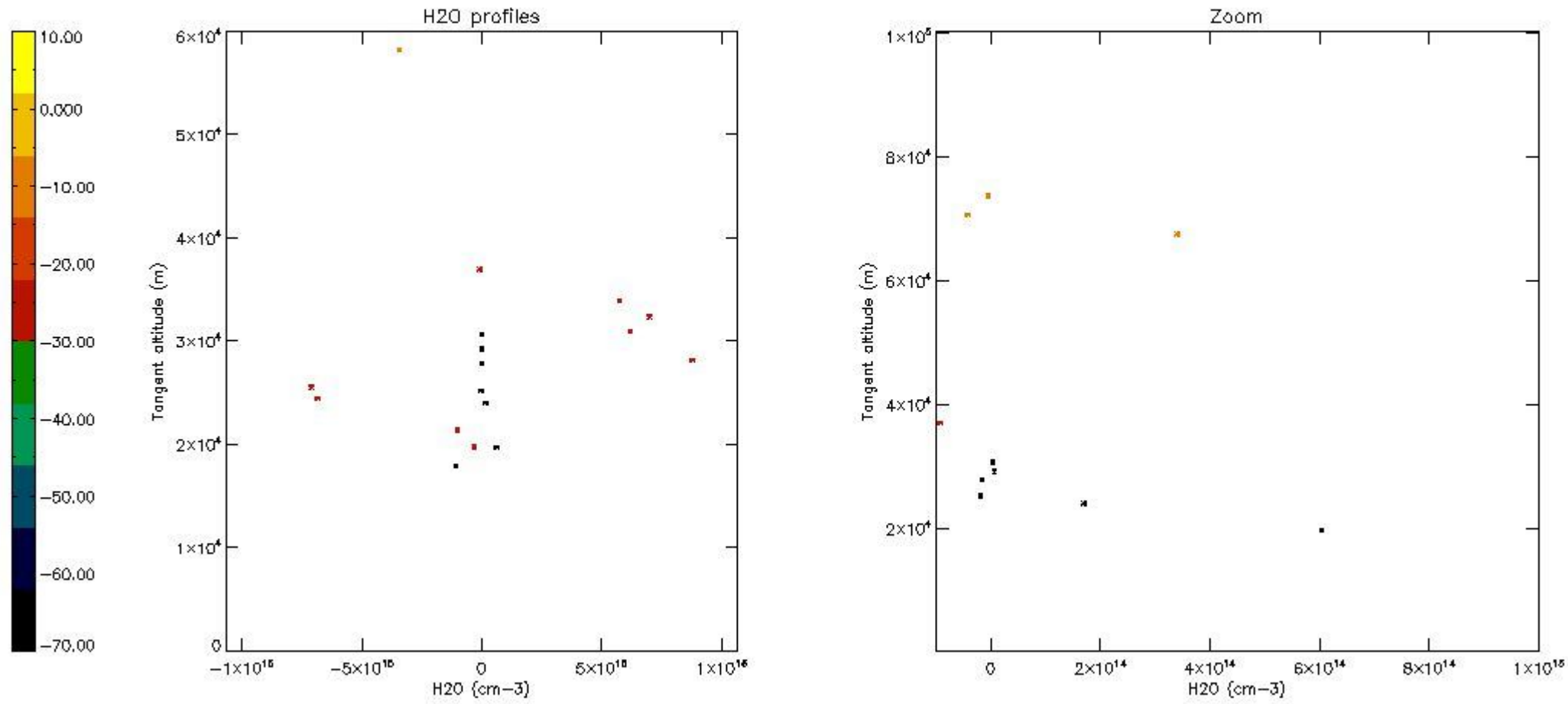
The colorbar represents the latitude.





*5.8 Plot H<sub>2</sub>O profiles for all STD (only for occultations of stars 1,2,3,4,13,14,16,26,63 dark without errors)*

The colorbar represents the latitude.



## 6. Auxiliary Data Files used for the production reported in section 2

The number reported in the third column indicates since which file (see list in section 2) the corresponding auxiliary file has been used. The fourth column is the date of those product files.

Type	Auxiliary Filename	Used since product	Used since product date
INST_PHYS_CHARACTERISTICS	GOM_INS_AXVIEC20091111_143220_20030716_120000_20500101_000000	1	01-APR-2004 00:01:40
LEVEL-2_PROC_CONFIG	GOM_PR2_AXVIEC20091111_152718_20020301_000000_20500101_000000	1	01-APR-2004 00:01:40
CROSS_SECTIONS_FILE	GOM_CRS_AXVIEC20091111_154832_20020301_000000_20500101_000000	1	01-APR-2004 00:01:40

# GOMOS Level 2 Daily Report

## SUMMARY

### [1. General Info](#)

### [2. Summary of processed GOM\\_NL\\_2P products](#)

### [3. Level 2 Quality information per product](#)

#### [3.1 Plot of level 2 quality information per product \(time dependant\)](#)

#### [3.2 Plot of level 2 quality information per product \(world map\)](#)

### [4. Level 1 Quality information per product \(stored on level 2 products\)](#)

#### [4.1 Plot of level 1 quality information per product \(time dependant\)](#)

##### [4.1.1 Plot of level 1 quality information per product \(time dependant\): ASCENDING](#)

##### [4.1.2 Plot of level 1 quality information per product \(time dependant\): DESCENDING](#)

#### [4.2 Plot of level 1 quality information per product \(world map\)](#)

##### [4.2.1 Plot of level 1 quality information per product \(world map\): ASCENDING](#)

##### [4.2.2 Plot of level 1 quality information per product \(world map\): DESCENDING](#)

### [5. Ozone profiles based on quality statistics and other trace gas profiles](#)

#### [5.1 Ozone statistics based on quality of products](#)

#### [5.2 Plot ozone profiles for all STD \(dark without errors\)](#)

#### [5.3 Plot ozone profiles where STD < 20% \(dark without errors\)](#)

#### [5.4. Plot ozone profiles where STD < 10% \(dark without errors\)](#)

#### [5.5. Plot ozone profiles where STD < 5% \(dark without errors\)](#)

#### [5.6 Plot NO2 profiles for all STD \(dark without errors\)](#)

#### [5.7 Plot NO3 profiles for all STD \(dark without errors\)](#)

#### [5.8 Plot H2O profiles \(only for occultations of stars 1,2,3,4,13,14,16,26,63 dark without errors\) for all STD](#)

### [6. Auxiliary Data Files used for the production reported in section 2](#)



This report presents the daily analysis on parameters extracted from GOMOS level 2 data (GOM\_NL\_\_2P). It is intended to monitor some important parameters that will impact the quality of these products. A list of level 2 products (and content) that have arrived during the reporting day to the PCF is also given.

Item	Value
Time of report generation	18APR2013 22:57:18
Data source version	GOMOS/6.01
Start time of products	01-04-2004 (01APR2004 00:00:00)
Stop time of products	02-04-2004 (02APR2004 00:00:00)
Store outputs in DB	Yes
Nb of level 2 prods	449
Nb of prods with errors	0

## 2. Summary of processed GOM\_NL\_\_2P products.

Nr	Filename	UTC Start time	Limb	Duration	Star Id	Star Name	Star Mag	Star Temp	Nb Meas	Orbit	Prod. error
1	GOM_NL__2PRFIN20040401_000140_000000382025_00331_10906_1138.N1	01-APR-2004 00:01:40	Bright	38.000	174	52Psi UMa	3.0040	4400.0	76	10906	No
2	GOM_NL__2PRFIN20040401_000441_000000392025_00331_10906_1139.N1	01-APR-2004 00:04:41	Bright	38.500	87	64Gam UMa	2.4330	11000.	77	10906	No
3	GOM_NL__2PRFIN20040401_000630_000000392025_00331_10906_1140.N1	01-APR-2004 00:06:30	Bright	38.500	36	50Alp UMa	1.8000	6300.0	77	10906	No
4	GOM_NL__2PRFIN20040401_001249_000000442025_00331_10906_1141.N1	01-APR-2004 00:12:49	Bright	43.500	60	7Bet UMi	2.0810	3950.0	87	10906	No
5	GOM_NL__2PRFIN20040401_001431_000000402025_00331_10906_1142.N1	01-APR-2004 00:14:31	Bright	40.000	49	1Alp UMi	1.9900	6300.0	80	10906	No
6	GOM_NL__2PRFIN20040401_002112_000000382025_00331_10906_1143.N1	01-APR-2004 00:21:12	Bright	38.000	76	27Gam Cas	2.3000	30000.	76	10906	No
7	GOM_NL__2PRFIN20040401_002231_000000392025_00331_10906_1144.N1	01-APR-2004 00:22:31	Bright	38.500	68	18Alp Cas	2.2250	4500.0	77	10906	No
8	GOM_NL__2PRFIN20040401_002712_000000562025_00331_10906_1145.N1	01-APR-2004 00:27:12	Bright	55.500	144	18Del Cyg	2.8600	11000.	111	10906	No
9	GOM_NL__2PRFIN20040401_002906_000000472025_00331_10906_1146.N1	01-APR-2004 00:29:06	Bright	46.500	66	37Gam Cyg	2.2080	5900.0	93	10906	No
10	GOM_NL__2PRFIN20040401_003107_000000462025_00331_10906_1147.N1	01-APR-2004 00:31:07	Bright	45.500	92	53Eps Cyg	2.5000	4500.0	91	10906	No
11	GOM_NL__2PRFIN20040401_003741_000000492025_00331_10906_1148.N1	01-APR-2004 00:37:41	Twilight	48.500	61	8Eps Peg	2.1000	3900.0	97	10906	No
12	GOM_NL__2PRFIN20040401_004118_000000762025_00331_10906_1149.N1	01-APR-2004 00:41:18	Dark	75.500	11	53Alp Aql	0.76500	8000.0	151	10906	No
13	GOM_NL__2PRFIN20040401_004451_000000432025_00331_10906_1150.N1	01-APR-2004 00:44:51	Dark	43.000	142	49Del Cap	2.8500	8900.0	86	10906	No
14	GOM_NL__2PRFIN20040401_005706_000000412025_00331_10906_1151.N1	01-APR-2004 00:57:06	Dark	41.000	45	Alp Pav	1.9400	26000.	82	10906	No
15	GOM_NL__2PRFIN20040401_005859_000000682025_00332_10907_1121.N1	01-APR-2004 00:58:59	Dark	68.000	116	19Del Sgr	2.7000	4100.0	136	10907	No
16	GOM_NL__2PRFIN20040401_010251_000000532025_00332_10907_1122.N1	01-APR-2004 01:02:51	Dark	53.000	40	The Sco	1.8590	7100.0	106	10907	No
17	GOM_NL__2PRFIN20040401_010435_000000542025_00332_10907_1123.N1	01-APR-2004 01:04:35	Dark	54.000	43	Alp TrA	1.9100	4250.0	108	10907	No
18	GOM_NL__2PRFIN20040401_010628_000000412025_00332_10907_1124.N1	01-APR-2004 01:06:28	Dark	41.000	134	Bet TrA	2.8100	6600.0	82	10907	No
19	GOM_NL__2PRFIN20040401_010904_000000492025_00332_10907_1125.N1	01-APR-2004 01:09:04	Dark	48.500	4	Alp1Cen	-0.010000	5800.0	97	10907	No
20	GOM_NL__2PRFIN20040401_011152_000001262025_00332_10907_1126.N1	01-APR-2004 01:11:52	Straylight	126.00	16	21Alp Sco	1.0200	3000.0	252	10907	No
21	GOM_NL__2PRFIN20040401_011612_000000522025_00332_10907_1127.N1	01-APR-2004 01:16:12	Straylight	52.000	54	5The Cen	2.0550	4500.0	104	10907	No
22	GOM_NL__2PRFIN20040401_012141_000000512025_00332_10907_1128.N1	01-APR-2004 01:21:41	Twilight	50.500	169	46Gam Hya	2.9910	4700.0	101	10907	No
23	GOM_NL__2PRFIN20040401_012418_000000482025_00332_10907_1129.N1	01-APR-2004 01:24:18	Twilight	48.000	163	7Del Crv	2.9450	11000.	96	10907	No
24	GOM_NL__2PRFIN20040401_012557_000000642025_00332_10907_1130.N1	01-APR-2004 01:25:57	Bright	63.500	15	67Alp Vir	0.97600	28000.	127	10907	No
25	GOM_NL__2PRFIN20040401_012912_000000462025_00332_10907_1131.N1	01-APR-2004 01:29:12	Bright	45.500	121	29Gam Vir	2.7400	7200.0	91	10907	No
26	GOM_NL__2PRFIN20040401_013349_000000412025_00332_10907_1132.N1	01-APR-2004 01:33:49	Bright	40.500	62	94Bet Leo	2.1360	9700.0	81	10907	No
27	GOM_NL__2PRFIN20040401_013526_000000392025_00332_10907_1133.N1	01-APR-2004 01:35:26	Bright	38.500	96	68Del Leo	2.5600	9300.0	77	10907	No
28	GOM_NL__2PRFIN20040401_013709_000000382025_00332_10907_1134.N1	01-APR-2004 01:37:09	Bright	38.000	166	17Eps Leo	2.9800	6000.0	76	10907	No
29	GOM_NL__2PRFIN20040401_013908_000000682025_00332_10907_1135.N1	01-APR-2004 01:39:08	Bright	67.500	111	8Eta Boo	2.6800	6000.0	135	10907	No
30	GOM_NL__2PRFIN20040401_014215_000000372025_00332_10907_1136.N1	01-APR-2004 01:42:15	Bright	37.000	174	52Psi UMa	3.0040	4400.0	74	10907	No
31	GOM_NL__2PRFIN20040401_014517_000000382025_00332_10907_1137.N1	01-APR-2004 01:45:17	Bright	37.500	87	64Gam UMa	2.4330	11000.	75	10907	No
32	GOM_NL__2PRFIN20040401_014707_000000362025_00332_10907_1138.N1	01-APR-2004 01:47:07	Bright	36.000	36	50Alp UMa	1.8000	6300.0	72	10907	No
33	GOM_NL__2PRFIN20040401_015323_000000452025_00332_10907_1139.N1	01-APR-2004 01:53:23	Bright	45.000	60	7Bet UMi	2.0810	3950.0	90	10907	No
34	GOM_NL__2PRFIN20040401_015508_000000372025_00332_10907_1140.N1	01-APR-2004 01:55:08	Bright	36.500	49	1Alp UMi	1.9900	6300.0	73	10907	No
35	GOM_NL__2PRFIN20040401_020148_000000372025_00332_10907_1141.N1	01-APR-2004 02:01:48	Bright	36.500	76	27Gam Cas	2.3000	30000.	73	10907	No
36	GOM_NL__2PRFIN20040401_020308_000000402025_00332_10907_1142.N1	01-APR-2004 02:03:08	Bright	39.500	68	18Alp Cas	2.2250	4500.0	79	10907	No
37	GOM_NL__2PRFIN20040401_020749_000000472025_00332_10907_1143.N1	01-APR-2004 02:07:49	Bright	46.500	144	18Del Cyg	2.8600	11000.	93	10907	No
38	GOM_NL__2PRFIN20040401_020943_000000452025_00332_10907_1144.N1	01-APR-2004 02:09:43	Bright	45.000	66	37Gam Cyg	2.2080	5900.0	90	10907	No
39	GOM_NL__2PRFIN20040401_021144_000000442025_00332_10907_1145.N1	01-APR-2004 02:11:44	Bright	43.500	92	53Eps Cyg	2.5000	4500.0	87	10907	No
40	GOM_NL__2PRFIN20040401_021815_000000502025_00332_10907_1146.N1	01-APR-2004 02:18:15	Twilight	49.500	61	8Eps Peg	2.1000	3900.0	99	10907	No
41	GOM_NL__2PRFIN20040401_022154_000000722025_00332_10907_1147.N1	01-APR-2004 02:21:54	Dark	72.000	11	53Alp Aql	0.76500	8000.0	144	10907	No
42	GOM_NL__2PRFIN20040401_022528_000000432025_00332_10907_1148.N1	01-APR-2004 02:25:28	Dark	43.000	142	49Del Cap	2.8500	8900.0	86	10907	No

43	GOM_NL__2PRFIN20040401_023104_000000392025_00332_10907_1149.N1	01-APR-2004 02:31:04	Dark	38.500	172	Gam Gru	3.0030	13100.	77	10907	No
44	GOM_NL__2PRFIN20040401_023740_000000422025_00332_10907_1150.N1	01-APR-2004 02:37:40	Dark	41.500	45	Alp Pav	1.9400	26000.	83	10907	No
45	GOM_NL__2PRFIN20040401_023936_000000642025_00333_10908_1123.N1	01-APR-2004 02:39:36	Dark	63.500	116	19Del Sgr	2.7000	4100.0	127	10908	No
46	GOM_NL__2PRFIN20040401_024328_000000582025_00333_10908_1124.N1	01-APR-2004 02:43:28	Dark	58.000	40	The Sco	1.8590	7100.0	116	10908	No
47	GOM_NL__2PRFIN20040401_024511_000000472025_00333_10908_1125.N1	01-APR-2004 02:45:11	Dark	47.000	43	Alp TrA	1.9100	4250.0	94	10908	No
48	GOM_NL__2PRFIN20040401_024705_000000422025_00333_10908_1126.N1	01-APR-2004 02:47:05	Dark	41.500	134	Bet TrA	2.8100	6600.0	83	10908	No
49	GOM_NL__2PRFIN20040401_024942_000000552025_00333_10908_1127.N1	01-APR-2004 02:49:42	Dark	54.500	4	Alp1Cen	-0.010000	5800.0	109	10908	No
50	GOM_NL__2PRFIN20040401_025230_000001212025_00333_10908_1128.N1	01-APR-2004 02:52:30	Straylight	121.00	16	21Alp Sco	1.0200	3000.0	242	10908	No
51	GOM_NL__2PRFIN20040401_025649_000000542025_00333_10908_1129.N1	01-APR-2004 02:56:49	Straylight	53.500	54	5The Cen	2.0550	4500.0	107	10908	No
52	GOM_NL__2PRFIN20040401_030217_000000522025_00333_10908_1130.N1	01-APR-2004 03:02:17	Twi_and_stray	52.000	169	46Gam Hya	2.9910	4700.0	104	10908	No
53	GOM_NL__2PRFIN20040401_030456_000000452025_00333_10908_1131.N1	01-APR-2004 03:04:56	Twi_and_stray	45.000	163	7Del Crv	2.9450	11000.	90	10908	No
54	GOM_NL__2PRFIN20040401_030633_000000672025_00333_10908_1132.N1	01-APR-2004 03:06:33	Bright	66.500	15	67Alp Vir	0.97600	28000.	133	10908	No
55	GOM_NL__2PRFIN20040401_030948_000000462025_00333_10908_1133.N1	01-APR-2004 03:09:48	Bright	45.500	121	29Gam Vir	2.7400	7200.0	91	10908	No
56	GOM_NL__2PRFIN20040401_031425_000000412025_00333_10908_1134.N1	01-APR-2004 03:14:25	Bright	40.500	62	94Bet Leo	2.1360	9700.0	81	10908	No
57	GOM_NL__2PRFIN20040401_031602_000000392025_00333_10908_1135.N1	01-APR-2004 03:16:02	Bright	39.000	96	68Del Leo	2.5600	9300.0	78	10908	No
58	GOM_NL__2PRFIN20040401_031745_000000382025_00333_10908_1136.N1	01-APR-2004 03:17:45	Bright	37.500	166	17Eps Leo	2.9800	6000.0	75	10908	No
59	GOM_NL__2PRFIN20040401_031942_000000682025_00333_10908_1137.N1	01-APR-2004 03:19:42	Bright	67.500	111	8Eta Boo	2.6800	6000.0	135	10908	No
60	GOM_NL__2PRFIN20040401_032252_000000372025_00333_10908_1138.N1	01-APR-2004 03:22:52	Bright	37.000	174	52Psi UMa	3.0040	4400.0	74	10908	No
61	GOM_NL__2PRFIN20040401_032552_000000402025_00333_10908_1139.N1	01-APR-2004 03:25:52	Bright	39.500	87	64Gam UMa	2.4330	11000.	79	10908	No
62	GOM_NL__2PRFIN20040401_032742_000000382025_00333_10908_1140.N1	01-APR-2004 03:27:42	Bright	37.500	36	50Alp UMa	1.8000	6300.0	75	10908	No
63	GOM_NL__2PRFIN20040401_033401_000000422025_00333_10908_1141.N1	01-APR-2004 03:34:01	Bright	41.500	60	7Bet UMi	2.0810	3950.0	83	10908	No
64	GOM_NL__2PRFIN20040401_033545_000000392025_00333_10908_1142.N1	01-APR-2004 03:35:45	Bright	38.500	49	1Alp UMi	1.9900	6300.0	77	10908	No
65	GOM_NL__2PRFIN20040401_034224_000000362025_00333_10908_1143.N1	01-APR-2004 03:42:24	Bright	36.000	76	27Gam Cas	2.3000	30000.	72	10908	No
66	GOM_NL__2PRFIN20040401_034344_000000362025_00333_10908_1144.N1	01-APR-2004 03:43:44	Bright	36.000	68	18Alp Cas	2.2250	4500.0	72	10908	No
67	GOM_NL__2PRFIN20040401_034824_000000472025_00333_10908_1145.N1	01-APR-2004 03:48:24	Bright	47.000	144	18Del Cyg	2.8600	11000.	94	10908	No
68	GOM_NL__2PRFIN20040401_035018_000000462025_00333_10908_1146.N1	01-APR-2004 03:50:18	Bright	46.000	66	37Gam Cyg	2.2080	5900.0	92	10908	No
69	GOM_NL__2PRFIN20040401_035220_000000422025_00333_10908_1147.N1	01-APR-2004 03:52:20	Bright	41.500	92	53Eps Cyg	2.5000	4500.0	83	10908	No
70	GOM_NL__2PRFIN20040401_035854_000000492025_00333_10908_1148.N1	01-APR-2004 03:58:54	Twi_and_stray	49.000	61	8Eps Peg	2.1000	3900.0	98	10908	No
71	GOM_NL__2PRFIN20040401_040231_000000682025_00333_10908_1149.N1	01-APR-2004 04:02:31	Dark	67.500	11	53Alp Aql	0.76500	8000.0	135	10908	No
72	GOM_NL__2PRFIN20040401_040604_000000422025_00333_10908_1150.N1	01-APR-2004 04:06:04	Dark	42.000	142	49Del Cap	2.8500	8900.0	84	10908	No
73	GOM_NL__2PRFIN20040401_041140_000000412025_00333_10908_1151.N1	01-APR-2004 04:11:40	Dark	41.000	172	Gam Gru	3.0030	13100.	82	10908	No
74	GOM_NL__2PRFIN20040401_041816_000000432025_00333_10908_1152.N1	01-APR-2004 04:18:16	Dark	42.500	45	Alp Pav	1.9400	26000.	85	10908	No
75	GOM_NL__2PRFIN20040401_042013_000000652025_00334_10909_1143.N1	01-APR-2004 04:20:13	Dark	65.000	116	19Del Sgr	2.7000	4100.0	130	10909	No
76	GOM_NL__2PRFIN20040401_042405_000000542025_00334_10909_1144.N1	01-APR-2004 04:24:05	Dark	53.500	40	The Sco	1.8590	7100.0	107	10909	No
77	GOM_NL__2PRFIN20040401_042550_000000452025_00334_10909_1145.N1	01-APR-2004 04:25:50	Dark	45.000	43	Alp TrA	1.9100	4250.0	90	10909	No
78	GOM_NL__2PRFIN20040401_042741_000000422025_00334_10909_1146.N1	01-APR-2004 04:27:41	Dark	42.000	134	Bet TrA	2.8100	6600.0	84	10909	No
79	GOM_NL__2PRFIN20040401_043020_000000472025_00334_10909_1147.N1	01-APR-2004 04:30:20	Dark	46.500	4	Alp1Cen	-0.010000	5800.0	93	10909	No
80	GOM_NL__2PRFIN20040401_043307_000001092025_00334_10909_1148.N1	01-APR-2004 04:33:07	Straylight	108.50	16	21Alp Sco	1.0200	3000.0	217	10909	No
81	GOM_NL__2PRFIN20040401_043725_000000552025_00334_10909_1149.N1	01-APR-2004 04:37:25	Straylight	54.500	54	5The Cen	2.0550	4500.0	109	10909	No
82	GOM_NL__2PRFIN20040401_044253_000000512025_00334_10909_1150.N1	01-APR-2004 04:42:53	Twi_and_stray	50.500	169	46Gam Hya	2.9910	4700.0	101	10909	No
83	GOM_NL__2PRFIN20040401_044532_000000462025_00334_10909_1151.N1	01-APR-2004 04:45:32	Twi_and_stray	45.500	163	7Del Crv	2.9450	11000.	91	10909	No
84	GOM_NL__2PRFIN20040401_044709_000000672025_00334_10909_1152.N1	01-APR-2004 04:47:09	Bright	66.500	15	67Alp Vir	0.97600	28000.	133	10909	No
85	GOM_NL__2PRFIN20040401_045023_000000452025_00334_10909_1153.N1	01-APR-2004 04:50:23	Bright	45.000	121	29Gam Vir	2.7400	7200.0	90	10909	No
86	GOM_NL__2PRFIN20040401_045502_000000392025_00334_10909_1154.N1	01-APR-2004 04:55:02	Bright	38.500	62	94Bet Leo	2.1360	9700.0	77	10909	No
87	GOM_NL__2PRFIN20040401_045639_000000382025_00334_10909_1155.N1	01-APR-2004 04:56:39	Bright	37.500	96	68Del Leo	2.5600	9300.0	75	10909	No
88	GOM_NL__2PRFIN20040401_045821_000000392025_00334_10909_1156.N1	01-APR-2004 04:58:21	Bright	38.500	166	17Eps Leo	2.9800	6000.0	77	10909	No
89	GOM_NL__2PRFIN20040401_050016_000000682025_00334_10909_1157.N1	01-APR-2004 05:00:16	Bright	67.500	111	8Eta Boo	2.6800	6000.0	135	10909	No
90	GOM_NL__2PRFIN20040401_050327_000000382025_00334_10909_1158.N1	01-APR-2004 05:03:27	Bright	38.000	174	52Psi UMa	3.0040	4400.0	76	10909	No
91	GOM_NL__2PRFIN20040401_050628_000000382025_00334_10909_1159.N1	01-APR-2004 05:06:28	Bright	37.500	87	64Gam UMa	2.4330	11000.	75	10909	No
92	GOM_NL__2PRFIN20040401_050819_000000372025_00334_10909_1160.N1	01-APR-2004 05:08:19	Bright	37.000	36	50Alp UMa	1.8000	6300.0	74	10909	No
93	GOM_NL__2PRFIN20040401_051436_000000432025_00334_10909_1161.N1	01-APR-2004 05:14:36	Bright	43.000	60	7Bet UMi	2.0810	3950.0	86	10909	No
94	GOM_NL__2PRFIN20040401_051621_000000382025_00334_10909_1162.N1	01-APR-2004 05:16:21	Bright	38.000	49	1Alp UMi	1.9900	6300.0	76	10909	No
95	GOM_NL__2PRFIN20040401_052301_000000382025_00334_10909_1163.N1	01-APR-2004 05:23:01	Bright	38.000	76	27Gam Cas	2.3000	30000.	76	10909	No
96	GOM_NL__2PRFIN20040401_052421_000000392025_00334_10909_1164.N1	01-APR-2004 05:24:21	Bright	38.500	68	18Alp Cas	2.2250	4500.0	77	10909	No
97	GOM_NL__2PRFIN20040401_052900_000000462025_00334_10909_1165.N1	01-APR-2004 05:29:00	Bright	45.500	144	18Del Cyg	2.8600	11000.	91	10909	No
98	GOM_NL__2PRFIN20040401_053054_000000462025_00334_10909_1166.N1	01-APR-2004 05:30:54	Bright	46.000	66	37Gam Cyg	2.2080	5900.0	92	10909	No
99	GOM_NL__2PRFIN20040401_053255_000000462025_00334_10909_1167.N1	01-APR-2004 05:32:55	Bright	46.000	92	53Eps Cyg	2.5000	4500.0	92	10909	No
100	GOM_NL__2PRFIN20040401_053930_000000502025_00334_10909_1168.N1	01-APR-2004 05:39:30	Twi_and_stray	50.000	61	8Eps Peg	2.1000	3900.0	100	10909	No
101	GOM_NL__2PRFIN20040401_054307_000000712025_00334_10909_1169.N1	01-APR-2004 05:43:07	Dark	70.500	11	53Alp Aql	0.76500	8000.0	141	10909	No

102	GOM_NL__2PRFIN20040401_054640_000000442025_00334_10909_1170.N1	01-APR-2004 05:46:40	Dark	43.500	142	49Del Cap	2.8500	8900.0	87	10909	No
103	GOM_NL__2PRFIN20040401_055217_000000392025_00334_10909_1171.N1	01-APR-2004 05:52:17	Dark	39.000	172	Gam Gru	3.0030	13100.	78	10909	No
104	GOM_NL__2PRFIN20040401_055855_000000402025_00334_10909_1172.N1	01-APR-2004 05:58:55	Dark	39.500	45	Alp Pav	1.9400	26000.	79	10909	No
105	GOM_NL__2PRFIN20040401_060050_000000642025_00335_10910_1144.N1	01-APR-2004 06:00:50	Dark	64.000	116	19Del Sgr	2.7000	4100.0	128	10910	No
106	GOM_NL__2PRFIN20040401_060423_000000542025_00335_10910_1145.N1	01-APR-2004 06:04:23	Dark	53.500	85	Kap Sco	2.4070	28000.	107	10910	No
107	GOM_NL__2PRFIN20040401_060626_000000492025_00335_10910_1146.N1	01-APR-2004 06:06:26	Dark	48.500	43	Alp TrA	1.9100	4250.0	97	10910	No
108	GOM_NL__2PRFIN20040401_060818_000000412025_00335_10910_1147.N1	01-APR-2004 06:08:18	Dark	40.500	134	Bet TrA	2.8100	6600.0	81	10910	No
109	GOM_NL__2PRFIN20040401_061056_000000472025_00335_10910_1148.N1	01-APR-2004 06:10:56	Dark	47.000	4	Alp1Cen	-0.010000	5800.0	94	10910	No
110	GOM_NL__2PRFIN20040401_061311_000000412025_00335_10910_1149.N1	01-APR-2004 06:13:11	Straylight	41.000	12	Alp1Cru	0.77500	30000.	82	10910	No
111	GOM_NL__2PRFIN20040401_061438_000000512025_00335_10910_1150.N1	01-APR-2004 06:14:38	Straylight	51.000	26	Gam Cru	1.6240	2900.0	102	10910	No
112	GOM_NL__2PRFIN20040401_061635_000000412025_00335_10910_1151.N1	01-APR-2004 06:16:35	Straylight	41.000	64	Gam Cen	2.2000	10600.	82	10910	No
113	GOM_NL__2PRFIN20040401_061802_000000532025_00335_10910_1152.N1	01-APR-2004 06:18:02	Straylight	53.000	54	5The Cen	2.0550	4500.0	106	10910	No
114	GOM_NL__2PRFIN20040401_062029_000001592025_00335_10910_1153.N1	01-APR-2004 06:20:29	Tw_i_and_stray	159.00	97	8Bet1Sco	2.5610	30000.	318	10910	No
115	GOM_NL__2PRFIN20040401_062557_000000452025_00335_10910_1154.N1	01-APR-2004 06:25:57	Tw_i_and_stray	44.500	100	4Gam Crv	2.5800	13100.	89	10910	No
116	GOM_NL__2PRFIN20040401_062745_000000702025_00335_10910_1155.N1	01-APR-2004 06:27:45	Bright	70.000	15	67Alp Vir	0.97600	28000.	140	10910	No
117	GOM_NL__2PRFIN20040401_063100_000000462025_00335_10910_1156.N1	01-APR-2004 06:31:00	Bright	45.500	121	29Gam Vir	2.7400	7200.0	91	10910	No
118	GOM_NL__2PRFIN20040401_063538_000000402025_00335_10910_1157.N1	01-APR-2004 06:35:38	Bright	39.500	62	94Bet Leo	2.1360	9700.0	79	10910	No
119	GOM_NL__2PRFIN20040401_063715_000000382025_00335_10910_1158.N1	01-APR-2004 06:37:15	Bright	37.500	96	68Del Leo	2.5600	9300.0	75	10910	No
120	GOM_NL__2PRFIN20040401_063858_000000372025_00335_10910_1159.N1	01-APR-2004 06:38:58	Bright	36.500	166	17Eps Leo	2.9800	6000.0	73	10910	No
121	GOM_NL__2PRFIN20040401_064051_000000672025_00335_10910_1160.N1	01-APR-2004 06:40:51	Bright	67.000	111	8Eta Boo	2.6800	6000.0	134	10910	No
122	GOM_NL__2PRFIN20040401_064403_000000392025_00335_10910_1161.N1	01-APR-2004 06:44:03	Bright	39.000	174	52Psi UMa	3.0040	4400.0	78	10910	No
123	GOM_NL__2PRFIN20040401_064704_000000392025_00335_10910_1162.N1	01-APR-2004 06:47:04	Bright	39.000	87	64Gam UMa	2.4330	11000.	78	10910	No
124	GOM_NL__2PRFIN20040401_064855_000000382025_00335_10910_1163.N1	01-APR-2004 06:48:55	Bright	37.500	36	50Alp UMa	1.8000	6300.0	75	10910	No
125	GOM_NL__2PRFIN20040401_065512_000000392025_00335_10910_1164.N1	01-APR-2004 06:55:12	Bright	38.500	60	7Bet UMi	2.0810	3950.0	77	10910	No
126	GOM_NL__2PRFIN20040401_065657_000000382025_00335_10910_1165.N1	01-APR-2004 06:56:57	Bright	38.000	49	1Alp UMi	1.9900	6300.0	76	10910	No
127	GOM_NL__2PRFIN20040401_070337_000000452025_00335_10910_1166.N1	01-APR-2004 07:03:37	Bright	45.000	76	27Gam Cas	2.3000	30000.	90	10910	No
128	GOM_NL__2PRFIN20040401_070456_000000382025_00335_10910_1167.N1	01-APR-2004 07:04:56	Bright	38.000	68	18Alp Cas	2.2250	4500.0	76	10910	No
129	GOM_NL__2PRFIN20040401_070935_000000462025_00335_10910_1168.N1	01-APR-2004 07:09:35	Bright	46.000	144	18Del Cyg	2.8600	11000.	92	10910	No
130	GOM_NL__2PRFIN20040401_071130_000000472025_00335_10910_1169.N1	01-APR-2004 07:11:30	Bright	46.500	66	37Gam Cyg	2.2080	5900.0	93	10910	No
131	GOM_NL__2PRFIN20040401_071330_000000482025_00335_10910_1170.N1	01-APR-2004 07:13:30	Bright	48.000	92	53Eps Cyg	2.5000	4500.0	96	10910	No
132	GOM_NL__2PRFIN20040401_072006_000000472025_00335_10910_1171.N1	01-APR-2004 07:20:06	Tw_i_and_stray	46.500	61	8Eps Peg	2.1000	3900.0	93	10910	No
133	GOM_NL__2PRFIN20040401_072345_000000692025_00335_10910_1172.N1	01-APR-2004 07:23:45	Dark	69.000	11	53Alp Aql	0.76500	8000.0	138	10910	No
134	GOM_NL__2PRFIN20040401_072717_000000432025_00335_10910_1173.N1	01-APR-2004 07:27:17	Dark	43.000	142	49Del Cap	2.8500	8900.0	86	10910	No
135	GOM_NL__2PRFIN20040401_073253_000000412025_00335_10910_1174.N1	01-APR-2004 07:32:53	Dark	40.500	172	Gam Gru	3.0030	13100.	81	10910	No
136	GOM_NL__2PRFIN20040401_073518_000000412025_00335_10910_1175.N1	01-APR-2004 07:35:18	Dark	40.500	31	Alp Gru	1.7340	15200.	81	10910	No
137	GOM_NL__2PRFIN20040401_073932_000000442025_00335_10910_1176.N1	01-APR-2004 07:39:32	Dark	43.500	45	Alp Pav	1.9400	26000.	87	10910	No
138	GOM_NL__2PRFIN20040401_074128_000000632025_00336_10911_1144.N1	01-APR-2004 07:41:28	Dark	63.000	116	19Del Sgr	2.7000	4100.0	126	10911	No
139	GOM_NL__2PRFIN20040401_074501_000000552025_00336_10911_1145.N1	01-APR-2004 07:45:01	Dark	55.000	85	Kap Sco	2.4070	28000.	110	10911	No
140	GOM_NL__2PRFIN20040401_074703_000000442025_00336_10911_1146.N1	01-APR-2004 07:47:03	Dark	44.000	43	Alp TrA	1.9100	4250.0	88	10911	No
141	GOM_NL__2PRFIN20040401_074855_000000422025_00336_10911_1147.N1	01-APR-2004 07:48:55	Dark	42.000	134	Bet TrA	2.8100	6600.0	84	10911	No
142	GOM_NL__2PRFIN20040401_075133_000000492025_00336_10911_1148.N1	01-APR-2004 07:51:33	Dark	48.500	4	Alp1Cen	-0.010000	5800.0	97	10911	No
143	GOM_NL__2PRFIN20040401_075347_000000462025_00336_10911_1149.N1	01-APR-2004 07:53:47	Straylight	46.000	12	Alp1Cru	0.77500	30000.	92	10911	No
144	GOM_NL__2PRFIN20040401_075514_000000462025_00336_10911_1150.N1	01-APR-2004 07:55:14	Straylight	45.500	26	Gam Cru	1.6240	2900.0	91	10911	No
145	GOM_NL__2PRFIN20040401_075712_000000422025_00336_10911_1151.N1	01-APR-2004 07:57:12	Straylight	41.500	64	Gam Cen	2.2000	10600.	83	10911	No
146	GOM_NL__2PRFIN20040401_075838_000000542025_00336_10911_1152.N1	01-APR-2004 07:58:38	Straylight	54.000	54	5The Cen	2.0550	4500.0	108	10911	No
147	GOM_NL__2PRFIN20040401_080106_000001542025_00336_10911_1153.N1	01-APR-2004 08:01:06	Tw_i_and_stray	154.00	97	8Bet1Sco	2.5610	30000.	308	10911	No
148	GOM_NL__2PRFIN20040401_080633_000000442025_00336_10911_1154.N1	01-APR-2004 08:06:33	Tw_i_and_stray	44.000	100	4Gam Crv	2.5800	13100.	88	10911	No
149	GOM_NL__2PRFIN20040401_080821_000000702025_00336_10911_1155.N1	01-APR-2004 08:08:21	Bright	70.000	15	67Alp Vir	0.97600	28000.	140	10911	No
150	GOM_NL__2PRFIN20040401_081135_000000462025_00336_10911_1156.N1	01-APR-2004 08:11:35	Bright	45.500	121	29Gam Vir	2.7400	7200.0	91	10911	No
151	GOM_NL__2PRFIN20040401_081614_000000392025_00336_10911_1157.N1	01-APR-2004 08:16:14	Bright	39.000	62	94Bet Leo	2.1360	9700.0	78	10911	No
152	GOM_NL__2PRFIN20040401_081751_000000382025_00336_10911_1158.N1	01-APR-2004 08:17:51	Bright	37.500	96	68Del Leo	2.5600	9300.0	75	10911	No
153	GOM_NL__2PRFIN20040401_081934_000000382025_00336_10911_1159.N1	01-APR-2004 08:19:34	Bright	37.500	166	17Eps Leo	2.9800	6000.0	75	10911	No
154	GOM_NL__2PRFIN20040401_082126_000000672025_00336_10911_1160.N1	01-APR-2004 08:21:26	Bright	67.000	111	8Eta Boo	2.6800	6000.0	134	10911	No
155	GOM_NL__2PRFIN20040401_082439_000000392025_00336_10911_1161.N1	01-APR-2004 08:24:39	Bright	38.500	174	52Psi UMa	3.0040	4400.0	77	10911	No
156	GOM_NL__2PRFIN20040401_082740_000000382025_00336_10911_1162.N1	01-APR-2004 08:27:40	Bright	37.500	87	64Gam UMa	2.4330	11000.	75	10911	No
157	GOM_NL__2PRFIN20040401_082931_000000382025_00336_10911_1163.N1	01-APR-2004 08:29:31	Bright	38.000	36	50Alp UMa	1.8000	6300.0	76	10911	No
158	GOM_NL__2PRFIN20040401_083548_000000412025_00336_10911_1164.N1	01-APR-2004 08:35:48	Bright	41.000	60	7Bet UMi	2.0810	3950.0	82	10911	No
159	GOM_NL__2PRFIN20040401_083734_000000392025_00336_10911_1165.N1	01-APR-2004 08:37:34	Bright	38.500	49	1Alp UMi	1.9900	6300.0	77	10911	No
160	GOM_NL__2PRFIN20040401_084412_000000372025_00336_10911_1166.N1	01-APR-2004 08:44:12	Bright	36.500	76	27Gam Cas	2.3000	30000.	73	10911	No



161	GOM_NL__2PRFIN20040401_084532_000000372025_00336_10911_1167.N1	01-APR-2004 08:45:32	Bright	37.000	68	18Alp Cas	2.2250	4500.0	74	10911	No
162	GOM_NL__2PRFIN20040401_085011_000000462025_00336_10911_1168.N1	01-APR-2004 08:50:11	Bright	46.000	144	18Del Cyg	2.8600	11000.	92	10911	No
163	GOM_NL__2PRFIN20040401_085206_000000462025_00336_10911_1169.N1	01-APR-2004 08:52:06	Bright	45.500	66	37Gam Cyg	2.2080	5900.0	91	10911	No
164	GOM_NL__2PRFIN20040401_085408_000000462025_00336_10911_1170.N1	01-APR-2004 08:54:08	Bright	45.500	92	53Eps Cyg	2.5000	4500.0	91	10911	No
165	GOM_NL__2PRFIN20040401_090043_000000462025_00336_10911_1171.N1	01-APR-2004 09:00:43	Twi_and_stray	46.000	61	8Eps Peg	2.1000	3900.0	92	10911	No
166	GOM_NL__2PRFIN20040401_090422_000000802025_00336_10911_1172.N1	01-APR-2004 09:04:22	Dark	79.500	11	53Alp Aql	0.76500	8000.0	159	10911	No
167	GOM_NL__2PRFIN20040401_090753_000000402025_00336_10911_1173.N1	01-APR-2004 09:07:53	Dark	40.000	142	49Del Cap	2.8500	8900.0	80	10911	No
168	GOM_NL__2PRFIN20040401_091329_000000402025_00336_10911_1174.N1	01-APR-2004 09:13:29	Dark	39.500	172	Gam Gru	3.0030	13100.	79	10911	No
169	GOM_NL__2PRFIN20040401_091554_000000412025_00336_10911_1175.N1	01-APR-2004 09:15:54	Dark	41.000	31	Alp Gru	1.7340	15200.	82	10911	No
170	GOM_NL__2PRFIN20040401_092008_000000412025_00336_10911_1176.N1	01-APR-2004 09:20:08	Dark	40.500	45	Alp Pav	1.9400	26000.	81	10911	No
171	GOM_NL__2PRFIN20040401_092205_000000652025_00337_10912_1145.N1	01-APR-2004 09:22:05	Dark	64.500	116	19Del Sgr	2.7000	4100.0	129	10912	No
172	GOM_NL__2PRFIN20040401_092538_000000552025_00337_10912_1146.N1	01-APR-2004 09:25:38	Dark	55.000	85	Kap Sco	2.4070	28000.	110	10912	No
173	GOM_NL__2PRFIN20040401_092739_000000402025_00337_10912_1147.N1	01-APR-2004 09:27:39	Dark	40.000	43	Alp TrA	1.9100	4250.0	80	10912	No
174	GOM_NL__2PRFIN20040401_092931_000000402025_00337_10912_1148.N1	01-APR-2004 09:29:31	Dark	40.000	134	Bet TrA	2.8100	6600.0	80	10912	No
175	GOM_NL__2PRFIN20040401_093209_000000552025_00337_10912_1149.N1	01-APR-2004 09:32:09	Dark	54.500	4	Alp1Cen	-0.010000	5800.0	109	10912	No
176	GOM_NL__2PRFIN20040401_093423_000000452025_00337_10912_1150.N1	01-APR-2004 09:34:23	Straylight	45.000	12	Alp1Cru	0.77500	30000.	90	10912	No
177	GOM_NL__2PRFIN20040401_093551_000000512025_00337_10912_1151.N1	01-APR-2004 09:35:51	Straylight	50.500	26	Gam Cru	1.6240	2900.0	101	10912	No
178	GOM_NL__2PRFIN20040401_093748_000000432025_00337_10912_1152.N1	01-APR-2004 09:37:48	Straylight	43.000	64	Gam Cen	2.2000	10600.	86	10912	No
179	GOM_NL__2PRFIN20040401_093914_000000582025_00337_10912_1153.N1	01-APR-2004 09:39:14	Straylight	57.500	54	5The Cen	2.0550	4500.0	115	10912	No
180	GOM_NL__2PRFIN20040401_094143_000001592025_00337_10912_1154.N1	01-APR-2004 09:41:43	Twi_and_stray	159.00	97	8Bet1Sco	2.5610	30000.	318	10912	No
181	GOM_NL__2PRFIN20040401_094709_000000442025_00337_10912_1155.N1	01-APR-2004 09:47:09	Twi_and_stray	44.000	100	4Gam Crv	2.5800	13100.	88	10912	No
182	GOM_NL__2PRFIN20040401_094857_000000702025_00337_10912_1156.N1	01-APR-2004 09:48:57	Bright	69.500	15	67Alp Vir	0.97600	28000.	139	10912	No
183	GOM_NL__2PRFIN20040401_095211_000000452025_00337_10912_1157.N1	01-APR-2004 09:52:11	Bright	45.000	121	29Gam Vir	2.7400	7200.0	90	10912	No
184	GOM_NL__2PRFIN20040401_095649_000000382025_00337_10912_1158.N1	01-APR-2004 09:56:49	Bright	38.000	62	94Bet Leo	2.1360	9700.0	76	10912	No
185	GOM_NL__2PRFIN20040401_095827_000000392025_00337_10912_1159.N1	01-APR-2004 09:58:27	Bright	38.500	96	68Del Leo	2.5600	9300.0	77	10912	No
186	GOM_NL__2PRFIN20040401_100010_000000382025_00337_10912_1160.N1	01-APR-2004 10:00:10	Bright	37.500	166	17Eps Leo	2.9800	6000.0	75	10912	No
187	GOM_NL__2PRFIN20040401_100200_000000682025_00337_10912_1161.N1	01-APR-2004 10:02:00	Bright	67.500	111	8Eta Boo	2.6800	6000.0	135	10912	No
188	GOM_NL__2PRFIN20040401_100515_000000372025_00337_10912_1162.N1	01-APR-2004 10:05:15	Bright	37.000	174	52Psi UMa	3.0040	4400.0	74	10912	No
189	GOM_NL__2PRFIN20040401_100815_000000382025_00337_10912_1163.N1	01-APR-2004 10:08:15	Bright	38.000	87	64Gam UMa	2.4330	11000.	76	10912	No
190	GOM_NL__2PRFIN20040401_101007_000000382025_00337_10912_1164.N1	01-APR-2004 10:10:07	Bright	37.500	36	50Alp UMa	1.8000	6300.0	75	10912	No
191	GOM_NL__2PRFIN20040401_101624_000000382025_00337_10912_1165.N1	01-APR-2004 10:16:24	Bright	38.000	60	7Bet UMi	2.0810	3950.0	76	10912	No
192	GOM_NL__2PRFIN20040401_101810_000000382025_00337_10912_1166.N1	01-APR-2004 10:18:10	Bright	37.500	49	1Alp UMi	1.9900	6300.0	75	10912	No
193	GOM_NL__2PRFIN20040401_102448_000000382025_00337_10912_1167.N1	01-APR-2004 10:24:48	Bright	38.000	76	27Gam Cas	2.3000	30000.	76	10912	No
194	GOM_NL__2PRFIN20040401_102610_000000382025_00337_10912_1168.N1	01-APR-2004 10:26:10	Bright	37.500	68	18Alp Cas	2.2250	4500.0	75	10912	No
195	GOM_NL__2PRFIN20040401_103047_000000482025_00337_10912_1169.N1	01-APR-2004 10:30:47	Bright	48.000	144	18Del Cyg	2.8600	11000.	96	10912	No
196	GOM_NL__2PRFIN20040401_103242_000000452025_00337_10912_1170.N1	01-APR-2004 10:32:42	Bright	44.500	66	37Gam Cyg	2.2080	5900.0	89	10912	No
197	GOM_NL__2PRFIN20040401_103444_000000462025_00337_10912_1171.N1	01-APR-2004 10:34:44	Bright	46.000	92	53Eps Cyg	2.5000	4500.0	92	10912	No
198	GOM_NL__2PRFIN20040401_104118_000000472025_00337_10912_1172.N1	01-APR-2004 10:41:18	Twi_and_stray	47.000	61	8Eps Peg	2.1000	3900.0	94	10912	No
199	GOM_NL__2PRFIN20040401_104458_000000702025_00337_10912_1173.N1	01-APR-2004 10:44:58	Dark	70.000	11	53Alp Aql	0.76500	8000.0	140	10912	No
200	GOM_NL__2PRFIN20040401_104829_000000432025_00337_10912_1174.N1	01-APR-2004 10:48:29	Dark	43.000	142	49Del Cap	2.8500	8900.0	86	10912	No
201	GOM_NL__2PRFIN20040401_105405_000000392025_00337_10912_1175.N1	01-APR-2004 10:54:05	Dark	38.500	172	Gam Gru	3.0030	13100.	77	10912	No
202	GOM_NL__2PRFIN20040401_105630_000000422025_00337_10912_1176.N1	01-APR-2004 10:56:30	Dark	42.000	31	Alp Gru	1.7340	15200.	84	10912	No
203	GOM_NL__2PRFIN20040401_110044_000000402025_00337_10912_1177.N1	01-APR-2004 11:00:44	Dark	40.000	45	Alp Pav	1.9400	26000.	80	10912	No
204	GOM_NL__2PRFIN20040401_110242_000000672025_00338_10913_1147.N1	01-APR-2004 11:02:42	Dark	66.500	116	19Del Sgr	2.7000	4100.0	133	10913	No
205	GOM_NL__2PRFIN20040401_110615_000000552025_00338_10913_1148.N1	01-APR-2004 11:06:15	Dark	54.500	85	Kap Sco	2.4070	28000.	109	10913	No
206	GOM_NL__2PRFIN20040401_110816_000000432025_00338_10913_1149.N1	01-APR-2004 11:08:16	Dark	42.500	43	Alp TrA	1.9100	4250.0	85	10913	No
207	GOM_NL__2PRFIN20040401_111008_000000402025_00338_10913_1150.N1	01-APR-2004 11:10:08	Dark	40.000	134	Bet TrA	2.8100	6600.0	80	10913	No
208	GOM_NL__2PRFIN20040401_111246_000000522025_00338_10913_1151.N1	01-APR-2004 11:12:46	Dark	52.000	4	Alp1Cen	-0.010000	5800.0	104	10913	No
209	GOM_NL__2PRFIN20040401_111500_000000482025_00338_10913_1152.N1	01-APR-2004 11:15:00	Straylight	47.500	12	Alp1Cru	0.77500	30000.	95	10913	No
210	GOM_NL__2PRFIN20040401_111626_000000422025_00338_10913_1153.N1	01-APR-2004 11:16:26	Straylight	41.500	26	Gam Cru	1.6240	2900.0	83	10913	No
211	GOM_NL__2PRFIN20040401_111823_000000432025_00338_10913_1154.N1	01-APR-2004 11:18:23	Straylight	42.500	64	Gam Cen	2.2000	10600.	85	10913	No
212	GOM_NL__2PRFIN20040401_111950_000000512025_00338_10913_1155.N1	01-APR-2004 11:19:50	Straylight	50.500	54	5The Cen	2.0550	4500.0	101	10913	No
213	GOM_NL__2PRFIN20040401_112220_000001582025_00338_10913_1156.N1	01-APR-2004 11:22:20	Twi_and_stray	158.00	97	8Bet1Sco	2.5610	30000.	316	10913	No
214	GOM_NL__2PRFIN20040401_112745_000000462025_00338_10913_1157.N1	01-APR-2004 11:27:45	Twi_and_stray	45.500	100	4Gam Crv	2.5800	13100.	91	10913	No
215	GOM_NL__2PRFIN20040401_112932_000000592025_00338_10913_1158.N1	01-APR-2004 11:29:32	Bright	59.000	15	67Alp Vir	0.97600	28000.	118	10913	No
216	GOM_NL__2PRFIN20040401_113247_000000462025_00338_10913_1159.N1	01-APR-2004 11:32:47	Bright	45.500	121	29Gam Vir	2.7400	7200.0	91	10913	No
217	GOM_NL__2PRFIN20040401_113725_000000392025_00338_10913_1160.N1	01-APR-2004 11:37:25	Bright	39.000	62	94Bet Leo	2.1360	9700.0	78	10913	No
218	GOM_NL__2PRFIN20040401_113902_000000382025_00338_10913_1161.N1	01-APR-2004 11:39:02	Bright	38.000	96	68Del Leo	2.5600	9300.0	76	10913	No
219	GOM_NL__2PRFIN20040401_114047_000000392025_00338_10913_1162.N1	01-APR-2004 11:40:47	Bright	38.500	166	17Eps Leo	2.9800	6000.0	77	10913	No

220	GOM_NL__2PRFIN20040401_114235_000000682025_00338_10913_1163.N1	01-APR-2004 11:42:35	Bright	67.500	111	8Eta Boo	2.6800	6000.0	135	10913	No
221	GOM_NL__2PRFIN20040401_114551_000000382025_00338_10913_1164.N1	01-APR-2004 11:45:51	Bright	37.500	174	52Psi UMa	3.0040	4400.0	75	10913	No
222	GOM_NL__2PRFIN20040401_114851_000000392025_00338_10913_1165.N1	01-APR-2004 11:48:51	Bright	38.500	87	64Gam UMa	2.4330	11000.	77	10913	No
223	GOM_NL__2PRFIN20040401_115042_000000402025_00338_10913_1166.N1	01-APR-2004 11:50:42	Bright	39.500	36	50Alp UMa	1.8000	6300.0	79	10913	No
224	GOM_NL__2PRFIN20040401_115659_000000422025_00338_10913_1167.N1	01-APR-2004 11:56:59	Bright	42.000	60	7Bet UMi	2.0810	3950.0	84	10913	No
225	GOM_NL__2PRFIN20040401_115845_000000362025_00338_10913_1168.N1	01-APR-2004 11:58:45	Bright	36.000	49	1Alp UMi	1.9900	6300.0	72	10913	No
226	GOM_NL__2PRFIN20040401_120525_000000362025_00338_10913_1169.N1	01-APR-2004 12:05:25	Bright	36.000	76	27Gam Cas	2.3000	30000.	72	10913	No
227	GOM_NL__2PRFIN20040401_120645_000000352025_00338_10913_1170.N1	01-APR-2004 12:06:45	Bright	35.000	68	18Alp Cas	2.2250	4500.0	70	10913	No
228	GOM_NL__2PRFIN20040401_121123_000000482025_00338_10913_1171.N1	01-APR-2004 12:11:23	Bright	47.500	144	18Del Cyg	2.8600	11000.	95	10913	No
229	GOM_NL__2PRFIN20040401_121318_000000472025_00338_10913_1172.N1	01-APR-2004 12:13:18	Bright	46.500	66	37Gam Cyg	2.2080	5900.0	93	10913	No
230	GOM_NL__2PRFIN20040401_121520_000000452025_00338_10913_1173.N1	01-APR-2004 12:15:20	Bright	44.500	92	53Eps Cyg	2.5000	4500.0	89	10913	No
231	GOM_NL__2PRFIN20040401_122155_000000502025_00338_10913_1174.N1	01-APR-2004 12:21:55	Twilight	49.500	61	8Eps Peg	2.1000	3900.0	99	10913	No
232	GOM_NL__2PRFIN20040401_122535_000000662025_00338_10913_1175.N1	01-APR-2004 12:25:35	Dark	65.500	11	53Alp Aql	0.76500	8000.0	131	10913	No
233	GOM_NL__2PRFIN20040401_122905_000000422025_00338_10913_1176.N1	01-APR-2004 12:29:05	Dark	41.500	142	49Del Cap	2.8500	8900.0	83	10913	No
234	GOM_NL__2PRFIN20040401_123441_000000392025_00338_10913_1177.N1	01-APR-2004 12:34:41	Dark	39.000	172	Gam Gru	3.0030	13100.	78	10913	No
235	GOM_NL__2PRFIN20040401_123706_000000442025_00338_10913_1178.N1	01-APR-2004 12:37:06	Dark	43.500	31	Alp Gru	1.7340	15200.	87	10913	No
236	GOM_NL__2PRFIN20040401_124120_000000452025_00338_10913_1179.N1	01-APR-2004 12:41:20	Dark	45.000	45	Alp Pav	1.9400	26000.	90	10913	No
237	GOM_NL__2PRFIN20040401_124320_000000622025_00339_10914_1148.N1	01-APR-2004 12:43:20	Dark	61.500	116	19Del Sgr	2.7000	4100.0	123	10914	No
238	GOM_NL__2PRFIN20040401_124651_000000562025_00339_10914_1149.N1	01-APR-2004 12:46:51	Dark	56.000	85	Kap Sco	2.4070	28000.	112	10914	No
239	GOM_NL__2PRFIN20040401_124852_000000392025_00339_10914_1150.N1	01-APR-2004 12:48:52	Dark	39.000	43	Alp TrA	1.9100	4250.0	78	10914	No
240	GOM_NL__2PRFIN20040401_125044_000000402025_00339_10914_1151.N1	01-APR-2004 12:50:44	Dark	40.000	134	Bet TrA	2.8100	6600.0	80	10914	No
241	GOM_NL__2PRFIN20040401_125322_000000552025_00339_10914_1152.N1	01-APR-2004 12:53:22	Dark	55.000	4	Alp1Cen	-0.010000	5800.0	110	10914	No
242	GOM_NL__2PRFIN20040401_125536_000000462025_00339_10914_1153.N1	01-APR-2004 12:55:36	Straylight	46.000	12	Alp1Cru	0.77500	30000.	92	10914	No
243	GOM_NL__2PRFIN20040401_125702_000000462025_00339_10914_1154.N1	01-APR-2004 12:57:02	Straylight	46.000	26	Gam Cru	1.6240	2900.0	92	10914	No
244	GOM_NL__2PRFIN20040401_125900_000000422025_00339_10914_1155.N1	01-APR-2004 12:59:00	Straylight	42.000	64	Gam Cen	2.2000	10600.	84	10914	No
245	GOM_NL__2PRFIN20040401_130027_000000562025_00339_10914_1156.N1	01-APR-2004 13:00:27	Straylight	56.000	54	5The Cen	2.0550	4500.0	112	10914	No
246	GOM_NL__2PRFIN20040401_130258_000001502025_00339_10914_1157.N1	01-APR-2004 13:02:58	Twilight	149.50	97	8Bet1Sco	2.5610	30000.	299	10914	No
247	GOM_NL__2PRFIN20040401_130821_000000442025_00339_10914_1158.N1	01-APR-2004 13:08:21	Twilight	43.500	100	4Gam Crv	2.5800	13100.	87	10914	No
248	GOM_NL__2PRFIN20040401_131008_000000682025_00339_10914_1159.N1	01-APR-2004 13:10:08	Bright	68.000	15	67Alp Vir	0.97600	28000.	136	10914	No
249	GOM_NL__2PRFIN20040401_131323_000000462025_00339_10914_1160.N1	01-APR-2004 13:13:23	Bright	45.500	121	29Gam Vir	2.7400	7200.0	91	10914	No
250	GOM_NL__2PRFIN20040401_131801_000000402025_00339_10914_1161.N1	01-APR-2004 13:18:01	Bright	39.500	62	94Bet Leo	2.1360	9700.0	79	10914	No
251	GOM_NL__2PRFIN20040401_131938_000000382025_00339_10914_1162.N1	01-APR-2004 13:19:38	Bright	38.000	96	68Del Leo	2.5600	9300.0	76	10914	No
252	GOM_NL__2PRFIN20040401_132123_000000392025_00339_10914_1163.N1	01-APR-2004 13:21:23	Bright	39.000	166	17Eps Leo	2.9800	6000.0	78	10914	No
253	GOM_NL__2PRFIN20040401_132310_000000642025_00339_10914_1164.N1	01-APR-2004 13:23:10	Bright	63.500	111	8Eta Boo	2.6800	6000.0	127	10914	No
254	GOM_NL__2PRFIN20040401_132626_000000392025_00339_10914_1165.N1	01-APR-2004 13:26:26	Bright	38.500	174	52Psi UMa	3.0040	4400.0	77	10914	No
255	GOM_NL__2PRFIN20040401_132926_000000402025_00339_10914_1166.N1	01-APR-2004 13:29:26	Bright	40.000	87	64Gam UMa	2.4330	11000.	80	10914	No
256	GOM_NL__2PRFIN20040401_133118_000000392025_00339_10914_1167.N1	01-APR-2004 13:31:18	Bright	39.000	36	50Alp UMa	1.8000	6300.0	78	10914	No
257	GOM_NL__2PRFIN20040401_133734_000000422025_00339_10914_1168.N1	01-APR-2004 13:37:34	Bright	41.500	60	7Bet UMi	2.0810	3950.0	83	10914	No
258	GOM_NL__2PRFIN20040401_133921_000000382025_00339_10914_1169.N1	01-APR-2004 13:39:21	Bright	37.500	49	1Alp UMi	1.9900	6300.0	75	10914	No
259	GOM_NL__2PRFIN20040401_134602_000000352025_00339_10914_1170.N1	01-APR-2004 13:46:02	Bright	35.000	76	27Gam Cas	2.3000	30000.	70	10914	No
260	GOM_NL__2PRFIN20040401_134722_000000352025_00339_10914_1171.N1	01-APR-2004 13:47:22	Bright	35.000	68	18Alp Cas	2.2250	4500.0	70	10914	No
261	GOM_NL__2PRFIN20040401_135158_000000482025_00339_10914_1172.N1	01-APR-2004 13:51:58	Bright	47.500	144	18Del Cyg	2.8600	11000.	95	10914	No
262	GOM_NL__2PRFIN20040401_135354_000000462025_00339_10914_1173.N1	01-APR-2004 13:53:54	Bright	46.000	66	37Gam Cyg	2.2080	5900.0	92	10914	No
263	GOM_NL__2PRFIN20040401_135556_000000472025_00339_10914_1174.N1	01-APR-2004 13:55:56	Bright	47.000	92	53Eps Cyg	2.5000	4500.0	94	10914	No
264	GOM_NL__2PRFIN20040401_140231_000000492025_00339_10914_1175.N1	01-APR-2004 14:02:31	Twilight	48.500	61	8Eps Peg	2.1000	3900.0	97	10914	No
265	GOM_NL__2PRFIN20040401_140611_000000632025_00339_10914_1176.N1	01-APR-2004 14:06:11	Dark	63.000	11	53Alp Aql	0.76500	8000.0	126	10914	No
266	GOM_NL__2PRFIN20040401_140942_000000442025_00339_10914_1177.N1	01-APR-2004 14:09:42	Dark	43.500	142	49Del Cap	2.8500	8900.0	87	10914	No
267	GOM_NL__2PRFIN20040401_141518_000000402025_00339_10914_1178.N1	01-APR-2004 14:15:18	Dark	40.000	172	Gam Gru	3.0030	13100.	80	10914	No
268	GOM_NL__2PRFIN20040401_141742_000000422025_00339_10914_1179.N1	01-APR-2004 14:17:42	Dark	42.000	31	Alp Gru	1.7340	15200.	84	10914	No
269	GOM_NL__2PRFIN20040401_142157_000000402025_00339_10914_1180.N1	01-APR-2004 14:21:57	Dark	39.500	45	Alp Pav	1.9400	26000.	79	10914	No
270	GOM_NL__2PRFIN20040401_142357_000000682025_00340_10915_1148.N1	01-APR-2004 14:23:57	Dark	67.500	116	19Del Sgr	2.7000	4100.0	135	10915	No
271	GOM_NL__2PRFIN20040401_142728_000000542025_00340_10915_1149.N1	01-APR-2004 14:27:28	Dark	53.500	85	Kap Sco	2.4070	28000.	107	10915	No
272	GOM_NL__2PRFIN20040401_142928_000000412025_00340_10915_1150.N1	01-APR-2004 14:29:28	Dark	41.000	43	Alp TrA	1.9100	4250.0	82	10915	No
273	GOM_NL__2PRFIN20040401_143120_000000402025_00340_10915_1151.N1	01-APR-2004 14:31:20	Dark	40.000	134	Bet TrA	2.8100	6600.0	80	10915	No
274	GOM_NL__2PRFIN20040401_143357_000000502025_00340_10915_1152.N1	01-APR-2004 14:33:57	Dark	49.500	4	Alp1Cen	-0.010000	5800.0	99	10915	No
275	GOM_NL__2PRFIN20040401_143612_000000392025_00340_10915_1153.N1	01-APR-2004 14:36:12	Straylight	39.000	12	Alp1Cru	0.77500	30000.	78	10915	No
276	GOM_NL__2PRFIN20040401_143738_000000462025_00340_10915_1154.N1	01-APR-2004 14:37:38	Straylight	46.000	26	Gam Cru	1.6240	2900.0	92	10915	No
277	GOM_NL__2PRFIN20040401_143936_000000452025_00340_10915_1155.N1	01-APR-2004 14:39:36	Straylight	44.500	64	Gam Cen	2.2000	10600.	89	10915	No
278	GOM_NL__2PRFIN20040401_144104_000000542025_00340_10915_1156.N1	01-APR-2004 14:41:04	Straylight	54.000	54	5The Cen	2.0550	4500.0	108	10915	No

279	GOM_NL__2PRFIN20040401_144700_000000462025_00340_10915_1157.N1	01-APR-2004 14:47:00	Twilight	45.500	106	9Bet Crv	2.6480	5600.0	91	10915	No
280	GOM_NL__2PRFIN20040401_144857_000000462025_00340_10915_1158.N1	01-APR-2004 14:48:57	Twilight	45.500	100	4Gam Crv	2.5800	13100.	91	10915	No
281	GOM_NL__2PRFIN20040401_145042_000000692025_00340_10915_1159.N1	01-APR-2004 14:50:42	Bright	69.000	15	67Alp Vir	0.97600	28000.	138	10915	No
282	GOM_NL__2PRFIN20040401_145359_000000442025_00340_10915_1160.N1	01-APR-2004 14:53:59	Bright	44.000	121	29Gam Vir	2.7400	7200.0	88	10915	No
283	GOM_NL__2PRFIN20040401_145836_000000412025_00340_10915_1161.N1	01-APR-2004 14:58:36	Bright	40.500	62	94Bet Leo	2.1360	9700.0	81	10915	No
284	GOM_NL__2PRFIN20040401_150014_000000372025_00340_10915_1162.N1	01-APR-2004 15:00:14	Bright	37.000	96	68Del Leo	2.5600	9300.0	74	10915	No
285	GOM_NL__2PRFIN20040401_150159_000000382025_00340_10915_1163.N1	01-APR-2004 15:01:59	Bright	38.000	166	17Eps Leo	2.9800	6000.0	76	10915	No
286	GOM_NL__2PRFIN20040401_150702_000000372025_00340_10915_1164.N1	01-APR-2004 15:07:02	Bright	36.500	174	52Psi UMa	3.0040	4400.0	73	10915	No
287	GOM_NL__2PRFIN20040401_151002_000000392025_00340_10915_1165.N1	01-APR-2004 15:10:02	Bright	38.500	87	64Gam UMa	2.4330	11000.	77	10915	No
288	GOM_NL__2PRFIN20040401_151154_000000402025_00340_10915_1166.N1	01-APR-2004 15:11:54	Bright	40.000	36	50Alp UMa	1.8000	6300.0	80	10915	No
289	GOM_NL__2PRFIN20040401_151810_000000442025_00340_10915_1167.N1	01-APR-2004 15:18:10	Bright	44.000	60	7Bet UMi	2.0810	3950.0	88	10915	No
290	GOM_NL__2PRFIN20040401_151957_000000382025_00340_10915_1168.N1	01-APR-2004 15:19:57	Bright	37.500	49	1Alp UMi	1.9900	6300.0	75	10915	No
291	GOM_NL__2PRFIN20040401_152611_000000392025_00340_10915_1169.N1	01-APR-2004 15:26:11	Bright	38.500	110	37Del Cas	2.6780	8900.0	77	10915	No
292	GOM_NL__2PRFIN20040401_152746_000000362025_00340_10915_1170.N1	01-APR-2004 15:27:46	Bright	35.500	74	11Bet Cas	2.2680	6600.0	71	10915	No
293	GOM_NL__2PRFIN20040401_153234_000000482025_00340_10915_1171.N1	01-APR-2004 15:32:34	Bright	47.500	144	18Del Cyg	2.8600	11000.	95	10915	No
294	GOM_NL__2PRFIN20040401_153430_000000472025_00340_10915_1172.N1	01-APR-2004 15:34:30	Bright	47.000	66	37Gam Cyg	2.2080	5900.0	94	10915	No
295	GOM_NL__2PRFIN20040401_153632_000000462025_00340_10915_1173.N1	01-APR-2004 15:36:32	Bright	46.000	92	53Eps Cyg	2.5000	4500.0	92	10915	No
296	GOM_NL__2PRFIN20040401_154307_000000492025_00340_10915_1174.N1	01-APR-2004 15:43:07	Twilight	48.500	61	8Eps Peg	2.1000	3900.0	97	10915	No
297	GOM_NL__2PRFIN20040401_154648_000000712025_00340_10915_1175.N1	01-APR-2004 15:46:48	Dark	71.000	11	53Alp Aql	0.76500	8000.0	142	10915	No
298	GOM_NL__2PRFIN20040401_155019_000000422025_00340_10915_1176.N1	01-APR-2004 15:50:19	Dark	42.000	142	49Del Cap	2.8500	8900.0	84	10915	No
299	GOM_NL__2PRFIN20040401_155554_000000392025_00340_10915_1177.N1	01-APR-2004 15:55:54	Dark	39.000	172	Gam Gru	3.0030	13100.	78	10915	No
300	GOM_NL__2PRFIN20040401_155818_000000402025_00340_10915_1178.N1	01-APR-2004 15:58:18	Dark	40.000	31	Alp Gru	1.7340	15200.	80	10915	No
301	GOM_NL__2PRFIN20040401_160233_000000412025_00340_10915_1179.N1	01-APR-2004 16:02:33	Dark	40.500	45	Alp Pav	1.9400	26000.	81	10915	No
302	GOM_NL__2PRFIN20040401_160806_000000552025_00341_10916_1148.N1	01-APR-2004 16:08:06	Dark	54.500	85	Kap Sco	2.4070	28000.	109	10916	No
303	GOM_NL__2PRFIN20040401_161005_000000422025_00341_10916_1149.N1	01-APR-2004 16:10:05	Dark	41.500	43	Alp TrA	1.9100	4250.0	83	10916	No
304	GOM_NL__2PRFIN20040401_161157_000000412025_00341_10916_1150.N1	01-APR-2004 16:11:57	Dark	41.000	134	Bet TrA	2.8100	6600.0	82	10916	No
305	GOM_NL__2PRFIN20040401_161434_000000462025_00341_10916_1151.N1	01-APR-2004 16:14:34	Dark	46.000	4	Alp1Cen	-0.010000	5800.0	92	10916	No
306	GOM_NL__2PRFIN20040401_161648_000000442025_00341_10916_1152.N1	01-APR-2004 16:16:48	Straylight	44.000	12	Alp1Cru	0.77500	30000.	88	10916	No
307	GOM_NL__2PRFIN20040401_161815_000000472025_00341_10916_1153.N1	01-APR-2004 16:18:15	Straylight	46.500	26	Gam Cru	1.6240	2900.0	93	10916	No
308	GOM_NL__2PRFIN20040401_162012_000000442025_00341_10916_1154.N1	01-APR-2004 16:20:12	Straylight	44.000	64	Gam Cen	2.2000	10600.	88	10916	No
309	GOM_NL__2PRFIN20040401_162140_000000552025_00341_10916_1155.N1	01-APR-2004 16:21:40	Straylight	54.500	54	5The Cen	2.0550	4500.0	109	10916	No
310	GOM_NL__2PRFIN20040401_162736_000000472025_00341_10916_1156.N1	01-APR-2004 16:27:36	Twilight	46.500	106	9Bet Crv	2.6480	5600.0	93	10916	No
311	GOM_NL__2PRFIN20040401_162933_000000452025_00341_10916_1157.N1	01-APR-2004 16:29:33	Twilight	44.500	100	4Gam Crv	2.5800	13100.	89	10916	No
312	GOM_NL__2PRFIN20040401_163120_000000692025_00341_10916_1158.N1	01-APR-2004 16:31:20	Bright	69.000	15	67Alp Vir	0.97600	28000.	138	10916	No
313	GOM_NL__2PRFIN20040401_163435_000000452025_00341_10916_1159.N1	01-APR-2004 16:34:35	Bright	44.500	121	29Gam Vir	2.7400	7200.0	89	10916	No
314	GOM_NL__2PRFIN20040401_163912_000000402025_00341_10916_1160.N1	01-APR-2004 16:39:12	Bright	40.000	62	94Bet Leo	2.1360	9700.0	80	10916	No
315	GOM_NL__2PRFIN20040401_164051_000000372025_00341_10916_1161.N1	01-APR-2004 16:40:51	Bright	36.500	96	68Del Leo	2.5600	9300.0	73	10916	No
316	GOM_NL__2PRFIN20040401_164236_000000372025_00341_10916_1162.N1	01-APR-2004 16:42:36	Bright	36.500	166	17Eps Leo	2.9800	6000.0	73	10916	No
317	GOM_NL__2PRFIN20040401_164738_000000402025_00341_10916_1163.N1	01-APR-2004 16:47:38	Bright	39.500	174	52Psi UMa	3.0040	4400.0	79	10916	No
318	GOM_NL__2PRFIN20040401_165038_000000392025_00341_10916_1164.N1	01-APR-2004 16:50:38	Bright	38.500	87	64Gam UMa	2.4330	11000.	77	10916	No
319	GOM_NL__2PRFIN20040401_165230_000000382025_00341_10916_1165.N1	01-APR-2004 16:52:30	Bright	37.500	36	50Alp UMa	1.8000	6300.0	75	10916	No
320	GOM_NL__2PRFIN20040401_165846_000000422025_00341_10916_1166.N1	01-APR-2004 16:58:46	Bright	42.000	60	7Bet UMi	2.0810	3950.0	84	10916	No
321	GOM_NL__2PRFIN20040401_170034_000000372025_00341_10916_1167.N1	01-APR-2004 17:00:34	Bright	37.000	49	1Alp UMi	1.9900	6300.0	74	10916	No
322	GOM_NL__2PRFIN20040401_170648_000000382025_00341_10916_1168.N1	01-APR-2004 17:06:48	Bright	38.000	110	37Del Cas	2.6780	8900.0	76	10916	No
323	GOM_NL__2PRFIN20040401_170823_000000382025_00341_10916_1169.N1	01-APR-2004 17:08:23	Bright	37.500	74	11Bet Cas	2.2680	6600.0	75	10916	No
324	GOM_NL__2PRFIN20040401_171310_000000492025_00341_10916_1170.N1	01-APR-2004 17:13:10	Bright	49.000	144	18Del Cyg	2.8600	11000.	98	10916	No
325	GOM_NL__2PRFIN20040401_171505_000000472025_00341_10916_1171.N1	01-APR-2004 17:15:05	Bright	47.000	66	37Gam Cyg	2.2080	5900.0	94	10916	No
326	GOM_NL__2PRFIN20040401_171708_000000452025_00341_10916_1172.N1	01-APR-2004 17:17:08	Bright	44.500	92	53Eps Cyg	2.5000	4500.0	89	10916	No
327	GOM_NL__2PRFIN20040401_172344_000000482025_00341_10916_1173.N1	01-APR-2004 17:23:44	Twilight	48.000	61	8Eps Peg	2.1000	3900.0	96	10916	No
328	GOM_NL__2PRFIN20040401_172725_000000742025_00341_10916_1174.N1	01-APR-2004 17:27:25	Dark	74.000	11	53Alp Aql	0.76500	8000.0	148	10916	No
329	GOM_NL__2PRFIN20040401_173055_000000422025_00341_10916_1175.N1	01-APR-2004 17:30:55	Dark	42.000	142	49Del Cap	2.8500	8900.0	84	10916	No
330	GOM_NL__2PRFIN20040401_173631_000000372025_00341_10916_1176.N1	01-APR-2004 17:36:31	Dark	37.000	172	Gam Gru	3.0030	13100.	74	10916	No
331	GOM_NL__2PRFIN20040401_173855_000000382025_00341_10916_1177.N1	01-APR-2004 17:38:55	Dark	37.500	31	Alp Gru	1.7340	15200.	75	10916	No
332	GOM_NL__2PRFIN20040401_174310_000000432025_00341_10916_1178.N1	01-APR-2004 17:43:10	Dark	43.000	45	Alp Pav	1.9400	26000.	86	10916	No
333	GOM_NL__2PRFIN20040401_174843_000000572025_00342_10917_1148.N1	01-APR-2004 17:48:43	Dark	57.000	85	Kap Sco	2.4070	28000.	114	10917	No
334	GOM_NL__2PRFIN20040401_175041_000000402025_00342_10917_1149.N1	01-APR-2004 17:50:41	Dark	40.000	43	Alp TrA	1.9100	4250.0	80	10917	No
335	GOM_NL__2PRFIN20040401_175234_000000412025_00342_10917_1150.N1	01-APR-2004 17:52:34	Dark	40.500	134	Bet TrA	2.8100	6600.0	81	10917	No
336	GOM_NL__2PRFIN20040401_175511_000000472025_00342_10917_1151.N1	01-APR-2004 17:55:11	Dark	47.000	4	Alp1Cen	-0.010000	5800.0	94	10917	No
337	GOM_NL__2PRFIN20040401_175724_000000442025_00342_10917_1152.N1	01-APR-2004 17:57:24	Straylight	44.000	12	Alp1Cru	0.77500	30000.	88	10917	No



338	GOM_NL__2PRFIN20040401_175852_000000462025_00342_10917_1153.N1	01-APR-2004 17:58:52	Straylight	45.500	26	Gam Cru	1.6240	2900.0	91	10917	No
339	GOM_NL__2PRFIN20040401_180049_000000402025_00342_10917_1154.N1	01-APR-2004 18:00:49	Straylight	40.000	64	Gam Cen	2.2000	10600.	80	10917	No
340	GOM_NL__2PRFIN20040401_180217_000000542025_00342_10917_1155.N1	01-APR-2004 18:02:17	Straylight	54.000	54	5The Cen	2.0550	4500.0	108	10917	No
341	GOM_NL__2PRFIN20040401_180812_000000462025_00342_10917_1156.N1	01-APR-2004 18:08:12	Tw_i_and_stray	45.500	106	9Bet Crv	2.6480	5600.0	91	10917	No
342	GOM_NL__2PRFIN20040401_181009_000000422025_00342_10917_1157.N1	01-APR-2004 18:10:09	Tw_i_and_stray	42.000	100	4Gam Crv	2.5800	13100.	84	10917	No
343	GOM_NL__2PRFIN20040401_181156_000000662025_00342_10917_1158.N1	01-APR-2004 18:11:56	Bright	66.000	15	67Alp Vir	0.97600	28000.	132	10917	No
344	GOM_NL__2PRFIN20040401_181511_000000452025_00342_10917_1159.N1	01-APR-2004 18:15:11	Bright	45.000	121	29Gam Vir	2.7400	7200.0	90	10917	No
345	GOM_NL__2PRFIN20040401_181948_000000402025_00342_10917_1160.N1	01-APR-2004 18:19:48	Bright	40.000	62	94Bet Leo	2.1360	9700.0	80	10917	No
346	GOM_NL__2PRFIN20040401_182126_000000382025_00342_10917_1161.N1	01-APR-2004 18:21:26	Bright	37.500	96	68Del Leo	2.5600	9300.0	75	10917	No
347	GOM_NL__2PRFIN20040401_182311_000000372025_00342_10917_1162.N1	01-APR-2004 18:23:11	Bright	36.500	166	17Eps Leo	2.9800	6000.0	73	10917	No
348	GOM_NL__2PRFIN20040401_182815_000000392025_00342_10917_1163.N1	01-APR-2004 18:28:15	Bright	38.500	174	52Psi UMa	3.0040	4400.0	77	10917	No
349	GOM_NL__2PRFIN20040401_183114_000000402025_00342_10917_1164.N1	01-APR-2004 18:31:14	Bright	40.000	87	64Gam UMa	2.4330	11000.	80	10917	No
350	GOM_NL__2PRFIN20040401_183306_000000392025_00342_10917_1165.N1	01-APR-2004 18:33:06	Bright	39.000	36	50Alp UMa	1.8000	6300.0	78	10917	No
351	GOM_NL__2PRFIN20040401_183922_000000422025_00342_10917_1166.N1	01-APR-2004 18:39:22	Bright	42.000	60	7Bet UMi	2.0810	3950.0	84	10917	No
352	GOM_NL__2PRFIN20040401_184109_000000382025_00342_10917_1167.N1	01-APR-2004 18:41:09	Bright	37.500	49	1Alp UMi	1.9900	6300.0	75	10917	No
353	GOM_NL__2PRFIN20040401_184724_000000382025_00342_10917_1168.N1	01-APR-2004 18:47:24	Bright	37.500	110	37Del Cas	2.6780	8900.0	75	10917	No
354	GOM_NL__2PRFIN20040401_184859_000000372025_00342_10917_1169.N1	01-APR-2004 18:48:59	Bright	36.500	74	11Bet Cas	2.2680	6600.0	73	10917	No
355	GOM_NL__2PRFIN20040401_185345_000000482025_00342_10917_1170.N1	01-APR-2004 18:53:45	Bright	48.000	144	18Del Cyg	2.8600	11000.	96	10917	No
356	GOM_NL__2PRFIN20040401_185541_000000472025_00342_10917_1171.N1	01-APR-2004 18:55:41	Bright	46.500	66	37Gam Cyg	2.2080	5900.0	93	10917	No
357	GOM_NL__2PRFIN20040401_185745_000000452025_00342_10917_1172.N1	01-APR-2004 18:57:45	Bright	45.000	92	53Eps Cyg	2.5000	4500.0	90	10917	No
358	GOM_NL__2PRFIN20040401_190420_000000492025_00342_10917_1173.N1	01-APR-2004 19:04:20	Tw_i_and_stray	48.500	61	8Eps Peg	2.1000	3900.0	97	10917	No
359	GOM_NL__2PRFIN20040401_190801_000000772025_00342_10917_1174.N1	01-APR-2004 19:08:01	Dark	77.000	11	53Alp Aql	0.76500	8000.0	154	10917	No
360	GOM_NL__2PRFIN20040401_191131_000000402025_00342_10917_1175.N1	01-APR-2004 19:11:31	Dark	40.000	142	49Del Cap	2.8500	8900.0	80	10917	No
361	GOM_NL__2PRFIN20040401_191706_000000382025_00342_10917_1176.N1	01-APR-2004 19:17:06	Dark	37.500	172	Gam Gru	3.0030	13100.	75	10917	No
362	GOM_NL__2PRFIN20040401_191931_000000412025_00342_10917_1177.N1	01-APR-2004 19:19:31	Dark	41.000	31	Alp Gru	1.7340	15200.	82	10917	No
363	GOM_NL__2PRFIN20040401_192347_000000422025_00342_10917_1178.N1	01-APR-2004 19:23:47	Dark	42.000	45	Alp Pav	1.9400	26000.	84	10917	No
364	GOM_NL__2PRFIN20040401_192920_000000562025_00343_10918_1148.N1	01-APR-2004 19:29:20	Dark	55.500	85	Kap Sco	2.4070	28000.	111	10918	No
365	GOM_NL__2PRFIN20040401_193118_000000412025_00343_10918_1149.N1	01-APR-2004 19:31:18	Dark	40.500	43	Alp TrA	1.9100	4250.0	81	10918	No
366	GOM_NL__2PRFIN20040401_193310_000000422025_00343_10918_1150.N1	01-APR-2004 19:33:10	Dark	41.500	134	Bet TrA	2.8100	6600.0	83	10918	No
367	GOM_NL__2PRFIN20040401_193548_000000532025_00343_10918_1151.N1	01-APR-2004 19:35:48	Dark	53.000	4	Alp1Cen	-0.010000	5800.0	106	10918	No
368	GOM_NL__2PRFIN20040401_193801_000000442025_00343_10918_1152.N1	01-APR-2004 19:38:01	Straylight	44.000	12	Alp1Cru	0.77500	30000.	88	10918	No
369	GOM_NL__2PRFIN20040401_193928_000000482025_00343_10918_1153.N1	01-APR-2004 19:39:28	Straylight	47.500	26	Gam Cru	1.6240	2900.0	95	10918	No
370	GOM_NL__2PRFIN20040401_194125_000000442025_00343_10918_1154.N1	01-APR-2004 19:41:25	Straylight	44.000	64	Gam Cen	2.2000	10600.	88	10918	No
371	GOM_NL__2PRFIN20040401_194253_000000542025_00343_10918_1155.N1	01-APR-2004 19:42:53	Straylight	53.500	54	5The Cen	2.0550	4500.0	107	10918	No
372	GOM_NL__2PRFIN20040401_194848_000000472025_00343_10918_1156.N1	01-APR-2004 19:48:48	Tw_i_and_stray	47.000	106	9Bet Crv	2.6480	5600.0	94	10918	No
373	GOM_NL__2PRFIN20040401_195046_000000442025_00343_10918_1157.N1	01-APR-2004 19:50:46	Tw_i_and_stray	44.000	100	4Gam Crv	2.5800	13100.	88	10918	No
374	GOM_NL__2PRFIN20040401_195233_000000642025_00343_10918_1158.N1	01-APR-2004 19:52:33	Bright	63.500	15	67Alp Vir	0.97600	28000.	127	10918	No
375	GOM_NL__2PRFIN20040401_195546_000000452025_00343_10918_1159.N1	01-APR-2004 19:55:46	Bright	44.500	121	29Gam Vir	2.7400	7200.0	89	10918	No
376	GOM_NL__2PRFIN20040401_200024_000000402025_00343_10918_1160.N1	01-APR-2004 20:00:24	Bright	39.500	62	94Bet Leo	2.1360	9700.0	79	10918	No
377	GOM_NL__2PRFIN20040401_200202_000000372025_00343_10918_1161.N1	01-APR-2004 20:02:02	Bright	37.000	96	68Del Leo	2.5600	9300.0	74	10918	No
378	GOM_NL__2PRFIN20040401_200348_000000392025_00343_10918_1162.N1	01-APR-2004 20:03:48	Bright	38.500	166	17Eps Leo	2.9800	6000.0	77	10918	No
379	GOM_NL__2PRFIN20040401_200851_000000382025_00343_10918_1163.N1	01-APR-2004 20:08:51	Bright	38.000	174	52Psi UMa	3.0040	4400.0	76	10918	No
380	GOM_NL__2PRFIN20040401_201150_000000402025_00343_10918_1164.N1	01-APR-2004 20:11:50	Bright	39.500	87	64Gam UMa	2.4330	11000.	79	10918	No
381	GOM_NL__2PRFIN20040401_201342_000000392025_00343_10918_1165.N1	01-APR-2004 20:13:42	Bright	38.500	36	50Alp UMa	1.8000	6300.0	77	10918	No
382	GOM_NL__2PRFIN20040401_201958_000000422025_00343_10918_1166.N1	01-APR-2004 20:19:58	Bright	41.500	60	7Bet UMi	2.0810	3950.0	83	10918	No
383	GOM_NL__2PRFIN20040401_202145_000000382025_00343_10918_1167.N1	01-APR-2004 20:21:45	Bright	37.500	49	1Alp UMi	1.9900	6300.0	75	10918	No
384	GOM_NL__2PRFIN20040401_202800_000000392025_00343_10918_1168.N1	01-APR-2004 20:28:00	Bright	38.500	110	37Del Cas	2.6780	8900.0	77	10918	No
385	GOM_NL__2PRFIN20040401_202935_000000352025_00343_10918_1169.N1	01-APR-2004 20:29:35	Bright	34.500	74	11Bet Cas	2.2680	6600.0	69	10918	No
386	GOM_NL__2PRFIN20040401_203421_000000482025_00343_10918_1170.N1	01-APR-2004 20:34:21	Bright	47.500	144	18Del Cyg	2.8600	11000.	95	10918	No
387	GOM_NL__2PRFIN20040401_203617_000000482025_00343_10918_1171.N1	01-APR-2004 20:36:17	Bright	47.500	66	37Gam Cyg	2.2080	5900.0	95	10918	No
388	GOM_NL__2PRFIN20040401_203821_000000452025_00343_10918_1172.N1	01-APR-2004 20:38:21	Bright	45.000	92	53Eps Cyg	2.5000	4500.0	90	10918	No
389	GOM_NL__2PRFIN20040401_204456_000000492025_00343_10918_1173.N1	01-APR-2004 20:44:56	Tw_i_and_stray	48.500	61	8Eps Peg	2.1000	3900.0	97	10918	No
390	GOM_NL__2PRFIN20040401_204838_000000712025_00343_10918_1174.N1	01-APR-2004 20:48:38	Dark	70.500	11	53Alp Aql	0.76500	8000.0	141	10918	No
391	GOM_NL__2PRFIN20040401_205208_000000442025_00343_10918_1175.N1	01-APR-2004 20:52:08	Dark	44.000	142	49Del Cap	2.8500	8900.0	88	10918	No
392	GOM_NL__2PRFIN20040401_205742_000000392025_00343_10918_1176.N1	01-APR-2004 20:57:42	Dark	38.500	172	Gam Gru	3.0030	13100.	77	10918	No
393	GOM_NL__2PRFIN20040401_210007_000000412025_00343_10918_1177.N1	01-APR-2004 21:00:07	Dark	41.000	31	Alp Gru	1.7340	15200.	82	10918	No
394	GOM_NL__2PRFIN20040401_210422_000000402025_00343_10918_1178.N1	01-APR-2004 21:04:22	Dark	39.500	45	Alp Pav	1.9400	26000.	79	10918	No
395	GOM_NL__2PRFIN20040401_210958_000000542025_00344_10919_1169.N1	01-APR-2004 21:09:58	Dark	53.500	85	Kap Sco	2.4070	28000.	107	10919	No
396	GOM_NL__2PRFIN20040401_211153_000000432025_00344_10919_1170.N1	01-APR-2004 21:11:53	Dark	42.500	43	Alp TrA	1.9100	4250.0	85	10919	No

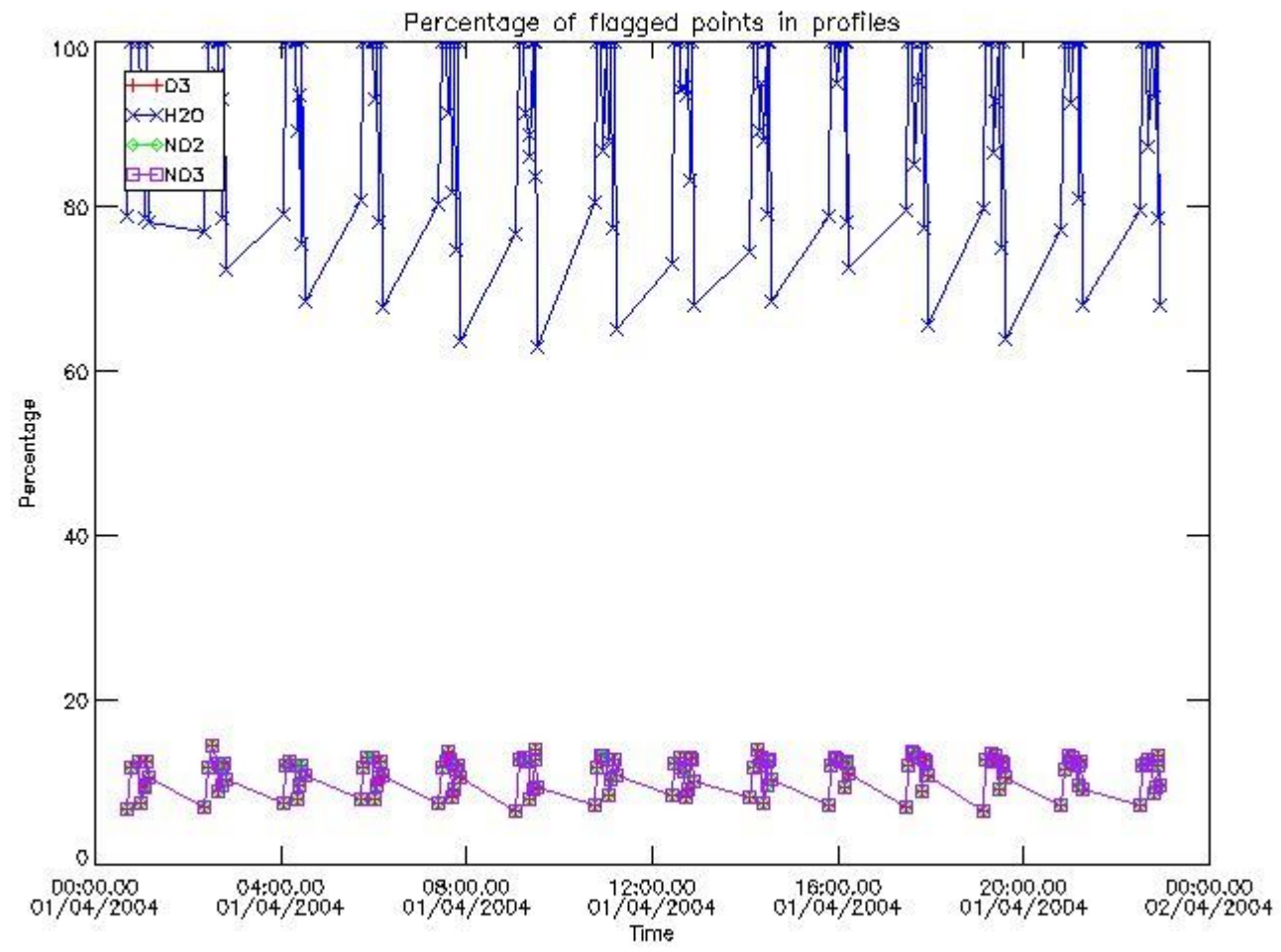
397	GOM_NL__2PRFIN20040401_211346_000000412025_00344_10919_1171.N1	01-APR-2004 21:13:46	Dark	40.500	134	Bet TrA	2.8100	6600.0	81	10919	No
398	GOM_NL__2PRFIN20040401_211623_000000552025_00344_10919_1172.N1	01-APR-2004 21:16:23	Dark	55.000	4	Alp1Cen	-0.010000	5800.0	110	10919	No
399	GOM_NL__2PRFIN20040401_211835_000000422025_00344_10919_1173.N1	01-APR-2004 21:18:35	Straylight	42.000	12	Alp1Cru	0.77500	30000.	84	10919	No
400	GOM_NL__2PRFIN20040401_212003_000000492025_00344_10919_1174.N1	01-APR-2004 21:20:03	Straylight	49.000	26	Gam Cru	1.6240	2900.0	98	10919	No
401	GOM_NL__2PRFIN20040401_212200_000000452025_00344_10919_1175.N1	01-APR-2004 21:22:00	Straylight	45.000	64	Gam Cen	2.2000	10600.	90	10919	No
402	GOM_NL__2PRFIN20040401_212330_000000552025_00344_10919_1176.N1	01-APR-2004 21:23:30	Straylight	55.000	54	5The Cen	2.0550	4500.0	110	10919	No
403	GOM_NL__2PRFIN20040401_212923_000000442025_00344_10919_1177.N1	01-APR-2004 21:29:23	Tw_i_and_stray	43.500	106	9Bet Crv	2.6480	5600.0	87	10919	No
404	GOM_NL__2PRFIN20040401_213120_000000452025_00344_10919_1178.N1	01-APR-2004 21:31:20	Tw_i_and_stray	44.500	100	4Gam Crv	2.5800	13100.	89	10919	No
405	GOM_NL__2PRFIN20040401_213308_000000672025_00344_10919_1179.N1	01-APR-2004 21:33:08	Bright	67.000	15	67Alp Vir	0.97600	28000.	134	10919	No
406	GOM_NL__2PRFIN20040401_213622_000000452025_00344_10919_1180.N1	01-APR-2004 21:36:22	Bright	44.500	121	29Gam Vir	2.7400	7200.0	89	10919	No
407	GOM_NL__2PRFIN20040401_214059_000000402025_00344_10919_1181.N1	01-APR-2004 21:40:59	Bright	40.000	62	94Bet Leo	2.1360	9700.0	80	10919	No
408	GOM_NL__2PRFIN20040401_214237_000000392025_00344_10919_1182.N1	01-APR-2004 21:42:37	Bright	38.500	96	68Del Leo	2.5600	9300.0	77	10919	No
409	GOM_NL__2PRFIN20040401_214424_000000392025_00344_10919_1183.N1	01-APR-2004 21:44:24	Bright	38.500	166	17Eps Leo	2.9800	6000.0	77	10919	No
410	GOM_NL__2PRFIN20040401_214926_000000372025_00344_10919_1184.N1	01-APR-2004 21:49:26	Bright	36.500	174	52Psi UMa	3.0040	4400.0	73	10919	No
411	GOM_NL__2PRFIN20040401_215225_000000392025_00344_10919_1185.N1	01-APR-2004 21:52:25	Bright	39.000	87	64Gam UMa	2.4330	11000.	78	10919	No
412	GOM_NL__2PRFIN20040401_215418_000000392025_00344_10919_1186.N1	01-APR-2004 21:54:18	Bright	39.000	36	50Alp UMa	1.8000	6300.0	78	10919	No
413	GOM_NL__2PRFIN20040401_220033_000000392025_00344_10919_1187.N1	01-APR-2004 22:00:33	Bright	39.000	60	7Bet UMi	2.0810	3950.0	78	10919	No
414	GOM_NL__2PRFIN20040401_220220_000000362025_00344_10919_1188.N1	01-APR-2004 22:02:20	Bright	35.500	49	1Alp UMi	1.9900	6300.0	71	10919	No
415	GOM_NL__2PRFIN20040401_220837_000000382025_00344_10919_1189.N1	01-APR-2004 22:08:37	Bright	37.500	110	37Del Cas	2.6780	8900.0	75	10919	No
416	GOM_NL__2PRFIN20040401_221010_000000382025_00344_10919_1190.N1	01-APR-2004 22:10:10	Bright	37.500	74	11Bet Cas	2.2680	6600.0	75	10919	No
417	GOM_NL__2PRFIN20040401_221457_000000482025_00344_10919_1191.N1	01-APR-2004 22:14:57	Bright	47.500	144	18Del Cyg	2.8600	11000.	95	10919	No
418	GOM_NL__2PRFIN20040401_221653_000000472025_00344_10919_1192.N1	01-APR-2004 22:16:53	Bright	47.000	66	37Gam Cyg	2.2080	5900.0	94	10919	No
419	GOM_NL__2PRFIN20040401_221856_000000462025_00344_10919_1193.N1	01-APR-2004 22:18:56	Bright	46.000	92	53Eps Cyg	2.5000	4500.0	92	10919	No
420	GOM_NL__2PRFIN20040401_222532_000000482025_00344_10919_1194.N1	01-APR-2004 22:25:32	Tw_i_and_stray	47.500	61	8Eps Peg	2.1000	3900.0	95	10919	No
421	GOM_NL__2PRFIN20040401_222915_000000722025_00344_10919_1195.N1	01-APR-2004 22:29:15	Dark	71.500	11	53Alp Aql	0.76500	8000.0	143	10919	No
422	GOM_NL__2PRFIN20040401_223243_000000422025_00344_10919_1196.N1	01-APR-2004 22:32:43	Dark	42.000	142	49Del Cap	2.8500	8900.0	84	10919	No
423	GOM_NL__2PRFIN20040401_223817_000000422025_00344_10919_1197.N1	01-APR-2004 22:38:17	Dark	41.500	172	Gam Gru	3.0030	13100.	83	10919	No
424	GOM_NL__2PRFIN20040401_224043_000000442025_00344_10919_1198.N1	01-APR-2004 22:40:43	Dark	43.500	31	Alp Gru	1.7340	15200.	87	10919	No
425	GOM_NL__2PRFIN20040401_224458_000000432025_00344_10919_1199.N1	01-APR-2004 22:44:58	Dark	42.500	45	Alp Pav	1.9400	26000.	85	10919	No
426	GOM_NL__2PRFIN20040401_224707_000000602025_00345_10920_1170.N1	01-APR-2004 22:47:07	Dark	59.500	38	20Eps Sgr	1.8360	11000.	119	10920	No
427	GOM_NL__2PRFIN20040401_225034_000000552025_00345_10920_1171.N1	01-APR-2004 22:50:34	Dark	54.500	85	Kap Sco	2.4070	28000.	109	10920	No
428	GOM_NL__2PRFIN20040401_225229_000000432025_00345_10920_1172.N1	01-APR-2004 22:52:29	Dark	42.500	43	Alp TrA	1.9100	4250.0	85	10920	No
429	GOM_NL__2PRFIN20040401_225422_000000422025_00345_10920_1173.N1	01-APR-2004 22:54:22	Dark	42.000	134	Bet TrA	2.8100	6600.0	84	10920	No
430	GOM_NL__2PRFIN20040401_225700_000000542025_00345_10920_1174.N1	01-APR-2004 22:57:00	Dark	53.500	4	Alp1Cen	-0.010000	5800.0	107	10920	No
431	GOM_NL__2PRFIN20040401_230001_000001292025_00345_10920_1175.N1	01-APR-2004 23:00:01	Straylight	128.50	16	21Alp Sco	1.0200	3000.0	257	10920	No
432	GOM_NL__2PRFIN20040401_230406_000000542025_00345_10920_1176.N1	01-APR-2004 23:04:06	Straylight	53.500	54	5The Cen	2.0550	4500.0	107	10920	No
433	GOM_NL__2PRFIN20040401_230640_000001512025_00345_10920_1177.N1	01-APR-2004 23:06:40	Tw_i_and_stray	150.50	97	8Bet1Sco	2.5610	30000.	301	10920	No
434	GOM_NL__2PRFIN20040401_231156_000000452025_00345_10920_1178.N1	01-APR-2004 23:11:56	Tw_i_and_stray	45.000	100	4Gam Crv	2.5800	13100.	90	10920	No
435	GOM_NL__2PRFIN20040401_231344_000000632025_00345_10920_1179.N1	01-APR-2004 23:13:44	Bright	62.500	15	67Alp Vir	0.97600	28000.	125	10920	No
436	GOM_NL__2PRFIN20040401_231657_000000462025_00345_10920_1180.N1	01-APR-2004 23:16:57	Bright	46.000	121	29Gam Vir	2.7400	7200.0	92	10920	No
437	GOM_NL__2PRFIN20040401_232135_000000402025_00345_10920_1181.N1	01-APR-2004 23:21:35	Bright	40.000	62	94Bet Leo	2.1360	9700.0	80	10920	No
438	GOM_NL__2PRFIN20040401_232313_000000382025_00345_10920_1182.N1	01-APR-2004 23:23:13	Bright	38.000	96	68Del Leo	2.5600	9300.0	76	10920	No
439	GOM_NL__2PRFIN20040401_232500_000000392025_00345_10920_1183.N1	01-APR-2004 23:25:00	Bright	38.500	166	17Eps Leo	2.9800	6000.0	77	10920	No
440	GOM_NL__2PRFIN20040401_233001_000000382025_00345_10920_1184.N1	01-APR-2004 23:30:01	Bright	38.000	174	52Psi UMa	3.0040	4400.0	76	10920	No
441	GOM_NL__2PRFIN20040401_233300_000000382025_00345_10920_1185.N1	01-APR-2004 23:33:00	Bright	37.500	87	64Gam UMa	2.4330	11000.	75	10920	No
442	GOM_NL__2PRFIN20040401_233453_000000382025_00345_10920_1186.N1	01-APR-2004 23:34:53	Bright	38.000	36	50Alp UMa	1.8000	6300.0	76	10920	No
443	GOM_NL__2PRFIN20040401_234108_000000412025_00345_10920_1187.N1	01-APR-2004 23:41:08	Bright	41.000	60	7Bet UMi	2.0810	3950.0	82	10920	No
444	GOM_NL__2PRFIN20040401_234257_000000362025_00345_10920_1188.N1	01-APR-2004 23:42:57	Bright	36.000	49	1Alp UMi	1.9900	6300.0	72	10920	No
445	GOM_NL__2PRFIN20040401_234912_000000392025_00345_10920_1189.N1	01-APR-2004 23:49:12	Bright	39.000	110	37Del Cas	2.6780	8900.0	78	10920	No
446	GOM_NL__2PRFIN20040401_235047_000000382025_00345_10920_1190.N1	01-APR-2004 23:50:47	Bright	37.500	74	11Bet Cas	2.2680	6600.0	75	10920	No
447	GOM_NL__2PRFIN20040401_235533_000000472025_00345_10920_1191.N1	01-APR-2004 23:55:33	Bright	47.000	144	18Del Cyg	2.8600	11000.	94	10920	No
448	GOM_NL__2PRFIN20040401_235729_000000462025_00345_10920_1192.N1	01-APR-2004 23:57:29	Bright	45.500	66	37Gam Cyg	2.2080	5900.0	91	10920	No
449	GOM_NL__2PRFIN20040401_235930_000000482025_00345_10920_1193.N1	01-APR-2004 23:59:30	Bright	48.000	92	53Eps Cyg	2.5000	4500.0	96	10920	No

### 3. Quality information per product

In this section it is plotted some information contained in the Quality Summary data set of the level 2 products. Only products in dark limb conditions and without errors (error flag in

the MPH set to "0") are used.

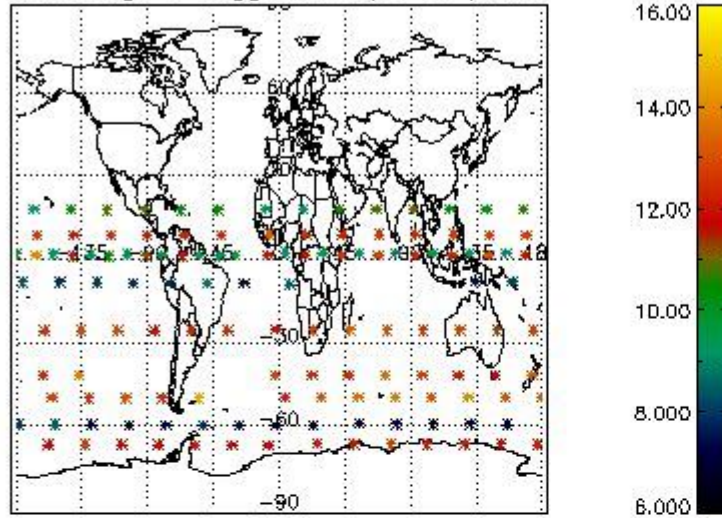
### 3.1 Plot quality information per product (time dependant)



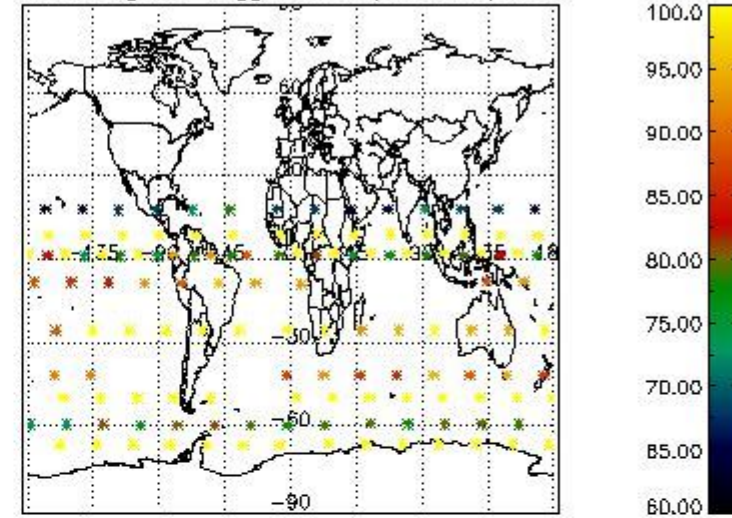
### 3.2 Plot quality information per product (world map)



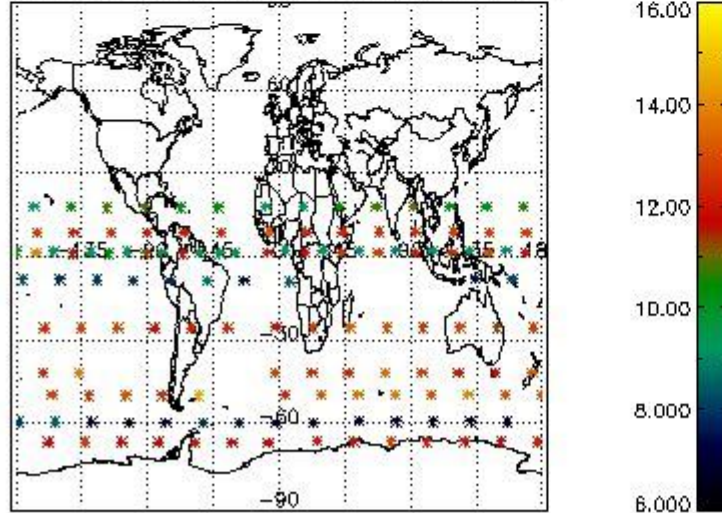
Percentage of flagged data per O3 profile



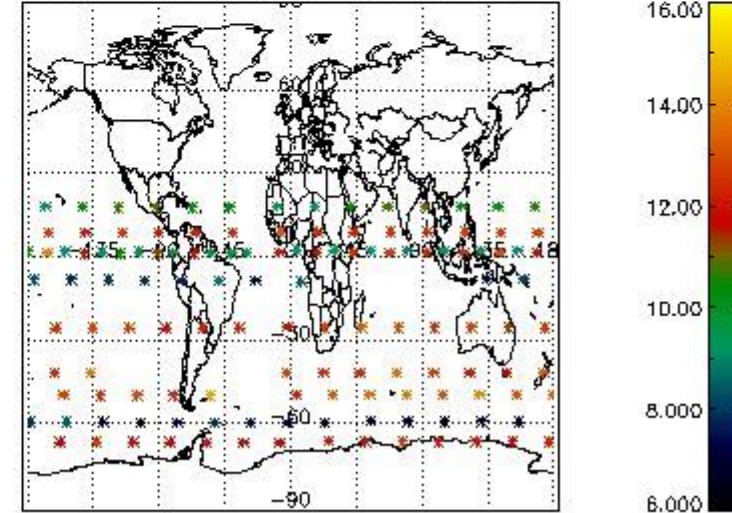
Percentage of flagged data per H2O profile



Percentage of flagged data per NO2 profile



Percentage of flagged data per NO3 profile

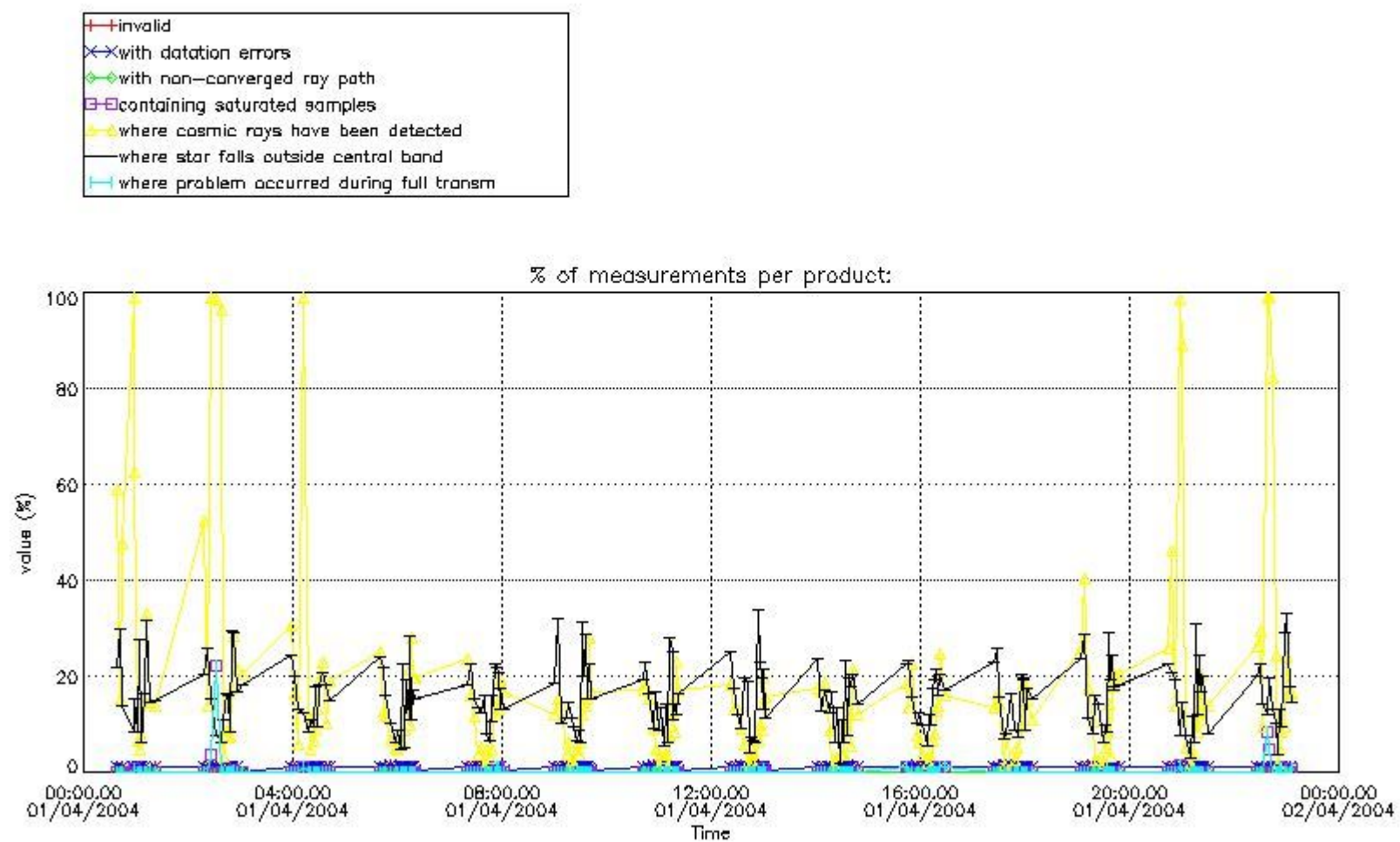


#### 4. Level 1 quality information per product

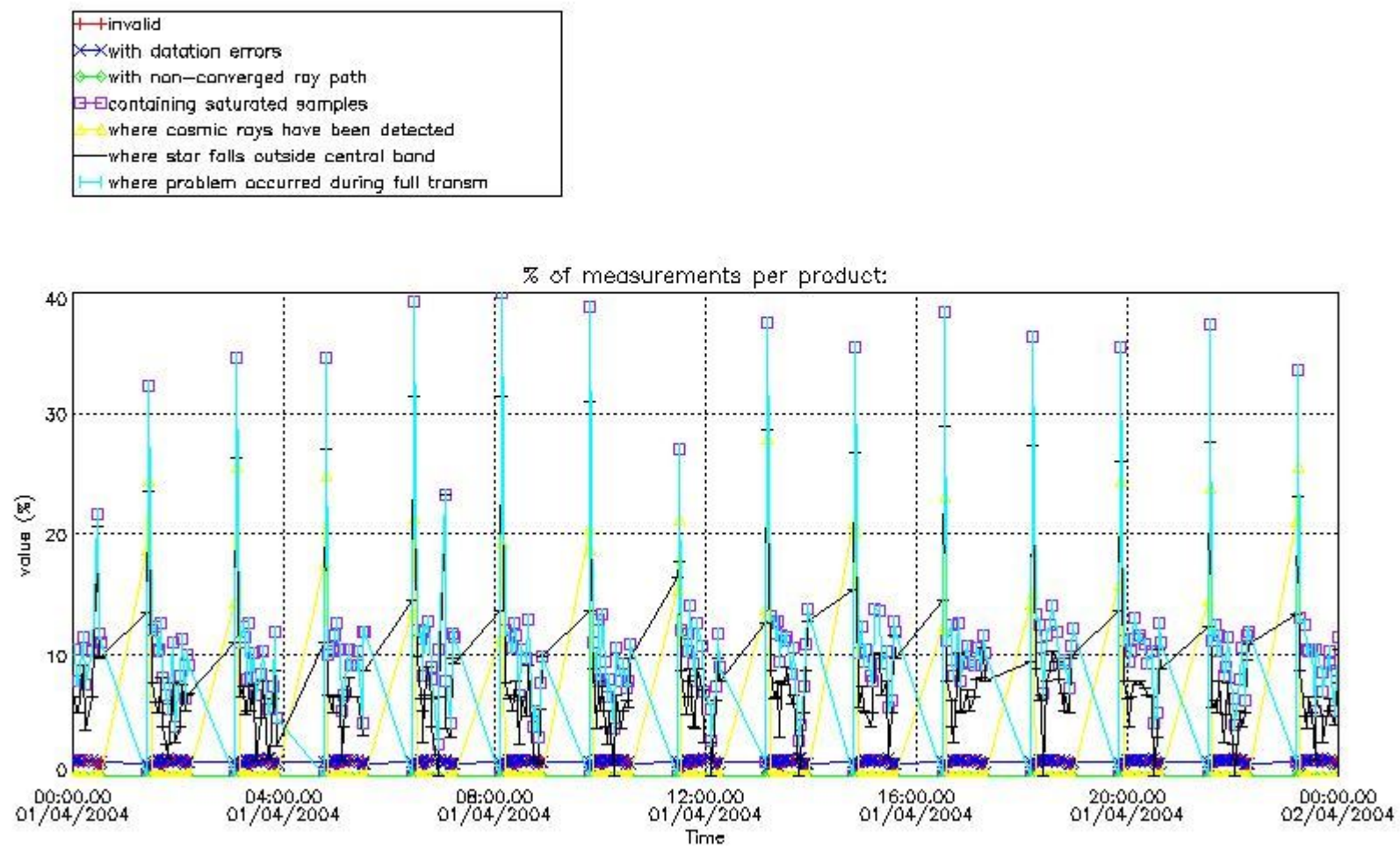
In this section it is plotted some information contained in the Quality Summary data set of the level 2 products that comes from the level 1b processing. Products without errors (error flag in the MPH set to "0") are used.

##### 4.1 Plot quality information per product (time dependant) coming from level 1b processing

##### 4.1.1 Plot level 1 quality information per product (time dependant): ENVISAT ASCENDING passes



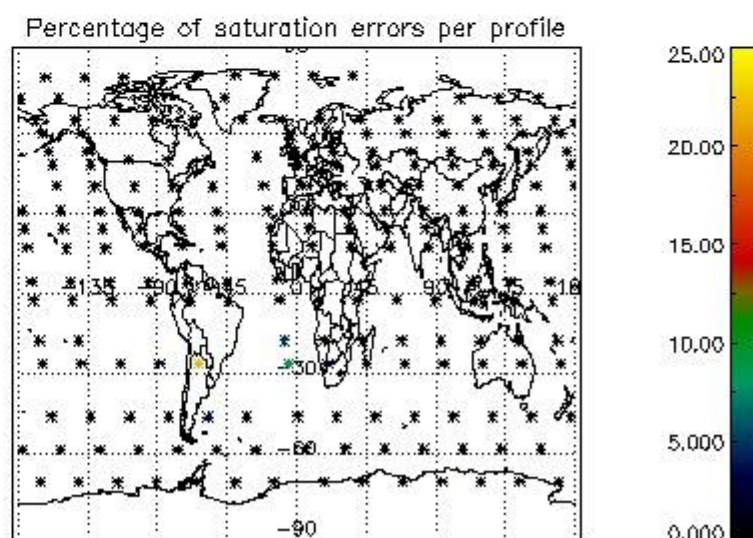
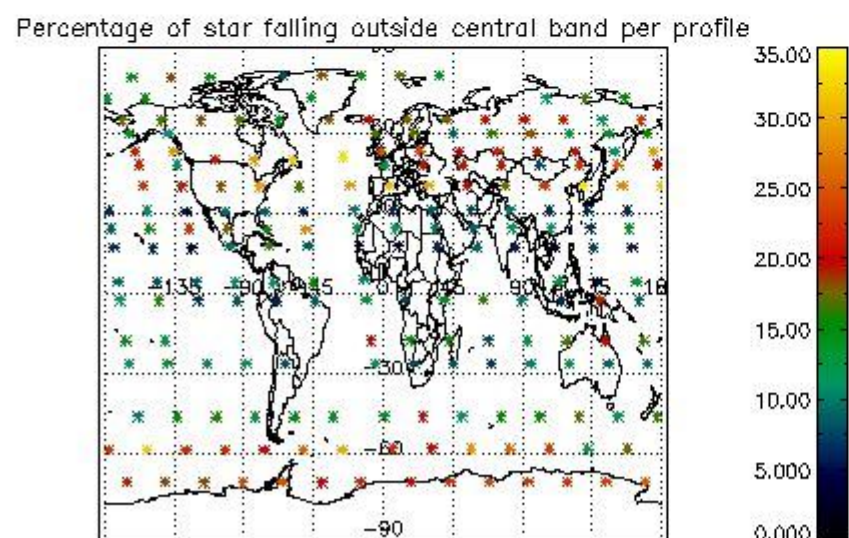
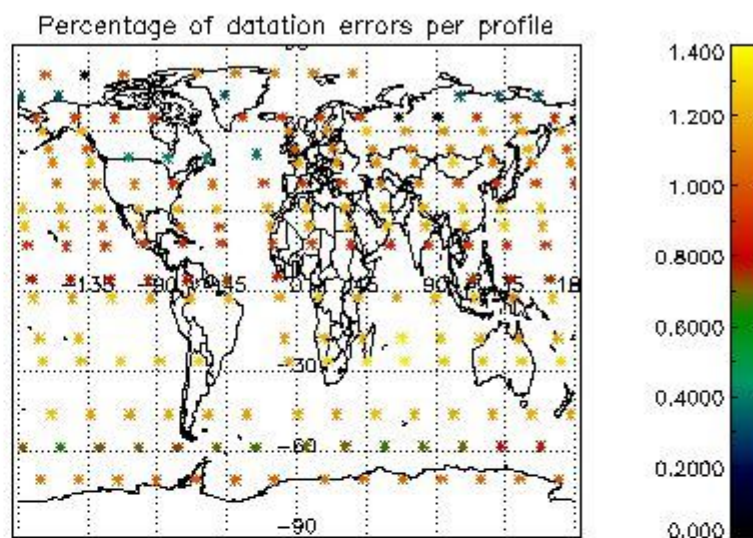
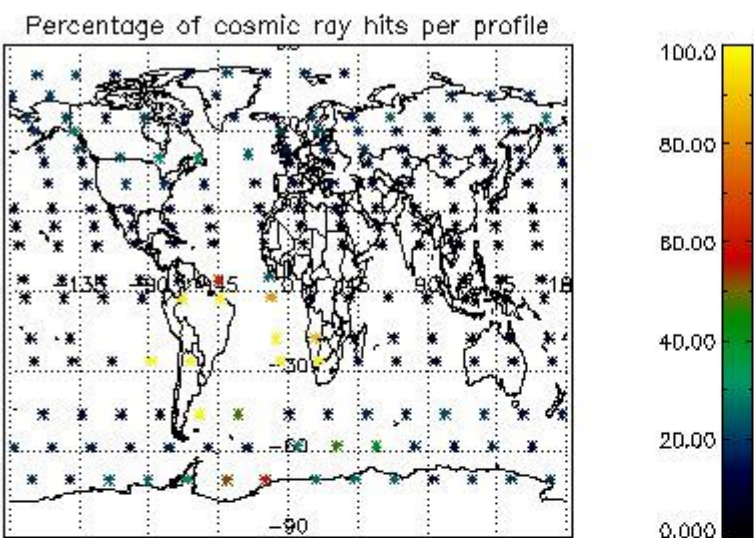
4.1.2 Plot level 1 quality information per product (time dependant): ENVISAT DESCENDING passes



*4.2 Plot quality information per product coming from level 1b processing (world map)*

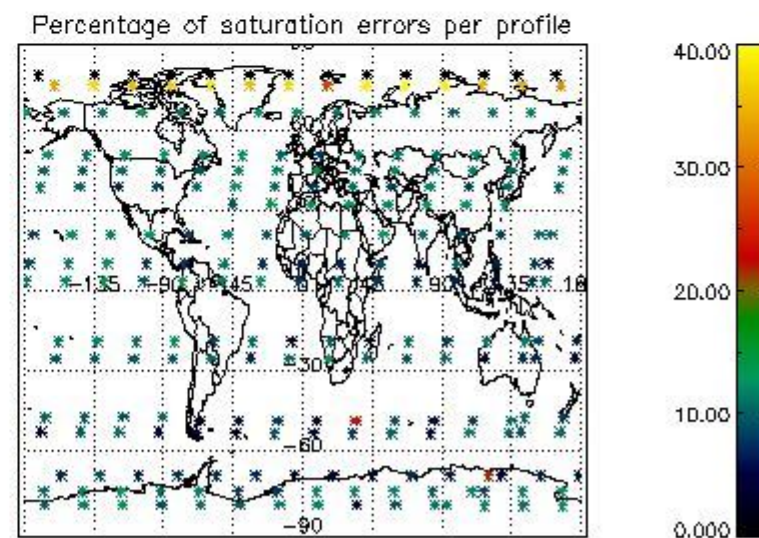
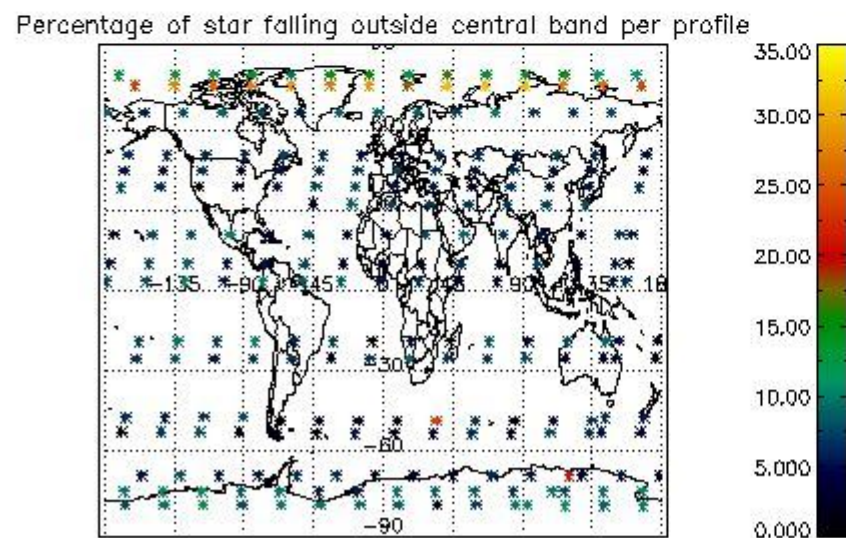
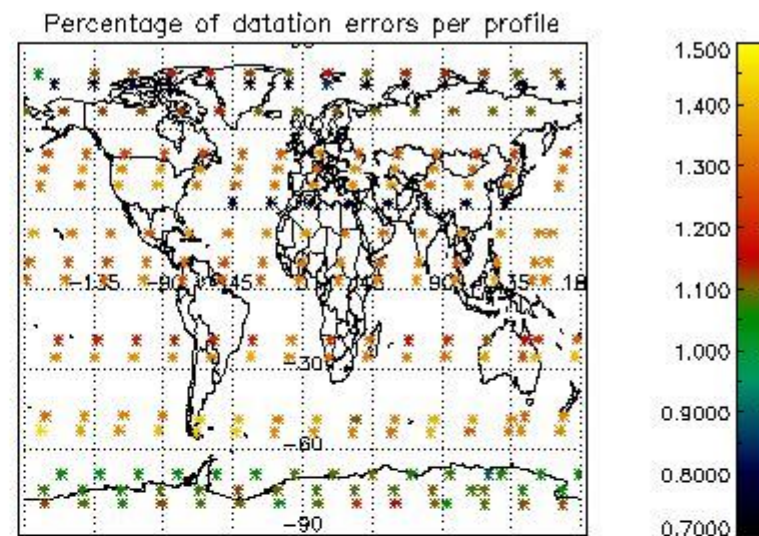
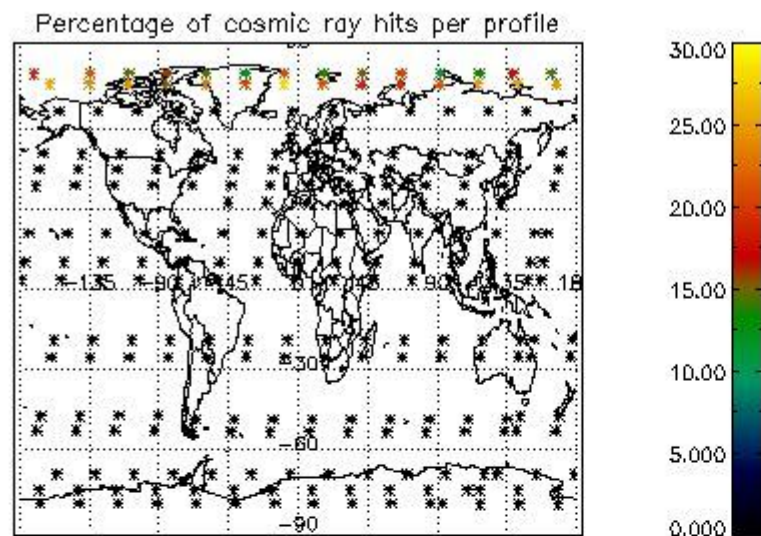
*4.2.1 Plot level 1 quality information per product (world map): ENVISAT ASCENDING passes*





4.2.2 Plot level 1 quality information per product (world map): ENVISAT DESCENDING passes





## 5. Trace gas profiles

### 5.1 Ozone statistics based on quality of products

The final quality of the products can be "measured" using the STD (Standard Deviation) attached to every point profile. This information is written to the parameter GOM\_NL\_\_2P/NL\_LOCAL\_SPECIES\_DENSITY/o3\_std of the level 2 products. The table below shows the statistics for given STD ranges.

The statistics are given with respect to the overall valid production:

- Products without fatal errors: GOM\_NL\_\_2P/MPH/PRODUCT\_ERR=0
- Valid point profile: GOM\_NL\_\_2P/NL\_LOCAL\_SPECIES\_DENSITY/pcd(0)=0

The 'Criteria' is applied to valid points of dark limb products:

- Products in dark limb illumination condition: GOM\_NL\_\_2P/NL\_SUMMARY\_QUALITY/obs\_ill\_cond=0
- Products without fatal errors: GOM\_NL\_\_2P/MPH/PRODUCT\_ERR=0
- Valid point profile: GOM\_NL\_\_2P/NL\_LOCAL\_SPECIES\_DENSITY/pcd(0)=0

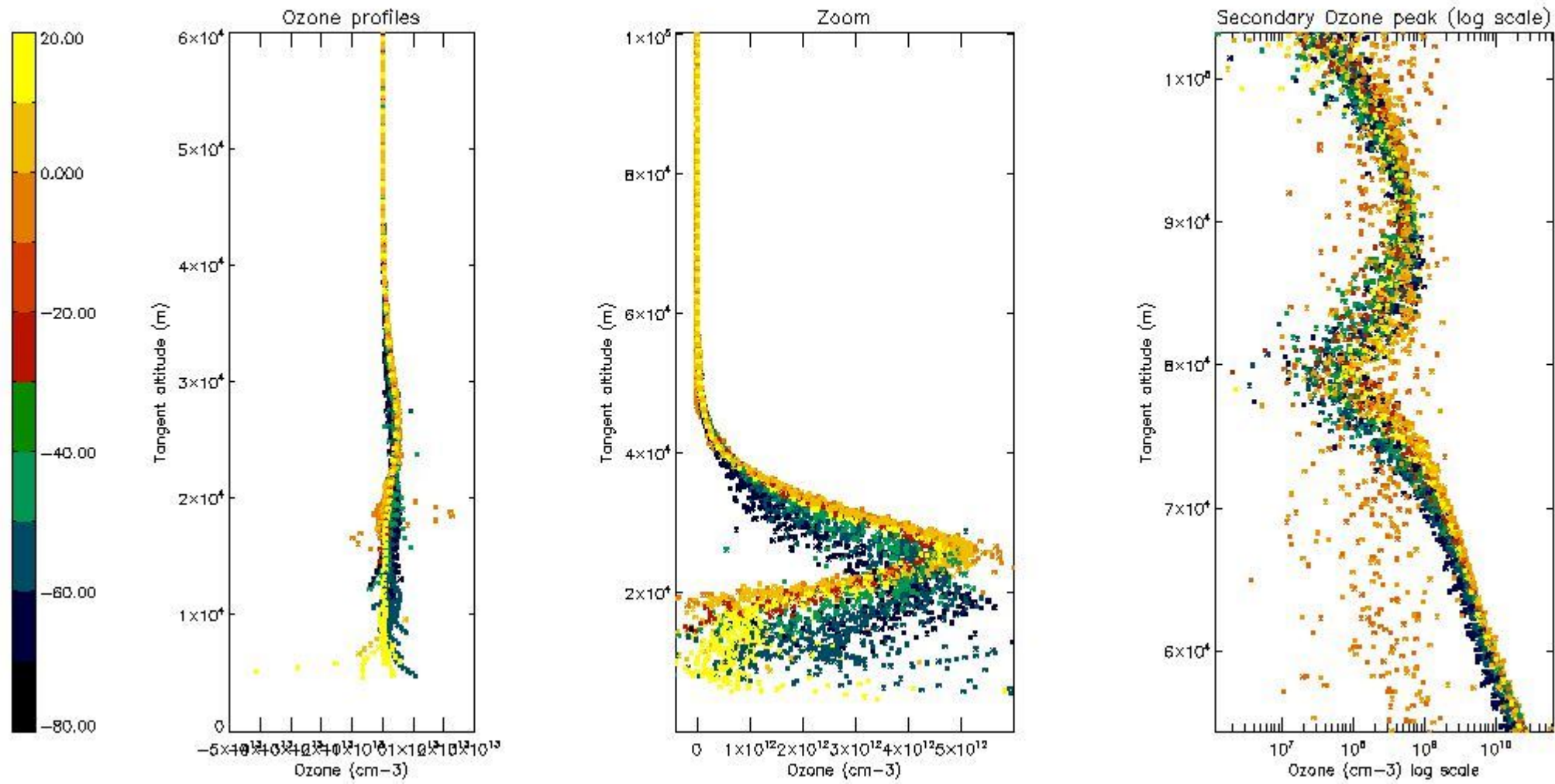
So, the table below shows the percentage of dark limb and valid observations for each criteria with respect to the overall valid daily observations.

Criteria	% of total production
All STD	31
STD < 20	18

STD < 10	15
STD < 5	9

5.2 Plot ozone profiles for all STD (dark without errors)

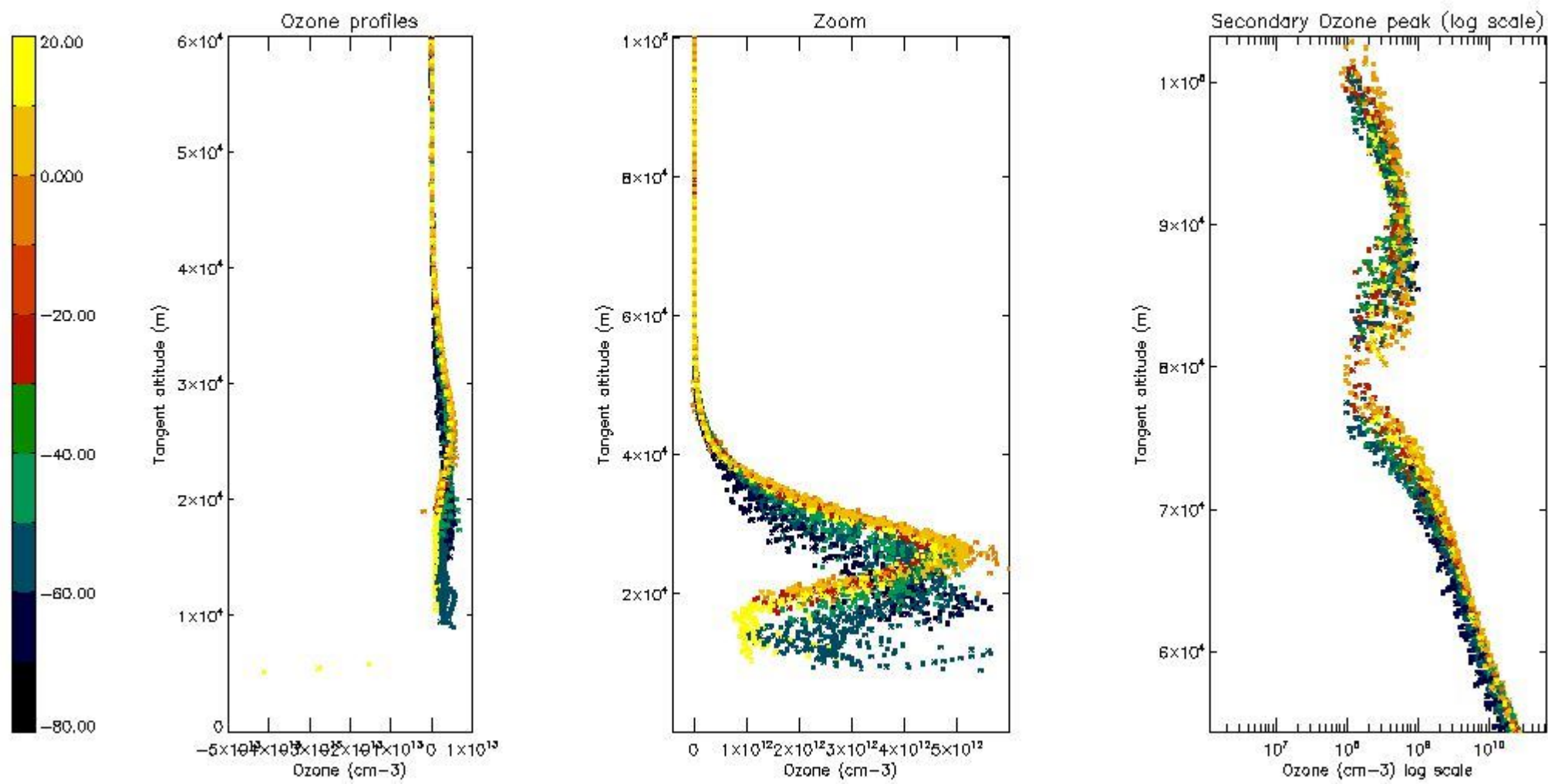
The colorbar represents the latitude.



5.3 Plot ozone profiles where STD < 20% (dark without errors)

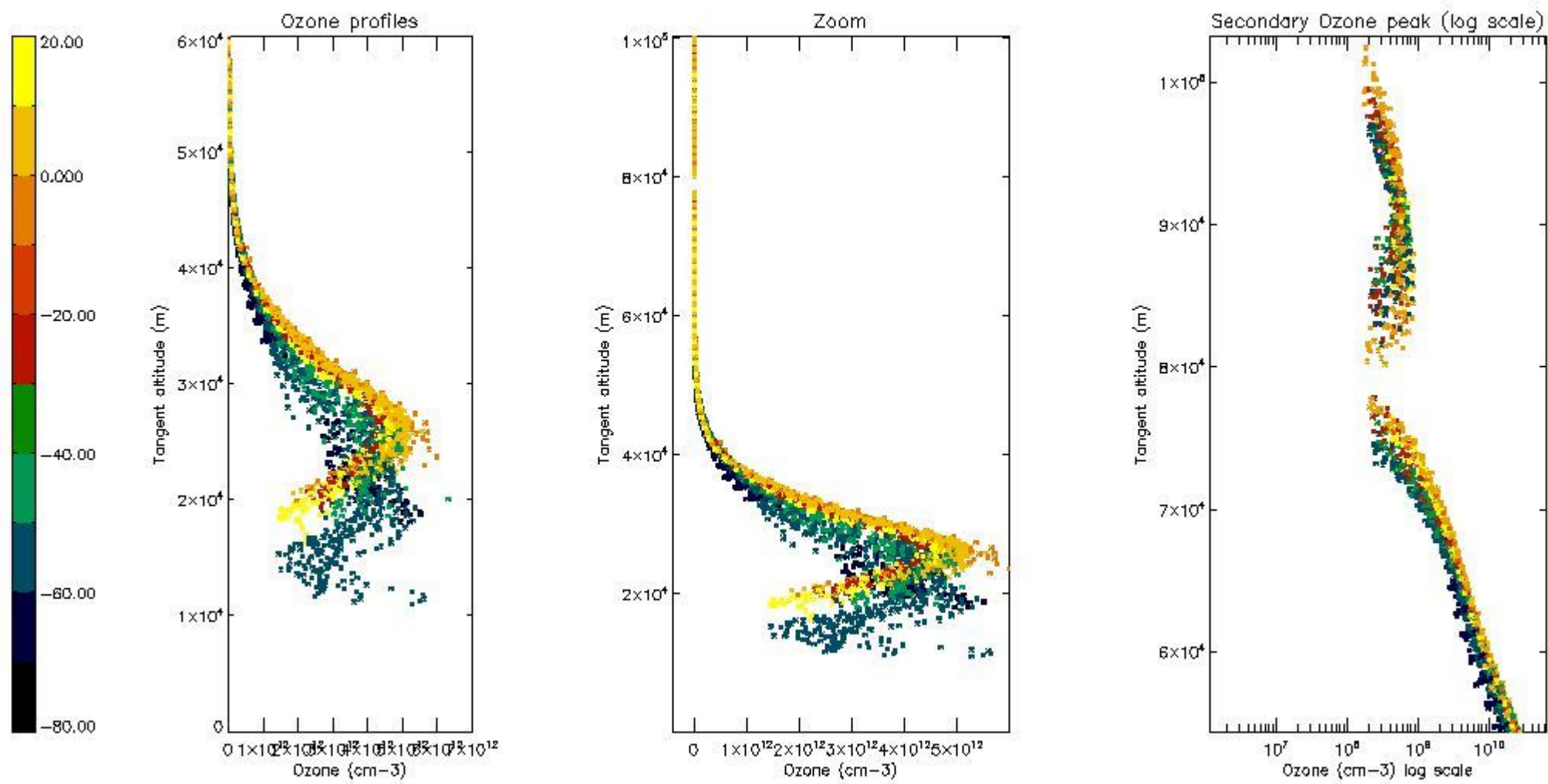
The colorbar represents the latitude.





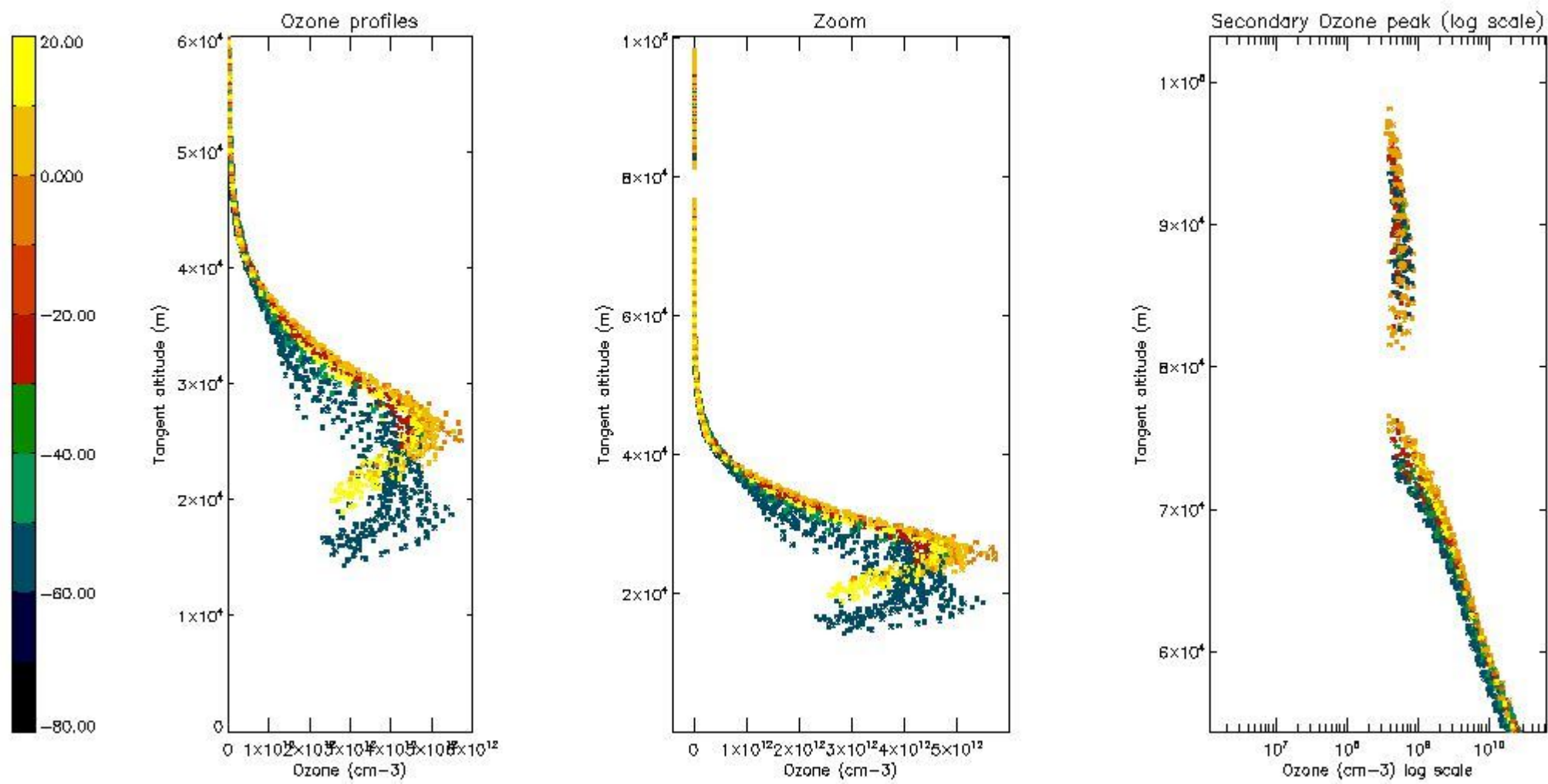
*5.4 Plot ozone profiles where STD < 10% (dark without errors)*

The colorbar represents the latitude.



*5.5 Plot ozone profiles where STD < 5% (dark without errors)*

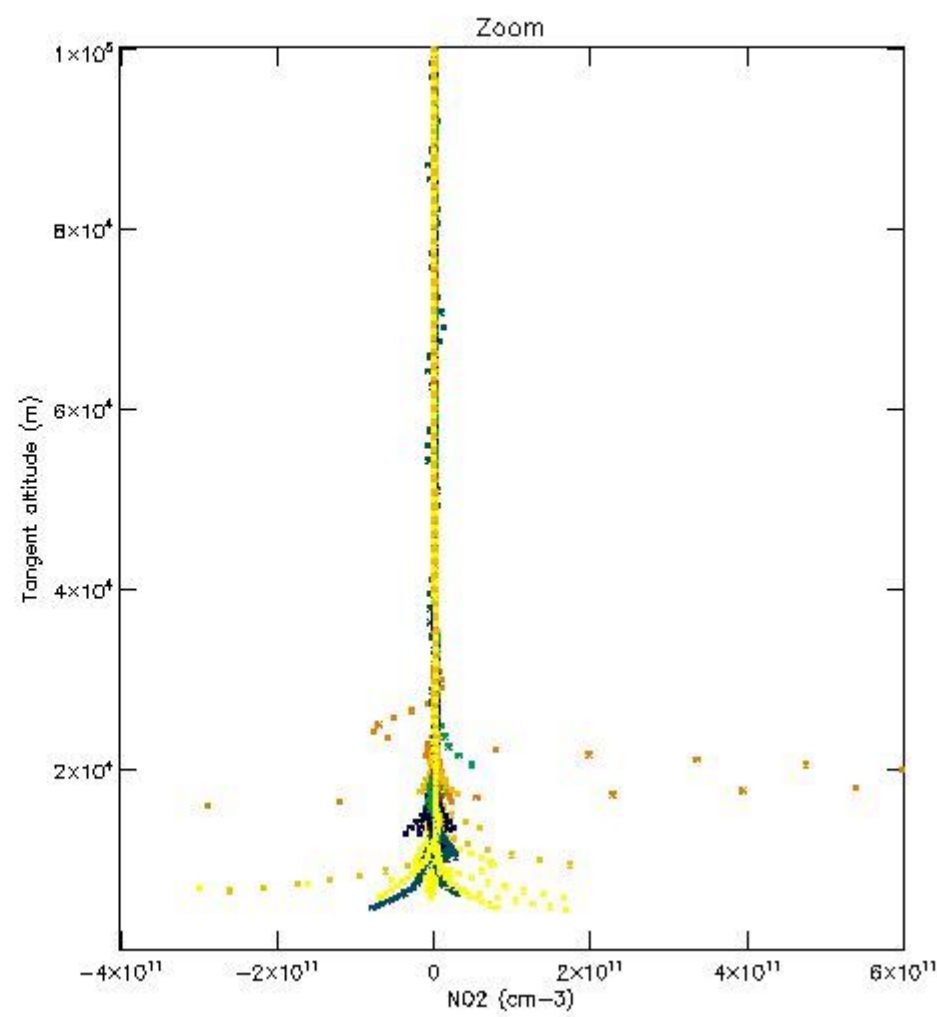
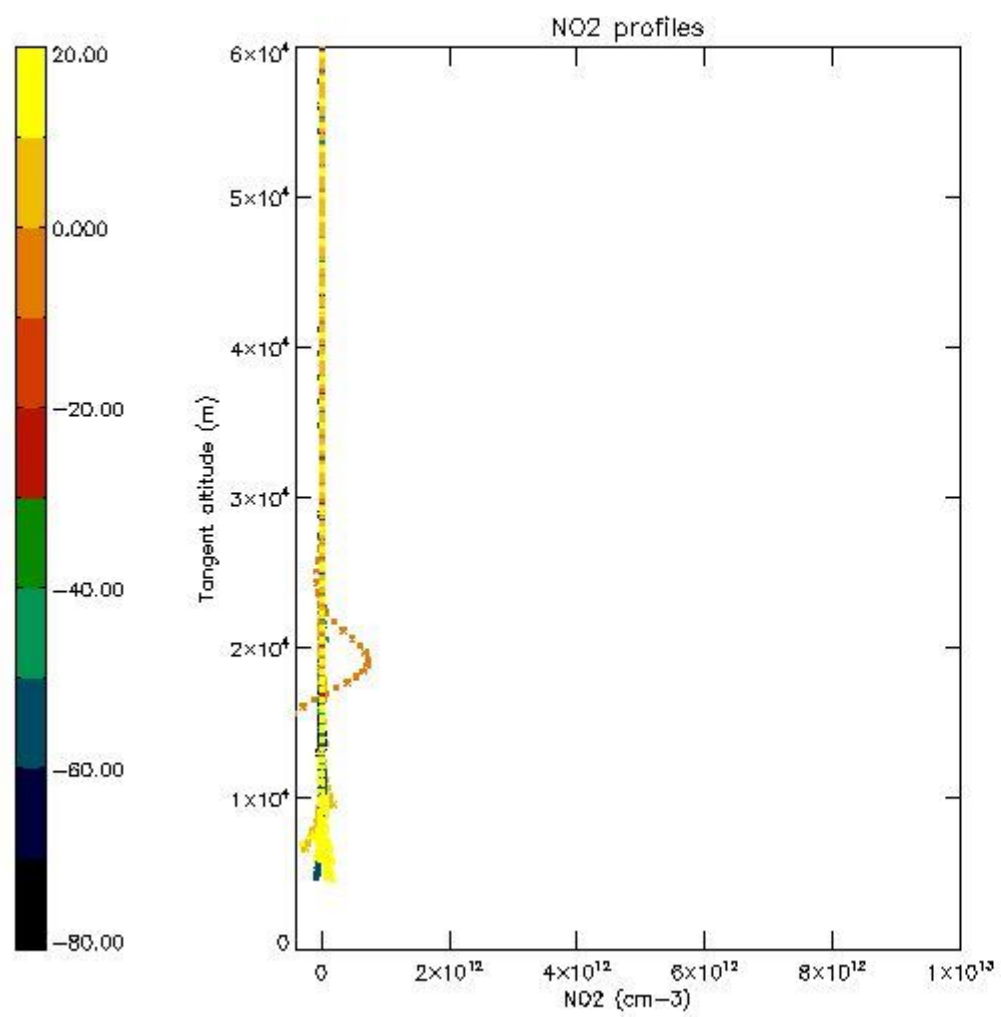
The colorbar represents the latitude.



*5.6 Plot NO<sub>2</sub> profiles for all STD (dark without errors)*

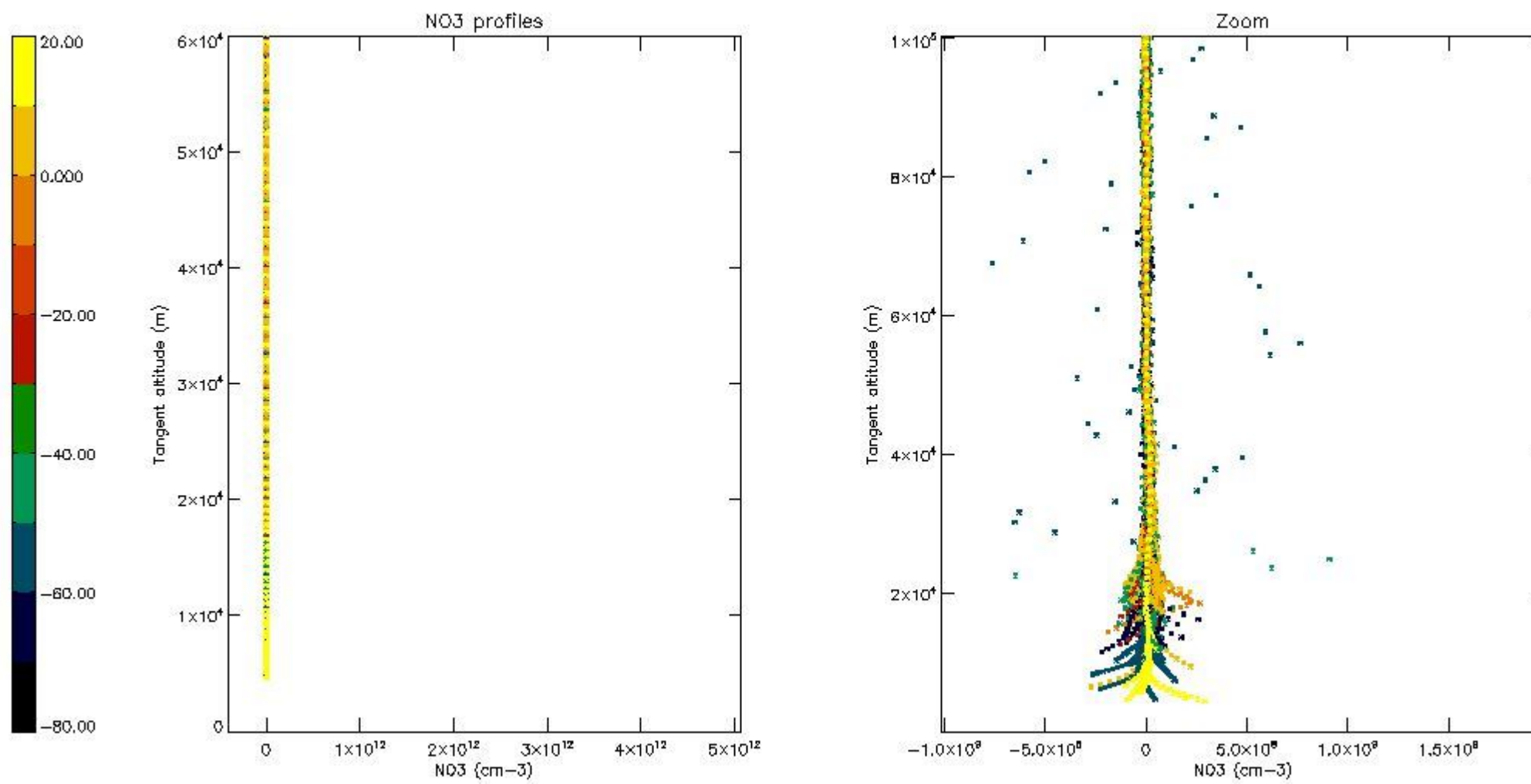
The colorbar represents the latitude.





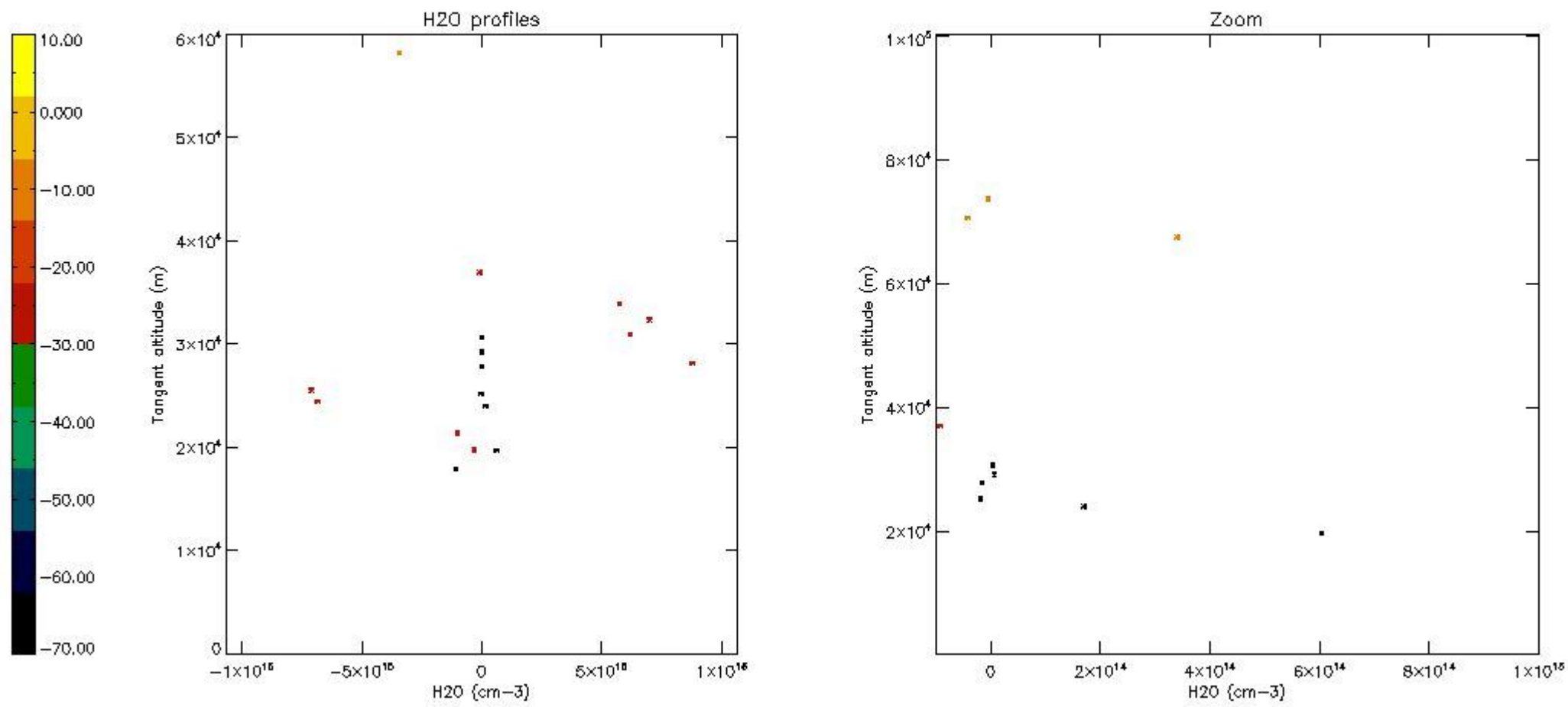
*5.7 Plot NO3 profiles for all STD (dark without errors)*

The colorbar represents the latitude.



5.8 Plot H<sub>2</sub>O profiles for all STD (only for occultations of stars 1,2,3,4,13,14,16,26,63 dark without errors)

The colorbar represents the latitude.

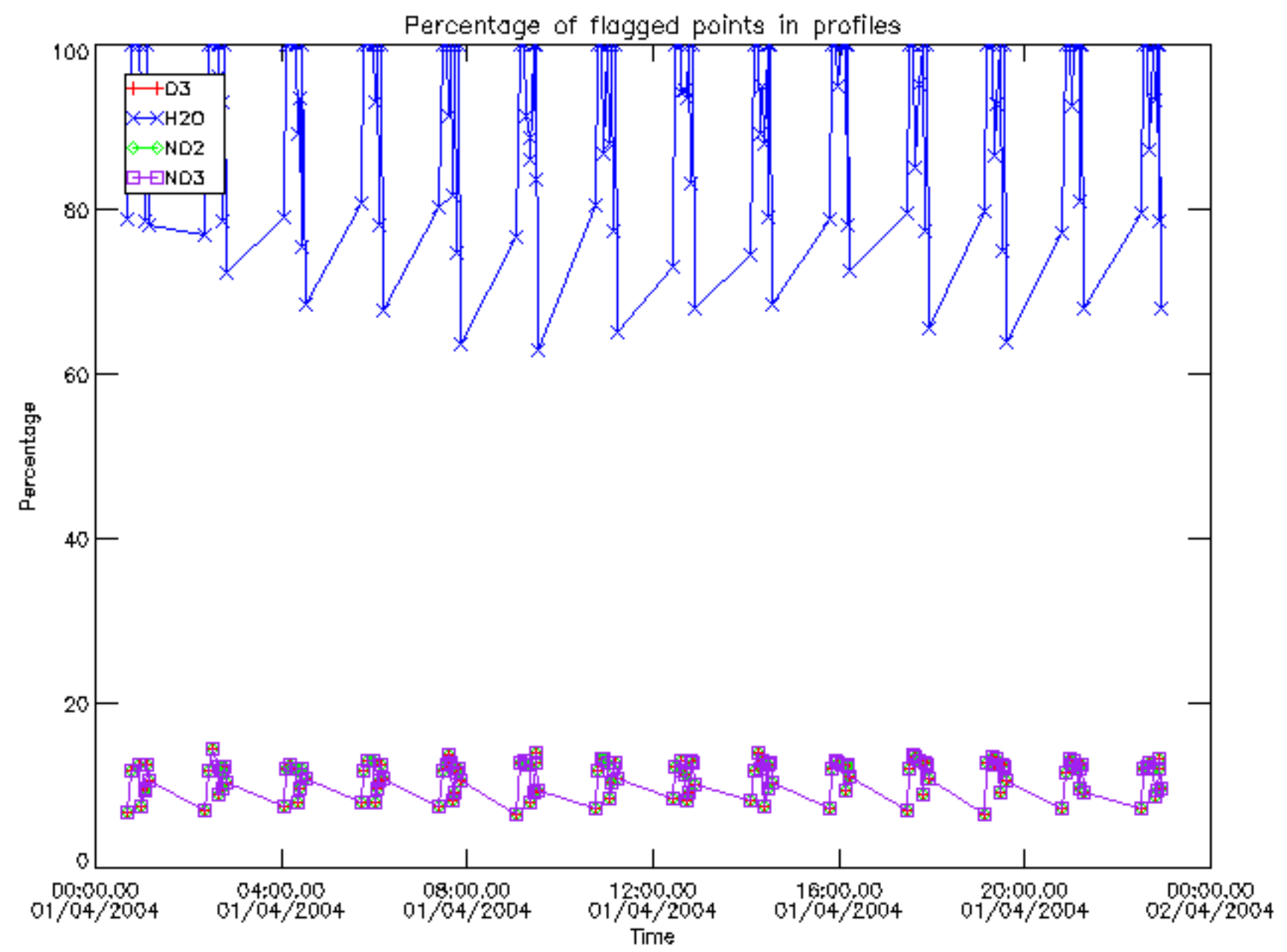


## 6. Auxiliary Data Files used for the production reported in section 2

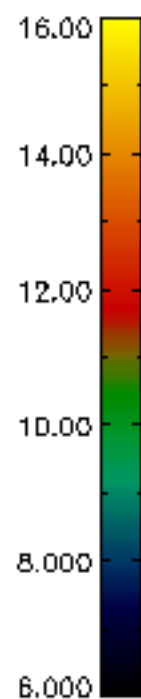
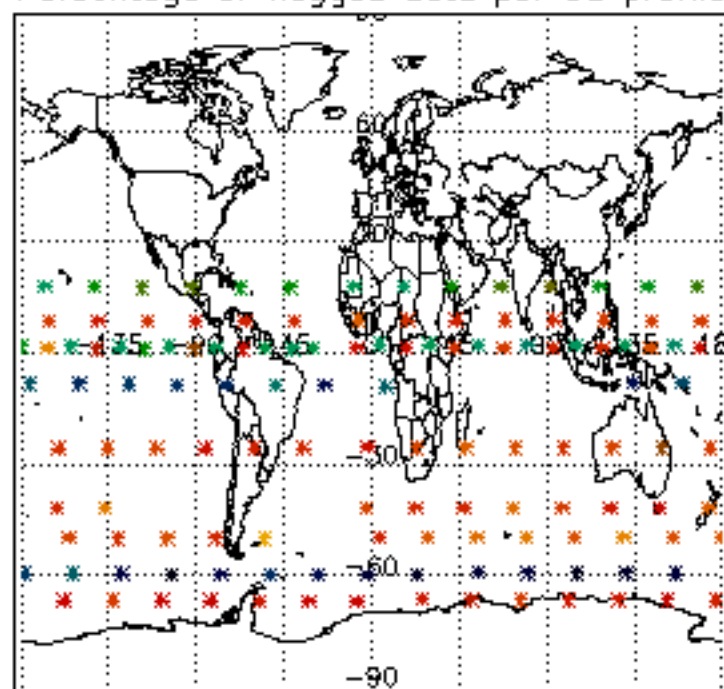
The number reported in the third column indicates since which file (see list in section 2) the corresponding auxiliary file has been used. The fourth column is the date of those product files.

Type	Auxiliary Filename	Used since product	Used since product date
INST_PHYS_CHARACTERISTICS	GOM_INS_AXVIEC20091111_143220_20030716_120000_20500101_000000	1	01-APR-2004 00:01:40
LEVEL-2_PROC_CONFIG	GOM_PR2_AXVIEC20091111_152718_20020301_000000_20500101_000000	1	01-APR-2004 00:01:40
CROSS_SECTIONS_FILE	GOM_CRS_AXVIEC20091111_154832_20020301_000000_20500101_000000	1	01-APR-2004 00:01:40

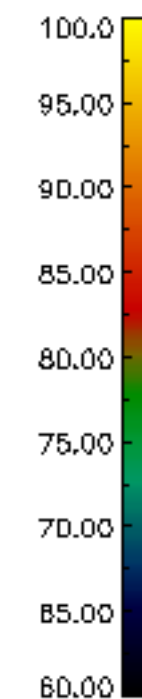
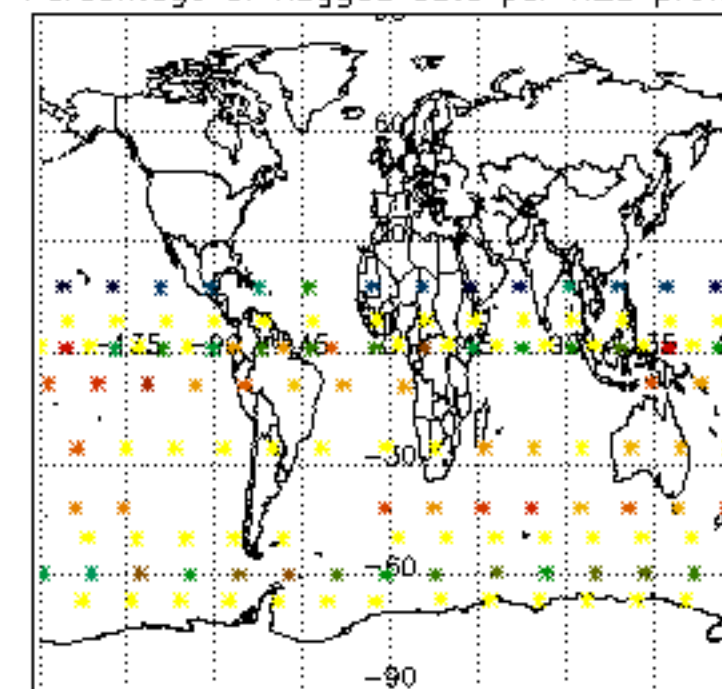




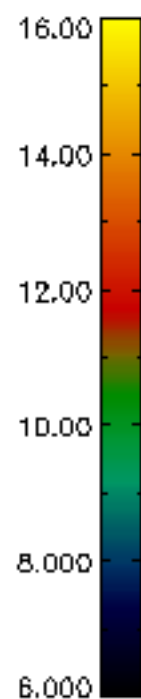
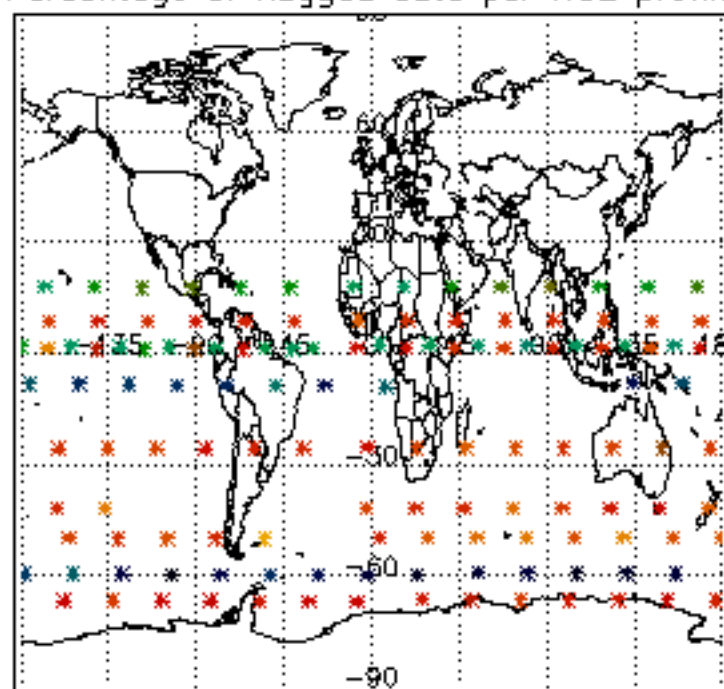
Percentage of flagged data per D3 profile



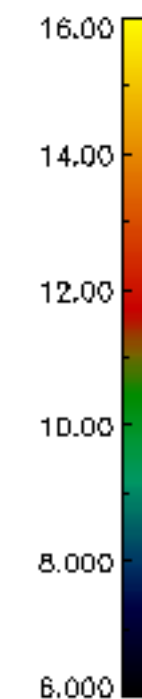
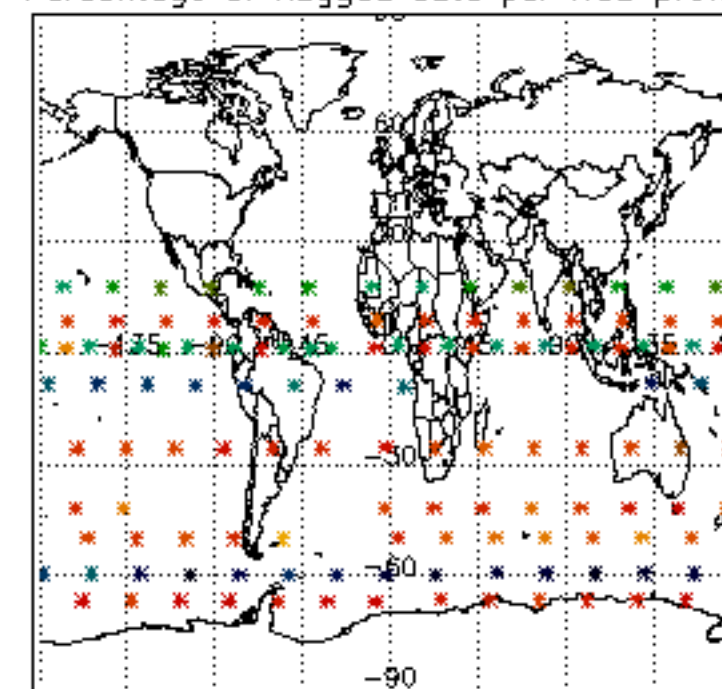
Percentage of flagged data per H2O profile

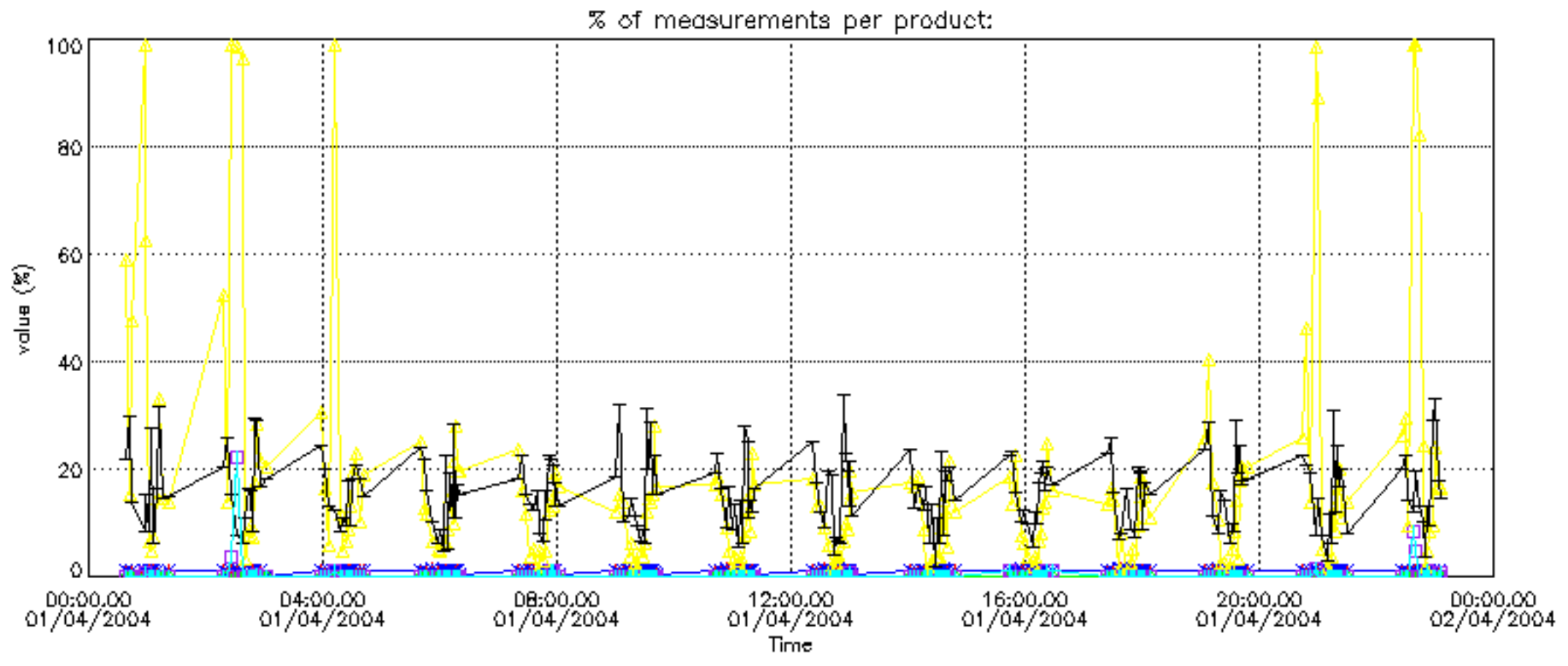


Percentage of flagged data per NO2 profile

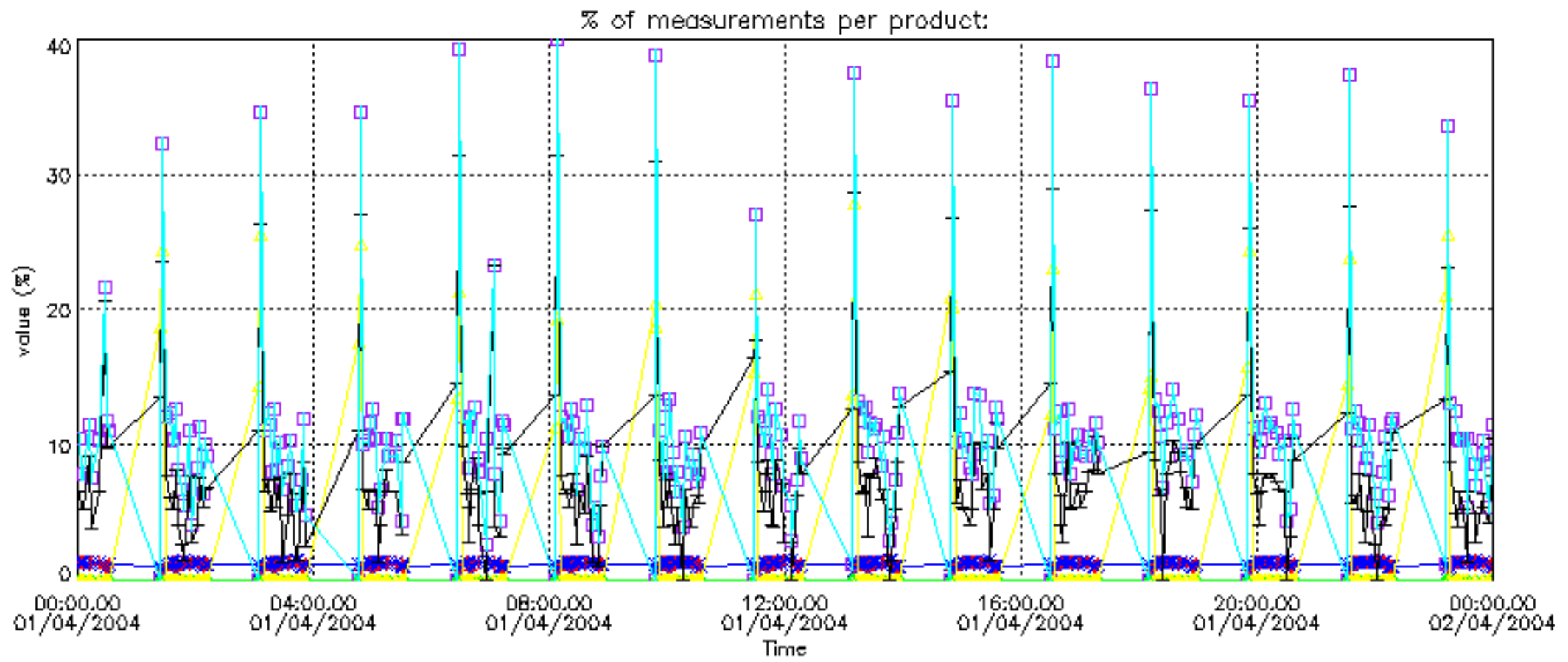


Percentage of flagged data per NO3 profile

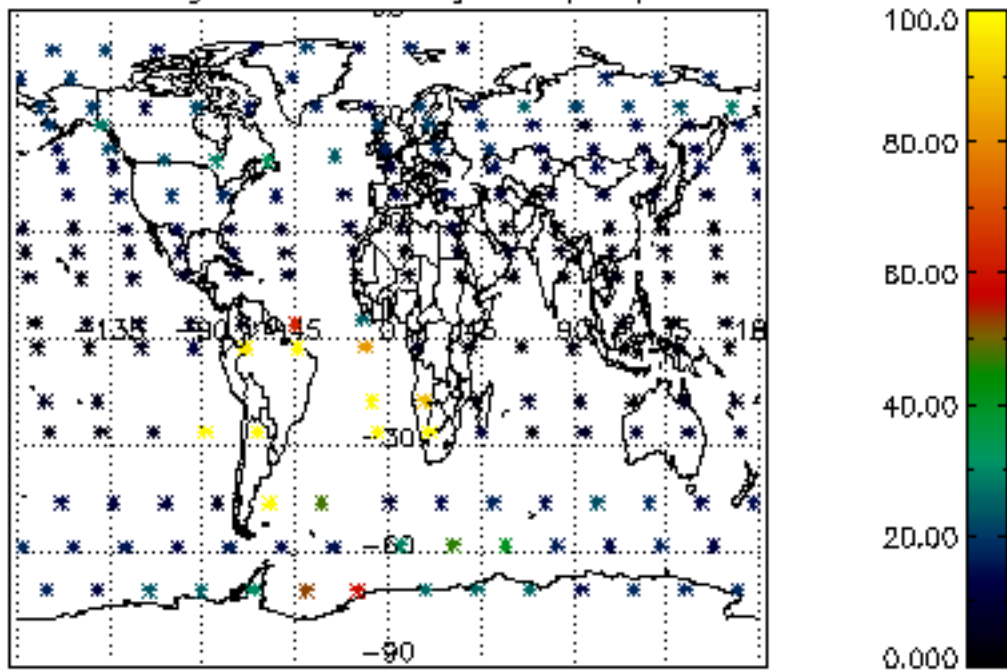




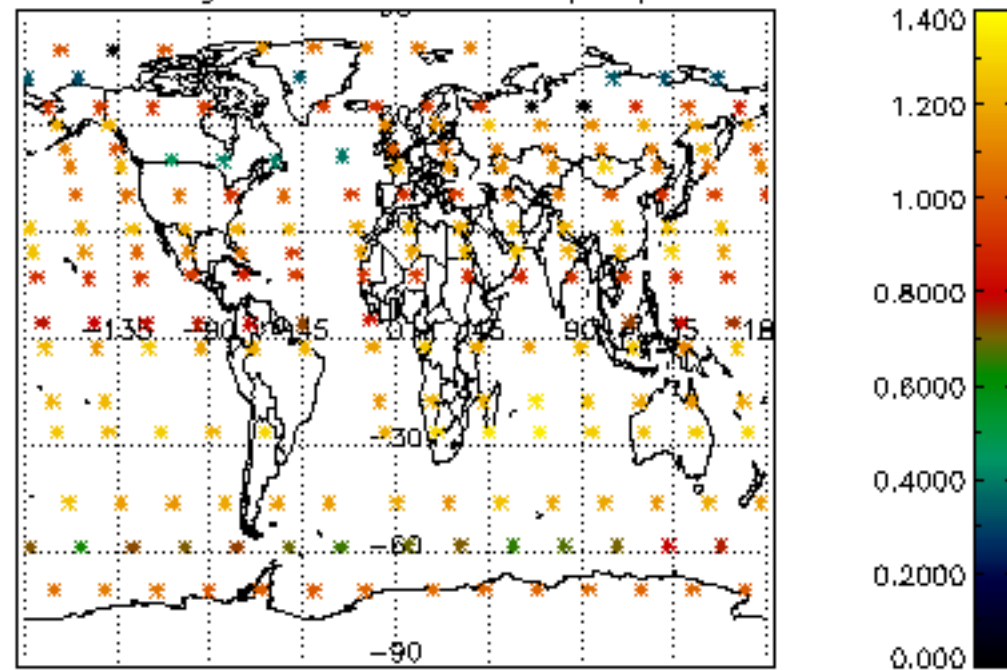




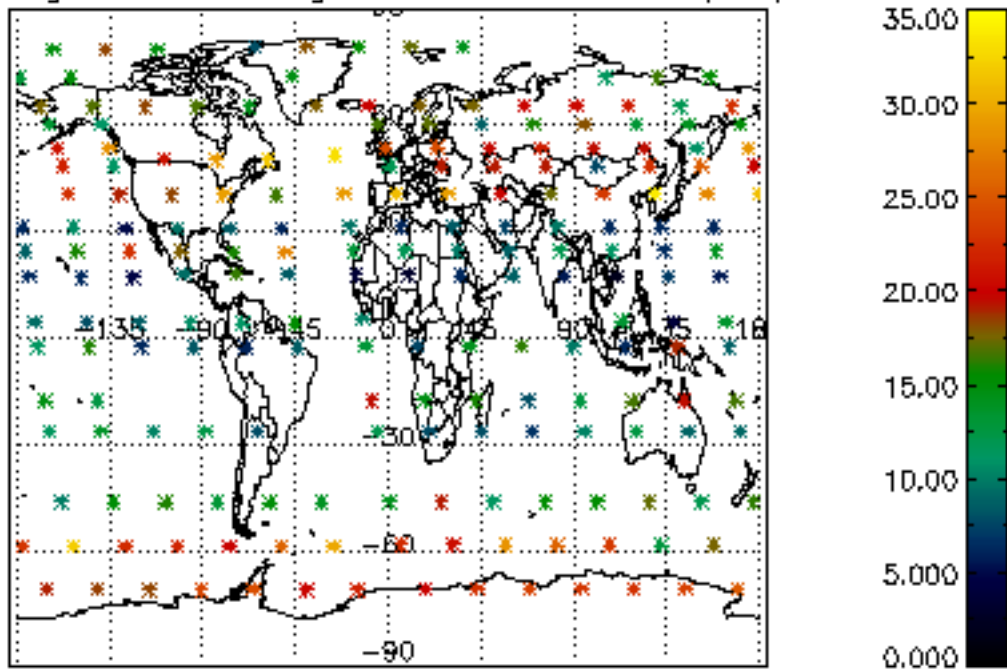
Percentage of cosmic ray hits per profile



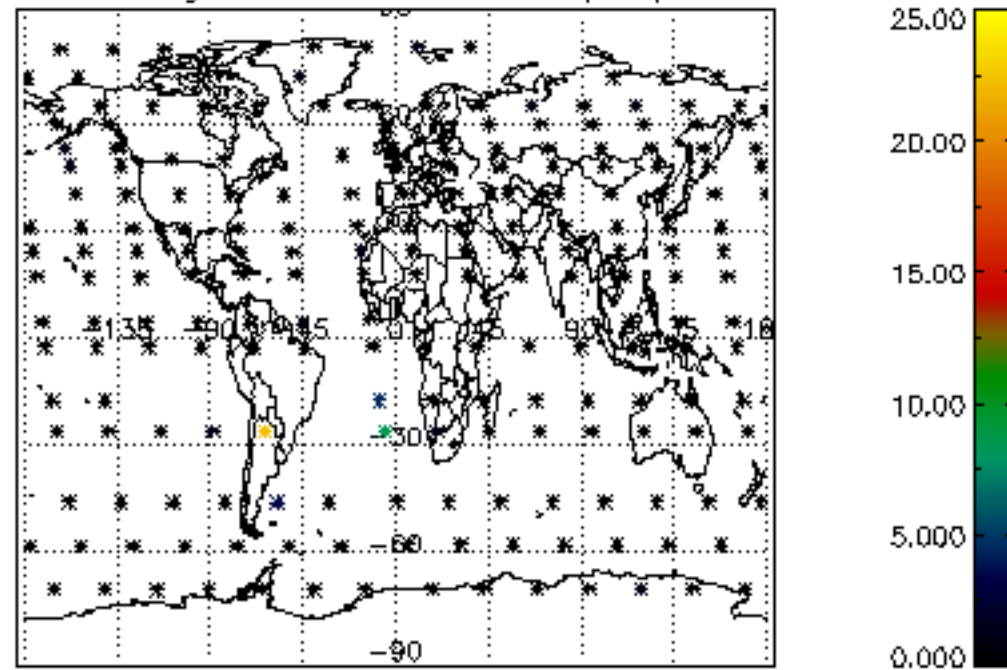
Percentage of datation errors per profile



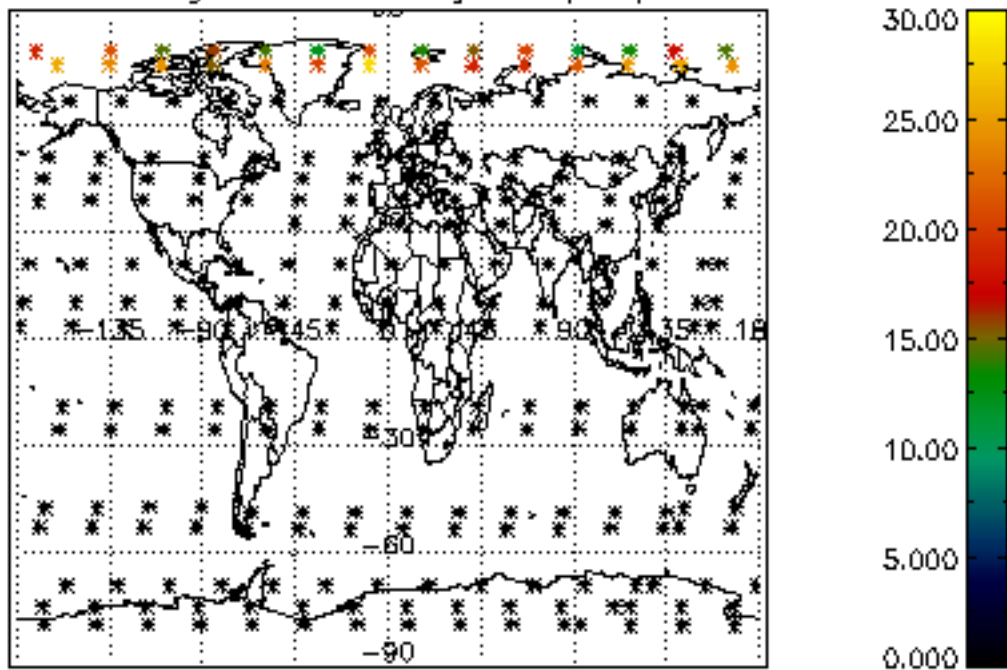
Percentage of star falling outside central band per profile



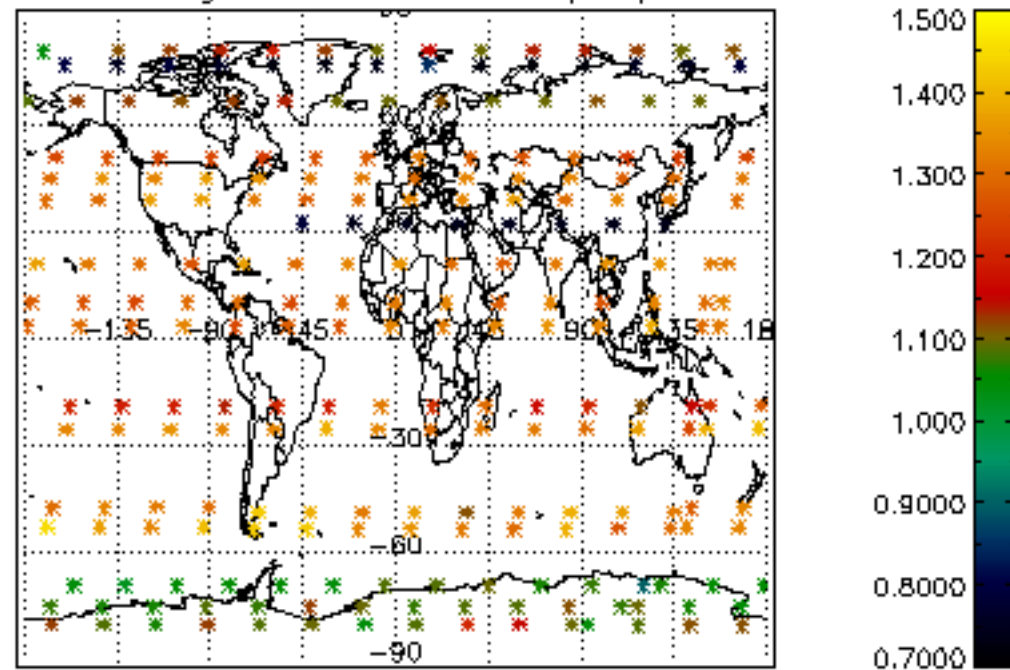
Percentage of saturation errors per profile



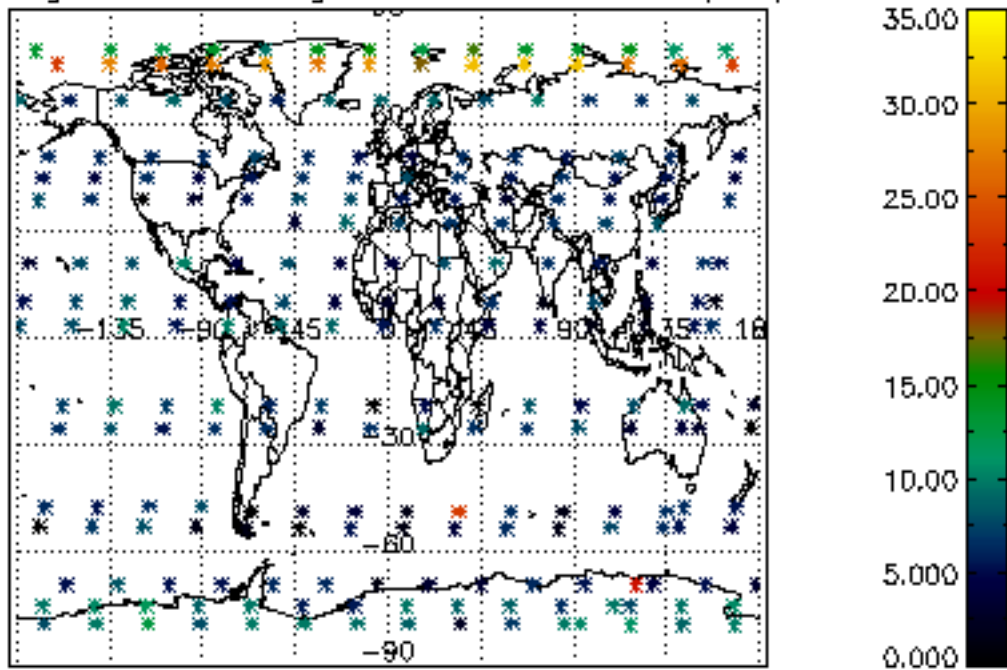
Percentage of cosmic ray hits per profile



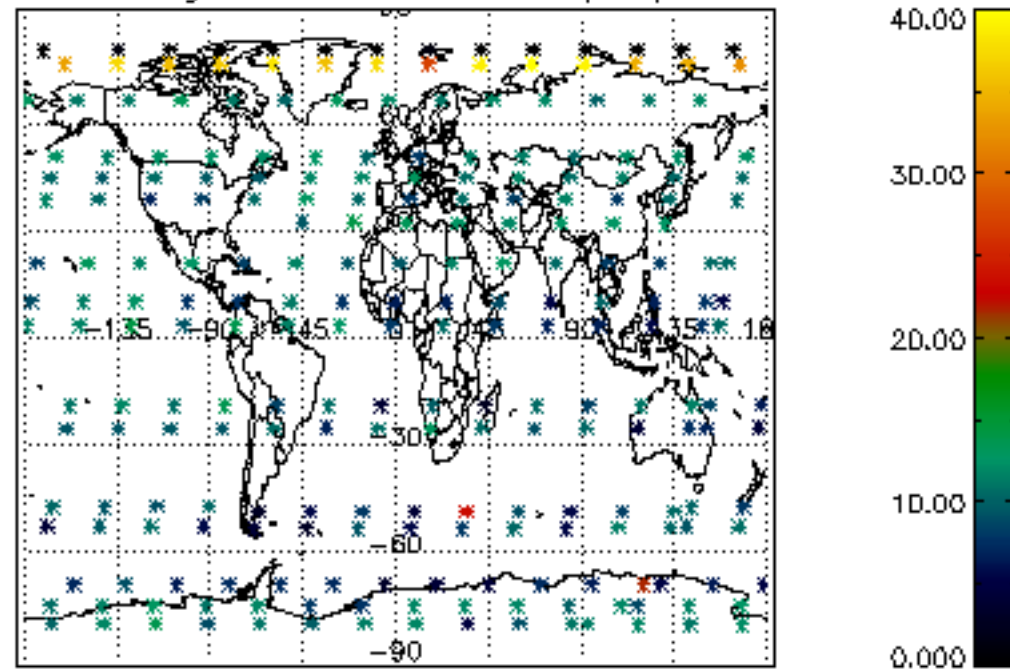
Percentage of datation errors per profile



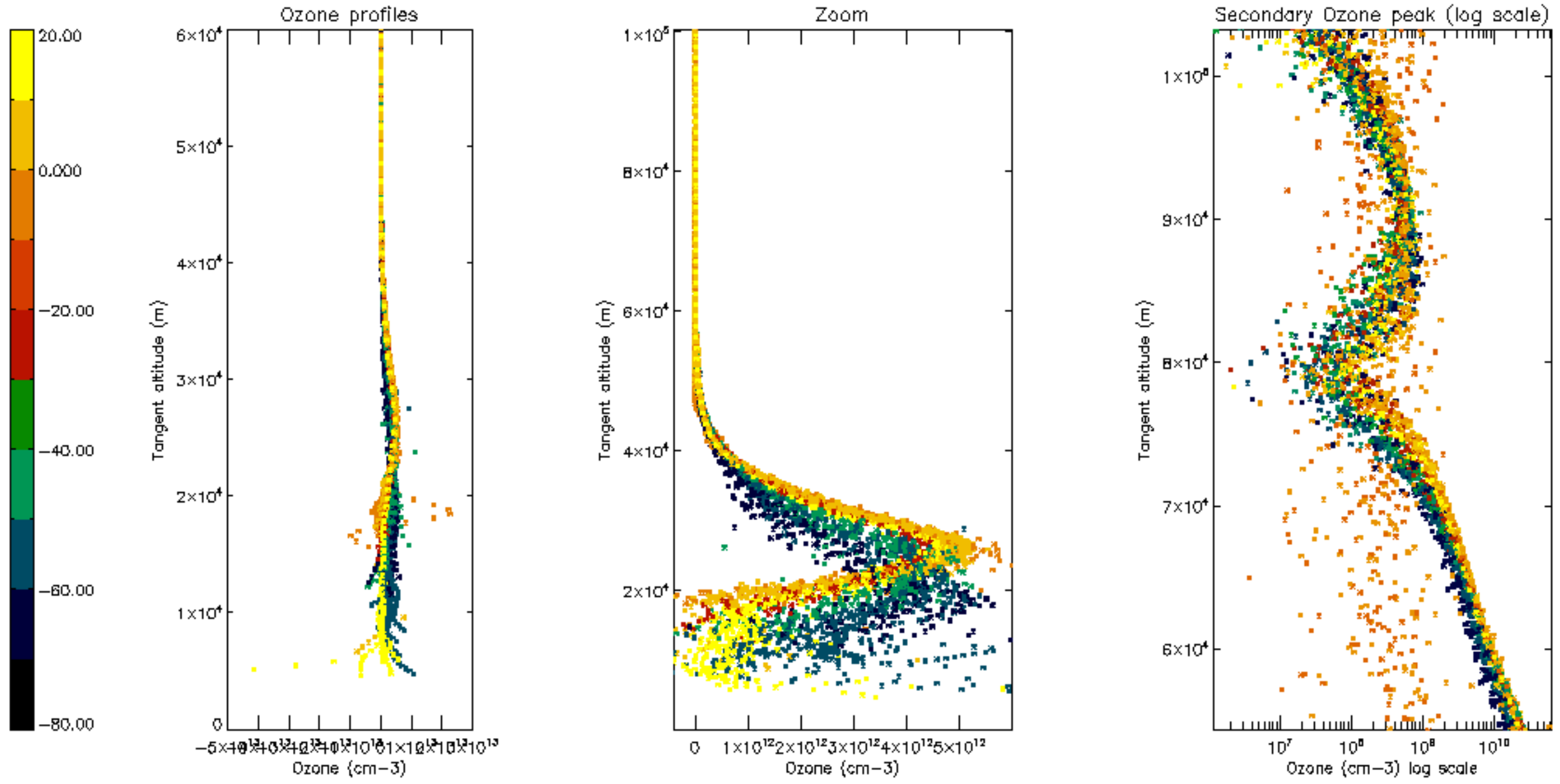
Percentage of star falling outside central band per profile

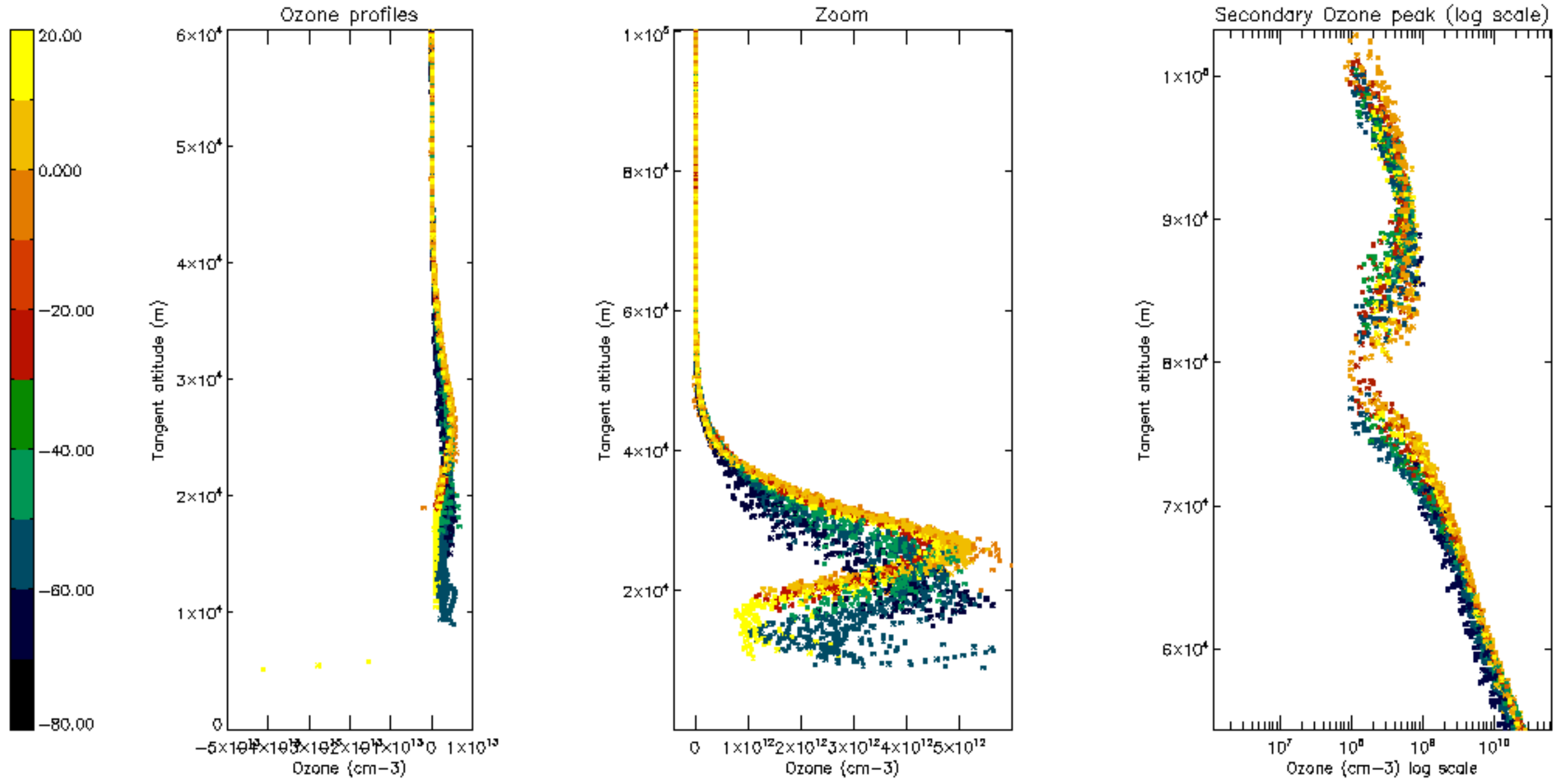


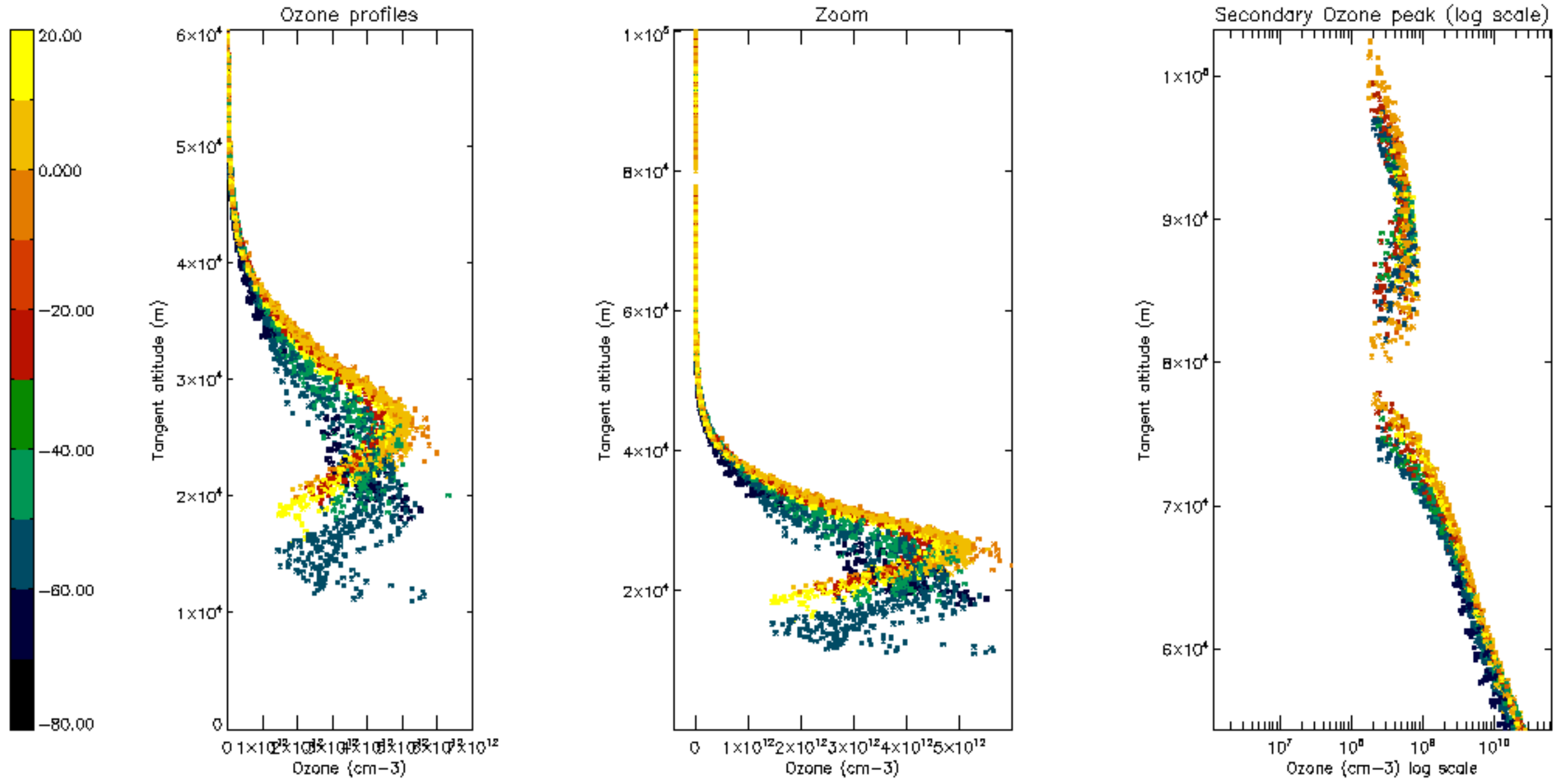
Percentage of saturation errors per profile

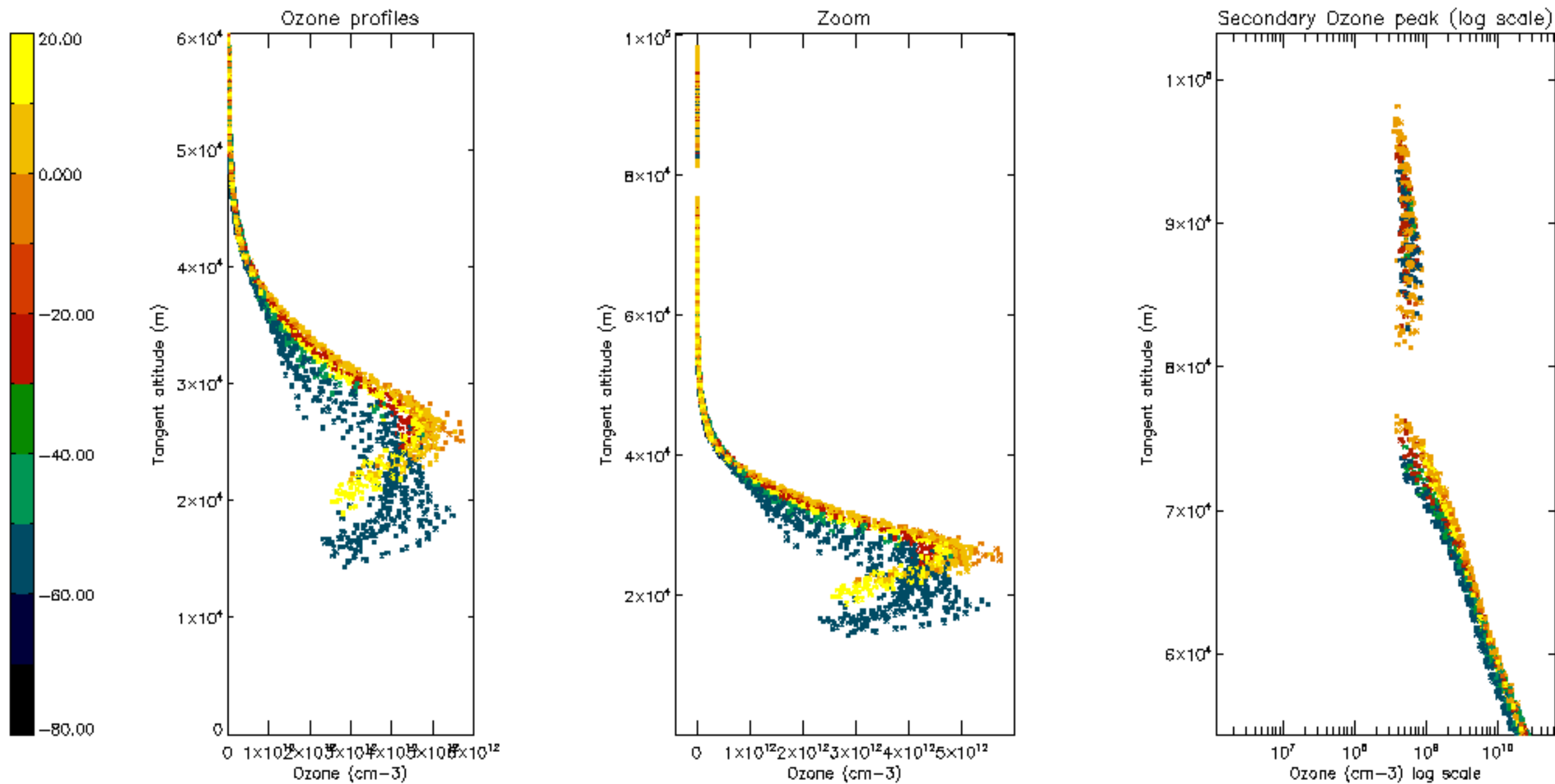




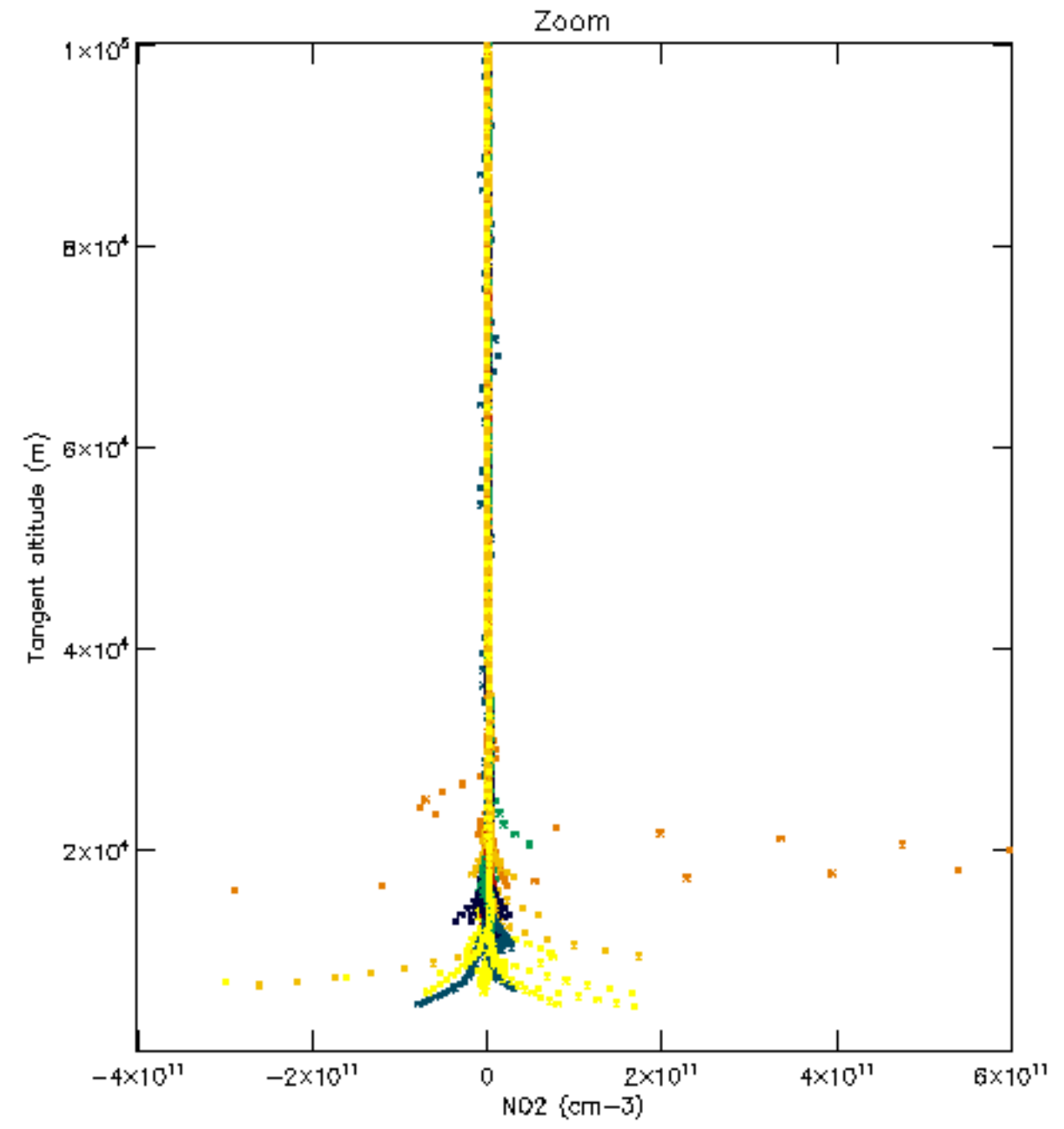
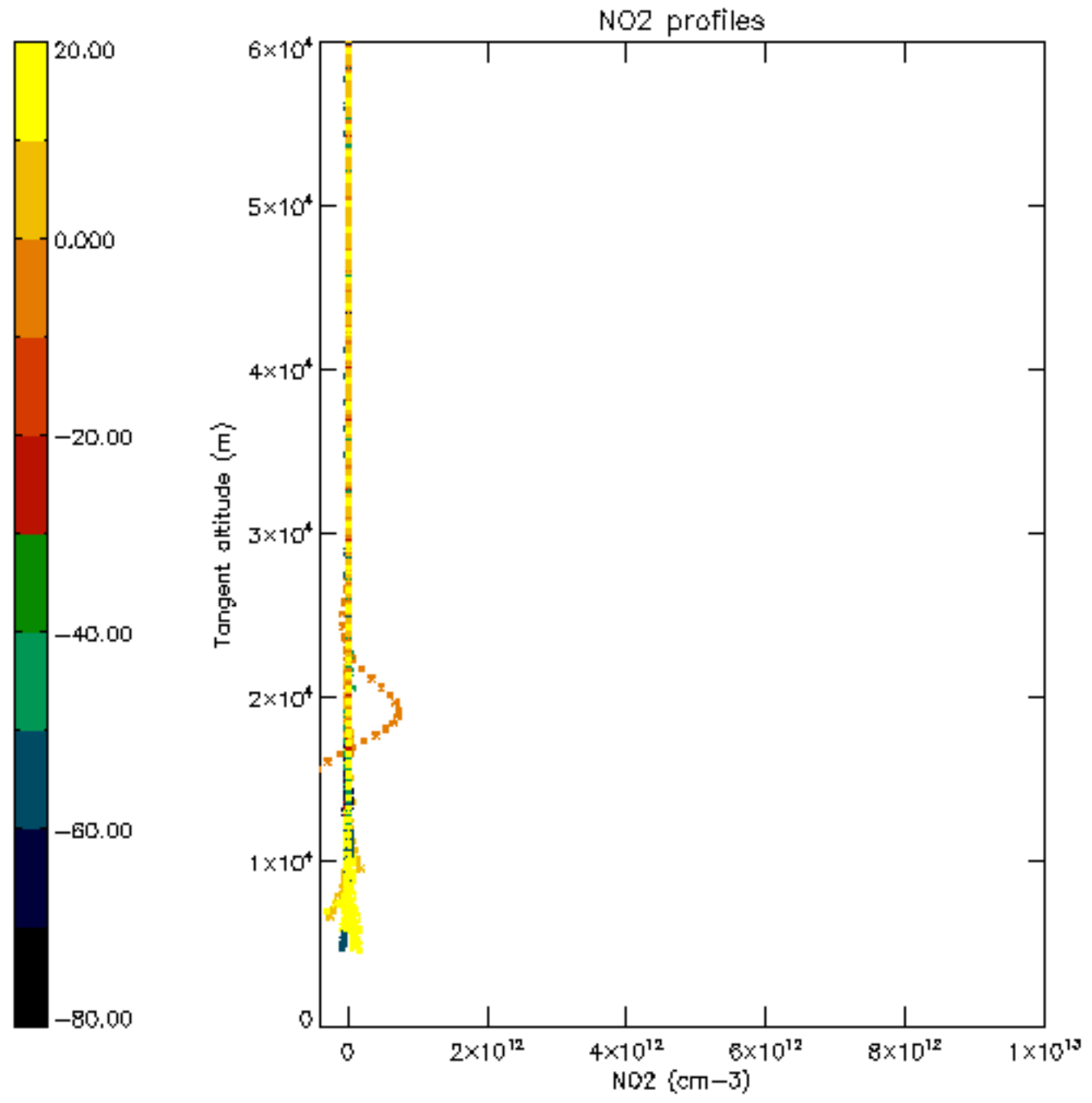


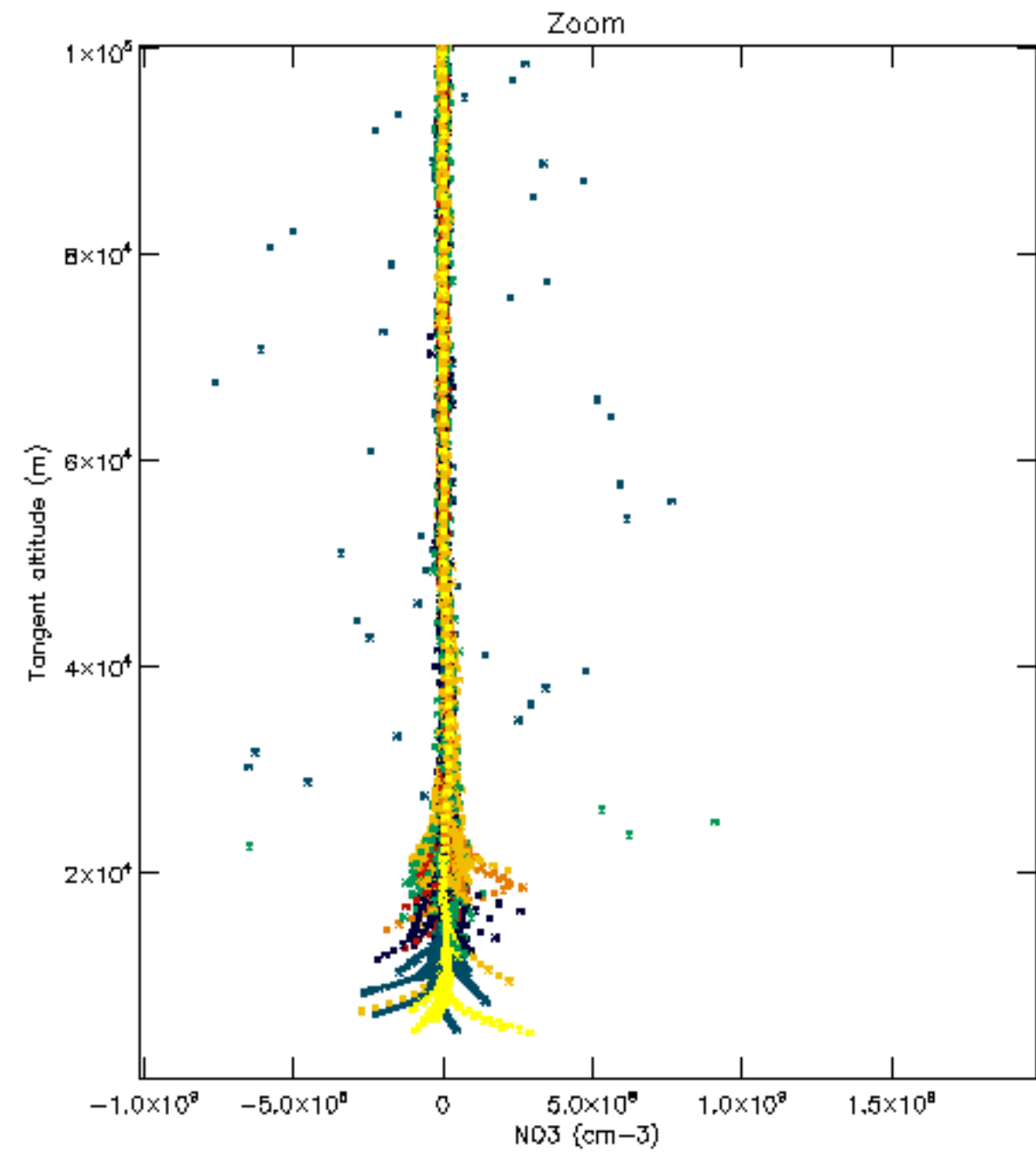
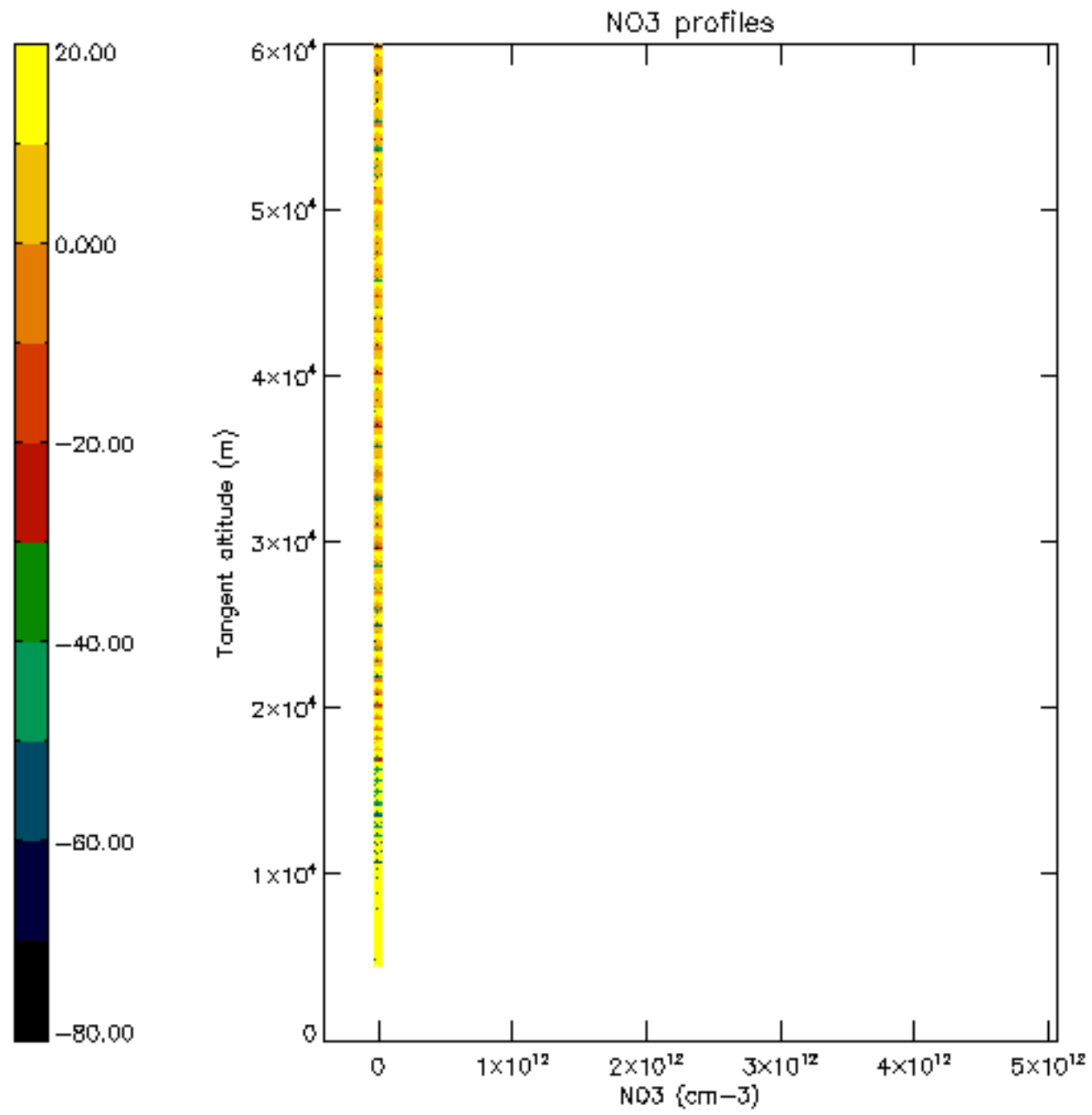


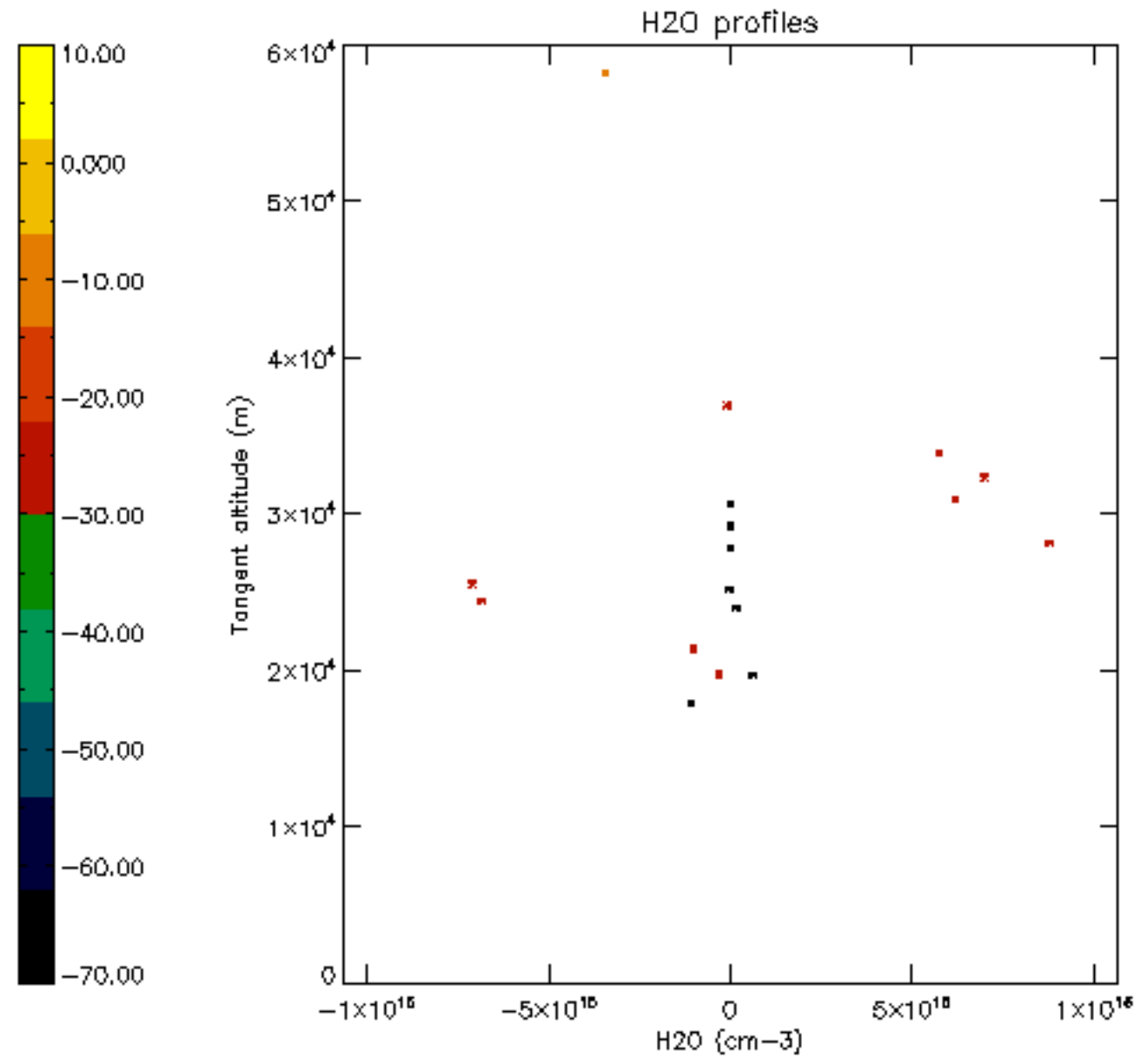




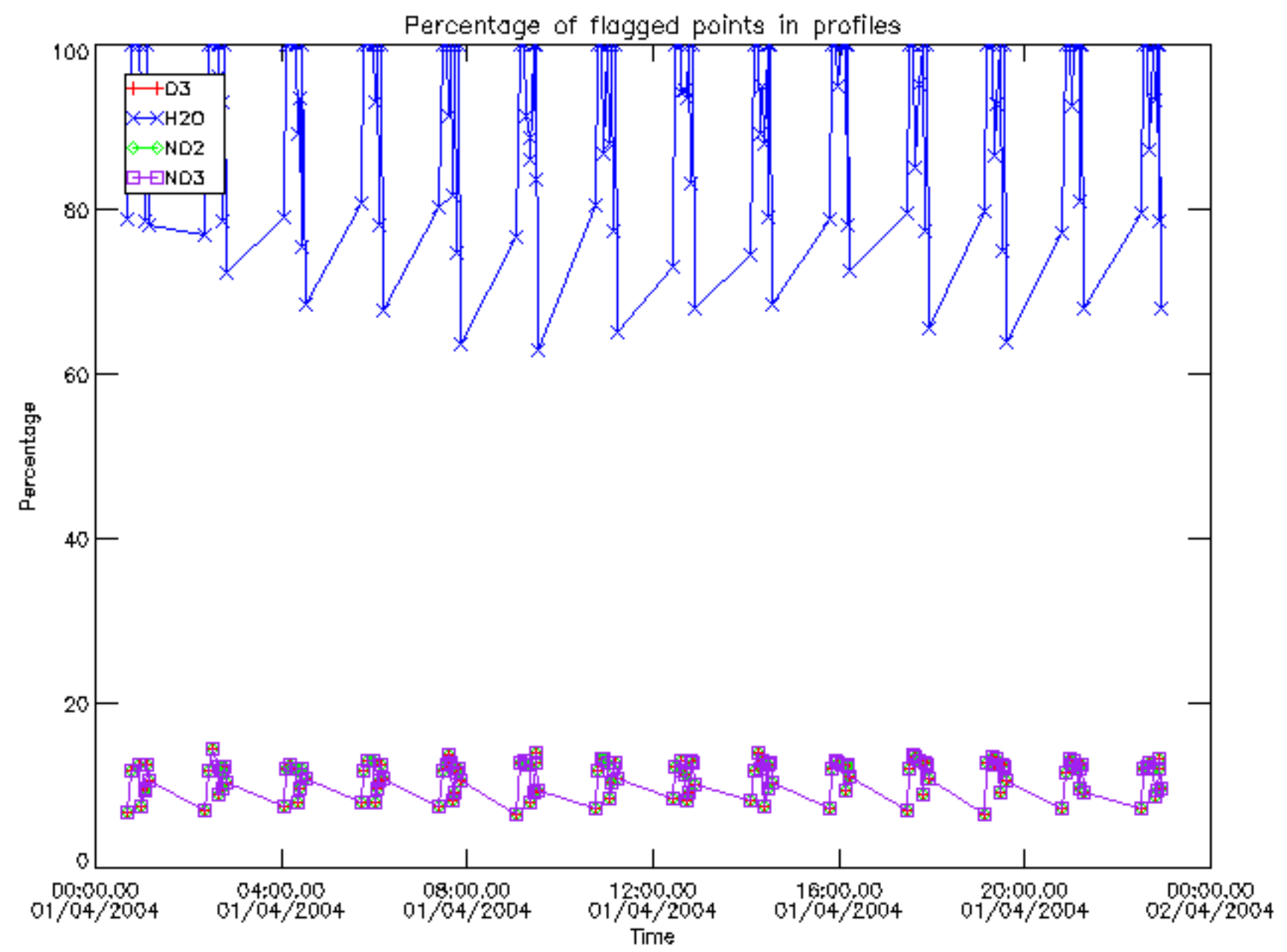




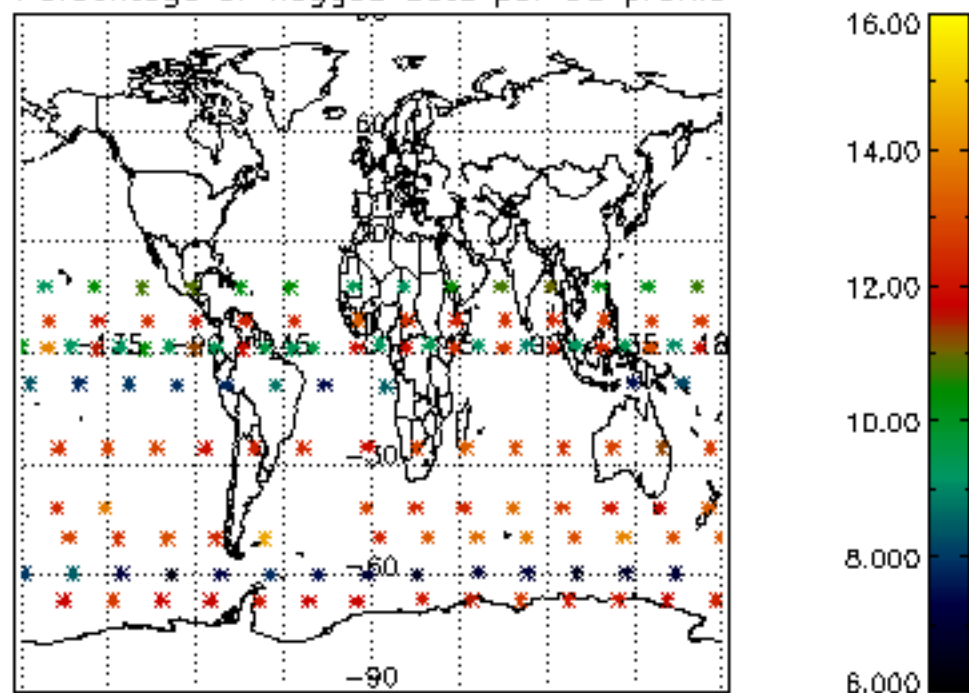




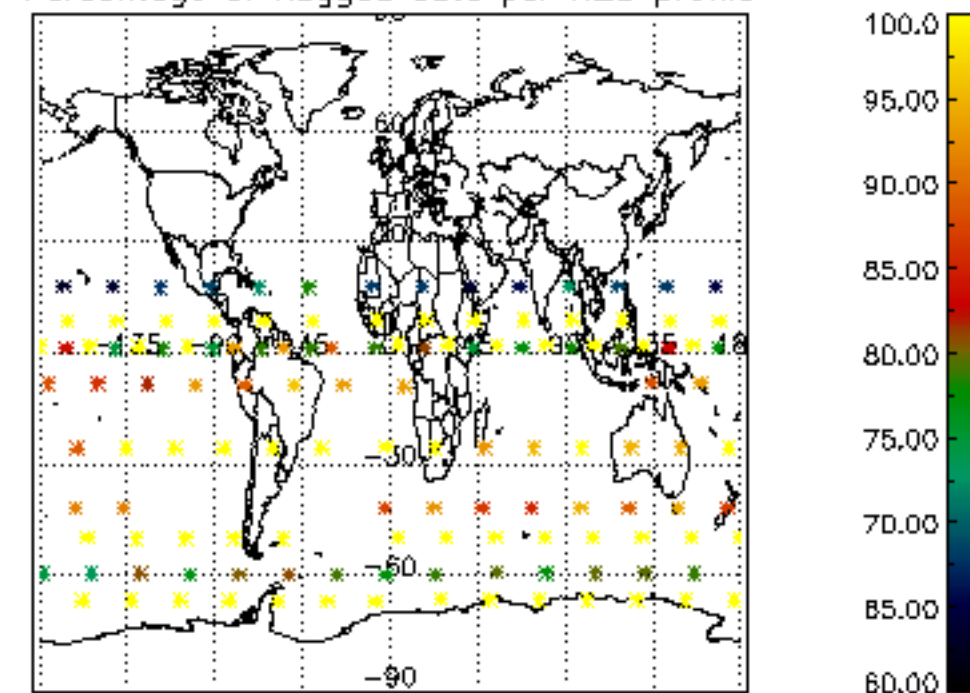




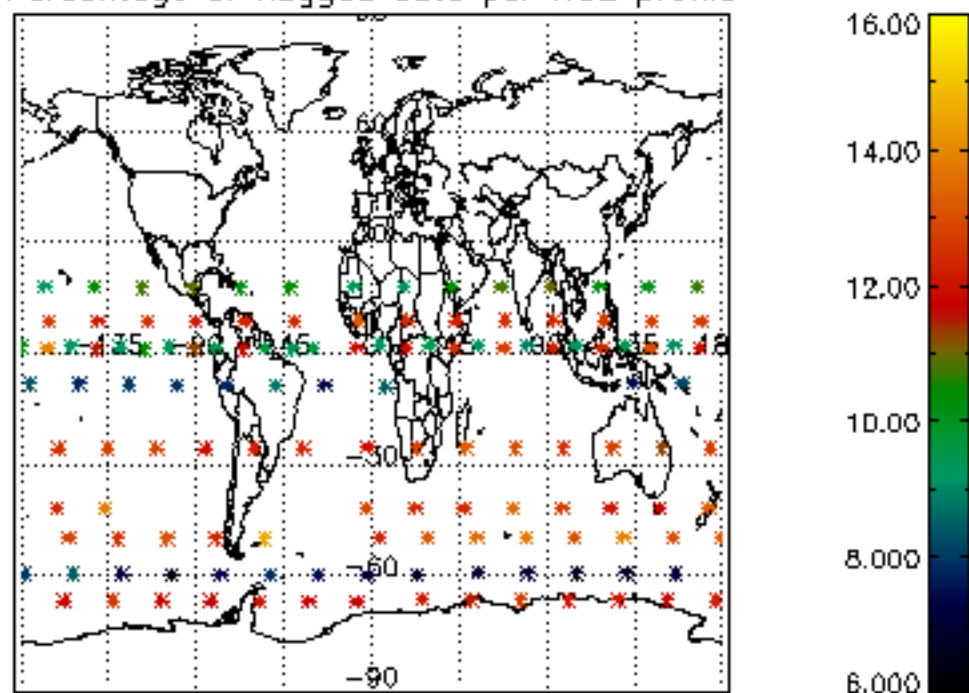
Percentage of flagged data per D3 profile



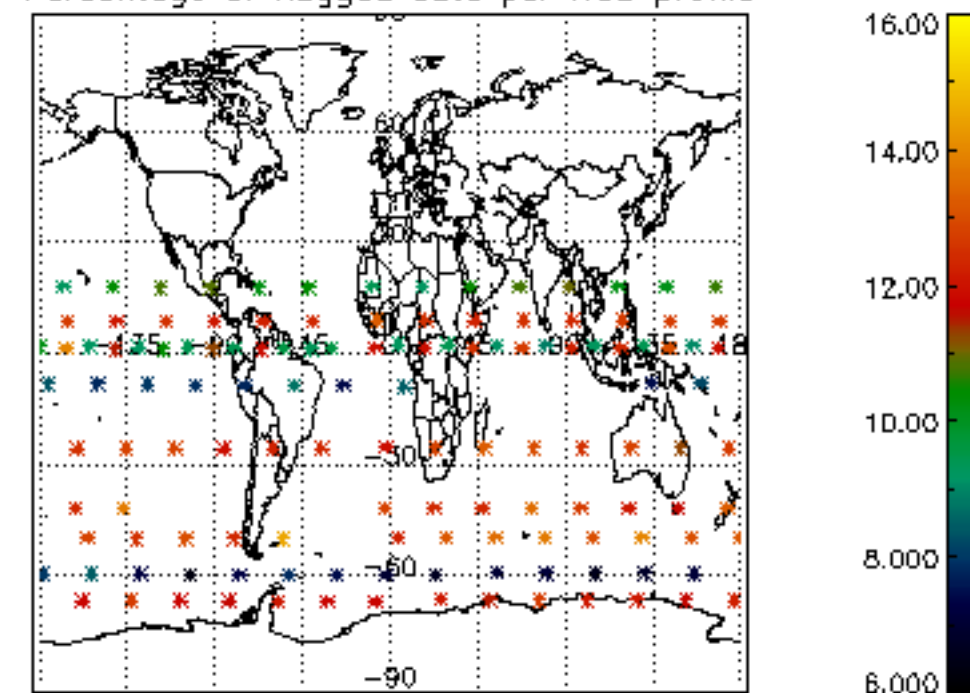
Percentage of flagged data per H2O profile

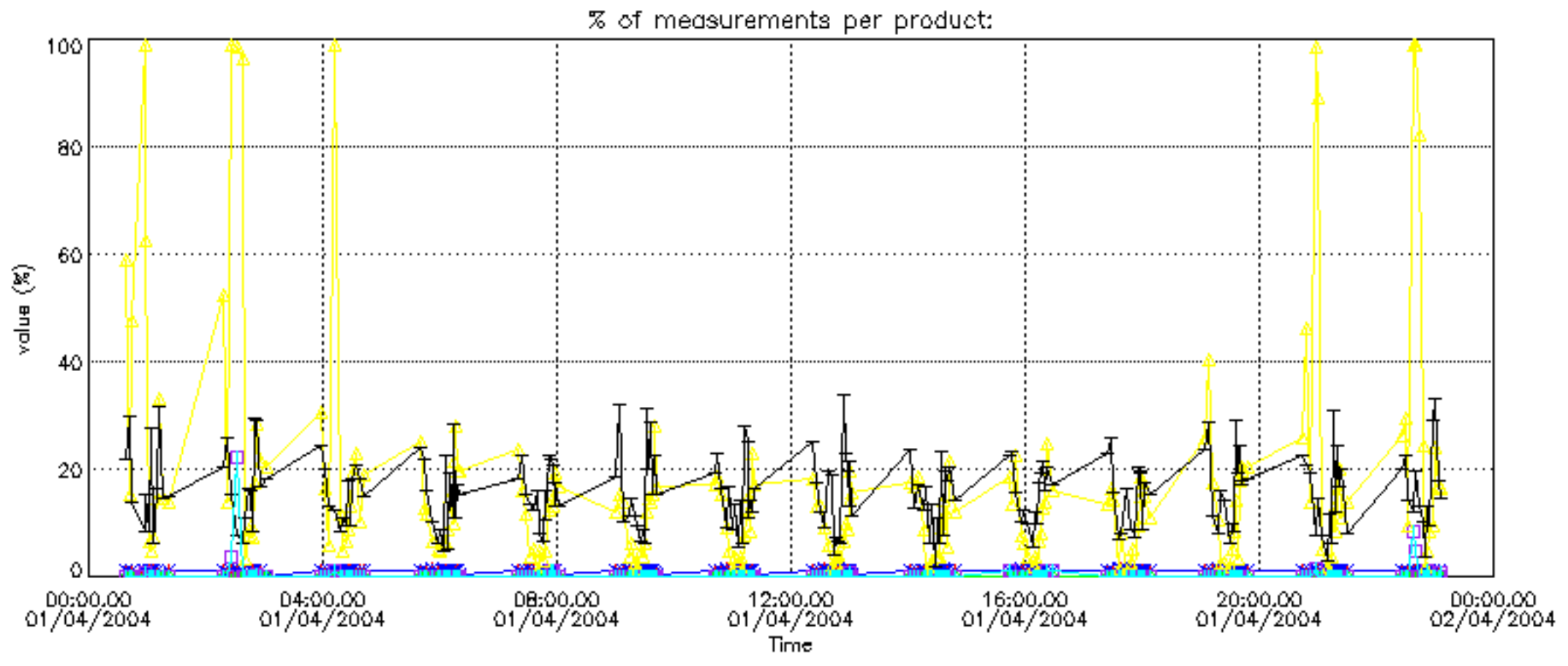


Percentage of flagged data per NO2 profile

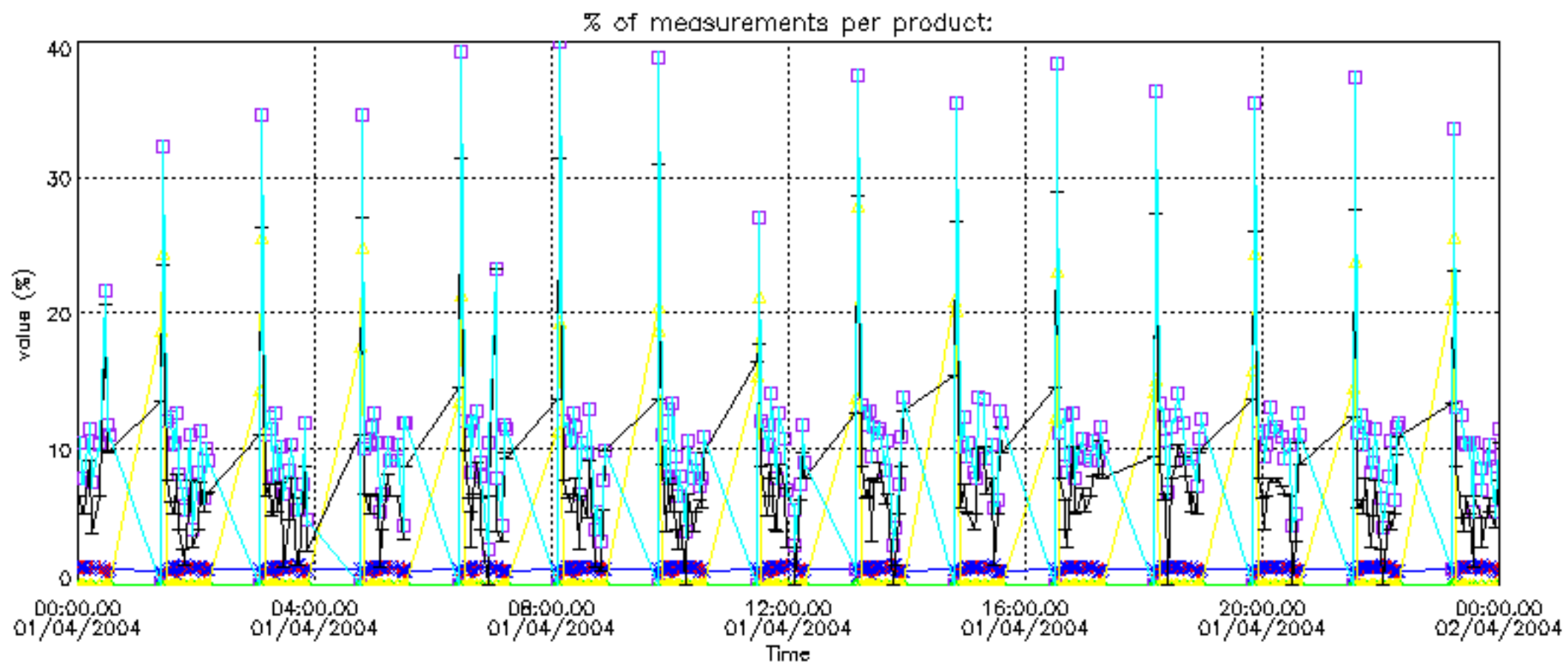


Percentage of flagged data per NO3 profile

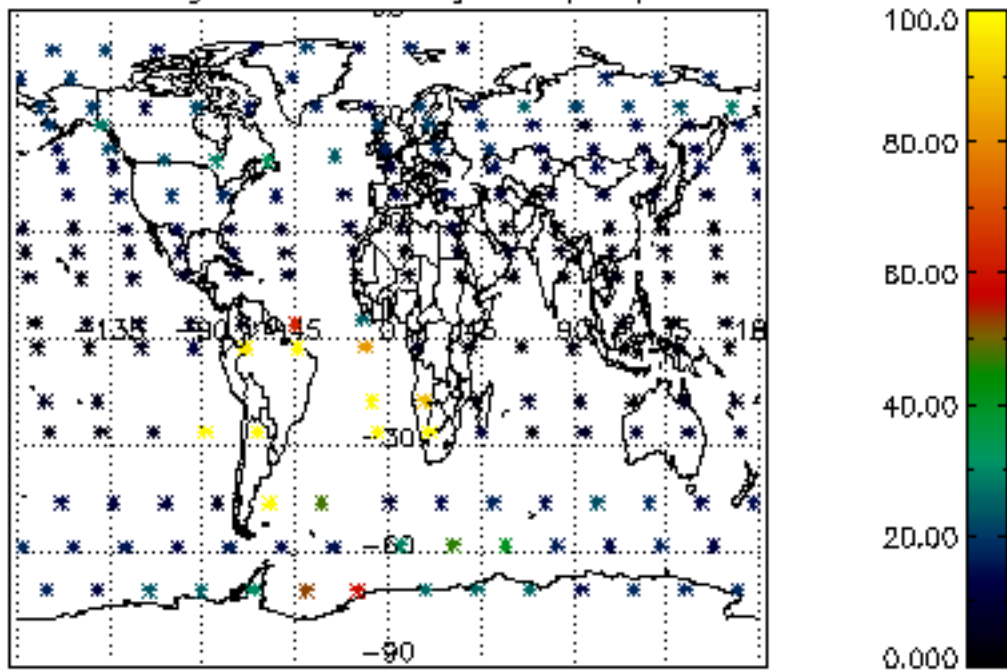




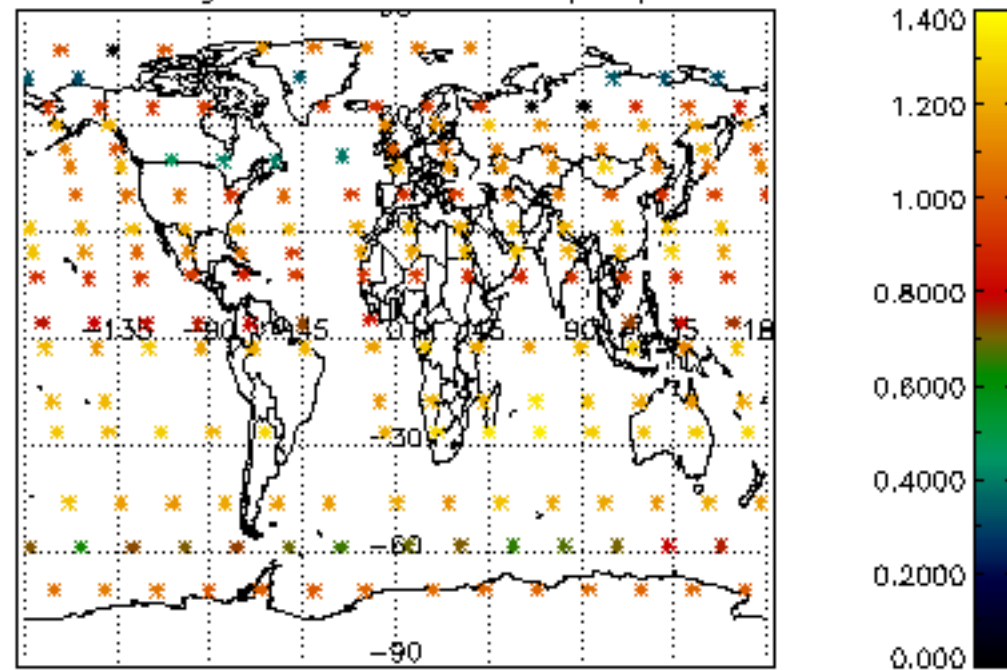




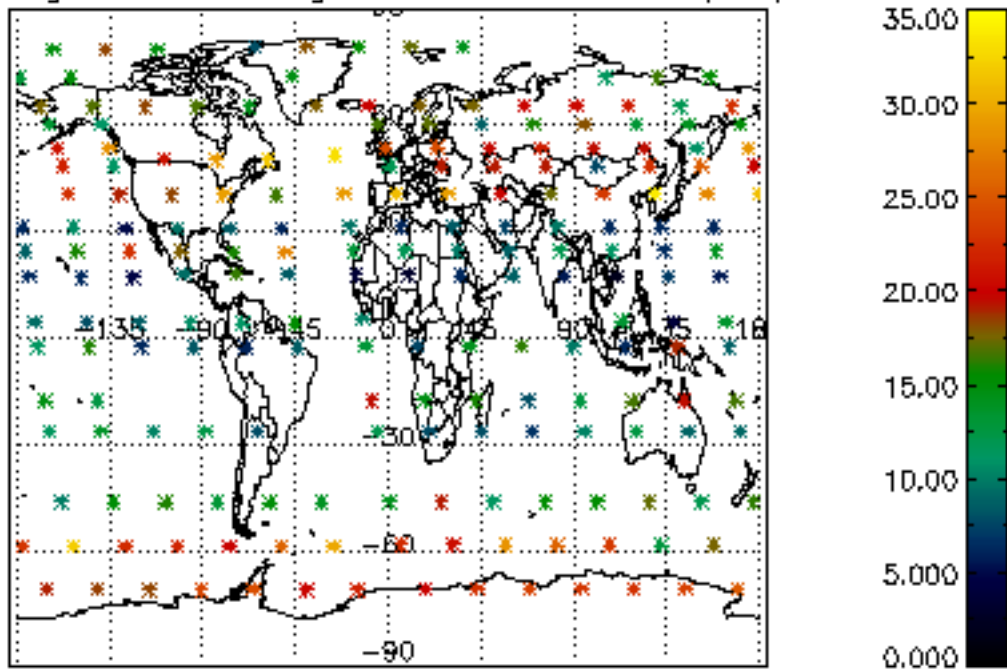
Percentage of cosmic ray hits per profile



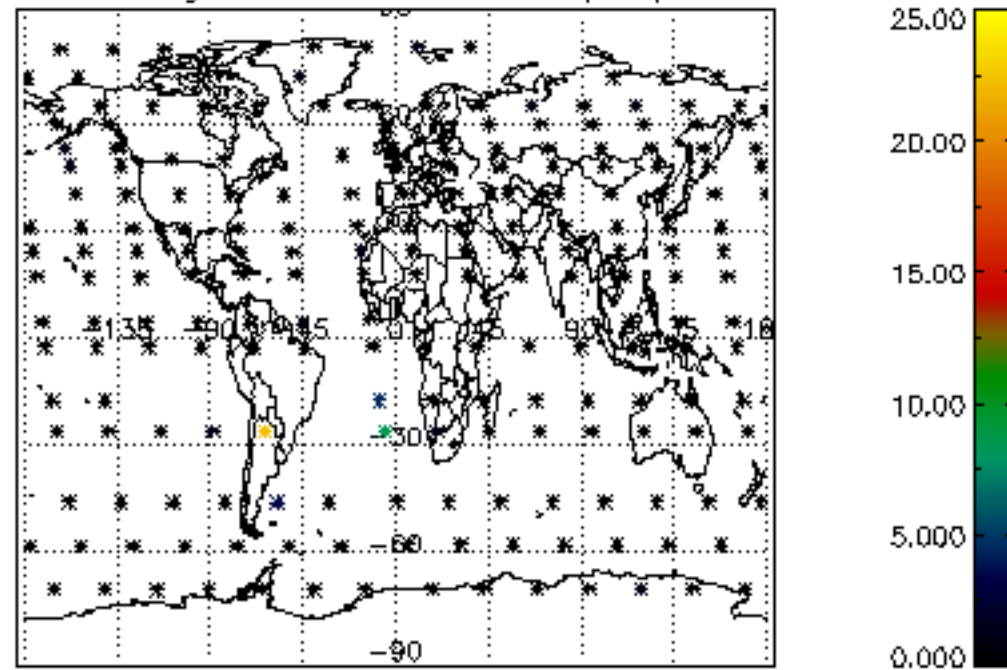
Percentage of datation errors per profile



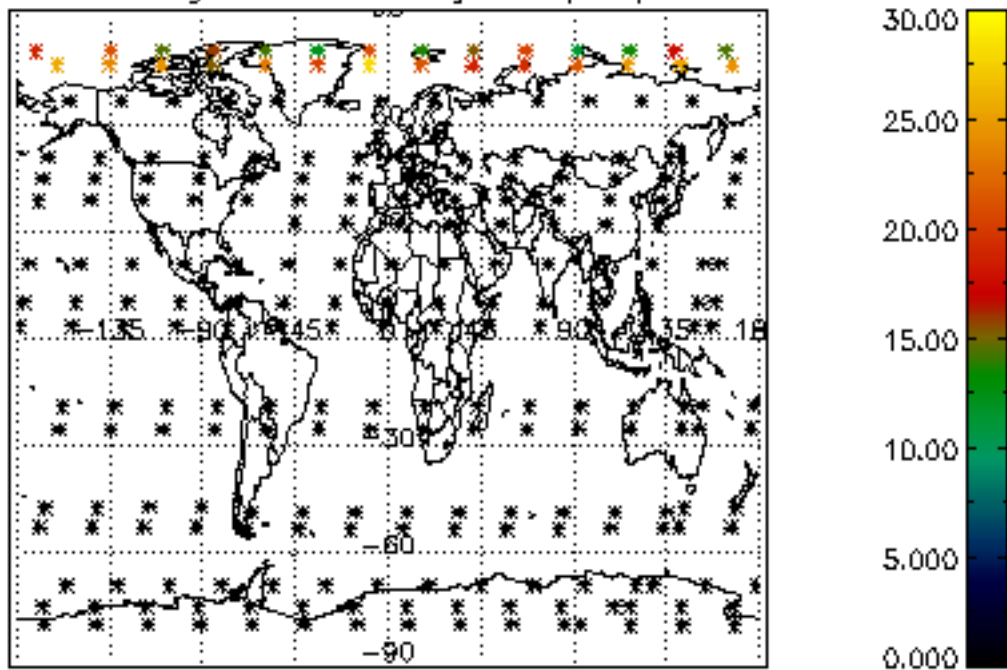
Percentage of star falling outside central band per profile



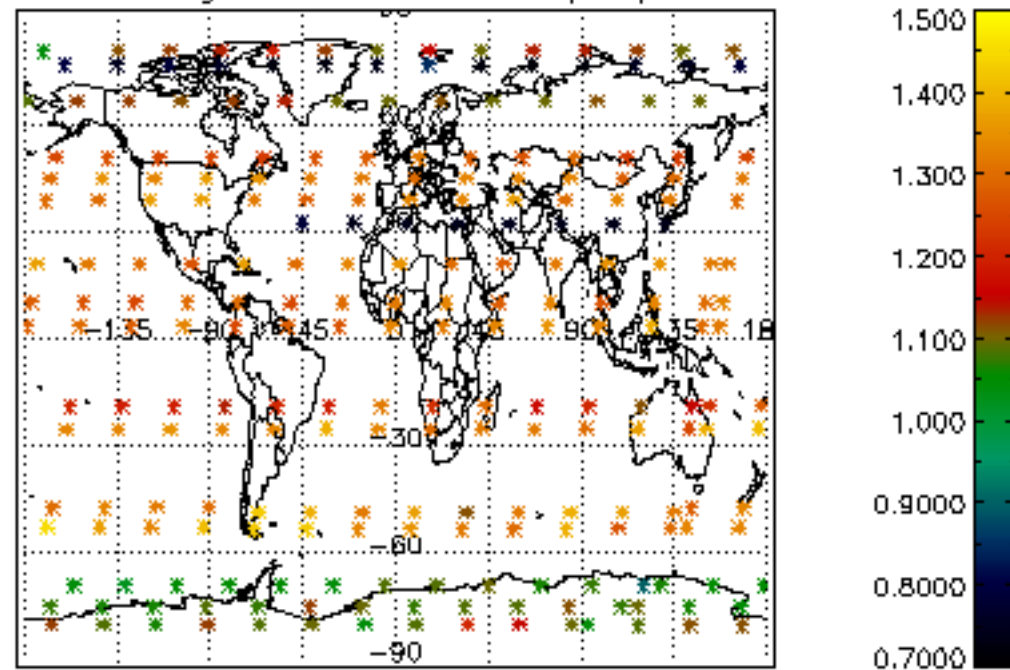
Percentage of saturation errors per profile



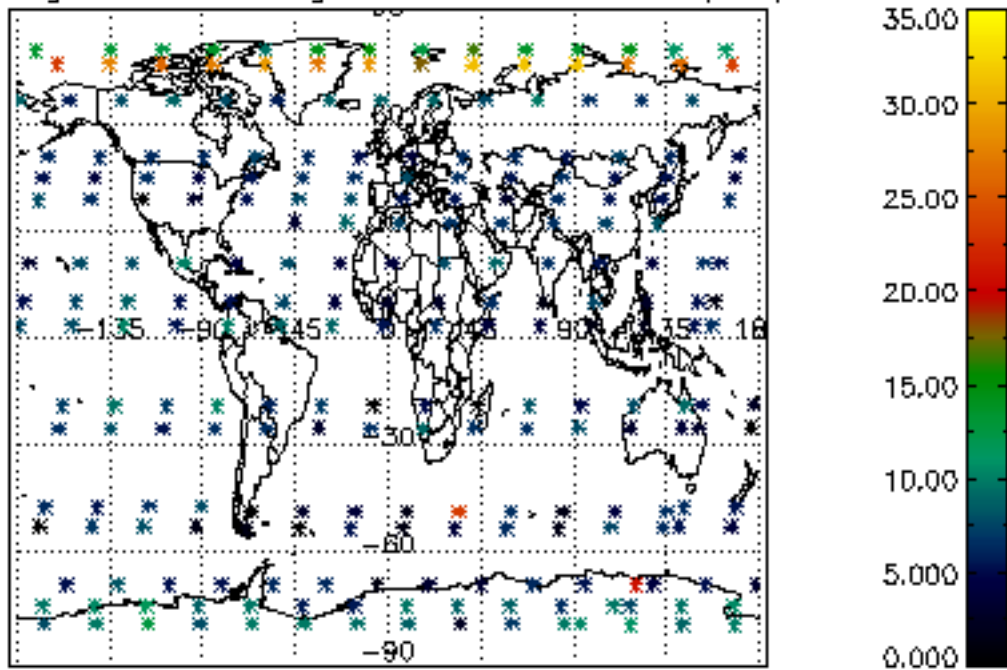
Percentage of cosmic ray hits per profile



Percentage of datation errors per profile



Percentage of star falling outside central band per profile



Percentage of saturation errors per profile

