

GOMOS Level 2 Daily Report

SUMMARY

[1. General Info](#)

[2. Summary of processed GOM_NL_2P products](#)

[3. Level 2 Quality information per product](#)

[3.1 Plot of level 2 quality information per product \(time dependant\)](#)

[3.2 Plot of level 2 quality information per product \(world map\)](#)

[4. Level 1 Quality information per product \(stored on level 2 products\)](#)

[4.1 Plot of level 1 quality information per product \(time dependant\)](#)

[4.1.1 Plot of level 1 quality information per product \(time dependant\): ASCENDING](#)

[4.1.2 Plot of level 1 quality information per product \(time dependant\): DESCENDING](#)

[4.2 Plot of level 1 quality information per product \(world map\)](#)

[4.2.1 Plot of level 1 quality information per product \(world map\): ASCENDING](#)

[4.2.2 Plot of level 1 quality information per product \(world map\): DESCENDING](#)

[5. Ozone profiles based on quality statistics and other trace gas profiles](#)

[5.1 Ozone statistics based on quality of products](#)

[5.2 Plot ozone profiles for all STD \(dark without errors\)](#)

[5.3 Plot ozone profiles where STD < 20% \(dark without errors\)](#)

[5.4. Plot ozone profiles where STD < 10% \(dark without errors\)](#)

[5.5. Plot ozone profiles where STD < 5% \(dark without errors\)](#)

[5.6 Plot NO2 profiles for all STD \(dark without errors\)](#)

[5.7 Plot NO3 profiles for all STD \(dark without errors\)](#)

[5.8 Plot H2O profiles \(only for occultations of stars 1,2,3,4,13,14,16,26,63 dark without errors\) for all STD](#)

[6. Auxiliary Data Files used for the production reported in section 2](#)

This report presents the daily analysis on parameters extracted from GOMOS level 2 data (GOM_NL__2P). It is intended to monitor some important parameters that will impact the quality of these products. A list of level 2 products (and content) that have arrived during the reporting day to the PCF is also given.

Item	Value
Time of report generation	18APR2013 22:52:45
Data source version	GOMOS/6.01
Start time of products	31-03-2004 (31MAR2004 00:00:00)
Stop time of products	01-04-2004 (01APR2004 00:00:00)
Store outputs in DB	Yes
Nb of level 2 prods	387
Nb of prods with errors	0

2. Summary of processed GOM_NL__2P products.

Nr	Filename	UTC Start time	Limb	Duration	Star Id	Star Name	Star Mag	Star Temp	Nb Meas	Orbit	Prod. error
1	GOM_NL__2PRFIN20040331_000000_000000462025_00317_10892_1252.N1	31-MAR-2004 00:00:00	Dark	46.000	4	Alp1Cen	-0.010000	5800.0	92	10892	No
2	GOM_NL__2PRFIN20040331_000218_000000442025_00317_10892_1253.N1	31-MAR-2004 00:02:18	Straylight	43.500	12	Alp1Cru	0.77500	30000.	87	10892	No
3	GOM_NL__2PRFIN20040331_000344_000000532025_00317_10892_1254.N1	31-MAR-2004 00:03:44	Straylight	53.000	26	Gam Cru	1.6240	2900.0	106	10892	No
4	GOM_NL__2PRFIN20040331_000540_000000452025_00317_10892_1255.N1	31-MAR-2004 00:05:40	Straylight	45.000	64	Gam Cen	2.2000	10600.	90	10892	No
5	GOM_NL__2PRFIN20040331_000706_000000552025_00317_10892_1256.N1	31-MAR-2004 00:07:06	Straylight	55.000	54	5The Cen	2.0550	4500.0	110	10892	No
6	GOM_NL__2PRFIN20040331_001340_000000452025_00317_10892_1257.N1	31-MAR-2004 00:13:40	Twilight_stray	45.000	171	2Eps Crv	3.0010	4250.0	90	10892	No
7	GOM_NL__2PRFIN20040331_001507_000000452025_00317_10892_1258.N1	31-MAR-2004 00:15:07	Twilight_stray	45.000	100	4Gam Crv	2.5800	13100.	90	10892	No
8	GOM_NL__2PRFIN20040331_001700_000000572025_00317_10892_1259.N1	31-MAR-2004 00:17:00	Bright	56.500	15	67Alp Vir	0.97600	28000.	113	10892	No
9	GOM_NL__2PRFIN20040331_002015_000000462025_00317_10892_1260.N1	31-MAR-2004 00:20:15	Bright	46.000	121	29Gam Vir	2.7400	7200.0	92	10892	No
10	GOM_NL__2PRFIN20040331_002450_000000432025_00317_10892_1261.N1	31-MAR-2004 00:24:50	Bright	42.500	62	94Bet Leo	2.1360	9700.0	85	10892	No
11	GOM_NL__2PRFIN20040331_002628_000000392025_00317_10892_1262.N1	31-MAR-2004 00:26:28	Bright	38.500	96	68Del Leo	2.5600	9300.0	77	10892	No
12	GOM_NL__2PRFIN20040331_002805_000000382025_00317_10892_1263.N1	31-MAR-2004 00:28:05	Bright	38.000	166	17Eps Leo	2.9800	6000.0	76	10892	No
13	GOM_NL__2PRFIN20040331_003028_000000672025_00317_10892_1264.N1	31-MAR-2004 00:30:28	Bright	67.000	111	8Eta Boo	2.6800	6000.0	134	10892	No
14	GOM_NL__2PRFIN20040331_003318_000000382025_00317_10892_1265.N1	31-MAR-2004 00:33:18	Bright	37.500	174	52Psi UMa	3.0040	4400.0	75	10892	No
15	GOM_NL__2PRFIN20040331_003621_000000402025_00317_10892_1266.N1	31-MAR-2004 00:36:21	Bright	39.500	87	64Gam UMa	2.4330	11000.	79	10892	No
16	GOM_NL__2PRFIN20040331_003810_000000392025_00317_10892_1267.N1	31-MAR-2004 00:38:10	Bright	39.000	36	50Alp UMa	1.8000	6300.0	78	10892	No
17	GOM_NL__2PRFIN20040331_004431_000000422025_00317_10892_1268.N1	31-MAR-2004 00:44:31	Bright	42.000	60	7Bet UMi	2.0810	3950.0	84	10892	No
18	GOM_NL__2PRFIN20040331_004608_000000392025_00317_10892_1269.N1	31-MAR-2004 00:46:08	Bright	39.000	49	1Alp UMi	1.9900	6300.0	78	10892	No
19	GOM_NL__2PRFIN20040331_005245_000000382025_00317_10892_1270.N1	31-MAR-2004 00:52:45	Bright	37.500	76	27Gam Cas	2.3000	30000.	75	10892	No
20	GOM_NL__2PRFIN20040331_005405_000000372025_00317_10892_1271.N1	31-MAR-2004 00:54:05	Bright	36.500	68	18Alp Cas	2.2250	4500.0	73	10892	No
21	GOM_NL__2PRFIN20040331_005852_000000462025_00317_10892_1272.N1	31-MAR-2004 00:58:52	Bright	46.000	144	18Del Cyg	2.8600	11000.	92	10892	No
22	GOM_NL__2PRFIN20040331_010044_000000442025_00317_10892_1273.N1	31-MAR-2004 01:00:44	Bright	44.000	66	37Gam Cyg	2.2080	5900.0	88	10892	No
23	GOM_NL__2PRFIN20040331_010244_000000432025_00317_10892_1274.N1	31-MAR-2004 01:02:44	Bright	43.000	92	53Eps Cyg	2.5000	4500.0	86	10892	No
24	GOM_NL__2PRFIN20040331_010914_000000502025_00317_10892_1275.N1	31-MAR-2004 01:09:14	Bright	50.000	61	8Eps Peg	2.1000	3900.0	100	10892	No
25	GOM_NL__2PRFIN20040331_011244_000000722025_00317_10892_1276.N1	31-MAR-2004 01:12:44	Dark	71.500	11	53Alp Aql	0.76500	8000.0	143	10892	No
26	GOM_NL__2PRFIN20040331_011624_000000432025_00317_10892_1277.N1	31-MAR-2004 01:16:24	Dark	43.000	142	49Del Cap	2.8500	8900.0	86	10892	No
27	GOM_NL__2PRFIN20040331_012838_000000432025_00317_10892_1278.N1	31-MAR-2004 01:28:38	Dark	42.500	45	Alp Pav	1.9400	26000.	85	10892	No
28	GOM_NL__2PRFIN20040331_031059_000000592025_00319_10894_1085.N1	31-MAR-2004 03:10:59	Dark	58.500	38	20Eps Sgr	1.8360	11000.	117	10894	No
29	GOM_NL__2PRFIN20040331_031449_000000542025_00319_10894_1086.N1	31-MAR-2004 03:14:49	Dark	53.500	40	The Sco	1.8590	7100.0	107	10894	No
30	GOM_NL__2PRFIN20040331_031645_000000432025_00319_10894_1087.N1	31-MAR-2004 03:16:45	Dark	42.500	43	Alp TrA	1.9100	4250.0	85	10894	No
31	GOM_NL__2PRFIN20040331_031835_000000422025_00319_10894_1088.N1	31-MAR-2004 03:18:35	Dark	42.000	134	Bet TrA	2.8100	6600.0	84	10894	No
32	GOM_NL__2PRFIN20040331_032114_000000562025_00319_10894_1089.N1	31-MAR-2004 03:21:14	Dark	56.000	4	Alp1Cen	-0.010000	5800.0	112	10894	No
33	GOM_NL__2PRFIN20040331_032332_000000492025_00319_10894_1090.N1	31-MAR-2004 03:23:32	Straylight	48.500	12	Alp1Cru	0.77500	30000.	97	10894	No
34	GOM_NL__2PRFIN20040331_032459_000000532025_00319_10894_1091.N1	31-MAR-2004 03:24:59	Straylight	52.500	26	Gam Cru	1.6240	2900.0	105	10894	No
35	GOM_NL__2PRFIN20040331_032655_000000432025_00319_10894_1092.N1	31-MAR-2004 03:26:55	Straylight	43.000	64	Gam Cen	2.2000	10600.	86	10894	No
36	GOM_NL__2PRFIN20040331_032819_000000542025_00319_10894_1093.N1	31-MAR-2004 03:28:19	Straylight	54.000	54	5The Cen	2.0550	4500.0	108	10894	No
37	GOM_NL__2PRFIN20040331_033452_000000462025_00319_10894_1094.N1	31-MAR-2004 03:34:52	Twilight_stray	46.000	171	2Eps Crv	3.0010	4250.0	92	10894	No
38	GOM_NL__2PRFIN20040331_033620_000000462025_00319_10894_1095.N1	31-MAR-2004 03:36:20	Twilight_stray	45.500	100	4Gam Crv	2.5800	13100.	91	10894	No
39	GOM_NL__2PRFIN20040331_033811_000000682025_00319_10894_1096.N1	31-MAR-2004 03:38:11	Bright	67.500	15	67Alp Vir	0.97600	28000.	135	10894	No
40	GOM_NL__2PRFIN20040331_034127_000000462025_00319_10894_1097.N1	31-MAR-2004 03:41:27	Bright	45.500	121	29Gam Vir	2.7400	7200.0	91	10894	No
41	GOM_NL__2PRFIN20040331_034604_000000412025_00319_10894_1098.N1	31-MAR-2004 03:46:04	Bright	41.000	62	94Bet Leo	2.1360	9700.0	82	10894	No
42	GOM_NL__2PRFIN20040331_034740_000000382025_00319_10894_1099.N1	31-MAR-2004 03:47:40	Bright	38.000	96	68Del Leo	2.5600	9300.0	76	10894	No

43	GOM_NL__2PRFIN20040331_034918_000000402025_00319_10894_1100.N1	31-MAR-2004 03:49:18	Bright	39.500	166	17Eps Leo	2.9800	6000.0	79	10894	No
44	GOM_NL__2PRFIN20040331_035137_000000692025_00319_10894_1101.N1	31-MAR-2004 03:51:37	Bright	68.500	111	8Eta Boo	2.6800	6000.0	137	10894	No
45	GOM_NL__2PRFIN20040331_035430_000000372025_00319_10894_1102.N1	31-MAR-2004 03:54:30	Bright	37.000	174	52Psi UMa	3.0040	4400.0	74	10894	No
46	GOM_NL__2PRFIN20040331_035733_000000382025_00319_10894_1103.N1	31-MAR-2004 03:57:33	Bright	38.000	87	64Gam UMa	2.4330	11000.	76	10894	No
47	GOM_NL__2PRFIN20040331_035921_000000402025_00319_10894_1104.N1	31-MAR-2004 03:59:21	Bright	39.500	36	50Alp UMa	1.8000	6300.0	79	10894	No
48	GOM_NL__2PRFIN20040331_040543_000000432025_00319_10894_1105.N1	31-MAR-2004 04:05:43	Bright	42.500	60	7Bet UMi	2.0810	3950.0	85	10894	No
49	GOM_NL__2PRFIN20040331_040723_000000372025_00319_10894_1106.N1	31-MAR-2004 04:07:23	Bright	37.000	49	1Alp UMi	1.9900	6300.0	74	10894	No
50	GOM_NL__2PRFIN20040331_041357_000000362025_00319_10894_1107.N1	31-MAR-2004 04:13:57	Bright	35.500	76	27Gam Cas	2.3000	30000.	71	10894	No
51	GOM_NL__2PRFIN20040331_041518_000000362025_00319_10894_1108.N1	31-MAR-2004 04:15:18	Bright	35.500	68	18Alp Cas	2.2250	4500.0	71	10894	No
52	GOM_NL__2PRFIN20040331_042003_000000492025_00319_10894_1109.N1	31-MAR-2004 04:20:03	Bright	48.500	144	18Del Cyg	2.8600	11000.	97	10894	No
53	GOM_NL__2PRFIN20040331_042156_000000452025_00319_10894_1110.N1	31-MAR-2004 04:21:56	Bright	45.000	66	37Gam Cyg	2.2080	5900.0	90	10894	No
54	GOM_NL__2PRFIN20040331_042356_000000452025_00319_10894_1111.N1	31-MAR-2004 04:23:56	Bright	45.000	92	53Eps Cyg	2.5000	4500.0	90	10894	No
55	GOM_NL__2PRFIN20040331_043027_000000492025_00319_10894_1112.N1	31-MAR-2004 04:30:27	Bright	48.500	61	8Eps Peg	2.1000	3900.0	97	10894	No
56	GOM_NL__2PRFIN20040331_043358_000000742025_00319_10894_1113.N1	31-MAR-2004 04:33:58	Dark	74.000	11	53Alp Aql	0.76500	8000.0	148	10894	No
57	GOM_NL__2PRFIN20040331_043737_000000412025_00319_10894_1114.N1	31-MAR-2004 04:37:37	Dark	40.500	142	49Del Cap	2.8500	8900.0	81	10894	No
58	GOM_NL__2PRFIN20040331_044315_000000402025_00319_10894_1115.N1	31-MAR-2004 04:43:15	Dark	40.000	172	Gam Gru	3.0030	13100.	80	10894	No
59	GOM_NL__2PRFIN20040331_044951_000000402025_00319_10894_1116.N1	31-MAR-2004 04:49:51	Dark	40.000	45	Alp Pav	1.9400	26000.	80	10894	No
60	GOM_NL__2PRFIN20040331_045138_000000562025_00320_10895_1230.N1	31-MAR-2004 04:51:38	Dark	56.000	38	20Eps Sgr	1.8360	11000.	112	10895	No
61	GOM_NL__2PRFIN20040331_045526_000000542025_00320_10895_1231.N1	31-MAR-2004 04:55:26	Dark	53.500	40	The Sco	1.8590	7100.0	107	10895	No
62	GOM_NL__2PRFIN20040331_045721_000000422025_00320_10895_1232.N1	31-MAR-2004 04:57:21	Dark	41.500	43	Alp TrA	1.9100	4250.0	83	10895	No
63	GOM_NL__2PRFIN20040331_045912_000000422025_00320_10895_1233.N1	31-MAR-2004 04:59:12	Dark	42.000	134	Bet TrA	2.8100	6600.0	84	10895	No
64	GOM_NL__2PRFIN20040331_050151_000000472025_00320_10895_1234.N1	31-MAR-2004 05:01:51	Dark	47.000	4	Alp1Cen	-0.010000	5800.0	94	10895	No
65	GOM_NL__2PRFIN20040331_050420_000001152025_00320_10895_1235.N1	31-MAR-2004 05:04:20	Straylight	114.50	16	21Alp Sco	1.0200	3000.0	229	10895	No
66	GOM_NL__2PRFIN20040331_050732_000000432025_00320_10895_1236.N1	31-MAR-2004 05:07:32	Straylight	43.000	64	Gam Cen	2.2000	10600.	86	10895	No
67	GOM_NL__2PRFIN20040331_050855_000000552025_00320_10895_1237.N1	31-MAR-2004 05:08:55	Straylight	54.500	54	5The Cen	2.0550	4500.0	109	10895	No
68	GOM_NL__2PRFIN20040331_051112_000001682025_00320_10895_1238.N1	31-MAR-2004 05:11:12	Tw_i_and_stray	167.50	97	8Bet1Sco	2.5610	30000.	335	10895	No
69	GOM_NL__2PRFIN20040331_051656_000000442025_00320_10895_1239.N1	31-MAR-2004 05:16:56	Tw_i_and_stray	43.500	100	4Gam Crv	2.5800	13100.	87	10895	No
70	GOM_NL__2PRFIN20040331_051847_000000712025_00320_10895_1240.N1	31-MAR-2004 05:18:47	Bright	71.000	15	67Alp Vir	0.97600	28000.	142	10895	No
71	GOM_NL__2PRFIN20040331_052203_000000452025_00320_10895_1241.N1	31-MAR-2004 05:22:03	Bright	45.000	121	29Gam Vir	2.7400	7200.0	90	10895	No
72	GOM_NL__2PRFIN20040331_052641_000000392025_00320_10895_1242.N1	31-MAR-2004 05:26:41	Bright	39.000	62	94Bet Leo	2.1360	9700.0	78	10895	No
73	GOM_NL__2PRFIN20040331_052816_000000382025_00320_10895_1243.N1	31-MAR-2004 05:28:16	Bright	37.500	96	68Del Leo	2.5600	9300.0	75	10895	No
74	GOM_NL__2PRFIN20040331_052954_000000382025_00320_10895_1244.N1	31-MAR-2004 05:29:54	Bright	38.000	166	17Eps Leo	2.9800	6000.0	76	10895	No
75	GOM_NL__2PRFIN20040331_053211_000000682025_00320_10895_1245.N1	31-MAR-2004 05:32:11	Bright	68.000	111	8Eta Boo	2.6800	6000.0	136	10895	No
76	GOM_NL__2PRFIN20040331_053506_000000372025_00320_10895_1246.N1	31-MAR-2004 05:35:06	Bright	36.500	174	52Psi UMa	3.0040	4400.0	73	10895	No
77	GOM_NL__2PRFIN20040331_053809_000000392025_00320_10895_1247.N1	31-MAR-2004 05:38:09	Bright	38.500	87	64Gam UMa	2.4330	11000.	77	10895	No
78	GOM_NL__2PRFIN20040331_053957_000000362025_00320_10895_1248.N1	31-MAR-2004 05:39:57	Bright	36.000	36	50Alp UMa	1.8000	6300.0	72	10895	No
79	GOM_NL__2PRFIN20040331_054619_000000432025_00320_10895_1249.N1	31-MAR-2004 05:46:19	Bright	42.500	60	7Bet UMi	2.0810	3950.0	85	10895	No
80	GOM_NL__2PRFIN20040331_054759_000000382025_00320_10895_1250.N1	31-MAR-2004 05:47:59	Bright	37.500	49	1Alp UMi	1.9900	6300.0	75	10895	No
81	GOM_NL__2PRFIN20040331_055434_000000382025_00320_10895_1251.N1	31-MAR-2004 05:54:34	Bright	38.000	76	27Gam Cas	2.3000	30000.	76	10895	No
82	GOM_NL__2PRFIN20040331_055554_000000402025_00320_10895_1252.N1	31-MAR-2004 05:55:54	Bright	39.500	68	18Alp Cas	2.2250	4500.0	79	10895	No
83	GOM_NL__2PRFIN20040331_060038_000000482025_00320_10895_1253.N1	31-MAR-2004 06:00:38	Bright	48.000	144	18Del Cyg	2.8600	11000.	96	10895	No
84	GOM_NL__2PRFIN20040331_060232_000000462025_00320_10895_1254.N1	31-MAR-2004 06:02:32	Bright	46.000	66	37Gam Cyg	2.2080	5900.0	92	10895	No
85	GOM_NL__2PRFIN20040331_060432_000000452025_00320_10895_1255.N1	31-MAR-2004 06:04:32	Bright	44.500	92	53Eps Cyg	2.5000	4500.0	89	10895	No
86	GOM_NL__2PRFIN20040331_061101_000000492025_00320_10895_1256.N1	31-MAR-2004 06:11:01	Bright	49.000	61	8Eps Peg	2.1000	3900.0	98	10895	No
87	GOM_NL__2PRFIN20040331_061434_000000662025_00320_10895_1257.N1	31-MAR-2004 06:14:34	Dark	66.000	11	53Alp Aql	0.76500	8000.0	132	10895	No
88	GOM_NL__2PRFIN20040331_061814_000000432025_00320_10895_1258.N1	31-MAR-2004 06:18:14	Dark	43.000	142	49Del Cap	2.8500	8900.0	86	10895	No
89	GOM_NL__2PRFIN20040331_062351_000000402025_00320_10895_1259.N1	31-MAR-2004 06:23:51	Dark	39.500	172	Gam Gru	3.0030	13100.	79	10895	No
90	GOM_NL__2PRFIN20040331_062617_000000402025_00320_10895_1260.N1	31-MAR-2004 06:26:17	Dark	39.500	31	Alp Gru	1.7340	15200.	79	10895	No
91	GOM_NL__2PRFIN20040331_063026_000000452025_00320_10895_1261.N1	31-MAR-2004 06:30:26	Dark	44.500	45	Alp Pav	1.9400	26000.	89	10895	No
92	GOM_NL__2PRFIN20040331_081252_000000612025_00322_10897_1233.N1	31-MAR-2004 08:12:52	Dark	61.000	38	20Eps Sgr	1.8360	11000.	122	10897	No
93	GOM_NL__2PRFIN20040331_081641_000000552025_00322_10897_1234.N1	31-MAR-2004 08:16:41	Dark	54.500	40	The Sco	1.8590	7100.0	109	10897	No
94	GOM_NL__2PRFIN20040331_081835_000000402025_00322_10897_1235.N1	31-MAR-2004 08:18:35	Dark	40.000	43	Alp TrA	1.9100	4250.0	80	10897	No
95	GOM_NL__2PRFIN20040331_082025_000000422025_00322_10897_1236.N1	31-MAR-2004 08:20:25	Dark	41.500	134	Bet TrA	2.8100	6600.0	83	10897	No
96	GOM_NL__2PRFIN20040331_082304_000000542025_00322_10897_1237.N1	31-MAR-2004 08:23:04	Dark	53.500	4	Alp1Cen	-0.010000	5800.0	107	10897	No
97	GOM_NL__2PRFIN20040331_082533_000001282025_00322_10897_1238.N1	31-MAR-2004 08:25:33	Straylight	127.50	16	21Alp Sco	1.0200	3000.0	255	10897	No
98	GOM_NL__2PRFIN20040331_082845_000000402025_00322_10897_1239.N1	31-MAR-2004 08:28:45	Straylight	39.500	64	Gam Cen	2.2000	10600.	79	10897	No
99	GOM_NL__2PRFIN20040331_083008_000000602025_00322_10897_1240.N1	31-MAR-2004 08:30:08	Straylight	59.500	54	5The Cen	2.0550	4500.0	119	10897	No
100	GOM_NL__2PRFIN20040331_083226_000001642025_00322_10897_1241.N1	31-MAR-2004 08:32:26	Tw_i_and_stray	163.50	97	8Bet1Sco	2.5610	30000.	327	10897	No
101	GOM_NL__2PRFIN20040331_083809_000000452025_00322_10897_1242.N1	31-MAR-2004 08:38:09	Tw_i_and_stray	44.500	100	4Gam Crv	2.5800	13100.	89	10897	No

102	GOM_NL__2PRFIN20040331_083959_000000652025_00322_10897_1243.N1	31-MAR-2004 08:39:59	Bright	65.000	15	67Alp Vir	0.97600	28000.	130	10897	No
103	GOM_NL__2PRFIN20040331_084315_000000452025_00322_10897_1244.N1	31-MAR-2004 08:43:15	Bright	44.500	121	29Gam Vir	2.7400	7200.0	89	10897	No
104	GOM_NL__2PRFIN20040331_084752_000000412025_00322_10897_1245.N1	31-MAR-2004 08:47:52	Bright	40.500	62	94Bet Leo	2.1360	9700.0	81	10897	No
105	GOM_NL__2PRFIN20040331_084928_000000372025_00322_10897_1246.N1	31-MAR-2004 08:49:28	Bright	37.000	96	68Del Leo	2.5600	9300.0	74	10897	No
106	GOM_NL__2PRFIN20040331_085107_000000382025_00322_10897_1247.N1	31-MAR-2004 08:51:07	Bright	38.000	166	17Eps Leo	2.9800	6000.0	76	10897	No
107	GOM_NL__2PRFIN20040331_085320_000000692025_00322_10897_1248.N1	31-MAR-2004 08:53:20	Bright	69.000	111	8Eta Boo	2.6800	6000.0	138	10897	No
108	GOM_NL__2PRFIN20040331_085618_000000382025_00322_10897_1249.N1	31-MAR-2004 08:56:18	Bright	37.500	174	52Psi UMa	3.0040	4400.0	75	10897	No
109	GOM_NL__2PRFIN20040331_085921_000000372025_00322_10897_1250.N1	31-MAR-2004 08:59:21	Bright	37.000	87	64Gam UMa	2.4330	11000.	74	10897	No
110	GOM_NL__2PRFIN20040331_090109_000000362025_00322_10897_1251.N1	31-MAR-2004 09:01:09	Bright	35.500	36	50Alp UMa	1.8000	6300.0	71	10897	No
111	GOM_NL__2PRFIN20040331_090730_000000392025_00322_10897_1252.N1	31-MAR-2004 09:07:30	Bright	39.000	60	7Bet UMi	2.0810	3950.0	78	10897	No
112	GOM_NL__2PRFIN20040331_090911_000000372025_00322_10897_1253.N1	31-MAR-2004 09:09:11	Bright	37.000	49	1Alp UMi	1.9900	6300.0	74	10897	No
113	GOM_NL__2PRFIN20040331_091547_000000382025_00322_10897_1254.N1	31-MAR-2004 09:15:47	Bright	38.000	76	27Gam Cas	2.3000	30000.	76	10897	No
114	GOM_NL__2PRFIN20040331_091707_000000372025_00322_10897_1255.N1	31-MAR-2004 09:17:07	Bright	36.500	68	18Alp Cas	2.2250	4500.0	73	10897	No
115	GOM_NL__2PRFIN20040331_092150_000000512025_00322_10897_1256.N1	31-MAR-2004 09:21:50	Bright	50.500	144	18Del Cyg	2.8600	11000.	101	10897	No
116	GOM_NL__2PRFIN20040331_092343_000000452025_00322_10897_1257.N1	31-MAR-2004 09:23:43	Bright	45.000	66	37Gam Cyg	2.2080	5900.0	90	10897	No
117	GOM_NL__2PRFIN20040331_092544_000000432025_00322_10897_1258.N1	31-MAR-2004 09:25:44	Bright	43.000	92	53Eps Cyg	2.5000	4500.0	86	10897	No
118	GOM_NL__2PRFIN20040331_093216_000000532025_00322_10897_1259.N1	31-MAR-2004 09:32:16	Bright	53.000	61	8Eps Peg	2.1000	3900.0	106	10897	No
119	GOM_NL__2PRFIN20040331_093547_000000772025_00322_10897_1260.N1	31-MAR-2004 09:35:47	Dark	76.500	11	53Alp Aql	0.76500	8000.0	153	10897	No
120	GOM_NL__2PRFIN20040331_093927_000000412025_00322_10897_1261.N1	31-MAR-2004 09:39:27	Dark	41.000	142	49Del Cap	2.8500	8900.0	82	10897	No
121	GOM_NL__2PRFIN20040331_094504_000000382025_00322_10897_1262.N1	31-MAR-2004 09:45:04	Dark	37.500	172	Gam Gru	3.0030	13100.	75	10897	No
122	GOM_NL__2PRFIN20040331_094729_000000432025_00322_10897_1263.N1	31-MAR-2004 09:47:29	Dark	42.500	31	Alp Gru	1.7340	15200.	85	10897	No
123	GOM_NL__2PRFIN20040331_095140_000000412025_00322_10897_1264.N1	31-MAR-2004 09:51:40	Dark	41.000	45	Alp Pav	1.9400	26000.	82	10897	No
124	GOM_NL__2PRFIN20040331_095330_000000572025_00323_10898_1089.N1	31-MAR-2004 09:53:30	Dark	57.000	38	20Eps Sgr	1.8360	11000.	114	10898	No
125	GOM_NL__2PRFIN20040331_095718_000000532025_00323_10898_1090.N1	31-MAR-2004 09:57:18	Dark	52.500	40	The Sco	1.8590	7100.0	105	10898	No
126	GOM_NL__2PRFIN20040331_095911_000000422025_00323_10898_1091.N1	31-MAR-2004 09:59:11	Dark	42.000	43	Alp TrA	1.9100	4250.0	84	10898	No
127	GOM_NL__2PRFIN20040331_100101_000000412025_00323_10898_1092.N1	31-MAR-2004 10:01:01	Dark	41.000	134	Bet TrA	2.8100	6600.0	82	10898	No
128	GOM_NL__2PRFIN20040331_100340_000000552025_00323_10898_1093.N1	31-MAR-2004 10:03:40	Dark	54.500	4	Alp1Cen	-0.010000	5800.0	109	10898	No
129	GOM_NL__2PRFIN20040331_100612_000001122025_00323_10898_1094.N1	31-MAR-2004 10:06:12	Straylight	112.00	16	21Alp Sco	1.0200	3000.0	224	10898	No
130	GOM_NL__2PRFIN20040331_100921_000000432025_00323_10898_1095.N1	31-MAR-2004 10:09:21	Straylight	42.500	64	Gam Cen	2.2000	10600.	85	10898	No
131	GOM_NL__2PRFIN20040331_101045_000000592025_00323_10898_1096.N1	31-MAR-2004 10:10:45	Straylight	58.500	54	5The Cen	2.0550	4500.0	117	10898	No
132	GOM_NL__2PRFIN20040331_101303_000001612025_00323_10898_1097.N1	31-MAR-2004 10:13:03	Twi_and_stray	161.00	97	8Bet1Sco	2.5610	30000.	322	10898	No
133	GOM_NL__2PRFIN20040331_101845_000000452025_00323_10898_1098.N1	31-MAR-2004 10:18:45	Twi_and_stray	44.500	100	4Gam Crv	2.5800	13100.	89	10898	No
134	GOM_NL__2PRFIN20040331_102035_000000672025_00323_10898_1099.N1	31-MAR-2004 10:20:35	Bright	67.000	15	67Alp Vir	0.97600	28000.	134	10898	No
135	GOM_NL__2PRFIN20040331_102350_000000462025_00323_10898_1100.N1	31-MAR-2004 10:23:50	Bright	46.000	121	29Gam Vir	2.7400	7200.0	92	10898	No
136	GOM_NL__2PRFIN20040331_102828_000000382025_00323_10898_1101.N1	31-MAR-2004 10:28:28	Bright	38.000	62	94Bet Leo	2.1360	9700.0	76	10898	No
137	GOM_NL__2PRFIN20040331_103004_000000372025_00323_10898_1102.N1	31-MAR-2004 10:30:04	Bright	37.000	96	68Del Leo	2.5600	9300.0	74	10898	No
138	GOM_NL__2PRFIN20040331_103143_000000392025_00323_10898_1103.N1	31-MAR-2004 10:31:43	Bright	39.000	166	17Eps Leo	2.9800	6000.0	78	10898	No
139	GOM_NL__2PRFIN20040331_103355_000000692025_00323_10898_1104.N1	31-MAR-2004 10:33:55	Bright	68.500	111	8Eta Boo	2.6800	6000.0	137	10898	No
140	GOM_NL__2PRFIN20040331_103654_000000392025_00323_10898_1105.N1	31-MAR-2004 10:36:54	Bright	38.500	174	52Psi UMa	3.0040	4400.0	77	10898	No
141	GOM_NL__2PRFIN20040331_103956_000000392025_00323_10898_1106.N1	31-MAR-2004 10:39:56	Bright	39.000	87	64Gam UMa	2.4330	11000.	78	10898	No
142	GOM_NL__2PRFIN20040331_104145_000000372025_00323_10898_1107.N1	31-MAR-2004 10:41:45	Bright	36.500	36	50Alp UMa	1.8000	6300.0	73	10898	No
143	GOM_NL__2PRFIN20040331_104805_000000392025_00323_10898_1108.N1	31-MAR-2004 10:48:05	Bright	39.000	60	7Bet UMi	2.0810	3950.0	78	10898	No
144	GOM_NL__2PRFIN20040331_104946_000000392025_00323_10898_1109.N1	31-MAR-2004 10:49:46	Bright	38.500	49	1Alp UMi	1.9900	6300.0	77	10898	No
145	GOM_NL__2PRFIN20040331_105622_000000382025_00323_10898_1110.N1	31-MAR-2004 10:56:22	Bright	38.000	76	27Gam Cas	2.3000	30000.	76	10898	No
146	GOM_NL__2PRFIN20040331_105743_000000372025_00323_10898_1111.N1	31-MAR-2004 10:57:43	Bright	36.500	68	18Alp Cas	2.2250	4500.0	73	10898	No
147	GOM_NL__2PRFIN20040331_110226_000000482025_00323_10898_1112.N1	31-MAR-2004 11:02:26	Bright	47.500	144	18Del Cyg	2.8600	11000.	95	10898	No
148	GOM_NL__2PRFIN20040331_110419_000000452025_00323_10898_1113.N1	31-MAR-2004 11:04:19	Bright	45.000	66	37Gam Cyg	2.2080	5900.0	90	10898	No
149	GOM_NL__2PRFIN20040331_110620_000000442025_00323_10898_1114.N1	31-MAR-2004 11:06:20	Bright	43.500	92	53Eps Cyg	2.5000	4500.0	87	10898	No
150	GOM_NL__2PRFIN20040331_111252_000000462025_00323_10898_1115.N1	31-MAR-2004 11:12:52	Bright	46.000	61	8Eps Peg	2.1000	3900.0	92	10898	No
151	GOM_NL__2PRFIN20040331_111624_000000692025_00323_10898_1116.N1	31-MAR-2004 11:16:24	Dark	69.000	11	53Alp Aql	0.76500	8000.0	138	10898	No
152	GOM_NL__2PRFIN20040331_112002_000000402025_00323_10898_1117.N1	31-MAR-2004 11:20:02	Dark	40.000	142	49Del Cap	2.8500	8900.0	80	10898	No
153	GOM_NL__2PRFIN20040331_112539_000000412025_00323_10898_1118.N1	31-MAR-2004 11:25:39	Dark	40.500	172	Gam Gru	3.0030	13100.	81	10898	No
154	GOM_NL__2PRFIN20040331_112806_000000392025_00323_10898_1119.N1	31-MAR-2004 11:28:06	Dark	39.000	31	Alp Gru	1.7340	15200.	78	10898	No
155	GOM_NL__2PRFIN20040331_113216_000000412025_00323_10898_1120.N1	31-MAR-2004 11:32:16	Dark	41.000	45	Alp Pav	1.9400	26000.	82	10898	No
156	GOM_NL__2PRFIN20040331_113406_000000582025_00324_10899_1109.N1	31-MAR-2004 11:34:06	Dark	58.000	38	20Eps Sgr	1.8360	11000.	116	10899	No
157	GOM_NL__2PRFIN20040331_113755_000000532025_00324_10899_1110.N1	31-MAR-2004 11:37:55	Dark	52.500	40	The Sco	1.8590	7100.0	105	10899	No
158	GOM_NL__2PRFIN20040331_113947_000000442025_00324_10899_1111.N1	31-MAR-2004 11:39:47	Dark	43.500	43	Alp TrA	1.9100	4250.0	87	10899	No
159	GOM_NL__2PRFIN20040331_114137_000000422025_00324_10899_1112.N1	31-MAR-2004 11:41:37	Dark	42.000	134	Bet TrA	2.8100	6600.0	84	10899	No
160	GOM_NL__2PRFIN20040331_114416_000000532025_00324_10899_1113.N1	31-MAR-2004 11:44:16	Dark	52.500	4	Alp1Cen	-0.010000	5800.0	105	10899	No

161	GOM_NL__2PRFIN20040331_114650_000001182025_00324_10899_1114.N1	31-MAR-2004 11:46:50	Straylight	118.00	16	21Alp Sco	1.0200	3000.0	236	10899	No
162	GOM_NL__2PRFIN20040331_114956_000000402025_00324_10899_1115.N1	31-MAR-2004 11:49:56	Straylight	40.000	64	Gam Cen	2.2000	10600.	80	10899	No
163	GOM_NL__2PRFIN20040331_115121_000000542025_00324_10899_1116.N1	31-MAR-2004 11:51:21	Straylight	54.000	54	5The Cen	2.0550	4500.0	108	10899	No
164	GOM_NL__2PRFIN20040331_115341_000001572025_00324_10899_1117.N1	31-MAR-2004 11:53:41	Tw_i_and_stray	156.50	97	8Bet1Sco	2.5610	30000.	313	10899	No
165	GOM_NL__2PRFIN20040331_115920_000000452025_00324_10899_1118.N1	31-MAR-2004 11:59:20	Tw_i_and_stray	44.500	100	4Gam Crv	2.5800	13100.	89	10899	No
166	GOM_NL__2PRFIN20040331_120110_000000692025_00324_10899_1119.N1	31-MAR-2004 12:01:10	Bright	69.000	15	67Alp Vir	0.97600	28000.	138	10899	No
167	GOM_NL__2PRFIN20040331_120426_000000472025_00324_10899_1120.N1	31-MAR-2004 12:04:26	Bright	46.500	121	29Gam Vir	2.7400	7200.0	93	10899	No
168	GOM_NL__2PRFIN20040331_120904_000000402025_00324_10899_1121.N1	31-MAR-2004 12:09:04	Bright	39.500	62	94Bet Leo	2.1360	9700.0	79	10899	No
169	GOM_NL__2PRFIN20040331_121039_000000382025_00324_10899_1122.N1	31-MAR-2004 12:10:39	Bright	37.500	96	68Del Leo	2.5600	9300.0	75	10899	No
170	GOM_NL__2PRFIN20040331_121219_000000392025_00324_10899_1123.N1	31-MAR-2004 12:12:19	Bright	39.000	166	17Eps Leo	2.9800	6000.0	78	10899	No
171	GOM_NL__2PRFIN20040331_121430_000000702025_00324_10899_1124.N1	31-MAR-2004 12:14:30	Bright	70.000	111	8Eta Boo	2.6800	6000.0	140	10899	No
172	GOM_NL__2PRFIN20040331_121729_000000392025_00324_10899_1125.N1	31-MAR-2004 12:17:29	Bright	38.500	174	52Psi UMa	3.0040	4400.0	77	10899	No
173	GOM_NL__2PRFIN20040331_122032_000000402025_00324_10899_1126.N1	31-MAR-2004 12:20:32	Bright	40.000	87	64Gam UMa	2.4330	11000.	80	10899	No
174	GOM_NL__2PRFIN20040331_122220_000000412025_00324_10899_1127.N1	31-MAR-2004 12:22:20	Bright	40.500	36	50Alp UMa	1.8000	6300.0	81	10899	No
175	GOM_NL__2PRFIN20040331_122841_000000422025_00324_10899_1128.N1	31-MAR-2004 12:28:41	Bright	41.500	60	7Bet UMi	2.0810	3950.0	83	10899	No
176	GOM_NL__2PRFIN20040331_123022_000000382025_00324_10899_1129.N1	31-MAR-2004 12:30:22	Bright	37.500	49	1Alp UMi	1.9900	6300.0	75	10899	No
177	GOM_NL__2PRFIN20040331_123658_000000392025_00324_10899_1130.N1	31-MAR-2004 12:36:58	Bright	38.500	76	27Gam Cas	2.3000	30000.	77	10899	No
178	GOM_NL__2PRFIN20040331_123819_000000382025_00324_10899_1131.N1	31-MAR-2004 12:38:19	Bright	37.500	68	18Alp Cas	2.2250	4500.0	75	10899	No
179	GOM_NL__2PRFIN20040331_124302_000000492025_00324_10899_1132.N1	31-MAR-2004 12:43:02	Bright	49.000	144	18Del Cyg	2.8600	11000.	98	10899	No
180	GOM_NL__2PRFIN20040331_124455_000000462025_00324_10899_1133.N1	31-MAR-2004 12:44:55	Bright	46.000	66	37Gam Cyg	2.2080	5900.0	92	10899	No
181	GOM_NL__2PRFIN20040331_124656_000000452025_00324_10899_1134.N1	31-MAR-2004 12:46:56	Bright	44.500	92	53Eps Cyg	2.5000	4500.0	89	10899	No
182	GOM_NL__2PRFIN20040331_125328_000000492025_00324_10899_1135.N1	31-MAR-2004 12:53:28	Bright	48.500	61	8Eps Peg	2.1000	3900.0	97	10899	No
183	GOM_NL__2PRFIN20040331_125701_000000652025_00324_10899_1136.N1	31-MAR-2004 12:57:01	Dark	65.000	11	53Alp Aql	0.76500	8000.0	130	10899	No
184	GOM_NL__2PRFIN20040331_130039_000000422025_00324_10899_1137.N1	31-MAR-2004 13:00:39	Dark	41.500	142	49Del Cap	2.8500	8900.0	83	10899	No
185	GOM_NL__2PRFIN20040331_130616_000000392025_00324_10899_1138.N1	31-MAR-2004 13:06:16	Dark	39.000	172	Gam Gru	3.0030	13100.	78	10899	No
186	GOM_NL__2PRFIN20040331_130842_000000432025_00324_10899_1139.N1	31-MAR-2004 13:08:42	Dark	42.500	31	Alp Gru	1.7340	15200.	85	10899	No
187	GOM_NL__2PRFIN20040331_131252_000000462025_00324_10899_1140.N1	31-MAR-2004 13:12:52	Dark	46.000	45	Alp Pav	1.9400	26000.	92	10899	No
188	GOM_NL__2PRFIN20040331_131444_000000622025_00325_10900_1110.N1	31-MAR-2004 13:14:44	Dark	61.500	38	20Eps Sgr	1.8360	11000.	123	10900	No
189	GOM_NL__2PRFIN20040331_131832_000000572025_00325_10900_1111.N1	31-MAR-2004 13:18:32	Dark	57.000	40	The Sco	1.8590	7100.0	114	10900	No
190	GOM_NL__2PRFIN20040331_132023_000000432025_00325_10900_1112.N1	31-MAR-2004 13:20:23	Dark	42.500	43	Alp TrA	1.9100	4250.0	85	10900	No
191	GOM_NL__2PRFIN20040331_132214_000000402025_00325_10900_1113.N1	31-MAR-2004 13:22:14	Dark	40.000	134	Bet TrA	2.8100	6600.0	80	10900	No
192	GOM_NL__2PRFIN20040331_132452_000000552025_00325_10900_1114.N1	31-MAR-2004 13:24:52	Dark	55.000	4	Alp1Cen	-0.010000	5800.0	110	10900	No
193	GOM_NL__2PRFIN20040331_132709_000000482025_00325_10900_1115.N1	31-MAR-2004 13:27:09	Straylight	47.500	12	Alp1Cru	0.77500	30000.	95	10900	No
194	GOM_NL__2PRFIN20040331_132836_000000502025_00325_10900_1116.N1	31-MAR-2004 13:28:36	Straylight	50.000	26	Gam Cru	1.6240	2900.0	100	10900	No
195	GOM_NL__2PRFIN20040331_133033_000000402025_00325_10900_1117.N1	31-MAR-2004 13:30:33	Straylight	40.000	64	Gam Cen	2.2000	10600.	80	10900	No
196	GOM_NL__2PRFIN20040331_133157_000000592025_00325_10900_1118.N1	31-MAR-2004 13:31:57	Straylight	58.500	54	5The Cen	2.0550	4500.0	117	10900	No
197	GOM_NL__2PRFIN20040331_133829_000000462025_00325_10900_1119.N1	31-MAR-2004 13:38:29	Tw_i_and_stray	45.500	171	2Eps Crv	3.0010	4250.0	91	10900	No
198	GOM_NL__2PRFIN20040331_133957_000000422025_00325_10900_1120.N1	31-MAR-2004 13:39:57	Tw_i_and_stray	42.000	100	4Gam Crv	2.5800	13100.	84	10900	No
199	GOM_NL__2PRFIN20040331_134147_000000592025_00325_10900_1121.N1	31-MAR-2004 13:41:47	Bright	58.500	15	67Alp Vir	0.97600	28000.	117	10900	No
200	GOM_NL__2PRFIN20040331_134502_000000452025_00325_10900_1122.N1	31-MAR-2004 13:45:02	Bright	44.500	121	29Gam Vir	2.7400	7200.0	89	10900	No
201	GOM_NL__2PRFIN20040331_134940_000000402025_00325_10900_1123.N1	31-MAR-2004 13:49:40	Bright	39.500	62	94Bet Leo	2.1360	9700.0	79	10900	No
202	GOM_NL__2PRFIN20040331_135115_000000392025_00325_10900_1124.N1	31-MAR-2004 13:51:15	Bright	38.500	96	68Del Leo	2.5600	9300.0	77	10900	No
203	GOM_NL__2PRFIN20040331_135255_000000402025_00325_10900_1125.N1	31-MAR-2004 13:52:55	Bright	39.500	166	17Eps Leo	2.9800	6000.0	79	10900	No
204	GOM_NL__2PRFIN20040331_135505_000000662025_00325_10900_1126.N1	31-MAR-2004 13:55:05	Bright	65.500	111	8Eta Boo	2.6800	6000.0	131	10900	No
205	GOM_NL__2PRFIN20040331_135805_000000402025_00325_10900_1127.N1	31-MAR-2004 13:58:05	Bright	39.500	174	52Psi UMa	3.0040	4400.0	79	10900	No
206	GOM_NL__2PRFIN20040331_140107_000000392025_00325_10900_1128.N1	31-MAR-2004 14:01:07	Bright	38.500	87	64Gam UMa	2.4330	11000.	77	10900	No
207	GOM_NL__2PRFIN20040331_140256_000000392025_00325_10900_1129.N1	31-MAR-2004 14:02:56	Bright	39.000	36	50Alp UMa	1.8000	6300.0	78	10900	No
208	GOM_NL__2PRFIN20040331_140916_000000412025_00325_10900_1130.N1	31-MAR-2004 14:09:16	Bright	40.500	60	7Bet UMi	2.0810	3950.0	81	10900	No
209	GOM_NL__2PRFIN20040331_141059_000000372025_00325_10900_1131.N1	31-MAR-2004 14:10:59	Bright	36.500	49	1Alp UMi	1.9900	6300.0	73	10900	No
210	GOM_NL__2PRFIN20040331_141735_000000382025_00325_10900_1132.N1	31-MAR-2004 14:17:35	Bright	38.000	76	27Gam Cas	2.3000	30000.	76	10900	No
211	GOM_NL__2PRFIN20040331_141855_000000382025_00325_10900_1133.N1	31-MAR-2004 14:18:55	Bright	37.500	68	18Alp Cas	2.2250	4500.0	75	10900	No
212	GOM_NL__2PRFIN20040331_142338_000000482025_00325_10900_1134.N1	31-MAR-2004 14:23:38	Bright	47.500	144	18Del Cyg	2.8600	11000.	95	10900	No
213	GOM_NL__2PRFIN20040331_142531_000000462025_00325_10900_1135.N1	31-MAR-2004 14:25:31	Bright	45.500	66	37Gam Cyg	2.2080	5900.0	91	10900	No
214	GOM_NL__2PRFIN20040331_142732_000000462025_00325_10900_1136.N1	31-MAR-2004 14:27:32	Bright	45.500	92	53Eps Cyg	2.5000	4500.0	91	10900	No
215	GOM_NL__2PRFIN20040331_143405_000000492025_00325_10900_1137.N1	31-MAR-2004 14:34:05	Bright	49.000	61	8Eps Peg	2.1000	3900.0	98	10900	No
216	GOM_NL__2PRFIN20040331_143738_000000662025_00325_10900_1138.N1	31-MAR-2004 14:37:38	Dark	66.000	11	53Alp Aql	0.76500	8000.0	132	10900	No
217	GOM_NL__2PRFIN20040331_144115_000000442025_00325_10900_1139.N1	31-MAR-2004 14:41:15	Dark	43.500	142	49Del Cap	2.8500	8900.0	87	10900	No
218	GOM_NL__2PRFIN20040331_144652_000000382025_00325_10900_1140.N1	31-MAR-2004 14:46:52	Dark	38.000	172	Gam Gru	3.0030	13100.	76	10900	No
219	GOM_NL__2PRFIN20040331_145146_000000582025_00325_10900_1141.N1	31-MAR-2004 14:51:46	Dark	58.000	57	34Sig Sgr	2.0660	26000.	116	10900	No

220	GOM_NL__2PRFIN20040331_145909_000000532025_00326_10901_1110.N1	31-MAR-2004 14:59:09	Dark	52.500	40	The Sco	1.8590	7100.0	105	10901	No
221	GOM_NL__2PRFIN20040331_150058_000000402025_00326_10901_1111.N1	31-MAR-2004 15:00:58	Dark	40.000	43	Alp TrA	1.9100	4250.0	80	10901	No
222	GOM_NL__2PRFIN20040331_150250_000000422025_00326_10901_1112.N1	31-MAR-2004 15:02:50	Dark	41.500	134	Bet TrA	2.8100	6600.0	83	10901	No
223	GOM_NL__2PRFIN20040331_150528_000000462025_00326_10901_1113.N1	31-MAR-2004 15:05:28	Dark	45.500	4	Alp1Cen	-0.010000	5800.0	91	10901	No
224	GOM_NL__2PRFIN20040331_150746_000000412025_00326_10901_1114.N1	31-MAR-2004 15:07:46	Straylight	40.500	12	Alp1Cru	0.77500	30000.	81	10901	No
225	GOM_NL__2PRFIN20040331_150912_000000482025_00326_10901_1115.N1	31-MAR-2004 15:09:12	Straylight	47.500	26	Gam Cru	1.6240	2900.0	95	10901	No
226	GOM_NL__2PRFIN20040331_151109_000000452025_00326_10901_1116.N1	31-MAR-2004 15:11:09	Straylight	45.000	64	Gam Cen	2.2000	10600.	90	10901	No
227	GOM_NL__2PRFIN20040331_151234_000000532025_00326_10901_1117.N1	31-MAR-2004 15:12:34	Straylight	53.000	54	5The Cen	2.0550	4500.0	106	10901	No
228	GOM_NL__2PRFIN20040331_151905_000000452025_00326_10901_1118.N1	31-MAR-2004 15:19:05	Tw_i_and_stray	44.500	171	2Eps Crv	3.0010	4250.0	89	10901	No
229	GOM_NL__2PRFIN20040331_152032_000000442025_00326_10901_1119.N1	31-MAR-2004 15:20:32	Tw_i_and_stray	44.000	100	4Gam Crv	2.5800	13100.	88	10901	No
230	GOM_NL__2PRFIN20040331_152222_000000602025_00326_10901_1120.N1	31-MAR-2004 15:22:22	Bright	60.000	15	67Alp Vir	0.97600	28000.	120	10901	No
231	GOM_NL__2PRFIN20040331_152537_000000462025_00326_10901_1121.N1	31-MAR-2004 15:25:37	Bright	45.500	121	29Gam Vir	2.7400	7200.0	91	10901	No
232	GOM_NL__2PRFIN20040331_153015_000000402025_00326_10901_1122.N1	31-MAR-2004 15:30:15	Bright	40.000	62	94Bet Leo	2.1360	9700.0	80	10901	No
233	GOM_NL__2PRFIN20040331_153151_000000382025_00326_10901_1123.N1	31-MAR-2004 15:31:51	Bright	37.500	96	68Del Leo	2.5600	9300.0	75	10901	No
234	GOM_NL__2PRFIN20040331_153331_000000392025_00326_10901_1124.N1	31-MAR-2004 15:33:31	Bright	38.500	166	17Eps Leo	2.9800	6000.0	77	10901	No
235	GOM_NL__2PRFIN20040331_153539_000000662025_00326_10901_1125.N1	31-MAR-2004 15:35:39	Bright	65.500	111	8Eta Boo	2.6800	6000.0	131	10901	No
236	GOM_NL__2PRFIN20040331_153841_000000382025_00326_10901_1126.N1	31-MAR-2004 15:38:41	Bright	37.500	174	52Psi UMa	3.0040	4400.0	75	10901	No
237	GOM_NL__2PRFIN20040331_154143_000000402025_00326_10901_1127.N1	31-MAR-2004 15:41:43	Bright	39.500	87	64Gam UMa	2.4330	11000.	79	10901	No
238	GOM_NL__2PRFIN20040331_154332_000000392025_00326_10901_1128.N1	31-MAR-2004 15:43:32	Bright	39.000	36	50Alp UMa	1.8000	6300.0	78	10901	No
239	GOM_NL__2PRFIN20040331_154952_000000452025_00326_10901_1129.N1	31-MAR-2004 15:49:52	Bright	44.500	60	7Bet UMi	2.0810	3950.0	89	10901	No
240	GOM_NL__2PRFIN20040331_155134_000000352025_00326_10901_1130.N1	31-MAR-2004 15:51:34	Bright	34.500	49	1Alp UMi	1.9900	6300.0	69	10901	No
241	GOM_NL__2PRFIN20040331_155811_000000392025_00326_10901_1131.N1	31-MAR-2004 15:58:11	Bright	38.500	76	27Gam Cas	2.3000	30000.	77	10901	No
242	GOM_NL__2PRFIN20040331_155931_000000382025_00326_10901_1132.N1	31-MAR-2004 15:59:31	Bright	38.000	68	18Alp Cas	2.2250	4500.0	76	10901	No
243	GOM_NL__2PRFIN20040331_160414_000000462025_00326_10901_1133.N1	31-MAR-2004 16:04:14	Bright	46.000	144	18Del Cyg	2.8600	11000.	92	10901	No
244	GOM_NL__2PRFIN20040331_160606_000000462025_00326_10901_1134.N1	31-MAR-2004 16:06:06	Bright	45.500	66	37Gam Cyg	2.2080	5900.0	91	10901	No
245	GOM_NL__2PRFIN20040331_160807_000000452025_00326_10901_1135.N1	31-MAR-2004 16:08:07	Bright	45.000	92	53Eps Cyg	2.5000	4500.0	90	10901	No
246	GOM_NL__2PRFIN20040331_161441_000000462025_00326_10901_1136.N1	31-MAR-2004 16:14:41	Bright	46.000	61	8Eps Peg	2.1000	3900.0	92	10901	No
247	GOM_NL__2PRFIN20040331_161814_000000742025_00326_10901_1137.N1	31-MAR-2004 16:18:14	Dark	74.000	11	53Alp Aql	0.76500	8000.0	148	10901	No
248	GOM_NL__2PRFIN20040331_162151_000000422025_00326_10901_1138.N1	31-MAR-2004 16:21:51	Dark	42.000	142	49Del Cap	2.8500	8900.0	84	10901	No
249	GOM_NL__2PRFIN20040331_162728_000000382025_00326_10901_1139.N1	31-MAR-2004 16:27:28	Dark	37.500	172	Gam Gru	3.0030	13100.	75	10901	No
250	GOM_NL__2PRFIN20040331_163223_000000652025_00326_10901_1140.N1	31-MAR-2004 16:32:23	Dark	65.000	57	34Sig Sgr	2.0660	26000.	130	10901	No
251	GOM_NL__2PRFIN20040331_163946_000000592025_00327_10902_1110.N1	31-MAR-2004 16:39:46	Dark	59.000	40	The Sco	1.8590	7100.0	118	10902	No
252	GOM_NL__2PRFIN20040331_164135_000000432025_00327_10902_1111.N1	31-MAR-2004 16:41:35	Dark	42.500	43	Alp TrA	1.9100	4250.0	85	10902	No
253	GOM_NL__2PRFIN20040331_164326_000000422025_00327_10902_1112.N1	31-MAR-2004 16:43:26	Dark	42.000	134	Bet TrA	2.8100	6600.0	84	10902	No
254	GOM_NL__2PRFIN20040331_164605_000000442025_00327_10902_1113.N1	31-MAR-2004 16:46:05	Dark	43.500	4	Alp1Cen	-0.010000	5800.0	87	10902	No
255	GOM_NL__2PRFIN20040331_164821_000000402025_00327_10902_1114.N1	31-MAR-2004 16:48:21	Straylight	40.000	12	Alp1Cru	0.77500	30000.	80	10902	No
256	GOM_NL__2PRFIN20040331_164948_000000512025_00327_10902_1115.N1	31-MAR-2004 16:49:48	Straylight	51.000	26	Gam Cru	1.6240	2900.0	102	10902	No
257	GOM_NL__2PRFIN20040331_165145_000000452025_00327_10902_1116.N1	31-MAR-2004 16:51:45	Straylight	44.500	64	Gam Cen	2.2000	10600.	89	10902	No
258	GOM_NL__2PRFIN20040331_165310_000000562025_00327_10902_1117.N1	31-MAR-2004 16:53:10	Straylight	55.500	54	5The Cen	2.0550	4500.0	111	10902	No
259	GOM_NL__2PRFIN20040331_165941_000000462025_00327_10902_1118.N1	31-MAR-2004 16:59:41	Tw_i_and_stray	45.500	171	2Eps Crv	3.0010	4250.0	91	10902	No
260	GOM_NL__2PRFIN20040331_170109_000000452025_00327_10902_1119.N1	31-MAR-2004 17:01:09	Tw_i_and_stray	44.500	100	4Gam Crv	2.5800	13100.	89	10902	No
261	GOM_NL__2PRFIN20040331_170258_000000582025_00327_10902_1120.N1	31-MAR-2004 17:02:58	Bright	58.000	15	67Alp Vir	0.97600	28000.	116	10902	No
262	GOM_NL__2PRFIN20040331_170614_000000462025_00327_10902_1121.N1	31-MAR-2004 17:06:14	Bright	45.500	121	29Gam Vir	2.7400	7200.0	91	10902	No
263	GOM_NL__2PRFIN20040331_171051_000000412025_00327_10902_1122.N1	31-MAR-2004 17:10:51	Bright	40.500	62	94Bet Leo	2.1360	9700.0	81	10902	No
264	GOM_NL__2PRFIN20040331_171228_000000382025_00327_10902_1123.N1	31-MAR-2004 17:12:28	Bright	37.500	96	68Del Leo	2.5600	9300.0	75	10902	No
265	GOM_NL__2PRFIN20040331_171408_000000382025_00327_10902_1124.N1	31-MAR-2004 17:14:08	Bright	37.500	166	17Eps Leo	2.9800	6000.0	75	10902	No
266	GOM_NL__2PRFIN20040331_171614_000000692025_00327_10902_1125.N1	31-MAR-2004 17:16:14	Bright	68.500	111	8Eta Boo	2.6800	6000.0	137	10902	No
267	GOM_NL__2PRFIN20040331_171917_000000392025_00327_10902_1126.N1	31-MAR-2004 17:19:17	Bright	38.500	174	52Psi UMa	3.0040	4400.0	77	10902	No
268	GOM_NL__2PRFIN20040331_172219_000000392025_00327_10902_1127.N1	31-MAR-2004 17:22:19	Bright	39.000	87	64Gam UMa	2.4330	11000.	78	10902	No
269	GOM_NL__2PRFIN20040331_172408_000000402025_00327_10902_1128.N1	31-MAR-2004 17:24:08	Bright	40.000	36	50Alp UMa	1.8000	6300.0	80	10902	No
270	GOM_NL__2PRFIN20040331_173028_000000392025_00327_10902_1129.N1	31-MAR-2004 17:30:28	Bright	38.500	60	7Bet UMi	2.0810	3950.0	77	10902	No
271	GOM_NL__2PRFIN20040331_173210_000000382025_00327_10902_1130.N1	31-MAR-2004 17:32:10	Bright	37.500	49	1Alp UMi	1.9900	6300.0	75	10902	No
272	GOM_NL__2PRFIN20040331_173848_000000372025_00327_10902_1131.N1	31-MAR-2004 17:38:48	Bright	37.000	76	27Gam Cas	2.3000	30000.	74	10902	No
273	GOM_NL__2PRFIN20040331_174008_000000392025_00327_10902_1132.N1	31-MAR-2004 17:40:08	Bright	38.500	68	18Alp Cas	2.2250	4500.0	77	10902	No
274	GOM_NL__2PRFIN20040331_174449_000000482025_00327_10902_1133.N1	31-MAR-2004 17:44:49	Bright	48.000	144	18Del Cyg	2.8600	11000.	96	10902	No
275	GOM_NL__2PRFIN20040331_174643_000000462025_00327_10902_1134.N1	31-MAR-2004 17:46:43	Bright	46.000	66	37Gam Cyg	2.2080	5900.0	92	10902	No
276	GOM_NL__2PRFIN20040331_174844_000000452025_00327_10902_1135.N1	31-MAR-2004 17:48:44	Bright	44.500	92	53Eps Cyg	2.5000	4500.0	89	10902	No
277	GOM_NL__2PRFIN20040331_175518_000000482025_00327_10902_1136.N1	31-MAR-2004 17:55:18	Tw_i_and_stray	47.500	61	8Eps Peg	2.1000	3900.0	95	10902	No
278	GOM_NL__2PRFIN20040331_175851_000000682025_00327_10902_1137.N1	31-MAR-2004 17:58:51	Dark	68.000	11	53Alp Aql	0.76500	8000.0	136	10902	No

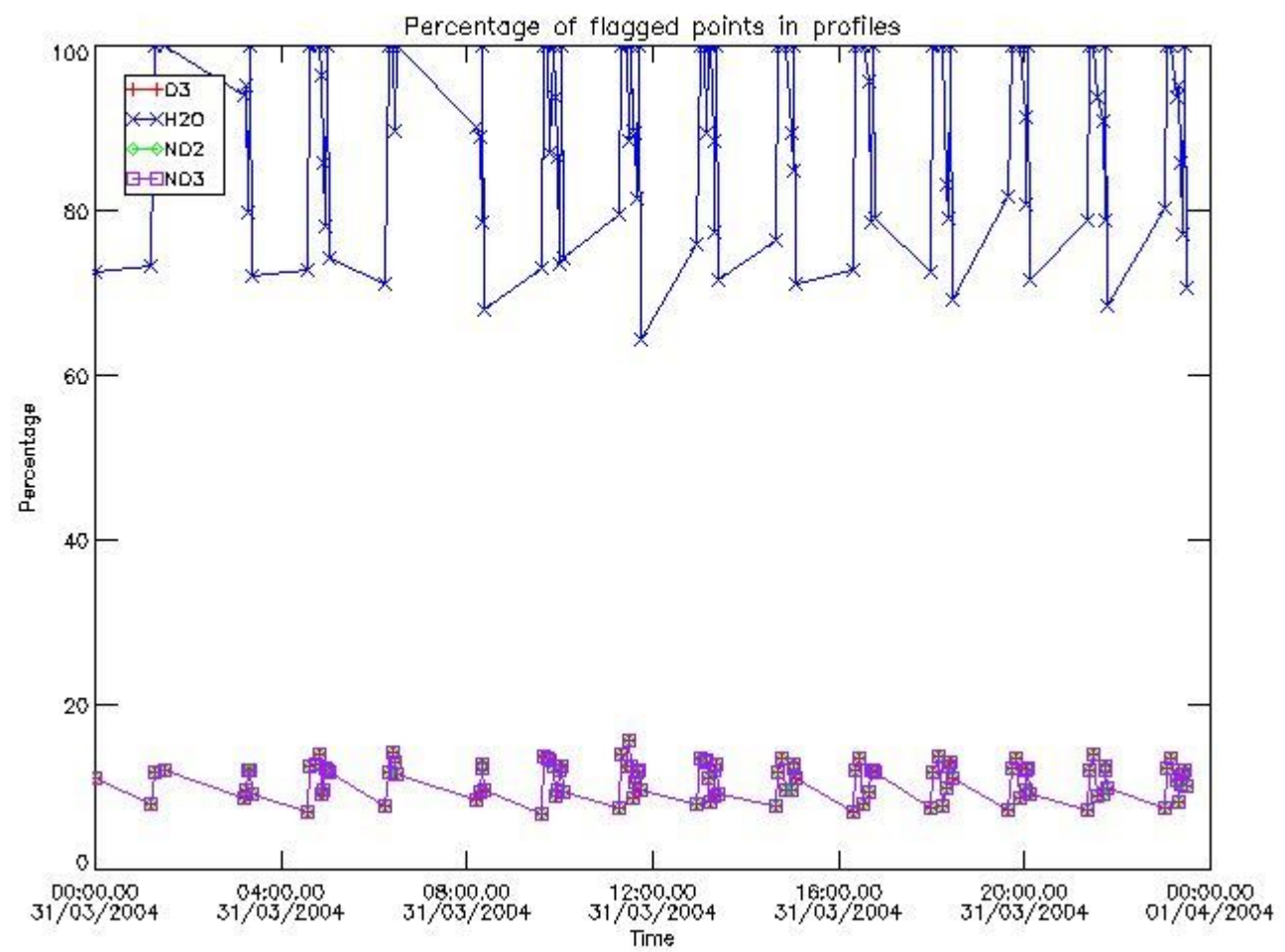
279	GOM_NL__2PRFIN20040331_180228_000000432025_00327_10902_1138.N1	31-MAR-2004 18:02:28	Dark	43.000	142	49Del Cap	2.8500	8900.0	86	10902	No
280	GOM_NL__2PRFIN20040331_180804_000000372025_00327_10902_1139.N1	31-MAR-2004 18:08:04	Dark	37.000	172	Gam Gru	3.0030	13100.	74	10902	No
281	GOM_NL__2PRFIN20040331_181301_000000662025_00327_10902_1140.N1	31-MAR-2004 18:13:01	Dark	65.500	57	34Sig Sgr	2.0660	26000.	131	10902	No
282	GOM_NL__2PRFIN20040331_182023_000000512025_00328_10903_1113.N1	31-MAR-2004 18:20:23	Dark	51.000	40	The Sco	1.8590	7100.0	102	10903	No
283	GOM_NL__2PRFIN20040331_182212_000000412025_00328_10903_1114.N1	31-MAR-2004 18:22:12	Dark	41.000	43	Alp TrA	1.9100	4250.0	82	10903	No
284	GOM_NL__2PRFIN20040331_182403_000000392025_00328_10903_1115.N1	31-MAR-2004 18:24:03	Dark	39.000	134	Bet TrA	2.8100	6600.0	78	10903	No
285	GOM_NL__2PRFIN20040331_182642_000000462025_00328_10903_1116.N1	31-MAR-2004 18:26:42	Dark	46.000	4	Alp1Cen	-0.010000	5800.0	92	10903	No
286	GOM_NL__2PRFIN20040331_182858_000000442025_00328_10903_1117.N1	31-MAR-2004 18:28:58	Straylight	44.000	12	Alp1Cru	0.77500	30000.	88	10903	No
287	GOM_NL__2PRFIN20040331_183025_000000462025_00328_10903_1118.N1	31-MAR-2004 18:30:25	Straylight	46.000	26	Gam Cru	1.6240	2900.0	92	10903	No
288	GOM_NL__2PRFIN20040331_183222_000000412025_00328_10903_1119.N1	31-MAR-2004 18:32:22	Straylight	40.500	64	Gam Cen	2.2000	10600.	81	10903	No
289	GOM_NL__2PRFIN20040331_183347_000000572025_00328_10903_1120.N1	31-MAR-2004 18:33:47	Straylight	56.500	54	5The Cen	2.0550	4500.0	113	10903	No
290	GOM_NL__2PRFIN20040331_184018_000000462025_00328_10903_1121.N1	31-MAR-2004 18:40:18	Tw_i_and_stray	46.000	171	2Eps Crv	3.0010	4250.0	92	10903	No
291	GOM_NL__2PRFIN20040331_184145_000000452025_00328_10903_1122.N1	31-MAR-2004 18:41:45	Tw_i_and_stray	45.000	100	4Gam Crv	2.5800	13100.	90	10903	No
292	GOM_NL__2PRFIN20040331_184333_000000712025_00328_10903_1123.N1	31-MAR-2004 18:43:33	Bright	71.000	15	67Alp Vir	0.97600	28000.	142	10903	No
293	GOM_NL__2PRFIN20040331_184650_000000472025_00328_10903_1124.N1	31-MAR-2004 18:46:50	Bright	46.500	121	29Gam Vir	2.7400	7200.0	93	10903	No
294	GOM_NL__2PRFIN20040331_185127_000000402025_00328_10903_1125.N1	31-MAR-2004 18:51:27	Bright	39.500	62	94Bet Leo	2.1360	9700.0	79	10903	No
295	GOM_NL__2PRFIN20040331_185304_000000372025_00328_10903_1126.N1	31-MAR-2004 18:53:04	Bright	37.000	96	68Del Leo	2.5600	9300.0	74	10903	No
296	GOM_NL__2PRFIN20040331_185444_000000392025_00328_10903_1127.N1	31-MAR-2004 18:54:44	Bright	38.500	166	17Eps Leo	2.9800	6000.0	77	10903	No
297	GOM_NL__2PRFIN20040331_185649_000000662025_00328_10903_1128.N1	31-MAR-2004 18:56:49	Bright	66.000	111	8Eta Boo	2.6800	6000.0	132	10903	No
298	GOM_NL__2PRFIN20040331_185952_000000382025_00328_10903_1129.N1	31-MAR-2004 18:59:52	Bright	37.500	174	52Psi UMa	3.0040	4400.0	75	10903	No
299	GOM_NL__2PRFIN20040331_190255_000000392025_00328_10903_1130.N1	31-MAR-2004 19:02:55	Bright	38.500	87	64Gam UMa	2.4330	11000.	77	10903	No
300	GOM_NL__2PRFIN20040331_190444_000000392025_00328_10903_1131.N1	31-MAR-2004 19:04:44	Bright	39.000	36	50Alp UMa	1.8000	6300.0	78	10903	No
301	GOM_NL__2PRFIN20040331_191104_000000392025_00328_10903_1132.N1	31-MAR-2004 19:11:04	Bright	38.500	60	7Bet UMi	2.0810	3950.0	77	10903	No
302	GOM_NL__2PRFIN20040331_191246_000000372025_00328_10903_1133.N1	31-MAR-2004 19:12:46	Bright	37.000	49	1Alp UMi	1.9900	6300.0	74	10903	No
303	GOM_NL__2PRFIN20040331_191924_000000382025_00328_10903_1134.N1	31-MAR-2004 19:19:24	Bright	37.500	76	27Gam Cas	2.3000	30000.	75	10903	No
304	GOM_NL__2PRFIN20040331_192044_000000382025_00328_10903_1135.N1	31-MAR-2004 19:20:44	Bright	38.000	68	18Alp Cas	2.2250	4500.0	76	10903	No
305	GOM_NL__2PRFIN20040331_192525_000000482025_00328_10903_1136.N1	31-MAR-2004 19:25:25	Bright	47.500	144	18Del Cyg	2.8600	11000.	95	10903	No
306	GOM_NL__2PRFIN20040331_192718_000000462025_00328_10903_1137.N1	31-MAR-2004 19:27:18	Bright	46.000	66	37Gam Cyg	2.2080	5900.0	92	10903	No
307	GOM_NL__2PRFIN20040331_192920_000000462025_00328_10903_1138.N1	31-MAR-2004 19:29:20	Bright	45.500	92	53Eps Cyg	2.5000	4500.0	91	10903	No
308	GOM_NL__2PRFIN20040331_193554_000000472025_00328_10903_1139.N1	31-MAR-2004 19:35:54	Tw_i_and_stray	47.000	61	8Eps Peg	2.1000	3900.0	94	10903	No
309	GOM_NL__2PRFIN20040331_193928_000000722025_00328_10903_1140.N1	31-MAR-2004 19:39:28	Dark	71.500	11	53Alp Aql	0.76500	8000.0	143	10903	No
310	GOM_NL__2PRFIN20040331_194304_000000422025_00328_10903_1141.N1	31-MAR-2004 19:43:04	Dark	41.500	142	49Del Cap	2.8500	8900.0	83	10903	No
311	GOM_NL__2PRFIN20040331_194841_000000382025_00328_10903_1142.N1	31-MAR-2004 19:48:41	Dark	38.000	172	Gam Gru	3.0030	13100.	76	10903	No
312	GOM_NL__2PRFIN20040331_195338_000000592025_00328_10903_1143.N1	31-MAR-2004 19:53:38	Dark	59.000	57	34Sig Sgr	2.0660	26000.	118	10903	No
313	GOM_NL__2PRFIN20040331_200100_000000532025_00329_10904_1115.N1	31-MAR-2004 20:01:00	Dark	53.000	40	The Sco	1.8590	7100.0	106	10904	No
314	GOM_NL__2PRFIN20040331_200248_000000422025_00329_10904_1116.N1	31-MAR-2004 20:02:48	Dark	42.000	43	Alp TrA	1.9100	4250.0	84	10904	No
315	GOM_NL__2PRFIN20040331_200439_000000422025_00329_10904_1117.N1	31-MAR-2004 20:04:39	Dark	41.500	134	Bet TrA	2.8100	6600.0	83	10904	No
316	GOM_NL__2PRFIN20040331_200718_000000552025_00329_10904_1118.N1	31-MAR-2004 20:07:18	Dark	55.000	4	Alp1Cen	-0.010000	5800.0	110	10904	No
317	GOM_NL__2PRFIN20040331_200933_000000412025_00329_10904_1119.N1	31-MAR-2004 20:09:33	Straylight	40.500	12	Alp1Cru	0.77500	30000.	81	10904	No
318	GOM_NL__2PRFIN20040331_201101_000000462025_00329_10904_1120.N1	31-MAR-2004 20:11:01	Straylight	45.500	26	Gam Cru	1.6240	2900.0	91	10904	No
319	GOM_NL__2PRFIN20040331_201258_000000422025_00329_10904_1121.N1	31-MAR-2004 20:12:58	Straylight	41.500	64	Gam Cen	2.2000	10600.	83	10904	No
320	GOM_NL__2PRFIN20040331_201423_000000552025_00329_10904_1122.N1	31-MAR-2004 20:14:23	Straylight	54.500	54	5The Cen	2.0550	4500.0	109	10904	No
321	GOM_NL__2PRFIN20040331_202053_000000432025_00329_10904_1123.N1	31-MAR-2004 20:20:53	Tw_i_and_stray	43.000	171	2Eps Crv	3.0010	4250.0	86	10904	No
322	GOM_NL__2PRFIN20040331_202221_000000432025_00329_10904_1124.N1	31-MAR-2004 20:22:21	Tw_i_and_stray	43.000	100	4Gam Crv	2.5800	13100.	86	10904	No
323	GOM_NL__2PRFIN20040331_202410_000000702025_00329_10904_1125.N1	31-MAR-2004 20:24:10	Bright	69.500	15	67Alp Vir	0.97600	28000.	139	10904	No
324	GOM_NL__2PRFIN20040331_202725_000000452025_00329_10904_1126.N1	31-MAR-2004 20:27:25	Bright	44.500	121	29Gam Vir	2.7400	7200.0	89	10904	No
325	GOM_NL__2PRFIN20040331_203203_000000402025_00329_10904_1127.N1	31-MAR-2004 20:32:03	Bright	39.500	62	94Bet Leo	2.1360	9700.0	79	10904	No
326	GOM_NL__2PRFIN20040331_203339_000000372025_00329_10904_1128.N1	31-MAR-2004 20:33:39	Bright	37.000	96	68Del Leo	2.5600	9300.0	74	10904	No
327	GOM_NL__2PRFIN20040331_203520_000000392025_00329_10904_1129.N1	31-MAR-2004 20:35:20	Bright	38.500	166	17Eps Leo	2.9800	6000.0	77	10904	No
328	GOM_NL__2PRFIN20040331_203723_000000672025_00329_10904_1130.N1	31-MAR-2004 20:37:23	Bright	66.500	111	8Eta Boo	2.6800	6000.0	133	10904	No
329	GOM_NL__2PRFIN20040331_204028_000000392025_00329_10904_1131.N1	31-MAR-2004 20:40:28	Bright	38.500	174	52Psi UMa	3.0040	4400.0	77	10904	No
330	GOM_NL__2PRFIN20040331_204330_000000392025_00329_10904_1132.N1	31-MAR-2004 20:43:30	Bright	39.000	87	64Gam UMa	2.4330	11000.	78	10904	No
331	GOM_NL__2PRFIN20040331_204520_000000392025_00329_10904_1133.N1	31-MAR-2004 20:45:20	Bright	39.000	36	50Alp UMa	1.8000	6300.0	78	10904	No
332	GOM_NL__2PRFIN20040331_205139_000000422025_00329_10904_1134.N1	31-MAR-2004 20:51:39	Bright	42.000	60	7Bet UMi	2.0810	3950.0	84	10904	No
333	GOM_NL__2PRFIN20040331_205322_000000372025_00329_10904_1135.N1	31-MAR-2004 20:53:22	Bright	36.500	49	1Alp UMi	1.9900	6300.0	73	10904	No
334	GOM_NL__2PRFIN20040331_205959_000000352025_00329_10904_1136.N1	31-MAR-2004 20:59:59	Bright	35.000	76	27Gam Cas	2.3000	30000.	70	10904	No
335	GOM_NL__2PRFIN20040331_210120_000000392025_00329_10904_1137.N1	31-MAR-2004 21:01:20	Bright	38.500	68	18Alp Cas	2.2250	4500.0	77	10904	No
336	GOM_NL__2PRFIN20040331_210601_000000642025_00329_10904_1138.N1	31-MAR-2004 21:06:01	Bright	63.500	144	18Del Cyg	2.8600	11000.	127	10904	No
337	GOM_NL__2PRFIN20040331_210755_000000462025_00329_10904_1139.N1	31-MAR-2004 21:07:55	Bright	46.000	66	37Gam Cyg	2.2080	5900.0	92	10904	No

338	GOM_NL__2PRFIN20040331_210956_000000462025_00329_10904_1140.N1	31-MAR-2004 21:09:56	Bright	45.500	92	53Eps Cyg	2.5000	4500.0	91	10904	No
339	GOM_NL__2PRFIN20040331_211630_000000492025_00329_10904_1141.N1	31-MAR-2004 21:16:30	Twilight	49.000	61	8Eps Peg	2.1000	3900.0	98	10904	No
340	GOM_NL__2PRFIN20040331_212005_000000722025_00329_10904_1142.N1	31-MAR-2004 21:20:05	Dark	71.500	11	53Alp Aql	0.76500	8000.0	143	10904	No
341	GOM_NL__2PRFIN20040331_212340_000000422025_00329_10904_1143.N1	31-MAR-2004 21:23:40	Dark	42.000	142	49Del Cap	2.8500	8900.0	84	10904	No
342	GOM_NL__2PRFIN20040331_212916_000000372025_00329_10904_1144.N1	31-MAR-2004 21:29:16	Dark	36.500	172	Gam Gru	3.0030	13100.	73	10904	No
343	GOM_NL__2PRFIN20040331_213415_000000572025_00329_10904_1145.N1	31-MAR-2004 21:34:15	Dark	57.000	57	34Sig Sgr	2.0660	26000.	114	10904	No
344	GOM_NL__2PRFIN20040331_214137_000000552025_00330_10905_1128.N1	31-MAR-2004 21:41:37	Dark	55.000	40	The Sco	1.8590	7100.0	110	10905	No
345	GOM_NL__2PRFIN20040331_214325_000000412025_00330_10905_1129.N1	31-MAR-2004 21:43:25	Dark	40.500	43	Alp TrA	1.9100	4250.0	81	10905	No
346	GOM_NL__2PRFIN20040331_214515_000000432025_00330_10905_1130.N1	31-MAR-2004 21:45:15	Dark	42.500	134	Bet TrA	2.8100	6600.0	85	10905	No
347	GOM_NL__2PRFIN20040331_214754_000000512025_00330_10905_1131.N1	31-MAR-2004 21:47:54	Dark	51.000	4	Alp1Cen	-0.010000	5800.0	102	10905	No
348	GOM_NL__2PRFIN20040331_215037_000001312025_00330_10905_1132.N1	31-MAR-2004 21:50:37	Straylight	131.00	16	21Alp Sco	1.0200	3000.0	262	10905	No
349	GOM_NL__2PRFIN20040331_215500_000000572025_00330_10905_1133.N1	31-MAR-2004 21:55:00	Straylight	57.000	54	5The Cen	2.0550	4500.0	114	10905	No
350	GOM_NL__2PRFIN20040331_220029_000000482025_00330_10905_1134.N1	31-MAR-2004 22:00:29	Twilight	48.000	169	46Gam Hya	2.9910	4700.0	96	10905	No
351	GOM_NL__2PRFIN20040331_220309_000000442025_00330_10905_1135.N1	31-MAR-2004 22:03:09	Twilight	44.000	163	7Del Crv	2.9450	11000.	88	10905	No
352	GOM_NL__2PRFIN20040331_220446_000000672025_00330_10905_1136.N1	31-MAR-2004 22:04:46	Bright	67.000	15	67Alp Vir	0.97600	28000.	134	10905	No
353	GOM_NL__2PRFIN20040331_220801_000000462025_00330_10905_1137.N1	31-MAR-2004 22:08:01	Bright	46.000	121	29Gam Vir	2.7400	7200.0	92	10905	No
354	GOM_NL__2PRFIN20040331_221239_000000402025_00330_10905_1138.N1	31-MAR-2004 22:12:39	Bright	39.500	62	94Bet Leo	2.1360	9700.0	79	10905	No
355	GOM_NL__2PRFIN20040331_221415_000000382025_00330_10905_1139.N1	31-MAR-2004 22:14:15	Bright	37.500	96	68Del Leo	2.5600	9300.0	75	10905	No
356	GOM_NL__2PRFIN20040331_221556_000000392025_00330_10905_1140.N1	31-MAR-2004 22:15:56	Bright	38.500	166	17Eps Leo	2.9800	6000.0	77	10905	No
357	GOM_NL__2PRFIN20040331_221758_000000672025_00330_10905_1141.N1	31-MAR-2004 22:17:58	Bright	67.000	111	8Eta Boo	2.6800	6000.0	134	10905	No
358	GOM_NL__2PRFIN20040331_222104_000000392025_00330_10905_1142.N1	31-MAR-2004 22:21:04	Bright	39.000	174	52Psi UMa	3.0040	4400.0	78	10905	No
359	GOM_NL__2PRFIN20040331_222406_000000392025_00330_10905_1143.N1	31-MAR-2004 22:24:06	Bright	39.000	87	64Gam UMa	2.4330	11000.	78	10905	No
360	GOM_NL__2PRFIN20040331_222556_000000412025_00330_10905_1144.N1	31-MAR-2004 22:25:56	Bright	40.500	36	50Alp UMa	1.8000	6300.0	81	10905	No
361	GOM_NL__2PRFIN20040331_223214_000000402025_00330_10905_1145.N1	31-MAR-2004 22:32:14	Bright	39.500	60	7Bet UMi	2.0810	3950.0	79	10905	No
362	GOM_NL__2PRFIN20040331_223358_000000342025_00330_10905_1146.N1	31-MAR-2004 22:33:58	Bright	33.500	49	1Alp UMi	1.9900	6300.0	67	10905	No
363	GOM_NL__2PRFIN20040331_224036_000000372025_00330_10905_1147.N1	31-MAR-2004 22:40:36	Bright	37.000	76	27Gam Cas	2.3000	30000.	74	10905	No
364	GOM_NL__2PRFIN20040331_224156_000000392025_00330_10905_1148.N1	31-MAR-2004 22:41:56	Bright	38.500	68	18Alp Cas	2.2250	4500.0	77	10905	No
365	GOM_NL__2PRFIN20040331_224636_000000472025_00330_10905_1149.N1	31-MAR-2004 22:46:36	Bright	47.000	144	18Del Cyg	2.8600	11000.	94	10905	No
366	GOM_NL__2PRFIN20040331_224830_000000462025_00330_10905_1150.N1	31-MAR-2004 22:48:30	Bright	46.000	66	37Gam Cyg	2.2080	5900.0	92	10905	No
367	GOM_NL__2PRFIN20040331_225032_000000452025_00330_10905_1151.N1	31-MAR-2004 22:50:32	Bright	45.000	92	53Eps Cyg	2.5000	4500.0	90	10905	No
368	GOM_NL__2PRFIN20040331_225706_000000492025_00330_10905_1152.N1	31-MAR-2004 22:57:06	Twilight	48.500	61	8Eps Peg	2.1000	3900.0	97	10905	No
369	GOM_NL__2PRFIN20040331_230041_000000692025_00330_10905_1153.N1	31-MAR-2004 23:00:41	Dark	68.500	11	53Alp Aql	0.76500	8000.0	137	10905	No
370	GOM_NL__2PRFIN20040331_230416_000000422025_00330_10905_1154.N1	31-MAR-2004 23:04:16	Dark	41.500	142	49Del Cap	2.8500	8900.0	83	10905	No
371	GOM_NL__2PRFIN20040331_230952_000000382025_00330_10905_1155.N1	31-MAR-2004 23:09:52	Dark	37.500	172	Gam Gru	3.0030	13100.	75	10905	No
372	GOM_NL__2PRFIN20040331_231630_000000482025_00330_10905_1156.N1	31-MAR-2004 23:16:30	Dark	47.500	45	Alp Pav	1.9400	26000.	95	10905	No
373	GOM_NL__2PRFIN20040331_231821_000000632025_00331_10906_1123.N1	31-MAR-2004 23:18:21	Dark	63.000	116	19Del Sgr	2.7000	4100.0	126	10906	No
374	GOM_NL__2PRFIN20040331_232214_000000542025_00331_10906_1124.N1	31-MAR-2004 23:22:14	Dark	53.500	40	The Sco	1.8590	7100.0	107	10906	No
375	GOM_NL__2PRFIN20040331_232400_000000442025_00331_10906_1125.N1	31-MAR-2004 23:24:00	Dark	44.000	43	Alp TrA	1.9100	4250.0	88	10906	No
376	GOM_NL__2PRFIN20040331_232552_000000422025_00331_10906_1126.N1	31-MAR-2004 23:25:52	Dark	42.000	134	Bet TrA	2.8100	6600.0	84	10906	No
377	GOM_NL__2PRFIN20040331_232829_000000552025_00331_10906_1127.N1	31-MAR-2004 23:28:29	Dark	55.000	4	Alp1Cen	-0.010000	5800.0	110	10906	No
378	GOM_NL__2PRFIN20040331_233115_000001312025_00331_10906_1128.N1	31-MAR-2004 23:31:15	Straylight	131.00	16	21Alp Sco	1.0200	3000.0	262	10906	No
379	GOM_NL__2PRFIN20040331_233536_000000532025_00331_10906_1129.N1	31-MAR-2004 23:35:36	Straylight	52.500	54	5The Cen	2.0550	4500.0	105	10906	No
380	GOM_NL__2PRFIN20040331_234105_000000492025_00331_10906_1130.N1	31-MAR-2004 23:41:05	Twilight	49.000	169	46Gam Hya	2.9910	4700.0	98	10906	No
381	GOM_NL__2PRFIN20040331_234344_000000462025_00331_10906_1131.N1	31-MAR-2004 23:43:44	Twilight	46.000	163	7Del Crv	2.9450	11000.	92	10906	No
382	GOM_NL__2PRFIN20040331_234521_000000712025_00331_10906_1132.N1	31-MAR-2004 23:45:21	Bright	71.000	15	67Alp Vir	0.97600	28000.	142	10906	No
383	GOM_NL__2PRFIN20040331_234836_000000462025_00331_10906_1133.N1	31-MAR-2004 23:48:36	Bright	45.500	121	29Gam Vir	2.7400	7200.0	91	10906	No
384	GOM_NL__2PRFIN20040331_235314_000000412025_00331_10906_1134.N1	31-MAR-2004 23:53:14	Bright	40.500	62	94Bet Leo	2.1360	9700.0	81	10906	No
385	GOM_NL__2PRFIN20040331_235450_000000392025_00331_10906_1135.N1	31-MAR-2004 23:54:50	Bright	39.000	96	68Del Leo	2.5600	9300.0	78	10906	No
386	GOM_NL__2PRFIN20040331_235633_000000392025_00331_10906_1136.N1	31-MAR-2004 23:56:33	Bright	38.500	166	17Eps Leo	2.9800	6000.0	77	10906	No
387	GOM_NL__2PRFIN20040331_235833_000000662025_00331_10906_1137.N1	31-MAR-2004 23:58:33	Bright	65.500	111	8Eta Boo	2.6800	6000.0	131	10906	No

3. Quality information per product

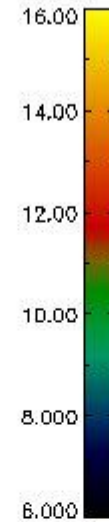
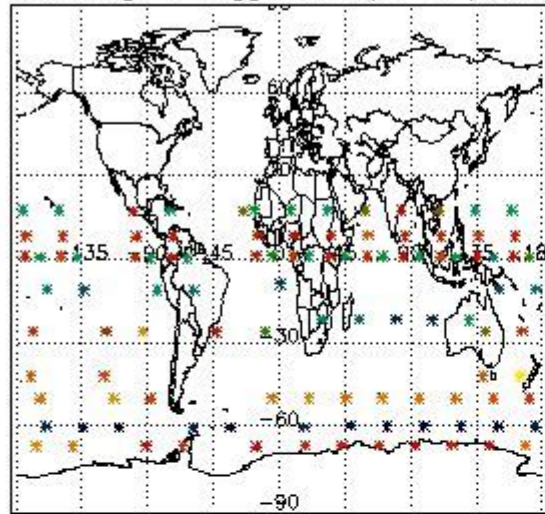
In this section it is plotted some information contained in the Quality Summary data set of the level 2 products. Only products in dark limb conditions and without errors (error flag in the MPH set to "0") are used.

3.1 Plot quality information per product (time dependant)


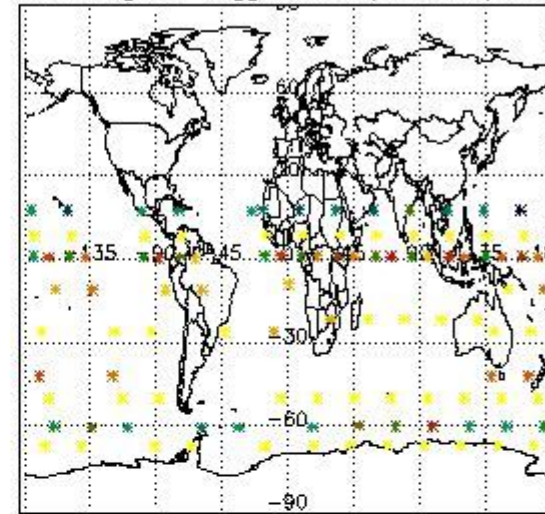


3.2 Plot quality information per product (world map)


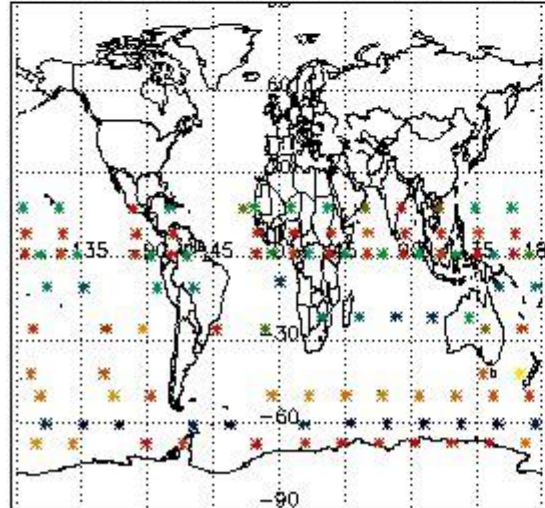
Percentage of flagged data per O3 profile



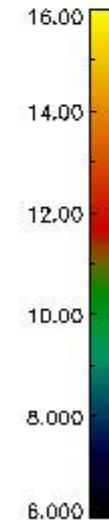
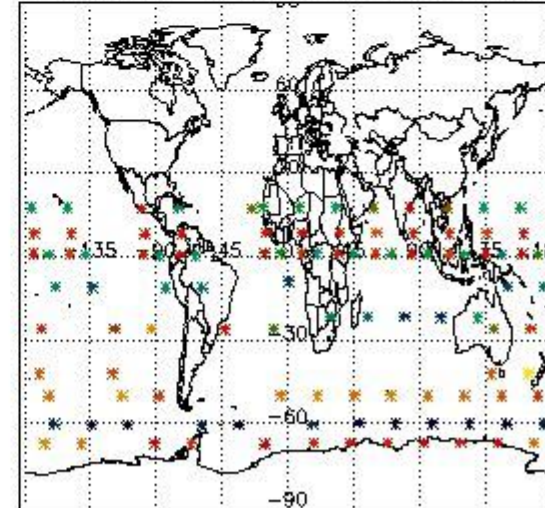
Percentage of flagged data per H2O profile



Percentage of flagged data per NO2 profile



Percentage of flagged data per NO3 profile

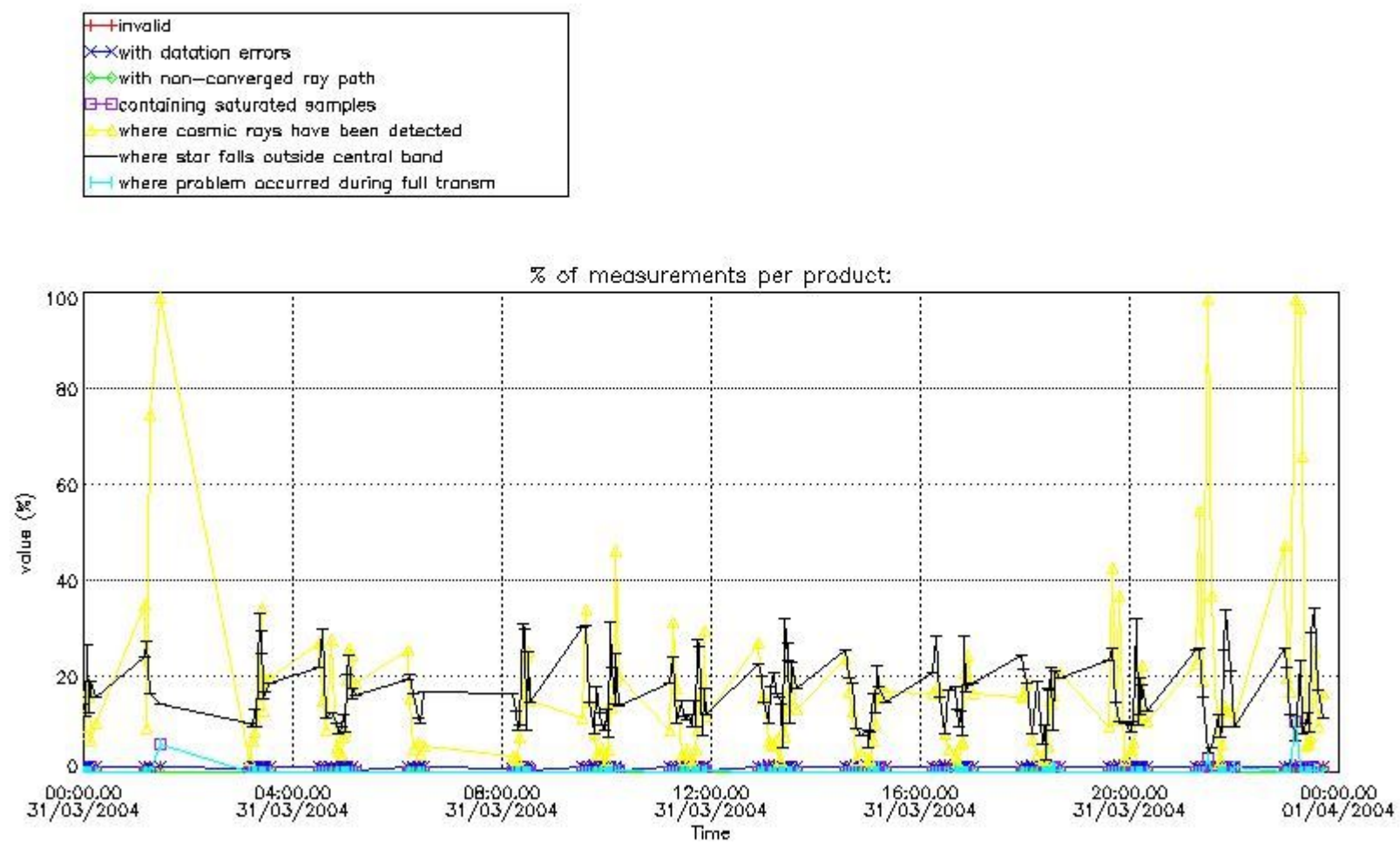


4. Level 1 quality information per product

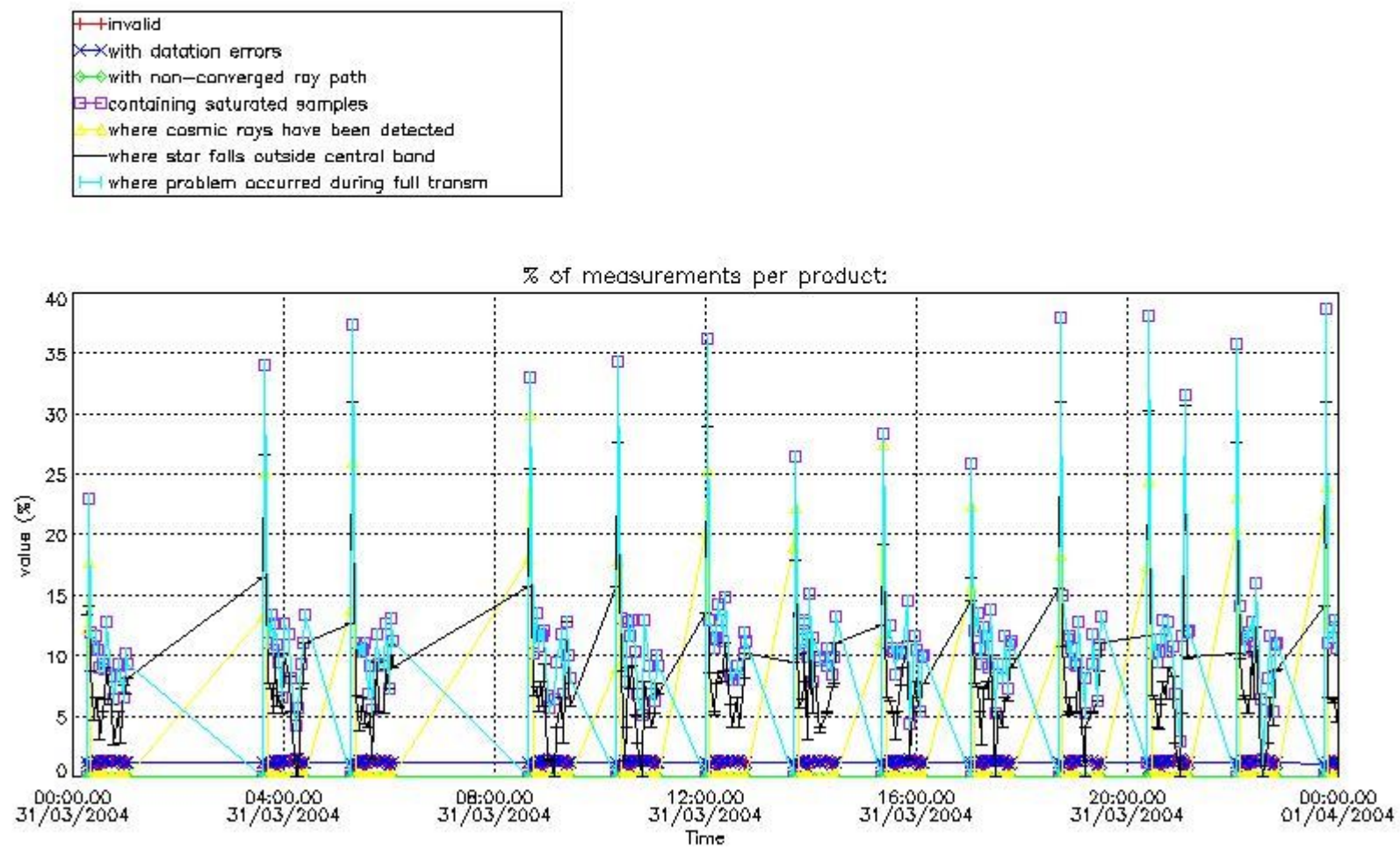
In this section it is plotted some information contained in the Quality Summary data set of the level 2 products that comes from the level 1b processing. Products without errors (error flag in the MPH set to "0") are used.

4.1 Plot quality information per product (time dependant) coming from level 1b processing

4.1.1 Plot level 1 quality information per product (time dependant): ENVISAT ASCENDING passes



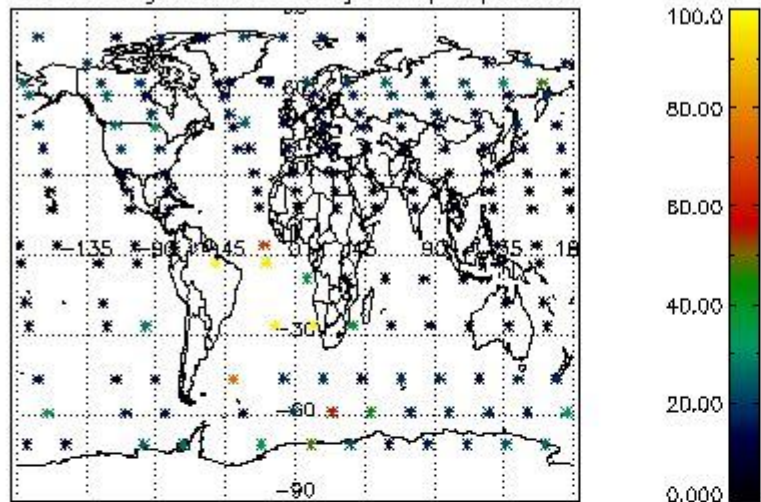
4.1.2 Plot level 1 quality information per product (time dependant): ENVI SAT DESCENDING passes



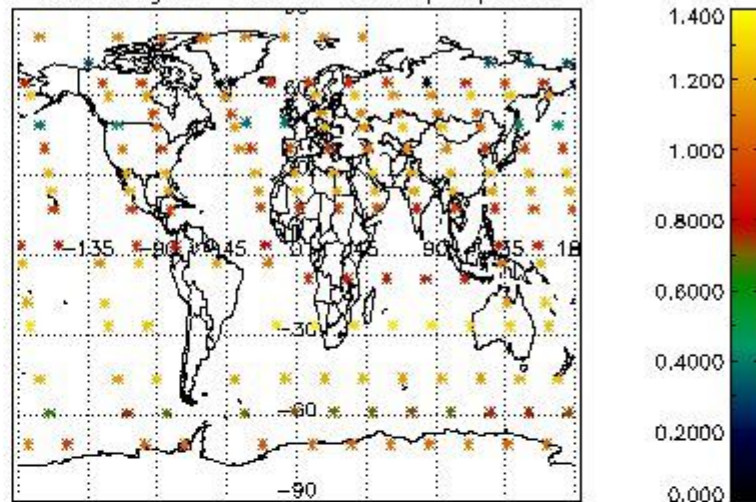
4.2 Plot quality information per product coming from level 1b processing (world map)

4.2.1 Plot level 1 quality information per product (world map): ENVISAT ASCENDING passes

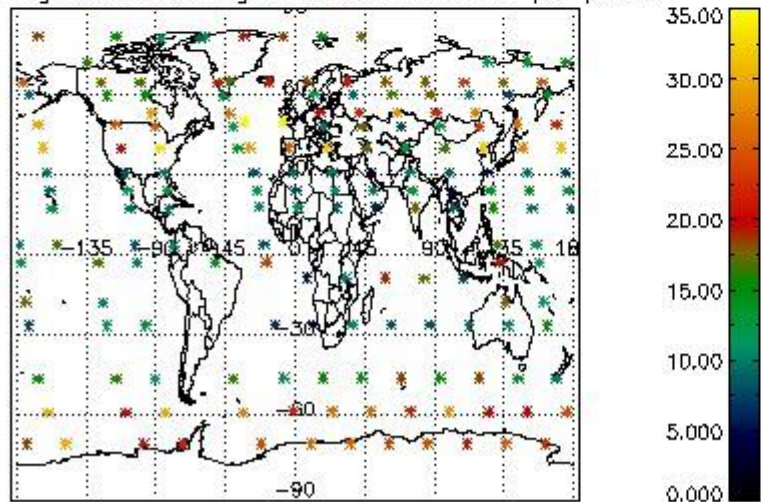
Percentage of cosmic ray hits per profile



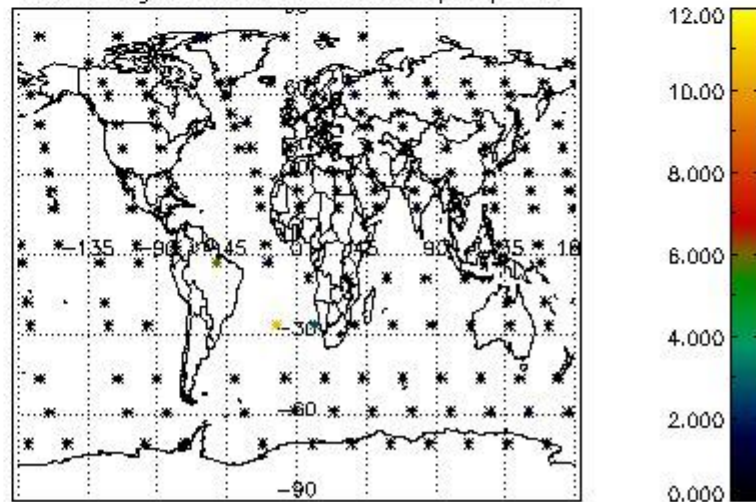
Percentage of datation errors per profile



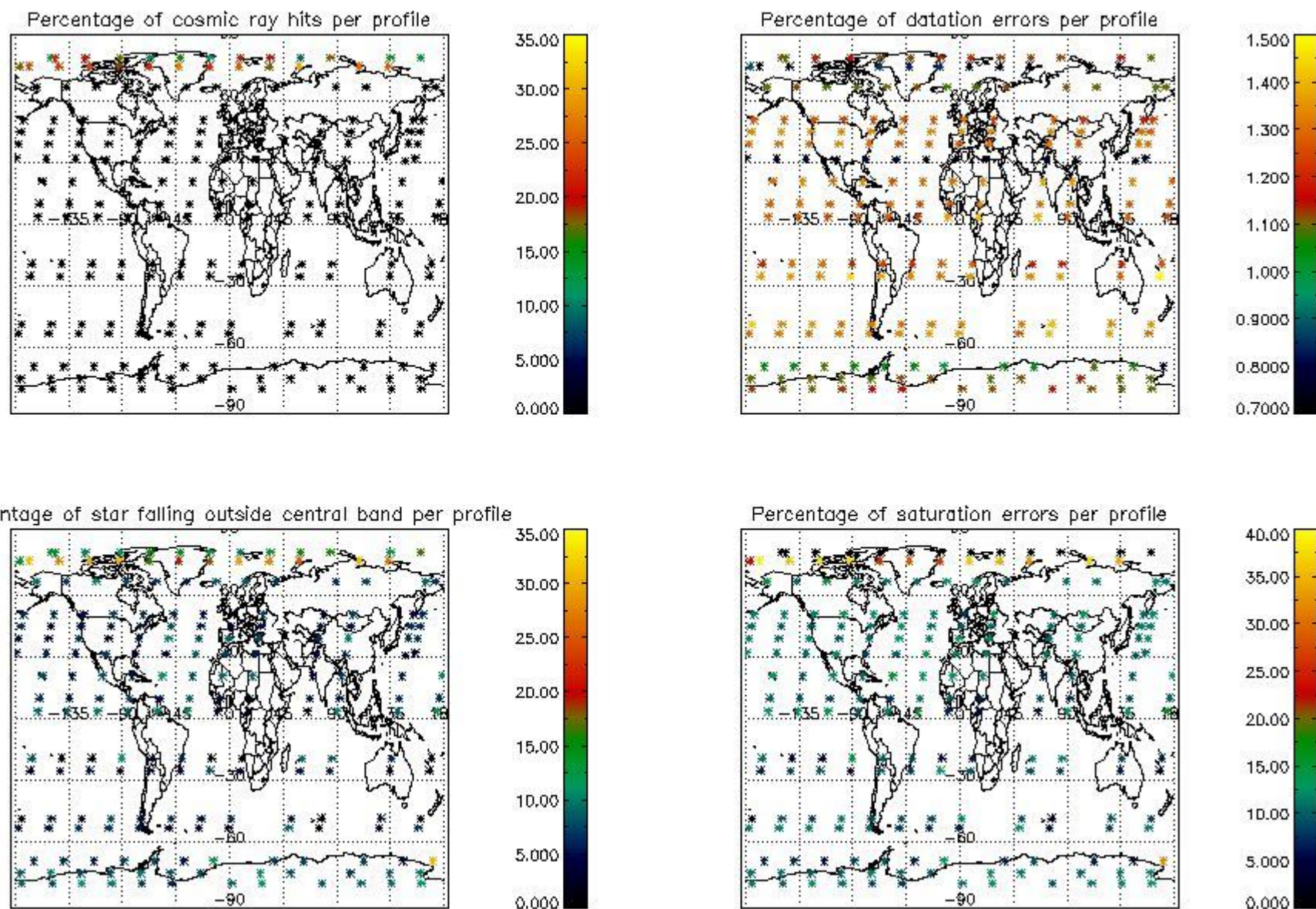
Percentage of star falling outside central band per profile



Percentage of saturation errors per profile



4.2.2 Plot level 1 quality information per product (world map): ENVISAT DESCENDING passes



5. Trace gas profiles

5.1 Ozone statistics based on quality of products

The final quality of the products can be "measured" using the STD (Standard Deviation) attached to every point profile. This information is written to the parameter GOM_NL__2P/NL_LOCAL_SPECIES_DENSITY/o3_std of the level 2 products. The table below shows the statistics for given STD ranges.

The statistics are given with respect to the overall valid production:

- Products without fatal errors: GOM_NL__2P/MPH/PRODUCT_ERR=0
- Valid point profile: GOM_NL__2P/NL_LOCAL_SPECIES_DENSITY/pcd(0)=0

The 'Criteria' is applied to valid points of dark limb products:

- Products in dark limb illumination condition: GOM_NL__2P/NL_SUMMARY_QUALITY/obs_ill_cond=0
- Products without fatal errors: GOM_NL__2P/MPH/PRODUCT_ERR=0
- Valid point profile: GOM_NL__2P/NL_LOCAL_SPECIES_DENSITY/pcd(0)=0

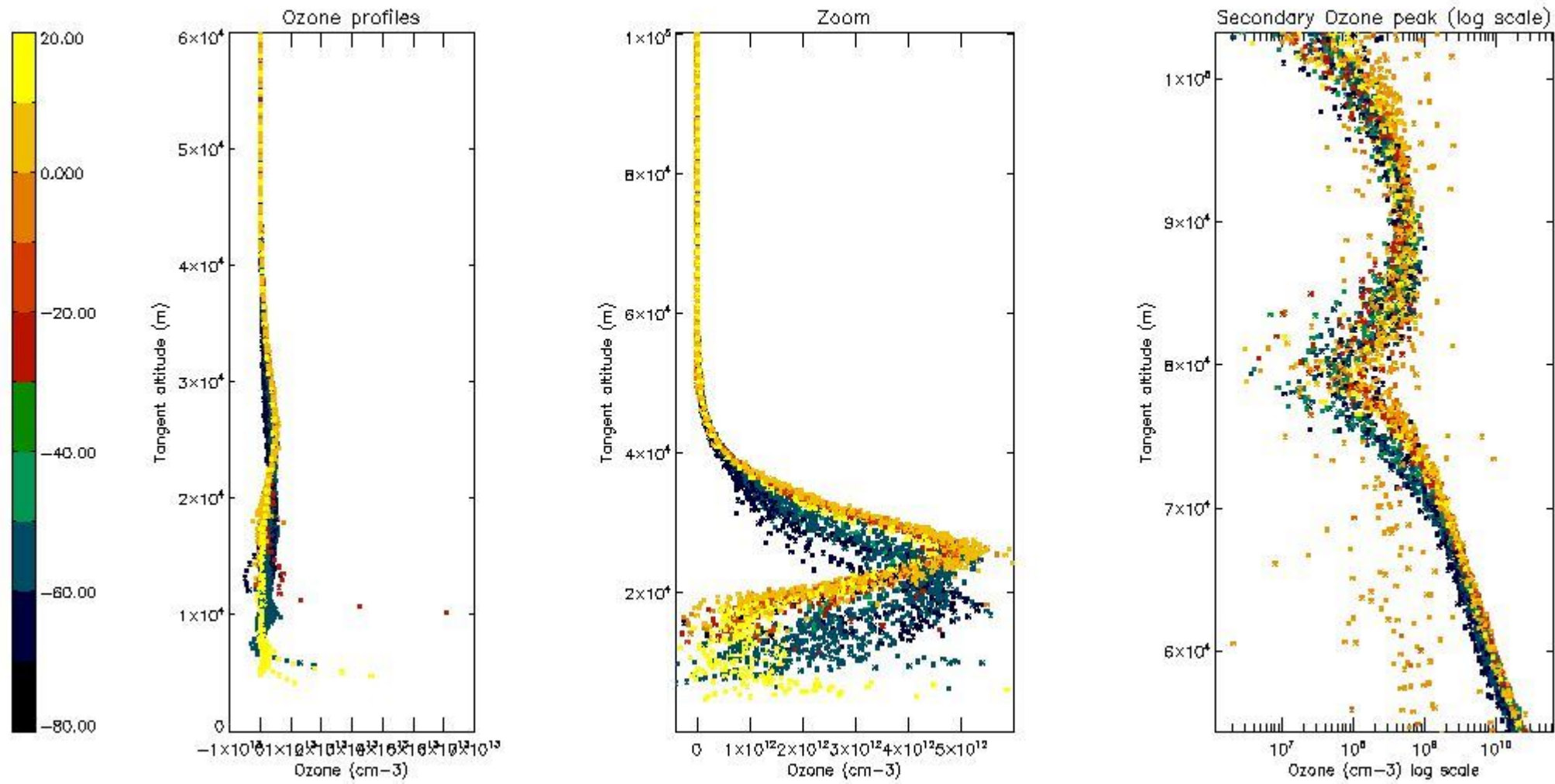
So, the table below shows the percentage of dark limb and valid observations for each criteria with respect to the overall valid daily observations.

Criteria	% of total production
All STD	29
STD < 20	17

STD < 10	14
STD < 5	9

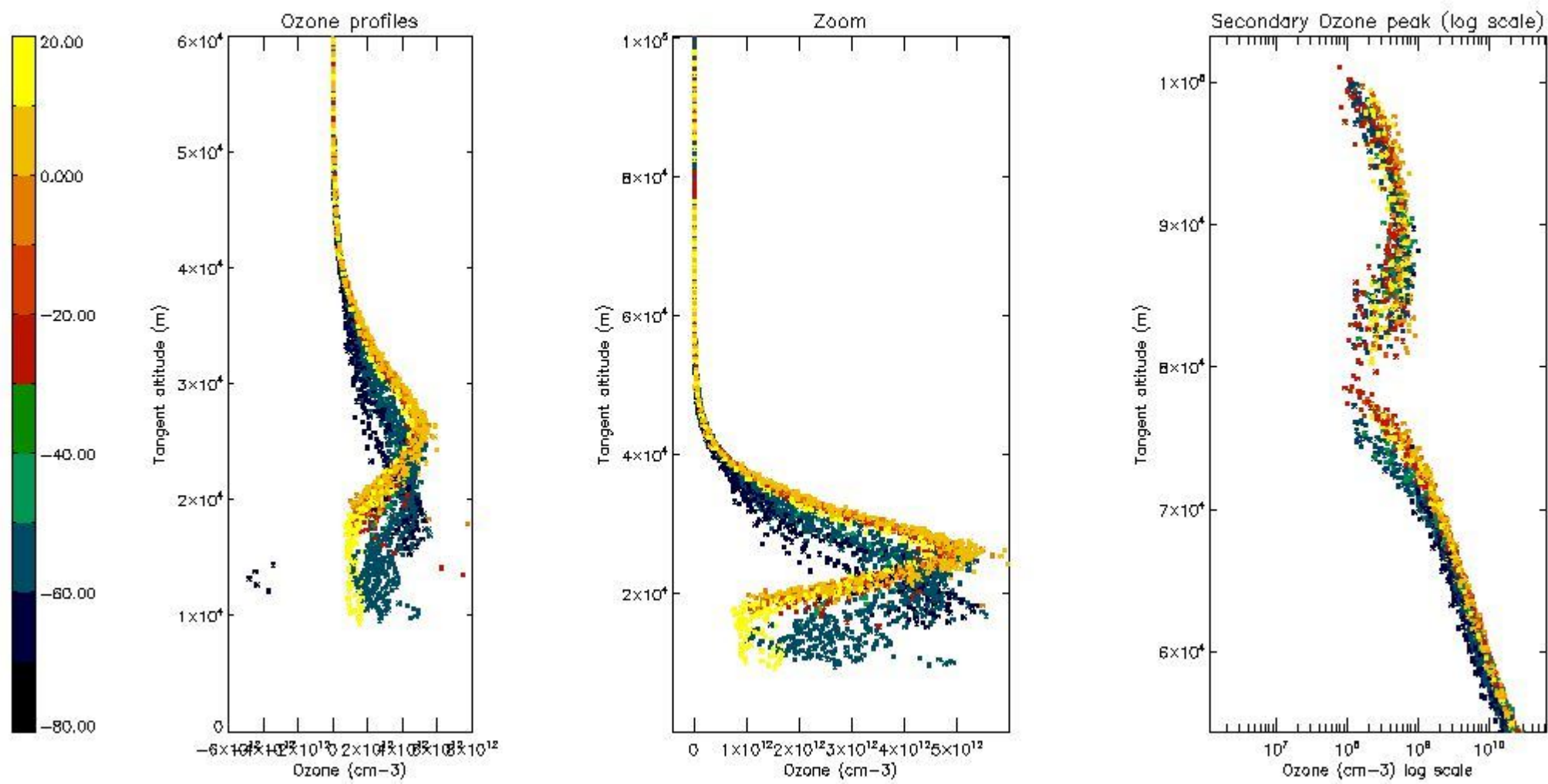
5.2 Plot ozone profiles for all STD (dark without errors)

The colorbar represents the latitude.



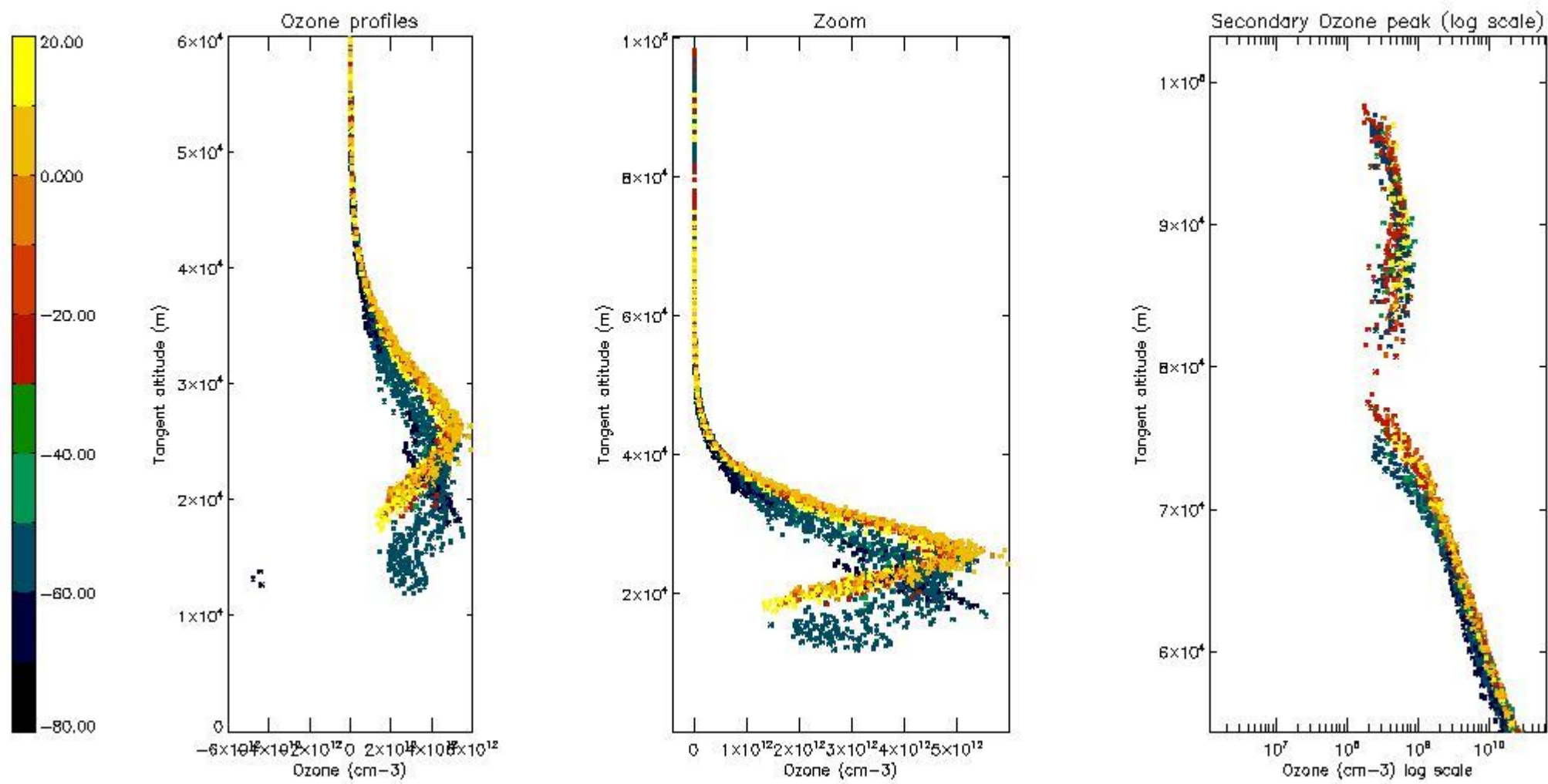
5.3 Plot ozone profiles where STD < 20% (dark without errors)

The colorbar represents the latitude.



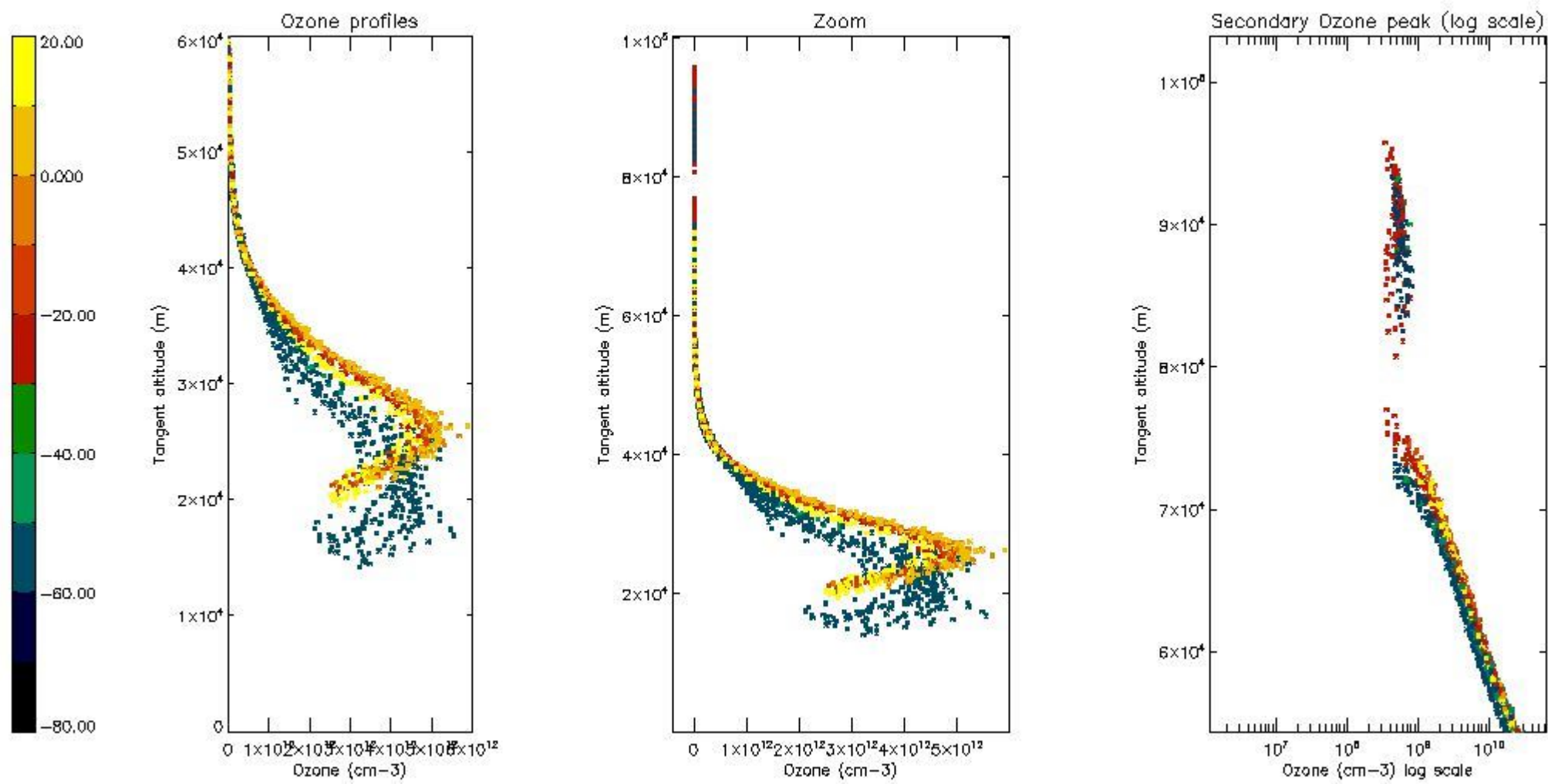
5.4 Plot ozone profiles where STD < 10% (dark without errors)

The colorbar represents the latitude.



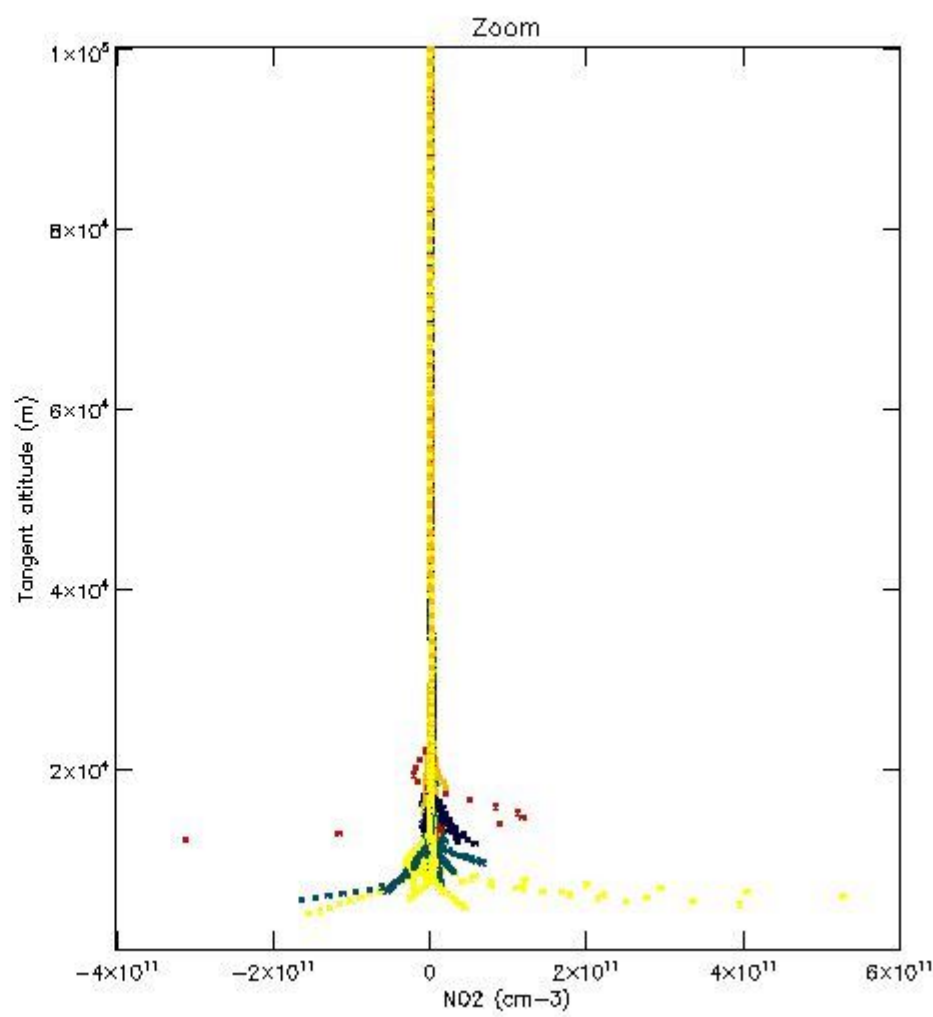
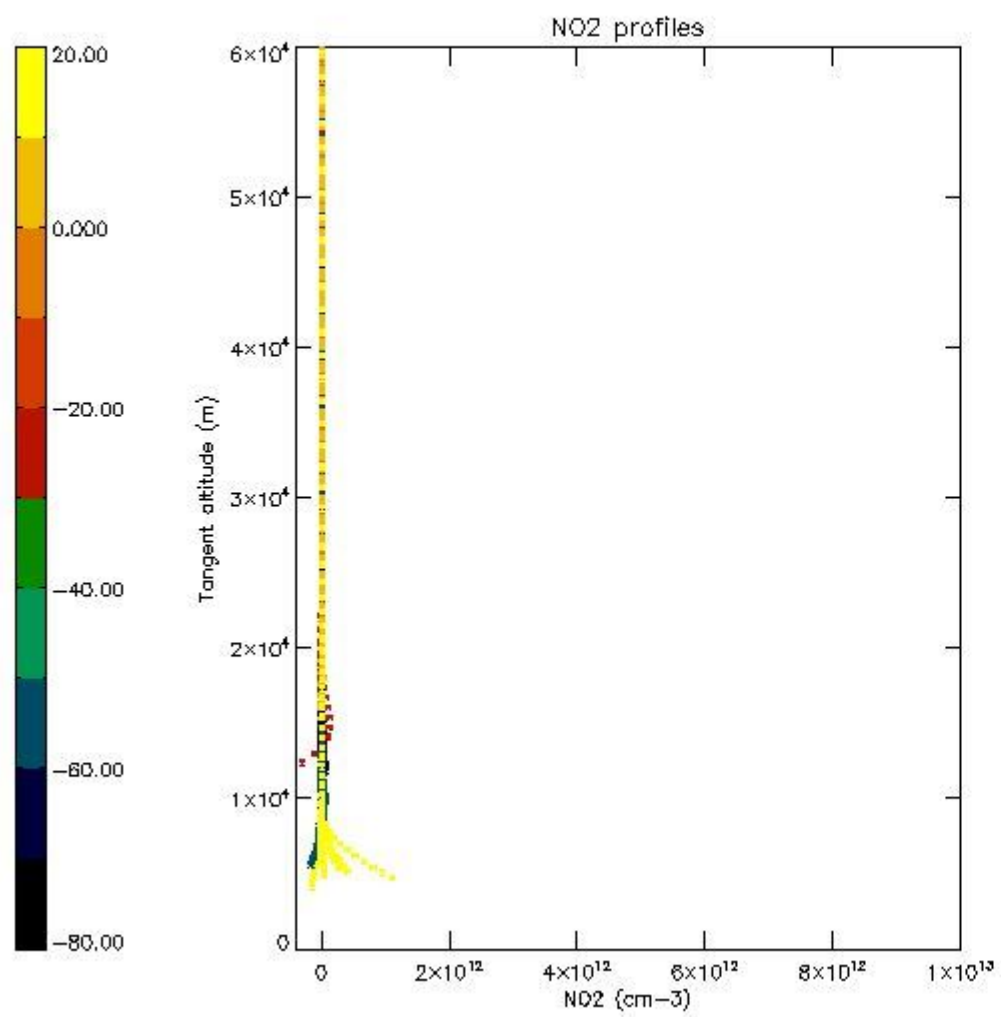
5.5 Plot ozone profiles where STD < 5% (dark without errors)

The colorbar represents the latitude.



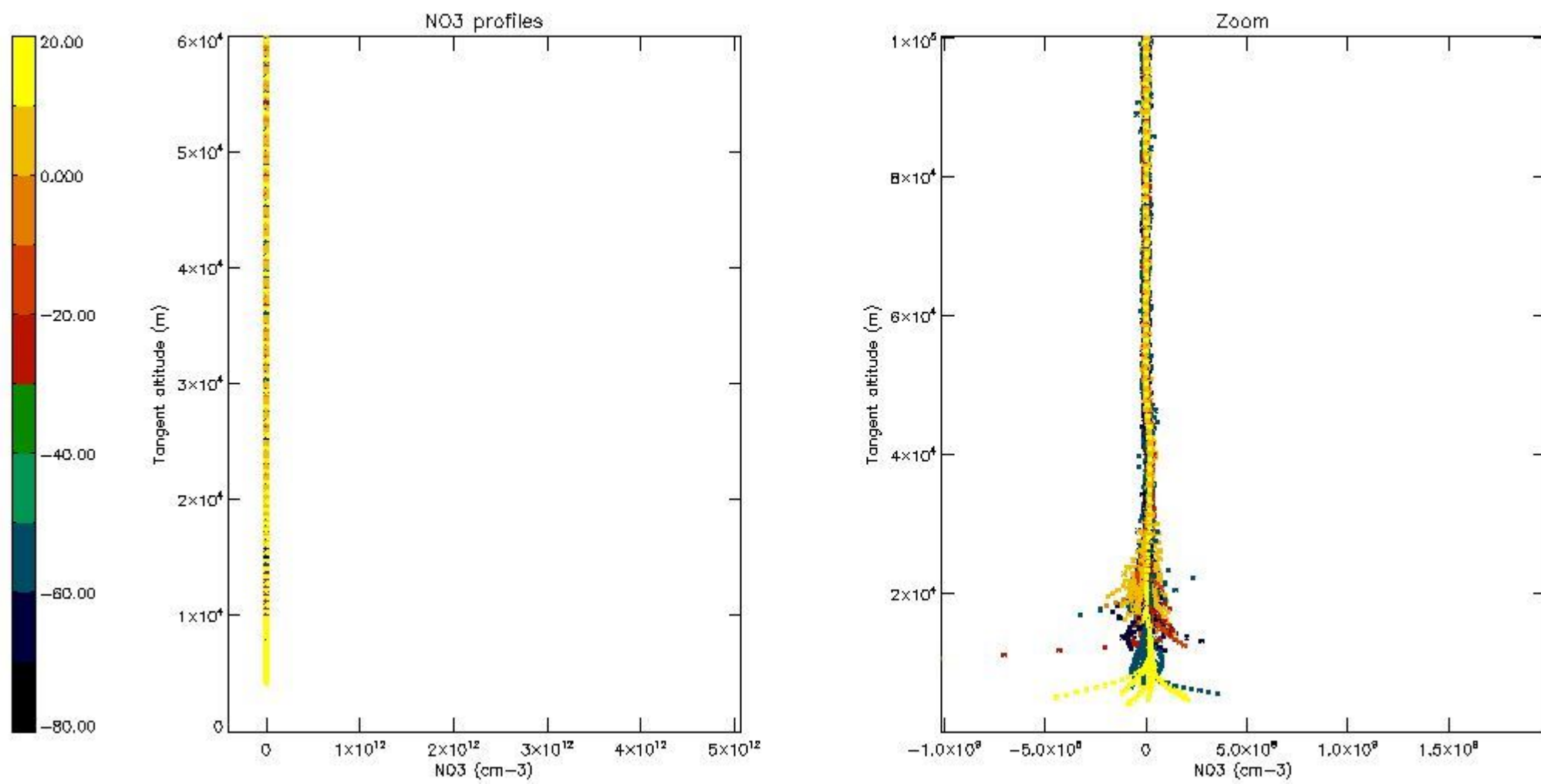
5.6 Plot NO₂ profiles for all STD (dark without errors)

The colorbar represents the latitude.



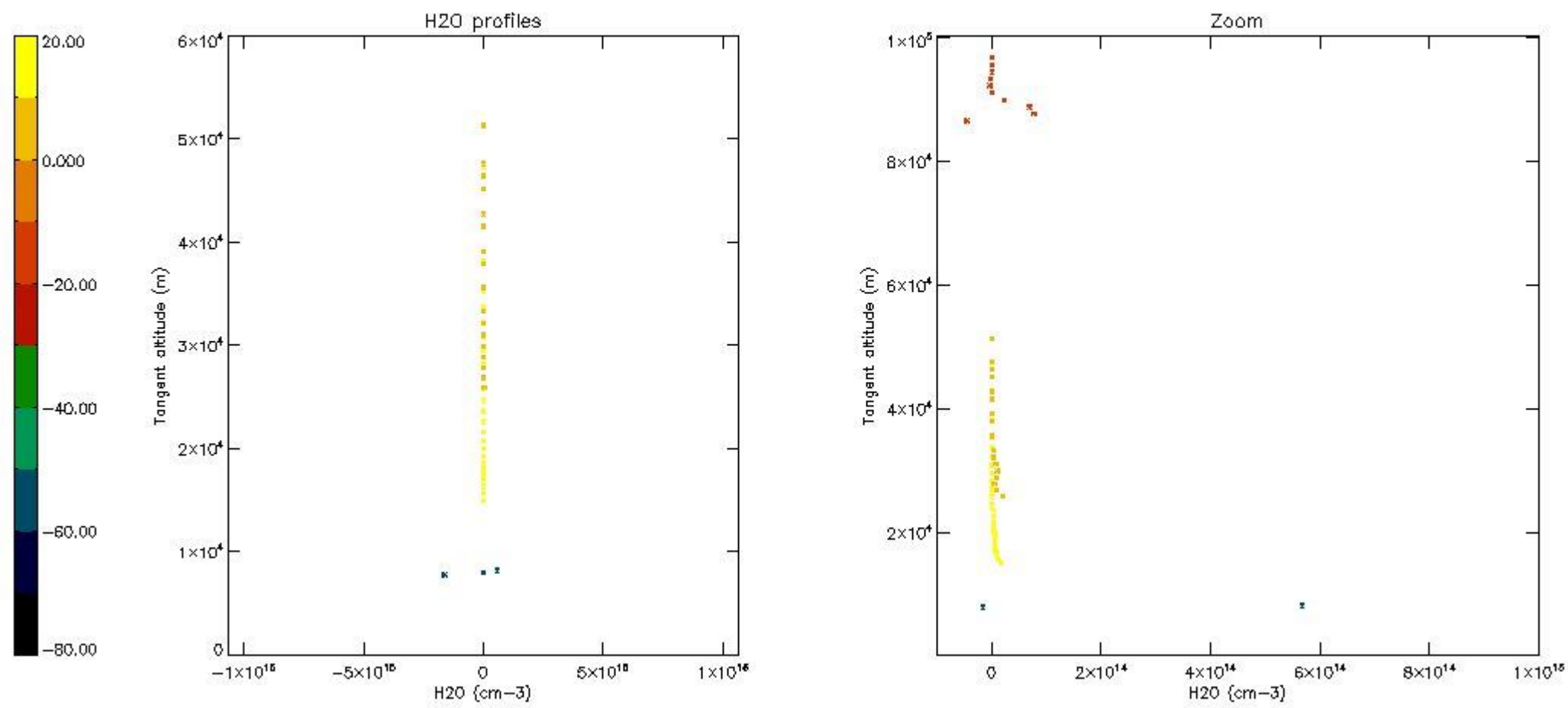
5.7 Plot NO3 profiles for all STD (dark without errors)

The colorbar represents the latitude.



5.8 Plot H₂O profiles for all STD (only for occultations of stars 1,2,3,4,13,14,16,26,63 dark without errors)

The colorbar represents the latitude.



6. Auxiliary Data Files used for the production reported in section 2

The number reported in the third column indicates since which file (see list in section 2) the corresponding auxiliary file has been used. The fourth column is the date of those product files.

Type	Auxiliary Filename	Used since product	Used since product date
INST_PHYS_CHARACTERISTICS	GOM_INS_AXVIEC20091111_143220_20030716_120000_20500101_000000	1	31-MAR-2004 00:00:00
LEVEL-2_PROC_CONFIG	GOM_PR2_AXVIEC20091111_152718_20020301_000000_20500101_000000	1	31-MAR-2004 00:00:00
CROSS_SECTIONS_FILE	GOM_CRS_AXVIEC20091111_154832_20020301_000000_20500101_000000	1	31-MAR-2004 00:00:00

GOMOS Level 2 Daily Report

SUMMARY

[1. General Info](#)

[2. Summary of processed GOM_NL_2P products](#)

[3. Level 2 Quality information per product](#)

[3.1 Plot of level 2 quality information per product \(time dependant\)](#)

[3.2 Plot of level 2 quality information per product \(world map\)](#)

[4. Level 1 Quality information per product \(stored on level 2 products\)](#)

[4.1 Plot of level 1 quality information per product \(time dependant\)](#)

[4.1.1 Plot of level 1 quality information per product \(time dependant\): ASCENDING](#)

[4.1.2 Plot of level 1 quality information per product \(time dependant\): DESCENDING](#)

[4.2 Plot of level 1 quality information per product \(world map\)](#)

[4.2.1 Plot of level 1 quality information per product \(world map\): ASCENDING](#)

[4.2.2 Plot of level 1 quality information per product \(world map\): DESCENDING](#)

[5. Ozone profiles based on quality statistics and other trace gas profiles](#)

[5.1 Ozone statistics based on quality of products](#)

[5.2 Plot ozone profiles for all STD \(dark without errors\)](#)

[5.3 Plot ozone profiles where STD < 20% \(dark without errors\)](#)

[5.4. Plot ozone profiles where STD < 10% \(dark without errors\)](#)

[5.5. Plot ozone profiles where STD < 5% \(dark without errors\)](#)

[5.6 Plot NO2 profiles for all STD \(dark without errors\)](#)

[5.7 Plot NO3 profiles for all STD \(dark without errors\)](#)

[5.8 Plot H2O profiles \(only for occultations of stars 1,2,3,4,13,14,16,26,63 dark without errors\) for all STD](#)

[6. Auxiliary Data Files used for the production reported in section 2](#)

This report presents the daily analysis on parameters extracted from GOMOS level 2 data (GOM_NL__2P). It is intended to monitor some important parameters that will impact the quality of these products. A list of level 2 products (and content) that have arrived during the reporting day to the PCF is also given.

Item	Value
Time of report generation	18APR2013 22:52:45
Data source version	GOMOS/6.01
Start time of products	31-03-2004 (31MAR2004 00:00:00)
Stop time of products	01-04-2004 (01APR2004 00:00:00)
Store outputs in DB	Yes
Nb of level 2 prods	387
Nb of prods with errors	0

2. Summary of processed GOM_NL__2P products.

Nr	Filename	UTC Start time	Limb	Duration	Star Id	Star Name	Star Mag	Star Temp	Nb Meas	Orbit	Prod. error
1	GOM_NL__2PRFIN20040331_000000_000000462025_00317_10892_1252.N1	31-MAR-2004 00:00:00	Dark	46.000	4	Alp1Cen	-0.010000	5800.0	92	10892	No
2	GOM_NL__2PRFIN20040331_000218_000000442025_00317_10892_1253.N1	31-MAR-2004 00:02:18	Straylight	43.500	12	Alp1Cru	0.77500	30000.	87	10892	No
3	GOM_NL__2PRFIN20040331_000344_000000532025_00317_10892_1254.N1	31-MAR-2004 00:03:44	Straylight	53.000	26	Gam Cru	1.6240	2900.0	106	10892	No
4	GOM_NL__2PRFIN20040331_000540_000000452025_00317_10892_1255.N1	31-MAR-2004 00:05:40	Straylight	45.000	64	Gam Cen	2.2000	10600.	90	10892	No
5	GOM_NL__2PRFIN20040331_000706_000000552025_00317_10892_1256.N1	31-MAR-2004 00:07:06	Straylight	55.000	54	5The Cen	2.0550	4500.0	110	10892	No
6	GOM_NL__2PRFIN20040331_001340_000000452025_00317_10892_1257.N1	31-MAR-2004 00:13:40	Twilight_stray	45.000	171	2Eps Crv	3.0010	4250.0	90	10892	No
7	GOM_NL__2PRFIN20040331_001507_000000452025_00317_10892_1258.N1	31-MAR-2004 00:15:07	Twilight_stray	45.000	100	4Gam Crv	2.5800	13100.	90	10892	No
8	GOM_NL__2PRFIN20040331_001700_000000572025_00317_10892_1259.N1	31-MAR-2004 00:17:00	Bright	56.500	15	67Alp Vir	0.97600	28000.	113	10892	No
9	GOM_NL__2PRFIN20040331_002015_000000462025_00317_10892_1260.N1	31-MAR-2004 00:20:15	Bright	46.000	121	29Gam Vir	2.7400	7200.0	92	10892	No
10	GOM_NL__2PRFIN20040331_002450_000000432025_00317_10892_1261.N1	31-MAR-2004 00:24:50	Bright	42.500	62	94Bet Leo	2.1360	9700.0	85	10892	No
11	GOM_NL__2PRFIN20040331_002628_000000392025_00317_10892_1262.N1	31-MAR-2004 00:26:28	Bright	38.500	96	68Del Leo	2.5600	9300.0	77	10892	No
12	GOM_NL__2PRFIN20040331_002805_000000382025_00317_10892_1263.N1	31-MAR-2004 00:28:05	Bright	38.000	166	17Eps Leo	2.9800	6000.0	76	10892	No
13	GOM_NL__2PRFIN20040331_003028_000000672025_00317_10892_1264.N1	31-MAR-2004 00:30:28	Bright	67.000	111	8Eta Boo	2.6800	6000.0	134	10892	No
14	GOM_NL__2PRFIN20040331_003318_000000382025_00317_10892_1265.N1	31-MAR-2004 00:33:18	Bright	37.500	174	52Psi UMa	3.0040	4400.0	75	10892	No
15	GOM_NL__2PRFIN20040331_003621_000000402025_00317_10892_1266.N1	31-MAR-2004 00:36:21	Bright	39.500	87	64Gam UMa	2.4330	11000.	79	10892	No
16	GOM_NL__2PRFIN20040331_003810_000000392025_00317_10892_1267.N1	31-MAR-2004 00:38:10	Bright	39.000	36	50Alp UMa	1.8000	6300.0	78	10892	No
17	GOM_NL__2PRFIN20040331_004431_000000422025_00317_10892_1268.N1	31-MAR-2004 00:44:31	Bright	42.000	60	7Bet UMi	2.0810	3950.0	84	10892	No
18	GOM_NL__2PRFIN20040331_004608_000000392025_00317_10892_1269.N1	31-MAR-2004 00:46:08	Bright	39.000	49	1Alp UMi	1.9900	6300.0	78	10892	No
19	GOM_NL__2PRFIN20040331_005245_000000382025_00317_10892_1270.N1	31-MAR-2004 00:52:45	Bright	37.500	76	27Gam Cas	2.3000	30000.	75	10892	No
20	GOM_NL__2PRFIN20040331_005405_000000372025_00317_10892_1271.N1	31-MAR-2004 00:54:05	Bright	36.500	68	18Alp Cas	2.2250	4500.0	73	10892	No
21	GOM_NL__2PRFIN20040331_005852_000000462025_00317_10892_1272.N1	31-MAR-2004 00:58:52	Bright	46.000	144	18Del Cyg	2.8600	11000.	92	10892	No
22	GOM_NL__2PRFIN20040331_010044_000000442025_00317_10892_1273.N1	31-MAR-2004 01:00:44	Bright	44.000	66	37Gam Cyg	2.2080	5900.0	88	10892	No
23	GOM_NL__2PRFIN20040331_010244_000000432025_00317_10892_1274.N1	31-MAR-2004 01:02:44	Bright	43.000	92	53Eps Cyg	2.5000	4500.0	86	10892	No
24	GOM_NL__2PRFIN20040331_010914_000000502025_00317_10892_1275.N1	31-MAR-2004 01:09:14	Bright	50.000	61	8Eps Peg	2.1000	3900.0	100	10892	No
25	GOM_NL__2PRFIN20040331_011244_000000722025_00317_10892_1276.N1	31-MAR-2004 01:12:44	Dark	71.500	11	53Alp Aql	0.76500	8000.0	143	10892	No
26	GOM_NL__2PRFIN20040331_011624_000000432025_00317_10892_1277.N1	31-MAR-2004 01:16:24	Dark	43.000	142	49Del Cap	2.8500	8900.0	86	10892	No
27	GOM_NL__2PRFIN20040331_012838_000000432025_00317_10892_1278.N1	31-MAR-2004 01:28:38	Dark	42.500	45	Alp Pav	1.9400	26000.	85	10892	No
28	GOM_NL__2PRFIN20040331_031059_000000592025_00319_10894_1085.N1	31-MAR-2004 03:10:59	Dark	58.500	38	20Eps Sgr	1.8360	11000.	117	10894	No
29	GOM_NL__2PRFIN20040331_031449_000000542025_00319_10894_1086.N1	31-MAR-2004 03:14:49	Dark	53.500	40	The Sco	1.8590	7100.0	107	10894	No
30	GOM_NL__2PRFIN20040331_031645_000000432025_00319_10894_1087.N1	31-MAR-2004 03:16:45	Dark	42.500	43	Alp TrA	1.9100	4250.0	85	10894	No
31	GOM_NL__2PRFIN20040331_031835_000000422025_00319_10894_1088.N1	31-MAR-2004 03:18:35	Dark	42.000	134	Bet TrA	2.8100	6600.0	84	10894	No
32	GOM_NL__2PRFIN20040331_032114_000000562025_00319_10894_1089.N1	31-MAR-2004 03:21:14	Dark	56.000	4	Alp1Cen	-0.010000	5800.0	112	10894	No
33	GOM_NL__2PRFIN20040331_032332_000000492025_00319_10894_1090.N1	31-MAR-2004 03:23:32	Straylight	48.500	12	Alp1Cru	0.77500	30000.	97	10894	No
34	GOM_NL__2PRFIN20040331_032459_000000532025_00319_10894_1091.N1	31-MAR-2004 03:24:59	Straylight	52.500	26	Gam Cru	1.6240	2900.0	105	10894	No
35	GOM_NL__2PRFIN20040331_032655_000000432025_00319_10894_1092.N1	31-MAR-2004 03:26:55	Straylight	43.000	64	Gam Cen	2.2000	10600.	86	10894	No
36	GOM_NL__2PRFIN20040331_032819_000000542025_00319_10894_1093.N1	31-MAR-2004 03:28:19	Straylight	54.000	54	5The Cen	2.0550	4500.0	108	10894	No
37	GOM_NL__2PRFIN20040331_033452_000000462025_00319_10894_1094.N1	31-MAR-2004 03:34:52	Twilight_stray	46.000	171	2Eps Crv	3.0010	4250.0	92	10894	No
38	GOM_NL__2PRFIN20040331_033620_000000462025_00319_10894_1095.N1	31-MAR-2004 03:36:20	Twilight_stray	45.500	100	4Gam Crv	2.5800	13100.	91	10894	No
39	GOM_NL__2PRFIN20040331_033811_000000682025_00319_10894_1096.N1	31-MAR-2004 03:38:11	Bright	67.500	15	67Alp Vir	0.97600	28000.	135	10894	No
40	GOM_NL__2PRFIN20040331_034127_000000462025_00319_10894_1097.N1	31-MAR-2004 03:41:27	Bright	45.500	121	29Gam Vir	2.7400	7200.0	91	10894	No
41	GOM_NL__2PRFIN20040331_034604_000000412025_00319_10894_1098.N1	31-MAR-2004 03:46:04	Bright	41.000	62	94Bet Leo	2.1360	9700.0	82	10894	No
42	GOM_NL__2PRFIN20040331_034740_000000382025_00319_10894_1099.N1	31-MAR-2004 03:47:40	Bright	38.000	96	68Del Leo	2.5600	9300.0	76	10894	No

43	GOM_NL__2PRFIN20040331_034918_000000402025_00319_10894_1100.N1	31-MAR-2004 03:49:18	Bright	39.500	166	17Eps Leo	2.9800	6000.0	79	10894	No
44	GOM_NL__2PRFIN20040331_035137_000000692025_00319_10894_1101.N1	31-MAR-2004 03:51:37	Bright	68.500	111	8Eta Boo	2.6800	6000.0	137	10894	No
45	GOM_NL__2PRFIN20040331_035430_000000372025_00319_10894_1102.N1	31-MAR-2004 03:54:30	Bright	37.000	174	52Psi UMa	3.0040	4400.0	74	10894	No
46	GOM_NL__2PRFIN20040331_035733_000000382025_00319_10894_1103.N1	31-MAR-2004 03:57:33	Bright	38.000	87	64Gam UMa	2.4330	11000.	76	10894	No
47	GOM_NL__2PRFIN20040331_035921_000000402025_00319_10894_1104.N1	31-MAR-2004 03:59:21	Bright	39.500	36	50Alp UMa	1.8000	6300.0	79	10894	No
48	GOM_NL__2PRFIN20040331_040543_000000432025_00319_10894_1105.N1	31-MAR-2004 04:05:43	Bright	42.500	60	7Bet UMi	2.0810	3950.0	85	10894	No
49	GOM_NL__2PRFIN20040331_040723_000000372025_00319_10894_1106.N1	31-MAR-2004 04:07:23	Bright	37.000	49	1Alp UMi	1.9900	6300.0	74	10894	No
50	GOM_NL__2PRFIN20040331_041357_000000362025_00319_10894_1107.N1	31-MAR-2004 04:13:57	Bright	35.500	76	27Gam Cas	2.3000	30000.	71	10894	No
51	GOM_NL__2PRFIN20040331_041518_000000362025_00319_10894_1108.N1	31-MAR-2004 04:15:18	Bright	35.500	68	18Alp Cas	2.2250	4500.0	71	10894	No
52	GOM_NL__2PRFIN20040331_042003_000000492025_00319_10894_1109.N1	31-MAR-2004 04:20:03	Bright	48.500	144	18Del Cyg	2.8600	11000.	97	10894	No
53	GOM_NL__2PRFIN20040331_042156_000000452025_00319_10894_1110.N1	31-MAR-2004 04:21:56	Bright	45.000	66	37Gam Cyg	2.2080	5900.0	90	10894	No
54	GOM_NL__2PRFIN20040331_042356_000000452025_00319_10894_1111.N1	31-MAR-2004 04:23:56	Bright	45.000	92	53Eps Cyg	2.5000	4500.0	90	10894	No
55	GOM_NL__2PRFIN20040331_043027_000000492025_00319_10894_1112.N1	31-MAR-2004 04:30:27	Bright	48.500	61	8Eps Peg	2.1000	3900.0	97	10894	No
56	GOM_NL__2PRFIN20040331_043358_000000742025_00319_10894_1113.N1	31-MAR-2004 04:33:58	Dark	74.000	11	53Alp Aql	0.76500	8000.0	148	10894	No
57	GOM_NL__2PRFIN20040331_043737_000000412025_00319_10894_1114.N1	31-MAR-2004 04:37:37	Dark	40.500	142	49Del Cap	2.8500	8900.0	81	10894	No
58	GOM_NL__2PRFIN20040331_044315_000000402025_00319_10894_1115.N1	31-MAR-2004 04:43:15	Dark	40.000	172	Gam Gru	3.0030	13100.	80	10894	No
59	GOM_NL__2PRFIN20040331_044951_000000402025_00319_10894_1116.N1	31-MAR-2004 04:49:51	Dark	40.000	45	Alp Pav	1.9400	26000.	80	10894	No
60	GOM_NL__2PRFIN20040331_045138_000000562025_00320_10895_1230.N1	31-MAR-2004 04:51:38	Dark	56.000	38	20Eps Sgr	1.8360	11000.	112	10895	No
61	GOM_NL__2PRFIN20040331_045526_000000542025_00320_10895_1231.N1	31-MAR-2004 04:55:26	Dark	53.500	40	The Sco	1.8590	7100.0	107	10895	No
62	GOM_NL__2PRFIN20040331_045721_000000422025_00320_10895_1232.N1	31-MAR-2004 04:57:21	Dark	41.500	43	Alp TrA	1.9100	4250.0	83	10895	No
63	GOM_NL__2PRFIN20040331_045912_000000422025_00320_10895_1233.N1	31-MAR-2004 04:59:12	Dark	42.000	134	Bet TrA	2.8100	6600.0	84	10895	No
64	GOM_NL__2PRFIN20040331_050151_000000472025_00320_10895_1234.N1	31-MAR-2004 05:01:51	Dark	47.000	4	Alp1Cen	-0.010000	5800.0	94	10895	No
65	GOM_NL__2PRFIN20040331_050420_000001152025_00320_10895_1235.N1	31-MAR-2004 05:04:20	Straylight	114.50	16	21Alp Sco	1.0200	3000.0	229	10895	No
66	GOM_NL__2PRFIN20040331_050732_000000432025_00320_10895_1236.N1	31-MAR-2004 05:07:32	Straylight	43.000	64	Gam Cen	2.2000	10600.	86	10895	No
67	GOM_NL__2PRFIN20040331_050855_000000552025_00320_10895_1237.N1	31-MAR-2004 05:08:55	Straylight	54.500	54	5The Cen	2.0550	4500.0	109	10895	No
68	GOM_NL__2PRFIN20040331_051112_000001682025_00320_10895_1238.N1	31-MAR-2004 05:11:12	Tw_i_and_stray	167.50	97	8Bet1Sco	2.5610	30000.	335	10895	No
69	GOM_NL__2PRFIN20040331_051656_000000442025_00320_10895_1239.N1	31-MAR-2004 05:16:56	Tw_i_and_stray	43.500	100	4Gam Crv	2.5800	13100.	87	10895	No
70	GOM_NL__2PRFIN20040331_051847_000000712025_00320_10895_1240.N1	31-MAR-2004 05:18:47	Bright	71.000	15	67Alp Vir	0.97600	28000.	142	10895	No
71	GOM_NL__2PRFIN20040331_052203_000000452025_00320_10895_1241.N1	31-MAR-2004 05:22:03	Bright	45.000	121	29Gam Vir	2.7400	7200.0	90	10895	No
72	GOM_NL__2PRFIN20040331_052641_000000392025_00320_10895_1242.N1	31-MAR-2004 05:26:41	Bright	39.000	62	94Bet Leo	2.1360	9700.0	78	10895	No
73	GOM_NL__2PRFIN20040331_052816_000000382025_00320_10895_1243.N1	31-MAR-2004 05:28:16	Bright	37.500	96	68Del Leo	2.5600	9300.0	75	10895	No
74	GOM_NL__2PRFIN20040331_052954_000000382025_00320_10895_1244.N1	31-MAR-2004 05:29:54	Bright	38.000	166	17Eps Leo	2.9800	6000.0	76	10895	No
75	GOM_NL__2PRFIN20040331_053211_000000682025_00320_10895_1245.N1	31-MAR-2004 05:32:11	Bright	68.000	111	8Eta Boo	2.6800	6000.0	136	10895	No
76	GOM_NL__2PRFIN20040331_053506_000000372025_00320_10895_1246.N1	31-MAR-2004 05:35:06	Bright	36.500	174	52Psi UMa	3.0040	4400.0	73	10895	No
77	GOM_NL__2PRFIN20040331_053809_000000392025_00320_10895_1247.N1	31-MAR-2004 05:38:09	Bright	38.500	87	64Gam UMa	2.4330	11000.	77	10895	No
78	GOM_NL__2PRFIN20040331_053957_000000362025_00320_10895_1248.N1	31-MAR-2004 05:39:57	Bright	36.000	36	50Alp UMa	1.8000	6300.0	72	10895	No
79	GOM_NL__2PRFIN20040331_054619_000000432025_00320_10895_1249.N1	31-MAR-2004 05:46:19	Bright	42.500	60	7Bet UMi	2.0810	3950.0	85	10895	No
80	GOM_NL__2PRFIN20040331_054759_000000382025_00320_10895_1250.N1	31-MAR-2004 05:47:59	Bright	37.500	49	1Alp UMi	1.9900	6300.0	75	10895	No
81	GOM_NL__2PRFIN20040331_055434_000000382025_00320_10895_1251.N1	31-MAR-2004 05:54:34	Bright	38.000	76	27Gam Cas	2.3000	30000.	76	10895	No
82	GOM_NL__2PRFIN20040331_055554_000000402025_00320_10895_1252.N1	31-MAR-2004 05:55:54	Bright	39.500	68	18Alp Cas	2.2250	4500.0	79	10895	No
83	GOM_NL__2PRFIN20040331_060038_000000482025_00320_10895_1253.N1	31-MAR-2004 06:00:38	Bright	48.000	144	18Del Cyg	2.8600	11000.	96	10895	No
84	GOM_NL__2PRFIN20040331_060232_000000462025_00320_10895_1254.N1	31-MAR-2004 06:02:32	Bright	46.000	66	37Gam Cyg	2.2080	5900.0	92	10895	No
85	GOM_NL__2PRFIN20040331_060432_000000452025_00320_10895_1255.N1	31-MAR-2004 06:04:32	Bright	44.500	92	53Eps Cyg	2.5000	4500.0	89	10895	No
86	GOM_NL__2PRFIN20040331_061101_000000492025_00320_10895_1256.N1	31-MAR-2004 06:11:01	Bright	49.000	61	8Eps Peg	2.1000	3900.0	98	10895	No
87	GOM_NL__2PRFIN20040331_061434_000000662025_00320_10895_1257.N1	31-MAR-2004 06:14:34	Dark	66.000	11	53Alp Aql	0.76500	8000.0	132	10895	No
88	GOM_NL__2PRFIN20040331_061814_000000432025_00320_10895_1258.N1	31-MAR-2004 06:18:14	Dark	43.000	142	49Del Cap	2.8500	8900.0	86	10895	No
89	GOM_NL__2PRFIN20040331_062351_000000402025_00320_10895_1259.N1	31-MAR-2004 06:23:51	Dark	39.500	172	Gam Gru	3.0030	13100.	79	10895	No
90	GOM_NL__2PRFIN20040331_062617_000000402025_00320_10895_1260.N1	31-MAR-2004 06:26:17	Dark	39.500	31	Alp Gru	1.7340	15200.	79	10895	No
91	GOM_NL__2PRFIN20040331_063026_000000452025_00320_10895_1261.N1	31-MAR-2004 06:30:26	Dark	44.500	45	Alp Pav	1.9400	26000.	89	10895	No
92	GOM_NL__2PRFIN20040331_081252_000000612025_00322_10897_1233.N1	31-MAR-2004 08:12:52	Dark	61.000	38	20Eps Sgr	1.8360	11000.	122	10897	No
93	GOM_NL__2PRFIN20040331_081641_000000552025_00322_10897_1234.N1	31-MAR-2004 08:16:41	Dark	54.500	40	The Sco	1.8590	7100.0	109	10897	No
94	GOM_NL__2PRFIN20040331_081835_000000402025_00322_10897_1235.N1	31-MAR-2004 08:18:35	Dark	40.000	43	Alp TrA	1.9100	4250.0	80	10897	No
95	GOM_NL__2PRFIN20040331_082025_000000422025_00322_10897_1236.N1	31-MAR-2004 08:20:25	Dark	41.500	134	Bet TrA	2.8100	6600.0	83	10897	No
96	GOM_NL__2PRFIN20040331_082304_000000542025_00322_10897_1237.N1	31-MAR-2004 08:23:04	Dark	53.500	4	Alp1Cen	-0.010000	5800.0	107	10897	No
97	GOM_NL__2PRFIN20040331_082533_000001282025_00322_10897_1238.N1	31-MAR-2004 08:25:33	Straylight	127.50	16	21Alp Sco	1.0200	3000.0	255	10897	No
98	GOM_NL__2PRFIN20040331_082845_000000402025_00322_10897_1239.N1	31-MAR-2004 08:28:45	Straylight	39.500	64	Gam Cen	2.2000	10600.	79	10897	No
99	GOM_NL__2PRFIN20040331_083008_000000602025_00322_10897_1240.N1	31-MAR-2004 08:30:08	Straylight	59.500	54	5The Cen	2.0550	4500.0	119	10897	No
100	GOM_NL__2PRFIN20040331_083226_000001642025_00322_10897_1241.N1	31-MAR-2004 08:32:26	Tw_i_and_stray	163.50	97	8Bet1Sco	2.5610	30000.	327	10897	No
101	GOM_NL__2PRFIN20040331_083809_000000452025_00322_10897_1242.N1	31-MAR-2004 08:38:09	Tw_i_and_stray	44.500	100	4Gam Crv	2.5800	13100.	89	10897	No

102	GOM_NL__2PRFIN20040331_083959_000000652025_00322_10897_1243.N1	31-MAR-2004 08:39:59	Bright	65.000	15	67Alp Vir	0.97600	28000.	130	10897	No
103	GOM_NL__2PRFIN20040331_084315_000000452025_00322_10897_1244.N1	31-MAR-2004 08:43:15	Bright	44.500	121	29Gam Vir	2.7400	7200.0	89	10897	No
104	GOM_NL__2PRFIN20040331_084752_000000412025_00322_10897_1245.N1	31-MAR-2004 08:47:52	Bright	40.500	62	94Bet Leo	2.1360	9700.0	81	10897	No
105	GOM_NL__2PRFIN20040331_084928_000000372025_00322_10897_1246.N1	31-MAR-2004 08:49:28	Bright	37.000	96	68Del Leo	2.5600	9300.0	74	10897	No
106	GOM_NL__2PRFIN20040331_085107_000000382025_00322_10897_1247.N1	31-MAR-2004 08:51:07	Bright	38.000	166	17Eps Leo	2.9800	6000.0	76	10897	No
107	GOM_NL__2PRFIN20040331_085320_000000692025_00322_10897_1248.N1	31-MAR-2004 08:53:20	Bright	69.000	111	8Eta Boo	2.6800	6000.0	138	10897	No
108	GOM_NL__2PRFIN20040331_085618_000000382025_00322_10897_1249.N1	31-MAR-2004 08:56:18	Bright	37.500	174	52Psi UMa	3.0040	4400.0	75	10897	No
109	GOM_NL__2PRFIN20040331_085921_000000372025_00322_10897_1250.N1	31-MAR-2004 08:59:21	Bright	37.000	87	64Gam UMa	2.4330	11000.	74	10897	No
110	GOM_NL__2PRFIN20040331_090109_000000362025_00322_10897_1251.N1	31-MAR-2004 09:01:09	Bright	35.500	36	50Alp UMa	1.8000	6300.0	71	10897	No
111	GOM_NL__2PRFIN20040331_090730_000000392025_00322_10897_1252.N1	31-MAR-2004 09:07:30	Bright	39.000	60	7Bet UMi	2.0810	3950.0	78	10897	No
112	GOM_NL__2PRFIN20040331_090911_000000372025_00322_10897_1253.N1	31-MAR-2004 09:09:11	Bright	37.000	49	1Alp UMi	1.9900	6300.0	74	10897	No
113	GOM_NL__2PRFIN20040331_091547_000000382025_00322_10897_1254.N1	31-MAR-2004 09:15:47	Bright	38.000	76	27Gam Cas	2.3000	30000.	76	10897	No
114	GOM_NL__2PRFIN20040331_091707_000000372025_00322_10897_1255.N1	31-MAR-2004 09:17:07	Bright	36.500	68	18Alp Cas	2.2250	4500.0	73	10897	No
115	GOM_NL__2PRFIN20040331_092150_000000512025_00322_10897_1256.N1	31-MAR-2004 09:21:50	Bright	50.500	144	18Del Cyg	2.8600	11000.	101	10897	No
116	GOM_NL__2PRFIN20040331_092343_000000452025_00322_10897_1257.N1	31-MAR-2004 09:23:43	Bright	45.000	66	37Gam Cyg	2.2080	5900.0	90	10897	No
117	GOM_NL__2PRFIN20040331_092544_000000432025_00322_10897_1258.N1	31-MAR-2004 09:25:44	Bright	43.000	92	53Eps Cyg	2.5000	4500.0	86	10897	No
118	GOM_NL__2PRFIN20040331_093216_000000532025_00322_10897_1259.N1	31-MAR-2004 09:32:16	Bright	53.000	61	8Eps Peg	2.1000	3900.0	106	10897	No
119	GOM_NL__2PRFIN20040331_093547_000000772025_00322_10897_1260.N1	31-MAR-2004 09:35:47	Dark	76.500	11	53Alp Aql	0.76500	8000.0	153	10897	No
120	GOM_NL__2PRFIN20040331_093927_000000412025_00322_10897_1261.N1	31-MAR-2004 09:39:27	Dark	41.000	142	49Del Cap	2.8500	8900.0	82	10897	No
121	GOM_NL__2PRFIN20040331_094504_000000382025_00322_10897_1262.N1	31-MAR-2004 09:45:04	Dark	37.500	172	Gam Gru	3.0030	13100.	75	10897	No
122	GOM_NL__2PRFIN20040331_094729_000000432025_00322_10897_1263.N1	31-MAR-2004 09:47:29	Dark	42.500	31	Alp Gru	1.7340	15200.	85	10897	No
123	GOM_NL__2PRFIN20040331_095140_000000412025_00322_10897_1264.N1	31-MAR-2004 09:51:40	Dark	41.000	45	Alp Pav	1.9400	26000.	82	10897	No
124	GOM_NL__2PRFIN20040331_095330_000000572025_00323_10898_1089.N1	31-MAR-2004 09:53:30	Dark	57.000	38	20Eps Sgr	1.8360	11000.	114	10898	No
125	GOM_NL__2PRFIN20040331_095718_000000532025_00323_10898_1090.N1	31-MAR-2004 09:57:18	Dark	52.500	40	The Sco	1.8590	7100.0	105	10898	No
126	GOM_NL__2PRFIN20040331_095911_000000422025_00323_10898_1091.N1	31-MAR-2004 09:59:11	Dark	42.000	43	Alp TrA	1.9100	4250.0	84	10898	No
127	GOM_NL__2PRFIN20040331_100101_000000412025_00323_10898_1092.N1	31-MAR-2004 10:01:01	Dark	41.000	134	Bet TrA	2.8100	6600.0	82	10898	No
128	GOM_NL__2PRFIN20040331_100340_000000552025_00323_10898_1093.N1	31-MAR-2004 10:03:40	Dark	54.500	4	Alp1Cen	-0.010000	5800.0	109	10898	No
129	GOM_NL__2PRFIN20040331_100612_000001122025_00323_10898_1094.N1	31-MAR-2004 10:06:12	Straylight	112.00	16	21Alp Sco	1.0200	3000.0	224	10898	No
130	GOM_NL__2PRFIN20040331_100921_000000432025_00323_10898_1095.N1	31-MAR-2004 10:09:21	Straylight	42.500	64	Gam Cen	2.2000	10600.	85	10898	No
131	GOM_NL__2PRFIN20040331_101045_000000592025_00323_10898_1096.N1	31-MAR-2004 10:10:45	Straylight	58.500	54	5The Cen	2.0550	4500.0	117	10898	No
132	GOM_NL__2PRFIN20040331_101303_000001612025_00323_10898_1097.N1	31-MAR-2004 10:13:03	Twi_and_stray	161.00	97	8Bet1Sco	2.5610	30000.	322	10898	No
133	GOM_NL__2PRFIN20040331_101845_000000452025_00323_10898_1098.N1	31-MAR-2004 10:18:45	Twi_and_stray	44.500	100	4Gam Crv	2.5800	13100.	89	10898	No
134	GOM_NL__2PRFIN20040331_102035_000000672025_00323_10898_1099.N1	31-MAR-2004 10:20:35	Bright	67.000	15	67Alp Vir	0.97600	28000.	134	10898	No
135	GOM_NL__2PRFIN20040331_102350_000000462025_00323_10898_1100.N1	31-MAR-2004 10:23:50	Bright	46.000	121	29Gam Vir	2.7400	7200.0	92	10898	No
136	GOM_NL__2PRFIN20040331_102828_000000382025_00323_10898_1101.N1	31-MAR-2004 10:28:28	Bright	38.000	62	94Bet Leo	2.1360	9700.0	76	10898	No
137	GOM_NL__2PRFIN20040331_103004_000000372025_00323_10898_1102.N1	31-MAR-2004 10:30:04	Bright	37.000	96	68Del Leo	2.5600	9300.0	74	10898	No
138	GOM_NL__2PRFIN20040331_103143_000000392025_00323_10898_1103.N1	31-MAR-2004 10:31:43	Bright	39.000	166	17Eps Leo	2.9800	6000.0	78	10898	No
139	GOM_NL__2PRFIN20040331_103355_000000692025_00323_10898_1104.N1	31-MAR-2004 10:33:55	Bright	68.500	111	8Eta Boo	2.6800	6000.0	137	10898	No
140	GOM_NL__2PRFIN20040331_103654_000000392025_00323_10898_1105.N1	31-MAR-2004 10:36:54	Bright	38.500	174	52Psi UMa	3.0040	4400.0	77	10898	No
141	GOM_NL__2PRFIN20040331_103956_000000392025_00323_10898_1106.N1	31-MAR-2004 10:39:56	Bright	39.000	87	64Gam UMa	2.4330	11000.	78	10898	No
142	GOM_NL__2PRFIN20040331_104145_000000372025_00323_10898_1107.N1	31-MAR-2004 10:41:45	Bright	36.500	36	50Alp UMa	1.8000	6300.0	73	10898	No
143	GOM_NL__2PRFIN20040331_104805_000000392025_00323_10898_1108.N1	31-MAR-2004 10:48:05	Bright	39.000	60	7Bet UMi	2.0810	3950.0	78	10898	No
144	GOM_NL__2PRFIN20040331_104946_000000392025_00323_10898_1109.N1	31-MAR-2004 10:49:46	Bright	38.500	49	1Alp UMi	1.9900	6300.0	77	10898	No
145	GOM_NL__2PRFIN20040331_105622_000000382025_00323_10898_1110.N1	31-MAR-2004 10:56:22	Bright	38.000	76	27Gam Cas	2.3000	30000.	76	10898	No
146	GOM_NL__2PRFIN20040331_105743_000000372025_00323_10898_1111.N1	31-MAR-2004 10:57:43	Bright	36.500	68	18Alp Cas	2.2250	4500.0	73	10898	No
147	GOM_NL__2PRFIN20040331_110226_000000482025_00323_10898_1112.N1	31-MAR-2004 11:02:26	Bright	47.500	144	18Del Cyg	2.8600	11000.	95	10898	No
148	GOM_NL__2PRFIN20040331_110419_000000452025_00323_10898_1113.N1	31-MAR-2004 11:04:19	Bright	45.000	66	37Gam Cyg	2.2080	5900.0	90	10898	No
149	GOM_NL__2PRFIN20040331_110620_000000442025_00323_10898_1114.N1	31-MAR-2004 11:06:20	Bright	43.500	92	53Eps Cyg	2.5000	4500.0	87	10898	No
150	GOM_NL__2PRFIN20040331_111252_000000462025_00323_10898_1115.N1	31-MAR-2004 11:12:52	Bright	46.000	61	8Eps Peg	2.1000	3900.0	92	10898	No
151	GOM_NL__2PRFIN20040331_111624_000000692025_00323_10898_1116.N1	31-MAR-2004 11:16:24	Dark	69.000	11	53Alp Aql	0.76500	8000.0	138	10898	No
152	GOM_NL__2PRFIN20040331_112002_000000402025_00323_10898_1117.N1	31-MAR-2004 11:20:02	Dark	40.000	142	49Del Cap	2.8500	8900.0	80	10898	No
153	GOM_NL__2PRFIN20040331_112539_000000412025_00323_10898_1118.N1	31-MAR-2004 11:25:39	Dark	40.500	172	Gam Gru	3.0030	13100.	81	10898	No
154	GOM_NL__2PRFIN20040331_112806_000000392025_00323_10898_1119.N1	31-MAR-2004 11:28:06	Dark	39.000	31	Alp Gru	1.7340	15200.	78	10898	No
155	GOM_NL__2PRFIN20040331_113216_000000412025_00323_10898_1120.N1	31-MAR-2004 11:32:16	Dark	41.000	45	Alp Pav	1.9400	26000.	82	10898	No
156	GOM_NL__2PRFIN20040331_113406_000000582025_00324_10899_1109.N1	31-MAR-2004 11:34:06	Dark	58.000	38	20Eps Sgr	1.8360	11000.	116	10899	No
157	GOM_NL__2PRFIN20040331_113755_000000532025_00324_10899_1110.N1	31-MAR-2004 11:37:55	Dark	52.500	40	The Sco	1.8590	7100.0	105	10899	No
158	GOM_NL__2PRFIN20040331_113947_000000442025_00324_10899_1111.N1	31-MAR-2004 11:39:47	Dark	43.500	43	Alp TrA	1.9100	4250.0	87	10899	No
159	GOM_NL__2PRFIN20040331_114137_000000422025_00324_10899_1112.N1	31-MAR-2004 11:41:37	Dark	42.000	134	Bet TrA	2.8100	6600.0	84	10899	No
160	GOM_NL__2PRFIN20040331_114416_000000532025_00324_10899_1113.N1	31-MAR-2004 11:44:16	Dark	52.500	4	Alp1Cen	-0.010000	5800.0	105	10899	No

161	GOM_NL__2PRFIN20040331_114650_000001182025_00324_10899_1114.N1	31-MAR-2004 11:46:50	Straylight	118.00	16	21Alp Sco	1.0200	3000.0	236	10899	No
162	GOM_NL__2PRFIN20040331_114956_000000402025_00324_10899_1115.N1	31-MAR-2004 11:49:56	Straylight	40.000	64	Gam Cen	2.2000	10600.	80	10899	No
163	GOM_NL__2PRFIN20040331_115121_000000542025_00324_10899_1116.N1	31-MAR-2004 11:51:21	Straylight	54.000	54	5The Cen	2.0550	4500.0	108	10899	No
164	GOM_NL__2PRFIN20040331_115341_000001572025_00324_10899_1117.N1	31-MAR-2004 11:53:41	Tw_i_and_stray	156.50	97	8Bet1Sco	2.5610	30000.	313	10899	No
165	GOM_NL__2PRFIN20040331_115920_000000452025_00324_10899_1118.N1	31-MAR-2004 11:59:20	Tw_i_and_stray	44.500	100	4Gam Crv	2.5800	13100.	89	10899	No
166	GOM_NL__2PRFIN20040331_120110_000000692025_00324_10899_1119.N1	31-MAR-2004 12:01:10	Bright	69.000	15	67Alp Vir	0.97600	28000.	138	10899	No
167	GOM_NL__2PRFIN20040331_120426_000000472025_00324_10899_1120.N1	31-MAR-2004 12:04:26	Bright	46.500	121	29Gam Vir	2.7400	7200.0	93	10899	No
168	GOM_NL__2PRFIN20040331_120904_000000402025_00324_10899_1121.N1	31-MAR-2004 12:09:04	Bright	39.500	62	94Bet Leo	2.1360	9700.0	79	10899	No
169	GOM_NL__2PRFIN20040331_121039_000000382025_00324_10899_1122.N1	31-MAR-2004 12:10:39	Bright	37.500	96	68Del Leo	2.5600	9300.0	75	10899	No
170	GOM_NL__2PRFIN20040331_121219_000000392025_00324_10899_1123.N1	31-MAR-2004 12:12:19	Bright	39.000	166	17Eps Leo	2.9800	6000.0	78	10899	No
171	GOM_NL__2PRFIN20040331_121430_000000702025_00324_10899_1124.N1	31-MAR-2004 12:14:30	Bright	70.000	111	8Eta Boo	2.6800	6000.0	140	10899	No
172	GOM_NL__2PRFIN20040331_121729_000000392025_00324_10899_1125.N1	31-MAR-2004 12:17:29	Bright	38.500	174	52Psi UMa	3.0040	4400.0	77	10899	No
173	GOM_NL__2PRFIN20040331_122032_000000402025_00324_10899_1126.N1	31-MAR-2004 12:20:32	Bright	40.000	87	64Gam UMa	2.4330	11000.	80	10899	No
174	GOM_NL__2PRFIN20040331_122220_000000412025_00324_10899_1127.N1	31-MAR-2004 12:22:20	Bright	40.500	36	50Alp UMa	1.8000	6300.0	81	10899	No
175	GOM_NL__2PRFIN20040331_122841_000000422025_00324_10899_1128.N1	31-MAR-2004 12:28:41	Bright	41.500	60	7Bet UMi	2.0810	3950.0	83	10899	No
176	GOM_NL__2PRFIN20040331_123022_000000382025_00324_10899_1129.N1	31-MAR-2004 12:30:22	Bright	37.500	49	1Alp UMi	1.9900	6300.0	75	10899	No
177	GOM_NL__2PRFIN20040331_123658_000000392025_00324_10899_1130.N1	31-MAR-2004 12:36:58	Bright	38.500	76	27Gam Cas	2.3000	30000.	77	10899	No
178	GOM_NL__2PRFIN20040331_123819_000000382025_00324_10899_1131.N1	31-MAR-2004 12:38:19	Bright	37.500	68	18Alp Cas	2.2250	4500.0	75	10899	No
179	GOM_NL__2PRFIN20040331_124302_000000492025_00324_10899_1132.N1	31-MAR-2004 12:43:02	Bright	49.000	144	18Del Cyg	2.8600	11000.	98	10899	No
180	GOM_NL__2PRFIN20040331_124455_000000462025_00324_10899_1133.N1	31-MAR-2004 12:44:55	Bright	46.000	66	37Gam Cyg	2.2080	5900.0	92	10899	No
181	GOM_NL__2PRFIN20040331_124656_000000452025_00324_10899_1134.N1	31-MAR-2004 12:46:56	Bright	44.500	92	53Eps Cyg	2.5000	4500.0	89	10899	No
182	GOM_NL__2PRFIN20040331_125328_000000492025_00324_10899_1135.N1	31-MAR-2004 12:53:28	Bright	48.500	61	8Eps Peg	2.1000	3900.0	97	10899	No
183	GOM_NL__2PRFIN20040331_125701_000000652025_00324_10899_1136.N1	31-MAR-2004 12:57:01	Dark	65.000	11	53Alp Aql	0.76500	8000.0	130	10899	No
184	GOM_NL__2PRFIN20040331_130039_000000422025_00324_10899_1137.N1	31-MAR-2004 13:00:39	Dark	41.500	142	49Del Cap	2.8500	8900.0	83	10899	No
185	GOM_NL__2PRFIN20040331_130616_000000392025_00324_10899_1138.N1	31-MAR-2004 13:06:16	Dark	39.000	172	Gam Gru	3.0030	13100.	78	10899	No
186	GOM_NL__2PRFIN20040331_130842_000000432025_00324_10899_1139.N1	31-MAR-2004 13:08:42	Dark	42.500	31	Alp Gru	1.7340	15200.	85	10899	No
187	GOM_NL__2PRFIN20040331_131252_000000462025_00324_10899_1140.N1	31-MAR-2004 13:12:52	Dark	46.000	45	Alp Pav	1.9400	26000.	92	10899	No
188	GOM_NL__2PRFIN20040331_131444_000000622025_00325_10900_1110.N1	31-MAR-2004 13:14:44	Dark	61.500	38	20Eps Sgr	1.8360	11000.	123	10900	No
189	GOM_NL__2PRFIN20040331_131832_000000572025_00325_10900_1111.N1	31-MAR-2004 13:18:32	Dark	57.000	40	The Sco	1.8590	7100.0	114	10900	No
190	GOM_NL__2PRFIN20040331_132023_000000432025_00325_10900_1112.N1	31-MAR-2004 13:20:23	Dark	42.500	43	Alp TrA	1.9100	4250.0	85	10900	No
191	GOM_NL__2PRFIN20040331_132214_000000402025_00325_10900_1113.N1	31-MAR-2004 13:22:14	Dark	40.000	134	Bet TrA	2.8100	6600.0	80	10900	No
192	GOM_NL__2PRFIN20040331_132452_000000552025_00325_10900_1114.N1	31-MAR-2004 13:24:52	Dark	55.000	4	Alp1Cen	-0.010000	5800.0	110	10900	No
193	GOM_NL__2PRFIN20040331_132709_000000482025_00325_10900_1115.N1	31-MAR-2004 13:27:09	Straylight	47.500	12	Alp1Cru	0.77500	30000.	95	10900	No
194	GOM_NL__2PRFIN20040331_132836_000000502025_00325_10900_1116.N1	31-MAR-2004 13:28:36	Straylight	50.000	26	Gam Cru	1.6240	2900.0	100	10900	No
195	GOM_NL__2PRFIN20040331_133033_000000402025_00325_10900_1117.N1	31-MAR-2004 13:30:33	Straylight	40.000	64	Gam Cen	2.2000	10600.	80	10900	No
196	GOM_NL__2PRFIN20040331_133157_000000592025_00325_10900_1118.N1	31-MAR-2004 13:31:57	Straylight	58.500	54	5The Cen	2.0550	4500.0	117	10900	No
197	GOM_NL__2PRFIN20040331_133829_000000462025_00325_10900_1119.N1	31-MAR-2004 13:38:29	Tw_i_and_stray	45.500	171	2Eps Crv	3.0010	4250.0	91	10900	No
198	GOM_NL__2PRFIN20040331_133957_000000422025_00325_10900_1120.N1	31-MAR-2004 13:39:57	Tw_i_and_stray	42.000	100	4Gam Crv	2.5800	13100.	84	10900	No
199	GOM_NL__2PRFIN20040331_134147_000000592025_00325_10900_1121.N1	31-MAR-2004 13:41:47	Bright	58.500	15	67Alp Vir	0.97600	28000.	117	10900	No
200	GOM_NL__2PRFIN20040331_134502_000000452025_00325_10900_1122.N1	31-MAR-2004 13:45:02	Bright	44.500	121	29Gam Vir	2.7400	7200.0	89	10900	No
201	GOM_NL__2PRFIN20040331_134940_000000402025_00325_10900_1123.N1	31-MAR-2004 13:49:40	Bright	39.500	62	94Bet Leo	2.1360	9700.0	79	10900	No
202	GOM_NL__2PRFIN20040331_135115_000000392025_00325_10900_1124.N1	31-MAR-2004 13:51:15	Bright	38.500	96	68Del Leo	2.5600	9300.0	77	10900	No
203	GOM_NL__2PRFIN20040331_135255_000000402025_00325_10900_1125.N1	31-MAR-2004 13:52:55	Bright	39.500	166	17Eps Leo	2.9800	6000.0	79	10900	No
204	GOM_NL__2PRFIN20040331_135505_000000662025_00325_10900_1126.N1	31-MAR-2004 13:55:05	Bright	65.500	111	8Eta Boo	2.6800	6000.0	131	10900	No
205	GOM_NL__2PRFIN20040331_135805_000000402025_00325_10900_1127.N1	31-MAR-2004 13:58:05	Bright	39.500	174	52Psi UMa	3.0040	4400.0	79	10900	No
206	GOM_NL__2PRFIN20040331_140107_000000392025_00325_10900_1128.N1	31-MAR-2004 14:01:07	Bright	38.500	87	64Gam UMa	2.4330	11000.	77	10900	No
207	GOM_NL__2PRFIN20040331_140256_000000392025_00325_10900_1129.N1	31-MAR-2004 14:02:56	Bright	39.000	36	50Alp UMa	1.8000	6300.0	78	10900	No
208	GOM_NL__2PRFIN20040331_140916_000000412025_00325_10900_1130.N1	31-MAR-2004 14:09:16	Bright	40.500	60	7Bet UMi	2.0810	3950.0	81	10900	No
209	GOM_NL__2PRFIN20040331_141059_000000372025_00325_10900_1131.N1	31-MAR-2004 14:10:59	Bright	36.500	49	1Alp UMi	1.9900	6300.0	73	10900	No
210	GOM_NL__2PRFIN20040331_141735_000000382025_00325_10900_1132.N1	31-MAR-2004 14:17:35	Bright	38.000	76	27Gam Cas	2.3000	30000.	76	10900	No
211	GOM_NL__2PRFIN20040331_141855_000000382025_00325_10900_1133.N1	31-MAR-2004 14:18:55	Bright	37.500	68	18Alp Cas	2.2250	4500.0	75	10900	No
212	GOM_NL__2PRFIN20040331_142338_000000482025_00325_10900_1134.N1	31-MAR-2004 14:23:38	Bright	47.500	144	18Del Cyg	2.8600	11000.	95	10900	No
213	GOM_NL__2PRFIN20040331_142531_000000462025_00325_10900_1135.N1	31-MAR-2004 14:25:31	Bright	45.500	66	37Gam Cyg	2.2080	5900.0	91	10900	No
214	GOM_NL__2PRFIN20040331_142732_000000462025_00325_10900_1136.N1	31-MAR-2004 14:27:32	Bright	45.500	92	53Eps Cyg	2.5000	4500.0	91	10900	No
215	GOM_NL__2PRFIN20040331_143405_000000492025_00325_10900_1137.N1	31-MAR-2004 14:34:05	Bright	49.000	61	8Eps Peg	2.1000	3900.0	98	10900	No
216	GOM_NL__2PRFIN20040331_143738_000000662025_00325_10900_1138.N1	31-MAR-2004 14:37:38	Dark	66.000	11	53Alp Aql	0.76500	8000.0	132	10900	No
217	GOM_NL__2PRFIN20040331_144115_000000442025_00325_10900_1139.N1	31-MAR-2004 14:41:15	Dark	43.500	142	49Del Cap	2.8500	8900.0	87	10900	No
218	GOM_NL__2PRFIN20040331_144652_000000382025_00325_10900_1140.N1	31-MAR-2004 14:46:52	Dark	38.000	172	Gam Gru	3.0030	13100.	76	10900	No
219	GOM_NL__2PRFIN20040331_145146_000000582025_00325_10900_1141.N1	31-MAR-2004 14:51:46	Dark	58.000	57	34Sig Sgr	2.0660	26000.	116	10900	No

220	GOM_NL__2PRFIN20040331_145909_000000532025_00326_10901_1110.N1	31-MAR-2004 14:59:09	Dark	52.500	40	The Sco	1.8590	7100.0	105	10901	No
221	GOM_NL__2PRFIN20040331_150058_000000402025_00326_10901_1111.N1	31-MAR-2004 15:00:58	Dark	40.000	43	Alp TrA	1.9100	4250.0	80	10901	No
222	GOM_NL__2PRFIN20040331_150250_000000422025_00326_10901_1112.N1	31-MAR-2004 15:02:50	Dark	41.500	134	Bet TrA	2.8100	6600.0	83	10901	No
223	GOM_NL__2PRFIN20040331_150528_000000462025_00326_10901_1113.N1	31-MAR-2004 15:05:28	Dark	45.500	4	Alp1Cen	-0.010000	5800.0	91	10901	No
224	GOM_NL__2PRFIN20040331_150746_000000412025_00326_10901_1114.N1	31-MAR-2004 15:07:46	Straylight	40.500	12	Alp1Cru	0.77500	30000.	81	10901	No
225	GOM_NL__2PRFIN20040331_150912_000000482025_00326_10901_1115.N1	31-MAR-2004 15:09:12	Straylight	47.500	26	Gam Cru	1.6240	2900.0	95	10901	No
226	GOM_NL__2PRFIN20040331_151109_000000452025_00326_10901_1116.N1	31-MAR-2004 15:11:09	Straylight	45.000	64	Gam Cen	2.2000	10600.	90	10901	No
227	GOM_NL__2PRFIN20040331_151234_000000532025_00326_10901_1117.N1	31-MAR-2004 15:12:34	Straylight	53.000	54	5The Cen	2.0550	4500.0	106	10901	No
228	GOM_NL__2PRFIN20040331_151905_000000452025_00326_10901_1118.N1	31-MAR-2004 15:19:05	Tw_i_and_stray	44.500	171	2Eps Crv	3.0010	4250.0	89	10901	No
229	GOM_NL__2PRFIN20040331_152032_000000442025_00326_10901_1119.N1	31-MAR-2004 15:20:32	Tw_i_and_stray	44.000	100	4Gam Crv	2.5800	13100.	88	10901	No
230	GOM_NL__2PRFIN20040331_152222_000000602025_00326_10901_1120.N1	31-MAR-2004 15:22:22	Bright	60.000	15	67Alp Vir	0.97600	28000.	120	10901	No
231	GOM_NL__2PRFIN20040331_152537_000000462025_00326_10901_1121.N1	31-MAR-2004 15:25:37	Bright	45.500	121	29Gam Vir	2.7400	7200.0	91	10901	No
232	GOM_NL__2PRFIN20040331_153015_000000402025_00326_10901_1122.N1	31-MAR-2004 15:30:15	Bright	40.000	62	94Bet Leo	2.1360	9700.0	80	10901	No
233	GOM_NL__2PRFIN20040331_153151_000000382025_00326_10901_1123.N1	31-MAR-2004 15:31:51	Bright	37.500	96	68Del Leo	2.5600	9300.0	75	10901	No
234	GOM_NL__2PRFIN20040331_153331_000000392025_00326_10901_1124.N1	31-MAR-2004 15:33:31	Bright	38.500	166	17Eps Leo	2.9800	6000.0	77	10901	No
235	GOM_NL__2PRFIN20040331_153539_000000662025_00326_10901_1125.N1	31-MAR-2004 15:35:39	Bright	65.500	111	8Eta Boo	2.6800	6000.0	131	10901	No
236	GOM_NL__2PRFIN20040331_153841_000000382025_00326_10901_1126.N1	31-MAR-2004 15:38:41	Bright	37.500	174	52Psi UMa	3.0040	4400.0	75	10901	No
237	GOM_NL__2PRFIN20040331_154143_000000402025_00326_10901_1127.N1	31-MAR-2004 15:41:43	Bright	39.500	87	64Gam UMa	2.4330	11000.	79	10901	No
238	GOM_NL__2PRFIN20040331_154332_000000392025_00326_10901_1128.N1	31-MAR-2004 15:43:32	Bright	39.000	36	50Alp UMa	1.8000	6300.0	78	10901	No
239	GOM_NL__2PRFIN20040331_154952_000000452025_00326_10901_1129.N1	31-MAR-2004 15:49:52	Bright	44.500	60	7Bet UMi	2.0810	3950.0	89	10901	No
240	GOM_NL__2PRFIN20040331_155134_000000352025_00326_10901_1130.N1	31-MAR-2004 15:51:34	Bright	34.500	49	1Alp UMi	1.9900	6300.0	69	10901	No
241	GOM_NL__2PRFIN20040331_155811_000000392025_00326_10901_1131.N1	31-MAR-2004 15:58:11	Bright	38.500	76	27Gam Cas	2.3000	30000.	77	10901	No
242	GOM_NL__2PRFIN20040331_155931_000000382025_00326_10901_1132.N1	31-MAR-2004 15:59:31	Bright	38.000	68	18Alp Cas	2.2250	4500.0	76	10901	No
243	GOM_NL__2PRFIN20040331_160414_000000462025_00326_10901_1133.N1	31-MAR-2004 16:04:14	Bright	46.000	144	18Del Cyg	2.8600	11000.	92	10901	No
244	GOM_NL__2PRFIN20040331_160606_000000462025_00326_10901_1134.N1	31-MAR-2004 16:06:06	Bright	45.500	66	37Gam Cyg	2.2080	5900.0	91	10901	No
245	GOM_NL__2PRFIN20040331_160807_000000452025_00326_10901_1135.N1	31-MAR-2004 16:08:07	Bright	45.000	92	53Eps Cyg	2.5000	4500.0	90	10901	No
246	GOM_NL__2PRFIN20040331_161441_000000462025_00326_10901_1136.N1	31-MAR-2004 16:14:41	Bright	46.000	61	8Eps Peg	2.1000	3900.0	92	10901	No
247	GOM_NL__2PRFIN20040331_161814_000000742025_00326_10901_1137.N1	31-MAR-2004 16:18:14	Dark	74.000	11	53Alp Aql	0.76500	8000.0	148	10901	No
248	GOM_NL__2PRFIN20040331_162151_000000422025_00326_10901_1138.N1	31-MAR-2004 16:21:51	Dark	42.000	142	49Del Cap	2.8500	8900.0	84	10901	No
249	GOM_NL__2PRFIN20040331_162728_000000382025_00326_10901_1139.N1	31-MAR-2004 16:27:28	Dark	37.500	172	Gam Gru	3.0030	13100.	75	10901	No
250	GOM_NL__2PRFIN20040331_163223_000000652025_00326_10901_1140.N1	31-MAR-2004 16:32:23	Dark	65.000	57	34Sig Sgr	2.0660	26000.	130	10901	No
251	GOM_NL__2PRFIN20040331_163946_000000592025_00327_10902_1110.N1	31-MAR-2004 16:39:46	Dark	59.000	40	The Sco	1.8590	7100.0	118	10902	No
252	GOM_NL__2PRFIN20040331_164135_000000432025_00327_10902_1111.N1	31-MAR-2004 16:41:35	Dark	42.500	43	Alp TrA	1.9100	4250.0	85	10902	No
253	GOM_NL__2PRFIN20040331_164326_000000422025_00327_10902_1112.N1	31-MAR-2004 16:43:26	Dark	42.000	134	Bet TrA	2.8100	6600.0	84	10902	No
254	GOM_NL__2PRFIN20040331_164605_000000442025_00327_10902_1113.N1	31-MAR-2004 16:46:05	Dark	43.500	4	Alp1Cen	-0.010000	5800.0	87	10902	No
255	GOM_NL__2PRFIN20040331_164821_000000402025_00327_10902_1114.N1	31-MAR-2004 16:48:21	Straylight	40.000	12	Alp1Cru	0.77500	30000.	80	10902	No
256	GOM_NL__2PRFIN20040331_164948_000000512025_00327_10902_1115.N1	31-MAR-2004 16:49:48	Straylight	51.000	26	Gam Cru	1.6240	2900.0	102	10902	No
257	GOM_NL__2PRFIN20040331_165145_000000452025_00327_10902_1116.N1	31-MAR-2004 16:51:45	Straylight	44.500	64	Gam Cen	2.2000	10600.	89	10902	No
258	GOM_NL__2PRFIN20040331_165310_000000562025_00327_10902_1117.N1	31-MAR-2004 16:53:10	Straylight	55.500	54	5The Cen	2.0550	4500.0	111	10902	No
259	GOM_NL__2PRFIN20040331_165941_000000462025_00327_10902_1118.N1	31-MAR-2004 16:59:41	Tw_i_and_stray	45.500	171	2Eps Crv	3.0010	4250.0	91	10902	No
260	GOM_NL__2PRFIN20040331_170109_000000452025_00327_10902_1119.N1	31-MAR-2004 17:01:09	Tw_i_and_stray	44.500	100	4Gam Crv	2.5800	13100.	89	10902	No
261	GOM_NL__2PRFIN20040331_170258_000000582025_00327_10902_1120.N1	31-MAR-2004 17:02:58	Bright	58.000	15	67Alp Vir	0.97600	28000.	116	10902	No
262	GOM_NL__2PRFIN20040331_170614_000000462025_00327_10902_1121.N1	31-MAR-2004 17:06:14	Bright	45.500	121	29Gam Vir	2.7400	7200.0	91	10902	No
263	GOM_NL__2PRFIN20040331_171051_000000412025_00327_10902_1122.N1	31-MAR-2004 17:10:51	Bright	40.500	62	94Bet Leo	2.1360	9700.0	81	10902	No
264	GOM_NL__2PRFIN20040331_171228_000000382025_00327_10902_1123.N1	31-MAR-2004 17:12:28	Bright	37.500	96	68Del Leo	2.5600	9300.0	75	10902	No
265	GOM_NL__2PRFIN20040331_171408_000000382025_00327_10902_1124.N1	31-MAR-2004 17:14:08	Bright	37.500	166	17Eps Leo	2.9800	6000.0	75	10902	No
266	GOM_NL__2PRFIN20040331_171614_000000692025_00327_10902_1125.N1	31-MAR-2004 17:16:14	Bright	68.500	111	8Eta Boo	2.6800	6000.0	137	10902	No
267	GOM_NL__2PRFIN20040331_171917_000000392025_00327_10902_1126.N1	31-MAR-2004 17:19:17	Bright	38.500	174	52Psi UMa	3.0040	4400.0	77	10902	No
268	GOM_NL__2PRFIN20040331_172219_000000392025_00327_10902_1127.N1	31-MAR-2004 17:22:19	Bright	39.000	87	64Gam UMa	2.4330	11000.	78	10902	No
269	GOM_NL__2PRFIN20040331_172408_000000402025_00327_10902_1128.N1	31-MAR-2004 17:24:08	Bright	40.000	36	50Alp UMa	1.8000	6300.0	80	10902	No
270	GOM_NL__2PRFIN20040331_173028_000000392025_00327_10902_1129.N1	31-MAR-2004 17:30:28	Bright	38.500	60	7Bet UMi	2.0810	3950.0	77	10902	No
271	GOM_NL__2PRFIN20040331_173210_000000382025_00327_10902_1130.N1	31-MAR-2004 17:32:10	Bright	37.500	49	1Alp UMi	1.9900	6300.0	75	10902	No
272	GOM_NL__2PRFIN20040331_173848_000000372025_00327_10902_1131.N1	31-MAR-2004 17:38:48	Bright	37.000	76	27Gam Cas	2.3000	30000.	74	10902	No
273	GOM_NL__2PRFIN20040331_174008_000000392025_00327_10902_1132.N1	31-MAR-2004 17:40:08	Bright	38.500	68	18Alp Cas	2.2250	4500.0	77	10902	No
274	GOM_NL__2PRFIN20040331_174449_000000482025_00327_10902_1133.N1	31-MAR-2004 17:44:49	Bright	48.000	144	18Del Cyg	2.8600	11000.	96	10902	No
275	GOM_NL__2PRFIN20040331_174643_000000462025_00327_10902_1134.N1	31-MAR-2004 17:46:43	Bright	46.000	66	37Gam Cyg	2.2080	5900.0	92	10902	No
276	GOM_NL__2PRFIN20040331_174844_000000452025_00327_10902_1135.N1	31-MAR-2004 17:48:44	Bright	44.500	92	53Eps Cyg	2.5000	4500.0	89	10902	No
277	GOM_NL__2PRFIN20040331_175518_000000482025_00327_10902_1136.N1	31-MAR-2004 17:55:18	Tw_i_and_stray	47.500	61	8Eps Peg	2.1000	3900.0	95	10902	No
278	GOM_NL__2PRFIN20040331_175851_000000682025_00327_10902_1137.N1	31-MAR-2004 17:58:51	Dark	68.000	11	53Alp Aql	0.76500	8000.0	136	10902	No

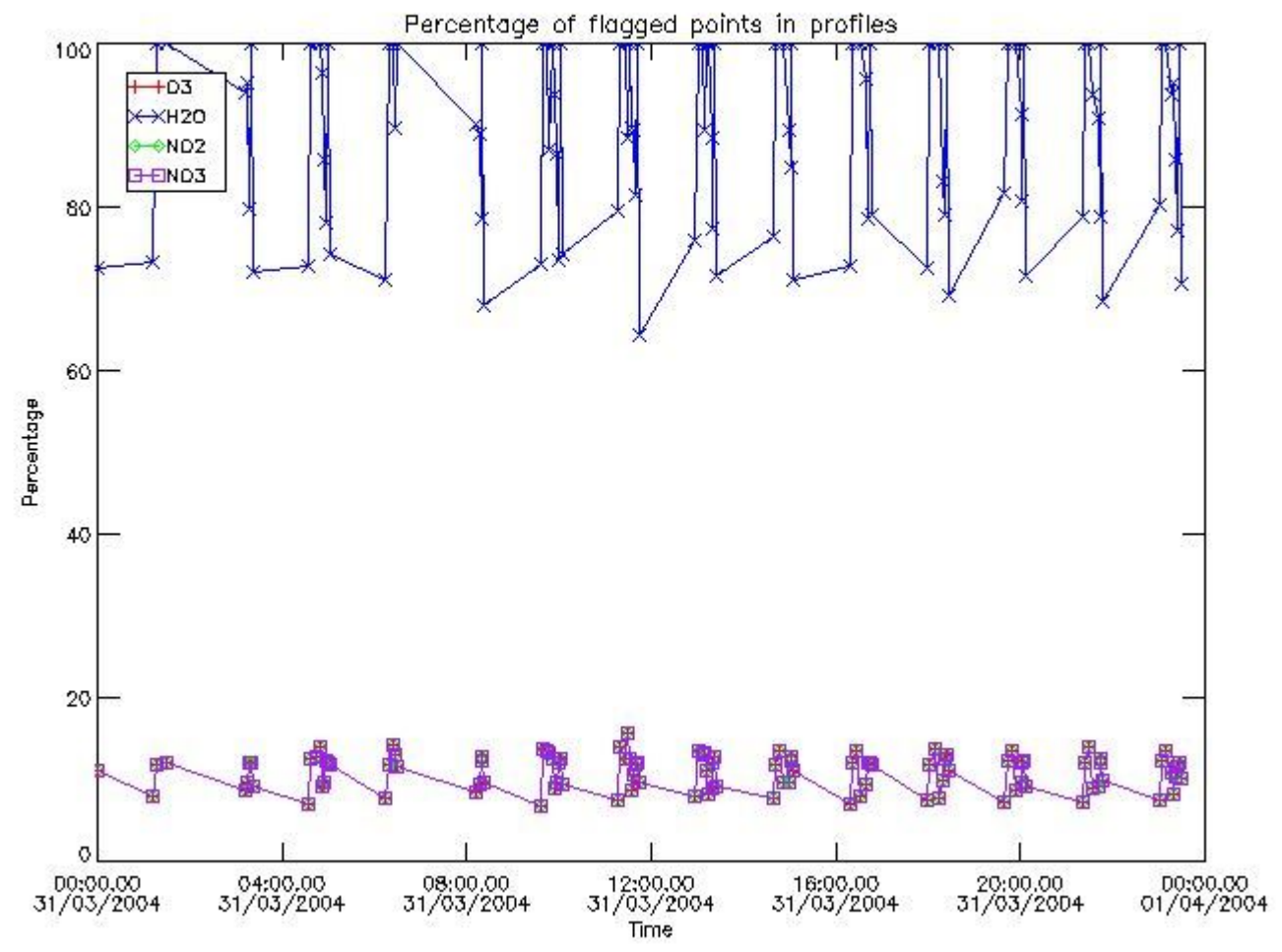
279	GOM_NL__2PRFIN20040331_180228_000000432025_00327_10902_1138.N1	31-MAR-2004 18:02:28	Dark	43.000	142	49Del Cap	2.8500	8900.0	86	10902	No
280	GOM_NL__2PRFIN20040331_180804_000000372025_00327_10902_1139.N1	31-MAR-2004 18:08:04	Dark	37.000	172	Gam Gru	3.0030	13100.	74	10902	No
281	GOM_NL__2PRFIN20040331_181301_000000662025_00327_10902_1140.N1	31-MAR-2004 18:13:01	Dark	65.500	57	34Sig Sgr	2.0660	26000.	131	10902	No
282	GOM_NL__2PRFIN20040331_182023_000000512025_00328_10903_1113.N1	31-MAR-2004 18:20:23	Dark	51.000	40	The Sco	1.8590	7100.0	102	10903	No
283	GOM_NL__2PRFIN20040331_182212_000000412025_00328_10903_1114.N1	31-MAR-2004 18:22:12	Dark	41.000	43	Alp TrA	1.9100	4250.0	82	10903	No
284	GOM_NL__2PRFIN20040331_182403_000000392025_00328_10903_1115.N1	31-MAR-2004 18:24:03	Dark	39.000	134	Bet TrA	2.8100	6600.0	78	10903	No
285	GOM_NL__2PRFIN20040331_182642_000000462025_00328_10903_1116.N1	31-MAR-2004 18:26:42	Dark	46.000	4	Alp1Cen	-0.010000	5800.0	92	10903	No
286	GOM_NL__2PRFIN20040331_182858_000000442025_00328_10903_1117.N1	31-MAR-2004 18:28:58	Straylight	44.000	12	Alp1Cru	0.77500	30000.	88	10903	No
287	GOM_NL__2PRFIN20040331_183025_000000462025_00328_10903_1118.N1	31-MAR-2004 18:30:25	Straylight	46.000	26	Gam Cru	1.6240	2900.0	92	10903	No
288	GOM_NL__2PRFIN20040331_183222_000000412025_00328_10903_1119.N1	31-MAR-2004 18:32:22	Straylight	40.500	64	Gam Cen	2.2000	10600.	81	10903	No
289	GOM_NL__2PRFIN20040331_183347_000000572025_00328_10903_1120.N1	31-MAR-2004 18:33:47	Straylight	56.500	54	5The Cen	2.0550	4500.0	113	10903	No
290	GOM_NL__2PRFIN20040331_184018_000000462025_00328_10903_1121.N1	31-MAR-2004 18:40:18	Tw_i_and_stray	46.000	171	2Eps Crv	3.0010	4250.0	92	10903	No
291	GOM_NL__2PRFIN20040331_184145_000000452025_00328_10903_1122.N1	31-MAR-2004 18:41:45	Tw_i_and_stray	45.000	100	4Gam Crv	2.5800	13100.	90	10903	No
292	GOM_NL__2PRFIN20040331_184333_000000712025_00328_10903_1123.N1	31-MAR-2004 18:43:33	Bright	71.000	15	67Alp Vir	0.97600	28000.	142	10903	No
293	GOM_NL__2PRFIN20040331_184650_000000472025_00328_10903_1124.N1	31-MAR-2004 18:46:50	Bright	46.500	121	29Gam Vir	2.7400	7200.0	93	10903	No
294	GOM_NL__2PRFIN20040331_185127_000000402025_00328_10903_1125.N1	31-MAR-2004 18:51:27	Bright	39.500	62	94Bet Leo	2.1360	9700.0	79	10903	No
295	GOM_NL__2PRFIN20040331_185304_000000372025_00328_10903_1126.N1	31-MAR-2004 18:53:04	Bright	37.000	96	68Del Leo	2.5600	9300.0	74	10903	No
296	GOM_NL__2PRFIN20040331_185444_000000392025_00328_10903_1127.N1	31-MAR-2004 18:54:44	Bright	38.500	166	17Eps Leo	2.9800	6000.0	77	10903	No
297	GOM_NL__2PRFIN20040331_185649_000000662025_00328_10903_1128.N1	31-MAR-2004 18:56:49	Bright	66.000	111	8Eta Boo	2.6800	6000.0	132	10903	No
298	GOM_NL__2PRFIN20040331_185952_000000382025_00328_10903_1129.N1	31-MAR-2004 18:59:52	Bright	37.500	174	52Psi UMa	3.0040	4400.0	75	10903	No
299	GOM_NL__2PRFIN20040331_190255_000000392025_00328_10903_1130.N1	31-MAR-2004 19:02:55	Bright	38.500	87	64Gam UMa	2.4330	11000.	77	10903	No
300	GOM_NL__2PRFIN20040331_190444_000000392025_00328_10903_1131.N1	31-MAR-2004 19:04:44	Bright	39.000	36	50Alp UMa	1.8000	6300.0	78	10903	No
301	GOM_NL__2PRFIN20040331_191104_000000392025_00328_10903_1132.N1	31-MAR-2004 19:11:04	Bright	38.500	60	7Bet UMi	2.0810	3950.0	77	10903	No
302	GOM_NL__2PRFIN20040331_191246_000000372025_00328_10903_1133.N1	31-MAR-2004 19:12:46	Bright	37.000	49	1Alp UMi	1.9900	6300.0	74	10903	No
303	GOM_NL__2PRFIN20040331_191924_000000382025_00328_10903_1134.N1	31-MAR-2004 19:19:24	Bright	37.500	76	27Gam Cas	2.3000	30000.	75	10903	No
304	GOM_NL__2PRFIN20040331_192044_000000382025_00328_10903_1135.N1	31-MAR-2004 19:20:44	Bright	38.000	68	18Alp Cas	2.2250	4500.0	76	10903	No
305	GOM_NL__2PRFIN20040331_192525_000000482025_00328_10903_1136.N1	31-MAR-2004 19:25:25	Bright	47.500	144	18Del Cyg	2.8600	11000.	95	10903	No
306	GOM_NL__2PRFIN20040331_192718_000000462025_00328_10903_1137.N1	31-MAR-2004 19:27:18	Bright	46.000	66	37Gam Cyg	2.2080	5900.0	92	10903	No
307	GOM_NL__2PRFIN20040331_192920_000000462025_00328_10903_1138.N1	31-MAR-2004 19:29:20	Bright	45.500	92	53Eps Cyg	2.5000	4500.0	91	10903	No
308	GOM_NL__2PRFIN20040331_193554_000000472025_00328_10903_1139.N1	31-MAR-2004 19:35:54	Tw_i_and_stray	47.000	61	8Eps Peg	2.1000	3900.0	94	10903	No
309	GOM_NL__2PRFIN20040331_193928_000000722025_00328_10903_1140.N1	31-MAR-2004 19:39:28	Dark	71.500	11	53Alp Aql	0.76500	8000.0	143	10903	No
310	GOM_NL__2PRFIN20040331_194304_000000422025_00328_10903_1141.N1	31-MAR-2004 19:43:04	Dark	41.500	142	49Del Cap	2.8500	8900.0	83	10903	No
311	GOM_NL__2PRFIN20040331_194841_000000382025_00328_10903_1142.N1	31-MAR-2004 19:48:41	Dark	38.000	172	Gam Gru	3.0030	13100.	76	10903	No
312	GOM_NL__2PRFIN20040331_195338_000000592025_00328_10903_1143.N1	31-MAR-2004 19:53:38	Dark	59.000	57	34Sig Sgr	2.0660	26000.	118	10903	No
313	GOM_NL__2PRFIN20040331_200100_000000532025_00329_10904_1115.N1	31-MAR-2004 20:01:00	Dark	53.000	40	The Sco	1.8590	7100.0	106	10904	No
314	GOM_NL__2PRFIN20040331_200248_000000422025_00329_10904_1116.N1	31-MAR-2004 20:02:48	Dark	42.000	43	Alp TrA	1.9100	4250.0	84	10904	No
315	GOM_NL__2PRFIN20040331_200439_000000422025_00329_10904_1117.N1	31-MAR-2004 20:04:39	Dark	41.500	134	Bet TrA	2.8100	6600.0	83	10904	No
316	GOM_NL__2PRFIN20040331_200718_000000552025_00329_10904_1118.N1	31-MAR-2004 20:07:18	Dark	55.000	4	Alp1Cen	-0.010000	5800.0	110	10904	No
317	GOM_NL__2PRFIN20040331_200933_000000412025_00329_10904_1119.N1	31-MAR-2004 20:09:33	Straylight	40.500	12	Alp1Cru	0.77500	30000.	81	10904	No
318	GOM_NL__2PRFIN20040331_201101_000000462025_00329_10904_1120.N1	31-MAR-2004 20:11:01	Straylight	45.500	26	Gam Cru	1.6240	2900.0	91	10904	No
319	GOM_NL__2PRFIN20040331_201258_000000422025_00329_10904_1121.N1	31-MAR-2004 20:12:58	Straylight	41.500	64	Gam Cen	2.2000	10600.	83	10904	No
320	GOM_NL__2PRFIN20040331_201423_000000552025_00329_10904_1122.N1	31-MAR-2004 20:14:23	Straylight	54.500	54	5The Cen	2.0550	4500.0	109	10904	No
321	GOM_NL__2PRFIN20040331_202053_000000432025_00329_10904_1123.N1	31-MAR-2004 20:20:53	Tw_i_and_stray	43.000	171	2Eps Crv	3.0010	4250.0	86	10904	No
322	GOM_NL__2PRFIN20040331_202221_000000432025_00329_10904_1124.N1	31-MAR-2004 20:22:21	Tw_i_and_stray	43.000	100	4Gam Crv	2.5800	13100.	86	10904	No
323	GOM_NL__2PRFIN20040331_202410_000000702025_00329_10904_1125.N1	31-MAR-2004 20:24:10	Bright	69.500	15	67Alp Vir	0.97600	28000.	139	10904	No
324	GOM_NL__2PRFIN20040331_202725_000000452025_00329_10904_1126.N1	31-MAR-2004 20:27:25	Bright	44.500	121	29Gam Vir	2.7400	7200.0	89	10904	No
325	GOM_NL__2PRFIN20040331_203203_000000402025_00329_10904_1127.N1	31-MAR-2004 20:32:03	Bright	39.500	62	94Bet Leo	2.1360	9700.0	79	10904	No
326	GOM_NL__2PRFIN20040331_203339_000000372025_00329_10904_1128.N1	31-MAR-2004 20:33:39	Bright	37.000	96	68Del Leo	2.5600	9300.0	74	10904	No
327	GOM_NL__2PRFIN20040331_203520_000000392025_00329_10904_1129.N1	31-MAR-2004 20:35:20	Bright	38.500	166	17Eps Leo	2.9800	6000.0	77	10904	No
328	GOM_NL__2PRFIN20040331_203723_000000672025_00329_10904_1130.N1	31-MAR-2004 20:37:23	Bright	66.500	111	8Eta Boo	2.6800	6000.0	133	10904	No
329	GOM_NL__2PRFIN20040331_204028_000000392025_00329_10904_1131.N1	31-MAR-2004 20:40:28	Bright	38.500	174	52Psi UMa	3.0040	4400.0	77	10904	No
330	GOM_NL__2PRFIN20040331_204330_000000392025_00329_10904_1132.N1	31-MAR-2004 20:43:30	Bright	39.000	87	64Gam UMa	2.4330	11000.	78	10904	No
331	GOM_NL__2PRFIN20040331_204520_000000392025_00329_10904_1133.N1	31-MAR-2004 20:45:20	Bright	39.000	36	50Alp UMa	1.8000	6300.0	78	10904	No
332	GOM_NL__2PRFIN20040331_205139_000000422025_00329_10904_1134.N1	31-MAR-2004 20:51:39	Bright	42.000	60	7Bet UMi	2.0810	3950.0	84	10904	No
333	GOM_NL__2PRFIN20040331_205322_000000372025_00329_10904_1135.N1	31-MAR-2004 20:53:22	Bright	36.500	49	1Alp UMi	1.9900	6300.0	73	10904	No
334	GOM_NL__2PRFIN20040331_205959_000000352025_00329_10904_1136.N1	31-MAR-2004 20:59:59	Bright	35.000	76	27Gam Cas	2.3000	30000.	70	10904	No
335	GOM_NL__2PRFIN20040331_210120_000000392025_00329_10904_1137.N1	31-MAR-2004 21:01:20	Bright	38.500	68	18Alp Cas	2.2250	4500.0	77	10904	No
336	GOM_NL__2PRFIN20040331_210601_000000642025_00329_10904_1138.N1	31-MAR-2004 21:06:01	Bright	63.500	144	18Del Cyg	2.8600	11000.	127	10904	No
337	GOM_NL__2PRFIN20040331_210755_000000462025_00329_10904_1139.N1	31-MAR-2004 21:07:55	Bright	46.000	66	37Gam Cyg	2.2080	5900.0	92	10904	No

338	GOM_NL__2PRFIN20040331_210956_000000462025_00329_10904_1140.N1	31-MAR-2004 21:09:56	Bright	45.500	92	53Eps Cyg	2.5000	4500.0	91	10904	No
339	GOM_NL__2PRFIN20040331_211630_000000492025_00329_10904_1141.N1	31-MAR-2004 21:16:30	Twilight	49.000	61	8Eps Peg	2.1000	3900.0	98	10904	No
340	GOM_NL__2PRFIN20040331_212005_000000722025_00329_10904_1142.N1	31-MAR-2004 21:20:05	Dark	71.500	11	53Alp Aql	0.76500	8000.0	143	10904	No
341	GOM_NL__2PRFIN20040331_212340_000000422025_00329_10904_1143.N1	31-MAR-2004 21:23:40	Dark	42.000	142	49Del Cap	2.8500	8900.0	84	10904	No
342	GOM_NL__2PRFIN20040331_212916_000000372025_00329_10904_1144.N1	31-MAR-2004 21:29:16	Dark	36.500	172	Gam Gru	3.0030	13100.	73	10904	No
343	GOM_NL__2PRFIN20040331_213415_000000572025_00329_10904_1145.N1	31-MAR-2004 21:34:15	Dark	57.000	57	34Sig Sgr	2.0660	26000.	114	10904	No
344	GOM_NL__2PRFIN20040331_214137_000000552025_00330_10905_1128.N1	31-MAR-2004 21:41:37	Dark	55.000	40	The Sco	1.8590	7100.0	110	10905	No
345	GOM_NL__2PRFIN20040331_214325_000000412025_00330_10905_1129.N1	31-MAR-2004 21:43:25	Dark	40.500	43	Alp TrA	1.9100	4250.0	81	10905	No
346	GOM_NL__2PRFIN20040331_214515_000000432025_00330_10905_1130.N1	31-MAR-2004 21:45:15	Dark	42.500	134	Bet TrA	2.8100	6600.0	85	10905	No
347	GOM_NL__2PRFIN20040331_214754_000000512025_00330_10905_1131.N1	31-MAR-2004 21:47:54	Dark	51.000	4	Alp1Cen	-0.010000	5800.0	102	10905	No
348	GOM_NL__2PRFIN20040331_215037_000001312025_00330_10905_1132.N1	31-MAR-2004 21:50:37	Straylight	131.00	16	21Alp Sco	1.0200	3000.0	262	10905	No
349	GOM_NL__2PRFIN20040331_215500_000000572025_00330_10905_1133.N1	31-MAR-2004 21:55:00	Straylight	57.000	54	5The Cen	2.0550	4500.0	114	10905	No
350	GOM_NL__2PRFIN20040331_220029_000000482025_00330_10905_1134.N1	31-MAR-2004 22:00:29	Twilight	48.000	169	46Gam Hya	2.9910	4700.0	96	10905	No
351	GOM_NL__2PRFIN20040331_220309_000000442025_00330_10905_1135.N1	31-MAR-2004 22:03:09	Twilight	44.000	163	7Del Crv	2.9450	11000.	88	10905	No
352	GOM_NL__2PRFIN20040331_220446_000000672025_00330_10905_1136.N1	31-MAR-2004 22:04:46	Bright	67.000	15	67Alp Vir	0.97600	28000.	134	10905	No
353	GOM_NL__2PRFIN20040331_220801_000000462025_00330_10905_1137.N1	31-MAR-2004 22:08:01	Bright	46.000	121	29Gam Vir	2.7400	7200.0	92	10905	No
354	GOM_NL__2PRFIN20040331_221239_000000402025_00330_10905_1138.N1	31-MAR-2004 22:12:39	Bright	39.500	62	94Bet Leo	2.1360	9700.0	79	10905	No
355	GOM_NL__2PRFIN20040331_221415_000000382025_00330_10905_1139.N1	31-MAR-2004 22:14:15	Bright	37.500	96	68Del Leo	2.5600	9300.0	75	10905	No
356	GOM_NL__2PRFIN20040331_221556_000000392025_00330_10905_1140.N1	31-MAR-2004 22:15:56	Bright	38.500	166	17Eps Leo	2.9800	6000.0	77	10905	No
357	GOM_NL__2PRFIN20040331_221758_000000672025_00330_10905_1141.N1	31-MAR-2004 22:17:58	Bright	67.000	111	8Eta Boo	2.6800	6000.0	134	10905	No
358	GOM_NL__2PRFIN20040331_222104_000000392025_00330_10905_1142.N1	31-MAR-2004 22:21:04	Bright	39.000	174	52Psi UMa	3.0040	4400.0	78	10905	No
359	GOM_NL__2PRFIN20040331_222406_000000392025_00330_10905_1143.N1	31-MAR-2004 22:24:06	Bright	39.000	87	64Gam UMa	2.4330	11000.	78	10905	No
360	GOM_NL__2PRFIN20040331_222556_000000412025_00330_10905_1144.N1	31-MAR-2004 22:25:56	Bright	40.500	36	50Alp UMa	1.8000	6300.0	81	10905	No
361	GOM_NL__2PRFIN20040331_223214_000000402025_00330_10905_1145.N1	31-MAR-2004 22:32:14	Bright	39.500	60	7Bet UMi	2.0810	3950.0	79	10905	No
362	GOM_NL__2PRFIN20040331_223358_000000342025_00330_10905_1146.N1	31-MAR-2004 22:33:58	Bright	33.500	49	1Alp UMi	1.9900	6300.0	67	10905	No
363	GOM_NL__2PRFIN20040331_224036_000000372025_00330_10905_1147.N1	31-MAR-2004 22:40:36	Bright	37.000	76	27Gam Cas	2.3000	30000.	74	10905	No
364	GOM_NL__2PRFIN20040331_224156_000000392025_00330_10905_1148.N1	31-MAR-2004 22:41:56	Bright	38.500	68	18Alp Cas	2.2250	4500.0	77	10905	No
365	GOM_NL__2PRFIN20040331_224636_000000472025_00330_10905_1149.N1	31-MAR-2004 22:46:36	Bright	47.000	144	18Del Cyg	2.8600	11000.	94	10905	No
366	GOM_NL__2PRFIN20040331_224830_000000462025_00330_10905_1150.N1	31-MAR-2004 22:48:30	Bright	46.000	66	37Gam Cyg	2.2080	5900.0	92	10905	No
367	GOM_NL__2PRFIN20040331_225032_000000452025_00330_10905_1151.N1	31-MAR-2004 22:50:32	Bright	45.000	92	53Eps Cyg	2.5000	4500.0	90	10905	No
368	GOM_NL__2PRFIN20040331_225706_000000492025_00330_10905_1152.N1	31-MAR-2004 22:57:06	Twilight	48.500	61	8Eps Peg	2.1000	3900.0	97	10905	No
369	GOM_NL__2PRFIN20040331_230041_000000692025_00330_10905_1153.N1	31-MAR-2004 23:00:41	Dark	68.500	11	53Alp Aql	0.76500	8000.0	137	10905	No
370	GOM_NL__2PRFIN20040331_230416_000000422025_00330_10905_1154.N1	31-MAR-2004 23:04:16	Dark	41.500	142	49Del Cap	2.8500	8900.0	83	10905	No
371	GOM_NL__2PRFIN20040331_230952_000000382025_00330_10905_1155.N1	31-MAR-2004 23:09:52	Dark	37.500	172	Gam Gru	3.0030	13100.	75	10905	No
372	GOM_NL__2PRFIN20040331_231630_000000482025_00330_10905_1156.N1	31-MAR-2004 23:16:30	Dark	47.500	45	Alp Pav	1.9400	26000.	95	10905	No
373	GOM_NL__2PRFIN20040331_231821_000000632025_00331_10906_1123.N1	31-MAR-2004 23:18:21	Dark	63.000	116	19Del Sgr	2.7000	4100.0	126	10906	No
374	GOM_NL__2PRFIN20040331_232214_000000542025_00331_10906_1124.N1	31-MAR-2004 23:22:14	Dark	53.500	40	The Sco	1.8590	7100.0	107	10906	No
375	GOM_NL__2PRFIN20040331_232400_000000442025_00331_10906_1125.N1	31-MAR-2004 23:24:00	Dark	44.000	43	Alp TrA	1.9100	4250.0	88	10906	No
376	GOM_NL__2PRFIN20040331_232552_000000422025_00331_10906_1126.N1	31-MAR-2004 23:25:52	Dark	42.000	134	Bet TrA	2.8100	6600.0	84	10906	No
377	GOM_NL__2PRFIN20040331_232829_000000552025_00331_10906_1127.N1	31-MAR-2004 23:28:29	Dark	55.000	4	Alp1Cen	-0.010000	5800.0	110	10906	No
378	GOM_NL__2PRFIN20040331_233115_000001312025_00331_10906_1128.N1	31-MAR-2004 23:31:15	Straylight	131.00	16	21Alp Sco	1.0200	3000.0	262	10906	No
379	GOM_NL__2PRFIN20040331_233536_000000532025_00331_10906_1129.N1	31-MAR-2004 23:35:36	Straylight	52.500	54	5The Cen	2.0550	4500.0	105	10906	No
380	GOM_NL__2PRFIN20040331_234105_000000492025_00331_10906_1130.N1	31-MAR-2004 23:41:05	Twilight	49.000	169	46Gam Hya	2.9910	4700.0	98	10906	No
381	GOM_NL__2PRFIN20040331_234344_000000462025_00331_10906_1131.N1	31-MAR-2004 23:43:44	Twilight	46.000	163	7Del Crv	2.9450	11000.	92	10906	No
382	GOM_NL__2PRFIN20040331_234521_000000712025_00331_10906_1132.N1	31-MAR-2004 23:45:21	Bright	71.000	15	67Alp Vir	0.97600	28000.	142	10906	No
383	GOM_NL__2PRFIN20040331_234836_000000462025_00331_10906_1133.N1	31-MAR-2004 23:48:36	Bright	45.500	121	29Gam Vir	2.7400	7200.0	91	10906	No
384	GOM_NL__2PRFIN20040331_235314_000000412025_00331_10906_1134.N1	31-MAR-2004 23:53:14	Bright	40.500	62	94Bet Leo	2.1360	9700.0	81	10906	No
385	GOM_NL__2PRFIN20040331_235450_000000392025_00331_10906_1135.N1	31-MAR-2004 23:54:50	Bright	39.000	96	68Del Leo	2.5600	9300.0	78	10906	No
386	GOM_NL__2PRFIN20040331_235633_000000392025_00331_10906_1136.N1	31-MAR-2004 23:56:33	Bright	38.500	166	17Eps Leo	2.9800	6000.0	77	10906	No
387	GOM_NL__2PRFIN20040331_235833_000000662025_00331_10906_1137.N1	31-MAR-2004 23:58:33	Bright	65.500	111	8Eta Boo	2.6800	6000.0	131	10906	No

3. Quality information per product

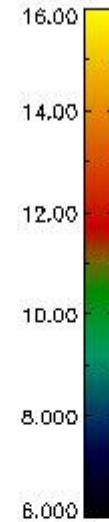
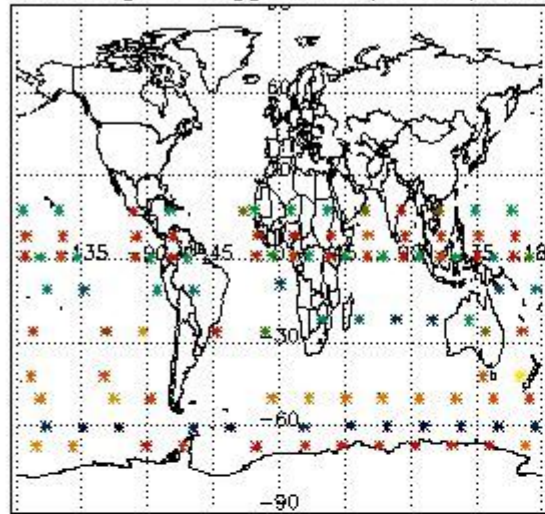
In this section it is plotted some information contained in the Quality Summary data set of the level 2 products. Only products in dark limb conditions and without errors (error flag in the MPH set to "0") are used.

3.1 Plot quality information per product (time dependant)

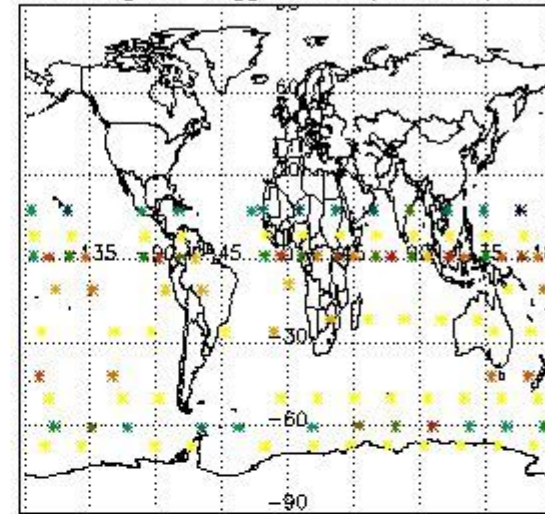


3.2 Plot quality information per product (world map)

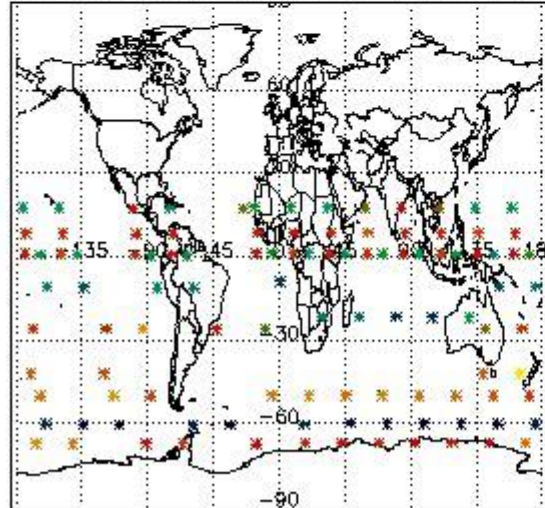
Percentage of flagged data per O3 profile



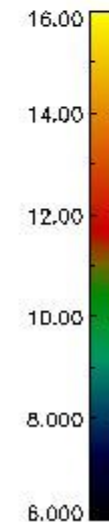
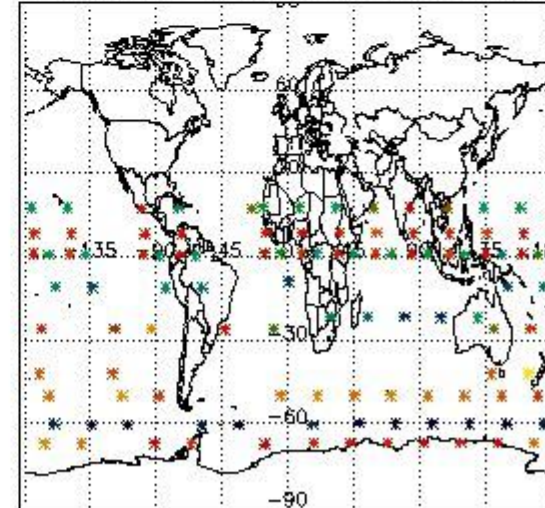
Percentage of flagged data per H2O profile



Percentage of flagged data per NO2 profile



Percentage of flagged data per NO3 profile

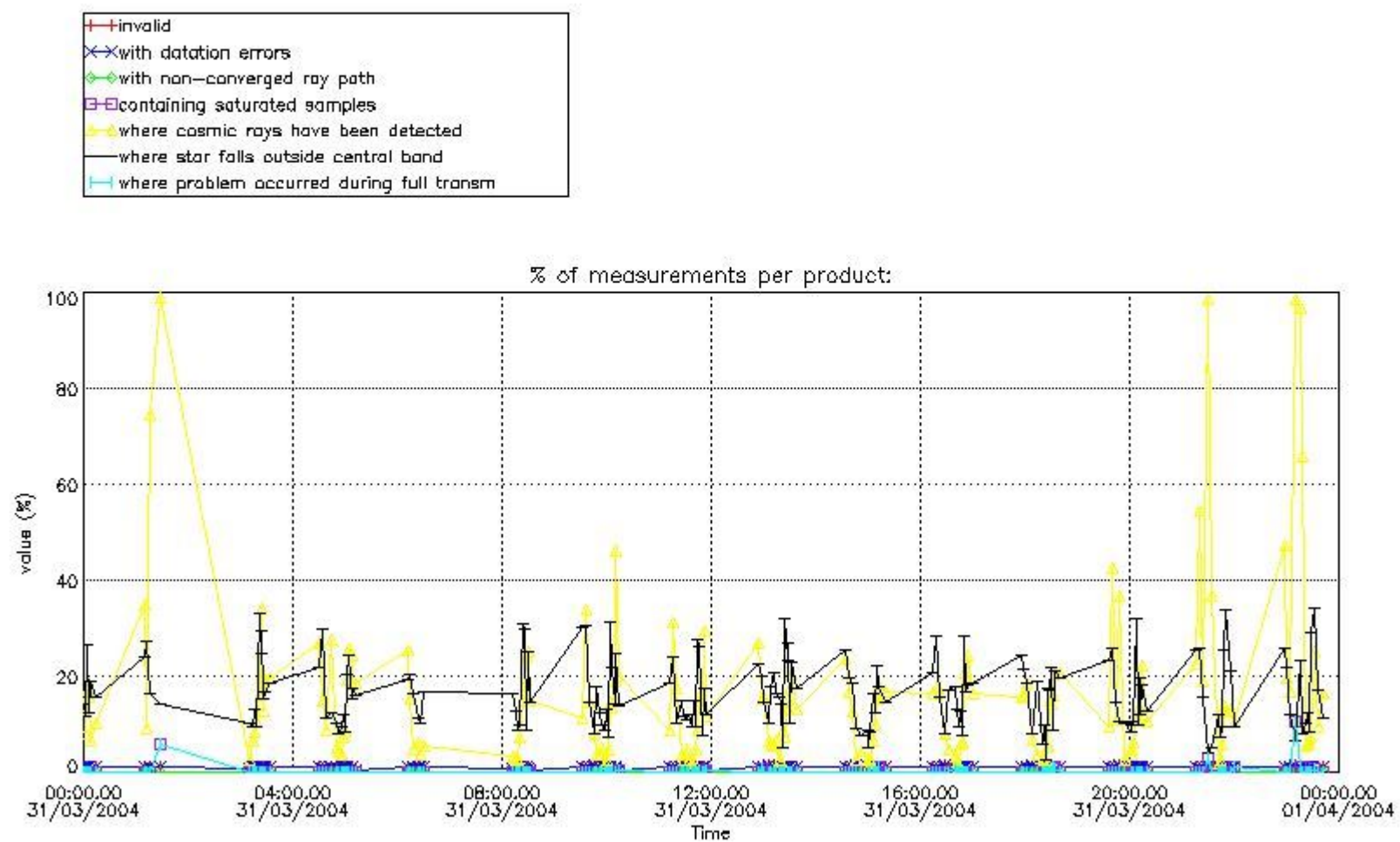


4. Level 1 quality information per product

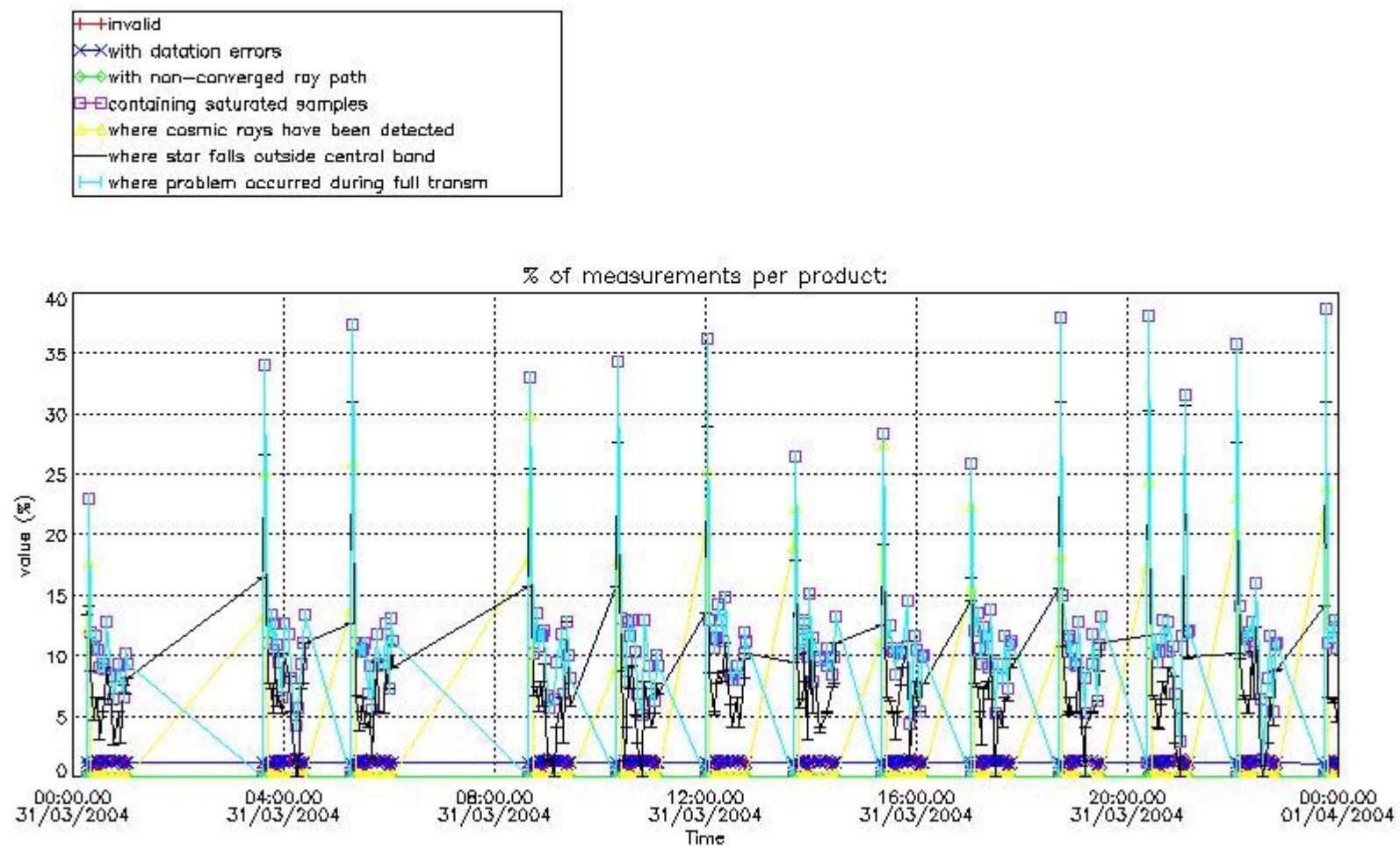
In this section it is plotted some information contained in the Quality Summary data set of the level 2 products that comes from the level 1b processing. Products without errors (error flag in the MPH set to "0") are used.

4.1 Plot quality information per product (time dependant) coming from level 1b processing

4.1.1 Plot level 1 quality information per product (time dependant): ENVISAT ASCENDING passes



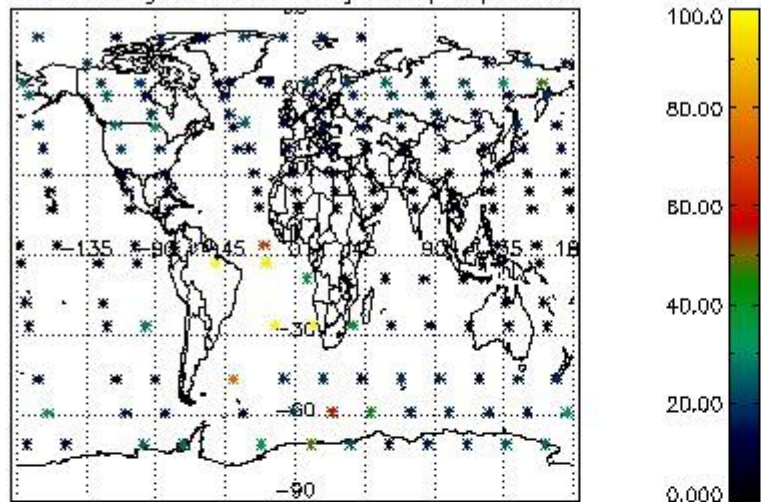
4.1.2 Plot level 1 quality information per product (time dependant): ENVI SAT DESCENDING passes



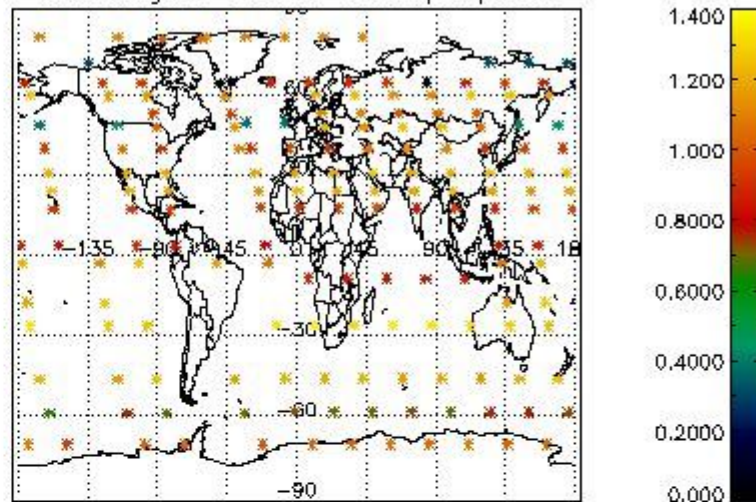
4.2 Plot quality information per product coming from level 1b processing (world map)

4.2.1 Plot level 1 quality information per product (world map): ENVISAT ASCENDING passes

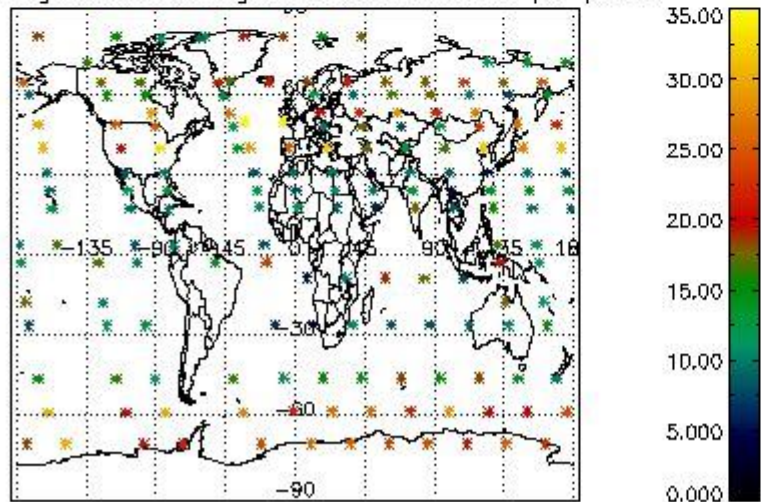
Percentage of cosmic ray hits per profile



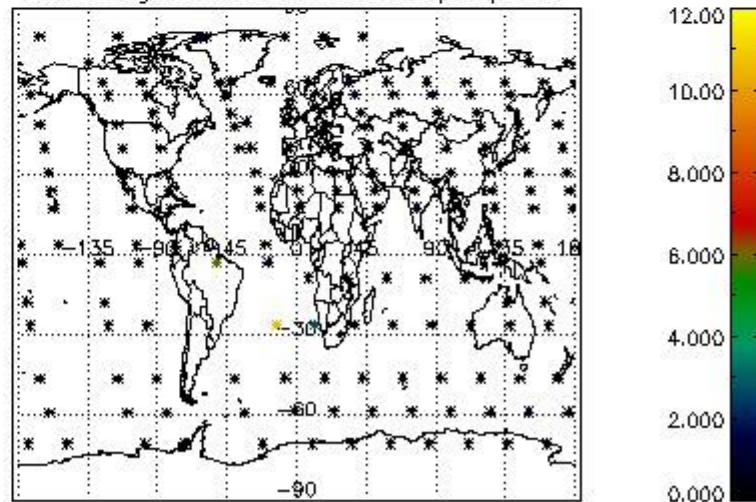
Percentage of datation errors per profile



Percentage of star falling outside central band per profile

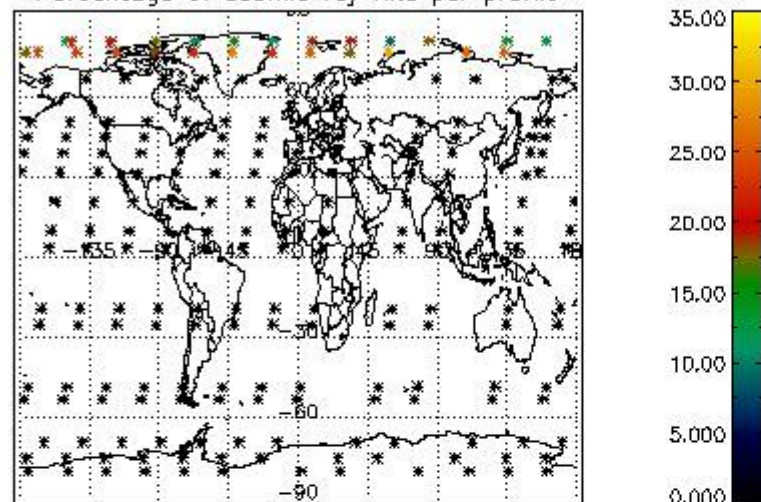


Percentage of saturation errors per profile

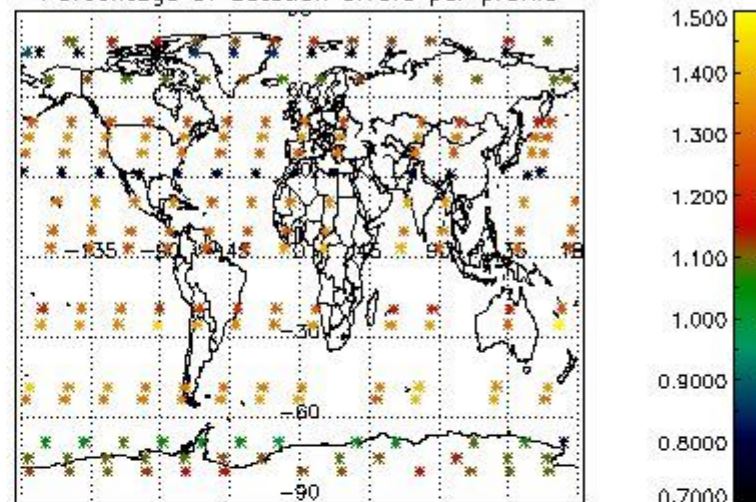


4.2.2 Plot level 1 quality information per product (world map): ENVISAT DESCENDING passes

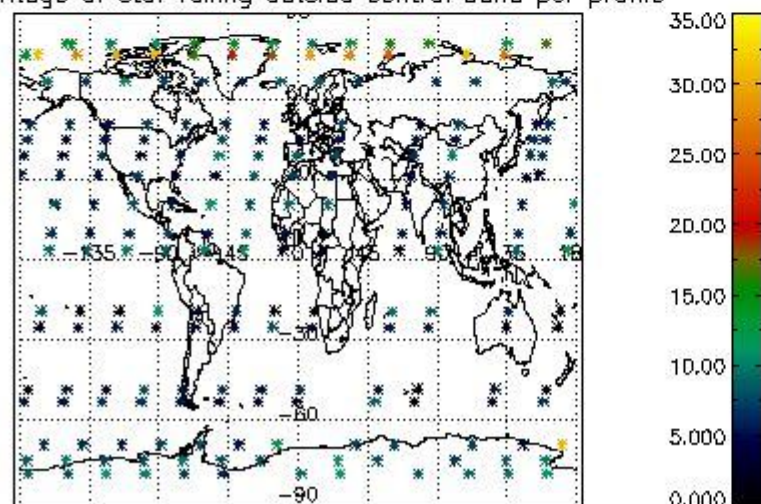
Percentage of cosmic ray hits per profile



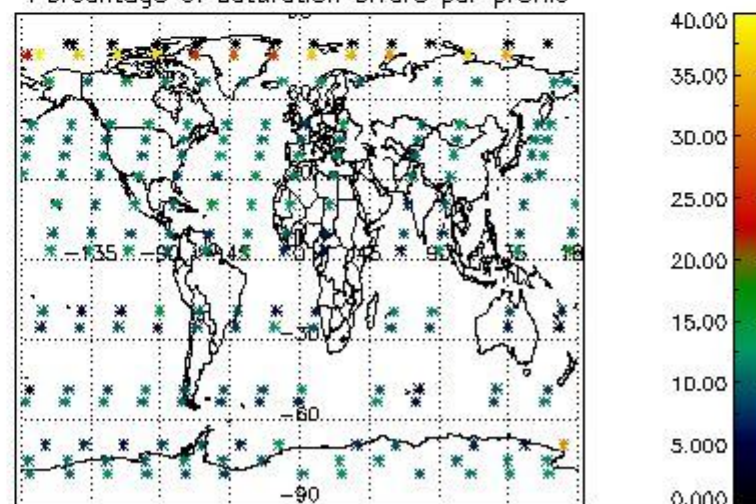
Percentage of datation errors per profile



Percentage of star falling outside central band per profile



Percentage of saturation errors per profile



5. Trace gas profiles

5.1 Ozone statistics based on quality of products

The final quality of the products can be "measured" using the STD (Standard Deviation) attached to every point profile. This information is written to the parameter GOM_NL__2P/NL_LOCAL_SPECIES_DENSITY/o3_std of the level 2 products. The table below shows the statistics for given STD ranges.

The statistics are given with respect to the overall valid production:

- Products without fatal errors: GOM_NL__2P/MPH/PRODUCT_ERR=0
- Valid point profile: GOM_NL__2P/NL_LOCAL_SPECIES_DENSITY/pcd(0)=0

The 'Criteria' is applied to valid points of dark limb products:

- Products in dark limb illumination condition: GOM_NL__2P/NL_SUMMARY_QUALITY/obs_ill_cond=0
- Products without fatal errors: GOM_NL__2P/MPH/PRODUCT_ERR=0
- Valid point profile: GOM_NL__2P/NL_LOCAL_SPECIES_DENSITY/pcd(0)=0

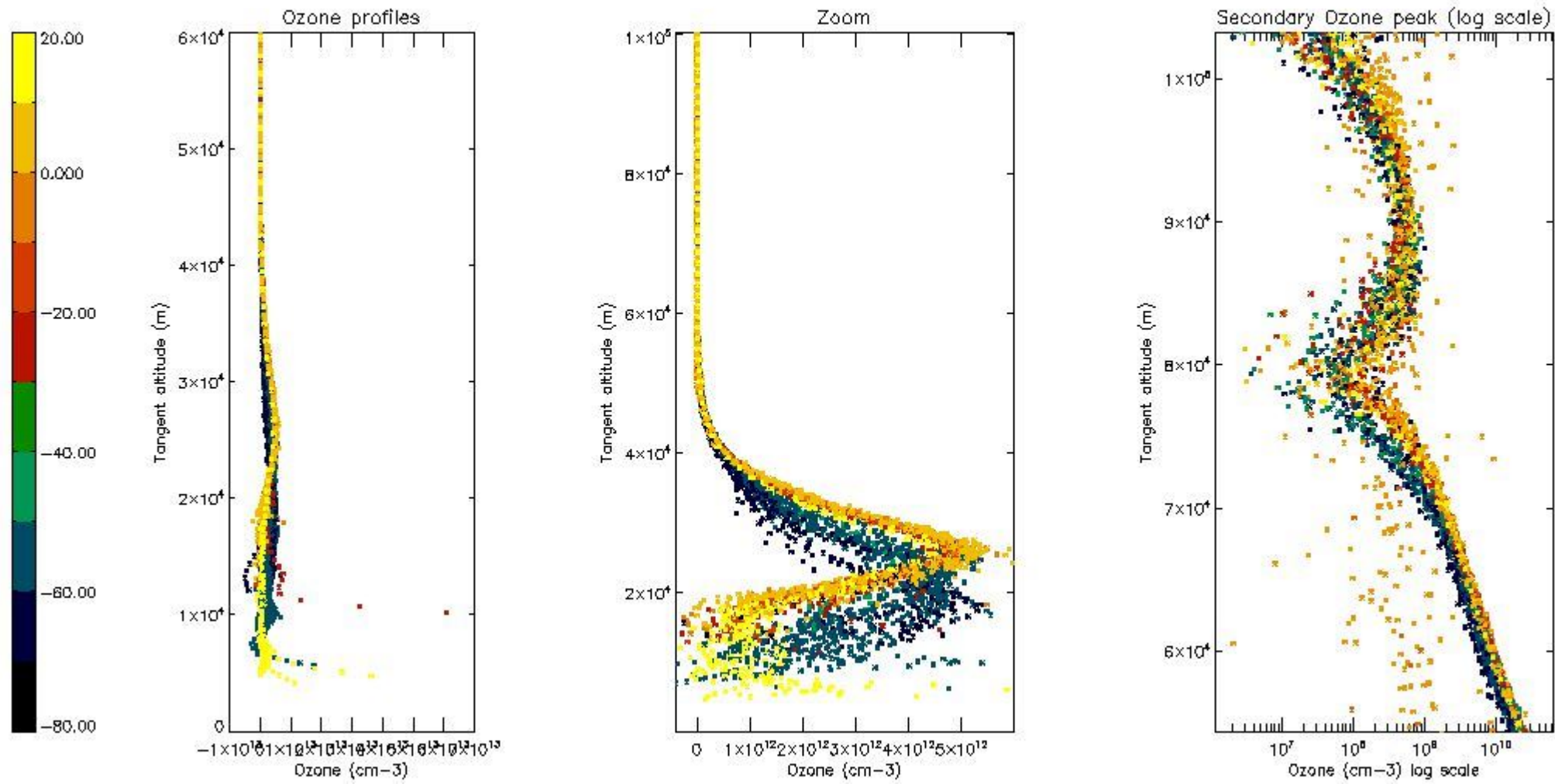
So, the table below shows the percentage of dark limb and valid observations for each criteria with respect to the overall valid daily observations.

Criteria	% of total production
All STD	29
STD < 20	17

STD < 10	14
STD < 5	9

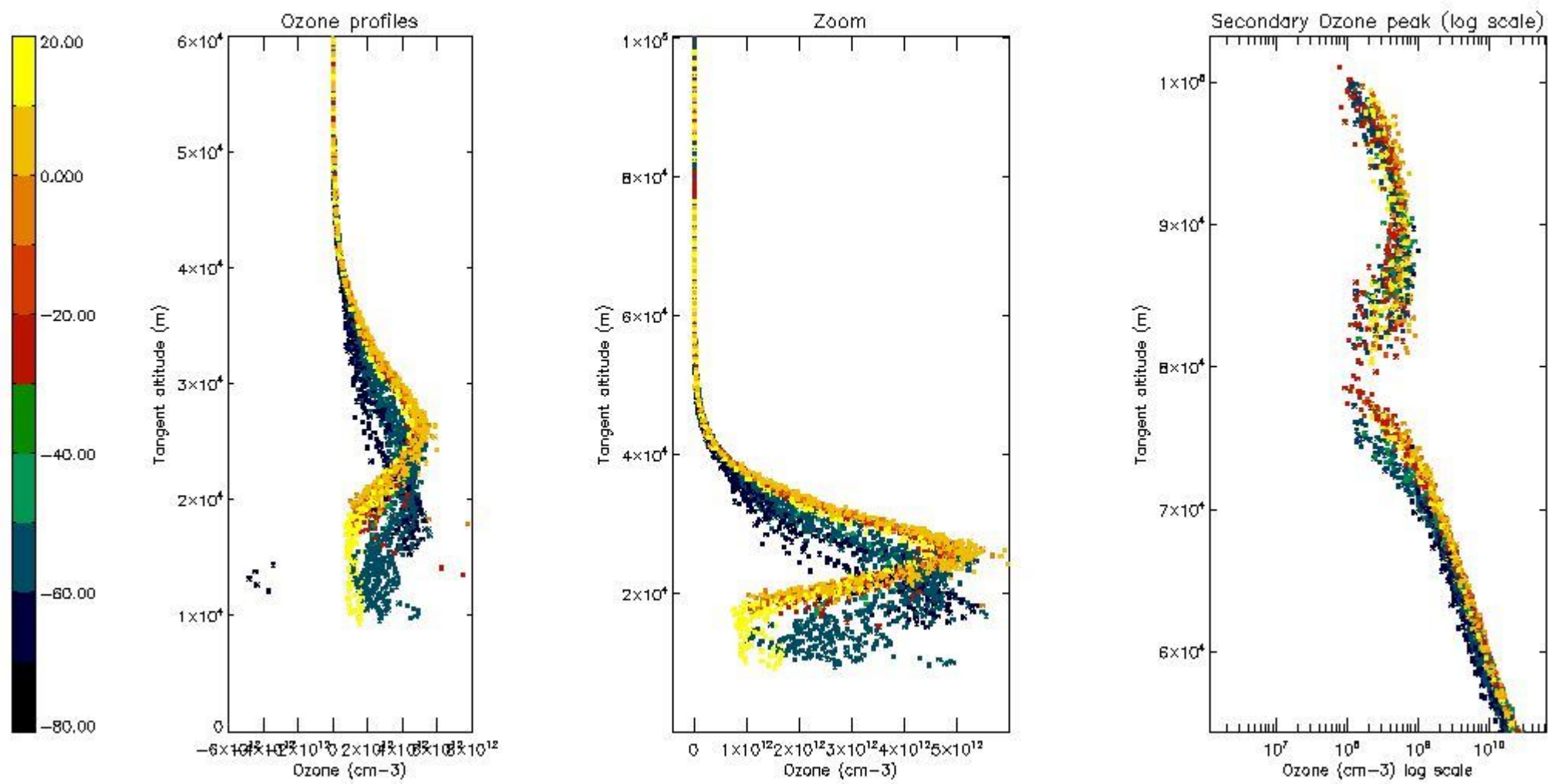
5.2 Plot ozone profiles for all STD (dark without errors)

The colorbar represents the latitude.



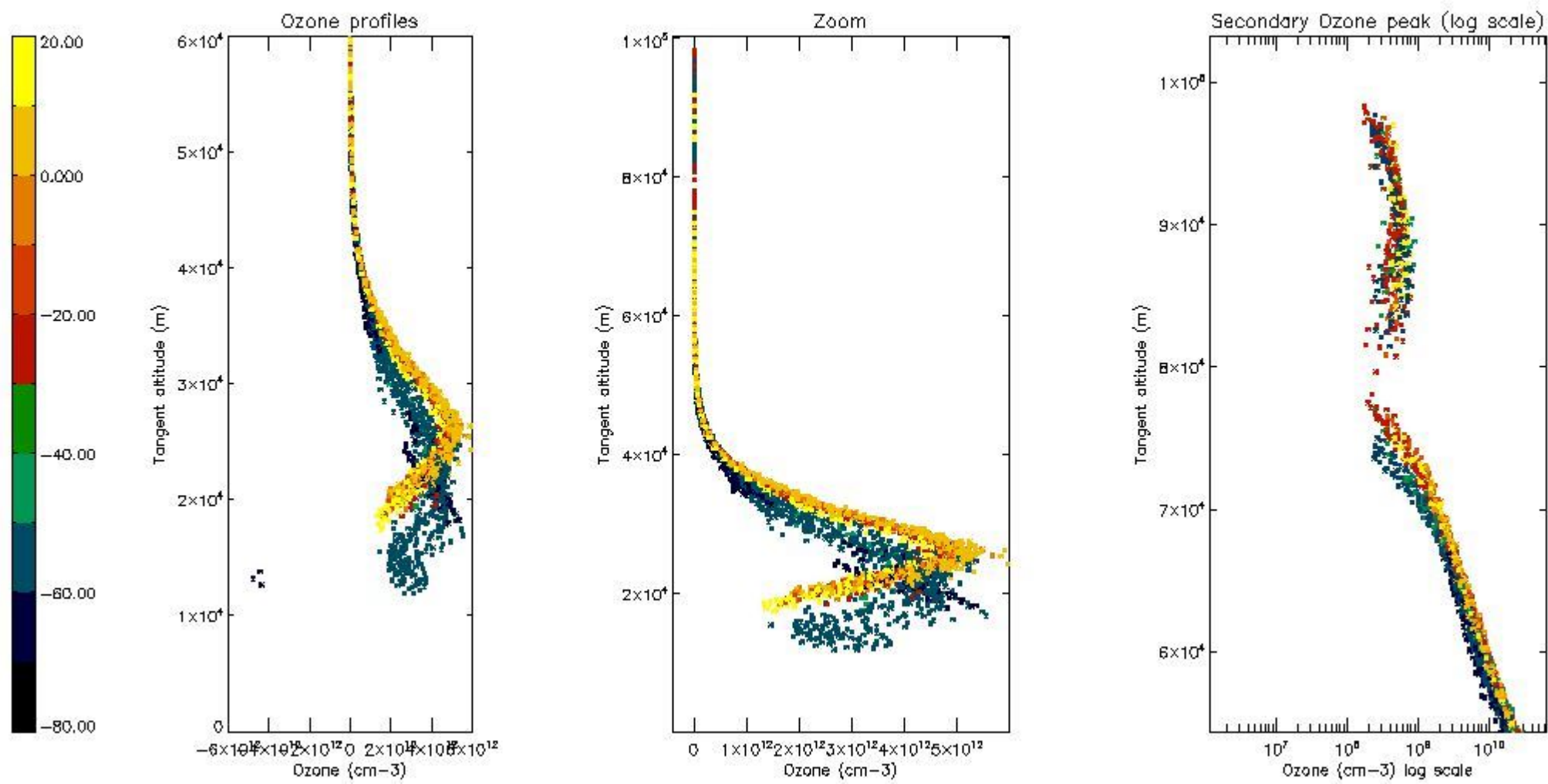
5.3 Plot ozone profiles where STD < 20% (dark without errors)

The colorbar represents the latitude.



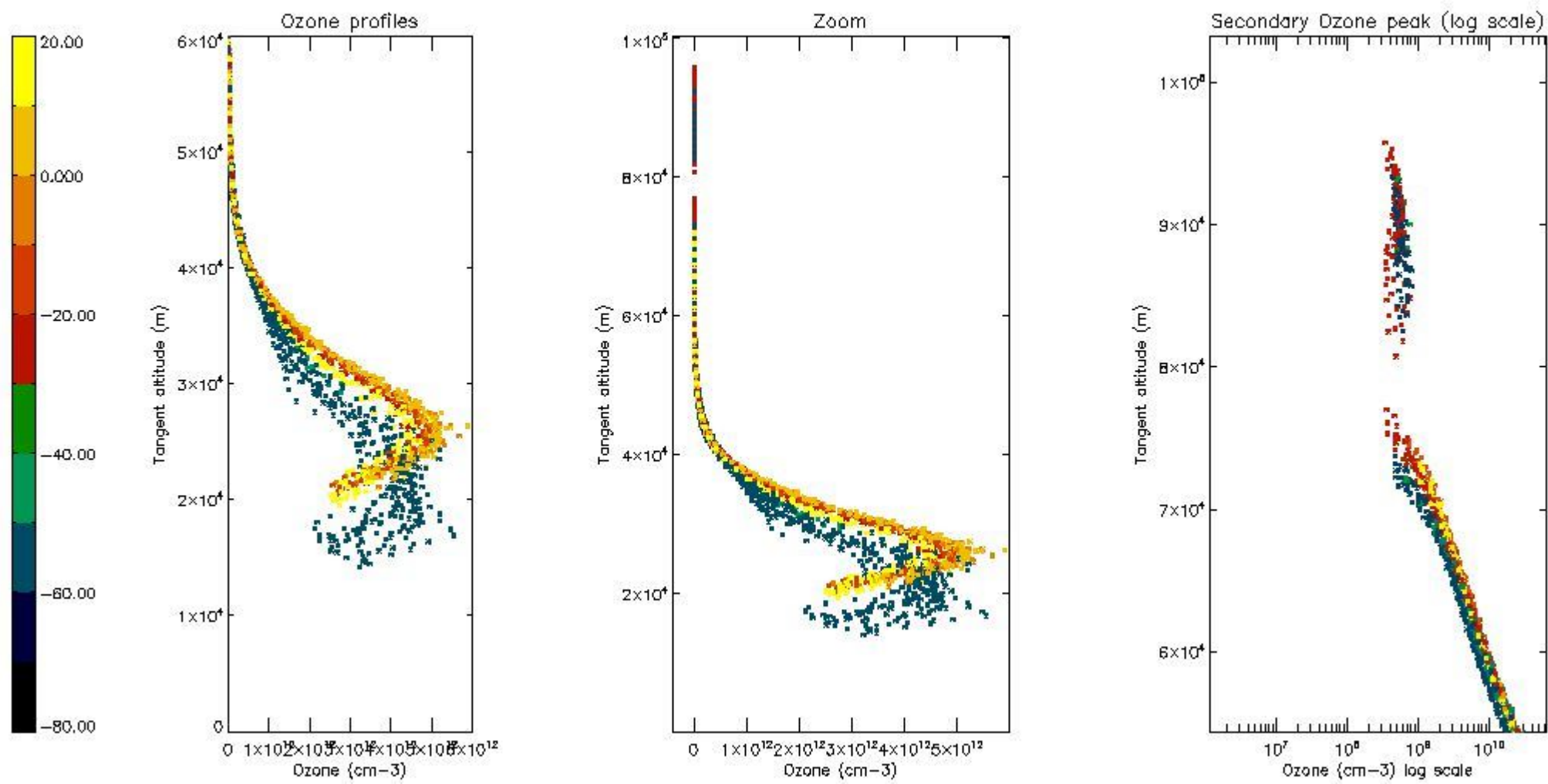
5.4 Plot ozone profiles where STD < 10% (dark without errors)

The colorbar represents the latitude.



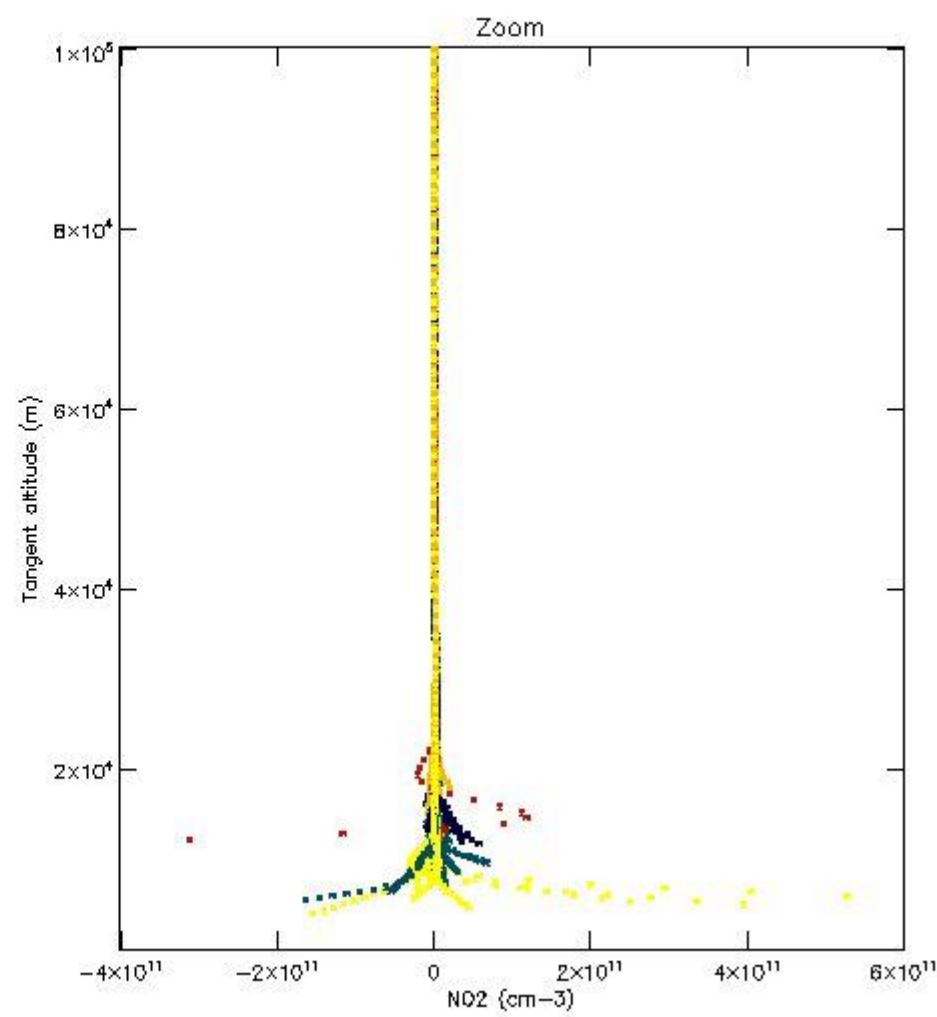
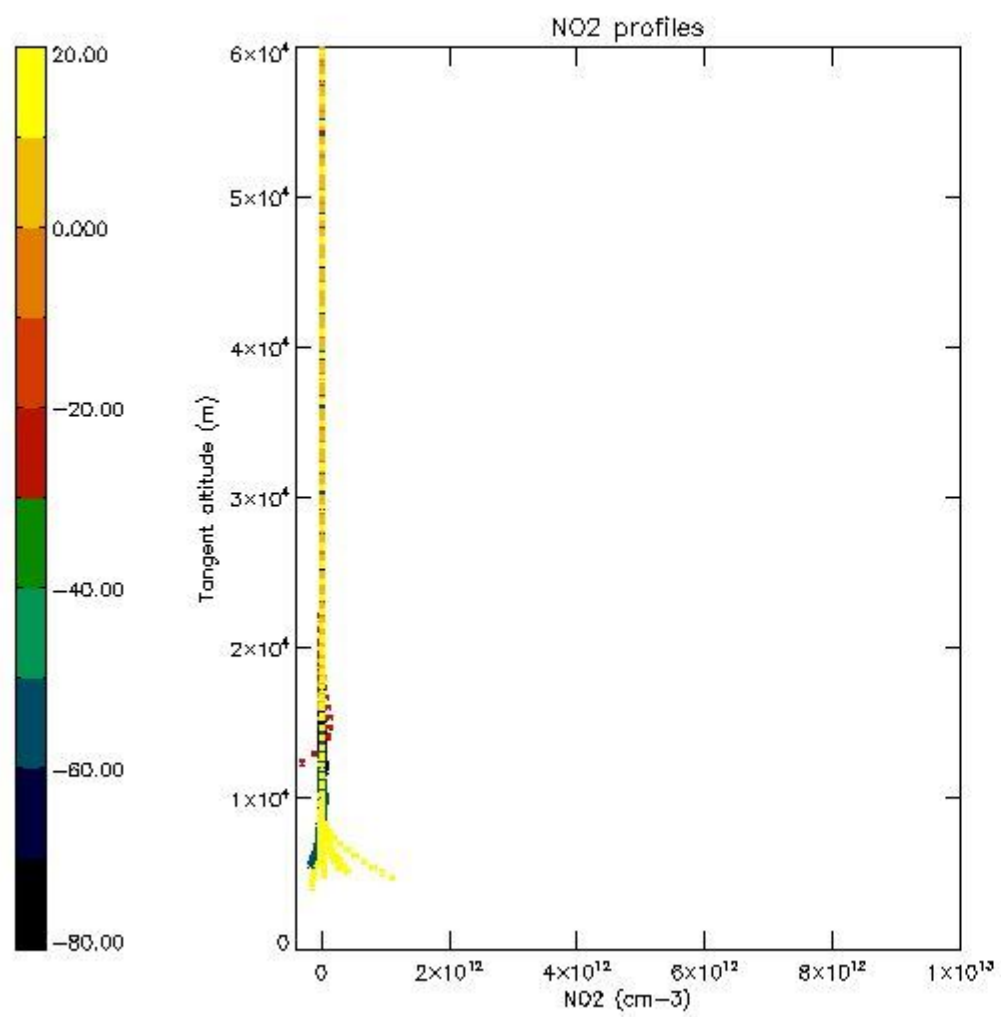
5.5 Plot ozone profiles where STD < 5% (dark without errors)

The colorbar represents the latitude.



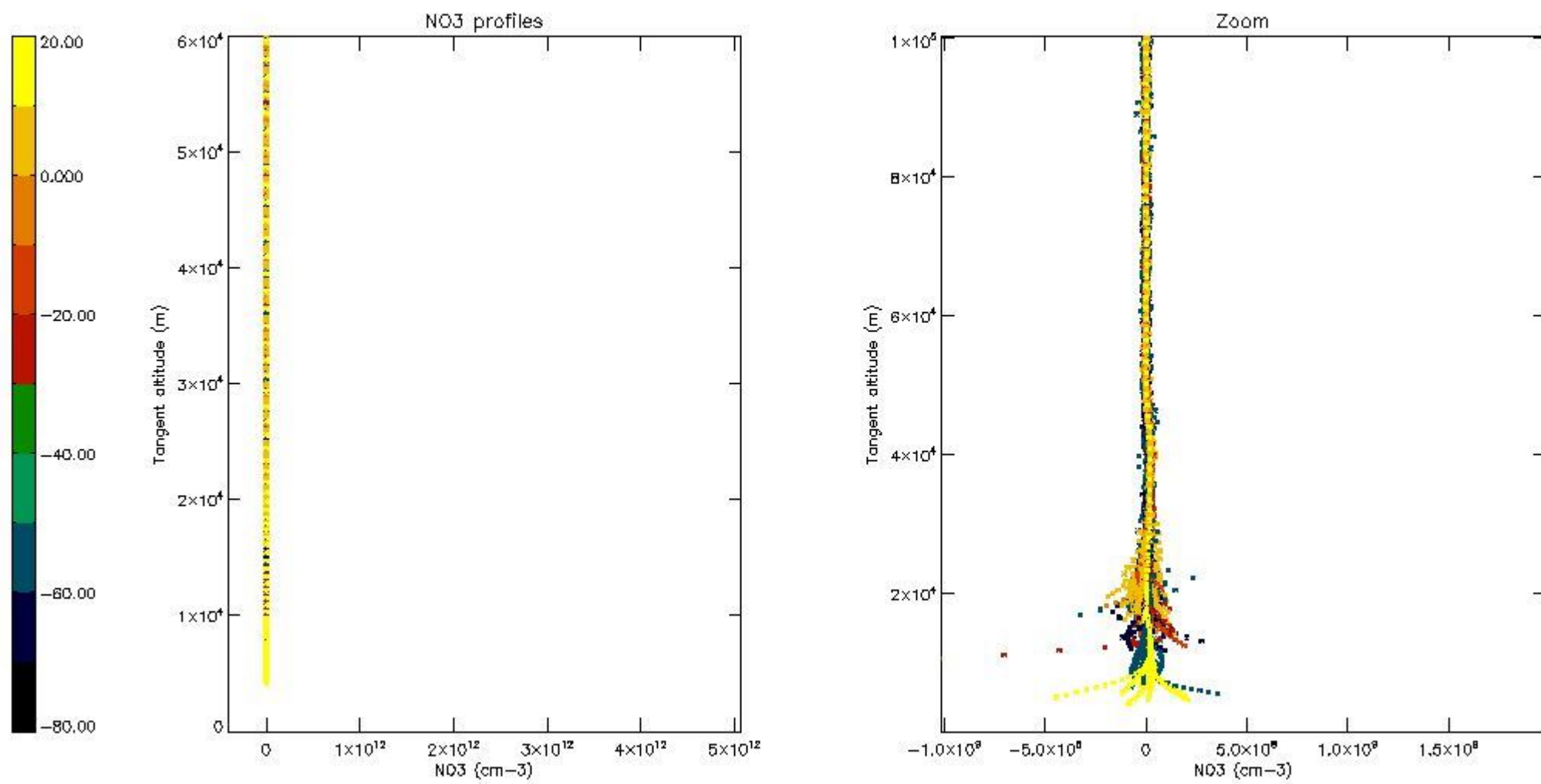
5.6 Plot NO₂ profiles for all STD (dark without errors)

The colorbar represents the latitude.



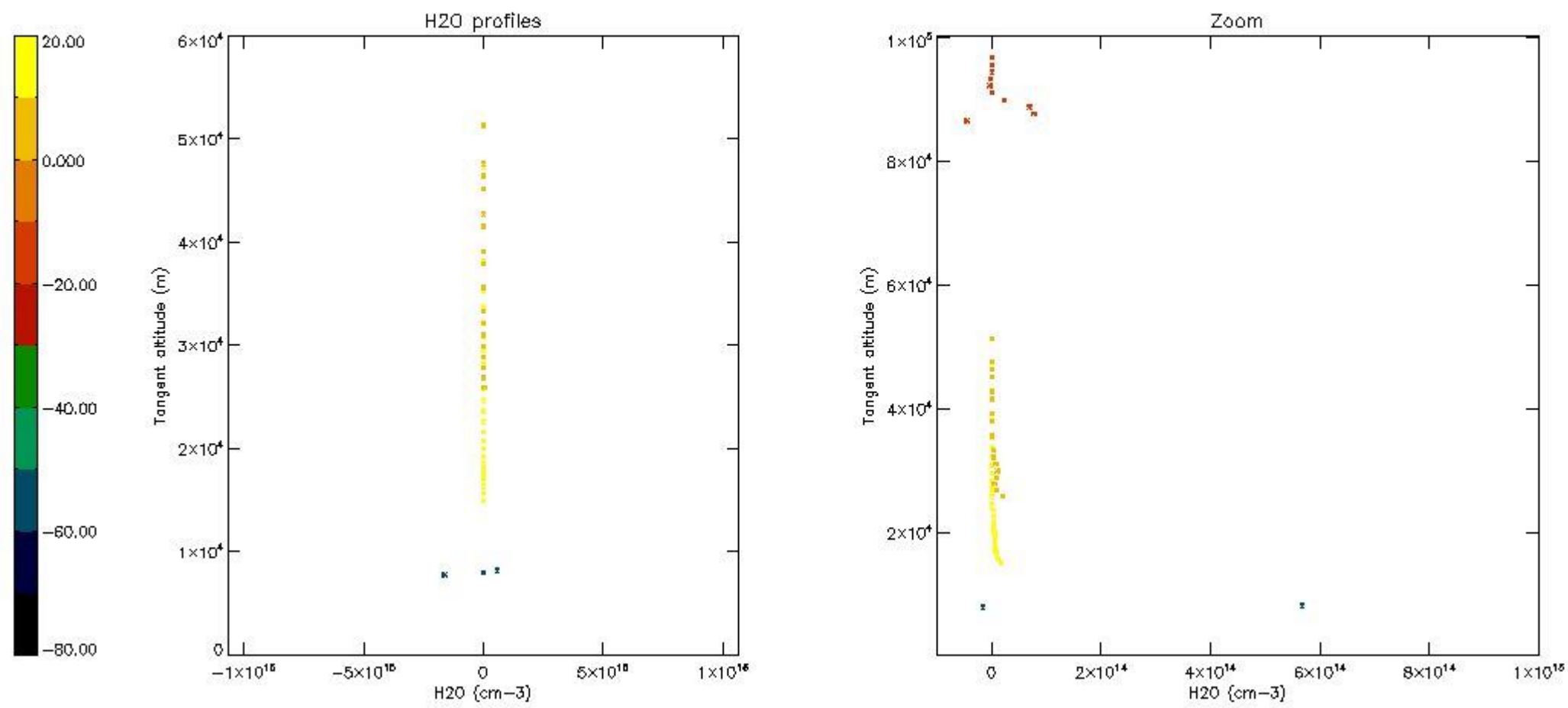
5.7 Plot NO3 profiles for all STD (dark without errors)

The colorbar represents the latitude.



5.8 Plot H₂O profiles for all STD (only for occultations of stars 1,2,3,4,13,14,16,26,63 dark without errors)

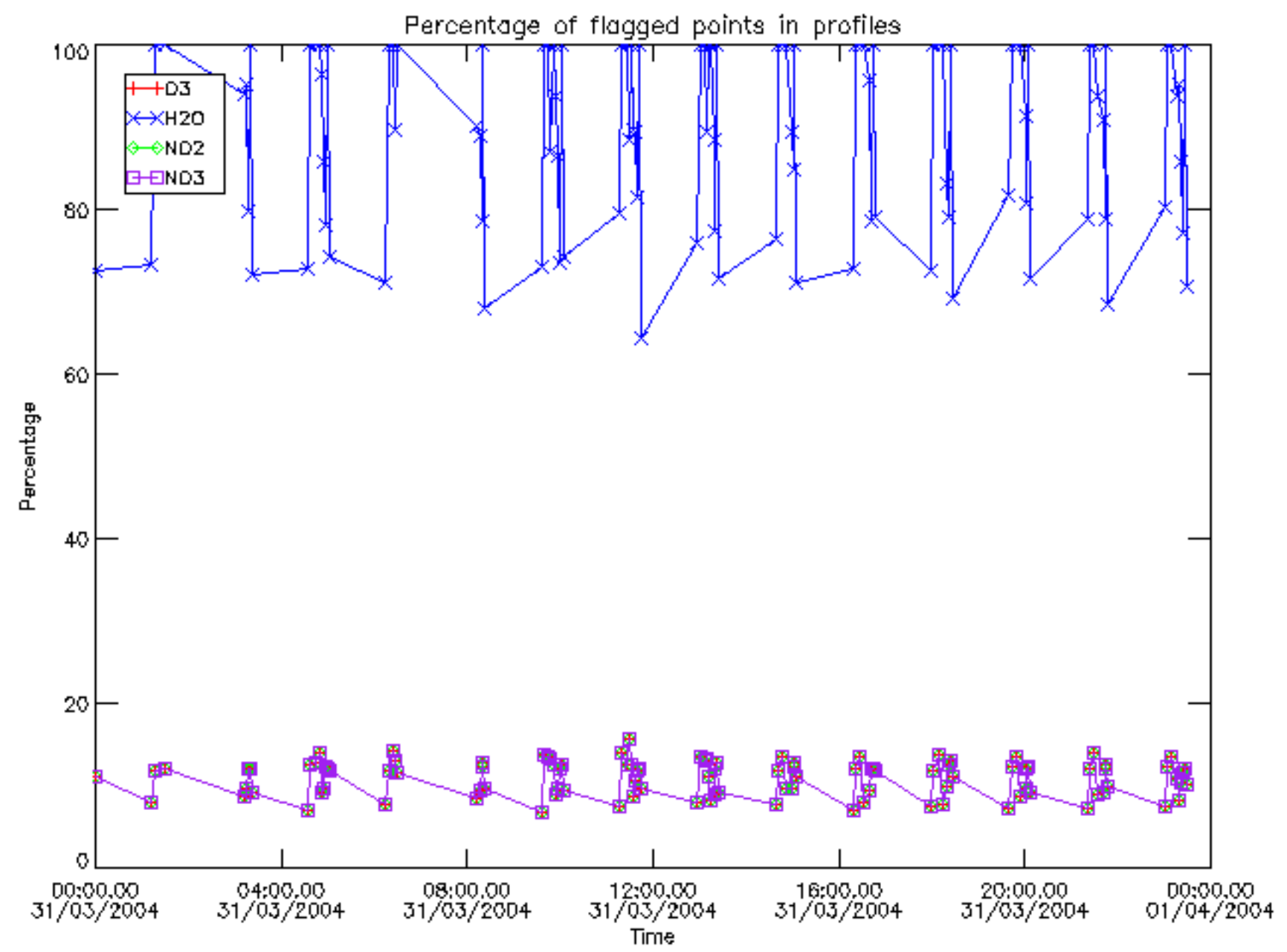
The colorbar represents the latitude.



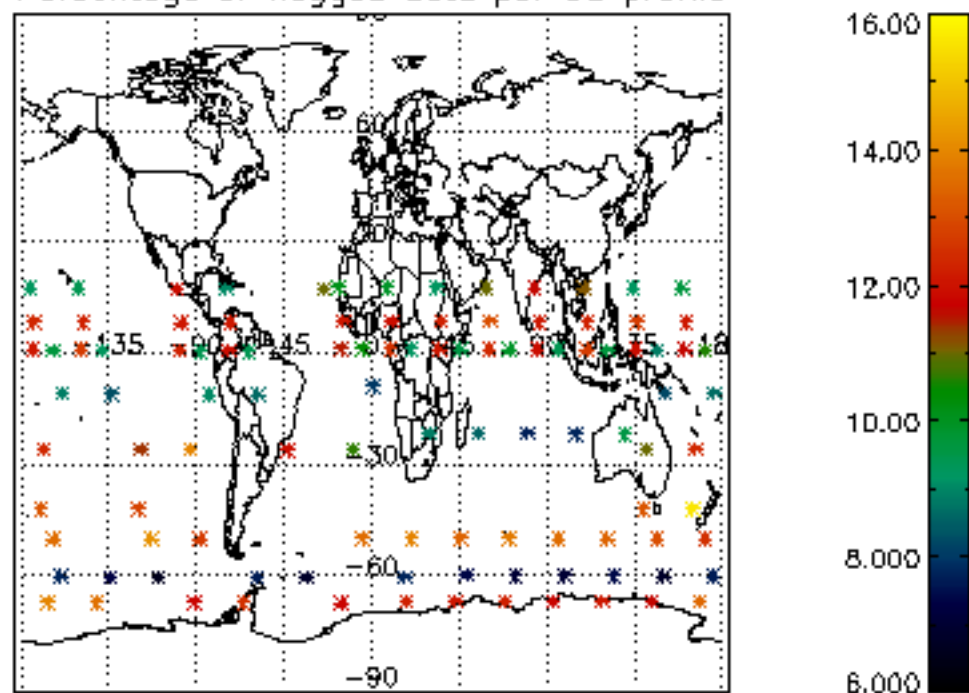
6. Auxiliary Data Files used for the production reported in section 2

The number reported in the third column indicates since which file (see list in section 2) the corresponding auxiliary file has been used. The fourth column is the date of those product files.

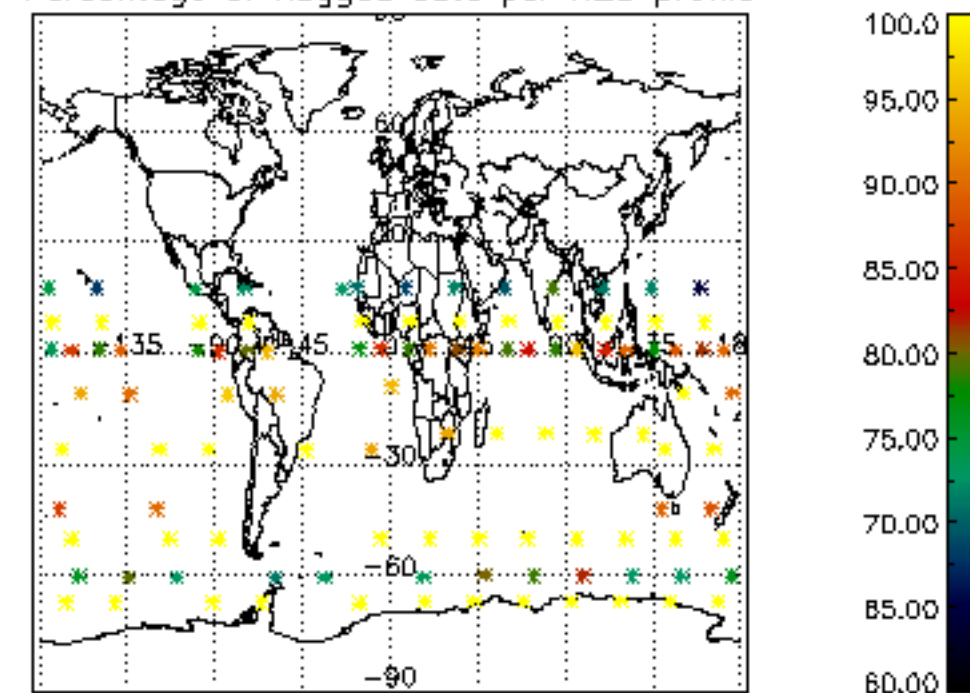
Type	Auxiliary Filename	Used since product	Used since product date
INST_PHYS_CHARACTERISTICS	GOM_INS_AXVIEC20091111_143220_20030716_120000_20500101_000000	1	31-MAR-2004 00:00:00
LEVEL-2_PROC_CONFIG	GOM_PR2_AXVIEC20091111_152718_20020301_000000_20500101_000000	1	31-MAR-2004 00:00:00
CROSS_SECTIONS_FILE	GOM_CRS_AXVIEC20091111_154832_20020301_000000_20500101_000000	1	31-MAR-2004 00:00:00



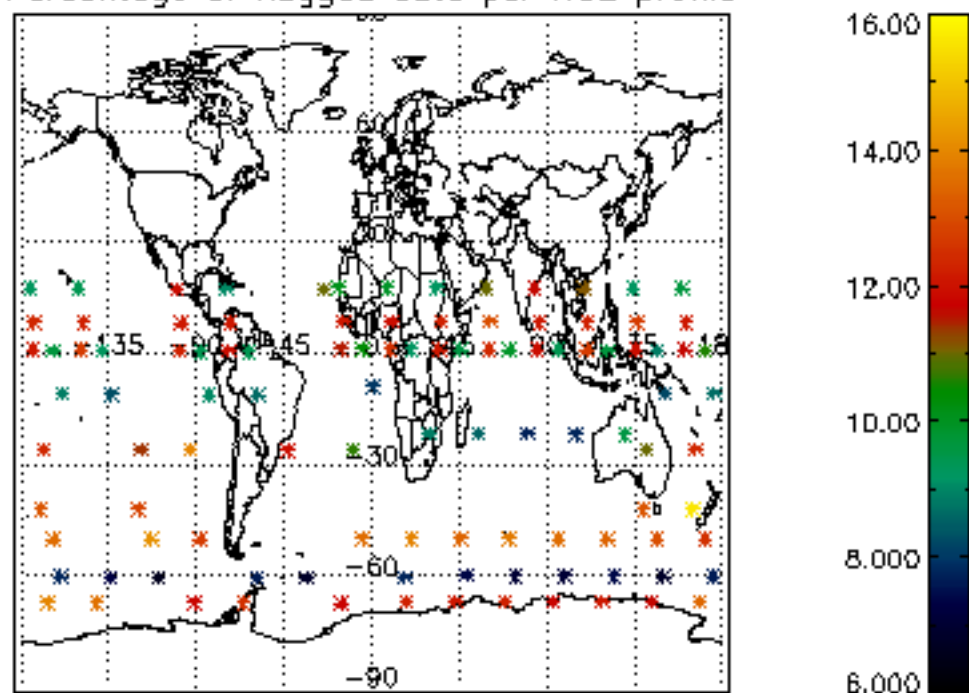
Percentage of flagged data per D3 profile



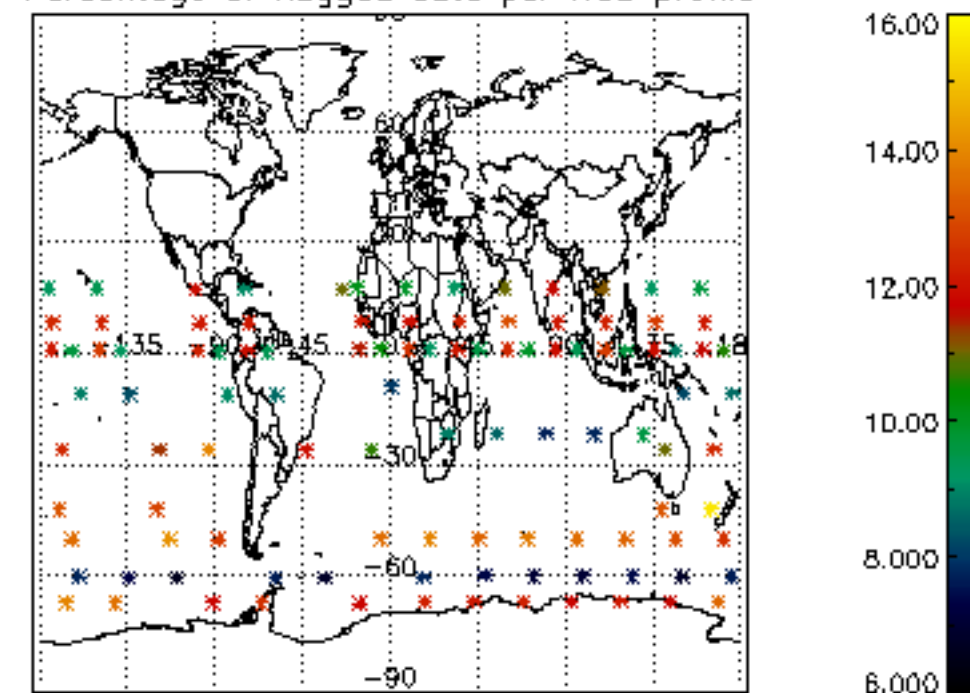
Percentage of flagged data per H2O profile

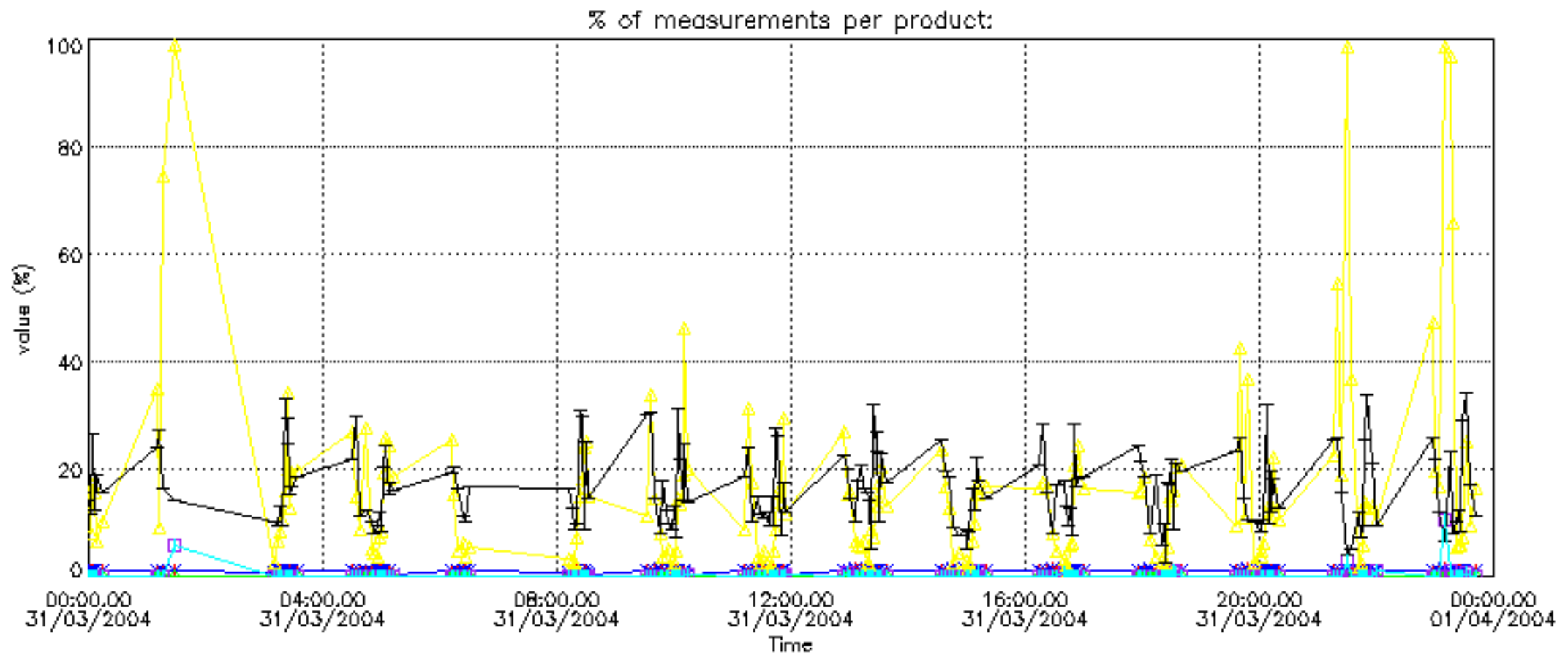


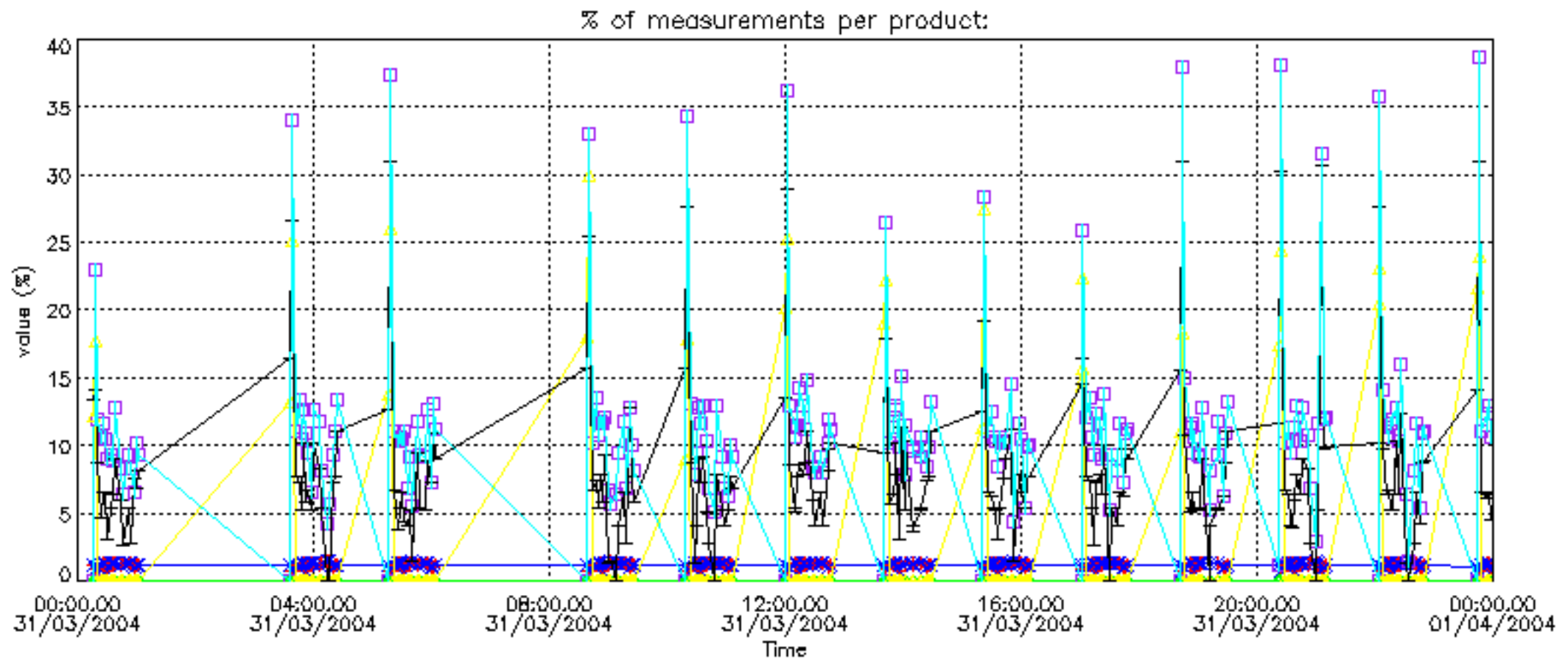
Percentage of flagged data per NO2 profile



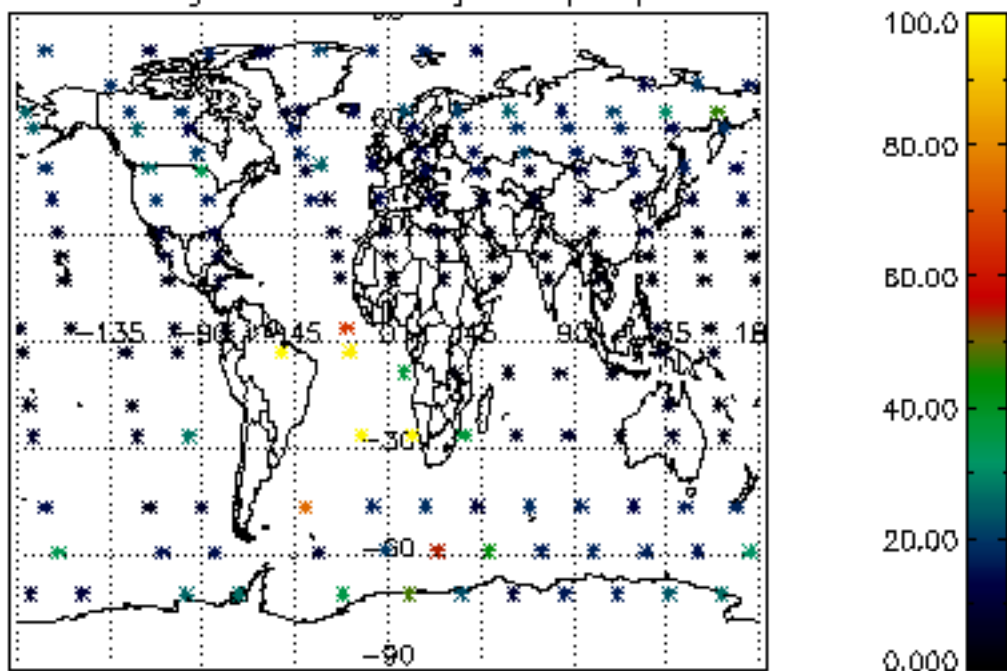
Percentage of flagged data per NO3 profile



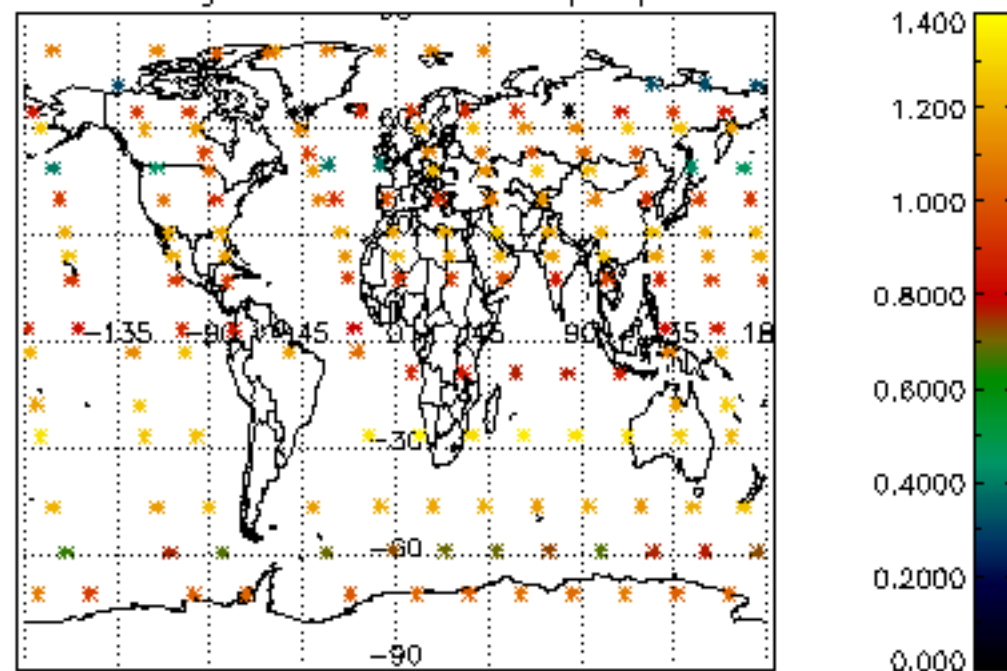




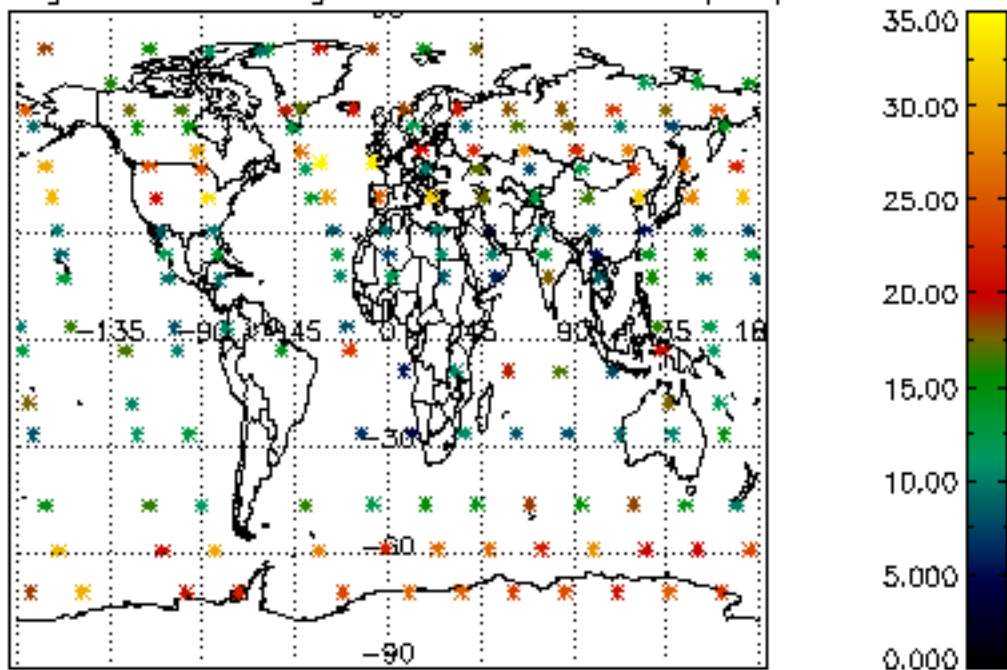
Percentage of cosmic ray hits per profile



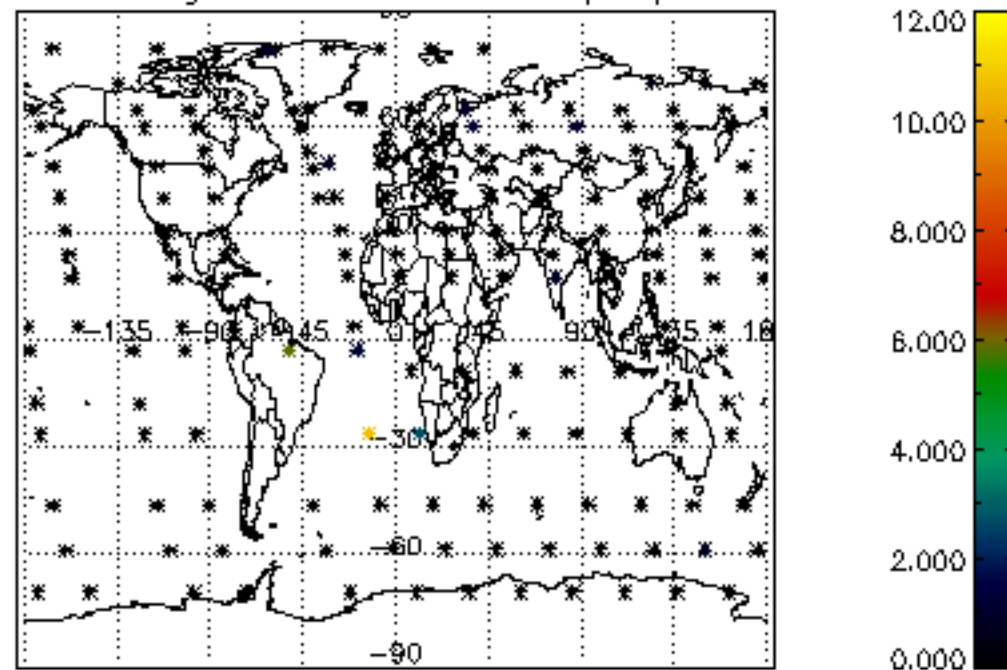
Percentage of datation errors per profile



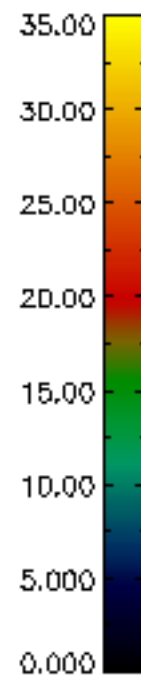
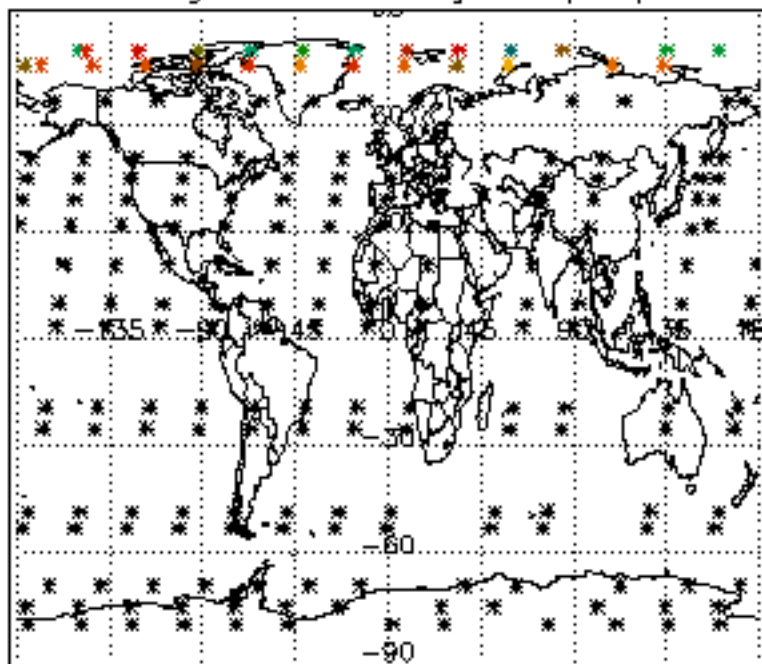
Percentage of star falling outside central band per profile




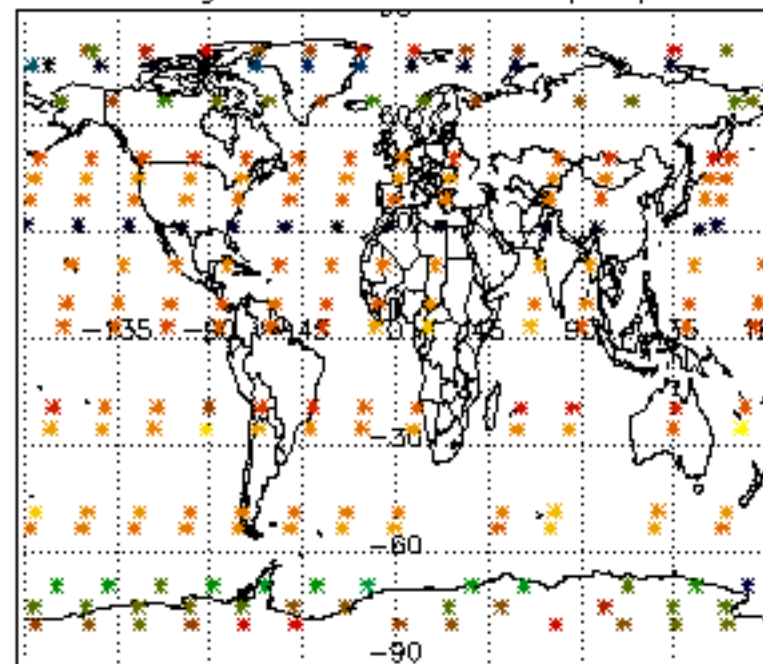
Percentage of saturation errors per profile



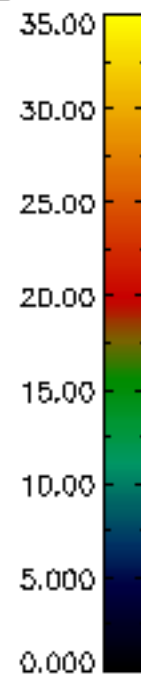
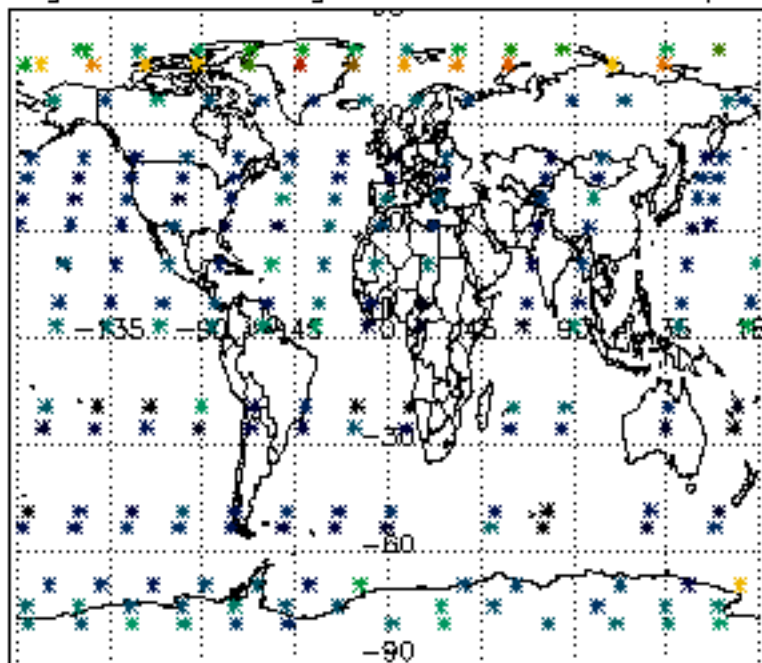
Percentage of cosmic ray hits per profile



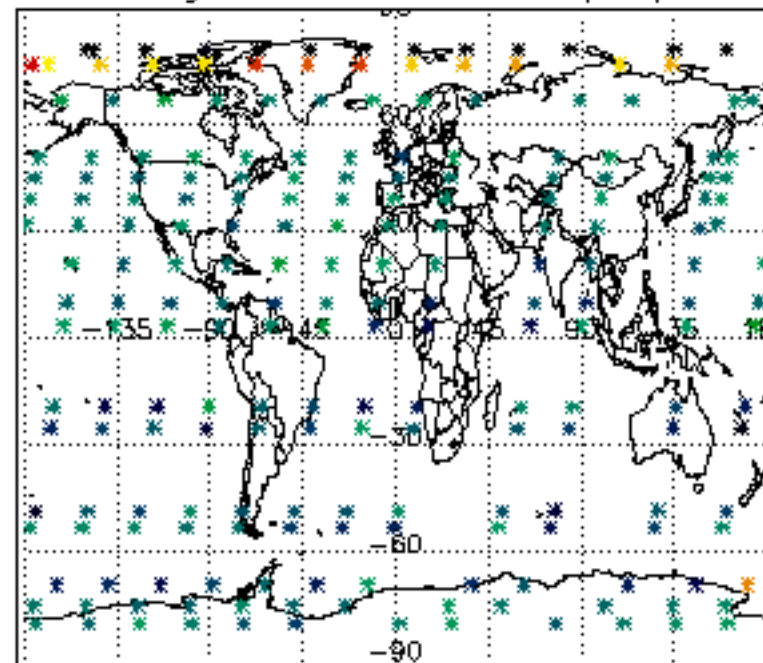
Percentage of datation errors per profile

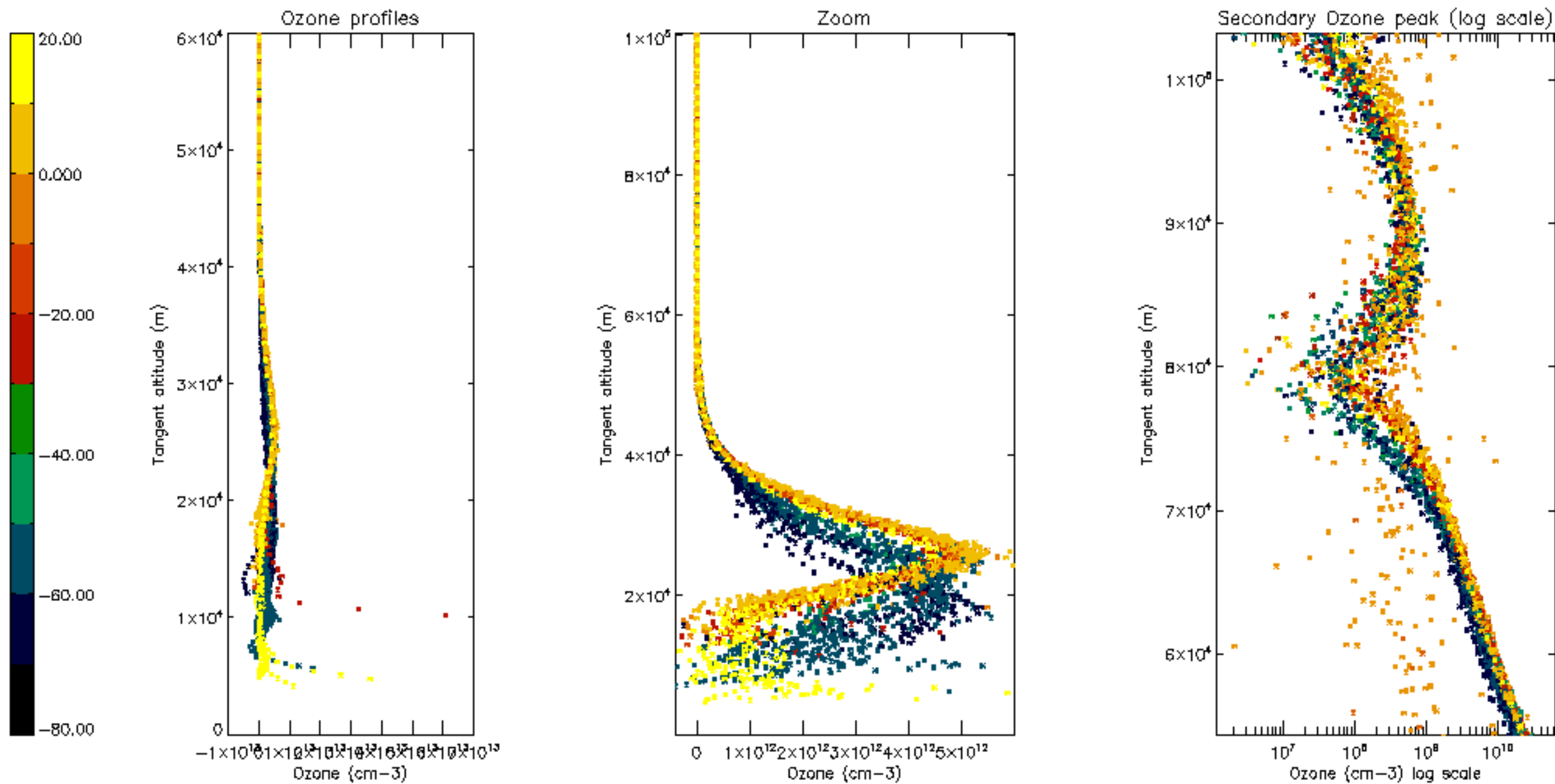


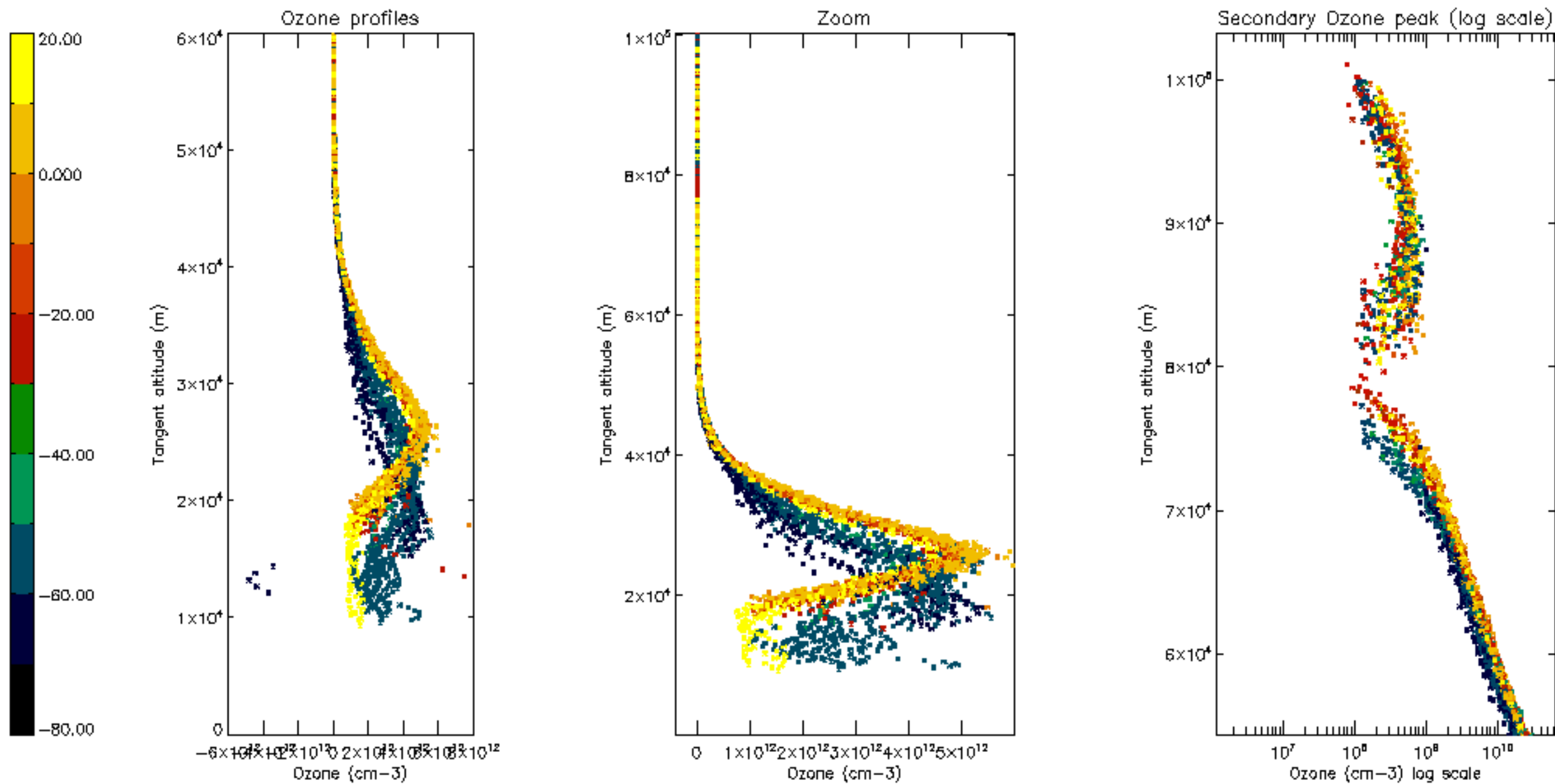
Percentage of star falling outside central band per profile

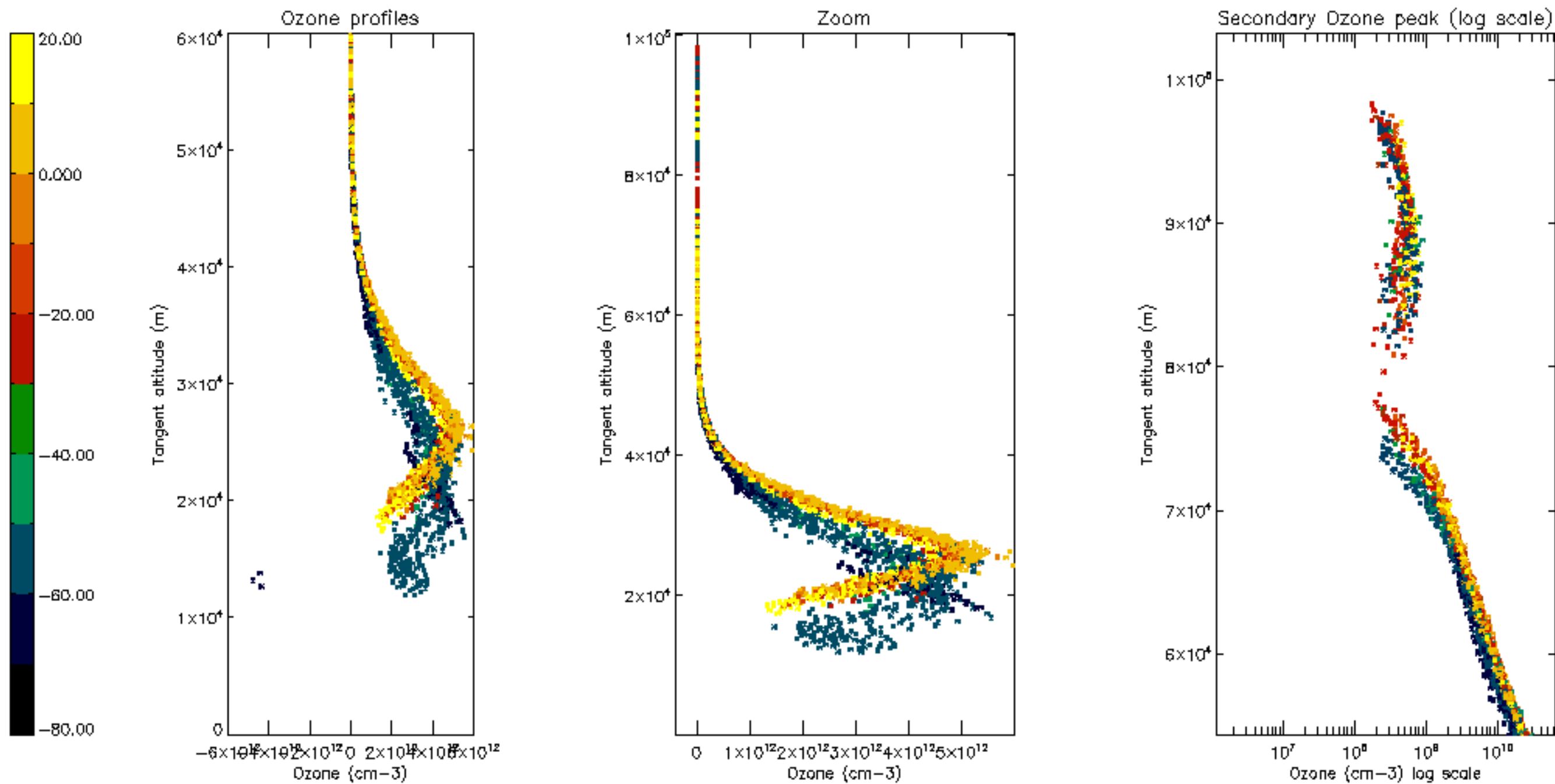


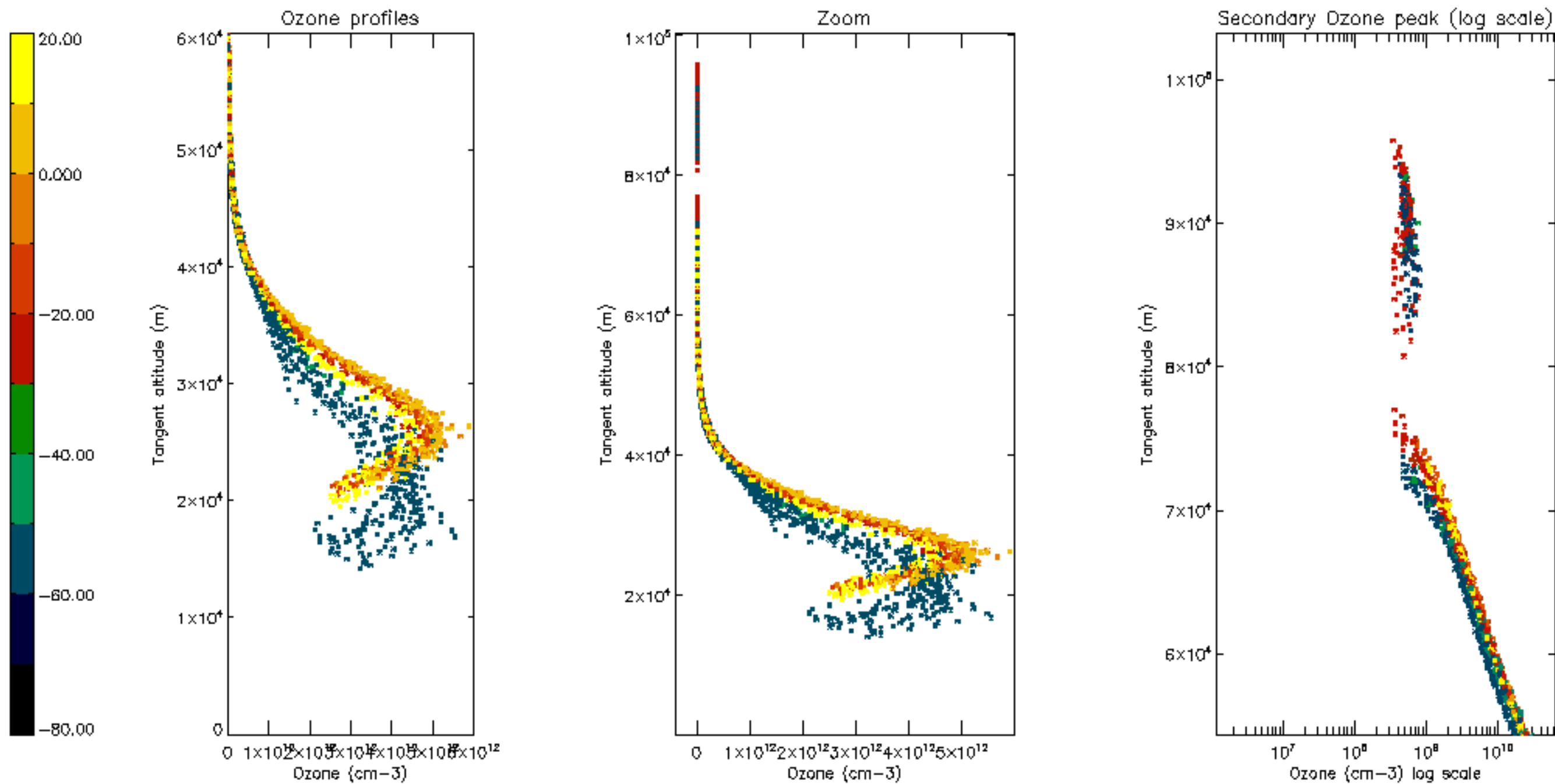
Percentage of saturation errors per profile

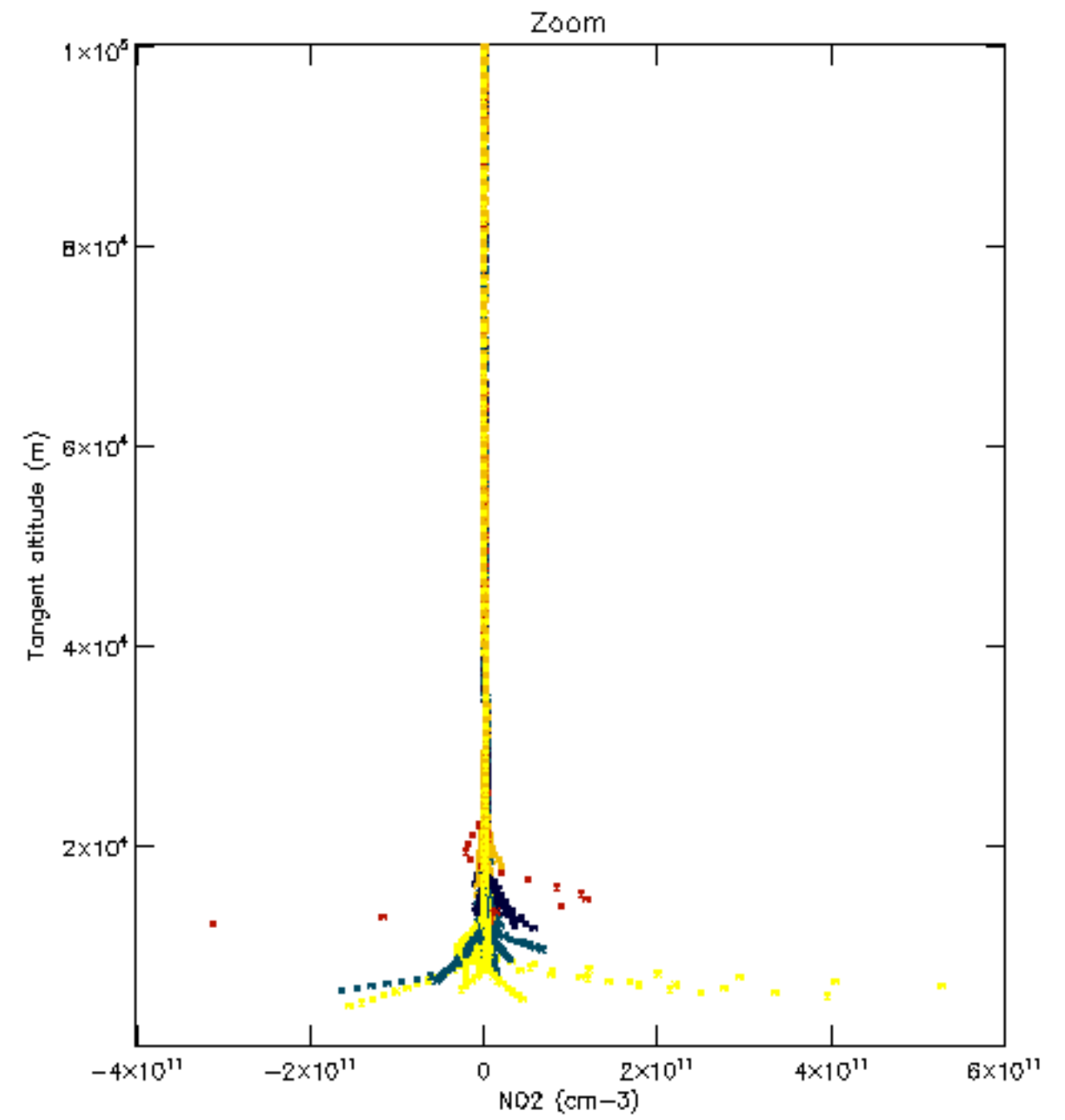
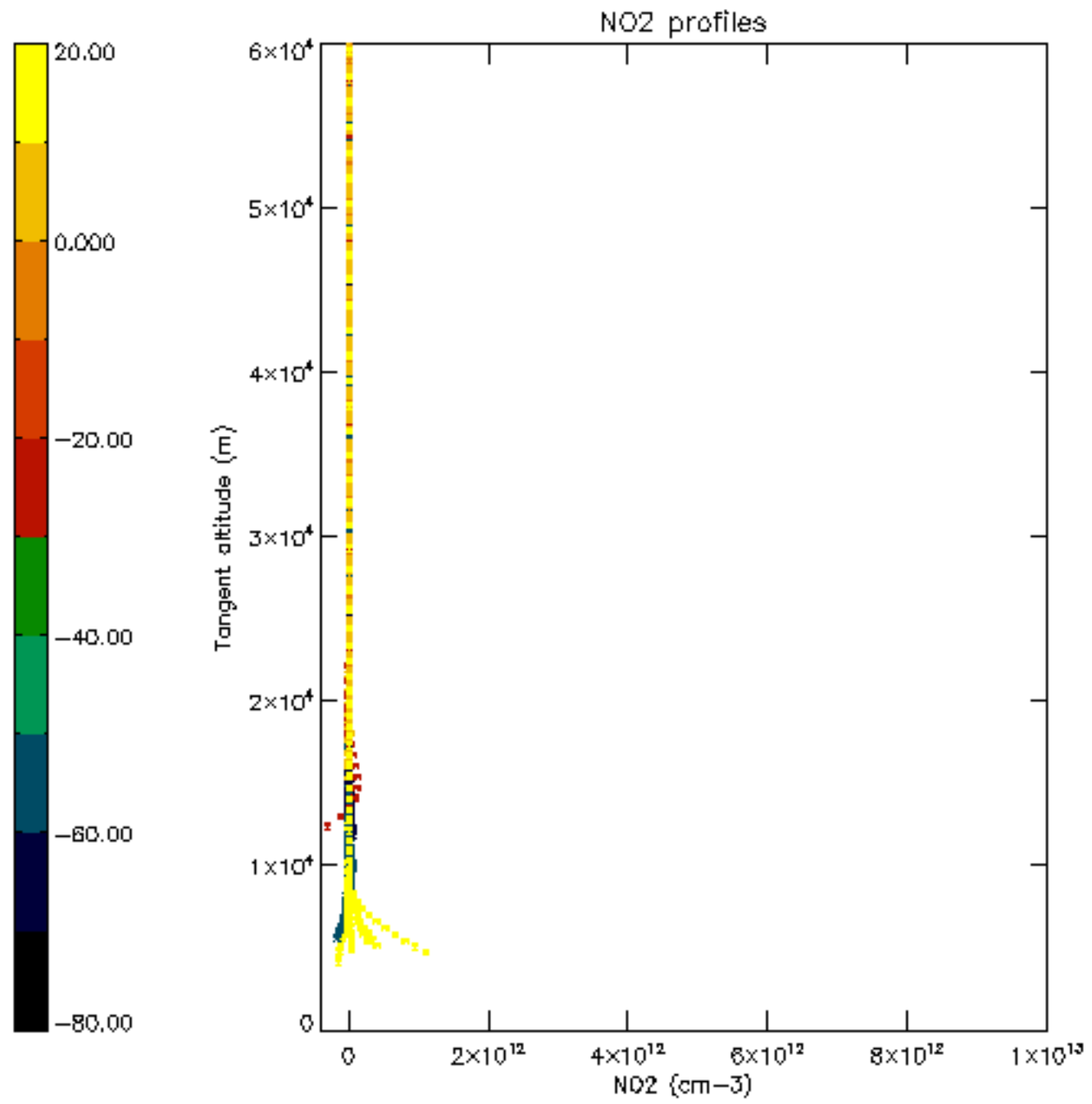


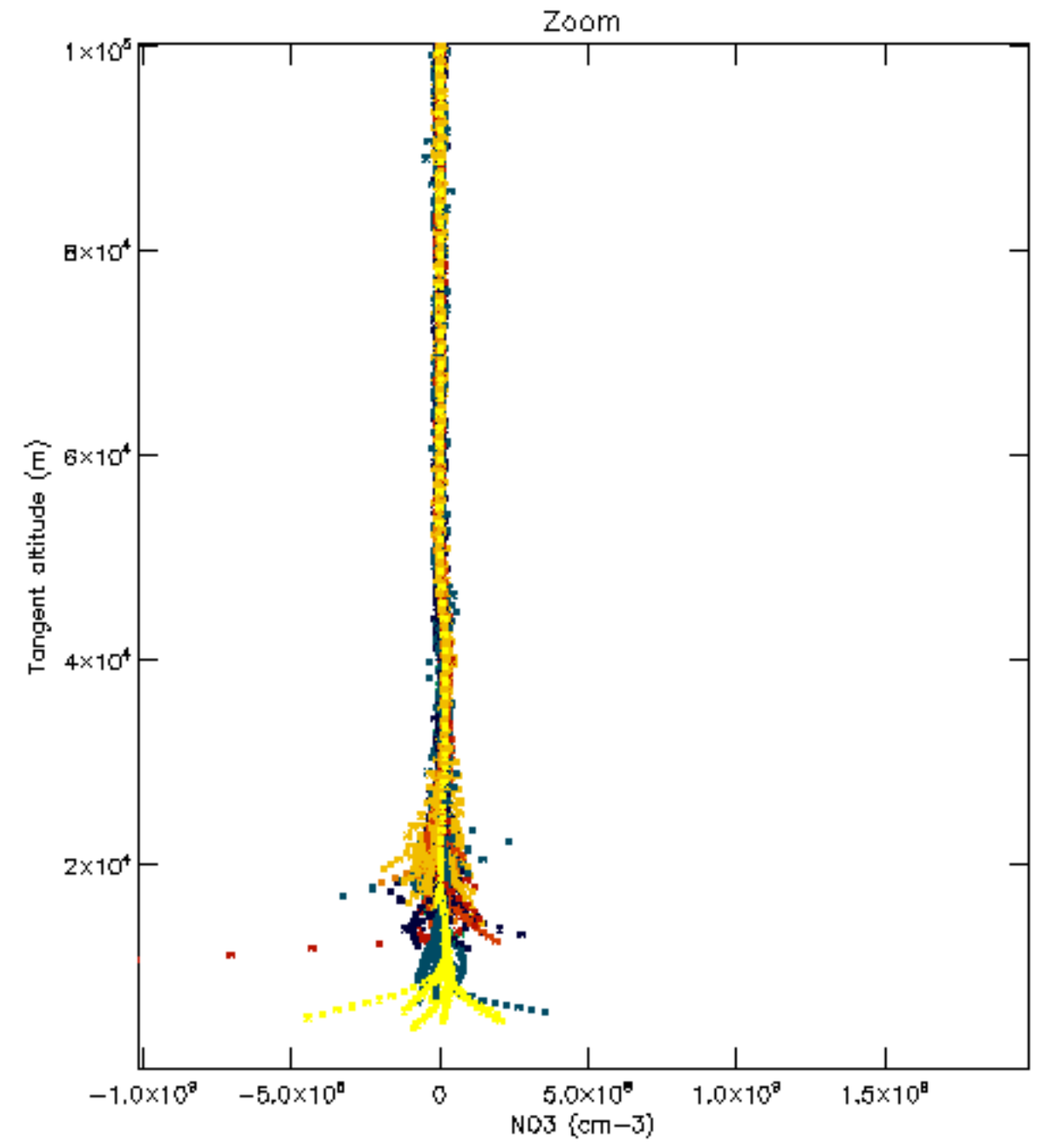
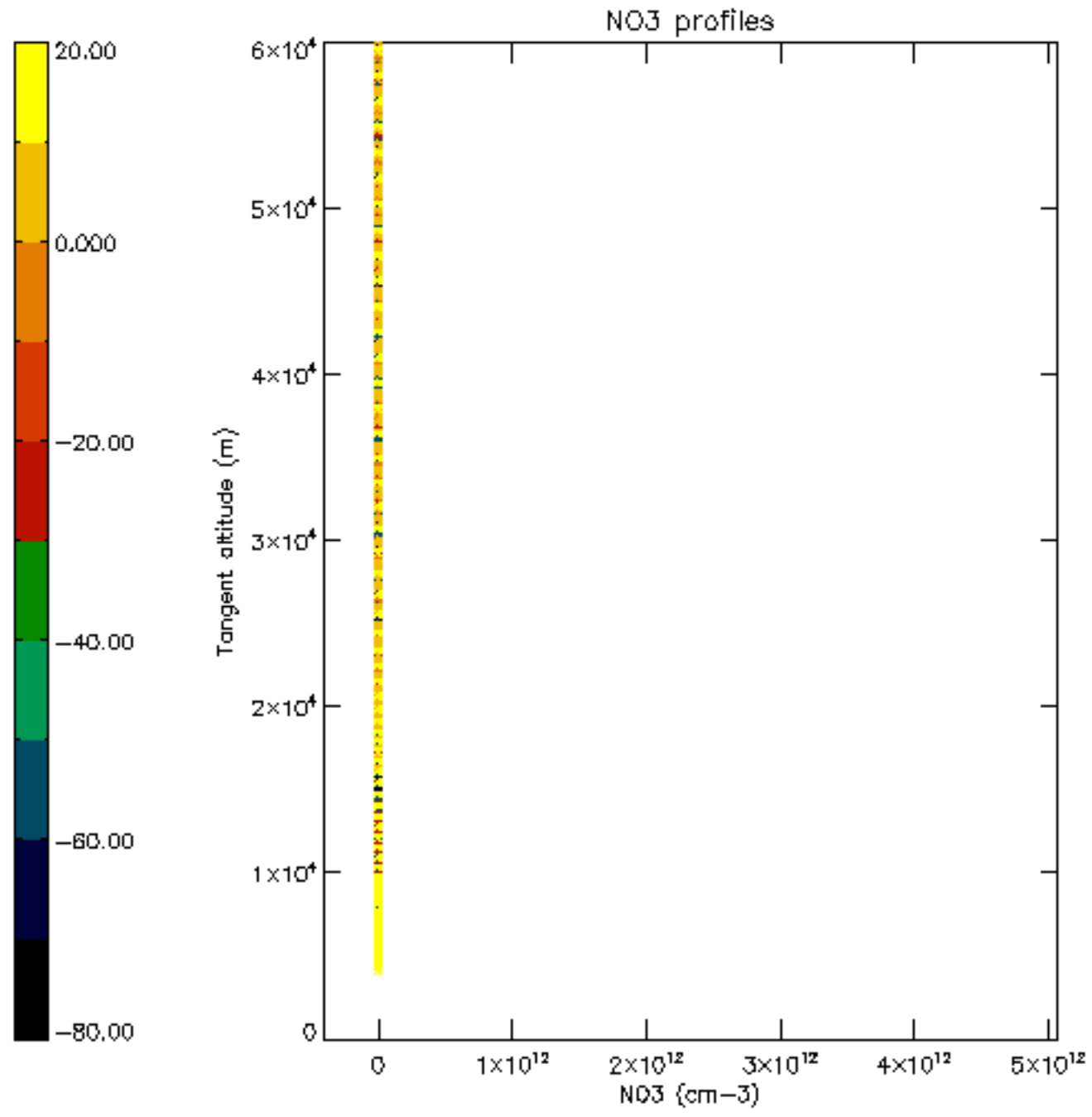


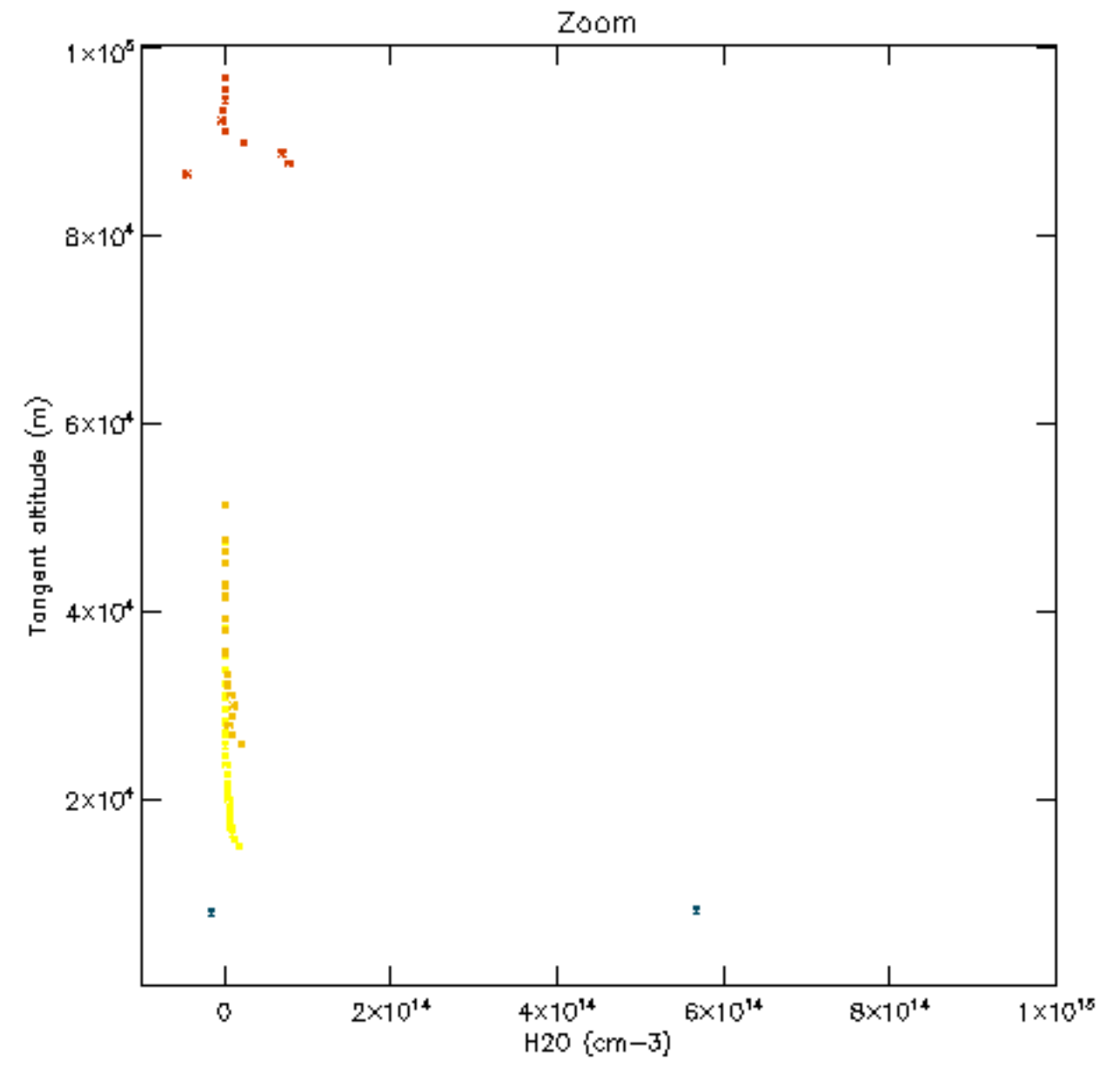
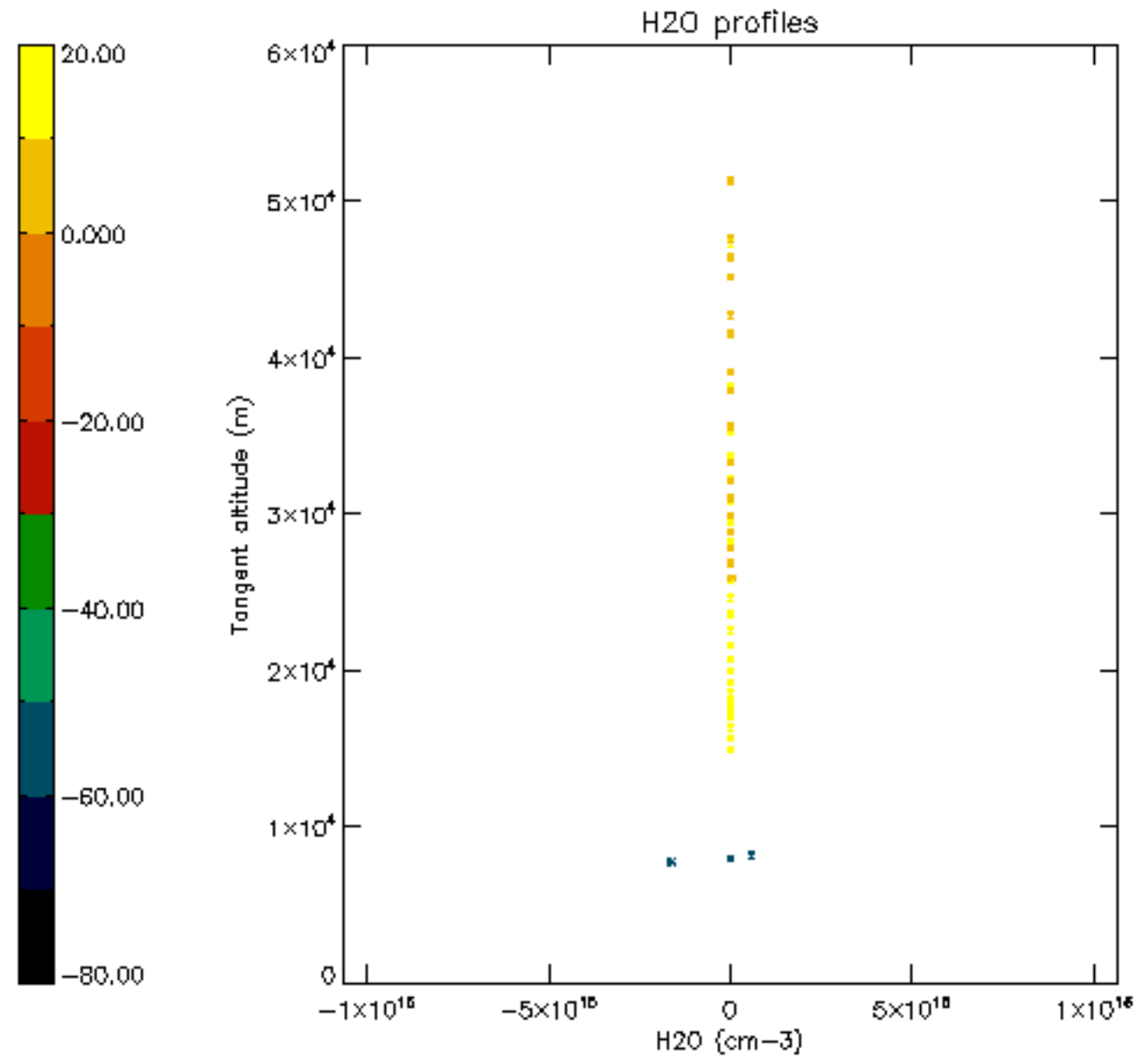


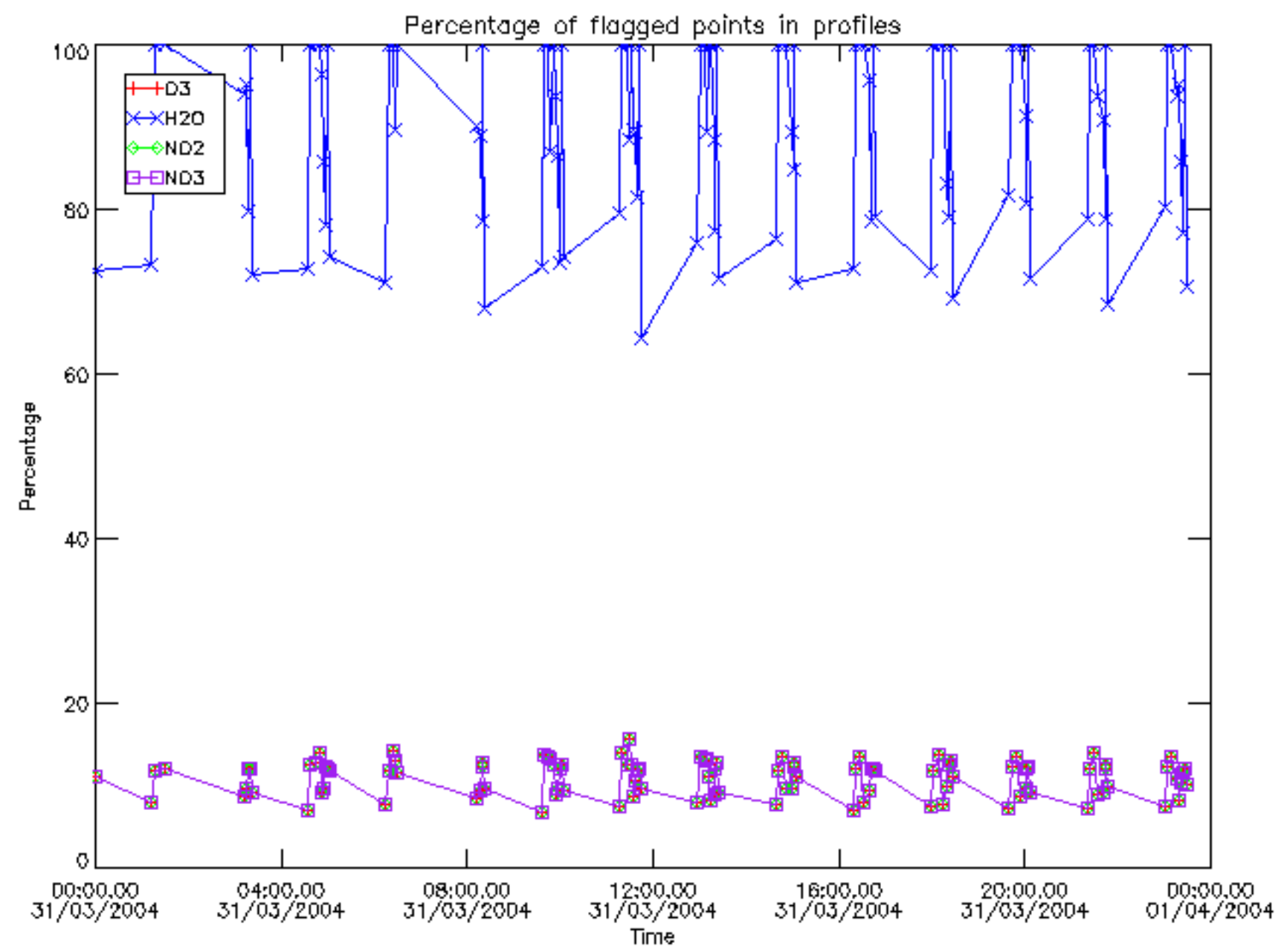




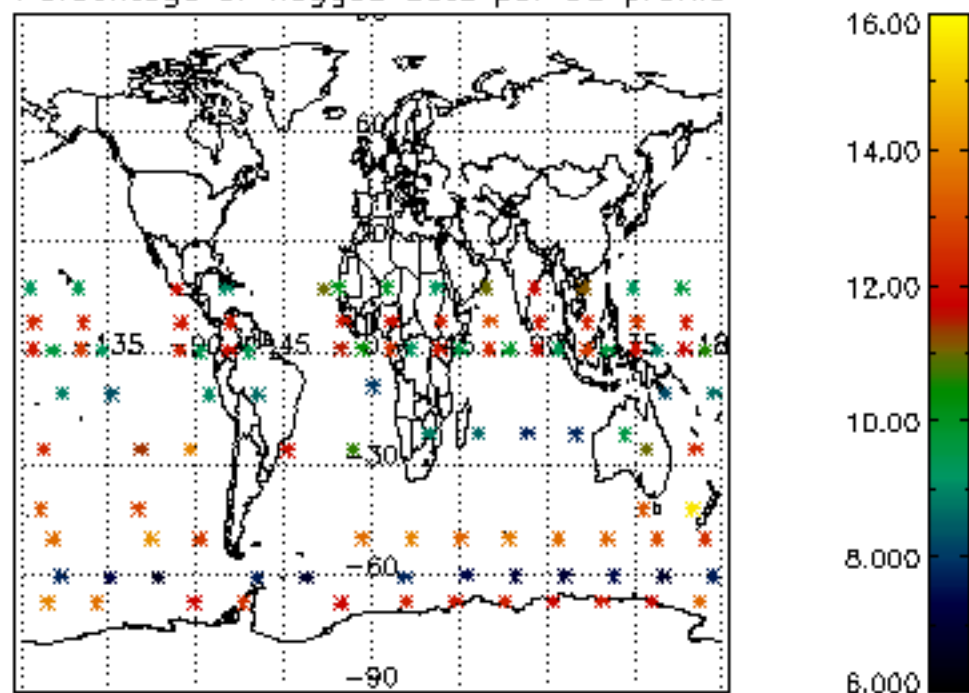




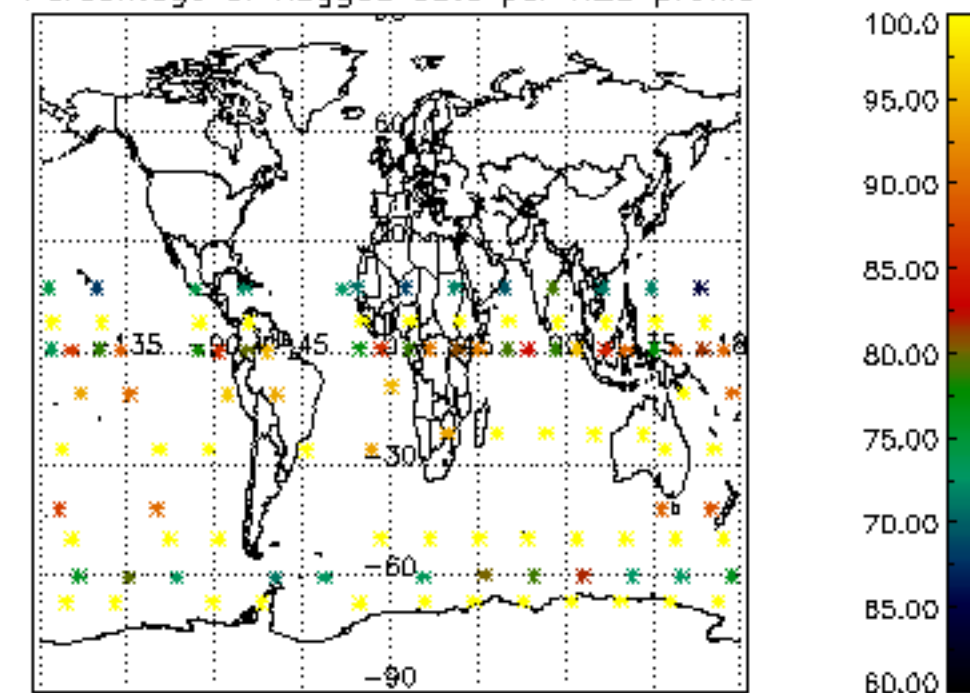




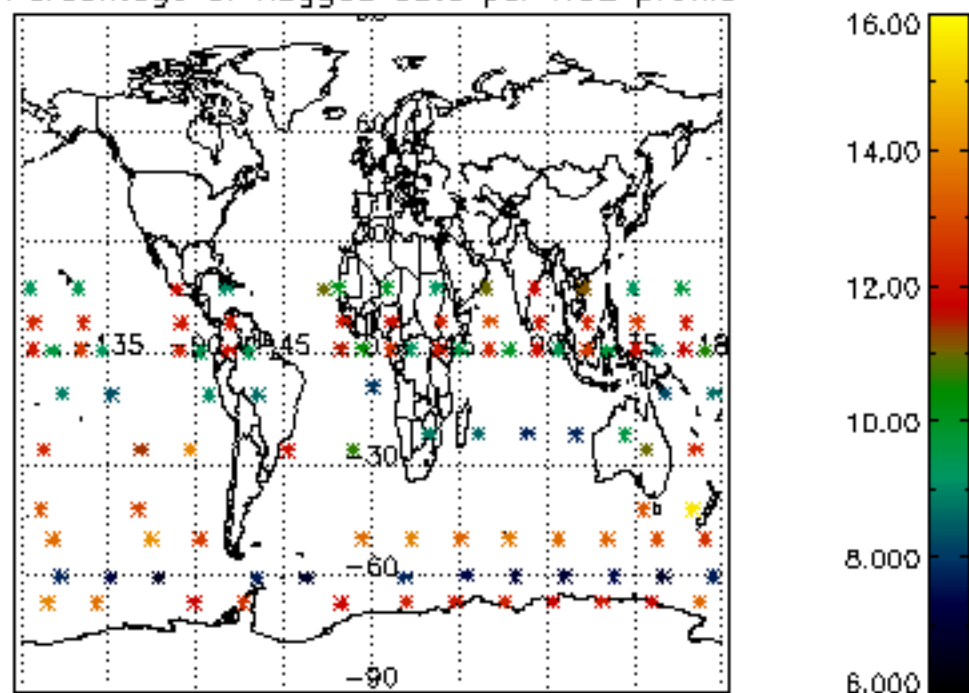
Percentage of flagged data per D3 profile



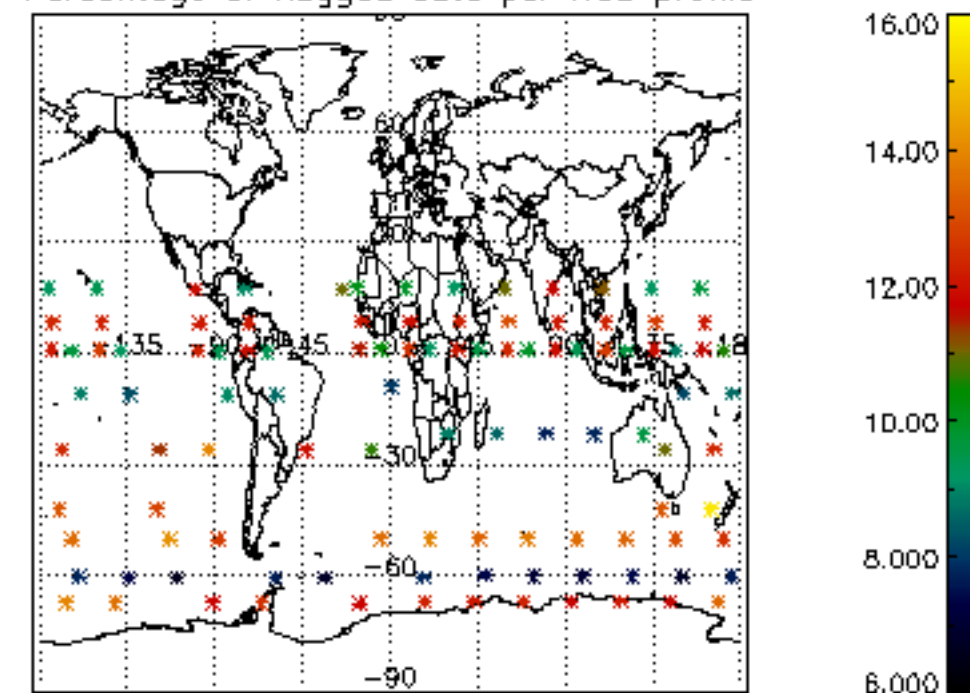
Percentage of flagged data per H2O profile

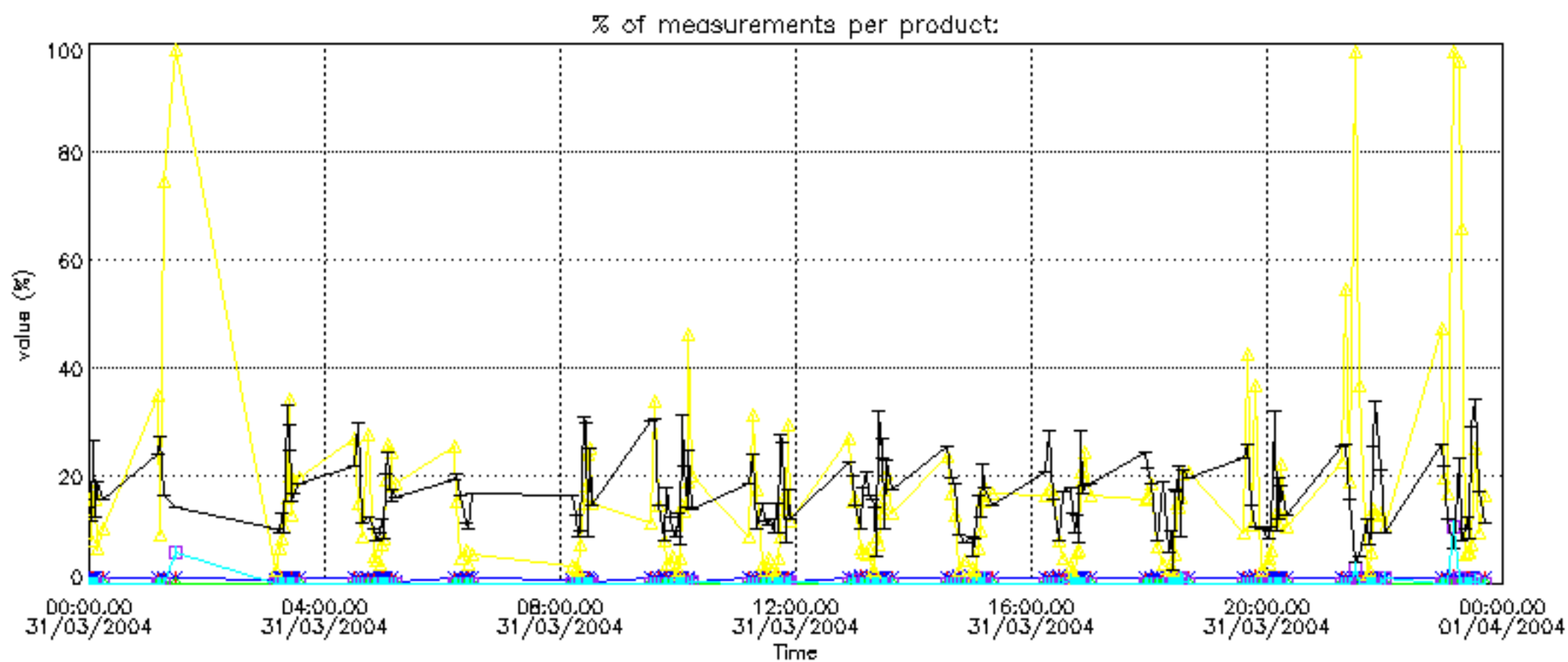


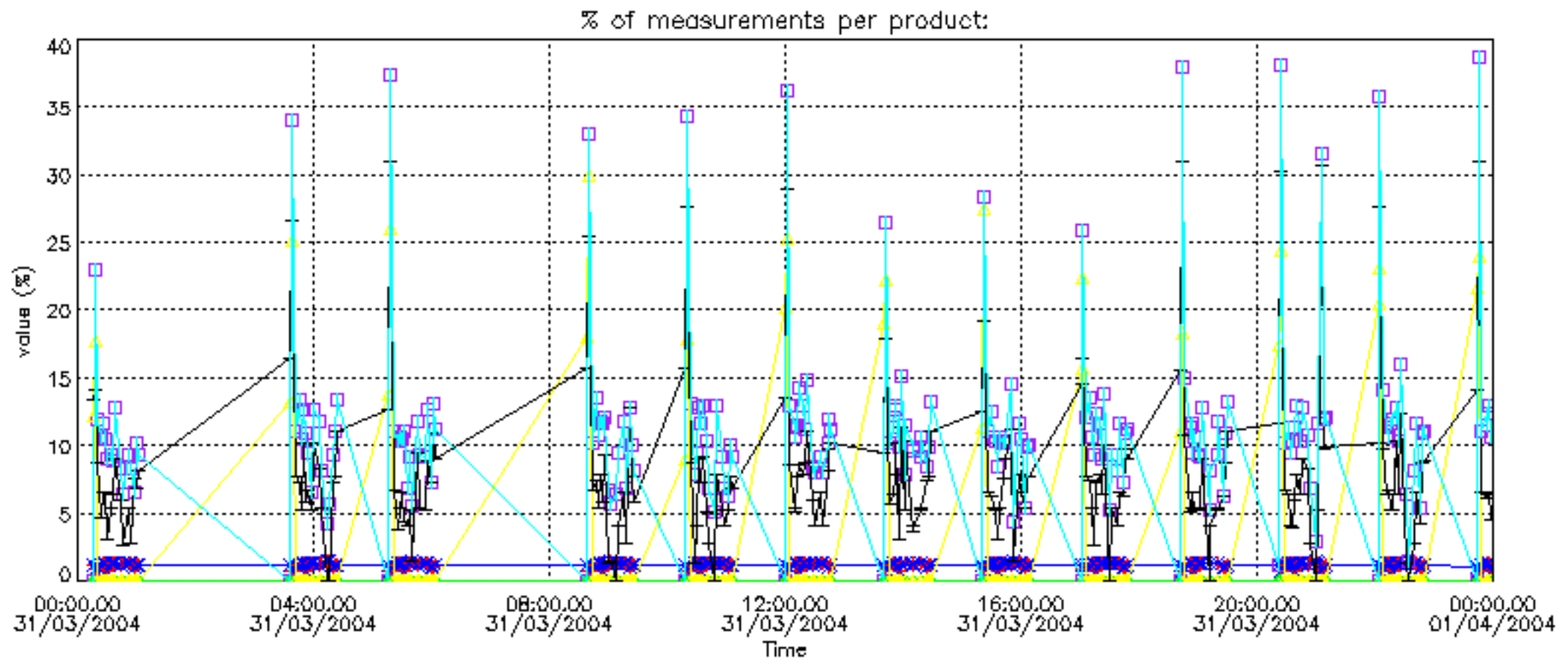
Percentage of flagged data per NO2 profile



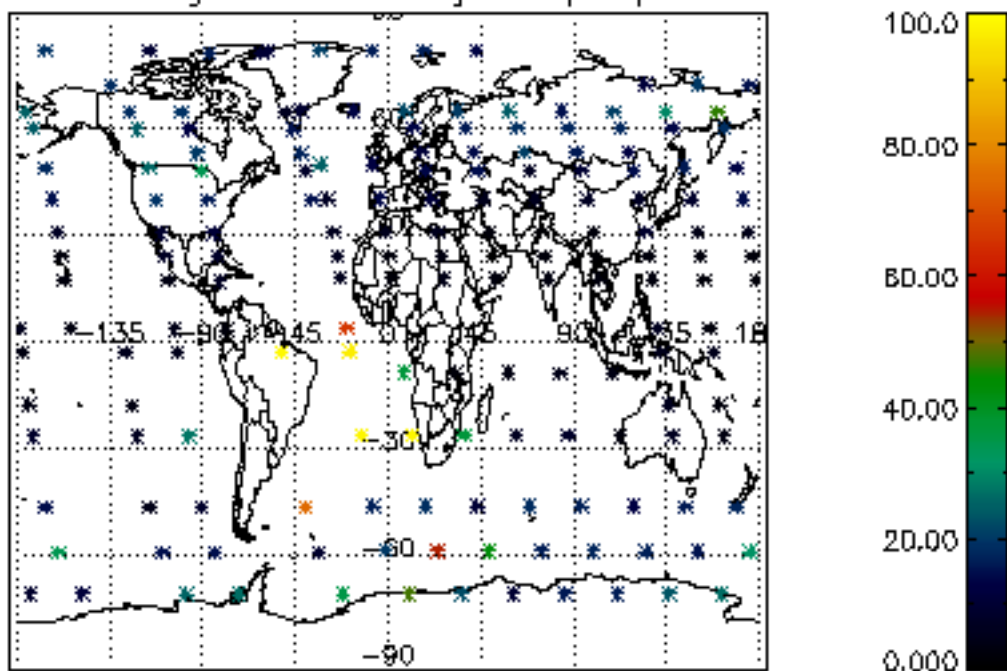
Percentage of flagged data per NO3 profile



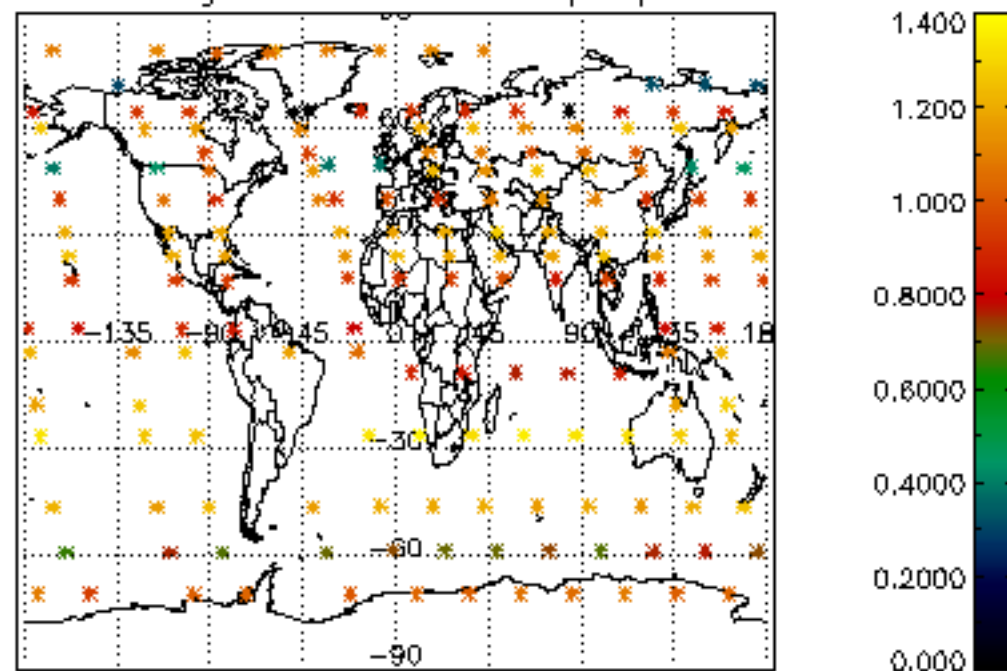




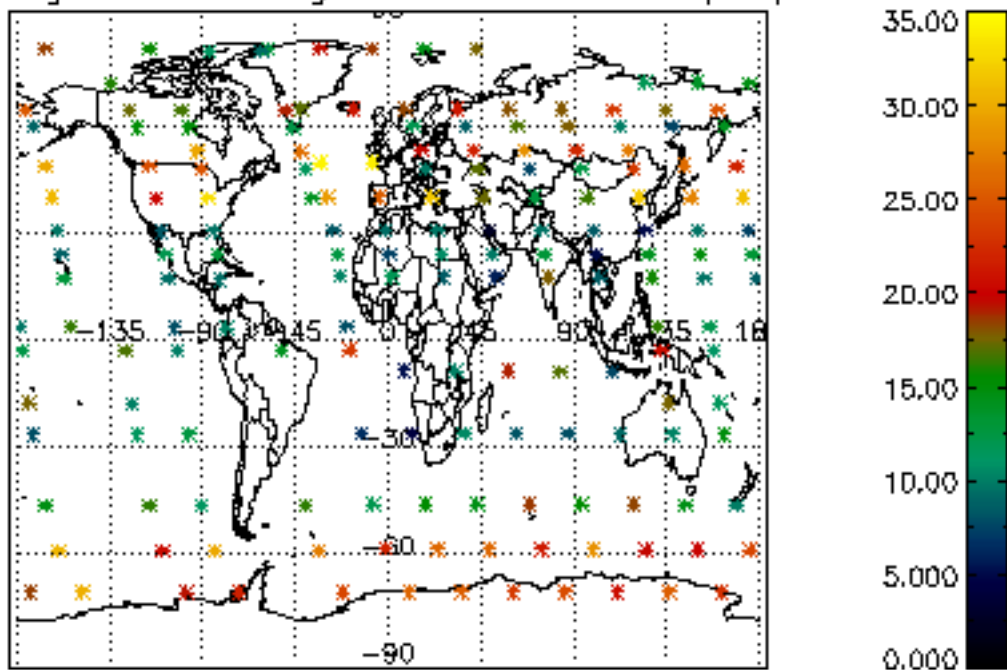
Percentage of cosmic ray hits per profile



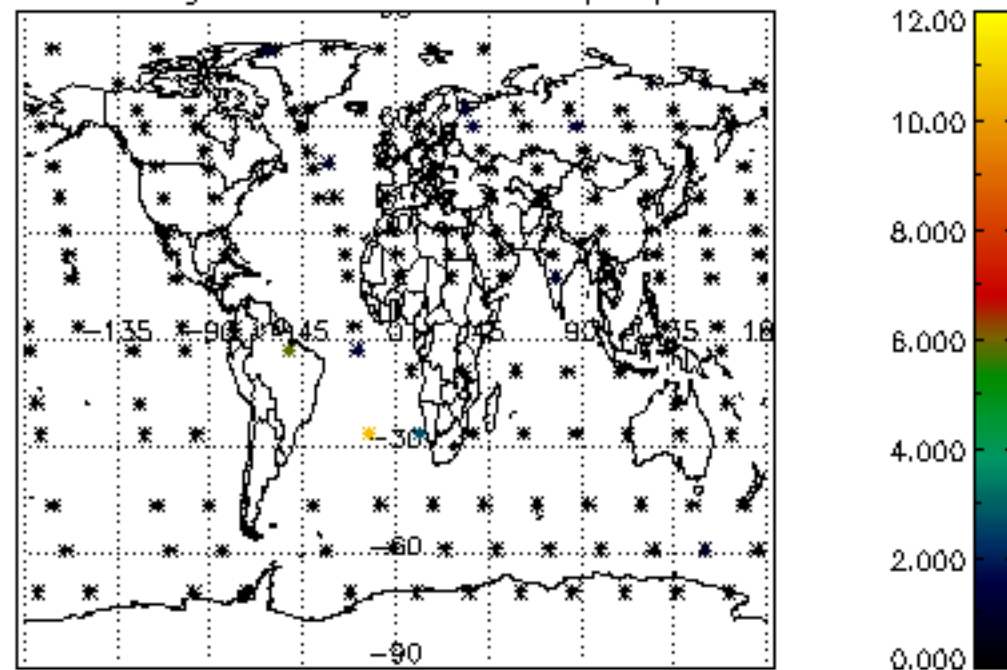
Percentage of datation errors per profile



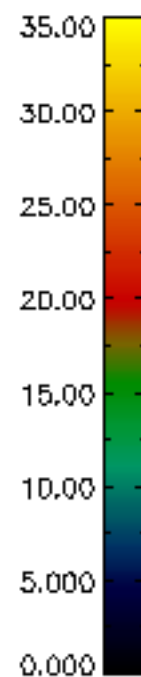
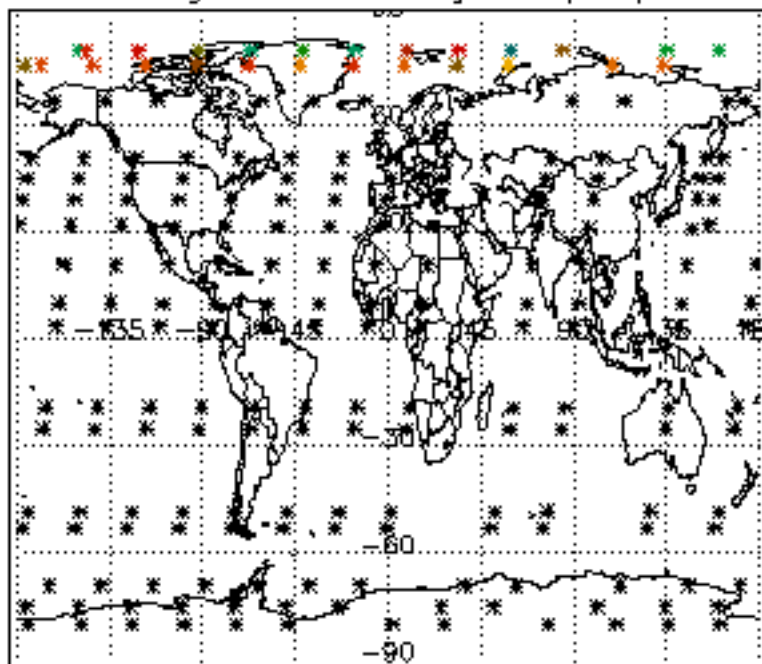
Percentage of star falling outside central band per profile



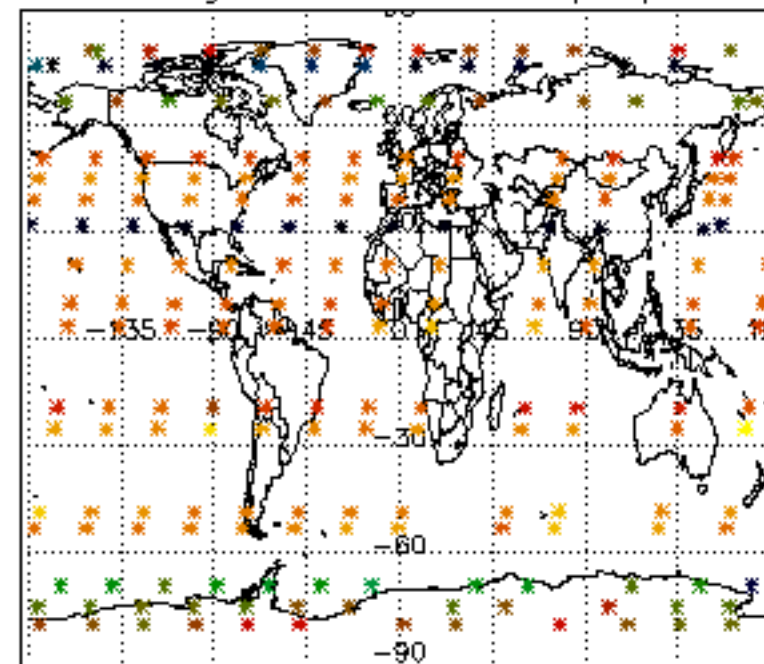
Percentage of saturation errors per profile



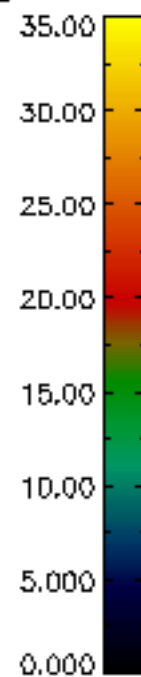
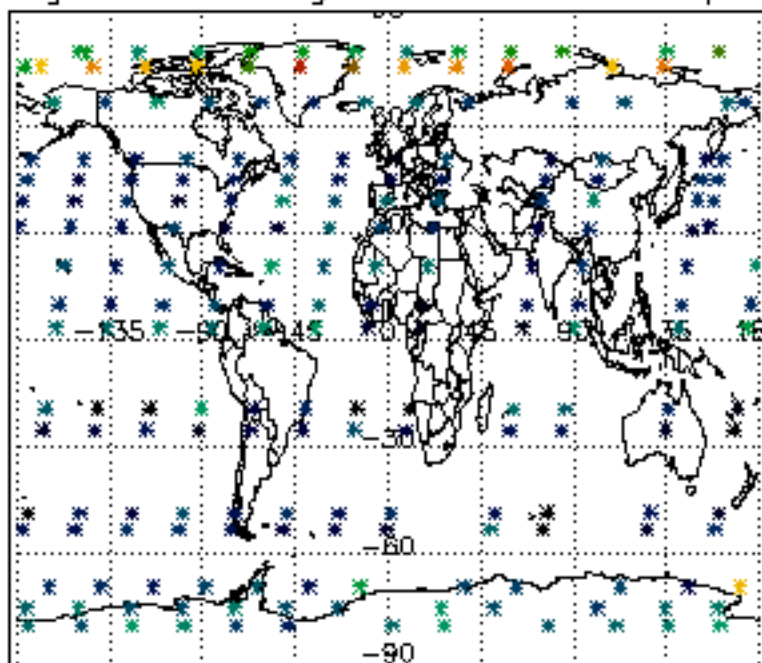
Percentage of cosmic ray hits per profile



Percentage of datation errors per profile



Percentage of star falling outside central band per profile



Percentage of saturation errors per profile

